Boston Red Sox - 2011

Batter	1	2	3	4	5	6	7	8	9	AB	R	H	RBI	BB	SO	LOB
54 Darnell McDonald, R (1, 7) OBP: 0.333, SLG: 0.333	C C C 0-3 ① K		X 0-0 1B			X 0-0 ① G6-3		X 0-0 84 84 1B E 1B	S S S 0-3 ③ K	3	0	1	0	0	1	0
60 Daniel Nava, S (6, 7) OBP: 0.500, SLG: 0.500										2	1	1	0	0	1	1
12 Jed Lowrie, S (1, 4)	S S S 0-3 ② K		X 0-0 ③ G4-3			X 0-0 ② P6		X 0-0 E6 68 1B 1-H 1B		3	0	0	0	0	1	1
84 Oscar Tejeda, R (6, 4) OBP: 1.000, SLG: 1.000										1	1	1	0	0	0	0
34 David Ortiz, L (1, 10)	X 0-0 ③ G3			X 0-0 ① F9		X 0-0 ③ F8		X 0-0 72 G6-3 3-H 1B		3	0	0	0	0	0	0
68 Josh Reddick, L (8, PH) OBP: 1.000, SLG: 1.000										1	0	1	1	0	0	0
(8, 10)																
20 Kevin Youkilis, R (1, 5) OBP: 0.333, SLG: 0.333		X 0-0 23 FC4-6 1B		X 0-0 ② P4			X 0-0 ① G5-3	X 0-0 ② G6-3 1-2		3	0	1	0	0	0	0
72 Yamaico Navarro, R (7, 5)										1	0	0	0	0	0	1
23 Mike Cameron, R (1, 8) OBP: 0.333, SLG: 0.333		X 0-0 ① FC4-6 39 G4-3 39 S 1-2f		X 0-0 ③ G6-3			X 0-0 81 FC6-4 1B	S S S 0-3 ③ K		3	0	1	0	0	0	1
85 Che-Hsuan Lin, R (7, PR)										1	0	0	0	0	1	1
(7, 8)																
39 Jarrod Saltalamacchia, S (1, 2)		B X 1-0 ② G4-3 1-3			X 0-0 ① F9		X 0-0 ② FC6-4 1-2f		C B X 1-1 HR	2	0	0	0	0	0	1
81 Mark Wagner, R (6, 2) OBP: 0.500, SLG: 2.000										2	1	1	1	0	0	1
55 Ryan Kalish, L (1, 9)		X 0-0 ③ G3-1			B B B B 4-0 78 G4-3 78 S BB		X 0-0 ③ F8		S S S 0-3 ① K	2	0	0	0	1	0	2
86 J.C. Linares, R (7, 9)										1	0	0	0	0	1	0
78 Lars Anderson, L (1, 3) OBP: 0.333, SLG: 1.333			X 0-0 ① F9		B X 1-0 ② G4-3 1-3			C X 0-1 HR X	X 0-0 70 G1-3 1B	3	1	1	1	0	0	1
80 Nate Spears, L (8, 3) OBP: 1.000, SLG: 1.000										1	0	1	0	0	0	0
76 Jose Iglesias, R (1, 6)			X 0-0 ② G3		X 0-0 ③ L7			X 0-0 ① G5-3	X 0-0 ② G1-3 1-2	2	0	0	0	0	0	1
70 Drew Sutton, S (7, 6)										2	0	0	0	0	0	1
Inning Stats	R: 0 H: 0 E: 0 LOB: 0 K: 2 BB: 0 S: 7 P: 7	R: 0 H: 1 E: 0 LOB: 1 K: 0 BB: 0 S: 4 P: 5	R: 0 H: 1 E: 0 LOB: 1 K: 0 BB: 0 S: 4 P: 4	R: 0 H: 0 E: 0 LOB: 0 K: 0 BB: 0 S: 3 P: 3	R: 0 H: 0 E: 0 LOB: 0 K: 0 BB: 1 S: 3 P: 8	R: 0 H: 0 E: 0 LOB: 0 K: 0 BB: 0 S: 3 P: 3	R: 0 H: 1 E: 0 LOB: 1 K: 0 BB: 0 S: 4 P: 4	R: 3 H: 4 E: 1 LOB: 1 K: 1 BB: 0 S: 10 P: 10	R: 1 H: 2 E: 0 LOB: 1 K: 2 BB: 0 S: 10 P: 11	1B: 7 SF: 0 2B: 0 SAC: 0 3B: 0 DP: 0 HR: 2 HBP: 0						WP: 0 PA: 37 PB: 0 SB: 2 CS: 0

PITCHER		IP	WLS	BF	H	R	ER	SO	BB	IBB	HBP	BLK	WP	HR	S	P	ERA	WHIP
48 Carl Pavano, R ERA:	(1, 1)	2.0	W	7	1	0	0	2	0	0	0	0	0	0	11	12	0.00	0.500
17 Pat Neshek, R ERA:	(3, 1)	1.0	H	4	1	0	0	0	0	0	0	0	0	0	4	4	0.00	1.000
56 Dusty Hughes, L ERA:	(4, 1)	1.0	H	3	0	0	0	0	0	0	0	0	0	0	3	3	0.00	0.000
31 Alex Burnett, R ERA:	(5, 1)	1.0	H	4	0	0	0	0	1	0	0	0	0	0	3	8	0.00	1.000
49 Jeff Manship, R ERA:	(6, 1)	1.0		3	0	0	0	0	0	0	0	0	0	0	3	3	0.00	0.000

PITCHER		IP	WLS	BF	H	R	ER	SO	BB	IBB	HBP	BLK	WP	HR	S	P	ERA	WHIP
58 Scott Diamond, L ERA:	(7, 1)	1.0		4	1	0	0	0	0	0	0	0	0	0	4	4	0.00	1.000
51 Anthony Swarzak, R ERA: 18.0	(8, 1)	1.0		7	4	3	2	1	0	0	0	0	0	1	10	10	18.00	4.000
44 Chuck James, L ERA: 9.0	(9, 1)	1.0		5	2	1	1	2	0	0	0	0	0	1	10	11	9.00	2.000

TOP

Boston Red Sox @ Minnesota Twins

Hammond Stadium, Fort Myers, FL

Sun Feb 27 2011, 7:08 PM - 9:28 PM EST

Att. 8,027 - Clear - 76 F

livebaseballscorecards.com

AB	36
R	4
H	9
RBI	3
BB	1
SO	5
LOB	12

BOTTOM

Boston Red Sox @ Minnesota Twins

Hammond Stadium, Fort Myers, FL

Sun Feb 27 2011, 7:08 PM - 9:28 PM EST

Att. 8,027 - Clear - 76 F

Batter	1	2	3	4	5	6	7	8	9	AB	R	H	RBI	BB	SO	LOB
2 Denard Span, L (1, 8)	G4-3		G6-3		1 1B 3B (1-H, 2-H, 3-H)		F8			2	0	0	0	0	0	0
87 Joe Benson, R (5, 8) OBP: 0.500, SLG: 1.500										2	1	1	3	0	0	0
1 Tsuyoshi Nishioka, S (1, 4) OBP: 0.333, SLG: 0.333	G6-3		P2		61 FC4-6 1B (3-H)		F8			3	0	1	1	0	0	0
86 Ray Chang, R (5, PR) (6, 4)										1	0	0	0	0	0	0
16 Jason Kubel, L (1, 9)	F8			P6	FC4-6 (1-2f)		G1			2	0	0	0	0	0	0
61 Rene Tosoni, L (5, 9)										2	0	0	0	0	0	1
25 Jim Thome, L (1, 10)		G4-3		P6	K (CCC)			F8		2	0	0	0	0	0	0
26 Justin Huber, R (5, PH) (6, 10)										2	0	0	0	0	1	1
22 Danny Valencia, R (1, 5)		L6		G5-3		F8		78 E 78 SF9 1B		2	0	0	0	0	0	0
38 Luke Hughes, R (5, 5) OBP: 0.500, SLG: 0.500										2	1	1	0	0	0	0
83 Chris Parmelee, L (1, 3) OBP: 1.000, SLG: 1.500	18 3B 2B				12 18 1B 1B 87 3B 1B (BBCX)	2-1 HR		SF9 (1-H)		2	2	2	0	0	0	0
84 Jeff Bailey, R (6, 3) OBP: 1.000, SLG: 4.000										1	1	1	1	0	0	0
78 Matthew Brown, R (7, 3)										0	0	0	1	0	0	0
18 Jason Repko, R (1, 7) OBP: 1.000, SLG: 2.000	2-H 3B				12 1B 87 3B 1B (1-2)	E4 27 2B		73 1B 2B		2	1	2	1	0	0	0
85 Brian Dinkelman, L (6, 7) OBP: 0.500, SLG: 1.000										2	1	1	0	0	0	0
12 Alexi Casilla, S (1, 6) OBP: 0.500, SLG: 0.500	L9				87 3B 1B (1-2, 2-3)	F7		2-H 1B		2	0	1	0	0	0	1
73 Chase Lambin, S (5, PR) OBP: 0.500, SLG: 0.500 (6, 6)										2	1	1	1	0	0	1
41 Drew Butera, R (1, 2)			K (SSS)		K (SST)	1-H 2B		F7		2	0	0	0	0	2	3
27 Steve Holm, R (6, 2) OBP: 1.000, SLG: 2.000										1	0	1	0	0	0	0
81 Danny Lehmann, R (8, PH) (9, 2)										1	0	0	0	0	0	1
Inning Stats	R: 0 E: 0 K: 0 S: 3 / H: 0 LOB: 0 BB: 0 P: 3	R: 1 E: 0 K: 0 S: 5 / H: 2 LOB: 1 BB: 0 P: 5	R: 0 E: 0 K: 1 S: 5 / H: 0 LOB: 0 BB: 0 P: 5	R: 0 E: 0 K: 0 S: 3 / H: 0 LOB: 0 BB: 0 P: 3	R: 4 E: 0 K: 2 S: 12 / H: 5 LOB: 1 BB: 0 P: 12	R: 1 E: 1 K: 0 S: 6 / H: 2 LOB: 2 BB: 0 P: 8	R: 0 E: 0 K: 0 S: 3 / H: 0 LOB: 0 BB: 0 P: 3	R: 2 E: 0 K: 0 S: 6 / H: 3 LOB: 1 BB: 0 P: 7		1B: 6 2B: 3 3B: 2 HR: 1 / SF: 1 SAC: 0 DP: 0 HBP: 0						

	AB	35
	R	8
	H	12
	RBI	8
	BB	0
	SO	3
	LOB	8

WP: 0 PB: 0 SB: 0 CS: 0 PA: 36

livebaseballscorecards.com

PITCHER	IP	WLS	BF	H	R	ER	SO	BB	IBB	HBP	BLK	WP	HR	S	P	ERA	WHIP
19 Josh Beckett, R (1, 1) ERA: 4.5	2.0	L	8	2	1	1	0	0	0	0	0	0	0	8	8	4.50	1.000
11 Clay Buchholz, R (3, 1) ERA:	2.0		6	0	0	0	1	0	0	0	0	0	0	8	8	0.00	0.000
37 Hideki Okajima, L (5, 1) ERA: 36.0	1.0		8	5	4	4	2	0	0	0	0	0	0	12	12	36.00	5.000
35 Dan Wheeler, R (6, 1) ERA: 9.0	1.0		5	2	1	1	0	0	0	0	0	0	1	6	8	9.00	2.000
48 Scott Atchison, R (7, 1) ERA:	1.0		3	0	0	0	0	0	0	0	0	0	0	3	3	0.00	0.000

PITCHER	IP	WLS	BF	H	R	ER	SO	BB	IBB	HBP	BLK	WP	HR	S	P	ERA	WHIP
56 Brandon Duckworth, R (8, 1) ERA: 18.0	1.0		6	3	2	2	0	0	0	0	0	0	0	6	7	18.00	3.000

Minnesota Twins @ Boston Red Sox

City of Palms Park, Ft. Myers, FL

Mon Feb 28 2011, 1:11 PM - 3:45 PM EST

Att. 6,937 - Partly Cloudy - 82 F

TOP

livebaseballscorecards.com

Batter	1	2	3	4	5	6	7	8	9	AB	R	H	RBI	BB	SO	LOB
37 Ben Revere, L (1, 7)	L3		SH5-3 1-3	F8		K		G4-3		4	0	0	0	0	1	3
24 Trevor Plouffe, R (1, 6) OBP: 0.333, SLG: 0.500 89 Brian Dozier, R (6, PH) OBP: 0.500, SLG: 0.500 (6, 6)	K		SF7 3-H		16 2B 38 1B 1B	G6-3			90 FC4-6 1B	2	1	1	1	0	1	0
										2	0	1	0	0	0	0
16 Jason Kubel, L (1, 10) OBP: 0.600, SLG: 1.400 90 Dan Rohlfing, R (5, PR) (5, 10)	HR		38 HR 1B		38 1B 20 SF8 1-3 2B		K		FC4-6 26 G5-3 78 1B 1-2f	3	2	3	1	0	0	0
										2	1	0	0	0	1	1
38 Luke Hughes, R (1, 5) OBP: 0.600, SLG: 1.200 78 Matthew Brown, R (6, 5) OBP: 0.667, SLG: 1.500	P3		HR 1-H		84 BB 1B 2-3 3-H		2B		26 G5-3 1B 1-2	3	1	2	3	0	0	0
										2	0	2	0	0	0	0
84 Jeff Bailey, R (1, 3) OBP: 0.750, SLG: 2.000 26 Justin Huber, R (6, 3)		85 FC3-6 BB	K		BB 1-2				G5-3 1-2 2-3	1	0	0	0	2	1	0
										2	0	0	0	0	1	3
85 Brian Dinkelman, L (1, 9) OBP: 0.400, SLG: 0.500 61 Rene Tosoni, L (6, 9)		FC3-6 1-2f		32 G5-3 20 1B BB	F7		F8		L6	2	0	0	0	1	0	4
										2	0	0	0	0	0	3
20 Matt Tolbert, S (1, 4) OBP: 0.500, SLG: 0.500		P6		32 G5-3 1-2 1B	SF8 3-H			27 G5-3 BB		2	0	1	1	1	0	1
32 René Rivera, R (1, 2) 27 Steve Holm, R (6, 2) OBP: 0.500, SLG: 1.000		G4-3		G5-3 1-2 2-3	K			G5-3 1-2		3	0	0	0	0	1	5
										1	0	0	0	0	0	1
18 Jason Repko, R (1, 8) OBP: 0.400, SLG: 0.800 87 Joe Benson, R (6, 8) OBP: 0.333, SLG: 1.000			E6 37 SH5-3 37 S 24 SF7	K		K			P4	3	1	0	0	0	2	2
										1	0	0	0	0	0	1

Inning Stats										
	R: 1 E: 0 K: 1 S: 8	H: 1 LOB: 0 BB: 0 P: 11	R: 0 E: 1 K: 0 S: 3	H: 0 LOB: 1 BB: 1 P: 7	R: 3 E: 1 K: 1 S: 9	H: 2 LOB: 0 BB: 0 P: 12	R: 0 E: 0 K: 1 S: 6	H: 1 LOB: 2 BB: 1 P: 10	R: 2 E: 0 K: 1 S: 8	H: 3 LOB: 2 BB: 1 P: 12
	R: 0 E: 0 K: 2 S: 7	H: 0 LOB: 0 BB: 0 P: 7	R: 0 E: 0 K: 2 S: 8	H: 1 LOB: 1 BB: 0 P: 8	R: 0 E: 0 K: 0 S: 3	H: 0 LOB: 1 BB: 1 P: 7	R: 0 E: 0 K: 0 S: 5	H: 2 LOB: 2 BB: 0 P: 5	1B: 6 2B: 2 3B: 0 HR: 2	SF: 2 SAC: 1 DP: 0 HBP: 0
									WP: 0 PB: 0 SB: 1 CS: 0	PA: 42

	AB	35
	R	6
	H	10
	RBI	6
	BB	4
	SO	8
	LOB	24

PITCHER		IP	WLS	BF	H	R	ER	SO	BB	IBB	HBP	BLK	WP	HR	S	P	ERA	WHIP
18 Daisuke Matsuzaka, R ERA: 4.5	(1, 1)	2.0		8	1	1	1	1	1	0	0	0	0	1	11	18	4.50	1.000
49 Tim Wakefield, R ERA:	(3, 1)	2.0		11	3	3	0	2	1	0	0	0	0	1	15	22	0.00	2.000
51 Daniel Bard, R ERA: 18.0	(5, 1)	1.0		7	3	2	2	1	1	0	0	0	0	0	8	12	18.00	4.000
30 Andrew Miller, L ERA:	(6, 1)	1.0		3	0	0	0	2	0	0	0	0	0	0	7	7	0.00	0.000
64 Michael Bowden, R ERA:	(7, 1)	1.0	W	4	1	0	0	2	0	0	0	0	0	0	8	8	0.00	1.000

PITCHER		IP	WLS	BF	H	R	ER	SO	BB	IBB	HBP	BLK	WP	HR	S	P	ERA	WHIP
90 Jason Rice, R ERA:	(8, 1)	1.0	H	4	0	0	0	0	1	0	0	0	0	0	3	7	0.00	1.000
32 Matt Albers, R ERA:	(9, 1)	1.0	S	5	2	0	0	0	0	0	0	0	0	0	5	5	0.00	2.000

BOTTOM

Minnesota Twins @ Boston Red Sox

City of Palms Park, Ft. Myers, FL

Mon Feb 28 2011, 1:11 PM - 3:45 PM EST

Att. 6,937 - Partly Cloudy - 82 F

livebaseballscorecards.com

Batter	1	2	3	4	5	6	7	8	9	AB	R	H	RBI	BB	SO	LOB
2 Jacoby Ellsbury, L (1, 8) OBP: 0.333, SLG: 0.333	G6-3		15 BB 34 HR 1B		G6-3	BBBB 1-2 2-3 BB		SSS K		3	1	1	0	0	0	0
85 Che-Hsuan Lin, R (6, 8)										1	0	0	0	1	1	0
15 Dustin Pedroia, R (1, 4)	E6 34 1B		BBBB 1-2 34 HR BB		G4-3	CSC K				2	1	0	0	1	0	0
84 Oscar Tejeda, R (6, 4) OBP: 0.500, SLG: 0.500										1	0	0	0	0	1	3
13 Carl Crawford, L (1, 7)	F7		F7		SSS K		G3			3	0	0	0	0	1	3
60 Daniel Nava, S (6, 7) OBP: 0.333, SLG: 0.333										1	0	0	0	0	0	0
34 David Ortiz, L (1, 10) OBP: 0.400, SLG: 1.000	1-2 1B		BSX 1-H 2-H HR			G4-3	68 HR 1B			2	1	2	3	0	0	0
55 Ryan Kalish, L (6, PH) OBP: 0.400, SLG: 0.250										2	1	1	0	0	0	0
(7, 10)																
7 J.D. Drew, L (1, 9) OBP: 0.333, SLG: 0.333	P4		G3-1			BSSSX 71 2B 70 1B 1B	1-H HR			3	0	1	0	0	0	2
68 Josh Reddick, L (6, PR) OBP: 1.000, SLG: 2.500										1	2	1	2	0	0	0
(7, 9)																
33 Jason Varitek, S (1, 2) OBP: 1.000, SLG: 1.000		71 G6-4-3 1B		71 G5-4-3 1B		SSS K	G3			2	0	2	0	0	0	0
92 Luis Exposito, R (5, 2)										2	0	0	0	0	1	1
71 Brent Dlugach, R (1, 6) OBP: 0.333, SLG: 0.667	G6-4-3 1-2f			G5-4-3 1-2f		70 1B 1-3 2B	L1			3	0	1	0	0	0	2
76 Jose Iglesias, R (6, PR)										1	1	0	0	0	0	0
(7, 6)																
70 Drew Sutton, S (1, 3) OBP: 0.400, SLG: 0.250	G3-1		BBBB 4-0 BB			85 BB 72 1B 2-H 3-H 1B	G1-3			2	0	1	2	1	0	0
78 Lars Anderson, L (7, 3) OBP: 0.250, SLG: 1.000										1	0	0	0	0	0	0
72 Yamaico Navarro, R (1, 5) OBP: 0.250, SLG: 0.250		F7		P4		85 BB 1-2 1B	G1-3			3	0	1	0	0	0	1
80 Nate Spears, L (7, 5) OBP: 0.500, SLG: 0.500										1	0	0	0	0	0	0
Inning Stats	R: 0 E: 1 K: 0 S: 5 H: 1 LOB: 2 BB: 0 P: 5	R: 0 E: 0 K: 0 S: 3 H: 1 LOB: 0 BB: 0 P: 3	R: 3 E: 0 K: 0 S: 6 H: 2 LOB: 0 BB: 1 P: 11	R: 0 E: 0 K: 0 S: 3 H: 1 LOB: 1 BB: 1 P: 7	R: 0 E: 0 K: 1 S: 5 H: 0 LOB: 0 BB: 0 P: 5	R: 2 E: 0 K: 2 S: 11 H: 4 LOB: 3 BB: 1 P: 15	R: 2 E: 0 K: 0 S: 7 H: 2 LOB: 0 BB: 0 P: 8	R: 0 E: 0 K: 1 S: 5 H: 0 LOB: 0 BB: 0 P: 5		1B: 8 2B: 1 3B: 0 HR: 2 SF: 0 SAC: 0 DP: 2 HBP: 0						

AB	34
R	7
H	11
RBI	7
BB	3
SO	4
LOB	12

WP: 0 PB: 0 SB: 0 CS: 0 PA: 37

PITCHER	IP	WLS	BF	H	R	ER	SO	BB	IBB	HBP	BLK	WP	HR	S	P	ERA	WHIP
53 Nick Blackburn, R (1, 1)	2.0		8	2	0	0	0	0	0	0	0	0	0	8	8	0.00	1.000
ERA:																	
59 Kevin Slowey, R (3, 1)	2.0		10	3	3	3	0	2	0	0	0	0	1	9	18	13.50	2.500
ERA: 13.5																	
15 Glen Perkins, L (5, 1)	1.0	H	3	0	0	0	1	0	0	0	0	0	0	5	5	0.00	0.000
ERA:																	
39 Anthony Slama, R (6, 1)	1.0	H	8	4	2	2	2	1	0	0	0	0	0	11	15	18.00	5.000
ERA: 18.0																	
37 Jim Hoey, R (7, 1)	1.0	L	5	2	2	2	0	0	0	0	0	0	1	7	8	18.00	2.000
ERA: 18.0																	

PITCHER	IP	WLS	BF	H	R	ER	SO	BB	IBB	HBP	BLK	WP	HR	S	P	ERA	WHIP
88 Eric Hacker, R (8, 1)	1.0		3	0	0	0	1	0	0	0	0	0	0	5	5	0.00	0.000
ERA:																	

Batter	1	2	3	4	5	6	7	8	9	AB	R	H	RBI	BB	SO	LOB
10 Marco Scutaro, R (1, 6) OBP: 0.333, SLG: 0.667 76 Jose Iglesias, R (5, PR) (5, 6)	G3	G4-3			12 E 2B		F7	K		3 2	0 1	1 0	0 0	0 0	0 1	2 2
12 Jed Lowrie, S (1, 4) OBP: 0.167, SLG: 0.167 84 Oscar Tejeda, R (5, PR) OBP: 0.500, SLG: 0.500 (5, 4)	F7		F8		E9 2-H 1B		72 WP 1B		G6-3	3 2	0 0	1 1	1 0	0 0	0 0	0 0
23 Mike Cameron, R (1, 10) OBP: 0.500, SLG: 0.500 83 Ryan Lavarnway, R (7, PH) (7, 10)	1B		20 G5-3 1B		K		F8		K	3 2	0 0	2 0	0 0	0 0	1 1	2 1
20 Kevin Youkilis, R (1, 5) OBP: 0.333, SLG: 0.200 71 Brent Dlugach, R (5, PR) OBP: 0.333, SLG: 0.667 (5, 5) 72 Yamaico Navarro, R (5, 5) OBP: 0.333, SLG: 0.333	G6-3		G5-3 1-2		55 L1-3 BB		F7 1-2		86 2B 1B	2 0 2	0 0 1	0 0 1	0 0 0	1 0 0	0 0 0	2 0 1
55 Ryan Kalish, L (1, 8) OBP: 0.375, SLG: 0.286 86 J.C. Linares, R (5, 8) OBP: 0.667, SLG: 1.000	39 F8 68 SF8 54 HBP 1B		F7		L1-3 1-1			80 E 62 1B 1B	1-H 80 1B 2B	3 2	1 2	1 2	0 1	0 0	0 0	4 0
54 Darnell McDonald, R (1, 7) OBP: 0.333, SLG: 0.200 80 Nate Spears, L (6, 7) OBP: 0.500, SLG: 0.500	1-2 68 SF8 HBP			F7		G5-3		F8 1-3	2-H 1B	2 2	0 0	0 1	0 1	0 0	0 0	0 1
39 Jarrod Saltalamacchia, S (1, 2) 62 Paul Hoover, R (6, 2) OBP: 0.500, SLG: 0.500	F8 2-3			BB		G6-3		78 1B 3-H 1B	L6	2 2	0 0	0 1	0 1	1 0	0 0	2 1
68 Josh Reddick, L (1, 9) OBP: 0.600, SLG: 1.500 85 Che-Hsuan Lin, R (6, 9)	SF8 1-2 3-H			F9		1B		F7		2 1	0 0	1 0	1 0	0 0	0 0	1 1
70 Drew Sutton, S (1, 3) OBP: 0.375, SLG: 0.167 78 Lars Anderson, L (6, 3) OBP: 0.400, SLG: 1.000		BB		G4-3		K		1-2 1B		2 1	0 0	0 1	0 0	1 0	1 0	2 0
Inning Stats	R: 0 E: 0 K: 0 S: 4 H: 1 LOB: 1 BB: 0 P: 4	R: 1 E: 0 K: 0 S: 4 H: 1 LOB: 2 BB: 1 P: 9	R: 0 E: 0 K: 0 S: 4 H: 1 LOB: 1 BB: 0 P: 4	R: 0 E: 0 K: 0 S: 3 H: 0 LOB: 1 BB: 1 P: 7	R: 1 E: 1 K: 1 S: 6 H: 2 LOB: 3 BB: 1 P: 10	R: 0 E: 0 K: 1 S: 6 H: 1 LOB: 1 BB: 0 P: 6	R: 0 E: 0 K: 0 S: 4 H: 1 LOB: 1 BB: 0 P: 5	R: 1 E: 1 K: 1 S: 8 H: 3 LOB: 2 BB: 0 P: 8	R: 2 E: 0 K: 1 S: 8 H: 3 LOB: 1 BB: 0 P: 8	1B: 11 2B: 3 3B: 0 HR: 0 SF: 1 SAC: 0 DP: 1 HBP: 1						

PITCHER		IP	WLS	BF	H	R	ER	SO	BB	IBB	HBP	BLK	WP	HR	S	P	ERA	WHIP
30 Scott Baker, R ERA: 5.4	(1, 1)	1.2	L	9	2	1	1	0	1	0	1	0	0	0	7	12	5.40	1.800
50 Jose Mijares, L ERA:	(2, 1)	1.1		5	1	0	0	0	0	0	0	0	0	0	5	5	0.00	0.750
36 Joe Nathan, R ERA:	(4, 1)	1.0		4	0	0	0	0	1	0	0	0	0	0	3	7	0.00	1.000
60 Kyle Gibson, R ERA: 9.0	(5, 1)	1.0		5	2	1	1	1	1	0	0	0	0	0	6	10	9.00	3.000
72 Carlos Gutierrez, R ERA:	(6, 1)	1.0		4	1	0	0	1	0	0	0	0	0	0	6	6	0.00	1.000

PITCHER		IP	WLS	BF	H	R	ER	SO	BB	IBB	HBP	BLK	WP	HR	S	P	ERA	WHIP
77 Yorman Bazardo, R ERA:	(7, 1)	1.0		4	1	0	0	0	0	0	0	0	1	0	4	5	0.00	1.000
57 Kyle Waldrop, R ERA:	(8, 1)	1.0		6	3	1	0	1	0	0	0	0	0	0	8	8	0.00	3.000
David Bromberg, R ERA: 18.0	(9, 1)	1.0		6	3	2	2	1	0	0	0	0	0	0	8	8	18.00	3.000

Boston Red Sox @ Minnesota Twins

Hammond Stadium, Fort Myers, FL

Tue Mar 01 2011, 1:07 PM - 3:57 PM EST

Att. 7,963 - Cloudy - 79 F

TOP

livebaseballscorecards.com

AB	38
R	5
H	13
RBI	5
BB	3
SO	4
LOB	22

PA: 43

WP: 1
PB: 0
SB: 0
CS: 0

Boston Red Sox @ Minnesota Twins

Hammond Stadium, Fort Myers, FL

Tue Mar 01 2011, 1:07 PM - 3:57 PM EST

Att. 7,963 - Cloudy - 79 F

BOTTOM

Batter	1	2	3	4	5	6	7	8	9	AB	R	H	RBI	BB	SO	LOB
2 Denard Span, L (1, 8)	G3		B5-3		G1-4-3			BB		3	0	0	0	0	0	0
37 Ben Revere, L (6, 8)										0	0	0	0	1	0	0
1 Tsuyoshi Nishioka, S (1, 4) OBP: 0.167, SLG: 0.167	G3		G6-3			F8		L4-6		3	0	0	0	0	0	0
86 Ray Chang, R (7, 4)										1	0	0	0	0	0	2
22 Danny Valencia, R (1, 5) OBP: 0.500, SLG: 0.500	1B			87 E 1B		G5-3			K	2	0	2	0	0	0	0
78 Matthew Brown, R (5, 5) OBP: 0.400, SLG: 0.750										2	0	0	0	0	1	0
25 Jim Thome, L (1, 10)	F8			P5		K			2B	2	0	0	0	0	0	2
79 Daniel Rams, R (6, PH) OBP: 0.500, SLG: 1.000 (7, 10)										2	0	1	0	0	1	0
87 Joe Benson, R (1, 9) OBP: 0.400, SLG: 0.750		BB		S 1 SAFE X P4 1-2			26 G6-4-3 BB		P3	1	0	0	0	1	0	1
18 Jason Repko, R (7, 9) OBP: 0.429, SLG: 0.667										1	0	0	0	1	0	1
83 Chris Parmelee, L (1, 3) OBP: 0.750, SLG: 1.000		K		BB		G6-4-3 1-2f			K	1	0	0	0	1	1	1
26 Justin Huber, R (5, 3)										1	0	0	0	0	0	1
24 Trevor Plouffe, R (8, 3) OBP: 0.250, SLG: 0.333										1	0	0	0	0	1	1
61 Rene Tosoni, L (1, 7)		F7		P6			G4-3			2	0	0	0	0	0	3
85 Brian Dinkelman, L (6, 7) OBP: 0.333, SLG: 0.400										1	0	0	0	0	0	0
41 Drew Butera, R (1, 2)		F8			G5-3			G4-3		2	0	0	0	0	0	1
80 Jair Fernandez, R (6, 2)										1	0	0	0	0	0	0
82 Chris Herrmann, L (9, 2)										0	0	0	0	0	0	0
12 Alexi Casilla, S (1, 6) OBP: 0.250, SLG: 0.250			G3		B5			86 L4-6 37 BB 1B		2	0	0	0	0	0	0
73 Chase Lambin, S (6, 6) OBP: 0.667, SLG: 0.667										1	0	1	0	0	0	0

Inning Stats	1	2	3	4	5	6	7	8	9
R:	0	0	0	0	0	0	0	0	0
E:	0	0	0	1	0	0	0	0	0
K:	0	1	0	0	0	1	0	2	0
S:	4	5	3	5	3	5	2	3	8
H:	1	0	0	1	0	0	0	1	1
LOB:	1	1	0	2	0	0	0	1	1
BB:	0	1	0	1	0	1	0	1	0
P:	4	9	3	9	3	5	6	7	8

1B:	3
2B:	2
3B:	0
HR:	0
SF:	0
SAC:	0
DP:	2
HBP:	0
WP:	0
PB:	0
SB:	0
CS:	0
PA:	33

AB	29
R	0
H	4
RBI	0
BB	4
SO	4
LOB	13

livebaseballscorecards.com

PITCHER	IP	WLS	BF	H	R	ER	SO	BB	IBB	HBP	BLK	WP	HR	S	P	ERA	WHIP
31 Jon Lester, L (1, 1)	2.0	W	8	1	0	0	1	1	0	0	0	0	0	9	13	0.00	1.000
ERA:																	
91 Alfredo Aceves, R (3, 1)	2.0	H	8	1	0	0	0	1	0	0	0	0	0	8	12	0.00	1.000
ERA:																	
58 Jonathan Papelbon, R (5, 1)	1.0	H	3	0	0	0	0	0	0	0	0	0	0	3	3	0.00	0.000
ERA:																	
43 Randy Williams, L (6, 1)	1.0	H	3	0	0	0	1	0	0	0	0	0	0	5	5	0.00	0.000
ERA:																	
53 Rich Hill, L (7, 1)	1.0	H	3	0	0	0	0	1	0	0	0	0	0	2	6	0.00	1.000
ERA:																	

PITCHER	IP	WLS	BF	H	R	ER	SO	BB	IBB	HBP	BLK	WP	HR	S	P	ERA	WHIP
46 Tony Pena Jr., R (8, 1)	1.0	H	4	1	0	0	0	1	0	0	0	0	0	3	7	0.00	2.000
ERA:																	
73 Matt Fox, R (9, 1)	1.0		4	1	0	0	2	0	0	0	0	0	0	8	8	0.00	1.000
ERA:																	

Atlanta Braves @ Boston Red Sox

City of Palms Park, Ft. Myers, FL

Wed Mar 02 2011, 1:08 PM - 3:52 PM EST

Att. 7,237 - Sunny - 81 F

TOP

livebaseballscorecards.com

Batter	1	2	3	4	5	6	7	8	9	AB	R	H	RBI	BB	SO	LOB
14 Martín Prado, R (1, 7) OBP: 0.400, SLG: 0.333	G6-3	FC6-4 1-2f			FC1-4 1 1B 28 1B 1-2f		BB 17 G4-3-6 1-2 2-3 3-H		FC5-4 17 1B 1-2f	3	1	0	0	0	0	2
78 Jose Constanza, L (5, 8) OBP: 0.333, SLG: 0.200										1	0	0	1	1	0	1
1 Jordan Schafer, L (1, 8) OBP: 0.231, SLG: 0.308	G3		P6		1B 28 1B 1-3		G4-3-6 1-2f 2-H 3-H		1B 7 FC5-4 1-2	3	0	1	0	0	0	0
17 Matt Young, L (5, PR) OBP: 0.333, SLG: 0.200										2	0	1	0	0	0	1
(5, 7)																
22 Jason Heyward, L (1, 9) OBP: 0.417, SLG: 0.455	1B 26 1B		G3		1B 1-3 3-H		BB		K	2	0	1	0	0	0	0
28 Brent Clevlen, R (3, 9)										2	0	1	1	1	1	2
26 Dan Uggla, R (1, 4) OBP: 0.250, SLG: 0.200	1B 1-2		G4-3			K	F7		FC5-4 1-2f	3	0	1	0	0	1	0
7 Brooks Conrad, S (6, 4) OBP: 0.125, SLG: 0.250										2	0	0	0	0	0	3
20 Eric Hinske, L (1, 10) OBP: 0.300, SLG: 0.800	G3			K	K	K		F9		4	0	0	0	0	2	2
2 Alex Gonzalez, R (1, 6) OBP: 0.500, SLG: 0.750		HR		K		P5		P4		3	1	1	1	0	1	0
23 Brandon Hicks, R (6, 5) OBP: 0.333, SLG: 0.500										1	0	0	0	0	0	0
5 Freddie Freeman, L (1, 3) OBP: 0.417, SLG: 0.667		L3		F9			1B 75 BB 8 BB 78 BB	HR 3-1		3	0	1	0	0	0	0
76 Shawn Bowman, R (7, PR) OBP: 0.300, SLG: 0.556										1	2	1	1	0	0	0
(7, 3)																
8 David Ross, R (1, 2)		K			K		BB 78 BB 75 BB 17 G4-3-6 1-2	P2		2	0	0	0	1	2	0
72 Jesús Sucre, R (7, PR) OBP: 0.500, SLG: 0.500										1	1	0	0	0	0	0
(7, 2)																
75 Ed Lucas, R (1, 5) OBP: 0.750, SLG: 0.714		1B 14 FC6-4			1B 14 FC1-4		BB 17 E 17 G4-3-6 78 BB 1-2 2-3		1B 78 FC5-4	3	1	3	0	1	0	0
(6, 6)																

Inning Stats									
	R: 0 E: 0 K: 0 S: 5	H: 2 LOB: 2 BB: 0 P: 5	R: 1 E: 0 K: 1 S: 9	H: 2 LOB: 1 BB: 0 P: 10	R: 0 E: 0 K: 0 S: 3	H: 0 LOB: 0 BB: 0 P: 3	R: 0 E: 0 K: 2 S: 7	H: 0 LOB: 0 BB: 0 P: 7	R: 1 E: 0 K: 1 S: 7	H: 3 LOB: 2 BB: 0 P: 7	R: 0 E: 0 K: 2 S: 7	H: 0 LOB: 0 BB: 0 P: 7	R: 3 E: 1 K: 0 S: 3	H: 1 LOB: 1 BB: 4 P: 19	R: 1 E: 0 K: 0 S: 5	H: 1 LOB: 0 BB: 0 P: 8	R: 0 E: 0 K: 1 S: 7	H: 2 LOB: 2 BB: 0 P: 7

	1B: 9 2B: 0 3B: 0 HR: 2	SF: 0 SAC: 0 DP: 1 HBP: 0	WP: 0 PB: 0 SB: 0 CS: 0	PA: 40

	AB	36
	R	6
	H	11
	RBI	4
	BB	4
	SO	7
	LOB	11

PITCHER		IP	WLS	BF	H	R	ER	SO	BB	IBB	HBP	BLK	WP	HR	S	P	ERA	WHIP
41 John Lackey, R ERA: 4.5	(1, 1)	2.0		10	4	1	1	1	0	0	0	0	0	1	14	15	4.50	2.000
48 Scott Atchison, R ERA:	(3, 1)	1.0		3	0	0	0	0	0	0	0	0	0	0	3	3	0.00	0.000
37 Hideki Okajima, L ERA: 18.0	(4, 1)	1.0		3	0	0	0	2	0	0	0	0	0	0	7	7	0.00	0.000
87 Kyle Weiland, R ERA: 4.5	(5, 1)	2.0	L	8	3	1	1	3	0	0	0	0	0	0	14	14	4.50	1.500
89 Alex Wilson, R ERA: 18.0	(7, 1)	1.0		7	1	3	2	0	4	0	0	0	0	0	3	19	18.00	5.000

PITCHER		IP	WLS	BF	H	R	ER	SO	BB	IBB	HBP	BLK	WP	HR	S	P	ERA	WHIP
79 Clevelan Santeliz, R ERA: 9.0	(8, 1)	1.0		4	1	1	1	0	0	0	0	0	0	0	5	8	9.00	1.000
94 Tommy Hottovy, L ERA:	(9, 1)	1.0		5	2	0	0	1	0	0	0	0	0	0	7	7	0.00	2.000

Atlanta Braves @ Boston Red Sox

City of Palms Park, Ft. Myers, FL

Wed Mar 02 2011, 1:08 PM - 3:52 PM EST

Att. 7,237 - Sunny - 81 F

BOTTOM

Batter	1	2	3	4	5	6	7	8	9	AB	R	H	RBI	BB	SO	LOB
2 Jacoby Ellsbury, L (1, 8) OBP: 0.333, SLG: 0.333	0-0 13 FC4-6 34 1B 15 BB 1B	0-0 P6 ①	0-0 G1-3 ③	4-0 84 BB 1-2 BB	0-0 G5-3 ③	3	1	1	0	0	0	1
85 Che-Hsuan Lin, R (6, 8)						1	0	0	0	1	0	0
15 Dustin Pedroia, R (1, 4)	4-0 13 FC4-6 1-2 BB	0-3 K ②	0-0 G5-3 ①	4-0 1-2 2-3 BB		2	0	0	0	1	1	1
84 Oscar Tejeda, R (7, 4) OBP: 0.600, SLG: 0.500						0	0	0	0	1	0	0
13 Carl Crawford, L (1, 7)	0-0 FC4-6 34 1B 1-2f 2-3 ①	0-1 G3-1 ③	0-0 F8 ②	0-0 F9 ③		3	0	0	0	0	0	3
60 Daniel Nava, S (7, 7) OBP: 0.250, SLG: 0.250		1-2				1	0	0	0	0	0	3
34 David Ortiz, L (1, 10) OBP: 0.625, SLG: 1.000	0-0 1-3 3-H 1B ②	0-0 12 G3-1 12 S 1B	0-0 7 BB 1B	0-0 F7 ①		3	0	3	1	0	0	0
83 Ryan Lavarnway, R (6, PR) (7, 10)						1	0	0	0	0	0	0
7 J.D. Drew, L (1, 9) OBP: 0.333, SLG: 0.200	0-3 K ③	0-0 F7 ①	4-0 1-2 BB	0-0 G5-3 ②		2	0	0	0	1	1	2
86 J.C. Linares, R (6, PR) OBP: 0.500, SLG: 0.750 (7, 9)						1	0	0	0	0	0	0
12 Jed Lowrie, S (1, 6) OBP: 0.111, SLG: 0.111	0-0 G3-1 ①	1-0 1-3 G3-1 ②	0-0 G4-3 ③	0-0 1B		3	0	0	0	0	0	3
76 Jose Iglesias, R (7, 6) OBP: 0.167, SLG: 0.167						1	0	1	0	0	0	0
33 Jason Varitek, S (1, 2) OBP: 0.500, SLG: 0.500	0-0 G4-3 ②	0-0 F9 ③	0-0 E5 78 G6-3	0-0 F8 ③		2	0	0	0	0	0	1
82 Tim Federowicz, R (5, 2)						2	0	0	0	0	0	1
78 Lars Anderson, L (1, 3) OBP: 0.250, SLG: 0.625	0-0 G4-3 ③	0-0 F8 ①	0-0 G6-3 ① ② 1-2f	0-0 G4-3 ①		3	0	0	0	0	0	1
70 Drew Sutton, S (8, 3) OBP: 0.333, SLG: 0.143						1	0	0	0	0	0	0
80 Nate Spears, L (1, 5) OBP: 0.571, SLG: 0.500	4-0 13 S BB	0-0 G3 ②	0-0 84 BB 85 BB 1B	0-0 F9 ②		2	0	1	0	1	0	0
72 Yamaico Navarro, R (8, 5) OBP: 0.286, SLG: 0.286						1	0	0	0	0	0	0
Inning Stats	R: 1 H: 2 E: 0 LOB: 1 K: 1 BB: 1 S: 6 P: 10	R: 0 H: 0 E: 0 LOB: 0 K: 0 BB: 0 S: 3 P: 3	R: 0 H: 0 E: 0 LOB: 1 K: 1 BB: 1 S: 6 P: 10	R: 0 H: 1 E: 0 LOB: 1 K: 0 BB: 0 S: 4 P: 5	R: 0 H: 0 E: 0 LOB: 0 K: 0 BB: 0 S: 3 P: 3	R: 0 H: 1 E: 0 LOB: 2 K: 0 BB: 1 S: 4 P: 8	R: 0 H: 1 E: 1 LOB: 3 K: 0 BB: 2 S: 4 P: 12	R: 0 H: 1 E: 0 LOB: 1 K: 0 BB: 0 S: 4 P: 4	R: 0 H: 0 E: 0 LOB: 0 K: 0 BB: 0 S: 3 P: 3	1B: 6 2B: 0 3B: 0 HR: 0	SF: 0 SAC: 0 DP: 1 HBP: 0					

livebaseballscorecards.com

AB	32
R	1
H	6
RBI	1
BB	5
SO	2
LOB	16

WP: 0 PB: 0 SB: 2 CS: 0 PA: 37

PITCHER	IP	WLS	BF	H	R	ER	SO	BB	IBB	HBP	BLK	WP	HR	S	P	ERA	WHIP
15 Tim Hudson, R (1, 1) ERA: 4.5	2.0		8	2	1	1	1	1	0	0	0	0	0	9	13	4.50	1.500
43 Scott Proctor, R (3, 1) ERA: 13.5	1.0		4	0	0	0	1	1	0	0	0	0	0	6	10	0.00	1.000
46 Craig Kimbrel, R (4, 1) ERA: 13.5	1.0	W	4	1	0	0	0	0	0	0	0	0	0	4	5	0.00	1.000
50 Cristhian Martinez, R (5, 1) ERA:	2.0	H	8	1	0	0	0	1	0	0	0	0	0	7	11	0.00	1.000
38 Anthony Varvaro, R (7, 1) ERA:	1.0		6	1	0	0	0	2	0	0	0	0	0	4	12	0.00	3.000

PITCHER	IP	WLS	BF	H	R	ER	SO	BB	IBB	HBP	BLK	WP	HR	S	P	ERA	WHIP
70 Arodys Vizcaíno, R (8, 1) ERA:	2.0		7	1	0	0	0	0	0	0	0	0	0	7	7	0.00	0.500

Philadelphia Phillies @ Boston Red Sox

City of Palms Park, Ft. Myers, FL

Thu Mar 03 2011, 1:08 PM - 3:45 PM EST

Att. 8,111 - Sunny - 80 F

TOP

livebaseballscorecards.com

Batter	1	2	3	4	5	6	7	8	9	AB	R	H	RBI	BB	SO	LOB
8 Shane Victorino, S (1, 8) OBP: 0.429, SLG: 0.417	G3		G3		7 G3-1 2B		K		G1-3	3	0	1	0	0	0	0
21 Wilson Valdez, R (5, 8) OBP: 0.455, SLG: 0.250										2	0	0	0	0	1	0
24 Delwyn Young, S (1, 4) OBP: 0.417, SLG: 0.364	BB 7 L3		P6		F7		G5-3			2	0	0	0	1	0	1
60 Pete Orr, L (5, 4) OBP: 0.333, SLG: 0.833										1	0	0	0	0	0	0
7 Ross Gload, L (1, 3) OBP: 0.300, SLG: 0.300	L3 1-1		10 1B 1B		G3-1 2-3			F7		3	0	1	0	0	0	2
39 Robb Quinlan, R (5, 3) OBP: 0.167, SLG: 0.167										1	0	0	0	0	0	0
10 Ben Francisco, R (1, 7) OBP: 0.444, SLG: 0.750		15 BLK 65 2B 1B	1-2 1B		F9			15 S BB		3	1	2	0	0	0	1
63 Brandon Moss, L (5, 7)										0	0	0	0	1	0	0
15 John Mayberry Jr., R (1, 10) OBP: 0.375, SLG: 0.600		1-2 65 2B 1B	F9			65 S BB		S K 1-2		3	1	1	0	1	1	3
9 Domonic Brown, L (1, 9)		P4		P4		S K		BB		3	0	0	0	1	1	3
65 Jeff Larish, L (1, 5) OBP: 0.250, SLG: 0.286		1-H 2-H 2B	S K		B S S K 1-2			F9		3	0	1	2	0	2	1
73 Carlos Rivero, R (6, 5)										1	0	0	0	0	0	2
4 Dane Sardinha, R (1, 2) OBP: 0.429, SLG: 0.571	S K		1B		F7				K	3	0	1	0	0	1	2
85 Erik Kratz, R (6, 2)										1	0	0	0	0	1	0
7 Michael Martinez, S (1, 6) OBP: 0.083, SLG: 0.333		F7	G4-3				G6-3		F8	4	0	0	0	0	0	2

Inning Stats	1	2	3	4	5	6	7	8	9
	R: 0 E: 0 K: 0 S: 2	H: 0 LOB: 0 BB: 1 P: 6	R: 2 E: 0 K: 1 S: 8	H: 3 LOB: 1 BB: 0 P: 8	R: 0 E: 0 K: 0 S: 5	H: 2 LOB: 2 BB: 0 P: 5	R: 0 E: 0 K: 1 S: 6	H: 1 LOB: 1 BB: 0 P: 6	R: 0 E: 0 K: 0 S: 4	H: 1 LOB: 1 BB: 0 P: 4	R: 0 E: 0 K: 2 S: 7	H: 0 LOB: 1 BB: 1 P: 12	R: 0 E: 0 K: 1 S: 5	H: 0 LOB: 0 BB: 0 P: 5	R: 0 E: 0 K: 1 S: 5	H: 0 LOB: 2 BB: 2 P: 13	R: 0 E: 0 K: 1 S: 5	H: 0 LOB: 0 BB: 0 P: 5

| | | | | | | | | | |

Batter	1	2	3	4	5	6	7	8	9	AB	R	H	RBI	BB	SO	LOB
10 Marco Scutaro, R (1, 6) OBP: 0.167, SLG: 0.333	G5-3		P2			K			G5-3	3	0	0	0	0	1	2
76 Jose Iglesias, R (7, 6) OBP: 0.143, SLG: 0.143										1	0	0	0	0	0	0
15 Dustin Pedroia, R (1, 4)	K		G5-3			K			E6 72 E 55 BB	2	0	0	0	0	1	2
84 Oscar Tejeda, R (4, 4) OBP: 0.429, SLG: 0.333										2	0	0	0	0	1	0
13 Carl Crawford, L (1, 7)	P6			G6-3		P2			4-0 BBBB 72 E 1-2 BB	3	0	0	0	0	0	0
55 Ryan Kalish, L (7, 7) OBP: 0.444, SLG: 0.286										0	0	0	0	1	0	0
20 Kevin Youkilis, R (1, 5) OBP: 0.250, SLG: 0.143		K		L6			P2		FC6 1-2 2-3	2	0	0	0	0	1	0
72 Yamaico Navarro, R (5, 5) OBP: 0.222, SLG: 0.222										2	0	0	0	0	0	2
34 David Ortiz, L (1, 10) OBP: 0.455, SLG: 0.727		G1-3		F8			G1-3		P5	3	0	0	0	0	0	0
60 Daniel Nava, S (9, PH) OBP: 0.200, SLG: 0.200										1	0	0	0	0	0	3
7 J.D. Drew, L (1, 9) OBP: 0.250, SLG: 0.143		K			L4		P5		K	2	0	0	0	0	1	0
68 Josh Reddick, L (6, 9) OBP: 0.429, SLG: 1.000										2	0	0	0	0	1	3
23 Mike Cameron, R (1, 8) OBP: 0.500, SLG: 0.625			39 G5-3 2B		F8			K		2	0	1	0	0	0	0
54 Darnell McDonald, R (6, 8) OBP: 0.286, SLG: 0.167										1	0	0	0	0	1	0
39 Jarrod Saltalamacchia, S (1, 2)			G5-3 2-3		BB			K		1	0	0	0	1	0	1
83 Ryan Lavarnway, R (6, 2)										1	0	0	0	0	1	0
78 Lars Anderson, L (1, 3) OBP: 0.300, SLG: 0.556			BB		G5-3			F8		1	0	0	0	1	0	1
70 Drew Sutton, S (6, 3) OBP: 0.300, SLG: 0.125										1	0	0	0	0	0	0
Inning Stats	R: 0 E: 0 K: 1 S: 5 H: 0 LOB: 0 BB: 0 P: 5	R: 0 E: 0 K: 2 S: 7 H: 0 LOB: 0 BB: 0 P: 7	R: 0 E: 0 K: 0 S: 4 H: 1 LOB: 2 BB: 1 P: 8	R: 0 E: 0 K: 0 S: 3 H: 0 LOB: 0 BB: 0 P: 3	R: 0 E: 0 K: 0 S: 3 H: 0 LOB: 1 BB: 1 P: 7	R: 0 E: 0 K: 2 S: 7 H: 0 LOB: 0 BB: 0 P: 7	R: 0 E: 0 K: 0 S: 3 H: 0 LOB: 0 BB: 0 P: 3	R: 0 E: 0 K: 2 S: 7 H: 0 LOB: 0 BB: 0 P: 7	R: 0 E: 2 K: 1 S: 7 H: 0 LOB: 3 BB: 1 P: 11	1B: 0 2B: 1 3B: 0 HR: 0	SF: 0 SAC: 0 DP: 0 HBP: 0						

PITCHER		IP	WLS	BF	H	R	ER	SO	BB	IBB	HBP	BLK	WP	HR	S	P	ERA	WHIP
35 Cole Hamels, L ERA:	(1, 1)	4.0	W	14	1	0	0	3	1	0	0	0	0	0	19	23	0.00	0.500
47 Scott Mathieson, R ERA: 6.0	(5, 1)	2.0	H	7	0	0	0	2	1	0	0	0	0	0	10	14	0.00	0.500
68 Michael Stutes, R ERA:	(7, 1)	2.0	H	6	0	0	0	2	0	0	0	0	0	0	10	10	0.00	0.000
84 Juan Pablo Perez, L ERA: 4.5	(9, 1)	1.0	S	6	0	0	0	1	1	0	0	0	0	0	7	11	0.00	1.000

PITCHER	IP	WLS	BF	H	R	ER	SO	BB	IBB	HBP	BLK	WP	HR	S	P	ERA	WHIP

BOTTOM

Philadelphia Phillies @ Boston Red Sox

City of Palms Park, Ft. Myers, FL

Thu Mar 03 2011, 1:08 PM - 3:45 PM EST

Att. 8,111 - Sunny - 80 F

livebaseballscorecards.com

AB	30
R	0
H	1
RBI	0
BB	3
SO	8
LOB	14

WP: 0	PB: 0	SB: 0	CS: 0
PA: 33			

Batter	1	2	3	4	5	6	7	8	9	AB	R	H	RBI	BB	SO	LOB
54 Darnell McDonald, R (1, 9) OBP: 0.273, SLG: 0.111 85 Che-Hsuan Lin, R (7, PR) (7, 9)	G6-3		K		K		86 1B 84 3B 1-2 BB		K	3 1	0 1	0 0	0 0	1 0	2 1	4 0
55 Ryan Kalish, L (1, 8) OBP: 0.333, SLG: 0.200 86 J.C. Linares, R (6, 8) OBP: 0.667, SLG: 1.000	K		G3-1			G3	84 3B 1-3 2-H 1B		84 1B 2B	3 2	0 2	0 2	0 1	0 0	1 0	2 0
12 Jed Lowrie, S (1, 3) OBP: 0.167, SLG: 0.250 84 Oscar Tejeda, R (6, PR) OBP: 0.556, SLG: 0.750 (6, 4)	K			G5-3		60 1B 2B	1-H 3-H 3B		2-H 1B	3 2	0 1	1 2	0 3	0 0	1 0	0 0
33 Jason Varitek, S (1, 2) OBP: 0.286, SLG: 0.286 92 Luis Exposito, R (6, 2)		G4-3		K		G6-3	G6-3		G4-3	3 2	0 0	0 0	0 0	0 0	1 0	1 3
60 Daniel Nava, S (1, 10) OBP: 0.222, SLG: 0.222		K		G6-3		2-H 1B		K		4	0	1	1	0	2	0
68 Josh Reddick, L (1, 7) OBP: 0.364, SLG: 0.667 98 Bubba Bell, L (8, PR) (8, 7)		L7			K	G3			BB	3 0	0 0	0 0	0 0	1 0	1 0	2 0
72 Yamaico Navarro, R (1, 5) OBP: 0.154, SLG: 0.154 80 Nate Spears, L (8, 5) OBP: 0.571, SLG: 0.500			K		G6-3		F8	K		4 0	0 0	0 0	0 0	0 0	2 0	1 0
70 Drew Sutton, S (1, 4) OBP: 0.385, SLG: 0.364 (6, 3) 78 Lars Anderson, L (7, 3) OBP: 0.273, SLG: 0.500			76 1B 1B		2B		K	F7		3 1	0 0	2 0	0 0	0 0	1 0	0 1
76 Jose Iglesias, R (1, 6) OBP: 0.364, SLG: 0.300 94 Ryan Dent, R (9, 6)			1-2 1B		BB		54 BB 86 1B 1B		G1-3	3 0	1 0	2 0	0 0	1 0	0 0	0 0
Inning Stats	R: 0 E: 0 K: 2 S: 7 H: 0 LOB: 0 BB: 0 P: 7	R: 0 E: 0 K: 1 S: 5 H: 0 LOB: 0 BB: 0 P: 5	R: 0 E: 0 K: 2 S: 9 H: 2 LOB: 2 BB: 0 P: 9	R: 0 E: 0 K: 1 S: 5 H: 0 LOB: 0 BB: 0 P: 5	R: 0 E: 0 K: 2 S: 8 H: 1 LOB: 2 BB: 1 P: 12	R: 1 E: 0 K: 0 S: 5 H: 2 LOB: 2 BB: 0 P: 5	R: 3 E: 0 K: 1 S: 8 H: 3 LOB: 2 BB: 1 P: 12	R: 0 E: 0 K: 2 S: 7 H: 0 LOB: 1 BB: 1 P: 11	R: 1 E: 0 K: 1 S: 7 H: 2 LOB: 1 BB: 0 P: 7	1B: 6 2B: 3 3B: 1 HR: 0 SF: 0 SAC: 0 DP: 0 HBP: 0						

PITCHER		IP	WLS	BF	H	R	ER	SO	BB	IBB	HBP	BLK	WP	HR	S	P	ERA	WHIP
40 Bartolo Colon, R ERA: 1.8	(1, 1)	3.0		11	2	0	0	5	0	0	0	0	0	0	21	21	0.00	0.667
92 Manny Bañuelos, L ERA:	(4, 1)	2.0		8	1	0	0	3	1	0	0	0	0	0	13	17	0.00	1.000
31 Pedro Feliciano, L ERA: 4.5	(6, 1)	1.0		5	2	1	1	0	0	0	0	0	0	0	5	5	9.00	2.000
48 Boone Logan, L ERA: 13.5	(7, 1)	0.2	L	5	2	3	3	1	1	0	0	0	0	0	6	10	40.50	4.500
89 Eric Wordekemper, R ERA: 7.71	(7, 1)	0.1		2	1	0	0	0	0	0	0	0	0	0	2	2	0.00	3.000

PITCHER		IP	WLS	BF	H	R	ER	SO	BB	IBB	HBP	BLK	WP	HR	S	P	ERA	WHIP
22 Mark Prior, R ERA:	(8, 1)	1.0		4	0	0	0	2	1	0	0	0	0	0	7	11	0.00	1.000
43 Luis Ayala, R ERA: 4.5	(9, 1)	1.0		5	2	1	1	1	0	0	0	0	0	0	7	7	9.00	2.000

TOP

Boston Red Sox @ New York Yankees

George M. Steinbrenner Field, Tampa, FL

Fri Mar 04 2011, 7:05 PM - 10:05 PM EST

Att. 11,325 - Partly Cloudy - 76 F

livebaseballscorecards.com

AB	37
R	5
H	10
RBI	5
BB	3
SO	12
LOB	14

WP: 0 PB: 0 SB: 0 CS: 0 PA: 40

BOTTOM

Batter	1	2	3	4	5	6	7	8	9	AB	R	H	RBI	BB	SO	LOB
2 Derek Jeter, R (1, 6) OBP: 0.333, SLG: 0.273	G6-3		1-2 BB		1B		K		1-2 2-3 53 BB	2	0	1	0	1	0	0
71 Doug Bernier, R (7, 6)										1	0	0	0	1	1	0
55 Russell Martin, R (1, 2)	G6-3		L9		G5-3			K	1-2 2-3 3-H BB	3	0	0	0	0	0	3
53 Gustavo Molina, R (6, 2) OBP: 0.500, SLG: 0.250										1	0	0	1	1	1	0
25 Mark Teixeira, S (1, 3) OBP: 0.583, SLG: 1.000	K			K		24 2B		F9	G4-3	3	0	1	0	0	2	0
19 Ramiro Pena, S (6, PR) (7, 4)										2	1	0	0	0	0	3
13 Alex Rodriguez, R (1, 5) OBP: 0.545, SLG: 0.900		20 G6-3 1B		24 G4-3 2B		K		G4-3		3	0	2	0	0	1	1
75 Brandon Laird, R (7, 5) OBP: 0.167, SLG: 0.182										1	0	0	0	0	0	0
24 Robinson Canó, L (1, 4) OBP: 0.182, SLG: 0.200		F7		G4-3 2-3		18 L4-6 2-H 2B			78 WP 86 HBP 78 1B 1B	3	0	1	1	0	0	2
96 Austin Krum, L (6, PR) OBP: 0.167, SLG: 0.167 (7, 8)										1	1	1	0	0	0	0
20 Jorge Posada, S (1, 10) OBP: 0.333, SLG: 0.222		G6-3 1-2f		BB		BB			71 BB 78 WP 53 BB 1-2 HBP	1	0	0	0	2	0	1
86 Kyle Higashioka, R (6, PR) (7, 10)										0	1	0	0	0	0	0
18 Andruw Jones, R (1, 7) OBP: 0.250, SLG: 0.100			G5-3	K		L4-6 2-2			53 BB 71 BB 1-2 2-H 1B	3	0	0	0	0	1	4
78 Jordan Parraz, R (7, 7) OBP: 0.500, SLG: 0.400										1	0	1	1	0	0	0
77 Melky Mesa, R (1, 8) OBP: 0.500, SLG: 0.571			K		F8		G6-3		K	2	0	0	0	0	1	0
94 Jorge Vazquez, R (7, 3) OBP: 0.556, SLG: 1.333										2	0	0	0	0	1	2
27 Greg Golson, R (1, 9)			2 S BB		G5-3		K		F7	1	0	0	0	1	0	0
63 Justin Maxwell, R (7, 9) OBP: 0.273, SLG: 0.200										2	0	0	0	0	1	2
Inning Stats	R: 0 E: 0 K: 1 S: 5 H: 0 LOB: 0 BB: 0 P: 5	R: 0 E: 0 K: 0 S: 3 H: 1 LOB: 0 BB: 0 P: 3	R: 0 E: 0 K: 1 S: 6 H: 0 LOB: 2 BB: 2 P: 14	R: 0 E: 0 K: 2 S: 8 H: 1 LOB: 2 BB: 1 P: 12	R: 0 E: 0 K: 0 S: 4 H: 1 LOB: 1 BB: 0 P: 4	R: 1 E: 0 K: 1 S: 6 H: 2 LOB: 2 BB: 1 P: 10	R: 0 E: 0 K: 2 S: 7 H: 0 LOB: 0 BB: 0 P: 7	R: 0 E: 0 K: 1 S: 5 H: 0 LOB: 0 BB: 0 P: 5	R: 2 E: 0 K: 1 S: 7 H: 2 LOB: 3 BB: 2 P: 17	1B: 4 2B: 4 3B: 0 HR: 0	SF: 0 SAC: 0 DP: 2 HBP: 1						

PITCHER		IP	WLS	BF	H	R	ER	SO	BB	IBB	HBP	BLK	WP	HR	S	P	ERA	WHIP
11 Clay Buchholz, R ERA:	(1, 1)	3.0		11	1	0	0	2	2	0	0	0	0	0	14	22	0.00	1.000
43 Randy Williams, L ERA:	(4, 1)	1.0		5	1	0	0	2	1	0	0	0	0	0	8	12	0.00	2.000
56 Brandon Duckworth, R ERA: 9.0	(5, 1)	2.0	W	9	3	1	1	1	1	0	0	0	0	0	10	14	4.50	2.000
32 Matt Albers, R ERA:	(7, 1)	2.0	H	6	0	0	0	3	0	0	0	0	0	0	12	12	0.00	0.000
46 Tony Pena Jr., R ERA: 10.8	(9, 1)	0.2		7	2	2	2	1	2	0	1	0	1	0	6	16	27.00	6.000

PITCHER		IP	WLS	BF	H	R	ER	SO	BB	IBB	HBP	BLK	WP	HR	S	P	ERA	WHIP
95 Eammon Portice, R ERA:	(9, 1)	0.1	S	1	0	0	0	0	0	0	0	0	0	0	1	1	0.00	0.000

Boston Red Sox @ New York Yankees

George M. Steinbrenner Field, Tampa, FL

Fri Mar 04 2011, 7:05 PM - 10:05 PM EST

Att. 11,325 - Partly Cloudy - 76 F

livebaseballscorecards.com

AB	32
R	3
H	7
RBI	3
BB	6
SO	9
LOB	18

WP: 1 PB: 0 SB: 1 CS: 0 PA: 39

Batter	1	2	3	4	5	6	7	8	9	10	AB	R	H	RBI	BB	SO	LOB
2 Jacoby Ellsbury, L (1, 8) OBP: 0.300, SLG: 0.222	x 0-0 G3 ①	B B B B 4-0 84 3B 1-2 BB			x 0-0 F7 ①		B X 1-0 F8 ① 1-2		B B B B 4-0 65 PB 84 1B 1-2 BB		3	1	0	0	1	0	1
85 Che-Hsuan Lin, R (7, 8)											0	0	0	0	1	0	0
84 Oscar Tejeda, R (1, 4) OBP: 0.571, SLG: 0.846	x 0-0 13 1B 1B	x 0-0 1-H 2-H 3B			C C C 0-3 ② K		S S S 0-3 ② K		x 0-0 65 PB 1-2 2-H 1B		5	0	3	3	0	2	1
13 Carl Crawford, L (1, 7) OBP: 0.231, SLG: 0.167	x 0-0 1-2 1B	x 0-0 ③ F8			x 0-0 1B		B B B B 4-0 BB		x 0-0 ② F7		3	0	2	0	1	0	1
92 Matt Sheely, R (7, PR) (7, 7)											1	0	0	0	0	0	2
65 Will Middlebrooks, R (1, 5) OBP: 0.200, SLG: 0.200	x 0-0 ② P3		x 0-0 86 G1-6-3 1B		x 0-0 ③ F8		S S S 0-3 ③ K		B X 1-0 ③ F8 1-2 2-3		5	0	1	0	0	1	7
86 J.C. Linares, R (1, 10) OBP: 0.364, SLG: 0.545	S S S 0-3 ③ K		x 0-0 ① ② G1-6-3 1-2f			C C C 0-3 ① K		x 0-0 ① G6-3	S S S 0-3 ① K		5	0	0	0	0	3	3
81 Mark Wagner, R (1, 2) OBP: 0.200, SLG: 0.800		x 0-0 ① G6-3	S S S 0-3 ③ K			x 0-0 ② F9		x 0-0 ② F7	x 0-0 ② F7		3	0	0	0	0	1	0
82 Tim Federowicz, R (6, 2)											2	0	0	0	0	0	0
98 Dan Butler, R (10, 2)											0	0	0	0	0	0	0
80 Nate Spears, L (1, 9) OBP: 0.417, SLG: 0.364		x 0-0 ② G3		x 0-0 ① F8		x 0-0 1B		x 0-0 ③ L1	x 0-0 ③ F9		5	0	1	0	0	0	0
70 Drew Sutton, S (1, 3) OBP: 0.375, SLG: 0.429		x 0-0 76 1B 2B		C C C 0-3 ② K		x 0-0 ③ G3-1			x 0-0 ① P4		3	1	1	0	0	1	1
77 Aaron Bates, R (6, 3)											1	0	0	0	0	0	0
76 Jose Iglesias, R (1, 6) OBP: 0.467, SLG: 0.429		x 0-0 2 BB 84 3B 2-H 1B		x 0-0 ③ G1-3			x 0-0 2 WP 1B		x 0-0 85 BB 84 1B 1B		4	2	3	1	0	0	0
Inning Stats	R: 0 E: 0 K: 1 S: 7 H: 2 LOB: 2 BB: 0 P: 7	R: 3 E: 0 K: 0 S: 6 H: 3 LOB: 1 BB: 1 P: 10	R: 0 E: 0 K: 1 S: 5 H: 1 LOB: 0 BB: 0 P: 5	R: 0 E: 0 K: 1 S: 5 H: 0 LOB: 0 BB: 0 P: 5	R: 0 E: 0 K: 1 S: 6 H: 1 LOB: 1 BB: 0 P: 6	R: 0 E: 0 K: 1 S: 6 H: 1 LOB: 1 BB: 0 P: 6	R: 0 E: 0 K: 2 S: 8 H: 1 LOB: 2 BB: 1 P: 13	R: 0 E: 0 K: 0 S: 3 H: 0 LOB: 0 BB: 0 P: 3	R: 1 E: 0 K: 0 S: 5 H: 2 LOB: 2 BB: 1 P: 10	R: 0 E: 0 K: 1 S: 5 H: 0 LOB: 0 BB: 0 P: 5	1B: 9 2B: 1 3B: 1 HR: 0	SF: 0 SAC: 0 DP: 1 HBP: 0						

TOP

Boston Red Sox @ Baltimore Orioles

Ed Smith Stadium, Sarasota, FL

Sat Mar 05 2011, 1:12 PM - 4:13 PM EST

Att. 8,229 - Sunny - 76 F

livebaseballscorecards.com

AB	40
R	4
H	11
RBI	4
BB	3
SO	8
LOB	16

WP: 1 PB: 1 SB: 0 CS: 0 PA: 43

PITCHER	IP	WLS	BF	H	R	ER	SO	BB	IBB	HBP	BLK	WP	HR	S	P	ERA	WHIP
35 Brad Bergesen, R (1, 1) ERA: 5.4	3.0		15	6	3	3	2	1	0	0	0	0	0	18	22	9.00	2.333
31 Mark Hendrickson, L (4, 1) ERA: 3.0	2.0		7	1	0	0	2	0	0	0	0	0	0	11	11	0.00	0.500
43 Jim Johnson, R (6, 1) ERA:	1.0		4	1	0	0	1	0	0	0	0	0	0	6	6	0.00	1.000
51 Michael Gonzalez, L (7, 1) ERA:	1.0		5	1	0	0	2	1	0	0	0	1	0	8	13	0.00	2.000
65 Raul Rivero, R (8, 1) ERA:	1.0		3	0	0	0	0	0	0	0	0	0	0	3	3	0.00	0.000

PITCHER	IP	WLS	BF	H	R	ER	SO	BB	IBB	HBP	BLK	WP	HR	S	P	ERA	WHIP
47 Pedro Viola, L (9, 1) ERA: 9.0	1.0		6	2	1	1	0	1	0	0	0	0	0	5	10	9.00	3.000
80 Chris George, L (10, 1) ERA:	1.0		3	0	0	0	1	0	0	0	0	0	0	5	5	0.00	0.000

Boston Red Sox @ Baltimore Orioles

Ed Smith Stadium, Sarasota, FL

Sat Mar 05 2011, 1:12 PM - 4:13 PM EST

Att. 8,229 - Sunny - 76 F

BOTTOM

livebaseballscorecards.com

Batter	1	2	3	4	5	6	7	8	9	10	AB	R	H	RBI	BB	SO	LOB
1 Brian Roberts, S (1, 4) OBP: 0.300, SLG: 0.333	F7		P6		BB 27 1B		K 1-2		F9		3	0	0	0	1	1	3
11 Robert Andino, R (8, 4) OBP: 0.333, SLG: 0.167											1	0	0	0	0	0	1
21 Nick Markakis, L (1, 9) OBP: 0.400, SLG: 1.000	F7		F7		K		G3-1 2-3		K		4	0	0	0	0	1	6
6 Nick Green, R (8, 9) (9, 7)											1	0	0	0	0	1	1
30 Luke Scott, L (1, 7)	P5		F7		K		F8			G1	4	0	0	0	0	1	6
38 Matt Angle, L (8, 7) OBP: 0.333, SLG: 0.250 (9, 8)											1	0	0	0	0	0	0
27 Vladimir Guerrero, R (1, 10) OBP: 0.385, SLG: 0.667		F8		12 G5-4-3 1B	1-2 2-H 3-H 1B			F9		G5-3	4	0	2	2	0	0	0
14 Nolan Reimold, R (10, PH) OBP: 0.500, SLG: 0.900											1	0	0	0	0	0	0
12 Mark Reynolds, R (1, 5) OBP: 0.154, SLG: 0.154		G5-3		G5-4-3 1-2f	K			K		74 FC5-4 BB	4	0	0	0	0	2	3
37 Josh Bell, S (9, 5) OBP: 0.400, SLG: 0.417											0	0	0	0	1	0	0
10 Adam Jones, R (1, 8) OBP: 0.154, SLG: 0.385		F9		1B		K		F9		FC5-4 1-2f	4	0	1	0	0	1	0
74 Tyler Henson, R (9, 9)											1	0	0	0	0	0	1
2 J.J. Hardy, R (1, 6) OBP: 0.333, SLG: 0.333		E5 32 1B 76 1B		F8		G6-3			G4-3		4	1	0	0	0	0	1
69 Pedro Florimón, S (10, 6) OBP: 0.500, SLG: 0.500											0	0	0	0	0	0	0
32 Matt Wieters, S (1, 2) OBP: 0.500, SLG: 0.545			76 1B 1-3 1B		BB 76 2B 27 1B	G5-3			1-1 HR		2	1	1	0	1	0	0
9 Jake Fox, R (7, 2) OBP: 0.500, SLG: 1.250											1	1	1	1	0	0	0
76 Joe Mahoney, L (1, 3) OBP: 0.625, SLG: 0.714			1-2 3-H 1B		1-3 2B 27 1B		21 G3-1 1 S 1B			BB	3	1	3	1	1	0	0
29 Brandon Snyder, R (10, 3) OBP: 0.375, SLG: 0.500											0	0	0	0	0	0	0

Inning Stats	1	2	3	4	5	6	7	8	9	10
	R: 0 H: 0 E: 0 LOB: 0 K: 0 BB: 0 S: 3 P: 3	R: 0 H: 0 E: 0 LOB: 0 K: 0 BB: 0 S: 3 P: 3	R: 1 H: 2 E: 1 LOB: 2 K: 0 BB: 0 S: 6 P: 6	R: 0 H: 2 E: 0 LOB: 1 K: 0 BB: 0 S: 4 P: 4	R: 2 H: 2 E: 0 LOB: 2 K: 3 BB: 2 S: 11 P: 19	R: 0 H: 0 E: 0 LOB: 0 K: 1 BB: 0 S: 5 P: 5	R: 0 H: 1 E: 0 LOB: 1 K: 1 BB: 0 S: 6 P: 6	R: 0 H: 0 E: 0 LOB: 0 K: 1 BB: 0 S: 5 P: 5	R: 1 H: 1 E: 0 LOB: 1 K: 1 BB: 1 S: 7 P: 12	R: 0 H: 0 E: 0 LOB: 1 K: 0 BB: 1 S: 3 P: 7

| | | | | | | | | | | |

Florida Marlins @ Boston Red Sox

City of Palms Park, Ft. Myers, FL

Sat Mar 05 2011, 1:08 PM - 4:03 PM EST

Att. 7,195 - Overcast - 77 F

TOP

livebaseballscorecards.com

Batter	1	2	3	4	5	6	7	8	9	AB	R	H	RBI	BB	SO	LOB
1 Emilio Bonifácio, S (1, 4) OBP: 0.500, SLG: 0.727	G4-3	SH2-3 1-2		L3		10 1B 15 1B 2-H 1B		53 1B 64 1B 67 G3-1 1-2 BB		3	2	1	1	1	0	0
10 Dewayne Wise, L (1, 8) 64 Chris Lubanski, L (8, PH) OBP: 0.167, SLG: 0.167 (8, 7) OBP: 0.357, SLG: 0.500	20 E 20 FC4 15 2B 1B	B B S S X 2-H HR		G3		15 1B 1-3 1B		67 G3-1 53 1B 1-2 2-3 1B		4 1	2 0	3 1	2 0	0 0	0 0	0 0
20 Logan Morrison, L (1, 7) 53 John Raynor, R (4, 7) OBP: 0.333, SLG: 0.200 OBP: 0.273, SLG: 0.364 (8, 9)	FC4 15 2B 1-3	G3			G6-3	S S S K		67 G3-1 1-2 2-3 3-H 1B		2 3	1 0	0 1	0 1	0 0	0 1	1 2
15 Gaby Sanchez, R (1, 10) 67 Tim Torres, S (6, PR) OBP: 0.545, SLG: 0.778 OBP: 0.250, SLG: 0.250 (6, 10)	33 WP 63 1B 1-H 3-H 2B	B B B B 63 G4-3 33 G4-3 78 2B BB		B B B B 63 1B BB		1-2 3-H 1B		G3-1 1-2 2-3 3-H		2 1	2 0	2 0	3 1	2 0	0 0	0 2
33 Scott Cousins, L (1, 9) 52 Vinny Rottino, R (8, PH) OBP: 0.429, SLG: 0.571 OBP: 0.143, SLG: 0.286 (8, 3)	B S S S K 2-3	G4-3 1-2		S S S K		F8		L3		4 1	0 0	0 0	0 0	0 0	2 0	5 2
63 Josh Kroeger, L (1, 3) OBP: 0.250, SLG: 0.267 (8, 8)	22 S 3-H 1B	G4-3 2-3			22 FC5-4 1-3 1B		S S S K2-3	C C C K		5	0	2	1	0	2	3
22 Donnie Murphy, R (1, 6) 56 Osvaldo Martínez, R (6, 6) OBP: 0.143, SLG: 0.143	B X P4 1-2	B B B B 78 2B BB			FC5-4 1-2f		F7		S S S K	2 2	1 0	0 0	0 0	1 0	0 1	3 0
78 Matt Dominguez, R (1, 5) 12 Ruben Gotay, S (5, 5) OBP: 0.385, SLG: 0.600 OBP: 0.286, SLG: 0.286	P6 1-H 3-H 2B					9 WP 1 1B	G6-3		C C C K	2 3	0 1	1 1	2 0	0 0	0 1	0 0
9 Brett Hayes, R (1, 2) OBP: 0.143, SLG: 0.143 6 Brad Davis, R (6, 2)	1 SH2-3 10 HR 1B	F9			B X F7 1-2		B B B B 64 1B 1 BB 53 1B BB	F9		3 1	1 1	1 0	0 0	0 1	0 0	1 0
Inning Stats	R: 3 H: 3 E: 1 LOB: 1 K: 1 BB: 0 S: 9 P: 11	R: 2 H: 2 E: 0 LOB: 0 K: 0 BB: 0 S: 7 P: 9	R: 2 H: 1 E: 0 LOB: 1 K: 0 BB: 2 S: 3 P: 11	R: 0 H: 0 E: 0 LOB: 0 K: 0 BB: 0 S: 3 P: 3	R: 0 H: 1 E: 0 LOB: 2 K: 1 BB: 1 S: 6 P: 10	R: 2 H: 4 E: 0 LOB: 2 K: 1 BB: 0 S: 9 P: 10	R: 0 H: 0 E: 0 LOB: 0 K: 1 BB: 0 S: 5 P: 5	R: 2 H: 2 E: 0 LOB: 2 K: 1 BB: 2 S: 7 P: 15	R: 0 H: 0 E: 0 LOB: 0 K: 2 BB: 0 S: 7 P: 7	1B: 10 SF: 0 2B: 2 SAC: 1 3B: 0 DP: 0 HR: 1 HBP: 0						

AB	39	
R	11	
H	13	
RBI	11	
BB	5	
SO	7	
LOB	19	

WP: 2 PA: 45
PB: 0
SB: 1
CS: 0

PITCHER		IP	WLS	BF	H	R	ER	SO	BB	IBB	HBP	BLK	WP	HR	S	P	ERA	WHIP
18 Daisuke Matsuzaka, R ERA: 10.8	(1, 1)	3.0	L	17	6	7	5	1	2	0	0	0	1	1	19	31	15.00	2.667
49 Tim Wakefield, R ERA: 3.86	(4, 1)	2.2		14	5	2	2	2	1	0	0	0	1	0	17	22	6.75	2.250
97 T.J. Large, R ERA:	(6, 1)	0.1		1	0	0	0	0	0	0	0	0	0	0	1	1	0.00	0.000
58 Jonathan Papelbon, R ERA:	(7, 1)	1.0		3	0	0	0	1	0	0	0	0	0	0	5	5	0.00	0.000
51 Daniel Bard, R ERA: 21.6	(8, 1)	0.2		6	2	2	2	0	2	0	0	0	0	0	4	12	27.00	6.000

PITCHER		IP	WLS	BF	H	R	ER	SO	BB	IBB	HBP	BLK	WP	HR	S	P	ERA	WHIP
65 Kyle Fernandes, L ERA:	(8, 1)	0.1		1	0	0	0	1	0	0	0	0	0	0	3	3	0.00	0.000
52 Bobby Jenks, R ERA:	(9, 1)	1.0		3	0	0	0	2	0	0	0	0	0	0	7	7	0.00	0.000

Florida Marlins @ Boston Red Sox

City of Palms Park, Ft. Myers, FL

Sat Mar 05 2011, 1:08 PM - 4:03 PM EST

Att. 7,195 - Overcast - 77 F

BOTTOM

Batter	1	2	3	4	5	6	7	8	9	AB	R	H	RBI	BB	SO	LOB
10 Marco Scutaro, R (1, 6) OBP: 0.333, SLG: 0.500	BBBB 4-0 15 1B BB		x 0-0 ② F8		x 0-0 15 G4-3 2B		BSx 1-1 HR		x 0-0 93 BB 1-2 1B	2	0	1	0	1	0	0
72 Yamaico Navarro, R (5, PR) OBP: 0.267, SLG: 0.467 (6, 6)										2	1	2	1	0	0	0
15 Dustin Pedroia, R (1, 4) OBP: 0.273, SLG: 0.111	x 0-0 1-2 1B		x 0-0 ③ G4-1		x 0-0 ② G4-3 2-3		x 0-0 ② F9		CCC 0-3 ② K	3	0	1	0	0	0	1
95 Tony Thomas, R (6, 4)										1	0	0	0	0	0	0
94 Ryan Dent, R (9, PH)										1	0	0	0	0	1	2
34 David Ortiz, L (1, 10) OBP: 0.429, SLG: 0.615	SSS 0-3 ① K			BBBB 4-0 54 1B 23 1B BB	x 0-0 ③ F9		x 0-0 ③ F8		BBBB 4-0 96 FC6-4 1-2 2-3 BB	2	0	0	0	1	1	4
93 Ryan Khoury, R (7, PH) (8, 10)										1	0	0	0	1	0	0
20 Kevin Youkilis, R (1, 5) OBP: 0.182, SLG: 0.100	SSS 0-3 ② K			x 0-0 ① F8		x 0-0 ① G6-3		x 0-0 ① P4	x 0-0 ③ FC6-4 1-2f	3	0	0	0	0	1	3
96 Michael Almanzar, R (7, 5)										2	0	0	0	0	0	3
39 Jarrod Saltalamacchia, S (1, 2) OBP: 0.300, SLG: 0.250	x 0-0 ③ G4-3			x 0-0 ② F9		x 0-0 54 2B 2B		x 0-0 2B		3	1	1	0	0	0	3
92 Luis Exposito, R (7, 2) OBP: 0.200, SLG: 0.400										1	0	1	0	0	0	0
23 Mike Cameron, R (1, 8) OBP: 0.455, SLG: 0.545		SSS 0-3 ① K		x 0-0 54 1B 1-2 1B		x 0-0 ② P4		SSS 0-3 ② K		3	0	1	0	0	1	1
55 Ryan Kalish, L (7, 8) OBP: 0.308, SLG: 0.182										1	0	0	0	0	1	1
54 Darnell McDonald, R (1, 9) OBP: 0.357, SLG: 0.333		x 0-0 ② G6-3		x 0-0 1-2 2-3 1B		x 0-0 2-H 2B		x 0-0 ③ P6		3	0	2	1	0	0	0
68 Josh Reddick, L (6, PR) OBP: 0.333, SLG: 0.600 (7, 9)										1	0	0	0	0	0	1
60 Daniel Nava, S (1, 7) OBP: 0.167, SLG: 0.167		x 0-0 ③ F7		x 0-0 ③ G4-3		x 0-0 ③ P4			x 0-0 93 BB 72 1B 1B	3	0	0	0	0	0	4
97 Alex Hassan, R (7, 7) OBP: 1.000, SLG: 1.000										1	0	1	0	0	0	0
78 Lars Anderson, L (1, 3) OBP: 0.214, SLG: 0.385			x 0-0 ① G6-3		x 0-0 ① G1-3		x 0-0 ① G3		x 0-0 ① F7	3	0	0	0	0	0	0
96 Jorge Padron, L (8, 3)										1	0	0	0	0	0	1

Inning Stats	1	2	3	4	5	6	7	8	9
	R: 0 H: 1 E: 0 LOB: 2 K: 2 BB: 1 S: 8 P: 12	R: 0 H: 0 E: 0 LOB: 0 K: 1 BB: 0 S: 5 P: 5	R: 0 H: 0 E: 0 LOB: 0 K: 0 BB: 0 S: 3 P: 3	R: 0 H: 2 E: 0 LOB: 3 K: 0 BB: 1 S: 5 P: 9	R: 0 H: 1 E: 0 LOB: 2 K: 0 BB: 0 S: 4 P: 4	R: 1 H: 2 E: 0 LOB: 1 K: 0 BB: 0 S: 5 P: 5	R: 1 H: 1 E: 0 LOB: 0 K: 0 BB: 0 S: 5 P: 6	R: 0 H: 1 E: 0 LOB: 1 K: 1 BB: 0 S: 6 P: 6	R: 0 H: 2 E: 0 LOB: 3 K: 1 BB: 1 S: 7 P: 11

AB	37
R	2
H	10
RBI	2
BB	3
SO	5
LOB	24

1B: 5 SF: 0
2B: 4 SAC: 0
3B: 0 DP: 0
HR: 1 HBP: 0

WP: 0 PA: 40
PB: 0
SB: 0
CS: 0

livebaseballscorecards.com

PITCHER		IP	WLS	BF	H	R	ER	SO	BB	IBB	HBP	BLK	WP	HR	S	P	ERA	WHIP
19 Aníbal Sánchez, R ERA: 1.8	(1, 1)	3.0	W	11	1	0	0	3	1	0	0	0	0	0	16	20	0.00	0.667
25 Shawn Hill, R ERA:	(4, 1)	2.0		10	3	0	0	0	1	0	0	0	0	0	9	13	0.00	2.000
60 Adalberto Mendez, R ERA: 4.5	(6, 1)	2.0		9	3	2	2	0	0	0	0	0	0	1	10	11	9.00	1.500
62 Victor Garate, L ERA:	(8, 1)	1.0		4	1	0	0	1	0	0	0	0	0	0	6	6	0.00	1.000
66 Steve Cishek, R ERA:	(9, 1)	1.0		6	2	0	0	1	1	0	0	0	0	0	7	11	0.00	3.000

PITCHER	IP	WLS	BF	H	R	ER	SO	BB	IBB	HBP	BLK	WP	HR	S	P	ERA	WHIP

Boston Red Sox @ New York Mets

Digital Domain Park, Port St. Lucie, FL

Sun Mar 06 2011, 1:09 PM - 3:42 PM EST

Att. 7,413 - Cloudy - 75 F

TOP

livebaseballscorecards.com

Batter	1	2	3	4	5	6	7	8	9	AB	R	H	RBI	BB	SO	LOB
10 Marco Scutaro, R (1, 6) OBP: 0.250, SLG: 0.364	G5-3		G4-3		G6-3		K		G6-3	3	0	0	0	0	0	0
80 Nate Spears, L (5, 6) OBP: 0.357, SLG: 0.308										2	0	0	0	0	1	1
55 Ryan Kalish, L (1, 8) OBP: 0.235, SLG: 0.133	K		K		F8			P4		4	0	0	0	0	2	0
89 Alex Wilson, R (8, 1)										0	0	0	0	0	0	0
12 Jed Lowrie, S (1, 4) OBP: 0.267, SLG: 0.400	2B			60 2B 78 G4-3 1B		K		L9		3	1	2	0	0	1	0
84 Oscar Tejeda, R (6, 4) OBP: 0.533, SLG: 0.786										1	0	0	0	0	0	0
60 Daniel Nava, S (1, 10) OBP: 0.313, SLG: 0.333	K			78 G4-3 1-3 2B		BB		68 HR 1B		3	0	2	0	1	1	1
94 Ryan Dent, R (8, PR)										0	1	0	0	0	0	0
(8, 8)																
68 Josh Reddick, L (1, 9) OBP: 0.313, SLG: 0.714		K		P6		P5		1-H HR		4	1	1	2	0	1	3
98 Bubba Bell, L (8, 9)										0	0	0	0	0	0	0
78 Lars Anderson, L (1, 3) OBP: 0.176, SLG: 0.313		L8		G4-3 2-3 3-H		K2-3		K		3	0	0	1	0	1	2
77 Aaron Bates, R (6, 3)										1	0	0	0	0	1	1
65 Will Middlebrooks, R (1, 5) OBP: 0.250, SLG: 0.143		F9		BB			K		P4	2	0	0	0	1	1	0
93 Ryan Khoury, R (8, 5)										1	0	0	0	0	0	0
86 J.C. Linares, R (1, 7) OBP: 0.333, SLG: 0.667			HR	G5-3			P6		K	4	1	1	1	0	1	2
92 Luis Exposito, R (1, 2) OBP: 0.143, SLG: 0.286			G5-3		K		HR		1B	2	0	0	0	0	1	0
82 Tim Federowicz, R (5, 2) OBP: 0.333, SLG: 0.833										2	1	2	1	0	0	0
92 Matt Sheely, R (9, PR)										0	0	0	0	0	0	0
Inning Stats	R: 0 E: 0 K: 2 S: 8 H: 1 LOB: 1 BB: 0 P: 8	R: 0 E: 0 K: 1 S: 5 H: 0 LOB: 0 BB: 0 P: 5	R: 1 E: 0 K: 1 S: 6 H: 1 LOB: 0 BB: 0 P: 6	R: 1 E: 0 K: 0 S: 5 H: 2 LOB: 2 BB: 1 P: 9	R: 0 E: 0 K: 1 S: 5 H: 0 LOB: 0 BB: 0 P: 5	R: 0 E: 0 K: 2 S: 7 H: 0 LOB: 1 BB: 1 P: 11	R: 1 E: 0 K: 2 S: 9 H: 1 LOB: 0 BB: 0 P: 10	R: 2 E: 0 K: 1 S: 7 H: 2 LOB: 1 BB: 0 P: 7	R: 0 E: 0 K: 1 S: 6 H: 1 LOB: 1 BB: 0 P: 6	1B: 3 2B: 2 3B: 0 HR: 3 SF: 0 SAC: 0 DP: 0 HBP: 0						

	AB	35
	R	5
	H	8
	RBI	5
	BB	2
	SO	11
	LOB	10

PITCHER	IP	WLS	BF	H	R	ER	SO	BB	IBB	HBP	BLK	WP	HR	S	P	ERA	WHIP
49 Jonathon Niese, L (1, 1) ERA: 2.7	3.2		15	4	2	2	4	0	0	0	0	0	1	23	23	4.91	1.091
66 Armando Rodriguez, R (4, 1) ERA: 7.71	0.1	H	2	0	0	0	0	1	0	0	0	0	0	1	5	0.00	3.000
Francisco Rodríguez, R (5, 1) ERA:	1.0	H	3	0	0	0	1	0	0	0	0	0	0	5	5	0.00	0.000
18 Ryota Igarashi, R (6, 1) ERA: 9.0	1.0	H	4	0	0	0	2	1	0	0	0	0	0	7	11	0.00	1.000
47 Taylor Tankersley, L (7, 1) ERA: 18.0	1.0	H	4	1	1	1	2	0	0	0	0	0	1	9	10	9.00	1.000

PITCHER	IP	WLS	BF	H	R	ER	SO	BB	IBB	HBP	BLK	WP	HR	S	P	ERA	WHIP
69 John Lujan, R (8, 1) ERA: 6.75	1.0	W	5	2	2	2	1	0	0	0	0	0	1	7	7	18.00	2.000
27 Boof Bonser, R (9, 1) ERA:	1.0	S	4	1	0	0	1	0	0	0	0	0	0	6	6	0.00	1.000

Boston Red Sox @ New York Mets

Digital Domain Park, Port St. Lucie, FL

Sun Mar 06 2011, 1:09 PM - 3:42 PM EST

Att. 7,413 - Cloudy - 75 F

BOTTOM

Batter	1	2	3	4	5	6	7	8	9	AB	R	H	RBI	BB	SO	LOB
7 José Reyes, S (1, 6) OBP: 0.231, SLG: 0.308	P2	G4-3		G6-3			L4			3	0	0	0	0	0	2
11 Rubén Tejada, R (6, 6) OBP: 0.455, SLG: 0.455										1	0	0	0	0	0	0
16 Ángel Pagán, S (1, 8) OBP: 0.188, SLG: 0.438	F9		44 1B 2B	K			G3			3	1	1	0	0	1	0
72 Kirk Nieuwenhuis, L (6, 8) OBP: 0.176, SLG: 0.188										1	0	0	0	0	0	0
5 David Wright, R (1, 5)	F8		G6-3		P3		F8			3	0	0	0	0	0	1
2 Justin Turner, R (6, 5) OBP: 0.250, SLG: 0.267										1	0	0	0	0	0	0
15 Carlos Beltrán, S (1, 10) OBP: 0.333, SLG: 0.333		44 1B 28 1B 1B	F9		F9			L3		3	1	1	0	0	0	1
6 Nick Evans, R (8, PH) OBP: 0.400, SLG: 0.474										1	0	0	0	0	0	0
(9, 10)																
44 Jason Bay, R (1, 7) OBP: 0.462, SLG: 0.462		28 1B 28 1B 1-2 1B	29 HR 2-H 1B		G1-3			B S S X 1-2 HR		3	2	2	1	0	0	0
21 Lucas Duda, L (6, 7) OBP: 0.300, SLG: 0.550										1	1	1	1	0	0	0
29 Ike Davis, L (1, 3) OBP: 0.438, SLG: 0.583	F9	C X 1-H HR				G3-1		G6-3		3	1	1	2	0	0	2
65 Zach Lutz, R (7, 3)										1	0	0	0	0	0	0
12 Scott Hairston, R (1, 9) OBP: 0.563, SLG: 0.692	F9	2B				1B		63 1B 1B		3	0	2	0	0	0	2
4 Russ Adams, L (7, 9) OBP: 0.333, SLG: 0.625										1	0	1	0	0	0	0
28 Daniel Murphy, L (1, 4) OBP: 0.294, SLG: 0.375	1-H 2-H 1B	G6-3				P5		19 FC5-4 1-2 1B		3	0	1	1	0	0	2
63 Jordany Valdespin, L (7, 4) OBP: 0.250, SLG: 0.273										1	0	1	0	0	0	0
13 Mike Nickeas, R (1, 2) OBP: 0.250, SLG: 0.200	B B B BB			G4-3		K		FC5-4 1-2f		2	0	0	0	1	1	1
19 Raul Chavez, R (7, 2) OBP: 0.200, SLG: 0.200										1	0	0	0	0	0	2
Inning Stats	R: 0 E: 0 K: 0 S: 3 H: 0 LOB: 0 BB: 0 P: 3	R: 2 E: 0 K: 0 S: 6 H: 3 LOB: 2 BB: 1 P: 10	R: 3 E: 0 K: 0 S: 8 H: 4 LOB: 1 BB: 0 P: 8	R: 0 E: 0 K: 1 S: 5 H: 0 LOB: 0 BB: 0 P: 5	R: 0 E: 0 K: 0 S: 3 H: 0 LOB: 0 BB: 0 P: 3	R: 0 E: 0 K: 1 S: 6 H: 1 LOB: 1 BB: 0 P: 6	R: 0 E: 0 K: 0 S: 3 H: 0 LOB: 0 BB: 0 P: 3	R: 1 E: 0 K: 0 S: 8 H: 3 LOB: 2 BB: 0 P: 9		1B: 7 2B: 2 3B: 0 HR: 2	SF: 0 SAC: 0 DP: 0 HBP: 0						

livebaseballscorecards.com

AB	35
R	6
H	11
RBI	5
BB	1
SO	2
LOB	13

WP: 0 PB: 0 SB: 0 CS: 0 PA: 36

PITCHER		IP	WLS	BF	H	R	ER	SO	BB	IBB	HBP	BLK	WP	HR	S	P	ERA	WHIP
64 Michael Bowden, R ERA: 4.5	(1, 1)	2.0		10	3	2	2	0	1	0	0	0	0	0	9	13	9.00	2.000
30 Andrew Miller, L ERA: 6.75	(3, 1)	2.0		10	4	3	3	1	0	0	0	0	0	1	13	13	13.50	2.000
37 Hideki Okajima, L ERA: 12.0	(5, 1)	1.0		3	0	0	0	0	0	0	0	0	0	0	3	3	0.00	0.000
53 Rich Hill, L ERA:	(6, 1)	2.0		7	1	0	0	1	0	0	0	0	0	0	9	9	0.00	0.500
89 Alex Wilson, R ERA: 13.5	(8, 1)	1.0	L	6	3	1	1	0	0	0	0	0	0	1	8	9	9.00	3.000

PITCHER	IP	WLS	BF	H	R	ER	SO	BB	IBB	HBP	BLK	WP	HR	S	P	ERA	WHIP

Baltimore Orioles @ Boston Red Sox

City of Palms Park, Ft. Myers, FL

Mon Mar 07 2011, 1:07 PM - 3:56 PM EST

Att. 7,113 - Cloudy - 71 F

TOP

livebaseballscorecards.com

Batter	1	2	3	4	5	6	7	8	9	AB	R	H	RBI	BB	SO	LOB
38 Matt Angle, L (1, 9) OBP: 0.333, SLG: 0.286	0-0 39 SH5-3 39 S 1B		0-0 G4-3		0-0 G4-3		0-0 G4-3 1-2		0-0 15 BB 1B 1B	5	0	2	0	0	0	2
95 Kyle Hudson, L (6, 8) (9, 8)										0	0	0	0	0	0	0
39 Randy Winn, S (1, 8) OBP: 0.231, SLG: 0.167	1-0 SH5-3 1-3			0-0 G3		0-0 G4-3	0-0 F7		4-0 1B 1-2 BB	2	0	0	0	0	0	0
15 Craig Tatum, R (6, 2) OBP: 0.286, SLG: 0.231										1	0	0	0	1	0	1
14 Nolan Reimold, R (1, 7) OBP: 0.455, SLG: 0.722	0-0 G5-3			0-0 P4		0-0 9 2B 11 BB 1B	0-0 2-H 2B		0-0 1-2 2-H 1B	4	1	2	1	0	0	1
Steve Bumbry, L (7, PR) (7, 7) OBP: 1.000, SLG: 1.000										1	0	1	0	0	0	0
9 Jake Fox, R (1, 2) OBP: 0.421, SLG: 0.947	0-0 F8			0-0 P5		0-0 11 BB 1-3 2B	0-0 F8		0-3 K	3	0	1	0	0	0	1
74 Tyler Henson, R (6, PR) (6, 9)										2	0	0	0	0	1	3
37 Josh Bell, S (1, 5) OBP: 0.391, SLG: 0.444		0-0 G4-3			0-3 K	4-0 11 BB BB		0-0 28 SF9 3B		3	1	1	0	1	1	0
28 Brendan Harris, R (1, 10) OBP: 0.353, SLG: 0.600		0-0 G6-3			0-0 11 2B 2B	0-3 K		0-0 SF9 3-H		3	1	1	1	0	1	3
11 Robert Andino, R (1, 4) OBP: 0.294, SLG: 0.231		0-0 F9			0-0 3 1B 2-H 2B	4-0 1-2 2-3 3-H BB		0-0 F8		3	1	1	2	1	0	0
90 Buck Britton, L (7, 6) (8, 4)										0	0	0	0	0	0	0
76 Joe Mahoney, L (1, 3) OBP: 0.417, SLG: 0.455			0-0 P4		0-3 K	0-0 F8		0-3 K		4	0	0	0	0	2	4
Jacob Julius, L (8, 3)										0	0	0	0	0	0	0
3 Cesar Izturis, S (1, 6) OBP: 0.357, SLG: 0.250			0-0 G4-3		0-0 2-H 1B		0-0 38 G4-3 14 2B 1B		0-0 F8	3	1	2	1	0	0	0
Bobby Stevens, R (7, 4) (8, 6)										1	0	0	0	0	0	0

	AB	35
	R	5
	H	11
	RBI	5
	BB	3
	SO	5
	LOB	15

Inning Stats	1	2	3	4	5	6	7	8	9
	R: 0 E: 0 K: 0 S: 4	R: 0 E: 0 K: 0 S: 3	R: 0 E: 0 K: 0 S: 3	R: 0 E: 0 K: 0 S: 3	R: 2 E: 0 K: 2 S: 10	R: 1 E: 0 K: 1 S: 7	R: 1 E: 0 K: 0 S: 5	R: 1 E: 0 K: 1 S: 6	R: 0 E: 0 K: 1 S: 6
	H: 1 LOB: 1 BB: 0 P: 5	H: 0 LOB: 0 BB: 0 P: 3	H: 0 LOB: 0 BB: 0 P: 3	H: 0 LOB: 0 BB: 0 P: 3	H: 3 LOB: 1 BB: 0 P: 10	H: 2 LOB: 3 BB: 2 P: 15	H: 2 LOB: 1 BB: 0 P: 5	H: 1 LOB: 0 BB: 0 P: 6	H: 2 LOB: 2 BB: 1 P: 10

1B: 6	SF: 1	WP: 0	PA: 40
2B: 4	SAC: 1	PB: 0	
3B: 1	DP: 0	SB: 1	
HR: 0	HBP: 0	CS: 0	

PITCHER		IP	WLS	BF	H	R	ER	SO	BB	IBB	HBP	BLK	WP	HR	S	P	ERA	WHIP
41 John Lackey, R (1, 1) ERA: 1.5		4.0		13	1	0	0	0	0	0	0	0	0	0	13	14	0.00	0.250
35 Dan Wheeler, R (5, 1) ERA: 9.0		1.0	H	6	3	2	2	2	0	0	0	0	0	0	10	10	18.00	3.000
87 Kyle Weiland, R (6, 1) ERA: 6.75		2.0	B	12	4	2	2	1	2	0	0	0	0	0	12	20	9.00	3.000
43 Randy Williams, L (8, 1) ERA: 3.0		1.0		4	1	1	1	1	0	0	0	0	0	0	6	6	9.00	1.000
46 Tony Pena Jr., R (9, 1) ERA: 6.75		1.0	W	5	2	0	0	1	1	0	0	0	0	0	6	10	0.00	3.000

PITCHER	IP	WLS	BF	H	R	ER	SO	BB	IBB	HBP	BLK	WP	HR	S	P	ERA	WHIP

Baltimore Orioles @ Boston Red Sox

City of Palms Park, Ft. Myers, FL

Mon Mar 07 2011, 1:07 PM - 3:56 PM EST

Att. 7,113 - Cloudy - 71 F

BOTTOM

Batter	1	2	3	4	5	6	7	8	9	AB	R	H	RBI	BB	SO	LOB
2 Jacoby Ellsbury, L (1, 8) OBP: 0.308, SLG: 0.250	13 FC3-6 20 1B 15 1B 1B	P6		G4-3			G5-3		84 FC1-5-6 2B	3	1	1	0	0	0	3
54 Darnell McDonald, R (5, 8) OBP: 0.375, SLG: 0.429										2	0	1	0	0	0	0
15 Dustin Pedroia, R (1, 4) OBP: 0.357, SLG: 0.333	1-2 13 FC3-6 1B	K			13 1B 2B		1B		FC1-5-6 60 G3-1 72 1B 2-3	3	0	2	0	0	1	1
84 Oscar Tejeda, R (5, PR) OBP: 0.529, SLG: 0.750 (6, 4)										2	2	1	0	0	0	1
13 Carl Crawford, L (1, 7) OBP: 0.250, SLG: 0.200	1-2f 2-3 FC3-6 34 S 20 1B 7 1B		G6-3		2-H 34 S 1B		F7		G3-1 2-3	3	1	1	1	0	0	2
60 Daniel Nava, S (6, 7) OBP: 0.278, SLG: 0.294										2	0	0	0	0	0	2
20 Kevin Youkilis, R (1, 5) OBP: 0.214, SLG: 0.154	1-2 3-H 34 S 7 1B 1B		L7		F9		F8		3-H 1B	3	1	1	1	0	0	2
72 Yamaico Navarro, R (6, 5) OBP: 0.294, SLG: 0.471										2	0	1	1	0	0	1
34 David Ortiz, L (1, 10) OBP: 0.353, SLG: 0.500	1-2 2-3 K		K		1-2 K			P5		3	0	0	0	0	3	4
55 Ryan Kalish, L (8, PH) OBP: 0.222, SLG: 0.125 (9, 10)										1	0	0	0	0	0	0
7 J.D. Drew, L (1, 9) OBP: 0.273, SLG: 0.200	2-H 3-H 1B			G3-1	L9			76 E 76 E 1B		3	0	1	2	0	0	1
85 Che-Hsuan Lin, R (6, 9) OBP: 0.444, SLG: 0.167										1	1	1	0	0	0	0
10 Marco Scutaro, R (1, 6) OBP: 0.267, SLG: 0.357	P6			F9	81 G6-4-3 1B			E6 1-H		3	0	1	0	0	0	1
76 Jose Iglesias, R (6, PR) OBP: 0.438, SLG: 0.400 (7, 6)										1	0	0	0	0	0	0
33 Jason Varitek, S (1, 2) OBP: 0.444, SLG: 0.375		70 G1 HBP		70 BB 1B	1-2f G6-4-3			F7		1	0	1	0	0	0	0
81 Mark Wagner, R (6, 2) OBP: 0.143, SLG: 0.571										2	0	0	0	0	0	2
70 Drew Sutton, S (1, 3) OBP: 0.368, SLG: 0.375		1-2 G1		1-2 BB	K			G4-3		2	0	0	0	1	1	2
80 Nate Spears, L (7, 3) OBP: 0.333, SLG: 0.286										1	0	0	0	0	0	1
Inning Stats	R: 3 E: 0 K: 1 S: 9 H: 4 LOB: 1 BB: 0 P: 10	R: 0 E: 0 K: 1 S: 5 H: 0 LOB: 1 BB: 0 P: 6	R: 0 E: 0 K: 1 S: 5 H: 0 LOB: 0 BB: 0 P: 5	R: 0 E: 0 K: 0 S: 4 H: 1 LOB: 2 BB: 1 P: 8	R: 1 E: 0 K: 1 S: 7 H: 2 LOB: 1 BB: 0 P: 8	R: 0 E: 0 K: 1 S: 5 H: 1 LOB: 1 BB: 0 P: 5	R: 0 E: 0 K: 0 S: 4 H: 1 LOB: 1 BB: 0 P: 4	R: 1 E: 2 K: 0 S: 5 H: 1 LOB: 1 BB: 0 P: 6	R: 1 E: 0 K: 0 S: 4 H: 2 LOB: 1 BB: 0 P: 4	1B: 10 2B: 2 3B: 0 HR: 0 SF: 0 SAC: 0 DP: 1 HBP: 1							

livebaseballscorecards.com

AB	38
R	6
H	12
RBI	5
BB	1
SO	5
LOB	23

PITCHER		IP	WLS	BF	H	R	ER	SO	BB	IBB	HBP	BLK	WP	HR	S	P	ERA	WHIP
24 Chris Tillman, R ERA: 7.2	(1, 1)	3.0		14	4	3	3	3	0	0	1	0	0	0	19	21	9.00	1.333
49 Jason Berken, R ERA: 9.0	(4, 1)	1.0		6	2	1	1	0	1	0	0	0	0	0	5	9	9.00	3.000
81 Nick Bierbrodt, L ERA: 20.25	(5, 1)	1.0		4	1	0	0	1	0	0	0	0	0	0	6	7	0.00	1.000
59 Josh Rupe, R ERA:	(6, 1)	2.0		7	2	0	0	1	0	0	0	0	0	0	9	9	0.00	1.000
62 Chorye Spoone, R ERA: 9.0	(8, 1)	1.0	B	5	1	1	0	0	0	0	0	0	0	0	5	6	0.00	1.000

PITCHER		IP	WLS	BF	H	R	ER	SO	BB	IBB	HBP	BLK	WP	HR	S	P	ERA	WHIP
83 Mark Worrell, R ERA: 5.4	(9, 1)	0.2	L	4	2	1	1	0	0	0	0	0	0	0	4	4	13.50	3.000

Boston Red Sox @ St. Louis Cardinals

Roger Dean Stadium, Jupiter, FL

Tue Mar 08 2011, 1:08 PM - 4:21 PM EST

Att. 7,983 - Partly Cloudy - 78 F

TOP

livebaseballscorecards.com

Batter	1	2	3	4	5	6	7	8	9	AB	R	H	RBI	BB	SO	LOB
2 Jacoby Ellsbury, L (1, 8) OBP: 0.412, SLG: 0.438 92 Matt Sheely, R (6, 8)	0-0 84 BB 34 S 78 FC1-2 1B	0-0 54 1B 1-H 2B		0-0 1B		0-3 K		0-0 SH1-3 1-2 2-3		4 1 3 1 0 1 1 0 0 0 0 0 0 0						
54 Darnell McDonald, R (1, 7) OBP: 0.400, SLG: 0.444 97 Alex Hassan, R (6, PR) OBP: 1.000, SLG: 1.500 (6, 7)	0-0 F8	0-0 2-H 1B		0-0 L6		0-0 83 2B 1-2 1B		0-0 83 HR 2-H 3-H 2B		4 0 2 1 0 0 2 1 1 1 2 0 0 0						
34 David Ortiz, L (1, 10) OBP: 0.350, SLG: 0.444 83 Ryan Lavarnway, R (6, PH) OBP: 0.333, SLG: 1.000 (6, 10)	4-0 78 FC1-2 84 BB 1-2 BB	0-0 F8		0-0 F7		0-0 1-3 2-H 2B		1-1 2-H HR		2 0 0 0 1 0 2 2 1 2 3 0 0 0						
20 Kevin Youkilis, R (1, 5) OBP: 0.235, SLG: 0.188 65 Will Middlebrooks, R (5, 5) OBP: 0.200, SLG: 0.111	0-3 K		0-0 84 G5-3 72 1B 1B	0-0 G5-3		0-3 K		0-0 G6-3		3 1 1 0 0 1 3 2 0 0 0 0 1 3						
84 Oscar Tejeda, R (1, 4) OBP: 0.500, SLG: 0.667 95 Tony Thomas, R (6, 4)	4-0 78 FC1-2 1-2 2-3 BB	0-0 G5-3 1-2	0-0 G6-3			0-0 F9	0-0 G5-3			2 0 0 0 1 0 1 2 0 0 0 0 0 0						
78 Lars Anderson, L (1, 3) OBP: 0.150, SLG: 0.263 77 Aaron Bates, R (6, 3)	0-0 FC1-2 1-2 2-3 3-Hf	0-0 P5	0-3 K			0-0 G4-3		0-0 G6-3		3 0 0 0 0 1 4 2 0 0 0 0 0 0						
72 Yamaico Navarro, R (1, 6) OBP: 0.350, SLG: 0.500 94 Ryan Dent, R (6, 6)	0-0 81 FC5-4 86 BB 1B	0-0 86 E 86 1B 2-H 1B	0-0 F9			0-0 P4		0-0 G3-1		3 0 2 1 0 0 0 2 0 0 0 0 0 0						
86 J.C. Linares, R (1, 9) OBP: 0.400, SLG: 0.632	4-0 81 FC5-4 1-2 BB	0-0 E3 1-3 1B				0-0 E6 54 1B 83 2B		0-0 92 SH1-3 82 BB 97 2B 1B	0-3 K	4 2 2 0 1 1 0						
81 Mark Wagner, R (1, 2) OBP: 0.100, SLG: 0.400 82 Tim Federowicz, R (6, 2) OBP: 0.429, SLG: 0.833	0-0 FC5-4 2 2B 1-2 2-3	0-3 K				0-0 F7		4-0 92 SH1-3 97 2B 1-2 BB		3 1 0 0 0 1 5 0 1 0 0 1 0 0						
Inning Stats	R: 0 H: 1 E: 0 LOB: 3 K: 1 BB: 2 S: 6 P: 14	R: 2 H: 3 E: 0 LOB: 1 K: 0 BB: 1 S: 5 P: 9	R: 1 H: 3 E: 1 LOB: 2 K: 1 BB: 0 S: 8 P: 8	R: 0 H: 1 E: 0 LOB: 1 K: 0 BB: 0 S: 4 P: 4	R: 0 H: 0 E: 0 LOB: 0 K: 1 BB: 0 S: 5 P: 5	R: 1 H: 2 E: 1 LOB: 3 K: 2 BB: 0 S: 10 P: 10	R: 0 H: 0 E: 0 LOB: 0 K: 0 BB: 0 S: 3 P: 3	R: 4 H: 3 E: 0 LOB: 0 K: 0 BB: 1 S: 7 P: 12	R: 0 H: 0 E: 0 LOB: 0 K: 1 BB: 0 S: 5 P: 5	1B: 9 SF: 0 2B: 3 SAC: 1 3B: 0 DP: 1 HR: 1 HBP: 0						

	AB	39
	R	8
	H	13
	RBI	8
	BB	4
	SO	6
	LOB	21

WP: 0 PA: 44
PB: 0
SB: 1
CS: 0

PITCHER		IP	WLS	BF	H	R	ER	SO	BB	IBB	HBP	BLK	WP	HR	S	P	ERA	WHIP
54 Jaime García, L	(1, 1)	3.0		18	7	3	3	2	3	0	0	0	0	0	19	31	9.00	3.333
ERA: 5.4																		
79 Eduardo Sanchez, R	(4, 1)	2.0		7	1	0	0	1	0	0	0	0	0	0	9	9	0.00	0.500
ERA:																		
72 Brandon Dickson, R	(6, 1)	3.0	L	16	5	5	4	2	1	0	0	0	0	1	20	25	12.00	2.000
ERA: 7.5																		
59 Fernando Salas, R	(9, 1)	1.0		3	0	0	0	1	0	0	0	0	0	0	5	5	0.00	0.000
ERA:																		

PITCHER	IP	WLS	BF	H	R	ER	SO	BB	IBB	HBP	BLK	WP	HR	S	P	ERA	WHIP

Batter	1	2	3	4	5	6	7	8	9	AB	R	H	RBI	BB	SO	LOB
Ryan Theriot, R (1, 6) OBP: 0.348, SLG: 0.222	BBBB 4-0 5 2B BB	X 0-0 1-3 1B		BBBB 4-0 1-2 BB	X 0-0 19 E 1-2 2-3 3-H 1B		SSS 0-3 ② K		X 0-0 ② FC5-4 1-2f 2-3	2	1	2	1	2	0	0
27 Tyler Greene, R (6, 6) OBP: 0.286, SLG: 0.250										2	0	0	0	0	1	3
28 Colby Rasmus, L (1, 8) OBP: 0.333, SLG: 0.417	SSS 0-3 ① K	SSC 0-3 ③ K		X 0-0 ③ F9	X 0-0 E4 63 G4-6-3 1-2 2-3 3-H		X 0-0 ③ G1-3		X 0-0 ③ F8	3	0	0	0	0	2	6
19 Jon Jay, L (5, PH) OBP: 0.346, SLG: 0.577										2	0	0	0	0	0	3
(6, 7)																
23 David Freese, R (9, PH) OBP: 0.400, SLG: 0.400										1	0	0	0	0	0	2
5 Albert Pujols, R (1, 3) OBP: 0.412, SLG: 0.500	X 0-0 7 1B 1-H 2B		SSC 0-3 ① K		7 2B 12 1B 1B X 0-0 G4-6-3 1-2f			X 0-0 ① G5-3		3	1	2	1	0	1	0
63 Shane Robinson, R (5, PR) OBP: 0.231, SLG: 0.308										2	1	0	0	0	0	3
(6, 8)																
7 Matt Holliday, R (1, 7) OBP: 0.333, SLG: 0.600	X 0-0 12 1B 2-H 1B	X 0-0 ② F8			X 0-0 12 1B 13 1B 1-3 2B	X 0-0 ① F8		X 0-0 ② G3-1		3	1	2	1	0	0	0
64 Mark Hamilton, L (6, 3) OBP: 0.370, SLG: 0.560										2	0	0	0	0	0	0
12 Lance Berkman, S (1, 10) OBP: 0.353, SLG: 0.529	X 0-0 4 G6-4-3 1-2 1B	SSS 0-3 ③ K			X 0-0 21 BB 13 1B 92 BB 2-3 3-H 1B	X 0-0 13 G5-3 1B		X 0-0 13 2B 1B		3	0	2	1	0	1	0
34 Nick Stavinoha, R (5, PR) OBP: 0.364, SLG: 0.364										2	1	2	0	0	0	0
(6, 10)																
4 Yadier Molina, R (1, 2) OBP: 0.333, SLG: 0.333	X 0-0 ② ③ G6-4-3 1-2f			X 0-0 ① G5-3	X 0-0 92 BB 21 BB 1-2 3-H 1B	X 0-0 ② G5-3 1-2		X 0-0 ③ 1-H 2B		1	0	0	0	0	0	2
13 Gerald Laird, R (4, 2) OBP: 0.400, SLG: 0.571										4	1	2	1	0	0	1
55 Skip Schumaker, L (1, 4) OBP: 0.421, SLG: 0.500		X 0-0 ① F7		X 0-0 ② G4-3	X 0-0 ① F7	SSS 0-3 ③ K			BBBBB 4-0 27 FC5-4 91 1B BB	3	0	0	0	0	0	2
33 Daniel Descalso, L (6, 4) OBP: 0.389, SLG: 0.438										1	0	0	0	1	1	1
21 Allen Craig, R (1, 9) OBP: 0.423, SLG: 0.522	SSS 0-3 ② K		BBBB 4-0 92 1B BB	BBBB 4-0 1B 92 BB 19 E 1-2 2-3 BB	SSS 0-3 ① K		X 0-0 27 FC5-4 1-2 1B		1	1	0	0	2	1	0
87 Adron Chambers, L (7, PH) OBP: 0.294, SLG: 0.200										1	0	0	0	0	1	0
(8, 9)																
91 Amaury Cazana, R (9, PH) OBP: 0.444, SLG: 0.167										1	0	1	0	0	0	0
92 Matt Carpenter, L (1, 5) OBP: 0.524, SLG: 0.737	X 0-0 1B 1B	X 0-0 1-3 BB 1B	BBBB 4-0 19 E 1B 1-2 2-3 3-H BB	X 0-0 1B	SSL 0-3 ① K		3	0	3	1	1	0	0
19 Ramón Vázquez, L (8, 5) OBP: 0.278, SLG: 0.200										1	0	0	0	0	1	2
Inning Stats	R: 2 E: 0 K: 1 S: 7 H: 3 LOB: 1 BB: 1 P: 11	R: 0 E: 0 K: 2 S: 9 H: 2 LOB: 2 BB: 0 P: 9	R: 0 E: 0 K: 2 S: 7 H: 0 LOB: 0 BB: 0 P: 7	R: 0 E: 0 K: 0 S: 4 H: 1 LOB: 3 BB: 2 P: 12	R: 5 E: 1 K: 0 S: 8 H: 5 LOB: 3 BB: 2 P: 16	R: 0 E: 0 K: 1 S: 6 H: 1 LOB: 1 BB: 0 P: 6	R: 0 E: 0 K: 2 S: 8 H: 1 LOB: 1 BB: 0 P: 8	R: 0 E: 0 K: 0 S: 4 H: 2 LOB: 2 BB: 0 P: 4	R: 0 E: 0 K: 1 S: 6 H: 1 LOB: 2 BB: 1 P: 10	1B: 13 2B: 3 3B: 0 HR: 0 SF: 0 SAC: 0 DP: 2 HBP: 0						

PITCHER		IP	WLS	BF	H	R	ER	SO	BB	IBB	HBP	BLK	WP	HR	S	P	ERA	WHIP
74 Stolmy Pimentel, R ERA: 9.82	(1, 1)	1.2		10	5	2	2	2	1	0	0	0	0	0	13	17	10.80	3.600
94 Tommy Hottovy, L ERA:	(2, 1)	0.1		1	0	0	0	1	0	0	0	0	0	0	3	3	0.00	0.000
56 Brandon Duckworth, R ERA: 5.4	(3, 1)	2.0	H	9	1	0	0	2	2	0	0	0	0	0	11	19	0.00	1.500
90 Jason Rice, R ERA: 9.0	(5, 1)	1.0	B	10	5	5	4	0	2	0	0	0	0	0	8	16	36.00	7.000
79 Clevelan Santeliz, R ERA: 2.25	(6, 1)	2.0	W	8	2	0	0	3	0	0	0	0	0	0	14	14	0.00	1.000

PITCHER		IP	WLS	BF	H	R	ER	SO	BB	IBB	HBP	BLK	WP	HR	S	P	ERA	WHIP
59 Lenny DiNardo, L ERA:	(8, 1)	1.0	H	4	2	0	0	0	0	0	0	0	0	0	4	4	0.00	2.000
65 Kyle Fernandes, L ERA:	(9, 1)	1.0	S	5	1	0	0	1	1	0	0	0	0	0	6	10	0.00	2.000

BOTTOM

Boston Red Sox @ St. Louis Cardinals

Roger Dean Stadium, Jupiter, FL

Tue Mar 08 2011, 1:08 PM - 4:21 PM EST

Att. 7,983 - Partly Cloudy - 78 F

livebaseballscorecards.com

AB	41
R	7
H	16
RBI	6
BB	6
SO	9
LOB	25

Houston Astros @ Boston Red Sox

City of Palms Park, Ft. Myers, FL

Tue Mar 08 2011, 1:08 PM - 3:56 PM EST

Att. 4,909 - Partly Cloudy - 80 F

TOP

livebaseballscorecards.com

Batter	1	2	3	4	5	6	7	8	9	AB	R	H	RBI	BB	SO	LOB
92 T.J. Steele, R (1, 8) OBP: 0.368, SLG: 0.444	BBBB 4-0 19 G3 22 S 93 2B BB		X 0-0 1B		SSS 0-3 ① K		SSS 0-3 ③ K	BBBB 4-0 95 SH5-4 BB		3	1	1	0	1	2	2
22 Bill Hall, R (1, 4) OBP: 0.263, SLG: 0.176 1 Anderson Hernandez, S (8, PR) OBP: 0.750, SLG: 1.000 (8, 4)	BX 1-0 ① G5-3 1-2		SSS 0-3 ② K		X 0-0 19 1B 1B 1-2 2-H			X 0-0 ① SH5-4 1-2		3 0	0 0	1 0	1 0	1 0	1 0	2 0
19 Brian Bogusevic, L (1, 9) OBP: 0.217, SLG: 0.261 95 JB Shuck, L (8, PH) OBP: 0.455, SLG: 0.545 (8, 7)	X 0-0 ② G3 2-3		SSS 0-3 ③ K		X 0-0 93 G5-4-3 1B 1-2 2-3			X 0-0 F7		3 0	0 0	1 0	0 0	0 0	1 0	2 0
93 Drew Locke, R (1, 7) OBP: 0.357, SLG: 0.538 (8, 9)	X 0-0 3-H 2B			X 0-0 1B	X 0-0 ②③ G5-4-3 1-2f			X 0-0 ② F7		4	0	2	1	0	0	5
23 Chris Johnson, R (1, 5) OBP: 0.364, SLG: 0.450 98 Jonathan Meyer, R (8, 5)	CCC 0-3 ③ K			X 0-0 ① P4		SSS 0-3 ① K		SSS 0-3 ③ K		4 0	0 0	0 0	0 0	0 0	3 0	4 0
91 Koby Clemens, R (1, 3) OBP: 0.158, SLG: 0.111		X 0-0 ① G5-3		X 0-0 ② F8		X 0-0 ② P4			SSS 0-3 ① K	4	0	0	0	0	1	1
12 Tommy Manzella, R (1, 6) OBP: 0.294, SLG: 0.353		X 0-0 ② G5-3		X 0-0 ③ F8		X 0-0 ③ F9			SSS 0-3 ② K	4	0	0	0	0	1	1
55 Humberto Quintero, R (1, 2) OBP: 0.455, SLG: 0.700 72 René García, R (7, 2)		SSS 0-3 ③ K			X 0-0 22 1B 2B		X 0-0 ① L4		SSS 0-3 ③ K	3 1	1 0	1 0	0 0	0 0	1 1	0 0
97 J.C. Thompson, R (1, 10)			X 0-0 ① G1-3		BH 2-0 19 1B 22 1B HBP		SSS 0-3 ② K			2	0	0	0	0	1	0

| | | |

Houston Astros @ Boston Red Sox

City of Palms Park, Ft. Myers, FL

Tue Mar 08 2011, 1:08 PM - 3:56 PM EST

Att. 4,909 - Partly Cloudy - 80 F

BOTTOM

Batter	1	2	3	4	5	6	7	8	9	AB	R	H	RBI	BB	SO	LOB
55 Ryan Kalish, L (1, 8) OBP: 0.318, SLG: 0.300	0-0 15 FC6-5 2B		0-0 15 G5-4-3 1B		0-0 1-3 15 G5-4-3 1B		0-0 ① G4-3			4	0	3	0	0	0	0
15 Dustin Pedroia, R (1, 4) OBP: 0.294, SLG: 0.267 93 Ryan Khoury, R (6, 4)	0-0 ① FC6-5 13 CS 2-3		0-0 ①② G5-4-3 1-2f		0-0 ①② G5-4-3 1-2f 3-H		0-0 ② F8			3 1	0 0	0 0	0 0	0 0	0 0	3 0
13 Carl Crawford, L (1, 7) OBP: 0.263, SLG: 0.278 60 Daniel Nava, S (6, 7) OBP: 0.263, SLG: 0.278	B X 1-0 ② 1-2 2B		0-0 ③ G4-3		0-0 ③ F7		C C C 0-3 ③ K			3 1	0 0	1 0	0 0	0 0	0 1	0 0
7 J.D. Drew, L (1, 10) OBP: 0.357, SLG: 0.182 Felix Sanchez, R (6, PR) (7, 10) 98 Bubba Bell, L (8, PH) (9, 10)	S S S 0-3 ③ K			B B B B 4-0 39 BB 12 1B BB		B B B B 4-0 39 1B 80 G3 BB		0-0 ① F7		1 0 1	0 1 0	0 0 0	0 0 0	2 0 0	1 0 0	1 0 0
12 Jed Lowrie, S (1, 3) OBP: 0.278, SLG: 0.389 62 Paul Hoover, R (7, 2) OBP: 0.667, SLG: 1.000		0-0 ① L3		0-0 39 BB 1-2 1B		0-0 ① F7		0-0 68 F8 80 1B 2B		3 1	0 1	1 1	0 0	0 0	0 0	1 0
39 Jarrod Saltalamacchia, S (1, 2) OBP: 0.462, SLG: 0.500 96 Jorge Padron, L (6, PR) (7, 3)	0-0 2B		B B B B 4-0 80 L4-3 1-2 2-3 BB		0-0 80 G3 68 BB 1-3 1B		B B B B 4-0 80 1B BB			2 0	0 0	2 0	0 0	1 1	0 0	0 0
68 Josh Reddick, L (1, 9) OBP: 0.300, SLG: 0.588 85 Che-Hsuan Lin, R (9, 9) OBP: 0.444, SLG: 0.167	0-0 ② F7		S S S 0-3 ① K		B B B B 4-0 80 G3 1-2 BB		0-0 ② F8 2-3			3 0	0 0	0 0	0 0	1 0	1 0	6 0
80 Nate Spears, L (1, 5) OBP: 0.368, SLG: 0.294	B B B B 4-0 BB		0-0 ②③ L4-3 1-1		0-0 ② G3 1-2 2-3 3-H		0-0 1-2 3-H 1B			3	0	1	2	1	0	5
76 Jose Iglesias, R (1, 6) OBP: 0.400, SLG: 0.333	0-0 ③ F9			B H 2-0 55 1B 15 G5-4-3 HBP		0-0 ③ P6		0-0 ③ G1-3		3	1	0	0	0	0	7
Inning Stats	R: 0 E: 0 K: 1 S: 6 H: 2 LOB: 1 BB: 0 P: 7	R: 0 E: 0 K: 0 S: 4 H: 1 LOB: 2 BB: 1 P: 8	R: 0 E: 0 K: 0 S: 3 H: 1 LOB: 0 BB: 0 P: 3	R: 0 E: 0 K: 1 S: 5 H: 1 LOB: 2 BB: 2 P: 13	R: 1 E: 0 K: 0 S: 3 H: 1 LOB: 0 BB: 0 P: 5	R: 1 E: 0 K: 0 S: 4 H: 1 LOB: 3 BB: 2 P: 12	R: 0 E: 0 K: 1 S: 5 H: 0 LOB: 0 BB: 0 P: 5	R: 1 E: 0 K: 0 S: 5 H: 2 LOB: 2 BB: 1 P: 9		1B: 5 2B: 5 3B: 0 HR: 0 SF: 0 SAC: 0 DP: 3 HBP: 1					

livebaseballscorecards.com

AB	29
R	3
H	9
RBI	2
BB	6
SO	3
LOB	23

WP: 0 PA: 36
PB: 0
SB: 0
CS: 1

PITCHER		IP	WLS	BF	H	R	ER	SO	BB	IBB	HBP	BLK	WP	HR	S	P	ERA	WHIP
62 Aneury Rodriguez, R ERA: 4.5	(1, 1)	3.0		12	4	0	0	1	1	0	0	0	0	0	13	18	0.00	1.667
60 Lance Pendleton, R ERA: 4.5	(4, 1)	2.0	H	9	2	1	1	1	2	0	1	0	0	0	8	18	4.50	2.000
83 Jose Valdez, R ERA: 3.0	(6, 1)	1.0	B	6	1	1	1	0	2	0	0	0	0	0	4	12	9.00	3.000
67 David Carpenter, R ERA: 1.8	(7, 1)	2.0	L	9	2	1	1	1	1	0	0	0	0	0	10	14	4.50	1.500

PITCHER		IP	WLS	BF	H	R	ER	SO	BB	IBB	HBP	BLK	WP	HR	S	P	ERA	WHIP

Batter	1	2	3	4	5	6	7	8	9	AB	R	H	RBI	BB	SO	LOB
38 Matt Angle, L (1, 9) (8, 7) OBP: 0.250, SLG: 0.222	C S S 0-3 ① K		x 0-0 ② G5-3		S S C 0-3 ③ K			x 0-0 ② SF7 3-H		3	0	0	1	0	2	0
39 Randy Winn, S (1, 7) OBP: 0.190, SLG: 0.105 74 Tyler Henson, R (8, 9)	S S S 0-3 ② K		S S S 0-3 ③ K			S S S 0-3 ① K		x 0-0 ③ L8		4 0	0 0	0 0	0 0	0 0	3 0	0 0
18 Felix Pie, L (1, 8) OBP: 0.250, SLG: 0.350 95 Kyle Hudson, L (9, 8)	x 0-0 ③ G6-3			x 0-0 37 2B 1B		x 0-0 ② G4-3			x 0-0 ① G3-1	4 0	0 0	1 0	0 0	0 0	0 0	0 0
9 Jake Fox, R (1, 2) OBP: 0.385, SLG: 0.846 71 Michel Hernandez, R (8, 2)		x 0-0 37 F8 28 FC6-2 2B		x 0-0 ① F7		x 0-0 ③ P5			x 0-0 ② P6	3 1	0 0	1 0	0 0	0 0	0 0	1 0
37 Josh Bell, S (1, 5) OBP: 0.355, SLG: 0.480 90 Buck Britton, L (9, 5)		x 0-0 ① F8 2-3		x 0-0 1-3 2B			x 0-0 ① L7		x 0-0 ③ G4-3	4 0	0 0	1 0	0 0	0 0	0 0	1 0
28 Brendan Harris, R (1, 4) OBP: 0.292, SLG: 0.429		x 0-0 ② FC6-2 29 1B 3-H		x 0-0 ② P3			x 0-0 ② G6-3			3	0	0	0	0	0	3
29 Brandon Snyder, R (1, 10) OBP: 0.235, SLG: 0.294		x 0-0 76 FC6-4 1-2 1B		x 0-0 ③ G6-3			x 0-0 ③ F9			3	0	1	0	0	0	2
76 Joe Mahoney, L (1, 3) OBP: 0.400, SLG: 0.571		x 0-0 ③ FC6-4 1-2f			x 0-0 ① G4-3			x 0-0 38 SF7 3B		3	1	1	0	0	0	2
11 Robert Andino, R (1, 6) OBP: 0.261, SLG: 0.211			x 0-0 ① G4-3		S S C 0-3 ② K			x 0-0 ① F9		3	0	0	0	0	1	1
Inning Stats	R: 0 H: 0 E: 0 LOB: 0 K: 2 BB: 0 S: 7 P: 7	R: 0 H: 2 E: 0 LOB: 2 K: 0 BB: 0 S: 5 P: 5	R: 0 H: 0 E: 0 LOB: 0 K: 1 BB: 0 S: 5 P: 5	R: 0 H: 2 E: 0 LOB: 2 K: 0 BB: 0 S: 5 P: 5	R: 0 H: 0 E: 0 LOB: 0 K: 2 BB: 0 S: 7 P: 7	R: 0 H: 0 E: 0 LOB: 0 K: 1 BB: 0 S: 5 P: 5	R: 0 H: 0 E: 0 LOB: 0 K: 0 BB: 0 S: 3 P: 3	R: 1 H: 1 E: 0 LOB: 0 K: 0 BB: 0 S: 4 P: 4	R: 0 H: 0 E: 0 LOB: 0 K: 0 BB: 0 S: 3 P: 3	1B: 2 2B: 2 3B: 1 HR: 0	SF: 1 SAC: 0 DP: 0 HBP: 0					

TOP

Baltimore Orioles @ Boston Red Sox

City of Palms Park, Ft. Myers, FL

Wed Mar 09 2011, 7:08 PM - 9:33 PM EST

Att. 7,406 - Clear - 75 F

livebaseballscorecards.com

AB	31
R	1
H	5
RBI	1
BB	0
SO	6
LOB	10

PITCHER		IP	WLS	BF	H	R	ER	SO	BB	IBB	HBP	BLK	WP	HR	S	P	ERA	WHIP
11 Clay Buchholz, R ERA:	(1, 1)	4.0		16	4	0	0	3	0	0	0	0	0	0	22	22	0.00	1.000
52 Bobby Jenks, R ERA:	(5, 1)	1.0	H	3	0	0	0	2	0	0	0	0	0	0	7	7	0.00	0.000
48 Scott Atchison, R ERA: 3.6	(6, 1)	2.0	H	6	0	0	0	1	0	0	0	0	0	0	8	8	0.00	0.000
43 Randy Williams, L ERA: 4.5	(8, 1)	1.0	B	4	1	1	1	0	0	0	0	0	0	0	4	4	9.00	1.000
46 Tony Pena Jr., R ERA: 4.91	(9, 1)	1.0	W	3	0	0	0	0	0	0	0	0	0	0	3	3	0.00	0.000

PITCHER	IP	WLS	BF	H	R	ER	SO	BB	IBB	HBP	BLK	WP	HR	S	P	ERA	WHIP

Baltimore Orioles @ Boston Red Sox

City of Palms Park, Ft. Myers, FL

Wed Mar 09 2011, 7:08 PM - 9:33 PM EST

Att. 7,406 - Clear - 75 F

BOTTOM

Batter	1	2	3	4	5	6	7	8	9	AB	R	H	RBI	BB	SO	LOB
10 Marco Scutaro, R (1, 6) OBP: 0.278, SLG: 0.353	F8		1B		G5-3			G4-3		3	0	1	0	0	0	0
76 Jose Iglesias, R (6, 6) OBP: 0.381, SLG: 0.316										1	0	0	0	0	0	0
15 Dustin Pedroia, R (1, 4) OBP: 0.250, SLG: 0.222	G6-3		F9			K		F9		3	0	0	0	0	1	1
84 Oscar Tejeda, R (7, 4) OBP: 0.476, SLG: 0.632										1	0	0	0	0	0	0
34 David Ortiz, L (1, 10) OBP: 0.304, SLG: 0.381	F7		F8			K			55 1B, 72 HBP, 1B	3	0	0	0	0	1	1
83 Ryan Lavarnway, R (9, PH) OBP: 0.429, SLG: 1.000										1	0	1	0	0	0	0
68 Josh Reddick, L (9, PR) OBP: 0.300, SLG: 0.588										0	1	0	0	0	0	0
7 J.D. Drew, L (1, 9) OBP: 0.438, SLG: 0.538		HR		33 G6-3, 1B		P2			72 HBP, 92 DI, 1-3, 1B	2	1	2	1	0	0	0
55 Ryan Kalish, L (6, 9) OBP: 0.333, SLG: 0.318										2	0	1	0	0	0	0
33 Jason Varitek, S (1, 2) OBP: 0.455, SLG: 0.500		2B		G6-3, 1-2			BB		72 HBP, 1-2, IBB	2	0	1	0	0	0	1
92 Luis Exposito, R (6, 2) OBP: 0.333, SLG: 0.286										0	0	0	0	2	0	0
12 Jed Lowrie, S (1, 5) OBP: 0.238, SLG: 0.333		K		K			F9		1-2, 2-3, 3-H, HBP	3	0	0	0	0	2	3
72 Yamaico Navarro, R (8, 5) OBP: 0.381, SLG: 0.500										0	0	0	1	0	0	0
60 Daniel Nava, S (1, 7) OBP: 0.273, SLG: 0.250		70 G4-6-3, BB		G4-3			K			2	0	0	0	1	1	2
86 J.C. Linares, R (8, 7) OBP: 0.400, SLG: 0.632										0	0	0	0	0	0	0
70 Drew Sutton, S (1, 3) OBP: 0.318, SLG: 0.316		G4-6-3, 1-2f			K		G4-3			3	0	0	0	0	1	3
85 Che-Hsuan Lin, R (1, 8) OBP: 0.333, SLG: 0.111			G6-3		K			G6-3		3	0	0	0	0	1	0

Inning Stats	1	2	3	4	5	6	7	8	9
	R: 0 H: 0 E: 0 LOB: 0 K: 0 BB: 0 S: 3 P: 3	R: 1 H: 2 E: 0 LOB: 1 K: 1 BB: 1 S: 7 P: 13	R: 0 H: 1 E: 0 LOB: 1 K: 0 BB: 0 S: 4 P: 4	R: 0 H: 1 E: 0 LOB: 1 K: 1 BB: 0 S: 6 P: 6	R: 0 H: 0 E: 0 LOB: 0 K: 2 BB: 0 S: 7 P: 7	R: 0 H: 0 E: 0 LOB: 0 K: 2 BB: 0 S: 7 P: 7	R: 0 H: 0 E: 0 LOB: 1 K: 1 BB: 1 S: 5 P: 9	R: 0 H: 0 E: 0 LOB: 0 K: 0 BB: 0 S: 3 P: 3	R: 1 H: 2 E: 0 LOB: 3 K: 0 BB: 1 S: 3 P: 8

	AB	R	H	RBI	BB	SO	LOB
	29	2	6	2	3	7	11

1B: 4	SF: 0	WP: 0	PA: 33
2B: 1	SAC: 0	PB: 0	
3B: 0	DP: 1	SB: 0	
HR: 1	HBP: 1	CS: 0	

livebaseballscorecards.com

PITCHER		IP	WLS	BF	H	R	ER	SO	BB	IBB	HBP	BLK	WP	HR	S	P	ERA	WHIP
45 Ryan Drese, R ERA: 1.29	(1, 1)	3.0		12	3	1	1	1	1	0	0	0	0	1	14	20	3.00	1.333
61 Armando Gabino, R ERA:	(4, 1)	2.0		7	1	0	0	3	0	0	0	0	0	0	13	13	0.00	0.500
78 Mike Ballard, L ERA: 2.25	(6, 1)	2.0		7	0	0	0	3	1	0	0	0	0	0	12	16	0.00	0.500
66 Wynn Pelzer, R ERA: 3.0	(8, 1)	1.0	L	7	2	1	1	0	0	1	1	0	0	0	6	11	9.00	2.000

PITCHER		IP	WLS	BF	H	R	ER	SO	BB	IBB	HBP	BLK	WP	HR	S	P	ERA	WHIP

Batter	1	2	3	4	5	6	7	8	9	AB	R	H	RBI	BB	SO	LOB
2 Jacoby Ellsbury, L (1, 8) OBP: 0.350, SLG: 0.368	K		G4-6-3 1-2f		F7		F9		2B	3	0	0	0	0	1	3
85 Che-Hsuan Lin, R (5, 8) OBP: 0.357, SLG: 0.273										2	0	1	0	0	0	0
13 Carl Crawford, L (1, 7) OBP: 0.273, SLG: 0.286	L5			L6		23 FC6-4 1B	F8		K	3	0	1	0	0	0	0
68 Josh Reddick, L (6, 7) OBP: 0.273, SLG: 0.526										2	0	0	0	0	1	1
23 Mike Cameron, R (1, 10) OBP: 0.400, SLG: 0.467	G6-3			P4		FC6-4 20 2B 80 3B 1-2f		72 G5-4-3 1B		4	1	1	0	0	0	1
20 Kevin Youkilis, R (1, 5) OBP: 0.250, SLG: 0.263		G6-3		F8		80 3B 1-3 2B		G5-4-3 1-2f		3	0	1	0	0	0	0
72 Yamaico Navarro, R (6, PR) OBP: 0.364, SLG: 0.476										1	1	0	0	0	0	1
(6, 5)																
55 Ryan Kalish, L (1, 9) OBP: 0.321, SLG: 0.308		G3-1			84 S 80 1B 84 G6-3 1B	L5		G4-3		4	1	1	0	0	0	2
80 Nate Spears, L (1, 3) OBP: 0.435, SLG: 0.476		62 FC6-4 1B			76 1B 84 S 1-2 1B	82 1B 2-H 3-H 3B			F9	4	1	3	2	0	0	0
62 Paul Hoover, R (1, 2) OBP: 0.400, SLG: 0.600		FC6-4 1-2f			K	3-H 1B			K	2	0	0	0	0	1	3
82 Tim Federowicz, R (5, 2) OBP: 0.444, SLG: 0.750										2	0	1	1	0	1	0
84 Oscar Tejeda, R (1, 4) OBP: 0.440, SLG: 0.696			F8		G6-3 1-2 2-H				HR	4	1	1	2	0	1	3
76 Jose Iglesias, R (1, 6) OBP: 0.435, SLG: 0.381							F8			2	0	2	0	0	0	0
70 Drew Sutton, S (6, 6) OBP: 0.333, SLG: 0.476			2 G4-6-3 1B		2-3 1B				HR	2	1	1	1	0	0	0
Inning Stats	R: 0 E: 0 K: 1 S: 5 H: 0 LOB: 0 BB: 0 P: 5	R: 0 E: 0 K: 0 S: 4 H: 1 LOB: 1 BB: 0 P: 4	R: 0 E: 0 K: 0 S: 3 H: 1 LOB: 0 BB: 0 P: 3	R: 0 E: 0 K: 0 S: 3 H: 0 LOB: 0 BB: 0 P: 3	R: 1 E: 0 K: 1 S: 9 H: 3 LOB: 2 BB: 0 P: 9	R: 3 E: 0 K: 1 S: 9 H: 4 LOB: 2 BB: 0 P: 9	R: 0 E: 0 K: 0 S: 3 H: 0 LOB: 0 BB: 0 P: 3	R: 0 E: 0 K: 0 S: 3 H: 1 LOB: 0 BB: 0 P: 3	R: 2 E: 0 K: 2 S: 11 H: 3 LOB: 1 BB: 0 P: 14	1B: 8 2B: 2 3B: 1 HR: 2 SF: 0 SAC: 0 DP: 2 HBP: 0						

PITCHER	IP	WLS	BF	H	R	ER	SO	BB	IBB	HBP	BLK	WP	HR	S	P	ERA	WHIP
21 Andy Sonnanstine, R (1, 1) ERA: 10.13	4.0		13	2	0	0	1	0	0	0	0	0	0	15	15	0.00	0.500
68 R.J. Swindle, L (5, 1) ERA: 3.6	0.0		2	2	1	1	0	0	0	0	0	0	0	2	2	∞	∞
54 Mike Ekstrom, R (5, 1) ERA: 9.64	1.0		4	1	0	0	1	0	0	0	0	0	0	7	7	0.00	1.000
56 Alex Torres, L (6, 1) ERA: 4.5	2.0		10	4	3	3	1	0	0	0	0	0	0	12	12	13.50	2.000
44 Matt Bush, R (8, 1) ERA: 3.6	1.0	H	3	1	0	0	0	0	0	0	0	0	0	3	3	0.00	1.000

PITCHER	IP	WLS	BF	H	R	ER	SO	BB	IBB	HBP	BLK	WP	HR	S	P	ERA	WHIP
47 Brandon Gomes, R (9, 1) ERA: 4.15	1.0	W	6	3	2	2	2	0	0	0	0	0	2	11	14	18.00	3.000

Boston Red Sox @ Tampa Bay Rays

Charlotte Sports Park, Port Charlotte, FL

Thu Mar 10 2011, 1:08 PM - 3:48 PM EST

Att. 7,322 - Cloudy - 64 F

TOP

livebaseballscorecards.com

AB	38
R	6
H	13
RBI	6
BB	0
SO	5
LOB	14

BOTTOM

Boston Red Sox @ Tampa Bay Rays

Charlotte Sports Park, Port Charlotte, FL

Thu Mar 10 2011, 1:08 PM - 3:48 PM EST

Att. 7,322 - Cloudy - 64 F

livebaseballscorecards.com

Batter	1	2	3	4	5	6	7	8	9	AB	R	H	RBI	BB	SO	LOB
18 Ben Zobrist, S (1, 4) OBP: 0.385, SLG: 0.583 9 Elliot Johnson, S (6, 4) (8, 6)	BBBB 4-0 22 BB 3 1B BB		x 0-0 22 2B 2B		SSS 0-3 ① K		x 0-0 ③ F8			2 2 1 0 1 1 0 1 0 0 0 0 0 1						
22 Johnny Damon, L (1, 10) OBP: 0.200, SLG: 0.263 66 Chris Carter, L (8, PH) OBP: 0.400, SLG: 0.500 (9, 10)	BBBB 4-0 3 1B 20 SF9 1-2 BB		x 0-0 20 1B 2-H 2B		x 0-0 ② G5-3			x 0-0 ① G1-3		2 2 1 1 1 0 0 1 0 0 0 0 0 0						
3 Evan Longoria, R (1, 5) OBP: 0.250, SLG: 0.458 45 Felipe Lopez, S (6, 5) OBP: 0.500, SLG: 0.474	x 0-0 2 G5-4-3 1-3 2-H 1B		x 0-0 ① F8		x 0-0 ③ F8			x 0-0 ② F8		3 0 1 1 0 0 1 1 0 0 0 0 0 0						
20 Matt Joyce, L (1, 9) OBP: 0.320, SLG: 0.238 1 Sean Rodríguez, R (7, 9) OBP: 0.500, SLG: 0.688 (8, 4)	x 0-0 ① SF9 3-H		x 0-0 2 CS 2-H 1B			CCS 0-3 ① K		SSS 0-3 ③ K		2 0 1 2 0 1 0 1 0 0 0 0 1 0						
2 B.J. Upton, R (1, 8) OBP: 0.333, SLG: 0.565 8 Desmond Jennings, R (7, 8) OBP: 0.286, SLG: 0.136	x 0-0 ②③ G5-4-3 1-2f		CCC 0-3 ②③ K 1-2			x 0-0 ② G5-3			x 0-0 23 2B 1B	3 0 0 0 0 1 2 1 1 1 0 0 0 0						
24 Dan Johnson, L (1, 3) OBP: 0.238, SLG: 0.474 23 Casey Kotchman, L (7, 3) OBP: 0.417, SLG: 0.565 64 Tim Beckham, R (9, PR) OBP: 0.438, SLG: 0.429		x 0-0 ① G4-3		x 0-0 ① F8		SSS 0-3 ③ K			x 0-0 38 HR 1-H 2B	3 0 0 0 0 1 0 1 0 1 1 0 0 0 0 1 0 0 0 0 0						
15 Reid Brignac, L (1, 6) OBP: 0.500, SLG: 0.583 60 Stephen Vogt, L (8, 9)		x 0-0 ② F9		SSS 0-3 ② K			x 0-0 38 G1-3 1B		x 0-0 ① P5	3 0 1 0 0 1 0 1 0 0 0 0 0 1						
28 John Jaso, L (1, 2) OBP: 0.263, SLG: 0.471 38 Robinson Chirinos, R (7, 2) OBP: 0.476, SLG: 0.944	BSSX 1-2 HR		x 0-0 1B			x 0-0 ① G1-3 1-2			BSSX 1-1 2-H HR	2 1 2 1 0 0 0 2 1 1 2 0 0 1						
5 Sam Fuld, L (1, 7) OBP: 0.118, SLG: 0.118 61 Russ Canzler, R (8, 7)	x 0-0 ③ P5		x 0-0 ③ L7				x 0-0 ② P5			3 0 0 0 0 0 2 0 0 0 0 0 0 0						
Inning Stats	R: 2 H: 1 E: 0 LOB: 0 K: 0 BB: 2 S: 3 P: 11	R: 1 H: 1 E: 0 LOB: 0 K: 0 BB: 0 S: 6 P: 7	R: 2 H: 3 E: 0 LOB: 0 K: 1 BB: 0 S: 7 P: 7	R: 0 H: 1 E: 0 LOB: 1 K: 1 BB: 0 S: 6 P: 6	R: 0 H: 0 E: 0 LOB: 0 K: 1 BB: 0 S: 5 P: 5	R: 0 H: 0 E: 0 LOB: 0 K: 2 BB: 0 S: 7 P: 7	R: 0 H: 1 E: 0 LOB: 1 K: 0 BB: 0 S: 4 P: 4	R: 0 H: 0 E: 0 LOB: 0 K: 1 BB: 0 S: 5 P: 5	R: 3 H: 3 E: 0 LOB: 1 K: 0 BB: 0 S: 5 P: 6	1B: 5 SF: 1 2B: 3 SAC: 0 3B: 0 DP: 1 HR: 2 HBP: 0				WP: 0 PA: 35 PB: 0 SB: 0 CS: 1		

	AB	32
	R	8
	H	10
	RBI	8
	BB	2
	SO	6
	LOB	8

PITCHER		IP	WLS	BF	H	R	ER	SO	BB	IBB	HBP	BLK	WP	HR	S	P	ERA	WHIP
18 Daisuke Matsuzaka, R ERA: 11.42	(1, 1)	3.2		16	5	5	5	2	2	0	0	0	0	1	20	29	12.27	1.909
30 Andrew Miller, L ERA: 5.06	(4, 1)	1.1		5	1	0	0	1	0	0	0	0	0	0	7	7	0.00	0.750
51 Daniel Bard, R ERA: 9.82	(6, 1)	1.0		3	0	0	0	2	0	0	0	0	0	0	7	7	0.00	0.000
91 Alfredo Aceves, R ERA: 3.68	(7, 1)	2.1	L	11	4	3	3	1	0	0	0	0	0	1	14	15	11.57	1.714

PITCHER		IP	WLS	BF	H	R	ER	SO	BB	IBB	HBP	BLK	WP	HR	S	P	ERA	WHIP

Batter	1	2	3	4	5	6	7	8	9	AB	R	H	RBI	BB	SO	LOB
10 Marco Scutaro, R (1, 6) OBP: 0.273, SLG: 0.333	0-0 12 BB; 15 2B; 1B	0-0 G6-3 ① 3-H		0-0 G6-3 ① 3-H		0-0 F8 ②		0-0 E7; 77 3B; 1B		4	1	1	2	0	0	0
93 Ryan Khoury, R (6, 6) OBP: 0.400, SLG: 0.250										1	1	1	0	0	0	0
12 Jed Lowrie, S (1, 3) OBP: 0.280, SLG: 0.304	B B B B; 4-0; 15 2B; 1-2; BB	B B B B; 4-0; 15 FC5-4; BB		0-0 G4-3 ②		0-0 L8 ③		0-0 95 E; 2-H; 3B		2	1	0	0	2	0	0
77 Aaron Bates, R (6, 3) OBP: 0.200, SLG: 0.600										1	1	1	1	0	0	0
15 Dustin Pedroia, R (1, 4) OBP: 0.333, SLG: 0.429	0-0 54 F9; 60 1B; 1-H 2-H; 2B	0-0 FC5-4 ② 55 WP; 1-2f		B B B B; 4-0; BB			0-0 55 1B; 3B	0-0 E4; 3-H		3	1	2	2	1	0	1
95 Tony Thomas, R (7, PR)										1	1	0	0	0	0	0
(7, 4)																
55 Ryan Kalish, L (1, 8) OBP: 0.313, SLG: 0.300	S S S; 0-3 K ①	B X; 1-0 P3 ③ 1-2		0-0 G4-3 ③			0-0 60 G4-3; 54 S; 3-H; 1B	0-3 K ③		4	0	1	1	0	1	3
92 Matt Sheely, R (7, PR)										1	0	0	0	0	1	1
(7, 8)																
54 Darnell McDonald, R (1, 7) OBP: 0.320, SLG: 0.348	0-0 F9 ② 2-3		0-0 E5 60 CS		0-0 F8 ①		S S S; 0-3 K ① 1-2		0-0 G5-3 ①	5	0	0	0	0	1	3
60 Daniel Nava, S (1, 10) OBP: 0.346, SLG: 0.304	0-0 3-H; 1B	B X; 1-0 65 FC6-4 ① 1-2; 1B		B B B B; 4-0; BB			0-0 G4-3 ② 2-3		0-0 P3 ②	3	0	2	1	1	0	3
82 Tim Federowicz, R (9, PH) OBP: 0.400, SLG: 0.667										1	0	0	0	0	0	0
(9, 10)																
68 Josh Reddick, L (1, 9) OBP: 0.222, SLG: 0.417	0-0 G3 ③	0-0 F9 ②		0-0 P4 ②			0-0 P6 ③		0-0 G3 ③	5	0	0	0	0	0	5
97 Alex Hassan, R (9, 9) OBP: 1.000, SLG: 1.500										0	0	0	0	0	0	0
65 Will Middlebrooks, R (1, 5) OBP: 0.214, SLG: 0.231		0-0 81 3B; 2B	0-0 FC6-4 ③ 1-2f	0-0 G6-3 ③				S S S; 0-3 K ①		4	1	1	0	0	1	2
81 Mark Wagner, R (1, 2) OBP: 0.250, SLG: 0.833		0-0 10 G6-3; 2-H; 3B		0-0 10 G6-3; 3B		0-0 G1-3 ①		0-0 G4-3 ②		2	2	2	1	0	0	0
92 Luis Exposito, R (5, 2) OBP: 0.273, SLG: 0.222										2	0	0	0	0	0	0
Inning Stats	R: 3 H: 3 E: 0 LOB: 1 K: 1 BB: 1 S: 8 P: 12	R: 2 H: 2 E: 0 LOB: 1 K: 0 BB: 1 S: 5 P: 10	R: 0 H: 1 E: 1 LOB: 1 K: 0 BB: 0 S: 4 P: 5	R: 1 H: 1 E: 0 LOB: 1 K: 0 BB: 1 S: 4 P: 8	R: 0 H: 0 E: 0 LOB: 1 K: 0 BB: 1 S: 3 P: 7	R: 0 H: 0 E: 0 LOB: 0 K: 0 BB: 0 S: 3 P: 3	R: 1 H: 2 E: 0 LOB: 2 K: 1 BB: 0 S: 7 P: 7	R: 2 H: 2 E: 2 LOB: 1 K: 2 BB: 0 S: 10 P: 10	R: 0 H: 0 E: 0 LOB: 0 K: 0 BB: 0 S: 3 P: 3	1B: 5 SF: 0 2B: 2 SAC: 0 3B: 4 DP: 0 HR: 0 HBP: 0						

PITCHER	IP	WLS	BF	H	R	ER	SO	BB	IBB	HBP	BLK	WP	HR	S	P	ERA	WHIP
39 Brett Myers, R (1, 1) ERA: 7.88	3.0	L	17	6	5	5	1	2	0	0	0	1	0	17	27	15.00	2.667
73 Fernando Rodriguez Jr., R (4, 1) ERA: 1.8	2.0		9	1	1	1	0	2	0	0	0	0	0	7	15	4.50	1.500
59 Wilton Lopez, R (6, 1) ERA:	1.0		3	0	0	0	0	0	0	0	0	0	0	3	3	0.00	0.000
54 Mark Melancon, R (7, 1) ERA: 2.25	1.0		5	2	1	1	1	0	0	0	0	0	0	7	7	9.00	2.000
78 Pat Urckfitz, L (8, 1) ERA: 15.43	1.0		6	2	2	1	2	0	0	0	0	0	0	10	10	9.00	2.000

PITCHER	IP	WLS	BF	H	R	ER	SO	BB	IBB	HBP	BLK	WP	HR	S	P	ERA	WHIP
27 Gustavo Chacin, L (9, 1) ERA: 4.15	1.0		3	0	0	0	0	0	0	0	0	0	0	3	3	0.00	0.000

TOP

Boston Red Sox @ Houston Astros

Osceola County Stadium, Kissimmee, FL

Fri Mar 11 2011, 1:07 PM - 4:10 PM EST

Att. 4,234 - Sunny - 55 F

livebaseballscorecards.com

AB	39
R	9
H	11
RBI	8
BB	4
SO	4
LOB	18

WP: 1 PA: 43
PB: 0
SB: 1
CS: 1

BOTTOM

Boston Red Sox @ Houston Astros

Osceola County Stadium, Kissimmee, FL

Fri Mar 11 2011, 1:07 PM - 4:10 PM EST

Att. 4,234 - Sunny - 55 F

livebaseballscorecards.com

Batter	1	2	3	4	5	6	7	8	9	AB	R	H	RBI	BB	SO	LOB
21 Michael Bourn, L (1, 8) OBP: 0.267, SLG: 0.379	0-0 1 F8 45 2B 2B	0-0 FC3 1 1B 1-2 3-H		0-3 K		0-0 F8			0-0 F7	4	1	1	1	0	1	3
92 T.J. Steele, R (7, 8) OBP: 0.333, SLG: 0.400										1	0	0	0	0	0	1
1 Anderson Hernandez, S (1, 5) OBP: 0.500, SLG: 0.545	0-0 F8 2-3	0-0 1-2 2-H 1B		0-0 G4-3			0-0 L6		BBBB 4-0 BB	4	0	1	1	1	0	1
(6, 4)																
22 Bill Hall, R (1, 4) OBP: 0.280, SLG: 0.227	BBBB 4-0 45 2B BB	0-0 P4			0-0 G6-3		0-3 K		0-0 F8	2	0	0	0	1	0	2
98 Jonathan Meyer, R (6, 5)										2	0	0	0	0	1	2
45 Carlos Lee, R (1, 10) OBP: 0.417, SLG: 0.571	0-0 1-3 3-H 2B	0-0 F7			CCC 0-3 K		SSS 0-3 K			3	0	1	1	0	1	2
19 Brian Bogusevic, L (7, PH) OBP: 0.208, SLG: 0.250										1	0	0	0	0	1	0
(8, 10)																
4 Jason Michaels, R (1, 7) OBP: 0.417, SLG: 0.591	SSS 0-3 K		SSS 0-3 K		0-0 P4			0-0 F8		3	0	0	0	0	2	2
Telvin Nash, R (6, 7)										1	0	0	0	0	0	0
96 Jon Gaston, L (1, 9) OBP: 0.267, SLG: 0.214	0-0 F8		0-0 F8			0-0 G6-3		0-0 G4-3		4	0	0	0	0	0	2
94 Collin DeLome, L (9, 9)										0	0	0	0	0	0	0
68 Brian Dopirak, R (1, 3) OBP: 0.316, SLG: 0.421		0-0 G6-3	0-0 55 FC6-4 1B			0-0 12 BB 1B		0-0 P3		4	0	2	0	0	0	0
55 Humberto Quintero, R (1, 2) OBP: 0.429, SLG: 0.692		0-0 12 1B 21 FC3 2B	0-0 FC6-4 1-2f			SSS 0-3 K			0-0 2B	3	1	1	0	0	1	2
82 Chris Wallace, R (8, 2) OBP: 1.000, SLG: 2.000										1	0	1	0	0	0	0
12 Tommy Manzella, R (1, 6) OBP: 0.381, SLG: 0.368		0-0 21 FC3 1 1B 2-3 1B		0-0 F9		BBBB 4-0 1-2 BB			CCC 0-3 K	2	1	1	0	1	0	0
90 Jio Mier, R (9, 6) OBP: 0.333, SLG: 0.500										1	0	0	0	0	1	1

	AB	36
	R	3
	H	8
	RBI	3
	BB	3
	SO	8
	LOB	18

Inning Stats	1	2	3	4	5	6	7	8	9
	R: 1 E: 0 K: 1 S: 7	H: 2 LOB: 2 BB: 1 P: 11	R: 2 E: 0 K: 0 S: 7	H: 3 LOB: 2 BB: 0 P: 7	R: 0 E: 0 K: 1 S: 6	H: 1 LOB: 1 BB: 0 P: 6	R: 0 E: 0 K: 1 S: 5	H: 0 LOB: 0 BB: 0 P: 5	R: 0 E: 0 K: 1 S: 5	H: 0 LOB: 0 BB: 0 P: 5
	R: 0 E: 0 K: 2 S: 6	H: 1 LOB: 2 BB: 1 P: 10	R: 0 E: 0 K: 2 S: 7	H: 0 LOB: 0 BB: 0 P: 7	R: 0 E: 0 K: 0 S: 3	H: 0 LOB: 0 BB: 0 P: 3	R: 0 E: 0 K: 1 S: 6	H: 1 LOB: 2 BB: 1 P: 10		

	1B: 4	SF: 0	WP: 0	PA: 39
	2B: 4	SAC: 0	PB: 0	
	3B: 0	DP: 0	SB: 0	
	HR: 0	HBP: 0	CS: 0	

PITCHER		IP	WLS	BF	H	R	ER	SO	BB	IBB	HBP	BLK	WP	HR	S	P	ERA	WHIP
87 Kyle Weiland, R ERA: 10.13	(1, 1)	1.1	W	10	4	3	3	1	1	0	0	0	0	0	11	15	20.25	3.750
35 Dan Wheeler, R ERA: 6.23	(2, 1)	1.1	H	5	1	0	0	1	0	0	0	0	0	0	7	7	0.00	0.750
59 Lenny DiNardo, L ERA:	(3, 1)	0.1	H	2	1	0	0	0	0	0	0	0	0	0	2	2	0.00	3.000
44 Dennys Reyes, L ERA:	(4, 1)	1.0	H	3	0	0	0	1	0	0	0	0	0	0	5	5	0.00	0.000
32 Matt Albers, R ERA: 1.69	(5, 1)	1.0	H	3	0	0	0	1	0	0	0	0	0	0	5	5	0.00	0.000

PITCHER		IP	WLS	BF	H	R	ER	SO	BB	IBB	HBP	BLK	WP	HR	S	P	ERA	WHIP
53 Rich Hill, L ERA:	(6, 1)	1.0	H	5	1	0	0	1	1	0	0	0	0	0	6	10	0.00	2.000
64 Michael Bowden, R ERA: 3.0	(7, 1)	2.0		6	0	0	0	2	0	0	0	0	0	0	10	10	0.00	0.000
79 Clevelan Santeliz, R ERA: 1.8	(9, 1)	1.0		5	1	0	0	1	1	0	0	0	0	0	6	10	0.00	2.000

Batter	1	2	3	4	5	6	7	8	9	AB	R	H	RBI	BB	SO	LOB
2 Jacoby Ellsbury, L (1, 8) OBP: 0.391, SLG: 0.409	C X 0-1 1B		X 0-0 34 1B 1-3 1B		X 0-0 ② G4-3			B B B B 4-0 83 CS BB		3	0	2	0	0	0	0
85 Che-Hsuan Lin, R (6, 8) OBP: 0.400, SLG: 0.273										0	0	0	0	1	0	0
13 Carl Crawford, L (1, 7) OBP: 0.240, SLG: 0.250	X 0-0 ① P2		S S S 0-3 ① K		S S S 0-3 ③ K			X 0-0 ② F8		3	0	0	0	0	2	3
86 J.C. Linares, R (5, 7) OBP: 0.381, SLG: 0.600										1	0	0	0	0	0	1
(6, 9)																
34 David Ortiz, L (1, 10) OBP: 0.346, SLG: 0.417	X 0-0 ② F9		X 0-0 1-2 3-H 1B			X 0-0 7 G4-6-3 1B		S 0-1 ③ CS 1-2	C C C 0-3 ① K	3	0	2	1	0	0	1
83 Ryan Lavarnway, R (6, PR) OBP: 0.375, SLG: 0.875										1	0	0	0	0	1	0
(6, 10)																
20 Kevin Youkilis, R (1, 5) OBP: 0.217, SLG: 0.227	S S S 0-3 ③ K		S S S 0-3 ② K			X 0-0 ① P3			C C C 0-3 ② K	3	0	0	0	0	2	4
84 Oscar Tejeda, R (6, 4) OBP: 0.423, SLG: 0.667										1	0	0	0	0	1	0
7 J.D. Drew, L (1, 9) OBP: 0.368, SLG: 0.438		X 0-0 ① G4-3	X 0-0 ③ G3			X 0-0 ②③ G4-6-3 1-2f			S S S 0-3 ③ K	3	0	0	0	0	0	3
94 Ryan Dent, R (6, 6)										1	0	0	0	0	1	0
33 Jason Varitek, S (1, 2) OBP: 0.385, SLG: 0.417		X 0-0 ② F9		S S S 0-3 ① K			X 0-0 ① G3-1			2	0	0	0	0	1	0
39 Jarrod Saltalamacchia, S (6, 2) OBP: 0.429, SLG: 0.455										1	0	0	0	0	0	0
80 Nate Spears, L (1, 4) OBP: 0.385, SLG: 0.417		C C C 0-3 ③ K		X 0-0 ② G3			X 0-0 ② G3			3	0	0	0	0	1	0
(6, 7)																
70 Drew Sutton, S (1, 3) OBP: 0.333, SLG: 0.500			X 0-0 72 1B 2B	X 0-0 G4-3			C C C 0-3 ③ K			3	1	1	0	0	1	0
72 Yamaico Navarro, R (1, 6) OBP: 0.360, SLG: 0.458			X 0-0 2 1B 34 1B 2-H 1B		X 0-0 ① G5-3			X 0-0 ① F9		3	1	1	1	0	0	0
(6, 5)																
Inning Stats	R: 0 E: 0 K: 1 S: 7 H: 1 LOB: 1 BB: 0 P: 7	R: 0 E: 0 K: 1 S: 5 H: 0 LOB: 0 BB: 0 P: 5	R: 2 E: 0 K: 2 S: 11 H: 4 LOB: 2 BB: 0 P: 11	R: 0 E: 0 K: 1 S: 5 H: 0 LOB: 0 BB: 0 P: 5	R: 0 E: 0 K: 1 S: 5 H: 0 LOB: 0 BB: 0 P: 5	R: 0 E: 0 K: 0 S: 3 H: 1 LOB: 1 BB: 0 P: 3	R: 0 E: 0 K: 1 S: 5 H: 0 LOB: 0 BB: 0 P: 5	R: 0 E: 0 K: 0 S: 3 H: 0 LOB: 0 BB: 1 P: 7	R: 0 E: 0 K: 3 S: 9 H: 0 LOB: 0 BB: 0 P: 9	1B: 5 2B: 1 3B: 0 HR: 0 SF: 0 SAC: 0 DP: 1 HBP: 0						

PITCHER		IP	WLS	BF	H	R	ER	SO	BB	IBB	HBP	BLK	WP	HR	S	P	ERA	WHIP
52 Brian Duensing, L ERA: 2.25	(1, 1)	3.0		14	5	2	2	4	0	0	0	0	0	0	23	23	6.00	1.667
55 Matt Capps, R ERA:	(4, 1)	1.0		3	0	0	0	1	0	0	0	0	0	0	5	5	0.00	0.000
56 Dusty Hughes, L ERA:	(5, 1)	1.0	W	3	0	0	0	1	0	0	0	0	0	0	5	5	0.00	0.000
49 Jeff Manship, R ERA: 6.0	(6, 1)	2.0	H	6	1	0	0	1	0	0	0	0	0	0	8	8	0.00	0.500
72 Carlos Gutierrez, R ERA:	(8, 1)	1.0	H	3	0	0	0	0	1	0	0	0	0	0	3	7	0.00	1.000

PITCHER		IP	WLS	BF	H	R	ER	SO	BB	IBB	HBP	BLK	WP	HR	S	P	ERA	WHIP
57 Kyle Waldrop, R ERA:	(9, 1)	1.0	S	3	0	0	0	3	0	0	0	0	0	0	9	9	0.00	0.000

TOP

Boston Red Sox @ Minnesota Twins

Hammond Stadium, Fort Myers, FL

Fri Mar 11 2011, 1:06 PM - 3:46 PM EST

Att. 8,214 - Sunny - 65 F

livebaseballscorecards.com

AB	31
R	2
H	6
RBI	2
BB	1
SO	10
LOB	12

WP: 0	PB: 0	SB: 0	CS: 1
PA: 33			

Boston Red Sox @ Minnesota Twins

Hammond Stadium, Fort Myers, FL

Fri Mar 11 2011, 1:06 PM - 3:46 PM EST

Att. 8,214 - Sunny - 65 F

livebaseballscorecards.com

BOTTOM

Batter	1	2	3	4	5	6	7	8	9	AB	R	H	RBI	BB	SO	LOB
2 Denard Span, L (1, 8)	K		K		SF7 3-H	K 1-2 2-3				2	0	0	1	0	2	0
85 Brian Dinkelman, L (6, 9) OBP: 0.167, SLG: 0.136										1	0	0	0	0	1	2
1 Tsuyoshi Nishioka, S (1, 4) OBP: 0.350, SLG: 0.421	1B		F8		84 SF8 18 BB 1-2 2-3 BB		B1-3			2	0	1	0	1	0	0
89 Brian Dozier, R (5, PR) OBP: 0.231, SLG: 0.182										1	0	0	0	0	0	0
(6, 4)																
21 Delmon Young, R (1, 7) OBP: 0.500, SLG: 0.500	F8			25 G6-3 33 E 1B	1-2 2-3 3-H BB		84 1B 84 S HBP			2	0	1	0	0	0	1
18 Jason Repko, R (4, PR) OBP: 0.310, SLG: 0.292										0	0	0	1	1	0	0
(5, 7)																
(6, 8)																
33 Justin Morneau, L (1, 3)	K			E7 25 G6-3 1-2	SF8 2-3 3-H		1-3 1B			2	0	0	0	0	1	2
84 Jeff Bailey, R (4, PR) OBP: 0.333, SLG: 0.400										1	0	1	1	0	0	0
(5, 3)																
25 Jim Thome, L (1, 10)		K		G6-3 1-2f 2-3	F7		F9			2	0	0	0	0	1	2
26 Justin Huber, R (5, PH) OBP: 0.231, SLG: 0.250										2	0	0	0	0	0	5
(6, 10)																
22 Danny Valencia, R (1, 5) OBP: 0.476, SLG: 0.611		16 1B 1B	K			G5-3	P5			2	0	1	0	0	1	3
73 Chase Lambin, S (6, 5) OBP: 0.333, SLG: 0.300										2	0	0	0	0	0	2
16 Jason Kubel, L (1, 9) OBP: 0.500, SLG: 0.870		27 G5-4-3 1-2 1B			27 S 2 SF7 2B	81 FC5-4 1B		G1-3		2	0	2	0	0	0	0
37 Ben Revere, L (5, PR) OBP: 0.360, SLG: 0.381										2	1	1	0	0	0	0
(6, 7)																
27 Steve Holm, R (1, 2) OBP: 0.545, SLG: 0.500		G5-4-3 1-2f			1 18 BB 12 BB 2-3 HBP	FC5-4 85 E 12 BB 1-2f		F9		1	1	0	0	0	0	2
81 Danny Lehmann, R (6, 2)										2	0	0	0	0	0	1
12 Alexi Casilla, S (1, 6) OBP: 0.350, SLG: 0.294			G6-3		18 BB 1 BB 84 SF8 1-2 BB	85 E 1-2 BB		F8		1	1	0	0	2	0	0
20 Matt Tolbert, S (7, 6) OBP: 0.227, SLG: 0.158										1	0	0	0	0	0	0
Inning Stats	R: 0 E: 0 K: 2 S: 8 H: 1 LOB: 1 BB: 0 P: 8	R: 0 E: 0 K: 1 S: 6 H: 2 LOB: 1 BB: 0 P: 6	R: 0 E: 0 K: 1 S: 5 H: 0 LOB: 0 BB: 0 P: 5	R: 0 E: 1 K: 1 S: 6 H: 1 LOB: 3 BB: 0 P: 6	R: 3 E: 0 K: 0 S: 5 H: 1 LOB: 3 BB: 3 P: 18	R: 0 E: 1 K: 1 S: 6 H: 1 LOB: 2 BB: 1 P: 10	R: 0 E: 0 K: 0 S: 4 H: 1 LOB: 2 BB: 0 P: 6	R: 0 E: 0 K: 0 S: 3 H: 0 LOB: 0 BB: 0 P: 3		1B: 6 2B: 1 3B: 0 HR: 0	SF: 2 SAC: 0 DP: 2 HBP: 2			WP: 0 PB: 0 SB: 2 CS: 0	PA: 36		

	AB	28
	R	3
	H	7
	RBI	3
	BB	4
	SO	6
	LOB	20

PITCHER		IP	WLS	BF	H	R	ER	SO	BB	IBB	HBP	BLK	WP	HR	S	P	ERA	WHIP
31 Jon Lester, L	(1, 1)	4.0		15	4	0	0	5	0	0	0	0	0	0	25	25	0.00	1.000
ERA:																		
58 Jonathan Papelbon, R	(5, 1)	0.1	L	6	1	3	3	0	3	0	1	0	0	0	3	16	81.00	12.000
ERA: 8.1																		
90 Jason Rice, R	(5, 1)	0.2		2	0	0	0	0	0	0	0	0	0	0	2	2	0.00	0.000
ERA: 7.71																		
37 Hideki Okajima, L	(6, 1)	1.0		5	1	0	0	1	1	0	0	0	0	0	6	10	0.00	2.000
ERA: 9.0																		
49 Tim Wakefield, R	(7, 1)	2.0		8	1	0	0	0	0	0	1	0	0	0	7	9	0.00	0.500
ERA: 2.7																		

PITCHER	IP	WLS	BF	H	R	ER	SO	BB	IBB	HBP	BLK	WP	HR	S	P	ERA	WHIP

Florida Marlins @ Boston Red Sox

City of Palms Park, Ft. Myers, FL

Sat Mar 12 2011, 1:07 PM - 4:14 PM EST

Att. 7,921 - Sunny - 69 F

TOP

livebaseballscorecards.com

Batter	1	2	3	4	5	6	7	8	9	AB	R	H	RBI	BB	SO	LOB
1 Emilio Bonifácio, S (1, 4) OBP: 0.360, SLG: 0.435	G4-3		G3		F8		K		BB	4	0	0	0	0	1	1
67 Tim Torres, S (7, 4) OBP: 0.412, SLG: 0.400										0	0	0	0	1	0	0
10 Dewayne Wise, L (1, 8) OBP: 0.345, SLG: 0.440	P5		F8		K			G3-1	K	3	0	0	0	0	1	0
33 Scott Cousins, L (7, 8) OBP: 0.200, SLG: 0.267										2	0	0	0	0	1	1
20 Logan Morrison, L (1, 7) OBP: 0.379, SLG: 0.292	K		2B		F7			52 F9 56 E 9 BB 1B		3	0	1	0	0	1	0
64 Chris Lubanski, L (7, 7) OBP: 0.200, SLG: 0.267										1	1	1	0	0	0	0
14 John Buck, R (1, 2) OBP: 0.250, SLG: 0.217		22 1B 21 1B 1B	F8			K		56 E 1-2 BB		3	1	1	0	0	1	1
9 Brett Hayes, R (6, 2) OBP: 0.286, SLG: 0.250										0	0	0	0	1	0	0
29 Greg Dobbs, L (1, 3) OBP: 0.563, SLG: 0.813		K	78 1B 1B		G3			F9 2-3		3	0	1	0	0	1	1
52 Vinny Rottino, R (7, 3) OBP: 0.308, SLG: 0.273										1	0	0	0	0	0	2
22 Donnie Murphy, R (1, 6) OBP: 0.316, SLG: 0.471		21 1B 1-3 1B	L4		K			E5 1-2 3-H		3	0	1	0	0	1	1
56 Osvaldo Martínez, R (7, 6) OBP: 0.286, SLG: 0.333										1	0	0	0	0	0	1
78 Matt Dominguez, R (1, 5) OBP: 0.423, SLG: 0.636		P4	1-2 1B				G6-3	K		3	0	1	0	0	0	2
12 Ruben Gotay, S (7, 5) OBP: 0.333, SLG: 0.222										1	0	0	0	0	1	2
21 John Baker, L (1, 10) OBP: 0.308, SLG: 0.308		1-2 3-H 1B	F7				F7		G6-3	3	0	1	1	0	0	2
3 Joe Thurston, L (9, PH) OBP: 0.300, SLG: 0.353										1	0	0	0	0	0	0
63 Josh Kroeger, L (1, 9) OBP: 0.233, SLG: 0.185		G4-3	K				BB		G5-3	2	0	0	0	1	1	4
53 John Raynor, R (7, 9) OBP: 0.313, SLG: 0.438										1	0	0	0	0	0	0
Inning Stats	R: 0 E: 0 K: 1 S: 5 H: 0 LOB: 0 BB: 0 P: 5	R: 1 E: 0 K: 1 S: 8 H: 3 LOB: 2 BB: 0 P: 8	R: 0 E: 0 K: 0 S: 4 H: 1 LOB: 1 BB: 0 P: 4	R: 0 E: 0 K: 1 S: 7 H: 2 LOB: 2 BB: 0 P: 7	R: 0 E: 0 K: 1 S: 5 H: 0 LOB: 0 BB: 0 P: 5	R: 0 E: 0 K: 2 S: 7 H: 0 LOB: 0 BB: 0 P: 7	R: 0 E: 0 K: 1 S: 5 H: 0 LOB: 1 BB: 1 P: 9	R: 1 E: 1 K: 1 S: 7 H: 1 LOB: 2 BB: 1 P: 11	R: 0 E: 0 K: 1 S: 5 H: 0 LOB: 1 BB: 1 P: 9	1B: 6 2B: 1 3B: 0 HR: 0	SF: 0 SAC: 0 DP: 0 HBP: 0						

	AB	35
	R	2
	H	7
	RBI	1
	BB	3
	SO	9
	LOB	18

WP: 0 PB: 0 SB: 0 CS: 0 PA: 38

PITCHER		IP	WLS	BF	H	R	ER	SO	BB	IBB	HBP	BLK	WP	HR	S	P	ERA	WHIP
41 John Lackey, R ERA: 1.74	(1, 1)	4.1	W	19	6	1	1	3	0	0	0	0	0	0	25	25	2.08	1.385
43 Randy Williams, L ERA: 3.18	(5, 1)	1.2		5	0	0	0	3	0	0	0	0	0	0	11	11	0.00	0.000
52 Bobby Jenks, R ERA:	(7, 1)	1.0		4	0	0	0	1	1	0	0	0	0	0	5	9	0.00	1.000
73 Matt Fox, R ERA: 1.8	(8, 1)	1.0		6	1	1	0	1	1	0	0	0	0	0	7	11	0.00	2.000
93 Blake Maxwell, R ERA:	(9, 1)	1.0		4	0	0	0	1	1	0	0	0	0	0	5	9	0.00	1.000

PITCHER	IP	WLS	BF	H	R	ER	SO	BB	IBB	HBP	BLK	WP	HR	S	P	ERA	WHIP

Batter	1	2	3	4	5	6	7	8	9	AB	R	H	RBI	BB	SO	LOB
2 Jacoby Ellsbury, L (1, 8) OBP: 0.462, SLG: 0.680	15 1B 2B	15 1B 28 SF8 2B 2-H 3-H		B S X HR		B B B BB 80 1B 96 1B	70 1B 1B			3	3	3	3	0	0	0
86 J.C. Linares, R (5, 8) OBP: 0.435, SLG: 0.619										1	1	1	0	1	0	0
15 Dustin Pedroia, R (1, 4) OBP: 0.407, SLG: 0.500	28 1B 1B 2-H	28 E 1B 2-3		70 S 1B		96 1B 70 BB 60 SF7 1B 1-3	P4			3	0	3	1	0	0	0
80 Nate Spears, L (4, PR) OBP: 0.393, SLG: 0.423 (5, 4)										2	1	1	0	0	0	1
28 Adrián González, L (1, 3) OBP: 0.500, SLG: 1.000	1B 1-2	SF8 1-2 3-H		B X F8 1-2		B B B B 55 1B 96 1B 62 SF9 BB 1-2	1B 1-2			1	0	1	1	0	0	0
70 Drew Sutton, S (3, 3) OBP: 0.367, SLG: 0.500										2	1	1	0	1	0	1
20 Kevin Youkilis, R (1, 5) OBP: 0.192, SLG: 0.200	P6	G1-3		F9		68 BB 55 1B 1B 1-2 2-3 3-H	F7			3	0	0	0	0	0	5
96 Michael Almanzar, R (5, 5) OBP: 0.333, SLG: 0.333										1	0	1	1	0	0	0
93 Ryan Khoury, R (7, PH) OBP: 0.333, SLG: 0.200 (8, 5)										1	0	0	0	0	0	2
34 David Ortiz, L (1, 10) OBP: 0.379, SLG: 0.519	F8	2B			7 G4-3 23 SF7 2B	SF7 3-H	C C C K			3	0	2	0	0	0	2
60 Daniel Nava, S (5, PR) OBP: 0.321, SLG: 0.292 (6, 10)										1	1	0	1	0	1	2
7 J.D. Drew, L (1, 9) OBP: 0.318, SLG: 0.368	G4-3	L6			G4-3 2-3	68 BB 1B 1-2 2-3		F8		3	0	0	0	0	0	4
55 Ryan Kalish, L (6, 9) OBP: 0.324, SLG: 0.313										2	0	1	0	0	0	0
23 Mike Cameron, R (1, 7) OBP: 0.389, SLG: 0.471		10 G4-3 39 BB 2 2B 1B	C C C K		SF7 3-H	SF9 3-H		F9		2	1	1	1	0	1	1
62 Paul Hoover, R (6, 2) OBP: 0.286, SLG: 0.500										1	0	0	1	0	0	0
39 Jarrod Saltalamacchia, S (1, 2) OBP: 0.471, SLG: 0.462		B B B B 10 G4-3 2 2B BB 1-2	S S S K		1B	B B B B BB 1-2 2-3		G4-3		2	1	1	0	1	1	1
68 Josh Reddick, L (5, PR) OBP: 0.241, SLG: 0.400 (6, 7)										1	0	0	0	1	0	0
10 Marco Scutaro, R (1, 6) OBP: 0.250, SLG: 0.304		G4-3 1-2 2-3		F9	G6-3	F9				2	0	0	0	0	0	2
72 Yamaico Navarro, R (5, 6) OBP: 0.333, SLG: 0.423										2	0	0	0	0	0	5
94 Ryan Dent, R (9, 6)										0	0	0	0	0	0	0
Inning Stats	R: 1 E: 0 K: 0 S: 6 H: 3 LOB: 2 BB: 0 P: 6	R: 3 E: 1 K: 0 S: 6 H: 3 LOB: 1 BB: 1 P: 10	R: 0 E: 0 K: 2 S: 8 H: 1 LOB: 1 BB: 0 P: 8	R: 1 E: 0 K: 0 S: 6 H: 2 LOB: 2 BB: 0 P: 8	R: 1 E: 0 K: 0 S: 5 H: 2 LOB: 2 BB: 0 P: 5	R: 3 E: 0 K: 0 S: 6 H: 3 LOB: 3 BB: 3 P: 18	R: 0 E: 0 K: 1 S: 7 H: 2 LOB: 2 BB: 0 P: 7	R: 0 E: 0 K: 0 S: 3 H: 0 LOB: 0 BB: 0 P: 3		1B: 11 2B: 4 3B: 0 HR: 1	SF: 4 SAC: 0 DP: 0 HBP: 0			WP: 0 PB: 0 SB: 1 CS: 0	PA: 44		

BOTTOM

Florida Marlins @ Boston Red Sox

City of Palms Park, Ft. Myers, FL

Sat Mar 12 2011, 1:07 PM - 4:14 PM EST

Att. 7,921 - Sunny - 69 F

livebaseballscorecards.com

AB	36
R	9
H	16
RBI	9
BB	4
SO	3
LOB	26

PITCHER		IP	WLS	BF	H	R	ER	SO	BB	IBB	HBP	BLK	WP	HR	S	P	ERA	WHIP
55 Josh Johnson, R ERA: 10.0	(1, 1)	3.2	L	21	9	5	5	2	1	0	0	0	0	1	25	31	12.27	2.727
58 Ryan Webb, R ERA: 1.59	(4, 1)	1.1		6	2	1	1	0	0	0	0	0	0	0	6	6	6.75	1.500
40 Mike Dunn, L ERA: 13.5	(6, 1)	0.1		6	3	3	3	0	2	0	0	0	0	0	4	12	81.00	15.000
68 Tom Koehler, R ERA: 4.7	(6, 1)	2.2		11	2	0	0	1	1	0	0	0	0	0	12	16	0.00	1.125

PITCHER	IP	WLS	BF	H	R	ER	SO	BB	IBB	HBP	BLK	WP	HR	S	P	ERA	WHIP

Batter	1	2	3	4	5	6	7	8	9	AB	R	H	RBI	BB	SO	LOB
23 Mike Cameron, R (1, 9) OBP: 0.381, SLG: 0.500	G5-3		2B (1-H, 3-H)		L8		G4-3		K	3	0	1	2	0	0	1
68 Josh Reddick, L (6, 9) OBP: 0.226, SLG: 0.370										2	0	0	0	0	1	1
12 Jed Lowrie, S (1, 6) OBP: 0.286, SLG: 0.280	F8		BB		P3		K			2	0	0	0	1	0	1
76 Jose Iglesias, R (5, 6) OBP: 0.417, SLG: 0.364										1	0	0	0	0	1	0
7 J.D. Drew, L (1, 10) OBP: 0.320, SLG: 0.333	K		F9		BB (1-2)			P5		2	0	0	0	1	1	2
60 Daniel Nava, S (8, PH) OBP: 0.310, SLG: 0.280										1	0	0	0	0	0	0
(8, 10)																
33 Jason Varitek, S (1, 2) OBP: 0.313, SLG: 0.333		G3-1	K		G4-3			K		3	0	0	0	0	1	4
92 Luis Exposito, R (6, 2) OBP: 0.250, SLG: 0.200										1	0	0	0	0	1	0
55 Ryan Kalish, L (1, 8) OBP: 0.316, SLG: 0.286		K	P6			K		BB (86 FC5-4)		3	0	0	0	1	2	0
93 Ryan Khoury, R (8, PR) OBP: 0.333, SLG: 0.200										0	0	0	0	0	0	0
(8, 4)																
54 Darnell McDonald, R (1, 7) OBP: 0.321, SLG: 0.462		F9	F7			HR		FC5-4 (1-2f)		3	1	1	1	0	0	0
86 J.C. Linares, R (6, 7) OBP: 0.417, SLG: 0.591										1	0	0	0	0	0	1
(8, 8)																
78 Lars Anderson, L (1, 3) OBP: 0.217, SLG: 0.455			1B (70 E, 80 G1-3, 23 2B)	HR		G4-3			P2	3	2	2	1	0	0	0
72 Yamaico Navarro, R (6, 5) OBP: 0.321, SLG: 0.407										1	0	0	0	0	0	0
80 Nate Spears, L (1, 4) OBP: 0.375, SLG: 0.400			G1-3	G4-3		P6			1B	4	0	1	0	0	0	1
(8, 7)																
70 Drew Sutton, S (1, 5) OBP: 0.382, SLG: 0.483			BB (2 SAFE, 23 2B, 2-3)		1B (7 BB)		K		L5	3	1	1	0	1	1	1
(6, 3)																
Inning Stats	R: 0 E: 0 K: 1 S: 5 / H: 0 LOB: 0 BB: 0 P: 5	R: 0 E: 0 K: 1 S: 5 / H: 0 LOB: 0 BB: 0 P: 5	R: 2 E: 1 K: 1 S: 7 / H: 2 LOB: 2 BB: 2 P: 15	R: 1 E: 0 K: 0 S: 6 / H: 1 LOB: 0 BB: 0 P: 6	R: 0 E: 0 K: 0 S: 4 / H: 1 LOB: 2 BB: 1 P: 8	R: 1 E: 0 K: 1 S: 8 / H: 1 LOB: 0 BB: 0 P: 11	R: 0 E: 0 K: 2 S: 7 / H: 0 LOB: 0 BB: 0 P: 7	R: 0 E: 0 K: 1 S: 5 / H: 0 LOB: 1 BB: 1 P: 9	R: 0 E: 0 K: 1 S: 6 / H: 1 LOB: 1 BB: 0 P: 6	1B: 3 2B: 1 3B: 0 HR: 2	SF: 0 SAC: 0 DP: 0 HBP: 0						

PITCHER		IP	WLS	BF	H	R	ER	SO	BB	IBB	HBP	BLK	WP	HR	S	P	ERA	WHIP
32 Brad Lincoln, R ERA: 3.38	(1, 1)	3.0		13	2	2	2	3	2	0	0	0	0	0	17	25	6.00	1.333
27 Jeff Karstens, R ERA: 2.57	(4, 1)	2.0	W	9	2	1	1	0	1	0	0	0	0	1	10	14	4.50	1.500
Joel Hanrahan, R ERA: 11.57	(6, 1)	1.0		4	1	1	1	1	0	0	0	0	0	1	8	11	9.00	1.000
30 Chris Resop, R ERA: 3.0	(7, 1)	2.0	H	7	0	0	0	3	1	0	0	0	0	0	12	16	0.00	0.500
63 Chris Leroux, R ERA: 3.0	(9, 1)	1.0		4	1	0	0	1	0	0	0	0	0	0	6	6	0.00	1.000

PITCHER	IP	WLS	BF	H	R	ER	SO	BB	IBB	HBP	BLK	WP	HR	S	P	ERA	WHIP

TOP

Boston Red Sox @ Pittsburgh Pirates

McKechnie Field, Bradenton, FL

Sun Mar 13 2011, 1:08 PM - 3:53 PM EDT

Att. 6,602 - Sunny - 70 F

livebaseballscorecards.com

AB	33
R	4
H	6
RBI	4
BB	4
SO	8
LOB	12

BOTTOM

Boston Red Sox @ Pittsburgh Pirates

McKechnie Field, Bradenton, FL

Sun Mar 13 2011, 1:08 PM - 3:53 PM EDT

Att. 6,602 - Sunny - 70 F

livebaseballscorecards.com

Batter	1	2	3	4	5	6	7	8	9	AB	R	H	RBI	BB	SO	LOB
31 Jose Tabata, R (1, 8) OBP: 0.297, SLG: 0.235 Gorkys Hernández, R (6, 8) OBP: 0.261, SLG: 0.261	G4-3		18 FC5-4 1-2 BB		18 1B 24 2B HBP	G4-3		3 F8 81 1B 77 1B 3-H 1B		1 2	1 1	0 1	0 1	1 0	0 0	0 0
18 Neil Walker, S (1, 4) OBP: 0.257, SLG: 0.394 77 Brian Friday, R (6, 4) OBP: 0.333, SLG: 0.364	F8		FC5-4 1-2f 2-3		24 2B 37 1B 1-2 2-3 3-H 1B	K		81 1B 1-2 1B		3 2	1 0	1 1	1 0	0 0	0 1	2 0
24 Pedro Alvarez, L (1, 5) OBP: 0.306, SLG: 0.486 3 Pedro Ciriaco, R (6, 5) OBP: 0.320, SLG: 0.458	K		K2-3		37 1B 1-3 2-H 3-H 2B	K		F8 2-3		3 2	1 0	1 0	2 0	0 0	2 1	2 2
46 Garrett Jones, L (1, 9) OBP: 0.343, SLG: 0.321 81 Andrew Lambo, L (6, 9) OBP: 0.333, SLG: 0.313		G3-1		G1-3	68 1B 37 1B BB		51 S HBP	1-2 3-H 1B		2 1	0 0	0 1	0 1	1 0	0 0	0 0
37 Lyle Overbay, L (1, 3) OBP: 0.400, SLG: 0.724 10 Garrett Atkins, R (6, 3) OBP: 0.231, SLG: 0.375		K		K	68 1B 1-2 2-H 3-H 1B		K	F7		3 2	0 0	1 0	2 0	0 0	2 1	0 3
14 John Bowker, L (1, 7) OBP: 0.333, SLG: 0.722 51 Steve Pearce, R (6, 7) OBP: 0.259, SLG: 0.292		HR		F7	F8		10 G6-4-3 1-2 BB			3 0	1 0	1 0	1 0	0 1	0 0	2 0
5 Ronny Cedeno, R (1, 6) OBP: 0.259, SLG: 0.346 10 Joshua Rodriguez, R (6, 6) OBP: 0.375, SLG: 0.231		K			HR K		G6-4-3 1-2f			3 1	1 0	1 0	1 0	0 0	2 0	2 2
68 Dusty Brown, R (1, 2) OBP: 0.435, SLG: 0.421 35 Jason Jaramillo, S (6, 2) OBP: 0.571, SLG: 1.000			G6-3		BB 1B			17 F9 1B 2B		2 1	1 1	1 1	0 0	1 0	0 0	0 0
32 Brad Lincoln, L (1, 1) OBP: 1.000, SLG: 1.000 27 Jeff Karstens, R (4, 1) 12 Andy Marte, R (5, PH) OBP: 0.500, SLG: 0.667 Joel Hanrahan, R (6, 1) 30 Chris Resop, R (7, 1) 17 Josh Fields, R (8, PH) OBP: 0.333, SLG: 0.190 63 Chris Leroux, L (9, 1)			18 FC5-4 31 BB 1B		2B F7			F9 2-3		1 0 2 0 0 0 1 0	0 0 1 0 0 0 0 0	1 0 1 0 0 0 0 0	0 0 0 0 0 0 0 0	0 0 0 0 0 0 0 0	0 0 0 0 0 0 0 0	0 0 3 0 0 0 1 0
Inning Stats	R: 0 E: 0 K: 1 S: 5 H: 0 LOB: 0 BB: 0 P: 5	R: 1 E: 0 K: 2 S: 8 H: 1 LOB: 0 BB: 0 P: 8	R: 0 E: 0 K: 1 S: 6 H: 1 LOB: 2 BB: 1 P: 10	R: 0 E: 0 K: 1 S: 5 H: 0 LOB: 0 BB: 0 P: 5	R: 6 E: 0 K: 1 S: 11 H: 6 LOB: 3 BB: 2 P: 20	R: 0 E: 0 K: 2 S: 7 H: 0 LOB: 0 BB: 0 P: 7	R: 0 E: 0 K: 1 S: 4 H: 0 LOB: 1 BB: 1 P: 9	R: 2 E: 0 K: 0 S: 7 H: 4 LOB: 2 BB: 0 P: 7		1B: 7 2B: 3 3B: 0 HR: 2	SF: 0 SAC: 0 DP: 1 HBP: 2			WP: 0 PB: 0 SB: 1 CS: 0	PA: 41	

	AB	35
	R	9
	H	12
	RBI	9
	BB	4
	SO	9
	LOB	19

PITCHER		IP	WLS	BF	H	R	ER	SO	BB	IBB	HBP	BLK	WP	HR	S	P	ERA	WHIP
19 Josh Beckett, R ERA: 6.52	(1, 1)	4.0	L	19	4	5	5	5	2	0	1	0	0	2	26	35	11.25	1.500
48 Scott Atchison, R ERA: 6.0	(5, 1)	1.0		8	4	2	2	1	1	0	0	0	0	0	9	13	18.00	5.000
51 Daniel Bard, R ERA: 7.71	(6, 1)	1.0		3	0	0	0	2	0	0	0	0	0	0	7	7	0.00	0.000
30 Andrew Miller, L ERA: 4.26	(7, 1)	1.0		4	0	0	0	1	1	0	1	0	0	0	4	9	0.00	1.000
59 Lenny DiNardo, L ERA: 5.4	(8, 1)	1.0		7	4	2	2	0	0	0	0	0	0	0	7	7	18.00	4.000

PITCHER	IP	WLS	BF	H	R	ER	SO	BB	IBB	HBP	BLK	WP	HR	S	P	ERA	WHIP

Batter	1	2	3	4	5	6	7	8	9	AB	R	H	RBI	BB	SO	LOB
11 Brett Gardner, L (1, 7) OBP: 0.419, SLG: 0.520	G4-3		19 G3-1 2-H 2B		P5			K		3	0	1	1	0	0	0
63 Justin Maxwell, R (7, 7) OBP: 0.345, SLG: 0.174										1	0	0	0	0	1	0
19 Ramiro Pena, S (1, 6) OBP: 0.161, SLG: 0.167	33 S 1B		G3-1 2-3			F8		F8		4	0	1	0	0	0	1
71 Doug Bernier, R (8, 6)										0	0	0	0	0	0	0
14 Curtis Granderson, L (1, 8) OBP: 0.387, SLG: 0.786	P4		BBBB BB			33 CS 1B		F9		2	0	1	0	1	0	1
77 Melky Mesa, R (7, 8) OBP: 0.318, SLG: 0.316										1	0	0	0	0	0	0
33 Nick Swisher, S (1, 9) OBP: 0.212, SLG: 0.219	L1 1-2		F9			K 1-2			K	3	0	0	0	0	1	4
78 Jordan Parraz, R (7, 9) OBP: 0.333, SLG: 0.286										1	0	0	0	0	1	0
12 Eric Chavez, L (1, 3) OBP: 0.414, SLG: 0.407		F9		G4-3			G3		F7	3	0	0	0	0	0	0
84 Austin Romine, R (7, 2) OBP: 0.333, SLG: 0.308										1	0	0	0	0	0	0
26 Eduardo Núñez, R (1, 4) OBP: 0.389, SLG: 0.485		F8		G4-3			94 1B 1B		1B	3	0	1	0	0	0	0
60 Kevin Russo, R (8, 4) OBP: 0.167, SLG: 0.125										1	0	1	0	0	0	0
26 Ronnie Belliard, R (1, 5) OBP: 0.111, SLG: 0.111		G5-3		94 CS 1B			P3		F8	3	0	1	0	0	0	1
75 Brandon Laird, R (7, 5) OBP: 0.095, SLG: 0.105										1	0	0	0	0	0	1
94 Jorge Vazquez, R (1, 10) OBP: 0.483, SLG: 0.893			K	CS 1-2	F7		1-3 1B			3	0	1	0	0	1	0
83 Jesus Montero, R (1, 2) OBP: 0.214, SLG: 0.222			11 2B 2B		K		F9			3	1	1	0	0	1	2
85 Jose Gil, R (7, 3)										0	0	0	0	0	0	0
Inning Stats	R: 0 E: 0 K: 0 S: 4 H: 1 LOB: 1 BB: 0 P: 5	R: 0 E: 0 K: 0 S: 3 H: 0 LOB: 0 BB: 0 P: 3	R: 1 E: 0 K: 1 S: 7 H: 2 LOB: 2 BB: 1 P: 11	R: 0 E: 0 K: 0 S: 3 H: 1 LOB: 0 BB: 0 P: 3	R: 0 E: 0 K: 1 S: 5 H: 0 LOB: 0 BB: 0 P: 5	R: 0 E: 0 K: 1 S: 5 H: 1 LOB: 0 BB: 0 P: 5	R: 0 E: 0 K: 0 S: 5 H: 2 LOB: 2 BB: 0 P: 5	R: 0 E: 0 K: 1 S: 5 H: 0 LOB: 0 BB: 0 P: 5	R: 0 E: 0 K: 1 S: 6 H: 1 LOB: 1 BB: 0 P: 6	1B: 6 2B: 2 3B: 0 HR: 0	SF: 0 SAC: 0 DP: 0 HBP: 0						

TOP

New York Yankees @ Boston Red Sox

City of Palms Park, Ft. Myers, FL

Mon Mar 14 2011, 7:07 PM - 9:56 PM EDT

Att. 7,859 - Partly Cloudy - 73 F

livebaseballscorecards.com

AB	33
R	1
H	8
RBI	1
BB	1
SO	5
LOB	10

PITCHER		IP	WLS	BF	H	R	ER	SO	BB	IBB	HBP	BLK	WP	HR	S	P	ERA	WHIP
91 Alfredo Aceves, R ERA: 3.48	(1, 1)	3.0		13	3	1	1	1	1	0	0	0	0	0	14	19	3.00	1.333
44 Dennys Reyes, L ERA:	(4, 1)	1.0		3	1	0	0	0	0	0	0	0	0	0	3	3	0.00	1.000
58 Jonathan Papelbon, R ERA: 6.23	(5, 1)	1.0		3	0	0	0	1	0	0	0	0	0	0	5	5	0.00	0.000
52 Bobby Jenks, R ERA:	(6, 1)	1.0	W	3	1	0	0	1	0	0	0	0	0	0	5	5	0.00	1.000
37 Hideki Okajima, L ERA: 7.2	(7, 1)	1.0	H	5	2	0	0	0	0	0	0	0	0	0	5	5	0.00	2.000

PITCHER		IP	WLS	BF	H	R	ER	SO	BB	IBB	HBP	BLK	WP	HR	S	P	ERA	WHIP
53 Rich Hill, L ERA:	(8, 1)	2.0	S	7	1	0	0	2	0	0	0	0	0	0	11	11	0.00	0.500

WP: 0 PB: 0 SB: 1 CS: 2 PA: 35

BOTTOM

New York Yankees @ Boston Red Sox

City of Palms Park, Ft. Myers, FL

Mon Mar 14 2011, 7:07 PM - 9:56 PM EDT

Att. 7,859 - Partly Cloudy - 73 F

livebaseballscorecards.com

Batter	1	2	3	4	5	6	7	8	9	AB	R	H	RBI	BB	SO	LOB
2 Jacoby Ellsbury, L (1, 8) OBP: 0.464, SLG: 0.654	BBBB 4-0 15 FC6-4 BB	X 0-0 ② FC5-2 1-2 2-3 3-Hf			BBBB 4-0 15 G1-3 15 WP 1-2 BB		X 0-0 ① P5	X 0-0 ③ F8		1	0	0	0	1	0	3
55 Ryan Kalish, L (3, 8) OBP: 0.317, SLG: 0.270										2	0	0	0	1	0	2
15 Dustin Pedroia, R (1, 4) OBP: 0.367, SLG: 0.444	X 0-0 ① FC6-4 13 S 1-2f	X 0-0 ③ G5-3			B X 1-0 ① ② G1-3 1-2f 2-3		X 0-0 E1 72 1B			3	0	0	0	0	0	6
70 Drew Sutton, S (6, 4) OBP: 0.371, SLG: 0.467										1	0	0	0	0	0	0
13 Carl Crawford, L (1, 7) OBP: 0.222, SLG: 0.231	SSS 0-3 ② K 1-2		X 0-0 ① L8		B X 1-0 ③ G3-1 3-H		SSS 0-3 ② K			2	0	0	0	0	1	1
60 Daniel Nava, S (4, 7) OBP: 0.290, SLG: 0.259										2	0	0	0	0	1	1
20 Kevin Youkilis, R (1, 5) OBP: 0.241, SLG: 0.222	BBBB 4-0 BB		SSS 0-3 ② K			X 0-0 23 PB 28 1B 39 FC4-6 1B	X 0-0 1-2 1B			2	0	1	0	1	1	0
72 Yamaico Navarro, R (6, PR) OBP: 0.345, SLG: 0.429 (7, 5)										1	1	1	0	0	0	0
28 Adrián González, L (1, 3) OBP: 0.400, SLG: 0.500	X 0-0 ③ G4-3		X 0-0 ③ G3			X 0-0 39 FC4-6 23 PB 1-2 1B	X 0-0 ③ P5			3	0	1	0	0	0	2
80 Nate Spears, L (6, PR) OBP: 0.364, SLG: 0.387 (7, 3)										1	0	0	0	0	0	2
34 David Ortiz, L (1, 10) OBP: 0.375, SLG: 0.500		X 0-0 10 BB 23 1B 2 FC5-2 1B		X 0-0 ① P5		CCC 0-3 ① K		X 0-0 76 E 1B		3	0	1	0	0	1	2
68 Josh Reddick, L (8, PH) OBP: 0.250, SLG: 0.393 (9, 10)										1	0	1	0	0	0	0
23 Mike Cameron, R (1, 9) OBP: 0.417, SLG: 0.500		X 0-0 2 FC5-2 10 BB 1-2 1B		X 0-0 ② F8		BBBB 4-0 39 FC4-6 1-2 2-3 BB		SSS 0-3 ① K		2	0	1	0	1	0	0
86 J.C. Linares, R (6, PR) OBP: 0.400, SLG: 0.565 (7, 9)										1	0	0	0	0	1	1
39 Jarrod Saltalamacchia, S (1, 2) OBP: 0.400, SLG: 0.375		X 0-0 ① F8	SSS 0-3 ③ K			X 0-0 ② FC4-6 1-2f 2-3 3-H		X 0-0 ② F7		3	0	0	1	0	1	4
81 Mark Wagner, R (7, 2) OBP: 0.231, SLG: 0.769										1	0	0	0	0	0	1
10 Marco Scutaro, R (1, 6) OBP: 0.296, SLG: 0.292	BBBB 4-0 2 FC5-2 1-2 2-3 BB				H 1-0 15 WP 55 BB 60 WP HBP	X 0-0 ③ G6-3		X 0-0 E5 1-2		1	1	0	0	1	0	2
76 Jose Iglesias, R (7, 6) OBP: 0.400, SLG: 0.348										1	0	0	0	0	0	1
Inning Stats	R: 0 E: 0 K: 1 S: 5 H: 0 LOB: 2 BB: 2 P: 13	R: 0 E: 0 K: 0 S: 5 H: 2 LOB: 3 BB: 1 P: 9	R: 0 E: 0 K: 1 S: 5 H: 0 LOB: 0 BB: 0 P: 5	R: 0 E: 0 K: 1 S: 5 H: 0 LOB: 0 BB: 0 P: 5	R: 1 E: 0 K: 0 S: 2 H: 0 LOB: 0 BB: 1 P: 9	R: 1 E: 0 K: 1 S: 7 H: 2 LOB: 2 BB: 1 P: 11	R: 0 E: 1 K: 1 S: 7 H: 1 LOB: 2 BB: 0 P: 7	R: 0 E: 1 K: 1 S: 7 H: 1 LOB: 2 BB: 0 P: 7		1B: 6 2B: 1 3B: 0 HR: 0 SF: 0 SAC: 0 DP: 1 HBP: 1						

	AB	31
	R	2
	H	6
	RBI	1
	BB	5
	SO	6
	LOB	28

WP: 2 PB: 1 SB: 1 CS: 0 PA: 37

PITCHER	IP	WLS	BF	H	R	ER	SO	BB	IBB	HBP	BLK	WP	HR	S	P	ERA	WHIP
92 Manny Bañuelos, L (1, 1) ERA:	2.2		13	2	0	0	2	3	0	0	0	0	0	14	26	0.00	1.875
82 Steve Garrison, L (3, 1) ERA: 6.14	1.1	H	4	0	0	0	1	0	0	0	0	0	0	6	6	0.00	0.000
72 Dellin Betances, R (5, 1) ERA: 6.0	1.1	L	8	2	2	2	1	2	0	1	0	2	0	7	18	13.50	3.000
43 Luis Ayala, R (6, 1) ERA: 1.35	1.2		7	1	0	0	1	0	0	0	0	0	0	9	9	0.00	0.600
Romulo Sanchez, R (8, 1) ERA: 6.23	1.0		5	1	0	0	1	0	0	0	0	0	0	7	7	0.00	1.000

PITCHER	IP	WLS	BF	H	R	ER	SO	BB	IBB	HBP	BLK	WP	HR	S	P	ERA	WHIP

Batter	1	2	3	4	5	6	7	8	9	10	AB	R	H	RBI	BB	SO	LOB
2 Jacoby Ellsbury, L (1, 8) OBP: 0.452, SLG: 0.724	P6			HR		G4-3		F8		G3 1-2 2-3	3	1	1	1	0	0	0
55 Ryan Kalish, L (6, 8) OBP: 0.302, SLG: 0.256											2	0	0	0	0	0	4
13 Carl Crawford, L (1, 7) OBP: 0.200, SLG: 0.207	G5-3			G3		F7			62 BLK HBP	L7	3	0	0	0	0	0	0
60 Daniel Nava, S (6, 7) OBP: 0.303, SLG: 0.250											1	0	0	0	0	0	2
7 J.D. Drew, L (1, 9) OBP: 0.321, SLG: 0.333	K			1B			F8		K		3	0	1	0	0	1	0
68 Josh Reddick, L (7, 9) OBP: 0.242, SLG: 0.379											1	0	0	0	0	1	1
33 Jason Varitek, S (1, 2) OBP: 0.263, SLG: 0.278		L6		F7			K		P6 1-2		3	0	0	0	0	1	1
62 Paul Hoover, R (7, 2) OBP: 0.250, SLG: 0.429											1	0	0	0	0	0	1
12 Jed Lowrie, S (1, 6) OBP: 0.258, SLG: 0.250		K		F8			K		G6-3		3	0	0	0	0	2	1
76 Jose Iglesias, R (7, 6) OBP: 0.385, SLG: 0.333											1	0	0	0	0	0	1
54 Darnell McDonald, R (1, 10) OBP: 0.313, SLG: 0.533		K			K			G6-3		HR	4	1	1	1	0	2	0
78 Lars Anderson, L (1, 3) OBP: 0.185, SLG: 0.385			P4		K			G4-3		K	4	0	0	0	0	2	0
72 Yamaico Navarro, R (1, 5) OBP: 0.303, SLG: 0.375			G6-3		P4			K 80 BB		E4 55 G3 80 BB	4	0	0	0	0	1	0
80 Nate Spears, L (1, 4) OBP: 0.378, SLG: 0.364			F9			G3-1		BB 1-2		BB 55 G3 1-2	2	0	0	0	2	0	0
Inning Stats	R: 0 E: 0 K: 1 S: 5 H: 0 LOB: 0 BB: 0 P: 5	R: 0 E: 0 K: 2 S: 7 H: 0 LOB: 0 BB: 0 P: 7	R: 0 E: 0 K: 0 S: 3 H: 0 LOB: 0 BB: 0 P: 3	R: 1 E: 0 K: 0 S: 7 H: 2 LOB: 1 BB: 0 P: 8	R: 0 E: 0 K: 2 S: 7 H: 0 LOB: 0 BB: 0 P: 7	R: 0 E: 0 K: 0 S: 3 H: 0 LOB: 0 BB: 0 P: 3	R: 0 E: 0 K: 2 S: 7 H: 0 LOB: 0 BB: 0 P: 7	R: 0 E: 0 K: 1 S: 6 H: 0 LOB: 2 BB: 1 P: 10	R: 0 E: 0 K: 1 S: 5 H: 0 LOB: 1 BB: 0 P: 6	R: 1 E: 1 K: 1 S: 8 H: 1 LOB: 2 BB: 1 P: 12	1B: 1 2B: 0 3B: 0 HR: 2 SF: 0 SAC: 0 DP: 0 HBP: 1						

PITCHER		IP	WLS	BF	H	R	ER	SO	BB	IBB	HBP	BLK	WP	HR	S	P	ERA	WHIP
35 Justin Verlander, R ERA: 1.2	(1, 1)	5.1		18	2	1	1	5	0	0	0	0	0	1	30	31	1.69	0.375
60 Brayan Villarreal, R ERA: 3.86	(6, 1)	1.2		5	0	0	0	2	0	0	0	0	0	0	9	9	0.00	0.000
62 Al Alburquerque, R ERA: 5.4	(8, 1)	1.0		5	0	0	0	1	1	0	0	0	1	0	6	10	0.00	1.000
59 Fu-Te Ni, L ERA: 1.13	(9, 1)	1.0		4	0	0	0	1	0	0	1	1	0	0	5	6	0.00	0.000
36 Brad Thomas, L ERA: 2.0	(10, 1)	1.0	L	6	1	1	1	1	1	0	0	0	0	1	8	12	9.00	2.000

PITCHER	IP	WLS	BF	H	R	ER	SO	BB	IBB	HBP	BLK	WP	HR	S	P	ERA	WHIP

TOP

Boston Red Sox @ Detroit Tigers

Joker Marchant Stadium, Lakeland, FL

Tue Mar 15 2011, 1:12 PM - 4:08 PM EDT

Att. 10,307 - Cloudy - 77 F

livebaseballscorecards.com

AB	35
R	2
H	3
RBI	2
BB	2
SO	10
LOB	11

WP: 1 PA: 38
PB: 0
SB: 0
CS: 0

Batter	1	2	3	4	5	6	7	8	9	10	AB	R	H	RBI	BB	SO	LOB
14 Austin Jackson, R (1, 8) OBP: 0.385, SLG: 0.333 26 Brennan Boesch, L (6, PH) OBP: 0.404, SLG: 0.400 (7, 7)	G5-3		K			K		L8		G4-3	2 3	0 0	0 0	0 0	0 0	1 1	0 0
25 Ryan Raburn, R (1, 7) OBP: 0.367, SLG: 0.519 (7, 9)	G5-3			K		K		F8			4	0	0	0	0	2	0
30 Magglio Ordonez, R (1, 9) OBP: 0.250, SLG: 0.333 72 Andy Dirks, L (7, 8) OBP: 0.447, SLG: 0.561	F9			41 BB 1B		L8			F8		3 1	0 0	1 0	0 0	0 0	0 0	0 0
24 Miguel Cabrera, R (1, 3) OBP: 0.350, SLG: 0.556 65 Scott Thorman, L (8, 3) OBP: 0.240, SLG: 0.136		F9		F8			2-1 HR		29 BB BB		3 0	1 0	1 0	1 0	0 1	0 0	1 0
41 Victor Martinez, S (1, 10) OBP: 0.300, SLG: 0.361 34 Clete Thomas, L (9, PH) OBP: 0.344, SLG: 0.345 (10, 10)		1B		1-2 BB			K			F7	2 1	0 0	1 0	0 0	1 0	1 0	0 1
27 Jhonny Peralta, R (1, 6) OBP: 0.316, SLG: 0.343 29 Danny Worth, R (5, 6) OBP: 0.346, SLG: 0.364		P4		G4-3			G6-3		1-2 BB		2 1	0 0	0 0	0 0	0 1	0 0	3 0
15 Brandon Inge, R (1, 5) OBP: 0.265, SLG: 0.367 32 Don Kelly, L (6, 5) OBP: 0.342, SLG: 0.324		K	K				G6-3 1B		P5		2 2	0 0	0 1	0 0	0 0	2 0	1 2
20 Scott Sizemore, R (1, 4) OBP: 0.278, SLG: 0.441			G6-3		G4-3		G6-3			G6-3	4	0	0	0	0	0	1
13 Alex Avila, L (1, 2) OBP: 0.387, SLG: 0.269 63 Max St. Pierre, R (9, 2)			K		G6-3			F7		F7	3 1	0 0	0 0	0 0	0 0	1 0	0 0
Inning Stats	R: 0 E: 0 K: 0 S: 3 H: 0 LOB: 0 BB: 0 P: 3	R: 0 E: 0 K: 1 S: 6 H: 1 LOB: 1 BB: 0 P: 6	R: 0 E: 0 K: 2 S: 7 H: 0 LOB: 0 BB: 0 P: 7	R: 0 E: 0 K: 1 S: 6 H: 1 LOB: 2 BB: 1 P: 10	R: 0 E: 0 K: 1 S: 5 H: 0 LOB: 0 BB: 0 P: 5	R: 0 E: 0 K: 2 S: 7 H: 0 LOB: 0 BB: 0 P: 7	R: 1 E: 0 K: 1 S: 8 H: 2 LOB: 1 BB: 0 P: 10	R: 0 E: 0 K: 0 S: 3 H: 0 LOB: 0 BB: 0 P: 3	R: 0 E: 0 K: 0 S: 3 H: 0 LOB: 2 BB: 2 P: 11	R: 0 E: 0 K: 0 S: 3 H: 0 LOB: 0 BB: 0 P: 3	1B: 3 2B: 0 3B: 0 HR: 1	SF: 0 SAC: 0 DP: 0 HBP: 0					WP: 0 PB: 0 SB: 0 CS: 0	PA: 37

PITCHER		IP	WLS	BF	H	R	ER	SO	BB	IBB	HBP	BLK	WP	HR	S	P	ERA	WHIP
18 Daisuke Matsuzaka, R ERA: 7.24	(1, 1)	5.0		18	2	0	0	5	1	0	0	0	0	0	27	31	0.00	0.600
32 Matt Albers, R ERA: 2.45	(6, 1)	2.0	B	8	2	1	1	3	0	0	0	0	0	1	15	17	4.50	1.000
64 Michael Bowden, R ERA: 2.57	(8, 1)	1.0		3	0	0	0	0	0	0	0	0	0	0	3	3	0.00	0.000
56 Brandon Duckworth, R ERA: 3.86	(9, 1)	2.0	W	8	0	0	0	0	2	0	0	0	0	0	6	14	0.00	1.000

PITCHER	IP	WLS	BF	H	R	ER	SO	BB	IBB	HBP	BLK	WP	HR	S	P	ERA	WHIP

BOTTOM

Boston Red Sox @ Detroit Tigers

Joker Marchant Stadium, Lakeland, FL

Tue Mar 15 2011, 1:12 PM - 4:08 PM EDT

Att. 10,307 - Cloudy - 77 F

livebaseballscorecards.com

AB	34
R	1
H	4
RBI	1
BB	3
SO	8
LOB	9

Boston Red Sox @ Atlanta Braves

Champion Stadium, Lake Buena Vista, FL

Wed Mar 16 2011, 1:09 PM - 3:42 PM EDT

Att. 11,235 - Partly Cloudy - 76 F

TOP

livebaseballscorecards.com

Batter	1	2	3	4	5	6	7	8	9	AB	R	H	RBI	BB	SO	LOB
10 Marco Scutaro, R (1, 6) OBP: 0.300, SLG: 0.407	HR		G1-3			G4-3	P3 1-2			3	1	1	1	0	0	0
76 Jose Iglesias, R (6, 6) OBP: 0.370, SLG: 0.320										1	0	0	0	0	0	2
15 Dustin Pedroia, R (1, 4) OBP: 0.364, SLG: 0.433	G3-1		G6-3			1B		G5-3		3	0	1	0	0	0	0
70 Drew Sutton, S (6, PR) OBP: 0.361, SLG: 0.452 (6, 4)										1	0	0	0	0	0	0
28 Adrián González, L (1, 3) OBP: 0.250, SLG: 0.286	F7			G4-3		G4-3		G3-1		3	0	0	0	0	0	1
78 Lars Anderson, L (6, 3) OBP: 0.179, SLG: 0.370										1	0	0	0	0	0	0
20 Kevin Youkilis, R (1, 5) OBP: 0.250, SLG: 0.233	G6-3			G5-3			34 WP 39 2B 1B	P5		3	0	1	0	0	0	0
72 Yamaico Navarro, R (7, PR) OBP: 0.294, SLG: 0.364 (7, 5)										1	1	0	0	0	0	0
34 David Ortiz, L (1, 10) OBP: 0.343, SLG: 0.455		K		F8			F8 1-2		K	3	0	0	0	0	1	1
98 Bubba Bell, L (9, PH)										1	0	0	0	0	1	0
39 Jarrod Saltalamacchia, S (1, 2) OBP: 0.391, SLG: 0.421		F8			K		68 1B 2-H 2B		F8	3	1	1	1	0	1	0
81 Mark Wagner, R (7, 2) OBP: 0.214, SLG: 0.714										1	0	0	0	0	0	0
55 Ryan Kalish, L (1, 8) OBP: 0.319, SLG: 0.262		60 S 1B			K		4-0 68 1B BB		G1-3	3	0	1	0	1	1	0
60 Daniel Nava, S (1, 7) OBP: 0.278, SLG: 0.226		P6 1-2			K		K			3	0	0	0	0	2	3
54 Darnell McDonald, R (1, 9) OBP: 0.294, SLG: 0.500			K			L6	76 PB 1-3 2-H 1B			2	0	0	0	0	1	0
68 Josh Reddick, L (6, 9) OBP: 0.265, SLG: 0.400										1	0	1	1	0	0	0

	AB	33
	R	3
	H	6
	RBI	3
	BB	1
	SO	7
	LOB	7

Inning Stats	1	2	3	4	5	6	7	8	9
	R: 1 E: 0 K: 0 S: 5	H: 1 LOB: 0 BB: 0 P: 5	R: 0 E: 0 K: 1 S: 6	H: 1 LOB: 1 BB: 0 P: 7	R: 0 E: 0 K: 1 S: 5	H: 0 LOB: 0 BB: 0 P: 5	R: 0 E: 0 K: 0 S: 3	H: 0 LOB: 0 BB: 0 P: 3	R: 0 E: 0 K: 3 S: 9	H: 0 LOB: 0 BB: 0 P: 9
	R: 0 E: 0 K: 0 S: 4	H: 1 LOB: 1 BB: 0 P: 4	R: 2 E: 0 K: 1 S: 8	H: 3 LOB: 3 BB: 1 P: 14	R: 0 E: 0 K: 0 S: 3	H: 0 LOB: 0 BB: 0 P: 3	R: 0 E: 0 K: 1 S: 5	H: 0 LOB: 0 BB: 0 P: 5		

	1B: 4	SF: 0	WP: 1	PA: 34
	2B: 1	SAC: 0	PB: 1	
	3B: 0	DP: 0	SB: 1	
	HR: 1	HBP: 0	CS: 0	

PITCHER		IP	WLS	BF	H	R	ER	SO	BB	IBB	HBP	BLK	WP	HR	S	P	ERA	WHIP
48 Tommy Hanson, R ERA: 1.29	(1, 1)	5.0		17	2	1	1	5	0	0	0	0	0	1	28	29	1.80	0.400
19 Scott Linebrink, R ERA: 4.5	(6, 1)	1.0	H	4	1	0	0	0	0	0	0	0	0	0	4	4	0.00	1.000
52 George Sherrill, L ERA: 7.2	(7, 1)	1.0	W	7	3	2	2	1	1	0	0	0	1	0	8	14	18.00	4.000
58 Peter Moylan, R ERA: 3.6	(8, 1)	1.0	H	3	0	0	0	0	0	0	0	0	0	0	3	3	0.00	0.000
34 Eric O'Flaherty, L ERA:	(9, 1)	1.0	S	3	0	0	0	1	0	0	0	0	0	0	5	5	0.00	0.000

PITCHER	IP	WLS	BF	H	R	ER	SO	BB	IBB	HBP	BLK	WP	HR	S	P	ERA	WHIP

Boston Red Sox @ Atlanta Braves

Champion Stadium, Lake Buena Vista, FL

Wed Mar 16 2011, 1:09 PM - 3:42 PM EDT

Att. 11,235 - Partly Cloudy - 76 F

livebaseballscorecards.com

BOTTOM

Batter	1	2	3	4	5	6	7	8	9	AB	R	H	RBI	BB	SO	LOB
14 Martín Prado, R (1, 7) OBP: 0.346, SLG: 0.396	7 1B 10 1B 1B		G6-3 ①		G5-3 ①	2B		G4-3 ①		4	1	2	0	0	0	0
78 Jose Constanza, L (7, 7) OBP: 0.263, SLG: 0.222										1	0	0	0	0	0	0
7 Brooks Conrad, S (1, 4) OBP: 0.250, SLG: 0.233	16 L9 10 1B 1-3 1B		BBBB 4-0 10 G5-3 BB		16 BB 10 1B 20 SF8 1B	F7 ②		F8 ②		4	1	2	0	1	0	1
10 Chipper Jones, S (1, 5) OBP: 0.432, SLG: 0.650	1-2 3-H 1B		G5-3 ② 1-2		16 BB 4 1B 1-2 1B	G3 ③		G6-3 ③		3	1	2	1	0	0	1
75 Ed Lucas, R (6, 3) OBP: 0.393, SLG: 0.423										2	0	0	0	0	0	1
16 Brian McCann, L (1, 10) OBP: 0.235, SLG: 0.344	L9 ① 2-3		G4-3 ③		BBBB 4-0 8 BB 4 1B 1-2 2-3 BB		23 1B 8 1B 2B			3	1	1	0	1	0	3
20 Eric Hinske, L (1, 3) OBP: 0.257, SLG: 0.375	CCC 0-3 ②			CCC 0-3 ①	SF8 ② 3-H		8 1B 2-3 1B			2	0	0	1	0	2	2
23 Brandon Hicks, R (6, 5) OBP: 0.368, SLG: 0.444										1	0	1	0	0	0	0
4 Joe Mather, R (1, 8) OBP: 0.219, SLG: 0.172	G5-3 ③			P6 ②	8 BB 1-2 2-H 1B		SSS 0-3 ①			4	0	1	1	0	1	4
8 David Ross, R (1, 2) OBP: 0.414, SLG: 0.333		L5 ①		30 1B 1B	BBBB 4-0 30 FC4-6 1-2 2-3 BB		1-2 3-H 1B			3	0	2	1	1	0	0
30 Wilkin Ramirez, R (1, 9) OBP: 0.400, SLG: 0.583		SSS 0-3 ② K		1-2 1B	FC4-6 ③ 1-2f		SSS 0-3 ② K			4	0	1	0	0	2	5
24 Diory Hernandez, R (1, 6) OBP: 0.321, SLG: 0.462		G6-3 ③	CCC 0-3 ③			G1-3 ①	G3-1 ③			4	0	0	0	0	1	4
Inning Stats	R: 1 H: 3 E: 0 LOB: 2 K: 1 BB: 0 S: 8 P: 8	R: 0 H: 0 E: 0 LOB: 0 K: 1 BB: 0 S: 5 P: 5	R: 0 H: 0 E: 0 LOB: 1 K: 0 BB: 1 S: 3 P: 7	R: 0 H: 2 E: 0 LOB: 2 K: 2 BB: 0 S: 9 P: 9	R: 2 H: 3 E: 0 LOB: 3 K: 0 BB: 2 S: 6 P: 14	R: 0 H: 1 E: 0 LOB: 1 K: 0 BB: 0 S: 4 P: 4	R: 1 H: 3 E: 0 LOB: 2 K: 2 BB: 0 S: 10 P: 10	R: 0 H: 0 E: 0 LOB: 0 K: 0 BB: 0 S: 3 P: 3		1B: 10 SF: 1 2B: 2 SAC: 0 3B: 0 DP: 0 HR: 0 HBP: 0						

AB	35
R	4
H	12
RBI	4
BB	3
SO	6
LOB	21

WP: 0 PA: 39
PB: 0
SB: 0
CS: 0

PITCHER		IP	WLS	BF	H	R	ER	SO	BB	IBB	HBP	BLK	WP	HR	S	P	ERA	WHIP
31 Jon Lester, L ERA: 2.53	(1, 1)	4.2		24	8	3	3	4	2	0	0	0	0	0	30	38	5.79	2.143
30 Andrew Miller, L ERA: 3.52	(5, 1)	1.1		6	1	0	0	0	1	0	0	0	0	0	5	9	0.00	1.500
44 Dennys Reyes, L ERA: 1.8	(7, 1)	1.0	L	6	3	1	1	2	0	0	0	0	0	0	10	10	9.00	3.000
43 Randy Williams, L ERA: 2.7	(8, 1)	1.0		3	0	0	0	0	0	0	0	0	0	0	3	3	0.00	0.000

PITCHER	IP	WLS	BF	H	R	ER	SO	BB	IBB	HBP	BLK	WP	HR	S	P	ERA	WHIP

New York Mets @ Boston Red Sox

City of Palms Park, Ft. Myers, FL

Thu Mar 17 2011, 1:06 PM - 3:55 PM EDT

Att. 7,991 - Sunny - 79 F

TOP

livebaseballscorecards.com

Batter	1	2	3	4	5	6	7	8	9	AB	R	H	RBI	BB	SO	LOB
3 Luis Hernandez, S (1, 6) (6, 4) OBP: 0.368, SLG: 0.412	F7		G3		28 FC4-6 HBP		G5-3		F8	4	0	0	0	0	0	1
28 Daniel Murphy, L (1, 4) (6, 3) OBP: 0.350, SLG: 0.474	G5-3			6 1B 1B	FC4-6 1-2f 2-3 3-H		G4-3		72 BB 2 2B BB 1-2	4	1	1	1	1	0	2
12 Scott Hairston, R (1, 8) OBP: 0.487, SLG: 0.697 72 Kirk Nieuwenhuis, L (6, 8) OBP: 0.226, SLG: 0.259	2B			P5	F9			2 1B BB	2 2B BB 1-2 2-3	3 0	0 1	1 0	0 0	0 2	0 0	3 0
29 Ike Davis, L (1, 3) OBP: 0.441, SLG: 0.607 2 Justin Turner, R (6, 5) OBP: 0.300, SLG: 0.345	K			F7		F8		1B	20 2B 2B 1-H 2-H 3-H	3 2	0 1	0 2	0 3	0 0	1 0	2 0
6 Nick Evans, R (1, 7) OBP: 0.314, SLG: 0.333 20 Jason Pridie, L (6, 7) OBP: 0.261, SLG: 0.200		F7		1-2 1B		21 1B BB		P5	2B 2-H	2 2	0 0	1 1	0 1	1 0	0 0	0 2
21 Lucas Duda, L (1, 9) OBP: 0.304, SLG: 0.500		F9		G6-3		1-2 1B		F6	G3	5	0	1	0	0	0	5
4 Brad Emaus, R (1, 10) OBP: 0.310, SLG: 0.269		K			25 SH1-3 30 1B 28 FC4-6 1B	F8		P5		4	1	1	0	0	1	4
30 Josh Thole, L (1, 2) OBP: 0.444, SLG: 0.647 62 Dusty Ryan, R (6, 2) OBP: 0.188, SLG: 0.200			F8	28 FC4-6 25 SH1-3 1-2 1B		G4-3			72 BB 28 BB 2 2B HBP	3 0	0 1	1 0	0 0	0 0	0 0	2 0
25 Chin-Lung Hu, R (1, 5) (6, 6) OBP: 0.364, SLG: 0.345			F8	SH1-3 1-2 2-3		G6-3			P3	3	0	0	0	0	0	1

	AB	35
	R	5
	H	9
	RBI	5
	BB	4
	SO	2
	LOB	22

Inning Stats																				
	R: 0	H: 1	R: 0	H: 0	R: 0	H: 0	R: 0	H: 2	R: 1	H: 2	R: 0	H: 1	R: 0	H: 0	R: 0	H: 1	R: 4	H: 2	1B: 6	SF: 0	WP: 0	PA: 42
	E: 0	LOB: 1	E: 0	LOB: 0	E: 0	LOB: 0	E: 0	LOB: 2	E: 0	LOB: 2	E: 0	LOB: 2	E: 0	LOB: 0	E: 0	LOB: 2	E: 0	LOB: 1	2B: 3	SAC: 1	PB: 0	
	K: 1	BB: 0	K: 1	BB: 0	K: 0	BB: 0	K: 0	BB: 0	K: 0	BB: 0	K: 0	BB: 1	K: 0	BB: 0	K: 0	BB: 1	K: 0	BB: 2	3B: 0	DP: 0	SB: 0	
	S: 6	P: 6	S: 5	P: 5	S: 3	P: 3	S: 5	P: 5	S: 5	P: 6	S: 4	P: 8	S: 3	P: 3	S: 4	P: 8	S: 5	P: 14	HR: 0	HBP: 2	CS: 0	

PITCHER		IP	WLS	BF	H	R	ER	SO	BB	IBB	HBP	BLK	WP	HR	S	P	ERA	WHIP
41 John Lackey, R ERA: 1.72	(1, 1)	5.1	W	23	5	1	1	2	1	0	1	0	0	0	25	30	1.69	1.125
53 Rich Hill, L ERA:	(6, 1)	0.2		3	1	0	0	0	0	0	0	0	0	0	3	3	0.00	1.500
48 Scott Atchison, R ERA: 5.14	(7, 1)	1.0		3	0	0	0	0	0	0	0	0	0	0	3	3	0.00	0.000
51 Daniel Bard, R ERA: 6.35	(8, 1)	1.0		5	1	0	0	0	1	0	0	0	0	0	4	8	0.00	2.000
58 Jonathan Papelbon, R ERA: 12.6	(9, 1)	0.2		7	2	4	4	0	2	0	1	0	0	0	4	13	54.00	6.000

PITCHER		IP	WLS	BF	H	R	ER	SO	BB	IBB	HBP	BLK	WP	HR	S	P	ERA	WHIP
95 Eammon Portice, R ERA:	(9, 1)	0.1	S	1	0	0	0	0	0	0	0	0	0	0	1	1	0.00	0.000

BOTTOM

New York Mets @ Boston Red Sox

City of Palms Park, Ft. Myers, FL

Thu Mar 17 2011, 1:06 PM - 3:55 PM EDT

Att. 7,991 - Sunny - 79 F

Batter	1	2	3	4	5	6	7	8	9	AB	R	H	RBI	BB	SO	LOB
2 Jacoby Ellsbury, L (1, 8) OBP: 0.471, SLG: 0.710 86 J.C. Linares, R (5, PR) OBP: 0.370, SLG: 0.520 (6, 8)	K		13 1B 13 E 1-2 1B		13 1B 12 2B 1-2 BB		G5-3	K		2 2	1 1	1 0	0 0	1 0	1 1	0 0
13 Carl Crawford, L (1, 7) OBP: 0.242, SLG: 0.250 60 Daniel Nava, S (5, PR) OBP: 0.297, SLG: 0.250 (6, 7)	K		E9 12 E 1-H 2-H 1B		12 2B 1-2 2-H 1B		23 S 1B 1B			3 1	0 2	2 1	2 0	0 0	1 0	0 0
23 Mike Cameron, R (1, 10) OBP: 0.357, SLG: 0.423	K		K		F9		K 1-2			4	0	0	0	0	3	4
12 Jed Lowrie, S (1, 6) OBP: 0.294, SLG: 0.323 Jorge Jimenez, L (5, PR) OBP: 1.000, SLG: 1.000 (6, 5)		1B	G6-3 1-3		2B 1-H 2-H		1B 2-H			3 1	0 0	2 1	2 1	0 0	0 0	1 0
7 J.D. Drew, L (1, 9) OBP: 0.290, SLG: 0.296 68 Josh Reddick, L (6, 9) OBP: 0.257, SLG: 0.387	F7	G3		G3	K		G3			3 1	0 0	0 0	0 0	0 0	1 0	3 1
62 Paul Hoover, R (1, 2) OBP: 0.273, SLG: 0.333 81 Mark Wagner, R (7, 2) OBP: 0.200, SLG: 0.667	K	G4-3			BB			F7		2 1	0 0	0 0	0 0	1 0	1 0	1 0
Lars Anderson, L (1, 3) OBP: 0.188, SLG: 0.355	G5-3	K			K			70 HR 1B		4	1	1	0	0	2	2
70 Drew Sutton, S (1, 5) (6, 6) OBP: 0.375, SLG: 0.543 Derrik Gibson, R (9, 6)			F7		80 FC3-6 1B		K	1-H HR		4 0	1 0	2 0	2 0	0 0	1 0	1 0
80 Nate Spears, L (1, 4) OBP: 0.366, SLG: 0.351 93 Jonathan Hee, R (9, 4)			2 1B 13 1B 1B		FC3-6 2 BB 13 1B 1-2f		G2-3	K		4 0	2 0	1 0	0 0	0 0	1 0	2 0
Inning Stats	R: 0 E: 0 K: 3 S: 9 H: 0 LOB: 0 BB: 0 P: 9	R: 0 E: 0 K: 1 S: 6 H: 1 LOB: 1 BB: 0 P: 6	R: 2 E: 1 K: 1 S: 9 H: 3 LOB: 1 BB: 0 P: 9	R: 0 E: 0 K: 1 S: 5 H: 0 LOB: 0 BB: 0 P: 5	R: 3 E: 0 K: 1 S: 8 H: 3 LOB: 2 BB: 1 P: 12	R: 0 E: 0 K: 2 S: 7 H: 0 LOB: 1 BB: 1 P: 11	R: 1 E: 0 K: 1 S: 7 H: 2 LOB: 1 BB: 0 P: 7	R: 2 E: 0 K: 2 S: 9 H: 2 LOB: 0 BB: 0 P: 10		1B: 9 2B: 1 3B: 0 HR: 1 SF: 0 SAC: 0 DP: 0 HBP: 0						

livebaseballscorecards.com

AB	35
R	8
H	11
RBI	7
BB	2
SO	12
LOB	15

WP: 0 PB: 0 SB: 1 CS: 0 PA: 37

PITCHER		IP	WLS	BF	H	R	ER	SO	BB	IBB	HBP	BLK	WP	HR	S	P	ERA	WHIP
49 Jonathon Niese, L ERA: 3.31	(1, 1)	5.0	L	23	7	5	4	7	1	0	0	0	0	0	37	41	7.20	1.600
36 Manny Acosta, R ERA: 2.35	(6, 1)	1.2		7	1	1	1	3	1	0	0	0	0	0	12	16	5.40	1.200
50 Michael O'Connor, L ERA:	(7, 1)	0.1		2	1	0	0	0	0	0	0	0	0	0	2	2	0.00	3.000
39 Bobby Parnell, R ERA: 3.86	(8, 1)	1.0		5	2	2	2	2	0	0	0	0	0	1	9	10	18.00	2.000

PITCHER	IP	WLS	BF	H	R	ER	SO	BB	IBB	HBP	BLK	WP	HR	S	P	ERA	WHIP

Boston Red Sox @ Tampa Bay Rays

Charlotte Sports Park, Port Charlotte, FL

Fri Mar 18 2011, 7:08 PM - 10:00 PM EDT

Att. 7,740 - Clear - 83 F

TOP

livebaseballscorecards.com

Batter	1	2	3	4	5	6	7	8	9	AB	R	H	RBI	BB	SO	LOB
2 Jacoby Ellsbury, L (1, 8) OBP: 0.474, SLG: 0.686	G1-3		13 BB 1B		7 BB, 13 BB, 12 WP; 1-2 2-3 1B		F7		K 1-2	4	1	2	0	0	0	0
97 Alex Hassan, R (7, 9) OBP: 0.667, SLG: 1.000										1	0	0	0	0	1	1
13 Carl Crawford, L (1, 7) OBP: 0.270, SLG: 0.235	F9		BBBB; 7 G6-3; 1-2 BB		12 WP, 7 BB; 1-2 2-3 3-H BB		G3-1			2	0	0	1	2	0	0
98 Chih-Hsien Chiang, L (7, 7)										0	0	0	0	0	0	0
7 J.D. Drew, L (1, 9) OBP: 0.324, SLG: 0.310	1B		G6-3; 1-2f		BBBB; 12 WP; 1-2 2-3 3-H BB		G3-1			2	0	1	1	1	0	2
95 Jeremy Hazelbaker, L (5, PR) (5, 9) (7, 8)										1	0	0	0	0	0	0
12 Jed Lowrie, S (1, 6) OBP: 0.263, SLG: 0.286	CCC K			SSS K	SSS K; 1-2 2-3 3-H			SSS K		4	0	0	0	0	4	3
94 Ryan Dent, R (8, 6)										0	0	0	0	0	0	0
60 Daniel Nava, S (1, 10) OBP: 0.293, SLG: 0.229		BBBB BB		SSS K	SSS K			SSS K		3	0	0	0	1	3	2
Yamaico Navarro, R (1, 5) OBP: 0.289, SLG: 0.333		BBBB; 70 G4-6-3; 1-2 BB		F7	G6-3			F8		3	0	0	0	1	0	0
80 Nate Spears, L (1, 4) OBP: 0.356, SLG: 0.325		CCC K		G6-3	F7				BBBB; 97 DI BB	3	0	0	0	1	1	2
70 Drew Sutton, S (1, 3) OBP: 0.386, SLG: 0.538		G4-6-3; 1-2f		2 1B, 81 HBP, 13 BB 1B	1B				L4	4	1	2	0	0	0	3
81 Mark Wagner, R (1, 2) OBP: 0.211, SLG: 0.556			G6-3	13 BB, 2 1B, 7 BB; 1-2 HBP	SCS K				CCC K	3	1	0	0	0	2	2

Inning Stats										
	R: 0	H: 1	R: 0	H: 0	R: 0	H: 1	R: 0	H: 0	R: 3	H: 2
	E: 0	LOB: 1	E: 0	LOB: 1	E: 0	LOB: 1	E: 0	LOB: 0	E: 0	LOB: 2
	K: 1	BB: 0	K: 1	BB: 2	K: 0	BB: 1	K: 2	BB: 0	K: 2	BB: 2
	S: 6	P: 6	S: 4	P: 12	S: 3	P: 7	S: 7	P: 7	S: 9	P: 18

Inning Stats										
	R: 0	H: 1	R: 0	H: 0	R: 0	H: 0	R: 0	H: 0	R: 0	H: 0
	E: 0	LOB: 1	E: 0	LOB: 0	E: 0	LOB: 0	E: 0	LOB: 0	E: 0	LOB: 1
	K: 1	BB: 0	K: 2	BB: 0	K: 2	BB: 0	K: 0	BB: 0	K: 2	BB: 1
	S: 6	P: 6	S: 7	P: 7	S: 7	P: 3	S: 3	P: 7	S: 7	P: 11

AB	30
R	3
H	5
RBI	2
BB	6
SO	11
LOB	15

1B: 5	SF: 0	WP: 1	PA: 37
2B: 0	SAC: 0	PB: 0	
3B: 0	DP: 2	SB: 0	
HR: 0	HBP: 1	CS: 0	

PITCHER		IP	WLS	BF	H	R	ER	SO	BB	IBB	HBP	BLK	WP	HR	S	P	ERA	WHIP
21 Andy Sonnanstine, R ERA: 8.16	(1, 1)	4.1	W	20	4	3	3	4	4	0	1	0	0	0	23	40	6.23	1.846
43 Kyle Farnsworth, R ERA: 4.05	(5, 1)	1.2	H	7	1	0	0	3	1	0	0	0	1	0	12	16	0.00	1.200
62 Joel Peralta, R ERA:	(7, 1)	2.0	H	6	0	0	0	2	0	0	0	0	0	0	10	10	0.00	0.000
37 Juan Cruz, R ERA:	(9, 1)	1.0		4	0	0	0	2	1	0	0	0	0	0	7	11	0.00	1.000

PITCHER		IP	WLS	BF	H	R	ER	SO	BB	IBB	HBP	BLK	WP	HR	S	P	ERA	WHIP

BOTTOM

Boston Red Sox @ Tampa Bay Rays

Charlotte Sports Park, Port Charlotte, FL

Fri Mar 18 2011, 7:08 PM - 10:00 PM EDT

Att. 7,740 - Clear - 83 F

livebaseballscorecards.com

Batter	1	2	3	4	5	6	7	8	9	AB	R	H	RBI	BB	SO	LOB
18 Ben Zobrist, S (1, 3) OBP: 0.321, SLG: 0.667 5 Sam Fuld, L (6, 8) OBP: 0.290, SLG: 0.222	0-0 2B	1-0 HR (1-H)		0-3 K		0-0 G4-3 (1-2)		4-0 BB (31 S, 31 1B)		3 1	1 1	2 0	2 0	0 1	1 0	1 1
22 Johnny Damon, L (1, 10) OBP: 0.333, SLG: 0.516 31 Jose Lobaton, S (6, PH) OBP: 0.333, SLG: 0.294 (7, 10)	0-0 P2	0-0 G4-3		4-0 BB		0-0 F7		0-1 1B (23 WP, 24 BB, 1-H)		2 2	0 0	0 1	0 1	1 0	0 0	1 1
3 Evan Longoria, R (1, 5) OBP: 0.286, SLG: 0.543 24 Dan Johnson, L (6, 5) OBP: 0.286, SLG: 0.484	0-3 K		0-1 HR	0-0 F8			0-0 1B (45 1B, 23 1B)	4-0 BB (23 WP, 1-2)		3 1	1 0	1 1	1 0	0 1	1 0	3 0
24 Manny Ramirez, R (1, 7) OBP: 0.316, SLG: 0.588 45 Felipe Lopez, S (6, 4) OBP: 0.485, SLG: 0.464	0-0 F8		2-1 HR		0-0 L5		0-0 1B (11 FC4-6, 23 1B, 1-2)	0-0 F8		3 2	1 0	1 1	1 0	0 0	0 0	1 2
20 Matt Joyce, L (1, 9) OBP: 0.325, SLG: 0.371 23 Casey Kotchman, L (6, 3) OBP: 0.432, SLG: 0.543		0-0 2B (1 F9, 10 HR)	0-0 G1-3		4-0 BB (2 G1-3)		0-0 1B (11 FC4-6, 1-2, 2-H)	1-0 G6-3 (1-2, 2-3)		2 2	1 0	1 1	0 0	1 0	0 0	0 2
2 B.J. Upton, R (1, 8) OBP: 0.333, SLG: 0.632 11 Justin Ruggiano, R (6, 9) OBP: 0.192, SLG: 0.320	0-0 P6	0-0 1B (1 K)			0-0 G1-3 (1-2)		0-0 FC4-6 (66 S, 1-2f, 2-3)			3 1	0 0	1 0	0 0	0 0	0 0	2 2
1 Sean Rodríguez, R (1, 4) OBP: 0.469, SLG: 0.593 66 Chris Carter, L (6, 7) OBP: 0.417, SLG: 0.429	0-0 F9 (2-3)	1-3 K (1-2)			0-0 G4-3		4-0 BB (1-2)			3 0	0 0	0 0	0 0	0 1	1 0	3 0
10 Kelly Shoppach, R (1, 2) OBP: 0.423, SLG: 0.571 16 Ray Olmedo, S (7, 6) OBP: 0.091, SLG: 0.095	2-0 HR (3-H)			4-0 BB (9 S)		0-0 1B (5 G4-3)	0-3 K			2 1	1 0	2 0	2 0	1 0	0 1	0 3
9 Elliot Johnson, S (1, 6) OBP: 0.400, SLG: 0.300 65 Craig Albernaz, R (7, 2)	4-0 BB (18 S, 18 HR)			0-3 K (1-2)		0-0 F8		0-0 P5		2 1	1 0	0 0	0 0	1 0	1 0	2 0
Inning Stats	R: 0 E: 0 K: 1 S: 6 H: 1 LOB: 1 BB: 0 P: 6	R: 4 E: 0 K: 0 S: 6 H: 3 LOB: 0 BB: 1 P: 13	R: 2 E: 0 K: 1 S: 9 H: 3 LOB: 1 BB: 0 P: 12	R: 0 E: 0 K: 2 S: 7 H: 0 LOB: 2 BB: 2 P: 15	R: 0 E: 0 K: 0 S: 3 H: 0 LOB: 1 BB: 1 P: 7	R: 0 E: 0 K: 0 S: 4 H: 1 LOB: 1 BB: 0 P: 4	R: 0 E: 0 K: 1 S: 7 H: 3 LOB: 3 BB: 1 P: 11	R: 1 E: 0 K: 0 S: 5 H: 1 LOB: 2 BB: 2 P: 14		1B: 6 2B: 2 3B: 0 HR: 4	SF: 0 SAC: 0 DP: 0 HBP: 0					

	AB	34
	R	7
	H	12
	RBI	7
	BB	7
	SO	5
	LOB	24

WP: 1 PB: 0 SB: 4 CS: 0 PA: 41

PITCHER		IP	WLS	BF	H	R	ER	SO	BB	IBB	HBP	BLK	WP	HR	S	P	ERA	WHIP
49 Tim Wakefield, R ERA: 7.45	(1, 1)	3.0	L	16	7	6	6	2	1	0	0	0	0	4	21	31	18.00	2.667
43 Randy Williams, L ERA: 2.08	(4, 1)	2.0		9	0	0	0	2	3	0	0	0	0	0	10	22	0.00	1.500
32 Matt Albers, R ERA: 2.16	(6, 1)	1.0		4	1	0	0	0	0	0	0	0	0	0	4	4	0.00	1.000
73 Matt Fox, R ERA: 2.57	(7, 1)	2.0		12	4	1	1	1	3	0	0	0	1	0	12	25	4.50	3.500

PITCHER	IP	WLS	BF	H	R	ER	SO	BB	IBB	HBP	BLK	WP	HR	S	P	ERA	WHIP

Batter	1	2	3	4	5	6	7	8	9	AB	R	H	RBI	BB	SO	LOB
14 Austin Jackson, R (1, 8) OBP: 0.388, SLG: 0.341	B B B B 4-0 34 G1-3-5 28 G4-3 BB		X 0-0 28 1B 1B		X 0-0 E5 34 E 28 SH5-4 25 HR 1-2	B X 1-0 ③ G5-3 1-2			S S S 0-3 ① K	3	1	1	0	1	0	2
57 Casper Wells, R (6, 8) OBP: 0.486, SLG: 0.643										1	0	0	0	0	1	0
28 Will Rhymes, L (1, 4) OBP: 0.310, SLG: 0.282	X 0-0 ① G4-3 1-2	X 0-0 1-2 1B	X 0-0 ① SH5-4 1-2 2-3		X 0-0 ① F8		B B B B 4-0 72 HR BB		3	0	1	0	0	0	1
70 Argenis Diaz, R (8, 4) OBP: 0.357, SLG: 0.182										0	1	0	0	1	0	0
34 Clete Thomas, L (1, 9) OBP: 0.333, SLG: 0.385	X 0-0 ② ③ G1-3-5 2-3f	X 0-0 ① F8	X 0-0 E3 25 HR 2-3 3-H		X 0-0 25 PB 3B	S S S 0-3 ② K			5	2	1	1	0	1	5
26 Brennan Boesch, L (1, 7) OBP: 0.368, SLG: 0.440	B C X 1-1 HR	S S S 0-3 ② K	X 0-0 ② F7		X 0-0 ② G4-3	B C B X 2-1 1-H HR			4	1	1	1	0	1	5
72 Andy Dirks, L (7, 7) OBP: 0.440, SLG: 0.614									1	1	1	2	0	0	0
25 Ryan Raburn, R (1, 10) OBP: 0.375, SLG: 0.639	X 0-0 ① G5-3	X 0-0 ③ P3	B S B C X 2-2 1-H 3-H HR		B S S S 1-3 ③ K 3-H	S S S 0-3 ③ K			4	1	1	3	0	1	2
Corey Jones, L (9, PH) (9, 10)									1	0	0	0	0	1	0
27 Jhonny Peralta, R (1, 6) OBP: 0.289, SLG: 0.333	X 0-0 ② F8	X 0-0 ① F7	S S S 0-3 ③ K		X 0-0 2B				4	0	1	0	0	1	0
29 Danny Worth, R (8, PR) OBP: 0.379, SLG: 0.440									0	0	0	0	0	0	0
(8, 6)															
32 Don Kelly, L (1, 5) OBP: 0.341, SLG: 0.325	X 0-0 13 BB 1B	X 0-0 ② G3-1		X 0-0 ① G1-3		X 0-0 ① F7			4	0	1	0	0	0	1
13 Alex Avila, L (1, 2) OBP: 0.390, SLG: 0.242	B B B B 4-0 1-2 BB	X 0-0 ③ F8		X 0-0 ② G3		X 0-0 ② F7			3	0	0	0	1	0	1
65 Scott Thorman, L (1, 3) OBP: 0.290, SLG: 0.154	X 0-0 ③ L6		X 0-0 28 SH5-4 14 E 34 E 1B	B B B B 4-0 14 WP BB		X 0-0 ③ G3			3	1	1	0	1	0	3
Inning Stats	R: 0 E: 0 K: 0 S: 2 H: 0 LOB: 0 BB: 1 P: 6	R: 1 E: 0 K: 0 S: 6 H: 2 LOB: 2 BB: 1 P: 11	R: 0 E: 0 K: 1 S: 7 H: 2 LOB: 2 BB: 0 P: 7	R: 0 E: 0 K: 0 S: 3 H: 0 LOB: 0 BB: 0 P: 3	R: 4 E: 2 K: 1 S: 11 H: 2 LOB: 0 BB: 0 P: 13	R: 0 E: 0 K: 0 S: 3 H: 0 LOB: 1 BB: 1 P: 8	R: 1 E: 0 K: 1 S: 6 H: 1 LOB: 0 BB: 0 P: 7	R: 0 E: 0 K: 0 S: 4 H: 1 LOB: 1 BB: 0 P: 4	R: 2 E: 0 K: 3 S: 11 H: 1 LOB: 0 BB: 1 P: 17	1B: 4 2B: 2 3B: 1 HR: 3 SF: 0 SAC: 1 DP: 1 HBP: 0						

TOP

Detroit Tigers @ Boston Red Sox

City of Palms Park, Ft. Myers, FL

Fri Mar 18 2011, 1:09 PM - 4:19 PM EDT
Att. 8,121 - Sunny - 79 F

livebaseballscorecards.com

AB	36
R	8
H	9
RBI	7
BB	4
SO	6
LOB	20

PITCHER		IP	WLS	BF	H	R	ER	SO	BB	IBB	HBP	BLK	WP	HR	S	P	ERA	WHIP
11 Clay Buchholz, R ERA: 0.69	(1, 1)	4.0	L	19	5	3	1	1	2	0	0	0	0	1	20	29	2.25	1.750
37 Hideki Okajima, L ERA: 6.0	(5, 1)	1.0		5	1	2	0	1	0	0	0	0	0	1	9	11	0.00	1.000
44 Dennys Reyes, L ERA: 1.5	(6, 1)	1.0		4	0	0	0	0	1	0	0	0	1	0	3	8	0.00	1.000
64 Michael Bowden, R ERA: 2.0	(7, 1)	2.0		8	2	1	0	1	0	0	0	0	0	0	10	11	0.00	1.000
56 Brandon Duckworth, R ERA: 5.63	(9, 1)	1.0		5	1	2	2	3	1	0	0	0	0	1	11	17	18.00	2.000

PITCHER	IP	WLS	BF	H	R	ER	SO	BB	IBB	HBP	BLK	WP	HR	S	P	ERA	WHIP

WP: 1 PB: 1 SB: 0 CS: 0 PA: 41

Detroit Tigers @ Boston Red Sox

City of Palms Park, Ft. Myers, FL

Fri Mar 18 2011, 1:09 PM - 4:19 PM EDT

Att. 8,121 - Sunny - 79 F

BOTTOM

livebaseballscorecards.com

Batter	1	2	3	4	5	6	7	8	9	AB	R	H	RBI	BB	SO	LOB
10 Marco Scutaro, R (1, 6) OBP: 0.333, SLG: 0.393	G5-3		20 FC5 / 28 BB		15 S / 20 1B / 1-2		G6-3		G5-3	1	0	0	0	2	0	0
93 Ryan Khoury, R (5, PR) OBP: 0.250, SLG: 0.143 (6, 6)					BB					2	1	0	0	0	0	0
15 Dustin Pedroia, R (1, 4) OBP: 0.389, SLG: 0.531	HR		L5		20 1B / 1-2 / 2-3		K			2	1	1	1	1	0	2
95 Tony Thomas, R (5, PR) (6, 4)					BB					1	0	0	0	0	1	0
28 Adrián González, L (1, 3) OBP: 0.273, SLG: 0.222	F7		20 FC5 / 1-2		K		F8			2	0	0	0	1	1	3
77 Aaron Bates, R (6, 3) OBP: 0.167, SLG: 0.500			BB							1	0	0	0	0	0	0
20 Kevin Youkilis, R (1, 5) OBP: 0.257, SLG: 0.242	G5-3		FC5 / 1-2 / 2-3f		1B / 1-3 / 2-H / 3-H			62 G6-4-3 / 34 BB		3	0	1	2	0	0	3
96 Michael Almanzar, R (5, PR) OBP: 0.500, SLG: 0.333 (6, 5)								BB		0	0	0	0	1	0	0
34 David Ortiz, L (1, 10) OBP: 0.333, SLG: 0.417		G4-3		F7	K			62 G6-4-3 / 1-2		3	0	0	0	1	1	3
67 Drew Dominguez, R (8, PR) (9, 10)								BB		0	0	0	0	0	0	0
33 Jason Varitek, S (1, 2) OBP: 0.227, SLG: 0.238		F7		G4-3		P5		G6-4-3 / 1-2f / 2-3		3	0	0	0	0	0	0
62 Paul Hoover, R (7, 2) OBP: 0.250, SLG: 0.300										1	0	0	0	0	0	2
23 Mike Cameron, R (1, 9) OBP: 0.323, SLG: 0.379		K		P4		G5-3		G4-3		3	0	0	0	0	1	0
68 Josh Reddick, L (7, 9) OBP: 0.250, SLG: 0.375										1	0	0	0	0	0	2
55 Ryan Kalish, L (1, 8) OBP: 0.353, SLG: 0.311			54 F9 / 2B		15 S / 10 BB / 20 1B / BB	54 S / 1B			K	3	1	2	0	1	1	0
54 Darnell McDonald, R (1, 7) OBP: 0.270, SLG: 0.457			F9 / 2-3		K	G6-3 / 1-2			G3	3	0	0	0	0	1	3
95 Mitchell Dening, L (7, 7)										1	0	0	0	0	0	0

	AB	30
	R	3
	H	4
	RBI	3
	BB	7
	SO	6
	LOB	18

Inning Stats	1	2	3	4	5	6	7	8	9
	R: 1 H: 1 E: 0 LOB: 0 K: 0 BB: 0 S: 4 P: 6	R: 0 H: 0 E: 0 LOB: 0 K: 1 BB: 0 S: 5 P: 5	R: 0 H: 1 E: 0 LOB: 3 K: 0 BB: 2 S: 4 P: 12	R: 0 H: 0 E: 0 LOB: 0 K: 0 BB: 0 S: 3 P: 3	R: 2 H: 1 E: 0 LOB: 3 K: 3 BB: 3 S: 10 P: 22	R: 0 H: 1 E: 0 LOB: 1 K: 0 BB: 0 S: 4 P: 5	R: 0 H: 0 E: 0 LOB: 0 K: 1 BB: 0 S: 5 P: 5	R: 0 H: 0 E: 0 LOB: 2 K: 0 BB: 2 S: 2 P: 10	R: 0 H: 0 E: 0 LOB: 0 K: 1 BB: 0 S: 5 P: 5

1B: 2	SF: 0	WP: 0	PA: 37
2B: 1	SAC: 0	PB: 0	
3B: 0	DP: 1	SB: 3	
HR: 1	HBP: 0	CS: 0	

PITCHER		IP	WLS	BF	H	R	ER	SO	BB	IBB	HBP	BLK	WP	HR	S	P	ERA	WHIP
37 Max Scherzer, R ERA: 5.4	(1, 1)	4.1	W	18	2	2	2	2	3	0	0	0	0	1	19	33	4.15	1.154
Al Alburquerque, R ERA: 6.14	(5, 1)	0.2		5	1	1	1	2	2	0	0	0	0	0	7	15	13.50	4.500
60 Brayan Villarreal, R ERA: 3.0	(6, 1)	2.0	H	7	1	0	0	1	0	0	0	0	0	0	9	10	0.00	0.500
59 Fu-Te Ni, L ERA: 1.0	(8, 1)	1.0	H	4	0	0	0	0	2	0	0	0	0	0	2	10	0.00	2.000
36 Brad Thomas, L ERA: 1.8	(9, 1)	1.0		3	0	0	0	1	0	0	0	0	0	0	5	5	0.00	0.000

PITCHER	IP	WLS	BF	H	R	ER	SO	BB	IBB	HBP	BLK	WP	HR	S	P	ERA	WHIP

Batter	1	2	3	4	5	6	7	8	9	AB	R	H	RBI	BB	SO	LOB
10 Marco Scutaro, R (1, 6) OBP: 0.361, SLG: 0.419	15 1B				39 SF7 15 E 1-2 2-H		15 WP 93 FC3-2-5-1 1-3		93 1B	3	0	2	1	0	1	0
70 Drew Sutton, S (5, PR) OBP: 0.413, SLG: 0.610 (5, 6)	1B		1B		1B		2B		2B	2	1	2	0	0	0	0
15 Dustin Pedroia, R (1, 4) OBP: 0.400, SLG: 0.528	39 G4-6-3 1-3			23 FC5-4	E4 39 SF7 1-2 2-3		1-3		FC5 93 1B	4	0	2	0	0	1	3
98 Dan Butler, R (7, 2)	1B			1B			2-3 3-H		BB	0	0	0	0	1	0	0
39 Jarrod Saltalamacchia, S (1, 2) OBP: 0.370, SLG: 0.381	G4-6-3			K	SF7		93 FC3-2-5-1		F4	2	0	0	1	1	1	3
Zach Gentile, L (7, PR) (7, 4)	1-2f			1-2-3 3-H	1-2 2-3 3-H		BB			1	0	0	0	0	0	2
20 Kevin Youkilis, R (1, 5) OBP: 0.237, SLG: 0.222	G6-3			K	F8		FC3-2-5-1		1-2 2-H 1B	3	0	0	0	0	1	5
93 Ryan Khoury, R (5, 5) OBP: 0.300, SLG: 0.222							1-3 3-H			2	0	1	1	0	0	2
23 Mike Cameron, R (1, 10) OBP: 0.324, SLG: 0.375		K		FC5-4		1B	F9		FC5 2-3f	3	0	1	0	0	1	1
Ronald Bermudez, R (7, PH) (7, 10)				1-2f						2	0	0	0	0	0	5
54 Darnell McDonald, R (1, 8) OBP: 0.293, SLG: 0.447		60 G4-6-3			60 1B 68 SF9	F9		G4-3		3	1	1	0	1	0	1
		1B			BB											
60 Daniel Nava, S (1, 7) OBP: 0.289, SLG: 0.231		G4-6-3			80 1B 10 1B			F7		4	1	1	0	0	1	2
94 David Mailman, L (8, 7)		1-2f			1-3 1B					0	0	0	0	0	0	0
68 Josh Reddick, L (1, 9) OBP: 0.225, SLG: 0.343			G6-3		SF9 3-H					3	0	0	1	0	2	1
80 Nate Spears, L (1, 3) OBP: 0.367, SLG: 0.326			G4-3		15 E 10 1B 39 SF7 1-2		70 2B 15 WP			3	2	1	0	1	1	0
					1B		BB									
Inning Stats	R: 0 E: 0 K: 0 S: 4 H: 2 LOB: 1 BB: 0 P: 4	R: 0 E: 0 K: 1 S: 5 H: 1 LOB: 0 BB: 0 P: 5	R: 0 E: 0 K: 1 S: 5 H: 0 LOB: 0 BB: 0 P: 5	R: 0 E: 0 K: 2 S: 8 H: 1 LOB: 1 BB: 0 P: 8	R: 3 E: 1 K: 0 S: 7 H: 3 LOB: 3 BB: 1 P: 11	R: 0 E: 0 K: 2 S: 8 H: 1 LOB: 1 BB: 0 P: 8	R: 1 E: 0 K: 1 S: 6 H: 1 LOB: 3 BB: 2 P: 15	R: 0 E: 0 K: 1 S: 5 H: 0 LOB: 0 BB: 0 P: 5	R: 1 E: 0 K: 1 S: 7 H: 2 LOB: 2 BB: 1 P: 11	1B: 9 2B: 2 3B: 0 HR: 0	SF: 2 SAC: 0 DP: 2 HBP: 0						

PITCHER	IP	WLS	BF	H	R	ER	SO	BB	IBB	HBP	BLK	WP	HR	S	P	ERA	WHIP
29 Kevin Correia, R (1, 1) ERA: 6.38	5.0	W	22	7	3	2	4	1	0	0	0	0	0	29	33	3.60	1.600
Joel Hanrahan, R (6, 1) ERA: 8.1	1.0	H	4	1	0	0	2	0	0	0	0	0	0	8	8	0.00	1.000
65 Justin Thomas, L (7, 1) ERA: 2.08	1.0	H	6	1	1	1	1	2	0	0	0	1	0	6	15	9.00	3.000
38 Fernando Nieve, R (8, 1) ERA: 9.82	2.0	S	9	2	1	1	2	1	0	0	0	0	0	12	16	4.50	1.500

PITCHER	IP	WLS	BF	H	R	ER	SO	BB	IBB	HBP	BLK	WP	HR	S	P	ERA	WHIP

TOP

Boston Red Sox @ Pittsburgh Pirates

McKechnie Field, Bradenton, FL

Sat Mar 19 2011, 1:07 PM - 4:02 PM EDT

Att. 6,644 - Sunny - 77 F

livebaseballscorecards.com

AB	35
R	5
H	11
RBI	4
BB	4
SO	9
LOB	25

WP: 1 PA: 41
PB: 0
SB: 0
CS: 0

Batter	1	2	3	4	5	6	7	8	9	AB	R	H	RBI	BB	SO	LOB
31 Jose Tabata, R (1, 7) OBP: 0.319, SLG: 0.238	S S S 0-3 ① K		x 0-0 ③ FC4-6 1-2f	x 0-0 ③ G6-3			B x 1-0 1-H HR			3	0	0	0	0	1	2
14 John Bowker, L (7, 7) OBP: 0.300, SLG: 0.700										1	1	1	2	0	0	0
18 Neil Walker, S (1, 4) OBP: 0.267, SLG: 0.429	x 0-0 22 F7-4-3 1B			x 0-0 E3 37 2B	x 0-0 ① F7		x 0-0 2B			3	1	1	0	0	0	0
3 Pedro Ciriaco, R (7, 4) OBP: 0.353, SLG: 0.485										1	0	1	0	0	0	0
22 Andrew McCutchen, R (1, 8) OBP: 0.457, SLG: 0.590	x 0-0 ② ③ F7-4-3 1-1			B B B 4-0 37 2B BB	x 0-0 ② F8		x 0-0 ① F8			2	1	0	0	1	0	1
76 Corey Wimberly, S (7, 8) OBP: 0.343, SLG: 0.207										1	0	0	0	0	0	1
37 Lyle Overbay, L (1, 3) OBP: 0.436, SLG: 0.703		x 0-0 ① P5		x 0-0 24 FC4-5 1-H 2-H 2B	x 0-0 1B		x 0-0 ② P5			3	0	2	2	0	0	0
12 Andy Marte, R (7, 3) OBP: 0.483, SLG: 0.583										1	0	0	0	0	0	1
24 Pedro Alvarez, L (1, 5) OBP: 0.265, SLG: 0.417		S S S 0-3 ② K		x 0-0 ① FC4-5 68 1B 23 1B 29 1B 2-3	x 0-0 ③ P4		x 0-0 ③ F8			3	1	0	0	0	1	2
51 Steve Pearce, R (7, 5) OBP: 0.333, SLG: 0.406										1	0	0	0	0	0	1
23 Matt Diaz, R (1, 9) OBP: 0.350, SLG: 0.432		x 0-0 ③ G5-3		x 0-0 68 1B 29 1B 1-2 1B		S S S 0-3 ① K		S S S 0-3 ① K		3	1	1	0	0	1	0
17 Josh Fields, R (7, 9) OBP: 0.281, SLG: 0.154										1	0	0	0	0	1	0
5 Ronny Cedeno, R (1, 6) OBP: 0.250, SLG: 0.314			x 0-0 ① P3	x 0-0 ② F8		x 0-0 ② P6		x 0-0 ② P6		3	0	0	0	0	0	2
10 Joshua Rodriguez, R (7, 6) OBP: 0.462, SLG: 0.333										1	0	0	0	0	0	0
68 Dusty Brown, R (1, 2) OBP: 0.379, SLG: 0.360			x 0-0 ② F9	x 0-0 29 1B 29 E 1-2 2-3 1B		x 0-0 ③ G3-1		B B B B 4-0 BB		3	1	1	0	0	0	0
65 Justin Thomas, L (7, 1)										0	0	0	0	0	0	0
38 Fernando Nieve, R (8, 1)										0	0	0	0	1	0	0
29 Kevin Correia, R (1, 1) OBP: 0.333, SLG: 0.333			x 0-0 31 FC4-6 1B	x 0-0 E2 1-H 2-H 3-H 1B			x 0-0 14 HR 1B	x 0-0 ③ G4-3		2	0	2	2	0	0	0
Joel Hanrahan, R (6, 1)										0	0	0	0	0	0	0
35 Jason Jaramillo, S (7, 2) OBP: 0.591, SLG: 0.895										2	1	1	0	0	0	1
Inning Stats	R: 0 E: 0 K: 1 S: 5 H: 1 LOB: 0 BB: 0 P: 5	R: 0 E: 0 K: 1 S: 5 H: 0 LOB: 0 BB: 0 P: 5	R: 0 E: 0 K: 0 S: 4 H: 1 LOB: 1 BB: 0 P: 4	R: 5 E: 2 K: 0 S: 8 H: 4 LOB: 1 BB: 1 P: 12	R: 0 E: 0 K: 0 S: 4 H: 1 LOB: 1 BB: 0 P: 4	R: 0 E: 0 K: 1 S: 5 H: 0 LOB: 0 BB: 0 P: 5	R: 2 E: 0 K: 0 S: 6 H: 3 LOB: 1 BB: 0 P: 7	R: 0 E: 0 K: 1 S: 5 H: 0 LOB: 1 BB: 1 P: 9		1B: 7 2B: 3 3B: 0 HR: 1	SF: 0 SAC: 0 DP: 1 HBP: 0						

PITCHER		IP	WLS	BF	H	R	ER	SO	BB	IBB	HBP	BLK	WP	HR	S	P	ERA	WHIP
19 Josh Beckett, R ERA: 5.02	(1, 1)	4.2	L	22	7	5	1	2	1	0	0	0	0	0	25	29	1.93	1.714
35 Dan Wheeler, R ERA: 5.79	(5, 1)	0.1		1	0	0	0	0	0	0	0	0	0	0	1	1	0.00	0.000
91 Alfredo Aceves, R ERA: 4.05	(6, 1)	3.0		13	3	2	2	2	1	0	0	0	0	1	16	21	6.00	1.333

PITCHER	IP	WLS	BF	H	R	ER	SO	BB	IBB	HBP	BLK	WP	HR	S	P	ERA	WHIP

BOTTOM

Boston Red Sox @ Pittsburgh Pirates

McKechnie Field, Bradenton, FL

Sat Mar 19 2011, 1:07 PM - 4:02 PM EDT

Att. 6,644 - Sunny - 77 F

livebaseballscorecards.com

AB	34
R	7
H	10
RBI	6
BB	2
SO	4
LOB	11

1B: 7	SF: 0	WP: 0	PA: 36
2B: 3	SAC: 0	PB: 0	
3B: 0	DP: 1	SB: 0	
HR: 1	HBP: 0	CS: 0	

Batter	1	2	3	4	5	6	7	8	9	AB	R	H	RBI	BB	SO	LOB
19 Jon Jay, L (1, 9) OBP: 0.270, SLG: 0.390	F8		1B			G3 5 2B 1B	K		BB	4	1	2	2	0	0	0
34 Nick Stavinoha, R (7, PH) OBP: 0.250, SLG: 0.259 (7, 7)						21 BB 5 2B 1B				1	0	0	0	1	1	2
21 Allen Craig, R (1, 10) OBP: 0.424, SLG: 0.420	K		K			P6 5 2B BB		K	F8	5	1	0	0	1	3	4
5 Albert Pujols, R (1, 3) OBP: 0.333, SLG: 0.395	F9			P4		7 2B BB 7 2B 2B		63 G1-3 2B		3	2	1	3	1	0	0
64 Mark Hamilton, L (7, 3) OBP: 0.300, SLG: 0.455										1	0	1	0	0	0	0
7 Matt Holliday, R (1, 7) OBP: 0.435, SLG: 0.675		BB		P2		23 1B 2B 2B		G1-3 2-3		3	1	2	2	1	0	0
63 Shane Robinson, R (6, PR) OBP: 0.357, SLG: 0.407 (6, 7)										1	0	0	0	0	0	1
(7, 8)																
28 Colby Rasmus, L (1, 8) OBP: 0.358, SLG: 0.500		F9		F7		23 1B 4 1B BB F7		K		3	1	0	0	1	0	2
98 Antonio DeJesus, L (7, 9)										1	0	0	0	0	1	1
23 David Freese, R (1, 5) OBP: 0.367, SLG: 0.633		K			33 FC4-6 1B	33 1B 4 1B 27 BB 1-3 2-H 1B	K		G6-3	3	1	2	1	0	1	1
92 Matt Carpenter, L (6, 5) OBP: 0.429, SLG: 0.531										1	0	0	0	0	1	0
89 Donovan Solano, R (8, 5)										1	0	0	0	0	0	0
4 Yadier Molina, R (1, 2) OBP: 0.250, SLG: 0.262		F8			F9	27 BB 33 1B 19 1B 1-2 3-H 1B	G6-3		34 BB 2B	4	1	1	1	0	0	2
80 Tony Cruz, R (8, 2) OBP: 0.167, SLG: 0.278										1	0	1	0	0	0	0
33 Daniel Descalso, L (1, 4) OBP: 0.386, SLG: 0.488			F7		FC4-6 1-2f	27 BB 19 1B 1-2 2-3 1B	27 1B 1B		34 BB HBP	4	1	2	0	0	0	1
91 Luis Mateo, R (8, 4)										0	0	0	0	0	0	0
27 Tyler Greene, R (1, 6) OBP: 0.261, SLG: 0.250			K		F8	21 BB 19 1B 5 2B 1-2 2-3 3-H BB	1-3 1B		K	3	1	1	1	1	1	1
96 Ryan Jackson, R (8, 6) OBP: 0.500, SLG: 0.750										1	0	0	0	0	1	2
Inning Stats	R: 0 E: 0 K: 1 S: 5 H: 0 LOB: 0 BB: 0 P: 5	R: 0 E: 0 K: 1 S: 5 H: 0 LOB: 1 BB: 1 P: 9	R: 0 E: 0 K: 2 S: 8 H: 1 LOB: 1 BB: 0 P: 8	R: 0 E: 0 K: 0 S: 3 H: 0 LOB: 0 BB: 0 P: 3	R: 0 E: 0 K: 0 S: 4 H: 1 LOB: 1 BB: 0 P: 4	R: 10 E: 0 K: 0 S: 10 H: 7 LOB: 1 BB: 4 P: 26	R: 0 E: 0 K: 2 S: 9 H: 2 LOB: 2 BB: 0 P: 9	R: 0 E: 0 K: 2 S: 8 H: 1 LOB: 1 BB: 0 P: 8	R: 0 E: 0 K: 1 S: 6 H: 1 LOB: 3 BB: 1 P: 12	1B: 8 2B: 5 3B: 0 HR: 0 SF: 0 SAC: 0 DP: 0 HBP: 1	WP: 0 PB: 0 SB: 0 CS: 0 PA: 47					

TOP

St. Louis Cardinals @ Boston Red Sox

City of Palms Park, Ft. Myers, FL

Sun Mar 20 2011, 1:08 PM - 4:00 PM EDT

Att. 7,876 - Sunny - 81 F

livebaseballscorecards.com

AB	40
R	10
H	13
RBI	10
BB	6
SO	9
LOB	17

PITCHER		IP	WLS	BF	H	R	ER	SO	BB	IBB	HBP	BLK	WP	HR	S	P	ERA	WHIP
18 Daisuke Matsuzaka, R ERA: 6.05	(1, 1)	5.2	L	22	3	2	2	4	2	0	0	0	0	0	28	36	3.18	0.882
30 Andrew Miller, L ERA: 10.57	(6, 1)	0.0		6	4	4	4	0	2	0	0	0	0	0	4	12	∞	∞
48 Scott Atchison, R ERA: 6.48	(6, 1)	1.1		9	4	4	4	2	1	0	0	0	0	0	12	16	27.00	3.750
44 Dennys Reyes, L ERA: 1.29	(8, 1)	1.0		4	1	0	0	2	0	0	0	0	0	0	8	8	0.00	1.000
53 Rich Hill, L ERA:	(9, 1)	1.0		6	1	0	0	1	1	0	1	0	0	0	6	12	0.00	2.000

PITCHER	IP	WLS	BF	H	R	ER	SO	BB	IBB	HBP	BLK	WP	HR	S	P	ERA	WHIP

BOTTOM

St. Louis Cardinals @ Boston Red Sox

City of Palms Park, Ft. Myers, FL

Sun Mar 20 2011, 1:08 PM - 4:00 PM EDT

Att. 7,876 - Sunny - 81 F

livebaseballscorecards.com

Batter	1	2	3	4	5	6	7	8	9	AB	R	H	RBI	BB	SO	LOB
2 Jacoby Ellsbury, L (1, 8) OBP: 0.463, SLG: 0.658 54 Darnell McDonald, R (6, 8) OBP: 0.302, SLG: 0.475	S S S 0-3 ① K		x 0-0 ③ 15 G6-4-3 1-2 1B		x 0-0 ③ F7			x 0-0 80 2B 1-3 2B	C C C 0-3 ③ K	3 0 1 0 0 1 2 2 1 1 0 0 1 1						
15 Dustin Pedroia, R (1, 4) OBP: 0.372, SLG: 0.487 80 Nate Spears, L (7, 4) OBP: 0.380, SLG: 0.364 (8, 9)	x 0-0 ② F9		x 0-0 ②③ G6-4-3 1-2f			x 0-0 ① G6-3		x 0-0 70 BB SF8 2-H 3-H 2B		3 0 0 0 0 0 2 1 1 1 2 0 0 0						
13 Carl Crawford, L (1, 7) OBP: 0.275, SLG: 0.243 92 Matt Sheely, R (7, 7)	x 0-0 1B			x 0-0 ① F8		x 0-0 ② F8		B B B B 4-0 70 BB SF8 BB		3 0 1 0 0 0 0 0 0 0 0 1 0 0						
28 Adrián González, L (1, 3) OBP: 0.214, SLG: 0.167 70 Drew Sutton, S (7, 3) OBP: 0.426, SLG: 0.610	x 0-0 ③ F7			x 0-0 ② G4-3		x 0-0 ③ G4-3		B B B B 4-0 G1-6-3 1-2 2-3 BB		3 0 0 0 0 0 1 0 0 0 0 1 0 0						
20 Kevin Youkilis, R (1, 5) OBP: 0.268, SLG: 0.237 Jorge Jimenez, L (8, 5) OBP: 0.500, SLG: 1.000		B B B B 4-0 34 G3-6-1 BB		x 0-0 ③ P4			x 0-0 34 FC4-6 1B	x 0-0 ① SF8 2-3 3-H		2 0 1 0 1 0 0 0 0 0 1 0 0 0						
34 David Ortiz, L (1, 10) OBP: 0.333, SLG: 0.395 Christian Vázquez, R (7, PR) (8, 10)		x 0-0 ①② G3-6-1 1-2f		B B B B 4-0 10 1B BB			x 0-0 ① FC4-6 7 1B 1-2f	x 0-0 ②③ G1-6-3 1-2f		2 0 0 0 1 0 2 1 0 0 0 0 0 2						
7 J.D. Drew, L (1, 9) OBP: 0.324, SLG: 0.313 93 Jonathan Hee, R (7, PR) OBP: 1.000, SLG: 1.000 (8, 4)		x 0-0 ③ G4-3			x 0-0 ① F9		x 0-0 62 G6-4-3 1-2 1B		x 0-0 FC3-6 1B	3 0 1 0 0 0 1 1 0 1 0 0 0 0						
33 Jason Varitek, S (1, 2) OBP: 0.208, SLG: 0.217 62 Paul Hoover, R (7, 2) OBP: 0.214, SLG: 0.250			C C C 0-3 ① K		x 0-0 ② F8		x 0-0 ②③ G6-4-3 1-2f		S S S 0-3 ① K	2 0 0 0 0 1 1 2 0 0 0 0 1 3						
10 Marco Scutaro, R (1, 6) OBP: 0.410, SLG: 0.455 Derrik Gibson, R (8, PR) (9, 6)			B B B B 4-0 2 1B BB		x 0-0 1-2 1B			x 0-0 54 2B 80 2B 1B	x 0-0 ② FC3-6 1-2f	2 0 2 0 1 0 0 1 1 0 0 0 0 1						
Inning Stats	R: 0 H: 1 E: 0 LOB: 1 K: 1 BB: 0 S: 6 P: 6	R: 0 H: 0 E: 0 LOB: 0 K: 0 BB: 1 S: 2 P: 6	R: 0 H: 1 E: 0 LOB: 1 K: 1 BB: 1 S: 5 P: 9	R: 0 H: 0 E: 0 LOB: 0 K: 0 BB: 0 S: 3 P: 3	R: 0 H: 1 E: 0 LOB: 2 K: 0 BB: 1 S: 4 P: 8	R: 0 H: 0 E: 0 LOB: 0 K: 0 BB: 0 S: 3 P: 3	R: 0 H: 2 E: 0 LOB: 2 K: 0 BB: 0 S: 4 P: 4	R: 3 H: 3 E: 0 LOB: 2 K: 0 BB: 2 S: 5 P: 13	R: 0 H: 1 E: 0 LOB: 1 K: 2 BB: 0 S: 8 P: 8	1B: 7 SF: 1 2B: 2 SAC: 0 3B: 0 DP: 4 HR: 0 HBP: 0						

	AB	31
	R	3
	H	9
	RBI	3
	BB	5
	SO	4
	LOB	16

WP: 0 PA: 37
PB: 0
SB: 0
CS: 0

PITCHER		IP	WLS	BF	H	R	ER	SO	BB	IBB	HBP	BLK	WP	HR	S	P	ERA	WHIP
46 Kyle McClellan, R ERA: 0.53	(1, 1)	5.0	W	19	3	0	0	2	3	0	0	0	0	0	20	32	0.00	1.200
43 Trever Miller, L ERA:	(6, 1)	1.0		3	0	0	0	0	0	0	0	0	0	0	3	3	0.00	0.000
74 Joe Kelly, R ERA: 9.0	(7, 1)	2.0		11	5	3	3	0	2	0	0	0	0	0	9	17	13.50	3.500
22 Bryan Augenstein, R ERA: 1.13	(9, 1)	1.0		4	1	0	0	2	0	0	0	0	0	0	8	8	0.00	1.000

PITCHER	IP	WLS	BF	H	R	ER	SO	BB	IBB	HBP	BLK	WP	HR	S	P	ERA	WHIP

Boston Red Sox @ Philadelphia Phillies

Bright House Field, Clearwater, FL

Mon Mar 21 2011, 1:08 PM - 3:30 PM EDT

Att. 10,912 - Sunny - 80 F

TOP

livebaseballscorecards.com

Batter	1	2	3	4	5	6	7	8	9	AB	R	H	RBI	BB	SO	LOB
2 Jacoby Ellsbury, L (1, 8) OBP: 0.432, SLG: 0.610 95 Mitchell Dening, L (5, 8)	G1-3		K		F7		K			3 1	0 0	0 0	0 0	0 0	1 1	1 0
15 Dustin Pedroia, R (1, 4) OBP: 0.348, SLG: 0.452 95 Tony Thomas, R (6, 5)	L4			L3		G6-3		G5-3		3 1	0 0	0 0	0 0	0 0	0 0	0 0
34 David Ortiz, L (1, 10) OBP: 0.333, SLG: 0.390 93 Shannon Wilkerson, R (8, PH) (8, 10)	K			1B		G6-3		62 WP BB		3 0	0 0	1 0	0 0	0 1	1 0	0 0
39 Jarrod Saltalamacchia, S (1, 2) OBP: 0.367, SLG: 0.375 62 Paul Hoover, R (7, 2) OBP: 0.200, SLG: 0.231		G6-3		F7		12 BB 23 1B 1B		1-3 1-2		3 1	0 0	1 0	0 0	0 0	0 1	1 1
23 Mike Cameron, R (1, 9) OBP: 0.351, SLG: 0.382 97 Alex Hassan, R (6, PR) OBP: 0.500, SLG: 0.750 (6, 9)		BB		L5		12 BB 1-2 1B		F9		2 1	0 0	1 0	0 0	1 0	0 0	1 1
12 Jed Lowrie, S (1, 6) OBP: 0.293, SLG: 0.324 63 James Kang, R (6, PR) (6, 4)	F8				93 G3 70 SF9 2B	1-2 2-3 BB			G5-3	2 1	1 0	1 0	0 0	1 0	0 0	1 0
54 Darnell McDonald, R (1, 7) OBP: 0.295, SLG: 0.463 93 Ryan Khoury, R (3, 5) OBP: 0.308, SLG: 0.250 (6, 6)	L4				G3 2-3	L7			1B	1 3	0 0	0 1	0 0	0 0	0 0	1 4
70 Drew Sutton, S (1, 3) OBP: 0.392, SLG: 0.568			G3		SF9 3-H		K		F8	3	0	0	1	0	1	1
80 Nate Spears, L (1, 5) OBP: 0.370, SLG: 0.396 (3, 7)			K		3B		G3		P6	4	0	1	0	0	1	1
Inning Stats	R: 0 E: 0 K: 1 S: 5 H: 0 LOB: 0 BB: 0 P: 5	R: 0 E: 0 K: 0 S: 3 H: 0 LOB: 1 BB: 1 P: 7	R: 0 E: 0 K: 2 S: 7 H: 0 LOB: 0 BB: 0 P: 7	R: 0 E: 0 K: 0 S: 4 H: 1 LOB: 1 BB: 0 P: 4	R: 1 E: 0 K: 0 S: 5 H: 2 LOB: 1 BB: 0 P: 5	R: 0 E: 0 K: 0 S: 5 H: 2 LOB: 3 BB: 1 P: 9	R: 0 E: 0 K: 2 S: 7 H: 0 LOB: 0 BB: 0 P: 7	R: 0 E: 0 K: 1 S: 5 H: 0 LOB: 1 BB: 1 P: 10	R: 0 E: 0 K: 0 S: 4 H: 1 LOB: 1 BB: 0 P: 4	1B: 4 2B: 1 3B: 1 HR: 0 SF: 1 SAC: 0 DP: 0 HBP: 0						

	AB	32
	R	1
	H	6
	RBI	1
	BB	3
	SO	6
	LOB	13

PITCHER		IP	WLS	BF	H	R	ER	SO	BB	IBB	HBP	BLK	WP	HR	S	P	ERA	WHIP
34 Roy Halladay, R ERA: 0.48	(1, 1)	7.2	W	31	5	1	1	6	3	0	0	0	1	0	40	53	1.17	1.043
46 Ryan Madson, R ERA: 2.16	(8, 1)	1.1	S	5	1	0	0	0	0	0	0	0	0	0	5	5	0.00	0.750

PITCHER		IP	WLS	BF	H	R	ER	SO	BB	IBB	HBP	BLK	WP	HR	S	P	ERA	WHIP

BOTTOM

Boston Red Sox @ Philadelphia Phillies

Bright House Field, Clearwater, FL

Mon Mar 21 2011, 1:08 PM - 3:30 PM EDT

Att. 10,912 - Sunny - 80 F

Batter	1	2	3	4	5	6	7	8	9	AB	R	H	RBI	BB	SO	LOB
8 Shane Victorino, S (1, 8) OBP: 0.397, SLG: 0.588 21 Wilson Valdez, R (5, 5) OBP: 0.468, SLG: 0.558	S S S 0-3 K ①		x 0-0 SH1-4 ① 1-2 2-3		x 0-0 F9 ③	S S S 0-3 K ③				1 0 0 0 0 1 0 2 0 0 0 0 1 4						
7 Michael Martinez, S (1, 4) OBP: 0.296, SLG: 0.451 (7, 6)	x 0-0 F9 ②		x 0-0 SF9 ② 3-H			S S S 0-3 K ①	x 0-0 G1-3 ①			3 0 0 1 0 1 0						
11 Jimmy Rollins, S (1, 6) OBP: 0.311, SLG: 0.339 60 Pete Orr, L (7, 4) OBP: 0.324, SLG: 0.568	S S S 0-3 K ③		C C C 0-3 K ③			B B B 4-0 29 S 6 1B 29 1B BB	x 0-0 F8 ②			2 1 0 0 1 2 1 1 0 0 0 0 0 0						
6 Ryan Howard, L (1, 3) OBP: 0.340, SLG: 0.646 7 Ross Gload, L (7, 3) OBP: 0.386, SLG: 0.558		x 0-0 F7 ①		x 0-0 G6-3 ①		x 0-0 10 BB 29 1B 61 1B 1-2 1B	C C C 0-3 K ③			3 1 1 0 0 0 0 1 0 0 0 0 1 0						
29 Raul Ibanez, L (1, 7) OBP: 0.300, SLG: 0.438 Cory Sullivan, L (7, 7) OBP: 0.556, SLG: 1.000		C C C 0-3 K ②		S S S 0-3 K ②		B x 1-0 10 BB 61 1B 1-2 2-H 1B		x 0-0 24 CS 1B		3 1 1 1 0 2 0 1 0 1 0 0 0 0						
10 Ben Francisco, R (1, 9) OBP: 0.411, SLG: 0.612 24 Delwyn Young, S (7, 9) OBP: 0.327, SLG: 0.388		B B B B 4-0 BB		x 0-0 G6-3 ③		B B B B 4-0 23 1B 61 1B 1-2 2-3 BB		B x 1-0 F8 ①② 1-2		1 0 0 0 2 0 0 1 0 0 0 0 0 1						
61 Josh Barfield, R (1, 5) OBP: 0.366, SLG: 0.472 (5, 8)		x 0-0 F8 ③			x 0-0 P5 ①	x 0-0 23 1B 1-2 2-H 3-H 1B		x 0-0 F9 ③		4 0 1 2 0 0 1						
23 Brian Schneider, L (1, 2) OBP: 0.429, SLG: 0.609 4 Dane Sardinha, R (9, 2) OBP: 0.357, SLG: 0.385			B B B B 4-0 8 SH1-4 34 E 7 SF9 BB		x 0-0 F9 ②	x 0-0 1-2 2-3 1B				2 1 1 0 1 0 0 0 0 0 0 0 0 0						
34 Roy Halladay, R (1, 1) OBP: 0.333, SLG: 0.333 46 Ryan Madson, L (8, 1)			x 0-0 FC1 8 SH1-4 1-2		x 0-0 1B	C C C 0-3 K ②				3 0 1 0 0 1 4 0 0 0 0 0 0 0						
Inning Stats	R: 0 H: 0 E: 0 LOB: 0 K: 2 BB: 0 S: 7 P: 7	R: 0 H: 0 E: 0 LOB: 1 K: 1 BB: 1 S: 5 P: 9	R: 1 H: 0 E: 1 LOB: 1 K: 1 BB: 1 S: 6 P: 10	R: 0 H: 0 E: 0 LOB: 0 K: 1 BB: 0 S: 5 P: 5	R: 0 H: 1 E: 0 LOB: 1 K: 0 BB: 0 S: 4 P: 4	R: 3 H: 4 E: 0 LOB: 3 K: 3 BB: 2 S: 13 P: 22	R: 0 H: 0 E: 0 LOB: 0 K: 1 BB: 0 S: 5 P: 5	R: 0 H: 1 E: 0 LOB: 0 K: 0 BB: 0 S: 3 P: 4		1B: 6 SF: 1 2B: 0 SAC: 1 3B: 0 DP: 0 HR: 0 HBP: 0					WP: 0 PA: 34 PB: 0 SB: 1 CS: 1	

livebaseballscorecards.com

	AB	28
	R	4
	H	6
	RBI	4
	BB	4
	SO	9
	LOB	11

PITCHER		IP	WLS	BF	H	R	ER	SO	BB	IBB	HBP	BLK	WP	HR	S	P	ERA	WHIP
31 Jon Lester, L ERA: 3.38	(1, 1)	5.1	L	26	5	4	3	6	4	0	0	0	0	0	34	51	5.06	1.688
32 Matt Albers, R ERA: 1.8	(6, 1)	1.2		5	0	0	0	3	0	0	0	0	0	0	11	11	0.00	0.000
35 Dan Wheeler, R ERA: 4.76	(8, 1)	1.0		3	1	0	0	0	0	0	0	0	0	0	3	4	0.00	1.000

PITCHER	IP	WLS	BF	H	R	ER	SO	BB	IBB	HBP	BLK	WP	HR	S	P	ERA	WHIP

Tampa Bay Rays @ Boston Red Sox

City of Palms Park, Ft. Myers, FL

Tue Mar 22 2011, 7:06 PM - 10:15 PM EDT

Att. 7,954 - Clear - 75 F

TOP

livebaseballscorecards.com

Batter	1	2	3	4	5	6	7	8	9	AB	R	H	RBI	BB	SO	LOB
18 Ben Zobrist, S (1, 3) OBP: 0.324, SLG: 0.667	G4-3		G4-3		FC4-2 20 1-3 2-H 2B		45 S 20 E 5 1-2 G1-2-3 HBP	F7		3	0	1	1	0	0	0
9 Elliot Johnson, S (6, 8) OBP: 0.433, SLG: 0.273										1	0	0	0	0	0	2
20 Matt Joyce, L (1, 9) OBP: 0.313, SLG: 0.349	K		24 CS 1B		FC4-2 2-3 3-H		FC3 5 G1-2-3 45 BB 1-2 2-H		E9 45 1B 5 1B 1B	5	1	2	0	0	1	3
3 Evan Longoria, R (1, 5) OBP: 0.295, SLG: 0.488	P2		K		K		5 G1-2-3 1-2 2-3 BB		11 G6-3 5 1B 2-3 1B	3	0	0	0	0	2	3
45 Felipe Lopez, S (6, 5) OBP: 0.439, SLG: 0.400										1	0	1	0	1	0	0
24 Manny Ramirez, R (1, 7) OBP: 0.364, SLG: 0.579		24 HR BB	CS 1-2	24 G4-6-3 BB		24 F9 15 1B	G1-2-3 1-2 2-3 3-Hf		11 G6-3 1-2 3-H 1B	1	1	1	0	2	0	0
5 Sam Fuld, L (6, PR) OBP: 0.308, SLG: 0.257 (6, 7)										2	1	1	1	0	0	3
24 Dan Johnson, L (1, 10) OBP: 0.298, SLG: 0.581		1-H HR		G4-6-3 1-2f		F9 1-2	K		G6-3 1-2f 2-3	3	1	1	2	0	0	2
11 Justin Ruggiano, R (7, PH) OBP: 0.212, SLG: 0.406 (7, 10)										2	0	0	0	0	1	4
2 B.J. Upton, R (1, 8) OBP: 0.292, SLG: 0.532	F8			L9		P4		15 FC3-6 BB	K	3	0	0	0	0	0	2
23 Casey Kotchman, L (6, 3) OBP: 0.426, SLG: 0.558										1	0	0	0	1	1	1
15 Reid Brignac, L (1, 6) OBP: 0.417, SLG: 0.472	L6				1 SH1-3 18 2B 1B	2-H 1B		FC3-6 60 1B 1-2f		4	1	2	1	0	0	1
1 Sean Rodríguez, R (1, 4) OBP: 0.415, SLG: 0.500	K				SH1-3 1-2	F9		F8		3	0	0	0	0	1	2
31 Jose Lobaton, S (1, 2) OBP: 0.423, SLG: 0.500		HR			18 2B 20 FC4-2 HBP		20 FC3 9 HBP 20 E 1B	1-2 1B		2	2	2	1	0	0	0
60 Stephen Vogt, L (8, PH) OBP: 0.444, SLG: 0.286 (8, 2)										1	0	1	0	0	0	0

Inning Stats	R: 0 E: 0 K: 1 S: 5	H: 0 LOB: 0 BB: 0 P: 5	R: 2 E: 0 K: 1 S: 7	H: 1 LOB: 0 BB: 1 P: 11	R: 1 E: 0 K: 1 S: 9	H: 2 LOB: 0 BB: 0 P: 10	R: 0 E: 0 K: 0 S: 2	H: 0 LOB: 0 BB: 1 P: 6	R: 1 E: 0 K: 1 S: 7	H: 2 LOB: 2 BB: 0 P: 8	R: 1 E: 0 K: 0 S: 5	H: 2 LOB: 1 BB: 0 P: 5	R: 1 E: 1 K: 1 S: 6	H: 1 LOB: 2 BB: 1 P: 11	R: 0 E: 0 K: 0 S: 4	H: 1 LOB: 2 BB: 1 P: 8	R: 1 E: 1 K: 1 S: 7	H: 3 LOB: 1 BB: 0 P: 7	1B: 9 2B: 1 3B: 0 HR: 2	SF: 0 SAC: 1 DP: 3 HBP: 2	WP: 0 PB: 0 SB: 1 CS: 1	PA: 43

	AB	35
	R	7
	H	12
	RBI	6
	BB	4
	SO	6
	LOB	23

PITCHER		IP	WLS	BF	H	R	ER	SO	BB	IBB	HBP	BLK	WP	HR	S	P	ERA	WHIP
41 John Lackey, R ERA: 3.43	(1, 1)	5.1	L	23	6	5	5	4	2	0	1	0	0	2	32	42	8.44	1.500
64 Michael Bowden, R ERA: 1.86	(6, 1)	0.2		3	1	0	0	0	0	0	0	0	0	0	3	3	0.00	1.500
44 Dennys Reyes, L ERA: 1.13	(7, 1)	1.0		6	1	1	0	1	1	0	1	0	0	0	6	11	0.00	2.000
52 Bobby Jenks, R ERA:	(8, 1)	1.0		5	1	0	0	0	1	0	0	0	0	0	4	8	0.00	2.000
43 Randy Williams, L ERA: 2.79	(9, 1)	1.0		5	3	1	1	1	0	0	0	0	0	0	7	7	9.00	3.000

PITCHER	IP	WLS	BF	H	R	ER	SO	BB	IBB	HBP	BLK	WP	HR	S	P	ERA	WHIP

BOTTOM

Batter	1	2	3	4	5	6	7	8	9	AB	R	H	RBI	BB	SO	LOB
2 Jacoby Ellsbury, L (1, 8) OBP: 0.404, SLG: 0.568	G6-3		G6-3		K			BB: 70 1B, 77 HR	BB: 80 FC4-6	3	0	0	0	0	1	0
95 Jeremy Hazelbaker, L (6, 9)										0	1	0	0	2	0	0
15 Dustin Pedroia, R (1, 4) OBP: 0.367, SLG: 0.511	K			2B: 28 BB		2B		F9	FC4-6; 97 DI	3	0	2	0	0	1	0
80 Nate Spears, L (6, PR) OBP: 0.357, SLG: 0.380										2	0	0	0	0	0	3
(7, 4)																
13 Carl Crawford, L (1, 7) OBP: 0.279, SLG: 0.231	G3			BB: 28 BB		K		K	F8	2	0	0	0	1	1	1
97 Alex Hassan, R (7, 7) OBP: 0.333, SLG: 0.500										2	0	0	0	0	1	3
20 Kevin Youkilis, R (1, 5) OBP: 0.273, SLG: 0.225		K		K		HBP		1B: 77 HR		2	0	0	0	0	2	2
70 Drew Sutton, S (6, PR) OBP: 0.404, SLG: 0.578										1	1	1	0	0	0	0
(7, 5)																
28 Adrián González, L (1, 3) OBP: 0.235, SLG: 0.143		G6-3		BB: 7 FC4-6		K		HR		2	0	0	0	1	1	2
77 Aaron Bates, R (7, 3) OBP: 0.286, SLG: 1.000										1	1	1	3	0	0	0
34 David Ortiz, L (1, 10) OBP: 0.313, SLG: 0.364		L7		K		F7		1B		3	0	0	0	0	1	5
12 Jed Lowrie, S (8, PH) OBP: 0.310, SLG: 0.342										1	0	1	0	0	0	0
(9, 10)																
7 J.D. Drew, L (1, 9) OBP: 0.333, SLG: 0.324			1B: 33 1B, 10 G4-6-3	FC4-6			F7	K		2	1	1	0	0	0	3
55 Ryan Kalish, L (5, 9) OBP: 0.340, SLG: 0.298										2	0	0	0	0	1	1
(6, 8)																
33 Jason Varitek, S (1, 2) OBP: 0.259, SLG: 0.269			1B: 10 G4-6-3		1B: 10 G6-4-3		K		G4-3	3	0	2	0	0	1	0
62 Paul Hoover, R (8, 2) OBP: 0.188, SLG: 0.214										1	0	0	0	0	0	0
10 Marco Scutaro, R (1, 6) OBP: 0.381, SLG: 0.417			G4-6-3		G6-4-3		P3		1B: 80 FC4-6, 95 BB	3	0	0	0	0	0	2
94 Ryan Dent, R (8, 6) OBP: 0.200, SLG: 0.200										1	0	1	0	0	0	0
Inning Stats	R: 0 E: 0 K: 1 S: 5 H: 0 LOB: 0 BB: 0 P: 5	R: 0 E: 0 K: 1 S: 5 H: 0 LOB: 0 BB: 0 P: 5	R: 1 E: 0 K: 0 S: 4 H: 2 LOB: 0 BB: 0 P: 4	R: 0 E: 0 K: 2 S: 8 H: 1 LOB: 3 BB: 2 P: 16	R: 0 E: 0 K: 1 S: 5 H: 1 LOB: 0 BB: 0 P: 5	R: 0 E: 0 K: 2 S: 8 H: 1 LOB: 2 BB: 0 P: 9	R: 0 E: 0 K: 1 S: 5 H: 0 LOB: 0 BB: 0 P: 5	R: 3 E: 0 K: 2 S: 11 H: 3 LOB: 1 BB: 1 P: 15	R: 0 E: 0 K: 0 S: 4 H: 1 LOB: 2 BB: 1 P: 9	1B: 6 2B: 2 3B: 0 HR: 1	SF: 0 SAC: 0 DP: 2 HBP: 1						

PITCHER	IP	WLS	BF	H	R	ER	SO	BB	IBB	HBP	BLK	WP	HR	S	P	ERA	WHIP
14 David Price, L (1, 1) ERA: 3.44	6.1	W	25	5	1	1	7	2	0	1	0	0	0	36	45	1.42	1.105
74 Cory Wade, R (7, 1) ERA: 5.56	1.2		9	3	3	3	3	1	0	0	0	0	1	15	19	16.20	2.400
27 Cesár Ramos, L (9, 1) ERA: 3.24	1.0	S	5	1	0	0	0	1	0	0	0	0	0	4	9	0.00	2.000

PITCHER	IP	WLS	BF	H	R	ER	SO	BB	IBB	HBP	BLK	WP	HR	S	P	ERA	WHIP

Tampa Bay Rays @ Boston Red Sox

City of Palms Park, Ft. Myers, FL

Tue Mar 22 2011, 7:06 PM - 10:15 PM EDT

Att. 7,954 - Clear - 75 F

livebaseballscorecards.com

AB	34
R	4
H	9
RBI	3
BB	4
SO	10
LOB	22

WP: 0 PB: 0 SB: 0 CS: 0 PA: 39

Boston Red Sox @ Florida Marlins

Roger Dean Stadium, Jupiter, FL

Thu Mar 24 2011, 1:07 PM - 4:05 PM EDT

Att. 7,648 - Sunny - 82 F

TOP

Batter	1	2	3	4	5	6	7	8	9	AB	R	H	RBI	BB	SO	LOB
2 Jacoby Ellsbury, L (1, 8) OBP: 0.420, SLG: 0.638	G3-1		HR		1B	F7			F9	3	1	2	2	0	0	0
92 Matt Sheely, R (5, PR) (5, 8)										2	1	0	0	0	0	3
12 Jed Lowrie, S (1, 6) OBP: 0.333, SLG: 0.366	L3		1B		1B		G5-3		FC5-4	3	1	2	0	0	0	0
93 Ryan Khoury, R (5, PR) OBP: 0.267, SLG: 0.214 (5, 6)										2	0	0	1	0	0	1
34 David Ortiz, L (1, 10) OBP: 0.294, SLG: 0.340	K		K		K		K		K	3	0	0	0	0	3	3
94 David Mailman, L (7, PH) (7, 10)										2	0	0	0	0	2	1
20 Kevin Youkilis, R (1, 5) OBP: 0.277, SLG: 0.256		P2	2B		K		P3			3	1	1	0	0	1	2
93 Jonathan Hee, R (5, 5) OBP: 0.500, SLG: 0.500										1	0	0	0	0	0	0
39 Jarrod Saltalamacchia, S (1, 2) OBP: 0.424, SLG: 0.630		HR	2B		2B			K		3	1	3	4	0	0	0
98 Dan Butler, R (7, 2)										1	0	0	0	0	1	0
23 Mike Cameron, R (1, 9) OBP: 0.325, SLG: 0.351	K		G6-3		K			K		3	0	0	0	0	2	4
Ronald Bermudez, R (5, 9)										1	0	0	0	0	1	0
55 Ryan Kalish, L (1, 7) OBP: 0.316, SLG: 0.275	G6-3		K			P4		K		4	0	0	0	0	2	0
70 Drew Sutton, S (1, 3) OBP: 0.411, SLG: 0.592		1B	F7			G5-3			2B	4	2	2	0	0	0	0
80 Nate Spears, L (1, 4) OBP: 0.367, SLG: 0.365		F8	G1-3			BB			BB	2	0	0	0	2	0	1
Inning Stats	R: 0 H: 0 E: 0 LOB: 0 K: 1 BB: 0 S: 5 P: 5	R: 1 H: 1 E: 0 LOB: 0 K: 1 BB: 0 S: 7 P: 9	R: 4 H: 5 E: 0 LOB: 1 K: 1 BB: 0 S: 10 P: 11	R: 0 H: 0 E: 0 LOB: 0 K: 1 BB: 0 S: 5 P: 5	R: 1 H: 3 E: 0 LOB: 3 K: 3 BB: 0 S: 12 P: 12	R: 0 H: 0 E: 0 LOB: 1 K: 0 BB: 1 S: 3 P: 7	R: 0 H: 0 E: 0 LOB: 0 K: 1 BB: 0 S: 5 P: 5	R: 0 H: 0 E: 0 LOB: 0 K: 3 BB: 0 S: 9 P: 9	R: 1 H: 1 E: 0 LOB: 1 K: 1 BB: 1 S: 6 P: 10	1B: 4 SF: 0 2B: 4 SAC: 0 3B: 0 DP: 0 HR: 2 HBP: 0						

livebaseballscorecards.com

	AB	37
	R	7
	H	10
	RBI	7
	BB	2
	SO	12
	LOB	15

WP: 0 PA: 39
PB: 0
SB: 0
CS: 0

PITCHER		IP	WLS	BF	H	R	ER	SO	BB	IBB	HBP	BLK	WP	HR	S	P	ERA	WHIP
23 Javier Vazquez, R ERA: 6.0	(1, 1)	4.0	W	20	8	6	6	4	0	0	0	0	0	2	29	32	13.50	2.000
62 Victor Garate, L ERA: 1.29	(5, 1)	1.0		4	1	0	0	3	0	0	0	0	0	0	10	10	0.00	1.000
91 Wade Korpi, L ERA:	(6, 1)	1.0		4	0	0	0	0	1	0	0	0	0	0	3	7	0.00	1.000
40 Mike Dunn, L ERA: 6.23	(7, 1)	1.0		3	0	0	0	1	0	0	0	0	0	0	5	5	0.00	0.000
32 Clay Hensley, R ERA: 3.6	(8, 1)	1.0		3	0	0	0	3	0	0	0	0	0	0	9	9	0.00	0.000

PITCHER		IP	WLS	BF	H	R	ER	SO	BB	IBB	HBP	BLK	WP	HR	S	P	ERA	WHIP
46 Juan Carlos Oviedo, R ERA: 2.57	(9, 1)	1.0		5	1	1	1	1	1	0	0	0	0	0	6	10	9.00	2.000

Batter	1	2	3	4	5	6	7	8	9	AB	R	H	RBI	BB	SO	LOB
1 Emilio Bonifácio, S (1, 8) OBP: 0.274, SLG: 0.300 (6, 4) 93 Ernesto Manzanillo, S (9, 4)	C C C 0-3 ① K	X 0-0 ③ P6		X 0-0 ② FC3-6 13 S 1-2f 13 E	X 0-0 2 2B 1-2 3-H 1B	X 0-0 2-H 1B				5 0	2 0	2 0	2 0	0 0	1 0	2 0
13 Omar Infante, R (1, 4) OBP: 0.451, SLG: 0.522 10 Dewayne Wise, L (6, 8) OBP: 0.308, SLG: 0.479	X 0-0 ② G5-3		X 0-0 2 2B 27 HR 1B	B X 1-0 E2 27 HR 1-H 1B	X 0-0 ① ② C C C P5-4 2-3f	C C C 0-3 ③ K				4 1	2 0	2 0	1 0	0 0	0 1	2 1
2 Hanley Ramirez, R (1, 6) OBP: 0.434, SLG: 0.490 56 Osvaldo Martínez, R (5, PR) OBP: 0.279, SLG: 0.326 (6, 6)	X 0-0 1B	X 0-0 27 HR 1-3 2B	B B B 4-0 27 HR BB	X 0-0 27 1B 1-H 2B			X 0-0 1B			3 1	2 1	3 1	1 0	1 0	0 0	0 0
27 Giancarlo Stanton, R (1, 9) OBP: 0.750, SLG: 2.250 33 Scott Cousins, L (5, PR) OBP: 0.235, SLG: 0.280 (6, 9)	S S S 0-3 ③ K	B B S S X 2-2 2-H 3-H HR	B X 1-0 1-H 2-H HR	X 0-0 15 1B 2-H 1B			C C C 0-3 ① K			4 1	2 0	3 0	7 0	0 0	1 1	1 1
15 Gaby Sanchez, R (1, 3) OBP: 0.481, SLG: 0.556 91 Wade Korpi, R (6, 1) 40 Mike Dunn, L (7, 1) 6 Brad Davis, R (7, PH) OBP: 0.200, SLG: 0.174 (8, 2)		X 0-0 ① L8	C C C 0-3 ① K	X 0-0 20 HR 2B	X 0-0 1-2 1B		X 0-0 ② F9			4 0 0 1	1 0 0 0	2 0 0 0	0 0 0 0	0 0 0 0	1 0 0 0	0 0 0 1
20 Logan Morrison, L (1, 7) OBP: 0.321, SLG: 0.306 93 Chris Aguila, R (6, 7)	X 0-0 14 HR 1B	X 0-0 ② F7	S X 0-1 2-H HR	X 0-0 ③ F9			X 0-0 ③ G6-3			4 1	2 0	2 0	2 0	0 0	0 0	2 1
14 John Buck, R (1, 2) OBP: 0.271, SLG: 0.356 32 Clay Hensley, R (8, 1) 18 Wes Helms, R (8, PH) OBP: 0.310, SLG: 0.208 46 Juan Carlos Oviedo, R (9, 1)	B B X 2-0 1-H HR	S S S 0-3 ③ K	X 0-0 ③ G5-3	X 0-0 ① G6-3			C C C 0-3 ① K			4 0 1 0	1 0 0 0	1 0 0 0	2 0 0 0	0 0 1 0	1 0 0 0	0 0 0 0
22 Donnie Murphy, R (1, 5) OBP: 0.356, SLG: 0.421	H 1-0 23 SH2-4 HBP	X 0-0 ② SH2-4 1-2		X 0-0 1 FC3-6 1B	X 0-0 29 1B 1 1B 2B	C C C 0-3 ② K	X 0-0 ② G6-3			4	1	2	0	0	1	0
23 Javier Vazquez, R (1, 1) 62 Victor Garate, L (5, 1) 29 Greg Dobbs, L (5, PH) OBP: 0.421, SLG: 0.579 (6, 3)				S S L 0-3 ① K	X 0-0 13 P5-4 1 1B 2-3 1B	X 0-0 1 1B 2B		S S S 0-3 ③ K		1 0 3	0 0 1	0 0 2	0 0 0	1 0 1	1 0 0	1 0 0
Inning Stats	R: 0 H: 1 E: 0 LOB: 1 K: 2 BB: 0 S: 8 P: 8	R: 2 H: 2 E: 0 LOB: 1 K: 0 BB: 0 S: 5 P: 8	R: 3 H: 3 E: 0 LOB: 0 K: 2 BB: 0 S: 12 P: 14	R: 6 H: 5 E: 1 LOB: 0 K: 1 BB: 1 S: 11 P: 17	R: 3 H: 6 E: 0 LOB: 2 K: 0 BB: 0 S: 8 P: 8	R: 1 H: 2 E: 0 LOB: 1 K: 2 BB: 0 S: 9 P: 9	R: 0 H: 1 E: 0 LOB: 1 K: 1 BB: 0 S: 6 P: 6	R: 0 H: 0 E: 0 LOB: 0 K: 2 BB: 0 S: 7 P: 7		1B: 11 SF: 0 2B: 6 SAC: 1 3B: 0 DP: 1 HR: 4 HBP: 1						

PITCHER		IP	WLS	BF	H	R	ER	SO	BB	IBB	HBP	BLK	WP	HR	S	P	ERA	WHIP
11 Clay Buchholz, R ERA: 3.71	(1, 1)	4.0	L	25	11	11	6	5	1	0	1	0	0	4	36	47	13.50	3.000
64 Michael Bowden, R ERA: 4.35	(5, 1)	0.2		6	5	3	3	0	0	0	0	0	0	0	6	6	40.50	7.500
32 Matt Albers, R ERA: 2.38	(5, 1)	1.1		7	3	1	1	2	0	0	0	0	0	0	11	11	6.75	2.250
56 Brandon Duckworth, R ERA: 4.5	(7, 1)	2.0		7	1	0	0	3	0	0	0	0	0	0	13	13	0.00	0.500

PITCHER	IP	WLS	BF	H	R	ER	SO	BB	IBB	HBP	BLK	WP	HR	S	P	ERA	WHIP

BOTTOM

Boston Red Sox @ Florida Marlins

Roger Dean Stadium, Jupiter, FL

Thu Mar 24 2011, 1:07 PM - 4:05 PM EDT

Att. 7,648 - Sunny - 82 F

livebaseballscorecards.com

AB	42
R	15
H	20
RBI	15
BB	1
SO	10
LOB	12

WP: 0 PA: 45
PB: 0
SB: 1
CS: 0

Batter	1	2	3	4	5	6	7	8	9	AB	R	H	RBI	BB	SO	LOB
16 Corey Patterson, L (1, 7) OBP: 0.235, SLG: 0.300	0-0 18 1B 28 1B 2B	0-0 P5			0-0 18 SF9 18 S 62 FC3 1-2 1B	0-0 G4-3		1-0 62 3B HBP		4	2	2	0	0	0	1
Ricardo Nanita, L (8, PR)										0	1	0	0	0	0	0
(8, 7)																
18 Mike McCoy, R (1, 4) OBP: 0.367, SLG: 0.452	0-0 62 G5-3 28 1B 2-3 1B		0-0 62 K 1B		1-0 SF9 1-3 2-H		1-0 10 E 62 BB 28 FC4-6 HBP	0-0 F8		2	1	2	1	0	0	0
Chris Woodward, R (7, PR) OBP: 0.500, SLG: 0.500										1	1	0	0	0	0	1
(7, 4)																
62 Eric Thames, L (1, 10) OBP: 0.333, SLG: 0.453	0-0 G5-3 1-2		1 SAFE C S S 0-3 K 1-2		0-0 FC3 28 S 3-H		4-0 28 FC4-6 10 E 9 HR 1-2 BB	0-0 1-H 3B		4	1	1	2	1	1	3
10 Edwin Encarnación, R (1, 5) OBP: 0.271, SLG: 0.518	C S S 0-3 K		0-0 1B		0-0 P3		0-0 FC6 28 FC4-6 1-2 2-3	S C S 0-3 K		5	0	1	0	0	2	7
28 David Cooper, L (1, 3) OBP: 0.348, SLG: 0.463	0-0 2-H 3-H 1B		0-0 P6		C S C 0-3 K 2-3		0-0 FC4-6 9 HR 1-2f 2-3 3-H	0-0 G5-3		5	1	1	3	0	1	6
9 J.P. Arencibia, R (1, 2) OBP: 0.305, SLG: 0.300	0-0 P4			0-0 G3-6-3 1B	0-0 HR 2B	B C B C X 2-2 1-H 3-H HR	C S S 0-3 K			4	2	3	3	0	0	1
14 Ryan Budde, R (8, 2) OBP: 0.095, SLG: 0.050										1	0	0	0	0	1	0
Adam Loewen, L (1, 9) OBP: 0.467, SLG: 0.786	0-0 2B		0-0 1-2f G3-6-3 1-2		B C F X 1-2 2-H HR	0-0 G6-3	S C C 0-3 K			4	1	2	2	0	0	2
Jason Lane, R (9, PH) OBP: 0.375, SLG: 0.500										1	0	0	0	0	1	0
(9, 9)																
68 Jonathan Diaz, R (1, 6) OBP: 0.255, SLG: 0.304	S C C 0-3 K		0-0 G5-3		0-0 G6-3		0-0 2B		0-0 2B	5	0	2	0	0	1	1
43 Anthony Gose, L (1, 8) OBP: 0.333, SLG: 0.387	0-0 G1-3				0-0 18 S 16 1B 18 SF9 1B	C S C 0-3 K	0-0 G6-3		0-0 G4-3	5	1	1	0	0	1	4

Inning Stats	1	2	3	4	5	6	7	8	9
	R: 2 E: 0 K: 1 S: 8	R: 0 E: 0 K: 1 S: 6	R: 0 E: 0 K: 1 S: 6	R: 0 E: 0 K: 0 S: 3	R: 2 E: 1 K: 1 S: 8	R: 2 E: 0 K: 1 S: 9	R: 4 E: 1 K: 0 S: 8	R: 1 E: 0 K: 1 S: 6	R: 0 E: 0 K: 2 S: 8
	H: 3 LOB: 1 BB: 0 P: 8	H: 1 LOB: 1 BB: 0 P: 6	H: 2 LOB: 1 BB: 0 P: 6	H: 1 LOB: 0 BB: 0 P: 3	H: 2 LOB: 1 BB: 0 P: 9	H: 2 LOB: 0 BB: 0 P: 10	H: 2 LOB: 2 BB: 1 P: 15	H: 1 LOB: 2 BB: 0 P: 7	H: 1 LOB: 1 BB: 0 P: 8

	1B	SF:	WP:	PA:
	2B: 5	SAC: 0	PB: 0	
	3B: 1	DP: 1	SB: 3	
	HR: 2	HBP: 2	CS: 0	

PITCHER		IP	WLS	BF	H	R	ER	SO	BB	IBB	HBP	BLK	WP	HR	S	P	ERA	WHIP
19 Josh Beckett, R ERA: 6.64	(1, 1)	6.0	L	29	11	7	7	5	0	0	1	0	0	1	40	43	10.50	1.833
44 Dennys Reyes, L ERA: 3.0	(7, 1)	1.0		7	2	3	2	0	1	0	0	0	0	1	8	14	18.00	3.000
51 Daniel Bard, R ERA: 6.75	(8, 1)	1.0		5	1	1	1	1	0	0	1	0	0	0	6	7	9.00	1.000
58 Jonathan Papelbon, R ERA: 10.5	(9, 1)	1.0		4	1	0	0	2	0	0	0	0	0	0	8	8	0.00	1.000

PITCHER	IP	WLS	BF	H	R	ER	SO	BB	IBB	HBP	BLK	WP	HR	S	P	ERA	WHIP

TOP

Toronto Blue Jays @ Boston Red Sox

City of Palms Park, Ft. Myers, FL

Fri Mar 25 2011, 7:07 PM - 10:36 PM EDT

Att. 8,033 - Clear - 81 F

livebaseballscorecards.com

AB	41
R	11
H	15
RBI	11
BB	1
SO	8
LOB	26

Batter	1	2	3	4	5	6	7	8	9	AB	R	H	RBI	BB	SO	LOB
2 Jacoby Ellsbury, L (1, 8) OBP: 0.415, SLG: 0.620	CI 13 G6-3 15 G4-3	2-3 3-H 1B		F7 ②		K 1-3 ① 1-2		E9 80 3B 2-3	G4-3 ③	3	0	1	1	0	1	3
54 Darnell McDonald, R (7, 8) OBP: 0.283, SLG: 0.442										2	1	0	0	0	0	3
15 Dustin Pedroia, R (1, 4) OBP: 0.377, SLG: 0.500	G4-3 ① 1-2	G1-3 ③		2-3 3-H 1B		13 1B 28 1B BB 4-0		G1-3 ① 2-3		3	0	1	1	1	0	3
Oscar Tejeda, R (6, PR) OBP: 0.407, SLG: 0.640 (7, 4)										1	1	0	0	0	0	2
13 Carl Crawford, L (1, 7) OBP: 0.298, SLG: 0.256	G6-3 ② 2-3		20 1B 1B	P5 ③		28 1B 1B 1-2 2-H		70 G6-3 3B 2-H 3-H		4	0	2	0	0	0	3
80 Nate Spears, L (6, PR) OBP: 0.377, SLG: 0.415 (7, 7) (9, 6)										1	1	1	2	0	0	0
28 Adrián González, L (1, 3) OBP: 0.286, SLG: 0.278	F7 ③		F9 ①		34 2B 2B	1-2 2-H 1B		G6-3 ② 3-H		4	1	2	1	0	0	2
70 Drew Sutton, S (6, PR) OBP: 0.404, SLG: 0.580 (7, 3)										1	0	0	1	0	0	1
20 Kevin Youkilis, R (1, 5) OBP: 0.275, SLG: 0.255		L7 ①	34 G4-6-3 1-3 1B		K S C S 0-3 ①	K C C C 0-3 ③		G4-3 ③		4	0	1	0	0	2	3
65 Will Middlebrooks, R (7, 5) OBP: 0.200, SLG: 0.214										1	0	0	0	0	0	1
34 David Ortiz, L (1, 10) OBP: 0.315, SLG: 0.380		7 1B 33 2B 1B	G4-6-3 ② ③ 1-2f		2-H 2B		K C S S 0-3 ①		62 FC5-4 95 1B BB 4-0	3	1	2	1	0	0	2
12 Jed Lowrie, S (7, PH) OBP: 0.340, SLG: 0.357 (8, 10)										1	0	0	0	1	1	0
7 J.D. Drew, L (1, 9) OBP: 0.349, SLG: 0.342	33 2B 2 1B 1-2 1B		10 WP 33 1B 15 1B 1B	P6 ②			K C C C 0-3 ②	62 FC5-4 1-2 1B		4	2	2	0	0	1	1
95 Bryce Brentz, R (8, 9) OBP: 1.000, SLG: 1.000										1	0	1	0	0	0	0
33 Jason Varitek, S (1, 2) OBP: 0.290, SLG: 0.333	2 1B 1-3 2-H 2B		15 1B 10 WP 1-2 1B	G5-3 ③			K S S 0-3 ③	FC5-4 ① ② 95 1B 1-2 2-3		4	0	2	1	0	1	1
62 Paul Hoover, R (8, 2) OBP: 0.176, SLG: 0.200										1	0	0	0	0	0	2
10 Marco Scutaro, R (1, 6) OBP: 0.391, SLG: 0.436	C S S 0-3 ② K		B C S S 1-3 ① K 1-2 2-3			2 WP 13 1B BB 4-0 B B B B		54 E 80 3B 2B 0-0	1-2 1B 0-0	3	0	1	0	1	2	4
95 Mitchell Dening, L (8, PR) OBP: 0.333, SLG: 0.333 (9, 7)										1	1	1	0	0	0	0
Inning Stats	R: 0 E: 1 K: 0 S: 4 H: 0 LOB: 1 BB: 0 P: 4	R: 2 E: 0 K: 1 S: 9 H: 4 LOB: 2 BB: 0 P: 9	R: 0 E: 0 K: 0 S: 4 H: 2 LOB: 1 BB: 0 P: 4	R: 1 E: 0 K: 1 S: 8 H: 3 LOB: 2 BB: 0 P: 9	R: 1 E: 0 K: 1 S: 7 H: 2 LOB: 1 BB: 0 P: 7	R: 1 E: 0 K: 2 S: 8 H: 2 LOB: 2 BB: 2 P: 17	R: 0 E: 0 K: 3 S: 9 H: 0 LOB: 0 BB: 0 P: 9	R: 3 E: 1 K: 0 S: 6 H: 2 LOB: 1 BB: 0 P: 6	R: 0 E: 0 K: 0 S: 4 H: 2 LOB: 2 BB: 1 P: 8	1B: 12 2B: 4 3B: 1 HR: 0	SF: 0 SAC: 0 DP: 2 HBP: 0						

PITCHER	IP	WLS	BF	H	R	ER	SO	BB	IBB	HBP	BLK	WP	HR	S	P	ERA	WHIP
51 Jesse Litsch, R (1, 1) ERA: 4.09	4.2		25	11	4	4	3	0	0	0	0	1	0	31	32	7.71	2.357
25 David Purcey, L (5, 1) ERA: 4.66	1.0	W	6	2	1	1	1	2	0	0	0	1	0	6	15	9.00	4.000
33 Carlos Villanueva, R (6, 1) ERA: 0.75	1.1	H	4	0	0	0	4	0	0	0	0	0	0	12	12	0.00	0.000
75 Rommie Lewis, L (8, 1) ERA: 2.35	1.0		6	2	3	1	0	0	0	0	0	0	0	6	6	9.00	2.000
64 Vince Perkins, R (9, 1) ERA:	1.0	S	5	2	0	0	0	1	0	0	0	0	0	4	8	0.00	3.000

PITCHER	IP	WLS	BF	H	R	ER	SO	BB	IBB	HBP	BLK	WP	HR	S	P	ERA	WHIP

BOTTOM

Toronto Blue Jays @ Boston Red Sox

City of Palms Park, Ft. Myers, FL

Fri Mar 25 2011, 7:07 PM - 10:36 PM EDT

Att. 8,033 - Clear - 81 F

livebaseballscorecards.com

AB	42
R	8
H	17
RBI	8
BB	3
SO	8
LOB	31

Minnesota Twins @ Boston Red Sox

City of Palms Park, Ft. Myers, FL

Sat Mar 26 2011, 7:06 PM - 10:18 PM EDT

Att. 7,935 - Clear - 81 F

TOP

livebaseballscorecards.com

Batter	1	2	3	4	5	6	7	8	9	AB	R	H	RBI	BB	SO	LOB
2 Denard Span, L (1, 8) OBP: 0.356, SLG: 0.464 18 Jason Repko, R (6, 8) OBP: 0.344, SLG: 0.321	E9 (1 G3, 7 2B) 1B		F7 ①		E3 (1 FC4) 1-3		1B		38 WP, 32 2B 1B G6-3	3 1 1 0 0 0 1 3 1 2 0 0 0 1						
1 Tsuyoshi Nishioka, S (1, 4) OBP: 0.373, SLG: 0.429 38 Luke Hughes, R (6, 4) OBP: 0.265, SLG: 0.569	G3 ① 2-3		F7 ②		FC4 ③ 1-2f		K ②		G5-3 ① 1-2	3 0 0 0 0 0 3 2 0 0 0 0 1 2						
7 Joe Mauer, L (1, 2) OBP: 0.474, SLG: 0.438 32 René Rivera, R (6, 2) OBP: 0.375, SLG: 0.455	33 G3 2B 3-H		F8 ③			F7 ①	K ③		85 E, 92 1B 2B 2-H	3 0 1 1 0 0 0 2 1 1 1 0 1 1						
33 Justin Morneau, L (1, 10) OBP: 0.261, SLG: 0.350 85 Brian Dinkelman, L (8, PR) OBP: 0.125, SLG: 0.156 (8, 10)	G3 ② 2-3			F8 ①		21 1B 2B		94 2B 2B	E3 92 1B, 94 1B 2-3	4 0 2 0 0 0 1 1 2 0 0 0 0 1						
21 Delmon Young, R (1, 7) OBP: 0.439, SLG: 0.692 92 Dustin Martin, L (6, PR) OBP: 0.500, SLG: 1.250 (6, 7)	F9 ③			F9 ②		5 HBP 2-3 1B	K ①		92 BB, 94 1B, 73 2B 1-3 3-H 1B	3 0 1 0 0 0 1 2 1 1 1 0 1 1						
16 Jason Kubel, L (1, 9) OBP: 0.491, SLG: 0.609 94 Mark Dolenc, R (6, 9) OBP: 1.000, SLG: 1.250		22 FC6-4 BB		K ③		K ②		92 2B 2B 2-H	92 BB, 73 2B 1-2 3-H 1B	2 0 0 0 1 2 2 2 2 2 2 0 0 0						
5 Michael Cuddyer, R (1, 3) OBP: 0.385, SLG: 0.455 90 Nate Hanson, R (6, PR) (6, 3)	F9 ①		F9 ①		HBP 1-2		K ②	P3 ②	2 0 0 0 0 0 1 2 0 0 0 0 1 3							
22 Danny Valencia, R (1, 5) OBP: 0.357, SLG: 0.491 92 Deibinson Romero, R (6, 5) OBP: 0.667, SLG: 1.000	FC6-4 ② 1-2f		K ②	K ③				2-H 2B	73 2B BB 1-2 2-3	3 0 0 0 0 2 4 1 1 1 1 1 0 0						
12 Alexi Casilla, S (1, 6) OBP: 0.333, SLG: 0.268 73 Chase Lambin, S (7, 6) OBP: 0.387, SLG: 0.360	L7 ③			2 E, 2 S 1B		F9 ①		G3 ③	1-H 2-H 3-H 2B	3 0 1 0 0 0 1 2 0 1 3 0 0 1						

	AB	R	H	RBI	BB	SO	LOB
	43	9	14	9	2	8	24

Inning Stats	1	2	3	4	5	6	7	8	9
R	1	0	0	0	0	0	0	2	6
E	1	0	0	0	1	0	0	0	1
K	0	0	0	1	1	2	2	2	0
S	5	3	3	5	8	9	8	10	9
H	2	0	0	0	1	2	1	3	5
LOB	1	1	0	0	2	3	1	1	1
BB	0	1	0	0	0	0	0	0	1
P	5	7	3	5	8	10	8	10	14

1B	7
2B	7
3B	0
HR	0
SF	0
SAC	0
DP	0
HBP	1

WP	1
PB	0
SB	1
CS	0
PA	46

PITCHER		IP	WLS	BF	H	R	ER	SO	BB	IBB	HBP	BLK	WP	HR	S	P	ERA	WHIP
18 Daisuke Matsuzaka, R ERA: 4.97	(1, 1)	6.0		26	5	1	1	4	1	0	1	0	0	0	33	38	1.50	1.000
37 Hideki Okajima, L ERA: 5.14	(7, 1)	1.0		4	1	0	0	2	0	0	0	0	0	0	8	8	0.00	1.000
35 Dan Wheeler, R ERA: 6.75	(8, 1)	1.0		6	3	2	2	2	0	0	0	0	0	0	10	10	18.00	3.000
52 Bobby Jenks, R ERA: 2.57	(9, 1)	1.0	L	10	5	6	2	0	1	0	0	0	1	0	9	14	18.00	6.000

PITCHER	IP	WLS	BF	H	R	ER	SO	BB	IBB	HBP	BLK	WP	HR	S	P	ERA	WHIP

BOTTOM

Minnesota Twins @ Boston Red Sox

City of Palms Park, Ft. Myers, FL

Sat Mar 26 2011, 7:06 PM - 10:18 PM EDT

Att. 7,935 - Clear - 81 F

livebaseballscorecards.com

Batter	1	2	3	4	5	6	7	8	9	AB	R	H	RBI	BB	SO	LOB
15 Dustin Pedroia, R (1, 4) OBP: 0.375, SLG: 0.510 70 Drew Sutton, S (5, PR) OBP: 0.407, SLG: 0.577 (6, 4)	G6-3	K			13 G6-3 20 SF9 2B 1-3	80 1B 1B 2-H		F8		3 2	0 1	1 1	0 1	0 0	1 0	1 0
13 Carl Crawford, L (1, 7) OBP: 0.280, SLG: 0.239 80 Nate Spears, L (6, 7) OBP: 0.381, SLG: 0.418 (7, 6)	G4-3		G6-3		G6-3 2-3 3-H	1-2 1B		K		3 2	0 0	0 1	1 0	0 0	0 1	1 0
20 Kevin Youkilis, R (1, 5) OBP: 0.259, SLG: 0.245 Yamaico Navarro, R (6, 5) OBP: 0.275, SLG: 0.316	G4-3		K		SF9 3-H	K		F8		2 2	0 0	0 0	1 0	0 0	1 1	0 2
28 Adrián González, L (1, 3) OBP: 0.333, SLG: 0.476 77 Aaron Bates, R (5, PR) OBP: 0.333, SLG: 0.875 (6, 3)		F7	HR		34 1B 1B		95 FC4 HBP		G6-3	3 1	1 0	2 0	1 0	0 0	0 0	0 0
34 David Ortiz, L (1, 10) OBP: 0.316, SLG: 0.377 68 Josh Reddick, L (5, PR) OBP: 0.214, SLG: 0.324 (6, 10)		F7	K		1-3 1B		K		G4-3	3 2	0 0	1 0	0 0	0 0	1 1	0 1
23 Mike Cameron, R (1, 9) OBP: 0.326, SLG: 0.350 95 Jeremy Hazelbaker, L (6, 9) (7, 8)	12 E 39 1B 54 3B 1B	K	F8			FC4 39 2B 1-2f			K	3 2	1 1	1 0	0 0	0 0	1 1	3 1
39 Jarrod Saltalamacchia, S (1, 2) OBP: 0.432, SLG: 0.645 67 Drew Dominguez, R (7, PR) 93 William Vazquez, R (8, 2)	12 E 54 3B 1B 1-2	K				G4-3	97 1B 2B 1-H			4 0 0	1 0 0	2 0 0	1 0 0	0 0 0	1 0 0	0 0 0
12 Jed Lowrie, S (1, 6) OBP: 0.340, SLG: 0.356 97 Alex Hassan, R (6, PR) OBP: 0.429, SLG: 0.571 (7, 9)	E5 54 3B 1-2 2-3		F8			54 WP 70 1B 1B				3 1	1 1	1 1	0 0	0 0	0 0	2 0
54 Darnell McDonald, R (1, 8) OBP: 0.306, SLG: 0.500 67 Peter Hissey, L (7, 7)	1-H 2-H 3-H 3B				15 2B 13 G6-3 1B	F8 1-2	G5-3			3 1	1 0	2 0	3 0	0 0	0 0	1 3

Inning Stats																								
	R: 0	E: 0	K: 0	S: 3	H: 0	LOB: 0	BB: 0	P: 3	R: 3	E: 1	K: 1	S: 9	H: 3	LOB: 1	BB: 0	P: 9	R: 1	E: 0	K: 2	S: 9	H: 1	LOB: 0	BB: 0	P: 10
	R: 0	E: 0	K: 2	S: 7	H: 0	LOB: 0	BB: 0	P: 7	R: 2	E: 0	K: 0	S: 7	H: 4	LOB: 3	BB: 0	P: 7	R: 1	E: 0	K: 1	S: 8	H: 3	LOB: 2	BB: 0	P: 9
	R: 1	E: 0	K: 1	S: 7	H: 2	LOB: 3	BB: 0	P: 8	R: 0	E: 0	K: 1	S: 5	H: 0	LOB: 0	BB: 0	P: 5	R: 0	E: 0	K: 1	S: 5	H: 0	LOB: 0	BB: 0	P: 5

AB	40
R	8
H	13
RBI	8
BB	0
SO	9
LOB	15

1B: 9	2B: 2	3B: 1	HR: 1	SF: 1	SAC: 0	DP: 0	HBP: 1	WP: 1	PB: 0	SB: 0	CS: 0	PA: 42												

PITCHER		IP	WLS	BF	H	R	ER	SO	BB	IBB	HBP	BLK	WP	HR	S	P	ERA	WHIP
52 Brian Duensing, L ERA: 2.49	(1, 1)	4.2		22	7	6	3	5	0	0	0	0	0	1	33	34	5.79	1.500
49 Jeff Manship, R ERA: 5.4	(5, 1)	1.1		8	4	1	1	1	0	0	0	0	1	0	10	11	6.75	3.000
72 Carlos Gutierrez, R ERA: 1.0	(7, 1)	1.0		6	2	1	1	1	0	0	1	0	0	0	7	8	9.00	2.000
56 Dusty Hughes, L ERA:	(8, 1)	1.0	W	3	0	0	0	1	0	0	0	0	0	0	5	5	0.00	0.000
54 Phil Dumatrait, L ERA: 2.57	(9, 1)	1.0	S	3	0	0	0	1	0	0	0	0	0	0	5	5	0.00	0.000

PITCHER	IP	WLS	BF	H	R	ER	SO	BB	IBB	HBP	BLK	WP	HR	S	P	ERA	WHIP

Boston Red Sox @ Baltimore Orioles

Ed Smith Stadium, Sarasota, FL

Sun Mar 27 2011, 1:08 PM - 4:04 PM EDT

Att. 8,495 - Sunny - 81 F

TOP

livebaseballscorecards.com

Batter	1	2	3	4	5	6	7	8	9	AB	R	H	RBI	BB	SO	LOB
2 Jacoby Ellsbury, L (1, 8) OBP: 0.386, SLG: 0.574 92 Matt Sheely, R (7, 8)	C C C 0-3 ① K		X 0-0 ② G6-3	X 0-0 ③ F8			X 0-0 ① F8		C C C 0-3 ② K	4 1	0 0	0 0	0 0	0 0	1 1	1 0
10 Marco Scutaro, R (1, 6) OBP: 0.400, SLG: 0.442 Derrik Gibson, R (7, 6)	X 0-0 7 BB 1B		X 0-0 7 HR 1B		X 0-0 ① G5-3		X 0-0 ② F9		X 0-0 ③ F8	4 1	1 0	2 0	0 0	0 0	0 0	0 0
7 J.D. Drew, L (1, 9) OBP: 0.362, SLG: 0.415 98 Chih-Hsien Chiang, L (7, 9)	B B B B 4-0 ② 1-2 BB		S S X 0-2 1-H HR		X 0-0 ② F7		X 0-0 ③ G3			3 0	1 0	1 0	2 0	1 0	0 0	0 0
20 Kevin Youkilis, R (1, 5) OBP: 0.263, SLG: 0.235 Zach Gentile, L (5, 5)	S S S 0-3 ③ K		B B B B 4-0 BB		X 0-0 ③ P4			X 0-0 ① G4-3		2 1	0 0	0 0	0 0	1 0	1 0	1 0
34 David Ortiz, L (1, 10) OBP: 0.344, SLG: 0.382 94 David Mailman, L (8, PR) (8, 10)		X 0-0 54 G6-4-3 1B	X 0-0 ③ F8			H 1-0 62 BB HBP		B B B B 4-0 54 1B BB		2 0	0 0	1 0	0 0	1 0	0 0	1 0
54 Darnell McDonald, R (1, 7) OBP: 0.302, SLG: 0.480		X 0-0 ① ② G6-4-3 1-2f		X 0-0 ① P3		X 0-0 ① F7		X 0-0 1-2 1B		4	0	1	0	0	0	2
80 Nate Spears, L (1, 4) OBP: 0.373, SLG: 0.397		B B B B 4-0 BB		X 0-0 ② F7		S S S 0-3 ② K		C C C 0-3 ② K		3	0	0	0	1	2	3
62 Paul Hoover, R (1, 2) OBP: 0.250, SLG: 0.235 83 Ryan Lavarnway, R (6, 2) OBP: 0.333, SLG: 0.778		X 0-0 ③ G1-3		X 0-0 70 3B 1B		B B B B 4-0 1-2 BB		X 0-0 ③ F8		2 1	1 0	1 0	0 0	1 0	0 0	1 2
70 Drew Sutton, S (1, 3) OBP: 0.397, SLG: 0.589			X 0-0 ① F7	X 0-0 1-H 3B		S S S 0-3 ③ K			X 0-0 ① G6-3	4	0	1	1	0	1	2
Inning Stats	R: 0 E: 0 K: 2 S: 7 H: 1 LOB: 1 BB: 1 P: 11	R: 0 E: 0 K: 0 S: 3 H: 1 LOB: 1 BB: 1 P: 7	R: 2 E: 0 K: 0 S: 7 H: 2 LOB: 1 BB: 1 P: 11	R: 1 E: 0 K: 0 S: 5 H: 2 LOB: 1 BB: 0 P: 5	R: 0 E: 0 K: 0 S: 3 H: 0 LOB: 0 BB: 0 P: 3	R: 0 E: 0 K: 2 S: 7 H: 0 LOB: 2 BB: 1 P: 12	R: 0 E: 0 K: 0 S: 3 H: 0 LOB: 0 BB: 0 P: 3	R: 0 E: 0 K: 1 S: 6 H: 1 LOB: 2 BB: 1 P: 10	R: 0 E: 0 K: 1 S: 5 H: 0 LOB: 0 BB: 0 P: 5	1B: 5 2B: 0 3B: 1 HR: 1 SF: 0 SAC: 0 DP: 1 HBP: 1						

	AB	32
	R	3
	H	7
	RBI	3
	BB	5
	SO	6
	LOB	13

WP: 0 PB: 0 SB: 0 CS: 0 PA: 38

PITCHER		IP	WLS	BF	H	R	ER	SO	BB	IBB	HBP	BLK	WP	HR	S	P	ERA	WHIP
24 Chris Tillman, R ERA: 3.93	(1, 1)	5.2		26	6	3	3	3	4	0	1	0	0	1	29	46	4.76	1.765
53 Alberto Castillo, L ERA:	(6, 1)	0.1		1	0	0	0	1	0	0	0	0	0	0	3	3	0.00	0.000
19 Koji Uehara, R ERA: 4.5	(7, 1)	1.0		3	0	0	0	0	0	0	0	0	0	0	3	3	0.00	0.000
63 Kevin Gregg, R ERA: 11.37	(8, 1)	1.0	W	5	1	0	0	1	1	0	0	0	0	0	6	10	0.00	2.000
51 Michael Gonzalez, L ERA: 5.14	(9, 1)	1.0	S	3	0	0	0	1	0	0	0	0	0	0	5	5	0.00	0.000

PITCHER	IP	WLS	BF	H	R	ER	SO	BB	IBB	HBP	BLK	WP	HR	S	P	ERA	WHIP

BOTTOM

Boston Red Sox @ Baltimore Orioles

Ed Smith Stadium, Sarasota, FL

Sun Mar 27 2011, 1:08 PM - 4:04 PM EDT

Att. 8,495 - Sunny - 81 F

Batter	1	2	3	4	5	6	7	8	9	AB	R	H	RBI	BB	SO	LOB
1 Brian Roberts, S (1, 4) OBP: 0.421, SLG: 0.484 Brandon Waring, R (8, 3)	BBBB 4-0 21 FC5-4 BB		x 0-0 ② F7		x 0-0 25 G6-3 1B 1-2		x 0-0 ② G4-3 2-3	SSS 0-3 ① K		3 0 1 0 1 0 3 1 0 0 0 0 1 2						
21 Nick Markakis, L (1, 9) OBP: 0.407, SLG: 0.592 90 Xavier Avery, L (7, PR) OBP: 0.500, SLG: 0.500 (8, 9) (9, 8)	x 0-0 ① FC5-4 25 G5-4-3 1-2f		x 0-0 25 BB 1B 1-2 2-H		x 0-0 ① L7		BBBB 4-0 25 BB BB 1-2	x 0-0 ② FC4-6 1-2f 2-3		3 0 1 1 1 0 3 1 0 0 0 0 0 2						
25 Derrek Lee, R (1, 3) OBP: 0.333, SLG: 0.067 90 Manny Machado, R (7, PR) (8, 6)	x 0-0 ② ③ G5-4-3 1-2f		BBBB 4-0 BB 1-2 2-3		x 0-0 ② ③ G6-3 1-2f		BBBB 4-0 BB 1-2	x 0-0 ③ G6-3		2 0 0 0 2 0 3 1 0 0 0 0 0 2						
27 Vladimir Guerrero, R (1, 10) OBP: 0.333, SLG: 0.627		x 0-0 ① G6-3	x 0-0 ③ G5-3			x 0-0 30 G6-3 1B	x 0-0 ③ F7			4 0 1 0 0 0 6						
30 Luke Scott, L (1, 7) OBP: 0.214, SLG: 0.352 95 Kyle Hudson, L (8, PR) OBP: 0.500, SLG: 0.500 (9, 9)		x 0-0 ② G4-3		x 0-0 12 WP 1B		x 0-0 ①② G6-3 1-2f		x 0-0 12 1B 10 1B 32 1B 1B		4 0 2 0 0 0 1 0 1 0 0 0 0 0						
10 Adam Jones, R (1, 8) OBP: 0.323, SLG: 0.623 92 Trent Mummey, L (8, PR) (9, 7)	CCC 0-3 ③ K			x 0-0 ① F8		x 0-0 1B		x 0-0 12 1B 32 1B 1-2 1B		4 0 2 0 0 1 1 0 1 0 0 0 0 0						
12 Mark Reynolds, R (1, 5) OBP: 0.284, SLG: 0.339 Blake Davis, L (8, PR) (9, 5)		x 0-0 ① G6-3	B x 1-0 ② F8 1-2			x 0-0 ③ G4-3		x 0-0 32 1B 73 1B 1B 1-2 2-3		4 0 1 0 0 0 2 0 1 0 0 0 0 0						
32 Matt Wieters, S (1, 2) OBP: 0.288, SLG: 0.351		x 0-0 2 PB 21 1B 1B	x 0-0 ③ F9				x 0-0 ① G6-3	x 0-0 90 FC4-6 73 1B 1B 1-3 2-H 3-H		4 1 2 2 0 0 1						
2 J.J. Hardy, R (1, 6) OBP: 0.446, SLG: 0.580 73 Ryan Adams, R (7, PR) OBP: 0.550, SLG: 0.947 (8, 4)			BBBB 4-0 25 BB 21 1B BB 1-2		BBBB 4-0 1 1B BB		x 0-0 1 G4-3 2B	x 0-0 90 FC4-6 1B 1-2 3-H		1 0 1 0 2 0 0 1 0 1 1 0 0 0						
Inning Stats	R: 0 H: 0 E: 0 LOB: 0 K: 0 BB: 1 S: 2 P: 6	R: 0 H: 0 E: 0 LOB: 0 K: 1 BB: 0 S: 5 P: 5	R: 1 H: 2 E: 0 LOB: 3 K: 0 BB: 2 S: 5 P: 13	R: 0 H: 1 E: 0 LOB: 1 K: 0 BB: 0 S: 4 P: 5	R: 0 H: 1 E: 0 LOB: 1 K: 0 BB: 1 S: 3 P: 7	R: 0 H: 2 E: 0 LOB: 1 K: 0 BB: 0 S: 4 P: 4	R: 0 H: 1 E: 0 LOB: 3 K: 0 BB: 2 S: 4 P: 12	R: 3 H: 5 E: 0 LOB: 2 K: 1 BB: 0 S: 10 P: 10		1B: 11 SF: 0 2B: 1 SAC: 0 3B: 0 DP: 3 HR: 0 HBP: 0						

livebaseballscorecards.com

AB	33
R	4
H	12
RBI	4
BB	6
SO	2
LOB	26

WP: 1 PA: 39
PB: 1
SB: 0
CS: 0

PITCHER		IP	WLS	BF	H	R	ER	SO	BB	IBB	HBP	BLK	WP	HR	S	P	ERA	WHIP
56 Brandon Duckworth, R ERA: 3.75	(1, 1)	2.0		6	0	0	0	1	1	0	0	0	0	0	7	11	0.00	0.500
32 Matt Albers, R ERA: 2.84	(3, 1)	1.1	H	9	3	1	1	0	2	0	0	0	0	0	7	15	6.75	3.750
74 Daniel Turpen, R ERA: 6.23	(4, 1)	0.2	H	2	0	0	0	0	0	0	0	0	1	0	2	3	0.00	0.000
59 Dennys Reyes, L ERA: 2.7	(5, 1)	1.0	H	4	1	0	0	0	1	0	0	0	0	0	3	7	0.00	2.000
90 Jason Rice, R ERA: 5.68	(6, 1)	1.2	H	7	3	0	0	0	0	0	0	0	0	0	7	7	0.00	1.800

PITCHER		IP	WLS	BF	H	R	ER	SO	BB	IBB	HBP	BLK	WP	HR	S	P	ERA	WHIP
94 Tommy Hottovy, L ERA:	(7, 1)	0.1	H	3	0	0	0	0	2	0	0	0	0	0	1	9	0.00	6.000
78 Santo Luis, R ERA:	(8, 1)	0.0	L	5	5	3	3	0	0	0	0	0	0	0	5	5	∞	∞
93 Blake Maxwell, R ERA:	(8, 1)	1.0		3	0	0	0	1	0	0	0	0	0	0	5	5	0.00	0.000

Batter	1	2	3	4	5	6	7	8	9	AB	R	H	RBI	BB	SO	LOB
23 Mike Cameron, R (1, 10) OBP: 0.319, SLG: 0.341	S S S 0-3 ① K		X 0-0 15 G6-4-3 1B 3-H			X 0-0 F7		X 0-0 F9		4	0	1	1	0	1	0
15 Dustin Pedroia, R (1, 4) 95 Tony Thomas, R (6, 4)	X 0-0 2B		X 0-0 ①② G6-4-3 1-2f 2-3			X 0-0 ② P3		X 0-0 ② L8		3 1	0 0	1 0	0 0	0 0	0 0	2 0
28 Adrián González, L (1, 3) OBP: 0.333, SLG: 0.458 96 Michael Almanzar, R (6, PR) OBP: 0.600, SLG: 0.500 (6, 3) (7, 5)	S S S 0-3 ② K		X 0-0 ③ G4-3			X 0-0 1B		X 0-0 1B		3 1	0 0	1 1	0 0	0 0	1 0	2 0
12 Jed Lowrie, S (1, 6) OBP: 0.321, SLG: 0.333 95 Mitchell Dening, L (6, 7) OBP: 0.250, SLG: 0.250	X 0-0 ③ F8			X 0-0 ① G4-3		S S S 0-3 ③ K		X 0-0 ③ G4-3		3 1	0 0	0 0	0 0	0 0	1 0	2 1
80 Nate Spears, L (1, 7) OBP: 0.386, SLG: 0.410 (6, 6)		X 0-0 70 A4 B8 1B		C C C 0-3 ② K			X 0-0 70 S 95 HR 1B			3	1	2	0	0	1	0
70 Drew Sutton, S (1, 5) OBP: 0.379, SLG: 0.559 Reynaldo Rodriguez, R (7, 3)		S 1 S C SAFE 0-3 ①② K 1-2		X 0-0 ③ G6-3			S S S 0-3 ① K 1-2			3 0	0 0	0 0	0 0	0 0	2 0	2 0
95 Jeremy Hazelbaker, L (1, 9) OBP: 0.375, SLG: 0.667		C C C 0-3 ③ K			X 0-0 ① G3-1		X 0-0 2-H HR			3	1	1	2	0	1	0
67 Peter Hissey, L (1, 8) OBP: 0.250, SLG: 0.250			X 0-0 2B 23 1B 1B		X 0-0 ② G6-3		S S S 0-3 ② K2-3			3	1	1	0	0	1	0
Christian Vázquez, R (1, 2) OBP: 0.250, SLG: 0.500 93 William Vazquez, R (8, 2)			X 0-0 15 G6-4-3 1-3 2B		X 0-0 ③ G5-3		S S S 0-3 ③ K			3 0	0 0	1 0	0 0	0 0	1 0	0 0
Inning Stats	R: 0 H: 1 E: 0 LOB: 1 K: 2 BB: 0 S: 8 P: 8	R: 0 H: 1 E: 0 LOB: 0 K: 2 BB: 0 S: 7 P: 7	R: 1 H: 3 E: 0 LOB: 1 K: 0 BB: 0 S: 5 P: 5	R: 0 H: 0 E: 0 LOB: 0 K: 1 BB: 0 S: 5 P: 5	R: 0 H: 0 E: 0 LOB: 0 K: 0 BB: 0 S: 3 P: 3	R: 0 H: 1 E: 0 LOB: 1 K: 1 BB: 0 S: 6 P: 6	R: 2 H: 2 E: 0 LOB: 0 K: 3 BB: 0 S: 11 P: 11	R: 0 H: 1 E: 0 LOB: 1 K: 0 BB: 0 S: 4 P: 4		1B: 6 SF: 0 2B: 2 SAC: 0 3B: 0 DP: 1 HR: 1 HBP: 0						

PITCHER		IP	WLS	BF	H	R	ER	SO	BB	IBB	HBP	BLK	WP	HR	S	P	ERA	WHIP
4 Kyle Drabek, R ERA: 2.81	(1, 1)	5.0		18	5	1	1	5	0	0	0	0	0	0	28	28	1.80	1.000
Frank Gailey, L ERA:	(6, 1)	1.0	H	4	1	0	0	1	0	0	0	0	0	0	6	6	0.00	1.000
33 Carlos Villanueva, R ERA: 2.08	(7, 1)	1.0	L	5	2	2	2	3	0	0	0	0	0	1	11	11	18.00	2.000
44 Casey Janssen, R ERA: 1.74	(8, 1)	1.0		4	1	0	0	0	0	0	0	0	0	0	4	4	0.00	1.000

PITCHER	IP	WLS	BF	H	R	ER	SO	BB	IBB	HBP	BLK	WP	HR	S	P	ERA	WHIP

TOP

Boston Red Sox @ Toronto Blue Jays

Florida Auto Exchange Stadium, Dunedin, FL

Mon Mar 28 2011, 1:19 PM - 3:37 PM EDT

Att. 5,510 - Overcast - 73 F

livebaseballscorecards.com

AB	31
R	3
H	9
RBI	3
BB	0
SO	9
LOB	9

PA: 31

WP: 0
PB: 0
SB: 1
CS: 0

BOTTOM

Batter	1	2	3	4	5	6	7	8	9	AB	R	H	RBI	BB	SO	LOB
11 Rajai Davis, R (1, 8) OBP: 0.406, SLG: 0.776	G4-3		F8		K					2	0	0	0	0	0	0
79 Kenny Wilson, R (5, 8) OBP: 0.500, SLG: 0.500										1	0	0	0	0	1	0
5 Yunel Escobar, R (1, 6) OBP: 0.455, SLG: 0.533	G6-3		G6-3			18 S 1B				2	0	0	0	0	0	0
68 Jonathan Diaz, R (5, 6) OBP: 0.265, SLG: 0.313										1	0	1	0	0	0	0
19 José Bautista, R (1, 5) OBP: 0.413, SLG: 0.709	K			F7		F7				2	0	0	0	0	1	0
6 John McDonald, R (5, 5) OBP: 0.333, SLG: 0.406										1	0	0	0	0	0	1
26 Adam Lind, L (1, 10) OBP: 0.407, SLG: 0.519		2 2B 1B		K		K				2	1	1	0	0	1	0
9 J.P. Arencibia, R (6, PH) OBP: 0.281, SLG: 0.278 (7, 10)										1	0	0	0	0	1	1
2 Aaron Hill, R (1, 4) OBP: 0.444, SLG: 0.706		1-H 2B		20 1B 2B		K 1-2				2	0	2	1	0	0	0
18 Mike McCoy, R (4, PR) OBP: 0.360, SLG: 0.442 (5, 4)										1	1	0	0	0	1	1
20 Juan Rivera, R (1, 9) OBP: 0.404, SLG: 0.547		G3					G3			2	0	1	1	0	0	1
Adam Loewen, L (4, PR) OBP: 0.412, SLG: 0.688 (5, 9)				2-H 1B						1	0	0	0	0	0	0
45 Travis Snider, L (1, 7) OBP: 0.370, SLG: 0.451		G1-3		G6-3			14 CS 1B			2	0	0	0	0	0	3
Brad Glenn, R (5, 7) OBP: 1.000, SLG: 1.000										1	0	1	0	0	0	0
10 Edwin Encarnación, R (1, 3) OBP: 0.277, SLG: 0.492		F7			F8		F9			2	0	0	0	0	0	1
Chris Woodward, R (6, 3) OBP: 0.500, SLG: 0.500										1	0	0	0	0	0	1
8 José Molina, R (1, 2) OBP: 0.357, SLG: 0.480			F8		F7		CS 1-2			2	0	0	0	0	0	0
14 Ryan Budde, R (6, 2) OBP: 0.087, SLG: 0.045										1	0	0	0	0	0	0
Inning Stats	R: 0 E: 0 K: 1 S: 5 H: 0 LOB: 0 BB: 0 P: 5	R: 1 E: 0 K: 0 S: 5 H: 2 LOB: 1 BB: 0 P: 5	R: 0 E: 0 K: 0 S: 3 H: 0 LOB: 0 BB: 0 P: 3	R: 1 E: 0 K: 1 S: 7 H: 2 LOB: 2 BB: 0 P: 7	R: 0 E: 0 K: 1 S: 5 H: 0 LOB: 0 BB: 0 P: 5	R: 0 E: 0 K: 2 S: 8 H: 1 LOB: 1 BB: 0 P: 8	R: 0 E: 0 K: 0 S: 4 H: 1 LOB: 0 BB: 0 P: 4	R: 0 E: 0 K: 0 S: 0 H: 0 LOB: 0 BB: 0 P: 0		1B: 4 2B: 2 3B: 0 HR: 0	SF: 0 SAC: 0 DP: 0 HBP: 0						

PITCHER	IP	WLS	BF	H	R	ER	SO	BB	IBB	HBP	BLK	WP	HR	S	P	ERA	WHIP
46 Tony Pena Jr., R (1, 1) ERA: 4.05	3.0		11	2	1	1	1	0	0	0	0	0	0	13	13	3.00	0.667
95 Eammon Portice, R (4, 1) ERA: 3.38	2.0		8	2	1	1	2	0	0	0	0	0	0	12	12	4.50	1.000
98 Seth Garrison, R (6, 1) ERA:	2.0	W	8	2	0	0	2	0	0	0	0	0	0	12	12	0.00	1.000

PITCHER	IP	WLS	BF	H	R	ER	SO	BB	IBB	HBP	BLK	WP	HR	S	P	ERA	WHIP

Boston Red Sox @ Toronto Blue Jays

Florida Auto Exchange Stadium, Dunedin, FL

Mon Mar 28 2011, 1:19 PM - 3:37 PM EDT

Att. 5,510 - Overcast - 73 F

livebaseballscorecards.com

AB	27
R	2
H	6
RBI	2
BB	0
SO	5
LOB	9

Batter	1	2	3	4	5	6	7	8	9	AB	R	H	RBI	BB	SO	LOB
28 John Jaso, L (1, 2) OBP: 0.250, SLG: 0.515 88 Brian Bryles, R (8, 9)	B X 1-0 ① G4-3		X 0-0 ③ G4-3			X 0-0 5 K 1B		X 0-0 ③ G4-3		4 0	0 0	1 0	0 0	0 0	0 0	1 0
5 Sam Fuld, L (1, 8) OBP: 0.333, SLG: 0.447 79 Diogenes Luis, S (8, 6) OBP: 0.333, SLG: 0.333	X 0-0 ② F8			X 0-0 ① L9		B 1 SAFE S S S 1-3 ①② K 1-2			X 0-0 ① G4-3	3 1	0 0	0 0	0 0	0 0	1 0	1 0
1 Sean Rodríguez, R (1, 5) OBP: 0.365, SLG: 0.435 43 Michael Sheridan, L (8, 3) OBP: 0.500, SLG: 0.500	X 0-0 ③ G6-3			B B B B 4-0 9 S 24 S 9 1B BB		X 0-0 ③ P3			X 0-0 1B	2 1	1 0	0 1	0 0	1 0	0 0	0 0
24 Dan Johnson, L (1, 10) OBP: 0.274, SLG: 0.517		X 0-0 ① F8		B S S S 1-3 ② K 1-2			S S S 0-3 ① K		X 0-0 ② F9	4	0	0	0	0	2	2
9 Elliot Johnson, S (1, 3) OBP: 0.435, SLG: 0.368 89 Greg Sexton, R (8, 5)		X 0-0 ② G3		B X 1-0 2-H 1B			X 0-0 ② F7		C C C 0-3 ③ K	3 1	0 0	1 0	1 0	0 0	0 1	0 1
20 Matt Joyce, L (1, 9) OBP: 0.262, SLG: 0.273 88 Jake Jefferies, L (8, 2)		B B B B 4-0 BB		X 0-0 ③ L4			X 0-0 ③ F9			2 0	0 0	0 0	0 0	1 0	0 0	1 0
15 Reid Brignac, L (1, 6) OBP: 0.383, SLG: 0.447 85 Kevin Kiermaier, L (8, 8) OBP: 1.000, SLG: 2.000		S S S 0-3 ③ K			X 0-0 ① F8			X 0-0 80 G3 26 SH1-3 1B		3 0	0 0	1 0	0 0	0 0	1 0	1 0
26 J.J. Furmaniak, R (1, 4) OBP: 0.133, SLG: 0.133			X 0-0 ① G5-3		X 0-0 ② G1-3			X 0-0 ① SH1-3 1-2		2	0	0	0	0	0	0
80 Dustin Biell, L (1, 7)			S S S 0-3 ② K		X 0-0 ③ G1-3			X 0-0 ② G3 2-3		3	0	0	0	0	1	1
Inning Stats	R: 0 E: 0 K: 0 S: 3 H: 0 LOB: 0 BB: 0 P: 4	R: 0 E: 0 K: 1 S: 5 H: 0 LOB: 1 BB: 1 P: 9	R: 0 E: 0 K: 1 S: 5 H: 0 LOB: 0 BB: 0 P: 5	R: 1 E: 0 K: 1 S: 6 H: 1 LOB: 1 BB: 1 P: 12	R: 0 E: 0 K: 0 S: 3 H: 0 LOB: 0 BB: 0 P: 3	R: 0 E: 0 K: 1 S: 5 H: 1 LOB: 0 BB: 0 P: 6	R: 0 E: 0 K: 1 S: 5 H: 0 LOB: 0 BB: 0 P: 5	R: 0 E: 0 K: 0 S: 4 H: 1 LOB: 1 BB: 0 P: 4	R: 0 E: 0 K: 1 S: 6 H: 1 LOB: 1 BB: 0 P: 6	1B: 4 2B: 0 3B: 0 HR: 0 SF: 0 SAC: 1 DP: 0 HBP: 0						

PITCHER	IP	WLS	BF	H	R	ER	SO	BB	IBB	HBP	BLK	WP	HR	S	P	ERA	WHIP
11 Clay Buchholz, R (1, 1) ERA: 3.43	4.0		15	1	1	1	3	2	0	0	0	0	0	19	30	2.25	0.750
49 Tim Wakefield, R (5, 1) ERA: 6.17	2.0		6	1	0	0	1	0	0	0	0	0	0	8	9	0.00	0.500
35 Dan Wheeler, R (7, 1) ERA: 5.87	1.0		3	0	0	0	1	0	0	0	0	0	0	5	5	0.00	0.000
32 Matt Albers, R (8, 1) ERA: 2.63	1.0		4	1	0	0	0	0	0	0	0	0	0	4	4	0.00	1.000
93 Blake Maxwell, R (9, 1) ERA:	1.0		4	1	0	0	1	0	0	0	0	0	0	6	6	0.00	1.000

PITCHER	IP	WLS	BF	H	R	ER	SO	BB	IBB	HBP	BLK	WP	HR	S	P	ERA	WHIP

TOP

Tampa Bay Rays @ Boston Red Sox

City of Palms Park, Ft. Myers, FL

Tue Mar 29 2011, 1:07 PM - 3:50 PM EDT

Att. 8,015 - Partly Cloudy - 79 F

livebaseballscorecards.com

AB	29
R	1
H	4
RBI	1
BB	2
SO	6
LOB	8

WP: 0 PA: 32
PB: 0
SB: 2
CS: 0

Batter	1	2	3	4	5	6	7	8	9	AB	R	H	RBI	BB	SO	LOB
2 Jacoby Ellsbury, L (1, 8) OBP: 0.367, SLG: 0.544	G4-3		F8		G1-3		80 G6-4-3 1B 1-2			3	0	0	0	0	0	1
23 Mike Cameron, R (6, 9) OBP: 0.333, SLG: 0.356										1	0	1	0	0	0	0
15 Dustin Pedroia, R (1, 4) OBP: 0.377, SLG: 0.518	1B		P6		BB 4-0		G6-4-3 1-2f 2-3			2	0	1	0	0	0	1
80 Nate Spears, L (4, 4) OBP: 0.389, SLG: 0.403										1	0	0	0	1	0	2
13 Carl Crawford, L (1, 7) OBP: 0.269, SLG: 0.229	F8		G3		K		K			2	0	0	0	0	0	2
54 Darnell McDonald, R (4, 7) OBP: 0.291, SLG: 0.462 (6, 8)										2	0	0	0	0	2	2
28 Adrián González, L (1, 3) OBP: 0.345, SLG: 0.577	G1-3			HR		G4-3		F9		2	1	1	1	0	0	1
97 Alex Hassan, R (5, 9) OBP: 0.333, SLG: 0.444 (6, 7)										2	0	0	0	0	0	0
20 Kevin Youkilis, R (1, 5) OBP: 0.254, SLG: 0.226		G5-3		P6		39 1B BB		P1		2	0	0	0	0	0	0
70 Drew Sutton, S (5, 5) OBP: 0.382, SLG: 0.550										1	0	0	0	1	0	0
34 David Ortiz, L (1, 10) OBP: 0.333, SLG: 0.368		F8		F9		1-3 1B		F7		2	0	0	0	0	0	0
39 Jarrod Saltalamacchia, C (6 PH) OBP: 0.436, SLG: 0.636 (7, 10)										2	0	1	0	0	0	0
7 J.D. Drew, L (1, 9) OBP: 0.388, SLG: 0.465	1B		2B		K		K			2	0	2	0	0	0	0
96 Jorge Padron, L (4, PR) (5, 3)										2	0	0	0	0	2	2
33 Jason Varitek, S (1, 2) OBP: 0.273, SLG: 0.313	G5-3		K		F9		G1-3			2	0	0	0	0	1	2
62 Paul Hoover, R (6, 2) OBP: 0.227, SLG: 0.211										2	0	0	0	0	0	2
10 Marco Scutaro, R (1, 6) OBP: 0.404, SLG: 0.444		1B	P4		80 23 G6-4-3 1B BB		F7			2	0	1	0	0	0	0
12 Jed Lowrie, S (6, 6) OBP: 0.327, SLG: 0.327										1	0	0	0	1	0	0
Inning Stats	R: 0 E: 0 K: 0 S: 4 H: 1 LOB: 1 BB: 0 P: 4	R: 0 E: 0 K: 0 S: 4 H: 1 LOB: 1 BB: 0 P: 4	R: 0 E: 0 K: 0 S: 4 H: 1 LOB: 1 BB: 0 P: 4	R: 1 E: 0 K: 1 S: 8 H: 2 LOB: 1 BB: 0 P: 8	R: 0 E: 0 K: 1 S: 5 H: 0 LOB: 1 BB: 1 P: 9	R: 0 E: 0 K: 1 S: 6 H: 1 LOB: 2 BB: 1 P: 10	R: 0 E: 0 K: 1 S: 5 H: 1 LOB: 1 BB: 1 P: 9	R: 0 E: 0 K: 0 S: 3 H: 0 LOB: 0 BB: 0 P: 3	R: 0 E: 0 K: 1 S: 5 H: 0 LOB: 0 BB: 0 P: 5	1B: 5 2B: 1 3B: 0 HR: 1	SF: 0 SAC: 0 DP: 1 HBP: 0					

PITCHER		IP	WLS	BF	H	R	ER	SO	BB	IBB	HBP	BLK	WP	HR	S	P	ERA	WHIP
40 Wade Davis, R ERA: 6.98	(1, 1)	4.0		17	5	1	1	1	0	0	0	0	0	1	20	20	2.25	1.250
37 Juan Cruz, R ERA: 0.9	(5, 1)	1.0		4	0	0	0	1	1	0	0	0	0	0	5	9	0.00	1.000
62 Joel Peralta, R ERA:	(6, 1)	1.0		5	1	0	0	1	1	0	0	0	0	0	6	10	0.00	2.000
27 Cesár Ramos, L ERA: 6.17	(7, 1)	2.0		7	1	0	0	1	1	0	0	0	0	0	8	12	0.00	1.000
82 Marquis Fleming, R ERA:	(9, 1)	1.0		3	0	0	0	1	0	0	0	0	0	0	5	5	0.00	0.000

PITCHER	IP	WLS	BF	H	R	ER	SO	BB	IBB	HBP	BLK	WP	HR	S	P	ERA	WHIP

BOTTOM

Tampa Bay Rays @ Boston Red Sox

City of Palms Park, Ft. Myers, FL

Tue Mar 29 2011, 1:07 PM - 3:50 PM EDT

Att. 8,015 - Partly Cloudy - 79 F

livebaseballscorecards.com

AB	33
R	1
H	7
RBI	1
BB	3
SO	5
LOB	15

WP: 0	PA: 36		
PB: 0			
SB: 0			
CS: 0			

Boston Red Sox @ Houston Astros

Minute Maid Park, Houston, TX

Wed Mar 30 2011, 7:08 PM - 9:59 PM CDT

Att. 25,755 - Partly Cloudy - 68 F

TOP

livebaseballscorecards.com

Batter	1	2	3	4	5	6	7	8	9	AB	R	H	RBI	BB	SO	LOB
2 Jacoby Ellsbury, L (1, 8) OBP: 0.385, SLG: 0.565	2-0 15 S 13 1B 1B X CU 75 0-0 G3-1			X SL 81 0-0 13 1B 2B 1-3 2-H	C FF 91 C FF 90 F CU 78 B FF 91 F FF 90 1 SAFE F CU 81 B CU 80 X FF 91 2-2 1-2 1B		B SI 90 S FS 84 B FF 91 F FS 84 S FF 91 2-3 K ③			5	2	3	1	0	1	3
15 Dustin Pedroia, R (1, 4) 80 Nate Spears, L (8, 4) OBP: 0.379, SLG: 0.492 OBP: 0.389, SLG: 0.403	C FF 87 F FF 87 B FF 87 B SL 80 B CU 78 F SL 83 D FF 89 4-2 13 1B 28 1B 1-2 BB	C FF 88 B FF 88 F SL 83 F FF 87 X FF 86 1-2 G5-3 ①		B CU 76 C FF 88 B FF 88 F FF 89 B FF 87 B SL 82 4-2 28 1B 13 1B BB	D CU 80 B CU 79 X FF 91 2-0 L9 ②			B FC 90 B FC 90 X FC 91 2-0 G4-3 ①		3 0	1 0	0 0	0 0	2 0	0 0	2 0
13 Carl Crawford, L (1, 7) 54 Darnell McDonald, R (5, 7) OBP: 0.286, SLG: 0.250 OBP: 0.286, SLG: 0.453	C FF 88 B FF 88 D FS 80 X FF 88 2-1 34 BB 28 1B 7 BB 1-3 2-H 1B	X CU 75 0-0 F7 ②		C FF 89 B SL 83 D CU 76 F SL 82 X FF 88 2-2 28 1B 1-2 2-H 3-H 1B	B FF 92 C FF 91 B FF 91 B FF 90 C FF 91 X FF 92 3-2 G4-3 ③			B FC 88 F FF 90 X CU 76 1-1 F8 ②		4 1	1 0	2 0	2 0	0 0	0 0	2 0
28 Adrián González, L (1, 3) 70 Drew Sutton, S (8, 3) OBP: 0.353, SLG: 0.548 OBP: 0.382, SLG: 0.550	X CU 76 0-0 7 BB 34 BB 39 1B 1-2 3-H 1B	S FF 87 X SL 82 0-1 G6-3 ③		C FF 87 D FS 79 B FF 88 X FF 87 2-1 1-2 2-3 1B	S FF 90 C FF 88 B SI 88 S SI 90 1-3 K ①			X FC 90 0-0 F8 ③		5 0	1 0	2 0	1 0	0 0	1 0	0 0
20 Kevin Youkilis, R (1, 5) 12 Jed Lowrie, S (6, 5) OBP: 0.238, SLG: 0.211 OBP: 0.321, SLG: 0.320	C SL 83 C FF 87 X FF 87 0-2 F8 ①	C SL 82 B SL 81 C CU 75 F FF 87 X SL 80 1-2 G6-3 ①		C SL 79 T FF 92 B FF 93 S SL 84 1-3 K ①	C FF 90 S SL 80 X FF 90 0-2 G4-3 ②				F SI 84 B SI 84 B CH 75 F SI 84 F SI 85 S CH 81 2-3 K ①	4 1	0 0	0 0	0 0	0 0	1 1	5 0
34 David Ortiz, L (1, 10) 33 Jason Varitek, S (9, PH) (9, 10) OBP: 0.328, SLG: 0.350 OBP: 0.294, SLG: 0.313	B FF 88 B FF 88 B FF 88 C FF 88 B FF 87 4-1 7 BB 39 1B 1-2 2-3 BB	C CU 74 B FF 87 F SL 83 B FF 88 S SL 80 2-3 K ②		S SL 83 B SI 92 F SL 84 D SI 93 D SL 86 S SI 94 3-3 K ②	C FF 88 B CH 88 B FF 88 X FF 90 2-1 G4-3 ③				B SI 84 B SI 84 F SI 84 B SI 85 F SI 84 B SI 85 4-2 98 HR BB	3 0	1 1	0 0	0 0	1 1	2 0	3 0
7 J.D. Drew, L (1, 9) 23 Mike Cameron, R (4, 9) OBP: 0.385, SLG: 0.444 OBP: 0.320, SLG: 0.340	C FF 87 B FS 79 B SL 83 B FF 84 B FF 87 4-1 39 1B 1-2 2-3 3-H BB	B FF 88 B SL 82 F FS 79 C SL 83 B FS 80 F FF 87 C FF 88 3-3 K ③	C SI 93 X FF 94 0-1 P4 ③	B FF 87 X FF 86 1-0 10 1B 2 2B 1B	X FF 92 0-0 10 FC6-4 1B		F FF 90 B SI 91 X SI 91 1-1 E6 39 FC1-6		F CH 76 F SI 85 B SL 81 D CH 77 F SL 83 F SI 86 B CU 71 X SL 81 3-2 F8 ②	2 2	0 0	0 0	1 0	1 0	1 0	3 1
39 Jarrod Saltalamacchia, S (1, 2) 98 Dan Butler, R (8, 2) OBP: 0.465, SLG: 0.649 OBP: 0.667, SLG: 2.000	F CU 76 X FF 88 0-1 1-2 2-H 3-H 1B						X SI 90 0-0 FC1-6 ① 1-2f		S CH 76 D CH 77 X SI 86 1-1 1-H HR	4 1	1 1	3 1	2 2	0 0	0 0	1 0
10 Marco Scutaro, R (1, 6) OBP: 0.386, SLG: 0.420	C FF 87 B FF 88 X FF 88 1-1 L6 ②			C FF 86 B FF 86 X FF 85 1-1 2 2B 13 1B 1-2 1B	C FF 91 1 SAFE T FF 90 X FF 91 0-2 FC6-4 ① 2 1B 1-2f		F FF 92 B SI 92 F SI 91 C SI 91 1-3 K ②		B SI 85 B SI 84 X SI 84 2-0 F9 ③	5	1	1	0	0	1	4

	AB	40
	R	10
	H	12
	RBI	9
	BB	5
	SO	8
	LOB	24

Inning Stats	1	2	3	4	5	6	7	8	9
	R: 5 E: 0 K: 0 S: 17 H: 4 LOB: 2 BB: 3 P: 34	R: 0 E: 0 K: 0 S: 7 H: 0 LOB: 0 BB: 0 P: 8	R: 0 E: 0 K: 2 S: 11 H: 0 LOB: 0 BB: 0 P: 17	R: 3 E: 0 K: 2 S: 19 H: 5 LOB: 3 BB: 1 P: 33	R: 0 E: 0 K: 0 S: 14 H: 2 LOB: 2 BB: 0 P: 21	R: 0 E: 0 K: 1 S: 8 H: 0 LOB: 0 BB: 0 P: 11	R: 0 E: 1 K: 2 S: 9 H: 0 LOB: 1 BB: 0 P: 13	R: 0 E: 0 K: 0 S: 4 H: 0 LOB: 0 BB: 0 P: 7	R: 2 E: 0 K: 1 S: 14 H: 1 LOB: 0 BB: 1 P: 26

1B: 10	SF: 0	WP: 0	PA: 45
2B: 1	SAC: 0	PB: 0	
3B: 0	DP: 0	SB: 1	
HR: 1	HBP: 0	CS: 0	

PITCHER		IP	WLS	BF	H	R	ER	SO	BB	IBB	HBP	BLK	WP	HR	S	P	ERA	WHIP
28 Nelson Figueroa, R ERA: 7.43	(1, 1)	3.0	L	22	9	8	8	2	4	0	0	0	0	0	46	80	24.00	4.333
83 Jose Valdez, R ERA: 2.79	(4, 1)	1.0		3	0	0	0	2	0	0	0	0	0	0	8	12	0.00	0.000
73 Fernando Rodriguez Jr., R ERA: 2.57	(5, 1)	1.0		5	2	0	0	0	0	0	0	0	0	0	14	21	0.00	2.000
66 Enerio Del Rosario, R ERA:	(6, 1)	1.0		3	0	0	0	1	0	0	0	0	0	0	8	11	0.00	0.000
59 Wilton Lopez, R ERA: 2.7	(7, 1)	1.0		4	0	0	0	2	0	0	0	0	0	0	9	13	0.00	0.000

PITCHER		IP	WLS	BF	H	R	ER	SO	BB	IBB	HBP	BLK	WP	HR	S	P	ERA	WHIP
37 Brandon Lyon, R ERA: 5.63	(8, 1)	1.0		3	0	0	0	0	0	0	0	0	0	0	4	7	0.00	0.000
27 Gustavo Chacin, L ERA: 5.23	(9, 1)	1.0		5	1	2	2	1	1	0	0	0	0	1	14	26	18.00	2.000

BOTTOM

Boston Red Sox @ Houston Astros

Minute Maid Park, Houston, TX

Wed Mar 30 2011, 7:08 PM - 9:59 PM CDT

Att. 25,755 - Partly Cloudy - 68 F

livebaseballscorecards.com

Batter	1	2	3	4	5	6	7	8	9	AB	R	H	RBI	BB	SO	LOB
21 Michael Bourn, L (1, 8) OBP: 0.304, SLG: 0.379 11 Jason Bourgeois, R (7, 8) OBP: 0.333, SLG: 0.377	C FF 93 F FF 93 X FF 93 0-2 ① F7		B FF 93 C FF 93 C FF 93 B FF 94 S FF 93 2-3 ③ K			B SI 88 B SI 88 C SI 88 X SI 87 2-1 ② F7			C FF 86 B FF 87 X FF 87 1-1 ① G1-3	3 1	0 0	0 0	0 0	0 0	1 0	1 0
36 Angel Sanchez, R (1, 6) OBP: 0.347, SLG: 0.295 16 Matt Downs, R (7, 6) OBP: 0.364, SLG: 0.563	C FF 94 B CU 74 B CU 74 H FF 93 3-1 45 G3 HBP			C FF 92 B CU 74 X FF 92 1-1 ① F9		B SI 89 F CH 94 S SI 89 X SI 83 1-2 ③ FC5-4 1-2f			S FF 87 X FF 88 0-1 4 DI 1B	2 1	0 0	0 1	0 0	0 0	0 0	1 0
9 Hunter Pence, R (1, 9) OBP: 0.353, SLG: 0.492 95 JB Shuck, L (8, 9) OBP: 0.283, SLG: 0.442	C FF 92 B CH 87 B FF 92 B FF 93 1 SAFE X FF 93 3-1 ② F9			B CU 73 C CU 74 F FF 93 F FF 92 X CU 75 1-2 ② G5-3			B FF 98 B FF 98 C FF 97 C FF 98 B FF 97 F FF 97 S SL 86 3-3 ① K		B FF 87 C FF 87 X CH 82 1-1 ② F8	3 1	0 0	0 0	0 0	0 0	1 0	1 1
45 Carlos Lee, R (1, 7) OBP: 0.274, SLG: 0.404 4 Jason Michaels, R (7, PR) OBP: 0.409, SLG: 0.610 (8, 7)	C FF 92 D CU 76 F FF 94 X CH 88 1-2 ③ G3 1-2			S CH 88 B CU 75 B FF 93 B FC 93 X FC 93 3-1 ③ L8			B FF 99 B SL 83 F FF 98 X FF 98 2-1 22 DI 1B		B CH 86 F FF 86 B CU 76 X FF 87 2-1 ③ L7 1-2	3 1	0 0	1 0	0 0	0 0	0 0	1 1
29 Brett Wallace, L (1, 3) OBP: 0.408, SLG: 0.551 91 Koby Clemens, R (8, 3) OBP: 0.160, SLG: 0.087		X CH 88 0-0 ① G4-1			C CH 87 S CH 86 B FF 92 B CH 85 F SI 92 B FF 94 X CH 86 3-2 3 L3 1B		B FF 97 C FF 97 D CH 89 X CH 89 2-1 ② F8			3 0	0 0	1 0	0 0	0 0	0 0	1 0
22 Bill Hall, R (1, 4) OBP: 0.319, SLG: 0.246 1 Anderson Hernandez, S (8, 4) OBP: 0.250, SLG: 0.279		C FC 93 B CU 74 C FF 93 B FC 93 C FF 93 2-3 ② K			S FF 93 B CU 75 X FF 93 1-1 ① F8		C FF 98 F FF 96 F FF 97 B CH 91 B FF 96 C SL 84 2-3 ③ K 1-2			3 0	0 0	0 0	0 0	0 0	2 0	2 0
3 Joe Inglett, L (1, 10) OBP: 0.250, SLG: 0.188		C FF 93 S CH 88 S CH 89 0-3 ③ K			B FF 93 F FF 93 X CH 88 1-1 ②③ L3 1-1			X FF 91 0-0 ① G5-3		3	0	0	0	0	1	1
23 Chris Johnson, R (1, 5) OBP: 0.297, SLG: 0.406 26 Oswaldo Navarro, R (9, 5) OBP: 0.341, SLG: 0.324			B FF 93 F FF 93 F FF 93 X CH 87 1-2 ① P1			F SI 88 B SI 88 B CH 81 X SI 88 2-1 36 FC5-4 1B		C SL 78 F FF 92 S SL 80 0-3 ② K2-3		3 0	0 0	1 0	0 0	0 0	1 0	0 0
46 J.R. Towles, R (1, 2) OBP: 0.349, SLG: 0.575 71 Carlos Corporán, S (9, 2) OBP: 0.353, SLG: 0.419			X FF 93 0-0 ② L5			B SI 88 B SI 88 F SI 87 B SI 88 T SI 88 F SI 88 X SI 87 3-2 ① F8		X FF 92 0-0 ③ P6		3 0	0 0	0 0	0 0	0 0	0 0	1 0
Inning Stats	R: 0 E: 0 K: 0 S: 9 H: 0 LOB: 1 BB: 0 P: 16	R: 0 E: 0 K: 2 S: 7 H: 0 LOB: 0 BB: 0 P: 9	R: 0 E: 0 K: 1 S: 7 H: 0 LOB: 0 BB: 0 P: 10	R: 0 E: 0 K: 0 S: 8 H: 0 LOB: 0 BB: 0 P: 13	R: 0 E: 0 K: 0 S: 8 H: 1 LOB: 0 BB: 0 P: 13	R: 0 E: 0 K: 0 S: 11 H: 1 LOB: 1 BB: 0 P: 19	R: 0 E: 0 K: 2 S: 12 H: 1 LOB: 2 BB: 0 P: 21	R: 0 E: 0 K: 1 S: 5 H: 0 LOB: 0 BB: 0 P: 5	R: 0 E: 0 K: 0 S: 8 H: 1 LOB: 1 BB: 0 P: 12	1B: 4 2B: 1 3B: 0 HR: 0 SF: 0 SAC: 0 DP: 1 HBP: 1	WP: 0 PB: 0 SB: 0 CS: 0 PA: 31					

	AB	30
	R	0
	H	4
	RBI	0
	BB	0
	SO	6
	LOB	11

PITCHER		IP	WLS	BF	H	R	ER	SO	BB	IBB	HBP	BLK	WP	HR	S	P	ERA	WHIP
19 Josh Beckett, R ERA: 5.33	(1, 1)	5.0	W	16	1	0	0	3	0	0	1	0	0	0	39	61	0.00	0.200
59 Dennys Reyes, L ERA: 2.45	(6, 1)	1.0		4	1	0	0	0	0	0	0	0	0	0	11	19	0.00	1.000
51 Daniel Bard, R ERA: 5.87	(7, 1)	1.0		4	1	0	0	2	0	0	0	0	0	0	12	21	0.00	1.000
58 Jonathan Papelbon, R ERA: 9.0	(8, 1)	1.0		3	0	0	0	1	0	0	0	0	0	0	5	5	0.00	0.000
93 Blake Maxwell, R ERA:	(9, 1)	1.0		4	1	0	0	0	0	0	0	0	0	0	8	12	0.00	1.000

PITCHER	IP	WLS	BF	H	R	ER	SO	BB	IBB	HBP	BLK	WP	HR	S	P	ERA	WHIP

Boston Red Sox @ Texas Rangers

Rangers Ballpark in Arlington, Arlington, TX

Fri Apr 01 2011, 4:12 PM - 7:38 PM EDT

Att. 50,146 - Sunny - 86 F

TOP

livebaseballscorecards.com

Batter	1	2	3	4	5	6	7	8	9	AB	R	H	RBI	BB	SO	LOB
2 Jacoby Ellsbury, L (1, 8) OBP: 0.600, SLG: 0.750	B FF 92 F FF 91 B SI 92 F SI 91 B SL 83 F SI 91 X SI 92 3-2 E8 15 L7 20 2B		B FF 92 C SL 85 S SI 90 F CU 78 X CH 84 1-2 15 1B 28 1B 2B		B FF 88 C FF 90 X SI 89 1-1 13 S 1B		B SL 79 B SL 80 B FF 88 B FF 88 4-0 15 WP BB		B FF 94 B FF 95 B FF 95 C FF 95 S FF 96 S FF 97 3-3 ③ K	4	2	2	0	1	1	0
15 Dustin Pedroia, R (1, 4) OBP: 0.250, SLG: 0.250	C FF 89 L CH 82 X FF 91 0-2 ① L7 2-3		X CH 81 0-0 ① 20 BB 28 1B 2-3 1B		1 SAFE C SI 89 F SI 89 1 SAFE F CU 76 B SI 90 1 SAFE F FF 90 F CH 82 1-3 1 SAFE 1 SAFE F FC 86 S SL 81 ① K		1 SAFE B CH 84 C FF 89 B SL 79 X FF 90 2-1 ② F9 1-2			4	1	1	0	0	1	3
13 Carl Crawford, L (1, 7)	C SL 84 B SI 93 F SL 84 X SI 91 1-2 ② L6		S SI 91 S CU 76 1 SAFE S CU 77 0-3 ② K		1 SAFE F FF 90 F SI 89 B CU 77 B SL 83 B SI 90 S SL 82 3-3 ② K 1-2		F SL 80 F FF 90 S SL 80 0-3 ③ K			4	0	0	0	0	3	5
20 Kevin Youkilis, R (1, 5) OBP: 0.500, SLG: 0.667	C SI 92 B CH 85 X SI 92 1-1 28 1B 3-H 2B		D CU 77 B FF 90 B SI 90 C CH 82 B FF 90 4-1 28 1B 1-2 BB		C CH 82 X FF 90 0-1 ③ F7			B SL 77 B SL 76 B FF 89 C FF 89 X FF 87 3-1 ① G6-3		3	1	1	1	1	0	1
28 Adrián González, L (1, 3) OBP: 0.500, SLG: 0.500	F SL 82 X CH 83 0-1 ③ 2-H 1B		F CU 76 B SI 90 B SL 84 B SI 90 C SI 91 X SL 84 3-2 34 S 1-3 2-H 3-H 1B			C FF 90 S SI 90 B SI 90 F CH 82 B SI 91 X SI 92 2-2 ① G5-3		B FF 89 F SL 77 C FF 88 X SI 89 1-2 ② G4-3		4	0	2	3	0	0	0
34 David Ortiz, L (1, 10) OBP: 0.250, SLG: 1.000		B FF 90 C SL 84 S SI 91 B FF 91 X SL 81 2-2 ① G1-3	F SI 90 C SL 83 B FC 89 B SL 83 B SL 84 X SI 89 3-2 ③ G4-3 1-2			B SL 83 C SI 91 S SI 90 F SL 81 B CU 76 S 2-3 ② K		B FF 89 C SI 89 X FF 89 1-1 HR		4	1	1	1	0	1	2
23 Mike Cameron, R (1, 9)		C CH 83 C FC 87 B SL 84 S SL 84 1-3 ② K		X SI 90 0-0 ① G4-3		B CU 78 B SI 90 B SI 89 C SI 90 B CH 84 4-1 BB		F SL 76 C SI 89 B SL 78 B FF 88 F FF 87 B SI 88 X FF 88 3-2 ③ F8		3	0	0	0	1	1	0
39 Jarrod Saltalamacchia, S (1, 2)		B SI 92 C FC 88 S FF 91 S SL 83 1-3 ③ K		B SI 90 F SI 90 C CU 76 B SI 90 B SL 82 X SI 91 3-2 ② F8		1 SAFE B C CH 86 1 SAFE B CH 85 F FF 95 1 SAFE B CH 86 F FF 96 3-2 X ③ G1-3			B FF 92 B FF 93 C FF 94 F FF 94 S FF 95 2-3 ① K	4	0	0	0	0	2	1
10 Marco Scutaro, R (1, 6)			C CU 76 C SI 90 B SL 82 X FC 86 1-2 ① G3-1	B CU 77 B CH 82 C SI 90 X SL 85 2-1 ③ G1-3			C CH 83 X FF 89 0-1 ① G6-3		B FF 93 B FF 95 C FF 95 F FF 96 F FF 97 B CH 90 F FF 97 F FF 97 X FF 97 3-2 ② G3-1	4	0	0	0	0	0	0
Inning Stats	R: 2 E: 1 K: 0 S: 14 H: 2 LOB: 1 BB: 0 P: 19	R: 0 E: 0 K: 2 S: 9 H: 0 LOB: 0 BB: 0 P: 13	R: 2 E: 0 K: 1 S: 18 H: 3 LOB: 2 BB: 1 P: 30	R: 0 E: 0 K: 0 S: 6 H: 0 LOB: 0 BB: 0 P: 11	R: 0 E: 0 K: 2 S: 14 H: 1 LOB: 1 BB: 0 P: 19	R: 0 E: 0 K: 1 S: 13 H: 0 LOB: 1 BB: 1 P: 24	R: 0 E: 0 K: 1 S: 7 H: 0 LOB: 1 BB: 1 P: 13	R: 1 E: 0 K: 0 S: 11 H: 1 LOB: 0 BB: 0 P: 19	R: 0 E: 0 K: 2 S: 12 H: 0 LOB: 0 BB: 0 P: 20	1B: 4 2B: 2 3B: 0 HR: 1 SF: 0 SAC: 0 DP: 0 HBP: 0						

	AB	34
	R	5
	H	7
	RBI	5
	BB	3
	SO	9
	LOB	12

WP: 1 PA: 37
PB: 0
SB: 2
CS: 0

PITCHER		IP	WLS	BF	H	R	ER	SO	BB	IBB	HBP	BLK	WP	HR	S	P	ERA	WHIP
36 C.J. Wilson, L ERA: 3.18	(1, 1)	5.2		25	6	4	2	6	2	0	0	0	0	0	70	109	3.18	1.412
57 Mark Lowe, R ERA:	(6, 1)	0.1	H	1	0	0	0	0	0	0	0	0	0	0	4	7	0.00	0.000
53 Arthur Rhodes, L ERA:	(7, 1)	1.0	H	4	0	0	0	1	1	0	0	0	1	0	7	13	0.00	1.000
28 Darren Oliver, L ERA: 9.0	(8, 1)	1.0	W	4	1	1	1	0	0	0	0	0	0	1	11	19	9.00	1.000
30 Neftalí Feliz, R ERA:	(9, 1)	1.0		3	0	0	0	2	0	0	0	0	0	0	12	20	0.00	0.000

PITCHER	IP	WLS	BF	H	R	ER	SO	BB	IBB	HBP	BLK	WP	HR	S	P	ERA	WHIP

Boston Red Sox @ Texas Rangers

Rangers Ballpark in Arlington, Arlington, TX

Fri Apr 01 2011, 4:12 PM - 7:38 PM EDT

Att. 50,146 - Sunny - 86 F

BOTTOM

Batter	1	2	3	4	5	6	7	8	9	AB	R	H	RBI	BB	SO	LOB
5 Ian Kinsler, R (1, 4) OBP: 0.200, SLG: 0.800	HR		G6-3		FC5-4 1 HBP	G6-3		K		5	1	1	1	0	1	5
1 Elvis Andrus, R (1, 6) OBP: 0.400, SLG: 0.500	E5 32 G6-3		G6-3		HBP		G1-4-3	2B		4	1	1	1	0	0	0
32 Josh Hamilton, L (1, 7) (9, 8) OBP: 0.400, SLG: 0.500	G6-3			F7	F8		BB	2B		4	0	1	1	1	0	3
29 Adrián Beltré, R (1, 5) OBP: 0.400, SLG: 0.250	G4-3			25 HR 17 1B	F9		F9	BB		4	1	1	0	1	0	3
10 Michael Young, R (1, 10)		G5-3		F9	G4-3		FC4-6	F9		5	0	0	0	0	0	4
17 Nelson Cruz, R (1, 9) OBP: 0.750, SLG: 1.667		HR		25 HR 1B	8 FC4-6 25 1B BB			F9		3	2	2	1	1	0	0
25 Mike Napoli, R (1, 3) OBP: 0.750, SLG: 1.667		G1-3		HR	8 FC4-6 1B			8 1B 7 2B BB		3	2	2	3	1	0	0
8 Yorvit Torrealba, R (1, 2) OBP: 0.250, SLG: 0.250		G5-3	G2-3		FC4-6 20 BB			7 2B 1B		4	1	1	0	0	0	2
20 Julio Borbon, L (1, 8)			G1-3		5 FC5-4 HBP	BB		1 2B		1	0	0	0	1	0	0
7 David Murphy, L (8, PH) (9, 7) OBP: 1.000, SLG: 2.000										1	1	1	2	0	0	0
Inning Stats	R: 1 E: 1 K: 0 S: 6 H: 1 LOB: 0 BB: 0 P: 13	R: 1 E: 0 K: 0 S: 12 H: 1 LOB: 0 BB: 0 P: 19	R: 0 E: 0 K: 0 S: 8 H: 0 LOB: 0 BB: 0 P: 14	R: 3 E: 0 K: 0 S: 12 H: 3 LOB: 0 BB: 0 P: 18	R: 0 E: 0 K: 0 S: 6 H: 0 LOB: 2 BB: 0 P: 11	R: 0 E: 0 K: 0 S: 12 H: 1 LOB: 3 BB: 2 P: 27	R: 0 E: 0 K: 0 S: 7 H: 0 LOB: 1 BB: 1 P: 14	R: 4 E: 0 K: 1 S: 22 H: 4 LOB: 2 BB: 2 P: 39		1B: 4 2B: 3 3B: 0 HR: 3 SF: 0 SAC: 0 DP: 1 HBP: 2						

livebaseballscorecards.com

AB	34
R	9
H	10
RBI	9
BB	5
SO	1
LOB	17

PITCHER		IP	WLS	BF	H	R	ER	SO	BB	IBB	HBP	BLK	WP	HR	S	P	ERA	WHIP
31 Jon Lester, L ERA: 8.44	(1, 1)	5.1		25	6	5	5	0	1	0	2	0	0	3	49	88	8.44	1.312
32 Matt Albers, R ERA:	(6, 1)	1.0		4	0	0	0	0	1	0	0	0	0	0	10	18	0.00	1.000
59 Dennys Reyes, L ERA:	(7, 1)	0.0		1	0	0	0	0	1	0	0	0	0	0	0	4	∞	∞
35 Dan Wheeler, R ERA:	(7, 1)	0.2		2	0	0	0	0	0	0	0	0	0	0	4	6	0.00	0.000
51 Daniel Bard, R ERA: 54.0	(8, 1)	0.2	L	7	4	4	4	1	1	0	0	0	0	0	19	32	54.00	7.500

PITCHER		IP	WLS	BF	H	R	ER	SO	BB	IBB	HBP	BLK	WP	HR	S	P	ERA	WHIP
49 Tim Wakefield, R ERA:	(8, 1)	0.1		2	0	0	0	0	1	0	0	0	0	0	3	7	0.00	3.000

Boston Red Sox @ Texas Rangers

Rangers Ballpark in Arlington, Arlington, TX

Sat Apr 02 2011, 8:18 PM - 11:26 PM EDT

Att. 48,356 - Clear - 83 F

TOP

livebaseballscorecards.com

Batter	1	2	3	4	5	6	7	8	9	AB	R	H	RBI	BB	SO	LOB
2 Jacoby Ellsbury, L (1, 8) OBP: 0.500, SLG: 0.875	C FF 85 B FF 89 B CH 80 F FF 85 B FF 87 B FF 86 4-2 15 G4-6-3 BB		B CU 73 B CH 80 B FF 85 C FF 86 C FF 86 C FF 87 3-3 ① K		C FF 86 F FF 89 F CU 78 X SL 84 0-2 ② G4-3		B F SI 94 B CH 80 F SI 93 B FF 93 X FF 93 3-2 1-H HR		C SI 85 C SL 80 X FF 85 0-2 ② F7	4	1	1	2	1	1	0
15 Dustin Pedroia, R (1, 4) OBP: 0.286, SLG: 0.286 12 Jed Lowrie, S (6, 4) OBP: 1.000, SLG: 1.000	B FF 87 1 SAFE 1 SAFE B C SL 81 X FF 86 2-1 ① ② G4-6-3 1-2f		C FF 88 S SL 81 X CU 76 0-2 ② F7		C FF 89 X SL 84 0-1 1B		B FF 93 B FF 93 B SI 91 B SI 89 4-0 13 BB BB		B SL 80 X SI 85 1-0 54 E 54 DI 1B	3 1	0 0	1 1	0 0	0 1	0 0	1 0
13 Carl Crawford, L (1, 7) 54 Darnell McDonald, R (7, 7)	C CU 75 C FF 88 B CU 79 F SL 85 F FF 88 B CU 75 X SL 82 2-2 ③ G4-3		B CH 84 X FF 87 1-0 ③ P6		C CH 82 B FF 88 T FF 87 D CU 76 B CH 83 T CU 82 3-2 ③ K		C SL 80 B FF 93 B CH 80 B SI 90 B SI 93 4-1 28 G4-6-3 1-2 BB		B SL 78 X SL 78 1-0 E1 28 DI 1-3	3 1	0 0	0 0	0 0	1 0	1 0	1 1
28 Adrián González, L (1, 3) OBP: 0.556, SLG: 0.667		B FF 85 F FF 87 X CH 82 1-1 34 HR 1B		C CU 73 F FF 88 F SL 85 B CU 78 X FF 88 1-2 20 2B 34 G3 1B		B FF 85 X CH 79 1-0 20 F9 2B	X FF 92 0-0 ② ③ G4-6-3 1-2f		C SI 84 X FF 86 0-1 ③ G4-3 1-2	5	2	3	0	0	0	4
20 Kevin Youkilis, R (1, 5) OBP: 0.500, SLG: 0.667		C FF 87 B FF 88 B SL 80 C SL 80 B FF 87 F FF 90 1 SAFE X FF 89 3-2 ① F7		C CU 79 F FF 87 B FF 89 D SL 81 X CU 74 2-2 34 G3 1-3 2B		B FF 87 F FF 86 D SL 81 S FF 88 X FF 89 2-2 ① F9 2-3		C FF 94 B SL 83 B B FF 94 B FF 94 4-1 7 WP 34 G3-1 BB		3	0	1	0	1	0	2
34 David Ortiz, L (1, 10) OBP: 0.250, SLG: 1.000		B FF 88 C CH 81 1 SAFE B FF 88 B SL 80 X FF 89 3-1 1-H HR		F CH 82 C FF 91 D CU 77 B FF 89 F SL 83 X FF 90 2-2 ① G3 2-3 3-H		S CH 82 B FF 89 S FF 89 C SL 84 1-3 ② K		C FF 94 B SL 82 F SL 81 D CH 88 X SL 83 2-2 ① G3-1 1-2		4	1	1	3	0	1	3
7 J.D. Drew, L (1, 9)		B FF 86 B CH 82 C FF 88 B FF 88 B CH 81 4-1 10 FC6-4 BB		B CU 73 B FF 87 X CH 81 2-0 ② G3		F FF 89 X FF 90 0-1 ③ F8		C FF 94 F SL 82 F FF 94 B CH 89 F SL 81 S FF 94 1-3 ② K 2-3		3	0	0	0	1	1	3
39 Jarrod Saltalamacchia, S (1, 2)		C FF 88 S CH 84 1 SAFE B CU 77 X SL 82 1-2 ② F8		S CH 82 T SL 88 F FF 88 D CU 78 B CH 83 C SL 83 2-3 ③ K			F FF 94 B CH 81 F SL 81 H FF 94 2-2 2 HR HBP	S SL 82 S SL 81 F SL 84 F FF 96 S FF 95 0-3 ③ K		3	1	0	0	0	2	3
10 Marco Scutaro, R (1, 6)		B SL 79 B SL 81 X FF 88 2-0 ③ FC6-4 1-2f			B FC 85 C CH 85 X FF 88 1-1 ① F9		B FF 94 C FF 93 C FF 92 B FF 95 B SL 81 F FF 92 X SI 94 3-2 ① F9		B SI 85 C SI 84 B SL 78 C SL 78 F SI 84 F SL 78 F FF 86 B SL 78 X SI 84 3-2 ① G5-3	4	0	0	0	0	0	2

Inning Stats	1	2	3	4	5	6	7	8	9
	R: 0 E: 0 K: 0 S: 9 H: 0 LOB: 0 BB: 1 P: 17	R: 2 E: 0 K: 0 S: 13 H: 2 LOB: 1 BB: 1 P: 27	R: 0 E: 0 K: 1 S: 7 H: 0 LOB: 0 BB: 0 P: 11	R: 1 E: 0 K: 1 S: 16 H: 2 LOB: 1 BB: 0 P: 25	R: 0 E: 0 K: 1 S: 11 H: 1 LOB: 1 BB: 0 P: 15	R: 0 E: 0 K: 1 S: 9 H: 1 LOB: 1 BB: 0 P: 13	R: 2 E: 0 K: 0 S: 11 H: 1 LOB: 1 BB: 2 P: 27	R: 0 E: 0 K: 2 S: 14 H: 0 LOB: 1 BB: 1 P: 21	R: 0 E: 1 K: 0 S: 13 H: 1 LOB: 2 BB: 0 P: 18

| | | |

BOTTOM

Boston Red Sox @ Texas Rangers

Rangers Ballpark in Arlington, Arlington, TX

Sat Apr 02 2011, 8:18 PM - 11:26 PM EDT

Att. 48,356 - Clear - 83 F

livebaseballscorecards.com

Batter	1	2	3	4	5	6	7	8	9	AB	R	H	RBI	BB	SO	LOB
5 Ian Kinsler, R (1, 4) OBP: 0.400, SLG: 1.111	HR		2B	BB	K		G6-3			4	3	2	1	1	1	1
1 Elvis Andrus, R (1, 6) OBP: 0.500, SLG: 0.889	F9		3B	2B	1B		F9			5	2	3	2	0	0	0
32 Josh Hamilton, L (1, 7) OBP: 0.500, SLG: 0.500	1B		1B	IBB	F8			F9		4	1	2	1	1	0	2
29 Adrián Beltré, R (1, 5) OBP: 0.300, SLG: 0.556	F9		F9	HR	F8			F7		5	1	1	4	0	0	4
10 Michael Young, R (1, 10) OBP: 0.100, SLG: 0.100	F9		F8	1B			G4-3	G6-3		5	0	1	0	0	0	2
17 Nelson Cruz, R (1, 9) OBP: 0.500, SLG: 1.286		K	L3 / G5-3			HR				4	1	1	1	0	1	1
18 Mitch Moreland, L (1, 3) OBP: 0.250, SLG: 0.250		P6		F8	1B		P5			4	1	1	0	0	0	0
8 Yorvit Torrealba, R (1, 2) OBP: 0.375, SLG: 0.875		K		2B	HR		F8			4	2	2	2	0	1	0
20 Julio Borbon, L (1, 8) OBP: 0.571, SLG: 0.800			K	3B	1B			G4-3		4	1	2	1	0	1	0
Inning Stats	R: 1 E: 0 K: 0 S: 12 H: 2 LOB: 1 BB: 0 P: 20	R: 0 E: 0 K: 2 S: 9 H: 0 LOB: 0 BB: 0 P: 13	R: 2 E: 0 K: 1 S: 15 H: 3 LOB: 1 BB: 0 P: 23	R: 6 E: 0 K: 0 S: 17 H: 5 LOB: 1 BB: 2 P: 34	R: 2 E: 0 K: 1 S: 23 H: 4 LOB: 2 BB: 0 P: 33	R: 1 E: 0 K: 0 S: 7 H: 1 LOB: 0 BB: 0 P: 9	R: 0 E: 0 K: 0 S: 6 H: 0 LOB: 0 BB: 0 P: 9	R: 0 E: 0 K: 0 S: 8 H: 0 LOB: 0 BB: 0 P: 10		1B: 6 2B: 3 3B: 2 HR: 4	SF: 0 SAC: 0 DP: 0 HBP: 0						

	AB	39
	R	12
	H	15
	RBI	12
	BB	2
	SO	4
	LOB	10

WP: 0 PB: 0 SB: 1 CS: 0 PA: 41

PITCHER		IP	WLS	BF	H	R	ER	SO	BB	IBB	HBP	BLK	WP	HR	S	P	ERA	WHIP
41 John Lackey, R ERA: 22.09	(1, 1)	3.2	L	23	10	9	9	3	1	1	0	0	0	2	50	86	22.09	3.000
35 Dan Wheeler, R ERA: 13.5	(4, 1)	0.2		6	4	2	2	1	0	0	0	0	0	1	20	30	27.00	6.000
49 Tim Wakefield, R ERA: 4.5	(5, 1)	1.2		6	1	1	1	0	0	0	0	0	0	1	13	16	5.40	0.600
59 Dennys Reyes, L ERA:	(7, 1)	1.0		3	0	0	0	0	0	0	0	0	0	0	6	9	0.00	0.000
52 Bobby Jenks, R ERA:	(8, 1)	1.0		3	0	0	0	0	0	0	0	0	0	0	8	10	0.00	0.000

PITCHER	IP	WLS	BF	H	R	ER	SO	BB	IBB	HBP	BLK	WP	HR	S	P	ERA	WHIP

Boston Red Sox @ Texas Rangers

Rangers Ballpark in Arlington, Arlington, TX

Sun Apr 03 2011, 2:09 PM - 4:50 PM EDT

Att. 46,326 - Partly Cloudy - 79 F

livebaseballscorecards.com

Batter	1	2	3	4	5	6	7	8	9	AB	R	H	RBI	BB	SO	LOB
2 Jacoby Ellsbury, L (1, 8) OBP: 0.357, SLG: 0.583	B SI 92 X SI 93 1-0 ① G4-3		B FC 86 B FF 94 B SI 93 C SI 92 C SI 91 X 3-2 ② G3-1			B CU 73 B SI 90 F SI 91 X SI 89 2-1 ① G4-3	B SI 94 S SI 92 S SI 94 F SI 94 F SI 93 S SI 88 1-3 ③ K			4	0	0	0	0	1	3
15 Dustin Pedroia, R (1, 4) OBP: 0.273, SLG: 0.273	S SI 95 B FF 95 S CH 85 S SI 97 1-3 ② K		C CU 77 F CU 78 X CH 80 0-2 1B			B CH 80 S SI 94 B X CH 81 2-1 ② G5-3		C FF 87 B FF 88 X SL 76 1-1 ① F7		4	0	1	0	0	1	0
28 Adrián González, L (1, 3) OBP: 0.385, SLG: 0.462	B SI 96 B SI 94 C SI 94 C SI 94 S CH 84 2-3 ③ K		1 SAFE F SI 91 B SI 98 F SI 92 C SI 92 1-3 ③ K			C SI 93 F CH 83 X FC 86 0-2 ③ G1-3		C FF 90 X SI 89 0-1 ② G5-3		4	0	0	0	0	2	1
20 Kevin Youkilis, R (1, 5) OBP: 0.417, SLG: 0.444		C SI 92 F SI 93 F CU 77 C 0-3 ① K		B C CH 82 B CH 83 F SI 91 B CU 77 X CH 83 3-2 ① F8			F SI 91 B SI 91 B SI 89 B CH 82 F SI 94 F SI 92 D SI 83 4-2 12 FC5-4 34 1B 13 1B BB	C SL 77 B CH 83 F CH 82 C FF 88 1-3 ③ K		3	1	0	0	1	2	0
34 David Ortiz, L (1, 10) OBP: 0.333, SLG: 0.833		X SI 91 0-0 13 1B 1B		C FC 85 F SI 95 B CU 77 X SI 86 1-2 ② G5-3			X SI 90 0-0 12 FC5-4 1-2 1B		S FF 94 B CH 87 B FF 94 B FF 92 X FF 96 3-1 ① F8	4	0	2	0	0	0	0
12 Jed Lowrie, S (1, 6) OBP: 0.333, SLG: 0.200		B SI 91 S X CH 82 1-1 ② F9		B CU 77 B F SI 92 X SI 93 2-1 ③ F9			C SI 91 C CU 76 B SI 91 X CH 84 1-2 ① FC5-4 54 WP 13 1B 1-2f 2-3		C FF 95 S X FF 96 0-2 ② F8	4	0	0	0	0	0	3
13 Carl Crawford, L (1, 7) OBP: 0.250, SLG: 0.182		C CU 75 B SI 94 F SI 93 D CH 86 X SI 93 2-2 1-2 1B			C SI 90 B FC 84 B SI 91 C SI 91 B CU 75 C 3-3 ① K		X CU 75 0-0 54 WP 1-2 3-H 1B		B FF 96 F FF 95 X CH 89 1-1 ③ G3-1	4	0	2	1	0	1	0
39 Jarrod Saltalamacchia, S (1, 2)		F CU 77 S CU 78 B SI 94 F CH 82 C SI 93 1-3 ③ K			X CH 82 0-0 E1 54 G6-4-3		X SI 92 0-0 ② F9			3	0	0	0	0	1	4
54 Darnell McDonald, R (1, 9)			C SI 91 F SI 92 S FC 86 0-3 ① K		B SI 91 D SI 91 S CH 83 X SI 93 2-1 ② ③ G6-4-3 1-2f		B CH 80 C SI 93 B SI 93 B SI 91 C CH 81 F SI 92 B 4-2 1-2 2-3 BB			2	0	0	0	1	1	1

Inning Stats	1	2	3	4	5	6	7	8	9
	R: 0 E: 0 K: 2 S: 7	R: 0 E: 0 K: 2 S: 14	R: 0 E: 0 K: 2 S: 12	R: 0 E: 0 K: 0 S: 8	R: 0 E: 1 K: 1 S: 6	R: 0 E: 0 K: 0 S: 7	R: 1 E: 0 K: 1 S: 17	R: 0 E: 0 K: 1 S: 7	R: 0 E: 0 K: 0 S: 7
	H: 0 LOB: 0 BB: 0 P: 11	H: 2 LOB: 2 BB: 0 P: 18	H: 1 LOB: 1 BB: 0 P: 16	H: 0 LOB: 0 BB: 0 P: 14	H: 0 LOB: 0 BB: 0 P: 11	H: 0 LOB: 0 BB: 0 P: 11	H: 2 LOB: 3 BB: 2 P: 27	H: 0 LOB: 0 BB: 0 P: 9	H: 0 LOB: 0 BB: 0 P: 11

AB	32
R	1
H	5
RBI	1
BB	2
SO	9
LOB	12

1B: 5	SF: 0
2B: 0	SAC: 0
3B: 0	DP: 1
HR: 0	HBP: 0

WP: 1	PA: 34
PB: 0	
SB: 0	
CS: 0	

PITCHER		IP	WLS	BF	H	R	ER	SO	BB	IBB	HBP	BLK	WP	HR	S	P	ERA	WHIP
54 Matt Harrison, L ERA: 1.29	(1, 1)	7.0	W	28	5	1	1	8	2	0	0	0	1	0	71	108	1.29	1.000
28 Darren Oliver, L ERA: 4.5	(8, 1)	1.0	H	3	0	0	0	1	0	0	0	0	0	0	7	9	0.00	0.000
30 Neftalí Feliz, R ERA:	(9, 1)	1.0		3	0	0	0	0	0	0	0	0	0	0	7	11	0.00	0.000

PITCHER		IP	WLS	BF	H	R	ER	SO	BB	IBB	HBP	BLK	WP	HR	S	P	ERA	WHIP

Boston Red Sox @ Texas Rangers

Rangers Ballpark in Arlington, Arlington, TX

Sun Apr 03 2011, 2:09 PM - 4:50 PM EDT

Att. 46,326 - Partly Cloudy - 79 F

BOTTOM

Batter	1	2	3	4	5	6	7	8	9	AB	R	H	RBI	BB	SO	LOB
5 Ian Kinsler, R (1, 10) OBP: 0.571, SLG: 1.400	C FF 92 B FC 91 B FC 90 B CH 81 B FF 93 4-1 10 G6-4-3 BB	C FF 93 B FC 92 B FF 92 C FF 92 X CH 80 2-2 HR	B FF 90 B FF 90 B FF 92 B FF 93 4-0 10 CS BB	C FF 96 B SL 83 H FF 92 2-1 10 2B HBP		1	1	1	1	2	0	0
10 Michael Young, R (1, 4) OBP: 0.214, SLG: 0.286	C FF 92 ① 1 SAFE ② B CH 79 1 SAFE X FC 88 1-1 G6-4-3 1-2f	S FC 91 X FF 94 0-1 ③ G6-3	1 SAFE B FC 89 B FF 91 1 SAFE C FC 87 1 SAFE X FC 90 2-1 ① 32 G3-6-4 1-2 1B	B SL 83 X FF 95 1-0 1-3 2-H 2B		4	0	2	1	0	0	1
32 Josh Hamilton, L (1, 8) OBP: 0.429, SLG: 0.364	C FF 94 B CH 82 S FC 91 F FF 94 F FF 94 F FC 90 C FF 94 1-3 ③ K	S FF 91 C CU 76 S FC 91 0-3 ① K	S FC 91 B CH 82 X FF 94 1-1 ②③ G3-6-4 1-2f	I IN 74 I IN 75 I IN 75 I IN 68 4-0 IBB		3	0	0	0	1	2	1
29 Adrián Beltré, R (1, 5) OBP: 0.214, SLG: 0.385		B FF 91 F FF 91 S SI 92 X FF 93 1-2 ① G6-3	B FF 92 B FF 93 C FF 93 F FF 92 X FF 93 2-2 ② F7	X FF 90 0-0 ① P6	C SL 81 D SL 82 S FS 89 F FF 94 B FS 88 S FC 96 2-3 ① K		4	0	0	0	0	1	3
17 Nelson Cruz, R (1, 9) OBP: 0.417, SLG: 1.182		C CH 80 C CU 77 B X CU 78 1-2 ② F9	B CU 76 X FF 92 1-0 ③ F7	C CU 76 B CU 75 X FF 92 1-1 HR	S FF 92 B SL 82 B FS 89 C FC 95 S SL 82 2-3 ② K		4	1	1	1	0	1	3
7 David Murphy, L (1, 7) OBP: 0.600, SLG: 1.400		S FF 92 X FC 91 0-1 HR	B FF 89 C FF 92 B CH 81 B FF 92 X FF 91 3-1 ① G4-3	B SI 83 C CH 81 C SI 90 X CH 82 1-2 25 CS 1B	F FC 94 F FF 96 S FC 96 0-3 ③ K		4	1	2	1	0	1	3
25 Mike Napoli, R (1, 2) OBP: 0.714, SLG: 1.667		C FC 93 X CH 81 0-1 ③ F9	C CH 82 B CU 78 C CH 79 B SI 93 F FC 89 B FF 94 F FC 89 X FF 94 3-2 HR	1 SAFE C SI 88 1 SAFE X SI 85 0-1 ② 1-2 1B		3	1	2	1	0	0	0
18 Mitch Moreland, L (1, 3) OBP: 0.143, SLG: 0.143		C FF 91 B CU 75 B CU 77 X FF 92 2-1 ① L9	F FF 91 X FC 90 0-1 ② G3	B SI 90 F SI 88 B SI 89 B SI 90 F SI 90 F CH 83 F SI 91 S CH 82 3-3 ③ K		3	0	0	0	0	1	1
3 Andrés Blanco, S (1, 6) OBP: 0.333, SLG: 0.667		F FF 92 C FF 94 F FF 93 B FF 95 S FC 90 1-3 ② K	C FC 93 C CU 77 X FF 92 0-2 ③ G6-3	C FF 94 B FS 88 B FF 94 X FF 93 2-1 10 2B		3	1	1	0	0	1	0
Inning Stats	R: 0 E: 0 K: 1 S: 9 H: 0 LOB: 0 BB: 1 P: 15	R: 1 E: 0 K: 0 S: 10 H: 1 LOB: 0 BB: 0 P: 12	R: 1 E: 0 K: 1 S: 11 H: 1 LOB: 0 BB: 0 P: 16	R: 0 E: 0 K: 1 S: 7 H: 0 LOB: 0 BB: 0 P: 10	R: 1 E: 0 K: 0 S: 12 H: 1 LOB: 0 BB: 0 P: 18	R: 0 E: 0 K: 0 S: 4 H: 1 LOB: 0 BB: 1 P: 11	R: 1 E: 0 K: 1 S: 13 H: 3 LOB: 1 BB: 0 P: 18	R: 1 E: 0 K: 3 S: 14 H: 2 LOB: 3 BB: 1 P: 27		1B: 3 2B: 2 3B: 0 HR: 4 SF: 0 SAC: 0 DP: 2 HBP: 1				WP: 0 PB: 0 SB: 0 CS: 2 PA: 33	

livebaseballscorecards.com

	AB	29
	R	5
	H	9
	RBI	5
	BB	3
	SO	7
	LOB	12

PITCHER		IP	WLS	BF	H	R	ER	SO	BB	IBB	HBP	BLK	WP	HR	S	P	ERA	WHIP
11 Clay Buchholz, R ERA: 5.68	(1, 1)	6.1	L	23	5	4	4	3	2	0	0	0	0	4	56	86	5.68	1.105
59 Dennys Reyes, L ERA:	(7, 1)	0.2		3	2	0	0	1	0	0	0	0	0	0	10	14	0.00	3.000
58 Jonathan Papelbon, R ERA: 9.0	(8, 1)	1.0		7	2	1	1	3	0	1	1	0	0	0	14	27	9.00	2.000

PITCHER	IP	WLS	BF	H	R	ER	SO	BB	IBB	HBP	BLK	WP	HR	S	P	ERA	WHIP

Batter	1	2	3	4	5	6	7	8	9	AB	R	H	RBI	BB	SO	LOB
2 Jacoby Ellsbury, L (1, 8) OBP: 0.278, SLG: 0.438	C FF 87 S FF 88 F FF 89 X CU 76 0-2 G4-3		C CH 80 B SI 87 S FC 84 F CU 76 C FF 88 1-3 K			B FC 82 X FF 85 1-0 G3		B FF 90 C FF 89 X FF 90 1-1 F7		4	0	0	0	0	1	0
13 Carl Crawford, L (1, 7) OBP: 0.188, SLG: 0.133	B FF 88 C CH 81 S CH 76 F SI 90 B CU 77 T FF 89 2-2 K		B CH 79 F FF 88 X CH 81 1-1 G3			C FF 85 F CH 79 B FF 88 F CU 76 X FF 88 1-2 F8			B FF 92 C FF 92 S FF 92 B FF 92 X FF 91 2-2 F7	4	0	0	0	0	1	0
15 Dustin Pedroia, R (1, 4) OBP: 0.333, SLG: 0.333	C FC 84 F FF 90 C CU 78 0-3 K			B FC 81 C SI 86 X FC 82 1-1 28 G6-5-3 1B		B FC 82 X FC 81 1-0 P6			C FF 92 B SL 82 F FF 92 F SL 82 B FF 91 B FF 92 X FF 92 3-2 34 DI 20 BB 1B	4	0	2	0	0	1	0
28 Adrián González, L (1, 3) OBP: 0.294, SLG: 0.353		B SI 86 X CH 77 1-0 G3-1		S CH 84 B FF 86 1 SAFE X FC 83 1-1 G6-5-3 1-2f			B FF 85 B CH 78 F CH 85 S FC 82 X CU 74 2-2 E1 20 FC6-4		B FF 92 C FF 92 B SL 80 S FF 90 X FF 91 2-2 F7	4	0	0	0	0	0	2
20 Kevin Youkilis, R (1, 5) OBP: 0.438, SLG: 0.364		B FF 88 B FF 87 C SI 86 X FC 85 2-1 G1-3		C FC 82 B CU 75 B FF 89 B FF 86 B FF 86 4-1 BB			S FC 80 1 SAFE X FC 81 0-1 FC6-4 1-2f		B SL 80 B FF 92 B FF 90 C FF 91 B FF 90 4-1 1-2 BB	2	0	0	0	2	0	1
34 David Ortiz, L (1, 10) OBP: 0.313, SLG: 0.667		F FF 88 S FC 85 B FF 89 B SI 90 B CH 80 B FC 85 4-2 7 2B 39 1B BB		B CH 78 S FC 83 C FF 86 X CU 73 1-2 F7			D CU 70 X CH 76 1-0 F8		B FF 91 B FF 90 B FF 91 F FF 91 X FF 91 3-1 2-3 L7	3	1	0	0	1	0	4
7 J.D. Drew, L (1, 9) OBP: 0.286, SLG: 0.333		B CH 77 B SI 85 B CH 84 C SI 86 X CH 85 3-1 39 1B 1-3 2B			X CH 76 0-0 G4-3		F FC 81 F CU 74 D CU 74 B CH 80 F FF 84 X FF 87 2-2 F7			3	0	1	0	0	0	1
39 Jarrod Saltalamacchia, S (1, 2) OBP: 0.231, SLG: 0.091 12 Jed Lowrie, S (8, PH) OBP: 0.286, SLG: 0.167 (8, 6)		S CH 78 S FC 83 X SI 84 0-2 2-H 3-H 1B			B FF 84 F CH 77 S CH 78 B FF 88 B CU 74 B CH 85 4-2 10 G6-4-3 BB			X FF 90 0-0 P3		1 1	0 0	1 0	1 0	1 0	0 0	0 0
10 Marco Scutaro, R (1, 6) 33 Jason Varitek, S (8, 2)			C SI 87 B FC 83 X FC 82 1-1 G5-3		X FC 81 0-0 G6-4-3 1-2f			C FF 90 B SL 82 X FF 89 1-1 F8		3 0	0 0	0 0	0 0	0 0	1 0	1 0
Inning Stats	R: 0 E: 0 K: 2 S: 11 H: 0 LOB: 0 BB: 0 P: 13	R: 1 E: 0 K: 0 S: 10 H: 2 LOB: 2 BB: 1 P: 20	R: 0 E: 0 K: 1 S: 8 H: 0 LOB: 0 BB: 0 P: 11	R: 0 E: 0 K: 0 S: 8 H: 1 LOB: 1 BB: 1 P: 15	R: 0 E: 0 K: 0 S: 4 H: 0 LOB: 0 BB: 1 P: 8	R: 0 E: 0 K: 0 S: 6 H: 0 LOB: 0 BB: 0 P: 9	R: 0 E: 1 K: 0 S: 10 H: 0 LOB: 1 BB: 0 P: 15	R: 0 E: 0 K: 0 S: 5 H: 0 LOB: 0 BB: 0 P: 7	R: 0 E: 0 K: 0 S: 13 H: 1 LOB: 2 BB: 1 P: 27	1B: 3 2B: 1 3B: 0 HR: 0 SF: 0 SAC: 0 DP: 2 HBP: 0						

PITCHER		IP	WLS	BF	H	R	ER	SO	BB	IBB	HBP	BLK	WP	HR	S	P	ERA	WHIP
43 Josh Tomlin, R ERA: 1.29	(1, 1)	7.0	W	25	3	1	1	3	3	0	0	0	0	0	57	91	1.29	0.857
49 Tony Sipp, L ERA:	(8, 1)	1.0	H	3	0	0	0	0	0	0	0	0	0	0	5	7	0.00	0.000
54 Chris Perez, R ERA:	(9, 1)	1.0	S	5	1	0	0	0	1	0	0	0	0	0	13	27	0.00	2.000

PITCHER	IP	WLS	BF	H	R	ER	SO	BB	IBB	HBP	BLK	WP	HR	S	P	ERA	WHIP

Boston Red Sox @ Cleveland Indians

Progressive Field, Cleveland, OH

Tue Apr 05 2011, 7:06 PM - 9:54 PM EDT

Att. 9,025 - Clear - 42 F

TOP

livebaseballscorecards.com

AB	29
R	1
H	4
RBI	1
BB	4
SO	3
LOB	9

PA: 33

WP: 0 PB: 0 SB: 0 CS: 0

Boston Red Sox @ Cleveland Indians

Progressive Field, Cleveland, OH

Tue Apr 05 2011, 7:06 PM - 9:54 PM EDT

Att. 9,025 - Clear - 42 F

BOTTOM

Batter	1	2	3	4	5	6	7	8	9	AB	R	H	RBI	BB	SO	LOB
23 Michael Brantley, L (1, 8) OBP: 0.389, SLG: 0.467	B FF 92 C FF 92 X FF 92 1-1 17 F8 2B		C FF 91 C CH 87 B CU 74 B CU 76 F CU 76 B FF 92 F FF 92 B FF 92 4-2 13 E 13 S BB	C CH 87 C CH 86 X CU 74 0-2 ③ F7		C SI 91 B SI 91 B SI 92 F SL 87 C SI 92 2-3 ③ 1-2				3	0	1	0	1	1	3
13 Asdrúbal Cabrera, S (1, 6) OBP: 0.316, SLG: 0.375	D CU 75 C SI 91 M CU 73 F CH 88 S CH 86 1-3 ① K		1 SAFE D SI 91 F SI 91 S SI 92 1 SAFE 1 SAFE B FF 92 B FF 92 F CU 75 4-2 B FF 92 17 S 1-3 BB		B CU 74 F FF 91 B FC 89 B SI 91 C FF 92 X SI 91 3-2 17 G4-3 41 SF7 2B		F FF 94 F FF 94 C SL 86 0-3 ① K			3	1	1	0	1	2	1
17 Shin-Soo Choo, L (1, 9) OBP: 0.167, SLG: 0.063	F FF 92 B CH 89 X FC 88 1-1 ② F8 2-3		S CH 88 D SI 93 C FF 92 F CH 88 S FF 93 1-3 ③ K 1-2		B FC 89 D CU 74 X CH 87 2-0 ① G4-3 2-3		C FF 94 B CH 84 C FF 95 B CU 82 S FF 95 2-3 ② K			4	0	0	0	0	2	4
41 Carlos Santana, S (1, 2) OBP: 0.444, SLG: 0.600	C CH 89 B FF 92 B SI 93 B CH 89 X SI 93 3-1 ③ F9			B FF 92 B CH 91 C CH 90 F SI 92 S CH 86 2-3 ① K	B FC 89 F SI 92 C FC 89 D CH 86 B FF 92 X FF 92 3-2 ② SF7 3-H		B CH 89 B SL 88 B FF 92 B FF 93 4-0 BB			2	0	0	1	1	1	1
48 Travis Hafner, L (1, 10) OBP: 0.412, SLG: 0.625		C SI 92 X CH 87 0-1 ① F9		F SI 92 B CH 88 X SI 92 1-1 20 1B 2B	C CU 74 B FC 88 B CH 86 B CH 87 B SI 92 4-1 20 FC6-4 BB		B FF 94 C FF 94 F SL 85 C FF 95 1-3 ③ K			3	1	1	0	1	1	1
20 Orlando Cabrera, R (1, 4) OBP: 0.412, SLG: 0.563		B FF 92 C CU 73 C SI 92 F FF 93 X SI 92 1-2 ② G4-3		X FF 92 0-0 9 1B 1B 2-H	S SI 92 X CU 75 0-1 ③ FC6-4 1-2f			B FF 96 F FF 96 X SI 96 1-1 ① G6-3		4	1	1	1	0	0	1
26 Austin Kearns, R (1, 7)		X FF 92 0-0 ③ F9		C SI 91 B SI 91 B CH 86 B CH 87 B SI 92 4-1 9 1B BB		B SL 86 B SI 91 F SI 92 F SI 92 F SI 93 B SI 92 S SI 93 3-3 ① K		C FF 96 F SL 84 B FF 97 B FF 97 B SL 82 F FF 97 F FF 97 T FF 96 3-2 ② K		3	0	0	0	1	2	0
7 Matt LaPorta, R (1, 3) OBP: 0.231, SLG: 0.167			F FF 92 B CH 87 F SI 92 B CU 76 F FF 93 F CH 87 X CH 87 2-2 ① G5-3	D CU 75 C CU 75 F SI 92 F CH 87 S CU 74 1-3 ② K		S SL 85 B SL 85 B SI 92 B SI 91 B SL 86 4-1 23 S BB		B SL 86 B SL 83 F FF 96 F FF 96 S SL 85 2-3 ③ K		3	0	0	0	1	2	2
9 Jack Hannahan, L (1, 5) OBP: 0.400, SLG: 0.571			F SI 93 B FF 92 B FF 93 B FF 92 T FF 92 F FF 93 F FF 93 X FF 93 3-2 ② P6	C CH 87 X SI 93 0-1 1-3 2-H 1B		B CH 80 C SI 91 1 SAFE C SI 91 B SL 85 C SI 93 2-3 ② K				3	0	1	1	0	1	1
Inning Stats	R: 0 E: 0 K: 1 S: 10 H: 1 LOB: 1 BB: 0 P: 16	R: 0 E: 0 K: 0 S: 7 H: 0 LOB: 0 BB: 0 P: 8	R: 0 E: 0 K: 1 S: 21 H: 0 LOB: 2 BB: 2 P: 35	R: 2 E: 0 K: 2 S: 16 H: 3 LOB: 2 BB: 1 P: 24	R: 1 E: 0 K: 0 S: 11 H: 1 LOB: 1 BB: 1 P: 23	R: 0 E: 0 K: 3 S: 11 H: 0 LOB: 1 BB: 1 P: 22	R: 0 E: 0 K: 3 S: 9 H: 0 LOB: 1 BB: 1 P: 16	R: 0 E: 0 K: 2 S: 10 H: 0 LOB: 0 BB: 0 P: 16		1B: 2 2B: 3 3B: 0 HR: 0 SF: 1 SAC: 0 DP: 0 HBP: 0		WP: 0 PB: 0 SB: 3 CS: 0 PA: 35		

livebaseballscorecards.com

AB	28
R	3
H	5
RBI	3
BB	6
SO	12
LOB	14

PITCHER		IP	WLS	BF	H	R	ER	SO	BB	IBB	HBP	BLK	WP	HR	S	P	ERA	WHIP
19 Josh Beckett, R ERA: 5.4	(1, 1)	5.0	L	24	5	3	3	4	4	0	0	0	0	0	65	106	5.40	1.800
32 Matt Albers, R ERA:	(6, 1)	1.0		4	0	0	0	3	1	0	0	0	0	0	11	22	0.00	1.000
52 Bobby Jenks, R ERA:	(7, 1)	1.0		4	0	0	0	3	1	0	0	0	0	0	9	16	0.00	1.000
51 Daniel Bard, R ERA: 21.6	(8, 1)	1.0		3	0	0	0	2	0	0	0	0	0	0	10	16	0.00	0.000

PITCHER	IP	WLS	BF	H	R	ER	SO	BB	IBB	HBP	BLK	WP	HR	S	P	ERA	WHIP

Boston Red Sox @ Cleveland Indians

Progressive Field, Cleveland, OH

Wed Apr 06 2011, 7:07 PM - 10:31 PM EDT

Att. 9,523 - Overcast - 39 F

TOP

livebaseballscorecards.com

Batter	1	2	3	4	5	6	7	8	9	AB	R	H	RBI	BB	SO	LOB
2 Jacoby Ellsbury, L (1, 8) OBP: 0.217, SLG: 0.333	C SI 88 B SI 87 F FF 88 F SL 82 B SI 88 S CH 79 2-3 K ①	B FF 88 F SI 88 B SI 89 X FF 89 2-1 G3-1 ② 1-2 2-3 3-H		F SL 78 B CH 79 F FF 88 C SI 91 1-3 K ③			C SI 93 F FF 94 C SI 94 0-3 K ①		B SI 93 C SI 92 F FF 93 F FF 93 F SL 81 X FF 93 1-2 G4-3 ②	5	0	0	1	0	3	2
13 Carl Crawford, L (1, 7) OBP: 0.286, SLG: 0.211	B SI 88 X SI 86 1-0 28 S 1B	B SL 84 C SI 88 B CH 80 B SI 90 C SI 89 F CH 79 X SI 89 3-2 L5 ③			B SI 85 B CH 76 C SI 89 B SI 87 B SI 86 4-1 15 G4-3 15 S BB		C SL 80 S FF 93 X CH 88 0-2 28 HR 1B		C FF 92 X SI 94 0-1 L7 ③	4	1	2	0	1	0	2
15 Dustin Pedroia, R (1, 4) OBP: 0.316, SLG: 0.278	C SI 92 B SI 90 1 SAFE S FF 89 S SL 85 1-3 K ②		C FF 88 F SL 82 H SI 90 1-2 28 2B HBP		C SL 83 X FF 88 0-1 G4-3 ① 1-3		C SI 93 B SI 92 X FF 93 1-1 F9 ②			3	0	0	0	0	1	3
28 Adrián González, L (1, 3) OBP: 0.381, SLG: 0.600	C SI 89 B CH 80 F CH 79 1 SAFE B FF 89 B FF 90 S CH 80 3-3 K ③ 1-2		F SI 87 B SI 88 F FF 88 B SI 90 X CH 79 2-2 2B 1-3		B SI 89 B SI 88 B SI 86 I IN 57 4-0 IBB		C FF 93 F FF 93 F SI 94 B FF 94 F FF 95 F CH 87 F SI 93 B FF 94 F SL 82 2-2 F FF 94 F CH 87 X FF 94 1-H HR			3	1	2	2	1	1	1
20 Kevin Youkilis, R (1, 5) OBP: 0.350, SLG: 0.267		B SI 90 B FF 88 C SI 90 X FF 89 2-1 G6-3 ① C FF 88 C SL 84 F SI 91 F SL 84 B SI 91 C FF 89 1-3 K ①		C FC 86 F CU 75 S CU 76 0-3 K ②		B SL 82 B SI 93 F SI 92 X FF 91 2-1 P3 ③			4	0	0	0	0	2	4
34 David Ortiz, L (1, 10) OBP: 0.300, SLG: 0.579		B SI 90 X CH 80 1-0 33 BB 7 1B 10 1B 1B X SI 89 0-0 L6 ②			B SL 84 X SL 84 1-0 G3 ③			B SL 81 B FF 90 X FF 90 2-0 P2 ①		4	1	1	0	0	0	4
7 J.D. Drew, L (1, 9) OBP: 0.300, SLG: 0.333 23 Mike Cameron, R (8, PH) (8, 9)	B SI 89 C SI 88 S SI 90 F SL 84 F FF 90 X CH 80 1-2 10 1B 33 BB 2 G3-1 1B	F FF 89 B SL 82 C CH 78 F SL 87 F SL 83 B SI 89 B SI 92 F SI 88 C CH 79 3-3 K ③				C SL 83 S SL 83 B SL 84 S SL 83 1-3 K ①		C FF 90 B CH 83 S CH 81 F SL 82 X CH 82 1-2 F8 ②		3 1	1 0	1 0	0 0	0 0	2 0	2 0
33 Jason Varitek, S (1, 2) 12 Jed Lowrie, S (8, PH) OBP: 0.250, SLG: 0.143 39 Jarrod Saltalamacchia, S (8, 2) OBP: 0.231, SLG: 0.091	B SI 89 B SI 89 B SI 89 C SI 90 B SI 88 4-1 2 G3-1 10 1B 1-2 2-3 BB		B SI 86 B CH 77 F SI 88 T SI 87 B SL 80 X SI 90 3-2 F8 ①			B FF 88 C CH 83 X FF 84 1-1 F9 ②		B FF 89 F FF 90 B FF 89 S FF 90 B FF 90 F FF 90 X FF 90 3-2 F7 ③		2 1 0	0 0 0	0 0 0	0 0 0	1 0 0	0 0 0	0 0 0
10 Marco Scutaro, R (1, 6) OBP: 0.067, SLG: 0.067		C SI 92 X SL 84 0-1 2 G3-1 1-2 2-3 3-H 1B		C SL 83 C SI 90 B SI 91 B SL 84 B SL 84 F SI 92 F SI 91 F FC 88 S CH 81 3-3 K ②		C FF 90 B FF 84 C FF 84 F SL 84 B SL 84 F FF 89 B CH 83 C FF 88 3-3 K ③			C FF 92 B FF 92 F FF 92 B FF 93 X FF 93 2-2 F9 ①	4	0	1	1	0	2	0
Inning Stats	R: 0 E: 0 K: 3 S: 11 H: 1 LOB: 1 BB: 0 P: 18	R: 2 E: 0 K: 0 S: 17 H: 3 LOB: 2 BB: 1 P: 30	R: 0 E: 0 K: 2 S: 17 H: 1 LOB: 0 BB: 0 P: 24	R: 0 E: 0 K: 2 S: 12 H: 0 LOB: 0 BB: 0 P: 19	R: 0 E: 0 K: 1 S: 7 H: 0 LOB: 2 BB: 2 P: 16	R: 0 E: 0 K: 2 S: 10 H: 0 LOB: 0 BB: 0 P: 15	R: 2 E: 0 K: 1 S: 20 H: 2 LOB: 0 BB: 0 P: 25	R: 0 E: 0 K: 0 S: 9 H: 0 LOB: 0 BB: 0 P: 15	R: 0 E: 0 K: 0 S: 10 H: 0 LOB: 0 BB: 0 P: 13	1B: 5 2B: 1 3B: 0 HR: 1 SF: 0 SAC: 0 DP: 0 HBP: 1						

	AB	34
	R	4
	H	7
	RBI	4
	BB	3
	SO	11
	LOB	18

WP: 0 PB: 0 SB: 2 CS: 0 PA: 38

PITCHER		IP	WLS	BF	H	R	ER	SO	BB	IBB	HBP	BLK	WP	HR	S	P	ERA	WHIP
51 Mitch Talbot, R ERA: 4.15	(1, 1)	4.1		22	5	2	2	7	2	1	1	0	0	0	60	102	4.15	1.615
37 Chad Durbin, R ERA: 5.4	(5, 1)	0.1		1	0	0	0	1	0	0	0	0	0	0	3	3	0.00	0.000
53 Rafael Perez, L ERA:	(5, 1)	1.1	W	4	0	0	0	2	0	0	0	0	0	0	11	17	0.00	0.000
56 Frank Herrmann, R ERA: 9.0	(7, 1)	1.0		5	2	2	2	1	0	0	0	0	0	1	20	25	18.00	2.000
49 Tony Sipp, L ERA:	(8, 1)	1.0	H	3	0	0	0	0	0	0	0	0	0	0	9	15	0.00	0.000

PITCHER		IP	WLS	BF	H	R	ER	SO	BB	IBB	HBP	BLK	WP	HR	S	P	ERA	WHIP
52 Vinnie Pestano, R ERA:	(9, 1)	1.0		3	0	0	0	0	0	0	0	0	0	0	10	13	0.00	0.000

Batter	1	2	3	4	5	6	7	8	9	AB	R	H	RBI	BB	SO	LOB
23 Michael Brantley, L (1, 8) OBP: 0.391, SLG: 0.421	B SI 90 X SI 90 1-0 17 HR 1B	B SI 91 1 SAFE 1 SAFE B SI 88 C SI 90 1 SAFE B FC 89 B FF 90 4-1 13 1B 1-2 BB		C SL 79 B SI 91 X FF 89 1-1 ③ G3		F SI 88 B FS 85 F FF 88 D FS 84 D FS 83 F SL 84 X SI 88 3-2 ① FC5 13 HR 1-2 2-3f 3-H		C KN 65 C KN 65 S KN 65 0-3 ② K		4	2	1	1	1	1	3
13 Asdrúbal Cabrera, S (1, 6) OBP: 0.333, SLG: 0.524	B FF 89 B FF 89 X FF 90 2-0 ① F7	X FC 89 0-0 17 G4-6-3 1-2 2-H 1B			C CU 75 B SI 89 X SL 80 1-1 ① G4-3	B FS 86 C SI 87 B FS 86 T SI 87 X SI 88 2-2 1-H 2-H HR		B KN 65 X KN 65 1-0 ③ F7		5	1	2	4	0	0	1
17 Shin-Soo Choo, L (1, 9) OBP: 0.182, SLG: 0.250	1 SAFE B SI 90 X SI 90 1-0 1-H HR	C SI 89 C SI 91 X SI 91 0-2 ② ③ G4-6-3 1-2f			B CH 84 C SL 79 S CH 84 F SI 89 B SI 91 X CH 84 2-2 ② G4-3	B CU 72 B FS 82 C SI 86 C SI 87 F FS 83 X SI 86 2-2 ② F7				4	1	1	2	0	0	2
41 Carlos Santana, S (1, 2) OBP: 0.409, SLG: 0.526	B FF 91 B SL 81 X SI 91 2-0 ② F8		C SL 78 C FF 90 C SI 90 0-3 ① K		B SL 79 B SL 80 C SL 80 C SL 81 F SI 92 B SI 91 F SL 80 X SL 80 3-2 ② 48 1B 1B	C SI 86 B CU 71 B FS 83 F SI 86 B FF 85 X SI 86 3-2 ③ G4-3				4	0	1	0	0	1	0
48 Travis Hafner, L (1, 10) OBP: 0.429, SLG: 0.579	B SI 91 C SL 80 C FF 91 B SI 86 B FF 92 F FF 92 F SI 92 F SL 81 B SI 92 4-2 20 HBP BB		F SI 90 F SI 91 B SI 86 S CH 84 1-3 ② K		D CH 84 F SI 90 1 SAFE B CH 83 C SL 78 X FC 88 2-2 1-2 1B		C KN 64 B KN 64 F KN 64 B KN 60 S KN 65 2-3 ① K			3	0	1	0	1	2	0
20 Orlando Cabrera, R (1, 4) OBP: 0.381, SLG: 0.474	F SI 91 B SI 91 B SL 80 C SL 79 B SL 80 H SI 92 4-2 1-2 HBP		B FC 90 B FF 90 X SI 90 2-0 ③ L7		X FC 89 0-0 ③ G1-4-3		C KN 64 X KN 64 0-1 ② P3			3	0	0	0	0	0	2
28 Travis Buck, L (1, 7) OBP: 0.250, SLG: 0.273	B SL 80 B SI 91 X SI 91 2-0 ③ F7			B FF 89 B SI 90 F FF 90 B SI 90 X FF 90 3-1 ① F8		B SI 88 B SI 88 B SI 87 H SI 89 4-0 9 BB 7 HBP 23 FC5 HBP	B KN 64 X KN 64 1-0 ③ G4-3			3	1	0	0	0	0	2
7 Matt LaPorta, R (1, 3) OBP: 0.353, SLG: 0.467		C SL 79 X SL 80 0-1 23 BB 13 1B 1B		C SL 80 F FF 90 F SL 82 F SI 86 B SL 81 X FF 89 1-2 ② P2		B SL 83 D SI 88 C SI 88 H CH 83 3-1 23 FC5 9 BB 1-2 HBP		S KN 63 X KN 63 0-1 HR		3	2	2	1	0	0	0
9 Jack Hannahan, L (1, 5) OBP: 0.421, SLG: 0.500		F FF 91 F SI 90 B SI 91 B SI 91 X FC 89 2-2 ① F8		C SL 80 B FC 90 B SI 91 B SL 79 B SI 91 4-1 BB		B SI 90 B SI 88 B SI 88 B SI 89 4-0 23 FC5 13 HR 1-2 2-3 BB		C KN 64 X KN 64 0-1 ① G4-3		2	1	0	0	2	0	1
Inning Stats	R: 2 E: 0 K: 0 S: 12 H: 2 LOB: 2 BB: 1 P: 28	R: 1 E: 0 K: 0 S: 10 H: 2 LOB: 1 BB: 1 P: 16	R: 0 E: 0 K: 2 S: 7 H: 0 LOB: 0 BB: 0 P: 10	R: 0 E: 0 K: 0 S: 10 H: 0 LOB: 1 BB: 1 P: 19	R: 0 E: 0 K: 0 S: 15 H: 2 LOB: 2 BB: 0 P: 23	R: 4 E: 0 K: 0 S: 15 H: 1 LOB: 0 BB: 1 P: 36	R: 0 E: 0 K: 1 S: 6 H: 0 LOB: 0 BB: 0 P: 9	R: 1 E: 0 K: 1 S: 8 H: 1 LOB: 0 BB: 0 P: 9		1B: 5 2B: 0 3B: 0 HR: 3 SF: 0 SAC: 0 DP: 1 HBP: 3					

PITCHER		IP	WLS	BF	H	R	ER	SO	BB	IBB	HBP	BLK	WP	HR	S	P	ERA	WHIP
18 Daisuke Matsuzaka, R ERA: 5.4	(1, 1)	5.0	L	24	6	3	3	2	3	0	1	0	0	1	54	96	5.40	1.800
59 Dennys Reyes, L ERA: 16.2	(6, 1)	0.0		3	0	3	3	0	1	0	2	0	0	0	1	12	∞	∞
35 Dan Wheeler, R ERA: 11.57	(6, 1)	1.0		4	1	1	1	0	0	0	0	0	0	1	14	24	9.00	1.000
49 Tim Wakefield, R ERA: 4.5	(7, 1)	2.0		7	1	1	1	2	0	0	0	0	0	1	14	18	4.50	0.500

PITCHER	IP	WLS	BF	H	R	ER	SO	BB	IBB	HBP	BLK	WP	HR	S	P	ERA	WHIP

BOTTOM

Boston Red Sox @ Cleveland Indians

Progressive Field, Cleveland, OH

Wed Apr 06 2011, 7:07 PM - 10:31 PM EDT

Att. 9,523 - Overcast - 39 F

livebaseballscorecards.com

AB	31
R	8
H	8
RBI	8
BB	4
SO	4
LOB	11

Batter	1	2	3	4	5	6	7	8	9	AB	R	H	RBI	BB	SO	LOB
2 Jacoby Ellsbury, L (1, 8) OBP: 0.259, SLG: 0.333	C SI 91 X SI 93 0-1 G4-3		X SI 91 0-0 13 FC3-6 1-2 1B		X SI 91 0-0 G3			C SI 89 1 SAFE B FF 89 B FF 89 B SI 89 B SI 88 4-1 13 G5-3 1-2 BB		3	0	1	0	1	0	1
13 Carl Crawford, L (1, 7) OBP: 0.240, SLG: 0.174	C FF 93 B SI 93 B CH 87 X SI 92 2-1 G4-3		B SI 92 B SI 92 T SI 92 F SI 92 F SI 93 X SL 87 2-2 FC3-6 1-2f 2-3			B SI 91 C SI 92 B CH 85 C SI 91 B SI 92 X SI 92 3-2 F8		C SL 84 X SL 83 0-1 G5-3 1-2 2-3		4	0	0	0	0	0	4
15 Dustin Pedroia, R (1, 4) OBP: 0.261, SLG: 0.227	C SI 93 F SL 87 F SI 93 B SI 93 S SL 86 1-3 K		D SL 87 B SL 87 B SI 91 C SI 91 X SI 91 3-1 F8			C SL 85 C SL 85 B SL 86 B SL 85 X SI 92 2-2 G4-3		C CH 82 C SL 82 F CH 83 F FF 84 D SL 85 F FF 84 D FF 84 X CH 83 2-2 G1-3		4	0	0	0	0	1	4
28 Adrián González, L (1, 3) OBP: 0.360, SLG: 0.522		B FF 91 B SI 93 F SI 92 B SI 92 B SI 92 4-1 BB		B SI 92 S CH 86 X SI 91 1-1 G4-3		X CH 87 0-0 F8			C FF 92 B SL 82 X SL 83 1-1 G4-3	3	0	0	0	1	0	0
20 Kevin Youkilis, R (1, 5) OBP: 0.292, SLG: 0.211		C SI 92 B SL 86 B SI 91 S SI 91 B SI 92 X SI 91 3-2 L4		C SL 85 B SL 84 S SI 92 F SL 85 F SI 92 S SL 84 1-3 K			C SL 85 B SL 85 F SI 90 X SL 85 1-2 G6-3		C FF 92 B SL 82 X SL 79 1-1 G6-3	4	0	0	0	0	1	1
34 David Ortiz, L (1, 10) OBP: 0.292, SLG: 0.500 54 Darnell McDonald, R (9, PR)		C SI 92 C SI 92 B SI 92 X SI 93 1-2 F7		C SI 93 B SL 84 F SI 92 B SL 88 B SI 93 C SI 92 3-3 K			C CH 86 B CH 86 X SI 92 1-1 G6-3		B SL 81 C FF 91 B SL 83 B FF 92 B SL 81 4-1 7 1B BB	3 0	0 0	0 0	0 0	1 0	1 0	1 0
7 J.D. Drew, L (1, 9) OBP: 0.286, SLG: 0.308		C SI 92 S SL 86 B SI 92 B SI 93 X SL 85 2-2 F8			B SI 91 B CH 84 C SI 91 B SI 91 X SI 91 3-1 G4-3		F SI 92 B CH 86 F CH 86 X SI 92 1-2 F7		X FF 92 0-0 1-3 1B	4	0	1	0	0	0	1
39 Jarrod Saltalamacchia, S (1, 2) OBP: 0.188, SLG: 0.071			C SI 92 F CH 86 B SI 93 B SL 87 B SI 91 X SI 92 3-2 F7		S CH 86 S CH 86 B CH 87 C SL 84 1-3 K			C SI 88 B CH 80 B CH 79 X SI 89 2-1 L8		3	0	0	0	0	1	0
10 Marco Scutaro, R (1, 6) OBP: 0.222, SLG: 0.176			C SI 92 B SI 92 B SL 84 B SI 91 B FF 92 4-1 13 FC3-6 2 1B BB		B SI 92 B SI 92 C FF 91 F SI 91 B SL 86 F SI 92 X FF 92 3-2 1B			C FC 86 X CU 76 0-1 13 G5-3 2 BB 1B		2	0	2	0	1	0	0
Inning Stats	R: 0 E: 0 K: 1 S: 8 H: 0 LOB: 0 BB: 0 P: 11	R: 0 E: 0 K: 0 S: 10 H: 0 LOB: 1 BB: 1 P: 20	R: 0 E: 0 K: 0 S: 11 H: 1 LOB: 2 BB: 1 P: 23	R: 0 E: 0 K: 2 S: 10 H: 0 LOB: 0 BB: 0 P: 15	R: 0 E: 0 K: 1 S: 10 H: 1 LOB: 1 BB: 0 P: 17	R: 0 E: 0 K: 0 S: 7 H: 0 LOB: 0 BB: 0 P: 12	R: 0 E: 0 K: 0 S: 8 H: 0 LOB: 0 BB: 0 P: 11	R: 0 E: 0 K: 0 S: 13 H: 1 LOB: 2 BB: 1 P: 21	R: 0 E: 0 K: 0 S: 6 H: 1 LOB: 2 BB: 1 P: 12	1B: 4 2B: 0 3B: 0 HR: 0 SF: 0 SAC: 0 DP: 0 HBP: 0						

PITCHER		IP	WLS	BF	H	R	ER	SO	BB	IBB	HBP	BLK	WP	HR	S	P	ERA	WHIP
55 Roberto Hernandez, R ERA: 9.0	(1, 1)	7.0		25	2	0	0	4	2	0	0	0	0	0	64	109	0.00	0.571
37 Chad Durbin, R ERA: 4.5	(8, 1)	0.1		3	1	0	0	0	1	0	0	0	0	0	5	11	0.00	6.000
53 Rafael Perez, L ERA:	(8, 1)	0.2	W	2	0	0	0	0	0	0	0	0	0	0	8	10	0.00	0.000
54 Chris Perez, R ERA:	(9, 1)	1.0	S	4	1	0	0	0	1	0	0	0	0	0	6	12	0.00	2.000

PITCHER	IP	WLS	BF	H	R	ER	SO	BB	IBB	HBP	BLK	WP	HR	S	P	ERA	WHIP

TOP

Boston Red Sox @ Cleveland Indians

Progressive Field, Cleveland, OH

Thu Apr 07 2011, 12:07 PM - 2:43 PM EDT

Att. 10,594 - Cloudy - 38 F

livebaseballscorecards.com

AB	30
R	0
H	4
RBI	0
BB	4
SO	4
LOB	12

WP: 0	PA: 34		
PB: 0			
SB: 0			
CS: 0			

BOTTOM

Batter	1	2	3	4	5	6	7	8	9	AB	R	H	RBI	BB	SO	LOB
20 Orlando Cabrera, R (1, 4) OBP: 0.333, SLG: 0.409	C FF 91 B FC 89 X SI 91 1-1 G6-3 ①		B CU 74 C FF 92 B SI 91 X FF 92 2-1 FC5-4 ② 1-2f 2-3		C FF 93 C SI 92 F FC 90 F CU 77 B FC 90 S FF 92 1-3 K ③			B FF 96 B FF 95 C FF 96 X FF 96 2-1 SH3-4 ① 1-3		3	0	0	0	0	1	3
13 Asdrúbal Cabrera, S (1, 6) OBP: 0.296, SLG: 0.458	C FF 91 B SI 91 C FC 89 S CU 77 1-3 K ②		F FC 90 F FC 87 S CU 77 0-3 K ③			B FF 91 F CH 83 F FC 87 B FF 92 C FC 87 2-3 K ①		B SL 81 B SI 96 F SI 97 X FF 97 2-1 SH5-3 ② 3-H		3	0	0	1	0	3	2
17 Shin-Soo Choo, L (1, 9) OBP: 0.154, SLG: 0.208	B FF 93 C FF 91 F FC 88 C CU 75 1-3 K ③			C CU 73 F FC 87 B FF 90 B CU 74 X FC 87 2-2 G3-1 ①		C FF 91 B CH 83 X FC 88 1-1 F8 ②		C CH 89 X CH 90 0-1 G4-3 ③		4	0	0	0	0	1	0
41 Carlos Santana, S (1, 2) OBP: 0.400, SLG: 0.476		S FF 91 B CU 74 B CH 83 B SI 89 C FF 92 F FF 91 X FC 88 3-2 G5-3 ①		C CH 84 F FC 89 B CU 77 B CH 85 B FC 87 B FF 93 4-2 47 CS BB		C FF 93 F FC 90 S FC 88 0-3 K ③				2	0	0	0	1	1	0
47 Shelley Duncan, R (1, 10) OBP: 0.750, SLG: 1.000		C FF 93 F CH 85 B CU 77 C FC 87 1-3 K ②		C CU 75 B FF 93 F FC 90 B FC 90 B FF 93 B FF 93 4-2 1-2 BB ②			B FC 91 B CH 83 C FF 90 T FC 88 X FC 87 2-2 7 G5-3 2B			2	0	1	0	1	1	0
26 Austin Kearns, R (1, 7)		C FF 92 B CH 86 B SI 92 F FC 88 B CU 76 X FC 88 3-2 G6-3 ③		F FF 93 B FC 90 C FF 93 B CU 77 F FF 93 1 SAFE B SI 91 F FF 93 S FC 88 3-3 K ③			B FC 87 B FC 89 X FC 88 2-0 B2 ①			3	0	0	0	0	1	2
7 Matt LaPorta, R (1, 3) OBP: 0.400, SLG: 0.471			X FF 91 0-0 28 FC6-4 1B		B CH 82 B CH 82 B SI 90 C FC 88 B FF 90 4-1 BB		X SI 90 0-0 G5-3 ② 2-3			2	0	1	0	1	0	1
28 Travis Buck, L (1, 8) OBP: 0.200, SLG: 0.214 23 Michael Brantley, L (9, 8) OBP: 0.391, SLG: 0.421			F FC 88 D FC 88 X FF 91 1-1 FC6-4 ① 20 FC5-4 8 1B 1-2f		F FC 89 D CU 74 F FC 87 D CU 76 S FC 86 2-3 K ①		X FC 88 0-0 G4-3 ③			3 0	0 0	0 0	0 0	0 0	1 0	3 0
8 Adam Everett, R (1, 5) OBP: 0.667, SLG: 0.500			B FC 88 C CU 73 B FC 89 1 SAFE B FF 92 C FF 91 F FC 86 X FF 91 3-2 20 FC5-4 1-2 1B		1 SAFE X FF 92 0-0 P4 ②			B FF 96 F FF 96 B FF 96 B FF 96 B FF 96 4-1 20 SH3-4 20 S 13 SH5-3 BB		2	1	1	0	1	0	1
Inning Stats	R: 0 E: 0 K: 2 S: 8 H: 0 LOB: 0 BB: 0 P: 11	R: 0 E: 0 K: 1 S: 10 H: 0 LOB: 0 BB: 0 P: 17	R: 0 E: 0 K: 1 S: 12 H: 2 LOB: 2 BB: 0 P: 18	R: 0 E: 0 K: 1 S: 12 H: 0 LOB: 1 BB: 2 P: 25	R: 0 E: 0 K: 2 S: 10 H: 0 LOB: 1 BB: 1 P: 17	R: 0 E: 0 K: 2 S: 8 H: 0 LOB: 0 BB: 0 P: 11	R: 0 E: 0 K: 0 S: 6 H: 1 LOB: 1 BB: 0 P: 10	R: 1 E: 0 K: 0 S: 7 H: 0 LOB: 0 BB: 1 P: 15		1B: 2 2B: 1 3B: 0 HR: 0 SF: 0 SAC: 2 DP: 0 HBP: 0						

PITCHER		IP	WLS	BF	H	R	ER	SO	BB	IBB	HBP	BLK	WP	HR	S	P	ERA	WHIP
31 Jon Lester, L ERA: 3.65	(1, 1)	7.0		26	3	0	0	9	3	0	0	0	0	0	66	109	0.00	0.857
51 Daniel Bard, R ERA: 16.88	(8, 1)	1.0	L	4	0	1	1	0	1	0	0	0	0	0	7	15	9.00	1.000

PITCHER	IP	WLS	BF	H	R	ER	SO	BB	IBB	HBP	BLK	WP	HR	S	P	ERA	WHIP

Boston Red Sox @ Cleveland Indians

Progressive Field, Cleveland, OH

Thu Apr 07 2011, 12:07 PM - 2:43 PM EDT

Att. 10,594 - Cloudy - 38 F

livebaseballscorecards.com

AB	24
R	1
H	3
RBI	1
BB	4
SO	9
LOB	12

WP: 0 PA: 30
PB: 0
SB: 1
CS: 1

Batter	1	2	3	4	5	6	7	8	9	AB	R	H	RBI	BB	SO	LOB
11 Brett Gardner, L (1, 7) OBP: 0.360, SLG: 0.381	C FF 91 F FF 92 B FF 94 B FF 92 B CU 81 B FF 92 4-2 13 S 24 2B BB	X FF 90 0-0 3-H 2B		C FF 90 B CU 79 C CU 78 F CU 80 X SI 90 1-2 2 1B 3B		1 SAFE B SI 90 1 SAFE C FF 90 C CU 78 B CU 80 B CH 84 1 SAFE F FC 88 4-2 B FF 91 2 G6-4-3 1-2 BB			C FF 94 B SL 82 C FF 94 C FF 95 1-3 ① K	3	2	2	1	2	1	0
2 Derek Jeter, R (1, 6) OBP: 0.323, SLG: 0.269	X FF 89 0-0 ① B2	B SI 90 S CU 82 C FF 90 X SI 91 1-2 ③ G3		B SI 90 B FF 90 X CU 78 2-0 25 WP 3-H 1B		B FF 91 X FF 90 1-0 ② ③ G6-4-3 1-2f			C FF 94 S FS 88 S FF 94 0-3 ② K	5	0	1	1	0	1	4
25 Mark Teixeira, S (1, 3) OBP: 0.387, SLG: 0.720	B SI 90 1 SAFE X FF 91 1-0 ② F8		B FF 89 C FF 91 S FC 85 B FC 82 S CU 79 2-3 ① K	B CH 83 F CH 83 C FC 82 D CU 79 B FC 83 C CU 80 3-3 ③ K 1-2			B FF 91 B FF 93 B FF 90 B FF 92 4-0 24 FC3-6 BB		S FS 88 B FF 94 B SL 81 X FF 94 2-1 ③ F8	4	0	0	0	1	2	2
13 Alex Rodriguez, R (1, 5) OBP: 0.448, SLG: 0.783	1 SAFE 1 SAFE B FF 91 1 SAFE B FF 90 B CU 80 C FC 82 B FF 90 4-1 1-2 24 2B BB		S FF 91 H FF 91 1-1 24 2B 33 G6-3 HBP		C FF 89 B FF 90 B FF 89 X FF 90 2-1 HR		B FF 94 B FF 90 C FF 93 C SL 83 T FF 94 2-2 ① K			2	3	1	1	1	1	1
24 Robinson Canó, L (1, 4) OBP: 0.300, SLG: 0.483	B FF 89 C FF 91 X CH 84 1-1 1-H 2-H 2B		X FF 90 0-0 33 G6-3 1-3 2B		X FF 90 0-0 ① G4-3		B FF 92 X CH 81 1-0 ② FC3-6 1-2f			4	0	2	2	0	0	1
33 Nick Swisher, S (1, 9) OBP: 0.300, SLG: 0.280	F CH 83 D CH 84 B FC 82 B CU 76 X CU 77 3-1 ③ F7		C CH 83 F CU 78 D CU 81 B FF 91 D CU 80 X CU 77 3-2 ② 2-3 3-H G6-3		B FF 89 X FC 83 1-0 ② L7		1 SAFE C SL 84 F SL 85 B FF 95 F FF 95 X SL 86 1-2 ③ F7			4	0	0	1	0	0	3
20 Jorge Posada, S (1, 10) OBP: 0.214, SLG: 0.500		C CU 77 B FF 91 B SI 91 X CU 79 2-1 ① G3	F CU 79 B CU 80 B CH 84 F FC 83 X CU 81 2-2 ③ G3-1		C FF 89 C CH 84 B CU 79 F FC 83 X CU 82 1-2 ③ F8			F FF 95 X CH 88 0-1 ① G3-1		4	0	0	0	0	0	1
14 Curtis Granderson, L (1, 8) OBP: 0.208, SLG: 0.348		C CU 78 B FF 91 X SI 92 1-1 55 G4-3 11 2B	C CU 76 B FC 83 X FC 84 1-1 ① F7			C FF 93 B FC 90 S FS 87 B FF 93 F FF 94 B CU 80 S FC 90 3-3 ① K		B CH 89 S CH 89 F FF 96 F SL 82 S FF 96 1-3 ② K		4	1	1	0	0	2	0
55 Russell Martin, R (1, 2) OBP: 0.320, SLG: 0.458		B FC 83 C CU 81 B CU 81 X FC 84 2-1 ② G4-3 2-3		F FC 90 F FF 92 B CH 83 B FC 85 X FC 83 2-2 ② G5-3		C FF 92 B FF 93 B CU 79 C FC 89 X FC 89 2-2 11 BB 1B		F FF 96 B SL 84 B FF 97 X FF 96 2-1 ③ G4-3		4	0	1	0	0	0	1
Inning Stats	R: 2 H: 1 E: 0 LOB: 1 K: 0 BB: 2 S: 9 P: 22	R: 1 H: 2 E: 0 LOB: 1 K: 0 BB: 0 S: 10 P: 16	R: 1 H: 1 E: 0 LOB: 1 K: 1 BB: 0 S: 11 P: 19	R: 1 H: 2 E: 0 LOB: 1 K: 1 BB: 0 S: 13 P: 22	R: 1 H: 1 E: 0 LOB: 0 K: 0 BB: 0 S: 8 P: 12	R: 0 H: 1 E: 0 LOB: 1 K: 1 BB: 1 S: 11 P: 21	R: 0 H: 0 E: 0 LOB: 1 K: 1 BB: 1 S: 8 P: 16	R: 0 H: 0 E: 0 LOB: 0 K: 1 BB: 0 S: 8 P: 11	R: 0 H: 0 E: 0 LOB: 0 K: 2 BB: 0 S: 8 P: 11	1B: 2 SF: 0 2B: 4 SAC: 0 3B: 1 DP: 1 HR: 1 HBP: 1						

TOP

New York Yankees @ Boston Red Sox

Fenway Park, Boston, MA

Fri Apr 08 2011, 2:08 PM - 5:12 PM EDT
Att. 37,178 - Partly Cloudy - 47 F

livebaseballscorecards.com

AB	34
R	6
H	8
RBI	6
BB	4
SO	7
LOB	13

PITCHER		IP	WLS	BF	H	R	ER	SO	BB	IBB	HBP	BLK	WP	HR	S	P	ERA	WHIP
41 John Lackey, R ERA: 15.58	(1, 1)	5.0	W	25	7	6	6	2	2	0	1	0	1	1	51	91	10.80	1.800
91 Alfredo Aceves, R ERA:	(6, 1)	1.0	H	4	1	0	0	1	1	0	0	0	0	0	11	21	0.00	2.000
52 Bobby Jenks, R ERA:	(7, 1)	1.0	H	4	0	0	0	1	1	0	0	0	0	0	8	16	0.00	1.000
51 Daniel Bard, R ERA: 12.27	(8, 1)	1.0	H	3	0	0	0	1	0	0	0	0	0	0	8	11	0.00	0.000
58 Jonathan Papelbon, R ERA: 4.5	(9, 1)	1.0	S	3	0	0	0	2	0	0	0	0	0	0	8	11	0.00	0.000

PITCHER	IP	WLS	BF	H	R	ER	SO	BB	IBB	HBP	BLK	WP	HR	S	P	ERA	WHIP

WP: 1 PA: 39
PB: 0
SB: 1
CS: 0

Batter	1	2	3	4	5	6	7	8	9	AB	R	H	RBI	BB	SO	LOB
13 Carl Crawford, L (1, 7) OBP: 0.200, SLG: 0.143	B FF 89 B FF 89 C FC 85 F FF 90 X KC 71 2-2 ① L4	F FC 85 X FF 89 0-1 ② G6-3 1-2 2-3		C FF 92 B SI 90 F FF 93 F SI 91 X SL 82 1-2 ② F8		C CH 80 B FF 92 F FF 92 S SL 82 1-3 ② K		X FC 90 0-0 ② G3		5	0	0	0	0	1	2
15 Dustin Pedroia, R (1, 4) OBP: 0.321, SLG: 0.407	B FF 90 C SI 90 X SL 81 1-1 HR	B FC 86 X FF 89 1-0 E8 28 1B 2-H 3-H 1B		C FF 92 C FF 93 C SI 90 0-3 ③ K		B FF 92 C SI 90 X SL 81 1-1 ③ F8		B FC 92 B KC 80 F FC 91 F FC 92 F FC 93 F KC 80 X KC 79 2-2 1B		5	2	3	3	0	1	0
28 Adrián González, L (1, 3) OBP: 0.367, SLG: 0.500	C FF 90 X FC 85 0-1 ② F9	X FC 85 0-0 20 BB 34 1B 2-H 1B			S FF 91 C SI 91 X FF 94 0-2 ① G4-3		X FF 89 0-0 34 2B 7 1B 1B	X FC 91 0-0 ③ G3		5	2	2	1	0	0	1
20 Kevin Youkilis, R (1, 5) OBP: 0.357, SLG: 0.200	C FF 90 C FF 90 B SL 82 B FF 89 F FF 90 B FF 92 F FC 85 B FC 86 4-2 BB	B FF 90 F FF 86 S KC 72 B FF 91 B FC 86 F FF 90 B FC 86 4-2 34 1B 1-2 BB			B SI 92 B SI 92 B SI 90 C SI 91 B FF 92 4-1 34 E 39 2B BB		C SI 88 C FF 91 B FF 92 F SI 89 S SL 81 1-3 ① K			1	1	0	0	3	1	1
34 David Ortiz, L (1, 10) OBP: 0.321, SLG: 0.538	X KC 72 0-0 ③ F7	B FF 90 B FC 86 X FC 86 2-0 ③ 1-3 2-H 1B			C SI 89 D SL 83 F CH 80 X SI 90 1-2 E3 39 2B 1-3		F FF 92 D SL 82 B FF 93 B FF 93 1 SAFE X SI 92 3-1 7 1B 1-3 2B			4	1	2	1	0	0	2
7 J.D. Drew, L (1, 9) OBP: 0.333, SLG: 0.353		B FF 88 C FC 84 B FF 89 X CH 82 2-1 2 1B 39 1B 10 FC6-5 1B	C FF 92 C SI 93 B FF 93 B SI 90 C SI 90 2-3 ① K		X SI 90 0-0 ② F7		B SL 79 B FF 94 S SI 91 F SI 91 B SL 81 F SI 92 X SI 92 3-2 2-H 3-H 1B			4	1	2	2	0	1	2
39 Jarrod Saltalamacchia, S (1, 2) OBP: 0.250, SLG: 0.222		C CH 85 F FF 89 B FF 91 F FC 90 1 SAFE X KC 72 1-2 10 FC6-5 2 1B 1-2 1B	C FF 93 F SI 94 C SI 91 0-3 ② K		F FF 93 B FF 93 B SI 91 F SI 91 X SI 92 2-2 1-3 3-H 2B		X FF 93 0-0 ② F7			4	0	2	1	0	1	1
2 Jacoby Ellsbury, L (1, 8) OBP: 0.258, SLG: 0.321		C FF 89 X FC 86 0-1 13 G6-3 10 FC6-5 15 E 1-2 2-3 1B	B FF 92 T FF 92 S FF 93 B FF 95 X FF 94 2-2 ③ F7		C FF 94 X FF 93 0-1 ③ F8		B SI 92 F FF 93 1 SAFE B SI 91 B FF 91 F FF 92 X FF 93 3-2 ③ G3			4	1	1	0	0	0	3
10 Marco Scutaro, R (1, 6) OBP: 0.182, SLG: 0.143		B FF 90 X FC 85 1-0 ① FC6-5 13 G6-3 15 E 1-2 2-3f 3-H		B FF 89 B SI 90 C SI 91 B SI 91 C SI 91 F SI 90 X SI 90 3-2 ① F9		X FF 89 0-0 ① L6		C FC 90 B FC 93 B FC 90 X FC 90 2-1 ① F9		4	1	0	1	0	0	2
Inning Stats	R: 1 H: 1 E: 0 LOB: 1 K: 0 BB: 1 S: 12 P: 19	R: 5 H: 6 E: 1 LOB: 2 K: 0 BB: 1 S: 17 P: 28	R: 0 H: 0 E: 0 LOB: 0 K: 2 BB: 0 S: 9 P: 13	R: 0 H: 0 E: 0 LOB: 0 K: 1 BB: 0 S: 11 P: 15	R: 1 H: 1 E: 1 LOB: 2 K: 0 BB: 0 S: 13 P: 20	R: 0 H: 0 E: 0 LOB: 0 K: 1 BB: 0 S: 6 P: 8	R: 2 H: 3 E: 0 LOB: 1 K: 1 BB: 0 S: 15 P: 25	R: 0 H: 1 E: 0 LOB: 1 K: 0 BB: 0 S: 9 P: 13		1B: 9 SF: 0 2B: 2 SAC: 0 3B: 0 DP: 0 HR: 1 HBP: 0						

BOTTOM

New York Yankees @ Boston Red Sox

Fenway Park, Boston, MA

Fri Apr 08 2011, 2:08 PM - 5:12 PM EDT

Att. 37,178 - Partly Cloudy - 47 F

livebaseballscorecards.com

AB	36
R	9
H	12
RBI	9
BB	3
SO	5
LOB	14

PITCHER		IP	WLS	BF	H	R	ER	SO	BB	IBB	HBP	BLK	WP	HR	S	P	ERA	WHIP
65 Phil Hughes, R ERA: 16.5	(1, 1)	2.0		14	7	6	6	0	2	0	0	0	0	1	29	47	27.00	4.500
40 Bartolo Colon, R ERA: 5.4	(3, 1)	4.1	L	17	2	2	1	5	1	0	0	0	0	0	44	62	2.08	0.692
48 Boone Logan, L ERA: 13.5	(7, 1)	0.2		4	2	1	1	0	0	0	0	0	0	0	10	19	13.50	3.000
30 David Robertson, R ERA:	(8, 1)	1.0		4	1	0	0	0	0	0	0	0	0	0	9	13	0.00	1.000

PITCHER	IP	WLS	BF	H	R	ER	SO	BB	IBB	HBP	BLK	WP	HR	S	P	ERA	WHIP

New York Yankees @ Boston Red Sox

Fenway Park, Boston, MA

Sat Apr 09 2011, 1:13 PM - 4:40 PM EDT

Att. 37,488 - Partly Cloudy - 57 F

TOP

livebaseballscorecards.com

Batter	1	2	3	4	5	6	7	8	9	AB	R	H	RBI	BB	SO	LOB
11 Brett Gardner, L (1, 7) OBP: 0.300, SLG: 0.308	B SI 94 C SI 91 C SI 94 X FF 93 1-2 **G6-3** ①	C CU 76 F FC 91 C CU 76 0-3 **K** ③		C SI 94 B CH 83 B FF 92 X SI 94 2-1 **G1-3** ①	X FF 93 0-0 **L7** ②		C CU 78 B FF 91 B FF 90 B FC 89 X FC 91 3-1 **G4-3** ②			5	0	0	0	0	1	3
2 Derek Jeter, R (1, 6) OBP: 0.333, SLG: 0.267	C SI 94 C CU 78 F SI 93 B FF 93 B SI 93 F FF 94 B FF 93 B SI 93 4-2 25 CS BB		C CH 80 X FF 92 0-1 **F9** ①	S SI 92 X FF 91 0-1 13 1B 1B	C FF 92 B FF 91 B FF 92 B FF 92 C FF 90 X FF 93 3-2 **G4-3** ③		C FF 91 B FF 91 S FC 88 F FS 86 S FF 90 1-3 **K** ③			4	0	1	0	1	1	1
25 Mark Teixeira, S (1, 3) OBP: 0.333, SLG: 0.600	B FF 93 C FF 94 1 SAFE B CU 76 C FF 93 B FF 94 S CH 82 3-3 **K** ②③ 1-2		B FC 92 C CH 80 F CU 78 X SI 92 1-2 **G3-1** ②	X FF 93 0-0 **F9** ②		X FF 92 0-0 **G4-3** ①		B KN 65 C KN 65 B KN 65 B KN 64 C FF 73 F FF 72 F KN 67 X KN 66 3-2 **F8** ①		5	0	0	0	0	1	2
13 Alex Rodriguez, R (1, 5) OBP: 0.441, SLG: 0.714		B SI 91 F SI 92 B SI 93 X SI 94 2-1 **E6** 24 2B 33 G4-3	B FC 91 B SI 93 C CH 80 B CH 80 X SI 94 3-1 24 1B 1B	1 SAFE B SI 92 B FF 90 1 SAFE F SI 92 C FF 93 B CU 78 X FF 92 1-2 1B		C CU 79 B CU 80 B FF 92 B FF 91 X FF 92 3-1 **P6** ②		B KN 65 F KN 66 F KN 66 F KN 68 F KN 66 B KN 61 F CU 60 X KN 67 2-2 **P4** ②		5	1	2	0	0	0	0
24 Robinson Canó, L (1, 4) OBP: 0.343, SLG: 0.618		1 SAFE X FF 92 0-0 33 G4-3 12 2B 1-3 2B	B SI 94 B FC 89 X FF 90 2-0 1-2 1B	F FF 92 F SI 92 S CU 76 0-3 **K** ③		C CU 79 F FC 89 X FC 90 0-2 HR		X KN 66 0-0 **G6-3** ③		5	2	3	1	0	1	2
33 Nick Swisher, S (1, 9) OBP: 0.314, SLG: 0.276		S CH 82 B FF 92 X CH 82 1-1 **G4-3** ① 2-3 3-H	C FF 93 B FF 92 F CH 82 B CH 81 X FF 93 2-2 **F8** ③		C FF 91 B SI 91 X FF 90 1-1 14 HR 1B	B FS 88 B FS 88 B FC 89 B FF 92 4-0 BB			C KN 66 C KN 63 X KN 62 0-2 **G4-3** ①	4	1	1	1	1	0	3
14 Curtis Granderson, L (1, 8) OBP: 0.276, SLG: 0.462		B FF 93 B CH 81 S CH 81 C CH 80 B SI 94 B CH 78 4-2 12 2B 55 FC5-2 BB	B CH 81 F SI 92 C CU 78 B FF 92 F CU 77 F SI 93 B FF 95 F FF 90 F FC 90 4-2 12 2B 55 HR BB	F SI 91 C SI 90 D CU 77 B SI 91 B SI 92 X FF 91 3-2 1-H HR	C FF 90 B FC 89 C CU 79 S CH 83 1-3 **K** ③			C KN 66 S KN 65 B S KN 65 1-3 **K** ②	3	2	1	2	2	2	1
12 Eric Chavez, L (1, 10) OBP: 0.500, SLG: 0.833		X SI 93 0-0 1-3 3-H 2B	1 SAFE 1 SAFE 1 SAFE C SI 92 1 SAFE D CH 82 F CH 82 F FF 91 1 SAFE 2-2 55 HR 1-3 2B	B CU 74 X SI 90 1-0 1B		B FF 91 B FF 91 C FC 90 S FC 89 X CH 85 2-2 **F9** ①	B KN 66 S KN 66 X 1-1 **G1** ③		5	1	3	1	0	0	0
55 Russell Martin, R (1, 2) OBP: 0.345, SLG: 0.679		B CU 74 F SI 92 F CU 77 B SI 93 X FC 90 2-2 **FC5-2** ② 3-H	C SI 92 B CU 76 X CU 74 1-1 2-H 3-H HR	C SI 91 C FC 83 B CU 75 F FF 92 B CU 74 F CU 74 B FF 92 X FF 90 3-2 **F9** ①			B FF 92 X FC 92 1-0 HR			4	2	2	4	0	0	3
Inning Stats	R: 0 E: 0 K: 1 S: 10 H: 0 LOB: 0 BB: 1 P: 18	R: 2 E: 1 K: 1 S: 14 H: 2 LOB: 2 BB: 1 P: 23	R: 0 E: 0 K: 0 S: 11 H: 2 LOB: 2 BB: 0 P: 19	R: 3 E: 0 K: 1 S: 23 H: 4 LOB: 2 BB: 1 P: 35	R: 2 E: 0 K: 0 S: 15 H: 3 LOB: 1 BB: 0 P: 26	R: 1 E: 0 K: 1 S: 9 H: 1 LOB: 1 BB: 1 P: 17	R: 1 E: 0 K: 1 S: 10 H: 1 LOB: 0 BB: 0 P: 17	R: 0 E: 0 K: 0 S: 12 H: 0 LOB: 0 BB: 0 P: 17	R: 0 E: 0 K: 1 S: 8 H: 0 LOB: 0 BB: 0 P: 10	1B: 6 2B: 3 3B: 0 HR: 4 SF: 0 SAC: 0 DP: 0 HBP: 0						

	AB	40
	R	9
	H	13
	RBI	9
	BB	4
	SO	6
	LOB	15

WP: 0 PB: 0 SB: 0 CS: 1 PA: 44

PITCHER		IP	WLS	BF	H	R	ER	SO	BB	IBB	HBP	BLK	WP	HR	S	P	ERA	WHIP
11 Clay Buchholz, R ERA: 7.2	(1, 1)	3.2	L	22	8	5	4	2	3	0	0	0	0	1	55	92	9.82	3.000
61 Felix Doubront, L ERA: 13.5	(4, 1)	1.1		7	3	2	2	1	0	0	0	0	0	1	18	29	13.50	2.250
91 Alfredo Aceves, R ERA: 6.0	(6, 1)	2.0		9	2	2	2	2	1	0	0	0	0	2	19	34	9.00	1.500
49 Tim Wakefield, R ERA: 3.0	(8, 1)	2.0		6	0	0	0	1	0	0	0	0	0	0	20	27	0.00	0.000

PITCHER	IP	WLS	BF	H	R	ER	SO	BB	IBB	HBP	BLK	WP	HR	S	P	ERA	WHIP

BOTTOM

New York Yankees @ Boston Red Sox

Fenway Park, Boston, MA

Sat Apr 09 2011, 1:13 PM - 4:40 PM EDT

Att. 37,488 - Partly Cloudy - 57 F

livebaseballscorecards.com

Batter	1	2	3	4	5	6	7	8	9	AB	R	H	RBI	BB	SO	LOB
13 Carl Crawford, L (1, 7) OBP: 0.200, SLG: 0.152	B FF 92 C FF 92 X CU 78 1-1 F9 ①	B SI 94 B SI 88 C FF 92 X FF 93 2-1 FC6-5 ③ 1-2 2-3f		1 SAFE C SI 91 D CH 86 F FF 92 F FF 91 X FF 92 1-2 15 2B 1-3 1B		C FC 91 X FC 89 0-1 G6-3 ②		X SL 85 0-0 F9 ③		5	1	1	0	0	0	4
15 Dustin Pedroia, R (1, 4) OBP: 0.394, SLG: 0.548	C SI 93 C SL 83 B FF 90 F FF 92 B SL 85 B FF 92 B SI 92 4-2 28 BB BB		B SI 93 X FF 92 1-0 28 G4-3 20 G6-3 2B	B FF 91 X FF 93 1-0 1-H 3-H 2B		C FC 91 X KC 77 0-1 F8 ③			C SI 90 X SI 91 0-1 28 G3 2B	4	1	3	2	1	0	0
28 Adrián González, L (1, 3) OBP: 0.343, SLG: 0.438	B SI 90 B FF 91 D CH 86 B FF 92 4-0 1-2 BB		B FF 92 B FF 91 S FF 91 F FF 92 X FF 93 2-2 G4-3 ① 2-3	F SI 91 B SI 92 X SI 91 1-1 F8 ③			C FF 94 S SL 87 X FF 96 0-2 G4-3 ①		X SL 85 0-0 G3 ① 2-3	4	0	0	0	1	0	3
20 Kevin Youkilis, R (1, 5) OBP: 0.364, SLG: 0.208	C SI 92 F FF 92 T SL 85 0-2 K ②		B FF 92 B FF 92 F SI 92 S SL 85 X SI 93 2-2 G6-3 ② 3-H		C SL 84 B SL 85 X FF 91 1-1 7 BB 1B		C FF 96 B FF 95 B FF 95 F SL 85 B FF 96 S SL 85 3-3 K ②		S CH 87 B SI 90 B B B SL 80 4-1 34 31-4-6-3 BB	4	0	1	1	1	2	2
34 David Ortiz, L (1, 10) OBP: 0.273, SLG: 0.452	S FF 92 S SI 93 B SL 85 B SL 84 X FF 94 2-2 F7 ③		X SI 92 0-0 G4-3 ③		F FF 90 B CU 79 B SI 92 F FF 91 X SL 85 2-2 F9 ①		B FF 94 B FF 96 C FF 94 F SL 86 F SL 86 B CH 85 F FF 94 S SL 85 3-3 K ③		D SL 86 F SI 92 X SI 92 1-1 G1-4-6-3 ②③ 1-2f	5	0	0	0	0	1	5
7 J.D. Drew, L (1, 9) OBP: 0.409, SLG: 0.368		X FF 92 0-0 13 FC6-5 12 1B 1B		C FF 91 B SL 85 B FF 90 F FF 91 H SL 85 3-2 12 1B 2 FC6-4 HBP	B SI 91 D CH 86 B FF 91 B FF 91 4-0 1-2 BB			C CH 86 B CH 87 F CH 88 S FF 90 1-3 K ①		2	1	1	0	1	1	0
12 Jed Lowrie, S (1, 6) OBP: 0.417, SLG: 0.364		B CU 79 F FF 91 X SI 92 1-1 13 FC6-5 1-2 1B		B FF 91 F CH 86 B CU 78 X FF 92 2-1 2 FC6-4 1-3 1B	B FC 90 B FC 92 C FC 92 C FC 91 B KC 80 F FC 91 F FC 92 C FC 93 3-3 K ②			B SI 91 C SI 92 F SL 86 X CH 87 1-2 39 1B 1B		4	0	3	0	0	1	2
39 Jarrod Saltalamacchia, S (1, 2) OBP: 0.250, SLG: 0.227		C FF 92 D SI 93 F FF 93 S SL 84 1-3 K ①		1 SAFE C CU 78 C CU 79 C CU 81 0-3 K ①	S KC 80 X FC 91 0-1 G3 ③			B CH 87 X SI 92 1-0 1-2 1B		4	0	1	0	0	2	6
2 Jacoby Ellsbury, L (1, 8) OBP: 0.229, SLG: 0.281		B FF 92 X FF 92 1-0 F7 ②		1 SAFE B CU 79 B SI 93 C SI 92 X FF 93 2-1 FC6-4 ② 13 1B 15 2B 1-2f 3-H		C FC 90 X KC 80 0-1 G3 ①		F SI 91 X SL 85 0-1 F8 ②		4	1	0	1	0	0	5
Inning Stats	R: 0 E: 0 K: 1 S: 11 H: 0 LOB: 2 BB: 2 P: 22	R: 0 E: 0 K: 1 S: 9 H: 2 LOB: 2 BB: 0 P: 14	R: 1 E: 0 K: 0 S: 8 H: 1 LOB: 0 BB: 0 P: 13	R: 3 E: 0 K: 1 S: 16 H: 3 LOB: 1 BB: 0 P: 26	R: 0 E: 0 K: 1 S: 12 H: 1 LOB: 2 BB: 1 P: 22	R: 0 E: 0 K: 0 S: 6 H: 0 LOB: 0 BB: 0 P: 6	R: 0 E: 0 K: 2 S: 11 H: 0 LOB: 0 BB: 0 P: 17	R: 0 E: 0 K: 1 S: 10 H: 2 LOB: 2 BB: 0 P: 13	R: 0 E: 0 K: 0 S: 6 H: 1 LOB: 1 BB: 1 P: 11	1B: 7 2B: 3 3B: 0 HR: 0 SF: 0 SAC: 0 DP: 1 HBP: 1						

	AB	36
	R	4
	H	10
	RBI	4
	BB	4
	SO	7
	LOB	27

WP: 0 PB: 0 SB: 0 CS: 0 PA: 41

PITCHER		IP	WLS	BF	H	R	ER	SO	BB	IBB	HBP	BLK	WP	HR	S	P	ERA	WHIP
47 Iván Nova, R ERA: 6.1	(1, 1)	4.1		24	7	4	4	3	3	0	1	0	0	0	49	87	8.31	2.308
30 David Robertson, R ERA:	(5, 1)	1.2	W	5	0	0	0	1	0	0	0	0	0	0	13	16	0.00	0.000
62 Joba Chamberlain, R ERA: 1.8	(7, 1)	1.0		3	0	0	0	2	0	0	0	0	0	0	11	17	0.00	0.000
38 Luis Ayala, R ERA: 3.6	(8, 1)	2.0		9	3	0	0	1	1	0	0	0	0	0	16	24	0.00	2.000

PITCHER	IP	WLS	BF	H	R	ER	SO	BB	IBB	HBP	BLK	WP	HR	S	P	ERA	WHIP

Batter	1	2	3	4	5	6	7	8	9	AB	R	H	RBI	BB	SO	LOB
11 Brett Gardner, L (1, 7) OBP: 0.265, SLG: 0.267	B FF 94 B FF 94 C FF 94 F FF 94 C CU 74 2-3 ① K		D CU 75 X CH 90 1-0 ②③ G4-3 1-2f			X FF 93 0-0 ① B4-3			B FF 94 C FF 94 B SL 79 F FF 95 C FF 94 2-3 ① K	4	0	0	0	0	2	2
2 Derek Jeter, R (1, 6) OBP: 0.300, SLG: 0.235	S FC 93 B FC 90 B SI 93 B FC 91 S SI 94 X FF 94 3-2 ② G6-3			C FC 90 T FF 94 S FC 90 0-3 ① K		C SI 93 B FC 89 X FC 90 1-1 ② G4-3			X FF 95 0-0 ② G4-3	4	0	0	0	0	1	0
25 Mark Teixeira, S (1, 3) OBP: 0.325, SLG: 0.545	C B FF 94 B CH 89 S FF 94 F CU 76 F CU 75 F FF 94 F CH 88 C SI 94 2-3 ③ K			B CH 87 S CH 89 B CH 88 B FC 90 D CH 88 4-1 24 1B BB		B CU 76 B FC 92 C FF 93 F SI 94 S CU 76 2-3 ③ K			S FF 94 S SL 80 B FF 92 F FF 94 B FS 88 C SL 80 2-3 ③ K	3	0	0	0	1	3	0
24 Robinson Canó, L (1, 4) OBP: 0.342, SLG: 0.595		F FC 89 B FF 92 X FF 94 1-1 ① F9		B CH 88 X FC 90 1-0 1-2 1B			F FC 91 B FC 93 X FC 90 1-1 ① P6			3	0	1	0	0	0	0
14 Curtis Granderson, L (1, 8) OBP: 0.250, SLG: 0.414		F FF 94 F FF 94 F CH 87 B CH 90 F CU 74 X FF 94 1-2 ② G3		B CH 87 C CU 75 C CH 87 T SI 93 1-2 ② K			F FF 93 C CU 75 S CH 88 0-3 ② K			3	0	0	0	0	2	2
33 Nick Swisher, S (1, 9) OBP: 0.289, SLG: 0.250		S FF 94 B FC 90 F CH 89 B CU 76 S CU 77 2-3 ③ K		C CH 89 B FC 90 X CU 74 1-1 ③ G4-3			C FF 93 X CU 75 0-1 ③ G4-3			3	0	0	0	0	1	2
20 Jorge Posada, S (1, 10) OBP: 0.194, SLG: 0.448			C CU 76 B CU 76 F FF 94 S CU 76 1-3 ① K		T FF 93 C CU 75 F SI 94 B CH 88 F CH 89 C FF 94 1-3 ① K			B CU 73 C CU 73 C FC 89 B CU 76 S CU 75 2-3 ① K2-3		3	0	0	0	0	3	0
12 Eric Chavez, L (1, 5) OBP: 0.444, SLG: 0.667			B FF 93 B FC 91 X FF 93 2-0 55 HBP 1B		C FF 93 B CU 76 F FF 94 X CU 76 1-2 ② G4-3			C FF 92 X CH 88 0-1 ② G4-3		3	0	1	0	0	0	0
55 Russell Martin, R (1, 2) OBP: 0.344, SLG: 0.633			C FF 94 1 SAFE B SI 94 C CU 76 B SI 94 H SI 93 3-2 11 G4-3 1-2 HBP		B FF 93 B SI 93 X SI 92 2-0 ③ G6-3			X FF 94 0-0 ③ L9		2	0	0	0	0	0	0
Inning Stats	R: 0 E: 0 K: 2 S: 13 H: 0 LOB: 0 BB: 0 P: 20	R: 0 E: 0 K: 1 S: 10 H: 0 LOB: 0 BB: 0 P: 14	R: 0 E: 0 K: 1 S: 7 H: 1 LOB: 1 BB: 0 P: 14	R: 0 E: 0 K: 2 S: 10 H: 1 LOB: 2 BB: 1 P: 17	R: 0 E: 0 K: 1 S: 9 H: 0 LOB: 0 BB: 0 P: 13	R: 0 E: 0 K: 1 S: 6 H: 0 LOB: 0 BB: 0 P: 9	R: 0 E: 0 K: 1 S: 7 H: 0 LOB: 0 BB: 0 P: 8	R: 0 E: 0 K: 1 S: 6 H: 0 LOB: 0 BB: 0 P: 8	R: 0 E: 0 K: 2 S: 8 H: 0 LOB: 0 BB: 0 P: 12	1B: 2 2B: 0 3B: 0 HR: 0	SF: 0 SAC: 0 DP: 1 HBP: 1					

New York Yankees @ Boston Red Sox

Fenway Park, Boston, MA

Sun Apr 10 2011, 8:11 PM - 11:08 PM EDT

Att. 37,861 - Cloudy - 54 F

TOP

livebaseballscorecards.com

AB	28
R	0
H	2
RBI	0
BB	1
SO	12
LOB	6

WP: 0 PB: 0 SB: 0 CS: 0 PA: 30

PITCHER		IP	WLS	BF	H	R	ER	SO	BB	IBB	HBP	BLK	WP	HR	S	P	ERA	WHIP
19 Josh Beckett, R ERA: 2.08	(1, 1)	8.0	W	27	2	0	0	10	1	0	1	0	0	0	68	103	0.00	0.375
58 Jonathan Papelbon, R ERA: 3.0	(9, 1)	1.0		3	0	0	0	2	0	0	0	0	0	0	8	12	0.00	0.000

PITCHER	IP	WLS	BF	H	R	ER	SO	BB	IBB	HBP	BLK	WP	HR	S	P	ERA	WHIP

Batter	1	2	3	4	5	6	7	8	9	AB	R	H	RBI	BB	SO	LOB
13 Carl Crawford, L (1, 7) OBP: 0.175, SLG: 0.132	B FF 91 C FF 91 X FF 93 1-1 ① G6-3	B FF 93 X FF 93 1-0 ③ F8		F FF 92 X FF 93 0-1 ② F8		B SI 92 C SL 80 X SI 92 1-1 ② FC3-6 28 BB 15 1B 1-2f	F SI 92 X SI 92 0-1 ② G4-3			5	0	0	0	0	0	6
15 Dustin Pedroia, R (1, 4) OBP: 0.447, SLG: 0.571	C FF 92 B SI 92 S CH 86 F FF 93 X SL 82 1-2 20 1B 1B		B SI 92 B SI 92 F CH 85 B SI 93 X FF 93 3-1 28 1B 23 1B 1B	C CH 86 B CH 86 F SI 93 B SI 94 F SL 83 X CH 86 2-2 ③ FC5-4 1-2f		B CH 85 C FF 92 X CH 86 1-1 28 BB 1-2 1B	B FF 92 B SI 90 I IN 77 I IN 77 4-0 IBB			4	1	3	0	1	0	1
28 Adrián González, L (1, 3) OBP: 0.375, SLG: 0.429	F FF 93 X SL 82 0-1 ② F8		B FF 93 X SL 81 1-0 23 1B 20 BB 1-3 1B		B SI 92 B SI 92 S SL 82 H FF 94 3-1 34 1B HBP	B FF 94 C SI 92 F SL 81 D SL 82 B SI 93 B SI 94 4-2 1-2 2-3 BB	X FF 91 0-0 ③ F7			3	0	1	0	1	0	4
20 Kevin Youkilis, R (1, 5) OBP: 0.395, SLG: 0.222	C FF 93 B CH 87 B CH 86 1 SAFE X SI 93 2-1 1-3 1B		B CH 86 B FF 93 B CH 86 C SI 93 B CH 86 4-1 34 G4-6-3 1-2 BB		D CH 86 C SI 93 B CH 86 C SI 93 C SL 81 2-3 ① K	B SL 86 X FF 94 1-0 ③ G5-3		C FF 89 B SI 88 C SL 80 B SL 81 B SL 81 B SI 89 4-2 34 2B BB		3	1	1	0	2	1	4
34 David Ortiz, L (1, 10) OBP: 0.316, SLG: 0.486 2 Jacoby Ellsbury, L (8, PR) OBP: 0.229, SLG: 0.281 (9, 10)	C SI 93 S SI 93 X SL 83 0-2 ③ G4-3		X SI 92 0-0 ① ② G4-6-3 1-2f		C SL 82 B FF 94 C SL 81 F SL 81 B FF 94 F SL 81 D SL 82 X FF 94 3-2 1-2 1B		C CU 80 B SL 84 B FF 94 B FF 93 F FF 93 B FF 92 4-2 33 1B 7 BB 10 2B BB	C CU 74 B SI 88 B CH 82 X SL 84 2-1 23 SH5-4 1-H 2B		4 0	1 0	2 0	1 0	1 0	0 0	5 0
23 Mike Cameron, R (1, 8) OBP: 0.222, SLG: 0.125		C SI 92 B FF 93 X FF 93 1-1 ① P3	D SI 92 F FF 93 X CH 87 1-1 2-3 3-H 1B		S CH 86 B CH 86 B SI 93 C FF 93 X SL 83 2-2 ② F9		C FF 93 C SL 85 B FF 95 F SL 86 F SL 85 S SL 85 1-3 ① K	B SL 82 L FF 88 X SI 88 1-1 ① SH5-4 2-3		4	0	1	1	0	1	3
7 J.D. Drew, L (1, 9) OBP: 0.407, SLG: 0.348		B SL 83 B FF 93 X FF 94 2-0 10 BB 1B	F SI 92 B SL 82 1 SAFE B SI 92 C SL 81 S SL 82 2-3 ③ K		S SI 92 D SL 83 C SL 81 F SL 81 F SI 94 D SL 82 S SL 83 2-3 ③ K		C CU 80 B FF 93 F CU 81 B FF 94 B FF 93 F SL 85 B SL 86 4-2 33 1B 10 2B 1-2 BB	B SL 83 X FS 79 1-0 ② P3		4	1	1	0	1	2	6
33 Jason Varitek, S (1, 2) OBP: 0.250, SLG: 0.143		C SI 94 F SI 92 X CH 86 0-2 ② L8		B FF 92 X CH 85 1-0 ① G6-3		C SI 93 B SL 82 S FF 94 F SI 93 C SL 80 1-3 ① K	B FF 92 C CU 80 X FF 93 1-1 10 2B 1-2 2-3 1B	B CU 73 C SL 79 F SI 89 B SI 88 S FS 80 2-3 ③ K		5	0	1	0	0	2	3
10 Marco Scutaro, R (1, 6) OBP: 0.308, SLG: 0.261		B SL 80 C SI 93 B FF 94 B SI 92 B FF 93 4-1 1-2 BB		B FF 91 C FF 93 B CH 86 B CH 86 C FF 93 B FF 93 4-2 15 FC5-4 BB		C FF 91 X FF 93 0-1 13 FC3-6 1B	B SL 85 X FF 93 1-0 1-3 2-H 3-H 2B			2	0	2	2	2	0	0
Inning Stats	R: 0 E: 0 K: 0 S: 13 H: 2 LOB: 2 BB: 0 P: 17	R: 0 E: 0 K: 0 S: 8 H: 1 LOB: 2 BB: 1 P: 16	R: 1 E: 0 K: 1 S: 10 H: 3 LOB: 2 BB: 1 P: 21	R: 0 E: 0 K: 0 S: 9 H: 0 LOB: 1 BB: 1 P: 16	R: 0 E: 0 K: 2 S: 17 H: 1 LOB: 2 BB: 0 P: 29	R: 0 E: 0 K: 1 S: 13 H: 2 LOB: 3 BB: 1 P: 21	R: 2 E: 0 K: 1 S: 16 H: 2 LOB: 3 BB: 3 P: 31	R: 1 E: 0 K: 1 S: 10 H: 1 LOB: 2 BB: 1 P: 20		1B: 10 2B: 2 3B: 0 HR: 0 SF: 0 SAC: 1 DP: 1 HBP: 1		WP: 0 PB: 0 SB: 0 CS: 0 PA: 44		

PITCHER		IP	WLS	BF	H	R	ER	SO	BB	IBB	HBP	BLK	WP	HR	S	P	ERA	WHIP
52 CC Sabathia, L ERA: 1.45	(1, 1)	5.2	L	30	9	1	1	4	4	0	1	0	0	0	69	118	1.59	2.294
62 Joba Chamberlain, R ERA: 4.76	(6, 1)	0.2		6	2	2	2	1	2	0	0	0	0	0	14	26	27.00	6.000
48 Boone Logan, L ERA: 9.0	(7, 1)	0.2		3	0	0	0	0	0	1	0	0	0	0	3	7	0.00	0.000
36 Freddy Garcia, R ERA: 9.0	(8, 1)	1.0		5	1	1	1	1	1	0	0	0	0	0	10	20	9.00	2.000

PITCHER	IP	WLS	BF	H	R	ER	SO	BB	IBB	HBP	BLK	WP	HR	S	P	ERA	WHIP

BOTTOM

New York Yankees @ Boston Red Sox

Fenway Park, Boston, MA

Sun Apr 10 2011, 8:11 PM - 11:08 PM EDT

Att. 37,861 - Cloudy - 54 F

livebaseballscorecards.com

AB	34
R	4
H	12
RBI	4
BB	8
SO	6
LOB	32

Tampa Bay Rays @ Boston Red Sox

Fenway Park, Boston, MA

Mon Apr 11 2011, 7:10 PM - 10:40 PM EDT

Att. 37,568 - Partly Cloudy - 64 F

TOP

livebaseballscorecards.com

Batter	1	2	3	4	5	6	7	8	9	AB	R	H	RBI	BB	SO	LOB
5 Sam Fuld, L (1, 7) OBP: 0.387, SLG: 0.643	F9	HR		22 1B 2B		20 PB 3B	F7		22 G6-3 1-3 2-H 2B	6	3	4	3	0	0	0
22 Johnny Damon, L (1, 10) OBP: 0.231, SLG: 0.351	HR	24 L1-3 20 G4-3 1B		2-H 1B		20 1B 20 PB 18 2B BB		K	G6-3 2-3 3-H	5	2	3	3	1	1	1
20 Matt Joyce, L (1, 9) OBP: 0.242, SLG: 0.207	K	G4-3 1-2		F8		18 2B 1-3 3-H 1B		F7	G4-3	6	1	1	0	0	1	3
24 Dan Johnson, L (1, 3) OBP: 0.125, SLG: 0.184 1 Sean Rodríguez, R (6, 5) OBP: 0.278, SLG: 0.588	G3	L1-3 2-3		F8		P5		K		4 1	0 0	0 0	0 0	0 0	0 1	4 0
18 Ben Zobrist, S (1, 4) OBP: 0.279, SLG: 0.385	2B K				G4-3	1-H 3-H 2B			2 E 2 1B 11 1B 1B	5	2	3	2	0	1	1
2 B.J. Upton, R (1, 8) OBP: 0.400, SLG: 0.543	45 1B 28 2B BB		28 G4-6-3 45 BB 1B		E6 28 2B	P4			E6 11 1B 15 1B 1-3 1B	4	3	2	0	1	0	1
45 Felipe Lopez, S (1, 5) OBP: 0.313, SLG: 0.533 11 Casey Kotchman, L (6, 3) OBP: 0.167, SLG: 0.167	28 2B 15 1B 1-2 2-3 1B		28 G4-6-3 1-2 BB		F9	G6-3			15 1B 5 2B 1-2 3-H 1B	3 1	1 1	1 1	0 1	1 0	0 0	2 0
28 John Jaso, L (1, 2) OBP: 0.190, SLG: 0.250	15 1B 1-3 2-H 3-H 2B		G4-6-3 1-2f 2-3		1-H 2B		G4-3		F8	5	1	2	3	0	0	4
15 Reid Brignac, L (1, 6) OBP: 0.292, SLG: 0.227	5 HR 2-H 3-H 1B			G4-3	L3		F7		5 2B 22 G6-3 1-2 2-H 1B	5	2	2	3	0	0	1

| Inning Stats | | | |

Batter	1	2	3	4	5	6	7	8	9	AB	R	H	RBI	BB	SO	LOB
13 Carl Crawford, L (1, 7) OBP: 0.200, SLG: 0.186	B FF 90 C FF 91 X SI 91 1-1 ① F7		F SI 92 S CH 80 X CH 80 0-2 ② G3		X FF 90 0-0 28 G6-3 2B		X SI 94 0-0 E6 12 BB 15 BB 34 1B	C FF 90 B FC 86 X FS 83 1-1 1B		5	1	2	0	0	0	0
15 Dustin Pedroia, R (1, 4) OBP: 0.442, SLG: 0.526	C FF 92 X FF 89 0-1 ② G4-3		B CU 73 B SI 91 B FF 91 B SI 91 4-0 28 3B BB		B CU 74 B SU 74 S CH 79 C CU 74 X CH 79 2-2 ① F7		D SI 94 D SI 93 B SI 94 B SI 94 4-0 20 L4-6 12 BB 1-2 BB	X FF 87 0-0 ③ G5-3		3	1	0	0	2	0	2
28 Adrián González, L (1, 3) OBP: 0.395, SLG: 0.486 12 Jed Lowrie, S (7, 3) OBP: 0.500, SLG: 0.417	B FF 92 B CH 81 B FF 92 B SI 92 4-0 20 BB BB		C CH 80 X CU 78 0-1 1-H 3B		C FF 91 B FF 92 X CH 80 1-1 ② G6-3 2-3		B SL 88 C SI 94 B SI 95 B SI 95 B SI 95 4-1 34 1B 1-2 2-3 BB		B SI 94 T SI 93 T SI 92 F SI 95 X SI 92 1-2 20 2B 34 SF7 1B	2 1	0 1	1 1	1 0	1 1	0 0	1 0
20 Kevin Youkilis, R (1, 5) OBP: 0.419, SLG: 0.267	B FF 92 S CH 81 B CH 80 B FF 92 B CH 79 4-1 1-2 BB		B CU 75 F CH 79 B CH 78 F CH 79 D CH 79 X SI 92 3-2 ③ G4-3		B CU 76 C CH 78 B CH 79 B FF 91 B CH 78 4-1 BB		B SL 88 C SI 95 B SL 88 X SI 95 2-1 ①② L4-6 2-2		C SI 93 B SL 90 X SL 88 1-1 1-3 2B	3	0	1	0	2	0	4
34 David Ortiz, L (1, 10) OBP: 0.326, SLG: 0.538	F CU 72 C FF 92 B CH 80 D CH 80 X SI 93 2-2 ③ G3-1			B FF 91 C FF 90 F FF 91 X FF 91 1-2 7 1B 3B	B CH 80 X CH 78 1-0 ③ G4-3		X SI 90 0-0 ① 1-3 3-H 1B		X SI 96 0-0 ① SF7 3-H	4	1	2	2	0	0	4
7 J.D. Drew, L (1, 9) OBP: 0.400, SLG: 0.346 54 Darnell McDonald, R (7, 9)		C FF 90 B FF 90 B FF 91 B CH 80 F FF 91 X SI 92 3-2 ① G6-3		B FF 92 B SI 91 C FF 92 F FF 91 X SI 92 2-2 3-H 1B		X CH 76 0-0 ① G4-3	D CU 72 B SI 91 S CH 85 D CH 86 S FF 92 C CH 85 3-3 ③ K		C SI 95 S SL 87 B FF 97 B FC 91 D SL 88 F SI 94 F FF 97 F SL 89 F SI 93 3-3 ② F FF 86 C SI 93 K	3 2	0 0	1 0	1 0	0 0	0 2	0 3
39 Jarrod Saltalamacchia, S (1, 2) OBP: 0.241, SLG: 0.192		B SI 91 C FF 91 B CH 80 F CH 79 S CH 81 2-3 ② K		B CH 80 S CH 81 C SI 92 X CH 82 1-2 ① F7	B FF 89 S CH 79 B FF 90 C SI 89 B CH 79 B CH 77 4-2 2 1B BB			F FF 92 C CU 80 B FS 84 B FS 84 B FF 92 S FF 92 3-3 ① K	F SI 96 X FC 90 0-1 ③ G4-3	4	0	0	0	1	2	2
2 Jacoby Ellsbury, L (1, 8) OBP: 0.256, SLG: 0.389		C SI 91 C FF 92 B FF 92 F CH 81 B SI 92 B CH 81 X SI 92 3-2 ③ G6-3		B FF 91 B FF 92 X FF 92 2-0 ② L8	X FF 90 0-0 10 G4-6-3 1-2 1B			F FF 92 F FF 91 B FF 92 X FF 92 1-2 HR		4	1	2	1	0	0	1
10 Marco Scutaro, R (1, 6) OBP: 0.267, SLG: 0.222			B FF 91 X FF 91 1-0 ① G5-3	C SI 92 B CH 81 B CH 82 X SI 92 2-1 ③ G4-3	B SI 94 C SI 93 C SI 94 X SI 95 1-2 ②③ G4-6-3 1-2f			C FF 92 B FC 86 B CU 80 B FF 91 F FF 91 X FF 91 3-2 ② F7		4	0	0	0	0	0	3
Inning Stats	R: 0 E: 0 K: 0 S: 8 H: 0 LOB: 2 BB: 2 P: 19	R: 0 E: 0 K: 1 S: 10 H: 0 LOB: 0 BB: 0 P: 18	R: 1 E: 0 K: 0 S: 9 H: 1 LOB: 1 BB: 1 P: 17	R: 1 E: 0 K: 0 S: 12 H: 2 LOB: 1 BB: 0 P: 20	R: 0 E: 0 K: 0 S: 8 H: 1 LOB: 2 BB: 1 P: 16	R: 0 E: 0 K: 0 S: 7 H: 1 LOB: 1 BB: 1 P: 12	R: 1 E: 1 K: 1 S: 8 H: 1 LOB: 2 BB: 2 P: 21	R: 1 E: 0 K: 1 S: 12 H: 2 LOB: 1 BB: 0 P: 20	R: 1 E: 0 K: 1 S: 17 H: 2 LOB: 1 BB: 0 P: 22	1B: 5 2B: 3 3B: 2 HR: 1 SF: 1 SAC: 0 DP: 2 HBP: 0						

PITCHER		IP	WLS	BF	H	R	ER	SO	BB	IBB	HBP	BLK	WP	HR	S	P	ERA	WHIP
58 Jeremy Hellickson, R ERA: 4.09	(1, 1)	5.1	W	26	5	2	2	1	5	0	0	0	0	0	51	98	3.38	1.875
36 Adam Russell, R ERA: 1.93	(6, 1)	1.1		5	0	1	0	0	2	0	0	0	0	0	7	18	0.00	1.500
27 Cesár Ramos, L ERA: 3.38	(7, 1)	0.1		2	1	0	0	1	0	0	0	0	0	0	4	7	0.00	3.000
62 Joel Peralta, R ERA: 3.6	(8, 1)	1.0		5	2	1	1	1	0	0	0	0	0	1	12	20	9.00	2.000
43 Kyle Farnsworth, R ERA: 2.7	(9, 1)	1.0		5	2	1	1	1	0	0	0	0	0	0	17	22	9.00	2.000

PITCHER	IP	WLS	BF	H	R	ER	SO	BB	IBB	HBP	BLK	WP	HR	S	P	ERA	WHIP

BOTTOM

Tampa Bay Rays @ Boston Red Sox

Fenway Park, Boston, MA

Mon Apr 11 2011, 7:10 PM - 10:40 PM EDT

Att. 37,568 - Partly Cloudy - 64 F

livebaseballscorecards.com

AB	35
R	5
H	10
RBI	5
BB	7
SO	4
LOB	20

Tampa Bay Rays @ Boston Red Sox

Fenway Park, Boston, MA

Tue Apr 12 2011, 7:14 PM - 10:07 PM EDT

Att. 37,015 - Cloudy - 54 F

TOP

livebaseballscorecards.com

Batter	1	2	3	4	5	6	7	8	9	AB	R	H	RBI	BB	SO	LOB
5 Sam Fuld, L (1, 7) OBP: 0.371, SLG: 0.594	C FF 92 B FF 94 B FF 94 X FF 94 2-1 G6-3		B FF 94 X FF 92 1-0 22 S 1B		B FF 89 C FC 86 X SI 90 1-1 FC3 22 1B 1-2 2-3 3-H			B FF 96 X FF 96 1-0 G4-3		4	0	1	1	0	0	2
22 Johnny Damon, L (1, 10) OBP: 0.256, SLG: 0.366	B FF 95 F FF 94 C CU 76 B FF 94 S FF 94 2-3 K		F FF 94 B CU 76 1 SAFE 1 SAFE C FC 88 B FC 88 F CU 77 F FF 94 C FC 86 2-3 K 1-2		F FC 89 B FF 92 F CU 76 X FF 93 1-2 2 G4-3 1B 1-2 2-H 3-H			B CH 90 C FF 97 B CH 90 B FF 98 F FF 98 X FF 97 3-2 2 F9 2 S 1B		4	0	2	2	0	2	1
2 B.J. Upton, R (1, 8) OBP: 0.364, SLG: 0.487	B FF 94 F CH 85 B FF 91 B CU 74 C FF 93 S CU 76 3-3 K			B FF 92 B SI 92 F CH 88 C FF 93 C FC 88 2-3 K	D CH 85 B FC 89 F CH 82 X FF 93 2-1 G4-3 1-2f			C FF 95 1 SAFE B FF 97 B FF 96 C SL 85 F FF 97 X FF 98 2-2 F9 1-3		4	0	0	0	0	2	3
45 Felipe Lopez, S (1, 5) OBP: 0.350, SLG: 0.500 15 Reid Brignac, L (8, 6) OBP: 0.292, SLG: 0.227		C FF 91 B CH 85 F CH 84 B FF 94 B SI 93 X FF 92 3-2 1 G5-4-3 1B		F FF 94 S FC 88 C FF 94 0-3 K		B CH 82 B CH 82 B FF 92 B FF 90 4-0 1 CS BB		C FF 96 X FF 98 0-1 G4-3		3 0	0 0	1 0	0 0	1 0	1 0	1 0
1 Sean Rodríguez, R (1, 4) OBP: 0.227, SLG: 0.476 (8, 5)		C FF 94 X CH 85 0-1 G5-4-3 1-2f		B CU 76 S FC 87 F SI 93 S CU 78 1-3 K		B FC 89 1 SAFE B CH 81 C FF 91 F FC 88 C FC 86 2-3 K 1-2			X SL 86 0-0 B5-3	4	0	0	0	0	2	2
18 Ben Zobrist, S (1, 9) OBP: 0.277, SLG: 0.357		B FF 93 S FC 89 B CH 85 F CH 85 B FF 94 B FF 94 4-2 10 S BB			L CH 83 X FC 88 0-1 G6-3	B CH 84 C FC 86 B CH 85 X CH 83 2-1 G6-3			F FF 94 S CH 86 X FF 96 0-2 G1-3	3	0	0	0	1	0	0
10 Kelly Shoppach, R (1, 2) OBP: 0.250, SLG: 0.211		S CH 86 B CU 76 B FF 94 1 SAFE D CH 86 F CH 84 X CU 76 3-2 F8 1-2			F SI 92 S FF 92 X CU 76 0-2 9 1B 24 1B 5 FC3 1B		X FC 87 0-0 P6		B SL 88 F FF 93 F SL 88 S FF 95 1-3 K	4	1	1	0	0	1	1
24 Dan Johnson, L (1, 3) OBP: 0.163, SLG: 0.220 11 Casey Kotchman, L (7, 3) OBP: 0.167, SLG: 0.167			B FF 92 C FC 86 B SI 90 F FF 91 F CU 75 F FC 87 F FF 93 B CU 77 X FC 87 3-2 P5		X FC 87 0-0 5 FC3 9 1B 22 1B 1-2 1B		C FF 92 X CU 75 0-1 9 G6-4-3 1B			3 0	1 0	2 0	0 0	0 0	0 0	0 0
9 Elliot Johnson, S (1, 6) OBP: 0.375, SLG: 0.357 (8, 4)			C FF 91 B CU 76 S FC 88 C FF 93 1-3 K		F FF 93 B CH 84 X FC 88 1-1 5 FC3 22 1B 1-2 2-3 1B		D CH 83 B CH 82 C FF 90 X SI 90 2-1 G6-4-3 1-2f			3	1	1	0	0	1	1
Inning Stats	R: 0 E: 0 K: 2 S: 8 H: 0 LOB: 0 BB: 0 P: 15	R: 0 E: 0 K: 0 S: 10 H: 1 LOB: 1 BB: 1 P: 20	R: 0 E: 0 K: 2 S: 15 H: 1 LOB: 1 BB: 0 P: 22	R: 0 E: 0 K: 3 S: 9 H: 0 LOB: 0 BB: 0 P: 12	R: 3 E: 0 K: 0 S: 15 H: 4 LOB: 1 BB: 0 P: 20	R: 0 E: 0 K: 1 S: 5 H: 0 LOB: 0 BB: 1 P: 13	R: 0 E: 0 K: 0 S: 5 H: 1 LOB: 0 BB: 0 P: 7	R: 0 E: 0 K: 0 S: 10 H: 1 LOB: 1 BB: 0 P: 16	R: 0 E: 0 K: 1 S: 7 H: 0 LOB: 0 BB: 0 P: 8	1B: 8 2B: 0 3B: 0 HR: 0 SF: 0 SAC: 0 DP: 3 HBP: 0						

	AB	32
	R	3
	H	8
	RBI	3
	BB	2
	SO	9
	LOB	11

WP: 0 PA: 34
PB: 0
SB: 3
CS: 1

PITCHER		IP	WLS	BF	H	R	ER	SO	BB	IBB	HBP	BLK	WP	HR	S	P	ERA	WHIP
31 Jon Lester, L ERA: 3.72	(1, 1)	7.0	L	27	7	3	3	8	2	0	0	0	0	0	67	109	3.86	1.286
51 Daniel Bard, R ERA: 9.64	(8, 1)	1.0		4	1	0	0	0	0	0	0	0	0	0	10	16	0.00	1.000
52 Bobby Jenks, R ERA:	(9, 1)	1.0		3	0	0	0	1	0	0	0	0	0	0	7	8	0.00	0.000

PITCHER		IP	WLS	BF	H	R	ER	SO	BB	IBB	HBP	BLK	WP	HR	S	P	ERA	WHIP

Tampa Bay Rays @ Boston Red Sox

Fenway Park, Boston, MA

Tue Apr 12 2011, 7:14 PM - 10:07 PM EDT

Att. 37,015 - Cloudy - 54 F

BOTTOM

livebaseballscorecards.com

Batter	1	2	3	4	5	6	7	8	9	AB	R	H	RBI	BB	SO	LOB
13 Carl Crawford, L (1, 7) OBP: 0.204, SLG: 0.174	C FF 91 F FF 91 B KC 84 B FC 84 B FF 94 H FF 93 4-2 28 CS HBP	C KC 84 B FF 94 B FF 93 C FF 95 X SI 96 2-2 ② G6-3	1 SAFE B FF 94 S FF 94 F SI 95 1 SAFE B FF 96 S SI 95 2-3 ③ K			X SI 90 0-0 ① F7	3	0	0	0	0	1	1
15 Dustin Pedroia, R (1, 4) OBP: 0.447, SLG: 0.537	1 SAFE C SI 92 S CH 82 B FF 94 1 SAFE S SI 95 1-3 ① K	C SI 89 S FF 96 F FF 96 X FC 86 0-2 ③ F7		X CH 79 0-0 28 L1-4-3 12 2B 2B		C CH 88 B CH 88 B SI 92 F SI 93 F FF 95 B SI 95 F CH 80 B KC 76 4-2 28 G4-3 BB		3	1	1	0	1	1	1
28 Adrián González, L (1, 3) OBP: 0.362, SLG: 0.439	1 SAFE X SI 94 0-0 ② ③ F7 1-2			C KC 82 X SI 93 0-1 ① G4-3		F FF 93 S FF 95 X SI 96 0-2 ① L1-4-3 2-3		B FC 84 S FF 94 X SI 94 1-1 ② G4-3 1-2		4	0	0	0	0	0	3
20 Kevin Youkilis, R (1, 10) OBP: 0.426, SLG: 0.273		C CH 89 B FC 92 X SI 91 1-1 ① G5-3		C CH 82 F SI 93 B FF 95 B FC 87 X CH 81 2-2 23 FC5-4 1B		B KC 76 B FF 95 C KC 76 S FF 95 F FF 96 C FF 96 2-3 ② K		C KC 76 F CH 79 B FF 96 H FF 96 2-2 HBP		3	0	1	0	0	1	1
12 Jed Lowrie, S (1, 5) OBP: 0.500, SLG: 0.563		X FF 91 0-0 2B		B CH 80 X CH 81 1-0 ② L5		C KC 78 C SI 97 B FF 96 D KC 79 B FF 97 X SI 97 3-2 3-H 2B		F FF 91 D FS 83 X FS 83 1-1 ③ F8		4	0	2	1	0	0	3
23 Mike Cameron, R (1, 8) OBP: 0.167, SLG: 0.091 2 Jacoby Ellsbury, L (9, PH) OBP: 0.250, SLG: 0.378		C FF 93 B FF 95 X FF 94 1-1 ② P6		C FF 94 F FF 94 F SI 95 1 SAFE B FC 86 X FF 95 1-2 ③ FC5-4 1-2f		B SI 96 B FF 96 F SI 96 X SI 95 2-1 ③ G5-3			C SI 94 C SL 84 S SL 85 0-3 ① K	3 1	0 0	0 0	0 0	0 0	0 1	3 0
33 Jason Varitek, S (1, 2) OBP: 0.182, SLG: 0.100 7 J.D. Drew, L (9, PH) OBP: 0.387, SLG: 0.333		C CH 81 B KC 78 F CH 79 B FF 95 X FF 95 2-2 ③ G3			B CH 84 X CH 86 1-0 ① F9		B FF 94 X CH 81 1-0 ① P6		B SI 92 B SL 88 B SI 91 C SI 93 C SI 95 S SL 85 3-3 ② K	3 1	0 0	0 0	0 0	0 0	0 1	1 0
54 Darnell McDonald, R (1, 9) OBP: 0.222, SLG: 0.500 34 David Ortiz, L (9, PH) OBP: 0.318, SLG: 0.525			S CH 80 X KC 75 0-1 HR		B FF 92 X CH 82 1-0 ② L5		B CH 79 B CH 82 C CH 86 S SI 94 F FF 96 B FF 95 X CH 83 3-2 ② G6-3		C SL 84 X FC 89 0-1 ③ F9	3 1	1 0	1 0	1 0	0 0	0 0	0 0
10 Marco Scutaro, R (1, 6) OBP: 0.273, SLG: 0.207			C SI 89 B SI 93 B CH 81 B CH 82 C SI 91 X FF 94 3-2 ① F9		B SI 92 B SI 93 C SI 85 B FF 93 S CH 85 F FF 95 B FF 95 4-2 BB		X SI 92 0-0 ③ F9			2	0	0	0	1	0	0
Inning Stats	R: 0 E: 0 K: 1 S: 6 H: 0 LOB: 0 BB: 0 P: 11	R: 0 E: 0 K: 0 S: 8 H: 1 LOB: 1 BB: 0 P: 12	R: 1 E: 0 K: 0 S: 12 H: 1 LOB: 0 BB: 0 P: 17	R: 0 E: 0 K: 0 S: 10 H: 1 LOB: 1 BB: 0 P: 14	R: 0 E: 0 K: 1 S: 8 H: 0 LOB: 1 BB: 1 P: 16	R: 1 E: 0 K: 1 S: 13 H: 2 LOB: 1 BB: 0 P: 20	R: 0 E: 0 K: 0 S: 6 H: 0 LOB: 0 BB: 0 P: 10	R: 0 E: 0 K: 0 S: 11 H: 0 LOB: 2 BB: 1 P: 19	R: 0 E: 0 K: 2 S: 8 H: 0 LOB: 0 BB: 0 P: 11	1B: 1 2B: 3 3B: 0 HR: 1 SF: 0 SAC: 0 DP: 0 HBP: 2						

	AB	31
	R	2
	H	5
	RBI	2
	BB	2
	SO	5
	LOB	13

WP: 0 PA: 35
PB: 0
SB: 0
CS: 1

PITCHER		IP	WLS	BF	H	R	ER	SO	BB	IBB	HBP	BLK	WP	HR	S	P	ERA	WHIP
14 David Price, L ERA: 3.92	(1, 1)	7.2	W	31	5	2	2	3	2	0	2	0	0	1	72	116	2.35	0.913
62 Joel Peralta, R ERA: 3.38	(8, 1)	0.1	H	1	0	0	0	0	0	0	0	0	0	0	2	3	0.00	0.000
43 Kyle Farnsworth, R ERA: 2.08	(9, 1)	1.0	S	3	0	0	0	2	0	0	0	0	0	0	8	11	0.00	0.000

PITCHER	IP	WLS	BF	H	R	ER	SO	BB	IBB	HBP	BLK	WP	HR	S	P	ERA	WHIP

Batter	1	2	3	4	5	6	7	8	9	AB	R	H	RBI	BB	SO	LOB
5 Yunel Escobar, R (1, 6) OBP: 0.500, SLG: 0.639	B FF 93 B SI 91 B SI 91 B SI 91 4-0 19 BB BB		X FC 89 0-0 ② G4-3		B CU 75 D SI 91 S SI 91 S CH 78 X FF 92 2-2 ② G1-3 1-2 2-3		X CH 89 0-0 19 1B 26 1B 1-3 1B	B SI 88 B SL 84 C SI 88 F SL 82 C SL 84 2-3 ③ K		4	1	1	0	1	1	2
16 Corey Patterson, L (1, 8) OBP: 0.368, SLG: 0.632	C SI 90 B CU 74 1 SAFE B SI 92 1 SAFE F SI 92 1 SAFE B CU 74 X SI 91 3-2 ① F8		X SI 92 0-0 ③ B1-3		B CU 75 B FC 89 X SI 89 2-0 2-H 3-H 3B		F SL 91 F CH 82 1 SAFE B FF 93 S CH 84 1-3 ① K		S FF 93 X FS 86 0-1 ① G3	5	0	1	2	0	1	3
19 José Bautista, R (1, 9) OBP: 0.510, SLG: 0.595	1 SAFE B FC 90 B SI 92 B FC 89 1 SAFE C FC 89 B FF 92 4-1 1-2 BB			B CU 76 C CU 76 B CH 80 B FF 92 X FF 90 3-1 ① G5-3	B SI 92 C SI 92 S SI 93 B CU 78 F SI 93 D CH 81 T FC 88 3-2 ③ K		1 SAFE B FF 93 1 SAFE 1 SAFE C FF 90 B SL 86 X FF 90 2-1 2 S 26 1B 2 WP 1-2 3-H 1B		B FF 93 C FF 94 B FS 88 B SL 80 F SL 79 B FF 92 4-2 26 L5-3 BB	3	1	1	1	2	1	1
26 Adam Lind, L (1, 3) OBP: 0.268, SLG: 0.365	D CH 79 C SI 91 F CH 79 X CU 76 1-2 ② G4-3			B SI 93 F SI 92 B FC 89 X SI 92 2-1 ② F8		B CU 76 B FF 91 B FF 89 B SI 91 4-0 9 G5-4-3 2 1B 45 2B BB	B CH 85 B FF 93 X FF 92 2-0 2 WP 2 S 2 1B 1-2 2-H 1B		B FF 92 F FF 93 1 SAFE B FF 94 1 SAFE B FF 93 F FF 92 F FF 93 1 SAFE 3-2 1 SAFE F FF 92 X FF 92 ② ③ L5-3 1-1	4	2	1	1	1	0	3
2 Aaron Hill, R (1, 4) OBP: 0.222, SLG: 0.255	C FF 94 B CU 77 F FC 90 F SI 93 D CU 76 S SI 93 2-3 ③ K			B SI 92 F SI 93 B FF 90 X FF 89 2-1 9 S 1B		1 SAFE C FF 91 X FF 91 0-1 9 G5-4-3 1-2 1B	B FF 92 C SL 84 B SL 85 F FF 93 F FF 93 F SL 85 B CH 84 X FF 92 3-2 45 S 1-H 2-H 1B			4	0	3	1	0	1	2
9 J.P. Arencibia, R (1, 2) OBP: 0.359, SLG: 0.629		F FF 92 F SI 91 B CH 81 B FF 93 B CU 77 S SI 92 3-3 ① K		1 SAFE C FF 90 D CH 80 F FF 91 X CU 75 1-2 ③ G5-3 1-2		B SL 88 C FC 90 X CU 78 1-1 ① ② G5-4-3 1-2f 2-3	X SI 92 0-0 ② F8			4	0	0	0	0	1	4
45 Travis Snider, L (1, 7) OBP: 0.265, SLG: 0.279		B CU 76 X SI 93 1-0 ② G3-1			F SI 90 X FC 90 0-1 ① P5	B FC 89 X FS 87 1-0 3-H 2B	B FF 90 C FF 90 F CU 76 F CU 74 1 SAFE B FF 91 X CU 73 2-2 ③ G5-3 1-2			4	0	1	1	0	0	1
20 Juan Rivera, R (1, 10) OBP: 0.238, SLG: 0.111		C CH 79 F FC 90 X SI 92 0-2 ③ G6-3			B SI 94 B SI 91 C FF 90 B FC 90 B SI 91 4-1 5 G1-3 28 BB 16 3B BB	C FC 89 B CU 78 X FC 88 1-1 ③ G6-3		B SL 85 X SL 84 1-0 ① P4		3	1	0	0	1	0	1
28 Jayson Nix, R (1, 5) OBP: 0.371, SLG: 0.548			B FF 89 C SI 90 B FF 89 B FF 91 X SI 90 3-1 ① G6-3		B SI 90 C SI 91 B FF 89 S SI 88 B SI 92 B SI 93 4-2 5 G1-3 16 3B 1-2 BB		B FC 91 B FF 91 B FF 91 C FF 92 S FF 91 B FF 90 4-2 5 1B 19 1B BB	S SL 84 B CU 76 B SL 84 B SL 82 S SI 88 T SI 87 3-2 ② K		2	2	0	0	2	1	0
Inning Stats	R: 0 E: 0 K: 1 S: 11 H: 0 LOB: 2 BB: 2 P: 25	R: 0 E: 0 K: 1 S: 7 H: 0 LOB: 0 BB: 0 P: 11	R: 0 E: 0 K: 0 S: 4 H: 0 LOB: 0 BB: 0 P: 7	R: 0 E: 0 K: 0 S: 9 H: 1 LOB: 1 BB: 0 P: 17	R: 2 E: 0 K: 1 S: 13 H: 1 LOB: 1 BB: 2 P: 28	R: 1 E: 0 K: 0 S: 7 H: 2 LOB: 1 BB: 1 P: 14	R: 4 E: 0 K: 1 S: 19 H: 4 LOB: 1 BB: 1 P: 33	R: 0 E: 0 K: 2 S: 7 H: 0 LOB: 0 BB: 0 P: 13	R: 0 E: 0 K: 0 S: 9 H: 0 LOB: 0 BB: 1 P: 16	1B: 6 2B: 2 3B: 1 HR: 0 SF: 0 SAC: 0 DP: 2 HBP: 0				WP: 1 PB: 0 SB: 4 CS: 0 PA: 40		

TOP

Toronto Blue Jays @ Boston Red Sox

Fenway Park, Boston, MA

Fri Apr 15 2011, 7:13 PM - 11:00 PM EDT

Att. 37,467 - Clear - 39 F

livebaseballscorecards.com

AB	33
R	7
H	8
RBI	6
BB	7
SO	6
LOB	17

PITCHER		IP	WLS	BF	H	R	ER	SO	BB	IBB	HBP	BLK	WP	HR	S	P	ERA	WHIP
11 Clay Buchholz, R ERA: 6.6	(1, 1)	5.0		23	3	3	3	3	5	0	0	0	0	0	46	94	5.40	1.600
91 Alfredo Aceves, R ERA: 2.7	(6, 1)	1.0	B	3	1	0	0	0	0	0	0	0	0	0	5	8	0.00	1.000
52 Bobby Jenks, R ERA: 8.31	(7, 1)	0.1	L	6	4	4	4	1	1	0	0	0	1	0	14	26	108.00	15.000
61 Felix Doubront, L ERA: 9.0	(7, 1)	0.2		2	0	0	0	0	0	0	0	0	0	0	5	7	0.00	0.000
35 Dan Wheeler, R ERA: 14.54	(8, 1)	1.0		3	0	0	0	2	0	0	0	0	0	0	7	13	0.00	0.000

PITCHER		IP	WLS	BF	H	R	ER	SO	BB	IBB	HBP	BLK	WP	HR	S	P	ERA	WHIP
58 Jonathan Papelbon, R ERA: 2.25	(9, 1)	1.0		3	0	0	0	0	1	0	0	0	0	0	9	16	0.00	1.000

BOTTOM

Toronto Blue Jays @ Boston Red Sox

Fenway Park, Boston, MA

Fri Apr 15 2011, 7:13 PM - 11:00 PM EDT

Att. 37,467 - Clear - 39 F

livebaseballscorecards.com

Batter	1	2	3	4	5	6	7	8	9	AB	R	H	RBI	BB	SO	LOB
13 Carl Crawford, L (1, 7) OBP: 0.185, SLG: 0.157	C SL 85 X SL 80 0-1 G4-1 ①		B CH 83 C FF 86 X SI 88 1-1 P5 ①	X CH 85 0-0 G3 ③			B FF 91 B FF 91 B FF 91 C FF 90 X FF 92 3-1 F7 ② 1-3		C FF 86 C FF 87 S CH 82 0-3 K ①	5	0	0	0	0	1	1
15 Dustin Pedroia, R (1, 4) OBP: 0.423, SLG: 0.565	C FF 88 B FF 86 S SI 86 S FF 87 1-3 K ②		B FF 88 B CH 81 X SI 88 2-0 HR		B CH 78 X SI 85 1-0 F7 ①		B FF 92 D CH 86 C SI 92 S FF 92 F SI 92 F FF 91 F FF 92 B FF 92 X SL 84 3-2 G4-3 ③		B FF 88 F SL 84 S FF 88 X CU 71 1-2 G6-3 ②	5	1	1	1	0	1	1
28 Adrián González, L (1, 3) OBP: 0.346, SLG: 0.400	B FF 88 F SI 89 B CH 81 C CH 84 B CH 80 F FF 86 X FF 86 3-2 P5 ③		B SI 87 B SI 88 B FF 87 B FF 88 4-0 20 HR BB		C SL 82 B CH 84 F CH 82 S FF 88 1-3 K ②			B SI 90 B SI 90 F SI 90 S SI 82 X SL 83 2-2 G3 ①	C FF 89 C FF 88 X CH 82 0-2 G3 ③	4	1	0	0	1	1	0
20 Kevin Youkilis, R (1, 5) OBP: 0.451, SLG: 0.371		C FF 87 F FC 86 B FF 89 B SI 88 B FC 88 B CH 82 4-2 10 BB 7 E BB	B SL 84 C FF 89 X FF 88 1-1 1-H HR		C CH 80 X FF 89 0-1 P4 ③			B SI 89 B SI 90 B SI 90 C SI 90 B SI 90 4-1 12 WP 34 BB 12 1B BB		2	2	1	2	2	0	0
34 David Ortiz, L (1, 10) OBP: 0.333, SLG: 0.500		X FF 88 0-0 F7 ①	B CH 86 C FF 86 B SL 83 B FF 89 C FF 88 B FF 86 4-2 BB			C CH 78 X SL 80 0-1 L9 ①		B SL 82 S SI 90 S SL 82 D SL 84 F SL 82 B SI 92 F SI 91 B SL 84 4-2 12 1B 12 WP 1-2 10 2B BB		2	1	0	0	2	0	1
7 J.D. Drew, L (1, 9) OBP: 0.343, SLG: 0.290		C CU 87 C CH 83 B SI 89 B SL 83 X FF 86 2-2 E7 10 BB 1-2	C FF 89 X FF 89 0-1 F8 ②			C CH 82 X CH 79 0-1 B1-3 ②		B SI 91 B SI 90 C SI 91 C SI 90 F SL 84 S SI 91 2-3 K ②		4	0	0	0	0	1	4
39 Jarrod Saltalamacchia, S (1, 2) OBP: 0.219, SLG: 0.172 12 Jed Lowrie, S (8, PH) OBP: 0.526, SLG: 0.588 (9, 6)		B SI 89 F FF 87 F CH 83 C FC 86 1-3 K ②	B FC 86 B CH 82 B FF 89 C FF 89 X FF 88 3-1 P3 ③			F CH 79 C CH 83 B FF 89 F SL 84 F SL 83 C FF 88 1-3 K ③		B SI 91 C SL 83 F SL 82 F SI 92 B SL 84 B SL 84 X SL 83 3-2 10 2B 1-3 2-H 1B		3 1	0 1	0 1	0 1	0 0	2 0	3 0
10 Marco Scutaro, R (1, 6) OBP: 0.297, SLG: 0.250 33 Jason Varitek, S (9, 2) OBP: 0.182, SLG: 0.100		C FC 87 B CH 85 B FF 90 B SI 87 B SI 88 4-1 1-2 2-3 BB		C CH 78 X CH 84 0-1 G2-3 ①			C FF 90 C FF 90 X FF 92 0-2 G5-3 ①	C FC 91 B FC 90 B FC 90 B FC 89 F FF 91 1 SAFE X FC 89 3-2 1-H 3-H 2B		3 0	0 0	1 0	2 0	1 0	0 0	0 0
2 Jacoby Ellsbury, L (1, 8) OBP: 0.250, SLG: 0.366		B FF 90 C FC 86 S FF 89 F FF 90 B SL 83 S FF 90 2-3 K ③		C FF 86 B CH 84 B SL 81 B FF 88 X FF 88 3-1 P5 ②			F FF 91 B FF 92 X FF 92 1-1 13 E 13 S 1B	X FC 90 0-0 F9 ③		4	0	1	0	0	1	4

	AB	R	H	RBI	BB	SO	LOB
	33	6	5	6	6	7	14

Inning Stats	1	2	3	4	5	6	7	8	9
	R: 0 E: 0 K: 1 S: 9 H: 0 LOB: 0 BB: 0 P: 13	R: 0 E: 1 K: 2 S: 14 H: 0 LOB: 3 BB: 2 P: 27	R: 3 E: 0 K: 0 S: 11 H: 2 LOB: 1 BB: 2 P: 26	R: 0 E: 0 K: 0 S: 5 H: 0 LOB: 0 BB: 0 P: 8	R: 0 E: 0 K: 1 S: 6 H: 0 LOB: 0 BB: 0 P: 8	R: 0 E: 0 K: 1 S: 9 H: 0 LOB: 0 BB: 0 P: 10	R: 0 E: 0 K: 0 S: 13 H: 1 LOB: 1 BB: 0 P: 20	R: 3 E: 0 K: 1 S: 20 H: 2 LOB: 1 BB: 2 P: 38	R: 0 E: 0 K: 1 S: 9 H: 0 LOB: 0 BB: 0 P: 10

1B: 2	SF: 0	WP: 1	PA: 39
2B: 1	SAC: 0	PB: 0	
3B: 0	DP: 0	SB: 1	
HR: 2	HBP: 0	CS: 0	

PITCHER		IP	WLS	BF	H	R	ER	SO	BB	IBB	HBP	BLK	WP	HR	S	P	ERA	WHIP
27 Brett Cecil, L ERA: 6.19	(1, 1)	6.0	W	25	2	3	3	5	4	0	0	0	0	2	54	92	4.50	1.000
54 Jason Frasor, R ERA: 2.84	(7, 1)	1.0		4	1	0	0	0	0	0	0	0	0	0	13	20	0.00	1.000
34 Marc Rzepczynski, L ERA: 4.32	(8, 1)	0.2		5	1	3	3	1	2	0	0	0	1	0	16	31	40.50	4.500
44 Casey Janssen, R ERA:	(8, 1)	0.1	H	2	1	0	0	0	0	0	0	0	0	0	4	7	0.00	3.000
60 Jon Rauch, R ERA: 2.7	(9, 1)	1.0	S	3	0	0	0	1	0	0	0	0	0	0	9	10	0.00	0.000

PITCHER		IP	WLS	BF	H	R	ER	SO	BB	IBB	HBP	BLK	WP	HR	S	P	ERA	WHIP

Batter	1	2	3	4	5	6	7	8	9	AB	R	H	RBI	BB	SO	LOB
5 Yunel Escobar, R (1, 6) OBP: 0.460, SLG: 0.575	F FF 93 B CU 75 B FF 92 F SI 93 X CU 75 2-2 G5-3		X SI 93 0-0 G4-3		B SI 94 B FC 89 X FF 92 2-0 G4-3			C SI 97 S SI 95 F SL 86 C SL 82 0-3 K 1-2		4	0	0	0	0	1	2
16 Corey Patterson, L (1, 8) OBP: 0.304, SLG: 0.522	C FF 93 X CH 87 0-1 G3-1		C FF 93 S FC 90 X CU 74 0-2 G3-1			C FC 88 S FF 93 B CU 77 S FF 93 1-3 K		B CH 89 X FF 95 1-0 G3		4	0	0	0	0	1	0
19 José Bautista, R (1, 9) OBP: 0.472, SLG: 0.537	B FF 94 C CH 86 X FF 94 1-1 F8			S FC 88 B CU 76 X FC 87 1-1 G1-3		C CU 74 C FC 87 B FC 87 B CU 75 X FC 89 2-2 P4			C FF 94 B FF 94 S FF 94 B FS 88 X FF 94 2-2 F7	4	0	0	0	0	0	0
26 Adam Lind, L (1, 3) OBP: 0.267, SLG: 0.345		B CH 87 B FF 93 F FF 93 F FC 90 C FF 93 2-3 K		B FC 90 S FC 90 X FF 93 1-1 G1-4-3		B FF 93 F FC 88 B CH 87 B CH 87 B FF 93 4-1 BB			C SL 79 F FF 94 B FF 93 F FF 94 B FF 94 S FS 88 2-3 K	3	0	0	0	1	2	0
2 Aaron Hill, R (1, 4) OBP: 0.259, SLG: 0.296		B CU 73 X SI 93 1-0 45 1B 2B		B FF 94 B CH 87 B FC 90 C FF 92 C SI 93 B FF 93 4-2 45 S BB		C CU 74 S FC 90 S CU 75 0-3 K			C FF 94 B FS 87 B SL 80 B FF 91 X FF 91 3-1 45 DI 1B	3	1	2	0	1	1	1
45 Travis Snider, L (1, 7) OBP: 0.264, SLG: 0.277		S FF 94 B FC 92 B FC 92 X CH 90 2-1 8 S 28 S 2-H 1B		B FC 91 C CU 74 1 SAFE F CH 86 B CU 75 F CU 76 B FF 94 F FF 92 X CU 76 3-2 G4-3 1-2			C FF 93 F FC 88 F CU 75 B FF 93 C FF 93 1-3 K		B FF 92 B FF 94 B FF 93 C FF 93 X FF 92 3-1 F7 1-3	4	0	1	1	0	1	2
28 Jayson Nix, R (1, 10) OBP: 0.342, SLG: 0.500		1 SAFE 1 SAFE 1 SAFE B FF 92 1 SAFE F FF 91 1 SAFE B CU 74 S FF 93 2-3 C CU 75 K 1-2			S FF 92 C FC 88 B CU 74 F FF 92 B SI 93 S FC 93 2-3 K		F FF 92 C CU 75 S FC 89 0-3 K			3	0	0	0	0	3	1
8 José Molina, R (1, 2) OBP: 0.381, SLG: 0.650		B FF 94 F FF 93 B SI 93 C FC 90 C CU 74 2-3 K 2-3			B FC 88 F FC 89 B FF 92 X FF 92 2-1 6 FC5-4 1B		C FF 93 X FF 92 0-1 L3			3	0	1	0	0	1	1
6 John McDonald, R (1, 5) OBP: 0.440, SLG: 0.400			C FF 93 C CU 74 B CU 76 B FF 93 C FF 93 2-3 K		X FF 94 0-0 FC5-4 1-2f			B FF 97 B FF 96 C FF 95 B FF 96 X FF 96 3-1 5 CS 1B		3	0	1	0	0	1	1
Inning Stats	R: 0 E: 0 K: 0 S: 7 H: 0 LOB: 0 BB: 0 P: 10	R: 1 E: 0 K: 3 S: 12 H: 2 LOB: 1 BB: 0 P: 21	R: 0 E: 0 K: 1 S: 7 H: 0 LOB: 0 BB: 0 P: 9	R: 0 E: 0 K: 0 S: 11 H: 0 LOB: 1 BB: 1 P: 20	R: 0 E: 0 K: 1 S: 8 H: 1 LOB: 1 BB: 0 P: 14	R: 0 E: 0 K: 2 S: 10 H: 0 LOB: 1 BB: 1 P: 17	R: 0 E: 0 K: 2 S: 9 H: 0 LOB: 0 BB: 0 P: 10	R: 0 E: 0 K: 1 S: 7 H: 1 LOB: 0 BB: 0 P: 11	R: 0 E: 0 K: 1 S: 11 H: 1 LOB: 1 BB: 0 P: 21	1B: 4 2B: 1 3B: 0 HR: 0 SF: 0 SAC: 0 DP: 0 HBP: 0						

TOP

Toronto Blue Jays @ Boston Red Sox

Fenway Park, Boston, MA

Sat Apr 16 2011, 1:11 PM - 4:22 PM EDT

Att. 37,310 - Cloudy - 45 F

livebaseballscorecards.com

AB	31
R	1
H	5
RBI	1
BB	2
SO	11
LOB	8

PITCHER		IP	WLS	BF	H	R	ER	SO	BB	IBB	HBP	BLK	WP	HR	S	P	ERA	WHIP
19 Josh Beckett, R ERA: 1.8	(1, 1)	7.0	W	26	3	1	1	9	2	0	0	0	0	0	64	101	1.29	0.714
51 Daniel Bard, R ERA: 7.94	(8, 1)	1.0	H	3	1	0	0	1	0	0	0	0	0	0	7	11	0.00	1.000
58 Jonathan Papelbon, R ERA: 1.8	(9, 1)	1.0	S	4	1	0	0	1	0	0	0	0	0	0	11	21	0.00	1.000

PITCHER	IP	WLS	BF	H	R	ER	SO	BB	IBB	HBP	BLK	WP	HR	S	P	ERA	WHIP

BOTTOM

Toronto Blue Jays @ Boston Red Sox

Fenway Park, Boston, MA

Sat Apr 16 2011, 1:11 PM - 4:22 PM EDT

Att. 37,310 - Cloudy - 45 F

livebaseballscorecards.com

Batter	1	2	3	4	5	6	7	8	9	AB	R	H	RBI	BB	SO	LOB
12 Jed Lowrie, S (1, 6) OBP: 0.542, SLG: 0.727	C SI 90 X FF 91 0-1 15 BB 28 1B 1B	B FF 90 1 SAFE 1 SAFE 1 SAFE B SI 92 1 SAFE F SI 91 F SI 91 1 SAFE 2-2 F SI 90 X CH 84 1-H HR	B SI 90 F SI 90 B SI 90 X SI 90 2-1 ③ F9		1 SAFE B FF 90 X CH 81 1-0 ③ F7 1-2			C SI 93 B SI 94 B FF 93 F SI 94 F SI 94 X FF 94 2-2 15 CS 1B		5	2	3	2	0	0	3
15 Dustin Pedroia, R (1, 4) OBP: 0.421, SLG: 0.540	1 SAFE C SI 91 L SI 92 B SL 84 B CH 84 B CH 83 F SI 92 F SI 91 D SL 85 4-2 28 1B 20 2B 1-2 BB	C SI 90 B SL 84 X SL 83 1-1 ① G5-3	B SL 81 C SI 88 X SL 81 1-1 20 G4-6-3 28 BB 1B			B FF 88 C FF 89 B FF 90 F CH 82 X CU 76 2-2 ① F9		B FF 93 S SI 93 B FF 93 S SI 92 F FF 93 1 SAFE B SI 90 1 SAFE S SI 93 3-3 ① ② K 1-2		4	1	1	0	1	1	1
28 Adrián González, L (1, 3) OBP: 0.368, SLG: 0.396	B FF 91 C FF 91 C FF 92 X SI 92 1-2 20 2B 1-2 2-H 1B	B FF 90 B SL 84 B FF 90 B FF 90 4-0 34 WP BB	B SI 89 C SI 90 C SI 90 B SI 91 B SL 82 F SI 90 B SI 89 4-2 20 G4-6-3 1-2 BB			B CU 74 C CH 82 C FF 91 B SL 84 B CH 80 X CH 82 3-2 ② F9		C SL 82 B SL 80 C FF 93 B SL 82 B FF 93 S SI 93 3-3 ③ K		3	0	1	1	2	1	0
20 Kevin Youkilis, R (1, 5) OBP: 0.436, SLG: 0.385	C SI 91 X SI 92 0-1 1-3 2-H 2B	F SI 91 X SI 90 0-1 ② P3		C FF 89 X FF 89 0-1 ① ② G4-6-3 1-2f 2-3		B SL 80 C CH 82 C SL 84 S FF 92 1-3 ③ K				4	0	1	1	0	1	3
34 David Ortiz, L (1, 10) OBP: 0.365, SLG: 0.488	B SI 93 B SL 84 S SL 84 B SI 92 S FF 92 F FF 92 B FF 92 4-2 BB	C SI 91 B SI 90 B CU 77 F SL 83 F FF 90 C SL 84 2-3 ③ K 1-2		C CU 75 B FF 89 B FF 90 S CH 80 B SL 83 D SL 83 4-2 BB			B FC 90 B FF 90 C FF 90 F FF 90 B FF 90 B FF 90 4-2 33 SH5-3 23 1B BB			1	0	0	0	3	1	1
23 Mike Cameron, R (1, 9) OBP: 0.250, SLG: 0.200 (8, 7)	B CH 84 F CH 83 F SI 91 C FF 91 1-3 ① K		B SL 82 B SI 89 F SI 89 C SI 90 X SL 84 2-2 33 G5-4-3 1B	C FF 90 D SL 83 B SL 83 C CH 81 S SL 83 2-3 ③ K			B FC 91 X FF 90 1-0 33 SH5-3 1-2 1B			4	0	2	0	0	2	5
33 Jason Varitek, S (1, 2) OBP: 0.143, SLG: 0.077	B SI 93 B CH 84 C SI 92 S FF 91 S FF 92 2-3 ② K		B SI 90 B SI 86 1 SAFE F SI 89 X SI 89 2-1 ① ② G5-4-3 1-2f		C FF 88 S CU 75 F FF 90 B SL 84 X SL 82 1-2 ① F9		X FC 90 0-0 ① SH5-3 1-2 2-3			3	0	0	0	0	1	4
54 Darnell McDonald, R (1, 7) OBP: 0.250, SLG: 0.455 7 J.D. Drew, L (7, PH) OBP: 0.333, SLG: 0.281 (8, 9)	F FF 91 F CH 85 B FF 92 B SI 93 X CH 84 2-2 ③ G4-3		B SI 90 X CH 83 1-0 2 HBP 1B		B SL 80 X CH 83 1-0 ② P4		B FF 92 C FF 90 C FF 91 B FC 92 F FC 90 X FF 91 2-2 ② P5			3 1	0 0	1 0	0 0	0 0	0 0	3 2
2 Jacoby Ellsbury, L (1, 8) OBP: 0.292, SLG: 0.357		C SI 89 F FF 89 B FF 91 B SI 90 F FF 91 F SL 83 F SI 90 B SL 84 B SI 91 4-2 12 HR BB	1 SAFE C SI 90 H SI 90 1-1 1-2 HBP		B FF 91 F FF 90 B FF 91 B CH 82 B FF 90 4-1 12 S BB		B SI 91 X FF 93 1-0 ③ G5-3			1	1	0	0	2	0	2
Inning Stats	R: 2 E: 0 K: 2 S: 23 H: 3 LOB: 3 BB: 2 P: 37	R: 2 E: 0 K: 1 S: 17 H: 1 LOB: 1 BB: 2 P: 30	R: 0 E: 0 K: 0 S: 9 H: 2 LOB: 2 BB: 0 P: 17	R: 0 E: 0 K: 1 S: 12 H: 1 LOB: 2 BB: 2 P: 23	R: 0 E: 0 K: 0 S: 7 H: 0 LOB: 1 BB: 1 P: 14	R: 0 E: 0 K: 1 S: 9 H: 0 LOB: 0 BB: 0 P: 15	R: 0 E: 0 K: 0 S: 9 H: 1 LOB: 2 BB: 1 P: 17	R: 0 E: 0 K: 2 S: 11 H: 1 LOB: 0 BB: 0 P: 19		1B: 7 2B: 2 3B: 0 HR: 1 SF: 0 SAC: 1 DP: 3 HBP: 1				WP: 1 PB: 0 SB: 1 CS: 1 PA: 39		

	AB	29
	R	4
	H	9
	RBI	4
	BB	8
	SO	7
	LOB	24

PITCHER		IP	WLS	BF	H	R	ER	SO	BB	IBB	HBP	BLK	WP	HR	S	P	ERA	WHIP
37 Jo-Jo Reyes, L ERA: 6.75	(1, 1)	3.0	L	21	7	4	4	3	5	0	1	0	1	1	54	94	12.00	4.000
33 Carlos Villanueva, R ERA: 0.93	(4, 1)	3.0		10	0	0	0	2	2	0	0	0	0	0	23	42	0.00	0.667
29 Octavio Dotel, R ERA: 6.75	(7, 1)	0.2		4	1	0	0	0	1	0	0	0	0	0	8	15	0.00	3.000
47 Luis Perez, L ERA:	(7, 1)	1.1		4	1	0	0	2	0	0	0	0	0	0	12	21	0.00	0.750

PITCHER	IP	WLS	BF	H	R	ER	SO	BB	IBB	HBP	BLK	WP	HR	S	P	ERA	WHIP

Toronto Blue Jays @ Boston Red Sox

Fenway Park, Boston, MA

Sun Apr 17 2011, 1:40 PM - 4:42 PM EDT

Att. 37,802 - Partly Cloudy - 57 F

livebaseballscorecards.com

Batter	1	2	3	4	5	6	7	8	9	AB	R	H	RBI	BB	SO	LOB
5 Yunel Escobar, R (1, 6) OBP: 0.426, SLG: 0.523	G5-3		G6-4-3		K		K			4	0	0	0	0	2	4
16 Corey Patterson, L (1, 8) OBP: 0.333, SLG: 0.538	K		2B			G1-3		BB		3	0	1	0	1	1	0
19 José Bautista, R (1, 9) OBP: 0.456, SLG: 0.533	2B		K			G5-3		F8		4	0	1	0	0	1	2
26 Adam Lind, L (1, 3) OBP: 0.281, SLG: 0.345	G3			F7		1B		BB		3	0	1	0	1	0	1
2 Aaron Hill, R (1, 4) OBP: 0.274, SLG: 0.298		BB		G5-3		L7		1B		3	1	1	0	1	0	1
9 J.P. Arencibia, R (1, 2) OBP: 0.372, SLG: 0.615		1B		K			1B	K		4	0	2	0	0	2	2
45 Travis Snider, L (1, 10) OBP: 0.246, SLG: 0.255		G6-4-3			K		E6		P5	4	0	0	0	0	1	3
20 Juan Rivera, R (1, 7) OBP: 0.239, SLG: 0.103		BB			G6-3		L4-3		F9	3	0	0	0	1	0	2
28 Jayson Nix, R (1, 5) OBP: 0.381, SLG: 0.500		CS	BB		1B		BB		F7	2	0	1	0	2	0	0
Inning Stats	R: 0 E: 0 K: 1 S: 14 H: 1 LOB: 1 BB: 0 P: 19	R: 1 E: 0 K: 0 S: 8 H: 1 LOB: 0 BB: 2 P: 20	R: 0 E: 0 K: 1 S: 6 H: 1 LOB: 1 BB: 1 P: 14	R: 0 E: 0 K: 1 S: 9 H: 0 LOB: 0 BB: 0 P: 12	R: 0 E: 0 K: 2 S: 11 H: 1 LOB: 1 BB: 0 P: 20	R: 0 E: 0 K: 0 S: 10 H: 1 LOB: 1 BB: 0 P: 15	R: 0 E: 1 K: 1 S: 17 H: 1 LOB: 2 BB: 1 P: 26	R: 0 E: 0 K: 1 S: 9 H: 1 LOB: 2 BB: 2 P: 20	R: 0 E: 0 K: 0 S: 6 H: 0 LOB: 0 BB: 0 P: 8	1B: 5 2B: 3 3B: 0 HR: 0 SF: 0 SAC: 0 DP: 3 HBP: 0							

TOP	
AB	30
R	1
H	7
RBI	0
BB	6
SO	7
LOB	15

WP: 0 PB: 0 SB: 2 CS: 3 PA: 37

PITCHER		IP	WLS	BF	H	R	ER	SO	BB	IBB	HBP	BLK	WP	HR	S	P	ERA	WHIP
31 Jon Lester, L ERA: 3.2	(1, 1)	6.0	W	25	6	1	1	5	3	0	0	0	0	0	65	110	1.50	1.500
51 Daniel Bard, R ERA: 6.75	(7, 1)	1.0		3	0	0	0	1	1	0	0	0	0	0	10	16	0.00	1.000
61 Felix Doubront, L ERA: 6.75	(8, 1)	0.2		4	1	0	0	0	2	0	0	0	0	0	6	14	0.00	4.500
52 Bobby Jenks, R ERA: 7.71	(8, 1)	0.1		1	0	0	0	1	0	0	0	0	0	0	3	6	0.00	0.000
35 Dan Wheeler, R ERA: 11.81	(9, 1)	1.0		3	0	0	0	0	0	0	0	0	0	0	6	8	0.00	0.000

PITCHER	IP	WLS	BF	H	R	ER	SO	BB	IBB	HBP	BLK	WP	HR	S	P	ERA	WHIP

Batter	1	2	3	4	5	6	7	8	9	AB	R	H	RBI	BB	SO	LOB
13 Carl Crawford, L (1, 7) OBP: 0.172, SLG: 0.145	C FC 88 C SI 88 B SI 91 S SL 86 1-3 ① **K**	B FC 90 S CH 82 S SL 83 B FF 92 X CH 82 2-2 ② G3			C FC 89 B FC 88 X SL 85 1-1 ② B1-3		X SI 92 0-0 ② G1-3			4	0	0	0	0	1	0
15 Dustin Pedroia, R (1, 4) OBP: 0.393, SLG: 0.500	B FC 88 F SL 85 B CH 81 X SI 89 2-1 ② G5-3	C FC 87 B SL 85 F CH 83 B CU 79 B SI 91 X CH 82 3-2 ③ G6-3			C SI 89 B SL 84 S FC 90 B FC 91 X FF 89 2-2 ③ F8		C FC 90 C CU 79 B SI 93 B SL 86 F SL 87 F FF 94 X CU 76 2-2 ③ G6-3			4	0	0	0	0	0	0
28 Adrián González, L (1, 3) OBP: 0.377, SLG: 0.423	F SI 89 F SL 81 B SL 87 B SI 90 X CH 82 2-2 20 PB 1B		X SL 85 0-0 ① G4-3			S SL 84 C SL 83 B SL 83 X SL 83 1-2 ① F8		C SI 85 B SL 79 X SI 87 1-1 34 PB 12 E 2B		4	1	2	0	0	0	0
20 Kevin Youkilis, R (1, 5) OBP: 0.424, SLG: 0.357	C SL 85 F SI 89 B FC 91 B FC 89 B FC 91 S SL 85 3-3 ③ **K** **1-2**		C FC 89 B SI 90 B SL 86 F FC 91 X SI 91 2-2 ② G6-3			C CU 74 F SL 83 B SI 91 B SL 81 B FC 91 S SL 83 3-3 ② **K**		B FF 87 H CH 81 2-0 34 PB 12 E HBP		3	1	0	0	0	2	1
34 David Ortiz, L (1, 10) OBP: 0.375, SLG: 0.478		C SI 89 X FC 89 0-1 ① G3	B SI 90 S SL 86 X CH 83 1-1 ③ G6-3			B SL 83 X SI 89 1-0 7 BB 12 E 39 1B 1B		F SI 86 F FF 85 F SL 80 B SL 80 B CH 84 F CH 82 B CH 84 B SI 86 4-2 12 E BB **1-2** **2-3**		3	1	1	0	1	0	0
12 Jed Lowrie, S (1, 6) OBP: 0.500, SLG: 0.654		X FF 87 0-0 7 1B 39 1B 1B	C SI 88 F SL 85 B FF 90 S SL 85 1-3 ① **K**			X CH 81 0-0 E5 7 BB 39 1B **1-2**		X SI 85 0-0 E3 **1-3** **2-H** **3-H**		4	2	1	1	0	1	2
7 J.D. Drew, L (1, 9) OBP: 0.350, SLG: 0.286		C SL 85 X SI 88 0-1 39 1B 2 HR 1B **1-3**	S SL 85 C FC 90 B FC 86 S FF 88 1-3 ② **K**			B CH 84 C SL 84 B CH 81 C SL 83 B FC 90 B SL 82 4-2 39 1B 39 1B BB **1-2** **2-3**		C FF 86 B SI 86 B SI 84 F CH 82 B SI 86 S CH 82 3-3 ① **K**		3	1	1	0	1	2	2
39 Jarrod Saltalamacchia, S (1, 2) OBP: 0.250, SLG: 0.212		C CH 81 F SI 90 X CH 83 0-2 2 HR 1B **1-2** **3-H**	B CU 75 C SL 84 B FC 91 B SL 84 F FC 88 X SL 83 3-2 ③ G3			B FF 91 S SL 84 B FC 89 F SL 83 X SL 83 2-2 ③ 1B **1-H** **2-H** **3-H**		S SL 79 S SL 79 B SI 86 F SL 78 X SL 80 1-2 ② F8		4	1	2	3	0	0	2
2 Jacoby Ellsbury, L (1, 8) OBP: 0.288, SLG: 0.413		B FF 91 B SL 86 X SI 91 2-0 **HR** **1-H** **2-H**			X FC 88 0-0 ① F9		X FF 91 0-0 ① B5-3	B C FF 92 F CH 86 C SI 94 1-3 ③ **K**		4	1	1	3	0	1	2
Inning Stats	R: 0 E: 0 K: 2 S: 11 H: 1 LOB: 1 BB: 0 P: 19	R: 4 E: 0 K: 0 S: 15 H: 4 LOB: 0 BB: 0 P: 22	R: 0 E: 0 K: 0 S: 6 H: 0 LOB: 0 BB: 0 P: 9	R: 0 E: 0 K: 2 S: 9 H: 0 LOB: 0 BB: 0 P: 14	R: 0 E: 0 K: 0 S: 6 H: 0 LOB: 0 BB: 0 P: 9	R: 2 E: 1 K: 1 S: 13 H: 2 LOB: 2 BB: 1 P: 24	R: 0 E: 0 K: 0 S: 7 H: 0 LOB: 0 BB: 0 P: 9	R: 2 E: 1 K: 2 S: 17 H: 1 LOB: 2 BB: 1 P: 29		1B: 6 2B: 1 3B: 0 HR: 1 SF: 0 SAC: 0 DP: 0 HBP: 1				WP: 0 PB: 2 SB: 0 CS: 0 PA: 36		

BOTTOM

Toronto Blue Jays @ Boston Red Sox

Fenway Park, Boston, MA

Sun Apr 17 2011, 1:40 PM - 4:42 PM EDT

Att. 37,802 - Partly Cloudy - 57 F

livebaseballscorecards.com

AB	33
R	8
H	8
RBI	7
BB	2
SO	7
LOB	9

PITCHER		IP	WLS	BF	H	R	ER	SO	BB	IBB	HBP	BLK	WP	HR	S	P	ERA	WHIP
51 Jesse Litsch, R ERA: 3.63	(1, 1)	6.0	L	26	7	6	4	5	1	0	0	0	0	1	60	97	6.00	1.333
44 Casey Janssen, R ERA:	(7, 1)	1.0		3	0	0	0	0	0	0	0	0	0	0	7	9	0.00	0.000
57 Shawn Camp, R ERA: 3.52	(8, 1)	0.2		6	1	2	1	1	1	0	1	0	0	0	14	25	13.50	3.000
54 Jason Frasor, R ERA: 2.7	(8, 1)	0.1		1	0	0	0	1	0	0	0	0	0	0	3	4	0.00	0.000

PITCHER	IP	WLS	BF	H	R	ER	SO	BB	IBB	HBP	BLK	WP	HR	S	P	ERA	WHIP

Batter	1	2	3	4	5	6	7	8	9	AB	R	H	RBI	BB	SO	LOB
5 Yunel Escobar, R (1, 6) OBP: 0.414, SLG: 0.563	T FF 92 B SL 80 B SL 78 B FC 91 F FF 92 F FF 92 F SI 91 X FF 91 3-2 ① F9		F FC 91 X SI 90 0-1 ② F8			X FC 88 0-0 ② F9			B KN 66 C KN 66 X KN 66 1-1 HR	4	1	1	1	0	0	0
16 Corey Patterson, L (1, 8) OBP: 0.290, SLG: 0.467	C FF 92 X FF 91 0-1 ② F9		C SL 81 F SI 91 B FF 91 S SI 91 1-3 ③ K			X SI 90 0-0 ③ L8			C KN 65 X KN 66 0-1 ② P5	4	0	0	0	0	1	0
19 José Bautista, R (1, 9) OBP: 0.443, SLG: 0.510	C FF 92 S FF 93 B SL 83 X SI 93 1-2 1B			C FC 90 B FF 91 B FC 90 X SI 90 2-1 ① G5-3			C FF 90 S SL 82 B FC 91 B SL 82 B FF 91 X FC 92 3-2 ① F8		B KN 65 F KN 66 B KN 66 X KN 66 2-1 ③ F7	4	0	1	0	0	0	0
26 Adam Lind, L (1, 3) OBP: 0.269, SLG: 0.328	B FF 91 1 SAFE 1 SAFE B FF 91 S FC 89 C SI 90 1 SAFE X FS 78 2-2 ③ G3			B FF 90 C SI 91 X FC 91 1-1 ② F7			F FS 77 B FF 91 X FC 89 1-1 ② P5			3	0	0	0	0	0	1
2 Aaron Hill, R (1, 4) OBP: 0.262, SLG: 0.283 6 John McDonald, R (7, 4) OBP: 0.440, SLG: 0.400		B FF 90 X FF 89 1-0 ① F7		B SL 81 C FC 90 B SL 83 X FC 90 2-1 ③ F8			B FF 90 X FC 90 1-0 ③ G5-3			3 0	0 0	0 0	0 0	0 0	0 0	0 0
9 J.P. Arencibia, R (1, 2) OBP: 0.348, SLG: 0.571		C FC 89 B SL 79 S FC 90 F FF 92 B SL 81 X FC 91 2-2 ② F8			S SL 80 B SL 80 F FC 90 S SL 81 1-3 ① K			C FC 90 X CU 80 0-1 ① G6-3		3	0	0	0	0	1	0
45 Travis Snider, L (1, 7) OBP: 0.250, SLG: 0.245		S FF 91 S FS 80 B FF 91 B SI 92 F FF 91 B FS 80 F FF 91 B FC 91 4-2 BB			B SL 79 B FF 91 C FF 89 X SI 91 2-1 ② F7			X FF 91 0-0 ② G6-3		2	0	0	0	1	0	0
10 Edwin Encarnación, R (1, 10) OBP: 0.261, SLG: 0.318		B SI 92 F FF 90 B FF 90 F SI 92 F FF 92 1 SAFE 1 SAFE X FC 89 2-2 ③ F7			C SL 81 X SI 92 0-1 ③ G6-3			C FF 92 B CU 79 F FC 91 F FF 92 F FC 88 X SI 92 1-2 ③ P5		3	0	0	0	0	0	1
28 Jayson Nix, R (1, 5) OBP: 0.356, SLG: 0.462			L FF 89 B SL 80 B FC 89 F FC 89 X FF 92 2-2 ① P5			C FC 89 C SL 80 C SL 81 0-3 ① K			C KN 67 C KN 66 B KN 67 X KN 67 1-2 ① P6	3	0	0	0	0	1	0
Inning Stats	R: 0 E: 0 K: 0 S: 13 H: 1 LOB: 1 BB: 0 P: 19	R: 0 E: 0 K: 0 S: 13 H: 0 LOB: 1 BB: 1 P: 22	R: 0 E: 0 K: 1 S: 8 H: 0 LOB: 0 BB: 0 P: 11	R: 0 E: 0 K: 0 S: 6 H: 0 LOB: 0 BB: 0 P: 11	R: 0 E: 0 K: 1 S: 7 H: 0 LOB: 0 BB: 0 P: 10	R: 0 E: 0 K: 1 S: 5 H: 0 LOB: 0 BB: 0 P: 5	R: 0 E: 0 K: 0 S: 6 H: 0 LOB: 0 BB: 0 P: 11	R: 0 E: 0 K: 0 S: 8 H: 0 LOB: 0 BB: 0 P: 9	R: 1 E: 0 K: 0 S: 9 H: 1 LOB: 0 BB: 0 P: 13	1B: 1 2B: 0 3B: 0 HR: 1	SF: 0 SAC: 0 DP: 0 HBP: 0		WP: 0 PB: 0 SB: 0 CS: 0		PA: 30		

PITCHER		IP	WLS	BF	H	R	ER	SO	BB	IBB	HBP	BLK	WP	HR	S	P	ERA	WHIP
18 Daisuke Matsuzaka, R ERA: 6.43	(1, 1)	7.0	W	23	1	0	0	3	1	0	0	0	0	0	58	89	0.00	0.286
91 Alfredo Aceves, R ERA: 2.35	(8, 1)	1.0		3	0	0	0	0	0	0	0	0	0	0	8	9	0.00	0.000
49 Tim Wakefield, R ERA: 6.1	(9, 1)	1.0		4	1	1	1	0	0	0	0	0	0	1	9	13	9.00	1.000

PITCHER	IP	WLS	BF	H	R	ER	SO	BB	IBB	HBP	BLK	WP	HR	S	P	ERA	WHIP

Toronto Blue Jays @ Boston Red Sox

Fenway Park, Boston, MA

Mon Apr 18 2011, 11:10 AM - 1:56 PM EDT

Att. 37,916 - Partly Cloudy - 49 F

TOP

livebaseballscorecards.com

AB	29
R	1
H	2
RBI	1
BB	1
SO	3
LOB	2

Batter	1	2	3	4	5	6	7	8	9	AB	R	H	RBI	BB	SO	LOB
7 J.D. Drew, L (1, 9) OBP: 0.378, SLG: 0.359 54 Darnell McDonald, R (8, 9) OBP: 0.250, SLG: 0.455	B SI 89 X SI 90 1-0 12 1B 3B	B FF 91 C CH 82 B SL 83 B SI 92 B FF 91 4-1 15 1B BB		C SI 91 X SI 88 0-1 1B	C FF 92 X SI 93 0-1 ③ G6-3		C FF 91 X FF 91 0-1 ① F8			4 0	1 0	2 0	0 0	1 0	0 0	1 0
15 Dustin Pedroia, R (1, 4) OBP: 0.409, SLG: 0.491	B FF 92 S FF 92 F FF 93 D CU 78 D CU 79 B FF 93 4-2 34 BB 12 1B BB	1 SAFE C CH 84 D CH 84 F FF 92 B CH 85 X CH 85 2-2 1-2 1B		B SI 91 D SI 91 X FF 93 2-0 ① F8		B FF 92 C SI 92 B SI 92 B SI 91 B SI 92 4-1 28 FC5-6 BB	C SL 81 S FF 91 T FF 92 0-2 ② K			3	1	1	0	2	1	1
28 Adrián González, L (1, 3) OBP: 0.364, SLG: 0.421	B FF 92 F SI 92 F SI 92 B SI 95 S CH 86 2-3 ① K	F SI 92 F CH 84 C FF 93 0-3 ③ K		D CU 75 C FF 90 C FF 92 S FF 92 1-3 ② K		F SI 92 B SI 93 F SL 81 X SI 92 1-2 ① FC5-6 20 HR 1-2f	S FF 92 B FC 92 S FF 92 X FC 92 1-2 2B			5	1	1	0	0	3	6
20 Kevin Youkilis, R (1, 5) OBP: 0.422, SLG: 0.447	B FF 91 D CH 86 1 SAFE F FF 94 F FF 92 S CH 85 2-3 ② K		B SI 90 F SI 91 S CH 85 B FF 93 X FF 92 2-2 34 1B 2B	C CH 84 B CH 86 F FF 92 B FF 94 X FF 93 2-2 ③ F9		B FF 92 B FF 91 B FF 92 C FF 91 X FF 91 3-1 1-H HR	B FC 92 C SL 81 B FC 92 F FC 91 X FF 91 2-2 ③ F7			5	2	2	2	0	1	4
34 David Ortiz, L (1, 10) OBP: 0.393, SLG: 0.469	B SI 93 F SI 92 B CU 76 D SI 92 S FF 93 B CH 84 4-2 12 1B 1-2 BB		C SI 89 C SI 92 B CU 79 B CU 77 F CH 84 X SI 92 2-2 33 FC6-4 12 1B 2-H 1B		B FF 91 B FF 89 B SI 89 C SI 90 B FF 90 4-1 12 HR BB	B FF 92 B FF 92 C FF 92 X SI 93 2-1 ② G5-3		F FF 92 B FF 91 X FF 92 1-1 ① F9		3	1	1	1	2	0	0
12 Jed Lowrie, S (1, 6) OBP: 0.545, SLG: 0.774	X FF 94 0-0 1-3 2-H 3-H 1B		F SI 93 X CH 85 0-1 33 FC6-4 1-2 1B		B FF 92 C SI 90 X SL 84 1-1 1-H HR	C SI 92 X SI 93 0-1 13 2B 1B		C FF 92 F FC 91 S FF 92 0-3 ② K		5	2	4	4	0	1	0
13 Carl Crawford, L (1, 7) OBP: 0.175, SLG: 0.167	C FF 93 B FF 95 F CU 77 D CU 78 1 SAFE F CH 85 F FF 92 X CU 78 2-2 ③ F7		F FF 92 M FF 92 F FF 94 X CU 76 0-2 ① F4		C SI 91 B FF 91 B FF 92 X FF 90 2-1 ① F7	1 SAFE B FF 92 X FF 91 1-0 1-H 2B		B FF 91 B FF 93 B FF 91 C FF 92 X FF 92 3-1 ③ G1-4-3		5	0	1	1	0	0	4
33 Jason Varitek, S (1, 2) OBP: 0.167, SLG: 0.063		B FF 91 X FF 88 1-0 ① F8	S CU 76 S CH 86 X CH 86 0-2 ② FC6-4 1-2f 2-3		S FF 90 S FF 89 B CH 85 B CH 85 B FF 91 B FF 91 4-2 BB	C FC 91 S FF 91 C FC 92 0-3 ③				3	0	0	0	1	1	3
2 Jacoby Ellsbury, L (1, 8) OBP: 0.286, SLG: 0.460		C FF 91 X SI 91 0-1 ② L6	C CU 77 B CU 78 D SI 92 S CH 85 B CH 86 F CH 85 F CH 84 X FF 92 3-2 ③ F7		F SI 92 C SI 94 B FF 92 F SI 93 D SL 81 S SI 92 2-3 ② K		B FF 90 S FC 91 C FF 91 F FF 92 X FC 91 1-2 HR			4	1	1	1	0	1	3
Inning Stats	R: 2 E: 0 K: 2 S: 17 H: 2 LOB: 2 BB: 2 P: 32	R: 0 E: 0 K: 1 S: 10 H: 1 LOB: 2 BB: 1 P: 17	R: 1 E: 0 K: 0 S: 21 H: 3 LOB: 2 BB: 0 P: 28	R: 0 E: 0 K: 1 S: 9 H: 1 LOB: 1 BB: 0 P: 14	R: 2 E: 0 K: 1 S: 13 H: 1 LOB: 1 BB: 2 P: 26	R: 3 E: 0 K: 1 S: 14 H: 3 LOB: 1 BB: 1 P: 25	R: 1 E: 0 K: 1 S: 15 H: 2 LOB: 1 BB: 0 P: 19	R: 0 E: 0 K: 1 S: 7 H: 0 LOB: 0 BB: 0 P: 11		1B: 6 2B: 3 3B: 1 HR: 3	SF: 0 SAC: 0 DP: 0 HBP: 0			WP: 0 PB: 0 SB: 0 CS: 0	PA: 43	

PITCHER		IP	WLS	BF	H	R	ER	SO	BB	IBB	HBP	BLK	WP	HR	S	P	ERA	WHIP
24 Ricky Romero, L ERA: 3.12	(1, 1)	4.1	L	26	8	5	5	4	5	0	0	0	0	1	64	109	10.38	3.000
47 Luis Perez, L ERA: 10.13	(5, 1)	1.1		8	3	3	3	1	1	0	0	0	0	1	17	30	20.25	3.000
29 Octavio Dotel, R ERA: 6.75	(6, 1)	1.1		6	2	1	1	2	0	0	0	0	0	1	18	22	6.75	1.500
44 Casey Janssen, R ERA:	(8, 1)	1.0		3	0	0	0	1	0	0	0	0	0	0	7	11	0.00	0.000

PITCHER	IP	WLS	BF	H	R	ER	SO	BB	IBB	HBP	BLK	WP	HR	S	P	ERA	WHIP

BOTTOM

Toronto Blue Jays @ Boston Red Sox

Fenway Park, Boston, MA

Mon Apr 18 2011, 11:10 AM - 1:56 PM EDT

Att. 37,916 - Partly Cloudy - 49 F

livebaseballscorecards.com

AB	37
R	9
H	13
RBI	9
BB	6
SO	8
LOB	22

Boston Red Sox @ Oakland Athletics

Oakland Coliseum, Oakland, CA

Tue Apr 19 2011, 7:08 PM - 9:56 PM PDT

Att. 25,230 - Partly Cloudy - 58 F

livebaseballscorecards.com

Batter	1	2	3	4	5	6	7	8	9	AB	R	H	RBI	BB	SO	LOB
12 Jed Lowrie, S (1, 6) OBP: 0.486, SLG: 0.686	C FF 92 B SI 91 C SL 80 B SL 82 S SL 82 2-3 K ①		X FF 92 0-0 F7 ③			B SI 90 B CH 83 B FF 93 C FF 90 S FF 91 S SL 83 3-3 K ③			C FF 88 B FF 89 F FF 88 X CH 74 1-2 G5-3 ①	4	0	0	0	0	2	0
15 Dustin Pedroia, R (1, 4) OBP: 0.414, SLG: 0.475	X FF 93 0-0 G4-3 ②			B FF 88 C FF 91 B SL 82 C SL 81 B FF 93 B FF 93 4-2 28 CS BB			B CH 82 C SI 89 B SL 82 B SL 81 X FF 91 3-1 F8 ①		C FF 88 B FF 90 B FF 89 B FF 89 C FF 88 B FF 87 4-2 28 1B BB	2	0	0	0	2	0	0
28 Adrián González, L (1, 3) OBP: 0.371, SLG: 0.426	B SI 93 C FF 93 F SL 81 B FF 93 X SL 83 2-2 1B			C FF 91 B FF 90 F FF 92 1 SAFE S SL 83 1-3 K ①② 1-2			C KC 76 S SL 81 X SI 92 0-2 E1 20 G6-4-3		B FF 90 C FF 90 B SL 86 X FF 90 2-1 1B 1-2	4	0	2	0	0	1	1
20 Kevin Youkilis, R (1, 5) OBP: 0.397, SLG: 0.412	C FF 91 C FF 92 1 SAFE S SL 82 0-3 K ③			B CH 83 C SL 79 F SI 92 B FF 94 F SL 83 F SL 82 S SL 83 2-3 K ③			X FF 92 0-0 G6-4-3 ②③ 1-2f		C SI 88 B SI 88 X SI 88 1-1 F7 ②	4	0	0	0	0	2	4
34 David Ortiz, L (1, 10) OBP: 0.391, SLG: 0.462 2 Jacoby Ellsbury, L (8, PR) OBP: 0.281, SLG: 0.451 (8, 10)		B FF 91 C FF 91 F SI 90 B FF 93 B SL 82 X FF 92 3-2 G3 ①			C KC 73 B FF 87 X SI 89 1-1 G4-3 ①			B SL 78 C SL 79 S SL 80 B FF 93 F SL 82 X SI 92 2-2 23 CS 1B	C SI 87 X SI 89 0-1 P6 ③	3 1	0 0	1 0	0 0	0 0	0 0	0 2
23 Mike Cameron, R (1, 9) OBP: 0.211, SLG: 0.167		B SI 92 B FF 92 X CH 84 2-0 G6-3 ②			B FF 90 B FF 92 C SI 90 C SL 80 X SL 82 2-2 G5-3 ②			1 SAFE B SI 86 B FF 89 1 SAFE 1 SAFE B KC 77 C FF 88 1 SAFE F FF 89 3-3 1 SAFE S SL 80 K ①② 1-2		3	0	0	0	0	1	1
13 Carl Crawford, L (1, 7) OBP: 0.182, SLG: 0.175		C SL 79 X SI 92 0-1 G4-3 ③			C FF 92 B SI 90 X SL 82 1-1 G4-3 ③			B SL 82 F SL 82 B SL 83 S FF 92 B SL 85 X SL 83 3-2 39 1B 1B		3	0	1	0	0	0	0
39 Jarrod Saltalamacchia, S (1, 2) OBP: 0.256, SLG: 0.222			B FF 88 X CH 81 1-0 G6-3 ①			X KC 73 0-0 G1-3 ①		B SL 78 C SL 78 S FF 91 1 SAFE 1 SAFE F SL 81 F SL 83 X SL 81 1-2 1B 1-2		3	0	1	0	0	0	0
54 Darnell McDonald, R (1, 8) OBP: 0.200, SLG: 0.357			B SI 90 C SI 90 S SL 81 S SL 82 1-3 K ②			B SI 89 B SI 89 B FF 91 C FF 90 S FF 91 X FF 93 3-2 F8 ②		C SL 79 C FF 92 S SL 81 0-3 K ③		3	0	0	0	0	2	2
Inning Stats	R: 0 H: 1 E: 0 LOB: 1 K: 2 BB: 0 S: 10 P: 14	R: 0 H: 0 E: 0 LOB: 0 K: 0 BB: 0 S: 6 P: 11	R: 0 H: 0 E: 0 LOB: 0 K: 1 BB: 0 S: 5 P: 7	R: 0 H: 0 E: 0 LOB: 0 K: 2 BB: 1 S: 10 P: 17	R: 0 H: 0 E: 0 LOB: 0 K: 0 BB: 0 S: 7 P: 11	R: 0 H: 0 E: 0 LOB: 0 K: 1 BB: 0 S: 7 P: 13	R: 0 H: 0 E: 1 LOB: 0 K: 0 BB: 0 S: 6 P: 9	R: 0 H: 3 E: 0 LOB: 2 K: 2 BB: 0 S: 18 P: 27	R: 0 H: 1 E: 0 LOB: 2 K: 0 BB: 1 S: 11 P: 19	1B: 5 SF: 0 2B: 1 SAC: 0 3B: 0 DP: 2 HR: 0 HBP: 0						

AB	30
R	0
H	5
RBI	0
BB	2
SO	8
LOB	10

WP: 0 PA: 32
PB: 0
SB: 0
CS: 2

PITCHER		IP	WLS	BF	H	R	ER	SO	BB	IBB	HBP	BLK	WP	HR	S	P	ERA	WHIP
49 Brett Anderson, L ERA: 1.63	(1, 1)	8.0	W	27	4	0	0	8	1	0	0	0	0	0	69	109	0.00	0.625
56 Craig Breslow, L ERA: 7.2	(9, 1)	0.1		3	1	0	0	0	1	0	0	0	0	0	7	14	0.00	6.000
57 Brian Fuentes, L ERA: 4.66	(9, 1)	0.2		2	0	0	0	0	0	0	0	0	0	0	4	5	0.00	0.000

PITCHER	IP	WLS	BF	H	R	ER	SO	BB	IBB	HBP	BLK	WP	HR	S	P	ERA	WHIP

Boston Red Sox @ Oakland Athletics

Oakland Coliseum, Oakland, CA

Tue Apr 19 2011, 7:08 PM - 9:56 PM PDT

Att. 25,230 - Partly Cloudy - 58 F

livebaseballscorecards.com

Batter	1	2	3	4	5	6	7	8	9	AB	R	H	RBI	BB	SO	LOB
4 Coco Crisp, S (1, 8) OBP: 0.238, SLG: 0.339	F SI 91 C FF 92 B FF 94 X CH 86 1-2 10 G4-3 10 S 12 G6-3 1B		C FF 90 B CU 78 X CU 77 1-1 ② G6-3		2 SAFE B CU 77 X CU 77 1-0 ③ G4-3			B FF 86 L FF 88 S FF 87 B FF 87 F FF 88 F FF 87 F FS 84 X FS 84 2-2 ① L8 2-3		4	1	1	0	0	0	3
10 Daric Barton, L (1, 3) OBP: 0.417, SLG: 0.368	1 SAFE 1 SAFE 1 SAFE 1 SAFE C FF 90 B SL 85 B CH 84 X CU 80 2-1 ① G4-3 1-3		B FF 89 B FF 91 F FF 90 F FF 91 B CU 80 F FF 91 F FC 83 X CU 78 3-2 ③ F7			B FF 88 C CU 74 X CU 75 1-1 ① G4-3		B CU 77 C CU 76 B CU 77 B FF 88 X CU 77 3-1 16 BB 55 2B 3-H 1B		4	1	1	1	0	0	1
12 David DeJesus, L (1, 9) OBP: 0.317, SLG: 0.286	C CU 79 B FF 92 B FC 86 S FF 93 B FF 93 F FF 92 X CU 81 3-2 ② G6-3 3-H			B CU 76 X CU 76 1-0 ① F7		B FF 89 B CU 77 X FF 88 2-0 1B		C FF 88 C FF 87 B FF 86 B FF 87 C CU 76 2-3 ② K		4	0	1	1	0	1	1
16 Josh Willingham, R (1, 7) OBP: 0.294, SLG: 0.390	B FF 91 F FC 84 X FF 92 1-1 ③ P3			C FF 88 F FF 91 B FF 90 C SI 91 1-3 ② K		X FC 82 0-0 ② P3		B FF 87 1 SAFE C FS 84 F FF 86 B FF 86 B FF 87 F FF 86 B FF 86 4-2 55 2B 1-2 BB		3	1	0	0	1	1	1
55 Hideki Matsui, L (1, 10) OBP: 0.254, SLG: 0.410 15 Ryan Sweeney, L (8, PR) OBP: 0.500, SLG: 0.667 (9, 10)		C FF 90 C FF 92 X FF 93 0-2 ① F7		F FF 90 B FF 89 C FF 91 S FF 91 1-3 ③ K		D CH 82 F FF 89 C FF 91 X CU 77 2-1 ③ L9		C CU 76 B FF 86 B FF 86 F FF 86 D CU 78 X CU 76 3-2 8 1B 1-H 2-H 2B		4 0	0 1	1 0	2 0	0 0	1 0	1 0
8 Kurt Suzuki, R (1, 2) OBP: 0.305, SLG: 0.352		C FF 90 C FF 92 B SI 92 B FF 93 B FC 86 F FF 92 X FF 92 3-2 ② P4	C CU 76 B SI 90 X FF 89 1-1 ① P6				B SI 90 C SI 89 B SL 83 X FF 88 2-1 ① F9	C CU 79 F SI 91 X FF 92 0-2 5 FC5 14 E 2-H 1B		4	0	1	1	0	0	0
14 Mark Ellis, R (1, 4) OBP: 0.279, SLG: 0.368		C FF 91 B FF 91 X CH 84 1-1 5 PB 2B	B FF 89 C FF 90 S FF 90 F FF 90 B SI 92 F FF 91 F FF 92 B CU 80 F FF 90 4-2 B FF 92 5 1B BB				C SI 89 C SI 89 B CU 74 B SI 88 S SI 88 2-3 ② K	F FF 92 B CH 84 C CH 84 F FC 88 X CH 83 1-2 FC5 5 FC5 1-2		3	0	1	0	1	1	2
5 Kevin Kouzmanoff, R (1, 5) OBP: 0.192, SLG: 0.313		B SI 90 B FF 91 F FC 83 C FF 89 F FF 92 B FC 83 F FC 84 S FC 84 3-3 ③ K 2-3	X CU 79 0-0 1-2 1B				C FS 84 S SL 85 F CU 74 F SI 87 T FS 86 0-2 ③ K	F FF 90 F FF 90 X CU 81 0-2 ③ FC5 1-2 2-3f		4	0	1	0	0	2	3
2 Cliff Pennington, S (1, 6) OBP: 0.229, SLG: 0.227			X FF 89 0-0 ① G4-3		D CH 82 B CU 77 C CU 76 F FC 84 X FF 90 2-2 ② P6			F SI 88 B FC 85 B FC 85 F SI 87 F SL 84 F SL 84 F FS 84 F FC 88 X SI 88 2-2 4 S 10 1B 2B		3	1	1	0	0	0	2
Inning Stats	R: 1 H: 1 E: 0 LOB: 0 K: 0 BB: 0 S: 11 P: 18	R: 0 H: 1 E: 0 LOB: 1 K: 1 BB: 0 S: 14 P: 21	R: 0 H: 0 E: 0 LOB: 0 K: 0 BB: 0 S: 8 P: 12	R: 0 H: 0 E: 0 LOB: 0 K: 2 BB: 0 S: 7 P: 10	R: 0 H: 1 E: 0 LOB: 2 K: 0 BB: 1 S: 13 P: 21	R: 0 H: 1 E: 0 LOB: 1 K: 0 BB: 0 S: 6 P: 11	R: 0 H: 0 E: 0 LOB: 0 K: 2 BB: 0 S: 10 P: 14	R: 4 H: 4 E: 1 LOB: 2 K: 1 BB: 1 S: 34 P: 51		1B: 5 SF: 0 2B: 3 SAC: 0 3B: 0 DP: 0 HR: 0 HBP: 0						

AB	33
R	5
H	8
RBI	5
BB	2
SO	6
LOB	14

PITCHER		IP	WLS	BF	H	R	ER	SO	BB	IBB	HBP	BLK	WP	HR	S	P	ERA	WHIP
41 John Lackey, R ERA: 9.82	(1, 1)	6.0	L	23	4	1	1	3	1	0	0	0	0	0	59	93	1.50	0.833
35 Dan Wheeler, R ERA: 11.37	(7, 1)	1.0		4	1	1	1	2	0	0	0	0	0	0	17	23	9.00	1.000
37 Hideki Okajima, L ERA: 40.5	(8, 1)	0.2		5	2	2	2	1	1	0	0	0	0	0	17	31	27.00	4.500
91 Alfredo Aceves, R ERA: 2.25	(8, 1)	0.1		3	1	1	1	0	0	0	0	0	0	0	10	11	27.00	3.000

PITCHER	IP	WLS	BF	H	R	ER	SO	BB	IBB	HBP	BLK	WP	HR	S	P	ERA	WHIP

Boston Red Sox @ Oakland Athletics

Oakland Coliseum, Oakland, CA

Wed Apr 20 2011, 12:38 PM - 3:47 PM PDT

Att. 29,045 - Rain - 62 F

TOP

livebaseballscorecards.com

Batter	1	2	3	4	5	6	7	8	9	AB	R	H	RBI	BB	SO	LOB
7 J.D. Drew, L (1, 9) OBP: 0.367, SLG: 0.419	S FF 91 B SI 91 C FF 92 B CU 81 B CU 81 C FF 93 3-3 ① K	F FF 93 F SI 93 B FF 94 B CU 83 C FF 94 2-3 ② K	T CU 77 S CU 78 B FF 93 X FF 93 1-2 ② F7	F SI 89 X SI 88 0-1 HR						4	1	1	1	0	2	0
15 Dustin Pedroia, R (1, 4) OBP: 0.419, SLG: 0.468	C SI 92 S FF 94 B FF 94 B CU 82 X FF 94 2-2 ② F9	B SI 93 B CH 85 S FF 94 B FF 95 B FF 95 4-1 BB	C CH 84 B CU 81 S SI 93 B SI 93 B CU 81 S SI 93 3-3 ③ K				B SI 89 F CH 85 B SI 88 B CU 70 X SI 88 3-1 28 G4-6-3 1B			3	0	1	0	1	1	0
28 Adrián González, L (1, 3) OBP: 0.365, SLG: 0.415	B FF 93 F FF 94 F FF 93 B CU 83 S CU 82 2-3 ③ K	C CU 81 F SI 93 F FF 95 S CU 83 0-3 ③ K			F CU 76 B FF 90 X SI 90 1-1 12 HR 1B	C CU 68 1 SAFE C SI 90 F CU 71 B CU 71 X SL 84 1-2 ②③ G4-6-3 1-2f				4	1	1	0	0	2	2
20 Kevin Youkilis, R (1, 10) OBP: 0.403, SLG: 0.473		C SI 90 S FF 91 X CU 82 0-2 10 1B 13 1B 1B	B FF 92 S CH 83 C CU 79 B CU 80 B FF 94 X FF 93 3-2 HR	C SI 88 C CU 78 B SI 89 S CU 80 1-3 ① K		C FF 92 X SL 81 0-1 ① L6			4	2	2	1	0	1	1
12 Jed Lowrie, S (1, 5) OBP: 0.488, SLG: 0.744		B SI 90 B SI 92 X FF 92 2-0 ① F9	C SI 93 B FF 93 B CH 85 C FF 94 X CU 82 2-2 13 FC6-4 10 E 1B	X CU 77 0-0 1-H HR		F SI 92 F FF 93 B SI 92 B SI 94 X SI 93 2-2 ② F9			4	1	2	2	0	0	1
10 Marco Scutaro, R (1, 6) OBP: 0.317, SLG: 0.278		X SI 91 0-0 13 1B 1-2 1B	C SI 91 C SI 90 F CU 81 B CU 80 F SI 92 X FF 92 1-2 FC6 13 FC6-4 1-2	F SI 90 B SI 88 B SI 88 F SI 90 X 2-2 1B		B FF 93 X FF 93 1-0 ③ F9			4	0	2	0	0	0	1
13 Carl Crawford, L (1, 7) OBP: 0.186, SLG: 0.179		C FF 93 X CU 81 0-1 33 CS 1-3 2-H 1B	B SI 92 B SI 92 X SI 92 2-0 ① FC6-4 33 G5-4-3 1-2f 2-3	S FF 89 X SI 88 0-1 ② L8			B SI 91 C FF 91 C SL 80 B FF 91 S SI 92 2-3 ① K		4	0	1	1	0	1	3
33 Jason Varitek, S (1, 2) OBP: 0.136, SLG: 0.050	1 SAFE B FF 92 B SI 89 S FF 93 T SI 91 1 SAFE B SI 92 S FF 93 3-3 ②③ K 1-2		1 SAFE X FF 91 0-0 ②③ G5-4-3 1-2f	B SI 87 B SI 88 1 SAFE X SI 87 2-0 ③ F7			F FF 92 F FF 93 S SL 81 0-3 ② K		4	0	0	0	0	2	5
2 Jacoby Ellsbury, L (1, 8) OBP: 0.262, SLG: 0.418		B FF 91 C FF 92 F SI 91 C CU 80 1-3 ① K	C FF 89 B SI 88 F SI 90 B CU 79 F CU 80 C CU 79 2-3 ① K		F SI 87 C SI 88 C SI 89 0-3 ① K		S FF 93 C SL 81 X SI 93 0-2 ③ P6	4	0	0	0	0	3	0

	AB	35
	R	5
	H	10
	RBI	5
	BB	1
	SO	12
	LOB	13

Inning Stats	1	2	3	4	5	6	7	8	9
	R: 0 E: 0 K: 2 S: 9	R: 1 E: 0 K: 1 S: 10	R: 0 E: 0 K: 3 S: 11	R: 1 E: 1 K: 0 S: 13	R: 0 E: 0 K: 2 S: 10	R: 2 E: 0 K: 1 S: 12	R: 1 E: 0 K: 1 S: 11	R: 0 E: 0 K: 0 S: 6	R: 0 E: 0 K: 2 S: 9
	H: 0 LOB: 0 BB: 0 P: 16	H: 3 LOB: 2 BB: 0 P: 15	H: 0 LOB: 1 BB: 1 P: 18	H: 2 LOB: 1 BB: 0 P: 21	H: 0 LOB: 0 BB: 0 P: 16	H: 3 LOB: 1 BB: 0 P: 18	H: 2 LOB: 0 BB: 0 P: 15	H: 0 LOB: 0 BB: 0 P: 9	H: 0 LOB: 0 BB: 0 P: 11

1B: 7	SF: 0	WP: 0	PA: 36
2B: 1	SAC: 0	PB: 0	
3B: 0	DP: 3	SB: 0	
HR: 3	HBP: 0	CS: 1	

PITCHER		IP	WLS	BF	H	R	ER	SO	BB	IBB	HBP	BLK	WP	HR	S	P	ERA	WHIP
47 Gio González, L ERA: 1.8	(1, 1)	6.0	L	26	8	4	4	9	1	0	0	0	0	2	65	104	6.00	1.500
13 Jerry Blevins, L ERA: 3.38	(7, 1)	1.0		4	2	1	1	1	0	0	0	0	0	1	11	15	9.00	2.000
29 David Purcey, L ERA: 6.23	(8, 1)	2.0		6	0	0	0	2	0	0	0	0	0	0	15	20	0.00	0.000

PITCHER	IP	WLS	BF	H	R	ER	SO	BB	IBB	HBP	BLK	WP	HR	S	P	ERA	WHIP

BOTTOM

Boston Red Sox @ Oakland Athletics

Oakland Coliseum, Oakland, CA

Wed Apr 20 2011, 12:38 PM - 3:47 PM PDT

Att. 29,045 - Rain - 62 F

livebaseballscorecards.com

Batter	1	2	3	4	5	6	7	8	9	AB	R	H	RBI	BB	SO	LOB
4 Coco Crisp, S (1, 8) OBP: 0.250, SLG: 0.388	X SI 91 0-0 HR	B FF 92 C CH 80 D CH 82 X CH 80 2-1 ③ L9			B FF 93 B FC 89 C SI 92 X CH 80 2-1 ② P2	B FF 96 F FF 95 X CH 89 1-1 ③ P6		C FF 92 B CU 80 X FF 92 1-1 1-2 2-3 3-H 1B		5	1	2	2	0	0	5
10 Daric Barton, L (1, 3) OBP: 0.403, SLG: 0.344	X SI 92 0-0 ① P5		F FF 91 S FF 92 X SI 93 0-2 ① L7		F FF 91 B CU 78 F CH 80 B FC 90 B CH 81 B CH 80 4-2 12 1B BB		C FF 94 C CH 88 F FF 96 X CH 89 0-2 ① P4	B FF 92 B CH 84 F FF 92 S SL 84 F FF 93 S CU 80 2-3 ② K		4	0	0	0	1	1	3
12 David DeJesus, L (1, 9) OBP: 0.309, SLG: 0.279	B FF 91 X SI 92 1-0 ② G6-3		B FF 93 B CH 80 B FF 92 C FF 90 X FF 91 3-1 ② P4		B SI 91 D CH 78 F FF 92 C SI 90 1 SAFE X SI 92 2-2 1-2 1B		X FF 96 0-0 ② F7	B FF 94 C FF 94 C FF 94 F FF 94 S FS 90 1-3 ③ K		5	0	1	0	0	1	3
55 Hideki Matsui, L (1, 10) OBP: 0.279, SLG: 0.415	B SI 92 B SI 91 C CH 80 B FC 90 B SI 92 4-1 BB		C FC 89 C CH 82 B SI 92 F FF 93 B FC 91 S CU 77 2-3 ③ K		F FC 89 B FF 92 C SI 92 X CH 81 1-2 ③ F8		B FF 96 C SI 96 C SL 84 B FF 97 X FF 96 2-2 1B		B FF 92 F FF 93 X SL 80 1-1 14 HBP 11 1B 1B	4	1	2	0	1	1	2
15 Ryan Sweeney, L (1, 7) OBP: 0.412, SLG: 0.571	B FF 92 C SI 92 B FC 89 X CH 79 2-1 ③ F8			C FF 90 C CU 75 X SI 92 0-2 ① G3-1		C FF 91 B CH 79 X FC 88 1-1 14 G6-3 2B	B FF 96 B FF 95 F FF 95 X FF 95 2-1 ③ G3		F FF 93 D FS 89 B FF 95 X FF 94 2-1 ① P6	5	0	1	0	0	0	3
14 Mark Ellis, R (1, 4) OBP: 0.303, SLG: 0.393		C SI 91 C CU 77 X CH 80 0-2 2 FC6-4 5 1B 1B		B SI 92 B SI 92 X FC 87 2-0 2B	B FF 91 B FF 91 X SI 90 2-0 ① G6-3 2-3			C FF 92 C FF 94 F FF 95 F FF 94 S SL 88 0-3 ① K	C FF 95 S SL 80 B FF 93 H FF 92 2-2 11 1B 1-2 HBP	4	0	2	0	0	1	1
11 Landon Powell, S (1, 2) OBP: 0.571, SLG: 0.636 8 Kurt Suzuki, R (9, PR) OBP: 0.305, SLG: 0.352		S CH 80 1 SAFE F FF 92 D CU 76 B CH 82 S CH 79 2-3 ① K		F CH 80 F CU 75 X FF 91 0-2 ② F8	F F F B FF 90 F CU 77 B SI 91 B SI 92 B CH 77 4-2 28 BB BB			B FF 93 B FF 92 B FF 93 C FF 93 B FF 91 4-1 2 1B 4 1B 21 1B BB	B FS 89 F FF 93 S FS 89 X FF 93 1-2 1-3 2-H 1B	3 0	1 0	1 0	1 0	2 0	1 0	2 0
5 Kevin Kouzmanoff, R (1, 5) OBP: 0.204, SLG: 0.320 28 Conor Jackson, R (6, PH) OBP: 0.387, SLG: 0.370 21 Andy LaRoche, R (7, 5) OBP: 0.333, SLG: 0.367 16 Josh Willingham, R (9, PH) OBP: 0.290, SLG: 0.383		C SI 92 S SI 91 1 SAFE D FF 91 X SI 91 1-2 2 FC6-4 1-2 1B		C SI 91 B FC 89 S CH 79 X FF 92 1-2 ③ F9	B SI 91 D FC 87 B CH 78 C FF 90 F SI 89 B CH 76 4-2 1-2 BB			B FF 92 F SL 86 X FF 92 1-1 4 1B 2 1B 1-2 1B	S FF 93 S FF 94 X FF 94 0-2 ② P3	2 0 1 1	0 0 0 0	1 0 1 0	0 1 0 0	0 0 0 0	0 0 0 0	1 0 0 2
2 Cliff Pennington, S (1, 6) OBP: 0.226, SLG: 0.224		B FF 93 X SI 91 1-0 ② FC6-4 1-2f 2-3			B FF 92 F FF 92 F CH 79 B CU 77 X FC 89 2-2 ① G4-3	F FF 96 S FF 96 S FF 96 0-3 ② K		F FF 93 X CU 81 0-1 1-2 2-3 4 1B 1B	S FF 94 X FF 94 0-1 ③ P6	5	0	1	0	0	1	7
Inning Stats	R: 1 E: 0 K: 0 S: 6 H: 1 LOB: 1 BB: 1 P: 13	R: 0 E: 0 K: 1 S: 12 H: 2 LOB: 2 BB: 0 P: 18	R: 0 E: 0 K: 1 S: 9 H: 0 LOB: 0 BB: 0 P: 14	R: 0 E: 0 K: 0 S: 10 H: 1 LOB: 1 BB: 0 P: 13	R: 0 E: 0 K: 0 S: 13 H: 1 LOB: 2 BB: 1 P: 24	R: 0 E: 0 K: 1 S: 14 H: 1 LOB: 3 BB: 2 P: 26	R: 0 E: 0 K: 0 S: 10 H: 1 LOB: 1 BB: 0 P: 14	R: 1 E: 0 K: 3 S: 20 H: 3 LOB: 3 BB: 1 P: 29	R: 1 E: 0 K: 0 S: 14 H: 2 LOB: 2 BB: 0 P: 20	1B: 9 2B: 2 3B: 0 HR: 1 SF: 0 SAC: 0 DP: 0 HBP: 1						WP: 0 PB: 0 SB: 0 CS: 0 PA: 45	

	AB	39
	R	3
	H	12
	RBI	3
	BB	5
	SO	6
	LOB	29

PITCHER		IP	WLS	BF	H	R	ER	SO	BB	IBB	HBP	BLK	WP	HR	S	P	ERA	WHIP
11 Clay Buchholz, R ERA: 5.31	(1, 1)	5.1	W	26	6	1	1	2	4	0	0	0	0	1	59	102	1.69	1.875
51 Daniel Bard, R ERA: 5.4	(6, 1)	1.2	H	6	1	0	0	1	0	0	0	0	0	0	15	20	0.00	0.600
52 Bobby Jenks, R ERA: 8.44	(8, 1)	0.2		6	3	1	1	2	1	0	0	0	0	0	16	24	13.50	6.000
58 Jonathan Papelbon, R ERA: 2.84	(8, 1)	1.1	S	7	2	1	1	1	0	0	1	0	0	0	18	25	6.75	1.500

PITCHER	IP	WLS	BF	H	R	ER	SO	BB	IBB	HBP	BLK	WP	HR	S	P	ERA	WHIP

Boston Red Sox @ Los Angeles Angels

Angel Stadium of Anaheim, Anaheim, CA

Thu Apr 21 2011, 7:07 PM - 10:58 PM PDT

Att. 37,003 - Partly Cloudy - 62 F

livebaseballscorecards.com

Batter	1	2	3	4	5	6	7	8	9	10	11	AB	R	H	RBI	BB	SO	LOB
7 J.D. Drew, L (1, 9) OBP: 0.364, SLG: 0.383	X FF 92 0-0 G3		B FF 94 F CH 84 B CU 79 S CH 82 F FF 94 B FF 95 X CH 82 3-2 P6		B FF 92 X FF 92 1-0 F7	1 SAFE P PO 84 1 SAFE 1 SAFE C FF 92 1-1 CS 1-2	C SL 78 B FF 89 S CU 66 B SL 80 B CH 81 B FF 90 4-2 15 BB BB	C SI 97 B SI 97 B SI 96 C CH 85 S SL 89 2-3 K			B CH 84 B FC 88 C FC 88 B FC 89 B FC 88 4-1 15 1B 28 2B BB	4	1	0	0	2	1	3
15 Dustin Pedroia, R (1, 4) OBP: 0.450, SLG: 0.485	C FF 91 B FF 93 X FF 93 1-1 28 1B 1B		B CU 81 B CU 81 B FF 94 C FF 93 F FF 94 B FF 96 4-2 28 S BB		C FF 92 F FF 94 X FF 94 0-2 1B		D CH 79 B FF 88 C FF 89 B CH 80 F FF 89 F FF 90 B FF 90 4-2 1-2 BB	C CH 85 B SI 97 B SI 97 F SI 96 X SL 90 2-2 P4			F FC 89 M FC 89 X FC 89 0-2 28 2B 12 SF8 1-3 1B	4	1	3	0	2	0	3
28 Adrián González, L (1, 3) OBP: 0.375, SLG: 0.429	B FF 92 X SI 93 1-0 20 G6-3 1-2 1B		C CH 85 I IN 65 I IN 65 I IN 70 I IN 68 4-1 1-2 IBB		C SI 93 F FF 93 S CU 79 0-3 K		X FF 89 0-0 F5		X FF 98 0-0 F7		X FC 88 0-0 10 FC4 1-3 3-H 2B	5	0	2	1	1	1	3
20 Kevin Youkilis, R (1, 5) OBP: 0.397, SLG: 0.464 10 Marco Scutaro, R (2, 6) OBP: 0.283, SLG: 0.244	D CU 80 C FF 94 C CU 81 F FF 95 F FF 95 B CU 80 F CU 80 B FF 94 F FF 95 3-2 G6-3 1-2f		B SI 93 C CU 80 X FF 94 1-1 F8		1 SAFE X SI 92 0-0 F7		C FF 90 B CH 79 C FF 90 F SL 79 B CH 81 C FF 90 2-3 K		B FF 98 C FF 96 C FF 97 X SL 85 1-2 G5-3		X FC 88 0-0 FC4 13 PB 54 FC5 2-3	1 5	0 0	0 0	0 0	0 1	0 7	2
34 David Ortiz, L (1, 10) OBP: 0.406, SLG: 0.473 54 Darnell McDonald, R (9, PR) OBP: 0.188, SLG: 0.333 (9, 10)		C CH 82 X FF 94 0-1 12 G4-3 2B	S FF 93 F SI 94 F CU 81 B CH 83 B CU 81 B CH 84 X CH 83 3-2 G4-3		C CU 80 B FF 93 B SI 93 B CH 81 F SI 93 B SI 94 4-2 13 SH1-4 12 1B 2 1B BB	S FF 90 F SL 81 B FF 90 C FF 90 1-3 K		B FF 98 B FF 96 B FF 97 B FF 96 4-0 12 S BB	S FC 87 X FC 86 0-1 FC5 13 PB 1-2	3 1	1 0	1 0	0 0	2 0	1 0	2 2
12 Jed Lowrie, S (1, 6) OBP: 0.447, SLG: 0.682 (2, 5)		X FF 93 0-0 G4-3 2-3	X CH 81 0-0 F7		B CH 81 B FF 93 B SI 93 C SI 91 F FF 92 X SI 93 3-2 13 SH1-4 2 1B 1-2 1B		X CH 82 0-0 G5-3	B FF 95 B FF 97 X FF 97 2-0 F8 1-2		C FC 88 B CU 78 B FC 87 F FC 88 F FC 89 F FC 92 F FC 87 F CU 79 X FC 93 2-2 SF8 3-H	5	1	1	1	0	0	2
13 Carl Crawford, L (1, 7) OBP: 0.200, SLG: 0.171		S CU 82 B CU 81 B FF 96 X CU 82 2-1 G3	B FF 94 B SI 94 B SI 94 B FF 93 4-0 33 S BB		C FF 94 X FF 93 0-1 SH1-4 1-2 2-3		C SI 94 B SL 88 B SI 94 B CH 83 C SI 94 B SI 95 4-2 2 BB 33 HBP BB	B FC 86 C FF 89 S FC 87 F FC 86 C CU 76 1-3 K	S SL 78 S SL 79 F SL 81 B FF 93 S SL 80 1-3 K 1-2 2-3	3	0	0	0	2	2	3
33 Jason Varitek, S (1, 2) OBP: 0.185, SLG: 0.043		D FF 96 S CH 84 C CU 81 S CU 79 1-3 K	1 SAFE B FF 93 1 SAFE 1 SAFE B CH 83 C FF 94 2 SAFE B FF 94 F FF 92 4-2 B FF 93 1-2 BB		F FF 95 B FF 96 F FF 94 S CU 80 1-3 K		L SI 94 B CH 83 F SI 96 D SL 90 H FF 95 3-2 2 BB 1-2 HBP	C FF 91 S FC 88 B CU 77 C FC 88 1-3 K		3	0	0	0	1	3	3
2 Jacoby Ellsbury, L (1, 8) OBP: 0.273, SLG: 0.407			C SI 91 F CH 82 B FF 94 B FF 95 X FF 94 2-2 G4-3	B CU 79 X SI 94 1-0 F7	X FF 95 0-0 7 CS 2-H 3-H 1B		B CH 83 B CH 84 B SI 96 D SI 96 4-0 1-2 2-3 BB	C FF 91 F FC 88 B CU 78 S FC 88 1-3 K		4	0	1	2	1	1	2
Inning Stats	R: 0 E: 0 K: 0 S: 11 H: 2 LOB: 1 BB: 0 P: 16	R: 0 E: 0 K: 1 S: 8 H: 1 LOB: 1 BB: 0 P: 11	R: 0 E: 0 K: 0 S: 12 H: 0 LOB: 2 BB: 2 P: 26	R: 0 E: 0 K: 0 S: 8 H: 0 LOB: 2 BB: 2 P: 20	R: 0 E: 0 K: 1 S: 8 H: 1 LOB: 1 BB: 0 P: 9	R: 2 E: 0 K: 1 S: 13 H: 2 LOB: 0 BB: 1 P: 21	R: 0 E: 0 K: 2 S: 13 H: 0 LOB: 2 BB: 2 P: 24	R: 0 E: 0 K: 1 S: 11 H: 0 LOB: 3 BB: 2 P: 26	R: 0 E: 0 K: 0 S: 5 H: 0 LOB: 2 BB: 1 P: 12	R: 0 E: 0 K: 3 S: 10 H: 0 LOB: 0 BB: 0 P: 13	R: 2 E: 0 K: 1 S: 19 H: 2 LOB: 2 BB: 1 P: 26	1B: 6 2B: 2 3B: 0 HR: 0 SF: 1 SAC: 1 DP: 1 HBP: 1	WP: 0 PB: 1 SB: 3 CS: 1 PA: 53					

PITCHER		IP	WLS	BF	H	R	ER	SO	BB	IBB	HBP	BLK	WP	HR	S	P	ERA	WHIP
52 Tyler Chatwood, R ERA: 3.5	(1, 1)	6.0		27	6	2	2	3	4	1	0	0	0	0	60	103	3.00	1.667
21 Hisanori Takahashi, L ERA: 4.15	(7, 1)	1.0		5	0	0	0	2	2	0	0	0	0	0	13	24	0.00	2.000
56 Fernando Rodney, R ERA: 2.08	(8, 1)	1.0		6	0	0	0	1	2	0	1	0	0	0	11	26	0.00	2.000
51 Jordan Walden, R ERA:	(9, 1)	1.0		4	0	0	0	0	1	0	0	0	0	0	5	12	0.00	1.000
63 Rich Thompson, R ERA: 3.48	(10, 1)	1.2	L	9	2	2	2	3	1	0	0	0	0	0	25	34	10.80	1.800

PITCHER		IP	WLS	BF	H	R	ER	SO	BB	IBB	HBP	BLK	WP	HR	S	P	ERA	WHIP
17 Jason Bulger, R ERA: 1.23	(11, 1)	0.1		1	0	0	0	1	0	0	0	0	0	0	4	5	0.00	0.000

AB	38
R	4
H	8
RBI	4
BB	11
SO	10
LOB	32

Batter	1	2	3	4	5	6	7	8	9	10	11	AB	R	H	RBI	BB	SO	LOB
13 Maicer Izturis, S (1, 5) OBP: 0.407, SLG: 0.533	C FF 93 C CU 76 B CH 87 X FF 94 1-2 F8			C FF 93 B CH 87 B CH 88 B FF 93 C FF 93 F FF 93 F FF 93 F FF 92 B FF 92 4-2 53 WP BB		B FF 93 X FF 93 1-0 G6-3 2-3		F CH 88 B FC 88 B CU 76 B FF 92 F FF 91 F FF 91 X SI 92 3-2 P6			C FF 93 S FS 89 B FS 89 F FF 95 X FF 94 1-2 P5 1-2	4	0	0	0	1	0	2
47 Howie Kendrick, R (1, 4) OBP: 0.367, SLG: 0.570	B FF 94 C FF 94 B FC 88 B FC 90 C FF 93 S FF 93 3-3 K			1 SAFE B FC 89 1 SAFE B FC 89 F FF 93 F FF 93 X CU 76 2-2 F7		C FF 92 F FF 94 F FF 94 C FF 93 0-3 K			C FF 97 B SL 85 X FF 98 1-1 G6-3		C FF 94 C FF 94 B FF 94 F SL 82 F FF 94 F FF 94 B SL 82 F FF 95 B FF 95 3-3 S FF 85 K	5	0	0	0	0	3	3
53 Bobby Abreu, L (1, 10) OBP: 0.402, SLG: 0.338	C FF 94 B FF 94 B CH 88 X FF 93 2-1 P6			C FF 94 B CH 89 X CH 89 1-1 F7 1-2			B FF 91 B FF 92 B FF 91 C FF 92 B FF 92 4-1 48 HR BB		B FF 98 C FF 97 C CH 90 B SL 87 S FF 99 2-3 K			3	1	0	0	1	1	1
48 Torii Hunter, R (1, 9) OBP: 0.253, SLG: 0.358		C SI 93 S FC 90 B SI 94 F FF 93 B FF 94 X FC 91 2-2 G4-3		C SI 93 S SI 94 X CU 77 0-2 G5-3			B FC 88 C SI 92 F FC 89 B SI 93 1 SAFE B SI 92 1 SAFE X SI 93 3-2 1-H HR		X SI 99 0-0 G4-3			4	1	1	2	0	0	1
10 Vernon Wells, R (1, 7) OBP: 0.229, SLG: 0.282		B FF 94 X FF 94 1-0 L6			C CU 75 S FC 89 X FC 88 0-2 G6-3		F FC 87 B CU 74 F FF 93 C FF 92 1-3 K			C FF 94 X FF 94 0-1 G5-3		4	0	0	0	0	1	0
16 Hank Conger, L (1, 2) OBP: 0.375, SLG: 0.536		C FF 94 C CU 75 B FF 94 X CU 77 1-2 G3			B CU 76 B FC 90 B FF 93 C FF 92 C FF 92 S FF 93 3-3 K		X FF 92 0-0 G3			F FF 93 F FF 94 B CU 82 X SL 86 1-2 P2		4	0	0	0	0	1	0
44 Mark Trumbo, R (1, 3) OBP: 0.288, SLG: 0.457			C CU 75 X FC 89 0-1 G4-3		C FF 93 B CU 77 X FF 93 1-1 F9		S FC 90 B CU 77 B CU 77 B SI 93 S FC 89 X FF 94 3-2 P3			B SL 84 C SL 86 C SL 85 X FF 93 1-2 P3		4	0	0	0	0	0	0
2 Erick Aybar, S (1, 6) OBP: 0.350, SLG: 0.550			C FF 94 B CH 90 L CH 89 F FF 94 B CU 77 F CU 77 X FC 89 2-2 P6			C FF 92 B CU 75 S FC 89 X FF 93 1-2 13 G6-3 25 G5-3 1B		B FF 91 B FF 92 B FF 92 C FF 92 C FF 92 X FF 92 3-2 2B			C FF 93 X FF 93 0-1 G6-3	4	0	2	0	0	0	0
25 Peter Bourjos, R (1, 8) OBP: 0.338, SLG: 0.508			B CU 77 F FF 93 B CU 75 S SI 94 F FC 90 C CU 75 2-3 K			B SI 92 X SI 92 1-0 G5-3 1-2		C FF 92 S FC 89 B CU 77 F FF 92 X FC 88 1-2 G5-3			X FF 94 0-0 13 WP 1B	4	0	1	0	0	1	1
Inning Stats	R: 0 E: 0 K: 1 S: 8 H: 0 LOB: 0 BB: 0 P: 14	R: 0 E: 0 K: 0 S: 8 H: 0 LOB: 0 BB: 0 P: 12	R: 0 E: 0 K: 1 S: 11 H: 0 LOB: 0 BB: 0 P: 15	R: 0 E: 0 K: 0 S: 13 H: 0 LOB: 1 BB: 1 P: 20	R: 0 E: 0 K: 1 S: 8 H: 0 LOB: 0 BB: 0 P: 12	R: 0 E: 0 K: 1 S: 9 H: 1 LOB: 1 BB: 0 P: 12	R: 2 E: 0 K: 1 S: 11 H: 1 LOB: 0 BB: 1 P: 22	R: 0 E: 0 K: 1 S: 11 H: 1 LOB: 0 BB: 0 P: 18	R: 0 E: 0 K: 1 S: 6 H: 0 LOB: 0 BB: 0 P: 9	R: 0 E: 0 K: 0 S: 8 H: 0 LOB: 0 BB: 0 P: 10	R: 0 E: 0 K: 1 S: 14 H: 1 LOB: 1 BB: 0 P: 18	1B: 2 2B: 1 3B: 0 HR: 1 SF: 0 SAC: 0 DP: 0 HBP: 0						

PITCHER		IP	WLS	BF	H	R	ER	SO	BB	IBB	HBP	BLK	WP	HR	S	P	ERA	WHIP
19 Josh Beckett, R ERA: 1.93	(1, 1)	8.0		28	3	2	2	5	2	0	0	0	1	1	79	125	2.25	0.625
51 Daniel Bard, R ERA: 4.82	(9, 1)	1.0		3	0	0	0	1	0	0	0	0	0	0	6	9	0.00	0.000
52 Bobby Jenks, R ERA: 7.11	(10, 1)	1.0	W	3	0	0	0	0	0	0	0	0	0	0	8	10	0.00	0.000
58 Jonathan Papelbon, R ERA: 2.45	(11, 1)	1.0	S	4	1	0	0	1	0	0	0	0	1	0	14	18	0.00	1.000

PITCHER	IP	WLS	BF	H	R	ER	SO	BB	IBB	HBP	BLK	WP	HR	S	P	ERA	WHIP

BOTTOM

Boston Red Sox @ Los Angeles Angels

Angel Stadium of Anaheim, Anaheim, CA

Thu Apr 21 2011, 7:07 PM - 10:58 PM PDT
Att. 37,003 - Partly Cloudy - 62 F

livebaseballscorecards.com

AB	36
R	2
H	4
RBI	2
BB	2
SO	7
LOB	8

WP: 2	PB: 0	SB: 0	CS: 0
PA: 38			

Batter	1	2	3	4	5	6	7	8	9	AB	R	H	RBI	BB	SO	LOB
2 Jacoby Ellsbury, L (1, 8) OBP: 0.282, SLG: 0.413	C FF 90 B KC 79 S KC 80 F FS 84 S FS 85 1-3 ① K2-3		B FC 84 X FC 85 1-0 3-H 2B		L FF 89 B FC 85 B FF 90 1 SAFE B SI 90 B FF 89 4-1 28 FC4-6 1-2 BB		B FF 95 X SI 94 1-0 ① G6-3		B FC 90 C FC 90 C SL 83 B FF 91 C SL 83 2-3 ① K	4	0	1	1	1	2	0
15 Dustin Pedroia, R (1, 4) OBP: 0.435, SLG: 0.457	C SI 91 S FS 85 B FC 86 B FS 86 X FS 85 2-2 ② G6-3		B FC 84 F SI 90 F FC 85 C SI 91 1-3 ③ K		F FC 85 L SI 88 F FS 84 S FC 85 0-3 ① K		B SI 95 B FF 89 B FC 88 B SI 91 4-0 28 PB BB		X FF 91 0-0 ② F8	4	0	0	0	1	2	3
28 Adrián González, L (1, 3) OBP: 0.353, SLG: 0.400	F FC 86 X FS 86 0-1 ③ F8			C FC 85 B FF 89 F FF 89 B FF 90 F FC 86 X FF 91 2-2 ① F8	F SI 91 F FC 85 X FS 85 0-2 ② FC4-6 1-2f 2-3		B FF 91 C FF 94 B SI 95 C FF 94 S FF 94 2-3 ② K 1-2		B SI 91 C FF 90 F CH 86 B SL 85 F FF 92 X SL 85 2-2 ③ P6	5	0	0	0	0	1	3
34 David Ortiz, L (1, 10) OBP: 0.384, SLG: 0.441		X FF 89 0-0 ① G4-3		B FC 86 F FC 84 F FC 84 X FC 85 1-2 ② G3-1	C KC 79 B FC 85 X FF 91 1-1 ③ F7		B FF 95 B SI 95 C SI 94 S FF 89 F FF 94 F FC 90 X FF 95 2-2 ③ F7			4	0	0	0	0	0	3
12 Jed Lowrie, S (1, 5) OBP: 0.451, SLG: 0.681		B SI 89 S FS 85 S FS 85 B FC 86 F FC 84 B FS 86 S FC 85 3-3 ② K		C FC 87 B FS 85 B FS 85 B FF 91 F FC 86 F FC 85 F FC 86 B FF 91 4-2 7 2B 13 E BB		X SI 88 0-0 E7 7 1B 2B		B FF 91 C FF 91 X FF 91 1-1 ① G3		3	2	1	0	1	1	0
7 J.D. Drew, L (1, 9) OBP: 0.390, SLG: 0.420		C FC 87 C FS 86 B FC 86 B SI 90 C SI 90 2-3 ③ K		F FC 86 S FS 85 1 SAFE D FS 86 1 SAFE X FC 84 1-2 13 E 1-3 2B		D KC 77 D KC 79 B FC 84 C SI 88 F FC 83 X FF 88 3-2 3-H 1B		B FF 91 F SI 90 B CH 85 F FF 91 B CH 87 B FF 93 4-2 13 G4-3 13 WP BB		3	1	2	1	1	1	0
13 Carl Crawford, L (1, 7) OBP: 0.190, SLG: 0.162			C FC 84 B FC 86 X KC 78 1-1 ① G4-3	B FS 84 C FS 85 F FC 85 F FC 86 F FC 84 X FS 86 1-2 E8 39 S 2-H 3-H		C FF 90 D KC 79 F FC 84 C SI 88 1-3 ① K		B CH 86 F FF 92 X SL 85 1-1 ② G4-3 1-3		4	0	0	0	0	1	2
39 Jarrod Saltalamacchia, S (1, 2) OBP: 0.279, SLG: 0.256			C SI 90 B FS 85 F FC 85 X FS 84 1-2 10 F9 2 2B 2B	F FC 86 P PO 86 B SI 90 F SI 90 1 SAFE F FC 85 F FF 89 F FC 84 B KC 78 3-2 X KC 79 F8 1-2		X SI 90 0-0 ② F7		I IN 65 I IN 66 I IN 67 I IN 68 I IN 69 4-0 10 FC6-4 IBB		3	1	1	0	1	0	2
10 Marco Scutaro, R (1, 6) OBP: 0.280, SLG: 0.227			B FC 84 X FC 84 1-0 ② F9 2-3		B FF 89 B FF 90 B FC 84 B FF 88 4-0 28 FC4-6 2 BB BB	X SI 91 0-0 ③ F7		C SL 85 X FF 90 0-1 ③ FC6-4 1-2f		3	0	0	0	1	0	4
Inning Stats	R: 0 E: 0 K: 1 S: 9 H: 0 LOB: 0 BB: 0 P: 12	R: 0 E: 0 K: 2 S: 8 H: 0 LOB: 0 BB: 0 P: 13	R: 1 E: 0 K: 1 S: 10 H: 2 LOB: 1 BB: 0 P: 15	R: 2 E: 1 K: 0 S: 26 H: 1 LOB: 1 BB: 1 P: 37	R: 0 E: 0 K: 1 S: 10 H: 0 LOB: 2 BB: 2 P: 19	R: 1 E: 1 K: 1 S: 9 H: 2 LOB: 1 BB: 0 P: 13	R: 0 E: 0 K: 1 S: 9 H: 0 LOB: 1 BB: 1 P: 18	R: 0 E: 0 K: 0 S: 8 H: 0 LOB: 2 BB: 2 P: 18	R: 0 E: 0 K: 1 S: 8 H: 0 LOB: 0 BB: 0 P: 12	1B: 1 2B: 4 3B: 0 HR: 0 SF: 0 SAC: 0 DP: 0 HBP: 0	WP: 1 PB: 1 SB: 1 CS: 0 PA: 39					

TOP

Boston Red Sox @ Los Angeles Angels

Angel Stadium of Anaheim, Anaheim, CA

Fri Apr 22 2011, 7:09 PM - 10:24 PM PDT

Att. 39,005 - Partly Cloudy - 63 F

livebaseballscorecards.com

AB	33
R	4
H	5
RBI	2
BB	6
SO	8
LOB	17

PITCHER		IP	WLS	BF	H	R	ER	SO	BB	IBB	HBP	BLK	WP	HR	S	P	ERA	WHIP
24 Dan Haren, R ERA: 1.46	(1, 1)	6.0	L	27	5	4	2	6	3	0	0	0	0	0	72	109	3.00	1.333
45 Francisco Rodriguez, R ERA: 3.38	(7, 1)	1.0		4	0	0	0	1	1	0	0	0	0	0	9	18	0.00	1.000
22 Trevor Bell, R ERA:	(8, 1)	2.0		8	0	0	0	1	1	1	0	0	1	0	16	30	0.00	0.500

PITCHER	IP	WLS	BF	H	R	ER	SO	BB	IBB	HBP	BLK	WP	HR	S	P	ERA	WHIP

BOTTOM

Boston Red Sox @ Los Angeles Angels

Angel Stadium of Anaheim, Anaheim, CA

Fri Apr 22 2011, 7:09 PM - 10:24 PM PDT

Att. 39,005 - Partly Cloudy - 63 F

Batter	1	2	3	4	5	6	7	8	9	AB	R	H	RBI	BB	SO	LOB
25 Peter Bourjos, R (1, 8) OBP: 0.329, SLG: 0.500	B FF 91 C FF 90 S FC 88 B CU 76 S FC 89 2-3 ① K		B CU 76 X FF 94 1-0 47 S 2B		S FF 94 F FC 90 B FF 93 S FF 90 1-3 ② K		C SI 94 X SI 93 0-1 ③ P3		C FF 95 C FF 93 X FF 96 0-2 ② F9	5	0	1	0	0	2	3
47 Howie Kendrick, R (1, 4) OBP: 0.368, SLG: 0.566	F FF 93 F SI 92 T FF 94 0-2 ② K		B FF 91 S FC 90 F FC 91 F FF 95 B FF 92 F FF 95 B FF 95 B FC 90 4-2 53 S 2-3 BB		B CU 75 B FF 93 B FF 93 B FF 94 C FF 94 X FC 91 3-2 ③ G6-3			B FF 93 B FF 93 B FF 92 C FF 90 F FF 91 X FF 93 3-2 53 1B 2B	C SL 82 C FF 96 S FF 95 0-3 ③ K	4	1	1	0	1	2	2
53 Bobby Abreu, L (1, 10) OBP: 0.395, SLG: 0.333	B FF 93 B FF 92 S FC 88 C FF 94 C FC 88 2-3 ③ K		B SI 92 B FC 90 B FF 94 C FF 93 S FF 94 X FF 95 3-2 ③ F8 1-2			C FF 91 C FC 87 F FC 88 B FF 93 F FF 90 B FC 86 X FF 92 2-2 ① F7		C FF 94 C CH 83 B FF 94 B SL 87 X FF 94 2-2 10 WP 6 PB 1B 2-H		4	1	1	1	0	1	2
48 Torii Hunter, R (1, 9) OBP: 0.253, SLG: 0.353		S FF 92 F FC 89 F CU 76 F FC 89 B FF 94 B FF 89 F CU 76 C FF 94 2-3 ① K		C FF 92 S CH 86 F CU 77 B FF 94 B FF 92 F FC 87 F FF 93 X FC 87 2-2 1B		C FF 94 X CH 86 0-1 ② G4-3		S SL 86 B FF 93 B SL 86 X SL 84 2-1 ① F9		4	0	1	0	0	1	1
10 Vernon Wells, R (1, 7) OBP: 0.230, SLG: 0.280		F FF 93 X CH 85 0-1 6 WP 1B		X FF 93 0-0 ① F9		C FC 90 S CH 86 S CH 86 0-3 ③ K2-3		B SL 85 X FF 93 1-0 ② F7 1-2		4	0	1	0	0	1	2
6 Alberto Callaspo, S (1, 5) OBP: 0.403, SLG: 0.424 77 Reggie Willits, S (8, PR) 46 Bobby Wilson, R (9, 3) OBP: 0.125, SLG: 0.125		B FF 93 C CU 74 B FC 89 B FF 93 F FF 93 F FC 88 B FC 89 4-2 44 G4-3 1-2 BB		1 SAFE 1 SAFE D FF 93 B FF 93 X FF 94 2-0 ② P4			C SI 93 B SI 94 X CU 81 1-1 ① G4-3	B FF 92 C FF 90 F FF 92 D SL 87 B FF 92 F FF 93 B FF 92 4-2 2-H BB		2	0	0	0	2	0	1
										0	0	0	0	0	0	0
										0	0	0	0	0	0	0
44 Mark Trumbo, R (1, 3) OBP: 0.276, SLG: 0.438 13 Maicer Izturis, S (8, PH) OBP: 0.402, SLG: 0.526 (9, 5)		B FC 91 B CH 85 B FC 90 C FF 93 C FF 94 X FC 90 3-2 ② ③ G4-3 1-2f		F FF 93 S CH 85 F FF 94 S CU 78 0-3 ③ K			C SI 94 C SI 94 B SL 87 X SI 94 1-2 ② G4-3	1 SAFE C FF 91 X CH 83 0-1 ③ G4-3		3	0	0	0	0	1	3
										1	0	0	0	0	0	1
2 Erick Aybar, S (1, 6) OBP: 0.375, SLG: 0.542			B FF 91 C FF 92 B CU 73 S FC 88 B FF 94 X FC 89 3-2 ① G4-3		C FF 91 X FF 92 0-1 1B		B SI 94 F SI 94 M SI 94 B SI 96 X SI 95 2-2 5 S 5 1B 1B		C FF 93 X FF 94 0-1 ① F8	4	1	2	0	0	0	0
5 Jeff Mathis, R (1, 2) OBP: 0.225, SLG: 0.395 16 Hank Conger, L (9, PH) OBP: 0.394, SLG: 0.552			B CU 75 F FF 94 B FC 89 C FF 94 F CU 77 B CU 76 X FC 87 3-2 ② G5-3		B SI 90 B SI 92 S FF 93 D CH 86 S FF 93 1 SAFE T FF 94 3-2 ① K		C SI 94 B SI 90 B SL 88 D SI 94 F SI 95 X SI 95 3-2 1-H 1B		B FS 89 F FF 94 S FS 90 X FF 94 1-2 1B	3	0	1	1	0	1	1
										1	0	1	0	0	0	0

Inning Stats																								
	R: 0	H: 0	R: 0	H: 1	R: 0	H: 1	R: 0	H: 1	R: 0	H: 1	R: 0	H: 0	R: 1	H: 2	R: 2	H: 2	R: 0	H: 1	1B: 7	SF: 0	WP: 2	PA: 38
	E: 0	LOB: 0	E: 0	LOB: 1	E: 0	LOB: 2	E: 0	LOB: 1	E: 0	LOB: 1	E: 0	LOB: 0	E: 0	LOB: 1	E: 0	LOB: 1	E: 0	LOB: 1	2B: 2	SAC: 0	PB: 2	
	K: 3	BB: 0	K: 1	BB: 1	K: 0	BB: 1	K: 1	BB: 0	K: 2	BB: 0	K: 1	BB: 0	K: 0	BB: 1	K: 0	BB: 0	K: 1	BB: 0	3B: 0	DP: 1	SB: 3	
	S: 9	P: 13	S: 14	P: 23	S: 15	P: 29	S: 12	P: 16	S: 11	P: 18	S: 10	P: 12	S: 13	P: 20	S: 14	P: 26	S: 11	P: 12	HR: 0	HBP: 0	CS: 0	

	AB	35
	R	3
	H	9
	RBI	2
	BB	3
	SO	9
	LOB	16

livebaseballscorecards.com

PITCHER		IP	WLS	BF	H	R	ER	SO	BB	IBB	HBP	BLK	WP	HR	S	P	ERA	WHIP
31 Jon Lester, L ERA: 2.59	(1, 1)	6.0	W	23	4	0	0	8	2	0	0	0	1	0	71	111	0.00	1.000
32 Matt Albers, R ERA: 3.0	(7, 1)	1.0		5	2	1	1	0	0	0	0	0	0	0	13	20	9.00	2.000
52 Bobby Jenks, R ERA: 7.36	(8, 1)	1.0	H	6	2	2	1	0	1	0	0	0	1	0	14	26	9.00	3.000
58 Jonathan Papelbon, R ERA: 2.16	(9, 1)	1.0	S	4	1	0	0	1	0	0	0	0	0	0	11	12	0.00	1.000

PITCHER	IP	WLS	BF	H	R	ER	SO	BB	IBB	HBP	BLK	WP	HR	S	P	ERA	WHIP

Batter	1	2	3	4	5	6	7	8	9	AB	R	H	RBI	BB	SO	LOB
2 Jacoby Ellsbury, L (1, 8) OBP: 0.289, SLG: 0.412	C FF 92 F SI 94 B FF 93 C FF 94 1-3 ① K		B FF 92 B FF 90 X FF 92 2-0 ② 15 F8 15 S 28 1B 1B		L FF 90 X CH 87 0-1 ③ 15 S 20 HR 1B	C SL 81 X FF 92 0-1 F9			C SL 77 S FF 91 F SL 80 F SL 79 F FF 92 S SL 81 0-3 ① K2-3	5	2	2	0	0	2	1
15 Dustin Pedroia, R (1, 4) OBP: 0.422, SLG: 0.432	B FF 93 B FF 92 B FF 93 C FF 93 B FF 92 4-1 28 S BB		1 SAFE B SL 81 1 SAFE B SL 83 C FF 92 X SL 82 2-1 ① F8 1-3		P PO 88 S SL 82 X FF 92 1-1 ① P3 1-2		C SL 79 X SL 81 0-1 ① L4		C SL 80 B FF 94 X FF 92 1-1 ② G5-3	4	0	0	0	1	0	2
28 Adrián González, L (1, 3) OBP: 0.344, SLG: 0.388	C FF 92 F SL 83 F FF 94 X FF 94 0-2 ② F7 1-2		C SL 83 B FF 92 X FF 92 1-1 ② 34 1B 3-H 1B		B CH 88 C SL 82 C SL 80 S SL 80 1-3 ② K		B FF 90 C FF 91 C CH 87 B SL 82 X FF 91 2-2 ② F7		B CH 86 X CH 86 1-0 ③ G6-3	5	0	1	1	0	1	2
20 Kevin Youkilis, R (1, 5) OBP: 0.390, SLG: 0.500	C FF 94 F FF 94 B SL 82 S SL 83 1-3 ③ K		F FF 92 D SL 83 B FF 93 C SL 83 S FF 93 2-3 ② K		F FF 93 B FF 91 B SL 83 X FF 93 2-1 2-H HR		C FF 92 C FF 93 B FF 94 B FF 93 B SL 83 S SL 84 3-3 ③ K			4	1	1	2	0	3	2
34 David Ortiz, L (1, 10) OBP: 0.377, SLG: 0.429		C FF 91 F FF 92 F FF 93 X SL 81 0-2 ① G4-3	C SL 83 B FF 93 X SL 84 0-2 1-3 1B		F FF 92 B FF 92 C SI 90 B SI 89 S FF 93 2-3 ③ K			X FF 90 0-0 ① F7		4	0	1	0	0	1	0
12 Jed Lowrie, S (1, 6) OBP: 0.455, SLG: 0.686		C FF 91 X CH 88 0-1 13 1B 2B	F SL 82 S SL 84 X FF 93 0-2 ③ F8			X FF 91 0-0 ① F9		C FF 91 X SL 79 0-1 7 1B 1B		4	1	2	0	0	0	2
7 J.D. Drew, L (1, 9) OBP: 0.381, SLG: 0.407		D CH 88 B FF 93 B FF 92 C FF 92 S SL 82 C SL 83 3-3 ② K		B FF 91 C FF 90 S SL 80 C FF 91 1-3 ① K		X FF 91 0-0 ② P5		C SL 79 B SI 91 X SL 79 1-1 1-2 1B		4	0	1	0	0	2	1
13 Carl Crawford, L (1, 7) OBP: 0.205, SLG: 0.192		C FF 93 X FF 93 0-1 2-H 1B	B FF 92 S FF 92 X FF 92 1-1 ② G4-3			C FF 90 B SL 79 X FF 92 1-1 33 2B 2B		C FF 92 X SL 79 0-1 ② F8		4	1	2	1	0	0	2
33 Jason Varitek, S (1, 2) OBP: 0.194, SLG: 0.111		1 SAFE 1 SAFE B FF 92 C FF 91 C SL 82 F FF 93 S SL 83 1-3 ③ K	X FF 92 0-0 ③ G6-3			X FF 92 0-0 2-H 2B		C SL 79 C CH 86 F SL 80 F SL 80 D SL 82 X SI 94 1-2 ③ L5		4	0	1	1	0	1	3
Inning Stats	R: 0 H: 0 E: 0 LOB: 1 K: 2 BB: 1 S: 11 P: 17	R: 1 H: 2 E: 0 LOB: 1 K: 2 BB: 0 S: 15 P: 19	R: 1 H: 3 E: 0 LOB: 2 K: 1 BB: 0 S: 14 P: 21	R: 0 H: 0 E: 0 LOB: 0 K: 1 BB: 0 S: 6 P: 8	R: 2 H: 2 E: 0 LOB: 0 K: 2 BB: 0 S: 13 P: 18	R: 1 H: 2 E: 0 LOB: 1 K: 0 BB: 0 S: 7 P: 8	R: 0 H: 0 E: 0 LOB: 0 K: 1 BB: 0 S: 8 P: 13	R: 0 H: 2 E: 0 LOB: 2 K: 0 BB: 0 S: 12 P: 14	R: 0 H: 0 E: 0 LOB: 0 K: 1 BB: 0 S: 9 P: 11	1B: 7 SF: 0 2B: 3 SAC: 0 3B: 0 DP: 0 HR: 1 HBP: 0						

PITCHER		IP	WLS	BF	H	R	ER	SO	BB	IBB	HBP	BLK	WP	HR	S	P	ERA	WHIP
54 Ervin Santana, R ERA: 5.51	(1, 1)	7.0	L	31	9	5	5	9	1	0	0	0	0	1	74	104	6.43	1.429
17 Jason Bulger, R ERA: 0.96	(8, 1)	2.0		8	2	0	0	1	0	0	0	0	0	0	21	25	0.00	1.000

PITCHER	IP	WLS	BF	H	R	ER	SO	BB	IBB	HBP	BLK	WP	HR	S	P	ERA	WHIP

TOP

Boston Red Sox @ Los Angeles Angels

Angel Stadium of Anaheim, Anaheim, CA

Sat Apr 23 2011, 6:08 PM - 8:43 PM PDT

Att. 40,025 - Clear - 64 F

livebaseballscorecards.com

AB	38
R	5
H	11
RBI	5
BB	1
SO	10
LOB	15

WP: 0 PA: 39
PB: 0
SB: 3
CS: 0

Boston Red Sox @ Los Angeles Angels

Angel Stadium of Anaheim, Anaheim, CA

Sat Apr 23 2011, 6:08 PM - 8:43 PM PDT

Att. 40,025 - Clear - 64 F

livebaseballscorecards.com

BOTTOM

Batter	1	2	3	4	5	6	7	8	9	AB	R	H	RBI	BB	SO	LOB
13 Maicer Izturis, S (1, 4) OBP: 0.384, SLG: 0.500	B SI 91 B SI 92 C FF 90 F FF 91 B SL 82 F FF 91 X SI 92 3-2 ① F9		B SL 81 C SI 92 F FS 81 F SI 92 F FF 92 D FS 82 S FS 80 2-3 ② K			X SI 90 0-0 ① F8		B SI 90 F SI 90 X FS 81 1-1 ③ G4-3		4	0	0	0	0	1	0
2 Erick Aybar, S (1, 6) OBP: 0.357, SLG: 0.500	C SI 91 B FS 81 B FF 92 F FF 92 F FF 92 F FC 91 S FS 81 2-3 ② K		B FF 92 C SL 81 X FS 82 1-1 ③ F9			C SI 90 F FC 90 X FS 81 0-2 ② L5			C FF 97 B CH 90 S FF 97 F SL 84 X CH 90 1-2 53 DI 1B	4	0	1	0	0	1	0
53 Bobby Abreu, L (1, 9) OBP: 0.400, SLG: 0.324	B FF 92 X FF 92 1-0 ③ F8			C SI 92 B FC 91 B FS 82 B FS 80 B FF 92 4-1 BB		B SL 81 B SL 81 C SI 92 F SL 81 F FF 92 B FS 80 B FC 91 4-2 BB			B FF 98 C FF 97 C SI 97 S CH 92 1-3 ① K 1-2	2	0	0	0	2	1	1
48 Torii Hunter, R (1, 10) OBP: 0.253, SLG: 0.341		C FF 92 B FF 91 B FF 93 B FC 91 B SI 93 4-1 6 1B BB		S FC 92 X FC 91 0-1 ① F9		C FC 90 F FC 91 X FC 90 0-2 ③ G6-3			C SL 85 F SI 98 S SI 99 0-3 ② K	3	0	0	0	1	1	3
10 Vernon Wells, R (1, 8) (9, 7) OBP: 0.220, SLG: 0.267		B SL 81 D FF 90 C FC 90 1 SAFE X FF 90 2-1 ① F8		B FF 91 X FC 90 1-0 ② F8			C SL 80 X FF 90 0-1 ① G6-3		X SI 98 0-0 ③ G4-3	4	0	0	0	0	0	3
6 Alberto Callaspo, S (1, 5) OBP: 0.400, SLG: 0.420		T FF 90 D FS 81 B FS 81 X FC 90 2-1 1-2 1B		1 SAFE 1 SAFE C SI 90 B SI 91 S FF 90 1 SAFE D FS 82 X FS 81 2-2 ③ F8			B SL 80 C SI 91 C SI 90 F SI 89 F FS 81 S FF 91 1-3 ② K			3	0	1	0	0	1	1
16 Hank Conger, L (1, 2) OBP: 0.361, SLG: 0.500		X FF 92 0-0 ② F7			B FF 90 C SL 79 F SI 91 C SI 90 1-3 ① K		F FS 80 F FF 90 F SL 82 F SI 90 F SI 91 F SI 86 S SI 85 0-3 ③ K			3	0	0	0	0	2	2
44 Mark Trumbo, R (1, 3) OBP: 0.266, SLG: 0.421 25 Peter Bourjos, R (9, 8) OBP: 0.329, SLG: 0.500		C FF 92 S SL 82 S FF 92 0-3 ③ K			S SL 82 B FF 92 S FF 91 S SL 83 1-3 ② K			B SL 80 C SI 89 X SL 81 1-1 ① F8		3 0	0 0	0 0	0 0	0 0	2 0	2 0
77 Reggie Willits, S (1, 7) 47 Howie Kendrick, R (8, PH) (9, 3) OBP: 0.365, SLG: 0.560			C FF 90 B SL 80 F SI 91 B SL 83 F FF 92 S FF 91 2-3 ① K		C SI 92 C FS 80 B SI 90 C FC 89 1-3 ③ K			C FF 91 C SL 81 F FF 90 B SL 82 X SI 92 1-2 ② G4-3		2 1	0 0	0 0	0 0	0 0	2 0	0 0

Inning Stats	1	2	3	4	5	6	7	8	9
	R: 0 H: 0 E: 0 LOB: 0 K: 1 BB: 0 S: 10 P: 16	R: 0 H: 1 E: 0 LOB: 2 K: 1 BB: 1 S: 9 P: 17	R: 0 H: 0 E: 0 LOB: 0 K: 2 BB: 0 S: 11 P: 16	R: 0 H: 0 E: 0 LOB: 1 K: 0 BB: 1 S: 7 P: 14	R: 0 H: 0 E: 0 LOB: 0 K: 3 BB: 0 S: 9 P: 12	R: 0 H: 0 E: 0 LOB: 1 K: 0 BB: 1 S: 10 P: 14	R: 0 H: 0 E: 0 LOB: 0 K: 2 BB: 0 S: 14 P: 15	R: 0 H: 0 E: 0 LOB: 0 K: 0 BB: 0 S: 8 P: 11	R: 0 H: 1 E: 0 LOB: 1 K: 2 BB: 0 S: 11 P: 13

1B: 2	SF: 0	WP: 0 PA: 32
2B: 0	SAC: 0	PB: 0
3B: 0	DP: 0	SB: 0
HR: 0	HBP: 0	CS: 0

AB	29
R	0
H	2
RBI	0
BB	3
SO	11
LOB	12

PITCHER		IP	WLS	BF	H	R	ER	SO	BB	IBB	HBP	BLK	WP	HR	S	P	ERA	WHIP
18 Daisuke Matsuzaka, R ERA: 4.09	(1, 1)	8.0	W	28	1	0	0	9	3	0	0	0	0	0	78	115	0.00	0.500
51 Daniel Bard, R ERA: 4.35	(9, 1)	1.0		4	1	0	0	2	0	0	0	0	0	0	11	13	0.00	1.000

PITCHER	IP	WLS	BF	H	R	ER	SO	BB	IBB	HBP	BLK	WP	HR	S	P	ERA	WHIP

Batter	1	2	3	4	5	6	7	8	9	AB	R	H	RBI	BB	SO	LOB
2 Jacoby Ellsbury, L (1, 8) OBP: 0.296, SLG: 0.425	C SI 89 B CU 76 B SI 90 B SI 88 X FF 87 3-1 28 2B 2B	F SI 90 1 SAFE X CH 84 0-1 ② FC4-6 15 CS 1-2f			B SI 88 1 SAFE X SI 88 1-0 1-3 1B		C SI 93 F FF 88 S FF 95 0-3 ① K		F FC 87 C CH 85 F CU 77 B FF 92 C CU 77 1-3 ① K	5	1	2	0	0	2	2
15 Dustin Pedroia, R (1, 4) OBP: 0.400, SLG: 0.410	B FC 89 X FC 88 1-0 ① F7	1 SAFE P PO 81 P PO 83 2-0 ③ CS 1-2	C FF 88 F FF 87 B SI 91 X FC 87 1-2 ① G2-3		1 SAFE C FF 88 1 SAFE F FF 86 F SI 89 X CU 75 0-2 ② SF7 3-H		C SI 94 F FF 88 D SI 94 F FF 88 X SI 94 1-2 ② G4-3 1-2		C FC 89 C FF 91 S CU 77 0-3 ② K	4	0	0	1	0	1	2
28 Adrián González, L (1, 3) OBP: 0.358, SLG: 0.412	B SI 91 C CU 77 B CH 86 B FF 90 X CU 77 3-1 34 1B 2-H 2B		F CU 76 B FC 87 B CH 84 C SI 90 F SI 90 B FF 89 C SI 90 3-3 ② K		B SI 88 B FC 86 C FC 87 F FC 86 X FF 88 2-2 ③ G4-3		F FF 95 S FF 94 X FF 94 0-2 2-H 1B		X FF 91 0-0 1B	5	1	3	2	0	1	1
20 Kevin Youkilis, R (1, 5) OBP: 0.402, SLG: 0.492	C CU 78 B SI 91 S SI 91 D CU 78 F FC 89 D SI 91 B SI 91 4-2 34 1B 23 FC5-4 BB		C FC 89 B CU 78 B CU 78 X SI 90 2-1 ③ F9			B FC 86 C FC 86 X SI 88 1-1 23 G5-3 34 BB 1B	C FC 86 B SI 94 D SI 92 F SI 94 F FC 86 B FF 94 F SI 94 B FF 93 4-2 BB		B FC 88 C FC 88 B CU 78 C FC 87 S FC 88 2-3 ③ K	3	1	1	0	2	1	1
34 David Ortiz, L (1, 10) OBP: 0.383, SLG: 0.424	B CH 86 S CH 84 B SI 90 B CU 78 C SI 91 X SI 91 3-2 23 FC5-4 1-3 2-H 1B			B SI 89 B CH 83 B FF 88 C FF 88 F FF 88 F FF 88 X CU 75 3-2 ① G6-3		B SL 78 C SL 77 B FF 88 B FF 87 B SL 78 4-2 23 G5-3 13 HR 1-2 BB	B FF 86 C FC 87 B SI 94 S FC 88 X FF 89 2-2 ③ G4-3			3	1	1	1	1	0	2
23 Mike Cameron, R (1, 9) OBP: 0.174, SLG: 0.136	F FC 88 D CU 78 F SI 91 X SI 91 1-2 ② FC5-4 13 FC6 1-2f 3-H			X FC 88 0-0 F8		C CH 77 B CH 79 B SL 80 S FF 89 B FF 89 F FF 89 F FF 89 X CH 79 3-2 ①② G5-3 1-2 2-3f		B FC 88 S FC 88 F FC 87 T CU 77 1-2 ① K		4	0	0	1	0	1	3
13 Carl Crawford, L (1, 7) OBP: 0.218, SLG: 0.244	B SI 90 F SI 90 1 SAFE B CU 75 1 SAFE X FF 88 2-1 ③ FC6 1-2f			B SI 90 S SI 90 X SI 89 1-1 ③ G4-3		C SL 78 C SL 78 F SL 77 B FF 89 B SL 80 B FF 89 F FF 90 X SL 79 3-2 2-H HR		B FC 89 B FF 91 C FC 88 F FC 89 F FF 92 B FC 88 F FC 89 F FC 89 X FC 91 3-2 1B		4	1	2	2	0	0	1
39 Jarrod Saltalamacchia, S (1, 2) OBP: 0.255, SLG: 0.233		S SI 88 B SI 89 C FF 88 B SI 89 F CU 76 F FF 88 B FC 89 S SI 90 3-3 ① K			B SI 88 B SI 88 X FF 87 2-0 ① G3-1	C CH 79 F SL 85 S CH 81 0-3 ③ K		S FF 91 X FC 91 0-1 ② F8		4	0	0	0	0	2	1
10 Marco Scutaro, R (1, 6) OBP: 0.315, SLG: 0.255		C FC 89 B FC 86 B FC 87 B FC 87 C FC 87 B FC 87 4-2 2 FC4-6 BB			B FC 87 B FF 87 F FC 87 X FC 86 2-1 2 1B 15 SF7 1B		B SI 93 B SI 92 C SI 91 X FF 92 2-1 15 G4-3 28 1B 1B	C FC 89 S FC 87 F CU 78 F FC 89 X CU 77 0-2 ③ F8		3	2	2	0	1	0	1
Inning Stats	R: 3 E: 0 K: 0 S: 16 H: 3 LOB: 1 BB: 1 P: 33	R: 0 E: 0 K: 1 S: 11 H: 0 LOB: 0 BB: 1 P: 18	R: 0 E: 0 K: 1 S: 9 H: 0 LOB: 0 BB: 0 P: 15	R: 0 E: 0 K: 0 S: 7 H: 0 LOB: 0 BB: 0 P: 11	R: 1 E: 0 K: 0 S: 11 H: 2 LOB: 1 BB: 0 P: 18	R: 2 E: 0 K: 1 S: 17 H: 2 LOB: 0 BB: 1 P: 28	R: 1 E: 0 K: 1 S: 19 H: 2 LOB: 2 BB: 1 P: 28	R: 0 E: 0 K: 1 S: 16 H: 1 LOB: 1 BB: 0 P: 20	R: 0 E: 0 K: 3 S: 11 H: 1 LOB: 1 BB: 0 P: 14	1B: 8 2B: 2 3B: 0 HR: 1 SF: 1 SAC: 0 DP: 1 HBP: 0						WP: 0 PB: 0 SB: 0 CS: 1 PA: 41

TOP

Boston Red Sox @ Los Angeles Angels

Angel Stadium of Anaheim, Anaheim, CA

Sun Apr 24 2011, 12:41 PM - 3:35 PM PDT

Att. 35,107 - Drizzle - 61 F

livebaseballscorecards.com

AB	35
R	7
H	11
RBI	7
BB	4
SO	8
LOB	14

PITCHER		IP	WLS	BF	H	R	ER	SO	BB	IBB	HBP	BLK	WP	HR	S	P	ERA	WHIP
32 Matt Palmer, R ERA: 5.74	(1, 1)	5.0	L	22	6	5	5	2	2	0	0	0	0	0	56	98	9.00	1.600
21 Hisanori Takahashi, L ERA: 4.66	(6, 1)	1.0		4	1	1	1	1	1	0	0	0	0	1	15	25	9.00	2.000
45 Francisco Rodriguez, R ERA: 4.26	(7, 1)	1.0		6	2	1	1	1	1	0	0	0	0	0	19	28	9.00	3.000
63 Rich Thompson, R ERA: 2.92	(8, 1)	2.0		8	2	0	0	4	0	0	0	0	0	0	27	34	0.00	1.000

PITCHER	IP	WLS	BF	H	R	ER	SO	BB	IBB	HBP	BLK	WP	HR	S	P	ERA	WHIP

BOTTOM

Batter	1	2	3	4	5	6	7	8	9	AB	R	H	RBI	BB	SO	LOB
2 Erick Aybar, S (1, 6) OBP: 0.344, SLG: 0.469	X FF 88 0-0 ① B5-3		F SI 89 1 SAFE B FF 89 1 SAFE S CU 81 X FF 90 1-2 FC3 53 G4-6-3 1-2		B CU 77 B CH 82 C CU 77 F FF 89 S FF 91 2-3 ② K			C CU 74 X CU 75 0-1 46 BB 1B		4	0	1	0	0	1	2
53 Bobby Abreu, L (1, 10) OBP: 0.394, SLG: 0.320	C FF 87 B FF 90 X CH 83 1-1 6 1B 1B		B SI 91 C FF 90 B CU 80 X CU 79 2-1 ① ② G4-6-3 1-2f 2-3		B FF 90 B FF 90 X SI 90 2-0 ③ G3			B FF 87 X FF 89 1-0 ① P6		4	0	1	0	0	0	4
48 Torii Hunter, R (1, 9) OBP: 0.255, SLG: 0.333 46 Bobby Wilson, R (8, 3) OBP: 0.222, SLG: 0.125	X FF 91 0-0 ② F9		B FF 92 H FF 90 2-0 HBP			C FF 88 X FC 83 0-1 ① F8		B SL 82 D FC 82 B FF 89 B FF 87 4-0 1-2 BB		2 0	0 0	0 0	0 0	0 1	0 0	1 0
6 Alberto Callaspo, S (1, 5) OBP: 0.393, SLG: 0.411	C FF 90 B FF 90 F SI 91 B FF 91 B CU 80 F FF 92 F FF 93 F CU 80 F CU 80 3-2 F FC 84 F CU 80 X CU 79 1-2 1B		C CU 79 F FF 92 B FF 90 B FF 92 F FC 85 X FF 91 2-2 ③ F7			C FF 87 C FF 88 X FF 91 0-2 ② F8		X FF 90 0-0 ② F6		4	0	1	0	0	0	4
10 Vernon Wells, R (1, 7) OBP: 0.213, SLG: 0.258 77 Reggie Willits, S (8, 7)	X FC 84 0-0 ③ F8			F FF 89 X FC 83 0-1 ① G6-3		B FF 89 F CU 78 B FC 83 X FF 90 2-1 ③ F8		C FF 90 B FF 90 F SL 84 F FF 91 D CU 79 X CU 80 2-2 ③ F8		3 1	0 0	0 0	0 0	0 0	0 0	2 2
47 Howie Kendrick, R (1, 4) OBP: 0.350, SLG: 0.534		C FF 90 B FF 90 C FF 91 S SL 85 1-3 ① K		F CU 79 X FF 89 0-1 ② F8			C FF 87 B FF 88 F CU 78 X FC 84 1-2 ① G6-3		C FC 86 B FC 86 X SI 90 1-1 ① G4-3	4	0	0	0	0	1	0
44 Mark Trumbo, R (1, 3) OBP: 0.253, SLG: 0.400 (8, 9)		C FF 91 S FC 84 B SI 92 C FF 92 1-3 ② K		S FC 83 B FC 83 B CU 80 S CU 78 S FC 85 2-3 ③ K			C CU 77 B CU 81 B FF 90 X CU 75 2-1 ② P4		B SI 90 T FC 85 F FC 85 T CU 75 1-2 ② K	4	0	0	0	0	3	0
5 Jeff Mathis, R (1, 2) OBP: 0.227, SLG: 0.381		C FF 93 T FF 92 F FF 92 S CU 81 0-3 ③ K			X FF 88 0-0 ① F9		C FF 90 X CU 78 0-1 25 WP 1B		C SI 89 B FS 84 X FC 84 1-1 ③ F7	4	0	1	0	0	1	0
25 Peter Bourjos, R (1, 8) OBP: 0.342, SLG: 0.507			X FC 82 0-0 53 G4-6-3 2 FC3 1B		B FF 88 C FF 89 X FC 83 1-1 1B		F FF 88 B FF 89 B CU 79 B FC 83 C CU 76 C FF 89 3-3 ③ K 1-2			3	0	2	0	0	1	1
Inning Stats	R: 0 H: 2 E: 0 LOB: 2 K: 0 BB: 0 S: 14 P: 18	R: 0 H: 0 E: 0 LOB: 0 K: 3 BB: 0 S: 10 P: 12	R: 0 H: 1 E: 0 LOB: 2 K: 0 BB: 0 S: 10 P: 17	R: 0 H: 0 E: 0 LOB: 0 K: 1 BB: 0 S: 7 P: 9	R: 0 H: 1 E: 0 LOB: 1 K: 1 BB: 0 S: 7 P: 12	R: 0 H: 0 E: 0 LOB: 0 K: 0 BB: 0 S: 7 P: 9	R: 0 H: 1 E: 0 LOB: 1 K: 1 BB: 0 S: 10 P: 16	R: 0 H: 1 E: 0 LOB: 2 K: 0 BB: 1 S: 8 P: 15	R: 0 H: 0 E: 0 LOB: 0 K: 1 BB: 0 S: 7 P: 10	1B: 6 2B: 0 3B: 0 HR: 0	SF: 0 SAC: 0 DP: 1 HBP: 1			WP: 1 PB: 0 SB: 0 CS: 0	PA: 35		

PITCHER		IP	WLS	BF	H	R	ER	SO	BB	IBB	HBP	BLK	WP	HR	S	P	ERA	WHIP
41 John Lackey, R ERA: 6.35	(1, 1)	8.0	W	32	6	0	0	6	1	0	1	0	1	0	73	108	0.00	0.875
35 Dan Wheeler, R ERA: 9.82	(9, 1)	1.0		3	0	0	0	1	0	0	0	0	0	0	7	10	0.00	0.000

PITCHER	IP	WLS	BF	H	R	ER	SO	BB	IBB	HBP	BLK	WP	HR	S	P	ERA	WHIP

Boston Red Sox @ Los Angeles Angels

Angel Stadium of Anaheim, Anaheim, CA

Sun Apr 24 2011, 12:41 PM - 3:35 PM PDT

Att. 35,107 - Drizzle - 61 F

livebaseballscorecards.com

AB	33
R	0
H	6
RBI	0
BB	1
SO	7
LOB	16

Batter	1	2	3	4	5	6	7	8	9	AB	R	H	RBI	BB	SO	LOB
2 Jacoby Ellsbury, L (1, 8) OBP: 0.294, SLG: 0.429	C FF 90 B FF 91 S SI 91 B FF 92 X SI 91 2-2 ① G4-3		B FF 93 X FF 92 1-0 ③ L5		X SI 92 0-0 1-3 2B		X CH 87 0-0 ② L3			4	0	1	0	0	0	0
15 Dustin Pedroia, R (1, 4) OBP: 0.404, SLG: 0.407	C FF 92 B SI 91 X SI 91 1-1 ② G6-3			C FF 89 F CH 84 X CH 84 0-2 20 S 28 G1-3 20 SF8 1B	D FF 90 B FF 92 B CH 84 B FF 93 4-0 28 FC4-6 BB		C SI 94 C SI 95 B CU 81 S SI 95 1-3 ③ K			3	1	1	0	1	1	0
28 Adrián González, L (1, 3) OBP: 0.354, SLG: 0.416	C FF 92 B SI 92 B CH 86 B SI 90 S FF 92 X SI 92 3-2 ③ G4-3			B FF 91 C SI 92 F FF 92 F SI 92 D FF 87 X SI 92 2-2 ① G1-3 1-2	B SI 92 C FF 92 F CH 86 X SI 93 1-2 ③ FC4-6 1-2f			C SI 93 B SI 92 B CH 86 F SI 95 B SI 95 X SI 94 3-2 2B		4	0	1	0	0	0	4
20 Kevin Youkilis, R (1, 5) OBP: 0.384, SLG: 0.470		B SI 89 C FF 92 F CH 85 C SI 92 1-3 ① K		B CH 86 D CH 86 B SI 92 C SI 93 C CH 87 X SI 92 3-2 ② SF8 2-H		C CH 84 B FF 91 X CH 84 1-1 ① P4		X FF 94 0-0 ① P3		3	0	0	1	0	1	1
34 David Ortiz, L (1, 10) OBP: 0.388, SLG: 0.420		B FF 93 B SL 80 B FF 92 C FF 91 B SI 91 4-1 12 FC5-4 BB		C SI 92 S SI 91 B SI 92 X SI 93 1-2 E4 12 FC6-4		X SI 90 0-0 7 1B 1B		C SI 95 D CU 80 S CH 87 F SI 95 S CH 88 1-3 ② K		3	0	1	0	1	1	1
12 Jed Lowrie, S (1, 6) OBP: 0.424, SLG: 0.636		C SI 92 F CH 85 F FF 92 X FF 86 0-2 ② FC5-4 1-2f		D SI 93 X SI 92 1-0 ③ FC6-4 1-2f		C SI 92 D FF 90 S FF 85 X SI 91 1-2 ② F9		B CH 88 S SI 95 D CH 88 S FF 96 S SI 97 2-3 ③ K		4	0	0	0	0	1	4
7 J.D. Drew, L (1, 9) OBP: 0.373, SLG: 0.397		C SI 92 F CH 87 B SL 85 D SI 91 X FF 86 2-2 ③ G3-1			X CH 88 0-0 ① F8	X FF 86 0-0 1-2 1B			B CU 79 C FF 91 B FF 91 S FF 91 F FS 84 X FC 87 2-2 ① G4-3	4	0	1	0	0	0	1
13 Carl Crawford, L (1, 7) OBP: 0.209, SLG: 0.233			C FF 90 B FF 89 B FF 90 B FF 88 C FF 92 S SI 89 3-3 ① K		C FF 90 F SL 82 B FF 90 B SI 90 F SL 86 F FF 91 X SI 93 2-2 ② G6-3	X FF 91 0-0 ③ F8			F FF 93 F FC 87 S FF 93 0-3 ② K	4	0	0	0	0	2	2
33 Jason Varitek, S (1, 2) OBP: 0.206, SLG: 0.133 10 Marco Scutaro, R (9, PH) OBP: 0.309, SLG: 0.250			B FF 91 B SI 90 S SI 92 X SI 90 2-1 ② G5-3		C SI 92 X SI 91 0-1 2 2B 1B		S SI 94 F SI 94 S CH 88 0-3 ① K		X FF 93 0-0 ③ F9	3 1	0 0	1 0	0 0	0 0	1 0	0 0
Inning Stats	R: 0 E: 0 K: 0 S: 8 H: 0 LOB: 0 BB: 0 P: 14	R: 0 E: 0 K: 1 S: 11 H: 0 LOB: 1 BB: 1 P: 18	R: 0 E: 0 K: 1 S: 6 H: 0 LOB: 0 BB: 0 P: 12	R: 1 E: 1 K: 0 S: 14 H: 1 LOB: 1 BB: 0 P: 21	R: 0 E: 0 K: 0 S: 12 H: 2 LOB: 3 BB: 1 P: 19	R: 0 E: 0 K: 0 S: 8 H: 2 LOB: 2 BB: 0 P: 10	R: 0 E: 0 K: 2 S: 7 H: 0 LOB: 0 BB: 0 P: 8	R: 0 E: 0 K: 2 S: 11 H: 1 LOB: 1 BB: 0 P: 17	R: 0 E: 0 K: 1 S: 8 H: 0 LOB: 0 BB: 0 P: 10	1B: 4 2B: 2 3B: 0 HR: 0 SF: 1 SAC: 0 DP: 0 HBP: 0	WP: 0 PB: 0 SB: 1 CS: 0 PA: 36					

PITCHER		IP	WLS	BF	H	R	ER	SO	BB	IBB	HBP	BLK	WP	HR	S	P	ERA	WHIP
53 Zack Britton, L ERA: 2.84	(1, 1)	6.0	W	26	5	1	1	2	2	0	0	0	0	0	59	94	1.50	1.167
43 Jim Johnson, R ERA: 2.79	(7, 1)	2.0	H	7	1	0	0	4	0	0	0	0	0	0	18	25	0.00	0.500
63 Kevin Gregg, R ERA: 3.38	(9, 1)	1.0	S	3	0	0	0	1	0	0	0	0	0	0	8	10	0.00	0.000

PITCHER	IP	WLS	BF	H	R	ER	SO	BB	IBB	HBP	BLK	WP	HR	S	P	ERA	WHIP

TOP

Boston Red Sox @ Baltimore Orioles

Oriole Park at Camden Yards, Baltimore, MD

Tue Apr 26 2011, 7:10 PM - 9:57 PM EDT
Att. 18,938 - Partly Cloudy - 76 F

livebaseballscorecards.com

AB	33
R	1
H	6
RBI	1
BB	2
SO	7
LOB	13

BOTTOM

Boston Red Sox @ Baltimore Orioles

Oriole Park at Camden Yards, Baltimore, MD

Tue Apr 26 2011, 7:10 PM - 9:57 PM EDT

Att. 18,938 - Partly Cloudy - 76 F

livebaseballscorecards.com

Batter	1	2	3	4	5	6	7	8	9	AB	R	H	RBI	BB	SO	LOB
1 Brian Roberts, S (1, 4) OBP: 0.301, SLG: 0.438	X FF 92 0-0 ① L3	C FF 92 C CU 77 B FF 94 F FF 94 S CH 81 1-3 ③ K		X FF 92 0-0 ② F8		F FF 92 B FF 94 X FC 91 1-1 1B		F SI 94 1 SAFE B SI 92 B SL 86 X SI 92 2-1 ① F7		5	0	1	0	0	1	4
21 Nick Markakis, L (1, 9) OBP: 0.275, SLG: 0.305	B FF 93 B FF 90 C SI 91 X SI 92 2-1 27 FC5-4 1B		B FF 92 B FF 94 C FF 92 X FF 91 2-1 ① G3-1	B SI 92 B FC 89 T FF 92 X CH 78 2-1 ③ G4-3		B CH 78 B CH 78 X FF 92 2-0 ③ F7		1 SAFE B SI 86 S SI 92 1 SAFE B SI 94 F SI 92 X SI 94 2-2 ② F7		5	0	1	0	0	0	3
25 Derrek Lee, R (1, 3) OBP: 0.300, SLG: 0.284	X FF 94 0-0 ② F8		B FF 92 S CH 80 X SI 94 1-1 30 BB 27 1B 10 SF9 1B		X CH 79 0-0 30 FC3-6 27 1B 10 SF8 1B		B FF 92 B FF 93 X FF 91 2-0 ① F9	B SI 94 C SL 88 1 SAFE C SI 94 D SL 87 S SL 87 2-3 ③ K		5	2	2	0	0	1	2
27 Vladimir Guerrero, R (1, 10) OBP: 0.287, SLG: 0.414	X FF 92 0-0 ③ FC5-4 1-2f		B SI 93 X FC 90 1-0 10 SF9 30 BB 1-2 1B		F FF 92 X CU 77 0-1 30 FC3-6 1-2 1B		B FF 92 X FF 92 1-0 30 2B 12 SF8 1B			4	1	3	0	0	0	1
30 Luke Scott, L (1, 7) OBP: 0.316, SLG: 0.420 18 Felix Pie, L (7, PR) OBP: 0.250, SLG: 0.250 (8, 7)		B FF 93 X FF 92 1-0 12 2B 32 1B 1B	B CH 81 D CH 80 F FC 90 B CH 79 C CH 78 F SI 92 B FF 92 4-2 1-2 2-3 BB		X SI 91 0-0 ① FC3-6 1-2f 2-3		B FF 93 S CH 78 1 SAFE S CH 76 F CH 78 F SI 91 F FF 93 X CH 80 1-2 12 SF8 1-3 2B			3 0	1 0	2 0	0 0	1 0	0 0	2 0
10 Adam Jones, R (1, 8) OBP: 0.266, SLG: 0.408		C SI 92 B CU 77 1 SAFE C CU 78 F CU 78 F FF 93 F FF 93 F CH 79 F CH 80 2-3 ① K B FC 80 F FC 91 S CU 76	X FF 91 0-0 ② SF9 2-3 3-H		S CU 78 X CU 77 0-1 ② SF8 3-H		I IN 77 I IN 81 I IN 82 I IN 81 4-0 12 SF8 IBB			1	0	0	2	1	1	1
12 Mark Reynolds, R (1, 5) OBP: 0.263, SLG: 0.357	X SI 93 0-0 32 1B 1-3 2B		F CH 80 F CU 77 X CH 82 0-2 ③ G2-3		D CH 80 S CH 79 S FF 91 C CU 78 1-3 ③ K		D CH 80 S CH 78 X CU 79 1-1 ② SF8 1-2 2-3 3-H			3	0	1	1	0	1	3
32 Matt Wieters, S (1, 2) OBP: 0.333, SLG: 0.468	X FC 91 0-0 2-3 3-H 1B			B FF 91 F CH 79 B SI 92 B FC 91 X SI 91 3-1 1B		F CH 78 X CU 78 0-1 ① F7	C FS 84 B FS 83 B FF 89 X CU 77 2-1 ③ G2-3			4	0	2	1	0	0	2
11 Robert Andino, R (1, 6) OBP: 0.361, SLG: 0.281		B SI 93 S CH 79 1 SAFE F FF 92 C FF 94 1-3 ② K		D SI 92 X SI 92 1-0 ① F9		B CH 80 C SI 92 F FF 92 S CH 80 1-3 ② K		B SI 94 B SI 94 B SI 95 B SI 94 4-0 BB		3	0	0	0	1	2	3
Inning Stats	R: 0 E: 0 K: 0 S: 5 H: 1 LOB: 1 BB: 0 P: 7	R: 1 E: 0 K: 3 S: 19 H: 3 LOB: 2 BB: 0 P: 24	R: 1 E: 0 K: 0 S: 12 H: 2 LOB: 2 BB: 1 P: 20	R: 0 E: 0 K: 0 S: 6 H: 1 LOB: 1 BB: 0 P: 12	R: 1 E: 0 K: 1 S: 9 H: 2 LOB: 1 BB: 0 P: 10	R: 0 E: 0 K: 1 S: 8 H: 1 LOB: 1 BB: 0 P: 12	R: 1 E: 0 K: 0 S: 12 H: 2 LOB: 2 BB: 1 P: 23	R: 0 E: 0 K: 1 S: 8 H: 0 LOB: 1 BB: 1 P: 18		1B: 10 2B: 2 3B: 0 HR: 0	SF: 3 SAC: 0 DP: 0 HBP: 0			WP: 0 PB: 0 SB: 0 CS: 0	PA: 39	

	AB	33
	R	4
	H	12
	RBI	4
	BB	3
	SO	6
	LOB	21

PITCHER		IP	WLS	BF	H	R	ER	SO	BB	IBB	HBP	BLK	WP	HR	S	P	ERA	WHIP
11 Clay Buchholz, R ERA: 5.33	(1, 1)	6.2	L	34	12	4	4	5	1	1	0	0	0	0	69	104	5.40	1.950
37 Hideki Okajima, L ERA: 27.0	(7, 1)	0.1		1	0	0	0	0	0	0	0	0	0	0	2	4	0.00	0.000
32 Matt Albers, R ERA: 2.25	(8, 1)	1.0		4	0	0	0	1	1	0	0	0	0	0	8	18	0.00	1.000

PITCHER	IP	WLS	BF	H	R	ER	SO	BB	IBB	HBP	BLK	WP	HR	S	P	ERA	WHIP

Boston Red Sox @ Baltimore Orioles

Oriole Park at Camden Yards, Baltimore, MD

Wed Apr 27 2011, 7:09 PM - 9:51 PM EDT

Att. 15,514 - Cloudy - 77 F

livebaseballscorecards.com

Batter	1	2	3	4	5	6	7	8	9	AB	R	H	RBI	BB	SO	LOB
2 Jacoby Ellsbury, L (1, 8) OBP: 0.311, SLG: 0.451	C FF 92 S CH 84 B SL 85 F SI 94 F SL 85 B CH 86 B SI 95 X SI 93 3-2 28 2B 1B		C CU 73 F CU 74 B FF 94 F SL 84 F FF 94 B FF 94 C CH 86 2-3 ② K		B CU 74 X SI 92 1-0 2B			C SI 91 T CH 84 X CH 84 0-2 15 BB 28 1B 1B	C FS 86 B FF 91 C FF 91 X FS 82 1-2 ② P5	5	1	3	0	0	1	0
15 Dustin Pedroia, R (1, 4) OBP: 0.394, SLG: 0.388	B SI 93 S SI 94 1 SAFE F SI 92 B FF 95 1 SAFE F SI 93 F SL 84 F SI 94 2-2 X CU 72 F7 ①		C SL 84 B SL 83 F FF 94 C FF 93 1-3 ③ K		C SI 93 B SI 93 F FF 94 X FF 93 1-2 ③ L1			B FF 91 B FF 91 B FF 90 C FF 92 B FF 91 4-1 28 1B 20 HR 1-2 BB	X FF 92 0-0 ③ G5-3	4	1	0	0	1	1	2
28 Adrián González, L (1, 3) OBP: 0.359, SLG: 0.430	C FF 92 X SI 93 0-1 1-3 2B			C B CH 85 B CH 83 X FF 90 2-1 ① F7		B FF 90 T SI 90 B FF 92 F CH 84 B CH 85 F FF 93 T FF 92 3-2 ① K		B SI 85 B FF 85 B SI 85 C FF 86 F FF 85 X FF 86 3-2 1-2 2-H 20 HR 1B		4	1	2	1	0	1	0
20 Kevin Youkilis, R (1, 5) OBP: 0.378, SLG: 0.500	F SI 94 B FF 93 C SL 84 B FF 94 S FF 94 2-3 ② K			C CU 74 F SI 94 B FF 93 F CH 87 F FF 94 X SL 85 1-2 ② F7		C SL 84 F SL 84 X SI 92 0-2 ② F9		D FS 80 B FF 88 T FF 88 X FF 88 2-1 1-H 2-H HR		4	1	1	3	0	1	2
34 David Ortiz, L (1, 10) OBP: 0.393, SLG: 0.425	X FF 95 0-0 ③ P6			B FF 94 F SI 93 B SL 83 C CH 84 X FF 93 2-2 7 BB 12 1B 1B		B CU 72 S FF 93 B SL 81 X FF 93 2-1 1B		B FS 80 S FF 89 X FF 90 1-1 ① F7		4	0	2	0	0	0	2
7 J.D. Drew, L (1, 9) OBP: 0.394, SLG: 0.400		C CU 73 F CH 84 F FF 94 B FF 94 F SL 83 B CU 75 F CH 84 F FF 95 X CH 85 2-2 13 G4-6-3 1B		B CU 74 S CU 74 B SL 83 F CU 74 F SL 85 F SL 84 B SI 93 B CU 71 1-2 4-2 12 1B BB		B CH 84 B CH 83 C SI 91 S SI 91 S FF 91 F FF 92 X FF 93 3-2 ③ F8		C FF 89 B FS 82 B FS 80 B FF 88 S FF 89 F FF 90 B FS 81 4-2 BB		2	0	1	0	2	0	1
12 Jed Lowrie, S (1, 6) OBP: 0.413, SLG: 0.610		F FF 93 C SI 94 S SL 83 0-3 ① K		B FF 92 X CH 84 1-0 ③ 1-2 2-H 1B			C FF 90 S FF 91 S CH 87 0-3 ① K	F FF 88 B FF 88 F SI 88 B FF 88 S FF 88 2-3 ② K		4	0	1	0	0	3	2
13 Carl Crawford, L (1, 7) OBP: 0.200, SLG: 0.222		B SL 84 F SL 84 X FF 93 1-1 ②③ G4-6-3 1-2f			X SI 91 0-0 ① F7		X FF 92 0-0 ② F7	B FF 88 X FF 88 1-0 ③ F8		4	0	0	0	0	0	2
33 Jason Varitek, S (1, 2) OBP: 0.189, SLG: 0.121 10 Marco Scutaro, R (9, PH) OBP: 0.304, SLG: 0.245			C CU 72 S FF 92 S SL 86 0-3 ① K		C SI 92 B FF 92 F SI 91 B SL 84 X SL 85 2-2 ② G6-3		C FF 92 S CH 85 X FF 91 0-2 ③ G3		C CU 80 B FF 90 B FC 86 X FF 92 2-1 ① F9	3 1	0 0	0 0	0 0	0 0	1 0	0 0
Inning Stats	R: 0 E: 0 K: 1 S: 17 H: 2 LOB: 2 BB: 0 P: 24	R: 0 E: 0 K: 1 S: 12 H: 1 LOB: 0 BB: 0 P: 15	R: 0 E: 0 K: 3 S: 11 H: 0 LOB: 0 BB: 0 P: 14	R: 0 E: 0 K: 0 S: 15 H: 2 LOB: 2 BB: 1 P: 25	R: 0 E: 0 K: 0 S: 8 H: 1 LOB: 1 BB: 0 P: 12	R: 0 E: 0 K: 1 S: 13 H: 1 LOB: 1 BB: 0 P: 21	R: 0 E: 0 K: 1 S: 7 H: 0 LOB: 0 BB: 0 P: 7	R: 4 E: 0 K: 1 S: 18 H: 3 LOB: 1 BB: 2 P: 35	R: 0 E: 0 K: 0 S: 6 H: 0 LOB: 0 BB: 0 P: 9	1B: 7 2B: 2 3B: 0 HR: 1 SF: 0 SAC: 0 DP: 1 HBP: 0						

	AB	35
	R	4
	H	10
	RBI	4
	BB	3
	SO	8
	LOB	11

WP: 0 PA: 38
PB: 0
SB: 0
CS: 0

PITCHER		IP	WLS	BF	H	R	ER	SO	BB	IBB	HBP	BLK	WP	HR	S	P	ERA	WHIP
46 Jeremy Guthrie, R ERA: 2.53	(1, 1)	6.0		24	7	0	0	6	1	0	0	0	0	0	76	111	0.00	1.333
37 Jeremy Accardo, R ERA: 3.72	(7, 1)	1.0		5	1	2	2	1	1	0	0	0	0	0	11	15	18.00	2.000
57 Clay Rapada, L ERA: 21.6	(8, 1)	0.0		1	1	0	0	0	0	0	0	0	0	0	3	6	∞	∞
19 Koji Uehara, R ERA: 2.35	(8, 1)	1.0	W	5	1	2	2	1	1	0	0	0	0	1	11	21	18.00	2.000
63 Kevin Gregg, R ERA: 3.0	(9, 1)	1.0	S	3	0	0	0	0	0	0	0	0	0	0	6	9	0.00	0.000

PITCHER		IP	WLS	BF	H	R	ER	SO	BB	IBB	HBP	BLK	WP	HR	S	P	ERA	WHIP

Batter	1	2	3	4	5	6	7	8	9	AB	R	H	RBI	BB	SO	LOB
1 Brian Roberts, S (1, 4) OBP: 0.289, SLG: 0.424	C FF 91 B CU 74 X FF 93 1-1 ① F7		B FC 89 C FC 90 C FF 94 B CU 75 F FF 93 B FC 89 F FF 93 F FF 92 X FF 93 3-2 ③ F7		B CH 88 C FF 93 B FF 94 C CH 88 X SI 93 2-2 ① SF9 1-3 2-H		F KN 67 B KN 66 F KN 66 F CU 61 X KN 68 1-2 ③ G6-3			3	0	0	1	0	0	0
21 Nick Markakis, L (1, 9) OBP: 0.274, SLG: 0.302	F FF 92 S CH 87 X FF 93 0-2 ② G4-3			B CU 74 B FF 92 C FF 92 F FF 92 S CH 88 2-3 ① K	B CH 89 F CH 87 X CH 89 1-1 ② G4-3			T FF 98 B FF 98 B FF 97 X FF 97 2-1 27 PB, 25 1B, 27 1B, 1B		4	0	1	0	0	1	1
25 Derrek Lee, R (1, 3) OBP: 0.319, SLG: 0.318	B FF 93 X FF 93 1-0 1B			C CU 76 B FF 92 F FF 93 X FC 90 1-2 30 HR, 2B	B FF 94 S CU 77 B FF 94 B FF 93 X FF 92 3-1 ③ G6-3			C FF 96 F FF 96 X SL 83 0-2 27 PB, 27 1B, 1-2, 1B		4	2	3	0	0	0	1
27 Vladimir Guerrero, R (1, 10) OBP: 0.286, SLG: 0.407	C FF 93 B FF 93 F FC 89 B FC 93 B FF 93 X FC 89 3-2 ③ F9			X FF 93 0-0 ② P6	C FC 88 X FF 91 0-1 ① P3			B SL 83 S SI 98 X SI 97 1-1 ① 1-H, 2-H, 1B		4	0	1	1	0	0	2
30 Luke Scott, L (1, 7) OBP: 0.311, SLG: 0.463 18 Felix Pie, L (9, 7) OBP: 0.250, SLG: 0.250		B CU 72 S FC 89 S CH 88 X FF 92 1-2 ① F7		B FC 88 X FC 89 1-0 2-H HR	B CU 75 B CH 87 S CH 88 S CH 88 X CH 88 2-2 ② F8			X SI 97 0-0 ② F7		4 0	1 0	1 0	2 0	0 0	0 0	1 0
10 Adam Jones, R (1, 8) OBP: 0.277, SLG: 0.467		B FF 92 B FF 92 S SI 92 X FC 89 2-1 ② L3		B CU 76 B CU 75 X FF 93 2-0 HR	B SI 92 B FC 90 F FF 93 C CU 74 X CU 76 2-2 2B			B FF 97 F FF 97 S SL 84 S SL 83 1-3 ③ K		4	1	2	1	0	1	1
12 Mark Reynolds, R (1, 5) OBP: 0.253, SLG: 0.342		B CU 75 B CU 76 C FC 89 F FF 93 X CU 76 2-2 ③ G5-3		X FC 91 0-0 ③ L7	S FC 89 F FF 93 S CH 89 0-3 ③ K					3	0	0	0	0	1	1
32 Matt Wieters, S (1, 2) OBP: 0.333, SLG: 0.462			B CH 88 B FF 92 B FF 92 C FF 92 F FF 92 C FF 93 3-3 ① K		X FF 93 0-0 1 WP, 11 1B, 1 SF9, 1B		B KN 67 F KN 65 F KN 67 S CU 62 1-3 ① K2-3			3	1	1	0	0	2	0
11 Robert Andino, R (1, 6) OBP: 0.359, SLG: 0.286			F FF 93 C CU 75 B FF 93 C FF 93 1-3 ② K		X FF 93 0-0 1 SF9, 1 WP, 1-2, 1B		B KN 66 C KN 67 S KN 62 X KN 68 1-2 ② F8			3	0	1	0	0	1	0
Inning Stats	R: 0 E: 0 K: 0 S: 9 H: 1 LOB: 1 BB: 0 P: 14	R: 0 E: 0 K: 0 S: 8 H: 0 LOB: 0 BB: 0 P: 13	R: 0 E: 0 K: 2 S: 12 H: 0 LOB: 0 BB: 0 P: 19	R: 3 E: 0 K: 1 S: 10 H: 3 LOB: 0 BB: 0 P: 16	R: 1 E: 0 K: 0 S: 9 H: 2 LOB: 1 BB: 0 P: 15	R: 0 E: 0 K: 1 S: 11 H: 1 LOB: 1 BB: 0 P: 15	R: 0 E: 0 K: 1 S: 10 H: 0 LOB: 0 BB: 0 P: 13	R: 1 E: 0 K: 1 S: 11 H: 3 LOB: 1 BB: 0 P: 15		1B: 6 2B: 2 3B: 0 HR: 2 SF: 1 SAC: 0 DP: 0 HBP: 0						

PITCHER		IP	WLS	BF	H	R	ER	SO	BB	IBB	HBP	BLK	WP	HR	S	P	ERA	WHIP
19 Josh Beckett, R ERA: 2.65	(1, 1)	6.0		25	7	4	4	4	0	0	0	0	1	2	59	92	6.00	1.167
49 Tim Wakefield, R ERA: 5.56	(7, 1)	1.0		3	0	0	0	1	0	0	0	0	0	0	10	13	0.00	0.000
51 Daniel Bard, R ERA: 3.97	(8, 1)	1.0	L	5	3	1	0	1	0	0	0	0	0	0	11	15	0.00	3.000

PITCHER	IP	WLS	BF	H	R	ER	SO	BB	IBB	HBP	BLK	WP	HR	S	P	ERA	WHIP

BOTTOM

Boston Red Sox @ Baltimore Orioles

Oriole Park at Camden Yards, Baltimore, MD

Wed Apr 27 2011, 7:09 PM - 9:51 PM EDT

Att. 15,514 - Cloudy - 77 F

livebaseballscorecards.com

AB	32
R	5
H	10
RBI	5
BB	0
SO	6
LOB	7

WP: 1 PA: 33
PB: 1
SB: 0
CS: 0

Boston Red Sox @ Baltimore Orioles

Oriole Park at Camden Yards, Baltimore, MD

Thu Apr 28 2011, 7:08 PM - 9:46 PM EDT

Att. 21,209 - Partly Cloudy - 78 F

livebaseballscorecards.com

Batter	1	2	3	4	5	6	7	8	9	AB	R	H	RBI	BB	SO	LOB
2 Jacoby Ellsbury, L (1, 8) OBP: 0.326, SLG: 0.471	C FF 91 C FF 90 B SI 91 X SI 90 1-2 28 2B 2B		F FF 90 B CH 85 X CH 84 1-1 15 G5-3 28 1B 1B		C FF 91 B FF 90 B FF 90 F FF 90 F SL 85 S SL 83 2-3 ③ K		X SI 96 0-0 ② G4-3 2-3	B SL 83 X CH 82 1-0 15 FC6-4 1-2 2-H 3-H 1B		5	2	3	2	0	1	1
15 Dustin Pedroia, R (1, 4) OBP: 0.394, SLG: 0.389	C SL 83 F FF 91 B FF 91 S FF 91 1-3 ① K		B SI 90 X FF 89 1-0 ② G5-3 1-2			C B FF 90 B FF 90 F FF 91 X FF 90 2-2 28 2B 1B	C CU 83 F SI 95 X CU 83 0-2 3-H 1B	X SL 84 0-0 ③ FC6-4 1-2f		5	0	2	1	0	1	4
28 Adrián González, L (1, 3) OBP: 0.370, SLG: 0.459	B SI 89 F FF 92 F SI 90 F SL 85 X FF 92 1-2 2-H 2B		X SI 90 0-0 2-H 1B			X FF 90 0-0 1-3 2B	1 SAFE S SI 95 F FF 95 X FF 97 0-2 ③ G6-3		X SI 90 0-0 ① G6-3	5	0	3	2	0	0	1
20 Kevin Youkilis, R (1, 5) OBP: 0.383, SLG: 0.486 12 Jed Lowrie, S (8, 5) OBP: 0.422, SLG: 0.617	B SI 90 C SL 84 B FF 91 B FF 91 B SL 84 4-1 34 G4-6-3 BB		C SL 83 X FF 91 0-1 ③ F9			C SI 91 B FF 91 S FF 91 F SL 86 F SI 92 T SI 90 1-2 ① K		B SI 95 B CH 87 B FF 98 B SI 95 4-0 23 BB 34 1B 39 1B BB	C SI 91 X SI 90 0-1 34 1B 1B	2 1	1 0	0 1	0 0	2 0	1 0	3 0
34 David Ortiz, L (1, 10) OBP: 0.394, SLG: 0.423	T SI 90 C CH 83 F FF 90 B SL 83 B FF 90 X SL 82 2-2 ②③ G4-6-3 1-2f			C B CH 84 X FF 89 1-1 ① F7		F SI 92 B FF 92 S SL 83 0-3 ② K		C SL 81 B FF 94 F FF 94 B FF 94 B SL 83 F FF 94 X FF 95 3-2 39 1B 23 BB 2 1B 1-2 1B	B SI 91 C SI 91 C CU 71 F FF 92 B FF 90 F SI 92 X CH 84 2-2 23 G5-4-3 1-2 1B	5	1	2	0	0	1	4
7 J.D. Drew, L (1, 9) OBP: 0.392, SLG: 0.387 23 Mike Cameron, R (8, PH) OBP: 0.200, SLG: 0.130 (8, 9)		X FF 89 0-0 ① F8		B FF 90 C CH 84 B FF 90 X FF 92 2-1 ② G6-3		I IN 55 I IN 54 I IN 53 I IN 51 4-0 IBB		B SL 80 S FF 93 T FF 94 B FF 93 B SL 84 B SL 83 4-2 39 1B 2 1B 1-2 2-3 BB	F FF 91 B SL 85 B SI 92 F SI 92 F FF 93 D CU 73 F SI 92 X FF 92 3-2 ②③ G5-4-3 1-2f	2 1	0 1	0 1	0 0	1 1	0 0	0 2
39 Jarrod Saltalamacchia, S (1, 2) OBP: 0.255, SLG: 0.234		C FF 91 B SI 90 S FF 91 B SI 91 X FF 91 2-2 ② G6-3		S FF 90 S FF 91 F FF 90 B FF 91 B FF 92 B SL 85 C FF 92 3-3 ③ K		B FF 92 B FF 90 F FF 90 C FF 91 X SI 92 2-2 ③ F8		B FF 93 F FF 94 B FF 93 T FF 92 F FF 95 F FF 94 F SL 84 X FF 94 2-2 2 1B 1-2 2-3 3-H 1B		4	0	1	1	0	1	3
13 Carl Crawford, L (1, 7) OBP: 0.202, SLG: 0.234		F SI 91 X SI 90 0-1 ③ F9			B FF 90 X FF 90 1-0 ① F8		C SI 95 X CH 87 0-1 2 G4-3 15 1B 2B	F FF 93 C SL 83 B FF 93 S SL 83 1-3 ① K		4	1	1	0	0	1	3
10 Marco Scutaro, R (1, 6) OBP: 0.283, SLG: 0.226			C FF 90 C SL 84 B SL 85 X SI 91 1-2 ① F8		C SL 83 X SI 91 0-1 ② F8		C SI 96 B SI 96 X SI 94 1-1 ① B2-4	X FF 92 0-0 ② F4		4	0	0	0	0	0	4
Inning Stats	R: 1 E: 0 K: 1 S: 15 H: 2 LOB: 1 BB: 1 P: 24	R: 0 E: 0 K: 0 S: 6 H: 0 LOB: 0 BB: 0 P: 8	R: 1 E: 0 K: 0 S: 9 H: 2 LOB: 1 BB: 0 P: 12	R: 0 E: 0 K: 1 S: 8 H: 0 LOB: 0 BB: 0 P: 14	R: 0 E: 0 K: 1 S: 7 H: 0 LOB: 0 BB: 0 P: 10	R: 0 E: 0 K: 2 S: 15 H: 2 LOB: 3 BB: 1 P: 24	R: 1 E: 0 K: 0 S: 11 H: 2 LOB: 1 BB: 0 P: 12	R: 3 E: 0 K: 1 S: 18 H: 3 LOB: 2 BB: 2 P: 33	R: 0 E: 0 K: 0 S: 13 H: 2 LOB: 1 BB: 0 P: 18	1B: 9 2B: 4 3B: 0 HR: 0 SF: 0 SAC: 0 DP: 2 HBP: 0						

	AB	38
	R	6
	H	13
	RBI	6
	BB	4
	SO	6
	LOB	25

WP: 0 PB: 0 SB: 0 CS: 0 PA: 42

PITCHER		IP	WLS	BF	H	R	ER	SO	BB	IBB	HBP	BLK	WP	HR	S	P	ERA	WHIP
35 Brad Bergesen, R ERA: 4.76	(1, 1)	6.0		25	6	2	2	5	1	1	0	0	0	0	60	92	3.00	1.167
43 Jim Johnson, R ERA: 4.22	(7, 1)	1.0	L	6	2	2	2	0	1	0	0	0	0	0	11	16	18.00	3.000
51 Michael Gonzalez, L ERA: 13.5	(8, 1)	0.1		4	2	0	0	1	1	0	0	0	0	0	15	25	0.00	9.000
49 Jason Berken, R ERA: 4.76	(8, 1)	0.2		3	1	2	2	0	0	0	0	0	0	0	3	4	27.00	1.500
59 Josh Rupe, R ERA: 6.97	(9, 1)	1.0		4	2	0	0	0	0	0	0	0	0	0	13	18	0.00	2.000

PITCHER	IP	WLS	BF	H	R	ER	SO	BB	IBB	HBP	BLK	WP	HR	S	P	ERA	WHIP

Boston Red Sox @ Baltimore Orioles

Oriole Park at Camden Yards, Baltimore, MD

Thu Apr 28 2011, 7:08 PM - 9:46 PM EDT

Att. 21,209 - Partly Cloudy - 78 F

BOTTOM

livebaseballscorecards.com

Batter	1	2	3	4	5	6	7	8	9	AB	R	H	RBI	BB	SO	LOB
1 Brian Roberts, S (1, 4) OBP: 0.287, SLG: 0.411	B FF 91 C FF 91 B CH 85 F FF 91 B FF 92 B FF 93 4-2 25 S 21 1B 25 1B BB		C FF 92 C CU 76 B FF 93 B FC 88 B FC 88 X FF 93 3-2 ② F9		B FF 92 F FC 90 C CH 85 B FC 89 X FC 90 2-2 ③ F7			C SI 92 B FF 91 X CH 84 1-1 ① G4-3		3	1	0	0	1	0	1
21 Nick Markakis, L (1, 9) OBP: 0.273, SLG: 0.300	B FF 92 F FF 92 X CU 75 1-1 25 1B 1-2 1B		X SI 95 0-0 ③ F7			X CH 89 0-0 ① G4-3		B FF 90 C FC 88 X CH 84 1-1 ② F7		4	0	1	0	0	0	1
25 Derrek Lee, R (1, 3) OBP: 0.316, SLG: 0.315	B FF 94 B FF 91 C FF 93 X FC 89 2-1 10 G6-4-3 1-2 2-H 1B			B CU 74 B CU 72 C FF 92 B FF 93 C FF 92 C FC 88 3-3 ① K		C FF 91 B FC 89 S CH 85 C FC 89 1-3 ② K		C CH 85 F FF 92 B FF 91 F CU 74 X CH 85 1-2 ③ G5-3		4	0	1	1	0	2	1
27 Vladimir Guerrero, R (1, 10) OBP: 0.284, SLG: 0.432	B FF 94 F FF 94 F SI 93 F FF 91 B FF 94 S CU 76 2-3 ① K			X FF 94 0-0 ② G6-3		B FF 93 B SI 93 F FC 90 S CH 85 B CU 77 X FF 91 3-2 HR			B FF 95 F FF 94 S FS 89 S FF 94 1-3 ① K	4	1	1	1	0	2	2
10 Adam Jones, R (1, 8) OBP: 0.276, SLG: 0.449	C FF 93 X CU 76 0-1 ②③ G6-4-3 1-2f			B FF 93 B FF 93 B FF 92 B FF 92 4-0 32 BB BB		C CU 75 S CH 86 S CH 88 0-3 ③ K			F FF 94 B FS 90 F FF 93 F SL 81 F FF 94 B FF 94 X SL 80 2-2 ② F7	3	0	0	0	1	1	2
32 Matt Wieters, S (1, 2) OBP: 0.329, SLG: 0.441		B FF 91 C FF 92 B SI 91 F FF 92 C FC 89 2-3 ① K		C FF 92 1 SAFE B FC 90 B FF 92 1 SAFE B FF 93 B FF 92 4-1 12 FC6-4 1-2 BB			B FF 90 F FC 89 X CH 84 1-1 ① G4-3		C FF 94 B FS 89 X FF 94 1-1 ③ G6-3	3	0	0	0	1	1	0
12 Mark Reynolds, R (1, 5) OBP: 0.244, SLG: 0.329		B CU 75 X SI 92 1-0 ② G6-3	X SI 93 0-0 ③ FC6-4 1-2f				B SI 91 B FC 90 F SI 92 S CH 86 B CH 86 X CH 83 3-2 ② G1-3			3	0	0	0	0	0	2
9 Jake Fox, R (1, 7) OBP: 0.217, SLG: 0.381		B CU 75 C CU 74 X CH 85 1-1 ③ G4-3			F FC 88 X CH 84 0-1 ① F8		X FC 90 0-0 ③ G6-3			3	0	0	0	0	0	0
11 Robert Andino, R (1, 6) OBP: 0.357, SLG: 0.316			C FF 90 B SI 91 S CH 86 X CU 75 1-2 ① G6-3		B FF 92 X FF 89 1-0 ② G5-3			B FF 89 B FC 89 C FF 88 F FF 90 X CU 72 2-2 2B		3	0	1	0	0	0	0

	AB	30
	R	2
	H	4
	RBI	2
	BB	3
	SO	6
	LOB	9

Inning Stats	1	2	3	4	5	6	7	8	9	1B: 2	SF: 0	WP: 0	PA: 33
R:	1	0	0	0	0	1	0	0	0	2B: 1	SAC: 0	PB: 0	
E:	0	0	0	0	0	0	0	0	0	3B: 0	DP: 1	SB: 1	
K:	1	1	0	1	0	2	0	1	1	HR: 1	HBP: 0	CS: 0	
S:	12	6	7	6	6	10	6	11	10				
H:	2	0	0	0	0	1	0	1	0				
LOB:	1	0	0	2	0	0	0	1	0				
BB:	1	0	0	2	0	0	0	0	0				
P:	21	10	11	17	9	14	10	16	14				

PITCHER		IP	WLS	BF	H	R	ER	SO	BB	IBB	HBP	BLK	WP	HR	S	P	ERA	WHIP
31 Jon Lester, L ERA: 2.52	(1, 1)	8.0	W	30	4	2	2	5	3	0	0	0	0	1	64	108	2.25	0.875
58 Jonathan Papelbon, R ERA: 1.93	(9, 1)	1.0		3	0	0	0	1	0	0	0	0	0	0	10	14	0.00	0.000

PITCHER	IP	WLS	BF	H	R	ER	SO	BB	IBB	HBP	BLK	WP	HR	S	P	ERA	WHIP

Batter	1	2	3	4	5	6	7	8	9	AB	R	H	RBI	BB	SO	LOB
51 Ichiro Suzuki, L (1, 9) OBP: 0.363, SLG: 0.371	F7	F7			9 1B 15 E 1B		9 2B 30 G4-3 1B	9 G4-3 BB		4	2	2	0	1	0	1
9 Chone Figgins, S (1, 5) OBP: 0.255, SLG: 0.306	30 E 17 1B BB	G4-3			15 FC3-6 1B		30 G4-3 29 2B 2B	G4-3 1-2f		4	2	2	0	1	0	2
15 Milton Bradley, S (1, 7) OBP: 0.309, SLG: 0.337	F9	K			FC3-6 1-2f 2-H		K	G4-3	K	5	0	0	0	0	2	4
30 Miguel Olivo, R (1, 2) OBP: 0.267, SLG: 0.329	E7 17 1B 1-3 1B	K			F9		G4-3 2-3 3-H		K	5	1	1	1	0	2	2
17 Justin Smoak, S (1, 3) OBP: 0.412, SLG: 0.557	2-H 3-H 1B			F8	K		29 2B BB		G4-3	4	0	1	2	1	1	1
29 Jack Cust, L (1, 10) OBP: 0.333, SLG: 0.222	K			4 BB BB		26 FC6-4 BB	1-3 3-H 2B			2	0	1	1	2	1	1
4 Adam Kennedy, L (1, 4) OBP: 0.318, SLG: 0.443		F9		1-2 BB		P6	G3			3	0	0	0	1	0	3
2 Jack Wilson, R (8, 4) OBP: 0.295, SLG: 0.281										0	0	0	0	0	0	0
55 Michael Saunders, L (1, 8) OBP: 0.284, SLG: 0.343		26 S BB		K		F9		26 SH1-4 BB		2	0	0	0	2	1	3
26 Brendan Ryan, R (1, 6) OBP: 0.286, SLG: 0.233		P5 1-2		L7		FC6-4 1-2f		SH1-4 1-2		3	0	0	0	0	0	4
Inning Stats	R: 2 E: 1 K: 1 S: 15 H: 2 LOB: 1 BB: 1 P: 25	R: 0 E: 0 K: 0 S: 6 H: 0 LOB: 1 BB: 1 P: 13	R: 0 E: 0 K: 2 S: 11 H: 0 LOB: 0 BB: 0 P: 18	R: 0 E: 0 K: 1 S: 12 H: 0 LOB: 2 BB: 2 P: 21	R: 1 E: 1 K: 1 S: 10 H: 2 LOB: 1 BB: 0 P: 19	R: 0 E: 0 K: 0 S: 11 H: 0 LOB: 1 BB: 1 P: 18	R: 2 E: 0 K: 1 S: 10 H: 3 LOB: 2 BB: 1 P: 18	R: 0 E: 0 K: 0 S: 11 H: 0 LOB: 1 BB: 2 P: 21	R: 0 E: 0 K: 1 S: 7 H: 0 LOB: 0 BB: 0 P: 10	1B: 5 2B: 2 3B: 0 HR: 0	SF: 0 SAC: 1 DP: 1 HBP: 0						

TOP

Seattle Mariners @ Boston Red Sox

Fenway Park, Boston, MA

Fri Apr 29 2011, 7:14 PM - 10:18 PM EDT

Att. 37,845 - Partly Cloudy - 70 F

livebaseballscorecards.com

AB	32
R	5
H	7
RBI	4
BB	8
SO	7
LOB	21

WP: 0 PB: 0 SB: 1 CS: 0 PA: 41

PITCHER		IP	WLS	BF	H	R	ER	SO	BB	IBB	HBP	BLK	WP	HR	S	P	ERA	WHIP
18 Daisuke Matsuzaka, R ERA: 3.81	(1, 1)	4.0		19	3	3	1	4	4	0	0	0	0	0	46	82	2.25	1.750
32 Matt Albers, R ERA: 1.5	(5, 1)	2.0		8	1	0	0	1	1	0	0	0	0	0	19	32	0.00	1.000
52 Bobby Jenks, R ERA: 8.64	(7, 1)	1.0	L	7	3	2	2	1	1	0	0	0	0	0	10	18	18.00	4.000
37 Hideki Okajima, L ERA: 13.5	(8, 1)	1.0		4	0	0	0	0	2	0	0	0	0	0	11	21	0.00	2.000
51 Daniel Bard, R ERA: 3.65	(9, 1)	1.0		3	0	0	0	1	0	0	0	0	0	0	7	10	0.00	0.000

PITCHER	IP	WLS	BF	H	R	ER	SO	BB	IBB	HBP	BLK	WP	HR	S	P	ERA	WHIP

Seattle Mariners @ Boston Red Sox

Fenway Park, Boston, MA

Fri Apr 29 2011, 7:14 PM - 10:18 PM EDT

Att. 37,845 - Partly Cloudy - 70 F

livebaseballscorecards.com

BOTTOM

Batter	1	2	3	4	5	6	7	8	9	AB	R	H	RBI	BB	SO	LOB
2 Jacoby Ellsbury, L (1, 8) OBP: 0.323, SLG: 0.462	C SI 86 B FC 83 F SI 87 F KC 73 X CH 80 1-2 ① G3		1 SAFE X SI 87 0-0 ① FC4-6 28 1B 20 1B 1-2f	B CH 78 B FF 88 X FC 83 2-0 1-2 1B			C FC 83 B CH 80 C FC 84 C FF 87 1-3 ② K			4	1	1	0	0	1	1
15 Dustin Pedroia, R (1, 4) OBP: 0.381, SLG: 0.372	C FF 86 B CH 81 T SI 87 X CH 80 1-2 ② G1-3		C SI 87 X CH 80 0-1 ② F8	C FF 88 B FF 88 S CH 81 F CH 80 B FF 88 X CH 80 2-2 ②③ G6-3 2-3f			X SI 88 0-0 ③ F8			4	0	0	0	0	0	3
28 Adrián González, L (1, 3) OBP: 0.375, SLG: 0.461	B FF 88 S FF 88 X SI 88 1-1 1B		B SI 88 B FF 88 X FF 88 2-0 20 1B 34 1B 1-3 1B		C SI 86 B CH 78 B SI 85 B CH 80 X CH 80 3-1 ① G3-1			C CU 78 B FC 89 T CU 79 B SI 92 X CU 80 2-2 ① F9		4	1	2	0	0	0	0
20 Kevin Youkilis, R (1, 5) OBP: 0.388, SLG: 0.480	C SI 87 B CH 80 S CH 82 B FF 89 B CH 81 S CH 81 3-3 ③ K		B CH 80 X SI 88 1-0 34 1B 1-3 3-H 1B		B FC 84 C CH 80 B KC 74 B SI 87 B CH 81 4-1 34 L3 BB			B FC 90 C SI 92 S FC 90 B CU 80 F SI 92 C CU 79 2-3 ② K		3	0	1	1	1	2	1
34 David Ortiz, L (1, 10) OBP: 0.388, SLG: 0.415		C FF 86 B KC 74 X KC 73 1-1 ① G6-3	C CH 81 B FC 84 D KC 77 X FC 85 2-1 1-3 3-H 1B		C FC 85 B CH 81 X FF 85 1-1 ②③ L3 1-1			C CU 80 X FC 89 0-1 ③ F8		4	0	1	1	0	0	1
12 Jed Lowrie, S (1, 6) OBP: 0.397, SLG: 0.578		S CH 80 X SI 88 0-1 ② F8	C SI 88 X CH 80 0-1 ③ F9			B FC 82 X CH 79 1-0 ① G5-3			B SI 96 B SI 96 X SI 95 2-0 ① F8	4	0	0	0	0	0	2
23 Mike Cameron, R (1, 9) OBP: 0.241, SLG: 0.407		X SI 88 0-0 HR		C CH 78 C SI 86 X CH 80 0-2 HR		F CH 78 B KC 73 S FF 87 B KC 74 B CH 81 X SI 88 3-2 ② P4			B FS 86 F SI 96 B SI 96 X SI 97 2-1 ② F9	4	2	2	2	0	0	0
33 Jason Varitek, S (1, 2) OBP: 0.200, SLG: 0.139 7 J.D. Drew, L (9, PH) OBP: 0.387, SLG: 0.381		B SI 88 X CH 80 1-0 ③ F8		C SI 88 B KC 75 B KC 73 X CH 80 2-1 15 G6-3 2 1B 1B		C CH 79 B KC 76 C FC 83 F FC 82 C SI 88 1-3 ③ K			B SI 96 F SI 96 F FS 87 B FS 87 C SI 96 2-3 ③ K	3 1	0 0	1 0	0 0	0 0	1 1	0 0
54 Darnell McDonald, R (1, 7) OBP: 0.211, SLG: 0.294			L CH 79 S CH 79 B KC 75 B KC 74 F SI 88 B FC 85 F CH 81 B CH 82 4-2 2 FC4-6 BB	T CH 80 C FF 88 B FF 88 S KC 75 1-3 ① K			F CH 78 B KC 71 B FC 82 C CH 79 X SI 88 2-2 ① F9			2	0	0	0	1	1	1
Inning Stats	R: 0 E: 0 K: 1 S: 12 H: 1 LOB: 1 BB: 0 P: 18	R: 1 E: 0 K: 0 S: 6 H: 1 LOB: 0 BB: 0 P: 8	R: 2 E: 0 K: 0 S: 13 H: 3 LOB: 2 BB: 1 P: 22	R: 1 E: 0 K: 1 S: 13 H: 3 LOB: 1 BB: 0 P: 20	R: 0 E: 0 K: 0 S: 5 H: 0 LOB: 0 BB: 1 P: 13	R: 0 E: 0 K: 1 S: 8 H: 0 LOB: 0 BB: 0 P: 13	R: 0 E: 0 K: 1 S: 7 H: 0 LOB: 0 BB: 0 P: 10	R: 0 E: 0 K: 1 S: 9 H: 0 LOB: 0 BB: 0 P: 13	R: 0 E: 0 K: 1 S: 6 H: 0 LOB: 0 BB: 0 P: 12	1B: 6 2B: 1 3B: 0 HR: 2 SF: 0 SAC: 0 DP: 2 HBP: 0						WP: 0 PB: 0 SB: 0 CS: 0 PA: 35	

	AB	33
	R	4
	H	8
	RBI	4
	BB	2
	SO	6
	LOB	9

PITCHER		IP	WLS	BF	H	R	ER	SO	BB	IBB	HBP	BLK	WP	HR	S	P	ERA	WHIP
38 Jason Vargas, L ERA: 5.45	(1, 1)	7.0	W	29	8	4	4	4	2	0	0	0	0	2	64	104	5.14	1.429
50 Jamey Wright, R ERA: 0.73	(8, 1)	1.0	H	3	0	0	0	1	0	0	0	0	0	0	9	13	0.00	0.000
43 Brandon League, R ERA: 2.7	(9, 1)	1.0	S	3	0	0	0	1	0	0	0	0	0	0	6	12	0.00	0.000

PITCHER	IP	WLS	BF	H	R	ER	SO	BB	IBB	HBP	BLK	WP	HR	S	P	ERA	WHIP

Batter	1	2	3	4	5	6	7	8	9	AB	R	H	RBI	BB	SO	LOB
51 Ichiro Suzuki, L (1, 9) OBP: 0.380, SLG: 0.378	B FF 91 F FF 91 F FF 91 B FF 93 X CU 81 2-2 15 E 15 S 1B		B FF 91 C SI 91 C CH 84 B SI 92 F FF 93 B CU 81 F CU 82 D CU 81 4-2 9 1B 15 2B BB	B FF 90 B FF 89 X CU 80 2-0 ③ FC4-6 1-2f		B FF 87 B CU 78 B FF 86 B CH 84 4-0 BB		B SL 87 B SI 88 C SI 88 S SI 90 X FS 84 2-2 9 S 1B	3	1	2	0	2	0	2
9 Chone Figgins, S (1, 5) OBP: 0.261, SLG: 0.311	C CU 78 F CU 76 F SI 92 F FF 92 F CU 80 C CU 80 0-3 ① K		B CH 82 1 SAFE B CU 76 C CU 76 C FF 91 X FF 91 2-2 15 2B 1-3 1B		X SI 89 0-0 1B	C CU 78 S CU 79 F CU 80 B CU 80 B CU 80 X CU 80 2-2 ③ G6-3		1 SAFE C SL 83 B SL 83 1 SAFE D FS 83 F SL 82 B SI 87 S SL 83 3-3 ② K 1-2	5	0	2	0	0	2	4
15 Milton Bradley, S (1, 7) OBP: 0.313, SLG: 0.353 12 Ryan Langerhans, L (3, PR) OBP: 0.353, SLG: 0.400 (3, 7)	C FF 92 F FF 92 B FF 92 B FF 92 2 SAFE B SI 93 C FC 82 3-3 ② K 1-3		F FF 92 1 SAFE C SI 93 B FF 90 X SI 93 1-2 1-3 3-H 2B		X SI 89 0-0 ① F7		B FF 86 F FF 86 B FF 87 F FF 87 X FF 87 2-2 ① G1-3		F FS 85 B SL 83 X SL 83 1-1 ③ P5	2 3	0 0	1 0	1 0	0 0	1 0	1 2
30 Miguel Olivo, R (1, 2) OBP: 0.256, SLG: 0.313	B CU 80 X CU 79 1-0 ③ G6-3		B CU 81 X CU 80 1-0 ② G5-3		1 SAFE 1 SAFE B CU 79 X FC 83 1-0 ② F8		C FF 88 B FS 83 S FS 83 X FS 84 1-2 ② G5-3			4	0	0	0	0	0	4
17 Justin Smoak, S (1, 3) OBP: 0.393, SLG: 0.527		B FF 88 C CU 76 F CU 78 B SI 91 S CH 83 2-3 ① K	S CU 81 B FF 90 F CU 81 B SI 91 B FF 91 X CU 79 3-2 ③ G3-1		B CH 82 C CU 75 C FF 90 X CU 80 1-2 ③ G4-3		F FF 88 B FS 83 S FS 82 S FS 82 1-3 ③ K			4	0	0	0	0	2	3
29 Jack Cust, L (1, 10) OBP: 0.350, SLG: 0.229		S FC 83 B CU 78 B CH 83 B FF 90 B FF 89 4-1 BB		S CH 80 B FC 83 C FF 90 B CU 80 F CU 80 B SI 92 B SI 90 4-2 2 1B BB		B FF 88 X CU 74 1-0 26 SH1-4 2 SF8 55 1B 1B		B FF 86 C FS 81 B FF 86 B FF 86 F FF 86 X FF 86 3-2 ① G6-3		2	1	1	0	2	0	0
55 Michael Saunders, L (1, 8) OBP: 0.282, SLG: 0.338		B CU 77 C CU 76 X FF 90 1-1 ② P5	B CU 78 B CU 76 C SI 90 X SI 90 2-1 ① F7		S CU 76 B SI 89 D CH 82 F CU 76 X CU 79 2-2 2 SF8 26 SH1-4 1-2 1B			X FF 87 0-0 ② B1	4	0	1	0	0	0	2
26 Brendan Ryan, R (1, 6) OBP: 0.276, SLG: 0.224		C FF 90 B CU 82 B FC 82 X FC 83 2-1 ③ G6-3		F FF 89 B FF 89 C FC 83 B FF 90 X FC 82 2-2 ② P3		X FF 86 0-0 ① SH1-4 1-2 2-3		X SL 84 0-0 ③ P3	3	0	0	0	0	0	2
2 Jack Wilson, R (1, 4) OBP: 0.292, SLG: 0.283			S FF 90 B FF 90 X FC 85 1-1 ① P3	B FC 82 X FC 84 1-0 51 FC4-6 1-3 1B	D CU 80 X CU 82 1-0 ② SF8 2-3 3-H				B SL 82 X SL 84 1-0 ① G6-3	3	0	1	1	0	0	0
Inning Stats	R: 0 E: 1 K: 2 S: 13 H: 1 LOB: 1 BB: 0 P: 19	R: 0 E: 0 K: 1 S: 8 H: 0 LOB: 1 BB: 1 P: 17	R: 1 E: 0 K: 0 S: 16 H: 2 LOB: 2 BB: 1 P: 28	R: 0 E: 0 K: 0 S: 10 H: 1 LOB: 2 BB: 1 P: 21	R: 0 E: 0 K: 0 S: 6 H: 1 LOB: 1 BB: 0 P: 8	R: 1 E: 0 K: 0 S: 10 H: 2 LOB: 2 BB: 1 P: 20	R: 0 E: 0 K: 1 S: 9 H: 0 LOB: 0 BB: 0 P: 13	R: 0 E: 0 K: 0 S: 5 H: 0 LOB: 0 BB: 0 P: 8	R: 0 E: 0 K: 1 S: 9 H: 1 LOB: 1 BB: 0 P: 16	1B: 7 2B: 1 3B: 0 HR: 0 SF: 1 SAC: 1 DP: 0 HBP: 0				WP: 0 PB: 0 SB: 2 CS: 0	PA: 39	

TOP

Seattle Mariners @ Boston Red Sox

Fenway Park, Boston, MA

Sat Apr 30 2011, 7:10 PM - 10:14 PM EDT

Att. 37,901 - Partly Cloudy - 59 F

livebaseballscorecards.com

AB	33
R	2
H	8
RBI	2
BB	4
SO	5
LOB	20

PITCHER		IP	WLS	BF	H	R	ER	SO	BB	IBB	HBP	BLK	WP	HR	S	P	ERA	WHIP
41 John Lackey, R ERA: 5.65	(1, 1)	6.0	L	29	7	2	2	3	4	0	0	0	0	0	63	113	3.00	1.833
37 Hideki Okajima, L ERA: 7.36	(7, 1)	1.2		5	0	0	0	1	0	0	0	0	0	0	13	20	0.00	0.000
35 Dan Wheeler, R ERA: 8.31	(8, 1)	1.1		5	1	0	0	1	0	0	0	0	0	0	10	17	0.00	0.750

PITCHER	IP	WLS	BF	H	R	ER	SO	BB	IBB	HBP	BLK	WP	HR	S	P	ERA	WHIP

Batter	1	2	3	4	5	6	7	8	9	AB	R	H	RBI	BB	SO	LOB
2 Jacoby Ellsbury, L (1, 8) OBP: 0.337, SLG: 0.468	B SI 87 B SI 88 B SI 87 B SI 87 4-0 15 FC4-6 BB		B SI 88 C SI 89 X CH 83 1-1 2B		B CH 80 B FC 85 C SI 89 B FC 87 B SI 89 4-1 28 L4-6 15 BB		X FF 88 0-0 B1-3		B SI 94 X SI 96 1-0 G4-6-3 1-2f	3	0	1	0	2	0	1
15 Dustin Pedroia, R (1, 4) OBP: 0.373, SLG: 0.357	C SI 87 1 SAFE B SI 88 1 SAFE F CU 72 1 SAFE X FC 86 1-2 FC4-6 20 BB 28 1B 1-2f		B SI 89 X SI 89 1-0 G5-3		L SI 88 L SI 88 B FC 87 F SI 89 B FC 86 F SI 90 F CU 74 B SI 90 D SI 90 4-2 1-2 2-3 BB		C SI 87 F SL 80 B SL 81 F FF 91 B SI 88 B CH 81 F FF 89 X SI 88 3-2 G6-3		B SI 96 C SI 95 S FS 86 X FS 88 1-2 F9	4	0	0	0	1	0	2
28 Adrián González, L (1, 3) OBP: 0.379, SLG: 0.457	C SI 88 X SI 89 0-1 20 BB 1-2 1B		C FF 90 D CU 76 F SI 88 S FC 84 1-3 K		B SI 91 X SI 91 1-0 L4-6 2-2		C FF 90 B SL 81 B SL 78 B SI 88 F FF 88 B SI 87 4-2 20 2B BB			3	0	1	0	1	1	4
20 Kevin Youkilis, R (1, 5) OBP: 0.392, SLG: 0.487 10 Marco Scutaro, R (7, PR) OBP: 0.283, SLG: 0.226 (8, 6)	B SI 88 F FC 85 D CU 75 B FC 86 C SI 91 F SI 89 B SI 90 4-2 1-2 2-3 BB		C FC 84 D FC 82 X SI 91 1-1 G6-3		C SI 90 B FC 84 F SI 90 X SI 90 1-2 P3		B SI 85 B FF 87 C SI 86 S FF 88 B SL 78 F FF 87 1 SAFE X FC 89 3-2 1-3 2B			3 0	0 0	1 0	0 0	1 0	0 0	3 0
34 David Ortiz, L (1, 10) OBP: 0.373, SLG: 0.395	C CU 74 B FF 90 B FC 87 S CH 83 S FC 86 2-3 K			C SI 90 B CU 75 B CH 84 F FC 82 B FC 85 S FC 85 3-3 K		B CU 74 B FC 84 F SI 92 X SI 89 2-1 F9	F FF 89 F SI 88 B SL 80 B SL 79 X FF 89 2-2 F7			4	0	0	0	0	2	5
7 J.D. Drew, L (1, 9) OBP: 0.380, SLG: 0.388	C SI 91 B CU 74 B CU 76 D FC 83 F FC 86 F FC 85 F SI 90 X SI 90 3-2 F8			C CU 74 B SI 91 X FC 83 1-1 G4-3		B SI 90 B CH 85 X SI 89 2-0 12 F8 2B		C SI 88 B SL 78 F SL 78 B FF 88 F SI 86 F CH 79 F FC 88 B CH 80 F SI 86 3-2 X FC 86 F8		4	0	1	0	0	0	3
12 Jed Lowrie, S (1, 6) OBP: 0.389, SLG: 0.574 (8, 5)		B CU 74 C SI 90 F SI 91 B FF 89 C SI 88 2-3 K		S CU 75 F CU 75 B CU 72 X FC 82 1-2 2B		C CU 74 C SI 92 F FC 86 D CU 74 X CU 74 1-2 F8 2-3		B CH 82 B SI 86 X CH 83 2-0 G5-3		4	0	1	0	0	1	1
13 Carl Crawford, L (1, 7) OBP: 0.204, SLG: 0.227		B SI 91 C SI 90 X CU 76 1-1 G3		B SI 89 F SI 90 X FC 87 1-1 F9		B SI 89 B FC 86 B SI 90 B SI 90 4-0 BB		B FF 90 F FF 87 B SL 78 X FC 87 2-1 F8		3	0	0	0	1	0	1
39 Jarrod Saltalamacchia, S (1, 2) OBP: 0.273, SLG: 0.275		C SI 90 F CH 83 B SI 92 X CU 75 1-2 L7			X SI 91 0-0 15 BB 2B	B SI 85 B SI 85 X FF 85 2-0 P2			X SI 94 0-0 2 G4-6-3 1B	4	0	2	0	0	0	2
Inning Stats	R: 0 H: 1 E: 0 LOB: 3 K: 1 BB: 2 S: 17 P: 31	R: 0 H: 0 E: 0 LOB: 0 K: 1 BB: 0 S: 8 P: 12	R: 0 H: 1 E: 0 LOB: 1 K: 1 BB: 0 S: 8 P: 12	R: 0 H: 1 E: 0 LOB: 1 K: 1 BB: 0 S: 10 P: 16	R: 0 H: 1 E: 0 LOB: 2 K: 0 BB: 2 S: 11 P: 21	R: 0 H: 1 E: 0 LOB: 2 K: 0 BB: 1 S: 8 P: 19	R: 0 H: 1 E: 0 LOB: 2 K: 0 BB: 1 S: 15 P: 27	R: 0 H: 0 E: 0 LOB: 0 K: 0 BB: 0 S: 10 P: 17	R: 0 H: 1 E: 0 LOB: 0 K: 0 BB: 0 S: 5 P: 7	1B: 2 2B: 6 3B: 0 HR: 0	SF: 0 SAC: 0 DP: 2 HBP: 0			WP: 0 PB: 0 SB: 0 CS: 0	PA: 38		

PITCHER		IP	WLS	BF	H	R	ER	SO	BB	IBB	HBP	BLK	WP	HR	S	P	ERA	WHIP
58 Doug Fister, R ERA: 2.7	(1, 1)	5.2	W	26	5	0	0	4	5	0	0	0	0	0	61	108	0.00	1.765
32 Aaron Laffey, L ERA: 1.8	(6, 1)	2.1	H	9	1	0	0	0	1	0	0	0	0	0	26	47	0.00	0.857
43 Brandon League, R ERA: 2.45	(9, 1)	1.0	S	3	1	0	0	0	0	0	0	0	0	0	5	7	0.00	1.000

PITCHER	IP	WLS	BF	H	R	ER	SO	BB	IBB	HBP	BLK	WP	HR	S	P	ERA	WHIP

BOTTOM

Seattle Mariners @ Boston Red Sox

Fenway Park, Boston, MA

Sat Apr 30 2011, 7:10 PM - 10:14 PM EDT

Att. 37,901 - Partly Cloudy - 59 F

livebaseballscorecards.com

AB	32
R	0
H	7
RBI	0
BB	6
SO	4
LOB	22

Batter	1	2	3	4	5	6	7	8	9	AB	R	H	RBI	BB	SO	LOB
51 Ichiro Suzuki, L (1, 9) OBP: 0.368, SLG: 0.366	C KN 66 X KN 66 0-1 ① F7		C KN 66 X KN 61 0-1 ② G4-3			C KN 65 C KN 66 F KN 61 S KN 66 0-3 ① K	C SI 94 F SI 95 B SI 94 B SL 86 X SI 95 2-2 ② F7			4	0	0	0	0	1	0
9 Chone Figgins, S (1, 5) OBP: 0.252, SLG: 0.299	C KN 66 F KN 65 X KN 67 0-2 ② F7		C KN 64 F KN 66 X KN 67 0-2 E6 12 CS			C KN 65 B KN 60 B KN 66 C FF 74 F CU 60 B KN 67 X FF 73 3-2 ② P3	C SI 94 B SI 94 X SL 87 1-1 ③ F8			4	0	0	0	0	0	0
12 Ryan Langerhans, L (1, 7) OBP: 0.345, SLG: 0.386	B KN 65 F KN 65 X KN 66 1-1 ③ F8		F KN 66 1 SAFE P PO 71 1-1 ③ CS 1-2	C KN 65 F KN 65 C KN 65 0-3 ① K		B KN 67 X KN 65 1-0 17 WP 30 1B 29 BB 1B		B SI 93 C SL 85 B SL 83 S SI 92 C SI 94 2-3 ① K		4	1	1	0	0	2	0
30 Miguel Olivo, R (1, 2) OBP: 0.255, SLG: 0.310		C KN 63 C KN 64 B KN 64 B KN 60 F KN 65 B KN 67 X KN 66 3-2 ① G5-3		X KN 65 0-0 ② F7		B FF 95 F FF 94 S SL 85 B FF 95 X SL 88 2-2 29 BB 17 WP 1 BB 1-2 1B		C SI 94 B SI 94 X SL 86 1-1 ② L7		4	1	1	0	0	0	0
17 Justin Smoak, S (1, 3) OBP: 0.387, SLG: 0.506		S KN 66 B KN 66 B KN 66 S KN 67 X KN 66 2-2 ② G4-3		B KN 65 B KN 65 C FF 72 S KN 65 F KN 65 S KN 59 2-3 ③ K		S FF 97 B FF 96 C FF 96 B CU 84 B FF 96 B FF 94 4-2 1 BB 29 BB 1-2 2-3 BB		X SL 82 0-0 ③ F8		3	0	0	0	1	1	0
29 Jack Cust, L (1, 10) OBP: 0.364, SLG: 0.247		C KN 66 F KN 67 B KN 66 B KN 62 B KN 67 B KN 66 4-2 1 E 1 1B BB			B KN 65 C KN 66 X KN 65 1-1 2B	B CH 85 B FF 94 C FC 95 B FF 95 B FF 95 4-1 1 BB 1-2 2-3 3-H BB			B FF 93 X FF 94 1-0 ① G3	2	0	1	1	2	0	0
1 Luis Antonio Rodriguez, S (1, 6) OBP: 0.333, SLG: 0.378		C KN 65 B KN 66 C KN 66 X KN 66 1-2 E4 1-3 1B			F KN 66 B KN 66 B KN 66 X KN 66 2-1 ① G5-3	B FF 94 C FF 95 B CH 86 C FF 93 D FF 95 B FF 94 4-2 1-2 2-3 3-H BB			X FF 94 0-0 ② F8	3	0	1	1	1	0	1
55 Michael Saunders, L (1, 8) OBP: 0.268, SLG: 0.320		C KN 66 X KN 65 0-1 ③ F7			B KN 67 X KN 66 1-0 ② G5-3	C SL 86 C SL 88 B FF 95 F SL 84 B FF 94 X SL 87 2-2 ③ L7			C SL 81 B FS 89 S FF 95 S FF 96 1-3 ③ K	4	0	0	0	0	1	6
2 Jack Wilson, R (1, 4) OBP: 0.279, SLG: 0.270			C KN 65 F KN 65 X KN 66 0-2 ① G1-3		B KN 66 X KN 65 1-0 ③ G6-3		C SI 93 C SI 94 X SI 93 0-2 ① P3			3	0	0	0	0	0	1
Inning Stats	R: 0 E: 0 K: 0 S: 7 H: 0 LOB: 0 BB: 0 P: 8	R: 0 E: 1 K: 0 S: 14 H: 1 LOB: 2 BB: 1 P: 24	R: 0 E: 1 K: 0 S: 10 H: 0 LOB: 0 BB: 0 P: 10	R: 0 E: 0 K: 2 S: 8 H: 0 LOB: 0 BB: 0 P: 10	R: 0 E: 0 K: 0 S: 6 H: 1 LOB: 1 BB: 0 P: 11	R: 2 E: 0 K: 1 S: 21 H: 2 LOB: 3 BB: 3 P: 41	R: 0 E: 0 K: 0 S: 8 H: 0 LOB: 0 BB: 0 P: 11	R: 0 E: 0 K: 1 S: 6 H: 0 LOB: 0 BB: 0 P: 9	R: 0 E: 0 K: 1 S: 5 H: 0 LOB: 0 BB: 0 P: 7	1B: 3 2B: 1 3B: 0 HR: 0 SF: 0 SAC: 0 DP: 0 HBP: 0						

PITCHER		IP	WLS	BF	H	R	ER	SO	BB	IBB	HBP	BLK	WP	HR	S	P	ERA	WHIP
49 Tim Wakefield, R ERA: 4.24	(1, 1)	5.2		21	3	1	1	3	1	0	0	0	0	0	54	76	1.59	0.706
52 Bobby Jenks, R ERA: 9.35	(6, 1)	0.1	B	5	1	1	1	0	3	0	0	0	1	0	12	28	27.00	12.000
32 Matt Albers, R ERA: 1.13	(7, 1)	2.0		6	0	0	0	1	0	0	0	0	0	0	14	20	0.00	0.000
58 Jonathan Papelbon, R ERA: 1.74	(9, 1)	1.0	W	3	0	0	0	1	0	0	0	0	0	0	5	7	0.00	0.000

PITCHER	IP	WLS	BF	H	R	ER	SO	BB	IBB	HBP	BLK	WP	HR	S	P	ERA	WHIP

Seattle Mariners @ Boston Red Sox

Fenway Park, Boston, MA

Sun May 01 2011, 1:34 PM - 4:13 PM EDT

Att. 37,079 - Sunny - 54 F

TOP

livebaseballscorecards.com

AB	31
R	2
H	4
RBI	2
BB	4
SO	5
LOB	8

WP: 1 PA: 36
PB: 0
SB: 0
CS: 1

Batter	1	2	3	4	5	6	7	8	9	AB	R	H	RBI	BB	SO	LOB
2 Jacoby Ellsbury, L (1, 8) OBP: 0.333, SLG: 0.459	C FF 93 F FF 92 S CH 88 0-3 ① K		X SI 91 0-0 15 1B, 34 2B, 1B		C CU 80 B CU 81 B CH 88 F SI 93 C SL 86 2-3 ① K		C CU 82 X SI 92 0-1 ③ G3-1			4	1	1	0	0	2	1
15 Dustin Pedroia, R (1, 4) OBP: 0.377, SLG: 0.363	C FF 92 C SL 85 F SL 87 X CH 88 0-2 7 BB, 28 1B, 1B		B SI 92 X FF 92 1-0 34 2B 1-2 1B		C FF 94 F SL 86 B SI 94 S CU 77 1-3 ② K			B SI 92 B FC 88 C SI 91 X SI 91 2-1 ① G6-3		4	1	2	0	0	1	0
28 Adrián González, L (1, 3) OBP: 0.375, SLG: 0.450	B SI 93 X CH 88 1-0 7 BB 1-2 1B		F SI 93 B FF 93 F CU 82 F FF 94 F FF 94 B FF 94 S SL 86 2-3 ① K		B SI 94 S CU 82 F SI 94 B SL 88 F CH 89 X FF 93 2-2 ③ G6-3			X SI 92 0-0 ② G4-3		4	0	1	0	0	1	2
34 David Ortiz, L (1, 10) OBP: 0.368, SLG: 0.400	C FF 94 F CU 81 B FF 95 F SL 86 B FF 94 D CH 89 S CH 89 3-3 ② K		B CU 82 F SI 94 F SI 93 X FC 94 1-2 7 G4-3 1-H 2-H 2B			X FF 92 0-0 ① F8		B SI 93 C FC 91 S CU 81 B CU 81 B FC 90 T FC 91 3-2 ③ K		4	0	1	2	0	2	2
7 J.D. Drew, L (1, 9) OBP: 0.373, SLG: 0.371	B FC 94 B CU 83 B SI 92 B SI 93 4-0 1-2 2-3 BB		B CU 81 B FF 93 2 SAFE X SI 92 2-0 ② G4-3 2-3			C FF 92 B CU 81 F CU 82 B CH 88 X CH 89 2-2 ② G4-3			C CU 77 B FC 89 F FC 89 B CU 81 B SI 90 X FC 89 3-2 ① G3-1	3	0	0	0	1	0	1
12 Jed Lowrie, S (1, 5) OBP: 0.382, SLG: 0.583	B CU 82 F SI 93 F SI 94 F SL 86 F CH 90 B CH 89 C FF 94 2-3 ③ K		C CU 82 F SI 92 D CH 90 B CH 89 S SL 86 2-3 ③ K			B FF 93 C SI 93 F CU 82 F SL 85 B SI 94 B CH 90 S SL 88 3-3 ③ K			B CU 77 C SI 92 F FC 90 F CU 80 F SI 92 X FC 90 1-2 13 1B, 3B	4	1	1	0	0	3	4
10 Marco Scutaro, R (1, 6) OBP: 0.266, SLG: 0.211		C SI 91 B FF 92 X SL 85 1-1 ① F9		C CH 91 X CU 81 0-1 ① F8			C SI 92 B FF 93 C FF 94 B CH 90 X FF 93 2-2 ① P6		X SI 93 0-0 ② G5-3	4	0	0	0	0	0	1
13 Carl Crawford, L (1, 7) OBP: 0.215, SLG: 0.238		C SI 91 B CU 81 X CU 82 1-1 ② G3-1		F FF 91 B CU 79 F SI 92 T CH 89 1-2 ② K			C SI 93 X CU 84 0-1 39 WP, 1B		D FC 91 C SI 91 X FC 91 1-1 3-H 1B	4	0	2	1	0	1	0
39 Jarrod Saltalamacchia, S (1, 2) OBP: 0.259, SLG: 0.259		B SI 92 B SI 91 B SI 92 C SI 93 X SI 93 3-1 ③ F7		F FF 93 F CU 83 B SL 88 S SL 86 1-3 ③ K			1 SAFE C SI 92 B SI 92 1 SAFE B CH 89 X SI 93 2-1 ② L7 1-2			3	0	0	0	0	1	1
Inning Stats	R: 0 E: 0 K: 3 S: 17 H: 2 LOB: 3 BB: 1 P: 27	R: 0 E: 0 K: 0 S: 6 H: 0 LOB: 0 BB: 0 P: 11	R: 2 E: 0 K: 2 S: 14 H: 3 LOB: 1 BB: 0 P: 22	R: 0 E: 0 K: 2 S: 8 H: 0 LOB: 0 BB: 0 P: 10	R: 0 E: 0 K: 2 S: 10 H: 0 LOB: 0 BB: 0 P: 15	R: 0 E: 0 K: 1 S: 8 H: 0 LOB: 0 BB: 0 P: 13	R: 0 E: 0 K: 0 S: 9 H: 1 LOB: 1 BB: 0 P: 13	R: 0 E: 0 K: 1 S: 6 H: 0 LOB: 0 BB: 0 P: 11	R: 1 E: 0 K: 0 S: 11 H: 2 LOB: 1 BB: 0 P: 16	1B: 6 2B: 1 3B: 1 HR: 0 SF: 0 SAC: 0 DP: 0 HBP: 0						WP: 1 PB: 0 SB: 0 CS: 0 PA: 35

PITCHER	IP	WLS	BF	H	R	ER	SO	BB	IBB	HBP	BLK	WP	HR	S	P	ERA	WHIP
34 Félix Hernández, R (1, 1) ERA: 3.21	7.0		28	6	2	2	10	1	0	0	0	1	0	72	111	2.57	1.000
50 Jamey Wright, R (8, 1) ERA: 1.29	1.2	L	7	2	1	1	1	0	0	0	0	0	0	17	27	5.40	1.200

PITCHER	IP	WLS	BF	H	R	ER	SO	BB	IBB	HBP	BLK	WP	HR	S	P	ERA	WHIP

BOTTOM

Seattle Mariners @ Boston Red Sox

Fenway Park, Boston, MA

Sun May 01 2011, 1:34 PM - 4:13 PM EDT

Att. 37,079 - Sunny - 54 F

livebaseballscorecards.com

AB	34
R	3
H	8
RBI	3
BB	1
SO	11
LOB	12

Batter	1	2	3	4	5	6	7	8	9	AB	R	H	RBI	BB	SO	LOB
13 Maicer Izturis, S (1, 4) OBP: 0.381, SLG: 0.500	C FF 92 F FF 92 B CU 78 X FF 94 1-2 ① 1B		B CU 78 C SI 93 F CH 82 F FC 92 X FF 95 1-2 53 1B 2B		B SI 94 B SI 92 D CH 82 C FF 93 B CH 79 4-1 53 FC1-4-6 1-2 2-3 BB		B SI 92 1 SAFE B SI 92 C CH 80 X CH 79 2-1 ② G1-6-3 1-3		C FF 86 S CU 77 B FS 83 B FS 84 X FS 84 2-2 1-H 2B	4	1	3	1	1	0	1
53 Bobby Abreu, L (1, 10) OBP: 0.416, SLG: 0.376	C SI 94 C FF 95 B SI 96 X FF 95 1-2 48 G5-3 47 1B 1B		C CH 82 C CH 82 B FF 95 B SI 95 F CU 78 X SI 94 2-2 47 S 2-H 1B		D CH 82 B FF 94 S SI 91 D CH 80 X SI 92 3-1 ② FC1-4-6 1-2f 2-3 3-H		F SI 99 B FF 98 F CH 91 B CH 93 X CH 91 2-2 ③ G3-1		C FF 87 C CU 78 X FF 86 0-2 ② G6-3	5	0	2	2	0	0	4
47 Howie Kendrick, R (1, 3) OBP: 0.385, SLG: 0.539	B FF 94 1 SAFE X SI 94 1-0 1-2 1B		C FF 94 S CH 83 X CH 83 0-2 ③ G5-3 1-2		C CH 82 B SI 92 F FF 94 F CH 81 X CH 82 1-2 ③ G5-3			C SI 90 B FC 85 C FC 86 X CU 75 1-2 6 G4-3 48 1B 10 HR 1B	C FF 89 B FF 88 D CU 78 X FS 84 2-1 ③ G2-3	5	1	2	0	0	0	4
48 Torii Hunter, R (1, 9) OBP: 0.305, SLG: 0.377	C FF 94 D CH 83 B SI 94 B SI 94 X SI 94 3-1 ② G5-3 2-3f ③			B FF 91 S CH 81 X FC 92 1-1 ① F9 X CH 80 0-0 ② G1-3		C FF 93 B CU 79 B SI 94 F SI 93 B CU 79 X SI 93 3-2 6 FC3-5 2B X FF 94 0-0 ① FC3-5 2-3		C FF 89 S SI 87 F SL 81 B SI 90 B SL 85 F SL 85 X SI 86 2-2 6 G4-3 1-2 1B C SI 89 X SI 88 0-1 ①② G4-3 1-2f 2-3		4	0	2	0	0	0	2
6 Alberto Callaspo, S (1, 5) OBP: 0.367, SLG: 0.381		C SI 92 X CH 81 0-1 ① F9 B SI 93 X SI 94 1-0 ② F7		C SI 95 X FF 94 0-1 ③ G4-3		1 SAFE C CH 80 B FF 93 X SI 92 1-1 ② F7		B SI 89 X SI 89 1-0 3-H HR		4	1	1	2	0	0	1
2 Erick Aybar, S (1, 6) OBP: 0.333, SLG: 0.390		B FF 94 C SI 93 F FF 92 B FF 93 B CH 83 X SI 94 3-2 ③ G4-3		B CH 81 B CH 81 C SI 92 F FF 89 F CH 82 F FC 91 B CH 82 X SI 94 3-2 13 WP 5 BB 53 FC1-4-6 1B		C SI 93 S FC 90 B CU 76 X CH 81 1-2 ③ G4-3		C SI 90 F FS 84 F FC 86 X FF 89 0-2 ③ F7		4	1	1	0	0	0	1
5 Jeff Mathis, R (1, 2) OBP: 0.214, SLG: 0.321			C SI 93 B CU 78 B CU 77 S FF 93 X FF 95 2-2 ① L3		1 SAFE P PO 90 L FF 94 B CU 75 B SI 92 B FF 94 4-1 53 FC1-4-6 13 WP 1-2 BB		B SI 92 X FC 88 1-0 ① L6		C SI 88 X SL 84 0-1 13 2B 1B	3	1	1	0	1	0	0
25 Peter Bourjos, R (1, 8) OBP: 0.333, SLG: 0.485			C SI 94 B CU 80 B FF 94 F SI 93 S CH 82 2-3 ② K		L FF 92 L SI 94 S CH 83 0-3 ① K		X SI 94 0-0 13 G1-6-3 13 S 1B		B SI 87 C SI 89 B SI 89 C SL 84 S FF 89 2-3 ① K	4	0	1	0	0	3	3

Inning Stats										
	R: 0 E: 0 K: 0 S: 9	H: 3 LOB: 1 BB: 0 P: 15	R: 0 E: 0 K: 0 S: 6	H: 0 LOB: 0 BB: 0 P: 10	R: 1 E: 0 K: 1 S: 17	H: 2 LOB: 1 BB: 0 P: 24	R: 0 E: 0 K: 0 S: 5	H: 0 LOB: 0 BB: 0 P: 6	R: 1 E: 0 K: 1 S: 17	H: 1 LOB: 2 BB: 2 P: 31
	R: 0 E: 0 K: 0 S: 9	H: 1 LOB: 1 BB: 0 P: 14	R: 0 E: 0 K: 0 S: 7	H: 1 LOB: 1 BB: 0 P: 12	R: 2 E: 0 K: 0 S: 15	H: 3 LOB: 0 BB: 0 P: 19	R: 1 E: 0 K: 1 S: 13	H: 2 LOB: 1 BB: 0 P: 19	1B: 9 2B: 3 3B: 0 HR: 1	SF: 0 SAC: 0 DP: 2 HBP: 0

PITCHER	IP	WLS	BF	H	R	ER	SO	BB	IBB	HBP	BLK	WP	HR	S	P	ERA	WHIP
11 Clay Buchholz, R (1, 1) ERA: 4.81	6.2	W	28	8	2	2	2	2	0	0	0	1	0	67	107	2.70	1.500
51 Daniel Bard, R (7, 1) ERA: 3.55	0.1	H	1	0	0	0	0	0	0	0	0	0	0	3	5	0.00	0.000
35 Dan Wheeler, R (8, 1) ERA: 9.9	1.1		7	4	3	3	1	0	0	0	0	0	1	20	26	20.25	3.000
37 Hideki Okajima, L (9, 1) ERA: 6.23	0.2		3	1	0	0	0	0	0	0	0	0	0	8	12	0.00	1.500

PITCHER IP WLS BF H R ER SO BB IBB HBP BLK WP HR S P ERA WHIP

TOP

Los Angeles Angels @ Boston Red Sox

Fenway Park, Boston, MA

Mon May 02 2011, 7:14 PM - 10:41 PM EDT

Att. 37,017 - Partly Cloudy - 58 F

livebaseballscorecards.com

AB	37
R	5
H	13
RBI	5
BB	2
SO	3
LOB	19

WP: 1 PA: 39
PB: 0
SB: 2
CS: 0

BOTTOM

Los Angeles Angels @ Boston Red Sox

Fenway Park, Boston, MA

Mon May 02 2011, 7:14 PM - 10:41 PM EDT

Att. 37,017 - Partly Cloudy - 58 F

livebaseballscorecards.com

Batter	1	2	3	4	5	6	7	8	9	AB	R	H	RBI	BB	SO	LOB
2 Jacoby Ellsbury, L (1, 8) OBP: 0.339, SLG: 0.471 54 Darnell McDonald, R (8, 8) OBP: 0.200, SLG: 0.278	B SI 87 B SI 89 F SI 90 F SI 92 B SL 79 X SI 93 3-2 28 S 20 1B 1B		B CU 70 X CH 79 1-0 ① G3		S CH 80 D CH 76 B CU 73 F SI 91 B SI 89 F SI 90 X CU 72 3-2 ② FC6-4 15 S 15 1B 1-2f 2-3		F SL 78 B FF 87 X SL 80 1-1 28 2B 1-3 2B	B FC 88 S FF 87 F FF 88 F FF 93 B FF 94 C SI 91 2-3 ② K		4 1	3 0	2 0	0 0	0 1	0 0	2 0
15 Dustin Pedroia, R (1, 4) OBP: 0.378, SLG: 0.358	B SI 89 1 SAFE B FF 90 1 SAFE F FF 86 F SL 79 1 SAFE S FF 93 2-3 ① K		C SL 79 B SI 88 S CH 80 X FF 93 1-2 ② G6-3		B CH 79 F SL 79 B FF 92 F CH 79 F FF 91 F FF 93 1 SAFE B FC 92 F SL 81 3-2 F SL 78 F CH 78 F FF 92 F FC 90 X FF 91 1-H 3-H 1B		D FC 90 B SI 95 B FF 91 S FF 93 B FC 90 4-1 28 2B BB	F FC 87 C FF 94 B FC 87 B FF 93 X FC 85 2-2 ③ F8		4	1	1	2	1	1	1
28 Adrián González, L (1, 3) OBP: 0.371, SLG: 0.451	B SI 91 B SI 82 C SI 90 X CU 72 2-1 ② P5 1-2		X CU 74 0-0 ③ F8		X CH 80 0-0 ③ G4-3		B FF 90 X FF 90 1-0 20 2B 1-H 2-H 3-H 2B			4	1	1	3	0	0	2
20 Kevin Youkilis, R (1, 5) OBP: 0.396, SLG: 0.500	C SL 80 F SI 89 B FF 89 B FC 93 X SL 81 2-2 2-H 1B			B SL 78 C FF 90 B FF 90 C CH 82 B FF 92 F SL 80 S CH 80 3-3 ① K		F CH 79 B CH 79 C FF 91 B SI 88 S CH 80 2-3 ① K	X FF 91 0-0 34 PB 34 HR 2-H 2B			4	1	2	2	0	2	0
34 David Ortiz, L (1, 10) OBP: 0.373, SLG: 0.436	B CU 72 S SI 83 X CU 71 1-1 ③ F7			S SI 92 B CH 80 F SI 91 B SL 81 B CH 80 X CH 80 3-2 ② G6-3		X CU 72 0-0 1B	F FF 94 B FF 90 B FF 94 X FF 93 2-1 2-H HR			4	1	2	2	0	0	1
7 J.D. Drew, L (1, 9) OBP: 0.356, SLG: 0.351		B SI 88 C FF 90 B SI 91 F CU 71 F SI 92 X CH 82 2-2 ① G1-3		C CU 72 B CU 72 X FF 92 1-1 ③ G4-3		S CH 79 C CH 81 S SI 90 0-3 ② K	B FF 88 F SI 94 X FF 88 1-1 ② F8			4	0	0	0	0	1	1
12 Jed Lowrie, S (1, 6) OBP: 0.363, SLG: 0.553		C CU 71 F SI 92 F SL 80 F FF 92 B FF 91 S SL 80 1-3 ② K2-3			C CH 78 B FF 90 B CH 78 F CU 72 F SI 90 X SI 91 2-2 ① L5	F CH 80 X CH 77 0-1 ③ P5	B FF 89 B FF 93 S SI 92 B FF 92 X SI 91 3-1 E8			4	0	0	0	0	1	1
13 Carl Crawford, L (1, 7) OBP: 0.225, SLG: 0.257		S SI 92 B SI 91 X SI 84 1-1 1B			C SL 78 B CU 74 X SI 92 1-1 2 FC6-4 15 1B 2B		G4-3 F8			4	1	2	0	0	0	1
33 Jason Varitek, S (1, 2) OBP: 0.227, SLG: 0.154		C CU 72 B FF 91 F CU 70 P PO 83 D SL 78 F SI 91 C CH 80 3-3 ③ K			F CU 69 B FF 89 F CH 79 D SL 76 F SI 90 2 SAFE F SL 76 B FF 90 B CH 79 4-2 2 FC6-4 BB		F FF 90 X CH 82 0-1 2 2B 28 2B 1B	F FF 92 B FF 93 F FF 88 B FF 89 X FF 92 2-2 ① L6		3	1	1	0	1	1	1
Inning Stats	R: 1 E: 0 K: 1 S: 13 H: 2 LOB: 1 BB: 0 P: 23	R: 0 E: 0 K: 2 S: 16 H: 1 LOB: 1 BB: 0 P: 22	R: 0 E: 0 K: 0 S: 6 H: 0 LOB: 0 BB: 0 P: 8	R: 0 E: 0 K: 1 S: 9 H: 0 LOB: 0 BB: 0 P: 16	R: 2 E: 0 K: 0 S: 25 H: 2 LOB: 1 BB: 1 P: 38	R: 0 E: 0 K: 2 S: 9 H: 1 LOB: 1 BB: 0 P: 11	R: 6 E: 1 K: 0 S: 18 H: 5 LOB: 1 BB: 1 P: 31	R: 0 E: 0 K: 1 S: 10 H: 0 LOB: 0 BB: 0 P: 16		1B: 6 2B: 4 3B: 0 HR: 1 SF: 0 SAC: 0 DP: 0 HBP: 0					WP: 0 PB: 1 SB: 2 CS: 0 PA: 38	

	AB	36
	R	9
	H	11
	RBI	9
	BB	2
	SO	7
	LOB	10

PITCHER		IP	WLS	BF	H	R	ER	SO	BB	IBB	HBP	BLK	WP	HR	S	P	ERA	WHIP
36 Jered Weaver, R ERA: 1.39	(1, 1)	6.0	L	25	6	3	3	6	1	0	0	0	0	0	78	118	4.50	1.167
21 Hisanori Takahashi, L ERA: 4.97	(7, 1)	0.1		3	2	2	2	0	0	0	0	0	0	0	7	9	54.00	6.000
45 Francisco Rodriguez, R ERA: 6.52	(7, 1)	1.2		10	3	4	4	1	1	0	0	0	0	1	21	38	21.60	2.400

PITCHER	IP	WLS	BF	H	R	ER	SO	BB	IBB	HBP	BLK	WP	HR	S	P	ERA	WHIP

Batter	1	2	3	4	5	6	7	8	9	AB	R	H	RBI	BB	SO	LOB
13 Maicer Izturis, S (1, 5) OBP: 0.386, SLG: 0.511	B FF 93 C FF 92 B FF 94 C FF 93 B CU 77 X FF 93 3-2 53 F8 2B		1 SAFE C CU 75 F SI 92 B FC 90 F CU 76 C FC 89 1-3 ① K		B FF 92 B FF 92 F FF 90 X FF 92 2-1 1B			B FF 97 C FF 97 B CH 90 X FF 97 2-1 ① G4-3		4	0	2	0	0	1	1
53 Bobby Abreu, L (1, 10) OBP: 0.403, SLG: 0.362	X FF 94 0-0 ① F8 2-3		1 SAFE C FF 93 S FC 89 B FC 89 F FF 94 B FC 88 F FF 95 S FC 90 2-3 ② K 1-2		C CU 74 B CU 76 S FC 89 C FC 87 1-3 ③ K			C SL 84 C FF 99 X SL 86 0-2 ② G4-3		4	0	0	0	0	2	3
47 Howie Kendrick, R (1, 4) OBP: 0.373, SLG: 0.521	C FF 94 F CH 88 S FF 94 0-3 ② K		F FF 90 D FF 90 B SI 93 X CH 85 2-1 ③ F9			C FF 90 B SI 92 B FC 89 F FF 92 S FC 88 2-3 ① K		C SL 87 X FF 99 0-1 ③ G4-3		4	0	0	0	0	2	2
48 Torii Hunter, R (1, 9) OBP: 0.311, SLG: 0.381	B FF 92 B FF 95 X FF 92 2-0 ③ P4			X SI 91 0-0 10 BB 1B		X CU 75 0-0 ② G5-3			B FF 95 C SL 80 F FF 94 F FF 96 B FS 90 F SL 81 B FF 96 F FF 96 X SL 81 3-2 10 1B 2 2B 1B	4	1	2	0	0	0	1
10 Vernon Wells, R (1, 7) OBP: 0.227, SLG: 0.269		C SI 92 C SI 93 S FF 94 0-3 ① K		B SI 91 B SI 90 C FF 92 B SI 92 B SI 90 4-1 2 L4-3 1-2 BB		B SI 92 C FF 91 C FC 88 S CU 76 1-3 ③ K			B SL 81 C FF 95 B FS 88 F SL 80 X FF 93 2-2 2 2B 44 SF7 1-2 1B	3	1	1	0	1	2	0
2 Erick Aybar, S (1, 6) OBP: 0.328, SLG: 0.397		C FF 92 B FF 90 X CH 86 1-1 ② F8		X FF 93 0-0 ①② L4-3 1-1			C FF 92 M CU 76 B CU 76 C FF 93 1-3 ① K		X FF 95 0-0 1-3 2-H 2B	4	0	1	1	0	1	2
44 Mark Trumbo, R (1, 3) OBP: 0.273, SLG: 0.474		F FF 95 C CU 76 X FF 95 0-2 HR		C FF 94 S CU 76 S FC 90 0-3 ③ K			C FF 93 C FF 94 F FF 94 F CU 77 F FF 89 S CU 78 0-3 ② K2-3		S FF 95 S SL 81 X SL 81 0-2 ① SF7 3-H	3	1	1	2	0	2	1
5 Jeff Mathis, R (1, 2) OBP: 0.217, SLG: 0.316		X FF 94 0-0 ③ G4-3			B FC 92 X FC 90 1-0 ① P3		F FF 93 B SI 93 X FF 92 1-1 1B		B FF 94 F FF 95 B FS 90 F FF 95 S FF 94 2-3 ② K	4	0	1	0	0	1	1
25 Peter Bourjos, R (1, 8) OBP: 0.330, SLG: 0.476			C FF 93 B FC 89 X CH 85 1-1 53 E 1B		B SI 92 X FF 91 1-0 ② F9		F FF 93 F FC 89 D FC 90 F FC 89 F FF 94 S FC 89 1-3 ③ K		X FF 93 0-0 ③ G4-3	4	0	1	0	0	1	2
Inning Stats	R: 0 E: 0 K: 1 S: 8 H: 1 LOB: 1 BB: 0 P: 13	R: 1 E: 0 K: 1 S: 9 H: 1 LOB: 0 BB: 0 P: 10	R: 0 E: 1 K: 2 S: 13 H: 1 LOB: 1 BB: 0 P: 19	R: 0 E: 0 K: 1 S: 6 H: 1 LOB: 1 BB: 1 P: 10	R: 0 E: 0 K: 1 S: 7 H: 1 LOB: 1 BB: 0 P: 12	R: 0 E: 0 K: 2 S: 7 H: 0 LOB: 0 BB: 0 P: 10	R: 0 E: 0 K: 3 S: 16 H: 1 LOB: 1 BB: 0 P: 19	R: 0 E: 0 K: 0 S: 7 H: 0 LOB: 0 BB: 0 P: 9	R: 2 E: 0 K: 1 S: 17 H: 3 LOB: 1 BB: 0 P: 24	1B: 6 2B: 3 3B: 0 HR: 1 SF: 1 SAC: 0 DP: 1 HBP: 0	WP: 0 PB: 0 SB: 0 CS: 0 PA: 36					

TOP

Los Angeles Angels @ Boston Red Sox

Fenway Park, Boston, MA

Tue May 03 2011, 7:11 PM - 9:50 PM EDT

Att. 37,043 - Cloudy - 64 F

livebaseballscorecards.com

AB	34
R	3
H	9
RBI	3
BB	1
SO	12
LOB	13

PITCHER		IP	WLS	BF	H	R	ER	SO	BB	IBB	HBP	BLK	WP	HR	S	P	ERA	WHIP
31 Jon Lester, L ERA: 2.33	(1, 1)	7.0	W	27	6	1	1	11	1	0	0	0	0	1	66	93	1.29	1.000
51 Daniel Bard, R ERA: 3.29	(8, 1)	1.0	H	3	0	0	0	0	0	0	0	0	0	0	7	9	0.00	0.000
58 Jonathan Papelbon, R ERA: 3.18	(9, 1)	1.0		6	3	2	2	1	0	0	0	0	0	0	17	24	18.00	3.000

PITCHER	IP	WLS	BF	H	R	ER	SO	BB	IBB	HBP	BLK	WP	HR	S	P	ERA	WHIP

Batter	1	2	3	4	5	6	7	8	9	AB	R	H	RBI	BB	SO	LOB
2 Jacoby Ellsbury, L (1, 8) OBP: 0.336, SLG: 0.472	C FS 84 B FS 83 X FC 84 1-1 ① G3		B FF 90 S FC 86 C FF 91 F FS 86 S FS 85 1-3 ③ K			L KC 80 B FS 86 X FS 84 1-1 28 1B 2B	F FC 84 C FC 84 X FS 84 0-2 ② G4-3 2-3			4	1	1	0	0	1	2
15 Dustin Pedroia, R (1, 4) OBP: 0.366, SLG: 0.345	B FF 90 B FF 91 X FC 84 2-0 ② G5-3			C FC 84 B FF 89 X FS 85 1-1 ① G5-3		C FC 85 B FF 88 S FC 86 S FS 86 1-3 ② K	B FF 90 C FF 90 B FC 85 X FC 85 2-1 ③ F8			4	0	0	0	0	1	2
28 Adrián González, L (1, 3) OBP: 0.375, SLG: 0.479	C FF 89 B FS 85 F FS 84 B FC 86 F FF 90 C FF 92 2-3 ③ K			C FC 86 F FF 90 F FS 86 B FS 86 X FC 84 1-2 ② G3		X FS 86 0-0 34 1B 12 1B 1B 2-H		C FC 83 X FF 88 0-1 HR		4	2	2	2	0	1	0
34 David Ortiz, L (1, 10) OBP: 0.377, SLG: 0.469		B FC 84 C FS 83 X FC 84 1-1 ① P5		C FS 84 B FS 86 B FC 86 C FC 86 X FF 91 2-2 ③ F8		B FC 85 C FC 84 X FS 84 1-1 12 1B 1-3 1B		B SL 76 X SL 79 1-0 HR		4	1	2	1	0	0	0
12 Jed Lowrie, S (1, 5) OBP: 0.369, SLG: 0.550		B FC 85 X FC 83 1-0 ② G4-3			S FC 84 B KC 78 F KC 78 B FC 85 C SI 91 2-3 ① K	B FC 85 X FC 85 1-0 1-2 3-H 1B		X SI 87 0-0 10 HR 1B		4	1	2	1	0	1	0
7 J.D. Drew, L (1, 9) OBP: 0.341, SLG: 0.333		B SI 91 B FS 84 X SI 90 2-0 ③ F7			S FS 86 C KC 78 T FS 85 0-2 ② K	S FC 85 F FF 90 F FS 85 D FS 83 B FC 84 C FF 89 2-3 ③ K		B FF 86 C FF 88 B FF 87 C FF 88 C FF 88 2-3 ① K		4	0	0	0	0	3	3
10 Marco Scutaro, R (1, 6) OBP: 0.279, SLG: 0.279			C SI 88 X FC 86 0-1 ① G6-3		B FF 91 C SI 91 X FF 92 1-1 1B		C FC 84 F FF 88 B FC 84 B FS 84 C FC 85 2-3 ① K	B FF 88 B CH 78 X SI 87 2-0 1-H HR		4	1	2	2	0	1	0
13 Carl Crawford, L (1, 7) OBP: 0.243, SLG: 0.269			B FC 85 C FC 85 B FF 89 F FC 84 X FF 90 2-2 39 G4-3 39 S 1B		C FC 85 C FF 90 1 SAFE S FS 86 0-3 ③ K		B FC 84 F FC 84 X KC 78 1-1 39 2B 1B	B CU 59 B SI 87 B FF 87 C FF 87 B FF 88 4-1 39 G1-6-3 BB		3	1	2	0	1	1	1
39 Jarrod Saltalamacchia, S (1, 2) OBP: 0.258, SLG: 0.276			C FC 85 B FF 89 S FC 84 X FS 85 1-2 ② G4-3 1-3			C KC 78 B FF 89 S FC 84 B FS 86 F FS 86 X FS 85 2-2 ① L4	B FC 83 B FS 85 X FF 88 2-0 2 G4-3 2B 1-H	C CH 77 S CH 79 X CH 77 0-2 ② ③ G1-6-3 1-2f		4	0	1	1	0	0	2
Inning Stats	R: 0 E: 0 K: 1 S: 7 H: 0 LOB: 0 BB: 0 P: 12	R: 0 E: 0 K: 0 S: 4 H: 0 LOB: 0 BB: 0 P: 8	R: 0 E: 0 K: 1 S: 12 H: 1 LOB: 1 BB: 0 P: 16	R: 0 E: 0 K: 0 S: 9 H: 0 LOB: 0 BB: 0 P: 13	R: 0 E: 0 K: 3 S: 11 H: 1 LOB: 1 BB: 0 P: 14	R: 2 E: 0 K: 2 S: 17 H: 4 LOB: 2 BB: 0 P: 25	R: 1 E: 0 K: 1 S: 11 H: 2 LOB: 1 BB: 0 P: 18	R: 4 E: 0 K: 1 S: 12 H: 4 LOB: 0 BB: 1 P: 21		1B: 7 2B: 2 3B: 0 HR: 3 SF: 0 SAC: 0 DP: 1 HBP: 0				WP: 0 PB: 0 SB: 1 CS: 0 PA: 36		

PITCHER		IP	WLS	BF	H	R	ER	SO	BB	IBB	HBP	BLK	WP	HR	S	P	ERA	WHIP
24 Dan Haren, R ERA: 1.76	(1, 1)	7.0	L	30	9	4	4	8	0	0	0	0	0	1	73	108	5.14	1.286
21 Hisanori Takahashi, L ERA: 6.59	(8, 1)	1.0		6	3	3	3	1	1	0	0	0	0	2	10	19	27.00	4.000

PITCHER	IP	WLS	BF	H	R	ER	SO	BB	IBB	HBP	BLK	WP	HR	S	P	ERA	WHIP

BOTTOM

Los Angeles Angels @ Boston Red Sox

Fenway Park, Boston, MA

Tue May 03 2011, 7:11 PM - 9:50 PM EDT

Att. 37,043 - Cloudy - 64 F

livebaseballscorecards.com

AB	35
R	7
H	12
RBI	7
BB	1
SO	9
LOB	10

Batter	1	2	3	4	5	6	7	8	9	10	11	12	13	AB	R	H	RBI	BB	SO	LOB
2 Erick Aybar, S (1, 6) OBP: 0.338, SLG: 0.403	B FF 94 B SI 94 B FF 92 B FF 93 4-0 13 1B 13 S BB		B SI 92 B FF 93 X FF 93 2-0 ② P4			F SI 93 B CU 79 B SL 88 S SL 86 X SI 94 2-2 48 G5-3 2B	X FS 82 0-0 ② B1		B KN 65 B KN 66 X KN 65 2-0 ② SF8 1-2 2-3 3-H		S FF 97 X CH 89 0-1 ③ G1-3		B SL 78 C FC 88 B FS 79 B FS 77 C SL 80 B SL 78 4-2 53 1B 1-2 BB	4	0	1	1	2	0	2
53 Bobby Abreu, L (1, 10) OBP: 0.390, SLG: 0.348	X FF 93 0-0 ① F8		C FF 93 F CH 89 B CU 76 B CH 90 B FC 89 X SI 93 3-2 ③ F8			B SI 94 X SI 94 1-0 ① G1-3	B FF 86 F FF 88 C FF 86 B CU 77 D CU 76 S FS 84 3-3 ③ K		C KN 66 B KN 66 X KN 66 1-1 ③ F9			C FF 97 C SL 85 S CH 92 0-3 ① K	B SL 79 C SL 79 B SI 89 X SL 80 2-1 1-3 2-H 3-H 1B	7	0	1	2	0	2	5
13 Maicer Izturis, S (1, 4) OBP: 0.389, SLG: 0.495	B CU 76 1 SAFE C FF 93 F CH 88 B CU 75 F CU 75 D CH 88 X CH 89 3-2 48 BB 1-3 1B			B CU 73 B FF 92 B SI 92 C FF 92 B SI 93 4-1 48 CS BB		C SI 93 F SI 94 B SI 93 F SL 85 D SL 85 B SI 94 B SL 85 4-2 48 G5-3 BB		C FS 81 B FF 86 C CU 75 B FS 85 X FF 87 2-2 F9		C FF 92 B FF 93 B FS 87 C FF 93 X FS 89 2-2 G4-1		B FF 96 S FF 96 C CH 89 C SL 84 1-3 K	S SI 89 X FS 78 0-1 P4	5	0	1	0	2	1	2
48 Torii Hunter, R (1, 9) OBP: 0.319, SLG: 0.377	C SI 93 C CU 76 B SI 92 B FF 92 B FF 93 1 SAFE 1 SAFE F SI 92 B SI 92 4-2 6 G4-6-3 1-2 BB			C SI 92 B SI 92 F FC 91 F FF 94 C SI 93 2-3 ① ② K 1-2		B SI 94 X SI 95 2-0 ② G5-3 1-2 2-3		B FF 88 S CU 76 X FF 86 1-2 ② F9		C FF 93 B FS 88 S FS 88 X FF 94 1-2 1B		B FF 97 B SL 83 B SL 84 B FF 97 4-0 BB		4	0	1	0	2	1	3
6 Alberto Callaspo, S (1, 5) OBP: 0.348, SLG: 0.359	F FF 93 B FF 93 X CH 88 1-1 ② ③ G4-6-3 1-2f			C FF 93 S FC 88 X SI 93 0-2 ③ F8		B SI 95 F SI 95 F SL 87 B SL 88 B SL 85 X SI 95 3-2 ③ P6		B FS 83 B FS 81 X FF 87 2-0 ③ L4		1 SAFE B FF 93 C FF 93 C FF 93 S FS 88 1-3 ② K		X FF 95 0-0 ③ G4-3		6	0	0	0	0	1	7
47 Howie Kendrick, R (1, 3) OBP: 0.371, SLG: 0.520		C SI 93 S CU 75 B FF 93 F FF 93 F FC 88 S FC 90 1-3 ① K			L FF 92 B FF 91 F FF 92 B CH 88 C CU 75 2-3 ① K		C FF 89 X SI 87 0-1 10 HR 2B		X FS 81 0-0 ① G1-3	S FF 93 1 SAFE C FF 94 F FF 93 1 SAFE S SL 81 0-3 ③ K2-3			C SL 78 X SI 91 0-1 25 1B 53 1B 1B	6	2	2	0	0	3	1
10 Vernon Wells, R (1, 7) OBP: 0.231, SLG: 0.296		B FF 93 B SI 92 B FC 88 F FF 92 X FF 93 3-1 ② P3			C SI 95 B SL 87 C SI 92 F SI 94 F SL 86 S SI 94 1-3 ② K	F SI 89 C SI 88 F SL 84 X SI 88 0-2 2-H HR		B FF 87 B CU 77 C FS 82 X FF 87 2-1 16 1B 2 SF8 1B		C FF 97 S SL 84 C SL 86 0-3 ① K		1 SAFE F SI 89 B FC 87 F FC 88 X SL 80 1-2 ① F8	6	2	2	2	0	2	1
16 Hank Conger, L (1, 2) OBP: 0.368, SLG: 0.538 28 Alexi Amarista, L (11, PR) OBP: 0.300, SLG: 0.375 5 Jeff Mathis, R (11, 2) OBP: 0.213, SLG: 0.310		C CH 88 F CH 89 X SI 93 0-2 ③ F9			C SI 93 F SL 88 F SI 94 B CU 80 B SL 86 B SI 95 F SL 86 X SI 95 3-2 1B	B CU 76 B SL 85 B SL 83 B SI 87 4-0 BB		B FS 81 S FS 82 F FS 82 D CU 76 B FF 87 X FS 82 3-2 2 SF8 25 DI 1-3 1B		B FF 96 C CH 90 F FF 98 B FF 98 X SL 84 2-2 2B		X SI 87 0-0 ② P5	4 0 1	0 0 0	3 0 0	0 0 0	1 0 0	0 0 0	0 0 1
25 Peter Bourjos, R (1, 8) OBP: 0.331, SLG: 0.464			C SI 92 B CU 75 C CU 75 X FC 90 1-2 ① F7		F SI 93 F SI 93 D SL 86 F SI 93 1 SAFE S SL 85 1-3 ③ K	X SI 88 0-0 ① F8		B KN 65 B KN 65 C KN 65 S KN 66 B KN 66 B KN 66 4-2 2 SF8 1-2 BB		F FF 96 F SI 97 C SL 84 0-3 ② K		1 SAFE X SI 89 0-0 2 BB 53 1B 1-3 1B	5	1	1	0	1	2	3
Inning Stats	R: 0 E: 0 K: 0 S: 10 H: 1 LOB: 2 BB: 2 P: 22	R: 0 E: 0 K: 1 S: 10 H: 0 LOB: 0 BB: 0 P: 14	R: 0 E: 0 K: 0 S: 7 H: 0 LOB: 0 BB: 0 P: 13	R: 0 E: 0 K: 1 S: 8 H: 0 LOB: 0 BB: 1 P: 14	R: 0 E: 0 K: 3 S: 17 H: 1 LOB: 1 BB: 0 P: 24	R: 0 E: 0 K: 0 S: 11 H: 1 LOB: 2 BB: 1 P: 23	R: 2 E: 0 K: 1 S: 11 H: 2 LOB: 1 BB: 1 P: 18	R: 0 E: 0 K: 0 S: 7 H: 0 LOB: 0 BB: 0 P: 12	R: 1 E: 0 K: 0 S: 11 H: 2 LOB: 2 BB: 1 P: 23	R: 0 E: 0 K: 2 S: 13 H: 1 LOB: 1 BB: 0 P: 17	R: 0 E: 0 K: 2 S: 11 H: 1 LOB: 1 BB: 0 P: 13	R: 0 E: 0 K: 2 S: 7 H: 0 LOB: 1 BB: 1 P: 12	R: 2 E: 0 K: 0 S: 13 H: 3 LOB: 2 BB: 1 P: 20	1B: 8 2B: 3 3B: 0 HR: 1 SF: 1 SAC: 0 DP: 1 HBP: 0	WP: 0 PB: 0 SB: 1 CS: 1 PA: 57					

TOP

Los Angeles Angels @ Boston Red Sox

Fenway Park, Boston, MA

Wed May 04 2011, 7:12 PM - 2:45 AM EDT

Att. 37,037 - Drizzle - 57 F

livebaseballscorecards.com

AB	48
R	5
H	12
RBI	5
BB	8
SO	12
LOB	25

PITCHER		IP	WLS	BF	H	R	ER	SO	BB	IBB	HBP	BLK	WP	HR	S	P	ERA	WHIP
19 Josh Beckett, R ERA: 2.35	(1, 1)	4.1		15	1	0	0	3	3	0	0	0	0	0	38	68	0.00	0.923
32 Matt Albers, R ERA: 0.93	(5, 1)	1.2		8	2	0	0	2	1	0	0	0	0	0	25	42	0.00	1.800
35 Dan Wheeler, R ERA: 11.32	(7, 1)	0.1		4	2	2	2	0	1	0	0	0	0	1	7	11	54.00	9.000
37 Hideki Okajima, L ERA: 5.68	(7, 1)	2.0		8	2	1	1	1	0	0	0	0	0	0	17	30	4.50	1.000
49 Tim Wakefield, R ERA: 4.08	(9, 1)	0.2		3	0	0	0	0	1	0	0	0	0	0	5	12	0.00	1.500

PITCHER		IP	WLS	BF	H	R	ER	SO	BB	IBB	HBP	BLK	WP	HR	S	P	ERA	WHIP
58 Jonathan Papelbon, R ERA: 2.92	(10, 1)	1.0		4	1	0	0	2	0	0	0	0	0	0	13	17	0.00	1.000
51 Daniel Bard, R ERA: 2.87	(11, 1)	2.0		8	1	0	0	4	1	0	0	0	0	0	18	25	0.00	1.000
18 Daisuke Matsuzaka, R ERA: 4.33	(13, 1)	1.0	L	7	3	2	2	0	1	0	0	0	0	0	13	20	18.00	4.000

Batter	1	2	3	4	5	6	7	8	9	10	11	12	13	AB	R	H	RBI	BB	SO	LOB
2 Jacoby Ellsbury, L (1, 8) OBP: 0.328, SLG: 0.455	C FF 91 X SL 81 0-1 F7 ①		B CH 87 F FF 92 X FF 92 1-1 G1-3 ③			C FF 90 F CU 74 X CU 75 0-2 FC3-6 ① 15 F9 15 S 1-2I		C CH 79 S CH 80 F CH 80 B FF 96 X SL 86 1-2 G3-1 ① 2-3	B FF 96 S CH 86 B FF 99 S FF 98 F FF 99 B FF 99 X CH 88 3-2 15 FC6-4 2-H 1B		B CH 84 F CH 84 C SL 83 B SL 83 C FC 91 2-3 K ③			6	0	1	1	0	1	2
15 Dustin Pedroia, R (1, 4) OBP: 0.350, SLG: 0.328	C FF 91 B FF 94 C FF 93 S SL 82 1-3 K ②			F SL 80 B FF 92 F FF 93 F FF 92 S SL 82 1-3 K ①		B CU 75 1 SAFE C FC 87 S FC 87 B CU 76 X FC 88 2-2 F9 ② 1-3		C SL 87 F SI 93 B CH 81 B FF 96 D SL 90 S CH 83 3-3 K ② X FF 97 0-0 FC6-4 ③ 1-2I				B FF 89 F FC 90 S FF 90 F SL 82 S FF 91 1-3 K ①		6	0	0	0	0	4	3
28 Adrián González, L (1, 3) OBP: 0.379, SLG: 0.475 10 Marco Scutaro, R (8, PR) OBP: 0.286, SLG: 0.286 (9, 6)	B FF 93 B FF 92 B FF 92 B FF 91 4-0 BB			B FF 92 F FF 92 F SL 82 F FF 92 X SL 83 1-2 F8 ②		B SI 85 B SI 86 C SI 86 X SI 88 2-1 G6-3 ③		B SI 94 C CH 82 X CH 81 1-1 E1 20 1B 3-H 1B			C FF 91 C FF 91 B SL 83 X SL 84 2-1 F7 ①		C FF 91 C FC 91 B FF 92 X SL 84 1-2 20 2B 1B	3 2	0 0	1 1	1 0	1 0	0 0	1 0
20 Kevin Youkilis, R (1, 5) OBP: 0.411, SLG: 0.512	C FF 93 B SL 83 C SL 82 B SL 81 X FF 93 2-2 F9 ③			C SL 83 B FF 92 H FF 92 2-1 HBP			B CH 83 B SI 85 B SI 86 C SI 85 B SI 86 4-1 23 F9 12 1B BB	B CH 82 B SI 95 X CH 81 2-0 2-3 1B			C SL 84 S FF 92 X SI 92 0-2 F9 ②		B FC 89 C SL 83 S SL 82 X FC 91 1-2 54 1B 1-H 2B	4	0	2	0	1	0	1
34 David Ortiz, L (1, 10) OBP: 0.370, SLG: 0.451 54 Darnell McDonald, R (10, PR) OBP: 0.238, SLG: 0.316 (11, 10)		B FF 91 C SL 81 F FF 94 B FF 93 T FF 93 2-2 K ①		S SL 84 D FF 92 D FF 94 D SL 83 F SL 83 F SL 84 S SL 83 3-3 K ③			C SI 86 B SI 87 F SI 87 F CU 72 B CU 73 C SI 88 2-3 K ①	X CH 82 0-0 F8 ③			B SI 90 B SL 84 B SL 84 F FC 92 B FF 91 4-1 12 1B BB		C FC 90 C FC 91 X SL 84 0-2 2-3 1B	4 1	0 0	0 1	0 0	1 0	3 0	5 0
12 Jed Lowrie, S (1, 6) OBP: 0.378, SLG: 0.541 (9, 3)		B SI 91 F FF 92 S SL 81 S FF 93 1-3 K ②			C FF 91 X FC 86 0-1 P5 ①		C SI 87 C SI 86 F SI 88 X CU 73 0-2 1-2 1B		B FF 98 C FF 98 B FF 98 B FF 98 S FF 98 F FF 100 B FF 98 4-2 23 1B 13 E BB	X SL 83 0-0 23 DI 1-3 1B		X SL 82 0-0 G3-1 ③		5	1	2	0	1	1	2
23 Mike Cameron, R (1, 9) OBP: 0.229, SLG: 0.364		S FF 93 C FF 92 B FF 93 B FF 92 B FF 93 C SL 82 3-3 K ③			F FF 90 C FC 87 B FC 87 B CU 77 B CU 75 C FC 89 3-3 K ②		F SI 86 X SI 86 0-1 F9 ② 2-3		C FF 99 S SL 87 D SL 86 D SL 86 X FF 100 2-2 13 WP 1-2 1B	B SL 84 B SL 83 C SL 82 C FF 92 B FF 93 X SL 82 3-2 G4-3 ③ 1-2			F FC 89 X FF 91 0-1 P4 ①		6	0	1	0	0	2	4
13 Carl Crawford, L (1, 7) OBP: 0.240, SLG: 0.272			B FF 91 X FF 92 1-0 G6-3 ①		B FC 86 B FF 91 F FC 86 F FC 88 T FF 91 2-2 K ③		F SI 87 F SI 87 X SI 87 0-2 G1-3 ③		B FF 98 C FF 98 S CH 88 B FF 97 X CH 89 2-2 1-2 2-H 2 1B 2B		B SL 83 C FC 90 X CH 84 1-1 G4-3 ①		X CH 83 0-0 G1-3 ②	6	1	1	0	0	1	2
33 Jason Varitek, S (1, 2) OBP: 0.245, SLG: 0.186 39 Jarrod Saltalamacchia, R (1, PH) OBP: 0.254, SLG: 0.271			S FF 91 C SL 80 B FF 92 B FF 92 B SL 80 C SL 81 3-3 K ②			B FC 87 F FC 87 B FC 87 F FC 88 F CU 75 F FF 90 B CU 75 F FC 88 B FC 87 4-2 2 FC3-6 BB		C CH 79 C SI 93 B SL 87 X SI 94 1-2 2 G3-1 28 E 2B	S CH 86 S FF 98 S SL 84 0-3 K ②		S SI 92 B CH 85 B CH 84 F FF 90 B SI 92 S FF 92 3-3 K ②		B FC 90 C CH 83 X CH 84 1-1 F7 ③	4 1	1 0	1 0	0 0	1 0	3 0	1 0
Inning Stats	R: 0 E: 0 K: 1 S: 8 H: 0 LOB: 1 BB: 1 P: 15	R: 0 E: 0 K: 3 S: 9 H: 0 LOB: 0 BB: 0 P: 15	R: 0 E: 0 K: 1 S: 6 H: 0 LOB: 0 BB: 0 P: 11	R: 0 E: 0 K: 2 S: 13 H: 0 LOB: 1 BB: 0 P: 20	R: 0 E: 0 K: 2 S: 8 H: 0 LOB: 0 BB: 0 P: 13	R: 0 E: 0 K: 0 S: 13 H: 0 LOB: 1 BB: 1 P: 21	R: 0 E: 0 K: 1 S: 14 H: 1 LOB: 2 BB: 1 P: 20	R: 1 E: 1 K: 1 S: 14 H: 3 LOB: 3 BB: 0 P: 22	R: 2 E: 0 K: 1 S: 17 H: 3 LOB: 1 BB: 1 P: 28	R: 0 E: 0 K: 0 S: 10 H: 1 LOB: 3 BB: 1 P: 19	R: 0 E: 0 K: 2 S: 8 H: 0 LOB: 0 BB: 0 P: 14	R: 0 E: 0 K: 0 S: 14 H: 3 LOB: 2 BB: 0 P: 17	R: 0 E: 0 K: 0 S: 5 H: 0 LOB: 0 BB: 0 P: 6	1B: 8 2B: 3 3B: 0 HR: 0 SF: 0 SAC: 0 DP: 0 HBP: 1	WP: 1 PB: 0 SB: 1 CS: 0 PA: 54						

PITCHER		IP	WLS	BF	H	R	ER	SO	BB	IBB	HBP	BLK	WP	HR	S	P	ERA	WHIP
54 Ervin Santana, R ERA: 4.43	(1, 1)	4.0		14	0	0	0	7	1	0	1	0	0	0	36	61	0.00	0.250
63 Rich Thompson, R ERA: 2.25	(5, 1)	1.2		6	0	0	0	2	1	0	0	0	0	0	19	30	0.00	0.600
37 Scott Downs, L ERA:	(6, 1)	1.1		6	1	0	0	1	1	0	0	0	0	0	16	24	0.00	1.500
56 Fernando Rodney, R ERA: 3.29	(8, 1)	1.0	H	6	3	1	1	1	0	0	0	0	0	0	14	22	9.00	3.000
51 Jordan Walden, R ERA: 1.88	(9, 1)	1.0	B	6	3	2	2	1	1	0	0	0	1	0	17	28	18.00	4.000

PITCHER		IP	WLS	BF	H	R	ER	SO	BB	IBB	HBP	BLK	WP	HR	S	P	ERA	WHIP
22 Trevor Bell, R ERA:	(10, 1)	4.0	W	16	4	0	0	3	1	0	0	0	0	0	37	56	0.00	1.250

BOTTOM

Los Angeles Angels @ Boston Red Sox

Fenway Park, Boston, MA

Wed May 04 2011, 7:12 PM - 2:45 AM EDT

Att. 37,037 - Drizzle - 57 F

livebaseballscorecards.com

AB	48
R	3
H	11
RBI	2
BB	5
SO	15
LOB	21

Batter	1	2	3	4	5	6	7	8	9	AB	R	H	RBI	BB	SO	LOB
2 Erick Aybar, S (1, 6) OBP: 0.364, SLG: 0.425	B FF 90 B FF 90 C FF 90 C CU 76 X FC 85 2-2 ① L3		X SI 90 0-0 48 S, 47 S, 6 2B 1-3 1B	1 SAFE F CU 81 X FF 88 0-1 47 1B, 53 1B 1-3 1B	B SL 87 F SL 88 C SL 86 F SL 87 X SL 86 1-2 53 L6-4, 47 1B 3-H 1B		C FF 90 C SL 85 B SL 85 F SL 84 X FF 91 1-2 ① F7		C SI 91 S CU 73 X CU 75 0-2 1B	6	2	4	1	0	0	2
47 Howie Kendrick, R (1, 4) OBP: 0.377, SLG: 0.519 (7, 3)	S FF 90 L FF 91 F FF 90 X CU 80 0-2 48 S 1B		C FF 90 B SI 91 D FC 84 X FC 84 2-1 ① G6-3 1-2 3-H	X FF 89 0-0 53 1B, 48 1B 1-3 3-H 1B	C SL 86 X CU 78 0-1 1-2 1B		D CU 78 C FF 91 D SL 86 F FF 90 S SL 86 2-3 ② K		C SI 89 S CU 75 S CU 75 0-3 ② K	6	1	3	2	0	2	4
53 Bobby Abreu, L (1, 7) OBP: 0.387, SLG: 0.356	C FF 90 B FF 90 X FF 89 1-1 ② F8		C FF 91 B CU 79 C CU 79 B FF 92 B FC 84 X CU 79 3-2 ② G1-3	B CU 76 D FC 83 F FF 88 X FF 89 2-1 48 1B 1-3 3-H 1B	C SL 85 X SL 86 0-1 ②③ L6-4 2-2		X FF 90 0-0 1-H 2-H 2B		B SI 90 C SI 89 B CU 74 X CU 74 2-1 ③ G4-3	6	0	2	3	0	0	5
48 Torii Hunter, R (1, 10) OBP: 0.329, SLG: 0.376	S FF 91 F FF 92 D CU 81 B FF 92 B FF 90 B FF 92 4-2 1-2 BB		B FC 84 B FC 84 B FF 90 C CU 79 C FF 89 B CU 80 4-2 6 2B 2-3 BB	B FF 88 S CU 82 B FF 90 1 SAFE X FF 89 2-1 1-3 3-H 1B		C SL 85 X FF 91 0-1 ① F8	F SL 85 F FF 90 B FF 90 X SL 85 1-2 ③ G6-3			3	1	1	1	2	0	1
6 Alberto Callaspo, S (1, 5) OBP: 0.350, SLG: 0.380	C CU 78 X SI 91 0-1 ③ G3-1		D CH 84 1 SAFE B CU 79 B CU 77 C FF 90 X CU 77 3-1 1-H 3-H 2B	C SI 89 B CU 77 X CU 78 1-1 ③ F7		C FF 91 F SL 87 B CU 79 X SL 86 1-2 10 G6-3 2B		C FF 88 B SL 84 F FF 89 B FF 90 X SL 84 2-2 ① G4-3		5	0	2	2	0	0	4
10 Vernon Wells, R (1, 9) OBP: 0.232, SLG: 0.295 46 Bobby Wilson, R (7, 2) OBP: 0.200, SLG: 0.111		C SI 90 F FF 90 X CU 81 0-2 ① G6-3 C FC 82 F CU 81 D CU 80 F FF 90 B CU 80 X SI 92 2-2 ③ G4-3	X CH 86 0-0 44 S, 44 HR 1B	D SL 85 S SL 86 S SL 86 B SL 86 X SL 86 2-2 ② G6-3 2-3			B SL 84 F SL 83 X SL 83 1-1 ② G4-3		4 1	1 0	1 0	0 0	0 0	0 0	2 0
44 Mark Trumbo, R (1, 3) OBP: 0.288, SLG: 0.500 (7, 9)		S FF 91 X FC 81 0-1 ② G1-3 C FF 88 B FC 83 B FC 84 C FF 89 B CU 80 B CU 79 4-2 5 CS BB	B FF 87 B FF 89 C FF 89 S CU 79 X CU 80 2-2 1-H HR	D SL 85 C FF 91 D SL 86 F SL 86 F FF 91 D CU 80 F SL 87 F SL 86 C FF 90 3-3 ③ K			F FF 88 B CU 77 B SL 83 C FF 89 B SL 84 B FF 90 4-2 BB		3	1	1	2	2	1	1
5 Jeff Mathis, R (1, 2) OBP: 0.215, SLG: 0.306 28 Alexi Amarista, L (7, 4) OBP: 0.273, SLG: 0.333		B FF 91 C CU 80 S FC 84 F SI 92 B FF 91 X FF 91 2-2 ③ F9	S CU 78 S CU 79 S FC 83 0-3 ①② K2-3 1-2 X FF 91 0-0 ① L9			B FF 89 S SL 85 X SL 85 1-1 25 1B, 53 2B 1B	B SI 92 B CU 73 F SI 90 S CU 74 S CU 74 2-3 ③ K		4 1	1 0	1 0	0 0	0 0	1 1	1 1
25 Peter Bourjos, R (1, 8) OBP: 0.350, SLG: 0.482			L FF 90 S FC 90 H FF 90 1-2 2 1B, 47 G6-3 HBP C FC 82 F SI 90 B FC 82 B FC 83 B FC 81 X FF 89 3-2 2 1B, 47 1B 1B	B FF 91 B FF 91 X SL 86 2-0 E4 2 1B 2B		F FF 90 X FF 90 0-1 1-2 53 2B 1B		X SI 89 0-0 ① F7	4	4	3	0	0	0	0
Inning Stats	R: 0 E: 0 K: 0 S: 13 H: 1 LOB: 2 BB: 1 P: 20	R: 0 E: 0 K: 0 S: 9 H: 0 LOB: 0 BB: 0 P: 11	R: 3 E: 0 K: 0 S: 16 H: 2 LOB: 1 BB: 1 P: 31	R: 3 E: 0 K: 1 S: 17 H: 5 LOB: 2 BB: 1 P: 29	R: 3 E: 1 K: 0 S: 14 H: 5 LOB: 1 BB: 0 P: 19	R: 0 E: 0 K: 1 S: 14 H: 1 LOB: 1 BB: 0 P: 20	R: 2 E: 0 K: 1 S: 15 H: 3 LOB: 1 BB: 0 P: 20	R: 0 E: 0 K: 1 S: 10 H: 0 LOB: 1 BB: 1 P: 19	R: 0 E: 0 K: 1 S: 9 H: 1 LOB: 1 BB: 0 P: 11	1B: 13 2B: 5 3B: 0 HR: 1 SF: 0 SAC: 0 DP: 1 HBP: 1						

PITCHER		IP	WLS	BF	H	R	ER	SO	BB	IBB	HBP	BLK	WP	HR	S	P	ERA	WHIP
41 John Lackey, R ERA: 7.16	(1, 1)	4.0	L	25	10	8	8	1	3	0	1	0	0	1	59	97	18.00	3.250
48 Scott Atchison, R ERA: 7.36	(5, 1)	3.2		18	7	3	3	2	1	0	0	0	0	0	46	67	7.36	2.182
53 Rich Hill, L ERA:	(8, 1)	1.1		5	1	0	0	2	0	0	0	0	0	0	12	16	0.00	0.750

PITCHER	IP	WLS	BF	H	R	ER	SO	BB	IBB	HBP	BLK	WP	HR	S	P	ERA	WHIP

TOP

Los Angeles Angels @ Boston Red Sox

Fenway Park, Boston, MA

Thu May 05 2011, 1:39 PM - 4:48 PM EDT

Att. 37,013 - Cloudy - 53 F

livebaseballscorecards.com

AB	43
R	11
H	18
RBI	11
BB	4
SO	5
LOB	21

WP: 0	PA: 48																	
PB: 0																		
SB: 4																		
CS: 1																		

Los Angeles Angels @ Boston Red Sox

Fenway Park, Boston, MA

Thu May 05 2011, 1:39 PM - 4:48 PM EDT

Att. 37,013 - Cloudy - 53 F

livebaseballscorecards.com

BOTTOM

Batter	1	2	3	4	5	6	7	8	9	AB	R	H	RBI	BB	SO	LOB
2 Jacoby Ellsbury, L (1, 8) OBP: 0.333, SLG: 0.452	B FF 88 C SI 87 B SI 87 X SI 87 2-1 G4-3		C SI 86 B CH 80 B FF 85 X FF 86 2-1 L9			B CU 74 B SI 88 C SI 87 B SI 88 B SI 86 4-1 BB		B FF 93 F FF 91 B FF 92 F SI 92 X FF 92 2-2 1-2 1B		3	0	1	0	1	0	1
13 Carl Crawford, L (1, 7) OBP: 0.242, SLG: 0.274 54 Darnell McDonald, R (7, 7) OBP: 0.227, SLG: 0.300	B SI 87 F SI 87 B SL 82 S SI 87 X SI 89 2-2 F8			C SI 88 C CH 81 B CH 84 F SI 89 B SI 89 B SI 87 X SI 88 3-2 28 G6-3 1B		B CU 77 B SI 86 C SI 89 F SI 88 T SI 88 2-2 K		B FF 92 S FF 88 F FC 88 F FF 87 S FC 86 1-3 K		3 1	0 0	1 0	0 0	0 0	1 1	1 2
20 Kevin Youkilis, R (1, 5) OBP: 0.397, SLG: 0.489	B SI 88 F SI 88 F SL 84 B SI 87 B SI 88 F SI 86 X SI 88 3-2 G5-3			B SI 88 C SI 86 F SI 86 D SL 86 S SL 83 2-3 K		C FC 87 B FC 90 X FC 91 1-1 F8		C SI 92 X SI 94 0-1 F9		4	0	0	0	0	1	4
28 Adrián González, L (1, 3) OBP: 0.368, SLG: 0.460		C SI 87 B SI 87 B CH 82 F SI 88 B SI 89 X SI 89 3-2 G4-3		C SI 88 X SI 88 0-1 G6-3 1-2f			C FC 90 F FF 91 F CU 77 B CU 77 B FF 92 C FF 92 2-3 K	X FC 88 0-0 F7		4	0	0	0	0	1	3
34 David Ortiz, L (1, 10) OBP: 0.390, SLG: 0.467		B SI 88 B SI 89 B SI 88 F SI 88 B SI 88 4-1 12 G4-6-3 BB			C FF 87 C SI 88 B CH 84 F SI 89 B SI 89 F SI 89 X SL 86 2-2 1B		X FF 92 0-0 7 BB 1B		B FF 91 X FF 93 1-0 12 G4-6-3 1B	3	0	3	0	1	0	0
12 Jed Lowrie, S (1, 6) OBP: 0.372, SLG: 0.539		C SI 87 C FF 86 D CU 77 F SI 89 D CU 79 F FF 87 F SI 89 F CH 82 X CH 82 2-2 G4-6-3 1-2f			F SI 88 B SL 85 B SI 88 X SI 88 2-1 2B		C FF 90 C FF 91 B CU 78 F FF 92 F FC 89 B FF 93 F FC 89 F FF 92 C FF 91 2-3 K		B FF 94 X SI 92 1-0 G4-6-3 1-2f	4	0	1	0	0	1	3
7 J.D. Drew, L (1, 9) OBP: 0.347, SLG: 0.325			B CU 74 F SI 87 X SI 87 1-1 G4-3		B FF 88 B FF 87 B SI 87 B SI 86 4-0 39 G4-6-3 BB		B FF 90 B FF 90 B FF 90 B FC 91 4-0 1-2 BB		B SI 93 B SI 94 C SI 91 B SI 92 X FF 90 3-1 F8	2	0	0	0	2	0	0
39 Jarrod Saltalamacchia, S (1, 2) OBP: 0.242, SLG: 0.258			C SI 87 B SI 88 X CH 81 1-1 G3		C CH 80 B CU 75 B SI 86 X SI 87 2-1 G4-6-3 1-2f		F FC 88 F FF 90 X FF 92 0-2 F8			3	0	0	0	0	0	4
10 Marco Scutaro, R (1, 4) OBP: 0.301, SLG: 0.292			B SI 87 C SI 87 F SL 82 B FF 88 B FF 88 B SI 86 4-2 BB			C SI 88 C SL 83 X SI 88 0-2 G4-3		B SI 92 C FF 90 F FC 87 X FF 89 1-2 2 1B 1B		2	0	1	0	1	0	0

Inning Stats	1	2	3	4	5	6	7	8	9
	R: 0 E: 0 K: 0 S: 9 H: 0 LOB: 0 BB: 0 P: 16	R: 0 E: 0 K: 0 S: 11 H: 0 LOB: 0 BB: 1 P: 20	R: 0 E: 0 K: 0 S: 8 H: 0 LOB: 1 BB: 1 P: 16	R: 0 E: 0 K: 1 S: 9 H: 1 LOB: 0 BB: 0 P: 14	R: 0 E: 0 K: 0 S: 9 H: 2 LOB: 1 BB: 1 P: 19	R: 0 E: 0 K: 1 S: 9 H: 0 LOB: 1 BB: 1 P: 16	R: 0 E: 0 K: 2 S: 15 H: 1 LOB: 2 BB: 1 P: 23	R: 0 E: 0 K: 1 S: 13 H: 2 LOB: 2 BB: 0 P: 17	R: 0 E: 0 K: 0 S: 4 H: 1 LOB: 0 BB: 0 P: 9

1B: 6	SF: 0	WP: 0
2B: 1	SAC: 0	PB: 0
3B: 0	DP: 4	SB: 0
HR: 0	HBP: 0	CS: 0

PA: 34

PITCHER		IP	WLS	BF	H	R	ER	SO	BB	IBB	HBP	BLK	WP	HR	S	P	ERA	WHIP
35 Joel Pineiro, R ERA: 0.71	(1, 1)	5.2	W	20	3	0	0	2	4	0	0	0	0	0	53	98	0.00	1.235
63 Rich Thompson, R ERA: 2.08	(6, 1)	1.1		6	1	0	0	2	1	0	0	0	0	0	17	26	0.00	1.500
45 Francisco Rodriguez, R ERA: 5.4	(8, 1)	2.0		8	3	0	0	1	0	0	0	0	0	0	17	26	0.00	1.500

PITCHER	IP	WLS	BF	H	R	ER	SO	BB	IBB	HBP	BLK	WP	HR	S	P	ERA	WHIP

AB	29
R	0
H	7
RBI	0
BB	5
SO	5
LOB	18

Minnesota Twins @ Boston Red Sox

Fenway Park, Boston, MA

Fri May 06 2011, 7:13 PM - 9:49 PM EDT

Att. 37,798 - Partly Cloudy - 66 F

livebaseballscorecards.com

Batter	1	2	3	4	5	6	7	8	9	AB	R	H	RBI	BB	SO	LOB
2 Denard Span, L (1, 8) OBP: 0.351, SLG: 0.372	C KN 65 B KN 65 X KN 66 1-1 F8 ①	C KN 67 B KN 67 C KN 66 X KN 66 1-2 24 1B 24 BLK 1-3 2-H 3-H 1B		C KN 66 B KN 61 B KN 68 S KN 67 B KN 67 X KN 68 3-2 L8 ③		F FF 94 X FF 93 0-1 24 FC5-4 1B		B FF 92 F SI 92 X FF 93 1-1 G6-3 ①		5	0	2	2	0	0	0
24 Trevor Plouffe, R (1, 6) OBP: 0.600, SLG: 1.250	C KN 66 B KN 66 S KN 65 X KN 65 1-2 HR	1 SAFE C KN 65 1 SAFE X KN 67 0-1 1-3 3-H 1B			B KN 66 B KN 65 B FF 73 B FF 73 4-0 5 1B 33 1B 22 2B BB	C FF 92 X SI 92 0-1 FC5-4 33 E 33 S 16 BLK 1-2f ①		B FF 92 F FF 91 C SI 88 B CU 81 F FF 92 X FC 91 2-2 G1-3 ②		4	3	2	1	1	0	1
33 Justin Morneau, L (1, 3) OBP: 0.280, SLG: 0.308	C KN 65 B KN 65 B KN 66 B KN 65 B FF 73 4-1 16 G5-6-3 BB	S KN 67 F KN 68 F KN 67 D KN 67 X KN 67 1-2 P4 ③			S KN 67 X KN 67 0-1 5 1B 22 2B 1-2 1B	B FF 94 B FF 93 C FF 94 F SI 94 B CH 85 F CH 85 C CU 80 3-3 K ② 1-3		S CU 82 S CU 82 X CU 82 0-2 F9 ③		4	1	1	0	1	1	3
16 Jason Kubel, L (1, 10) OBP: 0.403, SLG: 0.528	B KN 64 B KN 66 F FF 73 S KN 66 F KN 66 X KN 66 2-2 G5-6-3 ② ③ 1-2f		B KN 67 F KN 66 B KN 67 B KN 66 B KN 65 4-1 5 G2-3 BB		X KN 67 0-0 F6 ①	B CU 83 B CU 82 B FC 91 C FF 93 B FF 94 4-1 5 1B 3-H BB			B FF 92 X FF 92 1-0 2B	3	0	1	0	2	0	3
23 Rene Tosoni, L (9, PR) OBP: 0.269, SLG: 0.208 (9, 10)										0	0	0	0	0	0	0
5 Michael Cuddyer, R (1, 9) OBP: 0.307, SLG: 0.356		B KN 65 B KN 66 B FF 73 C FF 73 C KN 69 B KN 67 4-2 11 1B 22 1B 2 1B BB	F KN 67 F KN 66 X KN 68 0-2 G2-3 ① 1-2		B KN 67 C KN 67 F KN 68 X KN 68 1-2 22 2B 41 E 1-2 2-3 1B	B FF 92 F FF 92 B CU 81 F CH 84 F FF 93 X CU 83 2-2 1-3 1B			B FF 91 B FF 93 C CU 81 X CH 84 2-1 P6 ①	4	2	2	0	1	0	2
22 Danny Valencia, R (1, 5) OBP: 0.305, SLG: 0.340		B KN 66 F KN 66 1 SAFE B KN 66 X FF 73 2-1 11 1B 2 1B 1-2 1B	S KN 66 B KN 66 X KN 66 1-1 G6-3 ②		B KN 67 X KN 66 1-0 41 E 1-3 2-H 3-H 2B	C FC 90 X FF 92 0-1 G3-1 ③			X SI 92 0-0 P4 ②	5	2	2	2	0	0	4
11 Ben Revere, L (1, 7) OBP: 0.200, SLG: 0.200		B KN 67 F KN 66 X KN 66 1-1 2 1B 24 BLK 1-2 2-3 1B	C KN 68 X KN 67 0-1 F7 ③		B FF 91 B FF 91 S CH 84 S CH 82 F CH 83 B FF 92 F CH 85 S CU 82 3-3 K ②		C FF 92 B CH 85 X FF 94 1-1 G5-3 ①		C FC 90 X FC 89 0-1 G3-1 ③	5	1	1	0	0	1	4
41 Drew Butera, R (1, 2) OBP: 0.164, SLG: 0.155		C KN 66 S KN 66 X KN 66 0-2 F9 ①		X KN 65 0-0 12 G6-4-3 1B	C CU 82 X SI 93 0-1 E6 2-H 3-H		X FF 93 0-0 F7 ②			4	0	1	0	0	0	3
12 Alexi Casilla, S (1, 4) OBP: 0.232, SLG: 0.253		B KN 66 C KN 66 S KN 66 F KN 66 S KN 66 1-3 K ②		X KN 66 0-0 G6-4-3 ① ② 1-2f	B FC 91 X CH 84 1-0 G1 ③		C CU 79 B FF 94 B CU 80 B CH 87 C FF 93 X CU 82 3-2 G6-3 ③			4	0	0	0	0	1	5

Inning Stats	1	2	3	4	5	6	7	8	9	
	R: 1 E: 0 K: 0 S: 10	R: 3 E: 0 K: 1 S: 22	R: 0 E: 0 K: 0 S: 8	R: 0 E: 0 K: 0 S: 5	R: 4 E: 1 K: 1 S: 15	R: 1 E: 1 K: 1 S: 15	R: 0 E: 0 K: 0 S: 6	R: 0 E: 0 K: 0 S: 9	R: 0 E: 0 K: 0 S: 6	1B: 9 2B: 2 3B: 0 HR: 1
	H: 1 LOB: 0 BB: 1 P: 18	H: 4 LOB: 2 BB: 1 P: 32	H: 0 LOB: 1 BB: 1 P: 13	H: 1 LOB: 0 BB: 0 P: 8	H: 3 LOB: 1 BB: 1 P: 25	H: 2 LOB: 2 BB: 1 P: 24	H: 0 LOB: 0 BB: 0 P: 10	H: 0 LOB: 0 BB: 0 P: 12	H: 1 LOB: 1 BB: 0 P: 9	SF: 0 SAC: 0 DP: 2 HBP: 0

PITCHER		IP	WLS	BF	H	R	ER	SO	BB	IBB	HBP	BLK	WP	HR	S	P	ERA	WHIP
49 Tim Wakefield, R ERA: 5.73	(1, 1)	4.1	L	24	9	8	6	1	4	0	0	1	0	1	52	84	12.46	3.000
91 Alfredo Aceves, R ERA: 2.13	(5, 1)	4.2		19	3	1	1	2	1	0	0	1	0	0	44	67	1.93	0.857

PITCHER	IP	WLS	BF	H	R	ER	SO	BB	IBB	HBP	BLK	WP	HR	S	P	ERA	WHIP

TOP	
AB	38
R	9
H	12
RBI	5
BB	5
SO	3
LOB	25

WP: 0	PA: 43
PB: 0	
SB: 1	
CS: 0	

Minnesota Twins @ Boston Red Sox

Fenway Park, Boston, MA

Fri May 06 2011, 7:13 PM - 9:49 PM EDT

Att. 37,798 - Partly Cloudy - 66 F

livebaseballscorecards.com

BOTTOM

Batter	1	2	3	4	5	6	7	8	9	AB	R	H	RBI	BB	SO	LOB
2 Jacoby Ellsbury, L (1, 8) OBP: 0.338, SLG: 0.454	C SI 88 F SI 89 C SI 91 0-3 ① K		F SL 83 F SI 93 X SL 85 0-2 15 CS 1B			B SI 90 X SI 90 1-0 15 G5-4-3 1B		B SL 82 X SI 92 1-0 ② F7		4	0	2	0	0	1	2
15 Dustin Pedroia, R (1, 4) OBP: 0.348, SLG: 0.319	B SI 89 B SI 91 F SI 91 B SI 92 B SI 91 4-1 BB		B SI 92 C SL 82 S SI 94 S SI 94 1-3 ②③ K 1-2			S SI 91 X SI 90 0-1 ①② G5-4-3 1-2f		F SI 92 F SI 93 B SI 93 F SI 93 B SL 85 F SL 83 S SI 88 2-3 ③ K		3	0	0	0	1	2	4
28 Adrián González, L (1, 3) OBP: 0.364, SLG: 0.477	C SL 79 F SI 92 X SI 92 0-2 ② F7			B SI 92 F SI 92 X SL 82 1-1 HR		C SI 90 X SI 92 0-1 ③ F9			B CU 80 B FF 91 F FF 92 X FF 92 2-1 ① G3-1	4	1	1	1	0	0	1
20 Kevin Youkilis, R (1, 5) OBP: 0.400, SLG: 0.484	C SI 89 X SI 90 0-1 ③ G6-3			B SL 83 C SI 93 X SI 92 1-1 7 G4-6-3 1B			C SI 91 X SI 92 0-1 ① F9		B FF 91 B CU 83 B SI 93 C SI 91 F FF 92 B SL 86 4-2 BB	3	0	1	0	1	0	1
34 David Ortiz, L (1, 10) OBP: 0.378, SLG: 0.450		X SI 89 0-0 ① F8		C SI 93 B SI 93 F SI 93 B FF 94 B CH 84 X SI 94 3-2 ① F8			B SL 82 B SL 82 F SI 92 S SI 93 F SI 95 F SL 84 X SI 94 2-2 ② G3		C CU 81 B FF 91 B SI 91 F SI 91 X FF 92 2-2 ② F9	4	0	0	0	0	0	2
7 J.D. Drew, L (1, 9) OBP: 0.343, SLG: 0.357		B SI 89 C SI 89 B SI 91 S SI 90 B SI 92 X SI 91 3-2 HR		B CH 85 C SI 91 X SI 93 1-1 ②③ G4-6-3 1-2f			B CH 83 X SI 92 1-0 ③ P5		B CU 81 F FF 92 C CU 82 B FF 92 F FF 92 D SL 87 X FF 92 3-2 ③ G4-3	4	1	1	1	0	0	2
12 Jed Lowrie, S (1, 6) OBP: 0.361, SLG: 0.522		B SI 92 S CH 83 X SI 92 1-1 ② P6			C SI 91 S SI 92 F SI 92 S SI 94 0-3 ① K			C SL 81 X SL 82 0-1 ① G4-3		3	0	0	0	0	1	0
13 Carl Crawford, L (1, 7) OBP: 0.244, SLG: 0.275		B SL 82 C SI 93 B SI 92 S SI 92 B SI 93 F SI 92 F SL 84 S SI 93 3-3 ③ K			B CH 83 F SI 91 S SI 92 S SI 94 1-3 ② K			X SI 91 0-0 39 2B 1B		3	0	1	0	0	2	0
39 Jarrod Saltalamacchia, S (1, 2) OBP: 0.246, SLG: 0.277			C SI 90 C SL 81 B SI 93 S FF 92 1-3 ① K		C SL 82 S SI 94 B SI 93 B SI 93 F SI 93 S SL 84 2-3 ③ K			S SI 90 B SI 91 F SI 90 B SI 93 F SI 92 X SL 81 2-2 1-3 2B		3	0	1	0	0	2	0
Inning Stats	R: 0 E: 0 K: 1 S: 9 H: 0 LOB: 1 BB: 1 P: 13	R: 1 E: 0 K: 1 S: 11 H: 1 LOB: 0 BB: 0 P: 18	R: 0 E: 0 K: 2 S: 9 H: 1 LOB: 0 BB: 0 P: 11	R: 1 E: 0 K: 0 S: 9 H: 2 LOB: 0 BB: 0 P: 15	R: 0 E: 0 K: 3 S: 11 H: 0 LOB: 0 BB: 0 P: 14	R: 0 E: 0 K: 0 S: 5 H: 1 LOB: 0 BB: 0 P: 6	R: 0 E: 0 K: 0 S: 8 H: 0 LOB: 0 BB: 0 P: 11	R: 0 E: 0 K: 1 S: 13 H: 2 LOB: 2 BB: 0 P: 18	R: 0 E: 0 K: 0 S: 11 H: 0 LOB: 1 BB: 1 P: 22	1B: 4 2B: 1 3B: 0 HR: 2 SF: 0 SAC: 0 DP: 2 HBP: 0						

	AB	31
	R	2
	H	7
	RBI	2
	BB	2
	SO	8
	LOB	12

PITCHER		IP	WLS	BF	H	R	ER	SO	BB	IBB	HBP	BLK	WP	HR	S	P	ERA	WHIP
30 Scott Baker, R ERA: 2.97	(1, 1)	8.0	W	29	7	2	2	8	1	0	0	0	0	2	75	106	2.25	1.000
36 Joe Nathan, R ERA: 9.0	(9, 1)	1.0		4	0	0	0	0	1	0	0	0	0	0	11	22	0.00	1.000

PITCHER	IP	WLS	BF	H	R	ER	SO	BB	IBB	HBP	BLK	WP	HR	S	P	ERA	WHIP

Minnesota Twins @ Boston Red Sox

Fenway Park, Boston, MA

Sat May 07 2011, 1:13 PM - 6:05 PM EDT

Att. 37,234 - Partly Cloudy - 69 F

TOP

livebaseballscorecards.com

Batter	1	2	3	4	5	6	7	8	9	AB	R	H	RBI	BB	SO	LOB
2 Denard Span, L (1, 8) OBP: 0.348, SLG: 0.363	L4		P5			33 G3-6-1; 24 HBP; BB		G6-3		3	0	0	0	1	0	0
24 Trevor Plouffe, R (1, 6) OBP: 0.444, SLG: 0.714	G6-3		P3			33 G3-6-1; HBP; 1-2		F8		3	0	0	0	0	0	0
33 Justin Morneau, L (1, 10) OBP: 0.279, SLG: 0.305	1B			P4		G3-6-1; 1-2f; 2-3			F9	4	0	1	0	0	0	2
16 Jason Kubel, L (1, 9) OBP: 0.390, SLG: 0.509	K			K		K			K	4	0	0	0	0	4	2
5 Michael Cuddyer, R (1, 3) OBP: 0.314, SLG: 0.361		E5; 32 FC6-4		1B			22 FC3-6; 1B		K	4	0	2	0	0	1	0
22 Danny Valencia, R (1, 5) OBP: 0.298, SLG: 0.330		K		P4			FC3-6; 32 FC5-4; 1-2f			3	0	0	0	0	1	3
23 Rene Tosoni, L (1, 7) OBP: 0.241, SLG: 0.185		K			K		K			3	0	0	0	0	3	2
32 René Rivera, R (1, 2)		FC6-4; 1-2f			38 L5-3; BB		FC5-4; 1-2f			2	0	0	0	1	0	2
38 Luke Hughes, R (1, 4) OBP: 0.250, SLG: 0.300			K		L5-3; 1-1			G5-3		3	0	0	0	0	1	1
Inning Stats	R: 0 E: 0 K: 1 S: 9 / H: 1 LOB: 1 BB: 0 P: 13	R: 0 E: 1 K: 2 S: 12 / H: 0 LOB: 1 BB: 0 P: 16	R: 0 E: 0 K: 1 S: 7 / H: 0 LOB: 0 BB: 0 P: 8	R: 0 E: 0 K: 1 S: 9 / H: 1 LOB: 1 BB: 0 P: 9	R: 0 E: 0 K: 1 S: 7 / H: 0 LOB: 0 BB: 1 P: 15	R: 0 E: 0 K: 1 S: 9 / H: 0 LOB: 1 BB: 1 P: 18	R: 0 E: 0 K: 1 S: 9 / H: 1 LOB: 1 BB: 0 P: 13	R: 0 E: 0 K: 0 S: 8 / H: 0 LOB: 0 BB: 0 P: 14	R: 0 E: 0 K: 2 S: 8 / H: 0 LOB: 0 BB: 0 P: 11	1B: 3 2B: 1 3B: 0 HR: 0 / SF: 0 SAC: 0 DP: 2 HBP: 1							WP: 0 PB: 0 SB: 0 CS: 0 / PA: 32

PITCHER		IP	WLS	BF	H	R	ER	SO	BB	IBB	HBP	BLK	WP	HR	S	P	ERA	WHIP
11 Clay Buchholz, R ERA: 4.19	(1, 1)	5.0	W	18	2	0	0	6	1	0	0	0	0	0	44	61	0.00	0.600
53 Rich Hill, L ERA:	(6, 1)	1.0	H	4	0	0	0	1	1	0	1	0	0	0	9	18	0.00	1.000
32 Matt Albers, R ERA: 0.84	(7, 1)	1.0	H	4	1	0	0	1	0	0	0	0	0	0	9	13	0.00	1.000
51 Daniel Bard, R ERA: 2.7	(8, 1)	1.0	H	3	0	0	0	0	0	0	0	0	0	0	8	14	0.00	0.000
58 Jonathan Papelbon, R ERA: 2.7	(9, 1)	1.0		3	0	0	0	2	0	0	0	0	0	0	8	11	0.00	0.000

PITCHER	IP	WLS	BF	H	R	ER	SO	BB	IBB	HBP	BLK	WP	HR	S	P	ERA	WHIP

AB	29
R	0
H	3
RBI	0
BB	2
SO	10
LOB	12

Minnesota Twins @ Boston Red Sox

Fenway Park, Boston, MA

Sat May 07 2011, 1:13 PM - 6:05 PM EDT

Att. 37,234 - Partly Cloudy - 69 F

BOTTOM

livebaseballscorecards.com

Batter	1	2	3	4	5	6	7	8	9	AB	R	H	RBI	BB	SO	LOB
2 Jacoby Ellsbury, L (1, 8) OBP: 0.341, SLG: 0.460	C FF 88 X FF 90 0-1 20 S 12 1B 2B	S SL 82 X SL 82 0-1 ③ G4-3		C CU 77 F CH 84 B SI 92 B SL 85 X FF 91 2-2 ③ G4-3			1 SAFE X SI 89 0-0 ① F8	B SI 92 B FF 92 C FF 91 X FF 92 2-1 1-2 2-H 3-H 1B		5	1	2	2	0	0	2
15 Dustin Pedroia, R (1, 4) OBP: 0.349, SLG: 0.317	B SI 90 B SI 90 C SI 90 B SI 92 F SI 91 B SI 91 4-2 12 1B 20 S BB		C FF 90 X SL 82 0-1 ① G1-3		B FF 90 F FF 89 C SI 91 B CU 78 X CU 77 2-2 ① G5-3		C SI 89 B SL 81 1 SAFE C SI 90 B FF 91 F SI 92 B FF 91 F SI 83 X FF 91 3-2 1-2 1B	C FF 94 S FC 95 F FC 94 B FF 96 B SL 85 F FC 95 B FC 94 F FF 94 X FF 95 3-2 ③ P3		4	0	1	0	1	0	2
28 Adrián González, L (1, 3) OBP: 0.361, SLG: 0.477	B SL 82 X SI 91 1-0 ① L7		C CH 84 X FF 91 0-1 20 1B 2B		C FF 91 B CH 84 F SI 91 B SI 93 C SI 91 2-3 ② K		C SI 94 B SI 93 F SL 83 S FF 96 1-3 ② K			4	1	1	0	0	2	4
20 Kevin Youkilis, R (1, 10) OBP: 0.403, SLG: 0.485 (9, 5)	C SI 92 F SI 92 B FF 84 S SL 84 1-3 ② K 1-2 2-3		B SL 83 B SL 82 F FF 90 X SI 91 2-1 12 BB 2-H 1B		B FF 91 B SL 84 F FF 92 X SI 91 2-1 1B		B SI 94 F SI 94 S SL 82 F FF 95 F SL 84 F FF 94 F FF 96 S SL 84 1-3 ③ K2-3			4	0	2	1	0	2	4
12 Jed Lowrie, S (1, 5) OBP: 0.366, SLG: 0.516 (9, 6)	B CU 75 B SI 91 B SI 91 C FF 91 F SI 92 X SL 81 3-2 2-3 3-H 1B		F CH 85 D SI 90 B FF 86 1 SAFE D CU 77 1 SAFE B FF 90 4-1 39 FC6-4 1-2 BB		F SI 92 X FF 91 0-1 ③ F7			C FF 93 X CU 75 0-1 ① F8		3	0	1	1	1	0	1
23 Mike Cameron, R (1, 9) OBP: 0.205, SLG: 0.324	C SI 92 B CH 85 T CH 84 T FF 93 1-2 ③ K		X FF 90 0-0 ② F8			B FF 91 C SI 90 B FF 90 F FF 91 X FF 92 2-2 ① G5-3		F FF 93 X FF 93 0-1 ② P2		4	0	0	0	0	1	4
39 Jarrod Saltalamacchia, S (1, 2) OBP: 0.247, SLG: 0.275		X CH 83 0-0 ① F7	C FF 90 B SI 91 X CH 85 1-1 ③ FC6-4 1-2f			F CH 86 B SI 92 X SL 78 1-1 ② F8		F FF 92 F SI 94 X CU 79 0-2 13 1B 2 1B 1B		4	1	1	0	0	0	2
13 Carl Crawford, L (1, 7) OBP: 0.252, SLG: 0.282		B SI 89 F SI 90 X SL 82 1-1 ② G4-3		C FF 90 B FF 90 F FF 91 X SI 91 1-2 10 G6-4-3 1B		F FF 92 X FF 92 0-1 ③ L4		B FF 93 F FF 90 F SI 92 X FF 92 1-2 7 BB 2 1B 1-3 1B		4	1	2	0	0	0	0
10 Marco Scutaro, R (1, 6) OBP: 0.316, SLG: 0.309 7 J.D. Drew, L (8, PH) OBP: 0.350, SLG: 0.357 58 Jonathan Papelbon, R (9, 1)		C SI 89 B FF 90 X SI 90 1-1 1B		F FF 90 X FF 90 0-1 ①② G6-4-3 1-2f			B SI 90 C FF 90 X FF 90 1-1 15 1B 1B	B SI 90 B FF 92 B FF 93 B SI 90 4-0 2 1B 1-2 BB		3 0 0	0 0 0	2 0 0	0 1 0	0 0 0	0 0 0	1 0 0
Inning Stats	R: 1 H: 2 E: 0 LOB: 2 K: 2 BB: 1 S: 14 P: 24	R: 0 H: 1 E: 0 LOB: 1 K: 0 BB: 0 S: 7 P: 9	R: 1 H: 2 E: 0 LOB: 2 K: 0 BB: 1 S: 10 P: 17	R: 0 H: 1 E: 0 LOB: 0 K: 0 BB: 0 S: 8 P: 11	R: 0 H: 1 E: 0 LOB: 1 K: 1 BB: 0 S: 10 P: 16	R: 0 H: 0 E: 0 LOB: 0 K: 0 BB: 0 S: 7 P: 10	R: 0 H: 2 E: 0 LOB: 2 K: 2 BB: 0 S: 18 P: 24	R: 2 H: 3 E: 0 LOB: 2 K: 0 BB: 1 S: 18 P: 28		1B: 10 SF: 0 2B: 2 SAC: 0 3B: 0 DP: 1 HR: 0 HBP: 0						

	AB	35
	R	4
	H	12
	RBI	4
	BB	3
	SO	5
	LOB	20

WP: 0 PA: 38
PB: 0
SB: 2
CS: 0

PITCHER		IP	WLS	BF	H	R	ER	SO	BB	IBB	HBP	BLK	WP	HR	S	P	ERA	WHIP
52 Brian Duensing, L ERA: 3.0	(1, 1)	2.0	L	10	3	1	1	2	1	0	0	0	0	0	21	33	4.50	2.000
59 Kevin Slowey, R ERA: 2.25	(3, 1)	4.1		19	6	1	1	1	1	0	0	0	0	0	43	66	2.08	1.615
15 Glen Perkins, L ERA: 0.61	(7, 1)	0.2		2	0	0	0	2	0	0	0	0	0	0	10	12	0.00	0.000
31 Alex Burnett, R ERA: 6.75	(8, 1)	0.2		6	3	2	2	0	1	0	0	0	0	0	12	19	27.00	6.000
37 Jim Hoey, R ERA: 5.4	(8, 1)	0.1		1	0	0	0	0	0	0	0	0	0	0	6	9	0.00	0.000

PITCHER	IP	WLS	BF	H	R	ER	SO	BB	IBB	HBP	BLK	WP	HR	S	P	ERA	WHIP

Batter	1	2	3	4	5	6	7	8	9	AB	R	H	RBI	BB	SO	LOB
2 Denard Span, L (1, 8) OBP: 0.353, SLG: 0.362	B SI 91 C SI 90 F FC 90 X CH 84 1-2 24 S 16 1B 1B	F FF 89 C SL 80 B SI 90 X SI 90 1-2 ③ F7			B SL 79 B SL 79 B SI 89 B FF 87 4-0 BB		C SI 91 1 SAFE X SL 85 0-1 ② ③ G4-6-3 1-2f			3	1	1	0	1	0	1
24 Trevor Plouffe, R (1, 6) OBP: 0.462, SLG: 0.700 20 Matt Tolbert, S (8, 6) OBP: 0.196, SLG: 0.260	1 SAFE B FF 89 F SI 88 1 SAFE D SL 79 1 SAFE 1 SAFE B SI 90 F FF 90 4-2 F SI 90 F FF 91 B SI 90 5 G5-3 16 1B 1-2 22 1B BB	C SL 77 X FF 89 0-1 ① L7			1 SAFE B SI 88 C SI 89 L SL 78 B SL 81 X SI 90 2-2 ① F7			B SI 92 B SI 93 C SI 93 X SI 94 2-1 16 1B 2B		3 0	2 0	1 0	0 0	1 0	0 0	1 0
33 Justin Morneau, L (1, 3) OBP: 0.269, SLG: 0.293	D FF 90 S SL 80 F SI 90 S SI 91 1-3 ① K	B SI 89 C FF 90 F FS 79 B SI 90 S FF 88 2-3 ② K			X CH 84 0-0 ② P6			B SI 93 S SI 92 S SI 92 S SI 95 1-3 ① K		4	0	0	0	0	3	4
16 Jason Kubel, L (1, 10) OBP: 0.402, SLG: 0.518	B FC 89 B SL 79 X FC 89 2-0 5 G5-3 1-2 22 1B 1B 2-H	B SL 78 X SL 81 1-0 1B			1 SAFE 1 SAFE 1 SAFE 1 SAFE C SL 76 B SI 90 S SI 90 1 SAFE X FS 79 1-2 ③ G3			B SI 93 X SL 84 1-0 2-H 1B		4	1	3	2	0	0	1
5 Michael Cuddyer, R (1, 9) OBP: 0.303, SLG: 0.348	C FF 90 B SI 91 C FF 90 B SL 81 F SL 78 X SI 90 2-2 ② G5-3 1-2 2-3	B SL 79 B SL 80 C SI 90 X FC 89 2-1 ③ F8			B SL 80 F SI 89 C SL 81 B FC 87 X SI 91 2-2 ① P2			B SL 88 B SI 94 B SI 95 C SI 94 F SI 93 S SI 94 3-3 ② K		4	0	0	0	0	1	4
22 Danny Valencia, R (1, 5) OBP: 0.304, SLG: 0.363	X FF 89 0-0 11 S 2-H 1B 3-H	C FC 88 X SI 90 0-1 HR			B SI 91 B SI 88 C SI 89 B FC 89 F SI 89 S FF 91 3-3 ② K			B SI 93 1 SAFE B SI 93 C SI 94 F SI 94 B SI 94 X SI 95 3-2 ③ G6-3		4	1	2	3	0	1	1
11 Ben Revere, L (1, 7) OBP: 0.111, SLG: 0.111	C SI 90 B SI 89 S SI 90 F SI 90 F SL 81 B SI 91 D CH 84 X SI 90 3-2 ③ P5 1-2	F SI 89 S SI 90 X SI 89 0-2 ① F7			C SI 91 B SL 80 B FC 89 X SI 89 2-1 ③ F8				B FF 96 C FF 96 X FF 96 1-1 ① G2-3	4	0	0	0	0	0	1
41 Drew Butera, R (1, 2) OBP: 0.156, SLG: 0.148 23 Rene Tosoni, L (9, PH) OBP: 0.233, SLG: 0.179		F SI 89 B SL 78 B FF 89 B FC 88 C FF 90 X SI 91 3-2 ① L7		X FC 88 0-0 ② F7			B SI 94 B SI 94 C SI 93 C SI 94 C SI 94 2-3 ① K		C FF 96 S CH 90 B FF 97 F FF 98 B SL 85 C CH 90 2-3 ② K	3 1	0 0	0 0	0 0	1 1	0 0	0 0
12 Alexi Casilla, S (1, 4) OBP: 0.233, SLG: 0.253		B SI 90 B FF 89 C SI 89 C SI 89 X FC 89 2-2 ② G4-3		B SI 90 F SI 90 B SL 80 F SI 91 S FS 78 2-3 ③ K2-3			B SI 95 C SI 94 B SL 87 X SI 94 2-1 2 G4-6-3 1B		B FF 97 C FF 96 X SI 97 1-1 ③ G6-3	4	0	1	0	0	1	0
Inning Stats	R: 3 H: 3 E: 0 LOB: 1 K: 1 BB: 1 S: 21 P: 34	R: 0 H: 0 E: 0 LOB: 0 K: 0 BB: 0 S: 9 P: 15	R: 0 H: 1 E: 0 LOB: 1 K: 1 BB: 0 S: 8 P: 13	R: 1 H: 1 E: 0 LOB: 0 K: 1 BB: 0 S: 9 P: 11	R: 0 H: 0 E: 0 LOB: 1 K: 0 BB: 1 S: 7 P: 14	R: 0 H: 0 E: 0 LOB: 0 K: 1 BB: 0 S: 8 P: 15	R: 0 H: 1 E: 0 LOB: 0 K: 1 BB: 0 S: 7 P: 11	R: 1 H: 2 E: 0 LOB: 1 K: 2 BB: 0 S: 12 P: 22	R: 0 H: 0 E: 0 LOB: 0 K: 1 BB: 0 S: 8 P: 12	1B: 6 SF: 0 2B: 1 SAC: 0 3B: 0 DP: 1 HR: 1 HBP: 0						

PITCHER		IP	WLS	BF	H	R	ER	SO	BB	IBB	HBP	BLK	WP	HR	S	P	ERA	WHIP
18 Daisuke Matsuzaka, R ERA: 4.64	(1, 1)	6.0	W	25	5	4	4	4	2	0	0	0	0	1	62	102	6.00	1.167
32 Matt Albers, R ERA: 1.42	(7, 1)	2.0	H	8	3	1	1	3	0	0	0	0	0	0	19	33	4.50	1.500
51 Daniel Bard, R ERA: 2.55	(9, 1)	1.0		3	0	0	0	1	0	0	0	0	0	0	8	12	0.00	0.000

PITCHER	IP	WLS	BF	H	R	ER	SO	BB	IBB	HBP	BLK	WP	HR	S	P	ERA	WHIP

TOP

Minnesota Twins @ Boston Red Sox

Fenway Park, Boston, MA

Sun May 08 2011, 1:38 PM - 4:30 PM EDT

Att. 37,526 - Cloudy - 55 F

livebaseballscorecards.com

AB	34
R	5
H	8
RBI	5
BB	2
SO	8
LOB	13

BOTTOM

Minnesota Twins @ Boston Red Sox

Fenway Park, Boston, MA

Sun May 08 2011, 1:38 PM - 4:30 PM EDT

Att. 37,526 - Cloudy - 55 F

livebaseballscorecards.com

Batter	1	2	3	4	5	6	7	8	9	AB	R	H	RBI	BB	SO	LOB
2 Jacoby Ellsbury, L (1, 8) OBP: 0.350, SLG: 0.473	C SI 88 X SI 87 0-1 F8 ①		B SL 83 X FF 90 1-0 15 S 28 1B 1B	B SI 89 B SI 89 B FF 90 C SI 88 F SI 89 X SI 89 3-2 ③ 1B		B FF 90 B FF 92 X SI 90 2-0 2B		C SI 92 B SL 88 S SL 88 B FF 93 X FF 92 2-2 ② G3-1		5	1	3	0	0	0	0
15 Dustin Pedroia, R (1, 4) OBP: 0.351, SLG: 0.315	C SI 86 C SI 88 X SI 87 0-2 ② G4-3		B FF 88 B FF 88 C SI 88 B SL 83 B FF 88 4-1 28 1B 20 FC6-4 1-2 BB		B SI 87 C SI 87 S FS 83 X SI 88 1-2 ① G1-3	C FF 91 B SL 85 X FF 92 1-1 ③ F8		B CU 84 F FF 91 B FF 92 X FF 93 2-1 1B		4	1	1	0	1	0	1
28 Adrián González, L (1, 3) OBP: 0.369, SLG: 0.504	C SI 88 F SI 88 B CH 81 B CH 81 F SI 89 X CH 82 2-2 ③ G4-3		F SI 89 X SI 88 0-1 20 FC6-4 1-3 2-H 1B		B SI 80 X SI 89 1-0 HR		B FF 90 B FF 89 X FF 90 2-0 20 E 12 2B 1B	S CU 83 F FF 93 B FF 91 S SL 88 1-3 ③ K		5	2	3	2	0	1	1
20 Kevin Youkilis, R (1, 5) OBP: 0.406, SLG: 0.495		C SI 88 X SI 89 0-1 34 G5-3 7 G4-3 2B	C SL 80 C SI 89 F CH 80 D SL 81 B SI 87 D CH 79 X SI 89 3-2 ② FC6-4 7 E 34 1B 7 1B 1-2f 3-H		C SI 89 B CH 81 B SI 89 F SI 89 X SL 83 2-2 34 1B 7 E 1B		B SI 88 B FF 88 X FF 89 2-0 E7 12 2B 1-2			4	4	2	1	0	0	2
34 David Ortiz, L (1, 10) OBP: 0.382, SLG: 0.451		C SI 89 X FF 88 0-1 ① G5-3 2-3	C CH 82 B CH 81 S SI 91 X SI 90 1-2 7 1B 1-2 1B		C SI 88 X SI 88 0-1 7 FC6-4 1-2 1B		S SL 78 B FF 90 B SL 78 X FF 89 2-1 ① F8			4	0	2	0	0	0	3
7 J.D. Drew, L (1, 9) OBP: 0.346, SLG: 0.352		B SL 82 C SI 89 D FS 82 F CH 83 F FF 89 X CH 82 2-2 ② G4-3 3-H	S CH 81 B SI 90 2 SAFE X CH 79 1-1 1-2 2-H 1B		X SI 87 0-0 ② FC6-4 12 WP 1-2f 2-H		C SL 79 B SL 79 X FF 90 1-1 ② P6			4	0	1	2	0	0	3
12 Jed Lowrie, S (1, 6) OBP: 0.362, SLG: 0.515 76 Jose Iglesias, R (9, 6)		S SI 90 S SI 89 X SI 88 0-2 ③ P6	B SI 89 C SI 89 C SI 88 F SI 88 F SI 88 B SI 90 F SI 89 X SI 88 2-2 ③ F8		1 SAFE B SI 88 B SI 87 F SI 88 B SI 88 X SI 88 3-1 ③ F8 1-2		C FF 91 B FF 90 X FF 90 1-1 1-H 2-H 2B			4 0	0 0	1 0	2 0	0 0	0 0	3 0
13 Carl Crawford, L (1, 7) OBP: 0.252, SLG: 0.297			B SI 88 X SI 88 1-0 33 G3 3B	X SI 88 0-0 ① G3		B SI 93 C FF 92 F FF 93 F FF 92 F SI 92 F CU 82 S SI 93 1-3 ① K	C SL 78 C FF 91 B SL 77 X SL 79 1-2 ③ P4			4	1	1	0	0	1	1
33 Jason Varitek, S (1, 2) OBP: 0.226, SLG: 0.170			B SI 89 B CH 82 X SI 89 2-0 ① G3 3-H	C FF 87 B SI 88 F SI 88 F FF 89 X FS 85 1-2 ② G4-3		B SI 91 B SI 90 C FF 92 X FF 92 2-1 ② F7		F FF 91 F CU 82 B FF 92 B FF 92 F FF 92 S CU 82 2-3 ① K		4	0	0	1	0	1	0

AB	**38**								
R	**9**								
H	**14**								
RBI	**8**								
BB	**1**								
SO	**3**								
LOB	**14**								

Inning Stats	1	2	3	4	5	6	7	8	9
	R: 0 E: 0 K: 0 S: 9	H: 0 LOB: 0 BB: 0 P: 11	R: 1 E: 0 K: 0 S: 11	H: 1 LOB: 0 BB: 0 P: 13	R: 4 E: 1 K: 0 S: 21	H: 5 LOB: 2 BB: 1 P: 36	R: 0 E: 0 K: 0 S: 8	H: 1 LOB: 1 BB: 0 P: 12	R: 2 E: 1 K: 0 S: 12	H: 3 LOB: 1 BB: 0 P: 19	R: 0 E: 0 K: 1 S: 11	H: 1 LOB: 1 BB: 0 P: 17	R: 2 E: 1 K: 0 S: 11	H: 2 LOB: 1 BB: 0 P: 20	R: 0 E: 0 K: 2 S: 12	H: 1 LOB: 1 BB: 0 P: 19

| | | | | | | | | |

Minnesota Twins @ Boston Red Sox

Fenway Park, Boston, MA

Mon May 09 2011, 7:12 PM - 11:07 PM EDT

Att. 37,276 - Cloudy - 60 F

livebaseballscorecards.com

TOP

Batter	1	2	3	4	5	6	7	8	9	10	11	AB	R	H	RBI	BB	SO	LOB
2 Denard Span, L (1, 8) OBP: 0.361, SLG: 0.366	C FF 93 C CU 76 B FF 94 F FF 94 F FF 94 X CU 75 1-2 ① F9		F FF 92 1 SAFE B CH 87 1 SAFE C CH 87 B SI 92 B SI 93 1 SAFE B FF 93 4-2 20 G3-6-3 1-2 BB		F FF 92 1 SAFE 1 SAFE C SI 92 B FF 94 F CU 76 D CH 88 F SI 93 3-2 ③ B FF 93 X FF 93 F8 1-2			B FF 93 B FF 93 C SI 92 X FC 91 2-1 20 BLK 16 1B 1B		C CU 76 1 SAFE B FF 88 X CU 77 1-1 12 FC5 1-2 1B		4	1	2	0	1	0	1
20 Matt Tolbert, S (1, 6) OBP: 0.179, SLG: 0.236	F FF 93 B CU 74 B FF 93 F FF 93 X FF 94 2-2 ② F7		S CH 89 B FF 93 X FF 94 1-1 ②③ G3-6-3 1-2f			C FF 92 F FC 88 B CU 75 B FF 92 B FF 92 X FF 92 3-2 ① L4-3		1 SAFE C FS 90 F FC 89 F CU 80 B FF 91 X FC 90 1-2 ② P5 1-2		C FS 82 S CU 77 S CU 77 0-3 ② K		5	0	0	0	0	1	5
16 Jason Kubel, L (1, 10) OBP: 0.397, SLG: 0.508 12 Alexi Casilla, S (8, PR) OBP: 0.230, SLG: 0.250 (8, 10)	C FF 94 X FC 90 0-1 ③ F8			B CH 89 C FF 94 F FC 91 S CU 76 1-3 ① K		X CH 88 0-0 ② F8		F FS 90 S FF 94 B FF 95 B FS 90 F FF 95 F FF 96 F FS 90 X FS 89 2-2 33 S 2-H 1B		C CU 75 X CU 77 0-1 ③ FC5 1-2 2-3f		4 1	0 0	1 0	1 0	0 0	1 0	0 2
33 Justin Morneau, L (1, 3) OBP: 0.274, SLG: 0.298 23 Rene Tosoni, L (11, PR) OBP: 0.233, SLG: 0.179 (11, 9)		B CU 73 F FC 88 F FF 93 T FF 94 1-2 ① K		B CH 89 B FC 88 B FF 92 C FF 92 X FF 93 3-1 ② G3		B CH 88 F FC 89 B FF 92 F FF 92 F FF 93 X CH 88 2-2 22 FC6-4 1B		1 SAFE F FF 95 C FF 95 F FF 95 B FF 95 B FF 96 S FF 94 2-3 ③ K 1-2			B CU 76 S CU 77 B CU 78 B FF 86 3-1 11 FC5-4 5 BB 1B	5 0	0 0	2 0	0 0	0 0	2 0	1 0
22 Danny Valencia, R (1, 5) OBP: 0.300, SLG: 0.356		B FF 93 B FF 93 X FF 93 2-0 ② P4		B FF 93 F FF 92 B CU 75 S SI 94 F FF 92 X FF 93 2-2 1B		B SI 93 B FF 92 C FA 91 X SI 91 2-1 ③ FC6-4 1-2f			B FF 94 F FF 94 T FF 90 B FF 94 X FF 95 2-2 ① P3		B FS 83 F FS 83 C FF 86 C CU 77 1-3 ① K	5	0	1	0	0	1	2
5 Michael Cuddyer, R (1, 9) OBP: 0.315, SLG: 0.353 (11, 3)		B SI 93 C CU 75 X FC 91 1-1 1B		B FF 93 C FF 93 X SI 92 1-1 ③ G6-3			C FC 88 B FF 92 X SI 92 1-1 11 G4-6-3 1B		S SL 81 X FF 94 0-1 ② F9		B FF 87 B FS 84 S FS 82 B FF 88 B FF 87 4-1 11 FC5-4 1-2 BB	4	0	2	0	1	0	1
11 Ben Revere, L (1, 7) OBP: 0.071, SLG: 0.071		C SI 92 F SI 92 1 SAFE S CU 75 0-3 ③ K			L FF 91 C CU 75 F SI 92 F FC 89 F SI 93 B CU 76 X FF 93 1-2 ① G4-3		1 SAFE 1 SAFE B FF 92 X FF 91 1-0 ①② G4-6-3 1-2f		B FF 94 F FF 94 F FF 94 B FS 88 X FF 94 2-2 ③ L5		C CU 76 B FF 87 X CU 76 1-1 ② FC5-4 32 S 1-2f 2-3	5	0	0	0	1	4	
32 René Rivera, R (1, 2)			X FF 92 0-0 ① P5		B SI 93 F FC 89 F FC 89 S CU 77 1-3 ② K		C SI 93 F CH 87 S CU 76 0-3 ③ K			C FS 82 F FS 82 B FF 87 F CU 77 X FS 84 1-2 ① G6-3	S FS 83 F FS 83 B FF 87 S CU 78 1-3 ③ K 1-2	5	0	0	0	3	3	
38 Luke Hughes, R (1, 4) OBP: 0.286, SLG: 0.321			C SI 92 F FF 92 X CU 75 0-2 2 BB 1B		F CU 75 X CU 75 0-1 2 S 1B			B FF 93 F FF 94 X SI 92 1-1 ① G3		F CU 75 B FF 88 C FF 87 B FF 88 B FF 88 F FS 84 F FS 83 F FF 89 B FS 83 4-2 12 FC5 2 1B BB		3	0	2	0	1	0	0
Inning Stats	R: 0 H: 0 E: 0 LOB: 0 K: 0 BB: 0 S: 10 P: 13	R: 0 H: 1 E: 0 LOB: 1 K: 2 BB: 0 S: 9 P: 13	R: 0 H: 1 E: 0 LOB: 1 K: 0 BB: 1 S: 8 P: 13	R: 0 H: 1 E: 0 LOB: 1 K: 1 BB: 0 S: 11 P: 18	R: 0 H: 1 E: 0 LOB: 1 K: 1 BB: 0 S: 16 P: 21	R: 0 H: 1 E: 0 LOB: 1 K: 0 BB: 0 S: 10 P: 17	R: 0 H: 1 E: 0 LOB: 0 K: 1 BB: 0 S: 6 P: 8	R: 1 H: 2 E: 0 LOB: 2 K: 1 BB: 0 S: 18 P: 26	R: 0 H: 0 E: 0 LOB: 0 K: 0 BB: 0 S: 8 P: 12	R: 0 H: 1 E: 0 LOB: 2 K: 1 BB: 1 S: 16 P: 22	R: 0 H: 1 E: 0 LOB: 2 K: 2 BB: 1 S: 11 P: 21	1B: 10 SF: 0 2B: 0 SAC: 0 3B: 0 DP: 2 HR: 0 HBP: 0						

	AB	41
	R	1
	H	10
	RBI	1
	BB	3
	SO	9
	LOB	19

WP: 0 PA: 44
PB: 0
SB: 3
CS: 0

PITCHER		IP	WLS	BF	H	R	ER	SO	BB	IBB	HBP	BLK	WP	HR	S	P	ERA	WHIP
19 Josh Beckett, R ERA: 1.99	(1, 1)	7.0		26	6	0	0	5	1	0	0	0	0	0	70	103	0.00	1.000
91 Alfredo Aceves, R ERA: 2.7	(8, 1)	0.2	H	3	1	1	1	0	0	0	0	1	0	0	8	12	13.50	1.500
58 Jonathan Papelbon, R ERA: 2.45	(8, 1)	1.1	B	5	1	0	0	1	0	0	0	0	0	0	18	26	0.00	0.750
37 Hideki Okajima, L ERA: 4.32	(10, 1)	2.0	W	10	2	0	0	3	2	0	0	0	0	0	27	43	0.00	2.000

PITCHER	IP	WLS	BF	H	R	ER	SO	BB	IBB	HBP	BLK	WP	HR	S	P	ERA	WHIP

BOTTOM

Batter	1	2	3	4	5	6	7	8	9	10	11	AB	R	H	RBI	BB	SO	LOB
2 Jacoby Ellsbury, L (1, 8) OBP: 0.345, SLG: 0.463	C SI 90 X CU 76 0-1 G4-3		X CU 75 0-0 15 G6-3 1B		B SI 89 F CH 81 C SI 90 F FC 87 F SI 90 B SI 90 B CH 81 X SI 90 3-2 G4-3 2-3		C SI 88 B SI 90 1 SAFE F FC 86 X SI 90 1-2 F8		C FF 90 B SL 77 1 SAFE 1-1 CS 1-2	X SL 77 0-0 B1		5	0	1	0	0	0	2
15 Dustin Pedroia, R (1, 4) OBP: 0.353, SLG: 0.321	B SI 90 B SI 90 C SI 91 X FC 88 2-1 F7		B SI 89 1 SAFE F SI 91 1 SAFE B FC 87 F FC 86 1 SAFE 1 SAFE B SI 90 3-2 G6-3 1-2		B SI 90 F SI 90 S SI 91 X SI 90 1-2 G6-3		B SI 89 B SI 89 B FC 86 B SI 89 4-0 28 G5-4-3 1-2 BB			B SI 88 B FF 89 F SI 87 X FF 92 2-1 28 G4-3 2B		4	0	1	0	1	0	2
28 Adrián González, L (1, 3) OBP: 0.370, SLG: 0.500	B SI 91 C CH 83 B SI 91 F FC 89 B SI 92 X FC 88 3-2 1B		C CH 82 B FC 88 X SI 90 1-1 F7		X FC 87 0-0 20 BB 3-H 1B		C SI 94 X SI 94 0-1 G5-4-3 1-2f			C SL 79 X SL 80 0-1 G4-3 2-3		5	0	2	1	0	0	4
20 Kevin Youkilis, R (1, 5) OBP: 0.406, SLG: 0.481	B SI 91 X SI 90 1-0 L5		D FC 86 C FC 85 F SI 91 F SI 91 S CU 78 1-3 K		B SI 89 B FC 86 B SI 89 C SI 89 B FC 86 4-1 1-2 BB			C SI 93 B FF 93 F FF 93 S SL 84 1-3 K		I IN 73 I IN 72 I IN 72 I IN 71 4-0 34 DI IBB		3	0	0	0	2	2	2
34 David Ortiz, L (1, 10) OBP: 0.368, SLG: 0.432		B SI 88 B SI 88 X SI 89 2-0 L7		B CH 82 C FC 86 C SI 89 X SI 89 1-2 G6-3	X SI 89 0-0 G4-3			X FF 94 0-0 G1-3		C SL 78 D SL 79 B SL 79 C SL 77 F SL 80 B FF 90 X SL 78 3-2 G4-3 1-2		5	0	0	0	0	0	4
7 J.D. Drew, L (1, 9) OBP: 0.349, SLG: 0.359		B CU 76 C CH 81 B SI 90 F FC 88 B SI 92 F SI 91 F FC 89 B FC 88 4-2 12 1B BB		C CU 76 X CH 82 0-1 2B	C SI 88 F FC 85 C SI 88 0-3 K			C FF 93 B SL 83 F FF 94 F SI 93 B SL 84 S SL 83 2-3 K		S CH 81 B CH 84 X FF 95 1-1 F8		4	0	1	0	1	2	0
12 Jed Lowrie, S (1, 6) OBP: 0.364, SLG: 0.505 76 Jose Iglesias, R (11, PR)		B SI 90 C SI 90 X SI 91 1-1 1-2 1B		B CU 76 X SI 90 1-0 L8	C CH 81 B FC 86 F FC 88 B SI 90 B SI 91 F SI 91 S FC 86 3-3 K				B SI 88 B SI 88 X SI 88 2-0 L7		B FF 94 F CH 81 B FF 96 B FF 95 B FF 94 4-1 13 2B BB	4 0	0 1	1 0	0 0	1 0	1 0	1 0
13 Carl Crawford, L (1, 7) OBP: 0.250, SLG: 0.301		B CH 82 X CH 83 1-0 L9		C SI 90 C FC 87 F CU 76 B SI 91 X CU 76 1-2 G4-3	S CU 76 C SI 90 C SI 90 0-3 K				F SL 78 F SL 78 F FF 92 X SL 79 0-2 F9		B FF 96 C CH 83 F CH 85 B FF 96 F FF 96 B CH 84 X FC 95 3-2 1-H 2B	5	0	1	1	0	1	3
33 Jason Varitek, S (1, 2) OBP: 0.248, SLG: 0.216 54 Darnell McDonald, R (9, PR) OBP: 0.227, SLG: 0.300 39 Jarrod Saltalamacchia, C (9, 2) OBP: 0.247, SLG: 0.275		C CU 76 B CU 75 C SI 91 F CU 76 B FC 88 C SI 91 2-3 K			B SI 88 X SI 89 1-0 2 G4-3 28 1B 2B		S CU 75 X CU 76 0-1 15 BB 1B		B SI 89 C SI 89 C SI 89 X SL 80 1-2 E4 2 CS		4 0 0	1 0 0	2 0 0	0 0 0	0 0 0	1 0 0	2 0 0
Inning Stats	R: 0 H: 1 E: 0 LOB: 1 K: 0 BB: 0 S: 8 P: 14	R: 0 H: 1 E: 0 LOB: 2 K: 1 BB: 1 S: 12 P: 22	R: 0 H: 1 E: 0 LOB: 1 K: 1 BB: 0 S: 11 P: 16	R: 0 H: 1 E: 0 LOB: 1 K: 0 BB: 0 S: 10 P: 13	R: 1 H: 2 E: 0 LOB: 2 K: 0 BB: 1 S: 12 P: 21	R: 0 H: 0 E: 0 LOB: 0 K: 3 BB: 0 S: 10 P: 13	R: 0 H: 1 E: 0 LOB: 1 K: 0 BB: 1 S: 7 P: 12	R: 0 H: 0 E: 0 LOB: 0 K: 2 BB: 0 S: 8 P: 11	R: 0 H: 0 E: 1 LOB: 1 K: 0 BB: 0 S: 9 P: 13	R: 0 H: 1 E: 0 LOB: 2 K: 0 BB: 1 S: 9 P: 18	R: 1 H: 1 E: 0 LOB: 2 K: 0 BB: 1 S: 7 P: 15	1B: 5 2B: 4 3B: 0 HR: 0	SF: 0 SAC: 0 DP: 1 HBP: 0	WP: 0 PB: 0 SB: 0 CS: 1	PA: 45			

PITCHER		IP	WLS	BF	H	R	ER	SO	BB	IBB	HBP	BLK	WP	HR	S	P	ERA	WHIP
53 Nick Blackburn, R ERA: 3.95	(1, 1)	6.1		29	7	1	1	5	3	0	0	0	0	0	68	109	1.42	1.579
15 Glen Perkins, L ERA: 0.55	(7, 1)	1.2		4	0	0	0	2	0	0	0	0	0	0	10	13	0.00	0.000
50 Jose Mijares, L ERA: 3.18	(9, 1)	2.0		8	1	0	0	0	0	1	0	0	0	0	18	31	0.00	0.500
37 Jim Hoey, R ERA: 6.75	(11, 1)	0.1	L	3	1	1	1	0	1	0	0	0	0	0	7	15	27.00	6.000

PITCHER	IP	WLS	BF	H	R	ER	SO	BB	IBB	HBP	BLK	WP	HR	S	P	ERA	WHIP

Minnesota Twins @ Boston Red Sox

Fenway Park, Boston, MA

Mon May 09 2011, 7:12 PM - 11:07 PM EDT

Att. 37,276 - Cloudy - 60 F

livebaseballscorecards.com

AB	39
R	2
H	9
RBI	2
BB	5
SO	7
LOB	20

Batter	1	2	3	4	5	6	7	8	9	10	AB	R	H	RBI	BB	SO	LOB
2 Jacoby Ellsbury, L (1, 8) OBP: 0.351, SLG: 0.464	B FF 94 B SI 95 B FF 95 C SI 94 S FF 95 X FF 96 3-2 28 K 15 S 1B	C FF 94 B SI 93 X FF 94 1-1 F8 ③		X SI 93 0-0 1-2 2-H 1B ③		C CH 87 C FF 94 F FF 93 S FF 94 0-3 K ③		B SL 84 X SL 84 1-0 15 FC5 1-2 1B		C CU 70 B FF 89 B FF 90 X CH 81 2-1 G3-1 ②	6	0	3	0	0	1	2
15 Dustin Pedroia, R (1, 4) OBP: 0.364, SLG: 0.326	C SI 94 1 SAFE B FF 95 1 SAFE S CH 85 D CU 83 F FF 95 B CH 86 D FF 94 4-2 20 S 1-2 BB		B FF 91 F FF 94 B FC 92 B FF 95 F FF 95 X FF 95 3-2 L9 ①		C FF 91 B FC 89 F FF 93 B CH 85 F FF 93 B CH 87 B FF 94 4-2 28 HR BB		C FF 91 B CH 87 X FF 92 1-1 20 FC5-4 28 CS 1B	C SL 85 F SL 86 D CU 73 B SL 85 X FF 89 2-2 FC5 1-2 2-3f ③		B FF 89 C SL 79 B FF 89 S CH 82 F CU 76 X SL 82 2-2 1B	4	1	2	0	2	0	2
28 Adrián González, L (1, 3) OBP: 0.375, SLG: 0.541	C SI 95 S FF 95 B FF 92 2 SAFE S CH 87 1-3 K ①② 2-3		B FF 94 B FF 94 S CH 87 B FF 95 F SI 94 S CH 87 3-3 K ②		B SI 92 X SI 93 1-0 1-H HR		C SL 82 B SL 82 C SI 92 F SL 85 1 SAFE B SL 85 F SI 93 D SI 92 X SL 84 3-2 20 FC5-4 1-2 1B		B FF 95 X FF 94 1-0 HR	B CU 75 X CH 81 1-0 F7 ③	6	2	3	3	0	2	3
20 Kevin Youkilis, R (1, 5) OBP: 0.391, SLG: 0.459	B FF 95 B FC 92 S SI 95 F SI 95 D CU 83 S SI 95 3-3 K ③ 1-2		C CU 80 X SI 91 0-1 G5-3 ③		C CU 80 B CU 82 B FC 90 X FF 93 2-1 F8 ①		C SI 92 F SI 92 F SI 93 B SI 92 X SL 84 1-2 FC5-4 ① 34 G1-6-3 1-2f 2-3		B FF 96 C FS 86 B CU 78 F FS 85 S FF 95 2-3 K ①		5	0	0	0	0	2	3
34 David Ortiz, L (1, 10) OBP: 0.376, SLG: 0.472		B SI 94 B CH 88 B FF 95 C FF 95 C FF 96 X FF 96 3-2 7 1B 13 1B 2B		F FC 89 X FC 91 0-1 HR	B SI 92 X FF 94 1-0 7 FC6-4 1B		F SI 91 X SL 85 0-1 G1-6-3 ②③ 1-2f		S FF 95 X CU 79 0-1 G6-3 ②		5	2	3	1	0	0	2
7 J.D. Drew, L (1, 9) OBP: 0.351, SLG: 0.361		B SI 94 X SI 94 1-0 13 1B 2-3 1B		B SI 95 C FF 94 B CH 87 B SI 94 C SI 94 X SI 94 3-2 P5 ①	S CH 86 B SI 93 F SI 92 B FC 90 X CH 87 2-2 FC6-4 ② 1-2f			C SI 90 B SI 90 C SL 83 S SL 84 1-3 K ①	X FS 85 0-0 76 WP 1B		5	0	2	0	0	1	1
12 Jed Lowrie, S (1, 6) OBP: 0.360, SLG: 0.505 76 Jose Iglesias, R (8, PR) (8, 6)	B SI 94 C FF 95 B SI 93 B FF 95 F FF 94 T SI 95 3-2 K ①			B SI 95 F SI 94 B FC 92 T CH 87 X FC 90 2-2 G6-3 ②	S FF 92 S SI 92 X CH 86 0-2 F9 ③			F SI 91 X SI 92 0-1 13 G3-1 39 1B 2B	F FF 95 F FF 94 F FF 95 S CU 80 0-3 K 1-2		4 1	0 1	1 1	0 0	0 0	1 1	3 1
13 Carl Crawford, L (1, 7) OBP: 0.248, SLG: 0.297	B CH 88 1 SAFE 1 SAFE F SI 94 F CH 87 X CU 83 1-2 3-H 1B			B FF 94 B CH 88 B SI 93 C FF 92 X SI 93 3-1 E3 39 BB 2 1B		C FF 93 C FF 94 T FF 94 0-2 K ①		C SI 92 X SI 91 0-1 G3-1 ② 2-3	B CU 80 C FS 85 F CU 80 S FF 96 1-3 K ③		5	0	1	1	0	2	3
39 Jarrod Saltalamacchia, S (1, 2) OBP: 0.260, SLG: 0.278 54 Darnell McDonald, R (8, PR) OBP: 0.227, SLG: 0.300 33 Jason Varitek, S (8, 2) OBP: 0.241, SLG: 0.212	S FF 94 S SI 94 B SI 94 S CH 87 1-3 K ②			B CH 85 1 SAFE D SI 93 B SI 94 C FF 94 B FF 94 4-1 2 1B 1-2 BB		B FF 94 C FF 94 B FF 94 F FF 94 B FF 94 C FF 94 3-3 K ②		X SI 92 0-0 15 FC5 2 1B 3-H 1B		B FF 88 S CH 78 C FF 89 X SL 82 1-2 F7 ①	3 0 1	0 0 0	1 0 0	1 0 0	1 0 0	2 0 0	2 0 0
Inning Stats	R: 0 E: 0 K: 2 S: 12 H: 1 LOB: 1 BB: 1 P: 23	R: 1 E: 0 K: 2 S: 15 H: 3 LOB: 2 BB: 0 P: 25	R: 0 E: 0 K: 1 S: 8 H: 0 LOB: 0 BB: 0 P: 14	R: 1 E: 1 K: 0 S: 12 H: 2 LOB: 2 BB: 1 P: 24	R: 2 E: 0 K: 0 S: 13 H: 2 LOB: 1 BB: 1 P: 23	R: 0 E: 0 K: 3 S: 10 H: 0 LOB: 0 BB: 0 P: 13	R: 0 E: 0 K: 0 S: 13 H: 2 LOB: 1 BB: 0 P: 18	R: 1 E: 0 K: 1 S: 12 H: 3 LOB: 2 BB: 0 P: 16	R: 1 E: 0 K: 3 S: 14 H: 2 LOB: 2 BB: 0 P: 18	R: 0 E: 0 K: 0 S: 10 H: 1 LOB: 1 BB: 0 P: 16	1B: 11 2B: 2 3B: 0 HR: 3	SF: 0 SAC: 0 DP: 1 HBP: 0					

PITCHER		IP	WLS	BF	H	R	ER	SO	BB	IBB	HBP	BLK	WP	HR	S	P	ERA	WHIP
4 Kyle Drabek, R ERA: 4.81	(1, 1)	5.0		25	8	4	4	5	3	0	0	0	0	2	60	109	7.20	2.200
54 Jason Frasor, R ERA: 1.65	(6, 1)	1.0		4	1	0	0	3	0	0	0	0	0	0	12	16	0.00	1.000
34 Marc Rzepczynski, L ERA: 2.6	(7, 1)	1.2	B	8	4	1	1	1	0	0	0	0	0	0	20	26	5.40	2.400
60 Jon Rauch, R ERA: 3.29	(8, 1)	0.1		1	0	0	0	0	0	0	0	0	0	0	3	5	0.00	0.000
50 Frank Francisco, R ERA: 3.52	(9, 1)	1.0	B	6	2	1	1	3	0	0	0	0	1	1	14	18	9.00	2.000

PITCHER		IP	WLS	BF	H	R	ER	SO	BB	IBB	HBP	BLK	WP	HR	S	P	ERA	WHIP
33 Carlos Villanueva, R ERA: 1.69	(10, 1)	1.0	W	4	1	0	0	0	0	0	0	0	0	0	10	16	0.00	1.000

TOP

Boston Red Sox @ Toronto Blue Jays

Rogers Centre, Toronto, ON

Tue May 10 2011, 7:09 PM - 11:01 PM EDT

Att. 17,820 - Roof Closed - 68 F

livebaseballscorecards.com

AB	45
R	6
H	16
RBI	6
BB	3
SO	12
LOB	22

WP: 1		PA:	48
PB: 0			
SB: 2			
CS: 1			

Boston Red Sox @ Toronto Blue Jays

Rogers Centre, Toronto, ON

Tue May 10 2011, 7:09 PM - 11:01 PM EDT

Att. 17,820 - Roof Closed - 68 F

livebaseballscorecards.com

Batter	1	2	3	4	5	6	7	8	9	10	AB	R	H	RBI	BB	SO	LOB
5 Yunel Escobar, R (1, 6) OBP: 0.345, SLG: 0.386	C FF 91 S FC 89 B CU 75 B FF 94 B FF 93 B FF 92 4-2 19 BB 16 1B 10 BB BB	B CU 76 C CU 74 F FF 94 S FC 89 1-3 K ③		B FC 90 B CU 74 B FF 94 C FF 91 X SI 90 3-1 ② 3-H 1B		H FF 91 1-0 19 FC6-4 1-2 HBP		C FF 97 B FF 100 B FF 98 B FF 99 C FF 99 F FF 98 X FF 98 3-2 HR		1 SAFE P PO 85 C SL 86 C SI 95 F SL 87 X SI 95 1-2 ② SF8 1-H	2	1	1	0	1	1	0
40 David Cooper, L (6, PR) OBP: 0.212, SLG: 0.286 (7, 3)											1	1	1	2	0	0	0
16 Corey Patterson, L (1, 7) OBP: 0.302, SLG: 0.426	X FC 89 0-0 10 BB 19 BB 2 FC6-4 1-2 1B		C FF 92 X SI 90 0-1 10 2B 1B	F SI 88 F SI 89 B FF 91 F SI 91 1 SAFE S FC 90 1-3 K ③		B CU 74 S CU 75 X CU 74 1-1 ② F8 2-3		S CH 90 B SI 100 S FF 97 S CH 92 1-3 K ①			5	1	2	0	0	2	3
19 José Bautista, R (1, 9) OBP: 0.519, SLG: 0.781	B SI 93 B CU 75 B CH 84 B FF 93 4-0 2 FC6-4 10 BB 20 FC3-6 1-2 2-3 BB		1 SAFE 1 SAFE C SI 90 F SI 92 S FF 92 0-3 ① K		C SI 92 S CU 75 B FF 94 F FC 90 B CU 77 F FF 93 F FC 89 X CU 75 2-2 HR	F SI 91 B CU 75 X CU 74 1-1 ③ FC6-4 1-2f		C SI 98 C SL 85 X SL 87 0-2 ② F9			4	2	1	1	1	1	3
10 Edwin Encarnación, R (1, 3) OBP: 0.274, SLG: 0.355 (7, 5)	S CH 85 B FC 90 B FC 91 B FF 93 B FF 93 4-1 2 FC6-4 1-2 2-3 3-H BB		B FF 94 C CH 85 X CH 85 1-1 1-3 2B		C CH 84 X SI 94 0-1 ① G6-3		C SI 89 C CU 75 X CU 76 0-2 ① L5	F SI 98 F SL 86 F FF 97 X FF 97 0-2 ③ P5			4	0	1	1	1	0	0
2 Aaron Hill, R (1, 4) OBP: 0.256, SLG: 0.267	S SI 93 X SI 94 0-1 ① FC6-4 20 FC3-6 1-2f 2-3 3-H		C CU 75 F FC 91 X FF 94 0-2 ② P6		B FF 93 S CH 86 F FC 91 B FC 89 X CH 87 2-2 ② G6-3		B CU 74 B SI 90 C SI 91 S CU 74 B CU 74 S CU 75 3-3 ② K		C SI 93 X SI 92 0-1 ① G6-3		5	0	0	1	0	1	4
20 Juan Rivera, R (1, 10) OBP: 0.320, SLG: 0.292	B SI 94 X CH 86 1-0 ② FC3-6 1-2f 3-H		C SI 94 S FF 92 B FF 95 B FF 95 D FC 91 B CH 83 4-2 BB		B FF 94 F FF 92 B CU 76 X CH 86 2-1 ③ F7		F FF 93 B FF 93 H CH 83 2-1 6 BB 9 BB HBP		B SI 93 B SL 87 F SI 94 C SI 94 B SL 88 X SI 94 3-2 ② G5-3		3	0	0	1	1	0	1
9 J.P. Arencibia, R (1, 2) OBP: 0.307, SLG: 0.489	1 SAFE C FF 94 F FC 90 1 SAFE B CU 78 B FF 94 S FC 88 2-3 ③ K		B FC 91 C CH 83 B CH 84 F FF 93 X FF 93 2-2 ③ G3			F FF 92 B CH 85 S FC 90 X CU 76 1-2 HR	B FF 91 B SI 93 C SI 92 1 SAFE B CU 82 B FS 90 4-1 6 BB 1-2 BB		B SL 87 B SL 88 C SL 88 F SI 94 C SI 94 2-3 ③ K		4	1	1	1	1	2	4
6 John McDonald, R (1, 5) OBP: 0.267, SLG: 0.286 (7, 6)		C CU 73 B CH 85 F SI 90 B CU 76 B FC 89 X FF 92 3-2 ① F7		C FF 92 X CH 86 0-1 ① F8		C FF 93 B SI 92 B SI 92 B FF 93 B FF 92 4-1 16 F8 5 HBP BB	C FF 92 B FC 90 B SI 92 F FF 92 F FF 91 B CU 82 4-2 1-2 2-3 BB			C SI 93 F SL 88 C SI 92 0-3 ① K	3	0	0	0	2	1	0
11 Rajai Davis, R (1, 8) OBP: 0.230, SLG: 0.268		C FF 94 B CU 77 X SI 93 1-1 ② F9		B CU 74 S CU 74 C CU 76 F FC 89 X CU 76 1-2 5 CS 3B		L FC 90 1 SAFE L FC 90 F FC 91 F CU 76 1 SAFE B FF 91 B CH 83 F CH 83 2-3 S CH 84 ① K	C CU 81 X SI 92 0-1 ③ L9			S SL 86 B SI 94 B SI 94 B SL 87 C SI 94 X SI 94 3-2 40 S 40 SF8 1B	5	1	2	0	0	1	4
Inning Stats	R: 3 H: 1 E: 0 LOB: 1 K: 1 BB: 3 S: 10 P: 25	R: 0 H: 0 E: 0 LOB: 0 K: 1 BB: 0 S: 8 P: 13	R: 0 H: 2 E: 0 LOB: 3 K: 1 BB: 1 S: 15 P: 22	R: 0 H: 2 E: 0 LOB: 1 K: 1 BB: 0 S: 12 P: 17	R: 1 H: 1 E: 0 LOB: 0 K: 0 BB: 0 S: 13 P: 19	R: 1 H: 1 E: 0 LOB: 2 K: 1 BB: 1 S: 14 P: 24	R: 0 H: 0 E: 0 LOB: 3 K: 1 BB: 2 S: 13 P: 26	R: 1 H: 1 E: 0 LOB: 0 K: 1 BB: 0 S: 14 P: 18	R: 0 H: 0 E: 0 LOB: 0 K: 1 BB: 0 S: 8 P: 13	R: 1 H: 1 E: 0 LOB: 0 K: 1 BB: 0 S: 11 P: 14	1B: 4 SF: 1 2B: 1 SAC: 0 3B: 1 DP: 0 HR: 3 HBP: 2						

BOTTOM	
AB	36
R	7
H	9
RBI	7
BB	7
SO	9
LOB	19

WP: 0 PA: 46
PB: 0
SB: 2
CS: 1

PITCHER		IP	WLS	BF	H	R	ER	SO	BB	IBB	HBP	BLK	WP	HR	S	P	ERA	WHIP
31 Jon Lester, L ERA: 2.96	(1, 1)	5.1		28	7	5	5	5	5	0	1	0	0	2	68	114	8.44	2.250
53 Rich Hill, L ERA:	(6, 1)	1.1		4	0	0	0	1	0	0	0	0	0	0	10	15	0.00	0.000
91 Alfredo Aceves, R ERA: 2.63	(7, 1)	0.1		4	0	0	0	0	2	0	1	0	0	0	7	17	0.00	6.000
51 Daniel Bard, R ERA: 2.89	(8, 1)	1.0		4	1	1	1	1	0	0	0	0	0	1	14	18	9.00	1.000
32 Matt Albers, R ERA: 1.88	(9, 1)	1.2	L	6	1	1	1	2	0	0	0	0	0	0	19	27	5.40	0.600

PITCHER	IP	WLS	BF	H	R	ER	SO	BB	IBB	HBP	BLK	WP	HR	S	P	ERA	WHIP

Batter	1	2	3	4	5	6	7	8	9	AB	R	H	RBI	BB	SO	LOB
2 Jacoby Ellsbury, L (1, 8) OBP: 0.342, SLG: 0.451	B SI 89 B FC 89 C FC 88 F SL 84 F SL 86 B CH 83 F FF 91 X FC 90 3-2 G3-1 ①		B SI 89 X SI 89 1-0 G6-3 ②		B CH 81 B FC 90 1 SAFE 1 SAFE B CH 81 C FC 90 C FC 89 F SI 91 F SI 92 3-2 F FC 92 X CH 82 G6-3 ③			C FF 88 B FF 88 B SL 85 F CH 82 F FF 90 X CU 73 2-2 G1-3 ①		4	0	0	0	0	0	2
15 Dustin Pedroia, R (1, 4) OBP: 0.355, SLG: 0.317	C FF 90 B SI 90 F SI 90 F SI 90 B SL 86 S CH 83 2-3 K ②		B SI 90 X SI 89 1-0 G5-3 ③			C SL 83 B CU 76 S CH 80 F CH 81 C SI 91 1-3 K ①		C FF 90 C CH 83 X CU 72 0-2 G4-3 ②		4	0	0	0	0	2	0
28 Adrián González, L (1, 3) OBP: 0.378, SLG: 0.566	B SI 90 C SL 86 X SL 86 1-1 20 1B 2B			B SI 88 C SI 88 B SI 88 F FC 89 F SI 90 S SI 90 2-3 K ①		F FC 89 B SI 90 S CH 81 B SL 85 F SL 86 F FC 90 B SL 86 X CH 82 3-2 HR		X FF 90 0-0 F8 ③		4	2	2	1	0	1	0
20 Kevin Youkilis, R (1, 5) OBP: 0.394, SLG: 0.455	C SL 86 X SI 91 0-1 2-H 1B			B CU 74 X FF 90 1-0 P6 ②		C SL 85 X FF 89 0-1 G5-3 ②			B FF 93 B FF 92 B FF 93 C FF 94 B FF 94 4-1 34 G6-5-3 BB	3	0	1	1	1	0	0
34 David Ortiz, L (1, 10) OBP: 0.372, SLG: 0.488	B FC 92 B FF 90 X FC 91 2-0 F8 ③			B SI 90 F SI 90 B FC 90 B FC 89 C CH 80 F CH 83 X SI 88 3-2 P4 ③		F SI 89 F SI 89 B CU 78 F FC 90 X SI 90 1-2 HR			B FS 85 X FF 94 1-0 G6-5-3 ① ② 1-2f	4	1	1	1	0	0	2
7 J.D. Drew, L (1, 9) OBP: 0.364, SLG: 0.364		C SI 88 X CH 82 0-1 39 G4-6-3 1B			B SI 88 B SL 84 B FF 88 B FC 88 4-0 76 FC5-4 13 1B BB	C FF 89 C FF 91 B FC 91 B FC 89 B SI 92 F FC 90 X FF 90 3-2 F8 ③			B FF 93 B FF 93 B FF 95 C FF 95 C FF 94 B FF 95 4-2 13 DI BB	2	0	1	0	2	0	0
13 Carl Crawford, L (1, 7) OBP: 0.255, SLG: 0.303		B SI 89 1 SAFE 1 SAFE F FC 88 B SI 88 S CH 81 X CH 81 2-2 P4 ①			B CH 81 C FF 89 X SI 88 1-1 76 FC5-4 1-2 1B	B FC 90 C FC 90 X FC 90 1-1 39 CS 1B			C FF 95 B FS 85 X FS 85 1-1 G4-3 ③ 1-2	4	0	2	0	0	0	2
39 Jarrod Saltalamacchia, S (1, 2) OBP: 0.250, SLG: 0.267		B CH 81 B SI 88 1 SAFE S CH 82 F FC 90 B FC 90 F CH 82 F CH 82 F FF 90 3-2 1 SAFE X SI 89 G4-6-3 ② ③ 1-2f			B SI 89 C FF 88 C FF 90 S FC 92 1-3 K ①	1 SAFE P PO 85 1 SAFE F FF 89 F FC 90 F CU 75 1 SAFE P PO 87 2-3 C FF 90 K ① ② 1-2				3	0	0	0	0	2	4
76 Jose Iglesias, R (1, 6)			C FC 89 S SL 85 X SL 85 0-2 G6-3 ①		X FF 88 0-0 FC5-4 ② 1-2f 2-3	B FF 90 C FC 89 C FF 92 F FC 90 S SL 84 1-3 K ③				3	0	0	0	0	1	2
Inning Stats	R: 1 E: 0 K: 1 S: 14 H: 2 LOB: 1 BB: 0 P: 22	R: 0 E: 0 K: 0 S: 11 H: 1 LOB: 0 BB: 0 P: 16	R: 0 E: 0 K: 0 S: 5 H: 0 LOB: 0 BB: 0 P: 7	R: 0 E: 0 K: 1 S: 9 H: 0 LOB: 0 BB: 0 P: 15	R: 0 E: 0 K: 1 S: 12 H: 1 LOB: 2 BB: 1 P: 21	R: 2 E: 0 K: 1 S: 19 H: 2 LOB: 0 BB: 0 P: 27	R: 0 E: 0 K: 2 S: 12 H: 1 LOB: 0 BB: 0 P: 14	R: 0 E: 0 K: 0 S: 8 H: 0 LOB: 0 BB: 0 P: 10	R: 0 E: 0 K: 0 S: 6 H: 0 LOB: 1 BB: 2 P: 16	1B: 4 2B: 2 3B: 0 HR: 2 SF: 0 SAC: 0 DP: 3 HBP: 0						

TOP

Boston Red Sox @ Toronto Blue Jays

Rogers Centre, Toronto, ON

Wed May 11 2011, 7:11 PM - 9:58 PM EDT

Att. 19,163 - Clear - 57 F

livebaseballscorecards.com

AB	31
R	3
H	7
RBI	3
BB	3
SO	6
LOB	12

PITCHER	IP	WLS	BF	H	R	ER	SO	BB	IBB	HBP	BLK	WP	HR	S	P	ERA	WHIP
51 Jesse Litsch, R (1, 1) ERA: 4.14	5.2	W	23	6	3	3	4	1	0	0	0	0	2	66	101	4.76	1.235
44 Casey Janssen, R (6, 1) ERA: 1.72	1.1	H	4	1	0	0	2	0	0	0	0	0	0	16	21	0.00	0.750
60 Jon Rauch, R (8, 1) ERA: 3.07	1.0		3	0	0	0	0	0	0	0	0	0	0	8	10	0.00	0.000
50 Frank Francisco, R (9, 1) ERA: 3.12	1.0		4	0	0	0	0	2	0	0	0	0	0	6	16	0.00	2.000

PITCHER	IP	WLS	BF	H	R	ER	SO	BB	IBB	HBP	BLK	WP	HR	S	P	ERA	WHIP

Batter	1	2	3	4	5	6	7	8	9	AB	R	H	RBI	BB	SO	LOB
5 Yunel Escobar, R (1, 6) OBP: 0.347, SLG: 0.385	B FF 90 C SI 90 B FC 85 C FF 90 X CU 80 2-2 16 E 1B		1 SAFE P PO 84 B FC 84 B FF 90 B FF 89 4-0 16 1B 2 G5-3 1-2 BB	B FF 89 1 SAFE B FF 89 2 SAFE D FF 89 C FF 90 F FC 84 X FF 92 3-2 ② SF8 1-H		F FF 91 X FC 84 0-1 ③ G1-3	C KN 66 B KN 65 C KN 66 S KN 66 1-3 ③ K			3	1	1	1	1	1	2
16 Corey Patterson, L (1, 7) OBP: 0.315, SLG: 0.438	X FC 84 0-0 ① B1 1-2		B FC 85 S FC 84 B FC 85 F FF 90 B FC 85 F FF 91 X CU 80 3-2 2 G5-3 19 S 1-3 2-H 1B	B SI 90 F CU 80 F FC 84 X FF 92 1-2 ③ L4			B CH 83 B FF 90 B CU 78 B FF 90 4-0 9 BB 19 1B 40 BB BB	C KN 65 S KN 66 B KN 65 F KN 66 F KN 60 F KN 66 F KN 66 X KN 61 1-2 2 F9 2B		4	1	2	1	1	0	1
19 José Bautista, R (1, 9) OBP: 0.515, SLG: 0.760	B FF 91 C FF 91 B FF 92 F FC 85 X FF 92 2-2 ② P3		B FF 92 B FF 92 B CU 80 B FF 87 4-0 2 G5-3 1-2 BB		C FF 90 X FF 90 0-1 ① P5		X FF 92 0-0 40 BB 9 BB 6 2B 1-2 1B	B KN 65 B KN 66 B KN 66 C KN 65 F KN 66 C KN 66 3-3 ① K		4	1	1	0	1	1	2
20 Juan Rivera, R (1, 10) OBP: 0.315, SLG: 0.288	S FF 93 F FF 93 X FF 93 0-2 ③ P2		F FF 92 B FC 86 F SI 92 F FC 85 T FF 92 1-2 ① K		X FF 90 0-0 ② L8		C CU 80 X FC 84 0-1 ① F7	F KN 66 S KN 67 F KN 66 X KN 66 0-2 1B		5	0	1	0	0	1	6
2 Aaron Hill, R (1, 4) OBP: 0.253, SLG: 0.263		F FF 91 X FF 92 0-1 ① F9	T FF 93 B FC 84 B FC 85 B FC 85 X FF 92 3-1 ② G5-3 1-2 2-3 3-H		B FF 90 X FF 91 1-0 9 FC5-4 1B		B FC 85 X FF 92 1-0 ② L7	F KN 66 C KN 67 F KN 66 X KN 66 0-2 ② F9 2-3		5	0	1	1	0	0	6
9 J.P. Arencibia, R (1, 2) OBP: 0.302, SLG: 0.469		X SI 92 0-0 ② G4-3	B FF 92 C CU 81 B CU 81 B FF 90 X CU 78 3-1 ③ F8		B FF 91 B FF 91 X CU 80 2-0 ③ FC5-4 1-2f		B FF 92 C FF 92 B FC 85 S FF 91 D FC 82 B FF 93 4-2 40 BB 6 2B 1-2 2-3 BB	C KN 66 B KN 65 S KN 66 S KN 66 1-3 ③ K		4	1	0	0	1	1	5
40 David Cooper, L (1, 3) OBP: 0.243, SLG: 0.267		C FF 92 F SI 92 H SI 91 1-2 6 FC6-4 HBP	B CU 78 C CU 77 X SI 89 1-1 ① F9		C CU 77 C CU 78 B FF 90 B FC 83 B FF 90 X CU 77 3-2 ① G4-3	B CU 80 C CU 78 B CU 77 B SI 90 B CU 78 4-1 6 2B 11 1B 1-2 2-3 3-H BB			2	1	0	1	1	0	0
6 John McDonald, R (1, 5) OBP: 0.278, SLG: 0.346		X FF 91 0-0 ③ FC6-4 1-2f	B FF 89 B CU 78 X FF 88 2-0 HR		X FF 90 0-0 ② P6	B FF 89 C FF 88 B CU 79 X FC 82 2-1 11 1B 1-3 2-H 3-H 2B				4	2	2	3	0	0	1
11 Rajai Davis, R (1, 8) OBP: 0.269, SLG: 0.307			C FF 92 B FF 90 S FC 85 X FF 92 1-2 5 BB 16 1B 1B	F FF 90 X CU 82 0-1 5 S 5 SF8 1B		B FC 85 S FC 82 B FC 83 X FC 83 2-1 1B	B KN 66 X KN 66 1-0 2-H 3-H 1B			4	2	4	2	0	0	0
Inning Stats	R: 0 E: 1 K: 0 S: 10 H: 1 LOB: 1 BB: 0 P: 14	R: 0 E: 0 K: 0 S: 6 H: 0 LOB: 1 BB: 0 P: 7	R: 2 E: 0 K: 1 S: 16 H: 2 LOB: 2 BB: 2 P: 34	R: 2 E: 0 K: 0 S: 11 H: 2 LOB: 0 BB: 0 P: 18	R: 0 E: 0 K: 0 S: 5 H: 1 LOB: 1 BB: 0 P: 8	R: 0 E: 0 K: 0 S: 8 H: 1 LOB: 1 BB: 0 P: 13	R: 5 E: 0 K: 1 S: 13 H: 3 LOB: 1 BB: 3 P: 30	R: 0 E: 0 K: 2 S: 21 H: 2 LOB: 2 BB: 0 P: 26		1B: 9 2B: 2 3B: 0 HR: 1 SF: 1 SAC: 0 DP: 0 HBP: 1						

PITCHER		IP	WLS	BF	H	R	ER	SO	BB	IBB	HBP	BLK	WP	HR	S	P	ERA	WHIP
41 John Lackey, R ERA: 8.01	(1, 1)	6.2	L	35	9	9	9	1	5	0	1	0	0	1	65	118	12.15	2.100
49 Tim Wakefield, R ERA: 5.4	(7, 1)	1.1		7	3	0	0	3	0	0	0	0	0	0	25	32	0.00	2.250

PITCHER	IP	WLS	BF	H	R	ER	SO	BB	IBB	HBP	BLK	WP	HR	S	P	ERA	WHIP

BOTTOM

Boston Red Sox @ Toronto Blue Jays

Rogers Centre, Toronto, ON

Wed May 11 2011, 7:11 PM - 9:58 PM EDT

Att. 19,163 - Clear - 57 F

livebaseballscorecards.com

AB	35
R	9
H	12
RBI	9
BB	5
SO	4
LOB	23

WP: 0	PA: 42		
PB: 0			
SB: 3			
CS: 0			

Batter	1	2	3	4	5	6	7	8	9	AB	R	H	RBI	BB	SO	LOB
2 Jacoby Ellsbury, L (1, 8) OBP: 0.344, SLG: 0.450	B FF 92 C FF 93 F FF 94 B FF 94 S FF 94 2-3 ① **K**		X SL 84 0-0 15 FC4 1B		B FF 90 B FF 91 X SI 90 2-0 ① **G6-3**		1 SAFE 1 SAFE B FF 93 1 SAFE L FF 94 B FF 95 X FF 94 2-1 ① **FC6-4** 15 1B 28 SF7 1-2f		B SL 80 F FF 93 S SL 82 B SL 82 S SL 83 F FF 93 X FF 94 3-2 15 SH1-4 15 S 1B	5	1	2	0	0	1	1
15 Dustin Pedroia, R (1, 4) OBP: 0.359, SLG: 0.317	B FF 94 C SI 92 B FF 94 F SI 93 B SI 93 F SI 93 F SI 92 F FF 95 B SI 93 4-2 **BB**		C SI 90 1 SAFE 1 SAFE X SI 90 0-1 ③ **FC4** 1-2f		C FF 92 B SI 92 B FF 93 F SI 90 F FF 94 X SI 92 2-2 ② **G1-3**		B FF 96 1 SAFE F FF 95 1 SAFE X FF 95 1-1 28 SF7 20 HR 1B 1-3		1 SAFE 1 SAFE P PO 89 X SL 79 1-0 ① **SH1-4** 1-3	3	1	1	0	1	0	1
28 Adrián González, L (1, 3) OBP: 0.379, SLG: 0.581	C FF 90 F FF 95 X FF 92 0-2 ② **P4**			B SI 91 X FF 90 1-0 ② **HR**	C FF 93 B SI 92 B FF 93 B SI 92 S CH 83 X SI 92 3-2 ③ **F8**		C FF 94 D SL 87 B FF 94 S SL 87 X FF 95 2-2 ② **SF7** 1-2 3-H		I IN 62 I IN 68 I IN 67 I IN 64 4-0 34 BB IBB	3	1	1	2	1	0	1
20 Kevin Youkilis, R (1, 5) OBP: 0.388, SLG: 0.470	1 SAFE 1 SAFE B FF 92 S SI 90 1 SAFE X SI 91 1-1 ③ **G5-3**			C SI 92 C FF 94 B FF 95 F FF 95 B SL 84 S SI 91 2-3 **K** 7 FC1-6 34 BB 13 G3		C SI 91 B FF 94 X SI 92 1-1 ① **P4**	S SL 88 C FF 95 B SL 87 X FF 98 1-2 **HR** 2-H		C FF 90 F SL 81 B SL 82 S SI 91 1-3 ② **K**	5	2	1	2	0	2	3
34 David Ortiz, L (1, 10) OBP: 0.380, SLG: 0.485		C FF 89 F FF 95 X FF 96 0-2 ① **F7**		B SI 90 F SI 90 B SI 91 B CH 81 B SI 91 4-1 7 FC1-6 1-2 **BB**		X SI 91 0-0 ② **F7**	C CU 81 B SL 88 X FF 95 1-1 7 FC5-4 1B		S SL 82 B FF 93 D SL 82 B SL 79 C SL 78 B SL 80 4-2 7 FC4-6 1-2 **BB**	3	0	1	0	2	0	0
7 J.D. Drew, L (1, 9) OBP: 0.358, SLG: 0.356		B FF 94 B SI 92 C SL 83 C SL 84 C FF 94 2-3 ② **K**		X SL 85 0-0 ① **FC1-6** 13 G3 12 BB 1-2f 2-3		C SL 82 F FF 94 X SI 93 0-2 12 1B 1B	B CU 80 B CU 80 X FF 94 2-0 ③ **FC5-4** 1-2f		F SL 78 D SL 80 X SL 77 1-1 ③ **FC4-6** 1-2f	5	0	1	0	0	1	6
12 Jed Lowrie, S (1, 6) OBP: 0.364, SLG: 0.500		C SL 83 B SL 83 X SI 91 1-1 ③ **G3-1**		D SL 84 B SI 91 B SL 83 B FF 94 4-0 13 G3 1-2 **BB**		B FF 93 1 SAFE F SL 83 S SI 91 X SI 88 1-2 1-2 1B		C FF 95 F FF 95 S SL 83 0-3 ① **K**		3	0	1	0	1	1	0
13 Carl Crawford, L (1, 7) OBP: 0.248, SLG: 0.295			B FF 92 F FF 90 B FF 94 X FF 92 2-1 ① **G4-3**	B FF 95 F SI 92 F FF 95 F SL 86 X SL 86 1-2 ② **G3** 1-2 2-3 3-H		C FF 94 S FF 95 F FF 96 F FF 95 B SL 87 X SI 91 1-2 ③ **F7**		F FF 95 X FF 95 0-1 ② **G4-3**	4	0	0	1	0	0	4
39 Jarrod Saltalamacchia, S (1, 2) OBP: 0.250, SLG: 0.266			C SI 92 S FF 94 X SI 92 0-2 ② **F8**	B SL 82 C SL 84 F SL 85 S SL 85 1-3 ③ **K**			C FF 92 S FF 94 X SL 85 0-2 2 FC6-4 1B	B FF 96 S SI 91 X SI 90 1-1 ③ **G6-3**		4	0	1	0	0	1	2
Inning Stats	R: 0 E: 0 K: 1 S: 13 H: 0 LOB: 1 BB: 1 P: 20	R: 0 E: 0 K: 1 S: 8 H: 0 LOB: 0 BB: 0 P: 11	R: 0 E: 0 K: 0 S: 8 H: 1 LOB: 1 BB: 0 P: 10	R: 2 E: 0 K: 2 S: 14 H: 1 LOB: 2 BB: 2 P: 27	R: 0 E: 0 K: 0 S: 8 H: 0 LOB: 0 BB: 0 P: 15	R: 0 E: 0 K: 0 S: 14 H: 2 LOB: 2 BB: 0 P: 17	R: 3 E: 0 K: 0 S: 16 H: 4 LOB: 1 BB: 0 P: 25	R: 0 E: 0 K: 1 S: 7 H: 0 LOB: 0 BB: 0 P: 8	R: 0 E: 0 K: 1 S: 13 H: 1 LOB: 3 BB: 2 P: 26	1B: 7 2B: 0 3B: 0 HR: 2 SF: 1 SAC: 1 DP: 0 HBP: 0	WP: 0 PB: 1 SB: 1 CS: 0 PA: 42					

TOP

Boston Red Sox @ New York Yankees

Yankee Stadium, Bronx, NY

Fri May 13 2011, 7:10 PM - 10:43 PM EDT

Att. 48,254 - Cloudy - 62 F

livebaseballscorecards.com

AB	35
R	5
H	9
RBI	5
BB	5
SO	6
LOB	18

PITCHER		IP	WLS	BF	H	R	ER	SO	BB	IBB	HBP	BLK	WP	HR	S	P	ERA	WHIP
40 Bartolo Colon, R ERA: 3.74	(1, 1)	6.0	L	27	5	3	2	4	3	0	0	0	0	1	68	103	3.00	1.333
62 Joba Chamberlain, R ERA: 4.0	(7, 1)	1.0		6	3	2	2	0	0	0	0	0	0	1	13	22	18.00	3.000
48 Boone Logan, L ERA: 4.66	(8, 1)	1.0		4	1	0	0	1	0	0	0	0	0	0	11	15	0.00	1.000
29 Rafael Soriano, R ERA: 5.4	(9, 1)	1.0		5	0	0	0	1	1	1	0	0	0	0	9	19	0.00	1.000

PITCHER		IP	WLS	BF	H	R	ER	SO	BB	IBB	HBP	BLK	WP	HR	S	P	ERA	WHIP

BOTTOM

Boston Red Sox @ New York Yankees

Yankee Stadium, Bronx, NY

Fri May 13 2011, 7:10 PM - 10:43 PM EDT

Att. 48,254 - Cloudy - 62 F

livebaseballscorecards.com

Batter	1	2	3	4	5	6	7	8	9	AB	R	H	RBI	BB	SO	LOB
2 Derek Jeter, R (1, 6) OBP: 0.314, SLG: 0.331	B FF 92 B SI 92 B FF 93 C FF 91 S FF 92 S FF 92 3-3 ① K		B CU 79 F CH 80 B FF 93 B FF 94 X FF 92 3-1 E5		B FF 91 1 SAFE 1 SAFE X FF 92 1-0 ① G4-3 1-2		C FF 93 B CU 80 B FF 93 S CH 80 F FC 91 X FC 89 2-2 ③ G1-3		F FF 93 F FS 89 B FF 95 X FF 94 1-2 14 DI 14 1B 1B	5	1	1	0	0	1	1
14 Curtis Granderson, L (1, 8) OBP: 0.347, SLG: 0.626	B FF 94 S FF 93 S FF 93 S CU 79 1-3 ② K		S CH 80 1 SAFE S FC 91 S CH 81 0-3 ③ K		D CH 81 C FC 90 F FC 90 D CH 81 X FF 92 2-2 ② F8			B FF 98 C CH 92 B FF 99 X CH 91 2-1 13 WP 3B	C FF 95 X FS 90 0-1 1-H 1B	5	1	2	1	0	2	2
25 Mark Teixeira, S (1, 3) OBP: 0.381, SLG: 0.528	B FF 94 C FF 93 S FC 91 B SI 95 X FC 91 2-2 ③ P5			B FF 90 B FF 92 B CH 79 C FF 93 F FC 89 X FF 92 3-2 ① G3-1	F FF 94 B FC 90 C FC 89 B SI 93 S CH 80 2-3 ③ K			C SL 86 B SI 99 B SL 86 B FF 99 X FF 99 3-1 ① P6	1 SAFE X FF 94 0-0 ③ P5	5	0	0	0	0	1	3
13 Alex Rodriguez, R (1, 5) OBP: 0.360, SLG: 0.478		C SI 92 B FC 90 B SI 93 B FF 93 S SI 94 S FC 92 3-3 ① K		B CU 78 X FF 92 1-0 1B		X FF 92 0-0 ① G5-3		B FF 97 B SL 84 C SL 84 B FF 98 F SI 99 B SI 99 4-2 33 S 24 HBP 3-H BB		3	0	1	0	1	1	0
24 Robinson Canó, L (1, 4) OBP: 0.315, SLG: 0.547		X FF 94 0-0 ② G1-3		C CU 76 S CH 81 B FF 92 X CU 78 1-2 ② F7		B CH 80 B CH 79 B FF 93 C FF 92 X CH 79 3-1 ② G5-3		H SL 84 1-0 33 S 1-2 HBP		3	0	0	0	0	0	1
33 Nick Swisher, S (1, 9) OBP: 0.338, SLG: 0.311		B FF 95 B FC 91 S SI 94 C CH 80 B FF 94 F SI 93 B FF 94 4-2 BB		S CH 80 C FF 94 F CH 82 S FC 92 0-3 ③ K		X FF 93 0-0 2B		C FF 98 B FF 97 F CH 92 B SI 93 F FF 98 S FF 99 2-3 ② K 1-2 2-3		3	0	1	0	1	2	3
20 Jorge Posada, S (1, 10) OBP: 0.272, SLG: 0.349		B FF 92 C FF 93 X FC 91 1-1 ③ G3-1			B SI 93 B FF 91 X FF 92 2-0 55 HR 1B	B CU 76 C FC 89 D CH 80 B FC 90 X FF 93 3-1 ③ G3-1		B SL 82 B FF 99 D CH 92 C FF 98 X FF 98 3-2 ③ G4-3		4	1	1	0	0	0	4
55 Russell Martin, R (1, 2) OBP: 0.356, SLG: 0.510			C FF 92 X FC 91 0-1 ① L8		X FC 91 0-0 1-H HR		B FC 89 B CH 80 F FF 92 T FF 92 F FF 93 C CH 80 2-3 ① K		B SL 80 C FF 94 F FS 88 S FF 95 1-3 ① K	4	1	1	2	0	2	0
11 Brett Gardner, L (1, 7) OBP: 0.353, SLG: 0.413			B FF 94 B FF 90 X FF 93 2-0 ② G1-3		C FF 92 B FF 91 B FC 90 X FF 93 2-1 2 G4-3 1B		C FF 92 C CH 80 B CU 78 X CH 80 2-2 ② G4-3		B FF 95 C FF 95 X FS 88 1-1 ② G3-1	4	0	1	0	0	0	0
Inning Stats	R: 0 E: 0 K: 2 S: 9 H: 0 LOB: 0 BB: 0 P: 15	R: 0 E: 0 K: 1 S: 9 H: 0 LOB: 1 BB: 1 P: 17	R: 0 E: 1 K: 1 S: 8 H: 0 LOB: 1 BB: 0 P: 13	R: 0 E: 0 K: 1 S: 11 H: 1 LOB: 1 BB: 0 P: 16	R: 2 E: 0 K: 1 S: 11 H: 3 LOB: 1 BB: 0 P: 20	R: 0 E: 0 K: 0 S: 6 H: 1 LOB: 1 BB: 0 P: 12	R: 0 E: 0 K: 1 S: 11 H: 0 LOB: 0 BB: 0 P: 17	R: 1 E: 0 K: 1 S: 13 H: 1 LOB: 2 BB: 1 P: 28	R: 1 E: 0 K: 1 S: 11 H: 2 LOB: 1 BB: 0 P: 14	1B: 5 2B: 1 3B: 1 HR: 1	SF: 0 SAC: 0 DP: 0 HBP: 1						

	AB	R	H	RBI	BB	SO	LOB
	36	4	8	3	2	9	14

	WP: 1	PA: 39
	PB: 0	
	SB: 2	
	CS: 0	

PITCHER		IP	WLS	BF	H	R	ER	SO	BB	IBB	HBP	BLK	WP	HR	S	P	ERA	WHIP
11 Clay Buchholz, R ERA: 3.94	(1, 1)	7.0	W	28	5	2	2	7	1	0	0	0	0	1	65	110	2.57	0.857
51 Daniel Bard, R ERA: 3.2	(8, 1)	1.0	H	6	1	1	1	1	1	0	1	0	1	0	13	28	9.00	2.000
58 Jonathan Papelbon, R ERA: 2.87	(9, 1)	1.0	S	5	2	1	1	1	0	0	0	0	0	0	11	14	9.00	2.000

PITCHER	IP	WLS	BF	H	R	ER	SO	BB	IBB	HBP	BLK	WP	HR	S	P	ERA	WHIP

Batter	1	2	3	4	5	6	7	8	9	AB	R	H	RBI	BB	SO	LOB
2 Jacoby Ellsbury, L (1, 8) OBP: 0.352, SLG: 0.458	C FF 91 S SL 82 H FF 92 1-2 15 1B HBP		X SL 82 0-0 ② G3		B FF 93 F FF 93 X SL 81 1-1 1-3 2-H 3-H 2B		B SI 92 C FF 93 F FF 94 X SI 92 1-2 ② P6		C SL 84 C SL 86 B FF 91 X SL 87 1-2 28 G3-6-1 15 1B 1B	4	0	2	2	0	0	1
15 Dustin Pedroia, R (1, 4) OBP: 0.371, SLG: 0.329	B FF 91 C FF 92 B FF 91 B CH 85 F FF 92 F FF 93 F FF 93 X FF 93 3-2 34 S 1-3 1B		F CH 86 F FF 94 T FF 95 0-2 ③ K		I IN 48 I IN 49 I IN 94 I IN 48 I IN 47 4-0 28 G5-4-3 IBB		C SI 93 B FF 94 B FF 94 X SI 92 2-1 28 HR 1-2 1B		F SI 91 B SI 90 B SL 85 S SI 91 F SI 91 X SI 91 2-2 28 G3-6-1 1-2 1B	4	1	3	0	1	1	0
28 Adrián González, L (1, 3) OBP: 0.374, SLG: 0.588	B FF 93 S FF 93 C SL 82 1 SAFE S FF 93 1-3 ① K			B FF 91 X SI 91 1-0 ① G3	B SI 92 X SI 92 1-0 ②③ G5-4-3 1-2f		B FF 92 X FF 93 1-0 1-H 2-H HR		C FF 91 B FF 90 C SI 92 X CH 84 1-2 ①② G3-6-1 1-2f 2-3	5	1	1	3	0	1	7
20 Kevin Youkilis, R (1, 5) OBP: 0.384, SLG: 0.463 7 J.D. Drew, L (9, PH) OBP: 0.355, SLG: 0.352 76 Jose Iglesias, R (9, 6)	B SL 79 C CH 85 F FF 93 S SL 83 1-3 ② K			B SL 78 C SL 78 X FF 94 1-1 ② G5-3		X SI 92 0-0 ① G6-3	C KC 79 C FC 90 B KC 79 B FC 91 X FC 91 2-2 1B		C SL 86 B SL 82 C SL 86 F FF 91 F SI 92 F FF 90 X CH 86 1-2 ③ F8	4 1 0	0 0 0	1 0 0	0 0 0	0 0 0	1 0 0	2 1 0
34 David Ortiz, L (1, 10) OBP: 0.370, SLG: 0.470	C SL 82 D SL 82 S FF 94 B FF 95 S SL 84 2-3 ③ K 1-2			F FF 93 F SI 94 B SL 84 F FF 93 B CH 86 C SL 83 2-3 ③ K		C FF 93 X SI 92 0-1 ② P4	B FC 93 F CH 86 B KC 80 F FC 94 X KC 79 2-2 ③ F7			4	0	0	0	0	2	3
12 Jed Lowrie, S (1, 6) (9, 5) OBP: 0.361, SLG: 0.491		B FF 92 B SL 80 B FF 92 C FF 93 F FF 93 S CH 85 3-3 ① K			B CH 85 C FF 92 B SL 79 C FF 94 B FF 94 X FF 94 3-2 33 BB 13 1B 2 2B 1B	C CH 86 B SL 83 B SI 93 X FF 94 2-1 ③ G5-3		B SI 90 B SL 84 B SL 85 C FF 89 X SI 91 3-1 ① G1-3		4	1	1	0	0	1	0
23 Mike Cameron, R (1, 9) OBP: 0.233, SLG: 0.325		X FF 93 0-0 ② L6			C CH 85 X FF 94 0-1 ① F9		B CH 86 B SI 91 F FF 94 B FF 94 B FF 93 4-1 13 WP 33 1B BB		B FF 92 F FF 91 B SL 85 X SI 91 2-1 1B	3	1	1	0	1	0	1
13 Carl Crawford, L (1, 7) OBP: 0.248, SLG: 0.293		B FF 93 F FF 93 B SL 82 F FF 93 B SL 82 X FF 94 3-2 ③ G4-3			X FF 93 0-0 33 BB 2 2B 1-2 1B		F FF 92 B SI 94 1 SAFE B FF 93 B SL 82 X FF 92 3-1 ① L7 1-2		C SI 91 B SL 85 S SI 91 B SI 91 B CH 85 F SI 92 C SI 90 3-3 ② K	4	1	1	0	0	1	2
33 Jason Varitek, S (1, 2) OBP: 0.258, SLG: 0.218			C FF 92 B SI 91 F SI 93 B SL 83 B FF 94 F FF 94 X CH 86 3-2 ① G1-3		B SI 93 B CH 86 B FF 93 B FF 92 4-0 2 2B 1-2 2-3 BB		S SI 92 T SL 81 D SL 82 F FF 93 B CH 86 F SL 82 B SL 82 X CH 86 3-2 15 1B 28 HR 2-H 1B		S SL 86 F CU 80 C FF 90 0-3 ③ K	3	1	1	1	1	1	1

Inning Stats	1	2	3	4	5	6	7	8	9
	R: 0 E: 0 K: 3 S: 16	R: 0 E: 0 K: 1 S: 7	R: 0 E: 0 K: 1 S: 8	R: 0 E: 0 K: 1 S: 7	R: 2 E: 0 K: 0 S: 9	R: 0 E: 0 K: 0 S: 5	R: 4 E: 0 K: 0 S: 20	R: 0 E: 0 K: 2 S: 11	R: 0 E: 0 K: 0 S: 16
	H: 1 LOB: 2 BB: 0 P: 24	H: 0 LOB: 0 BB: 0 P: 13	H: 0 LOB: 0 BB: 0 P: 11	H: 0 LOB: 0 BB: 0 P: 11	H: 3 LOB: 2 BB: 2 P: 22	H: 0 LOB: 0 BB: 0 P: 7	H: 4 LOB: 1 BB: 1 P: 38	H: 1 LOB: 1 BB: 0 P: 19	H: 2 LOB: 1 BB: 0 P: 21

PITCHER		IP	WLS	BF	H	R	ER	SO	BB	IBB	HBP	BLK	WP	HR	S	P	ERA	WHIP
52 CC Sabathia, L ERA: 3.47	(1, 1)	6.2	L	30	7	6	6	6	2	1	1	0	1	1	66	116	8.10	1.350
30 David Robertson, R ERA: 1.88	(7, 1)	0.1		2	1	0	0	0	0	0	0	0	0	0	6	10	0.00	3.000
38 Luis Ayala, R ERA: 2.25	(8, 1)	2.0		8	3	0	0	2	0	0	0	0	0	0	27	40	0.00	1.500

PITCHER	IP	WLS	BF	H	R	ER	SO	BB	IBB	HBP	BLK	WP	HR	S	P	ERA	WHIP

TOP

Boston Red Sox @ New York Yankees

Yankee Stadium, Bronx, NY

Sat May 14 2011, 7:16 PM - 10:40 PM EDT

Att. 48,790 - Cloudy - 59 F

livebaseballscorecards.com

AB	36
R	6
H	11
RBI	6
BB	3
SO	8
LOB	18

1B: 9	SF: 0	WP: 1	PA: 40
2B: 1	SAC: 0	PB: 0	
3B: 0	DP: 2	SB: 1	
HR: 1	HBP: 1	CS: 0	

BOTTOM

Boston Red Sox @ New York Yankees

Yankee Stadium, Bronx, NY

Sat May 14 2011, 7:16 PM - 10:40 PM EDT

Att. 48,790 - Cloudy - 59 F

livebaseballscorecards.com

Batter	1	2	3	4	5	6	7	8	9	AB	R	H	RBI	BB	SO	LOB
2 Derek Jeter, R (1, 6) OBP: 0.317, SLG: 0.329	B SI 92 X FF 93 1-0 14 1B 1B		C FF 93 B FC 89 B FF 93 X FC 90 2-1 ② G6-3		B SI 92 B FC 88 B SI 92 C FF 92 B FF 92 4-1 1-2 BB		C SI 94 F SI 94 B SL 88 X SI 94 1-2 ③ G6-3		C SI 92 C CU 76 S CU 76 0-3 ③ 1-2 K	4	0	1	0	1	1	2
14 Curtis Granderson, L (1, 8) OBP: 0.351, SLG: 0.622	1 SAFE C FF 92 C CU 75 D CU 76 D CU 76 F FC 88 X FF 93 2-2 1-2 1B		B FC 90 B CH 88 B FF 93 F FF 92 F FF 93 X FF 92 3-2 25 S 1B		C FF 94 F CH 88 B SI 94 D CU 76 B FC 90 X FF 88 3-2 ② P2			C SI 94 B SL 87 X SL 88 1-1 ① F7		4	0	2	0	0	0	2
25 Mark Teixeira, S (1, 3) OBP: 0.384, SLG: 0.523	C FF 93 F CH 89 B SI 94 S CU 75 1-3 ① K		B CU 76 1 SAFE B CH 88 1 SAFE C CH 88 1 SAFE B CU 76 C CU 75 B SI 93 4-2 1-2 BB		B CU 76 S FC 90 C FF 93 F CU 76 S CH 90 1-3 ③ K			C SI 87 F CU 79 X SI 95 0-2 24 BB 1B		3	0	1	0	1	2	4
13 Alex Rodriguez, R (1, 5) OBP: 0.350, SLG: 0.462	B FF 94 C FC 90 B FF 93 B FF 92 F FF 93 X FF 93 3-2 ② P3		S CH 89 B FF 93 C CU 76 F FF 92 B FF 93 B FC 89 S FC 89 3-3 ③ K			C FF 92 S CH 89 B FC 91 F CH 88 B FC 90 S FC 90 2-3 ① K		C SI 94 B SL 88 B SI 93 X SL 87 2-1 ② F9		4	0	0	0	0	2	5
24 Robinson Canó, L (1, 4) OBP: 0.313, SLG: 0.536	F FC 90 F FF 92 S CH 89 0-3 ③ K			C FC 89 B FF 91 F FF 92 B FF 92 F CH 87 F FC 88 S FC 89 2-3 ① K		X FF 93 0-0 ② F7		B SI 94 D SL 87 B SI 94 B SI 93 4-0 1-2 BB		3	0	0	0	1	2	2
55 Russell Martin, R (1, 2) OBP: 0.344, SLG: 0.491		B CU 74 C SI 92 F FC 88 X FC 88 1-2 ① F8		S CH 88 S CU 76 C FC 89 0-3 ② K		S CU 75 X CH 89 0-1 ③ G5-3		B SL 87 X SL 87 1-0 ③ G6-3		4	0	0	0	0	1	2
11 Brett Gardner, L (1, 7) OBP: 0.350, SLG: 0.407		C FF 93 B CU 76 C CU 75 X FC 88 1-2 ② G3-1		X CH 89 0-0 ③ G3			C SI 94 B CU 81 B SL 89 B SI 94 F SI 93 F SI 94 F SI 95 C SI 95 3-3 ① K		B SI 91 C CU 76 B CU 75 C CU 76 F CU 75 X SI 90 2-2 2 DI 1B	4	0	1	0	0	1	0
33 Nick Swisher, S (1, 9) OBP: 0.336, SLG: 0.317		B FF 93 C CH 89 X FF 93 1-1 ③ F7			F FF 92 C FC 89 B CU 74 B CU 76 S CU 76 2-3 ① K		X SI 94 0-0 2B		C CU 75 S SI 91 F CU 75 B CU 76 X CU 76 1-2 ① F7	4	0	1	0	0	1	1
18 Andruw Jones, R (1, 10) OBP: 0.270, SLG: 0.343			C CU 75 S FF 92 B CU 77 S FC 89 1-3 ① K		S CH 88 B CU 77 B SI 92 B SI 92 X FF 92 3-1 2 BB 1B		C SI 94 T SL 86 S SL 87 0-3 ② K		C SI 91 B SI 91 C CU 75 B CU 76 B CU 75 C CU 76 3-3 ② K	4	0	1	0	0	3	2
Inning Stats	R: 0 H: 2 E: 0 LOB: 2 K: 2 BB: 0 S: 14 P: 21	R: 0 H: 0 E: 0 LOB: 0 K: 0 BB: 0 S: 8 P: 11	R: 0 H: 1 E: 0 LOB: 2 K: 2 BB: 1 S: 14 P: 27	R: 0 H: 0 E: 0 LOB: 0 K: 2 BB: 0 S: 9 P: 11	R: 0 H: 1 E: 0 LOB: 2 K: 2 BB: 1 S: 13 P: 26	R: 0 H: 0 E: 0 LOB: 0 K: 1 BB: 0 S: 7 P: 9	R: 0 H: 1 E: 0 LOB: 1 K: 2 BB: 0 S: 12 P: 16	R: 0 H: 1 E: 0 LOB: 2 K: 0 BB: 1 S: 8 P: 16	R: 0 H: 1 E: 0 LOB: 1 K: 2 BB: 0 S: 14 P: 20	1B: 6 SF: 0 2B: 1 SAC: 0 3B: 0 DP: 0 HR: 0 HBP: 0						

	AB	34
	R	0
	H	7
	RBI	0
	BB	3
	SO	13
	LOB	20

WP: 0 PA: 37
PB: 0
SB: 1
CS: 0

PITCHER		IP	WLS	BF	H	R	ER	SO	BB	IBB	HBP	BLK	WP	HR	S	P	ERA	WHIP
19 Josh Beckett, R ERA: 1.75	(1, 1)	6.0	W	24	4	0	0	9	2	0	0	0	0	0	65	105	0.00	1.000
32 Matt Albers, R ERA: 1.65	(7, 1)	2.0		9	2	0	0	2	1	0	0	0	0	0	20	32	0.00	1.500
53 Rich Hill, L ERA:	(9, 1)	1.0		4	1	0	0	2	0	0	0	0	0	0	14	20	0.00	1.000

PITCHER	IP	WLS	BF	H	R	ER	SO	BB	IBB	HBP	BLK	WP	HR	S	P	ERA	WHIP

Batter	1	2	3	4	5	6	7	8	9	AB	R	H	RBI	BB	SO	LOB
2 Jacoby Ellsbury, L (1, 8) OBP: 0.353, SLG: 0.459	C SL 86 B CU 70 F SI 87 B CH 80 X FF 87 2-2 ① F7		B FS 78 C SI 86 S FS 80 X FS 79 1-2 20 HR 2B	S CU 74 B SI 86 B CH 81 C SL 83 H FS 79 3-2 15 G5-4-3 1-2 HBP			F FC 93 F FC 92 F FC 94 B FC 93 C FC 93 1-3 ① K	B FF 95 C FF 94 C CU 82 X FF 96 1-2 ② G4-3		4	1	1	0	0	1	0
15 Dustin Pedroia, R (1, 4) OBP: 0.367, SLG: 0.320	C FF 86 X CU 71 0-1 ② G6-3		B FF 87 C SI 88 L SL 79 X SL 83 1-2 ① P3	B SL 83 C SI 88 X SL 81 1-1 ②③ G5-4-3 1-2f			C FC 93 F FC 90 B KC 82 B FC 94 B FC 94 B FC 92 4-2 20 FC5 28 S 20 E BB	S FF 96 F SL 89 B SL 89 S CU 82 1-3 ③ K		4	1	0	0	1	1	3
28 Adrián González, L (1, 3) OBP: 0.374, SLG: 0.577	B SI 85 F FF 86 S CH 80 B SI 88 B CH 81 S CH 82 3-3 ③ K		B SI 86 B CU 73 B CH 82 C CH 80 B SL 83 4-1 20 HR BB		B SI 85 B SL 81 C SL 83 F FS 80 F FS 84 X FS 79 2-2 ① G4-3		C CH 88 I IN 67 I IN 64 I IN 68 I IN 67 4-1 7 WP 20 E 1-2 IBB		C FC 89 C FC 90 B FC 90 S FC 90 1-3 ① K	3	1	0	0	2	2	0
20 Kevin Youkilis, R (1, 5) OBP: 0.385, SLG: 0.484		C FF 85 C SL 79 B SL 82 S SL 77 1-3 K 7 BB 34 1B 12 SF8	C SL 83 S SL 81 B SL 82 D FS 82 B SL 82 F SL 81 X FF 89 3-2 1-H 2-H HR		B SI 83 F SL 80 F SL 82 B FS 78 F CH 76 F SL 83 S FS 79 2-3 ② K		C FC 92 C KC 81 B FC 92 F KC 82 X KC 81 1-2 FC5 7 WP 1-2 2-H		C FF 90 B FC 91 F FF 90 X FC 90 1-2 7 BB 1B	5	2	2	3	0	2	1
34 David Ortiz, L (1, 10) OBP: 0.377, SLG: 0.504		X SI 86 0-0 12 SF8 7 BB 13 FC5-2 1-2 1B	B SL 82 F SL 81 X SI 89 1-1 2B		B SL 84 F CH 80 X CH 80 1-1 HR		C FC 93 C KC 81 S FC 92 0-3 ② K		B FC 91 F FC 90 B FC 90 B FC 89 X FC 89 3-1 ② P3	5	1	3	1	0	1	3
7 J.D. Drew, L (1, 9) OBP: 0.364, SLG: 0.346		C CU 71 D SL 78 B CU 73 B SI 87 C SL 82 F SL 83 B SL 83 4-2 13 FC5-2 1-2 2-3 BB	D SI 87 X SI 86 1-0 ② G6-3		B SL 82 F SL 86 C SL 84 S FS 80 1-3 ③ K		C FC 94 B CH 89 S KC 82 B FC 94 F FC 94 B KC 83 B KC 81 4-2 1-2 2-3 BB		B FC 89 F FC 88 F FC 90 B FC 90 B FC 90 B FC 90 4-2 1-2 BB	2	0	0	0	3	1	1
12 Jed Lowrie, S (1, 6) OBP: 0.346, SLG: 0.475		X CU 74 0-0 ① SF8 2-3 3-H	B SI 87 X CH 81 1-0 ③ F7			B SI 85 B SL 81 B SL 82 C SI 87 X FF 86 3-1 ① F9	C FC 93 F KC 82 B FC 94 C FC 94 1-3 ③ K		X FC 91 0-0 ③ G4-3	4	0	0	1	0	1	6
13 Carl Crawford, L (1, 7) OBP: 0.242, SLG: 0.286		B SI 88 B SL 80 X SL 82 2-0 ② FC5-2 1-2 3-H		C SL 81 S CH 78 X SL 78 0-2 ① G3		C FF 94 F SI 93 F SL 82 B SL 80 X FF 92 1-2 ② L7		X FF 94 0-0 ① G5-3		4	0	0	0	0	0	2
39 Jarrod Saltalamacchia, S (1, 2) OBP: 0.261, SLG: 0.313		X SI 87 0-0 ③ F7		C FS 79 X SI 86 0-1 2 HBP 1B		B FF 93 F CH 88 X FF 92 1-1 ③ L5		C FF 95 F CU 81 B FF 96 B SL 86 X SL 87 2-2 HR		4	1	2	1	0	0	2
Inning Stats	R: 0 E: 0 K: 1 S: 8 H: 0 LOB: 0 BB: 0 P: 13	R: 1 E: 0 K: 1 S: 10 H: 1 LOB: 2 BB: 1 P: 17	R: 3 E: 0 K: 0 S: 15 H: 3 LOB: 1 BB: 1 P: 27	R: 0 E: 0 K: 0 S: 9 H: 1 LOB: 1 BB: 0 P: 13	R: 1 E: 0 K: 2 S: 14 H: 1 LOB: 0 BB: 0 P: 20	R: 0 E: 0 K: 0 S: 8 H: 0 LOB: 0 BB: 0 P: 13	R: 1 E: 1 K: 3 S: 20 H: 0 LOB: 3 BB: 3 P: 35	R: 1 E: 0 K: 1 S: 10 H: 1 LOB: 0 BB: 0 P: 14	R: 0 E: 0 K: 1 S: 12 H: 1 LOB: 2 BB: 1 P: 21	1B: 3 2B: 2 3B: 0 HR: 3 SF: 1 SAC: 0 DP: 1 HBP: 1						

PITCHER		IP	WLS	BF	H	R	ER	SO	BB	IBB	HBP	BLK	WP	HR	S	P	ERA	WHIP
36 Freddy Garcia, R ERA: 3.22	(1, 1)	5.1	L	25	6	5	4	4	2	0	1	0	0	2	58	95	6.75	1.500
48 Boone Logan, L ERA: 4.35	(6, 1)	0.2		2	0	0	0	0	0	0	0	0	0	0	6	8	0.00	0.000
30 David Robertson, R ERA: 1.76	(7, 1)	1.0		7	0	1	0	3	2	1	0	0	1	0	20	35	0.00	2.000
62 Joba Chamberlain, R ERA: 4.26	(8, 1)	1.0		4	1	1	1	1	0	0	0	0	0	1	10	14	9.00	1.000
42 Mariano Rivera, R ERA: 1.45	(9, 1)	1.0		5	1	0	0	1	1	0	0	0	0	0	12	21	0.00	2.000

PITCHER	IP	WLS	BF	H	R	ER	SO	BB	IBB	HBP	BLK	WP	HR	S	P	ERA	WHIP

TOP

Boston Red Sox @ New York Yankees

Yankee Stadium, Bronx, NY

Sun May 15 2011, 8:11 PM - 11:51 PM EDT

Att. 46,945 - Cloudy - 65 F

livebaseballscorecards.com

AB	35
R	7
H	8
RBI	6
BB	6
SO	9
LOB	18

WP: 1 PA: 43
PB: 1
SB: 1
CS: 0

BOTTOM

Boston Red Sox @ New York Yankees

Yankee Stadium, Bronx, NY

Sun May 15 2011, 8:11 PM - 11:51 PM EDT

Att. 46,945 - Cloudy - 65 F

livebaseballscorecards.com

Batter	1	2	3	4	5	6	7	8	9	AB	R	H	RBI	BB	SO	LOB
2 Derek Jeter, R (1, 6) OBP: 0.313, SLG: 0.320	F FF 92 F FF 92 F FF 92 B FC 89 F FF 94 H CU 78 2-2 14 G1-3 25 1B HBP	1 SAFE C FF 94 B FF 90 C CU 77 B FC 90 F FF 94 B FC 89 X FC 89 3-2 ② G6-3 1-2		B CU 76 C CH 85 B FF 89 1 SAFE 2-1 ③ CS 1-2	B CU 73 C CU 73 X CH 84 1-1 ① G6-3		X SI 93 0-0 ① G4-3	B FF 96 X FF 97 1-0 ③ G4-3		4	1	0	0	0	0	2
14 Curtis Granderson, L (1, 8) OBP: 0.353, SLG: 0.633	B FF 94 B FC 89 F FF 94 X FF 90 2-1 ① G1-3 1-2	D FF 91 C CH 89 X FF 90 1-1 2-H HR			C CU 74 F CU 76 F FC 88 B FF 92 S CU 76 1-3 ② K		B FF 93 C FS 87 B FC 90 C FS 89 B CU 82 B FF 92 4-2 13 2B 13 E BB		B FF 94 B FF 94 F FF 95 S FF 95 C FF 95 2-3 ① K	4	2	1	2	1	2	1
25 Mark Teixeira, S (1, 3) OBP: 0.384, SLG: 0.519	C FF 94 X CH 86 0-1 24 1B 2-H 1B	C SI 92 S FC 90 F CU 77 B FF 94 C FC 90 1-3 ③ K			B FF 94 X CH 85 1-0 1B		F FC 91 B FF 93 X FS 88 1-1 ② P5		X FF 96 0-0 ② P5	5	0	2	1	0	1	1
13 Alex Rodriguez, R (1, 5) OBP: 0.345, SLG: 0.460	B FF 94 F FF 90 C SI 94 S FC 92 1-3 ② K		B SI 92 X CH 84 1-0 ① G3-1		F SI 93 C FF 91 B FF 94 S FF 92 1-3 ③ K		B SI 92 X SI 91 1-0 E7 1-H 2B		B FF 94 S FF 96 F FS 90 F FF 95 B FF 96 F SL 83 F FF 96 X FS 89 2-2 ③ G5-3	5	0	1	0	0	2	2
24 Robinson Canó, L (1, 4) OBP: 0.318, SLG: 0.531	F FF 94 X FF 90 0-1 33 FC6-4 1-2 1B		C CU 75 X FF 90 0-1 ② F8			F FC 87 S CU 75 S CU 76 0-3 ① K	B CH 91 F FF 98 B CH 92 B FF 98 I IN 84 4-1 IBB			3	0	1	0	1	1	0
33 Nick Swisher, S (1, 9) OBP: 0.333, SLG: 0.310	B FF 94 B CH 86 C FF 93 F SI 93 X FF 92 2-2 ③ FC6-4 1-2f		C FF 93 S CH 86 B FF 93 B CU 76 S FC 90 2-3 ③ K			B FC 89 B CH 83 C FF 92 B CH 85 B CH 82 4-1 55 BB BB	C FF 98 B CH 90 F FF 98 F SL 82 S FF 98 1-3 ③ K			3	0	0	0	1	2	4
18 Andruw Jones, R (1, 10) OBP: 0.275, SLG: 0.421 20 Jorge Posada, S (8, PH) OBP: 0.278, SLG: 0.349 (9, 10)		B FF 93 B FF 91 C FF 91 X FC 89 2-1 HR		B FF 92 X CH 84 1-0 ① G1		B SI 92 C FF 90 B CH 82 B FC 89 C FF 92 C FC 88 3-3 ② K		C FF 97 B SL 83 B SI 97 B SI 98 S FF 98 B FF 98 4-2 BB		3 0	1 0	1 0	1 0	0 1	1 0	1 0
55 Russell Martin, R (1, 2) OBP: 0.357, SLG: 0.486		B CU 74 F CH 85 B FF 94 B CH 85 B FF 93 4-1 2 G6-3 14 HR BB		B SI 92 C CH 85 C CH 86 B FC 91 B FC 90 B CH 85 4-2 11 FC1-6 BB		B CU 75 B FF 93 B CU 76 D FC 91 4-1 1-2 BB		B SI 98 B SL 83 S FF 97 X FF 98 2-1 ① F9		1	1	0	0	3	0	1
11 Brett Gardner, L (1, 7) OBP: 0.339, SLG: 0.393		B FF 93 X FF 93 1-0 ① B3		B CU 75 F FF 94 X FC 90 1-1 ② FC1-6 2 CS 1-2f		D CU 75 B FF 90 X FC 90 2-0 ③ P3		B FF 97 B FF 97 C FF 97 B FF 97 C FF 97 F FF 98 F FF 97 F FF 98 X FF 97 3-2 ② P6		4	0	0	0	0	0	5
Inning Stats	R: 1 E: 0 K: 1 S: 16 H: 2 LOB: 2 BB: 0 P: 23	R: 3 E: 0 K: 1 S: 15 H: 2 LOB: 0 BB: 1 P: 27	R: 0 E: 0 K: 1 S: 6 H: 0 LOB: 0 BB: 0 P: 9	R: 0 E: 0 K: 0 S: 6 H: 0 LOB: 0 BB: 1 P: 14	R: 0 E: 0 K: 2 S: 10 H: 1 LOB: 1 BB: 0 P: 14	R: 0 E: 0 K: 2 S: 9 H: 0 LOB: 2 BB: 2 P: 22	R: 1 E: 1 K: 1 S: 11 H: 1 LOB: 2 BB: 2 P: 22	R: 0 E: 0 K: 0 S: 11 H: 0 LOB: 1 BB: 1 P: 21	R: 0 E: 0 K: 1 S: 10 H: 0 LOB: 0 BB: 0 P: 14	1B: 3 2B: 1 3B: 0 HR: 2 SF: 0 SAC: 0 DP: 0 HBP: 1						

AB	32
R	5
H	6
RBI	4
BB	7
SO	9
LOB	17

WP: 0 PB: 0 SB: 0 CS: 1 PA: 41

PITCHER		IP	WLS	BF	H	R	ER	SO	BB	IBB	HBP	BLK	WP	HR	S	P	ERA	WHIP
31 Jon Lester, L ERA: 3.28	(1, 1)	6.0	W	27	5	4	4	7	4	0	1	0	0	2	62	109	6.00	1.500
91 Alfredo Aceves, R ERA: 2.51	(7, 1)	0.2	H	4	1	1	0	0	1	0	0	0	0	0	6	12	0.00	3.000
51 Daniel Bard, R ERA: 3.0	(7, 1)	1.1	H	6	0	0	0	1	1	1	0	0	0	0	16	31	0.00	0.750
58 Jonathan Papelbon, R ERA: 2.7	(9, 1)	1.0	S	3	0	0	0	1	0	0	0	0	0	0	10	14	0.00	0.000

PITCHER	IP	WLS	BF	H	R	ER	SO	BB	IBB	HBP	BLK	WP	HR	S	P	ERA	WHIP

Baltimore Orioles @ Boston Red Sox

Fenway Park, Boston, MA

Mon May 16 2011, 7:12 PM - 11:05 PM EDT

Att. 37,138 - Rain - 48 F

TOP

livebaseballscorecards.com

Batter	1	2	3	4	5	6	7	8	9	AB	R	H	RBI	BB	SO	LOB
1 Brian Roberts, S (1, 4) OBP: 0.273, SLG: 0.331	X SI 88 0-0 21 S 25 2B 1B	D FS 76 C SI 88 F SI 87 F CH 81 F SI 88 X FC 86 1-2 FC4 25 S 1-2f		B SL 78 B SL 77 F FF 88 C SI 88 X SI 88 2-2 G6-3	1 SAFE C FF 89 B SL 86 C SL 85 F SL 85 F SI 90 F CU 78 S SL 84 1-3 K 1-2		X FC 90 0-0 G5-3			5	1	1	0	0	1	2
21 Nick Markakis, L (1, 9) OBP: 0.311, SLG: 0.346	1 SAFE B SI 86 F FC 85 B FS 75 B FS 74 T SI 88 B FF 88 4-2 25 2B 27 G6-3 1-2 BB	B SI 86 B SI 87 X SI 87 2-0 F8		F SL 79 B SI 88 X SI 88 1-1 27 S 1B		C FF 89 B CH 84 F SL 84 B FF 90 X SL 84 2-2 P6	C SI 93 S CH 83 B FC 90 S SI 92 1-3 K			4	1	1	0	1	1	1
25 Derrek Lee, R (1, 3) OBP: 0.311, SLG: 0.346 9 Jake Fox, R (3, 3) OBP: 0.220, SLG: 0.395	S CU 76 2 SAFE F SL 77 X SI 88 0-2 10 BB 1-3 2-H 2B	1 SAFE T FF 87 F FF 87 B SL 78 1 SAFE B SL 80 B FC 86 X SL 79 3-2 G5-3 1-2		C SL 78 B SL 78 X SL 79 1-1 F9		S CU 78 C FF 89 B SL 85 S SL 85 1-3 K		X FC 89 0-0 F9		2 3	0 0	1 0	1 0	0 0	0 1	1 1
27 Vladimir Guerrero, R (1, 10) OBP: 0.325, SLG: 0.429	S SL 77 B SI 88 X SL 77 1-1 G6-3 3-H		C SI 88 T SI 87 F CH 84 B SI 89 X FC 87 1-2 30 BB 32 1B 1B	B SI 89 C SI 89 F SI 89 F FF 89 D CH 84 S CH 84 2-3 K 1-2		C FF 90 S SL 85 X SL 86 0-2 10 1B 2B		B FF 92 F FF 92 X FC 90 1-1 10 PB 2B		5	2	3	1	0	1	2
30 Luke Scott, L (1, 7) OBP: 0.328, SLG: 0.438 18 Felix Pie, L (8, 7) OBP: 0.256, SLG: 0.349	B FS 75 B FS 77 B FS 75 C SI 87 D FS 76 4-1 10 BB BB		B SI 87 B SI 86 C SL 78 F SI 88 D FS 78 D CH 82 4-2 32 1B 1-2 BB		C SL 78 B SI 88 S SI 88 B FS 77 B CH 83 F SL 80 F SI 90 F SI 91 B SI 90 4-2 10 G5-3 12 1B BB	B FF 89 B SL 85 C SL 84 B SL 85 B SL 84 4-1 10 1B BB		X SI 92 0-0 P4		1 0	1 0	0 0	0 0	4 0	0 0	1 0
10 Adam Jones, R (1, 8) OBP: 0.335, SLG: 0.441	B SL 77 S SL 78 D SL 77 B FF 89 B FC 87 4-1 12 FC5-4 1-2 2-3 BB		B SL 80 F SL 78 S SL 80 S SL 81 2-3 K		B SL 80 D SL 80 X FF 87 2-0 G5-3 1-2	B SL 85 C SL 84 X CU 78 1-1 1-3 2-H 1B		C FS 86 B SI 91 X SI 91 1-1 F9 2-3		4	0	1	1	1	1	4
32 Matt Wieters, S (1, 2) OBP: 0.343, SLG: 0.413	B SL 77 X SI 88 1-0 F7		S SL 79 D CH 82 X SI 89 1-1 1-3 2-H 1B		B SL 80 B SL 78 D CH 82 C SI 89 C SL 79 B SI 87 4-2 12 1B 2 SF7 BB	B FF 90 B FF 90 B FF 89 C FF 90 X SL 84 3-1 G4-3		X FF 90 0-0 F7		4	1	1	1	1	0	5
12 Mark Reynolds, R (1, 5) OBP: 0.294, SLG: 0.359	S SL 79 S SL 79 D SL 79 X SL 79 1-2 FC5-4 1-2f		C SL 79 X SL 79 0-1 F9		S SL 85 B SL 84 C SL 86 D CU 78 X SL 86 2-2 1 S 1-3 2-H 1B		S CU 78 X CU 78 0-1 HR		B CU 81 F FC 90 B SI 92 S CH 83 B FF 92 S FF 92 3-3 K	5	1	2	2	0	1	5
2 J.J. Hardy, R (1, 6) OBP: 0.367, SLG: 0.512		B SI 86 B FC 85 B SI 87 C SI 86 B SI 88 4-1 1 FC4 BB	X SL 79 0-0 P6		B FF 90 B SL 85 X SL 84 2-0 SF7 3-H		C FC 89 S CH 84 B FC 90 B SI 92 F FF 92 B CH 85 X CH 86 3-2 F7		C SI 91 X FC 90 0-1 P4	3	0	0	1	1	0	2

Inning Stats																								
	R: 2	H: 2	R: 0	H: 0	R: 1	H: 2	R: 0	H: 1	R: 2	H: 1	R: 1	H: 2	R: 1	H: 1	R: 0	H: 1	R: 0	H: 0	1B: 6	SF: 1	WP: 0	PA: 45
	E: 0	LOB: 3	E: 0	LOB: 1	E: 0	LOB: 2	E: 0	LOB: 1	E: 0	LOB: 1	E: 0	LOB: 2	E: 0	LOB: 0	E: 0	LOB: 1	E: 0	LOB: 0	2B: 3	SAC: 0	PB: 1	
	K: 0	BB: 3	K: 0	BB: 1	K: 1	BB: 1	K: 1	BB: 0	K: 1	BB: 2	K: 1	BB: 1	K: 1	BB: 0	K: 0	BB: 0	K: 1	BB: 0	3B: 0	DP: 0	SB: 4	
	S: 14	P: 29	S: 10	P: 20	S: 14	P: 22	S: 11	P: 17	S: 18	P: 33	S: 14	P: 25	S: 10	P: 14	S: 6	P: 8	S: 6	P: 9	HR: 1	HBP: 0	CS: 0	

	AB	36
	R	7
	H	10
	RBI	7
	BB	8
	SO	6
	LOB	24

PITCHER		IP	WLS	BF	H	R	ER	SO	BB	IBB	HBP	BLK	WP	HR	S	P	ERA	WHIP
18 Daisuke Matsuzaka, R ERA: 5.3	(1, 1)	4.1		25	5	5	5	2	7	0	0	0	0	0	57	106	10.38	2.769
48 Scott Atchison, R ERA: 6.75	(5, 1)	1.2		9	3	1	1	2	1	0	0	0	0	0	24	40	5.40	2.400
91 Alfredo Aceves, R ERA: 2.6	(7, 1)	3.0	W	11	2	1	1	2	0	0	0	0	0	1	22	31	3.00	0.667

PITCHER		IP	WLS	BF	H	R	ER	SO	BB	IBB	HBP	BLK	WP	HR	S	P	ERA	WHIP

BOTTOM

Baltimore Orioles @ Boston Red Sox

Fenway Park, Boston, MA

Mon May 16 2011, 7:12 PM - 11:05 PM EDT

Att. 37,138 - Rain - 48 F

livebaseballscorecards.com

Batter	1	2	3	4	5	6	7	8	9	AB	R	H	RBI	BB	SO	LOB
2 Jacoby Ellsbury, L (1, 8) OBP: 0.358, SLG: 0.457	B FF 86 B FF 86 F FF 86 S CH 77 B FF 89 F CH 77 X FF 87 3-2 20 BB 28 1B 1B	T FF 88 B FF 88 1 SAFE B FF 88 S CH 77 X FF 90 2-2 ③ G6-3 1-2			B FF 84 X FF 86 1-0 ① G4-3	B SL 81 F FF 92 X FF 92 1-1 ① L7	X CH 86 0-0 1-2 1B		C SI 92 B FS 83 B FF 92 B FF 92 B FF 92 4-1 15 S 28 2B BB	5	1	2	0	1	0	3
15 Dustin Pedroia, R (1, 4) OBP: 0.366, SLG: 0.316	B FF 86 F FF 87 1 SAFE D KC 73 X FF 88 2-1 ① P3		B FF 87 X FF 88 1-0 ① F9		B FF 87 X FF 87 1-0 28 BB 1B	C SL 88 S FF 94 B FF 92 X FF 92 1-2 ② F8	C SI 95 B SI 94 B CU 80 F SI 95 X CH 87 2-2 ② L7		C CU 81 1 SAFE F FF 92 B FC 87 B FF 90 B CU 80 F FF 92 F FC 87 F FC 88 4-2 D CU 80 1-2 28 2B BB	5	1	1	0	1	0	5
28 Adrián González, L (1, 3) OBP: 0.384, SLG: 0.583	B FF 89 C FF 88 X CH 78 1-1 20 BB 1-2 1B		C FF 88 F FF 84 B KC 74 F SL 83 X CH 78 1-2 F7		S FF 87 B CH 77 B CH 77 F SI 88 F FF 89 B KC 75 F FF 90 B FF 89 4-2 1-2 BB	F FF 93 F FC 92 B FF 92 X FF 91 1-2 20 2B 1-2 2-H 1B	C SI 96 S CH 85 B SI 94 F CH 87 S CH 88 1-3 ③ K		X CU 80 0-0 1-H 2-H 2B	5	1	3	3	1	1	2
20 Kevin Youkilis, R (1, 5) OBP: 0.391, SLG: 0.500	D KC 74 C FF 89 B SL 83 S SL 84 B FF 90 B FF 90 4-2 1-2 2-3 BB		B KC 74 X FF 88 1-0 ③ F8		X FF 90 0-0 ② F9	B FF 92 B FC 88 B SL 86 C FF 92 X FF 92 3-1 1-H 2-H 2B		C SI 90 F SI 90 X SI 90 0-2 34 G4-3 2B		4	0	2	2	1	0	2
34 David Ortiz, L (1, 10) OBP: 0.372, SLG: 0.490	C SI 88 F CH 79 F KC 76 D KC 77 S CH 78 1-3 ② K			C CH 76 B FF 88 X FF 86 1-1 ① G4-3	X FF 88 0-0 ③ L3	B SL 77 B SI 84 C SL 76 B SL 75 B SL 76 4-1 BB			X FS 83 0-0 ① G4-3 2-3	4	0	0	0	1	1	6
7 J.D. Drew, L (1, 9) OBP: 0.373, SLG: 0.351	D CH 77 S CH 78 B FF 90 X FF 89 2-1 ③ G3-1			C FF 87 X FF 88 0-1 13 FC1-6 12 BB 1B		E7 12 2B 1B X SI 86 0-0 ③ G4-3		I IN 70 I IN 72 I IN 74 I IN 74 4-0 IBB		4	1	2	0	1	0	5
12 Jed Lowrie, S (1, 6) OBP: 0.356, SLG: 0.500		C FF 86 B KC 73 F KC 73 F FF 86 S FF 89 1-3 ① K		B CH 75 B FF 88 F CH 77 B CH 77 F FF 88 B CH 77 4-2 13 FC1-6 1-2 BB	B SL 78 C SL 79 B FF 92 F SL 78 B FF 92 X SL 82 3-2 13 E 33 1B 2-H 2B	B SI 93 F SI 93 B SI 93 B CH 87 F SI 94 F SI 94 F SI 95 X SI 94 3-2 33 1B 3B	C SI 89 B FS 82 S FS 83 B SI 90 F FS 82 S FS 81 2-3 ② K		4	2	2	1	1	2	2
13 Carl Crawford, L (1, 7) OBP: 0.241, SLG: 0.283		B KC 72 C FF 89 F FF 89 B KC 76 X FF 89 2-2 2 S 1B		B SL 83 X SI 89 1-0 ② FC1-6 1-2f 2-3	F FF 92 C FF 92 X FF 93 0-2 E5 33 1B 28 1B 2-3	C SI 95 S CU 80 S SI 96 0-3 ① K	B FF 89 S FF 89 S FF 89 F SI 90 F FF 90 X FF 90 1-2 ③ P4		5	1	1	0	0	1	6
33 Jason Varitek, S (1, 2) OBP: 0.269, SLG: 0.233		B FF 88 1 SAFE F FF 87 1 SAFE X FF 88 1-1 ② F7		B KC 73 F FF 88 T FF 89 B FF 91 X FF 90 2-2 ③ F7		1 SAFE 1 SAFE T FF 90 S FF 91 F FF 91 F FF 93 F FF 91 B SL 82 X SL 83 1-2 28 1B 20 2B 3-H 1B	X SI 95 0-0 2 1B 3-H 1B		C CU 80 B FF 91 X FF 91 1-1 ① F7	5	1	2	2	0	0	3

| Inning Stats | | |

Batter	1	2	3	4	5	6	7	8	9	AB	R	H	RBI	BB	SO	LOB
14 Austin Jackson, R (1, 8) OBP: 0.292, SLG: 0.360	C FF 94 F SI 94 B SI 94 F SI 94 B FF 96 F SI 95 B SI 95 S SI 92 3-3 **K** ①		B FC 90 C CU 76 X SI 92 1-1 G4-3 ③			C CU 77 S CH 81 B FF 93 F SI 92 B FF 93 X CH 80 2-2 20 SH1-3 2B	C FC 91 B CH 81 D FC 90 S FF 90 F SI 92 F FF 89 B SI 92 S FF 92 3-3 **K** ③			4	0	1	0	0	2	4
20 Scott Sizemore, R (1, 4) OBP: 0.367, SLG: 0.268	B FF 94 B SI 92 C FF 93 T SI 95 F FC 91 B FF 95 S SI 94 3-3 **K** ②			C SI 92 F CH 81 F SI 92 B FF 91 F CH 82 B CU 80 X SI 93 2-2 G4-3 ①		X SI 90 0-0 SH1-3 ① **2-3**		B FF 95 C FF 96 C FF 96 B FF 98 F FF 96 B SL 82 F FF 97 F SI 98 F FF 96 3-3 **K** ①		3	0	0	0	0	2	0
26 Brennan Boesch, L (1, 9) OBP: 0.344, SLG: 0.384	C SI 94 B FF 92 F FF 92 F CU 79 B SI 94 F FC 92 F SI 94 F FF 93 F CH 82 3-2 B SI 94 X SI 95 F8 ③			B FC 91 F FC 90 F SI 93 S CU 80 1-3 **K** ②		F CU 79 S FF 90 B SI 92 B FF 91 B FF 93 X CH 80 3-2 P4 ②		S FF 97 B FF 97 B CH 90 F FF 98 B SL 83 F FF 96 X SI 97 3-2 G4-3 ②		4	0	0	0	0	1	1
24 Miguel Cabrera, R (1, 3) OBP: 0.437, SLG: 0.535		C FC 89 B CH 82 X SI 93 1-1 G4-3 ①		X FF 94 0-0 2B		C CU 79 X SI 94 0-1 G5-3 ③		B FA 97 X SI 97 1-0 F9 ③		4	0	1	0	0	0	1
41 Victor Martinez, S (1, 10) OBP: 0.371, SLG: 0.524 12 Andy Dirks, L (9, PR) OBP: 0.667, SLG: 0.500		B FF 93 C FF 92 B CH 83 B FC 91 X FF 93 3-1 G4-3 ②		D SI 92 C FC 90 B FC 91 X FC 89 2-1 F9 ③			B FF 92 C SI 92 X CH 79 1-1 G3 ①		B FF 95 F FF 95 C FS 88 X FF 96 1-2 27 G3 2B	4 0	0 0	1 0	0 0	0 0	0 0	1 0
27 Jhonny Peralta, R (1, 6) OBP: 0.360, SLG: 0.507		C FF 94 B CU 80 S CU 78 F SI 94 S FC 91 1-3 **K** ③			B SI 91 S SI 92 B FF 94 S CH 80 F SI 92 F FF 91 B SI 93 X FC 90 3-2 G6-3 ①		S CH 81 B SI 92 B CH 80 B FF 93 H SI 91 4-1 15 HBP 13 1B HBP		S FF 94 S FS 89 F SI 94 X FS 90 0-2 G3 ① **2-3**	3	0	0	0	0	1	1
13 Alex Avila, L (1, 2) OBP: 0.341, SLG: 0.526			C SI 91 C CU 78 S CU 78 0-3 **K** ①		B FF 93 B FF 94 X SI 92 2-0 2B	1 SAFE 1 SAFE X FC 89 0-0 15 HBP 1B **1-2**		C FS 89 S FF 95 S FF 96 0-3 **K** ②		4	0	2	0	0	2	2
25 Ryan Raburn, R (1, 7) OBP: 0.247, SLG: 0.353			B FF 93 C CH 80 S CH 82 B FF 94 X FF 92 2-2 G3-1 ②		B CH 80 X FC 89 1-0 F8 ②	F FC 89 F CH 79 C FF 91 0-3 **K** ②		C FF 95 B FF 95 B FF 95 S FF 95 S FF 96 2-3 **K** ③		4	0	0	0	0	2	5
15 Brandon Inge, R (1, 5) OBP: 0.264, SLG: 0.292			B CH 81 B FF 94 F SI 92 B SI 93 B SI 93 4-1 BB		X FF 90 0-0 F9 ③	B SI 91 B FC 88 C FC 88 S CH 78 F SI 92 H SI 92 3-2 HBP **1-2** **2-3**				1	0	0	0	1	0	1
Inning Stats	R: 0 E: 0 K: 2 S: 17 H: 0 LOB: 0 BB: 0 P: 26	R: 0 E: 0 K: 1 S: 8 H: 0 LOB: 0 BB: 0 P: 13	R: 0 E: 0 K: 1 S: 9 H: 0 LOB: 1 BB: 1 P: 16	R: 0 E: 0 K: 1 S: 11 H: 1 LOB: 1 BB: 0 P: 16	R: 0 E: 0 K: 0 S: 8 H: 1 LOB: 1 BB: 0 P: 14	R: 0 E: 0 K: 0 S: 10 H: 1 LOB: 1 BB: 0 P: 15	R: 0 E: 0 K: 2 S: 16 H: 1 LOB: 3 BB: 0 P: 27	R: 0 E: 0 K: 1 S: 12 H: 0 LOB: 0 BB: 0 P: 19	R: 0 E: 0 K: 2 S: 13 H: 1 LOB: 2 BB: 0 P: 16	1B: 1 2B: 4 3B: 0 HR: 0	SF: 0 SAC: 1 DP: 0 HBP: 2	WP: 0 PB: 0 SB: 0 CS: 0	PA: 35				

PITCHER		IP	WLS	BF	H	R	ER	SO	BB	IBB	HBP	BLK	WP	HR	S	P	ERA	WHIP
11 Clay Buchholz, R ERA: 3.42	(1, 1)	7.0		28	4	0	0	7	1	0	2	0	0	0	79	127	0.00	0.714
51 Daniel Bard, R ERA: 2.86	(8, 1)	1.0	W	3	0	0	0	1	0	0	0	0	0	0	12	19	0.00	0.000
58 Jonathan Papelbon, R ERA: 2.55	(9, 1)	1.0	S	4	1	0	0	2	0	0	0	0	0	0	13	16	0.00	1.000

PITCHER	IP	WLS	BF	H	R	ER	SO	BB	IBB	HBP	BLK	WP	HR	S	P	ERA	WHIP

TOP

Detroit Tigers @ Boston Red Sox

Fenway Park, Boston, MA

Wed May 18 2011, 7:16 PM - 10:40 PM EDT

Att. 37,311 - Drizzle - 51 F

livebaseballscorecards.com

AB	31
R	0
H	5
RBI	0
BB	1
SO	10
LOB	16

BOTTOM

Detroit Tigers @ Boston Red Sox

Fenway Park, Boston, MA

Wed May 18 2011, 7:16 PM - 10:40 PM EDT

Att. 37,311 - Drizzle - 51 F

livebaseballscorecards.com

Batter	1	2	3	4	5	6	7	8	9	AB	R	H	RBI	BB	SO	LOB
2 Jacoby Ellsbury, L (1, 8) OBP: 0.356, SLG: 0.448	B FF 92 B FF 92 C FF 91 F FF 92 B SI 93 F FF 92 S FF 93 3-3 ① K			B SL 78 X FF 90 1-0 ① G1-3		C SI 92 B SL 80 X FF 91 1-1 ③ L4		B CU 78 B SI 92 C SI 90 H SI 92 3-1 15 FC5 HBP		3	0	0	0	0	1	0
15 Dustin Pedroia, R (1, 4) OBP: 0.363, SLG: 0.314	C FF 93 S CH 83 B FF 93 B CH 84 F FF 93 B FF 94 F FF 93 X FF 94 3-2 28 G4-6-3 1B			C FF 92 C SL 79 F CH 84 B SI 92 X SL 79 1-2 E6 28 G1-6-3			X CH 79 0-0 ① F9	C SL 86 B SL 86 X SL 87 1-1 ③ FC5 1-2 2-3f		4	0	1	0	0	0	2
28 Adrián González, L (1, 3) OBP: 0.378, SLG: 0.573	B SI 93 C SI 91 X SL 78 1-1 ②③ G4-6-3 1-2f			F SL 79 1 SAFE 1 SAFE F FF 91 F FF 93 X SL 80 0-2 ②③ G1-6-3 1-2f			C FF 90 F FF 90 X FF 92 0-2 ② G6-3			3	0	0	0	0	0	2
20 Kevin Youkilis, R (1, 5) OBP: 0.396, SLG: 0.500		C FF 92 C SL 80 B SL 80 X FF 93 1-2 34 L3 1B			B FF 91 C FF 92 X CH 81 1-1 ① F9		B FF 91 B SL 77 B FF 92 B SI 89 4-0 BB			2	0	1	0	1	0	0
34 David Ortiz, L (1, 10) OBP: 0.365, SLG: 0.479		F SI 92 F SL 79 X FF 92 0-2 ①② L3 1-1			B SL 80 B SL 80 X FF 92 2-0 ② F9		F FF 90 X SL 80 0-1 ③ P4			3	0	0	0	0	0	2
12 Jed Lowrie, S (1, 6) OBP: 0.356, SLG: 0.496		B FF 92 X FF 91 1-0 ③ F9			C FF 92 B CH 84 X CH 83 1-1 1B			B FF 94 S FF 92 X SL 86 1-1 ① G4-3		3	0	1	0	0	0	0
23 Mike Cameron, R (1, 9) OBP: 0.217, SLG: 0.302			B CH 82 X FF 91 1-0 ① G6-3		C FF 92 1 SAFE X CH 79 0-1 ③ F8			C SL 86 F SL 87 B SL 85 X SL 86 1-2 ② P4		3	0	0	0	0	0	1
13 Carl Crawford, L (1, 7) OBP: 0.243, SLG: 0.280			B FF 92 T SI 92 F SL 80 S SL 79 1-3 ② K			B SL 78 C FF 91 C SL 80 S SL 81 1-3 ① K		B CU 76 B SI 92 C SI 90 S SI 92 B CU 79 B SI 91 4-2 39 2B BB		2	1	0	0	1	2	0
39 Jarrod Saltalamacchia, S (1, 2) OBP: 0.264, SLG: 0.326			C FF 91 B CH 83 X FF 93 1-1 ③ F9			S CH 81 F CH 82 C FF 92 0-3 ② K		F SI 92 D CU 79 1 SAFE B SI 91 1 SAFE X SI 90 2-1 15 FC5 1-H 2B		3	0	1	1	0	1	0
Inning Stats	R: 0 E: 0 K: 1 S: 11 H: 1 LOB: 0 BB: 0 P: 18	R: 0 E: 0 K: 0 S: 7 H: 1 LOB: 0 BB: 0 P: 9	R: 0 E: 0 K: 1 S: 6 H: 0 LOB: 0 BB: 0 P: 9	R: 0 E: 1 K: 0 S: 9 H: 0 LOB: 0 BB: 0 P: 11	R: 0 E: 0 K: 0 S: 7 H: 1 LOB: 1 BB: 0 P: 11	R: 0 E: 0 K: 2 S: 8 H: 0 LOB: 0 BB: 0 P: 10	R: 0 E: 0 K: 0 S: 6 H: 0 LOB: 1 BB: 1 P: 10	R: 1 E: 0 K: 0 S: 12 H: 1 LOB: 2 BB: 1 P: 24		1B: 3 2B: 2 3B: 0 HR: 0	SF: 0 SAC: 0 DP: 3 HBP: 1					

	AB	26
	R	1
	H	4
	RBI	1
	BB	2
	SO	4
	LOB	7

PITCHER		IP	WLS	BF	H	R	ER	SO	BB	IBB	HBP	BLK	WP	HR	S	P	ERA	WHIP
40 Phil Coke, L ERA: 3.88	(1, 1)	7.0		23	3	0	0	4	1	0	0	0	0	0	54	78	0.00	0.571
45 Ryan Perry, R ERA: 7.27	(8, 1)	0.2		2	0	0	0	0	0	0	0	0	0	0	5	7	0.00	0.000
55 Daniel Schlereth, L ERA: 3.21	(8, 1)	0.0	L	3	1	1	1	0	1	0	1	0	0	0	5	14	∞	∞
62 Al Alburquerque, R ERA: 3.38	(8, 1)	0.1		1	0	0	0	0	0	0	0	0	0	0	2	3	0.00	0.000

PITCHER	IP	WLS	BF	H	R	ER	SO	BB	IBB	HBP	BLK	WP	HR	S	P	ERA	WHIP

WP: 0 PA: 29
PB: 0
SB: 0
CS: 0

Batter	1	2	3	4	5	6	7	8	9	AB	R	H	RBI	BB	SO	LOB
14 Austin Jackson, R (1, 8) OBP: 0.295, SLG: 0.361	C FF 93 B CU 74 C CU 75 S FF 94 1-3 K ①	B FC 88 S FC 91 B FF 93 B FF 94 S FF 93 F FF 94 F FF 93 X FF 94 3-2 P3 ③			B CU 75 F FC 90 X CU 74 1-1 1-2 1B		B SI 92 B SL 88 1 SAFE B SI 92 C SI 91 S SI 92 X SI 92 3-2 F8 ②		T FF 95 S FF 96 X FF 96 0-2 20 BB 1-2 1B	5	0	2	0	0	1	4
20 Scott Sizemore, R (1, 4) OBP: 0.352, SLG: 0.244	B FF 93 B FF 92 F SI 93 X SI 94 2-1 E4 26 G4-6-3		X FF 92 0-0 F9 ①		B CU 76 B FC 90 C FF 93 X FC 90 2-1 F9 ②		1 SAFE C SI 91 B SL 86 1 SAFE F SL 87 S SI 94 1-3 K ③		B FF 95 B FF 94 S FF 94 B FF 96 B FF 95 4-1 1-2 2-3 BB	4	0	0	0	1	1	3
26 Brennan Boesch, L (1, 9) OBP: 0.340, SLG: 0.399 57 Casper Wells, R (9, 9) OBP: 0.300, SLG: 0.370	B CU 74 F CH 88 1 SAFE 1 SAFE X CH 88 1-1 G4-6-3 ② ③ 1-2f		C FF 92 F CH 88 X CU 76 0-2 L9 ②		F FC 91 B CH 90 X CH 90 1-1 G4-3 ③			B FF 97 X CH 91 1-0 HR	S FF 96 S FF 94 S FF 96 0-3 K ②	5 0	1 0	1 0	1 0	0 0	1 0	6 0
24 Miguel Cabrera, R (1, 3) OBP: 0.436, SLG: 0.547		B FF 92 C FF 93 F FC 88 B FC 90 B SI 94 B SI 94 4-2 41 1B 12 1B BB	C CU 75 B CH 91 F FF 92 X SI 93 1-2 F8 ③			C FC 89 S CU 76 B CU 76 F FC 89 B CH 89 X FC 89 2-2 F8 ①		B FF 97 T FF 97 X SL 84 1-1 HR	B FF 96 F FF 96 B FF 95 S FF 96 F FF 96 T FF 97 2-2 K ③	4	2	1	1	1	1	3
41 Victor Martinez, S (1, 10) OBP: 0.375, SLG: 0.519		X FF 93 0-0 13 1B 12 1B 1-3 1B		B FF 92 X FF 92 1-0 F9 ①		B CU 76 C CU 76 B CH 90 B FC 89 B FC 90 4-1 BB		S FF 98 F FF 98 B SL 84 B SL 84 X SL 83 2-2 F8 ①		3	0	1	0	1	0	0
12 Andy Dirks, L (1, 7) OBP: 0.429, SLG: 0.333		F FF 93 X CH 90 0-1 13 1B 1-2 3-H 1B		X FF 93 0-0 F9 ②		D FC 89 F CH 89 B FF 93 F FF 93 C SI 93 2-3 K ②		F FF 97 B FF 96 X SI 96 1-1 G3-1 ②		4	0	1	1	0	1	1
27 Jhonny Peralta, R (1, 6) OBP: 0.351, SLG: 0.493		B CU 75 X FC 89 1-0 F8 ①		S SI 93 X CH 90 0-1 G6-3 ③		C SI 93 B CU 76 S FC 90 B SI 93 S FF 93 2-3 K ③		S SL 85 F FF 97 B SL 85 T FF 97 1-2 K ③		4	0	0	0	0	2	3
13 Alex Avila, L (1, 2) OBP: 0.346, SLG: 0.525		C CU 76 X CH 90 0-1 1-2 2-3 1B			B SI 92 B CH 89 X FF 92 2-0 14 1B 1B		C SI 92 C SL 85 S SL 86 0-3 K ①		S FF 94 X FS 89 0-1 G1-3 ①	4	0	2	0	0	1	0
15 Brandon Inge, R (1, 5) OBP: 0.270, SLG: 0.299		F FF 92 B CU 76 X FC 90 1-1 F7 ②			X FC 88 0-0 F9 ①		C SL 86 B SI 92 X SI 92 1-1 1B		F FF 95 B FS 91 C SL 82 X FF 95 1-2 20 BB 14 1B 1B	4	0	2	0	0	0	4
Inning Stats	R: 0 E: 1 K: 1 S: 7 H: 0 LOB: 0 BB: 0 P: 11	R: 1 E: 0 K: 0 S: 15 H: 3 LOB: 3 BB: 1 P: 24	R: 0 E: 0 K: 0 S: 7 H: 0 LOB: 0 BB: 0 P: 8	R: 0 E: 0 K: 0 S: 4 H: 0 LOB: 0 BB: 0 P: 5	R: 0 E: 0 K: 0 S: 8 H: 2 LOB: 2 BB: 0 P: 14	R: 0 E: 0 K: 2 S: 11 H: 0 LOB: 1 BB: 1 P: 21	R: 0 E: 0 K: 2 S: 11 H: 1 LOB: 1 BB: 0 P: 16	R: 2 E: 0 K: 1 S: 11 H: 2 LOB: 0 BB: 0 P: 17	R: 0 E: 0 K: 2 S: 16 H: 2 LOB: 3 BB: 1 P: 23	1B: 8 2B: 0 3B: 0 HR: 2 SF: 0 SAC: 0 DP: 1 HBP: 0						

PITCHER		IP	WLS	BF	H	R	ER	SO	BB	IBB	HBP	BLK	WP	HR	S	P	ERA	WHIP
19 Josh Beckett, R ERA: 1.73	(1, 1)	6.0		25	5	1	1	3	2	0	0	0	0	0	52	83	1.50	1.167
32 Matt Albers, R ERA: 1.56	(7, 1)	1.0	H	4	1	0	0	2	0	0	0	0	0	0	11	16	0.00	1.000
51 Daniel Bard, R ERA: 3.52	(8, 1)	1.0	B	5	2	2	2	1	0	0	0	0	0	2	11	17	18.00	2.000
58 Jonathan Papelbon, R ERA: 2.41	(9, 1)	1.0	W	6	2	0	0	2	1	0	0	0	0	0	16	23	0.00	3.000

PITCHER	IP	WLS	BF	H	R	ER	SO	BB	IBB	HBP	BLK	WP	HR	S	P	ERA	WHIP

TOP

Detroit Tigers @ Boston Red Sox

Fenway Park, Boston, MA

Thu May 19 2011, 7:11 PM - 10:17 PM EDT

Att. 37,660 - Drizzle - 54 F

livebaseballscorecards.com

AB	37
R	3
H	10
RBI	3
BB	3
SO	8
LOB	24

WP: 0 PA: 40
PB: 0
SB: 0
CS: 0

Detroit Tigers @ Boston Red Sox

Fenway Park, Boston, MA

Thu May 19 2011, 7:11 PM - 10:17 PM EDT

Att. 37,660 - Drizzle - 54 F

BOTTOM

livebaseballscorecards.com

Batter	1	2	3	4	5	6	7	8	9	AB	R	H	RBI	BB	SO	LOB
2 Jacoby Ellsbury, L (1, 8) OBP: 0.348, SLG: 0.438	C FF 93 C FF 94 X CH 86 0-2 ① G6-3		F CH 86 C CU 80 S CU 82 0-3 ① K		B FF 95 F CH 86 C FF 96 X CU 82 1-2 ③ G4-3			B FF 95 C FF 94 F FF 96 B FF 97 X CU 80 2-2 ① G1-3		4	0	0	0	0	1	1
15 Dustin Pedroia, R (1, 4) OBP: 0.356, SLG: 0.307	B FF 93 C FF 94 X FF 94 1-1 ② F9		C SL 89 B FF 96 C CU 82 B CH 87 F FF 98 C SL 89 2-3 ② K			B FF 93 F SL 85 F SL 85 F CU 79 X FF 95 1-2 ① G5-3		X SL 86 0-0 ② P5		4	0	0	0	0	1	1
28 Adrián González, L (1, 3) OBP: 0.370, SLG: 0.560	C FF 93 B FF 95 S CH 86 X FF 97 1-2 ③ F7		B CU 80 S CH 88 B CU 79 B FF 98 S FF 97 S FF 97 3-3 ③ K			F FF 95 X FF 95 0-1 ② F8		C CU 80 C CU 80 X CU 81 0-2 ③ G4-3		4	0	0	0	0	1	1
20 Kevin Youkilis, R (1, 5) OBP: 0.399, SLG: 0.496 76 Jose Iglesias, R (9, PR)		B FF 94 F SL 88 F FF 95 B CH 86 X FF 96 2-2 ① 34 1B / 7 SF7 1B		C FF 96 C CU 79 B SL 89 S SL 87 1-3 ① K		X FF 96 0-0 ③ F9			C FF 94 B SL 86 S SL 86 B SL 87 F SL 86 F SI 95 B SL 86 B SL 84 4-2 34 1B / 12 FC7-2 BB	3 0	1 0	1 0	0 0	1 0	1 0	0 0
34 David Ortiz, L (1, 10) OBP: 0.374, SLG: 0.507 54 Darnell McDonald, R (9, PR) OBP: 0.227, SLG: 0.300		1 SAFE B CH 85 1 SAFE C CH 86 F CH 86 1 SAFE 1 SAFE X CU 82 1-2 7 SF7 1-3 1B		X FF 95 0-0 ② F8			F CH 83 B CU 78 B FF 95 X CH 85 2-1 HR		S SI 94 B SI 94 X SL 85 1-1 12 FC7-2 / 7 IBB / 13 1B 1-3 1B	4 0	1 1	3 0	1 0	0 0	0 0	0 0
7 J.D. Drew, L (1, 9) OBP: 0.377, SLG: 0.381		B FF 95 C CH 86 B CU 81 X FF 96 2-1 ① SF7 1-2 3-H		B FF 95 X FF 93 1-0 HR			C FF 94 C CU 78 S FF 96 0-3 ① K		I IN 74 I IN 73 I IN 76 I IN 75 4-0 13 1B / 12 FC7-2 1-2 IBB	2	1	1	2	1	1	0
12 Jed Lowrie, S (1, 6) OBP: 0.345, SLG: 0.481	S FF 96 S FF 96 F FF 96 C CU 81 0-3 ② K		F FF 93 B FF 96 F CH 86 B CU 80 F CU 80 X CH 87 2-2 ③ G4-3				F CH 85 C CU 77 F SI 95 T FF 96 0-2 ② K		C SL 86 C SI 94 B SI 93 F SL 85 F SL 85 F SL 86 F SI 95 B SL 86 F SL 86 2-2 ① FC7-2 / 13 1B 1-2 2-3 3-Hf	4	0	0	0	0	2	4
13 Carl Crawford, L (1, 7) OBP: 0.249, SLG: 0.285	C FF 96 X CH 88 0-1 ③ G5-3		C FF 93 B FF 96 F FF 95 S CU 80 1-3 ① K				B FF 95 S FF 94 B FF 96 X FF 96 2-1 1B		B SI 94 F SL 85 X SI 93 1-1 1-2 2-3 3-H 1B	4	0	2	1	0	1	1
33 Jason Varitek, S (1, 2) OBP: 0.271, SLG: 0.238			F FF 94 S FF 95 B FF 96 X CH 87 1-2 1B	C FF 95 B CU 80 B CU 80 C FF 97 B FF 97 S FF 96 3-3 ② K			1 SAFE B FF 94 1 SAFE 1 SAFE F FF 95 1 SAFE B FF 95 F FF 94 F FF 96 3-2 ③ B CU 80 X FF 96 G1-3			3	0	1	0	0	1	1

	AB	32
	R	4
	H	8
	RBI	4
	BB	2
	SO	9
	LOB	9

Inning Stats	1	2	3	4	5	6	7	8	9	1B: 6	SF: 1	WP: 0	PA: 35
	R: 0 E: 0 K: 0 S: 8	H: 0 LOB: 0 BB: 0 P: 10	R: 1 E: 0 K: 1 S: 14	H: 2 LOB: 1 BB: 0 P: 19	R: 0 E: 0 K: 3 S: 13	H: 1 LOB: 1 BB: 0 P: 19	R: 1 E: 0 K: 1 S: 9	H: 1 LOB: 0 BB: 0 P: 13	R: 0 E: 0 K: 2 S: 9	H: 0 LOB: 0 BB: 0 P: 14	R: 0 E: 0 K: 0 S: 7	H: 0 LOB: 0 BB: 0 P: 8	R: 1 E: 0 K: 2 S: 15	H: 2 LOB: 1 BB: 0 P: 22	R: 0 E: 0 K: 0 S: 7	H: 0 LOB: 0 BB: 0 P: 9	R: 1 E: 0 K: 0 S: 16	H: 2 LOB: 3 BB: 2 P: 28	2B: 0 3B: 0 HR: 2	SAC: 0 DP: 0 HBP: 0	PB: 0 SB: 0 CS: 0	

PITCHER		IP	WLS	BF	H	R	ER	SO	BB	IBB	HBP	BLK	WP	HR	S	P	ERA	WHIP
35 Justin Verlander, R ERA: 2.96	(1, 1)	8.0		30	6	3	3	9	0	0	0	0	0	2	82	114	3.38	0.750
62 Al Alburquerque, R ERA: 3.95	(9, 1)	0.1	L	5	2	1	1	0	1	1	0	0	0	0	16	28	27.00	9.000

PITCHER	IP	WLS	BF	H	R	ER	SO	BB	IBB	HBP	BLK	WP	HR	S	P	ERA	WHIP

Batter	1	2	3	4	5	6	7	8	9	AB	R	H	RBI	BB	SO	LOB
13 Starlin Castro, R (1, 6) OBP: 0.347, SLG: 0.426	C SI 90 X SI 91 0-1 G4-3		C CU 71 B FC 88 B FF 91 X FC 88 2-1 ① G5-3	C CU 75 S FC 90 S FC 89 0-3 ② K		B FF 91 B FF 91 F FF 91 F FC 88 T FC 89 2-2 ① K		X FF 90 0-0 ① G1-3		5	0	0	0	0	2	2
15 Darwin Barney, R (1, 4) OBP: 0.343, SLG: 0.401	B FC 92 F FF 92 X CH 85 1-1 ② G5-3		C FF 92 F FF 90 B CU 76 F FC 89 X CU 76 1-2 28 1B 16 2B 2B	X FC 91 0-0 ③ G6-3		B FF 92 F FC 88 B FC 88 F FC 88 X FC 89 2-2 ② L5		B FF 90 C FF 91 X SL 86 1-1 ② G4-3		5	1	1	0	0	0	2
28 Jeff Baker, R (1, 5) OBP: 0.386, SLG: 0.469	B FF 92 X CH 84 1-0 16 1B 1B		B FF 90 D CU 74 C FF 94 B FF 93 C FF 93 F SI 93 X FF 94 3-2 16 2B 22 G6-3 2-3 1B		B FF 90 F FF 91 X CU 73 1-1 12 1B 22 BB 12 E 1B	C FF 94 X CH 84 0-1 16 1B 1B		F FF 91 S SL 86 B SL 86 F SL 85 F SL 85 X FF 92 1-2 ③ F9		5	2	4	0	0	0	0
16 Aramis Ramirez, R (1, 10) OBP: 0.355, SLG: 0.383 1 Tony Campana, L (9, PH) OBP: 0.500, SLG: 1.000	F FF 93 F FF 90 X FF 90 0-2 1-2 1B		X SI 93 0-0 22 G6-3 1-3 3-H 2B		C FF 90 X FC 90 0-1 ① P3	C FF 94 B FF 91 F FF 91 B SI 91 B FF 95 F FF 90 X FC 89 3-2 1-3 1B			B FF 90 C FF 90 C SL 84 C SL 86 1-3 ① K	4 1	0 0	3 0	1 0	0 0	0 1	1 0
22 Carlos Pena, L (1, 3) OBP: 0.367, SLG: 0.381	B SI 90 C FC 89 C CU 74 F FF 94 B FF 90 B FC 89 X FC 90 3-2 ③ F8		X SI 91 0-0 ② G6-3 2-3 3-H		B FF 93 S FF 93 B SI 93 B CU 76 B SI 91 4-1 12 E 5 2B 1-2 BB	X SI 92 0-0 ③ G4-3			X FF 90 0-0 ② G5-3	4	1	0	1	1	0	5
24 Marlon Byrd, R (1, 8) OBP: 0.343, SLG: 0.419 9 Blake DeWitt, L (9, PH) OBP: 0.270, SLG: 0.361		H FC 88 1-0 5 G6-4-3 12 1B HBP	S FC 91 F FC 92 F FF 94 S CU 78 0-3 ③ K		C FF 93 S FC 90 S FC 90 0-3 ② K		C FF 91 F SL 86 B SL 86 H SL 86 2-2 HBP		F FF 90 X SL 85 0-1 ③ F7	2 1	0 0	0 0	0 0	0 0	2 0	3 0
12 Alfonso Soriano, R (1, 7) OBP: 0.297, SLG: 0.524		B CH 84 C FC 92 X FF 91 1-1 5 G6-4-3 1-2 1B		C FC 89 F FC 88 S CU 76 0-3 ① K	B FF 93 X FC 90 1-0 E6 5 2B 1-3 2-H 1B		B FF 90 F SL 87 S SL 86 S SL 86 1-3 ① K			4	1	2	0	0	2	1
5 Reed Johnson, R (1, 9) OBP: 0.463, SLG: 0.702		C CU 73 X FC 88 0-1 ①② G6-4-3 1-2f 2-3		C FF 92 X CU 75 0-1 55 BB 1B	F FF 91 F FC 90 X CU 76 0-2 2-H 3-H 2B		B SL 86 B SL 86 C FF 92 X SL 86 2-1 ② F8			4	0	2	2	0	0	3
55 Kovie Hill, S (1, 2) OBP: 0.295, SLG: 0.400		B SI 92 C CU 73 X FC 90 1-1 ③ L4		B FF 93 B FF 93 C FF 92 C FF 93 F FC 90 D CU 78 B FF 93 4-2 1-2 BB	C FF 94 X FC 90 0-1 ③ G5-3		C FF 91 B SL 85 F SL 86 S SL 86 1-3 ③ K			3	0	0	0	1	1	3
Inning Stats	R: 0 E: 0 K: 0 S: 12 H: 2 LOB: 2 BB: 0 P: 17	R: 0 E: 0 K: 0 S: 6 H: 1 LOB: 1 BB: 0 P: 9	R: 2 E: 0 K: 1 S: 16 H: 3 LOB: 1 BB: 0 P: 22	R: 0 E: 0 K: 2 S: 12 H: 1 LOB: 2 BB: 1 P: 16	R: 3 E: 1 K: 1 S: 14 H: 3 LOB: 1 BB: 1 P: 20	R: 0 E: 0 K: 1 S: 13 H: 2 LOB: 2 BB: 0 P: 20	R: 0 E: 0 K: 2 S: 10 H: 0 LOB: 1 BB: 0 P: 16	R: 0 E: 0 K: 0 S: 8 H: 0 LOB: 0 BB: 0 P: 10	R: 0 E: 0 K: 1 S: 6 H: 0 LOB: 0 BB: 0 P: 7	1B: 9 2B: 3 3B: 0 HR: 0	SF: 0 SAC: 0 DP: 1 HBP: 2					

TOP

Chicago Cubs @ Boston Red Sox

Fenway Park, Boston, MA

Fri May 20 2011, 7:12 PM - 10:46 PM EDT

Att. 37,140 - Partly Cloudy - 61 F

livebaseballscorecards.com

AB	38
R	5
H	12
RBI	4
BB	2
SO	8
LOB	20

PITCHER		IP	WLS	BF	H	R	ER	SO	BB	IBB	HBP	BLK	WP	HR	S	P	ERA	WHIP	PITCHER		IP	WLS	BF	H	R	ER	SO	BB	IBB	HBP	BLK	WP	HR	S	P	ERA	WHIP
31 Jon Lester, L (1, 1) ERA: 3.68		6.0	W	32	12	5	5	5	2	0	1	0	0	0	73	104	7.50	2.333																			
48 Scott Atchison, R (7, 1) ERA: 4.32		3.0	S	10	0	0	0	3	0	0	1	0	0	0	24	33	0.00	0.000																			

WP: 0 PB: 0 SB: 0 CS: 0 PA: 42

BOTTOM

Chicago Cubs @ Boston Red Sox

Fenway Park, Boston, MA

Fri May 20 2011, 7:12 PM - 10:46 PM EDT

Att. 37,140 - Partly Cloudy - 61 F

livebaseballscorecards.com

Batter	1	2	3	4	5	6	7	8	9	AB	R	H	RBI	BB	SO	LOB
2 Jacoby Ellsbury, L (1, 8) OBP: 0.353, SLG: 0.446	C FF 84 B CU 69 X FF 86 1-1 28 S 15 PB 28 E 1B	B FF 85 X SI 86 1-0 ③ G4-3		C FC 81 B FF 85 F FC 81 1 SAFE C SI 85 1-3 ② K	X SI 91 0-0 15 1B 28 G6-4-3 2B		X FF 89 0-0 ① P6	S SL 83 B SL 82 B FF 92 F FF 92 X SL 83 2-2 28 1B 1-2 2-H 3-H 1B		6	2	3	2	0	1	2
15 Dustin Pedroia, R (1, 4) OBP: 0.365, SLG: 0.317 44 Drew Sutton, S (9, 4)	C FF 86 1 SAFE B CU 69 B FC 81 B CU 68 D FC 81 4-1 28 S 28 1B 1-2 BB		B FF 84 B CU 69 B FF 85 C FF 84 B FF 84 4-1 28 1B 20 SF9 BB	B SI 85 C FF 85 B FC 81 X CH 79 2-1 28 1B 1-3 2B	B SI 91 B CH 84 X SI 90 2-0 28 G6-4-3 2-3 1B		B SL 76 B CU 75 B SI 89 C FF 89 C FF 90 F SL 80 S SL 81 3-3 ② K	C FF 91 F FF 92 F FS 85 S FS 86 0-3 ② K		4 0	3 0	2 0	0 0	2 0	2 0	3 0
28 Adrián González, L (1, 3) OBP: 0.379, SLG: 0.564	D FC 83 C SI 86 B SI 86 B FC 82 X FF 86 3-1 20 2B 1-H 2-H 1B		B FF 84 C FF 84 X CH 78 1-1 34 2B 1-3 1B	B FC 81 B FF 85 C FC 81 B FC 82 F FC 81 X CU 71 3-2 20 HR 2-H 3-H 1B	C SL 80 F FF 89 X SL 82 0-2 ① ② G6-4-3 1-2f 3-H		B SL 81 S SL 81 F FF 89 X SL 82 1-2 ③ F8	X SI 94 0-0 1-3 2-H 1B		6	1	4	4	0	0	2
20 Kevin Youkilis, R (1, 5) OBP: 0.402, SLG: 0.536	C FF 85 B CU 69 B CU 70 C FC 81 B SI 87 F FC 81 F CU 70 X FF 85 3-2 1-3 2B		B SL 85 F FC 82 X FF 85 1-1 ① SF9 3-H	C SI 91 B SL 85 B SI 92 X SI 91 2-1 1-H HR	B CU 74 C CU 74 F FF 87 B SI 90 X CH 84 2-2 2B			E6 34 2B 13 1B F8		5	2	3	3	0	0	2
34 David Ortiz, L (1, 10) OBP: 0.375, SLG: 0.516	B FC 82 B FF 86 C SI 86 X FC 82 2-1 ① F8		C SI 85 F SI 86 B FC 82 X FF 87 1-2 ② 12 1B 1-H 2B	F SI 90 B FC 85 B FC 86 F SI 92 B CU 80 F SI 93 X CU 80 3-2 E6 12 1B	X SL 82 0-0 ③ G6-3			F FF 94 F FF 95 D FS 86 F FS 84 B FF 94 X FF 94 2-2 13 1B 1-3 2B		5	2	2	0	0	0	3
12 Jed Lowrie, S (1, 6) OBP: 0.347, SLG: 0.478	X CU 70 0-0 ② L7		B CU 70 X FC 81 1-0 3-H 1B	B SI 92 F SI 92 B CH 85 B CH 84 C SI 91 X SI 91 3-2 23 BB 1-3 1B		C FF 88 B CH 82 B CH 83 F FF 89 X CU 73 2-2 ① F9		F FF 95 F SL 84 X FF 94 0-2 ① P5		5	0	2	1	0	0	4
23 Mike Cameron, R (1, 9) OBP: 0.235, SLG: 0.283	C FF 86 B FC 84 S FC 80 B FF 87 B FC 84 X CU 72 3-2 ③ G5-3		D CU 71 D CH 78 B FF 85 C FF 85 S FC 82 1 SAFE C FC 82 3-3 ③ K	C CU 77 B SI 92 1 SAFE B SI 91 B CH 84 F SI 91 B SI 92 4-2 1-2 BB		B CU 74 B FF 89 1 SAFE C FF 88 X FF 89 3-1 ② F9		B SL 83 B SL 82 F SI 93 B SI 94 B SL 83 4-1 13 1B 2 1B BB		3	1	0	0	2	1	3
13 Carl Crawford, L (1, 7) OBP: 0.247, SLG: 0.282 54 Darnell McDonald, R (9, 7) OBP: 0.227, SLG: 0.300		B FF 84 B FC 81 C FF 84 C FC 82 F FC 83 B FC 82 F FC 81 S SI 85 3-3 ① K	C FC 80 X CU 88 0-1 ① F9 B SI 92 F SL 84 X SI 93 2-2 ③ G6-3			F FF 89 B FF 89 S SL 80 X SL 81 1-2 ③ G4-3	B FF 94 C FF 92 X SL 84 1-1 39 BB 2 1B 1-3 2-H 3-H 1B		5 0	1 0	1 0	2 0	0 0	1 0	3 0
39 Jarrod Saltalamacchia, S (1, 2) OBP: 0.292, SLG: 0.371		B FF 85 S FC 81 F CU 70 X SI 87 1-2 ② P4	B CH 78 B CH 79 B FC 82 B FF 84 4-0 15 2B 28 1B BB	B SI 91 S CH 83 B CH 84 S CH 83 X SI 91 2-2 HR		F CH 81 B SI 84 B FF 89 X CH 82 2-1 E7 1B	B FF 94 S FF 94 F SL 85 D FS 87 B FF 92 F SL 82 B FF 94 4-2 2 1B 28 1B 1-2 BB		3	3	2	1	2	0	0
Inning Stats	R: 2 E: 0 K: 0 S: 16 H: 3 LOB: 2 BB: 1 P: 32	R: 0 E: 0 K: 1 S: 9 H: 0 LOB: 0 BB: 0 P: 14	R: 2 E: 0 K: 1 S: 12 H: 3 LOB: 1 BB: 1 P: 23	R: 4 E: 1 K: 1 S: 24 H: 4 LOB: 3 BB: 2 P: 48	R: 2 E: 0 K: 0 S: 12 H: 4 LOB: 1 BB: 0 P: 18	R: 0 E: 0 K: 0 S: 8 H: 0 LOB: 0 BB: 0 P: 14	R: 0 E: 1 K: 1 S: 10 H: 1 LOB: 1 BB: 0 P: 16	R: 5 E: 1 K: 1 S: 27 H: 4 LOB: 2 BB: 2 P: 46		1B: 11 2B: 6 3B: 0 HR: 2 SF: 1 SAC: 0 DP: 1 HBP: 0					

AB	42
R	15
H	19
RBI	13
BB	6
SO	5
LOB	22

PITCHER		IP	WLS	BF	H	R	ER	SO	BB	IBB	HBP	BLK	WP	HR	S	P	ERA	WHIP
32 Doug Davis, L ERA: 8.31	(1, 1)	3.2	L	21	8	7	7	3	3	0	0	0	0	0	47	89	17.18	3.000
57 Scott Maine, L ERA: 40.5	(4, 1)	0.1		8	5	3	3	0	1	0	0	0	0	2	19	37	81.00	18.000
40 James Russell, L ERA: 6.26	(5, 1)	3.0		10	2	0	0	1	0	0	0	0	0	0	25	39	0.00	0.667
29 Jeff Samardzija, R ERA: 3.91	(8, 1)	1.0		10	4	5	3	1	2	0	0	0	0	0	27	46	27.00	6.000

PITCHER	IP	WLS	BF	H	R	ER	SO	BB	IBB	HBP	BLK	WP	HR	S	P	ERA	WHIP

Chicago Cubs @ Boston Red Sox

Fenway Park, Boston, MA

Sat May 21 2011, 7:17 PM - 11:07 PM EDT

Att. 37,798 - Partly Cloudy - 53 F

TOP

livebaseballscorecards.com

Batter	1	2	3	4	5	6	7	8	9	AB	R	H	RBI	BB	SO	LOB
1 Kosuke Fukudome, L (1, 9) OBP: 0.444, SLG: 0.358	C FF 93 H FC 90 1-1 15 1B HBP		B CU 80 B CH 83 B FF 92 C SI 92 B SI 88 4-1 13 FC4-6 15 S 16 2B BB		F SI 90 B FF 90 F CH 83 B FC 88 F FC 88 B FC 88 F FF 89 F CH 83 X CU 79 3-2 ① G4-3		B CU 74 C CU 75 F CU 74 F CU 76 B CU 76 B CU 76 S CU 74 3-3 ③ K	C FF 94 B CU 77 B FF 94 D CU 77 S FF 95 B FF 94 4-2 15 E 13 2B BB		2	2	0	0	2	1	1
15 Darwin Barney, R (1, 4) OBP: 0.351, SLG: 0.404	C SI 93 B SI 91 S FF 92 F FF 92 1 SAFE X CU 78 1-2 16 G5-4-3 1B		B SI 90 B FF 91 C FC 89 B FF 91 B CH 83 4-1 13 FC4-6 1-2 BB		B FF 91 C FF 90 F CU 78 F CU 80 B FC 88 F FF 90 F FC 87 T SI 91 2-2 ② K			C FF 94 B CU 77 B FF 94 D CU 77 S FF 95 B FF 94 4-2 15 E 13 2B BB C FF 94 B CU 77 B FF 94 D CU 77 S FF 95 B FF 94 2-2 13 1B 22 BB 1B C FF 94 X CH 84 0-1 ② F9 1-3 2-H 3-H		4	1	2	0	1	1	1
13 Starlin Castro, R (1, 6) OBP: 0.349, SLG: 0.431	B CU 77 C CU 79 S FF 92 B SI 93 S FF 92 2-3 ① K		C FF 91 F FC 88 X SI 91 0-2 ② FC4-6 16 2B 1-2f 2-3		C CU 78 X FC 88 0-1 ③ F8			C SI 88 1 SAFE S SI 93 X SL 86 0-2 22 BB 18 BB 5 2B 1-3 1B C FF 95 X CU 73 X FF 94 0-2 2B 3-H		5	1	2	1	0	1	4
16 Aramis Ramirez, R (1, 5) OBP: 0.356, SLG: 0.386	B FF 92 F FF 92 X SI 92 1-1 ②③ G5-4-3 1-2f		F FF 92 1 SAFE X CH 86 0-1 1-3 3-H 2B			C SI 90 B SI 90 S FC 86 B SI 91 F SL 86 F SI 90 X SL 86 2-2 ① F7		I SAFE B SI 93 S SI 93 F SL 87 B SL 86 F SI 90 F SI 90 B SI 94 4-2 22 BB 5 2B 1-2 BB X FF 93 0-0 ② P3		4	1	1	1	1	0	3
22 Carlos Pena, L (1, 3) OBP: 0.368, SLG: 0.372		B FC 89 B FF 94 B SI 93 C FF 93 X FF 93 3-1 ① G3	B FC 88 C FF 90 B FF 91 X CH 83 2-1 ③ G3			B SI 91 B FF 88 B FF 87 B SI 90 4-0 5 CS BB		F SL 87 B SI 94 B SI 95 C SI 93 B SI 95 F SI 94 B SI 94 4-2 5 2B 12 E 1-2 2-3 3-H BB	B CU 78 B FF 93 S FF 92 B FF 94 F FF 93 S FF 95 3-3 ① K	3	1	0	1	2	1	2
24 Marlon Byrd, R (1, 8) OBP: 0.346, SLG: 0.419 5 Reed Johnson, R (2, PR) (2, 8) OBP: 0.448, SLG: 0.686	B CU 79 C CU 79 F CH 85 H FF 92 2-2 HBP			L FF 90 F CH 87 X FC 89 0-2 ① F8		B SL 86 B FC 85 D SI 90 C SI 89 C SI 89 C SI 89 3-3 ②③ K 1-2		C SI 94 X SL 87 0-1 1-3 2-H 3-H 28 2B 2B	C CH 84 B FF 95 B FF 94 X FF 94 2-1 ② F9	0 4	0 1	0 1	0 2	0 0	0 1	0 1
12 Alfonso Soriano, R (1, 10) OBP: 0.294, SLG: 0.513	B SI 92 C CU 79 C SI 90 F SI 92 1 SAFE F SI 91 X CH 86 1-2 ② F8			S FC 89 F FF 92 X FC 89 0-2 1B			C SL 84 X SL 84 0-1 ① G5-3	C SL 89 D SL 83 B SI 94 X SL 86 2-1 E6 28 2B 15 E 3-H	C CU 77 S CU 79 F CU 80 F FF 95 F CU 76 F FF 95 X FF 93 0-2 ③ G5-3	5	1	1	0	0	0	2
9 Blake DeWitt, L (1, 7) OBP: 0.250, SLG: 0.333 28 Jeff Baker, R (8, PH) OBP: 0.393, SLG: 0.488 1 Tony Campana, L (8, 7) OBP: 0.500, SLG: 1.000	B SI 90 X SI 92 1-0 ③ P6			F CH 83 F FC 89 B FF 90 X CU 78 1-2 ② F9			B CU 75 C CU 75 F CU 76 S SI 90 1-3 ② K	X FF 93 0-0 1-3 2-H 15 E 2B		3 1 0	0 1 0	0 1 0	0 1 0	0 0 0	1 0 0	2 0 0
55 Kovie Hill, S (1, 2) OBP: 0.292, SLG: 0.386			C SI 92 C CH 84 B FC 89 X FF 93 1-2 ① G6-3	B FF 90 1 SAFE X FF 91 1-0 ③ F9			C SI 91 B CU 76 C CU 76 B CU 76 F CU 75 X SI 91 2-2 1B	C FF 94 T FF 93 S CH 84 0-3 ① K		4	0	1	0	0	1	3

	AB	35
	R	9
	H	9
	RBI	6
	BB	6
	SO	7
	LOB	19

Inning Stats																		
	R: 0	H: 1	R: 0	H: 0	R: 1	H: 1	R: 0	H: 1	R: 0	H: 0	R: 0	H: 0	R: 0	H: 1	R: 8	H: 5	R: 0	H: 0
	E: 0	LOB: 1	E: 0	LOB: 1	E: 0	LOB: 2	E: 0	LOB: 1	E: 0	LOB: 0	E: 0	LOB: 1	E: 0	LOB: 1	E: 2	LOB: 1	E: 0	LOB: 0
	K: 1	BB: 0	K: 0	BB: 0	K: 0	BB: 0	K: 0	BB: 0	K: 1	BB: 0	K: 1	BB: 1	K: 2	BB: 0	K: 1	BB: 3	K: 1	BB: 0
	S: 10	P: 15	S: 10	P: 17	S: 12	P: 23	S: 10	P: 12	S: 14	P: 19	S: 8	P: 17	S: 13	P: 19	S: 31	P: 47	S: 12	P: 17

	1B: 5	SF: 0	WP: 0	PA: 43
	2B: 5	SAC: 0	PB: 0	
	3B: 0	DP: 2	SB: 1	
	HR: 0	HBP: 2	CS: 1	

PITCHER		IP	WLS	BF	H	R	ER	SO	BB	IBB	HBP	BLK	WP	HR	S	P	ERA	WHIP
91 Alfredo Aceves, R ERA: 2.42	(1, 1)	5.0		21	3	1	1	2	2	0	2	0	0	0	56	86	1.80	1.000
35 Dan Wheeler, R ERA: 10.03	(6, 1)	1.1	H	4	0	0	0	1	1	0	0	0	0	0	10	19	0.00	0.750
53 Rich Hill, L ERA:	(7, 1)	0.2	H	3	1	0	0	2	0	0	0	0	0	0	11	17	0.00	1.500
32 Matt Albers, R ERA: 4.15	(8, 1)	0.0	L	6	3	6	5	0	2	0	0	0	0	0	19	31	∞	∞
46 Franklin Morales, L ERA: 3.38	(8, 1)	2.0		9	2	2	0	2	1	0	0	0	0	0	24	33	0.00	1.500

PITCHER		IP	WLS	BF	H	R	ER	SO	BB	IBB	HBP	BLK	WP	HR	S	P	ERA	WHIP

Batter	1	2	3	4	5	6	7	8	9	AB	R	H	RBI	BB	SO	LOB
2 Jacoby Ellsbury, L (1, 8) OBP: 0.351, SLG: 0.441	C SI 88 B SI 88 S SI 89 F SI 91 1-2 CI 20 S		B SI 89 F FF 91 B FF 91 B SI 92 X FF 92 3-1 ① G3	B SI 92 B SI 91 F SI 92 X SI 91 2-1 ③ L6		B SI 90 X SI 91 1-0 15 FC3-6 1-2 2-H 1B		B FF 94 F FF 94 B SL 90 F SL 89 B CU 77 F FF 94 X SL 91 3-2 ② P2		4	0	1	1	0	0	2
15 Dustin Pedroia, R (1, 4) OBP: 0.356, SLG: 0.308	B SI 88 1 SAFE B SI 90 C SI 91 1 SAFE 1 SAFE X SL 80 2-1 ① P6		C FF 91 B SI 93 F SI 93 F SI 94 B SI 94 S FS 86 2-3 ② K		B SI 90 B SL 80 C SI 91 F SI 91 F SI 93 F SL 84 X FS 84 2-2 ① F8	C SI 90 X SI 91 0-1 ② FC3-6 28 S 1-2f 2-3		B SL 94 X FF 93 1-0 ③ G6-3		5	0	0	0	0	1	3
28 Adrián González, L (1, 3) OBP: 0.379, SLG: 0.559	C FF 90 F FS 82 1 SAFE X SI 91 0-2 ② F8		B SI 93 C SI 92 B SI 93 X CU 73 2-1 ③ G6-3		F FF 91 B SI 94 F FS 84 B SI 93 F FS 85 F FS 85 B SI 92 F SI 94 X SL 83 3-2 20 HBP 1B	B SI 92 F SL 85 F SI 92 B FF 92 X CU 78 2-2 ③ G6-3 1-2			B FF 92 X FF 92 1-0 20 G6-4-3 1B	5	0	2	0	0	0	3
20 Kevin Youkilis, R (1, 5) OBP: 0.413, SLG: 0.538	B FF 92 B SI 92 B FC 91 B SI 90 4-0 1-2 BB			B SI 89 B FF 91 B SI 90 C SI 90 C SL 81 X FF 92 3-2 34 HR 1B	C FF 93 H SI 92 1-1 1-2 HBP		B FF 90 B SI 91 C SL 85 X SL 85 2-1 34 G4-3 34 PB 1B		C SL 81 B SL 82 C FF 91 X SL 78 1-2 ①② G6-4-3 1-2f	3	1	2	0	1	0	1
34 David Ortiz, L (1, 10) OBP: 0.370, SLG: 0.525	B FF 91 C FF 92 B FF 92 X FF 92 2-1 ③ F7			F SI 92 S FF 92 B SI 92 B FS 84 F SI 92 X SI 93 2-2 1-H HR	F SI 93 B SI 85 F FF 93 B SI 92 F SL 81 X FC 93 2-2 ② P6		B SL 86 B SL 86 B SI 91 C SL 86 X SI 91 3-1 ① G4-3 1-3		B FF 92 B FF 92 C SL 80 X SL 81 2-1 ③ F9	5	1	1	2	0	0	5
7 J.D. Drew, L (1, 9) OBP: 0.366, SLG: 0.368		C SI 90 X SI 90 0-1 ① G5-3		B FF 95 X FF 93 1-0 ① G4-3	B FF 93 X FF 92 1-0 ③ P1		C CU 78 X SI 91 0-1 ② G6-3			4	0	0	0	0	0	3
12 Jed Lowrie, S (1, 6) OBP: 0.358, SLG: 0.478		C SI 91 B SI 92 X CU 71 1-1 1B		C FF 94 S FF 94 B FF 94 B SI 86 B FC 92 B FC 93 4-2 13 FC6-4 BB		F SI 90 S SI 90 B SI 92 S FS 83 1-3 ① K	I IN 74 I IN 72 I IN 71 I IN 71 4-0 IBB			2	0	1	0	2	1	0
13 Carl Crawford, L (1, 7) OBP: 0.247, SLG: 0.282		F FF 90 B SI 92 F FS 84 B FC 91 F SI 92 F FF 92 B FC 90 F FC 92 X FF 92 3-2 ② F9		X SI 92 0-0 ② FC6-4 33 1B 1-2f		B SI 90 S FF 90 X FC 91 1-1 33 BB 2 1B 1B	B CU 78 F SL 86 B SL 84 B SL 85 X SL 85 3-1 ③ G4-3			4	1	1	0	0	0	4
33 Jason Varitek, S (1, 2) OBP: 0.284, SLG: 0.242		B SI 92 1 SAFE X FF 91 1-0 ③ G4-3		1 SAFE C SI 91 B SI 91 X FF 91 1-1 1-2 1B		F FF 90 B SI 91 B SI 90 B SI 91 C SI 88 F SI 90 B FF 90 4-2 15 FC3-6 2 1B 1-2 BB		C FF 95 B FF 94 F FF 94 B CU 77 X FF 94 2-2 ① L7		3	0	1	0	1	0	1
Inning Stats	R: 0 E: 1 K: 0 S: 10 H: 0 LOB: 2 BB: 1 P: 19	R: 0 E: 0 K: 0 S: 11 H: 1 LOB: 1 BB: 0 P: 16	R: 0 E: 0 K: 1 S: 8 H: 0 LOB: 0 BB: 0 P: 15	R: 2 E: 0 K: 0 S: 15 H: 3 LOB: 2 BB: 1 P: 28	R: 0 E: 0 K: 0 S: 17 H: 1 LOB: 2 BB: 0 P: 26	R: 1 E: 0 K: 1 S: 14 H: 2 LOB: 2 BB: 1 P: 23	R: 0 E: 0 K: 0 S: 8 H: 1 LOB: 2 BB: 1 P: 20	R: 0 E: 0 K: 0 S: 8 H: 0 LOB: 0 BB: 0 P: 14	R: 0 E: 0 K: 0 S: 6 H: 1 LOB: 0 BB: 0 P: 10	1B: 8 2B: 0 3B: 0 HR: 1 SF: 0 SAC: 0 DP: 1 HBP: 1						

PITCHER	IP	WLS	BF	H	R	ER	SO	BB	IBB	HBP	BLK	WP	HR	S	P	ERA	WHIP
38 Carlos Zambrano, R (1, 1) ERA: 4.88	5.2		29	7	3	3	2	3	0	1	0	0	1	72	122	4.76	1.765
45 Sean Marshall, L (6, 1) ERA: 1.42	1.1	W	6	1	0	0	0	0	1	0	0	0	0	11	25	0.00	0.750
34 Kerry Wood, R (8, 1) ERA: 2.5	1.0		3	0	0	0	0	0	0	0	0	0	0	8	14	0.00	0.000
49 Carlos Marmol, R (9, 1) ERA: 1.29	1.0		3	1	0	0	0	0	0	0	0	0	0	6	10	0.00	1.000

PITCHER	IP	WLS	BF	H	R	ER	SO	BB	IBB	HBP	BLK	WP	HR	S	P	ERA	WHIP

BOTTOM

Chicago Cubs @ Boston Red Sox

Fenway Park, Boston, MA

Sat May 21 2011, 7:17 PM - 11:07 PM EDT

Att. 37,798 - Partly Cloudy - 53 F

livebaseballscorecards.com

AB	35
R	3
H	9
RBI	3
BB	4
SO	2
LOB	22

Batter	1	2	3	4	5	6	7	8	9	AB	R	H	RBI	BB	SO	LOB
1 Kosuke Fukudome, L (1, 9) OBP: 0.431, SLG: 0.345	C KN 67 B KN 67 C KN 67 X KN 67 1-2 ① G6-3			S KN 65 X KN 62 0-1 ① B4-3		C KN 65 X KN 60 0-1 ② G3-1 2-3		B FF 97 T FF 97 B FF 97 C FF 98 F FF 97 S SL 85 2-3 ③ K		4	0	0	0	0	1	1
15 Darwin Barney, R (1, 4) OBP: 0.343, SLG: 0.394	B KN 67 F KN 67 X KN 67 1-1 ② G5-3			S KN 66 X KN 62 0-1 ② F8		F KN 66 F KN 66 T KN 67 0-2 ③ K			C FF 95 B FF 96 X FS 90 1-1 ① G5-3	4	0	0	0	0	1	1
13 Starlin Castro, R (1, 6) OBP: 0.347, SLG: 0.432	B KN 68 B KN 66 B KN 65 C FF 74 X KN 70 3-1 ③ G5-3			B KN 64 F KN 66 B CU 62 X KN 66 2-1 ③ P3			B KN 64 F KN 65 F KN 64 B KN 60 X KN 65 2-2 22 F9 28 2B 2B		C FF 95 B FF 96 F FF 95 F FF 95 S FS 90 1-3 ② K2-3	4	1	1	0	0	1	0
16 Aramis Ramirez, R (1, 5) OBP: 0.354, SLG: 0.389		F KN 66 X KN 67 0-1 ① F9			B KN 65 B KN 65 X CU 65 2-0 ① G5-3		C KN 66 B KN 64 B KN 64 X KN 64 2-1 ① G1-3		S FS 90 X FF 95 0-1 22 DI 2B	4	0	1	0	0	0	1
22 Carlos Pena, L (1, 3) OBP: 0.359, SLG: 0.360		S KN 66 B KN 66 X KN 66 1-1 ② G3			F KN 65 F KN 61 F KN 67 B CU 62 X KN 66 1-2 ② F7		X KN 66 0-0 ② F9 2-3		F FF 96 F FF 96 B FS 90 F FF 96 F FF 95 B FF 95 S FS 90 2-3 ③ K 2-3	4	0	0	0	0	1	2
28 Jeff Baker, R (1, 7) OBP: 0.391, SLG: 0.494 1 Tony Campana, L (7, PR) OBP: 0.500, SLG: 1.000 (7, 7)		F KN 66 F KN 66 S KN 68 0-3 ③ K			C KN 65 F KN 65 F KN 66 F KN 67 B KN 62 S KN 67 1-3 K		S KN 65 X KN 65 0-1 3-H 2B			3 0	0 0	1 0	1 0	0 0	2 0	0 0
12 Alfonso Soriano, R (1, 10) OBP: 0.294, SLG: 0.510			C KN 65 X KN 65 0-1 53 G6-4-3 1B		X KN 66 0-0 ③ P4		B FF 96 S FF 97 B FF 97 F SI 98 F FF 98 S FF 98 2-3 ③ K			3	0	1	0	0	1	2
53 Welington Castillo, R (1, 2) OBP: 0.182, SLG: 0.182			X KN 65 0-0 ① ② G6-4-3 1-2f			B KN 64 B KN 64 X FF 72 2-0 1 G3-1 5 WP 1B		B FF 96 T FF 96 F FF 98 B SL 85 X SI 97 2-2 ① F8		3	0	1	0	0	0	1
5 Reed Johnson, R (1, 8) OBP: 0.426, SLG: 0.648			C KN 65 B KN 66 C KN 66 X KN 66 1-2 ③ P3			C KN 65 C KN 65 F KN 65 B KN 66 X KN 66 1-2 ① G5-3 1-2		B FF 98 B FF 97 S SI 98 X SI 97 2-1 ② G5-3		3	0	0	0	0	0	1
Inning Stats	R: 0 E: 0 K: 0 S: 7 H: 0 LOB: 0 BB: 0 P: 12	R: 0 E: 0 K: 1 S: 7 H: 0 LOB: 0 BB: 0 P: 8	R: 0 E: 0 K: 0 S: 6 H: 1 LOB: 0 BB: 0 P: 7	R: 0 E: 0 K: 0 S: 6 H: 0 LOB: 0 BB: 0 P: 8	R: 0 E: 0 K: 1 S: 11 H: 0 LOB: 1 BB: 0 P: 15	R: 0 E: 0 K: 1 S: 10 H: 1 LOB: 1 BB: 0 P: 13	R: 1 E: 0 K: 1 S: 12 H: 2 LOB: 1 BB: 0 P: 18	R: 0 E: 0 K: 1 S: 10 H: 0 LOB: 0 BB: 0 P: 16	R: 0 E: 0 K: 2 S: 13 H: 1 LOB: 1 BB: 0 P: 17	1B: 2 2B: 3 3B: 0 HR: 0 SF: 0 SAC: 0 DP: 1 HBP: 0						

TOP

Chicago Cubs @ Boston Red Sox

Fenway Park, Boston, MA

Sun May 22 2011, 8:10 PM - 10:54 PM EDT

Att. 37,688 - Partly Cloudy - 49 F

livebaseballscorecards.com

AB	32
R	1
H	5
RBI	1
BB	0
SO	7
LOB	9

WP: 2 PB: 0 SB: 0 CS: 0 PA: 32

PITCHER		IP	WLS	BF	H	R	ER	SO	BB	IBB	HBP	BLK	WP	HR	S	P	ERA	WHIP
49 Tim Wakefield, R ERA: 4.5	(1, 1)	6.2	W	24	4	1	1	3	0	0	0	0	2	0	55	75	1.35	0.600
51 Daniel Bard, R ERA: 3.33	(7, 1)	1.1	H	4	0	0	0	2	0	0	0	0	0	0	14	22	0.00	0.000
58 Jonathan Papelbon, R ERA: 2.29	(9, 1)	1.0		4	1	0	0	2	0	0	0	0	0	0	13	17	0.00	1.000

PITCHER	IP	WLS	BF	H	R	ER	SO	BB	IBB	HBP	BLK	WP	HR	S	P	ERA	WHIP

Chicago Cubs @ Boston Red Sox

Fenway Park, Boston, MA

Sun May 22 2011, 8:10 PM - 10:54 PM EDT

Att. 37,688 - Partly Cloudy - 49 F

BOTTOM

livebaseballscorecards.com

Batter	1	2	3	4	5	6	7	8	9	AB	R	H	RBI	BB	SO	LOB
2 Jacoby Ellsbury, L (1, 8) OBP: 0.348, SLG: 0.437	C FF 89 X SL 81 0-1 ① G3		X FC 86 0-0 ② G4-3		C SL 79 C CU 75 F FF 88 B CU 74 X SL 81 1-2 15 CS 1B		B FF 87 C CH 81 B SL 82 B SL 83 X FF 87 3-1 ② F9			4	0	1	0	0	0	0
15 Dustin Pedroia, R (1, 4) OBP: 0.359, SLG: 0.313	C FF 89 B SL 79 X FC 86 1-1 28 1B 1B		B FC 86 X CH 82 1-0 ③ G6-3		C SI 89 B SI 89 F SI 89 1 SAFE F SI 88 D SL 82 1 SAFE B SI 89 X SI 89 3-2 ①② G6-3 1-2		B CH 81 F CH 80 F CH 81 X CH 82 1-2 28 1B 20 3B 1B			4	1	2	0	0	0	1
28 Adrián González, L (1, 3) OBP: 0.391, SLG: 0.574	C FF 88 S SL 80 1 SAFE X FF 88 0-2 1-2 1B			C FF 86 F CU 75 X SL 81 0-2 34 1B 20 BB 12 SF8 1B	C SI 90 B SI 90 B SI 89 F SI 89 X SI 89 2-2 2B		X FF 88 0-0 1-2 20 3B 1B			4	2	4	0	0	0	0
20 Kevin Youkilis, R (1, 5) OBP: 0.415, SLG: 0.548	B SL 80 C SI 87 B SI 87 F SI 87 B FC 86 F FF 86 S SL 81 3-3 ② K			B FF 88 B CH 82 B FF 87 C FF 86 B FF 87 4-1 12 SF8 34 1B 23 SF8 1-2 BB	C SI 88 B SI 89 C SL 81 D SL 82 F SL 83 X SL 82 2-2 ③ F8		C SL 90 S SL 90 F CU 78 B FF 94 X SL 90 1-2 1-H 2-H 3B			3	1	1	2	1	1	3
34 David Ortiz, L (1, 10) OBP: 0.373, SLG: 0.530	C SL 80 C FF 88 X CU 76 0-2 ③ G3			X SL 80 0-0 1-2 2-3 1B		F FF 87 B SL 82 F SL 82 F FF 88 X SL 82 1-2 2B	X FF 94 0-0 ③ G1			4	0	2	0	0	0	3
12 Jed Lowrie, S (1, 6) OBP: 0.362, SLG: 0.478		B FF 88 X CH 82 1-0 23 G5-4-3 1B		X SI 87 0-0 ① SF8 2-3 3-H		C CH 82 S CH 82 X CH 81 0-2 ① G6-3		B FF 95 H FF 95 2-0 23 FC6-4 HBP		2	0	1	1	0	0	1
23 Mike Cameron, R (1, 9) OBP: 0.218, SLG: 0.265		1 SAFE 1 SAFE B CH 84 1 SAFE 1 SAFE F FF 85 D FF 85 B SL 79 X FF 86 3-1 ①② G5-4-3 1-2f		B FF 86 X FC 86 1-0 ② SF8 3-H		C CH 81 B CH 81 F CH 82 S SL 83 1-3 ② K		C FF 94 C SL 91 B CU 78 B FF 94 B SL 91 X SL 89 3-2 ① FC6-4 13 CI 1-2f		3	0	0	1	0	1	3
13 Carl Crawford, L (1, 7) OBP: 0.243, SLG: 0.277		F FF 88 F FF 86 X FF 90 0-2 ③ F7		B SL 80 S FF 86 S FF 87 S FF 87 1-3 ③ K		C FF 89 X SL 83 0-1 ③ F8		B FF 95 B FF 93 C SL 90 X SL 90 2-1 CI 39 G5-4-3 1-2		3	0	0	0	0	1	2
39 Jarrod Saltalamacchia, S (1, 2) OBP: 0.290, SLG: 0.398			F SI 86 B CH 83 X FC 86 1-1 ① F7		B SL 78 X FF 86 1-0 HR		C CH 79 X CH 80 0-1 ① P3		F CH 84 D CH 84 B CH 85 X SI 92 2-1 ②③ G5-4-3 1-2f	4	1	1	1	0	0	2
Inning Stats	R: 0 E: 0 K: 1 S: 14 H: 2 LOB: 2 BB: 0 P: 18	R: 0 E: 0 K: 0 S: 6 H: 1 LOB: 0 BB: 0 P: 10	R: 0 E: 0 K: 0 S: 4 H: 0 LOB: 0 BB: 0 P: 6	R: 2 E: 0 K: 1 S: 10 H: 2 LOB: 1 BB: 1 P: 16	R: 1 E: 0 K: 0 S: 16 H: 3 LOB: 1 BB: 0 P: 25	R: 0 E: 0 K: 1 S: 12 H: 1 LOB: 1 BB: 0 P: 14	R: 2 E: 0 K: 0 S: 13 H: 3 LOB: 1 BB: 0 P: 18	R: 0 E: 1 K: 0 S: 7 H: 0 LOB: 1 BB: 0 P: 16		1B: 8 2B: 2 3B: 1 HR: 1	SF: 2 SAC: 0 DP: 2 HBP: 1			WP: 0 PB: 0 SB: 0 CS: 1	PA: 36	

	AB	31
	R	5
	H	12
	RBI	5
	BB	1
	SO	3
	LOB	15

PITCHER		IP	WLS	BF	H	R	ER	SO	BB	IBB	HBP	BLK	WP	HR	S	P	ERA	WHIP
40 James Russell, L ERA: 6.33	(1, 1)	4.0	L	19	7	3	3	2	1	0	0	0	0	1	39	57	6.75	2.000
64 Justin Berg, R ERA: 3.75	(5, 1)	1.0		3	1	0	0	0	0	0	0	0	0	0	11	18	0.00	1.000
43 John Grabow, L ERA: 4.67	(6, 1)	1.2		8	3	2	2	1	0	0	0	0	0	0	20	26	10.80	1.800
34 Kerry Wood, R ERA: 2.41	(7, 1)	0.2		5	1	0	0	0	0	0	1	0	0	0	10	18	0.00	1.500
57 Scott Maine, L ERA: 20.25	(8, 1)	0.2		1	0	0	0	0	0	0	0	0	0	0	2	4	0.00	0.000

PITCHER	IP	WLS	BF	H	R	ER	SO	BB	IBB	HBP	BLK	WP	HR	S	P	ERA	WHIP

Boston Red Sox @ Cleveland Indians

Progressive Field, Cleveland, OH

Mon May 23 2011, 8:08 PM - 10:55 PM EDT

Att. 19,225 - Overcast - 72 F

TOP

livebaseballscorecards.com

Batter	1	2	3	4	5	6	7	8	9	AB	R	H	RBI	BB	SO	LOB
2 Jacoby Ellsbury, L (1, 8) OBP: 0.347, SLG: 0.430	B SI 94 B SI 94 C SI 93 F SI 94 F SI 96 X FF 96 2-2 ① F7		C SI 95 C SI 93 H SI 95 1-2 15 1B HBP		X SI 93 0-0 ② L1			B SI 92 X SI 92 1-0 E1 15 CS		3	0	0	0	0	0	0
15 Dustin Pedroia, R (1, 4) OBP: 0.362, SLG: 0.313 44 Drew Sutton, S (8, PR) (8, 4)	C SI 96 B SI 95 B SI 95 C SI 92 F SI 95 S FF 97 2-3 ② K		C SI 92 F SI 93 X SI 95 0-2 1-3 2-H 1B		B SI 95 X SI 91 1-0 ③ L8			P PO 91 F SI 92 1 SAFE B SI 93 B SI 92 B FF 93 4-1 ② 28 1B 1-2 BB		3 0	0 0	1 0	1 0	1 0	1 0	0 0
28 Adrián González, L (1, 3) OBP: 0.393, SLG: 0.570	C FF 96 B SI 96 X SI 96 1-1 ③ G1-3		B SI 93 F SI 92 X SI 93 1-1 ③ G3			B SI 94 B SI 92 B SI 90 B SI 91 4-0 20 G6-4-3 BB		C FF 85 1 SAFE F FF 85 D FF 86 X FF 90 1-2 1-2 1B		3	0	1	0	1	0	2
20 Kevin Youkilis, R (1, 5) OBP: 0.412, SLG: 0.537		C FF 95 H SL 80 1-1 34 G3-5-1 HBP	B SI 91 F SI 91 F SI 93 B FF 96 B SI 95 F SI 94 X SI 95 3-2 ① F8			C SI 91 S SL 84 B SI 94 B SL 85 X SI 90 2-2 ① ② G6-4-3 1-2f		B SI 90 B SL 81 X FF 91 2-0 ③ F9		3	0	0	0	0	0	3
34 David Ortiz, L (1, 10) OBP: 0.370, SLG: 0.524		C SI 94 B FF 94 C SL 81 X SI 96 1-2 ① ② G3-5-1 1-2f	X FF 94 0-0 7 G4-3 1B			C SI 92 B SI 94 F SI 93 F SI 95 F SL 86 X SI 94 1-2 ③ F9		X FF 94 0-0 ① F7		4	0	1	0	0	0	1
7 J.D. Drew, L (1, 9) OBP: 0.363, SLG: 0.364		C SI 95 F SI 94 F FF 96 B SI 96 X SI 96 1-2 ③ G3	C SI 90 B SI 93 F SI 93 F SI 92 B FF 94 F SI 93 B SL 83 X SI 92 3-2 ② G4-3 1-2				B SI 92 B FF 93 F SI 90 X SI 93 2-1 ① F7	B FF 94 X FF 93 1-0 12 1B 1B		4	0	1	0	0	0	1
12 Jed Lowrie, S (1, 6) OBP: 0.359, SLG: 0.472			C SI 92 B SI 95 B SI 93 C SI 90 S SI 96 2-3 ① K	B SI 92 B SI 95 F SI 91 B SI 93 X SI 92 3-1 ③ L8			X SI 93 0-0 ② G4-3	C FF 93 B SL 80 B FF 93 B FF 93 X FF 93 3-1 13 G4-6-3 1-3 1B		4	0	1	0	0	1	1
13 Carl Crawford, L (1, 7) OBP: 0.249, SLG: 0.298			C FF 95 X FF 96 0-1 39 G4-3 15 1B 1B		C SI 92 B FF 93 X SL 80 1-1 HR		B FF 94 X SI 94 1-0 ③ L4	B FF 93 F SL 82 X FF 93 1-1 ② ③ G4-6-3 1-2f		4	2	2	1	0	0	2
39 Jarrod Saltalamacchia, S (1, 2) OBP: 0.282, SLG: 0.385			C FF 93 F SI 93 B FF 94 1 SAFE B SI 91 B SI 95 F SI 94 X SI 95 3-2 ② G4-3 1-2		F SI 92 S SI 96 S SI 94 0-3 ① K			F SI 93 F SI 94 B SI 95 X SI 93 1-2 ① F8		3	0	0	0	0	1	1
Inning Stats	R: 0 E: 0 K: 1 S: 10 H: 0 LOB: 0 BB: 0 P: 15	R: 0 E: 0 K: 0 S: 8 H: 0 LOB: 0 BB: 0 P: 11	R: 1 E: 0 K: 1 S: 16 H: 2 LOB: 2 BB: 0 P: 23	R: 0 E: 0 K: 0 S: 12 H: 1 LOB: 1 BB: 0 P: 21	R: 1 E: 0 K: 1 S: 7 H: 1 LOB: 0 BB: 0 P: 9	R: 0 E: 0 K: 0 S: 8 H: 0 LOB: 0 BB: 1 P: 15	R: 0 E: 0 K: 0 S: 4 H: 0 LOB: 0 BB: 0 P: 7	R: 0 E: 1 K: 0 S: 10 H: 1 LOB: 2 BB: 1 P: 18	R: 0 E: 0 K: 0 S: 6 H: 2 LOB: 1 BB: 0 P: 11	1B: 6 2B: 0 3B: 0 HR: 1	SF: 0 SAC: 0 DP: 3 HBP: 2					

| | | | | |

BOTTOM

Boston Red Sox @ Cleveland Indians

Progressive Field, Cleveland, OH

Mon May 23 2011, 8:08 PM - 10:55 PM EDT

Att. 19,225 - Overcast - 72 F

livebaseballscorecards.com

Batter	1	2	3	4	5	6	7	8	9	AB	R	H	RBI	BB	SO	LOB
23 Michael Brantley, L (1, 8) OBP: 0.359, SLG: 0.417	C FF 93 X SI 93 0-1 G4-3 ①		C FF 93 C CU 79 B CU 81 X FF 95 1-2 G5-3 ③			C CU 77 F CH 81 S FF 92 0-3 K ①		B FF 96 C FF 97 C FF 97 F SL 84 B SI 97 X FF 97 2-2 13 2B 2-H 1B		4	1	1	1	0	1	0
13 Asdrúbal Cabrera, S (1, 6) OBP: 0.371, SLG: 0.548	F FF 93 C SI 94 B FF 92 X FF 95 1-2 28 FC6 1B			B CU 76 F FC 92 B FF 92 B CH 82 X SI 93 3-1 HR		C SI 94 B CU 80 X CU 77 1-1 F7 ②		B FF 96 X SI 96 1-0 17 S 2-H 2B		4	1	3	2	0	0	0
17 Shin-Soo Choo, L (1, 9) OBP: 0.325, SLG: 0.384	B CU 76 S CH 82 1 SAFE 1 SAFE F FF 90 F FC 91 S FF 92 1-3 K ②			B FF 92 C FF 94 B SI 93 X CH 81 2-1 G1 ①		C FC 92 B CU 80 T CH 82 B SI 95 S CH 81 2-3 K ③		B CU 74 C CU 75 F CU 76 T SI 91 1-2 K ③ 2-3		4	0	0	0	0	3	3
28 Travis Buck, L (1, 10) OBP: 0.259, SLG: 0.346	B CU 76 X FF 93 1-0 FC6 ③ 1-2f			B CH 80 X FF 93 1-0 G1-3 ②			B CH 80 B FC 90 X FF 94 2-0 G4-3 ①			3	0	0	0	0	0	1
7 Matt LaPorta, R (1, 3) OBP: 0.338, SLG: 0.465		C FF 94 S CH 81 B FC 92 B CH 82 B CH 82 S FC 90 3-3 K ①		B CH 82 B SI 95 S FC 92 S CH 82 X FF 94 2-2 G3-1 ③			B SI 93 X FC 91 1-0 F9 ②			3	0	0	0	0	1	0
20 Orlando Cabrera, R (1, 4) OBP: 0.285, SLG: 0.345		C FF 94 X CH 80 0-1 P3 ②			C SI 94 X CU 80 0-1 G5-3 ①		X CU 79 0-0 G1-3 ③			3	0	0	0	0	0	0
9 Jack Hannahan, L (1, 5) OBP: 0.329, SLG: 0.371 8 Adam Everett, R (8, PR) OBP: 0.364, SLG: 0.276 (9, 5)		X FF 93 0-0 G3-1 ③			C CH 82 B CH 79 B FF 94 B CH 79 B FF 91 4-1 26 CS BB			F FF 88 B CU 76 B FF 91 F FF 89 B CH 80 F FF 89 F FF 94 X FF 90 3-2 26 G5-3 23 1B 1B		2 0	0 1	1 0	0 0	1 0	0 0	0 0
26 Austin Kearns, R (1, 7) OBP: 0.310, SLG: 0.306			B FF 92 B FF 92 B FC 90 B FF 93 4-0 6 G5-4-3 BB		B FF 94 1 SAFE 1 SAFE S SI 94 B CH 80 B FF 94 1 SAFE C FC 91 X FF 96 3-2 1-2 2B ②			1 SAFE B SI 92 C FC 91 1 SAFE 1 SAFE X SI 93 1-1 G5-3 ① 1-2		2	0	1	0	1	0	1
6 Lou Marson, R (1, 2) OBP: 0.304, SLG: 0.366 41 Carlos Santana, S (8, PH) OBP: 0.343, SLG: 0.372 (9, 2)			B FF 90 C FF 93 1 SAFE B FF 93 F FF 93 X CH 81 2-2 G5-4-3 ① ② 1-2f		B FF 92 X SI 94 1-0 G5-3 ③			F FF 97 S FF 96 X FF 97 0-2 P5 ②		2 1	0 0	0 0	0 0	0 0	0 0	2 2
Inning Stats	R: 0 E: 0 K: 1 S: 10 H: 1 LOB: 1 BB: 0 P: 13	R: 0 E: 0 K: 1 S: 6 H: 0 LOB: 0 BB: 0 P: 9	R: 0 E: 0 K: 0 S: 6 H: 0 LOB: 0 BB: 1 P: 13	R: 1 E: 0 K: 0 S: 8 H: 1 LOB: 0 BB: 0 P: 16	R: 0 E: 0 K: 0 S: 7 H: 1 LOB: 1 BB: 1 P: 15	R: 0 E: 0 K: 2 S: 8 H: 0 LOB: 0 BB: 0 P: 11	R: 0 E: 0 K: 0 S: 3 H: 0 LOB: 0 BB: 0 P: 6	R: 2 E: 0 K: 1 S: 18 H: 3 LOB: 2 BB: 0 P: 26		1B: 3 2B: 2 3B: 0 HR: 1 SF: 0 SAC: 0 DP: 1 HBP: 0						

	AB	28
	R	3
	H	6
	RBI	3
	BB	2
	SO	5
	LOB	9

PITCHER		IP	WLS	BF	H	R	ER	SO	BB	IBB	HBP	BLK	WP	HR	S	P	ERA	WHIP
11 Clay Buchholz, R ERA: 3.3	(1, 1)	7.1		26	4	3	3	4	2	0	0	0	0	1	55	94	3.68	0.818
51 Daniel Bard, R ERA: 3.65	(8, 1)	0.1	L	3	2	0	0	0	0	0	0	0	0	0	8	11	0.00	6.000
53 Rich Hill, L ERA:	(8, 1)	0.1		1	0	0	0	1	0	0	0	0	0	0	3	4	0.00	0.000

PITCHER	IP	WLS	BF	H	R	ER	SO	BB	IBB	HBP	BLK	WP	HR	S	P	ERA	WHIP

Boston Red Sox @ Cleveland Indians

Progressive Field, Cleveland, OH

Tue May 24 2011, 7:07 PM - 10:09 PM EDT

Att. 23,752 - Clear - 64 F

TOP

livebaseballscorecards.com

Batter	1	2	3	4	5	6	7	8	9	AB	R	H	RBI	BB	SO	LOB
2 Jacoby Ellsbury, L (1, 8) OBP: 0.345, SLG: 0.423	B SI 91 C SI 92 B SI 93 X SI 92 2-1 G6-3 ①		B SI 92 C CH 84 B SI 92 S CH 85 F CH 84 B SI 92 F CH 85 B SI 92 4-2 28 28 S 2B BB		C SI 91 X SI 92 0-1 G6-3 ③			C CH 88 X SI 92 0-1 G6-3 ①		3	1	0	0	1	0	0
12 Jed Lowrie, S (1, 6) OBP: 0.350, SLG: 0.462	C SI 93 F CH 86 S SI 92 0-3 K ②		B SI 91 F SI 91 1 SAFE X SI 90 1-1 SF8 3-H			C SI 92 C SL 85 F SI 92 B SI 93 F CH 86 B SL 84 B SI 92 S SI 91 3-3 K ①		F SI 92 X CH 85 0-1 L3 ②		3	0	0	1	0	2	0
28 Adrián González, L (1, 3) OBP: 0.391, SLG: 0.569	C SI 94 B SI 93 X CH 85 1-1 G4-3 ③		F CH 85 B SI 92 F CH 85 B SI 92 F CH 86 B SI 92 X CH 84 3-2 1-H 2B			C SL 89 X SI 92 0-1 G3 ②		X SI 93 0-0 G5-3 ③		4	0	1	1	0	0	0
20 Kevin Youkilis, R (1, 5) OBP: 0.408, SLG: 0.529		C SI 91 B SL 86 C SI 92 X SI 92 1-2 G5-3 ①	B SL 85 B SI 92 B SI 91 C SI 92 X SI 92 3-1 F9 ③			C SI 93 F SI 92 B SL 86 S SI 93 1-3 K ③			B SL 84 B SI 90 C SI 90 X SI 91 2-1 7 G4-3 34 E 13 FC1-2 1B	4	0	1	0	0	1	1
34 David Ortiz, L (1, 10) OBP: 0.373, SLG: 0.535 54 Darnell McDonald, R (9, PR) OBP: 0.227, SLG: 0.300 (9, 10)		B SI 92 B CH 86 X SI 93 2-0 7 FC1-6-5 2B	B SI 91 F CH 85 B SI 92 X SI 92 2-1 F8 ①				X SI 93 0-0 7 G4-3 33 HR 2B		1 SAFE F SL 84 B SL 85 T SL 84 X SL 86 1-2 FC3 13 FC1-2 7 G4-3 1-2	4 0	1 0	2 0	0 0	0 0	0 0	1 0
7 J.D. Drew, L (1, 9) OBP: 0.353, SLG: 0.352		C SI 93 S CH 85 X CH 85 0-2 FC1-6-5 ② 2-3	C SI 92 B SL 86 F SI 92 S CH 86 1-3 K ②				B SI 92 C SI 92 X SI 92 1-1 G4-3 ① 2-3		X SL 84 0-0 G4-3 ① 1-2 2-3	4	0	0	0	0	1	4
33 Jason Varitek, S (1, 2) OBP: 0.295, SLG: 0.290		C SI 93 S SI 93 S SI 93 0-3 K ③	X SI 92 0-0 G3-1 ③				X SI 92 0-0 HR 3-H		B SL 83 D SL 82 B FF 89 B FF 88 4-0 13 FC1-2 BB	3	1	1	2	1	1	1
13 Carl Crawford, L (1, 7) OBP: 0.249, SLG: 0.293			C SI 92 H SI 92 1-1 44 G4-3 44 S 12 SF8 HBP		C SI 91 S CH 86 B CH 84 B SI 91 B CH 85 S SI 91 3-3 K ①		X SI 92 0-0 G4-3 ②		X SL 85 0-0 FC1-2 ② 1-2 2-3 3-Hf	3	1	0	0	0	1	3
44 Drew Sutton, S (1, 4)			B SI 90 F SI 91 F SI 92 F CH 84 X SI 92 1-2 G4-3 ① 1-3		C SI 91 B SI 91 B SI 92 F SI 91 F SI 93 S SI 91 2-3 K ②		B SI 92 F SI 92 X CH 84 1-1 G4-3 ③		B SL 85 F SL 84 F SL 84 S SL 86 1-3 K ③	4	0	0	0	0	2	4
Inning Stats	R: 0 E: 0 K: 1 S: 7 H: 0 LOB: 0 BB: 0 P: 10	R: 0 E: 0 K: 1 S: 10 H: 1 LOB: 1 BB: 0 P: 13	R: 2 E: 0 K: 0 S: 17 H: 1 LOB: 1 BB: 1 P: 30	R: 0 E: 0 K: 1 S: 6 H: 0 LOB: 0 BB: 0 P: 9	R: 0 E: 0 K: 2 S: 9 H: 0 LOB: 0 BB: 0 P: 14	R: 0 E: 0 K: 2 S: 10 H: 0 LOB: 0 BB: 0 P: 14	R: 2 E: 0 K: 0 S: 7 H: 2 LOB: 0 BB: 0 P: 9	R: 0 E: 0 K: 0 S: 5 H: 0 LOB: 0 BB: 0 P: 5	R: 0 E: 1 K: 1 S: 10 H: 1 LOB: 3 BB: 1 P: 18	1B: 1 2B: 3 3B: 0 HR: 1 SF: 1 SAC: 0 DP: 0 HBP: 1	WP: 0 PB: 0 SB: 2 CS: 0 PA: 36					

	AB	32
	R	4
	H	5
	RBI	4
	BB	2
	SO	8
	LOB	14

PITCHER		IP	WLS	BF	H	R	ER	SO	BB	IBB	HBP	BLK	WP	HR	S	P	ERA	WHIP
55 Roberto Hernandez, R ERA: 4.73	(1, 1)	8.0	L	31	5	4	4	7	1	0	1	0	0	1	73	108	4.50	0.750
53 Rafael Perez, L ERA: 1.06	(9, 1)	1.0		5	0	0	0	1	1	0	0	0	0	0	8	14	0.00	1.000

PITCHER		IP	WLS	BF	H	R	ER	SO	BB	IBB	HBP	BLK	WP	HR	S	P	ERA	WHIP

Batter	1	2	3	4	5	6	7	8	9	AB	R	H	RBI	BB	SO	LOB
23 Michael Brantley, L (1, 7) (9, 8) OBP: 0.356, SLG: 0.410	B FF 92 C FF 93 B FF 93 B FF 93 C FF 94 B FF 93 4-2 41 S BB		C FF 92 X CH 88 0-1 ① G4-3			C FF 92 B CH 90 X CH 88 1-1 ① G4-3		C CU 75 F CU 76 B SI 90 X CU 74 1-2 ① F7 1-2		3	0	0	0	1	0	1
13 Asdrúbal Cabrera, S (1, 6) OBP: 0.364, SLG: 0.537	S FF 93 F FC 90 S FC 89 0-3 ① K		C CH 88 B CH 89 X FC 91 1-1 ② G4-3			F CH 89 X CH 89 0-1 ② G3		B CU 74 S CU 75 X CU 75 1-1 ② G6-3		4	0	0	0	0	1	2
17 Shin-Soo Choo, L (1, 9) OBP: 0.323, SLG: 0.381	1 SAFE 1 SAFE B FF 92 B CH 88 F FF 93 C FC 89 B CH 89 1 SAFE 3-2 ② X SI 84 F7		C CU 75 B CU 77 C CH 89 B FF 93 F FC 90 X CH 90 2-2 41 CS 1B			B FC 90 B CH 89 S FC 90 S FF 93 B CH 89 C FC 91 3-3 ③ K		B CU 75 F CU 75 C SI 89 X CU 75 1-2 ③ L7		4	0	1	0	0	1	2
41 Carlos Santana, S (1, 2) OBP: 0.341, SLG: 0.365	B CU 75 C FC 90 B CH 90 F FC 90 B SI 93 C SI 94 3-3 ③ K 1-2		S CH 88 D CH 90 C CU 76 1 SAFE B FF 94 2-2 ③ CS 1-2	B CH 89 B FF 94 B FC 90 B FF 94 4-0 28 FC4-6 BB			F FF 92 B CU 76 B FC 91 B SI 92 F FF 92 X SI 93 3-2 ① P5		B FF 94 C FF 95 S FF 95 X FF 96 1-2 ① G6-3	3	0	0	0	1	1	1
28 Travis Buck, L (1, 10) OBP: 0.276, SLG: 0.411		C FF 93 S CH 88 X CU 76 0-2 20 HBP 12 1B 1B		C SI 94 F FC 91 B FF 93 X CH 90 1-2 ① FC4-6 20 CS 1-2f			C CH 88 F FC 90 B FC 88 F FF 92 S FC 89 1-3 ② K		F FF 95 S FS 90 F FF 95 F FF 95 F FF 96 B FS 92 B FS 90 X FF 95 2-2 HR	4	2	2	1	0	1	1
20 Orlando Cabrera, R (1, 4) OBP: 0.290, SLG: 0.341		C SI 93 F CH 89 1 SAFE B FF 93 F FC 90 F SI 94 1 SAFE F FC 90 H CU 75 2-2 12 1B 1-2 HBP		1 SAFE 1 SAFE S FC 89 C SI 93 F CH 88 B CH 91 X FF 93 1-2 ②③ P6 1-2			C SI 92 F FF 92 B CU 76 B CU 75 B SI 92 B SI 91 4-2 7 1B BB		B SL 79 B FF 94 C FF 95 X FF 96 2-1 ② F9	2	0	0	0	1	0	1
7 Matt LaPorta, R (1, 3) OBP: 0.342, SLG: 0.466		S CU 76 B FC 90 F FC 87 C CU 76 1-3 ① K			B CH 88 X FC 90 1-0 12 L8-4-3 1B		F FC 90 B FF 92 F CU 76 X FC 89 1-2 1-3 1B		B SL 81 S SL 81 X FF 95 1-1 ③ F7	4	0	2	0	0	1	2
9 Jack Hannahan, L (1, 5) OBP: 0.322, SLG: 0.363		C FF 93 C FC 91 B FF 92 S CH 89 1-3 ② K			X SI 93 0-0 ① L8		B CU 74 B CU 76 C CU 76 C CU 75 1 SAFE F CU 76 C CU 75 2-3 ③ K			3	0	0	0	0	2	5
12 Ezequiel Carrera, L (1, 8) OBP: 0.333, SLG: 0.333 47 Shelley Duncan, R (8, PH) (9, 7) OBP: 0.250, SLG: 0.357		F SI 93 C CU 76 B CU 76 B CU 77 X CU 76 2-2 ③ 1-3 2-H 1B		C FF 93 1 SAFE F FC 91 B FF 93 X FF 92 1-2 ②③ L8-4-3 1-1				B CU 75 B SI 89 B CU 76 C SI 91 C CU 76 B CU 76 4-2 23 WP BB		2	0	1	1	0	0	1
										0	0	0	0	1	0	0
Inning Stats	R: 0 E: 0 K: 2 S: 11 H: 0 LOB: 1 BB: 1 P: 21	R: 1 E: 0 K: 2 S: 17 H: 2 LOB: 2 BB: 0 P: 23	R: 0 E: 0 K: 0 S: 10 H: 1 LOB: 0 BB: 0 P: 15	R: 0 E: 0 K: 0 S: 7 H: 0 LOB: 0 BB: 1 P: 13	R: 0 E: 0 K: 0 S: 5 H: 1 LOB: 0 BB: 0 P: 7	R: 0 E: 0 K: 1 S: 7 H: 0 LOB: 0 BB: 0 P: 11	R: 0 E: 0 K: 2 S: 16 H: 1 LOB: 2 BB: 1 P: 27	R: 0 E: 0 K: 0 S: 10 H: 0 LOB: 1 BB: 1 P: 17	R: 1 E: 0 K: 0 S: 13 H: 1 LOB: 0 BB: 0 P: 19	1B: 5 2B: 1 3B: 0 HR: 1	SF: 0 SAC: 0 DP: 1 HBP: 1		WP: 1 PB: 0 SB: 1 CS: 2	PA: 35			

PITCHER		IP	WLS	BF	H	R	ER	SO	BB	IBB	HBP	BLK	WP	HR	S	P	ERA	WHIP
19 Josh Beckett, R ERA: 1.69	(1, 1)	6.2	W	25	5	1	1	6	3	0	1	0	0	0	69	111	1.35	1.200
53 Rich Hill, L ERA:	(7, 1)	1.1	H	5	0	0	0	1	1	0	0	0	1	0	14	23	0.00	0.750
58 Jonathan Papelbon, R ERA: 2.61	(9, 1)	1.0	S	4	1	1	1	0	0	0	0	0	0	1	13	19	9.00	1.000

PITCHER	IP	WLS	BF	H	R	ER	SO	BB	IBB	HBP	BLK	WP	HR	S	P	ERA	WHIP

BOTTOM

Boston Red Sox @ Cleveland Indians

Progressive Field, Cleveland, OH

Tue May 24 2011, 7:07 PM - 10:09 PM EDT

Att. 23,752 - Clear - 64 F

livebaseballscorecards.com

AB	29
R	2
H	6
RBI	2
BB	4
SO	7
LOB	16

Boston Red Sox @ Cleveland Indians

Progressive Field, Cleveland, OH

Wed May 25 2011, 12:06 PM - 3:08 PM EDT

Att. 26,408 - Partly Cloudy - 76 F

TOP

livebaseballscorecards.com

Batter	1	2	3	4	5	6	7	8	9	AB	R	H	RBI	BB	SO	LOB
2 Jacoby Ellsbury, L (1, 8) OBP: 0.358, SLG: 0.435	15 HR 15 S 1B 15 1B 1-2 1B		4-1 28 1B BB		0-2 G1-3	2-2 2-H 2B		4-2 15 FC5-4 1-2 BB		4	1	3	1	2	0	1
15 Dustin Pedroia, R (1, 4) OBP: 0.361, SLG: 0.330	3-1 1-H HR 3-2 1-2 2-H 1B		1-0 L7		1-3 K	0-2 G6-3		0-2 FC5-4 1-2f		6	1	2	3	0	1	6
28 Adrián González, L (1, 3) OBP: 0.389, SLG: 0.562	12 FC3-6 34 1B 13 1B 1B F7		2-1 34 G4-6-3 1-3 2-H 1B		0-2 L7	1-3 K2-3			0-0 L8	6	1	2	1	0	1	4
34 David Ortiz, L (1, 10) OBP: 0.372, SLG: 0.545	0-0 12 FC3-6 1-2 1B 0-0 G4-3		3-2 G4-6-3 1-2f			2-2 HR 1-0 P5			1-0 P5	6	1	2	1	0	0	2
12 Jed Lowrie, S (1, 6) OBP: 0.343, SLG: 0.447	0-0 FC3-6 39 1B 13 1B 39 E 1-2f 2-3 2-1 G3			0-1 P5		4-1 13 2B 39 HR BB 2-1 P6			1-1 F8	5	2	0	0	1	0	2
13 Carl Crawford, L (1, 7) OBP: 0.264, SLG: 0.335 54 Darnell McDonald, R (6, 7) OBP: 0.217, SLG: 0.286	1-0 39 E 23 SF7 1-2 3-H 1B 1-1 E9			1-1 HR		0-2 39 HR 1-3 2B 0-0 P6				4 1	3 0	4 0	2 0	0 0	0 0	0 0
39 Jarrod Saltalamacchia, S (1, 2) OBP: 0.296, SLG: 0.420	0-0 E9 44 1B 1-3 2-H 1B 4-1			1-2 F8		1-2 2-H 3-H HR		0-1 G4-3		4	2	2	3	1	0	0
23 Mike Cameron, R (1, 9) OBP: 0.233, SLG: 0.302	3-2 SF7 3-H 2-2 K			3-2 G6-3		0-2 2 2B 2B		1-2 2 BB 1B		4	1	2	1	0	1	2
44 Drew Sutton, S (1, 5) OBP: 0.333, SLG: 0.556	3-1 2 1B 15 1B 2-H 1B		1-1 28 1B 2B		1-0 2B	2-2 F7		0-0 F7		5	2	3	1	0	0	2
Inning Stats	R: 7 E: 1 K: 0 S: 19 H: 9 LOB: 2 BB: 0 P: 34	R: 0 E: 1 K: 1 S: 9 H: 1 LOB: 2 BB: 1 P: 18	R: 1 E: 0 K: 0 S: 11 H: 2 LOB: 1 BB: 1 P: 22	R: 1 E: 0 K: 0 S: 12 H: 1 LOB: 0 BB: 0 P: 17	R: 0 E: 0 K: 1 S: 10 H: 1 LOB: 1 BB: 0 P: 12	R: 5 E: 0 K: 1 S: 28 H: 5 LOB: 1 BB: 1 P: 40	R: 0 E: 0 K: 0 S: 4 H: 0 LOB: 0 BB: 0 P: 7	R: 0 E: 0 K: 0 S: 14 H: 1 LOB: 2 BB: 1 P: 19	R: 0 E: 0 K: 0 S: 4 H: 0 LOB: 0 BB: 0 P: 6	1B: 10 2B: 6 3B: 0 HR: 4 SF: 1 SAC: 0 DP: 1 HBP: 0						

	AB	45
	R	14
	H	20
	RBI	13
	BB	4
	SO	3
	LOB	19

WP: 0 PB: 0 SB: 1 CS: 0 PA: 50

PITCHER		IP	WLS	BF	H	R	ER	SO	BB	IBB	HBP	BLK	WP	HR	S	P	ERA	WHIP
51 Mitch Talbot, R ERA: 5.87	(1, 1)	3.0	L	22	12	8	8	1	2	0	0	0	0	1	39	74	24.00	4.667
56 Frank Herrmann, R ERA: 11.42	(4, 1)	2.1		14	6	6	6	1	1	0	0	0	0	3	40	56	23.14	3.000
37 Chad Durbin, R ERA: 4.66	(6, 1)	0.2		3	1	0	0	1	0	0	0	0	0	0	10	13	0.00	1.500
49 Tony Sipp, L ERA: 1.27	(7, 1)	1.0		3	0	0	0	0	0	0	0	0	0	0	4	7	0.00	0.000
38 Joe Smith, R ERA: 2.03	(8, 1)	1.0		5	1	0	0	0	1	0	0	0	0	0	14	19	0.00	2.000

PITCHER		IP	WLS	BF	H	R	ER	SO	BB	IBB	HBP	BLK	WP	HR	S	P	ERA	WHIP
52 Vinnie Pestano, R ERA: 1.47	(9, 1)	1.0		3	0	0	0	0	0	0	0	0	0	0	4	6	0.00	0.000

BOTTOM

Batter	1	2	3	4	5	6	7	8	9	AB	R	H	RBI	BB	SO	LOB
23 Michael Brantley, L (1, 8) OBP: 0.353, SLG: 0.405 12 Ezequiel Carrera, L (6, PH) (7, 8) OBP: 0.250, SLG: 0.250	C FF 92 B FF 92 F FF 90 B FC 89 B FC 89 F FC 85 S FF 93 3-3 ① K		C FF 94 B FC 88 F FF 95 C FC 89 1-3 ② K			B FF 93 C FF 92 B FC 89 T FF 93 B FC 88 S FC 88 3-3 ② K		B FF 96 C FF 95 C CU 79 F FF 97 B SL 81 D FF 97 F FF 97 T FF 96 3-2 ① K		2 0 0 0 0 2 0 2 0 0 0 0 2 1						
13 Asdrúbal Cabrera, S (1, 6) OBP: 0.363, SLG: 0.539 20 Orlando Cabrera, R (7, 4) OBP: 0.288, SLG: 0.339	B FF 93 B FF 94 C FC 92 S FF 92 F CU 77 X FC 90 2-2 ② F7		C CU 75 B CH 88 B CU 75 X FC 89 2-1 ③ L4			B FF 93 C FF 92 F CH 85 B FC 91 X FF 93 2-2 2B		C FF 97 B CH 86 F FF 95 B FF 96 X FF 96 2-2 ② F8		3 0 1 0 0 0 0 1 0 0 0 0 0 1						
17 Shin-Soo Choo, L (1, 9) OBP: 0.328, SLG: 0.382 28 Travis Buck, L (6, PR) (7, 9) OBP: 0.288, SLG: 0.439	F FF 94 C CU 75 X CU 76 0-2 47 1B 1B			B FF 93 F FF 92 C FC 87 S FC 90 1-3 ① K		D CU 76 B FC 91 B FF 93 B FF 92 4-0 BB		X FF 96 0-0 47 1B 1-3 2B		2 0 1 0 1 1 0 1 1 1 0 0 0 0						
47 Shelley Duncan, R (1, 10) OBP: 0.266, SLG: 0.367	C FF 94 B FF 95 X FF 95 1-1 1-2 1B			C CH 86 B FC 89 C FC 91 X FC 91 1-2 ② G5-3		F FF 91 F FC 92 F FF 92 B FF 96 B FC 92 B FF 95 X FF 95 3-2 ③ G1-3		B FF 97 F FF 97 F CU 79 F FF 96 X CU 79 1-2 2-H 3-H 1B		4 0 2 2 0 0 2						
7 Matt LaPorta, R (1, 3) OBP: 0.333, SLG: 0.453	C CU 75 B FC 91 T CH 87 B FC 91 C FC 90 2-3 ③ K			X FF 94 0-0 ③ F9			B SI 89 B FS 84 X SI 89 2-0 ① G5-3	D CU 77 X FF 94 1-0 ③ F8		4 0 0 0 0 1 3						
26 Austin Kearns, R (1, 7) OBP: 0.307, SLG: 0.292		C FF 92 S FC 89 B FC 90 T FF 94 1-2 ① K			S FF 92 X FF 93 0-1 ① P4		C SL 85 S CU 75 X CU 75 0-2 ② G5-3		B SL 86 S SL 87 S SL 86 H SL 87 2-2 9 G6-4-3 HBP	3 0 0 0 0 1 0						
9 Jack Hannahan, L (1, 5) OBP: 0.321, SLG: 0.367		C FF 94 B CU 78 X FC 89 1-1 ② G3			B FF 94 C FF 93 F FC 89 B FF 95 B FC 88 X FF 94 3-2 ② G4-3		B SI 90 B SI 90 C SI 90 T SI 89 X FS 84 2-2 2B		S FF 91 X SL 86 0-1 ① ② G6-4-3 1-2f	4 0 1 0 0 0 1						
6 Lou Marson, R (1, 2) OBP: 0.280, SLG: 0.333		C FF 94 B CH 87 S FC 89 S FC 90 1-3 ③ K			F FF 93 C FF 94 X FC 91 0-2 ③ G4-3		C SL 85 S SL 85 S SL 82 0-3 ③ K		C FF 92 F SL 87 B SL 86 S SL 87 1-3 ③ K	4 0 0 0 0 3 1						
8 Adam Everett, R (1, 4) (7, 6) OBP: 0.361, SLG: 0.281			C FF 91 B CH 84 S FC 88 B FF 94 F FC 89 X FF 94 2-2 ① P4			C B FC 87 F FC 91 F FC 88 F FC 88 X FC 88 1-2 ① P4		C FF 96 F FF 96 X CH 86 0-2 28 2B 47 1B 1B		3 1 1 0 0 0 0						
Inning Stats	R: 0 H: 2 E: 0 LOB: 2 K: 2 BB: 0 S: 16 P: 24	R: 0 H: 0 E: 0 LOB: 0 K: 2 BB: 0 S: 8 P: 11	R: 0 H: 0 E: 0 LOB: 0 K: 1 BB: 0 S: 9 P: 14	R: 0 H: 0 E: 0 LOB: 0 K: 1 BB: 0 S: 7 P: 9	R: 0 H: 0 E: 0 LOB: 0 K: 0 BB: 0 S: 8 P: 11	R: 0 H: 1 E: 0 LOB: 2 K: 1 BB: 1 S: 15 P: 28	R: 0 H: 1 E: 0 LOB: 1 K: 1 BB: 0 S: 10 P: 14	R: 2 H: 3 E: 0 LOB: 1 K: 1 BB: 0 S: 17 P: 24	R: 0 H: 0 E: 0 LOB: 0 K: 1 BB: 0 S: 7 P: 10	1B: 4 SF: 0 2B: 3 SAC: 0 3B: 0 DP: 1 HR: 0 HBP: 1						

PITCHER		IP	WLS	BF	H	R	ER	SO	BB	IBB	HBP	BLK	WP	HR	S	P	ERA	WHIP
31 Jon Lester, L ERA: 3.36	(1, 1)	6.0	W	22	3	0	0	7	1	0	0	0	0	0	63	97	0.00	0.667
35 Dan Wheeler, R ERA: 9.24	(7, 1)	1.0		4	1	0	0	1	0	0	0	0	0	0	10	14	0.00	1.000
46 Franklin Morales, L ERA: 4.24	(8, 1)	1.0		6	3	2	2	1	0	0	0	0	0	0	17	24	18.00	3.000
48 Scott Atchison, R ERA: 3.86	(9, 1)	1.0		3	0	0	0	1	0	0	1	0	0	0	7	10	0.00	0.000

PITCHER	IP	WLS	BF	H	R	ER	SO	BB	IBB	HBP	BLK	WP	HR	S	P	ERA	WHIP

Boston Red Sox @ Cleveland Indians

Progressive Field, Cleveland, OH

Wed May 25 2011, 12:06 PM - 3:08 PM EDT

Att. 26,408 - Partly Cloudy - 76 F

livebaseballscorecards.com

AB	33
R	2
H	7
RBI	2
BB	1
SO	10
LOB	9

WP: 0	PB: 0	SB: 0	CS: 0
PA: 35			

Boston Red Sox @ Detroit Tigers

Comerica Park, Detroit, MI

Thu May 26 2011, 1:07 PM - 4:02 PM EDT

Att. 24,213 - Cloudy - 70 F

TOP

livebaseballscorecards.com

Batter	1	2	3	4	5	6	7	8	9	AB	R	H	RBI	BB	SO	LOB
2 Jacoby Ellsbury, L (1, 8) OBP: 0.364, SLG: 0.449	B FF 89 B FF 90 B FF 90 B FF 90 4-0 BB	B FF 93 B CH 82 S FF 93 F FF 92 X SL 80 2-2 2-H 3-H HR		B FF 86 F FF 87 F CU 76 F SL 81 F SL 82 F FF 88 X CU 77 1-2 ① F8		F FF 86 C SL 82 B SL 82 C FF 88 1-3 ① K		B FF 94 B SI 93 B FF 94 B FF 93 4-0 15 2B BB		3	2	1	3	2	1	2
15 Dustin Pedroia, R (1, 4) OBP: 0.357, SLG: 0.332	B FC 90 B SL 80 C FF 91 1 SAFE F FF 91 F SL 80 X SL 81 2-2 ① F7	B FF 91 F FF 92 X SL 79 1-1 ② P6		B FF 87 F FF 87 C SL 81 F SL 82 F FF 88 X SL 81 1-2 ② G6-3		C FF 88 B CH 81 B FF 87 F CH 80 F CH 80 B FF 88 F FF 87 S CH 79 3-3 ② K		B SL 86 F FF 93 S SL 88 D FC 88 F SI 92 D SL 86 X SI 93 3-2 1-H 28 1B 2B		5	1	1	1	0	1	3
28 Adrián González, L (1, 3) OBP: 0.385, SLG: 0.553	1 SAFE 1 SAFE C FF 91 X FF 92 0-1 ② F7	B CH 81 B FF 91 X FF 92 2-0 ③ F8		B FF 88 X SL 82 1-0 ③ L8		F SL 80 B FF 87 X CU 77 1-1 E4 20 FC4-6 1-2 2-H		B FF 95 B FF 94 X FF 94 2-0 13 1B 20 G3 44 2B 2-H 1B		5	1	1	1	0	0	2
20 Kevin Youkilis, R (1, 5) OBP: 0.403, SLG: 0.519	B FF 92 F FF 92 C FF 92 D CH 80 X SL 82 2-2 ③ F9		C FF 90 F CH 81 X FF 90 0-2 34 BB 13 3B 1B		B FF 87 X FF 85 1-0 ① G5-3	C FF 93 B SL 88 X SL 86 1-1 ③ FC4-6 1-2f		C FF 93 B SL 89 X SL 88 1-1 ① G3 1-2		5	1	1	0	0	0	4
34 David Ortiz, L (1, 10) OBP: 0.382, SLG: 0.552		B FF 90 C FF 93 B CH 81 F FF 93 F FF 93 X CH 82 2-2 13 1B 44 2B 1B	B FF 92 B CH 80 C FF 92 B FF 93 B FF 92 4-1 13 3B 1-2 BB		B FF 88 B FF 87 F FF 86 B SL 83 B FF 86 4-1 BB		B SI 94 B FF 94 X FF 94 2-0 13 3B 2B	B FF 93 S FF 91 B SL 90 S FF 91 F SL 89 B FF 93 X FF 94 3-2 ② P6		3	3	2	0	2	0	1
13 Carl Crawford, L (1, 7) OBP: 0.277, SLG: 0.368		C FF 92 X CH 82 0-1 44 2B 16 1B 1-2 1B	C FF 92 X CH 81 0-1 1-H 2-H 3B		C FF 86 F CU 77 B SL 83 B SL 81 B FF 86 F CH 85 X CH 85 3-2 ② F7		B FF 96 X SL 86 1-0 2-H 3B	B FF 91 X FF 90 1-0 44 2B 16 1B 2-3 1B		5	2	4	3	0	0	1
44 Drew Sutton, S (1, 6) OBP: 0.357, SLG: 0.643		C FF 93 B FF 94 F CH 82 F FF 94 D CH 80 F CH 83 B FF 94 X FF 93 3-2 16 1B 2 HR 1-3 2-H 2B	B FF 88 X FF 86 1-0 ① G3-1		B CH 80 F FF 86 F SL 82 D SL 82 F FF 86 F CH 78 S 2-3 ③ K		B FC 88 C FF 96 F SL 87 S FC 90 1-3 ① K	B FF 94 F SL 90 D FF 94 X SL 90 2-1 16 1B 1-3 3-H 2B		5	2	2	2	0	2	3
16 Josh Reddick, L (1, 9) OBP: 0.600, SLG: 0.600		X CH 80 0-0 33 S 2 HR 2-3 3-H 1B	C SL 83 S SL 85 B SL 83 S SL 83 1-3 ② K			B FF 86 X FF 87 1-0 33 1B 28 E 1B	C SL 87 X SI 94 0-1 ② G6-3	B FF 93 C FF 93 D CH 86 C SL 90 B FF 92 F FF 93 X FF 92 3-2 2-H 3-H 1B		5	2	3	3	0	1	2
33 Jason Varitek, S (1, 2) OBP: 0.289, SLG: 0.284		C FF 92 B SI 91 B SI 90 C CH 81 B FF 92 S CH 82 3-3 ① K 1-2	B FF 88 B CH 80 B CH 80 C FF 88 X SL 83 3-1 ③ F8			S CH 79 B FF 86 B FF 87 F FF 87 X CH 80 2-2 28 E 1-2 1B	B SI 94 C SL 88 S SI 94 B SI 94 S FF 95 2-3 ③ K	D SL 89 S FF 93 B FF 93 S SL 90 F SL 89 B FF 92 F SL 89 X FF 92 3-2 ③ F8		5	0	1	0	0	2	5
Inning Stats	R: 0 E: 0 K: 0 S: 9 H: 0 LOB: 1 BB: 1 P: 17	R: 5 E: 0 K: 1 S: 21 H: 5 LOB: 0 BB: 0 P: 34	R: 2 E: 0 K: 1 S: 12 H: 2 LOB: 1 BB: 1 P: 21	R: 0 E: 0 K: 0 S: 12 H: 0 LOB: 0 BB: 0 P: 15	R: 0 E: 0 K: 1 S: 11 H: 0 LOB: 1 BB: 1 P: 21	R: 1 E: 1 K: 2 S: 16 H: 2 LOB: 2 BB: 0 P: 25	R: 1 E: 0 K: 2 S: 10 H: 2 LOB: 1 BB: 0 P: 16	R: 5 E: 0 K: 0 S: 23 H: 5 LOB: 1 BB: 1 P: 45		1B: 9 2B: 4 3B: 2 HR: 1 SF: 0 SAC: 0 DP: 0 HBP: 0						

	AB	41
	R	14
	H	16
	RBI	13
	BB	4
	SO	7
	LOB	23

WP: 0 PB: 0 SB: 1 CS: 0 PA: 45

PITCHER		IP	WLS	BF	H	R	ER	SO	BB	IBB	HBP	BLK	WP	HR	S	P	ERA	WHIP
37 Max Scherzer, R ERA: 3.86	(1, 1)	2.0	L	15	7	7	7	1	2	0	0	0	0	1	36	61	31.50	4.500
58 Adam Wilk, L ERA:	(3, 1)	3.2		15	2	1	0	4	1	0	0	0	0	0	43	69	0.00	0.818
45 Ryan Perry, R ERA: 12.19	(6, 1)	1.1		9	4	4	4	2	1	0	0	0	0	0	17	33	27.00	3.750
21 Enrique Gonzalez, R ERA: 12.79	(8, 1)	1.0		6	3	2	2	0	0	0	0	0	0	0	18	31	18.00	3.000

PITCHER	IP	WLS	BF	H	R	ER	SO	BB	IBB	HBP	BLK	WP	HR	S	P	ERA	WHIP

Batter	1	2	3	4	5	6	7	8	9	AB	R	H	RBI	BB	SO	LOB
14 Austin Jackson, R (1, 8) OBP: 0.282, SLG: 0.340	C FF 90 B FC 88 S FF 93 X SI 91 1-2 ① F9		B CU 78 B CU 77 B FF 91 B SI 90 4-0 32 S BB		C SI 92 X SI 92 0-1 32 2B 1B		C SI 91 F SL 86 T SL 86 0-2 ② K			3	0	1	0	1	1	0
32 Don Kelly, L (1, 7) (8, 3) OBP: 0.316, SLG: 0.358	B SI 92 B FF 91 C FF 91 C FS 89 F CU 79 S FC 89 2-3 ② K		1 SAFE B CH 84 B FF 90 F SI 91 B FS 87 F SI 90 X FF 92 3-2 ③ F8 1-2		B FC 88 X SI 90 1-0 1-3 2B		B SI 92 B SI 92 X SI 91 2-0 ③ L1			4	0	1	0	0	1	1
26 Brennan Boesch, L (1, 9) OBP: 0.328, SLG: 0.388	S SI 92 F FC 90 X FF 92 0-2 ③ F7			C CH 85 F SI 92 F FC 89 H FC 89 1-2 41 FC3-6 24 1B 13 1B HBP	B CH 82 F FC 89 C CU 78 F SI 92 F FC 89 X FC 88 1-2 ② P5					2	1	0	0	0	0	2
24 Miguel Cabrera, R (1, 3) OBP: 0.431, SLG: 0.553 57 Casper Wells, R (8, 7) OBP: 0.315, SLG: 0.367		C FS 89 X FF 91 0-1 ① G4-3		F FS 88 B FF 91 X SI 91 1-1 41 FC3-6 1-2 1B	F SI 91 C CU 79 F FF 91 S FF 93 0-3 ③ K					3 0	0 0	1 0	0 0	0 0	1 0	2 0
41 Victor Martinez, S (1, 10) OBP: 0.357, SLG: 0.472		B SI 91 X FF 92 1-0 ② P5		B FS 89 X FC 87 1-0 ① FC3-6 13 1B 1-2f 2-3		C CU 76 C CU 78 F CH 81 B FS 88 X FF 92 1-2 ① F9				3	0	0	0	0	0	2
27 Jhonny Peralta, R (1, 6) OBP: 0.364, SLG: 0.506 39 Ramon Santiago, S (8, 6) OBP: 0.344, SLG: 0.397		B CU 78 X FS 89 1-0 1B		B FC 88 C CU 78 F CU 77 X SI 90 1-2 ② P6		B FF 91 B CH 84 C SI 91 C CU 78 F CU 79 B CU 80 B FF 92 4-2 BB				2 0	0 0	1 0	0 0	1 0	0 0	2 0
13 Alex Avila, L (1, 2) OBP: 0.358, SLG: 0.556		B SI 89 F FC 87 1 SAFE C FC 87 S CU 80 1-3 ③ K		S FC 88 F SI 91 X FC 89 0-2 1-2 3-H 1B		C FF 89 B CU 78 F FC 88 C FC 88 1-3 ② K				3	0	1	1	0	2	2
Scott Sizemore, R (1, 4) OBP: 0.329, SLG: 0.238			B SI 89 X FS 90 1-0 ① P4	C SI 92 B CU 79 B SI 91 F SI 92 S SI 91 2-3 ③ K		B FS 88 X FF 90 1-0 ③ F7				3	0	0	0	0	1	3
15 Brandon Inge, R (1, 5) OBP: 0.265, SLG: 0.286			F FF 91 B FF 91 X CH 81 1-1 ② G5-3		C FF 91 B CU 78 C CU 78 F FC 90 B CU 79 B FF 91 S FF 92 3-3 ① K		C SI 91 B SL 87 F SL 87 X SL 85 1-2 ① P6			3	0	0	0	0	1	0
Inning Stats	R: 0 E: 0 K: 1 S: 10 H: 0 LOB: 0 BB: 0 P: 13	R: 0 E: 0 K: 1 S: 7 H: 1 LOB: 1 BB: 0 P: 10	R: 0 E: 0 K: 0 S: 6 H: 0 LOB: 1 BB: 1 P: 15	R: 1 E: 0 K: 1 S: 15 H: 2 LOB: 2 BB: 0 P: 21	R: 0 E: 0 K: 2 S: 16 H: 2 LOB: 2 BB: 0 P: 21	R: 0 E: 0 K: 1 S: 11 H: 0 LOB: 1 BB: 1 P: 18	R: 0 E: 0 K: 1 S: 7 H: 0 LOB: 0 BB: 0 P: 10			1B: 4 2B: 1 3B: 0 HR: 0 SF: 0 SAC: 0 DP: 0 HBP: 1						

PITCHER		IP	WLS	BF	H	R	ER	SO	BB	IBB	HBP	BLK	WP	HR	S	P	ERA	WHIP
91 Alfredo Aceves, R ERA: 2.22	(1, 1)	6.0	W	26	5	1	1	6	2	0	1	0	0	0	65	98	1.50	1.167
32 Matt Albers, R ERA: 3.93	(7, 1)	1.0		3	0	0	0	1	0	0	0	0	0	0	7	10	0.00	0.000

PITCHER	IP	WLS	BF	H	R	ER	SO	BB	IBB	HBP	BLK	WP	HR	S	P	ERA	WHIP

BOTTOM

Boston Red Sox @ Detroit Tigers

Comerica Park, Detroit, MI

Thu May 26 2011, 1:07 PM - 4:02 PM EDT

Att. 24,213 - Cloudy - 70 F

livebaseballscorecards.com

AB	26
R	1
H	5
RBI	1
BB	2
SO	7
LOB	14

Batter	1	2	3	4	5	6	7	8	9	AB	R	H	RBI	BB	SO	LOB
2 Jacoby Ellsbury, L (1, 8) OBP: 0.365, SLG: 0.463	C FF 90 F SI 91 F FF 92 X FF 91 0-2 28 G4-3 15 S 20 WP 1B	B SI 90 B SI 89 F SI 89 B FF 89 X SI 89 3-1 HR	S FF 92 B FF 93 B CU 74 B SL 81 C FF 90 X FF 90 3-2 ② F7		D CU 75 1 SAFE C FF 89 X FF 90 1-1 ③ F9		C SI 92 B CU 78 C CU 78 B CU 80 B CU 80 C FF 91 3-3 ② K		5	2	2	1	0	1	1
15 Dustin Pedroia, R (1, 4) OBP: 0.358, SLG: 0.330	C SI 90 B SL 83 S SI 91 X SI 91 1-2 ① F9 1-2	C FF 90 B SL 85 B SL 81 B FF 89 B FF 90 4-1 28 1B 20 2B BB	C SL 83 X FF 93 0-1 ③ F9				B FF 91 C SL 79 C CU 75 X FF 92 1-2 ① F8		C CU 79 B SI 92 F CU 79 X CU 80 1-2 28 S 1B	4	1	1	0	1	0	1
28 Adrián González, L (1, 3) OBP: 0.385, SLG: 0.549	C FF 91 D CH 81 F SI 91 X SL 83 1-2 ② G4-3 2-3	F SI 89 F CH 80 B FF 90 1 SAFE B CH 79 1 SAFE X SI 89 2-2 20 2B 1-2 1B	C FF 91 B SL 81 X FF 91 1-1 1B				B SL 81 S SL 81 F SL 82 C SL 80 1-3 ② K		C SI 92 B FF 94 D CU 80 S CU 81 S CU 80 2-3 ③ K 1-2	5	1	2	0	0	2	2
20 Kevin Youkilis, R (1, 5) OBP: 0.400, SLG: 0.519	B SI 92 B FF 92 X SI 90 2-0 ③ F8 3-H	C SL 83 D SL 82 B SL 82 B SI 89 X SI 89 3-1 13 HR 1-H 2-H 2B	C CU 75 B SI 91 F CH 82 D SL 82 B FF 91 X FF 91 3-2 ① F8				F SI 90 C CU 76 B SL 83 C FF 91 1-3 ③ K			4	1	1	2	0	1	1
34 David Ortiz, L (1, 10) OBP: 0.375, SLG: 0.541		C SI 88 B CH 79 F FF 91 S FF 91 1-3 ① K	X SI 90 0-0 ① F8		C SL 83 B SL 84 C FF 91 B CU 77 F SL 83 S SL 83 2-3 ② K			X CU 74 0-0 ① G3-1		4	0	0	0	0	2	2
13 Carl Crawford, L (1, 7) OBP: 0.282, SLG: 0.383		C SI 89 X CH 79 0-1 ② G3	C CH 81 S FF 90 B FF 90 F CH 79 D CH 80 F FF 89 B SL 80 X FF 90 3-2 2-H HR		C SL 81 C FF 92 F CU 77 C SI 92 0-3 ③ K			B FF 90 S SL 82 B FF 91 S CU 74 B SL 82 F SL 82 B FF 91 4-2 12 CS BB		3	1	1	2	1	1	1
12 Jed Lowrie, S (1, 6) OBP: 0.347, SLG: 0.444		B SI 90 T SI 89 F FF 90 X CH 80 1-2 16 BB 1B	F SI 90 X CH 81 0-1 ② G3-1			C FF 90 X CU 76 0-1 ① G6-3		F CU 74 1 SAFE S SL 81 B CU 74 1 SAFE 1 SAFE B SL 82 B CU 76 B FF 91 4-2 ② 1-2 BB		3	0	1	0	1	0	0
16 Josh Reddick, L (1, 9) OBP: 0.556, SLG: 0.500		D SI 90 B SI 89 B SI 90 C SI 88 F SI 88 F FF 89 F FF 90 B FF 91 4-2 1-2 BB	B CH 79 C SI 88 B SI 87 B CH 79 X SI 88 3-1 ③ P5			C CU 76 S SL 82 B SL 82 B CU 75 B FF 91 X SI 92 3-2 1B		F SL 82 F CU 75 S FF 90 1-3 ③ K		3	0	1	0	1	1	1
39 Jarrod Saltalamacchia, S (1, 2) OBP: 0.286, SLG: 0.404		B CH 80 B SI 91 C SI 90 B FF 91 F SI 89 S FF 90 3-3 ③ K	B FF 90 B FF 89 S FF 90 S FF 90 S FF 92 2-3 ① K			1 SAFE B FF 91 1 SAFE 1 SAFE S FF 90 S SL 81 F CU 76 1 SAFE F FF 91 1-2 X SL 80 F7			X SI 90 0-0 ① F9	4	0	0	0	0	2	3
Inning Stats	R: 1 E: 0 K: 0 S: 11 H: 1 LOB: 0 BB: 0 P: 15	R: 0 E: 0 K: 2 S: 15 H: 1 LOB: 2 BB: 1 P: 24	R: 5 E: 0 K: 0 S: 18 H: 4 LOB: 0 BB: 1 P: 36	R: 0 E: 0 K: 1 S: 8 H: 0 LOB: 0 BB: 0 P: 13	R: 0 E: 0 K: 2 S: 13 H: 1 LOB: 1 BB: 0 P: 19	R: 0 E: 0 K: 0 S: 12 H: 1 LOB: 1 BB: 0 P: 17	R: 0 E: 0 K: 2 S: 9 H: 0 LOB: 0 BB: 0 P: 12	R: 0 E: 0 K: 1 S: 9 H: 0 LOB: 1 BB: 2 P: 18	R: 0 E: 0 K: 2 S: 10 H: 1 LOB: 1 BB: 0 P: 16	1B: 6 2B: 1 3B: 0 HR: 2 SF: 0 SAC: 0 DP: 0 HBP: 0						

PITCHER		IP	WLS	BF	H	R	ER	SO	BB	IBB	HBP	BLK	WP	HR	S	P	ERA	WHIP
21 Rick Porcello, R ERA: 3.93	(1, 1)	3.0	L	17	6	6	6	2	2	0	0	0	1	2	44	75	18.00	2.667
49 Charlie Furbush, L ERA:	(4, 1)	5.0		18	2	0	0	6	2	0	0	0	0	0	51	79	0.00	0.800
55 Daniel Schlereth, L ERA: 2.6	(9, 1)	1.0		4	1	0	0	2	0	0	0	0	0	0	10	16	0.00	1.000

PITCHER	IP	WLS	BF	H	R	ER	SO	BB	IBB	HBP	BLK	WP	HR	S	P	ERA	WHIP

TOP

Boston Red Sox @ Detroit Tigers

Comerica Park, Detroit, MI

Fri May 27 2011, 7:07 PM - 9:47 PM EDT

Att. 34,046 - Cloudy - 54 F

livebaseballscorecards.com

AB	35
R	6
H	9
RBI	5
BB	4
SO	10
LOB	12

WP: 1	PA: 39
PB: 0	
SB: 2	
CS: 1	

Boston Red Sox @ Detroit Tigers

Comerica Park, Detroit, MI

Fri May 27 2011, 7:07 PM - 9:47 PM EDT

Att. 34,046 - Cloudy - 54 F

BOTTOM

Batter	1	2	3	4	5	6	7	8	9	AB	R	H	RBI	BB	SO	LOB
14 Austin Jackson, R (1, 8) OBP: 0.286, SLG: 0.340	B KN 66 B KN 66 X KN 66 2-0 39 S 24 1B 1B		B KN 65 B FF 72 B FF 71 C FF 73 B KN 68 4-1 25 SH1-3 39 WP BB		C KN 65 X KN 66 0-1 ① F8		B KN 66 C KN 66 X KN 65 1-1 ③ L9			3	1	1	0	1	0	1
39 Ramon Santiago, S (1, 4) OBP: 0.324, SLG: 0.371	1 SAFE P PO 71 X KN 67 1-0 ① F8 1-2		C KN 66 B KN 65 X KN 66 1-1 ① G6-3 1-2		B KN 66 C KN 66 X KN 66 1-1 ② P6			F FF 97 X FF 98 0-1 ① G4-3		4	0	0	0	0	0	3
25 Ryan Raburn, R (1, 7) OBP: 0.244, SLG: 0.338	X KN 66 0-0 ② F7		X KN 67 0-0 ② SH1-3 2-3		B KN 65 C KN 65 F KN 66 S KN 66 1-3 ③ K2-3			F FF 97 C SL 82 S FF 98 0-3 ② K		3	0	0	0	0	2	2
24 Miguel Cabrera, R (1, 10) OBP: 0.428, SLG: 0.546	F KN 66 X KN 67 0-1 2-H 1B		X KN 67 0-0 ③ P3			C KN 64 X KN 65 0-1 ① F8		X SI 98 0-0 ③ L9		4	0	1	1	0	0	1
41 Victor Martinez, S (1, 3) OBP: 0.361, SLG: 0.473	B KN 66 C KN 66 B KN 62 C KN 66 X KN 67 2-2 ③ G1-3			X KN 66 0-0 ① G5-3		B KN 65 X KN 64 1-0 1B			B FF 92 F FF 94 F FF 93 X FS 87 1-2 27 2B 1B	4	1	2	0	0	0	1
27 Jhonny Peralta, R (1, 6) OBP: 0.373, SLG: 0.535		F KN 65 B KN 66 B KN 66 X KN 65 2-1 HR		B KN 66 B KN 66 B KN 65 C FF 73 B FF 75 4-1 BB		F KN 64 C KN 65 D KN 66 F KN 66 F KN 60 X KN 67 1-2 ② F8			B SL 79 C FF 93 B SL 80 X FF 93 2-1 1-H 2B	3	1	2	2	1	0	1
13 Alex Avila, L (1, 2) OBP: 0.348, SLG: 0.540		C KN 66 X KN 66 0-1 ① F7		X KN 66 0-0 ② F8		B KN 66 C KN 66 X KN 66 1-1 ③ L8			T FS 90 F FF 94 S FF 94 0-3 ① K	4	0	0	0	0	1	3
57 Casper Wells, R (1, 9) OBP: 0.298, SLG: 0.346 26 Brennan Boesch, L (9, PH) OBP: 0.326, SLG: 0.385		F KN 66 B KN 66 F KN 66 B KN 67 X KN 66 2-2 ② P6		C KN 65 F KN 66 S KN 67 0-3 ③ K			C KN 64 B KN 64 F KN 64 X KN 64 1-2 ① F7		B FF 95 X FS 88 1-0 ② L7	3 1	0 0	0 0	0 0	0 0	1 0	1 1
15 Brandon Inge, R (1, 5) OBP: 0.265, SLG: 0.285		C KN 66 S KN 66 X KN 66 0-2 ③ G5-3			C KN 64 C KN 64 X KN 66 0-2 1B		C KN 65 S KN 59 F KN 66 X CU 60 0-2 ② F7		B SL 80 C FF 93 B FF 93 S FF 94 S FF 95 2-3 ③ K	4	0	1	0	0	1	1

livebaseballscorecards.com

AB	33
R	3
H	7
RBI	3
BB	2
SO	5
LOB	15

Inning Stats	1	2	3	4	5	6	7	8	9
	R: 1 E: 0 K: 0 S: 9	R: 1 E: 0 K: 0 S: 10	R: 0 E: 0 K: 0 S: 5	R: 0 E: 0 K: 1 S: 6	R: 0 E: 0 K: 1 S: 10	R: 0 E: 0 K: 0 S: 10	R: 0 E: 0 K: 0 S: 9	R: 0 E: 0 K: 1 S: 6	R: 1 E: 0 K: 2 S: 12
	H: 2 LOB: 1 BB: 0 P: 13	H: 1 LOB: 0 BB: 0 P: 14	H: 0 LOB: 1 BB: 1 P: 10	H: 0 LOB: 1 BB: 1 P: 10	H: 1 LOB: 1 BB: 0 P: 12	H: 1 LOB: 1 BB: 0 P: 13	H: 0 LOB: 0 BB: 0 P: 11	H: 0 LOB: 0 BB: 0 P: 6	H: 2 LOB: 1 BB: 0 P: 18

1B: 5	SF: 0	WP: 1
2B: 1	SAC: 1	PB: 0
3B: 0	DP: 0	SB: 1
HR: 1	HBP: 0	CS: 0

PA: 36

PITCHER		IP	WLS	BF	H	R	ER	SO	BB	IBB	HBP	BLK	WP	HR	S	P	ERA	WHIP
49 Tim Wakefield, R ERA: 4.14	(1, 1)	7.0	W	28	5	2	2	2	2	0	0	0	1	1	59	83	2.57	1.000
51 Daniel Bard, R ERA: 3.51	(8, 1)	1.0		3	0	0	0	1	0	0	0	0	0	0	6	6	0.00	0.000
58 Jonathan Papelbon, R ERA: 2.91	(9, 1)	1.0		5	2	1	1	2	0	0	0	0	0	0	12	18	9.00	2.000

PITCHER	IP	WLS	BF	H	R	ER	SO	BB	IBB	HBP	BLK	WP	HR	S	P	ERA	WHIP

Batter	1	2	3	4	5	6	7	8	9	AB	R	H	RBI	BB	SO	LOB
2 Jacoby Ellsbury, L (1, 8) OBP: 0.366, SLG: 0.463	B FF 94 C FF 95 B FF 95 B FF 95 X FF 94 3-1 15 S 28 SF8 2B	B FF 94 F SL 84 F SL 84 F FF 95 C FF 95 1-3 ③ K		B FF 93 D SL 85 1 SAFE C FF 92 B SL 82 B FF 93 4-1 1-2 BB			C FF 92 S SL 79 B FF 94 B FF 93 F SI 92 B SL 81 S SL 81 3-3 ① K		B FF 96 F FF 93 B FF 94 C FF 94 B FF 94 F FF 93 C FF 93 3-3 ② K	4	1	1	0	1	3	0
15 Dustin Pedroia, R (1, 4) OBP: 0.359, SLG: 0.343	B FF 94 B SI 95 B FF 94 C FF 94 B FF 94 4-1 12 S 28 S 2-3 BB		C FF 93 B FF 93 X CH 86 1-1 HR	C SL 84 S SL 84 X SL 85 0-2 ③ F7			C CH 85 X CH 83 0-1 ② L8		C FF 93 B FF 93 C FF 94 X FF 95 1-2 ③ F9	4	1	1	1	1	0	2
28 Adrián González, L (1, 3) OBP: 0.379, SLG: 0.542	B FF 94 C SI 94 F FF 95 F SI 96 B FF 95 X SL 83 2-2 ① SF8 1-2 3-H		B SI 94 F SL 83 F SI 94 X SL 84 1-2 ① F8		X FF 92 0-0 ① G4-3		C FF 93 C FF 93 F FF 94 F FF 93 F SL 81 X SI 93 0-2 ③ G5-3			3	0	0	1	0	0	0
20 Kevin Youkilis, R (1, 10) OBP: 0.397, SLG: 0.509	C FF 93 S CH 86 B FF 93 B CH 87 H FF 94 3-2 12 S HBP		C SI 94 B FF 94 F CH 87 B SL 84 S SL 83 2-3 ② K		B FF 91 X FF 92 1-0 ② G6-3			B FF 93 B FF 93 B FF 93 C FF 93 X FF 93 3-1 ① F8		3	0	0	0	0	1	0
12 Jed Lowrie, S (1, 6) OBP: 0.351, SLG: 0.452	B FF 95 B SL 83 C CH 86 D FF 94 X FF 95 3-1 ② P3 1-2 2-3		F CH 86 B FF 95 B FF 93 B FF 94 X FF 93 3-1 2B		B FF 92 C FF 92 X SL 82 1-1 ③ G5-3			X FF 93 0-0 1B		4	0	2	0	0	0	2
13 Carl Crawford, L (1, 7) OBP: 0.276, SLG: 0.375	C FF 94 B SL 84 S SL 83 X SL 85 1-2 ③ P6		F SL 83 B FF 94 F SL 82 C FF 95 1-3 ③ K			C FF 92 C FF 92 X SL 85 0-2 ① F8		C FF 92 B FF 93 C FF 93 S FF 93 1-3 ② K		4	0	0	0	0	2	4
44 Drew Sutton, S (1, 5) OBP: 0.278, SLG: 0.500		C FF 93 B CH 85 B CH 87 B FF 94 X FF 94 3-1 ① F7		B SL 82 S SI 92 S SL 83 F SL 84 X SL 85 1-2 ① G5-3		B FF 92 C SL 82 X FF 94 1-1 ② F9		F FF 94 S CH 82 B FF 94 X CH 82 1-2 ③ G4-3		4	0	0	0	0	0	1
23 Mike Cameron, R (1, 9) OBP: 0.270, SLG: 0.382 7 J.D. Drew, L (9, PH) OBP: 0.351, SLG: 0.349 (9, 9)		F FF 94 C SL 84 B SL 85 B CH 87 X SL 83 2-2 HR		C FF 93 B SI 94 B SI 94 B CH 87 B FF 94 4-1 2 BB BB		B CH 86 C CH 86 F FF 94 X SL 82 1-2 39 WP 1B			B FF 90 B FF 90 F FF 93 C FF 93 B FF 93 X FF 94 3-2 ① F9	2 1	1 0	2 0	1 0	1 0	0 0	0 0
39 Jarrod Saltalamacchia, S (1, 2) OBP: 0.278, SLG: 0.393 34 David Ortiz, L (9, PH) OBP: 0.378, SLG: 0.559 33 Jason Varitek, S (9, 2) OBP: 0.289, SLG: 0.284		C SI 94 X SL 84 0-1 ② F8		1 SAFE X CH 84 0-0 ② F7		B FF 93 B FF 94 X CH 85 2-0 ③ F7 1-2			B FS 86 F FF 93 F FF 95 F FF 95 B FS 86 B FF 95 X FF 95 3-2 HR	3 1 0	0 1 0	0 1 0	0 1 0	0 0 0	0 0 0	2 0 0
Inning Stats	R: 1 E: 0 K: 0 S: 14 H: 1 LOB: 2 BB: 1 P: 30	R: 1 E: 0 K: 1 S: 11 H: 1 LOB: 0 BB: 0 P: 17	R: 1 E: 0 K: 2 S: 13 H: 2 LOB: 1 BB: 0 P: 21	R: 0 E: 0 K: 0 S: 10 H: 0 LOB: 2 BB: 2 P: 19	R: 0 E: 0 K: 0 S: 4 H: 0 LOB: 0 BB: 0 P: 6	R: 0 E: 0 K: 0 S: 9 H: 1 LOB: 1 BB: 0 P: 13	R: 0 E: 0 K: 1 S: 12 H: 0 LOB: 0 BB: 0 P: 15	R: 0 E: 0 K: 1 S: 9 H: 1 LOB: 1 BB: 0 P: 14	R: 1 E: 0 K: 1 S: 14 H: 1 LOB: 0 BB: 0 P: 24	1B: 2 2B: 2 3B: 0 HR: 3 SF: 1 SAC: 0 DP: 0 HBP: 1						WP: 1 PB: 0 SB: 4 CS: 0 PA: 38	

PITCHER		IP	WLS	BF	H	R	ER	SO	BB	IBB	HBP	BLK	WP	HR	S	P	ERA	WHIP
43 Andy Oliver, L ERA: 4.5	(1, 1)	6.0		27	5	3	3	3	3	0	1	0	1	2	61	106	4.50	1.333
38 David Purcey, L ERA: 3.38	(7, 1)	1.0		3	0	0	0	1	0	0	0	0	0	0	12	15	0.00	0.000
53 Joaquín Benoit, R ERA: 6.27	(8, 1)	1.0		4	1	0	0	1	0	0	0	0	0	0	9	14	0.00	1.000
46 Jose Valverde, R ERA: 3.68	(9, 1)	1.0	L	4	1	1	1	1	0	0	0	0	0	1	14	24	9.00	1.000

PITCHER	IP	WLS	BF	H	R	ER	SO	BB	IBB	HBP	BLK	WP	HR	S	P	ERA	WHIP

TOP

Boston Red Sox @ Detroit Tigers

Comerica Park, Detroit, MI

Sun May 29 2011, 1:10 PM - 4:24 PM EDT

Att. 36,285 - Sunny - 75 F

livebaseballscorecards.com

AB	33
R	4
H	7
RBI	4
BB	3
SO	6
LOB	11

Boston Red Sox @ Detroit Tigers

Comerica Park, Detroit, MI

Sun May 29 2011, 1:10 PM - 4:24 PM EDT

Att. 36,285 - Sunny - 75 F

BOTTOM

Batter	1	2	3	4	5	6	7	8	9	AB	R	H	RBI	BB	SO	LOB
14 Austin Jackson, R (1, 8) OBP: 0.281, SLG: 0.333	C SI 92 B CH 78 C CH 78 X SI 91 1-2 ① F8		C CU 79 B FF 91 B CH 82 S SI 93 B SI 94 X SI 91 3-2 ③ G5-3		B FC 90 C CU 76 X FF 91 1-1 ③ F9		C SI 93 1 SAFE X SL 87 0-1 ② FC6-4 1-2f			4	0	0	0	0	0	2
12 Andy Dirks, L (1, 7) OBP: 0.321, SLG: 0.538	C SI 92 C CH 79 B FF 92 X CU 78 1-2 1B			S CH 77 B FC 89 X CH 78 1-1 HR		B SI 90 B CH 88 X SI 90 2-0 ① F7	1 SAFE 1 SAFE F SI 91 B SI 91 1 SAFE B SI 92 F SI 92 X SI 93 2-2 ③ G5-3			4	1	2	1	0	0	1
26 Brennan Boesch, L (1, 10) OBP: 0.324, SLG: 0.400	1 SAFE X FF 91 0-0 ② F8			C FF 92 B SI 93 F FC 91 B SI 93 F SI 94 F CU 78 S CH 81 2-3 ① K		B CH 79 B SI 91 X FF 88 2-0 HR		C SI 93 F SI 94 B SI 95 B SI 96 F SI 95 C SL 85 2-3 ① K		4	1	1	1	0	2	1
24 Miguel Cabrera, R (1, 3) OBP: 0.429, SLG: 0.548	D CU 77 1 SAFE F SI 92 X SI 92 1-1 ③ F9			F FF 91 B SI 92 B SI 93 F CH 81 B SI 94 F CH 81 B FF 92 4-2 41 G3 BB		C SI 92 X SI 93 0-1 41 G3 27 1B 2B		X SL 88 0-0 ② G1-3		3	1	1	0	1	0	1
41 Victor Martinez, S (1, 2) OBP: 0.351, SLG: 0.459		C CH 81 B CU 77 X CH 79 1-1 ① F8		B FF 94 F SI 93 B SI 92 1 SAFE C FC 90 F SI 92 B CH 80 F FF 90 X SI 94 3-2 ② G3 1-2		B FF 90 X CH 80 1-0 ② G3 2-3		B SL 86 F SI 94 X SI 93 1-1 ③ G4-3		4	0	0	0	0	0	2
27 Jhonny Peralta, R (1, 6) OBP: 0.370, SLG: 0.528		B SI 91 C CH 80 F FF 93 B FF 92 X SI 94 2-2 ② G6-3		B CU 76 X FF 92 1-0 ③ G6-3		D CU 77 X FC 90 1-0 3-H 1B			F FF 95 B FS 91 B FS 91 X SL 80 2-1 ① G6-3	4	0	1	1	0	0	1
32 Don Kelly, L (1, 9) OBP: 0.311, SLG: 0.351		B FF 90 F SI 92 C FF 94 F CU 79 F CH 80 F FF 92 B SI 93 X FF 91 2-2 ③ G3			C SI 92 X FC 89 0-1 15 G6-3 1B	X SI 93 0-0 ③ F8			C FF 96 S FF 95 F FF 96 T FF 95 0-2 ② K	4	0	1	0	0	1	1
25 Ryan Raburn, R (1, 4) OBP: 0.238, SLG: 0.329			C FF 90 C CU 77 F SI 92 S CH 82 0-3 ① K		1 SAFE 1 SAFE S FC 89 F CU 76 B FF 93 F SI 92 B FF 92 1 SAFE B FF 93 3-2 ① F7 1 SAFE X FC 88		F SI 93 F SL 88 F SL 87 S SI 94 0-3 ① K		F FF 96 S FF 96 S FF 95 0-3 ③ K	4	0	0	0	0	3	1
15 Brandon Inge, R (1, 5) OBP: 0.266, SLG: 0.281			B SI 91 C FF 93 C CH 78 B SI 93 S CH 79 2-3 ② K		F FC 89 B CU 77 X SI 91 1-1 ② G6-3 1-2		C SI 93 B SI 94 C SI 94 B SL 87 F SL 88 B SI 94 F SI 95 F SI 94 B SI 95 4-2 14 FC6-4 BB			2	0	0	0	1	1	1
Inning Stats	R: 0 E: 0 K: 0 S: 9 H: 1 LOB: 1 BB: 0 P: 12	R: 0 E: 0 K: 0 S: 11 H: 0 LOB: 0 BB: 0 P: 16	R: 0 E: 0 K: 2 S: 10 H: 0 LOB: 0 BB: 0 P: 15	R: 1 E: 0 K: 1 S: 16 H: 1 LOB: 1 BB: 1 P: 27	R: 0 E: 0 K: 0 S: 10 H: 1 LOB: 1 BB: 0 P: 15	R: 2 E: 0 K: 0 S: 7 H: 3 LOB: 1 BB: 0 P: 13	R: 0 E: 0 K: 1 S: 14 H: 0 LOB: 1 BB: 1 P: 20	R: 0 E: 0 K: 1 S: 7 H: 0 LOB: 0 BB: 0 P: 10	R: 0 E: 0 K: 2 S: 9 H: 0 LOB: 0 BB: 0 P: 11	1B: 3 2B: 1 3B: 0 HR: 2 SF: 0 SAC: 0 DP: 0 HBP: 0						

livebaseballscorecards.com

AB	33
R	3
H	6
RBI	3
BB	2
SO	7
LOB	11

WP: 0 PA: 35
PB: 0
SB: 0
CS: 0

PITCHER		IP	WLS	BF	H	R	ER	SO	BB	IBB	HBP	BLK	WP	HR	S	P	ERA	WHIP
11 Clay Buchholz, R ERA: 3.41	(1, 1)	6.0		25	6	3	3	3	1	0	0	0	0	2	63	98	4.50	1.167
32 Matt Albers, R ERA: 3.54	(7, 1)	2.0	W	7	0	0	0	2	1	0	0	0	0	0	21	30	0.00	0.500
58 Jonathan Papelbon, R ERA: 2.78	(9, 1)	1.0	S	3	0	0	0	2	0	0	0	0	0	0	9	11	0.00	0.000

Batter	1	2	3	4	5	6	7	8	9	AB	R	H	RBI	BB	SO	LOB
2 Jacoby Ellsbury, L (1, 8) OBP: 0.368, SLG: 0.462	C FF 93 B FF 95 B FF 96 F FF 96 X FF 97 2-2 28 G4-6-3 1B		S CH 86 S CH 86 B FF 96 F CU 82 B CH 87 F FF 98 B FF 99 X FF 100 3-2 ③ F8			T FF 96 B CU 81 S FF 97 B FF 98 F FF 98 X FF 98 2-2 ② F8		F FF 99 C CU 82 B FF 99 B CU 82 B CU 81 B FF 100 4-2 BB		3	0	1	0	1	0	2
15 Dustin Pedroia, R (1, 4) OBP: 0.353, SLG: 0.337	1 SAFE C FF 92 B SL 86 1 SAFE 1 SAFE X FF 95 1-1 ① F9			C SL 86 B CU 79 B CU 78 C FF 97 F CH 88 F FF 99 F FF 96 B SL 88 F FF 98 3-2 ① F FF 98 X FF 98 G6-3		C FF 98 X FF 98 0-1 ③ F9		B FF 95 C FF 94 B SL 88 X SL 88 2-1 ③ F7		4	0	0	0	0	0	4
28 Adrián González, L (1, 3) OBP: 0.377, SLG: 0.534	B FF 94 X CH 85 1-0 ②③ G4-6-3 1-2f			C FF 97 B CU 79 C CU 80 B CH 87 B CH 88 F FF 99 S CH 88 3-3 ② K			B CU 77 B CU 77 B FF 96 C FF 95 F FF 96 F FF 97 B FF 97 4-2 20 FC6-4 BB		B FF 94 C FF 93 B FS 83 X FF 94 2-1 ① F7	3	0	0	0	1	1	1
20 Kevin Youkilis, R (1, 5) OBP: 0.389, SLG: 0.497		B FF 94 B FF 92 X FF 94 2-0 ① G6-3		C FF 97 X SL 87 0-1 ③ L7			C FF 98 F SL 88 X FF 96 0-2 ① FC6-4 34 G6-5-3 1-2f		C FF 96 C FS 84 F FS 86 S FS 87 0-3 ② K	4	0	0	0	0	1	1
34 David Ortiz, L (1, 10) OBP: 0.371, SLG: 0.547		B FF 92 C FF 92 X CU 77 1-1 ② G4-3			C CH 84 B CU 78 B FF 96 F FF 96 X FF 98 2-2 ① F7		1 SAFE D CU 79 F FF 96 B CU 80 F FF 99 1 SAFE F FF 97 B FF 99 X FF 99 3-2 ② G6-5-3 1-3		B FS 86 F FF 93 X FF 95 1-1 ③ G3-1	4	0	0	0	0	0	1
13 Carl Crawford, L (1, 7) OBP: 0.272, SLG: 0.369		F FF 93 B FF 96 B CU 77 C FF 94 F FF 97 F CH 87 F CU 79 X CU 80 2-2 ③ G4-3			F FF 95 B SI 96 F FF 97 B CU 80 F CU 81 X CH 88 2-2 ② L6		X CU 82 0-0 ③ G6-3			3	0	0	0	0	0	1
44 Drew Sutton, S (1, 6) OBP: 0.238, SLG: 0.429			F FF 92 F FF 94 B CU 79 B FF 96 X CH 85 2-2 ① G6-3		F FF 95 B FF 96 C FF 97 B CH 85 F FF 98 X CU 80 2-2 ③ F8			C CH 85 C CU 77 X CU 80 0-2 ① F7		3	0	0	0	0	0	0
7 J.D. Drew, L (1, 9) OBP: 0.357, SLG: 0.357			B FF 92 F SI 95 X FF 96 1-1 1B			C FF 90 B CU 78 C CU 79 B CU 79 B CH 88 C FF 96 3-3 ① K		B FF 96 X CH 86 1-0 E8 1B		3	0	2	0	0	1	0
33 Jason Varitek, S (1, 2) OBP: 0.291, SLG: 0.299			B FF 94 F FF 95 1 SAFE B FF 94 S CH 85 B FF 96 X FF 97 3-2 ② P5			X FF 96 0-0 2B		B FF 98 S CH 89 B FF 98 S FF 98 C CU 83 2-3 ② K		3	0	1	0	0	1	2
Inning Stats	R: 0 E: 0 K: 0 S: 6 H: 1 LOB: 0 BB: 0 P: 10	R: 0 E: 0 K: 0 S: 9 H: 0 LOB: 0 BB: 0 P: 14	R: 0 E: 0 K: 0 S: 13 H: 1 LOB: 0 BB: 0 P: 22	R: 0 E: 0 K: 1 S: 14 H: 0 LOB: 0 BB: 0 P: 20	R: 0 E: 0 K: 0 S: 11 H: 0 LOB: 0 BB: 0 P: 17	R: 0 E: 0 K: 1 S: 10 H: 1 LOB: 1 BB: 0 P: 15	R: 0 E: 0 K: 0 S: 11 H: 0 LOB: 1 BB: 1 P: 18	R: 0 E: 1 K: 1 S: 11 H: 1 LOB: 2 BB: 1 P: 20	R: 0 E: 0 K: 1 S: 8 H: 0 LOB: 0 BB: 0 P: 11	1B: 3 2B: 1 3B: 0 HR: 0	SF: 0 SAC: 0 DP: 1 HBP: 0			WP: 0 PB: 0 SB: 0 CS: 0	PA: 32		

PITCHER		IP	WLS	BF	H	R	ER	SO	BB	IBB	HBP	BLK	WP	HR	S	P	ERA	WHIP
35 Justin Verlander, R ERA: 3.12	(1, 1)	7.2	W	28	4	0	0	3	2	0	0	0	0	0	83	132	0.00	0.783
53 Joaquín Benoit, R ERA: 6.16	(8, 1)	0.1	H	1	0	0	0	0	0	0	0	0	0	0	2	4	0.00	0.000
46 Jose Valverde, R ERA: 3.52	(9, 1)	1.0	S	3	0	0	0	1	0	0	0	0	0	0	8	11	0.00	0.000

PITCHER	IP	WLS	BF	H	R	ER	SO	BB	IBB	HBP	BLK	WP	HR	S	P	ERA	WHIP

TOP

Boston Red Sox @ Detroit Tigers

Comerica Park, Detroit, MI

Sun May 29 2011, 7:57 PM - 10:46 PM EDT

Att. 39,873 - Cloudy - 72 F

livebaseballscorecards.com

AB	30
R	0
H	4
RBI	0
BB	2
SO	4
LOB	12

Boston Red Sox @ Detroit Tigers

Comerica Park, Detroit, MI

Sun May 29 2011, 7:57 PM - 10:46 PM EDT

Att. 39,873 - Cloudy - 72 F

BOTTOM

livebaseballscorecards.com

Batter	1	2	3	4	5	6	7	8	9	AB	R	H	RBI	BB	SO	LOB
14 Austin Jackson, R (1, 8) OBP: 0.285, SLG: 0.330	B FF 93 F FF 92 F CU 75 F FF 94 S FC 91 1-3 K ① 4-2 BB	1 SAFE B FC 91 B SI 93 C SI 94 S FC 91 B SI 94 1 SAFE 1 SAFE B SI 92 1-2 BB ②		B CH 89 B FF 93 C SI 93 B FF 94 F FF 93 F FF 94 B SI 94 4-2 BB			C SI 91 C CU 75 B CU 76 S CU 77 1-3 K ①			2	0	0	0	2	2	0
12 Andy Dirks, L (1, 7) OBP: 0.313, SLG: 0.483	C FF 94 B CU 77 B FC 91 F FC 90 F FF 95 B FF 94 B FF 93 4-2 26 2B BB	S CH 89 B FF 94 F FC 91 S FC 92 1-3 K ②		B SI 92 1 SAFE S SI 93 1 SAFE X CH 89 1-1 P5 ②			C CU 77 S CU 76 S CU 76 0-3 K ②			3	1	0	0	1	2	3
26 Brennan Boesch, L (1, 9) OBP: 0.323, SLG: 0.402 15 Brandon Inge, R (8, 5) OBP: 0.266, SLG: 0.281	F FC 91 B FF 93 C FF 95 X FC 90 1-2 24 1B 1-H 2B	B FC 89 X FC 92 1-0 G4-3 ③		X CH 90 0-0 L7 ③			C CU 76 F CU 77 X CU 76 0-2 F7 ③			4 0	1 0	1 0	1 0	0 0	0 0	3 0
24 Miguel Cabrera, R (1, 3) OBP: 0.430, SLG: 0.552	X FF 94 0-0 41 1B 2-H 1B	F SI 93 X SI 91 0-1 P4 ①	X CH 90 0-0 P3 ①					B FF 90 C FF 91 B SL 86 F SL 86 B CU 79 F SL 87 X FF 92 3-2 32 1B 2B		4	1	2	1	0	0	0
41 Victor Martinez, S (1, 10) OBP: 0.362, SLG: 0.467	B CU 75 C CH 88 F CU 76 X CU 77 1-2 1B	C CU 76 B FF 94 X FF 94 1-1 13 BB 1B	B CH 89 B FC 92 B FC 91 C SI 93 F FF 94 F SI 94 X CH 91 3-2 32 G4-3 1B					B FF 91 B FF 91 F SL 86 C SL 86 F SL 86 C FF 92 2-3 K ①		4	0	3	0	0	1	1
32 Don Kelly, L (1, 5) OBP: 0.308, SLG: 0.344 (8, 9)	X FF 94 0-0 F7 ②	B FF 94 S FC 92 X FF 94 1-1 P5 ②	B FF 93 F SI 93 F FC 91 B CH 89 B CU 77 F SI 94 X SI 94 3-2 G4-3 ②③ 1-2f					X SL 86 0-0 13 2-H 1B 3-6-4-6		4	0	1	1	0	0	4
13 Alex Avila, L (1, 2) OBP: 0.346, SLG: 0.529	C FF 94 B FC 90 F FC 88 C CU 77 1-3 K ③	B CH 90 B CH 89 B SI 93 C FF 94 C FC 91 B SI 94 4-2 BB 1-2				B CU 75 C CU 75 B FC 90 C SI 94 S CU 79 2-3 K ①		1 SAFE B FF 90 1 SAFE D SL 85 X SL 85 2-0 G3-6-4-6 ②③ 1-2f		3	0	0	0	1	2	3
39 Ramon Santiago, S (1, 6) OBP: 0.310, SLG: 0.354		B FF 94 F FF 93 X CH 89 1-1 F7 ①	F FF 95 B FF 92 C FC 92 B CU 78 X CU 78 2-2 G3 ③				X FC 91 0-0 G3-1 ②			3	0	0	0	0	0	2
29 Danny Worth, R (1, 4)		B FF 93 B SI 93 C SI 93 F FF 94 F SI 94 B FF 94 B FF 94 4-2 14 BB BB		B FF 92 C SI 93 X FC 90 1-1 P3 ①			B SI 94 S SI 94 S FF 93 F SI 94 C FC 91 1-3 K ③			2	0	0	0	1	1	0
Inning Stats	R: 2 E: 0 K: 2 S: 18 H: 3 LOB: 2 BB: 1 P: 26	R: 0 E: 0 K: 1 S: 11 H: 0 LOB: 2 BB: 2 P: 22	R: 0 E: 0 K: 0 S: 11 H: 1 LOB: 2 BB: 1 P: 19	R: 0 E: 0 K: 0 S: 8 H: 0 LOB: 1 BB: 1 P: 14	R: 0 E: 0 K: 0 S: 9 H: 1 LOB: 0 BB: 0 P: 15	R: 0 E: 0 K: 2 S: 8 H: 0 LOB: 0 BB: 0 P: 11	R: 0 E: 0 K: 2 S: 9 H: 0 LOB: 0 BB: 0 P: 10	R: 1 E: 0 K: 1 S: 10 H: 2 LOB: 0 BB: 0 P: 17		1B: 5 2B: 2 3B: 0 HR: 0 SF: 0 SAC: 0 DP: 2 HBP: 0				WP: 0 PB: 0 SB: 0 CS: 0 PA: 34	

	AB	29
	R	3
	H	7
	RBI	3
	BB	5
	SO	8
	LOB	16

PITCHER		IP	WLS	BF	H	R	ER	SO	BB	IBB	HBP	BLK	WP	HR	S	P	ERA	WHIP
19 Josh Beckett, R ERA: 1.8	(1, 1)	6.0	L	27	5	2	2	5	5	0	0	0	0	0	65	107	3.00	1.667
53 Rich Hill, L ERA:	(7, 1)	1.0		3	0	0	0	2	0	0	0	0	0	0	9	10	0.00	0.000
48 Scott Atchison, R ERA: 4.35	(8, 1)	1.0		4	2	1	1	1	0	0	0	0	0	0	10	17	9.00	2.000

PITCHER	IP	WLS	BF	H	R	ER	SO	BB	IBB	HBP	BLK	WP	HR	S	P	ERA	WHIP

Batter	1	2	3	4	5	6	7	8	9	AB	R	H	RBI	BB	SO	LOB
1 Juan Pierre, L (1, 7) OBP: 0.328, SLG: 0.306	C FF 93 C SI 92 C FC 88 0-3 ① K	F FC 92 F FF 91 F FF 95 F FC 88 B FF 92 B FC 88 X FF 96 2-2 ②③ G6-4-3 1-2f		B FC 87 C FC 88 F FF 95 D FF 92 B FC 89 S FC 87 3-3 ②③ K 2-3		B FF 91 B FC 88 B FC 91 C FF 92 B FF 94 4-1 10 2B 20 1B BB 1-2 2-3		C FF 92 X FC 90 0-1 10 WP 1-2 1B		4	1	1	0	1	2	3
10 Alexei Ramirez, R (1, 6) OBP: 0.342, SLG: 0.443	B FF 94 F FC 90 B CH 86 B CH 84 T FC 89 X FC 89 3-2 14 1B 20 HBP 12 1B 1B	B CU 72 X FC 88 1-0 ① G5-3	F FC 89 B FC 89 B SI 92 F FC 89 X FC 89 2-2 ① F7		B FC 91 B FC 90 F FC 90 F FC 90 X FC 91 2-2 20 1B 2B 1-3 2-H 3-H		C SL 86 B SL 85 B FF 94 C FC 88 F FF 93 B SL 85 F SL 83 B FF 93 4-2 1-2 2-3 BB		4	2	2	2	1	0	0
20 Carlos Quentin, R (1, 10) OBP: 0.352, SLG: 0.545	C FF 94 F CU 75 F FF 95 H FF 92 1-2 14 1B 12 1B HBP	S CH 84 S CU 76 C FC 90 0-3 ② K	B CH 85 F SI 94 B CH 86 H FC 90 3-1 12 FC6-4 HBP	F SL 86 B SL 84 X SL 86 1-1 2-H 3-H 1B			B FC 90 B FF 89 S FF 92 F FF 93 B SL 84 C FF 93 3-3 ② K		3	1	1	2	0	2	3
14 Paul Konerko, R (1, 3) OBP: 0.371, SLG: 0.495	D FF 92 F FF 94 D CH 85 X SI 92 2-1 12 1B 1-2 2-3 1B	C FF 93 B CH 84 B CH 84 X FF 93 2-1 HR	C FF 94 S FC 91 B CU 77 B FF 94 X CH 84 2-2 ② F8	C FF 90 F FC 85 1 SAFE S SL 85 0-3 ③ K			C FF 93 F FF 94 B SL 85 B SL 85 X FF 94 2-2 ③ G3-1		5	1	2	1	0	1	5
12 A.J. Pierzynski, L (1, 2) OBP: 0.301, SLG: 0.335	F SI 91 B FF 92 B FC 91 X SI 91 2-1 1-2 2-H 3-H 1B	F FF 95 X CH 85 0-1 51 FC6-4 1B	C SI 92 C FC 89 F FF 91 F FF 94 F FC 91 X FC 92 0-2 ③ FC6-4 1-2f			X SI 83 0-0 ① F7		B FS 82 F FF 89 B SL 85 F FC 91 X SL 84 2-2 ① G4-3	5	0	2	2	0	0	1
51 Alex Rios, R (1, 8) OBP: 0.259, SLG: 0.314	B FF 94 C FF 93 X SI 93 1-1 ② L9	D FF 93 B FC 91 C FF 93 X CH 85 2-1 ③ FC6-4 1-2f				C FF 93 B FC 90 F FC 89 F FF 94 B CU 76 F CH 84 X FC 88 2-2 1 BB 15 1B 10 2B 1B	B SI 89 B SL 85 F FC 85 B CU 76 C SI 89 F FC 85 F SL 86 F SI 88 X SI 88 3-2 ② G6-3	C FC 93 X FC 89 0-1 ② F8	5	1	1	0	0	0	3
18 Brent Lillibridge, R (1, 9) OBP: 0.377, SLG: 0.610	S CH 86 X FC 92 0-1 ③ F7		B CU 72 B CH 82 B SI 92 C CH 88 F FF 91 F FC 89 B FC 88 4-2 1 CS 15 BB BB	B CH 86 1 SAFE B SI 93 B FF 93 C FF 92 X FF 92 3-1 ① P2	C SL 85 C CU 74 S SL 84 0-3 ③ K			B FF 93 X FF 92 1-0 15 S 1B	4	0	1	0	1	1	3
15 Gordon Beckham, R (1, 4) OBP: 0.294, SLG: 0.343		S FF 92 X SI 93 0-1 ① L9	D FF 94 1 SAFE B FC 90 B FF 93 C FF 92 F FC 91 B FC 89 4-2 1-2 BB	C SI 94 1 SAFE B FC 92 B FF 92 B SI 94 X SI 91 2-1 1 BB 10 2B 1-2 1B			C FF 93 B FC 90 B FF 92 X FF 92 2-1 ① F8	B FC 92 F FC 89 F SL 84 F SL 84 B FC 93 X SL 84 2-2 ③ F9 1-2	4	1	1	0	1	0	1
22 Brent Morel, R (1, 5) OBP: 0.258, SLG: 0.316		B FF 94 B CH 85 B FF 94 B FF 93 4-0 1 G6-4-3 BB	B CU 73 B FF 91 X FF 91 2-0 ① B2	B SI 94 C SI 92 B FF 92 S SI 92 S FC 92 2-3 ② K			B FF 93 X FF 92 1-0 10 WP 1 1B 1B		3	0	1	0	1	1	4
Inning Stats	R: 2 E: 0 K: 1 S: 17 H: 3 LOB: 2 BB: 0 P: 26	R: 0 E: 0 K: 0 S: 7 H: 0 LOB: 0 BB: 1 P: 13	R: 1 E: 0 K: 1 S: 10 H: 2 LOB: 1 BB: 0 P: 15	R: 0 E: 0 K: 1 S: 9 H: 0 LOB: 2 BB: 2 P: 22	R: 0 E: 0 K: 0 S: 13 H: 0 LOB: 1 BB: 0 P: 20	R: 4 E: 0 K: 2 S: 21 H: 4 LOB: 1 BB: 1 P: 37	R: 0 E: 0 K: 1 S: 10 H: 0 LOB: 0 BB: 0 P: 13	R: 0 E: 0 K: 1 S: 15 H: 2 LOB: 3 BB: 1 P: 27	R: 0 E: 0 K: 0 S: 10 H: 1 LOB: 1 BB: 0 P: 15	1B: 10 2B: 2 3B: 0 HR: 1 SF: 0 SAC: 0 DP: 2 HBP: 2						

PITCHER		IP	WLS	BF	H	R	ER	SO	BB	IBB	HBP	BLK	WP	HR	S	P	ERA	WHIP
31 Jon Lester, L ERA: 3.94	(1, 1)	5.2	L	29	8	7	7	4	4	0	2	0	0	1	72	127	11.12	2.118
35 Dan Wheeler, R ERA: 8.36	(6, 1)	1.1		5	1	0	0	2	0	0	0	0	0	0	15	19	0.00	0.750
64 Michael Bowden, R ERA:	(8, 1)	2.0		10	3	0	0	1	1	0	0	0	1	0	25	42	0.00	2.000

PITCHER	IP	WLS	BF	H	R	ER	SO	BB	IBB	HBP	BLK	WP	HR	S	P	ERA	WHIP

TOP

Chicago White Sox @ Boston Red Sox

Fenway Park, Boston, MA

Mon May 30 2011, 7:11 PM - 10:35 PM EDT
Att. 37,463 - Partly Cloudy - 77 F

livebaseballscorecards.com

AB	37
R	7
H	12
RBI	7
BB	5
SO	7
LOB	23

1B: 10	SF: 0	WP: 1	PA: 44
2B: 2	SAC: 0	PB: 0	
3B: 0	DP: 2	SB: 1	
HR: 1	HBP: 2	CS: 1	

Batter	1	2	3	4	5	6	7	8	9	AB	R	H	RBI	BB	SO	LOB
2 Jacoby Ellsbury, L (1, 8) OBP: 0.366, SLG: 0.462	C FF 88 X FF 89 0-1 F8 ①		B FF 91 C FC 85 D CH 82 F CH 83 F FF 91 F FC 86 X FF 91 2-2 15 1B 1-3 2B		F FF 90 F FF 91 F CH 82 S FC 85 0-3 K ②		B SL 80 F FF 91 C FC 85 X SL 84 1-2 G3 ③			4	1	1	0	0	1	0
15 Dustin Pedroia, R (1, 4) OBP: 0.351, SLG: 0.335	B SI 89 C FF 90 B SI 90 F FF 92 F FF 92 X SL 82 2-2 G6-3 ②		B SI 92 B SL 84 S FC 87 F SI 91 F SL 81 X SI 92 2-2 28 G4-3 2-H 3-H 1B		X CH 82 0-0 F7 ③			B FF 95 X FF 95 1-0 F9 ①		4	0	1	2	0	0	0
28 Adrián González, L (1, 3) OBP: 0.379, SLG: 0.547	B FF 90 C FF 91 F CH 83 B FF 92 X FC 87 2-2 HR		1 SAFE 1 SAFE B CH 83 B FF 90 F FF 90 1 SAFE F SL 81 F SI 90 F SI 91 2-2 X CH 82 G4-3 ② 1-2			C FF 88 F FF 89 B SL 84 F SL 82 X FF 91 1-2 34 1B 1B		F FF 95 B CH 84 S SL 88 X CU 75 1-2 L1-3 ②		4	1	2	1	0	0	1
20 Kevin Youkilis, R (1, 5) OBP: 0.387, SLG: 0.491	B FF 90 C SI 89 F CH 83 B SL 83 X SL 83 2-2 G5-3 ③		B FC 85 B SL 80 B CU 80 C SI 88 X SI 89 3-1 G6-3 ③			C SI 90 X SI 90 0-1 F9 ①		X SI 95 0-0 34 BB 1B		4	0	1	0	0	0	2
34 David Ortiz, L (1, 10) OBP: 0.378, SLG: 0.549		B SL 80 C FC 86 X FF 89 1-1 P5 ①		F CH 83 X SL 84 0-1 44 SH1-3 1B		B CH 82 B FC 86 B SL 81 C FF 88 F FF 89 X SL 84 3-2 1-2 1B		C FF 95 B FC 90 S FF 96 B FC 88 F FF 96 F FF 96 B FC 90 B FF 96 4-2 1-2 BB		3	0	2	0	1	0	0
13 Carl Crawford, L (1, 7) OBP: 0.267, SLG: 0.362		B FF 90 C CH 82 S FF 90 X FC 86 1-2 G4-3 ②		S FC 85 B FC 84 X FF 89 1-1 F9 ①		C CH 82 B FC 86 B FC 86 F CH 82 F FC 86 B SI 92 X SL 81 3-2 L9 ②		C FF 96 B FF 96 F FF 95 T FC 89 1-2 K ③		4	0	0	0	0	1	5
44 Drew Sutton, S (1, 6) OBP: 0.208, SLG: 0.375		F SI 86 B SI 90 F CH 80 B SI 91 F SL 80 X SL 82 2-2 F9 ③		X CH 81 0-0 SH1-3 ② 1-2		C FC 86 D FC 86 S FC 85 F FC 86 S FF 92 1-3 K ③			C FF 95 F FF 95 F FC 88 B FF 96 F FF 96 B FF 96 B FF 96 X FF 97 3-2 G5-3 ①	3	0	0	0	0	1	2
7 J.D. Drew, L (1, 9) 23 Mike Cameron, R (9, PH) OBP: 0.350, SLG: 0.348 OBP: 0.266, SLG: 0.375			L FF 87 B CH 81 X CH 81 1-1 L9 ①	X FF 89 0-0 P4 ③			C FF 87 B SL 84 F SL 84 X SL 79 1-2 G3-1 ①		C FF 97 C FF 96 B FF 95 C FF 95 1-3 K ②	3 1	0 0	0 0	0 0	0 1	0 0	1 0
39 Jarrod Saltalamacchia, S (1, 2) OBP: 0.277, SLG: 0.382			C FF 89 H SL 81 1-1 2 2B 15 1B HBP		S CH 80 C SL 84 B SL 80 B CH 81 X CH 82 2-2 G3 ①		X FF 90 0-0 P5 ②		C FF 95 C FF 95 X FF 95 0-2 L3 ③	3	1	0	0	0	0	0
Inning Stats	R: 1 E: 0 K: 0 S: 12 H: 1 LOB: 0 BB: 0 P: 18	R: 0 E: 0 K: 0 S: 9 H: 0 LOB: 0 BB: 0 P: 13	R: 2 E: 0 K: 0 S: 19 H: 2 LOB: 1 BB: 0 P: 30	R: 0 E: 0 K: 0 S: 6 H: 1 LOB: 1 BB: 0 P: 7	R: 0 E: 0 K: 1 S: 8 H: 0 LOB: 0 BB: 0 P: 10	R: 0 E: 0 K: 1 S: 17 H: 2 LOB: 2 BB: 0 P: 25	R: 0 E: 0 K: 0 S: 7 H: 0 LOB: 0 BB: 0 P: 9	R: 0 E: 0 K: 1 S: 12 H: 1 LOB: 2 BB: 1 P: 19	R: 0 E: 0 K: 1 S: 11 H: 0 LOB: 0 BB: 0 P: 15	1B: 5 2B: 1 3B: 0 HR: 1	SF: 0 SAC: 1 DP: 0 HBP: 1	WP: 0 PB: 0 SB: 0 CS: 0	PA: 36				

PITCHER		IP	WLS	BF	H	R	ER	SO	BB	IBB	HBP	BLK	WP	HR	S	P	ERA	WHIP
44 Jake Peavy, R ERA: 3.24	(1, 1)	7.0	W	28	6	3	3	2	0	0	1	0	0	1	78	112	3.86	0.857
26 Jesse Crain, R ERA: 2.59	(8, 1)	0.2		3	1	0	0	0	0	0	0	0	0	0	5	7	0.00	1.500
37 Matt Thornton, L ERA: 5.6	(8, 1)	1.1		5	0	0	0	2	1	0	0	0	0	0	18	27	0.00	0.750

PITCHER	IP	WLS	BF	H	R	ER	SO	BB	IBB	HBP	BLK	WP	HR	S	P	ERA	WHIP

BOTTOM

Chicago White Sox @ Boston Red Sox

Fenway Park, Boston, MA

Mon May 30 2011, 7:11 PM - 10:35 PM EDT

Att. 37,463 - Partly Cloudy - 77 F

livebaseballscorecards.com

AB	33
R	3
H	7
RBI	3
BB	1
SO	4
LOB	11

Chicago White Sox @ Boston Red Sox

Fenway Park, Boston, MA

Tue May 31 2011, 7:11 PM - 10:00 PM EDT

Att. 37,269 - Clear - 71 F

TOP

livebaseballscorecards.com

Batter	1	2	3	4	5	6	7	8	9	AB	R	H	RBI	BB	SO	LOB
1 Juan Pierre, L (1, 7) OBP: 0.327, SLG: 0.305	C SI 93 F FF 92 S CU 82 0-3 K	X CH 84 0-0 FC1-2 10 1B 1-2 2-3 3-Hf		B SL 86 1 SAFE 1 SAFE X SI 91 1-0 SH5-3 1-2		C FF 91 F SL 87 B FF 91 X SL 87 1-2 20 2B 10 1B 2-H 3-H 1B		X FF 95 0-0 F8		4	1	1	2	0	1	3
10 Alexei Ramirez, R (1, 6) OBP: 0.351, SLG: 0.452	X FF 93 0-0 P4	B CU 79 F FC 89 C SI 93 X SI 92 1-2 1-2 2-H 3-H 1B		D CH 83 F CH 83 B SI 90 B CU 79 X FC 89 3-1 2-H 1B		X FF 91 0-0 20 2B 14 SF9 1-2 1B		C FF 96 F SL 86 X FF 96 0-2 18 1B 1B		5	1	4	3	0	0	0
20 Carlos Quentin, R (1, 9) OBP: 0.350, SLG: 0.544 18 Brent Lillibridge, R (7, 9) OBP: 0.386, SLG: 0.617	B CU 80 C CU 79 X FC 90 1-1 G3	X SI 92 0-0 F9		B CH 85 F SI 91 X FC 89 1-1 P4		C FF 91 X SL 86 0-1 14 SF9 1-3 2-H 2B		C FF 95 X SL 87 0-1 14 L1-3 1-3 1B		4 1	0 0	1 1	1 0	0 0	0 0	2 0
14 Paul Konerko, R (1, 3) OBP: 0.372, SLG: 0.498		B SI 92 C FC 89 B CU 80 B FF 94 B SI 95 4-1 44 BB 12 1B 15 1B BB	B SI 92 X SI 93 1-0 12 2B 2B		X FF 91 0-0 F8	B FF 91 C FF 91 X FF 91 1-1 SF9 2-3 3-H		S SL 88 C SL 88 D FF 97 X FF 96 1-2 L1-3 1-1		3	2	1	1	1	0	2
12 A.J. Pierzynski, L (1, 2) OBP: 0.309, SLG: 0.344		B FF 92 F CH 84 F FC 91 F FF 93 B CU 78 X FC 90 2-2 15 1B 44 BB 22 E 1-2 1B	C SI 92 F FC 89 X CU 79 0-2 2B		B FS 87 B CH 84 B FF 90 C FF 91 B CU 79 4-1 51 G4-6-3 BB	B FF 89 C SL 86 F FF 91 F FF 91 B SL 86 X SL 87 2-2 F9			F SL 86 F SL 86 X FF 89 0-2 P5	4	1	2	1	1	0	1
51 Alex Rios, R (1, 8) OBP: 0.253, SLG: 0.306		C FF 92 S FC 89 B SI 93 X CU 81 1-2 F9	B FF 92 X CH 84 1-0 F8		B FF 91 C FC 88 X FS 87 1-1 G4-6-3 1-2f		B FF 90 X FF 90 1-0 P4		B SI 90 C SI 89 B SL 86 F SL 85 F SI 88 X SI 90 2-2 F9	5	0	0	0	0	0	4
44 Adam Dunn, L (1, 10) OBP: 0.332, SLG: 0.333		B FF 91 B FC 90 B CH 84 B FF 93 4-0 22 E 15 1B 1 FC1-2 1-2 2-3 BB	F FF 91 B FC 88 B CH 82 B CH 83 F FC 89 X FF 91 3-2 P5			F CH 84 B SI 92 H FC 90 2-1 22 PB 15 1B 1 1B HBP	B FF 90 B SL 84 C SL 86 F FF 90 F CU 78 X SL 85 2-2 1B		F SI 90 B SL 87 B SL 86 B SL 86 B SI 89 4-1 15 1B BB	2	1	1	0	2	0	1
15 Gordon Beckham, R (1, 4) OBP: 0.302, SLG: 0.351		B SI 94 C CU 79 X FC 91 1-1 1 FC1-2 22 E 10 1B 1-2 2-3 3-H 1B	F FF 90 X FF 90 0-1 F8			F FS 90 F SI 91 X CU 80 0-2 22 PB 1 1B 1-2 1B	S FF 90 F SL 87 B FF 91 D SL 86 F SL 86 X FF 90 2-2 F9		B SI 89 F SL 84 X SL 84 1-1 1-2 1B	5	2	3	1	0	0	2
22 Brent Morel, R (1, 5) OBP: 0.256, SLG: 0.311		X FS 87 0-0 E6 1 FC1-2 10 1B 1-2 2-3 3-H		C FF 91 X FF 91 0-1 1 SH5-3 10 1B 1B		B FF 90 C SL 86 T SL 85 X FF 92 1-2 G3 1-2 2-3	X FF 91 0-0 F9		B FF 87 X SL 84 1-0 F8	5	2	1	1	0	0	7
Inning Stats	R: 0 E: 0 K: 1 S: 6 H: 0 LOB: 0 BB: 0 P: 7	R: 4 E: 1 K: 0 S: 16 H: 3 LOB: 2 BB: 2 P: 29	R: 1 E: 0 K: 0 S: 10 H: 2 LOB: 1 BB: 0 P: 15	R: 1 E: 0 K: 0 S: 7 H: 2 LOB: 0 BB: 0 P: 12	R: 0 E: 0 K: 0 S: 4 H: 0 LOB: 0 BB: 1 P: 9	R: 4 E: 0 K: 0 S: 19 H: 4 LOB: 1 BB: 0 P: 26	R: 0 E: 0 K: 0 S: 10 H: 1 LOB: 1 BB: 0 P: 15	R: 0 E: 0 K: 0 S: 9 H: 2 LOB: 1 BB: 0 P: 10	R: 0 E: 0 K: 0 S: 11 H: 1 LOB: 2 BB: 1 P: 19	1B: 12 2B: 4 3B: 0 HR: 0 SF: 1 SAC: 1 DP: 2 HBP: 1						

AB	38
R	10
H	15
RBI	10
BB	4
SO	1
LOB	22

WP: 0 PB: 1 SB: 0 CS: 0 PA: 45

PITCHER		IP	WLS	BF	H	R	ER	SO	BB	IBB	HBP	BLK	WP	HR	S	P	ERA	WHIP
91 Alfredo Aceves, R ERA: 3.51	(1, 1)	5.0	L	26	8	8	6	1	3	0	1	0	0	0	47	78	10.80	2.200
48 Scott Atchison, R ERA: 5.11	(6, 1)	2.0		10	4	2	2	0	0	0	0	0	0	0	25	35	9.00	2.000
52 Bobby Jenks, R ERA: 8.38	(8, 1)	1.0		4	2	0	0	0	0	0	0	0	0	0	9	10	0.00	2.000
35 Dan Wheeler, R ERA: 7.8	(9, 1)	1.0		5	1	0	0	0	1	0	0	0	0	0	11	19	0.00	2.000

PITCHER	IP	WLS	BF	H	R	ER	SO	BB	IBB	HBP	BLK	WP	HR	S	P	ERA	WHIP

BOTTOM

Chicago White Sox @ Boston Red Sox

Fenway Park, Boston, MA

Tue May 31 2011, 7:11 PM - 10:00 PM EDT

Att. 37,269 - Clear - 71 F

livebaseballscorecards.com

Batter	1	2	3	4	5	6	7	8	9	AB	R	H	RBI	BB	SO	LOB
2 Jacoby Ellsbury, L (1, 8) OBP: 0.361, SLG: 0.456	C FF 90 B FF 90 X CH 82 1-1 G6-3 ①		F SL 84 C CU 78 B CU 79 S CU 79 1-3 K ③			B FF 88 B CH 81 C FF 88 F SL 81 F CU 78 X CU 78 2-2 G6-4-3 ①② 1-2f		B FF 87 C FF 88 B SI 87 X FF 90 2-1 44 1B 2B	X FF 95 0-0 SF7 ② 3-H	3	0	0	0	0	1	1
16 Josh Reddick, L (7, 8) OBP: 0.545, SLG: 0.667										1	1	1	1	0	0	0
15 Dustin Pedroia, R (1, 4) OBP: 0.351, SLG: 0.332	C FF 91 S FF 90 X SI 90 0-2 G4-3 ②			B SL 82 X SL 82 1-0 F7 ①		B FF 90 F SL 83 C SI 89 B CU 80 B CH 84 B SL 84 4-2 BB		X FF 89 0-0 20 1B 34 HR 1B 2-H	B SL 88 F FF 94 B CH 87 F FF 94 B CH 87 X CH 87 3-2 2B 1-H	2	0	0	0	1	0	0
44 Drew Sutton, S (7, 4) OBP: 0.269, SLG: 0.462										2	1	2	2	0	0	0
28 Adrián González, L (1, 3) OBP: 0.375, SLG: 0.544	C FF 91 B SI 91 B FF 91 B CH 84 F FF 90 F CH 85 S CH 84 3-3 K ③			S FF 92 B FF 90 B SL 84 X FF 90 2-1 2B		X CH 82 0-0 G4-3 ③		B CH 83 F CH 84 S CU 80 S CU 81 1-3 K ②	C SI 94 S SI 97 C SL 84 0-3 K ③	5	0	1	0	0	3	3
20 Kevin Youkilis, R (1, 5) OBP: 0.384, SLG: 0.486		C SI 91 C CU 77 X CU 78 0-2 G4-3 ①		X FF 90 0-0 P4 ②			C FF 88 B SL 84 X SL 83 1-1 F8 ①	F SL 84 X SL 83 0-1 34 HR 1B 1-3		4	1	1	0	0	0	1
34 David Ortiz, L (1, 10) OBP: 0.380, SLG: 0.563		F FF 90 F FF 90 S CU 79 0-3 K ②		B FF 90 C SL 83 S CU 78 B CU 80 X CU 79 2-2 G6-3 ③			X FF 90 0-0 12 1B 1B	F SI 89 B SL 81 B SL 81 X FF 90 2-1 HR 1-H 3-H		4	1	2	3	0	1	1
13 Carl Crawford, L (1, 7) OBP: 0.269, SLG: 0.364		C FF 90 B FF 90 F SL 83 X CU 80 1-2 G6-3 ③			C SL 83 F CU 78 F CU 79 F CU 79 F FF 90 F CH 83 X SI 90 0-2 12 F8-6 1B		B FF 90 B SI 89 X FF 89 2-0 F8 ②	B SL 81 X SI 89 1-0 L9 ③		2	0	1	0	0	0	0
23 Mike Cameron, R (7, 7) OBP: 0.258, SLG: 0.362										2	0	0	0	0	0	1
12 Jed Lowrie, S (1, 6) OBP: 0.354, SLG: 0.450			C FF 90 B FF 89 B SL 83 X CH 84 2-1 P6 ①		X FF 90 0-0 F8-6 ①② 1-2		C FF 89 B CU 79 X CU 79 1-1 1-3 1B		B FF 93 B FF 92 B FF 94 C FF 93 B FF 94 4-1 33 1B 16 SF7 BB	3	1	1	0	1	0	1
7 J.D. Drew, L (1, 9) OBP: 0.342, SLG: 0.338			B FF 92 X FF 89 1-0 G1-6-3 ②		C FF 89 X CU 78 0-1 G4-3 ③		C CH 84 S CU 81 S CU 80 0-3 K ③		B SL 87 C FF 95 X SL 87 1-1 P5 ①	4	0	0	0	0	1	3
33 Jason Varitek, S (1, 2) OBP: 0.311, SLG: 0.358			X FF 90 0-0 HR			C SL 81 B CU 77 X CU 78 1-1 2 G6-4-3 1B		X FF 89 0-0 P4 ①	C FF 95 C FF 95 F FF 95 X FF 94 0-2 44 2B 1B 1-3	4	2	3	1	0	0	0

Inning Stats	1	2	3	4	5	6	7	8	9
	R: 0 E: 0 K: 1 S: 9 H: 0 LOB: 0 BB: 0 P: 13	R: 0 E: 0 K: 1 S: 9 H: 0 LOB: 0 BB: 0 P: 10	R: 1 E: 0 K: 1 S: 7 H: 1 LOB: 0 BB: 0 P: 11	R: 0 E: 0 K: 0 S: 7 H: 1 LOB: 1 BB: 0 P: 12	R: 0 E: 0 K: 0 S: 10 H: 1 LOB: 0 BB: 0 P: 10	R: 0 E: 0 K: 0 S: 9 H: 1 LOB: 1 BB: 1 P: 16	R: 0 E: 0 K: 1 S: 9 H: 2 LOB: 2 BB: 0 P: 13	R: 4 E: 0 K: 1 S: 12 H: 4 LOB: 0 BB: 0 P: 18	R: 2 E: 0 K: 1 S: 14 H: 2 LOB: 1 BB: 1 P: 22

1B: 7 SF: 1
2B: 4 SAC: 0
3B: 0 DP: 2
HR: 2 HBP: 0

WP: 0 PA: 39
PB: 0
SB: 0
CS: 0

	AB	36
	R	7
	H	12
	RBI	7
	BB	2
	SO	6
	LOB	11

PITCHER	IP	WLS	BF	H	R	ER	SO	BB	IBB	HBP	BLK	WP	HR	S	P	ERA	WHIP
41 Philip Humber, R (1, 1) ERA: 3.06	7.2	W	31	9	4	4	5	1	0	0	0	0	1	69	97	4.70	1.304
77 Will Ohman, L (8, 1) ERA: 5.93	0.1		2	1	1	1	0	0	0	0	0	0	1	3	6	27.00	3.000
40 Brian Bruney, R (9, 1) ERA: 27.0	0.2		5	2	2	2	0	1	0	0	0	0	0	11	19	27.00	4.500
49 Chris Sale, L (9, 1) ERA: 5.31	0.1	S	1	0	0	0	1	0	0	0	0	0	0	3	3	0.00	0.000

PITCHER	IP	WLS	BF	H	R	ER	SO	BB	IBB	HBP	BLK	WP	HR	S	P	ERA	WHIP

Chicago White Sox @ Boston Red Sox

Fenway Park, Boston, MA

Wed Jun 01 2011, 1:37 PM - 4:33 PM EDT

Att. 37,321 - Partly Cloudy - 81 F

TOP

livebaseballscorecards.com

Batter	1	2	3	4	5	6	7	8	9	AB	R	H	RBI	BB	SO	LOB
1 Juan Pierre, L (1, 7) OBP: 0.320, SLG: 0.298	B KN 65 B FF 72 C FF 73 F FF 72 F KN 66 B KN 65 X FF 72 3-2 ① F8		B KN 65 C KN 65 F KN 66 X KN 67 1-2 ③ G4-3		B KN 67 C KN 65 F KN 67 X KN 67 1-2 ① FC6-4 10 S 20 2B 1-2f 2-3		B SI 95 L SI 93 B SL 88 F SI 95 B SI 94 X SI 94 3-2 ① G3	C FF 97 B SL 83 X FF 97 1-1 ③ G4-3		5	1	0	0	0	0	2
10 Alexei Ramirez, R (1, 6) OBP: 0.357, SLG: 0.455	C KN 66 B KN 66 S KN 65 X KN 65 1-2 ② F7			X KN 64 0-0 20 PB 18 2B 1B	1 SAFE F KN 66 P PO 72 X KN 67 1-1 ② G6-3 1-2 3-H		X SI 95 0-0 20 1B 20 WP 14 1B 1B		X FF 94 0-0 14 HR 1B	5	3	3	1	0	0	1
20 Carlos Quentin, R (1, 9) OBP: 0.351, SLG: 0.545 51 Alex Rios, R (9, 8) OBP: 0.253, SLG: 0.306	C KN 66 F KN 62 S KN 60 0-3 ③ K			1 SAFE S KN 64 B KN 66 S KN 65 X KN 61 1-2 ① P3 1-2	C KN 67 F KN 65 X KN 65 0-2 2-H 2B		B SI 94 1 SAFE B SI 94 X SL 89 2-0 14 1B 1-3 1B		C FF 95 1 SAFE F FS 90 B FF 95 1 SAFE X FF 96 1-2 ① P3	5 0	0 0	2 0	1 0	0 0	1 0	2 0
14 Paul Konerko, R (1, 10) OBP: 0.381, SLG: 0.516		X KN 65 0-0 1B		C KN 65 B KN 65 H KN 66 2-1 18 2B HBP	B KN 66 C KN 66 B KN 66 X KN 66 2-1 ③ F9		B SI 95 B SI 94 X SI 94 2-0 44 BB 1-3 3-H 1B		B FS 91 X FF 95 1-0 1-H HR	4	1	3	3	0	0	1
44 Adam Dunn, L (1, 3) OBP: 0.329, SLG: 0.326		C KN 64 X KN 64 0-1 ① F9		B KN 65 B KN 65 C KN 65 F KN 65 S KN 66 2-3 ② K		B KN 64 X KN 64 1-0 ① F8	C CU 75 B CU 77 B CU 75 B CU 76 S CU 75 F CU 76 B CU 76 4-2 11 FC4-6 1-2 BB		C FF 95 B FS 90 S FS 90 B FF 96 B FS 90 F FF 96 S FF 96 3-3 ② K	4	0	0	0	1	2	3
18 Brent Lillibridge, R (1, 8) (9, 9) OBP: 0.387, SLG: 0.662		B KN 65 B KN 66 C KN 65 1 SAFE F KN 65 S KN 61 2-3 ② K		B KN 66 C KN 65 F KN 60 X KN 67 1-2 1-3 2-H 2B		C KN 64 X KN 65 0-1 HR	C SL 84 C SL 84 B FF 99 S FF 98 1-3 ② K		S SL 81 X FS 90 0-1 ③ G5-3	5	1	2	2	0	2	4
11 Omar Vizquel, S (1, 5) OBP: 0.313, SLG: 0.347		C KN 65 X KN 62 0-1 ③ P6		C KN 66 F KN 66 B KN 65 X KN 66 1-2 ③ G5-3		B KN 64 X KN 65 1-0 2B	B SI 99 X FF 97 1-0 ③ FC4-6 1-2f			4	0	1	0	0	0	6
27 Ramon Castro, R (1, 2) OBP: 0.260, SLG: 0.383			C KN 64 B KN 63 B KN 64 F KN 64 S KN 64 2-3 ① K		B KN 65 B KN 64 B FF 72 C FF 73 B KN 64 4-1 1 FC6-4 15 1B 10 G6-3 BB	B KN 65 C KN 65 C KN 64 B KN 65 F KN 66 X KN 67 2-2 ② F7		S FF 98 S FF 98 S FF 98 0-3 ① K		3	1	0	0	1	2	1
15 Gordon Beckham, R (1, 4) OBP: 0.301, SLG: 0.348			X KN 65 0-0 ② G5-3		B KN 66 C FF 72 B KN 66 F FF 73 X KN 66 2-2 1 FC6-4 1-2 1B	F KN 67 B KN 66 F KN 65 F KN 66 F KN 66 X KN 66 1-2 ③ F8		B SL 84 C SL 84 C SL 84 F FF 99 F SL 86 F FF 98 S SL 82 1-3 ② K		4	0	1	0	0	1	1

Inning Stats	1	2	3	4	5	6	7	8	9
R:	0	0	0	1	2	1	1	0	2
E:	0	0	0	0	0	0	0	0	0
K:	1	1	1	1	0	0	1	2	1
S:	10	8	8	14	15	13	13	11	11
H:	0	1	0	2	2	2	3	0	2
LOB:	0	1	0	2	1	1	3	0	0
BB:	0	0	0	0	1	0	1	0	0
P:	14	10	11	21	24	18	26	13	16

1B:	7
2B:	3
3B:	0
HR:	2
SF:	0
SAC:	0
DP:	0
HBP:	1
WP:	1
PB:	1
SB:	1
CS:	0
PA:	42

AB	39
R	7
H	12
RBI	7
BB	2
SO	8
LOB	21

PITCHER		IP	WLS	BF	H	R	ER	SO	BB	IBB	HBP	BLK	WP	HR	S	P	ERA	WHIP
49 Tim Wakefield, R ERA: 4.4	(1, 1)	6.0		27	7	4	4	4	1	0	1	0	0	1	68	98	6.00	1.333
32 Matt Albers, R ERA: 3.92	(7, 1)	0.1	L	4	3	1	1	0	0	0	0	0	1	0	6	13	27.00	9.000
53 Rich Hill, L ERA:	(7, 1)	0.0		1	0	0	0	0	1	0	0	0	0	0	3	7	∞	∞
51 Daniel Bard, R ERA: 3.29	(7, 1)	1.2		5	0	0	0	3	0	0	0	0	0	0	15	19	0.00	0.000
58 Jonathan Papelbon, R ERA: 3.42	(9, 1)	1.0		5	2	2	2	1	0	0	0	0	0	1	11	16	18.00	2.000

PITCHER		IP	WLS	BF	H	R	ER	SO	BB	IBB	HBP	BLK	WP	HR	S	P	ERA	WHIP

Chicago White Sox @ Boston Red Sox

Fenway Park, Boston, MA

Wed Jun 01 2011, 1:37 PM - 4:33 PM EDT

Att. 37,321 - Partly Cloudy - 81 F

livebaseballscorecards.com

BOTTOM

Batter	1	2	3	4	5	6	7	8	9	AB	R	H	RBI	BB	SO	LOB
2 Jacoby Ellsbury, L (1, 8) OBP: 0.360, SLG: 0.452	C FF 91 F FC 84 X CU 79 0-2 ① G4-3	B SI 92 X FC 87 1-0 1-2 1B			C FF 92 F CU 78 B FF 92 F FF 92 F FF 94 X CU 81 1-2 ① F8		C FC 86 F FF 91 B FF 90 B CU 79 F FF 92 X SI 92 2-2 ② P6			4	0	1	0	0	0	0
15 Dustin Pedroia, R (1, 4) OBP: 0.353, SLG: 0.335	X FF 91 0-0 ② 28 1B 1B	B FC 87 X FF 92 1-0 ② F8 2-3			X FF 93 0-0 ② G6-3		C FC 86 X FF 93 0-1 1B			4	0	2	0	0	0	2
28 Adrián González, L (1, 3) OBP: 0.377, SLG: 0.541	C FF 89 X CH 82 0-1 ① 20 G6-4-3 1-3 1B	D CU 79 1 SAFE X FC 86 1-0 ③ G1-5-3			C FF 94 B FF 92 B SI 92 B SI 93 F FC 86 F FF 93 B FF 94 4-2 BB		X SL 80 0-0 ③ F8			3	0	1	0	1	0	3
20 Kevin Youkilis, R (1, 5) OBP: 0.377, SLG: 0.475	C FC 86 B FC 85 X SI 92 1-1 ②③ G6-4-3 1-2f		X FF 90 0-0 ① L7		C FF 92 X FC 86 0-1 ③ G4-3			B SI 92 C SI 95 B SL 78 B SI 95 X SI 94 3-1 ① F8		4	0	0	0	0	0	3
34 David Ortiz, L (1, 10) OBP: 0.382, SLG: 0.582		B CU 79 F FF 91 B FF 93 F CU 79 F CU 80 B FC 88 X CU 79 3-2 13 1B 12 2B 2B	X FF 92 0-0 ② F9			B FF 90 F SI 90 B FC 86 F FC 85 F FF 93 X SI 92 2-2 HR		C SL 81 X SL 82 0-1 ② F7		4	2	2	1	0	0	0
13 Carl Crawford, L (1, 7) OBP: 0.269, SLG: 0.362		B FF 92 B FC 86 X SI 92 2-0 12 2B 39 1B 2-3 1B	C FF 92 B FC 85 F FF 92 B FF 92 X CU 80 2-2 ③ P5			B SI 91 B FF 91 C FF 92 F FC 86 X CU 80 2-2 ① G6-3		B SI 97 B SI 94 B SI 95 C SI 96 X SI 94 3-1 ③ G1-3		4	1	1	0	0	0	0
12 Jed Lowrie, S (1, 6) OBP: 0.352, SLG: 0.451		F FF 91 X SI 89 0-1 39 1B 1-3 3-H 2B	B FF 90 X FF 90 1-0 ① F7			B FF 91 X FF 91 1-0 ② F9			C FF 96 B FF 95 B FF 95 B FF 96 X FF 96 3-1 ① F9	4	1	1	1	0	0	0
16 Josh Reddick, L (1, 9) OBP: 0.400, SLG: 0.462	C FF 92 B FC 85 F FC 86 F CU 78 F FC 85 F FF 93 F FC 87 B FF 93 D CU 80 3-3 ① S FC 86 K		B SI 92 B SI 91 X FF 92 2-0 ② G4-3			C FF 92 F CU 80 B SI 91 X FC 86 1-2 ③ F7			C FF 96 S SL 87 B SL 85 X SL 84 1-2 ② F8	4	0	0	0	0	1	2
39 Jarrod Saltalamacchia, S (1, 2) OBP: 0.276, SLG: 0.377		B CH 85 X CH 85 1-0 15 F8 2 1B 2-H 3-H 1B	B FF 93 B SI 93 X FF 93 2-0 ③ F7				F SI 90 X SI 93 0-1 ① F8		C FF 96 S SL 86 S SL 86 0-3 ③ K	4	0	1	2	0	1	0
Inning Stats	R: 0 E: 0 K: 0 S: 8 H: 2 LOB: 1 BB: 0 P: 9	R: 3 E: 0 K: 1 S: 18 H: 5 LOB: 2 BB: 0 P: 30	R: 0 E: 0 K: 0 S: 5 H: 0 LOB: 0 BB: 0 P: 7	R: 0 E: 0 K: 0 S: 3 H: 0 LOB: 0 BB: 0 P: 8	R: 0 E: 0 K: 0 S: 11 H: 0 LOB: 1 BB: 1 P: 16	R: 1 E: 0 K: 0 S: 11 H: 1 LOB: 0 BB: 0 P: 17	R: 0 E: 0 K: 0 S: 9 H: 1 LOB: 1 BB: 0 P: 11	R: 0 E: 0 K: 0 S: 6 H: 0 LOB: 0 BB: 0 P: 12	R: 0 E: 0 K: 1 S: 8 H: 0 LOB: 0 BB: 0 P: 12	1B: 6 2B: 2 3B: 0 HR: 1 SF: 0 SAC: 0 DP: 1 HBP: 0						

	AB	35
	R	4
	H	9
	RBI	4
	BB	1
	SO	2
	LOB	10

WP: 0 PA: 36
PB: 0
SB: 0
CS: 0

PITCHER		IP	WLS	BF	H	R	ER	SO	BB	IBB	HBP	BLK	WP	HR	S	P	ERA	WHIP
34 Gavin Floyd, R ERA: 3.84	(1, 1)	6.2	W	29	9	4	4	1	1	0	0	0	0	1	64	97	5.40	1.500
49 Chris Sale, L ERA: 4.98	(7, 1)	1.1	H	4	0	0	0	0	0	0	0	0	0	0	7	13	0.00	0.000
46 Sergio Santos, R ERA: 1.35	(9, 1)	1.0	S	3	0	0	0	1	0	0	0	0	0	0	8	12	0.00	0.000

PITCHER	IP	WLS	BF	H	R	ER	SO	BB	IBB	HBP	BLK	WP	HR	S	P	ERA	WHIP

Oakland Athletics @ Boston Red Sox

Fenway Park, Boston, MA

Fri Jun 03 2011, 7:12 PM - 10:46 PM EDT

Att. 37,808 - Partly Cloudy - 62 F

TOP

livebaseballscorecards.com

Batter	1	2	3	4	5	6	7	8	9	AB	R	H	RBI	BB	SO	LOB
4 Coco Crisp, S (1, 8) OBP: 0.305, SLG: 0.410	X SI 92 0-0 ① P5	C SI 92 C CU 78 B FF 92 F CU 78 C SI 94 1-3 ② K		C FF 93 1 SAFE C CU 76 B SI 92 F FC 90 F CU 77 F SI 94 X SI 93 1-2 ② G3 1-2 3-H		B SL 87 C SL 86 F SL 86 X SL 87 1-2 12 S 1B		X FF 96 0-0 ③ F8		5	0	1	1	0	1	2
12 David DeJesus, L (1, 9) OBP: 0.330, SLG: 0.402	C SI 93 S CH 81 X SI 93 0-2 16 1B 55 FC6-4 1B	B SI 93 B CH 80 B FF 92 C FF 92 B SI 92 4-1 16 FC5-4 BB		F SI 88 F CU 76 C SI 93 0-3 ③ K		1 SAFE B SL 74 C SL 74 X SI 85 1-1 ③ G4-3 1-2			X FF 94 0-0 ① F9	4	1	1	0	1	1	2
16 Josh Willingham, R (1, 7) OBP: 0.327, SLG: 0.467	B SI 92 1 SAFE B CH 78 1 SAFE S SI 93 F SI 94 B SI 93 X SI 94 3-2 55 FC6-4 1B 1-3	D CH 82 F FF 90 X SI 92 1-1 ③ FC5-4 1-2f			F SI 91 B SI 91 B CH 80 X SI 92 2-1 55 L8 10 1B 2B		C FC 94 C FF 96 F FF 97 B SL 86 B FF 96 B SL 87 X FF 94 3-2 8 BLK 2B		B FF 96 C FF 95 F FF 96 B FF 95 S SL 81 2-3 ② K	5	1	3	0	0	1	1
55 Hideki Matsui, L (1, 10) OBP: 0.269, SLG: 0.329	C SI 93 X SI 92 0-1 ② FC6-4 8 1B 10 1B 1-2f 3-H		C SI 88 F CU 77 B CU 78 B FC 89 C SI 94 2-3 ① K		B SI 93 B SI 92 X SI 93 2-0 ① L8 2-3		C FF 94 F FF 96 S CU 82 0-3 ① K		C FF 96 C FF 95 F FF 96 F FS 90 X FF 95 0-2 ③ P6	5	1	0	1	0	2	3
8 Kurt Suzuki, R (1, 2) OBP: 0.307, SLG: 0.357	B SI 93 F SI 93 B CU 77 X CU 75 2-1 10 1B 14 1B 1B 1-2		F SI 94 B SI 94 X CU 78 1-1 ② F9		S SI 92 S SI 94 D CU 79 X SI 92 1-2 ② P2		D SL 83 D SL 88 D FF 92 B FF 94 4-0 10 G6-4-3 BB 2-3			3	1	1	0	1	0	1
10 Daric Barton, L (1, 3) OBP: 0.323, SLG: 0.269	F FF 89 B CU 76 X CH 81 1-1 14 1B 1B 1-3 2-H		F SI 92 B CH 81 X SI 92 1-1 ③ G4-3		B FF 92 C SI 92 B SI 92 F FF 91 X SI 94 2-2 14 FC5-4 1B 3-H		1 SAFE X FF 94 0-0 ②③ G6-4-3 1-2f			4	1	2	2	0	0	2
14 Mark Ellis, R (1, 4) OBP: 0.251, SLG: 0.296	B CU 77 X FC 90 1-0 2-H 3-H 1B			B SI 91 B FF 91 C SI 90 B FC 88 X SI 91 3-1 ① F8	D CU 78 C SL 86 B SL 85 X SL 86 2-1 ③ FC5-4 1-2f			B FF 98 C FF 98 C SL 83 B SL 83 F FF 98 X FF 98 2-2 ① F9		4	0	1	2	0	0	1
5 Kevin Kouzmanoff, R (1, 5) OBP: 0.266, SLG: 0.338 15 Ryan Sweeney, L (8, PH) OBP: 0.385, SLG: 0.381 21 Andy LaRoche, R (8, 5) OBP: 0.320, SLG: 0.333	1 SAFE B SI 92 S SI 93 S CH 82 B SI 92 F CH 82 S CH 82 2-3 ③ K			B CH 80 X FF 91 1-0 2 WP 2 E 4 G3 1B		X SL 86 0-0 ① G5-3		B FF 98 F FF 98 F FF 98 B SL 84 X FF 98 2-2 ② G3-1		3 1 0	1 0 0	1 0 0	0 0 0	0 0 0	1 0 0	1 0 0
2 Cliff Pennington, S (1, 6) OBP: 0.311, SLG: 0.341		B SI 89 B SI 90 C SI 91 F FF 88 T CU 78 2-2 ① K		B FF 91 C CU 74 F CH 79 F FF 93 1 SAFE 1 SAFE B FF 91 F CU 76 F FC 90 4-2 B SI 93 F FF 90 B CH 78 4 G3 1-3 BB		B FF 91 C SL 86 X SL 86 1-1 ② G6-3		X FF 97 0-0 1B		3	0	1	0	1	1	0

| Inning Stats | | |

Oakland Athletics @ Boston Red Sox

Fenway Park, Boston, MA

Fri Jun 03 2011, 7:12 PM - 10:46 PM EDT

Att. 37,808 - Partly Cloudy - 62 F

livebaseballscorecards.com

BOTTOM

Batter	1	2	3	4	5	6	7	8	9	AB	R	H	RBI	BB	SO	LOB
2 Jacoby Ellsbury, L (1, 8) OBP: 0.356, SLG: 0.448	B FF 89 F FF 91 B SL 77 B FF 91 S FF 91 X FF 91 3-2 28 WP 28 S 28 G4-3 1B	B FF 93 X SI 91 1-0 ② SF7 3-H		B FF 92 C FS 81 F SI 92 B SI 92 F SI 92 F CU 80 X FF 92 2-2 ② P5		C SL 85 F FF 93 F SI 92 B FF 92 F SL 86 B FF 93 F SL 85 F SL 85 X FF 92 2-2 ③ P5		B FF 90 B FF 89 B FF 90 C FF 89 X FF 89 3-1 ① P6		4	1	1	1	0	0	0
15 Dustin Pedroia, R (1, 4) OBP: 0.346, SLG: 0.327	1 SAFE C FF 90 F FF 92 B FF 92 B CH 74 1 SAFE X FF 93 2-2 ① F7	1 SAFE F FF 93 B CU 72 X FF 92 1-1 ③ FC5-4 1-2f		B CU 81 C SI 92 X SI 92 1-1 ③ F9			C FF 94 S SL 83 X SL 82 0-2 ① G5-3	C FF 90 F FF 92 B FF 91 X CH 87 1-2 ② G5-3		5	0	0	0	0	0	2
28 Adrián González, L (1, 3) OBP: 0.381, SLG: 0.547	B FF 92 1 SAFE C FF 93 B FF 92 F FF 92 X SL 78 2-2 ② G4-3 1-H		B FF 92 B SL 78 T FF 92 F FF 93 B FF 92 S FF 94 3-3 ① K		B FF 91 X FS 81 1-0 20 1B 1B		B SI 94 F SI 92 B FF 93 B SI 93 F FF 94 F FF 94 X FF 94 3-2 34 BB 13 1B 2B	F FF 90 X CH 83 0-1 1B		5	1	3	1	0	1	0
20 Kevin Youkilis, R (1, 5) OBP: 0.387, SLG: 0.484	B FF 93 B FF 92 X FF 92 2-0 34 1B 2B		B SI 89 B CH 80 B CH 81 C FF 92 F FF 92 B CH 80 4-2 34 2B BB		C SI 91 F SI 91 F FF 92 F FF 91 X SI 92 0-2 13 FC3-6 1-2 1B		S SI 94 B SI 95 D SL 82 H SI 93 3-1 34 BB 13 1B HBP	B SL 84 F FF 90 X FF 90 1-1 ③ G5-3		3	3	2	0	1	0	1
34 David Ortiz, L (1, 10) OBP: 0.389, SLG: 0.588	B FF 93 F FF 92 B SL 79 B SL 78 X FF 93 3-1 2-H 1B		B FF 93 S SL 78 B FF 94 C SI 93 X FF 93 2-2 12 1B 1-H 2B		F SI 92 B FS 80 S FS 79 F FF 92 B FS 78 B FS 79 S FS 78 3-3 ① K		C SI 92 B FF 93 B SI 93 D SI 93 B FF 94 4-1 13 1B 1-2 2-3 BB			3	1	2	2	1	1	2
12 Jed Lowrie, S (1, 6) OBP: 0.349, SLG: 0.446	C FF 92 C CH 79 B FF 93 B FF 93 X CH 79 2-2 ③ P4		B FF 92 B CH 80 X FF 91 2-0 2-H 1B		B FF 92 F SI 92 B FS 78 C FF 91 X FF 93 2-2 ② P3		F FF 92 B FF 92 B SL 81 F SI 94 X FF 94 2-2 ② F7			4	0	1	1	0	0	6
13 Carl Crawford, L (1, 7) OBP: 0.269, SLG: 0.359		C FF 92 F SL 80 B SL 80 B FF 94 X SL 78 2-2 ① F9	1 SAFE 1 SAFE C FF 92 1 SAFE X SL 80 0-1 ② P6		X CU 80 0-0 ③ FC3-6 1-2f		D SI 90 B SI 91 C SI 90 B SI 92 C SI 90 X SI 91 3-2 1-3 2-H 3-H 1B			4	0	1	2	0	0	3
23 Mike Cameron, R (1, 9) OBP: 0.250, SLG: 0.350 7 J.D. Drew, L (6, PH) (7, 9) OBP: 0.337, SLG: 0.333		B FF 93 X CH 80 1-0 E5 39 PB 2 SF7	B SI 92 B SI 91 S SI 91 1 SAFE S SI 90 S SI 91 2-3 ③ K			C SL 84 X FF 91 0-1 E3 39 G5-4-3	B SI 90 X SI 91 1-0 ③ G4-3			2 2	1 0	0 0	0 0	0 0	1 0	1 2
39 Jarrod Saltalamacchia, S (1, 2) OBP: 0.276, SLG: 0.398		B FF 92 F CH 80 F FF 92 S SL 76 1-3 K 15 FC5-4 2-3		B FF 92 S SI 90 B FS 79 F FS 80 S SI 92 2-3 ① K		C FF 89 1 SAFE S FF 92 X SI 92 0-2 ①② G5-4-3 1-2f		B FF 90 X SL 85 1-0 HR		4	1	1	1	0	2	2
Inning Stats	R: 2 E: 0 K: 0 S: 15 H: 3 LOB: 1 BB: 0 P: 29	R: 1 E: 1 K: 1 S: 10 H: 0 LOB: 1 BB: 0 P: 16	R: 2 E: 0 K: 2 S: 14 H: 2 LOB: 1 BB: 1 P: 27	R: 0 E: 0 K: 1 S: 10 H: 0 LOB: 0 BB: 0 P: 15	R: 0 E: 0 K: 1 S: 14 H: 2 LOB: 2 BB: 0 P: 20	R: 0 E: 1 K: 0 S: 12 H: 0 LOB: 0 BB: 0 P: 14	R: 2 E: 0 K: 0 S: 16 H: 2 LOB: 2 BB: 1 P: 32	R: 1 E: 0 K: 0 S: 10 H: 2 LOB: 1 BB: 0 P: 16		1B: 7 2B: 3 3B: 0 HR: 1 SF: 1 SAC: 0 DP: 1 HBP: 1			WP: 1 PB: 1 SB: 1 CS: 0 PA: 40		

PITCHER		IP	WLS	BF	H	R	ER	SO	BB	IBB	HBP	BLK	WP	HR	S	P	ERA	WHIP
88 Josh Outman, L ERA: 4.02	(1, 1)	2.2		16	5	5	4	2	1	0	0	0	1	0	36	67	13.50	2.250
52 Guillermo Moscoso, R ERA: 2.7	(3, 1)	2.1		9	2	0	0	3	0	0	0	0	0	0	27	40	0.00	0.857
56 Craig Breslow, L ERA: 3.47	(6, 1)	1.0	H	3	0	0	0	0	0	0	0	0	0	0	12	14	0.00	0.000
33 Joey Devine, R ERA: 2.45	(7, 1)	0.2	L	5	1	2	2	0	1	0	1	0	0	0	12	24	27.00	3.000
57 Brian Fuentes, L ERA: 4.38	(7, 1)	0.1	B	2	1	0	0	0	0	0	0	0	0	0	4	8	0.00	3.000

PITCHER		IP	WLS	BF	H	R	ER	SO	BB	IBB	HBP	BLK	WP	HR	S	P	ERA	WHIP
48 Michael Wuertz, R ERA: 2.3	(8, 1)	1.0		5	2	1	1	0	0	0	0	0	0	1	10	16	9.00	2.000

Oakland Athletics @ Boston Red Sox

Fenway Park, Boston, MA

Sat Jun 04 2011, 1:12 PM - 6:27 PM EDT

Att. 37,485 - Sunny - 60 F

livebaseballscorecards.com

TOP

Batter	1	2	3	4	5	6	7	8	9	10	11	12	13	14	AB	R	H	RBI	BB	SO	LOB
12 David DeJesus, L (1, 9) OBP: 0.329, SLG: 0.396	F8		G4-6-3			HBP	G6-4-3		1B		2B		G5-3		3	1	0	0	0	0	3
21 Andy LaRoche, R (7, 5) OBP: 0.320, SLG: 0.333															0	0	0	0	0	0	0
28 Conor Jackson, R (9, PH) OBP: 0.343, SLG: 0.342															3	0	2	2	0	0	0
(9, 5)																					
15 Ryan Sweeney, L (1, 8) OBP: 0.388, SLG: 0.382	P3		F9			BB		1B	1B		SF7		P1		5	1	2	1	1	0	0
(7, 9)																					
16 Josh Willingham, R (1, 7) OBP: 0.330, SLG: 0.460	BB	K				1B		K	K		FC6-2			BB	5	0	1	2	2	3	4
55 Hideki Matsui, L (1, 10) OBP: 0.265, SLG: 0.322	G4-3	L9				K		G6-3	K2-3					FC3-6	7	0	1	0	0	2	6
8 Kurt Suzuki, R (14, PR) OBP: 0.307, SLG: 0.357															0	0	0	0	0	0	0
(14, 10)																					
14 Mark Ellis, R (1, 4) OBP: 0.252, SLG: 0.296		K		F9		P2			BB	1B	F9			P6	7	1	2	0	0	1	4
10 Daric Barton, L (1, 3) OBP: 0.331, SLG: 0.273		1B	F8			BB	1B		BB	FC1-6		F8		1B	5	2	2	0	2	0	1
11 Landon Powell, S (1, 2) OBP: 0.278, SLG: 0.265		K	L8			1B			K	K		K		G4-3	7	0	1	0	0	4	6
5 Kevin Kouzmanoff, R (1, 5) OBP: 0.262, SLG: 0.333		G3	P4				1B		E4	P6		K			2	0	0	0	0	0	1
4 Coco Crisp, S (7, PH) OBP: 0.304, SLG: 0.407															4	1	1	0	0	1	2
(7, 8)																					
2 Cliff Pennington, S (1, 6) OBP: 0.317, SLG: 0.350			G4-6-3			F9	SF8		2B		BB		P6		4	2	2	2	1	0	0
Inning Stats	R: 0 E: 0 K: 0 S: 8 H: 0 LOB: 1 BB: 1 P: 14	R: 0 E: 0 K: 2 S: 14 H: 1 LOB: 1 BB: 0 P: 21	R: 0 E: 0 K: 0 S: 9 H: 1 LOB: 0 BB: 0 P: 16	R: 0 E: 0 K: 1 S: 6 H: 0 LOB: 0 BB: 0 P: 9	R: 0 E: 0 K: 0 S: 6 H: 0 LOB: 0 BB: 0 P: 8	R: 2 E: 0 K: 1 S: 11 H: 1 LOB: 1 BB: 1 P: 23	R: 1 E: 0 K: 0 S: 9 H: 2 LOB: 1 BB: 1 P: 18	R: 0 E: 0 K: 1 S: 7 H: 1 LOB: 0 BB: 0 P: 12	R: 4 E: 1 K: 3 S: 27 H: 4 LOB: 2 BB: 1 P: 38	R: 0 E: 0 K: 1 S: 6 H: 1 LOB: 1 BB: 0 P: 7	R: 1 E: 0 K: 0 S: 13 H: 2 LOB: 2 BB: 1 P: 22	R: 0 E: 0 K: 2 S: 11 H: 0 LOB: 0 BB: 0 P: 14	R: 0 E: 0 K: 0 S: 9 H: 0 LOB: 0 BB: 0 P: 15	R: 0 E: 0 K: 0 S: 10 H: 1 LOB: 2 BB: 1 P: 20	1B: 12 2B: 2 3B: 0 HR: 0 SF: 2 SAC: 0 DP: 3 HBP: 1						

PITCHER	IP	WLS	BF	H	R	ER	SO	BB	IBB	HBP	BLK	WP	HR	S	P	ERA	WHIP
19 Josh Beckett, R (1, 1) ERA: 2.01	6.0		25	4	3	3	4	3	0	1	0	1	0	58	102	4.50	1.167
32 Matt Albers, R (7, 1) ERA: 3.86	0.1	H	2	1	0	0	0	0	0	0	0	0	0	3	5	0.00	3.000
68 Tommy Hottovy, L (7, 1) ERA:	0.2	H	1	0	0	0	0	0	0	0	0	0	0	2	2	0.00	0.000
51 Daniel Bard, R (8, 1) ERA: 3.07	1.0	H	3	1	0	0	1	0	0	0	0	0	0	7	12	0.00	1.000
58 Jonathan Papelbon, R (9, 1) ERA: 4.32	0.1		6	3	4	3	1	1	0	0	0	0	0	18	28	81.00	12.000

PITCHER	IP	WLS	BF	H	R	ER	SO	BB	IBB	HBP	BLK	WP	HR	S	P	ERA	WHIP
52 Bobby Jenks, R (9, 1) ERA: 6.57	1.2		7	2	0	0	3	0	0	0	0	0	0	15	17	0.00	1.200
91 Alfredo Aceves, R (11, 1) ERA: 3.38	4.0	W	17	3	1	1	2	2	0	0	0	0	0	43	71	2.25	1.250

AB	52
R	8
H	14
RBI	7
BB	6
SO	11
LOB	27

WP: 1 PA: 61
PB: 0
SB: 0
CS: 0

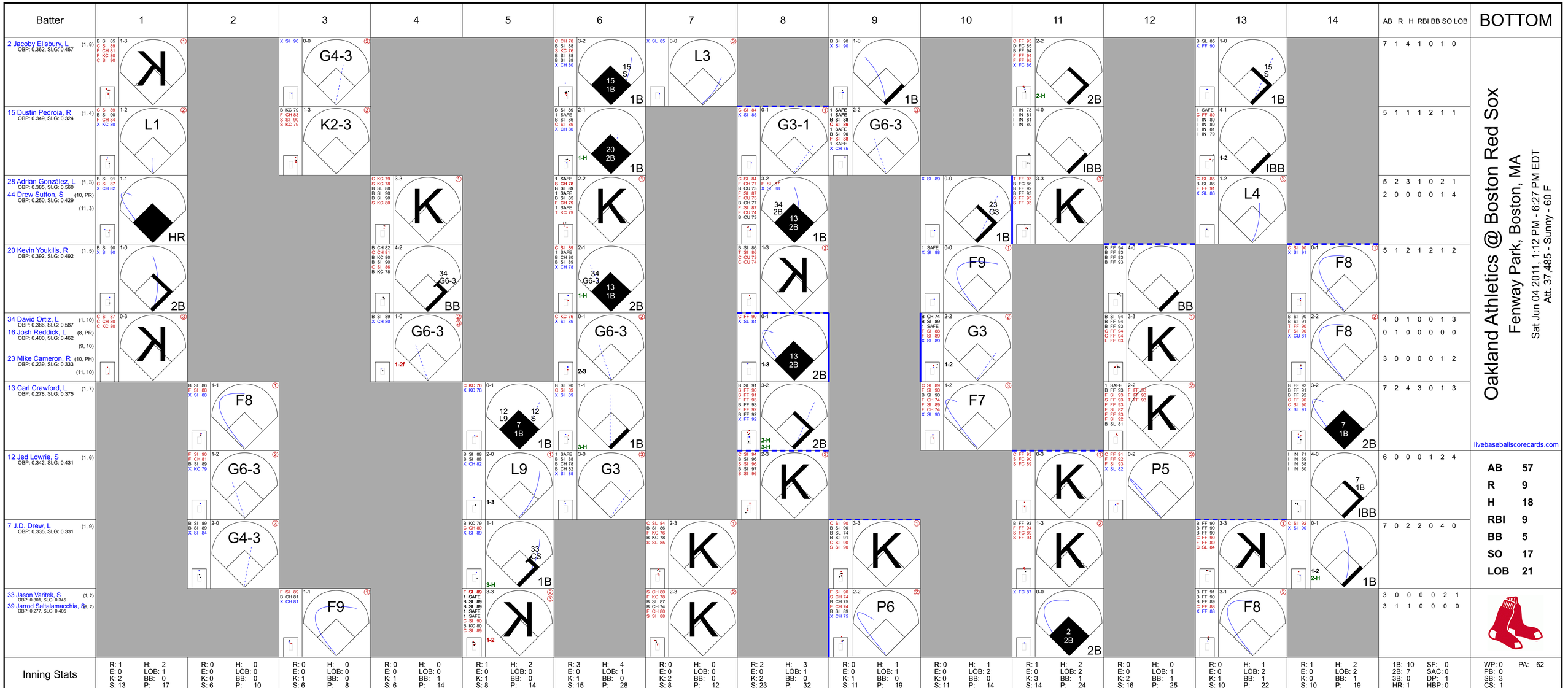
Batter
1
2
3
4
5
6
7
8
9
10
11
12
13
14
AB R H RBI BB SO LOB
BOTTOM
2 Jacoby Ellsbury, L (1, 8) OBP: 0.362, SLG: 0.457
15 Dustin Pedroia, R (1, 4) OBP: 0.349, SLG: 0.324
28 Adrián González, L (1, 3) OBP: 0.385, SLG: 0.560
44 Drew Sutton, S (10, PR) OBP: 0.250, SLG: 0.429 (11, 3)
20 Kevin Youkilis, R (1, 5) OBP: 0.392, SLG: 0.492
34 David Ortiz, L (1, 10) OBP: 0.386, SLG: 0.587
16 Josh Reddick, L (8, PR) OBP: 0.400, SLG: 0.462 (9, 10)
23 Mike Cameron, R (10, PH) OBP: 0.239, SLG: 0.333 (11, 10)
13 Carl Crawford, L (1, 7) OBP: 0.278, SLG: 0.375
12 Jed Lowrie, S (1, 6) OBP: 0.342, SLG: 0.431
7 J.D. Drew, L (1, 9) OBP: 0.335, SLG: 0.331
33 Jason Varitek, S (1, 2) OBP: 0.301, SLG: 0.345
39 Jarrod Saltalamacchia, Sr (9, 2) OBP: 0.277, SLG: 0.405
Oakland Athletics @ Boston Red Sox
Fenway Park, Boston, MA
Sat Jun 04 2011, 1:12 PM - 6:27 PM EDT
Att. 37,485 - Sunny - 60 F
livebaseballscorecards.com
AB 57
R 9
H 18
RBI 9
BB 5
SO 17
LOB 21
Inning Stats
PITCHER IP WLS BF H R ER SO BB IBB HBP BLK WP HR S P ERA WHIP
53 Trevor Cahill, R (1, 1) ERA: 2.65 7.0 28 8 5 5 8 1 0 0 0 0 1 62 103 6.43 1.286
31 Brad Ziegler, R (8, 1) ERA: 2.21 0.2 3 1 1 1 1 0 0 0 0 0 0 13 17 13.50 1.500
56 Craig Breslow, L (8, 1) ERA: 3.86 0.0 2 2 1 1 0 0 0 0 0 0 0 7 10 ∞ ∞
60 Fautino De Los Santos, R (8, 1) ERA: 0.1 1 0 0 0 1 0 0 0 0 0 0 0 3 5 0.00 0.000
57 Brian Fuentes, L (9, 1) ERA: 4.05 2.0 8 2 0 0 1 0 0 0 0 0 0 0 22 33 0.00 1.000
PITCHER IP WLS BF H R ER SO BB IBB HBP BLK WP HR S P ERA WHIP
40 Andrew Bailey, R (11, 1) ERA: 3.0 1.0 B 6 2 1 1 3 0 1 0 0 0 0 14 24 9.00 2.000
33 Joey Devine, R (12, 1) ERA: 2.16 1.0 4 0 0 0 2 1 0 0 0 0 0 16 25 0.00 1.000
48 Michael Wuertz, R (13, 1) ERA: 2.16 1.0 5 1 0 0 1 0 1 0 0 0 0 10 22 0.00 1.000
52 Guillermo Moscoso, R (14, 1) ERA: 3.21 0.2 L 5 2 1 1 0 0 1 0 0 0 0 10 19 13.50 3.000
1B: 10 SF: 0
2B: 7 SAC: 0
3B: 0 DP: 1
HR: 1 HBP: 0
WP: 0 PA: 62
PB: 0
SB: 3
CS: 1

Oakland Athletics @ Boston Red Sox

Fenway Park, Boston, MA

Sun Jun 05 2011, 1:39 PM - 4:28 PM EDT

Att. 37,796 - Sunny - 64 F

TOP

livebaseballscorecards.com

Batter	1	2	3	4	5	6	7	8	9	AB	R	H	RBI	BB	SO	LOB
4 Coco Crisp, S (1, 8) OBP: 0.303, SLG: 0.401	C SI 92 S FF 92 B SI 93 B FC 86 X FC 87 2-2 ① F9		C FF 92 B FC 86 B CH 84 X FF 91 2-1 ② G3		B FF 91 B CU 78 B FF 91 B FF 89 4-0 BB		B SI 92 B SI 90 C SI 93 1 SAFE X SI 94 2-1 ② F7			3	0	0	0	1	0	1
15 Ryan Sweeney, L (1, 7) OBP: 0.393, SLG: 0.380	B FF 92 C FF 92 X CH 86 1-1 28 G5-3 12 HBP 1B		C FF 91 X FC 85 0-1 ③ P4		1 SAFE C FF 89 X FC 85 0-1 ③ G3		B SL 74 B SL 75 B SI 86 B SI 86 4-0 1-2 BB			3	0	1	0	1	0	1
12 David DeJesus, L (1, 10) OBP: 0.327, SLG: 0.390	H FF 91 1-0 1-2 HBP			C CU 77 F FF 90 B SI 92 S FC 88 1-3 ① K		F CU 78 X FC 86 0-1 ① G3	B SI 87 B SI 85 C SI 86 X SI 85 2-1 ③ G4-3			3	0	0	0	0	1	2
28 Conor Jackson, R (1, 9) OBP: 0.340, SLG: 0.333	F FF 91 B CH 85 F FF 91 B FF 92 X SI 92 2-2 ②③ G5-3 2-3f			B FF 92 B FF 91 C FC 86 X FF 91 2-1 ② L5		H FF 92 1-0 8 S 10 2B HBP		B SI 90 X SI 88 1-0 ① G6-3		3	1	0	0	0	0	2
8 Kurt Suzuki, R (1, 2) OBP: 0.306, SLG: 0.351		C FF 91 F FF 91 F FC 87 B FF 92 X FC 86 1-2 ① P3		B FC 87 C FC 86 F SI 92 F SI 93 F FC 86 H FF 91 2-2 10 S 10 1B HBP		F FF 90 C CH 83 F CU 82 B FF 90 B FC 86 F FC 85 B CU 81 S FF 91 3-3 ② K 1-2		C SI 90 B SL 88 X SL 87 1-1 ② G5-3		3	1	0	0	0	1	1
10 Daric Barton, L (1, 3) OBP: 0.338, SLG: 0.284		C FF 92 F FC 86 B FC 85 B FF 90 B FC 85 F FF 91 B FF 92 4-2 14 G4-6-3 BB		B FC 86 B FC 88 X FF 90 2-0 1-H 1B		B SI 92 B SI 92 X SI 93 2-0 2-H 2B		F SL 87 X FS 85 0-1 ③ P5		3	0	2	2	1	0	0
14 Mark Ellis, R (1, 4) OBP: 0.248, SLG: 0.290		C FF 91 B FC 86 B FC 86 F FF 92 X FC 86 2-2 ②③ G4-6-3 1-2f		B SI 91 B FF 92 C CU 79 S FC 86 F FC 88 F FF 92 1 SAFE B SI 92 X FF 91 3-2 ③ F9		B SI 94 C SI 94 F SL 88 B SL 88 B SI 94 X SI 95 3-2 ③ G4-3			C FF 99 F FF 99 B SL 84 S SL 85 1-3 ① K	4	0	0	0	0	1	3
5 Kevin Kouzmanoff, R (1, 5) OBP: 0.262, SLG: 0.353			B FF 90 X FF 90 1-0 HR		B FF 90 S CU 78 X FC 87 1-1 ① G5-3		C SL 88 S SI 92 B SI 91 F SI 93 S SI 93 1-3 ① K		S FF 98 S SL 85 X SI 98 0-2 ② G6-3	4	1	1	1	0	1	0
2 Cliff Pennington, S (1, 6) OBP: 0.316, SLG: 0.348			C FF 90 B CH 84 B CH 84 B FC 86 X FF 90 3-1 ① G6-3		C CH 84 F FC 86 B CU 78 X FC 86 1-2 ② G6-3		C SL 85 C SI 94 X SL 87 0-2 15 BB 1B		X FF 97 0-0 ③ G4-3	4	0	1	0	0	0	0
Inning Stats	R: 0 H: 1 E: 0 LOB: 1 K: 0 BB: 0 S: 8 P: 14	R: 0 H: 0 E: 0 LOB: 0 K: 0 BB: 1 S: 10 P: 17	R: 1 H: 1 E: 0 LOB: 0 K: 0 BB: 0 S: 7 P: 13	R: 1 H: 1 E: 0 LOB: 1 K: 1 BB: 0 S: 15 P: 25	R: 0 H: 0 E: 0 LOB: 1 K: 0 BB: 1 S: 7 P: 13	R: 1 H: 1 E: 0 LOB: 1 K: 1 BB: 0 S: 11 P: 20	R: 0 H: 1 E: 0 LOB: 2 K: 1 BB: 1 S: 11 P: 20	R: 0 H: 0 E: 0 LOB: 0 K: 0 BB: 0 S: 5 P: 7	R: 0 H: 0 E: 0 LOB: 0 K: 1 BB: 0 S: 7 P: 8	1B: 3 SF: 0 2B: 1 SAC: 0 3B: 0 DP: 2 HR: 1 HBP: 3						

	AB	30
	R	3
	H	5
	RBI	3
	BB	3
	SO	4
	LOB	10

WP: 0 PA: 36
PB: 0
SB: 2
CS: 0

PITCHER		IP	WLS	BF	H	R	ER	SO	BB	IBB	HBP	BLK	WP	HR	S	P	ERA	WHIP
41 John Lackey, R ERA: 7.6	(1, 1)	5.2	W	23	3	3	3	2	2	0	3	0	0	1	54	93	4.76	0.882
32 Matt Albers, R ERA: 3.68	(6, 1)	1.0	H	5	2	0	0	1	0	0	0	0	0	0	13	21	0.00	2.000
68 Tommy Hottovy, L ERA:	(7, 1)	0.1	H	2	0	0	0	0	1	0	0	0	0	0	2	8	0.00	3.000
35 Dan Wheeler, R ERA: 7.31	(8, 1)	1.0	H	3	0	0	0	0	0	0	0	0	0	0	5	7	0.00	0.000
51 Daniel Bard, R ERA: 2.97	(9, 1)	1.0	S	3	0	0	0	1	0	0	0	0	0	0	7	8	0.00	0.000

PITCHER	IP	WLS	BF	H	R	ER	SO	BB	IBB	HBP	BLK	WP	HR	S	P	ERA	WHIP

Oakland Athletics @ Boston Red Sox

Fenway Park, Boston, MA

Sun Jun 05 2011, 1:39 PM - 4:28 PM EDT

Att. 37,796 - Sunny - 64 F

BOTTOM

livebaseballscorecards.com

Batter	1	2	3	4	5	6	7	8	9	AB	R	H	RBI	BB	SO	LOB
2 Jacoby Ellsbury, L (1, 8) OBP: 0.360, SLG: 0.453	C FF 90 X FF 91 0-1 B1-3 ①	B FF 91 F FF 91 L FF 90 B SL 81 F FF 91 X FF 91 2-2 F9 ②		X FF 87 0-0 SH3-4 ① 1-2		B SI 96 X SI 96 1-0 15 WP 15 1B 1B		F SI 88 B SI 88 X CH 80 1-1 FC3-2 ② 15 CS 3-H		4	1	1	0	0	0	2
15 Dustin Pedroia, R (1, 4) OBP: 0.355, SLG: 0.333	B FF 91 F SI 90 B FF 92 S SI 90 F SL 81 F FF 94 B SL 81 F FF 93 B SI 92 4-2 BB	1 SAFE B KC 75 B KC 74 B SI 88 C FF 89 X FF 91 3-1 2B 1-3		C KC 73 B KC 78 F SL 80 F SL 79 B FF 91 B SL 80 F SL 80 X FF 93 3-2 P6 ②		B SI 96 C SI 96 F SI 96 F SL 84 F SI 96 B SL 85 B SL 84 X SI 95 3-2 28 S 1-H 1B		1 SAFE C SI 87 P PO 86 1 SAFE 1 SAFE F CU 74 1 SAFE B CU 76 2-2 CS ③ 1-2		3	0	2	1	1	0	1
28 Adrián González, L (1, 3) OBP: 0.383, SLG: 0.567	1 SAFE B FF 90 C SI 90 1 SAFE B SI 91 F FF 91 1 SAFE X SI 92 2-2 F7 ②	C KC 75 X SL 81 0-1 G6-3 ③		B SI 90 X SI 90 1-0 HR 2-H		B SI 96 1 SAFE S SI 96 S SL 84 S SL 84 1-3 K2-3 ② 1-2				4	1	1	2	0	1	4
20 Kevin Youkilis, R (1, 5) OBP: 0.386, SLG: 0.482	1 SAFE C FF 89 B FF 92 B SL 80 C SL 79 1 SAFE S FF 92 2-3 K ③		B SI 88 C KC 74 S SL 80 B SL 79 F SL 81 F FF 92 X KC 75 2-2 G1-3 ①	C CH 82 X KC 74 0-1 G5-3 ③		B SI 95 B SL 83 C SI 96 X SI 95 2-1 F8 ③				4	0	0	0	0	1	2
34 David Ortiz, L (1, 10) OBP: 0.392, SLG: 0.594		X SL 78 0-0 12 1B 13 HR 1B	B SI 91 X SI 90 1-0 12 F9 2B		S FF 88 B SL 80 M KC 72 X SL 79 1-2 12 G4-6-3 1B		X SI 94 0-0 F8 ①			4	1	3	0	0	0	0
12 Jed Lowrie, S (1, 6) OBP: 0.340, SLG: 0.427		B SI 90 B SI 89 F FF 91 X FF 90 2-1 13 HR 1-2 1B	C KC 74 X FF 90 0-1 F9 ② 2-3		B KC 77 B CH 83 F SI 92 X FF 91 2-1 G4-6-3 ①② 1-2f		B SI 95 F SI 94 C SL 83 S SL 84 1-3 K ②			4	1	1	0	0	1	2
13 Carl Crawford, L (1, 7) OBP: 0.286, SLG: 0.389		X SL 80 0-0 1-H 2-H HR	S KC 73 H SI 91 1-1 HBP		B FF 90 B FF 90 B SL 78 C SI 88 C FF 91 F SI 91 B FF 93 4-2 BB		C SL 83 F SI 95 B SL 84 F SL 83 F SI 96 S SI 96 1-3 K ③			2	1	1	3	1	1	0
23 Mike Cameron, R (1, 9) OBP: 0.230, SLG: 0.318 7 J.D. Drew, L (8, PH) OBP: 0.333, SLG: 0.329 (9, 9)		B SI 91 C SI 93 F FF 92 F SL 81 F SL 80 B FF 91 B SL 81 F SI 92 X FF 92 3-2 P4 ① C SL 79 C SL 80 1 SAFE X SL 81 0-2 G5-3 ③			D KC 76 1 SAFE B KC 78 1 SAFE C FF 90 F SL 79 C KC 75 2-3 K ③			C SI 87 B CH 77 B SI 87 B SI 85 C SI 87 X SI 88 3-2 P6 ①		3 1	0 0	0 0	0 0	1 0	3 0	0
39 Jarrod Saltalamacchia, S (1, 2) OBP: 0.291, SLG: 0.432		S KC 76 B SL 81 B SI 90 X CH 85 2-1 15 2B 1B		X SI 87 0-0 2 SH3-4 28 HR 1B		F SI 95 F SI 96 S SL 85 0-3 K ①		F CH 78 B CH 80 F SI 86 X CU 74 1-2 2 FC3-2 3B		4	1	3	0	0	1	0
Inning Stats	R: 0 E: 0 K: 1 S: 13 H: 0 LOB: 1 BB: 1 P: 21	R: 3 E: 0 K: 0 S: 20 H: 5 LOB: 2 BB: 0 P: 32	R: 0 E: 0 K: 0 S: 12 H: 1 LOB: 2 BB: 0 P: 16	R: 2 E: 0 K: 0 S: 10 H: 2 LOB: 0 BB: 0 P: 14	R: 0 E: 0 K: 1 S: 11 H: 1 LOB: 1 BB: 1 P: 20	R: 1 E: 0 K: 2 S: 14 H: 2 LOB: 1 BB: 0 P: 21	R: 0 E: 0 K: 2 S: 9 H: 0 LOB: 0 BB: 0 P: 11	R: 0 E: 0 K: 0 S: 11 H: 1 LOB: 0 BB: 0 P: 17		1B: 7 2B: 2 3B: 1 HR: 2 SF: 0 SAC: 1 DP: 1 HBP: 1				WP: 2 PB: 0 SB: 1 CS: 1 PA: 38		

	AB	33
	R	6
	H	12
	RBI	6
	BB	2
	SO	6
	LOB	14

PITCHER	IP	WLS	BF	H	R	ER	SO	BB	IBB	HBP	BLK	WP	HR	S	P	ERA	WHIP
49 Brett Anderson, L (1, 1) ERA: 4.0	5.0	L	26	9	5	5	2	2	0	1	0	0	2	66	103	9.00	2.200
60 Fautino De Los Santos, R (6, 1) ERA: 3.86	2.0		8	2	1	1	4	0	0	0	0	1	0	23	32	4.50	1.000
31 Brad Ziegler, R (8, 1) ERA: 2.11	1.0		3	1	0	0	0	0	0	0	0	0	0	11	17	0.00	1.000

PITCHER	IP	WLS	BF	H	R	ER	SO	BB	IBB	HBP	BLK	WP	HR	S	P	ERA	WHIP

Batter	1	2	3	4	5	6	7	8	9	AB	R	H	RBI	BB	SO	LOB
2 Jacoby Ellsbury, L (1, 8) OBP: 0.361, SLG: 0.469	B SI 84 C SL 75 B SI 85 S CH 78 X FS 77 2-2 HR	B CU 72 B F B C SI 88 C CH 83 3-3 ② K		L F X 0-2 ① FC6-4 15 CS 1-2f		C FF 93 X CH 84 0-1 ③ L4			C FF 92 S FF 92 B FF 93 B FF 92 B CU 78 X FF 92 3-2 ③ 2B	5	1	2	1	0	1	3
15 Dustin Pedroia, R (1, 4) OBP: 0.357, SLG: 0.338	B C SI 86 B SL 77 B SI 86 B SI 86 4-1 28 3B BB	B SL 81 B SI 90 X SI 90 2-0 1-3 2-H 2B		C 1 SAFE 1 SAFE B 1 SAFE P S FF 93 F FF 94 C FF 95 2-3 ②③ K 1-2			C FF 91 F FF 92 X SL 85 0-2 ① G1-3			3	1	1	1	1	1	1
28 Adrián González, L (1, 3) OBP: 0.389, SLG: 0.575	B SL 77 1 SAFE C CH 78 X CH 78 1-1 1-H 20 SF7 3B	I IN 71 I IN 74 I I 4-0 IBB			B FF 93 B FF 93 C FF 93 F CH 86 F SL 86 B FF 94 B FF 94 4-2 34 HR BB		B FF 93 X CU 78 1-0 ② G3			2	2	1	1	2	0	0
20 Kevin Youkilis, R (1, 5) OBP: 0.379, SLG: 0.474	C SL 76 X FS 77 0-1 ① SF7 3-H	C B B X 2-1 ③ F7			B FF 93 C FF 92 X SL 85 1-1 ① F8		C FF 93 X CU 78 0-1 ③ G5-3			3	0	0	1	0	0	4
34 David Ortiz, L (1, 10) OBP: 0.390, SLG: 0.602	B CU 70 C SI 87 X SL 80 1-1 ② G3		B C SI 91 B FF 90 B SI 84 X 3-1 ① F8		C CU 78 B FF 94 X FF 94 1-1 1-H HR			F FF 92 F CH 84 X SL 85 0-2 ① P6		4	1	1	2	0	0	0
13 Carl Crawford, L (1, 7) OBP: 0.281, SLG: 0.383	C SI 87 B FF 85 X SI 86 1-1 ③ G3-1		C SL 85 F F F F B X 1-2 ② F8		B FF 93 X FF 94 1-0 ② F7			F SI 92 F FF 93 B FF 92 F FF 93 X CH 85 1-2 ② F8		4	0	0	0	0	0	0
39 Jarrod Saltalamacchia, S (1, 2) OBP: 0.297, SLG: 0.425		C SI 85 F SL 80 B SI 86 B FS 77 F CU 71 B FS 78 B CH 81 4-2 7 1B 15 2B BB	B S B B B 4-1 BB		C FF 94 F FF 94 B FF 94 X SL 87 1-2 ③ F8			B FF 93 F FF 93 X CH 85 1-1 ③ G4-3		2	1	0	0	2	0	0
7 J.D. Drew, L (1, 9) OBP: 0.331, SLG: 0.327		B CU 69 X SL 80 1-0 15 2B 1-2 1B	C C B F S 1-3 ③ K			C FF 91 S CU 79 B FF 92 F SL 83 X CH 84 1-2 ① G6-3			X FF 90 0-0 ① F7	4	0	1	0	0	1	1
10 Marco Scutaro, R (1, 6) OBP: 0.313, SLG: 0.306		C SL 78 C SI 89 X FS 80 0-2 ① F8		B FF 93 C B X 2-1 2 FC6-4 1B		B FF 93 C FF 93 X FF 93 1-1 ② G6-3			B SI 89 C CU 76 B CU 78 X FF 91 2-1 ② P5	4	0	1	0	0	0	2
Inning Stats	R: 3 E: 0 K: 0 S: 12 H: 2 LOB: 0 BB: 1 P: 21	R: 1 E: 0 K: 1 S: 13 H: 2 LOB: 3 BB: 2 P: 29	R: 0 E: 0 K: 1 S: 13 H: 0 LOB: 1 BB: 1 P: 22	R: 0 E: 0 K: 1 S: 10 H: 1 LOB: 0 BB: 0 P: 13	R: 2 E: 0 K: 0 S: 11 H: 1 LOB: 0 BB: 1 P: 19	R: 0 E: 0 K: 0 S: 8 H: 0 LOB: 0 BB: 0 P: 10	R: 0 E: 0 K: 0 S: 6 H: 0 LOB: 0 BB: 0 P: 7	R: 0 E: 0 K: 0 S: 9 H: 0 LOB: 0 BB: 0 P: 11	R: 0 E: 0 K: 0 S: 6 H: 1 LOB: 1 BB: 0 P: 11	1B: 2 2B: 2 3B: 1 HR: 2 SF: 1 SAC: 0 DP: 0 HBP: 0						

PITCHER	IP	WLS	BF	H	R	ER	SO	BB	IBB	HBP	BLK	WP	HR	S	P	ERA	WHIP
36 Freddy Garcia, R (1, 1) ERA: 3.86	1.2	L	12	4	4	4	1	2	1	0	0	0	1	23	46	21.60	3.600
38 Luis Ayala, R (2, 1) ERA: 1.47	1.1		5	0	0	0	1	1	0	0	0	0	0	15	26	0.00	0.750
45 Hector Noesí, R (4, 1) ERA: 1.76	6.0		20	3	2	2	1	1	0	0	0	0	1	50	71	3.00	0.667

PITCHER	IP	WLS	BF	H	R	ER	SO	BB	IBB	HBP	BLK	WP	HR	S	P	ERA	WHIP

TOP

Boston Red Sox @ New York Yankees

Yankee Stadium, Bronx, NY

Tue Jun 07 2011, 7:11 PM - 10:33 PM EDT

Att. 48,450 - Partly Cloudy - 85 F

livebaseballscorecards.com

AB	31
R	6
H	7
RBI	6
BB	5
SO	3
LOB	11

BOTTOM

Batter	1	2	3	4	5	6	7	8	9	AB	R	H	RBI	BB	SO	LOB
2 Derek Jeter, R (1, 10) OBP: 0.328, SLG: 0.326	C FF 92 F FF 93 B FF 94 X FC 90 1-2 **G5-3** ①	C B CU 75 S B FF 89 X FC 90 2-2 1B		B CH 84 F FF 93 X FC 89 1-1 **1-2** 1B		B FF 93 F CH 83 B FF 92 B FF 93 X FF 93 3-1 **G4-3** ②			B FF 94 F FF 96 B FF 95 B FF 96 X FF 96 3-1 **F9** ①	5	0	2	0	0	0	1
14 Curtis Granderson, L (1, 8) OBP: 0.344, SLG: 0.583	B FF 94 C FF 94 C CU 74 B FC 90 B CU 75 B FC 88 4-2 13 FC6-4 24 1B 25 HBP **BB**	C CU 75 B FC 90 B FF 90 F FF 94 F CU 78 S FC 87 2-3 **K** ③		B FF 90 B FF 90 F FC 89 B FC 89 F FF 94 F FF 95 F FC 88 S FF 96 3-3 **K** ③		B FF 93 B CU 74 F FF 92 B FF 94 X FC 89 3-1 **P6** ③			C FS 90 T FF 96 B FF 96 S FF 96 1-3 **K** ② **1-2**	4	1	0	0	1	3	4
25 Mark Teixeira, S (1, 3) OBP: 0.368, SLG: 0.549 20 Jorge Posada, S (1, PR) OBP: 0.306, SLG: 0.362 (2, 3) 27 Chris Dickerson, L (9, PR) OBP: 0.400, SLG: 0.385	C FF 94 F FF 94 H FC 90 1-2 13 FC6-4 **HBP**	B C B X 2-1 1B			X FF 93 0-0 55 33 2B 1B		B FF 94 B FF 94 S FF 93 B FF 95 B SI 92 4-1 24 **G6-4-3 BB**		D FS 91 F FF 95 B FS 91 B FF 96 C FF 96 X FF 97 3-2 13 DI **2-H** 1B	0 3 0	0 1	0 3	0 1	0 1	0 0	0 0
13 Alex Rodriguez, R (1, 5) OBP: 0.352, SLG: 0.478	B SI 93 X SI 92 1-0 **FC6-4** 24 1B ② **1-2f** **2-3**	C SI 94 X 0-1 **F9** ①			C FF 92 S FC 89 B FC 90 C CU 76 1-3 **K** ①		B SI 93 B SI 94 B SI 93 C SI 93 X SI 93 3-1 **F9** ①		F FF 97 C FF 96 B SL 80 B SL 81 S FF 97 2-3 **K** ③ **1-2**	5	0	0	0	0	2	6
24 Robinson Canó, L (1, 4) OBP: 0.315, SLG: 0.509	B F CU 75 B S CU 76 F FF 95 F FF 94 D CU 78 X CU 74 3-2 55 HBP **1-3** **3-H** 1B	B FC 90 B FC 90 X FF 93 2-0 **L6** ②			X CU 73 0-0 **F9** ②		B SI 91 C SI 92 B SI 94 F SL 86 X SI 96 2-2 **G6-4-3** ② ③ **1-2f**			4	0	1	1	0	0	3
55 Russell Martin, R (1, 2) OBP: 0.346, SLG: 0.439	F B S FC 88 H 2-2 **1-2** HBP	X SI 93 0-0 **L9** ③			B CU 76 F FC 88 B CH 84 X CH 83 2-1 33 2B **1-2** 1B			B FF 98 C SL 84 S SL 84 X FF 99 1-2 **L9** ①		3	1	1	0	0	0	1
33 Nick Swisher, S (1, 9) OBP: 0.345, SLG: 0.357	B C C B FF 93 B X SI 92 3-2 **G5-3** ③			B FF 92 X FF 91 1-0 2 1B 1B	B SI 94 B SI 92 F SI 92 B FC 92 X FF 94 3-1 **1-H** **2-H** 2B			X FF 99 0-0 **G3** ②		4	0	2	2	0	0	3
18 Andruw Jones, R (1, 7) OBP: 0.282, SLG: 0.431		C FF 91 C B C FC 87 1-3 **K** ①		F FF 93 S CH 84 S FF 91 0-3 **K** ①	X FF 90 0-0 **P2** ③			B SI 99 S FF 98 F FF 100 S SL 86 1-3 **K** ③		4	0	0	0	0	3	2
26 Eduardo Núñez, R (1, 6) OBP: 0.241, SLG: 0.346 11 Brett Gardner, L (9, PH) OBP: 0.337, SLG: 0.387		B FF 92 C FF 93 F SI 93 B CU 77 X CH 83 2-2 **G4-3** ②		X FF 93 0-0 **F7** ②		C FF 92 B CU 76 B FF 90 B FC 88 F FF 92 X FC 88 3-2 **G3** ①			B FF 94 C FF 95 B FF 96 F FF 94 F FF 96 B FF 96 B FF 96 4-2 14 DI 20 1B **BB**	3 0	0 1	0 0	0 0	0 1	0 0	1 0
Inning Stats	R: 1 E: 0 K: 0 S: 18 H: 1 LOB: 3 BB: 1 P: 33	R: 0 E: 0 K: 2 S: 13 H: 1 LOB: 1 BB: 0 P: 20	R: 0 E: 0 K: 0 S: 6 H: 1 LOB: 1 BB: 0 P: 10	R: 0 E: 0 K: 2 S: 12 H: 2 LOB: 2 BB: 0 P: 17	R: 2 E: 0 K: 1 S: 10 H: 3 LOB: 1 BB: 0 P: 16	R: 0 E: 0 K: 0 S: 7 H: 0 LOB: 0 BB: 0 P: 16	R: 0 E: 0 K: 0 S: 6 H: 0 LOB: 0 BB: 1 P: 15	R: 0 E: 0 K: 1 S: 7 H: 0 LOB: 0 BB: 0 P: 9	R: 1 E: 0 K: 2 S: 14 H: 1 LOB: 2 BB: 1 P: 27	1B: 8 2B: 1 3B: 0 HR: 0	SF: 0 SAC: 0 DP: 1 HBP: 2	WP: 0 PB: 0 SB: 0 CS: 0	PA: 40				

PITCHER		IP	WLS	BF	H	R	ER	SO	BB	IBB	HBP	BLK	WP	HR	S	P	ERA	WHIP
31 Jon Lester, L ERA: 3.98	(1, 1)	6.0	W	29	8	3	3	5	1	0	2	0	0	0	66	112	4.50	1.500
52 Bobby Jenks, R ERA: 6.57	(7, 1)	0.0		0	0	0	0	0	0	0	0	0	0	0	0	0	∞	∞
32 Matt Albers, R ERA: 3.52	(7, 1)	1.0	H	3	0	0	0	0	1	0	0	0	0	0	6	15	0.00	1.000
51 Daniel Bard, R ERA: 2.87	(8, 1)	1.0	H	3	0	0	0	1	0	0	0	0	0	0	7	9	0.00	0.000
58 Jonathan Papelbon, R ERA: 4.5	(9, 1)	1.0	S	5	1	1	1	2	1	0	0	0	0	0	14	27	9.00	2.000

PITCHER	IP	WLS	BF	H	R	ER	SO	BB	IBB	HBP	BLK	WP	HR	S	P	ERA	WHIP

Boston Red Sox @ New York Yankees

Yankee Stadium, Bronx, NY

Tue Jun 07 2011, 7:11 PM - 10:33 PM EDT

Att. 48,450 - Partly Cloudy - 85 F

livebaseballscorecards.com

AB	35
R	4
H	9
RBI	4
BB	3
SO	8
LOB	21

Boston Red Sox @ New York Yankees

Yankee Stadium, Bronx, NY

Wed Jun 08 2011, 7:10 PM - 10:33 PM EDT

Att. 47,863 - Partly Cloudy - 90 F

livebaseballscorecards.com

Batter	1	2	3	4	5	6	7	8	9	AB	R	H	RBI	BB	SO	LOB
2 Jacoby Ellsbury, L (1, 8) OBP: 0.366, SLG: 0.475	C FF 93 X FF 93 0-1 28 E 28 S 28 G4-3 1B	B KC 81 X FF 92 1-0 ③ P3		B KC 81 B CH 88 F CH 89 X FF 93 2-1 15 1B 1-3 3-H 2B		B FF 93 X FF 93 1-0 28 BB 15 BB 1-2 1B		C CH 82 X FF 90 0-1 ② P6		5	1	3	1	0	0	1
15 Dustin Pedroia, R (1, 4) OBP: 0.361, SLG: 0.338	C SI 93 X SI 93 0-1 ① F8		X FF 92 0-0 ① F8	B KC 82 B FF 93 C SI 94 X SI 94 2-1 2-3 3-H 1B		B FF 92 B FF 93 B SI 93 C SI 92 B FF 92 4-1 28 BB 1-2 2-3 BB		B SL 85 B SL 84 B FF 90 F FF 89 B FC 89 4-1 1-2 BB		3	0	1	1	2	0	1
28 Adrián González, L (1, 3) OBP: 0.385, SLG: 0.566	B FF 93 B KC 82 F CH 89 B FF 93 X CH 90 3-1 ② G4-3 1-H		C FF 92 B KC 81 B KC 81 S SI 93 F KC 83 S SI 93 2-3 ② K	C FF 94 C KC 83 S KC 84 0-3 ③ K		C SL 81 B FF 93 B FF 92 B SL 81 D FF 93 4-1 1-2 2-3 3-H BB		C SI 90 C FF 90 B CH 83 B SI 90 B FC 90 C FC 89 3-3 ③ K		4	0	0	2	1	3	4
20 Kevin Youkilis, R (1, 5) OBP: 0.380, SLG: 0.470	C FF 93 B FF 94 B SI 90 B SI 94 B FF 95 4-1 34 HR BB		C KC 80 C SI 93 B KC 84 F KC 84 S FF 94 1-3 ③ K		B FF 92 F FF 91 X FF 92 1-1 34 G5-3 1B	C FF 92 F FF 91 C SL 82 0-3 ③ K			C CU 74 C FC 89 S FF 89 0-3 ① K	4	1	1	0	1	3	3
34 David Ortiz, L (1, 10) OBP: 0.390, SLG: 0.609	C KC 84 D KC 82 F FF 94 B KC 81 F KC 83 F FF 94 B CH 88 X FF 94 3-2 1-H HR			B FF 92 C CH 86 B KC 81 F SI 94 B KC 81 B KC 82 4-2 10 G4-3 13 1B 33 FC4-6 BB	B FF 94 X SI 93 1-0 ①② G5-3 1-2f		C FF 90 S FF 90 B SL 81 B FF 92 X SL 80 2-2 ① G4-3		B SI 90 B CH 84 X FF 89 2-0 ② F7	4	2	1	2	1	0	1
13 Carl Crawford, L (1, 7) OBP: 0.283, SLG: 0.396	X FF 93 0-0 ③ G4-3			B FF 93 F FF 93 X KC 82 1-1 33 FC4-6 10 G4-3 2 2B 1-2 1B	B SI 93 F KC 82 X KC 82 1-1 ③ G4-3		C SL 79 F SI 90 S SL 81 0-3 ② K		B SI 91 F FF 90 X CH 84 1-1 HR	5	2	2	1	0	1	0
10 Marco Scutaro, R (1, 6) OBP: 0.318, SLG: 0.325		B FF 94 B SI 92 B FF 93 C SI 92 C FF 93 F FF 94 X SI 95 3-2 7 E 7 S 7 SF8 1B		C FF 93 C FF 93 F FF 93 B KC 82 F FF 93 D KC 83 F SI 93 X FF 94 2-2 ① G4-3 1-2 2-3		C FF 92 B KC 80 X FF 92 1-1 ① G5-3	B FF 91 X SI 90 1-0 ③ F8		X FF 91 0-0 7 HR 2B	5	2	2	0	0	0	2
7 J.D. Drew, L (1, 9) OBP: 0.333, SLG: 0.346		B SI 93 B CH 88 X SI 94 2-0 ① SF8 1-H		I IN 74 I IN 75 I IN 74 I IN 78 4-0 33 FC4-6 IBB		F SI 93 X CH 89 0-1 ② G4-3		B FF 89 B FF 90 B FF 89 C FF 89 C FF 89 F FF 90 F FF 90 S SI 90 3-3 ① K	C CU 77 X FF 90 0-1 2-H HR	3	1	1	3	1	1	0
33 Jason Varitek, S (1, 2) OBP: 0.306, SLG: 0.333		C FF 94 S KC 81 X KC 82 0-2 ② F7		C KC 82 F FF 93 D KC 82 X KC 83 1-2 ② FC4-6 2 2B 15 1B 1-2f 2-3 3-H		B FF 93 B SI 94 B SI 93 C FF 93 F FF 92 B FF 92 4-2 15 BB 2 1B 28 BB BB		B SL 83 F FF 88 B SI 89 B FC 89 B FF 90 4-1 15 BB BB	B FF 90 F FF 90 B SL 85 B FF 89 X FF 89 3-1 ③ P4	3	2	0	1	2	0	2

| Inning Stats | | |

BOTTOM

Batter	1	2	3	4	5	6	7	8	9	AB	R	H	RBI	BB	SO	LOB
2 Derek Jeter, R (1, 6) OBP: 0.326, SLG: 0.328	B KN 66 B KN 66 X FF 73 2-0 ① F8		C KN 66 B KN 66 F KN 66 D KN 68 F KN 66 D KN 66 S KN 67 3-3 ① K		C KN 66 X KN 67 0-1 14 G3 25 SF7 1-H 2B	B FF 92 C SI 89 B FF 92 B SI 89 C FF 94 X CH 85 3-2 ②③ G5-4-3 1-2f			C SI 92 B SI 89 C CH 87 X FF 93 1-2 ① G4-3 1-3	5	1	1	1	0	1	5
14 Curtis Granderson, L (1, 8) OBP: 0.337, SLG: 0.570	C KN 66 X KN 66 0-1 ② F7		B KN 66 C KN 67 X KN 66 1-1 ② G3-1 2-3		C KN 67 B KN 66 F KN 67 X KN 67 1-2 ① G3 2-3		B SI 88 F FF 94 C CU 79 B FC 91 S CU 80 2-3 ① K		C CH 84 C CU 78 S CU 79 0-3 ② K2-3	5	0	0	0	0	2	3
25 Mark Teixeira, S (1, 3) OBP: 0.364, SLG: 0.544	B KN 67 C KN 66 X KN 66 1-1 ③ F8		B KN 67 D KN 67 C KN 67 F KN 67 X KN 68 2-2 ③ F9		B KN 67 X KN 67 1-0 ② SF7 3-H		X FF 92 0-0 ② L3		B FC 90 C CH 84 B CU 78 T CH 84 X FF 94 2-2 13 DI 3-H 1B	4	0	1	2	0	0	1
13 Alex Rodriguez, R (1, 10) OBP: 0.349, SLG: 0.486		X KN 66 0-0 ① P4		B KN 64 X KN 65 1-0 HR	C KN 68 X KN 67 0-1 ③ F8		C CU 80 F FC 92 B FC 92 B CH 86 F CH 87 F FF 94 S FF 96 2-3 ③ K		S FF 93 D CH 86 X CU 80 1-1 ③ G6-3 1-2	5	1	1	1	0	1	1
24 Robinson Canó, L (1, 4) OBP: 0.314, SLG: 0.502		B KN 67 B KN 66 F KN 67 F KN 67 S KN 68 2-3 ② K		S KN 66 S KN 62 X KN 62 0-2 ① G3		C KN 65 F KN 63 H KN 67 1-2 26 1B 11 BB 17 1B HBP		S FC 89 S CU 80 C CH 84 0-3 ① K		3	1	0	0	0	2	0
33 Nick Swisher, S (1, 9) OBP: 0.343, SLG: 0.354		C KN 67 B KN 65 X KN 67 1-1 11 WP 1B		B KN 66 B KN 66 C FF 73 F KN 66 B KN 62 S KN 66 3-3 ② K		B KN 65 C KN 65 X KN 65 1-1 ① F8		B SI 88 B CU 78 F SI 89 X CH 85 2-1 ② G3		4	0	1	0	0	1	1
11 Brett Gardner, L (1, 7) OBP: 0.346, SLG: 0.388		C KN 67 B KN 67 B KN 67 B KN 67 B FF 74 4-1 26 FC5-4 1-2 BB		B KN 66 C FF 74 B KN 66 C KN 68 F KN 68 X KN 68 2-2 ③ G3-1		D KN 66 B FF 73 B FF 73 C FF 73 S FF 73 F FF 73 F FF 74 B FF 74 4-2 17 1B 26 1B 1-2 BB		B CU 78 X FF 92 1-0 26 S 1B		2	0	1	0	2	0	0
26 Eduardo Núñez, R (1, 5) OBP: 0.259, SLG: 0.345		C KN 67 X KN 67 0-1 ③ FC5-4 1-2f			C KN 66 F KN 66 B KN 68 B KN 66 B KN 66 B FF 74 4-2 17 PB 17 1B BB	C FF 94 F FC 94 B FF 95 F FF 95 B CU 82 X FF 94 2-2 17 1B 1-2 2-3 1B		B FC 88 X CH 86 1-0 ③ L7 1-2		3	1	1	0	1	0	3
17 Francisco Cervelli, R (1, 2) OBP: 0.316, SLG: 0.394			C KN 66 X KN 66 0-1 14 G3-1 2B		B KN 66 C KN 66 X KN 67 1-1 2 2B 1-H 1B	F SI 93 B FF 93 X FF 94 1-1 2 G5-4-3 1-2 2-3 3-H 1B			C FF 92 B CH 84 B FC 90 B FF 92 B FF 92 4-1 2 G4-3 2 DI 25 1B BB	3	2	3	2	1	0	0
Inning Stats	R: 0 E: 0 K: 0 S: 5 H: 0 LOB: 0 BB: 0 P: 8	R: 0 E: 0 K: 1 S: 9 H: 1 LOB: 2 BB: 1 P: 16	R: 0 E: 0 K: 1 S: 11 H: 1 LOB: 1 BB: 0 P: 17	R: 1 E: 0 K: 1 S: 11 H: 1 LOB: 0 BB: 0 P: 17	R: 3 E: 0 K: 0 S: 12 H: 2 LOB: 0 BB: 1 P: 19	R: 1 E: 0 K: 0 S: 17 H: 2 LOB: 2 BB: 1 P: 29	R: 0 E: 0 K: 2 S: 9 H: 0 LOB: 0 BB: 0 P: 13	R: 0 E: 0 K: 1 S: 7 H: 1 LOB: 1 BB: 0 P: 11	R: 1 E: 0 K: 1 S: 12 H: 1 LOB: 1 BB: 1 P: 20	1B: 6 2B: 2 3B: 0 HR: 1	SF: 1 SAC: 0 DP: 1 HBP: 1	WP: 1 PB: 1 SB: 1 CS: 0	PA: 40				

PITCHER		IP	WLS	BF	H	R	ER	SO	BB	IBB	HBP	BLK	WP	HR	S	P	ERA	WHIP
49 Tim Wakefield, R ERA: 4.84	(1, 1)	5.1	W	25	5	5	5	3	3	0	1	0	1	1	56	91	8.44	1.500
91 Alfredo Aceves, R ERA: 3.29	(6, 1)	3.2	S	15	4	1	1	4	1	0	0	0	0	0	37	59	2.46	1.364

PITCHER	IP	WLS	BF	H	R	ER	SO	BB	IBB	HBP	BLK	WP	HR	S	P	ERA	WHIP

Boston Red Sox @ New York Yankees

Yankee Stadium, Bronx, NY

Wed Jun 08 2011, 7:10 PM - 10:33 PM EDT

Att. 47,863 - Partly Cloudy - 90 F

livebaseballscorecards.com

AB	34
R	6
H	9
RBI	6
BB	4
SO	7
LOB	14

Batter	1	2	3	4	5	6	7	8	9	AB	R	H	RBI	BB	SO	LOB
2 Jacoby Ellsbury, L (1, 8) OBP: 0.370, SLG: 0.476	B FF 92 S FF 92 C SL 79 X FF 94 1-2 20 E 20 S 1B		B SL 76 L FF 93 B SI 94 B SL 82 C FF 94 B SL 83 4-2 10 G6-4-3 BB		X FF 94 0-0 ③ G4-3		S SL 83 S SI 93 D SL 83 F SL 84 X SL 84 1-2 28 1B 20 1B 1-2 3-H 1B		B CH 84 X SI 87 1-0 ① G4-3	4	1	2	1	1	0	0
10 Marco Scutaro, R (1, 4) OBP: 0.311, SLG: 0.329	F FF 93 B SI 94 B SI 93 B FF 94 X FF 94 3-1 ① F9		B FF 94 X FF 95 1-0 ② ③ G6-4-3 1-2f			C FF 92 X SI 94 0-1 ① F8	C SI 93 F SI 94 F SI 94 B CH 87 X CH 87 1-2 ② L7		B SI 86 B SI 88 X SI 89 2-0 28 2B 2B	5	1	1	0	0	0	4
28 Adrián González, L (1, 3) OBP: 0.386, SLG: 0.566	C FF 94 F FF 96 S SL 83 0-3 ② K			S FF 94 S FF 95 F FF 95 S SL 83 0-3 ① K		C SL 82 X FF 94 0-1 ② G1-3	B FF 95 X SL 84 1-0 20 1B 34 2B 1-3 2-H 1B		X CH 80 0-0 2-H 2B	5	1	2	2	0	2	1
20 Kevin Youkilis, R (1, 5) OBP: 0.380, SLG: 0.466	B FF 94 S CH 87 F FF 95 B SL 84 S CH 88 2-3 ③ K 1-3			B SL 81 B SI 94 B FF 95 C SI 94 B FF 95 4-1 34 HBP BB		B SL 80 X FF 95 1-0 ③ F9	C FC 93 F FF 94 X KC 82 0-2 34 2B 1-2 3-H 1B		C CU 73 F SI 90 B SL 82 B FF 89 F SI 89 X SL 82 2-2 ② F8	4	1	1	1	1	1	2
34 David Ortiz, L (1, 10) OBP: 0.394, SLG: 0.612		B SL 78 C SI 94 C FF 94 S SL 84 1-3 ① K		H FF 97 1-0 1-2 HBP			B SI 94 1-0 X SL 79 12 3B 1B C KC 82 0-1 X FC 86 1-H 2-H 2B		B SL 85 X SL 83 1-0 ③ L7	4	1	2	2	0	1	1
12 Jed Lowrie, S (1, 6) OBP: 0.338, SLG: 0.434		C SI 93 B SL 84 F SI 94 B CH 87 F FF 95 F CH 87 X FF 95 2-2 ② F8		B SL 81 F FF 96 B SI 95 F SI 95 X CH 88 2-2 ② F9			X FF 93 0-0 1-H 23 2B 3B C FC 94 0-1 X FF 96 L7			4	1	1	1	0	0	3
13 Carl Crawford, L (1, 7) OBP: 0.283, SLG: 0.393		S FF 94 B SI 94 X FF 94 1-1 23 FC5-4 1B		X SL 85 0-0 ③ P2			X SI 92 0-0 ① G5-3	C SI 86 F SI 86 F CU 73 X SL 85 0-2 ① G4-3		4	0	1	0	0	0	3
23 Mike Cameron, R (1, 9) OBP: 0.231, SLG: 0.329		F SI 94 C FF 95 B FF 96 1 SAFE 1 SAFE X CH 86 1-2 ③ FC5-4 1-2f			C SI 93 B SI 94 B FF 94 X SI 94 2-1 ① F9		B FF 94 F FF 94 F FF 95 D SL 84 B FF 95 X FF 95 3-2 33 1B 2 1B 3-H 2B	S SL 82 F SL 83 B CU 73 B SL 83 C SI 88 2-3 ② K		4	1	1	1	0	1	1
33 Jason Varitek, S (1, 2) OBP: 0.304, SLG: 0.330			B FF 93 F FF 92 C SI 93 F SL 83 X CH 88 1-2 ① G4-3		B FF 94 C FF 95 S CH 88 F CH 88 B FF 96 F SI 94 C SL 83 2-3 ② K		B SI 93 B SI 93 F FF 94 X CH 86 2-1 2 1B 28 1B 2-3 1B	B FF 87 B SI 87 B SI 88 C SI 88 X SI 87 3-1 ③ G4-3		4	1	1	0	0	1	0
Inning Stats	R: 0 E: 0 K: 2 S: 11 H: 1 LOB: 1 BB: 0 P: 17	R: 0 E: 0 K: 1 S: 13 H: 1 LOB: 1 BB: 0 P: 18	R: 0 E: 0 K: 0 S: 7 H: 0 LOB: 0 BB: 1 P: 13	R: 0 E: 0 K: 1 S: 9 H: 0 LOB: 2 BB: 1 P: 16	R: 0 E: 0 K: 1 S: 8 H: 0 LOB: 0 BB: 0 P: 12	R: 0 E: 0 K: 0 S: 5 H: 0 LOB: 0 BB: 0 P: 6	R: 7 E: 0 K: 0 S: 24 H: 8 LOB: 1 BB: 0 P: 33	R: 0 E: 0 K: 1 S: 9 H: 0 LOB: 0 BB: 0 P: 14	R: 1 E: 0 K: 0 S: 8 H: 2 LOB: 1 BB: 0 P: 14	1B: 7 2B: 4 3B: 1 HR: 0 SF: 0 SAC: 0 DP: 1 HBP: 1						WP: 0 PB: 0 SB: 1 CS: 0 PA: 41	

PITCHER		IP	WLS	BF	H	R	ER	SO	BB	IBB	HBP	BLK	WP	HR	S	P	ERA	WHIP
52 CC Sabathia, L ERA: 3.15	(1, 1)	6.2	L	30	8	6	6	5	2	0	1	0	0	0	70	108	8.10	1.500
30 David Robertson, R ERA: 1.52	(7, 1)	0.1		3	2	1	1	0	0	0	0	0	0	0	7	7	27.00	6.000
41 Jeff Marquez, R ERA: 4.5	(8, 1)	2.0		8	2	1	1	1	0	0	0	0	0	0	17	28	4.50	1.000

PITCHER	IP	WLS	BF	H	R	ER	SO	BB	IBB	HBP	BLK	WP	HR	S	P	ERA	WHIP

TOP

Boston Red Sox @ New York Yankees

Yankee Stadium, Bronx, NY

Thu Jun 09 2011, 10:33 PM - 1:43 AM EDT

Att. 48,845 - Overcast - 72 F

livebaseballscorecards.com

AB	38
R	8
H	12
RBI	8
BB	2
SO	6
LOB	15

BOTTOM

Batter	1	2	3	4	5	6	7	8	9	AB	R	H	RBI	BB	SO	LOB
2 Derek Jeter, R (1, 6) OBP: 0.327, SLG: 0.327	S SI 94 H FC 91 1-1 14 HR HBP		B FC 90 S FC 92 F CH 89 F CH 89 X FF 94 1-2 E9 13 HBP 14 S		S SI 93 B SI 93 S CH 88 B CU 78 B CH 89 F FC 92 X FF 93 3-2 ② G6-3		X FF 93 0-0 1B		F SL 86 C SI 89 X SL 84 0-2 ② G6-3 2-3 3-H	4	1	1	1	0	0	1
14 Curtis Granderson, L (1, 8) OBP: 0.342, SLG: 0.580	B FF 93 B FF 94 B FF 93 C FF 93 X FF 94 3-1 1-H HR		1 SAFE B CH 88 B CH 90 B FC 90 B FF 93 4-0 13 HBP 1-2 BB		H CU 77 1-0 25 CS HBP		C CH 88 C FC 89 S CH 88 0-3 ③ K		B SI 91 C SI 90 F FF 88 B FF 90 S FS 85 2-3 ③ K	3	1	1	2	1	2	2
25 Mark Teixeira, S (1, 3) OBP: 0.359, SLG: 0.534	C CU 76 B FF 94 S FC 92 F FF 94 B CU 78 X CU 77 2-2 ① G1-3		S CH 89 B CH 90 S CH 90 F SI 94 S CU 78 1-3 ② K		1 SAFE 1 SAFE 1 SAFE B CH 88 S FC 91 1-1 ③ CS 1-2	X 0-0 ① G3		B SI 92 C SL 85 F SI 93 B SL 87 X SI 93 2-2 ① G3		4	0	0	0	0	1	2
13 Alex Rodriguez, R (1, 5) OBP: 0.351, SLG: 0.481	B SI 95 X FC 92 1-0 ② F8		H CH 89 1-0 1-2 2-3 HBP			F SI 94 C CU 76 S FC 91 0-3 ② K		S SI 92 F SI 92 B SI 93 B SI 94 B SI 95 4-2 24 G4-3 24 DI BB		2	0	0	0	1	1	0
24 Robinson Canó, L (1, 4) OBP: 0.313, SLG: 0.502	C FC 91 F FC 90 B FF 94 B FF 94 F FF 94 F SI 91 X FC 92 2-2 ③ G4-3		X FC 90 0-0 ③ P5			C CH 88 X FC 89 0-1 2B		B SL 89 F SI 94 B SL 88 C SI 94 X SI 93 2-2 ② G4-3 1-3		4	0	1	0	0	0	4
33 Nick Swisher, S (1, 9) OBP: 0.342, SLG: 0.349		S FF 93 B CH 89 F FC 92 X CU 76 1-2 ① F8		F CH 89 B CH 89 S FF 94 S FF 93 1-3 ① K		B FC 90 B CH 88 B CH 89 B CH 88 4-0 BB		C SL 86 X SL 90 0-1 ③ L8		3	0	0	0	1	1	1
20 Jorge Posada, S (1, 10) OBP: 0.311, SLG: 0.366		B CU 76 B FF 94 C FF 94 S CH 89 B CU 80 X FF 93 3-2 ② F7		C CU 75 B CU 77 X CU 76 1-1 11 G3-6 1B		B CH 88 B CH 88 S CH 88 X FF 94 2-1 ③ G3			B FF 90 B SL 86 B SI 90 C SI 88 C SI 89 X FF 90 3-2 11 FC6-4 1B	4	0	2	0	0	0	2
11 Brett Gardner, L (1, 7) OBP: 0.339, SLG: 0.379		B FF 94 C FF 93 C FC 91 X CU 80 1-2 ③ G3-1		B FF 93 B FF 93 X SI 93 2-0 ② ③ G3-6 1-2f			C SI 92 B CU 74 C FC 89 X CU 76 1-2 ① P5		C SI 89 X FF 88 0-1 ① FC6-4 27 2B 2 G6-3 1-2f	4	1	0	0	0	0	2
17 Francisco Cervelli, R (1, 2) OBP: 0.293, SLG: 0.361 27 Chris Dickerson, L (9, PH) OBP: 0.438, SLG: 0.500			X FF 94 0-0 ① B1		C FF 93 B FC 91 F FC 91 F SI 94 C CU 75 1-3 ① K		B SI 93 C SI 93 C SI 93 S CH 88 1-3 ② K		F SI 90 X FS 82 0-1 2 G6-3 1-3 2B	3 1	0 0	0 1	0 0	0 0	2 0	0 0
Inning Stats	R: 2 E: 0 K: 0 S: 13 H: 1 LOB: 0 BB: 0 P: 22	R: 0 E: 0 K: 0 S: 9 H: 0 LOB: 0 BB: 0 P: 14	R: 0 E: 1 K: 1 S: 10 H: 0 LOB: 3 BB: 1 P: 17	R: 0 E: 0 K: 1 S: 6 H: 1 LOB: 0 BB: 0 P: 10	R: 0 E: 0 K: 1 S: 9 H: 0 LOB: 0 BB: 0 P: 15	R: 0 E: 0 K: 1 S: 8 H: 1 LOB: 2 BB: 1 P: 14	R: 0 E: 0 K: 2 S: 10 H: 1 LOB: 1 BB: 0 P: 12	R: 0 E: 0 K: 0 S: 10 H: 0 LOB: 1 BB: 1 P: 18	R: 1 E: 0 K: 1 S: 13 H: 2 LOB: 1 BB: 0 P: 18	1B: 3 2B: 2 3B: 0 HR: 1	SF: 0 SAC: 0 DP: 1 HBP: 3		WP: 0 PB: 0 SB: 1 CS: 1		PA: 39		

PITCHER		IP	WLS	BF	H	R	ER	SO	BB	IBB	HBP	BLK	WP	HR	S	P	ERA	WHIP
19 Josh Beckett, R ERA: 2.06	(1, 1)	7.0	W	29	4	2	2	6	2	0	3	0	0	1	65	104	2.57	0.857
32 Matt Albers, R ERA: 3.38	(8, 1)	1.0		4	0	0	0	0	1	0	0	0	0	0	10	18	0.00	1.000
35 Dan Wheeler, R ERA: 7.41	(9, 1)	1.0		5	2	1	1	1	0	0	0	0	0	0	13	18	9.00	2.000

PITCHER	IP	WLS	BF	H	R	ER	SO	BB	IBB	HBP	BLK	WP	HR	S	P	ERA	WHIP

Boston Red Sox @ New York Yankees

Yankee Stadium, Bronx, NY

Thu Jun 09 2011, 10:33 PM - 1:43 AM EDT

Att. 48,845 - Overcast - 72 F

livebaseballscorecards.com

AB	32
R	3
H	6
RBI	3
BB	3
SO	7
LOB	14

Batter	1	2	3	4	5	6	7	8	9	AB	R	H	RBI	BB	SO	LOB
2 Jacoby Ellsbury, L (1, 8) OBP: 0.374, SLG: 0.482	C SI 89 B FF 88 B SI 89 X FF 90 2-1 G6-3		B FF 89 B FF 88 B FF 89 C FF 89 X FF 89 3-1 15 1B 28 G4-6-3 1-3 2B		X SI 90 0-0 15 BB 28 1B 1B		F SI 88 X SI 87 0-1 G4-3		B SI 86 C SI 85 C SL 75 B SI 89 F SL 79 X SI 88 2-2 15 1B 28 2B 1B	5	3	3	0	0	0	0
15 Dustin Pedroia, R (1, 4) OBP: 0.369, SLG: 0.345	X SI 90 0-0 G6-3		B FF 89 T FF 89 F FF 89 X FF 89 1-2 28 G4-6-3 2-3 3-H 1B		1 SAFE 1 SAFE P PO 87 B FF 89 C SI 89 B CH 82 B SI 89 4-1 28 1B 20 1B 1-2 BB		B FF 89 B SI 89 X SI 88 2-0 28 HBP 1B		C SI 87 X SI 88 0-1 28 2B 1-2 1B	4	1	3	1	1	0	0
28 Adrián González, L (1, 3) OBP: 0.389, SLG: 0.569	B SI 89 C SI 90 X SI 90 1-1 P6		X SI 88 0-0 G4-6-3 1-2f 3-H		B SI 89 F SI 90 X SI 90 1-1 34 G4-3 20 1B 1-3 2-H 1B		H SI 91 1-0 1-2 HBP		D CH 82 X CH 82 1-0 1-3 2-H 2B	4	0	2	2	0	0	1
20 Kevin Youkilis, R (1, 5) OBP: 0.380, SLG: 0.462		B FF 89 B FF 87 B FF 89 C SI 89 B FF 90 4-1 13 E BB	B CH 82 F SI 88 X FF 89 1-1 L5		C FF 89 C FF 88 X FF 89 0-2 34 G4-3 1-2 3-H 1B		C SI 93 B CH 81 F SI 91 B SI 91 C SI 93 2-3 K		S FF 92 D FS 85 F FF 93 B FF 95 S FF 94 2-3 K	4	0	1	1	1	2	4
34 David Ortiz, L (1, 10) OBP: 0.391, SLG: 0.601		F FF 89 B SI 90 C FF 89 B FF 89 X SL 84 2-2 L6	B SL 83 B SI 90 X SI 90 2-0 F8	C FF 89 X FF 89 0-1 G4-3 1-2 2-3		B SI 92 F SI 93 X SI 92 1-1 G3		I IN 82 I IN 83 I IN 84 I IN 84 4-0 IBB	4	0	0	0	1	0	5
12 Jed Lowrie, S (1, 6) OBP: 0.330, SLG: 0.422		B SI 89 D SI 89 1 SAFE X FF 90 2-0 L7	C SI 90 B SI 90 X FF 89 1-1 F7	B SI 89 B SI 88 C CH 82 B FF 88 X SI 89 3-1 P6		B SI 91 X SI 90 1-0 G5-3	C FF 93 B FF 94 C FF 95 S FS 86 1-3 K		5	0	0	0	0	1	6
13 Carl Crawford, L (1, 7) OBP: 0.282, SLG: 0.399		C FF 89 B SI 89 F FF 88 D SL 84 X FF 89 2-2 E4 1-2	B SI 90 X SI 89 1-0 3B	X FF 88 0-0 G4-3		C SI 92 C SL 82 X SL 82 0-2 G3			4	0	1	0	0	0	1
23 Mike Cameron, R (1, 9) OBP: 0.220, SLG: 0.311		C FF 88 B FF 89 F SL 84 B CU 77 D SL 83 C FF 89 3-3 K	X CH 82 0-0 G6-3	C FF 88 F CH 81 B FF 88 F FF 89 F FF 90 F FF 90 X CH 83 1-2 G4-3		B SI 92 B SI 93 C SI 93 X SI 92 2-1 G6-3			4	0	0	0	0	1	3
39 Jarrod Saltalamacchia, S (1, 2) OBP: 0.296, SLG: 0.420			C SI 88 F SI 88 B FF 89 B SL 83 X CH 82 2-2 2 2B 15 1B 1B	C SI 89 B FF 88 T SI 90 C FF 89 1-3 K	S CH 82 F SI 91 B CH 82 F CH 81 B FF 89 F CH 81 C FF 88 2-3 K		C SI 86 X CH 81 0-1 G3		4	1	1	0	0	2	0
Inning Stats	R: 0 E: 0 K: 0 S: 5 H: 0 LOB: 0 BB: 0 P: 8	R: 0 E: 1 K: 1 S: 11 H: 0 LOB: 2 BB: 1 P: 24	R: 2 E: 0 K: 0 S: 11 H: 3 LOB: 0 BB: 0 P: 18	R: 0 E: 0 K: 0 S: 5 H: 1 LOB: 1 BB: 0 P: 9	R: 2 E: 0 K: 1 S: 15 H: 3 LOB: 2 BB: 1 P: 23	R: 0 E: 0 K: 1 S: 12 H: 0 LOB: 0 BB: 0 P: 15	R: 0 E: 0 K: 1 S: 8 H: 1 LOB: 2 BB: 0 P: 14	R: 0 E: 0 K: 0 S: 6 H: 0 LOB: 0 BB: 0 P: 9	R: 1 E: 0 K: 2 S: 15 H: 3 LOB: 3 BB: 1 P: 25	1B: 8 2B: 2 3B: 1 HR: 0 SF: 0 SAC: 0 DP: 1 HBP: 1						

PITCHER		IP	WLS	BF	H	R	ER	SO	BB	IBB	HBP	BLK	WP	HR	S	P	ERA	WHIP
37 Jo-Jo Reyes, L ERA: 4.3	(1, 1)	6.1	L	29	8	4	4	3	2	0	0	0	0	0	62	102	5.68	1.579
47 Luis Perez, L ERA: 2.33	(7, 1)	1.2		6	0	0	0	1	0	0	1	0	0	0	11	18	0.00	0.000
57 Shawn Camp, R ERA: 4.71	(9, 1)	0.1		4	3	1	1	0	0	0	0	0	0	0	9	12	27.00	9.000
50 Frank Francisco, R ERA: 5.82	(9, 1)	0.2		3	0	0	0	2	0	1	0	0	0	0	6	13	0.00	0.000

PITCHER	IP	WLS	BF	H	R	ER	SO	BB	IBB	HBP	BLK	WP	HR	S	P	ERA	WHIP

TOP

Boston Red Sox @ Toronto Blue Jays

Rogers Centre, Toronto, ON

Fri Jun 10 2011, 7:09 PM - 10:10 PM EDT

Att. 28,588 - Overcast - 63 F

livebaseballscorecards.com

AB	38
R	5
H	11
RBI	4
BB	3
SO	6
LOB	20

WP: 0 PA: 42
PB: 0
SB: 0
CS: 0

BOTTOM

Boston Red Sox @ Toronto Blue Jays

Rogers Centre, Toronto, ON

Fri Jun 10 2011, 7:09 PM - 10:10 PM EDT

Att. 28,588 - Overcast - 63 F

livebaseballscorecards.com

Batter	1	2	3	4	5	6	7	8	9	AB	R	H	RBI	BB	SO	LOB
18 Mike McCoy, R (1, 6) OBP: 0.333, SLG: 0.306	C FF 92 B CU 76 C CU 75 F FF 95 B SI 93 X CU 75 2-2 ① G5-3		C SI 93 1 SAFE B FF 93 C CU 77 S FF 91 1-3 ③ K 1-2			C CU 77 F FF 92 B SI 94 X SI 92 1-2 ① G3-1	C SI 90 X FC 90 0-1 ③ P3			4	0	0	0	0	1	3
16 Corey Patterson, L (1, 7) OBP: 0.323, SLG: 0.446	C CU 75 F FF 91 B CU 80 F FF 93 B FF 94 X CH 80 2-2 ② P5			B FF 90 X SI 93 1-0 19 1B 20 SF8 1B		B FC 92 B FC 91 B FF 94 B SI 91 4-0 26 1B BB		X FF 97 0-0 1B		3	1	2	0	1	0	0
19 José Bautista, R (1, 9) OBP: 0.494, SLG: 0.702	B FF 94 B FF 95 X FF 94 2-0 ③ F8			1 SAFE 1 SAFE C SI 92 1 SAFE X CU 77 0-1 20 SF8 1-3 1B		C SI 93 B FC 92 1 SAFE X FC 89 1-1 ② F8		C FF 97 S FF 97 B SI 98 F FF 98 C SL 82 1-3 ① K		4	0	1	0	0	1	2
26 Adam Lind, L (1, 10) OBP: 0.365, SLG: 0.575		C FF 91 S CU 78 B SI 94 C CU 78 1-3 ① K		T FF 93 D FC 92 B SI 91 F CH 79 S FF 92 2-3 ① K		C FF 93 1 SAFE X SI 92 0-1 1-2 1B		C SI 98 1 SAFE F FF 96 B FF 97 F SL 79 F FF 96 B FF 97 F CH 92 S FF 97 2-3 ② K		4	0	1	0	0	3	3
20 Juan Rivera, R (1, 3) OBP: 0.310, SLG: 0.346		B SI 93 X FC 92 1-0 ② L8		X CH 79 0-0 ② SF8 2-3 3-H		B SI 92 C SI 93 B CU 75 X CU 74 2-1 ③ F7		C FF 96 X FF 97 0-1 ③ G3		3	0	0	1	0	0	3
9 J.P. Arencibia, R (1, 2) OBP: 0.299, SLG: 0.486		C CU 77 B FF 93 X CU 77 1-1 ③ G6-3		C SI 94 B FC 91 C SI 95 B FF 91 C SI 94 2-3 ③ K			C SI 90 S CH 80 F FC 91 S CH 80 0-3 ① K		C FF 93 B SL 80 X FF 93 1-1 ① F7	4	0	0	0	0	2	1
2 Aaron Hill, R (1, 4) OBP: 0.287, SLG: 0.317			C SI 92 B CU 79 X SI 93 1-1 ① F8		B CU 76 C SI 92 B CH 81 B FF 91 F FC 90 F SI 93 F SI 93 X FF 90 3-2 ① F8		B FF 89 B SI 91 B SI 94 B FF 92 4-0 11 E 11 WP BB		B SL 79 B SL 80 C FF 94 S FS 88 F FF 95 B FF 94 S FF 95 3-3 ② K	3	0	0	0	1	1	0
11 Rajai Davis, R (1, 8) OBP: 0.287, SLG: 0.365			B SI 92 B CU 76 X SI 94 2-0 ② G6-3		B FF 94 X SI 92 1-0 ② G5-3		B SI 90 B SI 91 C FF 92 X SI 91 2-1 E6 1-3		C FF 94 B FS 89 X SL 80 1-1 ③ F8	4	0	0	0	0	0	1
28 Jayson Nix, R (1, 5) OBP: 0.280, SLG: 0.377 10 Edwin Encarnación, R (7, PH) OBP: 0.299, SLG: 0.372 (8, 5)			C SI 93 C FF 93 B CU 80 X CU 78 1-2 E6 18 S		F FF 95 X FF 92 0-1 ③ G6-3		B SI 90 F SI 93 1 SAFE C SI 92 S SI 92 1-3 ② K			2 0 0 0 0 0 0 1 0 0 0 0 1 2						
Inning Stats	R: 0 H: 0 E: 0 LOB: 0 K: 0 BB: 0 S: 9 P: 15	R: 0 H: 0 E: 0 LOB: 0 K: 1 BB: 0 S: 6 P: 9	R: 0 H: 0 E: 1 LOB: 1 K: 1 BB: 0 S: 9 P: 14	R: 1 H: 2 E: 0 LOB: 1 K: 2 BB: 0 S: 10 P: 15	R: 0 H: 0 E: 0 LOB: 0 K: 0 BB: 0 S: 8 P: 12	R: 0 H: 1 E: 0 LOB: 2 K: 0 BB: 1 S: 9 P: 17	R: 0 H: 0 E: 1 LOB: 2 K: 2 BB: 1 S: 11 P: 18	R: 0 H: 1 E: 0 LOB: 1 K: 2 BB: 0 S: 13 P: 16	R: 0 H: 0 E: 0 LOB: 0 K: 1 BB: 0 S: 8 P: 13	1B: 4 SF: 1 2B: 0 SAC: 0 3B: 0 DP: 0 HR: 0 HBP: 0						

	AB	32
	R	1
	H	4
	RBI	1
	BB	2
	SO	9
	LOB	15

WP: 1 PA: 35
PB: 0
SB: 1
CS: 0

PITCHER		IP	WLS	BF	H	R	ER	SO	BB	IBB	HBP	BLK	WP	HR	S	P	ERA	WHIP
11 Clay Buchholz, R ERA: 3.59	(1, 1)	7.0	W	28	3	1	1	6	2	0	0	0	1	0	62	100	1.29	0.714
51 Daniel Bard, R ERA: 2.78	(8, 1)	1.0	H	4	1	0	0	2	0	0	0	0	0	0	13	16	0.00	1.000
58 Jonathan Papelbon, R ERA: 4.33	(9, 1)	1.0		3	0	0	0	1	0	0	0	0	0	0	8	13	0.00	0.000

PITCHER	IP	WLS	BF	H	R	ER	SO	BB	IBB	HBP	BLK	WP	HR	S	P	ERA	WHIP

Boston Red Sox @ Toronto Blue Jays

Rogers Centre, Toronto, ON

Sat Jun 11 2011, 1:10 PM - 4:44 PM EDT

Att. 39,437 - Overcast - 64 F

TOP

livebaseballscorecards.com

Batter	1	2	3	4	5	6	7	8	9	AB	R	H	RBI	BB	SO	LOB
2 Jacoby Ellsbury, L (1, 8) OBP: 0.373, SLG: 0.479	C FF 94 F FF 95 B FF 96 F FF 95 S SL 90 1-3 **K** ①		B KC 82 B FF 94 B SI 91 C FF 94 X FF 95 3-1 15 1B; 28 2B; **1B**	B FF 91 F FF 93 X KC 80 1-1 **F8** ①	X FF 91 0-0 15 FC5-4; **1B**	F FC 91 C CU 77 B FF 91 X FC 91 1-2 **F7** ②		C FF 93 F FC 92 B FF 92 F CU 78 X FF 94 1-2 **G3-1** ① 1-2 2-3 3-H		6	1	2	1	0	1	5
15 Dustin Pedroia, R (1, 4) OBP: 0.375, SLG: 0.358	B FF 96 B FF 96 F FF 96 F SI 95 B FF 98 F SL 90 F FF 98 F FF 97 B SL 90 4-2 34 1B; **BB**		B FF 92 1 SAFE C FF 94 1 SAFE S SL 86 B SI 93 X SL 88 2-2 28 2B; 12 HBP; **1B** 1-3	C SL 85 B FF 93 F KC 79 X FF 93 1-2 **2B** 1-H	C SL 85 B FF 93 X FF 92 1-1 **FC5-4** ②; 28 PB; 34 HR 1-2f	C FF 92 T FC 92 X SL 82 0-2 **G4-3** ③		C CU 75 X SI 93 0-1 **2B** 2-H 3-H		5	2	3	3	1	0	3
28 Adrián González, L (1, 3) OBP: 0.391, SLG: 0.570 44 Drew Sutton, S (7, PH) OBP: 0.267, SLG: 0.433 (7, 3)	1 SAFE F FF 95 B FF 96 B FF 95 C FF 97 X SL 89 2-2 **L9** ②		F KC 82 S FF 96 X FF 96 0-2 12 HBP; 13 SF7; **2B** 1-3 3-H	C FF 93 C FF 95 S FF 95 0-3 **K** ②	F FF 93 1 SAFE B FF 92 S CH 87 B FF 93 F CH 85 F SL 83 F FF 93 4-2 B FF 94; 34 HR; **BB** 1-2		F SI 92 B SL 84 X CH 85 1-1 13 WP; **1B**	C SI 92 B FF 92 B SI 91 F FC 91 S FF 93 2-3 **K** ②		3	2	1	1	1	1	2
										2	0	1	0	0	1	1
34 David Ortiz, L (1, 10) OBP: 0.396, SLG: 0.615 23 Mike Cameron, R (7, PH) OBP: 0.226, SLG: 0.307 (7, 10)	C FF 96 X FF 95 0-1 **1B** 1-3		I IN 68 I IN 66 I IN 65 I IN 61 4-0 12 HBP; 10 1B; **IBB**	F FF 94 B FF 94 C KC 80 D SL 87 B FF 94 S FF 94 3-3 **K** ③	D CH 87 B CH 85 F FF 94 B FF 94 S CH 87 X FF 93 3-2 **HR** 1-H 2-H		D SI 92 F CH 84 C SI 91 X SL 85 1-2 **L6** ①	B FF 93 C FF 94 B CU 77 S FF 93 B FF 92 F FF 92 B FC 92 4-2 **BB**		3	2	2	3	1	1	1
										1	0	0	0	1	0	1
12 Jed Lowrie, S (1, 5) OBP: 0.325, SLG: 0.411	F FF 96 D SL 90 X SL 88 1-1 **P6** ③		C SI 94 S SL 89 H SL 90 1-2 10 1B; **HBP** 1-2 2-3 3-H		8 KC 79 2-0 S FF 88 X FF 92 F8 ① C FF 89 B CH 87 X FF 93 1-1 F8 ③		F SI 91 C SI 93 S SI 92 0-3 **K** ②	F FF 90 B CU 72 C FF 90 B FC 90 X FF 89 2-2 **F7** ③		5	0	0	1	0	1	5
13 Carl Crawford, L (1, 7) OBP: 0.280, SLG: 0.395		B FF 95 C FF 94 T FF 94 B SL 90 T FF 96 2-2 **K** ①	B FF 96 X SL 90 1-0 **SF7** ② 3-H		X FF 92 0-0 10 1B; 7 1B; **1B**	B FC 91 F FC 91 F FF 90 X CU 77 1-2 **F8** ①	B SI 92 C SL 84 S SL 85 S SL 84 1-3 **K** ③ 1-2		B KN 76 S KN 71 F KN 73 X KN 60 1-2 **P6** ①	5	1	1	1	0	2	1
10 Marco Scutaro, R (1, 6) OBP: 0.333, SLG: 0.352		B FF 94 B FF 95 F FF 95 F FF 96 F FF 97 X FF 96 2-2 **L1-3** ② 1-3 2-H	C SL 87 X SL 87 0-1 **1B** 1-3 2-H		1 SAFE X FF 91 0-0 7 1B; 33 HR; **1B** 1-2	C FF 90 F SL 80 X FF 92 0-2 7 HBP; 33 1B; **1B**		C FF 92 B FC 91 X CU 75 1-1 7 1B; 2 G3-1; **1B**	C KN 73 B KN 60 C KN 73 X CH 83 1-2 **F7** ②	6	3	4	1	0	0	0
7 J.D. Drew, L (1, 9) OBP: 0.339, SLG: 0.348		B FF 95 B FF 96 X SI 92 2-0 **F7** ③	B SI 92 X FF 93 1-0 **P4** ③		C FF 93 B KC 81 X FF 92 1-1 33 HR; **1B** 1-3 2-H	C FC 91 F CU 76 H CU 80 1-2 33 1B; **HBP** 1-2		X FC 90 0-0 2 G3-1; 33 BB; 15 2B; **1B** 1-3	S CH 75 S KN 65 B FC 85 X KN 61 1-2 **G4-3** ③	5	2	2	1	0	0	2
33 Jason Varitek, S (1, 2) OBP: 0.327, SLG: 0.372			B FF 92 X SI 91 1-0 **F9** ①	B FS 89 B SI 90 B FF 93 C FF 92 F FF 93 B FF 95 4-2 15 2B; **BB**	C SI 91 B FF 92 S KC 77 B KC 78 F SL 86 F FF 95 1 SAFE X FF 94 2-2 **HR** 1-H 3-H	C FC 91 S FF 91 X CU 78 0-2 **1B** 1-2 2-H		S CU 75 B FF 91 B FC 91 B FF 92 F FC 92 B FC 90 4-2 2 G3-1; 15 2B; **BB** 1-2		3	3	2	4	2	0	0

Inning Stats	1	2	3	4	5	6	7	8	9
	R: 0 E: 0 K: 1 S: 16	H: 1 LOB: 2 BB: 1 P: 24	R: 0 E: 0 K: 1 S: 8	H: 0 LOB: 0 BB: 0 P: 14	R: 4 E: 0 K: 0 S: 15	H: 4 LOB: 2 BB: 1 P: 28	R: 1 E: 0 K: 2 S: 13	H: 1 LOB: 1 BB: 1 P: 22	R: 7 E: 0 K: 0 S: 23	H: 6 LOB: 0 BB: 1 P: 37	R: 1 E: 0 K: 0 S: 17	H: 2 LOB: 2 BB: 0 P: 20	R: 0 E: 0 K: 2 S: 11	H: 1 LOB: 1 BB: 0 P: 14	R: 3 E: 0 K: 1 S: 20	H: 3 LOB: 2 BB: 2 P: 34	R: 0 E: 0 K: 0 S: 9	H: 0 LOB: 0 BB: 0 P: 12

1B: 13	SF: 1
2B: 3	SAC: 0
3B: 0	DP: 0
HR: 2	HBP: 2

WP: 1	PA: 53
PB: 1	
SB: 0	
CS: 0	

AB	44
R	16
H	18
RBI	16
BB	6
SO	7
LOB	21

PITCHER		IP	WLS	BF	H	R	ER	SO	BB	IBB	HBP	BLK	WP	HR	S	P	ERA	WHIP
23 Brandon Morrow, R ERA: 5.63	(1, 1)	4.1	L	27	10	9	9	4	2	1	1	0	0	1	62	103	18.69	2.769
54 Jason Frasor, R ERA: 3.08	(5, 1)	0.2		5	2	3	3	0	1	0	0	0	0	1	13	22	40.50	4.500
29 Octavio Dotel, R ERA: 5.19	(6, 1)	1.0		6	2	1	1	0	0	0	1	0	0	0	17	20	9.00	2.000
34 Marc Rzepczynski, L ERA: 2.93	(7, 1)	1.0		4	1	0	0	2	0	0	0	0	1	0	11	14	0.00	1.000
44 Casey Janssen, R ERA: 3.04	(8, 1)	0.2		7	3	3	3	1	2	0	0	0	0	0	17	29	40.50	7.500

PITCHER		IP	WLS	BF	H	R	ER	SO	BB	IBB	HBP	BLK	WP	HR	S	P	ERA	WHIP
60 Jon Rauch, R ERA: 3.6	(8, 1)	0.1		1	0	0	0	0	0	0	0	0	0	0	3	5	0.00	0.000
18 Mike McCoy, R ERA:	(9, 1)	1.0		3	0	0	0	0	0	0	0	0	0	0	9	12	0.00	0.000

Batter	1	2	3	4	5	6	7	8	9	AB	R	H	RBI	BB	SO	LOB
5 Yunel Escobar, R (1, 6) OBP: 0.365, SLG: 0.432	B FF 90 B SI 89 B SI 90 B FF 89 4-0 BB		B FF 91 B CH 85 C FC 87 C FF 92 F FF 92 F FC 87 S FF 93 2-3 ② K		F FF 90 B CH 82 X FF 88 1-1 ① G6-3		B SI 88 C SI 89 B SI 90 B SI 90 F SI 89 X SI 89 3-2 ② F9		F FF 91 B SL 86 B FC 89 B FF 90 B FF 92 4-1 BB	3	0	0	0	2	1	1
16 Corey Patterson, L (1, 7) OBP: 0.317, SLG: 0.436	B FF 90 1 SAFE C FF 90 F CH 84 F FF 90 B FF 90 F FF 92 F FF 92 D CH 85 3-3 ① K		L CH 84 B FF 92 B FC 89 X CH 84 2-1 ③ F8		B FF 89 S FF 90 F FF 91 B FF 91 F FF 90 F CH 84 S FF 93 2-3 ② K		B SI 88 F SL 86 F SI 90 B FF 88 X SI 88 2-2 ③ F9		B FF 93 B FF 93 C FC 92 X FF 93 2-1 ③ P5	5	0	0	0	0	2	3
19 José Bautista, R (1, 9) OBP: 0.490, SLG: 0.692	S FF 93 S SI 93 B SI 92 X FF 93 1-2 ② F9			B CU 79 C FF 91 B FF 91 B SI 92 F FF 92 X FF 92 3-2 ① P4	F FF 92 B FF 91 F FF 91 F FF 93 F FF 91 S FC 86 1-3 ③ K2-3			F SI 87 B CH 77 B SI 88 B SI 87 C SI 86 F SI 88 B SL 74 4-2 8 BB BB		3	0	0	0	1	1	2
26 Adam Lind, L (1, 3) OBP: 0.368, SLG: 0.580	C FF 93 B FF 92 B FF 93 F FC 89 B FF 89 S FF 93 3-3 ③ K			C FF 92 B SI 91 C FF 92 B CH 84 X FF 92 2-2 11 2B 2B		C FF 89 F FF 89 X CH 80 0-2 10 HR 1B		B SL 73 B SI 86 S SI 86 F SI 86 B SL 74 X SI 86 3-2 ① F7		4	2	2	0	0	1	2
10 Edwin Encarnación, R (1, 10) (9, 5) OBP: 0.303, SLG: 0.393		C FF 90 S FF 92 X FF 94 0-2 1B	B FF 91 B SI 92 X FC 87 2-0 ② G1-3		C FC 85 B FF 91 F FF 91 X FF 91 1-2 1-H HR			C SI 85 C SL 74 S SL 75 0-3 ② K		4	1	2	2	0	1	2
8 José Molina, R (1, 2) OBP: 0.386, SLG: 0.411		F FF 92 D CH 86 B FC 88 F FF 88 B FF 93 1 SAFE X FF 91 3-2 ① F7	D FC 88 B FF 91 F FF 91 B FC 86 B FF 92 4-1 11 2B BB		X FF 90 0-0 ① F7			C SI 85 B SI 85 B SL 74 B SI 84 B SI 85 4-1 1-2 BB		2	1	0	0	2	0	1
11 Rajai Davis, R (1, 8) OBP: 0.286, SLG: 0.368		1 SAFE C FF 92 F FF 92 F FC 88 C FF 92 0-3 ② K	X CU 80 0-0 1-H 2-H 2B		B CU 78 B FF 90 F FF 89 C FF 91 S FC 87 2-3 ② K			B FF 86 X SI 85 1-0 ③ F8		4	0	1	2	0	2	3
28 Jayson Nix, R (1, 5) (9, 4) OBP: 0.270, SLG: 0.364		1 SAFE X FF 92 0-0 ③ F8	F FC 86 B FF 92 D FF 89 X FC 86 2-1 ③ F8		C CU 79 X FC 87 0-1 ③ P6				B FF 92 X FF 91 1-0 ① P5	4	0	0	0	0	0	2
18 Mike McCoy, R (1, 4) (9, 1) OBP: 0.329, SLG: 0.318			C FF 90 B CU 80 B FC 85 C FF 91 S FC 89 2-3 ① K		B FF 88 B FF 87 X FF 88 2-0 2B		B SI 89 X FF 87 1-0 ① P3		C FF 91 X SL 87 0-1 ② G4-3	4	0	1	0	0	1	0
Inning Stats	R: 0 H: 0 E: 0 LOB: 1 K: 2 BB: 1 S: 13 P: 24	R: 0 H: 1 E: 0 LOB: 1 K: 1 BB: 0 S: 11 P: 14	R: 0 H: 0 E: 0 LOB: 0 K: 2 BB: 0 S: 10 P: 16	R: 2 H: 2 E: 0 LOB: 1 K: 0 BB: 1 S: 11 P: 24	R: 0 H: 1 E: 0 LOB: 1 K: 2 BB: 0 S: 13 P: 19	R: 2 H: 2 E: 0 LOB: 0 K: 1 BB: 0 S: 12 P: 15	R: 0 H: 0 E: 0 LOB: 0 K: 0 BB: 0 S: 7 P: 13	R: 0 H: 0 E: 0 LOB: 2 K: 1 BB: 2 S: 11 P: 23	R: 0 H: 0 E: 0 LOB: 1 K: 0 BB: 1 S: 6 P: 13	1B: 2 2B: 3 3B: 0 HR: 1	SF: 0 SAC: 0 DP: 0 HBP: 0			WP: 0 PB: 0 SB: 0 CS: 0		PA: 38	

PITCHER		IP	WLS	BF	H	R	ER	SO	BB	IBB	HBP	BLK	WP	HR	S	P	ERA	WHIP
41 John Lackey, R ERA: 7.41	(1, 1)	6.0	W	26	6	4	4	8	2	0	0	0	0	1	70	112	6.00	1.333
35 Dan Wheeler, R ERA: 7.0	(7, 1)	1.0		3	0	0	0	0	0	0	0	0	0	0	7	13	0.00	0.000
68 Tommy Hottovy, L ERA:	(8, 1)	1.0		5	0	0	0	1	2	0	0	0	0	0	11	23	0.00	2.000
64 Michael Bowden, R ERA:	(9, 1)	1.0		4	0	0	0	0	1	0	0	0	0	0	6	13	0.00	1.000

PITCHER	IP	WLS	BF	H	R	ER	SO	BB	IBB	HBP	BLK	WP	HR	S	P	ERA	WHIP

BOTTOM

Boston Red Sox @ Toronto Blue Jays

Rogers Centre, Toronto, ON

Sat Jun 11 2011, 1:10 PM - 4:44 PM EDT

Att. 39,437 - Overcast - 64 F

livebaseballscorecards.com

AB	33
R	4
H	6
RBI	4
BB	5
SO	9
LOB	16

TOP

Boston Red Sox @ Toronto Blue Jays

Rogers Centre, Toronto, ON

Sun Jun 12 2011, 1:09 PM - 4:01 PM EDT

Att. 30,364 - Partly Cloudy - 63 F

livebaseballscorecards.com

Batter	1	2	3	4	5	6	7	8	9	AB	R	H	RBI	BB	SO	LOB
2 Jacoby Ellsbury, L (1, 8) OBP: 0.376, SLG: 0.477	C FF 95 F FF 95 B CU 82 X CH 87 1-2 P5 ①		D SI 92 B FF 92 1 SAFE B SI 91 B FF 91 4-0 28 G4-3 15 WP 20 1B 1-2 BB		C FC 86 B FF 90 X FC 86 0-2 15 HR 1B B SI 92 B SI 91 X SI 92 1-1 G4-3 ③ 1-2!		X CH 82 0-0 P5 ①		B FF 88 B FF 88 F FF 88 F FF 89 B SL 85 F FF 88 X CH 83 3-2 15 G6-3 20 HR 1B	5	3	2	0	1	0	3
15 Dustin Pedroia, R (1, 4) OBP: 0.378, SLG: 0.369	B FF 95 B FC 91 F FF 96 F FF 96 X SL 84 2-2 G5-3 ②		B FF 91 C FF 93 S CH 86 S CH 85 1-3 K ① 1-2 2-3		C FC 86 B FF 90 X FC 86 1-1 1-H HR	B FF 91 B FF 91 B SI 90 C SI 91 B FF 90 4-1 28 WP 20 2B BB	B SI 87 B CH 83 F CH 82 S CH 82 D SL 80 B CH 83 4-2 BB		C FF 88 F CH 84 D CU 73 X CH 83 1-2 G6-3 ① 1-2	4	2	1	2	2	1	3
28 Adrián González, L (1, 3) OBP: 0.392, SLG: 0.584 23 Mike Cameron, R (7, PH) OBP: 0.221, SLG: 0.299 (7, 7)	B CU 81 B CH 89 X FF 96 2-0 HR		D FF 93 B CH 88 X CH 88 2-0 G4-3 ② 2-3 3-H		X FF 92 0-0 20 PB 34 HR 2B	B SI 92 C SL 81 F SL 80 D SL 81 S SL 81 2-3 K ① 1-2	S SI 87 C CH 84 B SL 80 B SI 88 F CH 83 C SI 88 2-3 K ②		B FF 90 F FF 88 C SL 86 F FF 90 F CU 74 B FF 90 X SL 85 2-2 F9 ②	4 2	2 0	2 0	2 0	0 0	1 1	2 3
20 Kevin Youkilis, R (1, 5) OBP: 0.391, SLG: 0.486	B FF 96 F FF 96 B FF 96 B FC 92 F FF 95 F FF 95 B FF 95 4-2 BB		B SI 93 B SI 93 B SI 92 C SI 93 X SI 93 3-1 3-H 1B		B SI 91 D FF 92 B FC 92 B FC 93 4-0 34 WP 34 HR 2-3 BB	B CH 80 C SI 91 X SI 91 1-1 34 2B 2-H 2B	C SL 76 F FF 86 B SI 85 X SL 79 1-2 F7 ③		X FF 90 0-0 2-H HR	4	3	3	4	2	0	2
34 David Ortiz, L (1, 10) OBP: 0.395, SLG: 0.624	C FF 94 B CH 87 1 SAFE B SI 92 F FF 93 S CH 87 2-3 K ③		B FC 89 B CH 86 D CH 88 X FF 93 3-0 G1-3 ③		B SI 92 X SI 92 1-0 1-H 3-H HR	X SL 81 0-0 13 G6-3 39 2B 2-H 2B		B FF 92 B FS 86 C FS 85 X SI 91 2-1 G5-3 ①	C CH 83 B CU 74 S FF 90 F FF 90 B FF 90 X CH 86 2-2 F7 ③	6	2	2	4	0	1	2
13 Carl Crawford, L (1, 7) OBP: 0.279, SLG: 0.393 44 Drew Sutton, S (6, 7) OBP: 0.290, SLG: 0.484 (7, 3)		B SI 94 C FF 93 S CH 87 B FF 94 F CH 88 B FF 94 S SI 90 3-3 K ①	B CH 86 B SI 91 X FF 92 2-0 L5 ①	B SI 92 F SI 93 X SI 92 1-1 39 1B 10 1B 1B	B CH 82 X SI 87 1-0 G6-3 ② 2-3		F FF 93 F FF 93 X CU 76 0-2 2B		4 1	1 0	1 1	0 0	0 0	1 0	1 0
39 Jarrod Saltalamacchia, S (1, 2) OBP: 0.313, SLG: 0.437		F SI 94 F FC 91 B SL 84 B CH 88 B FF 95 S CH 89 3-3 K ②	B FF 92 X FC 88 1-0 1B	C SI 91 F CH 80 X CH 80 0-2 10 1B 1-3 1B	B SI 87 F SI 85 B CH 82 X CH 82 2-1 3-H 2B		B FF 92 B FF 92 S FF 92 B FF 93 S FF 94 B FF 94 4-2 BB		4	0	3	1	1	1	0
7 J.D. Drew, L (1, 9) OBP: 0.330, SLG: 0.337		B FF 90 X SI 94 1-0 F8 ③	C FF 91 F SI 90 B SI 91 D CH 86 S FC 88 2-3 K ②	B SI 91 C SI 91 S SL 81 B SL 80 S SL 81 2-3 K ①	S CH 83 B FF 88 F CH 82 B SL 80 F CH 83 B SI 89 S CH 83 3-3 K ③		C FF 93 C FF 93 B FF 94 B FS 88 C FF 93 2-3 K ②		5	0	0	0	0	4	6
10 Marco Scutaro, R (1, 6) OBP: 0.347, SLG: 0.370			C FF 92 B FF 89 B SI 90 C SI 93 F FF 94 B CU 83 F FF 94 B SI 94 4-2 15 WP 2 BB 28 G4-3 BB	X FF 90 0-0 G5-3 ③	F SI 92 D SL 82 X SI 92 1-1 2 G4-3 1-2 3-H 1B		B SI 87 X SI 86 1-0 2B	C FS 87 C FS 82 D FS 86 S FS 84 1-3 K ③	4	1	2	1	1	1	3

	AB	R	H	RBI	BB	SO	LOB
	43	14	17	14	7	11	25

Inning Stats																																
	R: 1	H: 1		R: 0	H: 0		R: 2	H: 1		R: 0	H: 1		R: 6	H: 7		R: 3	H: 3		R: 0	H: 1		R: 0	H: 1		R: 2	H: 2		1B: 7	SF: 0		WP: 3	PA: 50	
	E: 0	LOB: 1		E: 0	LOB: 0		E: 0	LOB: 1		E: 0	LOB: 1		E: 0	LOB: 1		E: 0	LOB: 2		E: 0	LOB: 2		E: 0	LOB: 0		E: 0	LOB: 0		2B: 6	SAC: 0		PB: 1		
	K: 1	BB: 1		K: 2	BB: 0		K: 1	BB: 2		K: 1	BB: 0		K: 1	BB: 1		K: 2	BB: 1		K: 1	BB: 1		K: 2	BB: 1		K: 0	BB: 0		3B: 0	DP: 1		SB: 0		
	S: 13	P: 24		S: 8	P: 15		S: 11	P: 28		S: 6	P: 11		S: 19	P: 30		S: 14	P: 27		S: 11	P: 19		S: 13	P: 22		S: 17	P: 25		HR: 4	HBP: 0		CS: 0		

PITCHER		IP	WLS	BF	H	R	ER	SO	BB	IBB	HBP	BLK	WP	HR	S	P	ERA	WHIP
4 Kyle Drabek, R ERA: 5.7	(1, 1)	4.0	L	23	7	8	8	5	4	0	0	0	2	3	45	91	18.00	2.750
47 Luis Perez, L ERA: 3.92	(5, 1)	1.1		9	5	4	4	2	1	0	0	0	1	0	19	31	27.00	4.500
57 Shawn Camp, R ERA: 4.45	(6, 1)	1.2		8	2	0	0	2	1	0	0	0	0	0	18	32	0.00	1.800
50 Frank Francisco, R ERA: 5.5	(8, 1)	1.0		5	1	0	0	2	1	0	0	0	0	0	13	22	0.00	2.000
60 Jon Rauch, R ERA: 4.15	(9, 1)	1.0		5	2	2	2	0	0	0	0	0	0	1	17	25	18.00	2.000

PITCHER		IP	WLS	BF	H	R	ER	SO	BB	IBB	HBP	BLK	WP	HR	S	P	ERA	WHIP

BOTTOM

Boston Red Sox @ Toronto Blue Jays

Rogers Centre, Toronto, ON

Sun Jun 12 2011, 1:09 PM - 4:01 PM EDT

Att. 30,364 - Partly Cloudy - 63 F

livebaseballscorecards.com

Batter	1	2	3	4	5	6	7	8	9	AB	R	H	RBI	BB	SO	LOB
5 Yunel Escobar, R (1, 6) OBP: 0.360, SLG: 0.424	B FC 91 X FF 91 1-0 ① G4-3			B CU 73 F FF 92 B FF 92 S FC 89 C FF 94 2-3 ① K		C FF 92 C CU 74 B FF 93 B FC 87 F FF 93 B CU 75 F FF 92 S FF 91 3-3 ② K			C FF 91 C FF 92 B SL 85 X FF 92 1-2 ① F9	4	0	0	0	0	2	0
16 Corey Patterson, L (1, 7) OBP: 0.311, SLG: 0.429	C FF 93 B SI 90 X FF 93 1-1 ② P6			X SI 89 0-0 ② F8		F FF 93 S FC 88 B CU 76 S FC 88 1-3 ③ K			C FF 90 X FF 89 0-1 ② G3	4	0	0	0	0	1	0
19 José Bautista, R (1, 9) OBP: 0.489, SLG: 0.701 18 Mike McCoy, R (8, 9) OBP: 0.325, SLG: 0.313	C FF 93 X CU 75 0-1 ③ G3			C FF 90 B FF 94 B CH 83 F FF 90 X FF 94 2-2 HR			B FC 92 C CH 82 B SI 92 C FC 89 X FC 89 2-2 ① F8		C FF 92 B SL 83 X FF 91 1-1 ③ P4	3 1	1 0	1 0	1 0	0 0	0 0	0 0
26 Adam Lind, L (1, 3) OBP: 0.364, SLG: 0.572 20 Juan Rivera, R (7, PH) OBP: 0.309, SLG: 0.344 (8, 3)		C CU 71 S CH 88 X FF 92 0-2 ① G4-3		B FF 95 B CU 76 B CU 74 C FF 94 X FF 93 3-1 ③ F8			X FF 93 0-0 ② G4-3			2 1	0 0	0 0	0 0	0 0	0 0	0 0
9 J.P. Arencibia, R (1, 2) OBP: 0.295, SLG: 0.478		T FF 93 F FC 89 B FF 94 C FC 88 1-3 ② K			C FF 91 B CH 83 F FC 88 F FC 87 S FF 93 1-3 ① K		B FF 93 X CH 83 1-0 ③ G6-3			3	0	0	0	0	2	0
10 Edwin Encarnación, R (1, 10) OBP: 0.309, SLG: 0.394		X FF 93 0-0 ③ P5			B FF 92 C FF 91 X SI 92 1-1 1B			C FF 91 F SI 91 B FF 91 B CH 81 B CH 80 B FF 92 4-2 2 G5-3 BB		2	0	1	0	1	0	0
2 Aaron Hill, R (1, 4) OBP: 0.283, SLG: 0.312			C FF 90 X SI 90 0-1 ① G6-3		F SI 92 C FC 88 F FF 93 F CU 76 D FC 88 X CH 84 1-2 ② F9			X CH 80 0-0 ① G5-3 1-2		3	0	0	0	0	0	2
11 Rajai Davis, R (1, 8) OBP: 0.282, SLG: 0.362			B FF 93 B FF 92 F FF 91 C FF 92 F FC 87 X FC 88 2-2 ② G4-3		C FF 93 F FF 92 B FC 89 S FF 94 1-3 ③ K			F FF 93 S CH 81 F FF 91 B FF 92 F FC 88 B FF 94 F CH 81 S FF 93 2-3 ② K		3	0	0	0	0	2	2
28 Jayson Nix, R (1, 5) OBP: 0.264, SLG: 0.354			B FF 94 F FF 93 S CH 84 B FC 87 S FC 88 2-3 ③ K			B FF 91 B FF 92 X FF 90 2-0 ① F8		B CH 81 X FF 94 1-0 ③ P3		3	0	0	0	0	1	1

Inning Stats																																			
	R: 0 E: 0 K: 0 S: 5	H: 0 LOB: 0 BB: 0 P: 7		R: 0 E: 0 K: 1 S: 7	H: 0 LOB: 0 BB: 0 P: 8		R: 0 E: 0 K: 1 S: 9	H: 0 LOB: 0 BB: 0 P: 13		R: 1 E: 0 K: 1 S: 9	H: 1 LOB: 0 BB: 0 P: 16		R: 0 E: 0 K: 2 S: 14	H: 1 LOB: 1 BB: 0 P: 18		R: 0 E: 0 K: 2 S: 9	H: 0 LOB: 0 BB: 0 P: 15		R: 0 E: 0 K: 0 S: 5	H: 0 LOB: 0 BB: 0 P: 8		R: 0 E: 0 K: 1 S: 10	H: 0 LOB: 1 BB: 1 P: 17		R: 0 E: 0 K: 0 S: 7	H: 0 LOB: 0 BB: 0 P: 9		1B: 1 2B: 0 3B: 0 HR: 1	SF: 0 SAC: 0 DP: 0 HBP: 0		WP: 0 PB: 0 SB: 0 CS: 0	PA: 30

PITCHER	IP	WLS	BF	H	R	ER	SO	BB	IBB	HBP	BLK	WP	HR	S	P	ERA	WHIP
31 Jon Lester, L (1, 1) ERA: 3.73	8.0	W	27	2	1	1	8	1	0	0	0	0	1	68	102	1.12	0.375
64 Michael Bowden, R (9, 1) ERA:	1.0		3	0	0	0	0	0	0	0	0	0	0	7	9	0.00	0.000

PITCHER	IP	WLS	BF	H	R	ER	SO	BB	IBB	HBP	BLK	WP	HR	S	P	ERA	WHIP

AB	29
R	1
H	2
RBI	1
BB	1
SO	8
LOB	5

Boston Red Sox @ Tampa Bay Rays

Tropicana Field, St. Petersburg, FL

Tue Jun 14 2011, 7:12 PM - 9:36 PM EDT

Att. 20,972 - Dome - 72 F

TOP

livebaseballscorecards.com

Batter	1	2	3	4	5	6	7	8	9	AB	R	H	RBI	BB	SO	LOB
2 Jacoby Ellsbury, L (1, 8) OBP: 0.378, SLG: 0.476	B SI 91 B FF 91 B FF 90 C FF 90 B FF 90 4-1 28 1B BB		X FF 91 0-0 28 1B 1B		C CH 84 X CH 84 0-1 ② ③ G1-6-3 1-2f			B CH 84 B FC 87 C FF 90 B CH 83 X FF 89 3-1 ② F9		3	0	1	0	1	0	2
15 Dustin Pedroia, R (1, 4) OBP: 0.373, SLG: 0.363	C FF 92 X FC 89 0-1 ① B1		C CH 84 X CH 84 0-1 ① F9			C KC 76 X KC 77 0-1 ① F7		B FC 86 C FF 90 F CH 83 B KC 78 S CH 84 2-3 ③ K		4	0	0	0	0	1	3
28 Adrián González, L (1, 3) OBP: 0.397, SLG: 0.587	1 SAFE C FF 94 B KC 78 X FC 90 1-1 34 BB 1-3 1B		S KC 79 C FF 92 B FF 91 D CH 84 X FF 92 2-2 20 G6-4-3 1-2 1B			C SI 90 X FC 86 0-1 20 G5-4-3 1B			B KC 76 X FF 89 1-0 ① P3	4	0	3	0	0	0	0
20 Kevin Youkilis, R (1, 5) OBP: 0.385, SLG: 0.477	C FF 92 1 SAFE B CH 85 F CH 85 B FC 90 F FC 91 S CH 85 2-3 ② K		B KC 79 C CH 84 S CH 84 B CH 84 F FC 90 D CH 84 X FF 93 3-2 ② ③ G6-4-3 1-2f			B CH 83 X FF 90 1-0 ② ③ G5-4-3 1-2f			C FF 90 B CH 84 B FF 88 X FF 89 2-1 ② G5-3	4	0	0	0	0	1	5
34 David Ortiz, L (1, 10) OBP: 0.393, SLG: 0.617	B KC 79 B FC 89 B CH 85 B FF 92 4-0 1-2 BB			B FC 87 C FF 90 S KC 78 B KC 78 X FC 87 2-2 ① L4			X KC 76 0-0 ① G3		C FC 88 C CH 83 X CH 82 0-2 ③ F7	3	0	0	0	1	0	0
13 Carl Crawford, L (1, 7) OBP: 0.276, SLG: 0.388	C FC 89 B FF 93 X CH 84 1-1 ③ G3-1			F FF 91 X FC 87 0-1 ② P3			C FF 90 B CH 82 F CH 83 F SI 89 F CH 82 F SI 90 B KC 79 F CH 83 F FF 91 2-3 ② F KC 79 F CH 84 S FC 86 K			3	0	0	0	0	1	3
39 Jarrod Saltalamacchia, S (1, 2) OBP: 0.307, SLG: 0.428		C FF 90 S CH 83 S CH 83 0-3 ① K		B KC 75 C KC 77 S CH 83 B CH 84 X CH 84 2-2 ③ P5			S KC 77 S KC 78 S CH 84 0-3 ③ K			3	0	0	0	0	2	0
7 J.D. Drew, L (1, 9) OBP: 0.330, SLG: 0.337		C FF 90 X KC 79 0-1 ② G6-3			B FF 90 B FF 89 X FF 89 2-0 2 G1-6-3 1B			F FF 89 X CH 84 0-1 ① L4		3	0	1	0	0	0	0
10 Marco Scutaro, R (1, 6) OBP: 0.346, SLG: 0.362		C FF 91 X FF 91 0-1 ③ G4-3			X FC 86 0-0 ① F8			B FF 90 B FF 89 B FF 90 B FF 89 4-0 BB		2	0	0	0	1	0	1
Inning Stats	R: 0 E: 0 K: 1 S: 11 H: 1 LOB: 3 BB: 2 P: 23	R: 0 E: 0 K: 1 S: 7 H: 0 LOB: 0 BB: 0 P: 7	R: 0 E: 0 K: 0 S: 10 H: 2 LOB: 1 BB: 0 P: 15	R: 0 E: 0 K: 0 S: 8 H: 0 LOB: 0 BB: 0 P: 12	R: 0 E: 0 K: 0 S: 4 H: 1 LOB: 0 BB: 0 P: 6	R: 0 E: 0 K: 0 S: 5 H: 1 LOB: 0 BB: 0 P: 6	R: 0 E: 0 K: 2 S: 14 H: 0 LOB: 0 BB: 0 P: 16	R: 0 E: 0 K: 1 S: 7 H: 0 LOB: 1 BB: 1 P: 16	R: 0 E: 0 K: 0 S: 6 H: 0 LOB: 0 BB: 0 P: 9	1B: 5 2B: 0 3B: 0 HR: 0	SF: 0 SAC: 0 DP: 3 HBP: 0					PA: 32 WP: 0 PB: 0 SB: 0 CS: 0	

PITCHER	IP	WLS	BF	H	R	ER	SO	BB	IBB	HBP	BLK	WP	HR	S	P	ERA	WHIP
33 James Shields, R (1, 1) ERA: 2.6	9.0	W	32	5	0	0	5	3	0	0	0	0	0	72	110	0.00	0.889

PITCHER	IP	WLS	BF	H	R	ER	SO	BB	IBB	HBP	BLK	WP	HR	S	P	ERA	WHIP

AB	29
R	0
H	5
RBI	0
BB	3
SO	5
LOB	14

Boston Red Sox @ Tampa Bay Rays

Tropicana Field, St. Petersburg, FL

Tue Jun 14 2011, 7:12 PM - 9:36 PM EDT

Att. 20,972 - Dome - 72 F

BOTTOM

Batter	1	2	3	4	5	6	7	8	9	AB	R	H	RBI	BB	SO	LOB
22 Johnny Damon, L (1, 10) OBP: 0.326, SLG: 0.438	B KN 65 B KN 65 C FF 72 F FF 71 X KN 65 2-2 ① F7		1 SAFE P PO 71 X KN 66 1-0 1-3 2B		1 SAFE B KN 66 X FF 73 1-0 ② FC3-6 1-2f		S KN 66 F KN 65 F KN 63 B KN 67 X KN 67 1-2 ② P3 1-2			4	0	1	0	0	0	2
18 Ben Zobrist, S (1, 4) OBP: 0.342, SLG: 0.484	C KN 66 C KN 66 F KN 67 X KN 66 0-2 ② G3-1		B KN 66 C KN 67 F KN 66 B KN 62 X KN 66 2-2 ③ G5-3		C KN 66 F KN 62 F KN 67 X KN 66 0-2 ③ L4		B KN 66 F KN 66 F KN 66 S KN 67 1-3 ③ K			4	0	0	0	0	1	4
20 Matt Joyce, L (1, 9) OBP: 0.390, SLG: 0.571	C KN 67 B KN 66 T KN 66 F KN 67 X KN 67 1-2 ③ G1-3			B KN 65 B KN 64 B FF 72 C FF 72 X FF 69 3-1 ① F8		X KN 66 0-0 ① F9		B FF 87 C FF 87 X SL 76 1-1 11 1B 2B		4	1	1	0	0	0	0
3 Evan Longoria, R (1, 5) OBP: 0.365, SLG: 0.439		C KN 66 X KN 66 0-1 ① F7		B KN 66 F KN 66 B KN 62 B KN 67 B KN 66 4-1 BB		C KN 65 B FF 73 F KN 66 B CU 61 B CU 59 B KN 67 4-2 2 FC6-4 11 PB 28 PB BB		B SL 73 B SL 76 B FF 86 C SI 86 C SL 75 F CU 75 H SL 76 4-2 11 1B 28 1B HBP		1	2	0	0	2	0	0
11 Casey Kotchman, L (1, 3) OBP: 0.400, SLG: 0.449		C KN 65 B KN 61 X KN 66 1-1 2 G6-4-3 1B		B KN 66 C KN 65 F KN 66 X KN 66 1-2 ② P3		B KN 66 C KN 65 B KN 65 B KN 66 B KN 66 4-1 2 FC6-4 1-2 BB		B SL 74 B SL 74 C FF 85 X FF 86 2-1 28 1B 1-3 2-H 1B		3	0	2	1	1	0	1
2 B.J. Upton, R (1, 8) OBP: 0.302, SLG: 0.370		B KN 66 X KN 66 1-0 ②③ G6-4-3 1-2f		B KN 65 X KN 66 1-0 ③ P3		C KN 66 C KN 66 X KN 65 0-2 ② FC6-4 28 PB 1-2f 2-3		F FF 93 S FF 93 B FF 93 X FF 92 1-2 ① F8		4	0	0	0	0	0	6
28 John Jaso, L (1, 2) OBP: 0.311, SLG: 0.353			B KN 65 C KN 64 B KN 65 X CU 65 2-1 ① G6-3		C KN 65 B KN 66 F KN 65 B CU 66 X KN 64 2-2 ① F8	1 SAFE B KN 65 1 SAFE 1 SAFE B KN 65 B KN 68 X KN 67 3-0 ③ G6-3 1-2 3-H		1 SAFE B FC 91 X FC 91 1-0 16 1-2 3-H 1B		4	0	1	1	0	0	1
16 Justin Ruggiano, R (1, 7) OBP: 0.404, SLG: 0.628			C KN 64 F KN 66 B KN 60 B KN 66 B KN 64 F KN 66 X FF 74 3-2 22 2B 1B		X KN 66 0-0 HR		S KN 66 C KN 65 B CU 59 B KN 67 F KN 66 F KN 66 F CU 60 S FF 74 2-3 ① K	X FF 91 0-0 ②③ F8-6-4-3 1-2		4	1	2	1	0	1	2
15 Reid Brignac, L (1, 6) OBP: 0.211, SLG: 0.200			X KN 66 0-0 ② P5		B KN 66 B KN 67 F FF 72 B KN 65 F FF 74 F KN 66 F KN 68 B KN 67 4-2 22 FC3-6 BB		F KN 66 C KN 60 B KN 67 B KN 66 B KN 66 F KN 69 B FF 74 4-2 22 WP BB			1	0	0	0	2	0	1
Inning Stats	R: 0 E: 0 K: 0 S: 11 H: 0 LOB: 0 BB: 0 P: 14	R: 0 E: 0 K: 0 S: 5 H: 1 LOB: 0 BB: 0 P: 7	R: 0 E: 0 K: 0 S: 12 H: 2 LOB: 2 BB: 0 P: 19	R: 0 E: 0 K: 0 S: 7 H: 0 LOB: 1 BB: 1 P: 16	R: 1 E: 0 K: 0 S: 13 H: 1 LOB: 1 BB: 1 P: 20	R: 1 E: 0 K: 0 S: 8 H: 0 LOB: 1 BB: 2 P: 19	R: 0 E: 0 K: 2 S: 16 H: 0 LOB: 1 BB: 1 P: 24	R: 2 E: 0 K: 0 S: 12 H: 3 LOB: 1 BB: 0 P: 21		1B: 4 2B: 3 3B: 0 HR: 1	SF: 0 SAC: 0 DP: 2 HBP: 1		WP: 1 PB: 2 SB: 0 CS: 0	PA: 35		

livebaseballscorecards.com

AB	29	
R	4	
H	7	
RBI	3	
BB	5	
SO	2	
LOB	17	

PITCHER		IP	WLS	BF	H	R	ER	SO	BB	IBB	HBP	BLK	WP	HR	S	P	ERA	WHIP
49 Tim Wakefield, R ERA: 4.39	(1, 1)	7.0	L	29	4	2	1	2	5	0	0	0	1	1	72	119	1.29	1.286
68 Tommy Hottovy, L ERA: 7.71	(8, 1)	0.0		3	2	2	2	0	0	0	1	0	0	0	7	14	∞	∞
91 Alfredo Aceves, R ERA: 3.21	(8, 1)	1.0		3	1	0	0	0	0	0	0	0	0	0	5	7	0.00	1.000

PITCHER	IP	WLS	BF	H	R	ER	SO	BB	IBB	HBP	BLK	WP	HR	S	P	ERA	WHIP

Batter	1	2	3	4	5	6	7	8	9	AB	R	H	RBI	BB	SO	LOB
2 Jacoby Ellsbury, L (1, 8) OBP: 0.376, SLG: 0.470	C FF 90 B FF 92 X FF 91 1-1 ① P5			B CH 78 B FF 90 B FF 90 B FF 90 4-0 15 G5-4-3 BB			B FC 89 F FF 90 B FF 91 F FF 90 F FF 91 B FF 92 F CH 82 F CH 82 X FF 90 3-2 ① L9	B FF 92 B FF 91 C FF 91 F SI 91 X SI 92 2-2 ② FC3-6 15 CS 1-2f		3	0	0	0	1	0	1
15 Dustin Pedroia, R (1, 4) OBP: 0.375, SLG: 0.373	C FF 91 B FF 92 B FF 92 F FF 92 X CH 81 2-2 28 G5-6-3 1B			C FF 90 D CH 82 1 SAFE 1 SAFE X CH 80 1-1 ①② G5-4-3 1-2f			B CU 72 X FF 91 1-0 20 HR 3B	B SI 92 C SI 93 B SI 93 2-1 ③ CS 1-2 X SI 93 0-0 ① F8		4	1	2	0	0	0	1
28 Adrián González, L (1, 3) OBP: 0.395, SLG: 0.580	F FF 92 C FF 90 F FF 91 B FF 91 F CH 82 B FF 93 X FF 91 2-2 ②③ G5-6-3 1-2f			B FF 91 B CH 80 F CH 81 X FF 90 2-1 ③ L9			I IN 71 I IN 72 I IN 74 I IN 72 4-0 20 HR IBB		F SI 93 X SI 94 0-1 ② F8	3	1	0	0	1	0	1
20 Kevin Youkilis, R (1, 5) OBP: 0.383, SLG: 0.486		C FF 91 B FF 91 B CH 81 X FF 92 2-1 ① G4-3			C CH 80 S CH 80 S CH 81 0-3 ① K		C FF 91 X FF 92 0-1 1-H 3-H HR		S SI 95 X SI 94 0-1 ③ L6	4	1	1	3	0	1	0
34 David Ortiz, L (1, 10) OBP: 0.388, SLG: 0.609		C FF 91 B FF 92 B CH 82 B FF 91 X FF 91 3-1 ② F9			B FF 90 B FF 90 B CH 81 X FF 91 3-0 ② P1		C CH 81 C CH 81 B CH 84 X CH 81 1-2 ② G6-3			3	0	0	0	0	0	0
13 Carl Crawford, L (1, 7) OBP: 0.277, SLG: 0.388		B CH 82 S FF 91 S CH 82 F FF 92 X CU 74 1-2 ③ P6			F FF 90 X FF 92 0-1 ③ G4-3		X CH 80 0-0 1B			3	0	1	0	0	0	0
12 Jed Lowrie, S (1, 6) OBP: 0.321, SLG: 0.405			C FF 90 X FF 91 0-1 ① P5			B CH 80 B FF 90 X FF 90 2-0 ① F8	F FF 91 B FF 91 1 SAFE B CH 80 F CH 80 1 SAFE F FF 91 F CH 81 X CH 80 2-2 ③ F8			3	0	0	0	0	0	1
7 J.D. Drew, L (1, 9) OBP: 0.325, SLG: 0.331			X FF 90 0-0 ② G4-3			S CH 79 X FF 91 0-1 ② P5		B SL 81 C SI 92 B SI 91 X FF 91 2-1 ① F7		3	0	0	0	0	0	0
33 Jason Varitek, S (1, 2) OBP: 0.327, SLG: 0.365			C FF 90 B FF 91 B CH 81 B FF 91 X FF 92 3-1 ③ G3-1			C FF 90 C FF 91 S FF 92 0-3 ③ K		B FF 93 C CH 83 F SI 92 B SL 83 B SI 92 B CH 83 4-2 2 FC3-6 BB		2	0	0	0	1	1	0
Inning Stats	R: 0 E: 0 K: 0 S: 10 H: 1 LOB: 0 BB: 0 P: 15	R: 0 E: 0 K: 0 S: 8 H: 0 LOB: 0 BB: 0 P: 14	R: 0 E: 0 K: 0 S: 5 H: 0 LOB: 0 BB: 0 P: 8	R: 0 E: 0 K: 0 S: 4 H: 0 LOB: 0 BB: 1 P: 11	R: 0 E: 0 K: 1 S: 6 H: 0 LOB: 0 BB: 0 P: 9	R: 0 E: 0 K: 1 S: 6 H: 0 LOB: 0 BB: 0 P: 8	R: 3 E: 0 K: 0 S: 18 H: 3 LOB: 1 BB: 1 P: 29	R: 0 E: 0 K: 0 S: 8 H: 0 LOB: 0 BB: 1 P: 18	R: 0 E: 0 K: 0 S: 5 H: 0 LOB: 0 BB: 0 P: 5	1B: 2 2B: 0 3B: 1 HR: 1	SF: 0 SAC: 0 DP: 2 HBP: 0						

PITCHER		IP	WLS	BF	H	R	ER	SO	BB	IBB	HBP	BLK	WP	HR	S	P	ERA	WHIP
58 Jeremy Hellickson, R ERA: 3.09	(1, 1)	7.0	L	25	4	3	3	2	1	1	0	0	0	1	57	94	3.86	0.714
27 Cesár Ramos, L ERA: 3.32	(8, 1)	0.2		3	0	0	0	0	1	0	0	0	0	0	7	15	0.00	1.500
36 Adam Russell, R ERA: 2.13	(8, 1)	1.1		3	0	0	0	0	0	0	0	0	0	0	6	8	0.00	0.000

PITCHER	IP	WLS	BF	H	R	ER	SO	BB	IBB	HBP	BLK	WP	HR	S	P	ERA	WHIP

TOP

Boston Red Sox @ Tampa Bay Rays

Tropicana Field, St. Petersburg, FL

Wed Jun 15 2011, 7:11 PM - 9:31 PM EDT

Att. 19,388 - Dome - 72 F

livebaseballscorecards.com

AB	28
R	3
H	4
RBI	3
BB	3
SO	2
LOB	4



BOTTOM

Batter	1	2	3	4	5	6	7	8	9	AB	R	H	RBI	BB	SO	LOB
22 Johnny Damon, L (1, 10) OBP: 0.321, SLG: 0.431	C FF 92 B CU 74 X FC 89 1-1 ① G3		1 SAFE C CH 89 B CH 89 B FF 93 1 SAFE S CH 90 B FF 93 C FF 93 3-3 ③ K 1-2			B FC 91 B FF 94 X SI 93 2-0 ③ F9			B FC 92 B FF 93 C FF 93 F FC 92 X CU 76 2-2 ③ G4-3	4	0	0	0	0	1	1
18 Ben Zobrist, S (1, 4) OBP: 0.338, SLG: 0.478	C FF 92 S CU 76 X FC 93 0-2 ② G4-3			B CH 88 X FF 93 1-0 ① F8			F FF 92 X CU 74 0-1 ① L3			3	0	0	0	0	0	0
20 Matt Joyce, L (1, 9) OBP: 0.385, SLG: 0.563	F FF 94 F FF 93 B CH 89 S FC 91 1-3 ③ K			X FF 93 0-0 ② P3			B FF 92 B FF 92 B FF 92 C FF 92 X FF 92 3-1 ② F8			3	0	0	0	0	1	0
3 Evan Longoria, R (1, 5) OBP: 0.358, SLG: 0.430		B FF 93 S FF 92 S FF 93 X FC 90 1-2 ① F8		B FF 92 X SI 93 1-0 ③ G6-3			F FC 92 C CH 87 B FF 94 F FF 93 C FC 91 1-3 ③ K			3	0	0	0	0	1	0
11 Casey Kotchman, L (1, 3) OBP: 0.393, SLG: 0.441		B FF 93 C FF 94 X FC 90 1-1 ② F7			F CH 88 C FF 93 F FC 90 X FF 94 0-2 ① G6-3			X FC 89 0-0 ① P6		3	0	0	0	0	0	0
2 B.J. Upton, R (1, 8) OBP: 0.299, SLG: 0.365		S FF 94 X FF 94 0-1 ③ L8			B FC 90 S FF 94 F FC 93 B FF 93 B FC 89 T FF 93 3-2 ② K			F FC 92 X FC 90 0-1 ② F9		3	0	0	0	0	1	0
28 John Jaso, L (1, 2) OBP: 0.305, SLG: 0.345			C FF 92 X CH 88 0-1 ① F8		B CU 74 F FF 93 X FC 90 1-1 ③ P5			B FF 92 C FF 92 B CH 88 F CH 87 X SI 92 2-2 ③ F7		3	0	0	0	0	0	0
16 Justin Ruggiano, R (1, 7) OBP: 0.380, SLG: 0.587			B CU 75 F FC 91 S FF 93 C FF 93 1-3 ② K			S FC 90 B FF 93 F CU 74 B CU 77 X SI 93 2-2 ① G6-3			F FF 92 C FF 93 B FC 90 S FC 93 1-3 ① K	3	0	0	0	0	2	0
15 Reid Brignac, L (1, 6) OBP: 0.214, SLG: 0.203			B FF 93 C FF 93 S CH 89 F SI 94 X SI 92 1-2 22 E 1B			S CH 89 X FC 94 0-1 ② F8			B FF 93 F FF 92 S FC 91 X FF 93 1-2 ② G3-1	3	0	1	0	0	0	0
Inning Stats	R: 0 E: 0 K: 1 S: 8 H: 0 LOB: 0 BB: 0 P: 10	R: 0 E: 0 K: 0 S: 7 H: 0 LOB: 0 BB: 0 P: 9	R: 0 E: 1 K: 2 S: 12 H: 1 LOB: 1 BB: 0 P: 17	R: 0 E: 0 K: 0 S: 3 H: 0 LOB: 0 BB: 0 P: 5	R: 0 E: 0 K: 1 S: 9 H: 0 LOB: 0 BB: 0 P: 13	R: 0 E: 0 K: 0 S: 6 H: 0 LOB: 0 BB: 0 P: 10	R: 0 E: 0 K: 1 S: 8 H: 0 LOB: 0 BB: 0 P: 12	R: 0 E: 0 K: 0 S: 6 H: 0 LOB: 0 BB: 0 P: 8	R: 0 E: 0 K: 1 S: 9 H: 0 LOB: 0 BB: 0 P: 13	1B: 1 2B: 0 3B: 0 HR: 0 SF: 0 SAC: 0 DP: 0 HBP: 0						

PITCHER	IP	WLS	BF	H	R	ER	SO	BB	IBB	HBP	BLK	WP	HR	S	P	ERA	WHIP
19 Josh Beckett, R (1, 1) ERA: 1.86	9.0	W	28	1	0	0	6	0	0	0	0	0	0	68	97	0.00	0.111

PITCHER	IP	WLS	BF	H	R	ER	SO	BB	IBB	HBP	BLK	WP	HR	S	P	ERA	WHIP

Boston Red Sox @ Tampa Bay Rays

Tropicana Field, St. Petersburg, FL

Wed Jun 15 2011, 7:11 PM - 9:31 PM EDT

Att. 19,388 - Dome - 72 F

livebaseballscorecards.com

AB	28
R	0
H	1
RBI	0
BB	0
SO	6
LOB	1

WP: 0 PA: 28
PB: 0
SB: 0
CS: 0

Boston Red Sox @ Tampa Bay Rays

Tropicana Field, St. Petersburg, FL

Thu Jun 16 2011, 7:12 PM - 10:24 PM EDT

Att. 23,495 - Dome - 72 F

TOP

livebaseballscorecards.com

Batter	1	2	3	4	5	6	7	8	9	AB	R	H	RBI	BB	SO	LOB
54 Darnell McDonald, R (1, 8) (8, 9) OBP: 0.214, SLG: 0.269	B SI 91 C SI 91 X SI 92 1-1 ① F7	S CH 80 X FC 89 0-1 15 2B 2-H 1B		C CH 89 S CH 78 B CH 79 F SI 91 B SI 92 B CH 80 S CH 80 3-3 ① K		C FC 88 S FF 94 X FC 90 0-2 ① P4			F SI 95 S FC 91 X FF 98 0-2 ① F8	5	1	1	1	0	1	1
15 Dustin Pedroia, R (1, 4) OBP: 0.375, SLG: 0.375	B CH 89 C SI 92 B CH 81 F SI 92 B SI 93 F SI 93 F KC 78 B SI 93 4-2 28 2B 34 BB BB	B SI 93 B CH 81 X SI 94 2-0 20 FC6-4 2-H 2B		B KC 76 B SI 91 C CH 80 X CH 80 2-1 ② G1-3		D FF 94 F FC 88 B SL 81 C FC 89 B FF 95 X FC 88 3-2 ② G5-3 1-2			C FF 97 B SI 90 X FC 91 1-1 ② F9	4	1	1	1	1	0	1
28 Adrián González, L (1, 3) OBP: 0.402, SLG: 0.596	C SI 94 B KC 79 X FF 94 1-1 34 BB 1-3 2B	B SI 95 B KC 80 B KC 80 C SI 94 C SI 94 B SI 95 4-2 20 FC6-4 BB		B SI 93 B SI 94 C CH 80 B CH 89 F SI 93 B SI 94 4-2 BB		C FF 95 F SL 80 S FC 88 0-3 ③ K			B FF 97 F SL 88 B SI 92 B SI 92 X FF 96 3-1 HR	3	1	2	1	2	1	1
20 Kevin Youkilis, R (1, 5) OBP: 0.380, SLG: 0.478	B SI 94 H SI 94 2-0 34 BB HBP	C CH 80 X CH 82 0-1 ② FC6-4 34 BB 1-2f 2-3		C CH 80 B KC 78 X SI 93 1-1 ③ F8			C SL 78 B CH 82 X FC 87 1-1 ① G5-3		C FF 99 B FC 92 X FC 92 1-1 ③ F8	4	0	0	0	0	0	3
34 David Ortiz, L (1, 10) OBP: 0.390, SLG: 0.604	F SI 94 F FF 94 B FF 96 B FC 88 B SI 96 F SI 95 B FC 89 4-2 1-2 2-3 3-H BB	B SI 95 1 SAFE B SI 94 B KC 78 B FF 94 4-0 1-2 BB			B KC 72 C KC 75 B KC 77 F FF 92 C FC 86 2-3 ① K		C KC 79 B SI 87 F SI 87 X SI 87 1-2 ② G4-3			2	0	0	1	2	1	0
12 Jed Lowrie, S (1, 6) OBP: 0.319, SLG: 0.403 10 Marco Scutaro, R (1, 6) OBP: 0.346, SLG: 0.361	B CH 82 F SI 95 C SI 94 S SL 90 1-3 ② K	C SI 93 B CH 81 X SI 93 1-1 ③ P3			C CH 80 B CH 80 B SI 92 F CH 79 X FC 88 2-2 1B		X SI 88 0-0 ③ G5-3			1 3	0 0	0 1	0 0	0 0	1 0	3 3
13 Carl Crawford, L (1, 7) OBP: 0.273, SLG: 0.382	F SI 94 B SI 94 F SI 94 F FF 95 F SI 95 X KC 78 1-2 ③ G4-3		X CH 88 0-0 ① G3-1		1 SAFE C SI 91 S FF 92 F FC 87 X FF 93 0-2 ② P2			X SI 86 0-0 ① G4-3		4	0	0	0	0	0	4
23 Mike Cameron, R (1, 9) OBP: 0.213, SLG: 0.288 2 Jacoby Ellsbury, L (8, PH) (8, 8) OBP: 0.375, SLG: 0.469		F KC 76 C KC 76 B FC 87 B SI 93 B FF 93 F KC 77 S FF 94 3-3 ① K	X CH 78 0-0 ② L7		B CH 79 B CH 80 F SI 93 X SI 93 2-1 ③ F9			B CU 79 F FF 91 B FS 81 B FF 90 F FF 90 X FF 90 3-2 ② F7		3 1	0 0	0 0	0 0	0 0	1 0	1 0
39 Jarrod Saltalamacchia, S (1, 2) OBP: 0.312, SLG: 0.433		C KC 76 C FC 90 X SI 95 0-2 54 1B 2B	C CH 86 T SI 91 S FF 92 0-3 ③ K			B FF 94 B CH 83 B FF 93 B FF 92 4-0 15 G5-3 BB		C FF 90 B CU 77 F CU 78 S FS 81 1-3 ③ K		3	1	1	0	1	2	0
Inning Stats	R: 1 H: 1 E: 0 LOB: 3 K: 1 BB: 2 S: 19 P: 33	R: 2 H: 3 E: 0 LOB: 3 K: 1 BB: 2 S: 16 P: 30	R: 0 H: 0 E: 0 LOB: 1 K: 1 BB: 0 S: 5 P: 5	R: 0 H: 0 E: 0 LOB: 1 K: 1 BB: 1 S: 10 P: 20	R: 0 H: 1 E: 0 LOB: 1 K: 1 BB: 0 S: 12 P: 18	R: 0 H: 0 E: 0 LOB: 1 K: 1 BB: 1 S: 9 P: 16	R: 0 H: 0 E: 0 LOB: 0 K: 0 BB: 0 S: 6 P: 8	R: 0 H: 0 E: 0 LOB: 0 K: 1 BB: 0 S: 7 P: 11	R: 1 H: 1 E: 0 LOB: 0 K: 0 BB: 0 S: 9 P: 14	1B: 2 SF: 0 2B: 3 SAC: 0 3B: 0 DP: 0 HR: 1 HBP: 1						

	AB	33
	R	4
	H	6
	RBI	4
	BB	6
	SO	7
	LOB	17

WP: 0 PB: 0 SB: 0 CS: 0 PA: 40

PITCHER		IP	WLS	BF	H	R	ER	SO	BB	IBB	HBP	BLK	WP	HR	S	P	ERA	WHIP
14 David Price, L ERA: 3.61	(1, 1)	5.0	L	26	5	3	3	5	5	0	1	0	0	0	62	106	5.40	2.000
37 Juan Cruz, R ERA: 3.12	(6, 1)	1.1		5	0	0	0	1	1	0	0	0	0	0	11	19	0.00	0.750
39 J.P. Howell, L ERA: 9.0	(7, 1)	1.0		3	0	0	0	0	0	0	0	0	0	0	5	6	0.00	0.000
62 Joel Peralta, R ERA: 3.51	(8, 1)	0.2		2	0	0	0	1	0	0	0	0	0	0	6	10	0.00	0.000
43 Kyle Farnsworth, R ERA: 1.78	(9, 1)	1.0		4	1	1	1	0	0	0	0	0	0	1	9	14	9.00	1.000

PITCHER	IP	WLS	BF	H	R	ER	SO	BB	IBB	HBP	BLK	WP	HR	S	P	ERA	WHIP

Boston Red Sox @ Tampa Bay Rays

Tropicana Field, St. Petersburg, FL

Thu Jun 16 2011, 7:12 PM - 10:24 PM EDT

Att. 23,495 - Dome - 72 F

BOTTOM

Batter	1	2	3	4	5	6	7	8	9	AB	R	H	RBI	BB	SO	LOB
22 Johnny Damon, L (1, 10) OBP: 0.317, SLG: 0.424	C FF 92 C FC 92 X CU 80 0-2 ① G6-3		C SI 91 B CU 76 B FF 92 B CH 80 X FF 93 3-1 ① F9		C FC 90 1 SAFE D CU 74 F FC 86 C CU 74 1-3 ② K		X FF 98 0-0 ③ G4-3			4	0	0	0	0	1	2
18 Ben Zobrist, S (1, 4) OBP: 0.337, SLG: 0.473	B CU 76 B SI 94 F FF 92 B FC 94 F FF 94 B FC 90 4-2 20 G3-1 BB		B FF 93 F SI 94 F CU 78 B CU 80 B SI 94 F FF 95 X CU 78 3-2 ② G3-1		X FF 87 0-0 ③ G4-3			C FF 97 C SL 83 B SL 83 F FF 98 F FF 98 F CH 92 X CH 92 1-2 ① G3		3	0	0	0	1	0	1
20 Matt Joyce, L (1, 9) OBP: 0.378, SLG: 0.552	C CH 79 1 SAFE B FC 91 B FF 93 1 SAFE S SI 93 X SI 92 2-2 ② G3-1 1-2		B CH 82 T CH 82 F CU 80 B FF 96 F CU 79 F CU 80 B CH 82 F FF 93 S FF 95 3-3 ③ K			B FC 90 B FC 88 B FF 93 C FF 93 X FF 93 3-1 ① F8		X FF 98 0-0 ② G3-1		4	0	0	0	0	1	1
3 Evan Longoria, R (1, 5) OBP: 0.349, SLG: 0.417	X FF 94 0-0 ③ F8			C FF 91 F CH 81 B FC 94 S CH 82 1-3 ① K		B CU 82 F FC 91 F FF 95 B FS 85 B FF 94 X FF 95 3-2 ② L7		B SL 83 C SL 84 B FF 98 B FF 99 C FF 98 X FF 98 3-2 ③ F9		4	0	0	0	0	1	1
11 Casey Kotchman, L (1, 3) OBP: 0.396, SLG: 0.467		C FF 92 F CU 79 X FF 95 0-2 ① G1-3		C FF 93 X FF 92 0-1 ② G3-1		B CU 79 X FC 91 1-0 HR			B FF 94 X FF 94 1-0 2B	4	1	2	1	0	0	0
2 B.J. Upton, R (1, 8) OBP: 0.306, SLG: 0.369		B SI 94 B FF 94 B FF 92 B FF 94 4-0 28 S 5 2B BB		B CH 82 S FF 92 B FF 93 F FC 93 X FF 95 2-2 28 S 1B		F FF 94 C FS 86 B SL 83 B SI 93 F FF 94 X FS 86 2-2 ③ P5			B FF 95 S FF 95 X FS 91 1-1 1B	3	1	2	0	1	0	0
28 John Jaso, L (1, 2) OBP: 0.299, SLG: 0.338 9 Elliot Johnson, S (9, PH) OBP: 0.284, SLG: 0.365		C SI 92 C CU 77 S CU 77 0-3 ② K 1-2		D CU 77 C CH 79 1 SAFE 1 SAFE B FC 90 S FC 90 F FC 90 B CU 76 X FF 93 3-2 ③ G4-3 1-2			X FF 94 0-0 ① F9		X FF 95 0-0 ① B5	3 1	0 0	0 0	0 0	0 0	1 0	2 2
5 Sam Fuld, L (1, 7) OBP: 0.284, SLG: 0.354 16 Justin Ruggiano, R (9, PH) OBP: 0.373, SLG: 0.574		X SI 93 0-0 2-H 2B			C CH 77 X FC 90 0-1 ① P6		C FC 93 C CU 82 F SL 83 F FC 91 B FS 85 F FC 92 B SL 83 X FF 94 2-2 1B		S FF 95 F FF 96 C FF 96 0-3 ② K	3 1	0 0	2 0	1 0	0 1	0 2	0 2
15 Reid Brignac, L (1, 6) OBP: 0.218, SLG: 0.201 1 Sean Rodríguez, R (7, PH) OBP: 0.291, SLG: 0.385 (8, 6)		S CH 81 D CH 82 F FC 92 S CU 79 1-3 ③ K			B CU 76 C CU 74 B SI 92 B FC 90 B SI 92 4-1 BB		1 SAFE 1 SAFE B SI 92 S FS 87 1 SAFE S SI 92 1 SAFE 1 SAFE X SI 92 1-2 ② F9		S FS 90 B FF 95 B FF 96 S FS 90 B FF 95 S FS 92 3-3 ③ K	1 2	0 0	0 0	0 0	1 0	1 1	1 3

Inning Stats																															
	R: 0	H: 0	E: 0	LOB: 1	K: 0	BB: 1	S: 9	P: 15	R: 1	H: 1	E: 0	LOB: 1	K: 2	BB: 1	S: 10	P: 15	R: 0	H: 0	E: 0	LOB: 0	K: 1	BB: 0	S: 12	P: 21	R: 0	H: 1	E: 0	LOB: 1	K: 1	BB: 0	S: 12	P: 18
	R: 0	H: 0	E: 0	LOB: 1	K: 1	BB: 1	S: 7	P: 12	R: 1	H: 1	E: 0	LOB: 0	K: 0	BB: 0	S: 10	P: 19	R: 0	H: 1	E: 0	LOB: 1	K: 0	BB: 0	S: 11	P: 14	R: 0	H: 0	E: 0	LOB: 0	K: 0	BB: 0	S: 10	P: 14
	R: 0	H: 2	E: 0	LOB: 2	K: 2	BB: 0	S: 10	P: 15	1B: 3	SF: 0	2B: 2	SAC: 0	3B: 0	DP: 0	HR: 1	HBP: 0	WP: 0	PA: 36	PB: 0	SB: 2	CS: 0											

PITCHER		IP	WLS	BF	H	R	ER	SO	BB	IBB	HBP	BLK	WP	HR	S	P	ERA	WHIP
11 Clay Buchholz, R ERA: 3.48	(1, 1)	5.0	W	20	2	1	1	5	3	0	0	0	0	0	50	81	1.80	1.000
91 Alfredo Aceves, R	(6, 1)	1.2	H	7	2	1	1	0	0	0	0	0	0	1	20	32	5.40	1.200
51 Daniel Bard, R ERA: 2.67	(7, 1)	1.1	H	4	0	0	0	0	0	0	0	0	0	0	11	15	0.00	0.000
58 Jonathan Papelbon, R ERA: 4.18	(9, 1)	1.0	S	5	2	0	0	2	0	0	0	0	0	0	10	15	0.00	2.000

PITCHER	IP	WLS	BF	H	R	ER	SO	BB	IBB	HBP	BLK	WP	HR	S	P	ERA	WHIP

livebaseballscorecards.com

Milwaukee Brewers @ Boston Red Sox

Fenway Park, Boston, MA

Fri Jun 17 2011, 7:13 PM - 10:18 PM EDT

Att. 37,833 - Partly Cloudy - 72 F

livebaseballscorecards.com

Batter	1	2	3	4	5	6	7	8	9	AB	R	H	RBI	BB	SO	LOB
23 Rickie Weeks Jr., R (1, 4) OBP: 0.358, SLG: 0.502	C FF 92 B FC 88 B FC 88 X FC 88 2-1 G4-3		C FF 90 C FF 90 X CU 81 0-2 8 1B 2 1B 28 1B 1B		B CU 77 F FC 86 S FF 92 C FC 84 1-3 K			X FF 90 0-0 F9		4	1	1	0	0	1	0
2 Nyjer Morgan, L (1, 8) (8, 7) OBP: 0.379, SLG: 0.505	B FF 92 X FF 92 1-0 28 2B 14 1B 1B		B SI 90 1 SAFE B FC 85 F SI 89 L CU 78 X FF 92 2-2 28 1B 8 1B 14 G4-6-3 1-2 1B		C CH 84 F FC 87 X CH 85 0-2 G5-3			C FC 82 C SI 89 B FF 91 F FF 90 F CU 80 F CH 84 F FC 86 F SI 92 X CH 85 1-2 8 F8-3 1B		4	2	3	0	0	0	0
8 Ryan Braun, R (1, 7) OBP: 0.396, SLG: 0.561 27 Carlos Gómez, R (8, 8) OBP: 0.275, SLG: 0.356	1 SAFE C FF 91 C FF 91 1 SAFE F FF 93 T FC 88 0-2 K		B FC 87 B FC 87 F FC 86 F FF 91 F FC 88 B FF 92 X CU 81 3-2 14 G4-6-3 28 1B 1-2 2-3 1B		C SI 92 B CH 84 B SI 93 F FF 92 X FC 84 2-2 G5-3			C SI 92 C CU 80 X CU 80 0-2 F8-3 1-1		4 0	0 0	1 0	0 0	0 0	1 0	2 0
28 Prince Fielder, L (1, 10) OBP: 0.418, SLG: 0.608	C FF 92 B FC 88 F CU 80 1 SAFE B FF 93 X FC 88 2-2 14 1B 1-3 2B		X CU 80 0-0 14 G4-6-3 1-2 2-3 3-H 1B			C CU 78 X SI 91 0-1 G5-3			C SI 94 S SL 88 C SI 95 0-3 K	4	1	2	1	0	1	0
14 Casey McGehee, R (1, 5) OBP: 0.287, SLG: 0.326	C FF 93 B FC 88 B FC 88 C CU 80 X FF 93 2-2 1 FC5-4 2-H 3-H 1B		S SI 92 C CU 81 B CU 82 X FF 92 1-2 G4-6-3 1-2f 2-3 3-H			X FF 91 0-0 F8			C SI 93 B SI 95 C SL 90 B SL 89 C SI 95 2-3 K	4	0	1	2	0	1	2
1 Corey Hart, R (1, 9) OBP: 0.337, SLG: 0.474	B FF 93 C FF 93 1 SAFE S CU 82 D FC 89 X SI 93 2-2 FC5-4 1-2f		C FC 87 B FF 93 F FF 93 S FC 83 1-3 K			C SI 91 B FC 87 F FC 86 F SI 92 B FC 82 F FF 92 B FC 86 S FC 87 3-3 K			S SL 90 B SI 96 B SI 94 X SI 95 2-1 L5	4	0	0	0	0	2	2
25 Mark Kotsay, L (1, 3) OBP: 0.324, SLG: 0.295		C SI 90 X FC 87 0-1 P6		X CH 83 0-0 G4-3			B FF 90 C FF 90 B CH 84 X FC 84 2-1 G4-3			3	0	0	0	0	0	0
20 Jonathan Lucroy, R (1, 2) OBP: 0.313, SLG: 0.410		C SI 91 C SI 92 S FC 82 0-3 K		F FC 86 X CU 80 0-1 G4-3			C FF 90 B CH 83 F FC 90 X FC 86 1-2 G6-3			3	0	0	0	0	1	0
30 Craig Counsell, L (1, 6) OBP: 0.315, SLG: 0.263		C FF 91 B FC 88 B FF 91 X SI 90 2-1 G6-3		B FF 91 X SI 91 1-0 G3			C SI 92 C CU 78 B FC 87 X FC 86 1-2 G4-3			3	0	0	0	0	0	0
Inning Stats	R: 2 E: 0 K: 1 S: 16 H: 3 LOB: 1 BB: 0 P: 25	R: 0 E: 0 K: 1 S: 7 H: 0 LOB: 0 BB: 0 P: 9	R: 2 E: 0 K: 1 S: 17 H: 4 LOB: 1 BB: 0 P: 24	R: 0 E: 0 K: 0 S: 4 H: 0 LOB: 0 BB: 0 P: 5	R: 0 E: 0 K: 1 S: 9 H: 0 LOB: 0 BB: 0 P: 12	R: 0 E: 0 K: 1 S: 8 H: 0 LOB: 0 BB: 0 P: 11	R: 0 E: 0 K: 0 S: 8 H: 0 LOB: 0 BB: 0 P: 12	R: 0 E: 0 K: 0 S: 12 H: 1 LOB: 0 BB: 0 P: 13	R: 0 E: 0 K: 2 S: 8 H: 0 LOB: 0 BB: 0 P: 12	1B: 7 2B: 2 3B: 0 HR: 0 SF: 0 SAC: 0 DP: 2 HBP: 0						

TOP

AB	33
R	4
H	8
RBI	3
BB	0
SO	7
LOB	6

WP: 0 PB: 0 SB: 0 CS: 0 PA: 33

PITCHER	IP	WLS	BF	H	R	ER	SO	BB	IBB	HBP	BLK	WP	HR	S	P	ERA	WHIP
41 John Lackey, R (1, 1) ERA: 7.02	8.0	W	30	8	4	4	5	0	0	0	0	0	0	81	111	4.50	1.000
32 Matt Albers, R (9, 1) ERA: 3.24	1.0		3	0	0	0	2	0	0	0	0	0	0	8	12	0.00	0.000

PITCHER	IP	WLS	BF	H	R	ER	SO	BB	IBB	HBP	BLK	WP	HR	S	P	ERA	WHIP

BOTTOM

Milwaukee Brewers @ Boston Red Sox

Fenway Park, Boston, MA

Fri Jun 17 2011, 7:13 PM - 10:18 PM EDT

Att. 37,833 - Partly Cloudy - 72 F

Batter	1	2	3	4	5	6	7	8	9	AB	R	H	RBI	BB	SO	LOB
2 Jacoby Ellsbury, L (1, 8) OBP: 0.372, SLG: 0.475	B CH 80 C SI 87 F CH 83 X CH 76 1-2 HR	B FF 90 X CH 76 1-0 ② L7		C FF 92 B CU 78 C FF 92 X FF 92 1-2 ② F9		C SI 84 X SL 73 0-1 ① G3 2-3	C SI 89 B SL 75 X SI 89 1-1 ③ FC4-6 1-2f			5	1	1	1	0	0	2
15 Dustin Pedroia, R (1, 4) OBP: 0.375, SLG: 0.373	F SI 88 B SI 86 B SL 79 X FF 88 2-1 ① F8	C FF 88 B FF 92 F FC 86 B CU 79 B FF 87 F FF 92 B FF 92 4-2 28 2B 20 1B BB		B CU 80 X FF 91 1-0 ③ P6		B SC 66 C SI 83 F SC 67 F SC 68 X SI 86 1-2 28 G4-6-3 1B 3-H		B SI 87 F SI 88 B SL 74 S SI 88 S SL 74 2-3 ① K		4	1	1	1	1	1	0
28 Adrián González, L (1, 3) OBP: 0.408, SLG: 0.612	F SI 88 B SI 87 F CH 81 B FC 87 B FC 86 X SI 89 3-2 34 2B 1B	B CH 76 X FF 90 1-0 20 1B 1-3 2B			C FF 90 B CH 78 B FF 92 B CH 79 C CH 79 X CH 80 3-2 HR	C SL 74 X SI 84 0-1 ② ③ G4-6-3 1-2f		B SI 88 B SI 89 F SI 88 F SI 89 B SI 90 B SL 72 4-2 34 WP 44 1B BB		4	3	3	1	1	0	1
20 Kevin Youkilis, R (1, 5) OBP: 0.380, SLG: 0.478 44 Drew Sutton, S (5, 5) OBP: 0.324, SLG: 0.529	B SL 80 1 SAFE C SI 89 F CH 79 S FF 89 1-3 ② K	C CU 78 B FF 92 S CU 78 B CU 81 D CH 76 X FF 93 3-2 2-H 3-H 1B			B FF 92 X FF 90 1-0 ① F9		B SI 81 X SI 82 1-0 34 1B 54 E 2B	B SI 88 B SI 89 C SI 89 X SI 89 2-1 34 WP 1-2 1B		2 3	0 1	1 2	2 0	0 0	1 0	1 0
34 David Ortiz, L (1, 10) OBP: 0.394, SLG: 0.608	B SI 89 B CU 71 C FF 89 D CH 78 S CH 83 F FF 87 F FF 89 F CH 76 X FF 89 3-2 13 1B 1-H 2B	C CH 77 B CU 77 C CH 79 B CH 77 D CH 78 C CH 79 3-3 ③ K			C CU 79 B CH 79 B FF 87 X CH 79 2-1 54 BB 1B		C SL 74 C SC 67 F SC 65 X SC 64 0-2 10 SH1-3 7 1B 54 E 1B 2-3	C SI 88 C SL 74 B SL 76 F SI 89 B SI 90 S SI 88 2-3 ② K 1-2 2-3		5	1	3	1	0	2	3
13 Carl Crawford, L (1, 7) OBP: 0.275, SLG: 0.384 54 Darnell McDonald, R (1, PR) OBP: 0.219, SLG: 0.241 (2, 7)	B CH 81 C SI 84 F SI 87 X CH 80 1-2 10 WP 2-3 1B	B FF 90 F FF 91 B CU 79 X FF 91 2-1 ① L7		C CU 79 F FF 91 B CH 79 B FF 92 B CU 80 B FF 91 4-2 10 G4-6-3 1-2 BB			B SL 73 B SL 73 C SI 88 S SL 76 F SL 74 D SL 74 X SI 89 3-2 E6 10 SH1-3 7 1B 1-2 3-H	S SI 89 B SL 75 B SL 74 X SI 89 2-1 ③ G1-3		1 3	0 1	1 0	0 1	0 1	0 0	0 3
10 Marco Scutaro, R (1, 6) OBP: 0.345, SLG: 0.354	F SI 89 F FC 85 B CH 81 D SL 81 B SI 89 B FC 87 4-2 1-2 BB	C FF 92 X FF 92 0-1 ② L5			D CU 80 B FF 87 X FF 91 2-0 ② ③ G4-6-3 1-2f		X SL 74 0-0 ① SH1-3 1-2 2-3			2	0	0	0	1	0	2
7 J.D. Drew, L (1, 9) OBP: 0.328, SLG: 0.331	F SI 86 B SI 88 S CH 80 F CH 80 B CH 76 B FC 87 X CH 83 3-2 ③ G4-3	B FF 91 B CH 80 C FF 91 X FF 91 2-1 ③ F8				B SI 83 B SI 80 F SI 80 C SI 82 B SC 66 B SC 66 4-2 33 2B BB	B SI 88 B SI 90 C SI 89 B SI 90 C SL 75 X SI 90 3-2 2 FC4-6 2-H 3-H 1B			3	1	1	2	1	0	3
33 Jason Varitek, S (1, 2) OBP: 0.325, SLG: 0.370		S FF 90 S CH 74 B CH 75 X FF 90 1-2 ① G4-3		B FF 91 X CH 80 1-0 ① G4-3		C SL 73 B SC 66 C SI 81 B SC 67 F SI 82 X SL 73 2-2 2 G3 15 1B 2B 1-H	C SI 89 B SL 74 C SL 74 B SI 90 S SI 89 2-3 ② K			4	1	1	1	0	1	1
Inning Stats	R: 2 E: 0 K: 1 S: 26 H: 4 LOB: 3 BB: 1 P: 44	R: 2 E: 0 K: 1 S: 14 H: 2 LOB: 1 BB: 1 P: 27	R: 0 E: 0 K: 0 S: 6 H: 0 LOB: 0 BB: 0 P: 10	R: 0 E: 0 K: 0 S: 5 H: 0 LOB: 0 BB: 0 P: 8	R: 1 E: 0 K: 0 S: 9 H: 2 LOB: 1 BB: 1 P: 21	R: 2 E: 0 K: 0 S: 14 H: 2 LOB: 0 BB: 1 P: 21	R: 3 E: 1 K: 1 S: 18 H: 3 LOB: 1 BB: 0 P: 28	R: 0 E: 0 K: 2 S: 13 H: 1 LOB: 2 BB: 1 P: 25		1B: 8 2B: 4 3B: 0 HR: 2 SF: 0 SAC: 1 DP: 2 HBP: 0				WP: 2 PB: 0 SB: 0 CS: 0 PA: 42		

livebaseballscorecards.com

	AB	36
	R	10
	H	14
	RBI	10
	BB	5
	SO	5
	LOB	16

PITCHER		IP	WLS	BF	H	R	ER	SO	BB	IBB	HBP	BLK	WP	HR	S	P	ERA	WHIP
18 Shaun Marcum, R ERA: 2.85	(1, 1)	1.0		8	4	2	2	1	1	0	0	0	1	1	26	44	18.00	5.000
41 Marco Estrada, R ERA: 4.84	(2, 1)	4.0	L	17	4	3	3	1	2	0	0	0	0	1	34	66	6.75	1.500
46 Daniel Herrera, L ERA: 21.6	(6, 1)	1.0		7	4	4	4	0	1	0	0	0	0	0	19	27	36.00	5.000
48 Tim Dillard, R ERA: 2.84	(7, 1)	2.0		10	2	1	0	3	1	0	0	0	1	0	26	47	0.00	1.500

PITCHER	IP	WLS	BF	H	R	ER	SO	BB	IBB	HBP	BLK	WP	HR	S	P	ERA	WHIP

Batter	1	2	3	4	5	6	7	8	9	AB	R	H	RBI	BB	SO	LOB
23 Rickie Weeks Jr., R (1, 10) OBP: 0.360, SLG: 0.515	B FF 92 F FF 92 X FF 93 1-1 HR		C CU 74 X FC 89 0-1 ① G5-3		B FF 91 X CH 83 1-0 ① G3		X SI 92 0-0 2B			4	1	2	1	0	0	0
1 Corey Hart, R (1, 9) OBP: 0.341, SLG: 0.490	X FF 93 0-0 HR		C FC 91 B CU 78 B FC 90 S CH 84 F FC 90 F CH 84 B FC 90 F CH 82 S FC 90 3-3 ② K		B CH 84 B CH 84 B FF 93 B FF 92 4-0 8 CS BB		X FC 90 0-0 ③ F9			3	1	1	1	1	1	1
8 Ryan Braun, R (1, 7) OBP: 0.397, SLG: 0.562	X CH 83 0-0 14 L5-4 2B		B FF 95 B SI 94 B FF 94 C FF 95 B FC 90 4-1 28 BB 14 1B BB		B FF 90 X SI 92 1-0 ② ③ G6-3 1-2			C FF 91 S FC 89 B FC 88 F FC 86 F CU 75 F FF 92 B FC 89 F FF 93 C CU 75 2-3 ① K		3	1	1	0	1	1	1
28 Prince Fielder, L (1, 3) OBP: 0.419, SLG: 0.605	B FC 89 B FC 90 C FF 93 X FC 90 2-1 ① F7		B CU 76 B SI 89 B CU 77 B FF 95 4-0 14 1B 1-2 BB			B FF 94 B FC 89 C FF 93 X FC 85 2-1 9 FC5-4 1B		C FF 93 C FC 89 B FC 89 C FF 94 1-3 ② K		3	0	1	0	1	1	1
14 Casey McGehee, R (1, 5) OBP: 0.286, SLG: 0.325	C FC 89 D CU 76 X FF 94 1-1 ②③ L5-4 2-2		B SI 93 B CH 84 B FF 94 C FF 94 C FF 95 X FC 90 3-2 1-2 2-H 1B			C FF 92 B CH 82 B FC 88 1 SAFE C FF 93 S FC 89 2-3 ① K		F FC 89 B FC 88 B SI 92 S CH 85 X FC 89 2-2 ③ G6-3		4	0	1	1	0	1	2
3 Yuniesky Betancourt, R (1, 6) OBP: 0.251, SLG: 0.330		F FF 92 X CH 82 0-1 ① F8	T FC 90 X FC 90 0-1 ③ F8			C CH 85 X FF 90 0-1 ② P4			C SI 90 F SL 85 X FF 89 0-2 ① F9	4	0	0	0	0	0	3
9 Josh Wilson, R (1, 4) OBP: 0.286, SLG: 0.593		C FF 92 F FC 89 B FF 92 F CU 75 C FF 94 1-3 ② K		B FF 91 C CH 81 B CH 81 F FC 87 S FF 90 2-3 ① K		F SI 93 X FC 89 0-1 ③ FC5-4 1-2f			S CU 76 C SI 87 B SL 85 X CU 75 1-2 2 G3 2B	4	0	1	0	0	2	1
27 Carlos Gómez, R (1, 8) OBP: 0.270, SLG: 0.350 2 Nyjer Morgan, L (9, PH) OBP: 0.375, SLG: 0.500 (9, 8)		S FC 89 S FC 89 B FF 94 B CU 78 S FC 90 2-3 ③ K		M CH 83 B FC 89 F CH 83 B FF 94 S FC 89 2-3 ② K			B FF 92 C FF 91 X CH 83 1-1 ① F9		C SL 73 X SL 73 0-1 ② G3 2-3	3 1	0 0	0 0	0 0	0 0	2 0	0 1
9 George Kottaras, L (1, 2) OBP: 0.324, SLG: 0.516 20 Jonathan Lucroy, R (9, PH) OBP: 0.311, SLG: 0.408 (9, 2)			C FF 92 S CU 73 B FF 90 B FC 89 X FF 94 2-2 HR	C CU 74 S FC 90 X FC 90 0-2 ③ L7			X FC 89 0-0 ② G6-3		C SL 86 B FF 93 B SL 86 F SL 85 F FF 94 B FF 93 F SL 85 X SL 84 3-2 ③ P3	3 1	1 0	1 0	1 0	0 0	0 0	0 1
Inning Stats	R: 2 E: 0 K: 0 S: 8 H: 3 LOB: 0 BB: 0 P: 12	R: 0 E: 0 K: 2 S: 9 H: 0 LOB: 0 BB: 0 P: 12	R: 2 E: 0 K: 1 S: 17 H: 2 LOB: 2 BB: 2 P: 33	R: 0 E: 0 K: 2 S: 9 H: 0 LOB: 0 BB: 0 P: 13	R: 0 E: 0 K: 0 S: 2 H: 0 LOB: 0 BB: 1 P: 8	R: 0 E: 0 K: 1 S: 9 H: 1 LOB: 1 BB: 0 P: 13	R: 0 E: 0 K: 0 S: 5 H: 1 LOB: 1 BB: 0 P: 6	R: 0 E: 0 K: 2 S: 13 H: 0 LOB: 0 BB: 0 P: 18	R: 0 E: 0 K: 0 S: 13 H: 1 LOB: 1 BB: 0 P: 17	1B: 2 2B: 4 3B: 0 HR: 3 SF: 0 SAC: 0 DP: 1 HBP: 0						

PITCHER		IP	WLS	BF	H	R	ER	SO	BB	IBB	HBP	BLK	WP	HR	S	P	ERA	WHIP
31 Jon Lester, L ERA: 3.7	(1, 1)	8.0	L	32	7	4	3	8	3	0	0	0	0	3	72	115	3.38	1.250
35 Dan Wheeler, R ERA: 6.87	(9, 1)	0.1		2	1	0	0	0	0	0	0	0	0	0	6	7	0.00	3.000
68 Tommy Hottovy, L ERA: 6.75	(9, 1)	0.1		1	0	0	0	0	0	0	0	0	0	0	2	2	0.00	0.000
64 Michael Bowden, R ERA:	(9, 1)	0.1		1	0	0	0	0	0	0	0	0	0	0	5	8	0.00	0.000

PITCHER	IP	WLS	BF	H	R	ER	SO	BB	IBB	HBP	BLK	WP	HR	S	P	ERA	WHIP

TOP

Milwaukee Brewers @ Boston Red Sox

Fenway Park, Boston, MA

Sat Jun 18 2011, 7:13 PM - 10:00 PM EDT

Att. 38,175 - Partly Cloudy - 77 F

livebaseballscorecards.com

AB	33
R	4
H	8
RBI	4
BB	3
SO	8
LOB	11

WP: 0	PB: 0	SB: 0
CS: 1	PA: 36	

Batter	1	2	3	4	5	6	7	8	9	AB	R	H	RBI	BB	SO	LOB
2 Jacoby Ellsbury, L (1, 8) OBP: 0.370, SLG: 0.471	C SI 89 B SI 90 B SI 90 F SL 83 X FF 91 2-2 28 G6-4-3 1B	X FC 85 0-0 ③ G4-3		C SI 89 X SI 90 0-1 ③ F7			B SL 77 B SL 81 C SI 90 X SI 91 2-1 ② G4-3			4	0	1	0	0	0	3
15 Dustin Pedroia, R (1, 4) OBP: 0.374, SLG: 0.371	C SI 89 1 SAFE T SL 85 B SL 86 1 SAFE S FC 86 1-3 ① K		B CU 65 C SI 88 F CU 67 B SI 90 F SI 90 F SL 83 X CU 68 2-2 ① G6-3		B SI 88 C SI 89 X CU 66 1-1 ① G3		C SI 90 B FC 88 B CU 68 C SI 90 X SI 90 2-2 1B			4	0	1	0	0	1	1
28 Adrián González, L (1, 3) OBP: 0.403, SLG: 0.604	F SI 90 B SL 86 B SI 89 1 SAFE X SL 85 2-1 ②③ G6-4-3 1-2f		X CU 67 0-0 ② G5-3		B CH 79 X SI 90 1-0 ② P6		B SL 82 B SL 82 F SL 81 B FC 84 X SL 82 3-1 ③ G4-3			4	0	0	0	0	0	2
20 Kevin Youkilis, R (1, 5) OBP: 0.382, SLG: 0.483		B SI 88 F SI 89 C CU 68 B SI 90 X FC 85 2-2 39 1B 2B	C CH 79 X SI 89 0-1 34 1B 1B		F SI 89 X SI 90 0-1 ③ L8			C SI 89 F SI 90 B SL 81 B SI 91 F SI 90 X SI 92 2-2 E3 34 G3-6-3		4	1	2	0	0	0	0
34 David Ortiz, L (1, 10) OBP: 0.395, SLG: 0.605		B SI 89 S SL 84 F CU 69 B SI 91 F SI 91 D CU 70 B SL 86 4-2 39 1B 23 1B BB	B CU 77 F SL 81 B SI 89 F SI 89 X SI 90 2-2 1-2 1B			F SI 88 F CU 66 B SI 89 X SL 75 0-2 ① G4-1		B SI 91 D SI 88 C SI 90 B SI 90 F FF 89 X SI 91 3-2 ①② G3-6-3 1-2f		3	1	1	0	1	0	1
54 Darnell McDonald, R (1, 7) OBP: 0.200, SLG: 0.219 7 J.D. Drew, L (8, PH) OBP: 0.327, SLG: 0.329 (9, 9)		B SI 88 F SI 89 X CH 80 1-1 ① L5	B SL 86 B SI 89 F SI 90 F SI 90 C FC 88 2-3 ③ K			X CH 79 0-0 ② G5-3		B SI 90 C SI 90 X SI 90 1-1 ③ G1-3		3 1	0 0	0 0	0 0	0 0	1 0	4 0
10 Marco Scutaro, R (1, 6) OBP: 0.351, SLG: 0.369		B SI 89 C SI 88 C SI 89 C SI 89 1-3 ② K		B CH 77 C CH 77 C SI 88 B SI 90 X SI 89 2-2 2B		B CH 79 C SI 90 F SL 86 X SI 90 1-2 1B			C FF 97 B CU 82 B FF 96 F FF 96 X FF 97 2-2 ① G5-3	4	0	2	0	0	1	2
39 Jarrod Saltalamacchia, S (1, 2) OBP: 0.310, SLG: 0.428		X SI 90 0-0 23 1B 1-2 2-H 1B		B CU 68 F CU 68 F CU 69 F FF 90 X SI 90 1-2 ① F9		B SI 88 F SI 88 X CH 79 1-1 ③ L7			C FF 98 T CU 82 S FF 98 0-3 ② K	4	0	1	1	0	1	2
23 Mike Cameron, R (1, 9) OBP: 0.217, SLG: 0.289 (9, 7) 44 Drew Sutton, S (9, PH) OBP: 0.314, SLG: 0.514		B CU 68 B SL 83 X SI 90 2-0 1-3 2-H 1B		C SL 84 F SL 86 B SI 90 D CU 71 X FC 86 2-2 ② G5-3			B SI 89 C SI 89 B CU 68 X SL 83 2-1 ① P5		F FF 98 B CU 82 X FF 98 1-1 ③ G6-3	3 1	0 0	1 0	1 0	0 0	0 0	1 0
Inning Stats	R: 0 E: 0 K: 1 S: 8 H: 1 LOB: 0 BB: 0 P: 13	R: 2 E: 0 K: 1 S: 14 H: 3 LOB: 2 BB: 1 P: 24	R: 0 E: 0 K: 1 S: 14 H: 2 LOB: 2 BB: 0 P: 20	R: 0 E: 0 K: 0 S: 12 H: 1 LOB: 1 BB: 0 P: 17	R: 0 E: 0 K: 0 S: 5 H: 0 LOB: 0 BB: 0 P: 7	R: 0 E: 0 K: 0 S: 10 H: 1 LOB: 1 BB: 0 P: 12	R: 0 E: 0 K: 0 S: 9 H: 1 LOB: 1 BB: 0 P: 18	R: 0 E: 1 K: 0 S: 9 H: 0 LOB: 0 BB: 0 P: 15	R: 0 E: 0 K: 1 S: 8 H: 0 LOB: 0 BB: 0 P: 11	1B: 7 2B: 2 3B: 0 HR: 0 SF: 0 SAC: 0 DP: 2 HBP: 0						WP: 0 PB: 0 SB: 0 CS: 0 PA: 36	

PITCHER		IP	WLS	BF	H	R	ER	SO	BB	IBB	HBP	BLK	WP	HR	S	P	ERA	WHIP
43 Randy Wolf, L ERA: 3.15	(1, 1)	7.0	W	30	9	2	2	3	1	0	0	0	0	0	72	111	2.57	1.429
50 Kameron Loe, R ERA: 5.19	(8, 1)	1.0	H	3	0	0	0	0	0	0	0	0	0	0	9	15	0.00	0.000
59 John Axford, R ERA: 2.78	(9, 1)	1.0	S	3	0	0	0	1	0	0	0	0	0	0	8	11	0.00	0.000

PITCHER	IP	WLS	BF	H	R	ER	SO	BB	IBB	HBP	BLK	WP	HR	S	P	ERA	WHIP

BOTTOM

Milwaukee Brewers @ Boston Red Sox

Fenway Park, Boston, MA

Sat Jun 18 2011, 7:13 PM - 10:00 PM EDT

Att. 38,175 - Partly Cloudy - 77 F

livebaseballscorecards.com

AB	35
R	2
H	9
RBI	2
BB	1
SO	4
LOB	16

Milwaukee Brewers @ Boston Red Sox

Fenway Park, Boston, MA

Sun Jun 19 2011, 1:47 PM - 4:23 PM EDT

Att. 37,903 - Partly Cloudy - 74 F

TOP

livebaseballscorecards.com

Batter	1	2	3	4	5	6	7	8	9	AB	R	H	RBI	BB	SO	LOB
23 Rickie Weeks Jr., R (1, 4) OBP: 0.356, SLG: 0.508	C KN 65 S KN 65 S KN 66 0-3 ① K		S KN 65 B KN 66 B KN 67 X KN 66 2-1 ② G1-3			B KN 66 X KN 64 1-0 ① F8		B KN 65 T KN 64 X KN 65 1-1 ③ F8		4	0	0	0	0	1	0
1 Corey Hart, R (1, 9) OBP: 0.333, SLG: 0.478	C KN 65 S KN 67 C KN 66 0-3 ② K		C KN 67 X KN 66 0-1 ③ P3			S KN 66 B KN 66 F KN 66 X KN 68 1-2 ② F8			F SL 83 S CU 74 S CU 72 0-3 ① K	4	0	0	0	0	2	0
8 Ryan Braun, R (1, 10) OBP: 0.395, SLG: 0.557	F KN 67 C KN 66 F KN 67 F KN 67 B KN 67 X KN 67 1-2 ③ P4			B KN 65 S KN 66 C KN 66 S KN 67 1-3 ① K		X KN 65 0-0 ③ P2			B SL 85 B SI 90 X SI 90 2-0 9 E 1B	4	0	1	0	0	1	0
28 Prince Fielder, L (1, 3) OBP: 0.418, SLG: 0.613 25 Mark Kotsay, L (8, 3) OBP: 0.321, SLG: 0.293		B KN 64 C KN 64 B KN 64 B KN 65 F KN 65 F KN 65 T KN 67 3-2 ① K		C KN 66 X KN 66 0-1 ② G6-3			B KN 65 F KN 64 X KN 66 1-1 HR		T FC 86 F SI 91 F FC 87 B CU 72 X FC 85 1-2 ② F8	3 1	1 0	1 0	1 0	0 0	1 0	0 1
14 Casey McGehee, R (1, 5) OBP: 0.287, SLG: 0.328 9 Josh Wilson, R (8, 5) OBP: 0.276, SLG: 0.571		B KN 66 C KN 66 F KN 66 X KN 67 1-2 2 HR 2B		X KN 66 0-0 ③ G5-3			F KN 66 B KN 66 B KN 67 C KN 65 X KN 66 2-2 ① G5-3		B SL 86 S FF 89 X SL 86 1-1 1-3 E4	3 1	1 0	1 0	0 0	0 0	0 0	0 1
3 Yuniesky Betancourt, R (1, 6) OBP: 0.247, SLG: 0.325		F KN 66 F KN 66 B KN 66 F KN 65 X KN 66 1-2 ② P6			C KN 64 F KN 64 S KN 67 0-3 ① K		C KN 66 X KN 65 0-1 ② G5-3		C SL 86 X FC 86 0-1 ③ F9	4	0	0	0	0	1	3
2 Nyjer Morgan, L (1, 7) OBP: 0.383, SLG: 0.530		F KN 67 F KN 67 X KN 61 0-2 2-H HR			B KN 66 C KN 66 B KN 65 B KN 65 S FF 73 B FF 74 4-2 BB		C KN 66 X KN 67 0-1 ③ P2			2	1	1	2	1	0	0
27 Carlos Gómez, R (1, 8) OBP: 0.266, SLG: 0.344		F KN 66 B KN 66 F KN 67 B KN 68 F KN 67 F KN 68 C FF 74 2-3 ③ K			F KN 66 F KN 65 X KN 66 0-2 ② F9			C KN 64 S KN 65 B KN 64 X KN 64 1-2 ① G6-3		3	0	0	0	0	1	1
20 Jonathan Lucroy, R (1, 2) OBP: 0.306, SLG: 0.401			C KN 65 X KN 65 0-1 ① G1-3		S KN 66 B KN 66 1 SAFE F KN 66 X KN 67 1-2 ③ P3			B KN 64 C KN 63 F KN 64 X KN 67 1-2 ② F7		3	0	0	0	0	0	1
Inning Stats	R: 0 E: 0 K: 2 S: 11 H: 0 LOB: 0 BB: 0 P: 12	R: 2 E: 0 K: 2 S: 19 H: 2 LOB: 0 BB: 0 P: 26	R: 0 E: 0 K: 0 S: 6 H: 0 LOB: 0 BB: 0 P: 8	R: 0 E: 0 K: 1 S: 6 H: 0 LOB: 0 BB: 0 P: 7	R: 0 E: 0 K: 1 S: 11 H: 0 LOB: 1 BB: 1 P: 16	R: 0 E: 0 K: 0 S: 5 H: 0 LOB: 0 BB: 0 P: 7	R: 1 E: 0 K: 0 S: 9 H: 1 LOB: 0 BB: 0 P: 12	R: 0 E: 0 K: 0 S: 8 H: 0 LOB: 0 BB: 0 P: 11	R: 0 E: 1 K: 1 S: 12 H: 1 LOB: 2 BB: 0 P: 16	1B: 1 2B: 1 3B: 0 HR: 2 SF: 0 SAC: 0 DP: 0 HBP: 0						

	AB	32
	R	3
	H	4
	RBI	3
	BB	1
	SO	7
	LOB	7

WP: 0 PB: 0 SB: 0 CS: 0 PA: 33

PITCHER	IP	WLS	BF	H	R	ER	SO	BB	IBB	HBP	BLK	WP	HR	S	P	ERA	WHIP
49 Tim Wakefield, R (1, 1) ERA: 4.26	8.0	W	28	3	3	3	6	1	0	0	0	0	2	75	99	3.38	0.500
35 Dan Wheeler, R (9, 1) ERA: 6.52	1.0		5	1	0	0	1	0	0	0	0	0	0	12	16	0.00	1.000

PITCHER	IP	WLS	BF	H	R	ER	SO	BB	IBB	HBP	BLK	WP	HR	S	P	ERA	WHIP

BOTTOM

Batter	1	2	3	4	5	6	7	8	9	AB	R	H	RBI	BB	SO	LOB
2 Jacoby Ellsbury, L (1, 8) OBP: 0.371, SLG: 0.474			C CU 81 B SI 93 B CU 80 F FF 94 F CU 81 B FF 94 F CU 82 X CU 81 3-2 ③ G4-3		C CU 77 X CH 80 0-1 ① F8 2-3		C SL 81 B SL 80 F CU 70 X SL 86 1-2 ② F9			5	1	2	2	0	0	2
54 Darnell McDonald, R (8, 8) OBP: 0.200, SLG: 0.219	28 WP, 15 1B, 28 E → 1B 1-3 2-H 3-H 2B									0	0	0	0	0	0	0
15 Dustin Pedroia, R (1, 4) OBP: 0.377, SLG: 0.392				B SI 93 B SL 87 C FF 92 B FF 92 X FF 92 3-1 HR	B SI 90 C SI 89 X SI 89 1-1 ② SF8 3-H		B SL 80 F SL 80 F SL 80 X CU 72 1-2 28 1B → 2B			4	2	3	2	0	0	2
44 Drew Sutton, S (7, PR) OBP: 0.314, SLG: 0.514 (8, 4)	28 E, 28 WP, 20 HR → 1B 1-2									0	1	0	0	0	0	0
28 Adrián González, L (1, 3) OBP: 0.403, SLG: 0.607	B SI 94 D FF 94 X SI 94 2-0 E1 20 HR 1-3 2-H	C SI 91 B SL 88 F SL 87 B CU 80 S FF 93 2-3 ① K	B SI 93 C SI 93 X SL 88 1-1 34 FC3-6 → 3B	F CH 81 C SI 89 X SI 90 0-2 ③ P5		X SL 78 0-0 2-H 1B				5	2	2	2	0	1	1
20 Kevin Youkilis, R (1, 5) OBP: 0.382, SLG: 0.491	D SL 91 D SL 89 F FF 95 X CU 81 2-1 1-H 3-H HR	B SI 94 C FF 94 B SL 88 T FF 94 X SI 94 2-2 ② G4-3		B SI 88 B SI 88 F SI 87 F SI 89 B SI 89 B SI 88 4-2 34 FC3-6 → BB		B SI 88 C SI 88 F SL 81 S SI 88 1-3 ① K	C SL 80 X SL 80 0-1 ③ G1-3			4	1	1	3	1	1	2
34 David Ortiz, L (1, 10) OBP: 0.399, SLG: 0.602	X SI 94 0-0 10 G3, 7 1B, 2 2B → 1B	B SI 94 B SL 88 B FF 93 B SI 93 4-0 BB		B SI 87 X SI 89 1-0 ① FC3-6 7 1B 1-2f 3-H		B CH 82 B FF 88 B CH 82 C SI 88 B SI 88 4-1 10 HR → BB		C FF 92 X CU 78 0-1 ① G6-3		3	2	1	1	2	0	1
7 J.D. Drew, L (1, 9) OBP: 0.329, SLG: 0.331	D FF 94 C FF 94 X FF 94 1-1 10 G3, 2 2B → 1B 1-2	C SI 94 B FF 94 B SL 88 C FF 93 B CU 81 C CU 81 3-3 ③ K		B SI 88 B SI 88 C SI 88 S CH 79 X SI 88 2-2 1-2 1B		X SI 88 0-0 ② F9		B FF 91 X FF 93 1-0 ② L8		5	1	2	0	0	1	2
10 Marco Scutaro, R (1, 6) OBP: 0.345, SLG: 0.389	C CU 82 X SL 90 0-1 ① G3 1-2 2-3		F FF 92 F SI 92 B CU 82 B CU 80 F FF 92 F SL 87 F SI 95 C FF 94 2-3 ① K	D SI 88 C SI 88 B CU 76 C SI 88 C CU 76 2-3 ② K		F SI 88 X SI 89 0-1 1-H HR		B FF 93 C FF 94 X FF 94 1-1 ③ G6-3		5	1	1	2	0	2	4
39 Jarrod Saltalamacchia, S (1, 2) OBP: 0.309, SLG: 0.430	B CU 80 B FF 94 S SI 93 B SI 94 C CU 80 S FF 94 3-3 ② K		B SI 94 X FF 93 1-0 2B	S CH 80 S SI 88 X CH 80 0-2 ③ P5		S CU 78 C SI 88 S CU 79 0-3 ③ K				4	0	1	0	0	2	4
16 Josh Reddick, L (1, 7) OBP: 0.421, SLG: 0.500	B CU 81 B SI 92 B FF 94 B FF 92 4-0 2 2B → BB		X CU 80 0-0 ② P6		B SI 88 B SI 86 C SI 87 X SI 87 2-1 2 F8, 15 SF8 → 2B		C SL 81 B SL 81 F SL 81 C SL 81 1-3 ① K			3	1	1	0	1	1	1
Inning Stats	R: 6 E: 1 K: 1 S: 29 H: 6 LOB: 2 BB: 1 P: 47	R: 0 E: 0 K: 2 S: 9 H: 0 LOB: 1 BB: 1 P: 20	R: 0 E: 0 K: 1 S: 13 H: 1 LOB: 1 BB: 0 P: 19	R: 2 E: 0 K: 1 S: 16 H: 3 LOB: 2 BB: 1 P: 29	R: 1 E: 0 K: 0 S: 9 H: 1 LOB: 0 BB: 0 P: 12	R: 2 E: 0 K: 2 S: 10 H: 1 LOB: 0 BB: 1 P: 15	R: 1 E: 0 K: 1 S: 12 H: 2 LOB: 2 BB: 0 P: 15	R: 0 E: 0 K: 0 S: 5 H: 0 LOB: 0 BB: 0 P: 7		1B: 6 2B: 4 3B: 1 HR: 3 SF: 1 SAC: 0 DP: 0 HBP: 0					

PITCHER		IP	WLS	BF	H	R	ER	SO	BB	IBB	HBP	BLK	WP	HR	S	P	ERA	WHIP
49 Yovani Gallardo, R ERA: 4.11	(1, 1)	3.0	L	21	9	8	5	4	2	0	0	0	1	2	55	94	15.00	3.667
52 Sergio Mitre, R ERA: 3.38	(4, 1)	3.0		14	3	3	3	3	2	0	0	0	0	1	31	48	9.00	1.667
45 Mark DiFelice, R ERA: 9.0	(7, 1)	1.0		5	2	1	1	1	0	0	0	0	0	0	12	15	9.00	2.000
32 LaTroy Hawkins, R ERA: 0.49	(8, 1)	1.0		3	0	0	0	0	0	0	0	0	0	0	5	7	0.00	0.000

PITCHER	IP	WLS	BF	H	R	ER	SO	BB	IBB	HBP	BLK	WP	HR	S	P	ERA	WHIP

Milwaukee Brewers @ Boston Red Sox

Fenway Park, Boston, MA

Sun Jun 19 2011, 1:47 PM - 4:23 PM EDT

Att. 37,903 - Partly Cloudy - 74 F

livebaseballscorecards.com

AB	38
R	12
H	14
RBI	12
BB	4
SO	8
LOB	19

WP: 1 PA: 43
PB: 0
SB: 0
CS: 0

Batter	1	2	3	4	5	6	7	8	9	AB	R	H	RBI	BB	SO	LOB
13 Chris Denorfia, R (1, 9) OBP: 0.349, SLG: 0.451	C FF 93 C SL 78 C FF 96 0-3 ① K		B CH 84 C FF 92 X CH 85 1-1 ① G4-3		B CH 84 B FF 93 F FF 92 B FF 93 S FF 92 X FF 92 3-2 ② G6-3	C SI 94 X SI 94 0-1 ③ G4-3		C FF 93 D FF 94 B FF 94 F FF 93 X SL 84 2-2 1-3 2-H 1B		5	0	1	1	0	1	2
8 Jason Bartlett, R (1, 6) OBP: 0.316, SLG: 0.320 25 Will Venable, L (8, PH) OBP: 0.301, SLG: 0.295 (8, 7)	F FF 94 S CH 86 F FF 95 B CH 85 F CH 86 B SL 81 B FF 95 X FF 93 3-2 ② G5-3		C CH 85 B FF 94 B FF 93 B CH 85 B FF 92 4-1 7 1B BB		F CH 84 F CH 85 B SL 78 S SL 78 1-3 ③ K	B SL 88 F SL 87 T SI 94 C SI 95 1-3 ① K		B FF 92 B FS 83 F FF 93 S FF 94 F FS 85 F FF 94 F FS 84 X FF 92 2-2 ③ P6		3 1	0 0	0 0	0 0	1 0	2 0	0 2
7 Chase Headley, S (1, 5) OBP: 0.389, SLG: 0.407	B FF 95 C FF 94 F FF 93 X FF 96 1-2 1B		1 SAFE 1 SAFE X CH 83 0-0 47 G6-4-3 1-2 1B			C FF 92 B FF 93 X CH 84 1-1 47 BB 1 HR 1B C SI 94 B SL 86 F SL 85 B SI 94 B SI 94 X SI 94 3-2 ② F7			C SI 85 B SL 73 X SI 85 1-1 15 1B 2B	5	2	4	0	0	0	0
47 Ryan Ludwick, R (1, 7) OBP: 0.328, SLG: 0.401 14 Alberto Gonzalez, R (8, 6) OBP: 0.239, SLG: 0.255	X FF 95 0-0 ③ G4-3		X CH 84 0-0 ② ③ G6-4-3 1-2f			B CH 85 B CH 84 F FF 93 1 SAFE B FF 92 B FF 94 4-1 1 HR 1-2 BB B SI 95 B SI 95 C SI 94 B SI 93 X SI 96 3-1 15 FC4-6 1B			F SI 86 C SL 74 S SL 72 0-3 ① K	3 1	1 0	1 0	0 0	1 0	0 1	3 1
15 Jesus Guzman, R (1, 10) OBP: 0.357, SLG: 0.500		C FF 91 X FF 94 0-1 ① G4-3		B FF 91 X FF 91 1-0 3B		C FF 94 B SL 78 F FF 92 S SL 79 1-3 ① K B SI 94 1 SAFE C SI 94 1 SAFE X SI 94 1-1 FC4-6 1-2f			X SI 85 0-0 24 FC6-4 2-H 1B	5	0	2	1	0	1	3
1 Orlando Hudson, S (1, 4) OBP: 0.347, SLG: 0.325		B FF 93 C FF 92 C FF 94 B FF 94 X FF 94 2-2 24 BB 1B		F CH 85 X FF 94 0-1 ① P3		X FF 91 0-0 1-H 2-H HR		B FF 90 C FF 90 X FF 92 1-1 13 WP 4 1B 13 1B 1B	C CH 78 B SL 73 B FF 85 B SI 85 X SI 84 3-1 ② F8	5	2	3	3	0	0	2
24 Cameron Maybin, R (1, 8) OBP: 0.308, SLG: 0.388		B FF 94 S CH 84 B FF 94 F CH 83 F SL 79 B FF 94 F CH 84 B SI 94 4-2 1-2 BB	B SL 78 F SL 78 S FF 95 S SL 81 1-3 ② K		X FF 94 0-0 ② L8			C FF 93 B SL 86 B FF 92 X FF 91 2-1 ① L9	X CH 77 0-0 ③ FC6-4 1-2f	4	0	0	0	1	1	3
27 Anthony Rizzo, L (1, 3) OBP: 0.350, SLG: 0.387		C FF 92 S SL 77 F SL 79 B SI 95 C FF 94 1-3 ② K	X SL 79 0-0 ③ F7			B FF 94 F SI 93 X SI 95 1-1 2B		F FF 93 B FF 92 B FF 94 X FF 92 2-1 ② F9		4	0	1	0	0	1	4
4 Nick Hundley, R (1, 2) OBP: 0.301, SLG: 0.339		B FF 94 F CH 85 B SL 77 X CH 82 2-1 ③ G1			C FF 89 F SL 76 S SL 79 0-3 ① K	B SI 93 B SL 89 C SI 93 B SL 89 C SI 93 B SL 90 4-2 BB		X FF 93 0-0 13 1B 13 WP 1-2 1B		3	0	1	0	1	1	2
Inning Stats	R: 0 E: 0 K: 1 S: 12 H: 1 LOB: 1 BB: 0 P: 16	R: 0 E: 0 K: 1 S: 15 H: 1 LOB: 2 BB: 1 P: 24	R: 0 E: 0 K: 0 S: 5 H: 1 LOB: 1 BB: 1 P: 10	R: 0 E: 0 K: 1 S: 7 H: 1 LOB: 1 BB: 0 P: 9	R: 0 E: 0 K: 2 S: 9 H: 0 LOB: 0 BB: 0 P: 13	R: 3 E: 0 K: 1 S: 14 H: 3 LOB: 2 BB: 2 P: 25	R: 0 E: 0 K: 1 S: 10 H: 1 LOB: 1 BB: 0 P: 18	R: 1 E: 0 K: 0 S: 16 H: 3 LOB: 2 BB: 0 P: 25	R: 1 E: 0 K: 1 S: 9 H: 2 LOB: 1 BB: 0 P: 13	1B: 9 2B: 2 3B: 1 HR: 1 SF: 0 SAC: 0 DP: 1 HBP: 0						

PITCHER	IP	WLS	BF	H	R	ER	SO	BB	IBB	HBP	BLK	WP	HR	S	P	ERA	WHIP
30 Andrew Miller, L (1, 1) ERA: 4.76	5.2		26	7	3	3	6	3	0	0	0	0	1	58	89	4.76	1.765
32 Matt Albers, R (6, 1) ERA: 3.08	1.1	W	6	1	0	0	1	1	0	0	0	0	0	14	26	0.00	1.500
64 Michael Bowden, R (8, 1) ERA: 1.69	1.0		6	3	1	1	0	0	0	0	0	1	0	16	25	9.00	3.000
68 Tommy Hottovy, L (9, 1) ERA: 7.36	1.0		5	2	1	1	1	0	0	0	0	0	0	9	13	9.00	2.000

PITCHER	IP	WLS	BF	H	R	ER	SO	BB	IBB	HBP	BLK	WP	HR	S	P	ERA	WHIP

TOP

San Diego Padres @ Boston Red Sox

Fenway Park, Boston, MA

Mon Jun 20 2011, 7:12 PM - 10:51 PM EDT

Att. 38,020 - Clear - 74 F

livebaseballscorecards.com

AB	39
R	5
H	13
RBI	5
BB	4
SO	8
LOB	22

WP: 1 PA: 43
PB: 0
SB: 0
CS: 0

Batter	1	2	3	4	5	6	7	8	9	AB	R	H	RBI	BB	SO	LOB
2 Jacoby Ellsbury, L (1, 8) OBP: 0.373, SLG: 0.471	C SI 85 X CU 74 0-1 L8 ①	C SI 86 B CH 73 B FC 82 X SI 87 2-1 L8 ③		F SI 92 X SI 92 0-1 G4-6-3 ①② 1-2f 2-3 3-H			B CH 72 B SI 85 B SI 84 B SI 85 4-0 15 G5-4-3 BB 1-2 2-3 3-H			4	1	1	1	2	0	2
15 Dustin Pedroia, R (1, 4) OBP: 0.380, SLG: 0.393	C SI 87 B FF 84 C FF 84 F FF 84 B CH 74 B SI 88 F FF 84 X FF 88 3-2 28 1B 34 1B 2B		C FC 83 F CH 75 F CH 76 B FC 83 B FF 87 X CH 77 2-2 L4 ①	B SI 92 B SL 82 B FF 92 B SI 91 4-0 BB			1 SAFE B FF 92 1 SAFE C SL 82 B SI 92 1 SAFE X SI 92 2-2 FC4-6 ③ 1-2f C FF 91 B FF 92 C CU 74 F FF 91 B FF 91 B CU 72 4-2 28 2B 20 2B BB	C SL 83 B SL 85 X SL 83 1-1 G5-4-3 ②③ 1-2f		4	3	1	1	2	0	4
28 Adrián González, L (1, 3) OBP: 0.406, SLG: 0.610	C SI 86 F FF 84 F CU 74 B FC 84 X FF 88 1-2 34 1B 20 BB 1B 2-3		C CU 74 B SI 87 C SI 86 X CH 77 1-2 G4-3 ②	C SL 82 S SL 85 F SL 85 1 SAFE B FF 94 S FF 93 1-3 K ③			1 SAFE B SI 92 1 SAFE X FF 92 0-1 7 BB 10 HBP 2B 1-H X FF 91 0-0 20 2B 1B 1-2 2-H 3-H			5	2	3	3	0	1	2
20 Kevin Youkilis, R (1, 5) OBP: 0.386, SLG: 0.496 44 Drew Sutton, S (7, PR) OBP: 0.314, SLG: 0.514 (8, 5)	D SI 86 B CH 76 D FF 85 B SI 87 4-0 34 1B BB 1-2		B CH 76 B CH 76 C FC 84 X FF 84 2-1 34 2B 1B		C SI 91 F FF 92 S SL 84 0-3 K ①		F SI 92 B SL 75 B SL 76 F FF 91 X FF 93 F7 B CU 73 C CU 72 F CU 73 B FF 90 F FF 90 F CU 73 X CU 72 2-2 2B 1-H 2-H			4	1	2	2	1	1	1
										0	0	0	0	0	0	0
34 David Ortiz, L (1, 10) OBP: 0.402, SLG: 0.604	F FC 82 F CU 74 B SI 87 B CH 75 F FF 85 F FF 88 B CU 76 F FC 82 F FF 89 3-2 F CU 73 F FC 83 F FC 83 F SI 89 X CH 76 10 FC5-4 1B 1-2 2-3 3-H		X FF 86 0-0 1-H 2B	C FF 92 F FF 92 S SL 85 B CU 76 F FF 92 S SL 85 1-3 K ②		I IN 73 I IN 70 IN 69 I IN 70 4-0 10 HBP 7 BB 33 HBP IBB C CH 71 F CH 73 S SI 90 K			4	1	2	2	1	2	1
54 Darnell McDonald, R (1, 7) OBP: 0.184, SLG: 0.200 7 J.D. Drew, L (7, PH) OBP: 0.335, SLG: 0.335 (8, 9)	X SI 87 0-0 F9 ②		B FF 84 F CH 77 F SI 87 D CH 73 F CU 75 S CH 75 2-3 K ③		C FF 93 F SL 85 F FF 95 S SL 85 0-3 K ③		B SL 74 C SL 74 B SI 93 B FF 92 D SL 76 4-1 33 HBP 10 HBP 16 1B BB 1-2 2-3	B SI 86 B SI 86 B SI 85 C SI 85 C SI 84 X SI 84 3-2 16 BB 10 1B 2 BB 1B		3	0	0	0	0	2	4
										1	2	1	0	1	0	0
10 Marco Scutaro, R (1, 6) OBP: 0.355, SLG: 0.393	C FF 88 B CU 75 S FF 84 B CH 76 X CH 75 2-2 FC5-4 ③ 1-2f			C CU 72 B SI 85 F FC 83 X FF 86 1-2 33 1B 2 G4-6-3 1B	C FF 91 F SL 84 F FF 93 F FF 94 S SL 85 0-3 K ①		C FF 93 B FF 94 B FF 93 C FF 93 B FF 94 F FF 92 H FF 94 4-2 33 HBP 16 1B HBP 1-2 2-3 3-H	B SL 84 F SI 85 B SI 86 B SL 83 C SI 84 X SL 84 3-2 2 BB 16 BB 1B 1-2		4	2	2	1	0	1	3
33 Jason Varitek, S (1, 2) OBP: 0.328, SLG: 0.365		C SI 85 X FC 83 0-1 F8 ①		X SI 85 0-0 2 G4-6-3 23 BB 1B 1-3	C SL 84 C FF 93 B FF 93 B SI 94 F FF 93 X SL 86 2-2 G6-3 ②		F SI 92 B FF 92 B SL 75 F FF 91 H SI 92 3-2 2 1B 16 1B 15 BB HBP 1-2 2-3 3-H	C SI 88 S CH 75 B CH 77 F CH 73 B SL 86 C SI 87 2-3 K ①		4	1	1	1	0	1	2
23 Mike Cameron, R (1, 9) OBP: 0.221, SLG: 0.282 16 Josh Reddick, L (7, PH) OBP: 0.476, SLG: 0.529 (8, 7)		C CU 73 B SI 87 B CH 76 B FC 82 F SI 86 X FC 83 3-2 P3 ②		F FC 83 B CH 76 T FF 84 B CH 75 B CH 74 1 SAFE B FC 83 4-2 2 G4-6-3 1-2 BB			C SL 82 C SL 84 B FF 94 C FF 94 1-3 K ③	C CU 73 X FF 92 0-1 15 BB 2 1B 28 1B 1B 1-2 2-H 3-H	D SL 85 B SI 87 B SI 86 B SI 84 4-0 2 BB 1-2 2-3	2	0	0	0	1	1	0
										1	1	1	2	1	0	0
Inning Stats	R: 1 E: 0 K: 0 S: 26 H: 3 LOB: 3 BB: 1 P: 39	R: 0 E: 0 K: 0 S: 7 H: 0 LOB: 0 BB: 0 P: 12	R: 1 E: 0 K: 1 S: 14 H: 2 LOB: 1 BB: 0 P: 21	R: 1 E: 0 K: 1 S: 12 H: 2 LOB: 2 BB: 2 P: 22	R: 0 E: 0 K: 3 S: 10 H: 0 LOB: 0 BB: 0 P: 11	R: 0 E: 0 K: 2 S: 12 H: 0 LOB: 0 BB: 0 P: 15	R: 10 E: 0 K: 1 S: 36 H: 5 LOB: 1 BB: 4 P: 68	R: 1 E: 0 K: 1 S: 12 H: 2 LOB: 2 BB: 2 P: 29		1B: 10 2B: 4 3B: 0 HR: 0 SF: 0 SAC: 0 DP: 2 HBP: 2					

PITCHER		IP	WLS	BF	H	R	ER	SO	BB	IBB	HBP	BLK	WP	HR	S	P	ERA	WHIP
49 Wade LeBlanc, L ERA: 5.17	(1, 1)	3.0		18	7	3	3	1	2	0	0	0	0	0	53	83	9.00	3.000
52 Cory Luebke, L ERA: 3.23	(4, 1)	3.1	L	12	1	2	2	6	2	0	0	0	0	0	35	50	5.40	0.900
39 Ernesto Frieri, R ERA: 3.28	(7, 1)	0.1		5	0	1	1	0	1	1	2	0	0	0	8	26	27.00	3.000
55 Evan Scribner, R ERA: 4.85	(7, 1)	0.0		5	4	7	7	0	1	0	0	0	0	0	18	25	∞	∞
34 Pat Neshek, R ERA: 3.6	(7, 1)	1.1		7	2	1	1	2	2	0	0	0	0	0	15	33	6.75	3.000

PITCHER	IP	WLS	BF	H	R	ER	SO	BB	IBB	HBP	BLK	WP	HR	S	P	ERA	WHIP

BOTTOM

San Diego Padres @ Boston Red Sox

Fenway Park, Boston, MA

Mon Jun 20 2011, 7:12 PM - 10:51 PM EDT

Att. 38,020 - Clear - 74 F

livebaseballscorecards.com

AB	36
R	14
H	14
RBI	13
BB	9
SO	9
LOB	19

WP: 0 PA: 47
PB: 0
SB: 0
CS: 0

Batter	1	2	3	4	5	6	7	8	9	AB	R	H	RBI	BB	SO	LOB
13 Chris Denorfia, R (1, 9) (9, 7) OBP: 0.347, SLG: 0.443	B FF 94 F FF 93 S FC 92 S FC 93 1-3 K	B FF 93 B CU 79 B FF 92 B FF 93 4-0 7 BB 8 BB 1-2 2-3 BB	B FF 91 X FF 91 1-0 P2			B FF 91 C SL 86 X CU 74 1-1 G6-3		X FF 96 0-0 SH3-4 1-2		3	0	0	0	1	1	1
8 Jason Bartlett, R (1, 6) OBP: 0.324, SLG: 0.322	C CU 81 X CU 82 0-1 7 HBP 1B	B SI 93 B SI 92 C FC 90 B FS 89 B SI 93 4-1 7 BB 1-2 2-3 3-H BB		B SI 91 B SI 92 B SI 92 B FF 91 4-0 BB		C SL 86 C FF 92 X SI 89 0-2 L7		C SL 85 B SL 85 B FF 98 B FF 98 B FF 98 4-1 7 G1 BB		2	0	1	1	3	0	0
7 Chase Headley, S (1, 5) OBP: 0.392, SLG: 0.406	H FF 92 1-0 1-2 HBP	C FC 90 S FS 85 F FC 91 B CH 83 F CH 84 F SI 92 B CU 83 F CH 84 B FF 93 4-2 F FF 91 B FC 91 1-2 2-3 3-H BB		1 SAFE B SI 92 C SI 91 1 SAFE C CU 80 B SI 91 X CH 84 2-2 F8			B FF 90 C SL 84 X SL 86 1-1 15 2B 27 G3-1 1B	X FF 98 0-0 G1 1-2 2-3		3	1	1	1	1	0	3
47 Ryan Ludwick, R (1, 7) OBP: 0.322, SLG: 0.393 25 Will Venable, L (9, 9) OBP: 0.301, SLG: 0.295	B CU 81 X FF 92 1-0 F3	F SI 94 C SI 93 B FF 93 X FF 92 1-2 F8		B FS 90 1 SAFE X FS 91 1-0 P5			1 SAFE X SL 84 0-0 F8	B FF 99 B FF 98 C FF 98 B FF 98 F FF 99 X FF 98 3-2 P4		5 0	0 0	0 0	0 0	0 0	0 0	9 0
15 Jesus Guzman, R (1, 10) OBP: 0.316, SLG: 0.474	C CU 80 B FF 91 F SI 92 C CU 82 1-3 K		B FS 91 F FF 90 X CH 84 1-1 G5-3	F SI 91 X FS 89 0-1 P6			1 SAFE 1 SAFE F SL 86 C CU 75 B FF 88 1 SAFE X SL 87 1-2 27 G3-1 1-3 2B		B FF 96 S FF 95 C SL 79 X FF 95 1-2 G6-3	5	0	1	0	0	1	3
1 Orlando Hudson, S (1, 4) OBP: 0.342, SLG: 0.315		B FF 92 C FC 90 T CU 81 X CU 81 1-2 G6-3	B FF 91 B CH 84 X FF 92 2-0 F9		B FS 91 C SL 87 B CH 83 S FF 90 C FC 89 2-3 K		I IN 75 I IN 74 I IN 76 I IN 73 4-0 27 G3-1 IBB		B FF 96 X FS 90 1-0 G3	4	0	0	0	1	1	0
27 Anthony Rizzo, L (1, 3) OBP: 0.333, SLG: 0.389		B FF 93 F SI 93 X CH 85 1-1 F7	B SI 93 B FF 93 X FS 88 2-0 24 1B 2B		S FC 89 B CH 83 S FC 88 S FC 90 1-3 K		S FF 99 B FF 98 X FF 98 1-1 G3-1 1-2 2-3 3-H		B FF 95 B FF 95 S FS 88 X FF 95 2-1 F8	5	1	1	1	0	1	2
24 Cameron Maybin, R (1, 8) OBP: 0.311, SLG: 0.387		B CU 80 B FC 91 T FC 90 B CU 80 F FF 91 B CU 83 4-2 13 BB 4 BB 8 BB BB	B SI 93 C FF 93 F SI 93 X CU 80 1-2 4 S 4 2B 2-H 1B		B FF 90 C FC 89 C CU 79 X FF 92 1-2 F8		C FF 98 C SL 84 F FF 99 X SL 84 0-2 G4-3			3	2	1	1	1	0	2
4 Nick Hundley, R (1, 2) OBP: 0.313, SLG: 0.354		1 SAFE B FC 90 1 SAFE 1 SAFE B FF 91 B FF 92 B FF 93 4-0 8 BB 13 BB 7 BB 1-2 BB	1 SAFE P PO 83 F SI 92 X CH 83 1-1 1-H 2B			C SL 86 F SL 86 B SI 89 C SI 90 1-3 K		S FF 98 C SL 85 X FF 99 0-2 7 G1 13 SH3-4 1B		3	1	2	1	1	1	0
Inning Stats	R: 0 E: 0 K: 2 S: 9 H: 1 LOB: 2 BB: 0 P: 13	R: 2 E: 0 K: 0 S: 18 H: 0 LOB: 3 BB: 5 P: 41	R: 2 E: 0 K: 0 S: 11 H: 3 LOB: 1 BB: 0 P: 18	R: 0 E: 0 K: 0 S: 6 H: 0 LOB: 1 BB: 1 P: 13	R: 0 E: 0 K: 2 S: 9 H: 0 LOB: 0 BB: 0 P: 13	R: 0 E: 0 K: 1 S: 8 H: 0 LOB: 0 BB: 0 P: 10	R: 1 E: 0 K: 0 S: 12 H: 2 LOB: 2 BB: 1 P: 19	R: 0 E: 0 K: 0 S: 9 H: 1 LOB: 2 BB: 1 P: 16	R: 0 E: 0 K: 0 S: 6 H: 0 LOB: 0 BB: 0 P: 10	1B: 4 2B: 3 3B: 0 HR: 0 SF: 0 SAC: 1 DP: 0 HBP: 1						

PITCHER	IP	WLS	BF	H	R	ER	SO	BB	IBB	HBP	BLK	WP	HR	S	P	ERA	WHIP
91 Alfredo Aceves, R (1, 1) ERA: 3.7	5.0		26	4	4	4	4	6	0	1	0	0	0	53	98	7.20	2.000
35 Dan Wheeler, R (6, 1) ERA: 6.53	1.1	L	7	2	1	1	1	0	1	0	0	0	0	14	22	6.75	1.500
51 Daniel Bard, R (7, 1) ERA: 2.55	1.2		7	1	0	0	0	1	0	0	0	0	0	15	23	0.00	1.200
58 Jonathan Papelbon, R (9, 1) ERA: 4.03	1.0		3	0	0	0	0	0	0	0	0	0	0	6	10	0.00	0.000

PITCHER	IP	WLS	BF	H	R	ER	SO	BB	IBB	HBP	BLK	WP	HR	S	P	ERA	WHIP

TOP

San Diego Padres @ Boston Red Sox

Fenway Park, Boston, MA

Tue Jun 21 2011, 7:12 PM - 10:53 PM EDT

Att. 38,422 - Partly Cloudy - 73 F

livebaseballscorecards.com

AB	33
R	5
H	7
RBI	5
BB	8
SO	5
LOB	20

WP: 0 PA: 43
PB: 0
SB: 1
CS: 0

BOTTOM

San Diego Padres @ Boston Red Sox

Fenway Park, Boston, MA

Tue Jun 21 2011, 7:12 PM - 10:53 PM EDT

Att. 38,422 - Partly Cloudy - 73 F

livebaseballscorecards.com

Batter	1	2	3	4	5	6	7	8	9	AB	R	H	RBI	BB	SO	LOB
2 Jacoby Ellsbury, L (1, 8) OBP: 0.373, SLG: 0.469	C FF 92 C CU 78 B SI 93 B SL 82 S SL 84 2-3 ① **K**		B FC 94 3 SAFE B CU 80 S SL 84 F FF 93 X SI 94 2-2 28 FC1-5-6 15 BB 3-H 1B	C FF 93 F CU 80 F SL 81 S SL 84 0-3 ② **K2-3**		S SL 88 X FC 93 0-1 **E5** 15 CS 1-3 1B	C SL 90 F SL 89 B CU 81 F SL 89 B FF 94 F SL 88 B SL 89 F SL 89 S FF 93 3-3 ① **K**		5	0	2	1	0	3	2
15 Dustin Pedroia, R (1, 4) OBP: 0.386, SLG: 0.394	C FF 95 X SI 96 0-1 28 FC4-6 1B		B SI 94 B SL 84 B FF 94 B FC 95 4-0 28 FC1-5-6 1-2 BB	D CU 79 C SL 84 B SL 81 S SL 84 D SL 86 D SL 86 4-2 BB		C FC 94 B FF 93 D SL 87 B SL 86 S SL 83 B FF 96 4-2 ② 28 1B 1-2 BB		B FF 93 X SL 88 1-0 ② **G6-3**		2	0	1	0	3	0	0
28 Adrián González, L (1, 3) OBP: 0.403, SLG: 0.603	B SL 86 D SL 85 X CU 76 2-0 ② **FC4-6** 20 2B 1-2f		S SL 87 F CU 79 B FF 94 D SL 88 X FF 95 2-2 ① ② **FC1-5-6** 20 1B 1-2 2-3	B FF 95 C FF 95 F CU 80 B FF 94 C FF 96 2-3 ③ **K**		F SI 93 D SL 90 D SL 91 X SI 94 2-1 1-2 3-H 1B		C CU 81 F FF 93 S CU 79 0-3 ③ **K2-3**		5	1	1	1	0	2	6
20 Kevin Youkilis, R (1, 5) OBP: 0.393, SLG: 0.506 44 Drew Sutton, S (9, PR) OBP: 0.314, SLG: 0.514	C FF 95 B SL 83 X FF 95 1-1 1-H 2B		X FF 95 0-0 1-2 1B		B SL 86 C SL 87 B FF 93 B SL 87 X FF 93 3-1 34 FC4-5 1B	B SI 95 S SI 93 B SL 89 F SI 94 B SI 94 F SI 95 X SL 88 3-2 ③ **P4**			B CU 81 B FF 94 C FF 94 F FF 93 B CU 84 X CU 82 3-2 34 G5-6-3 1B	5 0	0 0	4 0	1 0	0 0	0 0	2 0
34 David Ortiz, L (1, 10) OBP: 0.395, SLG: 0.592	D SL 87 C CU 78 D CU 80 C FC 94 B SL 82 S SL 87 3-3 ③ **K2-3**		B CU 79 B SL 82 S SL 86 B FF 93 C SL 85 X SL 87 3-2 ③ **G4-3**		X FF 94 0-0 ① **FC4-5** 7 K2-3 7 S 1-2f		C SI 92 F SI 92 B SL 89 X SI 93 1-2 ① **G4-3**		1 SAFE B FF 94 C FF 93 S FF 94 1 SAFE F FF 94 X FF 96 1-2 ① ② **G5-6-3** 1-2f	5	0	0	0	0	1	5
7 J.D. Drew, L (1, 9) OBP: 0.332, SLG: 0.328		B FC 92 C FF 91 C CU 78 F SI 91 B SL 84 S CU 77 2-3 ① **K**		C FF 92 F FC 93 F SL 84 B SL 87 X SL 87 1-2 ① **F8**	C FF 93 C FC 93 S SI 93 0-3 ② **K2-3** 1-3		T SI 93 B SI 92 B SL 88 B SI 92 B SI 92 4-1 39 1B BB		B FF 94 C CU 81 F FF 95 B FF 95 S FF 96 2-3 ③ **K**	4	0	0	0	1	3	2
39 Jarrod Saltalamacchia, S (1, 2) OBP: 0.313, SLG: 0.428		C SL 82 C SI 94 B SI 95 F CU 79 B FF 95 B SI 93 S SL 87 3-3 ② **K**		B CU 77 B FF 94 S SL 83 S SL 85 F FF 96 B SL 84 B SI 94 4-2 10 1B 16 2B BB	B FC 94 F SL 83 F CU 78 S FC 95 1-3 ③ **K**		C SI 93 B SI 93 B SI 92 F SI 92 B SI 93 X SI 91 3-2 1-2 1B			3	1	1	0	1	2	1
10 Marco Scutaro, R (1, 6) OBP: 0.359, SLG: 0.397		B FF 97 X SI 95 1-0 ③ **G1-3**		B FC 94 B SL 85 X FF 94 2-0 16 2B 1-2 1B		C FF 91 B CU 78 F FC 92 F SL 84 B FC 93 X FF 94 2-2 2 E 2 1B 28 1B 1B	X SI 93 0-0 ② **F8**			4	1	2	0	0	0	2
16 Josh Reddick, L (1, 7) OBP: 0.480, SLG: 0.667			B FC 93 C SL 81 S SL 86 X SL 82 1-2 2 1B 3B	D CH 85 X SI 93 1-0 1-3 2-H 2B		1 SAFE B SL 82 1 SAFE X SL 84 1-0 ① **P4**	C SL 86 B SL 90 X SI 93 1-1 ③ **G3**			4	1	2	1	0	0	3
Inning Stats	R: 1 E: 0 K: 2 S: 11 H: 2 LOB: 1 BB: 0 P: 19	R: 0 E: 0 K: 2 S: 9 H: 0 LOB: 0 BB: 0 P: 15	R: 1 E: 0 K: 0 S: 13 H: 3 LOB: 2 BB: 1 P: 25	R: 1 E: 0 K: 2 S: 18 H: 2 LOB: 3 BB: 2 P: 32	R: 0 E: 0 K: 2 S: 9 H: 1 LOB: 1 BB: 0 P: 13	R: 1 E: 1 K: 0 S: 15 H: 3 LOB: 2 BB: 1 P: 27	R: 0 E: 0 K: 0 S: 10 H: 1 LOB: 2 BB: 1 P: 19	R: 0 E: 0 K: 2 S: 10 H: 0 LOB: 0 BB: 0 P: 14	R: 0 E: 0 K: 1 S: 10 H: 1 LOB: 1 BB: 0 P: 16	1B: 10 2B: 2 3B: 1 HR: 0	SF: 0 SAC: 0 DP: 2 HBP: 0	WP: 0 PB: 0 SB: 1 CS: 1	PA: 42				

PITCHER		IP	WLS	BF	H	R	ER	SO	BB	IBB	HBP	BLK	WP	HR	S	P	ERA	WHIP
38 Mat Latos, R ERA: 4.22	(1, 1)	5.2		29	10	4	4	8	4	0	0	0	0	0	69	120	6.35	2.471
50 Chad Qualls, R ERA: 2.43	(6, 1)	1.1	W	7	2	0	0	0	1	0	0	0	0	0	16	30	0.00	2.250
37 Mike Adams, R ERA: 1.35	(8, 1)	1.0	H	3	0	0	0	2	0	0	0	0	0	0	10	14	0.00	0.000
21 Heath Bell, R ERA: 2.7	(9, 1)	1.0	S	3	1	0	0	1	0	0	0	0	0	0	10	16	0.00	1.000

PITCHER	IP	WLS	BF	H	R	ER	SO	BB	IBB	HBP	BLK	WP	HR	S	P	ERA	WHIP

AB	37
R	4
H	13
RBI	4
BB	5
SO	11
LOB	23

San Diego Padres @ Boston Red Sox

Fenway Park, Boston, MA

Wed Jun 22 2011, 2:12 PM - 6:08 PM EDT

Att. 37,419 - Rain - 69 F

TOP

livebaseballscorecards.com

Batter	1	2	3	4	5	6	7	8	9	AB	R	H	RBI	BB	SO	LOB
25 Will Venable, L (1, 9) OBP: 0.304, SLG: 0.314	B FF 90 C FF 91 F FC 88 B FF 92 F FC 88 X FC 87 2-2 HR		X FF 90 0-0 ① F9	B CH 84 B FC 84 F CU 81 F FF 89 B CU 79 B CU 82 4-2 7 WP 8 HBP 7 1B 1-2 2-3 3-H BB	C FF 92 B FF 92 D SI 93 F FF 91 X FS 84 2-2 ③ G4-3			B FF 88 F FF 89 B SL 86 C SL 86 X FF 90 2-2 ① L5		4	2	1	2	1	0	2
8 Jason Bartlett, R (1, 6) OBP: 0.322, SLG: 0.317	C SI 92 S CH 85 F FF 92 B CU 82 X FC 88 1-2 ① G3		C FC 84 S FF 91 X FC 85 0-2 E6 47 S	F FF 91 B CH 80 C FC 84 B FF 90 H FF 89 3-2 7 1B 7 WP 1-2 2-3 3-H HBP		C SI 93 F SI 94 B SI 93 X SI 93 1-2 ① L9		X SL 86 0-0 ② L6		4	0	0	1	0	0	0
7 Chase Headley, S (1, 5) OBP: 0.389, SLG: 0.402	X SI 91 0-0 ② G4-3		C FF 89 P PO 84 T FF 89 1 SAFE S CH 84 1-3 ② K	B CH 82 F FC 86 F FF 90 B FF 89 X FC 85 2-2 1-3 2-H 3-H 1B		C SL 84 X SI 93 0-1 ② F9		C SL 87 S FF 89 F SL 83 F SL 89 B FS 82 B FS 82 F SL 84 F SI 88 F FF 89 2-3 ③ S CU 73 K		5	0	1	1	0	2	1
47 Ryan Ludwick, R (1, 7) OBP: 0.325, SLG: 0.393 13 Chris Denorfia, R (8, 7) OBP: 0.347, SLG: 0.443	X FF 92 0-0 ③ P3		B SI 90 1 SAFE B FF 89 B SI 90 B SI 89 4-0 1-2 BB	B SL 82 F FF 89 F SL 83 1 SAFE S FF 92 1-3 ② K		C SI 93 B SI 93 X SL 88 1-1 1B				3 0	0 0	1 0	0 0	1 0	1 0	2 0
15 Jesus Guzman, R (1, 10) OBP: 0.261, SLG: 0.391		B FF 91 S FC 88 F SI 91 X FC 86 1-2 ① G6-3	C FC 84 B FC 86 C SI 90 S FC 86 1-3 ③ K	C SL 82 1 SAFE X FF 90 0-1 ③ P3		C SI 92 S SL 87 C SI 93 0-3 ③ K				4	0	0	0	0	2	5
1 Orlando Hudson, S (1, 4) OBP: 0.353, SLG: 0.323		B FF 90 B FF 90 C FF 91 F FC 86 F FF 92 X FC 86 2-2 24 S 1B		B FF 88 B CH 82 B FF 89 B FF 89 4-0 24 1B 27 HBP 25 BB BB	C FF 90 F FF 91 B FS 84 X FS 83 1-2 27 CS 1B		C SI 92 C SL 88 S SI 94 0-3 ① K			3	1	2	0	1	1	0
27 Anthony Rizzo, L (1, 3) OBP: 0.347, SLG: 0.368		F SI 92 F CH 83 S FC 88 0-3 ② K		B FC 84 C FC 84 H FC 84 2-1 25 BB 24 1B 8 HBP 1-2 HBP	B FS 82 C FF 92 B FS 84 B FS 82 S FF 92 B FF 92 4-2 ① 24 1B 1-2 BB		X SL 84 0-0 E3			2	1	0	0	1	1	1
24 Cameron Maybin, R (1, 8) OBP: 0.319, SLG: 0.391		1 SAFE B FF 90 F FC 87 T FC 88 B FF 91 B FC 85 B FC 88 4-2 1-2 BB	X FF 90 0-0 8 HBP 25 BB 7 WP 1-2 2-3 1B	C FF 91 1 SAFE B SL 85 B SL 83 C FF 91 X FF 90 2-2 1-2 1B		C SI 92 B SI 93 X SI 94 1-1 ② F7				3	1	2	0	1	0	1
4 Nick Hundley, R (1, 2) OBP: 0.305, SLG: 0.343		C FF 92 B FF 92 B FF 93 B SI 93 2 SAFE F FC 86 F FF 94 X FC 86 3-2 ③ F7		F FF 90 F FF 91 D FC 86 S FC 85 1-3 ① K	F FF 90 C FF 93 F FF 93 F SL 85 F SL 85 X FF 94 0-2 ② F9		B SI 94 X SI 94 1-0 ③ L7			4	0	0	0	0	1	8

Inning Stats																								
	R: 1	H: 1	R: 0	H: 1	R: 0	H: 0	R: 4	H: 2	R: 0	H: 2	R: 0	H: 1	R: 0	H: 0	R: 0	H: 0	1B: 6	SF: 0	WP: 1	PA: 39
	E: 0	LOB: 0	E: 0	LOB: 2	E: 1	LOB: 2	E: 0	LOB: 2	E: 0	LOB: 2	E: 0	LOB: 1	E: 1	LOB: 0	E: 0	LOB: 0	2B: 0	SAC: 0	PB: 0	
	K: 0	BB: 0	K: 1	BB: 1	K: 2	BB: 1	K: 2	BB: 2	K: 0	BB: 1	K: 1	BB: 0	K: 1	BB: 0	K: 1	BB: 0	3B: 0	DP: 0	SB: 2	
	S: 10	P: 13	S: 16	P: 26	S: 11	P: 16	S: 17	P: 34	S: 17	P: 26	S: 10	P: 12	S: 7	P: 9	S: 12	P: 16	HR: 1	HBP: 2	CS: 1	

AB	32
R	5
H	7
RBI	4
BB	5
SO	8
LOB	20

PITCHER		IP	WLS	BF	H	R	ER	SO	BB	IBB	HBP	BLK	WP	HR	S	P	ERA	WHIP
41 John Lackey, R ERA: 7.36	(1, 1)	3.1	L	21	4	5	5	4	4	0	2	0	1	1	49	83	13.50	2.400
64 Michael Bowden, R ERA: 1.29	(4, 1)	1.2		7	2	0	0	1	1	0	0	0	0	0	22	32	0.00	1.800
32 Matt Albers, R ERA: 2.86	(6, 1)	2.0		8	1	0	0	2	0	0	0	0	0	0	17	21	0.00	0.500
35 Dan Wheeler, R ERA: 6.23	(8, 1)	1.0		3	0	0	0	1	0	0	0	0	0	0	12	16	0.00	0.000

PITCHER	IP	WLS	BF	H	R	ER	SO	BB	IBB	HBP	BLK	WP	HR	S	P	ERA	WHIP

Batter	1	2	3	4	5	6	7	8	9	AB	R	H	RBI	BB	SO	LOB
2 Jacoby Ellsbury, L (1, 8) OBP: 0.372, SLG: 0.465	B FF 89 C SI 90 X FF 89 1-1 ① P6		B FF 90 B SI 89 C SI 89 B SL 85 F SI 90 X FF 91 3-2 ① F8		B SI 89 1 SAFE B SI 90 B SI 89 C SI 88 F SI 89 F SI 91 B SI 87 4-2 ① 15 BB, 28 1B 1-2 BB		C SI 91 S SI 92 F SI 93 B SI 93 S FF 94 1-3 ① K			3	1	0	0	1	1	0
15 Dustin Pedroia, R (1, 4) OBP: 0.390, SLG: 0.397	C SI 89 T SI 90 F SI 93 F SL 84 X FF 93 0-2 20 1B, 28 1B, 1B		B SI 92 C CH 84 T SI 90 F FF 91 X SI 88 1-2 ② G6-3		1 SAFE B SI 90 C SI 90 B CH 81 B CH 84 B SI 89 4-1 28 1B 1-2 BB		C SL 78 B FF 94 B FF 93 X FF 93 2-1 28 1B, 1B			3	0	2	0	1	0	0
28 Adrián González, L (1, 3) OBP: 0.410, SLG: 0.609	C SI 92 D SL 87 B FF 92 S SL 88 X SL 88 2-2 20 1B 1-2 1B		C SL 86 F FF 92 X FF 94 0-2 20 1B, 1B		C SI 91 B SI 91 X SI 90 1-1 34 FC5-6 1-2 2-H 1B		B SL 78 D SL 78 C FF 92 B SI 93 X FF 92 3-1 20 G5-4-3 1-2 1B			4	0	4	1	0	0	0
20 Kevin Youkilis, R (1, 5) OBP: 0.395, SLG: 0.506	C FF 91 B FF 91 C SL 86 X SL 88 1-2 34 G6-3 1-2 2-3 1B		C CH 81 1 SAFE B FF 91 F FF 91 X SL 88 1-2 1-2 1B		C CH 79 C FF 90 B SI 92 X SI 90 1-2 ② F8		X FF 94 0-0 ②③ G5-4-3 1-2f			4	0	2	0	0	0	4
34 David Ortiz, L (1, 10) OBP: 0.391, SLG: 0.586	B FF 92 B FF 91 B FF 91 C SI 90 X FF 91 3-1 ②③ G6-3 1-2f		F SL 87 F FF 91 F FF 94 B FF 88 X SL 87 1-2 ③ L6		S SL 86 C SL 87 B FF 94 B SL 87 X SI 92 2-2 ③ FC5-6 1-2f			0-0		4	0	0	0	0	0	7
54 Darnell McDonald, R (1, 7) OBP: 0.175, SLG: 0.189 7 J.D. Drew, L (6, PH) OBP: 0.330, SLG: 0.326 (7, 9)		C FF 89 X SI 90 0-1 ① F8		B FF 88 C SI 88 B CH 82 F SI 88 X FF 92 2-2 ① G6-3		C CH 88 S SL 76 B FF 90 F FF 91 B SL 76 X FF 90 2-2 ① F8				2 1	0 0	0 0	0 0	0 0	0 0	0 0
44 Drew Sutton, S (1, 6) OBP: 0.316, SLG: 0.486		C SI 89 C FF 90 S FF 94 0-3 ② K		X FF 90 0-0 ② F9		B SL 75 H SL 85 2-0 HBP				2	0	0	0	0	1	0
33 Jason Varitek, S (1, 2) OBP: 0.328, SLG: 0.364		B FF 88 F SI 91 B FF 91 F FF 91 F FF 93 F SL 88 X CH 86 2-2 1B		B SI 91 C SI 91 B CH 84 F FF 91 B FF 92 F FF 91 S FF 92 3-3 ③ K		B FF 89 B SL 72 F CH 88 S CH 89 S SI 91 2-3 ② K				3	0	1	0	0	2	1
23 Mike Cameron, R (1, 9) OBP: 0.227, SLG: 0.287 16 Josh Reddick, L (6, PH) OBP: 0.462, SLG: 0.636 (7, 7)		X SI 90 0-0 ③ F9			C SI 89 X SL 85 0-1 2 BB, 1B	X SL 74 0-0 ③ L6				2 1	0 0	1 0	0 0	0 0	0 0	1 1
Inning Stats	R: 0 H: 3 E: 0 LOB: 2 K: 0 BB: 0 S: 15 P: 22	R: 0 H: 1 E: 0 LOB: 1 K: 1 BB: 0 S: 11 P: 13	R: 0 H: 2 E: 0 LOB: 2 K: 0 BB: 0 S: 17 P: 23	R: 0 H: 0 E: 0 LOB: 0 K: 1 BB: 0 S: 8 P: 13	R: 1 H: 2 E: 0 LOB: 2 K: 0 BB: 2 S: 14 P: 26	R: 0 H: 0 E: 0 LOB: 1 K: 1 BB: 0 S: 8 P: 14	R: 0 H: 2 E: 0 LOB: 1 K: 1 BB: 0 S: 9 P: 15	R: 0 H: 0 E: 0 LOB: 0 K: 0 BB: 0 S: 0 P: 0		1B: 10 SF: 0 2B: 0 SAC: 0 3B: 0 DP: 2 HR: 0 HBP: 1						

PITCHER		IP	WLS	BF	H	R	ER	SO	BB	IBB	HBP	BLK	WP	HR	S	P	ERA	WHIP
33 Clayton Richard, L ERA: 4.21	(1, 1)	5.0	W	23	8	1	1	2	2	0	0	0	0	0	65	97	1.80	2.000
39 Ernesto Frieri, R ERA: 3.11	(6, 1)	2.0		9	2	0	0	2	0	0	1	0	0	0	17	29	0.00	1.000

PITCHER	IP	WLS	BF	H	R	ER	SO	BB	IBB	HBP	BLK	WP	HR	S	P	ERA	WHIP

BOTTOM

San Diego Padres @ Boston Red Sox

Fenway Park, Boston, MA

Wed Jun 22 2011, 2:12 PM - 6:08 PM EDT

Att. 37,419 - Rain - 69 F

livebaseballscorecards.com

AB	29
R	1
H	10
RBI	1
BB	2
SO	4
LOB	14

Boston Red Sox @ Pittsburgh Pirates

PNC Park, Pittsburgh, PA

Fri Jun 24 2011, 7:06 PM - 10:15 PM EDT

Att. 39,330 - Cloudy - 70 F

TOP

livebaseballscorecards.com

Batter	1	2	3	4	5	6	7	8	9	AB	R	H	RBI	BB	SO	LOB
2 Jacoby Ellsbury, L (1, 8) OBP: 0.369, SLG: 0.458	4-1 28 1B 20 G5-3 BB		3-2 ② F7		0-2 ① F8		2-0 ① L7		1-2 ① G3	4	1	0	0	1	0	1
15 Dustin Pedroia, R (1, 4) OBP: 0.391, SLG: 0.395	3-1 ① F9		3-2 20 BB 28 1B 1B		2-2 ② G6-3		4-2 1-2 BB		1-1 ② L9	4	0	1	0	1	0	1
28 Adrián González, L (1, 3) OBP: 0.413, SLG: 0.607	1-2 20 G5-3 1-3 1B		0-1 54 FC5 20 BB 1-2 1B		2-0 20 BB HBP		0-2 ② P2		0-1 ③ G4-3	4	0	2	0	0	0	2
20 Kevin Youkilis, R (1, 5) OBP: 0.396, SLG: 0.502	3-1 ② G5-3 1-2 3-H		4-1 54 FC5 1-2 2-3 BB		4-0 1-2 BB		1-3 ③ K			2	0	0	1	2	1	3
54 Darnell McDonald, R (1, 7) OBP: 0.182, SLG: 0.195	3-2 ③ L6		1-1 ③ FC5 1-2 2-3f		0-1 ③ F8			1-0 33 SH5-4 7 1B 1B		4	0	1	0	0	0	6
23 Mike Cameron, R (1, 9) OBP: 0.220, SLG: 0.278		1-0 ① F7		3-3 ① K		1-3 ① K		0-0 33 SH5-4 1-2 1B		3	0	0	0	0	2	0
7 J.D. Drew, L (8, PH) OBP: 0.333, SLG: 0.330 (8, 9)										1	0	1	0	0	0	0
33 Jason Varitek, S (1, 2) OBP: 0.336, SLG: 0.373		0-1 ② 1B		2-2 ② F8		3-1 10 L6-3 1B		1-0 ① SH5-4 1-2 2-3		3	0	2	0	0	0	0
10 Marco Scutaro, R (1, 6) OBP: 0.356, SLG: 0.392	2-0 ③ G6-3		2-1 1B		3-2 ② L6-3 1-1			1-3 ② K		4	0	1	0	0	1	3
31 Jon Lester, L (1, 1)		1-2 ① L7		1-2 ③ P6			2-2 15 BB 1B	1-2 ③ G6-3		2	0	0	0	0	0	1
16 Josh Reddick, L (7, PH) OBP: 0.481, SLG: 0.652										1	0	1	0	0	0	0
32 Matt Albers, L (7, 1)										0	0	0	0	0	0	0
68 Tommy Hottovy, L (7, 1)										0	0	0	0	0	0	0
34 David Ortiz, L (8, PH) OBP: 0.390, SLG: 0.584										1	0	0	0	0	0	2
35 Dan Wheeler, R (8, 1)										0	0	0	0	0	0	0

	AB	33
	R	1
	H	9
	RBI	1
	BB	4
	SO	4
	LOB	19

Inning Stats	1	2	3	4	5	6	7	8	9
	R: 1 H: 1 E: 0 LOB: 1 K: 0 BB: 1 S: 11 P: 25	R: 0 H: 1 E: 0 LOB: 0 K: 0 BB: 0 S: 4 P: 7	R: 0 H: 2 E: 0 LOB: 3 K: 0 BB: 1 S: 15 P: 27	R: 0 H: 1 E: 0 LOB: 1 K: 1 BB: 0 S: 11 P: 19	R: 0 H: 0 E: 0 LOB: 2 K: 0 BB: 1 S: 8 P: 16	R: 0 H: 1 E: 0 LOB: 0 K: 1 BB: 0 S: 10 P: 17	R: 0 H: 1 E: 0 LOB: 2 K: 1 BB: 1 S: 16 P: 25	R: 0 H: 2 E: 0 LOB: 2 K: 1 BB: 0 S: 13 P: 17	R: 0 H: 0 E: 0 LOB: 0 K: 0 BB: 0 S: 9 P: 11

| | | | | | | | | | |

Boston Red Sox @ Pittsburgh Pirates

PNC Park, Pittsburgh, PA

Fri Jun 24 2011, 7:06 PM - 10:15 PM EDT

Att. 39,330 - Cloudy - 70 F

BOTTOM

Batter	1	2	3	4	5	6	7	8	9	AB	R	H	RBI	BB	SO	LOB
31 Jose Tabata, R (1, 7) OBP: 0.345, SLG: 0.354	C FF 91 F FF 92 B CU 73 X FF 93 1-2 F9 ①		C CH 83 X FF 94 0-1 12 G6-3 1B 1-2 2-3 3-H		X CH 84 0-0 F8 ②		L SI 92 B SL 88 F SL 85 B SI 93 F SI 95 B SL 87 X SI 94 3-2 22 F9 12 SH1-4 1B			4	0	2	1	0	0	0
12 Chase d'Arnaud, R (1, 5) OBP: 0.333, SLG: 1.000	B FF 92 X FF 92 1-0 F8 ②		B CH 84 X CH 83 1-0 G6-3 ①② 1-2f 2-3 3-H		B SI 91 F FF 91 B FC 85 X FF 91 2-1 3B		1 SAFE 1 SAFE X SI 92 0-0 SH1-4 ① 1-2			3	0	1	0	0	0	2
22 Andrew McCutchen, R (1, 8) OBP: 0.391, SLG: 0.469	C FF 92 F CH 83 B SI 92 B FC 87 B FC 87 S FC 87 3-3 K ③		H FF 93 1-0 HBP		F FC 89 D CH 83 B FC 90 F FC 88 F FF 94 S CU 77 2-3 K ③		B SI 93 B SI 94 X SI 93 2-0 F9 ② 2-3			3	0	0	0	0	2	2
18 Neil Walker, S (1, 4) OBP: 0.322, SLG: 0.395		B FF 91 B FF 92 F FF 91 B FF 92 X FF 92 3-1 G4-3 ①	C FF 93 F CU 76 B FF 93 B FF 95 B FF 90 F CH 82 S FF 94 3-3 K ③			F FF 90 X FC 87 0-1 23 E 23 FC5 37 1B 1B	B CH 78 F SL 75 B CH 78 B CH 77 C SL 75 F SL 73 X SL 74 3-2 F7 ③			4	1	1	0	0	1	3
23 Matt Diaz, R (1, 9) OBP: 0.295, SLG: 0.317 38 Xavier Paul, L (7, 9) OBP: 0.300, SLG: 0.368		B CH 84 S FC 88 X FF 92 1-1 G6-3 ②		B FC 88 F CH 82 F FC 88 B FF 94 B FC 89 F FF 92 X FF 93 3-2 37 1B 1B		C FF 91 1 SAFE S FF 92 X CU 75 0-2 FC5 5 37 1B FC2-5 1-3		X SI 88 0-0 F7 ①		3 1	0 0	1 0	0 0	0 0	0 0	1 0
37 Lyle Overbay, L (1, 3) OBP: 0.308, SLG: 0.352		C FF 93 B SI 90 B SI 90 S CH 83 B FC 86 X FF 93 3-2 G4-3 ③		B FC 88 X SI 89 1-0 55 G5-4-3 1B 1-3		B FF 92 X CH 81 1-0 5 FC2-5 1B 1-2 3-H		F SI 89 B SL 84 F SL 84 B SI 87 C FF 89 2-3 K ②		4	0	2	1	0	1	0
5 Ronny Cedeno, R (1, 6) OBP: 0.288, SLG: 0.325			X FF 92 0-0 55 2B 31 1B 1B	S FF 93 B FF 94 S FF 93 F FF 93 F FC 89 F FC 88 F FF 94 F FF 94 B FF 94 2-2 P4 ①		X CH 82 0-0 FC2-5 ① 1-2 2-3f		F SI 88 B SL 89 B SI 87 F SL 84 S FF 88 2-3 K ③		4	1	1	0	0	1	4
55 Michael McKenry, R (1, 2) OBP: 0.233, SLG: 0.300			C FF 91 F SI 90 X FF 92 0-2 31 1B 12 G6-3 2B 1-3	B FC 89 X FC 88 1-0 G5-4-3 ②③ 1-2f		S CH 83 S FC 89 F FF 93 F CU 75 F FC 88 B FF 94 B CH 83 F FC 86 B FF 93 3-3 K ②				3	1	1	0	0	1	4
28 Paul Maholm, L (1, 1) OBP: 0.167, SLG: 0.107 30 Chris Resop, R (6, 1) 2 Brandon Wood, R (6, PH) OBP: 0.267, SLG: 0.309 65 Tony Watson, L (7, 1) 25 Daniel McCutchen, R (7, 1) 43 Jose Veras, R (8, 1) Joel Hanrahan, R (9, 1)			F FF 95 B FF 95 B FC 89 B FF 94 C FF 94 B FF 93 4-2 12 G6-3 31 1B BB		F FF 90 F FF 92 B CU 74 F FC 87 C FF 94 1-3 K ①	F FC 89 X CH 82 0-1 G5-3 ③				1 0 1 0 0 0 0	0 0 0 0 0 0 0	0 0 0 0 0 0 0	0 0 0 0 0 0 0	1 0 0 0 0 0 0	1 0 0 0 0 0 0	0 2 0 0 0 0 0
Inning Stats	R: 0 E: 0 K: 1 S: 7 H: 0 LOB: 0 BB: 0 P: 12	R: 0 E: 0 K: 0 S: 7 H: 0 LOB: 0 BB: 0 P: 14	R: 2 E: 0 K: 1 S: 13 H: 3 LOB: 2 BB: 1 P: 22	R: 0 E: 0 K: 0 S: 16 H: 2 LOB: 1 BB: 0 P: 23	R: 0 E: 0 K: 2 S: 11 H: 1 LOB: 1 BB: 0 P: 16	R: 1 E: 1 K: 1 S: 16 H: 2 LOB: 2 BB: 0 P: 20	R: 0 E: 0 K: 0 S: 10 H: 1 LOB: 1 BB: 0 P: 18	R: 0 E: 0 K: 2 S: 7 H: 0 LOB: 0 BB: 0 P: 11		1B: 7 2B: 1 3B: 1 HR: 0	SF: 0 SAC: 1 DP: 2 HBP: 1			WP: 0 PB: 0 SB: 0 CS: 0	PA: 34	

livebaseballscorecards.com

AB	31
R	3
H	9
RBI	2
BB	1
SO	7
LOB	18

PITCHER		IP	WLS	BF	H	R	ER	SO	BB	IBB	HBP	BLK	WP	HR	S	P	ERA	WHIP
31 Jon Lester, L ERA: 3.66	(1, 1)	6.0	L	27	8	3	2	5	1	0	1	0	0	0	70	107	3.00	1.500
32 Matt Albers, R ERA: 2.79	(7, 1)	0.2		3	1	0	0	0	0	0	0	0	0	0	6	11	0.00	1.500
68 Tommy Hottovy, L ERA: 6.75	(7, 1)	0.1		1	0	0	0	0	0	0	0	0	0	0	4	7	0.00	0.000
35 Dan Wheeler, R ERA: 5.96	(8, 1)	1.0		3	0	0	0	2	0	0	0	0	0	0	7	11	0.00	0.000

PITCHER	IP	WLS	BF	H	R	ER	SO	BB	IBB	HBP	BLK	WP	HR	S	P	ERA	WHIP

Boston Red Sox @ Pittsburgh Pirates

PNC Park, Pittsburgh, PA

Sat Jun 25 2011, 7:07 PM - 9:59 PM EDT

Att. 39,483 - Cloudy - 71 F

TOP

livebaseballscorecards.com

Batter	1	2	3	4	5	6	7	8	9	AB	R	H	RBI	BB	SO	LOB
2 Jacoby Ellsbury, L (1, 8) OBP: 0.367, SLG: 0.464	C FF 89 B SI 91 F CH 79 X FF 91 1-2 ① F7		F FF 89 B CH 81 X CH 77 1-1 ① F7		B CU 71 C SI 87 F CU 70 X CU 71 1-2 ② G4-3		B FF 89 B CH 83 B FF 86 C FF 86 X CH 84 3-1 HR		B FF 96 C FF 96 X FF 96 1-1 ② F7	5	1	1	1	0	0	0
15 Dustin Pedroia, R (1, 4) OBP: 0.394, SLG: 0.404	B FF 90 F FF 88 B SI 90 B CH 84 F FF 87 B FF 88 4-2 28 E 28 S 28 G6-3 BB		C SI 88 C SI 89 X SL 77 0-2 ② G5-3		C FF 89 B CU 67 F SL 78 X SL 78 1-2 ③ G5-3		C FF 91 B SL 85 B SL 84 F FF 90 F SL 85 B SL 86 X FF 91 3-2 2B		B FF 96 C FF 96 B FF 96 C FF 97 B FF 97 X FF 97 3-2 2B	4	1	2	0	1	0	0
28 Adrián González, L (1, 3) OBP: 0.410, SLG: 0.610	F SI 89 B CH 78 F CH 81 F FF 92 B CU 72 D CU 68 X FF 91 3-2 ② G6-3 1-H		B SI 89 B CH 84 X SI 89 2-0 HR			B CU 69 B SL 79 C FF 89 F CU 68 X SI 88 2-2 ① G3	B SL 85 C FF 94 X SL 85 2-1 ③ G4-3		B FF 97 F FF 97 F FF 97 F FF 98 F FF 98 S SL 87 1-3 ③ K	5	1	1	2	0	1	2
20 Kevin Youkilis, R (1, 5) OBP: 0.394, SLG: 0.496	B SI 88 B FF 88 F CH 83 F SI 87 B SL 80 B SI 86 4-2 BB		C SI 89 X SL 73 0-1 ③ G5-3			C FF 88 C SL 76 B FF 90 X SL 78 1-2 ② G6-3		C SI 94 X SL 88 0-1 E3 16 1B		3	0	0	0	1	0	0
7 J.D. Drew, L (1, 9) OBP: 0.332, SLG: 0.328	B CH 78 S CH 78 X FF 91 1-1 ③ F8			B FF 88 B FF 85 C SI 85 B CU 67 S SI 84 F FF 90 X FF 90 3-2 ① F9		B CU 68 X SI 86 1-0 1B		C SL 83 C SI 91 B SI 92 B SL 85 1 SAFE F SI 92 S SI 91 2-3 ① K		4	0	1	0	0	1	2
39 Jarrod Saltalamacchia, S (1, 2) OBP: 0.318, SLG: 0.436		X SI 86 0-0 16 G6-3 2B		X CH 80 0-0 16 BB 1B		B CU 71 C CU 68 1 SAFE F CU 71 F FF 90 1 SAFE B SL 79 B FF 90 X CU 72 3-2 ③ F8		X CH 84 0-0 ② F8		4	0	2	0	0	0	2
16 Josh Reddick, L (1, 7) OBP: 0.516, SLG: 0.769		X CH 79 0-0 ① G6-3 2-3		C SI 89 B FF 89 B CH 78 B FF 88 1 SAFE F SI 88 F SI 89 1 SAFE B FF 90 4-2 10 G5-4-3 1-2 BB			C SI 89 X CH 76 0-1 HR	C SI 91 F SI 91 X SI 91 0-2 1-2 1B		3	1	2	1	1	0	1
10 Marco Scutaro, R (1, 6) OBP: 0.346, SLG: 0.379		B SL 81 B SI 89 C SL 79 X SL 77 2-1 ② G6-3		B SL 80 X SL 80 1-0 ② ③ G5-4-3 1-2f			B FF 87 F FF 88 X FF 87 1-1 ① F8	X SI 91 0-0 ③ F8		4	0	0	0	0	0	5
49 Tim Wakefield, R (1, 1) 54 Darnell McDonald, R (7, PH) OBP: 0.178, SLG: 0.190 32 Matt Albers, L (7, 1) 51 Daniel Bard, R (7, 1) 34 David Ortiz, L (9, PH) OBP: 0.389, SLG: 0.581		C FF 89 B FF 90 S FF 87 S SL 78 1-3 ③ K			C SI 85 C SI 88 C FF 88 0-3 ① K		B SI 89 C SL 77 S CU 69 F SL 78 B FF 89 X CU 68 1-2 ② L7		B FF 98 F FF 96 F FF 98 B FF 97 B FF 97 F FF 97 F FF 97 F FF 97 X FF 97 3-2 ① G3	2 1 0 0 1	0 0 0 0 0	0 0 0 0 0	0 0 0 0 0	0 0 0 0 0	2 0 0 0 0	1 0 0 0 0

Inning Stats																								
	R: 1	H: 0	R: 0	H: 1	R: 1	H: 1	R: 0	H: 1	R: 0	H: 0	R: 0	H: 1	R: 2	H: 3	R: 0	H: 1	R: 0	H: 1	1B: 3	SF: 0	WP: 0	PA: 39
	E: 0	LOB: 1	E: 0	LOB: 1	E: 0	LOB: 0	E: 0	LOB: 1	E: 0	LOB: 0	E: 0	LOB: 1	E: 0	LOB: 1	E: 1	LOB: 2	E: 0	LOB: 1	2B: 3	SAC: 0	PB: 0	
	K: 0	BB: 2	K: 1	BB: 0	K: 0	BB: 0	K: 1	BB: 1	K: 0	BB: 0	K: 0	BB: 0	K: 0	BB: 0	K: 1	BB: 0	K: 1	BB: 0	3B: 0	DP: 1	SB: 1	
	S: 13	P: 26	S: 7	P: 10	S: 8	P: 11	S: 9	P: 17	S: 9	P: 11	S: 11	P: 18	S: 17	P: 27	S: 11	P: 13	S: 16	P: 24	HR: 3	HBP: 0	CS: 0	

PITCHER		IP	WLS	BF	H	R	ER	SO	BB	IBB	HBP	BLK	WP	HR	S	P	ERA	WHIP
27 Jeff Karstens, R ERA: 2.66	(1, 1)	6.2	W	28	6	4	3	2	3	0	0	0	0	3	68	109	4.05	1.350
25 Daniel McCutchen, R ERA: 2.37	(7, 1)	0.0		1	1	0	0	0	0	0	0	0	0	0	4	7	∞	∞
57 Daniel Moskos, L ERA: 2.63	(7, 1)	0.1	H	1	0	0	0	0	0	0	0	0	0	0	2	4	0.00	0.000
48 Tim Wood, R ERA: 4.05	(8, 1)	0.0		1	0	0	0	0	0	0	0	0	0	0	2	2	∞	∞
65 Tony Watson, L ERA: 0.93	(8, 1)	1.0	H	4	1	0	0	1	0	0	0	0	0	0	9	11	0.00	1.000

PITCHER		IP	WLS	BF	H	R	ER	SO	BB	IBB	HBP	BLK	WP	HR	S	P	ERA	WHIP
Joel Hanrahan, R ERA: 1.24	(9, 1)	1.0	S	4	1	0	0	1	0	0	0	0	0	0	16	24	0.00	1.000

AB	36
R	4
H	9
RBI	4
BB	3
SO	4
LOB	13

BOTTOM

Boston Red Sox @ Pittsburgh Pirates

PNC Park, Pittsburgh, PA

Sat Jun 25 2011, 7:07 PM - 9:59 PM EDT

Att. 39,483 - Cloudy - 71 F

livebaseballscorecards.com

Batter	1	2	3	4	5	6	7	8	9	AB	R	H	RBI	BB	SO	LOB
31 Jose Tabata, R (1, 7) OBP: 0.349, SLG: 0.352	C KN 66 X KN 65 0-1 ① G6-3		B KN 66 B KN 66 D KN 66 C FF 73 B KN 66 4-1 1-3 BB	X KN 66 0-0 ③ FC4-6 1-2f		B KN 66 C KN 66 C KN 66 F KN 67 F KN 66 B KN 66 B KN 66 B KN 66 4-2 12 CS BB		C SI 96 B SL 84 B FF 97 B SL 85 S FF 97 B FF 97 4-2 BB		2	0	0	0	3	0	1
12 Chase d'Arnaud, R (1, 5) OBP: 0.250, SLG: 0.500	B KN 66 C KN 66 B KN 65 B KN 65 X FF 74 3-1 ② F7		1 SAFE 1 SAFE X KN 65 0-0 ③ F7		C KN 65 S KN 65 F KN 64 X KN 66 0-2 46 2B 22 E 1B	1 SAFE 1 SAFE B KN 65 B KN 64 2-0 ③ CS 1-2	B SI 92 X SI 93 1-0 ① P4	F FF 96 C FF 97 B FF 96 S SL 84 1-3 ③ K		5	1	1	0	0	1	4
46 Garrett Jones, L (1, 9) OBP: 0.344, SLG: 0.439 Joel Hanrahan, R (9, 1)	B KN 66 C KN 66 X KN 67 1-1 ③ L8			L KN 66 S KN 66 F KN 66 S KN 67 0-3 ① K	1 SAFE P PO 71 X KN 65 1-0 22 E 1-3 2B		X SI 93 0-0 HR			4 0	1 0	2 0	1 0	0 0	1 0	0 0
22 Andrew McCutchen, R (1, 8) OBP: 0.390, SLG: 0.466		B KN 67 B KN 66 C FF 73 X KN 67 2-1 ① G6-3		B KN 66 X KN 66 1-0 18 S 37 HR 1B	B KN 67 X KN 66 1-0 E4 2-3 3-H		C SL 86 C SI 94 B SL 88 B SI 93 F SL 87 X SI 93 2-2 ② F9			4	1	1	1	0	0	1
18 Neil Walker, S (1, 4) OBP: 0.324, SLG: 0.392		B KN 65 C KN 66 F KN 67 X KN 67 1-2 ② F7		1 SAFE B KN 65 1 SAFE B KN 66 B FF 72 B FF 72 4-0 37 HR 1-2 BB	X KN 67 0-0 ① F8		B SI 93 B SL 86 C SI 93 B SL 88 F SI 93 B SI 94 4-2 BB			2	1	0	0	2	0	2
37 Lyle Overbay, L (1, 3) OBP: 0.311, SLG: 0.364		B KN 65 B KN 65 C KN 65 B KN 65 X FF 74 3-1 ③ F9		B KN 67 B KN 66 C FF 73 B KN 66 F FF 74 X KN 67 3-2 1-H 2-H HR	B KN 66 B KN 66 I IN 64 I IN 64 4-0 5 G6-3 IBB		B FF 96 B FF 97 B FF 97 X FF 97 3-0 ③ F7			3	1	1	3	1	0	1
5 Ronny Cedeno, R (1, 6) OBP: 0.295, SLG: 0.333			C KN 66 X KN 65 0-1 27 FC6-4 1B	X KN 66 0-0 27 1B 2B	B KN 65 X KN 66 1-0 ② ③ G6-3 1-2f			B SI 97 C FF 97 S FF 97 F FF 98 B SL 84 F FF 98 B SL 82 B FF 97 4-2 38 G6-3 BB		3	1	2	0	1	0	3
55 Michael McKenry, R (1, 2) OBP: 0.206, SLG: 0.265			C KN 65 F KN 65 S KN 66 0-3 ① K	X KN 66 0-0 ② P2		C KN 64 B KN 65 X KN 66 1-1 ① F8		C FF 95 B SL 78 L FF 96 S FF 97 1-3 ① K		4	0	0	0	0	2	3
27 Jeff Karstens, R (1, 1) OBP: 0.115, SLG: 0.115 25 Daniel McCutchen, R (7, 1) 57 Daniel Moskos, R (7, 1) 48 Tim Wood, R (8, 1) 65 Tony Watson, L (8, 1) 38 Xavier Paul, L (8, PH) OBP: 0.298, SLG: 0.365 (9, 9)			X KN 66 0-0 ② FC6-4 31 WP 1-2f	B KN 66 X KN 65 1-0 31 FC4-6 2-H 1B		C KN 65 X KN 63 0-1 ② F9		C FF 95 X FF 97 0-1 ② G6-3 1-2		3 0 0 0 0 0 1	0 0 0 0 0 0 0	1 0 0 0 0 0 1	1 0 0 0 0 0 0	0 0 0 0 0 0 0	0 0 0 0 0 0 0	1 0 0 0 0 0 1
Inning Stats	R: 0 E: 0 K: 0 S: 6 H: 0 LOB: 0 BB: 0 P: 10	R: 0 E: 0 K: 0 S: 7 H: 0 LOB: 0 BB: 0 P: 13	R: 0 E: 0 K: 1 S: 8 H: 1 LOB: 2 BB: 1 P: 12	R: 4 E: 0 K: 1 S: 12 H: 4 LOB: 1 BB: 1 P: 21	R: 1 E: 1 K: 0 S: 9 H: 2 LOB: 2 BB: 1 P: 15	R: 0 E: 0 K: 0 S: 8 H: 0 LOB: 0 BB: 1 P: 15	R: 1 E: 0 K: 0 S: 9 H: 1 LOB: 1 BB: 1 P: 19	R: 0 E: 0 K: 2 S: 14 H: 0 LOB: 2 BB: 2 P: 24		1B: 4 2B: 2 3B: 0 HR: 2 SF: 0 SAC: 0 DP: 1 HBP: 0						

AB	31
R	6
H	8
RBI	6
BB	7
SO	4
LOB	17

WP: 2 PA: 39
PB: 0
SB: 1
CS: 1

PITCHER		IP	WLS	BF	H	R	ER	SO	BB	IBB	HBP	BLK	WP	HR	S	P	ERA	WHIP
49 Tim Wakefield, R ERA: 4.54	(1, 1)	6.0	L	28	7	5	5	2	3	1	0	0	1	1	50	86	7.50	1.667
32 Matt Albers, R ERA: 3.03	(7, 1)	0.2		4	1	1	1	0	1	0	0	0	0	1	8	15	13.50	3.000
51 Daniel Bard, R ERA: 2.45	(7, 1)	1.1		6	0	0	0	2	2	0	0	0	0	0	15	28	0.00	1.500

PITCHER	IP	WLS	BF	H	R	ER	SO	BB	IBB	HBP	BLK	WP	HR	S	P	ERA	WHIP

Batter	1	2	3	4	5	6	7	8	9	AB	R	H	RBI	BB	SO	LOB
2 Jacoby Ellsbury, L (1, 8) OBP: 0.365, SLG: 0.461	B FF 93 C FF 92 B CH 84 S FF 93 X FF 94 2-2 L8		X FF 91 0-0 F9		B FF 90 C SL 79 B FF 93 F FF 93 X CU 75 2-2 P6		X FF 91 0-0 SH 20 SF9 15 G6-3 1-2 2-3		C SI 89 B CU 78 B CH 83 X FF 90 2-1 20 E 15 S 1B	4	0	1	0	0	0	0
15 Dustin Pedroia, R (1, 4) OBP: 0.391, SLG: 0.400	B FF 93 B FF 92 X FF 94 2-0 28 1B 28 S 1B		B FF 90 C FF 92 F SL 80 B SI 93 B CU 77 X FF 92 3-2 L5		B CU 72 B FF 91 F SI 92 F SL 79 X FF 92 2-2 P3		C FF 94 C FF 95 X FF 94 0-2 G6-3 1-2 2-3 3-H		1 SAFE C FF 89 F SL 84 1 SAFE B FF 91 F SL 83 F CH 83 1 SAFE B FF 89 2-3 S SI 80 K 1-2	5	0	1	1	0	1	3
28 Adrián González, L (1, 3) OBP: 0.415, SLG: 0.611	C FF 93 B CU 77 F FF 94 B CU 77 F CH 84 B FF 95 F FF 94 X FF 94 3-2 1-3 1B		X FF 93 0-0 20 1B 1B		B FF 93 B FF 92 F FF 93 B FF 92 F FF 93 F FF 93 X CU 77 3-2 F7		I IN 78 I IN 76 I IN 76 I IN 75 4-0 20 SF9 IBB		I IN 69 I IN 66 I IN 64 I IN 71 4-0 20 E IBB	3	0	2	0	2	0	0
20 Kevin Youkilis, R (1, 5) OBP: 0.394, SLG: 0.494	C SI 93 C SI 92 X SI 92 0-2 L5		X FF 93 0-0 1-2 1B			B SL 78 B FF 90 B FF 91 B FF 92 4-0 54 E 54 FC1 16 SF7 BB	X FF 92 0-0 SF9 1-2 2-3 3-H		B SL 85 F FF 90 X CH 83 1-1 FC5 1-2 2-3	3	1	1	1	1	0	4
7 J.D. Drew, L (1, 9) OBP: 0.330, SLG: 0.326 54 Darnell McDonald, R (2, 9) OBP: 0.163, SLG: 0.174	S CH 84 B FF 93 B CH 84 S FF 94 C CU 76 2-3 K		B CU 74 F SI 93 F FF 94 F CU 76 S CU 75 1-3 K			C SI 90 X CU 74 0-1 FC1 10 CS 1-3	C FF 93 F CU 80 F FF 95 D CU 81 B FF 95 B FF 95 X FF 94 3-2 P6		F SL 84 F SL 82 B FF 90 B CH 83 X SL 84 2-2 G6-3	1 4	0 0	0 0	0 0	0 0	1 1	2 8
39 Jarrod Saltalamacchia, S (1, 2) OBP: 0.322, SLG: 0.440		B FF 91 B SI 91 B CH 82 B FF 91 4-0 10 FC6-4 BB	C FF 92 B CH 83 B FF 91 F FF 93 X FF 94 2-2 16 E 2B		S CH 82 F SI 93 S FF 94 0-3 K			X SI 88 0-0 G6-3		3	1	1	0	1	1	2
16 Josh Reddick, L (1, 7) OBP: 0.457, SLG: 0.690		B FF 92 B FF 93 C FF 93 C FF 92 F FF 94 X CU 76 2-2 F8	2 SAFE B FF 92 X FF 93 1-0 F8 2-H		1 SAFE X SI 92 0-0 SF7 3-H			B SI 89 S FF 90 B CH 84 X SI 90 2-1 P6		3	0	0	1	0	0	1
10 Marco Scutaro, R (1, 6) OBP: 0.343, SLG: 0.370		C FF 92 B CU 76 X FF 92 1-1 FC6-4 1-2f	X FF 93 0-0 P4		1 SAFE F FF 92 1 SAFE 1 SAFE F SI 92 D CU 77 B CU 76 1 SAFE B FF 92 3-2 CS 1-2		B SI 94 B FF 94 B FF 94 B FF 95 4-0 2 SH 34 BB 15 G6-3 BB	F FF 90 C CH 82 X FF 92 0-2 F9		3	1	0	0	1	0	1
30 Andrew Miller, L (1, 1) 34 David Ortiz, L (7, PH) OBP: 0.391, SLG: 0.581 91 Alfredo Aceves, R (7, 1) 51 Daniel Bard, R (8, 1) 23 Mike Cameron, R (9, PH) OBP: 0.218, SLG: 0.275 58 Jonathan Papelbon, R (9, 1)		C FF 93 S FF 94 F FF 95 S FF 94 0-3 K	B FF 94 C FF 93 F FF 93 B CU 77 S FF 94 2-3 K				C SL 82 B FF 94 1 SAFE B FF 93 B SL 83 1 SAFE 1 SAFE F FF 92 B SL 84 4-2 15 G6-3 2 SH 20 SF9 1-2 BB	X FF 90 0-0 G6-3	2 0 0 0 1 0	0 1 0 0 0 0	0 0 0 0 0 0	0 1 0 0 0 0	2 0 0 0 0 0	1 0 0 0 0 0
Inning Stats	R: 0 E: 0 K: 1 S: 15 H: 2 LOB: 2 BB: 0 P: 24	R: 0 E: 0 K: 1 S: 10 H: 0 LOB: 1 BB: 1 P: 17	R: 0 E: 0 K: 1 S: 10 H: 2 LOB: 2 BB: 0 P: 14	R: 1 E: 1 K: 1 S: 8 H: 1 LOB: 0 BB: 0 P: 13	R: 0 E: 0 K: 0 S: 11 H: 0 LOB: 0 BB: 0 P: 18	R: 1 E: 1 K: 1 S: 8 H: 0 LOB: 0 BB: 1 P: 15	R: 2 E: 1 K: 0 S: 11 H: 0 LOB: 2 BB: 3 P: 26	R: 0 E: 0 K: 0 S: 6 H: 0 LOB: 0 BB: 0 P: 8	R: 0 E: 1 K: 1 S: 13 H: 1 LOB: 3 BB: 1 P: 24	1B: 5 2B: 1 3B: 0 HR: 0 SF: 2 SAC: 1 DP: 0 HBP: 0					WP: 0 PB: 0 SB: 2 CS: 1	PA: 42

PITCHER		IP	WLS	BF	H	R	ER	SO	BB	IBB	HBP	BLK	WP	HR	S	P	ERA	WHIP
53 James McDonald, R ERA: 4.52	(1, 1)	6.0		25	5	2	0	5	2	0	0	0	0	0	62	101	0.00	1.167
48 Tim Wood, R ERA: 5.4	(7, 1)	0.0	L	1	0	1	1	0	1	0	0	0	0	0	0	4	∞	∞
57 Daniel Moskos, L ERA: 2.63	(7, 1)	0.0		2	0	0	0	0	1	0	0	0	0	0	3	7	∞	∞
30 Chris Resop, R ERA: 3.57	(7, 1)	1.0		4	0	1	0	0	0	1	0	0	0	0	8	15	0.00	0.000
25 Daniel McCutchen, R ERA: 2.25	(8, 1)	2.0		9	1	0	0	1	0	1	0	0	0	0	19	32	0.00	0.500

PITCHER	IP	WLS	BF	H	R	ER	SO	BB	IBB	HBP	BLK	WP	HR	S	P	ERA	WHIP

TOP

Boston Red Sox @ Pittsburgh Pirates

PNC Park, Pittsburgh, PA

Sun Jun 26 2011, 1:36 PM - 4:56 PM EDT

Att. 39,511 - Partly Cloudy - 75 F

livebaseballscorecards.com

AB	32
R	4
H	6
RBI	3
BB	6
SO	6
LOB	22

BOTTOM

Boston Red Sox @ Pittsburgh Pirates

PNC Park, Pittsburgh, PA

Sun Jun 26 2011, 1:36 PM - 4:56 PM EDT

Att. 39,511 - Partly Cloudy - 75 F

Batter	1	2	3	4	5	6	7	8	9	AB	R	H	RBI	BB	SO	LOB
31 Jose Tabata, R (1, 7) OBP: 0.351, SLG: 0.354 46 Garrett Jones, L (1, PR) OBP: 0.342, SLG: 0.435 (2, 9)	X FF 90 0-0 1B		C SL 76 S FF 94 S SL 80 0-3 ② K		F FF 94 S FF 94 B SL 81 D SL 80 X SL 79 2-2 22 1B 12 1B 1-2 1B		C FF 92 X FC 90 0-1 ① G4-3		B FF 96 X FS 91 1-0 ③ F8	1 4	0 0	1 1	0 0	0 0	0 1	0 1
12 Chase d'Arnaud, R (1, 5) OBP: 0.250, SLG: 0.417	X FF 91 0-0 ① F7		B FF 93 S CH 82 X CH 82 1-1 E7		X FF 92 0-0 22 1B 1-2 2-3 1B		B FF 92 C FF 92 B FF 90 B CH 85 C FF 93 X FF 92 3-2 ② F8			4	0	1	0	0	0	1
22 Andrew McCutchen, R (1, 8) OBP: 0.388, SLG: 0.463	1 SAFE C FF 91 F CH 82 F SL 78 S SL 80 0-3 ② K		C SL 78 F SL 77 B SL 77 F FF 93 B SL 80 X CH 84 2-2 ③ G4-3		C FF 94 B SL 80 F FF 94 F FF 95 F FF 94 X SL 79 1-2 ① 1-2 2-3 3-H 1B		F FF 93 T FF 93 X FF 93 0-2 ③ F9			4	0	1	1	0	1	2
18 Neil Walker, S (1, 4) OBP: 0.323, SLG: 0.388	F FF 94 B FF 94 B FF 93 X CH 82 2-1 ③ L9			B SL 73 B CH 82 C FF 92 F FF 93 H SL 77 3-2 23 E 5 SF8 HBP	F FF 93 F FF 93 C SL 79 0-3 ② K			C FF 96 X FF 97 0-1 ① G6-3		3	1	0	0	0	1	3
23 Matt Diaz, R (1, 9) OBP: 0.287, SLG: 0.308 (2, 7)		B FF 90 F CH 81 T SL 76 X FF 93 1-2 ① G6-3		S FF 92 F FF 93 B FF 92 1 SAFE B SL 76 1 SAFE F FF 92 B FF 92 1 SAFE 3-2 X FF 93 E6 1-3	F SI 93 X FF 91 0-1 ③ F9			B SL 84 C FF 98 S SL 86 F SL 84 T FF 97 1-2 ② K		4	0	0	0	0	1	3
37 Lyle Overbay, L (1, 3) OBP: 0.306, SLG: 0.358		B FF 93 C FF 92 X FF 92 1-1 ② G4-3		X FF 93 0-0 ① F8		S FF 93 F FF 92 X FF 95 0-2 ① F8		B CH 91 B FF 97 X SI 98 2-0 ③ F7		4	0	0	0	0	0	2
5 Ronny Cedeno, R (1, 6) OBP: 0.298, SLG: 0.335		C FF 92 B FF 92 B CH 84 F FF 92 F SL 78 F FF 93 B SL 78 F FF 92 X FF 92 3-2 1B		1 SAFE L FF 92 1 SAFE B FF 91 F FF 92 X SL 78 1-2 ② SF8 3-H		F FF 93 B FF 92 F FF 91 B FF 94 B FF 93 X FF 93 3-2 ② F9		B FF 96 B FF 96 B FF 96 B FF 95 4-0 BB	2	0	1	1	1	0	0
69 Eric Fryer, R (1, 2)		1 SAFE C FF 92 B FF 95 X FF 92 1-1 ③ F9		1 SAFE X FF 94 0-0 ③ G1-3-1		B FF 93 B SI 92 B FF 94 C FF 92 B FF 93 4-1 BB		C FF 95 C FF 96 F FF 95 B FF 96 B FF 97 F FF 95 S FF 96 2-3 ① K	3	0	0	0	1	1	3
53 James McDonald, L (1, 1) OBP: 0.167, SLG: 0.107 2 Brandon Wood, R (6, PH) OBP: 0.265, SLG: 0.306 48 Tim Wood, R (7, 1) 57 Daniel Moskos, R (7, 1) 30 Chris Resop, R (7, 1) 25 Daniel McCutchen, R (8, 1) 38 Xavier Paul, L (9, PH) OBP: 0.295, SLG: 0.362			C FF 89 B FF 90 B FF 90 B FF 90 C FF 90 F FF 91 F FF 89 S FF 92 3-3 ① K		C FF 91 F FF 92 B SL 77 B SL 78 F FF 93 F FF 94 B SL 78 B FF 93 4-2 12 1B 46 1B 22 1B BB		B CH 82 B CH 82 X FF 94 2-0 ③ F8		D FS 89 X FS 91 1-0 ② F9	1 1 0 0 0 0 0 1	1 0 0 0 0 0 0 0	0 0 0 0 0 0 0 0	0 0 0 0 0 0 0 0	1 0 0 0 0 0 0 0	1 0 0 0 0 0 0 0	0 1 0 0 0 0 0 1

livebaseballscorecards.com

AB	32
R	2
H	5
RBI	2
BB	3
SO	6
LOB	17

Inning Stats	1	2	3	4	5	6	7	8	9
	R: 0 E: 0 K: 1 S: 8 H: 1 LOB: 1 BB: 0 P: 10	R: 0 E: 0 K: 0 S: 13 H: 1 LOB: 1 BB: 0 P: 19	R: 0 E: 1 K: 2 S: 14 H: 0 LOB: 1 BB: 0 P: 20	R: 1 E: 1 K: 0 S: 11 H: 0 LOB: 1 BB: 0 P: 18	R: 1 E: 0 K: 1 S: 18 H: 3 LOB: 2 BB: 1 P: 25	R: 0 E: 0 K: 0 S: 8 H: 0 LOB: 1 BB: 1 P: 17	R: 0 E: 0 K: 0 S: 8 H: 0 LOB: 0 BB: 0 P: 11	R: 0 E: 0 K: 1 S: 7 H: 0 LOB: 0 BB: 0 P: 10	R: 0 E: 0 K: 1 S: 7 H: 0 LOB: 1 BB: 1 P: 15

| | | |

Batter	1	2	3	4	5	6	7	8	9	AB	R	H	RBI	BB	SO	LOB
2 Jacoby Ellsbury, L (1, 8) OBP: 0.361, SLG: 0.455	C FF 91 X FF 92 0-1 L3		B FC 88 C FC 85 X SI 92 1-1 P6			C FC 86 X FC 86 0-1 G3			C FF 92 B CH 84 S FF 91 X CU 74 1-2 G5-3	4	0	0	0	0	0	0
15 Dustin Pedroia, R (1, 4) OBP: 0.389, SLG: 0.396	X FF 92 0-0 G6-3			B FF 92 C FF 91 F FC 87 B FF 92 X CH 85 2-2 F9			B SI 90 B SI 91 B FC 85 C FF 90 B FC 86 4-1 20 G6-4-3 BB		C FF 92 B FF 91 S FF 92 X CU 76 1-2 L5	3	0	0	0	1	0	0
28 Adrián González, L (1, 3) OBP: 0.412, SLG: 0.605	B FF 90 X FF 91 1-0 G4-3			F FC 87 B FF 91 S FF 92 B SI 92 B CU 75 X FC 86 3-2 P4			B FF 90 X FC 86 1-0 F8			3	0	0	0	0	0	1
20 Kevin Youkilis, R (1, 5) OBP: 0.394, SLG: 0.490		B FF 91 B FF 91 B CH 86 B SI 90 4-0 BB		B CU 73 C FF 91 F FC 86 F SI 93 B FF 92 F FC 87 C FF 92 2-3 K			B FC 86 B FF 90 B FF 91 C FF 90 X FF 91 3-1 G6-4-3 1-2f			2	0	0	0	1	1	1
54 Darnell McDonald, R (1, 7) OBP: 0.173, SLG: 0.204		C FC 85 F FF 91 C FF 91 0-3 K			B FF 91 X FC 85 1-0 P3			B FC 84 S SI 91 B CH 83 B SI 91 F FF 90 X FF 91 3-2 2B		3	0	1	0	0	1	1
33 Jason Varitek, S (1, 2) OBP: 0.328, SLG: 0.363		S CH 84 C SI 91 X FC 87 0-2 F9			C CU 74 B FF 92 C FF 91 X CU 74 1-2 G5-3			B FC 85 B SI 90 C CH 84 F SI 91 X CH 84 2-2 G6-3		3	0	0	0	0	0	2
23 Mike Cameron, R (1, 9) OBP: 0.212, SLG: 0.266		C CU 76 F CU 75 C SI 91 0-3 K			B FC 84 B FC 84 X FF 91 2-0 F9			B FF 90 S CH 84 S CH 84 F FF 92 C CU 75 1-3 K		3	0	0	0	0	2	2
10 Marco Scutaro, R (1, 6) OBP: 0.343, SLG: 0.369			C FF 91 F CU 75 B FF 91 B FF 92 B FC 86 F CH 85 F FC 84 X FF 92 3-2 G6-3			C FC 84 B FF 92 X FF 91 1-1 19 G6-3 1B		B FF 91 C FC 87 X FF 92 1-1 G5-3		3	0	1	0	0	0	1
19 Josh Beckett, R (1, 1) 46 Franklin Morales, L (7, 1) 52 Bobby Jenks, R (8, 1) 44 Drew Sutton, S (9, PH) OBP: 0.308, SLG: 0.474			B FF 91 F SI 91 X SI 92 1-1 L3			C FF 91 L FC 87 B SI 92 F FF 91 X FC 86 1-2 G6-3 1-2f			C CU 72 S CH 84 B CU 74 S FF 92 1-3 K	2 0 0 1	0 0 0 0	0 0 0 0	0 0 0 0	0 0 0 1	0 0 0 0	1 0 0 0
Inning Stats	R: 0 E: 0 K: 0 S: 4 H: 0 LOB: 0 BB: 0 P: 5	R: 0 E: 0 K: 2 S: 9 H: 0 LOB: 1 BB: 1 P: 13	R: 0 E: 0 K: 0 S: 9 H: 0 LOB: 0 BB: 0 P: 14	R: 0 E: 0 K: 1 S: 11 H: 0 LOB: 0 BB: 0 P: 18	R: 0 E: 0 K: 0 S: 5 H: 0 LOB: 0 BB: 0 P: 9	R: 0 E: 0 K: 0 S: 8 H: 1 LOB: 0 BB: 0 P: 10	R: 0 E: 0 K: 0 S: 4 H: 0 LOB: 0 BB: 1 P: 12	R: 0 E: 0 K: 1 S: 12 H: 1 LOB: 1 BB: 0 P: 19	R: 0 E: 0 K: 1 S: 9 H: 0 LOB: 0 BB: 0 P: 12	1B: 1 2B: 1 3B: 0 HR: 0	SF: 0 SAC: 0 DP: 2 HBP: 0			WP: 0 PB: 0 SB: 0 CS: 0	PA: 29		

PITCHER	IP	WLS	BF	H	R	ER	SO	BB	IBB	HBP	BLK	WP	HR	S	P	ERA	WHIP
33 Cliff Lee, L (1, 1) ERA: 2.66	9.0	W	29	2	0	0	5	2	0	0	0	0	0	71	112	0.00	0.444

PITCHER	IP	WLS	BF	H	R	ER	SO	BB	IBB	HBP	BLK	WP	HR	S	P	ERA	WHIP

TOP

Boston Red Sox @ Philadelphia Phillies

Citizens Bank Park, Philadelphia, PA

Tue Jun 28 2011, 7:09 PM - 9:45 PM EDT

Att. 45,714 - Clear - 82 F

livebaseballscorecards.com

AB	27
R	0
H	2
RBI	0
BB	2
SO	5
LOB	9

BOTTOM

Boston Red Sox @ Philadelphia Phillies

Citizens Bank Park, Philadelphia, PA

Tue Jun 28 2011, 7:09 PM - 9:45 PM EDT

Att. 45,714 - Clear - 82 F

livebaseballscorecards.com

Batter	1	2	3	4	5	6	7	8	9	AB	R	H	RBI	BB	SO	LOB
11 Jimmy Rollins, S (1, 6) OBP: 0.331, SLG: 0.375	F FF 92 B CU 74 F FF 92 X CU 74 1-2 ① F8		B CH 86 F CH 88 C CH 88 F CH 87 F FF 92 B FC 89 B FC 90 B FF 92 4-2 ③ 27 S BB		X CH 88 0-0 ③ G3			B FF 95 X FF 95 1-0 ① G3		3	0	0	0	1	0	0
27 Placido Polanco, R (1, 5) OBP: 0.341, SLG: 0.366	C FF 92 B FC 89 C FC 89 X CH 88 1-2 ② L6		C SI 92 P PO 90 B CH 87 S CH 88 F FF 92 X FC 90 2-2 ② F8 1-2			C CH 86 X CH 87 0-1 26 SH1-3 8 HR 1B		C FF 96 S CH 86 B FF 97 C SL 85 1-3 ② K		4	1	1	0	0	1	1
26 Chase Utley, L (1, 4) OBP: 0.374, SLG: 0.432	C FF 92 X FC 88 0-1 ③ F7		B CH 89 B FC 88 B CH 88 C FF 92 X FF 92 3-1 ③ F8			X SI 91 0-0 ① SH1-3 1-2		C FF 96 B CU 84 X CH 86 1-1 6 BB 1B		3	0	1	0	0	0	1
6 Ryan Howard, L (1, 3) OBP: 0.354, SLG: 0.483		F FF 91 B FF 92 X SI 91 1-1 8 FC6-4 1B		B CU 73 X FC 89 1-0 ① F9		B CH 88 D CH 89 B CH 88 C CH 87 X FC 88 3-1 ② F9		D FF 97 C FF 95 S CH 86 B CU 85 F FF 97 B CH 85 F CH 86 F FF 97 B SL 87 4-2 1-2 BB		3	0	1	0	1	0	1
8 Shane Victorino, S (1, 8) OBP: 0.357, SLG: 0.506		C FF 91 S CH 88 F CH 88 B FF 92 F CH 87 X SI 92 1-2 ① FC6-4 29 E 9 HR 1-2f		B CH 88 X FF 91 1-0 ② G3		B FC 88 D FC 90 C CH 87 B FF 91 X FF 92 3-1 HR 2-H		B FF 96 C SL 85 F FF 96 D CU 84 F CH 86 F FF 96 C SL 87 2-3 ③ K		4	2	1	2	0	1	3
29 Raul Ibanez, L (1, 7) OBP: 0.281, SLG: 0.378		C FF 91 S FF 91 1 SAFE C FF 91 0-3 ② K 1-2		B CU 74 S CH 88 X FF 91 1-1 ③ P5		B CH 88 X CH 87 1-0 ③ G3				3	0	0	0	0	1	1
9 Domonic Brown, L (1, 9) OBP: 0.301, SLG: 0.422		C FF 90 B FC 88 B FC 89 F CH 88 X SI 92 2-2 2-H HR			C FF 91 B SI 91 B FF 92 B CH 88 X SI 93 3-1 51 F9 33 SF7 2B		B FF 93 C FF 93 B FF 92 C FF 93 F SL 84 B FF 95 F FF 93 S FF 95 3-3 ① K			3	2	2	2	0	1	0
51 Carlos Ruiz, R (1, 2) OBP: 0.355, SLG: 0.341		B FF 91 F SI 91 C CH 87 X FC 90 1-2 ③ G6-3			X FF 92 0-0 ① F9 2-3		B SL 85 B SL 84 X FF 93 2-0 ② F8			3	0	0	0	0	0	1
33 Cliff Lee, L (1, 1) OBP: 0.220, SLG: 0.256			F FF 90 X FF 92 0-1 ① G3-1		B FF 91 B CH 89 X FF 92 2-0 ② SF7 3-H		C FF 93 S SL 83 T SL 87 0-2 ③ K			2	0	0	1	0	1	0
Inning Stats	R: 0 E: 0 K: 0 S: 8 H: 0 LOB: 0 BB: 0 P: 10	R: 2 E: 1 K: 1 S: 16 H: 2 LOB: 0 BB: 0 P: 21	R: 0 E: 0 K: 0 S: 13 H: 0 LOB: 1 BB: 1 P: 21	R: 0 E: 0 K: 0 S: 4 H: 0 LOB: 0 BB: 0 P: 7	R: 1 E: 0 K: 0 S: 5 H: 1 LOB: 0 BB: 0 P: 10	R: 2 E: 0 K: 0 S: 8 H: 2 LOB: 0 BB: 0 P: 15	R: 0 E: 0 K: 2 S: 9 H: 0 LOB: 0 BB: 0 P: 14	R: 0 E: 0 K: 2 S: 16 H: 1 LOB: 2 BB: 1 P: 25		1B: 3 2B: 1 3B: 0 HR: 2 SF: 1 SAC: 1 DP: 0 HBP: 0						

AB	28
R	5
H	6
RBI	5
BB	2
SO	5
LOB	8

WP: 0 PA: 32
PB: 0
SB: 1
CS: 0

PITCHER		IP	WLS	BF	H	R	ER	SO	BB	IBB	HBP	BLK	WP	HR	S	P	ERA	WHIP
19 Josh Beckett, R ERA: 2.2	(1, 1)	6.0	L	24	5	5	5	1	1	0	0	0	0	2	54	84	7.50	1.000
46 Franklin Morales, L ERA: 4.0	(7, 1)	1.0		3	0	0	0	2	0	0	0	0	0	0	9	14	0.00	0.000
52 Bobby Jenks, R ERA: 6.08	(8, 1)	1.0		5	1	0	0	2	1	0	0	0	0	0	16	25	0.00	2.000

PITCHER		IP	WLS	BF	H	R	ER	SO	BB	IBB	HBP	BLK	WP	HR	S	P	ERA	WHIP

Batter	1	2	3	4	5	6	7	8	9	AB	R	H	RBI	BB	SO	LOB
2 Jacoby Ellsbury, L (1, 8) OBP: 0.357, SLG: 0.450	C FF 89 X FF 92 0-1 G4-3		C FF 89 B SI 90 B FF 89 C CH 83 B SI 91 F FF 92 X FF 92 3-2 G4-3		X FF 90 0-0 F8			B FF 93 S FF 93 X FF 94 1-1 F9		4	0	0	0	0	0	2
15 Dustin Pedroia, R (1, 4) OBP: 0.388, SLG: 0.394	B FF 90 C FF 91 F FF 91 B SI 91 C FF 92 2-3 K			C FF 90 X CH 85 0-1 28 G3-6-3 1B		C FF 91 S SI 91 B SI 92 X CH 85 1-2 F9		B SL 83 C FF 94 B FF 94 B FF 94 X FF 93 3-1 P5		4	0	1	0	0	1	0
28 Adrián González, L (1, 9) OBP: 0.410, SLG: 0.601	C FF 91 B FF 92 F CH 84 F SL 87 B SL 87 F SI 91 F FF 93 X SI 86 2-2 G3			D FF 90 X CH 84 1-0 G3-6-3 1-2f		B KC 76 F SI 93 F FF 93 F FF 88 B FF 93 X SI 92 2-2 20 FC5-4 1B		B SL 80 F FF 94 S SL 80 X FF 94 1-2 G4-3		4	0	1	0	0	0	1
20 Kevin Youkilis, R (1, 5) OBP: 0.392, SLG: 0.485		B FF 91 B CH 85 C SI 91 F FF 92 B SI 90 X CH 85 2-2 G5-3		B FF 91 B SL 85 B FF 92 C SI 91 C SI 93 F FF 94 F FF 92 F SI 92 F FF 94 4-2 F SI 92 B FF 93 BB		B FF 92 X SI 93 1-0 FC5-4 1-2f			C FF 93 B FF 93 B FF 93 F SL 86 X FF 92 2-2 P4	3	0	0	0	1	0	1
34 David Ortiz, L (1, 3) OBP: 0.386, SLG: 0.573		C FF 92 C FF 91 C SL 86 0-3 K		B SL 85 C CH 83 F FF 90 X SI 90 1-2 F9		F FF 92 B SL 86 X CH 85 1-1 F7			S CH 86 X FF 92 0-1 P6	4	0	0	0	0	1	2
39 Jarrod Saltalamacchia, S (1, 2) OBP: 0.320, SLG: 0.432		C SI 92 B SI 92 F CH 84 S SI 92 1-3 K			B SI 90 F CH 83 B FF 91 F FF 90 S SI 87 2-3 K		B SI 90 B CH 83 C SI 91 C FF 90 F FF 91 B FF 92 B FF 90 4-2 16 FC6-4 BB		F FF 93 B CH 86 X FF 92 1-1 P5	3	0	0	0	1	2	0
16 Josh Reddick, L (1, 7) OBP: 0.474, SLG: 0.688			C FF 90 X FF 92 0-1 1B	X CH 84 0-0 41 2B 1B			F FF 88 L SL 84 X SL 85 0-2 FC6-4 1-2f			3	1	2	0	0	0	1
10 Marco Scutaro, R (1, 6) OBP: 0.336, SLG: 0.361			B FF 89 B SI 88 C FF 90 F SI 89 F SL 86 X FF 91 2-2 P4		X FF 90 0-0 F8		C FF 90 C FF 86 F FF 90 X FF 86 0-2 F9			3	0	0	0	0	0	3
41 John Lackey, R (1, 1) OBP: 0.333, SLG: 0.667 46 Franklin Morales, L (8, 1)			C FF 86 L CH 84 F KC 73 C FF 87 0-3 K	C FF 88 S FF 89 F FF 89 B SL 85 B FF 89 B FF 91 X FF 90 3-2 1-H 2B		C SI 91 B FF 92 F FF 92 B SL 84 F FF 92 X SI 91 2-2 G5-3				3 0	0 0	1 0	1 0	0 0	1 0	2 0
Inning Stats	R: 0 E: 0 K: 1 S: 11 H: 0 LOB: 0 BB: 0 P: 15	R: 0 E: 0 K: 2 S: 10 H: 0 LOB: 0 BB: 0 P: 13	R: 0 E: 0 K: 1 S: 14 H: 1 LOB: 0 BB: 0 P: 19	R: 0 E: 0 K: 0 S: 13 H: 1 LOB: 1 BB: 1 P: 19	R: 1 E: 0 K: 1 S: 10 H: 2 LOB: 1 BB: 0 P: 15	R: 0 E: 0 K: 0 S: 10 H: 1 LOB: 1 BB: 0 P: 15	R: 0 E: 0 K: 0 S: 14 H: 0 LOB: 1 BB: 1 P: 20	R: 0 E: 0 K: 0 S: 7 H: 0 LOB: 0 BB: 0 P: 12	R: 0 E: 0 K: 0 S: 7 H: 0 LOB: 0 BB: 0 P: 10	1B: 4 2B: 1 3B: 0 HR: 0 SF: 0 SAC: 0 DP: 1 HBP: 0						

PITCHER		IP	WLS	BF	H	R	ER	SO	BB	IBB	HBP	BLK	WP	HR	S	P	ERA	WHIP
49 Vance Worley, R ERA: 2.57	(1, 1)	7.0	W	27	5	1	1	5	2	0	0	0	0	0	82	116	1.29	1.000
40 Michael Stutes, R ERA: 2.81	(8, 1)	1.0	H	3	0	0	0	0	0	0	0	0	0	0	7	12	0.00	0.000
37 Antonio Bastardo, L ERA: 0.93	(9, 1)	1.0	S	3	0	0	0	0	0	0	0	0	0	0	7	10	0.00	0.000

PITCHER	IP	WLS	BF	H	R	ER	SO	BB	IBB	HBP	BLK	WP	HR	S	P	ERA	WHIP

Boston Red Sox @ Philadelphia Phillies

Citizens Bank Park, Philadelphia, PA

Wed Jun 29 2011, 7:12 PM - 9:34 PM EDT

Att. 45,612 - Partly Cloudy - 81 F

TOP

livebaseballscorecards.com

AB	31
R	1
H	5
RBI	1
BB	2
SO	5
LOB	12

WP: 0	PA: 33																	
PB: 0																		
SB: 0																		
CS: 0																		

BOTTOM

Batter	1	2	3	4	5	6	7	8	9	AB	R	H	RBI	BB	SO	LOB
11 Jimmy Rollins, S (1, 6) OBP: 0.330, SLG: 0.373	C FF 90 B CH 84 F CH 83 X FC 86 1-2 ① P5		C CU 79 B CH 84 X FF 92 1-1 ① G6-3		C FF 91 F CU 79 S CU 80 0-3 ③ K2-3			X CU 75 0-0 27 G6-3 1B		4	0	1	0	0	1	0
27 Placido Polanco, R (1, 5) OBP: 0.340, SLG: 0.364	B FF 91 X FF 90 1-0 26 1B 1B		C FF 91 F CH 83 X FC 85 0-2 ② G6-3			B FF 90 F FF 89 B CH 82 X SI 90 2-1 ① G6-3		1 SAFE X FF 88 0-0 ①② G6-3 1-2f		4	0	1	0	0	0	1
26 Chase Utley, L (1, 4) OBP: 0.385, SLG: 0.456	C SI 91 B CH 83 F FC 87 B FF 92 X CH 85 2-2 6 G6-3 1-2 1B		C CH 84 F CH 87 B CU 81 X CH 84 1-2 ③ G4-3			B CH 83 C FC 87 B FF 91 B CU 76 B CU 78 4-1 6 S BB		X FF 90 0-0 3B		3	0	2	0	1	0	0
6 Ryan Howard, L (1, 3) OBP: 0.350, SLG: 0.476	B FF 88 T FC 86 F FF 92 X FC 86 1-2 ②③ G6-3 1-2f			F FF 91 F CH 87 C FF 92 1-3 ① K		B FC 84 T FC 83 B FF 90 S FC 87 F FC 88 S FC 83 2-3 ② K 1-2		B FF 94 S FF 94 X FF 94 1-1 ③ F8		4	0	0	0	0	2	4
8 Shane Victorino, S (1, 8) OBP: 0.357, SLG: 0.508		C FF 91 X SI 92 0-1 29 1B 2B		B FF 92 C CU 77 F CH 84 F FC 88 X FF 92 1-2 ② F7		B CU 80 B CU 80 B FF 92 C CU 78 X FC 83 3-1 ③ G4-3				3	1	1	0	0	0	1
29 Raul Ibanez, L (1, 7) OBP: 0.289, SLG: 0.399		X SI 92 0-0 9 S 2-H 1B		C FF 92 B CU 79 X FC 87 1-1 2B			F CU 76 X CU 77 0-1 HR			3	1	3	2	0	0	0
9 Domonic Brown, L (1, 9) OBP: 0.294, SLG: 0.411		C CU 80 C FF 92 B FC 89 B FC 87 B CH 85 F CU 81 C FF 93 3-3 ① K 1-2		X SL 85 0-0 ③ G3			C FF 89 B CH 82 F CH 86 T FF 92 1-2 ① K			3	0	0	0	0	2	2
23 Brian Schneider, L (1, 2) OBP: 0.194, SLG: 0.288 40 Michael Stutes, R (8, 1) 37 Antonio Bastardo, R (9, 1)		X FF 91 0-0 ② P5			C FF 91 F FC 86 X FC 86 0-2 ① G6-3		X FF 90 0-0 ② L4			3 0 0	0 0 0	0 0 0	0 0 0	0 0 0	0 0 0	1 0 0
49 Vance Worley, R (1, 1) OBP: 0.167, SLG: 0.167 51 Carlos Ruiz, R (7, PH) OBP: 0.353, SLG: 0.339 (8, 2)		X FC 87 0-0 ③ G5-3			X FF 90 0-0 ② F8		C FF 90 F FF 86 X FC 84 0-2 ③ F8			2 1	0 0	0 0	0 0	0 0	0 0	1 0
Inning Stats	R: 0 E: 0 K: 0 S: 10 H: 2 LOB: 1 BB: 0 P: 15	R: 1 E: 0 K: 1 S: 9 H: 2 LOB: 1 BB: 0 P: 12	R: 0 E: 0 K: 0 S: 8 H: 0 LOB: 0 BB: 0 P: 10	R: 0 E: 0 K: 1 S: 10 H: 1 LOB: 1 BB: 0 P: 13	R: 0 E: 0 K: 1 S: 7 H: 0 LOB: 0 BB: 0 P: 7	R: 0 E: 0 K: 1 S: 9 H: 0 LOB: 1 BB: 1 P: 20	R: 1 E: 0 K: 1 S: 9 H: 1 LOB: 0 BB: 0 P: 10	R: 0 E: 0 K: 0 S: 5 H: 2 LOB: 1 BB: 0 P: 6		1B: 4 2B: 2 3B: 1 HR: 1	SF: 0 SAC: 0 DP: 2 HBP: 0				WP: 0 PB: 0 SB: 2 CS: 0	PA: 31

PITCHER		IP	WLS	BF	H	R	ER	SO	BB	IBB	HBP	BLK	WP	HR	S	P	ERA	WHIP
41 John Lackey, R ERA: 6.81	(1, 1)	7.2	L	30	8	2	2	5	1	0	0	0	0	1	65	90	2.35	1.174
46 Franklin Morales, L ERA: 3.93	(8, 1)	0.1		1	0	0	0	0	0	0	0	0	0	0	2	3	0.00	0.000

PITCHER		IP	WLS	BF	H	R	ER	SO	BB	IBB	HBP	BLK	WP	HR	S	P	ERA	WHIP

Boston Red Sox @ Philadelphia Phillies

Citizens Bank Park, Philadelphia, PA

Wed Jun 29 2011, 7:12 PM - 9:34 PM EDT

Att. 45,612 - Partly Cloudy - 81 F

livebaseballscorecards.com

AB	30
R	2
H	8
RBI	2
BB	1
SO	5
LOB	10

Boston Red Sox @ Philadelphia Phillies

Citizens Bank Park, Philadelphia, PA

Thu Jun 30 2011, 1:08 PM - 4:10 PM EDT

Att. 45,810 - Sunny - 78 F

TOP

livebaseballscorecards.com

Batter	1	2	3	4	5	6	7	8	9	AB	R	H	RBI	BB	SO	LOB
2 Jacoby Ellsbury, L (1, 8) OBP: 0.361, SLG: 0.452	C FF 90 C FC 88 X FC 88 0-2 54 G5-4-3 1B	C CH 83 B FF 94 B FF 93 B FF 93 C FF 89 F FF 91 X FC 89 3-2 ③ G4-3	B CH 83 B SI 91 1 SAFE C SL 83 X SI 92 2-1 1-2 3-H 1B	C SI 91 3 SAFE B CH 84 S SL 83 B SI 91 C SL 84 2-3 ② K	C FF 96 B FF 96 X FF 95 1-1 7 1B 1B	5	0	3	1	0	1	2
54 Darnell McDonald, R (1, 9) OBP: 0.164, SLG: 0.192 7 J.D. Drew, L (7, PH) OBP: 0.332, SLG: 0.328 (7, 9)	1 SAFE S FF 91 1 SAFE T CH 84 F FF 93 X CH 84 0-2 ①② G5-4-3 1-2f	C FF 88 F FF 88 X FF 92 0-2 ① F7	X SI 92 0-0 ③ G6-3	X SI 91 0-0 ③ L8	C CU 77 S FF 94 B FF 97 F FF 91 X FF 94 1-2 28 BB 1-3 1B	3 2	0 0	0 1	0 0	0 0	0 0	3 2
28 Adrián González, L (1, 3) OBP: 0.407, SLG: 0.593	B FF 92 C CH 85 B FF 93 B FF 92 S FC 88 F FF 93 S FC 89 3-3 ③ K	B FF 92 F FF 92 B FF 90 X FC 88 2-1 ② L1-3	C SL 81 B SI 90 B SL 82 S SI 92 F SI 92 F SI 92 X SL 83 2-2 ① G4-3	F SL 81 F CH 82 B SI 88 S SL 84 1-3 ① K	B FF 93 B FF 93 B FF 95 B FF 91 4-0 1-2 BB	4	0	0	0	1	2	0
15 Dustin Pedroia, R (1, 4) OBP: 0.385, SLG: 0.401	C FF 92 B FF 89 B FF 92 F FF 91 X FF 93 2-2 ① F9	F FF 91 X CH 83 0-1 ③ G5-3	B SI 91 F SI 91 X SI 92 1-1 ② G3-1	C FF 89 F SI 90 F CH 83 F SL 84 X SI 90 0-2 HR	B CU 75 C FF 91 B FF 93 F FF 89 F CH 82 B FF 92 X FF 90 3-2 ③ P4	5	1	1	1	0	0	3
33 Jason Varitek, S (1, 2) OBP: 0.333, SLG: 0.419	C CH 83 B FC 88 X FF 92 1-1 ② G5-3	C SI 92 F SI 92 B SL 83 B SI 93 B SL 83 F SI 93 F SI 93 X SI 93 3-2 ① G6-3	S SL 83 F SI 92 B SI 93 F SL 83 B SI 91 B SI 92 X SL 84 3-2 HR	B SI 90 B SI 89 X SI 89 2-0 HR	4	2	2	2	0	0	0
16 Josh Reddick, L (1, 7) OBP: 0.476, SLG: 0.722	B FC 88 X FC 90 1-0 1B	B SI 93 X SL 83 1-0 44 1B 3B	B SI 92 B SI 92 F SI 91 X SI 92 2-1 ③ G4-3	X SI 90 0-0 ② F9	4	1	2	0	0	0	0
44 Drew Sutton, S (1, 5) OBP: 0.326, SLG: 0.476	C FF 90 D CH 84 F FF 92 B CU 77 D CH 84 F FF 93 X CH 84 3-2 ③ G6-3	C SI 92 B SI 93 B SI 92 F SI 92 X SL 83 2-2 10 1B 2 1B 3-H 1B	C SI 90 C SI 91 F CH 85 X CH 83 0-2 10 1B 1B	C SL 82 B CH 82 B FF 89 S SL 83 S SL 85 2-3 ③ K	4	1	2	1	0	1	1
10 Marco Scutaro, R (1, 6) OBP: 0.340, SLG: 0.365	C FF 90 B FF 89 X CU 75 1-1 ① L1	1 SAFE B SI 91 X SI 92 1-0 2 1B 1-3 1B	S SI 90 B SL 83 1 SAFE C CH 83 B SI 91 B SL 84 X SI 90 3-2 1-3 1B	B FF 94 C FF 98 X FF 97 1-1 ① F9	4	0	2	0	0	0	0
31 Jon Lester, L (1, 1) 51 Daniel Bard, R (8, 1) 34 David Ortiz, L (9, PH) OBP: 0.385, SLG: 0.571 52 Bobby Jenks, R (9, 1) 58 Jonathan Papelbon, R (9, 1)	C FF 91 F FF 89 C FF 93 0-3 ② K	F SI 91 T SI 92 S SI 93 0-3 ② K	C SI 90 B SI 91 1 SAFE L SI 89 B CH 83 L SI 89 2-3 ① K	C FF 95 B FF 98 B FF 93 X CH 86 2-1 ② F7	3 0 1 0 0	0 0 0 0 0	0 0 0 0 0	0 0 0 0 0	3 0 0 0 0	0 0 0 0 0	4 0 0 0 0

	AB	39
	R	5
	H	13
	RBI	5
	BB	1
	SO	7
	LOB	15

Inning Stats	1	2	3	4	5	6	7	8	9
	R: 0 E: 0 K: 1 S: 11	R: 0 E: 0 K: 0 S: 10	R: 0 E: 0 K: 1 S: 9	R: 0 E: 0 K: 0 S: 7	R: 2 E: 0 K: 1 S: 16	R: 1 E: 0 K: 0 S: 13	R: 0 E: 0 K: 2 S: 14	R: 2 E: 0 K: 2 S: 13	R: 0 E: 0 K: 0 S: 14
	H: 1 LOB: 0 BB: 0 P: 14	H: 1 LOB: 1 BB: 0 P: 17	H: 0 LOB: 0 BB: 0 P: 13	H: 0 LOB: 0 BB: 0 P: 9	H: 4 LOB: 2 BB: 0 P: 25	H: 1 LOB: 0 BB: 0 P: 21	H: 2 LOB: 2 BB: 0 P: 21	H: 2 LOB: 0 BB: 0 P: 18	H: 2 LOB: 3 BB: 1 P: 26

| | | |

BOTTOM

Batter	1	2	3	4	5	6	7	8	9	AB	R	H	RBI	BB	SO	LOB
11 Jimmy Rollins, S (1, 6) OBP: 0.327, SLG: 0.368	C FC 92 B FF 92 F CH 84 F FF 93 B CU 75 X CU 74 2-2 ① G5-3		B FF 94 C FC 90 C FC 88 F FF 93 B FF 94 X CH 85 2-2 ③ G5-3			X CH 84 0-0 ② G1-3		C FF 99 B SI 99 C SI 99 C SL 85 1-3 ③ K		4	0	0	0	0	1	0
27 Placido Polanco, R (1, 5) OBP: 0.339, SLG: 0.363	C FF 93 C FF 93 F FF 93 B FF 94 X FF 93 1-2 ② G4-3			C FC 87 C FF 92 B FF 92 F FF 94 F FC 90 B FF 94 B FF 94 X FF 94 3-2 ① G5-3		B FC 86 B FC 85 C FF 92 F FF 91 X FF 92 2-2 ③ G6-3			F FF 95 C FF 96 X SL 86 0-2 6 HR 1B	4	1	1	0	0	0	0
26 Chase Utley, L (1, 4) OBP: 0.381, SLG: 0.449	C FF 93 B SI 91 F FF 91 B CU 77 S FF 95 2-3 ③ K			C CU 72 S FC 90 B FC 87 X FF 95 1-2 6 S 1B			L FC 90 S FC 88 B FC 85 F FC 84 X FC 93 1-2 ① G4-3		X FF 95 0-0 ① P5	4	0	1	0	0	1	1
6 Ryan Howard, L (1, 3) OBP: 0.354, SLG: 0.488		C FF 90 B FC 88 B FF 90 S FC 87 B FF 95 B FC 90 4-2 10 G5-3 BB		C FF 94 B SI 92 1 SAFE C SI 91 X FC 91 1-2 ② F7 1-2			B CU 72 F FF 89 S CU 73 B FF 93 X FC 87 2-2 8 BB 1B		S FF 96 X CH 84 0-1 1-H HR	3	1	2	2	1	0	1
8 Shane Victorino, S (1, 8) OBP: 0.359, SLG: 0.504		C FF 94 X FF 94 0-1 ① F7		B CU 76 C FC 88 X FC 88 1-1 ③ L8			B FF 92 B FF 90 F SI 92 B FC 92 B FF 93 4-1 1-2 BB		B FF 95 B FF 94 B FF 93 C FF 94 B FF 94 4-1 10 G4-3 10 S BB	2	0	0	0	2	0	2
10 Ben Francisco, R (1, 9) OBP: 0.336, SLG: 0.351		B FF 93 D CH 85 C FF 94 X CH 85 2-1 ② G5-3 1-2			B FF 91 L FF 91 X FF 92 1-1 ① P2		B FC 87 S CH 84 X FF 93 1-1 ② F8		C FF 94 B SL 82 B FF 94 X FF 94 2-1 ② G4-3 1-3	4	0	0	0	0	0	4
29 Raul Ibanez, L (1, 7) OBP: 0.285, SLG: 0.393		C FF 94 B SI 92 B FC 90 B FC 90 F FC 90 S FC 88 3-3 ③ K			C CU 73 S FF 92 F FC 89 X CU 76 0-2 ② G4-3		C FF 94 B FF 94 B FF 94 F FC 88 F FF 95 B CU 76 S FC 89 3-3 ③ K		C FF 94 C FF 96 F FF 95 C FF 95 0-3 ③ K	4	0	0	0	0	3	4
51 Carlos Ruiz, R (1, 2) OBP: 0.348, SLG: 0.333			F FF 92 S CU 75 B FC 90 S CU 74 1-3 ① K		B CH 84 C FC 87 B CH 85 F FC 86 F FF 92 X CU 76 2-2 ③ F8			C SI 98 X SI 99 0-1 ① G4-3		3	0	0	0	0	1	0
35 Cole Hamels, L (1, 1) OBP: 0.243, SLG: 0.278 57 David Herndon, R (5, 1) 7 Michael Martinez, S (6, PH) OBP: 0.221, SLG: 0.234 48 Drew Carpenter, R (7, 1) 7 Ross Gload, L (8, PH) OBP: 0.327, SLG: 0.353 47 Scott Mathieson, R (9, 1)			B FF 94 B FF 92 B FF 93 C FF 91 S FF 92 F FF 91 S FF 92 3-3 ② K			B FF 90 C FF 89 S FC 86 B CU 74 B FF 92 X FC 91 3-2 ① P3		B FF 99 X CH 91 1-0 ② G3	1 0 1 0 1 0	0 0 0 0 0 0	0 0 0 0 0 0	0 0 0 0 0 0	1 0 0 0 0 0	0 0 0 0 0 0	0 0 0 0 0 0
Inning Stats	R: 0 E: 0 K: 1 S: 11 H: 0 LOB: 0 BB: 0 P: 16	R: 0 E: 0 K: 1 S: 9 H: 0 LOB: 1 BB: 1 P: 18	R: 0 E: 0 K: 2 S: 11 H: 0 LOB: 0 BB: 0 P: 17	R: 0 E: 0 K: 0 S: 13 H: 1 LOB: 1 BB: 0 P: 19	R: 0 E: 0 K: 0 S: 10 H: 0 LOB: 0 BB: 0 P: 13	R: 0 E: 0 K: 0 S: 7 H: 0 LOB: 0 BB: 0 P: 12	R: 0 E: 0 K: 1 S: 14 H: 1 LOB: 2 BB: 1 P: 25	R: 0 E: 0 K: 1 S: 6 H: 0 LOB: 0 BB: 0 P: 8	R: 2 E: 0 K: 1 S: 13 H: 2 LOB: 1 BB: 1 P: 19	1B: 3 2B: 0 3B: 0 HR: 1	SF: 0 SAC: 0 DP: 0 HBP: 0		WP: 0 PB: 0 SB: 2 CS: 0	PA: 34			

PITCHER		IP	WLS	BF	H	R	ER	SO	BB	IBB	HBP	BLK	WP	HR	S	P	ERA	WHIP
31 Jon Lester, L ERA: 3.43	(1, 1)	7.0	W	25	2	0	0	5	2	0	0	0	0	0	75	120	0.00	0.571
51 Daniel Bard, R ERA: 2.33	(8, 1)	1.0		3	0	0	0	1	0	0	0	0	0	0	6	8	0.00	0.000
52 Bobby Jenks, R ERA: 7.24	(9, 1)	0.1		4	2	2	2	0	1	0	0	0	0	1	7	11	54.00	9.000
58 Jonathan Papelbon, R ERA: 3.82	(9, 1)	0.2	S	2	0	0	0	1	0	0	0	0	0	0	6	8	0.00	0.000

PITCHER	IP	WLS	BF	H	R	ER	SO	BB	IBB	HBP	BLK	WP	HR	S	P	ERA	WHIP

Boston Red Sox @ Philadelphia Phillies

Citizens Bank Park, Philadelphia, PA

Thu Jun 30 2011, 1:08 PM - 4:10 PM EDT

Att. 45,810 - Sunny - 78 F

livebaseballscorecards.com

AB	31
R	2
H	4
RBI	2
BB	3
SO	7
LOB	12

Boston Red Sox @ Houston Astros

Minute Maid Park, Houston, TX

Fri Jul 01 2011, 7:09 PM - 10:21 PM CDT

Att. 36,279 - Roof Closed - 73 F

TOP

livebaseballscorecards.com

Batter	1	2	3	4	5	6	7	8	9	AB	R	H	RBI	BB	SO	LOB
10 Marco Scutaro, R (1, 6) OBP: 0.335, SLG: 0.380	B FC 90 C FF 91 F FF 91 F SL 87 B SL 86 X FF 92 2-2 HR		B FF 92 B SL 86 C FF 93 F SL 87 C SL 87 2-3 ② K		X FC 93 0-0 ③ FC6-4 1-2f		C SL 83 B FF 91 F SI 92 B SI 93 B SI 94 S SI 92 3-3 ① K	C SI 88 B SI 90 F SL 80 F FF 92 X SI 92 1-2 ②③ G5-4-3 1-2f		5	1	1	1	0	2	7
15 Dustin Pedroia, R (1, 4) OBP: 0.388, SLG: 0.400	X FF 93 0-0 ① F9		B SL 87 C SL 89 B CH 84 B SL 89 B FC 94 4-1 BB			B SL 84 B SL 85 C CH 84 B FF 93 F FF 93 B FF 94 4-2 28 G4-6-3 BB	B SI 93 C SI 94 B SI 93 C SI 92 X SI 93 2-2 28 2B 1B 1-3 2-H 3-H		C FF 90 F SL 82 F SI 91 X FF 92 0-2 ① G3	3	1	1	2	2	0	0
28 Adrián González, L (1, 3) OBP: 0.404, SLG: 0.590	B FF 92 C FF 92 S CH 84 F FF 94 S SL 88 1-3 ② K		C FF 90 1 SAFE 1 SAFE F CH 81 F FF 93 C FF 94 0-3 ③ K			X CH 80 0-0 ①② G4-6-3 1-2f	F FS 85 X FF 93 0-1 20 F9 1-H 3-H 2B		F FF 92 X SL 84 0-1 ② G4-3	5	0	1	2	0	2	2
20 Kevin Youkilis, R (1, 5) OBP: 0.389, SLG: 0.477	B SL 86 B SL 86 C SL 86 F FF 92 B SL 87 S FC 93 3-3 ③ K			B SL 86 S FF 91 S SL 86 S SL 84 1-3 ① K		B SL 86 C FF 92 S FF 94 S SL 88 1-3 ③ K	F SL 84 B FF 92 C FF 93 F SI 92 X SL 84 1-2 ② F9 2-3		B SL 82 C SL 83 B FF 92 F SL 82 B FF 91 D SL 82 4-2 39 BB 7 BB BB	4	0	0	0	1	3	1
7 J.D. Drew, L (1, 9) OBP: 0.333, SLG: 0.327		C FF 91 X FC 92 0-1 ① F7		S CH 83 B FF 92 B FF 93 F FF 93 B SL 86 S CH 83 3-3 ② K			B FF 91 B SI 91 X FF 90 2-0 16 2B 39 1B 1B C FS 83 X SI 90 0-1 ③ G3		B SI 88 C SI 88 D SL 82 B SI 88 B SI 87 4-1 39 BB 1-2 BB	4	1	1	0	1	1	1
39 Jarrod Saltalamacchia, S (1, 2) OBP: 0.328, SLG: 0.430		B SL 85 C FF 92 F CH 83 F SL 88 B FF 94 X SL 87 2-2 ② G3-1		F SL 87 F FF 94 C FF 96 0-3 ③ K			C SL 85 X CH 78 0-1 16 2B 44 1B 1B 1-2	B FF 90 B SI 89 F FF 88 B CH 71 S FF 92 B FF 93 4-2 54 BB 16 1B BB	B SI 90 B SI 89 B SI 89 C SI 89 S SI 88 B SI 88 4-2 1-2 2-3 BB	3	1	1	0	2	1	0
16 Josh Reddick, L (1, 8) OBP: 0.489, SLG: 0.725		C FF 93 S CH 82 F FF 94 B SL 87 B FF 95 F SL 87 F SL 87 B CH 82 B SL 88 4-2 BB		B FF 92 F CH 84 X FF 93 1-1 ① F7			F FF 91 F CH 82 B FF 93 B SL 86 F SL 86 X FF 95 2-2 54 HBP 15 1B 2B 1-3 2-H	B SI 88 F FF 92 F KC 78 X CH 77 1-2 54 BB 1B 1-2	B FF 93 X FF 94 1-0 ③ G3-1	4	1	2	1	1	0	3
44 Drew Sutton, S (1, 7) OBP: 0.348, SLG: 0.477 32 Matt Albers, L (7, 1) 46 Franklin Morales, L (7, 1) 34 David Ortiz, L (8, PH) OBP: 0.383, SLG: 0.569 51 Daniel Bard, R (8, 1) 58 Jonathan Papelbon, R (9, 1)		B CH 82 1 SAFE X CH 81 1-0 ③ F9		B FF 93 C FF 93 S SL 89 B FF 95 F FF 93 B SL 88 B FF 94 4-2 10 FC6-4 BB			F CH 81 C SI 92 B CU 80 F CU 81 X CU 72 1-2 54 HBP 15 1B 1B 3-H	B FF 92 C CH 72 B FF 91 F KC 80 D KC 80 S CH 69 3-3 ① K		2 0 0 1 0 0	1 0 0 0 0 0	1 0 0 0 0 0	1 0 0 0 0 0	0 0 0 1 0 0	1 0 0 2 0 0
49 Tim Wakefield, R (1, 1) 35 Dan Wheeler, R (6, 1) 54 Darnell McDonald, R (7, PH) OBP: 0.193, SLG: 0.192 (7, 7)			B FF 90 C FF 90 S FF 89 B FF 92 F FF 91 S SL 87 2-3 ① K		C M SL 85 L FF 92 0-3 ② K		B SI 91 H CU 78 2-0 15 1B 28 2B HBP 1-2 2-3	B SI 88 B SI 88 S SI 89 F SI 88 F SI 91 D SL 82 F FF 89 B FF 90 4-2 10 G5-4-3 BB 1-2 2-3		2 0 0	0 0 1	0 0 0	0 0 0	2 0 1	1 0 0

Inning Stats	1	2	3	4	5	6	7	8	9
	R: 1 E: 0 K: 2 S: 12	R: 0 E: 0 K: 0 S: 12	R: 0 E: 0 K: 3 S: 12	R: 0 E: 0 K: 3 S: 9	R: 0 E: 0 K: 1 S: 9	R: 0 E: 0 K: 1 S: 6	R: 6 E: 0 K: 1 S: 25	R: 0 E: 0 K: 1 S: 16	R: 0 E: 0 K: 0 S: 12
	H: 1 LOB: 0 BB: 0 P: 18	H: 0 LOB: 1 BB: 1 P: 19	H: 0 LOB: 1 BB: 1 P: 20	H: 0 LOB: 0 BB: 0 P: 13	H: 0 LOB: 1 BB: 1 P: 14	H: 0 LOB: 0 BB: 1 P: 11	H: 6 LOB: 1 BB: 0 P: 38	H: 1 LOB: 2 BB: 2 P: 29	H: 0 LOB: 3 BB: 3 P: 25

	AB	33
	R	7
	H	8
	RBI	7
	BB	9
	SO	12
	LOB	18

1B: 5 SF: 0
2B: 2 SAC: 0
3B: 0 DP: 2
HR: 1 HBP: 1

WP: 0 PA: 43
PB: 0
SB: 0
CS: 0

PITCHER		IP	WLS	BF	H	R	ER	SO	BB	IBB	HBP	BLK	WP	HR	S	P	ERA	WHIP
20 Bud Norris, R ERA: 3.51	(1, 1)	6.0		25	4	4	4	10	4	0	0	0	0	1	67	106	6.00	1.333
52 Sergio Escalona, L ERA: 3.46	(7, 1)	0.0	L	2	1	0	0	0	0	0	1	0	0	0	4	7	∞	∞
59 Wilton Lopez, R ERA: 3.16	(7, 1)	1.0	B	5	2	3	3	1	0	0	0	0	0	0	14	20	27.00	2.000
58 Fernando Abad, L ERA: 5.79	(8, 1)	0.1		3	1	0	0	1	1	0	0	0	0	0	8	16	0.00	6.000
66 Enerio Del Rosario, R ERA: 4.91	(8, 1)	1.1		7	0	0	0	0	4	0	0	0	0	0	19	36	0.00	3.000

PITCHER		IP	WLS	BF	H	R	ER	SO	BB	IBB	HBP	BLK	WP	HR	S	P	ERA	WHIP
28 David Carpenter, R ERA:	(9, 1)	0.1		1	0	0	0	0	0	0	0	0	0	0	1	2	0.00	0.000

Batter	1	2	3	4	5	6	7	8	9	AB	R	H	RBI	BB	SO	LOB
21 Michael Bourn, L (1, 8) OBP: 0.356, SLG: 0.400	C KN 64 X KN 66 0-1 36 G6-3 36 S 9 SF8 1B	S KN 67 S KN 67 X KN 67 0-2 36 1B 9 2B 2-3 1B		B KN 66 C FF 73 X KN 66 1-1 ③ F7		C FF 89 S FF 89 B FF 88 X SL 85 1-2 ② F8			F FF 93 F FF 95 X FF 94 0-2 ① F8	5	2	2	0	0	0	1
36 Angel Sanchez, R (1, 4) OBP: 0.308, SLG: 0.315	1 SAFE P PO 71 B KN 66 1 SAFE 1 SAFE C FF 71 B FF 72 C FF 73 X KN 67 3-2 ① G6-3 1-3	X KN 66 0-0 9 2B 1-2 3-H 1B			F KN 65 X KN 65 0-1 9 WP 45 2B 1B	C SL 86 S SL 85 D SL 85 C SL 84 1-3 ③ K 1-2			B FF 96 X FF 95 1-0 ② F9	5	1	2	1	0	1	2
9 Hunter Pence, R (1, 9) OBP: 0.358, SLG: 0.487	C KN 67 X KN 65 0-1 ② SF8 3-H	X KN 67 0-0 1-3 2-H 2B			F KN 65 1 SAFE B KN 65 X KN 67 1-1 ① F7 1-2		B SI 93 C SL 88 S SI 93 C SI 94 1-3 ① K		F FF 95 B FS 90 X FF 95 1-1 1B	4	0	2	2	0	1	1
45 Carlos Lee, R (1, 7) OBP: 0.321, SLG: 0.427 (8, 3)	B KN 66 C KN 66 S KN 66 X KN 67 1-2 23 1B 1B	S KN 66 B KN 66 X KN 66 1-1 ③ F7			F KN 67 D KN 66 X KN 66 1-1 23 G1-3 2-H 2B		C SI 95 B SI 94 X SI 93 1-1 ② G6-3		S FF 95 F FF 96 X FF 95 0-2 ③ G4-3	5	0	2	1	0	0	3
23 Chris Johnson, R (1, 5) OBP: 0.285, SLG: 0.401	C KN 66 S KN 66 F KN 66 X KN 65 0-2 29 FC4-6 1-3 1B	C KN 65 F KN 65 X KN 66 0-2 ① G2-3			C KN 67 X KN 66 0-1 ② G1-3 2-3		X SI 94 0-0 4 FC6-4 1B			4	0	2	0	0	0	1
29 Brett Wallace, L (1, 3) OBP: 0.373, SLG: 0.409 4 Jason Michaels, R (7, PH) OBP: 0.256, SLG: 0.329 (8, 7) 66 Enerio Del Rosario, R (8, 1) 28 David Carpenter, R (9, 1)	C KN 66 1 SAFE S KN 66 X KN 65 0-2 ③ FC4-6 1-2f	C KN 65 B KN 65 S KN 65 F CU 60 F KN 67 B CU 62 F KN 66 X CU 59 2-2 ② G3-1			S KN 67 F KN 67 X KN 66 0-2 ③ L6		X CH 83 0-0 ③ FC6-4 1-2f		3 1 0 0	0 0 0 0	0 0 0 0	0 0 0 0	0 0 0 0	0 0 0 0	3 1 0 0
12 Clint Barmes, R (1, 6) OBP: 0.318, SLG: 0.371		B KN 65 B KN 65 C FF 72 B FF 72 X FF 73 3-1 22 FC1-5-4-2 2B	C KN 66 X KN 66 0-1 ③ G5-3			C KN 64 B KN 66 C KN 64 X KN 65 1-2 20 1B 2B		B FF 98 F FF 98 B SL 84 F SL 86 X FF 98 2-2 ① P5		4	1	2	0	0	0	0
22 Carlos Corporán, S (1, 2) OBP: 0.200, SLG: 0.231		B KN 66 B KN 66 C KN 66 X KN 66 2-1 ① FC1-5-4-2 21 1B 20 SH3-4 36 1B 2-3		S KN 66 X KN 66 0-1 ① G6-3		F KN 66 S KN 65 B KN 66 B KN 65 X KN 64 2-2 ① P4		F FF 97 C CH 93 S SL 82 0-3 ② K2-3		4	1	0	0	0	1	2
20 Bud Norris, R (1, 1) OBP: 0.133, SLG: 0.138 52 Sergio Escalona, L (7, 1) 59 Wilton Lopez, R (7, 1) 58 Fernando Abad, L (8, 1) 19 Brian Bogusevic, L (8, 7) OBP: 0.313, SLG: 0.214		L KN 67 B KN 66 X KN 67 1-1 ② SH3-4 1-2		B FF 73 C FF 73 B KN 66 X FF 73 2-1 ② F7		C KN 65 F KN 66 B KN 67 F KN 66 B KN 61 X KN 66 2-2 36 PB 2-H 1B		B FF 98 F FF 98 F FF 98 C SL 82 1-3 ③ K		2 0 0 0 1	0 0 0 0 0	1 0 0 0 0	1 0 0 0 1	0 0 0 0 0	0 0 0 0 1	0 0 0 0 0
Inning Stats	R: 1 E: 0 K: 0 S: 18 H: 3 LOB: 2 BB: 0 P: 21	R: 2 E: 0 K: 0 S: 13 H: 4 LOB: 2 BB: 0 P: 20	R: 0 E: 0 K: 0 S: 11 H: 0 LOB: 0 BB: 0 P: 13	R: 0 E: 0 K: 0 S: 6 H: 0 LOB: 0 BB: 0 P: 9	R: 1 E: 0 K: 0 S: 11 H: 2 LOB: 1 BB: 0 P: 13	R: 1 E: 0 K: 1 S: 16 H: 2 LOB: 1 BB: 0 P: 23	R: 0 E: 0 K: 1 S: 7 H: 1 LOB: 1 BB: 0 P: 9	R: 0 E: 0 K: 2 S: 9 H: 0 LOB: 0 BB: 0 P: 12	R: 0 E: 0 K: 0 S: 9 H: 1 LOB: 1 BB: 0 P: 11	1B: 9 2B: 4 3B: 0 HR: 0	SF: 1 SAC: 1 DP: 0 HBP: 0			WP: 1 PB: 1 SB: 1 CS: 0	PA: 40		

PITCHER		IP	WLS	BF	H	R	ER	SO	BB	IBB	HBP	BLK	WP	HR	S	P	ERA	WHIP
49 Tim Wakefield, R ERA: 4.82	(1, 1)	5.1		27	11	5	5	0	0	0	0	0	1	0	69	91	8.44	2.062
35 Dan Wheeler, R ERA: 5.79	(6, 1)	0.2	W	2	0	0	0	1	0	0	0	0	0	0	6	8	0.00	0.000
32 Matt Albers, R ERA: 2.97	(7, 1)	0.2	H	3	1	0	0	1	0	0	0	0	0	0	6	8	0.00	1.500
46 Franklin Morales, L ERA: 3.86	(7, 1)	0.1	H	1	0	0	0	0	0	0	0	0	0	0	1	1	0.00	0.000
51 Daniel Bard, R ERA: 2.27	(8, 1)	1.0	H	3	0	0	0	2	0	0	0	0	0	0	9	12	0.00	0.000

PITCHER		IP	WLS	BF	H	R	ER	SO	BB	IBB	HBP	BLK	WP	HR	S	P	ERA	WHIP
58 Jonathan Papelbon, R ERA: 3.69	(9, 1)	1.0	S	4	1	0	0	0	0	0	0	0	0	0	9	11	0.00	1.000

BOTTOM

Boston Red Sox @ Houston Astros

Minute Maid Park, Houston, TX

Fri Jul 01 2011, 7:09 PM - 10:21 PM CDT

Att. 36,279 - Roof Closed - 73 F

livebaseballscorecards.com

AB	38
R	5
H	13
RBI	5
BB	0
SO	4
LOB	14

Batter	1	2	3	4	5	6	7	8	9	AB	R	H	RBI	BB	SO	LOB
2 Jacoby Ellsbury, L (1, 8) OBP: 0.361, SLG: 0.453	C FF 90 B FF 91 B FF 92 F FF 89 B FF 92 B FF 90 4-2 15 E 15 1B 28 1B BB	C FF 90 B SI 96 X CH 82 1-1 ③ G3-1			B CU 73 F FF 89 X SI 91 1-1 15 2B 2B		C CU 73 B CU 77 F SI 90 B FF 92 F SL 82 C FF 91 2-3 ② K		C FF 91 F FF 92 B SL 81 S FF 91 1-3 ① K	4	2	1	0	1	2	0
15 Dustin Pedroia, R (1, 4) OBP: 0.391, SLG: 0.406	C FF 91 B SI 91 X FF 91 1-1 E3 20 1B 28 1B 34 BB 1-3 1B		C FF 90 B SI 91 B FF 91 F FF 90 X SI 92 2-2 28 G4-3 1B		C CU 75 D SL 84 X SL 83 1-1 28 G3 2-H 2B		T FF 90 B FF 93 X FS 84 1-1 G5-3 ③		B FF 92 X FF 90 1-0 ② G6-3	5	1	3	1	0	0	0
28 Adrián González, L (1, 9) OBP: 0.407, SLG: 0.593 (6, 3)	B SI 92 S SI 91 B CU 77 X SI 92 2-1 34 BB 20 1B 39 G5-4-3 1-2 3-H 1B		C FF 90 B CU 75 B CU 75 F SI 92 B CH 81 X SI 92 3-2 ① G4-3 1-2		B CU 77 X CH 81 1-0 ② G3 2-3			B FF 88 F FF 89 B FF 91 X KC 78 2-1 16 1B 20 1B 39 SF7 1B	B FF 92 S FF 92 X FF 91 1-1 20 1B 2B	5	3	3	1	0	0	2
20 Kevin Youkilis, R (1, 5) OBP: 0.392, SLG: 0.480 35 Dan Wheeler, R (9, 1)	C FF 91 B SL 83 B FF 92 X FF 91 2-1 39 G5-4-3 34 BB 1-2 2-3 1B		B FF 91 C FF 91 B CU 74 C FF 92 F SI 93 X CU 76 2-2 ② F7		B FF 92 C FF 92 F SI 92 B FF 91 B FF 94 X SI 93 3-2 ③ G1-4-3			B CH 71 B FF 90 C FF 90 X FF 90 2-1 39 SF7 16 1B 54 HR 1-2 1B	B FF 91 B FF 92 F FF 91 S FF 91 X FF 91 2-2 2-H 1B	5 0	1 0	3 0	1 0	0 0	0 0	2 0
34 David Ortiz, L (1, 3) OBP: 0.383, SLG: 0.565 16 Josh Reddick, L (6, 7) OBP: 0.490, SLG: 0.714	F FF 92 F CH 86 F FF 91 B FF 93 D CU 78 B FF 93 B FF 92 4-2 39 G5-4-3 1-2 2-3 3-H BB		B CU 76 D CU 77 F SL 84 B FF 92 X SL 83 3-1 ③ G3-1			F FF 92 B SI 91 B CH 80 B FF 92 X FF 91 3-1 ① F7		B KC 79 C KC 77 F FF 91 F FF 91 X KC 79 1-2 39 SF7 54 HR 1-2 2-3 1B	B CH 85 F FF 90 F FF 89 S FF 90 1-3 ③ K	2 2	0 1	0 1	1 0	1 0	0 1	1 1
39 Jarrod Saltalamacchia, S (1, 2) OBP: 0.326, SLG: 0.425	S FF 92 B FF 92 S FF 92 X SL 86 1-2 ①② G5-4-3 1-2f 2-3 3-H			X SL 82 0-0 ① F8		B FF 92 B FF 90 B FF 90 B FF 90 4-0 54 G6-4-3 BB		F FF 90 F FF 91 B CH 77 X FF 93 1-2 ① SF7 1-2 2-3 3-H		2	0	0	1	1	0	2
54 Darnell McDonald, R (1, 7) OBP: 0.197, SLG: 0.250 (6, 9)	B FF 92 C FF 92 D CU 77 B SI 92 X FF 92 3-1 ③ F9			B FF 90 C FF 90 B SI 90 X FF 89 2-1 ② F9		D CU 75 X FF 90 1-0 ②③ G6-4-3 1-2f		D CH 74 B KC 79 X FF 90 2-0 2-H 3-H HR		4	1	1	3	0	0	2
10 Marco Scutaro, R (1, 6) OBP: 0.327, SLG: 0.370		C FF 88 B FF 90 C SI 91 B SI 92 X SI 90 2-2 ① G4-3		B FF 90 X FF 90 1-0 ③ G1-3			X SI 90 0-0 ① F8	B FF 88 X FF 88 1-0 ② G6-3		4	0	0	0	0	0	0
30 Andrew Miller, L (1, 1) 60 Yamaico Navarro, R (7, PH) OBP: 1.000, SLG: 4.000 91 Alfredo Aceves, R (7, 1) 51 Daniel Bard, R (7, 1) 7 J.D. Drew, L (8, PH) OBP: 0.332, SLG: 0.325 52 Bobby Jenks, R (8, 1) 44 Drew Sutton, S (9, 5) OBP: 0.348, SLG: 0.477		B FF 89 B SI 88 C FF 90 F FF 90 S FF 92 2-3 ② K			B FF 88 C FF 88 B FF 87 S CH 88 S FF 90 2-3 ① K		B FF 90 B FF 90 B CH 88 C FF 88 X FF 90 3-1 HR	B CH 73 C FF 91 F FF 92 B KC 81 X KC 78 2-2 ③ G4-3		2 1 0 0 1 0 0 0	0 1 0 0 0 0 0 0	0 1 0 0 0 0 0 0	0 1 0 0 0 0 0 0	2 0 0 0 0 0 0 0	0 0 0 0 0 0 0 0
Inning Stats	R: 3 H: 3 E: 1 LOB: 1 K: 0 BB: 2 S: 16 P: 33	R: 0 H: 0 E: 0 LOB: 0 K: 1 BB: 0 S: 8 P: 13	R: 0 H: 1 E: 0 LOB: 1 K: 0 BB: 0 S: 12 P: 22	R: 0 H: 0 E: 0 LOB: 0 K: 0 BB: 0 S: 4 P: 7	R: 1 H: 2 E: 0 LOB: 1 K: 1 BB: 0 S: 11 P: 19	R: 0 H: 0 E: 0 LOB: 0 K: 0 BB: 1 S: 3 P: 11	R: 1 H: 1 E: 0 LOB: 0 K: 1 BB: 0 S: 9 P: 15	R: 4 H: 4 E: 0 LOB: 0 K: 0 BB: 0 S: 16 P: 27	R: 1 H: 2 E: 0 LOB: 1 K: 2 BB: 0 S: 12 P: 18	1B: 8 SF: 1 2B: 3 SAC: 0 3B: 0 DP: 2 HR: 2 HBP: 0						WP: 0 PA: 41 PB: 0 SB: 0 CS: 0	

PITCHER		IP	WLS	BF	H	R	ER	SO	BB	IBB	HBP	BLK	WP	HR	S	P	ERA	WHIP
30 J.A. Happ, L ERA: 5.63	(1, 1)	6.2	L	28	7	5	5	3	3	0	0	0	0	1	61	117	6.75	1.500
59 Wilton Lopez, R ERA: 3.13	(7, 1)	0.1		1	0	0	0	0	0	0	0	0	0	0	2	3	0.00	0.000
58 Fernando Abad, L ERA: 7.32	(8, 1)	1.0		7	4	4	4	0	0	0	0	0	0	1	16	27	36.00	4.000
62 Aneury Rodriguez, R ERA: 5.43	(9, 1)	1.0		5	2	1	1	2	0	0	0	0	0	0	12	18	9.00	2.000

PITCHER	IP	WLS	BF	H	R	ER	SO	BB	IBB	HBP	BLK	WP	HR	S	P	ERA	WHIP

TOP

Boston Red Sox @ Houston Astros

Minute Maid Park, Houston, TX

Sat Jul 02 2011, 6:06 PM - 9:11 PM CDT

Att. 39,021 - Roof Closed - 73 F

livebaseballscorecards.com

AB	37
R	10
H	13
RBI	9
BB	3
SO	5
LOB	10

Boston Red Sox @ Houston Astros

Minute Maid Park, Houston, TX

Sat Jul 02 2011, 6:06 PM - 9:11 PM CDT

Att. 39,021 - Roof Closed - 73 F

BOTTOM

Batter	1	2	3	4	5	6	7	8	9	AB	R	H	RBI	BB	SO	LOB
21 Michael Bourn, L (1, 8) OBP: 0.362, SLG: 0.412	C CH 87 X FF 90 0-1 36 1B 3B	B SL 73 C FF 90 B SL 76 B FF 91 C FF 89 X FF 90 3-2 ① P5	X FF 92 0-0 1B	B FC 88 B FC 88 X FC 89 2-0 9 BB 16 BB 1-2 1B	X FF 88 0-0 16 DI 16 1B 1B	5	2	4	0	0	0	0
36 Angel Sanchez, R (1, 4) OBP: 0.308, SLG: 0.315 16 Matt Downs, R (7, PH) OBP: 0.390, SLG: 0.591 (8, 4)	X 0-0 9 1B 3-H 1B	X FF 91 0-0 ② G6-3	C CH 81 X FF 92 0-1 ③ G4-3	B FC 88 C FF 91 B FC 89 B FF 92 S FF 91 F FF 92 B FF 91 4-2 9 BB 1-2 2-3 BB	S SL 85 S SL 83 F SL 83 F FF 88 X SL 83 0-2 9 DI 1-H 1B	3 1	0 0	1 1	1 1	0 1	0 0	1 0
9 Hunter Pence, R (1, 9) OBP: 0.364, SLG: 0.500	B D CH 82 F B F X FF 89 3-2 4 G6-4-3 1-2 1B	C FF 93 S SL 78 F FF 94 B SL 79 F SL 76 F CH 83 F SL 76 B SL 78 X FF 92 2-2 1B			X CH 81 0-0 HR	B FF 97 F FF 98 D SL 84 B FF 99 S FF 98 B FF 97 4-2 45 FC5-4 1-2 2-3 3-H BB	B SI 87 B SL 85 X SL 84 2-0 ③ F9 1-2	4	1	3	2	1	0	1
45 Carlos Lee, R (1, 3) OBP: 0.321, SLG: 0.424	B FF 90 C FF 89 X FF 91 1-1 ① L7	B FF 92 B CH 81 1 SAFE X FF 92 2-0 ③ P4			X FF 93 0-0 4 G4-3 1B	X FF 97 0-0 ③ FC5-4 1-2f				4	0	1	0	0	0	6
4 Jason Michaels, R (1, 7) OBP: 0.244, SLG: 0.314	B CH 84 C CH 81 S CH 81 B SL 78 X CH 84 2-2 ② ③ G6-4-3 1-2f		S FF 88 B CH 83 B FF 90 B FF 90 F FF 90 C CH 83 3-3 ① K		X FF 92 0-0 ① G4-3 1-2f		X FF 94 0-0 ① F8			4	0	0	0	0	1	3
23 Chris Johnson, R (1, 5) OBP: 0.285, SLG: 0.397		B FF 91 X FF 90 1-0 ① G4-3	B CH 83 C CH 80 F FF 91 B SL 77 F FF 92 B FF 92 B FF 91 4-2 12 G6-3 BB		F FF 91 C SL 76 B SL 78 F FF 94 X SL 77 1-2 ③ G1-3		C FF 94 S FF 96 S CU 82 0-3 ② K		3	0	0	0	1	1	0
12 Clint Barmes, R (1, 6) OBP: 0.312, SLG: 0.364		C FF 92 T CH 83 S SL 78 0-3 ② K	F FF 90 B FF 92 1 SAFE X CH 81 1-1 ② ③ G6-3 1-2f			B FF 92 F FC 89 B FF 91 X FS 91 2-1 ① G6-3	B FF 94 C FF 94 S SL 84 X FF 96 1-2 ③ F8		4	0	0	0	0	1	1
46 J.R. Towles, R (1, 2) OBP: 0.270, SLG: 0.304		B FF 91 B FF 92 B CH 83 C FF 89 F FF 90 B FF 93 4-2 BB		B FF 89 C FF 90 X CH 81 1-1 ① G1-4-3		S FF 92 B FC 90 X FS 86 1-1 ② G5-3		C SI 88 F SL 84 B CU 74 B SL 83 F FF 87 X SL 81 2-2 ① G1	3	0	0	0	1	0	0
30 J.A. Happ, L (1, 1) OBP: 0.321, SLG: 0.423 59 Wilton Lopez, R (7, 1) 8 Jeff Keppinger, R (7, PH) OBP: 0.339, SLG: 0.420 58 Fernando Abad, L (8, 1) 62 Aneury Rodriguez, R (9, 1) 19 Brian Bogusevic, L (9, PH) OBP: 0.303, SLG: 0.207		F FF 89 C FF 90 B X FF 91 1-2 ③ G6-3		B FF 90 C FF 90 F FF 88 C SL 75 1-3 ② K		B FF 92 F FF 92 F FF 92 F CU 79 B FF 92 X FF 92 2-2 16 BB 21 1B 9 BB 1B		B SL 85 F FF 88 B FF 88 S SL 85 F SL 84 B FF 88 F FF 88 X SL 87 3-2 ② G3-1	2 0 1 0 0 0 1	0 0 1 0 0 0 0	0 0 1 0 0 0 0	0 0 0 0 0 0 0	1 0 0 0 0 0 0	1 0 0 0 0 0 0	1 0 0 0 0 0 0
Inning Stats	R: 1 E: 0 K: 0 S: 11 H: 3 LOB: 1 BB: 0 P: 17	R: 0 E: 0 K: 1 S: 9 H: 0 LOB: 1 BB: 1 P: 15	R: 0 E: 0 K: 0 S: 12 H: 1 LOB: 1 BB: 0 P: 19	R: 0 E: 0 K: 1 S: 8 H: 0 LOB: 0 BB: 1 P: 16	R: 0 E: 0 K: 1 S: 8 H: 1 LOB: 1 BB: 0 P: 10	R: 1 E: 0 K: 0 S: 7 H: 2 LOB: 0 BB: 0 P: 8	R: 1 E: 0 K: 0 S: 15 H: 2 LOB: 3 BB: 2 P: 30	R: 0 E: 0 K: 1 S: 7 H: 0 LOB: 0 BB: 0 P: 8	R: 1 E: 0 K: 0 S: 16 H: 2 LOB: 1 BB: 0 P: 23	1B: 9 2B: 0 3B: 1 HR: 1 SF: 0 SAC: 0 DP: 3 HBP: 0						WP: 0 PB: 0 SB: 0 CS: 0 PA: 39	

livebaseballscorecards.com

AB	35
R	4
H	11
RBI	4
BB	4
SO	4
LOB	13

PITCHER		IP	WLS	BF	H	R	ER	SO	BB	IBB	HBP	BLK	WP	HR	S	P	ERA	WHIP
30 Andrew Miller, L ERA: 3.06	(1, 1)	6.0	W	24	7	2	2	3	2	0	0	0	0	1	55	85	3.00	1.500
91 Alfredo Aceves, R ERA: 3.75	(7, 1)	0.2	H	5	2	1	1	0	1	0	0	0	0	0	12	23	13.50	4.500
51 Daniel Bard, R ERA: 2.25	(7, 1)	0.1	H	2	0	0	0	0	1	0	0	0	0	0	3	7	0.00	3.000
52 Bobby Jenks, R ERA: 6.75	(8, 1)	1.0		3	0	0	0	1	0	0	0	0	0	0	7	8	0.00	0.000
35 Dan Wheeler, R ERA: 5.92	(9, 1)	1.0		5	2	1	1	0	0	0	0	0	0	0	16	23	9.00	2.000

PITCHER	IP	WLS	BF	H	R	ER	SO	BB	IBB	HBP	BLK	WP	HR	S	P	ERA	WHIP

Boston Red Sox @ Houston Astros

Minute Maid Park, Houston, TX

Sun Jul 03 2011, 1:06 PM - 4:11 PM CDT

Att. 38,035 - Roof Closed - 73 F

TOP

livebaseballscorecards.com

Batter	1	2	3	4	5	6	7	8	9	AB	R	H	RBI	BB	SO	LOB
2 Jacoby Ellsbury, L (1, 8) OBP: 0.364, SLG: 0.453	C FF 90 B FF 91 X CH 82 1-1 ① G4-3		S CH 81 C CH 82 B FF 90 D SL 88 B FF 92 F FF 90 X SL 84 3-2 15 S 1-3 1B	B CU 75 F FF 91 F FF 91 F SL 88 F FF 91 F CU 77 F CU 78 F CH 83 X CH 83 1-2 ③ F7			B SI 90 C SI 90 B SI 90 F SI 89 B CU 78 D CU 79 4-2 28 G4-6-3 15 1B BB		B FF 93 X FF 92 1-0 15 FC6-4 1-2 1B	4	0	2	0	1	0	3
15 Dustin Pedroia, R (1, 4) OBP: 0.394, SLG: 0.406	C FF 92 B CU 78 B FF 91 X FF 91 2-1 ② G5-3		C CU 76 B CU 78 B SL 88 B CU 78 B SL 86 4-1 1-2 BB		B CU 73 C FF 90 S FF 90 B FF 90 F FF 92 B CU 78 F CH 79 B FF 92 4-2 28 S BB		C CU 78 F SI 90 X CH 78 0-2 28 G4-6-3 1-2 1B		C FC 94 B FC 92 B FC 91 F FC 93 F FF 94 B KC 83 X FC 93 3-2 ② FC6-4 20 BB 28 IBB 1-2f 2-3	3	0	1	0	2	0	2
28 Adrián González, L (1, 3) OBP: 0.407, SLG: 0.588	B FF 91 C FF 92 F FF 91 B CH 84 F FF 92 S SL 86 2-3 ③ K		B CH 83 B SL 87 X FF 91 2-0 ③ F8		B SI 90 B CH 81 B FF 91 B FF 89 4-0 7 G6-3 1-2 BB		B SI 91 B CH 80 X SI 90 2-0 ① ② G4-6-3 1-2f 2-3		I IN 57 I IN 56 I IN 57 I IN 58 4-0 54 FC5 20 BB 1-2 IBB	3	0	0	0	2	1	5
20 Kevin Youkilis, R (1, 5) OBP: 0.392, SLG: 0.476		C FF 91 F SL 88 B FF 91 F SL 87 X FF 90 1-2 ① L8		B SL 84 C FF 90 F FF 90 X FF 92 1-2 60 1B 7 BB 33 E 1B	B FF 91 S SL 86 S SL 86 B CU 78 B SI 88 S FF 90 3-3 ① K		C SI 92 B SI 91 X SI 91 1-1 ③ L8		B FC 94 B FC 91 B FC 90 C FC 90 B FC 92 4-1 54 FC5 1-2 2-3 3-H BB	4	1	1	1	1	1	3
7 J.D. Drew, L (1, 9) OBP: 0.332, SLG: 0.322 54 Darnell McDonald, R (8, PH) OBP: 0.190, SLG: 0.241 (8, 9)		X FF 91 0-0 ② F9		B CH 81 C CH 79 B SL 87 B SI 90 B CH 80 4-1 33 E 60 1B 1-2 BB	X CH 80 0-0 ② ③ G6-3 1-2f			B SI 91 B SI 89 F SI 89 X SI 89 2-1 ① F9	C FC 93 X FC 94 0-1 ③ FC5 1-2 2-3f	2 2	0 0	0 0	0 0	1 0	0 0	2 3
16 Josh Reddick, L (1, 7) OBP: 0.472, SLG: 0.667		C FF 90 B CH 82 C SL 84 S CU 77 1-3 ③ K2-3		C SL 85 S CU 76 B SL 83 F CU 79 S CH 81 1-3 ① K		F FF 92 S FF 92 B FF 93 B SL 84 B FF 93 X FF 92 3-2 ① F9		B CU 80 B CU 80 B SI 90 B SI 90 4-0 34 G6-4-3 BB		3	0	0	0	1	2	2
60 Yamaico Navarro, R (1, 6) OBP: 0.500, SLG: 1.250 34 David Ortiz, L (8, PH) OBP: 0.382, SLG: 0.563 10 Marco Scutaro, R (8, 6) OBP: 0.327, SLG: 0.370			B SL 84 C SL 84 C FF 90 F FF 90 B CU 78 X SL 87 2-2 ① G4-3	X SL 86 0-0 33 E 1-2 2-3 1B		B FF 93 X FF 94 1-0 ② G4-3		S SI 88 X SI 91 0-1 ② ③ G6-4-3 1-2f		3 1 0	0 0 0	1 0 0	0 0 0	0 0 0	0 1 0	0 1 0
33 Jason Varitek, S (1, 2) OBP: 0.338, SLG: 0.425			C CH 81 B SL 86 B FF 91 B SL 87 B FF 90 4-1 19 FC1-6 BB	F FF 91 B FF 92 B CU 76 S CH 81 X SL 84 2-2 E3 1-2 2-3 3-H		X FF 93 0-0 2B			C FF 93 B FC 92 C FF 94 B KC 85 X FC 93 2-2 ① G3-1	3	0	1	0	1	0	2
19 Josh Beckett, R (1, 1) 44 Drew Sutton, S (9, PH) OBP: 0.362, SLG: 0.477 58 Jonathan Papelbon, R (9, 1)			B FF 89 X FF 88 1-0 ② FC1-6 2 1B 1-2f	B FF 92 X FF 91 1-0 ② F5		S SL 84 B FF 94 C FF 93 D FF 94 F FF 94 S SL 84 2-3 ③ K			F FF 94 C FF 94 B KC 84 B FC 93 F KC 82 B KC 83 F FF 93 B FS 83 4-2 15 FC6-4 2 1B 20 BB BB	3 0 0	0 1 0	0 0 0	0 0 0	1 1 0	0 0 0	5 0 0
Inning Stats	R: 0 E: 0 K: 1 S: 8 H: 0 LOB: 0 BB: 0 P: 13	R: 0 E: 0 K: 1 S: 8 H: 0 LOB: 0 BB: 0 P: 10	R: 0 E: 0 K: 0 S: 12 H: 1 LOB: 3 BB: 2 P: 28	R: 1 E: 1 K: 1 S: 21 H: 2 LOB: 3 BB: 1 P: 31	R: 0 E: 0 K: 1 S: 8 H: 0 LOB: 1 BB: 2 P: 19	R: 0 E: 0 K: 1 S: 9 H: 1 LOB: 1 BB: 0 P: 15	R: 0 E: 0 K: 0 S: 8 H: 1 LOB: 1 BB: 1 P: 15	R: 0 E: 0 K: 0 S: 4 H: 0 LOB: 0 BB: 1 P: 10	R: 1 E: 0 K: 0 S: 15 H: 1 LOB: 3 BB: 3 P: 33	1B: 5 2B: 1 3B: 0 HR: 0 SF: 0 SAC: 0 DP: 3 HBP: 0						

	AB	31
	R	2
	H	6
	RBI	1
	BB	10
	SO	5
	LOB	28

WP: 0 PB: 0 SB: 2 CS: 0 PA: 41

PITCHER		IP	WLS	BF	H	R	ER	SO	BB	IBB	HBP	BLK	WP	HR	S	P	ERA	WHIP
41 Jordan Lyles, R ERA: 4.17	(1, 1)	5.0		23	3	1	0	4	5	0	0	0	0	0	57	101	0.00	1.600
28 David Carpenter, R ERA:	(6, 1)	1.0		4	1	0	0	1	0	0	0	0	0	0	9	15	0.00	1.000
52 Sergio Escalona, L ERA: 3.14	(7, 1)	1.1		6	1	0	0	0	2	0	0	0	0	0	10	23	0.00	2.250
59 Wilton Lopez, R ERA: 3.08	(8, 1)	0.2		1	0	0	0	0	0	0	0	0	0	0	2	2	0.00	0.000
54 Mark Melancon, R ERA: 3.23	(9, 1)	1.0	L	7	1	1	1	0	2	1	0	0	0	0	15	33	9.00	3.000

PITCHER	IP	WLS	BF	H	R	ER	SO	BB	IBB	HBP	BLK	WP	HR	S	P	ERA	WHIP

Boston Red Sox @ Houston Astros

Minute Maid Park, Houston, TX

Sun Jul 03 2011, 1:06 PM - 4:11 PM CDT

Att. 38,035 - Roof Closed - 73 F

livebaseballscorecards.com

Batter	1	2	3	4	5	6	7	8	9	AB	R	H	RBI	BB	SO	LOB
21 Michael Bourn, L (1, 8) OBP: 0.359, SLG: 0.408	F FF 92 B CU 75 C CU 74 B FF 92 F FF 93 S FF 93 2-3 ① K		C CH 88 B FC 90 X FC 90 1-1 ② F8		S CH 88 1 SAFE F CH 88 F FF 92 B CU 75 S CU 76 1-3 ③ K 1-2			P PO 89 1 SAFE B FF 91 X FF 91 2-0 ① SH1-4 1-2		3	0	0	0	0	2	1
12 Clint Barmes, R (1, 6) OBP: 0.311, SLG: 0.361	B FF 92 X FF 93 1-0 9 1B 1B		C FF 92 B CH 88 F CH 88 F CU 76 S FF 93 1-3 ③ K			X FC 89 0-0 ① F7		S CU 76 B FF 91 F CH 88 B CH 88 X FC 90 2-2 ② G6-3		4	0	1	0	0	1	1
9 Hunter Pence, R (1, 9) OBP: 0.363, SLG: 0.497	B FF 92 C FF 92 X FC 88 1-1 1-2 1B			C FF 91 B CH 88 F CU 74 B FC 89 F FC 90 S FC 92 2-3 ① K		C FF 92 B FF 92 B FF 92 F SI 92 S FF 92 2-3 ② K		X FF 92 0-0 ③ F8		4	0	1	0	0	2	1
45 Carlos Lee, R (1, 7) OBP: 0.317, SLG: 0.419	D CU 76 X FF 93 1-0 ② L5			B FF 92 X CH 88 1-0 ② G6-3		C FF 92 X FC 88 0-1 ③ F7			C FF 93 B FS 89 B SL 80 S SL 80 C FF 94 2-3 ① K	4	0	0	0	0	1	2
16 Matt Downs, R (1, 4) OBP: 0.376, SLG: 0.565	S FF 93 C FF 93 X FF 93 0-2 ③ P4			F FF 93 F FC 89 F FF 93 S CU 76 0-3 ③ K			F FF 92 F FF 91 B CU 75 X FF 92 1-2 ① F9		F FF 94 S FS 89 B FF 93 F FF 93 B FF 93 S FS 90 2-3 ② K	4	0	0	0	0	2	2
29 Brett Wallace, L (1, 3) OBP: 0.375, SLG: 0.415 19 Brian Bogusevic, L (9, PR) OBP: 0.303, SLG: 0.207		F FF 91 B CH 87 F FF 92 B CU 75 F CU 76 F FF 93 S FC 90 2-3 ① K			X CH 87 0-0 36 1B 2B		B FC 90 F FF 92 F FC 90 S CU 74 1-3 ② K		S FS 90 B FF 94 B FF 94 S FS 88 B FF 94 X FS 89 3-2 1B	4 0	1 0	2 0	0 0	0 0	2 0	0 0
23 Chris Johnson, R (1, 5) OBP: 0.284, SLG: 0.393		B CU 74 C FC 89 F CU 75 B FC 93 S FF 93 2-3 ② K			D FC 90 F FC 90 F SI 93 D CU 77 S CU 76 2-3 ① K		C SI 92 B FF 92 B CH 88 H SI 91 3-1 HBP		1 SAFE C FF 93 S FF 94 C FF 93 0-3 ③ K	3	0	0	0	0	3	2
22 Carlos Corporán, S (1, 2) OBP: 0.190, SLG: 0.218		S FC 93 B CU 76 B FC 90 X FC 92 2-1 ③ F8			X FF 91 0-0 ② F8		B FF 91 1 SAFE X FF 91 1-0 ③ F7			3	0	0	0	0	0	2
41 Jordan Lyles, R (1, 1) OBP: 0.182, SLG: 0.100 36 Angel Sanchez, R (5, PH) OBP: 0.312, SLG: 0.319 28 David Carpenter, R (6, 1) 52 Sergio Escalona, L (7, 1) 59 Wilton Lopez, R (8, 1) 8 Jeff Keppinger, R (8, PH) OBP: 0.344, SLG: 0.425 54 Mark Melancon, R (9, 1)			B FF 92 C FF 92 S FF 92 C FF 92 1-3 ① K		B FC 90 X FC 90 1-0 21 S 2-H 1B			X FA 91 0-0 21 SH1-4 1B		1 1 0 0 0 1 0	0 0 0 0 0 0 0	0 1 0 0 0 1 0	0 1 0 0 0 0 0	0 0 0 0 0 0 0	1 0 0 0 0 0 0	0 0 0 0 0 0 0
Inning Stats	R: 0 E: 0 K: 1 S: 11 H: 2 LOB: 2 BB: 0 P: 16	R: 0 E: 0 K: 2 S: 10 H: 0 LOB: 0 BB: 0 P: 16	R: 0 E: 0 K: 2 S: 9 H: 0 LOB: 0 BB: 0 P: 12	R: 0 E: 0 K: 2 S: 9 H: 0 LOB: 0 BB: 0 P: 12	R: 1 E: 0 K: 2 S: 10 H: 2 LOB: 1 BB: 0 P: 14	R: 0 E: 0 K: 1 S: 6 H: 0 LOB: 0 BB: 0 P: 8	R: 0 E: 0 K: 1 S: 8 H: 0 LOB: 1 BB: 0 P: 14	R: 0 E: 0 K: 0 S: 7 H: 1 LOB: 1 BB: 0 P: 10	R: 0 E: 0 K: 3 S: 13 H: 1 LOB: 1 BB: 0 P: 20	1B: 5 2B: 1 3B: 0 HR: 0	SF: 0 SAC: 1 DP: 0 HBP: 1		WP: 0 PB: 0 SB: 1 CS: 0	PA: 34			

	AB	32
	R	1
	H	6
	RBI	1
	BB	0
	SO	14
	LOB	11

PITCHER		IP	WLS	BF	H	R	ER	SO	BB	IBB	HBP	BLK	WP	HR	S	P	ERA	WHIP
19 Josh Beckett, R ERA: 2.12	(1, 1)	8.0	W	30	5	1	1	11	0	0	1	0	0	0	70	102	1.12	0.625
58 Jonathan Papelbon, R ERA: 3.58	(9, 1)	1.0	S	4	1	0	0	3	0	0	0	0	0	0	13	20	0.00	1.000

PITCHER	IP	WLS	BF	H	R	ER	SO	BB	IBB	HBP	BLK	WP	HR	S	P	ERA	WHIP

Toronto Blue Jays @ Boston Red Sox

Fenway Park, Boston, MA

Mon Jul 04 2011, 1:36 PM - 5:12 PM EDT

Att. 38,072 - Partly Cloudy - 83 F

TOP

livebaseballscorecards.com

Batter	1	2	3	4	5	6	7	8	9	AB	R	H	RBI	BB	SO	LOB
11 Rajai Davis, R (1, 8) OBP: 0.263, SLG: 0.361	C FF 93 B FF 93 X FF 93 1-1 19 S 19 E 2B	C FF 93 S FC 82 B FF 93 1 SAFE X FC 89 1-2 ③ P4		S SL 85 B SL 86 F SL 86 X SI 88 1-2 ① F9		B FF 91 B FC 90 B FC 91 C FC 91 F FC 91 X FC 90 3-2 ③ P6		B FF 92 X FF 91 1-0 1-H 2B		5	1	2	1	0	0	2
14 Eric Thames, L (1, 7) OBP: 0.372, SLG: 0.550	C CU 80 B FC 87 X CH 84 1-1 ① F8		S FF 88 B FF 88 F CU 79 X FF 94 1-2 19 1B 26 1B 1B	C SL 88 F FF 83 B FF 89 X SL 84 1-2 ② P3			C FC 90 C CU 79 X SI 94 0-2 ① F9	C CU 79 B CU 78 B CH 84 B FF 95 B FF 95 4-1 19 PO BB		4	1	1	0	1	0	1
19 José Bautista, R (1, 5) OBP: 0.467, SLG: 0.679	C FF 93 B FF 95 F FF 94 X FF 95 1-2 ② G4-3 2-H		1 SAFE C FF 93 F FF 93 B FF 94 B FF 93 F FF 94 D FC 90 X FF 94 3-2 26 1B 2 1B 1-2 1B	S SL 85 B SL 83 B SL 85 C SL 84 B FF 89 X SL 82 3-2 ③ F9			X FF 92 0-0 ② G5-3	1 SAFE 0-0 ③ PO 1-2	F SL 89 C SI 94 B SI 94 X SI 95 1-2 ① G5-3	5	1	1	0	0	0	0
26 Adam Lind, L (1, 3) OBP: 0.364, SLG: 0.552	S FF 95 F SI 92 B FF 94 S FC 89 1-3 ③ K		B FC 88 B CH 86 F CU 80 B FC 87 F FF 93 X FF 93 3-2 2 1B 45 2B 1-2 2-H 1B		B SL 84 X SI 89 1-0 ① G3		F SI 92 B SI 94 B FF 95 B FC 92 B CU 80 4-1 10 E 10 E BB		B SL 86 B SL 88 B SI 94 B SI 94 4-0 2 1B BB	3	2	1	1	2	1	0
10 Edwin Encarnación, R (1, 10) OBP: 0.275, SLG: 0.404		B FF 92 B FF 92 F FF 92 S FF 92 X SI 93 2-2 ① F7	B FC 85 F FC 88 B FC 88 X FC 87 2-1 ① F8		C SI 89 F SL 84 X SL 84 0-2 ② L6		B FF 90 C CU 77 S FF 91 B SI 94 1 SAFE B SL 83 X FF 92 3-2 1-H E5		B SL 89 C SL 87 S SI 94 X SL 88 1-2 ② L7	5	0	0	0	0	0	3
2 Aaron Hill, R (1, 4) OBP: 0.286, SLG: 0.347		B FF 93 X FF 93 1-0 HR	B FC 88 S FF 93 B FF 88 B FC 87 C FF 93 X FF 94 3-2 45 2B 1-2 2-H 1B		B SL 86 X SL 86 1-0 ③ G6-3		B SI 93 C CU 78 F FC 90 B SI 92 F FF 93 F FF 92 F FF 92 B FF 92 X FF 92 3-2 ③ G5-3		B SI 96 B SI 96 B SI 95 C SI 96 X SI 96 3-1 1-2 1B	5	2	3	2	0	0	1
45 Travis Snider, L (1, 9) OBP: 0.291, SLG: 0.315	B FF 93 B CU 79 X FF 92 2-0 6 1B 2B	F FF 92 S CH 85 B FF 92 X CU 81 1-2 1-H 2-H 2B				B FF 94 X FC 92 1-0 8 SH1-3 2B		B FF 93 B FF 94 F FF 90 X CH 85 2-1 ① G3	X SI 95 0-0 ③ G5-3	5	1	3	2	0	0	2
8 José Molina, R (1, 2) OBP: 0.370, SLG: 0.427		C FF 93 S FC 89 B FC 88 S FC 88 1-3 ② K	X SI 89 0-0 ② F9			X FC 90 0-0 ① SH1-3 2-3		S SI 93 C CU 80 S CU 80 0-3 ② K		3	0	0	0	0	2	2
6 John McDonald, R (1, 6) OBP: 0.257, SLG: 0.302		F FF 94 X FC 88 0-1 2-H 1B	F SL 86 F FF 89 X SL 84 0-2 ③ F7			B CU 81 F FF 92 C FS 87 F FF 93 F FF 94 X FF 93 1-2 ② P3		B CU 79 C CU 79 C FF 91 X CU 80 1-2 11 2B 1B		4	1	2	1	0	0	2
Inning Stats	R: 1 E: 0 K: 1 S: 10 H: 1 LOB: 0 BB: 0 P: 14	R: 2 E: 0 K: 1 S: 13 H: 3 LOB: 1 BB: 0 P: 20	R: 4 E: 0 K: 0 S: 22 H: 5 LOB: 1 BB: 0 P: 35	R: 0 E: 0 K: 0 S: 9 H: 0 LOB: 0 BB: 0 P: 14	R: 0 E: 0 K: 0 S: 5 H: 0 LOB: 0 BB: 0 P: 7	R: 0 E: 0 K: 0 S: 10 H: 1 LOB: 1 BB: 0 P: 15	R: 1 E: 1 K: 0 S: 14 H: 0 LOB: 1 BB: 1 P: 24	R: 1 E: 0 K: 1 S: 10 H: 2 LOB: 1 BB: 1 P: 18	R: 0 E: 0 K: 0 S: 9 H: 1 LOB: 2 BB: 1 P: 18	1B: 7 2B: 5 3B: 0 HR: 1 SF: 0 SAC: 1 DP: 0 HBP: 0						

	AB	39
	R	9
	H	13
	RBI	7
	BB	3
	SO	3
	LOB	13

WP: 0 PB: 0 SB: 1 CS: 0 PA: 44

PITCHER		IP	WLS	BF	H	R	ER	SO	BB	IBB	HBP	BLK	WP	HR	S	P	ERA	WHIP
41 John Lackey, R ERA: 7.47	(1, 1)	2.1	L	16	9	7	7	2	0	0	0	0	0	1	41	65	27.00	3.857
35 Dan Wheeler, R ERA: 5.33	(3, 1)	2.2		8	0	0	0	0	0	0	0	0	0	0	18	25	0.00	0.000
91 Alfredo Aceves, R ERA: 3.74	(6, 1)	2.2		13	3	2	1	1	1	0	0	0	0	0	33	52	3.38	1.500
46 Franklin Morales, L ERA: 3.79	(8, 1)	0.1		1	0	0	0	0	1	0	0	0	0	0	1	5	0.00	3.000
32 Matt Albers, R ERA: 2.87	(9, 1)	1.0		5	1	0	0	0	1	0	0	0	0	0	9	18	0.00	2.000

PITCHER	IP	WLS	BF	H	R	ER	SO	BB	IBB	HBP	BLK	WP	HR	S	P	ERA	WHIP

Toronto Blue Jays @ Boston Red Sox

Fenway Park, Boston, MA

Mon Jul 04 2011, 1:36 PM - 5:12 PM EDT

Att. 38,072 - Partly Cloudy - 83 F

BOTTOM

livebaseballscorecards.com

Batter	1	2	3	4	5	6	7	8	9	AB	R	H	RBI	BB	SO	LOB
2 Jacoby Ellsbury, L (1, 8) OBP: 0.370, SLG: 0.464	B FF 92 X FF 90 1-0 15 FC6-4 1B		C FF 94 B FS 89 S FS 86 X FF 96 1-2 ③ F9		B FF 95 C FF 95 B FS 89 X FF 95 2-1 15 PB 1-H 2-H 3B		C SI 94 B CH 84 X SI 94 1-1 15 1B		B FF 94 C FF 95 B FF 95 X FF 95 2-1 15 S 1B	5	1	4	2	0	0	1
15 Dustin Pedroia, R (1, 4) OBP: 0.394, SLG: 0.404	P PO 89 C SL 88 C SL 88 X SL 88 1-2 ① FC6-4 28 CS 1-2f			B SL 87 B FF 94 X FF 94 2-0 ① F7	C FF 97 B FF 97 B SL 90 B SL 89 F FF 97 B FF 98 4-2 28 2B 3-H BB		C SI 93 F CH 82 F CH 84 D SL 82 F SI 94 B SI 93 X CH 84 2-2 28 G3-6-1 1-2 1B		B FF 96 B FF 95 B FF 96 C FF 95 S FF 96 S FF 97 3-3 ① K 1-2	4	1	1	0	1	1	2
28 Adrián González, L (1, 3) OBP: 0.404, SLG: 0.586	B FF 93 F SL 88 B FS 88 S SL 90 F FF 94 B FF 96 1 SAFE S SL 89 3-3 ②③ K 1-2			S FF 94 F SL 89 F SL 89 B FF 95 F FF 97 X SI 90 1-2 ② G4-3	C SL 89 B FF 92 X FF 95 1-1 1-H 2B		C SI 94 F SI 92 X CH 83 0-2 ②③ G3-6-1 1-2f		B FF 96 F FS 87 S FF 96 B FF 97 S FS 87 2-3 ② K	5	0	1	1	0	2	4
20 Kevin Youkilis, R (1, 5) OBP: 0.393, SLG: 0.474 60 Yamaico Navarro, R (4, PR) OBP: 0.429, SLG: 0.857 (5, 5)		C FF 94 X FF 94 0-1 ① P4		F FF 94 B FF 94 H FF 93 2-1 34 FC6-5 HBP	C SL 87 B SL 89 S FF 96 X FC 91 1-2 ③ G4-3			F FF 93 B SL 84 F FF 94 B CH 87 X SI 94 2-2 34 2B 39 3B 1B	S FF 96 B FF 97 C FF 97 S FF 96 1-3 ③ K	1 3	0 1	0 1	0 0	0 1	0 2	0 2
34 David Ortiz, L (1, 10) OBP: 0.383, SLG: 0.564		B SL 88 C FF 93 B FS 88 B FS 88 F SL 87 S FF 96 3-3 ② K		F SL 87 D FS 88 C FF 95 X SL 87 1-2 ③ FC6-5 1-2f		B FF 90 B SI 92 B FF 92 B FF 92 4-0 39 G5-3 BB		X FF 95 0-0 39 3B 1-3 2B		3	1	1	0	1	1	1
16 Josh Reddick, L (1, 7) OBP: 0.455, SLG: 0.638 54 Darnell McDonald, R (6, PH) OBP: 0.185, SLG: 0.233 (7, 7)		C KC 80 F FS 88 S SL 90 0-3 K 39 PO			F SI 93 X FS 86 0-1 ① F7	B SI 93 F SI 92 F SI 93 S SI 92 1-3 ① K		S SL 86 C FF 94 D FF 94 B SL 87 S SL 83 2-3 ① K		2 2	0 0	0 0	0 0	0 0	1 2	0 3
39 Jarrod Saltalamacchia, S (1, 2) OBP: 0.325, SLG: 0.433	B FF 93 1 SAFE 1-0 ③ PO 1-2	C FF 91 X SL 87 0-1 ① G3			C FF 95 S FF 96 B FF 96 B SL 90 F SI 90 B SL 89 F FF 96 S FF 97 3-3 ② K	X CH 84 0-0 ② G5-3 1-2		B SL 84 B FF 94 X FF 94 2-0 7 SF7 2-H 3-H 3B		4	1	1	2	0	1	1
7 J.D. Drew, L (1, 9) OBP: 0.331, SLG: 0.322		C SI 93 B FF 92 B SL 88 B SI 92 F FF 92 S FF 95 3-3 ② K		B FF 93 F FF 94 X FF 95 1-1 10 BB 2 3B 1B	B SI 92 C SL 83 B SL 82 B SI 94 C SI 94 S SL 83 3-3 ③ K			F FF 95 B FF 94 3 SAFE X FF 94 1-1 ② SF7 3-H		3	1	1	1	0	2	1
10 Marco Scutaro, R (1, 6) OBP: 0.331, SLG: 0.369			B SI 94 B FF 94 B FF 92 C FF 94 C FF 95 X FF 96 3-2 1B	C SL 87 B SL 89 B SL 89 B FF 96 B FF 96 4-1 2 3B 1-2 BB		B SI 92 B SI 94 C SI 93 F SI 94 F CH 83 X CH 83 2-2 ① G5-3	B SL 84 F SL 84 B CH 88 C FF 93 C FF 93 2-3 ③ K		3	1	1	0	1	1	0

Inning Stats	R: 0 E: 0 K: 1 S: 9	H: 1 LOB: 1 BB: 0 P: 13	R: 0 E: 0 K: 2 S: 8	H: 0 LOB: 0 BB: 0 P: 12	R: 0 E: 0 K: 1 S: 11	H: 1 LOB: 1 BB: 0 P: 18	R: 0 E: 0 K: 0 S: 10	H: 0 LOB: 1 BB: 0 P: 16	R: 4 E: 0 K: 1 S: 19	H: 3 LOB: 1 BB: 2 P: 35	R: 0 E: 0 K: 2 S: 7	H: 0 LOB: 1 BB: 1 P: 15	R: 0 E: 0 K: 0 S: 14	H: 2 LOB: 1 BB: 0 P: 19	R: 3 E: 0 K: 2 S: 13	H: 3 LOB: 0 BB: 0 P: 22	R: 0 E: 0 K: 3 S: 11	H: 1 LOB: 1 BB: 0 P: 19	1B: 7 2B: 3 3B: 2 HR: 0	SF: 1 SAC: 0 DP: 2 HBP: 1	WP: 1 PB: 1 SB: 1 CS: 1	PA: 41
---	---	---	---	---	---	---	---	---	---	---	---	---	---	---	---	---	---	---	---	---	---	---

PITCHER	IP	WLS	BF	H	R	ER	SO	BB	IBB	HBP	BLK	WP	HR	S	P	ERA	WHIP
23 Brandon Morrow, R (1, 1) ERA: 4.73	5.0	W	23	5	4	4	5	3	0	1	0	1	0	57	98	7.20	1.600
47 Luis Perez, L (6, 1) ERA: 3.45	2.0	H	7	2	0	0	2	0	0	0	0	0	0	21	30	0.00	1.000
54 Jason Frasor, R (8, 1) ERA: 3.41	1.0		6	3	3	3	2	0	0	0	0	0	0	13	22	27.00	3.000
50 Frank Francisco, R (9, 1) ERA: 4.81	1.0	S	4	1	0	0	3	0	0	0	0	0	0	11	19	0.00	1.000

PITCHER	IP	WLS	BF	H	R	ER	SO	BB	IBB	HBP	BLK	WP	HR	S	P	ERA	WHIP

AB	35
R	7
H	11
RBI	6
BB	3
SO	12
LOB	15

Toronto Blue Jays @ Boston Red Sox

Fenway Park, Boston, MA

Tue Jul 05 2011, 7:10 PM - 9:48 PM EDT

Att. 37,745 - Partly Cloudy - 82 F

livebaseballscorecards.com

TOP

Batter	1	2	3	4	5	6	7	8	9	AB	R	H	RBI	BB	SO	LOB
11 Rajai Davis, R (1, 8) OBP: 0.260, SLG: 0.357 14 Eric Thames, L (8, PH) OBP: 0.368, SLG: 0.543 (8, 9)	F FF 93 C FF 94 B FF 95 S FC 91 1-3 K		X FF 95 0-0 P5			X SL 88 0-0 B2-3		X FF 98 0-0 F7		3 1	0 0	0 0	0 0	0 0	1 0	1 1
16 Corey Patterson, L (1, 7) OBP: 0.293, SLG: 0.393	F FF 93 F FF 93 X CU 77 0-2 G3-1			C FC 86 S SI 91 F FF 94 F FC 86 X FC 88 0-2 G1-3		B SI 93 L SL 85 S SI 93 B SI 92 F SI 94 F SL 87 F SL 86 F SL 86 B SI 94 4-2 F SI 94 B SI 94 26 CS 19 1B BB			C FF 94 F FF 94 B FF 95 X FS 88 1-2 19 HR 1B	3	1	1	0	1	0	0
19 José Bautista, R (1, 5) OBP: 0.467, SLG: 0.687	C FF 95 C CH 87 T FF 95 0-2 K			B CH 85 C FC 88 X FF 93 1-1 F8		1 SAFE X SI 92 0-0 1-2 1B			F FF 96 D SL 81 B SL 81 X FF 94 2-1 1-H HR	4	1	2	2	0	1	0
26 Adam Lind, L (1, 3) OBP: 0.358, SLG: 0.542		S FF 93 B CU 75 X FF 94 1-1 L5		B CU 73 F CH 88 B FC 87 S FC 88 C FC 85 2-3 K		B SL 84 F SL 86 1-1 CS 2-3	B FF 94 C FF 94 B SL 82 X FF 94 2-1 F7		S FF 96 F FF 94 S SL 82 0-3 K	4	0	0	0	0	2	0
10 Edwin Encarnación, R (1, 10) OBP: 0.275, SLG: 0.402		C FF 94 F CU 76 B FF 94 B FF 94 T FC 90 2-2 K			F SI 92 C SI 92 B SL 88 S SI 93 1-3 K		S FF 95 C FF 94 X CU 80 0-2 P5		C FF 94 X FF 94 0-1 9 BB 6 1B 1B	4	0	1	0	0	2	0
45 Travis Snider, L (1, 9) OBP: 0.280, SLG: 0.302 (8, 8)		F SI 93 S FF 95 B FF 96 B CU 78 S FF 96 2-3 K			F SI 93 C SL 85 B SI 94 C SI 95 1-3 K		B FF 94 F FF 93 F FF 93 B SL 80 F FF 94 B CH 86 X FF 94 3-2 F8		X FF 94 0-0 F7	4	0	0	0	0	2	1
9 J.P. Arencibia, R (1, 2) OBP: 0.278, SLG: 0.433			B FC 84 B FC 84 S FF 92 F FF 94 F FC 87 B FF 95 B CH 86 4-2 18 G6-3 BB		B SL 88 F SI 94 B SI 94 B SL 87 B SI 94 4-1 BB			B FF 99 S FF 98 S SL 86 S FF 99 1-3 K	B FF 95 B FS 89 F FF 94 B SL 82 C SL 81 1 SAFE B FF 95 4-2 6 1B 1-2 BB	1	0	0	0	3	1	0
6 John McDonald, R (1, 6) OBP: 0.264, SLG: 0.308			C SI 93 X CH 85 0-1 P4		X SI 93 0-0 G6-3			B FF 99 F FF 98 F FF 98 X SI 100 1-2 1B	C FF 94 S FS 91 X FF 95 0-2 1-2 2-H 1B	4	0	2	0	0	0	2
18 Mike McCoy, R (1, 4) OBP: 0.325, SLG: 0.296 2 Aaron Hill, R (8, PH) OBP: 0.285, SLG: 0.346 (8, 4)			B FF 94 B FF 94 T FF 94 X FF 93 2-1 G6-3 1-2			C SI 92 C SI 92 X SI 92 0-2 G6-3		C FF 98 F SL 83 X SL 82 0-2 L7		2 1	0 0	0 0	0 0	0 0	0 0	1 1
Inning Stats	R: 0 E: 0 K: 2 S: 9 H: 0 LOB: 0 BB: 0 P: 10	R: 0 E: 0 K: 2 S: 8 H: 0 LOB: 0 BB: 0 P: 13	R: 0 E: 0 K: 0 S: 8 H: 0 LOB: 1 BB: 1 P: 14	R: 0 E: 0 K: 1 S: 10 H: 0 LOB: 0 BB: 0 P: 13	R: 0 E: 0 K: 2 S: 8 H: 0 LOB: 1 BB: 1 P: 14	R: 0 E: 0 K: 0 S: 13 H: 1 LOB: 1 BB: 1 P: 18	R: 0 E: 0 K: 0 S: 9 H: 0 LOB: 0 BB: 0 P: 14	R: 0 E: 0 K: 1 S: 10 H: 1 LOB: 1 BB: 0 P: 12	R: 2 E: 0 K: 1 S: 16 H: 4 LOB: 2 BB: 1 P: 23	1B: 5 2B: 0 3B: 0 HR: 1 SF: 0 SAC: 0 DP: 0 HBP: 0						

	AB	31
	R	2
	H	6
	RBI	2
	BB	4
	SO	9
	LOB	7

WP: 0 PA: 36
PB: 0
SB: 0
CS: 1

PITCHER		IP	WLS	BF	H	R	ER	SO	BB	IBB	HBP	BLK	WP	HR	S	P	ERA	WHIP
31 Jon Lester, L ERA: 3.31	(1, 1)	4.0		13	0	0	0	5	1	0	0	0	0	0	35	50	0.00	0.250
32 Matt Albers, R ERA: 2.7	(5, 1)	2.0	W	8	1	0	0	2	2	0	0	0	0	0	21	32	0.00	1.500
46 Franklin Morales, L ERA: 3.6	(7, 1)	1.0	H	3	0	0	0	0	0	0	0	0	0	0	9	14	0.00	0.000
51 Daniel Bard, R ERA: 2.2	(8, 1)	1.0	H	4	1	0	0	1	0	0	0	0	0	0	10	12	0.00	1.000
58 Jonathan Papelbon, R ERA: 4.01	(9, 1)	1.0	S	7	4	2	2	1	1	0	0	0	0	1	16	23	18.00	5.000

PITCHER	IP	WLS	BF	H	R	ER	SO	BB	IBB	HBP	BLK	WP	HR	S	P	ERA	WHIP

BOTTOM

Toronto Blue Jays @ Boston Red Sox

Fenway Park, Boston, MA

Tue Jul 05 2011, 7:10 PM - 9:48 PM EDT

Att. 37,745 - Partly Cloudy - 82 F

livebaseballscorecards.com

Batter	1	2	3	4	5	6	7	8	9	AB	R	H	RBI	BB	SO	LOB
2 Jacoby Ellsbury, L (1, 8) OBP: 0.366, SLG: 0.459	C FF 88 B FF 89 B SI 88 F SL 84 X SL 81 2-2 G4-3 ①	C CH 82 X FF 89 0-1 P5 ③			B CU 76 C FF 88 S CH 80 S CH 81 1-3 K ②		L FF 86 F CH 78 X FF 88 0-2 G4-3 ①			4	0	0	0	0	1	1
10 Marco Scutaro, R (1, 6) OBP: 0.329, SLG: 0.366	C FF 90 C FF 88 F FF 91 F SL 80 F FF 91 X FF 91 0-2 F9 ②		C FF 86 C CH 80 X CH 80 0-2 F8 ①		C SI 86 B SL 82 B CH 82 C FF 90 X FF 90 2-2 28 1B 1B		C CU 77 X CH 80 0-1 G6-3 ②			4	0	1	0	0	0	0
28 Adrián González, L (1, 3) OBP: 0.405, SLG: 0.583	B SL 84 C FF 90 S SL 84 H CH 84 2-2 HBP		C SL 80 B SL 82 B FF 88 S CH 82 S SL 82 2-3 K ②		X CH 81 0-0 **1-2** 1B		C FF 87 F FF 90 S FF 89 0-3 K ③			3	0	1	0	0	2	0
15 Dustin Pedroia, R (1, 4) OBP: 0.392, SLG: 0.411	B FF 89 T FF 90 F CH 81 T FF 90 1-2 K ③		B CH 82 F FF 89 C CH 82 X FF 90 1-2 HR		C FF 87 B CU 79 X CH 80 1-1 F8 ③			C SI 86 F SL 84 B FF 90 X FF 90 1-2 F9 ①		4	1	1	1	0	1	3
34 David Ortiz, L (1, 10) OBP: 0.385, SLG: 0.565		B FF 87 F SL 83 C SL 82 X FF 87 1-2 54 G4-3 33 2B 2B	B SL 82 X FF 90 1-0 F7 ③			C CH 78 B CH 82 B SL 81 B CH 80 F FF 88 B CH 82 4-2 7 BB BB		B FF 89 C SL 83 B CH 81 B FF 88 C SL 84 S SL 84 3-3 K ②		3	1	1	0	1	1	0
54 Darnell McDonald, R (1, 7) OBP: 0.188, SLG: 0.234		X FF 88 0-0 G4-3 ① 2-3		C FF 86 X CH 80 0-1 G5-3 ①		X SI 87 0-0 F9 ①		F CH 83 B CH 83 X FF 91 1-1 1B		4	0	1	0	0	0	2
33 Jason Varitek, S (1, 2) OBP: 0.336, SLG: 0.427		X SI 87 0-0 7 E 2B 3-H		C CH 80 S CH 81 F CU 80 C FF 90 0-3 K ②		X SI 87 0-0 F8 ②		F CH 82 C FF 92 1 SAFE B CH 81 X FF 91 1-2 F9 ③		4	1	1	1	0	1	2
7 J.D. Drew, L (1, 9) OBP: 0.331, SLG: 0.319		C FF 89 B SI 88 F SL 82 F FF 89 X CU 79 1-2 E4 2-H		B CU 78 S CH 82 C SL 81 B FF 91 F CH 83 X SL 84 2-2 G4-3 ③		B SL 84 B FF 88 D CH 82 B FF 89 4-0 60 FC6-4 1-2 BB				2	0	0	0	1	0	0
60 Yamaico Navarro, R (1, 5) OBP: 0.300, SLG: 0.600		X FF 88 0-0 P6 ②			C CH 79 F CH 80 X FF 87 0-2 G4-3 ①	C CH 81 X SI 87 0-1 FC6-4 ③ 1-2f				3	0	0	0	0	0	3
Inning Stats	R: 0 E: 0 K: 1 S: 14 H: 0 LOB: 1 BB: 0 P: 19	R: 2 E: 1 K: 0 S: 12 H: 2 LOB: 1 BB: 0 P: 14	R: 1 E: 0 K: 1 S: 10 H: 1 LOB: 0 BB: 0 P: 14	R: 0 E: 0 K: 1 S: 10 H: 0 LOB: 0 BB: 0 P: 12	R: 0 E: 0 K: 1 S: 12 H: 2 LOB: 2 BB: 0 P: 16	R: 0 E: 0 K: 0 S: 6 H: 0 LOB: 2 BB: 2 P: 14	R: 0 E: 0 K: 1 S: 8 H: 0 LOB: 0 BB: 0 P: 8	R: 0 E: 0 K: 1 S: 11 H: 1 LOB: 1 BB: 0 P: 17		1B: 3 2B: 2 3B: 0 HR: 1	SF: 0 SAC: 0 DP: 0 HBP: 1			WP: 0 PB: 0 SB: 0 CS: 0	PA: 34	

	AB	31
	R	3
	H	6
	RBI	2
	BB	2
	SO	6
	LOB	11

PITCHER	IP	WLS	BF	H	R	ER	SO	BB	IBB	HBP	BLK	WP	HR	S	P	ERA	WHIP
27 Brett Cecil, L (1, 1) ERA: 6.11	8.0	L	34	6	3	2	6	2	0	1	0	0	1	83	114	2.25	1.000

PITCHER	IP	WLS	BF	H	R	ER	SO	BB	IBB	HBP	BLK	WP	HR	S	P	ERA	WHIP

Toronto Blue Jays @ Boston Red Sox

Fenway Park, Boston, MA

Wed Jul 06 2011, 7:09 PM - 10:28 PM EDT

Att. 37,404 - Clear - 87 F

TOP

livebaseballscorecards.com

Batter	1	2	3	4	5	6	7	8	9	AB	R	H	RBI	BB	SO	LOB
5 Yunel Escobar, R (1, 6) OBP: 0.369, SLG: 0.449	C KN 66 B KN 66 X KN 66 1-1 14 G4-3 19 1B 2B		X KN 66 0-0 14 G3 26 1B 1-2 1B		X KN 66 0-0 19 1B 1B		B KN 67 B KN 67 X FF 73 2-0 ② F9		B FF 96 C FF 96 X SL 80 1-1 14 DI 2-H 1B	5	2	4	1	0	0	0
14 Eric Thames, L (1, 7) OBP: 0.359, SLG: 0.518	C KN 68 B KN 67 F KN 66 F KN 68 X KN 67 1-2 G4-3 2-3		X KN 67 0-0 ① G3 1-2 2-3		C KN 68 S T KN 62 0-2 ② K		S KN 67 B KN 60 B KN 67 B KN 66 B FF 74 4-1 19 PB BB		S FS 89 C FF 94 F FF 95 B FF 96 F FS 89 S FF 96 1-3 ③ K 1-2	4	0	0	0	1	2	5
19 José Bautista, R (1, 5) OBP: 0.468, SLG: 0.687	F KN 68 D KN 68 D KN 68 S KN 68 F KN 68 X KN 68 2-2 10 PB 3-H 1B		X KN 67 0-0 ② SF7 3-H		B KN 66 S KN 66 X KN 67 1-1 1-2 1B		B KN 68 S KN 67 F KN 67 B KN 68 C KN 68 2-3 ③ K 1-2			3	0	2	2	0	1	1
26 Adam Lind, L (1, 3) OBP: 0.357, SLG: 0.538	C KN 66 X KN 66 0-1 ② F7		X KN 66 0-0 2-H 1B		X KN 67 0-0 ③ P4			C FF 98 X SL 84 0-1 ① G3-1		4	0	1	1	0	0	3
10 Edwin Encarnación, R (1, 10) OBP: 0.270, SLG: 0.395	1 SAFE S KN 66 X KN 66 0-1 ③ G5-3 1-2		S KN 66 C KN 67 B KN 67 S KN 67 1-3 ③ K			B KN 64 B KN 66 F FF 73 B KN 66 F FF 73 F FF 74 C KN 67 3-3 ① K		T SL 85 F SI 99 B SL 86 F SL 84 F SI 98 S SL 81 1-3 ② K		4	0	0	0	0	3	2
2 Aaron Hill, R (1, 4) OBP: 0.281, SLG: 0.341		B KN 66 F KN 65 B KN 65 F KN 66 F KN 67 F KN 66 F KN 67 C CU 60 2-3 ① K		C KN 65 F KN 65 F KN 67 X KN 66 0-2 ① G1-3		B KN 66 C FF 74 S KN 66 X KN 67 1-2 ② G5-3		B SL 87 B SL 86 F FF 90 S FF 90 S SL 85 2-3 ③ K		4	0	0	0	0	2	0
45 Travis Snider, L (1, 9) OBP: 0.288, SLG: 0.320		B KN 67 C KN 67 X KN 66 1-1 9 CS 1B		F KN 67 B KN 67 B KN 66 C KN 68 X KN 66 2-2 ② F9		C KN 68 S KN 61 F KN 68 F KN 62 B KN 68 B KN 68 X KN 60 2-2 9 PB 2B			B FF 94 B FF 94 F FF 94 F FF 95 F FF 96 S FF 96 2-3 ① K	4	0	2	0	0	1	0
9 J.P. Arencibia, R (1, 2) OBP: 0.278, SLG: 0.428 18 Mike McCoy, R (9, PR) OBP: 0.325, SLG: 0.296	B KN 66 S KN 65 F KN 67 T KN 68 1-2 ②③ K 1-2		B KN 66 X KN 66 1-0 ③ F7			B KN 66 S KN 66 S KN 66 X KN 66 1-2 ③ F9 2-3			B FF 96 H FF 96 2-0 16 DI 5 1B HBP	3 0	0 1	0 0	0 0	0 0	1 0	2 0
11 Rajai Davis, R (1, 8) OBP: 0.261, SLG: 0.356 16 Corey Patterson, L (9, PH) OBP: 0.292, SLG: 0.392			F KN 65 B KN 67 B KN 66 X KN 66 2-1 14 G3 5 1B 19 SF7 1B		C KN 66 S KN 66 F KN 67 F KN 66 S KN 60 0-3 ① K		S KN 65 X KN 65 0-1 ① L9		F FF 94 C FF 96 S FF 95 0-3 ② K 1-2	3 1	1 0	1 0	0 0	0 0	1 1	0 1
Inning Stats	R: 1 E: 0 K: 0 S: 14 H: 2 LOB: 1 BB: 0 P: 18	R: 0 E: 0 K: 2 S: 11 H: 1 LOB: 0 BB: 0 P: 15	R: 2 E: 0 K: 1 S: 9 H: 3 LOB: 1 BB: 0 P: 12	R: 0 E: 0 K: 0 S: 8 H: 0 LOB: 0 BB: 0 P: 11	R: 0 E: 0 K: 2 S: 12 H: 2 LOB: 2 BB: 0 P: 13	R: 0 E: 0 K: 1 S: 15 H: 1 LOB: 1 BB: 0 P: 22	R: 0 E: 0 K: 1 S: 7 H: 0 LOB: 1 BB: 1 P: 15	R: 0 E: 0 K: 2 S: 10 H: 0 LOB: 0 BB: 0 P: 13	R: 1 E: 0 K: 3 S: 14 H: 1 LOB: 2 BB: 0 P: 20	1B: 8 2B: 2 3B: 0 HR: 0 SF: 1 SAC: 0 DP: 0 HBP: 1						

AB	35
R	4
H	10
RBI	4
BB	1
SO	12
LOB	14

WP: 0 PA: 38
PB: 3
SB: 0
CS: 1

PITCHER		IP	WLS	BF	H	R	ER	SO	BB	IBB	HBP	BLK	WP	HR	S	P	ERA	WHIP
49 Tim Wakefield, R ERA: 4.74	(1, 1)	7.0	W	30	9	3	3	7	1	0	0	0	0	0	76	106	3.86	1.429
51 Daniel Bard, R ERA: 2.16	(8, 1)	0.2	H	2	0	0	0	1	0	0	0	0	0	0	7	8	0.00	0.000
35 Dan Wheeler, R ERA: 5.27	(8, 1)	0.1	H	1	0	0	0	1	0	0	0	0	0	0	3	5	0.00	0.000
58 Jonathan Papelbon, R ERA: 4.15	(9, 1)	1.0	S	5	1	1	1	3	0	0	1	0	0	0	14	20	9.00	1.000

PITCHER	IP	WLS	BF	H	R	ER	SO	BB	IBB	HBP	BLK	WP	HR	S	P	ERA	WHIP

Toronto Blue Jays @ Boston Red Sox

Fenway Park, Boston, MA

Wed Jul 06 2011, 7:09 PM - 10:28 PM EDT

Att. 37,404 - Clear - 87 F

livebaseballscorecards.com

BOTTOM

Batter	1	2	3	4	5	6	7	8	9	AB	R	H	RBI	BB	SO	LOB
2 Jacoby Ellsbury, L (1, 8) OBP: 0.369, SLG: 0.475	B FF 91 X FF 91 1-0 HR		X FF 94 0-0 ② G6-3	B SL 87 B SI 93 X FF 93 2-0 15 S 2-H 3-H 2B		C CH 82 B FF 89 C SL 80 F SL 80 X SL 75 1-2 2B		B FC 93 C FF 94 X FC 92 1-1 ③ G4-3		5	1	3	3	0	0	0
10 Marco Scutaro, R (1, 6) OBP: 0.333, SLG: 0.361	X SI 91 0-0 ① G6-3		C SI 92 B SI 90 B CH 84 B SI 90 B FF 91 4-1 BB	B SI 92 B CH 84 D SI 90 C FF 92 B SI 91 4-1 BB		F SL 79 X SI 85 0-1 ③ G1-3				2	0	0	0	2	0	1
15 Dustin Pedroia, R (1, 4) OBP: 0.391, SLG: 0.409	B FF 90 F CH 85 B CH 85 F FF 93 X CU 78 2-2 34 G4-6-3 1B		B CH 83 F CH 83 F CH 81 D CU 78 B FF 93 F CH 83 F CU 77 X SL 81 3-2 ③ P2	C CH 83 C FF 93 X CH 83 0-2 ③ G1-3 2-3			B FF 90 X SL 85 1-0 ① P4			4	0	1	0	0	0	3
34 David Ortiz, L (1, 10) OBP: 0.383, SLG: 0.559	C SL 85 C FF 93 X SL 85 0-2 ②③ G4-6-3 1-2f			S SI 89 B FF 89 B FF 92 B CH 84 C CH 84 F CH 84 S SL 86 3-3 ① K	B SI 90 C CH 82 X CH 84 1-1 ① F7		B CH 85 B SL 85 C FF 91 B SL 84 B SL 85 4-1 20 2B BB			3	0	0	0	1	1	1
20 Kevin Youkilis, R (1, 3) OBP: 0.397, SLG: 0.496		B FF 91 X FF 92 1-0 HR		B CH 83 B SI 90 C CH 84 B FF 92 C FF 92 X CH 86 3-2 ② G6-3	B CH 84 B CH 84 C FF 92 X FF 93 2-1 2B		C FF 91 X SL 86 0-1 1-3 2B			4	1	3	1	0	0	0
7 J.D. Drew, L (1, 9) OBP: 0.333, SLG: 0.324		C FF 92 B SI 92 T SI 92 B SI 93 F SL 85 X FF 93 2-2 ① G6-3		B SI 92 B CH 85 S SL 86 B SL 85 X FF 93 3-1 54 1B 2B	D SL 83 B FF 94 B FF 93 B FF 93 4-0 16 L4-3 BB		C SI 92 B FF 92 X SI 92 1-1 ② G4-3			3	1	1	0	1	0	2
54 Darnell McDonald, R (1, 7) OBP: 0.197, SLG: 0.242 16 Josh Reddick, L (5, PH) OBP: 0.439, SLG: 0.612 (6, 7)		S CH 85 B CH 85 F FF 93 B CH 84 F FF 94 S CH 84 2-3 ② K		B CH 84 C FF 93 F FF 94 X CU 78 1-2 39 1B 60 2B 2-H 1B	B CH 82 X SI 88 1-0 ②③ L4-3 1-1		D SI 91 S SI 91 F SI 92 T SI 93 1-2 ③ K			2 2	1 0	1 0	1 0	0 0	1 1	0 4
39 Jarrod Saltalamacchia, S (1, 2) OBP: 0.323, SLG: 0.429		B FF 93 F CH 84 F FF 92 B CH 84 B FF 92 X CH 83 3-2 ③ G6-3		X FF 92 0-0 60 2B 2 2B 1-3 1B		S CH 82 C SL 80 S SL 79 0-3 ① K		C FC 92 X FF 92 0-1 ① G4-3		4	1	1	0	0	1	0
60 Yamaico Navarro, R (1, 5) OBP: 0.286, SLG: 0.571			B FF 92 S SI 89 T CH 83 X CH 84 1-2 ① F7	F FF 91 X FF 92 0-1 2 2B 1-3 3-H 2B		X CH 82 0-0 ② G5-3		C FC 92 C FF 92 B FF 93 B FF 92 F FC 92 X FF 92 2-2 ② F8		4	1	1	1	0	0	0

Inning Stats	1	2	3	4	5	6	7	8	9
	R: 1 E: 0 K: 0 S: 8 H: 2 LOB: 0 BB: 0 P: 11	R: 1 E: 0 K: 1 S: 12 H: 1 LOB: 0 BB: 0 P: 20	R: 0 E: 0 K: 0 S: 10 H: 0 LOB: 1 BB: 1 P: 18	R: 4 E: 0 K: 1 S: 20 H: 5 LOB: 2 BB: 1 P: 36	R: 0 E: 0 K: 0 S: 5 H: 1 LOB: 1 BB: 1 P: 13	R: 0 E: 0 K: 1 S: 10 H: 1 LOB: 2 BB: 1 P: 11	R: 0 E: 0 K: 1 S: 9 H: 1 LOB: 1 BB: 1 P: 16	R: 0 E: 0 K: 0 S: 8 H: 0 LOB: 0 BB: 0 P: 11	

1B: 3 SF: 0
2B: 7 SAC: 0
3B: 0 DP: 2
HR: 2 HBP: 0

WP: 0 PA: 37
PB: 0
SB: 1
CS: 0

	AB	33
	R	6
	H	11
	RBI	6
	BB	4
	SO	4
	LOB	11

PITCHER		IP	WLS	BF	H	R	ER	SO	BB	IBB	HBP	BLK	WP	HR	S	P	ERA	WHIP
24 Ricky Romero, L ERA: 3.09	(1, 1)	4.1	L	24	9	6	6	2	3	0	0	0	0	2	54	96	12.46	2.769
57 Shawn Camp, R ERA: 3.82	(5, 1)	1.2		5	1	0	0	1	0	0	0	0	0	0	11	13	0.00	0.600
60 Jon Rauch, R ERA: 4.08	(7, 1)	0.1		3	1	0	0	0	1	0	0	0	0	0	4	9	0.00	6.000
47 Luis Perez, L ERA: 3.38	(7, 1)	0.2		2	0	0	0	1	0	0	0	0	0	0	5	7	0.00	0.000
29 Octavio Dotel, R ERA: 3.7	(8, 1)	1.0		3	0	0	0	0	0	0	0	0	0	0	8	11	0.00	0.000

PITCHER	IP	WLS	BF	H	R	ER	SO	BB	IBB	HBP	BLK	WP	HR	S	P	ERA	WHIP

Baltimore Orioles @ Boston Red Sox

Fenway Park, Boston, MA

Thu Jul 07 2011, 7:11 PM - 10:15 PM EDT

Att. 37,981 - Partly Cloudy - 76 F

TOP

livebaseballscorecards.com

Batter	1	2	3	4	5	6	7	8	9	AB	R	H	RBI	BB	SO	LOB
2 J.J. Hardy, R (1, 6) OBP: 0.348, SLG: 0.520	B FF 90 X FF 89 1-0 21 1B 10 1B 1B	C CH 82 B SL 75 C FF 91 1 SAFE F FF 92 F CH 82 1 SAFE X FF 93 1-2 ③ P3		X CH 82 0-0 ② SF9 2-3 3-H			C SI 92 X FC 90 0-1 ① P3		C FF 95 D CH 86 X FF 95 1-1 ② FC6-4 1-2f	3	1	1	1	0	0	1
18 Felix Pie, L (8, 7) OBP: 0.242, SLG: 0.280										1	0	0	0	0	0	1
21 Nick Markakis, L (1, 9) OBP: 0.340, SLG: 0.383	B FF 91 C FF 91 B FF 92 X FF 90 (8, 3) 2-1 10 1B 27 G6-4-3 1-2 1B	C FF 92 B FF 92 F SL 78 F FF 94 X SL 78 1-2 ① G4-3	B FF 91 B FF 90 C FF 91 B FF 92 B FF 92 4-1 10 FC5-4 BB				C SI 93 X SI 94 0-1 ② F8		X FF 95 0-0 ③ G3	4	1	1	0	1	0	1
10 Adam Jones, R (1, 8) OBP: 0.325, SLG: 0.454	B CH 82 F CH 82 B FF 93 S FF 91 B FF 93 F FF 91 X FF 93 3-2 27 G6-4-3 1-3 2-H 1B	C SL 78 B SI 91 F CH 83 X SL 78 1-2 E1 27 G4-3	D CH 79 F FF 89 B FF 91 X CH 82 2-1 ③ FC5-4 1-2f				C SI 93 B CH 86 F SI 94 X FS 88 1-2 ③ G6-3			4	0	1	1	0	0	2
27 Vladimir Guerrero, R (1, 10) OBP: 0.317, SLG: 0.391	X FF 92 0-0 ① ② G6-4-3 1-2f 3-H	C FF 93 B CH 79 X FF 92 1-1 ② G4-3 2-3		B FF 90 X FF 90 1-0 ① L8				B FF 90 S SL 87 B SL 86 X SL 87 2-1 32 G4-3 25 G4-3 2B		4	1	1	0	0	0	2
32 Matt Wieters, S (1, 2) OBP: 0.325, SLG: 0.411 15 Craig Tatum, R (8, 2) OBP: 0.393, SLG: 0.348	B FF 91 B FF 91 B FF 90 B FF 90 4-0 25 S BB	B CH 84 F SI 92 D FF 91 B FF 93 F CH 83 B FF 92 4-2 BB		B SI 90 F CH 81 F FF 91 F SL 77 B SL 77 F CH 82 B CH 84 B FF 91 4-2 25 G6-4-3 BB				B SL 86 X SL 87 1-0 ① G4-3 2-3		1	0	0	0	3	0	1
										0	0	0	0	0	0	0
25 Derrek Lee, R (1, 3) OBP: 0.289, SLG: 0.346 28 Blake Davis, L (8, 6) OBP: 0.400, SLG: 0.360	F FF 91 B SL 76 B SL 78 B CH 82 C FF 91 X FF 90 3-2 ③ G4-3 1-2	F CH 82 D FF 91 B FF 91 B CH 83 S FF 92 X FF 91 3-2 ③ G6-3		C FF 91 C FF 89 B FF 92 B SI X 90 X CH 82 2-2 ② ③ G6-4-3 1-2f				C SL 85 C FF 91 D SL 87 X SL 87 1-2 ② G4-3 3-H		4	0	0	1	0	0	4
										0	0	0	0	0	0	0
12 Mark Reynolds, R (1, 5) OBP: 0.349, SLG: 0.500		B FF 90 F FF 90 X CH 83 1-1 ① P4		C CH 81 X SI 90 0-1 11 SH5-3 14 1B 2 SF9 1B		F FF 93 X FS 86 0-1 ① G5-3		B SL 87 F SL 87 F SL 88 S FF 92 1-3 ③ K		4	1	1	0	0	1	0
14 Nolan Reimold, R (1, 7) OBP: 0.356, SLG: 0.476		C FF 91 B FF 91 B FF 90 X FF 92 2-1 ② F8		F FF 90 X CH 81 0-1 2 SF9 11 SH5-3 1-2 1B		B FF 94 B FF 94 C FC 91 X FC 91 2-1 ② G6-3			B FF 96 B FF 97 C FF 96 B FF 96 X FF 96 3-1 ① F7	4	0	1	0	0	0	0
11 Robert Andino, R (1, 4) OBP: 0.333, SLG: 0.320		C FF 92 F FF 92 F SL 78 B FF 92 F FF 94 X FF 93 1-2 1B		X FF 91 0-0 ① SH5-3 1-2 2-3		X SI 94 0-0 ③ F7			C FF 96 F FF 96 B CH 84 F FF 97 B SL 88 X FC 96 2-2 18 FC6-4 1B	3	0	2	0	0	0	0

Inning Stats																				
	R: 2	H: 3	R: 0	H: 1	R: 0	H: 0	R: 1	H: 2	R: 0	H: 0	R: 0	H: 0	R: 1	H: 1	R: 0	H: 1	1B: 7	SF: 1	WP: 0	PA: 38
	E: 0	LOB: 1	E: 0	LOB: 1	E: 1	LOB: 2	E: 0	LOB: 2	E: 0	LOB: 0	E: 0	LOB: 0	E: 0	LOB: 0	E: 0	LOB: 1	2B: 1	SAC: 1	PB: 0	
	K: 0	BB: 1	K: 0	BB: 0	K: 0	BB: 1	K: 0	BB: 1	K: 0	BB: 1	K: 0	BB: 0	K: 1	BB: 0	K: 0	BB: 0	3B: 0	DP: 2	SB: 1	
	S: 11	P: 24	S: 14	P: 19	S: 14	P: 24	S: 9	P: 15	S: 8	P: 15	S: 5	P: 7	S: 7	P: 8	S: 9	P: 14	S: 9	P: 15	HR: 0	HBP: 0	CS: 0	

PITCHER		IP	WLS	BF	H	R	ER	SO	BB	IBB	HBP	BLK	WP	HR	S	P	ERA	WHIP
30 Andrew Miller, L ERA: 3.57	(1, 1)	5.0	W	24	6	3	3	0	4	0	0	0	0	0	56	97	5.40	2.000
91 Alfredo Aceves, R ERA: 3.6	(6, 1)	2.0	H	6	0	0	0	0	0	0	0	0	0	0	12	15	0.00	0.000
48 Scott Atchison, R ERA: 5.02	(8, 1)	1.0		4	1	1	1	1	0	0	0	0	0	0	9	14	9.00	1.000
52 Bobby Jenks, R ERA: 6.32	(9, 1)	1.0		4	1	0	0	0	0	0	0	0	0	0	9	15	0.00	1.000

PITCHER		IP	WLS	BF	H	R	ER	SO	BB	IBB	HBP	BLK	WP	HR	S	P	ERA	WHIP

AB	32
R	4
H	8
RBI	3
BB	4
SO	1
LOB	12

BOTTOM

Baltimore Orioles @ Boston Red Sox

Fenway Park, Boston, MA

Thu Jul 07 2011, 7:11 PM - 10:15 PM EDT

Att. 37,981 - Partly Cloudy - 76 F

livebaseballscorecards.com

Batter	1	2	3	4	5	6	7	8	9	AB	R	H	RBI	BB	SO	LOB
2 Jacoby Ellsbury, L (1, 8) OBP: 0.372, SLG: 0.483	B FF 92 F FF 92 B SI 92 B SI 94 B FF 93 4-1 28 1B BB		B SI 92 B FF 91 C FF 93 F FF 93 B SI 93 F FF 93 B FF 92 4-2 15 HR 1-2 BB	C SI 93 B FF 92 F CH 87 F FF 92 D CH 87 X CH 87 2-2 G4-3 ③		B FF 93 C FF 93 B FF 93 X SL 84 2-1 1-H HR	B FF 92 C FF 93 B CH 82 X FF 92 2-1 L6 ③		3	2	1	2	2	0	2
15 Dustin Pedroia, R (1, 4) OBP: 0.391, SLG: 0.418 44 Drew Sutton, S (8, PR) OBP: 0.362, SLG: 0.477 (9, 4)	1 SAFE B FF 92 B FF 92 X FF 93 2-0 ① F7		D SL 84 D FF 94 B FF 94 C FF 93 X FF 91 3-1 1-H 2-H HR		B CU 76 F FF 92 X CU 77 1-1 ① F8	B SL 86 C SL 85 S SL 85 B SL 86 X FF 95 2-2 ② F9		C FF 92 F FF 92 F CU 78 X FF 92 0-2 20 FC6-4 28 1B 1B		5 0	1 0	2 0	3 0	0 0	0 0	1 0
28 Adrián González, L (1, 3) OBP: 0.408, SLG: 0.592	C SI 93 F FF 93 F FF 93 D SL 85 D CU 79 B SI 93 X FF 93 3-2 ② 1-3 1B		X CH 86 0-0 ① G4-3		C FF 93 F CH 87 B FF 92 X CH 87 1-2 HR	F FF 95 C FF 94 X SL 86 0-2 ③ G3		F FF 91 B FF 92 X FF 88 1-1 20 FC6-4 1-2 1B		5	1	3	1	0	0	0
20 Kevin Youkilis, R (1, 5) OBP: 0.394, SLG: 0.495	B SL 84 X FF 94 1-0 ③ F8		C FF 93 B SL 88 B SL 86 S SI 92 F SL 83 X SI 93 2-2 ② G5-3		B CU 77 C FF 92 F CU 77 X SI 90 1-2 2B		C SL 85 X FF 94 0-1 ① F9	B FF 92 S CU 79 B CU 78 X FF 92 2-1 ① FC6-4 34 G6-3 1-2f 2-3		5	0	1	0	0	0	3
34 David Ortiz, L (1, 10) OBP: 0.386, SLG: 0.572		C FF 95 X CU 78 0-1 16 G3-1 2B	F SI 91 F SI 93 B FF 92 X SI 92 1-2 ③ L9		I IN 70 I IN 72 I IN 71 4-0 IBB		B SI 94 F FF 94 F FF 95 B SL 81 B SL 81 X FF 94 3-2 HR	B CU 78 F FF 91 X CU 76 1-1 ② ③ G6-3 1-2f		4	1	2	1	1	0	2
16 Josh Reddick, L (1, 7) OBP: 0.426, SLG: 0.642		B SI 93 B FF 94 X FF 94 2-0 ① G3-1 2-3		C CU 74 B FF 93 B SI 93 S CU 77 X CU 81 2-2 E1 39 1B 7 G3	B FF 93 B CH 82 C FF 92 X SL 84 2-1 ② F2		B SL 79 F FF 93 S FF 94 B FF 94 B FF 94 X FF 94 3-2 HR			4	2	1	1	0	0	3
39 Jarrod Saltalamacchia, S (1, 2) OBP: 0.327, SLG: 0.447		B FF 93 F SI 94 B FF 94 X CU 78 2-1 ② L7		X FF 92 0-0 7 G3 1-3 1B	S FF 93 F FF 94 S SL 85 0-3 ③ K2-3		S SL 80 S SL 80 X FF 94 0-2 HR			4	1	2	1	0	1	3
7 J.D. Drew, L (1, 9) OBP: 0.332, SLG: 0.319		B FF 94 F SI 94 X FF 94 1-1 ③ F9		B CH 85 C CH 86 B SI 94 C FF 93 X FF 93 2-2 ① G3 1-2 3-H		C SL 84 S SL 85 B FF 94 B SL 85 X FF 94 2-2 ① G6-3	C FF 94 B SL 80 C SL 80 B SL 80 F FF 93 B SL 79 B SL 80 4-2 BB		3	0	0	1	1	0	2
10 Marco Scutaro, R (1, 6) OBP: 0.337, SLG: 0.361 60 Yamaico Navarro, R (8, 6) OBP: 0.286, SLG: 0.571			B FF 93 B FF 92 B SI 92 B FF 93 4-0 2 BB 15 HR BB	B CU 78 C FF 94 F SI 92 F FF 92 D SL 84 F SI 92 S CH 86 2-3 ② K		C FF 94 B FF 95 X FF 94 1-1 2 HR 1B	X FF 92 0-0 ② F8			3 0	2 0	1 0	0 0	1 0	1 0	2 0
Inning Stats	R: 0 E: 0 K: 0 S: 7 H: 1 LOB: 1 BB: 1 P: 17	R: 0 E: 0 K: 0 S: 7 H: 1 LOB: 1 BB: 0 P: 12	R: 3 E: 0 K: 0 S: 13 H: 1 LOB: 0 BB: 2 P: 27	R: 1 E: 1 K: 1 S: 16 H: 1 LOB: 1 BB: 0 P: 24	R: 1 E: 0 K: 1 S: 13 H: 2 LOB: 2 BB: 1 P: 22	R: 2 E: 0 K: 0 S: 13 H: 2 LOB: 0 BB: 0 P: 20	R: 3 E: 0 K: 0 S: 17 H: 3 LOB: 1 BB: 1 P: 29	R: 0 E: 0 K: 0 S: 10 H: 2 LOB: 2 BB: 0 P: 14		1B: 5 2B: 2 3B: 0 HR: 6 SF: 0 SAC: 0 DP: 1 HBP: 0				WP: 0 PB: 0 SB: 0 CS: 0 PA: 41	

	AB	36
	R	10
	H	13
	RBI	10
	BB	5
	SO	2
	LOB	18

PITCHER		IP	WLS	BF	H	R	ER	SO	BB	IBB	HBP	BLK	WP	HR	S	P	ERA	WHIP
34 Jake Arrieta, R ERA: 4.9	(1, 1)	4.1	L	23	6	5	4	1	3	1	0	0	0	2	51	95	8.31	2.077
49 Jason Berken, R ERA: 5.9	(5, 1)	2.0		8	2	2	2	1	0	0	0	0	0	1	20	29	9.00	1.000
47 Pedro Viola, L ERA: 9.82	(7, 1)	0.0		4	3	3	3	0	1	0	0	0	0	3	12	22	∞	∞
36 Chris Jakubauskas, R ERA: 6.48	(7, 1)	1.2		6	2	0	0	0	0	0	0	0	0	0	13	19	0.00	1.200

PITCHER	IP	WLS	BF	H	R	ER	SO	BB	IBB	HBP	BLK	WP	HR	S	P	ERA	WHIP

Baltimore Orioles @ Boston Red Sox

Fenway Park, Boston, MA

Fri Jul 08 2011, 7:09 PM - 10:25 PM EDT

Att. 37,729 - Cloudy - 72 F

livebaseballscorecards.com

Batter	1	2	3	4	5	6	7	8	9	AB	R	H	RBI	BB	SO	LOB
2 J.J. Hardy, R (1, 6) OBP: 0.343, SLG: 0.511	C FF 93 C CU 75 X FF 93 0-2 ① G6-3		C SI 93 F FC 91 F FF 93 X FC 91 0-2 ①② G6-4-3 1-2f		X FC 90 0-0 ② F7		C SL 88 C SI 93 S SI 95 0-3 ③ K			4	0	0	0	0	1	3
21 Nick Markakis, L (1, 9) OBP: 0.339, SLG: 0.382	B FF 93 F FF 93 X FF 94 1-1 ② G6-3		C CH 89 B CH 90 X CH 89 1-1 ③ F8		C FC 91 B FF 93 X FC 91 1-1 10 1B 1-3 2-H 1B			C SI 90 C FS 84 B SI 90 C SI 90 1-3 ① K		4	0	1	1	0	1	0
10 Adam Jones, R (1, 8) OBP: 0.327, SLG: 0.455	F SI 94 B FF 94 F FC 91 X CU 76 1-2 1B			B FC 90 F FF 94 C CU 76 X FC 91 1-2 ① F8	C CU 76 X CU 77 0-1 1-2 3-H 1B			F SI 88 B SI 91 C SI 90 S SI 90 1-3 ② K		4	0	2	1	0	1	0
27 Vladimir Guerrero, R (1, 10) OBP: 0.316, SLG: 0.389	1 SAFE S FF 93 B FF 93 X FF 93 1-1 ③ F9			X CH 89 0-0 32 G6-4-3 1B	C FF 93 B FF 94 F FF 92 B CH 89 F SI 93 S FC 91 2-3 ③ K			F SI 90 B FF 89 S FF 88 B CU 76 X SI 91 2-2 ③ G3		4	0	1	0	0	1	3
32 Matt Wieters, S (1, 2) OBP: 0.324, SLG: 0.413		C FF 92 B FF 92 X FC 90 1-1 ① F8		X CH 89 0-0 ②③ G6-4-3 1-2f		B SI 93 B SL 86 T SI 93 S SL 87 F SL 88 X SI 93 2-2 ① P4			C FF 90 X CU 79 0-1 2B	4	0	1	0	0	0	1
25 Derrek Lee, R (1, 3) OBP: 0.292, SLG: 0.363		X FF 93 0-0 2B			C FF 92 X CH 88 0-1 HR	B SI 94 C SI 94 C SI 94 T SI 94 1-2 ② K			S SL 85 X FF 92 0-1 ① F9	4	1	2	1	0	1	1
12 Mark Reynolds, R (1, 5) OBP: 0.345, SLG: 0.493		S FC 91 S FF 94 F CU 76 F FC 91 S CU 78 0-3 ② K			F FC 90 C CU 76 T CU 76 0-2 ① K	B SL 87 C SL 88 F SI 94 B SI 94 S SL 88 2-3 ③ K			X SL 86 0-0 ② G1-3	4	0	0	0	0	3	2
18 Felix Pie, L (1, 7) OBP: 0.250, SLG: 0.275		C FF 93 X FF 93 0-1 ③ G4-3			B CH 88 B FC 90 B FF 92 B FF 92 4-0 11 BB 21 1B BB		C SI 91 C SL 85 B SI 94 B SI 94 B SI 94 X SI 93 3-2 ① L7		B FF 92 B FF 92 F FF 92 B FF 92 B FF 91 4-1 BB	2	1	0	0	2	0	1
11 Robert Andino, R (1, 4) OBP: 0.336, SLG: 0.320			B FF 92 F FF 92 X SI 93 1-1 2 G6-4-3 1B		C SI 93 B FC 89 F FF 90 F CH 89 D CU 77 D CU 77 B FF 94 4-2 21 1B 10 1B 1-2 BB		C SI 93 F SL 94 F SL 87 C SI 94 0-3 ② K		C SL 88 X SL 88 0-1 ③ G1-3	3	1	1	0	1	1	2

Inning Stats	1	2	3	4	5	6	7	8	9
	R: 0 E: 0 K: 0 S: 10	R: 0 E: 0 K: 1 S: 10	R: 0 E: 0 K: 0 S: 8	R: 0 E: 0 K: 0 S: 5	R: 3 E: 0 K: 2 S: 17	R: 0 E: 0 K: 2 S: 10	R: 0 E: 0 K: 2 S: 10	R: 0 E: 0 K: 2 S: 9	R: 0 E: 0 K: 0 S: 8
	H: 1 LOB: 1 BB: 0 P: 13	H: 1 LOB: 1 BB: 0 P: 11	H: 1 LOB: 0 BB: 0 P: 10	H: 1 LOB: 0 BB: 0 P: 6	H: 3 LOB: 2 BB: 2 P: 28	H: 0 LOB: 0 BB: 0 P: 15	H: 0 LOB: 0 BB: 0 P: 13	H: 0 LOB: 0 BB: 0 P: 13	H: 1 LOB: 2 BB: 1 P: 12

AB	33
R	3
H	8
RBI	3
BB	3
SO	9
LOB	13

1B: 5	SF: 0	WP: 0	PA: 36
2B: 2	SAC: 0	PB: 0	
3B: 0	DP: 2	SB: 0	
HR: 1	HBP: 0	CS: 0	

TOP

PITCHER		IP	WLS	BF	H	R	ER	SO	BB	IBB	HBP	BLK	WP	HR	S	P	ERA	WHIP
19 Josh Beckett, R ERA: 2.27	(1, 1)	5.0	W	22	7	3	3	3	2	0	0	0	0	1	50	68	5.40	1.800
32 Matt Albers, R ERA: 2.55	(6, 1)	2.0		6	0	0	0	4	0	0	0	0	0	0	20	28	0.00	0.000
35 Dan Wheeler, R ERA: 5.08	(8, 1)	1.0		3	0	0	0	2	0	0	0	0	0	0	9	13	0.00	0.000
48 Scott Atchison, R ERA: 4.7	(9, 1)	1.0		5	1	0	0	0	1	0	0	0	0	0	8	12	0.00	2.000

PITCHER		IP	WLS	BF	H	R	ER	SO	BB	IBB	HBP	BLK	WP	HR	S	P	ERA	WHIP

Baltimore Orioles @ Boston Red Sox

Fenway Park, Boston, MA

Fri Jul 08 2011, 7:09 PM - 10:25 PM EDT

Att. 37,729 - Cloudy - 72 F

BOTTOM

Batter	1	2	3	4	5	6	7	8	9	AB	R	H	RBI	BB	SO	LOB
2 Jacoby Ellsbury, L (1, 8) OBP: 0.370, SLG: 0.479	F8 28 1B	15 E 28 1B	F8		F7		P3			5	1	1	1	0	0	1
15 Dustin Pedroia, R (1, 4) OBP: 0.393, SLG: 0.428	28 BB 20 1B	E6 28 1B		G6-3		HR		16 3B		4	3	2	1	1	0	1
28 Adrián González, L (1, 3) OBP: 0.414, SLG: 0.594	34 HR 20 1B			34 1B		34 WP		K		2	1	2	1	2	0	0
44 Drew Sutton, S (8, PH) (9, 3) OBP: 0.354, SLG: 0.467	BB	1B		BB		1B				1	0	0	0	0	1	1
20 Kevin Youkilis, R (1, 5) OBP: 0.393, SLG: 0.491	34 HR			P3		K		34 F8-2		4	1	1	1	0	1	4
16 Josh Reddick, L (8, 7) OBP: 0.435, SLG: 0.685	1B	G5-3						3B		1	0	1	1	0	0	0
34 David Ortiz, L (1, 10) OBP: 0.389, SLG: 0.581	HR	K		33 FC3-6		BB		F8-2		4	1	2	3	1	1	1
33 Jason Varitek, S (1, 2) OBP: 0.333, SLG: 0.417	10 1B 54 2B BB	K		FC3-6		F8				3	1	0	0	1	1	4
10 Marco Scutaro, R (1, 6) OBP: 0.335, SLG: 0.358	54 2B 1B	G4-3		K		F9				4	1	1	0	0	1	2
54 Darnell McDonald, R (1, 9) OBP: 0.200, SLG: 0.257	2 1B 2B		K		G5-3		K			4	1	1	2	0	2	0
60 Yamaico Navarro, R (1, 7) (8, 5) OBP: 0.278, SLG: 0.471	K		G5-3		BB		G5-3			3	0	0	0	1	1	1
Inning Stats	R: 8 E: 1 K: 1 S: 29 H: 7 LOB: 2 BB: 2 P: 52	R: 0 E: 0 K: 2 S: 8 H: 0 LOB: 0 BB: 0 P: 13	R: 0 E: 0 K: 1 S: 5 H: 0 LOB: 0 BB: 0 P: 10	R: 0 E: 0 K: 0 S: 12 H: 1 LOB: 2 BB: 1 P: 20	R: 0 E: 0 K: 1 S: 10 H: 0 LOB: 1 BB: 1 P: 15	R: 1 E: 0 K: 1 S: 14 H: 2 LOB: 2 BB: 1 P: 26	R: 0 E: 0 K: 1 S: 9 H: 0 LOB: 0 BB: 0 P: 11	R: 1 E: 0 K: 1 S: 8 H: 1 LOB: 0 BB: 1 P: 18		1B: 7 2B: 2 3B: 1 HR: 2	SF: 0 SAC: 0 DP: 1 HBP: 0					

livebaseballscorecards.com

AB	35
R	10
H	11
RBI	10
BB	6
SO	8
LOB	15

WP: 1 PB: 0 SB: 0 CS: 0 PA: 41

PITCHER		IP	WLS	BF	H	R	ER	SO	BB	IBB	HBP	BLK	WP	HR	S	P	ERA	WHIP
53 Zack Britton, L ERA: 4.05	(1, 1)	0.2	L	10	6	8	7	1	2	0	0	0	0	1	22	42	94.50	12.000
35 Brad Bergesen, R ERA: 5.65	(1, 1)	3.0		13	2	0	0	3	1	0	0	0	0	0	30	50	0.00	1.000
36 Chris Jakubauskas, R ERA: 6.49	(4, 1)	1.1		6	1	1	1	1	1	0	0	0	0	1	14	23	6.75	1.500
51 Michael Gonzalez, L ERA: 5.58	(6, 1)	1.0		5	1	0	0	1	1	0	0	0	1	0	12	21	0.00	2.000
19 Koji Uehara, R ERA: 2.08	(7, 1)	1.0		3	0	0	0	1	0	0	0	0	0	0	9	11	0.00	0.000

PITCHER		IP	WLS	BF	H	R	ER	SO	BB	IBB	HBP	BLK	WP	HR	S	P	ERA	WHIP
63 Kevin Gregg, R ERA: 3.41	(8, 1)	1.0		4	1	1	1	1	1	0	0	0	0	0	8	18	9.00	2.000

Batter	1	2	3	4	5	6	7	8	9	AB	R	H	RBI	BB	SO	LOB
2 J.J. Hardy, R (1, 6) OBP: 0.341, SLG: 0.506	B FF 92 C FF 92 X FF 89 1-1 10 G4-3 10 WP 1B		B FF 93 B CU 80 F FF 92 C FF 94 T CH 86 2-2 ② K			C FF 90 B FC 86 F FF 90 X FF 90 1-2 ① P3		C FF 100 X SI 99 0-1 ② F9		4	0	1	0	0	1	0
21 Nick Markakis, L (1, 9) OBP: 0.341, SLG: 0.381	S FF 92 F CU 81 B FF 92 B CH 85 F SL 83 1 SAFE X CH 85 2-2 ① F8		B CH 86 B FC 88 C CU 81 C FF 94 F FF 96 F FF 93 F FC 86 X CU 80 2-2 ③ G4-3			B FF 90 C CU 78 H FF 90 2-1 10 53-6-3-4 HBP		C FF 99 C SL 84 X SL 81 0-2 10 S 1B		3	0	1	0	0	0	1
10 Adam Jones, R (1, 8) OBP: 0.326, SLG: 0.450	S FF 93 S FF 94 B FF 93 B FF 94 X FC 88 2-2 ② G4-3 1-3			C FF 93 B CH 86 B CH 84 S FC 87 F FF 93 F FF 93 B SL 82 B FC 90 4-2 25 CS BB		S CU 79 B FF 91 C FF 89 B FF 91 F FF 92 X FC 87 2-2 ②③ G3-6-3-4 1-2f		B SL 83 C SL 84 B FF 100 B FF 99 S FF 99 C SL 84 3-3 ③ K 1-2		3	0	0	0	1	1	3
27 Vladimir Guerrero, R (1, 10) OBP: 0.312, SLG: 0.384	S FF 95 X FF 96 0-1 ③ G3-1			F FF 92 B FF 91 S FF 91 S FC 85 1-3 ① K			B FF 92 F FF 92 S FF 92 X FF 91 1-2 ① L9		C FF 94 S FS 89 B FF 96 F FF 94 X FF 95 1-2 ① F9	4	0	0	0	0	1	2
32 Matt Wieters, S (1, 2) OBP: 0.323, SLG: 0.410		B FF 91 X CU 79 1-0 1B		B FF 92 S FF 92 1 SAFE 1 SAFE S FF 91 C FF 92 1-3 ② K			X CH 84 0-0 ② F7		C FF 95 B SL 80 B FF 95 X FF 96 2-1 ② L7	4	0	1	0	0	1	1
25 Derrek Lee, R (1, 3) OBP: 0.294, SLG: 0.363		S FF 93 F FF 94 B FC 88 B FC 88 S FC 82 2-3 ① K		B FF 92 1-0 ③ CS 1-2	B FF 92 C FF 92 S FC 88 B FF 95 F FF 94 B FC 83 F FF 93 F FC 87 F FF 93 3-2 X FC 89 1B		C CU 78 H FF 92 1-1 12 WP HBP		B FF 95 B FF 95 C FF 94 B SL 80 C FF 95 S FF 96 3-3 ③ K	3	0	1	0	0	2	1
12 Mark Reynolds, R (1, 5) OBP: 0.342, SLG: 0.488		B CU 82 F FC 86 B FF 93 C CH 82 S FF 95 2-3 ② K			X CU 80 0-0 ① F7		S FC 85 F FC 84 D CU 82 B CU 81 S FC 86 2-3 K 1-2			3	0	0	0	0	2	3
14 Nolan Reimold, R (1, 7) OBP: 0.342, SLG: 0.455		X FF 93 0-0 ③ F9			C FF 92 F FC 86 D FC 87 C FF 92 1-3 ② K		B FF 98 X FF 99 1-0 ③ P6			3	0	0	0	0	1	4
11 Robert Andino, R (1, 4) OBP: 0.332, SLG: 0.316			X FF 93 0-0 ① L9		C FC 85 B FF 90 B FC 87 C CU 77 B FF 93 X CU 77 3-2 ③ G6-3			C FF 99 S SL 86 B SL 86 F FF 99 S SL 85 1-3 ① K		3	0	0	0	0	1	1
Inning Stats	R: 0 E: 0 K: 0 S: 11 H: 1 LOB: 1 BB: 0 P: 16	R: 0 E: 0 K: 2 S: 8 H: 1 LOB: 1 BB: 0 P: 13	R: 0 E: 0 K: 1 S: 10 H: 0 LOB: 0 BB: 0 P: 14	R: 0 E: 0 K: 2 S: 10 H: 0 LOB: 0 BB: 1 P: 17	R: 0 E: 0 K: 1 S: 14 H: 1 LOB: 1 BB: 0 P: 21	R: 0 E: 0 K: 0 S: 8 H: 0 LOB: 0 BB: 0 P: 13	R: 0 E: 0 K: 1 S: 9 H: 0 LOB: 2 BB: 0 P: 14	R: 0 E: 0 K: 2 S: 12 H: 1 LOB: 1 BB: 0 P: 16	R: 0 E: 0 K: 1 S: 9 H: 0 LOB: 0 BB: 0 P: 15	1B: 4 2B: 0 3B: 0 HR: 0 SF: 0 SAC: 0 DP: 1 HBP: 2						

PITCHER		IP	WLS	BF	H	R	ER	SO	BB	IBB	HBP	BLK	WP	HR	S	P	ERA	WHIP
41 John Lackey, R ERA: 6.84	(1, 1)	6.2	W	25	3	0	0	7	1	0	2	0	2	0	69	106	0.00	0.600
51 Daniel Bard, R ERA: 2.09	(7, 1)	1.1	H	5	1	0	0	2	0	0	0	0	0	0	13	18	0.00	0.750
58 Jonathan Papelbon, R ERA: 4.04	(9, 1)	1.0		3	0	0	0	1	0	0	0	0	0	0	9	15	0.00	0.000

PITCHER	IP	WLS	BF	H	R	ER	SO	BB	IBB	HBP	BLK	WP	HR	S	P	ERA	WHIP

Baltimore Orioles @ Boston Red Sox

Fenway Park, Boston, MA

Sat Jul 09 2011, 7:11 PM - 9:58 PM EDT

Att. 38,205 - Clear - 81 F

TOP

livebaseballscorecards.com

AB	30
R	0
H	4
RBI	0
BB	1
SO	10
LOB	16

WP: 2	PA: 34					
PB: 0						
SB: 1						
CS: 1						

Baltimore Orioles @ Boston Red Sox

Fenway Park, Boston, MA

Sat Jul 09 2011, 7:11 PM - 9:58 PM EDT

Att. 38,205 - Clear - 81 F

BOTTOM

livebaseballscorecards.com

Batter	1	2	3	4	5	6	7	8	9	AB	R	H	RBI	BB	SO	LOB
2 Jacoby Ellsbury, L (1, 8) OBP: 0.374, SLG: 0.490	B SI 96 C SI 95 C CU 79 X FF 96 1-2 20 1B 15 BB 1B		B SI 95 C SI 95 B FS 85 X FF 96 2-1 2B		B CU 75 B FS 88 X FF 95 2-0 15 FC1 3B	B FC 88 C CU 74 C FF 89 B FF 90 X FF 88 2-2 ③ G3				4	0	3	0	0	0	0
15 Dustin Pedroia, R (1, 4) OBP: 0.395, SLG: 0.430	B FF 95 B FF 93 C FF 94 F FF 94 B FC 91 1 SAFE F FF 94 B FF 96 4-2 20 1B 1-2 BB		B FC 92 X FF 96 1-0 ① L7		C FC 90 F FC 90 X SI 96 0-2 ② FC1 20 2B 3-H		B FF 87 C FF 86 S CU 74 X FF 87 1-2 28 G3-1 20 2B 2B			3	2	1	0	1	0	2
28 Adrián González, L (1, 3) OBP: 0.412, SLG: 0.589	X SI 95 0-0 ① L5		B FS 86 B FS 85 B FS 88 C FC 91 X FC 91 3-1 ② F7		I IN 86 I IN 71 I IN 75 I IN 77 4-0 20 2B 16 2B IBB		F CU 73 X FF 86 0-1 ① G3-1 2-3			3	1	0	0	1	0	4
20 Kevin Youkilis, R (1, 5) OBP: 0.397, SLG: 0.502	B FF 95 X FC 92 1-0 34 G4-6-3 1-2 2-3 1B		C CU 79 B FC 92 X FF 92 1-1 ③ G6-3		B FC 90 S FC 88 C CU 79 B SI 95 X FC 90 2-2 16 2B 1-3 2-H 2B		C CU 75 B FF 88 F FF 89 X FF 88 1-2 34 1B 3-H 2B			4	1	3	2	0	0	1
34 David Ortiz, L (1, 10) OBP: 0.391, SLG: 0.579	B FS 86 B SI 95 X SI 96 2-0 ②③ G4-6-3 1-2f			B CU 76 X FF 96 1-0 ① F8 B FS 87 X SI 95 1-0 39 FC4-6 1B X FS 85 0-0 ② FC4-6 1-2f	I IN 75 I IN 79 I IN 80 I IN 78 4-0 16 2B IBB S FS 84 B FS 85 X FS 84 1-1 1-3 2-H 3-H 2B B CH 80 C CU 74 T CU 76 B FF 90 X CU 75 2-2 ③ G4-3		X CU 75 0-0 16 G4-6-3 2-3 1B S SI 87 B SI 88 C CU 75 X FF 88 1-2 ②③ G4-6-3 1-2f			3	0	1	0	1	0	3
16 Josh Reddick, L (1, 7) OBP: 0.455, SLG: 0.707		B CU 76 F SI 95 X FS 87 1-1 39 BLK 1B								4	0	3	2	0	0	2
39 Jarrod Saltalamacchia, S (1, 2) OBP: 0.320, SLG: 0.437		1 SAFE B SI 94 C SI 93 1 SAFE F FS 86 X FS 86 1-2 F9 1-2 ①						B SI 97 X SI 96 1-0 ① L6		4	0	0	0	0	0	4
7 J.D. Drew, L (1, 9) OBP: 0.327, SLG: 0.313		C FS 86 X SI 95 0-1 ② F7		B SI 96 C FS 84 B FS 85 C FS 84 B CU 78 F FS 84 F FS 87 S SI 95 3-3 ③ K		B CU 74 C CU 75 B FF 87 C FF 87 C FC 89 2-3 ① K		C SI 97 B SI 97 X CH 90 1-1 ② G3-1		4	0	0	0	0	2	2
10 Marco Scutaro, R (1, 6) OBP: 0.328, SLG: 0.349		B CU 79 C CU 79 S FF 95 B FF 96 B FC 91 X CU 79 3-2 ③ G4-3			C FF 94 S FC 89 B FF 95 B FF 95 B FC 91 X FF 95 3-2 ① F7	C FF 88 X FF 89 0-1 ② G4-3		C SI 97 B CU 80 B SI 96 B SI 95 X SI 96 3-1 ③ L6		4	0	0	0	0	0	1
Inning Stats	R: 0 E: 0 K: 0 S: 9 H: 2 LOB: 2 BB: 1 P: 17	R: 0 E: 0 K: 0 S: 10 H: 1 LOB: 1 BB: 0 P: 15	R: 0 E: 0 K: 0 S: 7 H: 1 LOB: 1 BB: 0 P: 14	R: 0 E: 0 K: 1 S: 8 H: 1 LOB: 1 BB: 0 P: 13	R: 3 E: 0 K: 0 S: 15 H: 3 LOB: 2 BB: 2 P: 33	R: 0 E: 0 K: 1 S: 8 H: 0 LOB: 0 BB: 0 P: 12	R: 1 E: 0 K: 0 S: 12 H: 3 LOB: 1 BB: 0 P: 15	R: 0 E: 0 K: 0 S: 5 H: 0 LOB: 0 BB: 0 P: 10		1B: 5 2B: 5 3B: 1 HR: 0	SF: 0 SAC: 0 DP: 2 HBP: 0			WP: 0 PB: 0 SB: 0 CS: 0	PA: 36	

	AB	33
	R	4
	H	11
	RBI	4
	BB	3
	SO	2
	LOB	19

PITCHER		IP	WLS	BF	H	R	ER	SO	BB	IBB	HBP	BLK	WP	HR	S	P	ERA	WHIP
55 Alfredo Simon, R ERA: 4.85	(1, 1)	4.2	L	24	8	3	3	1	1	2	0	1	0	0	46	87	5.79	1.929
31 Mark Hendrickson, L ERA: 3.86	(5, 1)	2.1		9	3	1	1	1	0	0	0	0	0	0	23	32	3.86	1.286
43 Jim Johnson, R ERA: 2.63	(8, 1)	1.0		3	0	0	0	0	0	0	0	0	0	0	5	10	0.00	0.000

PITCHER	IP	WLS	BF	H	R	ER	SO	BB	IBB	HBP	BLK	WP	HR	S	P	ERA	WHIP

Batter	1	2	3	4	5	6	7	8	9	AB	R	H	RBI	BB	SO	LOB
2 J.J. Hardy, R (1, 6) OBP: 0.338, SLG: 0.498	B SI 93 F SI 94 S FC 88 X FC 86 1-2 P3 ①	C FF 93 F FC 86 X CU 80 0-2 G2-3 ② 1-2		1 SAFE B CH 84 S FC 86 B CH 85 X FF 93 2-1 F9 ①② 1-2		F FF 94 B CH 87 X FF 92 1-1 G6-3 ③			B FF 95 B FF 95 B FF 94 B FF 96 4-0 BB	4	0	0	0	1	0	3
21 Nick Markakis, L (1, 9) OBP: 0.339, SLG: 0.379	B FF 94 S SI 94 F SI 93 B CU 79 C FF 94 2-3 K ②	B CH 86 C CU 78 B SI 93 X CH 87 2-1 10 1B 27 1B 2-3 3-H 1B		C CU 77 B CH 85 X CH 86 1-1 G6-3 ③			B CU 77 C FF 92 F FF 89 X CH 82 1-2 G4-3 ①		B FF 96 B FF 95 S FF 96 T FF 97 S FF 97 2-3 K ③	5	1	1	1	0	2	1
10 Adam Jones, R (1, 8) OBP: 0.328, SLG: 0.457	B FF 93 S SI 94 X SI 93 1-1 G4-3 ③	B FC 86 B FC 86 X FC 86 2-0 27 1B 1-3 3-H 1B			B FC 86 B FF 93 S FC 87 X SI 93 2-1 3B		B FF 94 F FF 93 F FF 93 B FF 94 F CH 85 X SI 94 2-2 G6-3 ②			4	0	2	1	0	0	0
27 Vladimir Guerrero, R (1, 10) OBP: 0.315, SLG: 0.385 18 Felix Pie, L (7, PH) OBP: 0.248, SLG: 0.273 (7, 10)		G5-3 X SI 93 0-0 1-2 3-H 1B			F CH 84 B SI 90 H SI 91 2-1 HBP		C CU 79 B FC 91 F CH 85 F FF 93 B FC 91 C CU 80 2-3 K ③			2 1	0 0	1 0	1 0	0 0	0 1	0 0
32 Matt Wieters, S (1, 2) OBP: 0.322, SLG: 0.406		B SI 92 B FF 93 S SI 93 F FF 94 B SI 94 4-1 25 HR BB F8			B SI 93 C FC 89 B CH 84 F CH 85 S FC 91 2-3 K ①			B FF 97 F FF 98 B CH 91 B SI 92 X FF 98 3-1 G4-3 ①		3	1	0	0	1	1	4
25 Derrek Lee, R (1, 3) OBP: 0.294, SLG: 0.372	X SI 94 0-0 1-H HR	C FF 94 F SI 94 B FF 94 B CU 80 B FF 93 C FC 86 3-3 K ①			B FF 93 B CH 87 S SI 89 F FC 92 F SI 95 S CH 86 2-3 K ②			F FF 98 C SL 85 C FF 98 0-3 K ②		4	1	1	2	0	3	2
12 Mark Reynolds, R (1, 5) OBP: 0.346, SLG: 0.493 28 Blake Davis, L (3, 4) OBP: 0.375, SLG: 0.333	B FC 89 S FC 87 C CU 80 X SI 94 1-2 11 1B 2B	C FC 87 C CU 79 B CU 80 B FC 85 H SI 93 3-2 14 G5-4-3 HBP			F CU 81 F FC 91 B CH 86 B CH 86 X CH 84 2-2 L7 ③			X FF 97 0-0 B1-3 ③		1 2	1 0	1 0	0 0	0 0	0 2	0 2
14 Nolan Reimold, R (1, 7) OBP: 0.338, SLG: 0.443	B SI 93 B SI 93 C FC 86 B SI 92 X FC 85 3-1 11 1B 21 1B 1B	S CH 85 F FF 92 X CU 79 0-2 ② ③ G5-4-3 1-2f				C SI 94 F SI 94 B FC 91 S FF 94 1-3 K ①			C FF 94 F FS 90 C FF 96 0-3 K ①	4	1	1	0	0	2	1
11 Robert Andino, R (1, 4) OBP: 0.335, SLG: 0.316 (3, 5)	B FC 86 X SI 94 1-0 21 1B 2 G2-3 10 1B 1-3 2-H 1B			B SI 93 B FC 87 B FF 94 C SI 93 B FF 94 4-1 2 CS BB		C CU 80 X FF 93 0-1 F8 ②			C FF 96 B SL 83 S FF 95 D FS 90 F FF 96 X SL 82 2-2 G5-3 ②	3	1	1	1	1	0	0
Inning Stats	R: 0 E: 0 K: 1 S: 8 H: 0 LOB: 0 BB: 0 P: 12	R: 6 E: 0 K: 0 S: 18 H: 7 LOB: 2 BB: 1 P: 33	R: 0 E: 0 K: 1 S: 8 H: 0 LOB: 0 BB: 0 P: 14	R: 0 E: 0 K: 0 S: 5 H: 0 LOB: 0 BB: 1 P: 12	R: 0 E: 0 K: 2 S: 13 H: 1 LOB: 2 BB: 0 P: 23	R: 0 E: 0 K: 1 S: 7 H: 0 LOB: 0 BB: 0 P: 9	R: 0 E: 0 K: 1 S: 11 H: 0 LOB: 0 BB: 0 P: 16	R: 0 E: 0 K: 1 S: 6 H: 0 LOB: 0 BB: 0 P: 9	R: 0 E: 0 K: 2 S: 10 H: 0 LOB: 1 BB: 1 P: 18	1B: 5 2B: 1 3B: 1 HR: 1 SF: 0 SAC: 0 DP: 1 HBP: 2						

PITCHER		IP	WLS	BF	H	R	ER	SO	BB	IBB	HBP	BLK	WP	HR	S	P	ERA	WHIP
70 Kyle Weiland, R ERA: 13.5	(1, 1)	4.0		22	8	6	6	2	2	0	2	0	0	1	42	78	13.50	2.500
91 Alfredo Aceves, R ERA: 3.41	(5, 1)	3.0	W	9	0	0	0	4	0	0	0	0	0	0	28	41	0.00	0.000
51 Daniel Bard, R ERA: 2.05	(8, 1)	1.0	H	3	0	0	0	1	0	0	0	0	0	0	6	9	0.00	0.000
58 Jonathan Papelbon, R ERA: 3.93	(9, 1)	1.0	S	4	0	0	0	2	1	0	0	0	0	0	10	18	0.00	1.000

PITCHER	IP	WLS	BF	H	R	ER	SO	BB	IBB	HBP	BLK	WP	HR	S	P	ERA	WHIP

TOP

Baltimore Orioles @ Boston Red Sox

Fenway Park, Boston, MA

Sun Jul 10 2011, 1:36 PM - 5:00 PM EDT

Att. 37,688 - Sunny - 82 F

livebaseballscorecards.com

AB	33
R	6
H	8
RBI	6
BB	3
SO	9
LOB	13

Baltimore Orioles @ Boston Red Sox

Fenway Park, Boston, MA

Sun Jul 10 2011, 1:36 PM - 5:00 PM EDT

Att. 37,688 - Sunny - 82 F

livebaseballscorecards.com

Batter	1	2	3	4	5	6	7	8	9	AB	R	H	RBI	BB	SO	LOB
2 Jacoby Ellsbury, L (1, 8) OBP: 0.377, SLG: 0.490	C FF 90 S FF 91 B FF 92 X SL 86 1-2 15 FC5-4 1B	B CU 78 C CU 76 S SL 86 B SL 85 B CH 84 X FF 92 3-2 ② F9		C SI 94 F SI 94 B SL 86 B CH 86 X SI 96 2-2 ① G1-3	F CU 74 B SI 94 F SI 95 B FF 96 B CH 85 B CH 84 4-2 BB		B CH 88 X CH 89 1-0 1-3 2-H 1B			4	0	2	1	1	0	0
15 Dustin Pedroia, R (1, 4) OBP: 0.395, SLG: 0.442	C FF 92 ① 1 SAFE 1 SAFE 1 SAFE X FF 91 0-1 FC5-4 20 1B 28 BB 34 1B 1-2f	C FF 92 B FF 92 F SL 86 B FF 92 F CU 78 B FF 91 X SL 86 3-2 HR		B CU 77 B FF 94 C SI 95 B SI 96 C SI 96 F SI 96 F FF 96 X SL 86 3-2 28 1B 34 BB 2B	C SI 94 1 SAFE 1 SAFE C SI 94 B FF 95 1 SAFE D SI 95 S FF 96 2-3 ③ K		F CU 82 B SI 96 F SI 96 S FF 96 1-3 ③ K			5	3	2	1	0	2	4
28 Adrián González, L (1, 3) OBP: 0.414, SLG: 0.591	B FF 91 B SL 86 B FC 87 C FF 90 D SL 86 4-1 34 1B 20 1B 16 SF7 1-2 BB	B FF 91 B SL 86 B FC 87 C FF 90 D SL 86 3-2 20 HR 2B		B SI 96 B CH 85 X CH 87 2-0 34 BB 20 HBP 2-3 1B		B FF 95 B FF 94 C SL 83 F SL 86 F FF 94 S FF 95 2-3 ① K		S FS 82 F SI 90 B FF 89 X FS 83 1-2 ① G4-3		4	2	2	0	1	1	0
20 Kevin Youkilis, R (1, 5) OBP: 0.399, SLG: 0.512	B FF 91 C FC 85 F SL 84 B FF 91 F SL 86 X FF 92 2-2 16 SF7 34 1B 1-2 2-3 1B	B SL 84 B FF 90 F FF 91 C CU 78 D CU 80 F CH 85 X FF 90 3-2 2-H HR		H CH 84 1-0 34 BB 1-2 HBP		C SL 84 B FF 94 S SL 85 B FF 93 S SL 87 2-3 ② K		S FS 81 F FS 85 B FS 84 B FS 83 S FS 84 2-3 ② K		4	1	2	2	0	2	0
34 David Ortiz, L (1, 10) OBP: 0.391, SLG: 0.574	C SI 91 C FF 92 B FF 91 X FF 91 1-2 1-2 2-3 3-H 1B	B CH 82 C CH 81 B SI 94 F FF 95 X SL 84 2-2 ③ F8		B CH 86 S CH 86 B SI 96 F SL 85 F FF 96 F FF 96 B SI 88 B FF 97 4-2 1-2 2-3 3-H BB		F FF 95 B FF 90 C CH 84 S SL 85 1-3 ③ K		F FF 90 X FF 91 0-1 ③ F9		4	0	1	2	1	1	0
16 Josh Reddick, L (1, 7) OBP: 0.429, SLG: 0.672	C CU 78 X FF 91 0-1 ② SF7 2-3 3-H		B CH 84 C SI 93 F FF 95 B FF 94 B CU 76 S SI 96 3-3 ① K	X SI 87 0-0 ② F7			C SI 96 L SI 96 B SI 97 F CU 81 S CH 90 1-3 ① K			3	0	0	1	0	2	3
33 Jason Varitek, S (1, 2) OBP: 0.338, SLG: 0.435	C CU 77 B FC 86 B FF 91 X CU 78 2-1 ③ G3		X SI 96 0-0 2B	S CU 75 B CH 86 S CH 87 B FC 88 S SI 97 2-3 ③ K			X SI 96 0-0 7 1B 10 FC5-2-5 2B			4	0	2	0	0	1	5
7 J.D. Drew, L (1, 9) OBP: 0.325, SLG: 0.312		F FF 90 B FF 90 F CH 84 B CU 77 F FF 91 B CH 84 X FF 92 3-2 ① G3-1	C SI 95 S CH 86 D SL 86 B SI 88 X FF 96 2-2 ② F8		C SI 92 X CH 81 0-1 ① G4-3		C SI 96 S CH 88 D CH 89 F CH 88 F SI 96 B SI 97 X CH 90 2-2 10 FC5-2-5 2 1B 2-3 1B			4	1	1	0	0	0	1
10 Marco Scutaro, R (1, 6) OBP: 0.326, SLG: 0.365		C FF 90 F SL 86 B SI 92 X FF 91 1-2 HR	C SL 84 B SI 98 C FF 96 F FF 95 F CU 76 C SL 85 1-3 ③ K		C SI 94 B SI 93 B FF 93 C SI 93 B SI 95 X SI 93 3-2 ② G6-3		B SI 97 C FF 96 F SI 96 B SI 98 F CH 90 B SI 96 F FF 96 X FF 96 3-2 ② FC5-2-5 2 1B 1-2 3-H			4	1	1	1	0	1	3
Inning Stats	R: 2 E: 0 K: 0 S: 17 H: 3 LOB: 2 BB: 1 P: 27	R: 4 E: 0 K: 0 S: 24 H: 4 LOB: 0 BB: 0 P: 42	R: 0 E: 0 K: 2 S: 12 H: 1 LOB: 1 BB: 0 P: 18	R: 1 E: 0 K: 1 S: 17 H: 2 LOB: 3 BB: 1 P: 31	R: 0 E: 0 K: 1 S: 10 H: 0 LOB: 1 BB: 1 P: 19	R: 0 E: 0 K: 3 S: 10 H: 0 LOB: 0 BB: 0 P: 15	R: 1 E: 0 K: 2 S: 19 H: 3 LOB: 2 BB: 0 P: 27	R: 0 E: 0 K: 1 S: 8 H: 0 LOB: 0 BB: 0 P: 11							

	AB	R	H	RBI	BB	SO	LOB
BOTTOM	36	8	13	8	3	10	16

1B: 6 SF: 1 WP: 0 PA: 41
2B: 4 SAC: 0 PB: 0
3B: 0 DP: 0 SB: 0
HR: 3 HBP: 1 CS: 0

PITCHER		IP	WLS	BF	H	R	ER	SO	BB	IBB	HBP	BLK	WP	HR	S	P	ERA	WHIP
39 Mitch Atkins, R ERA: 8.22	(1, 1)	1.2		13	7	6	6	0	1	0	0	0	0	3	38	64	32.40	4.800
46 Jeremy Guthrie, R ERA: 4.18	(2, 1)	3.1	L	16	3	1	1	4	2	0	1	0	0	0	42	73	2.70	1.500
51 Michael Gonzalez, L ERA: 5.46	(6, 1)	0.2		2	0	0	0	2	0	0	0	0	0	0	7	11	0.00	0.000
49 Jason Berken, R ERA: 5.83	(6, 1)	0.1		1	0	0	0	1	0	0	0	0	0	0	3	4	0.00	0.000
43 Jim Johnson, R ERA: 2.75	(7, 1)	1.0		6	3	1	1	2	0	0	0	0	0	0	19	27	9.00	3.000

PITCHER		IP	WLS	BF	H	R	ER	SO	BB	IBB	HBP	BLK	WP	HR	S	P	ERA	WHIP
19 Koji Uehara, R ERA: 2.03	(8, 1)	1.0		3	0	0	0	1	0	0	0	0	0	0	8	11	0.00	0.000

Batter	1	2	3	4	5	6	7	8	9	AB	R	H	RBI	BB	SO	LOB
2 Jacoby Ellsbury, L (1, 8) OBP: 0.376, SLG: 0.496	C SI 94 T FF 94 B FF 95 X KC 79 1-2 ① G4-3		C SI 96 B FF 96 C KC 80 B SI 96 B SI 95 X FF 96 3-2 HR		C KC 79 B FC 88 B FF 96 C FF 96 B SI 95 X FC 90 3-2 ③ G3-1		C FF 93 B SL 84 C FF 96 B SI 96 C SI 94 2-3 ③ K			4	1	1	1	0	1	0
15 Dustin Pedroia, R (1, 4) OBP: 0.398, SLG: 0.457	B SI 94 B SI 93 C SI 96 F SI 94 X SI 96 2-2 ② 1B		B SI 95 B FF 96 B SI 95 C SI 94 S SI 95 X SI 95 3-2 ② F9			B SI 91 C SI 93 B KC 77 B FF 93 X FF 94 3-1 HR		B FF 92 C FF 90 C FC 87 X FF 93 1-2 28 G4-3 20 1B 2B		4	2	3	1	0	0	0
28 Adrián González, L (1, 3) OBP: 0.410, SLG: 0.585	B FF 94 F SI 95 X SI 95 1-1 ③ G3-1		F SI 96 B FF 96 B CH 85 S FF 96 T FF 96 2-2 ③ K			B FF 94 X FF 94 1-0 ① F8		F FF 92 F FC 87 X FC 88 0-2 ① G4-3 2-3		4	0	0	0	0	1	1
20 Kevin Youkilis, R (1, 5) OBP: 0.401, SLG: 0.512		C FF 92 F SI 93 B FF 93 C FC 90 1-3 ① K		B SI 90 B CH 84 C FF 93 F CH 84 X CH 86 2-2 1B		B KC 80 C CH 84 B SI 94 B SI 96 S SI 96 T SI 96 3-2 ② K		B FC 88 B FC 88 C CH 83 B FC 88 F FC 87 F CH 83 X FC 89 3-2 3-H 1B		4	0	2	1	0	2	0
34 David Ortiz, L (1, 10) OBP: 0.386, SLG: 0.567		X SI 95 0-0 ② L7	B SI 95 F SI 94 B SI 96 C FC 88 S FF 96 2-3 ① K			B FC 91 B SI 97 B FF 97 C FF 97 C FF 97 F FF 97 X CH 84 3-2 ③ G3		B KC 77 S KC 78 B SI 87 B KC 78 S KC 78 S SI 87 3-3 ② K		4	0	0	0	0	2	2
54 Darnell McDonald, R (1, 9) OBP: 0.205, SLG: 0.301 7 J.D. Drew, L (8, PH) OBP: 0.324, SLG: 0.311 (8, 9)		C FF 95 B FF 95 B FF 95 F SI 95 X FF 96 2-2 HR	B FF 95 B CH 84 T FF 97 B SI 96 F FF 96 F FF 97 F FF 97 F SI 97 F CH 84 3-2 ② F FF 97 F SI 96 X CH 84 P3			B FF 90 B FF 90 C FF 90 S FF 91 T FF 90 2-2 ① K		C SL 82 B SI 89 X SL 87 1-1 ③ P6		3 1	1 0	1 0	1 0	0 0	1 0	1 1
39 Jarrod Saltalamacchia, S (1, 2) OBP: 0.319, SLG: 0.430		S SI 95 B FF 96 B SI 95 C SI 96 B FF 97 B FF 96 4-2 BB	B SI 96 S FF 97 C FF 96 B FF 97 B FC 91 X FF 97 3-2 ③ F9			F FF 90 S FS 81 X FS 82 0-2 ② G6-3			B FF 95 B SI 91 C FF 95 X SL 85 2-1 ① P6	3	0	0	0	1	0	1
60 Yamaico Navarro, R (1, 7) OBP: 0.286, SLG: 0.421 16 Josh Reddick, L (9, PH) OBP: 0.423, SLG: 0.661		B SI 95 C FF 96 S CH 85 F FF 96 B SI 95 C SI 95 2-3 ③ K			B KC 75 B FF 92 F FF 94 B SI 93 F FF 95 S FF 95 3-3 ① K		C CU 78 B FS 81 C FS 80 B FF 91 B FF 90 F FF 91 B FF 90 4-2 10 HR BB		B SI 97 C FF 95 B FC 90 S SI 93 B SI 90 C SL 85 3-3 ② K	2 1	1 0	0 0	0 0	1 0	2 1	1 0
10 Marco Scutaro, R (1, 6) OBP: 0.325, SLG: 0.379			C SI 92 B CH 82 C CH 82 B SI 94 S CH 84 2-3 ① K		B SI 93 F FF 95 B KC 79 C FF 95 X SI 95 2-2 ② P5		B FF 88 X FF 89 1-0 1-H HR		C FC 92 C SL 88 F FF 98 B FF 99 B SL 87 B FC 90 X SL 85 3-2 ③ F8	4	1	1	2	0	1	0
Inning Stats	R: 0 E: 0 K: 0 S: 8 H: 1 LOB: 0 BB: 0 P: 12	R: 1 E: 0 K: 2 S: 13 H: 1 LOB: 1 BB: 1 P: 22	R: 1 E: 0 K: 2 S: 12 H: 1 LOB: 0 BB: 0 P: 22	R: 0 E: 0 K: 1 S: 18 H: 1 LOB: 1 BB: 0 P: 28	R: 0 E: 0 K: 1 S: 9 H: 0 LOB: 0 BB: 0 P: 17	R: 1 E: 0 K: 1 S: 10 H: 1 LOB: 0 BB: 0 P: 20	R: 2 E: 0 K: 2 S: 13 H: 1 LOB: 0 BB: 1 P: 22	R: 1 E: 0 K: 1 S: 15 H: 2 LOB: 1 BB: 0 P: 23	R: 0 E: 0 K: 1 S: 9 H: 0 LOB: 0 BB: 0 P: 17	1B: 3 2B: 1 3B: 0 HR: 4 SF: 0 SAC: 0 DP: 0 HBP: 0						

PITCHER		IP	WLS	BF	H	R	ER	SO	BB	IBB	HBP	BLK	WP	HR	S	P	ERA	WHIP
14 David Price, L ERA: 3.73	(1, 1)	6.0	W	23	5	3	3	7	1	0	0	0	0	3	70	121	4.50	1.000
62 Joel Peralta, R ERA: 4.1	(7, 1)	0.2		4	1	2	2	1	1	0	0	0	0	1	10	17	27.00	3.000
57 Jake McGee, L ERA: 4.91	(7, 1)	0.1		1	0	0	0	1	0	0	0	0	0	0	3	5	0.00	0.000
37 Juan Cruz, R ERA: 3.31	(8, 1)	0.1		3	2	1	1	0	0	0	0	0	0	0	10	14	27.00	6.000
39 J.P. Howell, L ERA: 7.8	(8, 1)	0.1	H	1	0	0	0	1	0	0	0	0	0	0	3	6	0.00	0.000

PITCHER		IP	WLS	BF	H	R	ER	SO	BB	IBB	HBP	BLK	WP	HR	S	P	ERA	WHIP
43 Kyle Farnsworth, R ERA: 1.95	(8, 1)	1.1	S	4	0	0	0	1	0	0	0	0	0	0	11	20	0.00	0.000

TOP

Boston Red Sox @ Tampa Bay Rays

Tropicana Field, St. Petersburg, FL

Fri Jul 15 2011, 7:11 PM - 10:45 PM EDT

Att. 25,729 - Dome - 72 F

livebaseballscorecards.com

AB	34
R	6
H	8
RBI	6
BB	2
SO	11
LOB	7

WP: 0 PB: 0 SB: 0 CS: 0 PA: 36

Batter	1	2	3	4	5	6	7	8	9	AB	R	H	RBI	BB	SO	LOB
22 Johnny Damon, L (1, 10) OBP: 0.327, SLG: 0.428	B FF 90 C FF 89 B SL 75 C FF 91 X FF 91 2-2 P6 ①	D SL 78 F FF 91 S SL 76 X FF 93 1-2 FC4-2 ① 18 HR 1-2 2-3 3-Hf	B FF 92 B SL 77 B FF 92 B FF 92 4-0 18 BB 1-2 2-3 BB		C FF 93 1 SAFE B FS 86 P PO 88 X FC 92 2-1 18 FC4-6 1-2 1B		1 SAFE 1 SAFE C FF 94 S FF 94 1 SAFE B FF 94 X FF 94 1-2 F7 ②			4	1	1	0	1	0	4
18 Ben Zobrist, S (1, 9) OBP: 0.358, SLG: 0.482	B SI 91 B CH 82 C FF 90 F FF 94 B CH 86 B CH 84 4-2 3 BB 2 1B BB	X CH 82 0-0 1-H 2-H 3-H HR	B SI 94 S FS 88 F CH 83 F CU 79 B FC 91 B FF 94 D SI 89 4-2 1-2 2-3 3-H BB		C FC 92 F FC 90 B CU 79 X FF 93 1-2 FC4-6 ③ 1-2f		X CH 82 0-0 G6-3 ③			3	2	1	5	2	0	3
3 Evan Longoria, R (1, 5) OBP: 0.319, SLG: 0.451	B FF 91 B FF 92 F FF 93 F FF 91 B FF 93 B FF 93 4-2 2 1B 1-2 BB	X FF 92 0-0 F7 ② C FF 94 F FF 93 F FS 88 X SI 94 0-2 G4-3 ③				B SI 91 F SL 86 F SL 85 X FF 90 1-2 P4 ①		B SI 90 B SL 85 C SL 83 C SI 92 X SI 93 2-2 F9 ①		4	0	0	0	1	0	3
2 B.J. Upton, R (1, 8) OBP: 0.326, SLG: 0.427	C FF 92 S CH 81 F FF 93 F CH 83 D SL 79 F CH 81 X FF 93 1-2 11 FC4-6 1-2 2-H 1B	B FF 93 B FF 90 C FF 91 S CH 84 X CH 84 2-2 G5-3 ③		F FF 94 B SI 94 F SI 93 B CU 82 C FS 86 2-3 K ①		F SL 86 X SL 85 0-1 11 HR 1B		F SI 92 F SI 92 B SL 85 B SI 93 B SI 93 T SI 94 3-2 K ②		5	1	2	1	0	2	0
1 Sean Rodríguez, R (1, 4) OBP: 0.306, SLG: 0.402	X CH 83 0-0 F3 ②	C SL 76 F FF 90 X SL 78 0-2 F8 ①	F FF 91 B CU 80 C CU 79 X CU 82 1-2 P2 ②			X SL 83 0-0 F8 ②		B SL 85 S SL 87 L SL 86 B SI 94 X SI 94 2-2 20 WP 11 BB 1B		5	0	1	0	0	0	3
11 Casey Kotchman, L (1, 3) OBP: 0.398, SLG: 0.468	B FF 93 C FF 91 C FF 92 F FF 93 F FF 93 B FF 93 F FF 92 F FF 93 X FF 94 2-2 FC4-6 ③ 1-2f	B SL 77 B FF 92 C FF 90 C FF 92 X FF 93 2-2 10 BB 5 1B 1B	B CU 81 F FF 94 F FS 85 F FF 94 B CH 84 B FF 94 F CU 81 F CU 81 F FF 96 3-2 X FS 80 G3 ③			B CU 72 1 SAFE 1 SAFE C FF 88 X SL 85 1-1 ①		1 SAFE 1 SAFE C CU 82 1 SAFE B SL 89 B SI 90 B SL 84 B SI 91 4-1 20 WP 1-2 BB		4	2	2	2	1	0	2
10 Kelly Shoppach, R (1, 2) OBP: 0.289, SLG: 0.313 20 Matt Joyce, L (8, PH) OBP: 0.350, SLG: 0.511 31 Jose Lobaton, S (9, 2)		B FF 92 F FF 90 C CH 83 B FF 94 X CH 82 2-2 5 SH 9 BB 22 FC4-2 1B	B CH 83 B CH 82 B FF 90 C FF 90 C FF 90 F FF 92 B FF 90 4-2 22 BB 5 1B 18 BB 1-2 BB		C CU 78 B CU 80 C CU 80 X CU 80 1-2 9 FC4-6 1B	B SI 92 B FF 90 S SL 85 S SL 88 X SL 86 2-2 F8 ③		C SI 94 F SI 93 F SL 86 B CU 80 S SI 94 1-3 K ③ 1-2 2-3		3 1 0	1 0 0	2 0 0	0 0 0	1 0 0	0 1 0	0 2 0
9 Elliot Johnson, S (1, 6) OBP: 0.276, SLG: 0.357		L FF 92 B CH 82 B FF 91 L CH 82 B FF 90 B FF 92 4-2 22 FC4-2 5 SH 18 HR 1-2 BB	S FF 90 F SL 76 X FF 93 0-2 L8 ②		L CU 79 L FF 92 X FC 91 0-2 FC4-6 ① 22 1B 1-2f		B SI 94 B CH 83 B FF 94 C FF 92 F FF 94 F FF 94 X FF 95 3-2 5 FC3-5 2B			3	1	1	0	1	0	3
5 Sam Fuld, L (1, 7) OBP: 0.299, SLG: 0.351		L FF 89 X FF 89 0-1 SH 22 FC4-2 18 HR 1-2 2-3	C FF 93 B SL 78 D FF 93 X FF 92 2-1 18 BB 22 BB 1-2 2-H 1B			B FF 94 X FF 93 1-0 F8 ②		B FF 94 C SL 78 X FF 94 1-1 FC3-5 ① 2-3		3	1	1	1	0	0	2
Inning Stats	R: 1 E: 0 K: 0 S: 22 H: 1 LOB: 2 BB: 2 P: 35	R: 4 E: 0 K: 0 S: 15 H: 2 LOB: 0 BB: 1 P: 24	R: 2 E: 0 K: 0 S: 21 H: 2 LOB: 3 BB: 3 P: 37	R: 0 E: 0 K: 1 S: 13 H: 0 LOB: 0 BB: 0 P: 19	R: 0 E: 0 K: 0 S: 13 H: 2 LOB: 2 BB: 0 P: 17	R: 2 E: 0 K: 0 S: 11 H: 2 LOB: 0 BB: 0 P: 15	R: 0 E: 0 K: 0 S: 10 H: 1 LOB: 1 BB: 0 P: 15	R: 0 E: 0 K: 2 S: 14 H: 1 LOB: 2 BB: 1 P: 26		1B: 8 2B: 1 3B: 0 HR: 2 SF: 0 SAC: 1 DP: 0 HBP: 0						

PITCHER		IP	WLS	BF	H	R	ER	SO	BB	IBB	HBP	BLK	WP	HR	S	P	ERA	WHIP
30 Andrew Miller, L ERA: 5.68	(1, 1)	2.2	L	19	5	7	7	0	5	0	0	0	0	1	51	85	23.62	3.750
91 Alfredo Aceves, R ERA: 3.28	(3, 1)	2.1		10	2	0	0	1	1	0	0	0	0	0	33	47	0.00	1.286
35 Dan Wheeler, R ERA: 5.52	(6, 1)	1.0		5	2	2	2	0	0	0	0	0	0	1	11	15	18.00	2.000
46 Franklin Morales, L ERA: 3.43	(7, 1)	1.0		4	1	0	0	0	0	0	0	0	0	0	10	15	0.00	1.000
32 Matt Albers, R ERA: 2.48	(8, 1)	1.0		5	1	0	0	2	1	0	0	0	1	0	14	26	0.00	2.000

PITCHER	IP	WLS	BF	H	R	ER	SO	BB	IBB	HBP	BLK	WP	HR	S	P	ERA	WHIP

BOTTOM

Boston Red Sox @ Tampa Bay Rays

Tropicana Field, St. Petersburg, FL

Fri Jul 15 2011, 7:11 PM - 10:45 PM EDT

Att. 25,729 - Dome - 72 F

livebaseballscorecards.com

AB	35
R	9
H	11
RBI	9
BB	7
SO	3
LOB	22

WP: 1 PA: 43
PB: 0
SB: 0
CS: 0

Boston Red Sox @ Tampa Bay Rays

Tropicana Field, St. Petersburg, FL

Sat Jul 16 2011, 4:14 PM - 7:44 PM EDT

Att. 32,487 - Dome - 72 F

TOP

livebaseballscorecards.com

Batter	1	2	3	4	5	6	7	8	9	AB	R	H	RBI	BB	SO	LOB
2 Jacoby Ellsbury, L (1, 8) OBP: 0.377, SLG: 0.504	B FF 90 C FF 91 F FC 88 X CH 84 1-2 15 G4-3 1B	C CH 84 S KC 79 S KC 78 0-3 ② K		X FC 86 0-0 HR		C KC 77 C KC 77 D KC 77 F CH 85 S KC 78 1-3 ② K			C FF 89 D FS 84 F FF 90 X 1-2 CI 20 BB 15 1B 34 G1-3 1-2	4	2	2	1	0	2	2
15 Dustin Pedroia, R (1, 4) OBP: 0.398, SLG: 0.464	C FF 92 C KC 78 1 SAFE D CH 86 1 SAFE X FF 93 1-2 ① G4-3 1-2	D KC 77 X FC 85 1-0 ③ F8		C FF 90 F KC 77 X KC 78 0-2 ① L4		C KC 78 F KC 77 B FF 90 1-2 ③ CS 1-2	B FF 92 X FF 91 1-0 HR		C SL 78 F SL 79 B FF 92 X SL 78 1-2 34 G1-3 20 BB 1-2 2-3 1B	5	1	2	1	0	0	2
28 Adrián González, L (1, 3) OBP: 0.408, SLG: 0.578	F FC 89 S KC 81 S KC 79 0-3 ② K		B FF 90 B SI 90 B FF 91 C FF 90 B SI 90 4-1 20 1B 34 2B BB	C KC 76 B KC 78 X KC 77 1-1 ② G1			C FF 92 X FC 89 0-1 ① G6-3		C FF 94 F SI 97 F FF 96 F SI 97 F SL 81 S FF 97 0-3 ① K	4	1	0	0	1	2	4
20 Kevin Youkilis, R (1, 5) OBP: 0.403, SLG: 0.510	B FF 94 B FF 94 F FF 94 F CH 86 H CH 87 3-2 34 FC6 HBP		B KC 78 C FC 86 F CH 84 B KC 79 X FC 87 2-2 34 2B 1-2 1B	X FF 91 0-0 ③ F9			B FF 93 C FC 87 X SL 79 1-1 ② P3		B SL 83 C SL 82 B SL 81 T SI 94 B SI 94 F SL 83 F SI 94 F SI 96 B SL 85 4-2 34 G1-3 1-2 2-3 3-H BB	3	1	1	1	1	0	0
34 David Ortiz, L (1, 10) OBP: 0.384, SLG: 0.564	X KC 79 0-0 ③ FC6 1-2f		B KC 79 X CH 84 1-0 7 2B 1-H 2-H 2B		X FC 86 0-0 ① G3		C SL 84 S SL 84 B CU 74 F FF 93 F SL 81 C CU 72 1-3 ③ K		D CH 86 D CH 85 F SI 95 X SI 94 2-1 ② G1-3 1-2 2-3 3-H	5	1	1	3	0	1	4
7 J.D. Drew, L (1, 9) OBP: 0.322, SLG: 0.313		C FF 91 X SI 91 0-1 ① G4-3	C FF 93 S KC 80 B KC 80 F KC 79 X FC 86 1-2 2-H 2B		C FF 90 B KC 76 C KC 76 S CH 83 1-3 ② K			B FF 90 C SI 91 X SL 82 1-1 ① G4-3	C SI 94 C SL 83 S SI 94 0-3 ③ K	5	0	1	1	0	2	2
39 Jarrod Saltalamacchia, S (1, 2) OBP: 0.318, SLG: 0.423		B FF 92 B CH 84 C FF 91 B CH 84 B SI 92 4-1 16 HR BB	M CH 84 2 SAFE S KC 79 D KC 78 S KC 79 1-3 ① K		C CH 82 B KC 77 B CH 83 C FF 89 S CH 84 2-3 ③ K			C CU 72 F FF 92 B CU 72 S FF 91 1-3 ② K		3	1	0	0	1	3	1
16 Josh Reddick, L (1, 7) OBP: 0.413, SLG: 0.682		B CH 84 B FF 92 B CH 85 1 SAFE C FF 91 F FF 92 F FF 92 X FF 92 3-2 1-H HR	S CH 85 X KC 79 0-1 ② F8			C KC 76 C KC 77 F CH 84 X CH 84 0-2 E3 15 CS		F SL 81 C SI 90 X SL 81 0-2 ③ F7		4	1	1	2	0	0	1
10 Marco Scutaro, R (1, 6) OBP: 0.328, SLG: 0.379		C FF 91 B KC 79 B FC 85 B FC 86 B FF 92 4-1 BB	B CH 83 C FF 92 B KC 79 C FF 91 B FC 87 F FF 90 C CH 84 3-3 ③ K			1 SAFE F FF 90 1 SAFE C KC 77 F FC 87 F CH 86 1 SAFE S KC 78 0-3 ① K			C FF 90 B SL 80 B SL 79 C FF 92 X SL 79 2-2 15 1B 2 CI 20 BB 1B	3	1	1	0	1	2	2
Inning Stats	R: 0 E: 0 K: 1 S: 12 H: 1 LOB: 2 BB: 0 P: 17	R: 2 E: 0 K: 1 S: 12 H: 1 LOB: 1 BB: 2 P: 24	R: 3 E: 0 K: 2 S: 18 H: 3 LOB: 1 BB: 1 P: 30	R: 1 E: 0 K: 0 S: 7 H: 1 LOB: 0 BB: 0 P: 8	R: 0 E: 0 K: 2 S: 7 H: 0 LOB: 0 BB: 0 P: 10	R: 0 E: 1 K: 2 S: 15 H: 0 LOB: 0 BB: 0 P: 17	R: 1 E: 0 K: 1 S: 10 H: 1 LOB: 0 BB: 0 P: 13	R: 0 E: 0 K: 1 S: 8 H: 0 LOB: 0 BB: 0 P: 10	R: 2 E: 1 K: 2 S: 25 H: 2 LOB: 2 BB: 1 P: 35	1B: 4 2B: 2 3B: 0 HR: 3 SF: 0 SAC: 0 DP: 0 HBP: 1						

	AB	36
	R	9
	H	9
	RBI	9
	BB	4
	SO	12
	LOB	18

WP: 0 PB: 0 SB: 0 CS: 1 PA: 43

PITCHER		IP	WLS	BF	H	R	ER	SO	BB	IBB	HBP	BLK	WP	HR	S	P	ERA	WHIP
33 James Shields, R ERA: 2.6	(1, 1)	6.0	L	28	6	6	6	8	3	0	1	0	0	2	71	106	9.00	1.500
37 Juan Cruz, R ERA: 3.51	(7, 1)	0.2		3	1	1	1	0	0	0	0	0	0	1	5	7	13.50	1.500
27 Cesár Ramos, L ERA: 3.86	(7, 1)	1.1		4	0	0	0	2	0	0	0	0	0	0	13	16	0.00	0.000
47 Brandon Gomes, R ERA: 2.92	(9, 1)	0.0		3	2	2	0	0	0	0	0	0	0	0	9	13	∞	∞
57 Jake McGee, L ERA: 4.7	(9, 1)	0.1		1	0	0	0	1	0	0	0	0	0	0	6	6	0.00	0.000

PITCHER		IP	WLS	BF	H	R	ER	SO	BB	IBB	HBP	BLK	WP	HR	S	P	ERA	WHIP
36 Adam Russell, R ERA: 2.84	(9, 1)	0.2		3	0	0	0	1	1	0	0	0	0	0	10	16	0.00	1.500

BOTTOM

Boston Red Sox @ Tampa Bay Rays

Tropicana Field, St. Petersburg, FL

Sat Jul 16 2011, 4:14 PM - 7:44 PM EDT

Att. 32,487 - Dome - 72 F

livebaseballscorecards.com

Batter	1	2	3	4	5	6	7	8	9	AB	R	H	RBI	BB	SO	LOB
22 Johnny Damon, L (1, 10) OBP: 0.325, SLG: 0.425	C FF 91 F FF 90 X FF 92 0-2 E6 18 1B 11 1B	B FC 88 F FC 83 C FF 90 F FF 93 1 SAFE D CU 79 F FC 86 F FF 92 X CH 84 2-2 18 BB 1-2 1B		X FC 84 0-0 G5-3 ② 1-2		C FF 89 B CU 78 B FF 90 F FF 90 F FC 86 X FF 91 2-2 E3 18 HBP		B SI 99 F FF 98 C SL 82 C SI 94 1-3 K ③ 2-3		5	1	1	0	0	1	2
18 Ben Zobrist, S (1, 4) OBP: 0.362, SLG: 0.481	B SI 92 F FC 87 F CH 84 B FC 87 X FC 85 2-2 3 FC6-4 20 1B 11 1B 1-3 1B	S FC 87 B FC 87 B CH 84 B FF 93 B CU 77 4-1 11 G4-6-3 1-2 BB 2-3		C CU 78 F FC 88 D FC 82 F FC 86 S FC 90 1-3 K ③		H FC 87 1-0 1-2 HBP			B FF 94 B FS 88 B FF 95 C FF 94 X FF 95 3-1 P6 ①	3	1	1	0	1	1	1
11 Casey Kotchman, L (1, 3) OBP: 0.398, SLG: 0.474	C FF 91 1 SAFE C FF 92 F FF 92 B FF 94 X FF 94 1-2 3 FC6-4 1-2 1B 3-H	B FC 86 C SI 92 F FC 85 X FC 88 1-2 G4-6-3 ② ③ 1-2f			X SI 90 0-0 G6-3 ① X SI 94 0-0 G4-3 ③				B FF 96 F FF 95 X SL 82 1-1 3 1B 3B	5	1	2	1	0	0	5
3 Evan Longoria, R (1, 5) OBP: 0.317, SLG: 0.446	B FF 92 X FF 92 1-0 FC6-4 ① 20 1B 2 1B 1-2f 2-3		C FF 90 B FC 87 S FC 86 F FF 92 S FC 87 1-3 K ①		X FC 90 0-0 F7 ②		S SI 89 X SI 89 0-1 P4 ①		X FF 95 0-0 20 G3 3-H 1B	5	1	1	1	0	1	2
20 Matt Joyce, L (1, 9) OBP: 0.354, SLG: 0.524	B CH 84 B FF 91 X CH 84 2-0 2 1B 1-3 3-H 1B		B FF 90 B FF 91 C CU 78 X CU 77 2-1 5 S 1B		B FF 90 C FF 90 S FC 88 B FC 86 F FF 92 X FC 87 3-2 HR		B SI 93 C SI 93 S SI 94 F SI 95 B SI 95 B CU 74 S SI 91 3-3 K ②		X FS 87 0-0 G3 ② 1-2	5	1	3	2	0	1	1
2 B.J. Upton, R (1, 8) OBP: 0.327, SLG: 0.426	T FF 91 B FF 92 L FF 90 F FF 93 X CU 79 1-2 5 G4-6-3 1-2 1B 3-H		B FC 88 C FC 82 S FF 91 S FC 88 1-3 K ②		X FC 86 0-0 5 S 1B		F FF 97 B FF 98 F FF 97 B FF 98 B FF 98 X FF 98 3-2 P3 ③		C FF 94 C FS 88 B FF 94 B FF 95 F FS 87 S FF 95 2-3 K ③	5	0	2	1	0	2	2
5 Sam Fuld, L (1, 7) OBP: 0.299, SLG: 0.354	B CU 78 C CU 78 F FC 86 X CU 81 1-2 G4-6-3 ② ③ 1-2f		B CU 77 C CU 76 B FC 86 B CU 76 C FF 90 C FC 85 3-3 K ③ 1-2		B FF 91 C CU 78 B FC 86 T FC 86 S FC 87 2-3 K ③ 1-2			B FF 96 B FF 95 C FF 96 X FF 96 2-1 22 S 2B		4	0	1	0	0	2	4
10 Kelly Shoppach, R (1, 2) OBP: 0.283, SLG: 0.305 31 Jose Lobaton, S (8, PH) (9, 2)		C FF 91 B FC 86 S FC 87 S FF 92 1-3 K ①		C CU 75 B FC 86 F FF 90 S FC 87 1-3 K ①		X FC 85 0-0 P3 ①		B SL 81 T FF 95 X FF 98 1-1 G6-3 ①		3 1	0 0	0 0	0 0	0 0	2 0	0 1
15 Reid Brignac, L (1, 6) OBP: 0.243, SLG: 0.229		F FF 92 X FF 92 0-1 18 BB 22 1B 1B		C CU 79 X FF 91 0-1 22 G5-3 1B		C FF 89 T CH 82 X FC 85 0-2 F7 ②		X FF 98 0-0 F8 ②		4	0	2	0	0	0	1
Inning Stats	R: 3 E: 1 K: 0 S: 19 H: 4 LOB: 1 BB: 0 P: 27	R: 0 E: 0 K: 1 S: 15 H: 2 LOB: 2 BB: 1 P: 23	R: 0 E: 0 K: 3 S: 12 H: 1 LOB: 1 BB: 0 P: 19	R: 0 E: 0 K: 2 S: 10 H: 1 LOB: 1 BB: 0 P: 12	R: 1 E: 0 K: 1 S: 10 H: 2 LOB: 1 BB: 0 P: 15	R: 0 E: 1 K: 0 S: 9 H: 0 LOB: 2 BB: 0 P: 12	R: 0 E: 0 K: 1 S: 9 H: 0 LOB: 0 BB: 0 P: 15	R: 0 E: 0 K: 1 S: 8 H: 1 LOB: 1 BB: 0 P: 12	R: 1 E: 0 K: 1 S: 10 H: 2 LOB: 1 BB: 0 P: 16	1B: 10 2B: 1 3B: 1 HR: 1 SF: 0 SAC: 0 DP: 2 HBP: 1						

AB	40
R	5
H	13
RBI	5
BB	1
SO	10
LOB	19

WP: 0 PA: 42
PB: 0
SB: 3
CS: 0

PITCHER		IP	WLS	BF	H	R	ER	SO	BB	IBB	HBP	BLK	WP	HR	S	P	ERA	WHIP
41 John Lackey, R ERA: 6.7	(1, 1)	5.2	W	29	10	4	3	7	1	0	1	0	0	1	74	107	4.76	1.941
43 Randy Williams, L ERA:	(6, 1)	1.0	H	3	0	0	0	1	0	0	0	0	0	0	7	10	0.00	0.000
51 Daniel Bard, R ERA: 1.99	(7, 1)	1.1	H	5	1	0	0	1	0	0	0	0	0	0	11	18	0.00	0.750
58 Jonathan Papelbon, R ERA: 4.06	(9, 1)	1.0		5	2	1	1	1	0	0	0	0	0	0	10	16	9.00	2.000

PITCHER	IP	WLS	BF	H	R	ER	SO	BB	IBB	HBP	BLK	WP	HR	S	P	ERA	WHIP

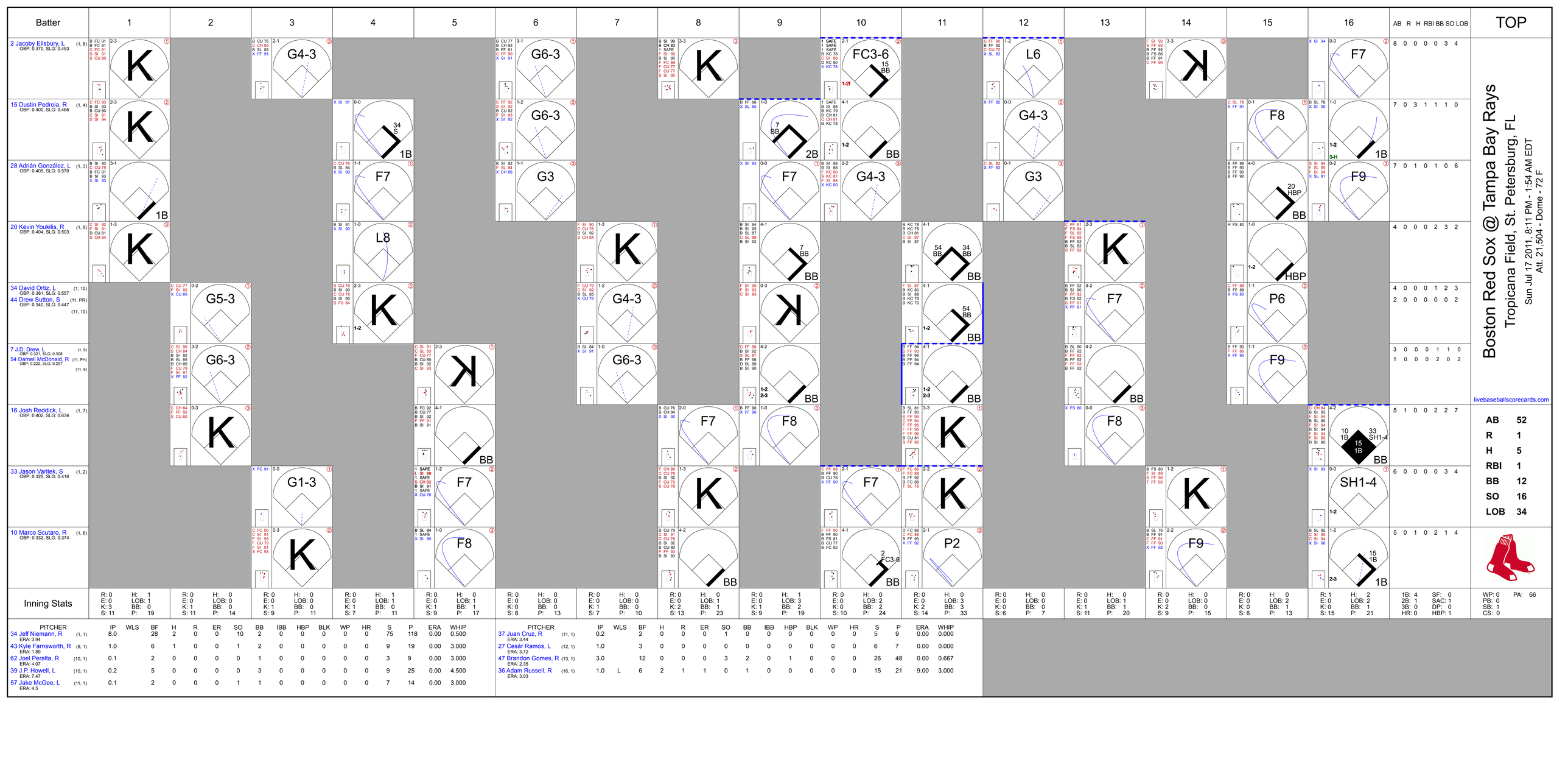
Batter
1
2
3
4
5
6
7
8
9
10
11
12
13
14
15
16
AB R H RBI BB SO LOB
TOP
2 Jacoby Ellsbury, L (1, 8) OBP: 0.370, SLG: 0.493
15 Dustin Pedroia, R (1, 4) OBP: 0.400, SLG: 0.466
28 Adrián González, L (1, 3) OBP: 0.405, SLG: 0.570
20 Kevin Youkilis, R (1, 5) OBP: 0.404, SLG: 0.503
34 David Ortiz, L (1, 10) OBP: 0.381, SLG: 0.557
44 Drew Sutton, S (11, PR) OBP: 0.340, SLG: 0.447 (11, 10)
7 J.D. Drew, L (1, 9) OBP: 0.321, SLG: 0.308
54 Darnell McDonald, R (11, PH) OBP: 0.222, SLG: 0.297 (11, 9)
16 Josh Reddick, L (1, 7) OBP: 0.402, SLG: 0.634
33 Jason Varitek, S (1, 2) OBP: 0.325, SLG: 0.416
10 Marco Scutaro, R (1, 6) OBP: 0.332, SLG: 0.374
Inning Stats
Boston Red Sox @ Tampa Bay Rays
Tropicana Field, St. Petersburg, FL
Sun Jul 17 2011, 8:11 PM - 1:54 AM EDT
Att. 21,504 - Dome - 72 F
livebaseballscorecards.com
AB 52
R 1
H 5
RBI 1
BB 12
SO 16
LOB 34
PITCHER IP WLS BF H R ER SO BB IBB HBP BLK WP HR S P ERA WHIP
34 Jeff Niemann, R (1, 1) ERA: 3.94 8.0 28 2 0 0 10 2 0 0 0 0 0 0 75 118 0.00 0.500
43 Kyle Farnsworth, R (9, 1) ERA: 1.89 1.0 6 1 0 0 1 2 0 0 0 0 0 0 9 19 0.00 3.000
62 Joel Peralta, R (10, 1) ERA: 4.07 0.1 2 0 0 0 0 1 0 0 0 0 0 0 3 9 0.00 3.000
39 J.P. Howell, L (10, 1) ERA: 7.47 0.2 5 0 0 0 0 3 0 0 0 0 0 0 9 25 0.00 4.500
57 Jake McGee, L (11, 1) ERA: 4.5 0.1 2 0 0 0 1 1 0 0 0 0 0 0 7 14 0.00 3.000
PITCHER IP WLS BF H R ER SO BB IBB HBP BLK WP HR S P ERA WHIP
37 Juan Cruz, R (11, 1) ERA: 3.44 0.2 2 0 0 0 1 0 0 0 0 0 0 0 5 9 0.00 0.000
27 Cesar Ramos, L (12, 1) ERA: 3.72 1.0 3 0 0 0 0 0 0 0 0 0 0 0 6 7 0.00 0.000
47 Brandon Gomes, R (13, 1) ERA: 2.35 3.0 12 0 0 0 3 2 0 1 0 0 0 0 26 48 0.00 0.667
36 Adam Russell, R (16, 1) ERA: 3.03 1.0 L 6 2 1 1 0 1 0 0 0 0 0 0 15 21 9.00 3.000
1B: 4 SF: 0
2B: 1 SAC: 1
3B: 0 DP: 0
HR: 0 HBP: 1
WP: 0 PA: 66
PB: 0
SB: 1
CS: 0

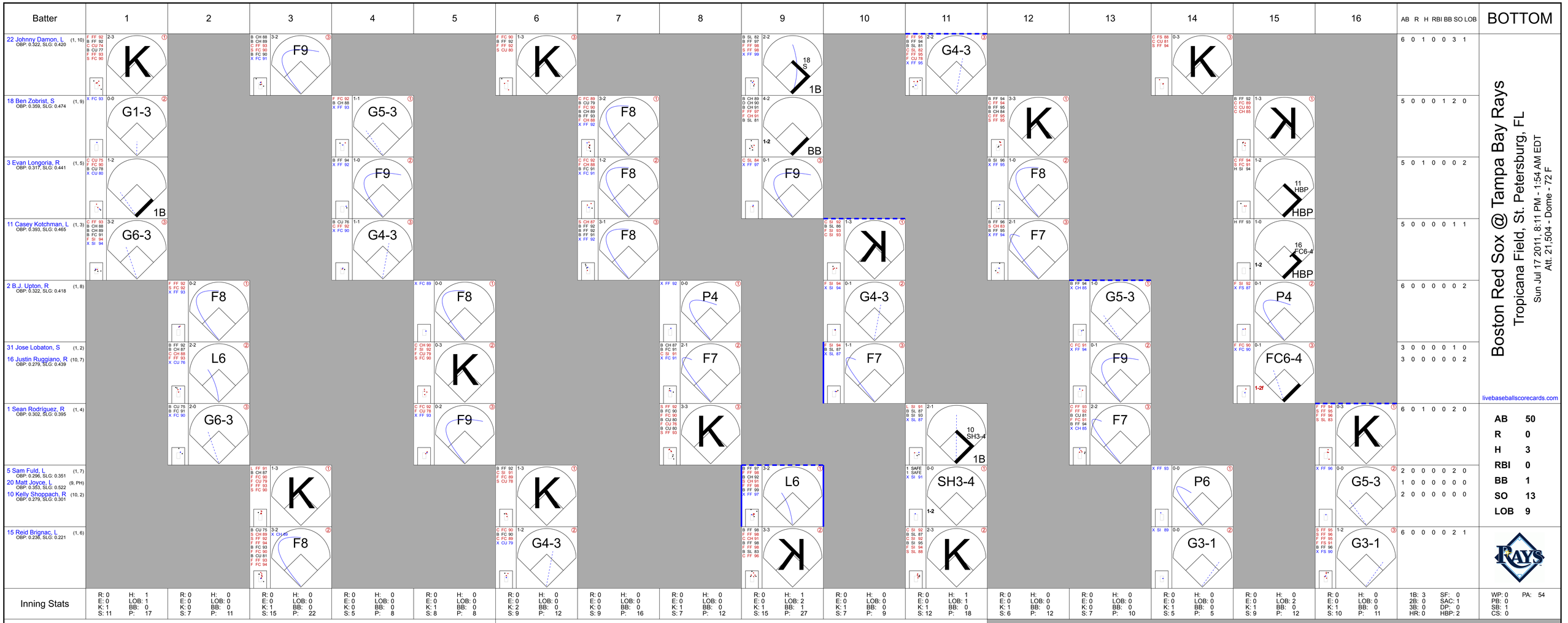
Batter
1
2
3
4
5
6
7
8
9
10
11
12
13
14
15
16
AB R H RBI BB SO LOB
BOTTOM
22 Johnny Damon, L (1, 10) OBP: 0.322, SLG: 0.420
6 0 1 0 0 3 1
18 Ben Zobrist, S (1, 9) OBP: 0.359, SLG: 0.474
5 0 0 0 1 2 0
3 Evan Longoria, R (1, 5) OBP: 0.317, SLG: 0.441
5 0 1 0 0 0 2
11 Casey Kotchman, L (1, 3) OBP: 0.393, SLG: 0.465
5 0 0 0 0 1 1
2 B.J. Upton, R (1, 8) OBP: 0.322, SLG: 0.418
6 0 0 0 0 0 2
31 Jose Lobaton, S (1, 2)
3 0 0 0 0 1 0
16 Justin Ruggiano, R (10, 7) OBP: 0.279, SLG: 0.439
3 0 0 0 0 0 2
1 Sean Rodríguez, R (1, 4) OBP: 0.302, SLG: 0.395
6 0 1 0 0 2 0
5 Sam Fuld, L (1, 7) OBP: 0.296, SLG: 0.351
2 0 0 0 0 2 0
20 Matt Joyce, L (9, PH) OBP: 0.353, SLG: 0.522
1 0 0 0 0 0 0
10 Kelly Shoppach, R (10, 2) OBP: 0.279, SLG: 0.301
2 0 0 0 0 0 0
15 Reid Brignac, L (1, 6) OBP: 0.238, SLG: 0.221
6 0 0 0 0 2 1
Boston Red Sox @ Tampa Bay Rays
Tropicana Field, St. Petersburg, FL
Sun Jul 17 2011, 8:11 PM - 1:54 AM EDT
Att. 21,504 - Dome - 72 F
livebaseballscorecards.com
AB 50
R 0
H 3
RBI 0
BB 1
SO 13
LOB 9
Inning Stats
R: 0 E: 0 K: 1 S: 11 H: 1 LOB: 1 BB: 0 P: 17
R: 0 E: 0 K: 0 S: 7 H: 0 LOB: 0 BB: 0 P: 11
R: 0 E: 0 K: 1 S: 15 H: 0 LOB: 0 BB: 0 P: 22
R: 0 E: 0 K: 0 S: 5 H: 0 LOB: 0 BB: 0 P: 8
R: 0 E: 0 K: 1 S: 8 H: 0 LOB: 0 BB: 0 P: 8
R: 0 E: 0 K: 2 S: 9 H: 0 LOB: 0 BB: 0 P: 12
R: 0 E: 0 K: 0 S: 9 H: 0 LOB: 0 BB: 0 P: 16
R: 0 E: 0 K: 1 S: 7 H: 0 LOB: 0 BB: 0 P: 12
R: 0 E: 0 K: 1 S: 15 H: 1 LOB: 2 BB: 1 P: 27
R: 0 E: 0 K: 1 S: 7 H: 0 LOB: 0 BB: 0 P: 9
R: 0 E: 0 K: 1 S: 12 H: 1 LOB: 1 BB: 0 P: 18
R: 0 E: 0 K: 1 S: 6 H: 0 LOB: 0 BB: 0 P: 12
R: 0 E: 0 K: 0 S: 7 H: 0 LOB: 0 BB: 0 P: 10
R: 0 E: 0 K: 1 S: 5 H: 0 LOB: 0 BB: 0 P: 5
R: 0 E: 0 K: 1 S: 9 H: 0 LOB: 2 BB: 0 P: 12
R: 0 E: 0 K: 1 S: 10 H: 0 LOB: 0 BB: 0 P: 11
1B: 3 2B: 0 3B: 0 HR: 0
SF: 0 SAC: 1 DP: 0 HBP: 2
WP: 0 PB: 0 SB: 1 CS: 0
PA: 54
PITCHER IP WLS BF H R ER SO BB IBB HBP BLK WP HR S P ERA WHIP
19 Josh Beckett, R (1, 1) ERA: 2.12 8.0 25 1 0 0 6 0 0 0 0 0 0 71 106 0.00 0.125
51 Daniel Bard, R (9, 1) ERA: 1.94 1.0 5 1 0 0 1 1 0 0 0 0 0 15 27 0.00 2.000
32 Matt Albers, R (10, 1) ERA: 2.37 1.2 6 1 0 0 2 0 0 0 0 0 0 14 20 0.00 0.600
46 Franklin Morales, L (11, 1) ERA: 3.22 1.1 4 0 0 0 1 0 0 0 0 0 0 11 19 0.00 0.000
91 Alfredo Aceves, R (13, 1) ERA: 3.13 3.0 W 11 0 0 0 2 0 0 2 0 0 0 21 27 0.00 0.000
PITCHER IP WLS BF H R ER SO BB IBB HBP BLK WP HR S P ERA WHIP
58 Jonathan Papelbon, R (16, 1) ERA: 3.96 1.0 S 3 0 0 0 1 0 0 0 0 0 0 10 11 0.00 0.000

Boston Red Sox @ Baltimore Orioles

Oriole Park at Camden Yards, Baltimore, MD

Mon Jul 18 2011, 7:07 PM - 10:45 PM EDT

Att. 27,924 - Clear - 95 F

TOP

livebaseballscorecards.com

Batter	1	2	3	4	5	6	7	8	9	AB	R	H	RBI	BB	SO	LOB
2 Jacoby Ellsbury, L (1, 10) OBP: 0.374, SLG: 0.496	G6-3		15 1B 28 1B 1B	SF7 3-H			15 BB 20 1B 1B	15 2B 20 1B BB	15 FC1-6 1B	4	3	3	1	1	0	0
15 Dustin Pedroia, R (1, 4) OBP: 0.401, SLG: 0.468	G4-3		20 F9 28 1B 1B	G6-3			16 FC1-6 20 1B BB	20 1B 2B	FC1-6 1-2f	5	1	2	3	1	0	2
28 Adrián González, L (1, 3) OBP: 0.404, SLG: 0.565	K				F7		K	20 1B 13 1B IBB	P6	5	1	1	1	1	2	3
20 Kevin Youkilis, R (1, 5) OBP: 0.403, SLG: 0.500		G6-3	F9 2-3		P3		16 FC1-6 1B	13 1B 54 2B 1B	G4-3	6	1	2	3	0	0	3
16 Josh Reddick, L (1, 8) OBP: 0.402, SLG: 0.653		K	G3		HR		FC1-6 1-2f 2-3	13 1B 54 2B BB		4	2	1	1	1	1	4
13 Carl Crawford, L (1, 7) OBP: 0.278, SLG: 0.384	G4-3			39 1B 10 E 1B	F8		G4-3	54 2B 1B		5	2	2	1	0	0	2
39 Jarrod Saltalamacchia, S (1, 2) OBP: 0.319, SLG: 0.438			HR	10 E 2 SF7 1B		K	G6-3 K			5	2	2	1	0	2	3
7 J.D. Drew, L (1, 9) OBP: 0.317, SLG: 0.304 54 Darnell McDonald, R (8, PH) OBP: 0.241, SLG: 0.320 (8, 9)			F8	K	P4			2 BB 10 1B 15 2B BB 2B		3 1	0 1	0 1	0 3	0 1	1 0	2 0
10 Marco Scutaro, R (1, 6) OBP: 0.333, SLG: 0.374			2 1B 15 1B 1B	E3 2 SF7 1-3 2-H		F8		2 BB 15 2B 1B	F9	5	2	2	0	0	0	2

Inning Stats	R: 0 E: 0 K: 1 S: 7	H: 0 LOB: 0 BB: 0 P: 9	R: 0 E: 0 K: 1 S: 8	H: 0 LOB: 0 BB: 0 P: 13	R: 3 E: 0 K: 0 S: 16	H: 5 LOB: 2 BB: 0 P: 25	R: 2 E: 1 K: 1 S: 17	H: 2 LOB: 1 BB: 0 P: 21	R: 1 E: 0 K: 0 S: 8	H: 1 LOB: 0 BB: 0 P: 11	R: 0 E: 0 K: 1 S: 10	H: 0 LOB: 0 BB: 0 P: 13	R: 1 E: 0 K: 1 S: 13	H: 2 LOB: 2 BB: 1 P: 22	R: 8 E: 0 K: 1 S: 28	H: 5 LOB: 1 BB: 4 P: 56	R: 0 E: 0 K: 0 S: 9	H: 1 LOB: 1 BB: 0 P: 11

1B: 12 SF: 1
2B: 2 SAC: 0
3B: 0 DP: 0
HR: 2 HBP: 0

WP: 0 PA: 49
PB: 0
SB: 0
CS: 0

	AB	43
	R	15
	H	16
	RBI	14
	BB	5
	SO	6
	LOB	21

PITCHER		IP	WLS	BF	H	R	ER	SO	BB	IBB	HBP	BLK	WP	HR	S	P	ERA	WHIP
35 Brad Bergesen, R ERA: 5.76	(1, 1)	5.0		24	8	6	4	3	0	0	0	0	0	2	56	79	7.20	1.600
40 Troy Patton, L ERA: 7.36	(6, 1)	1.1	H	6	1	1	1	2	1	0	0	0	0	0	19	28	6.75	1.500
49 Jason Berken, R ERA: 5.58	(7, 1)	0.0	B	1	1	0	0	0	0	0	0	0	0	0	1	2	∞	∞
51 Michael Gonzalez, L ERA: 5.82	(7, 1)	1.0	L	6	1	3	3	0	2	0	0	0	0	0	18	34	27.00	3.000
52 Mark Worrell, R ERA:	(8, 1)	0.0		3	2	1	1	0	0	1	0	0	0	0	4	11	∞	∞

PITCHER		IP	WLS	BF	H	R	ER	SO	BB	IBB	HBP	BLK	WP	HR	S	P	ERA	WHIP
36 Chris Jakubauskas, R ERA: 6.65	(8, 1)	1.2		9	3	4	4	1	1	0	0	0	0	0	18	27	21.60	2.400

Boston Red Sox @ Baltimore Orioles

Oriole Park at Camden Yards, Baltimore, MD

Mon Jul 18 2011, 7:07 PM - 10:45 PM EDT

Att. 27,924 - Clear - 95 F

livebaseballscorecards.com

Batter	1	2	3	4	5	6	7	8	9	AB	R	H	RBI	BB	SO	LOB
2 J.J. Hardy, R (1, 6) OBP: 0.336, SLG: 0.500	B KN 65 C KN 66 B KN 66 B KN 66 F FF 73 X FF 74 3-2 F8 ①	C KN 67 B KN 66 X KN 66 1-1 FC6-4 ③ 1-2f			X KN 66 0-0 1-H HR	C SL 85 B FF 91 T FF 90 X CU 75 1-2 G6-3 ②		B SI 91 B SI 88 F SI 92 B SI 93 X SI 91 3-1 21 WP 1-2 2-H 21 1B 1B		5	2	2	3	0	0	1
21 Nick Markakis, L (1, 9) OBP: 0.344, SLG: 0.399	B KN 66 C KN 67 X KN 68 1-1 F9 ②		C KN 64 B KN 66 F KN 65 S KN 60 1-3 K ①		C KN 66 S KN 67 X KN 68 0-2 G3 ②	S SI 90 C SL 86 F FF 89 F SL 85 B SI 88 F SL 85 F SL 85 X FC 90 1-2 P5 ③		B SL 88 F FF 94 X SL 86 1-1 1-H 2-H 10 G5-3 1B		5	0	1	2	0	1	0
10 Adam Jones, R (1, 8) OBP: 0.326, SLG: 0.479	B KN 67 F KN 67 X KN 68 1-1 32 1B 25 3B 1B		B KN 66 F KN 65 B KN 66 F KN 65 F KN 67 X KN 67 2-2 G5-3 ②		C KN 67 S KN 68 B KN 67 F KN 61 F KN 69 F KN 68 X KN 68 1-2 HR		B SI 88 C SL 86 C SI 90 S SL 84 1-3 K ① B CU 74 C CU 73 F SL 85 F SL 86 F FF 89 S CU 74 1-3 K2-3 ②	X SI 93 0-0 G5-3 ② 1-2 C SI 93 B SI 94 S SI 89 S SL 88 1-3 K ③		5	2	2	1	0	1	1
32 Matt Wieters, S (1, 2) OBP: 0.329, SLG: 0.425	C KN 66 1 SAFE D KN 66 1 SAFE X KN 66 1-1 25 3B 1-2 1B		C KN 66 B KN 67 C FF 74 X KN 67 1-2 G4-3 ③		X KN 68 0-0 25 1B 14 2B 1B					5	2	2	0	0	2	1
25 Derrek Lee, R (1, 3) OBP: 0.296, SLG: 0.380	C KN 67 X KN 68 0-1 1-H 2-H 3B			B KN 65 B KN 66 B KN 65 C FF 73 X KN 68 3-1 F9 ① B KN 67 B KN 66 C KN 66 F KN 67 X KN 67 2-2 12 BB 14 2B 1-3 1B		C SL 85 C SI 91 B FC 88 B CU 74 B FF 89 B SL 82 4-2 BB		B FF 93 C FF 93 C CH 83 F FF 95 B SL 81 F CH 82 S FF 93 2-3 K ①	4	1	2	2	1	1	0
12 Mark Reynolds, R (1, 5) OBP: 0.337, SLG: 0.472	B KN 66 X KN 67 1-0 G6-3 ③			B KN 67 C KN 65 B KN 62 F KN 66 X KN 67 2-2 F9 ② B KN 67 B KN 67 B KN 68 D KN 69 4-0 14 2B 1-2 BB		S CU 75 B SL 84 F CU 75 1 SAFE C SL 85 1-3 K ③		C FF 94 B CH 84 F FF 94 B FF 95 S CH 86 2-3 K ②	4	0	0	0	1	2	2
14 Nolan Reimold, R (1, 10) OBP: 0.344, SLG: 0.463		C KN 66 S KN 66 X KN 62 0-2 F7 ①		B KN 65 X KN 66 1-0 G6-3 ③ C KN 68 B KN 68 B KN 67 X KN 69 2-1 1-3 2-H 3-H 2B				F FF 93 B SI 90 B SI 92 B SI 91 X SI 88 3-1 F7 ① B FF 92 C FF 93 F CH 85 F FF 95 B FF 95 S SL 85 2-3 K ③	5	0	1	2	0	1	0
18 Felix Pie, L (1, 7) OBP: 0.245, SLG: 0.276 50 Josh Bell, S (8, PH) OBP: 1.000, SLG: 1.000 (9, 7)		B KN 67 B KN 66 B KN 67 B FF 73 4-0 11 CS BB		C KN 65 C KN 66 C KN 66 X KN 61 2-3 K 2 HR B FC 87 B FC 87 X FC 87 3 G4-3				B SI 88 C SL 84 S SL 88 F FF 96 B SL 84 B SL 85 X SI 91 3-2 2 PB 11 BB 2 1B 1B		2 1	1 1	0 1	0 1	1 0	1 0	2 0
11 Robert Andino, R (1, 4) OBP: 0.332, SLG: 0.324		B KN 66 C KN 67 B KN 67 X FF 73 2-1 2 FC6-4 ② 1-2 1B			C KN 66 C KN 66 F KN 66 S KN 68 0-3 K ① B SI 89 X SL 84 1-0 P3 ①			B SI 93 C SL 85 B FF 92 F SL 84 B SL 85 B SL 81 4-2 21 WP 2 1B 21 1B 1-2 BB		3	1	1	0	1	1	1
Inning Stats	R: 2 E: 0 K: 0 S: 12 H: 3 LOB: 1 BB: 0 P: 19	R: 0 E: 0 K: 0 S: 7 H: 1 LOB: 1 BB: 1 P: 14	R: 0 E: 0 K: 1 S: 10 H: 0 LOB: 0 BB: 0 P: 14	R: 0 E: 0 K: 0 S: 6 H: 0 LOB: 0 BB: 0 P: 12	R: 5 E: 0 K: 2 S: 26 H: 5 LOB: 2 BB: 1 P: 38	R: 0 E: 0 K: 0 S: 11 H: 0 LOB: 0 BB: 0 P: 14	R: 0 E: 0 K: 3 S: 13 H: 0 LOB: 1 BB: 1 P: 20	R: 3 E: 0 K: 1 S: 16 H: 3 LOB: 1 BB: 1 P: 31	R: 0 E: 0 K: 3 S: 12 H: 0 LOB: 0 BB: 0 P: 18	1B: 8 2B: 1 3B: 1 HR: 2 SF: 0 SAC: 0 DP: 0 HBP: 0						

BOTTOM	
AB	39
R	10
H	12
RBI	10
BB	4
SO	10
LOB	8

WP: 1 PA: 43
PB: 2
SB: 0
CS: 1

PITCHER		IP	WLS	BF	H	R	ER	SO	BB	IBB	HBP	BLK	WP	HR	S	P	ERA	WHIP
49 Tim Wakefield, R ERA: 4.8	(1, 1)	4.2		25	9	7	3	3	2	0	0	0	0	2	58	93	5.79	2.357
35 Dan Wheeler, R ERA: 5.12	(5, 1)	2.1	W	8	0	0	0	3	1	0	0	0	0	0	27	38	0.00	0.429
43 Randy Williams, L ERA: 13.5	(8, 1)	1.0		7	3	3	3	1	1	0	0	0	1	0	16	31	27.00	4.000
46 Franklin Morales, L ERA: 3.09	(9, 1)	1.0		3	0	0	0	3	0	0	0	0	0	0	12	18	0.00	0.000

PITCHER	IP	WLS	BF	H	R	ER	SO	BB	IBB	HBP	BLK	WP	HR	S	P	ERA	WHIP

Batter	1	2	3	4	5	6	7	8	9	AB	R	H	RBI	BB	SO	LOB
2 Jacoby Ellsbury, L (1, 8) OBP: 0.373, SLG: 0.494	B FF 93 F SI 91 B CU 73 X SI 93 2-1 G4-3		X SI 94 0-0 G4-6-3 1-2f		1 SAFE C SI 92 F CU 73 D CU 77 X SI 94 1-2 1-3 1B		1 SAFE B CU 73 C CU 74 1-1 CS 1-2	B SI 95 X SI 95 1-0 G4-3		4	0	1	0	0	0	1
15 Dustin Pedroia, R (1, 4) OBP: 0.400, SLG: 0.466	C FF 92 X CU 74 0-1 28 G4-6-3 1B			C FF 88 C FF 92 B SL 84 B FF 94 X CU 75 2-2 F8	C SL 82 F SL 84 F FF 93 X FF 93 0-2 G4-3			C SI 96 B SI 95 B SI 94 C CU 81 X FF 96 2-2 G3		4	0	1	0	0	0	2
28 Adrián González, L (1, 3) OBP: 0.400, SLG: 0.560	B FF 92 X SI 92 1-0 G4-6-3 1-2f			C CU 74 S CH 85 B FF 94 B FF 89 S SL 85 2-3 K		C CH 84 F SL 83 S SL 83 0-3 K		B SI 94 C CH 88 B SI 95 B SI 96 X CH 88 3-1 G4-3		4	0	0	0	0	2	1
20 Kevin Youkilis, R (1, 5) OBP: 0.398, SLG: 0.494		C FF 91 B SI 92 F SI 93 B SL 83 B CH 86 F FF 95 F SI 95 X FF 95 3-2 F9		B SL 81 C SL 84 F FF 94 B FF 90 B FF 95 X FF 94 3-2 F8		C SI 92 F SL 83 B SI 92 X FF 92 1-2 G6-3			B SI 94 B CU 79 B SI 95 C SI 94 X FF 95 3-1 L3	4	0	0	0	0	0	0
16 Josh Reddick, L (1, 7) OBP: 0.418, SLG: 0.671		X FF 94 0-0 13 FC4-6 1B			B CH 81 C CH 84 X FF 92 1-1 13 G3-1 39 HR 2B	B CH 82 C CU 71 F SL 82 B CU 74 B SL 84 X SL 82 3-2 1B			C SI 94 X FF 95 0-1 F7	4	1	3	0	0	0	0
13 Carl Crawford, L (1, 10) OBP: 0.274, SLG: 0.379		B SL 82 B SI 93 F SI 92 1 SAFE X SI 94 2-1 FC4-6 39 S 1-2f			B SI 92 F SI 93 B FF 93 X FF 93 2-1 G3-1 2-3	X SL 83 0-0 P6			B SI 95 F SI 96 X SI 96 1-1 G1-3	4	0	0	0	0	0	3
39 Jarrod Saltalamacchia, S (1, 2) OBP: 0.320, SLG: 0.452		C CU 72 F FF 93 B SI 94 1 SAFE B FF 94 B SL 85 F SI 94 S SL 84 3-3 K 1-2			S SL 82 X FF 94 0-1 HR 3-H		S CU 73 C CU 73 S SL 84 0-3 K			3	1	1	2	0	2	1
7 J.D. Drew, L (1, 9) OBP: 0.317, SLG: 0.305			B CU 74 B CH 83 B SI 93 C SI 92 F SI 94 X FF 94 3-2 2 G4-6-3 1B		B CH 84 C CU 73 X CU 75 1-1 G6-3		C CU 73 B CU 74 X FF 91 1-1 G5-3			3	0	1	0	0	0	0
10 Marco Scutaro, R (1, 6) OBP: 0.338, SLG: 0.376			B SI 94 C SI 92 F SI 93 B FF 94 F SI 93 F FF 94 X SI 95 2-2 F7		B FF 90 B SL 82 B SI 92 C FF 91 B SI 92 4-1 2 1B BB		B SI 91 C SI 91 B SL 82 B SL 82 X SI 90 3-1 2 CS 1B			2	0	1	0	1	0	1
Inning Stats	R: 0 E: 0 K: 0 S: 5 H: 1 LOB: 0 BB: 0 P: 8	R: 0 E: 0 K: 1 S: 12 H: 1 LOB: 1 BB: 0 P: 20	R: 0 E: 0 K: 0 S: 9 H: 1 LOB: 0 BB: 0 P: 14	R: 0 E: 0 K: 1 S: 9 H: 0 LOB: 0 BB: 0 P: 16	R: 2 E: 0 K: 0 S: 16 H: 3 LOB: 2 BB: 1 P: 25	R: 0 E: 0 K: 1 S: 10 H: 1 LOB: 1 BB: 0 P: 14	R: 0 E: 0 K: 1 S: 8 H: 1 LOB: 0 BB: 0 P: 13	R: 0 E: 0 K: 0 S: 6 H: 0 LOB: 0 BB: 0 P: 12	R: 0 E: 0 K: 0 S: 6 H: 0 LOB: 0 BB: 0 P: 10	1B: 6 2B: 1 3B: 0 HR: 1	SF: 0 SAC: 0 DP: 2 HBP: 0		WP: 0 PB: 0 SB: 1 CS: 1		PA: 34		

PITCHER		IP	WLS	BF	H	R	ER	SO	BB	IBB	HBP	BLK	WP	HR	S	P	ERA	WHIP
46 Jeremy Guthrie, R ERA: 4.35	(1, 1)	7.0	W	27	8	2	2	4	1	0	0	0	0	1	69	110	2.57	1.286
43 Jim Johnson, R ERA: 2.64	(8, 1)	2.0	S	6	0	0	0	0	0	0	0	0	0	0	12	22	0.00	0.000

PITCHER		IP	WLS	BF	H	R	ER	SO	BB	IBB	HBP	BLK	WP	HR	S	P	ERA	WHIP

TOP

Boston Red Sox @ Baltimore Orioles

Oriole Park at Camden Yards, Baltimore, MD

Tue Jul 19 2011, 7:07 PM - 9:43 PM EDT

Att. 32,314 - Clear - 86 F

livebaseballscorecards.com

AB	32
R	2
H	8
RBI	2
BB	1
SO	4
LOB	9

Batter	1	2	3	4	5	6	7	8	9	AB	R	H	RBI	BB	SO	LOB
38 Matt Angle, L (1, 7)	C FF 92 F SI 93 F CU 78 B FF 92 F CH 85 X SI 91 1-2 ① F7		B FF 91 X FF 91 1-0 ① F8		C FF 90 C CU 77 B FF 90 F CU 76 X FC 83 1-2 ① G3		L FC 91 X FC 92 0-1 ② F7			4	0	0	0	0	0	0
2 J.J. Hardy, R (1, 6) OBP: 0.334, SLG: 0.494	C FF 94 S CH 86 X FC 87 0-2 ② G4-3		B FC 86 C FC 86 F CU 77 C FF 92 1-3 ② K		B FC 84 B FC 85 B FF 91 B FF 92 4-0 BB		B FF 92 F FC 91 S FC 90 B CU 83 X FF 94 2-2 ③ G4-3			3	0	0	0	1	1	0
21 Nick Markakis, L (1, 9) OBP: 0.343, SLG: 0.396	C FF 92 B CH 84 B CH 85 B FC 86 T SI 92 X FF 92 3-2 ③ F7		B CU 77 C SI 92 B CU 78 B FF 92 B FF 90 4-1 10 1B 32 1B BB		C SI 90 C FF 91 F CU 76 F FF 89 B FC 82 D CH 82 X FF 91 2-2 ② P4			C FC 89 B CU 80 B FF 93 X CH 86 2-1 ① P6		3	1	0	0	1	0	1
10 Adam Jones, R (1, 8) OBP: 0.327, SLG: 0.479		C FF 92 B SI 93 F CH 84 X SI 92 1-2 32 1B 12 2B 1B	C FF 92 X FC 85 0-1 32 1B 1-2 1B		S FC 85 F FC 84 S FC 84 0-3 ③ K			B FC 89 C CU 81 F FF 93 F FC 91 X CU 82 1-2 ② G4-3		4	1	2	0	0	1	1
32 Matt Wieters, S (1, 2) OBP: 0.334, SLG: 0.428		B FF 92 S SI 90 T FF 91 D CH 85 1 SAFE B CU 78 X FF 90 3-2 12 2B 14 G6-3 1-3 1B	B CU 76 B FF 92 B FF 90 X FF 91 3-0 1-3 2-H 1B			X FF 89 0-0 ① P5		B CU 81 B CU 79 B FC 90 B SI 88 4-0 25 HR BB		3	2	2	1	1	0	0
25 Derrek Lee, R (1, 3) OBP: 0.296, SLG: 0.389		C CH 81 X FF 92 0-1 ① F9	B FF 90 F SI 91 X FC 85 1-1 ③ F8			B SI 89 S FC 85 C SI 90 B CU 82 F CU 78 B FF 91 X FC 84 3-2 ② F9		B FF 94 C SI 93 B FC 90 X FF 94 2-1 1-H HR		4	1	1	2	0	0	4
12 Mark Reynolds, R (1, 5) OBP: 0.341, SLG: 0.489		F FC 87 F FC 87 B SI 90 F CU 79 X CH 84 1-2 1-3 3-H 2B		X FC 86 0-0 ① P6		B FF 91 X FC 84 1-0 1B		C CU 81 X CU 81 0-1 HR		4	1	3	2	0	0	0
14 Nolan Reimold, R (1, 10) OBP: 0.340, SLG: 0.446		B FF 91 X FF 91 1-0 ② G6-3 3-H		C FC 84 B FF 92 B SI 91 F FC 84 B CU 78 B FC 85 4-2 28 G4-6-3 BB		C FF 91 B FF 90 1 SAFE B FF 88 1 SAFE B FF 90 X FF 90 3-1 ③ F8		C CU 80 T FF 92 B FF 94 X FF 93 1-2 ③ F8		3	0	0	1	1	0	2
28 Blake Davis, L (1, 4) OBP: 0.333, SLG: 0.278 11 Robert Andino, R (8, 4) OBP: 0.332, SLG: 0.324		B SI 90 F CH 84 X CH 84 1-1 ③ G4-3		1 SAFE F FF 89 X CH 83 0-1 ② ③ G4-6-3 1-2f			B FC 90 F FC 90 F CH 87 F FC 91 S FF 91 1-3 ① K			3 0	0 0	0 0	0 0	0 0	1 0	2 0
Inning Stats	R: 0 E: 0 K: 0 S: 11 H: 0 LOB: 0 BB: 0 P: 15	R: 2 E: 0 K: 0 S: 15 H: 3 LOB: 1 BB: 0 P: 22	R: 1 E: 0 K: 1 S: 10 H: 2 LOB: 2 BB: 1 P: 20	R: 0 E: 0 K: 0 S: 5 H: 0 LOB: 0 BB: 1 P: 9	R: 0 E: 0 K: 1 S: 12 H: 0 LOB: 1 BB: 1 P: 19	R: 0 E: 0 K: 0 S: 8 H: 1 LOB: 1 BB: 0 P: 15	R: 0 E: 0 K: 1 S: 9 H: 0 LOB: 0 BB: 0 P: 12	R: 3 E: 0 K: 0 S: 13 H: 2 LOB: 0 BB: 1 P: 23		1B: 5 2B: 1 3B: 0 HR: 2	SF: 0 SAC: 0 DP: 1 HBP: 0		WP: 0 PB: 0 SB: 0 CS: 0	PA: 35

PITCHER	IP	WLS	BF	H	R	ER	SO	BB	IBB	HBP	BLK	WP	HR	S	P	ERA	WHIP
70 Kyle Weiland, R (1, 1) ERA: 8.1	6.0	L	26	6	3	3	2	3	0	0	0	0	0	61	100	4.50	1.500
91 Alfredo Aceves, R (7, 1) ERA: 3.44	2.0		9	2	3	3	1	1	0	0	0	0	2	22	35	13.50	1.500

PITCHER	IP	WLS	BF	H	R	ER	SO	BB	IBB	HBP	BLK	WP	HR	S	P	ERA	WHIP

BOTTOM

Boston Red Sox @ Baltimore Orioles

Oriole Park at Camden Yards, Baltimore, MD

Tue Jul 19 2011, 7:07 PM - 9:43 PM EDT

Att. 32,314 - Clear - 86 F

livebaseballscorecards.com

AB	31
R	6
H	8
RBI	6
BB	4
SO	3
LOB	10

Boston Red Sox @ Baltimore Orioles

Oriole Park at Camden Yards, Baltimore, MD

Wed Jul 20 2011, 12:40 PM - 3:43 PM EDT

Att. 35,174 - Sunny - 95 F

TOP

livebaseballscorecards.com

Batter	1	2	3	4	5	6	7	8	9	AB	R	H	RBI	BB	SO	LOB
2 Jacoby Ellsbury, L (1, 8) OBP: 0.375, SLG: 0.509	C FF 93 B FF 93 F FF 94 B FF 94 F FF 95 X FF 93 2-2 ① G4-3		B FF 92 C CU 76 S CU 79 X FF 91 1-2 HR		X SL 84 0-0 ① L4		C CU 74 X CH 84 0-1 HR		B FF 92 B FF 93 F FC 91 B FF 92 B FC 92 4-1 15 G1-4-3 BB	4	2	2	2	1	0	0
15 Dustin Pedroia, R (1, 4) OBP: 0.398, SLG: 0.462	F FF 93 X CU 78 0-1 ② G5-3		C CU 78 B SL 86 B SI 92 S CU 78 F SL 88 F FF 92 F SL 88 X FF 93 2-2 ② G6-3		C FF 91 F SI 91 B SL 86 X SL 85 1-2 28 S 1B		C FF 90 B FF 91 B SL 84 X SL 84 2-1 ③ G5-3		C SL 84 F FF 93 X SL 84 0-2 ①② G1-4-3 1-2f	5	0	1	0	0	0	1
28 Adrián González, L (1, 10) OBP: 0.405, SLG: 0.563	F FF 92 F CU 79 B FF 94 B SL 89 X SI 95 2-2 1B		C CU 78 B CH 86 B SI 93 X CU 78 2-1 1B		1 SAFE C SI 90 F SL 84 F SL 84 1 SAFE B FF 89 X SL 85 1-2 ② P5 1-2			B FF 87 F CU 73 B FF 87 F FF 86 X FF 87 2-2 20 2B 13 BB 1B	X SL 86 0-0 ③ 1B	5	1	4	0	0	0	1
20 Kevin Youkilis, R (1, 3) OBP: 0.397, SLG: 0.494	C FF 94 B FF 93 B SL 88 F SL 89 C SI 93 2-3 ③ K		B SL 86 B CU 77 S SI 91 C FF 91 F FF 92 X FF 91 2-2 ③ G6-3		C CH 89 F CU 76 X FF 90 0-2 ③ F8			C CU 76 D FF 89 B FF 88 B CU 75 X SI 88 3-1 13 BB 1-3 2B		4	0	1	0	0	1	3
16 Josh Reddick, L (1, 9) OBP: 0.432, SLG: 0.671		C CU 76 B FF 92 B CH 86 X SI 93 2-1 ① L5		C CH 85 B CU 75 X SI 92 1-1 13 2B 33 G4-3 1B		F CH 83 X FF 89 0-1 13 K2 1B		B CU 76 B FF 88 C CU 75 B FF 88 B SI 89 4-1 13 BB BB		3	1	2	0	1	0	0
13 Carl Crawford, L (1, 7) OBP: 0.280, SLG: 0.385		C FF 93 X CU 78 0-1 10 G5-3 10 S 1B		1 SAFE F FF 91 D CH 86 B FF 92 F SI 90 X SL 86 2-2 33 G4-3 1-3 2B		D SI 91 1 SAFE F FF 91 B SL 90 1 SAFE F CU 75 F CH 84 D FF 91 S SL 83 3-3 ①② K2 1-1f		C FF 88 B SI 88 F SI 87 B FF 89 B SI 90 D SI 89 4-2 1-2 2-3 3-H BB		3	0	2	1	1	1	1
10 Marco Scutaro, R (1, 6) OBP: 0.332, SLG: 0.368		C FF 92 X SL 86 0-1 ② G5-3 1-3		C SL 86 C SL 84 F SL 87 S FF 90 0-3 ① K		X CH 89 0-0 ③ G6-3		F SI 87 S CU 72 T CU 74 0-2 ① K		4	0	0	0	0	2	6
33 Jason Varitek, S (1, 2) OBP: 0.316, SLG: 0.404		C CU 77 X FF 92 0-1 ③ G4-3		X CU 77 0-0 ② G4-3 2-3 3-H			B FF 89 F CU 74 C FF 90 F SL 83 F FF 91 B CU 74 X SL 84 2-2 ① F9	S SI 88 C CU 72 S CU 73 0-3 ② K		4	0	0	1	0	1	5
60 Yamaico Navarro, R (1, 5) OBP: 0.240, SLG: 0.348			C FF 91 B CU 77 C SL 85 F FF 91 X FF 93 1-2 ① G6-3	D CU 78 B SI 91 C SL 84 S SL 86 S SL 86 2-3 ③ K			C FF 90 X SL 84 0-1 ② F8	B CU 73 B CU 73 F SI 89 F SI 90 B CU 75 X FF 90 3-2 ③ F8		4	0	0	0	0	1	4
Inning Stats	R: 0 E: 0 K: 1 S: 12 H: 1 LOB: 1 BB: 0 P: 18	R: 0 E: 0 K: 0 S: 8 H: 1 LOB: 1 BB: 0 P: 10	R: 1 E: 0 K: 0 S: 19 H: 2 LOB: 1 BB: 0 P: 27	R: 1 E: 0 K: 2 S: 13 H: 2 LOB: 1 BB: 0 P: 18	R: 0 E: 0 K: 0 S: 11 H: 1 LOB: 1 BB: 0 P: 13	R: 0 E: 0 K: 1 S: 7 H: 1 LOB: 0 BB: 0 P: 10	R: 1 E: 0 K: 0 S: 11 H: 1 LOB: 1 BB: 0 P: 15	R: 1 E: 0 K: 2 S: 17 H: 2 LOB: 3 BB: 2 P: 33	R: 0 E: 0 K: 0 S: 5 H: 1 LOB: 1 BB: 1 P: 9	1B: 8 2B: 3 3B: 0 HR: 2 SF: 0 SAC: 0 DP: 2 HBP: 0						

	AB	36
	R	4
	H	12
	RBI	4
	BB	3
	SO	6
	LOB	21

WP: 0 PA: 39
PB: 0
SB: 2
CS: 0

PITCHER		IP	WLS	BF	H	R	ER	SO	BB	IBB	HBP	BLK	WP	HR	S	P	ERA	WHIP
34 Jake Arrieta, R ERA: 5.02	(1, 1)	7.0	L	29	9	3	3	4	0	0	0	0	0	2	81	111	3.86	1.286
31 Mark Hendrickson, L ERA: 6.0	(8, 1)	0.0		4	2	1	1	0	2	0	0	0	0	0	8	21	∞	∞
52 Mark Worrell, R ERA: 27.0	(8, 1)	1.0		3	0	0	0	2	0	0	0	0	0	0	9	12	0.00	0.000
49 Jason Berken, R ERA: 5.4	(9, 1)	1.0		3	1	0	0	0	1	0	0	0	0	0	5	9	0.00	2.000

PITCHER		IP	WLS	BF	H	R	ER	SO	BB	IBB	HBP	BLK	WP	HR	S	P	ERA	WHIP

Boston Red Sox @ Baltimore Orioles

Oriole Park at Camden Yards, Baltimore, MD

Wed Jul 20 2011, 12:40 PM - 3:43 PM EDT

Att. 35,174 - Sunny - 95 F

BOTTOM

Batter	1	2	3	4	5	6	7	8	9	AB	R	H	RBI	BB	SO	LOB
2 J.J. Hardy, R (1, 6) OBP: 0.330, SLG: 0.487	B FF 88 C FF 88 F FF 90 F SL 77 F FF 92 X SL 76 1-2 ① F8		B FF 90 S CH 82 X FF 92 1-1 ① L5		C FF 93 X FF 94 0-1 ② L9		B SI 93 B SI 94 F SI 94 C SI 95 F SI 95 F SL 90 C SI 95 2-3 ③ K			4	0	0	0	0	1	1
21 Nick Markakis, L (1, 9) OBP: 0.340, SLG: 0.392	S FF 92 F FF 92 F FF 95 C SI 94 0-3 ② K		C FF 92 B CH 85 X CH 84 1-1 ② F9		C FF 93 X FF 94 0-1 ③ F8			B FF 95 X FF 96 1-0 ① G6-3		4	0	0	0	0	1	1
10 Adam Jones, R (1, 8) OBP: 0.329, SLG: 0.477	C FF 94 B FF 95 B FF 93 B SL 75 B FF 90 4-1 BB		B SL 80 B FF 92 C CH 87 S FF 92 F FF 94 B SL 79 B FF 92 4-2 32 FC6-4 BB			B SL 78 C FF 92 B SL 77 F FF 95 F FF 94 B FF 94 X FF 93 3-2 ① P3		B SI 97 B SL 84 F FF 98 X FF 97 2-1 ② F9		2	0	0	0	2	0	0
32 Matt Wieters, S (1, 10) OBP: 0.330, SLG: 0.422	B FF 91 B FF 91 C FF 91 X FF 92 2-1 ③ F9		F CH 80 X FF 92 0-1 ③ FC6-4 1-2f			C FF 93 C FF 95 F SL 80 F SI 94 X FF 95 0-2 ② G5-3		F FF 98 C SL 85 X CH 92 0-2 ③ G4-3		4	0	0	0	0	0	2
25 Derrek Lee, R (1, 3) OBP: 0.295, SLG: 0.387		B FF 90 X FF 90 1-0 ① P4	B FF 91 F FF 92 C SL 76 C FF 93 1-3 ① K			B FF 95 B SL 79 B FF 94 C FF 93 X FF 93 3-1 12 BB 1B			B FF 94 X FF 94 1-0 ① F8	4	0	1	0	0	1	0
12 Mark Reynolds, R (1, 5) OBP: 0.343, SLG: 0.486		B FF 92 B FF 91 S FF 91 B CH 84 C FF 90 B FF 91 4-2 11 BB 14 BB BB	F CH 84 B FF 93 C CH 80 S FF 94 1-3 ② K			D CH 84 B FF 94 B FF 93 S FF 91 B FF 92 4-1 14 FC6-4 1-2 BB			C SL 80 F FF 93 B FS 90 S FF 94 1-3 ② K	2	0	0	0	2	2	0
14 Nolan Reimold, R (1, 7) OBP: 0.337, SLG: 0.430		B FF 89 C FF 90 F FF 90 B FF 93 B FF 92 B FF 91 4-2 11 BB 1-2 BB	X CH 84 0-0 ③ F7			C FF 94 X SI 93 0-1 ③ FC6-4 1-2f			T FF 94 F FF 94 F FF 95 F SL 81 B FS 90 F SL 82 X FF 94 1-2 ③ F7	3	0	0	0	1	0	2
11 Robert Andino, R (1, 4) OBP: 0.332, SLG: 0.321		B FF 91 C CH 84 B CH 82 B FF 91 B FF 91 4-1 15 G4-6-3 1-2 2-3 BB			C FF 91 F FF 94 X SL 79 0-2 ① P4		X SI 93 0-0 ① B5-3			2	0	0	0	1	0	0
15 Craig Tatum, R (1, 2) OBP: 0.368, SLG: 0.333		F FF 91 D CH 84 D CH 83 F FF 93 F FF 92 F SL 79 X CH 84 2-2 ② ③ G4-6-3 1-2f			F CH 83 B SL 77 B SL 76 B FF 93 X FF 92 3-1 1B		F SI 95 F SI 93 S SL 88 0-3 ② K			3	0	1	0	0	1	3
Inning Stats	R: 0 H: 0 E: 0 LOB: 1 K: 1 BB: 1 S: 12 P: 19	R: 0 H: 0 E: 0 LOB: 2 K: 0 BB: 3 S: 11 P: 26	R: 0 H: 0 E: 0 LOB: 1 K: 0 BB: 1 S: 9 P: 15	R: 0 H: 0 E: 0 LOB: 0 K: 2 BB: 0 S: 7 P: 9	R: 0 H: 1 E: 0 LOB: 1 K: 0 BB: 0 S: 9 P: 12	R: 0 H: 1 E: 0 LOB: 2 K: 0 BB: 1 S: 14 P: 24	R: 0 H: 0 E: 0 LOB: 0 K: 2 BB: 0 S: 9 P: 11	R: 0 H: 0 E: 0 LOB: 0 K: 0 BB: 0 S: 6 P: 9	R: 0 H: 0 E: 0 LOB: 0 K: 1 BB: 0 S: 10 P: 13	1B: 2 SF: 0 2B: 0 SAC: 0 3B: 0 DP: 1 HR: 0 HBP: 0						WP: 0 PA: 34 PB: 0 SB: 0 CS: 0

livebaseballscorecards.com

AB	28
R	0
H	2
RBI	0
BB	6
SO	6
LOB	9

PITCHER		IP	WLS	BF	H	R	ER	SO	BB	IBB	HBP	BLK	WP	HR	S	P	ERA	WHIP
30 Andrew Miller, L ERA: 4.65	(1, 1)	5.2	W	24	2	0	0	3	6	0	0	0	0	0	60	103	0.00	1.412
32 Matt Albers, R ERA: 2.29	(6, 1)	1.1	H	4	0	0	0	2	0	0	0	0	0	0	11	13	0.00	0.000
51 Daniel Bard, R ERA: 1.9	(8, 1)	1.0		3	0	0	0	0	0	0	0	0	0	0	6	9	0.00	0.000
58 Jonathan Papelbon, R ERA: 3.86	(9, 1)	1.0		3	0	0	0	1	0	0	0	0	0	0	10	13	0.00	0.000

PITCHER	IP	WLS	BF	H	R	ER	SO	BB	IBB	HBP	BLK	WP	HR	S	P	ERA	WHIP

Batter	1	2	3	4	5	6	7	8	9	AB	R	H	RBI	BB	SO	LOB
51 Ichiro Suzuki, L (1, 9) OBP: 0.313, SLG: 0.318	X FF 92 0-0 26 S 13 1B 1B		B FF 91 X FF 92 1-0 ① L6		X FF 92 0-0 ② F7		C FF 91 B FF 92 F FF 92 X CU 81 1-2 2B		X FF 94 0-0 ① B1-3	5	1	2	0	0	0	1
26 Brendan Ryan, R (1, 6) OBP: 0.322, SLG: 0.329	B FF 93 2 SAFE B FC 88 C CU 80 X FC 87 2-1 ① G1-3 1-3		F FF 92 B FF 88 X FF 93 1-1 ② G3		C CU 81 B FF 92 S FC 88 X FF 92 1-2 1-2 1B		B FC 87 B FC 87 X CU 80 2-0 ③ G5-3		C FF 95 F FF 94 T FF 95 0-2 ② K	5	0	1	0	0	1	2
13 Dustin Ackley, L (1, 4) OBP: 0.333, SLG: 0.485	F CU 81 C FC 86 X FF 94 0-2 30 FC6-4 3-H 1B		B FF 92 F CH 84 B FC 88 X CU 79 2-1 ③ G4-3		C FC 82 B FF 93 X CU 80 2-1 ③ G1-3			B FF 94 B FF 94 X FF 94 2-0 ① F7	B FF 95 B FS 90 X FF 95 2-0 ③ F8	5	0	1	1	0	0	2
30 Miguel Olivo, R (1, 2) OBP: 0.259, SLG: 0.386	B SI 93 X FF 91 1-0 ② FC6-4 4 1B 1-2f			F FF 88 F FC 87 X CU 80 0-2 ① G6-3		C FC 85 S FC 88 B FC 87 B FC 86 X FC 87 2-2 17 S 1B		F FF 94 B CH 86 S CH 87 X FF 95 1-2 20 HR 2B		4	1	2	0	0	0	1
4 Adam Kennedy, L (1, 5) OBP: 0.304, SLG: 0.392	F FF 94 F FF 93 B FF 92 B FC 89 F FF 93 B FC 86 F FC 86 X FC 87 3-2 1-3 1B			C FC 86 B FF 91 X CH 84 1-1 ② G4-3		X CH 83 0-0 ① F7		F FF 94 F SL 84 B SL 81 T FF 95 1-2 ② K		4	0	1	0	0	1	2
17 Justin Smoak, S (1, 3) OBP: 0.320, SLG: 0.398	B FF 93 F CU 81 1 SAFE C FC 87 S CH 85 1-3 ③ K			X FF 92 0-0 20 WP 1B		B FC 86 C CH 83 F FC 87 D CU 81 X CH 84 2-2 ② L7 1-2		B CH 85 B CH 86 F FF 97 D CU 86 B FF 94 4-1 20 HR BB		3	1	1	0	1	1	3
20 Mike Carp, L (1, 7) OBP: 0.339, SLG: 0.388		B FF 91 F CH 81 F FF 91 S CU 82 1-3 ① K2-3		C FC 87 C CU 80 B FF 91 B CH 84 X FC 88 2-2 ③ F8 1-2		B CU 80 C CU 81 X FC 87 1-1 ③ P2		S FF 96 S SL 82 F FF 96 B SL 81 X SL 82 1-2 1-H 2-H HR		4	1	1	3	0	1	2
29 Jack Cust, L (1, 10) OBP: 0.350, SLG: 0.330		B FC 87 S FC 87 B FF 92 C CH 83 X FF 92 2-2 ② F9			B FF 90 X FF 90 1-0 26 1B 1B		S FC 86 S CH 85 F FF 92 S CU 80 0-3 ① K	B FF 96 C FF 95 B FF 94 X FF 94 2-1 2B		4	0	2	0	0	1	0
56 Greg Halman, R (1, 8) OBP: 0.284, SLG: 0.385		F FC 87 B FC 88 F FC 88 F FF 94 X FF 92 1-2 ③ G5-3			B FF 92 F FC 87 X FC 87 1-1 ① L9		B FC 87 F CU 79 F FF 92 B FC 88 S CH 83 2-3 ② K	B FF 97 B FF 98 X SI 98 2-0 ③ F9		4	0	0	0	0	1	2
Inning Stats	R: 1 H: 3 E: 0 LOB: 2 K: 1 BB: 0 S: 15 P: 22	R: 0 H: 0 E: 0 LOB: 0 K: 1 BB: 0 S: 10 P: 14	R: 0 H: 0 E: 0 LOB: 0 K: 0 BB: 0 S: 5 P: 9	R: 0 H: 1 E: 0 LOB: 1 K: 0 BB: 0 S: 9 P: 12	R: 0 H: 2 E: 0 LOB: 2 K: 0 BB: 0 S: 9 P: 14	R: 0 H: 1 E: 0 LOB: 1 K: 0 BB: 0 S: 9 P: 14	R: 0 H: 1 E: 0 LOB: 1 K: 2 BB: 0 S: 11 P: 16	R: 3 H: 3 E: 0 LOB: 1 K: 1 BB: 1 S: 15 P: 28	R: 0 H: 0 E: 0 LOB: 0 K: 1 BB: 0 S: 5 P: 7	1B: 7 SF: 0 2B: 3 SAC: 0 3B: 0 DP: 0 HR: 1 HBP: 0						WP: 1 PA: 39 PB: 0 SB: 3 CS: 0

TOP

Seattle Mariners @ Boston Red Sox

Fenway Park, Boston, MA

Fri Jul 22 2011, 7:13 PM - 10:05 PM EDT

Att. 38,048 - Clear - 100 F

livebaseballscorecards.com

AB	38
R	4
H	11
RBI	4
BB	1
SO	6
LOB	15

PITCHER		IP	WLS	BF	H	R	ER	SO	BB	IBB	HBP	BLK	WP	HR	S	P	ERA	WHIP
41 John Lackey, R ERA: 6.28	(1, 1)	7.0	W	29	8	1	1	4	0	0	0	0	1	0	68	101	1.29	1.143
46 Franklin Morales, L ERA: 4.13	(8, 1)	0.2		6	3	3	3	1	1	0	0	0	0	1	14	25	40.50	6.000
51 Daniel Bard, R ERA: 1.89	(8, 1)	0.1	H	1	0	0	0	0	0	0	0	0	0	0	1	3	0.00	0.000
58 Jonathan Papelbon, R ERA: 3.76	(9, 1)	1.0	S	3	0	0	0	1	0	0	0	0	0	0	5	7	0.00	0.000

PITCHER		IP	WLS	BF	H	R	ER	SO	BB	IBB	HBP	BLK	WP	HR	S	P	ERA	WHIP

Batter	1	2	3	4	5	6	7	8	9	AB	R	H	RBI	BB	SO	LOB
2 Jacoby Ellsbury, L (1, 8) OBP: 0.376, SLG: 0.515	C FF 92 X CU 80 0-1 ① G6-3		B FF 92 X FF 92 1-0 HR		C CH 88 B FF 92 1 SAFE F CH 88 X FF 92 1-2 ① L7		F CH 88 B CU 81 B CH 88 C FF 94 B FF 95 X CH 89 3-2 15 BB 1-3 28 1B 1B	S FS 84 B FF 97 C FS 82 F FS 83 F FF 95 X FS 82 1-2 ③ F9		5	2	2	1	0	0	1
15 Dustin Pedroia, R (1, 4) OBP: 0.403, SLG: 0.467	B FF 93 F FF 93 B CU 80 X SL 86 2-1 20 PB 20 1B 28 G5-3 1B		X SL 85 0-0 28 S 1B		C FF 93 X FF 92 0-1 28 BB 1-2 1B		T FF 93 1 SAFE B FF 92 B CH 90 B FF 93 B FF 94 4-1 28 1B 20 2B 1-2 BB			3	2	3	0	1	0	0
28 Adrián González, L (1, 3) OBP: 0.405, SLG: 0.561	F FF 92 B CU 81 1 SAFE B FF 92 S CH 89 F SL 87 B FF 93 X CH 90 3-2 ② G5-3 1-2		B FF 93 B FF 94 S CU 82 F SI 94 F SL 87 S CH 90 2-3 ① K 1-2		C SI 93 B SI 93 F CU 82 D CU 82 F SI 94 F FF 95 B CH 90 F CU 82 B FC 94 4-2 20 G6-3 1-2 2-3 BB		B CH 89 X FF 93 1-0 20 2B 20 E 1-3 2-H 3-H 1B			3	1	1	2	1	1	2
20 Kevin Youkilis, R (1, 5) OBP: 0.401, SLG: 0.498 60 Yamaico Navarro, R (8, 5) OBP: 0.240, SLG: 0.348	B FC 93 C SL 87 B FF 93 X CH 90 2-1 2-H 1B		B SL 88 C FF 93 B CU 82 B FF 93 B FF 94 4-1 34 G6-3 BB		C SI 93 B CH 89 D CH 89 C FF 92 X FF 93 2-2 ② ③ G6-3 1-2f		B SI 94 X FF 93 1-0 E7 34 1B 2B 1-H 3-H			3 0	1 0	2 0	2 0	1 0	0 0	3 0
34 David Ortiz, L (1, 10) OBP: 0.383, SLG: 0.555	X SI 94 0-0 ③ G1-3		F SI 93 F CU 82 X FF 93 0-2 ② ③ G6-3 1-2f			B SI 91 B CH 87 C FF 92 B CU 82 C CH 88 B FF 93 4-2 13 G4-6-3 BB	B SI 92 B CH 88 F SI 93 X CU 79 2-1 13 FC4-6 1B 3-H			3	0	1	1	1	0	3
13 Carl Crawford, L (1, 7) OBP: 0.280, SLG: 0.384		C FC 91 X CH 88 0-1 16 1B 1B		C SI 92 B FF 92 F CU 82 B FF 92 F FF 92 B CU 81 X CH 88 3-2 ① G6-3		B SI 93 F FF 93 X FF 93 1-1 ① ② G4-6-3 1-2f	F FF 93 X CH 87 0-1 ② FC4-6 16 FC6 1-2f			4	0	1	0	0	0	2
16 Josh Reddick, L (1, 9) OBP: 0.424, SLG: 0.651		X FF 92 0-0 10 G4-6-3 1-2 1B	B FF 93 C CH 88 X CU 81 1-1 ② G3			C FF 93 F CU 80 F CH 88 X CH 88 0-2 ③ G4-3	F SI 93 1 SAFE X CH 88 0-1 ③ FC6 1-2f			4	0	1	0	0	0	1
39 Jarrod Saltalamacchia, S (1, 2) OBP: 0.318, SLG: 0.448		C CU 80 B FF 93 C FF 93 D CH 90 B SI 92 F FF 94 S FC 94 3-3 ① K	X CH 88 0-0 ③ F8				X FF 91 0-0 2 1B 28 1B 1B	F FF 96 B FS 83 F FS 82 F FF 96 F FS 81 C FF 96 1-3 ① K		4	1	1	0	0	2	2
10 Marco Scutaro, R (1, 6) OBP: 0.330, SLG: 0.365		B SI 93 C FF 94 B SL 88 X SI 94 2-1 ② ③ G4-6-3 1-2f			C CH 91 B CU 79 C CH 88 B SI 93 B CU 82 X SI 93 3-2 28 BB 15 1B 1B		C FF 92 C CH 88 F CH 89 X FF 93 0-2 ① F9	C FF 96 X FF 96 0-1 ② G5-3		4	0	1	0	0	0	3
Inning Stats	R: 1 H: 2 E: 0 LOB: 1 K: 0 BB: 0 S: 11 P: 18	R: 0 H: 2 E: 0 LOB: 1 K: 1 BB: 0 S: 9 P: 14	R: 1 H: 2 E: 0 LOB: 1 K: 1 BB: 1 S: 10 P: 17	R: 0 H: 0 E: 0 LOB: 0 K: 0 BB: 0 S: 7 P: 11	R: 0 H: 2 E: 0 LOB: 2 K: 0 BB: 1 S: 16 P: 26	R: 0 H: 0 E: 0 LOB: 0 K: 0 BB: 1 S: 8 P: 13	R: 5 H: 5 E: 1 LOB: 1 K: 0 BB: 1 S: 17 P: 28	R: 0 H: 0 E: 0 LOB: 0 K: 1 BB: 0 S: 12 P: 14		1B: 11 SF: 0 2B: 1 SAC: 0 3B: 0 DP: 4 HR: 1 HBP: 0						

PITCHER		IP	WLS	BF	H	R	ER	SO	BB	IBB	HBP	BLK	WP	HR	S	P	ERA	WHIP
34 Félix Hernández, R ERA: 3.47	(1, 1)	6.1	L	30	11	6	6	2	4	0	0	0	0	1	71	117	8.53	2.368
60 Jeff Gray, R ERA: 2.63	(7, 1)	0.2		4	2	1	1	0	0	0	0	0	0	0	7	10	13.50	3.000
31 Josh Lueke, R ERA: 14.73	(8, 1)	1.0		3	0	0	0	1	0	0	0	0	0	0	12	14	0.00	0.000

PITCHER	IP	WLS	BF	H	R	ER	SO	BB	IBB	HBP	BLK	WP	HR	S	P	ERA	WHIP

BOTTOM

Seattle Mariners @ Boston Red Sox

Fenway Park, Boston, MA

Fri Jul 22 2011, 7:13 PM - 10:05 PM EDT

Att. 38,048 - Clear - 100 F

livebaseballscorecards.com

AB	33
R	7
H	13
RBI	6
BB	4
SO	3
LOB	17

Batter	1	2	3	4	5	6	7	8	9	AB	R	H	RBI	BB	SO	LOB
51 Ichiro Suzuki, L (1, 9) OBP: 0.314, SLG: 0.317	B FF 93 S FF 93 F FC 91 X FC 90 1-2 G5-3		C FF 93 F FF 92 F CU 78 X CU 79 0-2 F8			B FC 90 S FC 90 X FF 92 1-1 13 G4-3 26 1B 1B	S FC 92 B FF 94 B FC 91 B FF 93 B FF 94 4-1 BB		B FF 95 F FF 96 X FF 95 1-1 P5	4	0	1	0	1	0	1
26 Brendan Ryan, R (1, 6) OBP: 0.320, SLG: 0.327	F FF 94 B CH 90 B CH 90 F SI 95 F SI 94 S FC 92 2-3 K		F FF 94 C CU 78 F FC 90 B CU 79 X CU 80 1-2 F8			C FF 93 F FC 90 X SI 94 0-2 13 G4-3 1-2 1B	B CU 78 S CU 79 B CU 78 1 SAFE X FC 90 2-1 G5-3		1 SAFE B FF 96 B FF 96 S FF 97 F FF 96 F SL 82 F FF 97 F FF 96 X SL 83 2-2 P4 1-2	5	0	1	0	0	1	3
13 Dustin Ackley, L (1, 4) OBP: 0.345, SLG: 0.491	F FF 94 S CU 80 B CU 79 X FC 92 1-2 1B			X FF 94 0-0 17 FC4-6 1B		C FF 93 C CH 87 X CU 81 0-2 G4-3 1-2 2-3		C FF 98 B CH 92 B FF 98 F FF 100 B SL 82 X FF 98 3-2 4 SH 17 BB 1B	B FF 95 C FF 96 B FS 91 S FF 93 T FF 97 2-2 K	5	0	3	0	0	1	3
17 Justin Smoak, S (1, 3) OBP: 0.319, SLG: 0.394 9 Chone Figgins, S (8, PR) OBP: 0.236, SLG: 0.240 (8, 5)	1 SAFE B CH 88 1 SAFE X FF 92 1-0 P6			S CH 89 B SI 94 X CH 89 1-1 FC4-6 4 G3 4 WP 1-2f		F FC 91 S CU 80 D CU 81 S CH 89 1-3 K		B FF 98 B CH 89 B FF 98 B FF 97 4-0 4 SH 1-2 BB		3 0	0 0	0 0	0 0	1 0	1 0	4 0
4 Adam Kennedy, L (1, 5) OBP: 0.301, SLG: 0.387 (8, 3)		B FF 93 S CH 88 X FF 92 1-1 P6		B CH 90 C CH 89 F FC 92 X CH 89 1-2 G3 1-3		X FF 94 0-0 P4		X FF 98 0-0 SH 1-2 2-3		3	0	0	0	0	0	3
20 Mike Carp, L (1, 7) OBP: 0.333, SLG: 0.434		B FF 93 F CH 88 B CU 75 B FF 93 F SI 94 S FF 94 3-3 K		C CU 79 F FF 94 X CU 81 0-2 G4-3			B FF 92 B FF 92 T FF 93 F FC 92 B FC 91 X FC 91 3-2 HR	B FF 99 X CH 91 1-0 F7		4	1	1	1	0	1	4
29 Jack Cust, L (1, 10) OBP: 0.349, SLG: 0.333		B CU 75 S FF 92 X FF 94 1-1 2B			B FF 93 F CH 88 B FF 93 F FF 92 S SI 94 2-3 K		B CH 88 F FF 94 B FC 91 B FC 91 S FC 91 F FF 94 C SI 93 3-3 K	F FF 99 B FF 99 S FF 99 C SL 84 1-3 K		4	0	1	0	0	3	3
21 Franklin Gutierrez, R (1, 8) OBP: 0.219, SLG: 0.223		C FF 94 B CU 75 F CU 76 F FC 92 B FC 92 F FF 94 F CH 88 B FF 95 F FC 92 3-3 K			C SI 94 B SI 94 X FF 93 1-1 P2		X FF 92 0-0 3 G4-3 3 S 1B	C SL 85 X FF 98 0-1 G5-3		4	0	1	0	0	1	4
3 Josh Bard, S (1, 2) OBP: 0.243, SLG: 0.417 30 Miguel Olivo, R (9, PH) OBP: 0.261, SLG: 0.389			S FF 93 X CH 88 0-1 F7		F FC 91 B CU 77 C FF 93 S FF 94 1-3 K		F CH 89 F FF 93 F CU 80 B FC 90 1 SAFE B FF 94 D CU 79 F FF 93 X CH 88 3-2 G4-3 1-3		X FF 95 0-0 26 S 1B	3 1	0 0	0 1	0 0	0 0	1 0	1 0
Inning Stats	R: 0 E: 0 K: 1 S: 11 H: 1 LOB: 1 BB: 0 P: 16	R: 0 E: 0 K: 2 S: 15 H: 1 LOB: 1 BB: 0 P: 23	R: 0 E: 0 K: 0 S: 10 H: 0 LOB: 0 BB: 0 P: 11	R: 0 E: 0 K: 0 S: 9 H: 1 LOB: 1 BB: 0 P: 11	R: 0 E: 0 K: 2 S: 8 H: 0 LOB: 0 BB: 0 P: 12	R: 0 E: 0 K: 1 S: 12 H: 2 LOB: 2 BB: 0 P: 14	R: 1 E: 0 K: 1 S: 16 H: 2 LOB: 2 BB: 1 P: 31	R: 0 E: 0 K: 1 S: 10 H: 1 LOB: 3 BB: 1 P: 19	R: 0 E: 0 K: 1 S: 12 H: 1 LOB: 1 BB: 0 P: 17	1B: 7 2B: 1 3B: 0 HR: 1 SF: 0 SAC: 1 DP: 0 HBP: 0					WP: 1 PB: 0 SB: 2 CS: 0	PA: 39	

TOP

Seattle Mariners @ Boston Red Sox

Fenway Park, Boston, MA

Sat Jul 23 2011, 7:12 PM - 10:25 PM EDT

Att. 38,115 - Clear - 91 F

livebaseballscorecards.com

AB	36
R	1
H	9
RBI	1
BB	2
SO	9
LOB	26

PITCHER		IP	WLS	BF	H	R	ER	SO	BB	IBB	HBP	BLK	WP	HR	S	P	ERA	WHIP
19 Josh Beckett, R ERA: 2.07	(1, 1)	7.0	W	29	7	1	1	7	1	0	0	0	1	1	81	118	1.29	1.143
51 Daniel Bard, R ERA: 1.85	(8, 1)	1.0	H	6	1	0	0	1	1	0	0	0	0	0	10	19	0.00	2.000
58 Jonathan Papelbon, R ERA: 3.67	(9, 1)	1.0	S	4	1	0	0	1	0	0	0	0	0	0	12	17	0.00	1.000

PITCHER		IP	WLS	BF	H	R	ER	SO	BB	IBB	HBP	BLK	WP	HR	S	P	ERA	WHIP

Seattle Mariners @ Boston Red Sox

Fenway Park, Boston, MA

Sat Jul 23 2011, 7:12 PM - 10:25 PM EDT

Att. 38,115 - Clear - 91 F

BOTTOM

livebaseballscorecards.com

Batter	1	2	3	4	5	6	7	8	9	AB	R	H	RBI	BB	SO	LOB
2 Jacoby Ellsbury, L (1, 8) OBP: 0.377, SLG: 0.515	B FF 90 B SI 92 B FF 90 C FF 90 F SI 91 X SI 91 3-2 ① G5-3		C SI 90 X FF 89 0-1 E7 15 G6-3 1B		B FF 92 F FF 90 1 SAFE X FF 90 1-1 ③ L7		F FF 92 B SI 92 F FF 91 X FF 92 1-2 15 1B 28 WP 2-H 3-H 1B			4	1	2	2	0	0	1
15 Dustin Pedroia, R (1, 4) OBP: 0.404, SLG: 0.470	B SI 91 X CH 81 1-0 2B		B SI 91 B FF 90 C SI 91 B SL 83 C FF 91 X SL 81 3-2 ② G6-3 2-3			C FF 89 B SI 90 F FF 89 S FF 91 1-3 ① K	1 SAFE 1 SAFE C SI 90 1 SAFE X SI 90 0-1 28 E 28 S 1-3 1B			4	0	2	0	0	1	1
28 Adrián González, L (1, 3) OBP: 0.406, SLG: 0.562	B SI 91 F FF 90 C FF 91 B FF 91 S SL 83 2-3 ② K		X FF 90 0-0 ③ F7			B FF 91 C SI 89 X FF 90 1-1 20 FC5 2B	D CH 83 F FF 89 B SI 88 B SL 83 B FF 89 4-1 20 FC4-6 1-3 3-H BB			3	0	1	0	1	1	2
20 Kevin Youkilis, R (1, 5) OBP: 0.396, SLG: 0.492	C FF 91 B FF 92 C SL 80 F FF 92 C FF 91 1-3 ③ K			C SI 89 X FF 89 0-1 ① L4		B FF 92 C SL 81 X SL 80 1-1 ② FC5 2-3	C SI 88 B CH 83 C SI 89 X FF 90 1-2 ③ FC4-6 1-2f			4	0	0	0	0	1	4
34 David Ortiz, L (1, 10) OBP: 0.381, SLG: 0.554		B SI 89 C FF 88 B CH 84 C FF 90 F FF 91 B SL 82 X SI 91 3-2 13 1B 33 F8-2 2B		F SI 91 X FF 91 0-1 ② F8		B CH 82 X FF 91 1-0 ③ F7		C SL 79 X CH 83 0-1 ① G4-3		4	0	1	0	0	0	1
13 Carl Crawford, L (1, 7) OBP: 0.279, SLG: 0.382		C CH 83 B FF 92 X FF 90 1-1 2-3 1B		X CH 83 0-0 ③ G3			C SI 90 F CH 83 B FF 91 S FF 91 1-3 ① K	B SI 88 X CH 82 1-0 ② G3-1		4	0	1	0	0	1	0
16 Josh Reddick, L (1, 9) OBP: 0.408, SLG: 0.622		C FF 91 1 SAFE T SI 91 X SI 91 0-2 ① P4			B CH 82 F FF 89 X FF 89 1-1 ① G3-1		C CH 82 S FF 91 B FF 91 F FF 92 F FF 93 F SI 94 F SI 91 B SL 84 X SL 81 2-2 ② F7	B SL 82 C CH 82 B SI 88 X CH 83 2-1 ③ G3-1		4	0	0	0	0	0	2
33 Jason Varitek, S (1, 2) OBP: 0.317, SLG: 0.403		1 SAFE B SI 93 F SI 90 F SI 91 1 SAFE F SI 92 X SL 83 1-2 ② ③ F8-2 3-H			C SL 81 F CH 81 B FF 93 X FF 90 1-2 ② L4		S FF 92 S FF 93 B FF 92 F FF 92 B FF 91 X FF 92 2-2 10 2B 2 1B 1B			3	1	1	0	0	0	2
10 Marco Scutaro, R (1, 6) OBP: 0.335, SLG: 0.375			B FF 89 B FF 88 C FF 90 B SI 90 X FF 89 3-1 ① F7		B FF 90 X FF 91 1-0 1B		B SI 91 X FF 90 1-0 2 1B 1-3 2B			3	1	2	0	0	0	0

Inning Stats	1	2	3	4	5	6	7	8	9
	R: 0 E: 0 K: 2 S: 11 H: 1 LOB: 1 BB: 0 P: 18	R: 0 E: 0 K: 0 S: 13 H: 2 LOB: 1 BB: 0 P: 18	R: 0 E: 1 K: 0 S: 8 H: 1 LOB: 1 BB: 0 P: 14	R: 0 E: 0 K: 0 S: 5 H: 0 LOB: 0 BB: 0 P: 5	R: 0 E: 0 K: 0 S: 8 H: 1 LOB: 1 BB: 0 P: 12	R: 0 E: 0 K: 1 S: 8 H: 1 LOB: 1 BB: 0 P: 12	R: 3 E: 0 K: 1 S: 24 H: 4 LOB: 2 BB: 1 P: 36	R: 0 E: 0 K: 0 S: 5 H: 0 LOB: 0 BB: 0 P: 8	

	AB	33
	R	3
	H	10
	RBI	2
	BB	1
	SO	4
	LOB	13

	1B: 6	SF: 0	WP: 1	PA: 34
	2B: 5	SAC: 0	PB: 0	
	3B: 0	DP: 1	SB: 1	
	HR: 0	HBP: 0	CS: 0	

PITCHER		IP	WLS	BF	H	R	ER	SO	BB	IBB	HBP	BLK	WP	HR	S	P	ERA	WHIP
49 Blake Beavan, R ERA: 3.04	(1, 1)	6.2	L	28	9	3	3	4	0	0	0	0	0	0	71	104	4.05	1.350
39 David Pauley, R ERA: 2.06	(7, 1)	0.0		1	1	0	0	0	0	0	0	0	0	0	2	2	∞	∞
32 Aaron Laffey, L ERA: 2.31	(7, 1)	1.1		5	0	0	0	0	1	0	0	0	1	0	9	17	0.00	0.750

PITCHER	IP	WLS	BF	H	R	ER	SO	BB	IBB	HBP	BLK	WP	HR	S	P	ERA	WHIP

Batter	1	2	3	4	5	6	7	8	9	AB	R	H	RBI	BB	SO	LOB
51 Ichiro Suzuki, L (1, 9) OBP: 0.315, SLG: 0.318	B KN 66 B KN 66 B KN 66 C FF 72 S FF 72 F FF 73 X FF 74 3-2 G1-3		B KN 64 X KN 64 1-0 F9		1 SAFE X KN 67 0-0 26 CS 1-3 1B		C KN 66 B KN 67 C KN 65 X KN 66 1-2 26 HR 1-2 2-3 1B		C CU 78 C FF 91 X CU 80 0-2 G4-3 1-2	5	1	2	0	0	0	1
26 Brendan Ryan, R (1, 6) OBP: 0.324, SLG: 0.342	F KN 66 S KN 67 H KN 68 1-2 30 HR HBP		C KN 65 B KN 64 X KN 65 1-1 L3		F KN 67 1 SAFE 1 SAFE X KN 66 0-1 1-2 3-H 2B		X KN 66 0-0 1-H 2-H 3-H HR		F SI 93 X FF 92 0-1 G6-3	4	2	2	5	0	0	1
13 Dustin Ackley, L (1, 4) OBP: 0.347, SLG: 0.505	C KN 67 B KN 65 T KN 66 F KN 65 1 SAFE F KN 66 X KN 61 1-2 F8		C KN 65 S KN 66 F KN 66 X KN 66 0-2 2B		X KN 67 0-0 F7		X FF 93 0-0 F8		B CU 81 F FS 88 B CU 80 T FC 91 F FC 90 B CU 80 F FC 90 X FC 91 3-2 2-H 2B	5	0	2	1	0	0	2
30 Miguel Olivo, R (1, 2) OBP: 0.260, SLG: 0.395	1 SAFE X KN 66 0-0 1-H HR		X KN 67 0-0 G5-3			B KN 65 C FF 73 T KN 65 F KN 61 F KN 65 F CU 59 B KN 67 B FF 74 F FF 74 3-2 X KN 67 F9	S SI 94 B FF 94 B CU 80 X FF 91 2-1 P4		S FF 93 S FF 94 F FF 93 B FC 91 X FF 94 1-2 F7	5	1	1	2	0	0	2
17 Justin Smoak, S (1, 3) OBP: 0.319, SLG: 0.396	B KN 66 F KN 67 S KN 67 X KN 67 1-2 20 1B 2B			B KN 64 X KN 65 1-0 F8		C KN 66 B CU 62 C KN 66 F CU 60 X CU 57 1-2 G6-3		S FF 92 S FF 93 F CU 80 X FF 94 0-2 G4-3		4	0	1	0	0	0	0
20 Mike Carp, L (1, 7) OBP: 0.344, SLG: 0.439	C KN 66 B KN 66 X KN 65 1-1 2-H 1B			B KN 65 S KN 64 X KN 66 1-1 L9		C KN 66 C KN 59 T KN 67 0-2 K		S FF 94 B FF 93 F FF 92 B FF 93 X FC 91 2-2 1B		4	0	2	0	0	1	0
4 Adam Kennedy, L (1, 5) OBP: 0.297, SLG: 0.382		B KN 65 F KN 64 S KN 64 F KN 65 F KN 66 S KN 61 1-3 K	B KN 65 F KN 64 X KN 65 1-1 G4-3			B KN 65 F KN 65 X KN 66 1-1 F8	C FC 91 B SI 94 F SI 94 F FC 91 B FS 87 F CH 84 F FF 92 B FF 93 S FC 92 3-3 K		4	0	0	0	0	2	1
29 Jack Cust, L (1, 10) OBP: 0.347, SLG: 0.332		C KN 66 C KN 65 S KN 66 0-3 K2-3			B KN 66 F KN 63 S KN 67 S KN 66 1-3 K	B KN 65 F KN 66 S KN 66 X KN 66 1-2 51 1B 21 1B 26 HR 1B	X SI 94 0-0 F7		4	1	1	0	0	2	1
21 Franklin Gutierrez, R (1, 8) OBP: 0.230, SLG: 0.231		B KN 66 X KN 66 1-0 F8			B KN 66 C KN 66 B KN 67 B KN 66 B FF 73 4-1 51 1B 26 2B BB	B KN 65 B FF 73 C FF 73 X KN 68 2-1 51 1B 26 HR 1-2 1B			C FC 91 B CU 81 B FC 90 X FF 93 2-1 51 G4-3 13 2B 1B	3	3	2	0	1	0	0
Inning Stats	R: 2 E: 0 K: 0 S: 17 H: 3 LOB: 2 BB: 0 P: 24	R: 0 E: 0 K: 2 S: 9 H: 0 LOB: 0 BB: 0 P: 11	R: 0 E: 0 K: 0 S: 8 H: 1 LOB: 1 BB: 0 P: 10	R: 0 E: 0 K: 0 S: 5 H: 0 LOB: 0 BB: 0 P: 8	R: 1 E: 0 K: 1 S: 8 H: 2 LOB: 1 BB: 1 P: 13	R: 0 E: 0 K: 1 S: 14 H: 0 LOB: 0 BB: 0 P: 18	R: 4 E: 0 K: 0 S: 14 H: 4 LOB: 0 BB: 0 P: 21	R: 0 E: 0 K: 1 S: 14 H: 1 LOB: 1 BB: 0 P: 19	R: 1 E: 0 K: 0 S: 16 H: 2 LOB: 1 BB: 0 P: 22	1B: 7 2B: 4 3B: 0 HR: 2 SF: 0 SAC: 0 DP: 0 HBP: 1						

PITCHER		IP	WLS	BF	H	R	ER	SO	BB	IBB	HBP	BLK	WP	HR	S	P	ERA	WHIP
49 Tim Wakefield, R ERA: 5.15	(1, 1)	6.1	W	29	10	7	7	4	1	0	1	0	0	2	72	100	9.95	1.737
91 Alfredo Aceves, R ERA: 3.44	(7, 1)	2.2		11	3	1	1	1	0	0	0	0	0	0	33	46	3.38	1.125

PITCHER	IP	WLS	BF	H	R	ER	SO	BB	IBB	HBP	BLK	WP	HR	S	P	ERA	WHIP

TOP

Seattle Mariners @ Boston Red Sox

Fenway Park, Boston, MA

Sun Jul 24 2011, 1:41 PM - 4:40 PM EDT

Att. 37,650 - Partly Cloudy - 77 F

livebaseballscorecards.com

AB	38
R	8
H	13
RBI	8
BB	1
SO	5
LOB	8

1B: 7	SF: 0	WP: 0	PA: 40
2B: 4	SAC: 0	PB: 0	
3B: 0	DP: 0	SB: 0	
HR: 2	HBP: 1	CS: 1	

Batter	1	2	3	4	5	6	7	8	9	AB	R	H	RBI	BB	SO	LOB
2 Jacoby Ellsbury, L (1, 8) OBP: 0.377, SLG: 0.516	C CH 88 X FF 91 0-1 15 WP 28 1B 2B	B SL 83 F FF 96 C SL 86 B SL 87 B FF 97 F FF 96 S SL 86 3-3 ① K		B SI 96 C SL 84 B SL 86 F FF 95 X FF 97 2-2 ③ G5-3	C CU 75 S FC 88 B CU 79 F SL 84 B SI 91 F CU 78 F SI 92 B CU 78 X FC 90 3-2 ③ G4-3		X FS 81 0-0 15 FC5-4 1-2 3-H 1B			5	1	2	1	0	1	1
15 Dustin Pedroia, R (1, 4) OBP: 0.402, SLG: 0.469	C FF 90 B SL 82 B FF 92 X FF 92 2-1 ① F8 2-3	F FC 95 B SL 87 X SL 87 1-1 ② G6-3			B FF 92 X SL 84 1-0 ① G5-3	C SI 92 B FC 90 X CU 78 1-1 28 1B 2B	B FF 95 C FF 94 X FS 82 1-1 ② FC5-4 1-2f 2-3			5	1	1	0	0	0	3
28 Adrián González, L (1, 3) OBP: 0.408, SLG: 0.562	B FF 93 X FF 92 1-0 20 HR 3-H 1B	B FF 97 B SL 86 S FF 95 X CH 87 2-1 ③ G6-3			S FF 94 X CH 88 0-1 34 1B 20 BB 13 1B 1B	B SI 91 B CU 79 X SI 91 2-0 2-H 1B	C SI 94 X FS 82 0-1 ③ G3			5	2	3	2	0	0	2
20 Kevin Youkilis, R (1, 5) OBP: 0.398, SLG: 0.500 60 Yamaico Navarro, R (7, 5) OBP: 0.231, SLG: 0.333	B FF 94 B SL 81 X FF 93 2-0 1-H HR		C SL 80 X SL 86 0-1 ① G6-3		C FF 94 D SL 83 1 SAFE D SL 84 B FF 93 B FF 93 4-1 34 1B 13 1B 1-2 BB	F FC 89 B SI 92 F SI 91 C CU 80 1-3 ① K		F SI 96 B FS 85 C SL 86 B SI 96 F FS 84 C SI 95 2-3 ① K		3 1	2 0	1 0	2 0	1 0	1 1	1 0
34 David Ortiz, L (1, 10) OBP: 0.381, SLG: 0.552	C SL 82 B FF 95 C CH 88 X FF 96 1-2 13 2B 39 1B 1B		B FF 96 B SL 85 B SL 85 C FF 98 F SL 86 S FF 98 3-3 ② K		X SI 86 0-0 13 1B 16 2B 1-2 2-3 1B	C SI 91 B CU 79 X FC 88 1-1 ② F9		F SI 96 B FS 85 B FS 84 F SI 95 X SL 86 2-2 ② G3-1		5	2	2	0	0	1	1
13 Carl Crawford, L (1, 7) OBP: 0.288, SLG: 0.390	C SL 83 X FF 94 0-1 39 1B 1-3 2B		B CH 87 C FF 96 B SL 87 X FF 95 2-1 16 CS 1B		B SL 79 C SI 88 X SI 88 1-1 16 2B 39 1B 1-2 2-H 3-H 1B	C SI 92 C CU 78 B CU 80 B CU 79 S FC 89 2-3 ③ K		B SI 97 B SI 96 C SI 95 B FS 83 C SI 96 B SI 97 4-2 BB		4	2	3	2	1	1	1
16 Josh Reddick, L (1, 9) OBP: 0.407, SLG: 0.621	C SL 84 D SL 86 C FF 96 S SL 85 1-3 ② K		1 SAFE S FF 92 B SL 82 F FF 93 S SL 86 1-3 ③ K 1-2		F FF 90 B SI 87 X FF 90 1-1 39 1B 1-3 2-H 2B		B FS 79 F FF 93 C SL 81 F SL 79 X FF 95 1-2 39 1B 2 1B 1B	X SI 96 0-0 ③ L4		5	2	2	1	0	2	4
39 Jarrod Saltalamacchia, S (1, 2) OBP: 0.326, SLG: 0.454	F FF 94 X FF 94 0-1 2-H 3-H 1B			F SL 82 S SI 94 B SL 86 X SL 86 1-2 ① G3	B SI 89 B CH 82 S FF 91 B SI 88 X SI 87 3-1 2-H 3-H 1B		C FS 80 X FF 95 0-1 15 FC5-4 2 1B 1-3 1B			4	0	3	4	0	0	0
10 Marco Scutaro, R (1, 6) OBP: 0.329, SLG: 0.368	C FF 96 F SL 85 F FF 94 B SL 86 B SL 86 B FF 96 F FF 95 F SL 85 X FF 95 3-2 ③ G4-3			C SI 95 B SL 87 B SL 86 C FF 96 X FF 96 2-2 ② G6-3	X SI 91 0-0 ② L8		X FF 94 0-0 ① P4			4	0	0	0	0	0	4
Inning Stats	R: 5 E: 0 K: 1 S: 22 H: 6 LOB: 1 BB: 0 P: 32	R: 0 E: 0 K: 1 S: 8 H: 0 LOB: 0 BB: 0 P: 14	R: 0 E: 0 K: 2 S: 10 H: 1 LOB: 1 BB: 0 P: 16	R: 0 E: 0 K: 0 S: 9 H: 0 LOB: 0 BB: 0 P: 14	R: 5 E: 0 K: 0 S: 18 H: 5 LOB: 1 BB: 1 P: 31	R: 1 E: 0 K: 2 S: 11 H: 2 LOB: 1 BB: 0 P: 18	R: 1 E: 0 K: 0 S: 12 H: 3 LOB: 2 BB: 0 P: 14	R: 0 E: 0 K: 1 S: 10 H: 0 LOB: 1 BB: 1 P: 18		1B: 12 2B: 4 3B: 0 HR: 1 SF: 0 SAC: 0 DP: 0 HBP: 0				WP: 1 PB: 0 SB: 0 CS: 1 PA: 43		

BOTTOM

Seattle Mariners @ Boston Red Sox

Fenway Park, Boston, MA

Sun Jul 24 2011, 1:41 PM - 4:40 PM EDT

Att. 37,650 - Partly Cloudy - 77 F

livebaseballscorecards.com

AB	41
R	12
H	17
RBI	12
BB	2
SO	7
LOB	17

PITCHER		IP	WLS	BF	H	R	ER	SO	BB	IBB	HBP	BLK	WP	HR	S	P	ERA	WHIP
36 Michael Pineda, R ERA: 3.64	(1, 1)	4.1	L	22	8	7	7	4	1	0	0	0	1	1	53	85	14.54	2.077
32 Aaron Laffey, L ERA: 3.0	(5, 1)	0.0		4	4	3	3	0	0	0	0	0	0	0	7	12	∞	∞
50 Jamey Wright, R ERA: 4.17	(5, 1)	1.2		7	2	1	1	2	0	0	0	0	0	0	18	28	5.40	1.200
31 Josh Lueke, R ERA: 14.04	(7, 1)	1.0		6	3	1	1	0	0	0	0	0	0	0	12	14	9.00	3.000
43 Brandon League, R ERA: 3.26	(8, 1)	1.0		4	0	0	0	1	1	0	0	0	0	0	10	18	0.00	1.000

PITCHER	IP	WLS	BF	H	R	ER	SO	BB	IBB	HBP	BLK	WP	HR	S	P	ERA	WHIP

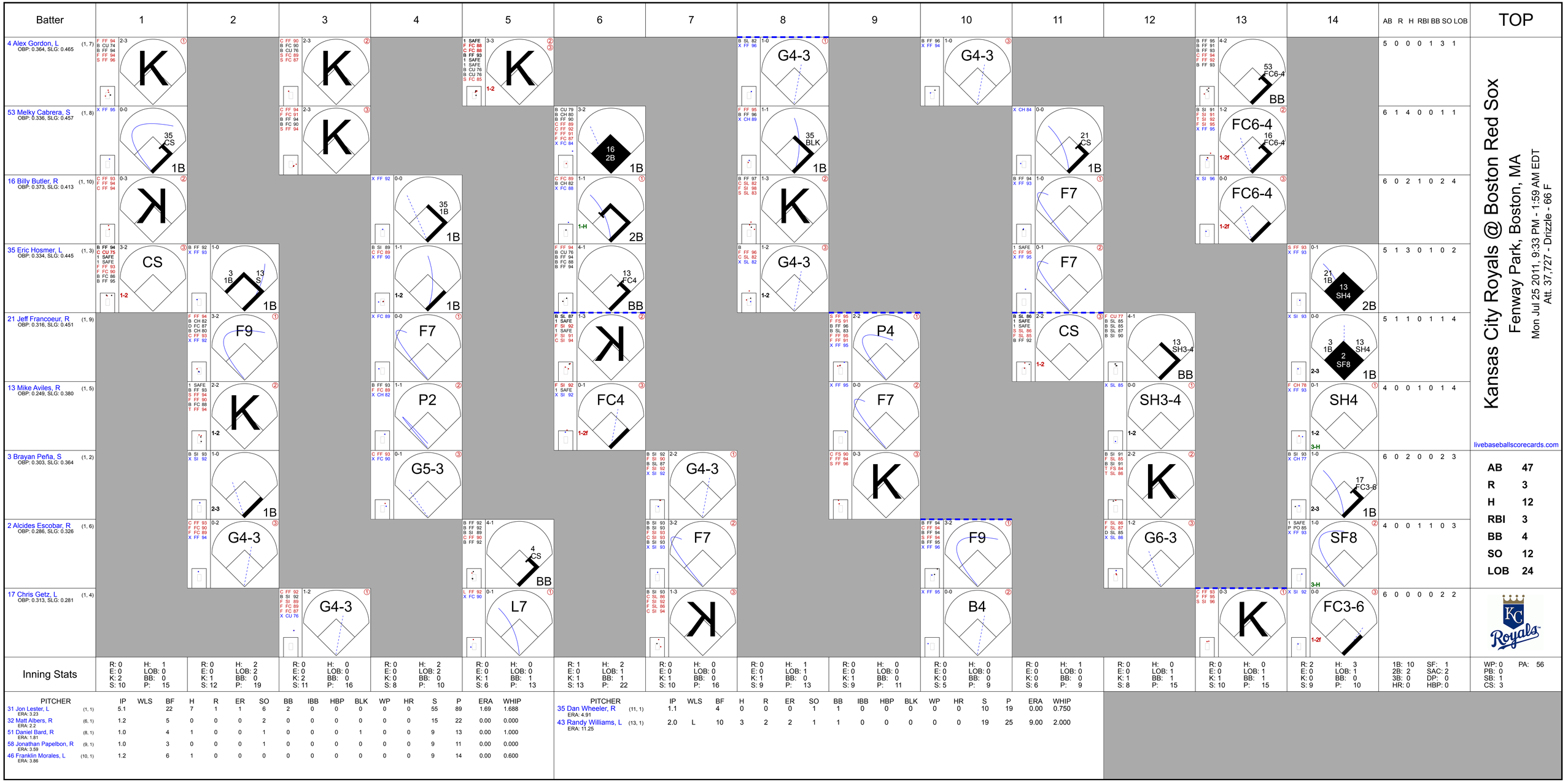
Batter
1
2
3
4
5
6
7
8
9
10
11
12
13
14
AB R H RBI BB SO LOB
TOP
4 Alex Gordon, L (1, 7)
OBP: 0.364, SLG: 0.465
5 0 0 0 1 3 1
53 Melky Cabrera, S (1, 8)
OBP: 0.336, SLG: 0.457
6 1 4 0 0 1 1
16 Billy Butler, R (1, 10)
OBP: 0.373, SLG: 0.413
6 0 2 1 0 2 4
35 Eric Hosmer, L (1, 9)
OBP: 0.334, SLG: 0.445
5 1 3 0 1 0 2
21 Jeff Francoeur, R (1, 9)
OBP: 0.316, SLG: 0.451
5 1 1 0 1 1 4
13 Mike Aviles, R (1, 5)
OBP: 0.249, SLG: 0.380
4 0 0 1 0 1 4
3 Brayan Peña, S (1, 2)
OBP: 0.303, SLG: 0.364
6 0 2 0 0 2 3
2 Alcides Escobar, R (1, 6)
OBP: 0.286, SLG: 0.326
4 0 0 1 1 0 3
17 Chris Getz, L (1, 4)
OBP: 0.313, SLG: 0.281
6 0 0 0 0 2 2
Kansas City Royals @ Boston Red Sox
Fenway Park, Boston, MA
Mon Jul 25 2011, 9:33 PM - 1:59 AM EDT
Att. 37,727 - Drizzle - 66 F
livebaseballscorecards.com
AB 47
R 3
H 12
RBI 3
BB 4
SO 12
LOB 24
Inning Stats
R: 0 H: 1 E: 0 LOB: 0 K: 2 BB: 0 S: 10 P: 15
R: 0 H: 2 E: 0 LOB: 2 K: 1 BB: 0 S: 12 P: 19
R: 0 H: 0 E: 0 LOB: 0 K: 2 BB: 0 S: 11 P: 16
R: 0 H: 2 E: 0 LOB: 2 K: 0 BB: 0 S: 8 P: 10
R: 0 H: 0 E: 0 LOB: 1 K: 1 BB: 0 S: 6 P: 13
R: 1 H: 2 E: 0 LOB: 1 K: 1 BB: 1 S: 13 P: 22
R: 0 H: 0 E: 0 LOB: 0 K: 1 BB: 0 S: 10 P: 16
R: 0 H: 1 E: 0 LOB: 1 K: 1 BB: 0 S: 9 P: 13
R: 0 H: 0 E: 0 LOB: 0 K: 1 BB: 0 S: 9 P: 11
R: 0 H: 0 E: 0 LOB: 0 K: 0 BB: 0 S: 5 P: 9
R: 0 H: 1 E: 0 LOB: 0 K: 0 BB: 0 S: 6 P: 9
R: 0 H: 0 E: 0 LOB: 1 K: 1 BB: 1 P: 15
R: 0 H: 0 E: 0 LOB: 1 K: 1 BB: 1 S: 10 P: 15
R: 2 H: 3 E: 0 LOB: 1 K: 0 BB: 0 S: 9 P: 10
1B: 10 SF: 1 2B: 2 SAC: 2 3B: 0 DP: 0 HR: 0 HBP: 0
WP: 0 PA: 56 PB: 0 SB: 1 CS: 3
PITCHER IP WLS BF H R ER SO BB IBB HBP BLK WP HR S P ERA WHIP
31 Jon Lester, L (1, 1) ERA: 3.23 5.1 22 7 1 1 6 2 0 0 0 0 0 55 89 1.69 1.688
32 Matt Albers, R (6, 1) ERA: 2.2 1.2 5 0 0 0 2 0 0 0 0 0 0 15 22 0.00 0.000
51 Daniel Bard, R (8, 1) ERA: 1.81 1.0 4 1 0 0 1 0 0 0 1 0 0 9 13 0.00 1.000
58 Jonathan Papelbon, R (9, 1) ERA: 3.59 1.0 3 0 0 0 1 0 0 0 0 0 0 9 11 0.00 0.000
46 Franklin Morales, L (10, 1) ERA: 3.86 1.2 6 1 0 0 0 0 0 0 0 0 0 9 14 0.00 0.600
PITCHER IP WLS BF H R ER SO BB IBB HBP BLK WP HR S P ERA WHIP
35 Dan Wheeler, R (11, 1) ERA: 4.91 1.1 4 0 0 0 1 1 0 0 0 0 0 10 19 0.00 0.750
43 Randy Williams, L (13, 1) ERA: 11.25 2.0 L 10 3 2 2 1 1 0 0 0 0 0 19 25 9.00 2.000

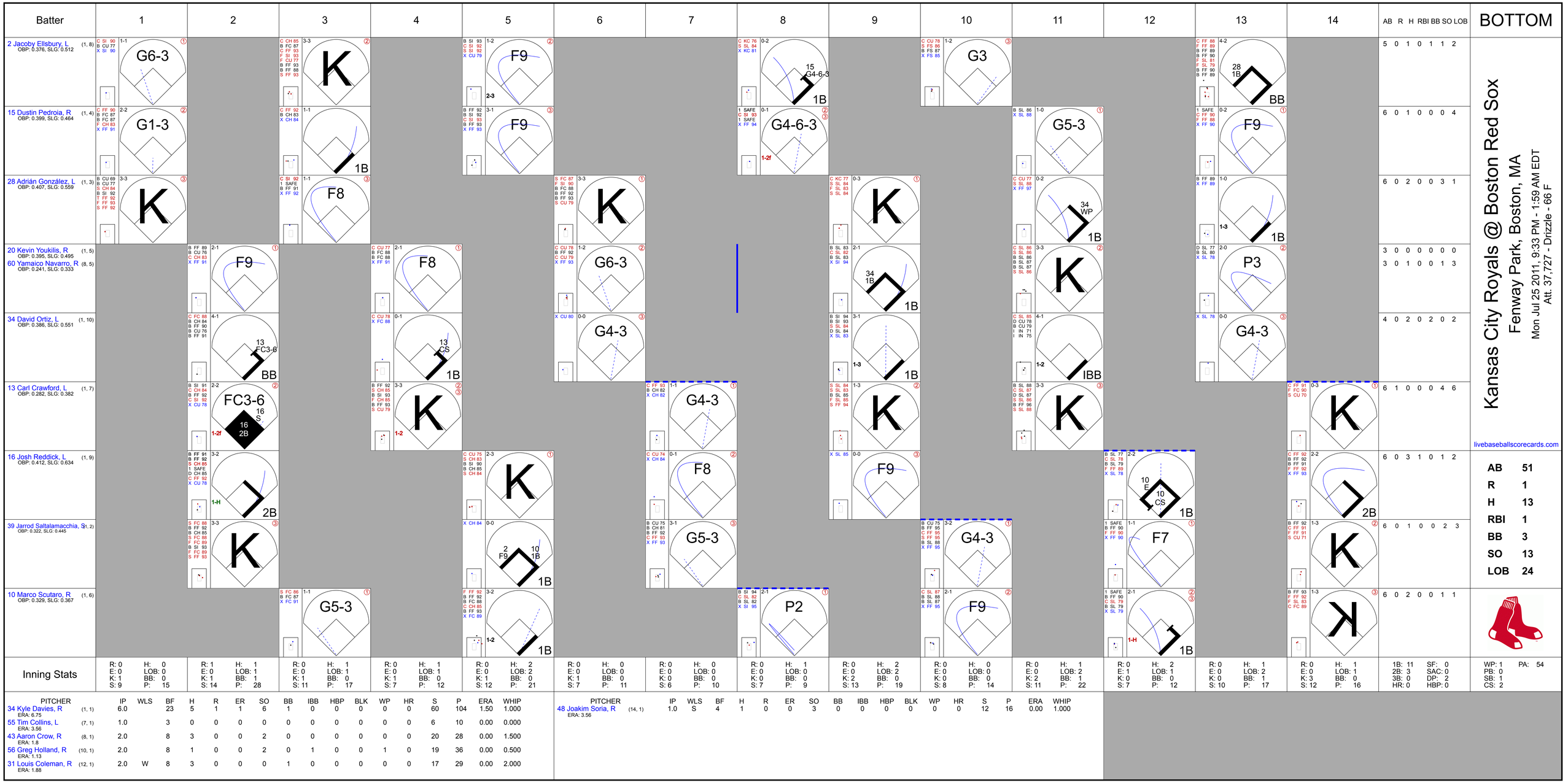
Batter
1
2
3
4
5
6
7
8
9
10
11
12
13
14
AB R H RBI BB SO LOB
BOTTOM
2 Jacoby Ellsbury, L (1, 8) OBP: 0.376, SLG: 0.512
15 Dustin Pedroia, R (1, 4) OBP: 0.399, SLG: 0.464
28 Adrián González, L (1, 3) OBP: 0.407, SLG: 0.559
20 Kevin Youkilis, R (1, 5) OBP: 0.395, SLG: 0.495
60 Yamaico Navarro, R (8, 5) OBP: 0.241, SLG: 0.333
34 David Ortiz, L (1, 10) OBP: 0.386, SLG: 0.551
13 Carl Crawford, L (1, 7) OBP: 0.282, SLG: 0.382
16 Josh Reddick, L (1, 9) OBP: 0.412, SLG: 0.634
39 Jarrod Saltalamacchia, S (1, 2) OBP: 0.322, SLG: 0.445
10 Marco Scutaro, R (1, 6) OBP: 0.329, SLG: 0.367
5 0 1 0 1 1 2
6 0 1 0 0 0 4
6 0 2 0 0 3 1
3 0 0 0 0 0 0
3 0 1 0 0 1 3
4 0 2 0 2 0 2
6 1 0 0 0 4 6
6 0 3 1 0 1 2
6 0 1 0 0 2 3
6 0 2 0 0 1 1
Kansas City Royals @ Boston Red Sox
Fenway Park, Boston, MA
Mon Jul 25 2011, 9:33 PM - 1:59 AM EDT
Att. 37,727 - Drizzle - 66 F
livebaseballscorecards.com
AB 51
R 1
H 13
RBI 1
BB 3
SO 13
LOB 24
Inning Stats
R: 0 E: 0 K: 1 S: 9 H: 0 LOB: 0 BB: 0 P: 15
R: 1 E: 0 K: 1 S: 14 H: 1 LOB: 1 BB: 1 P: 28
R: 0 E: 0 K: 1 S: 11 H: 1 LOB: 1 BB: 0 P: 17
R: 0 E: 0 K: 1 S: 7 H: 1 LOB: 1 BB: 0 P: 12
R: 0 E: 0 K: 1 S: 12 H: 2 LOB: 2 BB: 0 P: 21
R: 0 E: 0 K: 1 S: 7 H: 0 LOB: 0 BB: 0 P: 11
R: 0 E: 0 K: 0 S: 6 H: 0 LOB: 0 BB: 0 P: 10
R: 0 E: 0 K: 0 S: 7 H: 1 LOB: 0 BB: 0 P: 9
R: 0 E: 0 K: 2 S: 13 H: 2 LOB: 2 BB: 0 P: 19
R: 0 E: 0 K: 0 S: 8 H: 0 LOB: 0 BB: 0 P: 14
R: 0 E: 0 K: 2 S: 11 H: 1 LOB: 2 BB: 1 P: 22
R: 0 E: 1 K: 0 S: 7 H: 2 LOB: 1 BB: 0 P: 12
R: 0 E: 0 K: 0 S: 10 H: 1 LOB: 2 BB: 1 P: 17
R: 0 E: 0 K: 3 S: 12 H: 1 LOB: 1 BB: 0 P: 16
1B: 11 2B: 3 3B: 0 HR: 0 SF: 0 SAC: 0 DP: 2 HBP: 0
WP: 1 PB: 0 SB: 1 CS: 2 PA: 54
PITCHER IP WLS BF H R ER SO BB IBB HBP BLK WP HR S P ERA WHIP
34 Kyle Davies, R (1, 1) ERA: 6.75 6.0 23 5 1 1 6 1 0 0 0 0 0 60 104 1.50 1.000
55 Tim Collins, L (7, 1) ERA: 3.56 1.0 3 0 0 0 0 0 0 0 0 0 0 6 10 0.00 0.000
43 Aaron Crow, R (8, 1) ERA: 1.8 2.0 8 3 0 0 2 0 0 0 0 0 0 20 28 0.00 1.500
56 Greg Holland, R (10, 1) ERA: 1.13 2.0 8 1 0 0 2 0 1 0 0 1 0 19 36 0.00 0.500
31 Louis Coleman, R (12, 1) ERA: 1.88 2.0 W 8 3 0 0 0 1 0 0 0 0 0 17 29 0.00 2.000
PITCHER IP WLS BF H R ER SO BB IBB HBP BLK WP HR S P ERA WHIP
48 Joakim Soria, R (14, 1) ERA: 3.56 1.0 S 4 1 0 0 3 0 0 0 0 0 0 0 12 16 0.00 1.000

Kansas City Royals @ Boston Red Sox

Fenway Park, Boston, MA

Tue Jul 26 2011, 7:12 PM - 11:02 PM EDT

Att. 37,460 - Partly Cloudy - 74 F

TOP

livebaseballscorecards.com

Batter	1	2	3	4	5	6	7	8	9	AB	R	H	RBI	BB	SO	LOB
4 Alex Gordon, L (1, 7) OBP: 0.367, SLG: 0.475	P5	F6		HR		2B		BB		4	1	2	2	1	0	3
53 Melky Cabrera, S (1, 8) OBP: 0.335, SLG: 0.454	1B	L6		P3		K		G4-6-3		5	1	1	0	0	1	5
16 Billy Butler, R (1, 10) OBP: 0.378, SLG: 0.427	1B	2B		HR		HBP		K		4	2	3	3	0	1	0
35 Eric Hosmer, L (1, 3) OBP: 0.335, SLG: 0.448	2B	K		F8		FC1-6			1B	5	1	2	1	0	1	4
21 Jeff Francoeur, R (1, 9) OBP: 0.319, SLG: 0.454	SF7		BB	2B		F8			BB	2	1	1	1	2	0	2
8 Mike Moustakas, L (1, 5) OBP: 0.248, SLG: 0.248	G4-3		L6	F9			K		1B	5	0	1	1	0	1	3
13 Mike Aviles, R (1, 4) OBP: 0.258, SLG: 0.391		1B	2B		P4		1B		G5-4-3	5	1	3	0	0	0	2
15 Matt Treanor, R (1, 2) OBP: 0.356, SLG: 0.311		BB	F8		F9		K		1B	4	1	1	1	1	1	2
2 Alcides Escobar, R (1, 6) OBP: 0.286, SLG: 0.325		SH		HR	F8		G6-3		K	4	1	1	0	0	1	2
Inning Stats	R: 2 E: 0 K: 0 S: 15 H: 3 LOB: 1 BB: 0 P: 22	R: 2 E: 1 K: 1 S: 13 H: 2 LOB: 2 BB: 1 P: 26	R: 0 E: 0 K: 0 S: 7 H: 1 LOB: 1 BB: 1 P: 16	R: 3 E: 0 K: 0 S: 10 H: 4 LOB: 1 BB: 0 P: 20	R: 0 E: 0 K: 0 S: 7 H: 0 LOB: 0 BB: 0 P: 11	R: 0 E: 0 K: 1 S: 13 H: 1 LOB: 2 BB: 0 P: 20	R: 0 E: 0 K: 2 S: 12 H: 1 LOB: 1 BB: 0 P: 17	R: 0 E: 0 K: 1 S: 10 H: 0 LOB: 0 BB: 1 P: 17	R: 2 E: 0 K: 1 S: 15 H: 3 LOB: 1 BB: 1 P: 23	1B: 8 2B: 5 3B: 0 HR: 2 SF: 1 SAC: 1 DP: 2 HBP: 1						

	AB	38
	R	9
	H	15
	RBI	9
	BB	4
	SO	6
	LOB	23

WP: 0 PB: 0 SB: 0 CS: 0 PA: 45

PITCHER		IP	WLS	BF	H	R	ER	SO	BB	IBB	HBP	BLK	WP	HR	S	P	ERA	WHIP
30 Andrew Miller, L (1, 1) ERA: 5.45		3.2		22	9	7	5	1	2	0	0	0	0	2	43	80	12.27	3.000
91 Alfredo Aceves, R (4, 1) ERA: 3.28		3.1	W	14	3	0	0	3	0	0	1	0	0	0	34	52	0.00	0.900
32 Matt Albers, R (8, 1) ERA: 2.14		1.0		3	0	0	0	1	1	0	0	0	0	0	10	17	0.00	1.000
46 Franklin Morales, L (9, 1) ERA: 4.39		1.0		6	3	2	2	1	1	0	0	0	0	0	15	23	18.00	4.000

PITCHER	IP	WLS	BF	H	R	ER	SO	BB	IBB	HBP	BLK	WP	HR	S	P	ERA	WHIP

Batter	1	2	3	4	5	6	7	8	9	AB	R	H	RBI	BB	SO	LOB
54 Darnell McDonald, R (1, 8) OBP: 0.244, SLG: 0.312 44 Drew Sutton, S (5, PH) OBP: 0.346, SLG: 0.438 (6, 5)	C SI 93 B SI 94 B FF 93 B SI 94 B SI 94 4-1 28 WP 10 S 28 SF7 BB	B CU 73 X SI 91 1-0 ③ FC5-4 1-2f		C FF 90 B SI 90 B SI 91 F FF 90 B CU 75 F SI 91 S SI 91 3-3 ① K	X KC 81 0-0 SH 28 1B 1-H 2-H	C SI 94 F SL 87 B SL 86 S CH 85 1-3 ① K	D FF 92 S FF 92 F CU 75 F FF 93 B CU 76 B CH 82 F CU 73 B FF 93 4-2 10 FC5-2-6 BB			2 1 0 0 1 1 1 1 1 0 0 1 1 0						
10 Marco Scutaro, R (1, 6) OBP: 0.333, SLG: 0.369	B SI 94 C SI 93 1 SAFE B CH 86 F SI 94 X FF 94 2-2 ① P2 1-2		C SI 92 X SI 93 0-1 15 2B 2B	C SI 91 B CU 74 B CH 83 B CH 82 C SI 91 X SI 92 3-2 ② G6-3	D KC 82 C CH 86 C CH 87 B CH 88 B SL 84 B FF 91 4-2 15 1B 28 1B 34 1B BB	B SL 87 C SL 87 C CH 84 B SI 97 B CH 84 B SI 95 4-2 15 BB 28 HBP BB	B FF 92 D CH 83 X CH 81 2-0 ② FC5-2-6 28 FC6 1-3 3-H			4 2 1 0 2 0 3						
28 Adrián González, L (1, 3) OBP: 0.411, SLG: 0.560	B SI 95 S SI 94 S CU 75 F CU 77 F SI 95 F SI 94 X CU 77 1-2 ② SF7 2-H		B SI 91 F CU 74 B FF 93 B SI 92 B FF 91 4-1 15 2B 34 2B BB	C SI 92 B SI 92 F CH 83 X SI 93 1-2 34 BB 15 1B 13 BB 1B	C SI 93 F SI 96 B SL 88 F SL 88 1 SAFE F FF 96 F SL 88 X CH 86 1-2 15 1B 34 1B 3-H 1B	H SI 95 1-0 15 BB 1-2 HBP	C FF 93 C FF 93 X FF 94 0-2 ③ FC6 1-2f			3 3 2 2 1 0 2						
15 Dustin Pedroia, R (1, 4) OBP: 0.404, SLG: 0.476	C SI 96 B SI 95 C CU 77 B SI 95 F SI 94 B CH 84 X SI 94 3-2 34 2B 3B		C CH 85 F CH 84 X SI 93 0-2 34 2B 1-3 2-H 2B	B SI 89 F CH 88 B SI 90 X SI 89 2-1 13 BB 34 BB 1-2 1B	T SI 97 B FF 96 S SL 89 X SL 90 1-2 34 1B 16 SF8 1-2 2-3 1B	B FF 96 C SL 88 B FF 96 B SI 96 B SI 94 4-1 1-2 2-3 BB		B CH 76 B KN 73 F KN 74 F CH 76 B CU 78 X CH 80 3-2 ① F7		5 3 4 1 1 0 0						
34 David Ortiz, L (1, 10) OBP: 0.393, SLG: 0.564	C CU 76 X CU 77 0-1 3-H 2B		B SI 93 C SI 92 F SI 92 F SI 93 X CU 76 1-2 2-H 3-H 2B	C CH 86 B SI 90 F CH 87 F CH 87 B CH 88 B KC 81 4-2 13 BB 1-2 2-3 BB	X SI 97 0-0 13 1B 1-3 2-H 3-H 1B	C CH 86 F CH 88 B CH 86 B SI 96 F SL 88 F CH 86 S SI 96 2-3 ② K		C CH 77 B CH 78 F CH 77 B CU 69 X CU 70 2-2 13 G4-3 2B		5 0 4 5 1 1 3						
13 Carl Crawford, L (1, 7) OBP: 0.283, SLG: 0.379	D SI 93 F FF 91 F SI 93 B SI 93 F CU 76 F CU 76 S FF 94 2-3 ③ K		B SI 93 B SI 92 B FF 92 C FF 91 F SI 92 T FF 92 3-2 ① K	B SI 91 F CH 86 B SI 90 D CH 87 B SI 90 4-1 1-2 2-3 3-H BB	C SI 95 F SL 87 X SL 88 0-2 1-2 1B	X CH 86 0-0 ③ P5		C CH 76 X CH 77 0-1 ② G4-3 2-3		5 0 1 1 1 2 6						
33 Jason Varitek, S (1, 2) OBP: 0.317, SLG: 0.416		C FF 93 C CU 75 F FF 93 B FF 92 S SI 93 1-3 ① K	D CH 83 B FF 91 H SI 89 3-0 HBP	B SI 91 B SI 89 C SI 90 B SI 90 F SI 90 X FF 92 3-2 ③ F8	B SI 95 F FF 96 B SI 96 S CH 84 S SI 97 2-3 ① K		X FF 92 0-0 HR	F CH 76 S CU 70 X SL 81 0-2 ③ L1		5 1 1 1 0 2 7						
16 Josh Reddick, L (1, 9) OBP: 0.403, SLG: 0.619		B FF 93 B FF 91 C SI 93 B FF 92 X FF 92 3-1 ② P4	C CU 74 F SI 91 D CU 77 S CU 75 1-3 ② K	C FF 90 0-2 C CH 85 X SI 90 2 1B 44 SH 1B C CH 86 1-1 ② B SI 97 X SI 96 SF8 3-H			B FF 93 C CH 82 F CH 81 F CH 82 B CU 74 F CU 74 S FF 93 2-3 ① K			4 1 1 1 0 2 2						
60 Yamaico Navarro, R (1, 5) OBP: 0.258, SLG: 0.321 2 Jacoby Ellsbury, L (5, PH) OBP: 0.378, SLG: 0.516 (6, 8)		B SI 94 B CH 84 B SI 92 C FF 92 F SI 92 F SI 93 B FF 93 4-2 54 FC5-4 BB	B SI 91 C FF 92 D CU 75 B CH 82 X SI 92 3-1 ③ F9	B SI 89 1-1 F CH 86 B SI 90 X FF 92 44 SH 1-2 1B F FF 96 1-2 ③ C SI 87 B SL 87 X SI 88 F8			C CU 76 B CU 77 S CH 82 X FF 93 1-2 E8 10 FC5-2-6 2B			1 0 0 0 1 0 2 3 1 2 0 0 0 2						
Inning Stats	R: 2 E: 0 K: 1 S: 21 H: 2 LOB: 1 BB: 1 P: 33	R: 0 E: 0 K: 1 S: 10 H: 0 LOB: 1 BB: 1 P: 19	R: 3 E: 0 K: 2 S: 18 H: 3 LOB: 2 BB: 1 P: 33	R: 1 E: 0 K: 1 S: 18 H: 2 LOB: 3 BB: 2 P: 38	R: 6 E: 1 K: 1 S: 30 H: 6 LOB: 2 BB: 1 P: 41	R: 0 E: 0 K: 2 S: 12 H: 0 LOB: 3 BB: 2 P: 24	R: 1 E: 1 K: 1 S: 17 H: 2 LOB: 2 BB: 1 P: 26	R: 0 E: 0 K: 0 S: 11 H: 1 LOB: 1 BB: 0 P: 16		1B: 8 2B: 6 3B: 1 HR: 1 SF: 2 SAC: 1 DP: 0 HBP: 2						

PITCHER		IP	WLS	BF	H	R	ER	SO	BB	IBB	HBP	BLK	WP	HR	S	P	ERA	WHIP
23 Danny Duffy, L ERA: 5.17	(1, 1)	3.2		21	6	6	6	5	3	0	1	0	1	0	59	102	14.73	2.455
47 Nate Adcock, R ERA: 5.45	(4, 1)	0.1	L	8	3	4	4	0	3	0	0	0	0	0	16	34	108.00	18.000
38 Blake Wood, R ERA: 3.77	(5, 1)	2.0		13	4	2	1	3	2	0	1	0	0	0	34	52	4.50	3.000
55 Tim Collins, L ERA: 3.67	(7, 1)	1.0		6	2	1	1	1	1	0	0	0	0	1	17	26	9.00	3.000
12 Mitch Maier, R ERA:	(8, 1)	1.0		4	1	0	0	0	0	0	0	0	0	0	11	16	0.00	1.000

PITCHER	IP	WLS	BF	H	R	ER	SO	BB	IBB	HBP	BLK	WP	HR	S	P	ERA	WHIP

BOTTOM

Kansas City Royals @ Boston Red Sox

Fenway Park, Boston, MA

Tue Jul 26 2011, 7:12 PM - 11:02 PM EDT

Att. 37,460 - Partly Cloudy - 74 F

livebaseballscorecards.com

AB	38
R	13
H	16
RBI	11
BB	9
SO	9
LOB	28

WP: 1 PA: 52
PB: 0
SB: 1
CS: 0

Batter	1	2	3	4	5	6	7	8	9	AB	R	H	RBI	BB	SO	LOB
4 Alex Gordon, L (1, 7) OBP: 0.369, SLG: 0.483	C SI 92 F SI 92 F FF 94 B CH 87 X FC 87 1-2 35 HR 2B	X CH 84 0-0 53 FC1-5-6 2B		F SI 93 B SI 93 C FF 88 F FF 94 F FF 93 B CU 82 X SI 94 2-2 ③ F7		B CU 77 B CU 76 F FF 90 F SI 91 X CU 80 2-2 ② F8		B FF 94 B SI 90 C SI 91 X FF 91 2-1 35 1B 2B	B FF 89 B SL 85 F SL 86 S CU 75 F SL 86 S FS 84 2-3 ③ K	6	2	3	0	0	1	2
53 Melky Cabrera, S (1, 8) OBP: 0.333, SLG: 0.453	L CU 80 B FC 88 X CH 84 1-1 E5 35 HR	F SI 93 X FC 88 0-1 ② FC1-5-6 16 1B 2-3			C CU 77 X FF 90 0-1 ① F9	C FC 86 F CH 82 F FC 87 X CU 81 0-2 16 1B 2B		S SL 88 S SL 88 B SI 95 F SL 90 S FF 94 1-3 ① K		5	1	1	0	0	1	3
16 Billy Butler, R (1, 10) OBP: 0.381, SLG: 0.438	C FF 92 F FC 88 B SI 93 S SI 93 1-3 ① K	C FC 89 F FC 89 B FF 94 D FC 89 X FC 82 2-2 2-3 1B			F SI 91 F SI 93 X SI 92 0-2 HR	F FF 92 B FC 87 X FF 92 1-1 2-3 1B		C SL 85 B SL 85 B SL 86 S SL 84 S SL 86 2-3 ② K		5	1	3	1	0	2	3
35 Eric Hosmer, L (1, 3) OBP: 0.336, SLG: 0.457	B CU 81 B CU 81 X CH 84 2-0 1-H 2-H HR	S SI 93 F FF 93 X FF 94 0-2 ③ F8			F SI 92 F SI 93 S FC 82 0-3 ② K	C FF 95 B FF 95 C FF 95 X FF 96 1-2 ③ G4-3		B FF 90 B FF 88 F SL 85 X SL 85 2-1 2-H 1B		5	1	2	4	0	1	4
21 Jeff Francoeur, R (1, 9) OBP: 0.320, SLG: 0.459	B FF 92 F SI 93 B FC 89 B SI 93 S FF 93 X FF 93 3-2 ② P6		X FC 88 0-0 ① F8		B FF 93 B CU 81 B SI 93 C SI 91 X SI 92 3-1 3 1B 2B		F SI 94 X SI 91 1-1 2B	S CU 75 X SL 85 0-1 ③ F9		5	0	2	0	0	0	1
8 Mike Moustakas, L (1, 5) OBP: 0.260, SLG: 0.250	F SI 94 B FF 93 X FF 93 1-1 3 2B 1B		B SI 92 B SI 91 C FF 92 B CU 79 X FF 92 3-1 ② L7		B SI 92 B SI 92 B CU 78 B SI 91 4-0 3 1B BB		B SI 95 B FF 93 B FF 93 C SI 91 B SL 90 4-1 BB		C CU 74 X SL 85 0-1 ① P5	3	0	1	0	2	0	0
3 Brayan Peña, S (1, 2) OBP: 0.306, SLG: 0.371	C FF 94 F SI 93 B CH 86 X FC 82 1-2 1-3 2B		C SI 93 B FF 92 X FC 85 1-1 ③ G4-3		B FC 83 F SI 91 C FC 84 X FF 91 1-2 1-2 2-3 1B		X FF 94 0-0 ① P4		X SI 89 0-0 ② F8	5	0	2	0	0	0	2
17 Chris Getz, L (1, 4) OBP: 0.312, SLG: 0.280	B SI 92 F FF 92 X SI 92 1-1 ③ G3-1			B FF 91 C FF 91 B CH 83 C FF 89 X FC 88 2-2 ① G6-3	C FC 87 C SI 92 F FC 87 F CU 81 X FF 92 0-2 ③ P2		C SI 94 X FF 94 0-1 ② F7		C CU 74 F SL 85 B SL 85 X FF 90 1-2 13 1B 1B	5	0	1	0	0	0	7
2 Alcides Escobar, R (1, 6) OBP: 0.283, SLG: 0.321 13 Mike Aviles, R (7, 6) OBP: 0.261, SLG: 0.395		C FF 90 C FF 92 X CU 80 0-2 ① G6-3		B SI 93 T FF 92 B FC 88 S FF 92 B FC 89 T FF 92 3-2 ② K		C SI 90 F SI 92 X FC 85 0-2 ① F9	B FF 95 X FF 93 1-0 ③ F7		C SL 85 B SI 90 C SI 90 X CU 75 1-2 1-2 1B	4 1	0 0	0 1	0 0	0 0	1 0	2 0
Inning Stats	R: 3 H: 4 E: 1 LOB: 2 K: 1 BB: 0 S: 20 P: 31	R: 0 H: 2 E: 0 LOB: 2 K: 0 BB: 0 S: 12 P: 14	R: 0 H: 0 E: 0 LOB: 0 K: 0 BB: 0 S: 5 P: 9	R: 0 H: 0 E: 0 LOB: 0 K: 1 BB: 0 S: 11 P: 18	R: 1 H: 3 E: 0 LOB: 3 K: 1 BB: 1 S: 18 P: 26	R: 0 H: 2 E: 0 LOB: 2 K: 0 BB: 0 S: 15 P: 19	R: 0 H: 1 E: 0 LOB: 2 K: 0 BB: 1 S: 7 P: 13	R: 1 H: 2 E: 0 LOB: 1 K: 2 BB: 0 S: 13 P: 20	R: 0 H: 2 E: 0 LOB: 2 K: 1 BB: 0 S: 13 P: 17	1B: 7 SF: 0 2B: 7 SAC: 0 3B: 0 DP: 0 HR: 2 HBP: 0						WP: 0 PA: 46 PB: 0 SB: 0 CS: 0

PITCHER		IP	WLS	BF	H	R	ER	SO	BB	IBB	HBP	BLK	WP	HR	S	P	ERA	WHIP
41 John Lackey, R ERA: 6.2	(1, 1)	5.2	W	30	11	4	3	3	1	0	0	0	0	2	78	113	4.76	2.118
43 Randy Williams, L ERA: 9.53	(6, 1)	1.2		8	2	1	1	1	1	0	0	0	0	0	16	26	5.40	1.800
35 Dan Wheeler, R ERA: 4.67	(8, 1)	1.2		8	3	0	0	2	0	0	0	0	0	0	20	28	0.00	1.800

PITCHER	IP	WLS	BF	H	R	ER	SO	BB	IBB	HBP	BLK	WP	HR	S	P	ERA	WHIP

TOP

Kansas City Royals @ Boston Red Sox

Fenway Park, Boston, MA

Wed Jul 27 2011, 7:13 PM - 10:20 PM EDT

Att. 38,329 - Partly Cloudy - 79 F

livebaseballscorecards.com

AB	44
R	5
H	16
RBI	5
BB	2
SO	6
LOB	24

BOTTOM

Batter	1	2	3	4	5	6	7	8	9	AB	R	H	RBI	BB	SO	LOB
2 Jacoby Ellsbury, L (1, 8) OBP: 0.383, SLG: 0.528	B SI 82 X SI 82 1-0 HR	B SI 86 B SL 82 D CH 78 B FF 88 4-0 28 G4-3 28 S 1-2 2-3 3-H BB		B FF 87 F SL 82 1 SAFE 1 SAFE F SL 82 B EP 67 X SI 87 2-2 ① FC4-6 15 1B 15 1B 1-2f		C CH 88 B CH 84 X KC 82 1-1 28 1B 2B		B KC 82 S SL 83 C SL 82 B CH 86 X SI 89 2-2 E6 15 G4-3 28 1B 1B		4	3	3	2	1	0	1
15 Dustin Pedroia, R (1, 4) OBP: 0.406, SLG: 0.486 44 Drew Sutton, S (9, 4) OBP: 0.346, SLG: 0.438	C SI 83 B SL 83 B SL 82 C SL 83 F SI 86 F SL 83 X FF 88 2-2 HR	B SI 84 F SL 84 X SL 83 1-1 ① SF9 2-3 3-H		1 SAFE C SI 86 B SL 83 F SL 83 F SI 87 F SI 86 X SI 86 1-2 ② 20 1B 28 1B 34 HR 1-H 1B		F CH 88 B SI 90 X SL 84 1-1 20 L5-4 28 1B 1B		C CH 90 X SI 90 0-1 ① G4-3 2-3		4 0	2 0	3 0	2 0	0 0	0 0	1 0
28 Adrián González, L (1, 3) OBP: 0.413, SLG: 0.560	C SI 84 B SL 84 B SL 82 X CH 78 2-1 ① G4-3	F SI 85 B SI 88 B SL 83 S SL 83 X FF 88 2-2 ② G4-3 1-3 3-H		S SI 87 X SL 81 0-1 20 1B 34 HR 1-2 1B		F SI 90 F SL 84 F CH 85 X SI 89 0-2 1-2 2-H 1B		F SI 89 D SL 85 X SL 82 1-1 ② 3-H 1B		5	1	3	3	0	0	1
20 Kevin Youkilis, R (1, 5) OBP: 0.396, SLG: 0.494 16 Josh Reddick, L (7, 9) OBP: 0.400, SLG: 0.613	B CU 72 B SL 84 C SL 84 B SL 83 B CH 78 4-1 34 S BB	C SL 84 B SL 84 B CH 79 F SL 84 F FF 90 F SL 85 X FF 90 2-2 ③ L9		C SL 83 C FF 88 B SL 83 X SL 85 1-2 34 HR 1-2 2-3 1B		B KC 81 C SI 89 B SI 90 X SL 83 2-1 ①② L5-4 2-2		C CH 84 F CH 84 S SL 83 0-3 ③ K		3 1	1 0	1 0	0 0	1 0	0 1	3 0
34 David Ortiz, L (1, 10) OBP: 0.391, SLG: 0.569	F SL 82 S SL 82 B FF 89 F FF 89 B SL 83 D CH 79 1 SAFE F SL 82 S CU 71 3-3 ② K 1-2		C CU 72 B CH 77 X CH 78 1-1 ① F9	C SI 89 B SI 88 B SI 88 B SL 84 X SL 83 3-1 1-H 2-H 3-H HR		B SL 83 B CH 85 F KC 82 S CH 86 X SI 91 2-2 ③ G4-3				4	1	1	4	0	1	2
39 Jarrod Saltalamacchia, S (1, 2) OBP: 0.321, SLG: 0.442	C SL 83 F SL 84 F SL 83 B FF 88 B SL 85 F SL 82 D CU 70 S SL 83 3-3 ③ K		B CH 78 F CH 77 S SL 83 B FF 87 B SL 82 X SL 83 3-2 ② P3	S CH 79 C FF 89 C SL 84 0-3 ③ K			C CH 84 S CH 85 B CH 85 F CH 87 B SI 89 X SI 89 2-2 1B		4	0	1	0	0	2	1
10 Marco Scutaro, R (1, 6) OBP: 0.332, SLG: 0.364		B CU 71 B CH 78 B CH 77 C SI 85 C SL 83 F FF 87 B SI 86 4-2 60 1B 54 1B 2 BB BB	B CH 78 B CH 78 X SI 87 2-0 ③ G6-3		B SI 90 X SI 90 1-0 ① G6-3		B SI 89 B CH 87 B SI 89 C SI 90 X CH 88 3-1 ① P4		3	1	0	0	1	0	1
54 Darnell McDonald, R (1, 9) OBP: 0.256, SLG: 0.333 (7, 7)		B SL 84 1 SAFE F SL 83 B CH 78 F CH 78 X SI 87 2-2 2 BB 60 1B 15 SF9 1-2 1B		C CU 72 C CH 77 F FF 88 B SI 86 F SL 84 B SL 82 B SL 82 X SL 83 3-2 60 1B 2B	C FF 90 X SI 90 0-1 ② F9		X SI 89 0-0 ② L7		4	2	2	0	0	0	1
60 Yamaico Navarro, R (1, 7) OBP: 0.286, SLG: 0.344 (7, 5)		B SL 83 X SL 84 1-0 15 SF9 2 BB 28 G4-3 1-2 2-3 1B		C SL 83 X SL 82 0-1 2 FC4-6 2-H 1B	X FF 91 0-0 ③ G4-3		C SI 89 B SL 83 C SL 83 S SL 84 1-3 ③ K		4	1	2	1	0	1	1
Inning Stats	R: 2 E: 0 K: 2 S: 19 H: 2 LOB: 1 BB: 1 P: 34	R: 3 E: 0 K: 0 S: 17 H: 2 LOB: 1 BB: 2 P: 33	R: 0 E: 0 K: 0 S: 6 H: 0 LOB: 0 BB: 0 P: 12	R: 5 E: 0 K: 1 S: 25 H: 6 LOB: 0 BB: 0 P: 35	R: 0 E: 0 K: 0 S: 4 H: 0 LOB: 0 BB: 0 P: 5	R: 1 E: 0 K: 0 S: 13 H: 3 LOB: 1 BB: 0 P: 19	R: 0 E: 0 K: 1 S: 10 H: 1 LOB: 1 BB: 0 P: 16	R: 1 E: 1 K: 1 S: 10 H: 2 LOB: 0 BB: 0 P: 13		1B: 11 2B: 3 3B: 0 HR: 3 SF: 1 SAC: 0 DP: 1 HBP: 0			WP: 0 PB: 0 SB: 2 CS: 0 PA: 40	

PITCHER	IP	WLS	BF	H	R	ER	SO	BB	IBB	HBP	BLK	WP	HR	S	P	ERA	WHIP
52 Bruce Chen, L (1, 1) ERA: 4.29	4.0	L	24	10	10	10	3	3	0	0	0	0	3	67	114	22.50	3.250
47 Nate Adcock, R (5, 1) ERA: 5.36	4.0		16	6	2	2	2	0	0	0	0	0	0	37	53	4.50	1.500

PITCHER	IP	WLS	BF	H	R	ER	SO	BB	IBB	HBP	BLK	WP	HR	S	P	ERA	WHIP

Kansas City Royals @ Boston Red Sox

Fenway Park, Boston, MA

Wed Jul 27 2011, 7:13 PM - 10:20 PM EDT

Att. 38,329 - Partly Cloudy - 79 F

livebaseballscorecards.com

AB	36
R	12
H	16
RBI	12
BB	3
SO	5
LOB	12

Batter	1	2	3	4	5	6	7	8	9	AB	R	H	RBI	BB	SO	LOB
4 Alex Gordon, L (1, 7) OBP: 0.369, SLG: 0.479	B FF 93 F FF 93 B FF 93 F FF 94 B FC 91 X FF 93 3-2 ① F9			B FF 91 S FF 93 C FF 94 B CU 80 B FF 94 F FF 94 F FF 94 B SI 95 4-2 12 BB 16 HR BB	F CH 89 B CU 78 X FF 93 1-1 ① F8		B CH 90 C CU 80 F CU 80 S CU 81 1-3 ② K		1 SAFE 1 SAFE B SI 89 C SI 90 1 SAFE S SL 85 1 SAFE P PO 85 B SI 93 4-2 B SI 84 1-2 BB	3	1	0	0	2	1	1
12 Mitch Maier, L (1, 8) OBP: 0.359, SLG: 0.343	B FF 94 F FC 92 S FF 93 B CU 80 B FF 93 F FF 94 S FF 94 3-3 ② K			F SI 93 S FF 94 B FF 94 D CU 81 F SI 95 F FF 95 B FF 96 1 SAFE 1 SAFE 4-2 B FF 94 16 HR 1-2 BB	B CH 88 F FF 92 F CH 88 C SI 93 1-3 ② K		B FF 91 C CH 89 S FC 92 B FF 95 C FF 94 2-3 ③ K		X SL 85 0-0 ③ F9	4	1	0	0	1	3	3
16 Billy Butler, R (1, 10) OBP: 0.379, SLG: 0.444	X FF 94 0-0 ③ P3			B FC 92 S FC 92 C SI 94 X FF 94 1-2 1-H 2-H HR	C SI 94 X CH 88 0-1 ③ G5-3			X FF 94 0-0 ① F9		4	1	1	3	0	0	0
35 Eric Hosmer, L (1, 3) OBP: 0.335, SLG: 0.455		X FF 94 0-0 21 G4-6-3 1B		B CU 76 B FF 95 C FF 94 X FC 92 2-1 ① P6		S CH 89 B FF 93 C CH 88 X FF 94 1-2 ① G4-3		C SL 84 F CU 73 B SL 85 X CH 82 1-2 ② F7		4	0	1	0	0	0	0
21 Jeff Francoeur, R (1, 9) OBP: 0.320, SLG: 0.455		C FF 93 X FF 94 0-1 ① ② G4-6-3 1-2f		X CU 77 0-0 E7 8 2B		F FC 91 X FC 92 0-1 ② F8		B FF 96 B CH 85 B CH 85 B FF 94 4-0 8 S BB		3	1	0	0	1	0	1
8 Mike Moustakas, L (1, 5) OBP: 0.266, SLG: 0.259		B FF 93 S CH 90 S CH 90 B CH 88 F FF 93 S CU 80 2-3 ③ K		S CH 89 F FF 93 D CU 80 B CH 88 X FC 91 2-2 15 1B 2-H 2B		C SI 93 B CU 80 B CH 89 B FF 93 B CH 88 4-1 BB		1 SAFE S FF 94 C FF 96 X CU 77 0-2 ③ G4-3 1-2		3	0	1	1	1	1	1
15 Matt Treanor, R (1, 2) OBP: 0.354, SLG: 0.310			S FF 93 C CU 75 B CU 79 C CU 78 1-3 ① K	B FF 94 F FF 92 X FC 92 1-1 17 SH1-4 2-3 1B	1 SAFE 1 SAFE B FF 93 F FF 93 C FF 93 S FF 93 1-3 ③ K				B SI 92 B SL 86 B SI 91 C SI 91 X SI 92 3-1 ① L7	4	0	1	0	0	2	1
17 Chris Getz, L (1, 4) OBP: 0.315, SLG: 0.284			C FF 93 X CH 88 0-1 ② B1-3	X CH 88 0-0 ② SH1-4 1-2			C FF 92 X FF 90 0-1 2 SH3-4 2 PB 1B		X SI 93 0-0 2 CS 1B	3	0	2	0	0	0	0
2 Alcides Escobar, R (1, 6) OBP: 0.284, SLG: 0.321			S FF 93 C SI 94 B CU 80 S CU 79 1-3 ③ K	F SI 94 C FF 94 B FF 93 X CU 80 1-2 ③ G4-3			B FC 89 L FF 92 X FF 94 1-1 ① SH3-4 1-3		1 SAFE P PO 86 C SI 93 X SL 88 1-1 ② 4 S 1-2 1B	3	0	1	0	0	1	2
Inning Stats	R: 0 E: 0 K: 1 S: 8 H: 0 LOB: 0 BB: 0 P: 14	R: 0 E: 0 K: 1 S: 7 H: 1 LOB: 0 BB: 0 P: 9	R: 0 E: 0 K: 2 S: 8 H: 0 LOB: 0 BB: 0 P: 10	R: 4 E: 1 K: 0 S: 23 H: 3 LOB: 2 BB: 2 P: 38	R: 0 E: 0 K: 1 S: 7 H: 0 LOB: 0 BB: 0 P: 9	R: 0 E: 0 K: 1 S: 9 H: 0 LOB: 1 BB: 1 P: 15	R: 0 E: 0 K: 2 S: 10 H: 1 LOB: 1 BB: 0 P: 14	R: 0 E: 0 K: 0 S: 7 H: 0 LOB: 1 BB: 1 P: 12	R: 0 E: 0 K: 0 S: 10 H: 2 LOB: 2 BB: 1 P: 16	1B: 5 2B: 1 3B: 0 HR: 1 SF: 0 SAC: 2 DP: 1 HBP: 0						

PITCHER		IP	WLS	BF	H	R	ER	SO	BB	IBB	HBP	BLK	WP	HR	S	P	ERA	WHIP
19 Josh Beckett, R ERA: 2.17	(1, 1)	7.0	L	29	5	4	3	8	3	0	0	0	0	1	72	109	3.86	1.143
46 Franklin Morales, L ERA: 4.23	(8, 1)	1.0		4	0	0	0	0	1	0	0	0	0	0	7	12	0.00	1.000
32 Matt Albers, R ERA: 2.09	(9, 1)	1.0		5	2	0	0	0	1	0	0	0	0	0	10	16	0.00	3.000

PITCHER		IP	WLS	BF	H	R	ER	SO	BB	IBB	HBP	BLK	WP	HR	S	P	ERA	WHIP

TOP

Kansas City Royals @ Boston Red Sox

Fenway Park, Boston, MA

Thu Jul 28 2011, 1:38 PM - 4:28 PM EDT

Att. 37,822 - Partly Cloudy - 76 F

livebaseballscorecards.com

AB	31
R	4
H	7
RBI	4
BB	5
SO	8
LOB	9

Batter	1	2	3	4	5	6	7	8	9	AB	R	H	RBI	BB	SO	LOB
2 Jacoby Ellsbury, L (1, 8) OBP: 0.382, SLG: 0.525	C FF 92 F FC 89 B SI 92 B CH 82 X SI 93 2-2 ① G4-3		C KC 78 F KC 78 X KC 78 0-2 28 1B 2-H 3-H 1B		S KC 77 F FF 92 C FF 94 0-3 ② K	X SI 93 0-0 ③ FC4-6 1-2f				4	0	1	2	0	1	1
15 Dustin Pedroia, R (1, 4) OBP: 0.407, SLG: 0.493	C SI 93 B FF 93 X SI 92 1-1 ② G4-3		B FF 92 X FF 92 1-0 ① P6		B FF 93 B SL 85 B SI 93 B FF 93 4-0 28 S BB			B FF 96 B FF 96 F FF 96 B FF 96 F FF 97 X FF 96 3-2 HR		3	1	1	1	1	0	1
28 Adrián González, L (1, 3) OBP: 0.414, SLG: 0.560	C FF 93 B FF 94 C FC 88 F FF 94 B FC 87 X FF 94 2-2 1B		B FF 93 C FF 92 1 SAFE X CH 82 1-1 1-3 1B		B FF 93 C FC 87 1 SAFE S FC 87 F FF 93 X SL 85 1-2 ③ G4-3 1-2			B CU 78 C FF 95 F FF 96 X SL 90 1-2 ① G6-3		4	0	2	0	0	0	1
20 Kevin Youkilis, R (1, 5) OBP: 0.392, SLG: 0.488	B SI 93 F FF 94 C KC 77 X FF 94 1-2 ③ F8		C SL 86 F KC 78 F FF 93 B FF 91 S SL 85 1-3 ② K			X FC 88 0-0 ① G6-3		C SL 87 B SL 89 S SL 86 B FF 97 X SL 88 2-2 ② G5-3		4	0	0	0	0	1	3
34 David Ortiz, L (1, 10) OBP: 0.387, SLG: 0.562		C FF 92 C FC 88 B FF 94 X CH 82 1-2 ① G3-1	C CH 82 F FF 92 S SL 85 0-3 ③ K			B FF 93 X SI 93 1-0 ② G6-3		B SL 88 C SL 86 B SL 89 S SL 89 F SL 88 X FF 96 2-2 ③ G3		4	0	0	0	0	1	2
16 Josh Reddick, L (1, 9) OBP: 0.387, SLG: 0.591		B SI 93 B FC 88 X FF 94 2-0 ② F8		B FF 92 C FF 92 S KC 78 B FF 93 B KC 79 F SL 85 X SI 93 3-2 ① G1-3		C FF 93 C CH 81 C FF 93 0-3 ③ K			C CH 84 B FF 92 X SL 81 1-1 ① G4-3	4	0	0	0	0	1	0
44 Drew Sutton, S (1, 7) OBP: 0.357, SLG: 0.442		B FF 94 X FF 93 1-0 ③ G4-3		B FC 88 B SL 87 S SI 92 X CH 82 2-1 ② G4-3			C FF 92 B FC 88 X CH 81 1-1 2 FC4-6 1B		C FF 92 X FF 90 0-1 1B	4	0	2	0	0	0	0
33 Jason Varitek, S (1, 2) OBP: 0.318, SLG: 0.414 13 Carl Crawford, L (9, PH) OBP: 0.283, SLG: 0.378			C FF 92 F FC 89 F FF 94 X KC 79 0-2 60 2B 2 1B 1B	B KC 77 F FC 88 B SL 86 F CH 83 B FF 94 S SL 86 3-3 ③ K			C SI 92 S FC 87 B FF 91 B FF 93 S SL 84 2-3 ① K		B FF 91 C FF 91 F FF 90 F FF 92 F FF 92 X SL 81 1-2 ② F9	3 1	1 0	1 0	0 0	0 0	2 0	1 1
60 Yamaico Navarro, R (1, 6) OBP: 0.282, SLG: 0.361			B FF 94 B SL 84 C SI 93 X FF 92 2-1 1-3 2 1B 2B		C FF 91 B KC 77 L KC 76 X SL 84 1-2 ① F8		B FF 93 D SI 92 C FC 88 X SL 83 2-1 ② F7		B SL 82 C FF 91 F SL 81 S CU 68 1-3 ③ K	4	1	1	0	0	1	2
Inning Stats	R: 0 E: 0 K: 0 S: 12 H: 1 LOB: 1 BB: 0 P: 18	R: 0 E: 0 K: 0 S: 5 H: 0 LOB: 0 BB: 0 P: 9	R: 2 E: 0 K: 2 S: 19 H: 4 LOB: 2 BB: 0 P: 24	R: 0 E: 0 K: 1 S: 9 H: 0 LOB: 0 BB: 0 P: 17	R: 0 E: 0 K: 1 S: 10 H: 0 LOB: 1 BB: 1 P: 16	R: 0 E: 0 K: 1 S: 5 H: 0 LOB: 0 BB: 0 P: 6	R: 0 E: 0 K: 1 S: 8 H: 1 LOB: 1 BB: 0 P: 13	R: 1 E: 0 K: 0 S: 13 H: 1 LOB: 0 BB: 0 P: 21	R: 0 E: 0 K: 1 S: 12 H: 1 LOB: 1 BB: 0 P: 15	1B: 6 2B: 1 3B: 0 HR: 1 SF: 0 SAC: 0 DP: 0 HBP: 0						

PITCHER	IP	WLS	BF	H	R	ER	SO	BB	IBB	HBP	BLK	WP	HR	S	P	ERA	WHIP
44 Luke Hochevar, R (1, 1) ERA: 5.15	7.0	W	28	6	2	2	6	1	0	0	0	0	0	68	103	2.57	1.000
56 Greg Holland, R (8, 1) ERA: 1.36	1.0	H	4	1	1	1	0	0	0	0	0	0	1	13	21	9.00	1.000
48 Joakim Soria, R (9, 1) ERA: 3.48	1.0	S	4	1	0	0	1	0	0	0	0	0	0	12	15	0.00	1.000

PITCHER	IP	WLS	BF	H	R	ER	SO	BB	IBB	HBP	BLK	WP	HR	S	P	ERA	WHIP

BOTTOM

Kansas City Royals @ Boston Red Sox

Fenway Park, Boston, MA

Thu Jul 28 2011, 1:38 PM - 4:28 PM EDT

Att. 37,822 - Partly Cloudy - 76 F

livebaseballscorecards.com

AB	35
R	3
H	8
RBI	3
BB	1
SO	7
LOB	12

Batter	1	2	3	4	5	6	7	8	9	AB	R	H	RBI	BB	SO	LOB
2 Jacoby Ellsbury, L (1, 8) OBP: 0.381, SLG: 0.521	C FF 90 X FF 90 0-1 P6 ①		C CH 84 C CU 79 B CU 79 X CU 80 1-2 G4-3 ③			C FF 90 F FF 91 B FF 92 1 SAFE D CU 79 B FC 87 B FC 88 4-2 15 FC6-4 1-2 BB		C FF 98 X FC 89 0-1 G4-3 ③		3	0	0	0	1	0	0
15 Dustin Pedroia, R (1, 4) OBP: 0.404, SLG: 0.488	C FF 90 C FF 91 F FF 92 B CU 79 X SI 92 1-2 G5-3 ②			B FC 84 B FC 84 B SI 91 C FF 91 X FF 91 3-1 G5-3 ①		B FC 87 C FF 92 X FC 88 1-1 FC6-4 34 BB 1-2f 2-3 ②			X FF 95 0-0 F8 ①	4	0	0	0	0	0	2
34 David Ortiz, L (1, 10) OBP: 0.386, SLG: 0.557	F SI 91 X FF 91 0-1 P5 ③			X FF 91 0-0 L9 ②		B FF 90 B FC 86 B FF 90 S FF 91 B FC 87 4-1 1-2 BB			C FF 95 F FF 96 B SL 85 B SL 86 B SL 85 X FF 96 3-2 G5-3 ②	3	0	0	0	1	0	0
20 Kevin Youkilis, R (1, 3) OBP: 0.388, SLG: 0.483		C FF 90 B FF 90 C FC 86 X FF 91 1-2 F7 ①		C FF 92 F SI 91 B FC 87 B FC 86 X FC 88 2-2 G5-3 ③		C FC 88 F SI 91 D CU 80 D FC 87 C FC 87 2-3 K ③			C FF 97 F FF 96 B SL 87 F SL 86 F SL 86 B SL 87 X FF 95 2-2 L4 ③	4	0	0	0	0	1	3
16 Josh Reddick, L (1, 9) OBP: 0.378, SLG: 0.575		C SI 91 C CU 78 S CU 79 0-3 K ②			C FC 85 B CU 78 X FF 91 1-1 P5 ①		B CH 83 B SI 90 C SI 91 F FC 86 S CU 78 2-3 K ①			3	0	0	0	0	2	0
13 Carl Crawford, L (1, 7) OBP: 0.280, SLG: 0.374		B FF 92 B SI 91 C FC 86 B FF 93 C FF 92 X FC 87 3-2 G3 ③			F CH 83 B FF 90 F FF 92 X CU 79 1-2 G5-3 ②		B CU 78 X FC 86 1-0 F8 ②			3	0	0	0	0	0	0
39 Jarrod Saltalamacchia, S (1, 2) OBP: 0.321, SLG: 0.454			F SI 90 B FF 89 C FF 90 F SI 91 B CU 79 F CU 78 B FF 92 X FC 87 3-2 HR		C FC 87 S CU 80 C CU 80 0-3 K ③		B FF 92 F SI 91 B CU 78 F FF 91 F CU 80 S CU 80 2-3 K ③			3	1	1	1	0	2	0
44 Drew Sutton, S (1, 5) OBP: 0.362, SLG: 0.444 Yamaico Navarro, R (8, PH) OBP: 0.275, SLG: 0.351 (8, 5)			F FC 86 B CU 79 B CU 78 F FF 91 F FF 92 X CU 80 2-2 10 G5-4-3 1B			B SI 89 F FF 90 B CU 79 F FC 85 B FF 92 F FF 92 C FC 86 3-3 K ①		B FF 97 C FF 97 B FF 98 F F X 2-2 L3 ①		2 1	0 0	1 0	0 0	0 0	1 0	0 0
10 Marco Scutaro, R (1, 6) OBP: 0.332, SLG: 0.364			B FF 90 F FC 84 B FF 91 X SI 89 2-1 G5-4-3 ① ② 1-2f			X FF 92 0-0 15 FC6-4 2 S 1B		C FF 97 T FC 90 C FF 98 0-3 K ②		3	0	1	0	0	1	1
Inning Stats	R: 0 E: 0 K: 0 S: 8 H: 0 LOB: 0 BB: 0 P: 9	R: 0 E: 0 K: 1 S: 9 H: 0 LOB: 0 BB: 0 P: 13	R: 1 E: 0 K: 0 S: 14 H: 2 LOB: 0 BB: 0 P: 22	R: 0 E: 0 K: 0 S: 6 H: 0 LOB: 0 BB: 0 P: 11	R: 0 E: 0 K: 1 S: 8 H: 0 LOB: 0 BB: 0 P: 10	R: 0 E: 0 K: 2 S: 13 H: 1 LOB: 3 BB: 2 P: 27	R: 0 E: 0 K: 2 S: 8 H: 0 LOB: 0 BB: 0 P: 13	R: 0 E: 0 K: 1 S: 9 H: 0 LOB: 0 BB: 0 P: 11	R: 0 E: 0 K: 0 S: 9 H: 0 LOB: 0 BB: 0 P: 14	1B: 2 2B: 0 3B: 0 HR: 1 SF: 0 SAC: 0 DP: 1 HBP: 0						

TOP

Boston Red Sox @ Chicago White Sox

U.S. Cellular Field, Chicago, IL

Fri Jul 29 2011, 8:10 PM - 10:19 PM EDT

Att. 27,513 - Clear - 78 F

livebaseballscorecards.com

AB	29
R	1
H	3
RBI	1
BB	2
SO	7
LOB	6

WP: 0 PB: 0 SB: 1 CS: 0 PA: 31

PITCHER		IP	WLS	BF	H	R	ER	SO	BB	IBB	HBP	BLK	WP	HR	S	P	ERA	WHIP
34 Gavin Floyd, R ERA: 3.96	(1, 1)	7.0	W	25	3	1	1	6	2	0	0	0	0	1	66	105	1.29	0.714
37 Matt Thornton, L ERA: 3.28	(8, 1)	1.0	H	3	0	0	0	1	0	0	0	0	0	0	9	11	0.00	0.000
46 Sergio Santos, R ERA: 2.98	(9, 1)	1.0	S	3	0	0	0	0	0	0	0	0	0	0	9	14	0.00	0.000

PITCHER	IP	WLS	BF	H	R	ER	SO	BB	IBB	HBP	BLK	WP	HR	S	P	ERA	WHIP

BOTTOM

Batter	1	2	3	4	5	6	7	8	9	AB	R	H	RBI	BB	SO	LOB
1 Juan Pierre, L (1, 7) OBP: 0.333, SLG: 0.326	C KN 65 C KN 66 F KN 67 S KN 66 0-3 ① **K**		C KN 65 1 SAFE S KN 65 P PO 72 B KN 66 S KN 66 2-3 ③ **K**			X KN 64 0-0 ① 14 WP 11 SH3 14 SF7 1B		B CU 75 X FF 92 1-0 ① **F9**		4	1	1	0	0	2	1
11 Omar Vizquel, S (1, 5) OBP: 0.293, SLG: 0.318	B KN 66 C KN 66 X KN 67 1-1 ② **P4**			B KN 66 B KN 67 C FF 72 B KN 66 C FF 74 X FF 75 3-2 ① **F8**		1 SAFE X KN 64 0-0 ① **SH3** 1-2		C SI 92 B SI 94 S FC 90 S FC 91 1-3 ② **K**		3	0	0	0	0	1	0
14 Paul Konerko, R (1, 3) OBP: 0.382, SLG: 0.545	F KN 67 B KN 67 C KN 68 B FF 75 X KN 68 2-2 ③ **P3**			B KN 67 B KN 67 B KN 68 C FF 74 C KN 68 C KN 67 3-3 ② **K**		S KN 67 B KN 67 X KN 67 1-1 ② **SF7** 2-H		F SI 93 B FS 88 B FF 91 X FC 92 2-1 ③ **P6**		3	0	0	1	0	1	0
44 Adam Dunn, L (1, 10) OBP: 0.298, SLG: 0.307		B KN 67 B KN 66 C KN 66 S KN 66 S KN 67 2-3 ① **K**		F KN 67 B KN 68 B KN 67 C KN 68 B KN 66 X KN 67 3-2 1B		S KN 66 B KN 67 S KN 66 B KN 67 X KN 67 2-2 ③ **G6-3**				3	0	1	0	0	1	0
20 Carlos Quentin, R (1, 9) OBP: 0.352, SLG: 0.507		C KN 67 S KN 67 B KN 68 F KN 68 X KN 67 1-2 ② **G6-3**		C KN 67 X KN 67 0-1 ③ **P4**			B KN 67 B KN 67 B KN 66 C FF 73 F FF 74 B KN 68 4-2 **12 HR** BB			2	1	0	0	1	0	1
12 A.J. Pierzynski, L (1, 2) OBP: 0.329, SLG: 0.385		C KN 67 B KN 67 S KN 67 F KN 68 X KN 67 1-2 ③ **G1-3**			C KN 66 X KN 67 0-1 ① **F9**		C KN 66 X KN 66 0-1 1-H HR			3	1	1	2	0	0	0
10 Alexei Ramirez, R (1, 6) OBP: 0.333, SLG: 0.396			B KN 65 S KN 65 X KN 66 1-1 ① **F8**		B KN 67 B KN 65 C KN 67 B KN 67 B FF 74 4-1 30 G3 BB		C KN 67 S KN 66 F KN 66 C KN 66 0-3 ① **K**			2	0	0	0	1	1	0
30 Alejandro De Aza, L (1, 8) OBP: 0.143, SLG: 0.571			B KN 67 X KN 66 1-0 ② **F7**		C KN 67 F KN 66 D KN 66 1 SAFE 1 SAFE X KN 67 1-2 ② **G3**		C KN 66 C KN 66 X KN 67 0-2 ② **G3**			3	0	0	0	0	0	1
15 Gordon Beckham, R (1, 4) OBP: 0.307, SLG: 0.349			C KN 65 B KN 66 H KN 66 2-1 HBP		B KN 66 X KN 66 1-0 ③ **F7**		C KN 67 S KN 67 X KN 68 0-2 ③ **G4-3**			2	0	0	0	0	0	1
Inning Stats	R: 0 E: 0 K: 1 S: 9 H: 0 LOB: 0 BB: 0 P: 12	R: 0 E: 0 K: 1 S: 11 H: 0 LOB: 0 BB: 0 P: 15	R: 0 E: 0 K: 1 S: 8 H: 0 LOB: 1 BB: 0 P: 13	R: 0 E: 0 K: 1 S: 11 H: 1 LOB: 1 BB: 0 P: 20	R: 0 E: 0 K: 0 S: 7 H: 0 LOB: 1 BB: 1 P: 13	R: 1 E: 0 K: 0 S: 7 H: 1 LOB: 0 BB: 0 P: 10	R: 2 E: 0 K: 1 S: 14 H: 1 LOB: 0 BB: 1 P: 18	R: 0 E: 0 K: 1 S: 6 H: 0 LOB: 0 BB: 0 P: 10		1B: 2 2B: 0 3B: 0 HR: 1 SF: 1 SAC: 1 DP: 0 HBP: 1						

PITCHER		IP	WLS	BF	H	R	ER	SO	BB	IBB	HBP	BLK	WP	HR	S	P	ERA	WHIP
49 Tim Wakefield, R ERA: 5.06	(1, 1)	7.0	L	27	3	3	3	5	2	0	1	0	1	1	67	101	3.86	0.714
91 Alfredo Aceves, R ERA: 3.24	(8, 1)	1.0		3	0	0	0	1	0	0	0	0	0	0	6	10	0.00	0.000

PITCHER	IP	WLS	BF	H	R	ER	SO	BB	IBB	HBP	BLK	WP	HR	S	P	ERA	WHIP

Boston Red Sox @ Chicago White Sox

U.S. Cellular Field, Chicago, IL

Fri Jul 29 2011, 8:10 PM - 10:19 PM EDT

Att. 27,513 - Clear - 78 F

livebaseballscorecards.com

AB	25
R	3
H	3
RBI	3
BB	2
SO	6
LOB	4

WP: 1 PA: 30
PB: 0
SB: 0
CS: 0

Batter	1	2	3	4	5	6	7	8	9	AB	R	H	RBI	BB	SO	LOB
2 Jacoby Ellsbury, L (1, 8) OBP: 0.378, SLG: 0.516	C SI 93 B SI 92 T SI 92 B FF 93 C FF 93 2-3 ① K		F CH 84 B FF 90 S CU 80 P PO 85 C CU 80 2-3 ③ K		X SL 87 0-0 15 SF9 15 S 20 1B 1-3 1B		L FF 88 C SL 82 X SL 83 0-2 ① G4-3	F FF 96 T FF 96 B FF 95 B FF 96 B CH 88 X FF 96 3-2 ③ F8 1-2	C FF 97 C FF 96 S FF 97 0-3 ③ K	6	1	1	0	0	3	3
15 Dustin Pedroia, R (1, 4) OBP: 0.404, SLG: 0.488	B SI 93 B SI 93 F FF 92 B CH 86 X FF 92 3-1 ② F9			C FF 90 C CU 77 X CU 80 0-2 ① G4-3	D CU 81 S SL 87 F SI 90 X CH 85 1-2 ② SF9 1-3 3-H		B SI 89 B FF 90 C FF 89 X SI 89 2-1 28 1B 1B		B SI 93 X FF 93 1-0 28 HR 1B	4	1	2	1	0	0	0
28 Adrián González, L (1, 3) OBP: 0.418, SLG: 0.568 44 Drew Sutton, S (9, 3) OBP: 0.362, SLG: 0.444	C SI 92 B SI 91 S FF 92 F FF 92 X SI 93 1-2 ③ F8			B FF 90 F FF 90 B SI 92 X FF 92 2-1 1B	I IN 70 I IN 76 I IN 76 I IN 76 4-0 20 1B IBB		X FF 90 0-0 1-2 1B		F FF 95 B FF 94 B CH 86 1 SAFE X FF 94 2-1 1-H HR	4 0	1 0	3 0	2 0	1 0	0 0	0 0
20 Kevin Youkilis, R (1, 5) OBP: 0.388, SLG: 0.490 3 Mike Aviles, R (9, 5) OBP: 0.261, SLG: 0.395		B SI 90 F FF 90 C FF 90 X CU 80 1-2 ① G5-3		C SL 85 B CU 80 S SL 84 D CU 81 B SI 91 T SL 84 3-2 ② K	X SI 91 0-0 1-2 3-H 1B		C FF 94 B FF 94 F CH 86 C SL 84 1-3 ② K		C FF 95 S SL 87 B SL 88 B SL 87 F FF 94 F CH 87 B FF 95 F FF 94 X FF 95 3-2 HR	5 0	1 0	2 0	2 0	0 0	2 0	3 0
34 David Ortiz, L (1, 10) OBP: 0.381, SLG: 0.550		B SI 92 C FF 92 F SI 92 B CU 81 B SL 87 X SL 86 3-2 ② P5		B CU 79 C CU 80 X SI 90 1-1 ③ P5	B FF 89 S FF 90 B SL 83 B SL 82 X FF 90 3-1 ③ G4-3		F FF 95 B FF 95 F FF 95 F FF 95 X CH 88 1-2 ③ G1-3		S SL 87 X CH 87 0-1 ① F8	5	0	0	0	0	0	5
13 Carl Crawford, L (1, 7) OBP: 0.282, SLG: 0.375 54 Darnell McDonald, R (9, 7) OBP: 0.256, SLG: 0.333		B FF 91 F SI 89 F FF 92 X SI 92 1-2 ③ G6-3			C FF 90 X SL 83 0-1 39 E 39 S 39 2B 1B	C FF 89 F SL 82 S SL 84 0-3 ① K		C FF 92 F FF 94 B FF 95 X CH 87 1-2 ① G4-3	B FF 94 X CH 86 1-0 39 2B 1B	5 0	2 0	2 0	0 0	0 0	1 0	0 0
39 Jarrod Saltalamacchia, S (1, 2) OBP: 0.327, SLG: 0.464			F FF 90 B CU 78 C CU 78 C CU 80 1-3 ① K		1 SAFE 1 SAFE 1 SAFE B FF 90 C SI 90 X CU 80 1-1 16 1B 10 SF9 1-H 2B	B SI 90 S FF 90 B FF 91 B FF 90 T FF 91 F FF 91 F FF 91 B SL 82 4-2 BB		B FF 94 C FF 94 C CH 86 B FF 95 X CH 86 2-2 ② G3-1	B FF 94 X FF 94 1-0 10 1B 1-H 2B	4	2	2	2	1	1	0
16 Josh Reddick, L (1, 9) OBP: 0.379, SLG: 0.564			B FF 90 B CH 84 F FF 91 B FF 91 C FF 89 F FF 92 X SI 92 3-2 ② G3		C SI 90 X SI 90 0-1 2 1B 15 SF9 2-3 1B	D FF 91 F FF 90 F FF 91 D SL 82 D SL 84 X FF 91 3-2 ② F8		B FF 94 B FF 94 F FF 95 B FF 96 F FF 95 B CH 86 4-2 10 1B 10 1B BB	B SL 87 B FF 94 T FF 93 B FF 94 F FF 93 X FF 94 3-2 ② P5	4	2	1	0	1	0	2
10 Marco Scutaro, R (1, 6) OBP: 0.337, SLG: 0.368			B SI 91 B FF 91 C FF 90 B CH 83 B FF 89 4-1 BB		F SL 84 B SI 90 X SI 90 1-1 ① SF9 3-H	B SL 84 1 SAFE C SL 83 B SI 90 B FF 90 C FF 90 X FF 90 3-2 ③ F9		F FF 95 1 SAFE P PO 94 F FF 96 1 SAFE B CH 86 B SL 88 F FF 96 X FF 95 3-2 2 S 1-H 1B	C FF 94 B FF 95 X FF 93 1-1 2-H 1B	3	0	2	3	1	0	1
Inning Stats	R: 0 E: 0 K: 1 S: 9 H: 0 LOB: 0 BB: 0 P: 15	R: 0 E: 0 K: 0 S: 9 H: 0 LOB: 0 BB: 0 P: 14	R: 0 E: 0 K: 2 S: 12 H: 0 LOB: 1 BB: 1 P: 21	R: 0 E: 0 K: 1 S: 10 H: 1 LOB: 1 BB: 0 P: 16	R: 4 E: 0 K: 0 S: 15 H: 5 LOB: 2 BB: 1 P: 25	R: 0 E: 0 K: 1 S: 13 H: 0 LOB: 1 BB: 1 P: 23	R: 0 E: 0 K: 1 S: 13 H: 2 LOB: 2 BB: 0 P: 17	R: 1 E: 0 K: 0 S: 16 H: 1 LOB: 1 BB: 1 P: 28	R: 5 E: 0 K: 1 S: 21 H: 6 LOB: 1 BB: 0 P: 33	1B: 11 2B: 2 3B: 0 HR: 2 SF: 2 SAC: 0 DP: 0 HBP: 0						

PITCHER		IP	WLS	BF	H	R	ER	SO	BB	IBB	HBP	BLK	WP	HR	S	P	ERA	WHIP
41 Philip Humber, R ERA: 3.44	(1, 1)	4.2	L	22	6	4	4	4	1	1	0	0	0	0	53	86	7.71	1.500
77 Will Ohman, L ERA: 3.82	(5, 1)	1.2		8	2	0	0	1	1	0	0	0	0	0	21	36	0.00	1.800
58 Jason Frasor, R ERA: 2.93	(7, 1)	0.2		2	0	0	0	1	0	0	0	0	0	0	7	9	0.00	0.000
40 Brian Bruney, R ERA: 4.91	(8, 1)	1.2		13	7	6	6	0	1	0	0	0	0	2	34	58	32.40	4.800
37 Matt Thornton, L ERA: 3.25	(9, 1)	0.1		1	0	0	0	1	0	0	0	0	0	0	3	3	0.00	0.000

PITCHER	IP	WLS	BF	H	R	ER	SO	BB	IBB	HBP	BLK	WP	HR	S	P	ERA	WHIP

TOP

Boston Red Sox @ Chicago White Sox

U.S. Cellular Field, Chicago, IL

Sat Jul 30 2011, 7:11 PM - 10:10 PM EDT

Att. 33,919 - Partly Cloudy - 82 F

livebaseballscorecards.com

AB	40
R	10
H	15
RBI	10
BB	4
SO	7
LOB	14

BOTTOM

Boston Red Sox @ Chicago White Sox

U.S. Cellular Field, Chicago, IL

Sat Jul 30 2011, 7:11 PM - 10:10 PM EDT

Att. 33,919 - Partly Cloudy - 82 F

Batter	1	2	3	4	5	6	7	8	9	AB	R	H	RBI	BB	SO	LOB
1 Juan Pierre, L (1, 7) OBP: 0.330, SLG: 0.323	C FF 92 F FF 93 B FF 94 S CU 77 1-3 K2-3 ①		L FF 93 B CU 77 X FF 94 1-1 F7 ③			B CU 75 B CU 74 C FF 94 X FF 94 2-1 G1-3 ③		C FF 93 B FC 88 F FC 88 X FF 95 1-2 G1-3 ③		4	0	0	0	0	1	0
10 Alexei Ramirez, R (1, 6) OBP: 0.332, SLG: 0.394	C FF 94 B CH 86 F FF 95 B CU 78 B CH 86 C FF 94 3-3 K ②			B CU 73 X FF 92 1-0 44 G1-5-3 1B			B FF 92 B FF 92 C FF 91 X FF 93 2-1 G5-3 ①		C SI 91 X FC 87 0-1 G6-3 ①	4	0	1	0	0	1	0
14 Paul Konerko, R (1, 3) OBP: 0.382, SLG: 0.551 30 Alejandro De Aza, L (9, PH) OBP: 0.125, SLG: 0.500	X FF 95 0-0 P3 ③			C SI 92 F FC 89 T FF 93 0-2 K ①			B SI 94 F FF 93 B FC 90 X FF 93 2-1 HR		C SI 91 X FS 86 0-1 F8 ②	3 1	1 0	1 0	1 0	0 0	1 0	1 0
44 Adam Dunn, L (1, 10) OBP: 0.300, SLG: 0.305		B FF 94 F FF 94 B CU 76 F FF 95 B FC 89 X FC 88 3-2 L3 ①		C FF 93 X FC 90 0-1 G1-5-3 ②③ 1-2f			B CU 75 B FF 95 B FF 94 C FF 93 S FF 95 B FF 94 4-2 BB		B SI 90 B FC 86 B SI 91 C SI 89 B SI 90 4-1 18 2B BB	2	0	0	0	2	0	1
20 Carlos Quentin, R (1, 9) OBP: 0.350, SLG: 0.503 18 Brent Lillibridge, R (9, PH) OBP: 0.343, SLG: 0.472		B FF 94 C FF 94 F FF 94 S CU 78 1-3 K2-3 ②			C FF 93 B CH 86 B FF 93 B FC 92 C FF 93 F FF 94 S FC 89 3-3 K ①		X SI 94 0-0 F9 ②		C SI 90 S FC 85 D SL 84 B FF 90 X SL 85 2-2 1-3 2B	3 1	0 0	0 1	0 0	0 0	2 0	1 0
12 A.J. Pierzynski, L (1, 2) OBP: 0.328, SLG: 0.387		T FF 95 X FF 94 0-1 2B			C FF 94 X CH 86 0-1 G4-3 ②		C FC 90 F CU 76 T FF 93 0-2 K ③		C FS 84 X SL 85 0-1 G4-3 ③	4	0	1	0	0	1	3
51 Alex Rios, R (1, 8) OBP: 0.253, SLG: 0.298		B FF 94 X CH 86 1-0 G5-3 ③			C CH 86 T FF 95 B CU 78 C FF 95 1-3 K ③			C FF 91 B CH 84 F FC 89 B CU 77 X FF 95 2-2 L6 ①		3	0	0	0	0	1	1
15 Gordon Beckham, R (1, 4) OBP: 0.307, SLG: 0.358			C FF 93 T FF 92 S FC 89 0-3 K ①			S FF 92 X CH 85 0-1 F8 ①		F FF 94 B CU 75 F FF 93 B FC 91 F FC 90 X CH 84 2-2 HR		3	1	1	1	0	1	0
22 Brent Morel, R (1, 5) OBP: 0.266, SLG: 0.296			X FF 94 0-0 B5-3 ②			C FF 93 B CU 75 C FF 93 B FC 89 F FF 94 X FF 95 2-2 F9 ②		X FF 95 0-0 G4-3 ②		3	0	0	0	0	0	0
Inning Stats	R: 0 E: 0 K: 2 S: 7 H: 0 LOB: 0 BB: 0 P: 11	R: 0 E: 0 K: 1 S: 9 H: 1 LOB: 1 BB: 0 P: 14	R: 0 E: 0 K: 1 S: 6 H: 0 LOB: 0 BB: 0 P: 7	R: 0 E: 0 K: 1 S: 6 H: 1 LOB: 0 BB: 0 P: 7	R: 0 E: 0 K: 2 S: 9 H: 0 LOB: 0 BB: 0 P: 13	R: 0 E: 0 K: 0 S: 8 H: 0 LOB: 0 BB: 0 P: 12	R: 1 E: 0 K: 1 S: 10 H: 1 LOB: 1 BB: 1 P: 18	R: 1 E: 0 K: 0 S: 11 H: 1 LOB: 0 BB: 0 P: 16	R: 0 E: 0 K: 0 S: 10 H: 1 LOB: 2 BB: 1 P: 16	1B: 1 2B: 2 3B: 0 HR: 2	SF: 0 SAC: 0 DP: 1 HBP: 0	PA: 33		WP: 0 PB: 0 SB: 0 CS: 0			

livebaseballscorecards.com

	AB	31
	R	2
	H	5
	RBI	2
	BB	2
	SO	8
	LOB	7

PITCHER		IP	WLS	BF	H	R	ER	SO	BB	IBB	HBP	BLK	WP	HR	S	P	ERA	WHIP
31 Jon Lester, L ERA: 3.17	(1, 1)	8.0	W	28	4	2	2	8	1	0	0	0	0	2	66	98	2.25	0.625
35 Dan Wheeler, R ERA: 4.54	(9, 1)	1.0		5	1	0	0	0	1	0	0	0	0	0	10	16	0.00	2.000

PITCHER	IP	WLS	BF	H	R	ER	SO	BB	IBB	HBP	BLK	WP	HR	S	P	ERA	WHIP

Boston Red Sox @ Chicago White Sox

U.S. Cellular Field, Chicago, IL

Sun Jul 31 2011, 2:11 PM - 5:40 PM EDT

Att. 28,278 - Sunny - 94 F

TOP

livebaseballscorecards.com

Batter	1	2	3	4	5	6	7	8	9	AB	R	H	RBI	BB	SO	LOB
2 Jacoby Ellsbury, L (1, 8) OBP: 0.378, SLG: 0.515	C FF 86 B FF 86 S FF 83 X FF 87 1-2 ① F7	B SI 86 B FC 82 1 SAFE C FF 86 S FC 82 1 SAFE F SI 87 S FF 88 2-3 ③ K			B FC 81 X SI 85 1-0 ① G1-3		C SL 84 B SL 86 F SF 95 X CH 84 1-2 15 PB 15 1B 1B		X FF 93 0-0 15 S 28 2B 1B	5	2	2	0	0	1	1
15 Dustin Pedroia, R (1, 4) OBP: 0.406, SLG: 0.488	C FF 86 F SI 85 X CU 75 0-2 ② P6		F FF 81 X SI 83 0-1 28 G4-6-3 1B		B SI 85 C CH 80 F SI 86 F CU 72 B FC 81 X FF 86 2-2 ② G1-3		B FF 95 F SL 87 F FF 95 B FF 96 X SL 86 2-2 28 G4-3 1-H 2-H 1B		B FF 93 1 SAFE B FF 93 C SL 85 F FF 93 F FF 94 B FF 94 B CH 84 4-2 28 2B 1-2 BB	4	0	2	2	1	0	0
28 Adrián González, L (1, 3) OBP: 0.418, SLG: 0.571	B FF 86 C FF 86 B FC 82 F FF 86 B FF 84 X FF 89 3-2 2B		1 SAFE C SI 82 S SI 86 B SI 86 X FF 82 1-2 ① ② G4-6-3 1-2f		B FC 82 X CH 78 1-0 ③ F7		C SI 97 X SI 97 0-1 ② G4-3 2-3		D FF 90 X SL 81 1-0 1-3 2-H 2B	5	0	2	1	0	0	2
20 Kevin Youkilis, R (1, 5) OBP: 0.388, SLG: 0.486	B SI 87 B CH 81 F SI 86 B FF 84 C FF 83 F FF 88 F FC 82 F FF 88 X FF 85 3-2 ③ P6		C FF 82 B SI 86 X SI 86 1-1 ③ G6-3			F SI 85 B FC 83 X SI 85 1-1 ① G5-3	I IN 60 I IN 63 I IN 63 I IN 62 I IN 64 4-0 34 S IBB		I IN 65 I IN 69 I IN 65 I IN 62 4-0 IBB	3	0	0	0	2	0	1
34 David Ortiz, L (1, 10) OBP: 0.379, SLG: 0.545		B FC 81 B SI 85 C CH 78 F SI 86 X FF 84 2-2 ① G6-3		C SI 85 X SI 85 0-1 ① G4-3		B SI 85 F CH 78 B CU 72 B FF 82 X FC 82 3-1 13 FC3-6 1B	C SL 83 B SI 96 B SI 96 C SL 83 B SI 97 S SL 83 3-3 ③ K 1-2		S FF 90 C FF 91 S SL 84 0-3 ② K	5	0	1	0	0	2	5
13 Carl Crawford, L (1, 7) OBP: 0.280, SLG: 0.370		B FF 87 F SI 86 F SI 86 S CU 75 1-3 ② K2-3		B SI 86 B FF 82 B FF 87 C FF 87 B SI 86 4-1 33 F8 54 BB BB		B SI 82 C FF 86 X SI 87 1-1 ② FC3-6 1-2f		B SL 81 C SI 96 S SI 96 F SI 96 B SL 82 B SL 82 S SI 96 3-3 ① K	C FF 91 B SL 83 F FF 91 X SL 83 1-2 ③ P6	4	0	0	0	1	2	4
54 Darnell McDonald, R (1, 9) OBP: 0.269, SLG: 0.329 16 Josh Reddick, L (8, PH) OBP: 0.376, SLG: 0.559 (8, 9)	B FF 86 B SI 85 C FF 83 F SI 84 B FF 84 F CH 80 F FF 86 D CU 75 4-2 33 HR BB		B SI 86 1 SAFE 1 SAFE B FF 85 C CH 80 1 SAFE B CH 80 F FF 85 B FF 85 4-2 10 FC6-4 1-2 BB		1 SAFE C SI 86 1 SAFE 1 SAFE C SI 84 1 SAFE 1 SAFE B FF 87 1-2 1 SAFE X CU 73 ③ F9			B FF 93 C FF 93 C FF 93 B CH 86 T FF 94 2-2 ② K		1 1	1 0	0 0	0 0	2 0	0 1	1 0
33 Jason Varitek, S (1, 2) OBP: 0.316, SLG: 0.429	1 SAFE B FF 85 X FF 84 1-0 1-H HR		B SI 86 B FF 87 X FF 85 2-0 ② F8 2-3				C SL 85 B SI 93 C CU 73 X CH 84 1-2 ① L7	F SI 94 S FF 95 B FF 94 F FF 94 B SL 83 F FF 94 B FF 94 F SL 83 X FF 93 3-2 ③ G4-3		4	1	1	2	0	0	2
10 Marco Scutaro, R (1, 6) OBP: 0.340, SLG: 0.370	C FF 85 B SI 85 B FC 83 F CH 80 X SI 87 2-2 1B		C CH 79 B SI 85 X SI 86 1-1 ③ FC6-4 1-2f				C SL 86 X SL 87 0-1 15 PB 2 1B 15 1B 1B		C SL 81 F FF 92 X FF 93 0-2 ① G4-3	4	1	2	0	0	0	2
Inning Stats	R: 0 E: 0 K: 0 S: 15 H: 1 LOB: 1 BB: 0 P: 22	R: 2 E: 0 K: 2 S: 18 H: 2 LOB: 1 BB: 1 P: 30	R: 0 E: 0 K: 0 S: 7 H: 1 LOB: 0 BB: 0 P: 9	R: 0 E: 0 K: 0 S: 8 H: 0 LOB: 2 BB: 2 P: 19	R: 0 E: 0 K: 0 S: 6 H: 0 LOB: 0 BB: 0 P: 10	R: 0 E: 0 K: 0 S: 9 H: 1 LOB: 1 BB: 0 P: 15	R: 2 E: 0 K: 1 S: 16 H: 3 LOB: 2 BB: 1 P: 27	R: 0 E: 0 K: 2 S: 13 H: 0 LOB: 0 BB: 0 P: 21	R: 1 E: 0 K: 1 S: 14 H: 2 LOB: 3 BB: 2 P: 24	1B: 7 2B: 2 3B: 0 HR: 1 SF: 0 SAC: 0 DP: 1 HBP: 0						

	AB	36
	R	5
	H	10
	RBI	5
	BB	6
	SO	6
	LOB	18

WP: 0 PB: 1 SB: 2 CS: 0 PA: 42

PITCHER		IP	WLS	BF	H	R	ER	SO	BB	IBB	HBP	BLK	WP	HR	S	P	ERA	WHIP
56 Mark Buehrle, L ERA: 3.21	(1, 1)	6.0		25	5	2	2	2	3	0	0	0	0	1	63	105	3.00	1.333
26 Jesse Crain, R ERA: 2.53	(7, 1)	0.1	L	4	3	2	1	0	0	0	0	0	0	0	11	15	27.00	9.000
49 Chris Sale, L ERA: 3.0	(7, 1)	1.0		4	0	0	0	2	0	1	0	0	0	0	9	19	0.00	0.000
58 Jason Frasor, R ERA: 3.07	(8, 1)	1.0		5	1	1	1	1	1	0	0	0	0	0	16	25	9.00	2.000
58 Jason Frasor, R ERA: 3.07	(9, 1)	1.0		5	1	1	1	1	1	0	0	0	0	0	16	25	9.00	2.000

PITCHER		IP	WLS	BF	H	R	ER	SO	BB	IBB	HBP	BLK	WP	HR	S	P	ERA	WHIP
77 Will Ohman, L ERA: 3.74	(9, 1)	0.2		4	1	0	0	1	0	1	0	0	0	0	7	13	0.00	1.500

BOTTOM

Boston Red Sox @ Chicago White Sox

U.S. Cellular Field, Chicago, IL

Sun Jul 31 2011, 2:11 PM - 5:40 PM EDT

Att. 28,278 - Sunny - 94 F

livebaseballscorecards.com

Batter	1	2	3	4	5	6	7	8	9	AB	R	H	RBI	BB	SO	LOB
18 Brent Lillibridge, R (1, 7) (5, 3) OBP: 0.336, SLG: 0.461	B FF 91 C FF 92 X CH 85 1-1 G1-3 ①	F FF 94 B SL 79 B SL 79 S SL 77 S SL 79 2-3 K ③		B CH 82 X CH 81 1-0 SH5-4 ① 1-2 2-3		X FF 91 0-0 L8 ①		C FF 97 C SL 85 X FF 97 0-2 G5-3 ②		3	0	0	0	0	1	1
12 A.J. Pierzynski, L (8, PH) (9, 2) OBP: 0.327, SLG: 0.386										1	0	0	0	0	0	0
10 Alexei Ramirez, R (1, 6) OBP: 0.333, SLG: 0.397	B FF 94 B CH 84 X CH 83 2-0 L5 ②		C SL 77 F SL 78 C FF 95 0-3 K ①	B FF 94 S SL 80 F SI 93 F SL 80 X SL 77 1-2 14 HBP 1B 2-3 3-H		C FF 92 B CH 84 C SL 75 T SL 80 1-2 K ②		B SI 98 X FF 98 1-0 2B		5	0	2	1	0	2	0
14 Paul Konerko, R (1, 3) OBP: 0.384, SLG: 0.550 1 Juan Pierre, L (5, 7) OBP: 0.330, SLG: 0.324	B FF 93 B FF 93 C CH 83 F SI 93 B SL 80 F FF 94 B CH 84 4-2 20 1B BB		C SL 78 X CH 85 0-1 G6-3 ②	F SL 78 H FF 95 1-1 HBP 1-2		C SL 77 B FF 92 X FF 93 1-1 20 FC5-4 1B		B FF 98 F CH 90 C CH 90 X FF 98 1-2 G5-3 ③		1	0	0	0	1	0	0
										2	0	1	0	0	0	1
20 Carlos Quentin, R (1, 9) OBP: 0.350, SLG: 0.501	X FF 92 0-0 1-2 1B	B FF 91 X CH 83 1-0 44 1B 51 1B 1B	F CH 84 F SL 80 F SL 79 F SL 80 B SL 81 B FF 94 C FF 95 2-3 K ②			1 SAFE P PO 88 D FS 88 1 SAFE F FF 93 X CU 81 2-1 FC5-4 ③ 1-2f			S FF 95 S FF 95 B FF 95 T FF 96 1-2 K ①	5	1	2	0	0	2	4
44 Adam Dunn, L (1, 10) (9, 3) OBP: 0.298, SLG: 0.303	C FF 93 D SL 81 S FF 93 S FF 94 1-3 K ③	B SI 93 X SI 92 1-0 51 1B 1-3 1B	X FF 95 0-0 P3 ③				B SI 92 B FC 90 F FF 92 F FC 90 F FF 92 F CH 84 B CH 84 T FC 92 3-2 K ①		F FF 97 B FF 96 F FS 92 S FF 97 1-3 K ②	5	0	1	0	0	3	5
51 Alex Rios, R (1, 8) OBP: 0.253, SLG: 0.296		B FF 92 C FF 92 X CH 84 1-1 F8 ① B SI 93 B SL 80 S CH 85 T SL 78 D SL 80 X CH 85 3-2 1-2 3-H 1B			C SL 75 B CH 83 X CH 83 1-1 G6-3 ①		C CU 78 F FF 93 F SI 93 B SL 88 B FS 86 F FF 94 X FC 92 2-2 P4 ②		B FF 96 F FF 95 S FF 96 B FF 96 B SL 82 F FF 96 F FF 96 F FF 95 S FF 96 3-3 K ③	5	0	1	1	0	1	0
17 Tyler Flowers, R (1, 2) OBP: 0.286, SLG: 0.167 58 Jason Frasor, R (9, 1) 77 Will Ohman, L (9, 1)	X FF 93 0-0 22 2B 1B	B CH 84 F FF 93 F SL 77 S FF 94 1-3 K ③			C SL 76 S SL 79 F SI 95 F SL 80 F FF 95 B CH 85 T SL 79 1-2 K ②		B FF 92 S FC 92 B FF 94 B FC 92 F FS 90 B SL 83 4-2 BB			3	1	1	0	1	2	2
										0	0	0	0	0	0	0
										0	0	0	0	0	0	0
15 Gordon Beckham, R (1, 4) OBP: 0.307, SLG: 0.357	B FF 94 F CH 84 F SL 77 C SI 95 1-3 K ②			C CH 84 B SL 79 B CH 83 C SI 93 X SL 78 2-2 18 SH5-4 22 1B 10 1B 1B	C FF 94 X SL 78 0-1 E6 22 WP		T FF 97 B SL 84 C SL 81 S FF 98 1-3 K ③			4	1	1	0	0	2	2
22 Brent Morel, R (1, 5) OBP: 0.271, SLG: 0.305 11 Omar Vizquel, S (8, PH) (9, 5) OBP: 0.291, SLG: 0.316	B FF 94 B FF 93 C FF 92 F CH 84 X FF 94 2-2 1-H 2B			C SL 78 F FF 95 F SL 80 X FF 95 0-2 10 1B 18 SH5-4 1-2 1B	B CH 83 F SL 77 C SI 94 D SL 80 X SI 95 2-2 G5-3 ③ 1-2			B FF 96 X FF 97 1-0 G3 ①		3	0	2	1	0	0	1
										1	0	0	0	0	0	0
Inning Stats	R: 0 E: 0 K: 1 S: 10 H: 1 LOB: 2 BB: 1 P: 18	R: 1 E: 0 K: 2 S: 12 H: 2 LOB: 1 BB: 0 P: 18	R: 1 E: 0 K: 2 S: 13 H: 3 LOB: 2 BB: 0 P: 19	R: 1 E: 0 K: 1 S: 19 H: 3 LOB: 3 BB: 0 P: 26	R: 0 E: 1 K: 1 S: 13 H: 0 LOB: 1 BB: 0 P: 17	R: 0 E: 0 K: 1 S: 9 H: 1 LOB: 1 BB: 0 P: 12	R: 0 E: 0 K: 2 S: 15 H: 0 LOB: 1 BB: 1 P: 25	R: 0 E: 0 K: 0 S: 8 H: 1 LOB: 1 BB: 0 P: 11	R: 0 E: 0 K: 3 S: 12 H: 0 LOB: 0 BB: 0 P: 17	1B: 9 2B: 2 3B: 0 HR: 0 SF: 0 SAC: 1 DP: 0 HBP: 1						

	AB	38
	R	3
	H	11
	RBI	3
	BB	2
	SO	13
	LOB	16

PITCHER		IP	WLS	BF	H	R	ER	SO	BB	IBB	HBP	BLK	WP	HR	S	P	ERA	WHIP
30 Andrew Miller, L ERA: 5.36	(1, 1)	5.2		30	10	3	3	8	1	0	1	0	1	0	73	106	4.76	1.941
91 Alfredo Aceves, R ERA: 3.19	(6, 1)	1.0	W	4	0	0	0	1	1	0	0	0	0	0	15	25	0.00	1.000
51 Daniel Bard, R ERA: 1.76	(7, 1)	1.1	H	5	1	0	0	1	0	0	0	0	0	0	11	15	0.00	0.750
58 Jonathan Papelbon, R ERA: 3.5	(9, 1)	1.0	S	3	0	0	0	3	0	0	0	0	0	0	12	17	0.00	0.000

PITCHER	IP	WLS	BF	H	R	ER	SO	BB	IBB	HBP	BLK	WP	HR	S	P	ERA	WHIP

Cleveland Indians @ Boston Red Sox

Fenway Park, Boston, MA

Mon Aug 01 2011, 7:13 PM - 10:22 PM EDT

Att. 37,943 - Partly Cloudy - 83 F

TOP

livebaseballscorecards.com

Batter	1	2	3	4	5	6	7	8	9	AB	R	H	RBI	BB	SO	LOB
23 Michael Brantley, L (1, 7) OBP: 0.328, SLG: 0.383	C FF 92 C FC 89 B FF 94 F FF 94 F FC 89 F FC 89 S CU 81 1-3 ① K		B CH 84 B FC 89 C CU 80 X FC 89 2-1 ① 2B 2-H			X FF 92 0-0 ① G3-1	1 SAFE 1 SAFE 1 SAFE 1 SAFE C FF 94 C CU 74 1 SAFE S FF 95 0-3 ③ K		B SI 92 C SL 85 C SL 87 X SI 94 1-2 ① G6-3	5	0	1	1	0	2	1
22 Jason Kipnis, L (1, 4) OBP: 0.276, SLG: 0.519	B FF 92 C CH 86 F FF 92 F FC 89 S FC 90 1-3 ② K		F FF 92 X FF 92 0-1 ③ P4			B FF 92 C FC 85 X FF 89 1-1 13 HR 2B		B FF 98 X FF 98 1-0 13 HR 1B	C SL 85 B SI 93 F SI 93 B SL 85 X SI 94 2-2 HR	5	3	3	1	0	1	1
13 Asdrúbal Cabrera, S (1, 6) OBP: 0.347, SLG: 0.501	X FF 94 0-0 ③ G4-3			C FF 90 B CH 84 X CH 83 1-1 41 1B 1 FC4-6 1B		C FF 92 D FC 82 B CU 81 C FC 87 X FC 88 2-2 2-H HR		B FF 97 1 SAFE C FF 96 F FF 98 F SL 83 X SL 83 1-2 1-H HR	X SL 86 0-0 ② F9	5	3	3	4	0	0	0
48 Travis Hafner, L (1, 10) OBP: 0.381, SLG: 0.479		C FF 92 X SI 92 0-1 ① G6-3		S FC 88 B CH 82 B SI 93 X FF 92 2-1 ① F8		C FF 93 C CH 85 F FF 93 B SI 93 X FF 92 1-2 HR		C FF 98 X CH 93 0-1 ① G4-3	B SI 93 B SI 92 C SL 86 B SL 85 S SI 92 C SI 92 3-3 ③ K	5	1	1	1	0	1	1
41 Carlos Santana, S (1, 2) OBP: 0.354, SLG: 0.426		B SI 92 C FF 88 X FF 89 1-1 ② P5		C CU 78 X FC 88 0-1 1 FC4-6 1B 1-3		C CH 83 B FF 87 C CU 80 S CH 86 1-3 ② K		C SL 84 F FF 99 B FF 98 F SL 85 F CH 93 B SL 83 F FF 98 F CH 92 F FF 99 4-2 1 1B 7 2B BB		3	1	1	0	1	1	0
1 Kosuke Fukudome, L (1, 9) OBP: 0.365, SLG: 0.362		B SI 92 C CU 79 C FF 93 S FC 89 1-3 ③ K		X FC 87 0-0 ② FC4-6 7 CS 1-2f 3-H		F FF 92 B FF 91 C FC 85 F SI 92 S CH 86 1-3 ③ K		1 SAFE L FF 94 L SL 86 B FF 94 X FF 95 1-2 7 2B 1B 1-2		4	0	1	1	0	2	1
7 Matt LaPorta, R (1, 3) OBP: 0.294, SLG: 0.416			C FF 92 B CH 84 B FC 88 X FC 87 2-1 ① G6-3 1 SAFE F CH 84 B FF 92 1-1 ③ CS 1-2		B SI 91 S CH 84 F FF 92 B FC 88 B FC 88 X FF 93 3-2 ① G6-3		B CU 78 C CU 77 S FC 86 X FF 92 1-2 ① F7 C SI 94 X CH 80 0-1 1-3 2-H 2B		4	0	1	1	0	0	0
8 Lonnie Chisenhall, L (1, 5) OBP: 0.291, SLG: 0.375 9 Jack Hannahan, L (8, 5) OBP: 0.303, SLG: 0.333			C FF 92 B FF 89 B FC 87 X CH 84 2-1 ② F8		C CU 80 F CU 80 X FF 92 0-2 ② P4		C FF 92 F CU 80 F FF 91 B CH 87 X FC 87 1-2 ② F7 X SL 88 0-0 ② G6-3		4 0	0 0	0 0	0 0	0 0	0 0	2 0
12 Ezequiel Carrera, L (1, 8) OBP: 0.352, SLG: 0.306			B FF 92 C FF 92 B CU 80 F FF 91 F FF 93 F FC 89 B CU 81 X FF 92 3-2 E9 23 2B 1B		C FF 92 B FC 89 B FC 85 F FF 92 B CU 81 X FC 87 3-2 ③ G3-1		F FF 91 B CH 85 X CU 81 1-1 1B C CU 76 S FF 95 B FF 93 X SI 93 1-2 ③ G6-3		4	1	2	0	0	0	2

	AB	39
	R	9
	H	13
	RBI	9
	BB	1
	SO	7
	LOB	8

Inning Stats																						
	R: 0	H: 0	R: 0	H: 0	R: 1	H: 2	R: 1	H: 2	R: 0	H: 0	R: 3	H: 3	R: 0	H: 1	R: 3	H: 4	R: 1	H: 1	1B: 6	SF: 0	WP: 0	PA: 41
	E: 0	LOB: 0	E: 0	LOB: 0	E: 1	LOB: 1	E: 0	LOB: 0	E: 0	LOB: 0	E: 0	LOB: 0	E: 0	LOB: 1	E: 0	LOB: 2	E: 0	LOB: 0	2B: 3	SAC: 0	PB: 0	
	K: 2	BB: 0	K: 1	BB: 0	K: 0	BB: 0	K: 0	BB: 0	K: 0	BB: 0	K: 2	BB: 0	K: 1	BB: 0	K: 0	BB: 1	K: 1	BB: 0	3B: 0	DP: 0	SB: 0	
	S: 11	P: 13	S: 7	P: 9	S: 13	P: 22	S: 8	P: 12	S: 9	P: 15	S: 17	P: 23	S: 12	P: 15	S: 23	P: 31	S: 10	P: 16	HR: 4	HBP: 0	CS: 1	

PITCHER		IP	WLS	BF	H	R	ER	SO	BB	IBB	HBP	BLK	WP	HR	S	P	ERA	WHIP
41 John Lackey, R ERA: 6.23	(1, 1)	6.2		27	8	5	5	5	0	0	0	0	0	2	74	106	6.75	1.200
46 Franklin Morales, L ERA: 4.18	(7, 1)	0.1		1	0	0	0	1	0	0	0	0	0	0	3	3	0.00	0.000
51 Daniel Bard, R ERA: 2.28	(8, 1)	0.1	L	4	2	3	3	0	1	0	0	0	0	1	14	20	81.00	9.000
43 Randy Williams, L ERA: 8.53	(8, 1)	0.2		4	2	0	0	0	0	0	0	0	0	0	9	11	0.00	3.000
32 Matt Albers, R ERA: 2.25	(9, 1)	1.0		4	1	1	1	1	0	0	0	0	0	1	10	16	9.00	1.000

PITCHER	IP	WLS	BF	H	R	ER	SO	BB	IBB	HBP	BLK	WP	HR	S	P	ERA	WHIP

Batter	1	2	3	4	5	6	7	8	9	AB	R	H	RBI	BB	SO	LOB
2 Jacoby Ellsbury, L (1, 8) OBP: 0.376, SLG: 0.514	C FF 88 C FF 90 X CU 76 0-2 ① F8	X FF 89 0-0 ② FC1-5-2-5-1 1-2 3-H		B FF 89 F SI 84 X FF 91 1-1 ③ P6			B FF 88 C FF 89 C SL 86 X FF 87 1-2 ① G1-3		C FF 94 B SL 81 F SL 81 B SL 84 F FF 94 X FF 94 2-2 1-H 2B	5	0	1	1	0	0	2
15 Dustin Pedroia, R (1, 4) OBP: 0.406, SLG: 0.487	C FF 91 B FF 92 X FC 88 1-1 20 1B 1B	B CU 75 F FF 92 C CU 77 B FF 91 X FC 89 2-2 ③ F9			B CU 74 F SI 88 X FC 86 1-1 ① F8		C FF 89 X FF 85 0-1 28 G3-6-3 1B		C FF 94 X SL 83 0-1 ③ G5-3	5	0	2	0	0	0	3
28 Adrián González, L (1, 3) OBP: 0.416, SLG: 0.568	B FF 89 1 SAFE B FF 88 B SI 89 C FF 90 F CH 83 F FF 91 1 SAFE X CU 75 3-2 ② P6		X FC 87 0-0 20 3B 1B		B FF 88 C CU 74 F FF 87 X FF 90 1-2 ② G1-3		C FF 91 B SL 87 1 SAFE B SL 88 F FF 85 D SL 86 X FF 87 3-2 ②③ G3-6-3 1-2f			4	1	1	0	0	0	2
20 Kevin Youkilis, R (1, 5) OBP: 0.389, SLG: 0.492	B FF 87 S FF 90 1 SAFE X FF 88 1-1 1-2 1B		B FF 90 C CU 74 B FC 86 D FF 88 F FF 90 F FF 87 F CU 74 X FC 85 3-2 ① 1-H 3B		C CU 76 B FF 88 B FC 87 F FF 88 F CU 77 X FF 91 2-2 ③ F9			C FF 94 C SL 82 B FF 94 S FF 95 1-3 ① K		4	0	2	1	0	1	0
34 David Ortiz, L (1, 10) OBP: 0.375, SLG: 0.539	X FC 87 0-0 ③ P6		C FF 89 B CH 82 B CU 76 C FC 87 X FF 91 2-2 ② G3-1			X CU 73 0-0 ① G6-3		X SI 94 0-0 ② G6-3		4	0	0	0	0	0	2
13 Carl Crawford, L (1, 7) OBP: 0.283, SLG: 0.384		C FF 89 F FC 88 B FF 91 F FC 87 F CU 76 B FF 91 X FF 88 2-2 ① F7	F FC 89 B SI 89 X FF 89 1-1 HR			C FF 88 X SI 87 0-1 39 HR 2B		C SI 94 B SL 82 F SL 81 B FF 94 S FF 93 2-3 ③ K		4	2	2	1	0	1	0
39 Jarrod Saltalamacchia, S (1, 2) OBP: 0.329, SLG: 0.482		B CU 73 X FF 88 1-0 16 1B 10 1B 2B	C FF 90 C FF 91 B FF 92 B FF 90 S CU 78 2-3 ③ K2-3			X CH 81 0-0 2-H HR			C FF 94 B SL 84 S FF 94 F SL 84 B SL 85 B FF 94 S FF 94 3-3 ① K	4	2	2	2	0	2	0
16 Josh Reddick, L (1, 9) OBP: 0.372, SLG: 0.549	B FF 90 X SI 88 1-0 10 1B 2 FC1-5-2-5-1 2-3 1B			B CU 73 B FF 87 C FF 88 S FC 87 X CU 75 2-2 ① G3		C FF 90 S CU 76 X FF 89 0-2 ② F7			C FF 94 C FF 94 F SL 86 F FF 94 B FF 94 S FF 94 1-3 ② K	4	0	1	0	0	1	0
10 Marco Scutaro, R (1, 6) OBP: 0.343, SLG: 0.373 3 Mike Aviles, R (4, PH) OBP: 0.262, SLG: 0.394 (5, 6)	B FC 86 1 SAFE 1 SAFE F FC 86 S FF 91 1 SAFE X FC 87 1-2 2 FC1-5-2-5-1 1-3 3-H 1B			C FF 90 S CU 76 F FF 91 B FF 91 C CU 78 1-3 ② K		X FC 87 0-0 ③ G6-3			C FF 94 X FF 93 0-1 2 DI 2 2B 1B	1 3	0 1	1 1	1 0	0 0	0 1	0 0
Inning Stats	R: 0 E: 0 K: 0 S: 12 H: 2 LOB: 2 BB: 0 P: 17	R: 1 E: 0 K: 0 S: 14 H: 3 LOB: 2 BB: 0 P: 21	R: 2 E: 0 K: 1 S: 14 H: 3 LOB: 0 BB: 0 P: 22	R: 0 E: 0 K: 1 S: 9 H: 0 LOB: 0 BB: 0 P: 13	R: 0 E: 0 K: 0 S: 9 H: 0 LOB: 0 BB: 0 P: 13	R: 2 E: 0 K: 0 S: 8 H: 2 LOB: 0 BB: 0 P: 8	R: 0 E: 0 K: 0 S: 8 H: 1 LOB: 0 BB: 0 P: 12	R: 0 E: 0 K: 2 S: 7 H: 0 LOB: 0 BB: 0 P: 10	R: 1 E: 0 K: 2 S: 17 H: 2 LOB: 1 BB: 0 P: 23	1B: 7 2B: 3 3B: 1 HR: 2	SF: 0 SAC: 0 DP: 1 HBP: 0	WP: 0 PB: 0 SB: 0 CS: 0	PA: 38			

PITCHER		IP	WLS	BF	H	R	ER	SO	BB	IBB	HBP	BLK	WP	HR	S	P	ERA	WHIP
43 Josh Tomlin, R ERA: 4.16	(1, 1)	6.0		27	10	5	5	2	0	0	0	0	0	2	66	94	7.50	1.667
53 Rafael Perez, L ERA: 2.08	(7, 1)	1.0	W	3	1	0	0	0	0	0	0	0	0	0	8	12	0.00	1.000
52 Vinnie Pestano, R ERA: 2.93	(8, 1)	1.0	H	3	0	0	0	2	0	0	0	0	0	0	7	10	0.00	0.000
54 Chris Perez, R ERA: 3.11	(9, 1)	1.0		5	2	1	1	2	0	0	0	0	0	0	17	23	9.00	2.000

PITCHER	IP	WLS	BF	H	R	ER	SO	BB	IBB	HBP	BLK	WP	HR	S	P	ERA	WHIP

BOTTOM

Cleveland Indians @ Boston Red Sox

Fenway Park, Boston, MA

Mon Aug 01 2011, 7:13 PM - 10:22 PM EDT

Att. 37,943 - Partly Cloudy - 83 F

livebaseballscorecards.com

AB	38
R	6
H	13
RBI	6
BB	0
SO	6
LOB	9

Batter	1	2	3	4	5	6	7	8	9	AB	R	H	RBI	BB	SO	LOB
23 Michael Brantley, L (1, 7) OBP: 0.325, SLG: 0.380	C FF 94 C CU 76 B FF 94 C FF 95 1-3 ① K		B CH 89 F SI 94 X SI 94 1-1 ① F9		C CU 76 B CU 81 B SI 95 S FC 92 X FF 95 2-2 ② G3-1		X FF 94 0-0 ③ G6-3			4	0	0	0	0	1	1
22 Jason Kipnis, L (1, 4) OBP: 0.273, SLG: 0.581	X FF 95 0-0 HR		X SI 95 0-0 ② G1-3		C CU 80 S CU 80 B FF 94 C CH 89 1-3 ③ K			C SL 82 S CU 74 B FF 95 B FF 96 F CU 75 C SL 83 2-3 ① K		4	1	1	1	0	2	0
13 Asdrúbal Cabrera, S (1, 6) OBP: 0.346, SLG: 0.501	C CU 76 F CH 90 B FC 92 S FC 93 1-3 ② K		X CH 90 0-0 2B			F CH 89 B FC 92 C SI 94 B CU 80 F CU 81 F FC 91 B FF 93 F FF 93 S SI 95 3-3 ① K		C CU 74 F SL 82 S FF 94 0-3 ② K		4	0	1	0	0	3	0
48 Travis Hafner, L (1, 10) OBP: 0.379, SLG: 0.475	C FF 95 B CH 90 X SI 95 1-1 ③ F7		B CH 90 F FC 92 B CU 81 C FC 93 F FF 95 S SI 92 2-3 ③ K			B CU 80 C FC 91 S CH 89 X CU 80 1-2 41 FC4-6 1B		C CU 75 X FF 94 0-1 ③ G6-3		4	0	1	0	0	1	1
41 Carlos Santana, S (1, 2) OBP: 0.350, SLG: 0.421		C SI 94 B CU 76 S FC 92 B CU 77 S CU 78 2-3 ① K		F CH 90 C CU 77 X CU 80 0-2 ① G5-3		S FF 94 X CH 89 0-1 ② FC4-6 1 S 1-2f			S FF 94 X FS 90 0-1 ① G4-3	4	0	0	0	0	1	1
1 Kosuke Fukudome, L (1, 9) OBP: 0.364, SLG: 0.360		X FF 94 0-0 7 1B 1B		F FF 92 B FF 94 F SI 95 C SI 95 1-3 ② K		S CH 89 D CH 89 F FC 90 B CH 89 B SI 95 X FC 92 3-2 ③ G4-3 1-2			F FF 95 C FF 95 B FF 96 X FF 95 1-2 ② P3	4	0	1	0	0	1	1
8 Lonnie Chisenhall, L (1, 5) OBP: 0.289, SLG: 0.408		X SI 94 0-0 ② F7		B FF 95 X CH 90 1-0 HR			C FF 93 C CU 74 F SL 85 S FF 95 0-3 ① K		F FF 95 F FF 95 F FF 96 S FF 96 0-3 ③ K	4	1	1	1	0	2	1
7 Matt LaPorta, R (1, 3) OBP: 0.295, SLG: 0.415		1 SAFE B CU 79 B FC 91 1 SAFE S SI 94 X SI 93 2-1 1-2 1B		C SI 95 B CH 90 X CH 90 1-1 ③ G5-3			B CH 86 B CH 85 B FF 94 X FF 94 3-0 ② P6			3	0	1	0	0	0	0
12 Ezequiel Carrera, L (1, 8) OBP: 0.351, SLG: 0.327		B FF 94 S CH 90 F CH 90 X FF 91 1-2 ③ G3-1			L FF 94 B CU 79 L FC 91 F FC 91 X FF 96 1-2 ① F7		B FF 95 X FF 94 1-0 2B			3	0	1	0	0	0	2
Inning Stats	R: 1 E: 0 K: 2 S: 9 H: 1 LOB: 0 BB: 0 P: 12	R: 0 E: 0 K: 1 S: 10 H: 2 LOB: 2 BB: 0 P: 15	R: 0 E: 0 K: 1 S: 8 H: 1 LOB: 1 BB: 0 P: 11	R: 1 E: 0 K: 1 S: 9 H: 1 LOB: 0 BB: 0 P: 12	R: 0 E: 0 K: 1 S: 10 H: 0 LOB: 0 BB: 0 P: 14	R: 0 E: 0 K: 1 S: 14 H: 1 LOB: 1 BB: 0 P: 21	R: 0 E: 0 K: 1 S: 7 H: 1 LOB: 1 BB: 0 P: 11	R: 0 E: 0 K: 2 S: 9 H: 0 LOB: 0 BB: 0 P: 11	R: 0 E: 0 K: 1 S: 9 H: 0 LOB: 0 BB: 0 P: 10	1B: 3 2B: 2 3B: 0 HR: 2 SF: 0 SAC: 0 DP: 0 HBP: 0						

TOP

Cleveland Indians @ Boston Red Sox

Fenway Park, Boston, MA

Tue Aug 02 2011, 8:46 PM - 11:53 PM EDT

Att. 38,101 - Cloudy - 67 F

livebaseballscorecards.com

AB	34
R	2
H	7
RBI	2
BB	0
SO	11
LOB	7

PITCHER		IP	WLS	BF	H	R	ER	SO	BB	IBB	HBP	BLK	WP	HR	S	P	ERA	WHIP
19 Josh Beckett, R ERA: 2.2	(1, 1)	6.0		24	6	2	2	7	0	0	0	0	0	2	60	85	3.00	1.000
46 Franklin Morales, L ERA: 3.9	(7, 1)	2.0		7	1	0	0	3	0	0	0	0	0	0	16	22	0.00	0.500
58 Jonathan Papelbon, R ERA: 3.43	(9, 1)	1.0	W	3	0	0	0	1	0	0	0	0	0	0	9	10	0.00	0.000

PITCHER	IP	WLS	BF	H	R	ER	SO	BB	IBB	HBP	BLK	WP	HR	S	P	ERA	WHIP

Cleveland Indians @ Boston Red Sox

Fenway Park, Boston, MA

Tue Aug 02 2011, 8:46 PM - 11:53 PM EDT

Att. 38,101 - Cloudy - 67 F

livebaseballscorecards.com

BOTTOM

Batter	1	2	3	4	5	6	7	8	9	AB	R	H	RBI	BB	SO	LOB
2 Jacoby Ellsbury, L (1, 8) OBP: 0.374, SLG: 0.510	B FF 92 C FF 90 C SL 82 B FF 93 F FF 93 F FF 92 F SL 83 B SL 80 X FF 92 3-2 ① G4-3	F SL 82 B SI 90 F SI 90 S SL 79 1-3 ③ K2-3			C FF 91 C FF 92 B CU 78 B CH 82 B FF 92 X FF 91 3-2 E6 15 1B		X SI 89 0-0 ③ G1-3		B FF 94 X FF 94 1-0 1-2 2-H 1B	5	0	1	1	0	1	2
15 Dustin Pedroia, R (1, 4) OBP: 0.406, SLG: 0.487	C FF 91 B FF 90 B FF 91 F CH 82 F FF 93 X CH 81 2-2 ② G5-3		C FF 92 B SI 90 B FF 92 B CH 82 F FF 92 F FF 93 F FF 92 X FF 93 3-2 ① P4		C FF 90 1 SAFE C SI 90 1 SAFE 1 SAFE X FF 91 0-2 28 G4-6-3 1-2 1B			C SL 80 B SI 90 C SI 89 X FF 92 1-2 20 S 1B		4	0	2	0	0	0	0
28 Adrián González, L (1, 3) OBP: 0.417, SLG: 0.569	B FF 91 S FF 92 X CU 78 1-1 2B		B FC 90 B FF 91 F CH 81 B SI 90 B CH 82 4-1 BB		B FF 91 B FF 89 C SI 90 F CH 82 X FF 91 2-2 ② ③ G4-6-3 1-2f			B FF 92 1 SAFE B FF 92 F FF 92 X FF 92 2-1 ① F9		3	0	1	0	1	0	3
20 Kevin Youkilis, R (1, 5) OBP: 0.388, SLG: 0.497 10 Marco Scutaro, R (9, 6) OBP: 0.343, SLG: 0.373	C FF 93 C FF 92 S FF 92 0-3 ③ K		D CH 81 C FF 92 B FF 91 S CH 82 B CU 79 X FF 93 3-2 ② F9			B FF 89 B CH 82 C FF 88 X FF 89 2-1 HR		B CH 81 C FF 92 1 SAFE S SL 81 B CH 82 D SL 82 S SL 84 3-3 ② K 1-2		4 0	1 0	1 0	1 0	0 0	2 0	3 0
34 David Ortiz, L (1, 10) OBP: 0.376, SLG: 0.536		C FF 92 F FF 93 F FF 92 B SL 84 B FF 91 B CH 83 F FF 90 F FF 93 B FF 91 4-2 3 1B 13 E 33 WP BB	B SL 82 B FF 92 C FF 93 B CH 82 X FF 93 3-1 ③ L3			B FF 86 C FF 86 B FF 86 F FF 89 X SL 85 2-2 ① G6-3		I IN 73 I IN 73 I IN 72 I IN 70 4-0 IBB		2	1	0	0	2	0	1
13 Carl Crawford, L (1, 7) OBP: 0.280, SLG: 0.379		F FF 92 F FC 90 X FF 92 0-2 FC6 33 WP 3 1B 1-2		B FF 90 F SI 90 F FF 91 S CU 78 1-3 ① K		C SL 85 S FF 86 S SL 86 0-3 ② K		S SL 83 B SL 83 X SL 82 1-1 ③ P4		4	0	0	0	0	2	3
3 Mike Aviles, R (1, 6) OBP: 0.262, SLG: 0.391 (9, 5)		C SI 92 X CH 82 0-1 33 WP 1-2 2-3 1B	B SI 91 C SI 92 B FF 92 X FF 92 2-1 ② F9			S SI 90 X SI 90 0-1 ③ G5-3			B FF 94 F FF 94 C SL 80 F FF 93 X FF 93 1-2 ① F8	4	0	1	0	0	0	0
33 Jason Varitek, S (1, 2) OBP: 0.315, SLG: 0.425 39 Jarrod Saltalamacchia, C (6, PR) OBP: 0.329, SLG: 0.482		C CH 82 B FF 93 S CU 79 S SL 80 1-3 ① K 1-2 2-3 3-H	F CH 83 C FF 92 B SI 92 S CU 79 1-3 ③ K2-3				B FF 90 C SL 81 B SL 81 X SI 89 2-1 ① G4-3		X SI 94 0-0 16 1B 2 1B 1B	4 0	0 1	1 0	0 0	0 0	2 0	2 0
54 Darnell McDonald, R (1, 9) OBP: 0.263, SLG: 0.321 16 Josh Reddick, L (7, PH) OBP: 0.374, SLG: 0.548 (8, 9)		C FF 92 S CH 82 B FF 93 T SL 80 1-2 ② K			C FF 88 B CH 80 B FF 91 B FF 91 X FF 90 3-1 ① F8		C SL 81 B FF 92 S SL 80 S FF 91 1-3 ② K		B SL 79 X FF 92 1-0 2 1B 1-2 1B	2 2	0 0	0 1	0 0	0 1	1 0	2 0
Inning Stats	R: 0 H: 1 E: 0 LOB: 1 K: 1 BB: 0 S: 15 P: 21	R: 1 H: 1 E: 1 LOB: 2 K: 3 BB: 1 S: 19 P: 26	R: 0 H: 0 E: 0 LOB: 1 K: 0 BB: 1 S: 11 P: 24	R: 0 H: 0 E: 0 LOB: 0 K: 2 BB: 0 S: 8 P: 12	R: 0 H: 1 E: 1 LOB: 1 K: 0 BB: 0 S: 11 P: 19	R: 1 H: 1 E: 0 LOB: 0 K: 1 BB: 0 S: 10 P: 14	R: 0 H: 0 E: 0 LOB: 0 K: 1 BB: 0 S: 6 P: 9	R: 0 H: 1 E: 0 LOB: 2 K: 1 BB: 1 S: 10 P: 21	R: 1 H: 3 E: 0 LOB: 2 K: 0 BB: 0 S: 7 P: 10	1B: 6 SF: 0 2B: 1 SAC: 0 3B: 0 DP: 1 HR: 1 HBP: 0						

	AB	34
	R	3
	H	8
	RBI	2
	BB	3
	SO	9
	LOB	16

WP: 1 PA: 37
PB: 0
SB: 1
CS: 0

PITCHER		IP	WLS	BF	H	R	ER	SO	BB	IBB	HBP	BLK	WP	HR	S	P	ERA	WHIP
31 David Huff, L ERA: 0.51	(1, 1)	5.0		21	3	1	0	6	2	0	0	0	1	0	64	102	0.00	1.000
53 Rafael Perez, L ERA: 2.25	(6, 1)	0.2	B	3	1	1	1	1	0	0	0	0	0	1	8	12	13.50	1.500
38 Joe Smith, R ERA: 1.06	(6, 1)	1.1		5	1	0	0	1	0	0	0	0	0	0	11	15	0.00	0.750
49 Tony Sipp, L ERA: 3.05	(8, 1)	1.0		4	0	0	0	1	0	1	0	0	0	0	7	17	0.00	0.000
52 Vinnie Pestano, R ERA: 3.12	(9, 1)	0.1	L	4	3	1	1	0	0	0	0	0	0	0	7	10	27.00	9.000

PITCHER	IP	WLS	BF	H	R	ER	SO	BB	IBB	HBP	BLK	WP	HR	S	P	ERA	WHIP

Cleveland Indians @ Boston Red Sox

Fenway Park, Boston, MA

Wed Aug 03 2011, 7:10 PM - 10:11 PM EDT

Att. 38,172 - Cloudy - 71 F

livebaseballscorecards.com

Batter	1	2	3	4	5	6	7	8	9	AB	R	H	RBI	BB	SO	LOB
12 Ezequiel Carrera, L (1, 8) OBP: 0.350, SLG: 0.345	C KN 66 X KN 66 0-1 ① G3		C KN 66 B KN 66 X KN 66 1-1 ③ B2-3		X KN 66 0-0 ② SH4-3 1-2		F KN 67 X KN 67 0-1 13 S 2B 3-H			3	0	1	1	0	0	1
22 Jason Kipnis, L (1, 4) OBP: 0.324, SLG: 0.667	B KN 66 C KN 65 B KN 66 C KN 66 F KN 67 X KN 67 2-2 ② G3			B KN 65 C KN 66 B KN 66 B KN 66 C FF 74 X FF 74 3-2 HR	B KN 66 B KN 65 B KN 66 2 SAFE B KN 66 4-0 BB		B FF 96 C FF 94 B SL 87 B FF 94 C FF 94 B FF 94 4-2 BB			2	1	1	1	2	0	0
13 Asdrúbal Cabrera, S (1, 6) OBP: 0.345, SLG: 0.499	X KN 66 0-0 ③ P5			B KN 66 F KN 66 X KN 66 1-1 48 2B 1B	B KN 66 X KN 65 1-0 ③ F8		C FF 95 F SI 95 B FF 95 S SL 89 1-3 ③ K 2-3			4	1	1	0	0	1	4
48 Travis Hafner, L (1, 10) OBP: 0.381, SLG: 0.478		C KN 66 C KN 66 B KN 66 X KN 66 1-2 ① G5-3		C KN 67 F KN 66 X KN 67 0-2 41 PB 2B 1-H		B KN 65 C KN 66 B KN 66 B KN 66 B KN 66 4-1 8 2-6 BB		B FF 94 C FF 92 B SL 86 C FF 91 F SL 87 B SL 87 F FF 93 X FF 91 3-2 ① L8		3	0	1	1	1	0	0
41 Carlos Santana, S (1, 3) OBP: 0.347, SLG: 0.416		C KN 67 B KN 66 B KN 66 C KN 66 T KN 66 2-2 ② K		B KN 67 F KN 66 F KN 66 B KN 67 F KN 67 F KN 66 S KN 67 2-3 ① K 2-3		S KN 66 B KN 65 C KN 66 S KN 67 1-3 ① K		C CU 74 S SL 88 S FF 96 0-3 ② K		4	0	0	0	0	4	2
1 Kosuke Fukudome, L (1, 9) OBP: 0.360, SLG: 0.356		B KN 67 C KN 66 B KN 66 X KN 66 2-1 ③ G3		F KN 66 B KN 67 X KN 67 1-1 ② G4-3		X KN 66 0-0 ② F8		B FF 95 C FF 93 X SL 86 1-1 ③ F9		4	0	0	0	0	0	2
8 Lonnie Chisenhall, L (1, 5) OBP: 0.287, SLG: 0.413			B KN 64 C KN 65 X KN 65 1-1 ① L9	F KN 67 S KN 66 F KN 67 X KN 66 0-2 ③ G5-3		F KN 66 B KN 66 1-1 ③ 2-6 1-2	S KN 66 X KN 65 0-1 6 WP 12 2B 2B		C FF 95 B FS 91 X FS 91 1-1 ① G4-3	4	1	1	0	0	0	1
26 Austin Kearns, R (1, 7) OBP: 0.305, SLG: 0.299			C KN 65 B KN 66 B KN 66 F KN 65 C KN 66 2-3 ② K		X KN 65 0-0 ① L6		C KN 67 B KN 66 B KN 66 X KN 66 2-1 ① G4-3		B FF 94 S FF 94 B SL 83 C FF 96 X FF 95 2-2 ② P4	4	0	0	0	0	1	1
6 Lou Marson, R (1, 2) OBP: 0.280, SLG: 0.321			C KN 66 X KN 66 0-1 E6		B KN 65 B KN 66 C FF 72 C KN 66 S KN 65 2-3 K 12 SH4-3		B KN 66 C KN 66 F KN 66 B KN 67 S KN 67 2-3 ② K 2-3		B FF 95 C FF 95 B SL 81 F FF 95 F FF 96 S FF 96 2-3 ③ K	4	0	0	0	0	3	1

| Inning Stats | | |

BOTTOM

Cleveland Indians @ Boston Red Sox

Fenway Park, Boston, MA

Wed Aug 03 2011, 7:10 PM - 10:11 PM EDT

Att. 38,172 - Cloudy - 71 F

livebaseballscorecards.com

Batter	1	2	3	4	5	6	7	8	9	AB	R	H	RBI	BB	SO	LOB
2 Jacoby Ellsbury, L (1, 8) OBP: 0.373, SLG: 0.513	B FF 93 X SI 93 1-0 ① G3	B SI 91 B CH 85 S FF 93 F FF 92 X CH 87 2-2 ③ F9		C FF 94 B CU 80 S SL 85 B SL 84 F SI 94 S CH 87 2-3 ③ K 1-2			L CH 85 F CH 87 B SL 87 X SI 94 1-2 ① G4-3		C SL 81 X SI 90 0-1 HR	5	1	1	1	0	1	3
15 Dustin Pedroia, R (1, 4) OBP: 0.407, SLG: 0.487	B FF 94 C FF 94 S CH 88 F FF 95 X FF 95 1-2 ② F9		C CU 78 X SI 93 0-1 28 CS 1B		X SI 93 0-0 20 G6-4-3 28 1B 1B		C SI 93 F SL 86 F SL 87 F FF 95 S SL 86 0-3 ② K			4	0	2	0	0	1	0
28 Adrián González, L (1, 3) OBP: 0.418, SLG: 0.568	B FF 94 F FF 93 F FF 94 X FF 94 1-2 20 2B 34 1B 1B		L SI 92 1 SAFE X CH 87 0-1 ① ② G6-3 1-2		B CH 85 X CH 86 1-0 20 G6-4-3 1-2 1B		X SI 93 0-0 ③ G6-3			4	1	2	0	0	0	1
20 Kevin Youkilis, R (1, 5) OBP: 0.389, SLG: 0.499 3 Mike Aviles, R (8, PR) OBP: 0.262, SLG: 0.391 (9, 5)	B FF 93 C SI 92 B CH 88 X FF 93 2-1 34 1B 1-3 2B		F FF 95 B CH 88 S CH 88 C FF 94 1-3 ③ K		F FF 92 C SL 85 X SL 86 0-2 ① ② G6-4-3 1-2f 2-3			C CU 80 B FF 92 B SL 86 F FF 94 B CH 89 B FF 95 4-2 34 S BB		3 0	1 0	1 0	0 0	1 0	1 0	2 0
34 David Ortiz, L (1, 10) OBP: 0.378, SLG: 0.534	B FF 95 S CH 87 X CH 89 1-1 2-H 3-H 1B			B FF 93 C CU 80 C CU 80 B SL 82 B FF 95 B CU 80 4-2 13 2B 10 FC6-4 BB	F FF 93 F FF 92 D SL 86 X SL 87 1-2 ③ G4-3			S FF 92 S FF 92 D SL 84 F SL 85 X FF 94 1-2 ① L8 1-2		3	1	1	2	1	0	2
13 Carl Crawford, L (1, 7) OBP: 0.279, SLG: 0.381	C FF 92 F CU 81 B FF 92 X CU 80 1-2 ③ F7			F FF 93 B SI 94 X CH 87 1-1 10 FC6-4 1-3 2B		X SI 92 0-0 ① G6-3		B SL 84 F FF 93 F SL 84 S SL 84 1-3 ② K		4	0	1	0	0	1	3
39 Jarrod Saltalamacchia, S (1, 2) OBP: 0.324, SLG: 0.474		F SI 92 X SI 93 0-1 ① G1-3		C CU 79 S SL 84 S SL 84 0-3 ① K		C SI 92 F CH 86 F SL 86 S SI 93 0-3 ② K		B CH 82 D CH 83 F CH 81 C FF 93 C FF 93 2-3 ③ K		4	0	0	0	0	3	4
16 Josh Reddick, L (1, 9) OBP: 0.387, SLG: 0.556 54 Darnell McDonald, R (9, PH) OBP: 0.260, SLG: 0.318		B SI 93 F SI 92 X SI 92 1-1 1B		B SL 83 B FF 94 B CH 87 I IN 66 4-0 10 FC6-4 IBB		X SI 92 0-0 1B			C SI 89 B SL 80 X SI 89 1-1 ① G4-3	2 1	0 0	2 0	0 0	1 0	0 0	0 0
10 Marco Scutaro, R (1, 6) OBP: 0.337, SLG: 0.366		B SI 93 B SI 92 F SI 93 B CH 86 C FF 94 F FF 93 1 SAFE X FF 93 3-2 ② F8		C SL 87 C SL 85 F SL 85 B FF 95 X SL 86 1-2 ② FC6-4 2 S 1-2f 2-3 3-H		D CU 81 C FF 94 F FF 92 F SL 86 B FF 94 X SL 86 2-2 ③ G1-3			B FF 91 C SI 89 X SI 90 1-1 ② G1-3	4	0	0	1	0	0	4

	AB	34
	R	4
	H	10
	RBI	4
	BB	3
	SO	7
	LOB	19

Inning Stats	1	2	3	4	5	6	7	8	9	1B: 7	SF: 0	WP: 0	PA: 37
R:	2	0	0	1	0	0	0	0	1	2B: 2	SAC: 0	PB: 0	
E:	0	0	0	0	0	0	0	0	0	3B: 0	DP: 1	SB: 2	
K:	0	0	1	2	0	1	1	2	0	HR: 1	HBP: 0	CS: 1	
S:	15	11	7	15	8	10	9	12	6				
H:	3	1	1	1	2	1	0	0	1				
LOB:	1	1	0	2	1	1	0	2	0				
BB:	0	0	0	2	0	0	0	1	0				
P:	22	17	8	27	10	12	10	20	8				

PITCHER	IP	WLS	BF	H	R	ER	SO	BB	IBB	HBP	BLK	WP	HR	S	P	ERA	WHIP
59 Carlos Carrasco, R (1, 1) ERA: 4.62	7.0		31	9	3	3	5	2	1	0	0	0	0	77	112	3.86	1.571
49 Tony Sipp, L (8, 1) ERA: 2.98	1.0		3	0	0	0	2	0	0	0	0	0	0	10	14	0.00	0.000
38 Joe Smith, R (9, 1) ERA: 1.26	0.2	L	3	1	1	1	0	0	0	0	0	0	1	6	8	13.50	1.500

PITCHER	IP	WLS	BF	H	R	ER	SO	BB	IBB	HBP	BLK	WP	HR	S	P	ERA	WHIP

Batter	1	2	3	4	5	6	7	8	9	AB	R	H	RBI	BB	SO	LOB
12 Ezequiel Carrera, L (1, 8) OBP: 0.323, SLG: 0.317	B FF 91 C FF 91 B FF 92 B SI 91 C FF 92 T FF 92 3-2 ① K		C CU 78 B CU 80 X SI 90 1-1 ① L4		C SI 90 L FF 90 X SI 92 0-2 ① G5-3		B FF 92 F FF 94 S SL 80 B SL 79 F FF 92 B SL 78 X FF 95 3-2 ① G6-3	X SL 79 0-0 ③ FC4-6 1-2f		5	0	0	0	0	1	2
22 Jason Kipnis, L (1, 4) OBP: 0.310, SLG: 0.605	C CU 78 B FF 94 X CU 78 1-1 ② G3-1		X SI 91 0-0 13 FC5-4 1B		B SI 93 B CU 79 C FF 90 B SI 92 C SI 92 X CU 78 3-2 ② F7		B FF 96 B SL 80 F FF 94 S SL 79 B FF 96 S SL 80 3-3 ② K		C SL 77 B SL 79 F FF 94 B SI 92 F FF 95 S SL 81 2-3 ① K	5	0	1	0	0	2	0
13 Asdrúbal Cabrera, S (1, 6) OBP: 0.346, SLG: 0.497	B SI 94 C CU 78 X FF 93 1-1 ③ P3		1 SAFE X CH 78 0-0 ② FC5-4 48 1B 41 1B 1-2f		F FF 92 B FC 91 X CU 78 1-1 ③ F9		B CH 85 S SL 80 X FF 94 1-1 48 2B 1B		B FF 94 C CH 85 B SL 79 B SL 77 S CH 84 D SL 80 4-2 41 S 1 2B BB	4	3	1	0	1	0	1
48 Travis Hafner, L (1, 10) OBP: 0.386, SLG: 0.491 8 Lonnie Chisenhall, L (7, PR) OBP: 0.284, SLG: 0.407 (7, 10)		B FF 90 C FF 90 F FF 91 C FF 91 1-3 ① K	C CU 78 B FF 92 C CU 76 B SI 92 F FF 90 D CU 78 X CU 78 3-2 41 1B 1-3 1B			B FF 93 C FF 93 F FF 94 F CU 80 B FF 93 B FF 94 X FF 94 3-2 41 HR 2B	B SL 78 B SL 78 D SL 80 C FF 94 X FF 93 3-1 1-H 2B		F FF 93 B FF 93 C SL 77 S SL 80 1-3 ② K	4 1	1 0	3 0	1 0	0 0	1 1	0 1
41 Carlos Santana, S (1, 2) OBP: 0.352, SLG: 0.428		C CU 77 X FF 91 0-1 1 E 7 1B 1B	B CH 80 D CU 78 C CU 77 X CU 78 2-1 1-2 3-H 1B			X FF 95 0-0 2-H HR	C SL 77 B SL 77 X FF 94 1-1 ③ G6-3		C CH 82 D SL 79 B CH 81 S SL 79 D SL 80 F SL 79 B SL 79 4-2 1 2B 1-3 BB	4	2	3	3	1	0	1
1 Kosuke Fukudome, L (1, 9) OBP: 0.363, SLG: 0.363		X FF 91 0-0 E9 7 1B 26 G3-1 1-3 1B	B FF 92 C FF 92 D CH 80 F CU 79 F FF 92 F CU 79 F FF 92 C SI 92 2-3 ③ K			B CU 74 F FF 94 L FF 95 X CU 75 1-2 ① P4		B SL 78 S SI 91 C FF 95 B SL 82 F SL 79 X SI 94 2-2 26 S 1B	D SL 78 B SL 79 F FF 93 X FF 94 2-1 1-3 3-H 2B	5	1	3	1	0	1	2
7 Matt LaPorta, R (1, 3) OBP: 0.296, SLG: 0.419		B FF 92 F CU 77 X FF 92 1-1 26 G3-1 16 1B 2-3 3-H 1B	S CH 78 B CU 79 F FC 91 S FF 92 1-3 ① K			B FF 94 F FS 87 B CU 82 B FS 86 X FF 94 3-1 2B		B CH 82 B CH 84 S CH 83 X FF 92 2-1 ① F8	F SI 90 B FF 91 C FF 91 F FF 90 X CU 76 1-2 ③ F7	5	0	2	1	0	1	3
26 Austin Kearns, R (1, 7) OBP: 0.304, SLG: 0.293		X CU 78 0-0 ② G3-1 1-2 3-H	C CU 78 B SI 92 C FF 92 S SI 93 1-3 ② K			B FF 92 F FF 92 D FS 89 B SI 94 C FS 89 S CU 81 3-3 ② K		F FF 92 D FF 95 B CH 84 F SL 77 H SL 80 3-2 12 FC4-6 1-2 HBP		3	0	0	1	0	2	2
16 Jason Donald, R (1, 5) OBP: 0.333, SLG: 0.200 9 Jack Hannahan, L (7, 5) OBP: 0.302, SLG: 0.332		C CU 76 X FF 93 0-1 ③ 2-H 1B	X SI 92 0-0 ③ L8			F FF 94 S FF 94 C SI 95 0-3 ③ K		C FF 91 B FF 94 S FF 94 S FF 95 1-3 ② K		3 1	0 0	1 0	0 0	0 0	1 1	1 2
Inning Stats	R: 0 E: 0 K: 1 S: 7 H: 0 LOB: 0 BB: 0 P: 12	R: 2 E: 1 K: 1 S: 11 H: 4 LOB: 2 BB: 0 P: 13	R: 1 E: 0 K: 1 S: 16 H: 3 LOB: 2 BB: 0 P: 24	R: 0 E: 0 K: 2 S: 7 H: 0 LOB: 0 BB: 0 P: 9	R: 0 E: 0 K: 0 S: 8 H: 0 LOB: 0 BB: 0 P: 12	R: 2 E: 0 K: 2 S: 16 H: 3 LOB: 1 BB: 0 P: 26	R: 1 E: 0 K: 1 S: 13 H: 2 LOB: 1 BB: 0 P: 24	R: 0 E: 0 K: 1 S: 12 H: 1 LOB: 2 BB: 0 P: 20	R: 1 E: 0 K: 2 S: 18 H: 1 LOB: 2 BB: 2 P: 32	1B: 9 2B: 4 3B: 0 HR: 1 SF: 0 SAC: 0 DP: 0 HBP: 1						

TOP

Cleveland Indians @ Boston Red Sox

Fenway Park, Boston, MA

Thu Aug 04 2011, 7:11 PM - 10:33 PM EDT

Att. 38,477 - Clear - 70 F

livebaseballscorecards.com

AB	40
R	7
H	14
RBI	7
BB	2
SO	11
LOB	15

WP: 0 PB: 0 SB: 3 CS: 0 PA: 43

PITCHER		IP	WLS	BF	H	R	ER	SO	BB	IBB	HBP	BLK	WP	HR	S	P	ERA	WHIP
23 Erik Bedard, L ERA: 3.55	(1, 1)	5.0		21	7	3	3	5	0	0	0	0	0	0	49	70	5.40	1.400
46 Franklin Morales, L ERA: 4.45	(6, 1)	0.1	L	3	2	2	2	0	0	0	0	0	0	1	8	12	54.00	6.000
91 Alfredo Aceves, R ERA: 3.16	(6, 1)	0.2		3	1	0	0	2	0	0	0	0	0	0	8	14	0.00	1.500
30 Andrew Miller, L ERA: 5.44	(7, 1)	2.2		15	4	2	2	4	2	0	1	0	0	0	39	71	6.75	2.250
35 Dan Wheeler, R ERA: 4.5	(9, 1)	0.1		1	0	0	0	0	0	0	0	0	0	0	4	5	0.00	0.000

PITCHER	IP	WLS	BF	H	R	ER	SO	BB	IBB	HBP	BLK	WP	HR	S	P	ERA	WHIP

Cleveland Indians @ Boston Red Sox

Fenway Park, Boston, MA

Thu Aug 04 2011, 7:11 PM - 10:33 PM EDT

Att. 38,477 - Clear - 70 F

livebaseballscorecards.com

BOTTOM

Batter	1	2	3	4	5	6	7	8	9	AB	R	H	RBI	BB	SO	LOB
2 Jacoby Ellsbury, L (1, 8) OBP: 0.376, SLG: 0.514	C FF 95 B FF 94 X SI 96 1-1 15 G5-3 28 2B 1B	F FF 94 C SI 95 B SL 84 B FF 95 S SL 85 2-3 ③ K			B FF 95 B FF 93 X SI 91 2-0 1B		B FF 93 B FF 93 B SI 92 B FF 92 4-0 28 FC6 BB			3	1	2	0	1	1	1
15 Dustin Pedroia, R (1, 4) OBP: 0.404, SLG: 0.483	F FF 94 B SI 95 F SI 95 B SI 96 1 SAFE X SI 93 2-2 ① G5-3 1-2		X SI 93 0-0 ① G6-3		C SI 91 X FF 91 0-1 ② F9		C FF 93 C SL 80 S FF 93 0-3 ② K			4	0	0	0	0	1	3
28 Adrián González, L (1, 3) OBP: 0.416, SLG: 0.568	F FF 96 S FF 96 F FF 97 X SI 95 0-2 34 1B 2-H 2B		C FF 94 S FF 94 F FF 94 B CH 87 S FF 95 1-3 ② K		F FF 92 B FF 92 X FF 92 1-1 ③ F7		B FF 92 C SL 80 F SL 80 F FF 94 X SL 82 1-2 ③ FC6 1-2f			4	1	1	1	0	1	2
20 Kevin Youkilis, R (1, 5) OBP: 0.385, SLG: 0.493	C FF 94 S SI 94 B SI 94 C SL 85 1-3 ② K		B SL 85 F SI 94 B SL 84 S SI 93 X SI 94 2-2 ③ G5-3			C SL 81 F SI 92 X FF 93 0-2 ① G5-3		X FF 93 0-0 ① F7		4	0	0	0	0	1	1
34 David Ortiz, L (1, 10) OBP: 0.379, SLG: 0.532	B SI 96 C SI 94 B FF 95 X SI 91 2-1 2-H 1B			C FF 93 B FF 95 C SL 82 S FF 95 1-3 ① K		B FF 93 B SL 79 F FF 93 F FF 93 F FF 93 B SL 84 F FF 94 F FF 94 B SI 93 4-2 13 E BB		F FF 92 B FF 92 X FF 93 1-1 ② F7		3	0	1	1	1	1	0
13 Carl Crawford, L (1, 7) OBP: 0.276, SLG: 0.376	C FF 94 B FF 94 B FF 93 X SI 93 2-1 ③ L7			C SI 94 B FF 95 B FF 96 C FF 93 F FF 96 X FF 94 2-2 ② G6-3		C FF 93 B SI 94 B FF 93 F FF 92 B FF 93 F FF 92 X FF 93 3-2 FC5 1-2		B FF 93 C FF 92 B SL 82 B FF 93 F FF 93 X FF 94 3-2 ③ G6-3		4	0	0	0	0	0	2
16 Josh Reddick, L (1, 9) OBP: 0.384, SLG: 0.569		B SI 92 C FF 94 F FF 94 F SL 85 F FF 97 B FF 98 F FF 96 F SL 84 F FF 96 2-3 S SI 93 K		B SI 92 X FF 94 1-0 HR		B SL 83 X FF 93 1-0 ② L7		C FF 94 F FF 95 X FF 94 0-2 ① L8		4	1	1	1	0	1	2
33 Jason Varitek, S (1, 2) OBP: 0.308, SLG: 0.415		C FF 93 B SI 94 B SI 92 F FF 93 S FF 95 2-3 ① K		S FF 94 B SL 82 F FF 95 B FF 94 F SI 92 S FF 94 2-3 ③ K		C SL 83 B FF 93 B SL 84 F FF 92 S FF 94 2-3 ③ K		C FF 95 B FF 95 X FF 94 1-1 ② F9		4	0	0	0	0	3	3
10 Marco Scutaro, R (1, 6) OBP: 0.332, SLG: 0.360		B FF 95 S FF 94 C SI 94 S FF 94 1-3 ② K			C SI 92 B SI 94 B SL 83 F FF 93 F FF 95 B SI 91 X FF 95 3-2 ① F9		B FF 93 C FF 94 X SL 81 1-1 ① G6-3		C FF 95 F FF 95 F FF 94 F FF 95 X FF 94 1-2 ③ F9	4	0	0	0	0	1	1
Inning Stats	R: 2 E: 0 K: 1 S: 16 H: 3 LOB: 1 BB: 0 P: 24	R: 0 E: 0 K: 4 S: 17 H: 0 LOB: 1 BB: 0 P: 24	R: 0 E: 0 K: 1 S: 8 H: 0 LOB: 0 BB: 0 P: 11	R: 1 E: 0 K: 2 S: 12 H: 1 LOB: 0 BB: 0 P: 18	R: 0 E: 0 K: 0 S: 9 H: 1 LOB: 1 BB: 0 P: 15	R: 0 E: 1 K: 1 S: 16 H: 0 LOB: 2 BB: 1 P: 26	R: 0 E: 0 K: 1 S: 9 H: 0 LOB: 1 BB: 1 P: 15	R: 0 E: 0 K: 0 S: 6 H: 0 LOB: 0 BB: 0 P: 10	R: 0 E: 0 K: 0 S: 10 H: 0 LOB: 0 BB: 0 P: 12	1B: 3 2B: 1 3B: 0 HR: 1 SF: 0 SAC: 0 DP: 0 HBP: 0	WP: 1 PB: 0 SB: 0 CS: 0 PA: 36					

	AB	34
	R	3
	H	5
	RBI	3
	BB	2
	SO	10
	LOB	15

PITCHER		IP	WLS	BF	H	R	ER	SO	BB	IBB	HBP	BLK	WP	HR	S	P	ERA	WHIP
63 Justin Masterson, R ERA: 2.63	(1, 1)	6.0	W	26	5	3	3	9	1	0	0	0	1	1	78	118	4.50	1.000
52 Vinnie Pestano, R ERA: 3.02	(7, 1)	1.1	H	5	0	0	0	1	1	0	0	0	0	0	10	16	0.00	0.750
49 Tony Sipp, L ERA: 2.93	(8, 1)	0.2	H	2	0	0	0	0	0	0	0	0	0	0	5	9	0.00	0.000
54 Chris Perez, R ERA: 3.03	(9, 1)	1.0		3	0	0	0	0	0	0	0	0	0	0	10	12	0.00	0.000

PITCHER		IP	WLS	BF	H	R	ER	SO	BB	IBB	HBP	BLK	WP	HR	S	P	ERA	WHIP

Batter	1	2	3	4	5	6	7	8	9	AB	R	H	RBI	BB	SO	LOB
2 Derek Jeter, R (1, 6) OBP: 0.337, SLG: 0.367	F FF 94 X FF 93 0-1 ① F8		1 SAFE 1 SAFE C FF 92 B CH 84 1 SAFE F FC 89 B FF 93 X FC 90 2-2 ① FC6-4 14 CS 1-2f			B CH 82 X SI 91 1-0 25 BB, 14 1B, 24 G4-6-3, 1-2, 1B	1 SAFE 1 SAFE 1 SAFE P PO 86 1-0 ③ CS 1-2	C SI 94 C SI 93 B SI 95 B SI 93 S SI 94 2-3 ① K		4	1	1	0	0	1	1
14 Curtis Granderson, L (1, 8) OBP: 0.363, SLG: 0.567	C FF 94 L CU 74 F FF 94 S FF 91 0-3 ② K		C FC 90 C CU 77 B FF 94 X CH 86 1-2 ②③ F7 1-2			B FC 89 F FF 94 S FC 89 X FC 90 1-2 24 G4-6-3, 25 BB, 33 2B, 1-2, 2-H, 1B		B SI 94 B SI 95 S SL 87 C SI 95 X SI 95 2-2 ② P5		4	1	1	1	0	1	1
25 Mark Teixeira, S (1, 3) OBP: 0.346, SLG: 0.519	C FF 95 B SI 94 B CU 77 F SI 94 S FC 91 2-3 ③ K			F FF 92 X CU 74 0-1 ① G6-3		C SI 94 B FC 89 B FC 88 B SI 92 B FF 93 4-1 24 G4-6-3, 1-2, 2-3, BB		B SL 86 C SL 87 X SI 95 1-1 ③ F7		3	0	0	0	1	1	0
24 Robinson Canó, L (1, 4) OBP: 0.346, SLG: 0.513		C FF 93 S FC 89 S FF 93 0-3 ① K		C CU 72 B FC 90 S FC 88 S CU 76 1-3 ② K		F CU 76 B FF 93 B FC 90 D CU 73 C FF 94 F FC 89 F FF 94 F FC 89 X FC 89 3-2 ①② G4-6-3 1-2f 2-3 3-H			B CU 73 C FF 94 B FF 94 X SL 84 2-1 ① F9	4	0	0	0	0	2	2
33 Nick Swisher, S (1, 9) OBP: 0.381, SLG: 0.443		C FF 93 B CU 75 B SI 93 X SI 92 2-1 18 BB, 1B		C FF 93 B FC 90 F FF 94 F CU 78 F FC 90 S FF 95 1-3 ③ K		F FC 91 B CH 87 X FC 90 1-1 3-H 2B			B SI 95 B SI 92 F SI 93 F SI 92 B SL 88 B SI 91 4-2 11 FC3-6 BB	3	0	2	1	1	1	0
18 Andruw Jones, R (1, 7) OBP: 0.331, SLG: 0.440 11 Brett Gardner, L (7, 7) OBP: 0.356, SLG: 0.395		B FF 94 B CH 84 B FF 94 B FF 94 4-0 1-2 BB	B FF 93 C FF 93 B FC 89 B FF 93 C FF 93 F FC 90 B FC 87 4-2 20 F9-3 BB			B CH 84 F FF 93 B CU 75 X FF 94 2-1 ③ G6-3			C FF 93 C CU 74 F FF 94 B FF 94 X CU 78 1-2 ② FC3-6 1-2f	1 1	0 0	0 0	0 0	2 0	0 0	1 1
55 Russell Martin, R (1, 2) OBP: 0.322, SLG: 0.381		B FF 90 B SI 92 B SI 92 C FF 90 F FC 89 X FC 88 3-2 ② F6			B FF 93 B SI 91 C FC 87 F FC 89 S CU 76 2-3 ① K		B SL 88 C SI 94 F SI 94 F SI 94 X SL 88 1-2 ① G4-3		1 SAFE S FF 94 B FF 94 X FF 94 1-1 ③ F7	4	0	0	0	0	1	4
20 Jorge Posada, S (1, 10) OBP: 0.313, SLG: 0.378		C CU 75 B SI 94 B CU 75 C FF 95 D CU 78 C FC 88 3-3 ③ K			B FF 94 F SI 94 B FC 88 B SI 92 X FF 94 3-1 ②③ F9-3 1-1		B SL 86 C SL 85 B SI 94 S SI 95 S SI 94 2-3 ② K			3	0	0	0	0	2	3
26 Eduardo Núñez, R (1, 5) OBP: 0.327, SLG: 0.395			X FF 93 0-0 2 FC6-4 1B			C FF 91 F CH 83 B FF 92 B FF 93 F FC 89 B CH 85 F FF 91 B FC 87 4-2 2 1B, 14 1B, BB	B SL 89 B SI 95 B SI 96 C SI 95 B SI 95 4-1 2 CS BB			1	1	1	0	2	0	0

Inning Stats	1	2	3	4	5	6	7	8	9
	R: 0 E: 0 K: 2 S: 9 H: 0 LOB: 0 BB: 0 P: 11	R: 0 E: 0 K: 2 S: 11 H: 1 LOB: 2 BB: 1 P: 23	R: 0 E: 0 K: 0 S: 7 H: 1 LOB: 0 BB: 0 P: 10	R: 0 E: 0 K: 2 S: 10 H: 0 LOB: 0 BB: 0 P: 12	R: 0 E: 0 K: 1 S: 8 H: 0 LOB: 0 BB: 1 P: 17	R: 3 E: 0 K: 0 S: 19 H: 3 LOB: 1 BB: 2 P: 35	R: 0 E: 0 K: 1 S: 9 H: 0 LOB: 0 BB: 1 P: 16	R: 0 E: 0 K: 1 S: 8 H: 0 LOB: 0 BB: 0 P: 13	R: 0 E: 0 K: 0 S: 10 H: 0 LOB: 1 BB: 1 P: 18

1B: 4 SF: 0 WP: 0 PA: 35
2B: 2 SAC: 0 PB: 0
3B: 0 DP: 2 SB: 0
HR: 0 HBP: 0 CS: 2

PITCHER		IP	WLS	BF	H	R	ER	SO	BB	IBB	HBP	BLK	WP	HR	S	P	ERA	WHIP
31 Jon Lester, L ERA: 3.23	(1, 1)	6.0	L	24	5	3	3	7	4	0	0	0	0	0	64	108	4.50	1.500
32 Matt Albers, R ERA: 2.15	(7, 1)	2.0		6	0	0	0	2	1	0	0	0	0	0	17	29	0.00	0.500
43 Randy Williams, L ERA: 6.48	(9, 1)	0.2		3	0	0	0	0	1	0	0	0	0	0	8	15	0.00	1.500
91 Alfredo Aceves, R ERA: 3.15	(9, 1)	0.1		1	0	0	0	0	0	0	0	0	0	0	2	3	0.00	0.000

PITCHER	IP	WLS	BF	H	R	ER	SO	BB	IBB	HBP	BLK	WP	HR	S	P	ERA	WHIP

TOP

New York Yankees @ Boston Red Sox

Fenway Park, Boston, MA

Fri Aug 05 2011, 7:12 PM - 10:38 PM EDT
Att. 38,006 - Partly Cloudy - 73 F

livebaseballscorecards.com

AB	28
R	3
H	5
RBI	2
BB	6
SO	9
LOB	13

Batter	1	2	3	4	5	6	7	8	9	AB	R	H	RBI	BB	SO	LOB
2 Jacoby Ellsbury, L (1, 8) OBP: 0.377, SLG: 0.515	B FF 94 C FF 94 B SI 94 F FF 96 C SI 94 2-3 ① K		F SI 87 B SL 86 1 SAFE B SL 88 C SL 88 B FF 95 F SI 92 F FF 89 X SI 94 3-2 1-H 2B		B SL 85 F SL 85 1 SAFE B FF 92 B CH 81 C SL 84 B FF 96 4-2 15 1B 1-2 BB		C FF 94 B FF 94 F FF 94 F SL 84 F FF 95 S SL 84 1-3 ③ K			3	0	1	1	1	2	0
15 Dustin Pedroia, R (1, 4) OBP: 0.403, SLG: 0.480	B FF 96 B SI 93 C SI 94 B FF 95 F SI 94 X SI 94 3-2 ② G4-3		B FF 96 X FF 96 1-0 ③ F9		C FF 95 B FF 95 B SI 94 B SI 94 C SI 93 F FF 96 X SI 93 3-2 1-2 2-3 1B			B FC 92 B FF 93 F FF 94 S FF 93 X FF 94 2-2 ① G5-3		4	0	1	0	0	0	1
28 Adrián González, L (1, 3) OBP: 0.413, SLG: 0.563	B FF 95 B FF 96 C SI 95 F FF 96 F SI 94 X FF 90 2-2 ③ G4-3			C SI 94 X FF 95 0-1 ① F7	C FF 94 S SL 83 S SL 83 0-3 ③ K			F FC 94 B FF 94 B CH 89 X FC 94 2-1 ② F7		4	0	0	0	0	1	3
20 Kevin Youkilis, R (1, 5) OBP: 0.384, SLG: 0.491		B FF 95 C SI 93 X FF 94 1-1 34 G4-6-3 1B		B SI 94 F SI 94 C SL 88 F FF 96 B SL 88 X SI 94 2-2 ② G4-3		C FF 93 X SI 94 0-1 ① G6-3		C FF 94 X FC 93 0-1 ③ L6		4	0	1	0	0	0	0
34 David Ortiz, L (1, 10) OBP: 0.378, SLG: 0.537		C SI 92 T FF 96 B FF 96 B SI 94 F FF 96 1 SAFE X FF 88 2-2 ①② G4-6-3 1-2f		C FF 95 B FF 95 F FF 96 F FF 90 F SI 93 X SL 88 1-2 HR		C SL 82 F SL 82 B SL 83 B SI 94 F FF 95 F SL 82 B SL 84 S SL 83 3-3 ② K			B FC 93 B FC 93 X FC 92 2-0 ① G3	4	1	1	1	0	1	1
13 Carl Crawford, L (1, 7) OBP: 0.279, SLG: 0.381		C FF 96 F FF 96 X FF 97 0-2 ③ G1-3		S FF 94 S FF 96 B FF 96 F FF 95 S FF 96 1-3 ③ K		F SI 95 T SL 83 B SL 82 F FF 95 X SL 82 1-2 2B			F FC 93 B FC 92 X FC 93 1-1 1B	4	0	2	0	0	1	0
39 Jarrod Saltalamacchia, S (1, 2) OBP: 0.319, SLG: 0.466			C FF 95 B SL 87 B SL 86 X SL 85 2-1 ① F8		X SL 86 0-0 ① G3-1	F CU 72 S CH 80 B CH 81 F CH 80 B FF 90 B CH 80 X CH 80 3-2 ③ G3			S FC 92 B FC 92 C FC 91 F FC 93 C FC 93 1-3 ② K	4	0	0	0	0	1	2
16 Josh Reddick, L (1, 9) OBP: 0.387, SLG: 0.567			C SI 94 X SI 93 0-1 10 FC4-6 1B	B SI 94 C SL 85 F FF 94 F SL 84 F FF 96 B CH 84 F SL 86 F SL 87 X SL 86 2-2 15 1B 2 BB 1B			S FF 93 C FF 93 X SL 82 0-2 ① P5		F FC 92 F FC 92 C FC 93 0-3 ③ K	4	0	2	0	0	1	1
10 Marco Scutaro, R (1, 6) OBP: 0.328, SLG: 0.356			B SI 91 1 SAFE B SI 92 C SI 92 1 SAFE X SI 90 2-1 ② FC4-6 2 2B 1-2f	C SI 91 B SL 85 1 SAFE 1 SAFE X SI 90 1-1 ② F7			B FF 93 X FF 93 1-0 ② F7			3	1	0	0	0	0	2
Inning Stats	R: 0 H: 0 E: 0 LOB: 0 K: 1 BB: 0 S: 10 P: 17	R: 0 H: 1 E: 0 LOB: 0 K: 0 BB: 0 S: 9 P: 12	R: 1 H: 2 E: 0 LOB: 1 K: 0 BB: 0 S: 12 P: 20	R: 1 H: 1 E: 0 LOB: 0 K: 1 BB: 0 S: 15 P: 19	R: 0 H: 2 E: 0 LOB: 3 K: 1 BB: 1 S: 19 P: 29	R: 0 H: 1 E: 0 LOB: 1 K: 1 BB: 0 S: 15 P: 22	R: 0 H: 0 E: 0 LOB: 0 K: 1 BB: 0 S: 9 P: 11	R: 0 H: 0 E: 0 LOB: 0 K: 0 BB: 0 S: 7 P: 11	R: 0 H: 1 E: 0 LOB: 1 K: 2 BB: 0 S: 10 P: 14	1B: 5 SF: 0 2B: 2 SAC: 0 3B: 0 DP: 1 HR: 1 HBP: 0						WP: 0 PA: 35 PB: 0 SB: 0 CS: 0

BOTTOM

New York Yankees @ Boston Red Sox

Fenway Park, Boston, MA

Fri Aug 05 2011, 7:12 PM - 10:38 PM EDT

Att. 38,006 - Partly Cloudy - 73 F

livebaseballscorecards.com

AB	34
R	2
H	8
RBI	2
BB	1
SO	7
LOB	10

PITCHER		IP	WLS	BF	H	R	ER	SO	BB	IBB	HBP	BLK	WP	HR	S	P	ERA	WHIP
40 Bartolo Colon, R ERA: 3.33	(1, 1)	4.2		20	6	2	2	2	1	0	0	0	0	1	62	94	3.86	1.500
48 Boone Logan, L ERA: 3.07	(5, 1)	1.0	W	4	1	0	0	2	0	0	0	0	0	0	14	18	0.00	1.000
53 Cory Wade, R ERA: 1.86	(6, 1)	0.1	H	1	0	0	0	0	0	0	0	0	0	0	4	7	0.00	0.000
29 Rafael Soriano, R ERA: 4.5	(7, 1)	1.0	H	3	0	0	0	1	0	0	0	0	0	0	9	11	0.00	0.000
30 David Robertson, R ERA: 1.44	(8, 1)	1.0	H	3	0	0	0	0	0	0	0	0	0	0	7	11	0.00	0.000

PITCHER		IP	WLS	BF	H	R	ER	SO	BB	IBB	HBP	BLK	WP	HR	S	P	ERA	WHIP
42 Mariano Rivera, R ERA: 1.7	(9, 1)	1.0	S	4	1	0	0	2	0	0	0	0	0	0	10	14	0.00	1.000

Batter	1	2	3	4	5	6	7	8	9	AB	R	H	RBI	BB	SO	LOB
11 Brett Gardner, L (1, 7) OBP: 0.357, SLG: 0.394	C FF 93 B SI 94 B FF 89 C CU 80 X FC 86 2-2 F7		C FC 87 B FC 86 B FC 86 F CU 81 B FF 94 X FF 93 3-2 P5		H FF 91 1-0 2 1B 1-2 HBP		C FC 92 C CU 82 F FF 95 F FF 96 B SI 87 X FC 94 1-2 2 FC3-6 1B		D SI 91 C FC 86 C CU 75 C SI 90 1-3 K	4	0	1	0	0	1	2
2 Derek Jeter, R (1, 6) OBP: 0.336, SLG: 0.365	B FF 95 S FC 88 F FC 90 S FF 94 1-3 K		B CH 84 F FF 93 B CH 83 F FF 94 F FF 95 S FC 90 2-3 K		X FC 86 0-0 1-2 2-H 1B		B FF 93 C FF 92 B CH 86 1 SAFE C CU 82 X FF 94 2-2 FC3-6 14 G1-6-3 1-2f		X SI 90 0-0 F9	5	0	1	1	0	2	3
14 Curtis Granderson, L (1, 8) OBP: 0.364, SLG: 0.564	B FF 93 B FF 95 C CU 80 B FC 87 C FC 88 X FF 94 3-2 F7			C CH 84 F FF 92 B FF 93 X FC 86 1-2 25 E 25 S 33 G4-6-3 1B	C CU 80 F CH 85 D CU 82 S FF 93 1-3 K		F FF 94 F CH 87 F SI 88 X CU 83 0-2 G1-6-3 1-2f		C CU 76 S FC 87 B FF 90 B FC 88 F FS 83 B SL 86 B FF 89 4-2 BB	4	1	1	0	1	1	3
25 Mark Teixeira, S (1, 3) OBP: 0.346, SLG: 0.524		C FF 94 X CH 87 0-1 G3-1		F CU 82 B FC 86 F SI 94 B FF 93 F CH 86 B FC 88 F FC 89 F FC 83 F CU 82 4-2 F CU 80 D CH 87 33 G4-6-3 24 HBP 12 1B 1-3 BB	C FC 85 B FF 93 F CU 82 S FF 93 1-3 K			B FF 97 B FF 97 X FF 98 2-0 HR	B SL 85 C SL 85 B SI 88 C FC 85 B CU 73 F FF 89 F FC 86 X FC 86 3-2 F8	4	2	1	1	1	1	4
24 Robinson Canó, L (1, 4) OBP: 0.345, SLG: 0.509		X FC 82 0-0 G3-1		F FF 93 B FF 93 B FF 93 F FC 86 D FC 83 F FF 94 H FF 91 4-2 33 G4-6-3 1-2 HBP	C FF 93 F FC 89 X FC 83 0-2 G3-1			B FF 99 X SL 84 1-0 F8		3	0	0	0	0	0	2
33 Nick Swisher, S (1, 9) OBP: 0.382, SLG: 0.442		B FF 93 B FC 88 B FF 93 C FF 93 B FF 93 4-1 BB		F CU 81 B CU 82 B FC 86 X CU 80 2-1 G4-6-3 1-2f 2-3 3-H		F FF 91 B CU 81 C CU 78 X FF 94 1-2 1B		C FF 100 C FF 100 T SL 84 0-2 K		3	0	1	0	1	1	2
12 Eric Chavez, L (1, 5) OBP: 0.389, SLG: 0.431		B FF 93 B CU 81 S CU 79 X FF 94 2-1 F9		B FF 92 S FC 87 C CU 81 X CU 82 1-2 3-H 1B		F CH 84 B FC 88 B FC 87 F CU 78 X CH 85 2-2 L5		S FF 100 X FF 100 0-1 1B		4	0	2	1	0	0	2
20 Jorge Posada, S (1, 10) OBP: 0.309, SLG: 0.372			B FF 93 C FC 86 B FF 90 F FF 93 F FC 87 F CH 87 X FF 95 2-2 P5	C CU 80 B CH 85 S FF 93 B FF 94 B FC 89 X CU 80 3-2 F7		F FF 92 B CU 81 C FC 88 C CH 86 1-3 K		B SL 84 C FF 98 B FF 97 S FF 99 B SL 83 X FF 98 3-2 G3-1		4	0	0	0	0	1	3
17 Francisco Cervelli, R (1, 2) OBP: 0.314, SLG: 0.326			B FF 94 C CH 85 B FC 85 X FC 89 2-1 1B	X FF 89 0-0 11 HBP 2 1B 1B	B CU 81 X FC 86 1-0 G4-3				B FC 86 X SI 90 1-0 2B	4	1	3	0	0	0	1

TOP
New York Yankees @ Boston Red Sox Fenway Park, Boston, MA Sat Aug 06 2011, 4:13 PM - 7:36 PM EDT Att. 37,416 - Cloudy - 85 F
livebaseballscorecards.com

	AB	35
	R	4
	H	10
	RBI	3
	BB	3
	SO	7
	LOB	22

Inning Stats	1	2	3	4	5	6	7	8	9	1B: 8 SF: 0	WP: 0 PA: 40
	R: 0 H: 0 E: 0 LOB: 0 K: 1 BB: 0 S: 9 P: 15	R: 0 H: 0 E: 0 LOB: 1 K: 0 BB: 1 S: 6 P: 12	R: 0 H: 1 E: 0 LOB: 1 K: 1 BB: 0 S: 14 P: 23	R: 2 H: 2 E: 0 LOB: 1 K: 0 BB: 1 S: 21 P: 36	R: 1 H: 2 E: 0 LOB: 2 K: 2 BB: 0 S: 11 P: 14	R: 0 H: 1 E: 0 LOB: 1 K: 1 BB: 0 S: 10 P: 15	R: 0 H: 1 E: 0 LOB: 0 K: 0 BB: 0 S: 12 P: 15	R: 1 H: 2 E: 0 LOB: 1 K: 1 BB: 0 S: 10 P: 16	R: 0 H: 1 E: 0 LOB: 2 K: 1 BB: 1 S: 13 P: 22	2B: 1 SAC: 0 3B: 0 DP: 2 HR: 1 HBP: 2	PB: 0 SB: 1 CS: 0

PITCHER		IP	WLS	BF	H	R	ER	SO	BB	IBB	HBP	BLK	WP	HR	S	P	ERA	WHIP
41 John Lackey, R ERA: 6.14	(1, 1)	6.0	W	27	6	3	3	5	2	0	2	0	0	0	71	115	4.50	1.333
91 Alfredo Aceves, R ERA: 3.11	(7, 1)	1.0		3	1	0	0	0	0	0	0	0	0	0	12	15	0.00	1.000
51 Daniel Bard, R ERA: 2.41	(8, 1)	1.0		5	2	1	1	1	0	0	0	0	0	1	10	16	9.00	2.000
35 Dan Wheeler, R ERA: 4.38	(9, 1)	1.0		5	1	0	0	1	1	0	0	0	0	0	13	22	0.00	2.000

PITCHER	IP	WLS	BF	H	R	ER	SO	BB	IBB	HBP	BLK	WP	HR	S	P	ERA	WHIP

Batter	1	2	3	4	5	6	7	8	9	AB	R	H	RBI	BB	SO	LOB
2 Jacoby Ellsbury, L (1, 8) OBP: 0.377, SLG: 0.522	B FF 91 C FF 92 X SI 92 1-1 F9 ①		B SL 84 S SL 83 B FF 95 C SL 83 F FF 96 X FF 96 2-2 SF9 ② 2-3 3-H	B FF 97 B FF 96 X FF 95 2-0 1-H 2-H HR			F SI 90 F CH 86 X CH 85 0-2 L3 ①	D FF 94 X CH 86 1-0 1-3 2-H 3-H 1B		4	1	2	6	0	0	0
15 Dustin Pedroia, R (1, 4) OBP: 0.401, SLG: 0.481	C FF 93 B CH 88 B FF 94 F FF 94 F SI 94 S SL 83 2-3 K ②		C SL 80 X FF 95 0-1 3-H 2B	C FF 96 B CH 89 S CH 88 B SL 84 S SL 84 2-3 K ③			F SI 92 F SL 86 X SI 88 0-2 G1-3 ②	B CU 78 F FF 93 B FF 94 X FF 94 2-1 3-H SF8 ②		4	0	1	2	0	2	0
28 Adrián González, L (1, 3) OBP: 0.413, SLG: 0.560	B FF 93 X FF 94 1-0 F7 ③		F FF 95 S SL 82 F FF 95 D SL 84 X SL 83 1-2 G3 ③		C SL 79 B FF 95 X SL 82 1-1 20 G6-4-3 1B		C SI 91 C SL 84 B SI 92 F CH 83 B SL 78 B SI 92 F CH 85 D FF 91 4-2 34 WP 20 BB BB	B SI 94 X FF 95 1-0 L1-3 ③		4	0	1	0	1	0	2
20 Kevin Youkilis, R (1, 5) OBP: 0.385, SLG: 0.492		B FF 93 C FF 92 B FF 93 S CH 87 F FF 94 S SL 83 2-3 K ①		X SI 93 0-0 3 1B 13 1B 2B	C FF 94 X CH 87 0-1 1-2f G6-4-3 ① ②		C FF 92 F SL 83 F CH 86 B SI 91 F FF 92 D CH 88 B FF 91 B SL 81 4-2 1-2 34 WP BB			3	1	1	0	1	1	1
34 David Ortiz, L (1, 10) OBP: 0.374, SLG: 0.532		B SL 79 S SL 79 S FF 93 B FF 94 X FF 94 2-2 G6-3 ②		C SL 82 C SL 81 S SL 83 0-3 K ①	S SL 78 F FF 96 B SL 82 C SL 82 1-3 K ③		C SL 86 C SL 86 F FF 92 B CH 88 X SL 88 1-2 2-3 F9 ③			4	0	0	0	0	2	3
3 Mike Aviles, R (1, 9) OBP: 0.263, SLG: 0.390 16 Josh Reddick, L (8, 9) OBP: 0.391, SLG: 0.567		B FF 94 B FF 94 X FF 93 2-0 F9 ③		S SL 82 S CH 88 X SL 82 0-2 13 1B 10 1B 2-3 1B		X FF 94 0-0 G4-3 ①	C SI 93 F CH 86 B SL 86 B CH 87 F FF 95 B CU 78 F FF 94 F FF 94 F SL 88 4-2 B FF 95 13 1B 2 1B BB			3 0	1 1	1 0	0 0	0 1	0 0	0 0
13 Carl Crawford, L (1, 7) OBP: 0.287, SLG: 0.391			X FF 94 0-0 10 SH1-4 2 SF9 2B	C SL 82 X SI 94 0-1 10 1B 2 HR 1-2 3-H 1B		C FF 96 B SL 83 F SL 83 B SL 83 X FF 95 2-2 1B	C FF 94 F SI 93 1 SAFE F SL 86 F FF 94 X CU 80 0-2 39 S 2 1B 1-3 1B			4	3	4	1	0	0	0
39 Jarrod Saltalamacchia, S (1, 2) OBP: 0.322, SLG: 0.462			B SL 78 B FF 94 F SI 93 B CH 87 B FF 94 4-1 2 SF9 10 SH1-4 15 2B BB	B CH 86 D CH 87 C FF 95 X SL 80 2-1 P3 ②		C FF 96 B CH 87 B FF 95 F FF 96 S SL 83 2-3 K ②	B CU 78 B FF 94 S CU 80 S SL 87 D SL 89 F SL 86 D SL 86 4-2 2 1B 1-2 15 SF8 BB			2	2	0	0	2	1	3
10 Marco Scutaro, R (1, 6) OBP: 0.328, SLG: 0.355			X FF 94 0-0 SH1-4 ① 1-2 2-3	B SL 80 B FF 94 C FF 95 C FF 96 B FF 96 X CH 88 3-2 2 HR 1-2 2-H 1B		C FF 95 X FF 96 0-1 G5-3 ③	X CU 79 0-0 F4 ①			3	1	1	1	0	0	4
Inning Stats	R: 0 E: 0 K: 1 S: 7 H: 0 LOB: 0 BB: 0 P: 11	R: 0 E: 0 K: 1 S: 8 H: 0 LOB: 0 BB: 0 P: 14	R: 2 E: 0 K: 0 S: 13 H: 2 LOB: 1 BB: 1 P: 20	R: 5 E: 0 K: 2 S: 18 H: 5 LOB: 0 BB: 0 P: 27	R: 0 E: 0 K: 1 S: 7 H: 1 LOB: 0 BB: 0 P: 9	R: 0 E: 0 K: 1 S: 9 H: 1 LOB: 1 BB: 0 P: 13	R: 0 E: 0 K: 0 S: 18 H: 0 LOB: 2 BB: 2 P: 27	R: 3 E: 0 K: 0 S: 19 H: 2 LOB: 1 BB: 2 P: 31		1B: 7 2B: 3 3B: 0 HR: 1 SF: 2 SAC: 1 DP: 1 HBP: 0				WP: 1 PB: 0 SB: 1 CS: 0 PA: 39		

PITCHER	IP	WLS	BF	H	R	ER	SO	BB	IBB	HBP	BLK	WP	HR	S	P	ERA	WHIP
52 CC Sabathia, L (1, 1) ERA: 2.81	6.0	L	27	9	7	7	6	1	0	0	0	0	1	62	94	10.50	1.667
38 Luis Ayala, R (7, 1) ERA: 1.51	1.0		5	0	0	0	0	2	0	0	0	1	0	18	27	0.00	2.000
64 Hector Noesí, R (8, 1) ERA: 4.06	1.0		7	2	3	3	0	2	0	0	0	0	0	19	31	27.00	4.000

PITCHER	IP	WLS	BF	H	R	ER	SO	BB	IBB	HBP	BLK	WP	HR	S	P	ERA	WHIP

BOTTOM

New York Yankees @ Boston Red Sox

Fenway Park, Boston, MA

Sat Aug 06 2011, 4:13 PM - 7:36 PM EDT

Att. 37,416 - Cloudy - 85 F

livebaseballscorecards.com

AB	31
R	10
H	11
RBI	10
BB	5
SO	6
LOB	13

Batter	1	2	3	4	5	6	7	8	9	10	AB	R	H	RBI	BB	SO	LOB
11 Brett Gardner, L (1, 7) OBP: 0.360, SLG: 0.405	B FF 93 C FF 93 C FF 93 C CU 76 1-3 K ①		C FF 93 B CH 89 B CU 79 X FF 94 2-1 F7 ②		B FF 93 B FC 91 B FF 92 C SI 93 F FF 93 X SI 94 3-2 2 S 1B		C SI 95 B SL 87 B SL 87 X SL 87 2-1 HR		C FF 95 B FF 97 B FF 96 F FF 96 X SL 82 2-2 2 S 1B		5	1	3	1	0	1	1
2 Derek Jeter, R (1, 6) OBP: 0.334, SLG: 0.361	X SI 94 0-0 G5-3 ②		B FF 93 X FF 92 1-0 L4 ③		B SI 93 C SI 94 X FF 92 1-1 F9 ③ 1-2		L SI 94 H SI 94 1-1 25 BB 14 BB HBP		1 SAFE P PO 88 S FF 95 B FF 95 1 SAFE 1 SAFE B SL 82 F FF 95 X FF 97 3-2 G5-3 ② 1-2		4	0	0	0	0	0	3
14 Curtis Granderson, L (1, 8) OBP: 0.366, SLG: 0.561	B FF 94 B FF 93 S FF 94 C FC 91 B FF 94 F FF 94 B FC 92 4-2 BB			C FF 91 B CU 77 B FF 93 B FF 94 F FF 93 B FF 95 4-2 24 G3 25 S BB		B CH 88 X FF 93 1-0 F9 ①	S FF 95 1 SAFE 1 SAFE B CU 75 1 SAFE B FF 95 1 SAFE B FF 94 B FF 95 4-1 25 BB BB 1-2		B FF 97 F FF 96 X FF 97 1-1 F9 ③		2	0	0	0	3	0	1
25 Mark Teixeira, S (1, 3) OBP: 0.347, SLG: 0.521	1 SAFE 1 SAFE B FF 93 B FF 93 B FF 91 C SI 94 X FF 94 3-1 F9 ③			C CH 88 D CU 78 F CU 80 F FF 94 F FF 93 S FC 91 1-3 K ① 1-2		C CU 76 S CU 79 B CU 81 X FF 91 1-2 24 1B 1B	D CU 75 B CH 86 D CH 85 B FF 95 4-0 BB 1-2 2-3			B FF 99 C FF 99 F FF 97 F SL 85 B FF 99 B FF 99 S CH 94 3-3 K ①	4	0	1	0	1	2	2
24 Robinson Canó, L (1, 4) OBP: 0.344, SLG: 0.506		X FC 91 0-0 P5 ①		C FC 91 B FF 94 B FF 92 B CH 88 C FF 93 F FF 94 F FC 92 X SI 94 3-2 G3 ② 2-3		S FF 92 B FF 93 B FF 93 X FC 90 2-1 1-2 1B	D CU 75 C FF 95 X CU 77 1-1 G4-3 ③			F FF 100 B SL 84 B FF 97 X FF 99 2-1 G4-3 ②	5	0	1	0	0	0	4
33 Nick Swisher, S (1, 9) OBP: 0.377, SLG: 0.436		C FF 92 C CU 76 S CU 79 0-3 K ②		D CH 90 X FC 91 1-0 F8 ③		B SI 94 C CH 89 B CU 79 B CH 88 X FA 91 3-1 F8 ②		C SL 84 F CU 76 B FF 88 S FF 89 1-3 K ①		C SL 83 F FF 99 B FF 98 B SL 82 B SL 83 C SL 84 3-3 K ③	5	0	0	0	0	3	3
12 Eric Chavez, L (1, 10) OBP: 0.368, SLG: 0.406		C CH 89 B FF 91 F FF 92 B CU 80 B CU 79 S CH 89 3-3 K ③			B CU 74 C FF 91 X SI 93 1-1 G4-3 ①	B FC 91 B CH 89 B CH 90 S FF 94 C FC 93 F FF 94 C CU 80 3-3 K ③		F SI 90 F SL 85 B FF 87 B SL 81 S CU 74 2-3 K ②			4	0	0	0	0	3	2
55 Russell Martin, R (1, 2) OBP: 0.324, SLG: 0.383			B CU 74 C FC 90 B CH 88 X FF 93 2-1 26 G3 1B		C SI 93 S CU 79 X FF 92 0-2 1B ②		B SL 87 F SL 87 C SI 94 B SI 94 X SI 93 2-2 G1-3 ① 3-3 K ③	C CU 75 B FF 88 F FF 87 B SL 82 B SL 84 F SL 83 C SI 88			4	0	2	0	0	1	0
26 Eduardo Núñez, R (1, 5) OBP: 0.325, SLG: 0.407			C FF 92 F FF 93 X FF 93 0-2 G3 ① 1-2		B CH 89 X FC 90 1-0 HR		C SL 88 F SI 95 C SI 94 0-3 K ②		B FF 96 X FF 96 1-0 P3 ①		4	1	1	1	0	1	1
Inning Stats	R: 0 E: 0 K: 1 S: 9 H: 0 LOB: 1 BB: 1 P: 17	R: 0 E: 0 K: 2 S: 7 H: 0 LOB: 0 BB: 0 P: 10	R: 0 E: 0 K: 0 S: 8 H: 1 LOB: 1 BB: 0 P: 13	R: 0 E: 0 K: 1 S: 13 H: 0 LOB: 1 BB: 1 P: 22	R: 1 E: 0 K: 0 S: 11 H: 3 LOB: 1 BB: 0 P: 17	R: 0 E: 0 K: 1 S: 12 H: 2 LOB: 2 BB: 0 P: 22	R: 1 E: 0 K: 1 S: 12 H: 1 LOB: 3 BB: 2 P: 26	R: 0 E: 0 K: 3 S: 10 H: 0 LOB: 0 BB: 0 P: 16	R: 0 E: 0 K: 0 S: 10 H: 1 LOB: 1 BB: 0 P: 16	R: 0 E: 0 K: 2 S: 9 H: 0 LOB: 0 BB: 0 P: 17	1B: 6 2B: 0 3B: 0 HR: 2 SF: 0 SAC: 0 DP: 0 HBP: 1						

TOP

New York Yankees @ Boston Red Sox
Fenway Park, Boston, MA
Sun Aug 07 2011, 8:12 PM - 12:26 AM EDT
Att. 38,189 - Cloudy - 76 F

livebaseballscorecards.com

AB	37
R	2
H	8
RBI	2
BB	4
SO	11
LOB	17

WP: 0 PA: 42
PB: 0
SB: 3
CS: 0

PITCHER		IP	WLS	BF	H	R	ER	SO	BB	IBB	HBP	BLK	WP	HR	S	P	ERA	WHIP
19 Josh Beckett, R ERA: 2.17	(1, 1)	6.0		25	6	1	1	5	2	0	0	0	0	1	60	101	1.50	1.333
32 Matt Albers, R ERA: 2.31	(7, 1)	0.2		4	1	1	1	1	0	0	1	0	0	1	9	14	13.50	1.500
46 Franklin Morales, L ERA: 4.4	(7, 1)	0.1		3	0	0	0	0	2	0	0	0	0	0	3	12	0.00	6.000
35 Dan Wheeler, R ERA: 4.26	(8, 1)	1.0		3	0	0	0	3	0	0	0	0	0	0	10	16	0.00	0.000
58 Jonathan Papelbon, R ERA: 3.28	(9, 1)	1.0		4	1	0	0	0	0	0	0	0	0	0	10	16	0.00	1.000

PITCHER		IP	WLS	BF	H	R	ER	SO	BB	IBB	HBP	BLK	WP	HR	S	P	ERA	WHIP
51 Daniel Bard, R ERA: 2.36	(10, 1)	1.0	W	3	0	0	0	2	0	0	0	0	0	0	9	17	0.00	0.000

Batter	1	2	3	4	5	6	7	8	9	10	AB	R	H	RBI	BB	SO	LOB
2 Jacoby Ellsbury, L (1, 8) OBP: 0.374, SLG: 0.517	C SI 86 B CH 80 C SL 80 B CH 80 F SL 79 B SI 87 F SL 80 X CH 81 3-2 G3-1 ①	S SL 83 F SL 82 D CH 83 X SL 84 1-2 L7 ③		X SL 82 0-0 G3-1 ③		B CH 83 B CH 83 B FF 89 C SI 90 F CH 83 F FF 90 X CH 83 3-2 F7 ③			X FC 93 0-0 SH1-4 ① 2-3		4	0	0	0	0	0	8
15 Dustin Pedroia, R (1, 4) OBP: 0.401, SLG: 0.480	B CU 69 B SI 88 X SI 87 2-0 G6-3 ②		C SI 86 B SL 80 B SI 88 B SI 88 B SL 80 4-1 28 FC4-6 BB		B SI 86 C SI 86 B SL 79 X SI 87 2-1 28 CS 1B		B SI 92 X SI 91 1-0 G6-3 ①		B FF 94 X FF 94 1-0 SF7 ② 3-H		3	0	1	1	1	0	0
28 Adrián González, L (1, 3) OBP: 0.409, SLG: 0.554	C SI 88 B SI 88 B SL 81 X SL 82 2-1 P5 ③		1 SAFE B SL 83 X SI 87 1-0 FC4-6 ① 20 FC6-4 1-2f		1 SAFE B FF 86 B SL 80 B SI 86 C SI 87 F FS 83 F FS 79 X FS 85 3-2 G4-3 ①② 1-2		B FF 94 B SL 81 C FF 94 F SI 94 F SL 81 F FF 96 B SI 95 X SL 82 3-2 F8 ②		X FC 93 0-0 G6-3 ③		5	0	0	0	0	0	2
20 Kevin Youkilis, R (1, 5) OBP: 0.383, SLG: 0.487		C CU 76 B FS 77 B SI 88 B SL 78 B SI 87 4-1 13 1B 34 1B 10 1B BB	B SI 88 X SL 82 1-0 FC6-4 ② 1-2f		B SL 82 X SL 81 1-0 G6-3 ③		B SI 94 F FF 95 C SL 81 B SL 83 F SL 82 F FF 92 F SI 94 S SL 83 2-3 K ③			C FF 92 B KC 79 X FF 93 1-1 F8 ①	4	1	0	0	1	1	1
34 David Ortiz, L (1, 10) OBP: 0.377, SLG: 0.534 54 Darnell McDonald, R (10, PR) OBP: 0.260, SLG: 0.318		C SL 80 C FS 78 F FS 79 B FS 78 F SL 84 F FS 79 1 SAFE X SL 82 1-2 10 1B 13 1B 1-2 1B	B FF 87 B CH 80 F CH 81 F SL 84 X FS 79 2-2 G4-3 ③			C SL 84 S SI 92 B SL 85 B SL 84 B SI 95 B SL 83 4-2 10 1B 13 1B BB		C FF 91 B FF 94 F FF 93 S KC 84 1-3 K2-3 ①		C KC 77 B FF 94 B KC 77 C CH 86 X SI 93 2-2 16 1B 2B	4 0	0 1	2 0	0 0	1 0	1 0	1 0
13 Carl Crawford, L (1, 7) OBP: 0.294, SLG: 0.395		B SL 81 S SL 81 X SI 88 1-1 10 1B 1-2 2-3 1B		C CH 84 B SI 85 X SL 80 1-1 G4-3 ①		S SI 95 B SL 84 X SI 95 1-1 10 1B 1-2 1B		F FF 94 B FC 93 B FF 92 X FC 92 2-1 33 WP 16 WP 1B		I IN 74 I IN 74 I IN 73 I IN 75 4-0 16 1B IBB	4	0	3	0	1	0	0
16 Josh Reddick, L (1, 9) OBP: 0.385, SLG: 0.554		C SL 80 D FS 79 F FS 82 F FS 80 F FS 79 F SL 83 S FS 80 1-3 K ①		C CU 71 B SL 81 B SL 81 B CH 79 X SI 88 3-1 F8 ②		B SI 92 X SI 92 1-0 F7 ①		1 SAFE 1 SAFE C FC 93 C FC 94 S KC 81 0-3 K ② 1-2		X KC 77 0-0 1-2 2-H 1B	5	0	1	1	0	2	6
33 Jason Varitek, S (1, 2) OBP: 0.306, SLG: 0.407		B SL 77 X SL 81 1-0 F6 ②		C SI 85 B SI 85 F SI 86 F FS 79 B SL 79 F SL 82 B FS 79 B SL 83 4-2 10 1B BB		B CH 80 B FF 89 B FF 88 X FF 88 3-0 P2 ②		C FC 94 C FC 94 B KC 81 B FC 93 X FC 94 2-2 P5 ③ 2-3			3	0	0	0	1	0	6
10 Marco Scutaro, R (1, 6) OBP: 0.338, SLG: 0.370		B SL 82 D SL 80 B SI 89 C SI 88 X SI 90 3-1 1-2 2-3 3-H 1B		C SI 88 B SL 82 C SL 80 X FS 79 1-2 1-2 1B		C CU 73 B SL 77 C FF 90 D CU 76 F CH 83 F SL 79 X FF 91 2-2 1-2 2-3 1B			B FC 93 C FC 93 C FC 94 B FC 93 X FC 93 2-2 2 SH1-4 15 SF7 2B		4	1	4	1	0	0	0
Inning Stats	R: 0 E: 0 K: 0 S: 8 H: 0 LOB: 0 BB: 0 P: 15	R: 1 E: 0 K: 1 S: 21 H: 3 LOB: 3 BB: 1 P: 33	R: 0 E: 0 K: 0 S: 6 H: 0 LOB: 1 BB: 1 P: 14	R: 0 E: 0 K: 0 S: 12 H: 1 LOB: 2 BB: 1 P: 21	R: 0 E: 0 K: 0 S: 7 H: 1 LOB: 0 BB: 0 P: 13	R: 0 E: 0 K: 0 S: 15 H: 2 LOB: 3 BB: 1 P: 29	R: 0 E: 0 K: 1 S: 12 H: 0 LOB: 0 BB: 0 P: 18	R: 0 E: 0 K: 2 S: 11 H: 1 LOB: 1 BB: 0 P: 16	R: 1 E: 0 K: 0 S: 6 H: 1 LOB: 0 BB: 0 P: 9	R: 1 E: 0 K: 0 S: 6 H: 2 LOB: 2 BB: 1 P: 13	1B: 9 2B: 2 3B: 0 HR: 0 SF: 1 SAC: 1 DP: 0 HBP: 0	WP: 2 PB: 0 SB: 0 CS: 1 PA: 43					

PITCHER		IP	WLS	BF	H	R	ER	SO	BB	IBB	HBP	BLK	WP	HR	S	P	ERA	WHIP
36 Freddy Garcia, R ERA: 3.16	(1, 1)	5.0		22	5	1	1	1	3	0	0	0	0	0	54	96	1.80	1.600
48 Boone Logan, L ERA: 3.03	(6, 1)	0.1		3	1	0	0	0	1	0	0	0	0	0	5	11	0.00	6.000
53 Cory Wade, R ERA: 1.8	(6, 1)	0.2		3	1	0	0	0	0	0	0	0	0	0	10	18	0.00	1.500
29 Rafael Soriano, R ERA: 4.26	(7, 1)	1.0	H	3	0	0	0	1	0	0	0	0	0	0	12	18	0.00	0.000
30 David Robertson, R ERA: 1.41	(8, 1)	1.0	H	4	1	0	0	2	0	0	0	0	2	0	11	16	0.00	1.000

PITCHER		IP	WLS	BF	H	R	ER	SO	BB	IBB	HBP	BLK	WP	HR	S	P	ERA	WHIP
42 Mariano Rivera, R ERA: 1.87	(9, 1)	1.0	B	4	1	1	1	0	0	0	0	0	0	0	6	9	9.00	1.000
65 Phil Hughes, R ERA: 7.11	(10, 1)	0.1	L	4	2	1	1	0	0	1	0	0	0	0	6	13	27.00	6.000

BOTTOM

New York Yankees @ Boston Red Sox

Fenway Park, Boston, MA

Sun Aug 07 2011, 8:12 PM - 12:26 AM EDT

Att. 38,189 - Cloudy - 76 F

livebaseballscorecards.com

AB	36
R	3
H	11
RBI	3
BB	5
SO	4
LOB	24

Boston Red Sox @ Minnesota Twins

Target Field, Minneapolis, MN

Mon Aug 08 2011, 6:12 PM - 9:11 PM CDT

Att. 40,080 - Partly Cloudy - 82 F

TOP

livebaseballscorecards.com

Batter	1	2	3	4	5	6	7	8	9	AB	R	H	RBI	BB	SO	LOB
2 Jacoby Ellsbury, L (1, 8) OBP: 0.374, SLG: 0.516	C FF 87 F SI 89 B SI 92 S SI 91 1-3 K ①		F SL 80 B SL 79 X SL 83 1-1 P3 ①		X SI 88 0-0 G4-3 ③		L SL 84 X SL 84 0-1 13 SH1-4 1-2 1B		B SI 95 F SI 95 X SI 96 1-1 28 CS 1B	5	0	2	0	0	1	1
13 Carl Crawford, L (1, 7) OBP: 0.294, SLG: 0.399	B SI 89 C SI 90 C SL 80 S SL 81 1-3 K ②		S SI 90 B SI 89 X SI 90 1-1 F9 ②			C CH 79 X SL 79 0-1 28 SF7 3B	B SI 90 B SI 91 B SI 91 C SI 91 X SI 91 3-1 SH1-4 ① 1-2 2-3		F SI 93 F SI 94 F SI 95 S SL 84 0-3 K ①	4	1	1	0	0	2	1
28 Adrián González, L (1, 3) OBP: 0.411, SLG: 0.554 54 Darnell McDonald, R (9, PR) OBP: 0.260, SLG: 0.318 (9, 9)	F SI 88 B SL 82 X SL 81 1-1 15 FC6-4 1B		S SI 89 F SI 90 B SI 91 B SI 92 B FF 93 X SL 83 3-2 F7 ③			B SI 88 C SI 89 B SI 89 B SL 84 S SI 90 F SI 91 X SI 91 3-2 SF7 ① 3-H	I IN 69 I IN 68 I IN 78 I IN 75 4-0 15 G5-4-3 IBB		F SI 96 D SI 94 F SI 93 1 SAFE F SL 85 X SL 83 1-2 ② 15 1B 34 1B 1-2 1B	3 0	0 1	2 0	1 0	1 0	0 0	0 0
15 Dustin Pedroia, R (1, 4) OBP: 0.401, SLG: 0.479	X SI 88 0-0 FC6-4 ③ 1-2f			C SI 88 B SI 90 F SI 89 S SL 82 1-3 K ①		C SL 80 X SL 84 0-1 34 HR 1B	C SI 93 B SI 92 F FF 94 B FF 95 X SI 94 2-2 G5-4-3 ②③ 1-2f		C SL 89 B FF 94 B CU 82 S SL 89 F SI 93 F FF 94 F CU 82 X SL 88 2-2 34 1B 39 2B 1-2 1B	5	2	2	0	0	1	4
34 David Ortiz, L (1, 10) OBP: 0.381, SLG: 0.548		X SI 88 0-0 12 1B 10 1B 1B		B SI 90 C SL 81 S SI 89 B SL 81 X SL 83 2-2 F7 ②		D SI 88 X SI 89 1-0 1-H HR		X SL 84 0-0 39 G3-1 3 E 2B	B FF 94 X CU 81 1-0 39 2B 1-3 2-H 1B	5	3	4	3	0	0	0
39 Jarrod Saltalamacchia, S (1, 2) OBP: 0.323, SLG: 0.477		B SI 86 C SL 79 S SI 89 S FF 90 1-3 K ①		X SI 89 0-0 G3 ③		C SI 88 C SI 89 F SL 91 F SL 80 X SL 82 0-2 HR		L SI 95 X SI 97 0-1 G3-1 ① 2-3	B FF 92 X SI 93 1-0 1-3 3-H 2B	5	1	2	2	0	1	2
16 Josh Reddick, L (1, 9) OBP: 0.377, SLG: 0.542 3 Mike Aviles, R (8, PH) OBP: 0.261, SLG: 0.386 (8, 9) (9, 5)		C SL 81 B SI 88 C SI 89 X SL 82 1-2 P6 ②			C SL 78 F SI 88 B SI 89 B SI 89 S SL 81 2-3 K ① B SI 88 C SI 90 B SI 90 S SL 81 X SI 90 2-2 L6 ②		B SI 96 B SI 96 F SI 96 X SI 96 2-1 FC6 12 G6-3 3-H	D SL 89 F FF 92 X CU 83 1-1 G3-1 ③	3 2	0 0	0 0	0 0	0 0	1 0	1 2
12 Jed Lowrie, S (1, 5) OBP: 0.318, SLG: 0.400 (9, 3)		C SL 80 F FF 90 B FF 91 F SI 90 X CH 81 1-2 10 1B 1-2 1B			B SI 88 X SI 90 1-0 P6 ② B SL 80 B SI 89 C SI 90 F SI 91 F SL 85 F SL 85 F SL 83 X SI 91 2-2 F8 ③		X SI 96 0-0 G6-3 ② 2-3		4	0	1	0	0	0	1
10 Marco Scutaro, R (1, 6) OBP: 0.344, SLG: 0.376		B SL 81 X FF 91 1-0 1-3 2-H 1B			C SI 89 B SL 80 X SL 80 1-1 1B		B SI 91 C SI 92 X SI 92 1-1 13 SH1-4 2 1B 1B	F SI 95 C SL 86 X SL 86 0-2 G6-3 ③		4	0	3	1	0	0	1

	AB	R	H	RBI	BB	SO	LOB
	40	8	17	7	1	6	13

Inning Stats	1	2	3	4	5	6	7	8	9	1B: 12	SF: 1	WP: 0	PA: 43
R:	0	1	0	0	0	4	0	1	2	2B: 2	SAC: 1	PB: 0	
E:	0	0	0	0	0	0	0	0	0	3B: 1	DP: 1	SB: 0	
K:	2	1	0	1	1	0	0	1	1	HR: 2	HBP: 0	CS: 1	
S:	9	12	7	7	7	24	9	9	20				
H:	1	3	0	0	1	4	2	1	5				
LOB:	1	2	0	0	1	0	2	0	2				
BB:	0	0	0	0	0	0	1	0	0				
P:	12	16	12	10	11	32	19	11	27				

PITCHER		IP	WLS	BF	H	R	ER	SO	BB	IBB	HBP	BLK	WP	HR	S	P	ERA	WHIP
30 Scott Baker, R ERA: 3.21	(1, 1)	6.0		26	9	5	5	5	0	0	0	0	0	2	66	93	7.50	1.500
54 Phil Dumatrait, L ERA: 3.86	(7, 1)	0.1		4	2	0	0	0	0	1	0	0	0	0	6	14	0.00	6.000
55 Matt Capps, R ERA: 4.31	(7, 1)	0.2		1	0	0	0	0	0	0	0	0	0	0	3	5	0.00	0.000
15 Glen Perkins, L ERA: 1.99	(8, 1)	1.2	L	8	3	2	1	1	0	0	0	0	0	0	19	23	5.40	1.800
36 Joe Nathan, R ERA: 5.28	(9, 1)	0.1		4	3	1	1	0	0	0	0	0	0	0	10	15	27.00	9.000

PITCHER	IP	WLS	BF	H	R	ER	SO	BB	IBB	HBP	BLK	WP	HR	S	P	ERA	WHIP

BOTTOM

Boston Red Sox @ Minnesota Twins

Target Field, Minneapolis, MN

Mon Aug 08 2011, 6:12 PM - 9:11 PM CDT

Att. 40,080 - Partly Cloudy - 82 F

livebaseballscorecards.com

Batter	1	2	3	4	5	6	7	8	9	AB	R	H	RBI	BB	SO	LOB
2 Denard Span, L (1, 8) OBP: 0.336, SLG: 0.353	C KN 66 C KN 66 B KN 67 S KN 66 1-3 **K** ①	X KN 66 0-0 **P5** ③			C KN 66 X KN 66 0-1 **F7** ②		1 SAFE 1 SAFE C KN 65 C KN 66 B KN 66 1 SAFE 1 SAFE P PO 71 F KN 66 2-2 **F8** ② X KN 66			4	0	0	0	0	1	2
24 Trevor Plouffe, R (1, 4) OBP: 0.288, SLG: 0.382	C KN 66 S KN 66 F KN 66 X KN 66 0-2 **G5-3** ②		C KN 65 B KN 64 B KN 65 B KN 65 S FF 72 S FF 73 3-3 **K** ①		B KN 65 S KN 65 F KN 65 X KN 66 1-2 7 2B 1B		1 SAFE F KN 66 B KN 66 1-1 **CS** ③ 1-2	C FC 92 X FF 94 0-1 7 F8 16 1B 2B		4	2	2	0	0	1	0
7 Joe Mauer, L (1, 2) OBP: 0.349, SLG: 0.343	B KN 66 C KN 67 B KN 66 T KN 66 X KN 67 2-2 **G4-3** ③		F KN 66 B KN 66 F KN 66 S KN 67 1-3 **K** ②		B KN 65 C KN 64 1 SAFE X KN 64 1-1 1-H 2B			B FC 92 B FC 92 S FF 88 B FF 86 X FC 92 3-1 **F8** ① 2-3		4	0	1	1	0	1	1
5 Michael Cuddyer, R (1, 3) OBP: 0.364, SLG: 0.490		X KN 65 0-0 16 E 2B	F KN 66 F KN 66 X KN 61 0-2 **F8** ③		X KN 65 0-0 **G5-3** ③			B CU 83 C FF 93 X FF 90 1-1 **G5-3** ②		4	1	1	0	0	0	2
16 Jason Kubel, L (1, 9) OBP: 0.360, SLG: 0.492 18 Jason Repko, R (8, PR) OBP: 0.287, SLG: 0.265 (9, 9)		X KN 66 0-0 E2 25 2B 2-H 1B		X KN 65 0-0 HR		F KN 64 B FF 72 B KN 66 C KN 65 F KN 66 X KN 66 2-2 **F8** ①		D FC 94 X FF 90 1-0 3-H 1B		4 0	2 0	3 0	2 0	0 0	0 0	0 0
25 Jim Thome, L (1, 10) OBP: 0.354, SLG: 0.473		B KN 66 B KN 66 F KN 66 B KN 66 X KN 67 3-1 22 G1-3 20 PB 2-H 2B		C KN 65 B KN 65 F KN 65 X KN 66 1-2 E5 22 G5-4-3		B KN 65 B KN 66 F KN 65 X KN 66 2-1 **L9** ②		1 SAFE X FC 91 0-0 **G6-3** ③		4	1	1	1	0	0	1
22 Danny Valencia, R (1, 5) OBP: 0.287, SLG: 0.380		D KN 67 F KN 66 F KN 67 F KN 66 F KN 61 X FF 73 1-2 **G1-3** ① 2-3		X KN 65 0-0 **G5-4-3** ① ② 1-2f		C KN 66 F KN 66 B KN 66 F KN 66 F CU 61 S KN 66 1-3 **K** ③			B FF 94 C FF 94 F FF 94 T FF 95 1-2 **K** ①	4	0	0	0	0	2	2
21 Delmon Young, R (1, 7) OBP: 0.296, SLG: 0.357		X KN 66 0-0 **G5-3** ②		B KN 66 F KN 66 F KN 66 X KN 66 1-2 **G6-3** ③			S CU 64 S KN 65 B KN 66 X KN 65 1-2 **L5** ①		C FF 95 B FF 95 S SL 81 B FF 96 S FF 96 2-3 **K** ②	4	0	0	0	0	1	1
20 Matt Tolbert, S (1, 6) OBP: 0.259, SLG: 0.282 11 Ben Revere, L (9, PH) OBP: 0.297, SLG: 0.293		C KN 66 B KN 66 F KN 66 F KN 66 X KN 66 1-2 3-H 1B			B KN 64 X KN 65 1-0 **G6-3** ①		C KN 66 B KN 66 B KN 67 C FF 73 F KN 66 X KN 67 2-2 24 CS 1B		C FF 95 F FS 91 B FF 96 F FF 95 X FS 91 1-2 **G4-3** ③	3 1	0 0	2 0	0 0	0 0	0 0	0 0
Inning Stats	R: 0 E: 0 K: 1 S: 10 H: 0 LOB: 0 BB: 0 P: 13	R: 3 E: 1 K: 0 S: 15 H: 4 LOB: 1 BB: 0 P: 20	R: 0 E: 0 K: 2 S: 9 H: 0 LOB: 0 BB: 0 P: 13	R: 1 E: 1 K: 0 S: 8 H: 1 LOB: 0 BB: 0 P: 10	R: 1 E: 0 K: 0 S: 9 H: 2 LOB: 1 BB: 0 P: 12	R: 0 E: 0 K: 1 S: 11 H: 0 LOB: 0 BB: 0 P: 16	R: 0 E: 0 K: 0 S: 13 H: 1 LOB: 0 BB: 0 P: 18	R: 1 E: 0 K: 0 S: 8 H: 2 LOB: 1 BB: 0 P: 13	R: 0 E: 0 K: 2 S: 10 H: 0 LOB: 0 BB: 0 P: 14	1B: 5 2B: 4 3B: 0 HR: 1 SF: 0 SAC: 0 DP: 1 HBP: 0						WP: 0 PB: 1 SB: 0 CS: 1 PA: 37	

	AB	36
	R	6
	H	10
	RBI	4
	BB	0
	SO	6
	LOB	9

PITCHER		IP	WLS	BF	H	R	ER	SO	BB	IBB	HBP	BLK	WP	HR	S	P	ERA	WHIP
49 Tim Wakefield, R ERA: 4.92	(1, 1)	7.0		28	8	5	3	4	0	0	0	0	0	1	75	102	3.86	1.143
91 Alfredo Aceves, R ERA: 3.18	(8, 1)	1.0	W	5	2	1	1	0	0	0	0	0	0	0	8	13	9.00	2.000
58 Jonathan Papelbon, R ERA: 3.21	(9, 1)	1.0	S	3	0	0	0	2	0	0	0	0	0	0	10	14	0.00	0.000

PITCHER	IP	WLS	BF	H	R	ER	SO	BB	IBB	HBP	BLK	WP	HR	S	P	ERA	WHIP

Boston Red Sox @ Minnesota Twins

Target Field, Minneapolis, MN

Tue Aug 09 2011, 7:11 PM - 10:29 PM CDT

Att. 39,974 - Partly Cloudy - 71 F

TOP

livebaseballscorecards.com

Batter	1	2	3	4	5	6	7	8	9	AB	R	H	RBI	BB	SO	LOB
2 Jacoby Ellsbury, L (1, 8) OBP: 0.371, SLG: 0.511	P6	K			G3-1		F8	P4		5	0	0	0	0	1	1
15 Dustin Pedroia, R (1, 4) OBP: 0.403, SLG: 0.477	20 F9 28 1B BB		28 G4-6-3 BB		F8		28 2B 34 1B BB		G1-3	2	1	0	0	3	0	0
28 Adrián González, L (1, 3) OBP: 0.412, SLG: 0.556	34 BB 1B		G4-6-3		BB		34 1B 2B		K	4	0	2	0	1	1	1
20 Kevin Youkilis, R (1, 5) OBP: 0.381, SLG: 0.482	F9		G1-3		F9		34 1B BB		F9	4	0	0	0	1	0	3
34 David Ortiz, L (1, 10) OBP: 0.383, SLG: 0.546	12 FC5-4 BB			G4-3		G1-6-3	1B			3	0	1	1	1	0	0
12 Jed Lowrie, S (1, 6) OBP: 0.317, SLG: 0.394	FC5-4			P4		13 BB 33 1B BB	F7			3	1	0	0	1	0	6
13 Carl Crawford, L (1, 7) OBP: 0.293, SLG: 0.396		K		K		33 1B BB	G4-3			3	0	0	0	1	2	3
33 Jason Varitek, S (1, 2) OBP: 0.311, SLG: 0.406		G6-3			54 HR BB			B2-3		3	1	1	1	1	0	0
54 Darnell McDonald, R (1, 9) OBP: 0.273, SLG: 0.364 16 Josh Reddick, L (8, PH) OBP: 0.375, SLG: 0.538 (8, 9)		1B			HR			K		3 1	1 0	2 0	2 0	0 0	1 1	1 0
Inning Stats	R: 0 E: 0 K: 0 S: 8 H: 1 LOB: 3 BB: 2 P: 19	R: 0 E: 0 K: 2 S: 14 H: 1 LOB: 1 BB: 0 P: 22	R: 0 E: 0 K: 0 S: 6 H: 0 LOB: 0 BB: 1 P: 14	R: 0 E: 0 K: 1 S: 8 H: 0 LOB: 0 BB: 0 P: 12	R: 2 E: 0 K: 0 S: 11 H: 1 LOB: 1 BB: 2 P: 23	R: 1 E: 0 K: 1 S: 6 H: 1 LOB: 1 BB: 2 P: 19	R: 1 E: 0 K: 0 S: 14 H: 2 LOB: 3 BB: 2 P: 26	R: 0 E: 0 K: 1 S: 7 H: 0 LOB: 0 BB: 0 P: 8	R: 0 E: 0 K: 1 S: 9 H: 0 LOB: 0 BB: 0 P: 16	1B: 4 2B: 1 3B: 0 HR: 1	SF: 0 SAC: 0 DP: 1 HBP: 0						

	AB	31
	R	4
	H	6
	RBI	4
	BB	9
	SO	6
	LOB	15

WP: 0 PB: 0 SB: 0 CS: 0 PA: 40

PITCHER		IP	WLS	BF	H	R	ER	SO	BB	IBB	HBP	BLK	WP	HR	S	P	ERA	WHIP
47 Francisco Liriano, L ERA: 5.0	(1, 1)	6.0		27	4	3	3	4	7	0	0	0	0	1	53	109	4.50	1.833
55 Matt Capps, R ERA: 4.47	(7, 1)	0.1	L	4	1	1	1	0	2	0	0	0	0	0	8	18	27.00	9.000
54 Phil Dumatrait, L ERA: 3.86	(7, 1)	0.0		1	1	0	0	0	0	0	0	0	0	0	2	2	∞	∞
31 Alex Burnett, R ERA: 5.68	(7, 1)	1.0		3	0	0	0	0	0	0	0	0	0	0	5	7	0.00	0.000
50 Jose Mijares, L ERA: 5.45	(8, 1)	1.2		5	0	0	0	2	0	0	0	0	0	0	15	23	0.00	0.000

PITCHER	IP	WLS	BF	H	R	ER	SO	BB	IBB	HBP	BLK	WP	HR	S	P	ERA	WHIP

Boston Red Sox @ Minnesota Twins

Target Field, Minneapolis, MN

Tue Aug 09 2011, 7:11 PM - 10:29 PM CDT

Att. 39,974 - Partly Cloudy - 71 F

BOTTOM

Batter	1	2	3	4	5	6	7	8	9	AB	R	H	RBI	BB	SO	LOB
11 Ben Revere, L (1, 8) OBP: 0.295, SLG: 0.289	B SI 89 C SI 90 B CU 78 B SI 90 B FF 91 4-1 7 1B 5 SF8 BB	B FF 92 F FF 91 B SI 91 F FF 90 X FF 91 2-2 ② G1-3		C SI 90 B CU 79 X CU 77 1-1 ③ G4-3		C SI 93 B SL 87 B SI 93 C SL 87 B SI 94 X SI 93 3-2 ③ G6-3			C FF 93 X FF 94 0-1 ② G5-3	4	1	0	0	1	0	2
7 Joe Mauer, L (1, 3) OBP: 0.350, SLG: 0.344	B FF 91 B SI 92 C FF 91 B CU 78 C FF 90 X CU 77 3-2 25 BB 16 BB 21 BB 1-3 1B	C CU 80 S SI 91 B SI 93 X SI 92 1-2 ③ G6-3			C FF 89 F CH 79 B FF 90 B SI 92 X SI 90 2-2 ① F7		C FF 94 B CU 79 B FF 96 X FF 95 2-1 5 G5-3 1B		C FF 94 C FF 94 X FF 94 0-2 ③ G6-3	5	1	2	0	0	0	0
5 Michael Cuddyer, R (1, 4) OBP: 0.361, SLG: 0.487	C CU 78 X SI 91 0-1 ① SF8 3-H		S CH 79 B CU 79 F CU 78 B SI 92 B SI 92 X FF 91 3-2 ① G6-3		B FF 92 S FF 92 S FF 90 F SI 93 S CU 80 1-3 ② K		C CH 83 D CH 85 B CH 84 F SI 96 F CU 76 F CU 76 B FF 95 F FF 96 1 SAFE 3-2 1 SAFE F FF 95 1 SAFE X CH 85 G5-3 1-2 ①			3	0	0	1	0	1	1
16 Jason Kubel, L (1, 9) OBP: 0.362, SLG: 0.491	C FF 93 C CH 79 B SI 92 B CU 78 B SI 93 B FF 92 4-2 21 BB 25 BB 1-2 BB		C CU 78 B SI 92 X FF 91 1-1 22 1B 1B		C CH 80 S CH 81 S CH 81 0-3 ③ K		C FF 96 D CU 79 B CU 78 B SL 81 C CU 78 C CU 76 3-3 ② K			3	0	1	0	1	2	1
25 Jim Thome, L (1, 10) OBP: 0.351, SLG: 0.465	B FF 93 B FF 92 B CU 78 B FF 93 4-0 21 BB 1-2 2-3 BB		B SI 91 S CH 80 B SI 92 B SI 91 X SI 91 3-1 ② F7			B SI 92 S SL 87 C SI 93 B SI 94 F SI 93 S SI 95 2-3 ① K	B FF 98 X FF 98 1-0 ③ G1-6-3			3	0	0	0	1	1	2
22 Danny Valencia, R (1, 5) OBP: 0.289, SLG: 0.382	F CU 78 F CU 78 S FF 92 0-3 ② K		B CU 78 B CU 78 X FF 90 2-0 1-2 1B			C SI 95 S SI 92 X SI 94 0-2 1 2B 1B		F FF 97 X FF 98 0-1 ① P4		4	1	2	0	0	1	3
21 Delmon Young, R (1, 7) OBP: 0.296, SLG: 0.353	B CU 78 B CU 78 C CU 78 B FF 91 F CU 78 B SI 91 4-2 1-2 2-3 3-H BB		X CH 79 0-0 ③ F9			C SI 92 1 SAFE B SI 93 B SL 88 1 SAFE F SL 87 C SI 94 2-3 ② K		S SL 86 C SL 84 F FF 98 S SL 84 0-3 ② K		3	0	0	1	1	2	3
1 Tsuyoshi Nishioka, S (1, 6) OBP: 0.262, SLG: 0.244	B FF 93 C CU 78 B CU 79 F FF 90 S CU 79 2-3 ③ K			C CU 76 F FF 91 S CU 77 0-3 ① K		C SI 92 B SL 86 B SI 94 1 SAFE X SI 94 2-1 1-H 2B		C FF 97 B SL 83 C FF 97 B SL 81 B FF 98 X FF 97 3-2 ③ G6-3		4	0	1	1	0	2	3
41 Drew Butera, R (1, 2) OBP: 0.211, SLG: 0.261 24 Trevor Plouffe, R (9, PH) OBP: 0.286, SLG: 0.378		S SI 89 S FF 92 C SI 92 0-3 ① K		B CH 78 C FF 91 B CU 77 X CU 77 2-1 ② L5		B SI 93 C SI 93 D SL 87 B SL 87 C SI 94 B SI 94 4-2 BB			B FF 92 X FF 93 1-0 ① F8	2 1	0 0	0 0	0 0	1 0	1 0	0 0
Inning Stats	R: 2 H: 1 E: 0 LOB: 3 K: 2 BB: 4 S: 16 P: 37	R: 0 H: 0 E: 0 LOB: 0 K: 1 BB: 0 S: 9 P: 12	R: 0 H: 2 E: 0 LOB: 2 K: 0 BB: 0 S: 9 P: 18	R: 0 H: 0 E: 0 LOB: 0 K: 1 BB: 0 S: 7 P: 10	R: 0 H: 0 E: 0 LOB: 0 K: 2 BB: 0 S: 10 P: 13	R: 1 H: 2 E: 0 LOB: 2 K: 2 BB: 1 S: 17 P: 30	R: 0 H: 1 E: 0 LOB: 1 K: 1 BB: 0 S: 13 P: 22	R: 0 H: 0 E: 0 LOB: 0 K: 1 BB: 0 S: 9 P: 12	R: 0 H: 0 E: 0 LOB: 0 K: 0 BB: 0 S: 6 P: 7	1B: 5 SF: 1 2B: 1 SAC: 0 3B: 0 DP: 0 HR: 0 HBP: 0						

livebaseballscorecards.com

AB	32
R	3
H	6
RBI	3
BB	5
SO	10
LOB	15

WP: 0 PA: 38
PB: 0
SB: 0
CS: 0

PITCHER		IP	WLS	BF	H	R	ER	SO	BB	IBB	HBP	BLK	WP	HR	S	P	ERA	WHIP
23 Erik Bedard, L ERA: 3.55	(1, 1)	5.0		22	3	2	2	6	4	0	0	0	0	0	51	90	3.60	1.400
32 Matt Albers, R ERA: 2.45	(6, 1)	1.0	W	6	2	1	1	2	1	0	0	0	0	0	17	30	9.00	3.000
46 Franklin Morales, L ERA: 4.31	(7, 1)	0.2	H	3	1	0	0	1	0	0	0	0	0	0	12	20	0.00	1.500
51 Daniel Bard, R ERA: 2.3	(7, 1)	1.1	H	4	0	0	0	1	0	0	0	0	0	0	10	14	0.00	0.000
58 Jonathan Papelbon, R ERA: 3.14	(9, 1)	1.0	S	3	0	0	0	0	0	0	0	0	0	0	6	7	0.00	0.000

PITCHER	IP	WLS	BF	H	R	ER	SO	BB	IBB	HBP	BLK	WP	HR	S	P	ERA	WHIP

Boston Red Sox @ Minnesota Twins

Target Field, Minneapolis, MN

Wed Aug 10 2011, 7:11 PM - 10:19 PM CDT

Att. 40,491 - Partly Cloudy - 79 F

TOP

livebaseballscorecards.com

Batter	1	2	3	4	5	6	7	8	9	AB	R	H	RBI	BB	SO	LOB
2 Jacoby Ellsbury, L (1, 8) OBP: 0.369, SLG: 0.507	C SI 91 B SI 92 X SI 87 1-1 28 FC4-6 1B		C FC 89 X SI 92 0-1 ② FC1-6-5 2-3		F SI 90 B SI 91 X FF 91 1-1 ② F9		B SI 89 X SI 90 1-0 E4 10 1B 1-2		B FF 94 C FF 93 S CU 83 S SL 89 1-3 ② K	5	0	1	0	0	1	3
10 Marco Scutaro, R (1, 6) OBP: 0.342, SLG: 0.373	1 SAFE C SI 91 1 SAFE 1 SAFE F SI 91 F SI 93 B CU 79 X CH 86 1-2 ① F8		C CU 79 X SI 92 0-1 ③ P2		X CU 78 0-0 ③ L7		B FC 89 C FC 89 X CU 78 1-1 1-2 2-H 1B		B FF 94 C FF 93 F SL 88 F FF 93 X FF 94 1-2 ③ G6-3	5	0	1	1	0	0	3
28 Adrián González, L (1, 3) OBP: 0.409, SLG: 0.551	X SI 92 0-0 ② FC4-6 1-2f			C CU 77 B SI 90 F SI 91 F FC 87 B CH 85 F SI 92 S CH 85 2-3 ① K		F FC 88 B CH 85 B CH 86 F CH 85 B FC 90 F CH 86 X SI 92 3-2 ① F8	F SI 94 S FF 96 B FF 96 F FF 96 B SL 84 X SL 83 1-2 ③ F9			4	0	0	0	0	1	3
20 Kevin Youkilis, R (1, 5) OBP: 0.380, SLG: 0.479	C CU 78 X FC 88 0-1 ③ P4			C FC 88 B CU 77 S CU 78 F SI 92 X FC 89 1-2 34 1B 1B		F SI 92 B CH 86 X FC 88 1-1 ② L6		C SI 94 F SL 85 B FF 96 S SL 85 1-3 ① K		4	0	1	0	0	1	1
34 David Ortiz, L (1, 10) OBP: 0.386, SLG: 0.555		C SI 91 F SI 92 C FC 90 0-3 ① K		B SI 91 F SI 92 B FC 89 X SI 91 2-1 1-2 1B		B SI 92 B SI 93 C SI 92 B SI 91 B CH 86 4-1 BB		B SI 96 F SI 96 S SI 96 X FF 98 1-2 HR		3	1	2	1	1	1	0
13 Carl Crawford, L (1, 7) OBP: 0.293, SLG: 0.394		C SI 92 B SI 92 S CU 81 X SI 93 1-2 ② G3		C FF 91 B SI 91 B SI 91 S CH 85 F FC 89 F FF 92 B SI 92 F FF 87 X FC 89 3-2 ② F8		S CU 79 B CU 78 X SI 91 1-1 ③ F8		C SL 84 B SI 97 S FF 95 F FF 96 F SL 83 F FF 97 X SL 84 1-2 1B		4	0	1	0	0	0	3
39 Jarrod Saltalamacchia, S (1, 2) OBP: 0.319, SLG: 0.469		B SI 92 B SI 91 C SI 92 F SI 92 S FC 92 2-3 ③ K		B FF 91 F SI 91 C SI 91 F FC 90 B FF 92 C SI 92 2-3 ③ K			B SI 90 X SI 89 1-0 ① G4-3	X FF 92 0-0 ② P3		4	0	0	0	0	2	3
16 Josh Reddick, L (1, 9) OBP: 0.368, SLG: 0.527 15 Dustin Pedroia, R (8, PH) OBP: 0.402, SLG: 0.476 (8, 4)			B SI 91 X CH 86 1-0 ① G3		B CU 77 B SI 90 B SI 91 C SI 91 X SI 91 3-1 ① G3		C CH 84 B FC 89 B CH 85 B SI 91 X SI 91 3-1 ② G4-3	C FF 93 F SI 94 D SL 84 1 SAFE F FF 95 D SL 84 1 SAFE 1 SAFE X FF 93 2-2 ③ G4-3		3 1	0 0	0 0	0 0	0 0	0 0	0 1
3 Mike Aviles, R (1, 4) OBP: 0.270, SLG: 0.395 (8, 9)			C CU 78 X CU 78 0-1 2 FC1-6-5 2B		C SI 92 X SI 91 0-1 1B		B FC 89 F FC 88 B CU 78 B SI 91 B FC 91 4-1 2 E 10 1B BB		B FF 93 F FF 92 B SI 94 B FF 93 C FF 93 F FF 94 F FF 93 X SL 87 3-2 ① P6	3	1	2	0	1	0	0
Inning Stats	R: 0 E: 0 K: 0 S: 9 H: 1 LOB: 1 BB: 0 P: 11	R: 0 E: 0 K: 2 S: 9 H: 0 LOB: 0 BB: 0 P: 12	R: 0 E: 0 K: 0 S: 7 H: 1 LOB: 1 BB: 0 P: 8	R: 0 E: 0 K: 2 S: 21 H: 2 LOB: 2 BB: 0 P: 31	R: 0 E: 0 K: 0 S: 7 H: 1 LOB: 1 BB: 0 P: 11	R: 0 E: 0 K: 0 S: 9 H: 0 LOB: 1 BB: 1 P: 18	R: 1 E: 1 K: 0 S: 12 H: 1 LOB: 2 BB: 1 P: 23	R: 1 E: 0 K: 1 S: 17 H: 2 LOB: 1 BB: 0 P: 22	R: 0 E: 0 K: 1 S: 12 H: 0 LOB: 0 BB: 0 P: 17	1B: 6 2B: 1 3B: 0 HR: 1	SF: 0 SAC: 0 DP: 0 HBP: 0			WP: 0 PB: 0 SB: 0 CS: 0	PA: 38		

	AB	36
	R	2
	H	8
	RBI	2
	BB	2
	SO	6
	LOB	17

PITCHER		IP	WLS	BF	H	R	ER	SO	BB	IBB	HBP	BLK	WP	HR	S	P	ERA	WHIP
53 Nick Blackburn, R ERA: 4.36	(1, 1)	6.2		29	6	1	0	4	2	0	0	0	0	0	69	108	0.00	1.200
15 Glen Perkins, L ERA: 2.12	(7, 1)	1.1	W	6	2	1	1	1	0	0	0	0	0	1	22	28	6.75	1.500
36 Joe Nathan, R ERA: 5.12	(9, 1)	1.0	S	3	0	0	0	1	0	0	0	0	0	0	12	17	0.00	0.000

PITCHER		IP	WLS	BF	H	R	ER	SO	BB	IBB	HBP	BLK	WP	HR	S	P	ERA	WHIP

BOTTOM

Boston Red Sox @ Minnesota Twins

Target Field, Minneapolis, MN

Wed Aug 10 2011, 7:11 PM - 10:19 PM CDT

Att. 40,491 - Partly Cloudy - 79 F

livebaseballscorecards.com

Batter	1	2	3	4	5	6	7	8	9	AB	R	H	RBI	BB	SO	LOB
2 Denard Span, L (1, 8) OBP: 0.337, SLG: 0.349	B FF 92 B FF 91 C FF 92 X FF 93 2-1 ① G4-3		B FF 91 C FF 92 S FC 88 X FC 86 1-2 ① G4-3			B SI 91 C FF 91 F FC 89 F FF 92 B FF 90 C SI 93 2-3 ① K	S FC 88 B SI 90 S FC 88 F FC 89 B FC 90 B FC 87 B FF 94 4-2 1-2 2-3 BB	B FF 93 B FF 93 B SI 93 B FF 93 4-0 BB		3	0	0	0	2	1	0
11 Ben Revere, L (1, 9) OBP: 0.297, SLG: 0.288	B SI 94 X SI 93 1-0 7 CS 1B		B SI 91 L FC 88 F SI 91 S FC 89 1-3 ② K			B FF 93 B CU 74 C SI 90 B SI 92 D FF 93 4-1 7 2B BB	C SI 91 X SI 91 0-1 ③ G3	C FF 93 B FF 94 C SL 78 T FF 94 1-2 ③ K		4	1	1	0	1	2	6
7 Joe Mauer, L (1, 2) OBP: 0.357, SLG: 0.350	B FC 89 C CU 72 B FF 93 1 SAFE B CU 73 B FF 94 4-1 ② 5 1B 25 1B 1-2 BB		C FF 93 B CH 86 X SI 91 1-1 ③ G3			1 SAFE B FF 92 C FF 89 B FF 92 X FC 89 2-1 1-H 2B		C FF 92 B SI 90 C CU 72 B FC 86 B FC 86 4-2 5 G4-3 25 2B BB		2	2	1	1	2	0	0
5 Michael Cuddyer, R (1, 3) OBP: 0.360, SLG: 0.485	C SI 93 S FF 90 X FC 89 0-2 25 1B 1-3 1B			B SI 91 C SI 91 C FF 93 X FC 88 1-2 ① G5-3		X FF 92 0-0 ② P3		C SI 92 D SI 89 F FF 89 X CU 76 1-2 ① G4-3 1-2		4	0	1	0	0	0	2
25 Jim Thome, L (1, 10) OBP: 0.354, SLG: 0.472 18 Jason Repko, R (8, PR) OBP: 0.287, SLG: 0.265 (9, 10)	B FF 90 S SI 89 B CH 83 X FF 90 2-1 1-3 3-H 1B			B FF 93 C CU 73 S SI 91 F FC 89 B FF 93 X FF 90 2-2 ② G5-3		C FF 90 B FF 93 S FF 89 S CU 78 1-3 ③ K		C FF 89 B FF 90 X FF 90 1-1 22 2B 2-H 2B		4 0	0 1	2 0	2 0	0 0	1 0	1 0
22 Danny Valencia, R (1, 5) OBP: 0.289, SLG: 0.383	B CU 75 B CU 74 B FF 94 C FF 94 S FF 91 X FC 89 3-2 ③ G6-3			X SI 93 0-0 ③ G5-3			B FF 91 X SI 92 1-0 ① G5-3	C FF 91 D FS 87 B FC 90 X FF 92 2-1 20 1B 1 1B 2-H 2B		4	1	1	1	0	0	2
21 Delmon Young, R (1, 7) OBP: 0.304, SLG: 0.358		C FF 92 B CH 85 B CH 85 S FF 90 B CU 78 F FF 90 F FC 88 B FF 94 4-2 1 P4-3 BB			B SI 92 C SI 92 X CH 85 1-1 24 G6-3 1B		X FF 91 0-0 2 BB 24 1B 1B	D CU 78 B CU 78 B FC 90 I IN 85 4-0 20 1B 1 1B IBB		2	0	2	0	2	0	0
24 Trevor Plouffe, R (1, 4) OBP: 0.287, SLG: 0.377 20 Matt Tolbert, S (8, 4) OBP: 0.263, SLG: 0.287		C FF 94 F FF 94 F FF 94 F FF 90 B FF 94 1 SAFE F FC 89 1 SAFE S CU 77 1-3 ① K			B FC 90 1 SAFE X SI 92 1-0 ①② G6-3 1-2f		C CU 74 C FC 87 X FC 88 0-2 2 BB 1-2 1B	F FC 90 X CH 83 0-1 1 1B 1-2 2-3 1B		3 1	0 0	1 1	0 0	0 0	1 0	2 0
1 Tsuyoshi Nishioka, S (1, 6) OBP: 0.262, SLG: 0.244		X FF 92 0-0 ②③ P4-3 1-1f			C FF 93 B CU 76 X FF 93 1-1 ③ P4		X FC 88 0-0 ② F4	B CU 78 F FF 92 B FC 91 B FC 90 X FF 93 3-1 ② 1-3 2-H 3-H 1B		4	0	1	1	0	0	3
Inning Stats	R: 1 H: 3 E: 0 LOB: 2 K: 0 BB: 1 S: 12 P: 24	R: 0 H: 0 E: 0 LOB: 0 K: 1 BB: 1 S: 11 P: 16	R: 0 H: 0 E: 0 LOB: 0 K: 1 BB: 0 S: 8 P: 11	R: 0 H: 0 E: 0 LOB: 0 K: 0 BB: 0 S: 8 P: 11	R: 0 H: 1 E: 0 LOB: 0 K: 0 BB: 0 S: 5 P: 8	R: 1 H: 1 E: 0 LOB: 1 K: 2 BB: 1 S: 11 P: 20	R: 0 H: 2 E: 0 LOB: 3 K: 0 BB: 1 S: 11 P: 16	R: 3 H: 4 E: 0 LOB: 3 K: 1 BB: 3 S: 16 P: 36		1B: 8 SF: 0 2B: 4 SAC: 0 3B: 0 DP: 2 HR: 0 HBP: 0				WP: 0 PA: 38 PB: 0 SB: 0 CS: 1		

	AB	31
	R	5
	H	11
	RBI	5
	BB	7
	SO	5
	LOB	16

PITCHER		IP	WLS	BF	H	R	ER	SO	BB	IBB	HBP	BLK	WP	HR	S	P	ERA	WHIP
31 Jon Lester, L ERA: 3.32	(1, 1)	7.1	L	32	8	4	4	4	5	0	0	0	0	0	73	119	4.91	1.773
91 Alfredo Aceves, R ERA: 3.29	(8, 1)	0.1		4	3	1	1	0	0	1	0	0	0	0	6	15	27.00	9.000
30 Andrew Miller, L ERA: 5.4	(8, 1)	0.1		2	0	0	0	1	1	0	0	0	0	0	3	8	0.00	3.000

PITCHER	IP	WLS	BF	H	R	ER	SO	BB	IBB	HBP	BLK	WP	HR	S	P	ERA	WHIP

Batter	1	2	3	4	5	6	7	8	9	AB	R	H	RBI	BB	SO	LOB
2 Jacoby Ellsbury, L (1, 8) OBP: 0.367, SLG: 0.504	C FF 90 F SI 91 B SI 84 F FF 92 X CU 78 1-2 E6 12 G4-3	S SI 91 B CU 77 F SI 92 B CU 77 X FF 92 2-2 ③ FC4-6 1-2f		1 SAFE X FF 91 0-0 ③ P2		C CU 76 B CH 82 C CU 77 F SI 90 X SL 82 1-2 ② F9		B FF 95 X SI 94 1-0 1B		5	0	1	0	0	0	2
12 Jed Lowrie, S (1, 6) OBP: 0.314, SLG: 0.404	1 SAFE C FF 91 X SI 92 0-1 ① G4-3 1-2		C CU 74 X FF 90 0-1 ① F9		B CH 79 X SI 90 1-0 HR	C SI 91 B CU 76 X CU 76 1-1 ③ F7		1 SAFE 1 SAFE B SI 92 1 SAFE X SI 93 1-0 ③ G4-3		5	1	1	1	0	0	2
28 Adrián González, L (1, 3) OBP: 0.411, SLG: 0.553	B SI 92 X CH 82 1-0 ② F7		B CU 76 B CH 82 B SI 89 C FF 89 B SI 90 4-1 15 2B BB		X CU 75 0-0 15 FC5-4 1B	B CH 80 B CH 81 X SI 89 2-0 15 SH3 34 1B 2B			S FF 93 B FF 94 X SL 80 1-1 ① L4	4	1	2	0	1	0	1
15 Dustin Pedroia, R (1, 4) OBP: 0.403, SLG: 0.478	C SL 81 X SI 93 0-1 ③ G5-3		B SL 82 F FF 91 F CH 83 X CU 77 1-2 1-3 2B		C SI 90 T SL 81 X FF 91 0-2 ① FC5-4 34 G4-3 34 S 1-2f		X SI 89 0-0 ① SH3 2-3		X SI 95 0-0 34 CS 1B	4	0	2	0	0	0	2
34 David Ortiz, L (1, 10) OBP: 0.386, SLG: 0.560		B SI 90 F FF 91 X SI 91 1-1 HR	B CH 83 C CU 75 X SI 92 1-1 ② F8		C SI 91 B CH 82 X CU 79 1-1 ② G4-3 1-3		X SI 91 0-0 3-H 1B		C FF 95 1 SAFE B SL 78 1 SAFE B SI 95 B SL 78 X FF 93 3-1 ②③ G6-3 1-2	5	1	2	2	0	0	4
13 Carl Crawford, L (1, 7) OBP: 0.292, SLG: 0.393		B CH 82 B SI 90 C SI 90 B FF 91 X FF 90 3-1 39 1B 39 S 3 SF9 1B	C SI 91 F SI 92 B FF 92 X CU 78 1-2 ③ F8		B SI 91 B FF 92 F SI 92 F SI 92 B SI 93 F SI 92 X SL 84 3-2 ③ F9		X SI 93 0-0 ② P5			4	1	1	0	0	0	4
39 Jarrod Saltalamacchia, S (1, 2) OBP: 0.321, SLG: 0.470		B SI 91 X CH 82 1-0 2 FC4-6 1-3 1B		F CU 76 B FF 91 T SI 91 S SI 90 1-3 ① K		B SL 77 F SL 78 B CU 76 X SI 90 2-1 16 HR 1B	B FF 92 S SI 94 S CH 87 C FF 93 1-3 ③ K			4	1	2	0	0	2	1
16 Josh Reddick, L (1, 9) OBP: 0.371, SLG: 0.544		X FF 90 0-0 ① P6		B CU 77 C SI 91 F SI 90 X CU 76 1-2 ② G4-3		1 SAFE B SI 90 C CH 82 X FF 91 1-2 1-H HR		B SI 94 B FF 94 B SI 93 B SI 93 4-0 3 G4-6-3 BB		3	1	1	2	1	0	2
3 Mike Aviles, R (1, 5) OBP: 0.269, SLG: 0.394		B FF 90 X CU 81 1-0 ② SF9 3-H		X FF 91 0-0 1B		C SL 78 X SI 91 0-1 ① G5-3		L SI 92 1 SAFE X CH 87 0-1 ①② G4-6-3 1-2f		3	0	1	1	0	0	1
Inning Stats	R: 0 E: 1 K: 0 S: 9 H: 0 LOB: 1 BB: 0 P: 11	R: 2 E: 0 K: 0 S: 10 H: 3 LOB: 1 BB: 0 P: 18	R: 0 E: 0 K: 0 S: 11 H: 1 LOB: 2 BB: 1 P: 18	R: 0 E: 0 K: 1 S: 8 H: 1 LOB: 1 BB: 0 P: 10	R: 1 E: 0 K: 0 S: 11 H: 2 LOB: 1 BB: 0 P: 16	R: 2 E: 0 K: 0 S: 13 H: 2 LOB: 0 BB: 0 P: 18	R: 1 E: 0 K: 1 S: 7 H: 2 LOB: 1 BB: 0 P: 10	R: 0 E: 0 K: 0 S: 4 H: 1 LOB: 1 BB: 1 P: 10	R: 0 E: 0 K: 0 S: 5 H: 1 LOB: 0 BB: 0 P: 9	1B: 8 2B: 2 3B: 0 HR: 3 SF: 1 SAC: 1 DP: 1 HBP: 0						

PITCHER		IP	WLS	BF	H	R	ER	SO	BB	IBB	HBP	BLK	WP	HR	S	P	ERA	WHIP
49 Blake Beavan, R ERA: 3.59	(1, 1)	6.1	L	32	11	6	6	1	1	0	0	0	0	3	65	96	8.53	1.895
60 Jeff Gray, R ERA: 3.6	(7, 1)	1.2		6	1	0	0	1	1	0	0	0	0	0	8	15	0.00	1.200
57 Dan Cortes, R ERA: 4.5	(9, 1)	1.0		3	1	0	0	0	0	0	0	0	0	0	5	9	0.00	1.000

PITCHER	IP	WLS	BF	H	R	ER	SO	BB	IBB	HBP	BLK	WP	HR	S	P	ERA	WHIP

TOP

Boston Red Sox @ Seattle Mariners

Safeco Field, Seattle, WA

Fri Aug 12 2011, 7:12 PM - 10:18 PM PDT

Att. 40,689 - Clear - 69 F

livebaseballscorecards.com

AB	37
R	6
H	13
RBI	6
BB	2
SO	2
LOB	19

WP: 0 PA: 41
PB: 0
SB: 2
CS: 1

Boston Red Sox @ Seattle Mariners

Safeco Field, Seattle, WA

Fri Aug 12 2011, 7:12 PM - 10:18 PM PDT

Att. 40,689 - Clear - 69 F

BOTTOM

livebaseballscorecards.com

Batter	1	2	3	4	5	6	7	8	9	AB	R	H	RBI	BB	SO	LOB
51 Ichiro Suzuki, L (1, 9) OBP: 0.309, SLG: 0.315	X FF 92 0-0 21 1B 20 1B 2B	F FF 92 B FC 88 B CH 87 X SI 92 2-1 ① F4		C FF 92 B CH 84 S CU 81 X FF 94 1-2 ① L6		B SI 92 X CU 80 1-0 ② G3		B FF 99 B FF 98 X FF 97 2-0 ② G4-3 1-2		5	1	1	0	0	0	3
21 Franklin Gutierrez, R (1, 8) OBP: 0.257, SLG: 0.263	B FF 92 B FC 88 C CU 80 F FF 92 X FC 88 2-2 13 S 20 1B 2-3 1B	B FF 93 B FC 88 B FC 86 B FF 92 4-0 13 1B 1-2 2-3 BB		B CU 79 S CH 87 B FF 92 S CU 78 F CH 84 B FC 88 X FF 92 3-2 13 S 20 2B 1B		B SI 92 C FC 87 X FF 91 1-1 ③ P2		C FF 99 B SL 85 C SL 84 D SL 84 B FF 98 S SL 83 3-3 ③ K2-3 2-3		4	2	2	0	1	1	1
13 Dustin Ackley, L (1, 4) OBP: 0.374, SLG: 0.506	C CU 81 B CU 81 F FF 90 B CH 87 D CU 82 B CU 81 4-2 20 1B 1-2 BB	B FC 87 C CU 80 B SI 92 F FF 92 X CH 87 2-2 1-2 2-3 3-H 1B		C FF 91 D CU 81 C FC 85 X SI 92 1-2 ② F7 1-2			B CU 78 X SI 90 1-0 15 SH5-4 20 1B 1B		C FF 96 C FF 95 T FF 95 0-2 ① K	4	0	2	1	1	1	1
20 Mike Carp, L (1, 10) OBP: 0.379, SLG: 0.504	X SI 93 0-0 1-2 2-H 3-H 1B	C SI 93 F FF 93 S FC 84 0-3 ② K		B CU 80 C CU 79 B SI 91 X FC 86 2-1 15 WP 2-H 2B			C SI 95 1 SAFE B CU 74 C CU 74 B FF 96 X SI 95 2-2 15 SH5-4 1-2 1B		C FF 94 B SL 82 S FF 96 X FS 91 1-2 ② L8	5	0	3	3	0	1	3
17 Justin Smoak, S (1, 3) OBP: 0.317, SLG: 0.387 15 Kyle Seager, L (2, 5) OBP: 0.222, SLG: 0.167	X CH 86 0-0 ① F8	X FF 93 0-0 ③ G4-3		C SL 88 B CH 85 B FF 91 S CU 80 X FF 92 2-2 ③ G6-3 2-3			D FF 96 L FF 95 B FF 96 X FF 96 2-1 ① SH5-4 1-2 2-3		B FF 96 C FF 96 X FS 91 1-1 4 DI 1B	1 3	0 0	0 1	0 0	0 0	0 0	2 4
4 Adam Kennedy, L (1, 5) OBP: 0.286, SLG: 0.369 (2, 3)	C CU 80 X CH 85 0-1 ② F7	C FF 90 F SI 92 B SI 92 X SI 93 1-2 ① G6-3		F CH 84 X FF 91 0-1 ① G3-1			B SI 96 S SL 81 D FF 96 T CU 76 C FF 97 2-3 ② K		F FF 95 B FF 96 T FF 95 X FF 97 1-2 ③ P5 1-2	5	0	0	0	0	1	5
30 Miguel Olivo, R (1, 2) OBP: 0.249, SLG: 0.369	C FC 88 C FF 93 D CU 81 F SI 92 B FC 88 F SI 94 S FC 84 2-3 ③ K			X SI 92 0-0 1B		F FC 86 B SL 88 C SL 88 B FC 86 X FF 91 2-2 ② P4	S SL 84 B SI 99 S FF 98 S SL 85 1-3 ③ K			4	0	1	0	0	2	4
1 Luis Antonio Rodriguez, S (1, 6) OBP: 0.287, SLG: 0.304		C FF 92 S CH 85 B FF 94 X CH 86 1-2 21 WP 12 1B 13 1B 1B	B FC 85 X FF 90 1-0 ② P6	B FC 88 C FF 92 B CU 80 C CU 77 X FF 92 2-2 ③ G4-3				B FF 96 B FF 96 B FF 97 B FF 95 4-0 21 WP 51 G4-3 BB		3	1	1	0	1	0	1
12 Trayvon Robinson, S (1, 7) OBP: 0.208, SLG: 0.348		L CU 81 B SL 87 B CU 80 B CU 78 X SL 85 3-1 13 1B 21 WP 1-2 1B	B FF 91 F SI 91 B FF 91 1 SAFE B CU 77 X FF 92 3-1 ③ L6			B SI 91 F SI 91 F FC 90 S SI 93 1-3 ① K		S FF 98 B FF 96 F FF 98 C SL 82 1-3 ① K		4	0	1	0	0	2	2
Inning Stats	R: 2 E: 0 K: 1 S: 15 H: 3 LOB: 2 BB: 1 P: 23	R: 1 E: 0 K: 1 S: 14 H: 3 LOB: 3 BB: 1 P: 26	R: 0 E: 0 K: 0 S: 7 H: 1 LOB: 1 BB: 0 P: 12	R: 1 E: 0 K: 0 S: 15 H: 2 LOB: 1 BB: 0 P: 24	R: 0 E: 0 K: 0 S: 8 H: 0 LOB: 0 BB: 0 P: 12	R: 0 E: 0 K: 1 S: 6 H: 0 LOB: 0 BB: 0 P: 9	R: 0 E: 0 K: 2 S: 12 H: 2 LOB: 2 BB: 0 P: 20	R: 0 E: 0 K: 2 S: 7 H: 0 LOB: 1 BB: 1 P: 17	R: 0 E: 0 K: 1 S: 11 H: 1 LOB: 1 BB: 0 P: 14	1B: 10 2B: 2 3B: 0 HR: 0 SF: 0 SAC: 1 DP: 0 HBP: 0						

	AB	38
	R	4
	H	12
	RBI	4
	BB	3
	SO	8
	LOB	26

WP: 3 PA: 42
PB: 0
SB: 2
CS: 0

PITCHER		IP	WLS	BF	H	R	ER	SO	BB	IBB	HBP	BLK	WP	HR	S	P	ERA	WHIP
41 John Lackey, R ERA: 6.13	(1, 1)	6.0	W	30	10	4	4	3	2	0	0	0	2	0	66	108	6.00	2.000
46 Franklin Morales, L ERA: 4.22	(7, 1)	0.2	H	3	1	0	0	1	0	0	0	0	0	0	8	14	0.00	1.500
51 Daniel Bard, R ERA: 2.25	(7, 1)	1.1	H	5	0	0	0	3	1	0	0	0	1	0	10	21	0.00	0.750
58 Jonathan Papelbon, R ERA: 3.08	(9, 1)	1.0	S	4	1	0	0	1	0	0	0	0	0	0	11	14	0.00	1.000

PITCHER	IP	WLS	BF	H	R	ER	SO	BB	IBB	HBP	BLK	WP	HR	S	P	ERA	WHIP

Boston Red Sox @ Seattle Mariners

Safeco Field, Seattle, WA

Sat Aug 13 2011, 7:11 PM - 10:13 PM PDT

Att. 41,331 - Partly Cloudy - 68 F

TOP

livebaseballscorecards.com

Batter	1	2	3	4	5	6	7	8	9	AB	R	H	RBI	BB	SO	LOB
2 Jacoby Ellsbury, L (1, 8) OBP: 0.370, SLG: 0.511	P6			BB		HR	1B			3	1	2	2	1	0	0
13 Carl Crawford, L (1, 7) OBP: 0.292, SLG: 0.391	G4-3			1B		F8	G4-3			4	0	1	0	0	0	1
28 Adrián González, L (1, 3) OBP: 0.412, SLG: 0.553	L8			G3-1		1B				4	1	2	0	0	0	2
15 Dustin Pedroia, R (1, 4) OBP: 0.401, SLG: 0.483		P3		F9-2		HR		G1-6-3		4	1	1	2	0	0	3
34 David Ortiz, L (1, 10) OBP: 0.389, SLG: 0.560 54 Darnell McDonald, R (8, PR) OBP: 0.273, SLG: 0.364 (8, 10)		F7			BB	1B		BB		2 0	0 0	1 0	0 0	2 0	0 0	0 0
16 Josh Reddick, L (1, 9) OBP: 0.363, SLG: 0.529		G6-3			F7	K		CS	K	4	0	0	0	0	2	2
3 Mike Aviles, R (1, 5) OBP: 0.275, SLG: 0.398 12 Jed Lowrie, S (9, PH) OBP: 0.313, SLG: 0.402			1B		K	1B			K	3 1	0 0	2 0	0 0	0 0	1 1	1 0
33 Jason Varitek, S (1, 2) OBP: 0.304, SLG: 0.397			FC3-6		G3-1	L4			G1-3	4	0	0	0	0	0	4
10 Marco Scutaro, R (1, 6) OBP: 0.342, SLG: 0.380			G4-6-3			3B	P4			3	1	1	0	0	0	1
Inning Stats	R: 0 E: 0 K: 0 S: 8 H: 0 LOB: 0 BB: 0 P: 12	R: 0 E: 0 K: 0 S: 9 H: 0 LOB: 0 BB: 0 P: 11	R: 0 E: 0 K: 0 S: 8 H: 1 LOB: 0 BB: 0 P: 10	R: 0 E: 1 K: 0 S: 10 H: 1 LOB: 1 BB: 1 P: 16	R: 0 E: 0 K: 1 S: 9 H: 0 LOB: 1 BB: 1 P: 17	R: 4 E: 0 K: 1 S: 18 H: 6 LOB: 2 BB: 0 P: 24	R: 0 E: 0 K: 0 S: 11 H: 1 LOB: 0 BB: 0 P: 17	R: 0 E: 0 K: 0 S: 8 H: 1 LOB: 1 BB: 1 P: 18	R: 0 E: 0 K: 2 S: 9 H: 0 LOB: 0 BB: 0 P: 14	1B: 7 2B: 1 3B: 1 HR: 2 SF: 0 SAC: 0 DP: 4 HBP: 0	WP: 0 PB: 0 SB: 0 CS: 1 PA: 36					

	AB	32
	R	4
	H	10
	RBI	4
	BB	3
	SO	4
	LOB	14

PITCHER	IP	WLS	BF	H	R	ER	SO	BB	IBB	HBP	BLK	WP	HR	S	P	ERA	WHIP
34 Félix Hernández, R (1, 1) ERA: 3.38	7.0	W	29	9	4	4	2	2	0	0	0	0	2	73	107	5.14	1.571
50 Jamey Wright, R (8, 1) ERA: 3.44	1.0	H	3	1	0	0	0	1	0	0	0	0	0	8	18	0.00	2.000
43 Brandon League, R (9, 1) ERA: 2.91	1.0	S	3	0	0	0	2	0	0	0	0	0	0	9	14	0.00	0.000

PITCHER	IP	WLS	BF	H	R	ER	SO	BB	IBB	HBP	BLK	WP	HR	S	P	ERA	WHIP

Boston Red Sox @ Seattle Mariners

Safeco Field, Seattle, WA

Sat Aug 13 2011, 7:11 PM - 10:13 PM PDT

Att. 41,331 - Partly Cloudy - 68 F

livebaseballscorecards.com

Batter	1	2	3	4	5	6	7	8	9	AB	R	H	RBI	BB	SO	LOB
51 Ichiro Suzuki, L (1, 9) OBP: 0.308, SLG: 0.320	X FF 93 / 0-0 HR	B FF 93 X FC 91 / 1-0 G3-6-3 1-2f			L FF 93 F SI 94 B CH 90 F FF 94 S CU 82 / 1-3 K	C SL 86 B SI 94 B SL 88 C SL 87 S SI 95 / 2-3 K				4	1	1	1	0	2	2
21 Franklin Gutierrez, R (1, 8) OBP: 0.261, SLG: 0.267	B FF 94 F FF 94 B CU 77 B FC 91 X SI 94 / 3-1 13 2B 20 1B 1B	B FF 93 C CH 89 S FC 91 F CU 80 F FC 90 B SI 94 X SI 94 / 2-2 G6-3			S FC 91 S CU 82 X CU 80 / 0-2 13 S 2-3 1B		C SI 95 B SI 94 T SL 89 S SI 94 / 1-3 K			4	1	2	0	0	1	0
13 Dustin Ackley, L (1, 4) OBP: 0.371, SLG: 0.506	B FF 93 C FF 93 B CH 90 1 SAFE B FF 93 F FF 93 X FF 93 / 3-2 1-3 20 1B 2B		F FC 92 B FF 94 X FC 90 / 1-1 G3-1		B CH 88 1 SAFE S CH 89 B SI 93 1 SAFE F SI 93 F CH 88 B CU 80 T CU 81 / 3-2 1-2 K		C CU 74 B SL 88 C SL 84 C FF 95 / 1-3 K			4	1	1	0	0	2	2
20 Mike Carp, L (1, 3) OBP: 0.382, SLG: 0.500	X CU 79 / 0-0 33 HR 2-H 3-H 1B		C SI 93 B FF 93 S CU 80 T SI 94 / 1-2 K		F FF 95 B FF 93 B CH 89 B CH 90 S FF 94 B FF 94 / 4-2 BB			C FF 95 X SL 86 / 0-1 F8		3	1	1	2	1	1	0
29 Wily Mo Peña, R (1, 10) OBP: 0.180, SLG: 0.480	C FC 90 C CU 81 F CU 80 F CU 80 B FF 94 B FC 91 F FC 92 B SI 94 F SI 94 / 3-2 X FF 92 F8		C CU 80 X FF 93 / 0-1 G6-3		D CU 80 B FF 95 C FC 91 T SI 94 S CU 82 / 2-3 K			C CU 81 F SI 94 F SI 94 S FF 94 / 0-3 K		4	0	0	0	0	2	4
33 Casper Wells, R (1, 7) OBP: 0.342, SLG: 0.466	S SI 94 B FF 92 X FC 92 / 1-1 1-H HR			C FF 93 F CU 78 C FF 92 / 0-3 K		B SI 93 F SI 93 F SI 94 B SL 87 X SI 94 / 2-2 1B		B FC 92 C CU 81 B CU 80 B FC 91 S FF 94 S FF 94 / 3-3 K		4	1	2	2	0	2	0
3 Josh Bard, S (1, 2) OBP: 0.255, SLG: 0.346	B FF 93 C CH 89 F FC 90 C CU 78 / 1-3 K			B FF 93 S SI 93 B SI 93 X FF 92 / 2-1 F9		B SI 91 1 SAFE S SI 92 X SL 86 / 1-1 F7				3	0	0	0	0	1	1
1 Luis Antonio Rodriguez, S (1, 5) OBP: 0.278, SLG: 0.293	B FF 94 F FF 93 B FF 93 X CH 89 / 2-1 G1-3			B FF 92 X SI 94 / 1-0 G3		1 SAFE C SI 93 X SI 93 / 0-1 F8				3	0	0	0	0	0	1
2 Jack Wilson, R (1, 6) OBP: 0.276, SLG: 0.294		B FF 91 F SI 92 B SI 93 C FC 90 B FF 93 F SI 93 X FF 93 / 3-2 51 G3-6-3 1B			T FF 93 B SI 93 F FF 94 B CU 80 X SI 94 / 2-2 21 1B 2B		1 SAFE C SI 94 F SI 92 F SI 93 D SL 86 B SI 93 F SI 95 S SI 94 / 2-3 K			3	0	2	0	0	1	1
Inning Stats	R: 5 E: 0 K: 1 S: 21 H: 5 LOB: 0 BB: 0 P: 34	R: 0 E: 0 K: 0 S: 10 H: 1 LOB: 0 BB: 0 P: 16	R: 0 E: 0 K: 1 S: 7 H: 0 LOB: 0 BB: 0 P: 9	R: 0 E: 0 K: 1 S: 6 H: 0 LOB: 0 BB: 0 P: 9	R: 0 E: 0 K: 3 S: 19 H: 2 LOB: 3 BB: 1 P: 31	R: 0 E: 0 K: 1 S: 12 H: 1 LOB: 1 BB: 0 P: 17	R: 0 E: 0 K: 3 S: 9 H: 0 LOB: 0 BB: 0 P: 13	R: 0 E: 0 K: 2 S: 9 H: 0 LOB: 0 BB: 0 P: 12		1B: 5 2B: 2 3B: 0 HR: 2	SF: 0 SAC: 0 DP: 1 HBP: 0					

	AB	32
	R	5
	H	9
	RBI	5
	BB	1
	SO	12
	LOB	11

WP: 0 PB: 0 SB: 1 CS: 0 PA: 33

PITCHER		IP	WLS	BF	H	R	ER	SO	BB	IBB	HBP	BLK	WP	HR	S	P	ERA	WHIP
19 Josh Beckett, R ERA: 2.4	(1, 1)	5.0	L	23	8	5	5	6	1	0	0	0	0	2	63	99	9.00	1.800
32 Matt Albers, R ERA: 2.37	(6, 1)	1.2		6	1	0	0	3	0	0	0	0	0	0	18	26	0.00	0.600
46 Franklin Morales, L ERA: 4.13	(7, 1)	0.2		2	0	0	0	1	0	0	0	0	0	0	5	6	0.00	0.000
91 Alfredo Aceves, R ERA: 3.26	(8, 1)	0.2		2	0	0	0	2	0	0	0	0	0	0	7	10	0.00	0.000

PITCHER	IP	WLS	BF	H	R	ER	SO	BB	IBB	HBP	BLK	WP	HR	S	P	ERA	WHIP

Boston Red Sox @ Seattle Mariners

Safeco Field, Seattle, WA

Sun Aug 14 2011, 1:12 PM - 3:24 PM PDT

Att. 45,315 - Cloudy - 63 F

livebaseballscorecards.com

Batter	1	2	3	4	5	6	7	8	9	AB	R	H	RBI	BB	SO	LOB
2 Jacoby Ellsbury, L (1, 8) OBP: 0.369, SLG: 0.508	B FF 91 S FF 91 C CU 77 B FF 91 F SL 79 S CU 74 2-3 ① K		X SI 90 0-0 ③ G4-3		C FF 91 S CU 76 B SL 82 B CU 75 H CU 75 3-2 HBP			C SI 93 B CH 88 X CH 89 1-1 ① G3		3	0	0	0	0	1	1
15 Dustin Pedroia, R (1, 4) OBP: 0.400, SLG: 0.481	C SI 90 B SI 90 X SI 91 1-1 ② G6-3			B SI 90 B SI 90 C FF 91 X CH 81 2-1 ① L6	C SI 89 1 SAFE X CH 80 0-1 ③ F8			C FF 93 X SI 94 0-1 20 HR 1B		4	1	1	0	0	0	1
28 Adrián González, L (1, 3) OBP: 0.412, SLG: 0.552	B SI 92 F FF 91 B FF 91 X FF 92 2-1 ③ G3			X SI 91 0-0 ① 34 1B, 20 BB, 12 SF7 1B		C CU 77 B CU 75 X CH 81 1-1 34 G4-6-3 1B		C SI 94 B CH 88 X SI 94 1-1 ② F7		4	1	2	0	0	0	1
20 Kevin Youkilis, R (1, 5) OBP: 0.381, SLG: 0.486		B FF 90 C SI 90 C SI 90 B SL 79 B FF 92 F SI 91 F CU 78 S SI 92 3-3 ① K		B SI 90 B CH 82 B FF 90 B SI 91 4-0 34 1B 1-2 BB		S SI 90 F SI 90 B SI 91 X CU 80 1-2 ① L9		B FF 92 F FF 92 S SI 93 X CH 88 1-2 1-H HR		3	1	1	2	1	1	1
34 David Ortiz, L (1, 10) OBP: 0.388, SLG: 0.557		C FF 92 B CU 79 S CU 74 C FF 92 1-3 ② K		S FF 90 B CU 80 C CH 78 F CU 77 X CU 80 1-2 1-2 2-3 1B		B CU 77 X SI 91 1-0 ②③ G4-6-3 1-2f		C SI 94 B SI 95 B CH 89 F SI 94 F FF 95 B FF 91 X FF 95 3-2 ③ G5-3		4	0	1	0	0	1	1
12 Jed Lowrie, S (1, 6) OBP: 0.312, SLG: 0.401		C SI 90 B FF 91 B FF 93 B SI 92 X SI 90 3-1 ③ G5-3		B CH 80 F SI 90 X CU 75 1-1 ② SF7 3-H			B SI 89 C SI 90 X FF 90 1-1 1B		C SI 97 S FS 85 B FS 86 S FS 87 1-3 ① K	3	0	1	1	0	1	0
13 Carl Crawford, L (1, 7) OBP: 0.291, SLG: 0.388			B CU 77 B FF 90 B FF 91 C FF 90 B SI 90 4-1 54 S BB	S FF 90 X CU 79 0-1 ③ P6			B FF 90 1 SAFE C SI 89 S CU 77 B SI 90 B SI 90 C FF 90 3-3 ① K		B SI 97 C SI 97 B FS 87 F SI 98 S FS 87 2-3 ② K	3	0	0	0	1	2	3
39 Jarrod Saltalamacchia, S (1, 2) OBP: 0.317, SLG: 0.462			B SI 90 S CH 80 1 SAFE S SI 89 1 SAFE C CU 76 1-3 ① K		X SI 89 0-0 ① G5-3		X CU 73 0-0 ② L5		B SI 98 B SI 97 B SI 97 C SI 98 S SI 98 F SI 98 F SI 98 X SI 98 3-2 ③ L8	4	0	0	0	0	1	2
54 Darnell McDonald, R (1, 9) OBP: 0.265, SLG: 0.352			B FF 91 C CH 81 C SI 90 1 SAFE B FF 91 S CH 80 2-3 ② K 1-2		C SI 88 X CH 82 0-1 ② P6		F SI 89 X SI 90 0-1 ③ F8			3	0	0	0	0	1	2
Inning Stats	R: 0 E: 0 K: 1 S: 8 H: 0 LOB: 0 BB: 0 P: 13	R: 0 E: 0 K: 2 S: 10 H: 0 LOB: 0 BB: 0 P: 17	R: 0 E: 0 K: 2 S: 8 H: 0 LOB: 1 BB: 1 P: 15	R: 1 E: 0 K: 0 S: 11 H: 2 LOB: 2 BB: 1 P: 19	R: 0 E: 0 K: 0 S: 7 H: 0 LOB: 1 BB: 0 P: 10	R: 0 E: 0 K: 0 S: 6 H: 1 LOB: 0 BB: 0 P: 9	R: 0 E: 0 K: 1 S: 8 H: 1 LOB: 1 BB: 0 P: 12	R: 2 E: 0 K: 0 S: 13 H: 2 LOB: 0 BB: 0 P: 19	R: 0 E: 0 K: 2 S: 11 H: 0 LOB: 0 BB: 0 P: 17	1B: 5 2B: 0 3B: 0 HR: 1 SF: 1 SAC: 0 DP: 1 HBP: 1						

TOP	
AB	31
R	3
H	6
RBI	3
BB	2
SO	8
LOB	12

		WP: 0	PA: 35
		PB: 0	
		SB: 1	
		CS: 0	

PITCHER		IP	WLS	BF	H	R	ER	SO	BB	IBB	HBP	BLK	WP	HR	S	P	ERA	WHIP
41 Charlie Furbush, L ERA: 4.01	(1, 1)	7.0	W	27	4	1	1	6	2	0	1	0	0	0	58	95	1.29	0.857
60 Jeff Gray, R ERA: 4.0	(8, 1)	1.0		5	2	2	2	0	0	0	0	0	0	1	13	19	18.00	2.000
43 Brandon League, R ERA: 2.85	(9, 1)	1.0	S	3	0	0	0	2	0	0	0	0	0	0	11	17	0.00	0.000

PITCHER	IP	WLS	BF	H	R	ER	SO	BB	IBB	HBP	BLK	WP	HR	S	P	ERA	WHIP

Batter	1	2	3	4	5	6	7	8	9	AB	R	H	RBI	BB	SO	LOB
51 Ichiro Suzuki, L (1, 9) OBP: 0.310, SLG: 0.322	C KN 64 F KN 65 X KN 66 0-2 ① F7		X KN 66 0-0 FC3 20 1B, 13 BB 1-2 2-3		C KN 64 B KN 59 F KN 64 X KN 66 1-2 21 1B, 13 1B 1B	C KN 65 B KN 65 X KN 64 1-1 1B				4	1	2	0	0	0	2
21 Franklin Gutierrez, R (1, 8) OBP: 0.261, SLG: 0.267	B KN 65 X KN 65 1-0 ② P3		B KN 67 X KN 66 1-0 ① SF7 2-3 3-H		B KN 65 X KN 65 1-0 29 FC6-4, 13 1B 1-2 1B	X KN 64 0-0 ③ G5-3				3	0	1	1	0	0	1
13 Dustin Ackley, L (1, 4) OBP: 0.374, SLG: 0.503	B KN 66 S KN 66 B KN 66 X KN 66 2-1 ③ G4-3		P PO 73 B KN 66 B KN 65 B FF 73 4-0 20 1B 1-2 BB		C KN 66 X KN 66 0-1 29 FC6-4 1-2 2-H 1B		F KN 64 S KN 61 F KN 66 X KN 60 0-2 ① G4-3			3	0	1	1	1	0	0
20 Mike Carp, L (1, 3) OBP: 0.379, SLG: 0.492		X 0-0 ① F7	X KN 66 0-0 1-2 2-3 3-H 1B		C KN 66 X KN 66 0-1 ① F7		C KN 65 S KN 66 S KN 66 0-3 ② K			4	0	1	1	0	1	2
29 Wily Mo Peña, R (1, 10) OBP: 0.185, SLG: 0.481		C KN 64 S KN 65 X KN 64 0-2 ② G6-3	F KN 66 X KN 65 0-1 ② P3		B KN 66 X KN 67 1-0 ② FC6-4 30 PB 1-2f 2-3		X KN 65 0-0 2B			4	0	1	0	0	0	5
30 Miguel Olivo, R (1, 2) OBP: 0.247, SLG: 0.364		B KN 66 B KN 65 X KN 66 2-0 ③ G4-3	X KN 66 0-0 ③ G1-3		C KN 66 B KN 66 B KN 65 S KN 65 T KN 66 2-2 ③ K 1-2		X KN 66 0-0 ③ G5-3			4	0	0	0	0	1	6
33 Casper Wells, R (1, 7) OBP: 0.345, SLG: 0.483			B KN 64 B KN 65 B FF 72 C FF 72 F KN 69 B FF 73 4-2 2 E, 2 S, 2 1B BB	C CU 64 C KN 65 S KN 64 0-3 ① K		S KN 65 X KN 65 0-1 HR		C CU 63 F CU 64 X KN 60 0-2 ① G5-3		3	2	1	1	1	1	0
2 Jack Wilson, R (1, 6) OBP: 0.276, SLG: 0.293			C KN 66 B KN 66 X KN 66 1-1 51 E, 15 1B, 21 SF7 1-H 1B	X KN 64 0-0 ② F8		X KN 66 0-0 ① G5-3		L KN 65 F KN 65 F KN 62 X CU 59 0-2 ② F7		4	1	1	1	0	0	0
15 Kyle Seager, L (1, 5) OBP: 0.224, SLG: 0.174			C KN 67 1 SAFE 1 SAFE C KN 66 X KN 65 0-2 21 SF7, 51 E, 20 1B 1-2 1B	B CU 65 B CU 65 C FF 72 X KN 65 2-1 ③ G1-3		B KN 65 C KN 65 X KN 66 1-1 ② F8		C KN 66 B KN 65 S KN 65 S KN 66 1-3 ③ K		4	1	1	0	0	1	0
Inning Stats	R: 0 E: 0 K: 0 S: 6 H: 0 LOB: 0 BB: 0 P: 9	R: 0 E: 0 K: 0 S: 5 H: 0 LOB: 0 BB: 0 P: 7	R: 3 E: 1 K: 0 S: 14 H: 3 LOB: 3 BB: 2 P: 23	R: 0 E: 0 K: 1 S: 6 H: 0 LOB: 0 BB: 0 P: 8	R: 1 E: 0 K: 1 S: 12 H: 3 LOB: 2 BB: 0 P: 17	R: 1 E: 0 K: 0 S: 8 H: 2 LOB: 1 BB: 0 P: 10	R: 0 E: 0 K: 1 S: 9 H: 1 LOB: 1 BB: 0 P: 9	R: 0 E: 0 K: 1 S: 10 H: 0 LOB: 0 BB: 0 P: 11		1B: 7 2B: 1 3B: 0 HR: 1	SF: 1 SAC: 0 DP: 0 HBP: 0			WP: 0 PB: 1 SB: 1 CS: 0	PA: 36	

PITCHER	IP	WLS	BF	H	R	ER	SO	BB	IBB	HBP	BLK	WP	HR	S	P	ERA	WHIP
49 Tim Wakefield, R (1, 1) ERA: 4.9	8.0	L	36	9	5	4	4	2	0	0	0	0	1	70	94	4.50	1.375

PITCHER	IP	WLS	BF	H	R	ER	SO	BB	IBB	HBP	BLK	WP	HR	S	P	ERA	WHIP

BOTTOM

Boston Red Sox @ Seattle Mariners

Safeco Field, Seattle, WA

Sun Aug 14 2011, 1:12 PM - 3:24 PM PDT

Att. 45,315 - Cloudy - 63 F

livebaseballscorecards.com

AB	33
R	5
H	9
RBI	5
BB	2
SO	4
LOB	16

Batter	1	2	3	4	5	6	7	8	9	AB	R	H	RBI	BB	SO	LOB
8 Desmond Jennings, R (1, 7) (8, 9) OBP: 0.417, SLG: 0.619	C SI 92 C SI 93 B FF 93 B FF 94 X FC 88 2-2 5 S 3 G5-3 2B	B FF 95 F FC 91 C FF 94 S FF 95 1-3 K 2-3			B FF 92 X CH 86 1-0 G6-3			B FF 97 B FF 97 C FF 97 B SL 85 C FF 97 S FF 97 3-3 K		4	1	1	0	0	2	2
5 Sam Fuld, L (1, 9) OBP: 0.304, SLG: 0.365 33 James Shields, R (8, 1)	B CU 74 C FC 89 C CU 76 F FF 94 F FC 88 F CU 77 S FC 87 1-3 K 2-3		B FF 92 T FC 88 F FC 86 B CU 76 F CU 73 B FC 90 X FC 87 3-2 G3-1			L CU 73 S CU 75 B SI 92 B CU 76 X FC 90 2-2 G4-3		C FF 98 C SL 85 X FF 98 0-2 G5-3		4 0	0 0	0 0	0 0	0 0	1 0	1 0
3 Evan Longoria, R (1, 5) OBP: 0.328, SLG: 0.454	F SI 94 F CU 75 F FF 95 D CU 77 X CH 88 1-2 G5-3 3-H		F CH 87 F FC 89 B CU 77 X CH 87 1-2 G6-3			B FC 89 B CH 86 X FC 90 2-0 1B			X FF 95 0-0 P4	4	0	1	1	0	0	0
18 Ben Zobrist, S (1, 10) (8, 4) OBP: 0.367, SLG: 0.492	B SI 94 X SI 92 1-0 2B		F FF 94 B CU 77 F FC 89 B CU 78 B FC 88 C FC 88 3-3 K			L FC 91 C CU 76 B FF 94 S FC 90 1-3 K			C FF 95 X FS 91 0-1 G4-3	4	0	1	0	0	2	1
2 B.J. Upton, R (1, 8) OBP: 0.303, SLG: 0.388	B FC 90 B CH 88 X SI 89 2-0 G6-3			B SI 90 C FF 92 B CH 85 F FC 88 B FF 92 S FC 89 3-3 K		1 SAFE C FF 93 F CH 86 S FF 94 0-3 K			F FF 96 B FF 95 C FF 96 F FF 97 F FF 95 F FF 95 X SL 82 1-2 L4	4	0	0	0	0	2	2
11 Casey Kotchman, L (1, 3) OBP: 0.392, SLG: 0.471		C FF 93 B SI 91 B CU 74 C FF 95 X SI 94 2-2 G6-3		B CU 75 F FF 93 F CU 76 F FC 88 F FC 91 B FF 95 B CU 78 C FF 95 3-3 K			B FF 91 B FC 88 C FF 91 S FC 89 B CU 76 X FC 88 3-2 G6-3			3	0	0	0	0	1	0
1 Sean Rodríguez, R (1, 4) (8, 6) OBP: 0.300, SLG: 0.349		B FF 95 S CH 87 B FF 95 F SI 95 H FC 91 3-2 8 S 10 BB HBP		C FF 95 F CU 77 B FC 88 B CU 77 F FC 89 S CH 87 2-3 K			B SI 93 X FF 92 1-0 F8			2	0	0	0	0	1	0
10 Kelly Shoppach, R (1, 2) OBP: 0.270, SLG: 0.311		B SI 93 B SI 92 1 SAFE B FF 93 B FF 93 4-0 1-2 BB			B FC 88 X SI 91 1-0 G6-3		B CH 87 S CH 85 B FC 88 B FC 88 X FF 92 3-1 P2			2	0	0	0	1	0	0
9 Elliot Johnson, S (1, 6) OBP: 0.241, SLG: 0.331 22 Johnny Damon, L (8, PH) (8, 7) OBP: 0.315, SLG: 0.394		B CU 76 X FF 94 1-0 B5			B FF 92 X FC 88 1-0 F9			C SL 83 S FF 98 T FF 97 0-2 K		2 1	0 0	0 0	0 0	0 0	0 1	2 0
Inning Stats	R: 1 H: 2 E: 0 LOB: 1 K: 1 BB: 0 S: 15 P: 22	R: 0 H: 0 E: 0 LOB: 2 K: 1 BB: 1 S: 9 P: 20	R: 0 H: 0 E: 0 LOB: 0 K: 1 BB: 0 S: 10 P: 17	R: 0 H: 0 E: 0 LOB: 0 K: 3 BB: 0 S: 12 P: 20	R: 0 H: 0 E: 0 LOB: 0 K: 0 BB: 0 S: 3 P: 6	R: 0 H: 1 E: 0 LOB: 1 K: 2 BB: 0 S: 10 P: 15	R: 0 H: 0 E: 0 LOB: 0 K: 0 BB: 0 S: 6 P: 13	R: 0 H: 0 E: 0 LOB: 0 K: 2 BB: 0 S: 9 P: 12	R: 0 H: 0 E: 0 LOB: 0 K: 0 BB: 0 S: 9 P: 10	1B: 1 SF: 0 2B: 2 SAC: 0 3B: 0 DP: 0 HR: 0 HBP: 1					WP: 0 PA: 32 PB: 0 SB: 2 CS: 0	

PITCHER		IP	WLS	BF	H	R	ER	SO	BB	IBB	HBP	BLK	WP	HR	S	P	ERA	WHIP
31 Jon Lester, L ERA: 3.22	(1, 1)	7.0	W	26	3	1	1	8	1	0	1	0	0	0	65	113	1.29	0.571
51 Daniel Bard, R ERA: 2.21	(8, 1)	1.0	H	3	0	0	0	2	0	0	0	0	0	0	9	12	0.00	0.000
58 Jonathan Papelbon, R ERA: 3.02	(9, 1)	1.0	S	3	0	0	0	0	0	0	0	0	0	0	9	10	0.00	0.000

PITCHER	IP	WLS	BF	H	R	ER	SO	BB	IBB	HBP	BLK	WP	HR	S	P	ERA	WHIP

TOP

Tampa Bay Rays @ Boston Red Sox

Fenway Park, Boston, MA

Tue Aug 16 2011, 1:09 PM - 3:33 PM EDT

Att. 38,525 - Cloudy - 69 F

livebaseballscorecards.com

AB	30
R	1
H	3
RBI	1
BB	1
SO	10
LOB	8

BOTTOM

Tampa Bay Rays @ Boston Red Sox

Fenway Park, Boston, MA

Tue Aug 16 2011, 1:09 PM - 3:33 PM EDT

Att. 38,525 - Cloudy - 69 F

livebaseballscorecards.com

Batter	1	2	3	4	5	6	7	8	9	AB	R	H	RBI	BB	SO	LOB
2 Jacoby Ellsbury, L (1, 8) OBP: 0.369, SLG: 0.512	B SI 90 C SI 91 B SI 91 B SI 91 F SI 90 F SI 91 F FF 90 X SI 90 3-2 ① F8		S KC 80 B KC 79 X CH 84 1-1 1-H 2-H HR		B FC 87 F FC 86 X KC 78 1-1 ③ G4-3			C KC 78 F KC 79 B SI 91 F FC 86 B KC 78 F FC 86 B KC 78 F SI 91 C FF 90 3-3 ③ K		4	1	1	3	0	1	0
15 Dustin Pedroia, R (1, 4) OBP: 0.398, SLG: 0.477	C FF 90 X FF 91 0-1 ② F9		C KC 78 F KC 78 F KC 79 B KC 79 F SI 91 S CH 83 1-3 ② K			C KC 78 F CH 83 B CH 82 F CH 83 B KC 78 F FF 92 X CH 84 2-2 ① L5				3	0	0	0	0	1	0
28 Adrián González, L (1, 3) OBP: 0.410, SLG: 0.549	B FF 92 X SI 91 1-0 ③ F8		F FC 88 S KC 79 F KC 78 X KC 78 0-2 ③ G4-3			B SI 91 C KC 77 F KC 78 S KC 79 1-3 ② K				3	0	0	0	0	1	0
20 Kevin Youkilis, R (1, 5) OBP: 0.381, SLG: 0.483		F SI 92 B KC 78 X FC 85 1-1 ① L6		B KC 78 B FF 90 B SI 89 C SI 90 B SI 90 4-1 BB		C KC 77 S SI 90 F CH 82 B CH 83 B FC 87 B FC 83 X FC 86 3-2 ③ F7				2	0	0	0	1	0	0
13 Carl Crawford, L (1, 7) OBP: 0.289, SLG: 0.385		C SI 92 S KC 79 F CH 83 B CH 83 F FC 87 C FC 87 1-3 ② K		F FC 87 X FC 88 0-1 ① P6			B SI 91 C FC 86 F KC 78 B KC 79 F FC 86 F SI 90 X CH 84 2-2 ① G6-3			3	0	0	0	0	1	1
39 Jarrod Saltalamacchia, S (1, 2) OBP: 0.313, SLG: 0.457		X SI 92 0-0 ③ G3		B CH 82 S CH 83 D KC 80 X CH 83 2-1 ② P5			X KC 75 0-0 ② G4-3			3	0	0	0	0	0	1
16 Josh Reddick, L (1, 9) OBP: 0.362, SLG: 0.526			B SI 91 C CH 82 X CH 82 1-1 3 1B 2 HR 1B	B FC 88 C KC 77 F KC 78 F KC 79 F FC 86 X CH 84 1-2 ③ F9			B KC 77 F FC 87 X KC 77 1-1 ③ F9			3	1	1	0	0	0	1
12 Jed Lowrie, S (1, 10) OBP: 0.308, SLG: 0.395			F FF 90 1 SAFE B CH 83 S CH 83 1 SAFE B CH 84 1 SAFE C FC 87 2-3 ① K		C SI 91 B KC 78 B FC 86 B SI 91 F FF 90 X FF 90 3-2 ① F9			X SI 91 0-0 ① F7		3	0	0	0	0	1	1
3 Mike Aviles, R (1, 6) OBP: 0.276, SLG: 0.397			C FF 92 X FF 91 0-1 1-2 2 HR 1B		X FF 90 0-0 ② G6-3			C FC 87 F KC 79 S CH 84 0-3 ② K2-3		3	1	1	0	0	1	0
Inning Stats	R: 0 E: 0 K: 0 S: 8 H: 0 LOB: 0 BB: 0 P: 12	R: 0 E: 0 K: 1 S: 8 H: 0 LOB: 0 BB: 0 P: 10	R: 3 E: 0 K: 2 S: 18 H: 3 LOB: 0 BB: 0 P: 23	R: 0 E: 0 K: 0 S: 10 H: 0 LOB: 1 BB: 1 P: 17	R: 0 E: 0 K: 0 S: 6 H: 0 LOB: 0 BB: 0 P: 10	R: 0 E: 0 K: 1 S: 12 H: 0 LOB: 0 BB: 0 P: 18	R: 0 E: 0 K: 0 S: 8 H: 0 LOB: 0 BB: 0 P: 11	R: 0 E: 0 K: 2 S: 10 H: 0 LOB: 0 BB: 0 P: 13		1B: 2 2B: 0 3B: 0 HR: 1 SF: 0 SAC: 0 DP: 0 HBP: 0						

	AB	27
	R	3
	H	3
	RBI	3
	BB	1
	SO	6
	LOB	4

WP: 0 PA: 28
PB: 0
SB: 0
CS: 0

PITCHER		IP	WLS	BF	H	R	ER	SO	BB	IBB	HBP	BLK	WP	HR	S	P	ERA	WHIP
33 James Shields, R ERA: 2.83	(1, 1)	8.0	L	28	3	3	3	6	1	0	0	0	0	1	80	114	3.38	0.500
33 James Shields, R ERA: 2.83	(8, 1)	8.0	L	28	3	3	3	6	1	0	0	0	0	1	80	114	3.38	0.500

PITCHER	IP	WLS	BF	H	R	ER	SO	BB	IBB	HBP	BLK	WP	HR	S	P	ERA	WHIP

TOP

Tampa Bay Rays @ Boston Red Sox

Fenway Park, Boston, MA

Tue Aug 16 2011, 7:10 PM - 10:11 PM EDT

Att. 38,278 - Partly Cloudy - 72 F

livebaseballscorecards.com

Batter	1	2	3	4	5	6	7	8	9	AB	R	H	RBI	BB	SO	LOB
8 Desmond Jennings, R (1, 7) OBP: 0.416, SLG: 0.640	B FF 88 C FF 89 B CU 77 F FF 91 C FF 91 2-3 ① K		B FF 94 X CH 80 1-0 1B		X FF 92 0-0 HR		C SI 93 C SI 94 X SI 94 0-2 ③ L4		F SL 87 B SI 91 C SI 91 X CU 77 1-2 ② F9	5	1	2	1	0	1	1
22 Johnny Damon, L (1, 10) OBP: 0.315, SLG: 0.396	C CU 78 X SI 90 0-1 ② G6-3		C FF 92 F CH 80 B CU 80 1 SAFE 1 SAFE X CU 79 1-2 ① L9		T FF 92 F FF 92 B FF 92 F FF 92 B CU 79 B SI 91 S CU 79 3-3 ③ K			C SL 85 B SI 92 F SI 93 F SL 86 B SI 94 B SI 93 F SI 94 X SI 93 3-2 3 FC5-4 1B	F SL 91 B CU 77 S CU 74 X SI 90 1-2 2B	5	0	2	0	0	1	1
3 Evan Longoria, R (1, 5) OBP: 0.324, SLG: 0.447	B FF 88 B SI 90 F CU 77 X FF 92 2-1 ③ P4		C CH 79 1 SAFE 1 SAFE S CU 78 S CU 78 0-3 ② K			C FF 91 B FF 91 S FF 90 X CU 80 1-2 ① F8		C SI 92 X SI 93 0-1 ① FC5-4 18 1B 2 1B 1-2f	B SI 90 C SI 90 X CU 76 1-1 ③ P5	5	1	0	0	0	1	3
18 Ben Zobrist, S (1, 4) OBP: 0.370, SLG: 0.494		C FF 90 X FF 90 0-1 11 G4-3 2 1B 1 E 1B	D CU 79 B CU 79 C CU 78 C FF 92 D CU 79 X CU 78 3-2 ③ G6-3			C CU 78 X CH 80 0-1 1B		C SL 84 X SL 84 0-1 2 1B 11 S 1-2 1B		4	2	3	0	0	0	1
2 B.J. Upton, R (1, 8) OBP: 0.307, SLG: 0.392		F FF 90 F CU 78 B CU 79 X SI 92 1-2 1 E 11 G4-3 20 G4-3 1B		X SI 92 0-0 1 G5-4-3 11 1B 1B		B FF 93 S CH 80 F CU 80 B CU 79 F CH 81 C FF 93 2-3 ② K		F SI 92 B SI 94 F SI 93 B SI 93 X SI 94 2-2 11 S 11 1B 1-2 2-H 1B		4	2	3	1	0	1	1
11 Casey Kotchman, L (1, 3) OBP: 0.393, SLG: 0.471		B FF 92 F CU 78 C SI 92 F SI 92 X CU 78 1-2 ① G4-3 1-2 2-3		C FF 91 1 SAFE B SI 93 D CU 79 X SI 90 2-1 1 G5-4-3 1-2 1B		1 SAFE F FF 92 B CU 79 B CU 80 1 SAFE B CU 80 X FF 92 3-1 ③ F8		S SL 81 1 SAFE X CU 74 0-1 20 WP 1-H 2-H 1B		4	0	2	1	0	0	3
1 Sean Rodríguez, R (1, 6) OBP: 0.299, SLG: 0.345		F CU 78 F FF 92 F CU 79 B FF 93 F SI 93 X CU 80 1-2 FC5 20 G4-3 2-3 3-H		D CH 80 X CU 77 1-0 ① ② ③ G5-4-3 1-2f 2-3f			S SL 86 H SI 92 1-1 38 G5-3 HBP	S CH 84 B CH 86 B CH 84 C CH 85 1 SAFE F CU 76 B FF 96 S CH 86 3-3 ② K		3	0	0	0	0	1	4
20 Matt Joyce, L (1, 9) OBP: 0.342, SLG: 0.493		B CU 78 F CU 79 S CU 78 F SI 93 F CU 78 F FF 92 B CH 78 X CU 79 2-2 ② G4-3 2-3 3-H			C CU 79 F SI 91 T FF 92 0-2 ① K		1 SAFE 1 SAFE B SI 90 X SI 92 1-0 ① P5	C FF 96 B CU 77 C SL 87 B SL 88 X CU 78 2-2 ③ G2-3 1-2		4	0	0	1	0	1	3
38 Robinson Chirinos, R (1, 2) OBP: 0.283, SLG: 0.309		C CU 79 S CU 80 B FF 93 F SI 93 F CU 80 B SI 93 F FF 92 F CU 79 F CU 80 2-3 ③ K			F SI 92 B FF 90 B CU 79 F CH 78 X SI 92 2-2 ② F8		1 SAFE P PO 84 F SI 92 B SI 92 1 SAFE 1 SAFE F SI 93 F SL 85 2-2 X SI 92 G5-3 1-2		X SI 90 0-0 ① P4	4	0	0	0	0	1	2
Inning Stats	R: 0 E: 0 K: 1 S: 7 H: 0 LOB: 0 BB: 0 P: 11	R: 2 E: 1 K: 1 S: 29 H: 2 LOB: 1 BB: 0 P: 36	R: 0 E: 0 K: 1 S: 10 H: 1 LOB: 1 BB: 0 P: 15	R: 0 E: 0 K: 0 S: 4 H: 2 LOB: 0 BB: 0 P: 7	R: 1 E: 0 K: 2 S: 11 H: 1 LOB: 0 BB: 0 P: 16	R: 0 E: 0 K: 1 S: 11 H: 1 LOB: 1 BB: 0 P: 17	R: 0 E: 0 K: 0 S: 10 H: 0 LOB: 1 BB: 0 P: 13	R: 3 E: 0 K: 1 S: 21 H: 4 LOB: 1 BB: 0 P: 31	R: 0 E: 0 K: 0 S: 9 H: 1 LOB: 1 BB: 0 P: 12	1B: 10 2B: 1 3B: 1 HR: 1 SF: 0 SAC: 0 DP: 0 HBP: 1						

AB	38
R	6
H	12
RBI	4
BB	0
SO	7
LOB	19

WP: 1 PA: 39
PB: 0
SB: 3
CS: 0

PITCHER		IP	WLS	BF	H	R	ER	SO	BB	IBB	HBP	BLK	WP	HR	S	P	ERA	WHIP
23 Erik Bedard, L ERA: 3.44	(1, 1)	6.0	L	24	7	3	1	6	0	0	0	0	0	1	72	102	1.50	1.167
32 Matt Albers, R ERA: 2.84	(7, 1)	1.1		8	3	3	3	0	0	0	1	0	0	0	22	30	20.25	2.250
46 Franklin Morales, L ERA: 4.05	(8, 1)	0.2		3	1	0	0	1	0	0	0	0	1	0	9	14	0.00	1.500
35 Dan Wheeler, R ERA: 4.15	(9, 1)	1.0		4	1	0	0	0	0	0	0	0	0	0	9	12	0.00	1.000

PITCHER		IP	WLS	BF	H	R	ER	SO	BB	IBB	HBP	BLK	WP	HR	S	P	ERA	WHIP

Batter	1	2	3	4	5	6	7	8	9	AB	R	H	RBI	BB	SO	LOB
2 Jacoby Ellsbury, L (1, 8) OBP: 0.368, SLG: 0.516	C FF 92 F FF 92 B CH 86 F SI 94 B CU 81 F FF 93 C SI 93 2-3 ① **K**		X FF 93 0-0 ② **G4-3**			B CU 77 X SI 92 1-0 **HR**		B FC 91 C CU 78 B CU 79 F SI 91 S CU 81 2-3 ③ **K**		4	1	1	1	0	2	0
12 Jed Lowrie, S (1, 5) OBP: 0.307, SLG: 0.393	F SI 93 S SI 87 F CU 83 B CU 81 B SI 87 B SI 93 X FF 92 3-2 ② **G4-3**		C FF 92 B SI 88 B SI 93 X SI 94 2-1 28 FC6-5 **1B**			C SI 93 X CU 78 0-1 ① **F7**			C SI 89 B CH 85 B FF 90 B SI 91 C FF 91 X SI 91 3-2 ① **G4-3**	4	0	1	0	0	0	0
28 Adrián González, L (1, 3) OBP: 0.409, SLG: 0.545	C SI 93 B SI 88 T FF 93 B SL 89 B SI 94 F CU 80 F FF 92 B SI 93 4-2 **BB**		F SI 92 B FF 92 X CH 84 1-1 ③ **FC6-5** 1-2f			X CU 81 0-0 ② **G6-3**			X SL 85 0-0 ② **G5-3**	3	0	0	0	1	0	1
15 Dustin Pedroia, R (1, 4) OBP: 0.395, SLG: 0.473	B CU 80 B SI 92 B FF 90 C FF 91 F FF 92 X FF 91 3-2 ③ **F7**			B FF 92 C SI 92 B CH 86 B SI 94 C SI 93 F CU 81 F SI 93 F FF 94 F SI 93 3-2 ① X SI 84 **L4**		B SI 93 B CU 80 F SI 93 B SL 87 F SI 93 X SI 93 3-2 ③ **G5-3**			C SI 92 X SI 92 0-1 ③ **F9**	4	0	0	0	0	0	1
16 Josh Reddick, L (1, 9) OBP: 0.356, SLG: 0.516		C FF 91 F FF 91 X CU 82 0-2 ① **G6-3**		X SI 94 0-0 ② **G4-3**			C FF 91 X CU 81 0-1 ① **G4-3**			3	0	0	0	0	0	0
13 Carl Crawford, L (1, 10) OBP: 0.287, SLG: 0.381		F FF 93 F FF 92 C FF 94 0-3 ② **K**		C SI 92 F FF 94 F CU 82 S SI 92 0-3 ③ **K**			F CU 80 F SI 92 B SI 93 S SL 86 1-3 ② **K**			3	0	0	0	0	3	0
3 Mike Aviles, R (1, 6) OBP: 0.272, SLG: 0.392		C FF 93 X SL 86 0-1 ③ **G5-3**			X SI 92 0-0 ① **G5-3**		C CU 81 F SI 92 F SI 94 S CU 80 0-3 ③ **K**			3	0	0	0	0	1	0
33 Jason Varitek, S (1, 2) OBP: 0.305, SLG: 0.412			B SI 91 X SI 93 1-0 **HR**		C SI 94 B CH 85 B SI 92 F SI 91 S CU 82 2-3 ② **K**			C CU 78 B CU 79 C CU 78 S CU 80 1-3 ① **K2-3**		3	1	1	1	0	2	0
54 Darnell McDonald, R (1, 7) OBP: 0.257, SLG: 0.340			C SI 93 F SL 86 C SI 94 0-3 ① **K**		S SL 88 B CU 81 F SI 93 C SI 94 1-3 ③ **K**			X FF 90 0-0 ② **F9**		3	0	0	0	0	2	0
Inning Stats	R: 0 E: 0 K: 1 S: 16 H: 0 LOB: 1 BB: 1 P: 28	R: 0 E: 0 K: 1 S: 8 H: 0 LOB: 0 BB: 0 P: 8	R: 1 E: 0 K: 1 S: 9 H: 2 LOB: 1 BB: 0 P: 13	R: 0 E: 0 K: 1 S: 12 H: 0 LOB: 0 BB: 0 P: 15	R: 0 E: 0 K: 2 S: 7 H: 0 LOB: 0 BB: 0 P: 10	R: 1 E: 0 K: 0 S: 7 H: 1 LOB: 0 BB: 0 P: 11	R: 0 E: 0 K: 2 S: 9 H: 0 LOB: 0 BB: 0 P: 10	R: 0 E: 0 K: 2 S: 7 H: 0 LOB: 0 BB: 0 P: 10	R: 0 E: 0 K: 0 S: 6 H: 0 LOB: 0 BB: 0 P: 9	1B: 1 2B: 0 3B: 0 HR: 2 SF: 0 SAC: 0 DP: 0 HBP: 0						

PITCHER	IP	WLS	BF	H	R	ER	SO	BB	IBB	HBP	BLK	WP	HR	S	P	ERA	WHIP
34 Jeff Niemann, R (1, 1) ERA: 3.29	9.0	W	31	3	2	2	10	1	0	0	0	0	2	81	114	2.00	0.444

PITCHER	IP	WLS	BF	H	R	ER	SO	BB	IBB	HBP	BLK	WP	HR	S	P	ERA	WHIP

BOTTOM

Tampa Bay Rays @ Boston Red Sox

Fenway Park, Boston, MA

Tue Aug 16 2011, 7:10 PM - 10:11 PM EDT

Att. 38,278 - Partly Cloudy - 72 F

livebaseballscorecards.com

AB	30
R	2
H	3
RBI	2
BB	1
SO	10
LOB	2

Tampa Bay Rays @ Boston Red Sox

Fenway Park, Boston, MA

Wed Aug 17 2011, 1:37 PM - 4:36 PM EDT

Att. 37,747 - Sunny - 80 F

TOP

livebaseballscorecards.com

Batter	1	2	3	4	5	6	7	8	9	AB	R	H	RBI	BB	SO	LOB
8 Desmond Jennings, R (1, 7) OBP: 0.400, SLG: 0.613	C FF 92 B FF 93 B FF 94 F FF 93 C FF 94 2-3 ① K	L FF 93 C CH 85 F FC 90 F FF 94 X FF 93 0-2 ③ G5-3			S FF 92 B FC 89 F FF 93 S FF 94 1-3 ① K		B FF 93 L FC 86 B FF 92 X FF 90 2-1 ① SH3-4 1-2		B FF 90 C SL 84 F FF 91 X FF 91 1-2 ① F9	4	0	0	0	0	2	1
22 Johnny Damon, L (1, 10) OBP: 0.316, SLG: 0.398	F FF 93 B FF 93 B FC 87 F FF 93 X FF 94 2-2 E9 3 WP 18 G4-3 1B		B CU 78 B FF 91 X FF 92 2-0 18 G5-3 2B		C CU 78 X FF 92 0-1 ② G6-3		F FF 90 C FC 87 D CU 81 C FF 92 1-3 ② K		B SI 89 S FC 87 B FS 85 S FF 90 F SI 90 F SI 89 F FC 86 X FC 87 2-2 ② F8	5	1	2	0	0	1	1
3 Evan Longoria, R (1, 5) OBP: 0.327, SLG: 0.455	B FF 93 B FF 90 B FF 91 C FF 93 S FC 89 F FF 94 F FF 94 B FC 89 4-2 18 G4-3 2-3 BB		B FC 89 C CH 84 X FF 94 1-1 ① P4		B FF 93 B FF 93 B FF 92 X FF 91 3-0 HR		B FC 87 B FC 87 B FC 87 C CU 78 B FF 92 4-1 18 2B BB		B SL 87 B SI 90 X SL 84 2-0 ③ F9	3	1	1	1	2	0	1
18 Ben Zobrist, S (1, 4) OBP: 0.371, SLG: 0.499	B FC 90 C FC 88 B FF 93 F FC 88 X FC 87 2-2 ② G4-3 1-2 3-H		F FF 90 F CU 82 F FF 94 B FF 94 F FC 88 X FF 94 1-2 ② G5-3 2-3		C CU 80 B SI 93 F FC 88 B CU 82 X FF 93 2-2 2B		S CU 80 B SI 92 F FC 87 X FC 86 1-2 1-3 2-H 2B			4	0	2	2	0	0	2
11 Casey Kotchman, L (1, 3) OBP: 0.392, SLG: 0.467	B FF 94 B CH 86 B FC 88 B FF 92 4-0 BB		B FF 93 B SI 94 C CU 81 C FC 88 F FF 94 C FC 87 2-3 ③ K		B FF 93 2 SAFE B FC 86 X CH 85 2-0 ③ G3-1		B FF 94 C FF 95 B FF 95 X FF 95 2-1 ③ G3			3	0	0	0	1	1	4
2 B.J. Upton, R (1, 8) OBP: 0.309, SLG: 0.402	S FF 93 S FF 94 S FF 93 0-3 ③ K			F FF 92 X CH 84 0-1 HR		B FF 92 S FC 88 S FF 93 B FF 93 C FC 89 2-3 ① K		B FF 93 F FF 94 B FF 95 X CU 80 2-1 2B		4	1	2	1	0	2	2
20 Matt Joyce, L (1, 9) OBP: 0.338, SLG: 0.487		F FF 92 B FF 92 X FF 92 1-1 ① G6-3		B FF 93 C CU 80 B FF 92 X FF 93 2-1 ① F7		F FC 87 B SI 93 X FF 92 1-1 ② G4-3		B FF 94 B FF 94 F FF 94 F FF 95 F FC 93 B CU 82 C CU 82 3-3 ① K		4	0	0	0	0	1	1
15 Reid Brignac, L (1, 6) OBP: 0.228, SLG: 0.214		B FF 92 S CH 84 F FF 92 B CH 87 C FC 88 2-3 ② K		S CH 84 B FF 93 X FF 92 1-1 ② G3-1		B CU 78 X FF 91 1-0 ③ F8		B CH 87 B FC 92 S SI 94 F FF 94 S FC 93 2-3 ② K		4	0	0	0	0	2	1
10 Kelly Shoppach, R (1, 2) OBP: 0.275, SLG: 0.307		C FF 93 T FC 90 H FF 94 1-2 HBP		B FC 88 C FC 88 X FF 90 1-1 ③ G4-3			S FF 92 S FF 92 B FC 90 H FF 93 2-2 8 SH3-4 18 2B HBP		F FF 94 C FF 93 B SI 92 F FF 94 B SI 89 S FF 94 2-3 ③ K	2	1	0	0	0	1	1

	AB	33
	R	4
	H	7
	RBI	4
	BB	3
	SO	10
	LOB	14

Inning Stats																																		
	R: 1	E: 1	K: 2	S: 16	H: 1	LOB: 2	BB: 2	P: 30	R: 0	E: 0	K: 1	S: 12	H: 0	LOB: 1	BB: 0	P: 16	R: 0	E: 0	K: 1	S: 12	H: 1	LOB: 1	BB: 0	P: 18	R: 1	E: 0	K: 0	S: 8	H: 1	LOB: 0	BB: 0	P: 12	R: 1	E: 0	K: 1	S: 10	H: 2	LOB: 1	BB: 0	P: 18
	R: 0	E: 0	K: 1	S: 6	H: 0	LOB: 0	BB: 0	P: 10	R: 1	E: 0	K: 1	S: 13	H: 1	LOB: 2	BB: 1	P: 25	R: 0	E: 0	K: 3	S: 13	H: 1	LOB: 1	BB: 0	P: 22	R: 0	E: 0	K: 0	S: 10	H: 0	LOB: 0	BB: 0	P: 15	1B: 1	2B: 4	3B: 0	HR: 2	SF: 0	SAC: 1	DP: 0	HBP: 2	WP: 1	PB: 0	SB: 0	CS: 0	PA: 39

PITCHER		IP	WLS	BF	H	R	ER	SO	BB	IBB	HBP	BLK	WP	HR	S	P	ERA	WHIP
41 John Lackey, R ERA: 6.02	(1, 1)	6.2	L	31	6	4	3	7	3	0	2	0	1	2	75	125	4.05	1.350
91 Alfredo Aceves, R ERA: 3.2	(7, 1)	1.1		5	1	0	0	3	0	0	0	0	0	0	15	26	0.00	0.750
35 Dan Wheeler, R ERA: 4.05	(9, 1)	1.0		3	0	0	0	0	0	0	0	0	0	0	10	15	0.00	0.000

PITCHER	IP	WLS	BF	H	R	ER	SO	BB	IBB	HBP	BLK	WP	HR	S	P	ERA	WHIP

Tampa Bay Rays @ Boston Red Sox

Fenway Park, Boston, MA

Wed Aug 17 2011, 1:37 PM - 4:36 PM EDT

Att. 37,747 - Sunny - 80 F

livebaseballscorecards.com

BOTTOM

Batter	1	2	3	4	5	6	7	8	9	AB	R	H	RBI	BB	SO	LOB
2 Jacoby Ellsbury, L (1, 8) OBP: 0.369, SLG: 0.519	B FF 93 X FF 94 1-0 ① F8		C KC 81 B KC 81 B FF 95 C FF 97 F FF 98 B FF 96 F FC 89 B FC 87 4-2 15 S BB			B FF 92 X FF 92 1-0 28 FC1-5-2-6 3B		C FF 92 F FF 94 X FF 96 0-2 ② G4-3		3	0	1	0	1	0	0
15 Dustin Pedroia, R (1, 4) OBP: 0.396, SLG: 0.472	B FF 95 C FF 93 X KC 80 1-1 28 BB 1B		B FF 96 C CH 85 B SL 90 C CH 86 X SI 96 2-2 ③ F8 1-2			B CH 86 C FF 95 S FF 98 F FC 90 B SI 97 B FC 92 C FC 92 3-3 ① K		C KC 80 B CH 87 B SI 95 C CH 86 F SI 97 F FF 96 B FF 96 B FF 92 4-2 BB		3	0	1	0	1	1	2
28 Adrián González, L (1, 10) OBP: 0.408, SLG: 0.542	C FF 94 B FC 90 F FF 95 B FF 97 B FC 89 1 SAFE B FF 95 4-2 20 G6-4-3 1-2 BB			B FC 88 C FF 95 B FC 89 F FF 94 X SI 96 2-2 ① G1-3		X FF 96 0-0 ② FC1-5-2-6 3-H		S FF 95 B FF 95 F FF 95 F FF 96 S FF 96 1-3 ③ K		3	0	0	0	1	1	2
20 Kevin Youkilis, R (1, 3) OBP: 0.380, SLG: 0.481	C KC 80 B CH 85 X CH 86 1-1 ② ③ G6-4-3 1-2f			C FF 96 B FC 90 X FF 96 1-1 12 FC5-4 1B		X CH 87 0-0 ③ G3-1			C FF 96 B SL 89 F FC 90 F FF 97 B SI 92 B SL 87 X SI 92 3-2 ① F9	4	0	1	0	0	0	3
12 Jed Lowrie, S (1, 5) OBP: 0.302, SLG: 0.386		B FF 94 C FF 93 F FF 94 B FF 94 X CH 87 2-2 ① F9		S KC 80 F FF 97 B CH 88 X CH 87 1-2 ② FC5-4 1-2f			C CH 85 F CH 86 S KC 78 0-3 ① K2-3		C SI 96 B SI 96 X SL 87 1-1 ② F9	4	0	0	0	0	1	1
54 Darnell McDonald, R (1, 9) OBP: 0.259, SLG: 0.333 16 Josh Reddick, L (9, PH) OBP: 0.354, SLG: 0.513		B FF 96 B FF 95 B CH 87 C FF 95 S CH 86 X CH 88 3-2 ② G6-3		B KC 78 1 SAFE X CH 86 1-0 ③ F7			C FF 93 H FF 95 1-1 39 FC5-4 HBP		B FF 99 F SI 94 X FC 91 1-1 ③ G3	2 1	0 0	0 0	0 0	0 0	0 0	1 0
13 Carl Crawford, L (1, 7) OBP: 0.285, SLG: 0.378		F FF 95 F SI 95 B FF 96 F KC 80 F FC 91 B FC 91 X FF 97 2-2 ③ G6-3			X KC 78 0-0 ① P6		B FF 94 B FC 88 F FF 94 F FF 93 B FF 95 T SI 94 3-2 ② K			3	0	0	0	0	1	1
39 Jarrod Saltalamacchia, S (1, 2) OBP: 0.310, SLG: 0.452			B FF 93 F CH 84 T FF 94 X FF 95 1-2 ① P4		C FF 93 F FC 86 B FF 95 C FC 90 1-3 ② K		F CH 88 X CH 88 0-1 ③ FC5-4 1-2f			3	0	0	0	0	1	1
3 Mike Aviles, R (1, 6) OBP: 0.268, SLG: 0.386			C CH 86 S CH 87 F SI 96 C SI 96 0-3 ② K		C FF 95 X CH 87 0-1 ③ P4			C FF 92 X CH 84 0-1 ① F8		3	0	0	0	0	1	0

	AB	29
	R	0
	H	3
	RBI	0
	BB	3
	SO	6
	LOB	11

Inning Stats	1	2	3	4	5	6	7	8	9
	R: 0 E: 0 K: 0 S: 7 H: 1 LOB: 1 BB: 1 P: 14	R: 0 E: 0 K: 0 S: 11 H: 0 LOB: 0 BB: 0 P: 18	R: 0 E: 0 K: 1 S: 14 H: 0 LOB: 1 BB: 1 P: 21	R: 0 K: 0 S: 9 H: 1 LOB: 1 BB: 0 P: 14	R: 0 E: 0 K: 1 S: 6 H: 0 LOB: 0 BB: 0 P: 7	R: 0 E: 0 K: 1 S: 7 H: 1 LOB: 1 BB: 0 P: 11	R: 0 E: 0 K: 2 S: 9 H: 0 LOB: 1 BB: 0 P: 13	R: 0 E: 0 K: 1 S: 13 H: 0 LOB: 1 BB: 1 P: 18	R: 0 E: 0 K: 0 S: 8 H: 0 LOB: 0 BB: 0 P: 13

1B: 2 SF: 0 WP: 0 PA: 33
2B: 0 SAC: 0 PB: 0
3B: 1 DP: 1 SB: 1
HR: 0 HBP: 1 CS: 0

PITCHER	IP	WLS	BF	H	R	ER	SO	BB	IBB	HBP	BLK	WP	HR	S	P	ERA	WHIP
14 David Price, L (1, 1) ERA: 3.59	8.0	W	30	3	0	0	6	3	0	1	0	0	0	76	116	0.00	0.750
43 Kyle Farnsworth, R (9, 1) ERA: 1.91	1.0		3	0	0	0	0	0	0	0	0	0	0	8	13	0.00	0.000

PITCHER	IP	WLS	BF	H	R	ER	SO	BB	IBB	HBP	BLK	WP	HR	S	P	ERA	WHIP

Boston Red Sox @ Kansas City Royals

Kauffman Stadium, Kansas City, MO

Thu Aug 18 2011, 7:11 PM - 10:23 PM CDT

Att. 20,547 - Partly Cloudy - 88 F

livebaseballscorecards.com

Batter	1	2	3	4	5	6	7	8	9	AB	R	H	RBI	BB	SO	LOB
2 Jacoby Ellsbury, L (1, 8) OBP: 0.370, SLG: 0.518	B FF 94 X FF 94 1-0 28 G3 28 S 1B		B SI 92 B KC 81 F FF 94 B FF 93 S FF 94 F FC 87 F FF 95 B FC 88 4-2 28 G3 15 1B 1-2 BB		B KC 77 C KC 77 X FF 93 1-1 ① P3		F FF 96 B FF 95 B FF 96 T FF 94 X FF 96 2-2 ③ G5-3			3	1	1	0	1	0	0
12 Jed Lowrie, S (1, 5) OBP: 0.301, SLG: 0.388	1 SAFE C SI 92 X FF 93 0-1 ① F8		T SI 94 B FF 93 X FF 94 1-1 ① F7		C KC 78 F FF 94 X FF 95 0-2 15 1B 2B			C FF 94 C FF 96 B FF 96 S SL 86 1-3 ① K		4	1	1	0	0	1	3
28 Adrián González, L (1, 3) OBP: 0.405, SLG: 0.538	B SI 92 B SI 93 B SI 93 1 SAFE C FF 94 C FC 89 X CH 84 3-2 ② G3 1-3		B CH 81 F FF 94 B FF 94 X SL 86 2-1 ② G3 1-2 2-3		B FF 92 F CH 81 S FF 93 F SL 85 B FC 87 S FF 94 2-3 ② K			C FF 95 X CH 87 0-1 ② G3		4	0	0	0	0	1	4
15 Dustin Pedroia, R (1, 4) OBP: 0.399, SLG: 0.477	B FF 94 C FF 94 B FC 90 C SI 95 F FF 95 S SL 82 2-3 ③ K2-3		C FC 89 X FF 94 0-1 16 S 2-H 3-H 1B		B FF 94 B FF 93 C FC 89 X SL 84 2-1 ③ 2-H 1B			F FF 95 C FF 95 B SL 87 X CH 84 1-2 2B		4	0	3	3	0	1	1
16 Josh Reddick, L (1, 9) OBP: 0.357, SLG: 0.515		C FF 92 F FC 88 B FF 94 X KC 79 1-2 33 1B 2B	F FF 94 F CH 82 B FF 93 F CH 81 F SL 86 B SI 94 F FC 89 B CH 82 S FF 96 3-3 ③ K 1-2			B FF 91 B KC 75 B FF 93 C FF 92 X FF 93 3-1 ① F8		B CU 74 B CU 75 C FF 92 S CU 75 B CH 81 B CU 76 4-2 BB		3	1	1	0	1	1	1
13 Carl Crawford, L (1, 7) OBP: 0.284, SLG: 0.377		C SI 93 B FF 93 F FC 88 S SL 85 1-3 ① K		C KC 75 F FF 93 B FF 93 F SL 86 B FF 93 F FF 95 X KC 79 2-2 33 S 3 F8-2 1B		F KC 76 B SI 94 S FF 93 B FF 94 F FF 94 B SI 94 F SI 94 S SL 86 3-3 ② K		C FF 92 F CU 76 F FF 94 X FF 92 0-2 ③ F7		4	0	1	0	0	2	3
60 Ryan Lavarnway, R (1, 10)		B FF 93 C FC 87 C SL 85 F FF 94 B SL 86 X FC 89 2-2 ② F8		B SI 93 C SL 87 C SI 90 B FF 94 X SL 85 2-2 ① F8		C SL 84 F FF 94 B FF 92 C SL 84 1-3 ③ K			X SI 94 0-0 ① F8	4	0	0	0	0	1	2
33 Jason Varitek, S (1, 2) OBP: 0.308, SLG: 0.411		F FC 88 X SI 93 0-1 ③ 2-H 1B		D CH 81 B SL 86 C FC 89 C FC 89 F FF 94 B CH 83 B SL 86 4-2 1-3 BB			S FF 94 B SL 88 B FF 95 C FF 95 B SL 87 X FF 94 3-2 ① L7		B SI 94 B SI 84 X SI 94 2-0 ② F8	3	0	1	1	1	0	0
3 Mike Aviles, R (1, 6) OBP: 0.268, SLG: 0.384			B FC 89 B FF 94 X SI 93 2-0 28 G3 2 WP 15 1B 1B	X SL 84 0-0 ② ③ F8-2 3-H			B FF 96 X FF 96 1-0 ② P4		C SL 85 S SL 86 S SL 85 0-3 ③ K	4	1	1	0	0	1	2
Inning Stats	R: 0 E: 0 K: 1 S: 10 H: 1 LOB: 1 BB: 0 P: 16	R: 1 E: 0 K: 1 S: 12 H: 2 LOB: 1 BB: 0 P: 16	R: 2 E: 0 K: 1 S: 17 H: 2 LOB: 1 BB: 1 P: 29	R: 0 E: 0 K: 0 S: 12 H: 1 LOB: 1 BB: 1 P: 20	R: 1 E: 0 K: 1 S: 11 H: 2 LOB: 1 BB: 0 P: 16	R: 0 E: 0 K: 2 S: 10 H: 0 LOB: 0 BB: 0 P: 17	R: 0 E: 0 K: 0 S: 7 H: 0 LOB: 0 BB: 0 P: 13	R: 0 E: 0 K: 1 S: 14 H: 1 LOB: 2 BB: 1 P: 20	R: 0 E: 0 K: 1 S: 5 H: 0 LOB: 0 BB: 0 P: 7	1B: 6 2B: 4 3B: 0 HR: 0	SF: 0 SAC: 0 DP: 1 HBP: 0			WP: 1 PB: 0 SB: 4 CS: 0	PA: 36		

TOP	
AB	33
R	4
H	9
RBI	4
BB	3
SO	8
LOB	16

PITCHER		IP	WLS	BF	H	R	ER	SO	BB	IBB	HBP	BLK	WP	HR	S	P	ERA	WHIP
44 Luke Hochevar, R ERA: 4.93	(1, 1)	6.0	L	25	8	4	4	6	2	0	0	0	1	0	72	114	6.00	1.667
38 Blake Wood, R ERA: 3.61	(7, 1)	1.2		6	1	0	0	1	0	0	0	0	0	0	15	23	0.00	0.600
55 Tim Collins, L ERA: 3.56	(8, 1)	0.1		2	0	0	0	0	1	0	0	0	0	0	6	10	0.00	3.000
43 Aaron Crow, R ERA: 2.29	(9, 1)	1.0		3	0	0	0	1	0	0	0	0	0	0	5	7	0.00	0.000

PITCHER	IP	WLS	BF	H	R	ER	SO	BB	IBB	HBP	BLK	WP	HR	S	P	ERA	WHIP

Boston Red Sox @ Kansas City Royals

Kauffman Stadium, Kansas City, MO

Thu Aug 18 2011, 7:11 PM - 10:23 PM CDT

Att. 20,547 - Partly Cloudy - 88 F

livebaseballscorecards.com

BOTTOM

Batter	1	2	3	4	5	6	7	8	9	AB	R	H	RBI	BB	SO	LOB
4 Alex Gordon, L (1, 7) OBP: 0.370, SLG: 0.488	F FF 93 B CU 75 B CU 74 B FF 93 T FF 93 X FF 94 3-2 53 SH1-3 16 SF8 2B		B FF 92 B FC 91 F FF 93 1 SAFE C FF 93 F CH 89 F CU 80 X CU 80 2-2 1-H HR		C FF 93 B FF 94 T FF 93 F FF 94 D CH 90 F CH 90 F FF 94 S CU 80 2-3 ② K		F CH 89 X CH 90 0-1 ③ G4-3			4	2	2	2	0	1	1
53 Melky Cabrera, S (1, 8) OBP: 0.341, SLG: 0.482	X FF 94 0-0 ① SH1-3 2-3		B CH 89 F FF 92 F FF 92 X CU 80 1-2 ② G1-3		B FF 94 B CH 88 C FC 91 F FF 94 B FF 94 X FF 92 3-2 ③ F8			B FF 97 C FF 97 B SL 83 X FF 97 2-1 ① G6-3		3	0	0	0	0	0	1
16 Billy Butler, R (1, 10) OBP: 0.369, SLG: 0.456 17 Chris Getz, L (8, PR) OBP: 0.314, SLG: 0.284 (9, 10)	B FF 93 B FC 91 F FC 90 C CU 77 X FF 94 2-2 ② SF8 3-H		F FC 92 B SI 95 B FF 94 B FF 95 X FF 94 3-1 35 WP 1B			B FF 93 C FF 93 B FF 93 B FF 94 X FC 91 3-1 9 1B 1B		F FF 98 C SL 84 B SL 84 B SL 82 X FF 98 2-2 35 FC5-4 1B		3 0	0 0	3 0	1 0	0 0	0 0	0 0
35 Eric Hosmer, L (1, 3) OBP: 0.320, SLG: 0.415	C CU 78 F FC 91 B FF 94 B FF 94 X CU 80 2-2 ③ G4-3		B CH 90 X CH 87 1-0 ③ F8 1-2			F FC 92 D CU 82 S FF 94 F FF 94 B CU 81 B FC 92 F FC 90 T FF 94 3-2 ① K		1 SAFE B FF 96 1 SAFE X FF 97 1-0 ② FC5-4 1-2f		4	0	0	0	0	1	3
21 Jeff Francoeur, R (1, 9) OBP: 0.327, SLG: 0.459		B FF 93 X FF 94 1-0 ① F9	C FC 91 B CU 80 S CU 79 F FC 91 B CU 80 X FC 92 2-2 ① G5-3		X CU 79 0-0 ② F7		C FF 97 B FF 98 C FF 97 S SL 86 1-3 ③ K		4	0	0	0	0	1	2
9 Johnny Giavotella, R (1, 4) OBP: 0.327, SLG: 0.423		C FF 93 X FF 95 0-1 ② G1-3	C CU 76 S CU 80 C FF 94 0-3 ② K		1 SAFE X FF 93 0-0 1-2 1B			C FF 95 F FF 94 B SL 82 F FF 96 F FF 96 F FS 91 B FF 96 F FF 96 X FF 96 2-2 ① G3	4	0	1	0	0	1	0
13 Salvador Perez, R (1, 2) OBP: 0.194, SLG: 0.267		C FF 94 F FF 94 F FF 94 X FF 94 0-2 ③ F9	C CU 79 X FF 93 0-1 ③ G1-3		C CU 80 F FF 93 D CU 81 F CU 81 S CU 81 1-3 ③ K			F FF 96 F FF 94 S FF 96 0-3 ② K	4	0	0	0	0	2	2
8 Mike Moustakas, L (1, 5) OBP: 0.248, SLG: 0.244			C FF 93 F FF 92 F FF 94 F CU 79 B CU 79 X FC 92 1-2 ① F9		C FF 94 F FF 93 B FF 94 F FF 94 X FF 94 1-2 2 SH3-4 1B		F FC 90 F CH 89 X CH 89 0-2 ① P5		C FF 96 F FS 91 S FF 95 0-3 ③ K	4	0	1	0	0	1	0
2 Alcides Escobar, R (1, 6) OBP: 0.289, SLG: 0.336			X FF 93 0-0 4 HR 1B		M FF 93 X CH 89 0-1 ① SH3-4 1-2		B FF 91 B FC 89 X FF 92 2-0 ② G6-3			2	1	1	0	0	0	0

Inning Stats	1	2	3	4	5	6	7	8	9
	R: 1 E: 0 K: 0 S: 10 H: 1 LOB: 0 BB: 0 P: 17	R: 0 E: 0 K: 0 S: 7 H: 0 LOB: 0 BB: 0 P: 8	R: 2 E: 0 K: 0 S: 17 H: 3 LOB: 1 BB: 0 P: 25	R: 0 E: 0 K: 1 S: 9 H: 0 LOB: 0 BB: 0 P: 11	R: 0 E: 0 K: 1 S: 15 H: 1 LOB: 1 BB: 0 P: 21	R: 0 E: 0 K: 2 S: 13 H: 2 LOB: 2 BB: 0 P: 20	R: 0 E: 0 K: 0 S: 6 H: 0 LOB: 0 BB: 0 P: 8	R: 0 E: 0 K: 1 S: 9 H: 1 LOB: 1 BB: 0 P: 15	R: 0 E: 0 K: 2 S: 13 H: 0 LOB: 0 BB: 0 P: 15

1B: 6	SF: 1
2B: 1	SAC: 2
3B: 0	DP: 0
HR: 1	HBP: 0
WP: 1	PA: 35
PB: 0	
SB: 0	
CS: 0	

	AB	32
	R	3
	H	8
	RBI	3
	BB	0
	SO	7
	LOB	9

PITCHER		IP	WLS	BF	H	R	ER	SO	BB	IBB	HBP	BLK	WP	HR	S	P	ERA	WHIP
19 Josh Beckett, R ERA: 2.46	(1, 1)	7.0	W	28	7	3	3	4	0	0	0	0	1	1	77	110	3.86	1.000
51 Daniel Bard, R ERA: 2.17	(8, 1)	1.0	H	4	1	0	0	1	0	0	0	0	0	0	9	15	0.00	1.000
58 Jonathan Papelbon, R ERA: 2.96	(9, 1)	1.0	S	3	0	0	0	2	0	0	0	0	0	0	13	15	0.00	0.000

PITCHER	IP	WLS	BF	H	R	ER	SO	BB	IBB	HBP	BLK	WP	HR	S	P	ERA	WHIP

Boston Red Sox @ Kansas City Royals

Kauffman Stadium, Kansas City, MO

Fri Aug 19 2011, 7:11 PM - 9:53 PM CDT

Att. 21,262 - Clear - 86 F

TOP

livebaseballscorecards.com

Batter	1	2	3	4	5	6	7	8	9	AB	R	H	RBI	BB	SO	LOB
2 Jacoby Ellsbury, L (1, 8) OBP: 0.370, SLG: 0.517 16 Josh Reddick, L (8, 9) OBP: 0.357, SLG: 0.515	B FF 84 C SI 81 F FF 84 X SI 87 1-2 ① G4-3		X CH 75 0-0 12 1B 3 G1-3 1B	C SI 86 X CU 70 0-1 ② SF8 3-H	C SI 85 C CH 76 B SI 85 B CU 69 F CH 77 X SI 84 2-2 ③ L4			B SL 85 F FF 91 H FF 88 2-1 3 2B 28 SF7 HBP		3 0	1 0	1 0	1 0	0 0	0 0	0 0
3 Mike Aviles, R (1, 6) OBP: 0.271, SLG: 0.388	C SI 84 B CH 76 T CH 77 B CH 76 F SI 85 X SI 84 2-2 ② G5-3		1 SAFE 1 SAFE F SI 83 1 SAFE X CH 76 0-1 ① G1-3 1-2	C CU 68 F CH 74 B SI 86 B SI 84 X SI 86 2-2 15 S 28 1B 1B		B CU 76 F CH 81 F FF 90 X SL 86 1-2 ① G5-3		C FF 89 B CU 80 X SL 86 1-1 15 E 1-3 2B		5	1	2	0	0	0	1
28 Adrián González, L (1, 3) OBP: 0.406, SLG: 0.543	C SI 85 C SI 85 X SI 85 0-2 12 1B 2B		C SI 85 F SI 84 C SI 85 0-3 ② K	X CH 77 0-0 1-2 1B		B SL 88 B SL 86 X FF 92 2-0 2B		B SL 84 X FF 90 1-0 ① SF7 3-H		4	0	3	1	0	1	1
15 Dustin Pedroia, R (1, 4) OBP: 0.399, SLG: 0.474	B SI 85 B SI 84 B CH 75 I IN 69 4-0 12 1B IBB		I IN 65 I IN 64 I IN 66 I IN 67 4-0 12 1B IBB	C SI 84 B SI 82 B CH 76 X CH 77 2-1 ③ G1-3 2-3		C FF 92 B SL 86 S CH 82 S SL 87 1-3 ② K		B SL 86 C CU 78 F FF 91 X CU 81 1-2 E6 12 G6-3 2-H		3	0	0	0	2	1	3
12 Jed Lowrie, S (1, 5) OBP: 0.311, SLG: 0.394	C CH 76 C SI 85 X CU 68 0-2 60 FC6-4 1-2 2-3 1B		C FF 87 X SI 85 0-1 1-2 2-3 1B		B CH 74 X FF 83 1-0 60 1B 39 HR 1B	D SL 87 B CH 82 B CH 82 C FF 92 B CH 81 4-1 BB		X CU 78 0-0 ② ③ G6-3 1-2f		4	1	3	0	1	0	1
60 Ryan Lavarnway, R (1, 10) OBP: 0.222, SLG: 0.125	B CH 76 X CH 76 1-0 ③ FC6-4 1-2f		C CU 70 X SI 87 0-1 ③ F9		1 SAFE 1 SAFE 1 SAFE C CH 76 B CH 74 F CH 76 X SI 85 1-2 39 HR 1-2 1B	S SL 88 D CU 80 F CH 84 S SL 87 1-3 ③ K			B KC 79 B FF 90 C SI 90 B SI 92 B SI 91 4-1 13 G4-6-3 BB	4	1	1	0	1	1	8
13 Carl Crawford, L (1, 7) OBP: 0.283, SLG: 0.377		B CU 67 B SI 82 C CH 76 F CH 75 F SI 86 X SI 86 2-2 ① G6-3		X 0-0 54 3B 2B	L FF 84 B SI 83 X CH 76 1-1 ① F8		S FF 88 F SL 87 B CU 77 X CU 80 1-2 ① L7		X FF 91 0-0 ① ② G4-6-3 1-2f	5	1	1	0	0	0	3
39 Jarrod Saltalamacchia, S (1, 2) OBP: 0.308, SLG: 0.458		C SI 86 F FF 83 B CH 77 X SI 85 1-2 ② F8		T SI 84 B SI 85 B SI 86 X SI 80 2-1 ① G6-3	F CH 75 F SI 82 X CH 76 0-2 1-H 2-H HR		B CU 77 F SL 85 C CH 82 C FF 91 1-3 ② K		B KC 81 B SI 90 T SI 92 X SI 91 2-1 ③ F8	5	1	1	3	0	1	1
54 Darnell McDonald, R (1, 9) OBP: 0.259, SLG: 0.350 (8, 8)		C SI 81 B SI 84 B CH 75 F CH 76 X FF 87 2-2 ③ G6-3		F SI 82 B SI 86 X SI 81 1-1 2 SF8 2-H 3B	C CU 69 X CH 76 0-1 ② F9		B CU 76 F FF 91 X SL 85 1-1 ③ G6-3			4	1	1	1	0	0	0

Inning Stats	1	2	3	4	5	6	7	8	9
	R: 0 E: 0 K: 0 S: 14	R: 0 E: 0 K: 0 S: 10	R: 0 E: 0 K: 1 S: 10	R: 2 E: 0 K: 0 S: 13	R: 3 E: 0 K: 0 S: 15	R: 0 E: 0 K: 2 S: 11	R: 0 E: 0 K: 1 S: 8	R: 2 E: 1 K: 0 S: 8	R: 0 E: 0 K: 0 S: 4
	H: 2 LOB: 3 BB: 1 P: 22	H: 0 LOB: 0 BB: 0 P: 15	H: 2 LOB: 3 BB: 1 P: 14	H: 4 LOB: 2 BB: 0 P: 20	H: 3 LOB: 0 BB: 0 P: 20	H: 1 LOB: 2 BB: 1 P: 20	H: 0 LOB: 0 BB: 0 P: 11	H: 1 LOB: 0 BB: 0 P: 13	H: 0 LOB: 0 BB: 1 P: 10

	AB	37
	R	7
	H	13
	RBI	6
	BB	4
	SO	4
	LOB	18

	1B: 7	SF: 2	WP: 0	PA: 44
	2B: 4	SAC: 0	PB: 0	
	3B: 1	DP: 2	SB: 1	
	HR: 1	HBP: 1	CS: 0	

PITCHER	IP	WLS	BF	H	R	ER	SO	BB	IBB	HBP	BLK	WP	HR	S	P	ERA	WHIP
26 Jeff Francis, L (1, 1) ERA: 4.89	5.0	L	28	11	5	5	1	0	2	0	0	0	1	62	91	9.00	2.200
61 Everett Teaford, L (6, 1) ERA: 4.03	3.0		13	2	2	1	3	1	0	1	0	0	0	27	44	3.00	1.000
47 Nate Adcock, R (9, 1) ERA: 4.56	1.0		3	0	0	0	0	1	0	0	0	0	0	4	10	0.00	1.000

PITCHER	IP	WLS	BF	H	R	ER	SO	BB	IBB	HBP	BLK	WP	HR	S	P	ERA	WHIP

Boston Red Sox @ Kansas City Royals

Kauffman Stadium, Kansas City, MO

Fri Aug 19 2011, 7:11 PM - 9:53 PM CDT

Att. 21,262 - Clear - 86 F

BOTTOM

livebaseballscorecards.com

Batter	1	2	3	4	5	6	7	8	9	AB	R	H	RBI	BB	SO	LOB
4 Alex Gordon, L (1, 7) OBP: 0.370, SLG: 0.486	B FF 92 C FF 91 L FF 91 B SL 78 B SL 78 S FF 92 — 3-3 — K ①		S SL 79 B SL 80 B FF 94 X FF 95 — 2-1 — SF8 ② 3-H			B SL 77 C FF 93 B FF 95 B SL 80 C SL 79 B FF 96 — 4-2 — 53 S BB		B FF 93 X FF 92 — 1-0 — P5 ③		2	0	0	1	1	1	0
53 Melky Cabrera, S (1, 8) OBP: 0.339, SLG: 0.479	C SL 77 B SI 92 B FF 91 X FF 91 — 2-1 — G5-3 ②		F CH 84 X FF 93 — 0-1 — G4-3 ③			C FF 93 B FF 91 F CH 84 B FF 94 F SL 78 B FF 94 S SL 79 — 3-3 — K ① 1-2			C CU 80 S FS 86 X FC 92 — 0-2 — F9 ①	4	0	0	0	0	1	1
16 Billy Butler, R (1, 10) OBP: 0.368, SLG: 0.456	B FF 95 B SL 80 B SL 79 X FF 92 — 3-0 — F8 ③			F FF 94 X FF 94 — 0-1 — F8 ①		C SI 94 B SI 90 F SI 94 S SI 95 — 1-3 — K ②			X SI 94 — 0-0 — 2B	4	0	1	0	0	1	1
35 Eric Hosmer, L (1, 3) OBP: 0.319, SLG: 0.413		C FF 91 B SL 77 F SL 76 S SL 78 — 1-3 — K ①		B FF 94 F SL 78 B SL 79 F FF 92 X FF 95 — 2-2 — 21 G4-6-3 1B		C FF 95 F SL 82 F FF 93 X FC 93 — 0-2 — G4-3 ③			C CU 80 B CU 80 F CU 81 X SI 94 — 1-2 — F7 ②	4	0	1	0	0	1	2
21 Jeff Francoeur, R (1, 9) OBP: 0.328, SLG: 0.461		F FF 90 S SL 78 F FF 94 X SL 78 — 0-2 — 2B		B CH 81 D FF 92 C CH 82 B FF 91 C FF 92 X SL 78 — 3-2 — G4-6-3 ② ③ 1-2f			C CU 79 F FF 92 B FF 93 F FF 94 S FS 86 — 1-3 — K ①		B SI 94 B SI 92 B FF 91 B FF 93 — 4-0 — BB	3	0	1	0	1	1	1
9 Johnny Giavotella, R (1, 4) OBP: 0.305, SLG: 0.393		C FF 92 C FF 93 X FF 92 — 0-2 — G1-3 ②			C FF 93 X CH 85 — 0-1 — G6-3 ①		C CU 80 X FF 93 — 0-1 — G4-3 ②		B FF 91 B FF 91 B FF 93 C FF 94 C FF 94 X CU 82 — 3-2 — G5-3 ③	4	0	0	0	0	0	3
27 Brayan Peña, S (1, 2) OBP: 0.298, SLG: 0.359		C FF 91 B SL 79 F SL 78 B FF 95 F FF 94 X FF 95 — 2-2 — G1-3 ③			C FF 93 X CH 85 — 0-1 — G5-3 ②		B SI 91 F FS 89 F FF 93 X CU 81 — 1-2 — G4-3 ③			3	0	0	0	0	0	1
8 Mike Moustakas, L (1, 5) OBP: 0.253, SLG: 0.251			B FF 90 C FF 91 B FF 93 B FF 91 X FF 90 — 3-1 — 2 SH5-4 4 SF8 2B		B FF 95 B FF 95 B FF 93 B FF 95 — 4-0 — BB			B FF 91 B FS 86 X FF 94 — 2-0 — F9 ①		2	1	1	0	1	0	0
2 Alcides Escobar, R (1, 6) OBP: 0.287, SLG: 0.334			B FF 90 S FF 90 X FF 91 — 1-1 — SH5-4 ① 2-3		C FF 93 F FF 96 F SL 80 X SL 81 — 0-2 — F9 ③			C CU 80 F FF 94 S FF 94 — 0-3 — K ②		2	0	0	0	0	1	1
Inning Stats	R: 0 E: 0 K: 1 S: 6 — H: 0 LOB: 0 BB: 0 P: 14	R: 0 E: 0 K: 1 S: 14 — H: 1 LOB: 1 BB: 0 P: 17	R: 1 E: 0 K: 0 S: 8 — H: 1 LOB: 0 BB: 0 P: 14	R: 0 E: 0 K: 0 S: 8 — H: 1 LOB: 0 BB: 0 P: 13	R: 0 E: 0 K: 0 S: 8 — H: 0 LOB: 1 BB: 1 P: 12	R: 0 E: 0 K: 2 S: 13 — H: 0 LOB: 1 BB: 1 P: 21	R: 0 E: 0 K: 1 S: 9 — H: 0 LOB: 0 BB: 0 P: 11	R: 0 E: 0 K: 1 S: 5 — H: 0 LOB: 0 BB: 0 P: 8	R: 0 E: 0 K: 0 S: 10 — H: 1 LOB: 2 BB: 1 P: 18	1B: 1 2B: 3 3B: 0 HR: 0	SF: 1 SAC: 1 DP: 1 HBP: 0						

	AB	28
	R	1
	H	4
	RBI	1
	BB	3
	SO	6
	LOB	10

WP: 0 PB: 0 SB: 1 CS: 0 — PA: 33

PITCHER		IP	WLS	BF	H	R	ER	SO	BB	IBB	HBP	BLK	WP	HR	S	P	ERA	WHIP
30 Andrew Miller, L ERA: 4.99	(1, 1)	5.1	W	20	3	1	1	3	2	0	0	0	0	0	50	83	1.69	0.938
91 Alfredo Aceves, R ERA: 3.06	(6, 1)	3.2	S	13	1	0	0	3	1	0	0	0	0	0	31	45	0.00	0.545

PITCHER	IP	WLS	BF	H	R	ER	SO	BB	IBB	HBP	BLK	WP	HR	S	P	ERA	WHIP

Batter	1	2	3	4	5	6	7	8	9	AB	R	H	RBI	BB	SO	LOB
10 Marco Scutaro, R (1, 6) OBP: 0.343, SLG: 0.375	B FF 95 B FF 94 C FF 93 B FF 94 B FF 94 4-1 3 FC1-6 BB		F FF 94 1 SAFE B CU 78 X CH 87 1-1 ① ② G4-6-3 1-2f 3-H	B SL 87 D SL 88 B FF 95 B FF 94 4-0 1-2 BB		F FF 95 X FF 96 0-1 ③ P4			C FF 92 B SL 87 X FF 95 1-1 ① F9	3	0	0	0	2	0	2
3 Mike Aviles, R (1, 5) OBP: 0.269, SLG: 0.384	D SL 88 B FF 94 C FF 95 X SL 88 2-1 ① FC1-6 28 G4-3 1-2f		X SL 87 0-0 E1 1B	D SL 88 X FF 94 1-0 ③ F8			B FF 95 C FF 91 C FF 94 S SL 87 1-3 ① K		C FF 94 X SL 88 0-1 ② G6-3	5	0	1	0	0	1	4
28 Adrián González, L (1, 3) OBP: 0.403, SLG: 0.538	B FF 95 B FF 94 C SL 87 F FF 95 B SI 96 X CH 86 3-2 ② G4-3 2-3		B CH 85 F FF 95 B CU 80 X CH 88 2-1 ③ F8		X FF 92 0-0 ① F7		B FF 95 B FF 95 B FF 93 C FF 93 X FF 94 3-1 ② G3		B FF 97 F FF 94 B SL 85 F FF 96 S SL 87 2-3 ③ K	5	0	0	0	0	1	2
15 Dustin Pedroia, R (1, 4) OBP: 0.399, SLG: 0.474	C FF 97 C FF 97 F FF 96 D SL 90 D SL 90 X SL 90 2-2 ③ G5-3			C FF 94 C SL 87 X SL 87 0-2 16 1B 13 1B 1B	B FF 94 C FF 95 S CH 86 B FF 96 C SL 88 2-3 ② K		X FF 93 0-0 1B			4	1	2	0	0	1	1
16 Josh Reddick, L (1, 9) OBP: 0.355, SLG: 0.509		C FF 93 F CH 84 B FF 96 B SL 86 B SL 88 X CH 90 3-2 ① F9		B CH 86 1 SAFE X FF 94 1-0 60 1B 13 1B 54 SF9 1-2 1B	X FF 93 0-0 ③ F9		C FF 94 F FF 94 X SL 86 0-2 ③ F8			4	1	1	0	0	0	1
39 Jarrod Saltalamacchia, S (1, 2) OBP: 0.307, SLG: 0.459		B FF 94 C SI 95 B CH 87 B SI 95 S FF 95 S FF 95 3-3 ② K		B FF 95 F CH 87 F SL 88 B SI 96 F SI 95 S FF 95 2-3 ① K		B FF 94 S CH 85 B FF 95 B FF 94 C FF 93 X FF 95 3-2 60 1B 2B		F FF 93 B FF 93 F CH 82 S FF 94 1-3 ① K		4	1	1	0	0	3	2
13 Carl Crawford, L (1, 7) OBP: 0.285, SLG: 0.379		B CH 86 C FF 94 S CH 88 X FF 96 1-2 ③ G6-3		B SI 95 X CH 87 1-0 54 SF9 60 1B 1-2 2-H 1B		B SI 95 X FF 95 1-0 ① F7		F FF 91 S FF 93 F FF 94 X FF 93 0-2 1B		4	0	2	1	0	0	1
60 Ryan Lavarnway, R (1, 10) OBP: 0.385, SLG: 0.273			C FF 94 B FF 95 B SL 87 B SL 87 C FF 94 B FF 96 4-2 54 1B 54 WP 10 G4-6-3 BB	C FF 94 B SL 88 X FF 94 1-1 10 BB 1-2 2-3 1B		X FF 95 0-0 54 FC1-6 2-H 1B		C FF 93 C SL 86 X SL 86 0-2 ② F8		3	1	2	1	1	0	1
54 Darnell McDonald, R (1, 8) OBP: 0.259, SLG: 0.350			B CH 87 F FF 95 X SL 87 1-1 10 G4-6-3 1-3 1B	S FF 95 C FF 96 X FF 96 0-2 ② SF9 2-3 3-H		D SL 87 F SL 88 F FF 95 X SL 90 1-2 ② FC1-6 1-2f		C FF 95 F SL 87 X FF 97 0-2 ③ F9		3	0	1	1	0	0	2
Inning Stats	R: 0 E: 1 K: 0 S: 10 H: 0 LOB: 1 BB: 1 P: 21	R: 0 E: 0 K: 1 S: 9 H: 0 LOB: 0 BB: 0 P: 16	R: 1 E: 1 K: 0 S: 9 H: 2 LOB: 1 BB: 1 P: 17	R: 2 E: 0 K: 1 S: 15 H: 4 LOB: 3 BB: 1 P: 25	R: 0 E: 0 K: 1 S: 5 H: 0 LOB: 0 BB: 0 P: 7	R: 1 E: 0 K: 0 S: 10 H: 2 LOB: 1 BB: 0 P: 15	R: 0 E: 0 K: 1 S: 9 H: 1 LOB: 1 BB: 0 P: 13	R: 0 E: 0 K: 1 S: 13 H: 1 LOB: 1 BB: 0 P: 14	R: 0 E: 0 K: 1 S: 7 H: 0 LOB: 0 BB: 0 P: 10	1B: 9 2B: 1 3B: 0 HR: 0 SF: 1 SAC: 0 DP: 1 HBP: 0						

PITCHER	IP	WLS	BF	H	R	ER	SO	BB	IBB	HBP	BLK	WP	HR	S	P	ERA	WHIP
59 Felipe Paulino, R (1, 1) ERA: 4.4	6.0	W	28	8	4	4	3	3	0	0	0	1	0	58	101	6.00	1.833
38 Blake Wood, R (7, 1) ERA: 3.54	1.0		4	1	0	0	1	0	0	0	0	0	0	9	13	0.00	1.000
55 Tim Collins, L (8, 1) ERA: 3.54	0.1		2	1	0	0	1	0	0	0	0	0	0	7	8	0.00	3.000
56 Greg Holland, R (8, 1) ERA: 1.55	1.2		5	0	0	0	1	0	0	0	0	0	0	13	16	0.00	0.000

PITCHER	IP	WLS	BF	H	R	ER	SO	BB	IBB	HBP	BLK	WP	HR	S	P	ERA	WHIP

TOP

Boston Red Sox @ Kansas City Royals

Kauffman Stadium, Kansas City, MO

Sat Aug 20 2011, 6:11 PM - 9:04 PM CDT

Att. 28,588 - Partly Cloudy - 79 F

livebaseballscorecards.com

AB	35
R	4
H	10
RBI	3
BB	3
SO	6
LOB	16

1B: 9	SF: 1	WP: 1	PA: 39
2B: 1	SAC: 0	PB: 0	
3B: 0	DP: 1	SB: 0	
HR: 0	HBP: 0	CS: 0	

Batter	1	2	3	4	5	6	7	8	9	AB	R	H	RBI	BB	SO	LOB
4 Alex Gordon, L (1, 7) OBP: 0.372, SLG: 0.491	B KN 65 B KN 66 C KN 66 B KN 65 C FF 73 F KN 67 X KN 67 3-2 ① F9		B KN 65 1 SAFE F KN 66 1 SAFE P PO 70 1 SAFE X KN 65 2-1 ① G4-3 1-2		B KN 66 C KN 66 B KN 66 C FF 73 X KN 67 2-2 2B	B SL 87 B SI 94 B SI 94 C SI 93 X SI 92 3-1 53 1B 1-H 2-H 2B		C SI 90 X CU 77 0-1 1B		5	1	3	2	0	0	1
53 Melky Cabrera, S (1, 8) OBP: 0.338, SLG: 0.476	B KN 66 F KN 67 F KN 67 B KN 67 X KN 66 2-2 ② G1-3		F KN 66 F KN 66 F KN 66 B KN 66 X KN 66 1-2 ② P6		B KN 67 C KN 67 X KN 66 1-1 ③ G6-3	B SL 86 X SL 87 1-0 35 3B 2-H 1B		C SL 86 B FF 88 B FF 88 1 SAFE X FF 88 2-1 ② L6		5	1	1	1	0	0	3
16 Billy Butler, R (1, 10) OBP: 0.370, SLG: 0.459	C KN 67 S KN 66 X KN 66 0-2 1B		X KN 66 0-0 2-H 2B			C KN 66 I IN 72 I IN 73 I IN 73 I IN 77 2-3 K2-3 4-0 35 3B IBB		B FF 89 B FF 87 S FF 88 C SI 89 D FF 88 X FF 88 3-2 ③ G4-3		4	1	2	1	1	1	1
35 Eric Hosmer, L (1, 3) OBP: 0.321, SLG: 0.419	C KN 66 S KN 66 F KN 66 B KN 66 X KN 61 1-2 ③ F9		B KN 66 X KN 66 1-0 ③ G4-3			B KN 66 C KN 66 C KN 65 C KN 67 S FF 74 X KN 66 3-2 21 2B 1B 2-1 1-H 2-H 3B				4	1	2	2	0	0	2
21 Jeff Francoeur, R (1, 9) OBP: 0.330, SLG: 0.463		S KN 66 S KN 65 B KN 66 X KN 66 1-2 ① P3		B KN 64 X KN 65 1-0 13 CS 1B		X KN 66 0-0 8 2B 1-H 2B C CU 74 F FF 96 S FF 96 0-3 ③ K				4	1	2	1	0	1	1
8 Mike Moustakas, L (1, 5) OBP: 0.258, SLG: 0.261		C KN 66 B KN 66 X KN 66 1-1 1B		C KN 65 B KN 65 B KN 65 B KN 66 C FF 73 F KN 67 F KN 67 X KN 67 3-2 ① F8		X KN 67 0-0 17 1B 2-H 2B	C FF 93 F CU 73 B FF 95 B FF 94 F FF 95 F CH 84 X FF 95 2-2 ① L4			4	1	2	1	0	0	1
13 Salvador Perez, R (1, 2) OBP: 0.200, SLG: 0.242	B KN 66 C KN 66 F KN 66 F KN 66 1 SAFE B KN 66 1 SAFE S KN 65 2-3 ② K			B KN 66 F KN 66 B KN 65 F KN 66 S KN 66 2-3 ②③ K 1-2		C SI 92 D SL 85 B SI 93 S SL 86 F SI 92 D SL 88 B SL 89 4-2 17 1B 4 2B BB	X FF 95 0-0 ② F9			3	1	0	0	1	2	2
17 Chris Getz, L (1, 4) OBP: 0.314, SLG: 0.284	C KN 66 X KN 65 0-1 ③ F8				B KN 65 C KN 65 F KN 65 B KN 67 X KN 67 2-2 ① G3	X SI 94 0-0 4 2B 1-2 2-H 1B	C FF 94 X CU 76 0-1 ③ G4-3			4	1	1	1	0	0	1
2 Alcides Escobar, R (1, 6) OBP: 0.287, SLG: 0.333			B KN 65 B KN 66 C FF 72 F KN 66 X KN 66 2-2 4 G4-3 16 2B 1B		C KN 66 F KN 66 F KN 68 X KN 67 0-2 ② G5-3	B SI 92 X SI 93 1-0 ② F9		F SI 90 F SI 91 B SI 90 F SI 91 X SI 89 1-2 ① G6-3		4	1	1	0	0	0	2
Inning Stats	R: 0 E: 0 K: 0 S: 14 H: 1 LOB: 1 BB: 0 P: 20	R: 0 E: 0 K: 1 S: 11 H: 1 LOB: 1 BB: 0 P: 15	R: 1 E: 0 K: 0 S: 12 H: 2 LOB: 1 BB: 0 P: 17	R: 0 E: 0 K: 1 S: 9 H: 1 LOB: 0 BB: 0 P: 15	R: 0 E: 0 K: 0 S: 12 H: 1 LOB: 1 BB: 0 P: 17	R: 8 E: 0 K: 2 S: 21 H: 7 LOB: 1 BB: 2 P: 41	R: 0 E: 0 K: 0 S: 8 H: 0 LOB: 0 BB: 0 P: 10	R: 0 E: 0 K: 0 S: 11 H: 1 LOB: 1 BB: 0 P: 17		1B: 8 2B: 5 3B: 1 HR: 0	SF: 0 SAC: 0 DP: 0 HBP: 0	WP: 0 PB: 0 SB: 0 CS: 1	PA: 39			

PITCHER		IP	WLS	BF	H	R	ER	SO	BB	IBB	HBP	BLK	WP	HR	S	P	ERA	WHIP
49 Tim Wakefield, R ERA: 4.97	(1, 1)	5.1		24	9	4	4	3	0	0	0	0	0	0	66	97	6.75	1.688
32 Matt Albers, R ERA: 3.71	(6, 1)	0.1	L	6	3	3	3	0	1	1	0	0	0	0	8	21	81.00	12.000
46 Franklin Morales, L ERA: 3.89	(6, 1)	1.1		5	1	2	2	1	0	0	0	0	0	0	13	17	13.50	0.750
35 Dan Wheeler, R ERA: 3.95	(8, 1)	1.0		4	1	0	0	0	0	0	0	0	0	0	11	17	0.00	1.000

PITCHER	IP	WLS	BF	H	R	ER	SO	BB	IBB	HBP	BLK	WP	HR	S	P	ERA	WHIP

BOTTOM

Boston Red Sox @ Kansas City Royals

Kauffman Stadium, Kansas City, MO

Sat Aug 20 2011, 6:11 PM - 9:04 PM CDT

Att. 28,588 - Partly Cloudy - 79 F

livebaseballscorecards.com

AB	37
R	9
H	14
RBI	9
BB	2
SO	4
LOB	14

Boston Red Sox @ Kansas City Royals

Kauffman Stadium, Kansas City, MO

Sun Aug 21 2011, 1:13 PM - 4:23 PM CDT

Att. 25,723 - Sunny - 85 F

livebaseballscorecards.com

TOP

Batter	1	2	3	4	5	6	7	8	9	AB	R	H	RBI	BB	SO	LOB
10 Marco Scutaro, R (1, 6) OBP: 0.344, SLG: 0.377	C FF 93 B SI 92 C FF 94 F FF 96 B CU 76 B FF 93 F FF 95 B FF 94 4-2 28 CS BB		B CH 86 B FF 93 F FF 92 X FF 93 2-1 ③ G5-3			C CU 73 X SI 91 0-1 ① L5		C SI 90 B SL 81 B FF 89 S FF 90 X FF 89 2-2 54 1B 28 1B 2B	B FF 92 X FF 91 1-0 ② P3	4	1	1	0	1	0	0
54 Darnell McDonald, R (1, 8) OBP: 0.273, SLG: 0.389	C FF 93 X FF 93 0-1 ① F8			B FF 92 B SI 91 F FF 93 X FF 93 2-1 28 F7 1B		C FF 93 F CU 76 X FF 94 0-2 HR		L SL 78 B FF 90 2 SAFE M SL 80 X SL 80 1-2 28 1B 12 SF8 2-3 1B	B FF 92 X FC 88 1-0 ③ P3	5	2	3	1	0	0	1
28 Adrián González, L (1, 3) OBP: 0.404, SLG: 0.537	B FF 95 B FF 92 C FF 94 F FF 94 B CH 85 F FF 96 S FF 95 3-3 ②③ K 1-2			F FF 93 D CU 75 B CU 76 X FF 94 2-1 ①② F7 1-2		B CU 76 B FF 94 F FF 93 B FF 93 F FF 92 B SL 84 4-2 BB		F FF 88 B FF 88 F SL 78 B FF 89 X FF 89 2-2 60 2B 1-3 3-H 1B		3	1	1	1	1	1	2
15 Dustin Pedroia, R (1, 4) OBP: 0.396, SLG: 0.470		C FF 92 X CH 85 0-1 ① G6-3		B CU 75 C FF 95 B FF 94 B CU 77 X FF 94 3-1 ③ P4		C FF 92 D CH 84 S FF 93 B FF 92 B FF 91 X FF 90 3-2 ② F7		B SL 79 C SL 79 B SL 80 F SL 80 S FF 90 2-3 ① K		4	0	0	0	0	1	3
12 Jed Lowrie, S (1, 5) OBP: 0.310, SLG: 0.393		B FF 94 B FF 92 C FF 92 B FF 93 F FF 93 F FF 94 X FF 93 3-2 ② F9			B FF 93 F FF 92 X FF 92 1-1 13 G4-3 33 3B 1B	X CU 74 0-0 ③ F7		C SL 79 B CH 78 S SL 80 B FF 88 X SL 80 2-2 ② SF8 3-H		3	1	1	1	0	0	1
60 Ryan Lavarnway, R (1, 10) OBP: 0.412, SLG: 0.400		X FF 95 0-0 1B			C CU 75 B FF 94 C FF 93 F SL 81 F FF 95 F CH 86 B FF 94 F CU 75 B CU 75 3-2 ① X FF 84 F8		C SI 94 S SL 82 B SL 84 S SL 84 1-3 ① K	X FF 89 0-0 1-H 2B		4	0	2	1	0	1	1
13 Carl Crawford, L (1, 7) OBP: 0.287, SLG: 0.386		S FF 93 F FF 96 S FF 95 0-3 ③ K			B SL 82 C FF 94 F FF 94 B FF 93 X CU 76 2-2 ② G4-3 1-2		C SI 95 B KC 75 X FF 95 1-1 HR	B FF 91 D CU 74 B FF 92 C FF 92 B FF 93 4-1 BB		3	1	1	1	1	1	2
33 Jason Varitek, S (1, 2) OBP: 0.307, SLG: 0.418			B SI 92 B FF 90 C FF 91 B CH 84 X FF 92 3-1 ① P3		B CU 76 S FF 94 C FF 94 X CU 78 1-2 2-H 3B		B SI 95 F SI 96 C SL 82 S SL 83 1-3 ② K	B CH 82 F FF 92 F FF 92 S CH 82 1-3 ③ K		4	0	1	1	0	2	2
16 Josh Reddick, L (1, 9) OBP: 0.347, SLG: 0.497			C FF 93 F CU 73 B FF 93 X SL 80 1-2 ② G3		B FF 96 B FF 91 S FF 92 F FF 94 B SI 93 S FF 95 3-3 ③ K		C KC 77 X SI 94 0-1 ③ L5		C FF 91 C FF 90 B CU 69 S FC 89 1-3 ① K	4	0	0	0	0	2	1
Inning Stats	R: 0 E: 0 K: 1 S: 10 H: 0 LOB: 1 BB: 1 P: 17	R: 0 E: 0 K: 1 S: 10 H: 1 LOB: 1 BB: 0 P: 13	R: 0 E: 0 K: 0 S: 7 H: 0 LOB: 0 BB: 0 P: 13	R: 0 E: 0 K: 0 S: 6 H: 1 LOB: 0 BB: 0 P: 13	R: 1 E: 0 K: 1 S: 18 H: 2 LOB: 1 BB: 0 P: 28	R: 1 E: 0 K: 0 S: 11 H: 1 LOB: 1 BB: 1 P: 18	R: 1 E: 0 K: 2 S: 10 H: 1 LOB: 0 BB: 0 P: 13	R: 3 E: 0 K: 2 S: 20 H: 4 LOB: 2 BB: 1 P: 34	R: 0 E: 0 K: 1 S: 5 H: 0 LOB: 0 BB: 0 P: 8	1B: 5 2B: 3 3B: 1 HR: 2 SF: 1 SAC: 0 DP: 1 HBP: 0						

	AB	34
	R	6
	H	10
	RBI	6
	BB	3
	SO	8
	LOB	13

PITCHER		IP	WLS	BF	H	R	ER	SO	BB	IBB	HBP	BLK	WP	HR	S	P	ERA	WHIP
23 Danny Duffy, L ERA: 5.48	(1, 1)	6.0	L	23	5	2	2	3	2	0	0	0	0	1	62	102	3.00	1.167
43 Aaron Crow, R ERA: 2.41	(7, 1)	1.0		4	1	1	1	2	0	0	0	0	0	1	10	13	9.00	1.000
31 Louis Coleman, R ERA: 2.16	(8, 1)	0.2		6	4	3	3	1	0	0	0	0	0	0	16	25	40.50	6.000
55 Tim Collins, L ERA: 3.51	(8, 1)	0.1		2	0	0	0	1	1	0	0	0	0	0	4	9	0.00	3.000
48 Joakim Soria, R ERA: 4.13	(9, 1)	1.0		3	0	0	0	1	0	0	0	0	0	0	5	8	0.00	0.000

PITCHER	IP	WLS	BF	H	R	ER	SO	BB	IBB	HBP	BLK	WP	HR	S	P	ERA	WHIP

WP: 0	PA: 38
PB: 0	
SB: 0	
CS: 1	

Boston Red Sox @ Kansas City Royals

Kauffman Stadium, Kansas City, MO

Sun Aug 21 2011, 1:13 PM - 4:23 PM CDT

Att. 25,723 - Sunny - 85 F

livebaseballscorecards.com

BOTTOM

Batter	1	2	3	4	5	6	7	8	9	AB	R	H	RBI	BB	SO	LOB
4 Alex Gordon, L (1, 7) OBP: 0.369, SLG: 0.487	C FF 91 L SI 92 B FF 92 F CU 76 F FC 89 B CU 77 B FF 93 C FF 94 3-3 ① K		F FF 91 B FC 88 C FC 86 T FF 93 1-2 ① K		X FC 88 0-0 ② P5		X FF 98 0-0 ② F8			4	0	0	0	0	2	2
53 Melky Cabrera, S (1, 8) OBP: 0.335, SLG: 0.472	B FF 93 F FF 94 S CH 88 B FF 94 X FF 94 2-2 ② G5-3		C FC 88 B CH 86 F FC 89 X CU 76 1-2 ② P5		B FC 87 B FF 92 C FC 87 F CH 85 B FF 93 F FF 92 X FC 88 3-2 ③ F9		B FF 97 B FF 98 F FF 98 X FF 98 2-1 ③ FC6-4 1-2f			4	0	0	0	0	0	2
16 Billy Butler, R (1, 10) OBP: 0.370, SLG: 0.456	X FF 93 0-0 ③ F8		C CH 87 B FF 93 B FC 88 S CU 74 B FC 90 B CH 85 4-2 BB			B CU 71 B FF 91 X FF 91 2-0 ① F9		B FF 96 S FF 97 F SL 83 C SL 85 1-3 ① K		3	0	0	0	1	1	0
35 Eric Hosmer, L (1, 3) OBP: 0.320, SLG: 0.416		B CU 71 B FC 88 B FF 92 B FF 91 4-0 8 BB 13 E BB	C CU 74 C FF 95 X CU 77 0-2 ③ G3			B FC 89 S FC 87 B FF 94 F FF 92 F FC 90 X CU 76 2-2 ② G3		B SL 83 C FF 97 X FF 92 1-1 ② G1-4-3		3	0	0	0	1	0	1
21 Jeff Francoeur, R (1, 9) OBP: 0.327, SLG: 0.459		F FF 93 S CH 84 F FF 94 F CU 76 F FF 93 X CH 87 0-2 ① F8		B FC 88 C FC 89 F FF 93 F FF 93 B CU 77 S FC 90 2-3 ① K		C FC 88 F FC 89 X CU 76 0-2 ③ G5-3		B SL 84 C SL 84 S SL 84 F FF 97 S SL 85 1-3 ③ K		4	0	0	0	0	2	1
9 Johnny Giavotella, R (1, 4) OBP: 0.302, SLG: 0.417		1 SAFE B FF 92 B FF 92 X FF 93 2-0 ② P4	C CU 74 X FC 88 0-1 ② G5-3				C FF 91 X CH 86 0-1 8 1B 3B		C SI 89 F CU 76 F FC 86 F FF 90 B CU 76 F FC 86 C SI 89 1-3 ① K	4	1	1	0	0	1	1
13 Salvador Perez, R (1, 2) OBP: 0.231, SLG: 0.250		1 SAFE 1 SAFE C FF 92 B CU 75 B FF 92 X CH 86 2-1 E5 8 BB 1-2	B FF 93 C FC 87 S FC 89 F FF 94 B CU 77 F SI 93 X FC 90 2-2 8 FC6-4 1B				C FF 93 F FF 92 D CU 76 B SI 93 B FF 94 F FF 93 B FF 93 4-2 8 1B BB		X SI 90 0-0 ② F8	3	0	1	0	1	0	1
8 Mike Moustakas, L (1, 5) OBP: 0.262, SLG: 0.262		B FF 93 S FF 93 B FF 94 D FC 90 F FC 88 B FC 87 4-2 1-2 2-3 BB	1 SAFE B FF 93 X FF 94 1-0 ③ FC6-4 1-2f				D CU 76 C FC 89 C CU 75 X FC 88 1-2 53 FC6-4 1B 1-2 3-H		B SI 89 F FC 86 F SI 89 S CU 76 1-3 ③ K	3	0	1	1	1	1	1
2 Alcides Escobar, R (1, 6) OBP: 0.285, SLG: 0.331		F FF 94 B FF 94 B FF 94 F FF 93 X FF 94 2-2 ③ G1-3			B FF 90 B FF 90 C FF 89 X FF 90 2-1 ① G5-3		B FF 96 L FF 96 L FF 98 F FF 97 B SL 84 F FF 98 S SL 84 2-3 ① K			3	0	0	0	0	1	5
Inning Stats	R: 0 E: 0 K: 1 S: 9 H: 0 LOB: 0 BB: 0 P: 14	R: 0 E: 1 K: 0 S: 14 H: 0 LOB: 3 BB: 2 P: 28	R: 0 E: 0 K: 1 S: 11 H: 0 LOB: 1 BB: 1 P: 17	R: 0 E: 0 K: 1 S: 12 H: 1 LOB: 1 BB: 0 P: 17	R: 0 E: 0 K: 0 S: 7 H: 0 LOB: 0 BB: 0 P: 12	R: 0 E: 0 K: 0 S: 8 H: 0 LOB: 0 BB: 0 P: 12	R: 1 E: 0 K: 1 S: 16 H: 2 LOB: 2 BB: 1 P: 25	R: 0 E: 0 K: 2 S: 9 H: 0 LOB: 0 BB: 0 P: 12	R: 0 E: 0 K: 2 S: 10 H: 0 LOB: 0 BB: 0 P: 12	1B: 2 2B: 0 3B: 1 HR: 0	SF: 0 SAC: 0 DP: 0 HBP: 0						

	AB	31
	R	1
	H	3
	RBI	1
	BB	4
	SO	8
	LOB	14

PITCHER		IP	WLS	BF	H	R	ER	SO	BB	IBB	HBP	BLK	WP	HR	S	P	ERA	WHIP
31 Jon Lester, L ERA: 3.16	(1, 1)	6.0	W	26	3	1	1	3	4	0	0	0	0	0	69	113	1.50	1.167
51 Daniel Bard, R ERA: 2.1	(7, 1)	2.0	H	6	0	0	0	3	0	0	0	0	0	0	17	24	0.00	0.000
35 Dan Wheeler, R ERA: 3.86	(9, 1)	1.0		3	0	0	0	2	0	0	0	0	0	0	10	12	0.00	0.000

PITCHER	IP	WLS	BF	H	R	ER	SO	BB	IBB	HBP	BLK	WP	HR	S	P	ERA	WHIP

Batter	1	2	3	4	5	6	7	8	9	AB	R	H	RBI	BB	SO	LOB
10 Marco Scutaro, R (1, 6) OBP: 0.339, SLG: 0.372	B FF 92 C FF 90 B SI 91 S CH 85 F SL 84 F CH 87 X FF 93 2-2 ① F8		B CU 76 S FC 87 B SI 92 C CH 84 F FC 86 C SI 93 2-3 ② K			C CH 84 X FC 87 0-1 ① L7		B FF 94 C FF 92 F SL 89 S SL 89 1-3 ② K		4	0	0	0	0	2	0
54 Darnell McDonald, R (1, 8) OBP: 0.264, SLG: 0.375	C FF 91 B FC 87 B SI 91 X CH 86 2-1 ② G1-3		X SI 91 0-0 ③ G1-3			C CU 76 B SL 82 B SI 90 F CH 85 B FF 91 F SL 83 F SI 91 X CH 84 3-2 ② G1-3		S FF 94 B FF 94 B SL 88 F SL 88 B SL 88 S SL 87 3-3 ③ K		4	0	0	0	0	1	0
28 Adrián González, L (1, 3) OBP: 0.404, SLG: 0.535	C SI 91 X SI 93 0-1 12 FC5 15 BB 1B			C FF 90 B SL 84 X CU 76 1-1 ① G3		S SI 92 S SI 94 S FC 85 0-3 ③ K			B FF 95 C FF 96 B CH 89 F FF 97 B SL 81 B FF 97 4-2 60 BB BB	3	0	1	0	1	1	0
15 Dustin Pedroia, R (1, 4) OBP: 0.397, SLG: 0.469	C CU 76 B SI 91 D SI 90 B FF 90 B SI 91 4-1 12 FC5 1-2 BB			X SI 90 0-0 12 G6-4-3 1B			B FF 89 C SL 82 C FF 88 F SI 91 B SL 81 X SI 92 2-2 ① G4-3		C FF 97 C FC 86 B FC 86 X FF 98 1-2 ① F8	3	0	1	0	1	0	1
12 Jed Lowrie, S (1, 5) OBP: 0.309, SLG: 0.391	C FF 90 B FC 87 B CU 74 X CH 85 2-1 ③ FC5 1-2 2-3f			C CU 76 B SI 90 B FC 86 F CH 84 1 SAFE 1 SAFE X SL 81 2-2 ② ③ G6-4-3 1-2f			C CU 76 B SI 91 B CH 86 X FF 89 2-1 13 FC1-6 60 BB 1B		C FF 97 B FF 96 F SL 79 S FF 99 1-3 ② K	4	0	1	0	0	1	4
60 Ryan Lavarnway, R (1, 10) OBP: 0.429, SLG: 0.353		C CU 76 S FC 87 B FC 88 B SL 82 B FF 92 F FC 87 F SI 92 S SL 82 3-3 ① K			S FC 87 B CU 76 B CH 85 F FC 87 B SL 83 X FC 88 3-2 ① F7		C SI 91 D SL 83 B FF 91 B CH 84 B SI 90 4-1 13 FC1-6 1-2 BB		B FF 97 C FF 97 B FF 96 B FF 98 C FF 98 F FF 97 B FF 97 4-2 1-2 BB	2	0	0	0	2	1	0
13 Carl Crawford, L (1, 7) OBP: 0.287, SLG: 0.385		B SI 91 S SL 83 F FF 91 F CU 78 F FF 91 X SI 92 1-2 ② G3-1			B CU 78 C FF 91 X FF 92 1-1 1B		B SI 90 B SL 83 C SI 92 X SI 91 2-1 ② FC1-6 1-2f 2-3		C FF 97 X FF 96 0-1 ③ G4-3	4	0	1	0	0	0	4
39 Jarrod Saltalamacchia, S (1, 2) OBP: 0.304, SLG: 0.454		B CU 76 S FC 86 F CU 76 S FF 91 1-3 ③ K			1 SAFE B SI 90 S FC 87 1 SAFE X SI 90 1-1 ② P4		C FS 81 X FS 82 0-1 ③ G4-3			3	0	0	0	0	1	3
16 Josh Reddick, L (1, 9) OBP: 0.342, SLG: 0.489			C B F SL 82 X SI 92 1-2 ① F7		1 SAFE F FF 92 C SL 82 B SL 82 F SI 91 F SI 91 1 SAFE X SL 81 1-2 ③ F7			C FF 92 X SL 88 0-1 ① F8		3	0	0	0	0	0	1
Inning Stats	R: 0 H: 1 E: 0 LOB: 2 K: 0 BB: 1 S: 12 P: 22	R: 0 H: 0 E: 0 LOB: 0 K: 2 BB: 0 S: 13 P: 18	R: 0 H: 0 E: 0 LOB: 0 K: 1 BB: 0 S: 8 P: 11	R: 0 H: 1 E: 0 LOB: 0 K: 0 BB: 0 S: 6 P: 9	R: 0 H: 1 E: 0 LOB: 1 K: 0 BB: 0 S: 12 P: 18	R: 0 H: 0 E: 0 LOB: 0 K: 1 BB: 0 S: 10 P: 13	R: 0 H: 1 E: 0 LOB: 2 K: 0 BB: 1 S: 11 P: 21	R: 0 H: 0 E: 0 LOB: 0 K: 2 BB: 0 S: 8 P: 12	R: 0 H: 0 E: 0 LOB: 2 K: 1 BB: 2 S: 13 P: 23	1B: 4 SF: 0 2B: 0 SAC: 0 3B: 0 DP: 1 HR: 0 HBP: 0						

TOP

Boston Red Sox @ Texas Rangers

Rangers Ballpark in Arlington, Arlington, TX

Mon Aug 22 2011, 8:10 PM - 11:17 PM EDT

Att. 33,920 - Clear - 102 F

livebaseballscorecards.com

AB	30
R	0
H	4
RBI	0
BB	4
SO	7
LOB	13

WP: 0 PA: 34
PB: 0
SB: 0
CS: 0

PITCHER		IP	WLS	BF	H	R	ER	SO	BB	IBB	HBP	BLK	WP	HR	S	P	ERA	WHIP
36 C.J. Wilson, L ERA: 3.08	(1, 1)	6.2	W	25	4	0	0	4	2	0	0	0	0	0	70	110	0.00	0.900
19 Koji Uehara, R ERA: 2.1	(7, 1)	0.1	H	1	0	0	0	0	0	0	0	0	0	0	2	2	0.00	0.000
37 Mike Adams, R ERA: 1.39	(8, 1)	1.0		3	0	0	0	2	0	0	0	0	0	0	8	12	0.00	0.000
30 Neftalí Feliz, R ERA: 3.1	(9, 1)	1.0		5	0	0	0	1	2	0	0	0	0	0	13	23	0.00	2.000

Boston Red Sox @ Texas Rangers

Rangers Ballpark in Arlington, Arlington, TX

Mon Aug 22 2011, 8:10 PM - 11:17 PM EDT

Att. 33,920 - Clear - 102 F

BOTTOM

Batter	1	2	3	4	5	6	7	8	9	AB	R	H	RBI	BB	SO	LOB
5 Ian Kinsler, R (1, 4) OBP: 0.346, SLG: 0.441	B SI 88 X CU 74 1-0 G5-3 ①		C CU 79 F CU 77 B FF 92 F CU 78 B FF 92 F CH 79 1 SAFE 1 SAFE X SI 92 2-2 1 1B 1-2 1B		X SI 92 0-0 F9 ③		C SL 86 B SI 94 C SI 94 X SI 93 1-2 G6-3 ②			4	0	1	0	0	0	1
1 Elvis Andrus, R (1, 6) OBP: 0.334, SLG: 0.339	B FF 86 C FF 88 B CH 76 F CU 76 B SI 92 X FF 87 3-2 F8 ②		B CU 74 B CU 77 X FF 92 2-0 32 CS 1-3 2-H 1B			C CU 75 B FF 90 B CU 76 B CU 76 X SI 90 3-1 F8 ①	B SL 88 B SL 87 B SI 93 B FF 93 4-0 32 BB BB			3	0	1	1	1	0	0
32 Josh Hamilton, L (1, 7) OBP: 0.348, SLG: 0.522	B FF 87 C SI 88 B FF 91 F SI 90 F SI 90 X SI 91 2-2 G6-3 ③		F FF 91 B SI 93 F SI 92 1 SAFE B FF 93 B CU 79 X SI 91 3-2 F8 ②③ 1-2			T FF 91 B FF 91 S CU 78 X SI 92 1-2 10 1B 25 HR 1B	S SL 86 B SI 93 B SL 86 B SL 86 B SL 85 4-1 1-2 2-3 BB			3	1	1	0	1	0	2
10 Michael Young, R (1, 5) OBP: 0.375, SLG: 0.491		B FF 89 X FF 89 1-0 1B		C CU 78 B CU 78 B FF 91 X CU 78 2-1 G5-3 ①		X CU 77 0-0 25 HR 1-2 1B	X SL 86 0-0 F9 ③			4	1	2	0	0	0	3
17 Nelson Cruz, R (1, 9) OBP: 0.316, SLG: 0.516		B SI 91 B CU 76 C CU 76 S FF 91 F CU 75 B FF 91 F FF 90 F CH 77 X SI 92 3-2 F9 ①		C FC 91 S CU 79 X CU 78 0-2 1B		B CU 76 F CU 76 C FF 91 B FF 91 F CU 76 B FF 91 F SI 92 S CU 77 3-3 K ②		C FF 95 T CH 84 B FF 96 F FF 97 S SI 96 1-3 K ①		4	0	1	0	0	2	3
25 Mike Napoli, R (1, 10) OBP: 0.384, SLG: 0.593		C CU 77 B FF 92 T FF 92 F FF 92 1 SAFE F CU 77 S SI 92 1-3 K ②		C CU 78 X SI 92 0-1 F7 ②		B CU 78 S CH 77 F FF 92 X FF 92 1-2 1-H 2-H HR		B SI 96 C CH 84 B CU 75 B CH 85 F FF 95 C CU 77 3-3 K ②		4	1	1	3	0	2	2
18 Mitch Moreland, L (1, 3) OBP: 0.339, SLG: 0.445		C FF 91 S FF 92 B FF 94 X SI 90 1-2 G4-3 ③		C SI 90 1 SAFE F CH 80 S SI 92 0-3 K ③		B CU 78 S FF 91 F CU 77 B SI 93 B FF 92 X CU 80 3-2 G6-3 ③		X FF 96 0-0 G3 ③		4	0	0	0	0	1	2
8 Yorvit Torrealba, R (1, 2) OBP: 0.316, SLG: 0.401			B SI 90 C CU 76 B CU 78 X SI 91 2-1 G5-3 ①		B CU 74 C FF 90 X CH 76 1-1 F8 ①		B SL 87 C SL 85 F SI 92 B SI 94 X SI 93 2-2 32 BB 2B			3	0	1	0	0	0	0
23 Craig Gentry, R (1, 8) OBP: 0.330, SLG: 0.300			C FF 92 S CU 78 B SI 93 B CU 77 B FF 93 B CU 78 4-2 5 1B 1 1B BB		C CU 77 F FF 90 S CU 77 0-3 K ②		L SL 86 B SL 87 L FF 92 F FF 94 X SL 86 1-2 G5-3 ①			2	1	0	0	1	1	1
Inning Stats	R: 0 E: 0 K: 0 S: 8 H: 0 LOB: 0 BB: 0 P: 14	R: 0 E: 0 K: 1 S: 15 H: 1 LOB: 1 BB: 0 P: 21	R: 1 E: 0 K: 0 S: 13 H: 2 LOB: 1 BB: 1 P: 26	R: 0 E: 0 K: 1 S: 10 H: 1 LOB: 1 BB: 0 P: 12	R: 0 E: 0 K: 1 S: 6 H: 0 LOB: 0 BB: 0 P: 7	R: 3 E: 0 K: 1 S: 17 H: 3 LOB: 0 BB: 0 P: 28	R: 0 E: 0 K: 0 S: 12 H: 1 LOB: 3 BB: 2 P: 24	R: 0 E: 0 K: 2 S: 8 H: 0 LOB: 0 BB: 0 P: 12		1B: 6 2B: 1 3B: 0 HR: 1	SF: 0 SAC: 0 DP: 0 HBP: 0			WP: 0 PB: 0 SB: 0 CS: 1	PA: 34	

livebaseballscorecards.com

AB	31
R	4
H	8
RBI	4
BB	3
SO	6
LOB	14

PITCHER		IP	WLS	BF	H	R	ER	SO	BB	IBB	HBP	BLK	WP	HR	S	P	ERA	WHIP
23 Erik Bedard, L ERA: 3.57	(1, 1)	6.0	L	25	7	4	4	4	1	0	0	0	0	1	69	108	6.00	1.333
32 Matt Albers, R ERA: 3.63	(7, 1)	1.0		6	1	0	0	0	2	0	0	0	0	0	12	24	0.00	3.000
46 Franklin Morales, L ERA: 3.79	(8, 1)	1.0		3	0	0	0	2	0	0	0	0	0	0	8	12	0.00	0.000

PITCHER	IP	WLS	BF	H	R	ER	SO	BB	IBB	HBP	BLK	WP	HR	S	P	ERA	WHIP

Boston Red Sox @ Texas Rangers

Rangers Ballpark in Arlington, Arlington, TX

Tue Aug 23 2011, 8:08 PM - 11:15 PM EDT

Att. 25,705 - Partly Cloudy - 103 F

TOP

livebaseballscorecards.com

Batter	1	2	3	4	5	6	7	8	9	AB	R	H	RBI	BB	SO	LOB
2 Jacoby Ellsbury, L (1, 8) OBP: 0.370, SLG: 0.515	C FF 87 X CH 82 0-1 10 SH2-3 10 S 28 HR 1B	B FF 88 B SL 84 D CU 78 I IN 74 4-0 IBB		C CU 75 B FF 89 X CH 83 1-1 ① G4-3		B FF 88 B FF 90 F CH 84 F FF 90 X FF 91 2-2 ② P5		X SI 91 0-0 ② G3-4		4	1	1	0	1	0	2
10 Marco Scutaro, R (1, 6) OBP: 0.338, SLG: 0.375	C FF 89 X SL 85 0-1 ① SH2-3 1-3	B SL 84 C SL 85 C FF 89 B SL 86 X SL 85 2-2 ② SF8 2-3 3-H		X FF 88 0-0 ② G6-3		F FF 90 B SL 87 B FF 87 S FF 86 X FF 91 2-2 ③ F9		C SL 87 C FF 97 B SL 88 F SL 86 F FF 97 F FF 98 X SL 86 1-2 15 2B 2-H 3-H 2B		3	1	1	3	0	0	0
28 Adrián González, L (1, 3) OBP: 0.408, SLG: 0.549	B FF 88 B FF 88 X SL 84 2-0 3-H HR	X FF 89 0-0 ③ G6-3		C FF 88 B FF 89 X FF 89 1-1 HR			B SL 76 F FF 90 F SI 89 F FF 88 B SL 76 X SL 76 2-2 16 FC4-6 1B	I IN 85 4-0 15 2B IBB		4	3	3	3	1	0	2
15 Dustin Pedroia, R (1, 4) OBP: 0.396, SLG: 0.469	X FF 89 0-0 ② F7		B FF 87 F SL 82 B FF 89 X FF 88 2-1 ① G6-3	C SL 84 C FF 90 F FF 89 B SL 86 X FF 90 1-2 ③ F7			B FF 87 F SI 90 B FF 89 F FF 88 X FF 88 2-2 ① P6	B FF 96 B SL 85 C FF 95 F FF 96 B FF 97 X FF 96 3-2 1-H 2-H 2B		5	0	1	2	0	0	1
16 Josh Reddick, L (1, 9) OBP: 0.338, SLG: 0.480	C CU 77 B FF 89 B CH 83 C SL 84 X FF 90 2-2 ③ G4-3		X FF 87 0-0 12 1B 13 SF9 1B		C CU 74 C FF 89 B FF 89 B FF 89 X FF 89 2-2 ① F7		1 SAFE C SL 78 F FF 90 X SI 90 0-2 ② FC4-6 1-2f	F CH 88 B FF 95 X FF 96 1-1 ③ G3		5	1	1	0	0	0	2
12 Jed Lowrie, S (1, 5) OBP: 0.311, SLG: 0.391		X FF 87 0-0 13 1B 39 2B 1B	C CH 82 B SI 87 C SL 82 1 SAFE B SI 88 1 SAFE X SL 84 2-2 60 2B 1-3 1B		B SL 84 C SL 83 C FF 89 B FF 89 B FF 91 S SL 85 3-3 ② K		1 SAFE C SI 89 X FF 89 0-1 ③ F9		F SI 86 X SC 68 0-1 ① P5	5	2	2	0	0	1	1
13 Carl Crawford, L (1, 7) OBP: 0.288, SLG: 0.384		C FF 86 X CU 76 0-1 39 2B 10 SF8 1-2 1B	C FF 88 B FF 88 1 SAFE F FF 89 X SL 85 1-2 ② SF9 3-H		C CH 85 B CH 84 B FF 91 B FF 90 B FF 90 4-1 BB			C SL 76 F SI 89 B SL 77 X SL 76 1-2 ① F9	C SI 87 B CU 70 X CH 77 1-1 ② P5	3	1	1	1	1	0	0
60 Ryan Lavarnway, R (1, 10) OBP: 0.423, SLG: 0.409		B FF 88 C SL 83 S SL 85 B SL 85 S SL 83 2-3 ① K	F SL 83 C FF 88 X SL 84 0-2 1-H 2B		1 SAFE 1 SAFE B SL 83 1 SAFE S SL 83 X FF 89 1-1 ③ F9			C FF 90 B FF 88 B FF 88 F SL 76 F FF 89 B FF 88 F FF 89 X FF 89 3-2 39 2B 10 2B 1B	C SI 88 B SI 87 C CU 70 S SI 90 1-3 ③ K	5	1	2	1	0	2	3
39 Jarrod Saltalamacchia, S (1, 2) OBP: 0.307, SLG: 0.462		F FF 88 B CH 83 C CU 77 B SL 83 X SL 84 2-2 10 SF8 1-3 2-H 2B	F FF 89 B FF 90 F CH 84 B FF 89 B SL 84 X SL 84 3-2 ③ F7			B CH 83 X CU 76 1-0 ① F9		C SL 76 X FF 88 0-1 10 2B 1-3 2B		4	1	2	1	0	0	1

AB	38
R	11
H	14
RBI	11
BB	3
SO	3
LOB	12

Inning Stats	1	2	3	4	5	6	7	8	9
	R: 2 E: 0 K: 0 S: 9	R: 2 E: 0 K: 1 S: 13	R: 2 E: 0 K: 0 S: 15	R: 1 E: 0 K: 0 S: 9	R: 0 E: 0 K: 1 S: 9	R: 0 E: 0 K: 0 S: 7	R: 0 E: 0 K: 0 S: 12	R: 4 E: 0 K: 0 S: 22	R: 0 E: 0 K: 1 S: 7
	H: 2 LOB: 0 BB: 0 P: 13	H: 3 LOB: 2 BB: 1 P: 23	H: 3 LOB: 0 BB: 0 P: 23	H: 1 LOB: 0 BB: 0 P: 12	H: 0 LOB: 1 BB: 1 P: 19	H: 0 LOB: 0 BB: 0 P: 12	H: 1 LOB: 1 BB: 0 P: 16	H: 4 LOB: 1 BB: 1 P: 35	H: 0 LOB: 0 BB: 0 P: 9

1B: 7	SF: 2
2B: 5	SAC: 1
3B: 0	DP: 0
HR: 2	HBP: 0

WP: 0	PA: 44
PB: 0	
SB: 1	
CS: 0	

PITCHER		IP	WLS	BF	H	R	ER	SO	BB	IBB	HBP	BLK	WP	HR	S	P	ERA	WHIP
48 Colby Lewis, R ERA: 4.07	(1, 1)	6.0	L	29	9	7	7	2	1	1	0	0	0	2	62	102	10.50	1.667
28 Darren Oliver, L ERA: 2.36	(7, 1)	1.2		8	3	2	2	0	0	0	0	0	0	0	23	31	10.80	1.800
57 Mark Lowe, R ERA: 3.58	(8, 1)	0.1		4	2	2	2	0	0	1	0	0	0	0	11	20	54.00	6.000
22 Yoshinori Tateyama, R ERA: 2.37	(9, 1)	1.0		3	0	0	0	1	0	0	0	0	0	0	7	9	0.00	0.000

PITCHER		IP	WLS	BF	H	R	ER	SO	BB	IBB	HBP	BLK	WP	HR	S	P	ERA	WHIP

BOTTOM

Batter	1	2	3	4	5	6	7	8	9	AB	R	H	RBI	BB	SO	LOB
5 Ian Kinsler, R (1, 4) OBP: 0.346, SLG: 0.447	F FF 91 X FF 92 0-1 G3-1 ①		B FC 89 X FC 88 1-0 32 SF8 1 BB 10 SF9 1-2 2-3 1B		X FF 92 0-0 F8 ①		C FF 91 1 SAFE X FC 84 0-1 F8 ①		B SL 88 C SL 86 X SL 86 1-1 HR	5	2	2	1	0	0	1
1 Elvis Andrus, R (1, 6) OBP: 0.333, SLG: 0.336	B FF 90 B FF 91 C FF 89 B FF 92 C FF 90 C FF 92 3-3 K ②		F FF 91 B FC 88 B FF 93 B FF 92 B FF 90 4-1 10 SF9 32 SF8 1-2 2-3 3-H BB		C FC 90 X FF 92 0-1 G6-3 ②		B FC 85 B CU 77 C FF 90 B CU 79 F FC 88 S FC 86 3-3 K ② 1-2		C FF 91 C FF 91 B FF 91 C FC 90 1-3 K ③	4	0	0	1	1	3	1
32 Josh Hamilton, L (1, 7) OBP: 0.347, SLG: 0.529	F FF 92 F FF 94 B FF 92 B FF 94 X FC 86 2-2 G4-3 ③		B FF 92 B FC 83 B CU 78 X FF 90 3-0 SF8 ① 1-2 2-3 3-H		F FF 93 X FF 91 0-1 HR		B CU 75 B FF 95 C FF 94 S SL 88 X FF 95 2-2 L7 ③			3	1	1	2	0	0	1
10 Michael Young, R (1, 5) OBP: 0.374, SLG: 0.489		B FF 90 F FF 90 F FF 93 B FF 93 S FC 88 2-3 K ①	B FC 87 X CU 80 1-0 SF9 ② 2-3 3-H		B CU 80 X CU 78 1-0 G5-3 ③			B FF 90 C CU 78 B FC 90 B FF 94 B CU 79 4-1 BB		2	0	0	1	1	1	0
17 Nelson Cruz, R (1, 9) OBP: 0.313, SLG: 0.511		F FF 93 F FF 93 X FF 94 0-2 G1-3 ②	F FF 92 B FF 93 X FF 93 1-1 G6-3 ③			F FC 86 S FC 86 B CU 79 X FF 92 1-2 G1-3 ①		C FF 93 F CH 86 F FC 94 X FF 92 0-2 F9 ①		4	0	0	0	0	0	2
25 Mike Napoli, R (1, 10) OBP: 0.386, SLG: 0.589		C FF 94 B FF 93 S FF 93 B FC 88 B FC 88 B FF 93 4-2 BB		C FF 91 B FC 88 B FF 93 X FF 92 2-1 F9 ①		B FF 92 C CU 78 B FC 88 B FC 91 B FF 92 4-1 18 1B BB		S FC 90 B FF 92 B CU 80 B FC 93 C FF 94 C CU 80 3-3 K ②		2	0	0	0	2	1	1
18 Mitch Moreland, L (1, 3) OBP: 0.341, SLG: 0.446		C FF 93 C FC 84 B FF 94 B FC 88 X FF 93 2-2 G3-4-3 ③		B CU 79 F CU 79 F FF 92 X FF 94 1-2 1B		X SI 92 0-0 8 G1-4-3 1-3 1B		C FF 94 F FC 90 S CU 82 0-3 K ③		4	0	2	0	0	1	2
8 Yorvit Torrealba, R (1, 2) OBP: 0.315, SLG: 0.399			C FF 92 B FC 88 F FC 88 B CU 82 X FF 93 2-2 5 1B 9 1B 1 BB 1B	C CU 79 F FC 87 B FF 93 S FC 87 1-3 K ②		B FF 92 C FC 86 F FC 86 B FC 86 X CU 80 2-2 G1-4-3 ②③ 1-2f			C FF 90 X SL 87 0-1 G1-3 ①	4	1	1	0	0	1	3
9 Endy Chavez, L (1, 8) OBP: 0.343, SLG: 0.466			C FF 93 B FF 92 C FC 87 F FC 89 X SI 92 1-2 1 BB 5 1B 32 SF8 1-2 1B	C FF 93 F FC 86 S FC 92 0-3 K ③			B CU 77 C CU 76 X CU 77 1-1 1 S 1B		C SI 91 B SL 88 F FC 88 F FF 90 X SL 88 1-2 F8 ②	4	1	2	0	0	1	1
Inning Stats	R: 0 E: 0 K: 1 S: 8 H: 0 LOB: 0 BB: 0 P: 13	R: 0 E: 0 K: 1 S: 11 H: 0 LOB: 1 BB: 1 P: 19	R: 3 E: 0 K: 0 S: 13 H: 3 LOB: 1 BB: 1 P: 26	R: 0 E: 0 K: 2 S: 11 H: 1 LOB: 1 BB: 0 P: 15	R: 1 E: 0 K: 0 S: 6 H: 1 LOB: 0 BB: 0 P: 7	R: 0 E: 0 K: 0 S: 8 H: 1 LOB: 1 BB: 1 P: 15	R: 0 E: 0 K: 1 S: 10 H: 1 LOB: 1 BB: 0 P: 16	R: 0 E: 0 K: 2 S: 11 H: 0 LOB: 1 BB: 1 P: 18	R: 1 E: 0 K: 1 S: 11 H: 1 LOB: 0 BB: 0 P: 14	1B: 6 2B: 0 3B: 0 HR: 2 SF: 2 SAC: 0 DP: 1 HBP: 0						

PITCHER		IP	WLS	BF	H	R	ER	SO	BB	IBB	HBP	BLK	WP	HR	S	P	ERA	WHIP
41 John Lackey, R ERA: 5.98	(1, 1)	6.2	W	29	7	4	4	5	3	0	0	0	0	1	64	106	5.40	1.500
46 Franklin Morales, L ERA: 3.75	(7, 1)	0.1	H	1	0	0	0	0	0	0	0	0	0	0	3	5	0.00	0.000
91 Alfredo Aceves, R ERA: 3.02	(8, 1)	1.0		4	0	0	0	2	1	0	0	0	0	0	11	18	0.00	1.000
35 Dan Wheeler, R ERA: 3.98	(9, 1)	1.0		4	1	1	1	1	0	0	0	0	0	1	11	14	9.00	1.000

PITCHER	IP	WLS	BF	H	R	ER	SO	BB	IBB	HBP	BLK	WP	HR	S	P	ERA	WHIP

Boston Red Sox @ Texas Rangers

Rangers Ballpark in Arlington, Arlington, TX

Tue Aug 23 2011, 8:08 PM - 11:15 PM EDT
Att. 25,705 - Partly Cloudy - 103 F

livebaseballscorecards.com

AB	32
R	5
H	8
RBI	5
BB	4
SO	8
LOB	12

WP: 0 PA: 38
PB: 0
SB: 1
CS: 0

Boston Red Sox @ Texas Rangers

Rangers Ballpark in Arlington, Arlington, TX

Wed Aug 24 2011, 7:13 PM - 10:34 PM EDT

Att. 30,724 - Partly Cloudy - 104 F

TOP

livebaseballscorecards.com

Batter	1	2	3	4	5	6	7	8	9	AB	R	H	RBI	BB	SO	LOB
2 Jacoby Ellsbury, L (1, 8) OBP: 0.372, SLG: 0.521	C FF 90 B FF 88 S SI 89 X SI 93 1-2 28 15 1B 1B	B SI 87 B SI 88 F SI 90 C CU 77 B SI 91 X CU 77 3-2 10 S 15 1B 1B		X SI 90 0-0 G4-3 1-2		X SI 84 0-0 1-H HR		F FF 86 B FF 84 B SI 83 S FF 86 B SL 77 T FF 85 3-2 K		5	3	3	2	0	1	1
10 Marco Scutaro, R (1, 6) OBP: 0.339, SLG: 0.377	1 SAFE B SI 89 C SI 90 1 SAFE C SI 90 F SI 90 S CH 80 1-3 K	1 SAFE B SI 92 X CH 82 1-0 G6-3 1-2		B CH 81 C SI 90 X CH 82 1-1 2-H 2B		C SI 86 S SI 86 B CU 64 X CU 71 1-2 G6-3		B SI 84 B SL 76 B FF 85 C SI 83 B FF 85 4-1 28 HR BB		4	1	1	1	1	1	2
28 Adrián González, L (1, 3) OBP: 0.409, SLG: 0.554	B SI 89 X SI 90 1-0 15 1B 34 1B 1-2 1B	F SI 91 F SI 90 D FC 85 B SI 89 D CH 83 D CH 84 4-2 15 1B BB		C SI 90 C SI 92 C SI 90 0-3 K		C SI 84 B CH 78 C CH 78 X SI 88 1-2 G3		B SL 77 F FF 84 F FF 85 X FF 84 1-2 1-H HR		4	2	2	2	1	1	1
15 Dustin Pedroia, R (1, 4) OBP: 0.396, SLG: 0.469 3 Mike Aviles, R (6, 4) OBP: 0.268, SLG: 0.383	C CU 74 X SI 90 0-1 34 1B 13 2B 1-2 2-H 1B	C SI 92 B SI 91 X FC 86 1-1 1-2 2-H 1B		F CH 82 F SI 90 B SI 92 X SI 93 1-2 P4		C SI 85 B SI 86 B CH 75 C SI 86 F CU 72 X CU 70 2-2 P2		C SI 84 F SL 77 S SL 76 0-3 K		4 1	1 0	2 0	2 0	0 0	0 1	1 0
34 David Ortiz, L (1, 10) OBP: 0.388, SLG: 0.557	X FF 90 0-0 13 2B 1-3 2-H 1B	F FC 84 C SI 90 S SI 90 0-3 K			B SI 87 B SI 89 F SI 89 C SI 92 X CH 82 2-2 12 SH1-3 13 SF9 2B		F SI 84 S FF 84 F FF 86 B SL 75 S FF 85 1-3 K	C SL 77 B CH 78 B SL 76 F SL 76 F FF 86 X SI 83 2-2 G6-3		5	2	2	1	0	2	2
12 Jed Lowrie, S (1, 5) OBP: 0.310, SLG: 0.389	C SI 89 B SI 90 X CU 77 1-1 L6	S SI 87 C SI 88 B SI 89 F CH 82 B SI 89 F SI 89 X SI 92 2-2 F8			X SI 91 0-0 SH1-3 2-3		C SI 84 X SL 77 0-1 13 HR 1B		C FF 95 F FF 96 B SL 86 F CH 88 B FF 98 X CH 89 2-2 G4-3	4	1	1	0	0	0	2
13 Carl Crawford, L (1, 7) OBP: 0.290, SLG: 0.396 16 Josh Reddick, L (7, 7) OBP: 0.337, SLG: 0.478	C FF 90 D CU 78 X CU 78 1-1 1-H 3-H 2B	C SI 89 B SI 90 X SI 91 1-1 G1-3			C SI 91 B SI 93 X SI 92 1-1 SF9 3-H		X SI 83 0-0 1-H HR		S SL 85 F FF 98 F FF 98 X SL 86 0-2 F9	3 1	1 0	2 0	5 0	0 0	0 0	0 0
33 Jason Varitek, S (1, 2) OBP: 0.306, SLG: 0.415 60 Ryan Lavarnway, R (8, 2) OBP: 0.407, SLG: 0.391	B CU 76 C SI 90 B CH 82 S FF 91 F FF 92 C SI 91 3-3 K	F SI 90 B SI 90 S CH 81 B SI 91 X SI 91 2-2 G6-3			F SI 90 F SI 88 F CH 81 X SI 92 0-2 1B		F FF 86 C SL 76 S FF 84 0-3 K		B SL 85 X FF 96 1-0 G6-3	4 1	0 0	1 0	0 0	0 0	2 0	1 0
54 Darnell McDonald, R (1, 9) OBP: 0.271, SLG: 0.379		C CH 85 X CH 79 0-1 P4		F CH 80 B CH 80 B SI 89 S CH 81 X CH 81 2-2 2 G4-3 10 2B 1B		C SI 85 B CU 70 X SI 87 1-1 2 HR 1B	F SL 78 F FF 85 B FF 85 B SL 77 S FF 85 2-3 K			4	2	2	0	0	1	0
Inning Stats	R: 4 E: 0 K: 2 S: 19 H: 5 LOB: 1 BB: 0 P: 27	R: 1 E: 0 K: 1 S: 13 H: 2 LOB: 2 BB: 1 P: 22	R: 0 E: 0 K: 0 S: 10 H: 0 LOB: 0 BB: 0 P: 15	R: 1 E: 0 K: 1 S: 12 H: 2 LOB: 1 BB: 0 P: 16	R: 1 E: 0 K: 0 S: 10 H: 2 LOB: 1 BB: 0 P: 13	R: 2 E: 0 K: 0 S: 13 H: 2 LOB: 0 BB: 0 P: 18	R: 2 E: 0 K: 3 S: 13 H: 2 LOB: 0 BB: 0 P: 16	R: 2 E: 0 K: 2 S: 14 H: 1 LOB: 0 BB: 1 P: 24	R: 0 E: 0 K: 0 S: 9 H: 0 LOB: 0 BB: 0 P: 12	1B: 10 2B: 3 3B: 0 HR: 3 SF: 1 SAC: 1 DP: 0 HBP: 0						

AB	40
R	13
H	16
RBI	13
BB	2
SO	9
LOB	10

WP: 0 PA: 44
PB: 0
SB: 1
CS: 0

PITCHER		IP	WLS	BF	H	R	ER	SO	BB	IBB	HBP	BLK	WP	HR	S	P	ERA	WHIP
54 Matt Harrison, L ERA: 3.59	(1, 1)	5.0	L	26	11	7	7	4	1	0	0	0	0	0	64	93	12.60	2.400
22 Yoshinori Tateyama, R ERA: 2.77	(6, 1)	1.0		5	2	2	2	0	0	0	0	0	0	1	13	18	18.00	2.000
56 Darren O'Day, R ERA: 5.93	(7, 1)	2.0		10	3	4	4	5	1	0	0	0	0	2	27	40	18.00	2.000
57 Mark Lowe, R ERA: 3.49	(9, 1)	1.0		3	0	0	0	0	0	0	0	0	0	0	9	12	0.00	0.000

PITCHER	IP	WLS	BF	H	R	ER	SO	BB	IBB	HBP	BLK	WP	HR	S	P	ERA	WHIP

BOTTOM

Boston Red Sox @ Texas Rangers

Rangers Ballpark in Arlington, Arlington, TX

Wed Aug 24 2011, 7:13 PM - 10:34 PM EDT

Att. 30,724 - Partly Cloudy - 104 F

Batter	1	2	3	4	5	6	7	8	9	AB	R	H	RBI	BB	SO	LOB
5 Ian Kinsler, R (1, 10) OBP: 0.345, SLG: 0.445	B FF 93 C FC 92 F SI 94 F FC 93 B CU 80 F CU 81 S CU 81 2-3 ① K		C FF 94 X CH 89 0-1 ② G5-3		F FF 93 X FC 91 0-1 ② L1			C SI 92 B SL 86 B SI 93 F SI 94 F SI 91 X SL 87 2-2 1 FC5-4 1B		4	0	1	0	0	1	2
1 Elvis Andrus, R (1, 6) OBP: 0.330, SLG: 0.333	C FF 95 X CU 80 0-1 ② G5-3		B FC 93 C FF 93 B FC 90 F FF 94 F FF 94 F FF 95 B FF 94 F FF 94 X FF 94 3-2 ③ G6-3		C FF 92 C CU 79 B FF 92 X FC 92 1-2 ③ L4			X SI 93 0-0 ① FC5-4 32 BB 25 1B 1-2f		4	1	0	0	0	0	3
32 Josh Hamilton, L (1, 7) OBP: 0.348, SLG: 0.526 23 Craig Gentry, R (8, PR) OBP: 0.330, SLG: 0.300 (9, 8)	B FF 95 B FF 94 S FF 95 B CU 79 B FF 95 4-1 10 S BB			B FF 92 X FC 91 1-0 ① G3		B FF 93 S FF 93 B FF 93 B FC 91 F FF 93 X FF 92 3-2 ① F8		S SI 92 B SI 92 B SI 91 B SI 86 B SI 92 4-1 25 1B 1-2 BB		2 0	0 0	0 0	0 0	2 0	0 0	0 0
10 Michael Young, R (1, 5) OBP: 0.375, SLG: 0.488	C FF 95 B FF 93 B FC 92 F FF 93 F FF 94 D CU 81 B FF 96 4-2 1-2 BB			X FF 92 0-0 ② F9		B FC 92 X FC 90 1-0 1B		C SI 92 F SI 91 B SI 94 B SL 82 X SI 93 2-2 ② L8		3	0	1	0	1	0	2
25 Mike Napoli, R (1, 2) OBP: 0.387, SLG: 0.599	C FF 96 B FF 94 B FC 92 S FC 91 B FF 95 S FF 95 3-3 ③ K			C FF 93 B CU 81 B FF 93 C FF 94 F FF 93 F FF 94 B FF 94 X FC 91 3-2 HR		B FF 93 X SI 92 1-0 ② F8		X SL 87 0-0 1-2 2-H 1B		4	1	2	2	0	1	3
18 Mitch Moreland, L (1, 3) OBP: 0.338, SLG: 0.441		C FF 93 B CU 80 X FC 92 1-1 ① F7		B CH 89 C FF 94 F FF 91 B SI 94 T CH 88 2-2 ③ K		S FF 93 B CH 87 1 SAFE B FC 90 T FC 92 S CU 80 2-3 ③ K		F SI 92 B SL 86 B SI 90 X SI 93 2-1 ③ F8		4	0	0	0	0	2	3
7 David Murphy, L (1, 9) OBP: 0.304, SLG: 0.323		B FF 93 C CH 90 C FF 94 B FF 94 B FF 95 X FF 95 3-2 ② G4-3			C FF 92 B CH 89 X CH 88 1-1 9 1B 1B		C FF 94 C FF 94 B CU 75 S FF 96 1-3 ① K		B FF 93 F FF 95 C SL 81 X FF 96 1-2 ① F8	4	0	1	0	0	1	0
9 Endy Chavez, L (1, 8) OBP: 0.341, SLG: 0.462 (9, 7)		B FC 94 S SI 94 B SI 94 X FF 94 2-1 ③ F8			B FF 94 C FF 94 B FF 93 1 SAFE X FF 93 2-1 1-2 1B		C FF 95 B CH 89 F FF 95 B FF 97 X CU 76 2-2 ② F8		C FF 96 B FF 95 B FF 91 T FF 96 X FF 95 2-2 ② L8	4	0	1	0	0	0	0
12 Omar Quintanilla, L (1, 4) OBP: 0.050, SLG: 0.150			F FC 93 B FC 91 F FF 95 F CU 82 F CU 80 F FF 94 B FF 95 B FC 92 X FF 95 3-2 ① G4-3		M FC 92 S FF 92 B FF 93 F FC 93 F CU 81 X CH 88 1-2 ① F5		C FF 95 S FF 95 C FF 96 0-3 ③ K		B FF 95 B FF 96 F FF 94 S FF 95 B FF 95 S FF 96 3-3 ③ K	4	0	0	0	0	2	2
Inning Stats	R: 0 E: 0 K: 2 S: 14 H: 0 LOB: 2 BB: 2 P: 27	R: 0 E: 0 K: 0 S: 7 H: 0 LOB: 0 BB: 0 P: 13	R: 0 E: 0 K: 0 S: 14 H: 0 LOB: 0 BB: 0 P: 20	R: 1 E: 0 K: 1 S: 10 H: 1 LOB: 0 BB: 0 P: 16	R: 0 E: 0 K: 0 S: 14 H: 2 LOB: 2 BB: 0 P: 19	R: 0 E: 0 K: 1 S: 8 H: 1 LOB: 1 BB: 0 P: 15	R: 0 E: 0 K: 2 S: 9 H: 0 LOB: 0 BB: 0 P: 12	R: 1 E: 0 K: 0 S: 12 H: 2 LOB: 2 BB: 1 P: 22	R: 0 E: 0 K: 1 S: 9 H: 0 LOB: 0 BB: 0 P: 15	1B: 5 2B: 0 3B: 0 HR: 1	SF: 0 SAC: 0 DP: 0 HBP: 0	WP: 0 PB: 0 SB: 1 CS: 0	PA: 36				

	AB	33
	R	2
	H	6
	RBI	2
	BB	3
	SO	7
	LOB	15

livebaseballscorecards.com

PITCHER		IP	WLS	BF	H	R	ER	SO	BB	IBB	HBP	BLK	WP	HR	S	P	ERA	WHIP
19 Josh Beckett, R ERA: 2.43	(1, 1)	6.0	W	24	4	1	1	4	2	0	0	0	0	1	67	110	1.50	1.000
46 Franklin Morales, L ERA: 3.65	(7, 1)	1.0		3	0	0	0	2	0	0	0	0	0	0	9	12	0.00	0.000
32 Matt Albers, R ERA: 3.74	(8, 1)	1.0		6	2	1	1	0	1	0	0	0	0	0	12	22	9.00	3.000
58 Jonathan Papelbon, R ERA: 2.91	(9, 1)	1.0		3	0	0	0	1	0	0	0	0	0	0	9	15	0.00	0.000

PITCHER	IP	WLS	BF	H	R	ER	SO	BB	IBB	HBP	BLK	WP	HR	S	P	ERA	WHIP

Batter	1	2	3	4	5	6	7	8	9	AB	R	H	RBI	BB	SO	LOB
2 Jacoby Ellsbury, L (1, 8) OBP: 0.369, SLG: 0.516	C FF 93 F FF 94 F FF 94 B FF 96 B CH 88 S SL 82 2-3 ① **K**		X CH 84 0-0 ① **P2**	B SL 83 X FF 97 1-0 ③ **G4-3**			X SI 90 0-0 ② **L5**		F SL 87 C FF 93 F SL 90 S SL 88 0-3 ③ **K**	5	0	0	0	0	2	2
12 Jed Lowrie, S (1, 5) OBP: 0.313, SLG: 0.388	C FF 95 B FF 96 B FF 95 F FF 96 X SL 81 2-2 ② **F9**		B FF 90 F SL 79 B SI 94 B CH 84 B FF 95 4-1 **28 HR** BB		B SI 92 B FC 91 X SI 93 2-0 ① **G3-1**		X FC 90 0-0 **1-2** **1B**			3	1	1	0	1	0	0
28 Adrián González, L (1, 3) OBP: 0.410, SLG: 0.565	X FF 95 0-0 **HR**		X FF 94 0-0 **1-H** **HR**		T FC 92 C CH 84 B FF 94 F SI 94 S FC 91 1-3 ② **K**		B FC 91 B FC 89 X FC 89 2-0 ③ **F8**			4	2	2	3	0	1	2
15 Dustin Pedroia, R (1, 4) OBP: 0.394, SLG: 0.465	C FC 97 B FF 97 C FF 97 S FF 98 1-3 ③ **K**		X SL 84 0-0 ② **G5-3**		C SI 93 B CU 79 S FC 88 B SI 93 F CH 84 X FC 91 2-2 ③ **G1-3**			C CU 74 X FC 87 0-1 ① **G1-3**		4	0	0	0	0	1	0
34 David Ortiz, L (1, 10) OBP: 0.389, SLG: 0.563		B FF 95 F FC 96 B FF 95 F FF 95 X FF 97 2-2 **HR**	C FF 97 B FF 97 F SL 84 B FF 94 B SL 84 F SL 84 X FC 98 3-2 ③ **G1-3**			C CH 84 B FC 90 C CU 76 F CH 84 B FC 91 X CU 78 2-2 ① **G3-1**		B CH 84 C FC 90 B CU 76 B CH 84 B FC 91 4-1 **13 G6-3** BB		3	1	1	1	1	0	0
13 Carl Crawford, L (1, 7) OBP: 0.290, SLG: 0.395		B FF 96 S CH 87 B CH 88 S SL 80 F FF 97 T SI 95 2-2 ① **K**		C SL 79 C FF 94 B SL 81 B CH 85 B SL 81 X SL 80 3-2 **39 HR** 1B		B FC 90 F CH 83 F FC 90 S CU 78 1-3 ② **K**		C SI 90 F FC 91 D CU 77 X CH 82 1-2 ②③ **G6-3** **1-2f**		4	1	1	0	0	2	1
39 Jarrod Saltalamacchia, S (1, 2) OBP: 0.309, SLG: 0.473		B SL 81 S SL 81 S FF 96 B SI 97 B CH 88 F SL 81 F FF 97 F SL 82 F CH 86 3-3 ② **K**		1 SAFE X SI 94 0-0 **1-H** **HR**		B CH 84 S FC 91 F CU 78 S FF 94 1-3 ③ **K**			X FF 92 0-0 **1B**	4	1	2	2	0	2	0
16 Josh Reddick, L (1, 9) OBP: 0.335, SLG: 0.478		S SL 81 B CH 87 X CH 87 1-1 **2B**	B CH 88 F FF 96 C FF 97 B FF 98 X FF 97 2-2 ① **F8**				B CH 83 C FC 90 F CU 76 F FC 91 X FC 91 1-2 ① **G2-3**		X FF 92 0-0 ① **P6**	4	0	1	0	0	0	1
10 Marco Scutaro, R (1, 6) OBP: 0.338, SLG: 0.375		B FF 95 C SL 82 C FF 95 B SL 87 C SL 85 2-3 ③ **K**	C FF 97 B FF 98 X FF 97 1-1 ② **G4-3**				B FC 90 B FF 90 C SI 92 B FC 89 X FC 90 3-1 **12 1B** **1B**		B FF 91 C SL 87 B SL 88 X SL 88 2-1 ② **L6**	4	0	1	0	0	1	2
Inning Stats	R: 1 H: 1 E: 0 LOB: 0 K: 2 BB: 0 S: 11 P: 16	R: 1 H: 2 E: 0 LOB: 1 K: 3 BB: 0 S: 19 P: 29	R: 2 H: 1 E: 0 LOB: 0 K: 0 BB: 1 S: 8 P: 15	R: 2 H: 2 E: 0 LOB: 0 K: 0 BB: 0 S: 10 P: 17	R: 0 H: 0 E: 0 LOB: 0 K: 1 BB: 0 S: 9 P: 14	R: 0 H: 0 E: 0 LOB: 0 K: 2 BB: 0 S: 10 P: 14	R: 0 H: 2 E: 0 LOB: 2 K: 0 BB: 0 S: 9 P: 15	R: 0 H: 0 E: 0 LOB: 0 K: 0 BB: 1 S: 6 P: 11	R: 0 H: 1 E: 0 LOB: 1 K: 1 BB: 0 S: 8 P: 10	1B: 4 SF: 0 2B: 1 SAC: 0 3B: 0 DP: 1 HR: 4 HBP: 0						

TOP

Boston Red Sox @ Texas Rangers

Rangers Ballpark in Arlington, Arlington, TX

Thu Aug 25 2011, 8:09 PM - 10:54 PM EDT

Att. 29,729 - Clear - 101 F

livebaseballscorecards.com

AB	35
R	6
H	9
RBI	6
BB	2
SO	9
LOB	8

PITCHER		IP	WLS	BF	H	R	ER	SO	BB	IBB	HBP	BLK	WP	HR	S	P	ERA	WHIP
41 Alexi Ogando, R ERA: 3.57	(1, 1)	4.0	L	19	6	6	6	5	1	0	0	0	0	4	48	77	13.50	1.750
39 Scott Feldman, R ERA: 3.94	(5, 1)	4.0		14	2	0	0	3	1	0	0	0	0	0	34	54	0.00	0.750
37 Mike Adams, R ERA: 1.37	(9, 1)	1.0		4	1	0	0	1	0	0	0	0	0	0	8	10	0.00	1.000

PITCHER	IP	WLS	BF	H	R	ER	SO	BB	IBB	HBP	BLK	WP	HR	S	P	ERA	WHIP

BOTTOM

Batter	1	2	3	4	5	6	7	8	9	AB	R	H	RBI	BB	SO	LOB
5 Ian Kinsler, R (1, 4) OBP: 0.346, SLG: 0.444	B FF 88 X FF 90 1-0 ① G6-3		B CH 81 C FF 92 1 SAFE X FF 93 1-1 1 G5-4-3 1-2 1B			B FF 92 C FF 91 B SL 74 B FF 92 B FF 92 4-1 1 FC6-4 1-2 BB		B SI 93 C FF 93 B FS 89 S FF 93 F FF 94 B FF 93 C CU 81 3-3 ② K 1-2		3	0	1	0	1	1	1
1 Elvis Andrus, R (1, 6) OBP: 0.328, SLG: 0.331	B FF 92 C FF 92 B FF 93 X FF 93 2-1 ② L9		F FF 93 B SL 77 X FF 93 1-1 ②③ G5-4-3 1-2f			B FF 92 C FF 91 F FF 94 B SL 78 X FF 94 2-2 ① FC6-4 32 CS 1-2f 2-3		C FF 93 B FS 90 B FF 93 X FF 93 2-1 ③ F9		4	0	0	0	0	0	5
32 Josh Hamilton, L (1, 7) OBP: 0.345, SLG: 0.520	C FF 94 B FF 94 F FF 95 C SL 79 1-3 ③ K			S SL 78 C SL 78 B SL 78 S SL 80 1-3 ① K		C FF 92 F FF 94 D SL 81 D SL 82 1 SAFE B FF 94 S FF 94 3-3 ②③ K 1-2			F FF 90 S SL 88 B SI 90 X CU 76 1-2 ① L9	4	0	0	0	0	3	2
10 Michael Young, R (1, 10) OBP: 0.374, SLG: 0.486 (9, 5)		C FF 91 X SL 79 0-1 25 S 1B		B SL 77 C FF 91 S FF 92 B FF 94 X SL 81 2-2 ② F9			B CH 82 C FF 89 X SL 77 1-1 ① L8		C FF 91 B FF 92 C CU 76 F SI 92 F SL 86 F SL 85 S CU 74 1-3 ② K	4	0	1	0	0	1	0
17 Nelson Cruz, R (1, 9) OBP: 0.313, SLG: 0.508		C FF 93 B CH 83 F FF 92 B SL 76 S FF 92 2-3 ① K		X FF 92 0-0 ③ G5-3			C SL 76 X CH 83 0-1 1B		C CU 74 S FF 90 B CU 74 B FF 90 S SL 83 2-3 ③ K	4	0	1	0	0	2	1
25 Mike Napoli, R (1, 3) OBP: 0.383, SLG: 0.592		C FF 92 D SL 79 B CH 83 S CH 82 B CH 82 S FF 92 3-3 ② K 1-2			C FF 90 C CH 84 S SL 79 0-3 ① K		B CU 79 C CU 80 B FF 92 S FF 94 S FF 95 2-3 ② K			3	0	0	0	0	3	2
8 Yorvit Torrealba, R (1, 2) OBP: 0.312, SLG: 0.396		C FF 92 B FF 93 B CH 84 X CH 84 2-1 ③ G1-3			C FF 90 X CH 83 0-1 ② F8		C CU 80 B FF 92 X FF 93 1-1 ③ F9			3	0	0	0	0	0	2
23 Craig Gentry, R (1, 8) OBP: 0.330, SLG: 0.293			B FF 89 C FF 92 B FF 89 B FF 92 B FF 92 4-1 5 1B BB		C FF 91 X CH 83 0-1 ③ G6-3			B FS 89 B FF 91 C CU 78 F FF 93 B CH 85 X FF 94 3-2 ① F9		2	0	0	0	1	0	0
12 Omar Quintanilla, L (1, 5) OBP: 0.045, SLG: 0.136 7 David Murphy, L (8, PH) OBP: 0.306, SLG: 0.323 37 Mike Adams, R (9, 1)			C FF 90 X FF 90 0-1 ① B2			F FF 90 F FF 91 B SL 80 B SL 79 X SL 79 2-2 E6 1 FC6-4 5 BB		C FC 92 B FC 92 F FS 86 B FF 95 B FF 95 B FC 92 4-2 5 WP BB		2 0 0	0 0 0	0 0 0	0 0 0	0 1 0	0 0 0	1 0 0
Inning Stats	R: 0 E: 0 K: 1 S: 6 H: 0 LOB: 0 BB: 0 P: 10	R: 0 E: 0 K: 2 S: 10 H: 1 LOB: 1 BB: 0 P: 17	R: 0 E: 0 K: 0 S: 7 H: 1 LOB: 1 BB: 1 P: 13	R: 0 E: 0 K: 1 S: 7 H: 0 LOB: 0 BB: 0 P: 10	R: 0 E: 0 K: 1 S: 7 H: 0 LOB: 0 BB: 0 P: 7	R: 0 E: 1 K: 1 S: 10 H: 0 LOB: 2 BB: 1 P: 21	R: 0 E: 0 K: 1 S: 9 H: 1 LOB: 1 BB: 0 P: 13	R: 0 E: 0 K: 1 S: 11 H: 0 LOB: 1 BB: 1 P: 23	R: 0 E: 0 K: 2 S: 12 H: 0 LOB: 0 BB: 0 P: 16	1B: 3 2B: 1 3B: 0 HR: 0 SF: 0 SAC: 0 DP: 2 HBP: 0						

PITCHER		IP	WLS	BF	H	R	ER	SO	BB	IBB	HBP	BLK	WP	HR	S	P	ERA	WHIP
30 Andrew Miller, L ERA: 4.42	(1, 1)	6.1	W	23	3	0	0	6	2	0	0	0	0	0	51	83	0.00	0.789
91 Alfredo Aceves, R ERA: 2.96	(7, 1)	1.2		6	0	0	0	2	1	0	0	0	1	0	16	31	0.00	0.600
35 Dan Wheeler, R ERA: 3.89	(9, 1)	1.0		3	0	0	0	2	0	0	0	0	0	0	12	16	0.00	0.000

PITCHER	IP	WLS	BF	H	R	ER	SO	BB	IBB	HBP	BLK	WP	HR	S	P	ERA	WHIP

Boston Red Sox @ Texas Rangers

Rangers Ballpark in Arlington, Arlington, TX

Thu Aug 25 2011, 8:09 PM - 10:54 PM EDT

Att. 29,729 - Clear - 101 F

livebaseballscorecards.com

AB	29
R	0
H	3
RBI	0
BB	3
SO	10
LOB	14

WP: 1	PA: 32		
PB: 0			
SB: 1			
CS: 1			

Batter	1	2	3	4	5	6	7	8	9	AB	R	H	RBI	BB	SO	LOB
19 Jemile Weeks, S (1, 4) OBP: 0.327, SLG: 0.411	C KN 67 X KN 67 0-1 55 G4-3 2B	B KN 65 B KN 65 C FF 73 1 SAFE 1 SAFE X KN 66 2-1 1-2 1B		C KN 68 S KN 67 S KN 68 0-3 K 4 BB 55 2B	B FF 92 1 SAFE F FF 92 1 SAFE B FF 91 X FF 92 2-2 ③ F7			C SI 94 B SI 95 X SL 88 1-1 55 G5-3 14 2B 2B	B FC 84 B CH 83 C FC 84 B FC 86 D CH 84 4-1 55 G1-4-3 1-2 16 2B BB	5	3	3	0	1	1	1
4 Coco Crisp, S (1, 8) OBP: 0.327, SLG: 0.395 15 Ryan Sweeney, L (9, PH) OBP: 0.355, SLG: 0.353 (9, 8)	F KN 65 X KN 66 0-1 ① P2	S KN 66 C KN 66 B KN 66 F KN 67 X KN 68 1-2 ③ L6		P PO 72 D KN 65 B FF 74 C FF 72 B FF 74 4-1 55 2B 1-2 BB		C CU 78 F SL 86 X FF 92 0-2 ① F7		C SL 86 X SL 83 0-1 ① L4	C CH 80 B CH 83 X CH 82 1-1 ① F7	4 1	1 0	0 0	0 0	1 0	0 0	4 2
55 Hideki Matsui, L (1, 7) OBP: 0.325, SLG: 0.392	C KN 67 B KN 66 S KN 66 F KN 67 X KN 66 1-2 ② G4-3 2-3	B KN 65 B KN 65 B KN 65 C FF 72 X KN 66 3-1 ① F8	X KN 66 0-0 16 HR 1-H 2-H 2B	C FF 92 F FF 92 B FF 92 B SL 85 B FF 92 X FF 92 3-2 ② G6-3				S SI 95 F SI 96 X SI 97 1-2 ② G5-3 2-3	C CH 83 B FC 88 X FC 84 1-1 ② G1-4-3 1-2 2-3	6	1	1	2	0	0	4
16 Josh Willingham, R (1, 10) OBP: 0.333, SLG: 0.488	D KN 66 C KN 67 X KN 67 1-1 ③ G5-3	B KN 65 C KN 66 F KN 67 B KN 67 B KN 67 F FF 74 S KN 68 3-3 ② K	C KN 67 X KN 67 0-1 2-H HR	B FF 92 C SL 86 X SL 86 1-1 ③ G6-3				C SI 94 B SI 95 C SI 95 B SI 95 B SI 94 B SI 95 4-2 14 2B 12 2B BB	B FC 84 C FC 85 F FC 86 B FF 90 X FC 90 2-2 2-H 3-H 2B	5	2	2	4	1	1	1
14 Brandon Allen, L (1, 3) OBP: 0.371, SLG: 0.597		B KN 66 B KN 66 B KN 66 C FF 73 F FF 73 X KN 67 3-2 12 1B 2B	C KN 67 F KN 68 B KN 68 S KN 60 1-3 ③ K	X KN 66 0-0 E5			B FF 90 C FF 90 F CU 78 B FF 90 B CU 78 X FF 92 3-2 ① F7	C SI 96 C SI 96 B SI 96 F SI 96 X SI 94 1-2 1-3 3-H 12 2B 2B	C FF 86 B FF 89 X FC 87 1-1 ③ G3	6	2	2	1	0	1	1
12 David DeJesus, L (1, 9) OBP: 0.321, SLG: 0.380		B KN 67 C KN 66 X KN 67 1-1 8 G5-3 8 WP 2 1B 2-H 1B		C KN 66 0-1 ① X KN 66 G5-3 C KN 66 B KN 66 X KN 66 1-2 ③ G6-3			B CU 78 B FF 91 X FF 91 2-0 ② G3-1	C SI 94 B SI 94 X SI 95 1-1 8 1B 2-H 3-H 2B		5	2	2	3	0	0	1
8 Kurt Suzuki, R (1, 2) OBP: 0.296, SLG: 0.385	C KN 66 B KN 66 D KN 66 X KN 66 2-1 ① G5-3 1-3			B KN 67 B KN 66 F KN 66 F KN 67 F KN 67 B CU 62 F KN 66 B FF 75 4-2 29 HR BB	C FF 91 B SL 86 F SL 85 X FF 92 1-2 ① F8		C FF 91 B CU 79 F SL 85 X SL 84 1-2 2 WP 2 2B 1B	B SL 87 C SL 90 S SI 94 B SI 95 B SI 94 X SI 94 3-2 2-H 1B		4	2	2	1	1	0	1
2 Cliff Pennington, S (1, 6) OBP: 0.321, SLG: 0.364 28 Eric Sogard, L (9, 6) OBP: 0.250, SLG: 0.351	F KN 66 X KN 67 0-1 29 FC3-6 3-H 1B			C KN 66 S KN 66 F KN 67 F KN 67 F CU 60 1 SAFE B KN 67 B KN 67 F KN 66 2-2 F KN 67 X FF 74 P4	B FF 92 C SL 86 B SL 86 B FF 92 S FF 92 F FF 92 F SL 87 X FF 93 3-2 1B		B CU 78 C CU 79 F FF 92 B FF 92 F FF 92 F SL 86 X FF 92 2-2 1-H 2B	C SI 94 C SL 88 C SI 94 0-3 ③ K		5 0	0 0	3 0	2 0	0 0	1 0	2 0
29 Scott Sizemore, R (1, 5) OBP: 0.346, SLG: 0.399		1 SAFE X KN 66 0-0 ② FC3-6 19 1B 1-2f		X KN 66 0-0 1-H HR	B FF 92 C SL 86 S SL 86 F SL 87 B FF 92 B SL 86 1 SAFE X SL 86 3-2 ② P3		C SL 85 X CU 79 0-1 ③ G5-3		B FC 84 C CH 82 B FC 83 B CH 84 B FC 84 4-1 55 G1-4-3 19 BB 16 2B BB	4	2	1	2	1	0	3
Inning Stats	R: 0 E: 0 K: 0 S: 10 H: 1 LOB: 1 BB: 0 P: 12	R: 2 E: 0 K: 0 S: 16 H: 4 LOB: 2 BB: 0 P: 25	R: 0 E: 0 K: 2 S: 9 H: 0 LOB: 0 BB: 0 P: 16	R: 6 E: 1 K: 1 S: 27 H: 3 LOB: 1 BB: 2 P: 37	R: 0 E: 0 K: 0 S: 15 H: 1 LOB: 1 BB: 0 P: 24	R: 0 E: 0 K: 0 S: 8 H: 0 LOB: 0 BB: 0 P: 12	R: 1 E: 0 K: 0 S: 15 H: 2 LOB: 1 BB: 0 P: 23	R: 4 E: 0 K: 1 S: 21 H: 4 LOB: 1 BB: 1 P: 32	R: 2 E: 0 K: 0 S: 11 H: 1 LOB: 1 BB: 2 P: 24	1B: 6 2B: 8 3B: 0 HR: 2 SF: 0 SAC: 0 DP: 0 HBP: 0	WP: 2 PB: 1 SB: 0 CS: 0 PA: 50					

PITCHER		IP	WLS	BF	H	R	ER	SO	BB	IBB	HBP	BLK	WP	HR	S	P	ERA	WHIP
49 Tim Wakefield, R ERA: 5.1	(1, 1)	4.0	L	24	8	8	4	3	2	0	0	0	1	2	62	90	9.00	2.500
48 Scott Atchison, R ERA: 4.42	(5, 1)	3.0		12	3	1	1	0	0	0	0	0	1	0	38	59	3.00	1.000
32 Matt Albers, R ERA: 4.33	(8, 1)	1.0		8	4	4	4	1	1	0	0	0	0	0	21	32	36.00	5.000
54 Darnell McDonald, R ERA: 18.0	(9, 1)	1.0		6	1	2	2	0	2	0	0	0	0	0	11	24	18.00	3.000

PITCHER	IP	WLS	BF	H	R	ER	SO	BB	IBB	HBP	BLK	WP	HR	S	P	ERA	WHIP

TOP

Oakland Athletics @ Boston Red Sox

Fenway Park, Boston, MA

Fri Aug 26 2011, 7:11 PM - 10:47 PM EDT

Att. 38,239 - Partly Cloudy - 81 F

livebaseballscorecards.com

AB	45
R	15
H	16
RBI	15
BB	5
SO	4
LOB	20

Batter	1	2	3	4	5	6	7	8	9	AB	R	H	RBI	BB	SO	LOB
2 Jacoby Ellsbury, L (1, 8) OBP: 0.369, SLG: 0.521	C SI 92 C FF 94 B FF 92 B CU 82 F CU 82 F FF 95 B CU 82 X FF 95 3-2 10 S 28 1B 2B		C FF 92 B CU 80 X SI 93 1-1 ① F7		C CU 79 B FF 92 B CU 80 F FF 93 B CU 81 X FF 93 3-2 10 G6-3 3B	C SI 90 F SI 90 X SI 91 0-2 ③ P5		C FF 92 X CU 75 0-1 ③ F8		5	2	2	0	0	0	3
10 Marco Scutaro, R (1, 6) OBP: 0.335, SLG: 0.372	C SI 94 C FF 94 S CU 82 0-3 ① K 2-3		C CH 85 C CU 79 F FF 94 B CH 86 X FF 94 1-2 ② F9		X CH 85 0-0 ① G6-3 3-H		C SI 88 X SI 88 0-1 ① G6-3		B SI 90 X SI 89 1-0 15 1B 16 2B 1B	5	1	1	1	0	1	1
28 Adrián González, L (1, 3) OBP: 0.408, SLG: 0.562	B CU 81 B CU 82 F SI 94 X SI 94 2-1 34 1B 3-H 1B		B CU 82 X SI 93 1-0 ③ G3-1		X SI 94 0-0 ② G4-3		C SI 90 B SL 74 S SL 74 B SI 90 X SL 75 2-2 ② G3		F SI 89 B SL 81 F SL 79 S CU 72 1-3 ① K	5	0	1	1	0	1	1
15 Dustin Pedroia, R (1, 4) OBP: 0.397, SLG: 0.472	C SI 92 S CH 86 B FF 95 X SI 94 1-2 ② F9			B SI 91 B SI 92 X SI 93 2-0 HR	B CU 81 C CU 81 B SI 94 S CH 87 B FF 96 F CH 86 F FF 95 B CH 87 4-2 BB		C SI 88 B SI 89 F CH 72 B CH 73 B CH 73 F SI 89 B SI 90 4-2 34 2B BB		B SI 91 C SI 90 C CH 83 B SI 92 X SI 90 2-2 16 2B 1-2 1B	3	1	2	1	2	0	1
34 David Ortiz, L (1, 10) OBP: 0.392, SLG: 0.575 16 Josh Reddick, L (9, 9) OBP: 0.338, SLG: 0.486	C CU 81 F FF 94 B FF 94 X CU 82 1-2 1-2 1B			B FF 94 C CU 80 F SI 94 X FF 93 1-2 HR	C CU 80 S FF 94 S FF 95 0-3 ③ K		C SL 74 D SL 76 B SI 91 X SL 74 2-1 1-3 2B		B SL 82 F SI 90 B SI 91 X SI 89 2-1 1-3 2-H 2B	4 1	1 0	3 1	1 1	0 0	1 0	1 0
12 Jed Lowrie, S (1, 5) OBP: 0.307, SLG: 0.380	C SI 93 B CU 81 B CU 80 F CH 86 S FF 95 2-3 ③ K			B CH 85 X SI 92 1-0 ① G4-3	F CH 84 F FF 94 B FF 92 S SI 94 1-3 ① K	B FF 94 C FF 94 S CU 81 B FF 94 C FF 94 2-3 ③ K			B SI 89 F SI 90 B CH 83 F SI 89 F CH 83 S SI 91 2-3 ② K	5	0	0	0	0	4	6
3 Mike Aviles, R (1, 7) OBP: 0.271, SLG: 0.380		B SI 92 F CH 85 X SI 93 1-1 ① G4-3		B CH 86 X SI 94 1-0 39 FC5-4 1B	B CU 82 B CH 86 F SI 93 F CH 85 B CH 84 B CH 86 4-2 39 S BB			C FF 90 S FF 91 F FF 92 B CH 78 X FF 93 1-2 E3	B CH 82 C X CH 83 1-1 ③ F8	4	0	1	0	1	0	2
39 Jarrod Saltalamacchia, S (1, 2) OBP: 0.308, SLG: 0.468		C SI 94 S CU 81 B CU 81 X CU 81 1-2 ② G3-1		X CU 78 0-0 ② FC5-4 1-2f	B SI 92 1 SAFE B CU 80 B CH 85 B SI 94 4-0 1-2 BB			S FF 92 X FF 92 0-1 ① F9		3	0	0	0	1	0	2
54 Darnell McDonald, R (1, 9) OBP: 0.263, SLG: 0.367 (9, 1)		B CU 80 B SI 94 S SI 93 C CH 86 F CU 82 F FF 95 S CU 83 2-3 ③ K		C CU 79 B CU 78 1 SAFE X SI 92 1-1 ③ F9	B FF 93 2 SAFE B SI 91 F SI 94 B SI 93 X SI 94 3-1 ② F4			X FF 92 0-0 ② F9		4	0	0	0	0	1	4
Inning Stats	R: 1 E: 0 K: 2 S: 19 H: 3 LOB: 2 BB: 0 P: 28	R: 0 E: 0 K: 1 S: 10 H: 0 LOB: 0 BB: 0 P: 14	R: 0 E: 0 K: 0 S: 7 H: 0 LOB: 0 BB: 0 P: 10	R: 2 E: 0 K: 0 S: 9 H: 3 LOB: 1 BB: 0 P: 15	R: 1 E: 0 K: 1 S: 12 H: 1 LOB: 1 BB: 1 P: 19	R: 0 E: 0 K: 1 S: 10 H: 0 LOB: 2 BB: 2 P: 22	R: 0 E: 0 K: 1 S: 13 H: 1 LOB: 2 BB: 1 P: 23	R: 0 E: 1 K: 0 S: 9 H: 0 LOB: 1 BB: 0 P: 10	R: 1 E: 0 K: 2 S: 15 H: 3 LOB: 2 BB: 0 P: 24	1B: 5 2B: 3 3B: 1 HR: 2 SF: 0 SAC: 0 DP: 0 HBP: 0						

PITCHER		IP	WLS	BF	H	R	ER	SO	BB	IBB	HBP	BLK	WP	HR	S	P	ERA	WHIP
47 Gio González, L ERA: 3.35	(1, 1)	5.2	W	27	7	4	4	5	3	0	0	0	0	2	64	105	6.35	1.765
57 Brian Fuentes, L ERA: 4.06	(6, 1)	1.0	H	5	1	0	0	0	1	0	0	0	0	0	13	21	0.00	2.000
50 Grant Balfour, R ERA: 2.06	(7, 1)	0.1		1	0	0	0	1	0	0	0	0	0	0	3	5	0.00	0.000
56 Craig Breslow, L ERA: 4.14	(8, 1)	1.0		4	0	0	0	0	0	0	0	0	0	0	9	10	0.00	0.000
13 Jerry Blevins, L ERA: 4.19	(9, 1)	1.0		6	3	1	1	2	0	0	0	0	0	0	15	24	9.00	3.000

PITCHER	IP	WLS	BF	H	R	ER	SO	BB	IBB	HBP	BLK	WP	HR	S	P	ERA	WHIP

BOTTOM

Oakland Athletics @ Boston Red Sox

Fenway Park, Boston, MA

Fri Aug 26 2011, 7:11 PM - 10:47 PM EDT
Att. 38,239 - Partly Cloudy - 81 F

livebaseballscorecards.com

AB	39
R	5
H	11
RBI	5
BB	4
SO	8
LOB	21

Batter	1	2	3	4	5	6	7	8	9	AB	R	H	RBI	BB	SO	LOB
19 Jemile Weeks, S (1, 4) OBP: 0.328, SLG: 0.408	C FF 94 B CU 74 F FF 94 S CU 76 1-3 K ①		X FF 93 0-0 FC4-6 4 S 2 S 4 SF8 ① 1-2f		C SI 93 B CU 77 F FF 92 F CU 77 B FF 96 B FC 91 B FF 90 4-2 2 S BB		C SI 90 X FF 89 0-1 G4-3 ③		C FF 94 B FS 85 F FF 94 X FF 94 1-2 2 1B 1B 1-2 2-3	4	1	1	0	1	1	2
2 Cliff Pennington, S (1, 6) OBP: 0.324, SLG: 0.365	C FF 94 B FF 94 S CH 88 F FF 95 X FF 95 1-2 P4 ②		C FF 94 B SI 94 F CH 87 B CU 76 F FF 90 B FF 94 B FF 94 4-2 4 S BB 1-2		F CH 86 B FF 94 B FF 94 D CH 88 F FF 93 X FF 93 3-2 F8 ③ 1-2			F FF 92 X FS 85 0-1 16 FC5-4 1B	B FS 86 B FF 93 C FF 92 F FF 91 X SL 83 2-2 1-2 2-3 3-H 1B	4	0	2	1	1	0	1
4 Coco Crisp, S (1, 8) OBP: 0.326, SLG: 0.393	X FF 95 0-0 1B		B CU 76 C SI 89 X FF 95 1-1 SF8 ② 1-2 2-H			C SI 90 X CU 73 0-1 L7 ①		C FF 93 X FS 86 0-1 P5 ①	B FF 93 F FF 92 X FF 93 1-1 F9 ③	4	0	1	1	0	0	4
16 Josh Willingham, R (1, 10) OBP: 0.332, SLG: 0.486	B FF 93 1 SAFE F CH 86 B CH 87 1 SAFE D CH 86 X FF 94 3-1 P4 ③		X CH 88 0-0 L7 ③			C FF 91 X FF 91 0-1 1B		C FF 93 X SL 85 0-1 FC5-4 ② 1-2f		4	0	1	0	0	0	3
14 Brandon Allen, L (1, 3) OBP: 0.366, SLG: 0.617		C FF 92 B CU 73 X FC 89 1-1 HR		C FF 92 X CU 74 0-1 G3 ①		S FF 92 F FF 91 B FF 93 B CU 77 C FC 88 2-3 K ②		C FF 94 B FF 94 F FF 94 S FF 95 1-3 K ③		4	1	1	1	0	2	2
28 Conor Jackson, R (1, 7) OBP: 0.316, SLG: 0.345		B SI 94 F CU 74 B SI 94 X FC 90 2-1 G5-3 ①		B CU 74 B FF 93 X SI 92 2-0 G6-3 ②		B CU 75 X SI 93 1-0 F9 ③			B SI 94 F FF 93 F SL 84 F FF 95 B FC 90 X FC 90 2-2 P4 ①	4	0	0	0	0	0	1
8 Kurt Suzuki, R (1, 2) OBP: 0.296, SLG: 0.386		X SI 93 0-0 G3-1 ②		C FF 93 C CU 76 B FF 93 B FC 88 F FC 89 B FF 94 C SI 91 3-3 K ③			B SI 90 X FF 88 1-0 F7 ①		F FF 94 X FF 94 0-1 19 1B 2 1B 2B	4	1	1	0	0	1	0
15 Ryan Sweeney, L (1, 9) OBP: 0.349, SLG: 0.347		B FF 94 C FF 94 B SI 93 X SI 91 2-1 G4-3 ③			C FF 91 B CU 75 B FF 93 B FF 93 F FF 92 X FF 94 3-2 G5-3 ①		C SI 90 F CU 77 B SI 90 X FF 91 1-2 P6 ②		B FF 94 B FF 94 F FF 94 B FF 94 F FF 95 F SI 94 X FF 95 3-2 F8 ②	4	0	0	0	0	0	1
29 Scott Sizemore, R (1, 5) OBP: 0.348, SLG: 0.399			C FF 91 X FC 88 0-1 E6 19 FC4-6		C CU 72 B SI 92 C CH 86 S FF 94 1-3 K ②		B SI 90 S SI 90 F SI 90 X SI 92 1-2 1B		B FF 95 B FF 94 S FF 95 B FF 95 B FF 93 4-1 2 1B 19 1B BB	3	0	1	0	1	1	0
Inning Stats	R: 0 E: 0 K: 1 S: 10 H: 1 LOB: 1 BB: 0 P: 15	R: 1 E: 0 K: 0 S: 7 H: 1 LOB: 0 BB: 0 P: 12	R: 1 E: 1 K: 0 S: 9 H: 0 LOB: 1 BB: 1 P: 14	R: 0 E: 0 K: 1 S: 7 H: 0 LOB: 0 BB: 0 P: 12	R: 0 E: 0 K: 1 S: 12 H: 0 LOB: 1 BB: 1 P: 23	R: 0 E: 0 K: 1 S: 8 H: 1 LOB: 1 BB: 0 P: 11	R: 0 E: 0 K: 0 S: 9 H: 1 LOB: 1 BB: 0 P: 12	R: 0 E: 0 K: 1 S: 9 H: 1 LOB: 1 BB: 0 P: 10	R: 1 E: 0 K: 0 S: 19 H: 3 LOB: 3 BB: 1 P: 32	1B: 6 2B: 1 3B: 0 HR: 1 SF: 1 SAC: 0 DP: 0 HBP: 0						

PITCHER		IP	WLS	BF	H	R	ER	SO	BB	IBB	HBP	BLK	WP	HR	S	P	ERA	WHIP
31 Jon Lester, L ERA: 3.09	(1, 1)	6.0	W	24	3	2	1	4	2	0	0	0	0	1	53	87	1.50	0.833
35 Dan Wheeler, R ERA: 3.8	(7, 1)	1.0		4	1	0	0	0	0	0	0	0	0	0	9	12	0.00	1.000
64 Michael Bowden, R ERA: 2.0	(8, 1)	2.0		11	4	1	1	1	1	0	0	0	0	0	28	42	4.50	2.500

PITCHER	IP	WLS	BF	H	R	ER	SO	BB	IBB	HBP	BLK	WP	HR	S	P	ERA	WHIP

TOP

Oakland Athletics @ Boston Red Sox

Fenway Park, Boston, MA

Sat Aug 27 2011, 12:04 PM - 6:08 PM EDT

Att. 37,314 - Cloudy - 76 F

livebaseballscorecards.com

AB	35
R	3
H	8
RBI	3
BB	3
SO	5
LOB	14

WP: 0	PA: 39		
PB: 0			
SB: 4			
CS: 0			

Batter	1	2	3	4	5	6	7	8	9	AB	R	H	RBI	BB	SO	LOB
2 Jacoby Ellsbury, L (1, 8) OBP: 0.369, SLG: 0.521	C SI 90 S SI 90 B SI 90 X CU 79 1-2 G4-3 ①	1 SAFE C FF 91 P PO 77 B SI 90 B CU 80 C SI 91 X FF 91 3-2 1-H 2B ②		B FF 89 S FS 80 1 SAFE X FF 89 1-1 P6 ①	B FF 91 B FF 91 C FF 91 B SL 83 B FF 90 4-1 1-2 2-3 BB			X SI 96 0-0 G3-1 ②		4	0	1	1	1	0	1
10 Marco Scutaro, R (1, 6) OBP: 0.336, SLG: 0.376	B SI 91 B SI 91 C SI 90 F SI 90 B SI 93 F SI 93 F FF 92 X FF 92 3-2 28 G4-3 15 1B 2B	B SL 85 C SI 91 B CU 80 F SI 90 X SI 91 2-2 F8 ③		1 SAFE B SL 85 C SL 84 X FF 90 1-1 1-H 1B	B FF 89 B FF 89 C FF 88 C FF 88 X FF 90 2-2 F9 ③			C CH 89 B SL 84 F SI 95 B SL 85 X SL 83 2-2 G6-3 ③		5	1	2	1	0	0	4
28 Adrián González, L (1, 3) OBP: 0.409, SLG: 0.563	B CU 80 B FF 91 F SI 91 X CU 81 2-1 G4-3 ② 2-3	B FF 89 F FS 80 B CU 79 X FS 80 2-1 34 E 2B	X FF 90 0-0 F8 ②			B SL 83 F SI 90 B CU 71 X CH 84 2-1 34 G4-6-3 1B				4	1	2	0	0	0	2
15 Dustin Pedroia, R (1, 4) OBP: 0.398, SLG: 0.472	X CU 79 0-0 3-H 1B ③	C FF 91 B SL 84 B SI 91 B SI 90 B SL 83 4-1 34 E BB	B FF 91 C SL 84 F SL 84 X SI 90 1-2 F9 ③			B SI 88 B SI 88 B SI 88 C SI 88 F SI 89 X SI 89 3-2 P6 ①				3	1	1	1	1	0	2
34 David Ortiz, L (1, 10) OBP: 0.393, SLG: 0.579		B CU 78 B SI 90 F SI 90 X FF 91 2-1 G6-3 ①	F FF 90 F FF 90 F FF 92 B FS 82 F FF 92 X CU 79 1-2 E6 13 SF7 1-H 2-H 2B		B FF 91 B FF 92 C SL 84 X FF 92 2-1 16 F8 33 1B 2B	B SL 85 C SI 90 B CU 72 X SI 90 2-1 1-2f G4-6-3 ②③				4	2	2	2	0	0	1
13 Carl Crawford, L (1, 7) OBP: 0.287, SLG: 0.392		B FF 91 B SI 90 C SI 90 S SI 90 F SI 91 F FS 81 F FF 91 F FS 81 X FF 92 2-2 F7 ②	B SI 91 F FF 92 F SI 90 F FF 92 F SI 92 X FS 82 1-2 SF7 ① 3-H		B FF 91 F FF 92 X FF 93 1-1 G5-3 ①		C SI 87 C SI 88 F CU 72 F SI 90 F SI 89 T SL 84 0-2 K ①			3	0	0	1	0	1	1
16 Josh Reddick, L (1, 9) OBP: 0.337, SLG: 0.479		F CU 80 F SI 91 B SI 92 F FS 82 B FF 91 B FS 80 B SI 92 4-2 33 HR BB	B FS 81 S SI 90 X FS 82 1-1 F9 ②		S SL 86 B SL 86 X FF 93 1-1 F8 ② 2-3		X SL 83 0-0 G1-3 ②			3	1	0	0	1	0	1
33 Jason Varitek, S (1, 2) OBP: 0.310, SLG: 0.432		B SI 90 1 SAFE B SI 89 C CU 79 X SI 90 2-1 1-H HR	X CU 79 0-0 P5 ③		F FF 92 B SL 82 S FF 93 F FF 93 F FF 93 X SL 84 1-2 2 BB 3 1B 3-H 1B		B SI 89 B CH 81 F SI 87 F SI 87 X SI 86 2-2 G1-3 ③			4	1	2	3	0	0	0
3 Mike Aviles, R (1, 5) OBP: 0.278, SLG: 0.387		B FF 88 C FF 91 X FS 85 1-1 2 2B 1B		F SI 90 X SL 85 0-1 10 S 10 1B 1B	S FF 91 S FF 92 F FF 93 X CH 76 0-2 2 BB 1-2 1B			F SI 97 F SI 95 B SL 83 C SL 82 1-3 K ①		4	2	3	0	0	1	0
Inning Stats	R: 1 E: 0 K: 0 S: 11 H: 2 LOB: 1 BB: 0 P: 17	R: 3 E: 0 K: 0 S: 23 H: 3 LOB: 1 BB: 1 P: 38	R: 3 E: 1 K: 0 S: 16 H: 2 LOB: 0 BB: 1 P: 25	R: 1 E: 0 K: 0 S: 10 H: 2 LOB: 1 BB: 0 P: 13	R: 1 E: 0 K: 0 S: 19 H: 3 LOB: 3 BB: 1 P: 30	R: 0 E: 0 K: 0 S: 7 H: 1 LOB: 0 BB: 0 P: 14	R: 0 E: 0 K: 1 S: 10 H: 0 LOB: 0 BB: 0 P: 12	R: 0 E: 0 K: 1 S: 7 H: 0 LOB: 0 BB: 0 P: 10		1B: 7 2B: 5 3B: 0 HR: 1 SF: 1 SAC: 0 DP: 1 HBP: 0	WP: 0 PB: 0 SB: 1 CS: 0 PA: 38					

BOTTOM

Oakland Athletics @ Boston Red Sox

Fenway Park, Boston, MA

Sat Aug 27 2011, 12:04 PM - 6:08 PM EDT

Att. 37,314 - Cloudy - 76 F

livebaseballscorecards.com

AB	34
R	9
H	13
RBI	9
BB	3
SO	2
LOB	12

PITCHER		IP	WLS	BF	H	R	ER	SO	BB	IBB	HBP	BLK	WP	HR	S	P	ERA	WHIP
52 Guillermo Moscoso, R ERA: 3.8	(1, 1)	4.0	L	22	9	8	7	0	2	0	0	0	0	1	60	93	15.75	2.750
56 Craig Breslow, L ERA: 4.24	(5, 1)	1.0		7	3	1	1	0	1	0	0	0	0	0	19	30	9.00	4.000
13 Jerry Blevins, L ERA: 3.8	(6, 1)	2.0		6	1	0	0	1	0	0	0	0	0	0	17	26	0.00	0.500
60 Fautino De Los Santos, R ERA: 3.28	(8, 1)	1.0		3	0	0	0	1	0	0	0	0	0	0	7	10	0.00	0.000

PITCHER	IP	WLS	BF	H	R	ER	SO	BB	IBB	HBP	BLK	WP	HR	S	P	ERA	WHIP

Batter	1	2	3	4	5	6	7	8	9	AB	R	H	RBI	BB	SO	LOB
19 Jemile Weeks, S (1, 4) OBP: 0.330, SLG: 0.408	B FF 87 B SI 87 B FF 86 C FF 87 C FF 86 B CU 75 4-2 14 BB 16 BB BB	D CU 77 C FF 87 F CH 76 X SI 92 1-2 1-3 1B			B CU 75 C FF 91 C FC 89 B FF 90 F CU 75 F CU 77 F FF 91 F CU 76 1 SAFE 2-2 P6 ①		X FF 92 0-0 P6 ③			3	0	1	0	1	0	2
4 Coco Crisp, S (1, 8) OBP: 0.323, SLG: 0.390	C CU 74 X SI 89 0-1 F8 ①	C CU 76 C CU 78 S CU 77 0-3 K ③			1 SAFE M FF 94 F FF 94 D CH 87 S CH 87 1-3 K ②			X FF 98 0-0 G4-3 ①		4	0	0	0	0	2	4
55 Hideki Matsui, L (1, 10) OBP: 0.325, SLG: 0.390	B FF 87 F FF 87 F SI 90 B FF 88 S SI 90 2-3 K ②	C CU 75 B FF 87 F FF 90 X SI 89 1-2 F7 ①			F FF 94 S FF 93 X FF 93 0-2 G3 ③			X FF 96 0-0 1B		4	0	1	0	0	1	2
16 Josh Willingham, R (1, 7) OBP: 0.331, SLG: 0.482	B CU 75 F CH 76 B SI 90 B CU 75 B SI 90 4-1 14 BB 1-2 BB	B CU 77 C CU 76 B CH 77 C CU 76 F SI 91 X CU 77 2-2 G4-3 ②				B SI 92 S SI 93 B CU 81 C SI 89 C CU 80 2-3 K ①		C SL 84 S SL 85 B SL 85 B FF 98 X SL 83 2-2 P6 ②		3	0	0	0	1	1	1
14 Brandon Allen, L (1, 3) OBP: 0.361, SLG: 0.595	F SI 88 B CU 76 D CU 75 B FF 87 B FC 89 4-1 29 FC6-4 1-2 2-3 BB	B SI 90 C CU 76 F SI 88 S FF 90 1-3 K ③				F FF 95 C FF 92 S CH 86 0-3 K ②		B FF 98 X FF 97 1-0 P4 ③		3	0	0	0	1	2	1
29 Scott Sizemore, R (1, 5) OBP: 0.344, SLG: 0.393	F CU 75 X CU 77 0-1 FC6-4 ③ 1-2f			C FF 87 X CU 75 0-1 G5-3 ①		X FF 93 0-0 P3 ③			F FF 95 C SL 80 S FF 96 0-3 K ①	4	0	0	0	0	1	3
12 David DeJesus, L (1, 9) OBP: 0.322, SLG: 0.378		B FF 87 C FF 88 C CU 76 B FF 87 B CU 77 F SI 88 B FF 89 4-2 19 1B BB		C FF 90 S CH 75 S FF 91 0-3 K ②			B FF 92 F SI 94 B FF 91 B CU 81 B FF 94 4-1 BB		F FF 96 F FF 96 C FF 96 0-3 K ②	2	0	0	0	2	2	0
2 Cliff Pennington, S (1, 6) OBP: 0.321, SLG: 0.362		B SI 88 D CU 76 C SI 88 B CU 76 F SI 88 F SI 87 X FF 88 3-2 F9 ①		B FF 91 B CU 74 F FF 90 C CU 76 B FF 92 C FF 89 3-3 K ③			B FF 93 X FF 92 1-0 L9 ①		F FF 97 F FF 96 X FF 96 0-2 L8 ③	4	0	0	0	0	1	2
26 Anthony Recker, R (1, 2) OBP: 0.250, SLG: 0.143		X CU 75 0-0 F8 ②			C SI 88 F CH 76 B FF 91 F FF 92 F CU 78 X CU 76 1-2 1B		S SI 91 B CH 86 C SI 92 X SI 88 1-2 F8 ②			3	0	1	0	0	0	2
Inning Stats	R: 0 E: 0 K: 1 S: 11 H: 0 LOB: 3 BB: 3 P: 25	R: 0 E: 0 K: 1 S: 14 H: 1 LOB: 2 BB: 1 P: 22	R: 0 E: 0 K: 1 S: 10 H: 0 LOB: 0 BB: 0 P: 14	R: 0 E: 0 K: 2 S: 8 H: 0 LOB: 0 BB: 0 P: 11	R: 0 E: 0 K: 1 S: 20 H: 1 LOB: 1 BB: 0 P: 24	R: 0 E: 0 K: 2 S: 7 H: 0 LOB: 0 BB: 0 P: 9	R: 0 E: 0 K: 0 S: 6 H: 0 LOB: 1 BB: 1 P: 12	R: 0 E: 0 K: 0 S: 6 H: 1 LOB: 1 BB: 0 P: 9	R: 0 E: 0 K: 2 S: 9 H: 0 LOB: 0 BB: 0 P: 9	1B: 3 2B: 0 3B: 0 HR: 0 SF: 0 SAC: 0 DP: 0 HBP: 0						

PITCHER		IP	WLS	BF	H	R	ER	SO	BB	IBB	HBP	BLK	WP	HR	S	P	ERA	WHIP
23 Erik Bedard, L ERA: 3.45	(1, 1)	4.0		18	2	0	0	5	4	0	0	0	0	0	48	78	0.00	1.500
91 Alfredo Aceves, R ERA: 2.86	(5, 1)	3.0	W	10	0	0	0	3	1	0	0	0	0	0	28	39	0.00	0.333
51 Daniel Bard, R ERA: 2.07	(8, 1)	1.0		4	1	0	0	0	0	0	0	0	0	0	6	9	0.00	1.000
58 Jonathan Papelbon, R ERA: 2.85	(9, 1)	1.0		3	0	0	0	2	0	0	0	0	0	0	9	9	0.00	0.000

PITCHER	IP	WLS	BF	H	R	ER	SO	BB	IBB	HBP	BLK	WP	HR	S	P	ERA	WHIP

TOP

Oakland Athletics @ Boston Red Sox

Fenway Park, Boston, MA

Sat Aug 27 2011, 6:54 PM - 10:58 PM EDT

Att. 37,039 - Drizzle - 72 F

livebaseballscorecards.com

AB	30
R	0
H	3
RBI	0
BB	5
SO	10
LOB	17

PA: 35

WP: 0 PB: 0 SB: 0 CS: 0

Oakland Athletics @ Boston Red Sox

Fenway Park, Boston, MA

Sat Aug 27 2011, 6:54 PM - 10:58 PM EDT

Att. 37,039 - Drizzle - 72 F

BOTTOM

livebaseballscorecards.com

Batter	1	2	3	4	5	6	7	8	9	AB	R	H	RBI	BB	SO	LOB
2 Jacoby Ellsbury, L (1, 8) OBP: 0.369, SLG: 0.521	B FF 91 F FF 90 S FF 90 F FF 92 X FF 93 1-2 G3 ①		F FF 91 B FF 93 S CH 83 X FF 92 1-2 G1-3 ①		C FF 93 S SL 81 X SL 80 0-2 10 SH1-3 2B		F FF 90 B FF 92 F FF 92 S SL 78 1-3 K ①			4	0	1	0	0	1	0
10 Marco Scutaro, R (1, 6) OBP: 0.333, SLG: 0.372	B FF 90 C FF 89 F SL 81 X FF 93 1-2 G1-3 ②		B SL 79 F FF 92 X FF 92 1-1 F8 ②		B FF 92 X FF 92 1-0 SH1-3 ① 2-3		B CH 79 B FF 94 C CH 80 C FF 94 B SL 82 F FF 94 X FF 94 3-2 F7 ②			3	0	0	0	0	0	0
28 Adrián González, L (1, 3) OBP: 0.406, SLG: 0.559	B FF 91 C FF 92 B FF 92 X FF 91 2-1 G3 ③		F FF 91 F FF 93 F FF 93 B CU 77 B FF 93 F FF 92 X SL 84 2-2 G3 ③		S SL 79 D SL 82 S SL 80 B FF 95 F SL 81 F FF 94 S SL 82 2-3 K ②		B FF 95 B FF 94 S FF 95 C FF 95 B FF 94 S SL 81 3-3 K ③			4	0	0	0	0	2	1
15 Dustin Pedroia, R (1, 4) OBP: 0.398, SLG: 0.474		B FF 89 B FF 89 C FF 89 S FC 89 F FF 91 F FF 93 F FF 91 F FF 92 X FF 93 2-2 34 HR 2B		B SL 79 C FF 90 X FF 89 1-1 12 1B 34 1B 39 G3-1 1B	C CH 79 F FF 94 F SL 82 X CH 78 0-2 L1 ③			F FF 88 F FF 94 B SL 78 S SL 83 1-3 K ①		4	2	2	0	0	1	1
34 David Ortiz, L (1, 10) OBP: 0.396, SLG: 0.587 54 Darnell McDonald, R (8, PR) OBP: 0.263, SLG: 0.367 (9, 10)		C FF 93 X FF 93 0-1 2-H HR		F FF 92 B FF 93 X SI 90 1-1 39 G3-1 12 1B 1-2 1B	S FF 93 X SL 82 0-1 G4-3 ①			C SL 81 B SL 78 B SL 83 C SL 81 F FF 94 X SL 83 2-2 12 BB 1B		4 0	1 0	3 0	2 0	0 0	0 0	0 0
12 Jed Lowrie, S (1, 5) OBP: 0.310, SLG: 0.380		B FF 93 F FF 91 F FF 93 B CU 79 X FF 93 2-2 F7 ①		B FF 92 X FF 91 1-0 39 G3-1 1-2 2-3 1B	B FF 89 B SI 88 S CH 81 B FF 94 C FF 94 F FF 94 X FF 95 3-2 E5 13 F9 39 2B			B FF 93 B FF 89 F FF 93 B FF 94 B CH 80 4-1 1-2 BB		3	1	1	0	1	0	0
13 Carl Crawford, L (1, 7) OBP: 0.285, SLG: 0.388		C FF 93 F FF 93 S FF 93 0-3 K ②		B FC 93 F FF 91 S SL 82 X FC 93 1-2 F4 ①	X FF 94 0-0 F9 ② 2-3			D SL 82 C SL 81 B FF 93 F CH 81 T FF 94 2-2 K ②		4	0	0	0	0	2	6
39 Jarrod Saltalamacchia, S (1, 2) OBP: 0.311, SLG: 0.472		B FF 94 B CU 76 X SI 88 2-0 1B		F CU 77 F FF 93 F SL 82 B FF 93 F SL 82 X FF 93 1-2 G3-1 ② 1-2 2-3 3-H	B FF 94 F SL 77 F FF 94 D SL 82 X FF 94 2-2 16 WP 3-H 2B			F FF 93 B FF 94 B FF 94 F SL 82 S SL 79 2-3 K ③		4	0	2	2	0	1	4
16 Josh Reddick, L (1, 9) OBP: 0.332, SLG: 0.471		X FF 92 0-0 P2 ③		F FF 93 X SI 92 0-1 F8 ③		B SL 79 S SL 80 F FF 94 S SL 82 1-3 K ③ 2-3				3	0	0	0	0	1	4
Inning Stats	R: 0 E: 0 K: 0 S: 9 H: 0 LOB: 0 BB: 0 P: 13	R: 2 E: 0 K: 1 S: 17 H: 3 LOB: 1 BB: 0 P: 23	R: 0 E: 0 K: 0 S: 10 H: 0 LOB: 0 BB: 0 P: 14	R: 1 E: 0 K: 0 S: 15 H: 3 LOB: 2 BB: 0 P: 20	R: 0 E: 0 K: 1 S: 13 H: 1 LOB: 1 BB: 0 P: 16	R: 1 E: 1 K: 1 S: 13 H: 1 LOB: 1 BB: 0 P: 19	R: 0 E: 0 K: 2 S: 10 H: 0 LOB: 0 BB: 0 P: 17	R: 0 E: 0 K: 3 S: 14 H: 1 LOB: 2 BB: 1 P: 25		1B: 5 2B: 3 3B: 0 HR: 1 SF: 0 SAC: 1 DP: 0 HBP: 0				WP: 1 PB: 0 SB: 0 CS: 0 PA: 35		

PITCHER	IP	WLS	BF	H	R	ER	SO	BB	IBB	HBP	BLK	WP	HR	S	P	ERA	WHIP
65 Graham Godfrey, R (1, 1) ERA: 4.71	4.0	L	18	6	3	3	1	0	0	0	0	0	1	51	70	6.75	1.500
88 Josh Outman, L (5, 1) ERA: 3.2	4.0		17	3	1	0	7	1	0	0	0	1	0	50	77	0.00	1.000

PITCHER	IP	WLS	BF	H	R	ER	SO	BB	IBB	HBP	BLK	WP	HR	S	P	ERA	WHIP

AB	33
R	4
H	9
RBI	4
BB	1
SO	8
LOB	16

Batter	1	2	3	4	5	6	7	8	9	AB	R	H	RBI	BB	SO	LOB
11 Brett Gardner, L (1, 7) OBP: 0.346, SLG: 0.375	C SI 93 X FF 94 0-1 ① P6		C CU 80 B CH 85 B FF 92 B CU 80 F SI 92 F SI 92 X FF 93 3-2 ② L4		C SI 91 C FF 90 X FF 93 0-2 ① G4-3		B SI 90 B FC 86 B FF 90 X FF 89 3-0 2 G6-3 1B 1-3		X SI 91 0-0 ① G6-3	5	0	1	0	0	0	0
2 Derek Jeter, R (1, 6) OBP: 0.352, SLG: 0.381	B FF 93 X FC 88 1-0 ② G6-3		F FF 93 B FF 93 B CH 86 F FC 87 F FF 93 X FC 89 2-2 ③ G6-3		X FC 86 0-0 ② G5-3		1 SAFE B FF 90 1 SAFE F FC 85 C FF 90 F FF 92 F FC 86 X CH 84 1-2 ① ② G6-3 1-2f 3-H		X FF 95 0-0 ② G4-3	5	0	0	0	0	0	1
14 Curtis Granderson, L (1, 8) OBP: 0.376, SLG: 0.587	C FF 94 C CH 86 F FF 94 S FC 88 0-3 ③ K			C CH 86 B FC 87 B CU 81 F CU 80 B FF 93 B FC 85 4-2 24 2B BB	B FF 92 F FF 92 F CH 85 B CH 86 F FC 86 B FF 93 D CU 80 4-2 BB		C CH 85 F CU 80 B FF 93 S FF 94 1-3 ③ K		C CU 80 X FC 93 0-1 ③ F7	3	1	0	0	2	2	0
25 Mark Teixeira, S (1, 3) OBP: 0.344, SLG: 0.507		B FF 93 B CU 79 F CU 78 F FF 88 T FF 94 2-2 ① K		B SI 92 1 SAFE B SI 92 C CU 79 1 SAFE F FF 91 1 SAFE F FF 93 F CH 86 2-2 ① P6	X FC 84 0-0 ③ P6			B SI 96 C FF 96 F SI 97 B FF 96 F CU 78 X FF 97 2-2 ① P4		4	0	0	0	0	1	2
24 Robinson Canó, L (1, 4) OBP: 0.350, SLG: 0.532		F CU 81 B FF 93 B FC 89 S FF 93 B FF 94 F FC 88 F FF 93 B FF 94 4-2 33 1B 12 1B BB		F FF 91 X FF 92 0-1 12 1B 1-H 2B		X FF 90 0-0 ① F7		B FF 96 B CU 77 F SI 95 C FF 95 F FF 96 F CU 78 B FF 96 X SI 96 3-2 33 1B 1B		3	2	2	1	1	0	0
33 Nick Swisher, S (1, 9) OBP: 0.387, SLG: 0.467		S FF 93 B CH 86 F FC 88 X FC 88 1-2 12 1B 1-2 1B		S FC 82 F CH 86 F SI 92 B FF 93 F CU 80 B CH 85 B FF 93 B FC 83 4-2 12 1B BB		B FF 90 F CH 83 B CH 85 X SI 91 2-1 1B		C FF 95 B CU 77 B FF 96 S FF 96 1 SAFE F FF 96 X CH 87 2-2 20 HBP 1-3 1B		3	0	3	0	1	0	0
12 Eric Chavez, L (1, 5) OBP: 0.336, SLG: 0.367 26 Eduardo Núñez, R (8, PH) OBP: 0.315, SLG: 0.384 (8, 5)		X SI 94 0-0 20 G6-4-3 1-3 2-H 1B		B CH 85 B FF 92 C CU 80 B FF 92 F CU 80 X CU 80 3-2 20 G6-4-3 1-2 2-H 1B		X CH 85 0-0 ② F9		X SI 93 0-0 ② P4		3 1	0 0	2 0	2 0	0 0	0 0	1 2
20 Jorge Posada, S (1, 10) OBP: 0.317, SLG: 0.398		F CU 81 B SI 93 X CH 86 1-1 ② ③ G6-4-3 1-2f		X SI 93 0-0 ② ③ G6-4-3 1-2f		C CU 78 X SI 93 0-1 ③ F7		F SI 93 B SI 93 F SI 94 1 SAFE B SI 95 H SL 88 3-2 1-2 HBP		3	0	0	0	0	0	5
17 Francisco Cervelli, R (1, 2) OBP: 0.339, SLG: 0.367			F CH 85 C CU 80 B FF 93 F FC 86 B FF 94 X FF 92 2-2 ① F8		B CU 78 S FC 86 B CH 82 B CU 78 X FF 88 3-1 HR		H FF 91 1-0 11 1B 11 PB 2 G6-3 HBP		C SL 87 B SI 94 C SI 94 B SI 94 F SI 95 B SI 96 X SI 95 3-2 ③ G6-3	3	2	1	1	0	0	3
Inning Stats	R: 0 E: 0 K: 1 S: 7 H: 0 LOB: 0 BB: 0 P: 8	R: 1 E: 0 K: 1 S: 13 H: 2 LOB: 1 BB: 1 P: 21	R: 0 E: 0 K: 0 S: 12 H: 0 LOB: 0 BB: 0 P: 19	R: 2 E: 0 K: 0 S: 18 H: 2 LOB: 1 BB: 2 P: 31	R: 1 E: 0 K: 0 S: 10 H: 1 LOB: 1 BB: 1 P: 17	R: 0 E: 0 K: 0 S: 6 H: 1 LOB: 1 BB: 0 P: 8	R: 1 E: 0 K: 1 S: 9 H: 1 LOB: 0 BB: 0 P: 15	R: 0 E: 0 K: 0 S: 20 H: 2 LOB: 3 BB: 0 P: 33	R: 0 E: 0 K: 0 S: 4 H: 0 LOB: 0 BB: 0 P: 4	1B: 7 2B: 1 3B: 0 HR: 1 SF: 0 SAC: 0 DP: 3 HBP: 2						

TOP

New York Yankees @ Boston Red Sox

Fenway Park, Boston, MA

Tue Aug 30 2011, 7:13 PM - 11:11 PM EDT

Att. 37,773 - Partly Cloudy - 72 F

livebaseballscorecards.com

AB	33
R	5
H	9
RBI	4
BB	4
SO	3
LOB	14

PITCHER		IP	WLS	BF	H	R	ER	SO	BB	IBB	HBP	BLK	WP	HR	S	P	ERA	WHIP
41 John Lackey, R ERA: 5.94	(1, 1)	7.0	L	30	7	5	4	3	4	0	1	0	0	1	75	119	5.14	1.571
46 Franklin Morales, L ERA: 3.62	(8, 1)	0.1		3	2	0	0	0	0	0	0	0	0	0	13	20	0.00	6.000
32 Matt Albers, R ERA: 4.28	(8, 1)	0.2		3	0	0	0	0	0	0	1	0	0	0	7	13	0.00	0.000
91 Alfredo Aceves, R ERA: 2.83	(9, 1)	1.0		3	0	0	0	0	0	0	0	0	0	0	4	4	0.00	0.000

PITCHER	IP	WLS	BF	H	R	ER	SO	BB	IBB	HBP	BLK	WP	HR	S	P	ERA	WHIP

Batter	1	2	3	4	5	6	7	8	9	AB	R	H	RBI	BB	SO	LOB
2 Jacoby Ellsbury, L (1, 8) OBP: 0.371, SLG: 0.520	C FF 94 B FF 94 F FF 95 H FF 95 2-2 10 FC3-6 HBP	C SL 84 X SI 96 0-1 ③ G4-3		C FF 94 B SL 83 F SL 82 B FF 95 C FF 96 2-3 ② K		S FF 96 X SI 95 0-1 1B		B FF 94 B FF 92 C FF 94 S FF 94 F SL 83 B FF 95 F FF 93 B FF 95 4-2 BB		3	0	1	0	1	1	5
10 Marco Scutaro, R (1, 6) OBP: 0.334, SLG: 0.376	1 SAFE C FF 93 B SI 94 X FF 95 1-1 ① FC3-6 1-2f		C FF 95 B FF 94 X SI 94 1-1 ① 1B	C SL 79 B FF 96 B FF 96 X CH 88 2-1 1-3 2-H 2B		B FF 95 C FF 95 1 SAFE B FF 95 X FF 95 2-1 ② F8		C FF 93 B FF 94 1 SAFE B FF 92 X FF 93 2-1 ① L7		5	0	2	1	0	0	3
28 Adrián González, L (1, 3) OBP: 0.403, SLG: 0.554	C FF 94 C FF 95 B FF 95 S SL 82 1-3 ② K		C SL 78 F SI 94 S SL 83 0-3 ② K	F FF 96 B FF 95 S SL 83 D FF 97 S SL 83 2-3 ③ K		S SL 82 B FF 96 D SL 83 D SL 83 C FF 96 X FF 96 3-2 ③ G6-3		F SL 83 B FF 94 B SI 95 F SL 81 X FF 95 2-2 ② L8		5	0	0	0	0	3	5
15 Dustin Pedroia, R (1, 4) OBP: 0.397, SLG: 0.471	C FF 95 C FF 95 F FF 96 D SL 82 B FF 95 S CH 88 2-3 ③ K		B FF 96 B CH 88 X FF 95 2-0 1B		B SL 80 C FF 94 T FF 95 F FF 96 F SI 90 F FF 96 S SL 84 1-3 ① K		B CU 73 C FF 89 B SI 91 B SI 89 F SI 90 X FF 90 3-2 ① F8	B SL 81 C FF 92 F FC 90 D SL 84 B FF 92 X FF 93 3-2 ③ F8		5	0	1	0	0	2	2
34 David Ortiz, L (1, 10) OBP: 0.398, SLG: 0.589		C FF 96 B SL 84 B SL 83 S FF 96 B FF 96 S FF 96 3-3 ① K	B SL 78 F SL 79 S FF 95 1 SAFE S FF 95 1-3 ③ K		C FF 95 B SL 83 X FF 96 1-2 12 2B 1B		B FF 90 S CH 82 F FF 91 B CU 76 B CH 81 B FF 90 4-2 13 1B 12 1B BB		C FC 93 B FC 92 X FC 92 1-1 2B	4	0	2	0	1	2	1
12 Jed Lowrie, S (1, 5) OBP: 0.315, SLG: 0.388		B FF 95 B FF 95 B FF 96 C FF 96 F FF 95 X FF 96 3-2 54 BB 13 WP 1B		C FF 94 B FF 95 X CH 88 1-1 ① G6-3	B FF 94 B FF 95 C FF 95 B CH 87 C FF 95 F FF 95 X FF 96 3-2 1-3 2B	X CU 74 0-0 13 1B 1-2 1B			C FC 93 B FC 93 C FC 93 C FC 93 1-3 ① K	5	0	3	0	0	1	1
13 Carl Crawford, L (1, 7) OBP: 0.288, SLG: 0.397		C FF 95 S FF 95 F FF 96 B SL 81 B FF 96 B SL 83 B SL 84 4-2 54 BB 1-2 BB		X SL 78 0-0 HR	B SI 95 S SI 94 X FF 96 1-1 ② L4		S FF 94 X FF 95 0-1 1-2 2-3 1B		C FC 94 B FC 92 C FC 93 B FC 93 F FF 94 X FC 92 2-2 ② P6	4	1	2	1	1	0	3
39 Jarrod Saltalamacchia, S (1, 2) OBP: 0.312, SLG: 0.469		B FF 96 C FF 95 C FF 96 S CH 88 1-3 ② K		X FF 96 0-0 54 1B 10 2B 1B	B SL 80 F SL 81 F CH 89 S SL 84 1-3 ③ K		S SL 83 S SL 82 S SL 81 0-3 ② K		C FC 93 H FC 92 1-1 HBP	4	1	1	0	0	3	7
54 Darnell McDonald, R (1, 9) OBP: 0.270, SLG: 0.366 16 Josh Reddick, L (9, PH) OBP: 0.330, SLG: 0.469		C SL 81 C FF 95 B FF 95 B CH 88 B FF 95 F FF 96 F FF 96 B FF 96 4-2 1-2 2-3 BB		S SI 94 X SI 95 0-1 10 2B 1-2 1B		C FF 95 B CH 88 S CH 88 B SL 83 B SL 84 F FF 95 X FF 97 3-2 ① G5-3	F FF 94 D SL 83 B FF 95 F FF 94 B FF 96 S FF 95 3-3 ③ K		B FC 94 C FC 93 X FC 93 1-1 ③ L7	3 1	0 0	1 0	0 0	1 0	1 0	3 2
Inning Stats	R: 0 E: 0 K: 2 S: 11 H: 0 LOB: 1 BB: 0 P: 17	R: 0 E: 0 K: 2 S: 18 H: 1 LOB: 3 BB: 2 P: 33	R: 0 E: 0 K: 2 S: 9 H: 2 LOB: 1 BB: 0 P: 13	R: 2 E: 0 K: 2 S: 14 H: 4 LOB: 2 BB: 0 P: 21	R: 0 E: 0 K: 2 S: 18 H: 2 LOB: 2 BB: 0 P: 25	R: 0 E: 0 K: 0 S: 11 H: 1 LOB: 1 BB: 0 P: 19	R: 0 E: 0 K: 2 S: 14 H: 2 LOB: 3 BB: 1 P: 24	R: 0 E: 0 K: 0 S: 12 H: 0 LOB: 1 BB: 1 P: 23	R: 0 E: 0 K: 1 S: 12 H: 1 LOB: 2 BB: 0 P: 18	1B: 9 2B: 3 3B: 0 HR: 1 SF: 0 SAC: 0 DP: 0 HBP: 2						WP: 1 PB: 0 SB: 0 CS: 0 PA: 45	

PITCHER		IP	WLS	BF	H	R	ER	SO	BB	IBB	HBP	BLK	WP	HR	S	P	ERA	WHIP
52 CC Sabathia, L ERA: 2.99	(1, 1)	6.0	W	30	10	2	2	10	2	0	1	0	1	1	81	128	3.00	2.000
53 Cory Wade, R ERA: 2.2	(7, 1)	0.1	H	3	1	0	0	0	1	0	0	0	0	0	6	13	0.00	6.000
48 Boone Logan, L ERA: 2.6	(7, 1)	0.2	H	3	1	0	0	2	0	0	0	0	0	0	8	11	0.00	1.500
29 Rafael Soriano, R ERA: 4.56	(8, 1)	1.0	H	4	0	0	0	0	1	0	0	0	0	0	12	23	0.00	1.000
42 Mariano Rivera, R ERA: 2.12	(9, 1)	1.0	S	5	1	0	0	1	0	0	1	0	0	0	12	18	0.00	1.000

PITCHER	IP	WLS	BF	H	R	ER	SO	BB	IBB	HBP	BLK	WP	HR	S	P	ERA	WHIP

BOTTOM

New York Yankees @ Boston Red Sox

Fenway Park, Boston, MA

Tue Aug 30 2011, 7:13 PM - 11:11 PM EDT

Att. 37,773 - Partly Cloudy - 72 F

livebaseballscorecards.com

AB	39
R	2
H	13
RBI	2
BB	4
SO	13
LOB	32

New York Yankees @ Boston Red Sox

Fenway Park, Boston, MA

Wed Aug 31 2011, 7:14 PM - 10:28 PM EDT

Att. 38,021 - Partly Cloudy - 70 F

livebaseballscorecards.com

TOP

Batter	1	2	3	4	5	6	7	8	9	AB	R	H	RBI	BB	SO	LOB
11 Brett Gardner, L (1, 7) OBP: 0.345, SLG: 0.373	F FF 94 C CU 78 B CU 82 B CU 80 F FF 94 X FF 95 2-2 ② 2 SH1-3 1B		C CH 88 F FF 94 S CU 82 0-3 ② K		C FF 94 B CU 80 C CH 88 C FF 94 1-3 ② K	X FC 92 0-0 ③ F9			C FF 97 C SL 82 S FF 97 0-3 ③ K	5	0	1	0	0	3	1
2 Derek Jeter, R (1, 6) OBP: 0.354, SLG: 0.383	X SI 94 0-0 ① SH1-3 1-2		X SI 94 0-0 ① 14 S 1B 3-H		B SI 94 X CH 90 1-0 ① 1B		B FC 91 X FF 92 1-0 ① G3-1			3	0	2	1	0	0	0
14 Curtis Granderson, L (1, 8) OBP: 0.375, SLG: 0.584	F FF 94 F FF 94 F CU 81 S CU 82 0-3 ② K		B CH 91 D CH 90 B FF 93 C FF 93 F SI 93 F FF 94 D CH 90 4-2 ② BB 1-2		D CH 89 B FC 91 C FF 92 F FF 94 1 SAFE X FF 93 2-2 ③ F9		B FF 92 F FF 93 B CH 88 F FF 92 C FF 94 2-3 ② K			3	0	0	0	1	2	2
25 Mark Teixeira, S (1, 3) OBP: 0.343, SLG: 0.504	C CU 80 B FF 95 F FC 92 D CU 82 B FF 95 T FF 94 3-2 ③ K		C CH 89 F FC 92 X CU 80 0-2 ③ G4-3			F CH 88 B CU 80 H CU 80 2-1 24 WP 24 2B HBP	B CU 80 X FF 94 1-0 ③ P4			3	1	0	0	0	1	3
24 Robinson Canó, L (1, 4) OBP: 0.350, SLG: 0.532		S FC 92 B FF 94 F FF 94 S FF 95 1-3 ① K		C FC 92 F FF 93 B CU 81 B FF 94 F FC 92 S CU 82 2-3 ① K		F FF 94 B FF 93 S FF 93 X FF 94 1-2 12 2B 1-H 2B		C FF 98 F SL 84 B FF 97 X FF 97 1-2 ① G6-3		4	1	1	1	0	2	0
33 Nick Swisher, S (1, 9) OBP: 0.386, SLG: 0.464		F FF 93 C CH 89 B CU 82 X SI 95 1-2 ② G4-3		S CU 79 B CU 81 X FC 92 1-1 ② F7		B FF 94 S CH 87 D CU 81 F CU 81 D CU 81 B CU 81 4-2 12 2B 12 E BB		B SI 98 F FF 98 B FF 96 B FF 98 X FF 96 3-1 ② G4-3		3	1	0	0	1	0	0
12 Eric Chavez, L (1, 10) OBP: 0.341, SLG: 0.375		B FF 94 X FF 94 1-0 ③ F8		B FF 93 B FF 92 B FF 93 B FF 93 4-0 BB		X FF 92 0-0 E9 26 SF8 1-H 2-H 2B		C FF 98 S SL 86 B SL 85 S FF 98 1-3 ③ K		3	1	1	1	1	1	0
26 Eduardo Núñez, R (1, 5) OBP: 0.314, SLG: 0.387			B FF 94 F SI 94 B FF 94 B FF 94 X SI 94 3-1 17 G3-4-3 2 1B 2B	C FF 93 1 SAFE 1 SAFE F FF 92 S FF 93 0-3 ③ K		C CU 80 T FF 93 X FF 93 0-2 ① SF8 3-H			C FF 96 F SI 91 T FF 96 0-2 ① K	3	1	1	1	0	2	1
17 Francisco Cervelli, R (1, 2) OBP: 0.328, SLG: 0.354			C CU 79 C FC 92 X CU 80 0-2 ① G3-4-3 2-3		S FC 92 F SI 94 B CU 81 X FF 93 1-2 ① F7	C CH 89 B CU 81 C CU 79 X FC 91 1-2 ② F8			X FF 97 0-0 ② F9	4	0	0	0	0	0	1
Inning Stats	R: 0 E: 0 K: 2 S: 12 H: 1 LOB: 1 BB: 0 P: 17	R: 0 E: 0 K: 1 S: 7 H: 0 LOB: 0 BB: 0 P: 10	R: 1 E: 0 K: 1 S: 15 H: 2 LOB: 2 BB: 1 P: 22	R: 0 E: 0 K: 2 S: 9 H: 0 LOB: 1 BB: 1 P: 16	R: 0 E: 0 K: 1 S: 10 H: 1 LOB: 1 BB: 0 P: 15	R: 4 E: 1 K: 0 S: 14 H: 2 LOB: 0 BB: 1 P: 22	R: 0 E: 0 K: 1 S: 5 H: 0 LOB: 0 BB: 0 P: 9	R: 0 E: 0 K: 1 S: 8 H: 0 LOB: 0 BB: 0 P: 13	R: 0 E: 0 K: 2 S: 7 H: 0 LOB: 0 BB: 0 P: 7	1B: 3 2B: 3 3B: 0 HR: 0 SF: 1 SAC: 1 DP: 0 HBP: 1						

	AB	31
	R	5
	H	6
	RBI	4
	BB	3
	SO	11
	LOB	8

WP: 1 PA: 37
PB: 0
SB: 1
CS: 0

PITCHER		IP	WLS	BF	H	R	ER	SO	BB	IBB	HBP	BLK	WP	HR	S	P	ERA	WHIP
19 Josh Beckett, R ERA: 2.54	(1, 1)	7.0	W	31	6	5	4	8	3	0	1	0	1	0	72	111	5.14	1.286
51 Daniel Bard, R ERA: 2.03	(8, 1)	1.0	H	3	0	0	0	1	0	0	0	0	0	0	8	13	0.00	0.000
58 Jonathan Papelbon, R ERA: 2.8	(9, 1)	1.0		3	0	0	0	2	0	0	0	0	0	0	7	7	0.00	0.000

PITCHER	IP	WLS	BF	H	R	ER	SO	BB	IBB	HBP	BLK	WP	HR	S	P	ERA	WHIP

Batter	1	2	3	4	5	6	7	8	9	AB	R	H	RBI	BB	SO	LOB
2 Jacoby Ellsbury, L (1, 8) OBP: 0.371, SLG: 0.526	C FF 93 T FF 93 B FF 94 B FF 95 T FF 95 2-2 ① K		X FF 92 0-0 12 1B 1-3 2B		B KC 74 X FF 92 1-0 ① F9	B FF 94 B SL 82 F FF 95 B SL 81 X FF 95 3-1 HR 2-H		C SL 87 C FF 88 B CH 88 B FF 91 F CH 87 S CH 87 2-3 ② K		5	2	2	2	0	2	0
15 Dustin Pedroia, R (1, 4) OBP: 0.397, SLG: 0.470	F FF 95 B KC 76 X FF 95 1-1 1B		C KC 74 B FC 90 S CH 86 F FF 94 D FC 84 X FF 93 2-2 ① G5-3 3-H		C FF 92 X FF 88 0-1 ② F9	C FF 95 X SI 94 0-1 28 WP 1B		X SL 87 0-0 ③ G4-3		5	0	2	1	0	0	1
28 Adrián González, L (1, 3) OBP: 0.402, SLG: 0.552	C FF 94 1 SAFE 1 SAFE B FF 92 S FF 94 B FF 94 B FF 94 1 SAFE X FF 93 3-2 ② F7		X FF 93 0-0 ② F8		C FF 93 B CH 85 X FF 92 1-1 34 HR 1B	B SL 80 B SL 82 X SI 93 2-0 ③ G3-1 1-2				4	1	1	0	0	0	3
34 David Ortiz, L (1, 10) OBP: 0.399, SLG: 0.594	C KC 75 S FF 94 F FF 94 D KC 76 B CH 84 1 SAFE C FF 94 2-3 ③ K		I I IN 68 I IN 69 I IN 66 4-0 12 1B IBB		C FF 93 B KC 74 B CH 85 B KC 73 F CH 84 X FF 92 3-2 HR 1-H		C SL 80 B SI 93 C SL 81 S SL 82 1-3 ① K			3	1	1	2	1	2	1
12 Jed Lowrie, S (1, 5) OBP: 0.317, SLG: 0.387		C FF 92 X KC 74 0-1 ① G3-1	B FF 92 X CH 84 1-0 1B 1-3 2-H		X KC 74 0-0 ③ P4		C SI 90 B SL 88 B FF 91 F SI 92 B SI 91 B SI 91 4-2 13 G3-6-3 BB			3	0	1	1	1	0	0
13 Carl Crawford, L (1, 7) OBP: 0.288, SLG: 0.398		B FF 93 X FF 94 1-0 2B	C FF 92 B FF 91 S FF 92 D SL 83 F FF 93 S FF 93 2-3 ③ K			B FF 90 B FC 86 B FF 91 C FF 91 C FF 91 F FF 91 F FF 93 X FF 92 3-2 ① F7	X SI 91 0-0 ② ③ G3-6-3 1-2f			4	0	1	0	0	1	3
16 Josh Reddick, L (1, 9) OBP: 0.333, SLG: 0.472		B FF 92 X KC 76 1-0 ② F8	B FF 91 X KC 73 1-0 ① B1-3			F FF 93 S KC 76 F SL 79 B FF 92 B FF 93 B KC 76 F FF 92 B FF 93 4-2 33 2B BB		B SI 91 B SL 80 F FF 91 X SI 91 2-1 33 HR 2B		3	2	1	0	1	0	1
33 Jason Varitek, S (1, 2) OBP: 0.313, SLG: 0.454		C FF 92 S FF 94 S SI 94 0-3 ③ K	C FF 92 F FF 92 B SL 82 X FF 94 1-2 ② F8			C FF 92 1 SAFE B FF 92 X KC 74 1-1 2 HR 2B 1-H		X FF 92 0-0 HR 2-H		4	2	2	3	0	1	1
10 Marco Scutaro, R (1, 6) OBP: 0.333, SLG: 0.374			C FF 92 X FF 90 0-1 2 2B 15 G5-3 1B		B FF 93 C FC 89 F FF 90 B FF 92 F CH 85 X SL 82 2-2 ③ P3	B KC 74 C FC 87 B CH 86 X FF 92 2-1 ② F8		C FF 92 X SL 87 0-1 ① F9		4	1	1	0	0	0	1
Inning Stats	R: 0 E: 0 K: 2 S: 12 H: 1 LOB: 1 BB: 0 P: 20	R: 0 E: 0 K: 1 S: 7 H: 1 LOB: 1 BB: 0 P: 9	R: 2 E: 0 K: 1 S: 13 H: 3 LOB: 2 BB: 1 P: 22	R: 0 E: 0 K: 0 S: 8 H: 0 LOB: 0 BB: 0 P: 12	R: 2 E: 0 K: 0 S: 9 H: 2 LOB: 0 BB: 0 P: 14	R: 3 E: 0 K: 0 S: 18 H: 3 LOB: 1 BB: 1 P: 33	R: 0 E: 0 K: 1 S: 6 H: 0 LOB: 0 BB: 1 P: 11	R: 2 E: 0 K: 1 S: 10 H: 2 LOB: 0 BB: 0 P: 14		1B: 5 2B: 4 3B: 0 HR: 3 SF: 0 SAC: 0 DP: 1 HBP: 0					WP: 1 PB: 0 SB: 0 CS: 0 PA: 38	

PITCHER		IP	WLS	BF	H	R	ER	SO	BB	IBB	HBP	BLK	WP	HR	S	P	ERA	WHIP
65 Phil Hughes, R ERA: 6.75	(1, 1)	5.2	L	27	8	6	6	4	1	1	0	0	0	1	62	100	9.53	1.588
48 Boone Logan, L ERA: 2.8	(6, 1)	0.2		4	2	1	1	1	0	0	0	0	1	1	8	14	13.50	3.000
38 Luis Ayala, R ERA: 1.97	(7, 1)	1.2		7	2	2	2	1	1	0	0	0	0	1	13	21	10.80	1.800

PITCHER	IP	WLS	BF	H	R	ER	SO	BB	IBB	HBP	BLK	WP	HR	S	P	ERA	WHIP

BOTTOM

New York Yankees @ Boston Red Sox

Fenway Park, Boston, MA

Wed Aug 31 2011, 7:14 PM - 10:28 PM EDT

Att. 38,021 - Partly Cloudy - 70 F

livebaseballscorecards.com

AB	35
R	9
H	12
RBI	9
BB	3
SO	6
LOB	11

New York Yankees @ Boston Red Sox

Fenway Park, Boston, MA

Thu Sep 01 2011, 7:13 PM - 11:33 PM EDT

Att. 38,074 - Cloudy - 66 F

livebaseballscorecards.com

Batter	1	2	3	4	5	6	7	8	9	AB	R	H	RBI	BB	SO	LOB
2 Derek Jeter, R (1, 6) OBP: 0.356, SLG: 0.384	C FF 94 F FF 94 B FF 95 B SI 90 F FF 91 S FC 88 2-3 K	C FF 92 X CH 87 0-1 14 1B 1B		B CH 87 C FF 93 F FF 89 B CU 78 B FF 94 F FC 87 B FC 87 4-2 BB		B SL 82 C CU 81 B SI 94 F FF 93 X FS 86 2-2 25 HBP 14 BB 1B	B SL 84 F FF 97 S SI 96 C FF 97 1-3 K			4	0	2	0	1	2	1
14 Curtis Granderson, L (1, 8) OBP: 0.377, SLG: 0.583	B FF 96 B FF 90 X FF 95 2-0 25 1B 24 2B 1B	B CU 75 C FC 85 X FC 86 1-1 1-3 1B		B CU 74 D CU 76 C FC 88 S CH 88 F FC 86 S CU 76 2-3 K		B CU 81 B FC 92 B FF 92 B FF 91 4-0 25 HBP 1-2 BB	C SL 84 X FF 98 0-1 G6-3			4	1	2	0	1	1	2
25 Mark Teixeira, S (1, 3) OBP: 0.345, SLG: 0.503 11 Brett Gardner, L (7, 7) OBP: 0.346, SLG: 0.373	C FF 95 D CU 77 1 SAFE B SI 93 C SI 94 F FC 90 X FC 89 2-2 24 2B 1-2 1B	S SI 93 B FF 93 X FF 94 1-1 P5			B SI 91 B SI 90 F FF 91 S FC 89 F FC 88 X FC 88 2-2 G6-3	H SL 83 1-0 1-2 2-3 HBP		B FF 94 B FF 95 B FF 95 C FF 94 C FF 95 F FF 94 F FF 95 B FC 90 4-2 24 CS BB		3 0	0 0	1 0	0 0	0 1	0 0	2 0
24 Robinson Canó, L (1, 4) OBP: 0.350, SLG: 0.534	B CU 76 D CU 76 X FC 89 2-0 1-3 2-H 2B	F FF 92 X CU 75 0-1 G4-3			B CU 75 X CU 74 1-0 33 SH1-3 2B	C SI 94 X SI 96 0-1 G5-3		D CU 78 B FF 95 S FF 94 F FF 94 1 SAFE B CU 77 F CU 77 F CH 87 S FF 95 3-3 1-2 K		5	0	2	1	0	1	4
33 Nick Swisher, S (1, 9) OBP: 0.385, SLG: 0.462 (7, 3)	B FF 95 C CU 74 S FC 89 F FF 94 F FF 90 F CU 77 B FF 95 B FC 89 F FC 89 3-3 S CU 75 K	B CU 74 B CU 74 C FF 93 S CH 86 X FC 88 2-2 1B			B CU 74 C FF 91 X FC 88 1-1 SH1-3 2-3		C CU 80 B CH 84 B FS 87 F CH 85 B FF 92 C FF 92 3-3 K	C SI 94 F CU 77 S CH 89 0-3 K		4	0	1	0	0	3	2
18 Andruw Jones, R (1, 7) OBP: 0.363, SLG: 0.510 41 Chris Dickerson, L (7, PR) OBP: 0.355, SLG: 0.379 (7, 9)	B FF 96 B FF 94 F FF 94 B FC 89 F SI 94 F FC 89 F FF 95 F FC 90 B SI 95 4-2 BB	B SI 94 F FF 93 C FC 88 F FF 94 B CU 77 C FC 88 2-3 K			S FC 90 B CH 88 B FF 89 C FC 88 F FF 89 B CU 78 B CU 76 4-2 BB		B FS 89 F FF 91 T FF 92 B FF 93 F FF 94 F FF 94 F FF 95 B SL 84 F FF 94 4-2 63 HBP 55 2B BB		B FF 94 C FF 89 B CU 76 X FF 93 2-1 P3	1 1	0 1	0 0	0 0	3 0	1 0	1 0
63 Jesus Montero, R (1, 10)	S FF 95 F FC 90 B FF 95 B FC 90 F FF 95 S FC 90 2-3 K	F SI 94 X FC 88 0-1 F9			B SI 94 C FF 93 T SI 93 F FF 93 X FC 88 1-2 G6-3		1 SAFE 1 SAFE B FC 90 F FF 91 1 SAFE F FC 90 B SL 83 H SI 92 3-2 55 2B 1-2 HBP		B SI 91 B SL 85 F SI 90 X SL 86 2-1 F9	4	1	0	0	0	1	6
55 Russell Martin, R (1, 2) OBP: 0.326, SLG: 0.421		F FF 92 B CU 74 X FF 92 1-1 G5-3		C CU 72 S FC 86 B CU 76 S FC 88 1-3 K		F FF 93 F FS 90 X FS 86 0-2 26 G6-3 1B	S SL 85 S SL 86 B FF 97 B FF 98 B FF 98 F SL 85 X FF 97 3-2 12 1B 1-H 2-H 2B		S SL 87 B SL 87 S CU 77 F SL 86 X SI 91 1-2 F8	5	1	2	2	0	1	0
26 Eduardo Núñez, R (1, 5) OBP: 0.310, SLG: 0.383 12 Eric Chavez, L (7, PH) OBP: 0.347, SLG: 0.381 (7, 5)		X FF 92 0-0 P3		C FF 93 S FF 88 B FF 92 X FC 88 1-2 F9		B SI 94 X SI 93 1-0 G6-3 1-2f	B FF 97 X FF 97 1-0 3-H 1B			3 1	0 0	0 1	0 1	0 0	0 0	1 0

Inning Stats	1	2	3	4	5	6	7	8	9
	R: 1 E: 0 K: 3 S: 26	H: 3 LOB: 3 BB: 1 P: 43	R: 0 E: 0 K: 0 S: 9	H: 2 LOB: 2 BB: 0 P: 12	R: 0 E: 0 K: 1 S: 11	H: 1 LOB: 1 BB: 0 P: 15	R: 0 E: 0 K: 2 S: 13	H: 0 LOB: 1 BB: 1 P: 21	R: 0 E: 0 K: 0 S: 14	H: 1 LOB: 2 BB: 1 P: 23	R: 0 E: 0 K: 0 S: 9	H: 2 LOB: 3 BB: 1 P: 17	R: 3 E: 0 K: 2 S: 25	H: 2 LOB: 1 BB: 1 P: 40	R: 0 E: 0 K: 2 S: 12	H: 0 LOB: 0 BB: 1 P: 19	R: 0 E: 0 K: 0 S: 8	H: 0 LOB: 0 BB: 0 P: 13

1B: 8	SF: 0	WP: 0
2B: 3	SAC: 1	PB: 0
3B: 0	DP: 1	SB: 0
HR: 0	HBP: 2	CS: 1

PA: 44

AB	35
R	4
H	11
RBI	4
BB	6
SO	10
LOB	19

PITCHER		IP	WLS	BF	H	R	ER	SO	BB	IBB	HBP	BLK	WP	HR	S	P	ERA	WHIP
31 Jon Lester, L ERA: 3.05	(1, 1)	5.0		25	7	1	1	6	3	0	0	0	0	0	73	114	1.80	2.000
91 Alfredo Aceves, R ERA: 2.99	(6, 1)	1.1	L	9	2	2	2	1	2	0	2	0	0	0	24	42	13.50	3.000
51 Daniel Bard, R ERA: 2.15	(7, 1)	0.2	B	4	2	1	1	1	0	0	0	0	0	0	10	15	13.50	3.000
61 Felix Doubront, L ERA: 4.5	(8, 1)	1.1		4	0	0	0	2	1	0	0	0	0	0	14	23	0.00	0.750
35 Dan Wheeler, R ERA: 3.74	(9, 1)	0.2		2	0	0	0	0	0	0	0	0	0	0	6	9	0.00	0.000

PITCHER	IP	WLS	BF	H	R	ER	SO	BB	IBB	HBP	BLK	WP	HR	S	P	ERA	WHIP

BOTTOM

New York Yankees @ Boston Red Sox

Fenway Park, Boston, MA

Thu Sep 01 2011, 7:13 PM - 11:33 PM EDT

Att. 38,074 - Cloudy - 66 F

livebaseballscorecards.com

Batter	1	2	3	4	5	6	7	8	9	AB	R	H	RBI	BB	SO	LOB
2 Jacoby Ellsbury, L (1, 8) OBP: 0.373, SLG: 0.525	B FF 94 B FF 94 C FF 93 X SI 94 2-1 G3 ①		B KC 84 S KC 83 C KC 83 B FF 93 S KC 84 2-3 K ②		C SI 93 X CH 89 0-1 10 FC6-4 1B		C FF 93 B FF 93 B FF 93 C FF 93 B SL 82 B FF 93 4-2 BB		C FC 94 B FF 93 F FC 92 B FC 92 B FC 93 F FC 93 B FC 92 4-2 10 1B 1-2 BB	3	0	1	0	2	1	0
10 Marco Scutaro, R (1, 6) OBP: 0.331, SLG: 0.371	B FF 95 X FF 94 1-0 P3 ②		B FF 93 C FF 94 C FF 94 B KC 86 F KC 85 B FF 94 X FF 94 3-2 G3 ③		P PO 88 1 SAFE B FF 94 1 SAFE X SI 93 2-0 FC6-4 ③ 1-2f		C FF 91 1 SAFE F FF 91 C SL 82 0-3 K ③		C FC 92 X FC 93 0-1 1-2 2-3 1B	5	0	1	0	0	1	2
28 Adrián González, L (1, 3) OBP: 0.403, SLG: 0.552	B FF 94 B FF 94 F FF 94 B SI 91 S SI 95 B SI 95 4-2 15 FC6-4 BB			B SI 93 B FF 93 X FF 91 2-0 15 HR 2B		B FF 91 S KC 83 C KC 82 S CH 90 1-3 K ①		B KC 81 B FF 94 B FF 94 B FF 94 4-0 15 FC4-6 BB	S FC 92 F FC 93 B FC 92 F FC 92 C FC 92 1-3 K ③	3	1	1	0	2	2	3
15 Dustin Pedroia, R (1, 4) OBP: 0.397, SLG: 0.476	C KC 81 C KC 83 D KC 84 B FF 94 F FF 94 F KC 84 F FF 95 X KC 84 2-2 FC6-4 ③ 1-2f			B KC 84 D CH 90 B FF 94 C FF 94 X FF 94 3-1 2-H HR		B SI 93 F KC 83 X FF 94 1-1 34 S 1B		C FC 94 C KC 83 D KC 82 F FC 96 X FF 95 1-2 FC4-6 ① 13 WP 1-2f		4	1	2	2	0	0	2
34 David Ortiz, L (1, 10) OBP: 0.400, SLG: 0.592		B SI 91 B SI 94 B SI 94 F FF 94 X FF 93 3-1 12 FC3-6 1B		B KC 84 F KC 84 B KC 85 X SI 94 2-1 G4-3 ①		1 SAFE B SI 94 C CH 89 S KC 85 D KC 84 B KC 84 B KC 83 4-2 1-2 BB		C FF 95 S KC 82 B KC 80 D KC 82 F KC 82 S KC 83 2-3 K ②		3	0	1	0	1	1	1
13 Carl Crawford, L (1, 7) OBP: 0.285, SLG: 0.394		B FF 94 X SI 94 1-0 F8 ①		C SI 93 F KC 84 B FF 93 S KC 83 1-3 K ②		C SL 80 F SI 92 F SL 81 S FF 94 0-3 K ②		B FC 96 B FF 94 F FC 95 S FC 96 F FC 96 F FF 95 F KC 81 F FC 95 F KC 81 2-2 X FC 85 F7 ③ 1-2		4	0	0	0	0	2	4
12 Jed Lowrie, S (1, 5) OBP: 0.316, SLG: 0.383	C FF 94 B FF 93 B FF 93 X SI 91 2-1 FC3-6 ② 1-2f			T KC 83 B FF 93 F SI 93 X KC 84 1-2 G4-3 ③		B SI 89 F FF 90 B FF 89 X CH 82 2-1 F8 ③			B FC 92 C FF 93 F FC 92 B FC 93 B FC 92 F FC 93 B FC 92 4-2 10 1B 2 BB BB	3	0	0	0	1	0	3
16 Josh Reddick, L (1, 9) OBP: 0.327, SLG: 0.462	B FF 95 D CH 89 X FF 94 2-0 G4-3 ③				C KC 81 S CH 89 X KC 83 0-2 G4-3 ①		C FF 92 C FF 93 F SL 81 F FF 93 B FF 92 B FF 94 F FF 93 F SL 81 X FF 93 2-2 F7 ①		X FC 92 0-0 F9 ①	4	0	0	0	0	0	2
39 Jarrod Saltalamacchia, S (1, 2) OBP: 0.308, SLG: 0.463			S KC 82 B FF 92 C KC 81 S KC 83 1-3 K ①		C CH 88 B CH 89 B CH 89 F KC 83 X KC 83 2-2 F7 ②		C FF 94 S SL 80 S SL 80 0-3 K2-3 ②		C FC 92 B FC 93 B FC 93 S FC 93 F FC 93 S FC 94 2-3 K ②	4	0	0	0	0	3	1
Inning Stats	R: 0 E: 0 K: 0 S: 11 H: 0 LOB: 1 BB: 1 P: 20	R: 0 E: 0 K: 0 S: 6 H: 1 LOB: 1 BB: 0 P: 14	R: 0 E: 0 K: 2 S: 10 H: 0 LOB: 0 BB: 0 P: 16	R: 2 E: 0 K: 1 S: 11 H: 2 LOB: 0 BB: 0 P: 20	R: 0 E: 0 K: 0 S: 10 H: 1 LOB: 1 BB: 0 P: 13	R: 0 E: 0 K: 2 S: 13 H: 1 LOB: 2 BB: 1 P: 21	R: 0 E: 0 K: 2 S: 15 H: 0 LOB: 1 BB: 1 P: 21	R: 0 E: 0 K: 1 S: 16 H: 0 LOB: 1 BB: 1 P: 25	R: 0 E: 0 K: 2 S: 17 H: 1 LOB: 3 BB: 2 P: 28	1B: 4 2B: 1 3B: 0 HR: 1 SF: 0 SAC: 0 DP: 0 HBP: 0				WP: 1 PB: 0 SB: 1 CS: 0		PA: 39	

	AB	33
	R	2
	H	6
	RBI	2
	BB	6
	SO	10
	LOB	18

PITCHER	IP	WLS	BF	H	R	ER	SO	BB	IBB	HBP	BLK	WP	HR	S	P	ERA	WHIP
34 A.J. Burnett, R (1, 1) ERA: 5.25	5.1		23	5	2	2	4	2	0	0	0	0	1	55	96	3.38	1.312
48 Boone Logan, L (6, 1) ERA: 2.78	0.1		1	0	0	0	1	0	0	0	0	0	0	4	4	0.00	0.000
53 Cory Wade, R (6, 1) ERA: 2.17	0.1	W	1	0	0	0	0	0	0	0	0	0	0	2	4	0.00	0.000
29 Rafael Soriano, R (7, 1) ERA: 4.39	1.0	H	4	0	0	0	2	1	0	0	0	0	0	15	21	0.00	1.000
30 David Robertson, R (8, 1) ERA: 1.33	1.0	H	4	0	0	0	1	1	0	0	0	1	0	16	25	0.00	1.000

PITCHER	IP	WLS	BF	H	R	ER	SO	BB	IBB	HBP	BLK	WP	HR	S	P	ERA	WHIP
42 Mariano Rivera, R (9, 1) ERA: 2.08	1.0	S	6	1	0	0	2	2	0	0	0	0	0	17	28	0.00	3.000

Texas Rangers @ Boston Red Sox

Fenway Park, Boston, MA

Fri Sep 02 2011, 7:13 PM - 10:00 PM EDT

Att. 38,083 - Partly Cloudy - 66 F

TOP

livebaseballscorecards.com

Batter	1	2	3	4	5	6	7	8	9	AB	R	H	RBI	BB	SO	LOB
5 Ian Kinsler, R (1, 4) OBP: 0.345, SLG: 0.451	B FF 90 B FF 91 B FF 92 C FF 92 C FF 92 B FF 91 4-2 32 BLK 1 BB 10 1B BB	F CH 83 X FF 92 0-1 2-H 3-H HR	C SI 93 B FS 86 C SI 94 B FF 94 T FF 94 2-2 ③ K		C SI 95 F SL 83 B SI 96 T SI 94 1-2 ② K		B KN 66 X KN 67 1-0 ③ P3			4	2	1	3	1	2	2
1 Elvis Andrus, R (1, 6) OBP: 0.337, SLG: 0.348 3 Andrés Blanco, S (8, PH) OBP: 0.236, SLG: 0.333 (8, 6)	B SL 76 B FF 91 B FF 91 B FF 93 4-0 10 1B 32 BLK 29 SF8 1-2 BB	C FF 94 B SL 78 B FF 94 B SL 79 B FF 94 4-1 10 BB 32 1B 25 BB BB		C FF 92 B FF 92 X FF 90 1-1 32 G5-3 32 S 29 1B 1B	X SI 95 0-0 1-H HR			C KN 67 X KN 66 0-1 ① G6-3		2 1	4 0	2 0	2 0	2 0	0 0	0 0
32 Josh Hamilton, L (1, 7) OBP: 0.342, SLG: 0.522 27 Leonys Martin, L (8, PH) OBP: 1.000, SLG: 1.000 (8, 8)	B FF 92 F FF 93 B SL 78 S SL 78 B SL 82 S SL 79 3-3 ① K 1-2 2-3	F FF 93 X SL 79 0-1 25 BB 10 BB 1-2 1B		C FF 93 F FF 92 X FF 93 0-2 ① G5-3 1-3	S CH 80 X SI 95 0-1 ③ G6-3			C KN 67 X KN 68 0-1 29 PB 1B		4 1	0 0	1 1	0 0	0 0	1 0	3 0
10 Michael Young, R (1, 3) OBP: 0.376, SLG: 0.486 18 Mitch Moreland, L (8, PH) OBP: 0.330, SLG: 0.428 (8, 3)	X SL 76 0-0 2-3 3-H 1B	F SL 78 B CH 82 B CH 83 B SL 78 B FF 94 4-1 25 BB 1-2 2-3 BB		C FF 94 D SL 86 F FF 94 C FF 95 1-3 ② K		C KN 67 D SL 86 F KN 67 S KN 67 0-3 ① K		B KN 67 F KN 66 B KN 66 S KN 66 F KN 67 X KN 67 2-2 ② F8		3 1	0 0	1 0	1 0	1 0	2 0	1 1
29 Adrian Beltré, R (1, 5) OBP: 0.316, SLG: 0.500 6 Esteban German, R (8, 5)	S FF 93 F FF 94 F SL 78 B FF 94 F FF 93 F SL 80 F SL 78 X FF 94 1-2 ② SF8 3-H	C FF 92 3 SAFE X FF 90 0-1 ② F8		B FF 94 C SI 94 F FF 95 X FF 94 1-2 3-H 1B		F KN 66 B KN 65 X KN 67 1-1 ② G5-3		F KN 67 B CU 60 B FF 74 B KN 68 S KN 67 X KN 67 3-2 ③ F7 1-2		4 0	0 0	1 0	2 0	0 0	0 0	4 0
25 Mike Napoli, R (1, 2) OBP: 0.387, SLG: 0.576 15 Matt Treanor, R (8, 2) OBP: 0.350, SLG: 0.305	B FF 91 C CH 84 S SL 77 B FF 94 X CH 84 2-2 ③ G6-3	B FF 94 B SI 94 F SI 93 F FF 93 D SL 84 D FF 93 4-2 1-2 2-3 3-H BB		B FF 93 C SL 85 B FF 94 F FC 91 C SL 84 2-3 ③ K		B KN 67 C KN 67 S CU 62 X KN 68 1-2 ③ G5-3			F KN 65 B KN 65 F KN 65 B CU 61 B KN 67 C FF 74 3-3 ① K	3 1	0 0	0 0	1 0	1 0	1 1	2 0
8 Yorvit Torrealba, R (1, 10) OBP: 0.308, SLG: 0.393	C FF 92 2-1 B CH 83 B CH 82 X CH 83 23 SH5-4 7 1B 5 HR 1B B FF 93 3-2 B FF 90 F FF 92 C FF 92 F FF 94 S FF 93 P4				B SI 94 C SL 84 B SI 94 F SI 94 X SI 94 2-2 ① G1-3		C KN 67 F KN 66 X CU 60 0-2 ① F7		B KN 66 B KN 66 B FF 73 C FF 73 C KN 69 X FF 75 3-2 ② F8	5	1	1	0	0	0	3
7 David Murphy, L (1, 9) OBP: 0.326, SLG: 0.373	B FF 91 B FF 91 X FF 92 2-0 23 SH5-4 5 HR 1-2 1B	B FF 93 B FF 90 F FF 92 C FF 92 F FF 94 S FF 93 2-3 ① K			B SL 86 B SL 87 C SI 94 B SI 94 F SI 92 F SI 96 X SI 96 3-2 HR		C KN 67 S KN 67 X FF 74 0-2 1B		F KN 66 X KN 61 0-1 1B	5	2	4	1	0	1	0
23 Craig Gentry, R (1, 8) OBP: 0.327, SLG: 0.292 (8, 7)	X CH 82 0-0 ① SH5-4 1-2 2-3	B FF 92 F FF 93 B FF 91 F FF 94 S SL 86 2-3 ② K			B SI 94 B SI 94 X SI 94 2-0 1 HR 1B		B KN 67 C KN 66 X KN 67 1-1 ② L4		D KN 67 C FF 73 B KN 67 F FF 73 B CU 59 S FF 73 3-3 ③ K	4	1	1	0	0	2	2

Inning Stats																				
	R: 2	H: 1	R: 4	H: 4	R: 0	H: 0	R: 1	H: 2	R: 3	H: 3	R: 0	H: 0	R: 0	H: 1	R: 0	H: 1	R: 0	H: 1	1B: 10	SF: 1	WP: 0	PA: 45
	E: 0	LOB: 1	E: 0	LOB: 3	E: 0	LOB: 0	E: 0	LOB: 1	E: 0	LOB: 0	E: 0	LOB: 0	E: 0	LOB: 1	E: 0	LOB: 1	E: 0	LOB: 1	2B: 0	SAC: 1	PB: 1	
	K: 1	BB: 2	K: 0	BB: 3	K: 3	BB: 0	K: 2	BB: 0	K: 1	BB: 0	K: 1	BB: 0	K: 0	BB: 0	S: 11	BB: 0	K: 2	BB: 0	3B: 0	DP: 0	SB: 1	
	S: 16	P: 30	S: 17	P: 36	S: 10	P: 16	S: 14	P: 19	S: 14	P: 22	S: 8	P: 10	S: 9	P: 11		P: 16	S: 11	P: 20	HR: 3	HBP: 0	CS: 0	

PITCHER		IP	WLS	BF	H	R	ER	SO	BB	IBB	HBP	BLK	WP	HR	S	P	ERA	WHIP
30 Andrew Miller, L ERA: 5.27	(1, 1)	1.1	L	13	5	6	6	1	4	0	0	1	0	1	26	52	40.50	6.750
64 Michael Bowden, R ERA: 2.31	(2, 1)	2.2		11	2	1	1	5	1	0	0	0	0	0	31	49	3.38	1.125
32 Matt Albers, R ERA: 4.69	(5, 1)	1.0		6	3	3	3	1	0	0	0	0	0	2	14	22	27.00	3.000
49 Tim Wakefield, R ERA: 4.95	(6, 1)	4.0		15	3	0	0	3	0	0	0	0	0	0	39	57	0.00	0.750

PITCHER	IP	WLS	BF	H	R	ER	SO	BB	IBB	HBP	BLK	WP	HR	S	P	ERA	WHIP

AB	38
R	10
H	13
RBI	10
BB	5
SO	10
LOB	18

Texas Rangers @ Boston Red Sox

Fenway Park, Boston, MA

Fri Sep 02 2011, 7:13 PM - 10:00 PM EDT

Att. 38,083 - Partly Cloudy - 66 F

livebaseballscorecards.com

Batter	1	2	3	4	5	6	7	8	9	AB	R	H	RBI	BB	SO	LOB
2 Jacoby Ellsbury, L (1, 8) OBP: 0.372, SLG: 0.523	B SI 95 B SI 94 B SI 94 C SI 94 X SI 95 3-1 15 CS 1B			C KC 77 B KC 77 X SI 95 1-1 ① G4-3		B KC 78 S KC 78 X KC 77 1-1 ③ P6			B FF 94 C SL 86 X FF 94 1-1 ③ G4-3	4	0	1	0	0	0	0
15 Dustin Pedroia, R (1, 4) OBP: 0.396, SLG: 0.474 3 Mike Aviles, R (6, 4) OBP: 0.277, SLG: 0.385	C SI 95 ① F SI 94 ② D SI 96 1 SAFE B SL 85 B SI 97 X SI 98 3-2 L8 1-2			B KC 78 C SI 96 B KC 78 X CH 87 2-1 ② G5-3			B SI 94 B SI 94 F SI 95 F CH 85 S SI 94 2-3 ① K			2 1	0 0	0 0	0 0	0 0	0 1	1 0
28 Adrián González, L (1, 3) OBP: 0.404, SLG: 0.552 16 Josh Reddick, L (6, 7) OBP: 0.326, SLG: 0.460	C SI 97 B SI 96 F SI 97 F SI 96 B SL 86 F SI 96 F SI 95 X SI 96 2-2 ③ G4-3			C SI 97 B SI 96 B SL 87 F SI 96 X SI 97 2-2 1B			C KC 77 X KC 78 0-1 ② L9			2 1	0 0	1 0	0 0	0 0	0 0	0 0
20 Kevin Youkilis, R (1, 5) OBP: 0.377, SLG: 0.477		B SI 96 B SI 95 S SI 95 F SI 96 S KC 76 2-3 ① K		B KC 76 B SL 86 S SI 95 F SI 95 C SI 95 2-3 ③ K			B KC 77 X SI 95 1-0 ③ G4-3			3	0	0	0	0	2	1
34 David Ortiz, L (1, 10) OBP: 0.397, SLG: 0.588		B SI 96 F SI 96 C SI 96 X SI 96 1-2 ② F9			F SI 95 B SL 85 B SL 85 F SI 95 B SI 96 S SI 95 3-3 ① K			B FF 94 X FF 94 1-0 ① F7		3	0	0	0	0	1	0
12 Jed Lowrie, S (1, 6) OBP: 0.313, SLG: 0.379		C SI 96 F KC 78 B SI 96 X KC 78 1-2 ③ L5			B SI 94 F SI 94 T CH 86 F CH 86 S SI 95 1-3 ② K			B SI 94 F CH 83 X CH 86 1-1 ② F8		3	0	0	0	0	1	0
36 Conor Jackson, R (1, 7) OBP: 0.313, SLG: 0.339 (6, 3)			C SI 95 B SI 94 B SI 96 B SI 96 F SI 96 X SI 96 3-2 ① F9		B KC 77 B SI 94 X SI 94 2-0 ③ G6-3			B FF 95 F FF 94 C SL 81 B FF 96 C SL 81 2-3 ③ K		3	0	0	0	0	1	0
33 Jason Varitek, S (1, 2) OBP: 0.309, SLG: 0.447			C SI 96 C SL 79 S SI 96 0-3 ② K			B SI 94 X CH 86 1-0 ① G6-3			S FF 92 C SL 82 B FF 93 F SL 88 S SL 88 1-3 ① K2-3	3	0	0	0	0	2	0
54 Darnell McDonald, R (1, 9) OBP: 0.264, SLG: 0.357			B SI 96 F SI 96 F SI 95 X SI 96 1-2 ③ G6-3			B KC 76 F SI 95 B CH 86 S SI 94 F SI 93 F CH 87 B SI 95 X SI 94 3-2 ② G5-3			X FF 92 0-0 ② G5-3	3	0	0	0	0	0	0
Inning Stats	R: 0 E: 0 K: 0 S: 11 H: 1 LOB: 0 BB: 0 P: 19	R: 0 E: 0 K: 1 S: 9 H: 0 LOB: 0 BB: 0 P: 13	R: 0 E: 0 K: 1 S: 9 H: 0 LOB: 0 BB: 0 P: 13	R: 0 E: 0 K: 1 S: 10 H: 1 LOB: 1 BB: 0 P: 17	R: 0 E: 0 K: 2 S: 8 H: 0 LOB: 0 BB: 0 P: 14	R: 0 E: 0 K: 0 S: 8 H: 0 LOB: 0 BB: 0 P: 13	R: 0 E: 0 K: 1 S: 6 H: 0 LOB: 0 BB: 0 P: 9	R: 0 E: 0 K: 1 S: 6 H: 0 LOB: 0 BB: 0 P: 10	R: 0 E: 0 K: 1 S: 7 H: 0 LOB: 0 BB: 0 P: 9	1B: 2 2B: 0 3B: 0 HR: 0 SF: 0 SAC: 0 DP: 0 HBP: 0						

BOTTOM	
AB	28
R	0
H	2
RBI	0
BB	0
SO	8
LOB	2

PITCHER		IP	WLS	BF	H	R	ER	SO	BB	IBB	HBP	BLK	WP	HR	S	P	ERA	WHIP
45 Derek Holland, L ERA: 4.13	(1, 1)	7.0	W	22	2	0	0	6	0	0	0	0	0	0	61	98	0.00	0.286
55 Merkin Valdez, R ERA:	(8, 1)	1.0		3	0	0	0	1	0	0	0	0	0	0	6	10	0.00	0.000
51 Michael Gonzalez, L ERA: 4.18	(9, 1)	1.0		3	0	0	0	1	0	0	0	0	0	0	7	9	0.00	0.000

PITCHER	IP	WLS	BF	H	R	ER	SO	BB	IBB	HBP	BLK	WP	HR	S	P	ERA	WHIP

Texas Rangers @ Boston Red Sox

Fenway Park, Boston, MA

Sat Sep 03 2011, 4:13 PM - 7:57 PM EDT

Att. 37,806 - Partly Cloudy - 85 F

TOP

livebaseballscorecards.com

Batter	1	2	3	4	5	6	7	8	9	AB	R	H	RBI	BB	SO	LOB
5 Ian Kinsler, R (1, 4) OBP: 0.344, SLG: 0.448	G5-3		BB		K		G6-3		L8	4	1	0	0	1	1	0
1 Elvis Andrus, R (1, 6) OBP: 0.339, SLG: 0.351	1B		BB		K			2B	L8	4	2	2	0	1	1	0
32 Josh Hamilton, L (1, 7) OBP: 0.345, SLG: 0.523	1B		K		F8			1B	1B	5	1	3	1	0	1	2
10 Michael Young, R (1, 3) OBP: 0.376, SLG: 0.486	L3		1B			K		1B	PO	4	1	2	1	0	1	2
29 Adrián Beltré, R (1, 5) OBP: 0.318, SLG: 0.499		BB	FC5-4			K		1B		3	1	1	2	1	1	1
25 Mike Napoli, R (1, 10) OBP: 0.386, SLG: 0.572		G5-3	L7			BB		SF9		2	0	0	1	1	0	2
8 Yorvit Torrealba, R (1, 2) OBP: 0.308, SLG: 0.396		K		2B		G5-3		K		3	0	1	0	0	1	2
15 Matt Treanor, R (7, 2) OBP: 0.348, SLG: 0.303										1	0	0	0	0	1	1
7 David Murphy, L (1, 9) OBP: 0.325, SLG: 0.372		1B	G3				G3	P5		4	0	1	1	0	0	2
23 Craig Gentry, R (1, 8) OBP: 0.321, SLG: 0.286		P4	B3				G4-3		HR	2	0	0	0	0	0	2
27 Leonys Martin, L (7, PH) (7, 8)										1	0	0	0	0	0	0
6 Esteban German, R (9, PH) OBP: 1.000, SLG: 4.000										1	1	1	1	0	0	0
Inning Stats	R: 0 E: 0 K: 0 S: 10 H: 2 LOB: 1 BB: 0 P: 14	R: 1 E: 0 K: 1 S: 12 H: 1 LOB: 1 BB: 1 P: 23	R: 2 E: 0 K: 1 S: 14 H: 1 LOB: 1 BB: 2 P: 25	R: 0 E: 0 K: 0 S: 5 H: 1 LOB: 0 BB: 0 P: 8	R: 0 E: 0 K: 2 S: 10 H: 0 LOB: 0 BB: 0 P: 13	R: 0 E: 0 K: 2 S: 9 H: 0 LOB: 1 BB: 1 P: 18	R: 0 E: 0 K: 0 S: 12 H: 0 LOB: 0 BB: 0 P: 20	R: 3 E: 1 K: 1 S: 11 H: 4 LOB: 1 BB: 0 P: 16	R: 1 E: 0 K: 0 S: 7 H: 2 LOB: 0 BB: 0 P: 11	1B: 8 2B: 4 3B: 0 HR: 1 SF: 1 SAC: 0 DP: 2 HBP: 0	WP: 0 PB: 0 SB: 0 CS: 0 PA: 40					

	AB	34
	R	7
	H	11
	RBI	7
	BB	4
	SO	7
	LOB	14

PITCHER		IP	WLS	BF	H	R	ER	SO	BB	IBB	HBP	BLK	WP	HR	S	P	ERA	WHIP
23 Erik Bedard, L ERA: 3.5	(1, 1)	6.0	W	25	5	3	3	6	4	0	0	0	0	0	60	101	4.50	1.500
35 Dan Wheeler, R ERA: 4.18	(7, 1)	1.2		9	4	3	3	1	0	0	0	0	0	0	20	30	16.20	2.400
46 Franklin Morales, L ERA: 3.72	(8, 1)	1.1		5	2	1	1	0	0	0	0	0	0	1	10	17	6.75	1.500

PITCHER		IP	WLS	BF	H	R	ER	SO	BB	IBB	HBP	BLK	WP	HR	S	P	ERA	WHIP

Texas Rangers @ Boston Red Sox

Fenway Park, Boston, MA

Sat Sep 03 2011, 4:13 PM - 7:57 PM EDT

Att. 37,806 - Partly Cloudy - 85 F

livebaseballscorecards.com

BOTTOM

Batter	1	2	3	4	5	6	7	8	9	AB	R	H	RBI	BB	SO	LOB
2 Jacoby Ellsbury, L (1, 8) OBP: 0.374, SLG: 0.522	C FF 87 B CU 76 B CU 76 B FF 90 B CH 82 4-1 34 BB 15 G5-3 BB	S CH 83 X FF 90 0-1 L9 ③		S FF 91 3-1 B FF 92 B CU 79 B CU 78 X CH 85 L7 ① B SI 94 S CH 86 S CH 85 X FF 95 2-2 1-3 3-H 1B		B SL 82 D CH 87 B SI 92 C SI 92 B SI 92 4-1 15 2B 1-2 BB		C FF 88 S FF 88 B FF 88 B FF 88 S FF 90 2-3 K ③		3	1	1	1	2	0	1
54 Darnell McDonald, R (8, 8) OBP: 0.262, SLG: 0.354										1	0	0	0	0	1	0
15 Dustin Pedroia, R (1, 4) OBP: 0.396, SLG: 0.476	1 SAFE C FF 88 F SL 82 D FF 86 1 SAFE F FF 88 1 SAFE F CH 83 X SL 84 1-2 G5-3 ①		B FF 89 C FF 89 X FF 91 1-1 F7 ①	B FF 87 1-1 F FF 92 X FF 92 34 WP 28 PB 3 1B 1B C FF 86 2-2 1 SAFE B FF 86 B CH 86 1 SAFE F FF 88 X CH 88 G5-3 ③		D FA 88 F SI 94 X SI 93 1-1 28 WP 1-H 2-H 3-H 2B				5	1	2	3	0	0	3
28 Adrián González, L (1, 3) OBP: 0.405, SLG: 0.551	B CU 76 D CU 77 C FF 90 B CH 82 C CU 76 B FF 90 4-2 34 BB BB		C CU 78 B SI 90 B FF 91 F SL 87 B FF 88 X FF 87 3-2 34 1B 12 1B 1B	1 SAFE B SC 70 B CU 70 B SI 87 I IN 70 4-0 3 1B 34 WP 13 HR 1-2 IBB	B SI 95 S SL 81 C SI 94 S FA 89 1-3 K ①	C SI 94 B CH 88 S FA 88 F SI 94 B SI 92 C SI 93 2-3 K ③				3	2	1	0	2	2	1
36 Conor Jackson, R (7, 3) OBP: 0.313, SLG: 0.339										0	0	0	0	0	0	0
20 Kevin Youkilis, R (1, 5) OBP: 0.373, SLG: 0.471	C SL 85 X FF 90 0-1 P3 ②		B FF 91 S FF 86 F FF 90 F FF 92 S FF 84 1-3 K ②	C CU 69 B SI 88 F SI 88 F CU 70 X CU 71 1-2 F7 ②	C SI 95 F SI 96 B SI 96 B FA 90 F SI 90 F SI 95 X SI 94 2-2 L5 ②		C FF 98 B FF 99 B SL 87 B FF 93 X FF 99 3-1 G4-3 ①			5	0	0	0	0	1	5
34 David Ortiz, L (1, 10) OBP: 0.399, SLG: 0.586	D CU 77 B FF 90 C CH 83 B FF 90 B CU 76 4-1 1-2 2-3 BB		B SI 92 B SL 85 B CH 84 F FF 85 X FF 91 3-1 12 1B 1-2 1B	D CU 69 B SL 76 C SL 75 B SI 87 I IN 67 4-1 3 1B 13 HR 1-2 2-3 IBB	B SI 95 X SI 95 1-0 G6-3 ③		C SL 87 X SL 89 0-1 G4-1 ②			3	1	1	0	2	0	0
12 Jed Lowrie, S (1, 6) OBP: 0.315, SLG: 0.380	C SL 84 B SI 91 X CU 78 1-1 L4 ③		C SI 91 C SI 91 D FF 87 F SL 87 B FF 91 D SL 86 X SL 86 3-2 1-3 2-H 1B	C CU 70 B CU 71 D CU 69 B SI 87 X SI 88 3-1 13 HR 1-2 2-3 3-H 1B		F FF 94 X SI 93 0-1 L8 ①	C SL 86 X SL 86 0-1 2B			2	0	1	1	0	0	3
3 Mike Aviles, R (4, PH) OBP: 0.282, SLG: 0.393										3	1	2	1	0	0	0
(5, 6)																
(9, 9)																
13 Carl Crawford, L (1, 7) OBP: 0.287, SLG: 0.403		C SI 88 X SI 89 0-1 F7 ①	F FF 91 S SL 82 F FF 87 B FF 90 S FF 90 1-3 K ③	B SI 87 X CH 76 1-0 1-H 2-H 3-H HR		F SI 94 B FA 89 B FA 89 B SI 94 F SI 92 F SI 94 F SI 94 X SI 94 3-2 16 1B 15 2B 2B	C FF 98 B FF 99 B SL 88 S CH 92 S SL 88 3-3 K ③			5	2	2	4	0	2	3
16 Josh Reddick, L (1, 9) OBP: 0.341, SLG: 0.475		B SI 89 C CH 82 F CU 76 X FF 90 1-2 2B	C CH 84 0-2 C CU 78 X FF 90 39 HR 1B B FF 92 3-1 B FF 92 C FF 94 C CH 84 X FF 94 39 2 1B 1B			C SI 92 F CH 87 F CH 88 F SI 94 F SL 82 X SL 83 0-2 2 BB 15 2B 2-3 1B		F SL 77 H SI 90 1-1 39 L6-3 HBP		4	3	4	0	0	0	0
10 Marco Scutaro, R (9, 6) OBP: 0.331, SLG: 0.371										0	0	0	0	0	0	0
39 Jarrod Saltalamacchia, S (1, 2) OBP: 0.310, SLG: 0.472		D CU 77 B SL 83 C CH 83 C SL 84 S FF 89 2-3 K ②		B FF 89 3-2 B SI 88 B CU 78 I SWE F SI 83 F FF 87 B SL 85 X SL 86 1-H HR B FF 94 1-0 X CH 83 2 1B 2 S 1-3 1B		C SI 93 F FA 89 B SI 92 C FA 89 1-3 ②		B SI 90 C SL 77 S FF 89 D SL 78 X FF 88 2-2 L6-3 ① ② 1-1		5	1	2	2	0	2	4
Inning Stats	R: 0 E: 0 K: 0 S: 13 H: 0 LOB: 3 BB: 3 P: 27	R: 0 E: 0 K: 1 S: 10 H: 1 LOB: 1 BB: 0 P: 13	R: 1 E: 0 K: 2 S: 19 H: 3 LOB: 2 BB: 0 P: 31	R: 8 E: 0 K: 0 S: 28 H: 8 LOB: 2 BB: 2 P: 56	R: 0 E: 0 K: 1 S: 9 H: 0 LOB: 0 BB: 0 P: 13	R: 3 E: 0 K: 2 S: 23 H: 3 LOB: 1 BB: 1 P: 34	R: 0 E: 0 K: 1 S: 9 H: 1 LOB: 1 BB: 0 P: 15	R: 0 E: 0 K: 1 S: 7 H: 0 LOB: 0 BB: 0 P: 12		1B: 10 2B: 5 3B: 0 HR: 2 SF: 0 SAC: 0 DP: 1 HBP: 1					

AB	39
R	12
H	16
RBI	12
BB	6
SO	8
LOB	20

PITCHER		IP	WLS	BF	H	R	ER	SO	BB	IBB	HBP	BLK	WP	HR	S	P	ERA	WHIP
48 Colby Lewis, R ERA: 4.32	(1, 1)	3.1	L	20	7	4	4	3	3	0	0	0	0	1	53	89	10.80	3.000
22 Yoshinori Tateyama, R ERA: 4.29	(4, 1)	0.1		5	2	4	4	0	0	2	0	0	1	1	8	21	108.00	6.000
55 Merkin Valdez, R ERA: 6.75	(4, 1)	0.1		4	3	1	1	0	0	0	0	0	0	0	9	17	27.00	9.000
58 Mark Hamburger, R ERA: 9.0	(5, 1)	2.0		10	3	3	3	3	1	0	0	0	1	0	32	47	13.50	2.000
57 Mark Lowe, R ERA: 3.61	(7, 1)	1.0		4	1	0	0	1	0	0	0	0	0	0	9	15	0.00	1.000

PITCHER		IP	WLS	BF	H	R	ER	SO	BB	IBB	HBP	BLK	WP	HR	S	P	ERA	WHIP
28 Darren Oliver, L ERA: 2.17	(8, 1)	1.0		3	0	0	0	1	0	0	1	0	0	0	7	12	0.00	0.000

WP: 2 PA: 46
PB: 1
SB: 1
CS: 0

Texas Rangers @ Boston Red Sox

Fenway Park, Boston, MA

Sun Sep 04 2011, 1:39 PM - 5:07 PM EDT

Att. 37,744 - Partly Cloudy - 83 F

livebaseballscorecards.com

Batter	1	2	3	4	5	6	7	8	9	AB	R	H	RBI	BB	SO	LOB
5 Ian Kinsler, R (1, 4) OBP: 0.346, SLG: 0.458	F7		1 L1-5 3B 2-H		G5-3	SF9 3-H	1B 1-2 2-3		HR	5	1	3	3	0	0	1
1 Elvis Andrus, R (1, 6) OBP: 0.339, SLG: 0.348	F8		L1-5 3-3		F9	32 3B BB 1-2 2-3	K		BB	4	1	0	0	2	1	5
32 Josh Hamilton, L (1, 7) OBP: 0.344, SLG: 0.524	HBP		F8		G6-3	3B 1-H 2-H 3-H	K		G3-1	5	0	1	3	0	1	5
10 Michael Young, R (1, 5) OBP: 0.378, SLG: 0.485	F9			7 FC6-4 BB	29 1B 7 1B 1B BB			K		3	1	1	0	2	1	1
29 Adrián Beltré, R (1, 10) OBP: 0.317, SLG: 0.495		G5-3		F9	7 1B 18 1B 1B 1-3	K		K		5	1	1	0	0	2	3
7 David Murphy, L (1, 9) OBP: 0.326, SLG: 0.378		25 1B 3B		FC6-4 1-2f	18 1B 25 WP 6 BB 1B 1-3 3-H	F9		P5		5	2	2	1	0	0	3
25 Mike Napoli, R (1, 2) OBP: 0.392, SLG: 0.583		18 G4-6-3 1B 3-H		BB	6 BB 18 1B 5 SF9 BB 1-2	K			HR	3	2	2	2	2	1	0
18 Mitch Moreland, L (1, 3) OBP: 0.331, SLG: 0.427		G4-6-3 1-2f		K	1 BB 6 BB 32 3B 1B 1-2 2-3 3-H	5 1B 23 1B 1B			F9	5	1	2	1	0	1	3
9 Endy Chavez, L (1, 8) OBP: 0.336, SLG: 0.460			5 3B 2B		E1 1B	1 BB 32 3B BB 1-2 2-3 3-H	5 1B 1B 1-2		G1-3	2	1	2	0	0	0	0
6 Esteban German, R (6, PH) OBP: 1.000, SLG: 4.000										0	1	0	1	1	0	0
23 Craig Gentry, R (6, 8) OBP: 0.325, SLG: 0.290										2	0	1	0	0	0	0
Inning Stats	R: 0 E: 0 K: 0 S: 8 H: 0 LOB: 1 BB: 0 P: 14	R: 1 E: 0 K: 0 S: 11 H: 2 LOB: 0 BB: 0 P: 16	R: 1 E: 0 K: 0 S: 9 H: 2 LOB: 0 BB: 0 P: 14	R: 0 E: 1 K: 1 S: 14 H: 0 LOB: 2 BB: 2 P: 27	R: 0 E: 1 K: 0 S: 10 H: 1 LOB: 1 BB: 0 P: 16	R: 7 E: 0 K: 1 S: 22 H: 5 LOB: 2 BB: 4 P: 46	R: 0 E: 0 K: 3 S: 17 H: 3 LOB: 3 BB: 0 P: 27	R: 0 E: 0 K: 2 S: 7 H: 0 LOB: 0 BB: 0 P: 11	R: 2 E: 0 K: 0 S: 10 H: 2 LOB: 1 BB: 1 P: 21	1B: 9 2B: 2 3B: 3 HR: 2	SF: 1 SAC: 0 DP: 2 HBP: 1					

TOP	
AB	39
R	11
H	15
RBI	11
BB	7
SO	7
LOB	21

WP: 1 PB: 0 SB: 0 CS: 0 PA: 48

PITCHER		IP	WLS	BF	H	R	ER	SO	BB	IBB	HBP	BLK	WP	HR	S	P	ERA	WHIP
41 John Lackey, R ERA: 6.11	(1, 1)	5.0	L	25	8	6	6	1	3	0	1	0	1	0	61	103	10.80	2.200
61 Felix Doubront, L ERA: 10.38	(6, 1)	0.1		5	2	3	3	0	2	0	0	0	0	0	7	19	81.00	12.000
32 Matt Albers, R ERA: 4.55	(6, 1)	1.2		9	3	0	0	4	1	0	0	0	0	0	23	38	0.00	2.400
64 Michael Bowden, R ERA: 3.29	(8, 1)	2.0		9	2	2	2	2	1	0	0	0	0	2	17	32	9.00	1.500

PITCHER		IP	WLS	BF	H	R	ER	SO	BB	IBB	HBP	BLK	WP	HR	S	P	ERA	WHIP

Texas Rangers @ Boston Red Sox

Fenway Park, Boston, MA

Sun Sep 04 2011, 1:39 PM - 5:07 PM EDT

Att. 37,744 - Partly Cloudy - 83 F

livebaseballscorecards.com

BOTTOM

Batter	1	2	3	4	5	6	7	8	9	AB	R	H	RBI	BB	SO	LOB
2 Jacoby Ellsbury, L (1, 8) OBP: 0.372, SLG: 0.521	B FF 91 B FF 94 X SI 94 2-0 ① G4-3		C SI 93 F SI 95 B FF 94 X SI 95 1-2 2B		C CU 80 B FF 93 C SI 92 1 SAFE B CU 81 F FF 94 F FC 86 B FF 96 X SI 94 3-2 ② L4 1-2		F FF 90 F CU 79 B SI 93 D CH 84 B SI 92 X SI 92 3-2 ② G3 1-2		B SL 85 F FF 90 F SL 86 B FS 83 S FS 84 2-3 ② K	5	0	1	0	0	1	2
15 Dustin Pedroia, R (1, 4) OBP: 0.394, SLG: 0.473 3 Mike Aviles, R (7, 4) OBP: 0.280, SLG: 0.389	C FF 95 B SI 94 X SI 93 1-1 ② P5		C CU 79 X CH 84 0-1 ③ G6-3		B FF 94 B CU 77 F FF 94 X FF 94 2-1 ③ P3		X CH 84 0-0 ③ F9		B SL 84 S FF 90 X SL 85 1-1 ③ G1-3	3	0	0	0	0	0	2
										2	0	0	0	0	0	1
28 Adrián González, L (1, 3) OBP: 0.404, SLG: 0.548	C FF 94 B FC 88 B FF 96 F SI 94 S FF 96 2-3 ③ K			F CU 76 B SI 93 B SI 93 B CU 78 X SI 93 3-1 ① G4-3		B FC 87 X FF 90 1-0 ① F7		B FF 94 B SL 86 S FF 95 F SI 90 B FF 95 B FF 89 4-2 20 2B 34 1B BB		3	1	0	0	1	1	0
20 Kevin Youkilis, R (1, 5) OBP: 0.374, SLG: 0.474		C SI 89 B FF 94 X SI 92 1-1 36 G5-4-3 34 1B 1B		B FF 92 C CH 85 B FF 94 B CU 78 F FF 94 S CH 84 3-3 ② K		X FF 91 0-0 ② P4		C FF 94 X FF 94 0-1 34 1B 54 SF9 1-3 2B		4	1	2	0	0	1	0
34 David Ortiz, L (1, 10) OBP: 0.402, SLG: 0.587		B FF 93 X FF 93 1-0 36 G5-4-3 1-2 1B		B FF 94 B FF 94 B FF 94 B FF 91 4-0 54 1B BB		B FC 87 C FF 90 C CU 74 S FC 86 1-3 ③ K		B FF 95 S FF 94 B FF 96 C SL 88 X FF 95 2-2 2-3 3-H 1B		3	0	2	1	1	1	0
36 Conor Jackson, R (1, 9) OBP: 0.312, SLG: 0.338 54 Darnell McDonald, R (4, 9) OBP: 0.264, SLG: 0.357		C CU 79 F FF 93 B FF 89 B FF 94 D SI 93 X SI 97 3-2 ①② G5-4-3 1-2f 2-3		B CH 85 X SI 92 1-0 1-2 1B			C CH 85 X CH 80 0-1 ① L4	B FF 94 S FF 92 X SL 85 1-1 ① SF9 3-H		1	0	0	0	0	0	2
										2	0	1	1	0	0	0
13 Carl Crawford, L (1, 7) OBP: 0.286, SLG: 0.402		B FF 95 F SI 93 C FF 97 B SI 95 B SI 96 S CU 81 3-3 ③ K		F FF 95 B SI 94 X CU 79 1-1 ③ F8			C FC 87 S FF 93 B FF 91 X FC 85 1-2 39 2B 10 1B 1B	C FF 94 B FF 95 B SL 85 B SL 86 C FF 94 F FF 94 F FF 94 F FF 95 X SL 85 3-2 ② L6		4	1	1	0	0	1	4
39 Jarrod Saltalamacchia, S (1, 2) OBP: 0.309, SLG: 0.472			C SI 92 B CH 83 X CH 84 1-1 ① F7		C CU 78 F SI 93 F FC 86 B SI 93 S FF 94 1-3 ① K		T SI 90 D FF 94 B SI 92 F SI 90 X CH 81 2-2 10 1B 1-3 2B	B SL 77 X SL 82 1-0 ③ P3		4	1	1	0	0	1	1
10 Marco Scutaro, R (1, 6) OBP: 0.333, SLG: 0.371			C SI 94 X SI 91 0-1 ② G6-3		B CH 84 B SI 94 B SI 92 C FF 91 B FF 95 4-1 2 WP BB		B CH 83 B FF 92 F FF 94 S FF 92 X SI 96 2-2 2 G3 2-H 3-H 1B		C SI 90 F FF 89 B FS 83 B FF 89 F FF 89 X FS 83 2-2 ① G5-3	3	0	1	2	1	0	0

| | | | | | | | | | |

Boston Red Sox @ Toronto Blue Jays

Rogers Centre, Toronto, ON

Mon Sep 05 2011, 1:09 PM - 4:59 PM EDT

Att. 27,573 - Cloudy - 63 F

livebaseballscorecards.com

Batter	1	2	3	4	5	6	7	8	9	10	11	AB	R	H	RBI	BB	SO	LOB
2 Jacoby Ellsbury, L (1, 8) OBP: 0.371, SLG: 0.520	C FF 95 B SI 93 C SI 92 X SI 95 1-2 F8 ①		X SI 92 0-0 1-3 2B ②		X SI 92 0-0 FC1-5-6 ②③ 2-3			B FF 92 C FF 91 F FF 90 B FC 90 F FC 90 F FF 92 F CU 77 B FF 93 F FC 90 3-3 S FF 92 K ①		B FF 92 C FF 93 C FF 94 X FS 86 1-2 G3-1 ①		5	0	1	0	0	1	1
15 Dustin Pedroia, R (1, 4) OBP: 0.391, SLG: 0.469	C SI 94 F SL 86 F SI 93 B FF 94 X SI 94 1-2 F8 ②		B SI 93 F CH 84 B SI 92 F SI 92 X SI 93 2-2 G5-3 ③			C SL 80 B SI 91 X SI 91 1-1 G5-3 ①		C FC 90 X FF 92 0-1 F9 ②		B FF 92 C FF 94 F FS 87 S FF 95 1-3 K ②		5	0	0	0	0	1	2
28 Adrián González, L (1, 3) OBP: 0.404, SLG: 0.548 3 Mike Aviles, R (10, PR) OBP: 0.280, SLG: 0.389 (10, 5)	S FC 95 B SI 92 B CH 83 X FF 91 2-1 L7 ③			C SI 92 B SI 92 S SL 79 S SL 82 1-3 K ①		C FF 92 B FF 91 S SI 92 S SI 92 1-3 K ②		X FF 92 0-0 2B ②		F FF 95 B FF 94 B FF 95 B FS 87 B FS 84 4-1 BB ③		4 0	0 0	1 0	0 0	1 0	2 0	0 0
34 David Ortiz, L (1, 10) OBP: 0.402, SLG: 0.584		B SI 92 C SI 93 C FF 92 X SI 92 1-2 F8 ①		C SI 92 B FC 93 B SL 83 F SI 92 X SL 81 2-2 13 BB 1B ②		B SI 91 C CH 87 B FF 93 X SI 92 2-1 L7 ③		I IN 78 I IN 79 I IN 80 I IN 79 4-0 IBB		B FF 95 B FF 95 1 SAFE X FF 94 2-0 G5-3 ③		4	0	1	0	1	0	1
20 Kevin Youkilis, R (1, 5) OBP: 0.373, SLG: 0.470 (10, 3)		C SL 82 F FF 92 F FF 91 B SI 93 X SI 92 1-2 G5-3 ②		C SI 92 C SI 92 B SI 92 B SI 91 F CH 85 D SI 94 X SI 91 3-2 F9 ②			B CU 71 B FF 87 C FF 88 B CH 81 B FF 88 4-1 33 G3-1 16 1B BB	B FF 91 C FF 91 C FF 92 C FC 89 1-3 K ③			B CH 81 B SI 86 X SI 86 2-0 G5-3 ①	4	0	0	1	1	3
13 Carl Crawford, L (1, 7) OBP: 0.285, SLG: 0.398		B SI 94 F SI 92 X SI 93 1-1 G4-3 ③		C CH 84 C CH 86 B SI 93 B FF 92 D CH 87 F CH 84 B CH 83 4-2 1-2 BB ②			B FF 88 C CH 79 F CH 79 X FF 89 1-2 F7 ①		X FF 93 0-0 F8 ①		B CH 81 B SI 86 C SI 86 S SI 85 C SL 78 2-3 K ②	4	0	0	0	1	1	1
16 Josh Reddick, L (1, 9) OBP: 0.342, SLG: 0.478			B SI 91 F CH 85 F SI 93 X FF 93 1-2 G1-4-3 ①	F SI 92 F CH 84 C SI 93 0-3 K ③			C SL 80 X CU 76 0-1 33 G3-1 1-2 1B		B FF 92 X FF 93 1-0 2B		B SI 86 B SI 86 B SI 86 S SI 85 S SI 85 F SI 87 F SI 86 X SI 86 3-2 P4 ③	5	0	2	0	0	1	2
33 Jason Varitek, S (1, 2) OBP: 0.304, SLG: 0.438			B SI 92 S CH 83 F SI 92 B FF 95 B SI 90 S CH 85 3-3 K ②		C FF 90 B FF 89 T SI 91 B SI 91 X CH 84 2-2 G5-3 ①		S CH 80 X FF 89 0-1 G3-1 1-2 2-3		B FS 83 C FS 86 B CU 80 C FF 94 S FF 95 2-3 K ②			4	0	0	0	0	2	3
10 Marco Scutaro, R (1, 6) OBP: 0.335, SLG: 0.376			B FF 94 B SI 94 C FF 92 X SI 92 2-1 2 2B 1B ②		B SI 91 B SI 91 F SI 90 F SI 91 B SI 92 F SI 91 X CH 84 3-2 2 FO1-5-6 2B ③		C FF 89 C FF 89 B SL 82 X CH 83 1-2 G6-3 ③		C FS 85 B FF 94 B SI 94 X FS 86 2-1 F7 ③			4	0	2	0	0	0	3
Inning Stats	R: 0 E: 0 K: 0 S: 9 H: 0 LOB: 0 BB: 0 P: 13	R: 0 E: 0 K: 0 S: 9 H: 0 LOB: 0 BB: 0 P: 12	R: 0 E: 0 K: 1 S: 12 H: 2 LOB: 2 BB: 0 P: 20	R: 0 E: 0 K: 2 S: 16 H: 1 LOB: 2 BB: 1 P: 26	R: 0 E: 0 K: 0 S: 8 H: 1 LOB: 0 BB: 0 P: 13	R: 0 E: 0 K: 1 S: 7 H: 0 LOB: 0 BB: 0 P: 11	R: 0 E: 0 K: 0 S: 11 H: 1 LOB: 2 BB: 1 P: 17	R: 0 E: 0 K: 2 S: 13 H: 1 LOB: 2 BB: 1 P: 21	R: 0 E: 0 K: 1 S: 7 H: 1 LOB: 1 BB: 0 P: 12	R: 0 E: 0 K: 1 S: 8 H: 0 LOB: 1 BB: 1 P: 16	R: 0 E: 0 K: 1 S: 9 H: 0 LOB: 0 BB: 0 P: 16	1B: 3 2B: 5 3B: 0 HR: 0	SF: 0 SAC: 0 DP: 1 HBP: 0	WP: 0 PB: 0 SB: 0 CS: 0	PA: 43				

PITCHER		IP	WLS	BF	H	R	ER	SO	BB	IBB	HBP	BLK	WP	HR	S	P	ERA	WHIP
37 Henderson Alvarez III, R ERA: 2.95	(1, 1)	6.0		22	4	0	0	4	1	0	0	0	0	0	61	95	0.00	0.833
33 Carlos Villanueva, R ERA: 4.14	(7, 1)	1.0		5	1	0	0	0	1	0	0	0	0	0	11	17	0.00	2.000
44 Casey Janssen, R ERA: 2.12	(8, 1)	1.0		5	1	0	0	2	0	1	0	0	0	0	13	21	0.00	1.000
50 Frank Francisco, R ERA: 3.5	(9, 1)	2.0		8	1	0	0	2	1	0	0	0	0	0	15	28	0.00	1.000
57 Shawn Camp, R ERA: 4.55	(11, 1)	1.0	W	3	0	0	0	1	0	0	0	0	0	0	9	16	0.00	0.000

PITCHER	IP	WLS	BF	H	R	ER	SO	BB	IBB	HBP	BLK	WP	HR	S	P	ERA	WHIP

AB	39
R	0
H	7
RBI	0
BB	4
SO	9
LOB	16

Boston Red Sox @ Toronto Blue Jays

Rogers Centre, Toronto, ON

Mon Sep 05 2011, 1:09 PM - 4:59 PM EDT

Att. 27,573 - Cloudy - 63 F

livebaseballscorecards.com

Batter	1	2	3	4	5	6	7	8	9	10	11	AB	R	H	RBI	BB	SO	LOB
18 Mike McCoy, R (1, 6) OBP: 0.338, SLG: 0.283	C SI 93 F SI 92 B FF 93 F CU 80 X FC 92 1-2 10 S 14 G3 1B		X FF 91 0-0 ① G5-3		C FF 94 C FF 94 F FF 94 F FC 92 S CU 82 0-3 ② K			B SI 91 C FF 91 B FF 90 B CU 80 B SI 92 4-1 14 S BB		1 SAFE F FF 96 B FF 96 B FF 95 F FF 96 B FF 95 B FF 96 4-2 19 BB 1-2 BB		3	0	1	0	1	1	0
20 Mark Teahen, L (10, PH) OBP: 0.256, SLG: 0.301												0	0	0	0	1	0	0
9 J.P. Arencibia, R (11, 2) OBP: 0.279, SLG: 0.442												0	0	0	0	0	0	0
14 Eric Thames, L (1, 7) OBP: 0.317, SLG: 0.472	1 SAFE F FF 93 1 SAFE X CU 80 0-1 ① G3 1-2		C CU 78 S FC 89 B FF 92 B CU 80 S CU 81 2-3 ② K		B CU 80 C FF 93 S SI 95 T FF 95 1-2 ③ K			1 SAFE 1 SAFE B FF 89 1 SAFE B FF 90 C CH 83 F SI 91 H CU 81 3-2 1-2 HBP		S FF 95 S FF 94 S FF 95 0-3 ② K		4	0	0	0	0	3	3
19 José Bautista, R (1, 9) OBP: 0.444, SLG: 0.632	F FF 93 B FF 93 S FF 94 C FF 95 1-3 ② K		B FF 91 S FC 90 F FF 92 B CU 80 S CU 81 2-3 ③ K			F SI 92 C SI 93 X CU 80 0-2 ① F7		X FF 96 0-0 ② F9		B FF 95 B FF 95 F FF 95 S FF 94 B FF 95 B FF 96 4-2 1-2 2-3 BB		4	0	0	0	1	2	3
26 Adam Lind, L (1, 3) OBP: 0.299, SLG: 0.445	B FF 94 B FF 94 B FF 94 B CH 88 4-0 BB			B FC 90 C FF 91 S FF 93 C FF 93 2-3 ① K		B FF 93 S FC 91 B FF 92 X FC 92 2-1 10 G4-3 1B		F FF 95 B FF 95 F FF 96 S SL 85 1-3 ③ K		S FF 94 S FF 95 S FF 95 0-3 ③ K		4	0	1	0	1	3	5
10 Edwin Encarnación, R (1, 10) OBP: 0.333, SLG: 0.459	F FF 94 F FF 92 F CU 80 D CU 81 F FF 95 S FC 91 1-3 ③ K 2-3			C FF 93 X CH 88 0-1 ② 13 S 1B		B FF 92 X FF 91 1-0 ②③ G4-3 1-2f			B SL 81 C SL 81 F SL 82 F FF 96 S SL 83 1-3 ① K		B SI 90 C SL 86 C CU 75 X SL 84 1-2 ① F9		5	0	1	0	0	2	3
2 Kelly Johnson, L (1, 4) OBP: 0.297, SLG: 0.423		F FF 93 C FC 91 X CU 79 0-2 13 FC5-4 1B		F FF 93 X CH 89 0-1 ② F7			B SI 92 C FF 91 F FF 92 F CH 85 B FC 92 X FF 93 2-2 ① P6		X FF 96 0-0 ② F8		B FC 86 X FC 86 1-0 ② P6		5	0	1	0	0	0	1
13 Brett Lawrie, R (1, 5) OBP: 0.381, SLG: 0.682		X FF 94 0-0 ① FC5-4 8 G4-3 8 S 1-2f	F FF 93 D CU 80 C CU 80 1 SAFE B SI 94 B SI 92 D CU 80 4-2 1-3 BB				B FF 92 B CU 80 F FC 90 B FF 92 B FF 92 4-1 8 G6-4-3 BB		B FF 96 B FF 95 X FF 96 2-0 ③ G1-3		F SI 89 B SI 90 X SI 89 1-1 HR	3	1	1	1	2	0	1
8 José Molina, R (1, 2) OBP: 0.349, SLG: 0.424	S SI 93 F SI 94 B FF 92 X SI 94 1-2 ② G4-3 1-3			X CH 84 0-0 ③ F9			1 SAFE X SI 90 0-0 ②③ G6-4-3 1-2f			S FF 95 F FF 95 B FF 95 F FF 96 B FF 96 X FS 90 2-2 19 BB 20 E 1B		4	0	1	0	0	0	4
25 Chris Woodward, R (10, PR) (11, 6)												0	0	0	0	0	0	0
3 Dewayne Wise, L (1, 8) OBP: 0.247, SLG: 0.295		C CU 79 S CU 80 B FF 93 F CU 80 S FF 93 1-3 ③ K			B FF 93 S CH 85 B FF 93 T FF 92 F CU 83 S FF 94 2-3 ① K			C CU 79 B CH 83 F CH 83 F CH 84 B FF 92 T FF 92 2-2 ① K		C FF 95 M FF 95 L FF 96 0-3 ① K		4	0	0	0	0	4	2
Inning Stats	R: 0 E: 0 K: 2 S: 14 H: 1 LOB: 2 BB: 1 P: 21	R: 0 E: 0 K: 1 S: 11 H: 1 LOB: 1 BB: 0 P: 13	R: 0 E: 0 K: 2 S: 7 H: 0 LOB: 0 BB: 0 P: 11	R: 0 E: 0 K: 1 S: 10 H: 1 LOB: 2 BB: 1 P: 16	R: 0 E: 0 K: 3 S: 12 H: 0 LOB: 0 BB: 0 P: 15	R: 0 E: 0 K: 0 S: 7 H: 1 LOB: 0 BB: 0 P: 10	R: 0 E: 0 K: 0 S: 6 H: 0 LOB: 0 BB: 1 P: 12	R: 0 E: 0 K: 2 S: 11 H: 0 LOB: 2 BB: 1 P: 21	R: 0 E: 0 K: 1 S: 6 H: 0 LOB: 0 BB: 0 P: 9	R: 0 E: 1 K: 3 S: 17 H: 1 LOB: 3 BB: 2 P: 27	R: 1 E: 0 K: 0 S: 6 H: 1 LOB: 0 BB: 0 P: 9						

| | | | | | | | | | | | |

Batter	1	2	3	4	5	6	7	8	9	AB	R	H	RBI	BB	SO	LOB
2 Jacoby Ellsbury, L (1, 8) OBP: 0.373, SLG: 0.521	C SI 93 B SL 82 F SI 94 B SL 85 F SI 94 X FF 94 2-2 28 2B 2B	B SI 92 F SI 92 B SI 93 B SI 92 B SI 92 4-1 15 G5-3 28 1B 15 WP BB	X SI 92 0-0 G1-3 1-2 ②	B SI 93 C FC 87 B FC 88 F SI 92 F FC 89 X SI 94 2-2 1-2 1B		S SI 94 C CH 88 S SL 82 0-3 K ②		F FF 92 F CH 88 B SL 89 X SL 82 1-2 HR		4	2	2	0	1	1	1
16 Josh Reddick, L (6, 9) OBP: 0.345, SLG: 0.495										1	1	1	1	0	0	0
15 Dustin Pedroia, R (1, 4) OBP: 0.388, SLG: 0.464	B FF 93 F SI 92 D SL 82 F SI 92 B SI 92 T SI 93 3-2 K ①	1 SAFE 1 SAFE C FF 91 B CH 81 B SI 92 F FF 92 X CH 82 2-2 G5-3 1-3 ①	B CH 80 X SI 90 1-0 E5 2-3	C FC 88 T FC 89 B FC 88 B CH 84 B FC 87 X SI 92 3-2 L5 ③		B SI 94 C FF 95 X CU 82 1-1 G6-3 ③		B FF 94 S FF 95 B SI 94 S FF 94 S FF 93 2-3 K ③		5	0	0	0	0	1	5
3 Mike Aviles, R (6, 4) OBP: 0.279, SLG: 0.388										1	0	0	0	0	1	0
28 Adrián González, L (1, 3) OBP: 0.406, SLG: 0.550	B SL 83 X FF 92 1-0 34 WP 34 1B 2-H 2B	B FF 90 X SI 92 1-0 20 2B 3-H 1B	C SI 92 B SI 93 C SI 92 B SI 93 S SL 80 2-3 K ③		F FF 94 X FF 96 0-1 34 2B 10 2B 1B		F FF 92 B FF 94 X CH 85 1-1 F8 ①		F SI 92 C FF 94 B FF 95 B CH 88 B CH 87 B SI 94 4-2 20 BB BB	5	3	3	2	0	1	2
12 Jed Lowrie, S (7, 3) OBP: 0.317, SLG: 0.380										0	0	0	0	1	0	0
20 Kevin Youkilis, R (1, 5) OBP: 0.376, SLG: 0.472	B SI 93 C SI 94 D CH 84 C SI 94 D SL 83 F SI 93 B FF 93 4-2 34 1B 34 WP 10 1B BB	C FF 93 B FF 93 X SI 93 1-1 1-H 2B ②		C SI 93 B FC 87 B SI 83 B FC 87 X SI 92 3-1 34 2B 1B	B FF 94 X FF 93 1-0 F8 ①		F FF 93 B SI 93 C SL 89 X SL 84 1-2 G1-3 ②		F SL 89 F FF 95 B SL 90 B SL 91 B SL 90 B FF 93 4-2 1-2 BB	4	2	2	1	2	0	1
34 David Ortiz, L (1, 10) OBP: 0.405, SLG: 0.589	B FF 93 B SI 94 C SI 92 X SI 93 2-1 10 1B 13 2B 1-3 2-H 1B	X SI 92 0-0 F7 ③		C SI 92 C SI 92 B SI 94 B SL 83 B SL 82 F SI 93 F SI 92 X SI 92 3-2 10 2B 1-H 2B	X FF 95 0-0 10 2B 1-3 2B		C SL 86 X SI 94 0-1 10 BB 1B		C SI 92 B SI 92 B SL 79 B SL 80 C SI 91 S SL 80 3-3 K ①	6	3	4	2	0	1	2
10 Marco Scutaro, R (1, 6) OBP: 0.344, SLG: 0.392	B SI 94 B SI 93 C SI 92 B SI 92 S SI 93 X FF 93 3-2 13 2B 1-2 3-H 1B	B SI 90 C SI 91 C SI 91 X SL 81 1-2 13 G3 39 HR 2B		F SI 92 X SI 93 0-1 54 1B 2-H 2B	D SL 90 X FF 93 1-0 2-H 3-H 2B		B FF 94 C SL 87 F SI 94 B SI 91 D SL 83 B FF 94 4-2 1-2 BB		X SL 80 0-0 L8 ②	5	2	4	4	1	0	2
13 Carl Crawford, L (1, 7) OBP: 0.285, SLG: 0.399	B SI 94 C SL 82 X SL 80 1-1 1-3 2-H 2B	B SI 92 B SI 91 F SI 92 F SI 93 F FF 93 X SL 81 2-2 G3 2-3 ①	B SI 92 S FC 88 F SI 91 F SL 82 S FF 90 1-3 K ①	B FC 89 S FC 88 F SI 91 F SL 82 S FF 90 3-3 K ②	B SI 95 S CH 87 B CH 89 F FF 95 B SL 90 S CH 87	B FF 94 X SI 95 1-0 F7 ③		C SI 93 S SL 80 C SL 81 0-3 K ③		4	0	1	1	0	2	3
71 Nate Spears, L (5, 7)										2	0	0	0	0	1	4
39 Jarrod Saltalamacchia, S (1, 2) OBP: 0.307, SLG: 0.477	C SI 93 B CH 83 X SI 92 1-1 L1-3 ②	B CH 83 B CH 83 X SI 92 2-0 3-H HR	C FC 88 F FC 88 B SI 83 B FC 88 F FF 93 F FF 93 S FC 88 2-3 K ②		C SI 95 X CH 88 0-1 G4-3 ③			F CH 85 S CH 85 B CU 81 B FF 93 B CH 87 S FF 92 3-3 K ①		5	1	1	2	0	2	4
60 Ryan Lavarnway, R (8, 2) OBP: 0.407, SLG: 0.391										0	0	0	0	0	0	0
54 Darnell McDonald, R (1, 9) OBP: 0.268, SLG: 0.358	X SI 93 0-0 G5-3 ③	C SI 92 C SI 93 B SI 94 F FF 93 F SI 93 X CH 84 1-2 15 E 2 G1-3 1B	B SI 94 C SI 93 B FC 88 X FC 85 2-1 2 1B 2-H 1B		B FF 94 C SL 86 S SL 88 S SL 89 1-3 K ①			F FF 94 F SI 94 B SI 95 B FF 95 X SL 89 2-2 G3 ②		5	0	2	1	0	1	2
(6, 8)																

Inning Stats	1	2	3	4	5	6	7	8	9
	R: 4 E: 0 K: 1 S: 21	H: 5 LOB: 2 BB: 1 P: 38	R: 2 E: 0 K: 0 S: 8	H: 2 LOB: 0 BB: 1 P: 16	R: 2 E: 1 K: 1 S: 18	H: 3 LOB: 2 BB: 0 P: 27	R: 3 E: 0 K: 2 S: 27	H: 5 LOB: 2 BB: 0 P: 43	R: 2 E: 0 K: 1 S: 10	H: 3 LOB: 1 BB: 0 P: 15	R: 0 E: 0 K: 2 S: 8	H: 0 LOB: 0 BB: 0 P: 10	R: 0 E: 0 K: 0 S: 10	H: 1 LOB: 2 BB: 1 P: 17	R: 1 E: 0 K: 2 S: 12	H: 1 LOB: 0 BB: 0 P: 20	R: 0 E: 0 K: 2 S: 11	H: 0 LOB: 2 BB: 2 P: 22

| | | | | | | | | | | | | | | | |

BOTTOM

Boston Red Sox @ Toronto Blue Jays

Rogers Centre, Toronto, ON

Tue Sep 06 2011, 7:11 PM - 10:18 PM EDT

Att. 17,565 - Cloudy - 64 F

livebaseballscorecards.com

Batter	1	2	3	4	5	6	7	8	9	AB	R	H	RBI	BB	SO	LOB
5 Yunel Escobar, R (1, 6) OBP: 0.365, SLG: 0.413	C FF 92 B FF 93 X CH 85 1-1 1B		X FF 91 0-0 1B		S CU 74 S FC 88 B SI 94 S FC 90 1-3 ③ K			B FC 87 X SI 94 1-0 ② G6-3		4	0	2	0	0	1	1
14 Eric Thames, L (1, 7) OBP: 0.313, SLG: 0.465	C FF 92 X FC 88 0-1 ① P5		C FF 92 B FC 89 F SI 90 F FF 92 X CU 76 1-2 ② F9			B FF 91 X FF 91 1-0 ① F7		C SI 92 B CU 77 B FC 86 B SI 94 F FF 93 X FF 92 3-2 ③ L8		4	0	0	0	0	0	2
19 José Bautista, R (1, 9) OBP: 0.442, SLG: 0.627 3 Dewayne Wise, L (6, PR) OBP: 0.245, SLG: 0.292 (7, 8)	F FF 92 F SI 92 F FF 93 D CU 77 B FC 88 S FC 89 2-3 ② K		B FF 94 X SI 92 1-0 ③ P3			B SI 91 X SI 91 1-0 E5 26 G5-3			S SI 91 X SI 90 0-1 ① G6-3	3 1	0 0	0 0	0 0	0 0	1 0	2 0
26 Adam Lind, L (1, 3) OBP: 0.297, SLG: 0.442 20 Mark Teahen, L (7, 3) OBP: 0.261, SLG: 0.306	B FF 94 X CU 76 1-0 ③ G5-3			C FF 91 B CU 76 S FC 88 F FF 93 S CU 74 1-3 ① K		D CU 75 B FC 87 C FF 92 X FC 88 2-1 ② G5-3 1-2			F FF 91 C SI 92 B CU 77 B CU 78 X SI 93 2-2 10 G3 1B	3 1	0 0	0 1	0 0	0 0	1 0	2 0
10 Edwin Encarnación, R (1, 10) OBP: 0.330, SLG: 0.455		C SI 92 B CU 76 F FC 89 B FC 88 B SI 92 F FC 88 F FF 94 S FC 90 3-3 ① K		F FF 92 C FC 89 T CU 76 0-2 ② K		C FC 89 B CU 75 B FC 87 X FC 88 2-1 ③ G6-3			F SI 92 X FC 85 0-1 ② G3 1-2	4	0	0	0	0	2	3
2 Kelly Johnson, L (1, 4) OBP: 0.296, SLG: 0.421 25 Chris Woodward, R (6, 4)		B SI 94 S SI 91 B CU 76 F FF 94 B FC 86 F FF 93 C FC 87 3-3 ② K		B CU 74 C SI 92 X FC 88 1-1 ③ F9			B FC 90 F FF 90 B FF 91 F FF 91 F FF 93 F FC 88 F FC 90 S CU 75 2-3 ① K		C FF 92 X FC 86 0-1 ③ F8	2 2	0 0	0 0	0 0	0 0	1 1	0 1
13 Brett Lawrie, R (1, 5) OBP: 0.380, SLG: 0.670		B FF 94 B SI 93 B FF 93 B FF 92 4-0 BB			C FF 90 B CU 72 C FC 85 S FC 88 1-3 ① K		B CU 74 B SI 92 X FF 92 2-0 ② F9			2	0	0	0	1	1	0
9 J.P. Arencibia, R (1, 2) OBP: 0.279, SLG: 0.441		B FF 94 C FF 92 F FC 89 S FF 94 1-3 ③ K			F FC 92 X CH 87 0-1 18 G6-3 18 WP 1B		F SI 91 F CH 87 S FC 90 0-3 ③ K			3	0	1	0	0	2	1
18 Mike McCoy, R (1, 8) OBP: 0.331, SLG: 0.276 (7, 9)			C FF 89 C SI 91 T FF 92 0-2 ① K		B FF 93 S SI 92 F FC 88 F FF 92 B FC 88 X SI 93 2-2 ② G6-3 1-3			F FF 92 B FC 87 X SI 94 1-1 ① G5-3		3	0	0	0	0	1	1
Inning Stats	R: 0 E: 0 K: 1 S: 9 H: 1 LOB: 1 BB: 0 P: 13	R: 0 E: 0 K: 3 S: 12 H: 0 LOB: 1 BB: 1 P: 23	R: 0 E: 0 K: 1 S: 9 H: 1 LOB: 1 BB: 0 P: 11	R: 0 E: 0 K: 2 S: 9 H: 0 LOB: 0 BB: 0 P: 11	R: 0 E: 0 K: 2 S: 12 H: 1 LOB: 1 BB: 0 P: 16	R: 0 E: 1 K: 0 S: 6 H: 0 LOB: 2 BB: 0 P: 12	R: 0 E: 0 K: 2 S: 10 H: 0 LOB: 0 BB: 0 P: 14	R: 0 E: 0 K: 0 S: 6 H: 0 LOB: 0 BB: 0 P: 11	R: 0 E: 0 K: 0 S: 9 H: 1 LOB: 1 BB: 0 P: 11	1B: 4 2B: 0 3B: 0 HR: 0 SF: 0 SAC: 0 DP: 0 HBP: 0						

	AB	32
	R	0
	H	4
	RBI	0
	BB	1
	SO	11
	LOB	13

WP: 1 PA: 33
PB: 0
SB: 0
CS: 0

PITCHER		IP	WLS	BF	H	R	ER	SO	BB	IBB	HBP	BLK	WP	HR	S	P	ERA	WHIP
31 Jon Lester, L ERA: 2.93	(1, 1)	7.0	W	26	3	0	0	11	1	0	0	0	1	0	67	100	0.00	0.571
70 Kyle Weiland, R ERA: 6.75	(8, 1)	2.0		7	1	0	0	0	0	0	0	0	0	0	15	22	0.00	0.500

PITCHER	IP	WLS	BF	H	R	ER	SO	BB	IBB	HBP	BLK	WP	HR	S	P	ERA	WHIP

Boston Red Sox @ Toronto Blue Jays

Rogers Centre, Toronto, ON

Wed Sep 07 2011, 7:10 PM - 11:09 PM EDT

Att. 16,154 - Cloudy - 64 F

TOP

livebaseballscorecards.com

Batter	1	2	3	4	5	6	7	8	9	AB	R	H	RBI	BB	SO	LOB
2 Jacoby Ellsbury, L (1, 8) OBP: 0.376, SLG: 0.531	C FF 93 B FF 92 B FF 94 S FF 94 X SI 95 2-2 28 HBP 15 1B 20 HBP 1B	B SI 92 B FS 85 F FF 94 B FF 93 C FF 94 X SI 94 3-2 ③ L7		X FF 93 0-0 2-H 3-H HR		C CU 68 C CU 77 B FF 89 B SL 83 F SL 83 X FF 90 2-2 15 CS 1B		X CH 82 0-0 2B		5	2	4	3	0	0	0
15 Dustin Pedroia, R (1, 4) OBP: 0.387, SLG: 0.462	C SI 93 B FF 93 1 SAFE X FF 93 1-1 20 HBP 28 HBP 10 1B 1-2 1B		B FF 91 X FF 91 1-0 ① P6	C KC 82 B SL 87 B FF 94 F KC 82 F FF 94 B SL 88 X FF 94 3-2 ③ G6-3		1 SAFE 1 SAFE B CH 81 C CH 82 1 SAFE B FF 88 1 SAFE C CU 68 1 SAFE 2-3 ② S FF 88 ③ K 1-2		C SI 89 S SI 84 D SI 86 X CH 84 1-2 ③ G6-3		5	1	1	0	0	1	2
28 Adrián González, L (1, 3) OBP: 0.407, SLG: 0.557	H KC 84 1-0 20 HBP 10 1B 1-2 2-3 HBP		X FF 92 0-0 ② P2		C KC 81 B FS 88 S FS 84 B FS 82 F SI 92 F SL 87 B SI 92 S FF 93 3-3 ① K		B CU 78 B SI 87 F SL 82 F FC 88 B SL 83 X SL 83 3-2 20 FC5 2B		C FF 93 F FF 94 B FF 94 F FS 87 X FS 86 1-2 HR	4	2	2	1	0	1	0
34 David Ortiz, L (1, 10) OBP: 0.407, SLG: 0.595	S FF 94 F FF 94 D SL 89 S SL 90 1-3 ① K		C KC 83 C SL 87 B SL 90 B KC 83 B SL 89 X FF 95 3-2 ③ F9		B SI 89 X FF 92 1-0 HR		I IN 59 I IN 64 I IN 68 I IN 71 4-0 20 FC5 IBB		F FF 94 X FS 86 0-1 20 G5-3 10 1B 1B	4	2	2	1	1	1	3
20 Kevin Youkilis, R (1, 5) OBP: 0.376, SLG: 0.470	H FF 95 1-0 10 1B 1-2 2-3 3-H HBP			B FS 89 C SL 83 C FF 89 B FS 87 X SL 88 2-2 ① L9	B SL 85 C SL 89 B SI 90 B SL 86 F FF 92 X KC 82 3-2 13 BB 1B		S SI 89 C SI 88 X FC 89 0-2 ① FC5 1-2 2-3f		C CU 77 X CU 78 0-1 ① G5-3 1-2	4	0	1	1	0	0	3
13 Carl Crawford, L (1, 7) OBP: 0.286, SLG: 0.400	B FF 95 S SI 95 S FF 94 S SI 95 1-3 ② K			C FF 89 F SI 90 F FF 94 B KC 83 X FF 94 1-2 16 2B 2B	C CH 79 B FF 87 B FF 88 S SL 80 B SL 81 F FF 89 F FF 89 B CH 79 4-2 1-2 BB		B SI 89 B CH 81 C FF 89 B SI 89 X SI 89 3-1 ② F7		C CU 80 F FF 94 S FF 95 0-3 ② K	4	1	1	0	1	2	6
10 Marco Scutaro, R (1, 6) OBP: 0.347, SLG: 0.393 3 Mike Aviles, R (9, PR) OBP: 0.279, SLG: 0.388	C FF 94 B SI 94 C FF 95 D SL 89 X FF 96 2-2 ③ 1-3 2-H 3-H 1B			B SI 92 B SL 86 B FF 89 C FF 92 B FF 92 4-1 16 2B 2 HR BB	B SL 80 C CH 80 X CU 72 1-1 ② F8		C SI 90 B SI 90 B SL 85 F SI 91 D FC 90 S SL 83 3-3 ③ K		C FF 95 X FF 95 0-1 16 CS 2-H 1B	4 0	1 0	2 0	3 0	1 0	1 0	4 0
16 Josh Reddick, L (1, 9) OBP: 0.343, SLG: 0.495		C FF 90 C FF 90 B FF 93 F SL 89 S FF 94 1-3 ① K		C FF 92 B SI 94 F FS 85 X 1-2 2 HR 1-3 2-H 2B	B SI 89 F SI 89 B SL 82 F CH 79 S SL 83 2-3 ③ K			C CH 82 X SI 88 0-1 ① G6-3	F FF 94 F FF 96 B FF 96 1-2 ③ CS 1-2	4	1	1	1	0	2	2
39 Jarrod Saltalamacchia, S (1, 2) OBP: 0.304, SLG: 0.471		B FF 90 B FS 85 C FF 94 X FF 92 2-1 ② L8		S SL 88 B SL 88 B FF 93 F FS 84 S SI 93 2-3 ② K		C FF 88 F CU 69 B SL 83 X SL 83 1-2 ① F8		B CH 83 X SI 87 1-0 ② F7		4	0	0	0	0	1	2

Inning Stats	1	2	3	4	5	6	7	8	9
	R: 3 E: 0 K: 2 S: 14	R: 0 E: 0 K: 1 S: 9	R: 0 E: 0 K: 0 S: 5	R: 4 E: 0 K: 1 S: 19	R: 1 E: 0 K: 2 S: 18	R: 0 E: 0 K: 1 S: 10	R: 0 E: 0 K: 1 S: 11	R: 0 E: 0 K: 0 S: 7	R: 2 E: 0 K: 1 S: 15
	H: 3 LOB: 2 BB: 0 P: 23	H: 0 LOB: 0 BB: 0 P: 15	H: 0 LOB: 0 BB: 0 P: 9	H: 3 LOB: 0 BB: 1 P: 32	H: 2 LOB: 2 BB: 1 P: 32	H: 1 LOB: 2 BB: 1 P: 24	H: 1 LOB: 1 BB: 0 P: 15	H: 1 LOB: 1 BB: 0 P: 9	H: 3 LOB: 1 BB: 0 P: 17

1B: 7	SF: 0
2B: 5	SAC: 0
3B: 0	DP: 1
HR: 3	HBP: 2

WP: 0	PA: 44
PB: 0	
SB: 0	
CS: 2	

AB	38
R	10
H	14
RBI	10
BB	3
SO	9
LOB	22

PITCHER		IP	WLS	BF	H	R	ER	SO	BB	IBB	HBP	BLK	WP	HR	S	P	ERA	WHIP
23 Brandon Morrow, R ERA: 5.12	(1, 1)	4.1		23	8	8	8	5	1	0	2	0	0	2	56	95	16.61	2.077
33 Carlos Villanueva, R ERA: 4.07	(5, 1)	1.2		6	1	0	0	2	1	0	0	0	0	0	19	31	0.00	1.200
51 Jesse Litsch, R ERA: 4.32	(7, 1)	1.0		5	1	0	0	1	0	1	0	0	0	0	11	24	0.00	1.000
57 Shawn Camp, R ERA: 4.48	(8, 1)	1.0	W	4	1	0	0	0	0	0	0	0	0	0	7	9	0.00	1.000
50 Frank Francisco, R ERA: 3.83	(9, 1)	1.0	S	5	3	2	2	1	0	0	0	0	0	1	15	17	18.00	3.000

PITCHER	IP	WLS	BF	H	R	ER	SO	BB	IBB	HBP	BLK	WP	HR	S	P	ERA	WHIP

BOTTOM

Boston Red Sox @ Toronto Blue Jays

Rogers Centre, Toronto, ON

Wed Sep 07 2011, 7:10 PM - 11:09 PM EDT

Att. 16,154 - Cloudy - 64 F

livebaseballscorecards.com

Batter	1	2	3	4	5	6	7	8	9	AB	R	H	RBI	BB	SO	LOB
5 Yunel Escobar, R (1, 6) OBP: 0.365, SLG: 0.413	C KN 65 B KN 64 B KN 65 B KN 65 B FF 72 4-1 14 FC4-6 BB	C FF 73 B KN 66 S CU 61 B KN 66 F CU 59 B KN 67 X FF 74 3-2 ③ F9		C KN 66 B KN 66 S CU 60 B FF 74 B CU 56 X FF 74 3-2 ③ F9			C SI 88 B FF 88 B SI 90 B SL 86 F SI 88 X SI 88 3-2 14 G3 10 1B 2B	B FF 97 B FF 96 F FF 97 B FF 96 C FF 97 C SL 83 3-3 ② K		4	1	1	0	1	1	3
14 Eric Thames, L (1, 7) OBP: 0.314, SLG: 0.460	C KN 65 C KN 65 X KN 64 0-2 ① FC4-6 10 PB 19 WP 10 SF9 1-2f		C KN 65 H KN 65 1-1 19 WP 19 2B HBP		B KN 65 F KN 65 B KN 65 F FF 72 B KN 66 X FF 72 3-2 ① F8		B FF 88 C CU 73 B SL 85 F SL 85 X FF 89 2-2 ① G3 2-3	C FF 97 F FF 96 F FF 95 D SL 82 B FF 96 F FF 94 B SL 80 B FF 95 4-2 19 BB 10 2B 1-2 2-3 3-H BB		3	3	0	1	1	0	2
19 José Bautista, R (1, 10) OBP: 0.445, SLG: 0.629	D KN 66 1 SAFE B KN 65 B KN 66 B KN 65 4-0 10 PB 1-2 BB		B KN 65 B KN 66 X KN 66 2-0 13 S 39 S 1-H 2B		B KN 66 F KN 65 H KN 65 2-1 2 CS HBP		X SL 86 0-0 ② F8	B FF 95 F FF 95 B SL 82 B FF 95 B FF 94 4-1 10 2B 1-2 2-3 3-H BB		2	2	1	2	2	0	1
10 Edwin Encarnación, R (1, 3) OBP: 0.331, SLG: 0.457	B KN 65 C KN 66 B CU 60 B KN 66 X FF 73 3-1 ② SF9 1-2 2-H	F CU 60 B KN 66 X KN 66 1-1 ① P3			S KN 66 B KN 65 B KN 65 X FF 72 2-1 ② P3		F CU 77 C SL 85 B FF 86 X CU 75 1-2 3-H 1B	B SI 92 C SI 92 B SI 92 B SI 93 C SI 93 X SI 93 3-2 1-H 2-H 3-H 2B		4	0	2	5	0	0	2
2 Kelly Johnson, L (1, 4) OBP: 0.293, SLG: 0.417	C KN 66 B KN 66 B KN 66 C FF 73 B KN 66 S KN 69 3-3 ③ K		D KN 66 C KN 66 B FF 72 F KN 66 S KN 61 2-3 ② K		B KN 66 B FF 73 B FF 69 C FF 73 3-1 ③ CS 1-2	C FF 95 T SI 94 B FF 96 S SL 86 1-3 ① K	B SL 81 B FF 95 X FF 96 2-0 ③ G3	S SI 94 B SL 87 B SI 93 C SI 93 B SI 94 S SI 93 3-3 ③ K		5	0	0	0	0	4	4
13 Brett Lawrie, R (1, 5) OBP: 0.400, SLG: 0.676		C KN 65 X KN 65 0-1 9 HR 1B	B KN 66 B KN 65 C FF 73 B CU 59 B FF 74 4-1 39 E 39 S 2-3 BB			C CU 74 F SI 96 X SL 87 0-2 39 HBP 1B		C FF 96 F SL 83 B SL 85 H SL 81 2-2 39 1B 14 BB HBP		2	2	2	0	1	0	0
39 Adam Loewen, L (1, 9) OBP: 0.500, SLG: 0.333		C KN 65 1 SAFE C KN 65 B KN 65 1 SAFE X KN 65 1-2 ① F7	B CU 66 1 SAFE C FF 73 S KN 66 C KN 67 1-3 ③ K 1-3 3-H			B FF 95 1 SAFE 1 SAFE H FF 94 2-0 1-2 HBP		X FF 94 0-0 14 BB 9 BB 19 BB 1-3 1B		3	1	1	0	0	1	2
9 J.P. Arencibia, R (1, 2) OBP: 0.281, SLG: 0.448 25 Chris Woodward, R (8, PR) 8 José Molina, R (9, 2) OBP: 0.349, SLG: 0.424		1 SAFE P PO 71 X KN 65 1-0 1-H HR		C KN 64 C FF 71 X KN 66 0-2 ① F7		B SI 90 B SL 89 F SL 87 F SL 87 F SI 89 S SI 90 2-3 ② K		S SL 81 C SL 82 B SL 82 B FF 96 B FF 96 1 SAFE B FF 97 4-2 19 BB 14 BB 10 2B 1-2 BB		3 0 0	1 1 0	1 0 0	2 0 0	1 0 0	1 0 0	2 0 0
18 Mike McCoy, R (1, 8) OBP: 0.327, SLG: 0.272 3 Dewayne Wise, L (6, PH) OBP: 0.240, SLG: 0.286 (7, 8)		B KN 66 C FF 72 B KN 66 X FF 73 2-1 ② B3		C KN 66 X KN 66 0-1 ② F9		B SI 91 B SI 91 F SI 90 X SL 86 2-1 ③ F7		S FF 96 C FF 97 S FF 95 0-3 ① K		2 2	0 0	0 0	0 0	0 0	0 1	0 5
Inning Stats	R: 1 H: 0 E: 0 LOB: 1 K: 1 BB: 2 S: 9 P: 23	R: 2 H: 2 E: 0 LOB: 0 K: 0 BB: 0 S: 13 P: 19	R: 2 H: 1 E: 0 LOB: 1 K: 2 BB: 1 S: 11 P: 22	R: 0 H: 0 E: 0 LOB: 0 K: 0 BB: 0 S: 8 P: 11	R: 0 H: 0 E: 0 LOB: 0 K: 0 BB: 0 S: 7 P: 17	R: 0 H: 1 E: 0 LOB: 2 K: 2 BB: 0 S: 12 P: 19	R: 1 H: 2 E: 0 LOB: 1 K: 0 BB: 0 S: 11 P: 19	R: 5 H: 2 E: 0 LOB: 1 K: 3 BB: 3 S: 22 P: 45		1B: 4 SF: 1 2B: 3 SAC: 0 3B: 0 DP: 0 HR: 1 HBP: 4						WP: 2 PA: 42 PB: 1 SB: 3 CS: 1	

	AB	R	H	RBI	BB	SO	LOB
AB	30						
R		11					
H			8				
RBI				10			
BB					6		
SO						8	
LOB							21

PITCHER		IP	WLS	BF	H	R	ER	SO	BB	IBB	HBP	BLK	WP	HR	S	P	ERA	WHIP
49 Tim Wakefield, R ERA: 5.03	(1, 1)	5.0		22	3	5	4	3	3	0	2	0	2	1	48	92	7.20	1.200
46 Franklin Morales, L ERA: 3.69	(6, 1)	0.1	H	3	1	0	0	1	0	0	1	0	0	0	6	9	0.00	3.000
35 Dan Wheeler, R ERA: 4.38	(6, 1)	1.1	H	6	2	1	1	1	0	0	0	0	0	0	16	26	6.75	1.500
51 Daniel Bard, R ERA: 2.76	(7, 1)	1.0	L	8	1	5	5	2	3	0	1	0	0	0	17	36	45.00	4.000
32 Matt Albers, R ERA: 4.53	(8, 1)	0.1		2	1	0	0	1	0	0	0	0	0	0	6	12	0.00	3.000

PITCHER	IP	WLS	BF	H	R	ER	SO	BB	IBB	HBP	BLK	WP	HR	S	P	ERA	WHIP

Batter	1	2	3	4	5	6	7	8	9	AB	R	H	RBI	BB	SO	LOB
2 Jacoby Ellsbury, L (1, 8) OBP: 0.376, SLG: 0.533	C FF 90 F FF 90 F CU 76 X FF 91 0-2 10 SH3-4 2B		X FF 91 0-0 ② FC4-6 1-2f		C SI 91 S CU 76 C CU 76 0-3 ③ K		X FF 93 0-0 10 1B 1-3 2-H 2B		C FF 93 S FS 86 X CU 79 0-2 E4 10 1B	5	1	2	1	0	1	2
10 Marco Scutaro, R (1, 6) OBP: 0.352, SLG: 0.398	X FF 90 0-0 ① SH3-4 2-3		C FF 92 B FF 92 B CH 85 F FF 92 1 SAFE 1 SAFE S FF 93 2-3 ③ K			C SI 89 B CH 85 C CH 84 X CU 77 1-2 15 FC5-4 1B	B FF 92 X FC 90 1-0 2-H 3-H 1B		C FF 94 B FS 86 X CU 77 1-1 1-2 1B	4	0	3	2	0	1	1
15 Dustin Pedroia, R (1, 4) OBP: 0.384, SLG: 0.458	C CU 76 B CU 77 F CH 84 F CH 85 S CU 78 1-3 ② K			C FF 90 F SI 90 F FF 91 B FF 92 S CH 86 1-3 ① K		S FF 91 B SI 92 X CH 84 1-1 ① FC5-4 1-2f	C CU 75 X CU 76 0-1 ③ G6-3		C FF 95 S FF 94 B FF 95 S FF 95 1-3 ③ K	5	0	0	0	0	3	5
34 David Ortiz, L (1, 10) OBP: 0.404, SLG: 0.590	B FF 95 X CU 76 1-0 ③ G4-3			S FF 92 S FF 93 B FF 94 B FF 94 X CU 77 2-2 ② G5-3		B CU 75 B FF 93 X FF 90 2-0 ② F8		C SI 92 C FF 91 B FF 93 F FF 90 B FC 90 S CU 77 2-3 ① K		4	0	0	0	0	1	2
20 Kevin Youkilis, R (1, 3) OBP: 0.375, SLG: 0.467		B SI 87 C SI 90 F FF 91 X FF 92 1-2 ① G5-3		B SI 93 B SI 91 C SI 92 S CH 86 B FF 93 B FF 92 4-2 BB		C CH 83 C CU 77 D CU 77 D CH 85 S CH 83 2-3 ③ K		C FF 93 X CU 77 0-1 ② G6-3		3	0	0	0	1	1	1
12 Jed Lowrie, S (1, 5) OBP: 0.313, SLG: 0.374		B FF 91 X FF 91 1-0 ② G5-3		C SI 90 F CU 76 B FF 92 X CH 84 1-2 ③ F8			C SI 86 B FF 92 B FF 90 X SI 89 2-1 ① G6-3	C FF 91 S FF 92 B FF 91 X FF 92 1-2 ③ F7		4	0	0	0	0	0	1
33 Jason Varitek, S (1, 2) OBP: 0.307, SLG: 0.451		C SI 91 B SI 92 C CH 85 F CU 76 S FF 93 1-3 ③ K			C SI 89 S SI 91 S CH 85 0-3 ① K		B SI 91 S FF 92 C CH 85 B FF 93 F CH 86 B CH 86 B FF 92 4-2 54 1B 2 2B BB		C FF 91 C CU 77 B FS 86 X SI 95 1-2 HR	3	2	1	1	1	2	0
16 Josh Reddick, L (1, 9) OBP: 0.342, SLG: 0.495			C FF 90 F SI 90 B FF 93 X CU 76 1-2 ① L9		B FF 91 F FF 91 F CH 86 F SL 86 X FF 92 1-2 2B		B FF 91 B CU 74 B SI 91 C FF 89 X FF 89 3-1 ② F9		C FF 93 B FS 85 X CU 78 1-1 ① P6	4	0	1	0	0	0	1
54 Darnell McDonald, R (1, 7) OBP: 0.276, SLG: 0.360 71 Nate Spears, L (9, PH)			B SI 90 B CH 86 C SI 90 S SI 93 B FF 92 B SI 90 4-2 2 FC4-6 BB		S CH 84 B CH 82 S CH 85 B CH 82 F FF 91 X CH 82 2-2 ② F8		D SI 90 C SI 89 B SI 90 B FF 89 X SI 88 3-1 2 2B 10 1B 1-2 1B		C FF 93 C FF 93 X FF 93 0-2 ② G4-3	2 1	1 0	1 0	0 0	1 0	0 0	1 0
Inning Stats	R: 0 E: 0 K: 1 S: 10 H: 1 LOB: 1 BB: 0 P: 12	R: 0 E: 0 K: 1 S: 8 H: 0 LOB: 0 BB: 0 P: 11	R: 0 E: 0 K: 1 S: 9 H: 0 LOB: 1 BB: 1 P: 16	R: 0 E: 0 K: 1 S: 12 H: 0 LOB: 1 BB: 1 P: 20	R: 0 E: 0 K: 2 S: 14 H: 1 LOB: 1 BB: 0 P: 17	R: 0 E: 0 K: 1 S: 9 H: 1 LOB: 1 BB: 0 P: 15	R: 3 E: 0 K: 0 S: 13 H: 3 LOB: 1 BB: 1 P: 26	R: 0 E: 0 K: 1 S: 9 H: 0 LOB: 0 BB: 0 P: 12	R: 1 E: 1 K: 1 S: 16 H: 2 LOB: 2 BB: 0 P: 20	1B: 4 2B: 3 3B: 0 HR: 1 SF: 0 SAC: 1 DP: 0 HBP: 0						

PITCHER	IP	WLS	BF	H	R	ER	SO	BB	IBB	HBP	BLK	WP	HR	S	P	ERA	WHIP
24 Ricky Romero, L (1, 1) ERA: 3.01	6.2	W	28	5	3	3	7	3	0	0	0	0	0	72	113	4.05	1.200
44 Casey Janssen, R (7, 1) ERA: 2.06	1.1	H	5	1	0	0	1	0	0	0	0	0	0	12	16	0.00	0.750
50 Frank Francisco, R (9, 1) ERA: 3.94	1.0		6	2	1	1	1	0	0	0	0	0	1	16	20	9.00	2.000

PITCHER	IP	WLS	BF	H	R	ER	SO	BB	IBB	HBP	BLK	WP	HR	S	P	ERA	WHIP

TOP

Boston Red Sox @ Toronto Blue Jays

Rogers Centre, Toronto, ON

Thu Sep 08 2011, 7:10 PM - 9:58 PM EDT

Att. 17,189 - Partly Cloudy - 68 F

livebaseballscorecards.com

AB	35
R	4
H	8
RBI	4
BB	3
SO	9
LOB	14

WP: 0 PA: 39
PB: 0
SB: 0
CS: 0

BOTTOM

Boston Red Sox @ Toronto Blue Jays

Rogers Centre, Toronto, ON

Thu Sep 08 2011, 7:10 PM - 9:58 PM EDT

Att. 17,189 - Partly Cloudy - 68 F

livebaseballscorecards.com

Batter	1	2	3	4	5	6	7	8	9	AB	R	H	RBI	BB	SO	LOB
5 Yunel Escobar, R (1, 6) OBP: 0.368, SLG: 0.416	C FF 88 B SL 76 F SL 76 B SL 78 F FF 91 X FF 92 2-2 19 G6-3 2B	B SL 78 C FF 90 B FF 91 B CH 85 B FF 91 4-1 14 G4-6-3 BB		D SL 80 B SL 76 B FF 91 C FF 93 C SL 77 B SL 79 4-2 BB			C FF 92 B FC 88 B FF 91 X FF 92 2-1 ① F9			2	0	1	0	2	0	0
14 Eric Thames, L (1, 7) OBP: 0.313, SLG: 0.468	C FF 92 S SL 78 X SL 78 0-2 ① P6	X FF 92 0-0 ②③ G4-6-3 1-2f		B SL 78 C FF 92 B FF 93 C FF 93 C SL 78 2-3 ③			B FF 92 S FC 88 X FF 93 1-1 HR			4	1	1	1	0	1	4
19 José Bautista, R (1, 9) OBP: 0.444, SLG: 0.625	X CH 84 0-0 ② G6-3 2-3		B FF 91 C FF 91 X SI 91 1-1 ① G1-3		B SL 76 X SI 88 1-0 ① G3		C FF 94 S SL 86 B FF 93 F FF 94 F SL 84 F SL 83 B FF 88 F FF 94 B SI 94 4-2 D SL 86 2 CS BB			3	0	0	0	1	0	1
10 Edwin Encarnación, R (1, 10) OBP: 0.333, SLG: 0.467	B FF 94 C SL 78 D SL 79 X SL 78 2-1 ③ G6-3		B FF 92 B SI 91 C FF 92 X FF 91 3-1 HR		C FF 90 B FF 90 B CH 84 S SL 75 B FF 93 X SL 77 3-2 2 G4-3 2B		1 SAFE B FF 93 1 SAFE C FF 92 S SL 82 1 SAFE 1 SAFE C FF 92 1-3 ② K			4	1	2	1	0	1	2
2 Kelly Johnson, L (1, 4) OBP: 0.293, SLG: 0.416		C FF 89 B FF 91 B SL 77 X FF 90 2-1 13 1B 30 1B 1B	C FF 93 C SL 79 S SL 80 0-3 ② K		C SL 77 B FF 91 F FF 92 X SL 79 1-2 ② G4-3 2-3		B FF 94 1 SAFE 1-0 ③ CS 1-2	X FF 93 0-0 ① G4-3		4	1	1	0	0	1	1
13 Brett Lawrie, R (1, 5) OBP: 0.403, SLG: 0.678		B FF 91 B CH 83 X FF 93 2-0 30 1B 9 HR 1-3 1B	B SL 77 F FF 94 B SL 78 X CH 86 2-1 ③ F7		F FF 93 F FF 94 B SL 78 X SL 79 1-2 ③ L5			C FF 95 S FC 87 X FC 87 0-2 30 2B 2B		4	2	2	0	0	0	1
30 David Cooper, L (1, 3) OBP: 0.289, SLG: 0.351		C FF 91 X SL 75 0-1 9 HR 1-2 3-H 1B		F FF 91 X FF 93 0-1 2B		C FF 93 B FS 84 B SL 84 C FF 91 T FF 93 2-2 ① K		B FF 94 B FF 90 X FF 90 2-0 2-H 2B		4	1	3	2	0	1	0
9 J.P. Arencibia, R (1, 2) OBP: 0.281, SLG: 0.454		C CH 83 B CH 84 B SL 76 F CH 83 F CH 83 B FF 92 X CH 84 3-2 1-H 2-H HR		C FF 93 F CH 86 F FF 94 C SL 79 0-3 ① K		B SL 85 B SL 82 S FF 93 X FF 94 2-1 ② L8		C SL 86 C SI 92 F SI 94 S SL 86 0-3 ② K		4	1	1	3	0	2	2
18 Mike McCoy, R (1, 8) OBP: 0.318, SLG: 0.264		C FF 92 B FF 91 B FF 89 B CH 84 C FF 90 X FF 90 3-2 ① G6-3		B FF 93 B FF 92 X FF 92 2-0 ② G6-3		F FF 94 B SL 84 X FF 93 1-1 ③ F8		B SI 93 C SI 94 F SI 93 B SI 93 B SI 94 F SL 87 X SI 93 3-2 ③ G5-3		4	0	0	0	0	0	2

Inning Stats	1	2	3	4	5	6	7	8	9
	R: 0 E: 0 K: 0 S: 10 H: 1 LOB: 1 BB: 0 P: 14	R: 4 E: 0 K: 0 S: 14 H: 4 LOB: 0 BB: 1 P: 28	R: 1 E: 0 K: 1 S: 9 H: 1 LOB: 0 BB: 0 P: 15	R: 0 E: 0 K: 2 S: 12 H: 1 LOB: 2 BB: 1 P: 20	R: 0 E: 0 K: 0 S: 10 H: 1 LOB: 1 BB: 0 P: 16	R: 0 E: 0 K: 1 S: 7 H: 0 LOB: 0 BB: 0 P: 12	R: 1 E: 0 K: 1 S: 13 H: 1 LOB: 0 BB: 1 P: 22	R: 1 E: 0 K: 1 S: 13 H: 2 LOB: 1 BB: 0 P: 18		

1B: 3	SF: 0	WP: 0
2B: 5	SAC: 0	PB: 0
3B: 0	DP: 1	SB: 0
HR: 3	HBP: 0	CS: 1

PA: 37

AB	33
R	7
H	11
RBI	7
BB	3
SO	6
LOB	13

PITCHER		IP	WLS	BF	H	R	ER	SO	BB	IBB	HBP	BLK	WP	HR	S	P	ERA	WHIP
30 Andrew Miller, L ERA: 5.58	(1, 1)	5.0	L	24	8	5	5	3	2	0	0	0	0	2	55	93	9.00	2.000
64 Michael Bowden, R ERA: 3.52	(6, 1)	1.2		7	1	1	1	2	1	0	0	0	0	1	20	33	5.40	1.200
61 Felix Doubront, L ERA: 10.8	(7, 1)	0.2		3	2	1	1	0	0	0	0	0	0	0	5	8	13.50	3.000
32 Matt Albers, R ERA: 4.47	(8, 1)	0.2		2	0	0	0	1	0	0	0	0	0	0	8	11	0.00	0.000

PITCHER	IP	WLS	BF	H	R	ER	SO	BB	IBB	HBP	BLK	WP	HR	S	P	ERA	WHIP

Batter	1	2	3	4	5	6	7	8	9	AB	R	H	RBI	BB	SO	LOB
2 Jacoby Ellsbury, L (1, 8) OBP: 0.376, SLG: 0.531	C FC 91 B SI 90 B KC 78 C FC 92 X SL 88 2-2 ① P5			C KC 76 C KC 79 F SL 87 B KC 80 X FF 94 1-2 ① G4-3		F FF 94 F FF 94 X SL 82 0-2 2-3 3-H 1B		B KC 81 B SI 90 X FC 92 2-0 ② F7		4	0	1	1	0	0	1
10 Marco Scutaro, R (1, 6) OBP: 0.348, SLG: 0.394	C FF 91 C KC 79 X SL 89 0-2 ② L9			C KC 80 X KC 81 0-1 ② G6-3		X SI 91 0-0 ① SF8 3-H		C SI 93 B SI 92 C FF 94 F FF 94 X SL 84 1-2 ③ G6-3		3	0	0	1	0	0	1
28 Adrián González, L (1, 3) OBP: 0.405, SLG: 0.553	B FF 91 F FF 90 B FC 93 T FF 94 B FF 95 F FF 94 S FF 94 3-3 ③ K			L FF 92 X KC 82 0-1 ③ P5		C FF 94 B SL 89 X FF 93 1-1 ② L5			B SL 88 X FF 93 1-0 ① F8	4	0	0	0	0	1	1
15 Dustin Pedroia, R (1, 4) OBP: 0.383, SLG: 0.456		X FF 88 0-0 34 CS 1B			B KC 77 B FF 91 B FC 91 C FF 89 X FF 94 3-1 ① P3	C KC 81 C FF 94 T SL 89 0-2 ③ K			S FF 93 B SI 92 X KC 81 1-1 ② F9	4	0	1	0	0	1	1
34 David Ortiz, L (1, 10) OBP: 0.401, SLG: 0.585		F FF 91 F KC 79 B SL 87 1 SAFE F SI 91 F SL 90 B FF 94 B FF 94 C FF 94 3-3 ①② 1-2 K			X FF 94 0-0 ② G3		X FF 90 0-0 ① G4-3		S FF 91 B FF 96 C SL 83 S FF 96 1-3 ③ K	4	0	0	0	0	2	1
13 Carl Crawford, L (1, 7) OBP: 0.287, SLG: 0.400		F FF 94 B FF 93 F FF 94 F KC 82 F KC 81 X FF 95 1-2 ③ G4-3			B FF 92 C FF 91 X FF 91 1-1 1B		X FC 90 0-0 ② G4-3			3	0	1	0	0	0	0
12 Jed Lowrie, S (1, 5) OBP: 0.310, SLG: 0.370			C KC 76 F KC 75 B KC 79 S FF 93 1-3 ① K		B FF 93 C KC 80 X SL 89 1-1 ③ F7		C SL 89 B FC 92 B FF 85 F FF 93 C SL 90 2-3 ③ K			3	0	0	0	0	2	1
16 Josh Reddick, L (1, 9) OBP: 0.346, SLG: 0.498			B FC 90 B KC 79 C FC 92 F FF 92 S SL 88 2-3 ② K		F KC 78 B KC 80 X FF 92 1-1 39 2B 2 1B 1B			C FC 91 F FF 89 X FF 93 0-2 1B		3	1	2	0	0	1	0
39 Jarrod Saltalamacchia, S (1, 2) OBP: 0.304, SLG: 0.473			C FF 92 B FF 91 F KC 79 B SI 94 B FF 95 X FF 94 3-2 ③ F7		1 SAFE 1 SAFE X KC 80 0-0 2 1B 10 SF8 1-3 2B			F FC 93 C KC 81 D KC 82 F FF 93 F SL 89 D KC 82 C SL 89 2-3 ① K		3	1	1	0	0	1	1
Inning Stats	R: 0 E: 0 K: 1 S: 10 H: 0 LOB: 0 BB: 0 P: 15	R: 0 E: 0 K: 1 S: 11 H: 1 LOB: 0 BB: 0 P: 15	R: 0 E: 0 K: 2 S: 9 H: 0 LOB: 0 BB: 0 P: 15	R: 0 E: 0 K: 0 S: 8 H: 0 LOB: 0 BB: 0 P: 9	R: 0 E: 0 K: 0 S: 7 H: 1 LOB: 1 BB: 0 P: 12	R: 2 E: 0 K: 1 S: 12 H: 3 LOB: 1 BB: 0 P: 14	R: 0 E: 0 K: 1 S: 5 H: 0 LOB: 0 BB: 0 P: 7	R: 0 E: 0 K: 1 S: 13 H: 1 LOB: 1 BB: 0 P: 18	R: 0 E: 0 K: 1 S: 6 H: 0 LOB: 0 BB: 0 P: 9	1B: 5 2B: 2 3B: 0 HR: 0	SF: 1 SAC: 0 DP: 1 HBP: 0			WP: 0 PB: 0 SB: 0 CS: 1	PA: 32		

PITCHER	IP	WLS	BF	H	R	ER	SO	BB	IBB	HBP	BLK	WP	HR	S	P	ERA	WHIP
40 Wade Davis, R (1, 1) ERA: 4.36	9.0	W	32	6	2	2	8	0	0	0	0	0	0	81	114	2.00	0.667

PITCHER	IP	WLS	BF	H	R	ER	SO	BB	IBB	HBP	BLK	WP	HR	S	P	ERA	WHIP

TOP

Boston Red Sox @ Tampa Bay Rays

Tropicana Field, St. Petersburg, FL

Fri Sep 09 2011, 7:12 PM - 9:57 PM EDT

Att. 18,482 - Dome - 72 F

livebaseballscorecards.com

AB	31
R	2
H	6
RBI	2
BB	0
SO	8
LOB	7

Batter	1	2	3	4	5	6	7	8	9	AB	R	H	RBI	BB	SO	LOB
8 Desmond Jennings, R (1, 7) OBP: 0.382, SLG: 0.529	C FF 89 B FF 92 B FF 91 C FF 91 F FF 91 S FF 91 2-3 K ①		X FC 87 0-0 F8 ① C FF 91 C FF 92 S FC 87 0-3 K ②	B FF 91 C FF 91 S SL 85 F CU 80 B FF 91 B SL 85 S SL 86 3-3 K ②		B FF 90 C FF 89 C SL 84 S FF 91 1-3 K ①		B FF 96 F FF 97 S CH 85 X FF 97 1-2 G5-3 ② F SI 97 B SI 96 B FF 96 B CU 74 F FF 95 S SI 96 3-3 K ③		5	0	0	0	0	3	1
2 B.J. Upton, R (1, 8) OBP: 0.308, SLG: 0.392	B FF 92 B FF 91 F FF 91 B FF 92 S FF 92 F FF 93 X FF 93 3-2 G4-3 ②		B FC 87 B CU 78 B FF 92 C FF 91 C FC 87 X FF 93 3-2 18 BB 22 1B 1B	X SL 86 0-0 1B		B FF 90 C FF 91 B FF 90 C SL 85 F FF 90 F FF 91 F SL 85 S FF 91 2-3 K ②				5	0	1	0	0	3	1
3 Evan Longoria, R (1, 5) OBP: 0.340, SLG: 0.481	X FF 92 0-0 G6-3 ③			B SL 84 1 SAFE S SL 85 C FF 90 1 SAFE P PO 88 X FF 91 2-2 G6-3 ③		B SL 85 X SL 85 1-0 2-H 2B				4	1	2	1	0	0	1
18 Ben Zobrist, S (1, 4) OBP: 0.357, SLG: 0.466		X FF 91 0-0 22 FC4-6 1B	B CU 79 B CH 83 B CU 78 C FF 91 B FF 91 4-1 22 1B 20 1B 1-2 BB		F SL 86 F CH 83 F SL 85 B FF 91 B FF 91 X FF 91 2-2 G6-3 ①	C FF 93 C CU 78 F CU 79 C FF 94 0-3 K ③				3	1	1	0	1	1	1
22 Johnny Damon, L (1, 10) OBP: 0.317, SLG: 0.415		C FF 91 1 SAFE F FF 88 F FF 91 X FC 85 0-2 FC4-6 11 S 28 HR ① 1-2f	B FF 90 B FC 84 C FC 84 C CU 78 F FF 92 F FC 87 F CU 80 X FC 85 2-2 20 1B 1-3 2-H 1B		B CU 78 B SL 85 S FF 92 B FF 91 C FF 91 F FF 91 F FF 90 F FF 92 B FF 90 4-2 BB		C FF 92 X FF 89 0-1 F7 ①				3	1	1	1	1	0	1
20 Matt Joyce, L (1, 9) OBP: 0.354, SLG: 0.498		C FF 92 X SI 92 0-1 L6 ② B CH 82 B CH 82 S FC 85 X CU 78 2-1 11 BB 1-3 3-H 1B		F FF 90 F SL 86 B FF 91 F FF 90 B CU 79 F SL 84 X FF 91 2-2 L9 ②			B SI 94 B FC 88 B FF 93 B FF 92 4-0 11 G3 BB			3	0	1	1	1	0	2
11 Casey Kotchman, L (1, 3) OBP: 0.380, SLG: 0.429		B SI 91 C CU 79 B FF 90 B SI 92 B CU 77 4-1 28 HR 1-2 BB	B FF 90 B FF 90 C FF 90 B CH 83 B FC 83 4-1 1-2 BB		C CU 79 1 SAFE B FF 91 B FF 90 B SL 85 X FF 91 3-2 F7 ③		C FF 92 B SI 93 B CU 77 F FF 93 X SI 93 2-2 G3 ② 1-2			2	1	0	0	2	0	2
28 John Jaso, L (1, 2) OBP: 0.305, SLG: 0.367		B FF 92 B FF 92 C CU 77 D CU 78 X FF 92 3-1 1-H 2-H HR	F FC 85 D CU 79 F FC 85 X FF 92 1-2 L1-3 ③			X FF 89 0-0 15 2B 2B	C FF 94 B SI 92 X SI 94 1-1 G4-3 ③			4	2	2	3	0	0	4
15 Reid Brignac, L (1, 6) OBP: 0.233, SLG: 0.230		F FF 91 X CH 84 0-1 G3-1 ③		F FF 90 B SL 85 S SL 85 F SL 84 X SL 86 1-2 G4-3 ①		X SL 84 0-0 3 2B 2-H 2B		C FF 97 C CU 76 B FF 96 F SL 83 S FF 96 1-3 K ①		4	1	1	1	0	1	0
Inning Stats	R: 0 E: 0 K: 1 S: 9 H: 0 LOB: 0 BB: 0 P: 14	R: 3 E: 0 K: 0 S: 12 H: 2 LOB: 0 BB: 1 P: 19	R: 2 E: 0 K: 1 S: 20 H: 3 LOB: 3 BB: 2 P: 36	R: 0 E: 0 K: 1 S: 13 H: 1 LOB: 1 BB: 0 P: 18	R: 0 E: 0 K: 0 S: 17 H: 0 LOB: 1 BB: 1 P: 28	R: 2 E: 0 K: 3 S: 16 H: 3 LOB: 1 BB: 0 P: 20	R: 0 E: 0 K: 0 S: 7 H: 0 LOB: 1 BB: 1 P: 14	R: 0 E: 0 K: 2 S: 10 H: 0 LOB: 0 BB: 0 P: 15		1B: 5 2B: 3 3B: 0 HR: 1 SF: 0 SAC: 0 DP: 0 HBP: 0		WP: 0 PB: 0 SB: 1 CS: 0 PA: 38		

PITCHER		IP	WLS	BF	H	R	ER	SO	BB	IBB	HBP	BLK	WP	HR	S	P	ERA	WHIP
41 John Lackey, R ERA: 6.3	(1, 1)	3.0	L	17	5	5	5	2	3	0	0	0	0	1	41	69	15.00	2.667
48 Scott Atchison, R ERA: 4.71	(4, 1)	2.2		13	4	2	2	3	1	0	0	0	0	0	42	62	6.75	1.875
61 Felix Doubront, L ERA: 8.53	(6, 1)	1.1		5	0	0	0	1	1	0	0	0	0	0	11	18	0.00	0.750
46 Franklin Morales, L ERA: 3.6	(8, 1)	1.0		3	0	0	0	2	0	0	0	0	0	0	10	15	0.00	0.000

PITCHER	IP	WLS	BF	H	R	ER	SO	BB	IBB	HBP	BLK	WP	HR	S	P	ERA	WHIP

BOTTOM

Boston Red Sox @ Tampa Bay Rays

Tropicana Field, St. Petersburg, FL

Fri Sep 09 2011, 7:12 PM - 9:57 PM EDT

Att. 18,482 - Dome - 72 F

livebaseballscorecards.com

AB	33
R	7
H	9
RBI	7
BB	5
SO	8
LOB	13

Batter	1	2	3	4	5	6	7	8	9	10	11	AB	R	H	RBI	BB	SO	LOB
2 Jacoby Ellsbury, L (1, 8) OBP: 0.375, SLG: 0.534	C FF 92 S CH 80 B FF 93 B CU 79 X CH 79 2-2 G4-3 ①		B CU 68 S CH 77 X FF 91 1-1 P4 ①		C FF 92 C FF 92 X FF 92 1-2 15 FC5-4 1B		B CU 78 X FF 91 1-0 F8 ②		C SI 91 B SI 95 C SL 86 X SL 87 1-2 HR		B FS 82 C FS 82 B FF 92 B FS 82 X SI 91 3-1 G4-3 ③	6	1	2	1	0	0	0
15 Dustin Pedroia, R (1, 4) OBP: 0.383, SLG: 0.457	C FF 92 F CH 80 B SI 88 F CH 80 X FF 92 1-2 F9 ②		C FF 90 C FF 92 F FF 92 B CH 81 S CH 80 1-3 K ②		F CH 79 1 SAFE F FF 91 F FF 91 1 SAFE D CU 78 B CU 78 1 SAFE F FF 91 2-2 F CH 79 X FF 88 FC5-4 28 HR 1-2f ②		C FF 92 B FS 82 S FS 82 B FF 92 B FS 81 B FF 92 4-2 BB		C SL 84 X SI 91 0-1 2B			4	1	1	0	1	1	1
28 Adrián González, L (1, 3) OBP: 0.406, SLG: 0.557	X FF 92 0-0 P5 ③		B CH 79 B CH 80 B CH 79 B FF 92 4-0 34 1B BB		B CH 79 F FF 90 B FF 91 S CH 79 F FF 91 X CH 80 2-2 1-H HR		F SI 95 C SI 97 X FF 98 0-2 G4-3 ③		F FF 97 B SI 96 F SL 87 D SL 88 B FF 97 F SL 88 B SL 86 4-2 34 G4-6-3 BB			3	1	1	2	2	0	1
34 David Ortiz, L (1, 10) OBP: 0.403, SLG: 0.584		C FF 91 B SI 87 B CH 79 B FF 92 B FF 91 4-1 13 G3 16 1B 12 G6-3 BB	C CH 80 F FF 92 D SI 86 B FF 92 F FF 92 X CH 80 2-2 16 FC6-4 1-2 1B		F CH 78 B CH 80 F FF 91 B FF 91 B FF 92 X FF 92 3-2 F8 ③		C SI 86 C SI 87 B KC 78 X KC 78 1-2 54 WP 1B		F CU 72 X FF 92 0-1 G4-6-3 1-2f ②③		4	1	2	0	1	0	2
16 Josh Reddick, L (1, 9) OBP: 0.346, SLG: 0.496 54 Darnell McDonald, R (8, PH) OBP: 0.273, SLG: 0.355 (8, 9)		X CH 80 0-0 12 G6-3 13 G3 1-2 1B	X CH 79 0-0 FC6-4 1-2f ③			C FF 91 C CH 79 C CU 78 X CH 79 1-2 F7 ①		B SI 88 C KC 78 B CH 79 X CH 81 2-1 G6-3 1-2 ①		B SI 92 C SI 92 C CU 73 S CH 84 1-3 K ①		3 2	0 0	1 0	0 0	0 0	0 1	2 1
13 Carl Crawford, L (1, 7) OBP: 0.286, SLG: 0.400		X CH 81 0-0 G3 ① 1-2 2-3		C FF 91 F CH 80 B FF 92 F CU 79 B CH 80 T FF 92 2-2 K ①		B CH 81 X CH 79 1-0 2B ②		F SI 87 B SI 87 F KC 80 D KC 79 F KC 80 T SI 88 2-2 K ②		C FF 82 C SL 82 X SI 93 0-2 G2 ②		5	0	1	0	0	2	3
12 Jed Lowrie, S (1, 5) OBP: 0.305, SLG: 0.364		B FF 92 C CH 81 S FF 92 X FF 92 1-2 G6-3 ② 2-3 3-H		X CH 79 0-0 F8 ②		B FF 91 X CH 80 1-0 F7 ②		C SL 77 C CH 84 F FC 87 B FF 94 T SL 80 1-2 K ③		C FS 82 B FF 92 X SI 92 1-1 F7 ③		5	0	0	1	0	1	3
10 Marco Scutaro, R (1, 6) OBP: 0.346, SLG: 0.389		B CU 71 F CH 79 B FF 94 F FF 92 B FF 93 B CH 80 4-2 BB		B CH 79 B FF 92 C FF 92 X FF 91 2-1 F9 ③		B FF 91 C FF 91 X CH 80 1-1 G1-3 ③			B SL 85 C SI 91 F SI 91 B SL 85 B FF 96 X SI 90 3-2 G1-3 ①		C SL 75 F SL 79 B FS 86 B FF 92 B FF 92 X SL 76 3-2 G1-3 ①	4	0	0	0	1	0	1
39 Jarrod Saltalamacchia, S (1, 2) OBP: 0.303, SLG: 0.478		B FF 92 1 SAFE C FF 92 C FF 92 D CU 79 X CH 80 2-2 P5 ③		B CH 78 C FF 91 B CH 78 X CH 79 2-1 F8 ①		B FF 90 B FF 90 S FF 90 S FF 92 S FF 92 2-3 K ①			C SI 90 F SL 87 X SI 93 0-2 HR		F FS 84 B FF 91 B FS 83 C FF 91 S FF 93 2-3 K ②	5	1	1	1	0	2	2
Inning Stats	R: 0 H: 0 E: 0 LOB: 0 K: 0 BB: 0 S: 8 P: 11	R: 1 H: 1 E: 0 LOB: 2 K: 0 BB: 2 S: 11 P: 22	R: 0 H: 1 E: 0 LOB: 2 K: 1 BB: 1 S: 11 P: 19	R: 0 H: 0 E: 0 LOB: 0 K: 1 BB: 0 S: 7 P: 11	R: 2 H: 2 E: 0 LOB: 0 K: 0 BB: 0 S: 18 P: 28	R: 0 H: 1 E: 0 LOB: 1 K: 0 BB: 0 S: 7 P: 11	R: 0 H: 0 E: 0 LOB: 1 K: 1 BB: 1 S: 9 P: 16	R: 0 H: 1 E: 0 LOB: 1 K: 2 BB: 0 S: 13 P: 19	R: 2 H: 3 E: 0 LOB: 1 K: 0 BB: 1 S: 16 P: 24	R: 0 H: 0 E: 0 LOB: 0 K: 1 BB: 0 S: 8 P: 10	R: 0 H: 0 E: 0 LOB: 0 K: 1 BB: 0 S: 8 P: 16	1B: 4 SF: 0 2B: 2 SAC: 0 3B: 0 DP: 1 HR: 3 HBP: 0						

TOP

Boston Red Sox @ Tampa Bay Rays

Tropicana Field, St. Petersburg, FL

Sat Sep 10 2011, 7:12 PM - 11:07 PM EDT

Att. 24,566 - Dome - 72 F

livebaseballscorecards.com

AB	41
R	5
H	9
RBI	5
BB	5
SO	7
LOB	16

PITCHER		IP	WLS	BF	H	R	ER	SO	BB	IBB	HBP	BLK	WP	HR	S	P	ERA	WHIP
58 Jeremy Hellickson, R ERA: 2.96	(1, 1)	6.0		26	5	3	3	2	3	0	0	0	0	1	62	102	4.50	1.333
62 Joel Peralta, R ERA: 3.23	(7, 1)	0.2	H	3	0	0	0	1	1	0	0	0	0	0	6	13	0.00	1.500
57 Jake McGee, L ERA: 4.91	(7, 1)	0.1	H	1	0	0	0	0	0	0	0	0	0	0	3	3	0.00	0.000
39 J.P. Howell, L ERA: 6.04	(8, 1)	0.2	H	3	1	0	0	1	0	0	0	0	1	0	9	14	0.00	1.500
37 Juan Cruz, R ERA: 3.83	(8, 1)	0.1	H	1	0	0	0	1	0	0	0	0	0	0	4	5	0.00	0.000

PITCHER		IP	WLS	BF	H	R	ER	SO	BB	IBB	HBP	BLK	WP	HR	S	P	ERA	WHIP
43 Kyle Farnsworth, R ERA: 2.32	(9, 1)	0.1	B	5	3	2	2	0	1	0	0	0	0	2	14	22	54.00	12.000
27 Cesár Ramos, L ERA: 3.89	(9, 1)	1.1		3	0	0	0	1	0	0	0	0	0	0	8	9	0.00	0.000
47 Brandon Gomes, R ERA: 3.45	(10, 1)	1.1	W	4	0	0	0	1	0	0	0	0	0	0	10	19	0.00	0.000

Batter	1	2	3	4	5	6	7	8	9	10	11	AB	R	H	RBI	BB	SO	LOB
8 Desmond Jennings, R (1, 7) OBP: 0.385, SLG: 0.536	B SI 95 B FF 94 B FF 95 B FF 95 4-0 3 BB 2 1B 18 FC4-6 BB	C FF 91 B SI 93 B SI 94 B SI 93 X SI 93 3-1 ② G5-3 2-3 3-H		C FF 91 B FF 91 B FF 90 X FF 92 2-1 ② F7		1 SAFE B FC 90 1 SAFE L FC 90 X SI 94 1-1 1-3 1B		X FF 94 0-0 ② F7			B SL 82 X FF 96 1-0 3 1B 3B	5	2	2	1	1	0	3
2 B.J. Upton, R (1, 8) OBP: 0.310, SLG: 0.394	X SI 93 0-0 18 FC4-6 3 BB 1-2 1B	X SI 94 0-0 ③ G5-3		X FF 93 0-0 2B		B SI 93 S FF 93 F FF 94 B SI 94 F FS 87 S FC 95 2-3 ① K		B FF 94 B SL 84 C SL 84 B SI 93 C FF 94 B FF 94 4-2 3 FC6-4 BB			X FF 95 0-0 ① G3	5	0	2	0	1	1	4
3 Evan Longoria, R (1, 5) OBP: 0.344, SLG: 0.482	D SI 94 B CU 79 B FF 92 B FF 94 4-0 18 FC4-6 1-2 2-3 BB		C CU 79 F FF 93 X CU 81 0-2 20 HBP 18 1B 11 SF8 1B	B SI 91 C FC 88 B FF 93 B CU 78 B FC 86 4-1 BB		F SI 95 F FF 93 X SI 94 0-2 ② SF8 3-H		C CU 81 X FF 93 0-1 ③ FC6-4 1-2f			C SL 83 F FF 97 X FF 98 0-2 3-H 1B	3	1	2	2	2	0	2
18 Ben Zobrist, S (1, 4) OBP: 0.355, SLG: 0.463	B CU 79 B FF 94 B FF 94 C FF 92 X FF 94 3-1 ① FC4-6 1-2f 2-3 3-H		F SI 93 B SI 93 S CH 84 F CU 80 X FF 92 1-2 11 SF8 20 HBP 1-2 1B	C CH 82 D CU 77 X FF 90 1-1 ③ G3-1		B FC 92 X FF 92 1-0 ③ F8			F FF 95 F FS 92 X FF 96 0-2 ① P2			5	0	1	1	0	0	5
22 Johnny Damon, L (1, 10) OBP: 0.315, SLG: 0.411	B FF 94 C SI 94 B FF 93 B SI 94 S SI 94 F SI 94 F SI 94 C FC 87 3-3 ② K		B SI 91 F FF 92 X FF 92 1-1 ① F4		C FS 86 S CH 84 S FS 87 0-3 ① K		F FF 92 B FF 94 X CH 85 1-1 ① F7		C FF 96 X FS 91 0-1 ② G4-3			5	0	0	0	0	2	4
20 Matt Joyce, L (1, 9) OBP: 0.352, SLG: 0.493	B SI 92 X SI 94 1-0 ③ F8		B CU 78 S SI 92 H FF 93 2-1 1-2 2-3 HBP		C CU 81 S CH 85 B FS 85 X FF 96 1-2 ② G4-3		C FF 93 B FF 94 F FF 95 C FF 96 1-3 ② K		X FF 96 0-0 ③ G4-3			4	0	0	0	0	1	2
11 Casey Kotchman, L (1, 3) OBP: 0.380, SLG: 0.436		C SI 94 B CH 85 B FF 92 B SI 94 X SI 93 3-1 28 FC1-6 1B	F FF 92 C FF 92 B FF 92 B CU 80 X FF 92 2-2 ② SF8 2-3 3-H		X FF 96 0-0 HR		B FF 96 B CH 84 C SL 82 X FF 96 2-1 ③ F8			X FF 95 0-0 ① P6	4	1	2	2	0	0	0
28 John Jaso, L (1, 2) OBP: 0.304, SLG: 0.364 16 Justin Ruggiano, R (8, PR) OBP: 0.269, SLG: 0.398 10 Kelly Shoppach, R (9, 2) OBP: 0.268, SLG: 0.310 5 Sam Fuld, L (10, PH) OBP: 0.313, SLG: 0.363 21 Jose Lobaton, S (11, 2) OBP: 0.133, SLG: 0.143		C SI 92 S FF 92 F FF 93 F CU 79 F SI 93 X CH 85 0-2 ① FC1-6 1 1B 8 G5-3 1-2f	C FC 88 B SI 92 X FF 93 1-1 ③ F7		X FS 86 0-0 ③ F9			B CH 84 C CU 82 B FS 86 X FS 87 2-1 1 SH2-4 1B		B FS 92 C FF 96 C FS 91 F FF 95 X FS 92 1-2 ② G4-3	4 0 0 1 0	1 0 0 0 0	1 0 0 0 0	0 0 0 0 0	0 0 0 0 0	0 0 0 0 0	3 0 0 0 0
1 Sean Rodríguez, R (1, 6) OBP: 0.313, SLG: 0.354		C SI 93 B SI 92 X FC 88 1-1 8 G5-3 1-3 1B		F SI 91 X CH 84 0-1 ① F8		F FS 87 H FF 94 1-1 8 1B 3 SF8 HBP		C CU 80 X CU 81 0-1 ① SH2-4 1-2		S FF 96 F FF 96 B FF 95 X FF 96 1-2 ③ G6-3	3	1	1	0	0	0	0
Inning Stats	R: 1 H: 1 E: 0 LOB: 2 K: 1 BB: 2 S: 10 P: 25	R: 1 H: 2 E: 0 LOB: 1 K: 0 BB: 0 S: 13 P: 20	R: 1 H: 2 E: 0 LOB: 2 K: 0 BB: 0 S: 15 P: 22	R: 0 H: 1 E: 0 LOB: 2 K: 0 BB: 1 S: 8 P: 15	R: 1 H: 1 E: 0 LOB: 0 K: 1 BB: 0 S: 8 P: 9	R: 1 H: 1 E: 0 LOB: 1 K: 1 BB: 0 S: 11 P: 16	R: 0 H: 0 E: 0 LOB: 0 K: 1 BB: 0 S: 7 P: 11	R: 0 H: 1 E: 0 LOB: 2 K: 0 BB: 1 S: 9 P: 15	R: 0 H: 0 E: 0 LOB: 0 K: 0 BB: 0 S: 6 P: 6	R: 0 H: 0 E: 0 LOB: 0 K: 0 BB: 0 S: 8 P: 10	R: 1 H: 2 E: 0 LOB: 1 K: 0 BB: 0 S: 5 P: 6	1B: 8 2B: 1 3B: 1 HR: 1	SF: 2 SAC: 1 DP: 0 HBP: 2		WP: 0 PB: 0 SB: 0 CS: 0		PA: 48	

PITCHER		IP	WLS	BF	H	R	ER	SO	BB	IBB	HBP	BLK	WP	HR	S	P	ERA	WHIP
70 Kyle Weiland, R ERA: 6.75	(1, 1)	4.0		22	6	3	3	1	3	0	1	0	0	0	46	82	6.75	2.250
91 Alfredo Aceves, R ERA: 2.94	(5, 1)	4.0		17	3	2	2	3	1	0	1	0	0	1	35	51	4.50	1.000
58 Jonathan Papelbon, R ERA: 2.65	(9, 1)	2.0		6	0	0	0	0	0	0	0	0	0	0	14	16	0.00	0.000
51 Daniel Bard, R ERA: 2.88	(11, 1)	0.1	L	3	2	1	1	0	0	0	0	0	0	0	5	6	27.00	6.000

PITCHER	IP	WLS	BF	H	R	ER	SO	BB	IBB	HBP	BLK	WP	HR	S	P	ERA	WHIP

BOTTOM

Boston Red Sox @ Tampa Bay Rays

Tropicana Field, St. Petersburg, FL

Sat Sep 10 2011, 7:12 PM - 11:07 PM EDT

Att. 24,566 - Dome - 72 F

livebaseballscorecards.com

AB	39
R	6
H	11
RBI	6
BB	4
SO	4
LOB	23

Batter	1	2	3	4	5	6	7	8	9	AB	R	H	RBI	BB	SO	LOB
2 Jacoby Ellsbury, L (1, 8) OBP: 0.376, SLG: 0.533	C FF 91 B FF 92 F CH 83 X FC 87 1-2 G4-3		D CH 86 D FC 89 B FF 91 B FF 92 4-0 28 BB 1-2 BB		1 SAFE C FC 87 S KC 79 B FC 88 X FC 86 1-2 1-2 1B		X FC 86 0-0 G4-3			3	0	1	0	1	0	1
15 Dustin Pedroia, R (1, 4) OBP: 0.381, SLG: 0.454 71 Nate Spears, L (8, PH) (8, 4)	C FF 91 B FF 92 B FF 92 X FF 92 2-1 G4-3		C KC 78 B CH 85 F CH 84 B KC 79 F FC 87 F CH 85 F FF 93 S KC 79 2-3 K		C KC 77 C FF 91 F CH 85 X FC 85 0-2 F8			B FF 90 B FF 89 X FF 90 2-0 G4-3		3 1	0 0	0 0	0 0	1 0	3 0
28 Adrián González, L (1, 3) OBP: 0.406, SLG: 0.555 36 Conor Jackson, R (8, PH) OBP: 0.311, SLG: 0.337 (8, 3)	B FF 92 C FC 87 S KC 77 S KC 80 1-3 K		D KC 78 B FC 89 B FC 87 C FF 92 B CH 85 4-1 1-2 2-3 BB		1 SAFE X FC 88 0-0 G4-3			F FF 89 B CH 82 X FC 85 1-1 F8		2 1	0 0	0 0	0 0	1 0	1 0
34 David Ortiz, L (1, 10) OBP: 0.400, SLG: 0.579		B FF 91 C FC 88 C CH 83 S CH 86 1-3 K	D KC 79 X CH 85 1-0 F7			B FC 88 B FC 87 S FF 90 C FF 90 X FC 87 2-2 F7		F SI 89 B KC 77 S CH 82 X SI 90 1-2 L3		4	0	0	0	1	3
16 Josh Reddick, L (1, 9) OBP: 0.344, SLG: 0.491		C SI 91 X FC 88 0-1 13 1B 1B	C KC 80 D CH 87 B FC 88 B FF 92 X FF 92 3-1 P5			C FF 91 F KC 78 B FC 88 X CH 84 1-2 G1			B SI 90 F FF 90 S CH 83 B CH 82 X CH 83 2-2 F9	4	0	1	0	0	0	3
13 Carl Crawford, L (1, 7) OBP: 0.286, SLG: 0.399 54 Darnell McDonald, R (8, 7) OBP: 0.277, SLG: 0.355		B SI 91 D CH 84 X FF 91 2-0 33 G4-6-3 1-2 1B		C SI 91 X CH 84 0-1 F8		F FF 91 F FC 88 F KC 78 C SI 90 0-3 K			C FF 91 B FC 86 F CH 84 F CH 84 F KC 78 F FF 92 B FC 85 B CH 84 B FF 90 4-2 BB	3 0	0 0	1 0	0 0	0 1	1 0	0 0
33 Jason Varitek, S (1, 2) OBP: 0.303, SLG: 0.445 60 Ryan Lavarnway, R (8, 2) OBP: 0.393, SLG: 0.375		C CH 85 X KC 79 0-1 G4-6-3 1-2f		B FC 87 C CH 85 B CH 85 F FF 92 X KC 78 2-2 F7			B FF 89 S CH 83 B CH 84 S FF 90 C FC 87 2-3 K		B FF 94 B FF 94 C FC 94 C FC 96 S FC 96 2-3 K	3 1	0 0	0 0	0 0	1 1	2 1
10 Marco Scutaro, R (1, 6) OBP: 0.348, SLG: 0.399			B FF 91 B FF 90 C FF 90 B FC 87 C FF 91 X FF 91 3-2 HR	C FF 91 X KC 77 0-1 F9			C FF 90 X CH 82 0-1 1B		C FC 95 B SL 82 B FC 95 X FC 95 2-1 F9	4	1	2	1	0	0	1
3 Mike Aviles, R (1, 5) OBP: 0.283, SLG: 0.391			C FC 87 C KC 77 X KC 77 0-2 28 BB 2 BB 1B		X FC 85 0-0 2 1B 1B		X FF 88 0-0 F7			3	0	2	0	0	0	1
Inning Stats	R: 0 E: 0 K: 1 S: 8 H: 0 LOB: 0 BB: 0 P: 12	R: 0 E: 0 K: 1 S: 8 H: 2 LOB: 1 BB: 0 P: 11	R: 1 E: 0 K: 1 S: 16 H: 2 LOB: 3 BB: 2 P: 33	R: 0 E: 0 K: 0 S: 7 H: 0 LOB: 0 BB: 0 P: 9	R: 0 E: 0 K: 0 S: 9 H: 2 LOB: 1 BB: 0 P: 10	R: 0 E: 0 K: 1 S: 10 H: 0 LOB: 0 BB: 0 P: 13	R: 0 E: 0 K: 1 S: 7 H: 1 LOB: 1 BB: 0 P: 9	R: 0 E: 0 K: 0 S: 6 H: 0 LOB: 0 BB: 0 P: 10	R: 0 E: 0 K: 1 S: 13 H: 0 LOB: 1 BB: 1 P: 23	1B: 6 2B: 0 3B: 0 HR: 1 SF: 0 SAC: 0 DP: 1 HBP: 0						

PITCHER	IP	WLS	BF	H	R	ER	SO	BB	IBB	HBP	BLK	WP	HR	S	P	ERA	WHIP
33 James Shields, R (1, 1) ERA: 2.7	8.1	W	33	7	1	1	5	3	0	0	0	0	1	79	121	1.08	1.200
49 Dane De La Rosa, R (9, 1) ERA: 10.8	0.2		2	0	0	0	1	0	0	0	0	0	0	5	9	0.00	0.000

PITCHER	IP	WLS	BF	H	R	ER	SO	BB	IBB	HBP	BLK	WP	HR	S	P	ERA	WHIP

TOP

Boston Red Sox @ Tampa Bay Rays

Tropicana Field, St. Petersburg, FL

Sun Sep 11 2011, 1:41 PM - 5:09 PM EDT

Att. 25,220 - Dome - 72 F

livebaseballscorecards.com

AB	32
R	1
H	7
RBI	1
BB	3
SO	6
LOB	16

WP: 0	PA: 35		
PB: 0			
SB: 0			
CS: 0			

Batter	1	2	3	4	5	6	7	8	9	AB	R	H	RBI	BB	SO	LOB
8 Desmond Jennings, R (1, 7) OBP: 0.386, SLG: 0.530	B FF 93 X FF 93 1-0 3 BB 2 1B 18 1B 1B	B SI 93 F SI 93 F FF 89 F FF 93 F FC 88 F FF 94 F CU 76 1 SAFE S FC 87 1-3 ① K		B CH 84 C CH 84 B SI 92 S CH 85 B FF 92 X SI 91 3-2 ① G5-3	B SL 84 B SL 84 C SL 83 B FF 93 B SL 84 4-1 2 HR 1-2 BB		B FF 95 B SI 94 C FF 96 C SI 96 F FF 95 X CU 78 2-2 ① F8			4	2	1	0	1	1	1
2 B.J. Upton, R (1, 8) OBP: 0.316, SLG: 0.407	L FF 92 1 SAFE S CH 86 B FF 93 1 SAFE X FF 94 1-2 3 BB 18 1B 1-2 1B	D CH 87 S CH 84 B FC 88 F SI 91 B CU 78 F FF 93 B SI 89 4-2 1-2 BB		C FC 89 B SI 93 X CH 86 1-1 18 FC5-4 2B	B SI 93 B SI 94 X SI 94 2-0 1-H 2-H 3-H HR		B FF 95 B CH 88 X SI 95 2-0 3 BB 18 E 1B			4	3	4	4	1	0	0
3 Evan Longoria, R (1, 5) OBP: 0.347, SLG: 0.480	B FF 93 B CH 86 B FF 93 B FF 93 4-0 22 FC4 18 1B 1 SF8 1-2 2-3 BB	B SI 92 C SI 92 S CH 86 C FC 87 1-3 ② K		F FC 88 B FF 93 B FF 92 B FC 87 C FC 88 B CH 84 4-2 18 FC5-4 BB	C SI 94 F SL 86 X CU 78 0-2 ③ G5-3		B CU 77 B SI 94 B SI 94 B FF 93 4-0 18 FC6-4 1-2 BB			2	1	0	0	3	1	2
18 Ben Zobrist, S (1, 4) OBP: 0.354, SLG: 0.461	B SI 93 C FC 89 B SI 93 X FC 89 2-1 22 FC4 1-2 2-H 3-H 1B	C FF 93 S CH 86 X FC 88 0-2 ③ F7		B CU 74 B FC 88 S FC 87 F FF 92 F CH 84 F FF 94 F FC 88 F SI 92 X CU 76 2-2 ② FC5-4 1-2f 2-3		X SI 92 0-0 E6 1 SH1-3	X SI 95 0-0 ② FC6-4 22 2B 1-2f 2-H			5	0	1	2	0	0	5
22 Johnny Damon, L (1, 10) OBP: 0.317, SLG: 0.417	F FF 94 B CU 74 S FF 90 F CU 77 B FF 94 F FF 94 B FC 88 X FF 94 3-2 ① FC4 11 1B 1-2f 2-3	C FC 85 B CH 88 B FF 90 T CH 88 X FC 86 2-2 1 2B 3B		B FF 92 X FF 93 1-0 ③ F9		B SI 92 B CH 80 B SI 93 C SI 94 B SI 94 4-1 1 SH1-3 BB	F FF 95 B CU 76 B CU 76 F SI 94 X FF 95 2-2 1-3 2B			4	1	2	0	1	0	4
1 Sean Rodríguez, R (1, 6) OBP: 0.313, SLG: 0.357	F FC 90 D CH 87 F CU 76 B FF 93 B FC 89 F FF 90 X CU 74 3-2 ② SF8 3-H	F FF 93 F FF 93 X CU 75 0-2 11 G4-3 3-H 2B			C FC 92 X SL 84 0-1 ① G6-3	X SI 94 0-0 ① SH1-3 1-2 2-3	B FF 94 S CH 88 D CH 89 C CU 78 F FF 95 B FF 96 X CH 88 3-2 ③ G5-3			3	0	1	2	0	0	2
11 Casey Kotchman, L (1, 3) OBP: 0.382, SLG: 0.436	1 SAFE B FF 94 C FF 94 B FF 90 1 SAFE 1 SAFE F FF 93 F FF 94 F CU 77 3-2 B FF 90 X FF 94 1-3 1B	S SI 89 X FF 93 0-1 ① G4-3 2-3			B FC 94 T FC 90 B FS 87 B FS 83 B FF 93 4-1 21 1B 2 HR BB	B SI 91 H SI 95 2-0 11 FC6-4 HBP		X FF 94 0-0 ① P6		3	1	1	0	1	0	1
21 Jose Lobaton, S (1, 2) OBP: 0.150, SLG: 0.158	B SI 89 D CH 86 C FC 89 S FF 90 F CU 76 X CU 75 2-2 ③ G6-3	F FF 93 D CU 77 B FF 90 X CU 75 2-1 ② F9			F FC 94 C FF 93 B FS 87 D SL 85 B FC 93 F FF 92 F FF 92 X FC 89 3-2 8 WP 2 HR 1-3 1B	B SL 85 B SL 88 S SL 85 F SI 94 C SI 94 2-3 ② K		B FF 93 B FF 94 B FF 93 C FF 94 X SI 94 3-1 ② G6-3		5	1	1	0	0	1	6
11 Brandon Guyer, R (1, 9) OBP: 0.192, SLG: 0.423		B FF 92 B SI 90 C FF 91 X SI 91 2-1 2 WP 1B	B FF 93 X CH 86 1-0 ③ G6-3		C FF 92 1 SAFE S SL 84 F SL 83 D SL 82 F FC 92 B FC 93 B SL 84 F SL 83 3-3 ② F FF 92 S SL 82 K	F SL 88 B SI 95 X SI 94 1-1 ③ FC6-4 1-2f		C SI 94 B SL 85 B CU 75 X SI 95 2-1 ③ F9		5	0	1	0	0	1	6
Inning Stats	R: 3 E: 0 K: 0 S: 24 H: 4 LOB: 2 BB: 1 P: 43	R: 0 E: 0 K: 2 S: 18 H: 1 LOB: 2 BB: 1 P: 26	R: 1 E: 0 K: 0 S: 11 H: 2 LOB: 1 BB: 0 P: 16	R: 0 E: 0 K: 0 S: 15 H: 1 LOB: 2 BB: 1 P: 26	R: 4 E: 0 K: 1 S: 20 H: 2 LOB: 0 BB: 2 P: 36	R: 0 E: 1 K: 1 S: 8 H: 0 LOB: 3 BB: 1 P: 17	R: 1 E: 1 K: 0 S: 13 H: 2 LOB: 2 BB: 1 P: 26	R: 0 E: 0 K: 0 S: 5 H: 0 LOB: 0 BB: 0 P: 10		1B: 7 2B: 3 3B: 1 HR: 1 SF: 1 SAC: 1 DP: 0 HBP: 1			WP: 2 PB: 0 SB: 0 CS: 0 PA: 45	

PITCHER		IP	WLS	BF	H	R	ER	SO	BB	IBB	HBP	BLK	WP	HR	S	P	ERA	WHIP
31 Jon Lester, L ERA: 3.07	(1, 1)	4.0	L	23	8	4	4	2	3	0	0	0	1	0	68	111	9.00	2.750
64 Michael Bowden, R ERA: 5.06	(5, 1)	0.2		5	1	3	3	1	2	0	0	0	1	0	16	30	40.50	4.500
32 Matt Albers, R ERA: 4.53	(5, 1)	1.1		8	1	1	1	1	1	0	1	0	0	1	12	23	6.75	1.500
61 Felix Doubront, L ERA: 8.59	(7, 1)	1.0		6	2	1	1	0	1	0	0	0	0	0	13	26	9.00	3.000
46 Franklin Morales, L ERA: 3.51	(8, 1)	1.0		3	0	0	0	0	0	0	0	0	0	0	5	10	0.00	0.000

PITCHER	IP	WLS	BF	H	R	ER	SO	BB	IBB	HBP	BLK	WP	HR	S	P	ERA	WHIP

BOTTOM

Boston Red Sox @ Tampa Bay Rays

Tropicana Field, St. Petersburg, FL

Sun Sep 11 2011, 1:41 PM - 5:09 PM EDT

Att. 25,220 - Dome - 72 F

livebaseballscorecards.com

AB	35
R	9
H	12
RBI	8
BB	7
SO	4
LOB	27

Toronto Blue Jays @ Boston Red Sox

Fenway Park, Boston, MA

Tue Sep 13 2011, 7:13 PM - 10:20 PM EDT

Att. 38,020 - Partly Cloudy - 80 F

TOP

livebaseballscorecards.com

Batter	1	2	3	4	5	6	7	8	9	AB	R	H	RBI	BB	SO	LOB
18 Mike McCoy, R (1, 6) OBP: 0.313, SLG: 0.264	C KN 66 X KN 65 0-1 ① G6-3	C KN 66 B FF 73 B KN 66 B FF 73 C FF 73 F KN 66 X FF 73 3-2 ③ L9		B KN 65 C KN 65 B KN 66 B FF 72 C FF 73 X FF 75 3-2 ② P3		B FF 74 X FF 74 1-0 ③ P4			B FF 93 C FF 92 C CU 75 B CU 79 B FF 92 F FF 93 X FF 92 3-2 ① L7	5	0	0	0	0	0	0
14 Eric Thames, L (1, 7) OBP: 0.315, SLG: 0.461	C KN 66 H KN 66 1-1 HBP		C KN 65 F FF 72 X KN 67 0-2 19 PB 19 HR 1B	X KN 66 0-0 ③ F9			B SL 83 X FF 94 1-0 ① L7		X FF 93 0-0 30 2B 2B	4	2	2	0	0	0	0
19 José Bautista, R (1, 9) OBP: 0.443, SLG: 0.630	C KN 66 B KN 66 S KN 65 B KN 67 1 SAFE S KN 66 2-3 ② K		B KN 66 S KN 66 C KN 66 F KN 65 B KN 60 F KN 66 X KN 66 2-2 1-H HR		B KN 65 B KN 65 C FF 73 B KN 66 B FF 72 4-1 9 PB 10 1B BB		B CU 82 B FF 95 X FF 94 2-0 ② F9		D CU 75 C FF 92 B FO 84 F FF 92 S FF 92 2-3 ② K	4	1	1	2	1	2	2
10 Edwin Encarnación, R (1, 10) OBP: 0.333, SLG: 0.463	F KN 66 B KN 66 B KN 65 X FF 72 2-1 ③ F9		B KN 67 B KN 66 B KN 66 C FF 72 B KN 68 4-1 13 E BB		S KN 65 F KN 66 X CU 60 0-2 9 PB 1-2 1B		B FF 93 X FF 92 1-0 ③ G5-3		B FF 93 F FF 91 B FO 82 S FF 92 2 SAFE B CU 76 B FF 92 4-2 30 2B BB	3	0	1	0	2	0	1
30 David Cooper, L (1, 3) OBP: 0.316, SLG: 0.458		C KN 66 B KN 65 B KN 66 X KN 66 2-1 9 HR 2B	B KN 64 B FF 72 C FF 72 X KN 66 2-1 ① F8		C KN 66 F KN 67 S KN 67 0-3 ① K			C FF 96 X FF 96 0-1 9 1B 1B	C FF 93 B FF 92 B FO 83 B FF 91 X FF 91 3-1 1-3 2-H 2B	5	1	3	1	0	1	3
13 Brett Lawrie, R (1, 5) OBP: 0.379, SLG: 0.638		X KN 66 0-0 9 HR 1B	B KN 66 C FF 73 X KN 67 1-1 E5 1-2		X KN 67 0-0 ② F8			C FF 94 F SI 94 F FF 94 F SI 94 B FS 88 S FF 95 1-3 ① K	C CU 72 C CU 75 C CU 78 0-3 ③ K	5	1	1	0	0	2	6
9 J.P. Arencibia, R (1, 2) OBP: 0.280, SLG: 0.455		X KN 65 0-0 1-H 2-H HR	C FF 73 C KN 66 B CU 59 F KN 67 S CU 60 1-3 ② K		B KN 67 B KN 67 F KN 66 F KN 67 X KN 67 2-2 ③ F7 1-2 2-3			F FF 94 X FF 93 0-1 1-2 1B		4	1	2	3	0	1	4
39 Adam Loewen, L (1, 8) OBP: 0.417, SLG: 0.600		X KN 66 0-0 ① G4-3	F KN 67 C KN 66 S KN 60 0-3 ③ K			C KN 66 B KN 67 F KN 66 B KN 61 S KN 67 2-3 ① K		X FF 93 0-0 ② F8		4	0	0	0	0	2	4
25 Chris Woodward, R (1, 4) 20 Mark Teahen, L (8, PH) OBP: 0.255, SLG: 0.297 2 Kelly Johnson, L (8, 4) OBP: 0.290, SLG: 0.408		B KN 66 C FF 72 F KN 66 S CU 59 1-3 ② K		T KN 64 X KN 65 0-1 ① F8		B KN 67 X FF 74 1-0 ② F8		X FF 92 0-0 ③ G4-3		3 1 0	0 0 0	0 0 0	0 0 0	0 0 0	1 0 0	0 2 0
Inning Stats	R: 0 E: 0 K: 1 S: 8 H: 0 LOB: 1 BB: 0 P: 13	R: 3 E: 0 K: 1 S: 12 H: 3 LOB: 0 BB: 0 P: 18	R: 2 E: 1 K: 2 S: 20 H: 2 LOB: 2 BB: 1 P: 30	R: 0 E: 0 K: 0 S: 6 H: 0 LOB: 0 BB: 0 P: 9	R: 0 E: 0 K: 1 S: 11 H: 1 LOB: 2 BB: 1 P: 17	R: 0 E: 0 K: 1 S: 5 H: 0 LOB: 0 BB: 0 P: 9	R: 0 E: 0 K: 0 S: 3 H: 0 LOB: 0 BB: 0 P: 7	R: 0 E: 0 K: 1 S: 11 H: 2 LOB: 2 BB: 0 P: 12	R: 1 E: 0 K: 2 S: 15 H: 2 LOB: 2 BB: 1 P: 27	1B: 5 2B: 3 3B: 0 HR: 2 SF: 0 SAC: 0 DP: 0 HBP: 1						

AB	38
R	6
H	10
RBI	6
BB	3
SO	9
LOB	22

WP: 0 PB: 2 SB: 0 CS: 0 PA: 42

PITCHER		IP	WLS	BF	H	R	ER	SO	BB	IBB	HBP	BLK	WP	HR	S	P	ERA	WHIP
49 Tim Wakefield, R ERA: 5.13	(1, 1)	6.0	W	28	6	5	5	6	2	0	1	0	0	2	62	96	7.50	1.333
91 Alfredo Aceves, R ERA: 2.88	(7, 1)	2.0		8	2	0	0	1	0	0	0	0	0	0	14	19	0.00	1.000
63 Junichi Tazawa, R ERA: 9.0	(9, 1)	1.0		6	2	1	1	2	1	0	0	0	0	0	15	27	9.00	3.000

PITCHER	IP	WLS	BF	H	R	ER	SO	BB	IBB	HBP	BLK	WP	HR	S	P	ERA	WHIP

Batter	1	2	3	4	5	6	7	8	9	AB	R	H	RBI	BB	SO	LOB
2 Jacoby Ellsbury, L (1, 8) OBP: 0.380, SLG: 0.542	B FF 94 X SL 90 1-0 G5-3	B KC 82 X KC 82 1-0 15 BLK 15 SF7 3-H 2B		B SL 87 S SL 90 X FF 91 1-1 HR		B FF 94 X SI 94 1-0 15 HR 1-2 1B		15 2B 28 1B BB 1-2 2-H 1B		5	4	4	3	1	0	0
55 Joey Gathright, L (8, PR) (9, 7)										0	0	0	0	0	0	0
15 Dustin Pedroia, R (1, 4) OBP: 0.384, SLG: 0.471	C SI 95 B SL 92 B SL 82 T SL 90 X SL 90 2-2 20 HBP 16 E 2B	C SL 88 X KC 81 0-1 SF7 2-H		B SL 89 C FF 94 X KC 82 1-1 HR		X FF 95 0-0 1-H 2-H HR		28 1B 35 SF7 3-1 1-3 2B F8		5	4	4	5	0	0	1
28 Adrián González, L (1, 3) OBP: 0.407, SLG: 0.554	B FF 94 B SI 91 B FF 95 B FF 94 4-0 20 HBP 16 E BB	C SL 90 B FF 96 F KC 83 B FF 98 X FF 96 2-2 G3		S FF 95 B FF 96 B FF 94 B SL 89 X SL 88 3-2 G4-3		B SL 83 B SI 94 F SI 94 B FF 93 X SI 94 3-1 12 G4-6-3 1B		B FF 86 B FC 84 X FF 88 2-0 13 BB 10 BB 3 1B 2-3 3-H 1B		4	1	2	1	1	0	0
62 Lars Anderson, L (8, PR) (9, 3)										0	1	0	0	0	0	0
34 David Ortiz, L (1, 10) OBP: 0.400, SLG: 0.579	S KC 82 C KC 81 S SL 89 0-3 K		S SL 87 C FF 95 F FF 94 B SL 89 B SL 90 S SL 88 2-3 K		B FF 93 B SL 88 F FF 92 X SL 88 2-1 P6	B SI 92 F SL 80 X SI 93 1-1 G4-6-3 1-2f		F SI 90 F SL 82 X SL 83 0-2 SF7 3-H		0	0	0	0	0	0	0
12 Jed Lowrie, S (1, PH) OBP: 0.301, SLG: 0.359										4	0	0	0	0	2	3
(2, 10)																
36 Conor Jackson, R (8, PH) OBP: 0.310, SLG: 0.337										0	0	0	1	0	0	0
(9, 10)																
20 Kevin Youkilis, R (1, 5) OBP: 0.375, SLG: 0.464	C SL 89 H FF 94 1-1 16 E 1-2 2-3 HBP		B FF 95 C SL 87 X FS 89 1-1 G6-3		C SL 86 X SL 87 0-1 G6-3		B SI 91 B SL 79 C SL 79 F SL 79 T SL 82 2-2 K	C SI 91 X SI 91 0-1 10 BB 13 BB 39 2B 1-2 1B		3	0	0	0	0	1	0
3 Mike Aviles, R (8, 5) OBP: 0.286, SLG: 0.394										1	1	1	0	0	0	0
16 Josh Reddick, L (1, 9) OBP: 0.341, SLG: 0.485	C SL 90 B SL 91 F SL 91 D SL 90 X SL 92 2-2 E3 1-3 2-H 3-H	B FF 94 B SL 88 X FF 95 2-0 1B		C SL 88 X FF 94 0-1 F7		X CH 86 0-0 G4-3		C SI 91 S SI 90 B SI 91 F SL 83 B SI 92 F SI 92 F SI 91 X SL 82 2-2 F4		5	0	1	0	0	0	3
13 Carl Crawford, L (1, 7) OBP: 0.289, SLG: 0.402	X FF 92 0-0 G4-3		C SL 88 F FF 94 D SL 90 B FF 94 F SL 90 F SL 90 1 SAFE F SL 90 B FF 96 3-2 F8			B SL 87 X FF 93 1-0 10 SH5-3 39 1B 2B	B SL 80 X SI 92 1-0 10 2B 1B	B SI 91 B SI 91 F SI 91 B SI 90 B CH 79 4-1 10 BB 39 2B 1-2 2-3 BB		4	3	2	0	1	0	3
54 Darnell McDonald, R (9, 8) OBP: 0.277, SLG: 0.355										0	0	0	0	0	0	0
10 Marco Scutaro, R (1, 6) OBP: 0.352, SLG: 0.405		C FF 93 C SL 90 B KC 82 B SL 89 F SL 90 F FF 94 B SL 90 X FF 97 3-2 39 G3 39 WP 2 2B 1B		B FF 93 B SL 86 C FF 93 F FF 93 F FF 91 X FF 95 2-2 F9		L FF 90 B FF 91 X FS 87 1-1 SH5-3 2-3	C FF 92 B SL 81 B SL 78 C SI 91 1 SAFE X SL 81 2-2 1-H 2B	B SI 90 B SI 91 B SI 91 C SI 91 B SI 91 4-1 39 2B 1-2 2-3 3-H BB		3	1	2	2	1	0	0
76 Jose Iglesias, R (8, PR) (9, 6)										0	1	0	0	0	0	0
39 Jarrod Saltalamacchia, S (1, 2) OBP: 0.304, SLG: 0.480		B FF 95 1 SAFE B SL 90 F SL 89 X SL 89 2-1 G3 1-3		X SL 89 0-0 G4-3		B FF 92 D CH 85 D CH 84 X SI 94 3-0 2 1B 15 HR 3-H 1B	B CH 87 X CH 85 1-0 G5-3	C SL 82 C SI 90 B SL 84 X SI 91 1-2 2 PB 2 1B 1-H 2-H 3-H 2B		5	2	2	4	0	0	2
60 Ryan Lavarnway, R (9, 2) OBP: 0.393, SLG: 0.375										0	0	0	0	0	0	0
Inning Stats	R: 2 E: 1 K: 1 S: 12 H: 1 LOB: 2 BB: 1 P: 22	R: 2 E: 0 K: 0 S: 13 H: 2 LOB: 0 BB: 0 P: 21	R: 0 E: 0 K: 1 S: 14 H: 1 LOB: 1 BB: 0 P: 22	R: 2 E: 0 K: 0 S: 12 H: 2 LOB: 0 BB: 0 P: 19	R: 0 E: 0 K: 0 S: 6 H: 0 LOB: 0 BB: 0 P: 8	R: 4 E: 0 K: 0 S: 10 H: 5 LOB: 0 BB: 0 P: 20	R: 1 E: 0 K: 1 S: 9 H: 2 LOB: 1 BB: 0 P: 15	R: 7 E: 0 K: 0 S: 23 H: 5 LOB: 1 BB: 3 P: 44		1B: 9 2B: 6 3B: 0 HR: 3 SF: 2 SAC: 1 DP: 1 HBP: 1					

PITCHER		IP	WLS	BF	H	R	ER	SO	BB	IBB	HBP	BLK	WP	HR	S	P	ERA	WHIP
23 Brandon Morrow, R ERA: 5.23	(1, 1)	5.1	L	26	7	7	5	2	1	0	1	1	1	2	60	97	8.44	1.500
47 Luis Perez, L ERA: 5.2	(6, 1)	0.0		4	4	3	3	0	0	0	0	0	0	1	5	12	∞	∞
34 Joel Carreno, R ERA: 1.54	(6, 1)	1.2		6	2	1	1	1	0	0	0	0	0	0	11	18	5.40	1.200
59 Brad Mills, L ERA: 9.82	(8, 1)	0.0		3	2	3	3	0	1	0	0	0	0	0	3	12	∞	∞
49 Danny Farquhar, R ERA: 40.5	(8, 1)	0.2		7	3	4	3	0	2	0	0	0	0	0	19	31	40.50	7.500

PITCHER		IP	WLS	BF	H	R	ER	SO	BB	IBB	HBP	BLK	WP	HR	S	P	ERA	WHIP
58 Chad Beck, R ERA:	(8, 1)	0.1		1	0	0	0	0	0	0	0	0	0	0	1	1	0.00	0.000

BOTTOM

Toronto Blue Jays @ Boston Red Sox

Fenway Park, Boston, MA

Tue Sep 13 2011, 7:13 PM - 10:20 PM EDT

Att. 38,020 - Partly Cloudy - 80 F

livebaseballscorecards.com

AB	39
R	18
H	18
RBI	16
BB	4
SO	3
LOB	12

Batter	1	2	3	4	5	6	7	8	9	AB	R	H	RBI	BB	SO	LOB
18 Mike McCoy, R (1, 6) OBP: 0.304, SLG: 0.255	C FF 91 F FF 93 F FF 93 F FF 89 F FF 93 S CU 80 0-3 K ①	F FF 91 C FF 92 F FF 92 X FF 92 0-2 F9 ②		1 SAFE X FC 87 0-0 FC6-4 ③ 1-2f		1 SAFE 0-0 PO ③ 1-2	B CU 80 C CU 80 B SI 95 B SI 94 C CU 81 X SI 95 3-2 L8 ①	1 SAFE 1 SAFE C FF 94 X SL 83 0-1 G4-3-5 ②③ 1-3f		5	0	0	0	0	1	3
14 Eric Thames, L (1, 7) OBP: 0.314, SLG: 0.457	B FF 92 F FF 92 X CU 81 1-1 19 BB 10 1B 1B	F FF 92 F FF 93 S FF 93 0-3 K ③			B FC 87 C CH 85 S FC 87 F FF 92 X FC 88 1-2 G4-1 ①		B CU 82 C CU 80 X FF 91 1-1 G3-1 ②		B FF 96 X FS 90 1-0 G3 ①	5	1	1	0	0	1	1
19 José Bautista, R (1, 9) OBP: 0.444, SLG: 0.628	B FF 92 B FF 92 B FC 87 B FF 92 4-0 10 1B 2 1B 1-2 BB		C FF 92 X FF 91 0-1 G1-3 ①		B FF 93 C FF 93 C FF 93 B CU 82 X FC 88 2-2 26 1B 1B		B SI 93 B CU 81 B FF 92 C SI 94 B SI 95 4-1 BB		C FF 96 F FF 92 C FF 97 0-3 K ②	3	1	1	0	2	1	0
26 Adam Lind, L (1, 3) OBP: 0.295, SLG: 0.437	B FF 93 C FC 87 B FF 93 C FC 88 F FC 88 F FF 93 X FC 87 2-2 L8 ②		C FF 92 X SI 93 0-1 P5 ②		C FF 93 1 SAFE B FC 85 F FC 87 F FF 93 F FF 93 B FC 87 B CH 85 F FF 94 3-2 F FC 89 X FF 94 1-3 1B		X SI 94 0-0 F8 ③		S SL 82 B FF 96 S FF 97 F FS 91 S SL 82 1-3 K ③	5	0	1	0	0	1	3
10 Edwin Encarnación, R (1, 10) OBP: 0.337, SLG: 0.464	C FF 92 T FF 93 X FF 90 0-2 2 1B 1-2 2-H 1B		C FC 88 F FF 89 B CU 82 B CU 81 X FF 93 2-2 1B		B FF 94 C FF 94 X FF 93 1-1 L7 ②			B FF 98 B FF 96 C FF 97 B FF 97 B SI 97 4-1 20 SH 2 BB 9 G5-3 BB		3	1	2	1	1	0	2
2 Kelly Johnson, L (1, 4) OBP: 0.292, SLG: 0.408	B FF 92 B FF 93 S FC 86 X FF 93 2-1 1-3 2-H 1B		B FF 92 B CH 85 S FC 88 1 SAFE C FC 88 B FF 93 S FC 88 3-3 K ③		C FC 86 X FF 92 0-1 G3 ③			B FF 95 B FF 95 B FF 96 B FF 97 4-0 9 G5-3 20 SH 39 1B 1-2 BB		3	1	1	1	1	1	3
13 Brett Lawrie, R (1, 5) OBP: 0.378, SLG: 0.629 20 Mark Teahen, L (7, 5) OBP: 0.255, SLG: 0.297	C FF 89 B FF 92 B FF 93 X FF 90 2-1 G6-3 ③			B CU 80 F FC 88 S FF 93 B FC 82 X FF 93 2-2 G6-3 ①		B CU 78 C FC 87 S FC 88 H FF 91 2-2 9 E 9 S 39 FC4-2 HBP		C FF 96 X FF 98 0-1 SH 9 G5-3 39 1B 1-2 2-3		2 0	0 1	0 0	0 0	0 0	0 0	2 0
9 J.P. Arencibia, R (1, 2) OBP: 0.278, SLG: 0.451		F FF 91 B FC 89 F FF 92 F SI 90 X FC 86 1-2 P3 ①		B FF 93 B FC 88 B FC 86 C FF 91 F FC 87 X FC 88 3-2 E6 18 FC6-4		B FC 87 1 SAFE T FC 88 T FF 93 F FF 93 F FF 92 D FC 83 B FC 89 X FC 88 3-2 F8 ① 1-3		C FF 98 X FF 98 0-1 G5-3 ① 1-2 2-3 3-H		4	0	0	1	0	0	3
39 Adam Loewen, L (1, 8) OBP: 0.438, SLG: 0.571		C CU 78 C FF 92 B FC 87 X FC 88 1-2 1B		B CH 85 C FC 87 S CU 80 T FF 92 1-2 K ②		T FF 97 D CU 78 C CU 77 F FF 97 D CU 78 F CU 78 F SI 96 F CU 78 X SL 80 2-2 FC4-2 18 PO 3-H		C FF 99 F SL 84 B SL 81 B SL 82 F SL 82 X FF 97 2-2 18 G4-3-5 2-H 3-H 1B		4	0	2	2	0	1	2
Inning Stats	R: 2 E: 0 K: 1 S: 20 H: 3 LOB: 2 BB: 1 P: 31	R: 0 E: 0 K: 1 S: 14 H: 1 LOB: 1 BB: 0 P: 16	R: 0 E: 0 K: 1 S: 10 H: 1 LOB: 1 BB: 0 P: 15	R: 0 E: 1 K: 1 S: 10 H: 0 LOB: 1 BB: 0 P: 16	R: 0 E: 0 K: 0 S: 18 H: 2 LOB: 2 BB: 0 P: 25	R: 0 E: 0 K: 0 S: 14 H: 0 LOB: 0 BB: 0 P: 21	R: 0 E: 0 K: 0 S: 7 H: 0 LOB: 1 BB: 1 P: 15	R: 3 E: 1 K: 0 S: 11 H: 1 LOB: 0 BB: 2 P: 21	R: 0 E: 0 K: 2 S: 8 H: 0 LOB: 0 BB: 0 P: 10	1B: 8 2B: 1 3B: 0 HR: 0 SF: 0 SAC: 1 DP: 1 HBP: 1						

TOP

Toronto Blue Jays @ Boston Red Sox

Fenway Park, Boston, MA

Wed Sep 14 2011, 1:40 PM - 4:35 PM EDT

Att. 37,087 - Partly Cloudy - 84 F

livebaseballscorecards.com

AB	34
R	5
H	8
RBI	5
BB	4
SO	6
LOB	19

WP: 0 PA: 41
PB: 0
SB: 1
CS: 0

PITCHER		IP	WLS	BF	H	R	ER	SO	BB	IBB	HBP	BLK	WP	HR	S	P	ERA	WHIP
41 John Lackey, R ERA: 6.19	(1, 1)	5.1		26	7	2	2	4	1	0	1	0	0	0	79	115	3.38	1.500
46 Franklin Morales, L ERA: 3.46	(6, 1)	0.2	H	1	0	0	0	0	0	0	0	0	0	0	7	9	0.00	0.000
91 Alfredo Aceves, R ERA: 2.85	(7, 1)	1.0	H	4	0	0	0	0	1	0	0	0	0	0	7	15	0.00	1.000
51 Daniel Bard, R ERA: 3.11	(8, 1)	1.0	L	6	1	3	2	0	2	0	0	0	0	0	11	21	18.00	3.000
58 Jonathan Papelbon, R ERA: 2.61	(9, 1)	1.0		3	0	0	0	2	0	0	0	0	0	0	8	10	0.00	0.000

PITCHER	IP	WLS	BF	H	R	ER	SO	BB	IBB	HBP	BLK	WP	HR	S	P	ERA	WHIP

BOTTOM

Toronto Blue Jays @ Boston Red Sox

Fenway Park, Boston, MA

Wed Sep 14 2011, 1:40 PM - 4:35 PM EDT

Att. 37,087 - Partly Cloudy - 84 F

livebaseballscorecards.com

Batter	1	2	3	4	5	6	7	8	9	AB	R	H	RBI	BB	SO	LOB
2 Jacoby Ellsbury, L (1, 8) OBP: 0.379, SLG: 0.544	B FF 89 X FF 90 1-0 G4-3 ①		B CU 77 F FF 90 C CU 76 B CU 80 X CU 77 2-2 10 SF7 3B		B SI 91 B SI 94 X FF 93 2-0 P2 ①		B CU 76 X FF 95 1-0 F7 ③			4	1	1	0	0	0	1
10 Marco Scutaro, R (1, 6) OBP: 0.351, SLG: 0.407	C FF 92 B FF 93 B SI 92 B FF 93 C FF 92 X SI 92 3-2 28 L6 2B		B FF 95 B FF 94 C FF 94 B SI 87 X FF 94 3-1 SF7 ① 3-H		C FF 94 B SI 87 B FF 94 X SI 87 2-1 G4-3 ②③ 1-2f			C CH 85 X FF 91 0-1 P4 ①		3	0	1	1	0	0	1
28 Adrián González, L (1, 3) OBP: 0.407, SLG: 0.558 62 Lars Anderson, L (7, 3)	C FF 93 C CU 78 F CU 78 B FF 95 X CU 77 0-2 L6 ②③ 2-2		C FF 96 C SI 95 B FF 95 B FF 96 X SI 88 2-2 G4-3 ②			X FF 92 0-0 HR		C FF 93 C CU 78 B CU 79 S CU 79 1-3 K2-3 ②		3 1	1 0	1 0	1 0	0 0	0 1	1 0
15 Dustin Pedroia, R (1, 4) OBP: 0.383, SLG: 0.470		X SI 91 0-0 20 E 20 1B 60 E 1B	C CH 86 B CH 86 B FF 92 X SI 93 2-1 F9 ③			X CH 86 0-0 G5-3 ①		B SI 88 B SI 92 F SI 92 X SI 87 2-1 F8 ③		4	1	1	0	0	0	0
20 Kevin Youkilis, R (1, 5) OBP: 0.375, SLG: 0.463		B SI 91 C CH 85 F FF 92 X FF 94 1-2 E8 13 WP 60 E 33 G4-3 1B 1-3		S SI 90 C SI 91 F CH 86 S SI 88 0-3 K2-3 ①		B CH 83 C CH 85 B SI 92 B CH 86 B SI 92 4-1 13 FC1-6 BB			B FS 86 S FS 86 S FF 96 S CU 81 1-3 K ①	3	1	1	0	1	2	0
60 Ryan Lavarnway, R (1, 10) OBP: 0.355, SLG: 0.333 16 Josh Reddick, L (9, PH) OBP: 0.340, SLG: 0.483		B FF 94 C FF 93 X SI 87 1-1 E5 33 G4-3 13 WP 1-2 3-H		F SI 92 X FF 93 0-1 E5 33 FC5-4		X FF 92 0-0 F9 ②			B FS 86 S FF 96 C FS 88 F FF 97 S FF 98 1-3 K ②	3 1	0 0	0 0	1 0	0 0	0 1	2 0
13 Carl Crawford, L (1, 7) OBP: 0.287, SLG: 0.399	C FF 93 B FF 94 F CU 78 B CU 81 S CU 80 2-3 K ① 1-2 2-3		C FF 92 C FF 95 F FF 95 D CU 80 B FF 95 C 2-3 K ②			F FF 94 D CU 79 X FF 94 1-1 FC1-6 ③ 1-2f			B FF 96 B FF 96 F FF 96 B FS 88 F FF 96 F FF 96 X FS 86 3-2 F7 ③	4	0	0	0	0	2	4
33 Jason Varitek, S (1, 2) OBP: 0.299, SLG: 0.439		B CH 88 B SI 94 X SI 92 2-0 G4-3 ② 2-3 3-H		B FF 93 X FF 93 1-0 FC5-4 ③ 1-2f			M SI 86 B SI 87 X SI 92 1-1 G5-3 ①			3	0	0	1	0	0	2
54 Darnell McDonald, R (1, 9) OBP: 0.278, SLG: 0.355		B FF 95 C SI 87 X FF 87 1-1 G5-3 ③			X SI 91 0-0 10 G4-3 1B		F FF 88 B FF 94 X CH 86 1-1 F9 ②			3	0	1	0	0	0	1
Inning Stats	R: 0 E: 0 K: 0 S: 9 H: 1 LOB: 0 BB: 0 P: 13	R: 2 E: 2 K: 1 S: 12 H: 2 LOB: 1 BB: 0 P: 19	R: 1 E: 0 K: 0 S: 10 H: 1 LOB: 0 BB: 0 P: 19	R: 0 E: 1 K: 2 S: 11 H: 0 LOB: 1 BB: 0 P: 14	R: 0 E: 0 K: 0 S: 4 H: 1 LOB: 0 BB: 0 P: 8	R: 1 E: 0 K: 0 S: 6 H: 1 LOB: 1 BB: 1 P: 11	R: 0 E: 0 K: 0 S: 5 H: 0 LOB: 0 BB: 0 P: 8	R: 0 E: 0 K: 1 S: 7 H: 0 LOB: 0 BB: 0 P: 10	R: 0 E: 0 K: 2 S: 11 H: 0 LOB: 0 BB: 0 P: 16	1B: 3 2B: 2 3B: 1 HR: 1 SF: 1 SAC: 0 DP: 2 HBP: 0						

	AB	32
	R	4
	H	6
	RBI	4
	BB	1
	SO	6
	LOB	12

WP: 1 PB: 0 SB: 0 CS: 0 PA: 34

PITCHER	IP	WLS	BF	H	R	ER	SO	BB	IBB	HBP	BLK	WP	HR	S	P	ERA	WHIP
24 Ricky Romero, L (1, 1) ERA: 3.02	8.0	W	31	6	4	3	4	1	0	0	0	1	1	64	102	3.38	0.875
50 Frank Francisco, R (9, 1) ERA: 3.78	1.0	S	3	0	0	0	2	0	0	0	0	0	0	11	16	0.00	0.000

PITCHER	IP	WLS	BF	H	R	ER	SO	BB	IBB	HBP	BLK	WP	HR	S	P	ERA	WHIP

Tampa Bay Rays @ Boston Red Sox

Fenway Park, Boston, MA

Thu Sep 15 2011, 7:12 PM - 10:36 PM EDT

Att. 38,071 - Cloudy - 69 F

TOP

livebaseballscorecards.com

Batter	1	2	3	4	5	6	7	8	9	AB	R	H	RBI	BB	SO	LOB
8 Desmond Jennings, R (1, 7) OBP: 0.375, SLG: 0.503	G5-3		2 1B, 3 HR, BB		P4		2 HR, BB	K		3	2	0	0	2	1	0
2 B.J. Upton, R (1, 8) OBP: 0.324, SLG: 0.417	K		3 HR, 1B 1-3 2-H		L7		1-H, HR	K		5	2	2	3	0	2	0
3 Evan Longoria, R (1, 5) OBP: 0.342, SLG: 0.485	P3		1-H, 3-H, HR		18 CS, 1B		F8		K	5	1	2	3	0	1	0
18 Ben Zobrist, S (1, 4) OBP: 0.354, SLG: 0.457 9 Elliot Johnson, S (8, 4) OBP: 0.250, SLG: 0.329		G3	F7		CS 1-2	22 HBP, 1B	11 1B, BB		P5	3 1	1 0	1 0	0 0	1 0	0 0	0 0
22 Johnny Damon, L (1, 10) OBP: 0.320, SLG: 0.414 45 Russ Canzler, R (9, PH) (9, 10)		F9		11 F8, 20 E, 28 FC3-2, BB		11 HR, HBP 1-2	1-2, 1B		BB	2 0	1 0	1 0	0 0	1 1	0 0	0 0
20 Matt Joyce, L (1, 9) OBP: 0.348, SLG: 0.485		G3		FC4 28 FC3-2 1-2	K	K	K		F8	5	0	0	0	0	2	5
11 Casey Kotchman, L (1, 3) OBP: 0.380, SLG: 0.437 24 Dan Johnson, L (9, 3) OBP: 0.179, SLG: 0.167			G4-3	F8 2-3		1-H, HR	1-2 2-H, 1B			4 0	1 0	2 0	3 0	0 0	0 0	2 0
28 John Jaso, L (1, 2) OBP: 0.304, SLG: 0.363			2 1B, 2B	FC3-2 15 FC4-6 1-2 3-H		15 FC4-6, BB	K2-3			3	1	1	0	1	1	4
15 Reid Brignac, L (1, 6) OBP: 0.231, SLG: 0.228			P6	FC4-6 1-2f		FC4-6 1-2f		G4-3		4	0	0	0	0	0	4

	AB	35
	R	9
	H	9
	RBI	9
	BB	6
	SO	7
	LOB	15

Inning Stats																						
	R: 0	H: 0	R: 0	H: 0	R: 4	H: 3	R: 0	H: 0	R: 0	H: 1	R: 2	H: 2	R: 3	H: 3	R: 0	H: 0	R: 0	H: 0	1B: 5	SF: 0	WP: 0	PA: 43
	E: 0	LOB: 0	E: 0	LOB: 0	E: 0	LOB: 0	E: 1	LOB: 2	E: 0	LOB: 0	E: 0	LOB: 1	E: 0	LOB: 2	E: 0	LOB: 1	E: 0	LOB: 0	2B: 1	SAC: 0	PB: 0	
	K: 1	BB: 0	K: 0	BB: 0	K: 0	BB: 1	K: 0	BB: 1	K: 0	BB: 0	K: 1	BB: 1	K: 2	BB: 2	K: 2	BB: 0	K: 1	BB: 1	3B: 0	DP: 0	SB: 0	
	S: 7	P: 8	S: 8	P: 16	S: 14	P: 28	S: 8	P: 17	S: 10	P: 17	S: 9	P: 21	S: 20	P: 34	S: 10	P: 14	S: 10	P: 16	HR: 3	HBP: 1	CS: 1	

PITCHER		IP	WLS	BF	H	R	ER	SO	BB	IBB	HBP	BLK	WP	HR	S	P	ERA	WHIP
70 Kyle Weiland, R ERA: 7.58	(1, 1)	3.0	L	15	3	4	4	1	2	0	0	0	0	1	32	61	12.00	1.667
56 Trever Miller, L ERA: 3.98	(4, 1)	1.0		3	0	0	0	0	0	0	0	0	0	0	5	8	0.00	0.000
48 Scott Atchison, R ERA: 4.5	(5, 1)	1.0		3	1	0	0	0	0	0	0	0	0	0	10	17	0.00	1.000
46 Franklin Morales, L ERA: 3.8	(6, 1)	1.0		6	2	2	2	1	1	0	1	0	0	1	9	21	18.00	3.000
32 Matt Albers, R ERA: 4.95	(7, 1)	0.1		4	1	3	3	0	2	0	0	0	0	1	5	13	81.00	9.000

PITCHER		IP	WLS	BF	H	R	ER	SO	BB	IBB	HBP	BLK	WP	HR	S	P	ERA	WHIP
30 Andrew Miller, L ERA: 5.43	(7, 1)	1.2		7	2	0	0	4	0	0	0	0	0	0	25	35	0.00	1.200
64 Michael Bowden, R ERA: 4.76	(9, 1)	1.0		4	0	0	0	1	1	0	0	0	0	0	10	16	0.00	1.000

Tampa Bay Rays @ Boston Red Sox

Fenway Park, Boston, MA

Thu Sep 15 2011, 7:12 PM - 10:36 PM EDT

Att. 38,071 - Cloudy - 69 F

BOTTOM

Batter	1	2	3	4	5	6	7	8	9	AB	R	H	RBI	BB	SO	LOB
2 Jacoby Ellsbury, L (1, 8) OBP: 0.377, SLG: 0.540 54 Darnell McDonald, R (8, 8) OBP: 0.283, SLG: 0.359	B FF 92 B SI 92 F FF 91 S CH 81 X SI 92 2-2 ① F8		B FF 92 F CH 81 C FF 92 F CU 79 X FF 91 1-2 ① F7		B CH 80 C CH 79 F SI 92 B CU 79 C FF 92 2-3 ② K	B FF 92 B CH 85 C FF 90 F CH 85 X FF 93 2-2 ② P5		B FF 93 X FF 92 1-0 1-2 3-H 1B	4 0 0 0 0 1 3 1 0 1 1 0 0 0
15 Dustin Pedroia, R (1, 4) OBP: 0.382, SLG: 0.467 36 Conor Jackson, R (8, 5) OBP: 0.309, SLG: 0.336	B FF 92 B FF 92 F SI 92 B FF 92 F FF 91 F CH 81 X CH 81 3-2 ② F7		C CH 81 B CH 80 F CH 81 B CU 79 D CU 81 B SI 92 4-2 28 G3-1 1-2 2-3 BB		C FF 91 B FF 92 S CU 77 S FF 93 1-3 ③ K		F FF 93 B FC 86 D CH 86 F SL 79 X CH 86 2-2 ③ FC5-4 1-2f		C FF 94 X CH 85 0-1 ③ F9	3 0 0 0 1 1 1 1 0 0 0 0 0 2
28 Adrián González, L (1, 3) OBP: 0.405, SLG: 0.556 62 Lars Anderson, L (8, 3)	B SI 92 F CH 80 C CU 78 B CU 79 F SI 92 B CU 80 X FF 91 3-2 ③ F8		B SI 93 X SI 93 1-0 ② G3-1 1-2 2-3 3-H			C CH 79 B CU 78 F FF 91 F CU 78 X FF 92 1-2 ① G4-3		C SI 92 S CU 71 X SL 80 0-2 ① G4-3		3 0 0 1 0 0 2 1 0 0 0 0 0 0
34 David Ortiz, L (1, 10) OBP: 0.403, SLG: 0.581 60 Ryan Lavarnway, R (8, PH) OBP: 0.344, SLG: 0.321 (9, 10)		F FF 91 B FF 92 X FF 92 1-1 13 BLK 20 WP 1B	I IN 74 I IN 75 I IN 76 I IN 72 4-0 IBB			B CU 76 C CH 78 F SI 91 B CU 79 B CH 79 X FF 91 3-2 16 BB 1B		C SI 94 B CH 84 X FF 92 1-1 ② P6		2 0 2 0 1 0 0 1 0 0 0 0 0 0
20 Kevin Youkilis, R (1, 5) OBP: 0.373, SLG: 0.459 3 Mike Aviles, R (7, 5) OBP: 0.285, SLG: 0.392 (8, 4)	C FF 91 D CH 81 C FF 92 B CU 80 B CH 81 S CH 81 3-3 ① K 1-2		C FF 92 B SI 92 B FF 92 S CH 80 D CH 79 X CH 80 3-2 ③ G5-3			S CH 78 F SI 92 F CH 80 S SI 92 0-3 ② K		F SI 92 X FF 92 0-1 ③ G1-3		3 0 0 0 0 2 5 1 0 0 0 0 0 0
16 Josh Reddick, L (1, 9) OBP: 0.338, SLG: 0.477	B FF 91 X CH 81 1-0 ② G5-3			B CH 78 B FF 91 C FF 91 X CH 78 2-1 ① F9		B FF 90 S CH 80 F SI 91 D CU 79 B FF 90 F FF 92 B CH 79 4-2 1-2 BB			C FF 92 B FF 92 F FF 92 S FF 92 1-3 ① K	3 0 0 0 1 1 1
13 Carl Crawford, L (1, 7) OBP: 0.285, SLG: 0.396 55 Joey Gathright, L (9, 7)	C SI 92 B FF 92 S CU 80 F CU 79 F SI 92 B CH 81 B FF 91 X FF 92 3-2 ③ P4 2-3			X FF 91 0-0 ② F8		X FF 95 0-0 ③ L7			B FF 93 B FF 90 B FF 91 B FF 92 4-0 76 1B 54 1B BB	3 0 0 0 0 0 3 0 1 0 0 1 0 0
39 Jarrod Saltalamacchia, S (1, 2) OBP: 0.303, SLG: 0.476			B FF 90 C FF 90 B FF 91 B CH 80 F FF 91 F CH 79 F FF 91 F FF 91 4-2 D CH 80 15 WP 10 1B 28 G3-1 BB	C FF 91 F CU 78 X CU 77 0-2 ③ G4-3			B FF 92 C FF 91 B FF 90 C FF 91 S CH 85 2-3 ① K		B FF 91 C FF 92 S CH 85 S CH 85 1-3 ② K	3 1 0 0 1 2 1
10 Marco Scutaro, R (1, 6) OBP: 0.353, SLG: 0.409 76 Jose Iglesias, R (7, PR) OBP: 0.200, SLG: 0.200 (8, 6)			B FF 91 F FF 91 X FF 91 1-1 28 G3-1 15 WP 1-2 1B		B FF 92 B FF 92 C FF 92 X FF 92 2-1 ① L8		B FF 92 B FF 92 C FF 91 C FF 93 F CH 86 X FC 87 2-2 15 FC5-4 1B		C FF 92 F FF 90 X FF 92 0-2 54 1B 1-3 1B	3 0 2 0 0 0 0 1 0 1 0 0 0 0
Inning Stats	R: 0 E: 0 K: 0 S: 11 H: 0 LOB: 0 BB: 0 P: 19	R: 0 E: 0 K: 1 S: 11 H: 1 LOB: 1 BB: 0 P: 19	R: 1 E: 0 K: 0 S: 18 H: 1 LOB: 3 BB: 3 P: 36	R: 0 E: 0 K: 0 S: 6 H: 0 LOB: 0 BB: 0 P: 8	R: 0 E: 0 K: 2 S: 8 H: 0 LOB: 0 BB: 0 P: 13	R: 0 E: 0 K: 1 S: 15 H: 1 LOB: 2 BB: 1 P: 23	R: 0 E: 0 K: 1 S: 13 H: 1 LOB: 1 BB: 0 P: 21	R: 0 E: 0 K: 0 S: 7 H: 0 LOB: 0 BB: 0 P: 8	R: 1 E: 0 K: 2 S: 12 H: 2 LOB: 2 BB: 1 P: 19	1B: 6 2B: 0 3B: 0 HR: 0 SF: 0 SAC: 0 DP: 0 HBP: 0	WP: 2 PB: 0 SB: 0 CS: 0 PA: 38					

livebaseballscorecards.com

AB	33
R	2
H	6
RBI	2
BB	5
SO	7
LOB	18

PITCHER		IP	WLS	BF	H	R	ER	SO	BB	IBB	HBP	BLK	WP	HR	S	P	ERA	WHIP
58 Jeremy Hellickson, R ERA: 2.91	(1, 1)	5.2	W	24	3	1	1	4	3	1	0	1	2	0	68	117	1.59	1.059
57 Jake McGee, L ERA: 4.84	(6, 1)	0.1		1	0	0	0	0	0	0	0	0	0	0	1	1	0.00	0.000
37 Juan Cruz, R ERA: 3.72	(7, 1)	1.0		4	1	0	0	1	0	0	0	0	0	0	13	21	0.00	1.000
27 Cesár Ramos, L ERA: 3.79	(8, 1)	1.0		3	0	0	0	0	0	0	0	0	0	0	7	8	0.00	0.000
54 Alex Torres, L ERA: 9.0	(9, 1)	1.0		6	2	1	1	2	1	0	0	0	0	0	12	19	9.00	3.000

PITCHER	IP	WLS	BF	H	R	ER	SO	BB	IBB	HBP	BLK	WP	HR	S	P	ERA	WHIP

Batter	1	2	3	4	5	6	7	8	9	AB	R	H	RBI	BB	SO	LOB
8 Desmond Jennings, R (1, 7) OBP: 0.384, SLG: 0.508	X FF 94 0-0 E1 3 HR 1B		C FC 91 F SI 94 X CU 80 0-2 2 E 2 S 3 1B 1B		S FF 94 X SI 94 0-1 2 S 1B		B FF 94 B FF 93 B FF 93 B FF 96 4-0 3 BB BB		S FF 96 S FF 95 F FF 96 S FF 97 0-3 ② K	4	2	3	0	1	1	0
2 B.J. Upton, R (1, 8) OBP: 0.322, SLG: 0.414	X FF 94 0-0 ① P3		1 SAFE B FF 92 F FF 94 1 SAFE 1 SAFE B FC 90 F FC 91 1 SAFE B CU 82 3-3 ① C CU 80 K 1-3		1 SAFE 1 SAFE B FC 91 F FC 91 1 SAFE 1 SAFE B CH 88 B FF 93 S FF 93 3-3 ② C FF 93 K 1-2		B SI 94 1 SAFE C FC 92 F CU 81 F FF 94 1 SAFE S SI 94 1-3 ② K		X FF 96 0-0 3 S 1B	5	0	1	0	0	3	4
3 Evan Longoria, R (1, 5) OBP: 0.347, SLG: 0.493	C FF 94 B CU 81 C CU 81 F CU 80 B FF 94 X CU 81 2-2 2-H HR		D CU 81 S FC 92 F SI 93 X FF 92 1-2 11 G6-3 3-H 1B		B FF 93 B FF 94 I IN 78 I IN 78 4-0 IBB		B SI 95 B FF 94 B SL 85 B FF 94 4-0 1-2 BB		F FF 97 F FF 96 F FF 96 B SL 80 S FF 96 1-3 ③ K 1-2	3	1	2	3	2	1	1
11 Casey Kotchman, L (1, 3) OBP: 0.379, SLG: 0.435	B FF 94 B SI 94 C SI 94 S FF 92 B FF 94 X FF 95 3-2 22 G4-3 22 S 1B		1 SAFE C CH 90 B CH 90 X CH 89 1-1 ② ③ G6-3 1-2f		C FC 91 F CH 90 X SI 93 0-2 ③ G4-3		B SI 94 2 SAFE F FF 94 B FF 94 C FF 91 C FF 95 2-3 ③ K			4	0	1	0	0	1	5
22 Johnny Damon, L (1, 10) OBP: 0.321, SLG: 0.413	C FF 94 B CH 89 B CH 90 X FC 92 2-1 ② G4-3 1-3			C CH 88 H CU 82 1-1 20 S HBP		B FF 93 S FF 93 B FF 93 X FC 92 2-1 20 S 1B		B FF 98 F CH 92 S SL 84 F FF 98 S SL 85 1-3 ① K		3	0	1	0	0	1	1
18 Ben Zobrist, S (1, 4) OBP: 0.354, SLG: 0.455	D CU 82 B CH 90 C CH 89 X FF 92 2-1 ③ G3			X SI 94 0-0 ① F7		C CH 89 B FF 91 T FC 91 F SI 94 1 SAFE 1 SAFE S CU 81 1-3 ① K		B CH 92 B SL 82 B FF 97 C FF 96 C FF 97 B FF 98 4-2 BB		3	0	0	0	1	1	3
20 Matt Joyce, L (1, 9) OBP: 0.345, SLG: 0.480		C FF 93 B CU 80 X FC 92 1-1 ① P3		B SI 93 B FF 94 S CH 90 B FF 92 C CH 90 S FC 92 3-3 ② K 1-2		1 SAFE S CH 89 C FC 91 F FC 91 B FF 93 F SI 93 D CU 82 X FF 94 2-2 ② F8 1-3		1 SAFE F FF 94 S CH 90 S SL 84 0-3 ② K	4	0	0	0	0	2	3
28 John Jaso, L (1, 2) OBP: 0.299, SLG: 0.357		B FF 93 F FF 94 F FC 92 F CH 90 B CH 90 F FF 94 B FF 94 F FF 94 S CH 89 3-3 ② K		F FC 92 B FF 94 B FF 93 B FF 94 S CH 90 S SI 94 3-3 ③ K		D CU 80 C CU 80 C CH 87 D CU 81 B SI 93 C CH 88 3-3 ③ K		C FF 95 B FF 97 1 SAFE C SL 81 S SL 84 1-3 ③ K	4	0	0	0	0	4	3
15 Reid Brignac, L (1, 6) OBP: 0.228, SLG: 0.225 24 Dan Johnson, L (9, PH) OBP: 0.176, SLG: 0.165		C CU 77 B FF 94 X FF 94 1-1 ③ G4-3			B FF 93 S SI 94 F FF 93 X CU 82 1-2 ① G4-3		B FF 95 B FS 86 F FC 94 X SI 91 2-1 ① F8		C FF 95 F FF 96 T FF 96 0-2 ① K	3 1	0 0	0 0	0 0	0 0	0 1	0 0
Inning Stats	R: 2 H: 3 E: 1 LOB: 1 K: 0 BB: 0 S: 13 P: 22	R: 0 H: 0 E: 0 LOB: 0 K: 1 BB: 0 S: 10 P: 15	R: 1 H: 2 E: 1 LOB: 0 K: 1 BB: 0 S: 11 P: 16	R: 0 H: 0 E: 0 LOB: 1 K: 2 BB: 0 S: 8 P: 15	R: 0 H: 1 E: 0 LOB: 2 K: 1 BB: 1 S: 11 P: 19	R: 0 H: 1 E: 0 LOB: 1 K: 2 BB: 0 S: 14 P: 22	R: 0 H: 0 E: 0 LOB: 2 K: 2 BB: 2 S: 9 P: 22	R: 0 H: 0 E: 0 LOB: 1 K: 3 BB: 1 S: 12 P: 18	R: 0 H: 1 E: 0 LOB: 1 K: 3 BB: 0 S: 12 P: 13	1B: 7 SF: 0 2B: 0 SAC: 0 3B: 0 DP: 1 HR: 1 HBP: 1						

TOP

Tampa Bay Rays @ Boston Red Sox

Fenway Park, Boston, MA

Fri Sep 16 2011, 7:12 PM - 10:43 PM EDT

Att. 38,019 - Partly Cloudy - 63 F

livebaseballscorecards.com

AB	34
R	3
H	8
RBI	3
BB	4
SO	15
LOB	20

WP: 0 PA: 39
PB: 0
SB: 7
CS: 0

PITCHER		IP	WLS	BF	H	R	ER	SO	BB	IBB	HBP	BLK	WP	HR	S	P	ERA	WHIP
19 Josh Beckett, R ERA: 2.5	(1, 1)	6.0	W	26	7	3	2	7	0	1	1	0	0	1	67	109	3.00	1.167
91 Alfredo Aceves, R ERA: 2.82	(7, 1)	1.0	H	5	0	0	0	2	2	0	0	0	0	0	9	22	0.00	2.000
51 Daniel Bard, R ERA: 3.06	(8, 1)	1.0	H	4	0	0	0	3	1	0	0	0	0	0	12	18	0.00	1.000
58 Jonathan Papelbon, R ERA: 2.56	(9, 1)	1.0	S	4	1	0	0	3	0	0	0	0	0	0	12	13	0.00	1.000

PITCHER	IP	WLS	BF	H	R	ER	SO	BB	IBB	HBP	BLK	WP	HR	S	P	ERA	WHIP

Tampa Bay Rays @ Boston Red Sox

Fenway Park, Boston, MA

Fri Sep 16 2011, 7:12 PM - 10:43 PM EDT

Att. 38,019 - Partly Cloudy - 63 F

livebaseballscorecards.com

Batter	1	2	3	4	5	6	7	8	9	AB	R	H	RBI	BB	SO	LOB
2 Jacoby Ellsbury, L (1, 8) OBP: 0.376, SLG: 0.540	C FF 91 B SI 91 F FC 88 X CH 84 1-2 15 1B 2B	C KC 78 F FF 92 F KC 80 X FC 87 0-2 ③ G1-3		X FC 86 0-0 ③ G6-3			1 SAFE B KC 80 X KC 78 1-0 ① G3 1-3			4	1	1	0	0	0	2
15 Dustin Pedroia, R (1, 4) OBP: 0.383, SLG: 0.467	B SI 93 F SI 92 X KC 76 1-1 34 WP 34 1B 2-H 1B		C SI 91 B KC 78 C CH 81 B KC 79 X KC 78 2-2 28 S 34 2B 1B		B KC 75 C FF 89 B SI 91 X FF 90 2-1 ① G4-3		F KC 79 B SI 92 B KC 78 S CH 84 F CH 84 D CH 85 X CH 82 3-2 ②③ L5 3-3			4	2	2	1	0	0	1
28 Adrián González, L (1, 3) OBP: 0.404, SLG: 0.553	B KC 78 S FC 88 F KC 77 S KC 79 1-3 ① K		T FC 86 F KC 78 D KC 77 B SI 92 D KC 79 S CH 84 3-3 ① K 1-2		S FC 88 B CH 83 X KC 78 1-1 ② G6-3			C KC 78 B KC 79 B CH 84 B FC 85 B FF 89 4-1 36 1B 13 1B BB		3	0	0	0	1	2	2
34 David Ortiz, L (1, 10) OBP: 0.404, SLG: 0.582	B FC 88 B CH 85 B FF 90 X FF 93 3-0 1-H 1B		B CH 84 F FF 91 T KC 79 X FC 86 1-2 2-H 2B		X FF 91 0-0 ③ F8			D CU 74 S FF 93 X SI 92 1-1 ① P2		4	0	2	2	0	0	1
16 Josh Reddick, L (1, 9) OBP: 0.335, SLG: 0.471 36 Conor Jackson, R (8, PH) OBP: 0.311, SLG: 0.338 54 Darnell McDonald, R (8, PR) OBP: 0.283, SLG: 0.359 (9, 9)	X FF 92 0-0 ② F8		B SI 92 F KC 80 S CH 83 X CH 83 1-2 ② F8			C KC 78 B CH 84 S KC 78 F FC 87 F CH 85 S KC 79 1-3 ① K		C SL 79 X SL 80 0-1 13 1B 1-2 1B		3 1 0	0 0 0	0 1 0	0 0 0	0 0 0	1 0 0	2 0 0
10 Marco Scutaro, R (1, 6) OBP: 0.350, SLG: 0.405	B SI 92 B SI 92 C FC 88 X FC 86 2-1 ③ P3		B FC 85 X FF 92 1-0 ③ G5-3			F FF 92 C FC 83 F FC 85 B CH 85 B FC 86 F FC 87 X FF 92 2-2 ② F8		C SL 79 B SI 94 X SL 79 1-1 ② P2		4	0	0	0	0	0	4
13 Carl Crawford, L (1, 7) OBP: 0.289, SLG: 0.398		B SI 90 B SI 91 B FF 91 B FF 90 4-0 3 B5-6-4 33 BB BB		X FF 91 0-0 ① G1-3		X FC 88 0-0 39 S 1B		C SI 86 F SL 80 X KC 80 0-2 ③ 1-2 2-H 1B		3	0	2	0	1	0	0
33 Jason Varitek, S (1, 2) OBP: 0.301, SLG: 0.437 39 Jarrod Saltalamacchia, C (6, PH) OBP: 0.303, SLG: 0.474 (7, 2)		**B FF 92** **B CH 83** **1 SAFE** **1 SAFE** **1 SAFE** **1 SAFE** **1 SAFE** B SI 90 C SI 90 4-2 C FF 91 F FF 91 F FF 91 F CH 83 1 SAFE B FF 92 3 B5-6-4 1-2 BB		B SI 91 X SI 90 1-0 ② P5		D KC 78 1 SAFE D CH 84 C FC 86 F CH 84 X FC 87 2-2 ③ L7 1-2				1 1	0 0	0 0	0 0	1 0	0 0	0 1
3 Mike Aviles, R (1, 5) OBP: 0.285, SLG: 0.403		C KC 77 X KC 77 0-1 ①② B5-6-4 1-2f 2-3		B KC 78 X CH 82 1-0 HR			S KC 77 B KC 78 C KC 78 S KC 79 1-3 K 2 G3 2 E 15 L5			3	1	1	1	0	1	2
Inning Stats	R: 2 H: 3 E: 0 LOB: 1 K: 1 BB: 0 S: 12 P: 20	R: 0 H: 0 E: 0 LOB: 1 K: 0 BB: 2 S: 11 P: 19	R: 1 H: 2 E: 0 LOB: 1 K: 1 BB: 0 S: 13 P: 21	R: 1 H: 1 E: 0 LOB: 0 K: 0 BB: 0 S: 4 P: 6	R: 0 H: 0 E: 0 LOB: 0 K: 0 BB: 0 S: 5 P: 8	R: 0 H: 1 E: 0 LOB: 1 K: 1 BB: 0 S: 14 P: 19	R: 0 H: 0 E: 1 LOB: 0 K: 1 BB: 0 S: 8 P: 13	R: 0 H: 2 E: 0 LOB: 2 K: 0 BB: 1 S: 10 P: 16		1B: 6 SF: 0 2B: 3 SAC: 0 3B: 0 DP: 2 HR: 1 HBP: 0						WP: 2 PA: 34 PB: 0 SB: 2 CS: 0	

	AB	R	H	RBI	BB	SO	LOB
BOTTOM	31	4	9	4	3	4	15

PITCHER	IP	WLS	BF	H	R	ER	SO	BB	IBB	HBP	BLK	WP	HR	S	P	ERA	WHIP
33 James Shields, R (1, 1) ERA: 2.78	7.0	L	30	7	4	4	4	3	0	0	0	2	1	68	111	5.14	1.429
27 Cesár Ramos, L (8, 1) ERA: 3.76	0.1		1	0	0	0	0	0	0	0	0	0	0	2	3	0.00	0.000
47 Brandon Gomes, R (8, 1) ERA: 3.38	0.1		2	1	0	0	0	0	0	0	0	0	0	4	5	0.00	3.000
39 J.P. Howell, L (8, 1) ERA: 6.37	0.1		1	1	0	0	0	0	0	0	0	0	0	3	3	0.00	3.000

PITCHER	IP	WLS	BF	H	R	ER	SO	BB	IBB	HBP	BLK	WP	HR	S	P	ERA	WHIP

Tampa Bay Rays @ Boston Red Sox

Fenway Park, Boston, MA

Sat Sep 17 2011, 4:13 PM - 7:24 PM EDT

Att. 37,682 - Partly Cloudy - 61 F

TOP

livebaseballscorecards.com

Batter	1	2	3	4	5	6	7	8	9	AB	R	H	RBI	BB	SO	LOB
8 Desmond Jennings, R (1, 7) OBP: 0.386, SLG: 0.510	B FF 95 B FF 94 B FF 94 B FF 93 4-0 3 G4-3 2 SH5-3 18 HR BB		B CU 76 X FF 93 1-0 2 G6-3 3 WP 2B		B SI 93 B SI 93 F FF 93 C FF 92 X FC 87 2-2 ② F8		C FF 93 S FC 89 B FF 92 B FC 87 S FC 87 2-3 ③ K			3	2	1	0	1	1	1
2 B.J. Upton, R (1, 8) OBP: 0.323, SLG: 0.414	X FF 94 0-0 ① SH5-3 1-2		X CH 87 0-0 ② G6-3 2-3		C FF 94 X CH 87 0-1 3 1B 1-2 1B			X FF 96 0-0 ① F8		3	0	1	0	0	0	1
3 Evan Longoria, R (1, 5) OBP: 0.348, SLG: 0.492	B CU 75 F FC 89 C FF 94 D FC 89 F FC 88 X CU 77 2-2 ② G4-3 2-3		B FF 95 B FF 94 C FF 93 F FC 90 B FC 90 B CU 77 4-2 3-H BB		B FC 90 X FF 94 1-0 1-3 2-H 1B			C FF 98 S SL 85 B FF 97 F FF 98 B SL 84 B SL 84 X SL 82 3-2 ② P4		3	0	1	1	1	0	1
18 Ben Zobrist, S (1, 4) OBP: 0.353, SLG: 0.458	C FF 95 B FC 92 X FC 91 1-1 3-H HR		C FF 95 X CH 87 0-1 ③ F8		C FF 90 B SI 93 B FF 93 B FF 92 F FF 94 F FC 90 C FC 89 3-3 ③ K			B CH 91 C FF 97 C SL 84 X FF 97 1-2 ③ G3		4	1	1	2	0	1	3
22 Johnny Damon, L (1, 10) OBP: 0.322, SLG: 0.413	C FF 95 B CU 78 F FF 93 F FC 91 B FF 94 B FC 88 X FF 95 3-2 ③ P2			C FF 93 B CU 76 B CU 75 B FF 93 B FF 93 4-1 1 CS BB		X FF 91 0-0 ① F8			C FF 94 X SL 84 0-1 15 FC3-4-6 1B	3	0	1	0	1	0	0
1 Sean Rodríguez, R (1, 6) OBP: 0.312, SLG: 0.353 15 Reid Brignac, L (6, 6) OBP: 0.227, SLG: 0.224		X FF 93 0-0 ① F7		B SI 93 C FF 92 C SI 92 B FF 94 B CH 88 F FF 92 F FC 87 B FC 86 4-2 ① 11 G3-6-1 1-2 BB		C FF 92 B CH 87 B FF 89 X FF 92 2-1 ② P4			X FF 93 0-0 ① FC3-4-6 11 G6-3 11 BLK 1-2f	2 1	0 0	0 0	0 0	1 0	0 0	0 1
11 Casey Kotchman, L (1, 3) OBP: 0.376, SLG: 0.431		B FF 94 C FF 94 X FF 93 1-1 ② G1-3		1 SAFE C FC 88 F SI 90 B FF 94 1 SAFE X CU 78 1-2 ②③ G3-6-1 1-2f		C CU 74 X FC 88 0-1 ③ G3-1			C FF 95 C CU 75 B FF 96 F SI 96 X FF 96 1-2 ② G6-3 1-3	4	0	0	0	0	0	2
11 Brandon Guyer, R (1, 9) OBP: 0.212, SLG: 0.424 5 Sam Fuld, L (9, 9) OBP: 0.311, SLG: 0.360		C FF 94 C FF 94 S FF 95 0-3 ③ K		C FF 93 S FC 89 B FF 94 F FC 90 B FF 93 B FF 93 F FF 92 X FF 92 3-2 2 1B 3 1B 1B			C FF 92 X CU 74 0-1 ① L5		F FF 95 X CH 87 0-1 ③ G4-3	4 0	1 0	1 0	0 0	0 0	1 0	1 0
21 Jose Lobaton, S (1, 2) OBP: 0.138, SLG: 0.111			B FF 93 B FF 92 C FF 92 B CH 85 F FF 92 C FF 92 3-3 ① K		X FF 94 0-0 ① P4		B FF 92 B FF 91 C FF 91 F FF 92 B FC 85 S FF 91 3-3 ② K			3	0	0	0	0	2	1

Inning Stats	1	2	3	4	5	6	7	8	9
	R: 2 E: 0 K: 0 S: 11	R: 0 E: 0 K: 1 S: 6	R: 1 E: 0 K: 1 S: 9	R: 0 E: 0 K: 0 S: 8	R: 1 E: 0 K: 1 S: 16	R: 0 E: 0 K: 0 S: 5	R: 0 E: 0 K: 2 S: 8	R: 0 E: 0 K: 0 S: 8	R: 0 E: 0 K: 0 S: 9
	H: 1 LOB: 0 BB: 1 P: 21	H: 0 LOB: 0 BB: 0 P: 7	H: 1 LOB: 1 BB: 1 P: 17	H: 0 LOB: 0 BB: 2 P: 17	H: 3 LOB: 2 BB: 0 P: 25	H: 0 LOB: 0 BB: 0 P: 7	H: 0 LOB: 0 BB: 0 P: 13	H: 0 LOB: 0 BB: 0 P: 12	H: 1 LOB: 1 BB: 0 P: 10

1B: 4	SF: 0
2B: 1	SAC: 1
3B: 0	DP: 1
HR: 1	HBP: 0

WP: 1	PA: 35
PB: 0	
SB: 0	
CS: 1	

AB	30
R	4
H	6
RBI	3
BB	4
SO	5
LOB	11

PITCHER		IP	WLS	BF	H	R	ER	SO	BB	IBB	HBP	BLK	WP	HR	S	P	ERA	WHIP
31 Jon Lester, L ERA: 3.15	(1, 1)	7.0	L	28	5	4	4	5	4	0	0	0	1	1	63	107	5.14	1.286
51 Daniel Bard, R ERA: 3.01	(8, 1)	1.0		3	0	0	0	0	0	0	0	0	0	0	8	12	0.00	0.000
46 Franklin Morales, L ERA: 3.71	(9, 1)	1.0		4	1	0	0	0	0	0	0	1	0	0	9	10	0.00	1.000

PITCHER		IP	WLS	BF	H	R	ER	SO	BB	IBB	HBP	BLK	WP	HR	S	P	ERA	WHIP

Tampa Bay Rays @ Boston Red Sox

Fenway Park, Boston, MA

Sat Sep 17 2011, 4:13 PM - 7:24 PM EDT

Att. 37,682 - Partly Cloudy - 61 F

BOTTOM

Batter	1	2	3	4	5	6	7	8	9	AB	R	H	RBI	BB	SO	LOB
2 Jacoby Ellsbury, L (1, 8) OBP: 0.376, SLG: 0.539	C SI 90 B CU 80 C SI 90 C SI 94 1-3 K ①		C CU 81 X FF 91 0-1 SF9 ② 3-H		B SI 90 F CH 82 C SL 84 F CU 79 B SL 84 F CU 79 B SI 91 X SI 91 3-2 15 CS 15 S 1B		S FF 97 B FF 96 B KC 85 X FF 96 2-1 G6-3 ② 1-3 3-H			3	0	1	2	0	1	1
15 Dustin Pedroia, R (1, 4) OBP: 0.381, SLG: 0.464	F FF 92 C SI 93 B SI 94 F SI 93 B SI 95 F CU 83 X SI 92 2-2 G5-3 ②		C FF 93 B SI 92 C CU 81 B CU 83 B CU 82 S CU 79 3-3 K ③		C SI 92 D CU 82 1-1 CS ③ 1-3	C FF 96 C FF 98 X FF 98 0-2 G3-1 ①	S FF 97 F KC 84 T FF 96 0-2 K ③			4	0	0	0	0	2	1
28 Adrián González, L (1, 3) OBP: 0.405, SLG: 0.551	C SI 93 B SI 94 C CU 81 S SL 83 1-3 K ③			C FF 91 T CU 79 B CU 80 F CU 82 B FF 92 F SI 92 F CH 83 B SI 94 B CU 79 4-2 16 1B BB		B FF 97 B KC 86 B FF 97 B FF 96 4-0 16 FC4-6 34 BB BB		F FF 96 F FF 96 B KC 85 B KC 84 F FF 97 S FF 98 2-3 K ①		2	0	0	0	2	2	0
34 David Ortiz, L (1, 10) OBP: 0.403, SLG: 0.579		B CU 79 B SI 92 F SI 92 B FF 92 X SI 92 3-1 G6-3 ①		B SL 84 X SI 92 1-0 F8 ①		C FF 98 B FF 96 B KC 86 B FF 97 F FF 97 B FF 98 4-2 16 FC4-6 BB 1-2		C KC 84 S FF 98 B KC 84 X FF 98 2-2 F8 ②		3	0	0	0	1	0	1
16 Josh Reddick, L (1, 9) OBP: 0.338, SLG: 0.471 36 Conor Jackson, R (8, PH) OBP: 0.310, SLG: 0.337 54 Darnell McDonald, R (9, 9) OBP: 0.283, SLG: 0.359		B SI 91 B FF 92 B SI 90 C FF 91 F SI 92 B SI 93 4-2 39 G5-6-3 BB		B SI 91 C CU 77 X SI 88 1-1 13 FC4-6 1B 1-2		D FF 96 C FF 97 X FF 97 1-1 FC4-6 ② 1-2f 2-3		B CH 86 S CH 86 C FF 96 B CH 86 X CH 87 2-2 P6 ③		2 1 0	0 0 0	1 0 0	0 0 0	1 0 0	0 0 0	2 0 0
39 Jarrod Saltalamacchia, S (1, 2) OBP: 0.299, SLG: 0.468	C SI 91 F SI 91 F CU 79 1 SAFE 1 SAFE B FS 86 B SI 92 1 SAFE 1 SAFE 2-2 X CU 80 G5-6-3 ②③ 1-2f			B CU 80 D CU 76 S SI 90 F SI 90 S SL 83 2-3 K ②		F FF 98 B CH 88 S CH 87 B FF 98 X CH 86 2-2 P4 ③		C FF 92 B FS 83 C FS 82 B FF 92 S FF 92 2-3 K ①		4	0	0	0	0	2	5
13 Carl Crawford, L (1, 7) OBP: 0.291, SLG: 0.399			B CU 77 F SI 89 F FF 90 F CU 80 X SI 93 1-2 3 2B 1B	C SI 90 B CU 79 X CH 81 1-1 FC4-6 ③ 1-2f			B FF 95 B FF 96 C FF 96 B FF 94 C FF 97 F FF 96 X FF 98 3-2 10 FC5-6 3 1B 2 G6-3 1B		B CU 78 B CU 79 C FF 90 S FF 91 S FS 82 2-3 K ②	4	2	2	0	0	1	2
3 Mike Aviles, R (1, 5) OBP: 0.292, SLG: 0.412 55 Joey Gathright, L (9, PR)			B SI 89 X SI 89 1-0 10 SH1-3 2 SF9 1-H 2B		C CU 80 F SI 91 C SI 92 0-3 K ①		C CH 84 B FF 97 X CH 85 1-1 10 FC5-6 1-2 1B		S FF 91 X FF 91 0-1 10 S 1B	4 0	1 0	3 0	1 0	0 0	1 0	0 0
10 Marco Scutaro, R (1, 6) OBP: 0.347, SLG: 0.401			X FF 89 0-0 SH1-3 ① 2-3		C FF 92 B SL 84 B CU 79 F SI 91 F CU 81 C SI 90 2-3 K ②		B FF 96 C FF 96 B FF 93 X FF 95 2-1 FC5-6 2 G6-3 2 WP ① 1-2f 2-3		B FF 89 B CU 79 C FS 82 F FS 80 F FS 82 B FS 82 X FS 81 3-2 G5-3 ③ 1-2	3	0	0	0	0	1	3
Inning Stats	R: 0 E: 0 K: 2 S: 11 H: 0 LOB: 0 BB: 0 P: 15	R: 0 E: 0 K: 0 S: 8 H: 0 LOB: 0 BB: 1 P: 17	R: 2 E: 0 K: 1 S: 11 H: 2 LOB: 0 BB: 0 P: 16	R: 0 E: 0 K: 1 S: 13 H: 1 LOB: 2 BB: 1 P: 22	R: 0 E: 0 K: 2 S: 13 H: 1 LOB: 0 BB: 0 P: 19	R: 0 E: 0 K: 0 S: 10 H: 0 LOB: 2 BB: 2 P: 21	R: 1 E: 0 K: 1 S: 13 H: 2 LOB: 1 BB: 0 P: 21	R: 0 E: 0 K: 1 S: 10 H: 0 LOB: 0 BB: 0 P: 16	R: 0 E: 0 K: 2 S: 12 H: 1 LOB: 2 BB: 0 P: 19	1B: 6 2B: 1 3B: 0 HR: 0 SF: 1 SAC: 1 DP: 1 HBP: 0						

PITCHER		IP	WLS	BF	H	R	ER	SO	BB	IBB	HBP	BLK	WP	HR	S	P	ERA	WHIP
34 Jeff Niemann, R ERA: 3.95	(1, 1)	5.0	W	19	4	2	2	6	2	0	0	0	0	0	56	89	3.60	1.200
55 Matt Moore, L ERA: 6.23	(6, 1)	3.0	H	13	2	1	1	2	2	0	0	0	1	0	33	58	3.00	1.333
62 Joel Peralta, R ERA: 3.13	(9, 1)	1.0	S	4	1	0	0	2	0	0	0	0	0	0	12	19	0.00	1.000

PITCHER	IP	WLS	BF	H	R	ER	SO	BB	IBB	HBP	BLK	WP	HR	S	P	ERA	WHIP

AB	30
R	3
H	7
RBI	3
BB	4
SO	10
LOB	15

WP: 1 PA: 37
PB: 0
SB: 2
CS: 1

livebaseballscorecards.com

Tampa Bay Rays @ Boston Red Sox

Fenway Park, Boston, MA

Sun Sep 18 2011, 1:38 PM - 5:31 PM EDT

Att. 37,613 - Partly Cloudy - 65 F

TOP

livebaseballscorecards.com

Batter	1	2	3	4	5	6	7	8	9	AB	R	H	RBI	BB	SO	LOB
8 Desmond Jennings, R (1, 7) OBP: 0.387, SLG: 0.507	G6-3	1B			2 WP, 2 S, 2 PB, 1B	G6-3		G6-3		5	1	2	1	0	0	1
2 B.J. Upton, R (1, 8) OBP: 0.320, SLG: 0.410	G5-3	P2			G4-3	K		E5, 3 CS		5	0	0	0	0	1	3
3 Evan Longoria, R (1, 5) OBP: 0.348, SLG: 0.490	P4		G5-3		11 BB, 18 E, 1B		18 WP, 22 S, 20 1B, BB	CS	G4-3	4	2	1	0	1	0	0
11 Casey Kotchman, L (1, 3) OBP: 0.375, SLG: 0.428		K, 22 PB, 22 2B	K		18 E, BB		K		F8	4	1	0	0	1	3	1
22 Johnny Damon, L (1, 10) OBP: 0.321, SLG: 0.413		20 1B, 2B	G3-1		F9		L5		L7	5	1	1	1	0	0	3
18 Ben Zobrist, S (1, 4) OBP: 0.352, SLG: 0.456		G5-3		G5-3	E5		20 S, 20 1B, BB			3	1	0	0	1	0	2
20 Matt Joyce, L (1, 9) OBP: 0.348, SLG: 0.485		1 S, 8 1B, 1B		1 PB, 1 SF9, 2B	K			1B		4	2	3	3	0	1	2
1 Sean Rodríguez, R (1, 6) OBP: 0.315, SLG: 0.353 15 Reid Brignac, L (6, 6) OBP: 0.226, SLG: 0.223		8 1B, HBP		SF9		8 G6-3, 10 SH2-4, BB	K			0 0 0 1 1 0 0 1 0 0 0 0 1 1						
10 Kelly Shoppach, R (1, 2) OBP: 0.264, SLG: 0.305		K		K		SH2-4		F8		3	0	0	0	0	2	2
Inning Stats	R: 0 E: 0 K: 0 S: 6 H: 0 LOB: 0 BB: 0 P: 10	R: 3 E: 0 K: 2 S: 22 H: 3 LOB: 2 BB: 0 P: 31	R: 0 E: 0 K: 1 S: 11 H: 0 LOB: 0 BB: 0 P: 15	R: 1 E: 0 K: 1 S: 9 H: 1 LOB: 0 BB: 0 P: 14	R: 2 E: 1 K: 1 S: 18 H: 2 LOB: 2 BB: 1 P: 33	R: 0 E: 0 K: 1 S: 13 H: 0 LOB: 1 BB: 1 P: 19	R: 2 E: 0 K: 2 S: 16 H: 1 LOB: 1 BB: 2 P: 31	R: 0 E: 1 K: 0 S: 12 H: 0 LOB: 0 BB: 0 P: 18	R: 0 E: 0 K: 0 S: 5 H: 0 LOB: 0 BB: 0 P: 9	1B: 5 2B: 2 3B: 0 HR: 0	SF: 1 SAC: 1 DP: 0 HBP: 1			WP: 2 PB: 4 SB: 4 CS: 1		PA: 42	

	AB	34
	R	8
	H	7
	RBI	6
	BB	4
	SO	8
	LOB	15

PITCHER		IP	WLS	BF	H	R	ER	SO	BB	IBB	HBP	BLK	WP	HR	S	P	ERA	WHIP
49 Tim Wakefield, R ERA: 5.08	(1, 1)	5.0	L	25	6	6	2	5	1	0	1	0	1	0	66	103	3.60	1.400
48 Scott Atchison, R ERA: 4.3	(6, 1)	1.0		4	0	0	0	1	1	0	0	0	0	0	13	19	0.00	1.000
30 Andrew Miller, L ERA: 5.63	(7, 1)	1.0		6	1	2	2	2	2	0	0	0	1	0	16	31	18.00	3.000
32 Matt Albers, R ERA: 4.84	(8, 1)	1.1		4	0	0	0	0	0	0	0	0	0	0	14	20	0.00	0.000
56 Trever Miller, L ERA: 3.86	(9, 1)	0.2		2	0	0	0	0	0	0	0	0	0	0	3	7	0.00	0.000

PITCHER	IP	WLS	BF	H	R	ER	SO	BB	IBB	HBP	BLK	WP	HR	S	P	ERA	WHIP

Tampa Bay Rays @ Boston Red Sox

Fenway Park, Boston, MA

Sun Sep 18 2011, 1:38 PM - 5:31 PM EDT

Att. 37,613 - Partly Cloudy - 65 F

BOTTOM

livebaseballscorecards.com

Batter	1	2	3	4	5	6	7	8	9	AB	R	H	RBI	BB	SO	LOB
2 Jacoby Ellsbury, L (1, 8) OBP: 0.376, SLG: 0.539	C SI 92 B KC 78 X SI 94 1-1 ① G4-3		B KC 78 X FF 94 1-0 ① G4-3		B SL 85 C FF 94 F FF 95 X FF 95 1-2 ① F7		B CU 71 F FF 92 X FF 93 1-1 3 HR 1B		C FF 91 C CU 78 B FS 82 X FS 80 1-2 2B	5	1	2	0	0	0	0
3 Mike Aviles, R (1, 5) OBP: 0.294, SLG: 0.427	C FF 94 X SI 95 0-1 2B		B FF 94 B SI 94 B SI 96 C FF 95 X SI 95 3-1 ② L1-5-3		B FF 96 X FF 93 1-0 ② G6-3		B CH 86 F FF 93 B FF 93 X CH 84 2-1 1-H 3-H HR		B FF 92 F FF 91 S FF 91 B FS 81 X FF 91 2-2 ③ F9	5	1	2	3	0	0	1
28 Adrián González, L (1, 3) OBP: 0.402, SLG: 0.547	D FF 95 F FF 95 F FF 95 F SI 96 X FF 97 1-2 ② F7		C FC 89 F SI 95 X SI 97 0-2 ③ G6-3		B FF 95 C FF 94 S SL 83 S SL 82 1-3 ③ K2-3		B FF 92 S FF 93 C FF 94 S FF 94 1-3 ③ K			4	0	0	0	0	2	1
15 Dustin Pedroia, R (1, 4) OBP: 0.380, SLG: 0.463	B SI 96 D CH 85 C SI 95 S SI 96 T SI 97 2-2 ③ K			C KC 75 S FC 88 X FF 94 0-2 34 BB 54 2B 1B		C FF 95 F SL 82 F FF 96 F FF 96 F SL 82 X FF 97 0-2 ① F7		B SI 93 B SI 92 C SI 92 C FF 92 B SL 82 F SL 78 T FF 92 3-2 ① K		4	1	1	0	0	2	1
34 David Ortiz, L (1, 10) OBP: 0.401, SLG: 0.575		C FF 93 X SI 93 0-1 ① G6-3		F FF 96 B FC 90 B FF 96 F FF 96 B SI 95 F SI 96 F B FF 96 4-2 1-2 54 2B BB		C SL 83 B SL 84 T FF 97 B FF 98 C SL 82 2-3 ② K		S FF 92 X SI 94 0-1 ② F9		3	1	0	0	1	1	0
36 Conor Jackson, R (1, 7) OBP: 0.311, SLG: 0.335 13 Carl Crawford, L (8, PH) OBP: 0.292, SLG: 0.402 (9, 7)		B FF 94 F FF 94 B FF 96 F CH 85 B SI 95 B FC 91 4-2 54 BB BB		B CH 83 C FC 88 F FC 90 B SI 96 X FF 96 2-2 ① F4		B FF 96 F FF 96 B FF 96 B SI 96 X FF 95 3-1 ③ P3		C SI 87 X SI 87 0-1 2B		2 1	0 0	0 1	0 0	1 0	0 0	2 0
54 Darnell McDonald, R (1, 9) OBP: 0.288, SLG: 0.366		B SI 94 B SI 96 B FF 95 C SI 95 B SI 95 4-1 1-2 BB		B SI 96 C SI 96 C FC 90 B SI 97 X FC 92 2-2 1-H 2-H 2B			B FF 95 B FF 94 C FF 94 B FF 94 X FF 95 3-1 ① P3	B FF 92 C FF 91 C FF 92 F FF 91 D FS 82 X FF 92 2-2 ③ P4		3	0	1	2	1	0	1
39 Jarrod Saltalamacchia, S (1, 2) OBP: 0.296, SLG: 0.463		D CH 84 X CH 83 1-0 ② F8		S SI 97 S SI 97 B FF 97 B SI 97 F SI 97 F FF 96 F FC 90 D FF 92 S SI 96 3-3 ② K			B FF 95 F SL 83 B FF 97 C FF 96 F FF 96 F SL 82 B FF 97 X FF 95 3-2 ② F7		B FF 90 B FF 88 C FF 90 S FF 91 B FF 91 F FF 91 T FF 92 3-2 ① K	4	0	0	0	0	2	3
10 Marco Scutaro, R (1, 6) OBP: 0.346, SLG: 0.399		C FC 88 T SI 96 B FF 97 B SI 96 F FC 92 X FF 96 2-2 ③ P3		C KC 78 X SI 96 0-1 ③ G4-3			C FF 95 F SL 82 X FF 97 0-2 2 1B 3 HR 1B		C FF 90 C CU 79 F FF 92 B FF 91 B FS 83 X FF 90 2-2 ② F9	4	1	1	0	0	0	3

Inning Stats	1	2	3	4	5	6	7	8	9
	R: 0 E: 0 K: 1 S: 11 H: 1 LOB: 1 BB: 0 P: 15	R: 0 E: 0 K: 0 S: 10 H: 0 LOB: 2 BB: 2 P: 21	R: 0 E: 0 K: 0 S: 6 H: 0 LOB: 0 BB: 0 P: 10	R: 2 E: 0 K: 1 S: 21 H: 2 LOB: 1 BB: 1 P: 32	R: 0 E: 0 K: 1 S: 7 H: 0 LOB: 0 BB: 0 P: 10	R: 0 E: 0 K: 1 S: 11 H: 0 LOB: 0 BB: 0 P: 16	R: 3 E: 0 K: 1 S: 18 H: 3 LOB: 0 BB: 0 P: 28	R: 0 E: 0 K: 1 S: 12 H: 1 LOB: 1 BB: 0 P: 17	R: 0 E: 0 K: 1 S: 14 H: 1 LOB: 1 BB: 0 P: 22

1B: 3	SF: 0
2B: 4	SAC: 0
3B: 0	DP: 0
HR: 1	HBP: 0
WP: 0	PA: 38
PB: 0	
SB: 0	
CS: 0	

AB	35
R	5
H	8
RBI	5
BB	3
SO	7
LOB	12

PITCHER		IP	WLS	BF	H	R	ER	SO	BB	IBB	HBP	BLK	WP	HR	S	P	ERA	WHIP
14 David Price, L ERA: 3.36	(1, 1)	4.0		18	3	2	2	2	3	0	0	0	0	0	48	78	4.50	1.500
57 Jake McGee, L ERA: 4.68	(5, 1)	2.2	W	9	1	1	1	2	0	0	0	0	0	0	29	43	3.38	0.375
27 Cesár Ramos, L ERA: 4.17	(7, 1)	0.1		3	2	2	2	1	0	0	0	0	0	1	7	11	54.00	6.000
47 Brandon Gomes, R ERA: 3.31	(8, 1)	0.2	H	2	0	0	0	1	0	0	0	0	0	0	6	9	0.00	0.000
39 J.P. Howell, L ERA: 6.37	(8, 1)	0.0		1	1	0	0	0	0	0	0	0	0	0	2	2	∞	∞

PITCHER		IP	WLS	BF	H	R	ER	SO	BB	IBB	HBP	BLK	WP	HR	S	P	ERA	WHIP
62 Joel Peralta, R ERA: 3.06	(8, 1)	1.1	S	5	1	0	0	1	0	0	0	0	0	0	18	28	0.00	0.750

Batter	1	2	3	4	5	6	7	8	9	AB	R	H	RBI	BB	SO	LOB
38 Matt Angle, L (1, 8) (8, 7) OBP: 0.271, SLG: 0.230	C SI 93 F SI 94 B CU 80 B CU 80 C FC 86 2-3 ① K		D CU 80 X SI 94 1-0 G4-3 2 2B 2-H 3-H	X FF 91 0-0 ③ L3			B FF 93 B B C FF 95 X SL 81 3-1 ① B5-3		B FS 88 B FC 90 C FF 92 C CU 79 B FF 93 B FF 93 4-2 21 F8 2 1B BB	4	0	1	2	1	1	0
2 J.J. Hardy, R (1, 6) OBP: 0.305, SLG: 0.491	B FF 94 S FC 86 B FC 86 B SI 94 F SI 94 F FC 87 X FC 85 3-2 ② P6		B FC 86 F FC 86 X FC 85 1-1 ② G4-3 2-3		B FC 87 X FC 86 1-0 HR		C B SL 83 S F B B CU 81 X 3-2 ② G5-3		1 SAFE 1 SAFE B FC 89 1 SAFE 1 SAFE C SI 93 S FF 92 1 SAFE F FF 94 1-2 X SL 82 1-2 1B	5	1	2	1	0	0	1
21 Nick Markakis, L (1, 9) OBP: 0.343, SLG: 0.393	C SI 94 B CH 86 T CH 86 C FC 85 1-3 ③ K		C FC 86 F FF 91 B FF 92 H CU 81 2-2 HBP		C SI 91 X SI 90 0-1 ① P5		B F FC 92 B FF 93 S FC 92 T FC 93 2-2 ③ K		B SL 82 C CU 79 X FF 93 1-1 ② F8 2-3	4	0	0	0	0	2	2
27 Vladimir Guerrero, R (1, 10) OBP: 0.321, SLG: 0.422		C FF 94 X SI 91 0-1 ① G6-3	X FC 86 0-0 ③ L8		C FF 93 F FC 85 B CU 79 X FF 92 1-2 ② G6-3			B SI 94 X SI 94 1-0 32 2B 1B	1 SAFE B SI 94 F FF 93 F FF 92 B SI 94 F SI 93 S FS 90 2-3 ③ K	5	0	1	0	0	1	4
32 Matt Wieters, S (1, 2) OBP: 0.328, SLG: 0.450	F SI 93 C CU 78 F CU 80 S FF 93 0-3 ② K			B SI 92 B SI 93 F FC 86 B CU 78 B FC 85 4-1 19 FC4-6 BB	B CU 79 S CH 85 B CH 84 B FC 85 F FF 92 D FC 86 4-2 19 FC6-4 BB			B SI 92 C SI 94 X SI 94 1-1 1-3 2B		2	0	1	0	2	1	0
19 Chris Davis, L (1, 3) OBP: 0.294, SLG: 0.400	B SI 92 B CH 85 C FC 86 S FC 86 B CU 80 F FC 85 T SI 93 3-2 ③ K			X FC 85 0-0 ① FC4-6 11 HR 1-2f	S FF 93 B FF 92 X SI 94 1-1 ③ FC6-4 1-2f			X SI 94 0-0 ① F9		4	1	0	0	0	1	4
11 Robert Andino, R (1, 4) OBP: 0.328, SLG: 0.344			C SI 90 C CU 78 B FC 85 X FC 84 1-2 ① G6-3	B FF 93 F SI 91 B FC 86 B FC 85 X SI 91 3-1 1-H HR		B FF 92 C FF 94 X SI 92 1-1 ① G3		C FF 92 B SI 94 T CU 82 B FF 94 C FF 95 2-3 ② K		4	1	1	2	0	1	2
14 Nolan Reimold, R (1, 7) OBP: 0.326, SLG: 0.442 10 Adam Jones, R (8, 8) OBP: 0.320, SLG: 0.463			C CU 80 B CU 79 X SI 91 1-1 25 E 38 2B 1B	B SI 93 C FC 86 S CU 79 B CU 80 X FC 86 2-2 HR		C FF 94 X CH 87 0-1 ② G4-3		C SL 83 S FF 93 S FF 92 0-3 ③ K		4	2	2	1	0	1	2
										0	0	0	0	0	0	0
25 Josh Bell, S (1, 5) OBP: 0.219, SLG: 0.167			B SI 93 S FC 86 X SI 93 1-1 E7 38 2B 1-3	B FF 93 F FF 92 B CH 85 C FC 86 S FC 83 2-3 ② K		B FC 90 C C C 1-3 ③ K			B CU 78 X FF 94 1-0 ① P6	4	1	0	0	0	2	1

Inning Stats	1	2	3	4	5	6	7	8	9
	R: 0 E: 0 K: 2 S: 10	H: 0 LOB: 0 BB: 0 P: 16	R: 0 E: 0 K: 2 S: 10	H: 0 LOB: 0 BB: 0 P: 13	R: 2 E: 1 K: 0 S: 13	H: 2 LOB: 0 BB: 0 P: 20	R: 3 E: 0 K: 1 S: 11	H: 2 LOB: 0 BB: 1 P: 22	R: 1 E: 0 K: 0 S: 10	H: 1 LOB: 1 BB: 1 P: 17	R: 0 E: 0 K: 1 S: 7	H: 0 LOB: 0 BB: 0 P: 9	R: 0 E: 0 K: 1 S: 9	H: 0 LOB: 0 BB: 0 P: 17	R: 0 E: 0 K: 2 S: 10	H: 2 LOB: 2 BB: 0 P: 14	R: 0 E: 0 K: 1 S: 13	H: 1 LOB: 2 BB: 1 P: 22

1B: 3 2B: 2 3B: 0 HR: 3	SF: 0 SAC: 0 DP: 0 HBP: 1	WP: 0 PB: 0 SB: 0 CS: 0	PA: 40
---	---	---	---

PITCHER		IP	WLS	BF	H	R	ER	SO	BB	IBB	HBP	BLK	WP	HR	S	P	ERA	WHIP
70 Kyle Weiland, R ERA: 7.99	(1, 1)	4.2	L	23	5	6	5	5	2	0	1	0	0	3	52	85	9.64	1.500
61 Felix Doubront, L ERA: 7.27	(5, 1)	1.1		4	0	0	0	1	0	0	0	0	0	0	9	12	0.00	0.000
91 Alfredo Aceves, R ERA: 2.74	(7, 1)	3.0		13	3	0	0	4	1	0	0	0	0	0	32	53	0.00	1.333

PITCHER	IP	WLS	BF	H	R	ER	SO	BB	IBB	HBP	BLK	WP	HR	S	P	ERA	WHIP

TOP

Baltimore Orioles @ Boston Red Sox

Fenway Park, Boston, MA

Mon Sep 19 2011, 1:07 PM - 3:56 PM EDT

Att. 37,885 - Partly Cloudy - 65 F

livebaseballscorecards.com

AB	36
R	6
H	8
RBI	6
BB	3
SO	10
LOB	16

Baltimore Orioles @ Boston Red Sox

Fenway Park, Boston, MA

Mon Sep 19 2011, 1:07 PM - 3:56 PM EDT

Att. 37,885 - Partly Cloudy - 65 F

BOTTOM

Batter	1	2	3	4	5	6	7	8	9	AB	R	H	RBI	BB	SO	LOB
2 Jacoby Ellsbury, L (1, 8) OBP: 0.374, SLG: 0.536	C FF 89 F SI 92 B FF 93 X SI 94 1-2 10 1B 1B		B SI 90 X CH 84 1-0 ① F8		B FF 94 F SI 93 B CH 84 B SI 94 X FF 94 3-1 ② G4-3		B SL 81 C CU 79 X SI 91 1-1 ①② G4-6-3 1-2f		C SI 96 C CU 80 F CH 89 X SI 98 0-2 ③ G4-3	5	0	1	0	0	0	1
10 Marco Scutaro, R (1, 6) OBP: 0.353, SLG: 0.407	C SI 92 X SI 93 0-1 15 G6-4-3 1-2 1B		C SI 92 X SI 92 0-1 28 G4-6-3 1B		B FF 91 B SI 94 B SI 92 C SI 93 C SI 94 B SL 84 4-2 28 2B BB		B SI 91 C SL 80 C CH 84 F SI 90 X SI 91 1-2 28 1B 2B			3	2	3	0	1	0	0
28 Adrián González, L (1, 3) OBP: 0.403, SLG: 0.548	F SI 92 B SL 83 F FF 93 B FF 94 T FF 93 2-2 ① K		B SI 92 X SI 91 1-0 ②③ G4-6-3 1-2f		B FF 92 D CH 87 X SI 93 2-0 15 3B 1-H 2B		B SL 80 B SL 81 F SL 80 S SL 80 X SL 81 2-2 2-H 1B			4	1	2	2	0	1	3
15 Dustin Pedroia, R (1, 4) OBP: 0.379, SLG: 0.465	C SL 84 X SL 83 0-1 ②③ G6-4-3 1-2f			C FF 92 B FF 91 X CU 74 1-1 ① L5	C SI 94 B SI 91 B FF 93 X SI 92 2-1 2-H 3B		C SL 84 X SL 92 0-1 ③ L8			4	0	1	1	0	0	3
34 David Ortiz, L (1, 10) OBP: 0.400, SLG: 0.573		C CU 74 B FF 92 X FF 93 1-1 ① F8		C CH 83 B CH 85 F FF 93 X SI 94 1-2 39 3B 1B	F FF 93 B CH 86 B CH 84 C CU 74 X SL 83 2-2 ③ F8			X SI 88 0-0 ① L5		4	1	1	0	0	0	1
16 Josh Reddick, L (1, 9) OBP: 0.338, SLG: 0.473 60 Ryan Lavarnway, R (8, PH) OBP: 0.333, SLG: 0.310 55 Joey Gathright, L (9, 7)		B FF 92 C SI 94 X CU 75 1-1 2B		C SI 93 C CU 74 B FF 92 B SL 85 B SI 94 C FF 93 3-3 ② K		C CH 82 X CU 73 0-1 ① P4		C SL 80 S SL 82 S SL 84 0-3 ② K		3 1 0	0 0 0	1 0 0	0 0 0	0 0 0	1 1 0	1 0 0
39 Jarrod Saltalamacchia, S (1, 2) OBP: 0.295, SLG: 0.466	X SI 93 0-0 ② F8			C CH 85 B FF 92 F SI 93 B SL 83 X SL 84 2-2 1-H 3B		X 0-0 ② G6-3		B SI 95 C SL 81 B SI 95 C FF 95 X SI 96 2-2 ③ G6-3		4	0	1	1	0	0	1
3 Mike Aviles, R (1, 5) OBP: 0.290, SLG: 0.421	B FF 93 B SI 93 X SL 84 2-0 ③ G5-3			B SI 93 F SI 93 X SI 93 1-1 ③ G6-3		B SI 92 C SL 82 F B S 2-3 ③ K			B SI 95 X SI 95 1-0 ① G6-3	4	0	0	0	0	1	2
54 Darnell McDonald, R (1, 7) OBP: 0.293, SLG: 0.389 (9, 9)			B FF 90 X FF 91 1-0 HR		B SL 82 C CU 73 F SI 92 B SI 93 X SI 93 2-2 ① G6-3		C SL 81 X CU 74 0-1 2 G4-6-3 1B		X SI 96 0-0 ② G5-3	4	1	2	1	0	0	0
Inning Stats	R: 0 E: 0 K: 1 S: 10 H: 2 LOB: 1 BB: 0 P: 13	R: 0 E: 0 K: 0 S: 6 H: 1 LOB: 1 BB: 0 P: 10	R: 1 E: 0 K: 0 S: 5 H: 2 LOB: 0 BB: 0 P: 8	R: 1 E: 0 K: 1 S: 13 H: 2 LOB: 1 BB: 0 P: 21	R: 2 E: 0 K: 0 S: 13 H: 2 LOB: 1 BB: 1 P: 28	R: 0 E: 0 K: 1 S: 6 H: 0 LOB: 0 BB: 0 P: 8	R: 1 E: 0 K: 0 S: 13 H: 3 LOB: 1 BB: 0 P: 17	R: 0 E: 0 K: 1 S: 7 H: 0 LOB: 0 BB: 0 P: 9	R: 0 E: 0 K: 0 S: 6 H: 0 LOB: 0 BB: 0 P: 7	1B: 6 2B: 3 3B: 2 HR: 1 SF: 0 SAC: 0 DP: 3 HBP: 0						

AB	36
R	5
H	12
RBI	5
BB	1
SO	4
LOB	12

WP: 0 PA: 37
PB: 0
SB: 0
CS: 0

livebaseballscorecards.com

PITCHER		IP	WLS	BF	H	R	ER	SO	BB	IBB	HBP	BLK	WP	HR	S	P	ERA	WHIP
46 Jeremy Guthrie, R ERA: 4.28	(1, 1)	6.0	W	27	10	5	5	3	1	0	0	0	0	1	55	90	7.50	1.833
40 Troy Patton, L ERA: 3.46	(7, 1)	0.2	H	3	2	0	0	0	0	0	0	0	0	0	9	13	0.00	3.000
50 Willie Eyre, R ERA: 3.6	(7, 1)	0.1	H	1	0	0	0	0	0	0	0	0	0	0	2	2	0.00	0.000
57 Clay Rapada, L ERA: 6.0	(8, 1)	0.1	H	1	0	0	0	0	0	0	0	0	0	0	1	1	0.00	0.000
47 Pedro Strop, R ERA: 2.2	(8, 1)	0.2	H	2	0	0	0	1	0	0	0	0	0	0	6	8	0.00	0.000

PITCHER		IP	WLS	BF	H	R	ER	SO	BB	IBB	HBP	BLK	WP	HR	S	P	ERA	WHIP
43 Jim Johnson, R ERA: 2.72	(9, 1)	1.0	S	3	0	0	0	0	0	0	0	0	0	0	6	7	0.00	0.000

Baltimore Orioles @ Boston Red Sox

Fenway Park, Boston, MA

Mon Sep 19 2011, 7:11 PM - 11:06 PM EDT

Att. 37,261 - Partly Cloudy - 61 F

TOP

livebaseballscorecards.com

Batter	1	2	3	4	5	6	7	8	9	AB	R	H	RBI	BB	SO	LOB
38 Matt Angle, L (1, 8) (8, 9) OBP: 0.293, SLG: 0.246	B FF 92 X FF 91 1-0 2 S 21 1B 1B	C SI 90 C FF 88 X FC 82 0-2 ③ G6-3		C FC 83 X FC 86 0-1 2 S 21 3B 1B		C FF 90 X SL 88 0-1 E1 2 G6-4-3		B FF 93 C SI 93 B FF 92 B SI 91 C SI 92 F FF 92 B FF 92 4-2 BB		4	2	2	0	1	0	0
2 J.J. Hardy, R (1, 6) OBP: 0.305, SLG: 0.488 9 Jake Fox, R (8, PH) OBP: 0.270, SLG: 0.407 (8, 3)	B FF 92 1 SAFE C FC 88 B FF 93 F FC 89 F FF 94 B FC 84 B FF 94 4-2 21 1B 27 SF9 1-2 BB		C FC 87 C FF 92 X FF 93 0-2 ① G4-3	C FF 91 D FC 87 X CU 80 1-1 ② G5-3 1-2		1 SAFE 1 SAFE P PO 87 1 SAFE X SL 87 1-0 ① ② G6-4-3 1-2f		D SL 85 B FF 93 X FF 93 2-0 ③ F8		3 1	1 0	0 0	0 0	1 0	0 0	2 1
21 Nick Markakis, L (1, 9) OBP: 0.345, SLG: 0.398 25 Josh Bell, S (8, 5) OBP: 0.215, SLG: 0.164	D FF 93 X FF 93 1-0 19 S 19 E 1-3 2-H 1B	C FF 91 F FC 89 F FF 92 F FF 87 F FF 94 F CU 81 B CU 82 F FC 88 F FF 94 1-2 ② X FF 84 F7	B CH 84 C FF 91 C FC 86 F FF 92 F CH 86 B FC 89 F FC 87 F FF 93 F FF 93 2-2 X FC 89 2-H 3B	B FF 96 B FF 96 C FF 95 B FF 96 B FF 96 4-1 27 2B BB		C FF 92 F SL 84 B FF 94 F FF 93 S SL 85 1-3 ① K2-3		3 1	2 0	2 0	2 0	1 0	0 1	0 0
27 Vladimir Guerrero, R (1, 10) OBP: 0.321, SLG: 0.425 10 Adam Jones, R (9, PR) OBP: 0.320, SLG: 0.463	X FF 94 0-0 ① SF9 3-H	F FF 93 F FF 93 B CU 80 F CU 80 B FF 93 F FF 92 S FC 87 2-3 K 19 1B 14 1B	B FF 93 X FF 92 1-0 ③ F9	D CH 86 B FF 96 1 SAFE X FF 96 2-0 ③ 1-H 2B		C FF 92 X FF 92 0-1 61 E 1B		4 0	1 0	2 0	2 0	0 0	1 0	1 0
19 Chris Davis, L (1, 3) OBP: 0.305, SLG: 0.415 51 Kyle Hudson, L (8, 8) OBP: 0.167, SLG: 0.167	B FF 93 S CU 82 F FF 93 F SI 89 F FF 94 X CH 86 1-2 E2 11 G5-3 1-H 1B	S FF 92 F CU 82 B FF 92 B FF 93 X FC 88 2-2 11 BB 14 1B 1-3 1B	B CH 84 X FC 86 1-0 11 1B 14 SF9 2B		B FF 96 B FF 96 C FF 95 C CU 76 B CU 77 S FF 96 3-3 ① K		B FF 93 F SI 93 F FF 92 S FF 94 1-3 ② K		4 1	2 0	3 0	1 0	0 0	1 1	0 1
11 Robert Andino, R (1, 5) OBP: 0.330, SLG: 0.344 61 Pedro Florimón, S (8, 6)	C FF 92 B FC 90 S CU 81 B FF 90 X FC 82 2-2 ② G5-3 2-3	D CU 81 D CU 80 B FC 87 C FF 91 D CU 79 4-1 14 1B 1-2 BB	F CU 90 C FF 92 X CU 81 0-2 14 SF9 14 S 6 1B 2-3 1B		C SI 94 B SL 87 B SI 95 F SI 95 F SI 95 C SI 94 2-3 ② K		S FF 92 D SL 86 F FF 93 X FF 93 1-2 E3 1-2		3 1	1 0	1 0	0 0	1 0	1 0	1 1
14 Nolan Reimold, R (1, 7) OBP: 0.324, SLG: 0.439	C FC 81 B FF 93 C FF 92 B FF 92 B FF 92 F CU 81 X FF 92 3-2 ③ P3	C FC 86 F FF 91 X FF 92 0-2 1-3 2-H 3-H 1B	C FC 86 D CU 82 X FF 91 1-1 ① SF9 1-3 3-H		C SL 86 B SL 88 C SI 95 C SI 95 1-3 ③ K		B FF 93 C SL 83 F FF 93 X FF 93 1-2 ③ P2		4 0	0 1	1 3	3 0	0 1	1 3	3 0
6 Ryan Adams, R (1, 4) OBP: 0.333, SLG: 0.326		B FF 88 X FC 86 1-0 15 G1-4-3 1B	C CU 80 F FF 91 S CU 81 0-3 ③ K		X CU 80 0-0 15 G5-4-3 3-H 1B			X SI 91 0-0 ① L7		4 0	0 2	2 1	1 0	0 1	1 2	2 0
15 Craig Tatum, R (1, 2) OBP: 0.244, SLG: 0.229		B FF 91 C FC 86 F FC 85 X FC 81 1-2 ① ② G1-4-3 1-2f	C CU 76 C FF 91 B CU 80 S FC 87 1-3 ① K	X SL 86 0-0 ② ③ G5-4-3 1-2f				B FF 93 X FF 93 1-0 ② L6		4 0	0 0	0 0	0 0	0 1	1 2	2 0

	AB	37
	R	9
	H	13
	RBI	9
	BB	4
	SO	8
	LOB	14

Inning Stats	1	2	3	4	5	6	7	8	9	1B: 10	SF: 2	WP: 1	PA: 43
	R: 3 E: 1 K: 0 S: 18 H: 3 LOB: 1 BB: 1 P: 30	R: 0 E: 0 K: 0 S: 7 H: 1 LOB: 0 BB: 0 P: 9	R: 2 E: 0 K: 2 S: 27 H: 2 LOB: 2 BB: 1 P: 36	R: 1 E: 0 K: 1 S: 16 H: 2 LOB: 1 BB: 0 P: 21	R: 2 E: 0 K: 0 S: 8 H: 3 LOB: 0 BB: 0 P: 10	R: 1 E: 1 K: 0 S: 6 H: 1 LOB: 1 BB: 1 P: 12	R: 0 E: 0 K: 3 S: 10 H: 0 LOB: 0 BB: 0 P: 16	R: 0 E: 0 K: 0 S: 6 H: 0 LOB: 1 BB: 1 P: 13	R: 0 E: 1 K: 2 S: 15 H: 1 LOB: 2 BB: 0 P: 19	2B: 2 3B: 1 HR: 0	SAC: 0 DP: 3 HBP: 0	PB: 0 SB: 4 CS: 0	

PITCHER		IP	WLS	BF	H	R	ER	SO	BB	IBB	HBP	BLK	WP	HR	S	P	ERA	WHIP
41 John Lackey, R ERA: 6.49	(1, 1)	4.1		26	11	8	8	3	2	0	0	0	1	0	75	105	16.61	3.000
48 Scott Atchison, R ERA: 4.07	(5, 1)	1.1	W	3	0	0	0	0	0	0	0	0	0	0	5	5	0.00	0.000
46 Franklin Morales, L ERA: 3.86	(6, 1)	0.2	H	3	1	1	1	1	1	0	0	0	0	0	5	14	13.50	3.000
32 Matt Albers, R ERA: 4.79	(7, 1)	0.2	H	2	0	0	0	2	0	0	0	0	0	0	7	10	0.00	0.000
64 Michael Bowden, R ERA: 4.26	(8, 1)	2.0		9	1	0	0	2	1	0	0	0	0	0	21	32	0.00	1.000

PITCHER	IP	WLS	BF	H	R	ER	SO	BB	IBB	HBP	BLK	WP	HR	S	P	ERA	WHIP

Batter	1	2	3	4	5	6	7	8	9	AB	R	H	RBI	BB	SO	LOB
2 Jacoby Ellsbury, L (1, 8) OBP: 0.376, SLG: 0.543	C FF 89 C FF 89 F FF 91 F FF 91 X SL 85 0-2 28 1B 15 FC5-4 1B	B FF 90 C CU 76 X FC 89 1-1 ① F8 2-3	B FF 90 F FF 91 X CU 77 1-1 10 1B 2B 2-H	F SI 93 B CH 86 B SI 87 F SI 93 X SI 94 2-2 ③ G5-3			IHR G5-3			6	3	3	2	0	0	4
10 Marco Scutaro, R (1, 6) OBP: 0.356, SLG: 0.413 76 Jose Iglesias, R (8, 6) OBP: 0.333, SLG: 0.333	B SI 89 B FF 90 C FF 90 C FF 90 X FC 90 2-2 ① F9	B CH 82 B FF 91 X FF 90 2-0 ② 15 1B 2B 1-H 3-H	B FF 91 B FF 90 X FF 91 2-0 28 1B 15 1B 1B 2-H		C FF 90 B SL 84 B SI 92 X SI 92 2-1 ① G4-3		B FF 91 X FF 92 1-0 28 1B 15 1B 1B	X FF 91 0-0 34 BB 1B		5 1	3 0	3 1	2 0	0 0	0 0	1 0
28 Adrián González, L (1, 3) OBP: 0.407, SLG: 0.551 62 Lars Anderson, L (7, PR) (8, 3)	F FF 91 F FF 89 B FF 91 X FF 91 1-2 15 FC5-4 1-3 1B	I IN 71 I IN 74 I IN 73 I IN 74 4-0 15 1B IBB	F FF 91 S FF 91 1 SAFE B FF 91 1 SAFE X FF 92 1-2 15 1B 34 1B 1-2 1B		B SI 92 B SL 84 B SI 92 B FF 92 4-0 15 BB BB		C SL 84 F FF 91 B CH 83 X FF 91 1-2 34 BB 15 1B 12 1B 1-3 1B	B CU 78 F FF 91 B CU 79 C FC 86 B FS 83 F FC 87 S FF 92 3-3 ① K		3 1	1 1	3 1	0 0	2 0	0 1	0 1
15 Dustin Pedroia, R (1, 4) OBP: 0.382, SLG: 0.467 3 Mike Aviles, R (8, PH) OBP: 0.289, SLG: 0.419 (9, 4)	C FF 90 B CH 82 B FF 90 X CH 84 2-1 ② FC5-4 34 2B 12 HR 1-2f 3-H	F FF 90 B FF 90 F CU 77 X FF 91 1-2 1-2 2-H 1B	F FF 91 D SL 85 B FF 92 X SL 84 2-1 34 1B 1-3 2-H 1B		B SI 93 F SI 92 B SI 93 F SI 92 F SI 94 B SL 84 B SI 93 4-2 1-2 BB		X FC 89 0-0 12 1B 34 BB 36 HR 1-2 3-H 1B	B FF 92 C FC 87 F FC 88 B FF 92 X FC 87 2-2 ② P2		4 1	2 0	3 0	4 0	1 0	0 0	1 1
34 David Ortiz, L (1, 10) OBP: 0.403, SLG: 0.574 16 Josh Reddick, L (8, PR) OBP: 0.338, SLG: 0.473 (9, 10)	X SL 83 0-0 12 HR 1-3 2B	B FF 91 D CU 76 B FF 91 C FF 90 F CU 77 F CU 78 X CU 75 3-2 ③ G3-1	B FF 92 X SI 93 1-0 1-2 3-H 1B		X SL 79 0-0 ② F8		C FF 85 B SL 80 B SL 78 C SL 77 B SL 76 B SL 74 4-2 12 1B 36 HR 1-2 2-3 BB	S FF 92 C FS 84 B FF 92 B FS 84 B FF 92 F FF 92 B FF 93 4-2 1-2 BB		4 0	2 0	2 0	1 0	2 0	0 0	4 0
12 Jed Lowrie, S (1, 5) OBP: 0.305, SLG: 0.369	B FF 91 B FF 91 C FF 91 B FF 90 F FF 92 F FC 91 X FC 91 3-2 2-H 3-H HR	B CU 74 F FF 89 B FF 90 D SL 84 C FF 91 B FF 91 4-1 33 S 54 E BB F SL 84 F FF 93 B SL 85 D SL 84 C FF 91 S SI 93 3-3 ③ K	B SL 77 C SI 92 F SL 80 F CH 83 B SL 80 B SI 91 X SL 84 3-2 ③ L8				B SI 91 B SI 91 X SI 91 2-0 36 HR 1-2 2-3 3-H 1B	X CU 80 0-0 ③ F9		5 0	3 0	2 0	4 0	1 0	1 0	6 0
36 Conor Jackson, R (1, 7) OBP: 0.312, SLG: 0.343 55 Joey Gathright, L (8, 7)	B FF 91 B FF 85 C FC 90 X FF 91 2-1 ③ P4		C FF 91 X FF 92 0-1 ① L8	C FF 92 F SI 92 B FF 93 B SL 85 B SI 93 F FF 93 F FF 93 B SL 85 4-2 54 G1-3 BB		S FF 91 B FF 91 T FF 91 X FF 92 1-2 ① P5	C SI 91 B SI 91 B SI 91 X SI 92 2-1 1-H 2-H 3-H HR			4 0	1 0	1 0	4 0	1 0	0 0	1 0
33 Jason Varitek, S (1, 2) OBP: 0.299, SLG: 0.429		C CU 76 B SI 89 B FF 90 B CH 84 B FF 90 4-1 2 F8 54 1B 10 2B BB	1 SAFE D CU 77 S FF 91 C FF 90 F CU 77 S CU 77 1-3 ② K 1-2	C SI 93 T SI 93 B SI 93 B SI 93 S SI 94 2-3 ① K		C FF 91 C SL 85 B SL 86 B FF 92 S CH 84 2-3 ② K	S FF 92 B SL 88 F SL 87 F SL 85 S SL 83 1-3 ① K			4 1	1 1	0 0	0 0	1 1	4 0	3 1
54 Darnell McDonald, R (1, 9) OBP: 0.297, SLG: 0.390		C FC 88 D CH 84 X CH 84 1-1 10 2B 1-2 1B	X CU 76 0-0 E6 2 2B 2-H 1B	B SL 84 S SL 84 X SL 86 1-1 ② G1-3 1-2		B SL 87 B SI 92 C FF 92 B FC 92 X FF 92 3-1 ③ F8	B SL 85 F SL 86 X SI 91 1-1 ② F9			5 1	1 0	2 0	0 0	0 0	0 0	2 2
Inning Stats	R: 4 H: 4 E: 0 LOB: 0 K: 0 BB: 0 S: 21 P: 31	R: 2 H: 3 E: 0 LOB: 2 K: 0 BB: 2 S: 13 P: 29	R: 5 H: 6 E: 1 LOB: 2 K: 2 BB: 1 S: 21 P: 36	R: 0 H: 1 E: 0 LOB: 1 K: 1 BB: 1 S: 12 P: 21	R: 0 H: 0 E: 0 LOB: 2 K: 0 BB: 2 S: 10 P: 23	R: 0 H: 0 E: 0 LOB: 0 K: 0 BB: 0 S: 8 P: 14	R: 7 H: 6 E: 0 LOB: 1 K: 1 BB: 1 S: 21 P: 35	R: 0 H: 1 E: 0 LOB: 2 K: 1 BB: 1 S: 12 P: 21		1B: 14 SF: 0 2B: 3 SAC: 0 3B: 0 DP: 0 HR: 3 HBP: 0					WP: 0 PA: 51 PB: 0 SB: 1 CS: 0		

PITCHER		IP	WLS	BF	H	R	ER	SO	BB	IBB	HBP	BLK	WP	HR	S	P	ERA	WHIP
17 Brian Matusz, L ERA: 10.68	(1, 1)	1.2	L	12	6	6	6	0	1	1	0	0	0	1	27	49	32.40	4.200
36 Chris Jakubauskas, R ERA: 5.68	(2, 1)	1.0		9	5	5	5	1	1	0	0	0	0	0	21	34	45.00	6.000
49 Jason Berken, R ERA: 5.32	(3, 1)	1.2		10	2	0	0	2	3	0	0	0	0	0	24	49	0.00	3.000
58 Zach Phillips, L ERA:	(5, 1)	0.2		2	0	0	0	0	0	0	0	0	0	0	5	8	0.00	0.000
37 Jeremy Accardo, R ERA: 5.94	(6, 1)	1.0		7	4	4	4	1	0	0	0	0	0	0	16	26	36.00	4.000

PITCHER		IP	WLS	BF	H	R	ER	SO	BB	IBB	HBP	BLK	WP	HR	S	P	ERA	WHIP
57 Clay Rapada, L ERA: 6.6	(7, 1)	0.0		1	0	0	0	0	1	0	0	0	0	0	2	6	∞	∞
35 Brad Bergesen, R ERA: 5.49	(7, 1)	1.0		5	2	3	3	1	0	0	0	0	0	1	11	17	27.00	2.000
63 Kevin Gregg, R ERA: 4.61	(8, 1)	1.0		5	1	0	0	1	1	0	0	0	0	0	12	21	0.00	2.000

BOTTOM

Baltimore Orioles @ Boston Red Sox

Fenway Park, Boston, MA

Mon Sep 19 2011, 7:11 PM - 11:06 PM EDT

Att. 37,261 - Partly Cloudy - 61 F

livebaseballscorecards.com

AB	43
R	18
H	20
RBI	17
BB	8
SO	6
LOB	24

Baltimore Orioles @ Boston Red Sox

Fenway Park, Boston, MA

Tue Sep 20 2011, 7:10 PM - 10:46 PM EDT

Att. 37,414 - Partly Cloudy - 66 F

livebaseballscorecards.com

Batter	1	2	3	4	5	6	7	8	9	AB	R	H	RBI	BB	SO	LOB
11 Robert Andino, R (1, 4) OBP: 0.333, SLG: 0.349	F8		21 2B 1B	21 WP 1B		F9 1-2		2 S 1-H 2-H 3-H 2B		5	1	3	3	0	0	1
2 J.J. Hardy, R (1, 6) OBP: 0.302, SLG: 0.483	G4-3		P6	K			K	P5 2-3		5	0	0	0	0	2	3
21 Nick Markakis, L (1, 9) OBP: 0.347, SLG: 0.401	1B		27 E 1-H 2B	G3-1 1-2			F8		27 G4-6-3 1B	5	1	3	1	0	0	1
27 Vladimir Guerrero, R (1, 10) OBP: 0.320, SLG: 0.423	G5-3		E9 10 BB 32 BB 12 1B 2-H		32 CS 1B		G6-3		G4-6-3 1-2f	5	1	1	0	0	0	2
32 Matt Wieters, S (1, 2) OBP: 0.330, SLG: 0.449		P4	10 BB 12 1B 1-2 BB		K 1-2			14 1B 12 1B 11 2B 1B	10 1B BB	3	2	1	0	2	1	1
10 Adam Jones, R (1, 8) OBP: 0.324, SLG: 0.466		12 FC6-4 1B	12 1B 1-2 2-3 BB		12 CS 1B			K	1B	4	0	3	0	1	1	1
12 Mark Reynolds, R (1, 3) OBP: 0.321, SLG: 0.476		FC6-4 1-2f	1-2 2-H 3-H 1B		CS 1-2	K		14 1B 11 2B 1-2 1B	G6-3	5	1	2	2	0	1	3
19 Chris Davis, L (1, 5) OBP: 0.298, SLG: 0.405		G3	F8			K2-3		K		4	0	0	0	0	2	5
14 Nolan Reimold, R (1, 7) OBP: 0.326, SLG: 0.438										3	1	1	0	0	0	0
38 Matt Angle, L (8, 7) OBP: 0.293, SLG: 0.246			P3	F8		11 S HBP		11 2B 1-2 2-3 1B		0	0	0	0	0	0	0

Inning Stats										
	R: 0 E: 0 K: 0 S: 10	H: 1 LOB: 1 BB: 0 P: 13	R: 0 E: 0 K: 0 S: 7	H: 1 LOB: 1 BB: 0 P: 12	R: 4 E: 1 K: 0 S: 32	H: 3 LOB: 2 BB: 2 P: 54	R: 0 E: 0 K: 1 S: 9	H: 1 LOB: 1 BB: 0 P: 14	R: 0 E: 0 K: 1 S: 12	H: 2 LOB: 0 BB: 0 P: 20
	R: 0 E: 0 K: 2 S: 8	H: 0 LOB: 1 BB: 0 P: 14	R: 0 E: 0 K: 1 S: 8	H: 0 LOB: 0 BB: 0 P: 11	R: 3 E: 0 K: 2 S: 15	H: 4 LOB: 1 BB: 0 P: 21	R: 0 E: 0 K: 0 S: 7	H: 2 LOB: 2 BB: 1 P: 11	1B: 12 2B: 3 3B: 0 HR: 0	SF: 0 SAC: 0 DP: 2 HBP: 1
									WP: 1 PB: 0 SB: 2 CS: 2	PA: 44

PITCHER		IP	WLS	BF	H	R	ER	SO	BB	IBB	HBP	BLK	WP	HR	S	P	ERA	WHIP
23 Erik Bedard, L	(1, 1)	2.2		16	5	4	1	0	2	0	0	0	0	0	47	76	3.38	2.625
ERA: 3.5																		
48 Scott Atchison, R	(3, 1)	2.1		8	3	0	0	2	0	0	0	0	1	0	23	37	0.00	1.286
ERA: 3.71																		
32 Matt Albers, R	(6, 1)	1.0	H	4	0	0	0	2	0	0	1	0	0	0	8	14	0.00	0.000
ERA: 4.71																		
51 Daniel Bard, R	(7, 1)	1.1	L	6	2	2	2	2	0	0	0	0	0	0	13	18	13.50	1.500
ERA: 3.21																		
58 Jonathan Papelbon, R	(8, 1)	0.2	B	4	2	1	1	1	0	0	0	0	0	0	10	14	13.50	3.000
ERA: 2.69																		

PITCHER		IP	WLS	BF	H	R	ER	SO	BB	IBB	HBP	BLK	WP	HR	S	P	ERA	WHIP
61 Felix Doubront, L	(9, 1)	0.2		4	2	0	0	0	1	0	0	0	0	0	4	8	0.00	4.500
ERA: 6.75																		
63 Junichi Tazawa, R	(9, 1)	0.1		1	0	0	0	0	0	0	0	0	0	0	3	3	0.00	0.000
ERA: 6.75																		

TOP	
AB	39
R	7
H	14
RBI	6
BB	3
SO	7
LOB	17

Baltimore Orioles @ Boston Red Sox

Fenway Park, Boston, MA

Tue Sep 20 2011, 7:10 PM - 10:46 PM EDT

Att. 37,414 - Partly Cloudy - 66 F

BOTTOM

livebaseballscorecards.com

Batter	1	2	3	4	5	6	7	8	9	AB	R	H	RBI	BB	SO	LOB
2 Jacoby Ellsbury, L (1, 8) OBP: 0.375, SLG: 0.541	F8	L4-3				F8			CI	4	0	1	0	0	0	2
15 Dustin Pedroia, R (1, 4) OBP: 0.382, SLG: 0.469	2B		2B	K		G6-3			G5-4-3	5	2	2	0	0	1	5
28 Adrián González, L (1, 3) OBP: 0.409, SLG: 0.558	2B		HR	FC3-2			1B		G3-1	5	1	3	3	0	0	2
34 David Ortiz, L (1, 10) OBP: 0.402, SLG: 0.571	BB		K	K			F8			3	0	0	0	1	2	3
16 Josh Reddick, L (1, 9) OBP: 0.335, SLG: 0.468 12 Jed Lowrie, S (7, PH) OBP: 0.304, SLG: 0.368 54 Darnell McDonald, R (8, 9) OBP: 0.297, SLG: 0.390	K		K		K		F8			3 1 0	0 0 0	0 0 0	0 0 0	0 0 0	3 0 0	2 1 0
13 Carl Crawford, L (1, 7) OBP: 0.292, SLG: 0.401	1B		G5-3		K		G3			4	0	1	0	0	1	1
10 Marco Scutaro, R (1, 6) OBP: 0.355, SLG: 0.409	F7			BB	G6-3			K		3	1	0	0	1	1	3
39 Jarrod Saltalamacchia, S (1, 2) OBP: 0.295, SLG: 0.464		K		1B		K		K		4	0	1	0	0	3	0
3 Mike Aviles, R (1, 5) OBP: 0.295, SLG: 0.426		BB		1B		2B		F7		3	1	2	1	1	0	0
Inning Stats	R: 1 E: 0 K: 1 S: 15 H: 3 LOB: 3 BB: 1 P: 27	R: 0 E: 0 K: 1 S: 6 H: 0 LOB: 0 BB: 1 P: 12	R: 2 E: 0 K: 2 S: 15 H: 2 LOB: 0 BB: 0 P: 24	R: 2 E: 1 K: 2 S: 14 H: 3 LOB: 2 BB: 1 P: 30	R: 0 E: 0 K: 2 S: 12 H: 0 LOB: 0 BB: 0 P: 17	R: 0 E: 0 K: 1 S: 8 H: 1 LOB: 1 BB: 0 P: 14	R: 0 E: 0 K: 0 S: 9 H: 1 LOB: 1 BB: 0 P: 10	R: 0 E: 0 K: 2 S: 14 H: 0 LOB: 0 BB: 0 P: 22	R: 0 E: 1 K: 0 S: 9 H: 0 LOB: 0 BB: 0 P: 11	1B: 5 2B: 5 3B: 0 HR: 1 SF: 0 SAC: 0 DP: 2 HBP: 0	WP: 0 PB: 0 SB: 0 CS: 0 PA: 39					

	AB	35
	R	5
	H	10
	RBI	4
	BB	3
	SO	11
	LOB	19

PITCHER		IP	WLS	BF	H	R	ER	SO	BB	IBB	HBP	BLK	WP	HR	S	P	ERA	WHIP
54 Rick Van Den Hurk, R ERA: 8.0	(1, 1)	3.0		18	7	5	4	4	3	0	0	0	0	1	40	77	12.00	3.333
45 Jo-Jo Reyes, L ERA: 5.57	(4, 1)	3.0		12	3	0	0	5	0	0	0	0	0	0	31	48	0.00	1.000
57 Clay Rapada, L ERA: 6.46	(7, 1)	0.1		1	0	0	0	0	0	0	0	0	0	0	4	5	0.00	0.000
50 Willie Eyre, R ERA: 3.45	(7, 1)	0.2	W	2	0	0	0	0	0	0	0	0	0	0	4	4	0.00	0.000
47 Pedro Strop, R ERA: 2.08	(8, 1)	1.0	H	3	0	0	0	2	0	0	0	0	0	0	14	22	0.00	0.000

PITCHER		IP	WLS	BF	H	R	ER	SO	BB	IBB	HBP	BLK	WP	HR	S	P	ERA	WHIP
43 Jim Johnson, R ERA: 2.69	(9, 1)	1.0	S	3	0	0	0	0	0	0	0	0	0	0	9	11	0.00	0.000

Batter	1	2	3	4	5	6	7	8	9	AB	R	H	RBI	BB	SO	LOB
11 Robert Andino, R (1, 4) OBP: 0.331, SLG: 0.347	X FF 94 0-0 ① F7		B FF 93 B FF 93 X FF 93 2-0 ② P6			C FF 93 B CU 78 X FC 92 1-1 2 S 2 1B 1B		B FF 93 B SI 93 C SI 94 B FF 94 C FF 94 X FF 94 3-2 ① P3	C CU 83 B SI 94 F SI 95 1 SAFE 1 SAFE B FC 92 F FF 94 B CU 83 S FC 92 3-3 ③ K 1-2	5	1	1	0	0	1	2
2 J.J. Hardy, R (1, 6) OBP: 0.304, SLG: 0.483	C FF 94 F FC 90 S CU 80 0-3 ② K		F SI 94 B SI 94 X FF 94 1-1 ③ G6-3			1 SAFE B FF 93 C FF 93 F SI 94 B FF 93 X FC 92 2-2 1-H 1B		C FC 91 X SI 93 0-1 21 2B 27 1B 1B		4	1	2	1	0	1	0
21 Nick Markakis, L (1, 9) OBP: 0.348, SLG: 0.402	B FF 93 C FF 94 S FC 92 B FF 93 F FF 93 B CU 78 B FF 94 4-2 27 E BB			C CH 87 X CH 89 0-1 ① G3-1		B CH 89 C FF 93 1 SAFE C CU 79 B CH 89 S SI 95 2-3 ② K		B SI 92 B SI 93 C FF 92 X SI 93 2-1 1-3 27 1B 2B		3	1	1	0	1	1	1
27 Vladimir Guerrero, R (1, 10) OBP: 0.320, SLG: 0.421	B FF 92 F FF 94 1 SAFE F SI 93 S FF 93 1-3 ③ K 1-2			X FF 91 0-0 ② F9		B FF 95 S CU 80 F SI 93 F CU 81 F CU 82 S FF 95 1-3 ③ K		C FF 94 X SI 94 0-1 32 L6-3 2-H 3-H 1B		4	0	1	2	0	2	2
32 Matt Wieters, S (1, 2) OBP: 0.330, SLG: 0.447		F FF 93 F FC 91 B FF 93 B FF 94 F FF 94 X SI 94 2-2 ① F7		C CH 89 C CU 79 B SI 94 B CU 81 F FC 92 X CH 89 2-2 ③ G3-1			F FC 91 B FF 91 C FC 91 X FC 90 1-2 10 FC3-6 1B	F FF 94 B FF 93 C FF 93 1 SAFE F CU 82 X FC 91 1-2 ②③ L6-3 1-1		4	0	1	0	0	0	1
10 Adam Jones, R (1, 8) OBP: 0.323, SLG: 0.464		B FF 94 F FC 91 S SI 94 X CU 78 1-2 ② G1-3			C FF 91 C FC 92 B FF 94 F SI 93 F SI 94 S CU 80 1-3 ① K		X SI 92 0-0 ① FC3-6 12 HR 1-2f		X SI 95 0-0 38 FC4-6 19 1B 1B	4	1	1	0	0	1	1
12 Mark Reynolds, R (1, 3) OBP: 0.322, SLG: 0.487		F SI 94 S CU 82 B CU 80 F FC 92 X FC 91 1-2 HR			X FC 92 0-0 ② F9		B SI 92 F SI 92 1 SAFE 1 SAFE X CU 78 1-1 1-H HR		1 SAFE B SI 92 1 SAFE F FF 93 F FF 92 X SI 89 1-2 ① F8	4	2	2	3	0	0	1
19 Chris Davis, L (1, 5) OBP: 0.297, SLG: 0.401		B CH 89 B FF 93 X FF 92 2-0 ③ F8			S CH 90 S CU 80 B CU 80 S CU 80 1-3 ③ K		C FC 91 X FC 92 0-1 ② F8		X FF 92 0-0 38 FC4-6 1-2 1B	4	0	1	0	0	1	0
38 Matt Angle, L (1, 7) OBP: 0.278, SLG: 0.232			L SI 93 C CU 76 S CU 80 0-3 ① K2-3			X SI 93 0-0 ① F9	L CH 89 B SI 94 F SI 94 F CU 80 S CU 80 1-3 ③ K		X FF 91 0-0 ② FC4-6 11 S 1-2f 2-3	4	0	0	0	0	2	2
Inning Stats	R: 0 E: 1 K: 2 S: 10 H: 0 LOB: 1 BB: 1 P: 15	R: 1 E: 0 K: 0 S: 12 H: 1 LOB: 0 BB: 0 P: 18	R: 0 E: 0 K: 1 S: 6 H: 0 LOB: 0 BB: 0 P: 9	R: 0 E: 0 K: 0 S: 7 H: 0 LOB: 0 BB: 0 P: 9	R: 0 E: 0 K: 2 S: 9 H: 0 LOB: 0 BB: 0 P: 11	R: 1 E: 0 K: 2 S: 14 H: 2 LOB: 1 BB: 0 P: 20	R: 2 E: 0 K: 1 S: 12 H: 2 LOB: 0 BB: 0 P: 15	R: 2 E: 0 K: 0 S: 13 H: 3 LOB: 0 BB: 0 P: 19	R: 0 E: 0 K: 1 S: 10 H: 2 LOB: 2 BB: 0 P: 14	1B: 7 2B: 2 3B: 0 HR: 2 SF: 0 SAC: 0 DP: 1 HBP: 0						

TOP

Baltimore Orioles @ Boston Red Sox

Fenway Park, Boston, MA

Wed Sep 21 2011, 7:11 PM - 10:10 PM EDT

Att. 38,004 - Partly Cloudy - 68 F

livebaseballscorecards.com

AB	36
R	6
H	10
RBI	6
BB	1
SO	9
LOB	10

PITCHER		IP	WLS	BF	H	R	ER	SO	BB	IBB	HBP	BLK	WP	HR	S	P	ERA	WHIP
19 Josh Beckett, R ERA: 2.7	(1, 1)	7.1	L	30	7	6	6	8	1	0	0	0	0	2	77	109	7.36	1.091
91 Alfredo Aceves, R ERA: 2.7	(8, 1)	1.2		7	3	0	0	1	0	0	0	0	0	0	16	21	0.00	1.800

PITCHER	IP	WLS	BF	H	R	ER	SO	BB	IBB	HBP	BLK	WP	HR	S	P	ERA	WHIP

Baltimore Orioles @ Boston Red Sox

Fenway Park, Boston, MA

Wed Sep 21 2011, 7:11 PM - 10:10 PM EDT

Att. 38,004 - Partly Cloudy - 68 F

livebaseballscorecards.com

Batter	1	2	3	4	5	6	7	8	9	AB	R	H	RBI	BB	SO	LOB
2 Jacoby Ellsbury, L (1, 8) OBP: 0.374, SLG: 0.539	C FF 92 X FF 93 0-1 ① F8		F FF 93 B FC 91 S FF 92 X FF 94 1-2 3 G1-6-3 2-3 1B		X FF 90 0-0 ② F8		C FF 90 F CH 82 F FF 93 F FC 86 S FC 88 0-3 ① K			4	0	1	0	0	1	0
3 Mike Aviles, R (1, 5) OBP: 0.295, SLG: 0.423	B FF 93 X FF 93 1-0 ② P4		C FC 91 F FF 93 F FF 94 B FF 89 X SI 93 1-2 ②③ G1-6-3 1-2f		C FF 91 C CU 74 F CH 86 X CU 75 0-2 28 1B 34 1B 1B		X FC 86 0-0 ② G5-3			4	1	1	0	0	0	2
28 Adrián González, L (1, 3) OBP: 0.409, SLG: 0.557	C FF 94 B FF 94 S FC 89 S FC 84 1-3 ③ K			F FF 91 X FF 93 0-1 15 2B 13 2B 1B	X FF 92 0-0 34 1B 1-3 1B		C FF 87 C FF 87 S SL 77 0-3 ③ K			4	1	2	0	0	2	0
34 David Ortiz, L (1, 10) OBP: 0.401, SLG: 0.568		B FF 92 C FF 93 B FC 88 B CH 86 X FF 94 3-1 ① P5		C CH 85 B FF 93 B SI 93 F FC 88 F FF 93 X SI 93 2-2 ① F7	X FF 92 0-0 1-2 3-H 1B			B SL 77 F SI 87 F SL 77 B FF 90 F SI 89 F SL 77 X SL 73 2-2 ① F7		4	0	1	1	0	0	1
15 Dustin Pedroia, R (1, 4) OBP: 0.381, SLG: 0.470		B FF 92 X FC 88 1-0 ② L5		C FC 91 F FF 93 F FF 95 B FC 90 X FF 94 1-2 1-3 13 2B 2B	C FC 88 B CU 78 B FF 92 B FC 88 S FC 89 S FC 86 3-3 ③ K			C FC 90 X FC 91 0-1 ② G4-3		4	1	1	0	0	1	2
16 Josh Reddick, L (1, 9) OBP: 0.330, SLG: 0.460		F SI 93 B FF 93 X FF 93 1-1 ③ G6-3		X FF 92 0-0 ② G3		C CU 73 S CH 81 B FF 92 F CU 79 X FF 91 1-2 ① F9		X CU 77 0-0 ③ G4-3		4	0	0	0	0	0	2
13 Carl Crawford, L (1, 7) OBP: 0.295, SLG: 0.410			C FC 87 X FC 90 0-1 33 G4-3 3B	X FF 91 0-0 2-H 3-H 2B		B SI 90 B FC 85 C FF 92 X FF 91 2-1 1B			B SI 95 C SI 96 B SI 94 X SI 96 2-1 ① G4-3	4	1	3	2	0	0	0
10 Marco Scutaro, R (1, 6) OBP: 0.354, SLG: 0.406			B FF 92 B FC 89 B FF 93 B FF 93 4-0 2 1B 33 G4-3 BB	C FC 88 X FC 86 0-1 ③ F9		1 SAFE C FF 91 B FF 90 B FF 91 1 SAFE F FC 86 F FC 87 S FF 92 2-3 ② K			C CU 80 X SI 97 0-1 ② G4-3	3	0	0	0	1	1	2
33 Jason Varitek, S (1, 2) OBP: 0.295, SLG: 0.423 12 Jed Lowrie, S (9, PH) OBP: 0.303, SLG: 0.367			B FF 94 B CH 85 F FF 92 F FC 89 X SI 95 2-2 ① G4-3 1-2 3-H		B CU 72 C CU 72 X FF 90 1-1 ① L4	S CH 83 B SI 92 1 SAFE F CH 83 B FF 91 X CU 78 2-2 ③ G3			C SI 97 C CU 81 X CU 81 0-2 ③ G1-3	3 1	0 0	0 0	1 0	0 0	0 0	2 0
Inning Stats	R: 0 H: 0 E: 0 LOB: 0 K: 1 BB: 0 S: 6 P: 8	R: 0 H: 0 E: 0 LOB: 0 K: 0 BB: 0 S: 5 P: 10	R: 1 H: 2 E: 0 LOB: 1 K: 0 BB: 1 S: 12 P: 20	R: 2 H: 3 E: 0 LOB: 1 K: 0 BB: 0 S: 14 P: 17	R: 1 H: 3 E: 0 LOB: 2 K: 1 BB: 0 S: 12 P: 16	R: 0 H: 1 E: 0 LOB: 1 K: 1 BB: 0 S: 13 P: 20	R: 0 H: 0 E: 0 LOB: 0 K: 2 BB: 0 S: 9 P: 9	R: 0 H: 0 E: 0 LOB: 0 K: 0 BB: 0 S: 8 P: 10	R: 0 H: 0 E: 0 LOB: 0 K: 0 BB: 0 S: 7 P: 9	1B: 6 2B: 2 3B: 1 HR: 0	SF: 0 SAC: 0 DP: 1 HBP: 0					

	AB	35
	R	4
	H	9
	RBI	4
	BB	1
	SO	5
	LOB	11

WP: 0 PA: 36
PB: 0
SB: 0
CS: 0

PITCHER		IP	WLS	BF	H	R	ER	SO	BB	IBB	HBP	BLK	WP	HR	S	P	ERA	WHIP
29 Tommy Hunter, R ERA: 4.86	(1, 1)	6.2		29	9	4	4	4	1	0	0	0	0	0	68	97	5.40	1.500
57 Clay Rapada, L ERA: 6.19	(7, 1)	0.2	W	2	0	0	0	1	0	0	0	0	0	0	8	10	0.00	0.000
50 Willie Eyre, R ERA: 3.31	(8, 1)	0.2	H	2	0	0	0	0	0	0	0	0	0	0	3	3	0.00	0.000
43 Jim Johnson, R ERA: 2.66	(9, 1)	1.0	S	3	0	0	0	0	0	0	0	0	0	0	7	9	0.00	0.000

PITCHER	IP	WLS	BF	H	R	ER	SO	BB	IBB	HBP	BLK	WP	HR	S	P	ERA	WHIP

Boston Red Sox @ New York Yankees

Yankee Stadium, Bronx, NY

Sat Sep 24 2011, 4:13 PM - 7:12 PM EDT

Att. 49,556 - Cloudy - 75 F

TOP

livebaseballscorecards.com

Batter	1	2	3	4	5	6	7	8	9	AB	R	H	RBI	BB	SO	LOB
2 Jacoby Ellsbury, L (1, 8) OBP: 0.376, SLG: 0.539	B SI 85 S CH 78 B FS 78 F SI 87 X SL 82 2-2 13 S 1B		B CU 72 B SI 88 B SI 87 B SI 87 4-0 BB		C SI 87 B SL 81 X SL 82 1-1 1-2 1B		B SI 87 B SI 88 X SI 87 2-0 ② F8		C SI 92 B SI 91 B SI 91 F SI 90 S SL 86 2-3 ③ K	4	0	2	0	1	1	1
13 Carl Crawford, L (1, 7) OBP: 0.295, SLG: 0.411	B SI 85 F SL 79 1 SAFE B SI 86 B FF 86 F SL 80 X FS 78 3-2 ① P4 1-2		C SI 86 F SI 87 B FS 79 1 SAFE X FS 79 1-2 ③ G3		B SI 86 F SI 87 F FS 79 X FS 80 1-2 ③ G4-3		B SI 87 B CU 77 C SI 88 X SI 87 2-1 15 1B 1-H 2B			4	0	1	1	0	0	4
15 Dustin Pedroia, R (1, 4) OBP: 0.382, SLG: 0.470	C CU 69 X FF 87 0-1 ② G5-3			C SL 78 B SL 81 S CU 69 B FS 79 X CU 72 2-2 34 G4-6-3 1B		F CH 79 F FS 78 S CU 79 F FS 80 B SI 87 F FS 80 B SI 88 X FS 80 2-2 E5 3 1B	C CU 71 B SI 91 B FF 89 C CH 83 X CH 83 2-2 2-3 1B			4	0	2	0	0	0	1
34 David Ortiz, L (1, 10) OBP: 0.398, SLG: 0.563	B CU 71 B FS 78 C SL 82 B FS 78 X SL 77 3-1 ③ F7			X CU 72 0-0 ① ② G4-6-3 1-2f		B FS 77 X SI 87 1-0 ① F8	B FF 93 S SL 81 S FF 93 B SL 83 B SL 82 X FF 93 3-2 ③ G3-1			4	0	0	0	0	0	5
28 Adrián González, L (1, 3) OBP: 0.408, SLG: 0.555 62 Lars Anderson, L (8, 3)		X SI 85 0-0 ① F8		C SI 86 B SI 86 B SI 86 B SL 82 X CH 79 3-1 1B		B SL 82 D CH 81 B SL 82 C SI 85 C CH 84 X SL 78 3-2 ② P5		S FF 94 B FF 94 C SL 82 S FF 94 1-3 ① K		4 0	0 0	1 0	0 0	0 0	1 0	1 0
3 Mike Aviles, R (1, 5) OBP: 0.294, SLG: 0.421		C SI 85 B CU 68 C SI 87 S FS 78 1-3 ② K		C SI 87 F FS 78 S FS 80 0-3 ③ K		F SL 82 B FS 78 X SI 86 1-1 1-2 1B		C FF 90 X FF 91 0-1 ② F9		4	0	1	0	0	2	1
10 Marco Scutaro, R (1, 6) OBP: 0.353, SLG: 0.404 76 Jose Iglesias, R (8, 6) OBP: 0.333, SLG: 0.333		B SI 87 X SI 88 1-0 ③ G6-3			C SI 86 B CU 70 X SL 79 1-1 2 1B 1B	C FF 88 D CU 69 F SI 88 F SL 80 F FS 80 X CH 79 1-2 ③ G1-3		C SL 86 F CH 86 X SL 87 0-2 ③ G3		4 0	0 0	1 0	0 0	0 0	0 0	2 0
16 Josh Reddick, L (1, 9) OBP: 0.327, SLG: 0.457 36 Conor Jackson, R (7, PH) OBP: 0.313, SLG: 0.344 (7, 9)			C SI 85 F CU 70 B FF 86 B FS 77 F SL 78 X SL 81 2-2 ① F8		B SL 80 F CH 80 B FF 87 B CH 80 X SL 82 3-1 ① F9		B SI 88 F SI 87 X SI 88 1-1 13 2B 1B		X FF 92 0-0 ① G6-3	2 2	0 1	0 1	0 0	0 0	0 0	1 0
39 Jarrod Saltalamacchia, S (1, 2) OBP: 0.293, SLG: 0.460 60 Ryan Lavarnway, R (7, 2) OBP: 0.324, SLG: 0.300			B CU 70 C SL 81 S SL 77 S FS 79 1-3 ② K		B SI 86 F CU 72 B SL 77 F SI 87 X FS 79 2-2 ② F7		B SI 87 D CU 78 C SI 87 C SI 87 B CU 78 X CU 77 3-2 ① F7		C FF 92 S SL 86 B SL 86 S SL 85 1-3 ② K	3 1	0 0	0 0	0 0	0 0	1 1	2 0

Inning Stats	1	2	3	4	5	6	7	8	9
	R: 0 E: 0 K: 0 S: 10	R: 0 E: 0 K: 1 S: 5	R: 0 E: 0 K: 1 S: 10	R: 0 E: 0 K: 1 S: 9	R: 0 E: 0 K: 0 S: 12	R: 0 E: 1 K: 0 S: 17	R: 1 E: 0 K: 0 S: 14	R: 0 E: 0 K: 1 S: 8	R: 0 E: 0 K: 2 S: 7
	H: 1 LOB: 1 BB: 0 P: 18	H: 0 LOB: 0 BB: 0 P: 7	H: 0 LOB: 1 BB: 1 P: 18	H: 2 LOB: 1 BB: 0 P: 14	H: 2 LOB: 2 BB: 0 P: 20	H: 1 LOB: 2 BB: 0 P: 25	H: 3 LOB: 2 BB: 0 P: 27	H: 0 LOB: 0 BB: 0 P: 9	H: 0 LOB: 0 BB: 0 P: 10

AB	36																							
R	1																							
H	9																							
RBI	1																							
BB	1																							
SO	6																							
LOB	18																							

1B: 8	SF: 0																							
2B: 1	SAC: 0																							
3B: 0	DP: 1																							
HR: 0	HBP: 0																							
WP: 0	PA: 37																							
PB: 0																								
SB: 1																								
CS: 0																								

PITCHER		IP	WLS	BF	H	R	ER	SO	BB	IBB	HBP	BLK	WP	HR	S	P	ERA	WHIP
36 Freddy Garcia, R ERA: 3.62	(1, 1)	6.0	W	25	6	0	0	3	1	0	0	0	0	0	63	102	0.00	1.167
61 Raul Valdes, L ERA: 3.12	(7, 1)	0.2		4	2	1	1	0	0	0	0	0	0	0	8	16	13.50	3.000
53 Cory Wade, R ERA: 1.98	(7, 1)	0.0		1	1	0	0	0	0	0	0	0	0	0	3	5	∞	∞
48 Boone Logan, L ERA: 2.88	(7, 1)	0.2		2	0	0	0	1	0	0	0	0	0	0	6	10	0.00	0.000
38 Luis Ayala, R ERA: 1.67	(8, 1)	0.2		2	0	0	0	0	0	0	0	0	0	0	5	5	0.00	0.000

PITCHER		IP	WLS	BF	H	R	ER	SO	BB	IBB	HBP	BLK	WP	HR	S	P	ERA	WHIP
70 George Kontos, R ERA: 1.93	(9, 1)	1.0		3	0	0	0	2	0	0	0	0	0	0	7	10	0.00	0.000

Boston Red Sox @ New York Yankees

Yankee Stadium, Bronx, NY

Sat Sep 24 2011, 4:13 PM - 7:12 PM EDT

Att. 49,556 - Cloudy - 75 F

BOTTOM

Batter	1	2	3	4	5	6	7	8	9	AB	R	H	RBI	BB	SO	LOB
2 Derek Jeter, R (1, 6) OBP: 0.354, SLG: 0.388 41 Chris Dickerson, L (9, 9) OBP: 0.333, SLG: 0.419	X FF 94 0-0 ① L4	X FF 91 0-0 1-H 2-H HR		C FF 89 B SL 86 B FF 90 X FF 90 2-1 ① F9		C FF 92 B FO 85 F FF 92 B CU 78 S FF 92 2-3 ② K				4 0	1 0	1 0	3 0	0 0	1 0	0 0
14 Curtis Granderson, L (1, 8) OBP: 0.370, SLG: 0.566 60 Brandon Laird, R (9, 5) OBP: 0.267, SLG: 0.154	B FF 93 C FF 93 S SI 92 S CU 77 1-3 ② K2-3	C CU 74 F FC 90 B FF 92 S CU 77 1-3 ② K		B FF 90 C SL 88 X SL 86 1-1 ② F7		B CU 73 F FF 92 S FO 85 X FO 87 1-2 ③ F7				4 0	0 0	0 0	0 0	0 0	2 0	0 0
25 Mark Teixeira, S (1, 3) OBP: 0.336, SLG: 0.480 67 Greg Golson, R (9, 7) OBP: 0.143, SLG: 0.143	F FF 94 C CU 76 B CU 78 B FF 94 X FF 94 2-2 ③ F8	C CU 75 S FC 89 B FC 90 B CU 78 T FC 90 2-2 ③ K		C CU 78 X FF 91 0-1 ③ F7			B FF 88 X FF 89 1-0 ① F7			4 0	0 0	0 0	0 0	0 0	1 0	0 0
13 Alex Rodriguez, R (1, 5) OBP: 0.361, SLG: 0.467 71 Austin Romine, R (9, 2) OBP: 0.250, SLG: 0.182		F FF 93 B CH 86 B FF 94 X SI 94 2-1 ① G5-3	B FF 92 X FC 90 1-0 ① G5-3		C FF 91 B FF 91 F SL 85 S FF 92 1-3 ① K		B FF 92 C CU 75 B FO 85 X FF 91 2-1 ② P4			4 0	0 0	0 0	0 0	0 0	1 0	0 0
24 Robinson Canó, L (1, 4) OBP: 0.351, SLG: 0.537 19 Ramiro Pena, S (9, 4) OBP: 0.162, SLG: 0.206		C FF 94 B SI 93 X SI 92 1-1 18 1B 33 BB 63 1B 1B	T FF 93 B CU 77 X CU 75 1-1 ② P6		B FF 90 X CU 78 1-0 ② F8		C SL 77 B SL 73 F SL 77 F FF 88 F FF 89 F SI 88 S SI 87 1-3 ③ K			4 0	1 0	1 0	0 0	0 0	1 0	0 0
33 Nick Swisher, S (1, 9) OBP: 0.377, SLG: 0.452 (9, 3)		C FF 94 D CU 76 B CU 75 B FC 91 D SI 93 4-1 63 1B 18 1B 55 1B 1-2 BB	B CU 74 B FC 89 S FF 90 B CH 84 X FF 92 3-1 18 1B 63 2B 1B		B CU 77 B SL 85 B SL 87 C FF 91 B FF 91 4-1 18 FC6-4 BB			C FF 92 B FS 84 F FC 89 X FC 94 1-2 ① G4-3		2	2	1	0	2	0	0
18 Andruw Jones, R (1, 7) OBP: 0.360, SLG: 0.492 11 Brett Gardner, L (7, 7) OBP: 0.346, SLG: 0.374 (9, 8)		X FF 94 0-0 63 1B 55 1B 1-2 2-3 1B	C SI 93 B FF 91 B CH 85 X SI 93 2-1 63 2B 1-2 1B		B FF 91 C FF 91 C SL 86 X SL 87 1-2 ③ FC6-4 1-2f			C FF 93 X FF 94 0-1 ② G5-3		3 1	2 0	2 0	0 0	0 0	0 0	1 0
63 Jesus Montero, R (1, 10) OBP: 0.414, SLG: 0.635		B FF 94 D FC 92 B SI 92 C FF 92 X SI 92 3-1 55 1B 2 HR 1-2 2-3 3-H 1B	X FC 91 0-0 1-H 2-H 2B			B FF 91 B FF 91 F FF 92 B FF 91 X FF 91 3-1 HR		B FF 93 C FF 92 B FC 88 T FF 92 F FF 93 F FF 93 B SL 86 C FC 93 3-3 ③ K		4	2	3	4	0	1	0
55 Russell Martin, R (1, 2) OBP: 0.323, SLG: 0.403 26 Eduardo Núñez, R (9, 6) OBP: 0.312, SLG: 0.386		F FF 94 X FF 90 0-1 2 HR 1-2 2-H 3-H 1B	B FF 90 X SL 86 1-0 ③ F7			C FF 92 S CU 77 B FO 85 S CU 76 1-3 ① K				3 0	1 0	1 0	2 0	0 0	1 0	1 0
Inning Stats	R: 0 E: 0 K: 1 S: 7 H: 0 LOB: 0 BB: 0 P: 10	R: 6 E: 0 K: 2 S: 17 H: 5 LOB: 0 BB: 1 P: 30	R: 2 E: 0 K: 0 S: 9 H: 3 LOB: 1 BB: 0 P: 17	R: 0 E: 0 K: 0 S: 6 H: 0 LOB: 0 BB: 0 P: 9	R: 0 E: 0 K: 1 S: 8 H: 0 LOB: 1 BB: 1 P: 15	R: 1 E: 0 K: 2 S: 11 H: 1 LOB: 0 BB: 0 P: 18	R: 0 E: 0 K: 1 S: 9 H: 0 LOB: 0 BB: 0 P: 13	R: 0 E: 0 K: 1 S: 10 H: 0 LOB: 0 BB: 0 P: 14		1B: 6 2B: 1 3B: 0 HR: 2 SF: 0 SAC: 0 DP: 0 HBP: 0					WP: 0 PB: 0 SB: 0 CS: 0 PA: 35	

livebaseballscorecards.com

	AB	33
	R	9
	H	9
	RBI	9
	BB	2
	SO	8
	LOB	2

PITCHER		IP	WLS	BF	H	R	ER	SO	BB	IBB	HBP	BLK	WP	HR	S	P	ERA	WHIP
31 Jon Lester, L ERA: 3.49	(1, 1)	2.2	L	17	8	8	8	3	1	0	0	0	0	1	32	55	27.00	3.375
48 Scott Atchison, R ERA: 3.41	(3, 1)	2.1		8	0	0	0	1	1	0	0	0	0	0	15	26	0.00	0.429
63 Junichi Tazawa, R ERA: 6.0	(6, 1)	1.2		6	1	1	1	2	0	0	0	0	0	1	14	24	5.40	0.600
56 Trever Miller, L ERA: 3.8	(7, 1)	0.1		1	0	0	0	1	0	0	0	0	0	0	6	7	0.00	0.000
64 Michael Bowden, R ERA: 4.05	(8, 1)	1.0		3	0	0	0	1	0	0	0	0	0	0	10	14	0.00	0.000

PITCHER	IP	WLS	BF	H	R	ER	SO	BB	IBB	HBP	BLK	WP	HR	S	P	ERA	WHIP

Batter	1	2	3	4	5	6	7	8	9	AB	R	H	RBI	BB	SO	LOB
2 Jacoby Ellsbury, L (1, 8) OBP: 0.378, SLG: 0.549	C SI 93 X SI 92 0-1 15 CS 1B			B FF 92 B KC 81 B FF 92 C FF 91 X SI 93 3-1 HR		C FF 91 C KC 81 X SI 91 0-2 HR		F FC 92 C FC 93 S CH 87 0-3 ③ K		4	2	3	2	0	1	1
13 Carl Crawford, L (1, 7) OBP: 0.293, SLG: 0.407	B FF 93 1 SAFE 1 SAFE B SI 92 B SI 92 C FF 92 X CH 88 3-1 ① L9			B FF 92 B CH 88 F FF 92 F KC 81 B KC 82 S KC 83 3-3 ① K		F FF 93 F KC 82 X KC 82 0-2 ② G3-1			C FC 92 F FC 92 F FF 92 X FC 94 0-2 ① F9	4	0	0	0	0	1	1
15 Dustin Pedroia, R (1, 4) OBP: 0.381, SLG: 0.468	1 SAFE P PO 86 1 SAFE 1 SAFE B FF 92 F FF 92 1 SAFE B FF 92 X FF 93 3-1 ② ③ G6-3 1-2			B FF 92 F FF 92 S KC 83 B KC 84 X KC 83 2-2 ② G6-3		B FF 92 C FF 92 X FF 92 1-1 ③ P6			B FC 92 B FC 92 C FC 92 B FC 92 X FC 92 3-1 28 DI 1B	4	0	1	0	0	0	1
34 David Ortiz, L (1, 10) OBP: 0.401, SLG: 0.563		B FF 92 B SI 92 B SI 92 B FF 90 4-0 28 G4-6-3 BB		B KC 82 B KC 82 B CH 89 B FF 90 4-0 BB			C FF 92 X KC 80 0-1 28 G3-6-1 1B		B FF 94 F FC 94 C KC 80 F CH 86 S KC 81 1-3 ② K	2	0	1	0	2	1	1
28 Adrián González, L (1, 3) OBP: 0.406, SLG: 0.552		C FF 93 D KC 82 C KC 82 B KC 83 X CH 89 2-2 ① ② G4-6-3 1-2f		X FF 92 0-0 ③ L7			B KC 81 X FF 92 1-0 ① ② G3-6-1 1-2f		F FC 94 C FF 95 B FC 95 D KC 80 C FC 94 2-3 ③ K 1-2	4	0	0	0	0	1	4
36 Conor Jackson, R (1, 9) OBP: 0.310, SLG: 0.341		B FF 93 S FF 92 S FF 92 F KC 84 F FF 92 S KC 83 1-3 ③ K			C FF 91 B KC 82 B FF 91 S KC 81 B KC 84 C FF 92 3-3 ① K		B FF 91 F FF 91 F FF 92 X KC 85 1-2 ③ G5-3			3	0	0	0	0	2	0
10 Marco Scutaro, R (1, 6) OBP: 0.352, SLG: 0.406			B FF 92 C KC 81 X FF 92 1-1 ① F9		C FF 92 X FF 92 0-1 ② G4-3			B FF 91 C FF 91 B KC 84 X FF 92 2-1 2B		3	0	1	0	0	0	0
39 Jarrod Saltalamacchia, S (1, 2) OBP: 0.290, SLG: 0.456			B SI 92 B CH 87 C FF 92 F FF 93 F KC 81 F SI 92 F KC 82 S KC 83 2-3 ② K		X FF 92 0-0 ③ F7			B KC 81 S KC 82 F KC 83 F KC 83 S KC 83 1-3 ① K		3	0	0	0	0	2	1
3 Mike Aviles, R (1, 5) OBP: 0.291, SLG: 0.416			F FF 93 B KC 85 X KC 83 1-1 ③ G1-4-3			B KC 79 X FF 91 1-0 ① L9		F FF 92 F FF 93 B KC 85 B KC 84 F KC 84 S KC 84 2-3 ② K		3	0	0	0	0	1	1
Inning Stats	R: 0 E: 0 K: 0 S: 7 H: 1 LOB: 0 BB: 0 P: 12	R: 0 E: 0 K: 1 S: 8 H: 0 LOB: 0 BB: 1 P: 15	R: 0 E: 0 K: 1 S: 10 H: 0 LOB: 0 BB: 0 P: 14	R: 1 E: 0 K: 1 S: 9 H: 1 LOB: 1 BB: 1 P: 21	R: 0 E: 0 K: 1 S: 6 H: 0 LOB: 0 BB: 0 P: 9	R: 1 E: 0 K: 0 S: 9 H: 1 LOB: 0 BB: 0 P: 11	R: 0 E: 0 K: 0 S: 6 H: 1 LOB: 0 BB: 0 P: 8	R: 0 E: 0 K: 3 S: 13 H: 1 LOB: 1 BB: 0 P: 18	R: 0 E: 0 K: 2 S: 13 H: 1 LOB: 1 BB: 0 P: 19	1B: 3 2B: 1 3B: 0 HR: 2 SF: 0 SAC: 0 DP: 2 HBP: 0						

PITCHER	IP	WLS	BF	H	R	ER	SO	BB	IBB	HBP	BLK	WP	HR	S	P	ERA	WHIP
34 A.J. Burnett, R (1, 1) ERA: 5.16	7.2	W	27	5	2	2	6	2	0	0	0	0	2	65	105	2.35	0.913
30 David Robertson, R (8, 1) ERA: 1.09	1.1		5	1	0	0	3	0	0	0	0	0	0	16	22	0.00	0.750

PITCHER	IP	WLS	BF	H	R	ER	SO	BB	IBB	HBP	BLK	WP	HR	S	P	ERA	WHIP

TOP

Boston Red Sox @ New York Yankees

Yankee Stadium, Bronx, NY

Sun Sep 25 2011, 1:11 PM - 4:11 PM EDT

Att. 49,541 - Partly Cloudy - 79 F

livebaseballscorecards.com

AB	30
R	2
H	6
RBI	2
BB	2
SO	9
LOB	10

WP: 0	PA: 32		
PB: 0			
SB: 0			
CS: 1			

BOTTOM

Batter	1	2	3	4	5	6	7	8	9	AB	R	H	RBI	BB	SO	LOB
11 Brett Gardner, L (1, 8) OBP: 0.345, SLG: 0.372	X KN 64 0-0 2 1B 2 S 13 E 1B	C KN 65 B KN 66 X KN 65 1-1 ③ F7		1 SAFE C KN 64 1 SAFE 1 SAFE P PO 70 X KN 65 1-1 ③ P5		B CU 81 C SI 94 F SL 88 C SI 94 1-3 ② K		B FF 95 C FF 95 C FF 94 B SL 82 X FF 95 2-2 ③ G1-4-3		5	1	1	0	0	1	3
2 Derek Jeter, R (1, 6) OBP: 0.356, SLG: 0.393	1 SAFE B KN 65 X KN 65 1-0 20 PB 13 S 20 WP 1-3 1B	B KN 65 C KN 65 S KN 65 S KN 66 1-3 ① K2-3	X KN 64 0-0 E7 13 1B 1B	C SI 92 B SI 94 B SI 93 F SI 93 B SI 94 X SI 94 3-2 2-H 2B					4	2	3	1	0	1	0
13 Alex Rodriguez, R (1, 5) OBP: 0.362, SLG: 0.466	S KN 66 C KN 66 B KN 66 B KN 66 X KN 66 2-2 ① G5-3 1-2 3-H	F KN 66 B CU 58 B KN 66 B FF 73 B KN 66 4-1 20 HR BB	S KN 66 B KN 66 S KN 65 B KN 65 X KN 66 2-2 2-H 1B	X FF 91 0-0 ③ L9					3	1	1	1	1	0	2
20 Jorge Posada, S (1, 10) OBP: 0.319, SLG: 0.409 26 Eduardo Núñez, R (7, PR) OBP: 0.312, SLG: 0.386 (8, 10)	B KN 65 C KN 66 S KN 65 F KN 66 B KN 66 B KN 66 B FF 73 4-2 55 BB 2-H BB	C KN 65 B KN 64 X KN 65 1-1 1-H HR	X SI 92 0-0 ① F7	C FF 90 B CU 78 B SL 86 S FF 91 B FF 91 X FF 91 3-2 55 G6-3 1B					3 0	1 0	2 0	2 0	1 0	0 0	1 0
18 Andruw Jones, R (1, 7) OBP: 0.358, SLG: 0.484 67 Greg Golson, R (8, 7) OBP: 0.143, SLG: 0.143	C KN 66 F KN 66 C CU 58 0-3 ② K	B KN 66 S KN 65 B KN 65 S KN 66 F KN 65 B KN 67 F FF 74 C CU 59 3-3 ② K	C SI 93 B SL 87 F SL 86 F SI 94 B SI 92 B SL 85 B SI 95 4-2 BB	F SL 85 1 SAFE X FF 91 0-1 ① P4					3 0	0 0	0 0	0 0	1 0	2 0	2 0
55 Russell Martin, R (1, 2) OBP: 0.324, SLG: 0.401	B KN 66 C KN 66 D KN 67 B FF 73 B FF 73 4-1 1-2 BB	B KN 66 B FF 73 C FF 73 B CU 60 B KN 66 4-1 41 CS BB	C SI 94 C SI 93 F SI 93 D CU 78 B SL 88 F SI 93 S SI 94 2-3 ② K	1 SAFE 1 SAFE X FF 89 0-0 ②③ G6-3 1-2f					2	0	0	0	2	1	3
41 Chris Dickerson, L (1, 9) OBP: 0.306, SLG: 0.383	B KN 66 C FF 73 B KN 65 F FF 70 F KN 66 X KN 66 2-2 ③ L6	C KN 65 F KN 65 1 SAFE 0-2 ③ CS 1-2	X KN 64 0-0 ① F9	F SI 93 S SL 87 B SI 93 F SI 93 D CU 79 S SI 93 2-3 ③ K				C FF 94 F FF 94 B SL 78 S SL 81 1-3 ① K2-3		4	0	0	0	0	2	4
60 Brandon Laird, R (1, 3) OBP: 0.316, SLG: 0.188		B KN 64 X KN 65 1-0 ① G5-3	B KN 65 B FF 72 B FF 72 C FF 72 B FF 74 4-1 19 FC4-6 BB	C SI 92 B SL 87 C SI 93 F SI 92 F SI 92 X CU 79 1-2 19 SH3-4 2 2B 1B				B FF 94 B FF 93 F FF 93 X FF 93 2-1 ② F8		3	1	1	0	1	0	0
19 Ramiro Pena, S (1, 4) OBP: 0.175, SLG: 0.194		C KN 65 F KN 65 S KN 59 0-3 ② K	C KN 65 S KN 65 X KN 66 0-2 ② FC4-6 1-2f	L SI 92 X SI 92 0-1 ① SH3-4 1-2				B SI 95 B CH 86 C FF 93 C FF 96 F SL 83 B FF 97 B FF 95 4-2 BB		2	0	0	0	1	1	1
Inning Stats	R: 2 E: 0 K: 1 S: 16 H: 2 LOB: 2 BB: 2 P: 29	R: 0 E: 0 K: 1 S: 6 H: 0 LOB: 0 BB: 0 P: 8	R: 2 E: 0 K: 2 S: 14 H: 1 LOB: 0 BB: 2 P: 27	R: 0 E: 0 K: 0 S: 8 H: 0 LOB: 1 BB: 1 P: 12	R: 1 E: 1 K: 2 S: 17 H: 2 LOB: 2 BB: 1 P: 27	R: 1 E: 0 K: 1 S: 14 H: 2 LOB: 1 BB: 0 P: 19	R: 0 E: 0 K: 0 S: 6 H: 1 LOB: 1 BB: 0 P: 9	R: 0 E: 0 K: 1 S: 11 H: 0 LOB: 1 BB: 1 P: 20		1B: 6 2B: 1 3B: 0 HR: 1 SF: 0 SAC: 1 DP: 1 HBP: 0				

PITCHER		IP	WLS	BF	H	R	ER	SO	BB	IBB	HBP	BLK	WP	HR	S	P	ERA	WHIP
49 Tim Wakefield, R ERA: 5.12	(1, 1)	4.0	L	21	5	5	3	4	5	0	0	0	1	1	48	82	6.75	2.500
32 Matt Albers, R ERA: 4.73	(5, 1)	1.2		8	2	1	1	3	1	0	0	0	0	0	26	39	5.40	1.800
48 Scott Atchison, R ERA: 3.26	(6, 1)	1.1		4	1	0	0	0	0	0	0	0	0	0	7	10	0.00	0.750
30 Andrew Miller, L ERA: 5.54	(8, 1)	1.0		4	0	0	0	1	1	0	0	0	0	0	11	20	0.00	1.000

PITCHER	IP	WLS	BF	H	R	ER	SO	BB	IBB	HBP	BLK	WP	HR	S	P	ERA	WHIP

Boston Red Sox @ New York Yankees

Yankee Stadium, Bronx, NY

Sun Sep 25 2011, 1:11 PM - 4:11 PM EDT

Att. 49,541 - Partly Cloudy - 79 F

livebaseballscorecards.com

AB	29
R	6
H	8
RBI	4
BB	7
SO	8
LOB	16

WP: 1 PB: 1 SB: 2 CS: 1 PA: 38

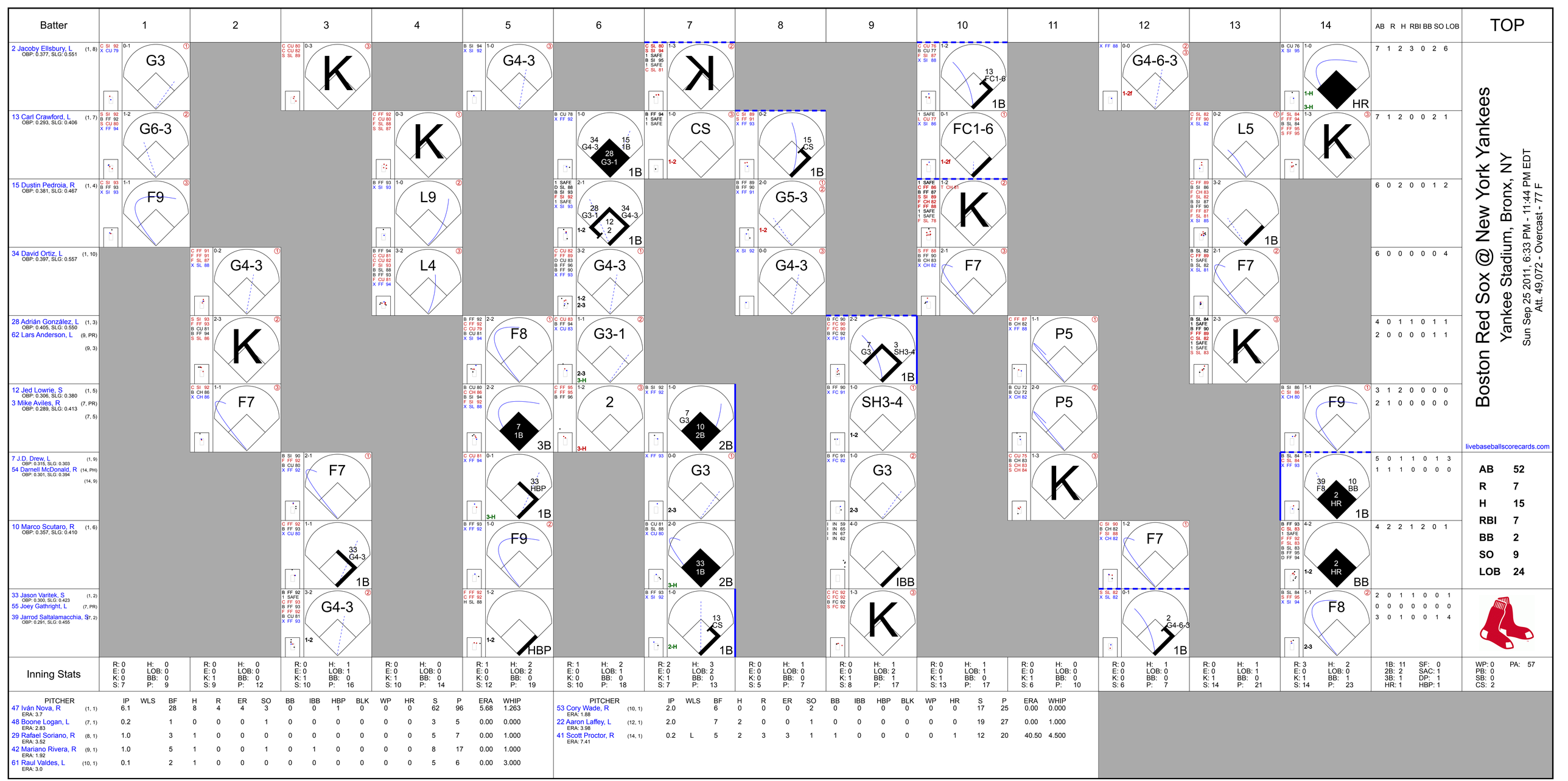
Batter
1
2
3
4
5
6
7
8
9
10
11
12
13
14
AB R H RBI BB SO LOB
TOP
2 Jacoby Ellsbury, L (1, 8) OBP: 0.377, SLG: 0.551
13 Carl Crawford, L (1, 7) OBP: 0.293, SLG: 0.406
15 Dustin Pedroia, R (1, 4) OBP: 0.381, SLG: 0.467
34 David Ortiz, L (1, 10) OBP: 0.397, SLG: 0.557
28 Adrián González, L (1, 3) OBP: 0.405, SLG: 0.550
62 Lars Anderson, L (9, PR) (9, 3)
12 Jed Lowrie, S (1, 5) OBP: 0.306, SLG: 0.380
3 Mike Aviles, R (7, PR) OBP: 0.289, SLG: 0.413 (7, 5)
7 J.D. Drew, L (1, 9) OBP: 0.315, SLG: 0.303
54 Darnell McDonald, R (14, PH) OBP: 0.301, SLG: 0.394 (14, 9)
10 Marco Scutaro, R (1, 6) OBP: 0.357, SLG: 0.410
33 Jason Varitek, S (1, 2) OBP: 0.300, SLG: 0.423
55 Joey Gathright, L (7, PR)
39 Jarrod Saltalamacchia, R (7, 2) OBP: 0.291, SLG: 0.455
G3
K
G4-3
G6-3
F9
L9
L4
F8
G3-1
CS
G5-3
FC1-6
L5
F7
P5
SH3-4
IBB
G4-6-3
HBP
HR
BB
Boston Red Sox @ New York Yankees
Yankee Stadium, Bronx, NY
Sun Sep 25 2011, 6:33 PM - 11:44 PM EDT
Att. 49,072 - Overcast - 77 F
livebaseballscorecards.com
AB 52
R 7
H 15
RBI 7
BB 2
SO 9
LOB 24
Inning Stats
PITCHER IP WLS BF H R ER SO BB IBB HBP BLK WP HR S P ERA WHIP
47 Iván Nova, R (1, 1) ERA: 3.7
48 Boone Logan, L (7, 1) ERA: 2.83
29 Rafael Soriano, R (8, 1) ERA: 3.52
42 Mariano Rivera, R (9, 1) ERA: 1.92
61 Raul Valdes, L (10, 1) ERA: 3.0
53 Cory Wade, R (10, 1) ERA: 1.88
22 Aaron Laffey, L (12, 1) ERA: 3.98
41 Scott Proctor, R (14, 1) ERA: 7.41
1B: 11 SF: 0
2B: 2 SAC: 1
3B: 1 DP: 1
HR: 1 HBP: 1
WP: 0 PA: 57
PB: 0
SB: 0
CS: 2

BOTTOM

Boston Red Sox @ New York Yankees

Yankee Stadium, Bronx, NY

Sun Sep 25 2011, 6:33 PM - 11:44 PM EDT

Att. 49,072 - Overcast - 77 F

livebaseballscorecards.com

Batter	1	2	3	4	5	6	7	8	9	10	11	12	13	14	AB	R	H	RBI	BB	SO	LOB
26 Eduardo Núñez, R (1, 6) OBP: 0.306, SLG: 0.378	G6-3	F4			K			F9		P3		P4			6	0	0	0	0	1	3
14 Curtis Granderson, L (1, 8) OBP: 0.368, SLG: 0.561	24 1B 25 E BB	P5			F9			K		K			G4-3		5	1	0	0	1	2	2
24 Robinson Canó, L (1, 4) OBP: 0.351, SLG: 0.534	25 E 1B		F8			G3-1		G4-3		K			33 F9 67 BB BB		5	1	1	0	1	1	0
25 Mark Teixeira, S (1, 3) OBP: 0.339, SLG: 0.482	E2 2B		33 G4-6-3 BB	F8		F8			11 G3-1 33 G3 BB		K		11 S BB		2	1	1	2	2	0	0
67 Greg Golson, R (9, PR) OBP: 0.222, SLG: 0.125 (10, 9)															1	0	0	0	1	1	0
33 Nick Swisher, S (1, 9) OBP: 0.374, SLG: 0.447 (10, 3)	K		G4-6-3			K			G3		F7		F9		6	0	0	0	0	2	4
12 Eric Chavez, L (1, 5) OBP: 0.320, SLG: 0.361	P4			K			63 G6-3 41 SF8 63 S 1B		G3-1		G5-3		K		3	0	1	0	0	1	0
11 Brett Gardner, L (7, PR) OBP: 0.343, SLG: 0.370 (8, 7)															3	1	0	0	0	1	4
63 Jesus Montero, R (1, 10) OBP: 0.438, SLG: 0.643		41 FC3-5 2B		G1-6-3 BB			G6-3		20 IBB			19 FC1-6 1B		L4	4	0	2	0	2	0	1
41 Chris Dickerson, L (1, 7) OBP: 0.288, SLG: 0.367		FC3-5 71 1B		G1-6-3			SF8		IBB			FC1-6		K	2	0	0	1	0	0	2
60 Brandon Laird, R (8, 5) OBP: 0.316, SLG: 0.198															0	0	0	0	0	0	0
20 Jorge Posada, S (9, PH) OBP: 0.321, SLG: 0.409															0	0	0	0	1	0	0
19 Ramiro Pena, S (9, PR) OBP: 0.167, SLG: 0.184 (10, 5)															2	0	0	0	0	1	1
71 Austin Romine, R (1, 2) OBP: 0.222, SLG: 0.176					F7		G6-3		K			K		G5-3	6	0	1	0	0	2	5
Inning Stats	R: 3 E: 1 K: 1 S: 14 H: 2 LOB: 0 BB: 1 P: 24	R: 0 E: 0 K: 0 S: 12 H: 2 LOB: 2 BB: 0 P: 14	R: 0 E: 0 K: 0 S: 7 H: 0 LOB: 0 BB: 1 P: 12	R: 0 E: 0 K: 1 S: 9 H: 0 LOB: 0 BB: 1 P: 15	R: 0 E: 0 K: 1 S: 8 H: 0 LOB: 0 BB: 0 P: 11	R: 0 E: 0 K: 1 S: 6 H: 0 LOB: 0 BB: 0 P: 8	R: 1 E: 0 K: 0 S: 8 H: 1 LOB: 1 BB: 0 P: 13	R: 0 E: 0 K: 1 S: 7 H: 0 LOB: 0 BB: 0 P: 10	R: 0 E: 0 K: 1 S: 16 H: 0 LOB: 3 BB: 3 P: 31	R: 0 E: 0 K: 2 S: 10 H: 0 LOB: 0 BB: 0 P: 14	R: 0 E: 0 K: 1 S: 8 H: 0 LOB: 0 BB: 0 P: 10	R: 0 E: 0 K: 1 S: 13 H: 1 LOB: 1 BB: 0 P: 17	R: 0 E: 0 K: 1 S: 13 H: 0 LOB: 2 BB: 2 P: 27	R: 0 E: 0 K: 1 S: 10 H: 0 LOB: 0 BB: 0 P: 14	1B: 4 2B: 2 3B: 0 HR: 0	SF: 1 SAC: 0 DP: 2 HBP: 0		WP: 0 PB: 0 SB: 2 CS: 0	PA: 54			

	AB	R	H	RBI	BB	SO	LOB
	45	4	6	3	8	12	22

PITCHER	IP	WLS	BF	H	R	ER	SO	BB	IBB	HBP	BLK	WP	HR	S	P	ERA	WHIP
41 John Lackey, R (1, 1) ERA: 6.41	6.0		24	5	4	3	4	3	0	0	0	0	0	57	86	4.50	1.333
91 Alfredo Aceves, R (7, 1) ERA: 2.66	1.2	B	5	0	0	0	1	0	0	0	0	0	0	13	19	0.00	0.000
51 Daniel Bard, R (8, 1) ERA: 3.17	1.0		6	0	0	0	0	1	2	0	0	0	0	13	28	0.00	1.000
58 Jonathan Papelbon, R (9, 1) ERA: 2.59	2.1		7	0	0	0	4	0	0	0	0	0	0	22	29	0.00	0.000
46 Franklin Morales, L (12, 1) ERA: 3.69	2.0	W	9	1	0	0	2	2	0	0	0	0	0	26	44	0.00	1.500

PITCHER	IP	WLS	BF	H	R	ER	SO	BB	IBB	HBP	BLK	WP	HR	S	P	ERA	WHIP
61 Felix Doubront, L (14, 1) ERA: 6.1	1.0	S	3	0	0	0	1	0	0	0	0	0	0	10	14	0.00	0.000

Boston Red Sox @ Baltimore Orioles

Oriole Park at Camden Yards, Baltimore, MD

Mon Sep 26 2011, 7:08 PM - 10:25 PM EDT

Att. 21,786 - Partly Cloudy - 76 F

livebaseballscorecards.com

Batter	1	2	3	4	5	6	7	8	9	AB	R	H	RBI	BB	SO	LOB
2 Jacoby Ellsbury, L (1, 8) OBP: 0.378, SLG: 0.552	C FF 92 X FC 84 0-1 ① P4	F FC 84 X FF 91 0-1 E7 1-H 2B		1 SAFE C SI 91 X SI 91 0-1 1-3 1B			C SL 81 F SI 89 B SL 82 X SL 81 1-2 ① F9		C SI 95 S SI 95 H SI 95 1-2 13 G3 13 BLK 15 1B HBP	4	1	2	0	0	0	0
13 Carl Crawford, L (1, 7) OBP: 0.290, SLG: 0.402	B FF 92 F FF 91 B FF 92 X FC 84 2-1 ② P6	F FF 93 X FF 92 0-1 ③ G6-3		F FF 91 B FF 91 X FC 86 1-1 ③ L9			C SL 79 B SL 79 B SL 81 C SL 80 B SI 88 F CU 79 X SL 80 3-2 ② G4-3		C SI 95 X FF 95 0-1 ① G3 1-3	5	0	0	0	0	0	4
15 Dustin Pedroia, R (1, 4) OBP: 0.382, SLG: 0.467	B FF 91 B FC 84 B FF 93 C FF 92 B FF 93 4-1 34 2B BB		C CU 81 F CU 75 B CU 78 F FF 92 B FF 93 F FC 83 B FC 88 X FC 86 3-2 ① F9		C FC 88 B FF 90 X FF 92 1-1 34 CS 1B		C SL 81 F SL 81 S FF 92 0-3 ③ K		B FF 96 F SI 95 X SI 95 1-1 34 1B 3-H 1B	4	0	2	1	1	1	0
34 David Ortiz, L (1, 10) OBP: 0.397, SLG: 0.557	S FF 92 B FF 92 X SI 92 1-1 1-3 2B		B CH 81 S FF 92 C CH 83 C FC 87 1-3 ② K		C CH 82 B FF 90 B FF 90 F FC 86 S FF 92 2-3 ① ② K 1-2			C SL 78 B SL 80 S FF 87 S SL 75 1-3 ① K	X SI 95 0-0 1-2 1B	5	0	2	0	0	3	1
28 Adrián González, L (1, 3) OBP: 0.407, SLG: 0.549	I IN 81 I IN 80 I IN 80 I IN 79 4-0 IBB		C CU 74 F FC 84 F FF 93 B FF 94 B FC 86 F CH 84 B CU 82 F FC 88 X CH 85 3-2 ③ G4-3		F CH 82 S FF 92 B FC 85 B FF 93 B CU 76 F FF 94 B FF 92 4-2 BB			B FF 88 X SI 86 1-0 7 1B 12 BB 1B	B CH 90 S SI 97 S CH 89 D CH 90 X CH 90 2-2 ② F7	3	0	1	0	2	0	2
12 Jed Lowrie, S (1, 5) OBP: 0.307, SLG: 0.388	X SI 93 0-0 ③ F7			B CU 71 X CH 81 1-0 HR	B FF 92 B FC 86 X SI 92 2-0 ③ P6			B SL 81 B SI 94 B SI 93 C SI 94 B SI 92 4-1 7 1B 1-2 BB	S SI 96 S SI 96 B SI 96 B CH 90 S SI 96 2-3 ③ K	4	1	1	1	1	1	6
7 J.D. Drew, L (1, 9) OBP: 0.318, SLG: 0.306		C CU 74 F FF 91 B FC 85 F FF 93 X FC 90 1-2 10 FC3-6 1B		F FF 92 B FC 84 F FF 91 B FF 91 X CH 83 2-2 ① F7		C SI 90 F SL 80 X CU 74 0-2 ① P3		C SI 93 X SI 93 0-1 10 FC6-4 1-2 2-3 1B		4	0	2	0	0	0	0
39 Jarrod Saltalamacchia, C (1, 2) OBP: 0.288, SLG: 0.450 60 Ryan Lavarnway, R (8, 2) OBP: 0.324, SLG: 0.300		B FC 91 X FF 92 1-0 ① P5		B FC 88 B FC 85 X FF 91 2-0 ② F7		C SL 80 C SL 81 S SL 81 0-3 ② K		F SL 82 C SL 84 F SL 83 S SL 81 0-3 ② K		4 0	0 0	0 0	0 0	0 0	2 0	4 0
10 Marco Scutaro, R (1, 6) OBP: 0.356, SLG: 0.408		C FF 92 F FF 90 X FC 87 0-2 ② FC3-6 2 2B 2 E 1-2f		F FF 91 B FC 86 X FF 92 1-1 2 1B 1B		B SI 91 B SI 90 C SL 81 X CH 84 2-1 ③ G6-3		B FF 95 F SL 82 X SI 95 1-1 ③ FC6-4 1-2f		4	1	1	0	0	0	4
Inning Stats	R: 0 E: 0 K: 0 S: 8 H: 1 LOB: 3 BB: 2 P: 19	R: 1 E: 1 K: 0 S: 12 H: 2 LOB: 1 BB: 0 P: 14	R: 0 E: 0 K: 1 S: 14 H: 0 LOB: 0 BB: 0 P: 21	R: 1 E: 0 K: 0 S: 11 H: 3 LOB: 2 BB: 0 P: 18	R: 0 E: 0 K: 1 S: 9 H: 1 LOB: 1 BB: 1 P: 18	R: 0 E: 0 K: 1 S: 8 H: 0 LOB: 0 BB: 0 P: 10	R: 0 E: 0 K: 1 S: 10 H: 0 LOB: 0 BB: 0 P: 14	R: 0 E: 0 K: 2 S: 13 H: 2 LOB: 3 BB: 1 P: 20	R: 1 E: 0 K: 1 S: 13 H: 2 LOB: 2 BB: 0 P: 19	1B: 8 2B: 3 3B: 0 HR: 1 SF: 0 SAC: 0 DP: 1 HBP: 1						

TOP	
AB	37
R	3
H	11
RBI	2
BB	4
SO	7
LOB	21

PITCHER		IP	WLS	BF	H	R	ER	SO	BB	IBB	HBP	BLK	WP	HR	S	P	ERA	WHIP
29 Tommy Hunter, R ERA: 4.68	(1, 1)	5.0		24	7	2	1	2	2	1	0	0	0	1	54	90	1.80	1.800
40 Troy Patton, L ERA: 3.25	(6, 1)	1.2	W	5	0	0	0	1	0	0	0	0	0	0	15	21	0.00	0.000
50 Willie Eyre, R ERA: 3.5	(7, 1)	0.1		1	0	0	0	1	0	0	0	0	0	0	3	3	0.00	0.000
57 Clay Rapada, L ERA: 6.06	(8, 1)	0.1		2	1	0	0	1	0	0	0	0	0	0	4	6	0.00	3.000
47 Pedro Strop, R ERA: 2.14	(8, 1)	0.2		4	1	0	0	1	1	0	0	0	0	0	9	14	0.00	3.000

PITCHER		IP	WLS	BF	H	R	ER	SO	BB	IBB	HBP	BLK	WP	HR	S	P	ERA	WHIP
43 Jim Johnson, R ERA: 2.7	(9, 1)	1.0		6	2	1	1	1	0	0	1	1	0	0	13	19	9.00	2.000

Batter	1	2	3	4	5	6	7	8	9	AB	R	H	RBI	BB	SO	LOB
38 Matt Angle, L (1, 7) OBP: 0.293, SLG: 0.266	C FF 92 X FF 93 0-1 2 2 S FC1-4-3 1B		B CH 89 B FC 92 C FF 92 L FC 91 X CU 79 2-2 ③ F7		C CU 79 B FF 92 S CH 87 D CH 90 B FF 94 B CH 87 4-2 BB	X FF 92 0-0 ③ B4-3				3	0	1	0	1	0	0
2 J.J. Hardy, R (1, 6) OBP: 0.304, SLG: 0.483	1 SAFE B SI 92 X FC 90 1-0 ① FC1-4-5 21 G3-6-3 1-3			B CH 88 B SI 92 F SI 93 F FF 94 F FC 94 F FC 92 F FF 94 S CH 89 2-3 ① K	B FC 91 F FF 93 X CH 88 1-1 ② F5		C FC 91 B FS 87 B FC 90 F FS 88 S FF 94 2-3 ① K			4	0	0	0	0	2	4
21 Nick Markakis, L (1, 9) OBP: 0.351, SLG: 0.407	B FF 94 C FF 92 1 SAFE 1 SAFE X CH 88 1-1 ②③ G3-6-3 1-2f			B CU 80 B FC 92 C FC 91 S FF 94 B FC 91 F FF 93 F FC 91 B FF 93 4-2 27 G1-3 BB	C FF 93 F CU 79 S CU 78 0-3 ③ K		C FC 90 F CH 83 F CU 81 F FF 94 B FF 95 X FS 88 1-2 2B			3	0	1	0	1	1	4
27 Vladimir Guerrero, R (1, 10) OBP: 0.317, SLG: 0.416		S FC 92 F FF 94 B CU 80 X CU 80 1-2 ① G4-3		1 SAFE F CH 88 X CH 88 0-1 ② G1-3 1-2		X FF 92 0-0 10 S 19 2B 1B	F FF 93 X FF 93 0-1 ② G5-3			4	1	1	0	0	0	2
32 Matt Wieters, S (1, 2) OBP: 0.328, SLG: 0.447		B FF 93 S CH 88 X FC 92 1-1 HR		S CH 88 B FC 90 X FF 93 1-1 ③ G6-3		L FC 90 S FF 92 X SI 93 0-2 ① L8	F CU 81 C FF 93 X CU 81 0-2 ③ G3			4	1	1	1	0	0	3
10 Adam Jones, R (1, 8) OBP: 0.319, SLG: 0.461		S FC 92 C CU 79 B CU 81 S FF 93 1-3 ② K			C X FF 93 0-1 12 BB 19 1B 1B	B FF 93 B FC 90 F FC 91 S CH 88 S FC 91 2-3 ② K 1-2		B SI 93 C FC 88 F FC 86 B CU 80 F CU 79 B CU 83 T FF 94 3-2 ① K		4	1	1	0	0	3	1
12 Mark Reynolds, R (1, 3) OBP: 0.322, SLG: 0.485		F FF 92 S FF 93 B FC 94 B FC 92 F CU 80 B CU 79 S SI 93 3-3 ③ K			B FF 92 B CH 88 F FC 91 S CH 87 D CH 89 1 SAFE 1 SAFE F FF 93 B FF 93 4-2 11 SH5-4 19 1B 1-2 BB	B FF 93 B FF 93 B CU 80 C CU 80 S CH 88 B SI 93 4-2 19 2B 11 IHR BB		C FC 86 F CU 77 B CU 79 S FF 93 1-3 ② K		2	1	0	0	2	2	0
19 Chris Davis, L (1, 5) OBP: 0.297, SLG: 0.396			B FC 91 S FC 92 S CH 88 F FF 93 F FC 92 X FC 91 1-2 ① G3		F SI 93 B FF 92 F FC 92 X CH 87 1-2 11 SH5-4 1-2 2-H 1B	B FC 91 F FF 93 S FC 91 X CH 88 1-2 11 IHR 1-3 2-H 2B		B SI 95 B FC 85 B FF 93 C FF 93 S FC 85 X FF 94 3-2 ③ L9		4	1	2	2	0	0	0
11 Robert Andino, R (1, 4) OBP: 0.331, SLG: 0.349			B FC 93 X FF 92 1-0 ② G6-3		B FF 92 X FF 92 1-0 ① SH5-4 1-2 2-3	S FC 90 X FF 93 0-1 2-H 3-H IHR				2	1	1	3	0	0	0
Inning Stats	R: 0 E: 0 K: 0 S: 5 H: 1 LOB: 0 BB: 0 P: 7	R: 1 E: 0 K: 2 S: 12 H: 1 LOB: 0 BB: 0 P: 18	R: 0 E: 0 K: 0 S: 9 H: 0 LOB: 0 BB: 0 P: 13	R: 0 E: 0 K: 1 S: 14 H: 0 LOB: 1 BB: 1 P: 21	R: 1 E: 0 K: 1 S: 16 H: 2 LOB: 3 BB: 2 P: 27	R: 4 E: 0 K: 1 S: 15 H: 3 LOB: 0 BB: 1 P: 22	R: 0 E: 0 K: 1 S: 13 H: 1 LOB: 1 BB: 0 P: 16	R: 0 E: 0 K: 2 S: 10 H: 0 LOB: 0 BB: 0 P: 17		1B: 4 2B: 2 3B: 0 HR: 2 SF: 0 SAC: 1 DP: 1 HBP: 0						

BOTTOM

Boston Red Sox @ Baltimore Orioles

Oriole Park at Camden Yards, Baltimore, MD

Mon Sep 26 2011, 7:08 PM - 10:25 PM EDT

Att. 21,786 - Partly Cloudy - 76 F

livebaseballscorecards.com

AB	30
R	6
H	8
RBI	6
BB	4
SO	8
LOB	14

WP: 0 PB: 0 SB: 2 CS: 0 PA: 35

PITCHER		IP	WLS	BF	H	R	ER	SO	BB	IBB	HBP	BLK	WP	HR	S	P	ERA	WHIP
19 Josh Beckett, R ERA: 2.89	(1, 1)	6.0	L	28	7	6	6	5	4	0	0	0	0	1	71	108	9.00	1.833
91 Alfredo Aceves, R ERA: 2.63	(7, 1)	1.0		4	1	0	0	1	0	0	0	0	0	0	13	16	0.00	1.000
70 Kyle Weiland, R ERA: 7.66	(8, 1)	1.0		3	0	0	0	2	0	0	0	0	0	0	10	17	0.00	0.000

PITCHER	IP	WLS	BF	H	R	ER	SO	BB	IBB	HBP	BLK	WP	HR	S	P	ERA	WHIP

Boston Red Sox @ Baltimore Orioles

Oriole Park at Camden Yards, Baltimore, MD

Tue Sep 27 2011, 7:08 PM - 10:44 PM EDT

Att. 22,123 - Overcast - 76 F

TOP

livebaseballscorecards.com

Batter	1	2	3	4	5	6	7	8	9	AB	R	H	RBI	BB	SO	LOB
2 Jacoby Ellsbury, L (1, 8) OBP: 0.377, SLG: 0.554	B FF 90 C SI 92 B SL 80 F SI 91 X SI 92 2-2 ① F8		B SI 92 C SL 84 X SI 88 1-1 2-H HR		B SI 90 B FF 90 C FF 92 B SI 91 X FF 93 3-1 ① G6-3	B SL 77 B SI 90 C SI 89 X FF 90 2-1 ② F7			C FF 90 B FC 85 B FS 85 X FC 85 2-1 ① G4-3	5	1	1	2	0	0	0
15 Dustin Pedroia, R (1, 4) OBP: 0.384, SLG: 0.468	C SI 93 X SI 93 0-1 34 G4-6-3 1B		B SI 92 B SI 93 F SI 93 F SI 92 D SL 82 C SI 92 3-3 ③ K		B CH 83 B SI 92 B SL 82 B SL 91 4-0 28 BB 34 BB	C SI 90 B SI 92 F CH 82 X SI 92 1-2 ③ G6-3			C FF 91 F FC 87 B FC 86 F CU 78 X FF 91 1-2 1B	4	0	2	0	1	1	0
34 David Ortiz, L (1, 10) OBP: 0.397, SLG: 0.555	B SI 92 C SI 93 B SI 93 S SI 92 F SI 94 X SL 84 2-2 ②③ G4-6-3 1-2f			B SL 81 B SL 81 B SI 93 S FF 93 X SI 93 3-1 28 1B 60 HR 1B	D SI 92 B SI 93 F SI 93 D SL 84 F SI 92 B SL 84 4-2 28 BB 1-2 BB		B FF 90 C SL 78 S SI 91 X SI 92 1-2 ① P5		C CU 78 1 SAFE B FS 86 C FS 86 F FF 91 F FF 92 S FC 86 1-3 ② K	4	1	1	0	1	1	2
12 Jed Lowrie, S (1, 5) OBP: 0.303, SLG: 0.382		C FF 90 X SI 90 0-1 ① F9		C SI 93 B SI 94 B SI 88 F SI 94 C SI 93 2-3 ① K	B FF 93 C FF 92 F FF 93 S FC 94 1-3 ② K		C CH 81 F FF 90 X SI 92 0-2 ② F8		B FF 91 X FF 90 1-0 ③ F8	5	0	0	0	0	2	4
28 Adrián González, L (1, 3) OBP: 0.407, SLG: 0.548		C FF 91 X SL 82 0-1 ② G4-3		B SI 94 X SI 93 1-0 1-3 60 HR 1B	B FF 93 B CH 85 B CH 85 B SL 85 4-0 1-2 2-3 BB		B SI 92 B SI 92 C SI 92 F SL 78 X SI 91 2-2 ③ G6-3			3	1	1	0	1	0	0
60 Ryan Lavarnway, R (1, 2) OBP: 0.342, SLG: 0.500		B FF 92 C FF 92 B SI 92 X SI 92 2-1 ③ F7		B SI 86 B SI 92 B CH 87 C SI 93 S SI 94 X SI 94 3-2 1-H 3-H HR	C SL 85 S SL 85 X SL 84 0-2 ③ F9			C SI 88 B FF 88 X CH 79 1-1 HR		4	2	2	4	0	0	3
54 Darnell McDonald, R (1, 9) OBP: 0.303, SLG: 0.401 7 J.D. Drew, L (6, PH) OBP: 0.316, SLG: 0.303 (6, 9)			B SI 90 X FF 90 1-0 ① L7	S SL 82 B SL 84 X SI 93 1-1 13 WP 2B		C SL 83 S SL 83 B FF 93 F SL 84 B SL 84 B FC 94 X SL 84 3-2 ① P2		C SL 79 C SI 90 F SI 90 C SI 90 0-3 ① K		2 2	0 0	1 0	0 0	0 0	0 1	0 0
13 Carl Crawford, L (1, 7) OBP: 0.289, SLG: 0.404			B SI 93 S SL 82 X SI 93 1-1 ② F7	D SL 83 B SI 92 C SL 84 B SL 82 F SI 93 X SI 92 3-2 ② G4-3 2-3		F FF 93 F SL 84 F FC 94 B SL 85 X SL 84 1-2 10 HR 3B		C SL 80 B SI 91 S SI 90 F SL 80 B SI 91 C SI 91 2-3 ② K		4	1	1	0	0	1	1
10 Marco Scutaro, R (1, 6) OBP: 0.357, SLG: 0.419			B SI 92 X FF 92 1-0 2 HR 2B	B SI 93 C SL 87 B SI 93 F SI 93 X SL 84 2-2 ③ F7		F FF 94 X SL 83 0-1 3-H HR		C FF 91 B FF 90 X SL 91 1-1 ③ G6-3		4	2	2	2	0	0	1
Inning Stats	R: 0 E: 0 K: 0 S: 9 H: 1 LOB: 0 BB: 0 P: 13	R: 0 E: 0 K: 0 S: 6 H: 0 LOB: 0 BB: 0 P: 8	R: 2 E: 0 K: 1 S: 9 H: 2 LOB: 0 BB: 0 P: 16	R: 3 E: 0 K: 1 S: 17 H: 4 LOB: 1 BB: 0 P: 32	R: 0 E: 0 K: 1 S: 10 H: 0 LOB: 3 BB: 3 P: 26	R: 2 E: 0 K: 0 S: 15 H: 2 LOB: 0 BB: 0 P: 22	R: 0 E: 0 K: 0 S: 9 H: 0 LOB: 0 BB: 0 P: 12	R: 1 E: 0 K: 2 S: 13 H: 1 LOB: 0 BB: 0 P: 17	R: 0 E: 0 K: 1 S: 12 H: 1 LOB: 1 BB: 0 P: 17	1B: 4 2B: 2 3B: 1 HR: 4 SF: 0 SAC: 0 DP: 1 HBP: 0						

AB	37
R	8
H	11
RBI	8
BB	3
SO	6
LOB	11

WP: 1 PB: 0 SB: 0 CS: 0 PA: 40

PITCHER		IP	WLS	BF	H	R	ER	SO	BB	IBB	HBP	BLK	WP	HR	S	P	ERA	WHIP
53 Zack Britton, L ERA: 4.61	(1, 1)	4.1	L	21	7	5	5	2	2	0	0	0	1	2	45	84	10.38	2.077
49 Jason Berken, R ERA: 5.36	(5, 1)	1.0		6	2	2	2	1	1	0	0	0	0	1	16	25	18.00	3.000
58 Zach Phillips, L ERA: 1.13	(6, 1)	2.1		8	1	1	1	2	0	0	0	0	0	1	25	34	3.86	0.429
37 Jeremy Accardo, R ERA: 5.73	(8, 1)	0.1		1	0	0	0	0	0	0	0	0	0	0	2	3	0.00	0.000
63 Kevin Gregg, R ERA: 4.37	(9, 1)	1.0		4	1	0	0	1	0	0	0	0	0	0	12	17	0.00	1.000

PITCHER	IP	WLS	BF	H	R	ER	SO	BB	IBB	HBP	BLK	WP	HR	S	P	ERA	WHIP

BOTTOM

Batter	1	2	3	4	5	6	7	8	9	AB	R	H	RBI	BB	SO	LOB
11 Robert Andino, R (1, 4) OBP: 0.328, SLG: 0.345	C FF 87 F SI 90 B CH 76 C CU 75 1-3 K		B FF 91 F FF 92 F FC 89 B CH 78 F CU 78 F FF 92 B SI 92 F FF 93 F CU 78 3-3 F CU 78 F FF 90 S FC 88 K	B FF 95 X FS 89 1-0 F9			X FC 92 0-0 G4-3	C SL 82 B SL 82 B FF 95 F SL 82 X SL 83 2-2 F7		5	0	0	0	0	2	3
2 J.J. Hardy, R (1, 6) OBP: 0.307, SLG: 0.483	C FF 90 B FF 92 B CU 77 S SI 92 B SI 92 X CU 77 3-2 F7		F CU 78 B SI 90 B CH 78 F CU 76 F SI 92 B CU 79 D CU 78 4-2 BB		B CU 80 C FF 92 X CU 80 1-1 1B		C FC 92 X FC 92 0-1 F9		C FF 95 S FF 96 X FF 95 0-2 27 1B 21 G3 32 G2-3 1B	4	1	2	0	1	0	0
21 Nick Markakis, L (1, 9) OBP: 0.351, SLG: 0.408	B SI 92 B CU 78 B FF 90 B FF 90 4-0 27 2B BB		C FF 93 S SI 91 B SI 93 X CU 78 1-2 F7		C CH 85 B SI 93 X FS 87 1-1 F8		B FF 92 C FS 87 F FF 94 F FF 94 X CU 80 1-2 2B		B FF 95 C FS 90 B FF 95 C FF 95 B FF 96 F FF 96 F FS 91 F FF 96 F FS 90 3-2 F FF 85 X FF 92 G3 1-2	4	1	1	0	1	0	3
27 Vladimir Guerrero, R (1, 10) OBP: 0.319, SLG: 0.419 38 Matt Angle, L (9, PR) OBP: 0.293, SLG: 0.266	B CU 77 B FF 90 F FF 92 X SI 91 2-1 1-H 2B			S FF 85 X CU 74 0-1 32 HR 1B	C SL 82 X FF 93 0-1 F9		B FF 93 B FC 92 X FS 88 2-0 G4-3		X FF 95 0-0 32 G2-3 2-3 1B	5 0	1 0	3 0	1 0	0 0	0 0	2 0
32 Matt Wieters, S (1, 2) OBP: 0.329, SLG: 0.453	C CU 78 D CU 79 F SI 92 X FF 91 1-2 L1			B FF 88 D CU 75 X SI 90 2-0 1-H HR	B FF 93 X FC 92 1-0 F7			F FF 96 B SL 84 X FF 95 1-1 10 G4-3 19 1B 1B	S FF 95 B FF 95 X FS 89 1-1 G2-3 1-2 3-H	5	2	2	3	0	0	3
10 Adam Jones, R (1, 8) OBP: 0.320, SLG: 0.467		X SI 91 0-0 19 CS 2B		F CU 77 B SI 90 S CH 77 B FS 77 B SI 91 F CU 76 C CU 76 3-3 K	C FF 94 B FC 93 X CU 81 1-1 HR			B SL 83 C SL 84 B SI 95 F FF 97 F SI 96 X SL 83 2-2 G4-3 1-2	F FF 95 F FF 96 F FF 96 B FF 96 F FF 96 B FF 96 F SL 80 D SL 82 F FF 96 3-2 X SL 79 G5-3	5	1	2	1	0	1	3
12 Mark Reynolds, R (1, 3) OBP: 0.321, SLG: 0.482		S SI 90 B SI 92 F CU 76 S SI 93 1-3 K		B SI 90 S CH 79 B CH 79 B FF 92 B CU 77 4-1 14 F9 19 1B BB	S FF 94 C FS 86 S FC 92 0-3 K			S FF 96 D SL 84 S SL 83 S SL 82 1-3 K		3	0	0	0	1	3	2
19 Chris Davis, L (1, 5) OBP: 0.301, SLG: 0.398		B CU 76 F FF 91 F FF 91 F FF 92 B SI 91 F CU 77 B FC 90 S SI 91 3-3 K1-3 2-3		B FC 89 X FF 87 1-0 1-2 1B	C FS 86 B CH 82 S FF 93 X FF 95 1-2 G4-3			B FF 94 F CH 89 F FF 95 F FF 96 X CH 92 1-2 14 3B 2-H 1B		4	1	2	1	0	1	1
14 Nolan Reimold, R (1, 7) OBP: 0.326, SLG: 0.451			C CU 73 B FF 90 B FF 89 S CU 75 B CU 78 F CU 76 C SI 92 3-3 K	X FF 94 0-0 F9 2-3	C CU 81 X CU 82 0-1 G6-3			S FF 96 X FF 95 0-1 1-H 3B		4	0	1	1	0	1	2
Inning Stats	R: 1 E: 0 K: 1 S: 11 H: 1 LOB: 1 BB: 1 P: 22	R: 0 E: 0 K: 2 S: 9 H: 1 LOB: 0 BB: 0 P: 13	R: 0 E: 0 K: 2 S: 19 H: 0 LOB: 1 BB: 1 P: 30	R: 2 E: 0 K: 1 S: 11 H: 3 LOB: 2 BB: 1 P: 22	R: 0 E: 0 K: 0 S: 7 H: 1 LOB: 1 BB: 0 P: 10	R: 1 E: 0 K: 1 S: 10 H: 1 LOB: 0 BB: 0 P: 12	R: 0 E: 0 K: 0 S: 8 H: 1 LOB: 1 BB: 0 P: 11	R: 2 E: 0 K: 1 S: 18 H: 3 LOB: 1 BB: 0 P: 25	R: 1 E: 0 K: 0 S: 21 H: 2 LOB: 2 BB: 0 P: 28	1B: 7 2B: 3 3B: 1 HR: 2 SF: 0 SAC: 0 DP: 0 HBP: 0						

PITCHER		IP	WLS	BF	H	R	ER	SO	BB	IBB	HBP	BLK	WP	HR	S	P	ERA	WHIP
23 Erik Bedard, L ERA: 3.62	(1, 1)	3.1		17	5	3	3	6	3	0	0	0	0	1	48	84	8.10	2.400
91 Alfredo Aceves, R ERA: 2.63	(4, 1)	3.2	W	14	3	1	1	1	0	0	0	0	0	1	27	36	2.46	0.818
51 Daniel Bard, R ERA: 3.38	(8, 1)	1.0		6	3	2	2	1	0	0	0	0	0	0	18	25	18.00	3.000
58 Jonathan Papelbon, R ERA: 2.69	(9, 1)	1.0	S	5	2	1	1	0	0	0	0	0	0	0	21	28	9.00	2.000

PITCHER	IP	WLS	BF	H	R	ER	SO	BB	IBB	HBP	BLK	WP	HR	S	P	ERA	WHIP

Boston Red Sox @ Baltimore Orioles

Oriole Park at Camden Yards, Baltimore, MD

Tue Sep 27 2011, 7:08 PM - 10:44 PM EDT

Att. 22,123 - Overcast - 76 F

livebaseballscorecards.com

AB	39
R	7
H	13
RBI	7
BB	3
SO	8
LOB	19

WP: 0 PA: 42
PB: 0
SB: 0
CS: 1

Batter	1	2	3	4	5	6	7	8	9	AB	R	H	RBI	BB	SO	LOB
2 Jacoby Ellsbury, L (1, 8) OBP: 0.376, SLG: 0.552	C FF 97 B CU 78 X FF 96 1-1 P6		B FC 91 F FC 90 B SI 96 X SI 94 2-1 G5-6-3 34 15 1B 1-2 1B	1 SAFE B FS 83 1-0 CS 1-2	C SI 94 F FC 91 B FF 95 S FC 89 1-3 K		B SI 88 B SL 82 X SL 81 2-0 F9		C CU 79 F CH 88 B SI 96 X CH 89 1-2 E3 15 1B 15 S	5	0	1	0	0	1	0
15 Dustin Pedroia, R (1, 4) OBP: 0.387, SLG: 0.474	F FF 96 B FC 92 F FC 92 X CU 81 1-2 G5-3		X FF 96 0-0 34 G5-6-3 1-2 2-H 1B		B FC 91 C CU 78 B CU 79 S SI 95 F CU 81 X SI 94 2-2 HR		B SL 78 B SI 88 B SI 88 B SI 86 4-0 34 1B BB		C SI 94 1 SAFE B CU 81 S SI 95 B SI 95 F SI 96 F SI 95 F CU 82 X SI 96 2-2 34 FC2-6 1-3 1B	4	1	3	2	1	0	0
34 David Ortiz, L (1, 10) OBP: 0.398, SLG: 0.554 55 Joey Gathright, L (9, PR) (9, 10)	C CU 79 C FS 86 B FF 97 B CU 79 B FS 83 B CU 78 4-2 28 FC4-6 BB		C CU 80 B FF 96 F FS 85 F FF 95 X FS 86 1-2 G5-6-3 1-2f 2-3		B FS 87 B FF 96 F SI 96 F FF 96 X FC 90 2-2 28 1B 1B		B SL 81 X SL 79 1-0 1-3 1B		1 SAFE 3 SAFE B SI 96 B SI 95 F SI 96 1 SAFE B CH 89 S SI 96 X SI 96 3-2 FC2-6 28 IBB 1-2f	4 0	0 0	2 0	0 0	1 0	0 0	4 0
28 Adrián González, L (1, 3) OBP: 0.410, SLG: 0.548	C FF 96 X FC 89 0-1 FC4-6 1-2f		I IN 67 I IN 70 I IN 70 I IN 70 4-0 IBB		C SL 80 B SI 88 X SI 88 1-1 1-2 1B		I IN 50 I IN 51 I IN 49 I IN 51 4-0 60 FC6-4 IBB		B FF 95 I IN 67 I IN 69 I IN 73 4-0 60 G6-4-3 1-2 IBB	2	0	1	0	3	0	1
60 Ryan Lavarnway, R (1, 2) OBP: 0.302, SLG: 0.436		C FF 95 X SI 96 0-1 G1-3	B CU 80 B SI 95 C SI 95 F SI 95 F FF 96 S CU 79 2-3 K		C SI 88 F SL 82 B SI 90 F SI 89 B SI 89 X SL 82 2-2 L7		C SL 82 D SL 82 X FF 92 1-1 FC6-4 1-2f		X SI 96 0-0 G6-4-3 1-2f	5	0	0	0	0	1	9
7 J.D. Drew, L (1, 9) OBP: 0.315, SLG: 0.302		B SI 96 B FF 96 X SI 96 2-0 1B		B CU 78 X SI 95 1-0 G6-3	B SL 81 B SL 83 C SL 82 X SL 80 2-1 F8			B SL 80 B SL 80 C FF 95 S SL 83 X FF 94 2-2 G3		4	0	1	0	0	0	2
10 Marco Scutaro, R (1, 6) OBP: 0.358, SLG: 0.423		L FF 95 X CU 79 0-1 P6	C CU 80 F FC 91 B CU 80 F FF 96 B FS 84 F FF 96 X SI 96 2-2 13 G6-3 3 BLK 2B			B SI 88 C SL 79 B CH 81 X SI 89 2-1 G5-3		C FF 94 X SI 95 0-1 13 2B 1B	4	1	2	0	0	0	1
13 Carl Crawford, L (1, 7) OBP: 0.289, SLG: 0.405		C SI 95 B CU 77 F FS 84 X CU 79 1-2 F7		C CU 79 B FS 84 F CU 78 F FS 83 X FC 90 1-2 G6-3 2-3		B SL 81 X SI 88 1-0 F7		S SI 92 B SI 92 B SI 81 B SI 93 F SL 81 X SL 82 3-2 1-H 2B	4	0	1	0	0	0	2
3 Mike Aviles, R (1, 5) OBP: 0.289, SLG: 0.409			B FF 95 S FF 95 B FC 90 F FF 95 B FC 92 B FF 96 4-2 2 1B 15 1B BB	F CU 78 F FF 95 B FF 96 B CU 82 X CU 81 2-2 E5 2 CS 3-H		C SL 80 S SI 89 X SI 88 0-2 G6-3		B SL 82 X SL 82 1-0 P2	3	1	0	0	1	0	1
Inning Stats	R: 0 E: 0 K: 0 S: 9 H: 0 LOB: 1 BB: 1 P: 15	R: 0 E: 0 K: 0 S: 8 H: 1 LOB: 1 BB: 0 P: 11	R: 1 E: 0 K: 1 S: 13 H: 2 LOB: 2 BB: 2 P: 26	R: 1 E: 1 K: 0 S: 13 H: 1 LOB: 0 BB: 0 P: 20	R: 1 E: 0 K: 1 S: 18 H: 3 LOB: 2 BB: 0 P: 28	R: 0 E: 0 K: 0 S: 6 H: 0 LOB: 0 BB: 0 P: 9	R: 0 E: 0 K: 0 S: 4 H: 1 LOB: 2 BB: 2 P: 16	R: 0 E: 0 K: 0 S: 9 H: 2 LOB: 1 BB: 0 P: 15	R: 0 E: 1 K: 0 S: 13 H: 1 LOB: 3 BB: 1 P: 23	1B: 8 2B: 2 3B: 0 HR: 1 SF: 0 SAC: 0 DP: 2 HBP: 0						WP: 0 PB: 0 SB: 1 CS: 1 PA: 42

PITCHER		IP	WLS	BF	H	R	ER	SO	BB	IBB	HBP	BLK	WP	HR	S	P	ERA	WHIP
55 Alfredo Simon, R ERA: 4.9	(1, 1)	4.1		21	6	3	3	2	2	1	0	1	0	1	53	87	6.23	1.846
40 Troy Patton, L ERA: 3.0	(5, 1)	2.1		10	2	0	0	0	1	1	0	0	0	0	16	35	0.00	1.286
50 Willie Eyre, R ERA: 3.44	(7, 1)	0.1		1	0	0	0	0	0	0	0	0	0	0	2	3	0.00	0.000
47 Pedro Strop, R ERA: 2.05	(8, 1)	1.0		4	2	0	0	0	0	0	0	0	0	0	9	15	0.00	2.000
43 Jim Johnson, R ERA: 2.67	(9, 1)	1.0	W	5	1	0	0	0	0	1	0	0	0	0	13	23	0.00	1.000

TOP

Boston Red Sox @ Baltimore Orioles

Oriole Park at Camden Yards, Baltimore, MD

Wed Sep 28 2011, 7:11 PM - 12:02 AM EDT
Att. 29,749 - Partly Cloudy - 80 F

livebaseballscorecards.com

AB	35
R	3
H	11
RBI	2
BB	6
SO	2
LOB	20

Boston Red Sox @ Baltimore Orioles

Oriole Park at Camden Yards, Baltimore, MD

Wed Sep 28 2011, 7:11 PM - 12:02 AM EDT

Att. 29,749 - Partly Cloudy - 80 F

BOTTOM

Batter	1	2	3	4	5	6	7	8	9	AB	R	H	RBI	BB	SO	LOB
11 Robert Andino, R (1, 4) OBP: 0.327, SLG: 0.344	F FF 94 F SI 95 B FF 94 F SI 90 C FF 96 1-3 K ①		B CU 76 X SI 94 1-0 G5-3 ② 1-2		B FF 90 X SI 94 1-0 G6-3 ③		C SL 82 B FC 92 S FF 92 F FF 93 B FS 89 S FF 93 2-3 K ②		B SL 79 C FF 94 X FS 90 1-1 2-H 1B	5	0	1	1	0	2	4
2 J.J. Hardy, R (1, 6) OBP: 0.310, SLG: 0.491	B FC 91 C FF 94 X FF 91 1-1 2B		X SI 91 0-0 2-H HR			B CU 74 B FF 90 C FC 87 B SI 91 B FC 86 4-1 27 G6-4-3 21 BB BB	C FF 95 B FF 93 X SL 83 1-1 G5-3 ③			3	1	2	2	1	0	2
21 Nick Markakis, L (1, 9) OBP: 0.351, SLG: 0.406 38 Matt Angle, L (9, 7) OBP: 0.293, SLG: 0.266	F FF 95 C FF 94 C SI 94 0-3 K ②		C FF 95 F FC 90 B CU 79 B FF 94 B CU 77 S FC 89 3-3 K ③			B FF 93 B FF 89 B FF 94 C FF 91 B FC 88 4-1 27 G6-4-3 1-2 BB		B FF 96 X FF 96 1-0 G6-3 ①		3 0	0 0	0 0	0 0	1 0	2 0	1 0
27 Vladimir Guerrero, R (1, 10) OBP: 0.317, SLG: 0.416	X FF 95 0-0 G5-3 ③			B FF 92 S FF 89 X CU 75 1-1 G5-3 ①		F FF 94 B FF 92 X SI 93 1-1 G6-4-3 ①② 1-2f 2-3		F FF 98 X SL 84 0-1 F8 ②		4	0	0	0	0	0	3
32 Matt Wieters, S (1, 2) OBP: 0.328, SLG: 0.450		F FF 94 B FF 92 S FC 90 F CH 86 F SI 94 X FC 91 1-2 F9 ①		B FF 93 B FC 90 C SI 94 C SI 94 B CU 78 S FC 90 3-3 K ②		B FF 92 D SI 94 B SI 95 B SI 92 4-0 BB		B FF 97 B FF 96 C FF 98 S SL 84 X SL 84 2-2 F9 ③		3	0	0	0	1	1	0
10 Adam Jones, R (1, 8) OBP: 0.319, SLG: 0.466		B SI 96 F FC 90 S CH 86 X CH 87 1-2 12 G5-4-3 1B		B SI 95 X SI 95 1-0 G3-1 ③		B SI 94 C SI 91 F CU 76 D FF 92 B SI 92 S CU 76 3-3 K2-3 ③			S FF 96 B FS 91 B FF 96 F FF 95 S FS 91 2-3 K ①	4	0	1	0	0	2	2
12 Mark Reynolds, R (1, 3) OBP: 0.323, SLG: 0.483		C SI 94 S FC 90 B FF 95 X FF 91 1-2 G5-4-3 ②③ 1-2f			X SI 93 0-0 19 G4-3 14 FC6-2 2B		H FF 94 1-0 14 HBP HBP		C FF 95 B FF 96 S FF 96 S FF 96 1-3 K ②	3	0	1	0	0	1	1
19 Chris Davis, L (1, 5) OBP: 0.305, SLG: 0.402 51 Kyle Hudson, L (9, PR) OBP: 0.143, SLG: 0.143		C FF 92 B CU 76 S SI 91 B CU 77 F FC 91 F FF 95 B SI 96 B FF 93 4-2 14 FC5-4 BB		S CU 75 C CU 76 B FC 90 X SI 93 1-2 G4-3 ① 2-3		X FC 91 0-0 F7 ①		X FF 98 0-0 14 2B 2B		3 0	0 1	1 0	0 0	1 0	0 0	2 0
14 Nolan Reimold, R (1, 7) OBP: 0.328, SLG: 0.453 (9, 9)		C FC 90 C CU 77 X CU 77 0-2 FC5-4 11 G5-3 2 HR ① 1-2f		B CU 75 B FF 91 F SI 94 F FF 92 B CU 76 X FF 90 3-2 FC6-2 ② 3-H		H FF 94 1-0 1-2 HBP		B FF 96 B FF 97 S FF 96 S FF 96 X FF 97 2-2 11 1B 2-H 2B		3	2	1	1	0	0	2
Inning Stats	R: 0 E: 0 K: 2 S: 10 H: 1 LOB: 1 BB: 0 P: 12	R: 0 E: 0 K: 0 S: 11 H: 1 LOB: 0 BB: 0 P: 14	R: 2 E: 0 K: 1 S: 12 H: 1 LOB: 0 BB: 1 P: 20	R: 0 E: 0 K: 1 S: 6 H: 0 LOB: 0 BB: 0 P: 11	R: 0 E: 0 K: 0 S: 8 H: 1 LOB: 1 BB: 0 P: 13	R: 0 E: 0 K: 1 S: 7 H: 0 LOB: 2 BB: 3 P: 23	R: 0 E: 0 K: 1 S: 7 H: 0 LOB: 2 BB: 0 P: 12	R: 0 E: 0 K: 0 S: 6 H: 0 LOB: 0 BB: 0 P: 9	R: 2 E: 0 K: 2 S: 12 H: 3 LOB: 2 BB: 0 P: 18	1B: 2 2B: 4 3B: 0 HR: 1 SF: 0 SAC: 0 DP: 2 HBP: 2						

livebaseballscorecards.com

AB	31
R	4
H	7
RBI	4
BB	4
SO	8
LOB	17

PITCHER		IP	WLS	BF	H	R	ER	SO	BB	IBB	HBP	BLK	WP	HR	S	P	ERA	WHIP
31 Jon Lester, L ERA: 3.47	(1, 1)	6.0		24	4	2	2	5	4	0	0	0	0	1	54	93	3.00	1.333
91 Alfredo Aceves, R	(7, 1)	1.0	H	5	0	0	0	1	0	0	2	0	0	0	7	12	0.00	0.000
51 Daniel Bard, R ERA: 3.33	(8, 1)	1.0	H	3	0	0	0	0	0	0	0	0	0	0	6	9	0.00	0.000
58 Jonathan Papelbon, R ERA: 2.94	(9, 1)	0.2	L	5	3	2	2	2	0	0	0	0	0	0	12	18	27.00	4.500

PITCHER	IP	WLS	BF	H	R	ER	SO	BB	IBB	HBP	BLK	WP	HR	S	P	ERA	WHIP