

Boston Red Sox - 2011

Batter	1	2	3	4	5	6	7	8	9	AB	R	H	RBI	BB	SO	LOB	TOP																					
10 Marco Scutaro, R OBP: 0.333, SLG: 0.667 76 Jose Iglesias, R (5, PR) (5, 6)	G3	G4-3					F7	K		3	0	1	0	0	0	2																						
12 Jed Lowrie, S OBP: 0.167, SLG: 0.167 84 Oscar Tejada, R OBP: 0.500, SLG: 0.500 (1, 4) (5, PR) (5, 4)	F7		F8		E9		72 WP 1B	G6-3		3	0	1	1	0	0	0																						
23 Mike Cameron, R OBP: 0.500, SLG: 0.500 83 Ryan Lavanway, R (7, PH) (7, 10)					K		F8	K		3	0	2	0	0	1	2																						
20 Kevin Youkilis, R OBP: 0.333, SLG: 0.200 71 Brent Dlugach, R OBP: 0.333, SLG: 0.667 (1, 5) (5, PR) (5, 5)	G6-3		G5-3				F7			2	0	0	0	1	0	2																						
72 Yamaico Navarro, R OBP: 0.333, SLG: 0.333 (5, 5)								86 2B		2	1	1	0	0	0	1																						
55 Ryan Kalish, L OBP: 0.375, SLG: 0.286 86 J.C. Linares, R OBP: 0.667, SLG: 1.000 (1, 8) (5, 8)			F7		L1-3					3	1	1	0	0	0	4																						
54 Darnell McDonald, R OBP: 0.333, SLG: 0.200 80 Nate Spears, L OBP: 0.500, SLG: 0.500 (1, 7) (6, 7)					F7		G5-3			2	0	0	0	0	0	0																						
39 Jarrod Saltalamacchia, R OBP: 0.500, SLG: 0.500 (1, 2) (6, 2)										2	0	0	0	1	0	2																						
68 Josh Reddick, L OBP: 0.600, SLG: 1.500 85 Che-Hsuan Lin, R (1, 9) (6, 9)										2	0	1	1	0	0	1																						
70 Drew Sutton, S OBP: 0.375, SLG: 0.167 78 Lars Anderson, L OBP: 0.400, SLG: 1.000 (1, 3) (6, 3)										2	0	0	0	1	1	2																						
Inning Stats	R: 0 E: 0 K: 0 S: 4	H: 1 LOB: 1 BB: 0 P: 4	R: 1 E: 0 K: 0 S: 4	H: 1 LOB: 2 BB: 1 P: 9	R: 0 E: 0 K: 0 S: 4	H: 1 LOB: 1 BB: 1 P: 7	R: 0 E: 0 K: 0 S: 3	H: 0 LOB: 1 BB: 1 P: 7	R: 1 E: 1 K: 1 S: 6	H: 2 LOB: 3 BB: 1 P: 10	R: 0 E: 0 K: 1 S: 6	H: 1 LOB: 1 BB: 0 P: 6	R: 0 E: 0 K: 0 S: 4	H: 1 LOB: 1 BB: 0 P: 5	R: 1 E: 1 K: 1 S: 8	H: 3 LOB: 2 BB: 0 P: 8	R: 2 E: 0 K: 1 S: 8	H: 3 LOB: 1 BB: 0 P: 8	1B: 11 2B: 3 3B: 0 HR: 0	SF: 1 SAC: 0 DP: 1 HBP: 1	WP: 1 PB: 0 SB: 0 CS: 0	PA: 43																
PITCHER	IP	WLS	BF	H	R	ER	SO	BB	IBB	HBP	BLK	WP	HR	S	P	ERA	WHIP	PITCHER	IP	WLS	BF	H	R	ER	SO	BB	IBB	HBP	BLK	WP	HR	S	P	ERA	WHIP			
30 Scott Baker, R ERA: 5.4 50 Jose Mijares, L ERA: 36 Joe Nathan, R ERA: 60 Kyle Gibson, R ERA: 9.0 72 Carlos Gutierrez, R ERA:	1.2	L	9	2	1	1	0	1	0	0	0	0	0	7	12	5.40	1.800	77 Yorlan Bazardo, R ERA: 57 Kyle Waldrop, R ERA: David Bromberg, R ERA: 18.0	1.0		4	1	0	0	0	0	0	0	0	0	0	0	0	0	0	0	0.00	0.750

Boston Red Sox @ Minnesota Twins
Hammond Stadium, Fort Myers, FL
Tue Mar 01 2011, 1:07 PM - 3:57 PM EST
Att: 7,963 - Cloudy - 79 F

AB 38
R 5
H 13
RBI 5
BB 3
SO 4
LOB 22





Batter	1	2	3	4	5	6	7	8	9	AB	R	H	RBI	BB	SO	LOB	BOTTOM																			
2 Denard Span, L (1, 8) 37 Ben Revere, L (6, 8)	G3		B5-3		G1-4-3					3	0	0	0	0	0	0																				
1 Tsuyoshi Nishitaka, S OBP: 0.167, SLG: 0.167 86 Ray Chang, R (1, 4) (7, 4)	G3		G6-3				F8	L4-6		3	0	0	0	0	0	0																				
22 Danny Valencia, R OBP: 0.500, SLG: 0.500 78 Matthew Brown, R OBP: 0.400, SLG: 0.750 (1, 5) (5, 5)							G5-3			2	0	2	0	0	0	0																				
25 Jim Thome, L (1, 10) 79 Daniel Romo, R OBP: 0.500, SLG: 1.000 (6, PH) (7, 10)										2	0	0	0	0	0	2																				
87 Joe Benson, R OBP: 0.400, SLG: 0.750 18 Jason Repko, R OBP: 0.429, SLG: 0.667 (1, 9) (7, 9)										1	0	0	0	1	0	1																				
83 Chris Parmelee, L OBP: 0.750, SLG: 1.000 26 Justin Huber, R (1, 3) (5, 3)										1	0	0	0	1	1	1																				
24 Trevor Plouffe, R OBP: 0.250, SLG: 0.333 (8, 3)										1	0	0	0	0	1	1																				
61 Rene Tosoni, L (1, 7) 85 Brian Dinkelman, L OBP: 0.333, SLG: 0.400 (6, 7)										2	0	0	0	0	0	3																				
41 Drew Butera, R (1, 2) 80 Jair Fernandez, R (6, 2) 82 Chris Herrmann, L (9, 2)										2	0	0	0	0	0	1																				
12 Alexi Casilla, S OBP: 0.250, SLG: 0.250 73 Chase Lambin, S OBP: 0.667, SLG: 0.667 (1, 6) (6, 6)										2	0	0	0	0	0	0																				
Inning Stats	R: 0 E: 0 K: 0 S: 4	H: 1 LOB: 1 BB: 0 P: 4	R: 0 E: 0 K: 1 S: 5	H: 0 LOB: 1 BB: 1 P: 9	R: 0 E: 0 K: 0 S: 3	H: 0 LOB: 0 BB: 0 P: 3	R: 0 E: 0 K: 0 S: 5	H: 1 LOB: 2 BB: 1 P: 9	R: 0 E: 0 K: 1 S: 5	H: 0 LOB: 0 BB: 0 P: 5	R: 0 E: 0 K: 0 S: 2	H: 0 LOB: 0 BB: 1 P: 6	R: 0 E: 0 K: 0 S: 3	H: 1 LOB: 1 BB: 1 P: 7	R: 0 E: 0 K: 2 S: 8	H: 1 LOB: 1 BB: 0 P: 8	1B: 3 2B: 2 3B: 0 HR: 0	SF: 0 SAC: 0 DP: 2 HBP: 0	WP: 0 PB: 0 SB: 0 CS: 0	PA: 33																
PITCHER	IP	WLS	BF	H	R	ER	SO	BB	IBB	HBP	BLK	WP	HR	S	P	ERA	WHIP	PITCHER	IP	WLS	BF	H	R	ER	SO	BB	IBB	HBP	BLK	WP	HR	S	P	ERA	WHIP	
31 Jon Lester, L ERA: 91 Alfredo Aceves, R ERA: 58 Jonathan Papelbon, R ERA: 43 Randy Williams, L ERA: 53 Rich Hill, L ERA:	2.0	H	8	1	0	0	0	1	0	0	0	0	0	8	12	0.00	1.000	46 Tony Pena Jr., R ERA: 73 Matt Fox, R ERA:	1.0		4	1	0	0	2	0	0	0	0	0	0	0	0	0	0.00	2.000

Boston Red Sox @ Minnesota Twins
Hammond Stadium, Fort Myers, FL
Tue Mar 01 2011, 1:07 PM - 3:57 PM EST
Att: 7,963 - Cloudy - 79 F

AB 29
R 0
H 4
RBI 0
BB 4
SO 4
LOB 13




Batter	1	2	3	4	5	6	7	8	9	AB	R	H	RBI	BB	SO	LOB	TOP					
14 Martin Prado, R OBP: 0.400, SLG: 0.333 78 Jose Constanza, L OBP: 0.333, SLG: 0.200	G6-3	FC6-4			FC1-4		G4-3-6		FC5-4	3	1	0	0	0	0	2	<p>Atlanta Braves @ Boston Red Sox City of Palms Park, Ft. Myers, FL Wed Mar 02 2011, 1:08 PM - 3:52 PM EST Att: 7,237 - Sunny - 81 F</p> <p>livebaseballscores.com</p> <p>AB 36 R 6 H 11 RBI 4 BB 4 SO 7 LOB 11</p> 					
1 Jordan Schafer, L OBP: 0.231, SLG: 0.308 17 Matt Young, L OBP: 0.333, SLG: 0.200	G3		P6				G4-3-6			3	0	1	0	0	0	0						
22 Jason Heyward, L OBP: 0.417, SLG: 0.455 28 Brent Cleven, R OBP: 0.429, SLG: 0.333			G3						K	2	0	1	0	0	0	0						
26 Dan Uggla, R OBP: 0.250, SLG: 0.200 7 Brooks Conrad, S OBP: 0.125, SLG: 0.250			G4-3							3	0	1	0	0	1	0						
20 Eric Hinske, L OBP: 0.300, SLG: 0.800	G3			K						4	0	0	0	0	2	2						
2 Alex Gonzalez, R OBP: 0.500, SLG: 0.750 23 Brandon Hicks, R OBP: 0.333, SLG: 0.500		HR		K						3	1	1	1	0	1	0						
5 Freddie Freeman, L 76 Shawn Bowman, R OBP: 0.300, SLG: 0.556		L3			F9					1	2	1	1	0	0	0						
8 David Ross, R 72 Jesus Sucre, R OBP: 0.500, SLG: 0.500										2	0	0	0	1	2	0						
75 Ed Lucas, R OBP: 0.750, SLG: 0.714										3	1	3	0	1	0	0						
Inning Stats	R: 0 E: 0 K: 0 S: 5	H: 2 LOB: 2 BB: 0 P: 5	R: 1 E: 0 K: 1 S: 9	H: 2 LOB: 1 BB: 0 P: 10	R: 0 E: 0 K: 2 S: 3	H: 0 LOB: 0 BB: 0 P: 3	R: 0 E: 0 K: 2 S: 7	H: 0 LOB: 0 BB: 0 P: 7	R: 1 E: 0 K: 1 S: 7	H: 3 LOB: 2 BB: 0 P: 7	R: 0 E: 0 K: 2 S: 7	H: 0 LOB: 0 BB: 0 P: 7	R: 3 E: 1 K: 0 S: 3	H: 1 LOB: 1 BB: 4 P: 19	R: 1 E: 0 K: 0 S: 5	H: 1 LOB: 0 BB: 0 P: 8		R: 0 E: 0 K: 1 S: 7	H: 2 LOB: 2 BB: 0 P: 7	1B: 9 2B: 0 3B: 0 HR: 2	SF: 0 SAC: 0 DP: 1 HBP: 0	WP: 0 PB: 0 SB: 0 CS: 0
PITCHER	IP	WLS	BF	H	R	ER	SO	BB	IBB	HBP	BLK	WP	HR	S	P	ERA	WHIP					
41 John Lackey, R ERA: 4.5	2.0		10	4	1	1	1	0	0	0	0	0	1	14	15	4.50	2.000					
48 Scott Atchison, R ERA: 18.0	1.0		3	0	0	0	0	0	0	0	0	0	0	3	3	0.00	0.000					
37 Hideki Okajima, L ERA: 18.0	1.0		3	0	0	0	2	0	0	0	0	0	0	7	7	0.00	0.000					
87 Kyle Weiland, R ERA: 4.5	2.0	L	8	3	1	1	3	0	0	0	0	0	0	14	14	4.50	1.500					
89 Alex Wilson, R ERA: 18.0	1.0		7	1	3	2	0	4	0	0	0	0	0	3	19	18.00	5.000					
79 Clevelan Santeliz, R ERA: 9.0	1.0		4	1	1	1	0	0	0	0	0	0	0	1	1	9.00	1.000					
94 Tommy Hotovy, L ERA: 9.0	1.0		5	2	0	0	1	0	0	0	0	0	0	7	7	0.00	2.000					

Batter	1	2	3	4	5	6	7	8	9	AB	R	H	RBI	BB	SO	LOB	BOTTOM					
2 Jacoby Ellsbury, L OBP: 0.333, SLG: 0.333 85 Che-Hsuan Lin, R	FC4-6		P6		G1-3				G5-3	3	1	1	0	0	0	1	<p>Atlanta Braves @ Boston Red Sox City of Palms Park, Ft. Myers, FL Wed Mar 02 2011, 1:08 PM - 3:52 PM EST Att: 7,237 - Sunny - 81 F</p> <p>livebaseballscores.com</p> <p>AB 32 R 1 H 6 RBI 1 BB 5 SO 2 LOB 16</p> 					
15 Dustin Pedroia, R 84 Oscar Tejada, R OBP: 0.600, SLG: 0.500				K						2	0	0	0	1	1	1						
13 Carl Crawford, L 60 Daniel Nava, S OBP: 0.250, SLG: 0.250			G3-1							3	0	0	0	0	0	3						
34 David Ortiz, L 83 Ryan Lavanway, R OBP: 0.625, SLG: 1.000										3	0	3	1	0	0	0						
7 J.D. Drew, L 86 J.C. Linares, R OBP: 0.500, SLG: 0.750										2	0	0	0	1	1	2						
12 Jed Lowrie, S 76 Jose Iglesias, R OBP: 0.167, SLG: 0.167										3	0	0	0	0	0	3						
33 Jason Varitek, S 82 Tim Federowicz, R										2	0	0	0	0	0	1						
78 Lars Anderson, L 70 Drew Sutton, S OBP: 0.333, SLG: 0.143										1	0	1	0	0	0	0						
80 Nate Spears, L 72 Yamaico Navarro, R OBP: 0.571, SLG: 0.500										2	0	1	0	1	0	0						
Inning Stats	R: 1 E: 0 K: 1 S: 6	H: 2 LOB: 1 BB: 1 P: 10	R: 0 E: 0 K: 0 S: 3	H: 0 LOB: 0 BB: 0 P: 3	R: 0 E: 0 K: 1 S: 6	H: 0 LOB: 1 BB: 1 P: 10	R: 0 E: 0 K: 0 S: 4	H: 1 LOB: 1 BB: 0 P: 5	R: 0 E: 0 K: 0 S: 3	H: 0 LOB: 0 BB: 0 P: 3	R: 0 E: 0 K: 0 S: 4	H: 1 LOB: 2 BB: 1 P: 8	R: 0 E: 1 K: 0 S: 4	H: 1 LOB: 3 BB: 2 P: 12	R: 0 E: 0 K: 0 S: 4	H: 1 LOB: 1 BB: 0 P: 4		R: 0 E: 0 K: 0 S: 3	H: 0 LOB: 0 BB: 0 P: 3	1B: 6 2B: 0 3B: 0 HR: 0	SF: 0 SAC: 0 DP: 1 HBP: 0	WP: 0 PB: 0 SB: 2 CS: 0
PITCHER	IP	WLS	BF	H	R	ER	SO	BB	IBB	HBP	BLK	WP	HR	S	P	ERA	WHIP					
15 Tim Hudson, R 43 Scott Proctor, R ERA: 13.5	2.0		8	2	1	1	1	1	0	0	0	0	0	6	10	0.00	1.000					
46 Craig Kimbrel, R ERA: 13.5	1.0	W	4	1	0	0	0	0	0	0	0	0	0	4	5	0.00	1.000					
50 Cristhian Martinez, R ERA: 13.5	2.0	H	8	1	0	0	0	1	0	0	0	0	0	7	11	0.00	1.000					
38 Anthony Varvaro, R ERA: 13.5	1.0		6	1	0	0	0	2	0	0	0	0	0	4	12	0.00	3.000					
70 Arodys Vizcaino, R ERA: 9.0	2.0		7	1	0	0	0	0	0	0	0	0	0	7	7	0.00	0.500					

Batter	1	2	3	4	5	6	7	8	9	AB	R	H	RBI	BB	SO	LOB	TOP				
10 Marco Scutaro, R OBP: 0.250, SLG: 0.364 80 Nate Spears, L OBP: 0.357, SLG: 0.308	G5-3		G4-3		G6-3		K		G6-3	3	0	0	0	0	0	0					
55 Ryan Kalish, L OBP: 0.235, SLG: 0.133 89 Alex Wilson, R	K		K		F8			P4		4	0	0	0	0	2	0					
12 Jed Lowrie, S OBP: 0.267, SLG: 0.490 84 Oscar Tejeda, R OBP: 0.533, SLG: 0.786	2B			60 2B 78 G4-3 1B		K		L9		3	1	2	0	0	1	0					
60 Daniel Nava, S OBP: 0.313, SLG: 0.333 94 Ryan Dent, R	K			78 G4-3 1-3 2B				68 HR 1B		3	0	2	0	1	1	1					
68 Josh Reddick, L OBP: 0.313, SLG: 0.714 98 Bubba Bell, L		K			P6		P5	1B		4	1	1	2	0	1	3					
78 Lars Anderson, L OBP: 0.176, SLG: 0.313 77 Aaron Bates, R	L8		G4-3				K2-3	HR		3	0	0	1	0	1	2					
65 Will Middlebrooks, R OBP: 0.250, SLG: 0.143 93 Ryan Khoury, R	F9			2-3 3-H 4-6 BB					P4	2	0	0	0	1	1	0					
86 J.C. Linares, R OBP: 0.333, SLG: 0.667			HR		G5-3				K	4	1	1	1	0	1	2					
92 Luis Exposito, R OBP: 0.143, SLG: 0.286 82 Tim Federowicz, R OBP: 0.333, SLG: 0.633 92 Matt Sheely, R	G5-3						HR		1B	2	0	0	0	0	1	0					
Inning Stats	R: 0 E: 0 K: 2 S: 8	H: 1 LOB: 1 BB: 0 P: 8	R: 0 E: 0 K: 1 S: 5	H: 0 LOB: 0 BB: 0 P: 5	R: 1 E: 0 K: 1 S: 6	H: 1 LOB: 0 BB: 0 P: 6	R: 1 E: 0 K: 0 S: 5	H: 2 LOB: 2 BB: 1 P: 9	R: 0 E: 0 K: 2 S: 7	H: 0 LOB: 0 BB: 0 P: 11	R: 1 E: 0 K: 2 S: 9	H: 1 LOB: 0 BB: 0 P: 10	R: 2 E: 0 K: 1 S: 7	H: 2 LOB: 1 BB: 0 P: 7	R: 0 E: 0 K: 1 S: 6	H: 1 LOB: 1 BB: 0 P: 6	1B: 3 2B: 2 3B: 0 HR: 3	SF: 0 SAC: 0 DP: 0 HBP: 0	WP: 0 PB: 0 SB: 0 CS: 0	PA: 37	
PITCHER	IP	WLS	BF	H	R	ER	SO	BB	IBB	HBP	BLK	WP	HR	S	P	ERA	WHIP				
49 Jonathon Niese, L ERA: 2.7	3.2		15	4	2	2	4	0	0	0	0	0	1	23	23	4.91	1.091				
66 Armando Rodriguez, R ERA: 7.71	0.1	H	2	0	0	0	0	1	0	0	0	0	0	1	5	0.00	3.000				
Francisco Rodriguez, R ERA: 9.0	1.0	H	3	0	0	0	1	0	0	0	0	0	0	5	5	0.00	3.000				
18 Ryota Igarashi, R ERA: 9.0	1.0	H	4	0	0	0	2	1	0	0	0	0	0	7	11	0.00	1.000				
47 Taylor Tankerley, L ERA: 18.0	1.0	H	4	1	1	1	2	0	0	0	0	0	1	9	10	9.00	1.000				
69 John Lujan, R ERA: 6.75	1.0	W	5	2	2	2	1	0	0	0	0	0	0	1	7	7	18.00	2.000			
27 Boof Bonser, R ERA:	1.0	S	4	1	0	0	1	0	0	0	0	0	0	6	6	0.00	1.000				

Boston Red Sox @ New York Mets
 Digital Domain Park, Port St. Lucie, FL
 Sun Mar 06 2011, 1:09 PM - 3:42 PM EST
 Att: 7,413 - Cloudy - 75 F


AB 35
R 5
H 8
RBI 5
BB 2
SO 11
LOB 10

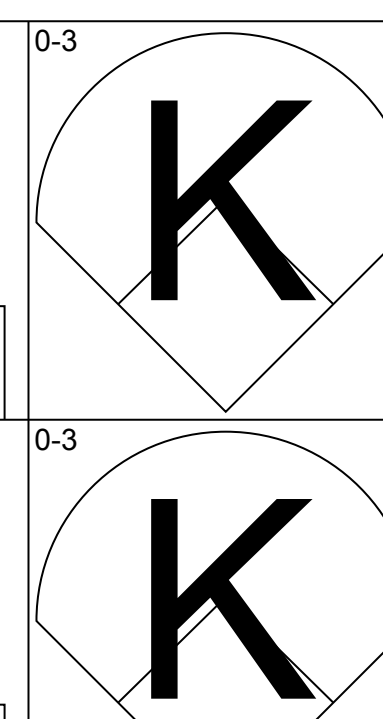
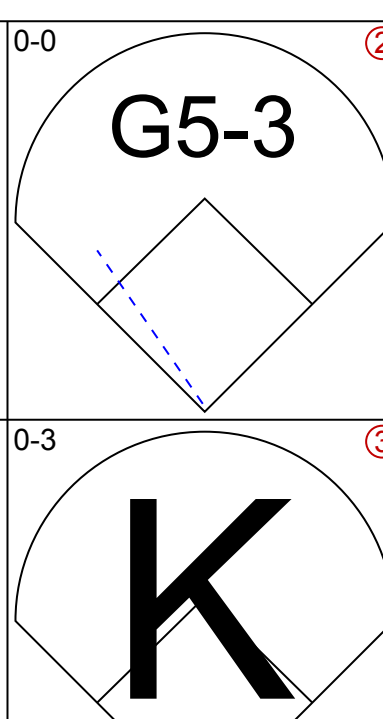
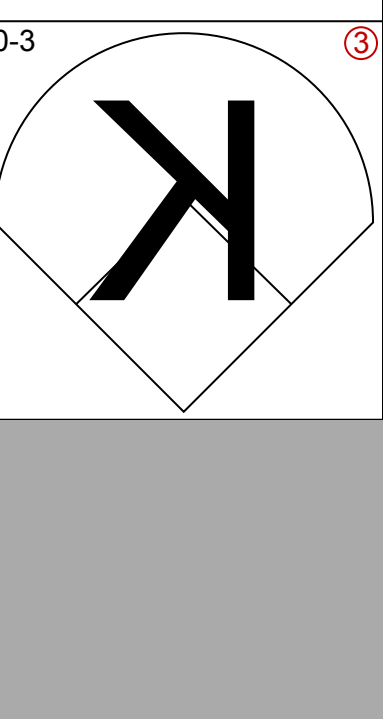
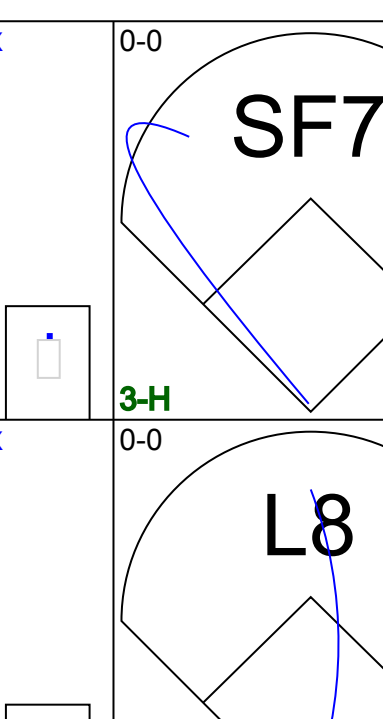

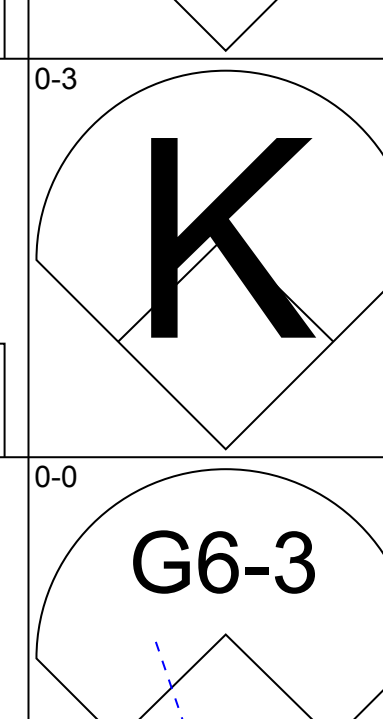

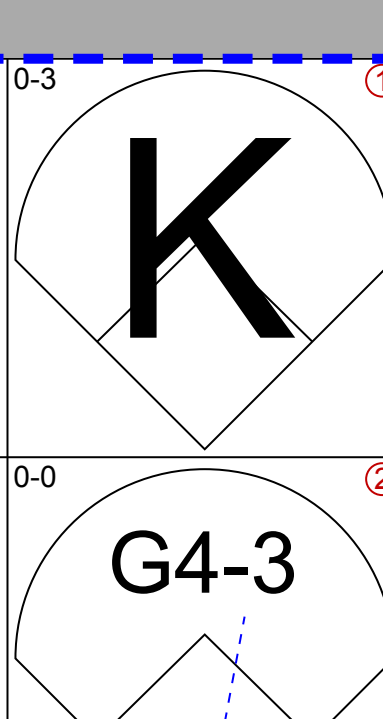
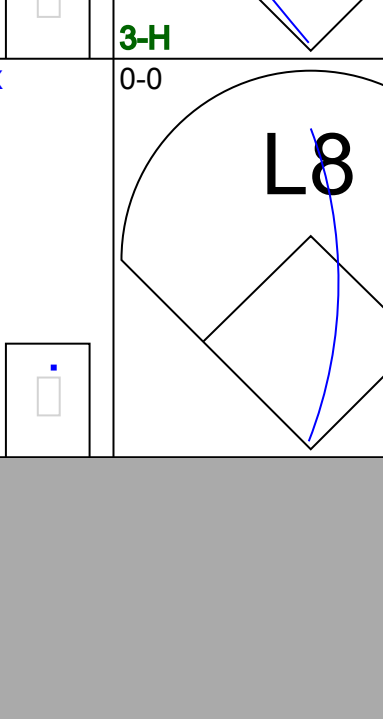
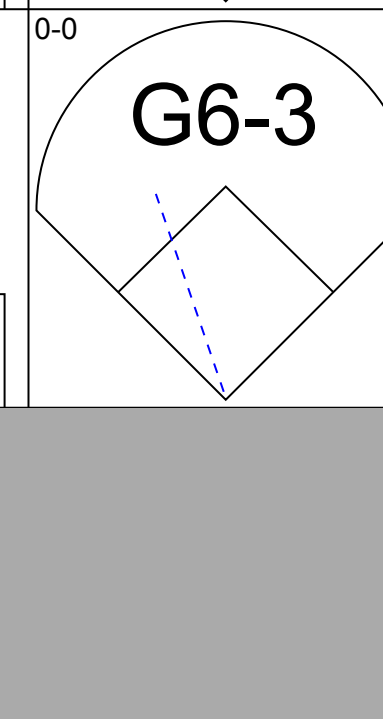
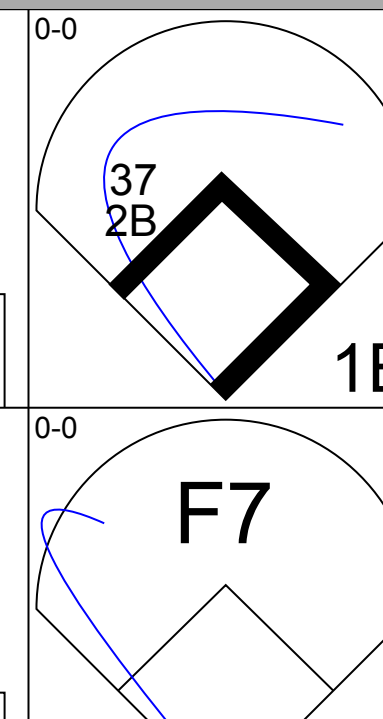
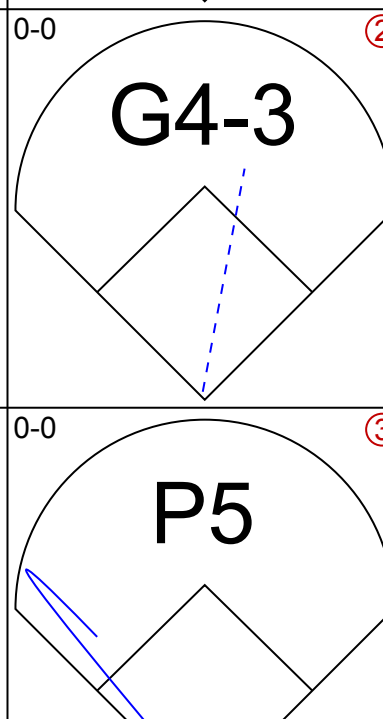
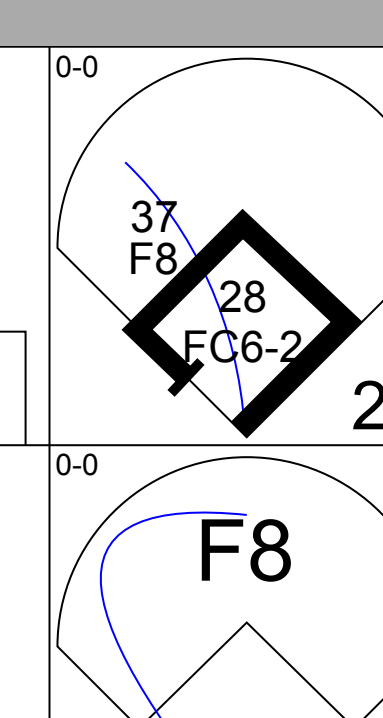
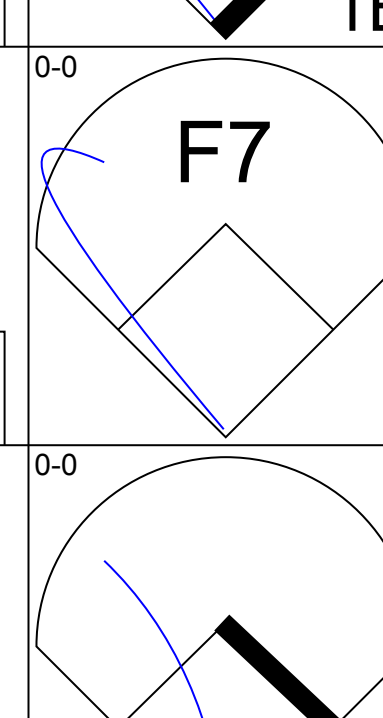
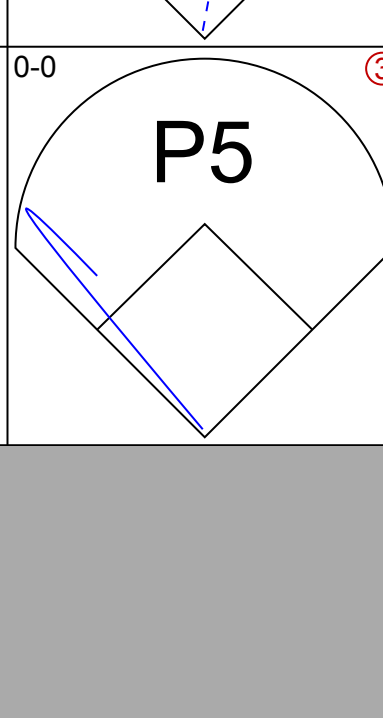
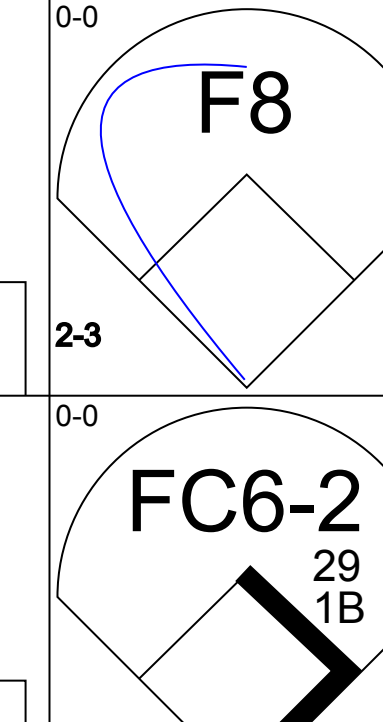
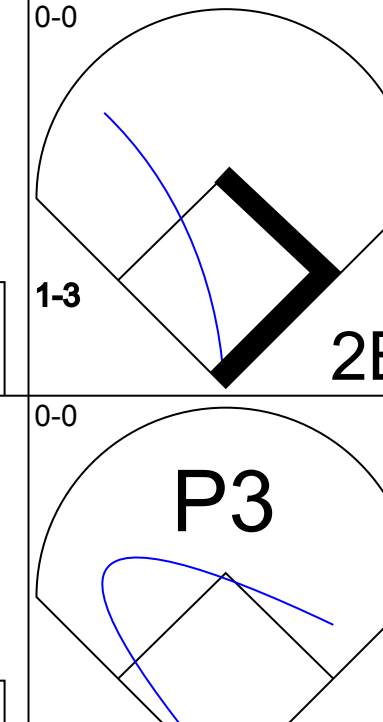

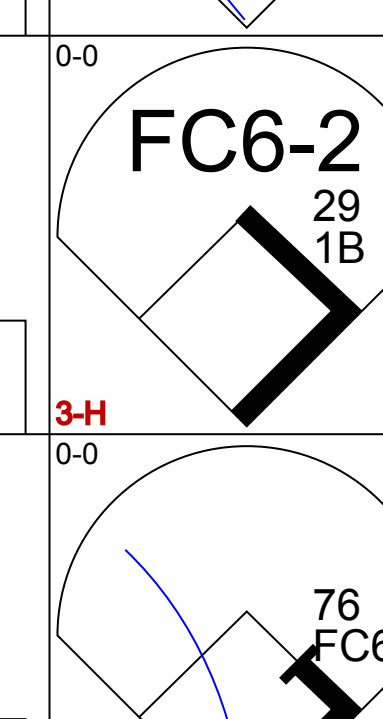
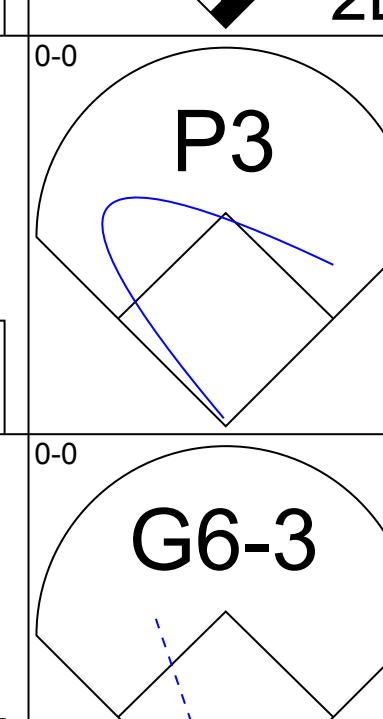

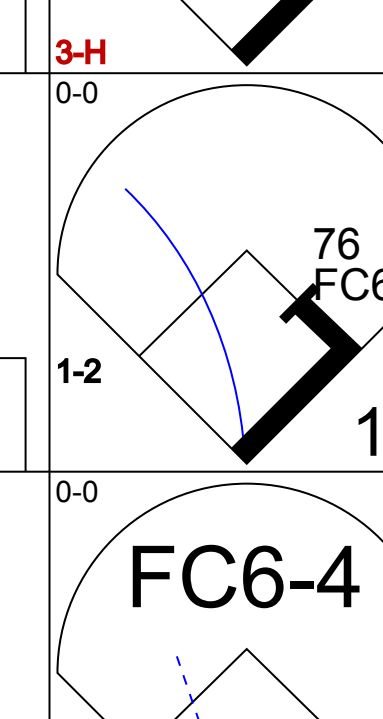
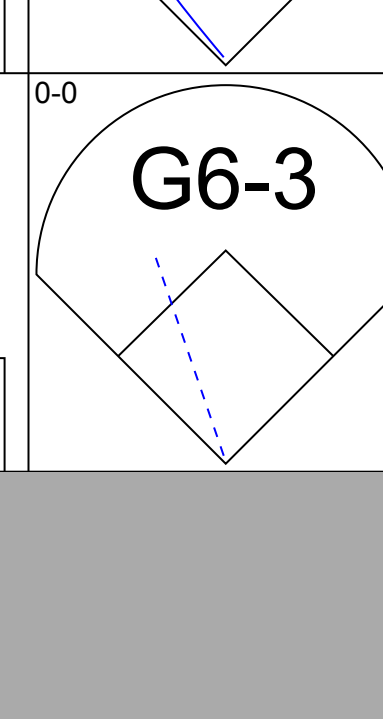

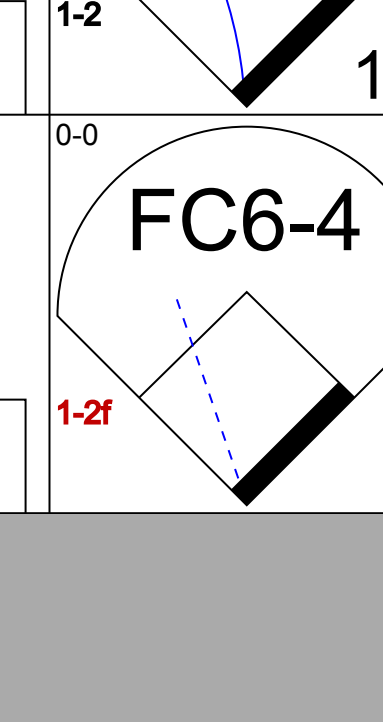

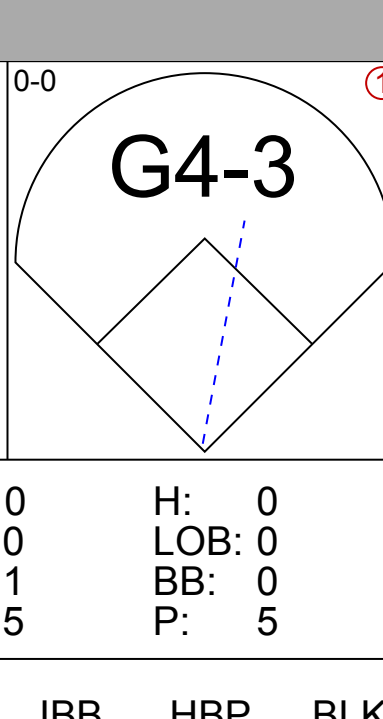
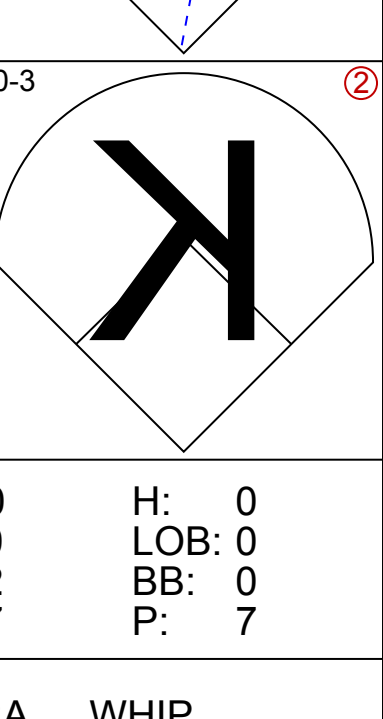
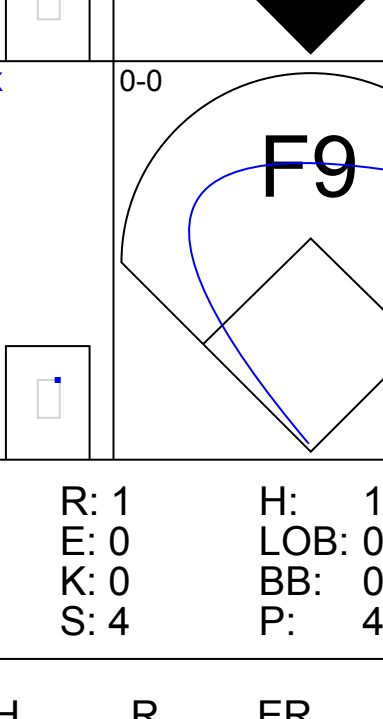


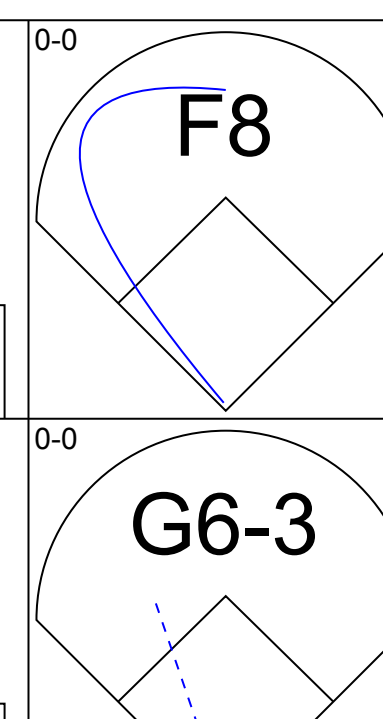
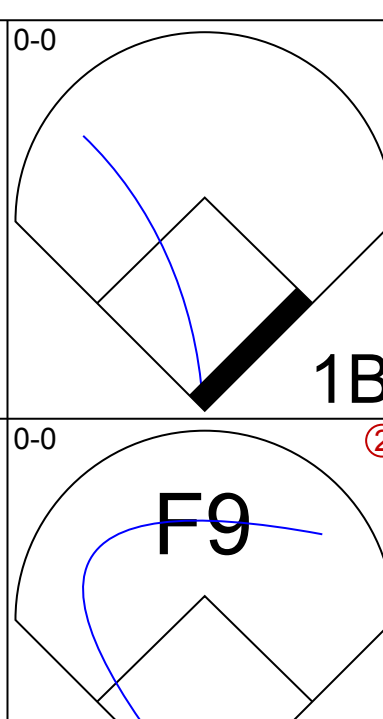
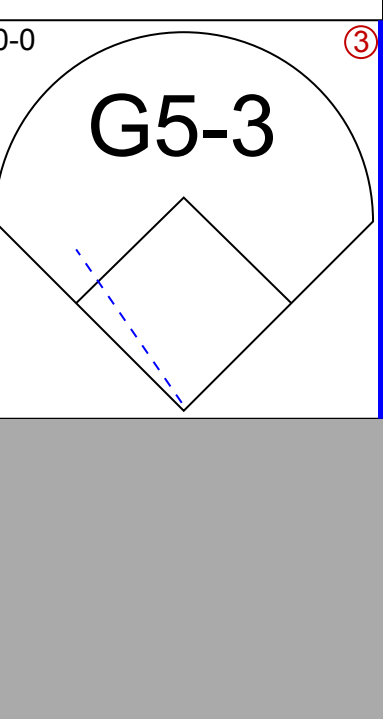
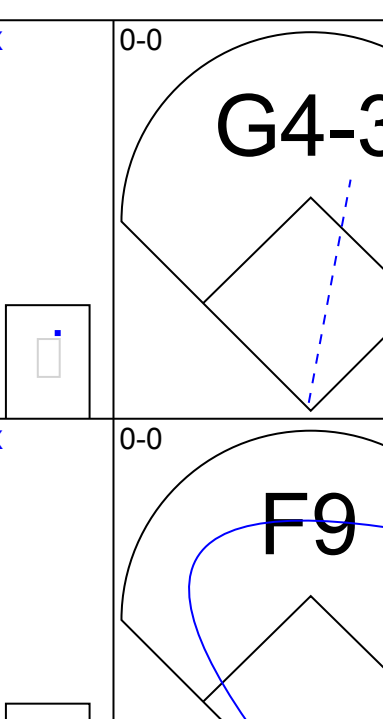

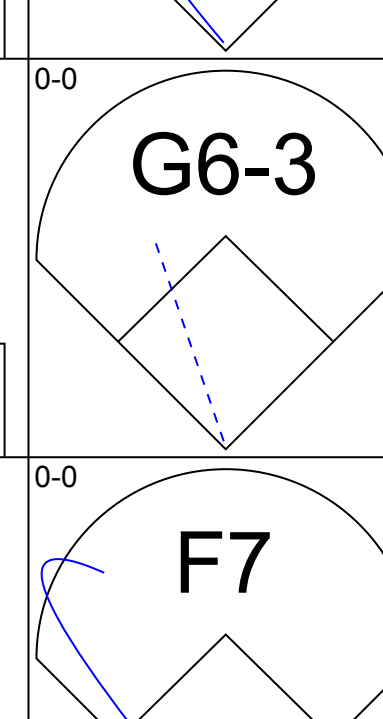
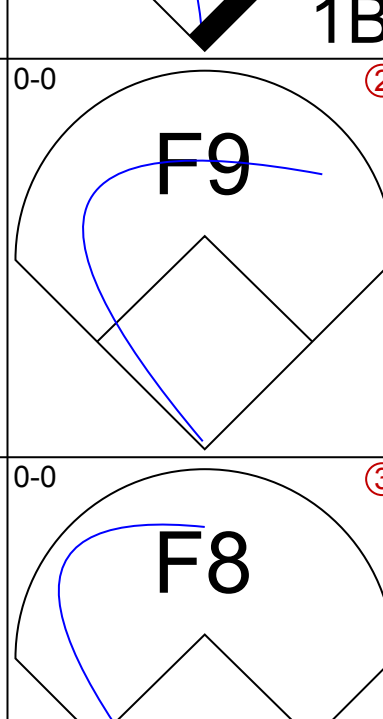
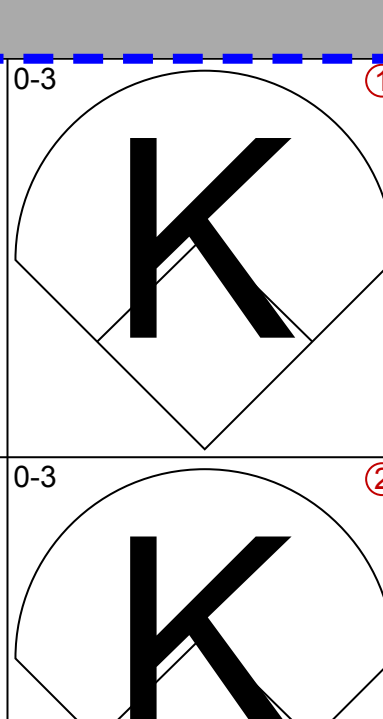
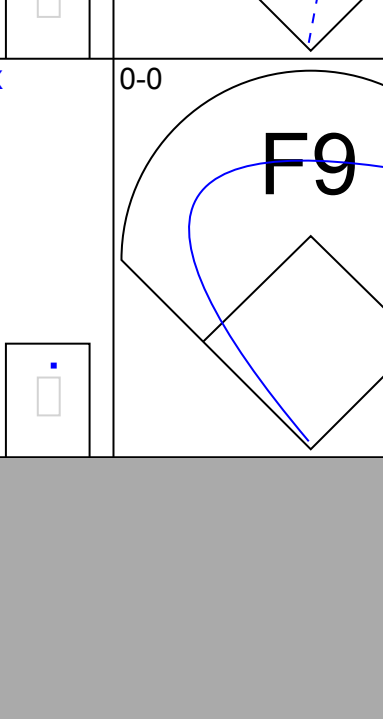
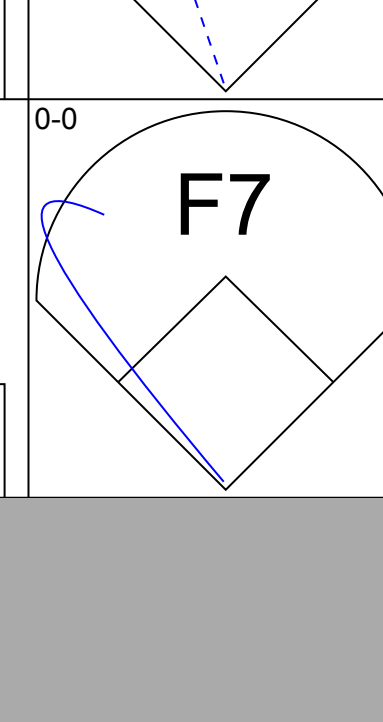
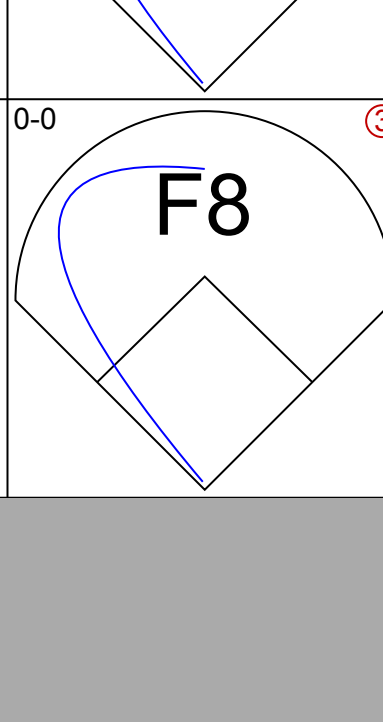
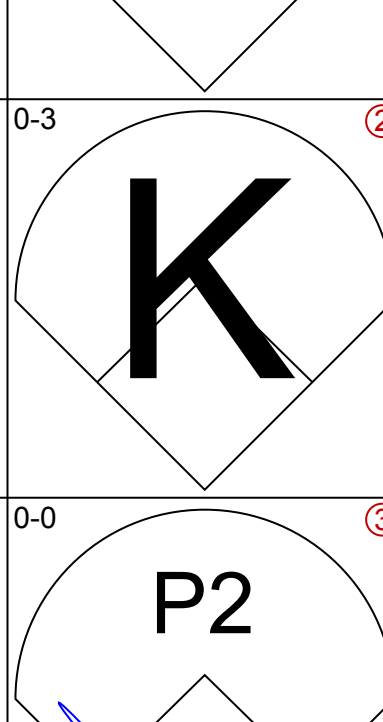
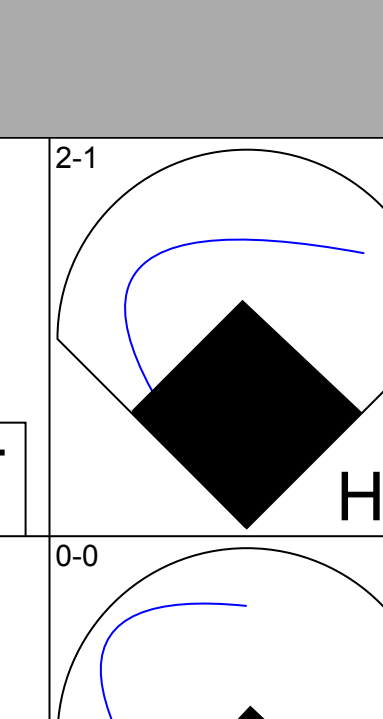
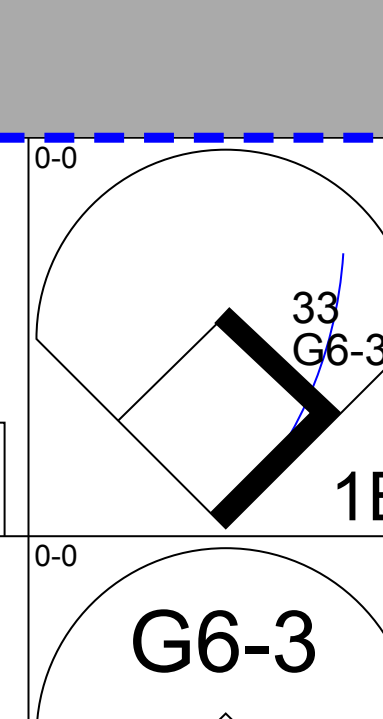
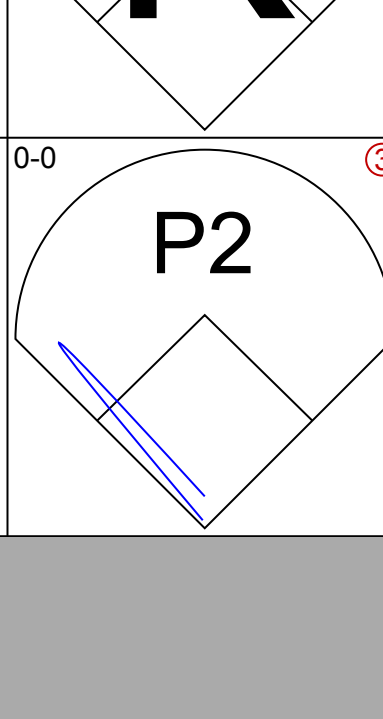
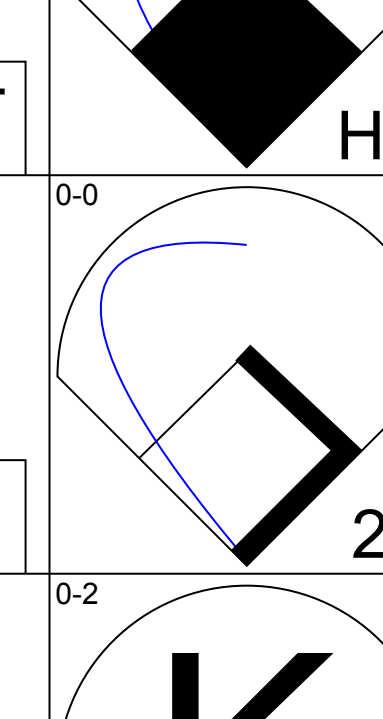
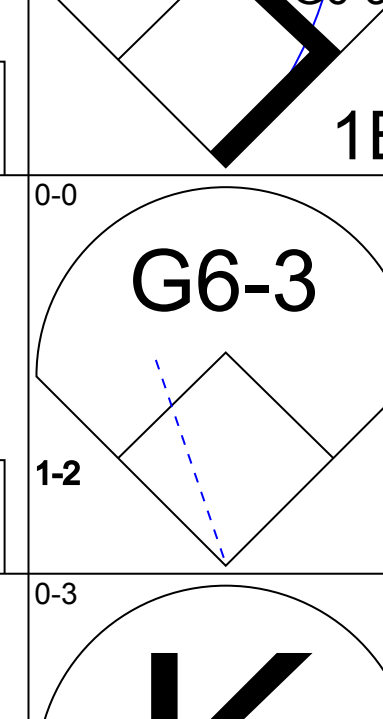




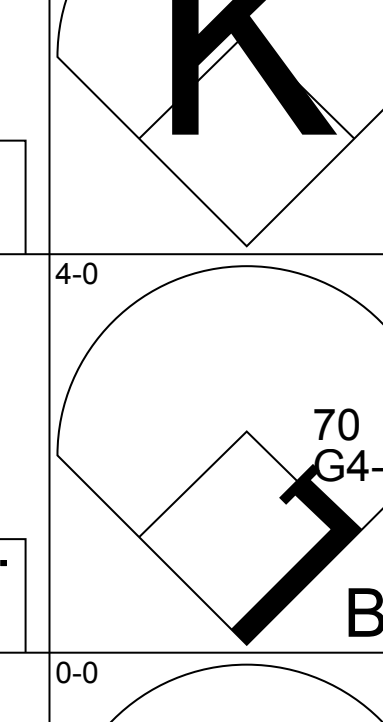
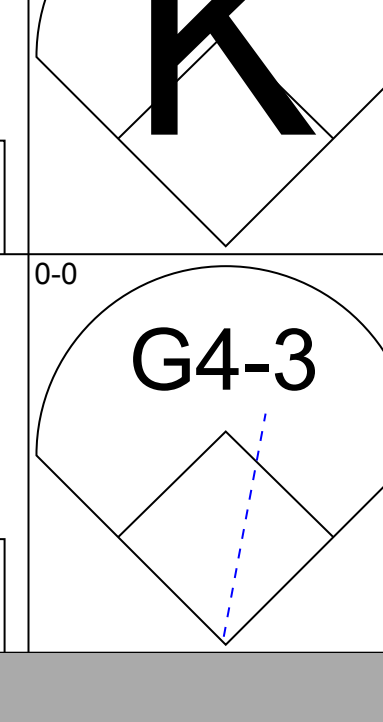
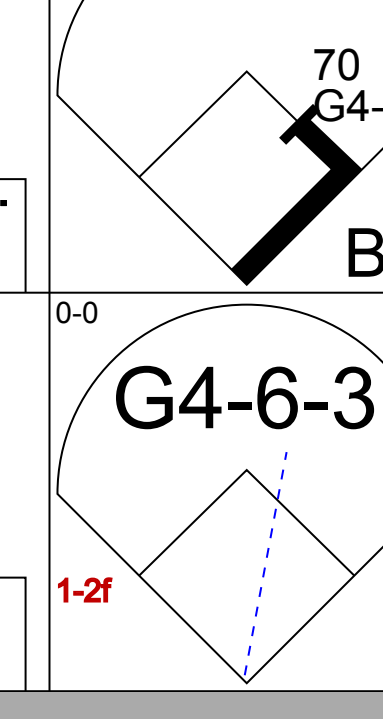

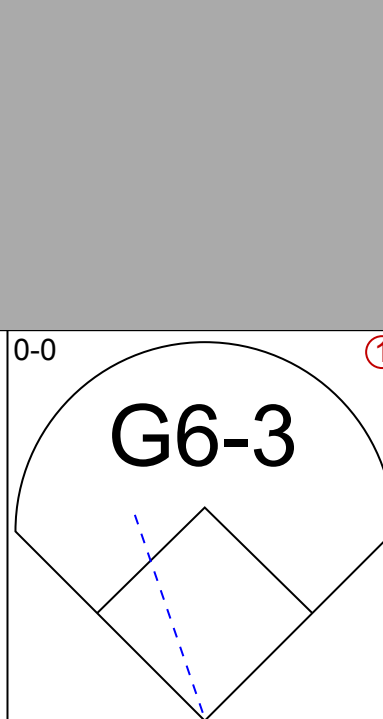
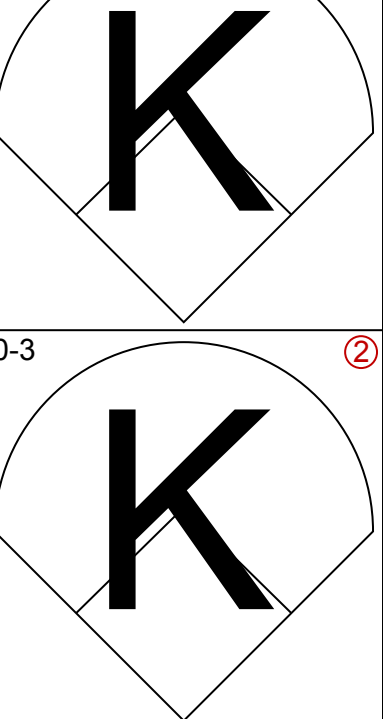
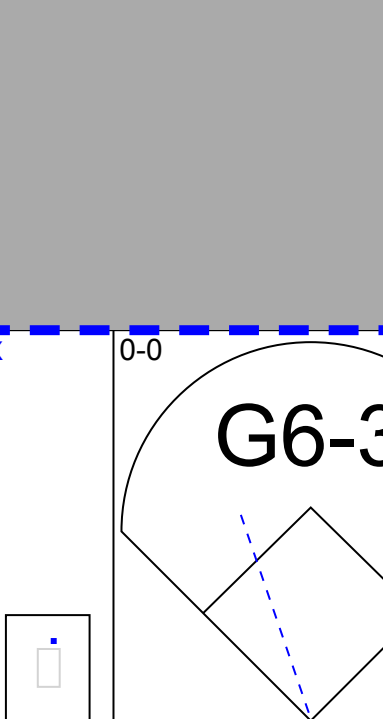
Batter	1	2	3	4	5	6	7	8	9	AB	R	H	RBI	BB	SO	LOB	BOTTOM			
7 José Reyes, S OBP: 0.231, SLG: 0.308 11 Rubén Tejeda, R OBP: 0.455, SLG: 0.455	P2	G4-3		G6-3			L4			3	0	0	0	0	2					
16 Angel Pagan, S OBP: 0.188, SLG: 0.438 72 Kirk Nieuwenhuis, L OBP: 0.176, SLG: 0.188	F9		44 1B 2B				G3			3	1	1	0	0	1	0				
5 David Wright, R 2 Justin Turner, R OBP: 0.250, SLG: 0.267	F8		G6-3		P3		F8			3	0	0	0	0	1					
15 Carlos Beltrán, S OBP: 0.333, SLG: 0.333 6 Nick Evans, R OBP: 0.400, SLG: 0.474		44 1B 28 1B 1B	F9		F9		L3			3	1	1	0	0	1					
44 Jason Bay, R OBP: 0.462, SLG: 0.462 21 Lucas Duda, L OBP: 0.300, SLG: 0.550		28 1B 28 1B 1B		29 HR 1B		G1-3		HR		3	2	2	1	0	0					
29 Ike Davis, L OBP: 0.438, SLG: 0.583 65 Zach Lutz, R	F9					G3-1		G6-3		3	1	1	2	0	2					
12 Scott Hairston, R OBP: 0.593, SLG: 0.692 4 Russ Adams, L OBP: 0.333, SLG: 0.625	F9									3	0	2	0	0	2					
28 Daniel Murphy, L OBP: 0.294, SLG: 0.375 63 Jordany Valdespin, L OBP: 0.250, SLG: 0.273										1	0	1	0	0	0					
13 Mike Nickeas, R OBP: 0.250, SLG: 0.200 19 Raul Chavez, R OBP: 0.200, SLG: 0.200					G4-3					2	0	0	0	1	1					
Inning Stats	R: 0 E: 0 K: 0 S: 3	H: 3 LOB: 2 BB: 1 P: 10	R: 3 E: 0 K: 0 S: 8	H: 4 LOB: 1 BB: 0 P: 8	R: 0 E: 0 K: 1 S: 5	H: 0 LOB: 0 BB: 0 P: 5	R: 0 E: 0 K: 1 S: 6	H: 1 LOB: 1 BB: 0 P: 6	R: 0 E: 0 K: 0 S: 3	H: 0 LOB: 0 BB: 0 P: 3	R: 0 E: 0 K: 0 S: 8	H: 3 LOB: 2 BB: 0 P: 9	1B: 7 2B: 2 3B: 0 HR: 2	SF: 0 SAC: 0 DP: 0 HBP: 0	WP: 0 PB: 0 SB: 0 CS: 0	PA: 36				
PITCHER	IP	WLS	BF	H	R	ER	SO	BB	IBB	HBP	BLK	WP	HR	S	P	ERA	WHIP			
64 Michael Bowden, R ERA: 4.5	2.0		10	4	3	3	1	0	0	0	0	0	1	13	13	13.50	2.000			
30 Andrew Miller, L ERA: 6.75	1.0		3	0	0	0	0	0	0	0	0	0	0	3	3	0.00	0.000			
37 Hideki Okajima, L ERA: 12.0	2.0		7	1	0	0	1	0	0	0	0	0	0	9	9	0.00	0.500			
89 Alex Wilson, R ERA: 13.5	1.0	L	6	3	1	1	0	0	0	0	0	0	1	8	9	9.00	3.000			

Boston Red Sox @ New York Mets
 Digital Domain Park, Port St. Lucie, FL
 Sun Mar 06 2011, 1:09 PM - 3:42 PM EST
 Att: 7,413 - Cloudy - 75 F

AB 35
R 6
H 11
RBI 5
BB 1
SO 2
LOB 13



Batter	1	2	3	4	5	6	7	8	9	AB	R	H	RBI	BB	SO	LOB	TOP					
38 Matt Angle, L OBP: 0.250, SLG: 0.222 (1, 9)			G5-3 					SF7 		3	0	0	1	0	2	0	<p>Baltimore Orioles @ Boston Red Sox City of Palms Park, Ft. Myers, FL Wed Mar 09 2011, 7:08 PM - 9:33 PM EST Att. 7,406 - Clear - 75 F</p> <p>livebaseballscores.com</p> <p>AB 31 R 1 H 5 RBI 1 BB 0 SO 6 LOB 10</p> 					
39 Randy Winn, S OBP: 0.190, SLG: 0.105 74 Tyler Henson, R (8, 9)								L8 		4	0	0	0	0	3	0						
18 Felix Pie, L OBP: 0.250, SLG: 0.350 95 Kyle Hudson, L (9, 8)	G6-3 				37 2B 1B 			G4-3 		4	0	1	0	0	0	0						
9 Jake Fox, R OBP: 0.385, SLG: 0.846 71 Michel Hernandez, R (8, 2)			37 F8 28 FC6-2 2B 		F7 			P5 		3	0	1	0	0	0	1						
37 Josh Bell, S OBP: 0.355, SLG: 0.480 90 Buck Britton, L (9, 5)			F8 		1-3 2B 			L7 		4	0	1	0	0	0	1						
28 Brendan Harris, R OBP: 0.292, SLG: 0.429 (1, 4)			FC6-2 29 1B 		P3 			G6-3 		3	0	0	0	0	0	3						
29 Brandon Snyder, R OBP: 0.235, SLG: 0.294 (1, 10)			3-H 76 FC6-4 1B 		G6-3 			F9 		3	0	1	0	0	0	2						
76 Joe Mahoney, L OBP: 0.400, SLG: 0.571 (1, 3)			FC6-4 1-2 					G4-3 		3	1	1	0	0	0	2						
11 Robert Andino, R OBP: 0.261, SLG: 0.211 (1, 6)			G4-3 							3	0	0	0	0	1	1						
										3	0	0	0	0	1	1						
Inning Stats	R: 0 E: 0 K: 2 S: 7	H: 0 LOB: 0 BB: 0 P: 7	R: 0 E: 0 K: 0 S: 5	H: 2 LOB: 2 BB: 0 P: 5	R: 0 E: 0 K: 1 S: 5	H: 0 LOB: 0 BB: 0 P: 5	R: 0 E: 0 K: 0 S: 5	H: 2 LOB: 2 BB: 0 P: 5	R: 0 E: 0 K: 2 S: 7	H: 0 LOB: 0 BB: 0 P: 7	R: 0 E: 0 K: 1 S: 5	H: 0 LOB: 0 BB: 0 P: 5	R: 0 E: 0 K: 0 S: 3	H: 0 LOB: 0 BB: 0 P: 3	R: 1 E: 0 K: 0 S: 4	H: 1 LOB: 0 BB: 0 P: 4	R: 0 E: 0 K: 0 S: 3	H: 0 LOB: 0 BB: 0 P: 3	1B: 2 2B: 2 3B: 1 HR: 0	SF: 1 SAC: 0 DP: 0 HBP: 0	WP: 0 PB: 0 SB: 0 CS: 0	PA: 32
PITCHER	IP WLS BF H R ER SO BB IBB HBP BLK WP HR S P ERA WHIP																					
11 Clay Buchholz, R ERA: 4.0 (1, 1)	4.0	16	4	0	0	3	0	0	0	0	0	0	0	0	0	22	2	7	0.00	1.000		
52 Bobby Jenks, R ERA: 5.1 (5, 1)	1.0	3	0	0	0	2	0	0	0	0	0	0	0	0	7	7	0.00	0.000				
48 Scott Atchison, R ERA: 3.6 (6, 1)	2.0	6	0	0	0	1	0	0	0	0	0	0	0	0	8	8	0.00	0.000				
43 Randy Williams, L ERA: 4.5 (8, 1)	1.0	4	1	1	1	0	0	0	0	0	0	0	0	4	4	9.00	1.000					
46 Tony Pena Jr., R ERA: 4.91 (9, 1)	1.0	3	0	0	0	0	0	0	0	0	0	0	0	3	3	0.00	0.000					

Batter	1	2	3	4	5	6	7	8	9	AB	R	H	RBI	BB	SO	LOB	BOTTOM					
10 Marco Scutaro, R OBP: 0.278, SLG: 0.353 76 Jose Iglesias, R OBP: 0.361, SLG: 0.316 (1, 6)	F8 				G5-3 			G4-3 		3	0	1	0	0	0	0	<p>Baltimore Orioles @ Boston Red Sox City of Palms Park, Ft. Myers, FL Wed Mar 09 2011, 7:08 PM - 9:33 PM EST Att. 7,406 - Clear - 75 F</p> <p>livebaseballscores.com</p> <p>AB 29 R 2 H 6 RBI 2 BB 3 SO 7 LOB 11</p> 					
15 Dustin Pedroia, R OBP: 0.250, SLG: 0.222 84 Oscar Tejada, R OBP: 0.476, SLG: 0.632 (1, 4)	G6-3 		F9 					F9 		3	0	0	0	0	1	1						
34 David Ortiz, L OBP: 0.304, SLG: 0.381 83 Ryan Lavamway, R OBP: 0.429, SLG: 1.000 68 Josh Reddick, L OBP: 0.300, SLG: 0.588 (1, 10)	F7 		F8 							3	0	0	0	0	1	1						
7 J.D. Drew, L OBP: 0.438, SLG: 0.538 55 Ryan Kalish, L OBP: 0.333, SLG: 0.318 (9, 9)					33 G6-3 1B 			P2 		2	1	2	1	0	0	0						
33 Jason Varitek, S OBP: 0.455, SLG: 0.500 92 Luis Exposito, R OBP: 0.333, SLG: 0.286 (2, 2)					G6-3 					2	0	1	0	0	0	1						
12 Jed Lowrie, S OBP: 0.238, SLG: 0.333 72 Yamaico Navarro, R OBP: 0.381, SLG: 0.500 (8, 5)										0	0	0	0	2	0	0						
60 Daniel Nava, S OBP: 0.273, SLG: 0.250 86 J.C. Linares, R OBP: 0.400, SLG: 0.632 (8, 7)			70 G4-6-3 BB 		G4-3 					3	0	0	0	0	2	3						
70 Drew Sutton, S OBP: 0.318, SLG: 0.316 (1, 3)			G4-6-3 							3	0	0	0	0	1	3						
85 Che-Hsuan Lin, R OBP: 0.333, SLG: 0.111 (1, 8)			G6-3 							3	0	0	0	0	1	0						
										3	0	0	0	0	1	0						
Inning Stats	R: 0 E: 0 K: 0 S: 3	H: 0 LOB: 0 BB: 0 P: 3	R: 1 E: 0 K: 1 S: 7	H: 2 LOB: 1 BB: 1 P: 13	R: 0 E: 0 K: 0 S: 4	H: 1 LOB: 1 BB: 0 P: 4	R: 0 E: 0 K: 1 S: 6	H: 1 LOB: 0 BB: 0 P: 6	R: 0 E: 0 K: 2 S: 7	H: 0 LOB: 0 BB: 0 P: 7	R: 0 E: 0 K: 1 S: 5	H: 0 LOB: 1 BB: 1 P: 9	R: 0 E: 0 K: 0 S: 3	H: 0 LOB: 0 BB: 0 P: 3	R: 1 E: 0 K: 0 S: 3	H: 2 LOB: 3 BB: 1 P: 8	R: 0 E: 0 K: 0 S: 3	H: 0 LOB: 0 BB: 0 P: 3	1B: 4 2B: 1 3B: 0 HR: 1	SF: 0 SAC: 0 DP: 1 HBP: 1	WP: 0 PB: 0 SB: 0 CS: 0	PA: 33
PITCHER	IP WLS BF H R ER SO BB IBB HBP BLK WP HR S P ERA WHIP																					
45 Ryan Drese, R ERA: 1.29 (1, 1)	3.0	12	3	1	1	1	0	0	0	0	0	0	0	0	14	20	3.00	1.333				
61 Armando Gabino, R ERA: 4.1 (4, 1)	2.0	7	1	0	0	3	0	0	0	0	0	0	0	13	13	0.00	0.500					
78 Mike Ballard, L ERA: 2.25 (6, 1)	2.0	7	0	0	0	3	1	0	0	0	0	0	0	12	16	0.00	0.500					
66 Wynn Pelzer, R ERA: 3.0 (8, 1)	1.0	7	2	1	1	0	0	1	1	0	0	0	0	6	11	9.00	2.000					

Batter	1	2	3	4	5	6	7	8	9	AB	R	H	RBI	BB	SO	LOB	TOP								
2 Jacoby Ellsbury, L (1, 8) 85 Che-Hsuan Lin, R (5, 8) OBP: 0.350, SLG: 0.368 OBP: 0.357, SLG: 0.273										3	0	0	0	0	1	3	Boston Red Sox @ Tampa Bay Rays Charlotte Sports Park, Port Charlotte, FL Thu Mar 10 2011, 1:08 PM - 3:48 PM EST Att: 7,322 - Cloudy - 64 F								
13 Carl Crawford, L (1, 7) 68 Josh Reddick, L (6, 7) OBP: 0.273, SLG: 0.286 OBP: 0.273, SLG: 0.526										3	0	1	0	0	0	0									
23 Mike Cameron, R (1, 10) OBP: 0.400, SLG: 0.467										4	1	1	0	0	0	1									
20 Kevin Youkilis, R (1, 5) 72 Yamalco Navarro, R (6, PR) OBP: 0.250, SLG: 0.263 OBP: 0.364, SLG: 0.476										3	0	1	0	0	0	0									
55 Ryan Kalish, L (1, 9) OBP: 0.321, SLG: 0.308										4	1	1	0	0	0	2									
80 Nate Spears, L (1, 3) OBP: 0.435, SLG: 0.476										4	1	3	2	0	0	0									
62 Paul Hoover, R (1, 2) 82 Tim Federowicz, R (5, 2) OBP: 0.400, SLG: 0.690 OBP: 0.444, SLG: 0.750										2	0	0	0	0	1	3									
84 Oscar Tejeda, R (1, 4) OBP: 0.440, SLG: 0.696										4	1	1	2	0	1	3									
76 Jose Iglesias, R (1, 6) 70 Drew Sutton, S (6, 6) OBP: 0.435, SLG: 0.381 OBP: 0.333, SLG: 0.476										2	0	2	0	0	0	0									
										2	1	1	1	0	0	0									
Inning Stats	R: 0 E: 0 K: 1 S: 5	H: 0 LOB: 0 BB: 0 P: 5	R: 0 E: 0 K: 0 S: 4	H: 1 LOB: 1 BB: 0 P: 4	R: 0 E: 0 K: 0 S: 3	H: 1 LOB: 0 BB: 0 P: 3	R: 0 E: 0 K: 0 S: 3	H: 0 LOB: 0 BB: 0 P: 3	R: 1 E: 0 K: 1 S: 9	H: 3 LOB: 2 BB: 0 P: 9	R: 3 E: 0 K: 1 S: 9	H: 4 LOB: 2 BB: 0 P: 9	R: 0 E: 0 K: 0 S: 3	H: 0 LOB: 0 BB: 0 P: 3	R: 0 E: 0 K: 0 S: 3	H: 1 LOB: 0 BB: 0 P: 3	R: 2 E: 0 K: 2 S: 11	H: 3 LOB: 1 BB: 0 P: 14	1B: 8 2B: 2 3B: 1 HR: 2	SF: 0 SAC: 0 DP: 2 HBP: 0	WP: 0 PB: 0 SB: 2 CS: 0	PA: 38			
PITCHER	IP	WLS	BF	H	R	ER	SO	BB	IBB	HBP	BLK	WP	HR	S	P	ERA	WHIP								
21 Andy Sonnanstine, R (1, 1) ERA: 10.13	4.0	2	13	2	0	0	1	0	0	0	0	0	0	15	15	0.00	0.500								
68 R.J. Swindle, L (5, 1) ERA: 3.6	0.0	0	2	2	1	1	0	0	0	0	0	0	0	2	2	∞	∞								
54 Mike Ekstrom, R (5, 1) ERA: 0.64	1.0	4	4	1	0	0	1	0	0	0	0	0	0	7	7	0.00	1.000								
56 Alex Torres, L (6, 1) ERA: 4.5	2.0	10	4	3	3	3	1	0	0	0	0	0	0	12	12	13.50	2.000								
44 Matt Bush, R (8, 1) ERA: 3.6	1.0	H	3	1	0	0	0	0	0	0	0	0	0	3	3	0.00	1.000								
PITCHER	IP	WLS	BF	H	R	ER	SO	BB	IBB	HBP	BLK	WP	HR	S	P	ERA	WHIP								
47 Brandon Gomes, R (9, 1) ERA: 4.15	1.0	W	6	3	2	2	2	0	0	0	0	0	0	2	2	18.00	3.000								

AB 38
R 6
H 13
RBI 6
BB 0
SO 5
LOB 14



Batter	1	2	3	4	5	6	7	8	9	AB	R	H	RBI	BB	SO	LOB	BOTTOM								
18 Ben Zobrist, S (1, 4) 9 Elliot Johnson, S (6, 4) OBP: 0.385, SLG: 0.583 OBP: 0.273, SLG: 0.273										2	2	1	0	1	1	0	Boston Red Sox @ Tampa Bay Rays Charlotte Sports Park, Port Charlotte, FL Thu Mar 10 2011, 1:08 PM - 3:48 PM EST Att: 7,322 - Cloudy - 64 F								
22 Johnny Damon, L (1, 10) 66 Chris Carter, L (8, PH) OBP: 0.200, SLG: 0.263 OBP: 0.400, SLG: 0.500										2	2	1	1	1	0	0									
3 Evan Longoria, R (1, 5) 45 Felipe Lopez, S (6, 5) OBP: 0.250, SLG: 0.458 OBP: 0.500, SLG: 0.474										3	0	1	1	0	0	1									
20 Matt Joyce, L (1, 9) 1 Sean Rodriguez, R (7, 9) OBP: 0.320, SLG: 0.238 OBP: 0.500, SLG: 0.688										2	0	1	2	0	1	0									
2 B.J. Upton, R (1, 8) 8 Desmond Jennings, R (7, 8) OBP: 0.333, SLG: 0.565 OBP: 0.286, SLG: 0.156										1	0	0	0	0	1	0									
24 Dan Johnson, L (1, 3) 23 Casey Kotchman, L (7, 3) 64 Tim Beckham, R (9, PR) OBP: 0.238, SLG: 0.474 OBP: 0.417, SLG: 0.565 OBP: 0.438, SLG: 0.429										3	0	0	0	0	1	0									
15 Reid Brignac, L (1, 6) 60 Stephen Vogt, L (8, 9) OBP: 0.500, SLG: 0.583 OBP: 0.476, SLG: 0.944										1	0	0	0	0	0	1									
28 John Jaso, L (1, 2) 38 Robinson Chirinos, R (7, 2) OBP: 0.263, SLG: 0.471 OBP: 0.476, SLG: 0.944										2	1	2	1	0	0	0									
5 Sam Fuld, L (1, 7) 61 Russ Canzler, R (8, 7) OBP: 0.116, SLG: 0.118 OBP: 0.116, SLG: 0.118										3	0	0	0	0	0	2									
										0	0	0	0	0	0	0									
Inning Stats	R: 2 E: 0 K: 0 S: 3	H: 1 LOB: 0 BB: 2 P: 11	R: 1 E: 0 K: 0 S: 6	H: 1 LOB: 0 BB: 0 P: 7	R: 2 E: 0 K: 1 S: 7	H: 3 LOB: 0 BB: 0 P: 7	R: 0 E: 0 K: 1 S: 6	H: 1 LOB: 1 BB: 0 P: 6	R: 0 E: 0 K: 1 S: 5	H: 0 LOB: 0 BB: 0 P: 5	R: 0 E: 0 K: 2 S: 7	H: 0 LOB: 0 BB: 0 P: 7	R: 0 E: 0 K: 0 S: 4	H: 1 LOB: 1 BB: 0 P: 4	R: 0 E: 0 K: 1 S: 5	H: 0 LOB: 0 BB: 0 P: 5	R: 3 E: 0 K: 0 S: 5	H: 3 LOB: 1 BB: 0 P: 6	1B: 5 2B: 3 3B: 0 HR: 2	SF: 1 SAC: 0 DP: 1 HBP: 0	WP: 0 PB: 0 SB: 0 CS: 1	PA: 35			
PITCHER	IP	WLS	BF	H	R	ER	SO	BB	IBB	HBP	BLK	WP	HR	S	P	ERA	WHIP								
18 Daisuke Matsuzaka, R (1, 1) 30 Andrew Miller, L (4, 1) 51 Daniel Bard, R (6, 1) 91 Alfredo Aceves, R (7, 1) ERA: 11.42 ERA: 5.06 ERA: 0.62 ERA: 3.68	3.2	16	5	5	5	2	2	0	0	0	0	0	0	7	7	0.00	0.750								
	1.1	5	1	0	0	1	0	0	0	0	0	0	0	7	7	0.00	0.000								
	1.0	3	0	0	0	2	0	0	0	0	0	0	0	7	7	0.00	0.000								
	2.1	L	11	4	3	3	1	0	0	0	0	0	1	14	15	11.57	1.714								

AB 32
R 8
H 10
RBI 8
BB 2
SO 6
LOB 8



Batter	1	2	3	4	5	6	7	8	9	AB	R	H	RBI	BB	SO	LOB	TOP								
10 Marco Scutaro, R OBP: 0.273, SLG: 0.333 93 Ryan Khoury, R OBP: 0.400, SLG: 0.250										4	1	1	2	0	0	0	Boston Red Sox @ Houston Astros Osceola County Stadium, Kissimmee, FL Fri Mar 11 2011, 1:07 PM - 4:10 PM EST Att: 4,234 - Sunny - 55 F								
12 Jed Lowrie, S OBP: 0.280, SLG: 0.304 77 Aaron Bates, R OBP: 0.200, SLG: 0.600										2	1	0	0	2	0	0									
15 Dustin Pedroia, R OBP: 0.222, SLG: 0.417 95 Tony Thomas, R OBP: 0.200, SLG: 0.600										3	1	2	2	1	0	1									
55 Ryan Kalish, L OBP: 0.313, SLG: 0.300 92 Matt Sheely, R OBP: 0.200, SLG: 0.600										4	0	1	1	0	1	3									
54 Darrell McDonald, R OBP: 0.320, SLG: 0.348										5	0	0	0	0	1	3									
60 Daniel Nava, S OBP: 0.346, SLG: 0.304 82 Tim Federowicz, R OBP: 0.400, SLG: 0.667										3	0	2	1	1	0	3									
68 Josh Reddick, L OBP: 0.222, SLG: 0.417 97 Alex Hassan, R OBP: 1.000, SLG: 1.500										5	0	0	0	0	0	5									
65 Will Middlebrooks, R OBP: 0.214, SLG: 0.231										4	1	1	0	0	1	2									
81 Mark Wagner, R OBP: 0.250, SLG: 0.833 92 Luis Exposito, R OBP: 0.273, SLG: 0.222										2	2	2	1	0	0	0									
										2	0	0	0	0	0	0									
Inning Stats	R: 3 E: 0 K: 1 S: 8	H: 3 LOB: 1 BB: 1 P: 12	R: 2 E: 0 K: 0 S: 5	H: 2 LOB: 1 BB: 1 P: 10	R: 0 E: 1 K: 0 S: 4	H: 1 LOB: 1 BB: 0 P: 5	R: 1 E: 0 K: 0 S: 4	H: 1 LOB: 1 BB: 1 P: 8	R: 0 E: 0 K: 0 S: 3	H: 0 LOB: 1 BB: 0 P: 7	R: 0 E: 0 K: 0 S: 3	H: 0 LOB: 0 BB: 0 P: 3	R: 1 E: 0 K: 1 S: 7	H: 2 LOB: 2 BB: 0 P: 7	R: 2 E: 2 K: 2 S: 10	H: 2 LOB: 1 BB: 0 P: 10	R: 0 E: 0 K: 0 S: 3	H: 0 LOB: 0 BB: 0 P: 3	1B: 5 2B: 2 3B: 4 HR: 0	SF: 0 SAC: 0 DP: 0 HBP: 0	WP: 1 PB: 0 SB: 1 CS: 1	PA: 43			
PITCHER	IP	WLS	BF	H	R	ER	SO	BB	IBB	HBP	BLK	WP	HR	S	P	ERA	WHIP								
39 Brett Myers, R ERA: 7.86	3.0	L	17	6	5	5	1	2	0	0	0	1	0	17	27	15.00	2.667								
73 Fernando Rodriguez Jr., R ERA: 1.8	2.0		9	1	1	1	0	2	0	0	0	0	0	7	15	4.50	1.500								
59 Wilton Lopez, R ERA:	1.0		3	0	0	0	0	0	0	0	0	0	0	3	3	0.00	0.000								
54 Mark Melancon, R ERA: 2.25	1.0		5	2	1	1	1	0	0	0	0	0	0	7	7	9.00	2.000								
78 Pat Urekficz, L ERA: 16.43	1.0		6	2	2	1	2	0	0	0	0	0	0	10	10	9.00	2.000								
PITCHER	IP	WLS	BF	H	R	ER	SO	BB	IBB	HBP	BLK	WP	HR	S	P	ERA	WHIP								
27 Gustavo Chacin, L ERA: 4.15	1.0		3	0	0	0	0	0	0	0	0	0	0	3	3	0.00	0.000								

Batter	1	2	3	4	5	6	7	8	9	AB	R	H	RBI	BB	SO	LOB	BOTTOM								
21 Michael Bourn, L OBP: 0.267, SLG: 0.379 92 T.J. Steele, R OBP: 0.333, SLG: 0.400										4	1	1	1	0	1	3	Boston Red Sox @ Houston Astros Osceola County Stadium, Kissimmee, FL Fri Mar 11 2011, 1:07 PM - 4:10 PM EST Att: 4,234 - Sunny - 55 F								
1 Anderson Hernandez, S OBP: 0.500, SLG: 0.545										4	0	1	1	1	0	1									
22 Bill Hall, R OBP: 0.260, SLG: 0.227 98 Jonathan Meyer, R OBP: 0.200, SLG: 0.250										2	0	0	0	1	0	2									
45 Carlos Lee, R OBP: 0.417, SLG: 0.571 19 Brian Bogusevic, L OBP: 0.206, SLG: 0.250										3	0	1	1	0	1	2									
4 Jason Michaels, R OBP: 0.417, SLG: 0.591 Telvin Nash, R ERA:										3	0	0	0	0	2	2									
96 Jon Gaston, L OBP: 0.287, SLG: 0.214 94 Collin DeLome, L ERA:										4	0	0	0	0	0	2									
68 Brian Dopirak, R OBP: 0.316, SLG: 0.421										4	0	2	0	0	0	0									
55 Humberto Quintero, R OBP: 0.429, SLG: 0.692 82 Chris Wallace, R OBP: 1.000, SLG: 2.000										3	1	1	0	0	1	2									
12 Tommy Manzell, R OBP: 0.381, SLG: 0.368 90 Jio Mier, R OBP: 0.333, SLG: 0.500										2	1	1	0	1	0	0									
										1	0	0	0	0	1	1									
Inning Stats	R: 1 E: 0 K: 1 S: 7	H: 2 LOB: 2 BB: 1 P: 11	R: 2 E: 0 K: 0 S: 7	H: 3 LOB: 2 BB: 0 P: 7	R: 0 E: 0 K: 1 S: 6	H: 1 LOB: 1 BB: 0 P: 6	R: 0 E: 0 K: 1 S: 5	H: 0 LOB: 0 BB: 0 P: 5	R: 0 E: 0 K: 1 S: 6	H: 1 LOB: 2 BB: 1 P: 10	R: 0 E: 0 K: 2 S: 7	H: 0 LOB: 0 BB: 0 P: 7	R: 0 E: 0 K: 0 S: 3	H: 0 LOB: 0 BB: 0 P: 3	R: 0 E: 0 K: 1 S: 6	H: 1 LOB: 2 BB: 1 P: 10	1B: 4 2B: 4 3B: 0 HR: 0	SF: 0 SAC: 0 DP: 0 HBP: 0	WP: 0 PB: 0 SB: 0 CS: 0	PA: 39					
PITCHER	IP	WLS	BF	H	R	ER	SO	BB	IBB	HBP	BLK	WP	HR	S	P	ERA	WHIP								
87 Kyle Weiland, R ERA: 10.13	1.1	W	10	4	3	3	1	0	0	0	0	0	0	7	7	0.00	0.750								
35 Dan Wheeler, R ERA: 6.23	0.1	H	2	1	0	0	0	0	0	0	0	0	0	2	2	0.00	3.000								
59 Lenny DiNardo, L ERA:	1.0	H	3	0	0	0	1	0	0	0	0	0	0	5	5	0.00	0.000								
44 Dennys Reyes, L ERA:	1.0	H	3	0	0	0	1	0	0	0	0	0	0	5	5	0.00	0.000								
32 Matt Albers, R ERA: 1.89	1.0	H	3	0	0	0	1	0	0	0	0	0	0	5	5	0.00	0.000								
PITCHER	IP	WLS	BF	H	R	ER	SO	BB	IBB	HBP	BLK	WP	HR	S	P	ERA	WHIP								
53 Rich Hill, L ERA:	1.0	H	5	1	0	0	1	1	0	0	0	0	0	6	10	0.00	2.000								
64 Michael Bowden, R ERA: 3.0	2.0		6	0	0	0	2	0	0	0	0	0	0	10	10	0.00	0.000								
79 Cleveland Santeluz, R ERA: 1.8	1.0		5	1	0	0	1	1	0	0	0	0	0	6	10	0.00	2.000								

AB	39
R	9
H	11
RBI	8
BB	4
SO	4
LOB	18



Batter	1	2	3	4	5	6	7	8	9	AB	R	H	RBI	BB	SO	LOB	TOP				
1 Emilio Bonifacio, S OBP: 0.360, SLG: 0.435 67 Tim Torres, S OBP: 0.412, SLG: 0.400	(1,4) X 0-0 G4-3		(1,4) X 0-0 G3		(1,4) X 0-0 F8		(1,4) X 0-3 K		(1,4) X 4-0 BB	4	0	0	0	0	1	1					
10 Dewayne Wise, L OBP: 0.345, SLG: 0.440 33 Scott Cousins, L OBP: 0.200, SLG: 0.267	(1,8) X 0-0 P5		(1,8) X 0-0 F8		(1,8) X 0-3 K		(1,8) X 0-0 G3-1		(1,8) X 0-3 K	3	0	0	0	0	1	0					
20 Logan Morrison, L OBP: 0.379, SLG: 0.292 64 Chris Lubanski, L OBP: 0.200, SLG: 0.267	(1,7) S 0-3 K		(1,7) X 0-0 2B		(1,7) X 0-0 F7		(1,7) X 0-0 1B		(1,7) X 0-0 1B	3	0	1	0	0	1	0					
14 John Buck, R OBP: 0.250, SLG: 0.217 9 Brett Hayes, R OBP: 0.236, SLG: 0.250		(1,2) X 0-0 1B		(1,2) X 0-0 F8		(1,2) X 0-3 K		(1,2) X 4-0 BB		3	1	1	0	0	1	1					
29 Greg Dobbs, L OBP: 0.563, SLG: 0.813 52 Vinny Rottino, R OBP: 0.308, SLG: 0.273	(1,3) S 0-3 K		(1,3) X 0-0 1B		(1,3) X 0-0 1B		(1,3) X 0-0 G3		(1,3) X 0-0 F9	3	0	1	0	0	1	1					
22 Donnie Murphy, R OBP: 0.316, SLG: 0.471 56 Osvaldo Martinez, R OBP: 0.286, SLG: 0.333	(1,6) S 0-0 1B		(1,6) X 0-0 1B		(1,6) X 0-0 L4		(1,6) X 0-3 K		(1,6) X 0-0 E5	3	0	1	0	0	1	1					
78 Matt Dominguez, R OBP: 0.333, SLG: 0.636 12 Ruben Gotay, S OBP: 0.333, SLG: 0.222	(1,5) X 0-0 1B		(1,5) X 0-0 1B		(1,5) X 0-0 1B		(1,5) X 0-0 G6-3		(1,5) X 0-3 K	3	0	1	0	0	0	2					
21 John Baker, L OBP: 0.308, SLG: 0.308 3 Joe Thurston, L OBP: 0.300, SLG: 0.353	(1,10) S 0-0 1B		(1,10) X 0-0 1B		(1,10) X 0-0 F7		(1,10) X 0-0 F7		(1,10) X 0-0 G6-3	3	0	1	1	0	0	2					
63 Josh Kroeger, L OBP: 0.233, SLG: 0.185 53 John Raynor, R OBP: 0.313, SLG: 0.438	(1,9) X 0-0 G4-3		(1,9) X 0-0 K		(1,9) X 0-3 K		(1,9) X 4-0 BB		(1,9) X 0-0 G5-3	2	0	0	0	1	1	4					
Inning Stats	R: 0 E: 0 K: 1 S: 5	H: 0 LOB: 0 BB: 0 P: 5	R: 1 E: 0 K: 1 S: 8	H: 3 LOB: 2 BB: 0 P: 8	R: 0 E: 0 K: 0 S: 4	H: 1 LOB: 1 BB: 0 P: 4	R: 0 E: 0 K: 1 S: 7	H: 2 LOB: 2 BB: 0 P: 7	R: 0 E: 0 K: 2 S: 5	H: 0 LOB: 0 BB: 0 P: 7	R: 0 E: 0 K: 1 S: 5	H: 0 LOB: 1 BB: 1 P: 9	R: 1 E: 1 K: 1 S: 7	H: 1 LOB: 2 BB: 1 P: 11	R: 0 E: 0 K: 1 S: 5	H: 0 LOB: 1 BB: 1 P: 9	1B: 6 2B: 1 3B: 0 HR: 0	SF: 0 SAC: 0 DP: 0 HBP: 0	WP: 0 PB: 0 SB: 0 CS: 0	PA: 38	
PITCHER	IP WLS BF H R ER SO BB IBB HBP BLK WP HR S P ERA WHIP	IP WLS BF H R ER SO BB IBB HBP BLK WP HR S P ERA WHIP	IP WLS BF H R ER SO BB IBB HBP BLK WP HR S P ERA WHIP	IP WLS BF H R ER SO BB IBB HBP BLK WP HR S P ERA WHIP	IP WLS BF H R ER SO BB IBB HBP BLK WP HR S P ERA WHIP	IP WLS BF H R ER SO BB IBB HBP BLK WP HR S P ERA WHIP	IP WLS BF H R ER SO BB IBB HBP BLK WP HR S P ERA WHIP	IP WLS BF H R ER SO BB IBB HBP BLK WP HR S P ERA WHIP	IP WLS BF H R ER SO BB IBB HBP BLK WP HR S P ERA WHIP	IP WLS BF H R ER SO BB IBB HBP BLK WP HR S P ERA WHIP	IP WLS BF H R ER SO BB IBB HBP BLK WP HR S P ERA WHIP	IP WLS BF H R ER SO BB IBB HBP BLK WP HR S P ERA WHIP	IP WLS BF H R ER SO BB IBB HBP BLK WP HR S P ERA WHIP	IP WLS BF H R ER SO BB IBB HBP BLK WP HR S P ERA WHIP	IP WLS BF H R ER SO BB IBB HBP BLK WP HR S P ERA WHIP	IP WLS BF H R ER SO BB IBB HBP BLK WP HR S P ERA WHIP	IP WLS BF H R ER SO BB IBB HBP BLK WP HR S P ERA WHIP	IP WLS BF H R ER SO BB IBB HBP BLK WP HR S P ERA WHIP	IP WLS BF H R ER SO BB IBB HBP BLK WP HR S P ERA WHIP	IP WLS BF H R ER SO BB IBB HBP BLK WP HR S P ERA WHIP	IP WLS BF H R ER SO BB IBB HBP BLK WP HR S P ERA WHIP

Florida Marlins @ Boston Red Sox
City of Palms Park, Ft. Myers, FL
Sat Mar 12 2011, 1:07 PM - 4:14 PM EST
Att: 7,921 - Sunny - 69 F

AB 35
R 2
H 7
RBI 1
BB 3
SO 9
LOB 18



Batter	1	2	3	4	5	6	7	8	9	AB	R	H	RBI	BB	SO	LOB	BOTTOM				
2 Jacoby Ellsbury, L OBP: 0.462, SLG: 0.680 86 J.C. Linares, R OBP: 0.435, SLG: 0.619	(1,8) X 0-0 1B		(1,8) X 0-0 2B		(1,8) X 1-1 HR		(1,8) X 4-0 BB		(1,8) X 0-0 1B	3	3	3	3	0	0	0					
15 Dustin Pedroia, R OBP: 0.407, SLG: 0.500 80 Nate Spears, L OBP: 0.393, SLG: 0.423	(1,4) X 0-0 1B		(1,4) X 0-0 1B		(1,4) X 0-0 1B		(1,4) X 0-0 1B		(1,4) X 0-0 P4	3	0	3	1	0	0	0					
28 Adrián González, L OBP: 0.500, SLG: 1.000 70 Drew Sutton, S OBP: 0.367, SLG: 0.500	(1,3) X 0-0 1B		(1,3) X 0-0 SF8		(1,3) X 1-0 F8		(1,3) X 4-0 BB		(1,3) X 0-0 1B	1	0	1	1	0	0	0					
20 Kevin Youkilis, R OBP: 0.192, SLG: 0.200 96 Michael Almaraz, R OBP: 0.333, SLG: 0.333 93 Ryan Khoury, R OBP: 0.333, SLG: 0.200	(1,5) X 0-0 P6		(1,5) X 0-0 G1-3		(1,5) X 0-0 F9		(1,5) X 0-0 1B		(1,5) X 0-0 F7	3	0	0	0	0	0	5					
34 David Ortiz, L OBP: 0.379, SLG: 0.519 60 Daniel Nava, S OBP: 0.321, SLG: 0.292	(1,10) X 0-0 F8		(1,10) X 0-0 2B		(1,10) X 0-0 2B		(1,10) X 0-0 SF7		(1,10) X 0-3 K	3	0	2	0	0	0	2					
7 J.D. Drew, L OBP: 0.316, SLG: 0.368 55 Ryan Kalish, L OBP: 0.324, SLG: 0.313	(1,9) X 0-0 G4-3		(1,9) X 0-0 L6		(1,9) X 0-0 G4-3		(1,9) X 0-0 1B		(1,9) X 0-0 F8	3	0	0	0	0	0	4					
23 Mike Cameron, R OBP: 0.389, SLG: 0.471 62 Paul Hoover, R OBP: 0.286, SLG: 0.500	(1,7) X 0-0 1B		(1,7) X 0-0 1B		(1,7) X 0-0 SF7		(1,7) X 0-0 SF9		(1,7) X 0-0 F9	2	1	1	1	0	1	1					
39 Jarrod Saltalamacchia, R OBP: 0.471, SLG: 0.462 68 Josh Reddick, L OBP: 0.241, SLG: 0.400	(1,2) S 4-0 BB		(1,2) X 4-0 1B		(1,2) X 0-3 K		(1,2) X 0-0 1B		(1,2) X 0-0 G4-3	2	1	1	0	1	1	1					
10 Marco Scutaro, R OBP: 0.250, SLG: 0.304 72 Yamaico Navarro, R OBP: 0.333, SLG: 0.423 94 Ryan Dent, R	(1,6) X 0-0 G4-3		(1,6) X 0-0 BB		(1,6) X 0-0 F9		(1,6) X 0-0 G6-3		(1,6) X 0-0 F9	2	0	0	0	0	0	2					
Inning Stats	R: 1 E: 0 K: 0 S: 6	H: 3 LOB: 2 BB: 0 P: 6	R: 3 E: 1 K: 0 S: 6	H: 3 LOB: 1 BB: 1 P: 10	R: 0 E: 0 K: 2 S: 8	H: 1 LOB: 1 BB: 0 P: 8	R: 1 E: 0 K: 0 S: 6	H: 2 LOB: 2 BB: 0 P: 8	R: 1 E: 0 K: 0 S: 5	H: 2 LOB: 2 BB: 0 P: 5	R: 3 E: 0 K: 0 S: 6	H: 3 LOB: 3 BB: 3 P: 18	R: 0 E: 0 K: 1 S: 7	H: 2 LOB: 2 BB: 0 P: 7	R: 0 E: 0 K: 0 S: 3	H: 0 LOB: 0 BB: 0 P: 3	1B: 11 2B: 4 3B: 0 HR: 1	SF: 4 SAC: 0 DP: 0 HBP: 0	WP: 0 PB: 0 SB: 1 CS: 0	PA: 44	
PITCHER	IP WLS BF H R ER SO BB IBB HBP BLK WP HR S P ERA WHIP	IP WLS BF H R ER SO BB IBB HBP BLK WP HR S P ERA WHIP	IP WLS BF H R ER SO BB IBB HBP BLK WP HR S P ERA WHIP	IP WLS BF H R ER SO BB IBB HBP BLK WP HR S P ERA WHIP	IP WLS BF H R ER SO BB IBB HBP BLK WP HR S P ERA WHIP	IP WLS BF H R ER SO BB IBB HBP BLK WP HR S P ERA WHIP	IP WLS BF H R ER SO BB IBB HBP BLK WP HR S P ERA WHIP	IP WLS BF H R ER SO BB IBB HBP BLK WP HR S P ERA WHIP	IP WLS BF H R ER SO BB IBB HBP BLK WP HR S P ERA WHIP	IP WLS BF H R ER SO BB IBB HBP BLK WP HR S P ERA WHIP	IP WLS BF H R ER SO BB IBB HBP BLK WP HR S P ERA WHIP	IP WLS BF H R ER SO BB IBB HBP BLK WP HR S P ERA WHIP	IP WLS BF H R ER SO BB IBB HBP BLK WP HR S P ERA WHIP	IP WLS BF H R ER SO BB IBB HBP BLK WP HR S P ERA WHIP	IP WLS BF H R ER SO BB IBB HBP BLK WP HR S P ERA WHIP	IP WLS BF H R ER SO BB IBB HBP BLK WP HR S P ERA WHIP	IP WLS BF H R ER SO BB IBB HBP BLK WP HR S P ERA WHIP	IP WLS BF H R ER SO BB IBB HBP BLK WP HR S P ERA WHIP	IP WLS BF H R ER SO BB IBB HBP BLK WP HR S P ERA WHIP	IP WLS BF H R ER SO BB IBB HBP BLK WP HR S P ERA WHIP	IP WLS BF H R ER SO BB IBB HBP BLK WP HR S P ERA WHIP

Florida Marlins @ Boston Red Sox
City of Palms Park, Ft. Myers, FL
Sat Mar 12 2011, 1:07 PM - 4:14 PM EST
Att: 7,921 - Sunny - 69 F

AB 36
R 9
H 16
RBI 9
BB 4
SO 3
LOB 26



Batter	1	2	3	4	5	6	7	8	9	AB	R	H	RBI	BB	SO	LOB	TOP											
23 Mike Cameron, R OBP: 0.381, SLG: 0.500 68 Josh Reddick, L OBP: 0.226, SLG: 0.370	G5-3		L8		L8		G4-3		K	3	0	1	2	0	0	1	Boston Red Sox @ Pittsburgh Pirates McKechnie Field, Bradenton, FL Sun Mar 13 2011, 1:08 PM - 3:53 PM EDT Att: 6,602 - Sunny - 70 F											
12 Jed Lowrie, S OBP: 0.286, SLG: 0.280 76 Jose Iglesias, R OBP: 0.317, SLG: 0.364	F8		P3		P3		K			2	0	0	0	1	0	1												
7 J.D. Drew, L OBP: 0.320, SLG: 0.333 60 Daniel Nava, S OBP: 0.310, SLG: 0.280	K		F9		F9			P5		2	0	0	0	1	1	2												
33 Jason Varitek, S OBP: 0.313, SLG: 0.333 92 Luis Exposito, R OBP: 0.250, SLG: 0.200		G3-1	K		G4-3			K		3	0	0	0	0	1	4												
55 Ryan Kalish, L OBP: 0.316, SLG: 0.286 93 Ryan Khoury, R OBP: 0.333, SLG: 0.200		K			P6			K		3	0	0	0	1	2	0												
54 Darrell McDonald, R OBP: 0.321, SLG: 0.462 86 J.C. Linares, R OBP: 0.417, SLG: 0.591	F9				F7			FC5-4		3	1	1	1	0	0	0												
78 Lars Anderson, L OBP: 0.217, SLG: 0.455 72 Yamaico Navarro, R OBP: 0.321, SLG: 0.407			1B		HR			G4-3		3	2	2	1	0	0	0												
80 Nate Spears, L OBP: 0.375, SLG: 0.400			G1-3		G4-3			P6		4	0	1	0	0	0	1												
70 Drew Sutton, S OBP: 0.382, SLG: 0.483			BB					K		3	1	1	0	1	1	1												
Inning Stats	R: 0 E: 0 K: 1 S: 5	H: 0 LOB: 0 BB: 0 P: 5	R: 0 E: 0 K: 1 S: 5	H: 0 LOB: 0 BB: 0 P: 5	R: 2 E: 1 K: 1 S: 7	H: 2 LOB: 2 BB: 2 P: 15	R: 1 E: 0 K: 0 S: 6	H: 1 LOB: 0 BB: 0 P: 6	R: 0 E: 0 K: 0 S: 4	H: 1 LOB: 2 BB: 1 P: 8	R: 1 E: 0 K: 2 S: 8	H: 1 LOB: 0 BB: 0 P: 11	R: 0 E: 0 K: 1 S: 7	H: 0 LOB: 0 BB: 0 P: 7	R: 0 E: 0 K: 1 S: 5	H: 0 LOB: 1 BB: 1 P: 9		R: 0 E: 0 K: 1 S: 6	H: 1 LOB: 1 BB: 0 P: 6	1B: 3 2B: 1 3B: 0 HR: 2	SF: 0 SAC: 0 DP: 0 HBP: 0	WP: 0 PB: 0 SB: 0 CS: 0	PA: 37					
PITCHER	IP	WLS	BF	H	R	ER	SO	BB	IBB	HBP	BLK	WP	HR	S	P	ERA	WHIP											
32 Brad Lincoln, R ERA: 3.38	3.0		13	2	2	2	3	2	0	0	0	0	0	10	17	25	6.00	1.333										
27 Jeff Karstens, R ERA: 2.57	2.0	W	9	2	1	1	0	1	0	0	0	0	1	10	14	4.50	1.500											
Joel Hanrahan, R ERA: 11.57	1.0		4	1	1	1	0	0	0	0	0	0	1	8	11	9.00	1.000											
30 Chris Resop, R ERA: 3.0	2.0	H	7	0	0	0	3	1	0	0	0	0	0	12	16	0.00	0.500											
63 Chris Leroux, R ERA: 3.0	1.0		4	1	0	0	1	0	0	0	0	0	0	6	6	0.00	1.000											

Batter	1	2	3	4	5	6	7	8	9	AB	R	H	RBI	BB	SO	LOB	BOTTOM										
31 Jose Tabata, R OBP: 0.297, SLG: 0.235 Gorkys Hernandez, R OBP: 0.261, SLG: 0.261	G4-3		1B		1B		G4-3		1B	1	1	0	0	1	0	0	Boston Red Sox @ Pittsburgh Pirates McKechnie Field, Bradenton, FL Sun Mar 13 2011, 1:08 PM - 3:53 PM EDT Att: 6,602 - Sunny - 70 F										
18 Neil Walker, S OBP: 0.257, SLG: 0.394 77 Brian Friday, R OBP: 0.333, SLG: 0.364	F8		FC5-4		1B		K		1B	3	1	1	1	0	0	2											
24 Pedro Alvarez, L OBP: 0.306, SLG: 0.486 3 Pedro Ciriaco, R OBP: 0.320, SLG: 0.458	K		K2-3		1B		K		F8	3	1	1	2	0	2	2											
46 Garrett Jones, L OBP: 0.343, SLG: 0.321 81 Andrew Lamb, L OBP: 0.333, SLG: 0.313		G3-1			G1-3			1B		2	0	0	0	1	0	0											
37 Lyle Overbay, L OBP: 0.400, SLG: 0.724 10 Garrett Atkins, R OBP: 0.231, SLG: 0.375		K			K			1B		3	0	1	2	0	2	0											
14 John Bowker, L OBP: 0.333, SLG: 0.722 51 Steve Pearce, R OBP: 0.259, SLG: 0.292		HR			F7			1B		3	1	1	1	0	0	2											
5 Ronny Cedeño, R OBP: 0.259, SLG: 0.366 10 Joshua Rodriguez, R OBP: 0.375, SLG: 0.231								HR		0	0	0	0	1	0	0											
68 Dusty Brown, R OBP: 0.435, SLG: 0.421 35 Jason Jaramillo, S OBP: 0.571, SLG: 1.000			G6-3						1B	2	1	1	0	1	0	0											
32 Brad Lincoln, L OBP: 0.300, SLG: 1.000 27 Jeff Karstens, R ERA: 6.6									2B	1	0	1	0	0	0	0											
12 Andy Marte, R OBP: 0.260, SLG: 0.867 Joel Hanrahan, R ERA: 7.71 30 Chris Resop, R ERA: 4.26 17 Josh Fields, R OBP: 0.333, SLG: 0.190 63 Chris Leroux, L ERA: 5.4			1B						F9	1	0	1	0	0	0	0											
Inning Stats	R: 0 E: 0 K: 1 S: 5	H: 0 LOB: 0 BB: 0 P: 5	R: 1 E: 0 K: 2 S: 8	H: 1 LOB: 0 BB: 0 P: 8	R: 0 E: 0 K: 1 S: 6	H: 1 LOB: 2 BB: 1 P: 10	R: 0 E: 0 K: 1 S: 5	H: 0 LOB: 0 BB: 0 P: 5	R: 6 E: 0 K: 1 S: 11	H: 6 LOB: 3 BB: 2 P: 20	R: 0 E: 0 K: 2 S: 7	H: 0 LOB: 0 BB: 0 P: 7	R: 0 E: 0 K: 1 S: 4	H: 0 LOB: 1 BB: 1 P: 9	R: 2 E: 0 K: 0 S: 7	H: 4 LOB: 2 BB: 0 P: 7	1B: 7 2B: 3 3B: 0 HR: 2	SF: 0 SAC: 0 DP: 1 HBP: 2	WP: 0 PB: 0 SB: 1 CS: 0	PA: 41							
PITCHER	IP	WLS	BF	H	R	ER	SO	BB	IBB	HBP	BLK	WP	HR	S	P	ERA	WHIP										
19 Josh Beckett, R ERA: 6.52	4.0	L	19	4	5	5	5	2	0	1	0	0	2	26	35	11.25	1.500										
48 Scott Atchison, R ERA: 6.0	1.0		8	4	2	2	1	1	0	0	0	0	0	9	13	18.00	5.000										
51 Daniel Bard, R ERA: 7.71	1.0		3	0	0	0	2	0	0	0	0	0	0	7	7	0.00	0.000										
30 Andrew Miller, L ERA: 4.26	1.0		4	0	0	0	1	1	0	1	0	0	0	4	9	0.00	1.000										
59 Lenny DiNardo, L ERA: 5.4	1.0		7	4	2	2	0	0	0	0	0	0	0	7	7	18.00	4.000										

Batter	1	2	3	4	5	6	7	8	9	10	AB	R	H	RBI	BB	SO	LOB	TOP	
2 Jacoby Ellsbury, L OBP: 0.452, SLG: 0.724 55 Ryan Kalish, L OBP: 0.302, SLG: 0.256	P6			HR		G4-3		F8		G3	3	1	1	1	0	0	0		
13 Carl Crawford, L OBP: 0.200, SLG: 0.207 60 Daniel Nava, S OBP: 0.303, SLG: 0.250	G5-3			G3		F7				L7	3	0	0	0	0	0	0		
7 J.D. Drew, L OBP: 0.321, SLG: 0.333 68 Josh Reddick, L OBP: 0.242, SLG: 0.379	K							F8			3	0	1	0	0	1	0		
33 Jason Varitek, S OBP: 0.263, SLG: 0.278 62 Paul Hoover, R OBP: 0.250, SLG: 0.429		L6		F7				K		P6	3	0	0	0	0	1	1		
12 Jed Lowrie, S OBP: 0.250, SLG: 0.250 76 Jose Iglesias, R OBP: 0.385, SLG: 0.333		K		F8				K		G6-3	3	0	0	0	2	1			
54 Danell McDonald, R OBP: 0.310, SLG: 0.333		K						G6-3			4	1	1	1	0	2	0		
78 Lars Anderson, L OBP: 0.185, SLG: 0.385				P4				G4-3		HR	4	0	0	0	0	2	0		
72 Yamaico Navarro, R OBP: 0.303, SLG: 0.375				G6-3				K			4	0	0	0	0	1	0		
80 Nate Spears, L OBP: 0.378, SLG: 0.384				F9				G3-1			2	0	0	0	2	0	0		
Inning Stats	R: 0 E: 0 K: 1 S: 5	H: 0 LOB: 0 BB: 0 P: 5	R: 0 E: 0 K: 2 S: 7	H: 0 LOB: 0 BB: 0 P: 7	R: 0 E: 0 K: 0 S: 3	H: 0 LOB: 0 BB: 0 P: 3	R: 1 E: 0 K: 2 S: 7	H: 2 LOB: 1 BB: 0 P: 8	R: 0 E: 0 K: 2 S: 7	H: 0 LOB: 0 BB: 0 P: 7	R: 0 E: 0 K: 1 S: 6	H: 0 LOB: 2 BB: 1 P: 10	R: 0 E: 0 K: 1 S: 5	H: 0 LOB: 1 BB: 0 P: 6	R: 1 E: 1 K: 1 S: 8	H: 1 LOB: 2 BB: 1 P: 12	1B: 1 2B: 0 3B: 0 HR: 2	SF: 0 SAC: 0 DP: 0 HBP: 1	WP: 1 PA: 38
PITCHER	IP	WLS	BF	H	R	ER	SO	BB	IBB	HBP	BLK	WP	HR	S	P	ERA	WHIP		
35 Justin Verlander, R ERA: 1.2	5.1		18	2	1	1	5	0	0	0	0	0	0	9	9	1.69	0.375		
60 Bryan Villarreal, R ERA: 3.86	1.2		5	0	0	0	2	0	0	0	0	0	0	9	9	0.00	0.000		
62 Al Albuquerque, R ERA: 5.4	1.0		5	0	0	0	1	0	0	0	0	0	1	6	10	0.00	1.000		
59 Fuy Te Ni, L ERA: 1.13	1.0		4	0	0	0	1	0	0	1	1	0	0	5	6	0.00	0.000		
36 Brad Thomas, L ERA: 2.0	1.0	L	6	1	1	1	1	1	0	0	0	0	1	8	12	9.00	2.000		

Boston Red Sox @ Detroit Tigers
 Joker Marchant Stadium, Lakeland, FL
 Tue Mar 15 2011, 1:12 PM - 4:08 PM EDT
 Att. 10,307 - Cloudy - 77 F

AB 35
 R 2
 H 3
 RBI 2
 BB 2
 SO 10
 LOB 11



Batter	1	2	3	4	5	6	7	8	9	10	AB	R	H	RBI	BB	SO	LOB	BOTTOM	
14 Austin Jackson, R OBP: 0.385, SLG: 0.333 26 Brennan Boesch, L (6, PH) OBP: 0.404, SLG: 0.400	G5-3		K			K		L8		G4-3	2	0	0	0	0	1	0		
25 Ryan Raburn, R OBP: 0.367, SLG: 0.519	G5-3			K		K		F8			4	0	0	0	0	2	0		
30 Magglio Ordonez, R OBP: 0.250, SLG: 0.333 72 Andy Dirks, L OBP: 0.447, SLG: 0.561	F9					L8				F8	3	0	1	0	0	0	0		
24 Miguel Cabrera, R OBP: 0.350, SLG: 0.556 65 Scott Thorman, L OBP: 0.240, SLG: 0.136	F9			F8				HR		BB	3	1	1	1	0	0	1		
41 Victor Martinez, S OBP: 0.200, SLG: 0.261 34 Clete Thomas, L (9, PH) OBP: 0.344, SLG: 0.345								K		F7	2	0	1	0	1	1	0		
27 Jhonny Peralta, R OBP: 0.516, SLG: 0.343 29 Danny Worth, R OBP: 0.346, SLG: 0.364		P4				G4-3		G6-3			2	0	0	0	0	3			
15 Brandon Inge, R OBP: 0.265, SLG: 0.367 32 Don Kelly, L OBP: 0.342, SLG: 0.324		K								P5	2	0	1	0	0	2			
20 Scott Sizemore, R OBP: 0.278, SLG: 0.441				G6-3		G4-3		G6-3		G6-3	4	0	0	0	0	1			
13 Alex Avila, L OBP: 0.387, SLG: 0.269 63 Max St. Pierre, R OBP: 0.342, SLG: 0.324				K		G6-3		F7		F7	3	0	0	0	0	1	0		
Inning Stats	R: 0 E: 0 K: 0 S: 3	H: 0 LOB: 0 BB: 0 P: 3	R: 0 E: 0 K: 1 S: 6	H: 1 LOB: 1 BB: 0 P: 6	R: 0 E: 0 K: 2 S: 7	H: 0 LOB: 0 BB: 0 P: 7	R: 0 E: 0 K: 1 S: 6	H: 1 LOB: 2 BB: 1 P: 10	R: 0 E: 0 K: 1 S: 5	H: 0 LOB: 0 BB: 0 P: 5	R: 1 E: 0 K: 1 S: 8	H: 2 LOB: 1 BB: 0 P: 10	R: 0 E: 0 K: 0 S: 3	H: 0 LOB: 0 BB: 0 P: 3	R: 0 E: 0 K: 0 S: 3	H: 0 LOB: 2 BB: 1 P: 11	1B: 3 2B: 0 3B: 0 HR: 1	SF: 0 SAC: 0 DP: 0 HBP: 0	WP: 0 PA: 37
PITCHER	IP	WLS	BF	H	R	ER	SO	BB	IBB	HBP	BLK	WP	HR	S	P	ERA	WHIP		
18 Daisuke Matsuzaka, R ERA: 7.24	5.0		18	2	0	0	5	1	0	0	0	0	0	27	31	0.00	0.600		
32 Matt Albers, R ERA: 2.45	2.0	B	8	2	1	1	3	0	0	0	0	0	1	15	17	4.50	1.000		
64 Michael Bowden, R ERA: 2.97	1.0		3	0	0	0	0	0	0	0	0	0	0	3	3	0.00	0.000		
56 Brandon Duckworth, R ERA: 3.86	2.0	W	8	0	0	0	0	2	0	0	0	0	0	6	14	0.00	1.000		

Boston Red Sox @ Detroit Tigers
 Joker Marchant Stadium, Lakeland, FL
 Tue Mar 15 2011, 1:12 PM - 4:08 PM EDT
 Att. 10,307 - Cloudy - 77 F

AB 34
 R 1
 H 4
 RBI 1
 BB 3
 SO 8
 LOB 9



Batter	1	2	3	4	5	6	7	8	9	AB	R	H	RBI	BB	SO	LOB	TOP										
10 Marco Scutaro, R OBP: 0.300, SLG: 0.407 76 Jose Iglesias, R OBP: 0.370, SLG: 0.320										3	1	1	1	0	0	0	Boston Red Sox @ Atlanta Braves Champion Stadium, Lake Buena Vista, FL Wed Mar 16 2011, 1:09 PM - 3:42 PM EDT Att: 11,235 - Partly Cloudy - 76 F										
15 Dustin Pedroia, R OBP: 0.384, SLG: 0.433 70 Drew Sutton, S OBP: 0.361, SLG: 0.452										3	0	1	0	0	0	0											
28 Adrián González, L OBP: 0.250, SLG: 0.286 78 Lars Anderson, L OBP: 0.179, SLG: 0.370										3	0	0	0	0	0	1											
20 Kevin Youkilis, R OBP: 0.250, SLG: 0.233 72 Yamáico Navarro, R7, PR OBP: 0.294, SLG: 0.264										3	0	1	0	0	0	0											
34 David Ortiz, L OBP: 0.343, SLG: 0.455 98 Bubba Bell, L (9, PH)										3	0	0	0	0	1	1											
39 Jairo Rodríguez, S OBP: 0.351, SLG: 0.421 81 Mark Wagner, R OBP: 0.214, SLG: 0.714										3	1	1	1	0	1	0											
55 Ryan Kalish, L OBP: 0.319, SLG: 0.262										3	0	1	0	1	1	0											
60 Daniel Nava, S OBP: 0.276, SLG: 0.226										3	0	0	0	0	2	3											
54 Darnell McDonald, R OBP: 0.294, SLG: 0.500 68 Josh Reddick, L OBP: 0.255, SLG: 0.400										2	0	0	0	0	1	0											
Inning Stats	R: 1 E: 0 K: 0 S: 5	H: 1 LOB: 0 BB: 0 P: 5	R: 0 E: 0 K: 1 S: 6	H: 1 LOB: 1 BB: 0 P: 7	R: 0 E: 0 K: 1 S: 5	H: 0 LOB: 0 BB: 0 P: 5	R: 0 E: 0 K: 0 S: 3	H: 0 LOB: 0 BB: 0 P: 3	R: 0 E: 0 K: 3 S: 9	H: 0 LOB: 0 BB: 0 P: 9	R: 0 E: 0 K: 0 S: 4	H: 1 LOB: 1 BB: 0 P: 4	R: 2 E: 0 K: 1 S: 8	H: 3 LOB: 3 BB: 1 P: 14	R: 0 E: 0 K: 0 S: 3	H: 0 LOB: 0 BB: 0 P: 3		R: 0 E: 0 K: 1 S: 5	H: 0 LOB: 0 BB: 0 P: 5	1B: 4 2B: 1 3B: 0 HR: 1	SF: 0 SAC: 0 DP: 0 HBP: 0	WP: 1 PB: 1 CS: 0	PA: 34				
PITCHER	IP	WLS	BF	H	R	ER	SO	BB	IBB	HBP	BLK	WP	HR	S	P	ERA	WHIP										
48 Tommy Hanson, R ERA: 1.29	5.0		17	2	1	1	5	0	0	0	0	0	1	28	29	1.80	0.400										
19 Scott Linebrink, R ERA: 4.5	1.0	H	4	1	0	0	0	0	0	0	0	0	0	4	4	0.00	1.000										
52 George Sherrill, L ERA: 7.2	1.0	W	7	3	2	2	1	1	0	0	0	1	0	8	14	18.00	4.000										
58 Peter Moylan, R ERA: 3.6	1.0	H	3	0	0	0	0	0	0	0	0	0	0	3	3	0.00	0.000										
34 Eric O'Flaherty, L ERA:	1.0	S	3	0	0	0	1	0	0	0	0	0	0	5	5	0.00	0.000										

Batter	1	2	3	4	5	6	7	8	9	AB	R	H	RBI	BB	SO	LOB	BOTTOM										
14 Martín Prado, R OBP: 0.346, SLG: 0.396 78 Jose Constanza, L OBP: 0.263, SLG: 0.222										4	1	2	0	0	0	0	Boston Red Sox @ Atlanta Braves Champion Stadium, Lake Buena Vista, FL Wed Mar 16 2011, 1:09 PM - 3:42 PM EDT Att: 11,235 - Partly Cloudy - 76 F										
7 Brooks Conrad, S OBP: 0.250, SLG: 0.233										4	1	2	0	1	0	1											
10 Chipper Jones, S OBP: 0.432, SLG: 0.650 75 Ed Lucas, R OBP: 0.393, SLG: 0.423										3	1	2	1	0	0	1											
16 Brian McCann, L OBP: 0.235, SLG: 0.344										3	1	1	0	1	0	3											
20 Eric Hinske, L OBP: 0.257, SLG: 0.375 23 Brandon Hicks, R OBP: 0.368, SLG: 0.444										2	0	0	1	0	2	2											
4 Joe Mather, R OBP: 0.219, SLG: 0.172										4	0	1	1	0	1	4											
8 David Ross, R OBP: 0.414, SLG: 0.333										3	0	2	1	1	0	0											
30 Wilkin Ramirez, R OBP: 0.400, SLG: 0.583										4	0	1	0	0	2	5											
24 Diory Hernandez, R OBP: 0.321, SLG: 0.462										4	0	0	0	0	1	4											
Inning Stats	R: 1 E: 0 K: 1 S: 8	H: 3 LOB: 2 BB: 0 P: 8	R: 0 E: 0 K: 1 S: 5	H: 0 LOB: 0 BB: 0 P: 5	R: 0 E: 0 K: 2 S: 9	H: 2 LOB: 2 BB: 0 P: 9	R: 2 E: 0 K: 0 S: 6	H: 3 LOB: 3 BB: 2 P: 14	R: 0 E: 0 K: 0 S: 4	H: 1 LOB: 1 BB: 0 P: 4	R: 1 E: 0 K: 2 S: 10	H: 3 LOB: 2 BB: 0 P: 10	R: 0 E: 0 K: 0 S: 3	H: 0 LOB: 0 BB: 0 P: 3	1B: 10 2B: 2 3B: 0 HR: 0	SF: 1 SAC: 0 DP: 0 HBP: 0		WP: 0 PB: 0 SB: 0 CS: 0	PA: 39								
PITCHER	IP	WLS	BF	H	R	ER	SO	BB	IBB	HBP	BLK	WP	HR	S	P	ERA	WHIP										
31 Jon Lester, L ERA: 2.53	4.2		24	8	3	3	4	2	0	0	0	0	0	30	38	5.79	2.143										
30 Andrew Miller, L ERA: 3.52	1.1		6	1	0	0	0	1	0	0	0	0	0	5	9	0.00	1.500										
44 Denny Reyes, L ERA: 1.8	1.0	L	6	3	1	1	2	0	0	0	0	0	0	10	10	9.00	3.000										
43 Randy Williams, L ERA: 2.7	1.0		3	0	0	0	0	0	0	0	0	0	0	3	3	0.00	0.000										

Batter	1	2	3	4	5	6	7	8	9	AB	R	H	RBI	BB	SO	LOB	TOP					
3 Luis Hernandez, S OBP: 0.368, SLG: 0.412	F7		G3						F8	4	0	0	0	0	0	1						
28 Daniel Murphy, L OBP: 0.350, SLG: 0.474	G5-3									4	1	1	1	1	0	2						
12 Scott Hairston, R OBP: 0.497, SLG: 0.687										3	0	1	0	0	0	3						
72 Kirk Nieuwenhuis, L OBP: 0.226, SLG: 0.259										0	1	0	0	2	0	0						
29 Ike Davis, L OBP: 0.441, SLG: 0.607	K									3	0	0	0	0	1	2						
2 Justin Turner, R OBP: 0.300, SLG: 0.345										2	1	2	3	0	0	0						
6 Nick Evans, R OBP: 0.314, SLG: 0.333										2	0	1	0	1	0	0						
20 Jason Pridle, L OBP: 0.261, SLG: 0.200										2	0	1	1	0	0	2						
21 Lucas Duda, L OBP: 0.304, SLG: 0.500										5	0	1	0	0	0	5						
4 Brad Emaus, R OBP: 0.310, SLG: 0.269										4	1	1	0	0	1	4						
30 Josh Thole, L OBP: 0.444, SLG: 0.647										3	0	1	0	0	0	2						
62 Dusty Ryan, R OBP: 0.188, SLG: 0.200										0	1	0	0	0	0	0						
25 Chin-Lung Hu, R OBP: 0.364, SLG: 0.345										3	0	0	0	0	0	1						
Inning Stats	R: 0 E: 0 K: 1 S: 6	H: 1 LOB: 1 BB: 0 P: 6	R: 0 E: 0 K: 1 S: 5	H: 0 LOB: 0 BB: 5	R: 0 E: 0 K: 0 S: 3	H: 0 LOB: 0 BB: 3	R: 0 E: 0 K: 0 S: 5	H: 2 LOB: 2 BB: 0 P: 5	R: 1 E: 0 K: 0 S: 5	H: 2 LOB: 2 BB: 1 P: 6	R: 0 E: 0 K: 0 S: 4	H: 1 LOB: 2 BB: 1 P: 8	R: 0 E: 0 K: 0 S: 3	H: 0 LOB: 0 BB: 3	R: 0 E: 0 K: 0 S: 4	H: 1 LOB: 2 BB: 1 P: 8	R: 4 E: 0 K: 0 S: 5	H: 2 LOB: 1 BB: 2 P: 14	1B: 6 2B: 3 3B: 0 HR: 0	SF: 0 SAC: 1 DP: 0 HBP: 2	WP: 0 PB: 0 SB: 0 CS: 0	PA: 42
PITCHER	IP WLS BF H R ER SO BB IBB HBP BLK WP HR S P ERA WHIP																	PITCHER	IP WLS BF H R ER SO BB IBB HBP BLK WP HR S P ERA WHIP			
41 John Lackey, R ERA: 1.72	5.1 W 23 5 1 1 2 1 0 1 0 0 0 0 25 30 1.69 1.125																	95 Eammon Portice, R ERA:	0.1 S 1 0 0 0 0 0 0 0 0 0 0 0 0 0 0.00 0.000			
53 Rich Hill, L ERA: 5.14	0.2 3 1 0 0 0 0 0 0 0 0 0 0 3 3 0.00 1.500																					
48 Scott Atchison, R ERA: 6.35	1.0 3 0 0 0 0 0 0 0 0 0 0 0 3 3 0.00 0.000																					
51 Daniel Bard, R ERA: 6.35	1.0 5 1 0 0 0 0 1 0 0 0 0 0 4 8 0.00 2.000																					
58 Jonathan Papelbon, R ERA: 12.8	0.2 7 2 4 4 0 2 0 1 0 0 0 0 4 13 54.00 6.000																					

New York Mets @ Boston Red Sox
City of Palms Park, Ft. Myers, FL
Thu Mar 17 2011, 1:06 PM - 3:55 PM EDT
Att: 7,991 - Sunny - 79 F

AB 35
R 5
H 9
RBI 5
BB 4
SO 2
LOB 22



Batter	1	2	3	4	5	6	7	8	9	AB	R	H	RBI	BB	SO	LOB	BOTTOM			
2 Jacoby Ellsbury, L OBP: 0.471, SLG: 0.710	K									2	1	1	0	1	1	0				
86 J.C. Linares, R OBP: 0.370, SLG: 0.520										2	1	0	0	0	1	0				
13 Carl Crawford, L OBP: 0.242, SLG: 0.250										3	0	2	2	0	1	0				
60 Daniel Nava, S OBP: 0.297, SLG: 0.250										1	2	1	0	0	0	0				
23 Mike Cameron, R OBP: 0.357, SLG: 0.423										4	0	0	0	0	3	4				
12 Jed Lowrie, S OBP: 0.294, SLG: 0.323										3	0	2	2	0	0	1				
Jorge Jimenez, L OBP: 1.000, SLG: 1.000										1	0	1	1	0	0	0				
7 J.D. Drew, L OBP: 0.290, SLG: 0.296										3	0	0	0	0	1	3				
68 Josh Reddick, L OBP: 0.257, SLG: 0.387										1	0	0	0	0	0	1				
62 Paul Hoover, R OBP: 0.273, SLG: 0.333										2	0	0	0	1	1	1				
81 Mark Wagner, R OBP: 0.200, SLG: 0.667										1	0	0	0	0	0	0				
Lars Anderson, L OBP: 0.188, SLG: 0.355										4	1	1	0	0	2	2				
70 Drew Sutton, S OBP: 0.375, SLG: 0.543										4	1	2	2	0	1	1				
Derrick Gibson, R										0	0	0	0	0	0	0				
80 Nate Spears, L OBP: 0.366, SLG: 0.351										4	2	1	0	0	1	2				
93 Jonathan Hee, R										0	0	0	0	0	0	0				
Inning Stats	R: 0 E: 0 K: 3 S: 9	H: 0 LOB: 0 BB: 0 P: 9	R: 0 E: 0 K: 1 S: 6	H: 1 LOB: 1 BB: 0 P: 6	R: 2 E: 1 K: 1 S: 9	H: 3 LOB: 1 BB: 0 P: 9	R: 0 E: 0 K: 1 S: 5	H: 0 LOB: 0 BB: 0 P: 5	R: 3 E: 0 K: 1 S: 8	H: 3 LOB: 2 BB: 1 P: 12	R: 0 E: 0 K: 2 S: 7	H: 0 LOB: 1 BB: 1 P: 11	R: 1 E: 0 K: 1 S: 7	H: 2 LOB: 1 BB: 0 P: 7	R: 2 E: 0 K: 2 S: 9	H: 2 LOB: 0 BB: 0 P: 10	1B: 9 2B: 1 3B: 0 HR: 1	SF: 0 SAC: 0 DP: 0 HBP: 0	WP: 0 PB: 0 SB: 1 CS: 0	PA: 37
PITCHER	IP WLS BF H R ER SO BB IBB HBP BLK WP HR S P ERA WHIP																	PITCHER	IP WLS BF H R ER SO BB IBB HBP BLK WP HR S P ERA WHIP	
49 Jonathon Niese, L ERA: 3.91	5.0 L 23 7 5 4 7 1 0 0 0 0 0 0 12 16 5.40 1.200																			
36 Manny Acosta, R ERA: 2.35	1.2 7 1 1 1 3 1 0 0 0 0 0 0 2 2 0.00 3.000																			
50 Michael O'Connor, L ERA:	0.1 2 1 0 0 0 0 0 0 0 0 0 0 2 2 0.00 3.000																			
39 Bobby Parnell, R ERA: 3.86	1.0 5 2 2 2 2 0 0 0 0 0 0 1 9 10 18.00 2.000																			

New York Mets @ Boston Red Sox
City of Palms Park, Ft. Myers, FL
Thu Mar 17 2011, 1:06 PM - 3:55 PM EDT
Att: 7,991 - Sunny - 79 F

AB 35
R 8
H 11
RBI 7
BB 2
SO 12
LOB 15



Batter	1	2	3	4	5	6	7	8	9	AB	R	H	RBI	BB	SO	LOB	TOP								
10 Marco Scutaro, R OBP: 0.361, SLG: 0.419 70 Drew Sutton, S OBP: 0.413, SLG: 0.610										3	0	2	1	0	1	0									
15 Dustin Pedroia, R OBP: 0.400, SLG: 0.528 98 Dan Butler, R										4	0	2	0	0	1	3									
39 Jarrod Saltalamacchia, R OBP: 0.359, SLG: 0.381 Zach Gentile, L										2	0	0	1	1	1	3									
20 Kevin Youkilis, R OBP: 0.237, SLG: 0.222 93 Ryan Khourey, R OBP: 0.300, SLG: 0.222										3	0	0	0	0	1	5									
23 Mike Cameron, R OBP: 0.289, SLG: 0.375 Ronald Bernudez, R										3	0	1	0	0	1	1									
54 Danell McDonald, R OBP: 0.293, SLG: 0.447										3	1	1	0	1	0	1									
60 Daniel Nava, S OBP: 0.324, SLG: 0.231 94 David Mailman, L										4	1	1	0	0	1	2									
68 Josh Reddick, L OBP: 0.225, SLG: 0.343										3	0	0	1	0	2	1									
80 Nate Spears, L OBP: 0.367, SLG: 0.326										3	2	1	0	1	1	0									
Inning Stats	R: 0 E: 0 K: 0 S: 4	H: 2 LOB: 1 BB: 0 P: 4	R: 0 E: 0 K: 1 S: 5	H: 1 LOB: 0 BB: 0 P: 5	R: 0 E: 0 K: 1 S: 5	H: 0 LOB: 0 BB: 0 P: 5	R: 0 E: 0 K: 2 S: 8	H: 1 LOB: 1 BB: 0 P: 8	R: 3 E: 1 K: 0 S: 7	H: 3 LOB: 3 BB: 1 P: 11	R: 0 E: 0 K: 2 S: 8	H: 1 LOB: 1 BB: 0 P: 8	R: 1 E: 0 K: 1 S: 6	H: 1 LOB: 3 BB: 2 P: 15	R: 0 E: 0 K: 1 S: 5	H: 0 LOB: 0 BB: 0 P: 5	R: 1 E: 0 K: 1 S: 7	H: 2 LOB: 2 BB: 1 P: 11	1B: 9 2B: 2 3B: 0 HR: 0	SF: 2 SAC: 0 DP: 2 HBP: 0	WP: 1 PB: 0 SB: 0 CS: 0	PA: 41			
PITCHER	IP	WLS	BF	H	R	ER	SO	BB	IBB	HBP	BLK	WP	HR	S	P	ERA	WHIP								
29 Kevin Correia, R ERA: 6.38	5.0	W	22	7	3	2	4	1	0	0	0	0	0	29	33	3.60	1.600								
Joel Hanrahan, R ERA: 8.1	1.0	H	4	1	0	0	2	0	0	0	0	0	0	8	8	0.00	1.000								
65 Justin Thomas, L ERA: 2.08	1.0	H	6	1	1	1	1	2	0	0	0	1	0	6	15	9.00	3.000								
38 Fernando Nieve, R ERA: 9.82	2.0	S	9	2	1	1	2	1	0	0	0	0	0	12	16	4.50	1.500								

Boston Red Sox @ Pittsburgh Pirates
 McKechnie Field, Bradenton, FL
 Sat Mar 19 2011, 1:07 PM - 4:02 PM EDT
 Att: 6,644 - Sunny - 77 F

AB	35
R	5
H	11
RBI	4
BB	4
SO	9
LOB	25



Batter	1	2	3	4	5	6	7	8	9	AB	R	H	RBI	BB	SO	LOB	BOTTOM								
31 Jose Tabata, R OBP: 0.319, SLG: 0.238 14 John Bowker, L OBP: 0.300, SLG: 0.700										3	0	0	0	0	1	2									
18 Neil Walker, S OBP: 0.287, SLG: 0.429 3 Pedro Ciriaco, R OBP: 0.353, SLG: 0.485										3	1	1	0	0	0	0									
22 Andrew McCutchen, R OBP: 0.457, SLG: 0.950 76 Corey Wimberty, S OBP: 0.343, SLG: 0.207										2	1	0	0	1	0	1									
37 Lyle Overbay, L OBP: 0.436, SLG: 0.703 12 Andy Marte, R OBP: 0.453, SLG: 0.583										3	0	2	2	0	0	0									
24 Pedro Alvarez, L OBP: 0.265, SLG: 0.417 51 Steve Pearce, R OBP: 0.333, SLG: 0.406										3	1	0	0	0	1	2									
23 Matt Diaz, R OBP: 0.350, SLG: 0.432 17 Josh Fields, R OBP: 0.281, SLG: 0.154										3	1	1	0	0	1	0									
5 Ronny Cedeno, R OBP: 0.250, SLG: 0.314 10 Joshua Rodriguez, R OBP: 0.462, SLG: 0.333										3	0	0	0	0	0	2									
68 Dusty Brown, R OBP: 0.379, SLG: 0.360 65 Justin Thomas, L OBP: 0.353, SLG: 0.485										3	1	1	0	0	0	0									
38 Fernando Nieve, R										0	0	0	0	1	0	0									
29 Kevin Correia, R OBP: 0.333, SLG: 0.333 Joel Hanrahan, R										2	0	2	2	0	0	0									
35 Jason Jaramillo, S OBP: 0.591, SLG: 0.895										2	1	1	0	0	0	1									
Inning Stats	R: 0 E: 0 K: 1 S: 5	H: 1 LOB: 0 BB: 0 P: 5	R: 0 E: 0 K: 1 S: 5	H: 0 LOB: 0 BB: 0 P: 5	R: 0 E: 0 K: 1 S: 4	H: 1 LOB: 1 BB: 0 P: 4	R: 5 E: 2 K: 0 S: 8	H: 4 LOB: 1 BB: 1 P: 12	R: 0 E: 0 K: 0 S: 4	H: 1 LOB: 1 BB: 0 P: 4	R: 0 E: 0 K: 1 S: 5	H: 0 LOB: 0 BB: 0 P: 5	R: 2 E: 0 K: 0 S: 6	H: 3 LOB: 1 BB: 0 P: 7	R: 0 E: 0 K: 1 S: 5	H: 0 LOB: 1 BB: 1 P: 9	1B: 7 2B: 3 3B: 0 HR: 1	SF: 0 SAC: 0 DP: 1 HBP: 0	WP: 0 PB: 0 SB: 0 CS: 0	PA: 36					
PITCHER	IP	WLS	BF	H	R	ER	SO	BB	IBB	HBP	BLK	WP	HR	S	P	ERA	WHIP								
19 Josh Beckett, R ERA: 5.02	4.2	L	22	7	5	1	2	1	0	0	0	0	0	25	29	1.93	1.714								
35 Dan Wheeler, R ERA: 5.79	0.1		1	0	0	0	0	0	0	0	0	0	0	1	1	0.00	0.000								
91 Alfredo Aceves, R ERA: 4.05	3.0		13	3	2	2	2	1	0	0	0	0	1	16	21	6.00	1.333								

Boston Red Sox @ Pittsburgh Pirates
 McKechnie Field, Bradenton, FL
 Sat Mar 19 2011, 1:07 PM - 4:02 PM EDT
 Att: 6,644 - Sunny - 77 F

AB	34
R	7
H	10
RBI	6
BB	2
SO	4
LOB	11



Batter	1	2	3	4	5	6	7	8	9	AB	R	H	RBI	BB	SO	LOB	TOP			
19 Jon Jay, L (1, 9) OBP: 0.270, SLG: 0.390 34 Nick Stavinocha, R (7, FH) OBP: 0.250, SLG: 0.259	F8		1B			G3	K		BB	4	1	2	2	0	0	0	St. Louis Cardinals @ Boston Red Sox City of Palms Park, Ft. Myers, FL Sun Mar 20 2011, 1:08 PM - 4:00 PM EDT Att: 7,876 - Sunny - 81 F			
21 Allen Craig, R (1, 10) OBP: 0.424, SLG: 0.420	K		K			P6		K	F8	5	1	0	0	1	3	4				
5 Albert Pujols, R (1, 3) OBP: 0.353, SLG: 0.395 64 Mark Hamilton, L (7, 3) OBP: 0.300, SLG: 0.455	F9			P4		BB		G1-3	2B	3	2	1	3	1	0	0				
7 Matt Holliday, R (1, 7) OBP: 0.435, SLG: 0.675 63 Shane Robinson, R (6, PR) OBP: 0.357, SLG: 0.497		BB		P2		BB		G1-3		3	1	2	2	1	0	0				
28 Colby Rasmus, L (1, 8) OBP: 0.358, SLG: 0.500 98 Antonio DeJesus, L (7, 9)		BB	F9		F7			K		3	1	0	0	1	0	2				
23 David Freese, R (1, 5) OBP: 0.367, SLG: 0.633 92 Matt Carpenter, L (6, 5) OBP: 0.429, SLG: 0.531 89 Donovan Solano, R (8, 5)			K						G6-3	3	1	2	1	0	1	1				
4 Yadier Molina, R (1, 2) OBP: 0.250, SLG: 0.262 80 Tony Cruz, R (8, 2) OBP: 0.167, SLG: 0.278			F8							4	1	1	1	0	0	2				
33 Daniel Descalso, L (1, 4) OBP: 0.386, SLG: 0.488 91 Luis Mateo, R (8, 4)			F7							4	1	2	0	0	0	1				
27 Tyler Greene, R (1, 6) OBP: 0.261, SLG: 0.250 96 Ryan Jackson, R (8, 6) OBP: 0.500, SLG: 0.750			K							3	1	1	1	1	1	1				
Inning Stats	R: 0 E: 0 K: 1 S: 5	H: 0 LOB: 0 BB: 0 P: 5	R: 0 E: 0 K: 1 S: 5	H: 0 LOB: 1 BB: 1 P: 9	R: 0 E: 0 K: 2 S: 8	H: 1 LOB: 0 BB: 0 P: 8	R: 0 E: 0 K: 0 S: 3	H: 0 LOB: 0 BB: 0 P: 3	R: 0 E: 0 K: 0 S: 4	H: 1 LOB: 1 BB: 0 P: 4	R: 10 E: 0 K: 0 S: 10	H: 7 LOB: 1 BB: 4 P: 26	R: 0 E: 0 K: 2 S: 9	H: 2 LOB: 2 BB: 0 P: 9	R: 0 E: 0 K: 1 S: 6	H: 1 LOB: 3 BB: 1 P: 12		1B: 8 2B: 5 3B: 0 HR: 0	SF: 0 SAC: 0 DP: 0 HBP: 1	WP: 0 PB: 0 SB: 0 CS: 0
PITCHER	IP WLS BF H R ER SO BB IBB HBP BLK WP HR S P ERA WHIP																			
18 Daisuke Matsuzaka, R (1, 1) ERA: 6.05	5.2 L 22 3 2 2 4 2 0 0 0 0 0 0 28 36 3.18 0.882																			
30 Andrew Miller, L (6, 1) ERA: 10.57	0.0 6 4 4 4 0 2 0 0 0 0 0 0 4 12 ∞ ∞																			
48 Scott Atchison, R (6, 1) ERA: 0.45	1.1 9 4 4 4 2 1 0 0 0 0 0 0 12 16 27.00 3.750																			
44 Dennis Reyes, L (8, 1) ERA: 1.29	1.0 4 1 0 0 2 0 0 0 0 0 0 0 8 8 0.00 1.000																			
53 Rich Hill, L (9, 1) ERA:	1.0 6 1 0 0 1 1 0 1 0 0 0 0 6 12 0.00 2.000																			

AB 40
R 10
H 13
RBI 10
BB 6
SO 9
LOB 17




Batter	1	2	3	4	5	6	7	8	9	AB	R	H	RBI	BB	SO	LOB	BOTTOM					
2 Jacoby Ellsbury, L (1, 8) OBP: 0.463, SLG: 0.658 54 Darrell McDonald, R (6, 8) OBP: 0.352, SLG: 0.475	K		1B						K	3	0	1	0	0	1	2	St. Louis Cardinals @ Boston Red Sox City of Palms Park, Ft. Myers, FL Sun Mar 20 2011, 1:08 PM - 4:00 PM EDT Att: 7,876 - Sunny - 81 F					
15 Dustin Pedroia, R (1, 4) OBP: 0.372, SLG: 0.487 80 Nate Spears, L (7, 4) OBP: 0.380, SLG: 0.364	F9		G6-4-3							3	0	0	0	0	2							
13 Carl Crawford, L (1, 7) OBP: 0.275, SLG: 0.243 92 Matt Sheely, R (7, 7)				F8						3	0	1	0	0	0							
28 Adrián González, L (1, 3) OBP: 0.214, SLG: 0.167 70 Drew Sutton, S (7, 3) OBP: 0.426, SLG: 0.610				G4-3						3	0	0	0	0	1							
20 Kevin Youkilis, R (1, 5) OBP: 0.268, SLG: 0.237 Jorge Jimenez, L (8, 5) OBP: 0.500, SLG: 1.000		BB		P4						2	0	1	0	1	0	0						
34 David Ortiz, L (1, 10) OBP: 0.533, SLG: 0.395 Christian Vázquez, R (7, PR) (8, 10)		G3-6-1								2	0	0	0	1	0	2						
7 J.D. Drew, L (1, 9) OBP: 0.324, SLG: 0.313 93 Jonathan Hee, R (7, PR) OBP: 1.000, SLG: 1.000										3	0	1	0	0	0	1						
33 Jason Varitek, S (1, 2) OBP: 0.208, SLG: 0.217 62 Paul Hoover, R (7, 2) OBP: 0.214, SLG: 0.250										2	0	0	0	0	1	1						
10 Marco Scutaro, R (1, 6) OBP: 0.410, SLG: 0.455 Derrick Gibson, R (8, PR) (9, 6)										2	0	2	0	1	0	0						
Inning Stats	R: 0 E: 0 K: 1 S: 6	H: 1 LOB: 1 BB: 0 P: 6	R: 0 E: 0 K: 0 S: 2	H: 0 LOB: 0 BB: 1 P: 6	R: 0 E: 0 K: 1 S: 5	H: 1 LOB: 1 BB: 1 P: 9	R: 0 E: 0 K: 0 S: 3	H: 0 LOB: 0 BB: 0 P: 3	R: 0 E: 0 K: 0 S: 4	H: 1 LOB: 2 BB: 1 P: 8	R: 0 E: 0 K: 0 S: 3	H: 0 LOB: 0 BB: 0 P: 3	R: 0 E: 0 K: 0 S: 4	H: 2 LOB: 2 BB: 0 P: 4	R: 3 E: 0 K: 0 S: 5	H: 3 LOB: 2 BB: 2 P: 13		R: 0 E: 0 K: 2 S: 8	H: 1 LOB: 1 BB: 0 P: 8	1B: 7 2B: 2 3B: 0 HR: 0	SF: 1 SAC: 0 DP: 4 HBP: 0	WP: 0 PB: 0 SB: 0 CS: 0
PITCHER	IP WLS BF H R ER SO BB IBB HBP BLK WP HR S P ERA WHIP																					
46 Kyle McClellan, R (1, 1) ERA: 0.53	5.0 W 19 3 0 0 2 3 0 0 0 0 0 0 30 32 0.00 1.200																					
43 Trevor Miller, L (6, 1) ERA:	1.0 3 0 0 0 0 0 0 0 0 0 0 0 3 3 0.00 0.000																					
74 Joe Kelly, R (7, 1) ERA: 0.0	2.0 11 5 3 3 0 2 0 0 0 0 0 0 9 17 13.50 3.500																					
22 Bryan Augenstein, R (9, 1) ERA: 1.13	1.0 4 1 0 0 2 0 0 0 0 0 0 0 8 8 0.00 1.000																					


AB 31
R 3
H 9
RBI 3
BB 5
SO 4
LOB 16



Batter	1	2	3	4	5	6	7	8	9	AB	R	H	RBI	BB	SO	LOB	TOP							
2 Jacoby Ellsbury, L (1, 8) 95 Mitchell Dening, L (5, 8)	G1-3		K		F7		K			3	0	0	0	0	1	1	Boston Red Sox @ Philadelphia Phillies Bright House Field, Clearwater, FL Mon Mar 21 2011, 1:08 PM - 3:30 PM EDT Att: 10,912 - Sunny - 80 F							
15 Dustin Pedroia, R (1, 4) 95 Tony Thomas, R (6, 5)	L4			L3		G6-3		G5-3		3	0	0	0	0	0	0								
34 David Ortiz, L (1, 10) 93 Shannon Wilkerson, R (6, PH)	K				G6-3		G6-3	62 WP BB		3	0	1	0	0	1	0								
39 Jarrod Saltalamacchia, R (1, 2) 62 Paul Hoover, R (7, 2)		G6-3		F7		12 BB 23 1B		1B		3	0	1	0	0	0	1								
23 Mike Cameron, R (1, 9) 97 Alex Hassan, R (6, PR)				L5		1B		1B		2	0	1	0	1	0	1								
12 Jed Lowrie, S (1, 6) 63 James Kang, R (6, PR)						1B		F9		1	0	0	0	0	0	1								
54 Danell McDonald, R (1, 7) 93 Ryan Khoury, R (6, PR)						93 G3 70 SF9		1B		2	1	1	0	1	0	1								
70 Drew Sutton, S (1, 3)				G3		2B		G5-3		1	0	0	0	0	0	1								
80 Nate Spears, L (1, 5)								1B		3	0	1	0	0	0	4								
										4	0	1	0	0	1	1								
Inning Stats	R: 0 E: 0 K: 1 S: 5	H: 0 LOB: 0 BB: 0 P: 5	R: 0 E: 0 K: 0 S: 3	H: 0 LOB: 1 BB: 1 P: 7	R: 0 E: 0 K: 2 S: 7	H: 0 LOB: 0 BB: 0 P: 7	R: 0 E: 0 K: 0 S: 4	H: 1 LOB: 1 BB: 0 P: 4	R: 1 E: 0 K: 0 S: 5	H: 2 LOB: 1 BB: 0 P: 5	R: 0 E: 0 K: 0 S: 5	H: 2 LOB: 3 BB: 1 P: 9	R: 0 E: 0 K: 2 S: 7	H: 0 LOB: 0 BB: 0 P: 7	R: 0 E: 0 K: 1 S: 5	H: 1 LOB: 1 BB: 0 P: 4	R: 0 E: 0 K: 0 S: 4	H: 1 LOB: 1 BB: 0 P: 4	R: 0 E: 0 K: 0 S: 4	H: 1 LOB: 1 BB: 0 P: 4	1B: 4 2B: 1 3B: 1 HR: 0	SF: 1 SAC: 0 DP: 0 HBP: 0	WP: 1 PB: 0 SB: 0 CS: 0	PA: 36
PITCHER	IP WLS BF H R ER SO BB IBB HBP BLK WP HR S P ERA WHIP																							
34 Roy Halladay, R (1, 1) 46 Ryan Madson, R (8, 1)	7.2 W 31 5 1 1 6 3 0 0 0 1 0 40 53 1.17 1.043																							
8 Shane Victorino, S (1, 8) 21 Wilson Valdez, R (5, 5)	K		SH1-4		F9		K			1	0	0	0	0	1	0	Boston Red Sox @ Philadelphia Phillies Bright House Field, Clearwater, FL Mon Mar 21 2011, 1:08 PM - 3:30 PM EDT Att: 10,912 - Sunny - 80 F							
7 Michael Martinez, S (1, 4) 93 Ryan Khoury, R (6, PR)	F9		SF9				K	G1-3		3	0	0	1	0	1	0								
11 Jimmy Rollins, S (1, 6) 60 Pete Orr, L (7, 4)	K						29 S 6 1B 29 1B	F8		2	1	0	0	1	2	1								
6 Ryan Howard, L (1, 3) 7 Ross Gload, L (7, 3)		F7		G6-3		10 BB 61 1B		1B		3	1	1	0	0	0	0								
29 Raul Ibanez, L (1, 7) Cory Sullivan, L (7, 7)						10 BB 61 1B		1B		3	1	1	1	0	2	0								
10 Ben Francisco, R (1, 9) 24 Delwyn Young, S (7, 9)						23 1B 61 1B		1B		1	0	0	0	2	0	0								
61 Josh Barfield, R (1, 5) 93 Ryan Khoury, R (6, PR)								1B		4	0	1	2	0	0	1								
23 Brian Schneider, L (1, 2) 4 Dane Sardinha, R (9, 2)			8 SH1-4 7 SF9		F9		1-2 2-3	1B		2	1	1	0	1	0	0								
34 Roy Halladay, R (1, 1) 46 Ryan Madson, L (8, 1)			8 SH1-4					1B		3	0	1	0	0	1	4								
										0	0	0	0	0	0	0								
Inning Stats	R: 0 E: 0 K: 2 S: 7	H: 0 LOB: 0 BB: 0 P: 7	R: 0 E: 0 K: 1 S: 5	H: 0 LOB: 1 BB: 1 P: 9	R: 1 E: 1 K: 1 S: 6	H: 0 LOB: 1 BB: 1 P: 10	R: 0 E: 0 K: 1 S: 5	H: 0 LOB: 0 BB: 0 P: 5	R: 0 E: 0 K: 0 S: 4	H: 1 LOB: 1 BB: 0 P: 4	R: 3 E: 0 K: 3 S: 13	H: 4 LOB: 3 BB: 2 P: 22	R: 0 E: 0 K: 1 S: 5	H: 0 LOB: 0 BB: 0 P: 5	R: 0 E: 0 K: 0 S: 3	H: 1 LOB: 0 BB: 0 P: 4	1B: 6 2B: 0 3B: 0 HR: 0	SF: 1 SAC: 1 DP: 0 HBP: 0	WP: 0 PB: 0 SB: 1 CS: 1	PA: 34				
PITCHER	IP WLS BF H R ER SO BB IBB HBP BLK WP HR S P ERA WHIP																							
31 Jon Lester, L (1, 1) 32 Matt Albers, R (6, 1) 35 Dan Wheeler, R (8, 1)	5.1 L 26 5 0 0 0 3 4 0 0 0 0 0 11 11 0.00 0.000																							

Batter	1	2	3	4	5	6	7	8	9	AB	R	H	RBI	BB	SO	LOB	BOTTOM			
8 Shane Victorino, S (1, 8) 21 Wilson Valdez, R (5, 5)	K		SH1-4		F9		K			1	0	0	0	0	1	0	Boston Red Sox @ Philadelphia Phillies Bright House Field, Clearwater, FL Mon Mar 21 2011, 1:08 PM - 3:30 PM EDT Att: 10,912 - Sunny - 80 F			
7 Michael Martinez, S (1, 4) 93 Ryan Khoury, R (6, PR)	F9		SF9				K	G1-3		3	0	0	1	0	1	0				
11 Jimmy Rollins, S (1, 6) 60 Pete Orr, L (7, 4)	K						29 S 6 1B 29 1B	F8		2	1	0	0	1	2	1				
6 Ryan Howard, L (1, 3) 7 Ross Gload, L (7, 3)		F7		G6-3		10 BB 61 1B		1B		3	1	1	0	0	0	0				
29 Raul Ibanez, L (1, 7) Cory Sullivan, L (7, 7)						10 BB 61 1B		1B		3	1	1	1	0	2	0				
10 Ben Francisco, R (1, 9) 24 Delwyn Young, S (7, 9)						23 1B 61 1B		1B		1	0	0	0	2	0	0				
61 Josh Barfield, R (1, 5) 93 Ryan Khoury, R (6, PR)								1B		4	0	1	2	0	0	1				
23 Brian Schneider, L (1, 2) 4 Dane Sardinha, R (9, 2)			8 SH1-4 7 SF9		F9		1-2 2-3	1B		2	1	1	0	1	0	0				
34 Roy Halladay, R (1, 1) 46 Ryan Madson, L (8, 1)			8 SH1-4					1B		3	0	1	0	0	1	4				
										0	0	0	0	0	0	0				
Inning Stats	R: 0 E: 0 K: 2 S: 7	H: 0 LOB: 0 BB: 0 P: 7	R: 0 E: 0 K: 1 S: 5	H: 0 LOB: 1 BB: 1 P: 9	R: 1 E: 1 K: 1 S: 6	H: 0 LOB: 1 BB: 1 P: 10	R: 0 E: 0 K: 1 S: 5	H: 0 LOB: 0 BB: 0 P: 5	R: 0 E: 0 K: 0 S: 4	H: 1 LOB: 1 BB: 0 P: 4	R: 3 E: 0 K: 3 S: 13	H: 4 LOB: 3 BB: 2 P: 22	R: 0 E: 0 K: 1 S: 5	H: 0 LOB: 0 BB: 0 P: 5	R: 0 E: 0 K: 0 S: 3	H: 1 LOB: 0 BB: 0 P: 4	1B: 6 2B: 0 3B: 0 HR: 0	SF: 1 SAC: 1 DP: 0 HBP: 0	WP: 0 PB: 0 SB: 1 CS: 1	PA: 34
PITCHER	IP WLS BF H R ER SO BB IBB HBP BLK WP HR S P ERA WHIP																			
31 Jon Lester, L (1, 1) 32 Matt Albers, R (6, 1) 35 Dan Wheeler, R (8, 1)	5.1 L 26 5 0 0 0 3 4 0 0 0 0 0 11 11 0.00 0.000																			

Batter	1	2	3	4	5	6	7	8	9	AB	R	H	RBI	BB	SO	LOB	TOP										
18 Ben Zobrist, S (1,3) OBP: 0.324, SLG: 0.667	G4-3		G4-3					F7		3	0	1	1	0	0	0	<p>Tampa Bay Rays @ Boston Red Sox City of Palms Park, Ft. Myers, FL Tue Mar 22 2011, 7:06 PM - 10:15 PM EDT Att. 7,954 - Clear - 75 F</p> <p>livebaseballscorecards.com</p> <p>AB 35 R 7 H 12 RBI 6 BB 4 SO 6 LOB 23</p> 										
9 Elliot Johnson, S (6,8) OBP: 0.433, SLG: 0.273					FC4-2					1	0	0	0	0	0	2											
20 Matt Joyce, L (1,9) OBP: 0.313, SLG: 0.349	K				FC4-2					5	1	2	0	0	1	3											
3 Evan Longoria, R (1,5) OBP: 0.295, SLG: 0.488										3	0	0	0	0	2	3											
45 Felipe Lopez, S (6,5) OBP: 0.439, SLG: 0.400	P2									1	0	1	0	1	0	0											
24 Manny Ramirez, R (1,7) OBP: 0.364, SLG: 0.579										1	1	1	0	2	0	0											
5 Sam Fuld, L (6, PR) OBP: 0.306, SLG: 0.257										2	1	1	1	0	0	3											
24 Dan Johnson, L (1,10) OBP: 0.298, SLG: 0.581										1	1	1	2	0	0	2											
11 Justin Ruggiano, R (7, PH) OBP: 0.212, SLG: 0.406										2	0	0	0	0	1	4											
2 B.J. Upton, R (1,8) OBP: 0.292, SLG: 0.532										3	0	0	0	0	0	2											
23 Casey Kotchman, L (6,3) OBP: 0.426, SLG: 0.558										1	0	0	0	1	1	1											
15 Reid Brignac, L (1,6) OBP: 0.417, SLG: 0.472										4	1	2	1	0	0	1											
1 Sean Rodriguez, R (1,4) OBP: 0.415, SLG: 0.500										3	0	0	0	0	1	2											
31 Jose Lobaton, S (1,2) OBP: 0.423, SLG: 0.500										2	2	2	1	0	0	0											
60 Stephen Vogt, L (8, PH) OBP: 0.444, SLG: 0.286										1	0	1	0	0	0	0											
Inning Stats	R: 0 E: 0 K: 1 S: 5	H: 0 LOB: 0 BB: 0 P: 5	R: 2 E: 0 K: 1 S: 7	H: 1 LOB: 0 BB: 1 P: 11	R: 1 E: 0 K: 1 S: 9	H: 2 LOB: 0 BB: 0 P: 10	R: 0 E: 0 K: 0 S: 2	H: 0 LOB: 0 BB: 1 P: 6	R: 1 E: 0 K: 1 S: 7	H: 2 LOB: 2 BB: 0 P: 8	R: 1 E: 0 K: 0 S: 5	H: 1 LOB: 1 BB: 1 P: 11	R: 0 E: 0 K: 0 S: 4	H: 1 LOB: 2 BB: 1 P: 8	R: 1 E: 1 K: 1 S: 7	H: 3 LOB: 1 BB: 0 P: 7	1B: 9 2B: 1 3B: 0 HR: 2	SF: 0 SAC: 1 DP: 3 HBP: 2	WP: 0 PB: 0 SB: 1 CS: 1	PA: 43							
PITCHER	IP	WLS	BF	H	R	ER	SO	BB	IBB	HBP	BLK	WP	HR	S	P	ERA	WHIP										
41 John Lackey, R (1,1) ERA: 3.43	5.1	L	23	6	5	5	4	2	0	1	0	0	2	32	42	8.44	1.500										
64 Michael Bowden, R (6,1) ERA: 1.95	0.2		3	1	0	0	0	0	0	0	0	0	0	3	3	0.00	1.500										
44 Dennys Reyes, L (7,1) ERA: 1.13	1.0		6	1	1	0	1	1	0	1	0	0	0	6	11	0.00	2.000										
52 Bobby Jenks, R (8,1) ERA	1.0		5	1	0	0	0	1	0	0	0	0	0	4	8	0.00	2.000										
43 Randy Williams, L (9,1) ERA: 2.79	1.0		5	3	1	1	1	0	0	0	0	0	0	7	7	9.00	3.000										

Batter	1	2	3	4	5	6	7	8	9	AB	R	H	RBI	BB	SO	LOB	BOTTOM										
2 Jacoby Ellsbury, L (1,8) OBP: 0.404, SLG: 0.568	G6-3									3	0	0	0	0	1	0	<p>Tampa Bay Rays @ Boston Red Sox City of Palms Park, Ft. Myers, FL Tue Mar 22 2011, 7:06 PM - 10:15 PM EDT Att. 7,954 - Clear - 75 F</p> <p>livebaseballscorecards.com</p> <p>AB 34 R 4 H 9 RBI 3 BB 4 SO 10 LOB 22</p> 										
95 Jeremy Hazelbaker, L (6,9)										0	1	0	0	2	0	0											
15 Dustin Pedroia, R (1,4) OBP: 0.367, SLG: 0.511										3	0	2	0	0	1	0											
80 Nate Spears, L (6, PR) OBP: 0.357, SLG: 0.380										2	0	0	0	0	0	3											
13 Carl Crawford, L (1,7) OBP: 0.279, SLG: 0.231										2	0	0	0	1	1	1											
97 Alex Hassan, R (7,7) OBP: 0.333, SLG: 0.500										2	0	0	0	0	1	3											
20 Kevin Youkilis, R (1,5) OBP: 0.273, SLG: 0.225										2	0	0	0	0	2	2											
70 Drew Sutton, S (6, PR) OBP: 0.404, SLG: 0.578										1	1	1	0	0	0	0											
28 Adrián González, L (1,3) OBP: 0.235, SLG: 0.143										2	0	0	0	1	1	2											
77 Aaron Bates, R (7,3) OBP: 0.286, SLG: 1.000										1	1	1	3	0	0	0											
34 David Ortiz, L (1,10) OBP: 0.313, SLG: 0.364										3	0	0	0	0	1	5											
12 Jed Lowrie, S (8, PH) OBP: 0.310, SLG: 0.342										1	0	1	0	0	0	0											
7 J.D. Drew, L (1,9) OBP: 0.324, SLG: 0.324										2	1	1	0	0	0	3											
55 Ryan Kalish, L (5,9) OBP: 0.340, SLG: 0.298										2	0	0	0	0	1	1											
33 Jason Varitek, S (1,2) OBP: 0.259, SLG: 0.269										3	0	2	0	0	1	0											
62 Paul Hoover, R (8,2) OBP: 0.198, SLG: 0.214										1	0	0	0	0	0	0											
10 Marco Scutaro, R (1,6) OBP: 0.381, SLG: 0.417										3	0	0	0	0	0	2											
94 Ryan Dent, R (8,6) OBP: 0.200, SLG: 0.200										1	0	1	0	0	0	0											
Inning Stats	R: 0 E: 0 K: 1 S: 5	H: 0 LOB: 0 BB: 0 P: 5	R: 0 E: 0 K: 1 S: 5	H: 0 LOB: 0 BB: 0 P: 5	R: 1 E: 0 K: 0 S: 4	H: 2 LOB: 0 BB: 0 P: 4	R: 0 E: 0 K: 2 S: 8	H: 1 LOB: 2 BB: 2 P: 16	R: 0 E: 0 K: 1 S: 5	H: 1 LOB: 0 BB: 0 P: 5	R: 0 E: 0 K: 2 S: 8	H: 1 LOB: 2 BB: 0 P: 9	R: 0 E: 0 K: 1 S: 5	H: 0 LOB: 0 BB: 0 P: 5	R: 3 E: 0 K: 2 S: 11	H: 3 LOB: 1 BB: 1 P: 15	R: 0 E: 0 K: 0 S: 4	H: 1 LOB: 2 BB: 1 P: 9	1B: 6 2B: 2 3B: 0 HR: 1	SF: 0 SAC: 0 DP: 2 HBP: 1	WP: 0 PB: 0 SB: 0 CS: 0	PA: 39					
PITCHER	IP	WLS	BF	H	R	ER	SO	BB	IBB	HBP	BLK	WP	HR	S	P	ERA	WHIP										
14 David Price, L (1,1) ERA: 3.44	6.1	W	25	5	1	1	7	2	0	1	0	0	0	15	19	1.42	1.105										
74 Cory Wade, R (7,1) ERA: 5.53	1.2		9	3	3	3	3	1	0	0	0	0	1	15	19	16.20	2.400										
27 Cesar Ramos, L (9,1) ERA: 3.24	1.0	S	5	1	0	0	0	1	0	0	0	0	0	4	9	0.00	2.000										

Batter	1	2	3	4	5	6	7	8	9	AB	R	H	RBI	BB	SO	LOB	TOP								
16 Corey Patterson, L OBP: 0.235, SLG: 0.300 Ricardo Nanita, L (8, FR) (8, 7)											4	2	2	0	0	0	1								
18 Mike McCoy, R OBP: 0.367, SLG: 0.452 Chris Woodward, R OBP: 0.500, SLG: 0.500											2	1	2	1	0	0	0								
62 Eric Thames, L OBP: 0.333, SLG: 0.453											4	1	1	2	1	1	3								
10 Edwin Encarnación, R OBP: 0.271, SLG: 0.518											5	0	1	0	0	2	7								
28 David Cooper, L OBP: 0.348, SLG: 0.463											5	1	1	3	0	1	6								
9 J.P. Arencibia, R OBP: 0.305, SLG: 0.300 14 Ryan Budde, R OBP: 0.095, SLG: 0.050											4	2	3	3	0	0	1								
Adam Loewen, L OBP: 0.467, SLG: 0.786 Jason Lane, R OBP: 0.376, SLG: 0.500											4	1	2	2	0	0	2								
68 Jonathan Diaz, R OBP: 0.255, SLG: 0.304											5	0	2	0	0	1	1								
43 Anthony Gose, L OBP: 0.333, SLG: 0.387											5	1	1	0	0	1	4								
Inning Stats	R: 2 E: 0 K: 1 S: 8	H: 3 LOB: 1 BB: 0 P: 8	R: 0 E: 0 K: 1 S: 6	H: 1 LOB: 1 BB: 0 P: 6	R: 0 E: 0 K: 1 S: 6	H: 2 LOB: 1 BB: 0 P: 6	R: 0 E: 0 K: 0 S: 3	H: 1 LOB: 0 BB: 0 P: 3	R: 2 E: 1 K: 1 S: 8	H: 2 LOB: 1 BB: 0 P: 9	R: 2 E: 0 K: 1 S: 9	H: 2 LOB: 0 BB: 0 P: 10	R: 4 E: 1 K: 0 S: 8	H: 2 LOB: 2 BB: 1 P: 15	R: 1 E: 0 K: 1 S: 6	H: 1 LOB: 2 BB: 0 P: 7	R: 0 E: 0 K: 2 S: 8	H: 1 LOB: 1 BB: 0 P: 8	1B: 7 2B: 5 3B: 1 HR: 2	SF: 1 SAC: 0 DP: 1 HBP: 2	WP: 0 PB: 0 SB: 3 CS: 0	PA: 45			
PITCHER	IP WLS BF H R ER SO BB IBB HBP BLK WP HR S P ERA WHIP	IP WLS BF H R ER SO BB IBB HBP BLK WP HR S P ERA WHIP	IP WLS BF H R ER SO BB IBB HBP BLK WP HR S P ERA WHIP	IP WLS BF H R ER SO BB IBB HBP BLK WP HR S P ERA WHIP	IP WLS BF H R ER SO BB IBB HBP BLK WP HR S P ERA WHIP	IP WLS BF H R ER SO BB IBB HBP BLK WP HR S P ERA WHIP	IP WLS BF H R ER SO BB IBB HBP BLK WP HR S P ERA WHIP	IP WLS BF H R ER SO BB IBB HBP BLK WP HR S P ERA WHIP	IP WLS BF H R ER SO BB IBB HBP BLK WP HR S P ERA WHIP	IP WLS BF H R ER SO BB IBB HBP BLK WP HR S P ERA WHIP	IP WLS BF H R ER SO BB IBB HBP BLK WP HR S P ERA WHIP	IP WLS BF H R ER SO BB IBB HBP BLK WP HR S P ERA WHIP	IP WLS BF H R ER SO BB IBB HBP BLK WP HR S P ERA WHIP	IP WLS BF H R ER SO BB IBB HBP BLK WP HR S P ERA WHIP	IP WLS BF H R ER SO BB IBB HBP BLK WP HR S P ERA WHIP	IP WLS BF H R ER SO BB IBB HBP BLK WP HR S P ERA WHIP	IP WLS BF H R ER SO BB IBB HBP BLK WP HR S P ERA WHIP	IP WLS BF H R ER SO BB IBB HBP BLK WP HR S P ERA WHIP	IP WLS BF H R ER SO BB IBB HBP BLK WP HR S P ERA WHIP	IP WLS BF H R ER SO BB IBB HBP BLK WP HR S P ERA WHIP	IP WLS BF H R ER SO BB IBB HBP BLK WP HR S P ERA WHIP	IP WLS BF H R ER SO BB IBB HBP BLK WP HR S P ERA WHIP	IP WLS BF H R ER SO BB IBB HBP BLK WP HR S P ERA WHIP	IP WLS BF H R ER SO BB IBB HBP BLK WP HR S P ERA WHIP	IP WLS BF H R ER SO BB IBB HBP BLK WP HR S P ERA WHIP

Toronto Blue Jays @ Boston Red Sox
City of Palms Park, Ft. Myers, FL
Fri Mar 25 2011, 7:07 PM - 10:36 PM EDT
Att: 8,033 - Clear - 81 F

AB	41
R	11
H	15
RBI	11
BB	1
SO	8
LOB	26



Batter	1	2	3	4	5	6	7	8	9	AB	R	H	RBI	BB	SO	LOB	BOTTOM								
2 Jacoby Ellsbury, L OBP: 0.415, SLG: 0.620 54 Darrell McDonald, R OBP: 0.253, SLG: 0.442											3	0	1	1	0	1	3								
15 Dustin Pedroia, R OBP: 0.377, SLG: 0.500 Oscar Tejeda, R OBP: 0.407, SLG: 0.640											3	0	1	1	1	0	3								
13 Carl Crawford, L OBP: 0.298, SLG: 0.256 80 Nate Spears, L OBP: 0.377, SLG: 0.415											4	0	2	0	0	0	3								
28 Adrián González, L OBP: 0.286, SLG: 0.278 70 Drew Sutton, S OBP: 0.404, SLG: 0.580											4	1	2	1	0	0	2								
20 Kevin Youkilis, R OBP: 0.275, SLG: 0.255 65 Will Middlebrooks, R OBP: 0.200, SLG: 0.214											4	0	1	0	0	2	3								
34 David Ortiz, L OBP: 0.315, SLG: 0.380 12 Jed Lowrie, S OBP: 0.340, SLG: 0.357											3	1	2	1	0	0	2								
7 J.D. Drew, L OBP: 0.349, SLG: 0.342 95 Bryce Brentz, R OBP: 1.000, SLG: 1.000											4	2	2	0	0	1	1								
33 Jason Varitek, S OBP: 0.290, SLG: 0.333 62 Paul Hoover, R OBP: 0.176, SLG: 0.200											4	0	2	1	0	1	1								
10 Marco Scutaro, R OBP: 0.391, SLG: 0.436 95 Mitchell Denning, L OBP: 0.333, SLG: 0.333											3	0	1	0	1	2	4								
Inning Stats	R: 0 E: 1 K: 0 S: 4	H: 0 LOB: 1 BB: 0 P: 4	R: 2 E: 0 K: 1 S: 9	H: 4 LOB: 2 BB: 0 P: 9	R: 0 E: 0 K: 0 S: 4	H: 2 LOB: 1 BB: 0 P: 4	R: 1 E: 0 K: 1 S: 8	H: 3 LOB: 2 BB: 0 P: 9	R: 1 E: 0 K: 1 S: 7	H: 2 LOB: 1 BB: 0 P: 7	R: 1 E: 0 K: 2 S: 8	H: 2 LOB: 2 BB: 2 P: 17	R: 0 E: 0 K: 3 S: 9	H: 0 LOB: 0 BB: 0 P: 9	R: 3 E: 1 K: 0 S: 6	H: 2 LOB: 1 BB: 0 P: 6	R: 0 E: 0 K: 0 S: 4	H: 2 LOB: 2 BB: 1 P: 8	1B: 12 2B: 4 3B: 1 HR: 0	SF: 0 SAC: 0 DP: 2 HBP: 0	WP: 2 PB: 0 SB: 0 CS: 0	PA: 46			
PITCHER	IP WLS BF H R ER SO BB IBB HBP BLK WP HR S P ERA WHIP	IP WLS BF H R ER SO BB IBB HBP BLK WP HR S P ERA WHIP	IP WLS BF H R ER SO BB IBB HBP BLK WP HR S P ERA WHIP	IP WLS BF H R ER SO BB IBB HBP BLK WP HR S P ERA WHIP	IP WLS BF H R ER SO BB IBB HBP BLK WP HR S P ERA WHIP	IP WLS BF H R ER SO BB IBB HBP BLK WP HR S P ERA WHIP	IP WLS BF H R ER SO BB IBB HBP BLK WP HR S P ERA WHIP	IP WLS BF H R ER SO BB IBB HBP BLK WP HR S P ERA WHIP	IP WLS BF H R ER SO BB IBB HBP BLK WP HR S P ERA WHIP	IP WLS BF H R ER SO BB IBB HBP BLK WP HR S P ERA WHIP	IP WLS BF H R ER SO BB IBB HBP BLK WP HR S P ERA WHIP	IP WLS BF H R ER SO BB IBB HBP BLK WP HR S P ERA WHIP	IP WLS BF H R ER SO BB IBB HBP BLK WP HR S P ERA WHIP	IP WLS BF H R ER SO BB IBB HBP BLK WP HR S P ERA WHIP	IP WLS BF H R ER SO BB IBB HBP BLK WP HR S P ERA WHIP	IP WLS BF H R ER SO BB IBB HBP BLK WP HR S P ERA WHIP	IP WLS BF H R ER SO BB IBB HBP BLK WP HR S P ERA WHIP	IP WLS BF H R ER SO BB IBB HBP BLK WP HR S P ERA WHIP	IP WLS BF H R ER SO BB IBB HBP BLK WP HR S P ERA WHIP	IP WLS BF H R ER SO BB IBB HBP BLK WP HR S P ERA WHIP	IP WLS BF H R ER SO BB IBB HBP BLK WP HR S P ERA WHIP	IP WLS BF H R ER SO BB IBB HBP BLK WP HR S P ERA WHIP	IP WLS BF H R ER SO BB IBB HBP BLK WP HR S P ERA WHIP	IP WLS BF H R ER SO BB IBB HBP BLK WP HR S P ERA WHIP	IP WLS BF H R ER SO BB IBB HBP BLK WP HR S P ERA WHIP

Toronto Blue Jays @ Boston Red Sox
City of Palms Park, Ft. Myers, FL
Fri Mar 25 2011, 7:07 PM - 10:36 PM EDT
Att: 8,033 - Clear - 81 F

AB	42
R	8
H	17
RBI	8
BB	3
SO	8
LOB	31



Batter	1	2	3	4	5	6	7	8	9	AB	R	H	RBI	BB	SO	LOB	TOP					
2 Denard Span, L OBP: 0.356, SLG: 0.464 18 Jason Repko, R OBP: 0.344, SLG: 0.321										3	1	1	0	0	0	1	Minnesota Twins @ Boston Red Sox City of Palms Park, Ft. Myers, FL Sat Mar 26 2011, 7:06 PM - 10:18 PM EDT Att. 7,935 - Clear - 81 F					
1 Tsuyoshi Nishio, S OBP: 0.373, SLG: 0.429 38 Luke Hughes, R OBP: 0.285, SLG: 0.369										3	0	0	0	0	0	3						
7 Joe Mauer, L OBP: 0.474, SLG: 0.438 32 René Rivera, R OBP: 0.375, SLG: 0.455										3	0	1	1	0	0	0						
33 Justin Morneau, L OBP: 0.261, SLG: 0.350 85 Brian Dinkelman, L OBP: 0.125, SLG: 0.156										4	0	2	0	0	0	1						
21 Delmon Young, R OBP: 0.439, SLG: 0.692 92 Dustin Martin, L OBP: 0.500, SLG: 1.250										3	0	1	0	0	0	1						
16 Jason Kubel, L OBP: 0.491, SLG: 0.609 94 Mark Dolenc, R OBP: 1.000, SLG: 1.250										2	0	0	0	1	2	2						
5 Michael Cuddyer, R OBP: 0.385, SLG: 0.455 90 Nate Hanson, R OBP: 0.385, SLG: 0.455										2	0	0	0	0	0	1						
22 Danny Valencia, R OBP: 0.357, SLG: 0.491 92 Delmonio Romero, R OBP: 0.667, SLG: 1.000										3	0	0	0	0	2	4						
12 Alexi Casilla, S OBP: 0.333, SLG: 0.268 73 Chase Lambin, S OBP: 0.387, SLG: 0.360										3	0	1	0	0	0	1						
										2	0	1	3	0	0	1						
Inning Stats	R: 1 E: 1 K: 0 S: 5	H: 2 LOB: 1 BB: 0 P: 5	R: 0 E: 0 K: 0 S: 3	H: 0 LOB: 1 BB: 1 P: 7	R: 0 E: 0 K: 0 S: 3	H: 0 LOB: 0 BB: 0 P: 3	R: 0 E: 0 K: 1 S: 5	H: 0 LOB: 0 BB: 0 P: 5	R: 0 E: 0 K: 1 S: 8	H: 1 LOB: 2 BB: 0 P: 8	R: 0 E: 0 K: 2 S: 9	H: 2 LOB: 3 BB: 0 P: 10	R: 0 E: 0 K: 2 S: 8	H: 1 LOB: 1 BB: 0 P: 8	R: 2 E: 0 K: 2 S: 10	H: 3 LOB: 1 BB: 0 P: 10	R: 6 E: 1 K: 0 S: 9	H: 5 LOB: 1 BB: 1 P: 14	1B: 7 2B: 7 3B: 0 HR: 0	SF: 0 SAC: 0 DP: 0 HBP: 1	WP: 1 PB: 0 SB: 1 CS: 0	PA: 46
PITCHER	IP WLS BF H R ER SO BB IBB HBP BLK WP HR S P ERA WHIP																					
18 Daisuke Matsuzaka, R ERA: 4.97	6.0 26 5 1 1 4 1 0 0 1 0 0 0 0 33 38 1.50 1.000																					
37 Hideki Okajima, L ERA: 5.14	1.0 4 1 0 0 2 0 0 0 0 0 0 0 0 8 8 0.00 1.000																					
35 Dan Wheeler, R ERA: 6.75	1.0 6 3 2 2 2 0 0 0 0 0 0 0 10 10 18.00 3.000																					
52 Bobby Jenks, R ERA: 2.57	1.0 L 10 5 6 2 0 1 0 0 0 0 1 0 9 14 18.00 6.000																					

Batter	1	2	3	4	5	6	7	8	9	AB	R	H	RBI	BB	SO	LOB	BOTTOM					
15 Dustin Pedroia, R OBP: 0.375, SLG: 0.510 70 Drew Sutton, S OBP: 0.407, SLG: 0.577										3	0	1	0	0	1	1	Minnesota Twins @ Boston Red Sox City of Palms Park, Ft. Myers, FL Sat Mar 26 2011, 7:06 PM - 10:18 PM EDT Att. 7,935 - Clear - 81 F					
13 Carl Crawford, L OBP: 0.280, SLG: 0.239 80 Nate Spears, L OBP: 0.381, SLG: 0.418										3	0	0	1	0	0	1						
20 Kevin Youkilis, R OBP: 0.259, SLG: 0.245 Yamaico Navarro, R OBP: 0.275, SLG: 0.316										2	0	0	1	0	1	0						
28 Adrián González, L OBP: 0.333, SLG: 0.476 77 Aaron Bates, R OBP: 0.333, SLG: 0.875										3	1	2	1	0	0	0						
34 David Ortiz, L OBP: 0.316, SLG: 0.377 68 Josh Reddick, L OBP: 0.214, SLG: 0.324										3	0	1	0	0	1	0						
23 Mike Cameron, R OBP: 0.328, SLG: 0.350 95 Jeremy Hazelbaker, L										3	1	1	0	0	1	3						
39 Jarrod Saltalamacchia, R OBP: 0.432, SLG: 0.645 67 Drew Dominguez, R OBP: 0.333, SLG: 0.324										1	0	0	0	0	0	0						
12 Jed Lowrie, S OBP: 0.340, SLG: 0.356 97 Alex Hassan, R OBP: 0.429, SLG: 0.571										2	0	0	0	0	1	1						
54 Darnell McDonald, R OBP: 0.306, SLG: 0.500 67 Peter Hissey, L										3	1	2	3	0	0	1						
										1	0	0	0	0	0	3						
Inning Stats	R: 0 E: 0 K: 1 S: 3	H: 0 LOB: 0 BB: 0 P: 3	R: 3 E: 1 K: 1 S: 9	H: 3 LOB: 1 BB: 0 P: 9	R: 1 E: 0 K: 2 S: 9	H: 1 LOB: 0 BB: 0 P: 10	R: 0 E: 0 K: 2 S: 7	H: 0 LOB: 0 BB: 0 P: 7	R: 2 E: 0 K: 0 S: 7	H: 4 LOB: 3 BB: 0 P: 7	R: 1 E: 0 K: 1 S: 8	H: 3 LOB: 2 BB: 0 P: 9	R: 1 E: 0 K: 1 S: 7	H: 2 LOB: 3 BB: 0 P: 8	R: 0 E: 0 K: 1 S: 5	H: 0 LOB: 0 BB: 0 P: 5	R: 0 E: 0 K: 1 S: 5	H: 0 LOB: 0 BB: 0 P: 5	1B: 9 2B: 2 3B: 1 HR: 1	SF: 1 SAC: 0 DP: 0 HBP: 1	WP: 1 PB: 0 SB: 0 CS: 0	PA: 42
PITCHER	IP WLS BF H R ER SO BB IBB HBP BLK WP HR S P ERA WHIP																					
52 Brian Duensing, L ERA: 2.45	4.2 22 7 0 0 0 0 0 0 0 0 1 0 10 11 6.75 3.000																					
49 Jeff Manship, R ERA: 5.4	1.1 8 4 1 1 1 0 0 0 1 0 0 0 7 8 9.00 2.000																					
72 Carlos Gutierrez, R ERA: 1.0	1.0 W 3 0 0 0 1 0 0 0 0 0 0 0 5 5 0.00 0.000																					
56 Dusty Hughes, L ERA: 1.0	1.0 S 3 0 0 0 1 0 0 0 0 0 0 0 5 5 0.00 0.000																					

AB 43
R 9
H 14
RBI 9
BB 2
SO 8
LOB 24



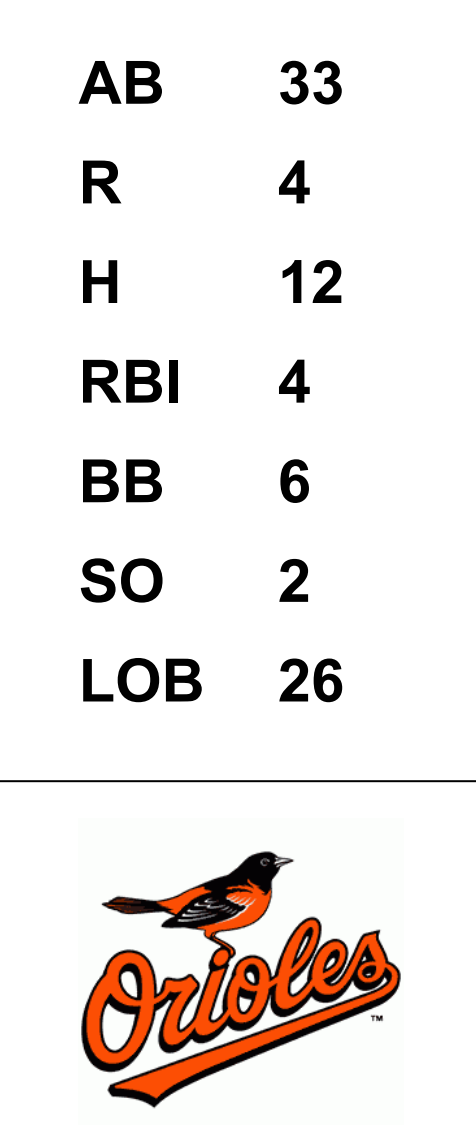
AB 40
R 8
H 13
RBI 8
BB 0
SO 9
LOB 15



Batter	1	2	3	4	5	6	7	8	9	AB	R	H	RBI	BB	SO	LOB	TOP																
2 Jacoby Ellsbury, L (1, 8) OBP: 0.386, SLG: 0.574 92 Matt Sheely, R (7, 8)										4	0	0	0	0	1	1	Boston Red Sox @ Baltimore Orioles Ed Smith Stadium, Sarasota, FL Sun Mar 27 2011, 1:08 PM - 4:04 PM EDT Att: 8,495 - Sunny - 81 F																
10 Marco Scutaro, R (1, 6) OBP: 0.400, SLG: 0.442 Derrick Gibson, R (7, 6)										4	1	2	0	0	0	0																	
7 J.D. Drew, L (1, 9) OBP: 0.362, SLG: 0.415 98 Chih-Hsien Chiang, L (7, 9)										3	1	1	2	1	0	0																	
20 Kevin Youkilis, R (1, 5) Zach Gentile, L (5, 5)										2	0	0	0	1	1	1																	
34 David Ortiz, L (1, 10) OBP: 0.344, SLG: 0.382 94 David Mailman, L (8, PR) (8, 10)										2	0	1	0	1	0	1																	
54 Damell McDonald, R (1, 7) OBP: 0.362, SLG: 0.480										4	0	1	0	0	0	2																	
80 Nate Spears, L (1, 4) OBP: 0.373, SLG: 0.397										3	0	0	0	1	2	3																	
62 Paul Hoover, R (1, 2) OBP: 0.250, SLG: 0.235 83 Ryan Lavarnway, R (6, 2) OBP: 0.333, SLG: 0.775										2	1	1	0	1	0	1																	
70 Drew Sutton, S (1, 3) OBP: 0.397, SLG: 0.589										4	0	1	1	0	1	2																	
Inning Stats	R: 0 E: 0 K: 2 S: 7	H: 1 LOB: 1 BB: 1 P: 11	R: 0 E: 0 K: 0 S: 3	H: 1 LOB: 1 BB: 1 P: 7	R: 2 E: 0 K: 0 S: 7	H: 2 LOB: 1 BB: 1 P: 11	R: 1 E: 0 K: 0 S: 5	H: 2 LOB: 1 BB: 0 P: 5	R: 0 E: 0 K: 2 S: 3	H: 0 LOB: 0 BB: 0 P: 3	R: 0 E: 0 K: 0 S: 3	H: 0 LOB: 2 BB: 1 P: 12	R: 0 E: 0 K: 1 S: 6	H: 1 LOB: 2 BB: 2 P: 10	R: 0 E: 0 K: 1 S: 5	H: 0 LOB: 0 BB: 0 P: 5		1B: 5 2B: 0 3B: 1 HR: 1	SF: 0 SAC: 0 DP: 1 HBP: 1	WP: 0 PA: 38 PB: 0 SB: 0 CS: 0													
PITCHER	IP WLS BF H R ER SO BB IBB HBP BLK WP HR S P ERA WHIP																																
24 Chris Tillman, R (1, 1) ERA: 3.89	5.2	26	6	3	3	3	4	0	1	0	0	0	1	29	46	4.76	1.765																
53 Alberto Castillo, L (6, 1) ERA:	0.1	1	0	0	0	1	0	0	0	0	0	0	0	3	3	0.00	0.000																
19 Koji Uehara, R (7, 1) ERA: 4.5	1.0	3	0	0	0	0	0	0	0	0	0	0	0	3	3	0.00	0.000																
63 Kevin Gregg, R (8, 1) ERA: 11.37	1.0	W	5	1	0	0	1	1	0	0	0	0	0	6	10	0.00	2.000																
51 Michael Gonzalez, L (9, 1) ERA: 5.14	1.0	S	3	0	0	0	1	0	0	0	0	0	0	5	5	0.00	0.000																

Batter	1	2	3	4	5	6	7	8	9	AB	R	H	RBI	BB	SO	LOB	BOTTOM																
1 Brian Roberts, S (1, 4) OBP: 0.421, SLG: 0.484 Brandon Waring, R (8, 3)										3	0	1	0	1	0	3	Boston Red Sox @ Baltimore Orioles Ed Smith Stadium, Sarasota, FL Sun Mar 27 2011, 1:08 PM - 4:04 PM EDT Att: 8,495 - Sunny - 81 F																
21 Nick Markakis, L (1, 9) OBP: 0.407, SLG: 0.592 90 Xavier Avery, L (7, PR) (8, 9)										3	0	1	1	1	0	3																	
25 Derrek Lee, R (1, 3) OBP: 0.333, SLG: 0.067 90 Manny Machado, R (7, PR) (8, 6)										2	0	0	0	2	0	3																	
27 Vladimir Guerrero, R (1, 10) OBP: 0.333, SLG: 0.627										4	0	1	0	0	0	6																	
30 Luke Scott, L (1, 7) OBP: 0.214, SLG: 0.352 95 Kyle Hudson, L (8, PR) (9, 9)										4	0	2	0	0	0	1																	
10 Adam Jones, R (1, 8) OBP: 0.323, SLG: 0.623 92 Trent Mummey, L (8, PR) (9, 7)										4	0	2	0	0	1	1																	
12 Mark Reynolds, R (1, 5) OBP: 0.284, SLG: 0.339 Blake Davis, L (8, PR) (9, 5)										4	0	1	0	0	0	2																	
32 Matt Wieters, S (1, 2) OBP: 0.288, SLG: 0.351										4	1	2	2	0	0	1																	
2 J.J. Hardy, R (1, 6) OBP: 0.446, SLG: 0.580 73 Ryan Adams, R (7, PR) (8, 4)										1	0	1	0	2	0	0																	
Inning Stats	R: 0 E: 0 K: 0 S: 2	H: 0 LOB: 0 BB: 1 P: 6	R: 0 E: 0 K: 1 S: 5	H: 0 LOB: 0 BB: 0 P: 5	R: 1 E: 0 K: 0 S: 5	H: 2 LOB: 3 BB: 2 P: 13	R: 0 E: 0 K: 0 S: 4	H: 1 LOB: 1 BB: 0 P: 5	R: 0 E: 0 K: 0 S: 3	H: 1 LOB: 1 BB: 1 P: 7	R: 0 E: 0 K: 0 S: 4	H: 2 LOB: 3 BB: 2 P: 4	R: 0 E: 0 K: 1 S: 4	H: 1 LOB: 3 BB: 2 P: 12	R: 3 E: 0 K: 1 S: 10	H: 5 LOB: 2 BB: 0 P: 10		1B: 11 2B: 1 3B: 0 HR: 0	SF: 0 SAC: 0 DP: 3 HBP: 0	WP: 1 PA: 39 PB: 1 SB: 0 CS: 0													
PITCHER	IP WLS BF H R ER SO BB IBB HBP BLK WP HR S P ERA WHIP																																
56 Brandon Duckworth, R (1, 1) ERA: 3.75	2.0	6	0	0	0	1	1	0	0	0	0	0	0	7	15	6.75	3.750																
32 Matt Albers, R (3, 1) ERA: 2.84	1.1	H	9	3	1	1	0	2	0	0	0	0	0	7	15	6.75	3.750																
74 Daniel Turpen, R (4, 1) ERA: 0.23	0.2	H	2	0	0	0	0	0	0	0	0	1	0	2	3	0.00	0.000																
59 Dennis Reyes, L (5, 1) ERA: 2.7	1.0	H	4	1	0	0	0	0	0	0	0	0	0	3	7	0.00	2.000																
90 Jason Rice, R (6, 1) ERA: 5.68	1.2	H	7	3	0	0	0	0	0	0	0	0	0	7	7	0.00	1.800																
94 Tommy Hottoy, L (7, 1) ERA:	0.1	L	3	0	0	0	0	0	0	0	0	0	0	1	9	0.00	6.000																
78 Santo Luis, R (8, 1)	0.0	L	5	5	3	3	0	0	0	0	0	0	0	5	5	*	*																
93 Blake Maxwell, R (8, 1) ERA:	1.0		3	0	0	0	1	0	0	0	0	0	0	5	5	0.00	0.000																

AB	32
R	3
H	7
RBI	3
BB	5
SO	6
LOB	13



Batter	1	2	3	4	5	6	7	8	9	AB	R	H	RBI	BB	SO	LOB	TOP			
23 Mike Cameron, R (1, 10) OBP: 0.319, SLG: 0.341										4	0	1	1	0	1	0	Boston Red Sox @ Toronto Blue Jays Florida Auto Exchange Stadium, Dunedin, FL Mon Mar 28 2011, 1:19 PM - 3:37 PM EDT Att: 5,510 - Overcast - 73 F			
15 Dustin Pedroia, R (1, 4) OBP: 0.373, SLG: 0.519 95 Tony Thomas, R (6, 4)										3	0	1	0	0	0	2				
28 Adrián González, L (1, 3) OBP: 0.333, SLG: 0.456 96 Michael Almanzar, R (6, PR) (6, 3) (7, 5)										3	0	1	0	0	1	2				
12 Jed Lowrie, S (1, 6) OBP: 0.321, SLG: 0.333 95 Mitchell Dening, L (6, 7) OBP: 0.250, SLG: 0.250										3	0	0	0	0	1	2				
80 Nate Spears, L (1, 7) OBP: 0.386, SLG: 0.410 (6, 6)										3	1	2	0	0	1	0				
70 Drew Sutton, S (1, 5) OBP: 0.379, SLG: 0.559 Reynaldo Rodríguez, R (7, 3)										3	0	0	0	0	2	2				
95 Jeremy Hazelbaker, L (1, 9) OBP: 0.375, SLG: 0.667										3	1	1	2	0	1	0				
67 Peter Hissey, L (1, 8) OBP: 0.250, SLG: 0.250										3	1	1	0	0	1	0				
Christian Vázquez, R (1, 2) OBP: 0.250, SLG: 0.500 93 William Vazquez, R (8, 2)										3	0	1	0	0	1	0				
										0	0	0	0	0	0	0				
Inning Stats	R: 0 E: 0 K: 2 S: 8	H: 1 LOB: 1 BB: 0 P: 8	R: 0 E: 0 K: 2 S: 7	H: 1 LOB: 0 BB: 0 P: 7	R: 1 E: 0 K: 0 S: 5	H: 3 LOB: 1 BB: 0 P: 5	R: 0 E: 0 K: 1 S: 5	H: 0 LOB: 0 BB: 0 P: 5	R: 0 E: 0 K: 0 S: 3	H: 0 LOB: 0 BB: 0 P: 3	R: 0 E: 0 K: 1 S: 6	H: 1 LOB: 1 BB: 0 P: 6	R: 2 E: 0 K: 3 S: 11	H: 2 LOB: 0 BB: 0 P: 11	R: 0 E: 0 K: 0 S: 4	H: 1 LOB: 1 BB: 0 P: 4	1B: 6 2B: 2 3B: 0 HR: 1	SF: 0 SAC: 0 DP: 1 HBP: 0	WP: 0 PB: 0 SB: 1 CS: 0	PA: 31
PITCHER	IP WLS BF H R ER SO BB IBB HBP BLK WP HR S P ERA WHIP																			
4 Kyle Drabek, R (1, 1) ERA: 2.81	5.0	18	5	1	1	5	0	0	0	0	0	0	0	28	28	1.80	1.000			
Frank Gailey, L (6, 1) ERA: 2.08	1.0	4	1	0	0	1	0	0	0	0	0	0	0	6	6	0.00	1.000			
33 Carlos Villanueva, R (7, 1) ERA: 2.08	1.0	5	2	2	2	3	0	0	0	0	0	1	11	11	18.00	2.000				
44 Casey Janssen, R (8, 1) ERA: 1.74	1.0	4	1	0	0	0	0	0	0	0	0	0	4	4	0.00	1.000				

Batter	1	2	3	4	5	6	7	8	9	AB	R	H	RBI	BB	SO	LOB	BOTTOM			
11 Rajai Davis, R (1, 8) OBP: 0.406, SLG: 0.776 79 Kenny Wilson, R (5, 8) OBP: 0.500, SLG: 0.500										2	0	0	0	0	0	0	Boston Red Sox @ Toronto Blue Jays Florida Auto Exchange Stadium, Dunedin, FL Mon Mar 28 2011, 1:19 PM - 3:37 PM EDT Att: 5,510 - Overcast - 73 F			
5 Yunel Escobar, R (1, 6) OBP: 0.455, SLG: 0.533 68 Jonathan Diaz, R (5, 6) OBP: 0.265, SLG: 0.313										2	0	0	0	0	0	0				
19 José Bautista, R (1, 5) OBP: 0.413, SLG: 0.709 6 John McDonald, R (5, 5) OBP: 0.333, SLG: 0.406										2	0	0	0	0	1	0				
26 Adam Lind, L (1, 10) OBP: 0.407, SLG: 0.519 9 J.P. Arencibia, R (6, PH) OBP: 0.291, SLG: 0.278 (7, 10)										2	1	1	0	0	1	0				
2 Aaron Hill, R (1, 4) OBP: 0.444, SLG: 0.706 18 Mike McCoy, R (4, PR) OBP: 0.360, SLG: 0.442 (5, 4)										2	0	2	1	0	0	0				
20 Juan Rivera, R (1, 9) OBP: 0.404, SLG: 0.547 Adam Loewen, L (4, PR) OBP: 0.412, SLG: 0.688 (5, 9)										2	0	1	1	0	0	1				
45 Travis Snider, L (1, 7) OBP: 0.370, SLG: 0.451 Brad Glenn, R (5, 7) OBP: 1.000, SLG: 1.000										1	0	1	0	0	0	0				
10 Edwin Encarnación, R (1, 3) OBP: 0.277, SLG: 0.462 Chris Woodward, R (6, 3) OBP: 0.500, SLG: 0.500										2	0	0	0	0	0	1				
8 José Molina, R (1, 2) OBP: 0.357, SLG: 0.480 14 Ryan Budde, R (6, 2) OBP: 0.087, SLG: 0.045										2	0	0	0	0	0	0				
										1	0	0	0	0	0	0				
Inning Stats	R: 0 E: 0 K: 1 S: 5	H: 0 LOB: 0 BB: 0 P: 5	R: 1 E: 0 K: 0 S: 5	H: 2 LOB: 1 BB: 0 P: 5	R: 0 E: 0 K: 0 S: 3	H: 0 LOB: 0 BB: 0 P: 3	R: 1 E: 0 K: 1 S: 7	H: 2 LOB: 2 BB: 0 P: 7	R: 0 E: 0 K: 1 S: 5	H: 0 LOB: 0 BB: 0 P: 5	R: 0 E: 0 K: 2 S: 8	H: 1 LOB: 1 BB: 0 P: 8	R: 0 E: 0 K: 0 S: 4	H: 1 LOB: 0 BB: 0 P: 4	R: 0 E: 0 K: 0 S: 0	H: 0 LOB: 0 BB: 0 P: 0	1B: 4 2B: 2 3B: 0 HR: 0	SF: 0 SAC: 0 DP: 0 HBP: 0	WP: 0 PB: 0 SB: 1 CS: 1	PA: 28
PITCHER	IP WLS BF H R ER SO BB IBB HBP BLK WP HR S P ERA WHIP																			
46 Tony Pena Jr., R (1, 1) ERA: 4.05	3.0	11	2	1	1	1	0	0	0	0	0	0	0	13	13	3.00	0.667			
95 Eamonn Portice, R (4, 1) ERA: 3.38	2.0	8	2	1	1	2	0	0	0	0	0	0	12	12	4.50	1.000				
98 Seth Garrison, R (6, 1) ERA:	2.0	W 8	2	0	0	2	0	0	0	0	0	0	12	12	0.00	1.000				



Batter	1	2	3	4	5	6	7	8	9	AB	R	H	RBI	BB	SO	LOB	TOP					
28 John Jaso, L (1,2) 88 Brian Bryles, R (8,9)	G4-3		G4-3			1B		G4-3		4	0	1	0	0	0	1	<p>Tampa Bay Rays @ Boston Red Sox</p> <p>City of Palms Park, Ft. Myers, FL</p> <p>Tue Mar 29 2011, 1:07 PM - 3:50 PM EDT</p> <p>Att: 8,015 - Partly Cloudy - 79 F</p>					
5 Sam Fuld, L (1,8) 79 Diogenes Luis, S (8,6)	F8			L9		K		G4-3		3	0	0	0	0	1	1						
1 Sean Rodriguez, R (1,5) 43 Michael Sheridan, L (8,3)	G6-3			BB		P3				2	1	0	0	1	0	0						
24 Dan Johnson, L (1,10)		F8		K						4	0	0	0	0	2	2						
9 Elliot Johnson, S (1,3) 89 Greg Sexton, R (8,5)		G3								3	0	1	1	0	0	0						
20 Matt Joyce, L (1,9) 88 Jake Jeffries, L (8,2)				L4						2	0	0	0	1	0	1						
15 Reid Brignac, L (1,6) 85 Kevin Kiermaier, L (8,8)						F8				3	0	1	0	0	1	1						
26 J.J. Furmaniak, R (1,4)			G5-3			G1-3				2	0	0	0	0	0	0						
80 Dustin Biell, L (1,7)			K			G1-3				3	0	0	0	0	1	1						
Inning Stats	R: 0 E: 0 K: 0 S: 3	H: 0 LOB: 0 BB: 0 P: 4	R: 0 E: 0 K: 1 S: 5	H: 0 LOB: 1 BB: 1 P: 9	R: 0 E: 0 K: 1 S: 5	H: 0 LOB: 0 BB: 0 P: 5	R: 1 E: 0 K: 1 S: 6	H: 1 LOB: 1 BB: 1 P: 12	R: 0 E: 0 K: 1 S: 5	H: 1 LOB: 0 BB: 0 P: 6	R: 0 E: 0 K: 1 S: 5	H: 0 LOB: 0 BB: 0 P: 5	R: 0 E: 0 K: 0 S: 4	H: 1 LOB: 1 BB: 0 P: 4	R: 0 E: 0 K: 1 S: 6	H: 1 LOB: 1 BB: 0 P: 6		1B: 4 2B: 0 3B: 0 HR: 0	SF: 0 SAC: 1 DP: 0 HBP: 0	WP: 0 PB: 0 SB: 2 CS: 0	PA: 32	
PITCHER	IP	WLS	BF	H	R	ER	SO	BB	IBB	HBP	BLK	WP	HR	S	P	ERA	WHIP					
11 Clay Buchholz, R (1,1) 49 Tim Wakefield, R (5,1) 35 Dan Wheeler, R (7,1) 32 Matt Albers, R (8,1) 93 Blake Maxwell, R (9,1)	4.0	15	15	1	1	1	3	2	0	0	0	0	0	0	19	30	2.25	0.750				

AB	29
R	1
H	4
RBI	1
BB	2
SO	6
LOB	8



Batter	1	2	3	4	5	6	7	8	9	AB	R	H	RBI	BB	SO	LOB	BOTTOM				
2 Jacoby Ellsbury, L (1,8) 23 Mike Cameron, R (6,9)	G4-3		F8		G1-3					3	0	0	0	0	0	1	<p>Tampa Bay Rays @ Boston Red Sox</p> <p>City of Palms Park, Ft. Myers, FL</p> <p>Tue Mar 29 2011, 1:07 PM - 3:50 PM EDT</p> <p>Att: 8,015 - Partly Cloudy - 79 F</p>				
15 Dustin Pedroia, R (1,4) 80 Nate Spears, L (4,4)			P6							2	0	1	0	0	0	1					
13 Carl Crawford, L (1,7) 54 Darnell McDonald, R (4,7)			G3							2	0	0	0	0	0	2					
28 Adrián González, L (1,3) 97 Alex Hassan, R (5,9)										2	1	1	1	0	0	1					
20 Kevin Youkilis, R (1,5) 70 Drew Sutton, S (5,5)		G5-3								2	0	0	0	0	0	0					
34 David Ortiz, L (1,10) 39 Jarrod Saltalamacchia, (6,PH)			F8							2	0	0	0	0	0	0					
7 J.D. Drew, L (1,9) 96 Jorge Padron, L (4,PR)										2	0	2	0	0	0	0					
33 Jason Varitek, S (1,2) 62 Paul Hoover, R (6,2)										2	0	0	0	0	1	2					
10 Marco Scutaro, R (1,6) 12 Jed Lowrie, S (6,6)										2	0	1	0	0	0	0					
Inning Stats	R: 0 E: 0 K: 0 S: 4	H: 1 LOB: 1 BB: 0 P: 4	R: 0 E: 0 K: 0 S: 4	H: 1 LOB: 0 BB: 0 P: 4	R: 0 E: 0 K: 0 S: 4	H: 1 LOB: 1 BB: 0 P: 4	R: 1 E: 0 K: 1 S: 8	H: 2 LOB: 1 BB: 0 P: 8	R: 0 E: 0 K: 1 S: 5	H: 1 LOB: 1 BB: 1 P: 9	R: 0 E: 0 K: 1 S: 6	H: 1 LOB: 2 BB: 1 P: 10	R: 0 E: 0 K: 0 S: 3	H: 0 LOB: 0 BB: 0 P: 3	R: 0 E: 0 K: 1 S: 5	H: 0 LOB: 0 BB: 0 P: 5		1B: 5 2B: 1 3B: 0 HR: 1	SF: 0 SAC: 0 DP: 1 HBP: 0	WP: 0 PB: 0 SB: 0 CS: 0	PA: 36
PITCHER	IP	WLS	BF	H	R	ER	SO	BB	IBB	HBP	BLK	WP	HR	S	P	ERA	WHIP				
40 Wade Davis, R (1,1) 37 Juan Cruz, R (5,1) 62 Joel Peralta, R (6,1) 27 César Ramos, L (7,1) 82 Marquis Fleming, R (9,1)	4.0	17	17	5	1	1	1	0	0	0	0	0	0	5	9	0.00	1.000				



Batter	1	2	3	4	5	6	7	8	9	AB	R	H	RBI	BB	SO	LOB	TOP						
2 Jacoby Ellsbury, L OBP: 0.385, SLG: 0.565										5	2	3	1	0	1	3	Boston Red Sox @ Houston Astros Minute Maid Park, Houston, TX Wed Mar 30 2011, 7:08 PM - 9:59 PM CDT Att: 25,755 - Partly Cloudy - 68 F						
15 Dustin Pedroia, R OBP: 0.379, SLG: 0.492										3	1	0	0	2	0	2							
80 Nate Spears, L OBP: 0.389, SLG: 0.403										0	0	0	0	0	0	0							
13 Carl Crawford, L OBP: 0.290, SLG: 0.250										4	1	2	2	0	0	2							
54 Darnell McDonald, R OBP: 0.286, SLG: 0.453										1	0	0	0	0	0	0							
28 Adrián González, L OBP: 0.385, SLG: 0.548										5	1	2	1	0	1	0							
70 Drew Sutton, S OBP: 0.392, SLG: 0.550										0	0	0	0	0	0	0							
20 Kevin Youkilis, R OBP: 0.238, SLG: 0.211										4	0	0	0	0	1	5							
12 Jed Lowrie, S OBP: 0.321, SLG: 0.320										1	0	0	0	0	1	0							
34 David Ortiz, L OBP: 0.328, SLG: 0.350										3	1	0	0	1	2	3							
33 Jason Varitek, S OBP: 0.294, SLG: 0.313										0	1	0	0	1	0	0							
7 J.D. Drew, L OBP: 0.385, SLG: 0.444										2	0	0	1	1	1	3							
23 Mike Cameron, R OBP: 0.320, SLG: 0.340										2	0	0	0	0	0	1							
39 Jarrod Saltalamacchia, R OBP: 0.465, SLG: 0.649										4	1	3	2	0	0	1							
98 Dan Butler, R OBP: 0.667, SLG: 2.000										1	1	1	2	0	0	0							
10 Marco Scutaro, R OBP: 0.386, SLG: 0.420										5	1	1	0	0	1	4							
Inning Stats	R: 5 H: 4 E: 0 K: 0 S: 17	H: 4 R: 3 ER: 0 LOB: 2 BB: 3 P: 34	R: 0 H: 0 E: 0 K: 0 S: 7	H: 0 R: 0 ER: 0 LOB: 0 BB: 0 P: 8	R: 0 H: 0 E: 0 K: 2 S: 11	H: 0 R: 0 ER: 0 LOB: 0 BB: 0 P: 17	R: 3 H: 5 E: 0 K: 2 S: 19	H: 5 R: 0 ER: 0 LOB: 1 BB: 1 P: 33	R: 0 H: 2 E: 0 K: 0 S: 14	H: 2 R: 0 ER: 0 LOB: 2 BB: 0 P: 21	R: 0 H: 0 E: 0 K: 1 S: 8	H: 0 R: 0 ER: 0 LOB: 1 BB: 0 P: 11	R: 0 H: 0 E: 0 K: 2 S: 9	H: 0 R: 0 ER: 0 LOB: 1 BB: 0 P: 13	R: 0 H: 0 E: 0 K: 0 S: 4	H: 0 R: 0 ER: 0 LOB: 0 BB: 0 P: 7	R: 2 H: 1 E: 0 K: 1 S: 14	H: 1 R: 0 ER: 0 LOB: 1 BB: 1 P: 26	1B: 10 2B: 1 3B: 0 HR: 1	SF: 0 SAC: 0 DP: 0 HBP: 0	WP: 0 PB: 0 SB: 1 CS: 0	PA: 45	
PITCHER	IP WLS BF H R ER SO BB IBB HBP BLK WP HR S P ERA WHIP	28 Nelson Figueroa, R ERA: 7.43	3.0 L 22 9 8 8 2 4 0 0 0 0 0 0 0 46 80 24.00 4.333	83 Jose Valdez, R ERA: 2.79	1.0 3 0 0 0 2 0 0 0 0 0 0 0 0 14 21 0.00 2.000	73 Fernando Rodriguez Jr., R ERA: 2.57	1.0 5 2 0 0 0 0 0 0 0 0 0 0 0 8 11 0.00 0.000	66 Eneiro Del Rosario, R ERA:	1.0 3 0 0 0 1 0 0 0 0 0 0 0 0 9 13 0.00 0.000	59 Wilton Lopez, R ERA: 2.7	1.0 4 0 0 0 2 0 0 0 0 0 0 0 0 9 13 0.00 0.000	PITCHER	IP WLS BF H R ER SO BB IBB HBP BLK WP HR S P ERA WHIP	37 Brandon Lyon, R ERA: 5.63	1.0 3 0 0 0 0 0 0 0 0 0 0 0 0 14 26 18.00 2.000	27 Gustavo Chacin, L ERA: 5.23	1.0 5 1 2 2 1 1 0 0 0 0 0 0 1 14 26 18.00 2.000						
Batter	1	2	3	4	5	6	7	8	9	AB	R	H	RBI	BB	SO	LOB	BOTTOM						
21 Michael Bourn, L OBP: 0.304, SLG: 0.379										3	0	0	0	0	1	1	Boston Red Sox @ Houston Astros Minute Maid Park, Houston, TX Wed Mar 30 2011, 7:08 PM - 9:59 PM CDT Att: 25,755 - Partly Cloudy - 68 F						
11 Jason Bourgeois, R OBP: 0.333, SLG: 0.377										1	0	0	0	0	0	0							
36 Angel Sanchez, R OBP: 0.347, SLG: 0.295										2	0	0	0	0	1	1							
16 Matt Downs, R OBP: 0.364, SLG: 0.563										1	0	1	0	0	0	0							
9 Hunter Pence, R OBP: 0.353, SLG: 0.492										3	0	0	0	0	1	1							
95 JB Shuck, L OBP: 0.283, SLG: 0.442										1	0	0	0	0	0	1							
45 Carlos Lee, R OBP: 0.274, SLG: 0.404										3	0	1	0	0	0	1							
4 Jason Michaels, R OBP: 0.409, SLG: 0.610										1	0	0	0	0	0	1							
29 Brett Wallace, L OBP: 0.408, SLG: 0.551										3	0	1	0	0	0	1							
91 Koby Clemens, R OBP: 0.160, SLG: 0.087										0	0	0	0	0	0	0							
22 Bill Hall, R OBP: 0.319, SLG: 0.246										3	0	0	0	0	2	2							
1 Anderson Hernandez, S OBP: 0.290, SLG: 0.279										0	0	0	0	0	0	0							
3 Joe Inglett, L OBP: 0.250, SLG: 0.188										3	0	0	0	0	1	1							
23 Chris Johnson, R OBP: 0.297, SLG: 0.406										3	0	1	0	0	1	0							
26 Oswaldo Navarro, R OBP: 0.341, SLG: 0.524										0	0	0	0	0	0	0							
46 J.R. Towles, R OBP: 0.349, SLG: 0.575										3	0	0	0	0	0	1							
71 Carlos Corporán, S OBP: 0.353, SLG: 0.419										0	0	0	0	0	0	0							
Inning Stats	R: 0 H: 0 E: 0 K: 0 S: 9	H: 0 R: 0 ER: 0 LOB: 0 BB: 0 P: 16	R: 0 H: 0 E: 0 K: 2 S: 7	H: 0 R: 0 ER: 0 LOB: 0 BB: 0 P: 9	R: 0 H: 0 E: 0 K: 1 S: 7	H: 0 R: 0 ER: 0 LOB: 0 BB: 0 P: 10	R: 0 H: 0 E: 0 K: 0 S: 8	H: 0 R: 0 ER: 0 LOB: 0 BB: 0 P: 13	R: 0 H: 1 E: 0 K: 0 S: 8	H: 1 R: 0 ER: 0 LOB: 0 BB: 0 P: 13	R: 0 H: 1 E: 0 K: 0 S: 11	H: 1 R: 0 ER: 0 LOB: 1 BB: 0 P: 19	R: 0 H: 1 E: 0 K: 2 S: 12	H: 1 R: 0 ER: 0 LOB: 2 BB: 0 P: 21	R: 0 H: 0 E: 0 K: 1 S: 5	H: 0 R: 0 ER: 0 LOB: 0 BB: 0 P: 5	R: 0 H: 1 E: 0 K: 0 S: 8	H: 1 R: 0 ER: 0 LOB: 1 BB: 0 P: 12	1B: 4 2B: 1 3B: 0 HR: 0	SF: 0 SAC: 0 DP: 1 HBP: 1	WP: 0 PB: 0 SB: 0 CS: 0	PA: 31	
PITCHER	IP WLS BF H R ER SO BB IBB HBP BLK WP HR S P ERA WHIP	19 Josh Beckett, R ERA: 5.33	5.0 W 16 1 0 0 3 0 0 1 0 0 0 0 0 11 19 0.00 1.000	59 Dennis Reyes, L ERA: 2.45	1.0 4 1 0 0 2 0 0 0 0 0 0 0 0 12 21 0.00 1.000	51 Daniel Bard, R ERA: 5.93	1.0 3 0 0 0 1 0 0 0 0 0 0 0 0 5 5 0.00 0.000	58 Jonathan Papelbon, R ERA: 9.0	1.0 4 1 0 0 0 0 0 0 0 0 0 0 0 8 12 0.00 1.000	93 Blake Maxwell, R ERA:	1.0 4 1 0 0 0 0 0 0 0 0 0 0 0 8 12 0.00 1.000	PITCHER	IP WLS BF H R ER SO BB IBB HBP BLK WP HR S P ERA WHIP	37 Brandon Lyon, R ERA: 5.63	1.0 3 0 0 0 0 0 0 0 0 0 0 0 0 14 26 18.00 2.000	27 Gustavo Chacin, L ERA: 5.23	1.0 5 1 2 2 1 1 0 0 0 0 0 0 1 14 26 18.00 2.000						

Batter	1	2	3	4	5	6	7	8	9	AB	R	H	RBI	BB	SO	LOB	TOP					
2 Jacoby Ellsbury, L (1,8) OBP: 0.600, SLG: 0.750										4	2	2	0	1	1	0						
15 Dustin Pedroia, R (1,4) OBP: 0.250, SLG: 0.250										4	1	1	0	0	1	3						
13 Carl Crawford, L (1,7)										4	0	0	0	0	3	5						
20 Kevin Youkilis, R (1,5) OBP: 0.250, SLG: 0.667										3	1	1	1	1	0	1						
28 Adrián González, L (1,3) OBP: 0.500, SLG: 0.500										4	0	2	3	0	0	0						
34 David Ortiz, L (1,10) OBP: 0.250, SLG: 1.000										4	1	1	1	0	1	2						
23 Mike Cameron, R (1,9)										3	0	0	0	1	1	0						
39 Jarrod Saltalamacchia, R (1,2)										4	0	0	0	0	2	1						
10 Marco Scutaro, R (1,6)										4	0	0	0	0	0	0						
Inning Stats	R: 2 E: 1 K: 0 S: 14	H: 2 LOB: 1 BB: 0 P: 19	R: 0 E: 0 K: 2 S: 9	H: 0 LOB: 0 BB: 0 P: 13	R: 2 E: 0 K: 1 S: 18	H: 3 LOB: 2 BB: 1 P: 30	R: 0 E: 0 K: 0 S: 6	H: 0 LOB: 0 BB: 0 P: 11	R: 0 E: 0 K: 2 S: 14	H: 1 LOB: 1 BB: 0 P: 19	R: 0 E: 0 K: 1 S: 13	H: 0 LOB: 1 BB: 1 P: 24	R: 0 E: 0 K: 1 S: 7	H: 0 LOB: 1 BB: 1 P: 13	R: 1 E: 0 K: 0 S: 11	H: 1 LOB: 0 BB: 0 P: 19	R: 0 E: 0 K: 2 S: 12	H: 0 LOB: 0 BB: 0 P: 20	1B: 4 2B: 2 3B: 0 HR: 1	SF: 0 SAC: 0 DP: 0 HBP: 0	WP: 1 PB: 0 SB: 2 CS: 0	PA: 37
PITCHER	IP WLS BF H R ER SO BB IBB HBP BLK WP HR S P ERA WHIP																					
36 C.J. Wilson, L (1,1) ERA: 3.18	5.2	25	6	4	2	6	2	0	0	0	0	0	0	0	0	70	109	3.18	1.412			
57 Mark Lowe, R (6,1) ERA:	0.1	H	1	0	0	0	0	0	0	0	0	0	0	0	4	7	0.00	0.000				
53 Arthur Rhodes, L (7,1) ERA:	1.0	H	4	0	0	1	1	0	0	0	1	0	7	13	0.00	1.000						
28 Darren Oliver, L (8,1) ERA: 9.0	1.0	W	4	1	1	1	0	0	0	0	1	11	19	9.00	1.000							
30 Neftali Feliz, R (9,1) ERA:	1.0		3	0	0	2	0	0	0	0	0	12	20	0.00	0.000							

Boston Red Sox @ Texas Rangers
Rangers Ballpark in Arlington, Arlington, TX
Fri Apr 01 2011, 4:12 PM - 7:38 PM EDT
Att. 50,146 - Sunny - 86 F

AB 34
R 5
H 7
RBI 5
BB 3
SO 9
LOB 12



Batter	1	2	3	4	5	6	7	8	9	AB	R	H	RBI	BB	SO	LOB	BOTTOM			
5 Ian Kinsler, R (1,4) OBP: 0.200, SLG: 0.800										5	1	1	1	0	1	5				
1 Elvis Andrus, R (1,6) OBP: 0.400, SLG: 0.500										4	1	1	1	0	0	0				
32 Josh Hamilton, L (1,7) OBP: 0.400, SLG: 0.500										4	0	1	1	1	0	3				
29 Adrián Beltré, R (1,5) OBP: 0.400, SLG: 0.250										4	1	1	0	1	0	3				
10 Michael Young, R (1,10)										5	0	0	0	0	0	4				
17 Nelson Cruz, R (1,9) OBP: 0.750, SLG: 1.667										3	2	2	1	1	0	0				
25 Mike Napoli, R (1,3) OBP: 0.750, SLG: 1.667										3	2	2	3	1	0	0				
8 Yorvit Torrealba, R (1,2) OBP: 0.250, SLG: 0.250										4	1	1	0	0	0	2				
20 Julio Borbon, L (1,8)										1	0	0	0	1	0	0				
7 David Murphy, L (8,PH) OBP: 1.000, SLG: 2.000										1	1	1	2	0	0	0				
Inning Stats	R: 1 E: 1 K: 0 S: 6	H: 1 LOB: 0 BB: 0 P: 13	R: 1 E: 0 K: 0 S: 12	H: 1 LOB: 0 BB: 0 P: 19	R: 0 E: 0 K: 0 S: 8	H: 0 LOB: 0 BB: 0 P: 14	R: 3 E: 0 K: 0 S: 12	H: 3 LOB: 0 BB: 0 P: 18	R: 0 E: 0 K: 0 S: 6	H: 0 LOB: 2 BB: 0 P: 11	R: 0 E: 0 K: 0 S: 12	H: 1 LOB: 3 BB: 2 P: 27	R: 0 E: 0 K: 0 S: 7	H: 0 LOB: 1 BB: 1 P: 14	R: 4 E: 0 K: 1 S: 22	H: 4 LOB: 2 BB: 2 P: 39	1B: 4 2B: 3 3B: 0 HR: 3	SF: 0 SAC: 0 DP: 1 HBP: 2	WP: 0 PB: 0 SB: 0 CS: 0	PA: 41
PITCHER	IP WLS BF H R ER SO BB IBB HBP BLK WP HR S P ERA WHIP																			
31 Jon Lester, L (1,1) ERA: 8.44	5.1	5	5	5	0	0	1	0	0	0	0	0	10	18	8.44	1.312				
32 Matt Albers, R (6,1) ERA:	1.0		0	0	0	0	1	0	0	0	0	4	6	0.00	0.000					
59 Dennys Reyes, L (7,1) ERA:	0.0		0	0	0	0	0	0	0	0	0	4	6	0.00	0.000					
35 Dan Wheeler, R (7,1) ERA:	0.2	L	2	0	0	0	0	0	0	0	4	6	0.00	0.000						
51 Daniel Bard, R (8,1) ERA: 54.0	0.2	L	7	4	4	1	1	0	0	0	19	32	54.00	7.500						
49 Tim Wakefield, R (8,1) ERA:	0.1		0	0	0	0	0	0	0	0	3	7	0.00	3.000						

Boston Red Sox @ Texas Rangers
Rangers Ballpark in Arlington, Arlington, TX
Fri Apr 01 2011, 4:12 PM - 7:38 PM EDT
Att. 50,146 - Sunny - 86 F

AB 34
R 9
H 10
RBI 9
BB 5
SO 1
LOB 17



Batter	1	2	3	4	5	6	7	8	9	AB	R	H	RBI	BB	SO	LOB	TOP										
2 Jacoby Ellsbury, L OBP: 0.357, SLG: 0.583	G4-3		G3-1			G4-3	K			4	0	0	0	0	1	3											
15 Dustin Pedroia, R OBP: 0.273, SLG: 0.273	K		1B			G5-3		F7		4	0	1	0	0	1	0											
28 Adrián González, L OBP: 0.385, SLG: 0.462	K					G1-3		G5-3		4	0	0	0	0	2	1											
20 Kevin Youkilis, R OBP: 0.417, SLG: 0.444		K			F8			K		3	1	0	0	1	2	0											
34 David Ortiz, L OBP: 0.333, SLG: 0.833					G5-3					4	0	2	0	0	0	0											
12 Jed Lowrie, S OBP: 0.333, SLG: 0.200					F9					4	0	0	0	0	0	3											
13 Carl Crawford, L OBP: 0.250, SLG: 0.182					F9					4	0	2	1	0	1	0											
39 Jarrod Saltalamacchia, 3B										3	0	0	0	0	1	4											
54 Darnell McDonald, R										2	0	0	0	1	1	1											
Inning Stats	R: 0 H: 0 E: 0 K: 2 S: 7	H: 0 LOB: 0 BB: 0 P: 11	R: 0 H: 2 E: 0 K: 2 S: 14	H: 2 LOB: 2 BB: 0 P: 18	R: 0 H: 1 E: 0 K: 2 S: 12	H: 1 LOB: 1 BB: 0 P: 16	R: 0 H: 0 E: 0 K: 0 S: 8	H: 0 LOB: 0 BB: 0 P: 14	R: 0 H: 0 E: 1 K: 1 S: 6	H: 0 LOB: 0 BB: 0 P: 11	R: 0 H: 0 E: 0 K: 0 S: 7	H: 0 LOB: 0 BB: 0 P: 11	R: 1 H: 2 E: 0 K: 1 S: 17	H: 2 LOB: 3 BB: 2 P: 27	R: 0 H: 0 E: 0 K: 1 S: 7	H: 0 LOB: 0 BB: 0 P: 11	R: 0 H: 0 E: 0 K: 0 S: 7	H: 0 LOB: 0 BB: 0 P: 11	1B: 5 2B: 0 3B: 0 HR: 0	SF: 0 SAC: 0 DP: 1 HBP: 0	WP: 1 PB: 0 SB: 0 CS: 0	PA: 34					
PITCHER	IP	WLS	BF	H	R	ER	SO	BB	IBB	HBP	BLK	WP	HR	S	P	ERA	WHIP										
54 Matt Harrison, L ERA: 1.29	7.0	W	28	5	1	1	8	2	0	0	0	1	0	71	108	1.29	1.000										
28 Darren Oliver, L ERA: 4.5	1.0	H	3	0	0	0	1	0	0	0	0	0	0	7	9	0.00	0.000										
30 Neftali Feliz, R ERA:	1.0		3	0	0	0	0	0	0	0	0	0	0	7	11	0.00	0.000										

Boston Red Sox @ Texas Rangers
Rangers Ballpark in Arlington, Arlington, TX
Sun Apr 03 2011, 2:09 PM - 4:50 PM EDT
Att: 46,326 - Partly Cloudy - 79 F

AB 32
R 1
H 5
RBI 1
BB 2
SO 9
LOB 12



Batter	1	2	3	4	5	6	7	8	9	AB	R	H	RBI	BB	SO	LOB	BOTTOM										
5 Ian Kinsler, R OBP: 0.371, SLG: 1.400	G6-4-3									1	1	1	1	2	0	0											
10 Michael Young, R OBP: 0.214, SLG: 0.286	G6-4-3									4	0	2	1	0	0	1											
32 Josh Hamilton, L OBP: 0.429, SLG: 0.364	K									3	0	0	0	1	2	1											
29 Adrián Beltré, R OBP: 0.214, SLG: 0.385		G6-3								4	0	0	0	0	1	3											
17 Nelson Cruz, R OBP: 0.417, SLG: 1.182		F9								4	1	1	1	0	1	3											
7 David Murphy, L OBP: 0.600, SLG: 1.400										4	1	2	1	0	1	3											
25 Mike Napoli, R OBP: 0.714, SLG: 1.667		F9								3	1	2	1	0	0	0											
18 Mitch Moreland, L OBP: 0.143, SLG: 0.143										3	0	0	0	0	1	1											
3 Andrés Blanco, S OBP: 0.333, SLG: 0.667										3	1	1	0	0	1	0											
Inning Stats	R: 0 H: 0 E: 0 K: 1 S: 9	H: 1 LOB: 0 BB: 1 P: 15	R: 1 H: 1 E: 0 K: 0 S: 10	H: 1 LOB: 0 BB: 0 P: 12	R: 1 H: 1 E: 0 K: 1 S: 11	H: 1 LOB: 0 BB: 0 P: 16	R: 0 H: 0 E: 0 K: 1 S: 7	H: 0 LOB: 0 BB: 0 P: 10	R: 1 H: 1 E: 0 K: 0 S: 12	H: 1 LOB: 0 BB: 0 P: 18	R: 0 H: 1 E: 0 K: 0 S: 4	H: 1 LOB: 0 BB: 1 P: 11	R: 1 H: 3 E: 0 K: 1 S: 13	H: 3 LOB: 1 BB: 0 P: 18	R: 1 H: 2 E: 0 K: 3 S: 14	H: 2 LOB: 3 BB: 1 P: 27	1B: 3 2B: 2 3B: 0 HR: 4	SF: 0 SAC: 0 DP: 2 HBP: 1	WP: 0 PB: 0 SB: 0 CS: 2	PA: 33							
PITCHER	IP	WLS	BF	H	R	ER	SO	BB	IBB	HBP	BLK	WP	HR	S	P	ERA	WHIP										
11 Clay Buchholz, R ERA: 5.68	6.1	L	23	5	4	4	3	2	0	0	0	0	4	56	86	5.68	1.105										
59 Denny Reyes, L ERA:	0.2		3	2	0	0	1	0	0	0	0	0	0	10	14	0.00	3.000										
58 Jonathan Papelbon, R ERA: 9.0	1.0		7	2	1	1	3	0	1	1	0	0	0	14	27	9.00	2.000										

Boston Red Sox @ Texas Rangers
Rangers Ballpark in Arlington, Arlington, TX
Sun Apr 03 2011, 2:09 PM - 4:50 PM EDT
Att: 46,326 - Partly Cloudy - 79 F

AB 29
R 5
H 9
RBI 5
BB 3
SO 7
LOB 12



Batter	1	2	3	4	5	6	7	8	9	AB	R	H	RBI	BB	SO	LOB	TOP										
11 Brett Gardner, L OBP: 0.300, SLG: 0.308	G6-3	K		G1-3	L7		G4-3			5	0	0	0	0	1	3	New York Yankees @ Boston Red Sox Fenway Park, Boston, MA Sat Apr 09 2011, 1:13 PM - 4:40 PM EDT Att: 37,488 - Partly Cloudy - 57 F										
2 Derek Jeter, R OBP: 0.333, SLG: 0.267	BB		F9		G4-3		K			4	0	1	0	1	1												
25 Mark Teixeira, S OBP: 0.333, SLG: 0.600	K		G3-1	F9		G4-3		F8		5	0	0	0	0	1	2											
13 Alex Rodriguez, R OBP: 0.441, SLG: 0.714		E6				P6		P4		5	1	2	0	0	0	0											
24 Robinson Canó, L OBP: 0.343, SLG: 0.618								G6-3		5	2	3	1	0	1	2											
33 Nick Swisher, S OBP: 0.314, SLG: 0.276									G4-3	4	1	1	1	1	0	3											
14 Curtis Granderson, L OBP: 0.276, SLG: 0.462										3	2	1	2	2	2	1											
12 Eric Chavez, L OBP: 0.500, SLG: 0.833									G1	5	1	3	1	0	0	0											
55 Russell Martin, R OBP: 0.345, SLG: 0.679										4	2	2	4	0	0	3											
Inning Stats	R: 0 H: 0 E: 0 K: 1 S: 10	H: 0 LOB: 0 BB: 1 P: 18	R: 2 H: 2 E: 1 K: 1 S: 14	H: 2 LOB: 2 BB: 1 P: 23	R: 0 H: 2 E: 0 K: 0 S: 11	H: 2 LOB: 0 BB: 0 P: 19	R: 3 H: 4 E: 0 K: 1 S: 23	H: 4 LOB: 2 BB: 1 P: 35	R: 2 H: 3 E: 0 K: 0 S: 15	H: 3 LOB: 1 BB: 0 P: 26	R: 1 H: 1 E: 0 K: 1 S: 9	H: 1 LOB: 0 BB: 1 P: 17	R: 1 H: 1 E: 0 K: 1 S: 10	H: 1 LOB: 0 BB: 0 P: 17	R: 0 H: 0 E: 0 K: 0 S: 12	H: 0 LOB: 0 BB: 0 P: 17		R: 0 H: 0 E: 0 K: 1 S: 8	H: 0 LOB: 0 BB: 0 P: 10	1B: 6 2B: 3 3B: 0 HR: 4	SF: 0 SAC: 0 DP: 0 HBP: 0	WP: 0 PB: 0 SB: 0 CS: 1	PA: 44				
PITCHER	IP	WLS	BF	H	R	ER	SO	BB	IBB	HBP	BLK	WP	HR	S	P	ERA	WHIP										
11 Clay Buchholz, R ERA: 7.2	3.2	L	22	8	5	4	2	3	0	0	0	0	1	55	92	9.82	3.000										
61 Felix Doubront, L ERA: 13.5	1.1		7	3	2	2	1	0	0	0	0	0	1	18	29	13.50	2.250										
91 Alfredo Aceves, R ERA: 6.0	2.0		9	2	2	2	1	0	0	0	0	0	2	19	34	9.00	1.500										
49 Tim Wakefield, R ERA: 3.0	2.0		6	0	0	0	1	0	0	0	0	0	0	20	27	0.00	0.000										

AB	40
R	9
H	13
RBI	9
BB	4
SO	6
LOB	15



Batter	1	2	3	4	5	6	7	8	9	AB	R	H	RBI	BB	SO	LOB	BOTTOM										
13 Carl Crawford, L OBP: 0.200, SLG: 0.152	F9	FC6-5				G6-3		F9		5	1	1	0	0	0	4	New York Yankees @ Boston Red Sox Fenway Park, Boston, MA Sat Apr 09 2011, 1:13 PM - 4:40 PM EDT Att: 37,488 - Partly Cloudy - 57 F										
15 Dustin Pedroia, R OBP: 0.394, SLG: 0.548	BB					F8				4	1	3	2	1	0	0											
28 Adrián González, L OBP: 0.343, SLG: 0.438								G3		4	0	0	0	1	0	3											
20 Kevin Youkilis, R OBP: 0.364, SLG: 0.208	K									4	0	1	1	1	2	2											
34 David Ortiz, L OBP: 0.273, SLG: 0.452	F7									5	0	0	0	0	1	5											
7 J.D. Drew, L OBP: 0.406, SLG: 0.368										2	1	1	0	1	1	0											
12 Jed Lowrie, S OBP: 0.417, SLG: 0.364										4	0	3	0	0	1	2											
39 Jarrod Saltalamacchia, R OBP: 0.250, SLG: 0.227										4	0	1	0	0	2	6											
2 Jacoby Ellsbury, L OBP: 0.229, SLG: 0.281										4	1	0	1	0	0	5											
Inning Stats	R: 0 H: 0 E: 0 K: 1 S: 11	H: 2 LOB: 2 BB: 0 P: 22	R: 1 H: 1 E: 0 K: 0 S: 8	H: 1 LOB: 0 BB: 0 P: 13	R: 3 H: 3 E: 0 K: 1 S: 16	H: 3 LOB: 1 BB: 0 P: 26	R: 0 H: 1 E: 0 K: 1 S: 12	H: 1 LOB: 2 BB: 1 P: 22	R: 0 H: 0 E: 0 K: 2 S: 6	H: 0 LOB: 0 BB: 0 P: 6	R: 0 H: 0 E: 0 K: 2 S: 11	H: 0 LOB: 0 BB: 0 P: 17	R: 0 H: 2 E: 0 K: 1 S: 10	H: 2 LOB: 2 BB: 0 P: 13	R: 0 H: 1 E: 0 K: 0 S: 6	H: 1 LOB: 1 BB: 1 P: 11		1B: 7 2B: 3 3B: 0 HR: 0	SF: 0 SAC: 0 DP: 1 HBP: 1	WP: 0 PB: 0 SB: 0 CS: 0	PA: 41						
PITCHER	IP	WLS	BF	H	R	ER	SO	BB	IBB	HBP	BLK	WP	HR	S	P	ERA	WHIP										
47 Ivan Nova, R ERA: 6.1	4.1		24	7	4	4	3	3	0	1	0	0	0	49	87	8.31	2.308										
30 David Robertson, R ERA: 1.8	1.2	W	5	0	0	0	1	0	0	0	0	0	0	13	16	0.00	0.000										
62 Joba Chamberlain, R ERA: 1.8	1.0		3	0	0	0	2	0	0	0	0	0	0	11	17	0.00	0.000										
38 Luis Ayala, R ERA: 3.6	2.0		9	3	0	0	1	1	0	0	0	0	0	16	24	0.00	2.000										

AB	36
R	4
H	10
RBI	4
BB	4
SO	7
LOB	27



Batter	1	2	3	4	5	6	7	8	9	AB	R	H	RBI	BB	SO	LOB	TOP							
11 Brett Gardner, L OBP: 0.285, SLG: 0.267										4	0	0	0	0	2	2	New York Yankees @ Boston Red Sox Fenway Park, Boston, MA Sun Apr 10 2011, 8:11 PM - 11:08 PM EDT Att: 37,861 - Cloudy - 54 F							
2 Derek Jeter, R OBP: 0.320, SLG: 0.235										4	0	0	0	1	1	0								
25 Mark Teixeira, S OBP: 0.325, SLG: 0.545										3	0	0	0	1	3	0								
24 Robinson Canó, L OBP: 0.342, SLG: 0.595										3	0	1	0	0	0	0								
14 Curtis Granderson, L OBP: 0.250, SLG: 0.414										3	0	0	0	0	2	2								
33 Nick Swisher, S OBP: 0.289, SLG: 0.250										3	0	0	0	0	1	2								
20 Jorge Posada, S OBP: 0.194, SLG: 0.448										3	0	0	0	0	3	0								
12 Eric Chavez, L OBP: 0.444, SLG: 0.667										3	0	1	0	0	0	0								
55 Russell Martin, R OBP: 0.344, SLG: 0.633										2	0	0	0	0	0	0								
Inning Stats	R: 0 E: 0 K: 2 S: 13	H: 0 LOB: 0 BB: 0 P: 20	R: 0 E: 0 K: 1 S: 10	H: 0 LOB: 0 BB: 1 P: 14	R: 0 E: 0 K: 1 S: 7	H: 1 LOB: 1 BB: 0 P: 14	R: 0 E: 0 K: 2 S: 10	H: 0 LOB: 2 BB: 1 P: 17	R: 0 E: 0 K: 1 S: 9	H: 0 LOB: 0 BB: 0 P: 13	R: 0 E: 0 K: 1 S: 6	H: 0 LOB: 0 BB: 0 P: 9	R: 0 E: 0 K: 1 S: 7	H: 0 LOB: 0 BB: 0 P: 8	R: 0 E: 0 K: 1 S: 6	H: 0 LOB: 0 BB: 0 P: 8		R: 0 E: 0 K: 2 S: 8	H: 0 LOB: 0 BB: 0 P: 12	1B: 2 2B: 0 3B: 0 HR: 0	SF: 0 SAC: 0 DP: 1 HBP: 1	WP: 0 PB: 0 SB: 0 CS: 0	PA: 30	
PITCHER	IP WLS BF H R ER SO BB IBB HBP BLK WP HR S P ERA WHIP	8.0 W 27 2 0 0 10 1 0 1 0 0 0 68 103 0.00 0.375	1.0 3 0 0 0 2 0 0 0 0 0 0 8 12 0.00 0.000																					

AB	28
R	0
H	2
RBI	0
BB	1
SO	12
LOB	6



Batter	1	2	3	4	5	6	7	8	9	AB	R	H	RBI	BB	SO	LOB	BOTTOM						
13 Carl Crawford, L OBP: 0.175, SLG: 0.132										5	0	0	0	0	0	6	New York Yankees @ Boston Red Sox Fenway Park, Boston, MA Sun Apr 10 2011, 8:11 PM - 11:08 PM EDT Att: 37,861 - Cloudy - 54 F						
15 Dustin Pedroia, R OBP: 0.447, SLG: 0.571										4	1	3	0	1	0	1							
28 Adrián González, L OBP: 0.375, SLG: 0.429										3	0	1	0	1	0	4							
20 Kevin Youkilis, R OBP: 0.395, SLG: 0.222										3	1	1	0	2	1	4							
34 David Ortiz, L OBP: 0.316, SLG: 0.486										4	1	2	1	1	0	5							
2 Jacoby Ellsbury, L OBP: 0.229, SLG: 0.281										0	0	0	0	0	0	0							
23 Mike Cameron, R OBP: 0.222, SLG: 0.125										4	0	1	1	0	1	3							
7 J.D. Drew, L OBP: 0.407, SLG: 0.348										4	1	1	0	1	2	6							
33 Jason Varitek, S OBP: 0.250, SLG: 0.143										5	0	1	0	0	2	3							
10 Marco Scutaro, R OBP: 0.308, SLG: 0.261										2	0	2	2	2	0	0							
Inning Stats	R: 0 E: 0 K: 0 S: 13	H: 2 LOB: 2 BB: 0 P: 17	R: 0 E: 0 K: 0 S: 8	H: 1 LOB: 1 BB: 1 P: 16	R: 1 E: 0 K: 1 S: 10	H: 3 LOB: 2 BB: 1 P: 21	R: 0 E: 0 K: 0 S: 9	H: 0 LOB: 1 BB: 1 P: 16	R: 0 E: 0 K: 2 S: 17	H: 1 LOB: 2 BB: 0 P: 29	R: 0 E: 0 K: 1 S: 13	H: 2 LOB: 3 BB: 1 P: 21	R: 2 E: 0 K: 1 S: 16	H: 2 LOB: 3 BB: 3 P: 31	R: 1 E: 0 K: 1 S: 10	H: 1 LOB: 2 BB: 1 P: 20	R: 1 E: 0 K: 2 S: 8	H: 1 LOB: 2 BB: 1 P: 12	1B: 10 2B: 2 3B: 0 HR: 0	SF: 0 SAC: 1 DP: 1 HBP: 1	WP: 0 PB: 0 SB: 0 CS: 0	PA: 44	
PITCHER	IP WLS BF H R ER SO BB IBB HBP BLK WP HR S P ERA WHIP	5.2 L 30 9 1 1 4 4 0 1 0 0 0 0 14 26 27.00 6.000	0.2 6 2 2 2 1 2 0 0 0 0 0 0 3 7 0.00 0.000	0.2 3 0 0 0 0 0 1 0 0 0 0 0 3 7 0.00 0.000	1.0 5 1 1 1 1 1 0 0 0 0 0 0 10 20 9.00 2.000																		

AB	34
R	4
H	12
RBI	4
BB	8
SO	6
LOB	32



Batter	1	2	3	4	5	6	7	8	9	AB	R	H	RBI	BB	SO	LOB	TOP				
5 Yuliel Escobar, R OBP: 0.460, SLG: 0.575	G5-3		G4-3		G4-3			K		4	0	0	0	0	1	2	Toronto Blue Jays @ Boston Red Sox Fenway Park, Boston, MA Sat-Apr 16 2011, 1:11 PM - 4:22 PM EDT Att: 37,310 - Cloudy - 45 F				
16 Corey Patterson, L OBP: 0.304, SLG: 0.522	G3-1		G3-1			K		G3		4	0	0	0	0	1	0					
19 José Bautista, R OBP: 0.472, SLG: 0.537	F8			G1-3		P4		F7		4	0	0	0	0	0	0					
26 Adam Lind, L OBP: 0.267, SLG: 0.345		K		G1-4-3		BB		K		3	0	0	0	1	2	0					
2 Aaron Hill, R OBP: 0.259, SLG: 0.296		45 1B			45 S BB			45 DI 1B		3	1	2	0	1	1	1					
45 Travis Snider, L OBP: 0.284, SLG: 0.277		2B		G4-3				F7		4	0	1	1	0	1	2					
28 Jayson Nix, R OBP: 0.342, SLG: 0.500										3	0	0	0	0	3	1					
8 José Molina, R OBP: 0.381, SLG: 0.650							L3			3	0	1	0	0	1	1					
6 John McDonald, R OBP: 0.440, SLG: 0.400						FC5-4				3	0	1	0	0	1	1					
Inning Stats	R: 0 E: 0 K: 0 S: 7	H: 0 LOB: 0 BB: 0 P: 10	R: 1 E: 0 K: 3 S: 12	H: 2 LOB: 1 BB: 0 P: 21	R: 0 E: 0 K: 1 S: 7	H: 0 LOB: 0 BB: 0 P: 9	R: 0 E: 0 K: 0 S: 11	H: 0 LOB: 1 BB: 1 P: 20	R: 0 E: 0 K: 2 S: 10	H: 0 LOB: 0 BB: 0 P: 17	R: 0 E: 0 K: 2 S: 9	H: 0 LOB: 0 BB: 0 P: 10	R: 0 E: 0 K: 1 S: 7	H: 1 LOB: 0 BB: 0 P: 11	R: 0 E: 0 K: 1 S: 11	H: 1 LOB: 0 BB: 0 P: 21	1B: 4 2B: 1 3B: 0 HR: 0	SF: 0 SAC: 0 DP: 0 HBP: 0	WP: 0 PB: 0 SB: 3 CS: 1	PA: 33	
PITCHER	IP WLS BF H R ER SO BB IBB HBP BLK WP HR S P ERA WHIP	IP WLS BF H R ER SO BB IBB HBP BLK WP HR S P ERA WHIP	IP WLS BF H R ER SO BB IBB HBP BLK WP HR S P ERA WHIP	IP WLS BF H R ER SO BB IBB HBP BLK WP HR S P ERA WHIP	IP WLS BF H R ER SO BB IBB HBP BLK WP HR S P ERA WHIP	IP WLS BF H R ER SO BB IBB HBP BLK WP HR S P ERA WHIP	IP WLS BF H R ER SO BB IBB HBP BLK WP HR S P ERA WHIP	IP WLS BF H R ER SO BB IBB HBP BLK WP HR S P ERA WHIP	IP WLS BF H R ER SO BB IBB HBP BLK WP HR S P ERA WHIP	IP WLS BF H R ER SO BB IBB HBP BLK WP HR S P ERA WHIP	IP WLS BF H R ER SO BB IBB HBP BLK WP HR S P ERA WHIP	IP WLS BF H R ER SO BB IBB HBP BLK WP HR S P ERA WHIP	IP WLS BF H R ER SO BB IBB HBP BLK WP HR S P ERA WHIP	IP WLS BF H R ER SO BB IBB HBP BLK WP HR S P ERA WHIP	IP WLS BF H R ER SO BB IBB HBP BLK WP HR S P ERA WHIP	IP WLS BF H R ER SO BB IBB HBP BLK WP HR S P ERA WHIP	IP WLS BF H R ER SO BB IBB HBP BLK WP HR S P ERA WHIP	IP WLS BF H R ER SO BB IBB HBP BLK WP HR S P ERA WHIP	IP WLS BF H R ER SO BB IBB HBP BLK WP HR S P ERA WHIP	IP WLS BF H R ER SO BB IBB HBP BLK WP HR S P ERA WHIP	IP WLS BF H R ER SO BB IBB HBP BLK WP HR S P ERA WHIP

Batter	1	2	3	4	5	6	7	8	9	AB	R	H	RBI	BB	SO	LOB	BOTTOM				
12 Jed Lowrie, S OBP: 0.542, SLG: 0.727	15 BB 28 1B		F9		F7			15 CS 1B		5	2	3	2	0	0	3	Toronto Blue Jays @ Boston Red Sox Fenway Park, Boston, MA Sat-Apr 16 2011, 1:11 PM - 4:22 PM EDT Att: 37,310 - Cloudy - 45 F				
15 Dustin Pedroia, R OBP: 0.421, SLG: 0.540	28 1B 20 2B	G5-3		20 BB 28 BB G4-6-3 1B		F9		K		4	1	1	0	1	1	1					
28 Adrián González, L OBP: 0.368, SLG: 0.396	20 2B			20 WP G4-6-3 BB		F9		K		3	0	1	1	2	1	0					
20 Kevin Youkilis, R OBP: 0.436, SLG: 0.385		P3		G4-6-3		K				4	0	1	1	0	1	3					
34 David Ortiz, L OBP: 0.365, SLG: 0.488								33 SH5-3 23 1B BB		1	0	0	0	3	1	1					
23 Mike Cameron, R OBP: 0.250, SLG: 0.200								33 SH5-3 1B		4	0	2	0	0	2	5					
33 Jason Varitek, S OBP: 0.143, SLG: 0.077										3	0	0	0	0	1	4					
54 Darnell McDonald, R OBP: 0.250, SLG: 0.455	G4-3									3	0	1	0	0	0	3					
7 J.D. Drew, L OBP: 0.333, SLG: 0.281										1	0	0	0	0	0	2					
2 Jacoby Ellsbury, L OBP: 0.292, SLG: 0.357		12 HR BB						G5-3		1	1	0	0	2	0	2					
Inning Stats	R: 2 E: 0 K: 2 S: 23	H: 3 LOB: 3 BB: 2 P: 37	R: 2 E: 0 K: 1 S: 17	H: 1 LOB: 2 BB: 2 P: 30	R: 0 E: 0 K: 0 S: 9	H: 2 LOB: 2 BB: 0 P: 17	R: 0 E: 0 K: 1 S: 12	H: 1 LOB: 2 BB: 2 P: 23	R: 0 E: 0 K: 0 S: 7	H: 0 LOB: 0 BB: 1 P: 14	R: 0 E: 0 K: 1 S: 9	H: 0 LOB: 0 BB: 0 P: 15	R: 0 E: 0 K: 0 S: 9	H: 1 LOB: 2 BB: 1 P: 17	R: 0 E: 0 K: 2 S: 11	H: 1 LOB: 0 BB: 0 P: 19	1B: 7 2B: 2 3B: 0 HR: 1	SF: 0 SAC: 1 DP: 3 HBP: 1	WP: 1 PB: 0 SB: 1 CS: 1	PA: 39	
PITCHER	IP WLS BF H R ER SO BB IBB HBP BLK WP HR S P ERA WHIP	IP WLS BF H R ER SO BB IBB HBP BLK WP HR S P ERA WHIP	IP WLS BF H R ER SO BB IBB HBP BLK WP HR S P ERA WHIP	IP WLS BF H R ER SO BB IBB HBP BLK WP HR S P ERA WHIP	IP WLS BF H R ER SO BB IBB HBP BLK WP HR S P ERA WHIP	IP WLS BF H R ER SO BB IBB HBP BLK WP HR S P ERA WHIP	IP WLS BF H R ER SO BB IBB HBP BLK WP HR S P ERA WHIP	IP WLS BF H R ER SO BB IBB HBP BLK WP HR S P ERA WHIP	IP WLS BF H R ER SO BB IBB HBP BLK WP HR S P ERA WHIP	IP WLS BF H R ER SO BB IBB HBP BLK WP HR S P ERA WHIP	IP WLS BF H R ER SO BB IBB HBP BLK WP HR S P ERA WHIP	IP WLS BF H R ER SO BB IBB HBP BLK WP HR S P ERA WHIP	IP WLS BF H R ER SO BB IBB HBP BLK WP HR S P ERA WHIP	IP WLS BF H R ER SO BB IBB HBP BLK WP HR S P ERA WHIP	IP WLS BF H R ER SO BB IBB HBP BLK WP HR S P ERA WHIP	IP WLS BF H R ER SO BB IBB HBP BLK WP HR S P ERA WHIP	IP WLS BF H R ER SO BB IBB HBP BLK WP HR S P ERA WHIP	IP WLS BF H R ER SO BB IBB HBP BLK WP HR S P ERA WHIP	IP WLS BF H R ER SO BB IBB HBP BLK WP HR S P ERA WHIP	IP WLS BF H R ER SO BB IBB HBP BLK WP HR S P ERA WHIP	IP WLS BF H R ER SO BB IBB HBP BLK WP HR S P ERA WHIP




Batter	1	2	3	4	5	6	7	8	9	AB	R	H	RBI	BB	SO	LOB	TOP	
5 Yuliel Escobar, R OBP: 0.426, SLG: 0.523	G5-3		G6-4-3		K		K			4	0	0	0	0	2	4	Toronto Blue Jays @ Boston Red Sox Fenway Park, Boston, MA Sun Apr 17 2011, 1:40 PM - 4:42 PM EDT Att: 37,802 - Partly Cloudy - 57 F	
16 Corey Patterson, L OBP: 0.333, SLG: 0.538	K					G1-3		BB	3	0	1	0	1	1	0			
19 José Bautista, R OBP: 0.456, SLG: 0.533						G5-3		F8	4	0	1	0	0	0	1			
26 Adam Lind, L OBP: 0.281, SLG: 0.345	G3								3	0	1	0	1	0	1			
2 Aaron Hill, R OBP: 0.274, SLG: 0.298									3	1	1	0	1	0	1			
9 J.P. Arencibia, R OBP: 0.372, SLG: 0.615									4	0	2	0	0	2	2			
45 Travis Snider, L OBP: 0.246, SLG: 0.255									4	0	0	0	0	1	3			
20 Juan Rivera, R OBP: 0.239, SLG: 0.103									3	0	0	0	1	0	2			
2B Jayson Nix, R OBP: 0.381, SLG: 0.500									2	0	1	0	2	0	0			
Inning Stats	R: 0 H: 1 E: 0 K: 1 S: 14	H: 1 LOB: 1 BB: 0 P: 19	R: 1 H: 1 E: 0 K: 0 S: 8	H: 1 LOB: 1 BB: 2 P: 20	R: 0 H: 1 E: 0 K: 1 S: 6	H: 1 LOB: 1 BB: 1 P: 14	R: 0 H: 0 E: 0 K: 1 S: 9	H: 0 LOB: 0 BB: 0 P: 12	R: 0 H: 1 E: 0 K: 2 S: 11	H: 1 LOB: 2 BB: 1 P: 26	R: 0 H: 1 E: 0 K: 1 S: 9	H: 1 LOB: 2 BB: 2 P: 20	R: 0 H: 0 E: 0 K: 0 S: 6	H: 0 LOB: 0 BB: 0 P: 8	1B: 5 2B: 3 3B: 0 HR: 0	SF: 0 SAC: 0 DP: 3 HBP: 0	WP: 0 PB: 0 SB: 2 CS: 3	PA: 37
PITCHER	IP WLS BF H R ER SO BB IBB HBP BLK WP HR S P ERA WHIP																	
31 Jon Lester, L ERA: 3.2	6.0 W 25 6 1 1 5 3 0 0 0 0 0 0 65 110 1.50 1.500																	
51 Daniel Bard, L ERA: 6.75	1.0 3 0 0 0 1 1 0 0 0 0 0 0 10 16 0.00 1.000																	
61 Felix Doubront, L ERA: 6.75	0.2 4 1 0 0 0 2 0 0 0 0 0 0 6 14 0.00 4.500																	
52 Bobby Jenks, R ERA: 7.71	0.1 1 0 0 0 1 0 0 0 0 0 0 0 3 6 0.00 0.000																	
35 Dan Wheeler, R ERA: 11.81	1.0 3 0 0 0 0 0 0 0 0 0 0 0 6 8 0.00 0.000																	

Batter	1	2	3	4	5	6	7	8	9	AB	R	H	RBI	BB	SO	LOB	BOTTOM	
13 Carl Crawford, L OBP: 0.172, SLG: 0.145	K	G3			B1-3		G1-3			4	0	0	0	0	1	0	Toronto Blue Jays @ Boston Red Sox Fenway Park, Boston, MA Sun Apr 17 2011, 1:40 PM - 4:42 PM EDT Att: 37,802 - Partly Cloudy - 57 F	
15 Dustin Pedroia, R OBP: 0.393, SLG: 0.500	G5-3	G6-3			F8		G6-3			4	0	0	0	0	0			
28 Adrián González, L OBP: 0.377, SLG: 0.423					G4-3				4	1	2	0	0	0	0			
20 Kevin Youkilis, R OBP: 0.424, SLG: 0.357					G6-3				3	1	0	0	0	2	1			
34 David Ortiz, L OBP: 0.375, SLG: 0.478					G3		G6-3		3	1	1	0	1	0	0			
12 Jed Lowrie, S OBP: 0.500, SLG: 0.654									4	2	1	1	0	1	2			
7 J.D. Drew, L OBP: 0.350, SLG: 0.286									3	1	1	0	1	2	2			
39 Jarrod Saltalamacchia, R OBP: 0.250, SLG: 0.212									4	1	2	3	0	0	2			
2 Jacoby Ellsbury, L OBP: 0.288, SLG: 0.413									4	1	1	3	0	1	2			
Inning Stats	R: 0 H: 1 E: 0 K: 2 S: 11	H: 4 LOB: 0 BB: 0 P: 22	R: 4 H: 4 E: 0 K: 0 S: 15	H: 4 LOB: 0 BB: 0 P: 22	R: 0 H: 0 E: 0 K: 2 S: 9	H: 0 LOB: 0 BB: 0 P: 14	R: 0 H: 0 E: 0 K: 0 S: 6	H: 0 LOB: 0 BB: 0 P: 9	R: 2 H: 2 E: 1 K: 1 S: 13	H: 2 LOB: 2 BB: 1 P: 24	R: 0 H: 0 E: 0 K: 0 S: 7	H: 0 LOB: 0 BB: 0 P: 9	R: 2 H: 1 E: 1 K: 2 S: 17	H: 1 LOB: 2 BB: 1 P: 29	1B: 6 2B: 1 3B: 0 HR: 1	SF: 0 SAC: 0 DP: 0 HBP: 1	WP: 0 PB: 2 SB: 0 CS: 0	PA: 36
PITCHER	IP WLS BF H R ER SO BB IBB HBP BLK WP HR S P ERA WHIP																	
51 Jesse Litsch, R ERA: 3.83	6.0 L 26 7 6 4 4 1 0 0 0 0 0 0 7 9 6.00 1.333																	
44 Casey Janssen, R ERA: 3.52	1.0 3 0 0 0 0 0 0 0 0 0 0 0 7 9 0.00 0.000																	
57 Shawn Camp, R ERA: 3.52	0.2 6 1 2 1 1 1 0 1 0 0 0 0 14 25 13.50 3.000																	
54 Jason Frasor, R ERA: 2.7	0.1 1 0 0 0 1 0 0 0 0 0 0 0 3 4 0.00 0.000																	

livebaseballscores.com

AB 30
R 1
H 7
RBI 0
BB 6
SO 7
LOB 15



livebaseballscores.com

AB 33
R 8
H 8
RBI 7
BB 2
SO 7
LOB 9



Batter	1	2	3	4	5	6	7	8	9	AB	R	H	RBI	BB	SO	LOB	TOP										
12 Jed Lowrie, S OBP: 0.486, SLG: 0.686										4	0	0	0	0	2	0											
15 Dustin Pedroia, R OBP: 0.414, SLG: 0.475										2	0	0	0	2	0	0											
28 Adrián González, L OBP: 0.371, SLG: 0.426										4	0	2	0	0	1	1											
20 Kevin Youkilis, R OBP: 0.397, SLG: 0.412										4	0	0	0	0	2	4											
34 David Ortiz, L OBP: 0.391, SLG: 0.462										3	0	1	0	0	0	0											
2 Jacoby Ellsbury, L OBP: 0.281, SLG: 0.451										1	0	0	0	0	2												
23 Mike Cameron, R OBP: 0.211, SLG: 0.167										3	0	0	0	0	1	1											
13 Carl Crawford, L OBP: 0.182, SLG: 0.175										3	0	1	0	0	0	0											
39 Jarrod Saltalamacchia, R OBP: 0.256, SLG: 0.222										3	0	1	0	0	0	0											
54 Darnell McDonald, R OBP: 0.200, SLG: 0.357										3	0	0	0	0	2	2											
Inning Stats	R: 0 E: 0 K: 2 S: 10	H: 1 LOB: 1 BB: 0 P: 14	R: 0 E: 0 K: 0 S: 6	H: 0 LOB: 0 BB: 0 P: 11	R: 0 E: 0 K: 1 S: 5	H: 0 LOB: 0 BB: 0 P: 7	R: 0 E: 0 K: 2 S: 10	H: 0 LOB: 0 BB: 1 P: 17	R: 0 E: 0 K: 0 S: 7	H: 0 LOB: 0 BB: 0 P: 11	R: 0 E: 0 K: 1 S: 7	H: 0 LOB: 0 BB: 0 P: 13	R: 0 E: 1 K: 0 S: 6	H: 3 LOB: 2 BB: 0 P: 9	R: 0 E: 0 K: 2 S: 18	H: 1 LOB: 2 BB: 1 P: 19	1B: 5 2B: 1 3B: 0 HR: 0	SF: 0 SAC: 0 DP: 2 HBP: 0	WP: 0 PB: 0 SB: 0 CS: 2	PA: 32							
PITCHER	IP	WLS	BF	H	R	ER	SO	BB	IBB	HBP	BLK	WP	HR	S	P	ERA	WHIP										
49 Brett Anderson, L ERA: 1.63	8.0	W	27	4	0	0	8	1	0	0	0	0	0	69	109	0.00	0.625										
56 Craig Breslow, L ERA: 7.2	0.1		3	1	0	0	0	1	0	0	0	0	0	7	14	0.00	6.000										
57 Brian Fuentes, L ERA: 4.66	0.2		2	0	0	0	0	0	0	0	0	0	0	4	5	0.00	0.000										

Boston Red Sox @ Oakland Athletics
Oakland Coliseum, Oakland, CA
Tue Apr 19 2011, 7:08 PM - 9:56 PM PDT
Att: 25,230 - Partly Cloudy - 58 F

AB 30
R 0
H 5
RBI 0
BB 2
SO 8
LOB 10



Batter	1	2	3	4	5	6	7	8	9	AB	R	H	RBI	BB	SO	LOB	BOTTOM										
4 Coco Crisp, S OBP: 0.238, SLG: 0.339										4	1	1	0	0	0	3											
10 Danic Barton, L OBP: 0.417, SLG: 0.368										4	1	1	1	0	0	1											
12 David DeJesus, L OBP: 0.317, SLG: 0.286										4	0	1	1	0	1	1											
16 Josh Willingham, R OBP: 0.294, SLG: 0.390										3	1	0	0	1	1	1											
55 Hideki Matsui, L OBP: 0.254, SLG: 0.410										4	0	1	2	0	1	1											
15 Ryan Sweeney, L OBP: 0.500, SLG: 0.667										0	1	0	0	0	0	0											
8 Kurt Suzuki, R OBP: 0.305, SLG: 0.352										4	0	1	1	0	0	0											
14 Mark Ellis, R OBP: 0.279, SLG: 0.368										3	0	1	0	1	1	2											
5 Kevin Kouzmanoff, R OBP: 0.192, SLG: 0.313										4	0	1	0	0	2	3											
2 Cliff Pennington, S OBP: 0.229, SLG: 0.227										3	1	1	0	0	0	2											
Inning Stats	R: 1 E: 0 K: 0 S: 11	H: 1 LOB: 0 BB: 0 P: 18	R: 0 E: 0 K: 1 S: 14	H: 1 LOB: 0 BB: 0 P: 21	R: 0 E: 0 K: 0 S: 8	H: 0 LOB: 0 BB: 0 P: 12	R: 0 E: 0 K: 2 S: 7	H: 0 LOB: 0 BB: 0 P: 10	R: 0 E: 0 K: 0 S: 13	H: 1 LOB: 2 BB: 1 P: 21	R: 0 E: 0 K: 0 S: 6	H: 1 LOB: 1 BB: 0 P: 11	R: 0 E: 0 K: 2 S: 10	H: 0 LOB: 0 BB: 0 P: 14	R: 4 E: 1 K: 1 S: 34	H: 4 LOB: 2 BB: 1 P: 51	1B: 5 2B: 3 3B: 0 HR: 0	SF: 0 SAC: 0 DP: 0 HBP: 0	WP: 0 PB: 1 SB: 2 CS: 0	PA: 35							
PITCHER	IP	WLS	BF	H	R	ER	SO	BB	IBB	HBP	BLK	WP	HR	S	P	ERA	WHIP										
41 John Lackey, R ERA: 9.82	6.0	L	23	4	1	1	3	0	0	0	0	0	0	59	93	1.50	0.833										
35 Dan Wheeler, R ERA: 11.37	1.0		4	1	1	1	2	0	0	0	0	0	0	17	23	9.00	1.000										
37 Hideki Okajima, L ERA: 40.5	0.2		5	2	2	2	1	1	0	0	0	0	0	17	31	27.00	4.500										
91 Alfredo Aceves, R ERA: 2.25	0.1		3	1	1	1	0	0	0	0	0	0	0	10	11	27.00	3.000										

Boston Red Sox @ Oakland Athletics
Oakland Coliseum, Oakland, CA
Tue Apr 19 2011, 7:08 PM - 9:56 PM PDT
Att: 25,230 - Partly Cloudy - 58 F


AB 33
R 5
H 8
RBI 5
BB 2
SO 6
LOB 14



Batter	1	2	3	4	5	6	7	8	9	AB	R	H	RBI	BB	SO	LOB	TOP										
2 Jacoby Ellsbury, L (1, 8) OBP: 0.282, SLG: 0.413	K2-3						G6-3		K	4	0	1	1	1	2	0	Boston Red Sox @ Los Angeles Angels Angel Stadium of Anaheim, Anaheim, CA Fri Apr 22 2011, 7:09 PM - 10:24 PM PDT Att: 39,005 - Partly Cloudy - 63 F										
15 Dustin Pedroia, R (1, 4) OBP: 0.435, SLG: 0.457	G6-3								F8	4	0	0	0	1	2	3											
28 Adrián González, L (1, 3) OBP: 0.353, SLG: 0.490	F8								P6	5	0	0	0	0	1	3											
34 David Ortiz, L (1, 10)		G4-3								4	0	0	0	0	0	3											
12 Jed Lowrie, S (1, 5) OBP: 0.451, SLG: 0.681		K								3	2	1	0	1	1	0											
7 JD Drew, L (1, 9) OBP: 0.390, SLG: 0.420		K								3	1	2	1	1	1	0											
13 Carl Crawford, L (1, 7) OBP: 0.190, SLG: 0.162										4	0	0	0	0	1	2											
39 Jarrod Saltalamacchia, R (1, 2) OBP: 0.279, SLG: 0.256										3	1	1	0	1	0	2											
10 Marco Scutaro, R (1, 6) OBP: 0.280, SLG: 0.227										3	0	0	0	1	0	4											
Inning Stats	R: 0 H: 0 E: 0 K: 1 S: 9	H: 0 LOB: 0 BB: 0 P: 12	R: 0 H: 0 E: 0 K: 2 S: 8	H: 0 LOB: 0 BB: 0 P: 13	R: 1 H: 2 E: 0 K: 1 S: 10	H: 2 LOB: 1 BB: 0 P: 15	R: 2 H: 1 E: 1 K: 0 S: 26	H: 1 LOB: 1 BB: 1 P: 37	R: 0 H: 0 E: 0 K: 1 S: 10	H: 0 LOB: 1 BB: 0 P: 19	R: 0 H: 0 E: 0 K: 1 S: 9	H: 0 LOB: 1 BB: 1 P: 18	R: 0 H: 0 E: 0 K: 0 S: 8	H: 0 LOB: 2 BB: 2 P: 18	R: 0 H: 0 E: 0 K: 1 S: 8	H: 0 LOB: 0 BB: 0 P: 12	1B: 1 2B: 4 3B: 0 HR: 0	SF: 0 SAC: 0 DP: 0 HBP: 0	WP: 1 PB: 1 SB: 1 CS: 0	PA: 39							
PITCHER	IP	WLS	BF	H	R	ER	SO	BB	IBB	HBP	BLK	WP	HR	S	P	ERA	WHIP										
24 Dan Haren, R (1, 1) ERA: 1.46	6.0	L	27	5	4	2	6	3	0	0	0	0	0	72	109	3.00	1.333										
45 Francisco Rodriguez, R (7, 1) ERA: 3.38	1.0		4	0	0	0	1	1	0	0	0	0	0	9	18	0.00	1.000										
22 Trevor Bell, R (8, 1) ERA:	2.0		8	0	0	0	1	1	1	0	0	1	0	16	30	0.00	0.500										

Batter	1	2	3	4	5	6	7	8	9	AB	R	H	RBI	BB	SO	LOB	BOTTOM										
25 Peter Bourjos, R (1, 8) OBP: 0.329, SLG: 0.500	K								F9	5	0	1	0	0	2	3	Boston Red Sox @ Los Angeles Angels Angel Stadium of Anaheim, Anaheim, CA Fri Apr 22 2011, 7:09 PM - 10:24 PM PDT Att: 39,005 - Partly Cloudy - 63 F										
47 Howie Kendrick, R (1, 4) OBP: 0.366, SLG: 0.566	K								K	4	1	1	0	1	2	2											
53 Bobby Abreu, L (1, 10) OBP: 0.395, SLG: 0.333	K									4	1	1	1	0	1	2											
48 Torii Hunter, R (1, 9) OBP: 0.253, SLG: 0.353										4	0	1	0	0	1	1											
10 Vernon Wells, R (1, 7) OBP: 0.230, SLG: 0.280										4	0	1	0	0	1	2											
6 Alberto Callaspo, S (1, 5) ERA: 2.59										2	0	0	0	2	0	1											
77 Reggie Willits, S (8, PR) ERA: 3.0										0	0	0	0	0	0	0											
46 Bobby Wilson, R (9, 3) OBP: 0.125, SLG: 0.125										0	0	0	0	0	0	0											
44 Mark Trumbo, R (1, 3) OBP: 0.225, SLG: 0.438										3	0	0	0	0	1	3											
13 Maicer Izturis, S (8, PH) ERA: 7.36										1	0	0	0	0	0	1											
2 Erick Aybar, S (1, 6) OBP: 0.375, SLG: 0.542										4	1	2	0	0	0	0											
5 Jeff Mathis, R (1, 2) OBP: 0.225, SLG: 0.395										3	0	1	1	0	1	1											
16 Hank Conger, L (8, PH) OBP: 0.394, SLG: 0.552										1	0	1	0	0	0	0											
Inning Stats	R: 0 H: 0 E: 0 K: 3 S: 9	H: 1 LOB: 1 BB: 0 P: 13	R: 0 H: 1 E: 0 K: 1 S: 14	H: 1 LOB: 1 BB: 1 P: 23	R: 0 H: 1 E: 0 K: 0 S: 15	H: 1 LOB: 2 BB: 1 P: 29	R: 0 H: 1 E: 0 K: 1 S: 12	H: 1 LOB: 1 BB: 0 P: 16	R: 0 H: 0 E: 0 K: 2 S: 11	H: 0 LOB: 1 BB: 0 P: 18	R: 0 H: 0 E: 0 K: 1 S: 10	H: 0 LOB: 0 BB: 0 P: 12	R: 1 H: 2 E: 0 K: 0 S: 13	H: 2 LOB: 1 BB: 0 P: 20	R: 2 H: 2 E: 0 K: 0 S: 14	H: 2 LOB: 1 BB: 1 P: 26	R: 0 H: 1 E: 0 K: 1 S: 11	H: 1 LOB: 1 BB: 0 P: 12	1B: 7 2B: 2 3B: 0 HR: 0	SF: 0 SAC: 0 DP: 1 HBP: 0	WP: 2 PB: 2 SB: 3 CS: 0	PA: 38					
PITCHER	IP	WLS	BF	H	R	ER	SO	BB	IBB	HBP	BLK	WP	HR	S	P	ERA	WHIP										
31 Jon Lester, L (1, 1) ERA: 2.59	6.0	W	23	4	0	0	0	2	0	0	0	0	0	71	111	0.00	1.000										
32 Matt Albers, R (7, 1) ERA: 3.0	1.0		5	2	1	1	0	0	0	0	0	0	0	13	20	9.00	2.000										
52 Bobby Jenks, R (8, 1) ERA: 7.36	1.0	H	6	2	2	1	0	1	0	0	0	1	0	14	26	9.00	3.000										
58 Jonathan Papelbon, R (9, 1) ERA: 2.16	1.0	S	4	1	0	0	1	0	0	0	0	0	0	11	12	0.00	1.000										

AB 33
R 4
H 5
RBI 2
BB 6
SO 8
LOB 17



AB 35
R 3
H 9
RBI 2
BB 3
SO 9
LOB 16



Batter	1	2	3	4	5	6	7	8	9	AB	R	H	RBI	BB	SO	LOB	TOP																		
2 Jacoby Ellsbury, L (1, 8) OBP: 0.289, SLG: 0.412	 1-3		 2-0			 0-1			 0-3	5	2	2	0	0	2	1	Boston Red Sox @ Los Angeles Angels Angel Stadium of Anaheim, Anaheim, CA Sat Apr 23 2011, 6:08 PM - 8:43 PM PDT Att: 40,025 - Clear - 64 F																		
15 Dustin Pedroia, R (1, 4) OBP: 0.422, SLG: 0.432	 4-1		 2-1			 1-1			 1-1	4	0	0	0	1	0	2																			
28 Adrián González, L (1, 3) OBP: 0.344, SLG: 0.388	 0-2		 1-1			 1-3			 1-0	5	0	1	1	0	1	2																			
20 Kevin Youkilis, R (1, 5) OBP: 0.390, SLG: 0.500	 1-3		 3-H			 2-1			 3-3	4	1	1	2	0	3	2																			
34 David Ortiz, L (1, 10) OBP: 0.377, SLG: 0.429		 0-2	 0-2			 2-3			 0-0	4	0	1	0	0	1	0																			
12 Jed Lowrie, S (1, 6) OBP: 0.455, SLG: 0.686		 0-1	 0-2			 0-0			 0-1	4	1	2	0	0	0	2																			
7 J.D. Drew, L (1, 9) OBP: 0.381, SLG: 0.407		 3-3				 0-0			 1-1	4	0	1	0	0	2	1																			
13 Carl Crawford, L (1, 7) OBP: 0.205, SLG: 0.192		 0-1	 2-H			 1-1			 0-1	4	1	2	1	0	0	2																			
33 Jason Varitek, S (1, 2) OBP: 0.194, SLG: 0.111		 1-3	 0-0			 0-0			 1-2	4	0	1	1	0	1	3																			
Inning Stats	R: 0 E: 0 K: 2 S: 11	H: 0 LOB: 1 BB: 1 P: 17	R: 1 E: 0 K: 2 S: 15	H: 2 LOB: 1 BB: 0 P: 19	R: 1 E: 0 K: 1 S: 14	H: 3 LOB: 2 BB: 0 P: 21	R: 0 E: 0 K: 1 S: 6	H: 0 LOB: 0 BB: 0 P: 8	R: 2 E: 0 K: 2 S: 13	H: 2 LOB: 0 BB: 0 P: 18	R: 1 E: 0 K: 0 S: 7	H: 2 LOB: 1 BB: 0 P: 8	R: 0 E: 0 K: 1 S: 8	H: 0 LOB: 0 BB: 0 P: 13	R: 0 E: 0 K: 0 S: 12	H: 2 LOB: 2 BB: 0 P: 14	R: 0 E: 0 K: 1 S: 9	H: 0 LOB: 0 BB: 0 P: 11	1B: 7 2B: 3 3B: 0 HR: 1	SF: 0 SAC: 0 DP: 0 HBP: 0	WP: 0 PB: 0 SB: 3 CS: 0	PA: 39													
PITCHER	IP 7.0	WLS L	BF 31	H 9	R 5	ER 5	SO 9	BB 1	IBB 0	HBP 0	BLK 0	WP 0	HR 1	S 74	P 104	ERA 6.43	WHIP 1.429	PITCHER	IP 2.0	WLS L	BF 8	H 2	R 0	ER 0	SO 1	BB 0	IBB 0	HBP 0	BLK 0	WP 0	HR 0	S 21	P 25	ERA 0.00	WHIP 1.000

Batter	1	2	3	4	5	6	7	8	9	AB	R	H	RBI	BB	SO	LOB	BOTTOM																		
13 Maicer Izturis, S (1, 4) OBP: 0.384, SLG: 0.500	 3-2		 2-3			 0-0			 1-1	4	0	0	0	0	1	0	Boston Red Sox @ Los Angeles Angels Angel Stadium of Anaheim, Anaheim, CA Sat Apr 23 2011, 6:08 PM - 8:43 PM PDT Att: 40,025 - Clear - 64 F																		
2 Erick Aybar, S (1, 6) OBP: 0.357, SLG: 0.500	 2-3		 1-1			 0-2			 1-2	4	0	1	0	0	1	0																			
53 Bobby Abreu, L (1, 9) OBP: 0.400, SLG: 0.324	 1-0					 4-2			 1-3	2	0	0	0	2	1	1																			
48 Torii Hunter, R (1, 10) OBP: 0.253, SLG: 0.341		 4-1	 0-1			 0-2			 0-3	3	0	0	0	1	1	3																			
10 Vernon Wells, R (1, 8) (9, 7)		 2-1	 1-0			 0-1			 0-0	4	0	0	0	0	0	3																			
6 Alberto Callaspo, S (1, 5) OBP: 0.400, SLG: 0.420		 2-1	 2-2			 1-3			 1-1	3	0	1	0	0	1	1																			
16 Hank Conger, L (1, 2) OBP: 0.361, SLG: 0.500		 0-0	 1-3			 0-3			 1-1	3	0	0	0	0	2	2																			
44 Mark Trumbo, R (1, 3) OBP: 0.266, SLG: 0.421		 0-3	 1-3			 1-1			 1-2	3	0	0	0	0	2	2																			
25 Peter Bourjos, R (8, 8) OBP: 0.329, SLG: 0.500		 0-3	 1-3			 1-3			 1-2	0	0	0	0	0	0	0																			
77 Reggie Williams, S (1, 7) OBP: 0.365, SLG: 0.580		 2-3	 1-3			 1-3			 1-2	2	0	0	0	0	2	0																			
47 Howie Kendrick, R (8, PH) (9, 3)		 2-3	 1-3			 1-3			 1-2	1	0	0	0	0	0	0																			
Inning Stats	R: 0 E: 0 K: 1 S: 10	H: 0 LOB: 0 BB: 0 P: 16	R: 0 E: 0 K: 1 S: 9	H: 1 LOB: 2 BB: 1 P: 17	R: 0 E: 0 K: 2 S: 11	H: 0 LOB: 0 BB: 0 P: 16	R: 0 E: 0 K: 0 S: 7	H: 0 LOB: 1 BB: 1 P: 14	R: 0 E: 0 K: 3 S: 9	H: 0 LOB: 0 BB: 0 P: 12	R: 0 E: 0 K: 0 S: 10	H: 0 LOB: 1 BB: 1 P: 14	R: 0 E: 0 K: 2 S: 14	H: 0 LOB: 0 BB: 0 P: 15	R: 0 E: 0 K: 0 S: 8	H: 0 LOB: 0 BB: 0 P: 11	R: 0 E: 0 K: 2 S: 11	H: 1 LOB: 0 BB: 0 P: 13	1B: 2 2B: 0 3B: 0 HR: 0	SF: 0 SAC: 0 DP: 0 HBP: 0	WP: 0 PB: 0 SB: 0 CS: 0	PA: 32													
PITCHER	IP 8.0	WLS W	BF 28	H 1	R 0	ER 0	SO 9	BB 3	IBB 0	HBP 0	BLK 0	WP 0	HR 0	S 78	P 115	ERA 0.00	WHIP 0.500	PITCHER	IP 1.0	WLS L	BF 4	H 1	R 0	ER 0	SO 2	BB 0	IBB 0	HBP 0	BLK 0	WP 0	HR 0	S 11	P 13	ERA 0.00	WHIP 1.000

Batter	1	2	3	4	5	6	7	8	9	AB	R	H	RBI	BB	SO	LOB	TOP							
2 Jacoby Ellsbury, L (1,8) OBP: 0.294, SLG: 0.429	G4-3		L5				L3			4	0	1	0	0	0	0	Boston Red Sox @ Baltimore Orioles Oriole Park at Camden Yards, Baltimore, MD Tue Apr 26 2011, 7:10 PM - 9:57 PM EDT Att: 18,938 - Partly Cloudy - 76 F							
15 Dustin Pedroia, R (1,4) OBP: 0.404, SLG: 0.407	G6-3						K			3	1	1	0	1	1	0								
28 Adrián González, L (1,3) OBP: 0.354, SLG: 0.416	G4-3									4	0	1	0	0	0	4								
20 Kevin Youkilis, R (1,5)										3	0	0	1	0	1	1								
34 David Ortiz, L (1,10) OBP: 0.388, SLG: 0.420										3	0	1	0	1	1	1								
12 Jed Lowrie, S (1,6) OBP: 0.424, SLG: 0.636										4	0	0	0	0	1	4								
7 J.D. Drew, L (1,9) OBP: 0.373, SLG: 0.397										4	0	1	0	0	0	1								
13 Carl Crawford, L (1,7) OBP: 0.209, SLG: 0.233										4	0	0	0	0	2	2								
33 Jason Varitek, S (1,2) OBP: 0.206, SLG: 0.133										3	0	1	0	0	1	0								
10 Marco Scutaro, R (9,PH) OBP: 0.309, SLG: 0.250										1	0	0	0	0	0	0								
Inning Stats	R: 0 E: 0 K: 0 S: 8	H: 0 LOB: 0 BB: 0 P: 14	R: 0 E: 0 K: 1 S: 11	H: 0 LOB: 1 BB: 1 P: 18	R: 0 E: 0 K: 1 S: 6	H: 0 LOB: 0 BB: 0 P: 12	R: 1 E: 1 K: 0 S: 14	H: 1 LOB: 1 BB: 1 P: 21	R: 0 E: 0 K: 0 S: 12	H: 2 LOB: 3 BB: 1 P: 19	R: 0 E: 0 K: 2 S: 7	H: 0 LOB: 0 BB: 0 P: 8	R: 0 E: 0 K: 2 S: 11	H: 1 LOB: 1 BB: 0 P: 17	R: 0 E: 0 K: 1 S: 8	H: 0 LOB: 0 BB: 0 P: 10	1B: 4 2B: 2 3B: 0 HR: 0	SF: 1 SAC: 0 DP: 0 HBP: 0	WP: 0 PB: 0 SB: 1 CS: 0	PA: 36				
PITCHER	IP WLS BF H R ER SO BB IBB HBP BLK WP HR S P ERA WHIP	IP WLS BF H R ER SO BB IBB HBP BLK WP HR S P ERA WHIP	IP WLS BF H R ER SO BB IBB HBP BLK WP HR S P ERA WHIP	IP WLS BF H R ER SO BB IBB HBP BLK WP HR S P ERA WHIP	IP WLS BF H R ER SO BB IBB HBP BLK WP HR S P ERA WHIP	IP WLS BF H R ER SO BB IBB HBP BLK WP HR S P ERA WHIP	IP WLS BF H R ER SO BB IBB HBP BLK WP HR S P ERA WHIP	IP WLS BF H R ER SO BB IBB HBP BLK WP HR S P ERA WHIP	IP WLS BF H R ER SO BB IBB HBP BLK WP HR S P ERA WHIP	IP WLS BF H R ER SO BB IBB HBP BLK WP HR S P ERA WHIP	IP WLS BF H R ER SO BB IBB HBP BLK WP HR S P ERA WHIP	IP WLS BF H R ER SO BB IBB HBP BLK WP HR S P ERA WHIP	IP WLS BF H R ER SO BB IBB HBP BLK WP HR S P ERA WHIP	IP WLS BF H R ER SO BB IBB HBP BLK WP HR S P ERA WHIP	IP WLS BF H R ER SO BB IBB HBP BLK WP HR S P ERA WHIP	IP WLS BF H R ER SO BB IBB HBP BLK WP HR S P ERA WHIP	IP WLS BF H R ER SO BB IBB HBP BLK WP HR S P ERA WHIP							
53 Zack Britton, L (1,1) ERA: 2.84	6.0	W	26	5	1	1	2	2	0	0	0	0	0	0	0	0	0	0	0	0	59	94	1.50	1.167
43 Jim Johnson, R (7,1) ERA: 2.79	2.0	H	7	1	0	0	4	0	0	0	0	0	0	0	0	0	0	0	0	0	18	25	0.00	0.500
63 Kevin Gregg, R (9,1) ERA: 3.38	1.0	S	3	0	0	0	1	0	0	0	0	0	0	0	0	0	0	0	0	0	8	10	0.00	0.000

Batter	1	2	3	4	5	6	7	8	9	AB	R	H	RBI	BB	SO	LOB	BOTTOM						
1 Brian Roberts, S (1,4) OBP: 0.301, SLG: 0.438	L3									5	0	1	0	0	1	4	Boston Red Sox @ Baltimore Orioles Oriole Park at Camden Yards, Baltimore, MD Tue Apr 26 2011, 7:10 PM - 9:57 PM EDT Att: 18,938 - Partly Cloudy - 76 F						
21 Nick Markakis, L (1,9) OBP: 0.275, SLG: 0.305										5	0	1	0	0	0	3							
25 Derrek Lee, R (1,3) OBP: 0.300, SLG: 0.284										5	2	2	0	0	1	2							
27 Vladimir Guerrero, R (1,10) OBP: 0.287, SLG: 0.414										4	1	3	0	0	0	1							
30 Luke Scott, L (1,7) OBP: 0.316, SLG: 0.420										3	1	2	0	1	0	2							
18 Felix Pie, L (7,PR) OBP: 0.250, SLG: 0.250										0	0	0	0	0	0	0							
10 Adam Jones, R (1,8) OBP: 0.266, SLG: 0.408										1	0	0	2	1	1	1							
12 Mark Reynolds, R (1,5) OBP: 0.263, SLG: 0.357										3	0	1	1	0	1	3							
32 Matt Wieters, S (1,2) OBP: 0.333, SLG: 0.468										4	0	2	1	0	0	2							
11 Robert Andino, R (1,6) OBP: 0.361, SLG: 0.281										3	0	0	0	1	2	3							
Inning Stats	R: 0 E: 0 K: 0 S: 5	H: 1 LOB: 1 BB: 0 P: 7	R: 1 E: 0 K: 3 S: 19	H: 3 LOB: 2 BB: 0 P: 24	R: 1 E: 0 K: 0 S: 12	H: 2 LOB: 1 BB: 1 P: 20	R: 0 E: 0 K: 0 S: 6	H: 1 LOB: 1 BB: 0 P: 12	R: 1 E: 0 K: 1 S: 9	H: 2 LOB: 1 BB: 0 P: 10	R: 0 E: 0 K: 1 S: 8	H: 1 LOB: 1 BB: 0 P: 12	R: 1 E: 0 K: 0 S: 12	H: 2 LOB: 2 BB: 1 P: 23	R: 0 E: 0 K: 1 S: 8	H: 0 LOB: 1 BB: 1 P: 18	1B: 10 2B: 2 3B: 0 HR: 0	SF: 3 SAC: 0 DP: 0 HBP: 0	WP: 0 PB: 0 SB: 0 CS: 0	PA: 39			
PITCHER	IP WLS BF H R ER SO BB IBB HBP BLK WP HR S P ERA WHIP	IP WLS BF H R ER SO BB IBB HBP BLK WP HR S P ERA WHIP	IP WLS BF H R ER SO BB IBB HBP BLK WP HR S P ERA WHIP	IP WLS BF H R ER SO BB IBB HBP BLK WP HR S P ERA WHIP	IP WLS BF H R ER SO BB IBB HBP BLK WP HR S P ERA WHIP	IP WLS BF H R ER SO BB IBB HBP BLK WP HR S P ERA WHIP	IP WLS BF H R ER SO BB IBB HBP BLK WP HR S P ERA WHIP	IP WLS BF H R ER SO BB IBB HBP BLK WP HR S P ERA WHIP	IP WLS BF H R ER SO BB IBB HBP BLK WP HR S P ERA WHIP	IP WLS BF H R ER SO BB IBB HBP BLK WP HR S P ERA WHIP	IP WLS BF H R ER SO BB IBB HBP BLK WP HR S P ERA WHIP	IP WLS BF H R ER SO BB IBB HBP BLK WP HR S P ERA WHIP	IP WLS BF H R ER SO BB IBB HBP BLK WP HR S P ERA WHIP	IP WLS BF H R ER SO BB IBB HBP BLK WP HR S P ERA WHIP	IP WLS BF H R ER SO BB IBB HBP BLK WP HR S P ERA WHIP	IP WLS BF H R ER SO BB IBB HBP BLK WP HR S P ERA WHIP							
11 Clay Buchholz, R (1,1) ERA: 5.33	6.2	L	34	12	4	4	5	1	0	0	0	0	0	0	0	0	0	0	0	69	104	5.40	1.950
37 Hideki Okajima, L (7,1) ERA: 27.0	0.1		1	0	0	0	0	0	0	0	0	0	0	0	0	0	0	0	0	2	4	0.00	0.000
32 Matt Albers, R (8,1) ERA: 2.25	1.0		4	0	0	0	1	1	0	0	0	0	0	0	0	0	0	0	0	8	18	0.00	1.000




Batter	1	2	3	4	5	6	7	8	9	AB	R	H	RBI	BB	SO	LOB	TOP			
51 Ichiro Suzuki, L (1,9) OBP: 0.363, SLG: 0.371	F7	F7			15 E 1B		2B 30 G4-3 1B	G4-3 BB		4	2	2	0	1	0	1	Seattle Mariners @ Boston Red Sox Fenway Park, Boston, MA Fri Apr 29 2011, 7:14 PM - 10:18 PM EDT Att: 37,845 - Partly Cloudy - 70 F			
9 Chone Figgins, S (1,5) OBP: 0.255, SLG: 0.306	30 F 17 1B BB		G4-3		15 FC3-6 1B		30 G4-3 29 2B 2B	G4-3		4	2	2	0	1	0	2				
15 Milton Bradley, S (1,7) OBP: 0.309, SLG: 0.337	F9		K		FC3-6		K		G4-3	5	0	0	0	0	2	4				
30 Miguel Olivo, R (1,2) OBP: 0.267, SLG: 0.329	E7 17 1B 1B		K		F9		G4-3		K	5	1	1	1	0	2	2				
17 Justin Smoak, S (1,3) OBP: 0.412, SLG: 0.557					F8		29 2B BB		G4-3	4	0	1	2	1	1	1				
29 Jack Cust, L (1,10) OBP: 0.333, SLG: 0.222	K				4 BB BB		26 FC6-4 BB			2	0	1	1	2	1	1				
4 Adam Kennedy, L (1,4) OBP: 0.318, SLG: 0.443										3	0	0	0	1	0	3				
2 Jack Wilson, R (8,4) OBP: 0.295, SLG: 0.281										0	0	0	0	0	0	0				
55 Michael Saunders, L (1,8) OBP: 0.284, SLG: 0.343										2	0	0	0	2	1	3				
26 Brendan Ryan, R (1,6) OBP: 0.286, SLG: 0.233										3	0	0	0	0	0	4				
Inning Stats	R: 2 H: 2 E: 1 K: 1 S: 15	H: 2 LOB: 1 BB: 1 P: 25	R: 0 H: 0 E: 0 K: 0 S: 6	H: 0 LOB: 1 BB: 1 P: 13	R: 0 H: 0 E: 0 K: 2 S: 11	H: 0 LOB: 0 BB: 0 P: 18	R: 0 H: 0 E: 0 K: 1 S: 12	H: 0 LOB: 2 BB: 2 P: 21	R: 1 H: 2 E: 1 K: 1 S: 10	H: 2 LOB: 1 BB: 0 P: 19	R: 0 H: 0 E: 0 K: 0 S: 11	H: 0 LOB: 1 BB: 1 P: 18	R: 2 H: 3 E: 0 K: 1 S: 10	H: 3 LOB: 1 BB: 1 P: 18	R: 0 H: 0 E: 0 K: 0 S: 11	H: 0 LOB: 1 BB: 2 P: 21	1B: 5 2B: 2 HR: 0	SF: 0 SAC: 1 DP: 1 HBP: 0	WP: 0 PB: 0 SB: 1 CS: 0	PA: 41
PITCHER	IP WLS BF H R ER SO	IP WLS BF H R ER SO	IP WLS BF H R ER SO	IP WLS BF H R ER SO	IP WLS BF H R ER SO	IP WLS BF H R ER SO	IP WLS BF H R ER SO	IP WLS BF H R ER SO	IP WLS BF H R ER SO	IP WLS BF H R ER SO	IP WLS BF H R ER SO	IP WLS BF H R ER SO	IP WLS BF H R ER SO	IP WLS BF H R ER SO	IP WLS BF H R ER SO	IP WLS BF H R ER SO	ERA WHIP	ERA WHIP	ERA WHIP	
18 Daisuke Matsuzaka, R (1,1) ERA: 3.81	4.0 19 3 3 1 4	2.0 8 1 0 0 1	1.0 7 3 2 2 1	1.0 4 0 0 0 0	1.0 3 0 0 0 0	1.0 3 0 0 0 0	1.0 3 0 0 0 0	1.0 3 0 0 0 0	1.0 3 0 0 0 0	1.0 3 0 0 0 0	1.0 3 0 0 0 0	1.0 3 0 0 0 0	1.0 3 0 0 0 0	1.0 3 0 0 0 0	1.0 3 0 0 0 0	1.0 3 0 0 0 0	2.25 1.750	2.25 1.750	2.25 1.750	
32 Matt Albers, R (5,1) ERA: 1.5	2.0 8 1 0 0 1	1.0 7 3 2 2 1	1.0 4 0 0 0 0	1.0 3 0 0 0 0	1.0 3 0 0 0 0	1.0 3 0 0 0 0	1.0 3 0 0 0 0	1.0 3 0 0 0 0	1.0 3 0 0 0 0	1.0 3 0 0 0 0	1.0 3 0 0 0 0	1.0 3 0 0 0 0	1.0 3 0 0 0 0	1.0 3 0 0 0 0	1.0 3 0 0 0 0	1.0 3 0 0 0 0	0.00 1.000	0.00 1.000	0.00 1.000	
52 Bobby Jenks, R (7,1) ERA: 6.84	1.0 7 3 2 2 1	1.0 4 0 0 0 0	1.0 3 0 0 0 0	1.0 3 0 0 0 0	1.0 3 0 0 0 0	1.0 3 0 0 0 0	1.0 3 0 0 0 0	1.0 3 0 0 0 0	1.0 3 0 0 0 0	1.0 3 0 0 0 0	1.0 3 0 0 0 0	1.0 3 0 0 0 0	1.0 3 0 0 0 0	1.0 3 0 0 0 0	1.0 3 0 0 0 0	1.0 3 0 0 0 0	18.00 4.000	18.00 4.000	18.00 4.000	
37 Hideki Okajima, L (8,1) ERA: 13.5	1.0 4 0 0 0 0	1.0 3 0 0 0 0	1.0 3 0 0 0 0	1.0 3 0 0 0 0	1.0 3 0 0 0 0	1.0 3 0 0 0 0	1.0 3 0 0 0 0	1.0 3 0 0 0 0	1.0 3 0 0 0 0	1.0 3 0 0 0 0	1.0 3 0 0 0 0	1.0 3 0 0 0 0	1.0 3 0 0 0 0	1.0 3 0 0 0 0	1.0 3 0 0 0 0	1.0 3 0 0 0 0	0.00 2.000	0.00 2.000	0.00 2.000	
51 Daniel Bard, R (9,1) ERA: 3.88	1.0 3 0 0 0 0	1.0 3 0 0 0 0	1.0 3 0 0 0 0	1.0 3 0 0 0 0	1.0 3 0 0 0 0	1.0 3 0 0 0 0	1.0 3 0 0 0 0	1.0 3 0 0 0 0	1.0 3 0 0 0 0	1.0 3 0 0 0 0	1.0 3 0 0 0 0	1.0 3 0 0 0 0	1.0 3 0 0 0 0	1.0 3 0 0 0 0	1.0 3 0 0 0 0	1.0 3 0 0 0 0	0.00 0.000	0.00 0.000	0.00 0.000	

Batter	1	2	3	4	5	6	7	8	9	AB	R	H	RBI	BB	SO	LOB	BOTTOM					
2 Jacoby Ellsbury, L (1,8) OBP: 0.323, SLG: 0.462	G3		FC4-6 28 1B 20 1B							4	1	1	0	0	1	1	Seattle Mariners @ Boston Red Sox Fenway Park, Boston, MA Fri Apr 29 2011, 7:14 PM - 10:18 PM EDT Att: 37,845 - Partly Cloudy - 70 F					
15 Dustin Pedroia, R (1,4) OBP: 0.381, SLG: 0.372	G1-3		F8		G6-3					4	0	0	0	0	0	3						
28 Adrián González, L (1,3) OBP: 0.375, SLG: 0.461			20 1B 34 1B 1B							4	1	2	0	0	0	0						
20 Kevin Youkilis, R (1,5) OBP: 0.388, SLG: 0.480	K		34 1B L3 1B							3	0	1	1	1	2	1						
34 David Ortiz, L (1,10) OBP: 0.388, SLG: 0.415			G6-3		L3					4	0	1	1	0	0	1						
12 Jed Lowrie, S (1,6) OBP: 0.397, SLG: 0.578	F8		F9							4	0	0	0	0	0	2						
23 Mike Cameron, R (1,9) OBP: 0.241, SLG: 0.497										4	2	2	2	0	0	0						
33 Jason Varitek, S (1,2) OBP: 0.200, SLG: 0.139										3	0	1	0	0	1	0						
7 J.D. Drew, L (9,PH) OBP: 0.387, SLG: 0.381										1	0	0	0	0	1	0						
54 Darnell McDonald, R (1,7) OBP: 0.211, SLG: 0.294										2	0	0	0	1	1	1						
Inning Stats	R: 0 H: 1 E: 0 K: 1 S: 12	H: 1 LOB: 0 BB: 0 P: 18	R: 1 H: 1 E: 0 K: 0 S: 6	H: 1 LOB: 0 BB: 0 P: 8	R: 2 H: 3 E: 0 K: 0 S: 13	H: 3 LOB: 2 BB: 1 P: 22	R: 1 H: 3 E: 0 K: 1 S: 13	H: 3 LOB: 1 BB: 0 P: 20	R: 0 H: 0 E: 0 K: 0 S: 5	H: 0 LOB: 0 BB: 1 P: 13	R: 0 H: 0 E: 0 K: 1 S: 8	H: 0 LOB: 0 BB: 0 P: 13	R: 0 H: 0 E: 0 K: 1 S: 7	H: 0 LOB: 0 BB: 0 P: 10	R: 0 H: 0 E: 0 K: 1 S: 9	H: 0 LOB: 0 BB: 0 P: 13	R: 0 H: 0 E: 0 K: 1 S: 6	H: 0 LOB: 0 BB: 0 P: 12	1B: 6 2B: 1 HR: 2	SF: 0 SAC: 0 DP: 2 HBP: 0	WP: 0 PB: 0 SB: 0 CS: 0	PA: 35
PITCHER	IP WLS BF H R ER SO	IP WLS BF H R ER SO	IP WLS BF H R ER SO	IP WLS BF H R ER SO	IP WLS BF H R ER SO	IP WLS BF H R ER SO	IP WLS BF H R ER SO	IP WLS BF H R ER SO	IP WLS BF H R ER SO	IP WLS BF H R ER SO	IP WLS BF H R ER SO	IP WLS BF H R ER SO	IP WLS BF H R ER SO	IP WLS BF H R ER SO	IP WLS BF H R ER SO	IP WLS BF H R ER SO	ERA WHIP	ERA WHIP	ERA WHIP			
38 Jason Vargas, L (1,1) ERA: 5.45	7.0 29 4 4 4 4	1.0 3 0 0 0 1	1.0 3 0 0 0 1	1.0 3 0 0 0 1	1.0 3 0 0 0 0	1.0 3 0 0 0 0	1.0 3 0 0 0 0	1.0 3 0 0 0 0	1.0 3 0 0 0 0	1.0 3 0 0 0 0	1.0 3 0 0 0 0	1.0 3 0 0 0 0	1.0 3 0 0 0 0	1.0 3 0 0 0 0	1.0 3 0 0 0 0	1.0 3 0 0 0 0	5.45 1.429	5.45 1.429	5.45 1.429			
50 Jamey Wright, R (8,1) ERA: 0.73	1.0 3 0 0 0 1	1.0 3 0 0 0 1	1.0 3 0 0 0 1	1.0 3 0 0 0 1	1.0 3 0 0 0 0	1.0 3 0 0 0 0	1.0 3 0 0 0 0	1.0 3 0 0 0 0	1.0 3 0 0 0 0	1.0 3 0 0 0 0	1.0 3 0 0 0 0	1.0 3 0 0 0 0	1.0 3 0 0 0 0	1.0 3 0 0 0 0	1.0 3 0 0 0 0	1.0 3 0 0 0 0	0.00 0.000	0.00 0.000	0.00 0.000			
43 Brandon League, R (9,1) ERA: 2.7	1.0 3 0 0 0 1	1.0 3 0 0 0 1	1.0 3 0 0 0 1	1.0 3 0 0 0 1	1.0 3 0 0 0 0	1.0 3 0 0 0 0	1.0 3 0 0 0 0	1.0 3 0 0 0 0	1.0 3 0 0 0 0	1.0 3 0 0 0 0	1.0 3 0 0 0 0	1.0 3 0 0 0 0	1.0 3 0 0 0 0	1.0 3 0 0 0 0	1.0 3 0 0 0 0	1.0 3 0 0 0 0	0.00 0.000	0.00 0.000	0.00 0.000			

Seattle Mariners @ Boston Red Sox
 Fenway Park, Boston, MA
 Fri Apr 29 2011, 7:14 PM - 10:18 PM EDT
 Att: 37,845 - Partly Cloudy - 70 F

livebaseballscorecards.com


AB 32
 R 5
 H 7
 RBI 4
 BB 8
 SO 7
 LOB 21



Seattle Mariners @ Boston Red Sox
 Fenway Park, Boston, MA
 Fri Apr 29 2011, 7:14 PM - 10:18 PM EDT
 Att: 37,845 - Partly Cloudy - 70 F

livebaseballscorecards.com

AB 33
 R 4
 H 8
 RBI 4
 BB 2
 SO 6
 LOB 9



Batter	1	2	3	4	5	6	7	8	9	AB	R	H	RBI	BB	SO	LOB	TOP						
51 Ichiro Suzuki, L (1, 9) OBP: 0.390, SLG: 0.378										3	1	2	0	2	0	2							
9 Chone Figgins, S (1, 5) OBP: 0.291, SLG: 0.311										5	0	2	0	0	2	4							
15 Milton Bradley, S (1, 7) OBP: 0.313, SLG: 0.353										2	0	1	1	0	1	1							
12 Ryan Langerhans, L (3, PR) OBP: 0.353, SLG: 0.400										3	0	0	0	0	0	2							
30 Miguel Olivo, R (1, 2) OBP: 0.256, SLG: 0.313										4	0	0	0	0	0	4							
17 Justin Smoak, S (1, 3) OBP: 0.393, SLG: 0.527										4	0	0	0	0	2	3							
29 Jack Cust, L (1, 10) OBP: 0.350, SLG: 0.229										2	1	1	0	2	0	0							
55 Michael Saunders, L (1, 8) OBP: 0.282, SLG: 0.336										4	0	1	0	0	0	2							
26 Brendan Ryan, R (1, 6) OBP: 0.276, SLG: 0.224										3	0	0	0	0	0	2							
2 Jack Wilson, R (1, 4) OBP: 0.292, SLG: 0.283										3	0	1	1	0	0	0							
Inning Stats	R: 0 H: 1 E: 1 K: 2 S: 13	H: 0 LOB: 1 BB: 0 P: 19	R: 0 H: 0 E: 0 K: 1 S: 8	H: 0 LOB: 1 BB: 1 P: 17	R: 1 H: 2 E: 0 K: 0 S: 16	H: 2 LOB: 2 BB: 1 P: 28	R: 0 H: 1 E: 0 K: 0 S: 10	H: 1 LOB: 2 BB: 1 P: 21	R: 0 H: 1 E: 0 K: 0 S: 6	H: 1 LOB: 2 BB: 0 P: 8	R: 0 H: 2 E: 0 K: 0 S: 10	H: 2 LOB: 2 BB: 1 P: 20	R: 0 H: 0 E: 0 K: 1 S: 9	H: 0 LOB: 0 BB: 0 P: 13	R: 0 H: 0 E: 0 K: 0 S: 5	H: 0 LOB: 0 BB: 0 P: 8	R: 0 H: 1 E: 0 K: 1 S: 9	H: 1 LOB: 0 BB: 0 P: 16	1B: 7 2B: 1 3B: 0 HR: 0	SF: 1 SAC: 1 DP: 0 HBP: 0	WP: 0 PB: 0 CS: 0	PA: 39	
PITCHER	IP: 6.0 WLS: L BF: 29	H: 7 R: 2 ER: 2 SO: 3	BB: 4 IBB: 0 HBP: 0 BLK: 0	WP: 0 HR: 0 S: 63 P: 113	ERA: 3.00 WHIP: 1.833	IP: 1.2 WLS: H BF: 9	H: 0 R: 0 ER: 0 SO: 1	BB: 0 IBB: 0 HBP: 0 BLK: 0	WP: 0 HR: 0 S: 13 P: 20	ERA: 0.00 WHIP: 0.000	IP: 1.1 WLS: S BF: 5	H: 1 R: 0 ER: 0 SO: 1	BB: 0 IBB: 0 HBP: 0 BLK: 0	WP: 0 HR: 0 S: 10 P: 17	ERA: 0.00 WHIP: 0.750								

Seattle Mariners @ Boston Red Sox
Fenway Park, Boston, MA
Sat Apr 30 2011, 7:10 PM - 10:14 PM EDT
Att: 37,901 - Partly Cloudy - 59 F

livebaseballscorecards.com

AB 33
R 2
H 8
RBI 2
BB 4
SO 5
LOB 20

Batter	1	2	3	4	5	6	7	8	9	AB	R	H	RBI	BB	SO	LOB	BOTTOM					
2 Jacoby Ellsbury, L (1, 8) OBP: 0.337, SLG: 0.468										3	0	1	0	2	0	1						
15 Dustin Pedroia, R (1, 4) OBP: 0.373, SLG: 0.357										4	0	0	0	1	0	2						
28 Adrián González, L (1, 3) OBP: 0.379, SLG: 0.457										3	0	1	0	1	1	4						
20 Kevin Youkilis, R (1, 5) OBP: 0.392, SLG: 0.487										3	0	1	0	1	0	3						
10 Marco Scutaro, R (7, PR) OBP: 0.293, SLG: 0.226										0	0	0	0	0	0	0						
34 David Ortiz, L (1, 10) OBP: 0.373, SLG: 0.395										4	0	0	0	0	2	5						
7 J.D. Drew, L (1, 9) OBP: 0.380, SLG: 0.388										4	0	1	0	0	0	3						
12 Jed Lowrie, S (1, 6) OBP: 0.389, SLG: 0.574										4	0	1	0	0	1	1						
13 Carl Crawford, L (1, 7) OBP: 0.204, SLG: 0.227										3	0	0	0	1	0	1						
39 Jarrod Saltalamacchia, S (1, 2) OBP: 0.273, SLG: 0.275										4	0	2	0	0	0	2						
Inning Stats	R: 0 H: 1 E: 0 K: 1 S: 17	H: 0 LOB: 3 BB: 2 P: 31	R: 0 H: 0 E: 0 K: 1 S: 8	H: 0 LOB: 0 BB: 0 P: 12	R: 0 H: 1 E: 0 K: 1 S: 8	H: 1 LOB: 1 BB: 0 P: 12	R: 0 H: 1 E: 0 K: 0 S: 11	H: 1 LOB: 2 BB: 1 P: 21	R: 0 H: 1 E: 0 K: 0 S: 8	H: 1 LOB: 2 BB: 1 P: 19	R: 0 H: 1 E: 0 K: 0 S: 15	H: 1 LOB: 1 BB: 1 P: 27	R: 0 H: 0 E: 0 K: 0 S: 10	H: 0 LOB: 0 BB: 0 P: 17	R: 0 H: 0 E: 0 K: 0 S: 5	H: 0 LOB: 0 BB: 0 P: 7	1B: 2 2B: 6 3B: 0 HR: 0	SF: 0 SAC: 0 DP: 2 HBP: 0	WP: 0 PB: 0 CS: 0	PA: 38		
PITCHER	IP: 5.2 WLS: W BF: 26	H: 5 R: 0 ER: 0 SO: 4	BB: 5 IBB: 0 HBP: 0 BLK: 0	WP: 0 HR: 0 S: 61 P: 108	ERA: 0.00 WHIP: 1.765	IP: 2.1 WLS: H BF: 9	H: 1 R: 0 ER: 0 SO: 0	BB: 1 IBB: 0 HBP: 0 BLK: 0	WP: 0 HR: 0 S: 26 P: 47	ERA: 0.00 WHIP: 0.857	IP: 1.0 WLS: S BF: 3	H: 0 R: 0 ER: 0 SO: 0	BB: 0 IBB: 0 HBP: 0 BLK: 0	WP: 0 HR: 0 S: 5 P: 7	ERA: 0.00 WHIP: 1.000							

Seattle Mariners @ Boston Red Sox
Fenway Park, Boston, MA
Sat Apr 30 2011, 7:10 PM - 10:14 PM EDT
Att: 37,901 - Partly Cloudy - 59 F


livebaseballscorecards.com

AB 32
R 0
H 7
RBI 0
BB 6
SO 4
LOB 22

Batter	1	2	3	4	5	6	7	8	9	AB	R	H	RBI	BB	SO	LOB	TOP										
51 Ichiro Suzuki, L (1, 9) OBP: 0.368, SLG: 0.366										4	0	0	0	0	1	0											
9 Chone Figgins, S (1, 5) OBP: 0.292, SLG: 0.299										4	0	0	0	0	0	0											
12 Ryan Langerhans, L (1, 7) OBP: 0.345, SLG: 0.386										4	1	1	0	0	2	0											
30 Miguel Olivo, R (1, 2) OBP: 0.255, SLG: 0.310										4	1	1	0	0	0	0											
17 Justin Smoak, S (1, 3) OBP: 0.387, SLG: 0.506										3	0	0	0	1	1	0											
29 Jack Cust, L (1, 10) OBP: 0.384, SLG: 0.247										2	0	1	1	2	0	0											
1 Luis Antonio Rodriguez, S (1, 6) OBP: 0.333, SLG: 0.378										3	0	1	1	1	0	1											
55 Michael Saunders, L (1, 8) OBP: 0.268, SLG: 0.320										4	0	0	0	0	1	6											
2 Jack Wilson, R (1, 4) OBP: 0.279, SLG: 0.270										3	0	0	0	0	0	1											
Inning Stats	R: 0 E: 0 K: 0 S: 7	H: 0 LOB: 0 BB: 0 P: 8	R: 0 E: 1 K: 0 S: 14	H: 1 LOB: 2 BB: 1 P: 24	R: 0 E: 1 K: 0 S: 10	H: 0 LOB: 0 BB: 0 P: 10	R: 0 E: 0 K: 2 S: 8	H: 0 LOB: 0 BB: 0 P: 10	R: 0 E: 0 K: 0 S: 6	H: 1 LOB: 1 BB: 0 P: 11	R: 2 E: 0 K: 1 S: 21	H: 2 LOB: 3 BB: 3 P: 41	R: 0 E: 0 K: 1 S: 6	H: 0 LOB: 0 BB: 0 P: 9	R: 0 E: 0 K: 1 S: 5	H: 0 LOB: 0 BB: 0 P: 7	1B: 3 2B: 1 3B: 0 HR: 0	SF: 0 SAC: 0 DP: 0 HBP: 0	WP: 1 PB: 0 SB: 0 CS: 1	PA: 36							
PITCHER	IP	WLS	BF	H	R	ER	SO	BB	IBB	HBP	BLK	WP	HR	S	P	ERA	WHIP										
49 Tim Wakefield, R (1, 1) ERA: 4.24	5.2		21	3	1	1	3	1	0	0	0	0	0	54	76	1.59	0.706										
52 Bobby Jenks, R (6, 1) ERA: 9.35	0.1	B	5	1	1	1	0	3	0	0	0	1	0	12	28	27.00	12.000										
32 Matt Albers, R (7, 1) ERA: 1.13	2.0		6	0	0	0	1	0	0	0	0	0	0	14	20	0.00	0.000										
58 Jonathan Papelbon, R (9, 1) ERA: 1.74	1.0	W	3	0	0	0	1	0	0	0	0	0	0	5	7	0.00	0.000										

Seattle Mariners @ Boston Red Sox
Fenway Park, Boston, MA
Sun May 01 2011, 1:34 PM - 4:13 PM EDT
Att: 37,079 - Sunny - 54 F

AB 31
R 2
H 4
RBI 2
BB 4
SO 5
LOB 8



Batter	1	2	3	4	5	6	7	8	9	AB	R	H	RBI	BB	SO	LOB	BOTTOM										
2 Jacoby Ellsbury, L (1, 8) OBP: 0.333, SLG: 0.459										4	1	1	0	0	2	1											
15 Dustin Pedroia, R (1, 4) OBP: 0.377, SLG: 0.363										4	1	2	0	0	1	0											
28 Adrián González, L (1, 3) OBP: 0.375, SLG: 0.450										4	0	1	0	0	1	2											
34 David Ortiz, L (1, 10) OBP: 0.368, SLG: 0.400										4	0	1	2	0	2	2											
7 J.D. Drew, L (1, 9) OBP: 0.373, SLG: 0.371										3	0	0	0	1	0	1											
12 Jed Lowrie, S (1, 5) OBP: 0.282, SLG: 0.583										4	1	1	0	0	3	4											
10 Marco Scutaro, R (1, 6) OBP: 0.266, SLG: 0.211										4	0	0	0	0	0	1											
13 Carl Crawford, L (1, 7) OBP: 0.215, SLG: 0.238										4	0	2	1	0	1	0											
39 Jarrod Saltalamacchia, S (1, 2) OBP: 0.299, SLG: 0.299										3	0	0	0	0	1	1											
Inning Stats	R: 0 E: 0 K: 3 S: 17	H: 2 LOB: 3 BB: 1 P: 27	R: 0 E: 0 K: 0 S: 6	H: 0 LOB: 0 BB: 0 P: 11	R: 2 E: 0 K: 2 S: 14	H: 3 LOB: 1 BB: 0 P: 22	R: 0 E: 0 K: 2 S: 8	H: 0 LOB: 0 BB: 0 P: 10	R: 0 E: 0 K: 0 S: 10	H: 0 LOB: 0 BB: 0 P: 15	R: 0 E: 0 K: 1 S: 8	H: 0 LOB: 0 BB: 0 P: 13	R: 0 E: 0 K: 0 S: 9	H: 1 LOB: 1 BB: 0 P: 13	R: 0 E: 0 K: 1 S: 6	H: 0 LOB: 0 BB: 0 P: 11	1B: 6 2B: 1 3B: 1 HR: 0	SF: 0 SAC: 0 DP: 0 HBP: 0	WP: 1 PB: 0 SB: 0 CS: 0	PA: 35							
PITCHER	IP	WLS	BF	H	R	ER	SO	BB	IBB	HBP	BLK	WP	HR	S	P	ERA	WHIP										
34 Félix Hernández, R (1, 1) ERA: 3.21	7.0		28	6	2	2	10	1	0	0	0	0	0	72	111	2.57	1.000										
50 Jamey Wright, R (8, 1) ERA: 1.29	1.2	L	7	2	1	1	1	0	0	0	0	0	0	17	27	5.40	1.200										

Seattle Mariners @ Boston Red Sox
Fenway Park, Boston, MA
Sun May 01 2011, 1:34 PM - 4:13 PM EDT
Att: 37,079 - Sunny - 54 F


AB 34
R 3
H 8
RBI 3
BB 1
SO 11
LOB 12



Batter	1	2	3	4	5	6	7	8	9	AB	R	H	RBI	BB	SO	LOB	TOP	
13 Maicer Izturis, S OBP: 0.386, SLG: 0.511										4	0	2	0	0	1	1		
53 Bobby Abreu, L OBP: 0.403, SLG: 0.362										4	0	0	0	0	2	3		
47 Howie Kendrick, R OBP: 0.373, SLG: 0.521											4	0	0	0	2	2		
48 Torii Hunter, R OBP: 0.311, SLG: 0.381											4	1	2	0	0	0	1	
10 Vernon Wells, R OBP: 0.227, SLG: 0.269											3	1	1	0	1	2	0	
2 Encik Aybar, S OBP: 0.328, SLG: 0.397											4	0	1	1	0	1	2	
44 Mark Trumbo, R OBP: 0.273, SLG: 0.474											3	1	1	2	0	2	1	
5 Jeff Mathis, R OBP: 0.217, SLG: 0.316											4	0	1	0	0	1	1	
25 Peter Bourjos, R OBP: 0.330, SLG: 0.476											4	0	1	0	0	1	2	
Inning Stats	R: 0 H: 1 E: 0 K: 1 S: 8	H: 1 LOB: 1 BB: 0 P: 13	R: 1 H: 1 E: 0 K: 1 S: 9	H: 1 LOB: 0 BB: 0 P: 10	R: 0 H: 1 E: 1 K: 2 S: 13	H: 1 LOB: 1 BB: 0 P: 19	R: 0 H: 1 E: 0 K: 1 S: 6	H: 0 LOB: 1 BB: 0 P: 10	R: 0 H: 1 E: 0 K: 3 S: 16	H: 1 LOB: 1 BB: 0 P: 19	R: 0 H: 0 E: 0 K: 0 S: 7	H: 0 LOB: 0 BB: 0 P: 9	R: 2 H: 3 E: 0 K: 1 S: 17	H: 3 LOB: 1 BB: 0 P: 24	1B: 6 2B: 3 3B: 0 HR: 1	SF: 1 SAC: 0 DP: 1 HBP: 0	WP: 0 PB: 0 SB: 0 CS: 0	PA: 36
PITCHER	IP WLS BF H R ER SO BB IBB HBP BLK WP HR S P ERA WHIP																	
31 Jon Lester, L ERA: 2.33	(1, 1) 7.0 W 27 6 1 1 11 1 0 0 0 0 0 1 66 93 1.29 1.000																	
51 Daniel Bard, R ERA: 3.29	(8, 1) 1.0 H 3 0 0 0 0 0 0 0 0 0 0 0 7 9 0.00 0.000																	
58 Jonathan Papelbon, R ERA: 3.18	(9, 1) 1.0 6 3 2 2 1 0 0 0 0 0 0 0 17 24 18.00 3.000																	

Los Angeles Angels @ Boston Red Sox
Fenway Park, Boston, MA
Tue May 03 2011, 7:11 PM - 9:50 PM EDT
Att: 37,043 - Cloudy - 64 F

AB 34
R 3
H 9
RBI 3
BB 1
SO 12
LOB 13



Batter	1	2	3	4	5	6	7	8	9	AB	R	H	RBI	BB	SO	LOB	BOTTOM			
2 Jacoby Ellsbury, L OBP: 0.336, SLG: 0.472										4	1	1	0	0	1	2				
15 Dustin Pedroia, R OBP: 0.366, SLG: 0.345										4	0	0	0	0	1	2				
28 Adrián González, L OBP: 0.375, SLG: 0.479											4	2	2	2	0	1	0			
34 David Ortiz, L OBP: 0.377, SLG: 0.469											4	1	2	1	0	0	0			
12 Jed Lowrie, S OBP: 0.369, SLG: 0.550											4	1	2	1	0	1	0			
7 J.D. Drew, L OBP: 0.341, SLG: 0.333											4	0	0	0	0	3	3			
10 Marco Scutaro, R OBP: 0.279, SLG: 0.279										4	1	2	2	0	1	0				
13 Carl Crawford, L OBP: 0.243, SLG: 0.269										3	1	2	0	1	1	1				
39 Jarrod Saltalamacchia, S OBP: 0.298, SLG: 0.276										4	0	1	1	0	0	2				
Inning Stats	R: 0 H: 0 E: 0 K: 1 S: 7	H: 0 LOB: 0 BB: 0 P: 12	R: 0 H: 0 E: 0 K: 0 S: 4	H: 0 LOB: 0 BB: 0 P: 8	R: 0 H: 1 E: 0 K: 1 S: 12	H: 1 LOB: 1 BB: 0 P: 16	R: 0 H: 0 E: 0 K: 0 S: 9	H: 0 LOB: 0 BB: 0 P: 13	R: 0 H: 1 E: 0 K: 3 S: 11	H: 2 LOB: 1 BB: 0 P: 18	R: 2 H: 4 E: 0 K: 2 S: 17	H: 4 LOB: 2 BB: 0 P: 25	R: 1 H: 2 E: 0 K: 1 S: 11	H: 2 LOB: 1 BB: 0 P: 18	R: 4 H: 4 E: 0 K: 1 S: 12	H: 4 LOB: 0 BB: 1 P: 21	1B: 7 2B: 2 3B: 0 HR: 3	SF: 0 SAC: 0 DP: 1 HBP: 0	WP: 0 PB: 0 SB: 1 CS: 0	PA: 36
PITCHER	IP WLS BF H R ER SO BB IBB HBP BLK WP HR S P ERA WHIP																			
24 Dan Haren, R ERA: 1.78	(1, 1) 7.0 L 30 9 4 4 8 0 0 0 0 0 0 1 73 108 5.14 1.286																			
21 Hisanori Takahashi, L ERA: 6.59	(8, 1) 1.0 6 3 3 3 1 1 0 0 0 0 0 2 10 19 27.00 4.000																			

Los Angeles Angels @ Boston Red Sox
Fenway Park, Boston, MA
Tue May 03 2011, 7:11 PM - 9:50 PM EDT
Att: 37,043 - Cloudy - 64 F

AB 35
R 7
H 12
RBI 7
BB 1
SO 9
LOB 10




Batter	1	2	3	4	5	6	7	8	9	AB	R	H	RBI	BB	SO	LOB	TOP								
2 Denard Span, L (1,8) OBP: 0.351, SLG: 0.372										5	0	2	2	0	0	0	Minnesota Twins @ Boston Red Sox Fenway Park, Boston, MA Fri May 06 2011, 7:13 PM - 9:49 PM EDT Att: 37,798 - Partly Cloudy - 66 F								
24 Trevor Plouffe, R (1,6) OBP: 0.600, SLG: 1.250										4	3	2	1	1	0	1									
33 Justin Morneau, L (1,3) OBP: 0.280, SLG: 0.308										4	1	1	0	1	1	3									
16 Jason Kubel, L (1,10) OBP: 0.403, SLG: 0.528										3	0	1	0	2	0	3									
23 Rene Tosoni, L (9,10) OBP: 0.305, SLG: 0.208										0	0	0	0	0	0	0									
5 Michael Cuddyer, R (1,9) OBP: 0.307, SLG: 0.356										4	2	2	0	1	0	2									
22 Danny Valencia, R (1,5) OBP: 0.305, SLG: 0.340										5	2	2	2	0	0	4									
11 Ben Revere, L (1,7) OBP: 0.200, SLG: 0.200										5	1	1	0	0	1	4									
41 Drew Butera, R (1,2) OBP: 0.164, SLG: 0.155										4	0	1	0	0	0	3									
12 Alexi Casilla, S (1,4) OBP: 0.232, SLG: 0.253										4	0	0	0	0	1	5									
Inning Stats	R: 1 H: 1 E: 0 K: 0 S: 10	H: 1 LOB: 0 BB: 1 P: 18	R: 3 H: 4 E: 0 K: 1 S: 22	H: 4 LOB: 2 BB: 1 P: 32	R: 0 H: 0 E: 0 K: 0 S: 8	H: 0 LOB: 1 BB: 1 P: 13	R: 0 H: 1 E: 0 K: 0 S: 5	H: 1 LOB: 0 BB: 0 P: 8	R: 4 H: 3 E: 1 K: 1 S: 15	H: 3 LOB: 1 BB: 1 P: 25	R: 1 H: 2 E: 0 K: 1 S: 15	H: 2 LOB: 0 BB: 1 P: 24	R: 0 H: 0 E: 0 K: 0 S: 9	H: 0 LOB: 0 BB: 0 P: 10	R: 0 H: 0 E: 0 K: 0 S: 9	H: 0 LOB: 0 BB: 0 P: 12	R: 0 H: 1 E: 0 K: 0 S: 6	H: 1 LOB: 1 BB: 0 P: 9	1B: 9 2B: 2 3B: 0 HR: 1	SF: 0 SAC: 0 DP: 2 HBP: 0	WP: 0 PB: 0 SB: 1 CS: 0	PA: 43			
PITCHER	IP WLS BF H R ER SO BB IBB HBP BLK WP HR S P ERA WHIP	IP WLS BF H R ER SO BB IBB HBP BLK WP HR S P ERA WHIP	IP WLS BF H R ER SO BB IBB HBP BLK WP HR S P ERA WHIP	IP WLS BF H R ER SO BB IBB HBP BLK WP HR S P ERA WHIP	IP WLS BF H R ER SO BB IBB HBP BLK WP HR S P ERA WHIP	IP WLS BF H R ER SO BB IBB HBP BLK WP HR S P ERA WHIP	IP WLS BF H R ER SO BB IBB HBP BLK WP HR S P ERA WHIP	IP WLS BF H R ER SO BB IBB HBP BLK WP HR S P ERA WHIP	IP WLS BF H R ER SO BB IBB HBP BLK WP HR S P ERA WHIP	IP WLS BF H R ER SO BB IBB HBP BLK WP HR S P ERA WHIP	IP WLS BF H R ER SO BB IBB HBP BLK WP HR S P ERA WHIP	IP WLS BF H R ER SO BB IBB HBP BLK WP HR S P ERA WHIP	IP WLS BF H R ER SO BB IBB HBP BLK WP HR S P ERA WHIP	IP WLS BF H R ER SO BB IBB HBP BLK WP HR S P ERA WHIP	IP WLS BF H R ER SO BB IBB HBP BLK WP HR S P ERA WHIP	IP WLS BF H R ER SO BB IBB HBP BLK WP HR S P ERA WHIP	IP WLS BF H R ER SO BB IBB HBP BLK WP HR S P ERA WHIP	IP WLS BF H R ER SO BB IBB HBP BLK WP HR S P ERA WHIP	IP WLS BF H R ER SO BB IBB HBP BLK WP HR S P ERA WHIP	IP WLS BF H R ER SO BB IBB HBP BLK WP HR S P ERA WHIP	IP WLS BF H R ER SO BB IBB HBP BLK WP HR S P ERA WHIP	IP WLS BF H R ER SO BB IBB HBP BLK WP HR S P ERA WHIP	IP WLS BF H R ER SO BB IBB HBP BLK WP HR S P ERA WHIP	IP WLS BF H R ER SO BB IBB HBP BLK WP HR S P ERA WHIP	IP WLS BF H R ER SO BB IBB HBP BLK WP HR S P ERA WHIP
49 Tim Wakefield, R (1,1) ERA: 5.73	4.1	L	24	9	8	6	1	4	0	0	0	1	0	0	0	1	0	0	44	67	1.93	0.857			
91 Alfredo Aceves, R (5,1) ERA: 2.13	4.2		19	3	1	1	2	1	0	0	0	1	0	0	0	1	0	0	44	67	1.93	0.857			

Batter	1	2	3	4	5	6	7	8	9	AB	R	H	RBI	BB	SO	LOB	BOTTOM								
2 Jacoby Ellsbury, L (1,8) OBP: 0.338, SLG: 0.454										4	0	2	0	0	1	2	Minnesota Twins @ Boston Red Sox Fenway Park, Boston, MA Fri May 06 2011, 7:13 PM - 9:49 PM EDT Att: 37,798 - Partly Cloudy - 66 F								
15 Dustin Pedroia, R (1,4) OBP: 0.348, SLG: 0.319										3	0	0	0	1	2	4									
28 Adrián González, L (1,3) OBP: 0.364, SLG: 0.477										4	1	1	1	0	0	1									
20 Kevin Youkilis, R (1,5) OBP: 0.400, SLG: 0.484										3	0	1	0	1	0	1									
34 David Ortiz, L (1,10) OBP: 0.378, SLG: 0.450										4	0	0	0	0	0	2									
7 J.D. Drew, L (1,9) OBP: 0.343, SLG: 0.357										4	1	1	1	0	0	2									
12 Jed Lowrie, S (1,6) OBP: 0.361, SLG: 0.522										3	0	0	0	0	1	0									
13 Carl Crawford, L (1,7) OBP: 0.244, SLG: 0.275										3	0	1	0	0	2	0									
39 Jarrod Saltalamacchia, S (1,2) OBP: 0.246, SLG: 0.277										3	0	1	0	0	2	0									
Inning Stats	R: 0 H: 0 E: 0 K: 1 S: 9	H: 0 LOB: 1 BB: 1 P: 13	R: 1 H: 1 E: 0 K: 1 S: 11	H: 1 LOB: 0 BB: 0 P: 18	R: 0 H: 1 E: 0 K: 2 S: 9	H: 1 LOB: 0 BB: 0 P: 11	R: 1 H: 2 E: 0 K: 0 S: 9	H: 2 LOB: 0 BB: 0 P: 15	R: 0 H: 0 E: 0 K: 3 S: 11	H: 0 LOB: 0 BB: 0 P: 14	R: 0 H: 1 E: 0 K: 0 S: 5	H: 1 LOB: 0 BB: 0 P: 6	R: 0 H: 0 E: 0 K: 0 S: 8	H: 0 LOB: 0 BB: 0 P: 11	R: 0 H: 2 E: 0 K: 1 S: 13	H: 2 LOB: 2 BB: 0 P: 18		R: 0 H: 0 E: 0 K: 0 S: 11	H: 0 LOB: 1 BB: 1 P: 22	1B: 4 2B: 1 3B: 0 HR: 2	SF: 0 SAC: 0 DP: 2 HBP: 0	WP: 0 PB: 0 SB: 0 CS: 1	PA: 33		
PITCHER	IP WLS BF H R ER SO BB IBB HBP BLK WP HR S P ERA WHIP	IP WLS BF H R ER SO BB IBB HBP BLK WP HR S P ERA WHIP	IP WLS BF H R ER SO BB IBB HBP BLK WP HR S P ERA WHIP	IP WLS BF H R ER SO BB IBB HBP BLK WP HR S P ERA WHIP	IP WLS BF H R ER SO BB IBB HBP BLK WP HR S P ERA WHIP	IP WLS BF H R ER SO BB IBB HBP BLK WP HR S P ERA WHIP	IP WLS BF H R ER SO BB IBB HBP BLK WP HR S P ERA WHIP	IP WLS BF H R ER SO BB IBB HBP BLK WP HR S P ERA WHIP	IP WLS BF H R ER SO BB IBB HBP BLK WP HR S P ERA WHIP	IP WLS BF H R ER SO BB IBB HBP BLK WP HR S P ERA WHIP	IP WLS BF H R ER SO BB IBB HBP BLK WP HR S P ERA WHIP	IP WLS BF H R ER SO BB IBB HBP BLK WP HR S P ERA WHIP	IP WLS BF H R ER SO BB IBB HBP BLK WP HR S P ERA WHIP	IP WLS BF H R ER SO BB IBB HBP BLK WP HR S P ERA WHIP	IP WLS BF H R ER SO BB IBB HBP BLK WP HR S P ERA WHIP	IP WLS BF H R ER SO BB IBB HBP BLK WP HR S P ERA WHIP	IP WLS BF H R ER SO BB IBB HBP BLK WP HR S P ERA WHIP	IP WLS BF H R ER SO BB IBB HBP BLK WP HR S P ERA WHIP	IP WLS BF H R ER SO BB IBB HBP BLK WP HR S P ERA WHIP	IP WLS BF H R ER SO BB IBB HBP BLK WP HR S P ERA WHIP	IP WLS BF H R ER SO BB IBB HBP BLK WP HR S P ERA WHIP	IP WLS BF H R ER SO BB IBB HBP BLK WP HR S P ERA WHIP	IP WLS BF H R ER SO BB IBB HBP BLK WP HR S P ERA WHIP	IP WLS BF H R ER SO BB IBB HBP BLK WP HR S P ERA WHIP	IP WLS BF H R ER SO BB IBB HBP BLK WP HR S P ERA WHIP
30 Scott Baker, R (1,1) ERA: 2.97	1.0		4	0	0	0	0	1	0	0	0	0	0	0	0	0	0	0	11	22	0.00	1.000			
36 Joe Nathan, R (9,1) ERA: 9.0	1.0		4	0	0	0	0	1	0	0	0	0	0	0	0	0	0	0	11	22	0.00	1.000			

Batter	1	2	3	4	5	6	7	8	9	AB	R	H	RBI	BB	SO	LOB	TOP										
2 Denard Span, L (1,8) OBP: 0.348, SLG: 0.363	L4		P5			G3-6-1 24 HBP BB		G6-3		3	0	0	0	1	0	0	Minnesota Twins @ Boston Red Sox Fenway Park, Boston, MA Sat May 07 2011, 1:13 PM - 6:05 PM EDT Att: 37,234 - Partly Cloudy - 69 F										
24 Trevor Plouffe, R (1,6) OBP: 0.444, SLG: 0.714	G6-3		P3			G3-6-1 HBP		F8		3	0	0	0	0	0	0											
33 Justin Morneau, L (1,10) OBP: 0.279, SLG: 0.305					P4	G3-6-1			F9	4	0	1	0	0	0	2											
16 Jason Kubel, L (1,9) OBP: 0.390, SLG: 0.509	K				K	K			K	4	0	0	0	0	4	2											
5 Michael Cuddyer, R (1,3) OBP: 0.314, SLG: 0.361		E5 32 FC6-4			1B				K	4	0	2	0	0	1	0											
22 Danny Valencia, R (1,5) OBP: 0.296, SLG: 0.330	K				P4			FC3-6 32 FC5-4		3	0	0	0	0	1	3											
23 Rene Tosoni, L (1,7) OBP: 0.241, SLG: 0.185			K			K			K	3	0	0	0	0	3	2											
32 René Rivera, R (1,2)									FC5-4	2	0	0	0	1	0	2											
38 Luke Hughes, R (1,4) OBP: 0.250, SLG: 0.300			K			L5-3			G5-3	3	0	0	0	0	1	1											
Inning Stats	R: 0 H: 1 E: 0 K: 1 S: 9	H: 1 LOB: 1 BB: 0 P: 13	R: 0 H: 0 E: 1 K: 2 S: 12	H: 0 LOB: 1 BB: 0 P: 16	R: 0 H: 0 E: 0 K: 1 S: 7	H: 0 LOB: 0 BB: 0 P: 8	R: 0 H: 1 E: 0 K: 1 S: 9	H: 1 LOB: 1 BB: 0 P: 9	R: 0 H: 0 E: 0 K: 1 S: 7	H: 0 LOB: 0 BB: 1 P: 15	R: 0 H: 0 E: 0 K: 1 S: 9	H: 0 LOB: 1 BB: 1 P: 18	R: 0 H: 1 E: 0 K: 1 S: 9	H: 0 LOB: 0 BB: 0 P: 13	R: 0 H: 0 E: 0 K: 0 S: 8	H: 0 LOB: 0 BB: 0 P: 14	R: 0 H: 0 E: 0 K: 2 S: 8	H: 0 LOB: 0 BB: 0 P: 11	1B: 3 2B: 1 3B: 0 HR: 0	SF: 0 SAC: 0 DP: 2 HBP: 1	WP: 0 PB: 0 SB: 0 CS: 0	PA: 32					
PITCHER	IP	WLS	BF	H	R	ER	SO	BB	IBB	HBP	BLK	WP	HR	S	P	ERA	WHIP										
11 Clay Buchholz, R (1,1) ERA: 4.19	5.0	W	18	2	0	0	6	1	0	0	0	0	0	44	61	0.00	0.600										
53 Rich Hill, L (6,1) ERA: 0.84	1.0	H	4	0	0	0	1	1	0	1	0	0	0	9	13	0.00	1.000										
32 Matt Albers, R (7,1) ERA: 2.7	1.0	H	4	1	0	0	1	0	0	0	0	0	0	9	13	0.00	1.000										
51 Daniel Bard, R (8,1) ERA: 2.7	1.0	H	3	0	0	0	0	0	0	0	0	0	0	8	14	0.00	0.000										
58 Jonathan Papelbon, R (9,1) ERA: 2.7	1.0		3	0	0	0	2	0	0	0	0	0	0	8	11	0.00	0.000										

Batter	1	2	3	4	5	6	7	8	9	AB	R	H	RBI	BB	SO	LOB	BOTTOM										
2 Jacoby Ellsbury, L (1,8) OBP: 0.341, SLG: 0.460	G4-3 20 S 12 1B	G4-3		G4-3				F8		5	1	2	2	0	0	2	Minnesota Twins @ Boston Red Sox Fenway Park, Boston, MA Sat May 07 2011, 1:13 PM - 6:05 PM EDT Att: 37,234 - Partly Cloudy - 69 F										
15 Dustin Pedroia, R (1,4) OBP: 0.349, SLG: 0.317	12 1B 20 S BB		G1-3		G5-3			P3		4	0	1	0	1	0	2											
28 Adrián González, L (1,3) OBP: 0.361, SLG: 0.477	L7								K	4	1	1	0	0	2	4											
20 Kevin Youkilis, R (1,10) OBP: 0.403, SLG: 0.485	K								K2-3	4	0	2	1	0	2	4											
12 Jed Lowrie, S (1,5) OBP: 0.366, SLG: 0.516									F8	3	0	1	1	1	0	1											
23 Mike Cameron, R (1,9) OBP: 0.295, SLG: 0.324	K								P2	4	0	0	0	0	1	4											
39 Jarrod Saltalamacchia, R (1,2) OBP: 0.247, SLG: 0.275			F7		FC6-4				F8	4	1	1	0	0	0	2											
13 Carl Crawford, L (1,7) OBP: 0.252, SLG: 0.282									L4	4	1	2	0	0	0	0											
10 Marco Scutaro, R (1,6) OBP: 0.316, SLG: 0.309										3	0	2	0	0	0	1											
7 J.D. Drew, L (8,Ph) OBP: 0.350, SLG: 0.357										0	0	0	0	1	0	0											
58 Jonathan Papelbon, R (9,1) ERA: 5.4										0	0	0	0	0	0	0											
Inning Stats	R: 1 H: 2 E: 0 K: 2 S: 14	H: 2 LOB: 2 BB: 1 P: 24	R: 0 H: 1 E: 0 K: 0 S: 7	H: 1 LOB: 1 BB: 0 P: 9	R: 1 H: 2 E: 0 K: 0 S: 10	H: 2 LOB: 2 BB: 1 P: 17	R: 0 H: 1 E: 0 K: 0 S: 8	H: 1 LOB: 0 BB: 0 P: 11	R: 0 H: 0 E: 0 K: 1 S: 10	H: 0 LOB: 1 BB: 0 P: 16	R: 0 H: 0 E: 0 K: 0 S: 7	H: 0 LOB: 0 BB: 0 P: 10	R: 0 H: 2 E: 0 K: 2 S: 18	H: 2 LOB: 2 BB: 0 P: 24	R: 2 H: 3 E: 0 K: 0 S: 18	H: 3 LOB: 2 BB: 1 P: 28	1B: 10 2B: 2 3B: 0 HR: 0	SF: 0 SAC: 0 DP: 1 HBP: 0	WP: 0 PB: 0 SB: 2 CS: 0	PA: 38							
PITCHER	IP	WLS	BF	H	R	ER	SO	BB	IBB	HBP	BLK	WP	HR	S	P	ERA	WHIP										
52 Brian Duensing, L (1,1) ERA: 3.0	2.0	L	10	3	1	1	1	1	0	0	0	0	0	43	66	2.08	1.615										
59 Kevin Slowey, R (3,1) ERA: 2.25	0.2		2	0	0	0	2	0	0	0	0	0	0	10	12	0.00	0.000										
15 Glen Perkins, L (7,1) ERA: 0.61	0.2		6	3	2	2	0	1	0	0	0	0	0	12	19	27.00	6.000										
31 Alex Burnett, R (8,1) ERA: 6.75	0.1		1	0	0	0	0	0	0	0	0	0	0	6	9	0.00	0.000										
37 Jim Hoyer, R (8,1) ERA: 5.4																											

AB 29
R 0
H 3
RBI 0
BB 2
SO 10
LOB 12



AB 35
R 4
H 12
RBI 4
BB 3
SO 5
LOB 20



livebaseballscores.com

livebaseballscores.com

Batter	1	2	3	4	5	6	7	8	9	AB	R	H	RBI	BB	SO	LOB	TOP				
2 Denard Span, L (1,8) OBP: 0.353, SLG: 0.362										3	1	1	0	1	0	1	Minnesota Twins @ Boston Red Sox Fenway Park, Boston, MA Sun May 08 2011, 1:38 PM - 4:30 PM EDT Att: 37,526 - Cloudy - 55 F				
24 Trevor Plouffe, R (1,6) OBP: 0.462, SLG: 0.700										3	2	1	0	1	0	1					
20 Matt Tolbert, S (8,6) OBP: 0.196, SLG: 0.260										0	0	0	0	0	0	0					
33 Justin Morneau, L (1,3) OBP: 0.269, SLG: 0.293										4	0	0	0	0	3	4					
16 Jason Kubel, L (1,10) OBP: 0.402, SLG: 0.518										4	1	3	2	0	0	1					
5 Michael Cuddyer, R (1,9) OBP: 0.303, SLG: 0.348										4	0	0	0	0	1	4					
22 Danny Valencia, R (1,5) OBP: 0.304, SLG: 0.363										4	1	2	3	0	1	1					
11 Ben Revere, L (1,7) OBP: 0.111, SLG: 0.111										4	0	0	0	0	0	1					
41 Drew Butera, R (1,2) OBP: 0.156, SLG: 0.148										3	0	0	0	0	1	0					
23 Rene Tosoni, L (9,PH) OBP: 0.233, SLG: 0.179										1	0	0	0	0	1	0					
12 Alexi Casilla, S (1,4) OBP: 0.233, SLG: 0.253										4	0	1	0	0	1	0					
Inning Stats	R: 3 E: 0 K: 1 S: 21	H: 3 LOB: 1 BB: 1 P: 34	R: 0 E: 0 K: 0 S: 9	H: 0 LOB: 0 BB: 0 P: 15	R: 0 E: 0 K: 1 S: 8	H: 1 LOB: 1 BB: 0 P: 13	R: 1 E: 0 K: 1 S: 9	H: 1 LOB: 0 BB: 0 P: 11	R: 0 E: 0 K: 0 S: 7	H: 0 LOB: 1 BB: 1 P: 14	R: 0 E: 0 K: 1 S: 8	H: 1 LOB: 0 BB: 0 P: 11	R: 1 E: 0 K: 2 S: 12	H: 2 LOB: 1 BB: 0 P: 22	R: 0 E: 0 K: 1 S: 8	H: 0 LOB: 0 BB: 0 P: 12	1B: 6 2B: 1 3B: 0 HR: 1	SF: 0 SAC: 0 DP: 1 HBP: 0	WP: 0 PB: 0 SB: 2 CS: 0	PA: 36	
PITCHER	IP WLS BF H R ER SO BB IBB HBP BLK WP HR S P ERA WHIP	IP WLS BF H R ER SO BB IBB HBP BLK WP HR S P ERA WHIP	IP WLS BF H R ER SO BB IBB HBP BLK WP HR S P ERA WHIP	IP WLS BF H R ER SO BB IBB HBP BLK WP HR S P ERA WHIP	IP WLS BF H R ER SO BB IBB HBP BLK WP HR S P ERA WHIP	IP WLS BF H R ER SO BB IBB HBP BLK WP HR S P ERA WHIP	IP WLS BF H R ER SO BB IBB HBP BLK WP HR S P ERA WHIP	IP WLS BF H R ER SO BB IBB HBP BLK WP HR S P ERA WHIP	IP WLS BF H R ER SO BB IBB HBP BLK WP HR S P ERA WHIP	IP WLS BF H R ER SO BB IBB HBP BLK WP HR S P ERA WHIP	IP WLS BF H R ER SO BB IBB HBP BLK WP HR S P ERA WHIP	IP WLS BF H R ER SO BB IBB HBP BLK WP HR S P ERA WHIP	IP WLS BF H R ER SO BB IBB HBP BLK WP HR S P ERA WHIP	IP WLS BF H R ER SO BB IBB HBP BLK WP HR S P ERA WHIP	IP WLS BF H R ER SO BB IBB HBP BLK WP HR S P ERA WHIP	IP WLS BF H R ER SO BB IBB HBP BLK WP HR S P ERA WHIP	IP WLS BF H R ER SO BB IBB HBP BLK WP HR S P ERA WHIP	IP WLS BF H R ER SO BB IBB HBP BLK WP HR S P ERA WHIP	IP WLS BF H R ER SO BB IBB HBP BLK WP HR S P ERA WHIP	IP WLS BF H R ER SO BB IBB HBP BLK WP HR S P ERA WHIP	IP WLS BF H R ER SO BB IBB HBP BLK WP HR S P ERA WHIP
18 Daisuke Matsuzaka, R (1,1) ERA: 4.64	6.0 W 25 5 4 4 4 2 0 0 0 0 0 1 62 102 6.00 1.167	2.0 H 8 3 1 1 3 0 0 0 0 0 0 0 19 33 4.50 1.500	1.0 3 0 0 0 1 0 0 0 0 0 0 0 8 12 0.00 0.000																		
32 Matt Albers, R (7,1) ERA: 1.42																					
51 Daniel Bard, R (9,1) ERA: 2.55																					

AB	34
R	5
H	8
RBI	5
BB	2
SO	8
LOB	13



Batter	1	2	3	4	5	6	7	8	9	AB	R	H	RBI	BB	SO	LOB	BOTTOM				
2 Jacoby Ellsbury, L (1,8) OBP: 0.350, SLG: 0.473										5	1	3	0	0	0	0	Minnesota Twins @ Boston Red Sox Fenway Park, Boston, MA Sun May 08 2011, 1:38 PM - 4:30 PM EDT Att: 37,526 - Cloudy - 55 F				
15 Dustin Pedroia, R (1,4) OBP: 0.351, SLG: 0.315										4	1	1	0	1	0	1					
28 Adrián González, L (1,3) OBP: 0.369, SLG: 0.504										5	2	3	2	0	1	1					
20 Kevin Youkilis, R (1,5) OBP: 0.406, SLG: 0.495										4	4	2	1	0	0	2					
34 David Ortiz, L (1,10) OBP: 0.382, SLG: 0.451										4	0	2	0	0	0	3					
7 J.D. Drew, L (1,9) OBP: 0.346, SLG: 0.352										4	0	1	2	0	0	3					
12 Jed Lowrie, S (1,6) OBP: 0.362, SLG: 0.515										4	0	1	2	0	0	3					
76 Jose Iglesias, R (9,6) OBP: 0.196, SLG: 0.260										0	0	0	0	0	0	0					
13 Carl Crawford, L (1,7) OBP: 0.252, SLG: 0.297										4	1	1	0	0	1	1					
33 Jason Varitek, S (1,2) OBP: 0.226, SLG: 0.170										4	0	0	1	0	1	0					
Inning Stats	R: 0 E: 0 K: 0 S: 9	H: 0 LOB: 0 BB: 0 P: 11	R: 1 E: 0 K: 0 S: 11	H: 1 LOB: 0 BB: 0 P: 13	R: 4 E: 1 K: 0 S: 21	H: 5 LOB: 2 BB: 1 P: 36	R: 0 E: 0 K: 0 S: 8	H: 1 LOB: 1 BB: 0 P: 12	R: 2 E: 0 K: 1 S: 12	H: 1 LOB: 1 BB: 0 P: 17	R: 2 E: 0 K: 0 S: 11	H: 2 LOB: 1 BB: 0 P: 20	R: 0 E: 0 K: 2 S: 12	H: 1 LOB: 1 BB: 0 P: 19	1B: 9 2B: 3 3B: 1 HR: 1	SF: 0 SAC: 0 DP: 0 HBP: 0	WP: 1 PB: 0 SB: 1 CS: 0	PA: 39			
PITCHER	IP WLS BF H R ER SO BB IBB HBP BLK WP HR S P ERA WHIP	IP WLS BF H R ER SO BB IBB HBP BLK WP HR S P ERA WHIP	IP WLS BF H R ER SO BB IBB HBP BLK WP HR S P ERA WHIP	IP WLS BF H R ER SO BB IBB HBP BLK WP HR S P ERA WHIP	IP WLS BF H R ER SO BB IBB HBP BLK WP HR S P ERA WHIP	IP WLS BF H R ER SO BB IBB HBP BLK WP HR S P ERA WHIP	IP WLS BF H R ER SO BB IBB HBP BLK WP HR S P ERA WHIP	IP WLS BF H R ER SO BB IBB HBP BLK WP HR S P ERA WHIP	IP WLS BF H R ER SO BB IBB HBP BLK WP HR S P ERA WHIP	IP WLS BF H R ER SO BB IBB HBP BLK WP HR S P ERA WHIP	IP WLS BF H R ER SO BB IBB HBP BLK WP HR S P ERA WHIP	IP WLS BF H R ER SO BB IBB HBP BLK WP HR S P ERA WHIP	IP WLS BF H R ER SO BB IBB HBP BLK WP HR S P ERA WHIP	IP WLS BF H R ER SO BB IBB HBP BLK WP HR S P ERA WHIP	IP WLS BF H R ER SO BB IBB HBP BLK WP HR S P ERA WHIP	IP WLS BF H R ER SO BB IBB HBP BLK WP HR S P ERA WHIP	IP WLS BF H R ER SO BB IBB HBP BLK WP HR S P ERA WHIP	IP WLS BF H R ER SO BB IBB HBP BLK WP HR S P ERA WHIP	IP WLS BF H R ER SO BB IBB HBP BLK WP HR S P ERA WHIP	IP WLS BF H R ER SO BB IBB HBP BLK WP HR S P ERA WHIP	
48 Carl Pavano, R (1,1) ERA: 6.64	5.0 L 25 10 7 7 0 1 0 0 0 0 0 0 11 61 91 12.60 2.200	1.0 4 1 0 0 1 0 0 0 0 0 0 0 11 17 0.00 1.000	1.0 6 2 2 0 0 0 0 0 0 0 0 0 11 20 0.00 2.000	1.0 4 1 0 0 2 0 0 0 0 0 0 0 12 19 0.00 1.000																	
31 Alex Burnett, R (6,1) ERA: 5.69																					
50 Jose Mijares, L (7,1) ERA: 3.86																					
36 Joe Nathan, R (8,1) ERA: 8.18																					

AB	38
R	9
H	14
RBI	8
BB	1
SO	3
LOB	14

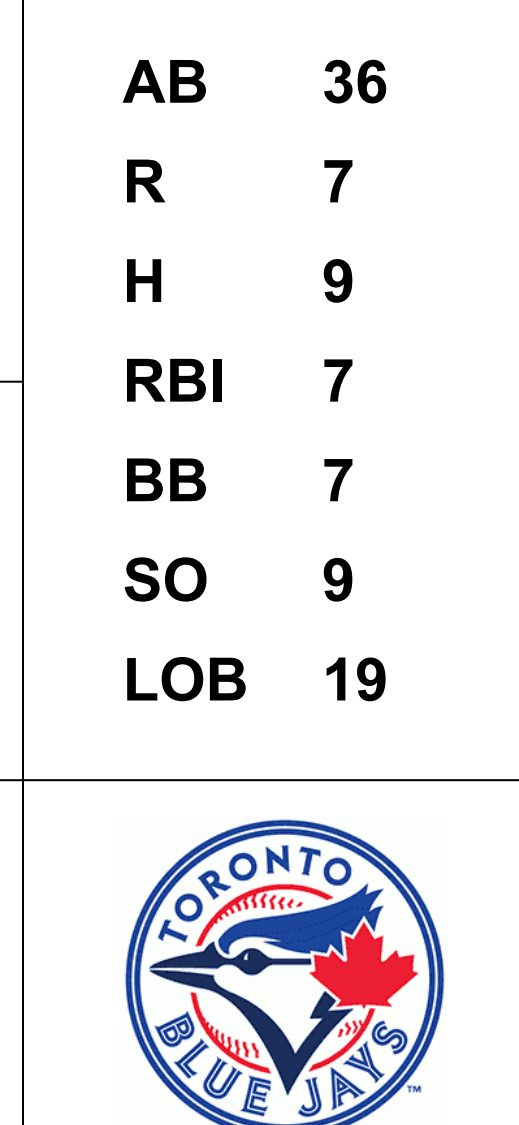


Batter	1	2	3	4	5	6	7	8	9	10	AB	R	H	RBI	BB	SO	LOB	TOP						
2 Jacoby Ellsbury, L OBP: 0.351, SLG: 0.464											6	0	3	0	0	1	2	Boston Red Sox @ Toronto Blue Jays Rogers Centre, Toronto, ON Tue May 10 2011, 7:09 PM - 11:01 PM EDT Att. 17,820 - Roof Closed - 68 F						
15 Dustin Pedroia, R OBP: 0.364, SLG: 0.326											4	1	2	0	2	0	2							
28 Adrián González, L OBP: 0.375, SLG: 0.541											6	2	3	3	0	2	3							
20 Kevin Youkilis, R OBP: 0.391, SLG: 0.459											5	0	0	0	0	2	3							
34 David Ortiz, L OBP: 0.376, SLG: 0.472											5	2	3	1	0	0	2							
7 J.D. Drew, L OBP: 0.351, SLG: 0.361											5	0	2	0	0	1	1							
12 Jed Lowrie, S OBP: 0.360, SLG: 0.505											4	0	1	0	0	1	3							
76 Jose Iglesias, R (8, 6)											1	1	0	0	0	1	1							
13 Carl Crawford, L OBP: 0.248, SLG: 0.297											5	0	1	1	0	2	3							
39 Jarrod Saltalamacchia, 3rd OBP: 0.260, SLG: 0.278											3	0	1	1	1	2	2							
54 Darnell McDonald, R OBP: 0.227, SLG: 0.300											0	0	0	0	0	0	0							
33 Jason Varitek, S OBP: 0.241, SLG: 0.212											1	0	0	0	0	0	0							
Inning Stats	R: 0 E: 0 K: 2 S: 12	H: 1 LOB: 1 BB: 1 P: 23	R: 1 E: 0 K: 2 S: 15	H: 3 LOB: 0 BB: 0 P: 25	R: 0 E: 0 K: 1 S: 8	H: 0 LOB: 0 BB: 0 P: 14	R: 1 E: 0 K: 0 S: 12	H: 2 LOB: 2 BB: 1 P: 24	R: 2 E: 0 K: 0 S: 13	H: 2 LOB: 1 BB: 1 P: 23	R: 0 E: 0 K: 0 S: 10	H: 0 LOB: 0 BB: 0 P: 13	R: 0 E: 0 K: 0 S: 12	H: 2 LOB: 1 BB: 0 P: 18	R: 1 E: 0 K: 1 S: 12	H: 3 LOB: 2 BB: 0 P: 16	R: 1 E: 0 K: 3 S: 14	H: 2 LOB: 2 BB: 0 P: 18	R: 0 E: 0 K: 0 S: 10	H: 1 LOB: 1 BB: 0 P: 16	1B: 11 2B: 2 3B: 0 HR: 3	SF: 0 SAC: 0 DP: 1 HBP: 0	WP: 1 PB: 0 SB: 2 CS: 1	PA: 48
PITCHER	IP WLS BF H R ER SO BB IBB HBP BLK WP HR S P ERA WHIP	4 Kyle Drabek, R ERA: 4.81	54 Jason Frasor, R ERA: 1.65	34 Marc Rzepczynski, L ERA: 2.6	60 Jon Frasch, R ERA: 3.29	50 Frank Francisco, R ERA: 3.52	PITCHER	IP WLS BF H R ER SO BB IBB HBP BLK WP HR S P ERA WHIP	33 Carlos Villanueva, R ERA: 1.69															

AB	45
R	6
H	16
RBI	6
BB	3
SO	12
LOB	22



Batter	1	2	3	4	5	6	7	8	9	10	AB	R	H	RBI	BB	SO	LOB	BOTTOM						
5 Yunel Escobar, R OBP: 0.345, SLG: 0.386											2	1	1	0	1	1	0	Boston Red Sox @ Toronto Blue Jays Rogers Centre, Toronto, ON Tue May 10 2011, 7:09 PM - 11:01 PM EDT Att. 17,820 - Roof Closed - 68 F						
40 David Cooper, L OBP: 0.212, SLG: 0.286											5	1	2	0	0	2	3							
16 Corey Patterson, L OBP: 0.302, SLG: 0.426											4	2	1	1	1	1	3							
19 José Bautista, R OBP: 0.519, SLG: 0.781											4	0	1	1	1	0	0							
10 Edwin Encarnación, R OBP: 0.274, SLG: 0.355											4	0	1	1	1	0	0							
2 Aaron Hill, R OBP: 0.256, SLG: 0.267											5	0	0	1	0	1	4							
20 Juan Rivera, R OBP: 0.320, SLG: 0.292											3	0	0	1	1	0	1							
9 J.P. Arencibia, R OBP: 0.307, SLG: 0.489											4	1	1	1	1	2	4							
6 John McDonald, R OBP: 0.267, SLG: 0.286											3	0	0	0	2	1	0							
11 Rajai Davis, R OBP: 0.230, SLG: 0.268											5	1	2	0	0	1	4							
Inning Stats	R: 3 E: 0 K: 1 S: 10	H: 1 LOB: 1 BB: 3 P: 25	R: 0 E: 0 K: 1 S: 8	H: 0 LOB: 0 BB: 0 P: 13	R: 0 E: 0 K: 1 S: 15	H: 2 LOB: 3 BB: 1 P: 22	R: 0 E: 0 K: 1 S: 12	H: 2 LOB: 1 BB: 0 P: 17	R: 1 E: 0 K: 0 S: 13	H: 1 LOB: 0 BB: 1 P: 19	R: 1 E: 0 K: 1 S: 14	H: 1 LOB: 2 BB: 1 P: 24	R: 0 E: 0 K: 1 S: 13	H: 0 LOB: 3 BB: 2 P: 26	R: 1 E: 0 K: 1 S: 14	H: 1 LOB: 0 BB: 0 P: 18	R: 0 E: 0 K: 1 S: 8	H: 0 LOB: 0 BB: 0 P: 13	R: 1 E: 0 K: 1 S: 11	H: 1 LOB: 0 BB: 0 P: 14	1B: 4 2B: 1 3B: 1 HR: 3	SF: 1 SAC: 0 DP: 0 HBP: 2	WP: 0 PB: 0 SB: 2 CS: 1	PA: 46
PITCHER	IP WLS BF H R ER SO BB IBB HBP BLK WP HR S P ERA WHIP	31 Jon Lester, L ERA: 2.96	53 Rich Hill, L ERA: 2.63	91 Alfredo Aceves, R ERA: 2.63	51 Daniel Bard, R ERA: 2.89	32 Matt Albers, R ERA: 1.89	PITCHER	IP WLS BF H R ER SO BB IBB HBP BLK WP HR S P ERA WHIP	33 Carlos Villanueva, R ERA: 1.69															



Batter	1	2	3	4	5	6	7	8	9	AB	R	H	RBI	BB	SO	LOB	TOP										
2 Jacoby Ellsbury, L OBP: 0.342, SLG: 0.451	G3-1		G6-3		G6-3			G1-3		4	0	0	0	0	0	2	Boston Red Sox @ Toronto Blue Jays Rogers Centre, Toronto, ON Wed May 11 2011, 7:11 PM - 9:58 PM EDT Att: 19,163 - Clear - 57 F										
15 Dustin Pedroia, R OBP: 0.355, SLG: 0.317	K		G5-3				K	G4-3		4	0	0	0	0	2	0											
28 Adrián González, L OBP: 0.378, SLG: 0.566	2B				K		HR	F8		4	2	2	1	0	1	0											
20 Kevin Youkilis, R OBP: 0.394, SLG: 0.455	1B				P6		G5-3			3	0	1	1	1	0	0											
34 David Ortiz, L OBP: 0.372, SLG: 0.488	F8				P4		HR	G6-5-3		4	1	1	1	0	0	2											
7 J.D. Drew, L OBP: 0.364, SLG: 0.364	1B						F8			2	0	1	0	2	0	0											
13 Carl Crawford, L OBP: 0.295, SLG: 0.303	P4							G4-3		4	0	2	0	0	0	2											
39 Jarrod Saltalamacchia, R OBP: 0.250, SLG: 0.267	G4-6-3						K			3	0	0	0	0	2	4											
76 Jose Iglesias, R OBP: 0.315, SLG: 0.288	G6-3				FC5-4		K			3	0	0	0	0	1	2											
Inning Stats	R: 1 H: 2 E: 0 K: 1 S: 14	H: 2 LOB: 1 BB: 0 P: 22	R: 0 H: 0 E: 0 K: 0 S: 11	H: 1 LOB: 0 BB: 0 P: 16	R: 0 H: 0 E: 0 K: 0 S: 5	H: 0 LOB: 0 BB: 0 P: 7	R: 0 H: 0 E: 0 K: 1 S: 9	H: 0 LOB: 0 BB: 1 P: 15	R: 0 H: 1 E: 0 K: 1 S: 12	H: 2 LOB: 2 BB: 1 P: 21	R: 2 H: 2 E: 0 K: 1 S: 19	H: 2 LOB: 0 BB: 0 P: 27	R: 0 H: 1 E: 0 K: 2 S: 12	H: 1 LOB: 0 BB: 0 P: 14	R: 0 H: 0 E: 0 K: 0 S: 8	H: 0 LOB: 1 BB: 2 P: 10	R: 0 H: 0 E: 0 K: 0 S: 6	H: 0 LOB: 0 BB: 2 P: 16	1B: 4 2B: 2 3B: 0 HR: 2	SF: 0 SAC: 0 DP: 3 HBP: 0	WP: 0 PB: 0 SB: 0 CS: 1	PA: 34					
PITCHER	IP	WLS	BF	H	R	ER	SO	BB	IBB	HBP	BLK	WP	HR	S	P	ERA	WHIP										
51 Jesse Litsch, R ERA: 4.14	5.2	W	23	6	3	3	4	1	0	0	0	0	2	66	101	4.76	1.235										
44 Casey Janssen, R ERA: 1.72	1.1	H	4	1	0	0	2	0	0	0	0	0	0	16	21	0.00	0.750										
60 Jon Rauch, R ERA: 3.07	1.0		3	0	0	0	0	0	0	0	0	0	0	8	10	0.00	0.000										
50 Frank Francisco, R ERA: 3.12	1.0		4	0	0	0	0	2	0	0	0	0	0	6	16	0.00	2.000										

Batter	1	2	3	4	5	6	7	8	9	AB	R	H	RBI	BB	SO	LOB	BOTTOM										
5 Yunel Escobar, R OBP: 0.347, SLG: 0.385	1B		16 2 G5-3 BB		SF8		G1-3			3	1	1	1	1	1	2	Boston Red Sox @ Toronto Blue Jays Rogers Centre, Toronto, ON Wed May 11 2011, 7:11 PM - 9:58 PM EDT Att: 19,163 - Clear - 57 F										
16 Corey Patterson, L OBP: 0.315, SLG: 0.438	B1		2 19 S 1B		L4					4	1	2	1	1	0	1											
19 José Bautista, R OBP: 0.515, SLG: 0.760	P3		2 G5-3 BB		P5					4	1	1	0	1	1	2											
20 Juan Rivera, R OBP: 0.315, SLG: 0.288	P2				L8					5	0	1	0	0	1	6											
2 Aaron Hill, R OBP: 0.253, SLG: 0.263	F9		G5-3		FC5-4 1B					5	0	1	1	0	0	6											
9 J.P. Arencibia, R OBP: 0.302, SLG: 0.469	G4-3		F8		FC5-4					4	1	0	0	1	1	5											
40 David Cooper, L OBP: 0.243, SLG: 0.267	HBP				F9		G4-3			2	1	0	1	1	0	0											
6 John McDonald, R OBP: 0.278, SLG: 0.346	FC6-4				HR		P6			4	2	2	3	0	0	1											
11 Rajai Davis, R OBP: 0.269, SLG: 0.307	1B		5 16 1B		5 SF8 1B					4	2	4	2	0	0	0											
Inning Stats	R: 0 H: 1 E: 0 K: 0 S: 10	H: 0 LOB: 1 BB: 0 P: 14	R: 0 H: 0 E: 0 K: 0 S: 6	H: 0 LOB: 0 BB: 0 P: 7	R: 2 H: 2 E: 0 K: 1 S: 16	H: 2 LOB: 2 BB: 1 P: 34	R: 2 H: 2 E: 0 K: 0 S: 11	H: 1 LOB: 0 BB: 0 P: 18	R: 0 H: 1 E: 0 K: 0 S: 8	H: 1 LOB: 1 BB: 0 P: 13	R: 5 H: 3 E: 0 K: 1 S: 13	H: 3 LOB: 1 BB: 3 P: 30	R: 0 H: 2 E: 0 K: 2 S: 21	H: 2 LOB: 2 BB: 0 P: 26	1B: 9 2B: 2 3B: 0 HR: 1	SF: 1 SAC: 0 DP: 0 HBP: 1	WP: 0 PB: 0 SB: 3 CS: 0	PA: 42									
PITCHER	IP	WLS	BF	H	R	ER	SO	BB	IBB	HBP	BLK	WP	HR	S	P	ERA	WHIP										
41 John Lackey, R ERA: 8.01	6.2	L	35	9	9	9	9	5	0	0	0	0	0	65	118	12.15	2.100										
49 Tim Wakefield, R ERA: 5.4	1.1		7	3	0	0	3	0	0	0	0	0	0	25	32	0.00	2.250										

AB 31
R 3
H 7
RBI 3
BB 3
SO 6
LOB 12



AB 35
R 9
H 12
RBI 9
BB 5
SO 4
LOB 23



Batter	1	2	3	4	5	6	7	8	9	AB	R	H	RBI	BB	SO	LOB	TOP			
13 Starlin Castro, R OBP: 0.347, SLG: 0.426	G4-3		G5-3	K		K		G1-3		5	0	0	0	0	2	2				
15 Darwin Barney, R OBP: 0.343, SLG: 0.401	G5-3		G6-3			L5		G4-3		5	1	1	0	0	0	2				
28 Jeff Baker, R OBP: 0.386, SLG: 0.469	1B		2B			1B		F9		5	2	4	0	0	0	0				
16 Aramis Ramirez, R OBP: 0.355, SLG: 0.383	1B		1B			1B														
1 Tony Campana, L OBP: 0.500, SLG: 1.000	1B		2B			1B														
22 Carlos Pena, L OBP: 0.367, SLG: 0.381	F8		G6-3			G4-3		G5-3		4	1	0	1	1	0	5				
24 Marlon Byrd, R OBP: 0.343, SLG: 0.419																				
9 Blake DeWitt, L OBP: 0.270, SLG: 0.361		HBP	K			K														
12 Alfonso Soriano, R OBP: 0.297, SLG: 0.524		1B				E6		K		4	1	2	0	0	2	1				
5 Reed Johnson, R OBP: 0.463, SLG: 0.702		G6-4-3				F8				4	0	2	2	0	0	3				
55 Koyie Hill, S OBP: 0.295, SLG: 0.400	L4					G5-3		K		3	0	0	0	1	1	3				
Inning Stats	R: 0 H: 2 E: 0 K: 0 S: 12	H: 1 LOB: 1 BB: 0 P: 9	R: 2 H: 3 E: 0 K: 1 S: 16	H: 3 LOB: 1 BB: 0 P: 22	R: 0 H: 1 E: 0 K: 2 S: 12	H: 2 LOB: 1 BB: 1 P: 16	R: 3 H: 3 E: 1 K: 1 S: 14	H: 2 LOB: 2 BB: 0 P: 20	R: 0 H: 0 E: 0 K: 2 S: 10	H: 0 LOB: 0 BB: 0 P: 16	R: 0 H: 0 E: 0 K: 1 S: 6	H: 0 LOB: 0 BB: 0 P: 7	R: 0 H: 0 E: 0 K: 1 S: 6	H: 0 LOB: 0 BB: 0 P: 7	1B: 9 2B: 3 3B: 0 HR: 0	SF: 0 SAC: 0 DP: 1 HBP: 2	WP: 0 PB: 0 SB: 0 CS: 0	PA: 42		
PITCHER	IP: 6.0 WLS: W BF: 32 ERA: 3.88	IP: 3.0 WLS: S BF: 10 ERA: 4.32	IP: 6.0 WLS: W BF: 32 ERA: 3.88	IP: 3.0 WLS: S BF: 10 ERA: 4.32	IP: 6.0 WLS: W BF: 32 ERA: 3.88	IP: 3.0 WLS: S BF: 10 ERA: 4.32	IP: 6.0 WLS: W BF: 32 ERA: 3.88	IP: 3.0 WLS: S BF: 10 ERA: 4.32	IP: 6.0 WLS: W BF: 32 ERA: 3.88	IP: 3.0 WLS: S BF: 10 ERA: 4.32	IP: 6.0 WLS: W BF: 32 ERA: 3.88	IP: 3.0 WLS: S BF: 10 ERA: 4.32	IP: 6.0 WLS: W BF: 32 ERA: 3.88	IP: 3.0 WLS: S BF: 10 ERA: 4.32	IP: 6.0 WLS: W BF: 32 ERA: 3.88	IP: 3.0 WLS: S BF: 10 ERA: 4.32	IP: 6.0 WLS: W BF: 32 ERA: 3.88	IP: 3.0 WLS: S BF: 10 ERA: 4.32	IP: 6.0 WLS: W BF: 32 ERA: 3.88	IP: 3.0 WLS: S BF: 10 ERA: 4.32

Chicago Cubs @ Boston Red Sox
Fenway Park, Boston, MA
Fri May 20 2011, 7:12 PM - 10:46 PM EDT
Att: 37,140 - Partly Cloudy - 61 F

AB	38
R	5
H	12
RBI	4
BB	2
SO	8
LOB	20



Batter	1	2	3	4	5	6	7	8	9	AB	R	H	RBI	BB	SO	LOB	BOTTOM					
2 Jacoby Ellsbury, L OBP: 0.353, SLG: 0.446	2B	G4-3		K	2B		P6	1B		6	2	3	2	0	1	2						
15 Dustin Pedroia, R OBP: 0.385, SLG: 0.317	1B		BB		2B		K	K		4	3	2	0	2	2	3						
44 Drew Sutton, S	BB		BB		1B		K	K		0	0	0	0	0	0	0						
28 Adrián González, L OBP: 0.379, SLG: 0.564	1B		1B		1B		F8			6	1	4	4	0	0	2						
20 Kevin Youkilis, R OBP: 0.402, SLG: 0.536	2B		HR		2B		E6			5	2	3	3	0	0	2						
34 David Ortiz, L OBP: 0.375, SLG: 0.516	F8		HR		2B		G6-3			5	2	2	0	0	0	3						
12 Jed Lowie, S OBP: 0.347, SLG: 0.478	L7		1B		1B		F9	P5		5	0	2	1	0	0	4						
23 Mike Cameron, R OBP: 0.235, SLG: 0.283	G5-3		1B		BB		F9			3	1	0	0	2	1	3						
13 Carl Crawford, L OBP: 0.247, SLG: 0.262							G4-3			5	1	1	2	0	1	3						
54 Darrell McDonald, R OBP: 0.227, SLG: 0.300	K									0	0	0	0	0	0	0						
39 Jarrod Saltalamacchia, S OBP: 0.292, SLG: 0.371	P4		BB		HR		E7			3	3	2	1	2	0	0						
Inning Stats	R: 2 H: 3 E: 0 K: 0 S: 16	H: 0 LOB: 2 BB: 1 P: 32	R: 0 H: 0 E: 0 K: 1 S: 9	H: 0 LOB: 0 BB: 0 P: 14	R: 2 H: 3 E: 0 K: 1 S: 12	H: 3 LOB: 1 BB: 1 P: 23	R: 4 H: 4 E: 0 K: 1 S: 24	H: 4 LOB: 3 BB: 2 P: 48	R: 2 H: 4 E: 0 K: 0 S: 12	H: 4 LOB: 1 BB: 0 P: 18	R: 0 H: 0 E: 0 K: 0 S: 8	H: 0 LOB: 0 BB: 0 P: 14	R: 0 H: 1 E: 1 K: 1 S: 10	H: 1 LOB: 1 BB: 0 P: 16	R: 5 H: 4 E: 1 K: 1 S: 27	H: 4 LOB: 2 BB: 2 P: 46	1B: 11 2B: 6 3B: 0 HR: 2	SF: 1 SAC: 0 DP: 1 HBP: 0	WP: 0 PB: 1 SB: 3 CS: 0	PA: 49		
PITCHER	IP: 3.2 WLS: L BF: 21 ERA: 8.31	IP: 0.1 WLS: 8 BF: 5 ERA: 40.5	IP: 3.0 WLS: W BF: 10 ERA: 6.26	IP: 1.0 WLS: 4 BF: 5 ERA: 3.91	IP: 6.0 WLS: W BF: 32 ERA: 3.88	IP: 3.0 WLS: S BF: 10 ERA: 4.32	IP: 6.0 WLS: W BF: 32 ERA: 3.88	IP: 3.0 WLS: S BF: 10 ERA: 4.32	IP: 6.0 WLS: W BF: 32 ERA: 3.88	IP: 3.0 WLS: S BF: 10 ERA: 4.32	IP: 6.0 WLS: W BF: 32 ERA: 3.88	IP: 3.0 WLS: S BF: 10 ERA: 4.32	IP: 6.0 WLS: W BF: 32 ERA: 3.88	IP: 3.0 WLS: S BF: 10 ERA: 4.32	IP: 6.0 WLS: W BF: 32 ERA: 3.88	IP: 3.0 WLS: S BF: 10 ERA: 4.32	IP: 6.0 WLS: W BF: 32 ERA: 3.88	IP: 3.0 WLS: S BF: 10 ERA: 4.32	IP: 6.0 WLS: W BF: 32 ERA: 3.88	IP: 3.0 WLS: S BF: 10 ERA: 4.32	IP: 6.0 WLS: W BF: 32 ERA: 3.88	IP: 3.0 WLS: S BF: 10 ERA: 4.32

Chicago Cubs @ Boston Red Sox
Fenway Park, Boston, MA
Fri May 20 2011, 7:12 PM - 10:46 PM EDT
Att: 37,140 - Partly Cloudy - 61 F

AB	42
R	15
H	19
RBI	13
BB	6
SO	5
LOB	22



Batter	1	2	3	4	5	6	7	8	9	AB	R	H	RBI	BB	SO	LOB	TOP				
1 Kosuke Fukudome, L (1, 9) OBP: 0.444, SLG: 0.358										2	2	0	0	2	1	1					
15 Darwin Barney, R (1, 4) OBP: 0.351, SLG: 0.404										4	1	2	0	1	1	1					
13 Starlin Castro, R (1, 6) OBP: 0.349, SLG: 0.431										5	1	2	1	0	1	4					
16 Aramis Ramirez, R (1, 5) OBP: 0.356, SLG: 0.386										4	1	1	1	1	0	3					
22 Carlos Pena, L (1, 3) OBP: 0.368, SLG: 0.372										3	1	0	1	2	1	2					
24 Marlon Byrd, R (1, 8) OBP: 0.346, SLG: 0.419										0	0	0	0	0	0	0					
5 Reed Johnson, R (2, PR) (2, 8)										4	1	1	2	0	1	1					
12 Alfonso Soriano, R (1, 10) OBP: 0.294, SLG: 0.513										5	1	1	0	0	0	2					
9 Blake DeWitt, L (1, 7) OBP: 0.250, SLG: 0.333										3	0	0	0	0	1	2					
26 Jeff Baker, R (8, PH)										1	1	1	1	0	0	0					
1 Tony Campana, L (8, 7) OBP: 0.500, SLG: 1.000										0	0	0	0	0	0	0					
55 Koyie Hill, S (1, 2) OBP: 0.292, SLG: 0.386										4	0	1	0	0	1	3					
Inning Stats	R: 0 H: 1 E: 0 K: 1 S: 10	H: 1 LOB: 1 BB: 0 P: 15	R: 0 H: 0 E: 0 K: 0 S: 10	H: 0 LOB: 0 BB: 0 P: 17	R: 1 H: 1 E: 0 K: 0 S: 12	H: 1 LOB: 2 BB: 2 P: 23	R: 0 H: 1 E: 0 K: 0 S: 10	H: 1 LOB: 1 BB: 0 P: 12	R: 0 H: 0 E: 0 K: 1 S: 14	H: 0 LOB: 0 BB: 0 P: 19	R: 0 H: 1 E: 0 K: 2 S: 13	H: 1 LOB: 1 BB: 0 P: 19	R: 8 H: 5 E: 2 K: 1 S: 31	H: 5 LOB: 3 BB: 3 P: 47	R: 0 H: 0 E: 0 K: 1 S: 12	H: 0 LOB: 0 BB: 0 P: 17	1B: 5 2B: 5 3B: 0 HR: 0	SF: 0 SAC: 0 DP: 2 HBP: 2	WP: 0 PB: 0 SB: 1 CS: 1	PA: 43	
PITCHER	IP	WLS	BF	H	R	ER	SO	BB	IBB	HBP	BLK	WP	HR	S	P	ERA	WHIP				
91 Alfredo Aceves, R (1, 1) ERA: 2.42	5.0		21	3	1	1	2	2	0	2	0	0	0	56	86	1.80	1.000				
35 Dan Wheeler, R (6, 1) ERA: 10.03	1.1	H	4	0	0	0	1	1	0	0	0	0	0	10	19	0.00	0.750				
53 Rich Hill, L (7, 1) ERA:	0.2	H	3	1	0	0	2	0	0	0	0	0	0	11	17	0.00	1.500				
32 Matt Albers, R (8, 1) ERA: 4.15	0.0	L	6	3	6	5	0	2	0	0	0	0	0	19	31	=	=				
46 Franklin Morales, L (8, 1) ERA: 3.38	2.0		9	2	2	0	2	1	0	0	0	0	0	24	33	0.00	1.500				

Chicago Cubs @ Boston Red Sox
Fenway Park, Boston, MA
Sat May 21 2011, 7:17 PM - 11:07 PM EDT
Att: 37,798 - Partly Cloudy - 53 F

AB	35
R	9
H	9
RBI	6
BB	6
SO	7
LOB	19



Batter	1	2	3	4	5	6	7	8	9	AB	R	H	RBI	BB	SO	LOB	BOTTOM					
2 Jacoby Ellsbury, L (1, 8) OBP: 0.351, SLG: 0.441										4	0	1	1	0	0	2						
15 Dustin Pedroia, R (1, 4) OBP: 0.356, SLG: 0.308										5	0	0	0	0	1	3						
28 Adrián González, L (1, 3) OBP: 0.379, SLG: 0.559										5	0	2	0	0	0	3						
20 Kevin Youkilis, R (1, 5) OBP: 0.413, SLG: 0.538										3	1	2	0	1	0	1						
34 David Ortiz, L (1, 10) OBP: 0.370, SLG: 0.525										5	1	1	2	0	0	5						
7 J.D. Drew, L (1, 9) OBP: 0.366, SLG: 0.368										4	0	0	0	0	0	3						
12 Jed Lowrie, S (1, 6) OBP: 0.358, SLG: 0.478										2	0	1	0	2	1	0						
13 Carl Crawford, L (1, 7) OBP: 0.247, SLG: 0.282										4	1	1	0	0	0	4						
33 Jason Varitek, S (1, 2) OBP: 0.284, SLG: 0.242										3	0	1	0	1	0	1						
Inning Stats	R: 0 H: 0 E: 0 K: 0 S: 10	H: 1 LOB: 2 BB: 1 P: 19	R: 0 H: 0 E: 0 K: 0 S: 11	H: 1 LOB: 1 BB: 0 P: 16	R: 0 H: 0 E: 0 K: 1 S: 8	H: 0 LOB: 0 BB: 0 P: 15	R: 2 H: 3 E: 0 K: 0 S: 15	H: 3 LOB: 2 BB: 1 P: 28	R: 0 H: 1 E: 0 K: 0 S: 17	H: 2 LOB: 2 BB: 1 P: 26	R: 1 H: 2 E: 0 K: 1 S: 14	H: 2 LOB: 2 BB: 1 P: 23	R: 0 H: 1 E: 0 K: 0 S: 8	H: 1 LOB: 2 BB: 1 P: 20	R: 0 H: 0 E: 0 K: 0 S: 8	H: 0 LOB: 0 BB: 0 P: 14	R: 0 H: 1 E: 0 K: 0 S: 6	H: 1 LOB: 0 BB: 0 P: 10	1B: 8 2B: 0 3B: 0 HR: 1	SF: 0 SAC: 0 DP: 1 HBP: 1	WP: 0 PB: 1 SB: 2 CS: 0	PA: 41
PITCHER	IP	WLS	BF	H	R	ER	SO	BB	IBB	HBP	BLK	WP	HR	S	P	ERA	WHIP					
38 Carlos Zambrano, R (1, 1) ERA: 4.88	5.2		29	7	3	3	2	3	0	1	0	0	0	72	122	4.76	1.765					
45 Sean Marshall, L (6, 1) ERA: 1.42	1.1	W	6	1	0	0	0	0	1	0	0	0	0	11	25	0.00	0.750					
34 Kerry Wood, R (8, 1) ERA: 2.5	1.0		3	0	0	0	0	0	0	0	0	0	0	8	14	0.00	0.000					
49 Carlos Marmol, R (9, 1) ERA: 1.29	1.0		3	1	0	0	0	0	0	0	0	0	0	6	10	0.00	1.000					

Chicago Cubs @ Boston Red Sox
Fenway Park, Boston, MA
Sat May 21 2011, 7:17 PM - 11:07 PM EDT
Att: 37,798 - Partly Cloudy - 53 F

AB	35
R	3
H	9
RBI	3
BB	4
SO	2
LOB	22



Batter	1	2	3	4	5	6	7	8	9	AB	R	H	RBI	BB	SO	LOB	TOP		
1 Kosuke Fukudome, L (1, 9) OBP: 0.431, SLG: 0.345										4	0	0	0	0	1	1	<p>Chicago Cubs @ Boston Red Sox Fenway Park, Boston, MA Sun May 22 2011, 8:10 PM - 10:54 PM EDT Att: 37,688 - Partly Cloudy - 49 F</p> <p>livebaseballscores.com</p> <p>AB 32 R 1 H 5 RBI 1 BB 0 SO 7 LOB 9</p>		
15 Darwin Barney, R (1, 4) OBP: 0.343, SLG: 0.394										4	0	0	0	0	1	1			
13 Starlin Castro, R (1, 6) OBP: 0.347, SLG: 0.432										4	1	1	0	0	1	0			
16 Aramis Ramirez, R (1, 5) OBP: 0.354, SLG: 0.389										4	0	1	0	0	0	1			
22 Carlos Pena, L (1, 3) OBP: 0.359, SLG: 0.360										4	0	0	0	0	1	2			
28 Jeff Baker, R (1, 7) OBP: 0.391, SLG: 0.494 1 Tony Campana, L (7, PR) OBP: 0.500, SLG: 1.000										3	0	1	1	0	2	0			
12 Alfonso Soriano, R (1, 10) OBP: 0.294, SLG: 0.510										3	0	1	0	0	1	2			
53 Welington Castillo, R (1, 2) OBP: 0.182, SLG: 0.182										3	0	1	0	0	0	1			
5 Reed Johnson, R (1, 8) OBP: 0.426, SLG: 0.648										3	0	0	0	0	0	1			
Inning Stats	R: 0 E: 0 K: 0 S: 7	H: 0 LOB: 0 BB: 0 P: 12	R: 0 E: 0 K: 1 S: 7	H: 0 LOB: 0 BB: 0 P: 8	R: 0 E: 0 K: 0 S: 6	H: 1 LOB: 0 BB: 0 P: 7	R: 0 E: 0 K: 0 S: 6	H: 0 LOB: 0 BB: 0 P: 8	R: 0 E: 0 K: 1 S: 11	H: 1 LOB: 1 BB: 0 P: 15	R: 1 E: 0 K: 1 S: 10	H: 2 LOB: 1 BB: 0 P: 13	R: 0 E: 0 K: 1 S: 10	H: 0 LOB: 0 BB: 0 P: 16	R: 0 E: 0 K: 2 S: 13	H: 1 LOB: 1 BB: 0 P: 17		1B: 2 2B: 3 HR: 0	SF: 0 SAC: 0 DP: 1 HBP: 0
PITCHER	IP WLS BF H R ER SO BB IBB HBP BLK WP HR S P ERA WHIP	IP WLS BF H R ER SO BB IBB HBP BLK WP HR S P ERA WHIP	IP WLS BF H R ER SO BB IBB HBP BLK WP HR S P ERA WHIP	IP WLS BF H R ER SO BB IBB HBP BLK WP HR S P ERA WHIP	IP WLS BF H R ER SO BB IBB HBP BLK WP HR S P ERA WHIP	IP WLS BF H R ER SO BB IBB HBP BLK WP HR S P ERA WHIP	IP WLS BF H R ER SO BB IBB HBP BLK WP HR S P ERA WHIP	IP WLS BF H R ER SO BB IBB HBP BLK WP HR S P ERA WHIP	IP WLS BF H R ER SO BB IBB HBP BLK WP HR S P ERA WHIP	IP WLS BF H R ER SO BB IBB HBP BLK WP HR S P ERA WHIP	IP WLS BF H R ER SO BB IBB HBP BLK WP HR S P ERA WHIP	IP WLS BF H R ER SO BB IBB HBP BLK WP HR S P ERA WHIP	IP WLS BF H R ER SO BB IBB HBP BLK WP HR S P ERA WHIP	IP WLS BF H R ER SO BB IBB HBP BLK WP HR S P ERA WHIP	IP WLS BF H R ER SO BB IBB HBP BLK WP HR S P ERA WHIP	IP WLS BF H R ER SO BB IBB HBP BLK WP HR S P ERA WHIP	IP WLS BF H R ER SO BB IBB HBP BLK WP HR S P ERA WHIP		
49 Tim Wakefield, R (1, 1) ERA: 4.5	6.2	W	24	4	1	1	3	0	0	0	0	0	0	2	0	55	75	1.35	0.600
51 Daniel Bard, R (7, 1) ERA: 3.33	1.1	H	4	0	0	0	2	0	0	0	0	0	0	0	0	14	22	0.00	0.000
58 Jonathan Papelbon, R (9, 1) ERA: 2.29	1.0		4	1	0	0	2	0	0	0	0	0	0	0	0	13	17	0.00	1.000

Batter	1	2	3	4	5	6	7	8	9	AB	R	H	RBI	BB	SO	LOB	BOTTOM		
2 Jacoby Ellsbury, L (1, 8) OBP: 0.348, SLG: 0.437										4	0	1	0	0	0	0	<p>Chicago Cubs @ Boston Red Sox Fenway Park, Boston, MA Sun May 22 2011, 8:10 PM - 10:54 PM EDT Att: 37,688 - Partly Cloudy - 49 F</p> <p>livebaseballscores.com</p> <p>AB 31 R 5 H 12 RBI 5 BB 1 SO 3 LOB 15</p>		
15 Dustin Pedroia, R (1, 4) OBP: 0.359, SLG: 0.313										4	1	2	0	0	0	1			
28 Adrián González, L (1, 3) OBP: 0.391, SLG: 0.574										4	2	4	0	0	0	0			
20 Kevin Youkilis, R (1, 5) OBP: 0.415, SLG: 0.548										3	1	1	2	1	1	3			
34 David Ortiz, L (1, 10) OBP: 0.373, SLG: 0.530										4	0	2	0	0	0	3			
12 Jed Lowrie, S (1, 6) OBP: 0.382, SLG: 0.478										2	0	1	1	0	0	1			
23 Mike Cameron, R (1, 9) OBP: 0.218, SLG: 0.265										3	0	0	1	0	1	3			
13 Carl Crawford, L (1, 7) OBP: 0.243, SLG: 0.277										3	0	0	0	0	1	2			
39 Jarrod Saltalamacchia, S (1, 2) OBP: 0.290, SLG: 0.398										4	1	1	1	0	0	2			
Inning Stats	R: 0 E: 0 K: 1 S: 14	H: 2 LOB: 2 BB: 0 P: 18	R: 0 E: 0 K: 0 S: 6	H: 1 LOB: 0 BB: 0 P: 10	R: 0 E: 0 K: 0 S: 4	H: 0 LOB: 0 BB: 0 P: 6	R: 2 E: 0 K: 1 S: 10	H: 2 LOB: 1 BB: 1 P: 16	R: 1 E: 0 K: 0 S: 16	H: 3 LOB: 1 BB: 0 P: 25	R: 0 E: 0 K: 1 S: 12	H: 1 LOB: 0 BB: 0 P: 14	R: 2 E: 0 K: 0 S: 13	H: 3 LOB: 0 BB: 0 P: 18	R: 0 E: 1 K: 0 S: 7	H: 0 LOB: 1 BB: 0 P: 16		1B: 8 2B: 2 3B: 1 HR: 1	SF: 2 SAC: 0 DP: 2 HBP: 1
PITCHER	IP WLS BF H R ER SO BB IBB HBP BLK WP HR S P ERA WHIP	IP WLS BF H R ER SO BB IBB HBP BLK WP HR S P ERA WHIP	IP WLS BF H R ER SO BB IBB HBP BLK WP HR S P ERA WHIP	IP WLS BF H R ER SO BB IBB HBP BLK WP HR S P ERA WHIP	IP WLS BF H R ER SO BB IBB HBP BLK WP HR S P ERA WHIP	IP WLS BF H R ER SO BB IBB HBP BLK WP HR S P ERA WHIP	IP WLS BF H R ER SO BB IBB HBP BLK WP HR S P ERA WHIP	IP WLS BF H R ER SO BB IBB HBP BLK WP HR S P ERA WHIP	IP WLS BF H R ER SO BB IBB HBP BLK WP HR S P ERA WHIP	IP WLS BF H R ER SO BB IBB HBP BLK WP HR S P ERA WHIP	IP WLS BF H R ER SO BB IBB HBP BLK WP HR S P ERA WHIP	IP WLS BF H R ER SO BB IBB HBP BLK WP HR S P ERA WHIP	IP WLS BF H R ER SO BB IBB HBP BLK WP HR S P ERA WHIP	IP WLS BF H R ER SO BB IBB HBP BLK WP HR S P ERA WHIP	IP WLS BF H R ER SO BB IBB HBP BLK WP HR S P ERA WHIP	IP WLS BF H R ER SO BB IBB HBP BLK WP HR S P ERA WHIP	IP WLS BF H R ER SO BB IBB HBP BLK WP HR S P ERA WHIP		
40 James Russell, L (1, 1) ERA: 6.33	4.0	L	19	7	3	3	2	0	0	0	0	0	0	0	0	0	0	6.75	2.000
64 Justin Berg, R (5, 1) ERA: 3.75	1.0		3	1	0	0	0	0	0	0	0	0	0	0	0	11	18	0.00	1.000
43 John Grabow, L (6, 1) ERA: 4.67	1.2		8	3	2	2	1	0	0	0	0	0	0	0	0	20	26	10.80	1.800
34 Kerry Wood, R (7, 1) ERA: 2.41	0.2		5	1	0	0	0	0	0	0	0	0	0	0	0	10	18	0.00	1.500
57 Scott Maine, L (8, 1) ERA: 20.25	0.2		1	0	0	0	0	0	0	0	0	0	0	0	2	4	0.00	0.000	

Batter	1	2	3	4	5	6	7	8	9	AB	R	H	RBI	BB	SO	LOB	TOP								
2 Jacoby Ellsbury, L (1, 8) OBP: 0.347, SLG: 0.430	F7		15 1B HBP		L1			E1 15 CS		3	0	0	0	0	0	0									
15 Dustin Pedroia, R (1, 4) OBP: 0.382, SLG: 0.313	K				L8			28 1B BB		3	0	1	1	1	1	0									
44 Drew Sutton, S (8, FR) (8, 4)			1B							0	0	0	0	0	0	0									
28 Adrián González, L (1, 3) OBP: 0.393, SLG: 0.570	G1-3		G3							3	0	1	0	1	0	2									
20 Kevin Youkilis, R (1, 5) OBP: 0.412, SLG: 0.537		34 G3-5-1 HBP			F8			F9		3	0	0	0	0	0	3									
34 David Ortiz, L (1, 10) OBP: 0.370, SLG: 0.524		G3-5-1			F9					4	0	1	0	0	0	1									
7 J.D. Drew, L (1, 9) OBP: 0.363, SLG: 0.364	G3				G4-3					4	0	1	0	0	0	1									
12 Jed Lowrie, S (1, 6)			K		L8					4	0	1	0	0	1	1									
13 Carl Crawford, L (1, 7) OBP: 0.249, SLG: 0.298								L4		4	2	2	1	0	0	2									
39 Jarrod Saltalamacchia, S (1, 2) OBP: 0.282, SLG: 0.385			39 1B G4-3							3	0	0	0	0	1	1									
			G4-3		K			F8																	
Inning Stats	R: 0 E: 0 K: 1 S: 10	H: 0 LOB: 0 BB: 0 P: 15	R: 0 E: 0 K: 0 S: 8	H: 0 LOB: 0 BB: 0 P: 11	R: 1 E: 0 K: 1 S: 16	H: 2 LOB: 2 BB: 0 P: 23	R: 0 E: 0 K: 0 S: 12	H: 1 LOB: 1 BB: 0 P: 21	R: 1 E: 0 K: 1 S: 7	H: 1 LOB: 0 BB: 0 P: 9	R: 0 E: 0 K: 0 S: 8	H: 0 LOB: 0 BB: 1 P: 15	R: 0 E: 0 K: 0 S: 4	H: 0 LOB: 0 BB: 0 P: 7	R: 0 E: 1 K: 0 S: 10	H: 1 LOB: 2 BB: 1 P: 18	R: 0 E: 0 K: 0 S: 6	H: 2 LOB: 1 BB: 0 P: 11	1B: 6 2B: 0 3B: 0 HR: 1	SF: 0 SAC: 0 DP: 3 HBP: 2	WP: 0 PB: 0 SB: 0 CS: 1	PA: 35			
PITCHER	IP	WLS	BF	H	R	ER	SO	BB	IBB	HBP	BLK	WP	HR	S	P	ERA	WHIP								
63 Justin Masterson, R (1, 1) ERA: 2.9	7.2		29	4	2	2	3	2	0	2	0	0	1	71	112	2.35	0.783								
53 Rafael Perez, L (8, 1) ERA: 1.13	0.0		1	1	0	0	0	0	0	0	0	0	0	3	4	∞	∞								
38 Joe Smith, R (8, 1) ERA: 2.19	0.1	W	1	0	0	0	0	0	0	0	0	0	0	1	3	0.00	0.000								
54 Chris Perez, R (9, 1) ERA: 2.7	1.0	S	4	2	0	0	0	0	0	0	0	0	0	6	11	0.00	2.000								

Boston Red Sox @ Cleveland Indians
Progressive Field, Cleveland, OH
 Mon May 23 2011, 8:08 PM - 10:55 PM EDT
 Att: 19,225 - Overcast - 72 F

AB 31
 R 2
 H 7
 RBI 2
 BB 2
 SO 3
 LOB 11



Batter	1	2	3	4	5	6	7	8	9	AB	R	H	RBI	BB	SO	LOB	BOTTOM								
23 Michael Brantley, L (1, 8) OBP: 0.359, SLG: 0.417	G4-3		G5-3			K				4	1	1	1	0	1	0									
13 Adrián Cabrera, S (1, 6) OBP: 0.371, SLG: 0.545								13 2B 1B		4	1	3	2	0	0	0									
17 Shin-Soo Choo, L (1, 9) OBP: 0.325, SLG: 0.384								17 S 2B		4	0	0	0	0	3	3									
28 Travis Buck, L (1, 10) OBP: 0.259, SLG: 0.346										3	0	0	0	0	0	1									
7 Matt LaPorta, R (1, 3) OBP: 0.338, SLG: 0.465										3	0	0	0	0	1	0									
20 Orlando Cabrera, R (1, 4) OBP: 0.285, SLG: 0.345										3	0	0	0	0	0	0									
9 Jack Hannahan, L (1, 5) OBP: 0.329, SLG: 0.371										2	0	1	0	1	0	0									
8 Adam Everett, R (8, PR) (9, 5)										0	1	0	0	0	0	0									
26 Austin Keams, R (1, 7) OBP: 0.310, SLG: 0.306										2	0	1	0	1	0	1									
6 Lou Marson, R (1, 2) OBP: 0.304, SLG: 0.366										2	0	0	0	0	0	2									
41 Carlos Santana, S (8, PH) (9, 2)										1	0	0	0	0	0	2									
Inning Stats	R: 0 E: 0 K: 1 S: 10	H: 1 LOB: 1 BB: 0 P: 13	R: 0 E: 0 K: 1 S: 6	H: 0 LOB: 0 BB: 0 P: 9	R: 0 E: 0 K: 0 S: 6	H: 0 LOB: 1 BB: 1 P: 13	R: 1 E: 0 K: 0 S: 8	H: 1 LOB: 0 BB: 0 P: 16	R: 0 E: 0 K: 0 S: 7	H: 1 LOB: 1 BB: 1 P: 15	R: 0 E: 0 K: 2 S: 8	H: 0 LOB: 0 BB: 0 P: 11	R: 0 E: 0 K: 0 S: 3	H: 0 LOB: 0 BB: 0 P: 6	R: 2 E: 0 K: 1 S: 18	H: 3 LOB: 0 BB: 0 P: 26	R: 0 E: 0 K: 1 S: 6	H: 0 LOB: 2 BB: 0 P: 11	1B: 3 2B: 2 3B: 0 HR: 1	SF: 0 SAC: 0 DP: 1 HBP: 0	WP: 0 PB: 0 SB: 1 CS: 1	PA: 30			
PITCHER	IP	WLS	BF	H	R	ER	SO	BB	IBB	HBP	BLK	WP	HR	S	P	ERA	WHIP								
11 Clay Buchholz, R (1, 1) ERA: 3.3	7.1		26	4	3	3	4	2	0	0	0	0	1	55	94	3.68	0.818								
51 Daniel Bard, R (8, 1) ERA: 3.65	0.1	L	3	2	0	0	0	0	0	0	0	0	0	8	11	0.00	6.000								
53 Rich Hill, L (8, 1) ERA:	0.1		1	0	0	0	1	0	0	0	0	0	0	3	4	0.00	0.000								

Boston Red Sox @ Cleveland Indians
Progressive Field, Cleveland, OH
 Mon May 23 2011, 8:08 PM - 10:55 PM EDT
 Att: 19,225 - Overcast - 72 F

AB 28
 R 3
 H 6
 RBI 3
 BB 2
 SO 5
 LOB 9



Batter	1	2	3	4	5	6	7	8	9	AB	R	H	RBI	BB	SO	LOB	TOP	
2 Jacoby Ellsbury, L OBP: 0.364, SLG: 0.449										3	2	1	3	2	1	2		
15 Dustin Pedroia, R OBP: 0.357, SLG: 0.332										5	1	1	1	0	1	3		
28 Adrián González, L OBP: 0.385, SLG: 0.553										5	1	1	1	0	0	2		
20 Kevin Youkilis, R OBP: 0.403, SLG: 0.519										5	1	1	0	0	0	4		
34 David Ortiz, L OBP: 0.357, SLG: 0.552										3	3	2	0	2	0	1		
13 Carl Crawford, L OBP: 0.277, SLG: 0.368										5	2	4	3	0	0	1		
44 Drew Sutton, S OBP: 0.327, SLG: 0.643										5	2	2	2	0	2	3		
16 Josh Reddick, L OBP: 0.600, SLG: 0.600										5	2	3	3	0	1	2		
33 Jason Varitek, S OBP: 0.289, SLG: 0.284										5	0	1	0	0	2	5		
Inning Stats	R: 0 E: 0 K: 0 S: 9	H: 0 LOB: 1 BB: 1 P: 17	R: 5 E: 0 K: 1 S: 21	H: 5 LOB: 0 BB: 0 P: 34	R: 2 E: 0 K: 1 S: 12	H: 2 LOB: 1 BB: 1 P: 21	R: 0 E: 0 K: 0 S: 12	H: 0 LOB: 0 BB: 0 P: 15	R: 0 E: 0 K: 1 S: 11	H: 0 LOB: 1 BB: 1 P: 21	R: 1 E: 1 K: 2 S: 16	H: 2 LOB: 2 BB: 0 P: 25	R: 1 E: 0 K: 2 S: 10	H: 2 LOB: 1 BB: 0 P: 16	R: 5 E: 0 K: 0 S: 23	H: 5 LOB: 1 BB: 1 P: 45		
PITCHER	IP WLS BF H R ER SO BB IBB HBP BLK WP HR S P ERA WHIP	2.0 L 15 7 7 0 4 2 0 0 0 0 1 36 61 31.50 4.500	3.2 15 2 1 0 1 1 0 0 0 0 0 43 69 0.00 0.818	1.1 9 4 4 4 2 1 0 0 0 0 0 17 33 27.00 3.750	1.0 6 3 2 2 0 0 0 0 0 0 0 18 31 18.00 3.000													

Boston Red Sox @ Detroit Tigers
Comerica Park, Detroit, MI
Thu May 26 2011, 1:07 PM - 4:02 PM EDT
Att: 24,213 - Cloudy - 70 F

AB 41
R 14
H 16
RBI 13
BB 4
SO 7
LOB 23



WP: 0 PA: 45
PB: 0
SB: 1
CS: 0

Batter	1	2	3	4	5	6	7	8	9	AB	R	H	RBI	BB	SO	LOB	BOTTOM	
14 Austin Jackson, R OBP: 0.282, SLG: 0.340										3	0	1	0	1	1	0		
32 Don Kelly, L OBP: 0.316, SLG: 0.358										4	0	1	0	0	1	1		
26 Brennan Boesch, L OBP: 0.328, SLG: 0.388										2	1	0	0	0	0	2		
24 Miguel Cabrera, R OBP: 0.431, SLG: 0.553										3	0	1	0	0	1	2		
57 Casper Wells, R OBP: 0.315, SLG: 0.387										0	0	0	0	0	0	0		
41 Victor Martínez, S OBP: 0.357, SLG: 0.472										3	0	0	0	0	0	2		
27 Jhonny Peralta, R OBP: 0.364, SLG: 0.506										2	0	1	0	1	0	2		
39 Ramon Santiago, S OBP: 0.344, SLG: 0.397										0	0	0	0	0	0	0		
13 Alex Avila, L OBP: 0.358, SLG: 0.556										3	0	1	1	0	2	2		
Scott Sizemore, R OBP: 0.329, SLG: 0.238										3	0	0	0	0	1	3		
15 Brandon Inge, R OBP: 0.265, SLG: 0.286										3	0	0	0	0	1	0		
Inning Stats	R: 0 E: 0 K: 1 S: 10	H: 0 LOB: 0 BB: 0 P: 13	R: 0 E: 0 K: 1 S: 7	H: 1 LOB: 0 BB: 0 P: 10	R: 0 E: 0 K: 0 S: 6	H: 0 LOB: 1 BB: 1 P: 15	R: 1 E: 0 K: 1 S: 15	H: 2 LOB: 2 BB: 0 P: 21	R: 0 E: 0 K: 2 S: 16	H: 0 LOB: 0 BB: 0 P: 21	R: 0 E: 0 K: 1 S: 11	H: 0 LOB: 1 BB: 1 P: 18	R: 0 E: 0 K: 1 S: 7	H: 0 LOB: 0 BB: 0 P: 10	R: 4 E: 0 K: 0 S: 23	H: 5 LOB: 1 BB: 1 P: 45		
PITCHER	IP WLS BF H R ER SO BB IBB HBP BLK WP HR S P ERA WHIP	6.0 W 26 5 1 1 6 2 0 0 0 0 0 7 10 1.50 1.167	1.0 3 0 0 0 1 0 0 0 0 0 0 7 10 0.00 0.000															

Boston Red Sox @ Detroit Tigers
Comerica Park, Detroit, MI
Thu May 26 2011, 1:07 PM - 4:02 PM EDT
Att: 24,213 - Cloudy - 70 F

AB 26
R 1
H 5
RBI 1
BB 2
SO 7
LOB 14



WP: 0 PA: 29
PB: 0
SB: 1
CS: 0

Batter	1	2	3	4	5	6	7	8	9	AB	R	H	RBI	BB	SO	LOB	TOP					
2 Jacoby Ellsbury, L OBP: 0.366, SLG: 0.463										4	1	1	0	1	3	0	Boston Red Sox @ Detroit Tigers Comerica Park, Detroit, MI Sun May 29 2011, 1:10 PM - 4:24 PM EDT Att: 36,285 - Sunny - 75 F					
15 Dustin Pedroia, R OBP: 0.359, SLG: 0.343										4	1	1	1	1	0	2						
28 Adrián González, L OBP: 0.379, SLG: 0.542										3	0	0	1	0	0	0						
20 Kevin Youkilis, R OBP: 0.397, SLG: 0.509										3	0	0	0	0	1	0						
12 Jed Lowrie, S OBP: 0.351, SLG: 0.452										4	0	2	0	0	0	2						
13 Carl Crawford, L OBP: 0.276, SLG: 0.375										4	0	0	0	0	2	4						
44 Drew Sutton, S OBP: 0.278, SLG: 0.500										4	0	0	0	0	0	1						
23 Mike Cameron, R OBP: 0.270, SLG: 0.382										2	1	2	1	1	0	0						
7 J.D. Drew, L OBP: 0.351, SLG: 0.349										1	0	0	0	0	0	0						
39 Jarrod Saltalamacchia, S OBP: 0.278, SLG: 0.393										3	0	0	0	0	0	2						
34 David Ortiz, L OBP: 0.376, SLG: 0.559										1	1	1	1	0	0	0						
33 Jason Varitek, S OBP: 0.289, SLG: 0.284										0	0	0	0	0	0	0						
Inning Stats	R: 1 H: 1 E: 0 K: 0 S: 14	L: 1 LOB: 2 BB: 1 P: 30	R: 1 H: 1 E: 0 K: 1 S: 11	L: 1 LOB: 0 BB: 0 P: 17	R: 1 H: 2 E: 0 K: 2 S: 13	L: 2 LOB: 1 BB: 0 P: 21	R: 0 H: 0 E: 0 K: 0 S: 10	L: 0 LOB: 0 BB: 2 P: 19	R: 0 H: 1 E: 0 K: 0 S: 9	L: 1 LOB: 1 BB: 0 P: 13	R: 0 H: 0 E: 0 K: 1 S: 12	L: 0 LOB: 0 BB: 0 P: 15	R: 0 H: 1 E: 0 K: 1 S: 9	L: 1 LOB: 1 BB: 0 P: 14	R: 1 H: 1 E: 0 K: 1 S: 14	L: 1 LOB: 0 BB: 0 P: 24	1B: 2 2B: 2 3B: 0 HR: 3	SF: 1 SAC: 0 DP: 0 HBP: 1	WP: 1 PA: 38 PB: 0 SB: 4 CS: 0			
PITCHER	IP WLS BF H R ER SO BB IBB HBP BLK WP HR S P ERA WHIP	IP WLS BF H R ER SO BB IBB HBP BLK WP HR S P ERA WHIP	IP WLS BF H R ER SO BB IBB HBP BLK WP HR S P ERA WHIP	IP WLS BF H R ER SO BB IBB HBP BLK WP HR S P ERA WHIP	IP WLS BF H R ER SO BB IBB HBP BLK WP HR S P ERA WHIP	IP WLS BF H R ER SO BB IBB HBP BLK WP HR S P ERA WHIP	IP WLS BF H R ER SO BB IBB HBP BLK WP HR S P ERA WHIP	IP WLS BF H R ER SO BB IBB HBP BLK WP HR S P ERA WHIP	IP WLS BF H R ER SO BB IBB HBP BLK WP HR S P ERA WHIP	IP WLS BF H R ER SO BB IBB HBP BLK WP HR S P ERA WHIP	IP WLS BF H R ER SO BB IBB HBP BLK WP HR S P ERA WHIP	IP WLS BF H R ER SO BB IBB HBP BLK WP HR S P ERA WHIP	IP WLS BF H R ER SO BB IBB HBP BLK WP HR S P ERA WHIP	IP WLS BF H R ER SO BB IBB HBP BLK WP HR S P ERA WHIP	IP WLS BF H R ER SO BB IBB HBP BLK WP HR S P ERA WHIP	IP WLS BF H R ER SO BB IBB HBP BLK WP HR S P ERA WHIP	IP WLS BF H R ER SO BB IBB HBP BLK WP HR S P ERA WHIP	IP WLS BF H R ER SO BB IBB HBP BLK WP HR S P ERA WHIP	IP WLS BF H R ER SO BB IBB HBP BLK WP HR S P ERA WHIP			
43 Andy Oliver, L ERA: 4.5	6.0	27	5	3	3	3	3	0	0	1	0	0	0	0	0	0	0	0	12	15	0.00	0.000
36 David Purcey, L ERA: 3.38	1.0	3	0	0	0	1	0	0	0	0	0	0	0	0	0	0	0	0	9	14	0.00	1.000
53 Joaquin Benoit, R ERA: 6.27	1.0	L	4	1	1	1	1	0	0	0	0	0	0	0	0	0	0	0	1	14	9.00	1.000
46 Jose Valverde, R ERA: 3.88																						

AB	33
R	4
H	7
RBI	4
BB	3
SO	6
LOB	11



Batter	1	2	3	4	5	6	7	8	9	AB	R	H	RBI	BB	SO	LOB	BOTTOM						
14 Austin Jackson, R OBP: 0.281, SLG: 0.333										4	0	0	0	0	0	2	Boston Red Sox @ Detroit Tigers Comerica Park, Detroit, MI Sun May 29 2011, 1:10 PM - 4:24 PM EDT Att: 36,285 - Sunny - 75 F						
12 Andy Dirks, L OBP: 0.321, SLG: 0.538										4	1	2	1	0	0	1							
26 Brennan Boesch, L OBP: 0.324, SLG: 0.400										4	1	1	1	0	2	1							
24 Miguel Cabrera, R OBP: 0.429, SLG: 0.548										3	1	1	0	1	0	1							
41 Victor Martínez, S OBP: 0.351, SLG: 0.459										4	0	0	0	0	0	2							
27 Jhonny Peralta, R OBP: 0.370, SLG: 0.528										4	0	1	1	0	0	1							
32 Don Kelly, L OBP: 0.311, SLG: 0.351										4	0	1	0	0	1	1							
25 Ryan Raburn, R OBP: 0.238, SLG: 0.329										4	0	0	0	0	3	1							
15 Brandon Inge, R OBP: 0.266, SLG: 0.281										2	0	0	0	1	1	1							
Inning Stats	R: 0 H: 1 E: 0 K: 0 S: 9	L: 1 LOB: 1 BB: 0 P: 12	R: 0 H: 0 E: 0 K: 0 S: 11	L: 0 LOB: 0 BB: 0 P: 16	R: 0 H: 0 E: 0 K: 2 S: 10	L: 0 LOB: 0 BB: 0 P: 15	R: 1 H: 1 E: 0 K: 1 S: 16	L: 1 LOB: 1 BB: 1 P: 27	R: 0 H: 1 E: 0 K: 0 S: 10	L: 1 LOB: 1 BB: 0 P: 15	R: 2 H: 3 E: 0 K: 0 S: 7	L: 3 LOB: 1 BB: 0 P: 13	R: 0 H: 0 E: 0 K: 1 S: 14	L: 0 LOB: 1 BB: 1 P: 20	R: 0 H: 0 E: 0 K: 1 S: 7	L: 0 LOB: 0 BB: 0 P: 10		R: 0 H: 0 E: 0 K: 2 S: 9	L: 0 LOB: 0 BB: 0 P: 11	1B: 3 2B: 1 3B: 0 HR: 2	SF: 0 SAC: 0 DP: 0 HBP: 0	WP: 0 PA: 35 PB: 0 SB: 0 CS: 0	
PITCHER	IP WLS BF H R ER SO BB IBB HBP BLK WP HR S P ERA WHIP	IP WLS BF H R ER SO BB IBB HBP BLK WP HR S P ERA WHIP	IP WLS BF H R ER SO BB IBB HBP BLK WP HR S P ERA WHIP	IP WLS BF H R ER SO BB IBB HBP BLK WP HR S P ERA WHIP	IP WLS BF H R ER SO BB IBB HBP BLK WP HR S P ERA WHIP	IP WLS BF H R ER SO BB IBB HBP BLK WP HR S P ERA WHIP	IP WLS BF H R ER SO BB IBB HBP BLK WP HR S P ERA WHIP	IP WLS BF H R ER SO BB IBB HBP BLK WP HR S P ERA WHIP	IP WLS BF H R ER SO BB IBB HBP BLK WP HR S P ERA WHIP	IP WLS BF H R ER SO BB IBB HBP BLK WP HR S P ERA WHIP	IP WLS BF H R ER SO BB IBB HBP BLK WP HR S P ERA WHIP	IP WLS BF H R ER SO BB IBB HBP BLK WP HR S P ERA WHIP	IP WLS BF H R ER SO BB IBB HBP BLK WP HR S P ERA WHIP	IP WLS BF H R ER SO BB IBB HBP BLK WP HR S P ERA WHIP	IP WLS BF H R ER SO BB IBB HBP BLK WP HR S P ERA WHIP	IP WLS BF H R ER SO BB IBB HBP BLK WP HR S P ERA WHIP	IP WLS BF H R ER SO BB IBB HBP BLK WP HR S P ERA WHIP	IP WLS BF H R ER SO BB IBB HBP BLK WP HR S P ERA WHIP	IP WLS BF H R ER SO BB IBB HBP BLK WP HR S P ERA WHIP				
11 Clay Buchholz, R ERA: 3.41	6.0	25	6	3	3	3	1	0	0	0	0	0	0	0	0	0	0	0	21	30	0.00	0.500	
32 Matt Albers, R ERA: 3.54	2.0	W	7	0	0	0	2	1	0	0	0	0	0	0	0	0	0	0	9	11	0.00	0.000	
58 Jonathan Papelbon, R ERA: 2.78	1.0	S	3	0	0	0	2	0	0	0	0	0	0	0	0	0	0	0	0	9	11	0.00	0.000

AB	33
R	3
H	6
RBI	3
BB	2
SO	7
LOB	11



Batter	1	2	3	4	5	6	7	8	9	AB	R	H	RBI	BB	SO	LOB	TOP										
2 Jacoby Ellsbury, L OBP: 0.368, SLG: 0.462										3	0	1	0	1	0	2											
15 Dustin Pedroia, R OBP: 0.353, SLG: 0.337										4	0	0	0	0	0	4											
28 Adrián González, L OBP: 0.377, SLG: 0.534										3	0	0	0	1	1	1											
20 Kevin Youkilis, R OBP: 0.389, SLG: 0.497										4	0	0	0	0	1	1											
34 David Ortiz, L OBP: 0.371, SLG: 0.547										4	0	0	0	0	0	1											
13 Carl Crawford, L OBP: 0.272, SLG: 0.369										3	0	0	0	0	0	1											
44 Drew Sutton, S OBP: 0.238, SLG: 0.429										3	0	0	0	0	0	0											
7 J.D. Drew, L OBP: 0.357, SLG: 0.357										3	0	2	0	0	1	0											
33 Jason Varitek, S OBP: 0.291, SLG: 0.299										3	0	1	0	0	1	2											
Inning Stats	R: 0 H: 1 E: 0 K: 0 S: 6	H: 1 LOB: 0 BB: 0 P: 10	R: 0 H: 0 E: 0 K: 0 S: 9	H: 0 LOB: 0 BB: 0 P: 14	R: 0 H: 1 E: 0 K: 0 S: 13	H: 1 LOB: 1 BB: 0 P: 22	R: 0 H: 0 E: 0 K: 1 S: 14	H: 0 LOB: 0 BB: 0 P: 20	R: 0 H: 1 E: 0 K: 1 S: 10	H: 1 LOB: 1 BB: 0 P: 15	R: 0 H: 0 E: 0 K: 0 S: 11	H: 0 LOB: 0 BB: 1 P: 18	R: 0 H: 1 E: 1 K: 1 S: 11	H: 1 LOB: 2 BB: 1 P: 20	R: 0 H: 0 E: 0 K: 1 S: 8	H: 0 LOB: 0 BB: 0 P: 11	1B: 3 2B: 1 3B: 0 HR: 0	SF: 0 SAC: 0 DP: 1 HBP: 0	WP: 0 PA: 32 PB: 0 SB: 0 CS: 0								
PITCHER	IP	WLS	BF	H	R	ER	SO	BB	IBB	HBP	BLK	WP	HR	S	P	ERA	WHIP										
35 Justin Verlander, R ERA: 3.12	7.2	W	28	4	0	0	3	2	0	0	0	0	0	83	132	0.00	0.783										
53 Joaquin Benoit, R ERA: 6.16	0.1	H	1	0	0	0	0	0	0	0	0	0	0	2	4	0.00	0.000										
46 Jose Valverde, R ERA: 3.52	1.0	S	3	0	0	0	1	0	0	0	0	0	0	8	11	0.00	0.000										

Boston Red Sox @ Detroit Tigers
Comerica Park, Detroit, MI
Sun May 29 2011, 7:57 PM - 10:46 PM EDT
Att: 39,873 - Cloudy - 72 F

AB 30
R 0
H 4
RBI 0
BB 2
SO 4
LOB 12



Batter	1	2	3	4	5	6	7	8	9	AB	R	H	RBI	BB	SO	LOB	BOTTOM										
14 Austin Jackson, R OBP: 0.285, SLG: 0.330										2	0	0	0	2	2	0											
12 Andy Dirks, L OBP: 0.313, SLG: 0.483										3	1	0	0	1	2	3											
26 Brennan Boesch, L OBP: 0.323, SLG: 0.492										4	1	1	1	0	0	3											
15 Brandon Inge, R OBP: 0.266, SLG: 0.281										0	0	0	0	0	0	0											
24 Miguel Cabrera, R OBP: 0.430, SLG: 0.552										4	1	2	1	0	0	0											
41 Victor Martinez, S OBP: 0.362, SLG: 0.467										4	0	3	0	0	1	1											
32 Don Kelly, L OBP: 0.308, SLG: 0.344										4	0	1	1	0	0	4											
13 Alex Avila, L OBP: 0.346, SLG: 0.529										3	0	0	0	1	2	3											
39 Ramon Santiago, S OBP: 0.310, SLG: 0.354										3	0	0	0	0	0	2											
29 Danny Worth, R OBP: 0.291, SLG: 0.299										2	0	0	0	1	1	0											
Inning Stats	R: 2 H: 3 E: 0 K: 2 S: 18	H: 3 LOB: 2 BB: 1 P: 26	R: 0 H: 0 E: 0 K: 1 S: 11	H: 0 LOB: 2 BB: 2 P: 22	R: 0 H: 1 E: 0 K: 0 S: 11	H: 1 LOB: 2 BB: 1 P: 19	R: 0 H: 0 E: 0 K: 0 S: 8	H: 0 LOB: 0 BB: 1 P: 14	R: 0 H: 1 E: 0 K: 2 S: 9	H: 1 LOB: 0 BB: 0 P: 15	R: 0 H: 0 E: 0 K: 2 S: 8	H: 0 LOB: 0 BB: 0 P: 10	R: 1 H: 2 E: 0 K: 1 S: 10	H: 2 LOB: 0 BB: 0 P: 17	R: 0 H: 0 E: 0 K: 1 S: 8	H: 0 LOB: 0 BB: 0 P: 11	1B: 5 2B: 2 3B: 0 HR: 0	SF: 0 SAC: 0 DP: 2 HBP: 0	WP: 0 PA: 34 PB: 0 SB: 0 CS: 0								
PITCHER	IP	WLS	BF	H	R	ER	SO	BB	IBB	HBP	BLK	WP	HR	S	P	ERA	WHIP										
19 Josh Beckett, R ERA: 1.8	6.0	L	27	5	2	2	5	5	0	0	0	0	0	65	107	3.00	1.667										
53 Rich Hill, L ERA	1.0		3	0	0	0	2	0	0	0	0	0	0	9	10	0.00	0.000										
48 Scott Atchison, R ERA: 4.35	1.0		4	2	1	1	1	0	0	0	0	0	0	10	17	9.00	2.000										

Boston Red Sox @ Detroit Tigers
Comerica Park, Detroit, MI
Sun May 29 2011, 7:57 PM - 10:46 PM EDT
Att: 39,873 - Cloudy - 72 F

AB 29
R 3
H 7
RBI 3
BB 5
SO 8
LOB 16



Batter	1	2	3	4	5	6	7	8	9	10	11	12	13	14	AB	R	H	RBI	BB	SO	LOB	TOP		
12 David DeJesus, L OBP: 0.329, SLG: 0.396 21 Andy LaRoche, R OBP: 0.320, SLG: 0.333 28 Conor Jackson, R OBP: 0.343, SLG: 0.342	F8		G4-6-3			HBP	G6-4-3		1B		2B		G5-3		3	1	0	0	0	0	3			
15 Ryan Sweeney, R OBP: 0.388, SLG: 0.382	P3		F9			BB			1B		SF7		P1		5	1	2	1	1	0	0			
16 Josh Willingham, R OBP: 0.330, SLG: 0.460	BB					1B			1B		FC6-2				5	0	1	2	2	3	4			
55 Hideki Matsui, L OBP: 0.265, SLG: 0.322 8 Kurt Suzuki, R OBP: 0.307, SLG: 0.357	G4-3					1B							FC3-6		7	0	1	0	0	2	6			
14 Mark Ellis, R OBP: 0.252, SLG: 0.296	K										F9		P6		7	1	2	0	0	1	4			
10 Daric Barton, L OBP: 0.331, SLG: 0.273	1B					F8			1B		FC1-6		F8		5	2	2	0	2	0	1			
11 Landon Powell, S OBP: 0.278, SLG: 0.265	K					L8			1B				1B		7	0	1	0	0	4	6			
5 Kevin Koussamanoff, R OBP: 0.304, SLG: 0.407 4 Coco Crisp, S OBP: 0.304, SLG: 0.407	G3					P4					P6		K		2	0	0	0	0	1	2			
2 Cliff Pennington, S OBP: 0.317, SLG: 0.350						F9			SF8				P6		4	2	2	1	0	0				
Inning Stats	R: 0 E: 0 K: 0 S: 8	H: 0 LOB: 1 BB: 1 P: 14	R: 0 E: 0 K: 2 S: 14	H: 1 LOB: 1 BB: 0 P: 21	R: 0 E: 0 K: 1 S: 9	H: 0 LOB: 0 BB: 0 P: 9	R: 0 E: 0 K: 0 S: 6	H: 0 LOB: 0 BB: 0 P: 8	R: 2 E: 0 K: 1 S: 11	H: 1 LOB: 1 BB: 1 P: 23	R: 1 E: 0 K: 3 S: 27	H: 4 LOB: 2 BB: 1 P: 38	R: 0 E: 0 K: 1 S: 13	H: 1 LOB: 2 BB: 1 P: 22	R: 0 E: 0 K: 2 S: 11	H: 0 LOB: 0 BB: 0 P: 15	R: 0 E: 0 K: 0 S: 9	H: 0 LOB: 0 BB: 0 P: 15	R: 0 E: 0 K: 0 S: 10	H: 1 LOB: 2 BB: 1 P: 20	1B: 12 2B: 2 3B: 0 HR: 0	SF: 2 SAC: 0 DP: 3 HBP: 1	WP: 1 PB: 0 SB: 3 CS: 0	PA: 61
PITCHER	IP WLS BF H R ER SO BB IBB HBP BLK WP HR S P ERA WHIP	19 Josh Beckett, R ERA: 2.01 32 Matt Albers, R ERA: 3.96 68 Tommy Hottovy, L ERA: 51 Daniel Bard, R ERA: 3.07 58 Jonathan Papelbon, R ERA: 4.32	6.0 25 4 3 3 4 3 0 0 0 0 0 0 58 102 4.50 1.167	0.1 1 2 0 0 0 0 0 0 0 0 0 2 5 0.00 3.000	0.2 H 1 0 0 0 0 0 0 0 0 0 2 2 0.00 0.000	1.0 H 3 1 0 0 1 0 0 0 0 0 7 12 0.00 1.000	0.1 H 6 3 4 3 1 1 0 0 0 0 0 0 18 28 81.00 12.000	52 Bobby Jenks, R ERA: 6.57 91 Alfredo Aceves, R ERA: 3.30	1.2 WLS BF H R ER SO BB IBB HBP BLK WP HR S P ERA WHIP	4.0 17 3 1 1 2 2 0 0 0 0 0 0 43 71 2.25 1.250														
Batter	1	2	3	4	5	6	7	8	9	10	11	12	13	14	AB	R	H	RBI	BB	SO	LOB	BOTTOM		
2 Jacoby Ellsbury, L OBP: 0.362, SLG: 0.457	K		G4-3			1B	L3		1B		2B		1B		7	1	4	1	0	1	0			
15 Dustin Pedroia, R OBP: 0.349, SLG: 0.324	L1		K2-3			1B			G3-1		G6-3				5	1	1	1	2	1	1			
28 Adrián González, L OBP: 0.385, SLG: 0.560 44 Drew Sutton, S OBP: 0.250, SLG: 0.429	HR					K			1B		1B		1B		5	2	3	1	0	2	1			
20 Kevin Youkilis, R OBP: 0.392, SLG: 0.492	2B					BB			1B		1B				2	0	0	0	0	1	4			
34 David Ortiz, L OBP: 0.386, SLG: 0.587 16 Josh Reddick, L OBP: 0.400, SLG: 0.462 23 Mike Cameron, R OBP: 0.239, SLG: 0.333	2B		G6-3			2B			1B		1B		BB		4	0	1	0	1	3				
13 Carl Crawford, L OBP: 0.278, SLG: 0.375	F8					1B			1B		F7		K		7	2	4	3	0	1	3			
12 Jed Lowrie, S OBP: 0.342, SLG: 0.431	G6-3					L9			K				F8		6	0	0	1	2	4				
7 J.D. Drew, L OBP: 0.335, SLG: 0.331	G4-3					1B			K		K		P5		7	0	2	2	0	4				
33 Jason Varitek, S OBP: 0.267, SLG: 0.345 39 Jarrod Saltalamacchia, 9p OBP: 0.277, SLG: 0.405	F9					1B			1B		2B		1B		3	0	0	0	2	1				
Inning Stats	R: 1 E: 0 K: 2 S: 13	H: 2 LOB: 1 BB: 0 P: 17	R: 0 E: 0 K: 0 S: 6	H: 0 LOB: 0 BB: 0 P: 10	R: 0 E: 0 K: 1 S: 6	H: 0 LOB: 0 BB: 0 P: 14	R: 1 E: 0 K: 1 S: 8	H: 2 LOB: 0 BB: 0 P: 14	R: 3 E: 0 K: 1 S: 15	H: 4 LOB: 1 BB: 0 P: 28	R: 0 E: 0 K: 2 S: 23	H: 3 LOB: 1 BB: 0 P: 32	R: 0 E: 0 K: 1 S: 11	H: 1 LOB: 2 BB: 1 P: 24	R: 0 E: 0 K: 2 S: 16	H: 0 LOB: 1 BB: 1 P: 25	R: 0 E: 0 K: 1 S: 10	H: 1 LOB: 2 BB: 1 P: 22	R: 1 E: 0 K: 0 S: 10	H: 2 LOB: 2 BB: 1 P: 19	1B: 10 2B: 7 3B: 0 HR: 1	SF: 0 SAC: 0 DP: 1 HBP: 0	WP: 0 PB: 0 SB: 3 CS: 1	PA: 62
PITCHER	IP WLS BF H R ER SO BB IBB HBP BLK WP HR S P ERA WHIP	53 Trevor Cahill, R ERA: 2.05 31 Brad Ziegler, R ERA: 2.21 56 Craig Breslow, L ERA: 3.96 60 Faustino De Los Santos, 9p ERA: 57 Brian Fuentes, L ERA: 4.05	7.0 26 8 5 5 6 1 0 0 0 0 0 0 13 17 13.50 1.500	0.2 3 1 1 1 1 0 0 0 0 0 0 0 0 10 10 0.00 1.000	0.0 2 2 1 1 0 0 0 0 0 0 0 0 3 5 0.00 0.000	0.1 1 0 0 0 1 0 0 0 0 0 0 0 3 5 0.00 0.000	2.0 8 2 0 0 1 0 0 0 0 0 0 22 33 0.00 1.000	40 Andrew Bailey, R ERA: 3.0 33 Joey Davine, R ERA: 2.16 48 Michael Wuerzt, R ERA: 2.16 52 Guillermo Moscoso, R ERA: 3.21	1.0 B 2 1 1 3 0 1 1 0 0 0 0 1 1 9.00 2.000	1.0 4 0 0 0 2 1 0 0 0 0 0 0 16 25 0.00 1.000	1.0 5 1 0 0 1 0 1 0 0 0 0 0 10 22 0.00 1.000	0.2 L 5 2 1 1 0 0 1 0 0 0 10 19 13.50 3.000												

Oakland Athletics @ Boston Red Sox
Fenway Park, Boston, MA
Sat Jun 04 2011, 1:12 PM - 6:27 PM EDT
Att: 37,485 - Sunny - 60 F

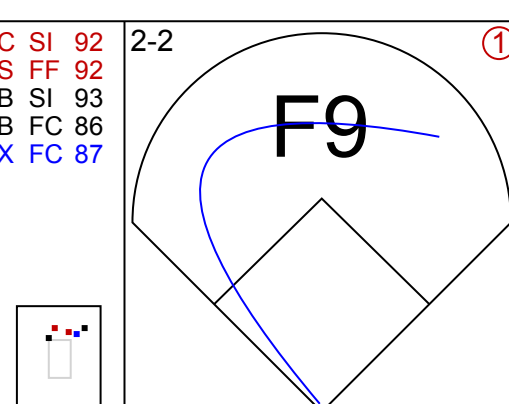
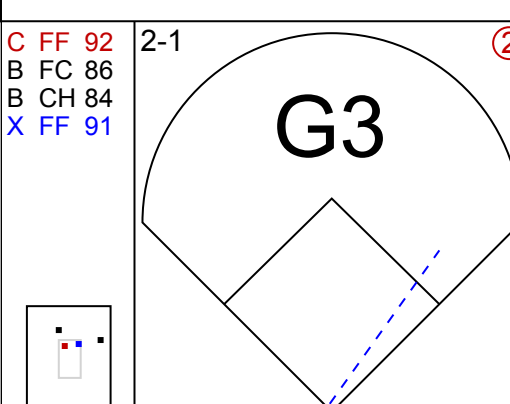
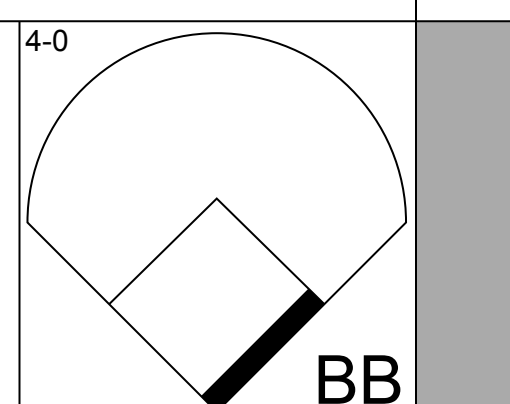
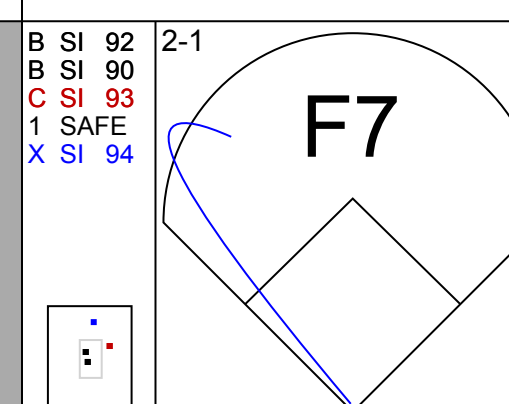
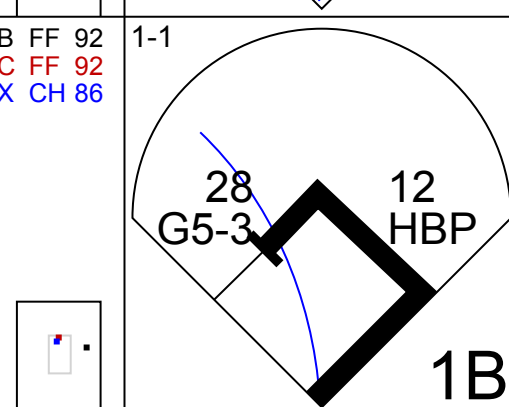
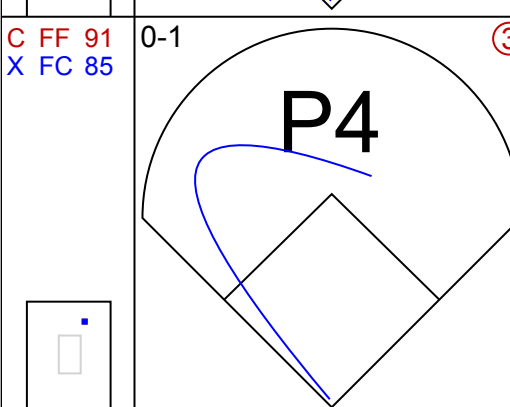
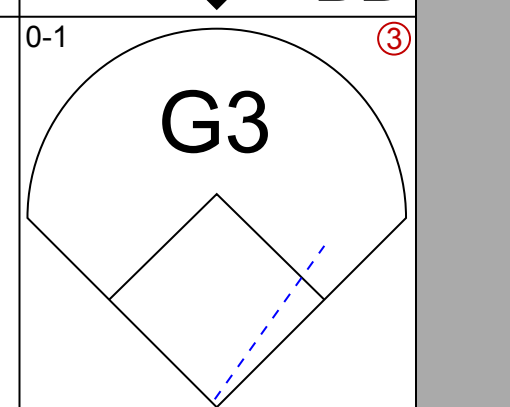
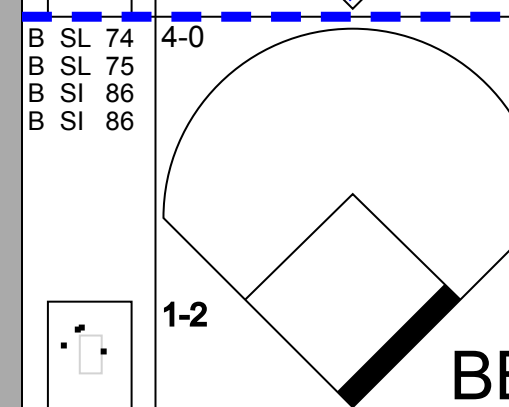
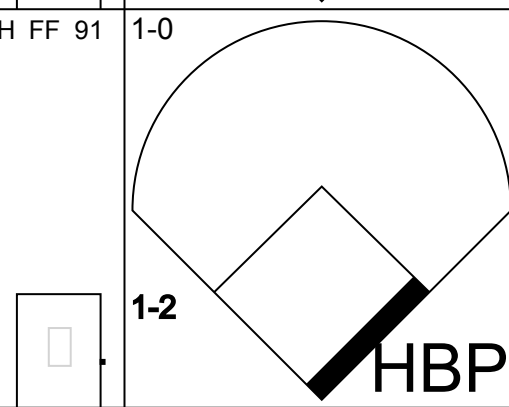

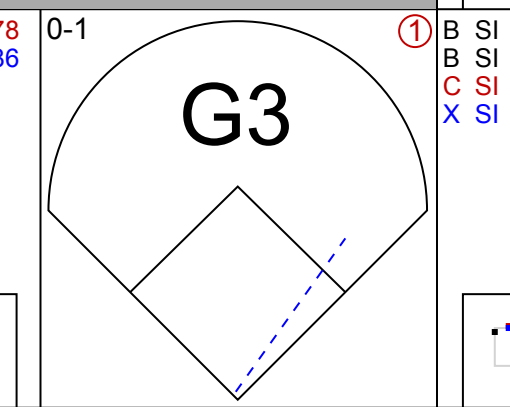
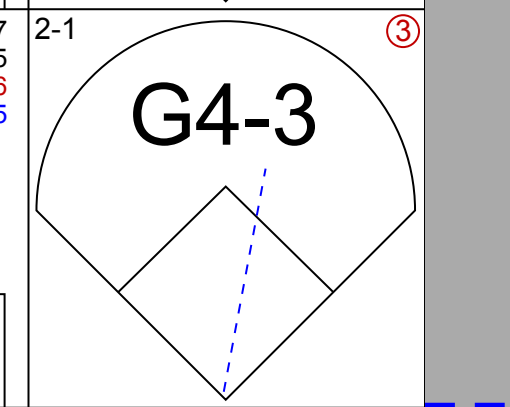
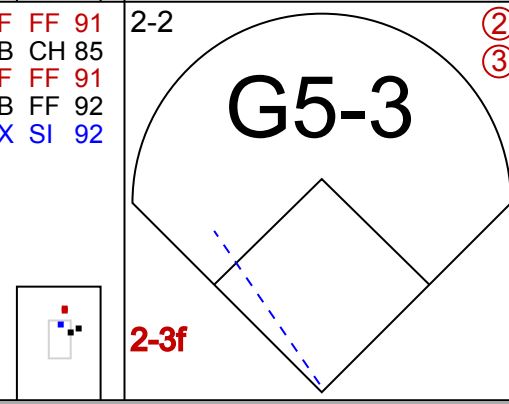

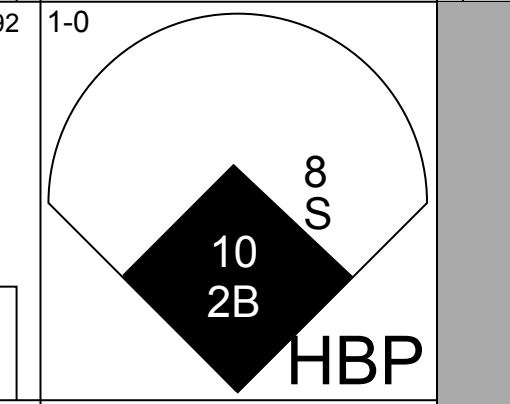



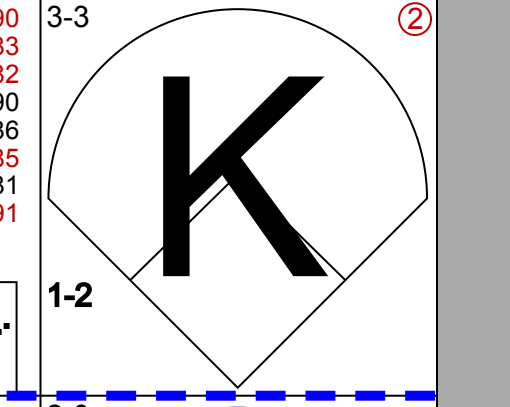



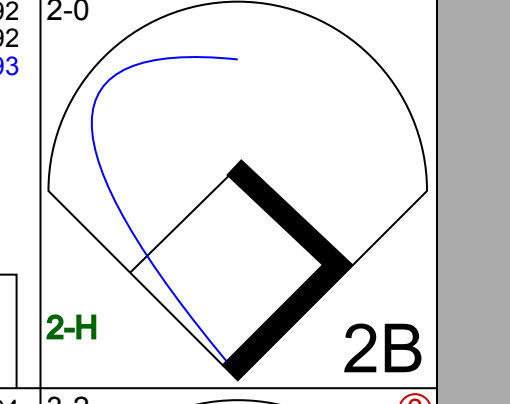



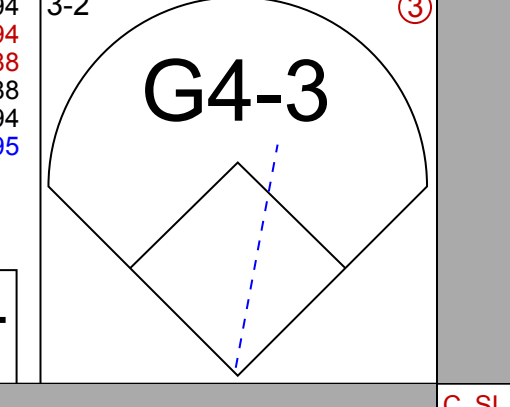

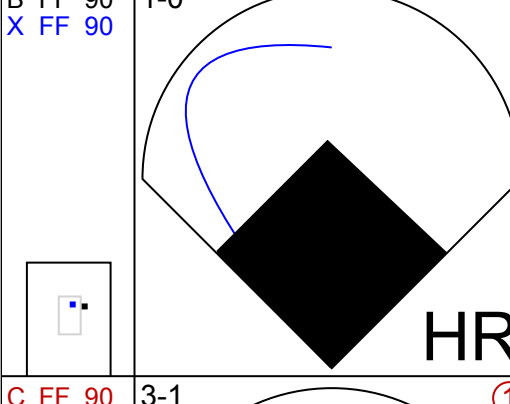
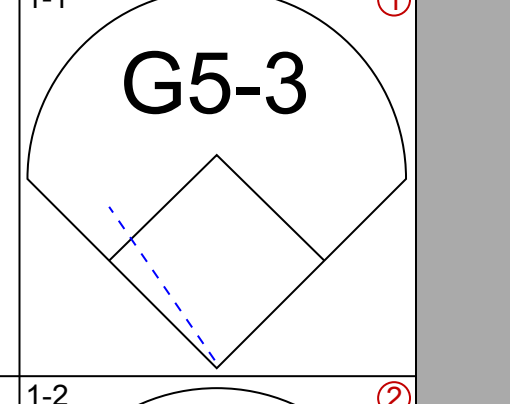
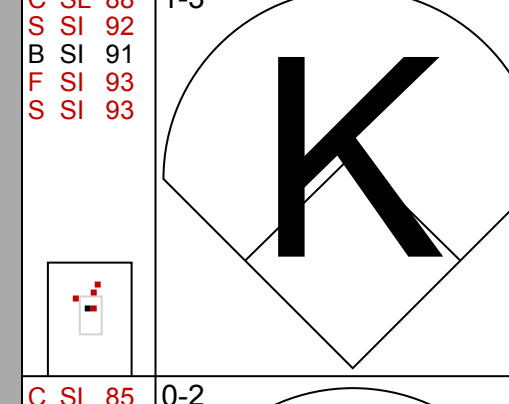
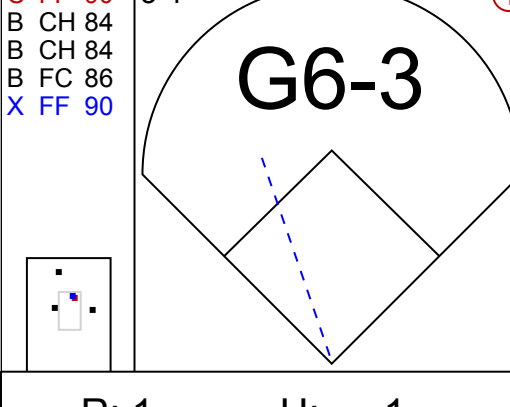
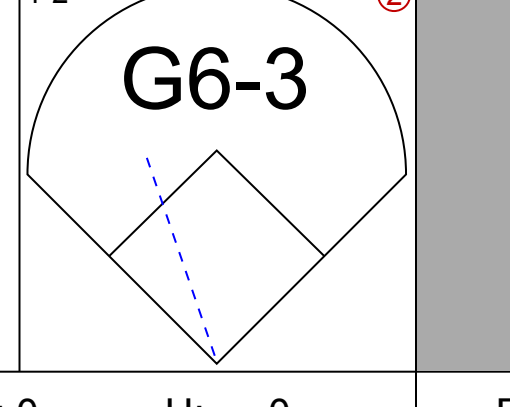
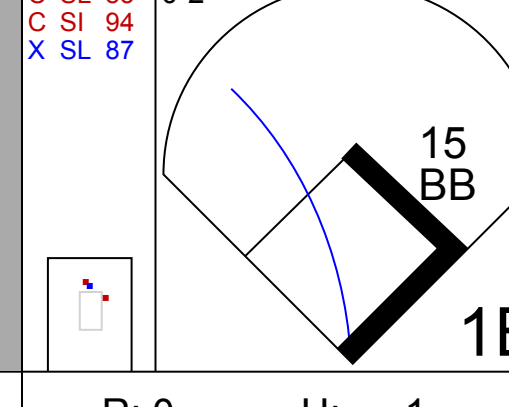
AB: 52
R: 8
H: 14
RBI: 7
BB: 6
SO: 11
LOB: 27



Oakland Athletics @ Boston Red Sox
Fenway Park, Boston, MA
Sat Jun 04 2011, 1:12 PM - 6:27 PM EDT
Att: 37,485 - Sunny - 60 F

AB: 57
R: 9
H: 18
RBI: 9
BB: 5
SO: 17
LOB: 21

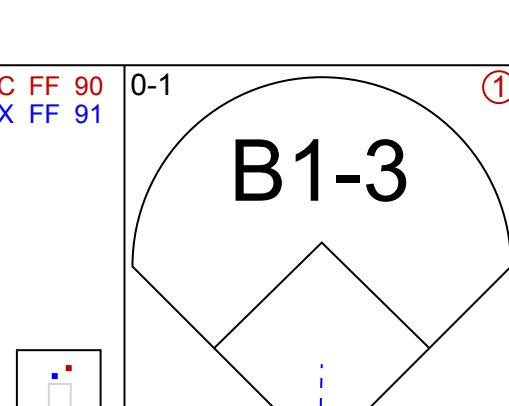
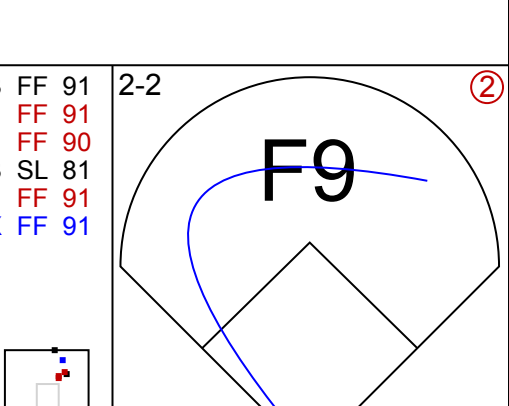
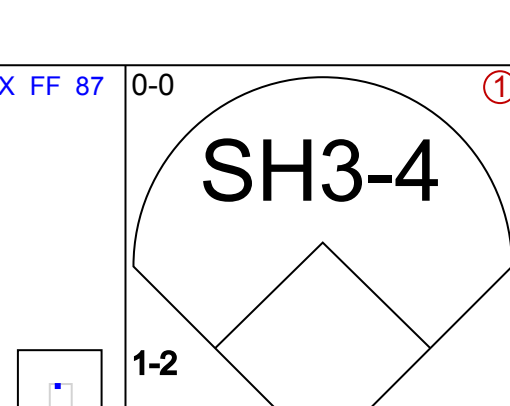
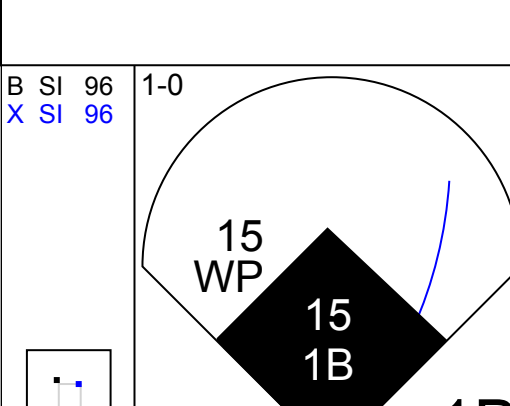
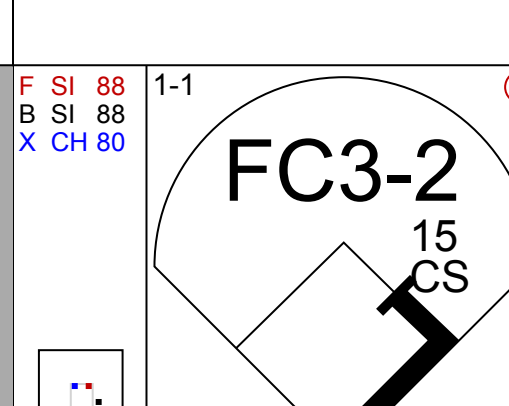
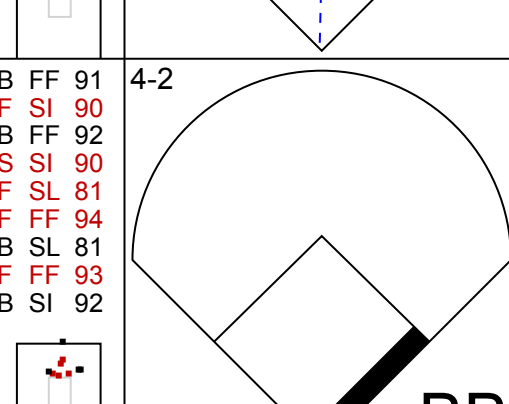
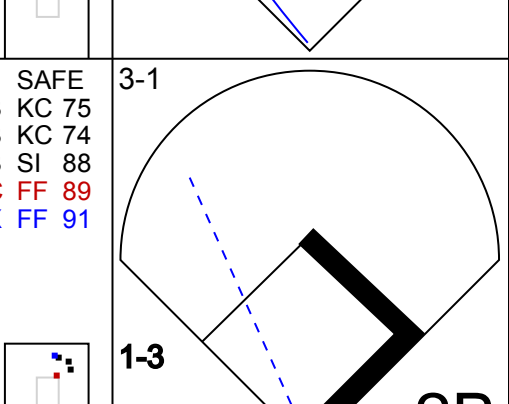
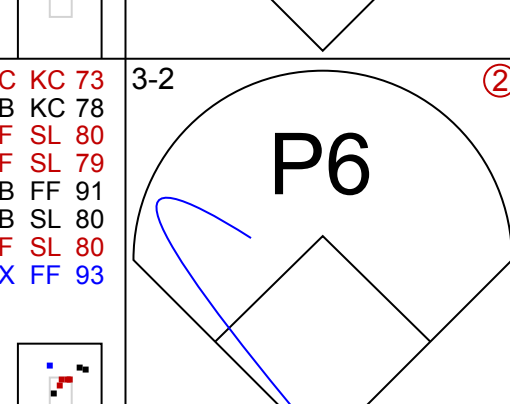
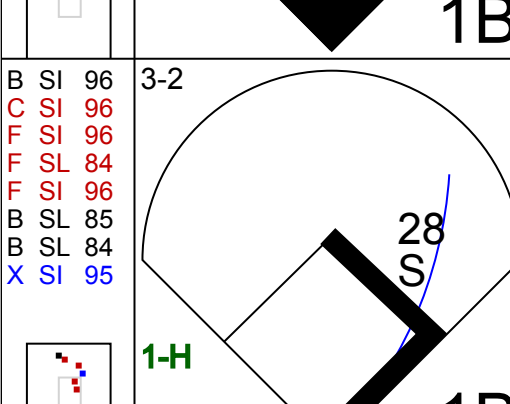
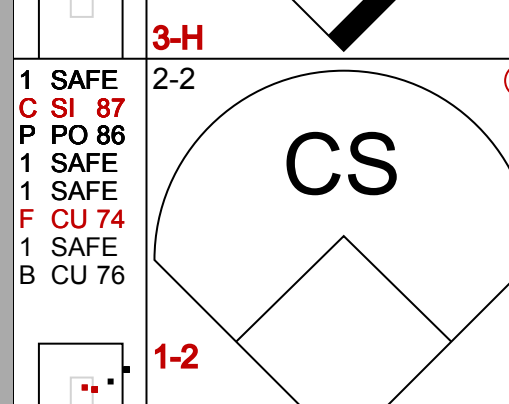
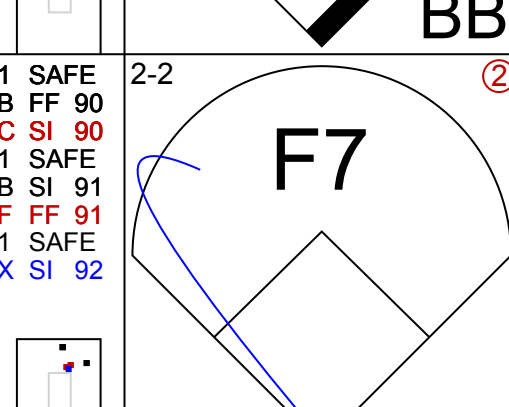
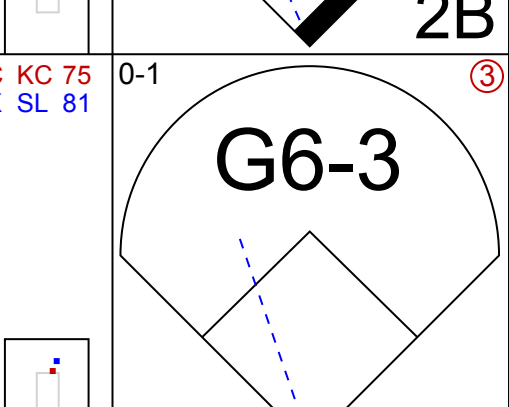
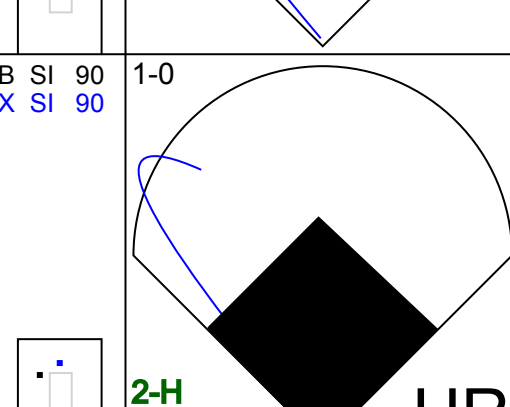
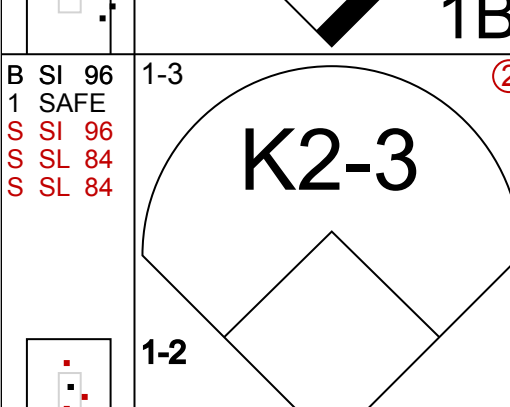
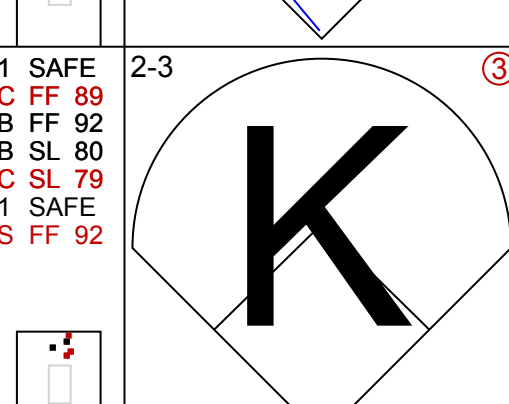
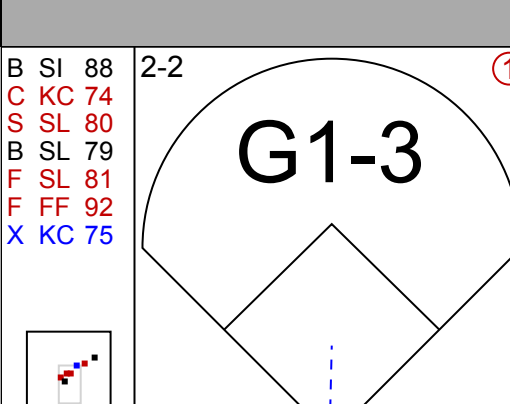
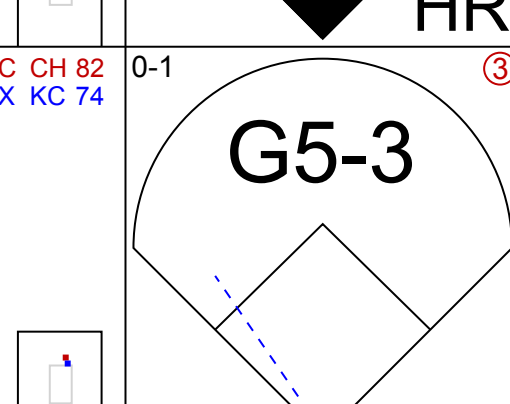
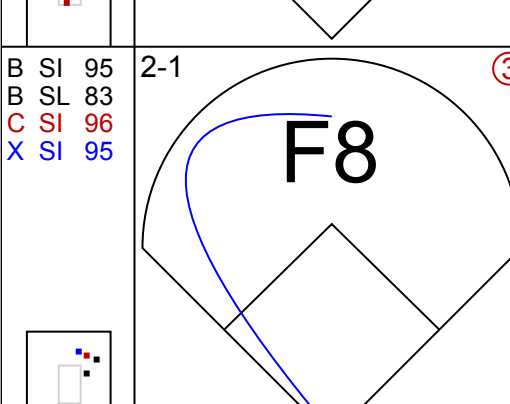
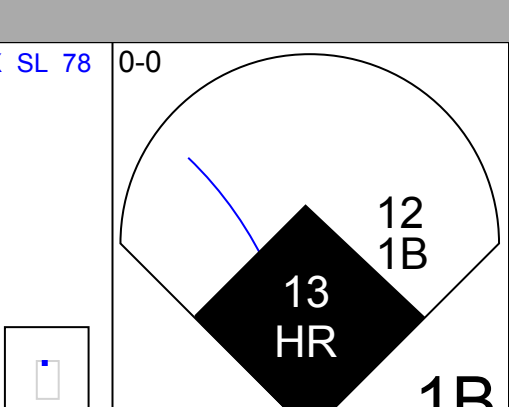
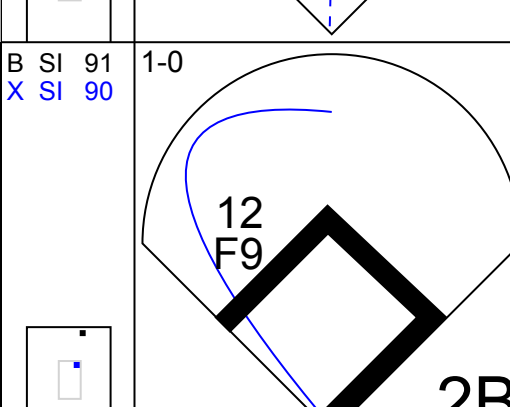
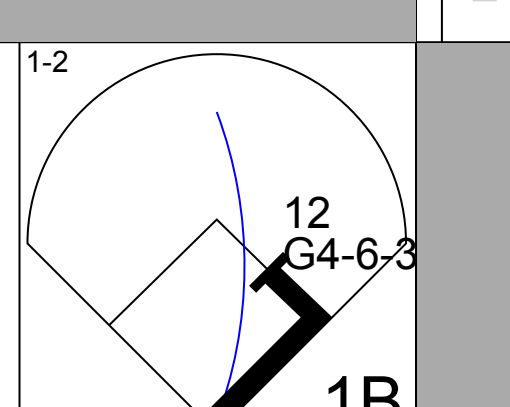
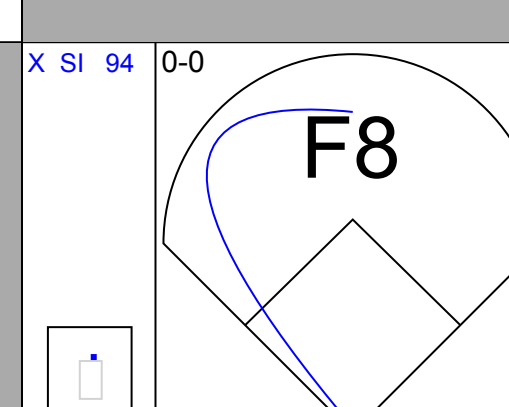
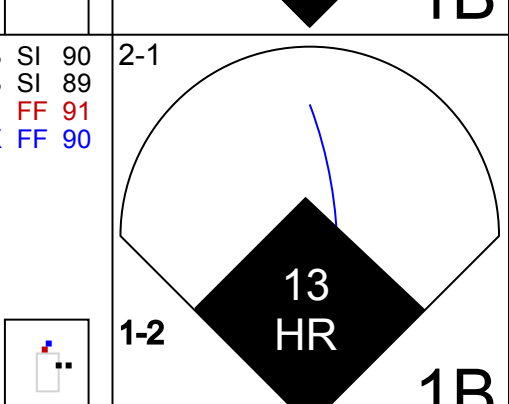
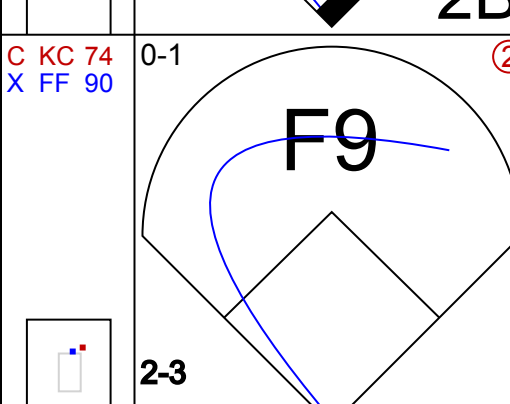
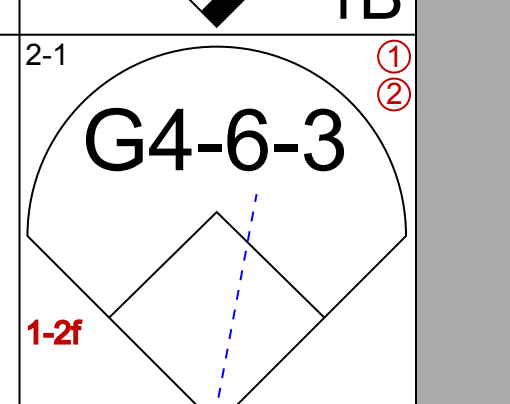
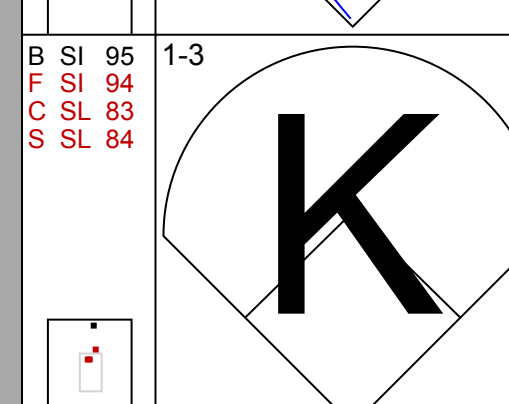
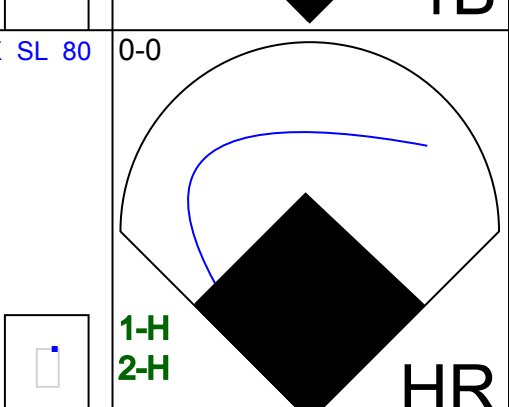
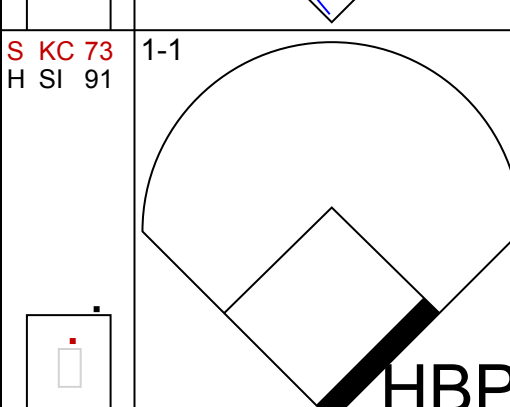
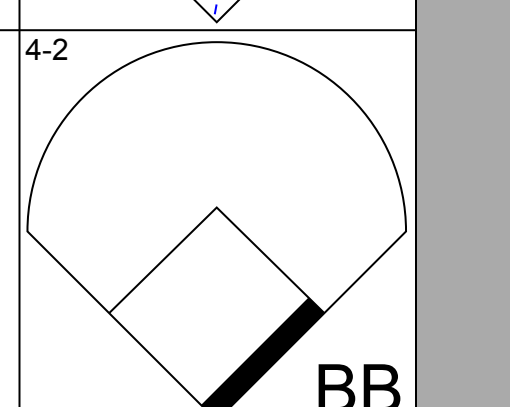
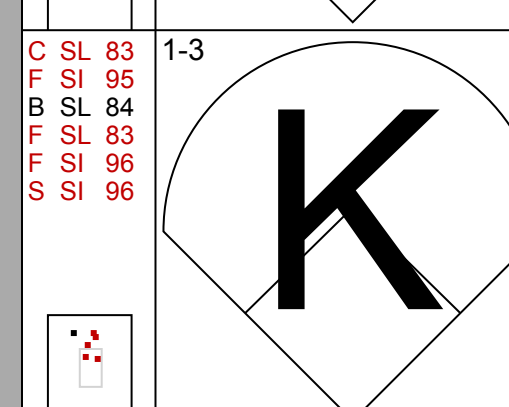
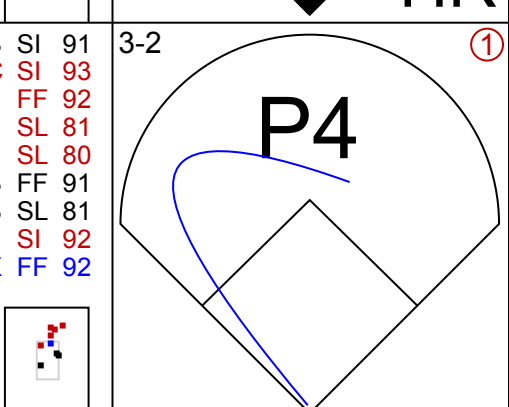
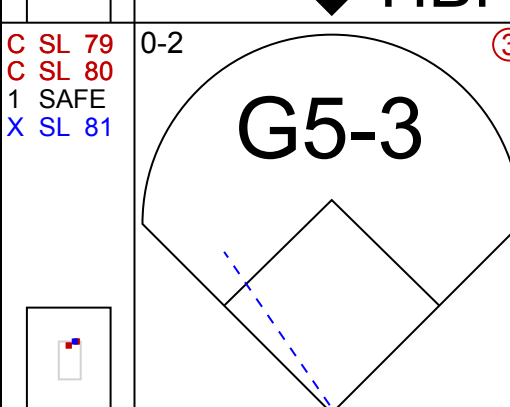
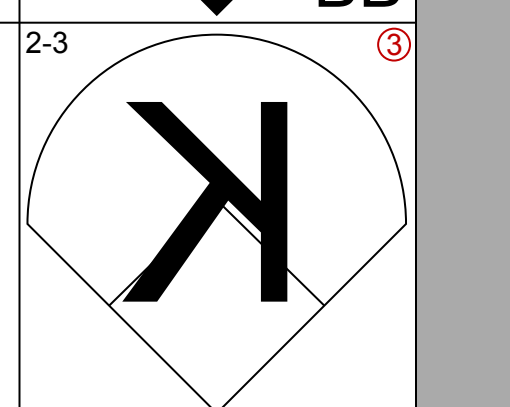
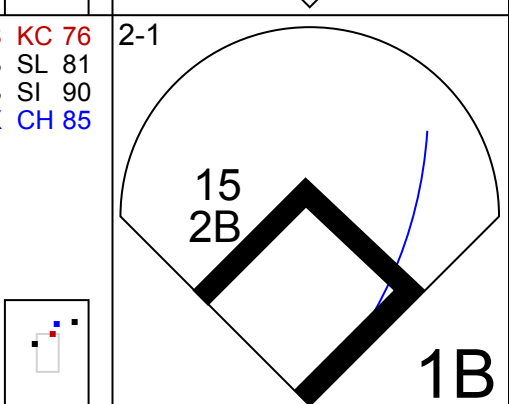
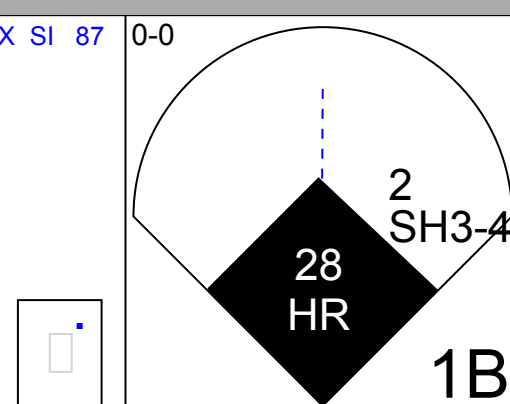
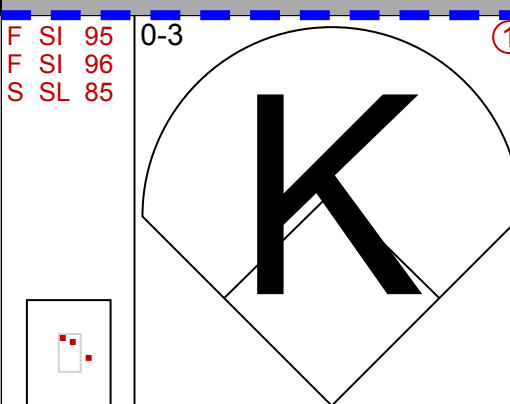
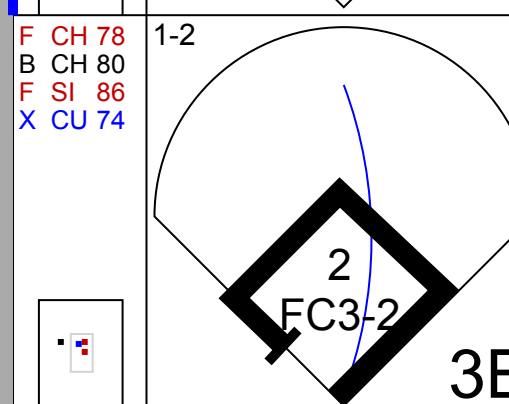


Batter	1	2	3	4	5	6	7	8	9	AB	R	H	RBI	BB	SO	LOB	TOP										
4 Coco Crisp, S OBP: 0.303, SLG: 0.401											3	0	0	0	1	0	1										
15 Ryan Sweeney, L OBP: 0.393, SLG: 0.360											3	0	1	0	1	0	1										
12 David DeJesus, L OBP: 0.327, SLG: 0.390																		3	0	0	0	1	2				
28 Conor Jackson, R OBP: 0.340, SLG: 0.333																		3	1	0	0	0	2				
8 Kurt Suzuki, R OBP: 0.306, SLG: 0.351																		3	1	0	0	1	1				
10 Daric Barton, L OBP: 0.338, SLG: 0.284																		3	0	2	2	1	0	0			
14 Mark Ellis, R OBP: 0.248, SLG: 0.290																			4	0	0	0	0	1	3		
5 Kevin Kouzmanoff, R OBP: 0.262, SLG: 0.353																				4	1	1	1	0	1	0	
2 Cliff Pennington, S OBP: 0.316, SLG: 0.348																				4	0	1	0	0	0	0	
Inning Stats	R: 0 E: 0 K: 0 S: 8	H: 1 LOB: 1 BB: 0 P: 14	R: 0 E: 0 K: 0 S: 10	H: 0 LOB: 1 BB: 1 P: 17	R: 1 E: 0 K: 0 S: 7	H: 1 LOB: 0 BB: 0 P: 13	R: 1 E: 0 K: 1 S: 15	H: 1 LOB: 1 BB: 0 P: 25	R: 0 E: 0 K: 1 S: 11	H: 0 LOB: 1 BB: 1 P: 13	R: 1 E: 0 K: 1 S: 11	H: 1 LOB: 2 BB: 1 P: 20	R: 0 E: 0 K: 1 S: 11	H: 1 LOB: 2 BB: 1 P: 20	R: 0 E: 0 K: 0 S: 5	H: 0 LOB: 0 BB: 7 P: 7	R: 0 E: 0 K: 1 S: 7	H: 0 LOB: 0 BB: 8 P: 8	R: 0 E: 0 K: 1 S: 7	H: 0 LOB: 0 BB: 8 P: 8	1B: 3 2B: 1 3B: 0 HR: 1	SF: 0 SAC: 0 DP: 2 HBP: 3	WP: 0 PB: 0 SB: 2 CS: 0	PA: 36			
PITCHER	IP WLS BF H R ER SO BB IBB HBP BLK WP HR S P ERA WHIP	IP WLS BF H R ER SO BB IBB HBP BLK WP HR S P ERA WHIP																	ERA WHIP								
41 John Lackey, R ERA: 7.6	(1, 1) 5.2 W 23 3 3 3 2 2 0 3 0 0 1 54 93 4.76 0.882																										
32 Matt Albers, R ERA: 3.69	(6, 1) 1.0 H 5 2 0 0 1 0 0 0 0 0 0 13 21 0.00 2.000																										
68 Tommy Hottoy, L ERA:	(7, 1) 0.1 H 2 0 0 0 0 1 0 0 0 0 0 0 2 8 0.00 3.000																										
35 Dan Wheeler, R ERA: 7.31	(8, 1) 1.0 H 3 0 0 0 0 0 0 0 0 0 0 5 7 0.00 0.000																										
51 Daniel Bard, R ERA: 2.97	(9, 1) 1.0 S 3 0 0 0 1 0 0 0 0 0 0 0 7 8 0.00 0.000																										

Oakland Athletics @ Boston Red Sox
Fenway Park, Boston, MA
Sun Jun 05 2011, 1:39 PM - 4:28 PM EDT
Att: 37,796 - Sunny - 64 F

AB 30
R 3
H 5
RBI 3
BB 3
SO 4
LOB 10



Batter	1	2	3	4	5	6	7	8	9	AB	R	H	RBI	BB	SO	LOB	BOTTOM			
2 Jacoby Ellsbury, L OBP: 0.360, SLG: 0.453											4	1	1	0	0	2				
15 Dustin Pedroia, R OBP: 0.355, SLG: 0.333												3	0	2	1	1	0	1		
28 Adrián González, L OBP: 0.383, SLG: 0.567											4	1	1	2	0	1	4			
20 Kevin Youkilis, R OBP: 0.386, SLG: 0.482											4	0	0	0	1	2				
34 David Ortiz, L OBP: 0.392, SLG: 0.594											4	1	3	0	0	0				
12 Jed Lowie, S OBP: 0.340, SLG: 0.427											4	1	1	0	0	1	2			
13 Carl Crawford, L OBP: 0.286, SLG: 0.389											2	1	1	3	1	1	0			
23 Mike Cameron, R OBP: 0.230, SLG: 0.318											3	0	0	0	1	3				
7 J.D. Drew, L OBP: 0.333, SLG: 0.329											1	0	0	0	0	0				
39 Jarrod Saltalamacchia, S OBP: 0.291, SLG: 0.432												4	1	3	0	1	0			
Inning Stats	R: 0 E: 0 K: 1 S: 13	H: 0 LOB: 1 BB: 1 P: 21	R: 3 E: 0 K: 0 S: 20	H: 5 LOB: 2 BB: 0 P: 32	R: 0 E: 0 K: 0 S: 12	H: 1 LOB: 2 BB: 0 P: 16	R: 2 E: 0 K: 0 S: 10	H: 2 LOB: 0 BB: 0 P: 14	R: 0 E: 0 K: 1 S: 11	H: 1 LOB: 1 BB: 1 P: 20	R: 1 E: 0 K: 2 S: 14	H: 2 LOB: 1 BB: 0 P: 21	R: 0 E: 0 K: 2 S: 9	H: 0 LOB: 0 BB: 0 P: 11	R: 0 E: 0 K: 0 S: 11	H: 1 LOB: 0 BB: 0 P: 17	1B: 7 2B: 2 3B: 1 HR: 2	SF: 0 SAC: 1 DP: 1 HBP: 1	WP: 2 PB: 0 SB: 1 CS: 1	PA: 38
PITCHER	IP WLS BF H R ER SO BB IBB HBP BLK WP HR S P ERA WHIP	IP WLS BF H R ER SO BB IBB HBP BLK WP HR S P ERA WHIP																	ERA WHIP	
49 Brett Anderson, L ERA: 4.0	(1, 1) 5.0 L 26 3 5 5 2 2 0 1 0 0 1 2 66 103 9.00 2.200																			
60 Fautino De Los Santos, R ERA: 3.86	(6, 1) 2.0 8 2 1 1 4 0 0 0 0 1 0 23 32 4.50 1.000																			
31 Brad Ziegler, R ERA: 2.11	(8, 1) 1.0 3 1 0 0 0 0 0 0 0 0 0 11 17 0.00 1.000																			

Oakland Athletics @ Boston Red Sox
Fenway Park, Boston, MA
Sun Jun 05 2011, 1:39 PM - 4:28 PM EDT
Att: 37,796 - Sunny - 64 F

AB 33
R 6
H 12
RBI 6
BB 2
SO 6
LOB 14



Batter	1	2	3	4	5	6	7	8	9	AB	R	H	RBI	BB	SO	LOB	TOP									
2 Jacoby Ellsbury, L OBP: 0.366, SLG: 0.475										5	1	3	1	0	0	1	Boston Red Sox @ New York Yankees Yankee Stadium, Bronx, NY Wed Jun 08 2011, 7:10 PM - 10:33 PM EDT Att: 47,863 - Partly Cloudy - 90 F									
15 Dustin Pedroia, R OBP: 0.361, SLG: 0.338										3	0	1	1	2	0	1										
28 Adrián González, L OBP: 0.385, SLG: 0.566										4	0	0	2	1	3	4										
20 Kevin Youkilis, R OBP: 0.380, SLG: 0.470										4	1	1	0	1	3	3										
34 David Ortiz, L OBP: 0.390, SLG: 0.609										4	2	1	2	1	0	1										
13 Carl Crawford, L OBP: 0.283, SLG: 0.396										5	2	2	1	0	1	0										
10 Marco Scutaro, R OBP: 0.318, SLG: 0.325										5	2	2	0	0	0	2										
7 J.D. Drew, L OBP: 0.333, SLG: 0.346										3	1	1	3	1	1	0										
33 Jason Varitek, S OBP: 0.306, SLG: 0.333										3	2	0	1	2	0	2										
Inning Stats	R: 3 E: 0 K: 0 S: 13	H: 2 LOB: 0 BB: 1 P: 23	R: 1 E: 0 K: 0 S: 9	H: 1 LOB: 0 BB: 0 P: 15	R: 0 E: 0 K: 2 S: 9	H: 0 LOB: 0 BB: 0 P: 12	R: 3 E: 0 K: 1 S: 20	H: 3 LOB: 2 BB: 2 P: 36	R: 0 E: 0 K: 0 S: 5	H: 1 LOB: 0 BB: 0 P: 8	R: 1 E: 0 K: 1 S: 12	H: 1 LOB: 3 BB: 3 P: 26	R: 0 E: 0 K: 1 S: 7	H: 0 LOB: 0 BB: 0 P: 10	R: 0 E: 0 K: 2 S: 12	H: 0 LOB: 2 BB: 2 P: 26		R: 3 E: 0 K: 1 S: 11	H: 3 LOB: 0 BB: 0 P: 17	1B: 6 2B: 2 3B: 0 HR: 3	SF: 1 SAC: 0 DP: 1 HBP: 0	WP: 0 PB: 0 CS: 0	PA: 45			
PITCHER	IP WLS BF ERA	WLS BF ERA	H R ER SO	H R ER SO	BB IBB HBP BLK	BB IBB HBP BLK	WP HR S P	WP HR S P	ERA WHIP	PITCHER	IP WLS BF ERA	WLS BF ERA	H R ER SO	H R ER SO	BB IBB HBP BLK	BB IBB HBP BLK	WP HR S P	WP HR S P	ERA WHIP							
34 A.J. Burnett, R ERA: 4.37	5.2 L	27	7 8 7 3	3 3 1 0 0	0 0 0 0	0 0 0 0	0 1 62 105	11.12 1.765		48 Boone Logan, L ERA: 3.69	6.1	1.2	8	1	0	0	3	2	0	0	0	0	18	33	0.00	1.800
39 Lance Pendleton, R ERA: 2.45	1.2	10	3 3 3 2	2 2 0 0	0 0 0	0	2 18 35	16.20 3.000																		

Batter	1	2	3	4	5	6	7	8	9	AB	R	H	RBI	BB	SO	LOB	BOTTOM									
2 Derek Jeter, R OBP: 0.326, SLG: 0.328										5	1	1	1	0	1	5	Boston Red Sox @ New York Yankees Yankee Stadium, Bronx, NY Wed Jun 08 2011, 7:10 PM - 10:33 PM EDT Att: 47,863 - Partly Cloudy - 90 F									
14 Curtis Granderson, L OBP: 0.337, SLG: 0.570										5	0	0	0	0	2	3										
25 Mark Teixeira, S OBP: 0.364, SLG: 0.544										4	0	1	2	0	0	1										
13 Alex Rodriguez, R OBP: 0.349, SLG: 0.486										5	1	1	1	0	1	1										
24 Robinson Canó, L OBP: 0.314, SLG: 0.502										3	1	0	0	0	2	0										
33 Nick Swisher, S OBP: 0.343, SLG: 0.354										4	0	1	0	0	1	1										
11 Brett Gardner, L OBP: 0.346, SLG: 0.388										2	0	1	0	2	0	0										
26 Eduardo Núñez, R OBP: 0.259, SLG: 0.345										3	1	1	0	1	0	3										
17 Francisco Cervelli, R OBP: 0.316, SLG: 0.394										3	2	3	2	1	0	0										
Inning Stats	R: 0 E: 0 K: 0 S: 5	H: 0 LOB: 0 BB: 0 P: 8	R: 0 E: 0 K: 1 S: 9	H: 1 LOB: 2 BB: 1 P: 16	R: 0 E: 0 K: 1 S: 11	H: 1 LOB: 1 BB: 0 P: 17	R: 1 E: 0 K: 1 S: 11	H: 1 LOB: 0 BB: 0 P: 17	R: 3 E: 0 K: 0 S: 12	H: 2 LOB: 0 BB: 1 P: 19	R: 1 E: 0 K: 0 S: 17	H: 2 LOB: 2 BB: 1 P: 29	R: 0 E: 0 K: 2 S: 9	H: 0 LOB: 0 BB: 0 P: 13	R: 0 E: 0 K: 1 S: 7	H: 1 LOB: 1 BB: 0 P: 11		R: 1 E: 0 K: 1 S: 12	H: 1 LOB: 1 BB: 1 P: 20	1B: 6 2B: 2 3B: 0 HR: 1	SF: 1 SAC: 0 DP: 1 HBP: 1	WP: 1 PB: 1 CS: 0	PA: 40			
PITCHER	IP WLS BF ERA	WLS BF ERA	H R ER SO	H R ER SO	BB IBB HBP BLK	BB IBB HBP BLK	WP HR S P	WP HR S P	ERA WHIP	PITCHER	IP WLS BF ERA	WLS BF ERA	H R ER SO	H R ER SO	BB IBB HBP BLK	BB IBB HBP BLK	WP HR S P	WP HR S P	ERA WHIP							
49 Tim Wakefield, R ERA: 4.84	5.1	25	5 5 5 3	3 3 1 0	0 0 0	0	1 56 91	8.44 1.500		91 Alfredo Aceves, R ERA: 3.29	6.1	3.2	15	4	1	1	4	1	0	0	0	0	37	59	2.46	1.364

Batter	1	2	3	4	5	6	7	8	9	AB	R	H	RBI	BB	SO	LOB	TOP					
2 Jacoby Ellsbury, L (1, 8) OBP: 0.370, SLG: 0.476										4	1	2	1	1	0	0	Boston Red Sox @ New York Yankees Yankee Stadium, Bronx, NY Thu Jun 09 2011, 10:33 PM - 1:43 AM EDT Att: 48,845 - Overcast - 72 F					
10 Marco Scutaro, R (1, 4) OBP: 0.311, SLG: 0.329										5	1	1	0	0	0	4						
28 Adrián González, L (1, 3) OBP: 0.386, SLG: 0.566										5	1	2	2	0	2	1						
20 Kevin Youkilis, R (1, 5) OBP: 0.380, SLG: 0.466										4	1	1	1	1	1	2						
34 David Ortiz, L (1, 10) OBP: 0.394, SLG: 0.612										4	1	2	2	0	1	1						
12 Jed Lowrie, S (1, 6) OBP: 0.338, SLG: 0.434										4	1	1	1	0	0	3						
13 Carl Crawford, L (1, 7) OBP: 0.283, SLG: 0.393										4	0	1	0	0	0	3						
23 Mike Cameron, R (1, 9) OBP: 0.231, SLG: 0.329										4	1	1	1	0	1	1						
33 Jason Varitek, S (1, 2) OBP: 0.304, SLG: 0.330										4	1	1	0	0	1	0						
Inning Stats	R: 0 E: 0 K: 2 S: 11	H: 1 LOB: 1 BB: 0 P: 17	R: 0 E: 0 K: 1 S: 13	H: 1 LOB: 1 BB: 0 P: 18	R: 0 E: 0 K: 1 S: 7	H: 0 LOB: 2 BB: 1 P: 13	R: 0 E: 0 K: 1 S: 9	H: 0 LOB: 0 BB: 0 P: 16	R: 0 E: 0 K: 0 S: 5	H: 0 LOB: 0 BB: 0 P: 6	R: 7 E: 0 K: 0 S: 24	H: 8 LOB: 1 BB: 0 P: 33	R: 0 E: 0 K: 1 S: 9	H: 0 LOB: 0 BB: 0 P: 14	R: 1 E: 0 K: 0 S: 8	H: 2 LOB: 1 BB: 0 P: 14	1B: 7 2B: 4 3B: 1 HR: 0	SF: 0 SAC: 0 DP: 1 HBP: 1	WP: 0 PB: 0 SB: 1 CS: 0	PA: 41		
PITCHER	IP: 6.2 WLS: L BF: 30	H: 8 R: 6 ER: 6 SO: 5	BB: 2 IBB: 0 HBP: 1 BLK: 0	WP: 0 HR: 0 S: 70 P: 108	ERA: 8.10 WHIP: 1.500	IP: 0.1 WLS: 3 BF: 2	H: 2 R: 1 ER: 1 SO: 0	BB: 0 IBB: 0 HBP: 0 BLK: 0	WP: 0 HR: 0 S: 7 P: 7	ERA: 27.00 WHIP: 6.000	IP: 2.0 WLS: 8 BF: 2	H: 2 R: 1 ER: 1 SO: 1	BB: 0 IBB: 0 HBP: 0 BLK: 0	WP: 0 HR: 0 S: 17 P: 28	ERA: 4.50 WHIP: 1.000							

AB	38
R	8
H	12
RBI	8
BB	2
SO	6
LOB	15



Batter	1	2	3	4	5	6	7	8	9	AB	R	H	RBI	BB	SO	LOB	BOTTOM					
2 Derek Jeter, R (1, 6) OBP: 0.327, SLG: 0.327										4	1	1	1	0	0	1	Boston Red Sox @ New York Yankees Yankee Stadium, Bronx, NY Thu Jun 09 2011, 10:33 PM - 1:43 AM EDT Att: 48,845 - Overcast - 72 F					
14 Curtis Granderson, L (1, 8) OBP: 0.342, SLG: 0.690										3	1	1	2	1	2	2						
25 Mark Teixeira, S (1, 3) OBP: 0.359, SLG: 0.534										4	0	0	0	0	1	2						
13 Alex Rodriguez, R (1, 5) OBP: 0.351, SLG: 0.481										2	0	0	0	1	1	0						
24 Robinson Canó, L (1, 4) OBP: 0.313, SLG: 0.502										4	0	1	0	0	0	4						
33 Nick Swisher, S (1, 9) OBP: 0.342, SLG: 0.349										3	0	0	0	1	1	1						
20 Jorge Posada, S (1, 10) OBP: 0.311, SLG: 0.366										4	0	2	0	0	0	2						
11 Brett Gardner, L (1, 7) OBP: 0.339, SLG: 0.379										4	1	0	0	0	0	2						
17 Francisco Cervelli, R (1, 2) OBP: 0.293, SLG: 0.381										3	0	0	0	0	2	0						
27 Chris Dickerson, L (9, PH) OBP: 0.438, SLG: 0.500										1	0	1	0	0	0	0						
Inning Stats	R: 2 E: 0 K: 0 S: 13	H: 1 LOB: 0 BB: 0 P: 22	R: 0 E: 0 K: 0 S: 9	H: 0 LOB: 0 BB: 0 P: 14	R: 0 E: 1 K: 1 S: 10	H: 0 LOB: 3 BB: 1 P: 17	R: 0 E: 0 K: 1 S: 6	H: 1 LOB: 0 BB: 0 P: 10	R: 0 E: 0 K: 1 S: 9	H: 0 LOB: 0 BB: 0 P: 15	R: 0 E: 0 K: 2 S: 10	H: 1 LOB: 1 BB: 0 P: 12	R: 0 E: 0 K: 0 S: 10	H: 0 LOB: 1 BB: 1 P: 18	R: 1 E: 0 K: 1 S: 13	H: 2 LOB: 1 BB: 0 P: 18	1B: 3 2B: 2 3B: 0 HR: 1	SF: 0 SAC: 0 DP: 1 HBP: 3	WP: 0 PB: 0 SB: 1 CS: 1	PA: 39		
PITCHER	IP: 7.0 WLS: W BF: 29	H: 4 R: 2 ER: 2 SO: 6	BB: 2 IBB: 0 HBP: 3 BLK: 0	WP: 0 HR: 1 S: 65 P: 104	ERA: 2.57 WHIP: 0.857	IP: 1.0 WLS: 4 BF: 0	H: 0 R: 0 ER: 0 SO: 0	BB: 1 IBB: 0 HBP: 0 BLK: 0	WP: 0 HR: 0 S: 10 P: 18	ERA: 0.00 WHIP: 1.000	IP: 1.0 WLS: 5 BF: 2	H: 2 R: 1 ER: 1 SO: 1	BB: 0 IBB: 0 HBP: 0 BLK: 0	WP: 0 HR: 0 S: 13 P: 18	ERA: 9.00 WHIP: 2.000							

AB	32
R	3
H	6
RBI	3
BB	3
SO	7
LOB	14



Batter	1	2	3	4	5	6	7	8	9	AB R H RBI BB SO LOB	TOP
2 Jacoby Ellsbury, L (1,8) OBP: 0.373, SLG: 0.479										6 1 2 1 0 1 5	Boston Red Sox @ Toronto Blue Jays Rogers Centre, Toronto, ON Sat Jun 11 2011, 1:10 PM - 4:44 PM EDT Att: 39,437 - Overcast - 64 F
15 Dustin Pedroia, R (1,4) OBP: 0.375, SLG: 0.358										5 2 3 3 1 0 3	
28 Adrián González, L (1,3) OBP: 0.391, SLG: 0.570										3 2 1 1 1 1 2 2 0 1 0 0 1 1	
44 Drew Sutton, S (7,PH) OBP: 0.267, SLG: 0.433										3 2 2 3 1 1 1 1 0 0 0 1 0 1	
34 David Ortiz, L (1,10) OBP: 0.396, SLG: 0.615										5 0 0 1 0 1 5	
23 Mike Cameron, R (7,10) OBP: 0.226, SLG: 0.397										5 1 1 1 0 2 1	
12 Jed Lowrie, S (1,5) OBP: 0.325, SLG: 0.411										6 3 4 1 0 0 0	
13 Carl Crawford, L (1,7) OBP: 0.280, SLG: 0.395										5 2 2 1 0 0 2	
10 Marco Scutaro, R (1,6) OBP: 0.333, SLG: 0.352										3 3 2 4 2 0 0	
7 J.D. Drew, L (1,9) OBP: 0.339, SLG: 0.348										WP: 1 PA: 53 PB: 1 SB: 0 CS: 0	
33 Jason Varitek, S (1,2) OBP: 0.327, SLG: 0.372										AB 44 R 16 H 18 RBI 16 BB 6 SO 7 LOB 21	
Inning Stats	R: 0 H: 1 E: 0 LOB: 2 K: 1 S: 16	R: 0 H: 0 E: 0 LOB: 0 K: 1 S: 8	R: 4 H: 4 E: 0 LOB: 2 K: 0 S: 15	R: 1 H: 1 E: 0 LOB: 1 K: 2 S: 13	R: 7 H: 6 E: 0 LOB: 0 K: 0 S: 23	R: 1 H: 2 E: 0 LOB: 2 K: 0 S: 17	R: 0 H: 1 E: 0 LOB: 0 K: 2 S: 11	R: 3 H: 3 E: 0 LOB: 2 K: 1 S: 20	R: 0 H: 0 E: 0 LOB: 0 K: 0 S: 9	1B: 13 SF: 1 2B: 3 SAC: 0 3B: 0 DP: 0 HR: 2 HBP: 2	
PITCHER	IP WLS BF H R ER SO BB IBB HBP BLK WP HR S P ERA WHIP	IP WLS BF H R ER SO BB IBB HBP BLK WP HR S P ERA WHIP	IP WLS BF H R ER SO BB IBB HBP BLK WP HR S P ERA WHIP	IP WLS BF H R ER SO BB IBB HBP BLK WP HR S P ERA WHIP	IP WLS BF H R ER SO BB IBB HBP BLK WP HR S P ERA WHIP	IP WLS BF H R ER SO BB IBB HBP BLK WP HR S P ERA WHIP	IP WLS BF H R ER SO BB IBB HBP BLK WP HR S P ERA WHIP	IP WLS BF H R ER SO BB IBB HBP BLK WP HR S P ERA WHIP	IP WLS BF H R ER SO BB IBB HBP BLK WP HR S P ERA WHIP		
23 Brandon Morrow, R (1,1) ERA: 5.63	4.1 L 27 10 9 9 4 2 1 0 0 0 1 62 103 18.69 2.769		5.0 R 27 10 9 9 4 2 1 0 0 0 0 1 62 103 18.69 2.769		6.0 R 27 10 9 9 4 2 1 0 0 0 0 1 62 103 18.69 2.769		7.0 R 27 10 9 9 4 2 1 0 0 0 0 1 62 103 18.69 2.769		8.0 R 27 10 9 9 4 2 1 0 0 0 0 1 62 103 18.69 2.769		
54 Jason Frasor, R (5,1) ERA: 3.08	0.2 5 2 3 3 0 1 0 0 0 0 1 13 22 40.50 4.500		0.2 5 2 3 3 0 1 0 0 0 0 1 13 22 40.50 4.500		0.2 5 2 3 3 0 1 0 0 0 0 1 13 22 40.50 4.500		0.2 5 2 3 3 0 1 0 0 0 0 1 13 22 40.50 4.500		0.2 5 2 3 3 0 1 0 0 0 0 1 13 22 40.50 4.500		
29 Octavio Dotel, R (6,1) ERA: 5.15	1.0 6 2 1 1 0 0 0 0 1 0 0 17 20 9.00 2.000		1.0 6 2 1 1 0 0 0 0 1 0 0 17 20 9.00 2.000		1.0 6 2 1 1 0 0 0 0 1 0 0 17 20 9.00 2.000		1.0 6 2 1 1 0 0 0 0 1 0 0 17 20 9.00 2.000		1.0 6 2 1 1 0 0 0 0 1 0 0 17 20 9.00 2.000		
34 Marc Rzepczynski, L (7,1) ERA: 2.93	1.0 4 1 0 0 2 0 0 0 0 0 1 11 14 0.00 1.000		1.0 4 1 0 0 2 0 0 0 0 0 1 11 14 0.00 1.000		1.0 4 1 0 0 2 0 0 0 0 0 1 11 14 0.00 1.000		1.0 4 1 0 0 2 0 0 0 0 0 1 11 14 0.00 1.000		1.0 4 1 0 0 2 0 0 0 0 0 1 11 14 0.00 1.000		
44 Casey Janssen, R (8,1) ERA: 3.04	0.2 7 3 3 3 1 2 0 0 0 0 0 0 17 29 40.50 7.500		0.2 7 3 3 3 1 2 0 0 0 0 0 0 17 29 40.50 7.500		0.2 7 3 3 3 1 2 0 0 0 0 0 0 17 29 40.50 7.500		0.2 7 3 3 3 1 2 0 0 0 0 0 0 17 29 40.50 7.500		0.2 7 3 3 3 1 2 0 0 0 0 0 0 17 29 40.50 7.500		

Batter	1	2	3	4	5	6	7	8	9	AB R H RBI BB SO LOB	BOTTOM
5 Yunel Escobar, R (1,6) OBP: 0.365, SLG: 0.432										3 0 0 0 2 1 1	Boston Red Sox @ Toronto Blue Jays Rogers Centre, Toronto, ON Sat Jun 11 2011, 1:10 PM - 4:44 PM EDT Att: 39,437 - Overcast - 64 F
16 Corey Patterson, L (1,7) OBP: 0.317, SLG: 0.436										5 0 0 0 0 2 3	
19 José Bautista, R (1,9) OBP: 0.490, SLG: 0.692										3 0 0 0 1 1 2	
26 Adam Lind, L (1,3) OBP: 0.368, SLG: 0.580										4 2 2 0 0 1 2	
10 Edwin Encarnación, R (1,10) OBP: 0.303, SLG: 0.393										4 1 2 2 0 1 2	
8 José Molina, R (1,2) OBP: 0.386, SLG: 0.411										2 1 0 0 2 0 1	
11 Rajai Davis, R (1,8) OBP: 0.286, SLG: 0.368										4 0 1 2 0 2 3	
28 Jayson Nix, R (1,5) OBP: 0.270, SLG: 0.364										4 0 0 0 0 0 2	
18 Mike McCoy, R (1,4) OBP: 0.329, SLG: 0.318										4 0 1 0 0 1 0	
Inning Stats	R: 0 H: 0 E: 0 LOB: 1 K: 2 S: 13	R: 0 H: 1 E: 0 LOB: 0 K: 1 S: 11	R: 0 H: 0 E: 0 LOB: 0 K: 2 S: 10	R: 2 H: 2 E: 0 LOB: 1 K: 0 S: 11	R: 0 H: 1 E: 0 LOB: 0 K: 2 S: 13	R: 2 H: 2 E: 0 LOB: 0 K: 1 S: 12	R: 0 H: 0 E: 0 LOB: 0 K: 0 S: 7	R: 0 H: 0 E: 0 LOB: 2 K: 1 S: 11	R: 0 H: 0 E: 0 LOB: 1 K: 0 S: 6	1B: 2 SF: 0 2B: 3 SAC: 0 3B: 0 DP: 0 HR: 1 HBP: 0	
PITCHER	IP WLS BF H R ER SO BB IBB HBP BLK WP HR S P ERA WHIP	IP WLS BF H R ER SO BB IBB HBP BLK WP HR S P ERA WHIP	IP WLS BF H R ER SO BB IBB HBP BLK WP HR S P ERA WHIP	IP WLS BF H R ER SO BB IBB HBP BLK WP HR S P ERA WHIP	IP WLS BF H R ER SO BB IBB HBP BLK WP HR S P ERA WHIP	IP WLS BF H R ER SO BB IBB HBP BLK WP HR S P ERA WHIP	IP WLS BF H R ER SO BB IBB HBP BLK WP HR S P ERA WHIP	IP WLS BF H R ER SO BB IBB HBP BLK WP HR S P ERA WHIP	IP WLS BF H R ER SO BB IBB HBP BLK WP HR S P ERA WHIP		
41 John Lackey, R (1,1) ERA: 7.41	6.0 W 26 6 4 4 0 2 0 0 0 0 0 7 13 0.00 0.000		6.0 W 26 6 4 4 0 2 0 0 0 0 0 7 13 0.00 0.000		6.0 W 26 6 4 4 0 2 0 0 0 0 0 7 13 0.00 0.000		6.0 W 26 6 4 4 0 2 0 0 0 0 0 7 13 0.00 0.000		6.0 W 26 6 4 4 0 2 0 0 0 0 0 7 13 0.00 0.000		
35 Dan Wheeler, R (7,1) ERA: 7.0	1.0 3 0 0 0 0 0 0 0 0 0 0 7 13 0.00 0.000		1.0 3 0 0 0 0 0 0 0 0 0 0 7 13 0.00 0.000		1.0 3 0 0 0 0 0 0 0 0 0 0 7 13 0.00 0.000		1.0 3 0 0 0 0 0 0 0 0 0 0 7 13 0.00 0.000		1.0 3 0 0 0 0 0 0 0 0 0 0 7 13 0.00 0.000		
68 Tommy Hottoy, L (8,1) ERA: 7.0	1.0 5 0 0 0 1 2 0 0 0 0 0 11 23 0.00 2.000		1.0 5 0 0 0 1 2 0 0 0 0 0 11 23 0.00 2.000		1.0 5 0 0 0 1 2 0 0 0 0 0 11 23 0.00 2.000		1.0 5 0 0 0 1 2 0 0 0 0 0 11 23 0.00 2.000		1.0 5 0 0 0 1 2 0 0 0 0 0 11 23 0.00 2.000		
64 Michael Bowden, R (9,1) ERA: 7.0	1.0 4 0 0 0 0 1 0 0 0 0 0 6 13 0.00 1.000		1.0 4 0 0 0 0 1 0 0 0 0 0 6 13 0.00 1.000		1.0 4 0 0 0 0 1 0 0 0 0 0 6 13 0.00 1.000		1.0 4 0 0 0 0 1 0 0 0 0 0 6 13 0.00 1.000		1.0 4 0 0 0 0 1 0 0 0 0 0 6 13 0.00 1.000		



Batter	1	2	3	4	5	6	7	8	9	AB	R	H	RBI	BB	SO	LOB	TOP					
2 Jacoby Ellsbury, L (1.8) OBP: 0.378, SLG: 0.476										3	0	1	0	1	0	2	Boston Red Sox @ Tampa Bay Rays Tropicana Field, St. Petersburg, FL Tue Jun 14 2011, 7:12 PM - 9:36 PM EDT Att: 20,972 - Dome - 72 F					
15 Dustin Pedroia, R (1.4) OBP: 0.373, SLG: 0.363										4	0	0	0	0	1	3						
28 Adrián González, L (1.3) OBP: 0.397, SLG: 0.587										4	0	3	0	0	0	0						
20 Kevin Youkilis, R (1.5) OBP: 0.385, SLG: 0.477										4	0	0	0	0	1	5						
34 David Ortiz, L (1.10) OBP: 0.393, SLG: 0.617											3	0	0	0	1	0						
13 Carl Crawford, L (1.7) OBP: 0.276, SLG: 0.388											3	0	0	0	0	1		3				
39 Jarrod Saltalamacchia, R (1.2) OBP: 0.307, SLG: 0.428										3	0	0	0	0	2	0						
7 J.D. Drew, L (1.9) OBP: 0.330, SLG: 0.337										3	0	1	0	0	0	0						
10 Marco Scutaro, R (1.6) OBP: 0.346, SLG: 0.362										2	0	0	0	1	0	1						
Inning Stats	R: 0 E: 0 K: 1 S: 11	H: 1 LOB: 3 BB: 2 P: 23	R: 0 E: 0 K: 1 S: 7	H: 0 LOB: 0 BB: 0 P: 7	R: 0 E: 0 K: 0 S: 10	H: 2 LOB: 1 BB: 0 P: 15	R: 0 E: 0 K: 0 S: 8	H: 0 LOB: 0 BB: 0 P: 12	R: 0 E: 0 K: 0 S: 4	H: 1 LOB: 0 BB: 0 P: 6	R: 0 E: 0 K: 0 S: 5	H: 1 LOB: 0 BB: 0 P: 6	R: 0 E: 0 K: 2 S: 14	H: 0 LOB: 0 BB: 0 P: 16	R: 0 E: 0 K: 1 S: 7	H: 0 LOB: 1 BB: 1 P: 16		R: 0 E: 0 K: 0 S: 6	H: 0 LOB: 0 BB: 0 P: 9	1B: 5 2B: 0 3B: 0 HR: 0	SF: 0 SAC: 0 DP: 3 HBP: 0	WP: 0 PB: 0 SB: 0 CS: 0
PITCHER 33 James Shields, R (1.1) ERA: 2.6	IP: 9.0 WLS: W BF: 32	H: 5 R: 0 ER: 0 SO: 5	BB: 3 IBB: 0 HBP: 0 BLK: 0	WP: 0 HR: 0 S: 72 P: 110	ERA: 0.00 WHIP: 0.889	PITCHER										IP: 9.0 WLS: W BF: 32	H: 5 R: 0 ER: 0 SO: 5	BB: 3 IBB: 0 HBP: 0 BLK: 0	WP: 0 HR: 0 S: 72 P: 110	ERA: 0.00 WHIP: 0.889		

AB	29
R	0
H	5
RBI	0
BB	3
SO	5
LOB	14



Batter	1	2	3	4	5	6	7	8	9	AB	R	H	RBI	BB	SO	LOB	BOTTOM			
22 Johnny Damon, L (1.10) OBP: 0.326, SLG: 0.438										4	0	1	0	0	0	2	Boston Red Sox @ Tampa Bay Rays Tropicana Field, St. Petersburg, FL Tue Jun 14 2011, 7:12 PM - 9:36 PM EDT Att: 20,972 - Dome - 72 F			
18 Ben Zobrist, S (1.4) OBP: 0.342, SLG: 0.484										4	0	0	0	0	1	4				
20 Matt Joyce, L (1.9) OBP: 0.390, SLG: 0.571										4	1	1	0	0	0	0				
3 Evan Longoria, R (1.5) OBP: 0.365, SLG: 0.439										1	2	0	0	2	0	0				
11 Casey Kotchman, L (1.3) OBP: 0.400, SLG: 0.449										3	0	2	1	1	0	1				
2 B.J. Upton, R (1.8) OBP: 0.302, SLG: 0.370										4	0	0	0	0	0	6				
28 John Jaso, L (1.2) OBP: 0.311, SLG: 0.353											4	0	1	1	0	0		1		
16 Justin Ruggiano, R (1.7) OBP: 0.404, SLG: 0.628											4	1	2	1	0	1		2		
15 Reid Brignac, L (1.6) OBP: 0.211, SLG: 0.200										1	0	0	0	2	0	1				
Inning Stats	R: 0 E: 0 K: 0 S: 11	H: 0 LOB: 0 BB: 0 P: 14	R: 0 E: 0 K: 0 S: 5	H: 1 LOB: 0 BB: 0 P: 7	R: 0 E: 0 K: 0 S: 12	H: 2 LOB: 2 BB: 0 P: 19	R: 0 E: 0 K: 0 S: 7	H: 0 LOB: 1 BB: 1 P: 16	R: 1 E: 0 K: 0 S: 13	H: 1 LOB: 1 BB: 1 P: 20	R: 1 E: 0 K: 0 S: 8	H: 0 LOB: 1 BB: 2 P: 19	R: 0 E: 0 K: 2 S: 16	H: 0 LOB: 1 BB: 1 P: 24	R: 2 E: 0 K: 0 S: 12	H: 3 LOB: 1 BB: 0 P: 21		1B: 4 2B: 3 3B: 0 HR: 1	SF: 0 SAC: 0 DP: 2 HBP: 1	WP: 1 PB: 2 SB: 0 CS: 0
PITCHER 49 Tim Wakefield, R (1.1) ERA: 4.39	IP: 7.0 WLS: L BF: 29	H: 4 R: 2 ER: 1 SO: 2	BB: 5 IBB: 0 HBP: 0 BLK: 0	WP: 1 HR: 1 S: 72 P: 119	ERA: 1.29 WHIP: 1.286	PITCHER										IP: 7.0 WLS: L BF: 29	H: 4 R: 2 ER: 1 SO: 2	BB: 5 IBB: 0 HBP: 0 BLK: 0	WP: 1 HR: 1 S: 72 P: 119	ERA: 1.29 WHIP: 1.286
68 Tommy Hottoy, V (8.1) ERA: 7.71	IP: 0.0 WLS: L BF: 3	H: 2 R: 2 ER: 2 SO: 0	BB: 0 IBB: 0 HBP: 1 BLK: 0	WP: 0 HR: 0 S: 7 P: 14	ERA: ∞ WHIP: ∞	PITCHER										IP: 0.0 WLS: L BF: 3	H: 2 R: 2 ER: 2 SO: 0	BB: 0 IBB: 0 HBP: 1 BLK: 0	WP: 0 HR: 0 S: 7 P: 14	ERA: ∞ WHIP: ∞
91 Alfredo Aceves, R (8.1) ERA: 3.21	IP: 1.0 WLS: L BF: 3	H: 1 R: 0 ER: 0 SO: 0	BB: 0 IBB: 0 HBP: 0 BLK: 0	WP: 0 HR: 0 S: 5 P: 7	ERA: 0.00 WHIP: 1.000	PITCHER										IP: 1.0 WLS: L BF: 3	H: 1 R: 0 ER: 0 SO: 0	BB: 0 IBB: 0 HBP: 0 BLK: 0	WP: 0 HR: 0 S: 5 P: 7	ERA: 0.00 WHIP: 1.000

AB	29
R	4
H	7
RBI	3
BB	5
SO	2
LOB	17



Batter	1	2	3	4	5	6	7	8	9	AB	R	H	RBI	BB	SO	LOB	TOP										
2 Jacoby Ellsbury, L (1,8) OBP: 0.376, SLG: 0.470										3	0	0	0	1	0	1											
15 Dustin Pedroia, R (1,4) OBP: 0.375, SLG: 0.373										4	1	2	0	0	0	1											
28 Adrián González, L (1,3) OBP: 0.395, SLG: 0.580										3	1	0	0	1	0	1											
20 Kevin Youkilis, R (1,5) OBP: 0.383, SLG: 0.486										4	1	1	3	0	1	0											
34 David Ortiz, L (1,10) OBP: 0.388, SLG: 0.609										3	0	0	0	0	0	0											
13 Carl Crawford, L (1,7) OBP: 0.277, SLG: 0.388										3	0	1	0	0	0	0											
12 Jed Lowrie, S (1,6) OBP: 0.321, SLG: 0.405										3	0	0	0	0	0	1											
7 J.D. Drew, L (1,9) OBP: 0.325, SLG: 0.331										3	0	0	0	0	0	0											
33 Jason Varitek, S (1,2) OBP: 0.327, SLG: 0.365										2	0	0	0	1	1	0											
Inning Stats	R: 0 E: 0 K: 0 S: 10	H: 1 LOB: 0 BB: 0 P: 15	R: 0 E: 0 K: 0 S: 8	H: 0 LOB: 0 BB: 0 P: 14	R: 0 E: 0 K: 0 S: 5	H: 0 LOB: 0 BB: 0 P: 8	R: 0 E: 0 K: 0 S: 4	H: 0 LOB: 0 BB: 1 P: 11	R: 0 E: 0 K: 1 S: 6	H: 0 LOB: 0 BB: 0 P: 9	R: 0 E: 0 K: 1 S: 6	H: 0 LOB: 0 BB: 0 P: 8	R: 3 E: 0 K: 0 S: 18	H: 3 LOB: 1 BB: 1 P: 29	R: 0 E: 0 K: 0 S: 8	H: 0 LOB: 0 BB: 1 P: 18	R: 0 E: 0 K: 0 S: 5	H: 0 LOB: 0 BB: 0 P: 5	1B: 2 2B: 0 3B: 1 HR: 1	SF: 0 SAC: 0 DP: 2 HBP: 0	WP: 0 PB: 0 SB: 0 CS: 1	PA: 32					
PITCHER	IP	WLS	BF	H	R	ER	SO	BB	IBB	HBP	BLK	WP	HR	S	P	ERA	WHIP										
58 Jeremy Hellickson, R (1,1) ERA: 3.09	7.0	L	25	4	3	3	2	1	1	0	0	0	1	57	94	3.86	0.714										
27 César Ramos, L (8,1) ERA: 3.32	0.2		3	0	0	0	0	1	0	0	0	0	0	7	15	0.00	1.500										
36 Adam Russell, R (8,1) ERA: 2.13	1.1		3	0	0	0	0	0	0	0	0	0	0	6	8	0.00	0.000										

Boston Red Sox @ Tampa Bay Rays
Tropicana Field, St. Petersburg, FL
Wed Jun 15 2011, 7:11 PM - 9:31 PM EDT
Att: 19,388 - Dome - 72 F

AB 28
R 3
H 4
RBI 3
BB 3
SO 2
LOB 4





Batter	1	2	3	4	5	6	7	8	9	AB	R	H	RBI	BB	SO	LOB	BOTTOM										
22 Johnny Damon, L (1,10) OBP: 0.321, SLG: 0.431										4	0	0	0	0	1	1											
18 Ben Zobrist, S (1,4) OBP: 0.338, SLG: 0.478										3	0	0	0	0	0	0											
20 Matt Joyce, L (1,9) OBP: 0.365, SLG: 0.563										3	0	0	0	0	1	0											
3 Evan Longoria, R (1,5) OBP: 0.358, SLG: 0.430										3	0	0	0	0	1	0											
11 Casey Kotchman, L (1,3) OBP: 0.393, SLG: 0.441										3	0	0	0	0	0	0											
2 B.J. Upton, R (1,8) OBP: 0.299, SLG: 0.365										3	0	0	0	0	1	0											
28 John Jaso, L (1,2) OBP: 0.305, SLG: 0.345										3	0	0	0	0	0	0											
16 Justin Ruggiano, R (1,7) OBP: 0.380, SLG: 0.587										3	0	0	0	0	2	0											
15 Reid Brignac, L (1,6) OBP: 0.214, SLG: 0.203										3	0	1	0	0	0	0											
Inning Stats	R: 0 E: 0 K: 1 S: 8	H: 0 LOB: 0 BB: 0 P: 10	R: 0 E: 0 K: 0 S: 7	H: 0 LOB: 0 BB: 0 P: 9	R: 0 E: 1 K: 2 S: 12	H: 1 LOB: 1 BB: 0 P: 17	R: 0 E: 0 K: 0 S: 3	H: 0 LOB: 0 BB: 0 P: 5	R: 0 E: 0 K: 0 S: 9	H: 0 LOB: 0 BB: 0 P: 13	R: 0 E: 0 K: 0 S: 6	H: 0 LOB: 0 BB: 0 P: 10	R: 0 E: 0 K: 1 S: 8	H: 0 LOB: 0 BB: 0 P: 12	R: 0 E: 0 K: 0 S: 6	H: 0 LOB: 0 BB: 0 P: 8	R: 0 E: 0 K: 1 S: 9	H: 0 LOB: 0 BB: 0 P: 13	1B: 1 2B: 0 3B: 0 HR: 0	SF: 0 SAC: 0 DP: 0 HBP: 0	WP: 0 PB: 0 SB: 0 CS: 0	PA: 28					
PITCHER	IP	WLS	BF	H	R	ER	SO	BB	IBB	HBP	BLK	WP	HR	S	P	ERA	WHIP										
19 Josh Beckett, R (1,1) ERA: 1.86	9.0	W	28	1	0	0	6	0	0	0	0	0	0	68	97	0.00	0.111										

Boston Red Sox @ Tampa Bay Rays
Tropicana Field, St. Petersburg, FL
Wed Jun 15 2011, 7:11 PM - 9:31 PM EDT
Att: 19,388 - Dome - 72 F

AB 28
R 0
H 1
RBI 0
BB 0
SO 6
LOB 1



Batter	1	2	3	4	5	6	7	8	9	AB	R	H	RBI	BB	SO	LOB	TOP							
54 Darnell McDonald, R OBP: 0.214, SLG: 0.289	F7	15 2B		K		P4			F8	5	1	1	1	0	1	1	Boston Red Sox @ Tampa Bay Rays Tropicana Field, St. Petersburg, FL Thu Jun 16 2011, 7:12 PM - 10:24 PM EDT Att: 23,495 - Dome - 72 F AB 33 R 4 H 6 RBI 4 BB 6 SO 7 LOB 17 							
15 Dustin Pedroia, R OBP: 0.375, SLG: 0.375	28 2B	20 FC6-4		G1-3		G5-3			F9	4	1	1	1	1	0	1								
28 Adrián González, L OBP: 0.402, SLG: 0.596	34 BB	20 FC6-4				K			F9	3	1	2	1	2	1	1								
20 Kevin Youkilis, R OBP: 0.380, SLG: 0.478	34 BB	34 BB		F8		G5-3			F8	4	0	0	0	0	3									
34 David Ortiz, L OBP: 0.390, SLG: 0.604				K		G4-3			G4-3	2	0	0	1	2	1	0								
12 Jed Lowrie, S OBP: 0.316, SLG: 0.403	K					G5-3				1	0	0	0	0	1	3								
10 Marco Scutaro, R OBP: 0.346, SLG: 0.361	K	P3				1B				3	0	1	0	0	0	3								
13 Carl Crawford, L OBP: 0.273, SLG: 0.382	G4-3			G3-1		P2			G4-3	4	0	0	0	0	4									
23 Mike Cameron, R OBP: 0.213, SLG: 0.288				L7		F9			F7	3	0	0	0	0	1	1								
2 Jacoby Ellsbury, L OBP: 0.375, SLG: 0.469				K					F7	1	0	0	0	0	0	0								
39 Jarrod Saltalamacchia, S OBP: 0.312, SLG: 0.433		54 1B		K		15 G5-3			K	3	1	1	0	1	2	0								
Inning Stats	R: 1 E: 0 K: 1 S: 19	H: 1 LOB: 3 BB: 2 P: 33	R: 2 E: 0 K: 1 S: 16	H: 3 LOB: 3 BB: 2 P: 30	R: 0 E: 0 K: 1 S: 5	H: 0 LOB: 0 BB: 0 P: 5	R: 0 E: 0 K: 1 S: 10	H: 0 LOB: 1 BB: 1 P: 20	R: 0 E: 0 K: 1 S: 12	H: 1 LOB: 1 BB: 0 P: 18	R: 0 E: 0 K: 1 S: 9	H: 0 LOB: 1 BB: 1 P: 16	R: 0 E: 0 K: 0 S: 6	H: 0 LOB: 0 BB: 0 P: 8	R: 0 E: 0 K: 1 S: 7	H: 0 LOB: 0 BB: 0 P: 11	R: 1 E: 0 K: 0 S: 9	H: 1 LOB: 0 BB: 0 P: 14	1B: 2 2B: 3 3B: 0 HR: 1	SF: 0 SAC: 0 DP: 0 HBP: 1	WP: 0 PB: 0 SB: 0 CS: 0	PA: 40		
PITCHER	IP WLS BF H R ER SO BB IBB HBP BLK WP HR S P ERA WHIP	IP WLS BF H R ER SO BB IBB HBP BLK WP HR S P ERA WHIP	IP WLS BF H R ER SO BB IBB HBP BLK WP HR S P ERA WHIP	IP WLS BF H R ER SO BB IBB HBP BLK WP HR S P ERA WHIP	IP WLS BF H R ER SO BB IBB HBP BLK WP HR S P ERA WHIP	IP WLS BF H R ER SO BB IBB HBP BLK WP HR S P ERA WHIP	IP WLS BF H R ER SO BB IBB HBP BLK WP HR S P ERA WHIP	IP WLS BF H R ER SO BB IBB HBP BLK WP HR S P ERA WHIP	IP WLS BF H R ER SO BB IBB HBP BLK WP HR S P ERA WHIP	IP WLS BF H R ER SO BB IBB HBP BLK WP HR S P ERA WHIP	IP WLS BF H R ER SO BB IBB HBP BLK WP HR S P ERA WHIP	IP WLS BF H R ER SO BB IBB HBP BLK WP HR S P ERA WHIP	IP WLS BF H R ER SO BB IBB HBP BLK WP HR S P ERA WHIP	IP WLS BF H R ER SO BB IBB HBP BLK WP HR S P ERA WHIP	IP WLS BF H R ER SO BB IBB HBP BLK WP HR S P ERA WHIP	IP WLS BF H R ER SO BB IBB HBP BLK WP HR S P ERA WHIP	IP WLS BF H R ER SO BB IBB HBP BLK WP HR S P ERA WHIP							
14 David Price, L ERA: 3.61	5.0	L	26	5	3	3	5	5	0	1	0	0	0	0	0	0	0	0	0	62	106	5.40	2.000	
37 Juan Cruz, R ERA: 3.12	1.1		5	0	0	0	1	0	0	0	0	0	0	0	0	0	0	0	0	11	19	0.00	0.750	
39 J.P. Howell, L ERA: 9.0	1.0		3	0	0	0	0	0	0	0	0	0	0	0	0	0	0	0	0	5	6	0.00	0.000	
62 Joel Peralta, R ERA: 3.51	0.2		2	0	0	0	1	0	0	0	0	0	0	0	0	0	0	0	0	6	10	0.00	0.000	
43 Kyle Farnsworth, R ERA: 1.78	1.0		4	1	1	1	0	0	0	0	0	0	0	0	0	0	0	0	0	1	9	9.00	1.000	
Batter	1	2	3	4	5	6	7	8	9	AB	R	H	RBI	BB	SO	LOB	BOTTOM							
22 Johnny Damon, L OBP: 0.317, SLG: 0.424	G6-3			F9		K			G4-3	4	0	0	0	0	1	2	Boston Red Sox @ Tampa Bay Rays Tropicana Field, St. Petersburg, FL Thu Jun 16 2011, 7:12 PM - 10:24 PM EDT Att: 23,495 - Dome - 72 F AB 33 R 2 H 6 RBI 2 BB 3 SO 7 LOB 15 							
18 Ben Zobrist, S OBP: 0.371, SLG: 0.473	20 G3-1			G3-1		G4-3			G3	3	0	0	0	1	0	1								
20 Matt Joyce, L OBP: 0.376, SLG: 0.552	G3-1			K		F8			G3-1	4	0	0	0	0	1	1								
3 Evan Longoria, R OBP: 0.349, SLG: 0.417	F8			K		L7			F9	4	0	0	0	0	1	1								
11 Casey Kotchman, L OBP: 0.396, SLG: 0.467	G1-3			G3-1		G3-1			G3-1	4	1	2	1	0	0	0								
2 B.J. Upton, R OBP: 0.306, SLG: 0.369	28 S			28 S		1B			P5	3	1	2	0	1	0	0								
28 John Jaso, L ERA: 3.47				K		G4-3			F9	3	0	0	0	0	1	2								
9 Elliot Johnson, S OBP: 0.284, SLG: 0.365				K		G4-3			B5	1	0	0	0	0	0	2								
5 Sam Fuld, L OBP: 0.284, SLG: 0.354				K		P6			K	3	0	2	1	0	0	0								
16 Justin Ruggiano, R OBP: 0.373, SLG: 0.574				K		1B			K	1	0	0	0	0	1	2								
15 Reid Brignac, L OBP: 0.218, SLG: 0.201				K		F9			K	1	0	0	0	1	1	1								
1 Sean Rodriguez, R OBP: 0.291, SLG: 0.385				K		BB			K	2	0	0	0	0	1	3								
Inning Stats	R: 0 E: 0 K: 0 S: 9	H: 0 LOB: 1 BB: 1 P: 15	R: 1 E: 0 K: 2 S: 10	H: 1 LOB: 1 BB: 1 P: 15	R: 0 E: 0 K: 1 S: 12	H: 0 LOB: 0 BB: 0 P: 21	R: 0 E: 0 K: 1 S: 12	H: 1 LOB: 1 BB: 0 P: 18	R: 0 E: 0 K: 1 S: 7	H: 0 LOB: 1 BB: 1 P: 12	R: 1 E: 0 K: 0 S: 10	H: 1 LOB: 0 BB: 0 P: 19	R: 0 E: 0 K: 0 S: 11	H: 1 LOB: 1 BB: 0 P: 14	R: 0 E: 0 K: 0 S: 10	H: 0 LOB: 0 BB: 0 P: 14	R: 0 E: 0 K: 2 S: 10	H: 2 LOB: 2 BB: 0 P: 15	1B: 3 2B: 2 3B: 0 HR: 1	SF: 0 SAC: 0 DP: 0 HBP: 0	WP: 0 PB: 0 SB: 2 CS: 0	PA: 36		
PITCHER	IP WLS BF H R ER SO BB IBB HBP BLK WP HR S P ERA WHIP	IP WLS BF H R ER SO BB IBB HBP BLK WP HR S P ERA WHIP	IP WLS BF H R ER SO BB IBB HBP BLK WP HR S P ERA WHIP	IP WLS BF H R ER SO BB IBB HBP BLK WP HR S P ERA WHIP	IP WLS BF H R ER SO BB IBB HBP BLK WP HR S P ERA WHIP	IP WLS BF H R ER SO BB IBB HBP BLK WP HR S P ERA WHIP	IP WLS BF H R ER SO BB IBB HBP BLK WP HR S P ERA WHIP	IP WLS BF H R ER SO BB IBB HBP BLK WP HR S P ERA WHIP	IP WLS BF H R ER SO BB IBB HBP BLK WP HR S P ERA WHIP	IP WLS BF H R ER SO BB IBB HBP BLK WP HR S P ERA WHIP	IP WLS BF H R ER SO BB IBB HBP BLK WP HR S P ERA WHIP	IP WLS BF H R ER SO BB IBB HBP BLK WP HR S P ERA WHIP	IP WLS BF H R ER SO BB IBB HBP BLK WP HR S P ERA WHIP	IP WLS BF H R ER SO BB IBB HBP BLK WP HR S P ERA WHIP	IP WLS BF H R ER SO BB IBB HBP BLK WP HR S P ERA WHIP	IP WLS BF H R ER SO BB IBB HBP BLK WP HR S P ERA WHIP								
11 Clay Buchholz, R ERA: 3.47	5.0	W	20	2	1	1	5	3	0	0	0	0	0	0	0	0	0	0	0	1	20	32	5.40	1.200
91 Alfredo Aceves, R ERA: 3.3	1.2	H	7	2	1	1	0	0	0	0	0	0	0	0	0	0	0	0	0	1	11	15	0.00	0.000
51 Daniel Bard, R ERA: 2.67	1.1	H	4	0	0	0	0	0	0	0	0	0	0	0	0	0	0	0	0	0	10	15	0.00	0.000
58 Jonathan Papelbon, R ERA: 4.18	1.0	S	5	2	0	0	2	0	0	0	0	0	0	0	0	0	0	0	0	0	10	15	0.00	2.000

Batter	1	2	3	4	5	6	7	8	9	AB	R	H	RBI	BB	SO	LOB	TOP										
23 Rickie Weeks Jr, R OBP: 0.359, SLG: 0.502	G4-3		1B					F9		4	1	1	0	0	1	0											
2 Nyjer Morgan, L OBP: 0.375, SLG: 0.505	1B		1B					1B		4	2	3	0	0	0	0											
8 Ryan Braun, R 27 Carlos Gómez, R OBP: 0.275, SLG: 0.356	K		1B					F8-3		4	0	1	0	0	1	2											
28 Prince Fielder, L OBP: 0.418, SLG: 0.608	2B		1B					F8-3		4	1	2	1	0	1	0											
14 Casey McGehee, R OBP: 0.287, SLG: 0.326	1B		1B					F8		4	0	1	2	0	1	2											
1 Cory Hart, R OBP: 0.337, SLG: 0.474	FC5-4		K					K		4	0	0	0	0	2	2											
25 Mark Kotsay, L OBP: 0.324, SLG: 0.295		P6						G4-3		3	0	0	0	0	0	0											
20 Jonathan Lucroy, R OBP: 0.313, SLG: 0.410		K						G4-3		3	0	0	0	0	1	0											
30 Craig Counsell, L OBP: 0.315, SLG: 0.263		G6-3						G4-3		3	0	0	0	0	0	0											
Inning Stats	R: 2 H: 3 E: 0 K: 1 S: 16	H: 3 LOB: 1 BB: 0 P: 25	R: 0 H: 0 E: 0 K: 1 S: 7	H: 0 LOB: 0 BB: 0 P: 9	R: 2 H: 4 E: 0 K: 1 S: 17	H: 4 LOB: 1 BB: 0 P: 24	R: 0 H: 0 E: 0 K: 0 S: 4	H: 0 LOB: 0 BB: 0 P: 5	R: 0 H: 0 E: 0 K: 1 S: 9	H: 0 LOB: 0 BB: 0 P: 12	R: 0 H: 0 E: 0 K: 0 S: 8	H: 0 LOB: 0 BB: 0 P: 12	R: 0 H: 1 E: 0 K: 2 S: 12	H: 0 LOB: 0 BB: 0 P: 13	R: 0 H: 0 E: 0 K: 2 S: 8	H: 0 LOB: 0 BB: 0 P: 12	1B: 7 2B: 2 3B: 0 HR: 0	SF: 0 SAC: 0 DP: 2 HBP: 0	WP: 0 PB: 0 SB: 0 CS: 0	PA: 33							
PITCHER	IP	WLS	BF	H	R	ER	SO	BB	IBB	HBP	BLK	WP	HR	S	P	ERA	WHIP										
41 John Lackey, R ERA: 7.02	8.0	W	30	8	4	4	5	0	0	0	0	0	0	81	111	4.50	1.000										
32 Matt Albers, R ERA: 3.24	1.0		3	0	0	0	2	0	0	0	0	0	0	8	12	0.00	0.000										

Milwaukee Brewers @ Boston Red Sox
Fenway Park, Boston, MA
Fri Jun 17 2011, 7:13 PM - 10:18 PM EDT
Att: 37,833 - Partly Cloudy - 72 F

AB 33
R 4
H 8
RBI 3
BB 0
SO 7
LOB 6



Batter	1	2	3	4	5	6	7	8	9	AB	R	H	RBI	BB	SO	LOB	BOTTOM										
2 Jacoby Ellsbury, L OBP: 0.372, SLG: 0.475	HR	L7		F9		G3	FC4-6			5	1	1	1	0	0	2											
15 Dustin Pedroia, R OBP: 0.375, SLG: 0.373	F8		BB					K		4	1	1	1	1	1	0											
28 Adrián González, L OBP: 0.408, SLG: 0.612	1B	2B								4	3	3	1	1	0	1											
20 Kevin Youkilis, R 44 Drew Sutton, S OBP: 0.380, SLG: 0.478	K	1B								2	0	1	2	0	1	1											
34 David Ortiz, L OBP: 0.394, SLG: 0.608	2B	K								5	1	3	1	0	2	3											
13 Carl Crawford, L 54 Danell McDonald, R OBP: 0.219, SLG: 0.241	1B		L7							1	0	1	0	0	0	0											
10 Marco Scutaro, R OBP: 0.345, SLG: 0.354	BB		L5							3	1	0	1	1	0	3											
7 J.D. Drew, L OBP: 0.328, SLG: 0.331	G4-3									2	0	0	0	1	0	2											
33 Jason Varitek, S OBP: 0.325, SLG: 0.370	G4-3									4	1	1	1	0	1	1											
Inning Stats	R: 2 H: 4 E: 0 K: 1 S: 26	H: 2 LOB: 1 BB: 1 P: 44	R: 0 H: 0 E: 0 K: 1 S: 14	H: 2 LOB: 1 BB: 1 P: 27	R: 0 H: 0 E: 0 K: 0 S: 6	H: 0 LOB: 0 BB: 0 P: 10	R: 0 H: 0 E: 0 K: 0 S: 5	H: 0 LOB: 0 BB: 0 P: 8	R: 1 H: 2 E: 0 K: 0 S: 9	H: 2 LOB: 1 BB: 1 P: 21	R: 2 H: 2 E: 0 K: 0 S: 14	H: 2 LOB: 0 BB: 1 P: 21	R: 3 H: 3 E: 1 K: 1 S: 18	H: 3 LOB: 1 BB: 0 P: 28	R: 0 H: 1 E: 0 K: 2 S: 13	H: 1 LOB: 2 BB: 1 P: 25	1B: 8 2B: 4 3B: 0 HR: 2	SF: 0 SAC: 1 DP: 2 HBP: 0	WP: 2 PB: 0 SB: 0 CS: 0	PA: 42							
PITCHER	IP	WLS	BF	H	R	ER	SO	BB	IBB	HBP	BLK	WP	HR	S	P	ERA	WHIP										
18 Shaun Marcum, R ERA: 2.85	1.0	L	17	4	3	3	1	2	0	0	0	0	1	34	66	6.75	1.500										
41 Marco Estrada, R ERA: 4.54	1.0		7	4	4	4	0	1	0	0	0	0	0	19	27	36.00	5.000										
46 Daniel Herrera, L ERA: 21.6	2.0		10	2	1	0	3	1	0	0	0	1	0	26	47	0.00	1.500										

Milwaukee Brewers @ Boston Red Sox
Fenway Park, Boston, MA
Fri Jun 17 2011, 7:13 PM - 10:18 PM EDT
Att: 37,833 - Partly Cloudy - 72 F

AB 36
R 10
H 14
RBI 10
BB 5
SO 5
LOB 16



Batter	1	2	3	4	5	6	7	8	9	AB	R	H	RBI	BB	SO	LOB	TOP			
23 Rickie Weeks Jr. R (1, 10) OBP: 0.361, SLG: 0.515			G5-3		G3		2B			4	1	2	1	0	0	0	Milwaukee Brewers @ Boston Red Sox Fenway Park, Boston, MA Sat Jun 18 2011, 7:13 PM - 10:00 PM EDT Att: 38,175 - Partly Cloudy - 77 F			
1 Cory Hart R (1, 9) OBP: 0.341, SLG: 0.490			K		BB		F9			3	1	1	1	1	1					
8 Ryan Braun R (1, 7) OBP: 0.397, SLG: 0.562			BB		BB					3	1	1	0	1	1					
28 Prince Fielder L (1, 3) OBP: 0.419, SLG: 0.605			BB		BB					3	0	1	0	1	1					
14 Casey McGehee R (1, 5) OBP: 0.285, SLG: 0.325			BB		BB					4	0	1	1	0	1	2				
3 Yuniesky Betancourt R (1, 6) OBP: 0.251, SLG: 0.330		F8	F8			P4				4	0	0	0	0	3					
9 Josh Wilson R (1, 4) OBP: 0.286, SLG: 0.593		K		K		FC5-4				4	0	1	0	0	2	1				
27 Carlos Gómez R (1, 8) OBP: 0.270, SLG: 0.350				K						3	0	0	0	0	2	0				
2 Nyjer Morgan L (9, PH) OBP: 0.375, SLG: 0.500				K						1	0	0	0	0	1					
9 George Kottaras L (1, 2) OBP: 0.324, SLG: 0.516										3	1	1	1	0	0	0				
20 Jonathan Lucroy R (9, PH) OBP: 0.311, SLG: 0.405				HR		L7				1	0	0	0	0	1					
Inning Stats	R: 2 H: 3 E: 0 K: 0 S: 8	H: 3 LOB: 0 BB: 0 P: 12	R: 0 H: 0 E: 0 K: 2 S: 9	H: 0 LOB: 0 BB: 0 P: 12	R: 2 H: 2 E: 0 K: 1 S: 17	H: 2 LOB: 2 BB: 2 P: 33	R: 0 H: 0 E: 0 K: 2 S: 9	H: 0 LOB: 0 BB: 0 P: 13	R: 0 H: 1 E: 0 K: 1 S: 9	H: 1 LOB: 1 BB: 0 P: 13	R: 0 H: 1 E: 0 K: 0 S: 5	H: 1 LOB: 1 BB: 0 P: 6	R: 0 H: 0 E: 0 K: 2 S: 13	H: 0 LOB: 0 BB: 0 P: 18	R: 0 H: 1 E: 0 K: 0 S: 13	H: 1 LOB: 1 BB: 0 P: 17	1B: 2 2B: 4 3B: 0 HR: 3	SF: 0 SAC: 0 DP: 1 HBP: 0	WP: 0 PB: 0 SB: 0 CS: 1	PA: 36
PITCHER	IP WLS BF H R ER SO BB IBB HBP BLK WP HR S P ERA WHIP	IP WLS BF H R ER SO BB IBB HBP BLK WP HR S P ERA WHIP	IP WLS BF H R ER SO BB IBB HBP BLK WP HR S P ERA WHIP	IP WLS BF H R ER SO BB IBB HBP BLK WP HR S P ERA WHIP	IP WLS BF H R ER SO BB IBB HBP BLK WP HR S P ERA WHIP	IP WLS BF H R ER SO BB IBB HBP BLK WP HR S P ERA WHIP	IP WLS BF H R ER SO BB IBB HBP BLK WP HR S P ERA WHIP	IP WLS BF H R ER SO BB IBB HBP BLK WP HR S P ERA WHIP	IP WLS BF H R ER SO BB IBB HBP BLK WP HR S P ERA WHIP	IP WLS BF H R ER SO BB IBB HBP BLK WP HR S P ERA WHIP	IP WLS BF H R ER SO BB IBB HBP BLK WP HR S P ERA WHIP	IP WLS BF H R ER SO BB IBB HBP BLK WP HR S P ERA WHIP	IP WLS BF H R ER SO BB IBB HBP BLK WP HR S P ERA WHIP	IP WLS BF H R ER SO BB IBB HBP BLK WP HR S P ERA WHIP	IP WLS BF H R ER SO BB IBB HBP BLK WP HR S P ERA WHIP	IP WLS BF H R ER SO BB IBB HBP BLK WP HR S P ERA WHIP	IP WLS BF H R ER SO BB IBB HBP BLK WP HR S P ERA WHIP			
31 Jon Lester L (1, 1) ERA: 3.7	8.0 L 32 7 4 3 8 3 0 0 0 0 3 72 115 3.38 1.250																			
35 Dan Wheeler R (9, 1) ERA: 6.87	0.1 2 1 0 0 0 0 0 0 0 0 0 0 6 7 0.00 3.000																			
68 Tommy Hotovy L (9, 1) ERA: 6.75	0.1 1 0 0 0 0 0 0 0 0 0 0 0 2 2 0.00 0.000																			
64 Michael Bowden R (9, 1) ERA:	0.1 1 0 0 0 0 0 0 0 0 0 0 0 5 8 0.00 0.000																			

Batter	1	2	3	4	5	6	7	8	9	AB	R	H	RBI	BB	SO	LOB	BOTTOM					
2 Jacoby Ellsbury L (1, 8) OBP: 0.370, SLG: 0.471		G4-3		F7			G4-3			4	0	1	0	0	3		Milwaukee Brewers @ Boston Red Sox Fenway Park, Boston, MA Sat Jun 18 2011, 7:13 PM - 10:00 PM EDT Att: 38,175 - Partly Cloudy - 77 F					
15 Dustin Pedroia R (1, 4) OBP: 0.374, SLG: 0.371			G6-3		G3					4	0	1	0	0	1							
28 Adrián González L (1, 3) OBP: 0.403, SLG: 0.604			G5-3		P6		G4-3			4	0	0	0	0	2							
20 Kevin Youkilis R (1, 5) OBP: 0.382, SLG: 0.483			BB		L8					4	1	2	0	0	0							
34 David Ortiz L (1, 10) OBP: 0.395, SLG: 0.605			BB							3	1	1	0	1	1							
54 Darrell McDonald R (1, 7) OBP: 0.200, SLG: 0.219										3	0	0	0	0	1	4						
7 J.D. Drew L (9, PH) OBP: 0.327, SLG: 0.329										1	0	0	0	0	0							
10 Marco Scutaro R (1, 6) OBP: 0.351, SLG: 0.369										4	0	2	0	0	1	2						
39 Jarrod Saltalamacchia (1, 2) OBP: 0.310, SLG: 0.428										4	0	1	1	0	1	2						
23 Mike Cameron R (1, 9) OBP: 0.217, SLG: 0.289										3	0	1	1	0	0	1						
44 Drew Sutton S (9, PH) OBP: 0.314, SLG: 0.514										1	0	0	0	0	0							
Inning Stats	R: 0 H: 1 E: 0 K: 1 S: 8	H: 3 LOB: 2 BB: 1 P: 24	R: 2 H: 3 E: 0 K: 1 S: 14	H: 3 LOB: 2 BB: 1 P: 24	R: 0 H: 2 E: 0 K: 1 S: 14	H: 2 LOB: 2 BB: 0 P: 20	R: 0 H: 1 E: 0 K: 0 S: 12	H: 1 LOB: 1 BB: 0 P: 17	R: 0 H: 1 E: 0 K: 0 S: 5	H: 1 LOB: 1 BB: 0 P: 7	R: 0 H: 1 E: 0 K: 0 S: 10	H: 1 LOB: 1 BB: 0 P: 12	R: 0 H: 1 E: 0 K: 0 S: 9	H: 1 LOB: 1 BB: 0 P: 18	R: 0 H: 0 E: 1 K: 0 S: 9	H: 0 LOB: 0 BB: 0 P: 15	R: 0 H: 0 E: 0 K: 1 S: 8	H: 0 LOB: 0 BB: 0 P: 11	1B: 7 2B: 2 3B: 0 HR: 0	SF: 0 SAC: 0 DP: 2 HBP: 0	WP: 0 PB: 0 SB: 0 CS: 0	PA: 36
PITCHER	IP WLS BF H R ER SO BB IBB HBP BLK WP HR S P ERA WHIP	IP WLS BF H R ER SO BB IBB HBP BLK WP HR S P ERA WHIP	IP WLS BF H R ER SO BB IBB HBP BLK WP HR S P ERA WHIP	IP WLS BF H R ER SO BB IBB HBP BLK WP HR S P ERA WHIP	IP WLS BF H R ER SO BB IBB HBP BLK WP HR S P ERA WHIP	IP WLS BF H R ER SO BB IBB HBP BLK WP HR S P ERA WHIP	IP WLS BF H R ER SO BB IBB HBP BLK WP HR S P ERA WHIP	IP WLS BF H R ER SO BB IBB HBP BLK WP HR S P ERA WHIP	IP WLS BF H R ER SO BB IBB HBP BLK WP HR S P ERA WHIP	IP WLS BF H R ER SO BB IBB HBP BLK WP HR S P ERA WHIP	IP WLS BF H R ER SO BB IBB HBP BLK WP HR S P ERA WHIP	IP WLS BF H R ER SO BB IBB HBP BLK WP HR S P ERA WHIP	IP WLS BF H R ER SO BB IBB HBP BLK WP HR S P ERA WHIP	IP WLS BF H R ER SO BB IBB HBP BLK WP HR S P ERA WHIP	IP WLS BF H R ER SO BB IBB HBP BLK WP HR S P ERA WHIP	IP WLS BF H R ER SO BB IBB HBP BLK WP HR S P ERA WHIP	IP WLS BF H R ER SO BB IBB HBP BLK WP HR S P ERA WHIP					
43 Randy Wolf L (1, 1) ERA: 3.15	7.0 W 30 9 2 2 3 1 0 0 0 0 0 9 11 0.00 1.429																					
50 Kameron Loe R (8, 1) ERA: 5.19	1.0 H 3 0 0 0 0 0 0 0 0 0 0 9 15 0.00 0.000																					
59 John Axford R (9, 1) ERA: 2.78	1.0 S 3 0 0 0 0 0 0 0 0 0 0 8 11 0.00 0.000																					



Batter	1	2	3	4	5	6	7	8	9	AB	R	H	RBI	BB	SO	LOB	TOP			
23 Rickie Weeks Jr. R OBP: 0.356, SLG: 0.508			G1-3			F8		F8		4	0	0	0	0	1	0				
1 Corey Hart R OBP: 0.333, SLG: 0.478			P3			F8				4	0	0	0	0	2	0				
8 Ryan Braun, R OBP: 0.395, SLG: 0.557						P2				4	0	1	0	0	1	0				
28 Prince Fielder, L OBP: 0.418, SLG: 0.613				G6-3						3	1	1	1	0	1	0				
25 Mark Kotsay, L OBP: 0.321, SLG: 0.293				G5-3			G5-3			1	0	0	0	0	0	1				
14 Casey McGehee, R OBP: 0.287, SLG: 0.328							G5-3			3	1	1	0	0	0	0				
9 Josh Wilson, R OBP: 0.276, SLG: 0.571										4	0	0	0	0	1	3				
3 Yuniesky Betancourt, R OBP: 0.247, SLG: 0.355										2	1	1	2	1	0	0				
2 Nyjer Morgan, L OBP: 0.385, SLG: 0.530							P2			3	0	0	0	0	1	1				
27 Carlos Gómez, R OBP: 0.266, SLG: 0.344							F9			3	0	0	0	0	1	1				
20 Jonathan Lucroy, R OBP: 0.306, SLG: 0.401			G1-3			P3				3	0	0	0	0	0	1				
Inning Stats	R: 0 E: 0 K: 2 S: 11	H: 0 LOB: 0 BB: 0 P: 12	R: 2 E: 0 K: 2 S: 19	H: 2 LOB: 0 BB: 0 P: 26	R: 0 E: 0 K: 0 S: 6	H: 0 LOB: 0 BB: 0 P: 8	R: 0 E: 0 K: 1 S: 6	H: 0 LOB: 1 BB: 1 P: 16	R: 0 E: 0 K: 0 S: 5	H: 0 LOB: 0 BB: 0 P: 7	R: 1 E: 0 K: 0 S: 9	H: 1 LOB: 0 BB: 0 P: 12	R: 0 E: 0 K: 0 S: 8	H: 0 LOB: 0 BB: 0 P: 11	R: 0 E: 1 K: 1 S: 12	H: 1 LOB: 2 BB: 0 P: 16	1B: 1 2B: 1 3B: 0 HR: 2	SF: 0 SAC: 0 DP: 0 HBP: 0	WP: 0 PB: 0 SB: 0 CS: 0	PA: 33
PITCHER	IP WLS BF H R ER SO BB IBB HBP BLK WP HR S P ERA WHIP																			
49 Tim Wakefield, R ERA: 4.26	8.0 W 28 3 3 3 6 1 0 0 0 0 0 2 75 99 3.38 0.500																			
35 Dan Wheeler, R ERA: 6.52	1.0 5 1 0 0 1 0 0 0 0 0 0 0 12 16 0.00 1.000																			

Milwaukee Brewers @ Boston Red Sox
Fenway Park, Boston, MA
Sun Jun 19 2011, 1:47 PM - 4:23 PM EDT
Att: 37,903 - Partly Cloudy - 74 F

AB 32
R 3
H 4
RBI 3
BB 1
SO 7
LOB 7



Batter	1	2	3	4	5	6	7	8	9	AB	R	H	RBI	BB	SO	LOB	BOTTOM			
2 Jacoby Ellsbury, L OBP: 0.371, SLG: 0.474			G4-3			F8				5	1	2	2	0	0	2				
54 Darrell McDonald, R OBP: 0.250, SLG: 0.219										0	0	0	0	0	0	0				
15 Dustin Pedroia, R OBP: 0.377, SLG: 0.392										4	2	3	2	0	0	2				
44 Drew Sutton, S OBP: 0.314, SLG: 0.514										0	1	0	0	0	0	0				
28 Adrián González, L OBP: 0.403, SLG: 0.607										5	2	2	2	0	1	1				
20 Kevin Youkilis, R OBP: 0.382, SLG: 0.491										4	1	1	3	1	1	2				
34 David Ortiz, L OBP: 0.399, SLG: 0.602										3	2	1	1	2	0	1				
7 J.D. Drew, L OBP: 0.325, SLG: 0.331										5	1	2	0	0	1	2				
10 Marco Scutaro, R OBP: 0.345, SLG: 0.389										5	1	1	2	0	2	4				
39 Jarrod Saltalamacchia, R OBP: 0.309, SLG: 0.430										4	0	1	0	0	2	4				
16 Josh Reddick, L OBP: 0.421, SLG: 0.500										3	1	1	0	1	1	1				
Inning Stats	R: 6 E: 1 K: 1 S: 29	H: 6 LOB: 2 BB: 1 P: 47	R: 0 E: 0 K: 2 S: 9	H: 0 LOB: 1 BB: 1 P: 20	R: 0 E: 0 K: 1 S: 13	H: 1 LOB: 1 BB: 0 P: 19	R: 2 E: 0 K: 1 S: 16	H: 3 LOB: 2 BB: 1 P: 29	R: 1 E: 0 K: 0 S: 9	H: 1 LOB: 0 BB: 0 P: 12	R: 2 E: 0 K: 2 S: 10	H: 1 LOB: 0 BB: 1 P: 15	R: 1 E: 0 K: 1 S: 12	H: 2 LOB: 2 BB: 0 P: 15	R: 0 E: 0 K: 0 S: 5	H: 0 LOB: 0 BB: 0 P: 7	1B: 6 2B: 4 3B: 1 HR: 3	SF: 1 SAC: 0 DP: 0 HBP: 0	WP: 1 PB: 0 SB: 0 CS: 0	PA: 43
PITCHER	IP WLS BF H R ER SO BB IBB HBP BLK WP HR S P ERA WHIP																			
49 Yovani Gallardo, R ERA: 4.11	3.0 L 14 3 3 3 3 2 0 0 0 0 0 1 31 48 9.00 1.667																			
52 Sergio Mitre, R ERA: 3.39	3.0 14 3 3 3 3 2 0 0 0 0 0 1 31 48 9.00 1.667																			
45 Mark DeFelice, R ERA: 9.0	1.0 5 2 1 1 1 0 0 0 0 0 0 0 12 15 9.00 2.000																			
32 LaTroy Hawkins, R ERA: 0.49	1.0 3 0 0 0 0 0 0 0 0 0 0 0 5 7 0.00 0.000																			

Milwaukee Brewers @ Boston Red Sox
Fenway Park, Boston, MA
Sun Jun 19 2011, 1:47 PM - 4:23 PM EDT
Att: 37,903 - Partly Cloudy - 74 F

AB 38
R 12
H 14
RBI 12
BB 4
SO 8
LOB 19



Batter	1	2	3	4	5	6	7	8	9	AB	R	H	RBI	BB	SO	LOB	TOP							
13 Chris Denorfia, R OBP: 0.348, SLG: 0.451										5	0	1	1	0	1	2								
8 Jason Bartlett, R OBP: 0.316, SLG: 0.320										3	0	0	0	1	2	0								
25 Will Venable, L OBP: 0.301, SLG: 0.295										5	2	4	0	0	0	0								
7 Chase Headley, S OBP: 0.389, SLG: 0.407										3	1	1	0	1	0	3								
47 Ryan Ludwick, R OBP: 0.328, SLG: 0.441										1	0	0	0	0	1	1								
14 Alberto Gonzalez, R OBP: 0.239, SLG: 0.255										5	0	2	1	0	1	3								
15 Jesus Guzman, R OBP: 0.357, SLG: 0.500										5	2	3	3	0	0	2								
1 Orlando Hudson, S OBP: 0.308, SLG: 0.325										4	0	0	0	1	1	3								
24 Cameron Maybin, R OBP: 0.308, SLG: 0.388										4	0	1	0	0	1	4								
27 Anthony Rizzo, L OBP: 0.350, SLG: 0.387										3	0	1	0	1	1	2								
4 Nick Hundley, R OBP: 0.301, SLG: 0.339																								
Inning Stats	R: 0 E: 0 K: 1 S: 12	H: 1 LOB: 1 BB: 0 P: 16	R: 0 E: 0 K: 1 S: 15	H: 1 LOB: 2 BB: 1 P: 24	R: 0 E: 0 K: 0 S: 5	H: 1 LOB: 1 BB: 1 P: 10	R: 0 E: 0 K: 1 S: 7	H: 1 LOB: 0 BB: 0 P: 9	R: 0 E: 0 K: 2 S: 9	H: 0 LOB: 0 BB: 0 P: 13	R: 3 E: 0 K: 1 S: 14	H: 3 LOB: 2 BB: 2 P: 25	R: 0 E: 0 K: 1 S: 10	H: 1 LOB: 0 BB: 0 P: 18	R: 1 E: 0 K: 0 S: 16	H: 3 LOB: 2 BB: 0 P: 25	R: 1 E: 0 K: 1 S: 9	H: 2 LOB: 1 BB: 0 P: 13	1B: 9 2B: 2 HR: 1	SF: 0 SAC: 0 DP: 1 HBP: 0	WP: 1 PB: 0 SB: 0 CS: 0	PA: 43		
PITCHER	IP: 5.2 WLS: 1 BF: 26 ERA: 4.76	W: 6 R: 3 ER: 3 SO: 6	BB: 3 IBB: 0 HBP: 0 BLK: 0	WP: 0 HR: 1 S: 58 P: 89	ERA: 4.76 WHIP: 1.765	IP: 1.1 WLS: 0 BF: 6 ERA: 3.09	W: 1 R: 0 ER: 0 SO: 1	BB: 1 IBB: 0 HBP: 0 BLK: 0	WP: 0 HR: 0 S: 14 P: 26	ERA: 0.00 WHIP: 1.500	IP: 1.0 WLS: 1 BF: 6 ERA: 1.69	W: 3 R: 1 ER: 1 SO: 1	BB: 0 IBB: 0 HBP: 0 BLK: 0	WP: 0 HR: 0 S: 16 P: 25	ERA: 9.00 WHIP: 3.000	IP: 1.0 WLS: 0 BF: 5 ERA: 7.36	W: 2 R: 1 ER: 1 SO: 1	BB: 0 IBB: 0 HBP: 0 BLK: 0	WP: 0 HR: 0 S: 9 P: 13	ERA: 9.00 WHIP: 2.000				

San Diego Padres @ Boston Red Sox
Fenway Park, Boston, MA
Mon Jun 20 2011, 7:12 PM - 10:51 PM EDT
Att: 38,020 - Clear - 74 F

AB	39
R	5
H	13
RBI	5
BB	4
SO	8
LOB	22



Batter	1	2	3	4	5	6	7	8	9	AB	R	H	RBI	BB	SO	LOB	BOTTOM								
2 Jacoby Ellsbury, L OBP: 0.373, SLG: 0.471										4	1	1	1	2	0	2									
15 Dustin Pedroia, R OBP: 0.380, SLG: 0.393										4	3	1	1	2	0	4									
28 Adrián González, L OBP: 0.406, SLG: 0.610										5	2	3	3	0	1	2									
20 Kevin Youkilis, R OBP: 0.386, SLG: 0.496										4	1	2	2	1	1	1									
44 Drew Sutton, S OBP: 0.314, SLG: 0.514										0	0	0	0	0	0	0									
34 David Ortiz, L OBP: 0.402, SLG: 0.604										4	1	2	2	1	2	1									
54 Darrell McDonald, R OBP: 0.184, SLG: 0.200										3	0	0	0	0	2	4									
7 J.D. Drew, L OBP: 0.335, SLG: 0.335										1	2	1	0	1	0	0									
10 Marco Scutaro, R OBP: 0.355, SLG: 0.393										4	2	2	1	0	1	3									
33 Jason Varitek, S OBP: 0.328, SLG: 0.365										4	1	1	1	0	1	2									
23 Mike Cameron, R OBP: 0.221, SLG: 0.282										2	0	0	0	1	1	0									
16 Josh Reddick, L OBP: 0.476, SLG: 0.529										1	1	1	2	1	0	0									
Inning Stats	R: 1 E: 0 K: 0 S: 26	H: 3 LOB: 3 BB: 1 P: 39	R: 0 E: 0 K: 0 S: 7	H: 0 LOB: 0 BB: 0 P: 12	R: 1 E: 0 K: 1 S: 14	H: 2 LOB: 1 BB: 0 P: 21	R: 1 E: 0 K: 1 S: 12	H: 2 LOB: 2 BB: 2 P: 22	R: 0 E: 0 K: 3 S: 10	H: 0 LOB: 0 BB: 0 P: 11	R: 0 E: 0 K: 2 S: 12	H: 0 LOB: 0 BB: 0 P: 15	R: 10 E: 0 K: 1 S: 36	H: 5 LOB: 1 BB: 4 P: 68	R: 1 E: 0 K: 1 S: 12	H: 2 LOB: 2 BB: 2 P: 29	1B: 10 2B: 4 HR: 0	SF: 0 SAC: 0 DP: 2 HBP: 2	WP: 0 PB: 0 SB: 0 CS: 0	PA: 47					
PITCHER	IP: 3.0 WLS: 1 BF: 18 ERA: 5.17	W: 3 R: 3 ER: 3 SO: 3	BB: 2 IBB: 0 HBP: 0 BLK: 0	WP: 0 HR: 0 S: 53 P: 83	ERA: 9.00 WHIP: 3.000	IP: 4.1 WLS: 0 BF: 12 ERA: 3.23	W: 2 R: 2 ER: 2 SO: 6	BB: 2 IBB: 0 HBP: 0 BLK: 0	WP: 0 HR: 35 S: 50 P: 54	ERA: 5.40 WHIP: 0.900	IP: 0.1 WLS: 0 BF: 5 ERA: 3.28	W: 0 R: 1 ER: 1 SO: 0	BB: 1 IBB: 1 HBP: 2 BLK: 0	WP: 0 HR: 8 S: 26 P: 27	ERA: 27.00 WHIP: 3.000	IP: 0.0 WLS: 0 BF: 4 ERA: 4.85	W: 0 R: 4 ER: 4 SO: 0	BB: 0 IBB: 0 HBP: 0 BLK: 0	WP: 0 HR: 18 S: 25 P: 25	ERA: 25.00 WHIP: 3.000	IP: 1.1 WLS: 0 BF: 7 ERA: 3.6	W: 2 R: 1 ER: 1 SO: 2	BB: 2 IBB: 0 HBP: 0 BLK: 0	WP: 0 HR: 15 S: 33 P: 67	ERA: 6.75 WHIP: 3.000

San Diego Padres @ Boston Red Sox
Fenway Park, Boston, MA
Mon Jun 20 2011, 7:12 PM - 10:51 PM EDT
Att: 38,020 - Clear - 74 F

AB	36
R	14
H	14
RBI	13
BB	9
SO	9
LOB	19



Batter	1	2	3	4	5	6	7	8	9	AB	R	H	RBI	BB	SO	LOB	TOP	
25 Will Venable, L (1,9) OBP: 0.304, SLG: 0.314	HR		F9	7 WP, 8 HR	G4-3			L5		4	2	1	2	1	0	2	San Diego Padres @ Boston Red Sox Fenway Park, Boston, MA Wed Jun 22 2011, 2:12 PM - 6:08 PM EDT Att: 37,419 - Rain - 69 F	
8 Jason Bartlett, R (1,6) OBP: 0.322, SLG: 0.317	G3		S	7 HR			L9	L6		4	0	0	1	0	0	0		
7 Chase Headley, S (1,5) OBP: 0.389, SLG: 0.402	G4-3		S	1 HR			F9	S		5	0	1	1	0	2	1		
47 Ryan Ludwick, R (1,7) OBP: 0.325, SLG: 0.393	S		HR	S			HR			3	0	1	0	1	1	2		
13 Chris Denorfia, R (8,7) OBP: 0.347, SLG: 0.443	S		HR	S			HR			0	0	0	0	0	0	0		
15 Jesus Guzman, R (1,10) OBP: 0.319, SLG: 0.391	G6-3		S	S	S			S		4	0	0	0	0	2	5		
1 Orlando Hudson, S (1,4) OBP: 0.353, SLG: 0.323	S		HR	HR	HR			S		3	1	2	0	1	1	0		
27 Anthony Rizzo, L (1,3) OBP: 0.347, SLG: 0.368	S		S	HR	HR			S		2	1	0	0	1	1	1		
24 Cameron Maybin, R (1,8) OBP: 0.319, SLG: 0.391	HR		HR	HR	HR			F7		3	1	2	0	1	0	1		
4 Nick Hundley, R (1,2) OBP: 0.305, SLG: 0.343	F7		S	S	F9			L7		4	0	0	0	0	1	8		
Inning Stats	R: 1 H: 1 E: 0 K: 0 S: 10	H: 1 LOB: 0 BB: 0 P: 13	R: 0 H: 1 E: 0 K: 1 S: 16	H: 1 LOB: 2 BB: 1 P: 26	R: 0 H: 0 E: 1 K: 2 S: 11	H: 0 LOB: 2 BB: 1 P: 16	R: 4 H: 2 E: 0 K: 2 S: 17	H: 2 LOB: 2 BB: 2 P: 34	R: 0 H: 2 E: 0 K: 1 S: 17	H: 1 LOB: 1 BB: 0 P: 12	R: 0 H: 0 E: 1 K: 1 S: 7	H: 0 LOB: 1 BB: 0 P: 9	R: 0 H: 0 E: 0 K: 1 S: 12	H: 0 LOB: 0 BB: 0 P: 16	1B: 6 2B: 0 3B: 0 HR: 1	SF: 0 SAC: 0 DP: 0 HBP: 2	WP: 1 PB: 0 SB: 2 CS: 1	PA: 39
PITCHER	IP WLS BF H R ER SO BB IBB HBP BLK WP HR S P ERA WHIP																	
41 John Lackey, R (1,1) ERA: 7.36	3.1 L 21 4 5 5 4 4 0 2 0 1 1 49 83 13.50 2.400																	
64 Michael Bowden, R (4,1) ERA: 1.23	1.2 7 2 0 0 1 1 0 0 0 0 0 22 32 0.00 1.800																	
32 Matt Albers, R (6,1) ERA: 2.86	2.0 8 1 0 0 2 0 0 0 0 0 0 17 21 0.00 0.500																	
35 Dan Wheeler, R (8,1) ERA: 6.23	1.0 3 0 0 0 1 0 0 0 0 0 0 12 16 0.00 0.000																	
Batter	1	2	3	4	5	6	7	8	9	AB	R	H	RBI	BB	SO	LOB	BOTTOM	
2 Jacoby Ellsbury, L (1,8) OBP: 0.372, SLG: 0.465	S		F8		HR			S		3	1	0	0	1	1	0	San Diego Padres @ Boston Red Sox Fenway Park, Boston, MA Wed Jun 22 2011, 2:12 PM - 6:08 PM EDT Att: 37,419 - Rain - 69 F	
15 Dustin Pedroia, R (1,4) OBP: 0.390, SLG: 0.397	HR		G6-3		HR			HR		3	0	2	0	1	0	0		
28 Adrián González, L (1,3) OBP: 0.410, SLG: 0.609	HR		HR		HR			HR		4	0	4	1	0	0	0		
20 Kevin Youkilis, R (1,5) OBP: 0.395, SLG: 0.506	HR		HR		F8			HR		4	0	2	0	0	0	4		
34 David Ortiz, L (1,10) OBP: 0.391, SLG: 0.586	G6-3		L6		FC5-6			HR		4	0	0	0	0	0	7		
54 Darrell McDonald, R (1,7) OBP: 0.175, SLG: 0.189	F8		G6-3		F8			F8		2	0	0	0	0	0	0		
7 J.D. Drew, L (6,PH) OBP: 0.330, SLG: 0.326	F8		G6-3		F8			F8		1	0	0	0	0	0	0		
44 Drew Sutton, S (1,6) OBP: 0.316, SLG: 0.486	S		S		F9			HR		2	0	0	0	0	1	0		
33 Jason Varitek, S (1,2) OBP: 0.328, SLG: 0.364	HR		HR		S			S		3	0	1	0	0	2	1		
23 Mike Cameron, R (1,9) OBP: 0.227, SLG: 0.287	F9		F9		HR			L6		2	0	1	0	0	0	1		
16 Josh Reddick, L (6,PH) OBP: 0.462, SLG: 0.636	F9		F9		HR			L6		1	0	0	0	0	0	1		
Inning Stats	R: 0 H: 3 E: 0 K: 0 S: 15	H: 1 LOB: 1 BB: 0 P: 22	R: 0 H: 2 E: 0 K: 0 S: 17	H: 2 LOB: 0 BB: 0 P: 23	R: 0 H: 0 E: 0 K: 1 S: 8	H: 0 LOB: 0 BB: 0 P: 13	R: 1 H: 2 E: 0 K: 0 S: 14	H: 2 LOB: 2 BB: 2 P: 26	R: 0 H: 0 E: 0 K: 1 S: 8	H: 0 LOB: 1 BB: 0 P: 14	R: 0 H: 2 E: 0 K: 1 S: 9	H: 2 LOB: 1 BB: 0 P: 15	R: 0 H: 0 E: 0 K: 0 S: 0	H: 0 LOB: 0 BB: 0 P: 0	1B: 10 2B: 0 3B: 0 HR: 0	SF: 0 SAC: 0 DP: 2 HBP: 1	WP: 0 PB: 0 SB: 0 CS: 0	PA: 32
PITCHER	IP WLS BF H R ER SO BB IBB HBP BLK WP HR S P ERA WHIP																	
33 Clayton Richard, L (1,1) ERA: 4.21	5.0 W 23 8 1 1 2 2 2 0 0 0 0 65 97 1.80 2.000																	
39 Ernesto Frieri, R (6,1) ERA: 3.11	2.0 9 2 0 0 2 0 0 1 0 0 0 17 29 0.00 1.000																	

Batter	1	2	3	4	5	6	7	8	9	AB	R	H	RBI	BB	SO	LOB	TOP			
2 Jacoby Ellsbury, L (1,8) OBP: 0.369, SLG: 0.458										4	1	0	0	1	0	1				
15 Dustin Pedroia, R (1,4) OBP: 0.391, SLG: 0.395										4	0	1	0	1	0	1				
28 Adrián González, L (1,3) OBP: 0.413, SLG: 0.607										4	0	2	0	0	0	2				
20 Kevin Youkilis, R (1,5) OBP: 0.396, SLG: 0.502										2	0	0	1	2	1	3				
54 Darrell McDonald, R (1,7) OBP: 0.182, SLG: 0.195										4	0	1	0	0	0	6				
23 Mike Cameron, R (1,9) OBP: 0.220, SLG: 0.278										3	0	0	0	0	2	0				
7 J.D. Drew, L (8,PH) OBP: 0.333, SLG: 0.330										1	0	1	0	0	0	0				
33 Jason Varitek, S (1,2) OBP: 0.336, SLG: 0.373										3	0	2	0	0	0	0				
10 Marco Scutaro, R (1,6) OBP: 0.356, SLG: 0.392										4	0	1	0	0	1	3				
31 Jon Lester, L (1,1) OBP: 0.287, SLG: 0.352										2	0	0	0	0	0	1				
16 Josh Reddick, L (7,PH) OBP: 0.287, SLG: 0.352										1	0	1	0	0	0	0				
32 Matt Albers, L (7,1) OBP: 0.287, SLG: 0.352										0	0	0	0	0	0	0				
68 Tommy Hottoy, L (7,1) OBP: 0.287, SLG: 0.352										0	0	0	0	0	0	0				
34 David Ortiz, L (8,PH) OBP: 0.369, SLG: 0.458										1	0	0	0	0	0	2				
35 Dan Wheeler, R (8,1) OBP: 0.369, SLG: 0.458										0	0	0	0	0	0	0				
Inning Stats	R: 1 E: 0 K: 0 S: 11	H: 1 LOB: 1 BB: 1 P: 25	R: 0 E: 0 K: 0 S: 4	H: 1 LOB: 0 BB: 7 P: 7	R: 0 E: 0 K: 0 S: 15	H: 2 LOB: 3 BB: 1 P: 27	R: 0 E: 0 K: 1 S: 11	H: 1 LOB: 1 BB: 19 P: 19	R: 0 E: 0 K: 1 S: 10	H: 1 LOB: 0 BB: 17 P: 17	R: 0 E: 0 K: 1 S: 16	H: 1 LOB: 2 BB: 1 P: 25	R: 0 E: 0 K: 1 S: 13	H: 2 LOB: 2 BB: 0 P: 17	R: 0 E: 0 K: 0 S: 9	H: 0 LOB: 0 BB: 11 P: 11	1B: 9 2B: 1 3B: 0 HR: 0	SF: 0 SAC: 1 DP: 1 HBP: 1	WP: 0 PB: 0 SB: 0 CS: 0	PA: 39
PITCHER	IP: 5.1 WLS: W BF: 25 ERA: 3.67	H: 6 R: 0 ER: 0 SO: 0	H: 0 R: 0 ER: 0 SO: 0	H: 0 R: 0 ER: 0 SO: 0	H: 0 R: 0 ER: 0 SO: 0	H: 0 R: 0 ER: 0 SO: 0	H: 0 R: 0 ER: 0 SO: 0	H: 0 R: 0 ER: 0 SO: 0	H: 0 R: 0 ER: 0 SO: 0	H: 0 R: 0 ER: 0 SO: 0	H: 0 R: 0 ER: 0 SO: 0	H: 0 R: 0 ER: 0 SO: 0	H: 0 R: 0 ER: 0 SO: 0	H: 0 R: 0 ER: 0 SO: 0	H: 0 R: 0 ER: 0 SO: 0	H: 0 R: 0 ER: 0 SO: 0	WP: 0 HR: 0 S: 9 P: 11	ERA: 0.00 WHIP: 0.000		

Boston Red Sox @ Pittsburgh Pirates
PNC Park, Pittsburgh, PA
Fri Jun 24 2011, 7:06 PM - 10:15 PM EDT
Att: 39,330 - Cloudy - 70 F

AB	33
R	1
H	9
RBI	1
BB	4
SO	4
LOB	19



Batter	1	2	3	4	5	6	7	8	9	AB	R	H	RBI	BB	SO	LOB	BOTTOM			
31 Jose Tabata, R (1,7) OBP: 0.345, SLG: 0.354										4	0	2	1	0	0	0				
12 Chase d'Araud, R (1,5) OBP: 0.333, SLG: 1.000										3	0	1	0	0	0	2				
22 Andrew McCutchen, R (1,8) OBP: 0.391, SLG: 0.499										3	0	0	0	0	2	2				
18 Neil Walker, S (1,4) OBP: 0.322, SLG: 0.395										4	1	1	0	0	1	3				
23 Matt Diaz, R (1,9) OBP: 0.295, SLG: 0.317										3	0	1	0	0	0	1				
38 Xavier Paul, L (7,9) OBP: 0.300, SLG: 0.368										1	0	0	0	0	0	0				
37 Lyle Overbay, L (1,3) OBP: 0.308, SLG: 0.352										4	0	2	1	0	1	0				
5 Ronny Cedeno, R (1,6) OBP: 0.288, SLG: 0.325										4	1	1	0	0	1	4				
55 Michael McKenry, R (1,2) OBP: 0.233, SLG: 0.300										3	1	1	0	0	1	4				
28 Paul Maholm, L (1,1) OBP: 0.287, SLG: 0.352										1	0	0	0	1	1	0				
30 Chris Resop, R (7,1) OBP: 0.287, SLG: 0.352										0	0	0	0	0	0	2				
2 Brandon Wood, R (6,PH) OBP: 0.287, SLG: 0.352										0	0	0	0	0	0	0				
65 Tony Watson, L (7,1) OBP: 0.287, SLG: 0.352										0	0	0	0	0	0	0				
25 Daniel McCutchen, R (7,1) OBP: 0.391, SLG: 0.499										0	0	0	0	0	0	0				
43 Jose Veras, R (8,1) OBP: 0.369, SLG: 0.458										0	0	0	0	0	0	0				
Joel Hanrahan, R (8,1) OBP: 0.369, SLG: 0.458										0	0	0	0	0	0	0				
Inning Stats	R: 0 E: 0 K: 1 S: 7	H: 0 LOB: 0 BB: 0 P: 12	R: 0 E: 0 K: 0 S: 7	H: 0 LOB: 0 BB: 0 P: 14	R: 2 E: 0 K: 1 S: 13	H: 3 LOB: 2 BB: 1 P: 22	R: 0 E: 0 K: 0 S: 16	H: 2 LOB: 1 BB: 0 P: 23	R: 0 E: 0 K: 2 S: 11	H: 1 LOB: 1 BB: 0 P: 16	R: 1 E: 1 K: 1 S: 16	H: 2 LOB: 2 BB: 0 P: 20	R: 0 E: 0 K: 0 S: 10	H: 1 LOB: 1 BB: 0 P: 18	R: 0 E: 0 K: 2 S: 7	H: 0 LOB: 0 BB: 0 P: 11	1B: 7 2B: 1 3B: 1 HR: 0	SF: 0 SAC: 1 DP: 2 HBP: 1	WP: 0 PB: 0 SB: 0 CS: 0	PA: 34
PITCHER	IP: 6.0 WLS: L BF: 27 ERA: 3.66	H: 3 R: 3 ER: 0 SO: 0	H: 3 R: 2 ER: 0 SO: 0	H: 2 R: 2 ER: 0 SO: 0	H: 0 R: 0 ER: 0 SO: 0	H: 0 R: 0 ER: 0 SO: 0	H: 0 R: 0 ER: 0 SO: 0	H: 0 R: 0 ER: 0 SO: 0	H: 0 R: 0 ER: 0 SO: 0	H: 0 R: 0 ER: 0 SO: 0	H: 0 R: 0 ER: 0 SO: 0	H: 0 R: 0 ER: 0 SO: 0	H: 0 R: 0 ER: 0 SO: 0	H: 0 R: 0 ER: 0 SO: 0	H: 0 R: 0 ER: 0 SO: 0	H: 0 R: 0 ER: 0 SO: 0	WP: 0 HR: 0 S: 7 P: 11	ERA: 3.66 WHIP: 1.500		

Boston Red Sox @ Pittsburgh Pirates
PNC Park, Pittsburgh, PA
Fri Jun 24 2011, 7:06 PM - 10:15 PM EDT
Att: 39,330 - Cloudy - 70 F

AB	31
R	3
H	9
RBI	2
BB	1
SO	7
LOB	18



Batter	1	2	3	4	5	6	7	8	9	AB	R	H	RBI	BB	SO	LOB	TOP					
2 Jacoby Ellsbury, L (1, 8) OBP: 0.367, SLG: 0.464	F7		F7		G4-3		HR		F7	5	1	1	1	0	0	0	Boston Red Sox @ Pittsburgh Pirates PNC Park, Pittsburgh, PA Sat Jun 25 2011, 7:07 PM - 9:59 PM EDT Att: 39,483 - Cloudy - 71 F					
15 Dustin Pedroia, R (1, 4) OBP: 0.394, SLG: 0.404	28 F 28 S G6-3		G5-3		G5-3		2B		2B	4	1	2	0	1	0	0						
28 Adrián González, L (1, 3) OBP: 0.410, SLG: 0.610	G6-3		HR		G3		G4-3		K	5	1	1	2	0	1	2						
20 Kevin Youkilis, R (1, 5) OBP: 0.394, SLG: 0.496	BB		G5-3		G6-3		E3 16 1B			3	0	0	0	1	0	0						
7 J.D. Drew, L (1, 9)	F8		F9		1B		K			4	0	1	0	0	1	2						
39 Jarrod Saltalamacchia, R (1, 2) OBP: 0.319, SLG: 0.439		16 G6-3		16 BB		F8		F8		4	0	2	0	0	0	2						
16 Josh Reddick, L (1, 7)		G6-3		10 G5-4-3		HR		1B		3	1	2	1	1	0	1						
10 Marco Scutaro, R (1, 6)		G6-3		G5-4-3		F8		F8		4	0	0	0	0	0	5						
49 Tim Wakefield, R (1, 1)		K				L7		G3		2	0	0	0	0	2	1						
54 Darnell McDonald, R (7, PH) OBP: 0.178, SLG: 0.190										1	0	0	0	0	0	0						
32 Matt Albers, L (7, 1)										0	0	0	0	0	0	0						
51 Daniel Bard, R (7, 1)										0	0	0	0	0	0	0						
34 David Ortiz, L (9, PH) OBP: 0.389, SLG: 0.581										1	0	0	0	0	0	0						
Inning Stats	R: 1 E: 0 K: 0 S: 13	H: 0 LOB: 1 BB: 2 P: 26	R: 0 E: 0 K: 1 S: 7	H: 1 LOB: 1 BB: 0 P: 10	R: 1 E: 0 K: 0 S: 8	H: 1 LOB: 0 BB: 0 P: 11	R: 0 E: 0 K: 0 S: 9	H: 1 LOB: 1 BB: 1 P: 17	R: 0 E: 0 K: 1 S: 9	H: 0 LOB: 0 BB: 0 P: 11	R: 0 E: 0 K: 0 S: 11	H: 1 LOB: 1 BB: 0 P: 18	R: 2 E: 0 K: 0 S: 17	H: 3 LOB: 1 BB: 0 P: 27	R: 0 E: 1 K: 1 S: 11	H: 1 LOB: 2 BB: 0 P: 13	R: 0 E: 0 K: 1 S: 16	H: 1 LOB: 1 BB: 0 P: 24	1B: 3 2B: 3 3B: 0 HR: 3	SF: 0 SAC: 0 DP: 1 HBP: 0	WP: 0 PB: 0 SB: 1 CS: 0	PA: 39
PITCHER	IP WLS BF H R ER SO BB IBB HBP BLK WP HR S P ERA WHIP																					
27 Jeff Karstens, R (1, 1) ERA: 2.68	6.2 W 28 6 4 3 2 3 0 0 0 0 0 3 68 109 4.05 1.350																					
25 Daniel McCutchen, R (7, 1) ERA: 2.37	0.0 0 1 1 0 0 0 0 0 0 0 0 0 4 7 = =																					
57 Daniel Moskos, L (7, 1) ERA: 2.63	0.1 H 1 0 0 0 0 0 0 0 0 0 0 2 4 0.00 0.000																					
48 Tim Wood, R (8, 1) ERA: 4.05	0.0 0 1 0 0 0 0 0 0 0 0 0 2 2 = =																					
65 Tony Watson, L (8, 1) ERA: 0.83	1.0 H 4 1 0 0 1 0 0 0 0 0 0 9 11 0.00 1.000																					

AB 36
R 4
H 9
RBI 4
BB 3
SO 4
LOB 13



Batter	1	2	3	4	5	6	7	8	9	AB	R	H	RBI	BB	SO	LOB	BOTTOM			
31 Jose Tabata, R (1, 7) OBP: 0.349, SLG: 0.352	G6-3			FC4-6		12 CS				2	0	0	0	3	0	1	Boston Red Sox @ Pittsburgh Pirates PNC Park, Pittsburgh, PA Sat Jun 25 2011, 7:07 PM - 9:59 PM EDT Att: 39,483 - Cloudy - 71 F			
12 Chase d'Araud, R (1, 5) OBP: 0.250, SLG: 0.500	F7		F7		46 2B 22 E		CS		P4	5	1	1	0	0	1	4				
46 Garrett Jones, L (1, 9) OBP: 0.344, SLG: 0.439	L8		K		22 E				K	4	1	2	1	0	1	0				
22 Andrew McCutchen, R (1, 8) OBP: 0.390, SLG: 0.466	G6-3			18 S		22 E			HR	4	1	1	1	0	0	1				
18 Neil Walker, S (1, 4)	F7			37 HR		22 E			F9	2	1	0	0	2	0	2				
37 Lyle Overbay, L (1, 3) OBP: 0.311, SLG: 0.364	F9			37 HR					BB	3	1	1	3	1	0	1				
5 Ronny Cedeno, R (1, 6) OBP: 0.295, SLG: 0.333				HR					F7	3	1	2	0	1	0	3				
55 Michael McKenry, R (1, 2) OBP: 0.206, SLG: 0.265				27 FC6-4					BB	3	1	2	0	1	0	3				
27 Jeff Karstens, R (1, 1) ERA: 4.54				31 WP					G6-3	4	0	0	0	0	2	3				
32 Matt Albers, R (7, 1) ERA: 3.03				31 FC4-6					K	4	0	0	0	0	2	3				
51 Daniel Bard, R (7, 1) ERA: 2.45									G6-3	3	0	1	1	0	0	1				
Inning Stats	R: 0 E: 0 K: 0 S: 6	H: 0 LOB: 0 BB: 0 P: 10	R: 0 E: 0 K: 0 S: 7	H: 0 LOB: 0 BB: 0 P: 13	R: 0 E: 0 K: 1 S: 8	H: 1 LOB: 2 BB: 1 P: 12	R: 4 E: 0 K: 1 S: 12	H: 4 LOB: 1 BB: 1 P: 21	R: 1 E: 1 K: 0 S: 9	H: 2 LOB: 2 BB: 1 P: 15	R: 0 E: 0 K: 0 S: 8	H: 0 LOB: 0 BB: 1 P: 15	R: 1 E: 0 K: 0 S: 9	H: 1 LOB: 1 BB: 1 P: 19	R: 0 E: 0 K: 2 S: 14	H: 0 LOB: 2 BB: 2 P: 24	1B: 4 2B: 2 3B: 0 HR: 2	SF: 0 SAC: 0 DP: 1 HBP: 0	WP: 2 PB: 0 SB: 1 CS: 1	PA: 39
PITCHER	IP WLS BF H R ER SO BB IBB HBP BLK WP HR S P ERA WHIP																			
49 Tim Wakefield, R (1, 1) ERA: 4.54	6.0 L 28 7 4 5 2 3 1 0 0 0 0 1 1 50 8 7.50 1.667																			
32 Matt Albers, R (7, 1) ERA: 3.03	0.2 4 1 1 1 0 1 0 0 0 0 0 1 8 15 13.50 3.000																			
51 Daniel Bard, R (7, 1) ERA: 2.45	1.1 6 0 0 0 2 2 0 0 0 0 0 0 15 28 0.00 1.500																			

AB 31
R 6
H 8
RBI 6
BB 7
SO 4
LOB 17



Batter	1	2	3	4	5	6	7	8	9	AB	R	H	RBI	BB	SO	LOB	TOP					
2 Jacoby Ellsbury, L OBP: 0.365, SLG: 0.461	L8		F9		P6		SH 20 SF9 15 G6-3		20 E 15 S 1B	4	0	1	0	0	0	0	Boston Red Sox @ Pittsburgh Pirates PNC Park, Pittsburgh, PA Sun Jun 26 2011, 1:36 PM - 4:56 PM EDT Att: 39,511 - Partly Cloudy - 75 F					
15 Dustin Pedroia, R OBP: 0.391, SLG: 0.400	28 1B 28 S 1B		L5		P3		G6-3		K	5	0	1	1	0	1	3						
28 Adrián González, L OBP: 0.415, SLG: 0.611	1B		1B		F7		20 SF9 IBB		20 E IBB	3	0	2	0	2	0	0						
20 Kevin Youkilis, R OBP: 0.394, SLG: 0.494	L5		1B		1B		SF9		FC5	3	1	1	1	1	0	4						
7 J.D. Drew, L OBP: 0.330, SLG: 0.326	K		K		FC1 10 CS		P6		G6-3	1	0	0	0	0	1	2						
54 Danell McDonald, R OBP: 0.163, SLG: 0.174			K		FC1 10 CS		P6		G6-3	4	0	0	0	0	1	8						
39 Jarrod Saltalamacchia, R OBP: 0.322, SLG: 0.440	10 FC6-4 BB		BB		K		G6-3		G6-3	3	1	1	0	1	1	2						
16 Josh Reddick, L OBP: 0.457, SLG: 0.690	F8		F8		F8		SF7		P6	3	0	0	1	0	0	1						
10 Marco Scutaro, R OBP: 0.343, SLG: 0.370	FC6-4		P4		P4		CS		F9	3	1	0	0	1	0	1						
30 Andrew Miller, L OBP: 0.308, SLG: 0.375	K		K		K		2 SH 34 BB 15 G6-3 BB		G6-3	2	0	0	0	0	2	1						
34 David Ortiz, L OBP: 0.398, SLG: 0.595										0	1	0	0	0	0	0						
91 Alfredo Aceves, R ERA: 2.63										0	0	0	0	0	0	0						
51 Daniel Bard, R ERA: 3.57										0	0	0	0	0	0	0						
23 Mike Cameron, R OBP: 0.319, SLG: 0.375										0	0	0	0	0	0	0						
58 Jonathan Papelbon, R ERA: 2.25										0	0	0	0	0	0	0						
Inning Stats	R: 0 E: 0 K: 1 S: 15	H: 2 LOB: 2 BB: 0 P: 24	R: 0 E: 0 K: 1 S: 10	H: 0 LOB: 1 BB: 1 P: 17	R: 0 E: 0 K: 1 S: 10	H: 2 LOB: 2 BB: 0 P: 14	R: 1 E: 1 K: 1 S: 8	H: 1 LOB: 0 BB: 0 P: 13	R: 0 E: 0 K: 0 S: 11	H: 0 LOB: 0 BB: 0 P: 18	R: 1 E: 1 K: 1 S: 8	H: 0 LOB: 0 BB: 1 P: 15	R: 2 E: 1 K: 0 S: 11	H: 0 LOB: 2 BB: 3 P: 26	R: 0 E: 0 K: 0 S: 6	H: 0 LOB: 0 BB: 0 P: 8	R: 0 E: 1 K: 1 S: 13	H: 1 LOB: 3 BB: 1 P: 24	1B: 5 2B: 1 3B: 0 HR: 0	SF: 2 SAC: 1 DP: 0 HBP: 0	WP: 0 PB: 0 SB: 2 CS: 1	PA: 42
PITCHER	IP WLS BF H R ER SO BB IBB HBP BLK WP HR S P ERA WHIP																					
53 James McDonald, R ERA: 4.52	6.0	25	5	2	0	5	2	0	0	0	0	0	0	0	62	101	0.00	1.167				
48 Tim Wood, R ERA: 5.4	0.0	L 1	0	1	1	0	1	0	0	0	0	0	0	0	4	∞	∞					
57 Daniel Moskos, L ERA: 2.63	0.0	2	0	0	0	0	1	0	0	0	0	0	0	3	7	∞	∞					
30 Chris Resop, R ERA: 3.57	1.0	4	0	1	0	0	0	1	0	0	0	0	0	8	15	0.00	0.000					
25 Daniel McCutchen, R ERA: 2.25	2.0	9	1	0	0	1	0	1	0	0	0	0	0	19	32	0.00	0.500					

AB 32
R 4
H 6
RBI 3
BB 6
SO 6
LOB 22




Batter	1	2	3	4	5	6	7	8	9	AB	R	H	RBI	BB	SO	LOB	BOTTOM					
31 Jose Tabata, R OBP: 0.351, SLG: 0.354	1B		K		22 1B 12 1B 1B		G4-3		F8	1	0	1	0	0	0	0	Boston Red Sox @ Pittsburgh Pirates PNC Park, Pittsburgh, PA Sun Jun 26 2011, 1:36 PM - 4:56 PM EDT Att: 39,511 - Partly Cloudy - 75 F					
46 Garrett Jones, L OBP: 0.342, SLG: 0.435			K		22 1B 1B		G4-3		F8	4	0	1	0	0	0	1						
12 Chase d'Araud, R OBP: 0.250, SLG: 0.417	F7		E7		22 1B 1B		F8		F8	4	0	1	0	0	0	1						
22 Andrew McCutchen, R OBP: 0.389, SLG: 0.463	K		G4-3		22 1B 1B		F9		F9	4	0	1	1	0	1	2						
18 Neil Walker, S OBP: 0.323, SLG: 0.388	L9		23 E 5 SF8 HBP		K		G6-3		G6-3	3	1	0	0	0	1	3						
23 Matt Diaz, R OBP: 0.287, SLG: 0.308	G6-3		E6		F9		K		K	4	0	0	0	0	1	3						
37 Lyle Overbay, L OBP: 0.306, SLG: 0.358	G4-3		F8		F8		F8		F7	4	0	0	0	0	0	2						
5 Ronny Cedeno, R OBP: 0.298, SLG: 0.335	1B		SF8		F9		F9		BB	2	0	1	1	1	0	0						
69 Eric Fryer, R	F9		G1-3-1		BB		BB		K	3	0	0	0	1	1	3						
53 James McDonald, L ERA: 4.52			K		12 1B 46 1B 22 1B BB		F8		F9	1	1	0	0	1	1	0						
2 Brandon Wood, R ERA: 3.09										1	0	0	0	0	0	1						
46 Tim Wood, R ERA: 5.4										0	0	0	0	0	0	0						
57 Daniel Moskos, R ERA: 2.63										0	0	0	0	0	0	0						
30 Chris Resop, R ERA: 3.57										0	0	0	0	0	0	0						
25 Daniel McCutchen, R ERA: 2.25										0	0	0	0	0	0	0						
38 Xavier Paul, L ERA: 3.9										0	0	0	0	0	0	1						
Inning Stats	R: 0 E: 0 K: 1 S: 8	H: 1 LOB: 1 BB: 0 P: 10	R: 0 E: 0 K: 0 S: 13	H: 1 LOB: 1 BB: 0 P: 19	R: 0 E: 1 K: 2 S: 14	H: 0 LOB: 1 BB: 0 P: 20	R: 1 E: 1 K: 0 S: 11	H: 0 LOB: 1 BB: 0 P: 18	R: 1 E: 0 K: 1 S: 18	H: 3 LOB: 2 BB: 1 P: 25	R: 0 E: 0 K: 0 S: 8	H: 0 LOB: 0 BB: 1 P: 17	R: 0 E: 0 K: 0 S: 8	H: 0 LOB: 0 BB: 0 P: 11	R: 0 E: 0 K: 1 S: 7	H: 0 LOB: 0 BB: 0 P: 10	R: 0 E: 0 K: 1 S: 7	H: 0 LOB: 1 BB: 1 P: 15	1B: 5 2B: 0 3B: 0 HR: 0	SF: 1 SAC: 0 DP: 0 HBP: 1	WP: 0 PB: 0 SB: 0 CS: 0	PA: 37
PITCHER	IP WLS BF H R ER SO BB IBB HBP BLK WP HR S P ERA WHIP																					
30 Andrew Miller, L ERA: 3.09	6.0	W 27	5	2	1	4	2	0	1	0	0	0	0	0	72	109	1.50	1.167				
91 Alfredo Aceves, R ERA: 3.62	1.0	H 3	0	0	0	0	0	0	0	0	0	0	0	8	11	0.00	0.000					
51 Daniel Bard, R ERA: 2.25	1.0	H 3	0	0	0	1	0	0	0	0	0	0	0	7	10	0.00	0.000					
58 Jonathan Papelbon, R ERA: 3.9	1.0	S 4	0	0	0	1	1	0	0	0	0	0	0	7	15	0.00	1.000					



Batter	1	2	3	4	5	6	7	8	9	AB	R	H	RBI	BB	SO	LOB	TOP		
2 Jacoby Ellsbury, L OBP: 0.361, SLG: 0.455	L3		P6			G3			G5-3	4	0	0	0	0	0	0			
15 Dustin Pedroia, R OBP: 0.389, SLG: 0.396	G6-3			F9			BB		L5	3	0	0	0	1	0	0			
28 Adrián González, L OBP: 0.412, SLG: 0.605	G4-3			P4						3	0	0	0	0	0	1			
20 Kevin Youkilis, R OBP: 0.394, SLG: 0.490		BB		K						2	0	0	0	1	1				
54 Darrell McDonald, R OBP: 0.173, SLG: 0.204	K			P3						3	0	1	0	0	1	1			
33 Jason Varitek, S OBP: 0.328, SLG: 0.363	F9			G5-3					G6-3	3	0	0	0	0	0	2			
23 Mike Cameron, R OBP: 0.212, SLG: 0.266	K			F9						3	0	0	0	0	2	2			
10 Marco Scutaro, R OBP: 0.343, SLG: 0.369			G6-3						G5-3	3	0	1	0	0	0	1			
19 Josh Beckett, R OBP: 0.308, SLG: 0.474			L3							2	0	0	0	0	0	1			
46 Franklin Morales, L OBP: 0.341, SLG: 0.375										0	0	0	0	0	0	0			
52 Bobby Jenks, R OBP: 0.308, SLG: 0.474										0	0	0	0	0	0	0			
44 Drew Sutton, S OBP: 0.308, SLG: 0.474										1	0	0	0	0	1	0			
Inning Stats	R: 0 E: 0 K: 0 S: 4	H: 0 LOB: 0 BB: 0 P: 5	R: 0 E: 0 K: 2 S: 9	H: 0 LOB: 1 BB: 1 P: 13	R: 0 E: 0 K: 1 S: 9	H: 0 LOB: 0 BB: 0 P: 14	R: 0 E: 0 K: 1 S: 11	H: 0 LOB: 0 BB: 0 P: 18	R: 0 E: 0 K: 0 S: 5	H: 1 LOB: 0 BB: 0 P: 10	R: 0 E: 0 K: 0 S: 4	H: 0 LOB: 0 BB: 1 P: 12	R: 0 E: 0 K: 1 S: 12	H: 1 LOB: 1 BB: 0 P: 19	R: 0 E: 0 K: 1 S: 9	H: 0 LOB: 0 BB: 0 P: 12	1B: 1 2B: 1 3B: 0 HR: 0	SF: 0 SAC: 0 DP: 2 HBP: 0	WP: 0 PA: 29 PB: 0 SB: 0 CS: 0
PITCHER 33 Cliff Lee, L ERA: 2.66	IP: 9.0 WLS: W BF: 29 H: 2 R: 0 ER: 0 SO: 5 BB: 2 IBB: 0 HBP: 0 BLK: 0 WP: 0 HR: 0 S: 71 P: 112 ERA: 0.00 WHIP: 0.444															PITCHER			

Boston Red Sox @ Philadelphia Phillies
Citizens Bank Park, Philadelphia, PA
Tue Jun 28 2011, 7:09 PM - 9:45 PM EDT
Att. 45,714 - Clear - 82 F


AB 27
R 0
H 2
RBI 0
BB 2
SO 5
LOB 9



Batter	1	2	3	4	5	6	7	8	9	AB	R	H	RBI	BB	SO	LOB	BOTTOM
11 Jimmy Rollins, S OBP: 0.331, SLG: 0.375	F8		BB			G3			G3	3	0	0	0	1	0	0	
27 Placido Polanco, R OBP: 0.341, SLG: 0.366	L6		F8							4	1	1	0	0	1	1	
26 Chase Utley, L OBP: 0.374, SLG: 0.432	F7		F8			SH1-3				3	0	1	0	0	0	1	
6 Ryan Howard, L OBP: 0.354, SLG: 0.483		F9				F9				3	0	1	0	1	0	1	
8 Shane Victorino, S OBP: 0.357, SLG: 0.506	FC6-4		G3							4	2	1	2	0	1	3	
29 Raul Ibanez, L OBP: 0.281, SLG: 0.378	K		P5							3	0	0	0	0	1	1	
9 Domonic Brown, L OBP: 0.301, SLG: 0.422		HR								3	2	2	2	0	1	0	
51 Carlos Ruiz, R OBP: 0.355, SLG: 0.341	G6-3									3	0	0	0	0	0	1	
33 Cliff Lee, L OBP: 0.220, SLG: 0.256	G3-1									2	0	0	1	0	1	0	
Inning Stats	R: 0 E: 0 K: 0 S: 8	H: 2 LOB: 0 BB: 0 P: 10	R: 2 E: 1 K: 1 S: 16	H: 2 LOB: 0 BB: 0 P: 21	R: 0 E: 0 K: 0 S: 13	H: 0 LOB: 1 BB: 1 P: 21	R: 0 E: 0 K: 0 S: 4	H: 0 LOB: 0 BB: 0 P: 7	R: 1 LOB: 0 BB: 0 P: 10	H: 1 LOB: 2 BB: 0 P: 15	R: 2 E: 0 K: 2 S: 9	H: 2 LOB: 0 BB: 0 P: 14	R: 0 E: 0 K: 2 S: 16	H: 1 LOB: 2 BB: 1 P: 25	1B: 3 2B: 1 3B: 0 HR: 2	SF: 1 SAC: 1 DP: 0 HBP: 0	WP: 0 PA: 32 PB: 0 SB: 1 CS: 0
PITCHER 19 Josh Beckett, R ERA: 2.2 46 Franklin Morales, L ERA: 4.0 52 Bobby Jenks, R ERA: 6.08	IP: 6.0 WLS: L BF: 24 H: 5 R: 5 ER: 5 SO: 5 BB: 1 IBB: 0 HBP: 0 BLK: 0 WP: 0 HR: 2 S: 54 P: 84 ERA: 7.50 WHIP: 1.000															PITCHER	

Boston Red Sox @ Philadelphia Phillies
Citizens Bank Park, Philadelphia, PA
Tue Jun 28 2011, 7:09 PM - 9:45 PM EDT
Att. 45,714 - Clear - 82 F

AB 28
R 5
H 6
RBI 5
BB 2
SO 5
LOB 8



Batter	1	2	3	4	5	6	7	8	9	AB	R	H	RBI	BB	SO	LOB	TOP								
2 Jacoby Ellsbury, L OBP: 0.361, SLG: 0.452										5	0	3	1	0	1	2	Boston Red Sox @ Philadelphia Phillies Citizens Bank Park, Philadelphia, PA Thu Jun 30 2011, 1:08 PM - 4:10 PM EDT Att: 45,810 - Sunny - 78 F								
54 Darrell McDonald, R OBP: 0.164, SLG: 0.192										3	0	0	0	0	0	3									
7 J.D. Drew, L OBP: 0.332, SLG: 0.328										4	0	0	0	1	2	0									
28 Adrián González, L OBP: 0.407, SLG: 0.593										4	0	0	0	1	2	0									
15 Dustin Pedroia, R OBP: 0.385, SLG: 0.401										5	1	1	1	0	0	3									
33 Jason Varitek, S OBP: 0.333, SLG: 0.419										4	2	2	2	0	0	0									
16 Josh Reddick, L OBP: 0.476, SLG: 0.722										4	1	2	0	0	0	0									
44 Drew Sutton, S OBP: 0.326, SLG: 0.476										4	1	2	1	0	1	1									
10 Marco Scutaro, R OBP: 0.340, SLG: 0.365										4	0	2	0	0	0	0									
31 Jon Lester, L										3	0	0	0	0	3	4									
51 Daniel Bard, R										0	0	0	0	0	0	0									
34 David Ortiz, L OBP: 0.385, SLG: 0.571										0	0	0	0	0	0	0									
52 Bobby Jenks, R										0	0	0	0	0	0	0									
58 Jonathan Papelbon, R										0	0	0	0	0	0	0									
Inning Stats	R: 0 E: 0 K: 1 S: 11	H: 1 LOB: 0 BB: 0 P: 14	R: 0 E: 0 K: 0 S: 10	H: 1 LOB: 1 BB: 0 P: 17	R: 0 E: 0 K: 1 S: 9	H: 0 LOB: 0 BB: 0 P: 13	R: 0 E: 0 K: 0 S: 7	H: 0 LOB: 0 BB: 0 P: 9	R: 2 E: 0 K: 1 S: 16	H: 4 LOB: 2 BB: 0 P: 25	R: 1 E: 0 K: 0 S: 13	H: 1 LOB: 0 BB: 0 P: 21	R: 0 E: 0 K: 2 S: 14	H: 2 LOB: 2 BB: 0 P: 21	R: 2 E: 0 K: 2 S: 13	H: 2 LOB: 0 BB: 0 P: 18	R: 0 E: 0 K: 0 S: 14	H: 2 LOB: 3 BB: 1 P: 26	1B: 9 2B: 0 3B: 1 HR: 3	SF: 0 SAC: 0 DP: 1 HBP: 0	WP: 0 PB: 0 SB: 0 CS: 0	PA: 40			
PITCHER	IP	WLS	BF	H	R	ER	SO	BB	IBB	HBP	BLK	WP	HR	S	P	ERA	WHIP								
35 Cole Hamels, L ERA: 2.41	4.0		13	2	0	0	2	0	0	0	0	0	0	37	53	0.00	0.500								
57 David Herndon, R ERA: 4.51	2.0	L	11	5	3	3	1	0	0	0	0	0	1	29	46	13.50	2.500								
48 Drew Carpenter, R ERA: 9.0	2.0		10	4	2	2	4	0	0	0	0	0	2	27	39	9.00	2.000								
47 Scott Mathieson, R ERA:	1.0		6	2	0	0	0	1	0	0	0	0	0	14	26	0.00	3.000								

AB 39
R 5
H 13
RBI 5
BB 1
SO 7
LOB 15



Batter	1	2	3	4	5	6	7	8	9	AB	R	H	RBI	BB	SO	LOB	BOTTOM									
11 Jimmy Rollins, S OBP: 0.327, SLG: 0.368										4	0	0	0	0	1	0	Boston Red Sox @ Philadelphia Phillies Citizens Bank Park, Philadelphia, PA Thu Jun 30 2011, 1:08 PM - 4:10 PM EDT Att: 45,810 - Sunny - 78 F									
27 Plácido Polanco, R OBP: 0.336, SLG: 0.363										4	1	1	0	0	0	0										
26 Chase Utley, L OBP: 0.361, SLG: 0.449										4	0	1	0	0	1	1										
6 Ryan Howard, L OBP: 0.354, SLG: 0.488										3	1	2	2	1	0	1										
8 Shane Victorino, S OBP: 0.359, SLG: 0.504										2	0	0	0	2	0	2										
10 Ben Francisco, R OBP: 0.336, SLG: 0.351										4	0	0	0	0	0	4										
29 Raul Ibanez, L OBP: 0.285, SLG: 0.393										4	0	0	0	0	3	4										
51 Carlos Ruiz, R OBP: 0.348, SLG: 0.333										3	0	0	0	0	1	0										
35 Cole Hamels, L ERA: 2.41	7.0	W	25	2	0	0	5	2	0	0	0	0	0	0	0	1		0								
57 David Herndon, R ERA: 2.33	1.0		3	0	0	0	1	0	0	0	0	6	8	0.00	0.000	0										
52 Bobby Jenks, R ERA: 7.24	0.1		4	2	2	2	0	1	0	0	0	7	11	54.00	9.000	0										
58 Jonathan Papelbon, R ERA: 3.82	0.2	S	2	0	0	0	1	0	0	0	0	6	8	0.00	0.000	0										
Inning Stats	R: 0 E: 0 K: 1 S: 11	H: 0 LOB: 0 BB: 0 P: 16	R: 0 E: 0 K: 1 S: 9	H: 0 LOB: 1 BB: 1 P: 18	R: 0 E: 0 K: 2 S: 11	H: 0 LOB: 0 BB: 0 P: 17	R: 0 E: 0 K: 0 S: 13	H: 1 LOB: 0 BB: 0 P: 19	R: 0 E: 0 K: 0 S: 10	H: 0 LOB: 0 BB: 0 P: 13	R: 0 E: 0 K: 0 S: 7	H: 0 LOB: 0 BB: 0 P: 12	R: 0 E: 0 K: 1 S: 14	H: 1 LOB: 2 BB: 1 P: 25	R: 0 E: 0 K: 1 S: 6	H: 0 LOB: 0 BB: 0 P: 8	R: 2 E: 0 K: 1 S: 13	H: 2 LOB: 1 BB: 1 P: 19	1B: 3 2B: 0 3B: 0 HR: 1	SF: 0 SAC: 0 DP: 0 HBP: 0	WP: 0 PB: 0 SB: 2 CS: 0	PA: 34				
PITCHER	IP	WLS	BF	H	R	ER	SO	BB	IBB	HBP	BLK	WP	HR	S	P	ERA	WHIP									
31 Jon Lester, L	7.0		25	2	0	0	5	2	0	0	0	0	0	0	0	0	0.00	0.571								
51 Daniel Bard, R	1.0		3	0	0	0	1	0	0	0	0	6	8	0.00	0.000	0	0									
52 Bobby Jenks, R	0.1		4	2	2	2	0	1	0	0	0	7	11	54.00	9.000	0	0									
58 Jonathan Papelbon, R	0.2	S	2	0	0	0	1	0	0	0	0	6	8	0.00	0.000	0	0									

AB 31
R 2
H 4
RBI 2
BB 3
SO 7
LOB 12



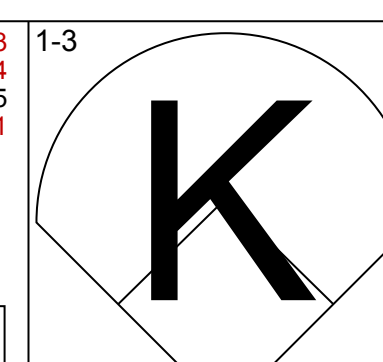
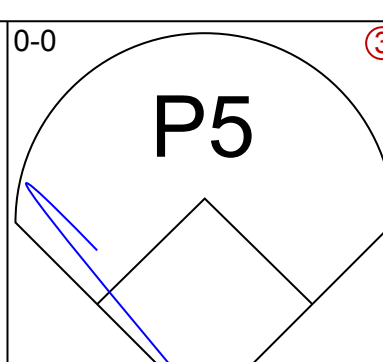
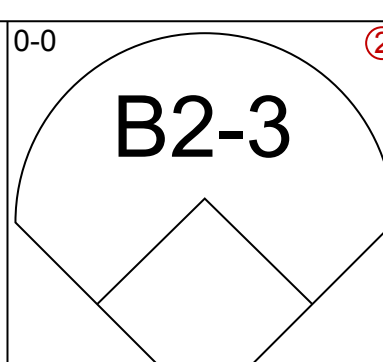
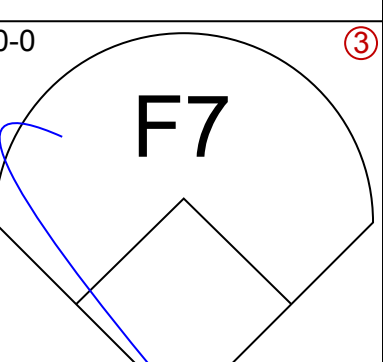
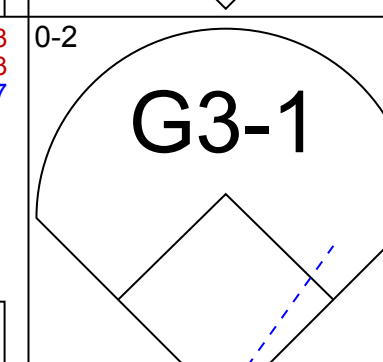
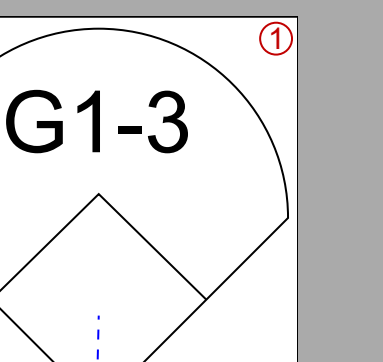
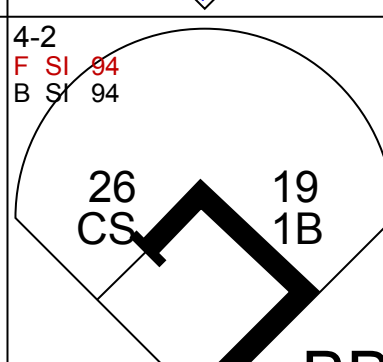
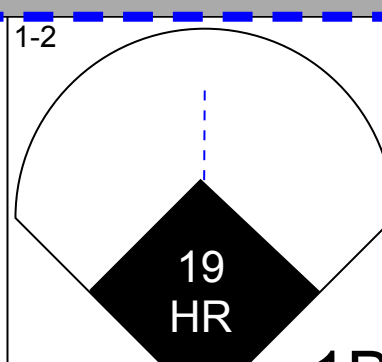
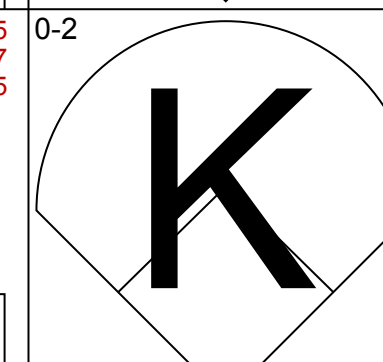
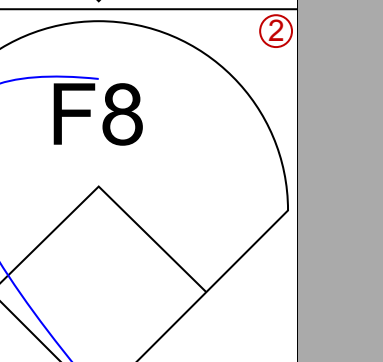
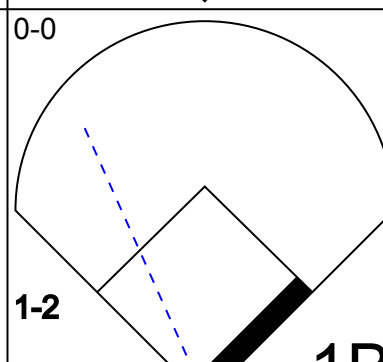
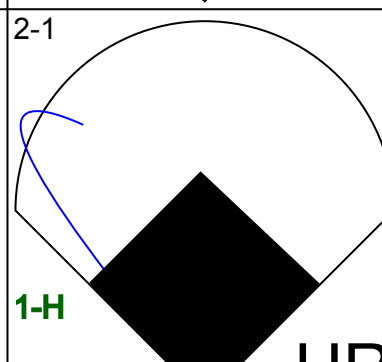

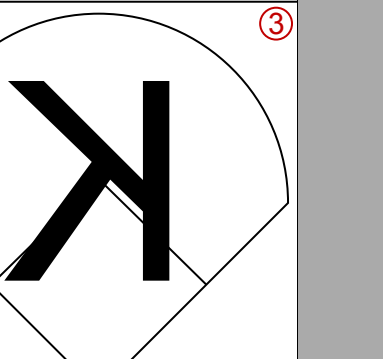
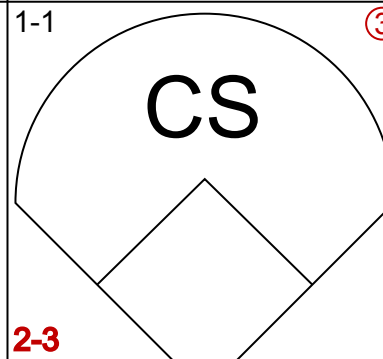
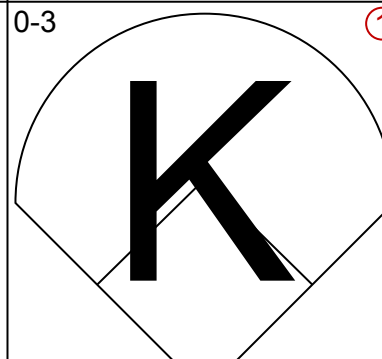
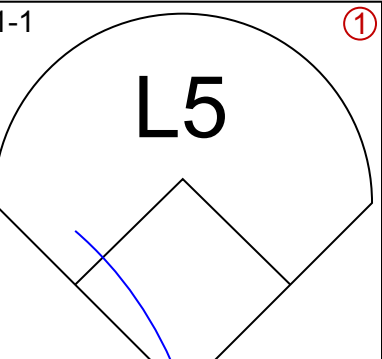
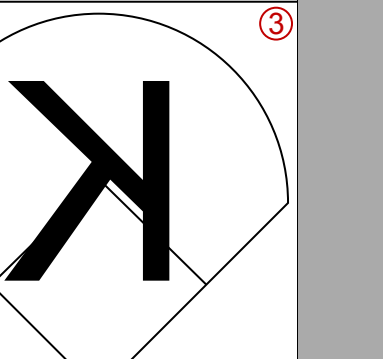
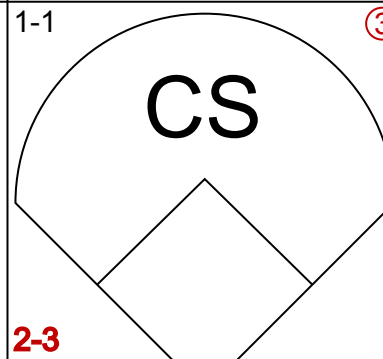

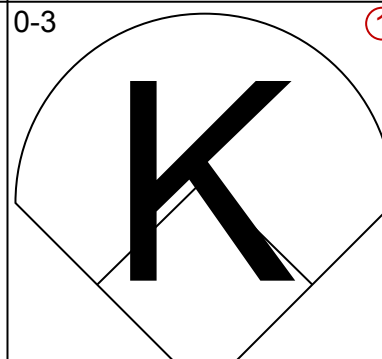
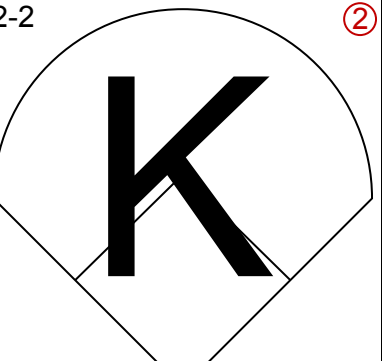
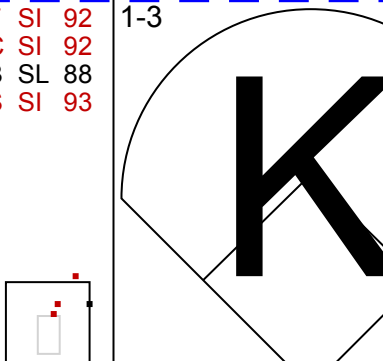
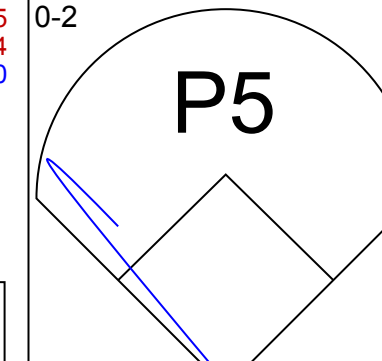
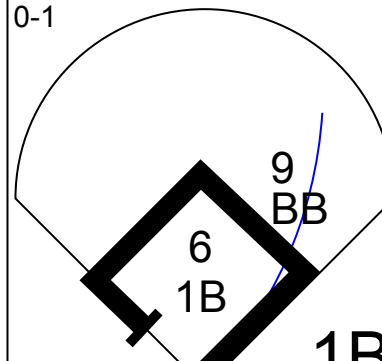
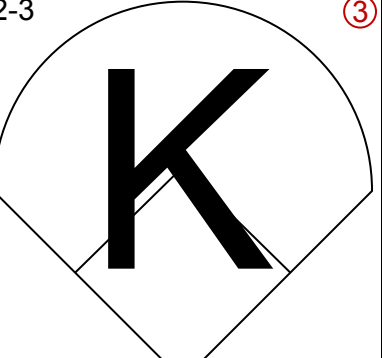
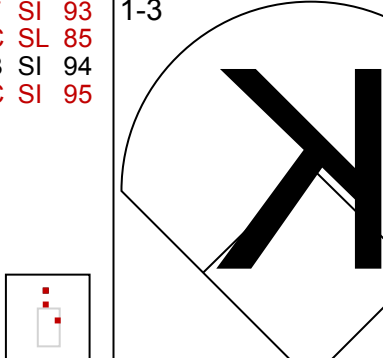
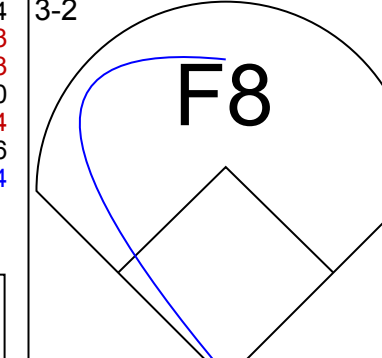
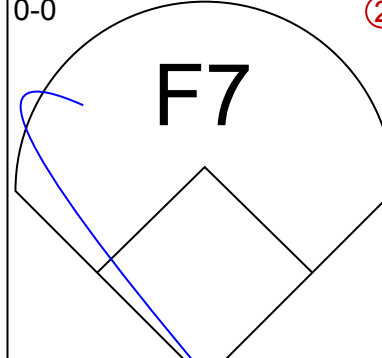
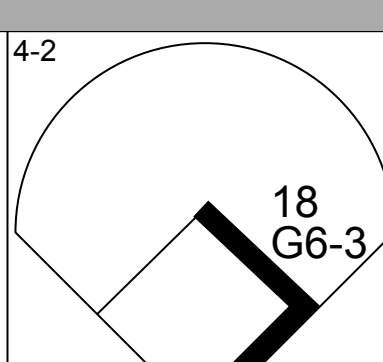
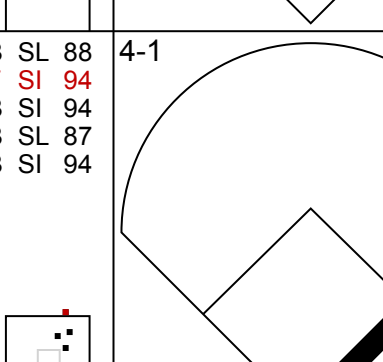
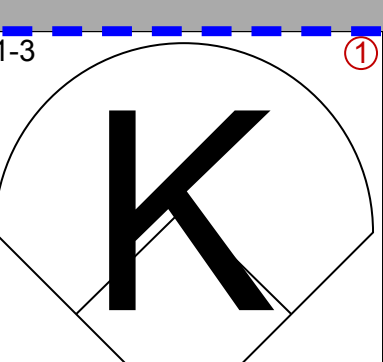
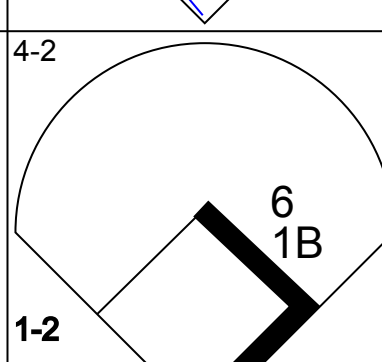
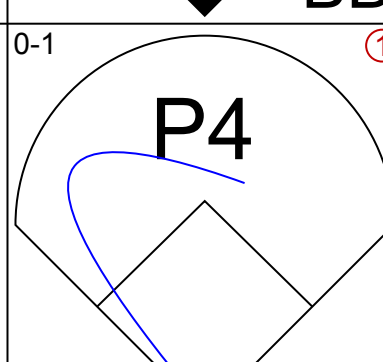
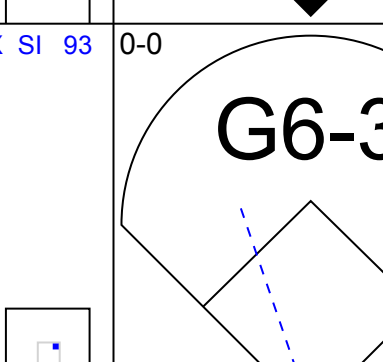
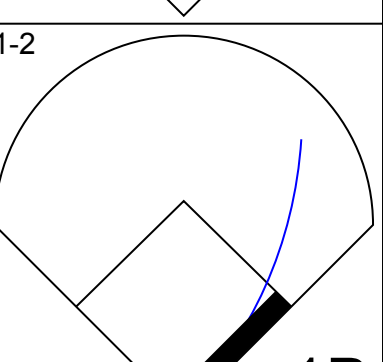
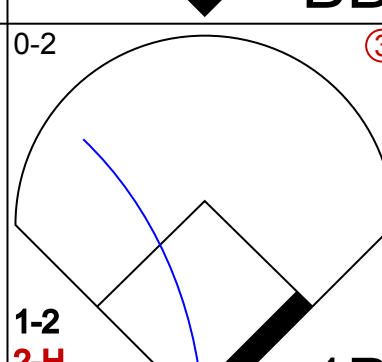
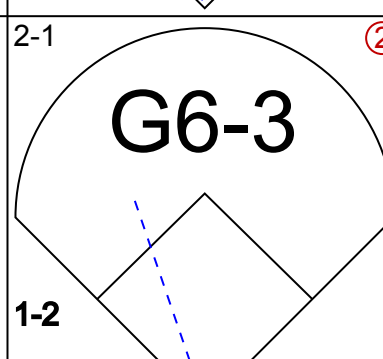
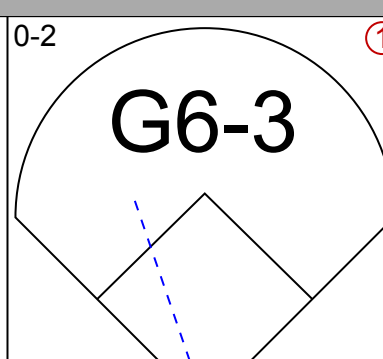
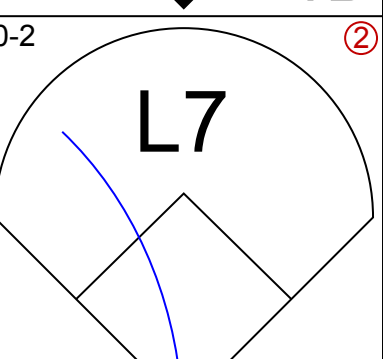
Batter	1	2	3	4	5	6	7	8	9	AB	R	H	RBI	BB	SO	LOB	TOP			
11 Rajai Davis, R OBP: 0.263, SLG: 0.361										5	1	2	1	0	0	2				
14 Eric Thames, L OBP: 0.372, SLG: 0.550										4	1	1	0	1	0	1				
19 José Bautista, R OBP: 0.467, SLG: 0.679										5	1	1	0	0	0	0				
26 Adam Lind, L OBP: 0.364, SLG: 0.552										3	2	1	1	2	1	0				
10 Edwin Encarnación, R OBP: 0.275, SLG: 0.404										5	0	0	0	0	0	3				
2 Aaron Hill, R OBP: 0.286, SLG: 0.347										5	2	3	2	0	0	1				
45 Travis Snider, L OBP: 0.291, SLG: 0.315										5	1	3	2	0	0	2				
8 José Molina, R OBP: 0.370, SLG: 0.427										3	0	0	0	0	2	2				
6 John McDonald, R OBP: 0.257, SLG: 0.302										4	1	2	1	0	0	2				
Inning Stats	R: 1 E: 0 K: 1 S: 10	H: 1 LOB: 0 BB: 0 P: 14	R: 2 E: 0 K: 1 S: 13	H: 3 LOB: 1 BB: 0 P: 20	R: 4 E: 0 K: 0 S: 22	H: 5 LOB: 1 BB: 0 P: 35	R: 0 E: 0 K: 0 S: 9	H: 0 LOB: 0 BB: 0 P: 14	R: 0 E: 0 K: 0 S: 5	H: 1 LOB: 1 BB: 0 P: 15	R: 1 E: 0 K: 0 S: 14	H: 2 LOB: 1 BB: 1 P: 24	R: 1 E: 0 K: 1 S: 10	H: 1 LOB: 2 BB: 1 P: 18	R: 0 E: 0 K: 0 S: 9	H: 1 LOB: 2 BB: 1 P: 18	1B: 7 2B: 5 3B: 0 HR: 1	SF: 0 SAC: 1 DP: 0 HBP: 0	WP: 0 PA: 44 PB: 0 SB: 1 CS: 0	
PITCHER	IP WLS BF H R ER SO BB IBB HBP BLK WP HR S P ERA WHIP	IP WLS BF H R ER SO BB IBB HBP BLK WP HR S P ERA WHIP	IP WLS BF H R ER SO BB IBB HBP BLK WP HR S P ERA WHIP	IP WLS BF H R ER SO BB IBB HBP BLK WP HR S P ERA WHIP	IP WLS BF H R ER SO BB IBB HBP BLK WP HR S P ERA WHIP	IP WLS BF H R ER SO BB IBB HBP BLK WP HR S P ERA WHIP	IP WLS BF H R ER SO BB IBB HBP BLK WP HR S P ERA WHIP	IP WLS BF H R ER SO BB IBB HBP BLK WP HR S P ERA WHIP	IP WLS BF H R ER SO BB IBB HBP BLK WP HR S P ERA WHIP	IP WLS BF H R ER SO BB IBB HBP BLK WP HR S P ERA WHIP	IP WLS BF H R ER SO BB IBB HBP BLK WP HR S P ERA WHIP	IP WLS BF H R ER SO BB IBB HBP BLK WP HR S P ERA WHIP	IP WLS BF H R ER SO BB IBB HBP BLK WP HR S P ERA WHIP	IP WLS BF H R ER SO BB IBB HBP BLK WP HR S P ERA WHIP	IP WLS BF H R ER SO BB IBB HBP BLK WP HR S P ERA WHIP	IP WLS BF H R ER SO BB IBB HBP BLK WP HR S P ERA WHIP	IP WLS BF H R ER SO BB IBB HBP BLK WP HR S P ERA WHIP	IP WLS BF H R ER SO BB IBB HBP BLK WP HR S P ERA WHIP	IP WLS BF H R ER SO BB IBB HBP BLK WP HR S P ERA WHIP	
41 John Lackey, R ERA: 7.47	2.1 L 16 9 7 7 2 0 0 0 0 0 1 41 65 27.00 3.857	2.2 H 8 0 0 0 0 0 0 0 0 0 0 18 25 0.00 0.000	2.2 H 13 3 2 1 1 1 0 0 0 0 0 33 52 3.38 1.500	0.1 H 1 0 0 0 0 1 0 0 0 0 0 1 5 0.00 3.000	1.0 H 5 1 0 0 0 1 0 0 0 0 0 9 18 0.00 2.000															
35 Dan Wheeler, R ERA: 5.33																				
91 Alfredo Aceves, R ERA: 3.74																				
46 Franklin Morales, L ERA: 3.79																				
32 Matt Albers, R ERA: 2.97																				

Toronto Blue Jays @ Boston Red Sox
Fenway Park, Boston, MA
Mon Jul 04 2011, 1:36 PM - 5:12 PM EDT
Att: 38,072 - Partly Cloudy - 83 F

livebaseballscorecards.com

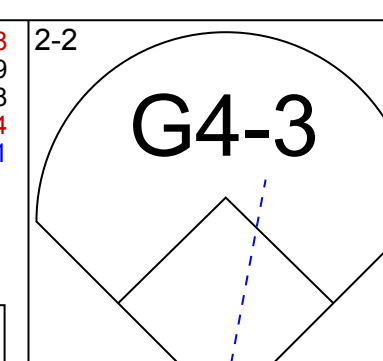
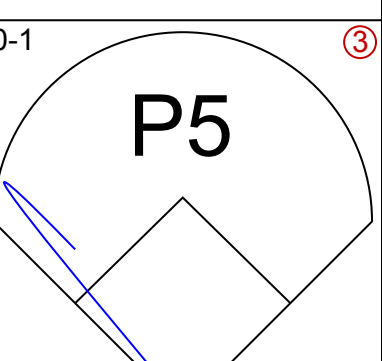
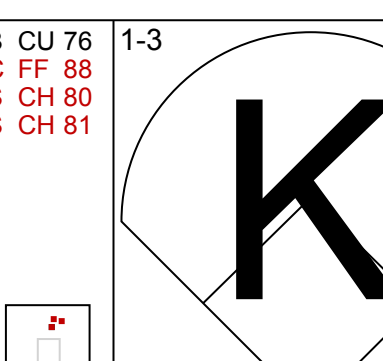
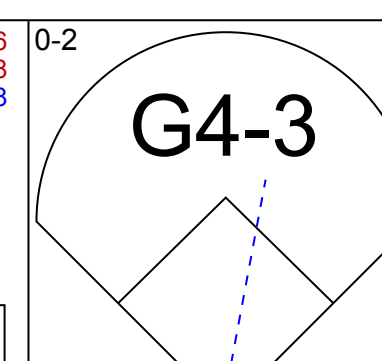
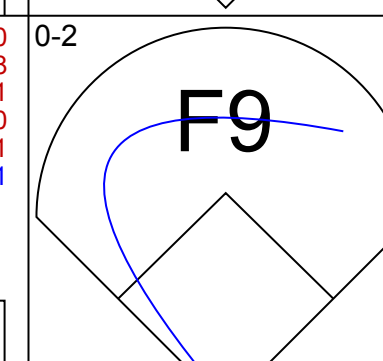
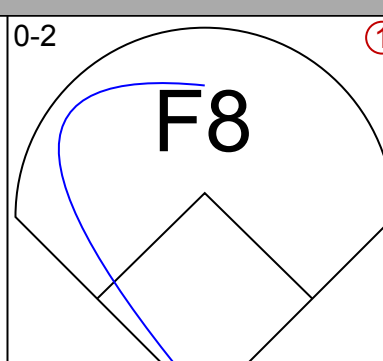
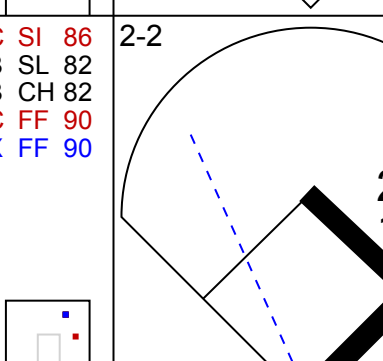
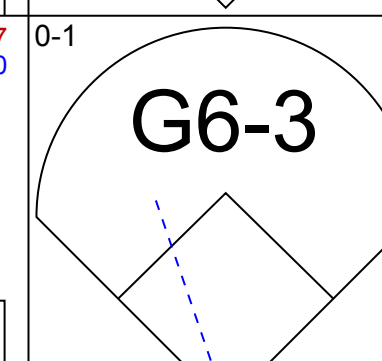
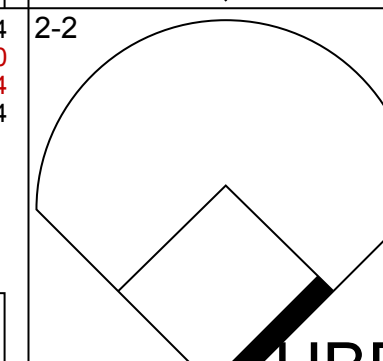
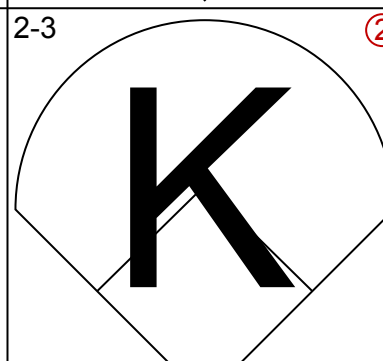
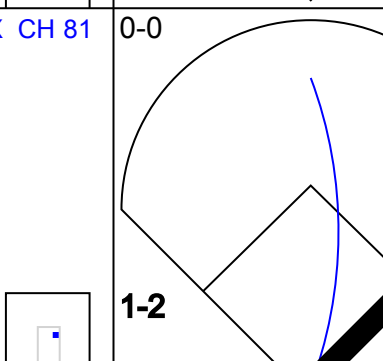
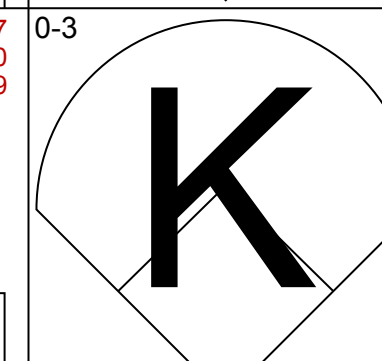
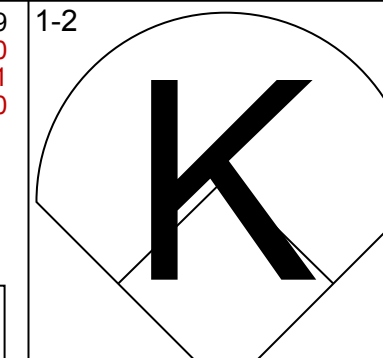
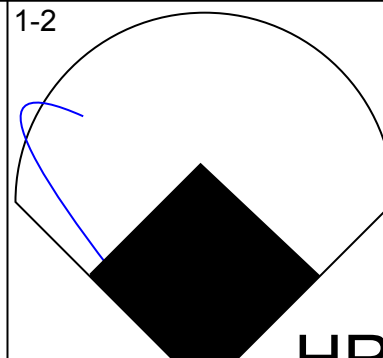
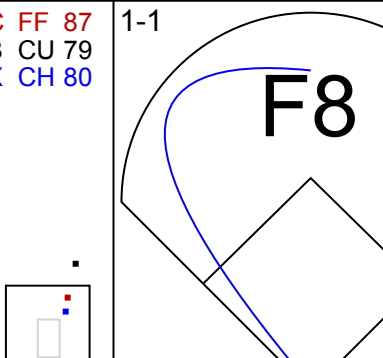
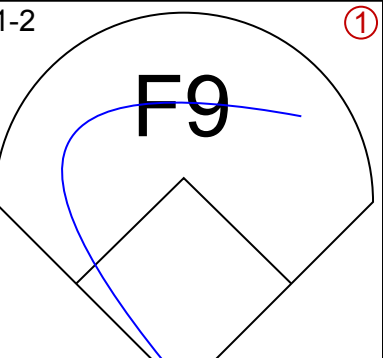
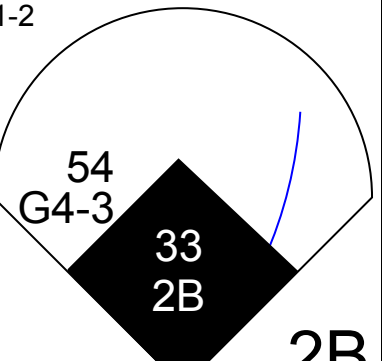
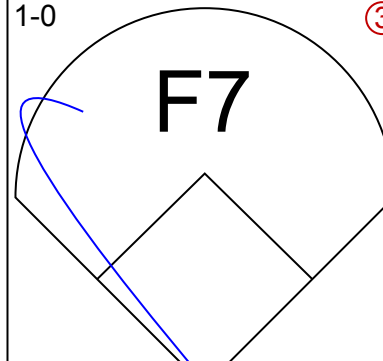
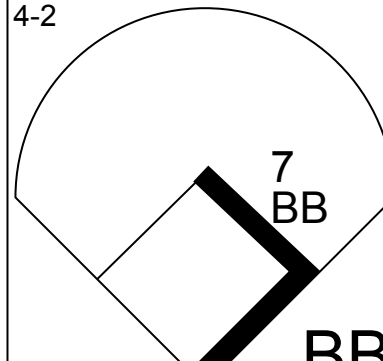
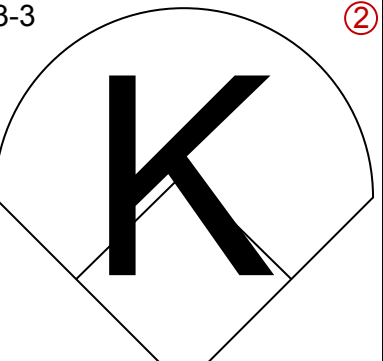
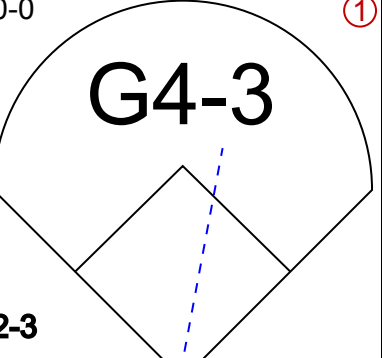
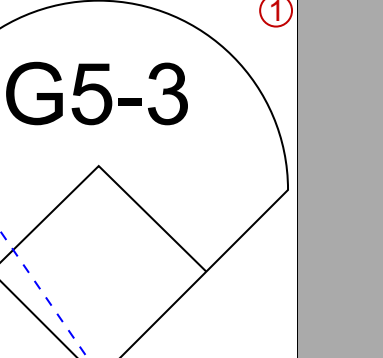
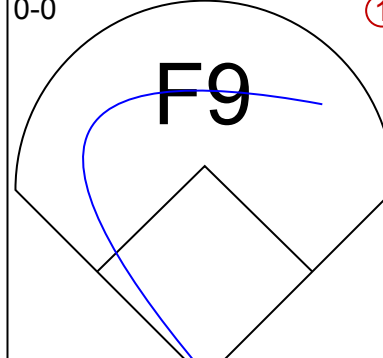
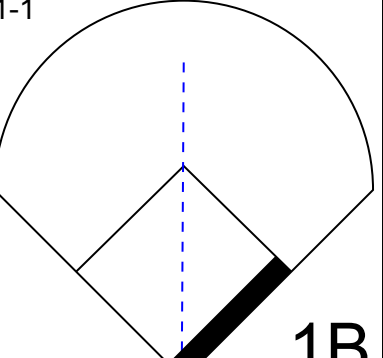
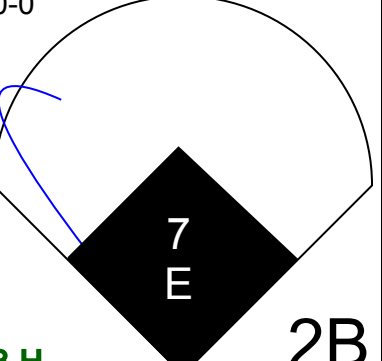

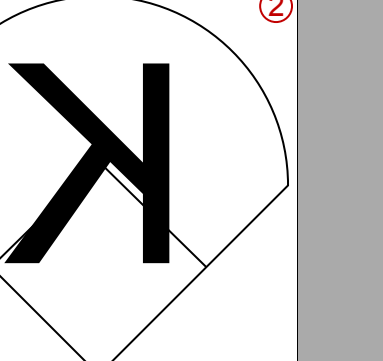
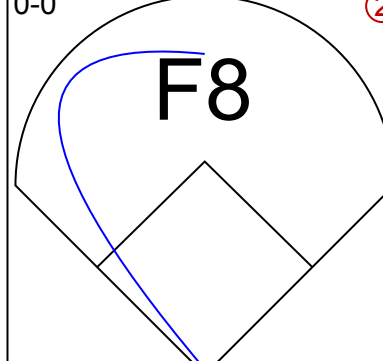
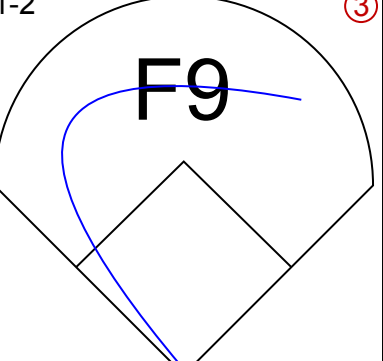
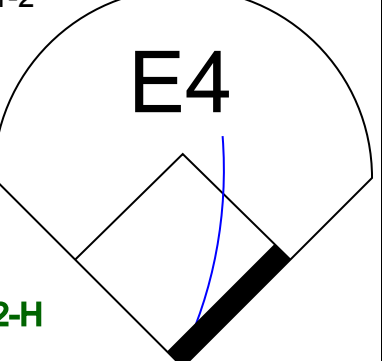
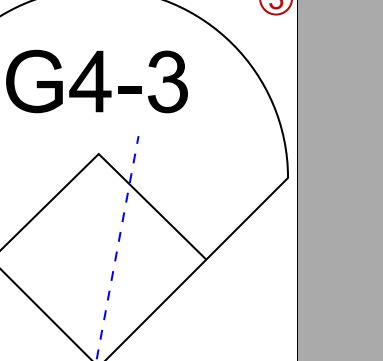
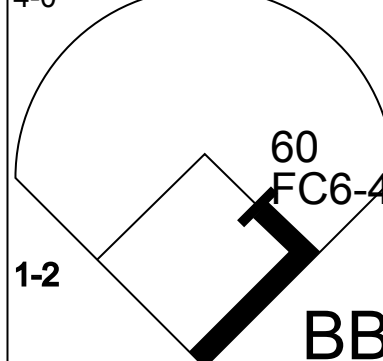
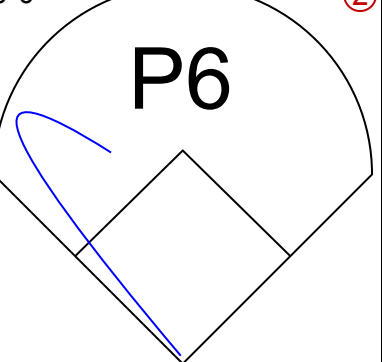
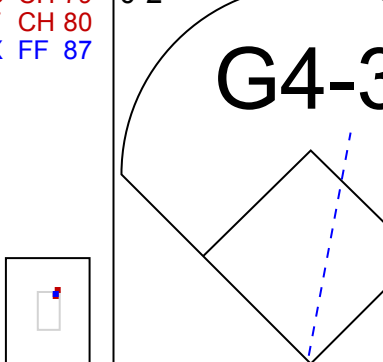
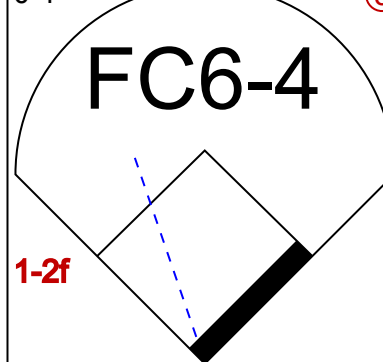
AB 39
R 9
H 13
RBI 7
BB 3
SO 3
LOB 13

Batter	1	2	3	4	5	6	7	8	9	AB	R	H	RBI	BB	SO	LOB	BOTTOM				
2 Jacoby Ellsbury, L OBP: 0.370, SLG: 0.464										5	1	4	2	0	0	1					
15 Dustin Pedroia, R OBP: 0.394, SLG: 0.404										4	1	1	0	1	1	2					
28 Adrián González, L OBP: 0.404, SLG: 0.586										5	0	1	1	0	2	4					
20 Kevin Youkilis, R OBP: 0.393, SLG: 0.474										1	0	0	0	0	0	0					
60 Yamaico Navarro, R4, PR OBP: 0.429, SLG: 0.597										3	1	1	0	1	1	1					
16 Josh Reddick, L OBP: 0.456, SLG: 0.638										2	0	0	0	0	1	0					
54 Darrell McDonald, R OBP: 0.185, SLG: 0.233										2	0	0	0	0	2	3					
39 Jarrod Saltalamacchia, R OBP: 0.325, SLG: 0.433										4	1	1	2	0	1	1					
7 J.D. Drew, L OBP: 0.331, SLG: 0.322										3	1	1	1	0	2	1					
10 Marco Scutaro, R OBP: 0.331, SLG: 0.369										3	1	1	0	1	1	0					
Inning Stats	R: 0 E: 0 K: 1 S: 9	H: 1 LOB: 1 BB: 0 P: 13	R: 0 E: 0 K: 2 S: 8	H: 0 LOB: 0 BB: 0 P: 12	R: 0 E: 0 K: 1 S: 11	H: 1 LOB: 1 BB: 0 P: 18	R: 0 E: 0 K: 0 S: 10	H: 0 LOB: 1 BB: 0 P: 16	R: 4 E: 0 K: 1 S: 19	H: 3 LOB: 1 BB: 2 P: 35	R: 0 E: 0 K: 2 S: 7	H: 0 LOB: 1 BB: 1 P: 15	R: 0 E: 0 K: 0 S: 14	H: 2 LOB: 0 BB: 0 P: 19	R: 3 E: 0 K: 2 S: 13	H: 3 LOB: 0 BB: 0 P: 22	R: 0 E: 0 K: 3 S: 11	H: 1 LOB: 0 BB: 0 P: 19	1B: 7 2B: 3 3B: 2 HR: 0	SF: 1 SAC: 0 DP: 2 HBP: 1	WP: 1 PA: 41 PB: 1 SB: 1 CS: 1
PITCHER	IP WLS BF H R ER SO BB IBB HBP BLK WP HR S P ERA WHIP	IP WLS BF H R ER SO BB IBB HBP BLK WP HR S P ERA WHIP	IP WLS BF H R ER SO BB IBB HBP BLK WP HR S P ERA WHIP	IP WLS BF H R ER SO BB IBB HBP BLK WP HR S P ERA WHIP	IP WLS BF H R ER SO BB IBB HBP BLK WP HR S P ERA WHIP	IP WLS BF H R ER SO BB IBB HBP BLK WP HR S P ERA WHIP	IP WLS BF H R ER SO BB IBB HBP BLK WP HR S P ERA WHIP	IP WLS BF H R ER SO BB IBB HBP BLK WP HR S P ERA WHIP	IP WLS BF H R ER SO BB IBB HBP BLK WP HR S P ERA WHIP	IP WLS BF H R ER SO BB IBB HBP BLK WP HR S P ERA WHIP	IP WLS BF H R ER SO BB IBB HBP BLK WP HR S P ERA WHIP	IP WLS BF H R ER SO BB IBB HBP BLK WP HR S P ERA WHIP	IP WLS BF H R ER SO BB IBB HBP BLK WP HR S P ERA WHIP	IP WLS BF H R ER SO BB IBB HBP BLK WP HR S P ERA WHIP	IP WLS BF H R ER SO BB IBB HBP BLK WP HR S P ERA WHIP	IP WLS BF H R ER SO BB IBB HBP BLK WP HR S P ERA WHIP	IP WLS BF H R ER SO BB IBB HBP BLK WP HR S P ERA WHIP	IP WLS BF H R ER SO BB IBB HBP BLK WP HR S P ERA WHIP	IP WLS BF H R ER SO BB IBB HBP BLK WP HR S P ERA WHIP		
23 Brandon Morrow, R ERA: 4.73	5.0 W 23 4 4 4 4 0 0 0 0 0 1 0 21 30 0.00 1.000	2.0 H 7 2 0 0 2 0 0 																			

Batter	1	2	3	4	5	6	7	8	9	AB	R	H	RBI	BB	SO	LOB	TOP			
11 Rajai Davis, R OBP: 0.260, SLG: 0.357										3	0	0	0	0	1	1	Toronto Blue Jays @ Boston Red Sox Fenway Park, Boston, MA Tue Jul 05 2011, 7:10 PM - 9:48 PM EDT Att: 37,745 - Partly Cloudy - 82 F			
14 Eric Thames, L OBP: 0.368, SLG: 0.543										3	1	1	0	1	0	0				
16 Corey Patterson, L OBP: 0.293, SLG: 0.393										4	1	2	2	0	1	0				
19 José Bautista, R OBP: 0.467, SLG: 0.687										4	1	2	2	0	1	0				
26 Adam Lind, L OBP: 0.358, SLG: 0.542										4	0	0	0	0	2	0				
10 Edwin Encarnación, R OBP: 0.275, SLG: 0.402										4	0	1	0	0	2	0				
45 Travis Snider, L OBP: 0.280, SLG: 0.302										4	0	0	0	0	2	1				
9 J.P. Arencibia, R OBP: 0.278, SLG: 0.433										1	0	0	0	3	1	0				
6 John McDonald, R OBP: 0.264, SLG: 0.308										4	0	2	0	0	0	2				
18 Mike McCoy, R OBP: 0.325, SLG: 0.296										2	0	0	0	0	0	1				
2 Aaron Hill, R OBP: 0.285, SLG: 0.346										1	0	0	0	0	0	1				
Inning Stats	R: 0 E: 0 K: 2 S: 9	H: 0 LOB: 0 BB: 0 P: 10	R: 0 E: 0 K: 2 S: 8	H: 0 LOB: 0 BB: 0 P: 13	R: 0 E: 0 K: 0 S: 8	H: 0 LOB: 1 BB: 1 P: 14	R: 0 E: 0 K: 1 S: 10	H: 0 LOB: 0 BB: 0 P: 13	R: 0 E: 0 K: 0 S: 13	H: 1 LOB: 1 BB: 1 P: 18	R: 0 E: 0 K: 0 S: 9	H: 0 LOB: 0 BB: 0 P: 14	R: 0 E: 0 K: 1 S: 10	H: 1 LOB: 1 BB: 0 P: 12	R: 2 E: 0 K: 1 S: 16	H: 4 LOB: 2 BB: 1 P: 23	1B: 5 2B: 0 3B: 0 HR: 1	SF: 0 SAC: 0 DP: 0 HBP: 0	WP: 0 PB: 0 SB: 0 CS: 1	PA: 36
PITCHER	IP WLS BF H R ER SO BB IBB HBP BLK WP HR S P ERA WHIP																			
31 Jon Lester, L ERA: 3.31	(1, 1) 4.0 13 0 0 0 5 1 0 0 0 0 0 0 35 50 0.00 0.250																			
32 Matt Albers, R ERA: 2.7	(5, 1) 2.0 W 8 1 0 0 2 2 0 0 0 0 0 0 21 32 0.00 1.500																			
46 Franklin Morales, L ERA: 3.6	(7, 1) 1.0 H 3 0 0 0 0 0 0 0 0 0 0 9 14 0.00 0.000																			
51 Daniel Bard, R ERA: 2.2	(8, 1) 1.0 H 4 1 0 0 1 0 0 0 0 0 0 10 12 0.00 1.000																			
58 Jonathan Papelbon, R ERA: 4.01	(9, 1) 1.0 S 7 4 2 2 1 1 0 0 0 0 0 1 16 23 18.00 5.000																			

AB	31
R	2
H	6
RBI	2
BB	4
SO	9
LOB	7



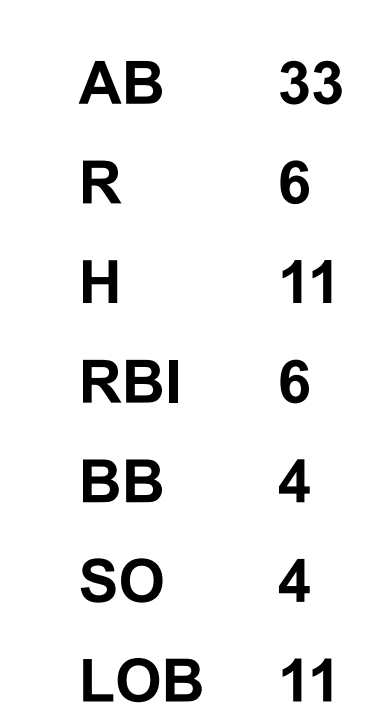
Batter	1	2	3	4	5	6	7	8	9	AB	R	H	RBI	BB	SO	LOB	BOTTOM			
2 Jacoby Ellsbury, L OBP: 0.366, SLG: 0.459										4	0	0	0	0	1	1	Toronto Blue Jays @ Boston Red Sox Fenway Park, Boston, MA Tue Jul 05 2011, 7:10 PM - 9:48 PM EDT Att: 37,745 - Partly Cloudy - 82 F			
10 Marco Scutaro, R OBP: 0.325, SLG: 0.366										4	0	1	0	0	0	0				
28 Adrián González, L OBP: 0.405, SLG: 0.583										3	0	1	0	0	2	0				
15 Dustin Pedroia, R OBP: 0.392, SLG: 0.411										4	1	1	1	0	1	3				
34 David Ortiz, L OBP: 0.385, SLG: 0.565										3	1	1	0	1	1	0				
54 Danell McDonald, R OBP: 0.188, SLG: 0.234										4	0	1	0	0	0	2				
33 Jason Varitek, S OBP: 0.336, SLG: 0.427										4	1	1	1	0	1	2				
7 J.D. Drew, L OBP: 0.331, SLG: 0.319										2	0	0	0	1	0	0				
60 Yamaico Navarro, R OBP: 0.300, SLG: 0.600										3	0	0	0	0	0	3				
Inning Stats	R: 0 E: 0 K: 1 S: 14	H: 0 LOB: 1 BB: 0 P: 19	R: 2 E: 1 K: 0 S: 12	H: 2 LOB: 1 BB: 0 P: 14	R: 1 E: 0 K: 1 S: 10	H: 1 LOB: 0 BB: 0 P: 14	R: 0 E: 0 K: 1 S: 10	H: 0 LOB: 0 BB: 0 P: 12	R: 0 E: 0 K: 0 S: 12	H: 2 LOB: 2 BB: 0 P: 16	R: 0 E: 0 K: 0 S: 6	H: 0 LOB: 2 BB: 2 P: 14	R: 0 E: 0 K: 1 S: 8	H: 0 LOB: 1 BB: 0 P: 8	R: 0 E: 0 K: 1 S: 11	H: 1 LOB: 1 BB: 0 P: 17		1B: 3 2B: 2 3B: 0 HR: 1	SF: 0 SAC: 0 DP: 0 HBP: 1	WP: 0 PB: 0 SB: 0 CS: 0
PITCHER	IP WLS BF H R ER SO BB IBB HBP BLK WP HR S P ERA WHIP																			
27 Brett Cecil, L ERA: 6.11	(1, 1) 8.0 L 34 6 3 2 6 2 0 0 1 0 0 1 83 114 2.25 1.000																			



Batter	1	2	3	4	5	6	7	8	9	AB R H RBI BB SO LOB	TOP											
5 Yuliel Escobar, R (1, 6) OBP: 0.369, SLG: 0.449										5 2 4 1 0 0 0	Toronto Blue Jays @ Boston Red Sox Fenway Park, Boston, MA Wed Jul 06 2011, 7:09 PM - 10:28 PM EDT Att: 37,404 - Clear - 87 F											
14 Eric Thames, L (1, 7) OBP: 0.325, SLG: 0.518										4 0 0 0 1 2 5												
19 José Bautista, R (1, 5) OBP: 0.468, SLG: 0.687										3 0 2 2 0 1 1												
26 Adam Lind, L (1, 3) OBP: 0.357, SLG: 0.538										4 0 1 1 0 0 3												
10 Edwin Encarnación, R (1, 10) OBP: 0.270, SLG: 0.395										4 0 0 0 0 3 2												
2 Aaron Hill, R (1, 4) OBP: 0.281, SLG: 0.341										4 0 0 0 0 2 0												
45 Travis Snider, L (1, 9) OBP: 0.288, SLG: 0.320										4 0 2 0 0 1 0												
9 J.P. Arencibia, R (1, 2) OBP: 0.278, SLG: 0.428										3 0 0 0 0 1 2 0 1 0 0 0 0 0												
18 Mike McCoy, R (9, PR) OBP: 0.325, SLG: 0.296										3 1 1 0 0 1 0 1 0 0 0 0 1 1												
11 Rajai Davis, R (1, 8) OBP: 0.261, SLG: 0.356																						
16 Corey Patterson, L (9, PH) OBP: 0.292, SLG: 0.392																						
Inning Stats	R: 1 E: 0 K: 0 S: 14	H: 2 LOB: 1 BB: 0 P: 18	R: 0 E: 0 K: 2 S: 11	H: 1 LOB: 0 BB: 0 P: 15	R: 2 E: 0 K: 1 S: 9	H: 3 LOB: 1 BB: 0 P: 12	R: 0 E: 0 K: 0 S: 8	H: 2 LOB: 2 BB: 0 P: 11	R: 0 E: 0 K: 2 S: 12	H: 1 LOB: 1 BB: 0 P: 13	R: 0 E: 0 K: 1 S: 15	H: 0 LOB: 1 BB: 1 P: 22	R: 0 E: 0 K: 1 S: 7	H: 0 LOB: 1 BB: 1 P: 15	R: 0 E: 0 K: 2 S: 10	H: 0 LOB: 0 BB: 0 P: 13	R: 1 E: 0 K: 3 S: 14	H: 1 LOB: 2 BB: 0 P: 20	1B: 8 2B: 2 3B: 0 HR: 0	SF: 1 SAC: 0 DP: 0 HBP: 1	WP: 0 PB: 3 SB: 0 CS: 1	PA: 38
PITCHER	IP WLS BF H R ER SO BB IBB HBP BLK WP HR S P ERA WHIP											IP WLS BF H R ER SO BB IBB HBP BLK WP HR S P ERA WHIP										
49 Tim Wakefield, R (1, 1) ERA: 4.74	7.0 W 30 9 3 3 7 1 0 0 0 0 0 0 76 106 3.86 1.429																					
51 Daniel Bard, R (8, 1) ERA: 2.16	0.2 H 2 0 0 0 1 0 0 0 0 0 0 0 7 8 0.00 0.000																					
35 Dan Wheeler, R (8, 1) ERA: 5.27	0.1 H 1 0 0 0 1 0 0 0 0 0 0 0 3 5 0.00 0.000																					
58 Jonathan Papelbon, R (9, 1) ERA: 4.15	1.0 S 5 1 1 1 3 0 0 0 1 0 0 0 14 20 9.00 1.000																					

Batter	1	2	3	4	5	6	7	8	9	AB R H RBI BB SO LOB	BOTTOM											
2 Jacoby Ellsbury, L (1, 8) OBP: 0.369, SLG: 0.475										5 1 3 3 0 0 0	Toronto Blue Jays @ Boston Red Sox Fenway Park, Boston, MA Wed Jul 06 2011, 7:09 PM - 10:28 PM EDT Att: 37,404 - Clear - 87 F											
10 Marco Scutaro, R (1, 6) OBP: 0.333, SLG: 0.361										2 0 0 0 2 0 1												
15 Dustin Pedroia, R (1, 4) OBP: 0.391, SLG: 0.409										4 0 1 0 0 0 3												
34 David Ortiz, L (1, 10) OBP: 0.383, SLG: 0.559										3 0 0 0 1 1 1												
20 Kevin Youkilis, R (1, 3) OBP: 0.397, SLG: 0.496										4 1 3 1 0 0 0												
7 J.D. Drew, L (1, 9) OBP: 0.333, SLG: 0.324										3 1 1 0 1 0 2												
54 Danell McDonald, R (1, 7) OBP: 0.197, SLG: 0.242										2 1 1 1 0 1 0 2 0 0 0 0 1 4												
16 Josh Reddick, L (5, PH) OBP: 0.439, SLG: 0.612										4 1 1 0 0 1 0												
39 Jarrod Saltalamacchia, R (1, 2) OBP: 0.323, SLG: 0.429										4 1 1 1 0 0 0												
60 Yamaico Navarro, R (1, 5) OBP: 0.286, SLG: 0.571										4 1 1 1 0 0 0												
Inning Stats	R: 1 E: 0 K: 0 S: 8	H: 2 LOB: 0 BB: 0 P: 11	R: 1 E: 0 K: 1 S: 12	H: 1 LOB: 0 BB: 0 P: 20	R: 0 E: 0 K: 1 S: 10	H: 0 LOB: 1 BB: 1 P: 18	R: 4 E: 0 K: 1 S: 20	H: 5 LOB: 2 BB: 1 P: 36	R: 0 E: 0 K: 0 S: 5	H: 1 LOB: 1 BB: 1 P: 13	R: 0 E: 0 K: 1 S: 10	H: 1 LOB: 0 BB: 0 P: 11	R: 0 E: 0 K: 1 S: 9	H: 1 LOB: 2 BB: 1 P: 16	R: 0 E: 0 K: 0 S: 8	H: 0 LOB: 0 BB: 0 P: 11	R: 0 E: 0 K: 3 S: 14	H: 0 LOB: 0 BB: 0 P: 20	1B: 3 2B: 7 3B: 0 HR: 2	SF: 0 SAC: 0 DP: 2 HBP: 0	WP: 0 PB: 0 SB: 1 CS: 0	PA: 37
PITCHER	IP WLS BF H R ER SO BB IBB HBP BLK WP HR S P ERA WHIP											IP WLS BF H R ER SO BB IBB HBP BLK WP HR S P ERA WHIP										
24 Ricky Romero, L (1, 1) ERA: 3.09	4.1 L 24 9 6 6 2 3 0 0 0 0 0 0 11 13 0.00 0.600																					
57 Shawn Camp, R (5, 1) ERA: 3.92	1.2 5 1 0 0 1 0 0 0 0 0 0 0 11 13 0.00 0.600																					
60 Jon Rauch, R (7, 1) ERA: 4.08	0.1 3 1 0 0 0 1 0 0 0 0 0 0 4 9 0.00 6.000																					
47 Luis Perez, L (7, 1) ERA: 3.38	0.2 2 0 0 0 1 0 0 0 0 0 0 0 5 7 0.00 0.000																					
29 Octavio Dotel, R (8, 1) ERA: 3.7	1.0 3 0 0 0 0 0 0 0 0 0 0 0 8 11 0.00 0.000																					

AB	35
R	4
H	10
RBI	4
BB	1
SO	12
LOB	14



Batter	1	2	3	4	5	6	7	8	9	AB	R	H	RBI	BB	SO	LOB	TOP	
2 J.J. Hardy, R OBP: 0.346, SLG: 0.520 18 Felix Pie, L OBP: 0.242, SLG: 0.280										3	1	1	1	0	0	1	<p>Baltimore Orioles @ Boston Red Sox Fenway Park, Boston, MA Thu Jul 07 2011, 7:11 PM - 10:15 PM EDT Att: 37,981 - Partly Cloudy - 76 F</p> <p>AB 32 R 4 H 8 RBI 3 BB 4 SO 1 LOB 12</p>	
21 Nick Markakis, L OBP: 0.340, SLG: 0.383										4	1	1	0	1	0	1		
10 Adam Jones, R OBP: 0.325, SLG: 0.454										4	0	1	1	0	0	2		
27 Vladimir Guerrero, R OBP: 0.317, SLG: 0.391										4	1	1	0	0	0	2		
32 Matt Wieters, S OBP: 0.325, SLG: 0.411 15 Craig Tatum, R OBP: 0.393, SLG: 0.348										1	0	0	0	3	0	1		
25 Derek Lee, R OBP: 0.289, SLG: 0.346 28 Blake Davis, L OBP: 0.400, SLG: 0.360										4	0	0	1	0	0	4		
12 Mark Reynolds, R OBP: 0.349, SLG: 0.500										4	1	1	0	0	1	0		
14 Nolan Reimold, R OBP: 0.356, SLG: 0.476										4	0	1	0	0	0	0		
11 Robert Andino, R OBP: 0.333, SLG: 0.320										3	0	2	0	0	0	0		
Inning Stats	R: 2 H: 3 E: 0 K: 0 S: 11	H: 3 R: 1 ER: 0 LOB: 1 BB: 1 P: 24	R: 0 H: 1 E: 0 K: 0 S: 14	H: 1 R: 0 ER: 0 LOB: 1 BB: 0 P: 19	R: 0 H: 0 E: 1 K: 0 S: 14	H: 0 R: 0 ER: 0 LOB: 2 BB: 1 P: 24	R: 1 H: 2 E: 0 K: 0 S: 9	H: 2 R: 0 ER: 0 LOB: 0 BB: 0 P: 15	R: 0 H: 0 E: 0 K: 0 S: 5	H: 0 R: 0 ER: 0 LOB: 0 BB: 0 P: 7	R: 0 H: 0 E: 0 K: 0 S: 7	H: 0 R: 0 ER: 0 LOB: 0 BB: 0 P: 8	R: 1 H: 1 E: 0 K: 1 S: 9	H: 1 R: 0 ER: 0 LOB: 1 BB: 0 P: 14	R: 0 H: 1 E: 0 K: 0 S: 9	H: 1 R: 0 ER: 0 LOB: 1 BB: 0 P: 15		1B: 7 RBI: 0 SF: 1 2B: 1 3B: 0 HR: 0
PITCHER	IP WLS BF H R ER SO BB IBB HBP BLK WP HR S P ERA WHIP																PITCHER	IP WLS BF H R ER SO BB IBB HBP BLK WP HR S P ERA WHIP
30 Andrew Miller, L ERA: 3.57	(1, 1) 5.0 W 24 6 3 3 0 4 0 0 0 0 0 0 0 56 97 5.40 2.000																	
91 Alfredo Aceves, R ERA: 3.5	(6, 1) 2.0 H 6 0 0 0 0 0 0 0 0 0 0 0 0 12 15 0.00 0.000																	
48 Scott Atchison, R ERA: 5.02	(8, 1) 1.0 4 1 1 1 1 0 0 0 0 0 0 0 0 9 14 9.00 1.000																	
52 Bobby Jenks, R ERA: 6.32	(9, 1) 1.0 4 1 0 0 0 0 0 0 0 0 0 0 0 9 15 0.00 1.000																	

Batter	1	2	3	4	5	6	7	8	9	AB	R	H	RBI	BB	SO	LOB	BOTTOM	
2 Jacoby Ellsbury, L OBP: 0.372, SLG: 0.483										3	2	1	2	2	0	2	<p>Baltimore Orioles @ Boston Red Sox Fenway Park, Boston, MA Thu Jul 07 2011, 7:11 PM - 10:15 PM EDT Att: 37,981 - Partly Cloudy - 76 F</p> <p>AB 36 R 10 H 13 RBI 10 BB 5 SO 2 LOB 18</p>	
15 Dustin Pedroia, R OBP: 0.391, SLG: 0.418 44 Drew Sutton, S OBP: 0.362, SLG: 0.477										5	1	2	3	0	0	1		
28 Adrián González, L OBP: 0.408, SLG: 0.592										5	1	3	1	0	0	0		
20 Kevin Youkilis, R OBP: 0.394, SLG: 0.495										5	0	1	0	0	0	3		
34 David Ortiz, L OBP: 0.386, SLG: 0.572										4	1	2	1	1	0	2		
16 Josh Reddick, L OBP: 0.426, SLG: 0.642										4	2	1	1	0	0	3		
39 Jarrod Saltalamacchia, R OBP: 0.327, SLG: 0.447										4	1	2	1	0	1	3		
7 J.D. Drew, L OBP: 0.332, SLG: 0.319										3	0	0	1	1	0	2		
10 Marco Scutaro, R OBP: 0.337, SLG: 0.361 60 Yamaico Navarro, R OBP: 0.286, SLG: 0.571										3	2	1	0	1	1	2		
Inning Stats	R: 0 H: 1 E: 0 K: 0 S: 7	H: 1 R: 0 ER: 0 LOB: 0 BB: 0 P: 17	R: 0 H: 1 E: 0 K: 0 S: 7	H: 1 R: 0 ER: 0 LOB: 0 BB: 0 P: 12	R: 3 H: 1 E: 0 K: 0 S: 13	H: 1 R: 0 ER: 0 LOB: 2 BB: 2 P: 27	R: 1 H: 1 E: 1 K: 1 S: 16	H: 1 R: 0 ER: 0 LOB: 1 BB: 0 P: 24	R: 1 H: 2 E: 0 K: 1 S: 13	H: 2 R: 0 ER: 0 LOB: 2 BB: 1 P: 22	R: 2 H: 2 E: 0 K: 0 S: 13	H: 2 R: 0 ER: 0 LOB: 0 BB: 0 P: 20	R: 3 H: 3 E: 0 K: 0 S: 17	H: 3 R: 0 ER: 0 LOB: 1 BB: 1 P: 29	R: 0 H: 2 E: 0 K: 0 S: 10	H: 2 R: 0 ER: 0 LOB: 2 BB: 0 P: 14		1B: 5 RBI: 0 SF: 0 2B: 2 3B: 0 HR: 6
PITCHER	IP WLS BF H R ER SO BB IBB HBP BLK WP HR S P ERA WHIP																PITCHER	IP WLS BF H R ER SO BB IBB HBP BLK WP HR S P ERA WHIP
34 Jake Arrieta, R ERA: 4.9	(1, 1) 4.1 L 23 6 5 4 1 3 1 0 0 0 0 0 1 20 29 9.00 1.000																	
49 Jason Berken, R ERA: 5.9	(5, 1) 2.0 8 2 2 2 1 0 0 0 0 0 0 0 3 12 22 ∞ ∞																	
47 Pedro Viola, L ERA: 9.82	(7, 1) 0.0 4 3 3 3 0 1 0 0 0 0 0 0 3 12 22 ∞ ∞																	
36 Chris Jakubauskas, R ERA: 6.48	(7, 1) 1.2 6 2 0 0 0 0 0 0 0 0 0 0 0 13 19 0.00 1.200																	

Batter	1	2	3	4	5	6	7	8	9	AB	R	H	RBI	BB	SO	LOB	TOP				
2 J.J. Hardy, R OBP: 0.343, SLG: 0.511	G6-3		G6-4-3		F7		K			4	0	0	0	0	1	3					
21 Nick Markakis, L OBP: 0.339, SLG: 0.382	G6-3		F8		1B			K		4	0	1	1	0	1	0					
10 Adam Jones, R OBP: 0.327, SLG: 0.455	1B		F8		1B			K		4	0	2	1	0	1	0					
27 Vladimir Guerrero, R OBP: 0.316, SLG: 0.389	F9		1B		K			G3		4	0	1	0	0	1	3					
32 Matt Wieters, S OBP: 0.324, SLG: 0.413	F8		G6-4-3		P4			2B		4	0	1	0	0	0	1					
25 Derek Lee, R OBP: 0.292, SLG: 0.363	2B				K			F9		4	1	2	1	0	1	1					
12 Mark Reynolds, R OBP: 0.345, SLG: 0.493	K				K			G1-3		4	0	0	0	0	3	2					
18 Felix Pie, L OBP: 0.250, SLG: 0.275	G4-3				BB			BB		2	1	0	0	2	0	1					
11 Robert Andino, R OBP: 0.336, SLG: 0.320	1B				BB			G1-3		3	1	1	0	1	1	2					
Inning Stats	R: 0 E: 0 K: 0 S: 10	H: 1 LOB: 1 BB: 0 P: 13	R: 0 E: 0 K: 1 S: 10	H: 1 LOB: 1 BB: 0 P: 11	R: 0 E: 0 K: 0 S: 8	H: 1 LOB: 0 BB: 0 P: 10	R: 0 E: 0 K: 0 S: 5	H: 1 LOB: 2 BB: 0 P: 6	R: 3 E: 0 K: 2 S: 17	H: 3 LOB: 2 BB: 2 P: 28	R: 0 E: 0 K: 2 S: 10	H: 0 LOB: 0 BB: 0 P: 15	R: 0 E: 0 K: 2 S: 10	H: 0 LOB: 0 BB: 0 P: 13	R: 0 E: 0 K: 0 S: 8	H: 1 LOB: 2 BB: 1 P: 12	1B: 5 2B: 2 3B: 0 HR: 1	SF: 0 SAC: 0 DP: 2 HBP: 0	WP: 0 PB: 0 SB: 0 CS: 0	PA: 36	
PITCHER	IP	WLS	BF	H	R	ER	SO	BB	IBB	HBP	BLK	WP	HR	S	P	ERA	WHIP				
19 Josh Beckett, R ERA: 2.27	5.0	W	22	7	3	3	3	2	0	0	0	0	1	50	68	5.40	1.800				
32 Matt Albers, R ERA: 2.55	2.0		6	0	0	0	4	0	0	0	0	0	0	20	28	0.00	0.000				
35 Dan Wheeler, R ERA: 5.08	1.0		3	0	0	0	2	0	0	0	0	0	0	9	13	0.00	0.000				
48 Scott Alchison, R ERA: 4.7	1.0		5	1	0	0	0	1	0	0	0	0	0	8	12	0.00	2.000				

Baltimore Orioles @ Boston Red Sox
Fenway Park, Boston, MA
Fri Jul 08 2011, 7:09 PM - 10:25 PM EDT
Att: 37,729 - Cloudy - 72 F

AB 33
R 3
H 8
RBI 3
BB 3
SO 9
LOB 13



Batter	1	2	3	4	5	6	7	8	9	AB	R	H	RBI	BB	SO	LOB	BOTTOM				
2 Jacoby Ellsbury, L OBP: 0.370, SLG: 0.479	F8		F8		F7		P3			5	1	1	1	0	0	1					
15 Dustin Pedroia, R OBP: 0.393, SLG: 0.428	1B				G6-3		HR		BB	4	3	2	1	1	0	1					
28 Adrián González, L OBP: 0.414, SLG: 0.594	BB				BB		1B		K	2	1	2	1	2	0	0					
44 Drew Sutton, S OBP: 0.354, SLG: 0.467	BB				BB		1B		K	1	0	0	0	0	1	1					
20 Kevin Youkilis, R OBP: 0.393, SLG: 0.491	1B				P3				K	4	1	1	1	0	1	4					
16 Josh Reddick, L OBP: 0.435, SLG: 0.685	1B				G5-3				K	1	0	1	1	0	0	0					
34 David Ortiz, L OBP: 0.389, SLG: 0.581	HR				K				F8-2	4	1	2	3	1	1	1					
33 Jason Varitek, S OBP: 0.333, SLG: 0.417	BB				K				F8	3	1	0	0	1	1	4					
10 Marco Scutaro, R OBP: 0.335, SLG: 0.358	1B				G4-3				F9	4	1	1	0	0	1	2					
54 Danell McDonald, R OBP: 0.200, SLG: 0.257	2B				K				K	4	1	1	2	0	2	0					
60 Yamaico Navarro, R OBP: 0.278, SLG: 0.471	K				G5-3				G5-3	3	0	0	0	1	1	1					
Inning Stats	R: 8 E: 1 K: 1 S: 29	H: 7 LOB: 2 BB: 2 P: 52	R: 0 E: 0 K: 2 S: 8	H: 0 LOB: 0 BB: 0 P: 13	R: 0 E: 0 K: 1 S: 5	H: 0 LOB: 0 BB: 0 P: 10	R: 0 E: 0 K: 0 S: 12	H: 1 LOB: 2 BB: 1 P: 20	R: 0 E: 0 K: 1 S: 10	H: 0 LOB: 1 BB: 1 P: 15	R: 1 E: 0 K: 1 S: 14	H: 2 LOB: 2 BB: 1 P: 26	R: 0 E: 0 K: 1 S: 9	H: 0 LOB: 0 BB: 0 P: 11	R: 1 E: 0 K: 1 S: 8	H: 1 LOB: 0 BB: 1 P: 18	1B: 7 2B: 2 3B: 1 HR: 2	SF: 0 SAC: 0 DP: 1 HBP: 0	WP: 1 PB: 0 SB: 0 CS: 0	PA: 41	
PITCHER	IP	WLS	BF	H	R	ER	SO	BB	IBB	HBP	BLK	WP	HR	S	P	ERA	WHIP				
53 Zack Britton, L ERA: 4.05	0.2	L	10	6	8	7	1	2	0	0	0	0	0	30	50	94.50	12.000				
35 Brad Bergesen, R ERA: 5.65	3.0		13	2	0	0	3	1	0	0	0	0	0	30	50	0.00	1.000				
36 Chris Jakubauskas, R ERA: 6.45	1.1		6	1	1	1	1	1	0	0	0	0	1	14	23	6.75	1.500				
51 Michael Gonzalez, L ERA: 5.58	1.0		5	1	0	0	1	1	0	0	0	1	0	12	21	0.00	2.000				
19 Koji Uehara, R ERA: 2.08	1.0		3	0	0	0	1	0	0	0	0	0	0	9	11	0.00	0.000				

Baltimore Orioles @ Boston Red Sox
Fenway Park, Boston, MA
Fri Jul 08 2011, 7:09 PM - 10:25 PM EDT
Att: 37,729 - Cloudy - 72 F

AB 35
R 10
H 11
RBI 10
BB 6
SO 8
LOB 15



Batter	1	2	3	4	5	6	7	8	9	AB	R	H	RBI	BB	SO	LOB	TOP										
2 J.J. Hardy, R OBP: 0.341, SLG: 0.506										4	0	1	0	0	1	0	<p>Baltimore Orioles @ Boston Red Sox Fenway Park, Boston, MA Sat Jul 09 2011, 7:11 PM - 9:58 PM EDT Att: 38,205 - Clear - 81 F</p>										
21 Nick Markakis, L OBP: 0.341, SLG: 0.381										3	0	1	0	0	0	1											
10 Adam Jones, R OBP: 0.326, SLG: 0.450										3	0	0	0	1	1	3											
27 Vladimir Guerrero, R OBP: 0.312, SLG: 0.384										4	0	0	0	0	1	2											
32 Matt Wieters, S OBP: 0.323, SLG: 0.410										4	0	1	0	0	1	1											
25 Derek Lee, R OBP: 0.294, SLG: 0.363										3	0	1	0	0	2	1											
12 Mark Reynolds, R OBP: 0.342, SLG: 0.488										3	0	0	0	0	2	3											
14 Nolan Reimold, R OBP: 0.342, SLG: 0.455										3	0	0	0	0	1	4											
11 Robert Andino, R OBP: 0.332, SLG: 0.316										3	0	0	0	0	1	1											
Inning Stats	R: 0 E: 0 K: 0 S: 11	H: 1 LOB: 1 BB: 0 P: 16	R: 0 E: 0 K: 2 S: 8	H: 1 LOB: 1 BB: 0 P: 13	R: 0 E: 0 K: 1 S: 10	H: 0 LOB: 0 BB: 0 P: 14	R: 0 E: 0 K: 2 S: 10	H: 0 LOB: 0 BB: 1 P: 17	R: 0 E: 0 K: 1 S: 14	H: 1 LOB: 1 BB: 0 P: 21	R: 0 E: 0 K: 0 S: 8	H: 0 LOB: 0 BB: 0 P: 13	R: 0 E: 0 K: 1 S: 9	H: 0 LOB: 0 BB: 0 P: 14	R: 0 E: 0 K: 2 S: 12	H: 1 LOB: 1 BB: 0 P: 16		R: 0 E: 0 K: 1 S: 9	H: 0 LOB: 0 BB: 0 P: 15	1B: 4 2B: 0 3B: 0 HR: 0	SF: 0 SAC: 0 DP: 1 HBP: 2	WP: 2 PB: 0 SB: 1 CS: 1	PA: 34				
PITCHER	IP	WLS	BF	H	R	ER	SO	BB	IBB	HBP	BLK	WP	HR	S	P	ERA	WHIP										
41 John Lackey, R ERA: 4.84	(1, 1)	6.2	W	25	3	0	7	1	0	2	0	2	0	69	106	0.00	0.600										
51 Daniel Bard, R ERA: 2.09	(7, 1)	1.1	H	5	1	0	2	0	0	0	0	0	0	13	18	0.00	0.750										
58 Jonathan Papelbon, R ERA: 4.04	(9, 1)	1.0		3	0	0	1	0	0	0	0	0	0	9	15	0.00	0.000										

Batter	1	2	3	4	5	6	7	8	9	AB	R	H	RBI	BB	SO	LOB	BOTTOM										
2 Jacoby Ellsbury, L OBP: 0.374, SLG: 0.490										4	0	3	0	0	0	0	<p>Baltimore Orioles @ Boston Red Sox Fenway Park, Boston, MA Sat Jul 09 2011, 7:11 PM - 9:58 PM EDT Att: 38,205 - Clear - 81 F</p>										
15 Dustin Pedroia, R OBP: 0.395, SLG: 0.430										3	2	1	0	1	0	2											
28 Adrián González, L OBP: 0.412, SLG: 0.589										3	1	0	0	1	0	4											
20 Kevin Youkilis, R OBP: 0.397, SLG: 0.502										4	1	3	2	0	0	1											
34 David Ortiz, L OBP: 0.391, SLG: 0.579										3	0	1	0	1	0	3											
16 Josh Reddick, L OBP: 0.455, SLG: 0.707										4	0	3	2	0	0	2											
39 Jarrod Saltalamacchia, R OBP: 0.320, SLG: 0.437										4	0	0	0	0	0	4											
7 J.D. Drew, L OBP: 0.327, SLG: 0.313										4	0	0	0	0	2	2											
10 Marco Scutaro, R OBP: 0.328, SLG: 0.349										4	0	0	0	0	0	1											
Inning Stats	R: 0 E: 0 K: 0 S: 9	H: 2 LOB: 2 BB: 1 P: 17	R: 0 E: 0 K: 0 S: 10	H: 1 LOB: 1 BB: 0 P: 15	R: 0 E: 0 K: 1 S: 7	H: 1 LOB: 1 BB: 0 P: 14	R: 0 E: 0 K: 1 S: 8	H: 1 LOB: 1 BB: 2 P: 33	R: 0 E: 0 K: 1 S: 15	H: 3 LOB: 2 BB: 2 P: 33	R: 0 E: 0 K: 1 S: 8	H: 0 LOB: 0 BB: 0 P: 12	R: 1 E: 0 K: 0 S: 12	H: 3 LOB: 1 BB: 0 P: 15	R: 0 E: 0 K: 0 S: 5	H: 0 LOB: 0 BB: 0 P: 10		1B: 5 2B: 5 3B: 1 HR: 0	SF: 0 SAC: 0 DP: 2 HBP: 0	WP: 0 PB: 0 SB: 0 CS: 0	PA: 36						
PITCHER	IP	WLS	BF	H	R	ER	SO	BB	IBB	HBP	BLK	WP	HR	S	P	ERA	WHIP										
55 Alfredo Simon, R ERA: 4.85	(1, 1)	4.2	L	24	3	3	1	1	2	0	0	0	0	46	87	5.79	1.929										
31 Mark Hendrickson, L ERA: 3.86	(5, 1)	2.1		9	3	1	1	0	0	0	0	0	0	23	32	3.86	1.286										
43 Jim Johnson, R ERA: 2.63	(8, 1)	1.0		3	0	0	0	0	0	0	0	0	0	5	10	0.00	0.000										

Batter	1	2	3	4	5	6	7	8	9	AB	R	H	RBI	BB	SO	LOB	TOP										
2 J.J. Hardy, R OBP: 0.338, SLG: 0.498										4	0	0	0	1	0	3											
21 Nick Markakis, L OBP: 0.339, SLG: 0.379										5	1	1	1	0	2	1											
10 Adam Jones, R OBP: 0.328, SLG: 0.457										4	0	2	1	0	0	0											
27 Vladimir Guerrero, R OBP: 0.346, SLG: 0.385										2	0	1	1	0	0	0											
18 Felix Pie, L OBP: 0.248, SLG: 0.273										1	0	0	0	0	1	0											
32 Matt Wieters, S OBP: 0.322, SLG: 0.406										3	1	0	0	1	1	4											
25 Derek Lee, R OBP: 0.322, SLG: 0.372										4	1	1	2	0	3	2											
12 Mark Reynolds, R OBP: 0.345, SLG: 0.493										1	1	1	0	0	0	0											
28 Blake Davis, L OBP: 0.375, SLG: 0.333										2	0	0	0	0	0	2											
14 Nolan Reimold, R OBP: 0.335, SLG: 0.443										4	1	1	0	0	2	1											
11 Robert Andino, R OBP: 0.335, SLG: 0.316										3	1	1	1	1	0	0											
Inning Stats	R: 0 E: 0 K: 1 S: 8	H: 0 LOB: 0 BB: 0 P: 12	R: 6 E: 0 K: 0 S: 18	H: 7 LOB: 2 BB: 1 P: 33	R: 0 E: 0 K: 1 S: 8	H: 0 LOB: 0 BB: 0 P: 14	R: 0 E: 0 K: 0 S: 5	H: 0 LOB: 0 BB: 1 P: 12	R: 0 E: 0 K: 2 S: 13	H: 1 LOB: 2 BB: 0 P: 23	R: 0 E: 0 K: 1 S: 7	H: 0 LOB: 0 BB: 0 P: 9	R: 0 E: 0 K: 1 S: 11	H: 0 LOB: 0 BB: 0 P: 16	R: 0 E: 0 K: 1 S: 6	H: 0 LOB: 0 BB: 0 P: 9	R: 0 E: 0 K: 2 S: 10	H: 0 LOB: 1 BB: 1 P: 18	1B: 5 2B: 1 3B: 1 HR: 1	SF: 0 SAC: 0 DP: 1 HBP: 2	WP: 0 PB: 0 SB: 0 CS: 1	PA: 38					
PITCHER	IP	WLS	BF	H	R	ER	SO	BB	IBB	HBP	BLK	WP	HR	S	P	ERA	WHIP										
70 Kyle Weiland, R ERA: 13.5	4.0		22	8	6	6	2	2	0	2	0	0	1	42	78	13.50	2.500										
91 Alfredo Aceves, R ERA: 3.41	3.0	W	9	0	0	0	4	0	0	0	0	0	0	28	41	0.00	0.000										
51 Daniel Bard, R ERA: 2.05	1.0	H	3	0	0	0	1	0	0	0	0	0	0	6	9	0.00	0.000										
58 Jonathan Papelbon, R ERA: 3.93	1.0	S	4	0	0	0	2	1	0	0	0	0	0	10	18	0.00	1.000										

Baltimore Orioles @ Boston Red Sox
Fenway Park, Boston, MA
Sun Jul 10 2011, 1:36 PM - 5:00 PM EDT
Att: 37,688 - Sunny - 82 F

AB 33
R 6
H 8
RBI 6
BB 3
SO 9
LOB 13



Batter	1	2	3	4	5	6	7	8	9	AB	R	H	RBI	BB	SO	LOB	BOTTOM										
2 Jacoby Ellsbury, L OBP: 0.377, SLG: 0.490										4	0	2	1	1	0	0											
15 Dustin Pedroia, R OBP: 0.395, SLG: 0.442										5	3	2	1	0	2	4											
28 Adrián González, L OBP: 0.414, SLG: 0.591										4	2	2	0	1	1	0											
20 Kevin Youkilis, R OBP: 0.399, SLG: 0.512										4	1	2	2	0	2	0											
34 David Ortiz, L OBP: 0.391, SLG: 0.574										4	0	1	2	1	1	0											
16 Josh Reddick, L OBP: 0.429, SLG: 0.672										3	0	0	1	0	2	3											
33 Jason Varitek, S OBP: 0.338, SLG: 0.435										4	0	2	0	0	1	5											
7 J.D. Drew, L OBP: 0.325, SLG: 0.312										4	1	1	0	0	0	1											
10 Marco Scutaro, R OBP: 0.326, SLG: 0.365										4	1	1	1	0	1	3											
Inning Stats	R: 2 E: 0 K: 0 S: 17	H: 3 LOB: 2 BB: 1 P: 27	R: 4 E: 0 K: 0 S: 24	H: 4 LOB: 0 BB: 0 P: 42	R: 0 E: 0 K: 2 S: 12	H: 1 LOB: 1 BB: 0 P: 18	R: 1 E: 0 K: 1 S: 17	H: 2 LOB: 3 BB: 1 P: 31	R: 0 E: 0 K: 1 S: 10	H: 0 LOB: 1 BB: 1 P: 19	R: 0 E: 0 K: 3 S: 10	H: 0 LOB: 0 BB: 0 P: 15	R: 1 E: 0 K: 2 S: 19	H: 3 LOB: 2 BB: 0 P: 27	R: 0 E: 0 K: 1 S: 8	H: 0 LOB: 0 BB: 0 P: 11	1B: 6 2B: 4 3B: 0 HR: 3	SF: 1 SAC: 0 DP: 0 HBP: 1	WP: 0 PB: 0 SB: 0 CS: 0	PA: 41							
PITCHER	IP	WLS	BF	H	R	ER	SO	BB	IBB	HBP	BLK	WP	HR	S	P	ERA	WHIP										
39 Mitch Atkins, R ERA: 8.22	1.2		13	7	6	6	0	1	0	0	0	0	3	38	64	32.40	4.800										
46 Jeremy Guthrie, R ERA: 4.18	3.1	L	16	3	1	1	4	2	0	1	0	0	0	42	73	2.70	1.500										
51 Michael Gonzalez, L ERA: 5.46	0.2		2	0	0	0	2	0	0	0	0	0	0	7	11	0.00	0.000										
49 Jason Berken, R ERA: 5.83	0.1		1	0	0	0	1	0	0	0	0	0	0	3	4	0.00	0.000										
43 Jim Johnson, R ERA: 2.76	1.0		6	3	1	1	2	0	0	0	0	0	0	19	27	9.00	3.000										

Baltimore Orioles @ Boston Red Sox
Fenway Park, Boston, MA
Sun Jul 10 2011, 1:36 PM - 5:00 PM EDT
Att: 37,688 - Sunny - 82 F

AB 36
R 8
H 13
RBI 8
SO 10
LOB 16



Batter	1	2	3	4	5	6	7	8	9	AB R H RBI BB SO LOB	TOP									
2 Jacoby Ellsbury, L OBP: 0.377, SLG: 0.504										4 2 2 1 0 2 2	Boston Red Sox @ Tampa Bay Rays Tropicana Field, St. Petersburg, FL Sat Jul 16 2011, 4:14 PM - 7:44 PM EDT Att: 32,487 - Dome - 72 F									
15 Dustin Pedroia, R OBP: 0.398, SLG: 0.464										5 1 2 1 0 0 2										
28 Adrián González, L OBP: 0.408, SLG: 0.578										4 1 0 0 1 2 4										
20 Kevin Youkilis, R OBP: 0.403, SLG: 0.510										3 1 1 1 1 0 0										
34 David Ortiz, L OBP: 0.384, SLG: 0.564										5 1 1 3 0 1 4										
7 J.D. Drew, L OBP: 0.322, SLG: 0.313										5 0 1 1 0 2 2										
39 Jarrod Saltalamacchia, R OBP: 0.318, SLG: 0.423										3 1 0 0 1 3 1										
16 Josh Reddick, L OBP: 0.413, SLG: 0.682										4 1 1 2 0 0 1										
10 Marco Scutaro, R OBP: 0.328, SLG: 0.379										3 1 1 0 1 2 2										
Inning Stats	R: 0 E: 0 K: 1 S: 12	H: 1 LOB: 2 BB: 0 P: 17	R: 2 E: 0 K: 1 S: 12	H: 1 LOB: 1 BB: 2 P: 24	R: 3 E: 0 K: 2 S: 18	H: 3 LOB: 1 BB: 1 P: 30	R: 1 E: 0 K: 0 S: 7	H: 1 LOB: 0 BB: 0 P: 8	R: 0 E: 0 K: 2 S: 15	H: 0 LOB: 0 BB: 0 P: 10		R: 1 E: 0 K: 1 S: 10	H: 1 LOB: 0 BB: 0 P: 13	R: 0 E: 0 K: 1 S: 8	H: 0 LOB: 0 BB: 0 P: 10	R: 2 E: 1 K: 2 S: 25	H: 2 LOB: 2 BB: 1 P: 35	1B: 4 2B: 2 3B: 0 HR: 3	SF: 0 SAC: 0 DP: 0 HBP: 1	WP: 0 PB: 0 SB: 0 CS: 1
PITCHER	IP: 6.0 WLS: L BF: 28 ERA: 2.6	H: 6 R: 6 ER: 6 SO: 8	BB: 3 IBB: 0 HBP: 1 BLK: 0	WP: 0 HR: 2 S: 71 P: 106	ERA: 9.00 WHIP: 1.500	PITCHER	IP: 0.2 WLS: 3 BF: 3 ERA: 2.84	H: 0 R: 0 ER: 0 SO: 1	BB: 1 IBB: 0 HBP: 0 BLK: 0	WP: 0 HR: 0 S: 10 P: 16	ERA: 0.00 WHIP: 1.500									
33 James Shields, R ERA: 2.6	37 Juan Cruz, R ERA: 3.51	27 Cesár Ramos, L ERA: 3.86	47 Brandon Gomes, R ERA: 2.92	57 Jake McGee, L ERA: 4.7	36 Adam Russell, R ERA: 2.84															
22 Johnny Damon, L OBP: 0.325, SLG: 0.425										5 1 1 0 0 1 2	Boston Red Sox @ Tampa Bay Rays Tropicana Field, St. Petersburg, FL Sat Jul 16 2011, 4:14 PM - 7:44 PM EDT Att: 32,487 - Dome - 72 F									
18 Ben Zobrist, S OBP: 0.382, SLG: 0.481										3 1 1 0 1 1 1										
11 Casey Kotchman, L OBP: 0.398, SLG: 0.474										5 1 2 1 0 0 5										
3 Evan Longoria, R OBP: 0.317, SLG: 0.446										5 1 1 1 0 1 2										
20 Matt Joyce, L OBP: 0.354, SLG: 0.524										5 1 3 2 0 1 1										
2 B.J. Upton, R OBP: 0.327, SLG: 0.426										5 0 2 1 0 2 2										
5 Sam Fuld, L OBP: 0.299, SLG: 0.354										4 0 1 0 0 2 4										
10 Kelly Shoppach, R OBP: 0.283, SLG: 0.305										3 0 0 0 0 2 0										
31 Jose Lobaton, S										1 0 0 0 0 0 1										
15 Reid Brignac, L OBP: 0.243, SLG: 0.229										4 0 2 0 0 0 1										
Inning Stats	R: 3 E: 1 K: 0 S: 19	H: 4 LOB: 1 BB: 0 P: 27	R: 0 E: 0 K: 1 S: 15	H: 2 LOB: 2 BB: 1 P: 23	R: 0 E: 0 K: 3 S: 12	H: 1 LOB: 1 BB: 0 P: 19	R: 0 E: 0 K: 2 S: 10	H: 1 LOB: 1 BB: 0 P: 12	R: 1 E: 0 K: 1 S: 10	H: 2 LOB: 1 BB: 0 P: 15	R: 0 E: 0 K: 0 S: 9	H: 0 LOB: 2 BB: 0 P: 12	R: 0 E: 0 K: 1 S: 8	H: 1 LOB: 1 BB: 0 P: 12	R: 1 E: 0 K: 1 S: 10	H: 2 LOB: 1 BB: 0 P: 16	1B: 10 2B: 1 3B: 1 HR: 1	SF: 0 SAC: 0 DP: 2 HBP: 1	WP: 0 PB: 0 SB: 3 CS: 0	PA: 42
PITCHER	IP: 5.2 WLS: W BF: 29 ERA: 6.7	H: 10 R: 4 ER: 3 SO: 7	BB: 1 IBB: 0 HBP: 0 BLK: 0	WP: 0 HR: 1 S: 74 P: 107	ERA: 4.76 WHIP: 1.941	PITCHER	IP: 1.0 WLS: H BF: 5 ERA: 1.98	H: 1 R: 0 ER: 0 SO: 1	BB: 0 IBB: 0 HBP: 0 BLK: 0	WP: 0 HR: 0 S: 10 P: 16	ERA: 0.00 WHIP: 0.000									
41 John Lackey, R ERA: 6.7	43 Randy Williams, L ERA: 1.98	51 Daniel Bard, R ERA: 1.98	58 Jonathan Papelbon, R ERA: 4.06																	

Batter	1	2	3	4	5	6	7	8	9	10	11	12	13	14	15	16	AB	R	H	RBI	BB	SO	LOB	TOP			
2 Jacoby Ellsbury, L (1, 8) OBP: 0.370, SLG: 0.493			G4-3			G6-3		K		FC3-6		L6		K		F7	8	0	0	0	0	3	4				
15 Dustin Pedroia, R (1, 4) OBP: 0.400, SLG: 0.466						G6-3						G4-3				F8	7	0	3	1	1	1	0				
28 Adrián González, L (1, 3) OBP: 0.405, SLG: 0.570						F7		G3		F7		G4-3				F9	7	0	1	0	1	0	6				
20 Kevin Youkilis, R (1, 5) OBP: 0.404, SLG: 0.503						L8		K								20 HBP	4	0	0	0	2	3	2				
34 David Ortiz, L (1, 10) OBP: 0.381, SLG: 0.557			G5-3			K										HBP	4	0	0	0	1	2	3				
44 Drew Sutton, S (11, PR) OBP: 0.340, SLG: 0.447						K										P6	2	0	0	0	0	2	2				
7 J.D. Drew, L (1, 9) OBP: 0.321, SLG: 0.308			G6-3					G6-3								F9	3	0	0	0	1	1	0				
54 Darnell McDonald, R (11, PH) OBP: 0.222, SLG: 0.287																		1	0	0	0	2	0				
16 Josh Reddick, L (1, 7) OBP: 0.402, SLG: 0.634												F8				F8	5	1	0	0	2	2	7				
33 Jason Varitek, S (1, 2) OBP: 0.325, SLG: 0.416			G1-3													SH1-4	6	0	0	0	0	3	4				
10 Marco Scutaro, R (1, 6) OBP: 0.332, SLG: 0.374																15 1B	5	0	1	0	2	1	4				
Inning Stats	R: 0 E: 0 K: 3 S: 11	H: 1 LOB: 1 BB: 0 P: 19	R: 0 E: 0 K: 1 S: 11	H: 0 LOB: 0 BB: 0 P: 14	R: 0 E: 0 K: 1 S: 9	H: 0 LOB: 0 BB: 0 P: 11	R: 0 E: 0 K: 1 S: 7	H: 1 LOB: 1 BB: 0 P: 11	R: 0 E: 0 K: 1 S: 9	H: 0 LOB: 0 BB: 0 P: 10	R: 0 E: 0 K: 2 S: 7	H: 0 LOB: 0 BB: 0 P: 13	R: 0 E: 0 K: 1 S: 11	H: 0 LOB: 0 BB: 0 P: 7	R: 0 E: 0 K: 1 S: 11	H: 0 LOB: 0 BB: 0 P: 15	R: 1 E: 0 K: 0 S: 15	H: 2 LOB: 2 BB: 1 P: 21	1B: 4 2B: 1 3B: 0 HR: 0	SF: 0 SAC: 1 DP: 0 HBP: 1	WP: 0 PB: 0 SB: 1 CS: 0	PA: 66					
PITCHER	IP 8.0	WLS 28	BF 28	H 2	R 0	ER 0	SO 10	BB 2	IBB 0	HBP 0	BLK 0	WP 0	HR 0	S 75	P 118	ERA 0.00	WHIP 0.500										
34 Jeff Nemann, R (1, 1) ERA: 3.04																											
43 Kyle Farnsworth, R (9, 1) ERA: 1.89																											
62 Joel Peralta, R (10, 1) ERA: 4.07																											
39 J.P. Howell, L (10, 1) ERA: 7.47																											
57 Jake McGee, L (11, 1) ERA: 4.5																											
PITCHER	IP 3.0	WLS 2	BF 12	H 0	R 0	ER 0	SO 3	BB 0	IBB 0	HBP 0	BLK 0	WP 0	HR 0	S 10	P 24	ERA 0.00	WHIP 0.000										
37 Juan Cruz, R (11, 1) ERA: 3.44																											
27 Cesar Ramos, L (12, 1) ERA: 3.72																											
47 Brandon Gomes, R (13, 1) ERA: 2.35																											
36 Adam Russell, R (16, 1) ERA: 3.03																											

Boston Red Sox @ Tampa Bay Rays
Tropicana Field, St. Petersburg, FL
Sun Jul 17 2011, 8:11 PM - 1:54 AM EDT
Att. 21,504 - Dome - 72 F

AB 52
R 1
H 5
RBI 1
BB 12
SO 16
LOB 34



Batter	1	2	3	4	5	6	7	8	9	10	11	12	13	14	15	16	AB	R	H	RBI	BB	SO	LOB	BOTTOM				
22 Johnny Damon, L (1, 10) OBP: 0.322, SLG: 0.420			F9			K					G4-3					K	6	0	1	0	0	3	1					
18 Ben Zobrist, S (1, 9) OBP: 0.359, SLG: 0.474	G1-3		G5-3					F8				K					5	0	0	0	1	2	0					
3 Evan Longoria, R (1, 5) OBP: 0.317, SLG: 0.441			F9					F8				F9					5	0	1	0	0	0	2					
11 Casey Kotchman, L (1, 3) OBP: 0.393, SLG: 0.465			G6-3					F8									5	0	0	0	0	1	1					
2 B.J. Upton, R (1, 8) OBP: 0.322, SLG: 0.418		F8						F8			G4-3					G5-3	6	0	0	0	0	0	2					
31 Jose Lobaton, S (1, 2) OBP: 0.279, SLG: 0.439		L6						K			F7					F9	3	0	0	0	0	1	0					
16 Justin Ruggiano, R (10, 7) OBP: 0.279, SLG: 0.439																FC6-4	3	0	0	0	0	2	2					
1 Sean Rodriguez, R (1, 4) OBP: 0.302, SLG: 0.465			G6-3													F7	6	0	1	0	0	2	0					
5 Sam Fuld, L (1, 7) OBP: 0.296, SLG: 0.351																												
20 Matt Joyce, L (9, PH) OBP: 0.353, SLG: 0.522			K																									
10 Kelly Shoppach, R (10, 2) OBP: 0.279, SLG: 0.301																												
15 Reid Brignac, L (1, 6) OBP: 0.298, SLG: 0.221			F8																									
Inning Stats	R: 0 E: 0 K: 1 S: 11	H: 1 LOB: 1 BB: 0 P: 17	R: 0 E: 0 K: 0 S: 7	H: 0 LOB: 0 BB: 0 P: 11	R: 0 E: 0 K: 1 S: 15	H: 0 LOB: 0 BB: 0 P: 22	R: 0 E: 0 K: 1 S: 5	H: 0 LOB: 0 BB: 0 P: 8	R: 0 E: 0 K: 0 S: 9	H: 0 LOB: 0 BB: 0 P: 16	R: 0 E: 0 K: 1 S: 7	H: 1 LOB: 2 BB: 1 P: 12	R: 0 E: 0 K: 1 S: 15	H: 0 LOB: 0 BB: 0 P: 9	R: 0 E: 0 K: 1 S: 12	H: 0 LOB: 0 BB: 0 P: 18	R: 0 E: 0 K: 1 S: 6	H: 0 LOB: 0 BB: 0 P: 12	R: 0 E: 0 K: 1 S: 7	H: 0 LOB: 0 BB: 0 P: 10	R: 0 E: 0 K: 1 S: 5	H: 0 LOB: 2 BB: 0 P: 12	R: 0 E: 0 K: 1 S: 10	H: 0 LOB: 0 BB: 0 P: 11	1B: 3 2B: 0 3B: 0 HR: 0	SF: 0 SAC: 1 DP: 0 HBP: 2	WP: 0 PB: 0 SB: 1 CS: 0	PA: 54
PITCHER	IP 8.0	WLS 25	BF 11	H 1	R 0	ER 0	SO 6	BB 0	IBB 0	HBP 0	BLK 0	WP 0	HR 0	S 71	P 106	ERA 0.00	WHIP 0.125											
19 Josh Beckett, R (1, 1) ERA: 2.17																												
51 Daniel Bard, R (9, 1) ERA: 1.94																												
32 Matt Albers, R (10, 1) ERA: 2.37																												
46 Franklin Morales, L (11, 1) ERA: 3.22																												
11 Alfredo Aceves, R (13, 1) ERA: 3.13																												
PITCHER	IP 1.0	WLS 3	BF 3	H 0	R 0	ER 0	SO 0	BB 0	IBB 0	HBP 0	BLK 0	WP 0	HR 0	S 10	P 11	ERA 0.00	WHIP 0.000											
58 Jonathan Papelbon, R (16, 1) ERA: 3.96																												

Boston Red Sox @ Tampa Bay Rays
Tropicana Field, St. Petersburg, FL
Sun Jul 17 2011, 8:11 PM - 1:54 AM EDT
Att. 21,504 - Dome - 72 F

AB 50
R 0
H 3
RBI 0
BB 1
SO 13
LOB 9



Batter	1	2	3	4	5	6	7	8	9	AB	R	H	RBI	BB	SO	LOB	TOP					
2 Jacoby Ellsbury, L (1, 10) OBP: 0.374, SLG: 0.496	G6-3		SF7							4	3	3	1	1	0	0	Boston Red Sox @ Baltimore Orioles Oriole Park at Camden Yards, Baltimore, MD Mon Jul 18 2011, 7:07 PM - 10:45 PM EDT Att: 27,924 - Clear - 95 F					
15 Dustin Pedroia, R (1, 4) OBP: 0.401, SLG: 0.468	G4-3		G6-3							5	1	2	3	1	0	2						
28 Adrián González, L (1, 3) OBP: 0.404, SLG: 0.565	K		F7							5	1	1	1	1	2	3						
20 Kevin Youkilis, R (1, 5) OBP: 0.403, SLG: 0.500	G6-3		F9							6	1	2	3	0	0	3						
16 Josh Reddick, L (1, 8) OBP: 0.402, SLG: 0.653	K		G3							4	2	1	1	1	1	4						
13 Carl Crawford, L (1, 7) OBP: 0.278, SLG: 0.384	G4-3		F8							5	2	2	1	0	0	2						
39 Jarrod Saltalamacchia, R (1, 2) OBP: 0.319, SLG: 0.438			K							5	2	2	1	0	2	3						
7 J.D. Drew, L (1, 9) ERA: 5.76			F8							3	0	0	0	0	1	2						
54 Darrell McDonald, R (8, PH) OBP: 0.241, SLG: 0.320			K							1	1	1	3	1	0	0						
10 Marco Scutaro, R (1, 6) OBP: 0.333, SLG: 0.374			E3							5	2	2	0	0	0	2						
Inning Stats	R: 0 E: 0 K: 1 S: 7	H: 0 LOB: 0 BB: 0 P: 9	R: 0 E: 0 K: 1 S: 8	H: 0 LOB: 0 BB: 0 P: 13	R: 3 E: 0 K: 0 S: 16	H: 5 LOB: 2 BB: 0 P: 25	R: 2 E: 1 K: 1 S: 17	H: 2 LOB: 1 BB: 0 P: 21	R: 1 E: 0 K: 0 S: 8	H: 1 LOB: 0 BB: 0 P: 11	R: 0 E: 0 K: 1 S: 10	H: 0 LOB: 0 BB: 0 P: 13	R: 1 E: 0 K: 1 S: 13	H: 2 LOB: 2 BB: 1 P: 22	R: 8 E: 0 K: 1 S: 28	H: 5 LOB: 1 BB: 4 P: 56	R: 0 E: 0 K: 0 S: 9	H: 1 LOB: 1 BB: 0 P: 11	1B: 12 2B: 2 3B: 0 HR: 2	SF: 1 SAC: 0 DP: 0 HBP: 0	WP: 0 PB: 0 SB: 0 CS: 0	PA: 49
PITCHER	IP WLS BF H R ER SO BB IBB HBP BLK WP HR S P ERA WHIP	IP WLS BF H R ER SO BB IBB HBP BLK WP HR S P ERA WHIP	IP WLS BF H R ER SO BB IBB HBP BLK WP HR S P ERA WHIP	IP WLS BF H R ER SO BB IBB HBP BLK WP HR S P ERA WHIP	IP WLS BF H R ER SO BB IBB HBP BLK WP HR S P ERA WHIP	IP WLS BF H R ER SO BB IBB HBP BLK WP HR S P ERA WHIP	IP WLS BF H R ER SO BB IBB HBP BLK WP HR S P ERA WHIP	IP WLS BF H R ER SO BB IBB HBP BLK WP HR S P ERA WHIP	IP WLS BF H R ER SO BB IBB HBP BLK WP HR S P ERA WHIP	35 Brad Bergesen, R (1, 1) ERA: 5.76	40 Troy Patton, L (8, 1) ERA: 7.36	49 Jason Berken, R (7, 1) ERA: 5.58	51 Michael Gonzalez, L (7, 1) ERA: 5.82	52 Mark Worrell, R (8, 1) ERA: 5.82	36 Chris Jakubauskas, R (8, 1) ERA: 6.65							

AB	43
R	15
H	16
RBI	14
BB	5
SO	6
LOB	21



Batter	1	2	3	4	5	6	7	8	9	AB	R	H	RBI	BB	SO	LOB	BOTTOM					
2 J.J. Hardy, R (1, 6) OBP: 0.336, SLG: 0.500	F8	FC6-4								5	2	2	3	0	0	1	Boston Red Sox @ Baltimore Orioles Oriole Park at Camden Yards, Baltimore, MD Mon Jul 18 2011, 7:07 PM - 10:45 PM EDT Att: 27,924 - Clear - 95 F					
21 Nick Markakis, L (1, 9) OBP: 0.344, SLG: 0.399	F9		K							5	0	1	2	0	1	0						
10 Adam Jones, R (1, 8) OBP: 0.326, SLG: 0.479	G5-3		G5-3							5	2	2	1	0	1	1						
32 Matt Wieters, S (1, 2) OBP: 0.329, SLG: 0.425	G4-3		G4-3							5	2	2	0	0	2	1						
25 Derrek Lee, R (1, 3) OBP: 0.296, SLG: 0.380	F9		F9							4	1	2	2	1	1	0						
12 Mark Reynolds, R (1, 5) OBP: 0.337, SLG: 0.472	G6-3		F9							4	0	0	0	1	2	2						
14 Nolan Reimold, R (1, 10) OBP: 0.344, SLG: 0.463	F7		G6-3							5	0	1	2	0	1	0						
18 Felix Pie, L (1, 7) OBP: 0.245, SLG: 0.276			K							2	1	0	0	1	1	2						
50 Josh Bell, S (8, PH) OBP: 1.000, SLG: 1.000			G4-3							1	1	1	0	0	0	0						
11 Robert Andino, R (1, 4) OBP: 0.332, SLG: 0.324			K							3	1	1	0	1	1	1						
Inning Stats	R: 2 E: 0 K: 0 S: 12	H: 3 LOB: 1 BB: 0 P: 19	R: 0 E: 0 K: 0 S: 7	H: 1 LOB: 1 BB: 1 P: 14	R: 0 E: 0 K: 1 S: 10	H: 0 LOB: 0 BB: 0 P: 14	R: 0 E: 0 K: 0 S: 6	H: 0 LOB: 0 BB: 0 P: 12	R: 5 E: 0 K: 2 S: 26	H: 5 LOB: 2 BB: 1 P: 38	R: 0 E: 0 K: 0 S: 11	H: 0 LOB: 0 BB: 0 P: 14	R: 0 E: 0 K: 3 S: 13	H: 0 LOB: 1 BB: 1 P: 20	R: 3 E: 0 K: 1 S: 16	H: 3 LOB: 1 BB: 1 P: 31	R: 0 E: 0 K: 3 S: 12	H: 0 LOB: 0 BB: 0 P: 18	1B: 8 2B: 1 3B: 1 HR: 2	SF: 0 SAC: 0 DP: 0 HBP: 0	WP: 1 PB: 2 SB: 0 CS: 1	PA: 43
PITCHER	IP WLS BF H R ER SO BB IBB HBP BLK WP HR S P ERA WHIP	IP WLS BF H R ER SO BB IBB HBP BLK WP HR S P ERA WHIP	IP WLS BF H R ER SO BB IBB HBP BLK WP HR S P ERA WHIP	IP WLS BF H R ER SO BB IBB HBP BLK WP HR S P ERA WHIP	IP WLS BF H R ER SO BB IBB HBP BLK WP HR S P ERA WHIP	IP WLS BF H R ER SO BB IBB HBP BLK WP HR S P ERA WHIP	IP WLS BF H R ER SO BB IBB HBP BLK WP HR S P ERA WHIP	IP WLS BF H R ER SO BB IBB HBP BLK WP HR S P ERA WHIP	IP WLS BF H R ER SO BB IBB HBP BLK WP HR S P ERA WHIP	49 Tim Wakefield, R (1, 1) ERA: 4.8	35 Dan Wheeler, R (8, 1) ERA: 5.12	43 Randy Williams, L (8, 1) ERA: 13.5	46 Franklin Morales, L (8, 1) ERA: 3.09									

AB	39
R	10
H	12
RBI	10
BB	4
SO	10
LOB	8



Batter	1	2	3	4	5	6	7	8	9	AB	R	H	RBI	BB	SO	LOB	TOP			
2 Jacoby Ellsbury, L (1, 8) OBP: 0.373, SLG: 0.494	G4-3		G4-6-3				CS	G4-3		4	0	1	0	0	0	1				
15 Dustin Pedroia, R (1, 4) OBP: 0.400, SLG: 0.466	G4-6-3				F8	G4-3		G3		4	0	1	0	0	0	2				
28 Adrián González, L (1, 3) OBP: 0.400, SLG: 0.560	G4-6-3				K			G4-3		4	0	0	0	0	2	1				
20 Kevin Youkilis, R (1, 5) OBP: 0.398, SLG: 0.494		F9			F8			G6-3		4	0	0	0	0	0	0				
16 Josh Reddick, L (1, 7) OBP: 0.418, SLG: 0.671										4	1	3	0	0	0	0				
13 Carl Crawford, L (1, 10) OBP: 0.274, SLG: 0.379										4	0	0	0	0	0	3				
39 Jarrod Saltalamacchia, R (1, 2) OBP: 0.320, SLG: 0.452										3	1	1	2	0	2	1				
7 J.D. Drew, L (1, 9) OBP: 0.317, SLG: 0.305										3	0	1	0	0	0	0				
10 Marco Scutaro, R (1, 6) OBP: 0.338, SLG: 0.376										2	0	1	0	1	0	1				
Inning Stats	R: 0 E: 0 K: 0 S: 5	H: 1 LOB: 0 BB: 0 P: 8	R: 0 E: 0 K: 1 S: 12	H: 1 LOB: 1 BB: 0 P: 20	R: 0 E: 0 K: 0 S: 9	H: 1 LOB: 0 BB: 0 P: 14	R: 0 E: 0 K: 1 S: 9	H: 0 LOB: 0 BB: 0 P: 16	R: 2 E: 0 K: 0 S: 16	H: 3 LOB: 2 BB: 1 P: 25	R: 0 E: 0 K: 1 S: 10	H: 1 LOB: 1 BB: 0 P: 14	R: 0 E: 0 K: 1 S: 8	H: 1 LOB: 0 BB: 0 P: 13	R: 0 E: 0 K: 0 S: 6	H: 0 LOB: 0 BB: 0 P: 10	1B: 6 2B: 1 3B: 0 HR: 1	SF: 0 SAC: 0 DP: 2 HBP: 0	WP: 0 PB: 0 SB: 1 CS: 1	PA: 34
PITCHER	IP WLS BF H R ER SO BB IBB HBP BLK WP HR S P ERA WHIP																			
46 Jeremy Guthrie, R (1, 1) ERA: 4.35	7.0 W 27 8 2 2 4 1 0 0 0 0 1 69 110 2.57 1.286																			
43 Jim Johnson, R (8, 1) ERA: 2.64	2.0 S 6 0 0 0 0 0 0 0 0 0 0 0 12 22 0.00 0.000																			

Boston Red Sox @ Baltimore Orioles
 Oriole Park at Camden Yards, Baltimore, MD
 Tue Jul 19 2011, 7:07 PM - 9:43 PM EDT
 Att: 32,314 - Clear - 86 F

AB 32
 R 2
 H 8
 RBI 2
 BB 1
 SO 4
 LOB 9



Batter	1	2	3	4	5	6	7	8	9	AB	R	H	RBI	BB	SO	LOB	BOTTOM			
38 Matt Angle, L (1, 7)	F7		F8							4	0	0	0	0	0	0				
2 J.J. Hardy, R (1, 6) OBP: 0.334, SLG: 0.494	G4-3		K							3	0	0	0	1	1	0				
21 Nick Markakis, L (1, 9) OBP: 0.343, SLG: 0.396	F7									3	1	0	0	1	0	1				
10 Adam Jones, R (1, 8) OBP: 0.327, SLG: 0.479										4	1	2	0	0	1	1				
32 Matt Wieters, S (1, 2) OBP: 0.334, SLG: 0.428										3	2	2	1	1	0	0				
25 Derrek Lee, R (1, 3) OBP: 0.296, SLG: 0.389										4	1	1	2	0	0	4				
12 Mark Reynolds, R (1, 5) OBP: 0.341, SLG: 0.489										4	1	3	2	0	0	0				
14 Nolan Reimold, R (1, 10) OBP: 0.340, SLG: 0.446										3	0	0	1	1	0	2				
28 Blake Davis, L (1, 4) OBP: 0.333, SLG: 0.278										3	0	0	0	0	1	2				
11 Robert Andino, R (8, 4) OBP: 0.332, SLG: 0.324										0	0	0	0	0	0	0				
Inning Stats	R: 0 E: 0 K: 0 S: 11	H: 0 LOB: 0 BB: 0 P: 15	R: 2 E: 0 K: 0 S: 15	H: 3 LOB: 1 BB: 0 P: 22	R: 1 E: 0 K: 1 S: 10	H: 2 LOB: 2 BB: 1 P: 20	R: 0 E: 0 K: 0 S: 5	H: 0 LOB: 0 BB: 1 P: 9	R: 0 E: 0 K: 1 S: 12	H: 0 LOB: 1 BB: 1 P: 19	R: 0 E: 0 K: 0 S: 8	H: 1 LOB: 0 BB: 0 P: 15	R: 0 E: 0 K: 1 S: 9	H: 0 LOB: 0 BB: 0 P: 12	R: 3 E: 0 K: 0 S: 13	H: 2 LOB: 0 BB: 1 P: 23	1B: 5 2B: 1 3B: 0 HR: 2	SF: 0 SAC: 0 DP: 1 HBP: 0	WP: 0 PB: 0 SB: 0 CS: 0	PA: 35
PITCHER	IP WLS BF H R ER SO BB IBB HBP BLK WP HR S P ERA WHIP																			
70 Kyle Weiland, R (1, 1) ERA: 8.1	6.0 L 26 6 3 3 2 3 0 0 0 0 0 61 100 4.50 1.500																			
91 Alfredo Aceves, R (7, 1) ERA: 3.44	2.0 9 2 3 3 1 1 0 0 0 0 0 2 22 35 13.50 1.500																			

Boston Red Sox @ Baltimore Orioles
 Oriole Park at Camden Yards, Baltimore, MD
 Tue Jul 19 2011, 7:07 PM - 9:43 PM EDT
 Att: 32,314 - Clear - 86 F

AB 31
 R 6
 H 8
 RBI 6
 BB 4
 SO 3
 LOB 10



Batter	1	2	3	4	5	6	7	8	9	AB	R	H	RBI	BB	SO	LOB	TOP			
51 Ichiro Suzuki, L OBP: 0.313, SLG: 0.318										5	1	2	0	0	0	1				
26 Brendan Ryan, R OBP: 0.322, SLG: 0.329										5	0	1	0	0	1	2				
13 Dustin Ackley, L OBP: 0.333, SLG: 0.485										5	0	1	1	0	0	2				
30 Miguel Olivo, R OBP: 0.259, SLG: 0.386										4	1	2	0	0	0	1				
4 Adam Kennedy, L OBP: 0.304, SLG: 0.392										4	0	1	0	0	1	2				
17 Justin Smoak, S OBP: 0.320, SLG: 0.398										3	1	1	0	1	1	3				
20 Mike Carp, L OBP: 0.339, SLG: 0.388										4	1	1	3	0	1	2				
29 Jack Cust, L OBP: 0.350, SLG: 0.330										4	0	2	0	0	1	0				
56 Greg Halman, R OBP: 0.284, SLG: 0.385										4	0	0	0	0	1	2				
Inning Stats	R: 1 E: 0 K: 1 S: 15	H: 3 LOB: 2 BB: 0 P: 22	R: 0 E: 0 K: 1 S: 10	H: 0 LOB: 0 BB: 0 P: 14	R: 0 E: 0 K: 0 S: 5	H: 0 LOB: 0 BB: 0 P: 9	R: 0 E: 0 K: 0 S: 9	H: 1 LOB: 1 BB: 0 P: 12	R: 0 E: 0 K: 0 S: 9	H: 2 LOB: 2 BB: 0 P: 14	R: 0 E: 0 K: 2 S: 11	H: 1 LOB: 1 BB: 0 P: 16	R: 3 E: 0 K: 1 S: 15	H: 3 LOB: 1 BB: 1 P: 28	R: 0 E: 0 K: 1 S: 5	H: 0 LOB: 0 BB: 0 P: 7	1B: 7 2B: 3 3B: 0 HR: 1	SF: 0 SAC: 0 DP: 0 HBP: 0	WP: 1 PB: 0 SB: 3 CS: 0	PA: 39
PITCHER	IP WLS BF H R ER SO BB IBB HBP BLK WP HR S P ERA WHIP																			
41 John Lackey, R ERA: 6.28	(1, 1)	7.0	W	29	8	1	1	4	0	0	0	0	0	1	0	68	101	1.29	1.143	
46 Franklin Morales, L ERA: 4.13	(8, 1)	0.2		6	3	3	3	1	1	0	0	0	0	0	1	14	25	40.50	6.000	
51 Daniel Bard, R ERA: 1.89	(8, 1)	0.1	H	1	0	0	0	0	0	0	0	0	0	0	1	3	0	0.00	0.000	
58 Jonathan Papelbon, R ERA: 3.76	(9, 1)	1.0	S	3	0	0	0	1	0	0	0	0	0	0	0	5	7	0.00	0.000	

Seattle Mariners @ Boston Red Sox
Fenway Park, Boston, MA
Fri Jul 22 2011, 7:13 PM - 10:05 PM EDT
Att: 38,048 - Clear - 100 F

AB	38
R	4
H	11
RBI	4
BB	1
SO	6
LOB	15




Batter	1	2	3	4	5	6	7	8	9	AB	R	H	RBI	BB	SO	LOB	BOTTOM			
2 Jacoby Ellsbury, L OBP: 0.376, SLG: 0.515										5	2	2	1	0	0	1				
15 Dustin Pedroia, R OBP: 0.403, SLG: 0.467										3	2	3	0	1	0	0				
28 Adrián González, L OBP: 0.405, SLG: 0.561										3	1	1	2	1	1	2				
20 Kevin Youkilis, R OBP: 0.401, SLG: 0.498										3	1	2	2	1	0	3				
60 Yamaico Navarro, R OBP: 0.240, SLG: 0.246										0	0	0	0	0	0	0				
34 David Ortiz, L OBP: 0.383, SLG: 0.555										3	0	1	1	1	0	3				
13 Carl Crawford, L OBP: 0.280, SLG: 0.384										4	0	1	0	0	0	2				
16 Josh Reddick, L OBP: 0.424, SLG: 0.651										4	0	1	0	0	0	1				
39 Jarrod Saltalamacchia, R OBP: 0.318, SLG: 0.448										4	1	1	0	0	2	2				
10 Marco Scutaro, R OBP: 0.330, SLG: 0.365										4	0	1	0	0	0	3				
Inning Stats	R: 1 E: 0 K: 0 S: 11	H: 2 LOB: 1 BB: 0 P: 18	R: 0 E: 0 K: 1 S: 9	H: 2 LOB: 1 BB: 0 P: 14	R: 1 E: 0 K: 1 S: 10	H: 2 LOB: 1 BB: 1 P: 17	R: 0 E: 0 K: 0 S: 7	H: 0 LOB: 0 BB: 0 P: 11	R: 0 E: 0 K: 0 S: 16	H: 2 LOB: 2 BB: 1 P: 26	R: 0 E: 0 K: 0 S: 8	H: 0 LOB: 0 BB: 1 P: 13	R: 5 E: 1 K: 0 S: 17	H: 5 LOB: 1 BB: 1 P: 28	R: 0 E: 0 K: 1 S: 12	H: 0 LOB: 0 BB: 0 P: 14	1B: 11 2B: 1 3B: 0 HR: 1	SF: 0 SAC: 0 DP: 4 HBP: 0	WP: 0 PB: 1 SB: 1 CS: 0	PA: 37
PITCHER	IP WLS BF H R ER SO BB IBB HBP BLK WP HR S P ERA WHIP																			
34 Félix Hernández, R ERA: 3.47	(1, 1)	6.1	L	30	11	6	6	2	4	0	0	0	0	0	0	71	117	8.53	2.368	
60 Jeff Gray, R ERA: 2.63	(7, 1)	0.2		4	2	1	1	0	0	0	0	0	0	0	7	10	13.50	3.000		
31 Josh Lueke, R ERA: 14.73	(8, 1)	1.0		3	0	0	0	1	0	0	0	0	0	0	12	14	0.00	0.000		

Seattle Mariners @ Boston Red Sox
Fenway Park, Boston, MA
Fri Jul 22 2011, 7:13 PM - 10:05 PM EDT
Att: 38,048 - Clear - 100 F

AB	33
R	7
H	13
RBI	6
BB	4
SO	3
LOB	17



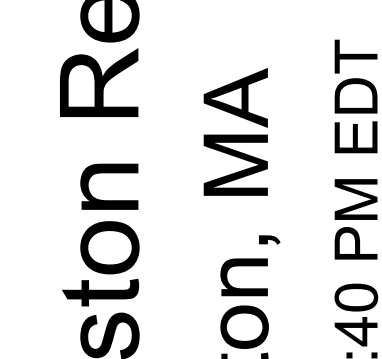
Batter	1	2	3	4	5	6	7	8	9	AB	R	H	RBI	BB	SO	LOB	TOP					
51 Ichiro Suzuki, L (1.9) OBP: 0.315, SLG: 0.318	G1-3		F9		1 SAFE X KN 67				G4-3	5	1	2	0	0	0	1	Seattle Mariners @ Boston Red Sox Fenway Park, Boston, MA Sun Jul 24 2011, 1:41 PM - 4:40 PM EDT Att: 37,650 - Partly Cloudy - 77 F livebaseballscorecards.com					
26 Brendan Ryan, R (1.6) OBP: 0.324, SLG: 0.342	30 HR HBP		L3		F KN 67 S KN 64 X KN 66				G6-3	4	2	2	5	0	0	1						
13 Dustin Ackley, L (1.4) OBP: 0.347, SLG: 0.505	F8		F8		C KN 67 B KN 65 T KN 66 F KN 68 X KN 61				F8	5	0	2	1	0	0	2						
30 Miguel Olivo, R (1.2) OBP: 0.260, SLG: 0.395	1-H HR		G5-3		X KN 67				F7	5	1	1	2	0	0	2						
17 Justin Smoak, S (1.3) OBP: 0.319, SLG: 0.396	20 1B 2B		F8		B KN 64 X KN 65				G4-3	4	0	1	0	0	0	0						
20 Mike Carp, L (1.7) OBP: 0.344, SLG: 0.439	2-H 1B		L9		B KN 66 S KN 64 X KN 66				1B	4	0	2	0	0	1	0						
4 Adam Kennedy, L (1.5) OBP: 0.297, SLG: 0.382	K		G4-3		B KN 65 F KN 64 X KN 65				K	4	0	0	0	0	2	1						
29 Jack Cust, L (1.10) OBP: 0.347, SLG: 0.332	K2-3		K		B KN 66 S KN 67 X KN 66				F7	4	1	1	0	0	2	1						
21 Franklin Gutierrez, R (1.8) OBP: 0.230, SLG: 0.231	F8		F8		B KN 66 X KN 66				51 1B 26 2B BB	3	3	2	0	1	0	0						
Inning Stats	R: 2 E: 0 K: 0 S: 17	H: 3 LOB: 2 BB: 0 P: 24	R: 0 E: 0 K: 2 S: 9	H: 0 LOB: 0 BB: 0 P: 11	R: 0 E: 0 K: 0 S: 8	H: 1 LOB: 1 BB: 0 P: 10	R: 0 E: 0 K: 0 S: 5	H: 0 LOB: 0 BB: 0 P: 8	R: 1 E: 0 K: 1 S: 8	H: 2 LOB: 1 BB: 1 P: 13	R: 0 E: 0 K: 1 S: 14	H: 0 LOB: 0 BB: 0 P: 18	R: 4 E: 0 K: 0 S: 14	H: 4 LOB: 0 BB: 0 P: 21	R: 0 E: 0 K: 1 S: 14	H: 1 LOB: 1 BB: 0 P: 19	R: 1 E: 0 K: 0 S: 16	H: 2 LOB: 1 BB: 0 P: 22	1B: 7 2B: 4 3B: 0 HR: 2	SF: 0 SAC: 0 DP: 0 HBP: 1	WP: 0 PB: 0 SB: 0 CS: 1	PA: 40
PITCHER	IP WLS BF H R ER SO BB IBB HBP BLK WP HR S P ERA WHIP																					
49 Tim Wakefield, R (1.1) ERA: 5.15	6.1 W 29 10 7 7 4 1 0 1 0 0 2 72 100 9.95 1.737																					
91 Alfredo Aceves, R (7.1) ERA: 3.44	2.2 11 3 1 1 1 0 0 0 0 0 0 33 46 3.38 1.125																					

Batter	1	2	3	4	5	6	7	8	9	AB	R	H	RBI	BB	SO	LOB	BOTTOM			
2 Jacoby Ellsbury, L (1.8) OBP: 0.377, SLG: 0.516	15 WP 28 1B 2B		K		B SL 96 S SL 94 X SL 96				G5-3	5	1	2	1	0	1	1	Seattle Mariners @ Boston Red Sox Fenway Park, Boston, MA Sun Jul 24 2011, 1:41 PM - 4:40 PM EDT Att: 37,650 - Partly Cloudy - 77 F livebaseballscorecards.com			
15 Dustin Pedroia, R (1.4) OBP: 0.402, SLG: 0.469	F8		G6-3		C FF 90 B SL 82 X FF 92				G5-3	5	1	1	0	0	0	3				
28 Adrián González, L (1.3) OBP: 0.408, SLG: 0.562	20 HR 1B		G6-3		B FF 93 X FF 92				G3	5	2	3	2	0	0	2				
20 Kevin Youkilis, R (1.5) OBP: 0.398, SLG: 0.500	1-H HR		G6-3		C SL 80 X SL 86				K	3	2	1	2	1	1	1				
60 Yamaico Navarro, R (7.5) OBP: 0.231, SLG: 0.333	1-H HR		K		B SL 96 S SL 94 X SL 96				K	1	0	0	0	0	1	0				
34 David Ortiz, L (1.10) OBP: 0.381, SLG: 0.552	13 2B 39 1B 1B		K		B FF 96 S SL 94 X FF 96				G3-1	5	2	2	0	0	1	1				
13 Carl Crawford, L (1.7) OBP: 0.288, SLG: 0.390	39 1B 2B		16 CS 1B		B CH 87 S SL 87 X FF 95				K	4	2	3	2	1	1	1				
16 Josh Reddick, L (1.9) OBP: 0.407, SLG: 0.621	K		K		S SL 82 B SL 82 X SL 86				L4	5	2	2	1	0	2	4				
39 Jarrod Saltalamacchia, R (1.2) OBP: 0.326, SLG: 0.454	2-H 1B		G3		F SL 89 S SL 86 X SL 86				15 FC5-4 2 1B	4	0	3	4	0	0	0				
10 Marco Scutaro, R (1.6) OBP: 0.329, SLG: 0.368	G4-3		G6-3		C SL 85 B SL 86 X SL 86				P4	4	0	0	0	0	0	4				
Inning Stats	R: 5 E: 0 K: 1 S: 22	H: 6 LOB: 1 BB: 0 P: 32	R: 0 E: 0 K: 1 S: 8	H: 0 LOB: 0 BB: 0 P: 14	R: 0 E: 0 K: 2 S: 10	H: 1 LOB: 1 BB: 0 P: 16	R: 0 E: 0 K: 0 S: 9	H: 0 LOB: 0 BB: 0 P: 14	R: 5 E: 0 K: 0 S: 18	H: 5 LOB: 1 BB: 1 P: 31	R: 1 E: 0 K: 2 S: 11	H: 2 LOB: 1 BB: 0 P: 18	R: 1 E: 0 K: 0 S: 12	H: 3 LOB: 2 BB: 0 P: 14	R: 0 E: 0 K: 1 S: 10	H: 0 LOB: 1 BB: 1 P: 18	1B: 12 2B: 4 3B: 0 HR: 1	SF: 0 SAC: 0 DP: 0 HBP: 0	WP: 1 PB: 0 SB: 0 CS: 1	PA: 43
PITCHER	IP WLS BF H R ER SO BB IBB HBP BLK WP HR S P ERA WHIP																			
36 Michael Pineda, R (1.1) ERA: 3.64	4.1 L 22 8 7 7 0 1 0 0 0 0 0 0 7 12 ∞ ∞																			
32 Aaron Laffey, L (5.1) ERA: 3.0	0.0 4 4 3 3 0 0 0 0 0 0 0 0 7 12 ∞ ∞																			
50 Jamey Wright, R (5.1) ERA: 4.17	1.2 7 2 1 1 2 0 0 0 0 0 0 0 18 28 5.40 1.200																			
31 Josh Lueke, R (7.1) ERA: 14.04	1.0 6 3 1 1 0 0 0 0 0 0 0 0 12 14 9.00 3.000																			
43 Brandon League, R (8.1) ERA: 3.26	1.0 4 0 0 0 1 1 0 0 0 0 0 0 10 18 0.00 1.000																			

AB 38
R 8
H 13
RBI 8
BB 1
SO 5
LOB 8



AB 41
R 12
H 17
RBI 12
BB 2
SO 7
LOB 17



Batter	1	2	3	4	5	6	7	8	9	10	11	12	13	14	AB	R	H	RBI	BB	SO	LOB	TOP																
4 Alex Gordon, L OBP: 0.364, SLG: 0.465															5	0	0	0	1	3	1																	
53 Melky Cabrera, S OBP: 0.336, SLG: 0.457															6	1	4	0	0	1	1																	
16 Billy Butler, R OBP: 0.373, SLG: 0.413															6	0	2	1	0	2	4																	
35 Eric Hosmer, L OBP: 0.334, SLG: 0.445															5	1	3	0	1	0	2																	
21 Jeff Francoeur, R OBP: 0.316, SLG: 0.451															5	1	1	0	1	1	4																	
13 Mike Aviles, R OBP: 0.249, SLG: 0.380															4	0	0	1	0	1	4																	
3 Brayan Peña, S OBP: 0.303, SLG: 0.364															6	0	2	0	0	2	3																	
2 Alcides Escobar, R OBP: 0.288, SLG: 0.326															4	0	0	1	1	0	3																	
17 Chris Getz, L OBP: 0.313, SLG: 0.281															6	0	0	0	0	2	2																	
Inning Stats	R: 0 E: 0 K: 2 S: 10	H: 1 LOB: 0 BB: 0 P: 15	R: 0 E: 0 K: 1 S: 12	H: 2 LOB: 2 BB: 0 P: 19	R: 0 E: 0 K: 2 S: 11	H: 0 LOB: 0 BB: 0 P: 16	R: 0 E: 0 K: 1 S: 8	H: 0 LOB: 0 BB: 1 P: 13	R: 1 E: 0 K: 1 S: 13	H: 2 LOB: 1 BB: 0 P: 22	R: 0 E: 0 K: 1 S: 10	H: 0 LOB: 0 BB: 0 P: 16	R: 0 E: 0 K: 1 S: 9	H: 0 LOB: 1 BB: 0 P: 13	R: 0 E: 0 K: 0 S: 6	H: 1 LOB: 0 BB: 0 P: 9	R: 0 E: 0 K: 1 S: 10	H: 0 LOB: 1 BB: 1 P: 15	R: 0 E: 0 K: 1 S: 10	H: 0 LOB: 1 BB: 0 P: 10	R: 2 E: 0 K: 3 S: 9	H: 3 LOB: 1 BB: 0 P: 10	1B: 10 2B: 2 3B: 0 HR: 0	SF: 1 SAC: 2 DP: 0 HBP: 0	WP: 0 PB: 0 SB: 1 CS: 3	PA: 56												
PITCHER	IP 5.1	WLS 7	BF 22	H 7	R 1	ER 1	SO 6	BB 2	IBB 0	HBP 0	BLK 0	WP 0	HR 0	S 55	P 89	ERA 1.688	WHIP 1.688																					
31 Jon Lester, L ERA: 3.23											35 Dan Wheeler, R ERA: 4.91	IP 1.1	WLS 0	BF 4	H 0	R 0	ER 0	SO 1	BB 0	IBB 0	HBP 0	BLK 0	WP 0	HR 0	S 10	P 19	ERA 0.000	WHIP 0.750										
32 Matt Albers, R ERA: 2.7											43 Randy Williams, L ERA: 11.25	IP 2.0	WLS L	BF 10	H 3	R 2	ER 2	SO 1	BB 1	IBB 0	HBP 0	BLK 0	WP 0	HR 0	S 19	P 25	ERA 9.000	WHIP 2.000										
51 Daniel Bard, R ERA: 1.2																																						
58 Jonathan Papelbon, R ERA: 3.59																																						
46 Franklin Morales, L ERA: 3.86																																						

Kansas City Royals @ Boston Red Sox
Fenway Park, Boston, MA
Mon Jul 25 2011, 9:33 PM - 1:59 AM EDT
Att: 37,727 - Drizzle - 66 F

AB: 47
R: 3
H: 12
RBI: 3
BB: 4
SO: 12
LOB: 24

Batter	1	2	3	4	5	6	7	8	9	10	11	12	13	14	AB	R	H	RBI	BB	SO	LOB	BOTTOM																
2 Jacoby Ellsbury, L OBP: 0.376, SLG: 0.512															5	0	1	0	1	1	2																	
15 Dustin Pedroia, R OBP: 0.399, SLG: 0.464															6	0	1	0	0	0	4																	
28 Adrián González, L OBP: 0.407, SLG: 0.559															6	0	2	0	0	3	1																	
20 Kevin Youkilis, R OBP: 0.395, SLG: 0.495															3	0	0	0	0	0	0																	
60 Yamaico Navarro, R OBP: 0.241, SLG: 0.333															3	0	1	0	0	1	3																	
34 David Ortiz, L OBP: 0.386, SLG: 0.551															4	0	2	0	2	0	2																	
13 Carl Crawford, L OBP: 0.282, SLG: 0.382															6	1	0	0	0	4	6																	
16 Josh Reddick, L OBP: 0.412, SLG: 0.634															6	0	3	1	0	1	2																	
39 Jarrod Saltalamacchia, S OBP: 0.322, SLG: 0.445															6	0	1	0	0	2	3																	
10 Marco Scutaro, R OBP: 0.329, SLG: 0.367															6	0	2	0	0	1	1																	
Inning Stats	R: 0 E: 0 K: 1 S: 9	H: 0 LOB: 0 BB: 0 P: 15	R: 1 E: 0 K: 1 S: 14	H: 1 LOB: 1 BB: 1 P: 28	R: 0 E: 0 K: 1 S: 7	H: 1 LOB: 1 BB: 0 P: 12	R: 0 E: 0 K: 1 S: 7	H: 0 LOB: 0 BB: 0 P: 11	R: 0 E: 0 K: 1 S: 6	H: 0 LOB: 0 BB: 0 P: 10	R: 0 E: 0 K: 1 S: 7	H: 1 LOB: 1 BB: 0 P: 9	R: 0 E: 0 K: 2 S: 11	H: 1 LOB: 1 BB: 1 P: 22	R: 0 E: 0 K: 0 S: 7	H: 2 LOB: 1 BB: 1 P: 12	R: 0 E: 0 K: 2 S: 9	H: 0 LOB: 0 BB: 0 P: 14	R: 0 E: 0 K: 2 S: 11	H: 1 LOB: 1 BB: 1 P: 22	R: 0 E: 0 K: 1 S: 10	H: 1 LOB: 1 BB: 0 P: 17	R: 0 E: 0 K: 3 S: 12	H: 1 LOB: 1 BB: 0 P: 16	1B: 11 2B: 3 3B: 0 HR: 0	SF: 0 SAC: 0 DP: 2 HBP: 0	WP: 1 PB: 0 SB: 1 CS: 2	PA: 54										
PITCHER	IP 6.0	WLS 3	BF 23	H 5	R 1	ER 1	SO 6	BB 1	IBB 0	HBP 0	BLK 0	WP 0	HR 0	S 60	P 104	ERA 1.500	WHIP 1.000																					
34 Kyle Davies, R ERA: 6.75											48 Joakim Soria, R ERA: 3.56	IP 1.0	WLS S	BF 4	H 1	R 0	ER 0	SO 3	BB 0	IBB 0	HBP 0	BLK 0	WP 0	HR 0	S 12	P 16	ERA 0.000	WHIP 1.000										
55 Tim Collins, L ERA: 3.56																																						
43 Aaron Crow, R ERA: 1.8																																						
56 Greg Holland, R ERA: 1.13																																						
31 Louis Coleman, R ERA: 1.86																																						

Kansas City Royals @ Boston Red Sox
Fenway Park, Boston, MA
Mon Jul 25 2011, 9:33 PM - 1:59 AM EDT
Att: 37,727 - Drizzle - 66 F

AB: 51
R: 1
H: 13
RBI: 1
BB: 3
SO: 13
LOB: 24

Batter	1	2	3	4	5	6	7	8	9	AB	R	H	RBI	BB	SO	LOB	TOP
4 Alex Gordon, L (1,7) OBP: 0.367, SLG: 0.475	P5	F6		HR		FC1-6		BB		4	1	2	2	1	0	3	Kansas City Royals @ Boston Red Sox Fenway Park, Boston, MA Tue Jul 26 2011, 7:12 PM - 11:02 PM EDT Att: 37,460 - Partly Cloudy - 74 F
53 Melky Cabrera, S (1,8) OBP: 0.335, SLG: 0.454	1B	L6		P3		K		G4-6-3		5	1	1	0	0	1	5	
16 Billy Butler, R (1,10) OBP: 0.378, SLG: 0.427	1B	1B		HR				K		4	2	3	3	0	1	0	
35 Eric Hosmer, L (1,3) OBP: 0.335, SLG: 0.448	2B	K		F8		FC1-6		1B		5	1	2	1	0	1	4	
21 Jeff Francoeur, R (1,9) OBP: 0.319, SLG: 0.454	SF7			BB		F8		BB		2	1	1	1	2	0	2	
8 Mike Moustakas, L (1,5) OBP: 0.248, SLG: 0.248	G4-3			L6		F9		1B		5	0	1	1	0	1	3	
13 Mike Aviles, R (1,4) OBP: 0.258, SLG: 0.391		1B		2B		P4		1B		5	1	3	0	0	0	2	
15 Matt Treanor, R (1,2) OBP: 0.319, SLG: 0.311	BB	2B		F8		F9		K		4	1	1	1	1	1	2	
2 Alcides Escobar, R (1,6) OBP: 0.286, SLG: 0.325	SH			1B		F8		G6-3		4	1	1	0	0	1	2	
Inning Stats	R: 2 H: 3 E: 0 K: 0 S: 15	H: 3 R: 0 ER: 0 LOB: 22	R: 2 H: 2 E: 1 K: 1 S: 13	H: 2 R: 0 ER: 0 LOB: 2	R: 0 H: 1 E: 0 K: 0 S: 7	H: 1 R: 0 ER: 0 LOB: 1	R: 3 H: 4 E: 0 K: 0 S: 10	H: 4 R: 0 ER: 0 LOB: 0	R: 0 H: 1 E: 0 K: 1 S: 13	H: 1 R: 0 ER: 0 LOB: 1	R: 0 H: 0 E: 0 K: 1 S: 10	H: 0 R: 3 ER: 1 LOB: 1	R: 2 H: 3 E: 0 K: 1 S: 15	H: 3 R: 0 ER: 0 LOB: 1	R: 1 H: 8 E: 2 K: 1 S: 8	SF: 1 DP: 1 HBP: 1	WP: 0 PA: 45 CS: 0
PITCHER	IP WLS BF H R ER SO	IP WLS BF H R ER SO	IP WLS BF H R ER SO	IP WLS BF H R ER SO	IP WLS BF H R ER SO	IP WLS BF H R ER SO	IP WLS BF H R ER SO	IP WLS BF H R ER SO	IP WLS BF H R ER SO	IP WLS BF H R ER SO	IP WLS BF H R ER SO	IP WLS BF H R ER SO	IP WLS BF H R ER SO	IP WLS BF H R ER SO	IP WLS BF H R ER SO	IP WLS BF H R ER SO	ERA WHIP
30 Andrew Miller, L (1,1) ERA: 5.45	3.2	22	9	7	5	1	2	0	0	0	2	43	80	12.27	3.000		
91 Alfredo Aceves, R (4,1) ERA: 3.28	3.1	14	3	0	0	3	0	0	1	0	0	34	52	0.00	0.900		
32 Matt Albers, R (8,1) ERA: 2.14	1.0	3	0	0	0	1	1	0	0	0	0	10	17	0.00	1.000		
46 Franklin Morales, L (9,1) ERA: 4.39	1.0	6	3	2	2	1	1	0	0	0	0	15	23	18.00	4.000		

AB	38
R	9
H	15
RBI	9
BB	4
SO	6
LOB	23



Batter	1	2	3	4	5	6	7	8	9	AB	R	H	RBI	BB	SO	LOB	BOTTOM
54 Darnell McDonald, R (1,8) OBP: 0.244, SLG: 0.312	BB	FC5-4		K		SH		K		2	1	0	0	1	1	1	Kansas City Royals @ Boston Red Sox Fenway Park, Boston, MA Tue Jul 26 2011, 7:12 PM - 11:02 PM EDT Att: 37,460 - Partly Cloudy - 74 F
44 Drew Sutton, S (5,PH) OBP: 0.346, SLG: 0.438	1B							BB		1	1	0	0	1	1	0	
10 Marco Scutaro, R (1,6) OBP: 0.333, SLG: 0.369	P2			G6-3		1B		BB		4	2	1	0	2	0	3	
28 Adrián González, L (1,3) OBP: 0.411, SLG: 0.560	SF7			2B		BB		1B		3	3	2	2	1	0	2	
15 Dustin Pedroia, R (1,4) OBP: 0.404, SLG: 0.476	3B			2B		1B		1B		5	3	4	1	1	0	0	
34 David Ortiz, L (1,10) OBP: 0.393, SLG: 0.564	2B			2B		1B		BB		5	0	4	5	1	1	3	
13 Carl Crawford, L (1,7) OBP: 0.283, SLG: 0.379	K			2B		1B		2B		5	0	1	1	1	2	6	
33 Jason Varitek, S (1,2) OBP: 0.317, SLG: 0.416	K			HBP		F8		K		5	1	1	1	0	2	7	
16 Josh Reddick, L (1,9) OBP: 0.403, SLG: 0.619	P4			K		1B		K		4	1	1	1	0	2	2	
60 Yamaico Navarro, R (1,5) OBP: 0.258, SLG: 0.321	BB			F9				2B		1	0	0	0	1	0	2	
2 Jacoby Ellsbury, L (5,PH) OBP: 0.378, SLG: 0.516	BB			FC5-4		1B		E8		3	1	2	0	0	0	2	
Inning Stats	R: 2 H: 2 E: 0 K: 1 S: 21	H: 2 R: 0 ER: 0 LOB: 1	R: 0 H: 0 E: 0 K: 1 S: 10	H: 0 R: 0 ER: 0 LOB: 1	R: 3 H: 3 E: 0 K: 2 S: 18	H: 3 R: 1 ER: 0 LOB: 2	R: 1 H: 2 E: 0 K: 1 S: 18	H: 2 R: 0 ER: 0 LOB: 3	R: 6 H: 6 E: 1 K: 1 S: 30	H: 6 R: 0 ER: 1 LOB: 2	R: 0 H: 0 E: 0 K: 2 S: 12	H: 0 R: 1 ER: 2 LOB: 2	R: 1 H: 2 E: 1 K: 1 S: 17	H: 2 R: 0 ER: 0 LOB: 1	R: 0 H: 1 E: 0 K: 0 S: 11	SF: 2 DP: 0 HBP: 2	WP: 1 PA: 52 CS: 0
PITCHER	IP WLS BF H R ER SO	IP WLS BF H R ER SO	IP WLS BF H R ER SO	IP WLS BF H R ER SO	IP WLS BF H R ER SO	IP WLS BF H R ER SO	IP WLS BF H R ER SO	IP WLS BF H R ER SO	IP WLS BF H R ER SO	IP WLS BF H R ER SO	IP WLS BF H R ER SO	IP WLS BF H R ER SO	IP WLS BF H R ER SO	IP WLS BF H R ER SO	IP WLS BF H R ER SO	IP WLS BF H R ER SO	ERA WHIP
23 Danny Duffy, L (1,1) ERA: 5.17	3.2	21	6	6	6	5	3	0	1	0	0	16	34	108.00	18.000		
47 Nate Adcock, R (4,1) ERA: 5.45	0.1	8	3	4	4	0	3	0	0	0	0	0	34	52	4.50	3.000	
38 Blake Wood, R (5,1) ERA: 3.77	2.0	13	4	2	1	3	2	0	1	0	0	0	34	52	4.50	3.000	
55 Tim Collins, L (7,1) ERA: 3.87	1.0	6	2	1	1	1	1	0	0	0	1	17	26	9.00	3.000		
12 Mitch Maier, R (8,1) ERA:	1.0	4	1	0	0	0	0	0	0	0	0	11	16	0.00	1.000		



Batter	1	2	3	4	5	6	7	8	9	AB	R	H	RBI	BB	SO	LOB	TOP
4 Alex Gordon, L OBP: 0.369, SLG: 0.483										6	2	3	0	0	1	2	
53 Melky Cabrera, S OBP: 0.333, SLG: 0.453										5	1	1	0	0	1	3	
16 Billy Butler, R OBP: 0.361, SLG: 0.438										5	1	3	1	0	2	3	
35 Eric Hosmer, L OBP: 0.336, SLG: 0.457										5	1	2	4	0	1	4	
21 Jeff Francoeur, R OBP: 0.320, SLG: 0.459										5	0	2	0	0	0	1	
8 Mike Moustakas, L OBP: 0.280, SLG: 0.250										3	0	1	0	2	0	0	
3 Brayan Peña, S OBP: 0.306, SLG: 0.371										5	0	2	0	0	0	2	
17 Chris Getz, L OBP: 0.312, SLG: 0.280										5	0	1	0	0	0	7	
2 Alcides Escobar, R OBP: 0.283, SLG: 0.321										4	0	0	0	0	1	2	
13 Mike Aviles, R OBP: 0.261, SLG: 0.395										1	0	1	0	0	0	0	
Inning Stats	R: 3 H: 4 E: 0 K: 1 S: 20	WLS: 2 BF: 30 LOB: 2 P: 31	R: 0 H: 2 E: 0 K: 0 S: 12	R: 0 H: 2 E: 0 K: 0 S: 12	R: 0 H: 0 E: 0 K: 0 S: 5	R: 0 H: 0 E: 0 K: 1 S: 11	R: 1 H: 3 E: 0 K: 1 S: 18	R: 0 H: 2 E: 0 K: 0 S: 15	R: 0 H: 1 E: 0 K: 0 S: 7	R: 1 H: 2 E: 0 K: 2 S: 13	R: 0 H: 2 E: 0 K: 1 S: 13	R: 0 H: 2 E: 0 K: 1 S: 13	1B: 7 2B: 7 3B: 0 HR: 2	SF: 0 SAC: 0 DP: 0 HBP: 0	WP: 0 PB: 0 SB: 0 CS: 0	PA: 46	
PITCHER	IP: 5.2 WLS: 1 BF: 30 ERA: 6.2	WLS: 2 BF: 30 LOB: 2 P: 31	H: 11 R: 4 ER: 3 SO: 3	H: 11 R: 4 ER: 3 SO: 3	BB: 1 IBB: 0 HBP: 0 BLK: 0	WP: 0 HR: 2 S: 78 P: 113	ERA: 4.76 WHIP: 2.118	IP: 1.2 WLS: 0 BF: 8 ERA: 5.53	IP: 1.2 WLS: 0 BF: 8 ERA: 4.67								

Kansas City Royals @ Boston Red Sox
Fenway Park, Boston, MA
Wed Jul 27 2011, 7:13 PM - 10:20 PM EDT
Att: 38,329 - Partly Cloudy - 79 F

AB	44
R	5
H	16
RBI	5
BB	2
SO	6
LOB	24



Batter	1	2	3	4	5	6	7	8	9	AB	R	H	RBI	BB	SO	LOB	BOTTOM
2 Jacoby Ellsbury, L OBP: 0.383, SLG: 0.528										4	3	3	2	1	0	1	
15 Dustin Pedroia, R OBP: 0.406, SLG: 0.486										4	2	3	2	0	0	1	
44 Drew Sutton, S OBP: 0.346, SLG: 0.438										0	0	0	0	0	0	0	
28 Adrián González, L OBP: 0.413, SLG: 0.560										5	1	3	3	0	0	1	
20 Kevin Youkilis, R OBP: 0.396, SLG: 0.494										3	1	1	0	1	0	3	
16 Josh Reddick, L OBP: 0.400, SLG: 0.613										1	0	0	0	0	1	0	
34 David Ortiz, L OBP: 0.391, SLG: 0.569										4	1	1	4	0	1	2	
39 Jarrod Saltalamacchia, R OBP: 0.321, SLG: 0.442										4	0	1	0	0	2	1	
10 Marco Scutaro, R OBP: 0.332, SLG: 0.364										3	1	0	0	1	0	1	
54 Danell McDonald, R OBP: 0.256, SLG: 0.333										4	2	2	0	0	0	1	
60 Yamaico Navarro, R OBP: 0.286, SLG: 0.344										4	1	2	1	0	1	1	
Inning Stats	R: 2 H: 2 E: 0 K: 2 S: 19	WLS: 2 BF: 24 LOB: 1 P: 34	R: 3 H: 2 E: 0 K: 0 S: 17	R: 3 H: 2 E: 0 K: 0 S: 17	R: 0 H: 0 E: 0 K: 0 S: 6	R: 5 H: 6 E: 0 K: 1 S: 25	R: 0 H: 0 E: 0 K: 0 S: 4	R: 1 H: 3 E: 0 K: 0 S: 13	R: 0 H: 1 E: 0 K: 1 S: 10	R: 1 H: 2 E: 1 K: 1 S: 10	R: 0 H: 2 E: 0 K: 1 S: 10	R: 0 H: 2 E: 0 K: 1 S: 10	1B: 11 2B: 3 3B: 0 HR: 3	SF: 1 SAC: 0 DP: 1 HBP: 0	WP: 0 PB: 0 SB: 2 CS: 0	PA: 40	
PITCHER	IP: 4.0 WLS: 1 BF: 24 ERA: 4.29	WLS: 2 BF: 24 LOB: 1 P: 34	H: 10 R: 10 ER: 10 SO: 3	H: 10 R: 10 ER: 10 SO: 3	BB: 3 IBB: 0 HBP: 0 BLK: 0	WP: 0 HR: 3 S: 67 P: 114	ERA: 22.50 WHIP: 3.250	IP: 4.0 WLS: 0 BF: 16 ERA: 4.50	IP: 4.0 WLS: 0 BF: 16 ERA: 1.500								

Kansas City Royals @ Boston Red Sox
Fenway Park, Boston, MA
Wed Jul 27 2011, 7:13 PM - 10:20 PM EDT
Att: 38,329 - Partly Cloudy - 79 F

AB	36
R	12
H	16
RBI	12
BB	3
SO	5
LOB	12



Batter	1	2	3	4	5	6	7	8	9	AB	R	H	RBI	BB	SO	LOB	TOP				
4 Alex Gordon, L OBP: 0.369, SLG: 0.479	F9			12 HR BB	F8		K		SAFE BB	3	1	0	0	2	1	1					
12 Mitch Maier, L OBP: 0.358, SLG: 0.343	K			16 HR BB	K		K		F9	4	1	0	0	1	3	3					
16 Billy Butler, R OBP: 0.379, SLG: 0.444	P3			1-H 2-H HR	G5-3			F9		4	1	1	3	0	0	0					
35 Eric Hosmer, L OBP: 0.335, SLG: 0.455		21 G4-6-3 1B		P6		G4-3		F7		4	0	1	0	0	0	0					
21 Jeff Francoeur, R OBP: 0.320, SLG: 0.455		G4-6-3		E7		F8		8 S BB		3	1	0	0	1	0	1					
8 Mike Moustakas, L OBP: 0.266, SLG: 0.259	K			15 1B 2B				G4-3		3	0	1	1	1	1	1					
15 Matt Treanor, R OBP: 0.354, SLG: 0.310				17 SH1-4 1B		K			L7	4	0	1	0	0	2	1					
17 Chris Getz, L OBP: 0.315, SLG: 0.284				B1-3		SH1-4				3	0	2	0	0	0	0					
2 Alcides Escobar, R OBP: 0.284, SLG: 0.321	K			G4-3		SH3-4				3	0	1	0	0	1	2					
Inning Stats	R: 0 E: 0 K: 1 S: 8	H: 0 LOB: 0 BB: 0 P: 14	R: 0 E: 0 K: 1 S: 7	H: 1 LOB: 0 BB: 0 P: 9	R: 0 E: 0 K: 2 S: 8	H: 0 LOB: 0 BB: 0 P: 10	R: 4 E: 1 K: 0 S: 23	H: 3 LOB: 2 BB: 2 P: 38	R: 0 E: 0 K: 1 S: 7	H: 0 LOB: 1 BB: 1 P: 9	R: 0 E: 0 K: 2 S: 10	H: 1 LOB: 1 BB: 0 P: 14	R: 0 E: 0 K: 0 S: 7	H: 0 LOB: 1 BB: 1 P: 12	R: 0 E: 0 K: 0 S: 10	H: 2 LOB: 2 BB: 1 P: 16	1B: 5 2B: 1 3B: 0 HR: 1	SF: 0 SAC: 2 DP: 1 HBP: 0	WP: 0 PB: 1 SB: 2 CS: 1	PA: 38	
PITCHER	IP	WLS	BF	H	R	ER	SO	BB	IBB	HBP	BLK	WP	HR	S	P	ERA	WHIP				
19 Josh Beckett, R ERA: 2.17	7.0	L	29	5	4	3	8	3	0	0	0	0	1	72	109	3.86	1.143				
46 Franklin Morales, L ERA: 4.23	1.0		4	0	0	0	0	1	0	0	0	0	0	7	12	0.00	1.000				
32 Matt Albers, R ERA: 2.09	1.0	S	5	2	0	0	0	1	0	0	0	0	0	10	16	0.00	3.000				

Kansas City Royals @ Boston Red Sox
Fenway Park, Boston, MA
Thu Jul 28 2011, 1:38 PM - 4:28 PM EDT
Att: 37,822 - Partly Cloudy - 76 F


AB 31
R 4
H 7
RBI 4
BB 5
SO 8
LOB 9



Batter	1	2	3	4	5	6	7	8	9	AB	R	H	RBI	BB	SO	LOB	BOTTOM					
2 Jacoby Ellsbury, L OBP: 0.382, SLG: 0.525	G4-3			28 1B	K		FC4-6			4	0	1	2	0	1	1						
15 Dustin Pedroia, R OBP: 0.407, SLG: 0.493	G4-3			P6						3	1	1	1	1	0	1						
28 Adrián González, L OBP: 0.414, SLG: 0.560					G4-3			HR		4	0	2	0	0	0	1						
20 Kevin Youkilis, R OBP: 0.392, SLG: 0.488	F8			K		G6-3		G5-3		4	0	0	0	0	1	3						
34 David Ortiz, L OBP: 0.387, SLG: 0.562		G3-1		K		G6-3		G3		4	0	0	0	0	1	2						
16 Josh Reddick, L OBP: 0.387, SLG: 0.591	F8			G1-3		K		G4-3		4	0	0	0	0	1	0						
44 Drew Sutton, S OBP: 0.357, SLG: 0.442	G4-3			G4-3						4	0	2	0	0	0	0						
33 Jason Varitek, S OBP: 0.318, SLG: 0.414				K						3	1	1	0	0	2	1						
13 Carl Crawford, L OBP: 0.293, SLG: 0.378				60 2B 1B	K			F9		1	0	0	0	0	0	1						
60 Yamaico Navarro, R OBP: 0.282, SLG: 0.361				2 1B 2B	F8			K		4	1	1	0	0	1	2						
Inning Stats	R: 0 E: 0 K: 0 S: 12	H: 1 LOB: 1 BB: 0 P: 18	R: 0 E: 0 K: 0 S: 5	H: 0 LOB: 0 BB: 0 P: 9	R: 2 E: 0 K: 2 S: 19	H: 4 LOB: 2 BB: 0 P: 24	R: 0 E: 0 K: 1 S: 9	H: 0 LOB: 0 BB: 0 P: 17	R: 0 E: 0 K: 1 S: 10	H: 0 LOB: 1 BB: 1 P: 16	R: 0 E: 0 K: 1 S: 5	H: 0 LOB: 0 BB: 0 P: 6	R: 0 E: 0 K: 1 S: 8	H: 1 LOB: 1 BB: 0 P: 13	R: 1 E: 0 K: 0 S: 13	H: 1 LOB: 0 BB: 0 P: 21	R: 0 E: 0 K: 1 S: 12	H: 1 LOB: 1 BB: 0 P: 15	1B: 6 2B: 1 3B: 0 HR: 1	SF: 0 SAC: 0 DP: 0 HBP: 0	WP: 0 PB: 0 SB: 1 CS: 0	PA: 36
PITCHER	IP	WLS	BF	H	R	ER	SO	BB	IBB	HBP	BLK	WP	HR	S	P	ERA	WHIP					
44 Luke Hochevar, R ERA: 5.15	7.0	W	28	6	2	2	6	1	0	0	0	0	0	68	103	2.57	1.000					
56 Greg Holland, R ERA: 1.36	1.0	H	4	1	1	1	0	0	0	0	0	0	1	13	21	9.00	1.000					
48 Joakim Soria, R ERA: 3.48	1.0	S	4	1	0	0	1	0	0	0	0	0	0	12	15	0.00	1.000					

Kansas City Royals @ Boston Red Sox
Fenway Park, Boston, MA
Thu Jul 28 2011, 1:38 PM - 4:28 PM EDT
Att: 37,822 - Partly Cloudy - 76 F

AB 35
R 3
H 8
RBI 3
BB 1
SO 7
LOB 12



Batter	1	2	3	4	5	6	7	8	9	AB	R	H	RBI	BB	SO	LOB	TOP								
2 Jacoby Ellsbury, L OBP: 0.378, SLG: 0.516										6	1	1	0	0	3	3	Boston Red Sox @ Chicago White Sox U.S. Cellular Field, Chicago, IL Sat Jul 30 2011, 7:11 PM - 10:10 PM EDT Att: 33,919 - Partly Cloudy - 82 F								
15 Dustin Pedroia, R OBP: 0.404, SLG: 0.488										4	1	2	1	0	0	0									
28 Adrián González, L OBP: 0.418, SLG: 0.568										4	1	3	2	1	0	0									
44 Drew Sutton, S OBP: 0.362, SLG: 0.444										0	0	0	0	0	0	0									
20 Kevin Youkilis, R OBP: 0.388, SLG: 0.490										5	1	2	2	0	2	3									
3 Mike Aviles, R OBP: 0.291, SLG: 0.395										0	0	0	0	0	0	0									
34 David Ortiz, L OBP: 0.381, SLG: 0.550										5	0	0	0	0	0	5									
13 Carl Crawford, L OBP: 0.292, SLG: 0.375										5	2	2	0	0	1	0									
54 Darrell McDonald, R OBP: 0.256, SLG: 0.333										0	0	0	0	0	0	0									
39 Jarrod Saltalamacchia, R OBP: 0.327, SLG: 0.464										4	2	2	2	1	1	0									
16 Josh Reddick, L OBP: 0.379, SLG: 0.564										4	2	1	0	1	0	2									
10 Marco Scutaro, R OBP: 0.337, SLG: 0.368										3	0	2	3	1	0	1									
Inning Stats	R: 0 E: 0 K: 1 S: 9	H: 0 LOB: 0 BB: 0 P: 15	R: 0 E: 0 K: 0 S: 9	H: 0 LOB: 0 BB: 0 P: 14	R: 0 E: 0 K: 2 S: 12	H: 0 LOB: 1 BB: 1 P: 21	R: 0 E: 0 K: 1 S: 10	H: 1 LOB: 1 BB: 0 P: 16	R: 4 E: 0 K: 0 S: 15	H: 5 LOB: 2 BB: 1 P: 25	R: 0 E: 0 K: 1 S: 13	H: 0 LOB: 1 BB: 1 P: 23	R: 0 E: 0 K: 1 S: 13	H: 2 LOB: 2 BB: 0 P: 17	R: 1 E: 0 K: 0 S: 16	H: 1 LOB: 1 BB: 1 P: 28	R: 5 E: 0 K: 1 S: 21	H: 6 LOB: 2 BB: 0 P: 33	1B: 11 2B: 2 3B: 0 HR: 2	SF: 2 SAC: 0 DP: 0 HBP: 0	WP: 0 PB: 0 SB: 3 CS: 0	PA: 46			
PITCHER	IP WLS BF H R ER SO BB IBB HBP BLK WP HR S P ERA WHIP	IP WLS BF H R ER SO BB IBB HBP BLK WP HR S P ERA WHIP	IP WLS BF H R ER SO BB IBB HBP BLK WP HR S P ERA WHIP	IP WLS BF H R ER SO BB IBB HBP BLK WP HR S P ERA WHIP	IP WLS BF H R ER SO BB IBB HBP BLK WP HR S P ERA WHIP	IP WLS BF H R ER SO BB IBB HBP BLK WP HR S P ERA WHIP	IP WLS BF H R ER SO BB IBB HBP BLK WP HR S P ERA WHIP	IP WLS BF H R ER SO BB IBB HBP BLK WP HR S P ERA WHIP	IP WLS BF H R ER SO BB IBB HBP BLK WP HR S P ERA WHIP	IP WLS BF H R ER SO BB IBB HBP BLK WP HR S P ERA WHIP	IP WLS BF H R ER SO BB IBB HBP BLK WP HR S P ERA WHIP	IP WLS BF H R ER SO BB IBB HBP BLK WP HR S P ERA WHIP	IP WLS BF H R ER SO BB IBB HBP BLK WP HR S P ERA WHIP	IP WLS BF H R ER SO BB IBB HBP BLK WP HR S P ERA WHIP	IP WLS BF H R ER SO BB IBB HBP BLK WP HR S P ERA WHIP	IP WLS BF H R ER SO BB IBB HBP BLK WP HR S P ERA WHIP	IP WLS BF H R ER SO BB IBB HBP BLK WP HR S P ERA WHIP	IP WLS BF H R ER SO BB IBB HBP BLK WP HR S P ERA WHIP	IP WLS BF H R ER SO BB IBB HBP BLK WP HR S P ERA WHIP	IP WLS BF H R ER SO BB IBB HBP BLK WP HR S P ERA WHIP	IP WLS BF H R ER SO BB IBB HBP BLK WP HR S P ERA WHIP	IP WLS BF H R ER SO BB IBB HBP BLK WP HR S P ERA WHIP	IP WLS BF H R ER SO BB IBB HBP BLK WP HR S P ERA WHIP	IP WLS BF H R ER SO BB IBB HBP BLK WP HR S P ERA WHIP	IP WLS BF H R ER SO BB IBB HBP BLK WP HR S P ERA WHIP
41 Philip Humber, R ERA: 3.44	4.2	22	6	4	4	4	1	1	0	0	0	0	0	21	36	0.00	1.800								
77 Will Ohman, L ERA: 3.82	1.2	8	2	0	0	1	1	0	0	0	0	0	0	7	9	0.00	0.000								
58 Jason Frasor, R ERA: 2.93	0.2	2	0	0	0	1	0	0	0	0	0	0	0	2	34	58	32.40								
40 Brian Bruney, R ERA: 4.91	1.2	13	7	6	6	0	1	0	0	0	0	0	0	3	3	0.00	0.000								
37 Matt Thornton, L ERA: 3.25	0.1	1	0	0	0	1	0	0	0	0	0	0	0	0	0	0.00	0.000								
Inning Stats	R: 0 E: 0 K: 2 S: 7	H: 0 LOB: 0 BB: 0 P: 11	R: 0 E: 0 K: 1 S: 9	H: 1 LOB: 0 BB: 0 P: 14	R: 0 E: 0 K: 1 S: 6	H: 0 LOB: 0 BB: 0 P: 7	R: 0 E: 0 K: 1 S: 6	H: 1 LOB: 0 BB: 0 P: 7	R: 0 E: 0 K: 2 S: 9	H: 0 LOB: 0 BB: 0 P: 13	R: 0 E: 0 K: 0 S: 8	H: 0 LOB: 0 BB: 0 P: 12	R: 1 E: 0 K: 1 S: 10	H: 1 LOB: 1 BB: 1 P: 18	R: 1 E: 0 K: 0 S: 11	H: 1 LOB: 0 BB: 0 P: 16	R: 0 E: 0 K: 0 S: 10	H: 1 LOB: 2 BB: 1 P: 16	1B: 1 2B: 2 3B: 0 HR: 2	SF: 0 SAC: 0 DP: 1 HBP: 0	WP: 0 PB: 0 SB: 0 CS: 0	PA: 33			
PITCHER	IP WLS BF H R ER SO BB IBB HBP BLK WP HR S P ERA WHIP	IP WLS BF H R ER SO BB IBB HBP BLK WP HR S P ERA WHIP	IP WLS BF H R ER SO BB IBB HBP BLK WP HR S P ERA WHIP	IP WLS BF H R ER SO BB IBB HBP BLK WP HR S P ERA WHIP	IP WLS BF H R ER SO BB IBB HBP BLK WP HR S P ERA WHIP	IP WLS BF H R ER SO BB IBB HBP BLK WP HR S P ERA WHIP	IP WLS BF H R ER SO BB IBB HBP BLK WP HR S P ERA WHIP	IP WLS BF H R ER SO BB IBB HBP BLK WP HR S P ERA WHIP	IP WLS BF H R ER SO BB IBB HBP BLK WP HR S P ERA WHIP	IP WLS BF H R ER SO BB IBB HBP BLK WP HR S P ERA WHIP	IP WLS BF H R ER SO BB IBB HBP BLK WP HR S P ERA WHIP	IP WLS BF H R ER SO BB IBB HBP BLK WP HR S P ERA WHIP	IP WLS BF H R ER SO BB IBB HBP BLK WP HR S P ERA WHIP	IP WLS BF H R ER SO BB IBB HBP BLK WP HR S P ERA WHIP	IP WLS BF H R ER SO BB IBB HBP BLK WP HR S P ERA WHIP	IP WLS BF H R ER SO BB IBB HBP BLK WP HR S P ERA WHIP	IP WLS BF H R ER SO BB IBB HBP BLK WP HR S P ERA WHIP	IP WLS BF H R ER SO BB IBB HBP BLK WP HR S P ERA WHIP	IP WLS BF H R ER SO BB IBB HBP BLK WP HR S P ERA WHIP	IP WLS BF H R ER SO BB IBB HBP BLK WP HR S P ERA WHIP	IP WLS BF H R ER SO BB IBB HBP BLK WP HR S P ERA WHIP	IP WLS BF H R ER SO BB IBB HBP BLK WP HR S P ERA WHIP	IP WLS BF H R ER SO BB IBB HBP BLK WP HR S P ERA WHIP	IP WLS BF H R ER SO BB IBB HBP BLK WP HR S P ERA WHIP	IP WLS BF H R ER SO BB IBB HBP BLK WP HR S P ERA WHIP
31 Jon Lester, L ERA: 3.17	1.0	5	1	0	0	0	1	0	0	0	0	0	0	10	16	0.00	2.000								
35 Dan Wheeler, R ERA: 4.54																									

AB	40
R	10
H	15
RBI	10
BB	4
SO	7
LOB	14



AB	31
R	2
H	5
RBI	2
BB	2
SO	8
LOB	7



Batter	1	2	3	4	5	6	7	8	9	AB	R	H	RBI	BB	SO	LOB	TOP					
2 Jacoby Ellsbury, L (1,8) OBP: 0.378, SLG: 0.515	F7	K			G1-3		15 PB 1B		15 S 2B	5	2	2	0	0	1	1	Boston Red Sox @ Chicago White Sox U.S. Cellular Field, Chicago, IL Sun Jul 31 2011, 2:11 PM - 5:40 PM EDT Att: 28,278 - Sunny - 94 F					
15 Dustin Pedroia, R (1,4) OBP: 0.406, SLG: 0.488	P6			28 G4-6-3 1B	G1-3		28 G4-3 1B		28 2B BB	4	0	2	2	1	0	0						
28 Adrián González, L (1,3) OBP: 0.418, SLG: 0.571				G4-6-3	F7		G4-3			5	0	2	1	0	0	2						
20 Kevin Youkilis, R (1,5) OBP: 0.388, SLG: 0.486	P6			G6-3			G5-3		34 S IBB	3	0	0	0	2	0	1						
34 David Ortiz, L (1,10) OBP: 0.379, SLG: 0.545		G6-3			G4-3		13 FC3-6 1B		K	5	0	1	0	0	2	5						
13 Carl Crawford, L (1,7) OBP: 0.280, SLG: 0.370		K2-3			K2-3		FC3-6		K	4	0	0	0	1	2	4						
54 Damell McDonald, R (1,9) 16 Josh Reddick, L (8,PH) OBP: 0.376, SLG: 0.559							F9		K	1	1	0	0	2	0	1						
33 Jason Varitek, S (1,2) OBP: 0.316, SLG: 0.429							L7		G4-3	4	1	1	2	0	0	2						
10 Marco Scutaro, R (1,6) OBP: 0.340, SLG: 0.370							15 PB 15 1B		G4-3	4	1	2	0	0	0	2						
Inning Stats	R: 0 H: 1 K: 0 S: 15	H: 1 LOB: 0 BB: 22	R: 2 H: 2 K: 2 S: 18	H: 2 LOB: 1 BB: 30	R: 0 H: 1 K: 0 S: 7	H: 1 LOB: 0 BB: 0 P: 9	R: 0 H: 0 K: 0 S: 8	H: 0 LOB: 0 BB: 2 P: 19	R: 0 H: 1 K: 0 S: 9	H: 1 LOB: 1 BB: 0 P: 15	R: 2 H: 3 K: 1 S: 16	H: 3 LOB: 2 BB: 1 P: 27	R: 0 H: 0 K: 2 S: 13	H: 0 LOB: 0 BB: 21	R: 1 H: 2 K: 1 S: 14	H: 2 LOB: 3 BB: 2 P: 24		1B: 7 2B: 2 3B: 0 HR: 1	SF: 0 SAC: 0 DP: 1 HBP: 0	WP: 0 PB: 1 SB: 2 CS: 0	PA: 42	
PITCHER	IP WLS BF H R ER SO BB IBB HBP BLK WP HR S P ERA WHIP	6.0 L 4 3 2 2 2 3 0 0 0 0 1 63 105 3.00 1.333	7.1 L 4 4 0 1 1 0 0 0 0 0 0 11 15 27.00 9.000	7.1 L 4 0 0 0 2 0 1 0 0 0 0 9 19 0.00 0.000	8.1 L 5 1 1 1 1 1 0 0 0 0 0 16 25 9.00 2.000	9.1 L 5 1 1 1 1 1 0 0 0 0 0 16 25 9.00 2.000	PITCHER	IP WLS BF H R ER SO BB IBB HBP BLK WP HR S P ERA WHIP	0.2 L 4 1 0 0 1 0 1 0 0 0 0 7 13 0.00 1.500	77 Will Ohman, L (9,1) ERA: 3.74	0.2 L 4 1 0 0 1 0 1 0 0 0 7 13 0.00 1.500	0.2 L 4 1 0 0 1 0 1 0 0 0 7 13 0.00 1.500	0.2 L 4 1 0 0 1 0 1 0 0 0 7 13 0.00 1.500	0.2 L 4 1 0 0 1 0 1 0 0 0 7 13 0.00 1.500	0.2 L 4 1 0 0 1 0 1 0 0 0 7 13 0.00 1.500	0.2 L 4 1 0 0 1 0 1 0 0 0 7 13 0.00 1.500	0.2 L 4 1 0 0 1 0 1 0 0 0 7 13 0.00 1.500	0.2 L 4 1 0 0 1 0 1 0 0 0 7 13 0.00 1.500	0.2 L 4 1 0 0 1 0 1 0 0 0 7 13 0.00 1.500	0.2 L 4 1 0 0 1 0 1 0 0 0 7 13 0.00 1.500	0.2 L 4 1 0 0 1 0 1 0 0 0 7 13 0.00 1.500	0.2 L 4 1 0 0 1 0 1 0 0 0 7 13 0.00 1.500

AB	36
R	5
H	10
RBI	5
BB	6
SO	6
LOB	18



Batter	1	2	3	4	5	6	7	8	9	AB	R	H	RBI	BB	SO	LOB	BOTTOM					
18 Brent Lillibridge, R (1,7) OBP: 0.336, SLG: 0.461	G1-3	K		SH5-4		L8		G5-3		3	0	0	0	0	1	1	Boston Red Sox @ Chicago White Sox U.S. Cellular Field, Chicago, IL Sun Jul 31 2011, 2:11 PM - 5:40 PM EDT Att: 28,278 - Sunny - 94 F					
12 A.J. Pierzynski, L (8,PH) OBP: 0.327, SLG: 0.386										1	0	0	0	0	0	0						
10 Alexei Ramirez, R (1,6) OBP: 0.233, SLG: 0.397	L5									5	0	2	1	0	2	0						
14 Paul Konerko, R (1,3) 1 Juan Pierre, L (5,7) OBP: 0.330, SLG: 0.324										1	0	0	0	1	0	0						
20 Carlos Quentin, R (1,9) OBP: 0.350, SLG: 0.501										2	0	1	0	0	0	1						
44 Adam Dunn, L (1,10) OBP: 0.298, SLG: 0.303										5	1	2	0	0	2	4						
51 Alex Rios, R (1,8) OBP: 0.283, SLG: 0.296										5	0	1	1	0	1	0						
17 Tyler Flowers, R (1,2) 58 Jason Frasier, R (9,1) 77 Will Ohman, L (9,1)										3	1	1	0	1	2	2						
15 Gordon Beckham, R (1,4) OBP: 0.307, SLG: 0.357										0	0	0	0	0	0	0						
22 Brent Morel, R (1,5) 11 Omar Vizquel, S (8,PH) OBP: 0.291, SLG: 0.316										4	1	1	0	0	2	2						
Inning Stats	R: 0 H: 1 K: 1 S: 10	H: 1 LOB: 1 BB: 1 P: 18	R: 1 H: 2 K: 2 S: 12	H: 2 LOB: 0 BB: 0 P: 18	R: 1 H: 3 K: 2 S: 13	H: 3 LOB: 0 BB: 0 P: 19	R: 1 H: 3 K: 1 S: 19	H: 3 LOB: 3 BB: 0 P: 26	R: 0 H: 0 K: 1 S: 13	H: 1 LOB: 1 BB: 0 P: 17	R: 0 H: 1 K: 2 S: 15	H: 0 LOB: 1 BB: 1 P: 25	R: 0 H: 1 K: 0 S: 8	H: 1 LOB: 0 BB: 0 P: 11	R: 0 H: 0 K: 3 S: 12	H: 0 LOB: 0 BB: 0 P: 17	1B: 9 2B: 2 3B: 0 HR: 0	SF: 0 SAC: 1 DP: 0 HBP: 1	WP: 1 PB: 0 SB: 0 CS: 0	PA: 42		
PITCHER	IP WLS BF H R ER SO BB IBB HBP BLK WP HR S P ERA WHIP	5.2 W 4 0 0 0 1 1 0 0 0 0 15 25 0.00 1.000	6.1 H 5 1 0 0 1 0 0 0 0 0 11 15 0.00 0.750	7.1 S 3 0 0 0 3 0 0 0 0 0 12 17 0.00 0.000	8.1 S 3 0 0 0 3 0 0 0 0 0 12 17 0.00 0.000	9.1 S 3 0 0 0 3 0 0 0 0 0 12 17 0.00 0.000	9.1 S 3 0 0 0 3 0 0 0 0 0 12 17 0.00 0.000	9.1 S 3 0 0 0 3 0 0 0 0 0 12 17 0.00 0.000	9.1 S 3 0 0 0 3 0 0 0 0 0 12 17 0.00 0.000	9.1 S 3 0 0 0 3 0 0 0 0 0 12 17 0.00 0.000	9.1 S 3 0 0 0 3 0 0 0 0 0 12 17 0.00 0.000	9.1 S 3 0 0 0 3 0 0 0 0 0 12 17 0.00 0.000	9.1 S 3 0 0 0 3 0 0 0 0 0 12 17 0.00 0.000	9.1 S 3 0 0 0 3 0 0 0 0 0 12 17 0.00 0.000	9.1 S 3 0 0 0 3 0 0 0 0 0 12 17 0.00 0.000	9.1 S 3 0 0 0 3 0 0 0 0 0 12 17 0.00 0.000	9.1 S 3 0 0 0 3 0 0 0 0 0 12 17 0.00 0.000	9.1 S 3 0 0 0 3 0 0 0 0 0 12 17 0.00 0.000	9.1 S 3 0 0 0 3 0 0 0 0 0 12 17 0.00 0.000	9.1 S 3 0 0 0 3 0 0 0 0 0 12 17 0.00 0.000	9.1 S 3 0 0 0 3 0 0 0 0 0 12 17 0.00 0.000	9.1 S 3 0 0 0 3 0 0 0 0 0 12 17 0.00 0.000

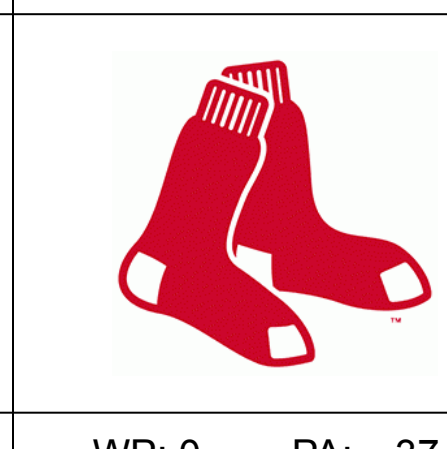
AB	38
R	3
H	11
RBI	3
BB	2
SO	13
LOB	16



Batter	1	2	3	4	5	6	7	8	9	AB	R	H	RBI	BB	SO	LOB	TOP								
23 Michael Brantley, L OBP: 0.328, SLG: 0.583										5	0	1	1	0	2	1	Cleveland Indians @ Boston Red Sox Fenway Park, Boston, MA Mon Aug 01 2011, 7:13 PM - 10:22 PM EDT Att: 37,943 - Partly Cloudy - 83 F								
22 Jason Kipnis, L OBP: 0.276, SLG: 0.519										5	3	3	1	0	1	1									
13 Asdrubal Cabrera, S OBP: 0.347, SLG: 0.591										5	3	3	4	0	0	0									
48 Travis Hafner, L OBP: 0.381, SLG: 0.479										5	1	1	1	0	1	1									
41 Carlos Santana, S OBP: 0.354, SLG: 0.426										3	1	1	0	1	1	0									
1 Kosuke Fukudome, L OBP: 0.365, SLG: 0.362										4	0	1	1	0	2	1									
7 Matt LaPorta, R OBP: 0.294, SLG: 0.416										4	0	1	1	0	0	0									
8 Lonnie Chisenhall, L OBP: 0.291, SLG: 0.375										4	0	0	0	0	0	2									
9 Jack Hannahan, L OBP: 0.303, SLG: 0.333										0	0	0	0	0	0	0									
12 Ezequiel Carrera, L OBP: 0.352, SLG: 0.306										4	1	2	0	0	0	2									
Inning Stats	R: 0 E: 0 K: 2 S: 11	H: 0 LOB: 0 BB: 0 P: 13	R: 0 E: 0 K: 1 S: 7	H: 0 LOB: 0 BB: 0 P: 9	R: 1 E: 1 K: 0 S: 13	H: 2 LOB: 1 BB: 0 P: 22	R: 1 E: 0 K: 0 S: 8	H: 2 LOB: 0 BB: 0 P: 12	R: 0 E: 0 K: 0 S: 9	H: 0 LOB: 0 BB: 0 P: 15	R: 3 E: 0 K: 2 S: 17	H: 3 LOB: 0 BB: 0 P: 23	R: 0 E: 0 K: 1 S: 12	H: 1 LOB: 0 BB: 0 P: 15	R: 3 E: 0 K: 0 S: 23	H: 4 LOB: 2 BB: 1 P: 31	R: 1 E: 0 K: 1 S: 10	H: 1 LOB: 0 BB: 0 P: 16	1B: 6 2B: 3 3B: 0 HR: 4	SF: 0 SAC: 0 DP: 0 HBP: 0	WP: 0 PB: 0 SB: 0 CS: 1	PA: 41			
PITCHER	IP WLS BF H R ER SO BB IBB HBP BLK WP HR S P ERA WHIP	IP WLS BF H R ER SO BB IBB HBP BLK WP HR S P ERA WHIP	IP WLS BF H R ER SO BB IBB HBP BLK WP HR S P ERA WHIP	IP WLS BF H R ER SO BB IBB HBP BLK WP HR S P ERA WHIP	IP WLS BF H R ER SO BB IBB HBP BLK WP HR S P ERA WHIP	IP WLS BF H R ER SO BB IBB HBP BLK WP HR S P ERA WHIP	IP WLS BF H R ER SO BB IBB HBP BLK WP HR S P ERA WHIP	IP WLS BF H R ER SO BB IBB HBP BLK WP HR S P ERA WHIP	IP WLS BF H R ER SO BB IBB HBP BLK WP HR S P ERA WHIP	IP WLS BF H R ER SO BB IBB HBP BLK WP HR S P ERA WHIP	IP WLS BF H R ER SO BB IBB HBP BLK WP HR S P ERA WHIP	IP WLS BF H R ER SO BB IBB HBP BLK WP HR S P ERA WHIP	IP WLS BF H R ER SO BB IBB HBP BLK WP HR S P ERA WHIP	IP WLS BF H R ER SO BB IBB HBP BLK WP HR S P ERA WHIP	IP WLS BF H R ER SO BB IBB HBP BLK WP HR S P ERA WHIP	IP WLS BF H R ER SO BB IBB HBP BLK WP HR S P ERA WHIP	IP WLS BF H R ER SO BB IBB HBP BLK WP HR S P ERA WHIP	IP WLS BF H R ER SO BB IBB HBP BLK WP HR S P ERA WHIP	IP WLS BF H R ER SO BB IBB HBP BLK WP HR S P ERA WHIP	IP WLS BF H R ER SO BB IBB HBP BLK WP HR S P ERA WHIP	IP WLS BF H R ER SO BB IBB HBP BLK WP HR S P ERA WHIP	IP WLS BF H R ER SO BB IBB HBP BLK WP HR S P ERA WHIP	IP WLS BF H R ER SO BB IBB HBP BLK WP HR S P ERA WHIP	IP WLS BF H R ER SO BB IBB HBP BLK WP HR S P ERA WHIP	IP WLS BF H R ER SO BB IBB HBP BLK WP HR S P ERA WHIP
41 John Lackey, R ERA: 6.25	6.2	27	8	5	5	5	0	0	0	0	0	0	0	0	0	0	2	74	106	6.75	1.200				
46 Franklin Morales, L ERA: 4.16	0.1	1	0	0	0	1	0	0	0	0	0	0	0	0	0	0	1	14	20	81.00	9.000				
51 Daniel Bard, R ERA: 2.28	0.1	L	4	2	3	3	0	0	0	0	0	0	0	0	0	0	1	14	20	81.00	9.000				
43 Randy Williams, L ERA: 8.53	0.2	4	2	0	0	0	0	0	0	0	0	0	0	0	0	0	0	9	11	0.00	3.000				
32 Matt Albers, R ERA: 2.25	1.0	4	1	1	1	1	0	0	0	0	0	0	0	0	0	0	1	10	16	9.00	1.000				
Batter	1	2	3	4	5	6	7	8	9	AB	R	H	RBI	BB	SO	LOB	BOTTOM								
2 Jacoby Ellsbury, L OBP: 0.376, SLG: 0.514										5	0	1	1	0	0	2	Cleveland Indians @ Boston Red Sox Fenway Park, Boston, MA Mon Aug 01 2011, 7:13 PM - 10:22 PM EDT Att: 37,943 - Partly Cloudy - 83 F								
15 Dustin Pedroia, R OBP: 0.406, SLG: 0.487									5	0	2	0	0	0	3										
28 Adrián González, L OBP: 0.416, SLG: 0.568										4	1	1	0	0	0	2									
20 Kevin Youkilis, R OBP: 0.389, SLG: 0.492									4	0	2	1	0	1	0										
34 David Ortiz, L OBP: 0.375, SLG: 0.539										4	0	0	0	0	0	2									
13 Carl Crawford, L OBP: 0.283, SLG: 0.384										4	2	2	1	0	1	0									
39 Jarrod Saltalamacchia, R OBP: 0.329, SLG: 0.452										4	2	2	2	0	2	0									
16 Josh Reddick, L OBP: 0.372, SLG: 0.549										4	0	1	0	0	1	0									
10 Marco Scutaro, R OBP: 0.343, SLG: 0.373										1	0	1	1	0	0	0									
3 Mike Aviles, R OBP: 0.282, SLG: 0.394										3	1	1	0	0	1	0									
Inning Stats	R: 0 E: 0 K: 0 S: 12	H: 2 LOB: 2 BB: 0 P: 17	R: 1 E: 0 K: 0 S: 14	H: 3 LOB: 2 BB: 0 P: 21	R: 2 E: 0 K: 1 S: 14	H: 3 LOB: 0 BB: 0 P: 22	R: 0 E: 0 K: 1 S: 9	H: 0 LOB: 0 BB: 0 P: 13	R: 0 E: 0 K: 0 S: 9	H: 0 LOB: 0 BB: 0 P: 13	R: 2 E: 0 K: 0 S: 8	H: 2 LOB: 0 BB: 0 P: 8	R: 0 E: 0 K: 0 S: 8	H: 1 LOB: 0 BB: 0 P: 12	R: 0 E: 0 K: 2 S: 7	H: 0 LOB: 0 BB: 0 P: 10	R: 1 E: 0 K: 2 S: 17	H: 2 LOB: 1 BB: 0 P: 23	1B: 7 2B: 3 3B: 1 HR: 2	SF: 0 SAC: 0 DP: 1 HBP: 0	WP: 0 PB: 0 SB: 0 CS: 0	PA: 38			
PITCHER	IP WLS BF H R ER SO BB IBB HBP BLK WP HR S P ERA WHIP	IP WLS BF H R ER SO BB IBB HBP BLK WP HR S P ERA WHIP	IP WLS BF H R ER SO BB IBB HBP BLK WP HR S P ERA WHIP	IP WLS BF H R ER SO BB IBB HBP BLK WP HR S P ERA WHIP	IP WLS BF H R ER SO BB IBB HBP BLK WP HR S P ERA WHIP	IP WLS BF H R ER SO BB IBB HBP BLK WP HR S P ERA WHIP	IP WLS BF H R ER SO BB IBB HBP BLK WP HR S P ERA WHIP	IP WLS BF H R ER SO BB IBB HBP BLK WP HR S P ERA WHIP	IP WLS BF H R ER SO BB IBB HBP BLK WP HR S P ERA WHIP	IP WLS BF H R ER SO BB IBB HBP BLK WP HR S P ERA WHIP	IP WLS BF H R ER SO BB IBB HBP BLK WP HR S P ERA WHIP	IP WLS BF H R ER SO BB IBB HBP BLK WP HR S P ERA WHIP	IP WLS BF H R ER SO BB IBB HBP BLK WP HR S P ERA WHIP	IP WLS BF H R ER SO BB IBB HBP BLK WP HR S P ERA WHIP	IP WLS BF H R ER SO BB IBB HBP BLK WP HR S P ERA WHIP	IP WLS BF H R ER SO BB IBB HBP BLK WP HR S P ERA WHIP	IP WLS BF H R ER SO BB IBB HBP BLK WP HR S P ERA WHIP	IP WLS BF H R ER SO BB IBB HBP BLK WP HR S P ERA WHIP	IP WLS BF H R ER SO BB IBB HBP BLK WP HR S P ERA WHIP	IP WLS BF H R ER SO BB IBB HBP BLK WP HR S P ERA WHIP	IP WLS BF H R ER SO BB IBB HBP BLK WP HR S P ERA WHIP	IP WLS BF H R ER SO BB IBB HBP BLK WP HR S P ERA WHIP	IP WLS BF H R ER SO BB IBB HBP BLK WP HR S P ERA WHIP	IP WLS BF H R ER SO BB IBB HBP BLK WP HR S P ERA WHIP	IP WLS BF H R ER SO BB IBB HBP BLK WP HR S P ERA WHIP
43 Josh Tomlin, R ERA: 4.16	6.0	W	3	1	0	0	0	0	0	0	0	0	0	0	0	0	8	94	12	0.00	1.000				
53 Rafael Perez, L ERA: 2.08	1.0	H	3	0	0	0	0	0	0	0	0	0	0	0	0	0	0	7	10	0.00	0.000				
52 Vinnie Pestano, R ERA: 2.93	1.0	H	3	0	0	0	0	0	0	0	0	0	0	0	0	0	0	7	10	0.00	0.000				
54 Chris Perez, R ERA: 3.11	1.0	5	2	1	1	2	0	0	0	0	0	0	0	0	0	0	0	17	23	9.00	2.000				

Batter	1	2	3	4	5	6	7	8	9	AB	R	H	RBI	BB	SO	LOB	TOP										
12 Ezequiel Carrera, L OBP: 0.350, SLG: 0.345	G3		B2-3		SH4-3		13 S 2B			3	0	1	1	0	0	1	Cleveland Indians @ Boston Red Sox Fenway Park, Boston, MA Wed Aug 03 2011, 7:10 PM - 10:11 PM EDT Att: 38,172 - Cloudy - 71 F										
22 Jason Kipnis, L OBP: 0.324, SLG: 0.667	G3			HR	BB		BB			2	1	1	1	2	0	0											
13 Asdrúbal Cabrera, S OBP: 0.345, SLG: 0.499	P5		48 2B	1B	F8		K			4	1	1	0	0	1	4											
48 Travis Hafner, L OBP: 0.381, SLG: 0.478	G5-3		41 PB	2B		8 2-6	BB		L8	3	0	1	1	1	0	0											
41 Carlos Santana, S OBP: 0.347, SLG: 0.416	K		K		K		K		K	4	0	0	0	0	4	2											
1 Kosuke Fukudome, L OBP: 0.360, SLG: 0.356	G3		G4-3		G4-3		F8		F9	4	0	0	0	0	0	2											
8 Lonnie Chisenhall, L OBP: 0.287, SLG: 0.413			L9	G5-3		2-6	6 WP 12 2B		G4-3	4	1	1	0	0	0	1											
26 Austin Kearns, R OBP: 0.305, SLG: 0.299			K		L6		G4-3		P4	4	0	0	0	0	1	1											
6 Lou Marson, R OBP: 0.280, SLG: 0.321	E6		K	12 SH4-3		K			K	4	0	0	0	0	3	1											
Inning Stats	R: 0 E: 0 K: 0 S: 7	H: 0 LOB: 0 BB: 0 P: 9	R: 0 E: 0 K: 1 S: 8	H: 0 LOB: 0 BB: 0 P: 13	R: 0 E: 1 K: 1 S: 9	H: 0 LOB: 1 BB: 0 P: 13	R: 2 E: 0 K: 1 S: 19	H: 3 LOB: 1 BB: 0 P: 26	R: 0 E: 0 K: 1 S: 6	H: 0 LOB: 2 BB: 1 P: 13	R: 0 E: 0 K: 1 S: 6	H: 0 LOB: 1 BB: 1 P: 12	R: 1 E: 0 K: 2 S: 14	H: 2 LOB: 2 BB: 1 P: 23	R: 0 E: 0 K: 1 S: 10	H: 0 LOB: 0 BB: 0 P: 14	R: 0 E: 0 K: 1 S: 9	H: 0 LOB: 0 BB: 0 P: 14	1B: 1 2B: 3 3B: 0 HR: 1	SF: 0 SAC: 1 DP: 0 HBP: 0	WP: 1 PB: 2 SB: 1 CS: 0	PA: 36					
PITCHER	IP	WLS	BF	H	R	ER	SO	BB	IBB	HBP	BLK	WP	HR	S	P	ERA	WHIP										
49 Tim Wakefield, L ERA: 4.99	(1, 1)	6.2	29	5	3	3	6	2	0	0	0	1	1	64	99	4.05	1.050										
43 Randy Williams, L ERA: 7.04	(7, 1)	1.1	5	0	0	0	2	1	0	0	0	0	0	15	24	0.00	0.750										
58 Jonathan Papelbon, R ERA: 3.35	(9, 1)	1.0	W	3	0	0	1	0	0	0	0	0	0	9	14	0.00	0.000										

Batter	1	2	3	4	5	6	7	8	9	AB	R	H	RBI	BB	SO	LOB	BOTTOM										
2 Jacoby Ellsbury, L OBP: 0.373, SLG: 0.513	G3	F9		K			G4-3		HR	5	1	1	1	0	1	3	Cleveland Indians @ Boston Red Sox Fenway Park, Boston, MA Wed Aug 03 2011, 7:10 PM - 10:11 PM EDT Att: 38,172 - Cloudy - 71 F										
15 Dustin Pedroia, R OBP: 0.407, SLG: 0.487	F9		28 CS	1B	20 G6-4-3	28 1B	K			4	0	2	0	0	1	0											
28 Adrián González, L OBP: 0.418, SLG: 0.568	20 2B	34 1B	G6-3		20 G6-4-3	1B	G6-3			4	1	2	0	0	0	1											
20 Kevin Youkilis, R OBP: 0.389, SLG: 0.499	F9		K		G6-4-3					3	1	1	0	1	1	2											
3 Mike Aviles, R OBP: 0.292, SLG: 0.391	34 1B	2B			G6-4-3					0	0	0	0	0	0	0											
34 David Ortiz, L OBP: 0.378, SLG: 0.534	2H 3H	1B		13 2B	10 FC6-4	BB	G4-3		L8	3	1	1	2	1	0	2											
13 Carl Crawford, L OBP: 0.279, SLG: 0.381	F7		10 FC6-4	2B			G6-3		K	4	0	1	0	0	1	3											
39 Jarrod Saltalamacchia, R OBP: 0.324, SLG: 0.474		G1-3		K			K		K	4	0	0	0	0	3	4											
16 Josh Reddick, L OBP: 0.387, SLG: 0.556					10 FC6-4	IBB			G4-3	2	0	2	0	1	0	0											
54 Darrell McDonald, R OBP: 0.280, SLG: 0.318										1	0	0	0	0	0	0											
10 Marco Scutaro, R OBP: 0.337, SLG: 0.366		F8		FC6-4	2S		G1-3		G1-3	4	0	0	1	0	0	4											
Inning Stats	R: 2 E: 0 K: 0 S: 15	H: 3 LOB: 1 BB: 0 P: 22	R: 0 E: 0 K: 0 S: 11	H: 1 LOB: 0 BB: 0 P: 17	R: 0 E: 0 K: 1 S: 7	H: 1 LOB: 0 BB: 0 P: 8	R: 1 E: 0 K: 2 S: 15	H: 1 LOB: 2 BB: 2 P: 27	R: 0 E: 0 K: 0 S: 8	H: 2 LOB: 1 BB: 0 P: 10	R: 0 E: 0 K: 1 S: 10	H: 1 LOB: 1 BB: 0 P: 12	R: 0 E: 0 K: 1 S: 9	H: 0 LOB: 0 BB: 0 P: 10	R: 0 E: 0 K: 2 S: 12	H: 0 LOB: 2 BB: 1 P: 20	R: 1 E: 0 K: 0 S: 6	H: 1 LOB: 0 BB: 0 P: 8	1B: 7 2B: 2 3B: 0 HR: 1	SF: 0 SAC: 0 DP: 1 HBP: 0	WP: 0 PB: 0 SB: 2 CS: 1	PA: 37					
PITCHER	IP	WLS	BF	H	R	ER	SO	BB	IBB	HBP	BLK	WP	HR	S	P	ERA	WHIP										
59 Carlos Carrasco, R ERA: 4.62	(1, 1)	7.0	31	9	3	3	5	2	1	0	0	0	0	77	112	3.86	1.571										
49 Tony Sipp, L ERA: 2.95	(8, 1)	1.0	3	0	0	0	2	0	0	0	0	0	0	10	14	0.00	0.000										
3B Joe Smith, R ERA: 1.26	(9, 1)	0.2	L	3	1	1	1	0	0	0	0	0	1	6	8	13.50	1.500										



Batter	1	2	3	4	5	6	7	8	9	AB	R	H	RBI	BB	SO	LOB	TOP							
12 Ezequiel Carrera, L OBP: 0.323, SLG: 0.517										5	0	0	0	0	1	2								
22 Jason Kipnis, L OBP: 0.310, SLG: 0.605										5	0	1	0	0	2	0								
13 Asdrúbal Cabrera, S OBP: 0.346, SLG: 0.497										4	3	1	0	1	0	1								
48 Travis Hafner, L OBP: 0.386, SLG: 0.491										4	1	3	1	0	1	0								
8 Lonnie Chisenhall, L OBP: 0.284, SLG: 0.407										1	0	0	0	0	1	1								
41 Carlos Santana, S OBP: 0.352, SLG: 0.428										4	2	3	3	1	0	1								
1 Kosuke Fukudome, L OBP: 0.363, SLG: 0.363										5	1	3	1	0	1	2								
7 Matt LaPorta, R OBP: 0.296, SLG: 0.419										5	0	2	1	0	1	3								
26 Austin Kearns, R OBP: 0.363, SLG: 0.293										3	0	0	1	0	2	2								
16 Jason Donald, R OBP: 0.333, SLG: 0.200										3	0	1	0	0	1	1								
9 Jack Hannahan, L OBP: 0.302, SLG: 0.332										1	0	0	0	0	1	2								
Inning Stats	R: 0 E: 0 K: 1 S: 7	H: 0 LOB: 0 BB: 0 P: 12	R: 2 E: 1 K: 1 S: 11	H: 4 LOB: 2 BB: 0 P: 13	R: 1 E: 0 K: 1 S: 16	H: 3 LOB: 2 BB: 0 P: 24	R: 0 E: 0 K: 2 S: 7	H: 0 LOB: 0 BB: 0 P: 9	R: 0 E: 0 K: 0 S: 8	H: 0 LOB: 0 BB: 0 P: 12	R: 2 E: 0 K: 2 S: 16	H: 3 LOB: 1 BB: 0 P: 26	R: 1 E: 0 K: 1 S: 13	H: 2 LOB: 1 BB: 0 P: 24	R: 0 E: 0 K: 1 S: 12	H: 1 LOB: 2 BB: 0 P: 20	R: 1 E: 0 K: 2 S: 18	H: 1 LOB: 2 BB: 0 P: 32	1B: 9 2B: 4 3B: 0 HR: 1	SF: 0 SAC: 0 DP: 0 HBP: 1	WP: 0 PB: 0 SB: 3 CS: 0	PA: 43		
PITCHER	IP WLS BF H R ER SO BB IBB HBP BLK WP HR S P ERA WHIP	IP WLS BF H R ER SO BB IBB HBP BLK WP HR S P ERA WHIP	IP WLS BF H R ER SO BB IBB HBP BLK WP HR S P ERA WHIP	IP WLS BF H R ER SO BB IBB HBP BLK WP HR S P ERA WHIP	IP WLS BF H R ER SO BB IBB HBP BLK WP HR S P ERA WHIP	IP WLS BF H R ER SO BB IBB HBP BLK WP HR S P ERA WHIP	IP WLS BF H R ER SO BB IBB HBP BLK WP HR S P ERA WHIP	IP WLS BF H R ER SO BB IBB HBP BLK WP HR S P ERA WHIP	IP WLS BF H R ER SO BB IBB HBP BLK WP HR S P ERA WHIP	IP WLS BF H R ER SO BB IBB HBP BLK WP HR S P ERA WHIP	IP WLS BF H R ER SO BB IBB HBP BLK WP HR S P ERA WHIP	IP WLS BF H R ER SO BB IBB HBP BLK WP HR S P ERA WHIP	IP WLS BF H R ER SO BB IBB HBP BLK WP HR S P ERA WHIP	IP WLS BF H R ER SO BB IBB HBP BLK WP HR S P ERA WHIP	IP WLS BF H R ER SO BB IBB HBP BLK WP HR S P ERA WHIP	IP WLS BF H R ER SO BB IBB HBP BLK WP HR S P ERA WHIP	IP WLS BF H R ER SO BB IBB HBP BLK WP HR S P ERA WHIP	IP WLS BF H R ER SO BB IBB HBP BLK WP HR S P ERA WHIP	IP WLS BF H R ER SO BB IBB HBP BLK WP HR S P ERA WHIP	IP WLS BF H R ER SO BB IBB HBP BLK WP HR S P ERA WHIP	IP WLS BF H R ER SO BB IBB HBP BLK WP HR S P ERA WHIP	IP WLS BF H R ER SO BB IBB HBP BLK WP HR S P ERA WHIP	IP WLS BF H R ER SO BB IBB HBP BLK WP HR S P ERA WHIP	IP WLS BF H R ER SO BB IBB HBP BLK WP HR S P ERA WHIP
23 Erik Bedard, L ERA: 3.95	5.0	21	7	3	3	5	0	0	0	0	0	49	70	5.40	1.400									
46 Franklin Morales, L ERA: 4.45	0.1	L	3	2	2	0	0	0	0	0	0	1	8	12	54.00	6.000								
91 Alfredo Aceves, R ERA: 3.15	0.2		3	1	0	2	0	0	0	0	0	8	14	0.00	1.500									
30 Andrew Miller, L ERA: 5.44	2.2	15	4	2	2	4	2	0	1	0	0	39	71	6.75	2.250									
35 Dan Wheeler, R ERA: 4.5	0.1		1	0	0	0	0	0	0	0	0	4	5	0.00	0.000									
Batter	1	2	3	4	5	6	7	8	9	AB	R	H	RBI	BB	SO	LOB	BOTTOM							
2 Jacoby Ellsbury, L OBP: 0.376, SLG: 0.514										3	1	2	0	1	1	1								
15 Dustin Pedroia, R OBP: 0.404, SLG: 0.483										4	0	0	0	0	1	3								
28 Adrián González, L OBP: 0.416, SLG: 0.588										4	1	1	1	0	1	2								
20 Kevin Youkilis, R OBP: 0.385, SLG: 0.493										4	0	0	0	0	1	1								
34 David Ortiz, L OBP: 0.379, SLG: 0.532										3	0	1	1	1	1	0								
13 Carl Crawford, L OBP: 0.276, SLG: 0.376										4	0	0	0	0	0	2								
16 Josh Reddick, L OBP: 0.384, SLG: 0.569										4	1	1	1	0	1	2								
33 Jason Varitek, S OBP: 0.308, SLG: 0.415										4	0	0	0	0	3	3								
10 Marco Scutaro, R OBP: 0.332, SLG: 0.360										4	0	0	0	0	1	1								
Inning Stats	R: 2 E: 0 K: 1 S: 16	H: 3 LOB: 1 BB: 0 P: 24	R: 0 E: 0 K: 4 S: 17	H: 0 LOB: 1 BB: 0 P: 24	R: 0 E: 0 K: 1 S: 8	H: 0 LOB: 0 BB: 0 P: 11	R: 1 E: 0 K: 2 S: 12	H: 1 LOB: 0 BB: 0 P: 18	R: 0 E: 0 K: 0 S: 9	H: 1 LOB: 1 BB: 0 P: 15	R: 0 E: 1 K: 1 S: 16	H: 0 LOB: 2 BB: 1 P: 26	R: 0 E: 0 K: 1 S: 9	H: 0 LOB: 1 BB: 1 P: 15	R: 0 E: 0 K: 0 S: 6	H: 0 LOB: 0 BB: 0 P: 10	R: 0 E: 0 K: 0 S: 10	H: 0 LOB: 0 BB: 0 P: 12	1B: 3 2B: 1 3B: 0 HR: 1	SF: 0 SAC: 0 DP: 0 HBP: 0	WP: 1 PB: 0 SB: 0 CS: 0	PA: 36		
PITCHER	IP WLS BF H R ER SO BB IBB HBP BLK WP HR S P ERA WHIP	IP WLS BF H R ER SO BB IBB HBP BLK WP HR S P ERA WHIP	IP WLS BF H R ER SO BB IBB HBP BLK WP HR S P ERA WHIP	IP WLS BF H R ER SO BB IBB HBP BLK WP HR S P ERA WHIP	IP WLS BF H R ER SO BB IBB HBP BLK WP HR S P ERA WHIP	IP WLS BF H R ER SO BB IBB HBP BLK WP HR S P ERA WHIP	IP WLS BF H R ER SO BB IBB HBP BLK WP HR S P ERA WHIP	IP WLS BF H R ER SO BB IBB HBP BLK WP HR S P ERA WHIP	IP WLS BF H R ER SO BB IBB HBP BLK WP HR S P ERA WHIP	IP WLS BF H R ER SO BB IBB HBP BLK WP HR S P ERA WHIP	IP WLS BF H R ER SO BB IBB HBP BLK WP HR S P ERA WHIP	IP WLS BF H R ER SO BB IBB HBP BLK WP HR S P ERA WHIP	IP WLS BF H R ER SO BB IBB HBP BLK WP HR S P ERA WHIP	IP WLS BF H R ER SO BB IBB HBP BLK WP HR S P ERA WHIP	IP WLS BF H R ER SO BB IBB HBP BLK WP HR S P ERA WHIP	IP WLS BF H R ER SO BB IBB HBP BLK WP HR S P ERA WHIP	IP WLS BF H R ER SO BB IBB HBP BLK WP HR S P ERA WHIP	IP WLS BF H R ER SO BB IBB HBP BLK WP HR S P ERA WHIP	IP WLS BF H R ER SO BB IBB HBP BLK WP HR S P ERA WHIP	IP WLS BF H R ER SO BB IBB HBP BLK WP HR S P ERA WHIP	IP WLS BF H R ER SO BB IBB HBP BLK WP HR S P ERA WHIP	IP WLS BF H R ER SO BB IBB HBP BLK WP HR S P ERA WHIP	IP WLS BF H R ER SO BB IBB HBP BLK WP HR S P ERA WHIP	IP WLS BF H R ER SO BB IBB HBP BLK WP HR S P ERA WHIP
63 Justin Masterson, R ERA: 2.63	6.0	W	26	5	3	3	9	1	0	0	0	0	10	16	0.00	0.750								
52 Vinnie Pestano, R ERA: 3.02	1.1	H	5	0	0	0	1	1	0	0	0	0	0	5	9	0.00	0.000							
49 Tony Sipp, L ERA: 2.93	0.2	H	2	0	0	0	0	0	0	0	0	0	0	10	12	0.00	0.000							
54 Chris Perez, R ERA: 3.03	1.0		3	0	0	0	0	0	0	0	0	0	0	10	12	0.00	0.000							

Cleveland Indians @ Boston Red Sox
Fenway Park, Boston, MA
Thu Aug 04 2011, 7:11 PM - 10:33 PM EDT
Att: 38,477 - Clear - 70 F

AB 40
R 7
H 14
RBI 7
BB 2
SO 11
LOB 15



Cleveland Indians @ Boston Red Sox
Fenway Park, Boston, MA
Thu Aug 04 2011, 7:11 PM - 10:33 PM EDT
Att: 38,477 - Clear - 70 F

AB 34
R 3
H 5
RBI 3
BB 2
SO 10
LOB 15



Batter	1	2	3	4	5	6	7	8	9	AB	R	H	RBI	BB	SO	LOB	TOP					
2 Derek Jeter, R OBP: 0.337, SLG: 0.367	F8		FC6-4			G4-6-3	CS	K		4	1	1	0	0	1	1						
14 Curtis Granderson, L OBP: 0.363, SLG: 0.567	K		F7			G4-6-3		P5		4	1	1	1	0	1	1						
25 Mark Teixeira, S OBP: 0.346, SLG: 0.519	K				G6-3			F7		3	0	0	0	1	1	0						
24 Robinson Canó, L OBP: 0.346, SLG: 0.513		K			K			F9		4	0	0	0	0	2	2						
33 Nick Swisher, S OBP: 0.381, SLG: 0.443					K					3	0	2	1	1	1	0						
18 Andrew Jones, R OBP: 0.331, SLG: 0.440										1	0	0	0	2	0	1						
11 Brett Gardner, L OBP: 0.356, SLG: 0.395										1	0	0	0	0	0	1						
55 Russell Martin, R OBP: 0.322, SLG: 0.381										4	0	0	0	0	1	4						
20 Jorge Posada, S OBP: 0.313, SLG: 0.378										3	0	0	0	0	2	3						
26 Eduardo Núñez, R OBP: 0.327, SLG: 0.395										1	1	1	0	2	0	0						
Inning Stats	R: 0 E: 0 K: 2 S: 9	H: 0 LOB: 0 BB: 0 P: 11	R: 0 E: 0 K: 2 S: 11	H: 1 LOB: 2 BB: 1 P: 23	R: 0 E: 0 K: 0 S: 7	H: 1 LOB: 0 BB: 0 P: 10	R: 0 E: 0 K: 2 S: 10	H: 0 LOB: 0 BB: 0 P: 12	R: 0 E: 0 K: 1 S: 8	H: 0 LOB: 1 BB: 1 P: 17	R: 3 E: 0 K: 0 S: 19	H: 3 LOB: 1 BB: 2 P: 35	R: 0 E: 0 K: 1 S: 8	H: 0 LOB: 0 BB: 1 P: 16	R: 0 E: 0 K: 1 S: 8	H: 0 LOB: 0 BB: 0 P: 13	R: 0 E: 0 K: 0 S: 10	H: 0 LOB: 1 BB: 1 P: 18	1B: 4 2B: 2 HR: 0	SF: 0 SAC: 0 DP: 2 HBP: 0	WP: 0 PB: 0 SB: 0 CS: 2	PA: 35
PITCHER	IP	WLS	BF	H	R	ER	SO	BB	IBB	HBP	BLK	WP	HR	S	P	ERA	WHIP					
31 Jon Lester, L ERA: 3.23	6.0	L	24	5	3	3	7	4	0	0	0	0	0	64	108	4.50	1.500					
32 Matt Albers, R ERA: 2.15	2.0		6	0	0	0	2	1	0	0	0	0	0	17	29	0.00	0.500					
43 Randy Williams, L ERA: 6.48	0.2		3	0	0	0	0	1	0	0	0	0	0	8	15	0.00	1.500					
91 Alfredo Aceves, R ERA: 3.15	0.1		1	0	0	0	0	0	0	0	0	0	0	2	3	0.00	0.000					

New York Yankees @ Boston Red Sox
Fenway Park, Boston, MA
Fri Aug 05 2011, 7:12 PM - 10:38 PM EDT
Att: 38,006 - Partly Cloudy - 73 F

AB	28
R	3
H	5
RBI	2
BB	6
SO	9
LOB	13



Batter	1	2	3	4	5	6	7	8	9	AB	R	H	RBI	BB	SO	LOB	BOTTOM					
2 Jacoby Ellsbury, L OBP: 0.377, SLG: 0.515	K									3	0	1	1	1	2	0						
15 Dustin Pedroia, R OBP: 0.403, SLG: 0.480	G4-3		F9					G5-3		4	0	1	0	0	0	1						
28 Adrián González, L OBP: 0.413, SLG: 0.583	G4-3							F7		4	0	0	0	0	1	3						
20 Kevin Youkilis, R OBP: 0.384, SLG: 0.491								L6		4	0	1	0	0	0	0						
34 David Ortiz, L OBP: 0.378, SLG: 0.537								G3		4	1	1	1	0	1	1						
13 Carl Crawford, L OBP: 0.279, SLG: 0.381										4	0	2	0	0	1	0						
39 Jarrod Saltalamacchia, R OBP: 0.319, SLG: 0.466										4	0	0	0	0	1	2						
16 Josh Reddick, L OBP: 0.387, SLG: 0.567										4	0	2	0	0	1	1						
10 Marco Scutaro, R OBP: 0.328, SLG: 0.356										3	1	0	0	0	2							
Inning Stats	R: 0 E: 0 K: 1 S: 10	H: 0 LOB: 0 BB: 0 P: 17	R: 0 E: 0 K: 0 S: 9	H: 1 LOB: 0 BB: 0 P: 12	R: 1 E: 0 K: 0 S: 12	H: 2 LOB: 1 BB: 0 P: 20	R: 1 E: 0 K: 1 S: 15	H: 1 LOB: 0 BB: 0 P: 19	R: 0 E: 0 K: 1 S: 19	H: 2 LOB: 3 BB: 1 P: 29	R: 0 E: 0 K: 1 S: 15	H: 1 LOB: 1 BB: 0 P: 22	R: 0 E: 0 K: 1 S: 9	H: 0 LOB: 0 BB: 0 P: 11	R: 0 E: 0 K: 0 S: 7	H: 0 LOB: 0 BB: 0 P: 11	R: 0 E: 0 K: 2 S: 10	H: 1 LOB: 1 BB: 0 P: 14	1B: 5 2B: 2 HR: 1	SF: 0 SAC: 0 DP: 1 HBP: 0	WP: 0 PB: 0 SB: 0 CS: 0	PA: 35
PITCHER	IP	WLS	BF	H	R	ER	SO	BB	IBB	HBP	BLK	WP	HR	S	P	ERA	WHIP					
40 Bartolo Colon, R ERA: 3.33	4.2		20	6	2	2	2	1	0	0	0	0	0	14	18	3.86	1.500					
48 Boone Logan, L ERA: 3.07	1.0	W	4	1	0	0	2	0	0	0	0	0	0	4	7	0.00	0.000					
53 Cory Wade, R ERA: 1.86	0.1	H	1	0	0	0	0	0	0	0	0	0	0	9	11	0.00	0.000					
29 Rafael Soriano, R ERA: 4.5	1.0	H	3	0	0	0	1	0	0	0	0	0	0	7	11	0.00	0.000					
30 David Robertson, R ERA: 1.44	1.0	H	3	0	0	0	0	0	0	0	0	0	0	7	11	0.00	0.000					

New York Yankees @ Boston Red Sox
Fenway Park, Boston, MA
Fri Aug 05 2011, 7:12 PM - 10:38 PM EDT
Att: 38,006 - Partly Cloudy - 73 F

AB	34
R	2
H	8
RBI	2
BB	1
SO	7
LOB	10



Batter	1	2	3	4	5	6	7	8	9	AB	R	H	RBI	BB	SO	LOB	TOP					
11 Brett Gardner, L OBP: 0.357, SLG: 0.394	F7		P5														4 0 1 0 0 1 2					
2 Derek Jeter, R OBP: 0.336, SLG: 0.365	K		K														5 0 1 1 0 2 3					
14 Curtis Granderson, L OBP: 0.364, SLG: 0.564	F7																4 1 1 0 1 1 3					
25 Mark Teixeira, S OBP: 0.346, SLG: 0.524		G3-1															4 2 1 1 1 1 4					
24 Robinson Canó, L OBP: 0.345, SLG: 0.509		G3-1															3 0 0 0 0 0 2					
33 Nick Swisher, S OBP: 0.382, SLG: 0.442																	3 0 1 0 1 1 2					
12 Eric Chavez, L OBP: 0.389, SLG: 0.431																	4 0 2 1 0 0 2					
20 Jorge Posada, S OBP: 0.309, SLG: 0.372																	4 0 0 0 0 1 3					
17 Francisco Cervelli, R OBP: 0.314, SLG: 0.326																	4 1 3 0 0 0 1					
Inning Stats	R: 0 E: 0 K: 1 S: 9	H: 0 LOB: 0 BB: 0 P: 15	R: 0 E: 0 K: 0 S: 6	H: 0 LOB: 1 BB: 1 P: 12	R: 0 E: 0 K: 1 S: 14	H: 1 LOB: 0 BB: 0 P: 23	R: 2 E: 0 K: 0 S: 21	H: 2 LOB: 1 BB: 0 P: 36	R: 1 E: 0 K: 2 S: 11	H: 2 LOB: 2 BB: 0 P: 14	R: 0 E: 0 K: 1 S: 10	H: 1 LOB: 1 BB: 0 P: 15	R: 0 E: 0 K: 0 S: 12	H: 1 LOB: 0 BB: 0 P: 15	R: 1 E: 0 K: 1 S: 10	H: 2 LOB: 1 BB: 0 P: 16	R: 0 E: 0 K: 1 S: 13	H: 1 LOB: 2 BB: 1 P: 22	1B: 8 2B: 1 HR: 1	SF: 0 SAC: 0 HBP: 2	WP: 0 PB: 0 SB: 1 CS: 0	PA: 40
PITCHER	IP WLS BF H R ER SO BB IBB HBP BLK WP HR S P ERA WHIP																					
41 John Lackey, R ERA: 6.14	6.0 W 27 6 3 3 5 2 0 2 0 0 0 0 12 15 4.50 1.333																					
91 Alfredo Aceves, R ERA: 3.11	1.0 3 1 0 0 0 0 0 0 0 0 0 1 10 16 0.00 1.000																					
51 Daniel Bard, R ERA: 2.41	1.0 5 2 1 1 1 0 0 0 0 0 0 1 10 16 9.00 2.000																					
35 Dan Wheeler, R ERA: 4.38	1.0 5 1 0 0 1 1 0 0 0 0 0 0 13 22 0.00 2.000																					

New York Yankees @ Boston Red Sox
Fenway Park, Boston, MA
Sat Aug 06 2011, 4:13 PM - 7:36 PM EDT
Att: 37,416 - Cloudy - 85 F

AB 35
R 4
H 10
RBI 3
BB 3
SO 7
LOB 22

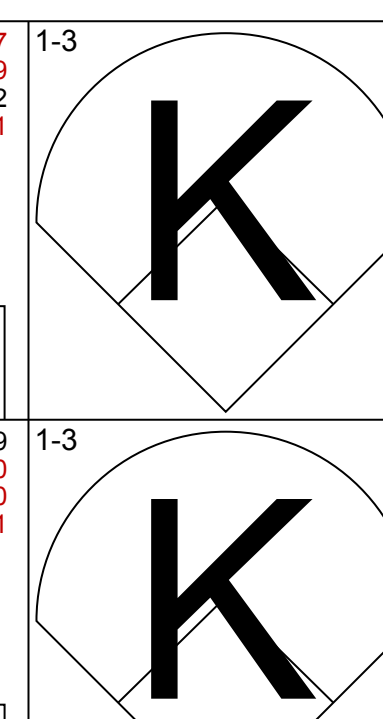
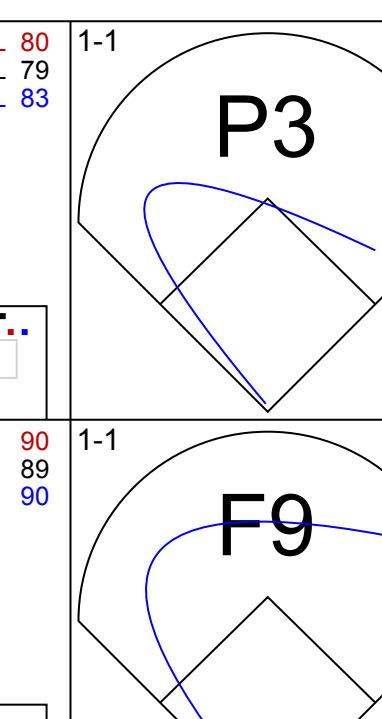
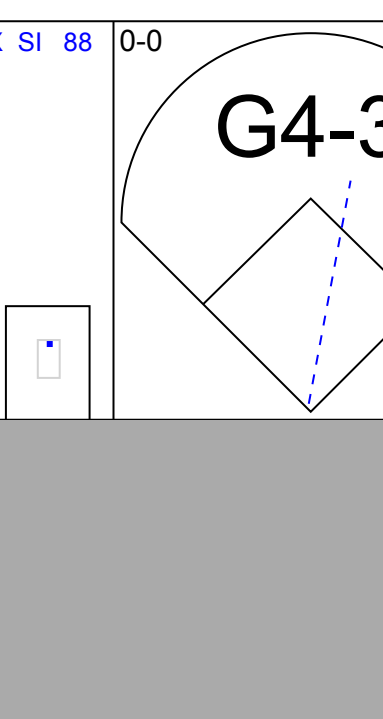
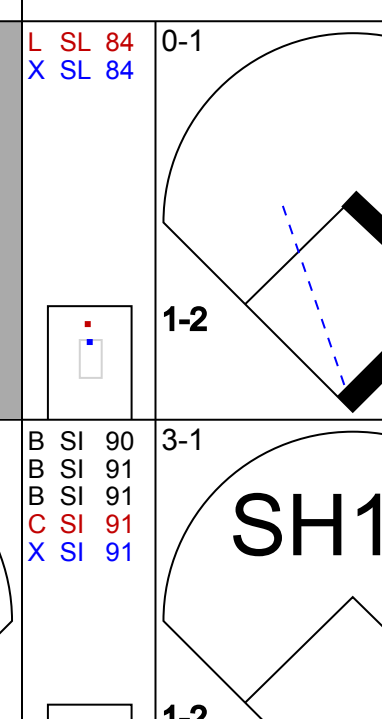
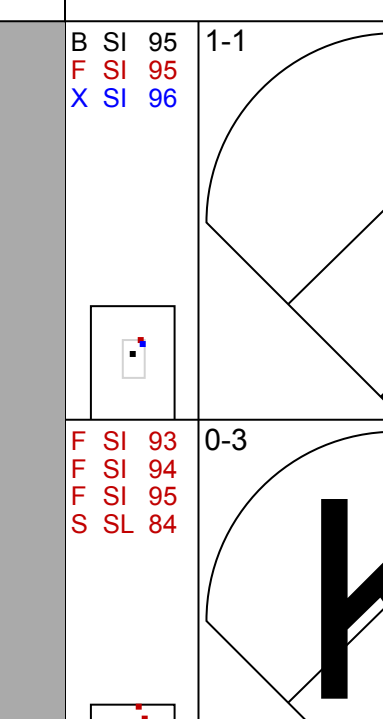
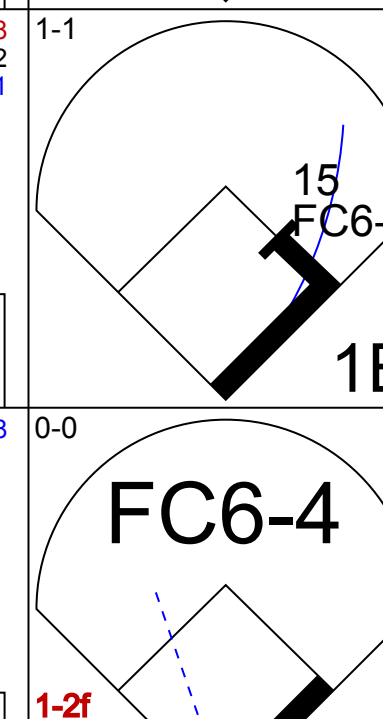
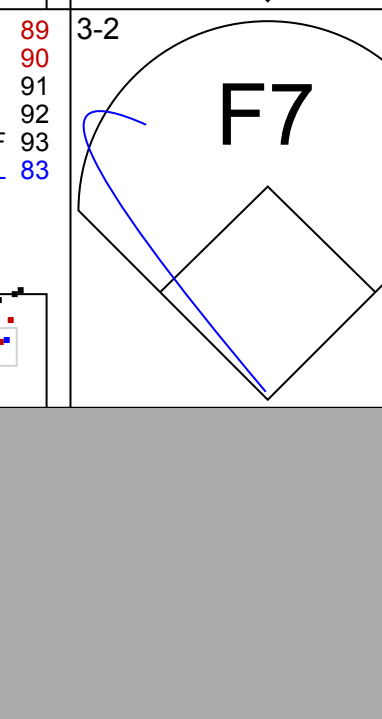
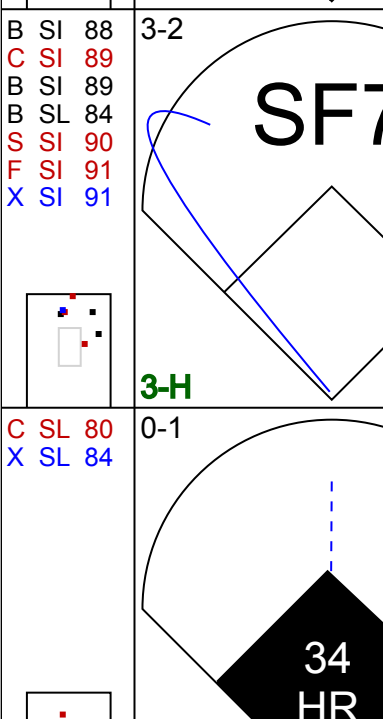
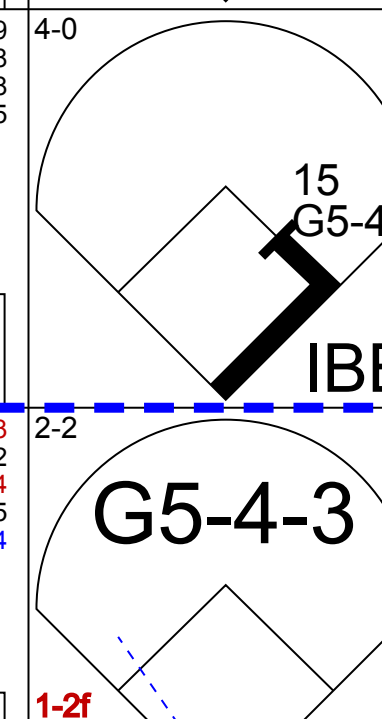
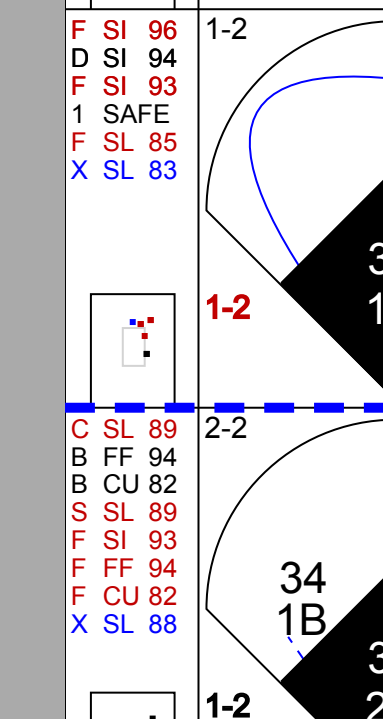


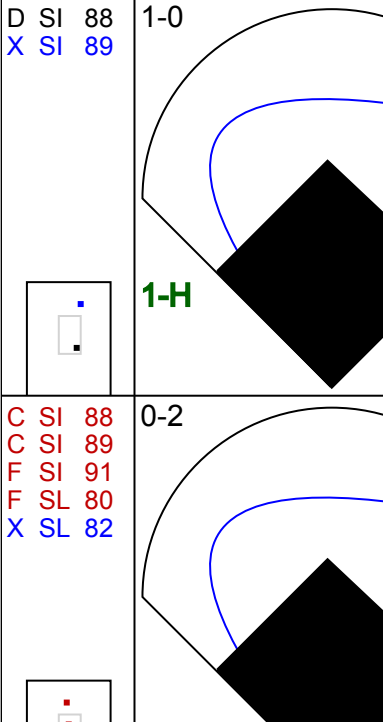

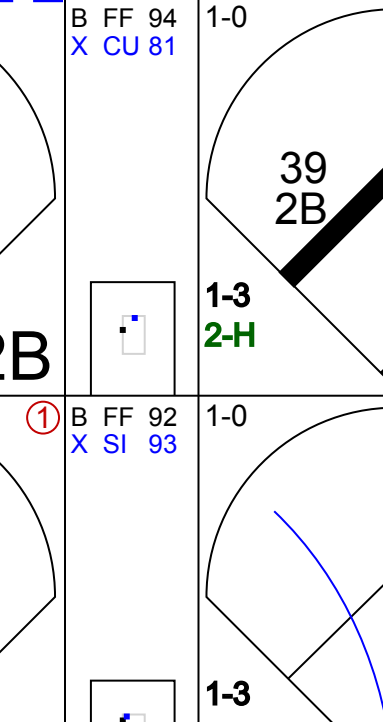


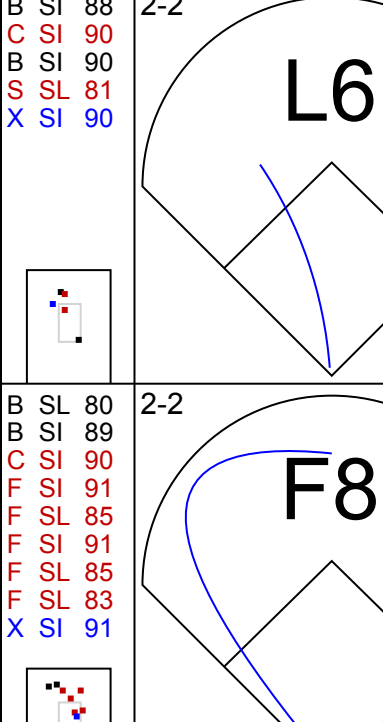

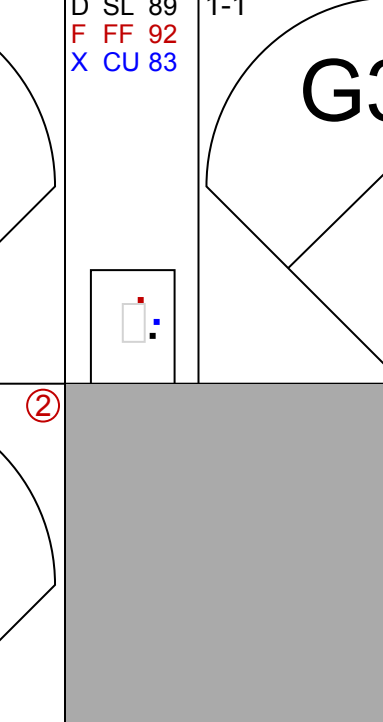
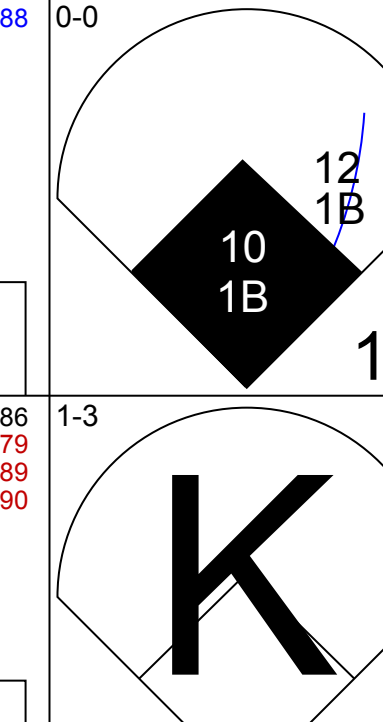
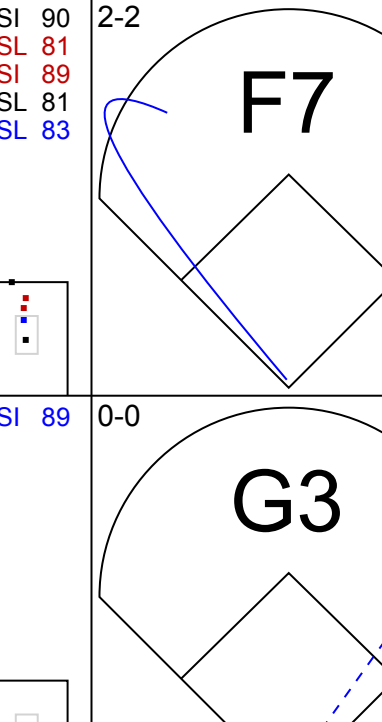
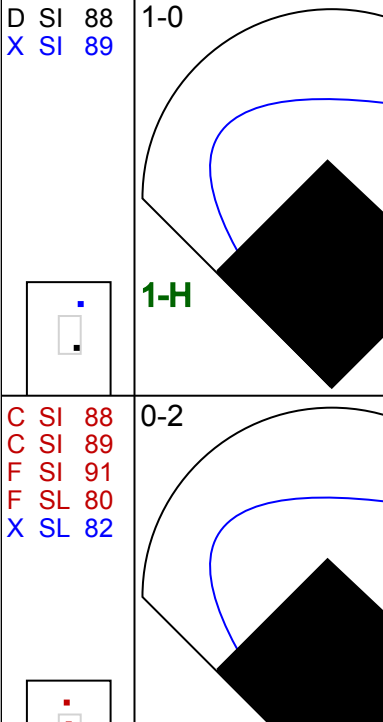
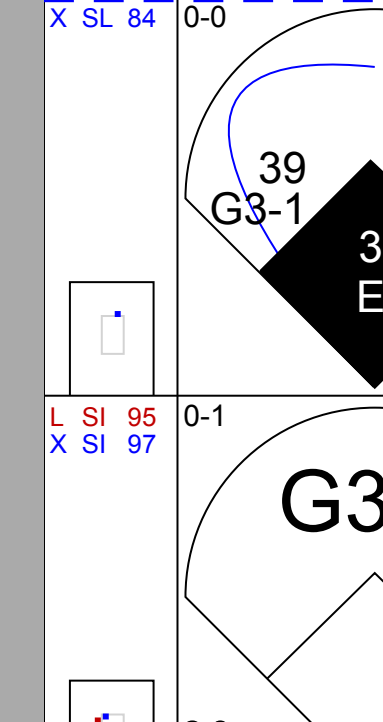
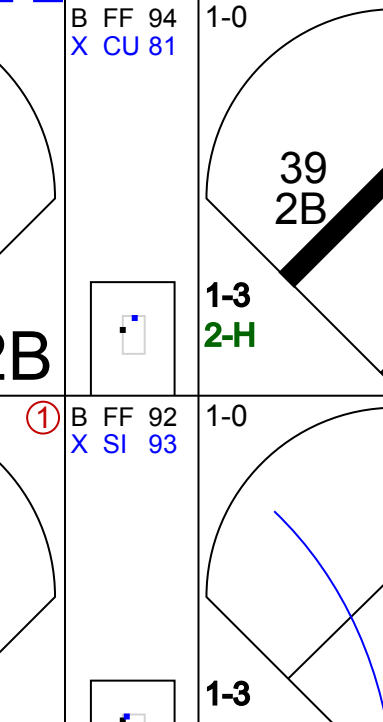
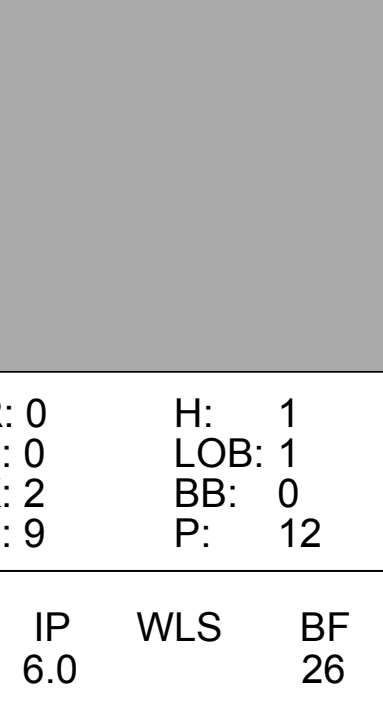
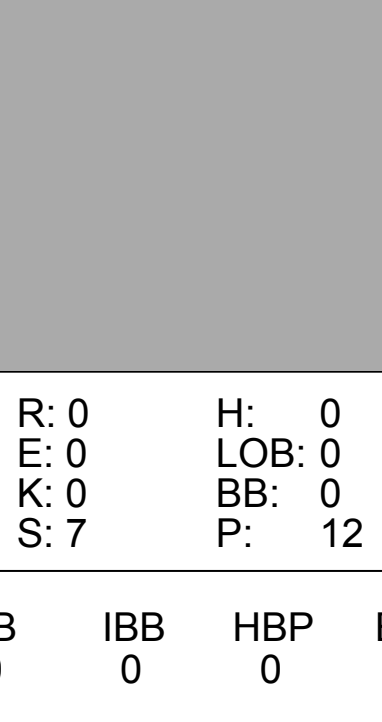
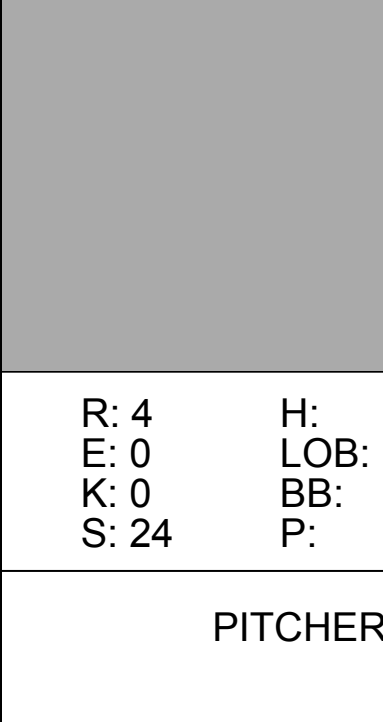
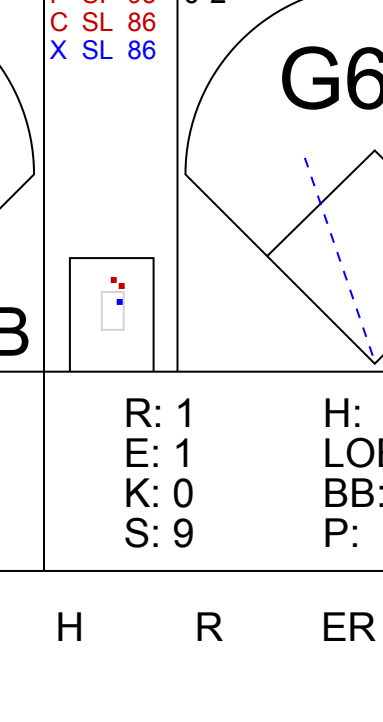
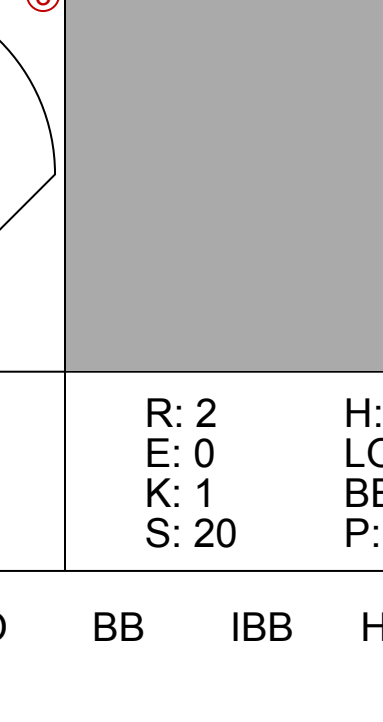
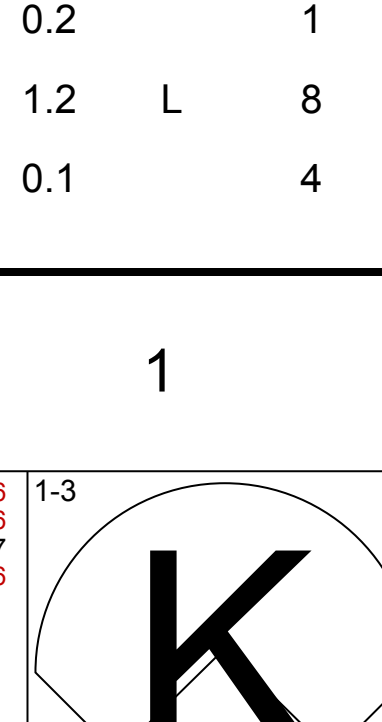
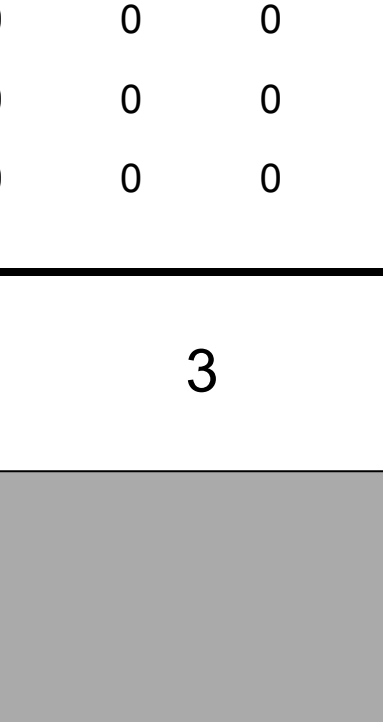
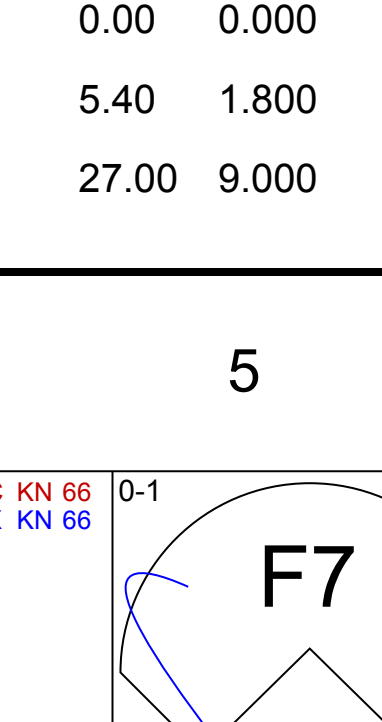
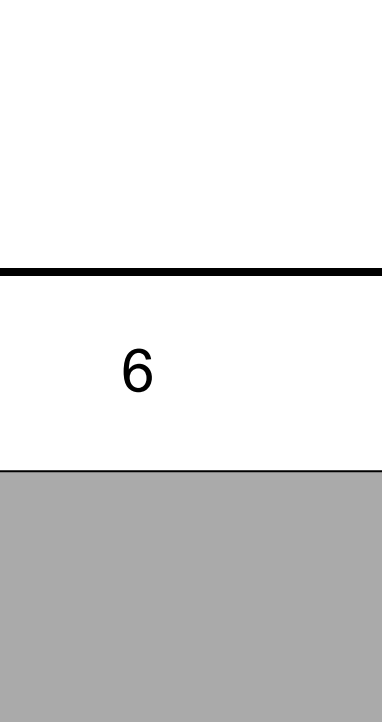
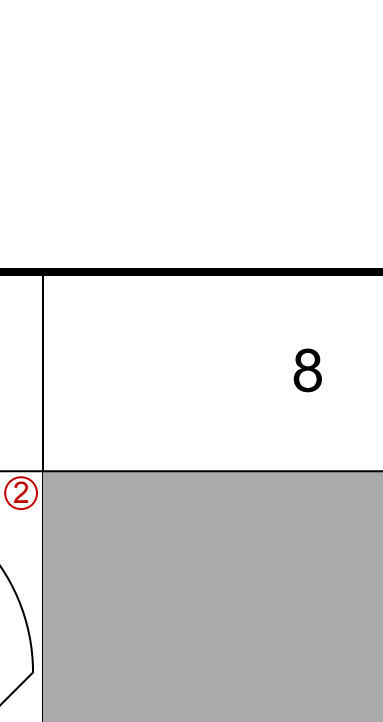
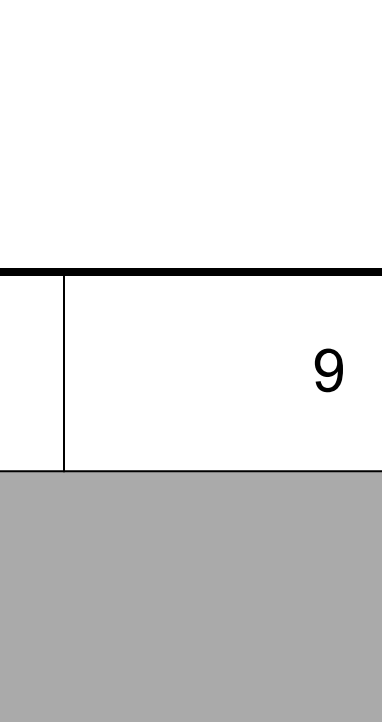
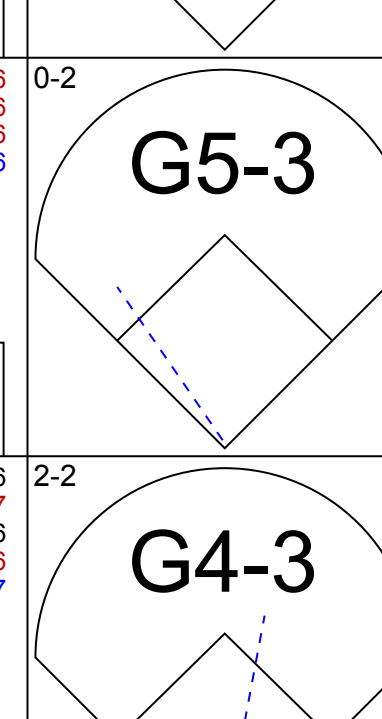
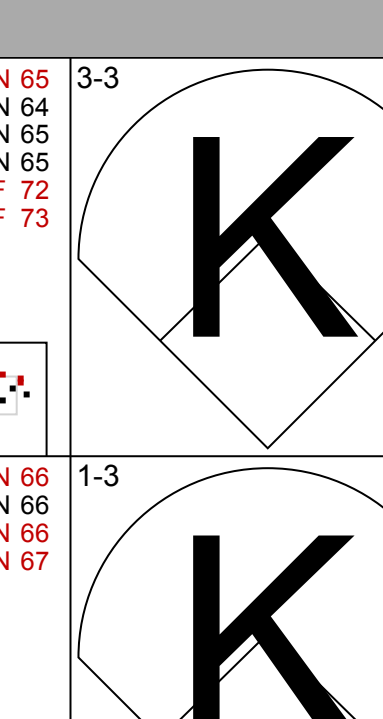
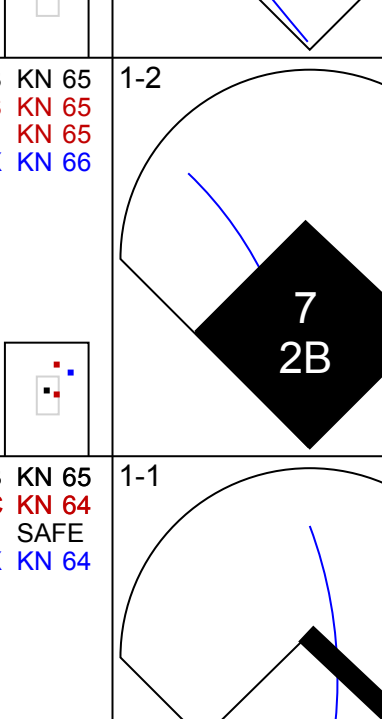
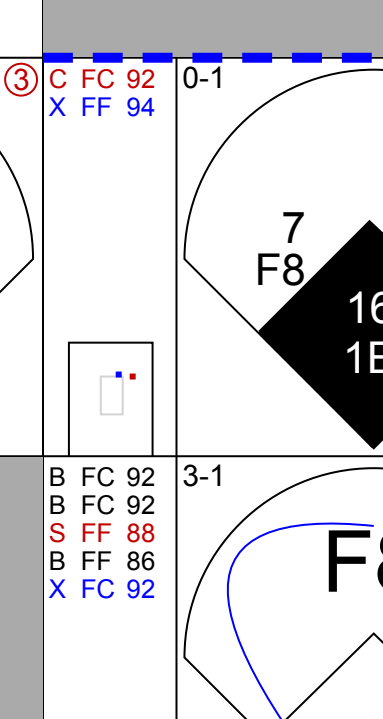

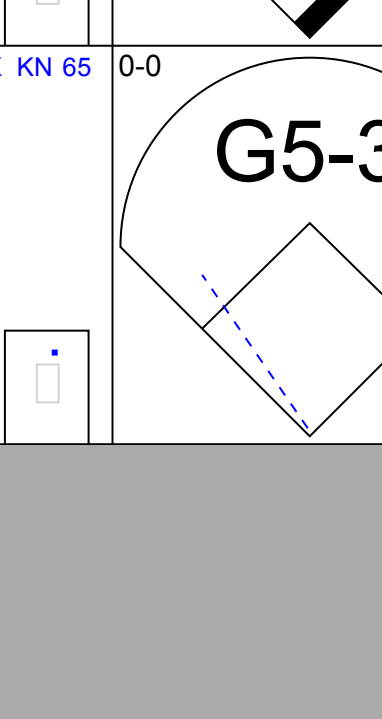

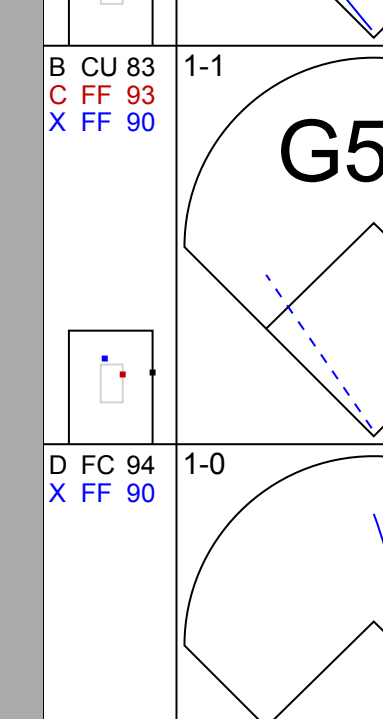


Batter	1	2	3	4	5	6	7	8	9	AB	R	H	RBI	BB	SO	LOB	BOTTOM			
2 Jacoby Ellsbury, L OBP: 0.377, SLG: 0.522	F9		SF9														4 1 2 6 0 0 0			
15 Dustin Pedroia, R OBP: 0.401, SLG: 0.481	K																4 0 1 2 0 2 0			
28 Adrián González, L OBP: 0.413, SLG: 0.560	F7		G3														4 0 1 0 1 0 2			
20 Kevin Youkilis, R OBP: 0.385, SLG: 0.492																	3 1 1 0 1 1 1			
34 David Ortiz, L OBP: 0.374, SLG: 0.532																	4 0 0 0 0 2 3			
3 Mike Aviles, R OBP: 0.283, SLG: 0.390																	3 1 1 0 0 0 0			
16 Josh Reddick, L OBP: 0.391, SLG: 0.567																	0 1 0 0 1 0 0			
13 Carl Crawford, L OBP: 0.287, SLG: 0.391																	4 3 4 1 0 0 0			
39 Jarrod Saltalamacchia, R OBP: 0.322, SLG: 0.462																	2 2 0 0 2 1 3			
10 Marco Scutaro, R OBP: 0.328, SLG: 0.355																	3 1 1 1 0 0 4			
Inning Stats	R: 0 E: 0 K: 1 S: 7	H: 0 LOB: 0 BB: 0 P: 11	R: 0 E: 0 K: 1 S: 8	H: 0 LOB: 0 BB: 0 P: 14	R: 2 E: 0 K: 0 S: 13	H: 2 LOB: 1 BB: 1 P: 20	R: 5 E: 0 K: 2 S: 18	H: 5 LOB: 0 BB: 0 P: 27	R: 0 E: 0 K: 1 S: 7	H: 1 LOB: 0 BB: 0 P: 9	R: 0 E: 0 K: 1 S: 9	H: 1 LOB: 1 BB: 0 P: 13	R: 0 E: 0 K: 0 S: 18	H: 0 LOB: 2 BB: 2 P: 27	R: 3 E: 0 K: 0 S: 19	H: 2 LOB: 1 BB: 2 P: 31	1B: 7 2B: 3 3B: 0 HR: 1	SF: 2 SAC: 1 DP: 1 HBP: 0	WP: 1 PB: 0 SB: 1 CS: 0	PA: 39
PITCHER	IP WLS BF H R ER SO BB IBB HBP BLK WP HR S P ERA WHIP																			
52 CC Sabathia, L ERA: 2.81	6.0 L 27 9 7 7 6 1 0 0 0 0 1 0 18 27 0.00 2.000																			
38 Luis Ayala, R ERA: 1.51	1.0 5 0 0 0 0 2 0 0 0 0 1 0 18 27 0.00 2.000																			
64 Hector Noesi, R ERA: 4.06	1.0 7 2 3 3 0 0 0 0 0 0 0 0 19 31 27.00 4.000																			

New York Yankees @ Boston Red Sox
Fenway Park, Boston, MA
Sat Aug 06 2011, 4:13 PM - 7:36 PM EDT
Att: 37,416 - Cloudy - 85 F

AB 31
R 10
H 11
RBI 10
BB 5
SO 6
LOB 13

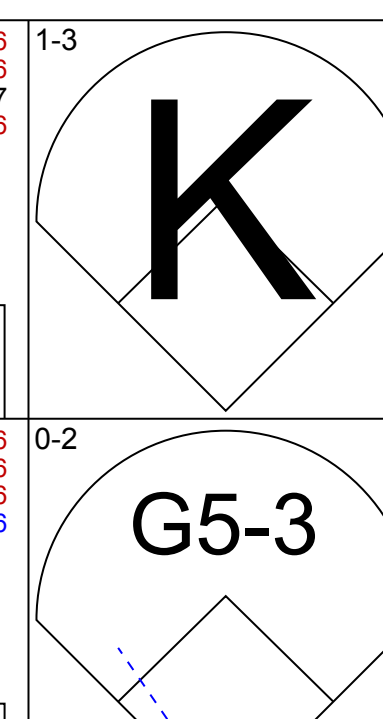
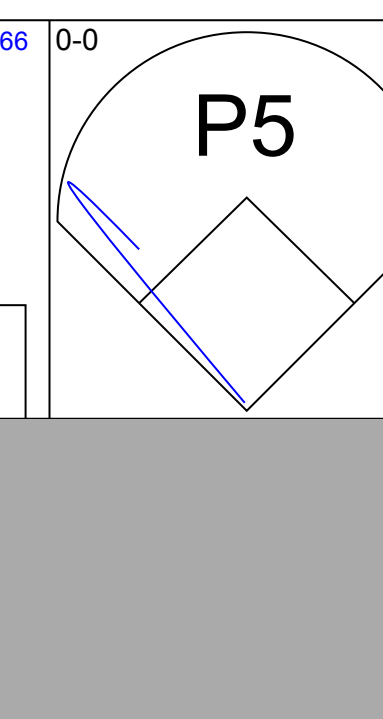
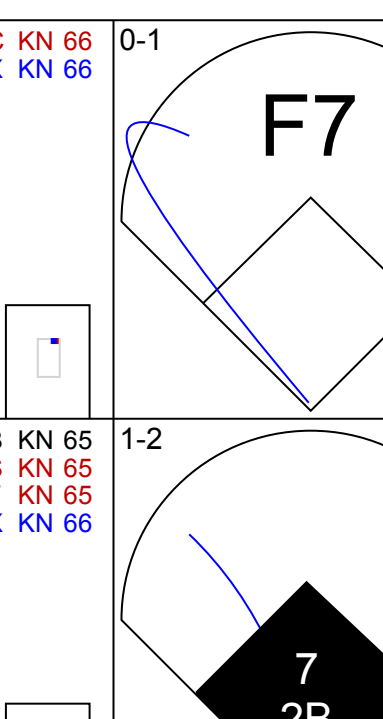
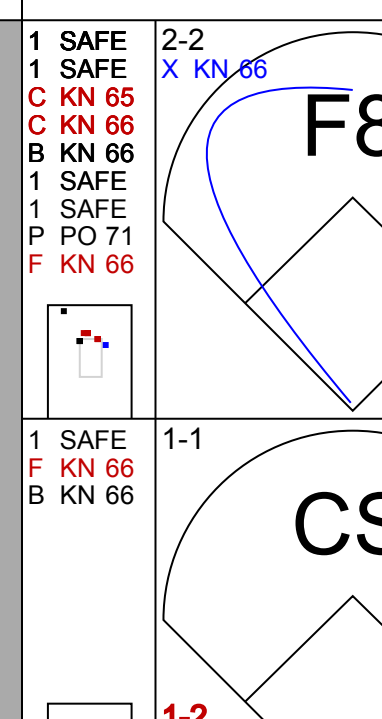
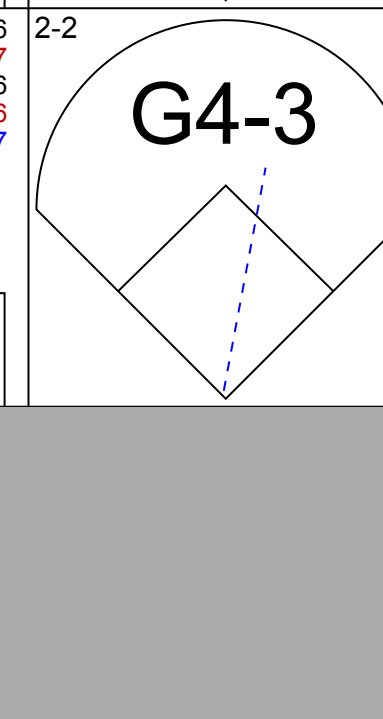
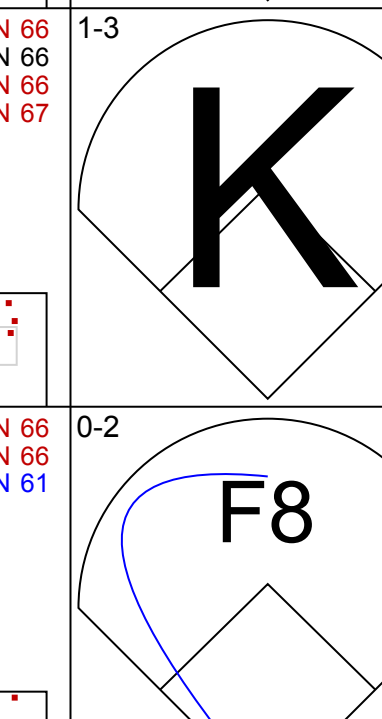
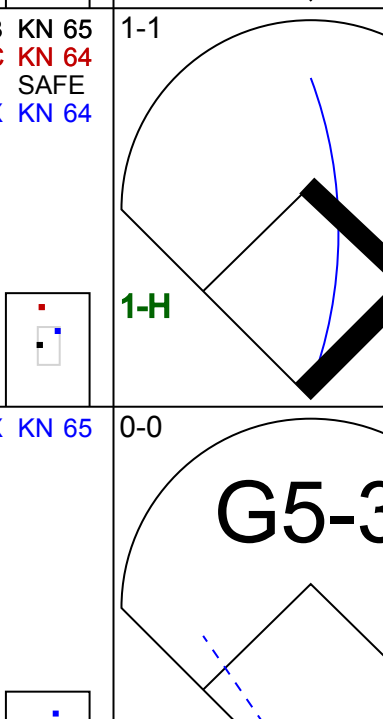

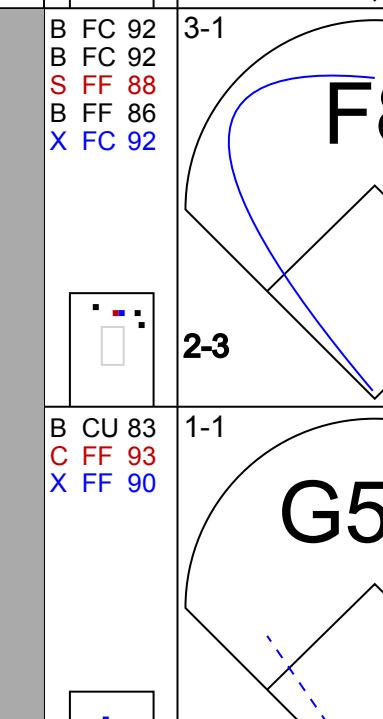



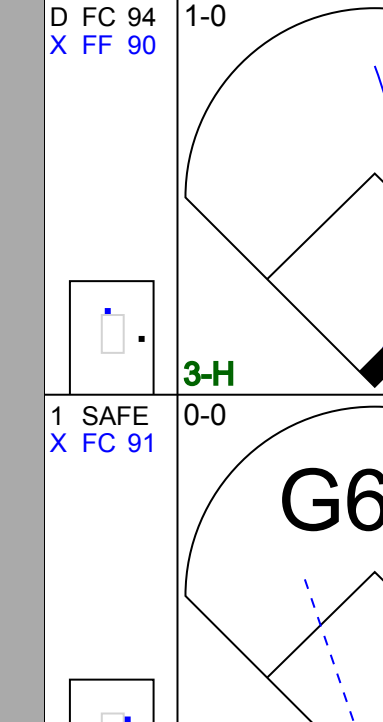
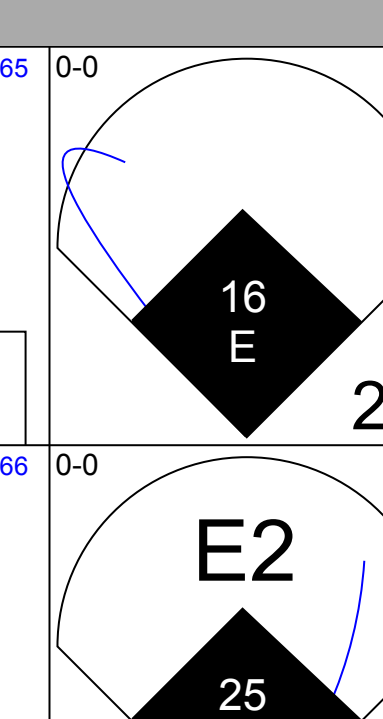
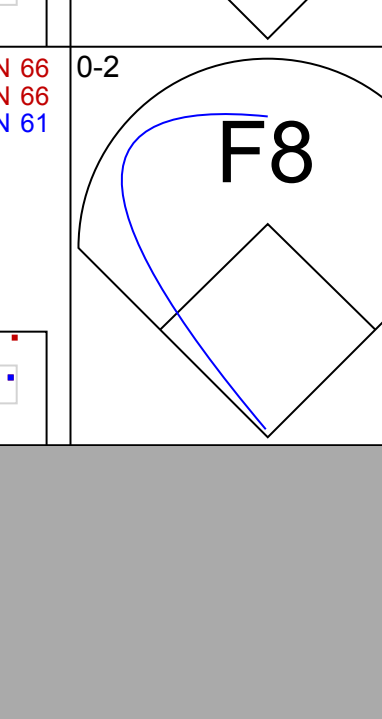
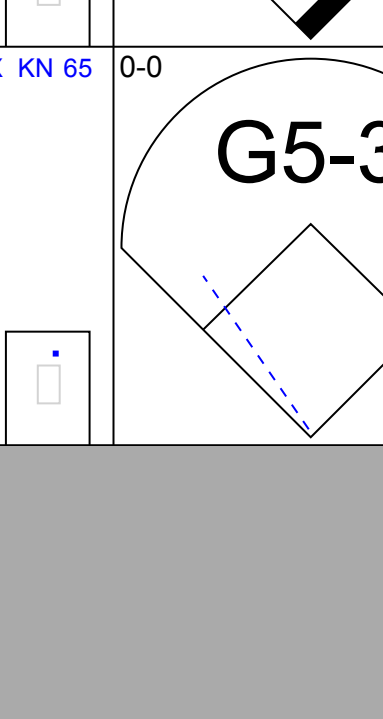
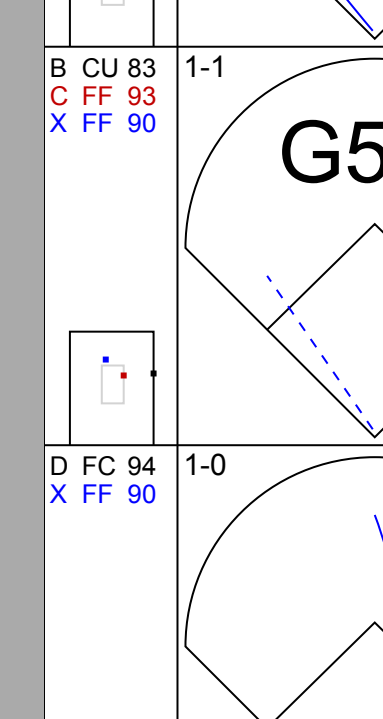

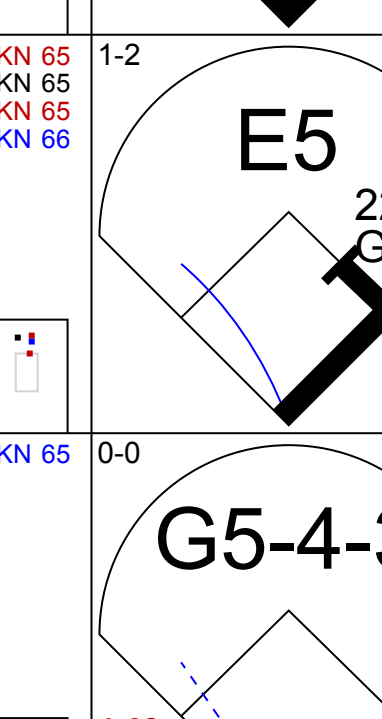
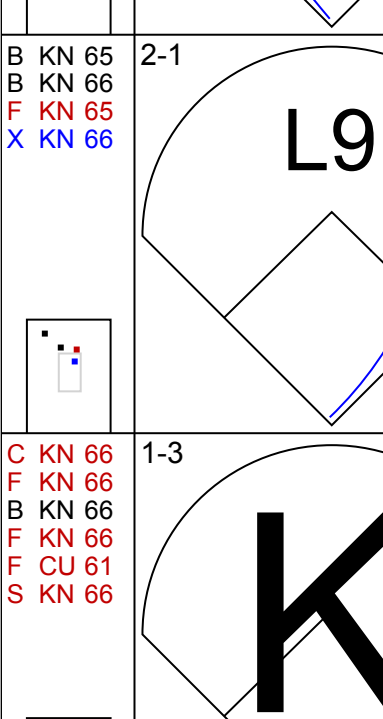
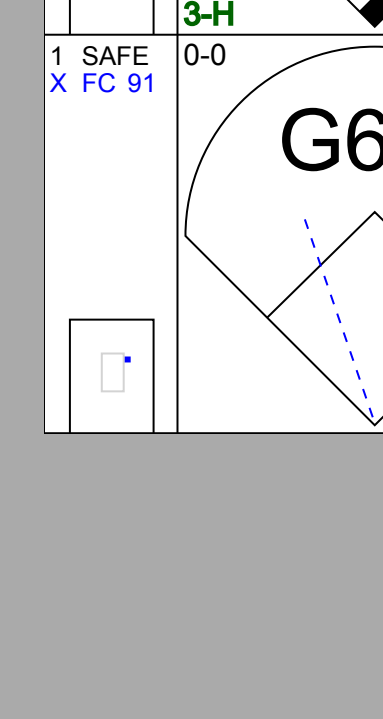

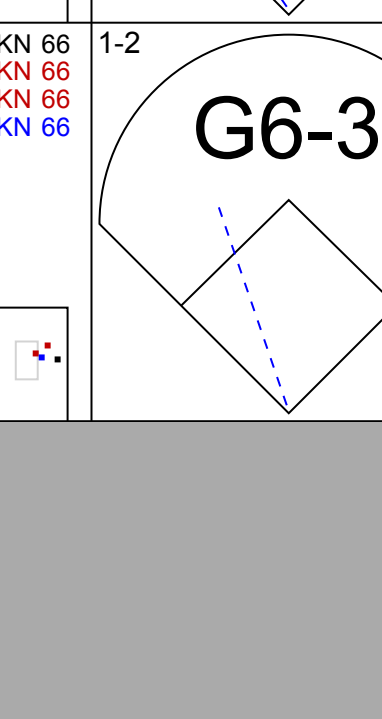

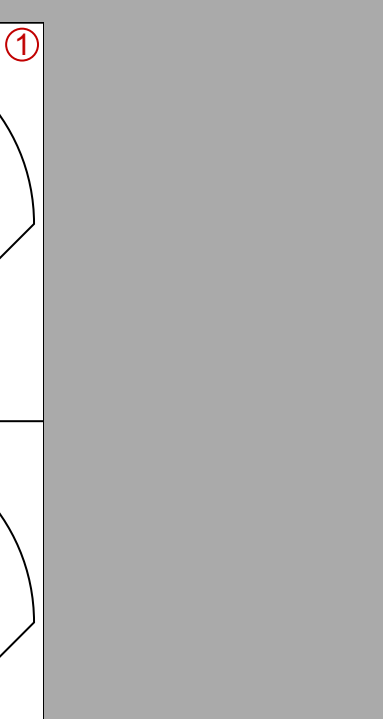
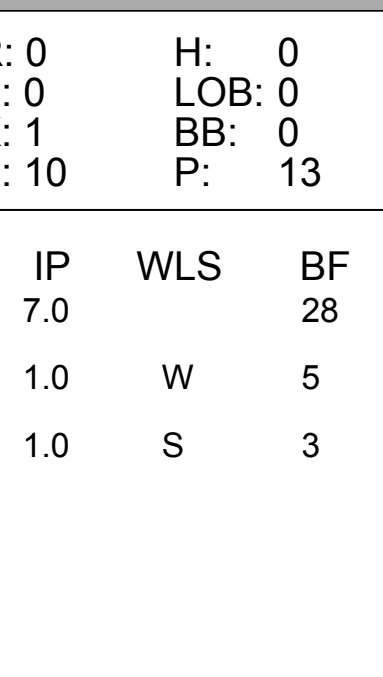
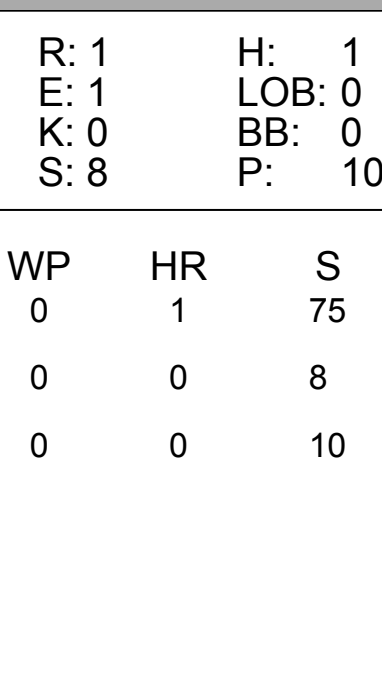
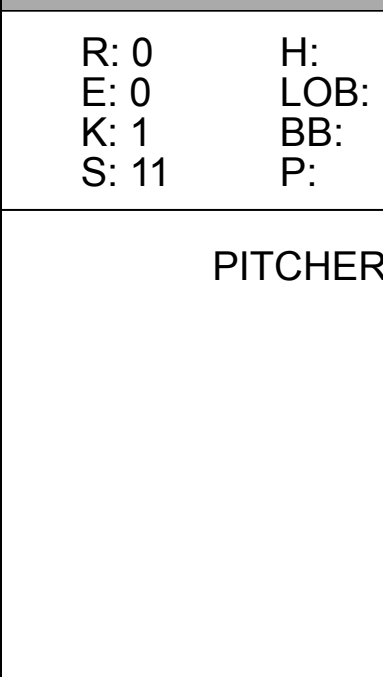
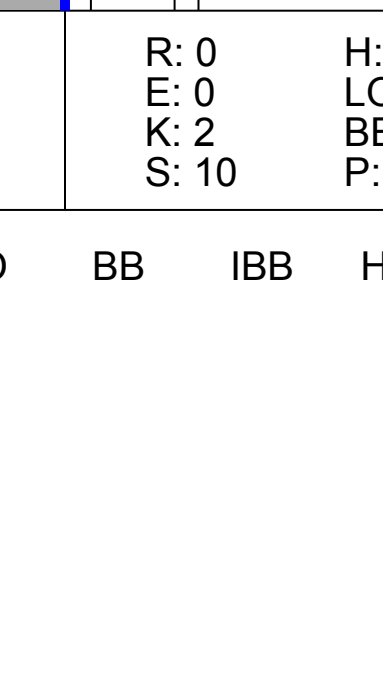


Batter	1	2	3	4	5	6	7	8	9	AB	R	H	RBI	BB	SO	LOB	TOP					
2 Jacoby Ellsbury, L OBP: 0.374, SLG: 0.516										5	0	2	0	0	1	1						
13 Carl Crawford, L OBP: 0.294, SLG: 0.399										4	1	1	0	0	2	1						
28 Adrián González, L OBP: 0.377, SLG: 0.554 54 Darnell McDonald, R OBP: 0.260, SLG: 0.318										3	0	2	1	1	0	0						
15 Dustin Pedroia, R OBP: 0.401, SLG: 0.479										5	2	2	0	0	1	4						
34 David Ortiz, L OBP: 0.381, SLG: 0.548										5	3	4	3	0	0	0						
39 Jarrod Saltalamacchia, R OBP: 0.323, SLG: 0.477										5	1	2	2	0	1	2						
16 Josh Reddick, L 3 Mike Aviles, R OBP: 0.261, SLG: 0.386										3	0	0	0	0	1	1	AB 40					
12 Jed Lowrie, S OBP: 0.318, SLG: 0.400										4	0	1	0	0	0	1	R 8					
10 Marco Scutaro, R OBP: 0.344, SLG: 0.376										4	0	3	1	0	0	1	H 17					
Inning Stats	R: 0 E: 0 K: 2 S: 9	H: 1 LOB: 1 BB: 0 P: 12	R: 1 E: 0 K: 1 S: 12	H: 3 LOB: 2 BB: 0 P: 16	R: 0 E: 0 K: 0 S: 7	H: 0 LOB: 0 BB: 0 P: 12	R: 0 E: 0 K: 1 S: 7	H: 0 LOB: 0 BB: 0 P: 10	R: 0 E: 0 K: 1 S: 7	H: 1 LOB: 1 BB: 0 P: 11	R: 4 E: 0 K: 0 S: 24	H: 4 LOB: 0 BB: 0 P: 32	R: 0 E: 0 K: 0 S: 9	H: 2 LOB: 2 BB: 1 P: 19	R: 1 E: 1 K: 0 S: 9	H: 1 LOB: 1 BB: 0 P: 11	R: 2 E: 0 K: 1 S: 20	H: 5 LOB: 2 BB: 0 P: 27	1B: 12 2B: 2 3B: 1 HR: 2	SF: 1 SAC: 1 DP: 1 HBP: 0	WP: 0 PB: 0 SB: 0 CS: 1	PA: 43
PITCHER	IP	WLS	BF	H	R	ER	SO	BB	IBB	HBP	BLK	WP	HR	S	P	ERA	WHIP					
30 Scott Baker, R ERA: 3.21	6.0		26	9	5	5	5	0	0	0	0	0	2	66	93	7.50	1.500					
54 Phil Dumatrai, L ERA: 3.95	0.1		4	2	0	0	0	0	1	0	0	0	0	6	14	0.00	6.000					
55 Matt Capps, R ERA: 4.31	0.2	L	1	0	0	0	0	0	0	0	0	0	0	3	5	0.00	0.000					
15 Glen Perkins, L ERA: 1.99	1.2		8	3	2	1	1	0	0	0	0	0	0	19	23	5.40	1.800					
36 Joe Nathan, R ERA: 5.28	0.1		4	3	1	1	0	0	0	0	0	0	0	10	15	27.00	9.000					

Boston Red Sox @ Minnesota Twins
Target Field, Minneapolis, MN
Mon Aug 08 2011, 6:12 PM - 9:11 PM CDT
Att: 40,080 - Partly Cloudy - 82 F

AB 40
R 8
H 17
RBI 7
BB 1
SO 6
LOB 13



Batter	1	2	3	4	5	6	7	8	9	AB	R	H	RBI	BB	SO	LOB	BOTTOM					
2 Denard Span, L OBP: 0.336, SLG: 0.353										4	0	0	0	0	1	2						
24 Trevor Plouffe, R OBP: 0.288, SLG: 0.382										4	2	2	0	0	1	0						
7 Joe Mauer, L OBP: 0.349, SLG: 0.343										4	0	1	1	0	1	1						
5 Michael Cuddyer, R OBP: 0.364, SLG: 0.490										4	1	1	0	0	0	2						
16 Jason Kubel, L OBP: 0.360, SLG: 0.492 18 Jason Repko, R OBP: 0.287, SLG: 0.265										4	2	3	2	0	0	0						
25 Jim Thome, L OBP: 0.354, SLG: 0.473										4	1	1	1	0	0	1						
22 Danny Valencia, R OBP: 0.287, SLG: 0.380										4	0	0	0	0	2	2	AB 36					
21 Delmon Young, R OBP: 0.296, SLG: 0.357										4	0	0	0	0	1	1	R 6					
20 Matt Tolbert, S OBP: 0.259, SLG: 0.282 11 Ben Revere, L OBP: 0.297, SLG: 0.293										3	0	2	0	0	0	0	H 10					
Inning Stats	R: 0 E: 0 K: 1 S: 10	H: 0 LOB: 0 BB: 0 P: 13	R: 3 E: 1 K: 0 S: 15	H: 4 LOB: 1 BB: 0 P: 20	R: 0 E: 0 K: 2 S: 9	H: 0 LOB: 0 BB: 0 P: 13	R: 1 E: 1 K: 0 S: 8	H: 1 LOB: 0 BB: 0 P: 10	R: 1 E: 0 K: 0 S: 9	H: 2 LOB: 1 BB: 0 P: 12	R: 0 E: 0 K: 1 S: 11	H: 0 LOB: 0 BB: 0 P: 16	R: 0 E: 0 K: 0 S: 13	H: 1 LOB: 0 BB: 0 P: 18	R: 1 E: 0 K: 0 S: 8	H: 2 LOB: 1 BB: 0 P: 13	R: 0 E: 0 K: 2 S: 10	H: 0 LOB: 0 BB: 0 P: 14	1B: 5 2B: 4 3B: 0 HR: 1	SF: 0 SAC: 0 DP: 1 HBP: 0	WP: 0 PB: 1 SB: 0 CS: 1	PA: 37
PITCHER	IP	WLS	BF	H	R	ER	SO	BB	IBB	HBP	BLK	WP	HR	S	P	ERA	WHIP					
49 Tim Wakefield, R ERA: 4.92	7.0		28	8	5	3	4	0	0	0	0	0	0	75	102	3.86	1.143					
91 Alfredo Aceves, R ERA: 3.18	1.0	W	5	2	1	1	0	0	0	0	0	0	0	8	13	9.00	2.000					
58 Jonathan Papelbon, R ERA: 3.21	1.0	S	3	0	0	0	2	0	0	0	0	0	0	10	14	0.00	0.000					

Boston Red Sox @ Minnesota Twins
Target Field, Minneapolis, MN
Mon Aug 08 2011, 6:12 PM - 9:11 PM CDT
Att: 40,080 - Partly Cloudy - 82 F

AB 36
R 6
H 10
RBI 4
BB 0
SO 6
LOB 9



Batter	1	2	3	4	5	6	7	8	9	AB	R	H	RBI	BB	SO	LOB	TOP																					
2 Jacoby Ellsbury, L OBP: 0.367, SLG: 0.504	E6 12 G4-3	FC4-6		P2		F9		1B		5	0	1	0	0	0	2																						
12 Jed Lowrie, S OBP: 0.314, SLG: 0.404	G4-3		F9		HR	F7		G4-3		5	1	1	1	0	0	2																						
28 Adrián González, L OBP: 0.411, SLG: 0.553	F7		15 2B		1B	FC5-4		2B	L4	4	1	2	0	1	0	1																						
15 Dustin Pedroia, R OBP: 0.403, SLG: 0.478	G5-3		BB		2B	FC5-4 34 G4-3 34 S		SH3	1B	4	0	2	0	0	0	2																						
34 David Ortiz, L OBP: 0.386, SLG: 0.560		HR	F8		G4-3			1B	G6-3	5	1	2	2	0	0	4																						
13 Carl Crawford, L OBP: 0.292, SLG: 0.393		HR	F8		F9			P5		4	1	1	0	0	0	4																						
39 Jarrod Saltalamacchia, R OBP: 0.321, SLG: 0.470		1B			K			K		4	1	2	0	0	2	1																						
16 Josh Reddick, L OBP: 0.371, SLG: 0.544	P6		G4-3		G4-3			HR	BB	3	1	1	2	1	0	2																						
3 Mike Aviles, R OBP: 0.269, SLG: 0.394	SF9					G5-3		G4-6-3		3	0	1	1	0	0	1																						
Inning Stats	R: 0 E: 1 K: 0 S: 9	H: 0 LOB: 1 BB: 0 P: 11	R: 2 E: 0 K: 0 S: 10	H: 3 LOB: 3 BB: 0 P: 18	R: 0 E: 0 K: 0 S: 11	H: 1 LOB: 2 BB: 1 P: 18	R: 0 E: 0 K: 1 S: 8	H: 1 LOB: 1 BB: 0 P: 10	R: 1 E: 0 K: 0 S: 13	H: 2 LOB: 1 BB: 0 P: 16	R: 2 E: 0 K: 0 S: 13	H: 2 LOB: 1 BB: 0 P: 18	R: 1 E: 0 K: 1 S: 7	H: 2 LOB: 1 BB: 0 P: 10	R: 0 E: 0 K: 0 S: 4	H: 1 LOB: 0 BB: 1 P: 10	R: 0 E: 0 K: 0 S: 5	H: 1 LOB: 0 BB: 0 P: 9	1B: 8 2B: 2 HR: 3	SF: 1 SAC: 1 DP: 1 HBP: 0	WP: 0 PB: 0 SB: 2 CS: 1	PA: 41																
PITCHER	IP	WLS	BF	H	R	ER	SO	BB	IBB	HBP	BLK	WP	HR	S	P	ERA	WHIP	PITCHER				IP	WLS	BF	H	R	ER	SO	BB	IBB	HBP	BLK	WP	HR	S	P	ERA	WHIP
49 Blake Beavan, R ERA: 3.59	6.1	L	32	11	6	6	1	1	0	0	0	0	3	65	96	8.53	1.895																					
60 Jeff Gray, R ERA: 3.8	1.2		6	1	0	0	1	1	0	0	0	0	0	8	15	0.00	1.200																					
57 Dan Cortes, R ERA: 4.5	1.0		3	1	0	0	0	0	0	0	0	0	0	5	9	0.00	1.000																					

Boston Red Sox @ Seattle Mariners
Safeco Field, Seattle, WA
Fri Aug 12 2011, 7:12 PM - 10:18 PM PDT
Att. 40,689 - Clear - 69 F

AB	37
R	6
H	13
RBI	6
BB	2
SO	2
LOB	19



Batter	1	2	3	4	5	6	7	8	9	AB	R	H	RBI	BB	SO	LOB	BOTTOM																					
51 Ichiro Suzuki, L OBP: 0.309, SLG: 0.315	21 1B	F4		L6		G3		G4-3		5	1	1	0	0	0	3																						
21 Franklin Gutierrez, R OBP: 0.297, SLG: 0.263	20 1B		13 1B		20 2B	P2		K2-3		4	2	2	0	1	1	1																						
13 Dustin Ackley, L OBP: 0.374, SLG: 0.506	20 1B		BB		F7		15 SH5-4 20 1B		K	4	0	2	1	1	1	1																						
20 Mike Carp, L OBP: 0.379, SLG: 0.504	1B		K		15 WP		15 SH5-4		L8	5	0	3	3	0	1	3																						
17 Justin Smoak, S OBP: 0.317, SLG: 0.387	F8		G4-3		G6-3		SH5-4		4 DI	1	0	0	0	0	0	2																						
15 Kyle Seager, L OBP: 0.222, SLG: 0.167									1B	3	0	1	0	0	0	4																						
4 Adam Kennedy, L OBP: 0.286, SLG: 0.369	F7		G6-3		G3-1		K		P5	5	0	0	0	0	1	5																						
30 Miguel Olivo, R OBP: 0.249, SLG: 0.369	K				P4		K			4	0	1	0	0	2	4																						
1 Luis Antonio Rodriguez, S OBP: 0.287, SLG: 0.304		21 WP 13 1B		P6		G4-3		21 WP 51 G4-3	BB	3	1	1	0	1	0	1																						
12 Trayvon Robinson, S OBP: 0.208, SLG: 0.348		13 1B 21 WP		L6		K		K		4	0	1	0	0	2	2																						
Inning Stats	R: 2 E: 0 K: 1 S: 15	H: 3 LOB: 2 BB: 1 P: 23	R: 1 E: 0 K: 1 S: 14	H: 3 LOB: 3 BB: 1 P: 26	R: 0 E: 0 K: 0 S: 7	H: 1 LOB: 1 BB: 0 P: 12	R: 1 E: 0 K: 0 S: 15	H: 2 LOB: 1 BB: 0 P: 24	R: 0 E: 0 K: 0 S: 8	H: 0 LOB: 0 BB: 0 P: 12	R: 0 E: 0 K: 1 S: 6	H: 0 LOB: 0 BB: 0 P: 9	R: 0 E: 0 K: 2 S: 12	H: 2 LOB: 2 BB: 0 P: 20	R: 0 E: 0 K: 2 S: 7	H: 0 LOB: 1 BB: 1 P: 17	R: 0 E: 0 K: 1 S: 11	H: 1 LOB: 1 BB: 0 P: 14	1B: 10 2B: 2 HR: 0	SF: 0 SAC: 1 DP: 0 HBP: 0	WP: 3 PB: 0 SB: 2 CS: 0	PA: 42																
PITCHER	IP	WLS	BF	H	R	ER	SO	BB	IBB	HBP	BLK	WP	HR	S	P	ERA	WHIP	PITCHER				IP	WLS	BF	H	R	ER	SO	BB	IBB	HBP	BLK	WP	HR	S	P	ERA	WHIP
41 John Lackey, R ERA: 6.13	6.0		30	10	4	4	3	2	0	0	0	2	0	66	108	6.00	2.000																					
46 Franklin Morales, L ERA: 4.22	0.2	H	3	1	0	0	1	0	0	0	0	0	0	8	14	0.00	1.500																					
51 Daniel Bard, R ERA: 2.25	1.1	H	5	0	0	0	3	1	0	0	0	1	0	10	21	0.00	0.750																					
58 Jonathan Papelbon, R ERA: 3.08	1.0	S	4	1	0	0	1	0	0	0	0	0	0	11	14	0.00	1.000																					

Boston Red Sox @ Seattle Mariners
Safeco Field, Seattle, WA
Fri Aug 12 2011, 7:12 PM - 10:18 PM PDT
Att. 40,689 - Clear - 69 F

AB	38
R	4
H	12
RBI	4
BB	3
SO	8
LOB	26



Batter	1	2	3	4	5	6	7	8	9	AB	R	H	RBI	BB	SO	LOB	TOP			
2 Jacoby Ellsbury, L (1, 8) OBP: 0.370, SLG: 0.511										3	1	2	2	1	0	0	Boston Red Sox @ Seattle Mariners Safeco Field, Seattle, WA Sat Aug 13 2011, 7:11 PM - 10:13 PM PDT Att: 41,331 - Partly Cloudy - 68 F			
13 Carl Crawford, L (1, 7) OBP: 0.292, SLG: 0.391										4	0	1	0	0	0	1				
28 Adrián González, L (1, 3) OBP: 0.412, SLG: 0.553										4	1	2	0	0	0	2				
15 Dustin Pedroia, R (1, 4) OBP: 0.401, SLG: 0.483										4	1	1	2	0	0	3				
34 David Ortiz, L (1, 10) OBP: 0.399, SLG: 0.560										2	0	1	0	2	0	0				
54 Damell McDonald, R (8, PR) OBP: 0.273, SLG: 0.364										0	0	0	0	0	0	0				
16 Josh Reddick, L (1, 9) OBP: 0.383, SLG: 0.529										4	0	0	0	0	2	2				
3 Mike Aviles, R (1, 5) OBP: 0.275, SLG: 0.398										3	0	2	0	0	1	1				
12 Jed Lowrie, S (9, PH) OBP: 0.313, SLG: 0.402										1	0	0	0	0	0	4				
33 Jason Varitek, S (1, 2) OBP: 0.304, SLG: 0.397										3	1	1	0	0	0	1				
10 Marco Scutaro, R (1, 6) OBP: 0.342, SLG: 0.380																				
Inning Stats	R: 0 E: 0 K: 0 S: 8	H: 0 LOB: 0 BB: 0 P: 12	R: 0 E: 0 K: 0 S: 9	H: 0 LOB: 0 BB: 0 P: 11	R: 0 E: 0 K: 0 S: 8	H: 1 LOB: 0 BB: 0 P: 10	R: 0 E: 1 K: 0 S: 10	H: 1 LOB: 1 BB: 1 P: 16	R: 0 E: 0 K: 1 S: 9	H: 0 LOB: 0 BB: 1 P: 17	R: 4 E: 0 K: 1 S: 18	H: 6 LOB: 2 BB: 0 P: 24	R: 0 E: 0 K: 0 S: 11	H: 1 LOB: 1 BB: 0 P: 17	R: 0 E: 0 K: 2 S: 9	H: 0 LOB: 0 BB: 0 P: 14	1B: 7 2B: 1 3B: 1 HR: 2	SF: 0 SAC: 0 DP: 4 HBP: 0	WP: 0 PB: 0 SB: 0 CS: 1	PA: 36
PITCHER	IP WLS BF H R ER SO BB IBB HBP BLK WP HR S P ERA WHIP																			
34 Félix Hernández, R (1, 1) ERA: 3.38	7.0 W 29 9 4 4 2 2 0 0 0 0 0 2 73 107 5.14 1.571																			
50 Jamey Wright, R (8, 1) ERA: 3.44	1.0 H 3 1 0 0 0 1 0 0 0 0 0 0 8 18 0.00 2.000																			
43 Brandon League, R (9, 1) ERA: 2.91	1.0 S 3 0 0 0 0 2 0 0 0 0 0 0 9 14 0.00 0.000																			

AB	32
R	4
H	10
RBI	4
BB	3
SO	4
LOB	14



Batter	1	2	3	4	5	6	7	8	9	AB	R	H	RBI	BB	SO	LOB	BOTTOM			
51 Ichiro Suzuki, L (1, 9) OBP: 0.308, SLG: 0.320										4	1	1	1	0	2	2	Boston Red Sox @ Seattle Mariners Safeco Field, Seattle, WA Sat Aug 13 2011, 7:11 PM - 10:13 PM PDT Att: 41,331 - Partly Cloudy - 68 F			
21 Franklin Gutierrez, R (1, 8) OBP: 0.261, SLG: 0.267										4	1	2	0	0	1	0				
13 Dustin Ackley, L (1, 4) OBP: 0.371, SLG: 0.506										4	1	1	0	0	2	2				
20 Mike Carp, L (1, 3) OBP: 0.382, SLG: 0.500										3	1	1	2	1	1	0				
29 Willy Mo Peña, R (1, 10) OBP: 0.180, SLG: 0.480										4	0	0	0	0	2	4				
33 Casper Wells, R (1, 7) OBP: 0.342, SLG: 0.466										4	1	2	2	0	2	0				
3 Josh Bard, S (1, 2) OBP: 0.255, SLG: 0.346										3	0	0	0	0	1	1				
1 Luis Antonio Rodríguez, S (1, 5) OBP: 0.278, SLG: 0.293										3	0	0	0	0	0	1				
2 Jack Wilson, R (1, 6) OBP: 0.276, SLG: 0.294										3	0	2	0	0	1	1				
Inning Stats	R: 5 E: 0 K: 1 S: 21	H: 5 LOB: 0 BB: 0 P: 34	R: 0 E: 0 K: 0 S: 10	H: 1 LOB: 0 BB: 0 P: 16	R: 0 E: 0 K: 1 S: 7	H: 0 LOB: 0 BB: 0 P: 9	R: 0 E: 0 K: 1 S: 6	H: 0 LOB: 0 BB: 0 P: 9	R: 0 E: 0 K: 3 S: 19	H: 2 LOB: 3 BB: 1 P: 31	R: 0 E: 0 K: 1 S: 12	H: 1 LOB: 1 BB: 0 P: 17	R: 0 E: 0 K: 3 S: 9	H: 0 LOB: 0 BB: 0 P: 13	R: 0 E: 0 K: 2 S: 9	H: 0 LOB: 0 BB: 0 P: 12		1B: 5 2B: 2 3B: 0 HR: 2	SF: 0 SAC: 0 DP: 1 HBP: 0	WP: 0 PB: 0 SB: 1 CS: 0
PITCHER	IP WLS BF H R ER SO BB IBB HBP BLK WP HR S P ERA WHIP																			
19 Josh Beckett, R (1, 1) ERA: 2.4	5.0 L 23 8 5 5 6 1 0 0 0 0 0 0 2 63 99 0.00 1.800																			
32 Matt Albers, R (6, 1) ERA: 2.37	1.2 6 1 0 0 3 0 0 0 0 0 0 0 18 26 0.00 0.600																			
46 Franklin Morales, L (7, 1) ERA: 4.13	0.2 2 0 0 0 1 0 0 0 0 0 0 0 5 6 0.00 0.000																			
91 Alfredo Aceves, R (8, 1) ERA: 3.26	0.2 2 0 0 0 2 0 0 0 0 0 0 0 7 10 0.00 0.000																			



Batter	1	2	3	4	5	6	7	8	9	AB R H RBI BB SO LOB	TOP											
8 Desmond Jennings, R OBP: 0.400, SLG: 0.613										4 0 0 0 0 2 1	<p>Tampa Bay Rays @ Boston Red Sox Fenway Park, Boston, MA Wed Aug 17 2011, 1:37 PM - 4:36 PM EDT Att: 37,747 - Sunny - 80 F</p> <p>livebaseballscorecards.com</p> <p>AB 33 R 4 H 7 RBI 4 BB 3 SO 10 LOB 14</p>											
22 Johnny Damon, L OBP: 0.316, SLG: 0.398										5 1 2 0 0 1 1												
3 Evan Longoria, R OBP: 0.327, SLG: 0.455										3 1 1 1 2 0 1												
18 Ben Zobrist, S OBP: 0.371, SLG: 0.499										4 0 2 2 0 0 2												
11 Casey Kotchman, L OBP: 0.392, SLG: 0.467										3 0 0 0 1 1 4												
2 B.J. Upton, R OBP: 0.395, SLG: 0.402										4 1 2 1 0 2 2												
20 Matt Joyce, L OBP: 0.336, SLG: 0.487										4 0 0 0 0 1 1												
15 Reid Brignac, L OBP: 0.228, SLG: 0.214										4 0 0 0 0 2 1												
10 Kelly Shoppach, R OBP: 0.275, SLG: 0.307										2 1 0 0 0 1 1												
Inning Stats	R: 1 E: 1 K: 2 S: 16	H: 1 LOB: 2 BB: 2 P: 30	R: 0 E: 0 K: 1 S: 12	H: 0 LOB: 1 BB: 0 P: 16	R: 0 E: 0 K: 1 S: 12	H: 1 LOB: 1 BB: 0 P: 18	R: 1 E: 0 K: 1 S: 8	H: 2 LOB: 1 BB: 0 P: 12	R: 0 E: 0 K: 1 S: 6	H: 0 LOB: 0 BB: 0 P: 10		R: 1 E: 0 K: 1 S: 10	H: 1 LOB: 2 BB: 1 P: 18	R: 0 E: 0 K: 3 S: 13	H: 1 LOB: 1 BB: 0 P: 25	R: 0 E: 0 K: 3 S: 13	H: 1 LOB: 1 BB: 0 P: 22	R: 0 E: 0 K: 10 S: 10	H: 0 LOB: 0 BB: 0 P: 15	1B: 1 2B: 4 3B: 0 HR: 2	SF: 0 SAC: 1 DP: 0 HBP: 2	WP: 1 PB: 0 SB: 0 CS: 0
PITCHER	IP WLS BF H R ER SO BB IBB HBP BLK WP HR S P ERA WHIP											IP WLS BF H R ER SO BB IBB HBP BLK WP HR S P ERA WHIP										
41 John Lackey, R ERA: 6.02	6.2 L 31 6 4 3 7 3 0 2 0 1 2 75 125 4.05 1.350																					
91 Alfredo Aceves, R ERA: 3.2	1.1 5 1 0 0 3 0 0 0 0 0 0 15 26 0.00 0.750																					
35 Dan Wheeler, R ERA: 4.05	1.0 3 0 0 0 0 0 0 0 0 0 0 10 15 0.00 0.000																					

Batter	1	2	3	4	5	6	7	8	9	AB R H RBI BB SO LOB	BOTTOM											
2 Jacoby Ellsbury, L OBP: 0.369, SLG: 0.519										3 0 1 0 1 0 0	<p>Tampa Bay Rays @ Boston Red Sox Fenway Park, Boston, MA Wed Aug 17 2011, 1:37 PM - 4:36 PM EDT Att: 37,747 - Sunny - 80 F</p> <p>livebaseballscorecards.com</p> <p>AB 29 R 0 H 3 RBI 0 BB 3 SO 6 LOB 11</p>											
15 Dustin Pedroia, R OBP: 0.396, SLG: 0.472										3 0 1 0 1 1 2												
28 Adrián González, L OBP: 0.408, SLG: 0.542										3 0 0 0 1 1 2												
20 Kevin Youkilis, R OBP: 0.380, SLG: 0.481										4 0 1 0 0 0 3												
12 Jed Lowrie, S OBP: 0.302, SLG: 0.386										4 0 0 0 0 1 1												
54 Darrell McDonald, R OBP: 0.259, SLG: 0.333										2 0 0 0 0 0 1												
16 Josh Reddick, L OBP: 0.354, SLG: 0.513										3 0 0 0 0 1 1												
13 Carl Crawford, L OBP: 0.285, SLG: 0.378										3 0 0 0 0 1 1												
39 Jarrod Saltalamacchia, R OBP: 0.310, SLG: 0.452										3 0 0 0 0 1 0												
3 Mike Aviles, R OBP: 0.268, SLG: 0.386										3 0 0 0 0 1 0												
Inning Stats	R: 0 E: 0 K: 0 S: 7	H: 1 LOB: 1 BB: 1 P: 14	R: 0 E: 0 K: 0 S: 11	H: 0 LOB: 0 BB: 0 P: 18	R: 0 E: 0 K: 1 S: 14	H: 0 LOB: 1 BB: 1 P: 21	R: 0 E: 0 K: 0 S: 9	H: 1 LOB: 0 BB: 0 P: 14	R: 0 E: 0 K: 1 S: 6	H: 0 LOB: 0 BB: 0 P: 7	R: 0 E: 0 K: 1 S: 7	H: 1 LOB: 1 BB: 0 P: 11	R: 0 E: 0 K: 2 S: 9	H: 0 LOB: 1 BB: 0 P: 13	R: 0 E: 0 K: 1 S: 13	H: 0 LOB: 1 BB: 1 P: 18	R: 0 E: 0 K: 0 S: 8	H: 0 LOB: 0 BB: 0 P: 13	1B: 2 2B: 0 3B: 1 HR: 0	SF: 0 SAC: 0 DP: 1 HBP: 1	WP: 0 PB: 0 SB: 1 CS: 0	PA: 33
PITCHER	IP WLS BF H R ER SO BB IBB HBP BLK WP HR S P ERA WHIP											IP WLS BF H R ER SO BB IBB HBP BLK WP HR S P ERA WHIP										
14 David Price, L ERA: 3.59	8.0 W 30 3 0 0 6 3 0 1 0 0 0 76 116 0.00 0.750																					
43 Kyle Farnsworth, R ERA: 1.91	1.0 3 0 0 0 0 0 0 0 0 0 0 8 13 0.00 0.000																					

Batter	1	2	3	4	5	6	7	8	9	AB	R	H	RBI	BB	SO	LOB	TOP					
2 Jacoby Ellsbury, L (1, 8) OBP: 0.370, SLG: 0.518										3	1	1	0	1	0	0	Boston Red Sox @ Kansas City Royals Kauffman Stadium, Kansas City, MO Thu Aug 18 2011, 7:11 PM - 10:23 PM CDT Att: 20,547 - Partly Cloudy - 88 F					
12 Jed Lowrie, S (1, 5) OBP: 0.301, SLG: 0.388										4	1	1	0	0	1	3						
28 Adrián González, L (1, 3) OBP: 0.405, SLG: 0.538										4	0	0	0	0	1	4						
15 Dustin Pedroia, R (1, 4) OBP: 0.399, SLG: 0.477										4	0	3	3	0	1	1						
16 Josh Reddick, L (1, 9) OBP: 0.357, SLG: 0.515										3	1	1	0	1	1	1						
13 Carl Crawford, L (1, 7) OBP: 0.284, SLG: 0.377										4	0	1	0	0	2	3						
60 Ryan Lavanway, R (1, 10)										4	0	0	0	0	1	2						
33 Jason Varitek, S (1, 2) OBP: 0.308, SLG: 0.411										3	0	1	1	1	0	0						
3 Mike Aviles, R (1, 6) OBP: 0.268, SLG: 0.384										4	1	1	0	0	1	2						
Inning Stats	R: 0 E: 0 K: 1 S: 10	H: 1 LOB: 1 BB: 0 P: 16	R: 1 E: 0 K: 1 S: 12	H: 2 LOB: 1 BB: 0 P: 16	R: 2 E: 0 K: 1 S: 17	H: 2 LOB: 1 BB: 1 P: 29	R: 0 E: 0 K: 0 S: 12	H: 0 LOB: 0 BB: 0 P: 20	R: 1 E: 0 K: 1 S: 11	H: 2 LOB: 0 BB: 0 P: 16	R: 0 E: 0 K: 2 S: 10	H: 0 LOB: 0 BB: 0 P: 17	R: 0 E: 0 K: 0 S: 7	H: 0 LOB: 0 BB: 0 P: 13	R: 0 E: 0 K: 1 S: 14	H: 1 LOB: 2 BB: 1 P: 20	R: 0 E: 0 K: 1 S: 5	H: 0 LOB: 0 BB: 0 P: 7	1B: 6 2B: 4 3B: 0 HR: 0	SF: 0 SAC: 0 DP: 1 HBP: 0	WP: 1 PB: 0 SB: 4 CS: 0	PA: 36
PITCHER	IP WLS BF H R ER SO BB IBB HBP BLK WP HR S P ERA WHIP	6.0 L 25 8 4 4 6 2 0 0 0 0 0 0 114 6.00 1.667	7.1 1.2 6 1 0 0 1 0 0 0 0 0 0 15 23 0.00 0.600	8.1 0.1 2 0 0 0 0 1 0 0 0 0 0 6 10 0.00 3.000	9.1 1.0 3 0 0 0 1 0 0 0 0 0 0 5 7 0.00 0.000	PITCHER																

Batter	1	2	3	4	5	6	7	8	9	AB	R	H	RBI	BB	SO	LOB	BOTTOM					
4 Alex Gordon, L (1, 7) OBP: 0.370, SLG: 0.488										4	2	2	2	0	1	1	Boston Red Sox @ Kansas City Royals Kauffman Stadium, Kansas City, MO Thu Aug 18 2011, 7:11 PM - 10:23 PM CDT Att: 20,547 - Partly Cloudy - 88 F					
53 Melky Cabrera, S (1, 8) OBP: 0.341, SLG: 0.482										3	0	0	0	0	0	1						
16 Billy Butler, R (1, 10) OBP: 0.369, SLG: 0.456										3	0	3	1	0	0	0						
17 Chris Getz, L (6, PR) (9, 10) OBP: 0.314, SLG: 0.284										0	0	0	0	0	0	0						
35 Eric Hosmer, L (1, 3) OBP: 0.320, SLG: 0.415										4	0	0	0	0	1	3						
21 Jeff Francoeur, R (1, 9) OBP: 0.327, SLG: 0.459										4	0	0	0	0	1	2						
9 Johnny Giavotella, R (1, 4) OBP: 0.327, SLG: 0.423										4	0	1	0	0	1	0						
13 Salvador Perez, R (1, 2) OBP: 0.194, SLG: 0.287										4	0	0	0	0	2	2						
8 Mike Moustakas, L (1, 5) OBP: 0.248, SLG: 0.244										4	0	1	0	0	1	0						
2 Alcides Escobar, R (1, 6) OBP: 0.289, SLG: 0.336										2	1	1	0	0	0	0						
Inning Stats	R: 1 E: 0 K: 0 S: 10	H: 1 LOB: 0 BB: 0 P: 17	R: 0 E: 0 K: 0 S: 7	H: 0 LOB: 0 BB: 0 P: 8	R: 2 E: 0 K: 0 S: 17	H: 3 LOB: 1 BB: 0 P: 25	R: 0 E: 0 K: 1 S: 9	H: 0 LOB: 0 BB: 0 P: 11	R: 0 E: 0 K: 1 S: 15	H: 1 LOB: 0 BB: 0 P: 21	R: 0 E: 0 K: 2 S: 13	H: 2 LOB: 2 BB: 0 P: 20	R: 0 E: 0 K: 0 S: 6	H: 0 LOB: 0 BB: 0 P: 8	R: 0 E: 0 K: 1 S: 9	H: 1 LOB: 1 BB: 0 P: 15	R: 0 E: 0 K: 2 S: 13	H: 0 LOB: 0 BB: 0 P: 15	1B: 6 2B: 1 3B: 0 HR: 1	SF: 1 SAC: 2 DP: 0 HBP: 0	WP: 1 PB: 0 SB: 0 CS: 0	PA: 35
PITCHER	IP WLS BF H R ER SO BB IBB HBP BLK WP HR S P ERA WHIP	7.0 W 28 7 3 3 4 0 0 0 0 0 0 1 77 3.86 1.000	8.1 H 4 1 0 0 1 0 0 0 0 0 0 9 15 0.00 1.000	9.1 S 3 0 0 0 2 0 0 0 0 0 0 13 15 0.00 0.000	PITCHER																	

Batter	1	2	3	4	5	6	7	8	9	AB	R	H	RBI	BB	SO	LOB	TOP						
2 Jacoby Ellsbury, L OBP: 0.370, SLG: 0.517 16 Josh Reddick, L OBP: 0.357, SLG: 0.515	G4-3		1B	SF8	L4			HBP		3	1	1	1	0	0	0							
3 Mike Aviles, R OBP: 0.271, SLG: 0.388	G5-3		G1-3	1B			G5-3	2B		5	1	2	0	0	0	1							
28 Adrián González, L OBP: 0.406, SLG: 0.543	2B			1B				SF7		4	0	3	1	0	1	1							
15 Dustin Pedroia, R OBP: 0.399, SLG: 0.474	1B		1B	G1-3			K	E6		3	0	0	0	2	1	3							
12 Jed Lowrie, S OBP: 0.311, SLG: 0.394	1B		1B	1B				G6-3		4	1	3	0	1	0	1							
60 Ryan Lavanway, R OBP: 0.222, SLG: 0.125	FC6-4		F9	1B			K			4	1	1	0	1	1	8							
13 Carl Crawford, L OBP: 0.283, SLG: 0.377		G6-3			F8		L7			5	1	1	0	0	0	3							
39 Jarrod Saltalamacchia, R OBP: 0.308, SLG: 0.458		F8		G6-3			K			5	1	1	3	0	1	1							
54 Darnell McDonald, R OBP: 0.259, SLG: 0.350		G6-3			F9		G6-3			4	1	1	1	0	0	0							
Inning Stats	R: 0 H: 2 E: 0 K: 0 S: 14	H: 2 LOB: 3 BB: 1 P: 22	R: 0 H: 0 E: 0 K: 0 S: 10	H: 0 LOB: 0 BB: 0 P: 15	R: 0 H: 2 E: 0 K: 1 S: 10	H: 2 LOB: 3 BB: 1 P: 14	R: 2 H: 4 E: 0 K: 0 S: 13	H: 4 LOB: 2 BB: 0 P: 20	R: 3 H: 3 E: 0 K: 2 S: 15	H: 3 LOB: 0 BB: 0 P: 20	R: 0 H: 1 E: 0 K: 2 S: 11	H: 1 LOB: 2 BB: 1 P: 20	R: 0 H: 0 E: 0 K: 1 S: 8	H: 0 LOB: 0 BB: 0 P: 11	R: 2 H: 1 E: 1 K: 0 S: 8	H: 1 LOB: 0 BB: 0 P: 13	R: 0 H: 0 E: 0 K: 0 S: 4	H: 0 LOB: 1 BB: 1 P: 10	1B: 7 2B: 4 3B: 1 HR: 1	SF: 2 2B: 4 DP: 2 HBP: 1	WP: 0 PB: 0 SB: 1 CS: 0	PA: 44	
PITCHER	IP WLS BF H R ER SO BB IBB HBP BLK WP HR S P ERA WHIP	IP WLS BF H R ER SO BB IBB HBP BLK WP HR S P ERA WHIP	IP WLS BF H R ER SO BB IBB HBP BLK WP HR S P ERA WHIP	IP WLS BF H R ER SO BB IBB HBP BLK WP HR S P ERA WHIP	IP WLS BF H R ER SO BB IBB HBP BLK WP HR S P ERA WHIP	IP WLS BF H R ER SO BB IBB HBP BLK WP HR S P ERA WHIP	IP WLS BF H R ER SO BB IBB HBP BLK WP HR S P ERA WHIP	IP WLS BF H R ER SO BB IBB HBP BLK WP HR S P ERA WHIP	IP WLS BF H R ER SO BB IBB HBP BLK WP HR S P ERA WHIP	IP WLS BF H R ER SO BB IBB HBP BLK WP HR S P ERA WHIP	IP WLS BF H R ER SO BB IBB HBP BLK WP HR S P ERA WHIP	IP WLS BF H R ER SO BB IBB HBP BLK WP HR S P ERA WHIP	IP WLS BF H R ER SO BB IBB HBP BLK WP HR S P ERA WHIP	IP WLS BF H R ER SO BB IBB HBP BLK WP HR S P ERA WHIP	IP WLS BF H R ER SO BB IBB HBP BLK WP HR S P ERA WHIP	IP WLS BF H R ER SO BB IBB HBP BLK WP HR S P ERA WHIP	IP WLS BF H R ER SO BB IBB HBP BLK WP HR S P ERA WHIP	IP WLS BF H R ER SO BB IBB HBP BLK WP HR S P ERA WHIP	IP WLS BF H R ER SO BB IBB HBP BLK WP HR S P ERA WHIP	IP WLS BF H R ER SO BB IBB HBP BLK WP HR S P ERA WHIP	IP WLS BF H R ER SO BB IBB HBP BLK WP HR S P ERA WHIP	IP WLS BF H R ER SO BB IBB HBP BLK WP HR S P ERA WHIP	IP WLS BF H R ER SO BB IBB HBP BLK WP HR S P ERA WHIP

Boston Red Sox @ Kansas City Royals
Kauffman Stadium, Kansas City, MO
Fri Aug 19 2011, 7:11 PM - 9:53 PM CDT
Att: 21,262 - Clear - 86 F

AB 37
R 7
H 13
RBI 6
BB 4
SO 4
LOB 18



Batter	1	2	3	4	5	6	7	8	9	AB	R	H	RBI	BB	SO	LOB	BOTTOM						
4 Alex Gordon, L OBP: 0.370, SLG: 0.486	K		SF8					P5		2	0	0	1	1	1	0							
53 Melky Cabrera, S OBP: 0.339, SLG: 0.479	G5-3		G4-3				K			4	0	0	0	0	1	1							
16 Billy Butler, R OBP: 0.368, SLG: 0.456	F8			F8			K			4	0	1	0	0	1	1							
35 Eric Hosmer, L OBP: 0.319, SLG: 0.413		K			G4-6-3		G4-3			4	0	1	0	0	1	2							
21 Jeff Francoeur, R OBP: 0.328, SLG: 0.461		2B		G4-6-3			K			3	0	1	0	1	1	1							
9 Johnny Giavotella, R OBP: 0.305, SLG: 0.393		G1-3					G4-3			4	0	0	0	0	0	3							
27 Brayan Peña, S OBP: 0.298, SLG: 0.359		G1-3					G4-3			3	0	0	0	0	0	1							
8 Mike Moustakas, L OBP: 0.253, SLG: 0.251								F9		2	1	1	0	1	0	0							
2 Alcides Escobar, R OBP: 0.287, SLG: 0.334								K		2	0	0	0	0	1	1							
Inning Stats	R: 0 H: 0 E: 0 K: 1 S: 6	H: 1 LOB: 0 BB: 0 P: 14	R: 0 H: 1 E: 0 K: 1 S: 14	H: 1 LOB: 0 BB: 0 P: 17	R: 1 H: 1 E: 0 K: 0 S: 8	H: 1 LOB: 0 BB: 0 P: 14	R: 0 H: 1 E: 0 K: 0 S: 8	H: 1 LOB: 0 BB: 0 P: 13	R: 0 H: 0 E: 0 K: 2 S: 13	H: 0 LOB: 1 BB: 1 P: 21	R: 0 H: 0 E: 0 K: 1 S: 9	H: 0 LOB: 0 BB: 0 P: 11	R: 0 H: 0 E: 0 K: 1 S: 5	H: 0 LOB: 0 BB: 0 P: 8	R: 0 H: 1 E: 0 K: 0 S: 10	H: 1 LOB: 2 BB: 1 P: 18	1B: 1 2B: 3 3B: 0 HR: 0	SF: 1 2B: 3 DP: 1 HBP: 0	WP: 0 PB: 0 SB: 1 CS: 0	PA: 33			
PITCHER	IP WLS BF H R ER SO BB IBB HBP BLK WP HR S P ERA WHIP	IP WLS BF H R ER SO BB IBB HBP BLK WP HR S P ERA WHIP	IP WLS BF H R ER SO BB IBB HBP BLK WP HR S P ERA WHIP	IP WLS BF H R ER SO BB IBB HBP BLK WP HR S P ERA WHIP	IP WLS BF H R ER SO BB IBB HBP BLK WP HR S P ERA WHIP	IP WLS BF H R ER SO BB IBB HBP BLK WP HR S P ERA WHIP	IP WLS BF H R ER SO BB IBB HBP BLK WP HR S P ERA WHIP	IP WLS BF H R ER SO BB IBB HBP BLK WP HR S P ERA WHIP	IP WLS BF H R ER SO BB IBB HBP BLK WP HR S P ERA WHIP	IP WLS BF H R ER SO BB IBB HBP BLK WP HR S P ERA WHIP	IP WLS BF H R ER SO BB IBB HBP BLK WP HR S P ERA WHIP	IP WLS BF H R ER SO BB IBB HBP BLK WP HR S P ERA WHIP	IP WLS BF H R ER SO BB IBB HBP BLK WP HR S P ERA WHIP	IP WLS BF H R ER SO BB IBB HBP BLK WP HR S P ERA WHIP	IP WLS BF H R ER SO BB IBB HBP BLK WP HR S P ERA WHIP	IP WLS BF H R ER SO BB IBB HBP BLK WP HR S P ERA WHIP	IP WLS BF H R ER SO BB IBB HBP BLK WP HR S P ERA WHIP	IP WLS BF H R ER SO BB IBB HBP BLK WP HR S P ERA WHIP	IP WLS BF H R ER SO BB IBB HBP BLK WP HR S P ERA WHIP	IP WLS BF H R ER SO BB IBB HBP BLK WP HR S P ERA WHIP	IP WLS BF H R ER SO BB IBB HBP BLK WP HR S P ERA WHIP	IP WLS BF H R ER SO BB IBB HBP BLK WP HR S P ERA WHIP	IP WLS BF H R ER SO BB IBB HBP BLK WP HR S P ERA WHIP

Boston Red Sox @ Kansas City Royals
Kauffman Stadium, Kansas City, MO
Fri Aug 19 2011, 7:11 PM - 9:53 PM CDT
Att: 21,262 - Clear - 86 F

AB 28
R 1
H 4
RBI 1
BB 3
SO 6
LOB 10



Batter	1	2	3	4	5	6	7	8	9	AB	R	H	RBI	BB	SO	LOB	TOP							
10 Marco Scutaro, R OBP: 0.343, SLG: 0.375										3	0	0	0	2	0	2								
3 Mike Aviles, R OBP: 0.265, SLG: 0.384											5	0	1	0	0	1	4							
28 Adrián González, L OBP: 0.403, SLG: 0.538											5	0	0	0	0	1	2							
15 Dustin Pedroia, R OBP: 0.399, SLG: 0.474											4	1	2	0	0	1	1							
16 Josh Reddick, L OBP: 0.355, SLG: 0.509											4	1	1	0	0	0	1							
39 Jarrod Saltalamacchia, R OBP: 0.307, SLG: 0.459											4	1	1	0	0	3	2							
13 Carl Crawford, L OBP: 0.285, SLG: 0.379											4	0	2	1	0	0	1							
60 Ryan Lavanway, R OBP: 0.385, SLG: 0.273											3	1	2	1	1	0	1							
54 Darnell McDonald, R OBP: 0.259, SLG: 0.350											3	0	1	1	0	0	2							
Inning Stats	R: 0 H: 0 E: 1 K: 0 S: 10	H: 0 LOB: 1 BB: 1 P: 21	R: 0 H: 0 E: 0 K: 1 S: 9	H: 0 LOB: 0 BB: 0 P: 16	R: 1 H: 2 E: 1 K: 0 S: 9	H: 2 LOB: 1 BB: 1 P: 17	R: 2 H: 4 E: 0 K: 1 S: 15	H: 4 LOB: 3 BB: 1 P: 25	R: 0 H: 0 E: 0 K: 1 S: 5	H: 0 LOB: 0 BB: 0 P: 7	R: 1 H: 2 E: 0 K: 0 S: 10	H: 2 LOB: 1 BB: 0 P: 15	R: 0 H: 1 E: 0 K: 1 S: 9	H: 1 LOB: 1 BB: 0 P: 13	R: 0 H: 1 E: 0 K: 1 S: 13	H: 1 LOB: 1 BB: 0 P: 14	R: 0 H: 0 E: 0 K: 1 S: 7	H: 0 LOB: 0 BB: 0 P: 10	1B: 9 2B: 1 3B: 0 HR: 0	SF: 1 SAC: 0 DP: 1 HBP: 0	WP: 1 PB: 0 SB: 0 CS: 0	PA: 39		
PITCHER	IP WLS BF H R ER SO BB IBB HBP BLK WP HR S P ERA WHIP	IP WLS BF H R ER SO BB IBB HBP BLK WP HR S P ERA WHIP	IP WLS BF H R ER SO BB IBB HBP BLK WP HR S P ERA WHIP	IP WLS BF H R ER SO BB IBB HBP BLK WP HR S P ERA WHIP	IP WLS BF H R ER SO BB IBB HBP BLK WP HR S P ERA WHIP	IP WLS BF H R ER SO BB IBB HBP BLK WP HR S P ERA WHIP	IP WLS BF H R ER SO BB IBB HBP BLK WP HR S P ERA WHIP	IP WLS BF H R ER SO BB IBB HBP BLK WP HR S P ERA WHIP	IP WLS BF H R ER SO BB IBB HBP BLK WP HR S P ERA WHIP	IP WLS BF H R ER SO BB IBB HBP BLK WP HR S P ERA WHIP	IP WLS BF H R ER SO BB IBB HBP BLK WP HR S P ERA WHIP	IP WLS BF H R ER SO BB IBB HBP BLK WP HR S P ERA WHIP	IP WLS BF H R ER SO BB IBB HBP BLK WP HR S P ERA WHIP	IP WLS BF H R ER SO BB IBB HBP BLK WP HR S P ERA WHIP	IP WLS BF H R ER SO BB IBB HBP BLK WP HR S P ERA WHIP	IP WLS BF H R ER SO BB IBB HBP BLK WP HR S P ERA WHIP	IP WLS BF H R ER SO BB IBB HBP BLK WP HR S P ERA WHIP	IP WLS BF H R ER SO BB IBB HBP BLK WP HR S P ERA WHIP	IP WLS BF H R ER SO BB IBB HBP BLK WP HR S P ERA WHIP	IP WLS BF H R ER SO BB IBB HBP BLK WP HR S P ERA WHIP	IP WLS BF H R ER SO BB IBB HBP BLK WP HR S P ERA WHIP	IP WLS BF H R ER SO BB IBB HBP BLK WP HR S P ERA WHIP	IP WLS BF H R ER SO BB IBB HBP BLK WP HR S P ERA WHIP	IP WLS BF H R ER SO BB IBB HBP BLK WP HR S P ERA WHIP

Boston Red Sox @ Kansas City Royals
Kauffman Stadium, Kansas City, MO
Sat Aug 20 2011, 6:11 PM - 9:04 PM CDT
Att: 28,588 - Partly Cloudy - 79 F

AB 35
R 4
H 10
RBI 3
BB 3
SO 6
LOB 16



Batter	1	2	3	4	5	6	7	8	9	AB	R	H	RBI	BB	SO	LOB	BOTTOM							
4 Alex Gordon, L OBP: 0.372, SLG: 0.491											5	1	3	2	0	0	1							
53 Melky Cabrera, S OBP: 0.338, SLG: 0.476											5	1	1	1	0	0	3							
16 Billy Butler, R OBP: 0.370, SLG: 0.459											4	1	2	1	1	1	1							
35 Eric Hosmer, L OBP: 0.321, SLG: 0.419											4	1	2	2	0	0	2							
21 Jeff Francoeur, R OBP: 0.330, SLG: 0.463											4	1	2	1	0	1	1							
8 Mike Moustakas, L OBP: 0.256, SLG: 0.261											4	1	2	1	0	0	1							
13 Salvador Perez, R OBP: 0.200, SLG: 0.242											3	1	0	0	1	2	2							
17 Chris Getz, L OBP: 0.314, SLG: 0.284											4	1	1	1	0	0	1							
2 Alcides Escobar, R OBP: 0.287, SLG: 0.333											4	1	1	0	0	0	2							
Inning Stats	R: 0 H: 1 E: 0 K: 0 S: 14	H: 1 LOB: 1 BB: 0 P: 20	R: 0 H: 1 E: 0 K: 1 S: 11	H: 1 LOB: 1 BB: 0 P: 15	R: 1 H: 2 E: 0 K: 0 S: 12	H: 2 LOB: 0 BB: 0 P: 17	R: 0 H: 1 E: 0 K: 1 S: 9	H: 1 LOB: 0 BB: 0 P: 15	R: 0 H: 1 E: 0 K: 2 S: 12	H: 1 LOB: 1 BB: 0 P: 17	R: 8 H: 7 E: 0 K: 2 S: 21	H: 7 LOB: 1 BB: 2 P: 41	R: 0 H: 0 E: 0 K: 0 S: 8	H: 0 LOB: 0 BB: 0 P: 10	R: 0 H: 1 E: 0 K: 0 S: 11	H: 1 LOB: 1 BB: 0 P: 17	R: 0 H: 0 E: 0 K: 0 S: 11	H: 0 LOB: 0 BB: 0 P: 17	1B: 8 2B: 5 3B: 1 HR: 0	SF: 0 SAC: 0 DP: 0 HBP: 0	WP: 0 PB: 0 SB: 0 CS: 1	PA: 39		
PITCHER	IP WLS BF H R ER SO BB IBB HBP BLK WP HR S P ERA WHIP	IP WLS BF H R ER SO BB IBB HBP BLK WP HR S P ERA WHIP	IP WLS BF H R ER SO BB IBB HBP BLK WP HR S P ERA WHIP	IP WLS BF H R ER SO BB IBB HBP BLK WP HR S P ERA WHIP	IP WLS BF H R ER SO BB IBB HBP BLK WP HR S P ERA WHIP	IP WLS BF H R ER SO BB IBB HBP BLK WP HR S P ERA WHIP	IP WLS BF H R ER SO BB IBB HBP BLK WP HR S P ERA WHIP	IP WLS BF H R ER SO BB IBB HBP BLK WP HR S P ERA WHIP	IP WLS BF H R ER SO BB IBB HBP BLK WP HR S P ERA WHIP	IP WLS BF H R ER SO BB IBB HBP BLK WP HR S P ERA WHIP	IP WLS BF H R ER SO BB IBB HBP BLK WP HR S P ERA WHIP	IP WLS BF H R ER SO BB IBB HBP BLK WP HR S P ERA WHIP	IP WLS BF H R ER SO BB IBB HBP BLK WP HR S P ERA WHIP	IP WLS BF H R ER SO BB IBB HBP BLK WP HR S P ERA WHIP	IP WLS BF H R ER SO BB IBB HBP BLK WP HR S P ERA WHIP	IP WLS BF H R ER SO BB IBB HBP BLK WP HR S P ERA WHIP	IP WLS BF H R ER SO BB IBB HBP BLK WP HR S P ERA WHIP	IP WLS BF H R ER SO BB IBB HBP BLK WP HR S P ERA WHIP	IP WLS BF H R ER SO BB IBB HBP BLK WP HR S P ERA WHIP	IP WLS BF H R ER SO BB IBB HBP BLK WP HR S P ERA WHIP	IP WLS BF H R ER SO BB IBB HBP BLK WP HR S P ERA WHIP	IP WLS BF H R ER SO BB IBB HBP BLK WP HR S P ERA WHIP	IP WLS BF H R ER SO BB IBB HBP BLK WP HR S P ERA WHIP	IP WLS BF H R ER SO BB IBB HBP BLK WP HR S P ERA WHIP

Boston Red Sox @ Kansas City Royals
Kauffman Stadium, Kansas City, MO
Sat Aug 20 2011, 6:11 PM - 9:04 PM CDT
Att: 28,588 - Partly Cloudy - 79 F


AB 37
R 9
H 14
RBI 9
BB 2
SO 4
LOB 14



Batter	1	2	3	4	5	6	7	8	9	AB	R	H	RBI	BB	SO	LOB	TOP			
10 Marco Scutaro, R OBP: 0.339, SLG: 0.372										4	0	0	0	0	2	0	Boston Red Sox @ Texas Rangers Rangers Ballpark in Arlington, Arlington, TX Mon Aug 22 2011, 8:10 PM - 11:17 PM EDT Att: 33,920 - Clear - 102 F			
54 Darrell McDonald, R OBP: 0.264, SLG: 0.315										4	0	0	0	0	1	0				
28 Adrián González, L OBP: 0.404, SLG: 0.535										3	0	1	0	1	1	0				
15 Dustin Pedroia, R OBP: 0.397, SLG: 0.469										3	0	1	0	1	0	1				
12 Jed Lowrie, S OBP: 0.309, SLG: 0.391										4	0	1	0	0	1	4				
60 Ryan Lavarnway, R OBP: 0.282, SLG: 0.353										2	0	0	0	2	1	0				
13 Carl Crawford, L OBP: 0.287, SLG: 0.385										4	0	1	0	0	0	4				
39 Jarrod Saltalamacchia, R OBP: 0.304, SLG: 0.454										3	0	0	0	0	1	3				
16 Josh Reddick, L OBP: 0.342, SLG: 0.489										3	0	0	0	0	0	1				
Inning Stats	R: 0 E: 0 K: 0 S: 12	H: 1 LOB: 2 BB: 1 P: 22	R: 0 E: 0 K: 2 S: 13	H: 0 LOB: 0 BB: 0 P: 18	R: 0 E: 0 K: 1 S: 8	H: 0 LOB: 0 BB: 0 P: 11	R: 0 E: 0 K: 0 S: 6	H: 1 LOB: 0 BB: 0 P: 9	R: 0 E: 0 K: 1 S: 10	H: 0 LOB: 0 BB: 0 P: 13	R: 0 E: 0 K: 0 S: 11	H: 1 LOB: 2 BB: 1 P: 21	R: 0 E: 0 K: 2 S: 8	H: 0 LOB: 0 BB: 0 P: 12	R: 0 E: 0 K: 1 S: 13	H: 0 LOB: 2 BB: 2 P: 23		1B: 4 2B: 0 3B: 0 HR: 0	SF: 0 SAC: 0 DP: 1 HBP: 0	WP: 0 PB: 0 SB: 0 CS: 0
PITCHER	IP WLS BF H R ER SO BB IBB HBP BLK WP HR S P ERA WHIP	IP WLS BF H R ER SO BB IBB HBP BLK WP HR S P ERA WHIP	IP WLS BF H R ER SO BB IBB HBP BLK WP HR S P ERA WHIP	IP WLS BF H R ER SO BB IBB HBP BLK WP HR S P ERA WHIP	IP WLS BF H R ER SO BB IBB HBP BLK WP HR S P ERA WHIP	IP WLS BF H R ER SO BB IBB HBP BLK WP HR S P ERA WHIP	IP WLS BF H R ER SO BB IBB HBP BLK WP HR S P ERA WHIP	IP WLS BF H R ER SO BB IBB HBP BLK WP HR S P ERA WHIP	IP WLS BF H R ER SO BB IBB HBP BLK WP HR S P ERA WHIP	IP WLS BF H R ER SO BB IBB HBP BLK WP HR S P ERA WHIP	IP WLS BF H R ER SO BB IBB HBP BLK WP HR S P ERA WHIP	IP WLS BF H R ER SO BB IBB HBP BLK WP HR S P ERA WHIP	IP WLS BF H R ER SO BB IBB HBP BLK WP HR S P ERA WHIP	IP WLS BF H R ER SO BB IBB HBP BLK WP HR S P ERA WHIP	IP WLS BF H R ER SO BB IBB HBP BLK WP HR S P ERA WHIP	IP WLS BF H R ER SO BB IBB HBP BLK WP HR S P ERA WHIP	IP WLS BF H R ER SO BB IBB HBP BLK WP HR S P ERA WHIP			
36 C.J. Wilson, L ERA: 3.08	6.2	W	25	4	0	0	4	2	0	0	0	0	0	0	0	0	0.00	0.900		
19 Koji Uehara, R ERA: 2.1	0.1	H	1	0	0	0	0	0	0	0	0	0	0	2	2	0.00	0.000			
37 Mike Adams, R ERA: 1.39	1.0		3	0	0	0	2	0	0	0	0	0	0	8	12	0.00	0.000			
30 Neftali Feliz, R ERA: 3.1	1.0		5	0	0	0	1	2	0	0	0	0	0	13	23	0.00	2.000			

Batter	1	2	3	4	5	6	7	8	9	AB	R	H	RBI	BB	SO	LOB	BOTTOM			
5 Ian Kinsler, R OBP: 0.346, SLG: 0.441										4	0	1	0	0	0	1	Boston Red Sox @ Texas Rangers Rangers Ballpark in Arlington, Arlington, TX Mon Aug 22 2011, 8:10 PM - 11:17 PM EDT Att: 33,920 - Clear - 102 F			
1 Elvis Andrus, R OBP: 0.334, SLG: 0.339										3	0	1	1	1	0	0				
32 Josh Hamilton, L OBP: 0.348, SLG: 0.522										3	1	1	0	1	0	2				
10 Michael Young, R OBP: 0.375, SLG: 0.491										4	1	2	0	0	0	3				
17 Nelson Cruz, R OBP: 0.316, SLG: 0.516										4	0	1	0	0	2	3				
25 Mike Napoli, R OBP: 0.384, SLG: 0.593										4	1	1	3	0	2	2				
18 Mitch Moreland, L OBP: 0.339, SLG: 0.445										4	0	0	0	0	1	2				
8 Yorvit Torrealba, R OBP: 0.316, SLG: 0.401										3	0	1	0	0	0	0				
23 Craig Gentry, R OBP: 0.330, SLG: 0.300										2	1	0	0	1	1	1				
Inning Stats	R: 0 E: 0 K: 0 S: 8	H: 0 LOB: 0 BB: 0 P: 14	R: 0 E: 0 K: 1 S: 15	H: 1 LOB: 1 BB: 0 P: 21	R: 1 E: 0 K: 0 S: 13	H: 2 LOB: 1 BB: 1 P: 26	R: 0 E: 0 K: 1 S: 10	H: 1 LOB: 1 BB: 0 P: 12	R: 0 E: 0 K: 1 S: 6	H: 0 LOB: 0 BB: 0 P: 7	R: 3 E: 0 K: 1 S: 17	H: 3 LOB: 0 BB: 0 P: 28	R: 0 E: 0 K: 0 S: 12	H: 1 LOB: 3 BB: 2 P: 24	R: 0 E: 0 K: 2 S: 8	H: 0 LOB: 0 BB: 0 P: 12		1B: 6 2B: 1 3B: 0 HR: 1	SF: 0 SAC: 0 DP: 0 HBP: 0	WP: 0 PB: 0 SB: 0 CS: 1
PITCHER	IP WLS BF H R ER SO BB IBB HBP BLK WP HR S P ERA WHIP	IP WLS BF H R ER SO BB IBB HBP BLK WP HR S P ERA WHIP	IP WLS BF H R ER SO BB IBB HBP BLK WP HR S P ERA WHIP	IP WLS BF H R ER SO BB IBB HBP BLK WP HR S P ERA WHIP	IP WLS BF H R ER SO BB IBB HBP BLK WP HR S P ERA WHIP	IP WLS BF H R ER SO BB IBB HBP BLK WP HR S P ERA WHIP	IP WLS BF H R ER SO BB IBB HBP BLK WP HR S P ERA WHIP	IP WLS BF H R ER SO BB IBB HBP BLK WP HR S P ERA WHIP	IP WLS BF H R ER SO BB IBB HBP BLK WP HR S P ERA WHIP	IP WLS BF H R ER SO BB IBB HBP BLK WP HR S P ERA WHIP	IP WLS BF H R ER SO BB IBB HBP BLK WP HR S P ERA WHIP	IP WLS BF H R ER SO BB IBB HBP BLK WP HR S P ERA WHIP	IP WLS BF H R ER SO BB IBB HBP BLK WP HR S P ERA WHIP	IP WLS BF H R ER SO BB IBB HBP BLK WP HR S P ERA WHIP	IP WLS BF H R ER SO BB IBB HBP BLK WP HR S P ERA WHIP	IP WLS BF H R ER SO BB IBB HBP BLK WP HR S P ERA WHIP				
23 Erik Bedard, L ERA: 3.97	6.0	L	25	7	4	4	4	1	0	0	0	0	0	0	0	0	6.00	1.333		
32 Matt Albers, R ERA: 3.63	1.0		6	1	0	0	0	2	0	0	0	0	0	12	24	0.00	3.000			
46 Franklin Morales, L ERA: 3.79	1.0		3	0	0	0	2	0	0	0	0	0	0	8	12	0.00	0.000			

AB 30
R 0
H 4
RBI 0
BB 4
SO 7
LOB 13



AB 31
R 4
H 8
RBI 4
BB 3
SO 6
LOB 14



Batter	1	2	3	4	5	6	7	8	9	AB	R	H	RBI	BB	SO	LOB	TOP					
2 Jacoby Ellsbury, L (1, 8) OBP: 0.370, SLG: 0.515										4	1	1	0	1	0	2	Boston Red Sox @ Texas Rangers Rangers Ballpark in Arlington, Arlington, TX Tue Aug 23 2011, 8:08 PM - 11:15 PM EDT Att: 25,705 - Partly Cloudy - 103 F					
10 Marco Scutaro, R (1, 6) OBP: 0.336, SLG: 0.375										3	1	1	3	0	0	0						
28 Adrián González, L (1, 3) OBP: 0.408, SLG: 0.549										4	3	3	3	1	0	2						
15 Dustin Pedroia, R (1, 4) OBP: 0.396, SLG: 0.469										5	0	1	2	0	0	1						
16 Josh Reddick, L (1, 9) OBP: 0.338, SLG: 0.480										5	1	1	0	0	0	2						
12 Jed Lowrie, S (1, 5)										5	2	2	0	0	1	1						
13 Carl Crawford, L (1, 7) OBP: 0.288, SLG: 0.384										3	1	1	1	1	0	0						
60 Ryan Lavanway, R (1, 10) OBP: 0.423, SLG: 0.409										5	1	2	1	0	2	3						
39 Jarrod Saltalamacchia, S (1, 2) OBP: 0.307, SLG: 0.462										4	1	2	1	0	0	1						
Inning Stats	R: 2 E: 0 K: 0 S: 9	H: 2 LOB: 0 BB: 0 P: 13	R: 2 E: 0 K: 1 S: 13	H: 3 LOB: 2 BB: 1 P: 23	R: 2 E: 0 K: 0 S: 15	H: 3 LOB: 1 BB: 0 P: 23	R: 1 E: 0 K: 0 S: 9	H: 1 LOB: 0 BB: 0 P: 12	R: 0 E: 0 K: 1 S: 9	H: 0 LOB: 1 BB: 1 P: 19	R: 0 E: 0 K: 0 S: 7	H: 0 LOB: 0 BB: 0 P: 12	R: 0 E: 0 K: 0 S: 12	H: 1 LOB: 0 BB: 0 P: 16	R: 4 E: 0 K: 0 S: 22	H: 4 LOB: 1 BB: 1 P: 35		R: 0 E: 0 K: 1 S: 7	H: 0 LOB: 0 BB: 0 P: 9	1B: 7 2B: 5 3B: 0 HR: 2	SF: 2 SAC: 1 DP: 0 HBP: 0	WP: 0 PB: 0 SB: 1 CS: 0
PITCHER	IP WLS BF H R ER SO BB IBB HBP BLK WP HR S P ERA WHIP	IP WLS BF H R ER SO BB IBB HBP BLK WP HR S P ERA WHIP	IP WLS BF H R ER SO BB IBB HBP BLK WP HR S P ERA WHIP	IP WLS BF H R ER SO BB IBB HBP BLK WP HR S P ERA WHIP	IP WLS BF H R ER SO BB IBB HBP BLK WP HR S P ERA WHIP	IP WLS BF H R ER SO BB IBB HBP BLK WP HR S P ERA WHIP	IP WLS BF H R ER SO BB IBB HBP BLK WP HR S P ERA WHIP	IP WLS BF H R ER SO BB IBB HBP BLK WP HR S P ERA WHIP	IP WLS BF H R ER SO BB IBB HBP BLK WP HR S P ERA WHIP	IP WLS BF H R ER SO BB IBB HBP BLK WP HR S P ERA WHIP	IP WLS BF H R ER SO BB IBB HBP BLK WP HR S P ERA WHIP	IP WLS BF H R ER SO BB IBB HBP BLK WP HR S P ERA WHIP	IP WLS BF H R ER SO BB IBB HBP BLK WP HR S P ERA WHIP	IP WLS BF H R ER SO BB IBB HBP BLK WP HR S P ERA WHIP	IP WLS BF H R ER SO BB IBB HBP BLK WP HR S P ERA WHIP	IP WLS BF H R ER SO BB IBB HBP BLK WP HR S P ERA WHIP						

AB 38
R 11
H 14
RBI 11
BB 3
SO 3
LOB 12



Batter	1	2	3	4	5	6	7	8	9	AB	R	H	RBI	BB	SO	LOB	BOTTOM					
5 Ian Kinsler, R (1, 4) OBP: 0.346, SLG: 0.447										5	2	2	1	0	0	1	Boston Red Sox @ Texas Rangers Rangers Ballpark in Arlington, Arlington, TX Tue Aug 23 2011, 8:08 PM - 11:15 PM EDT Att: 25,705 - Partly Cloudy - 103 F					
1 Elvis Andrus, R (1, 6) OBP: 0.333, SLG: 0.336										4	0	0	1	1	3	1						
32 Josh Hamilton, L (1, 7) OBP: 0.347, SLG: 0.529										3	1	1	2	0	0	1						
10 Michael Young, R (1, 5) OBP: 0.374, SLG: 0.489									2	0	0	1	1	1	0							
17 Nelson Cruz, R (1, 9) OBP: 0.313, SLG: 0.511										4	0	0	0	0	0	2						
25 Mike Napoli, R (1, 10) OBP: 0.386, SLG: 0.589										2	0	0	0	2	1	1						
18 Mitch Moreland, L (1, 3) OBP: 0.341, SLG: 0.446										4	0	2	0	0	1	2						
8 Yorvit Torrealba, R (1, 2) OBP: 0.315, SLG: 0.399										4	1	1	0	0	1	3						
9 Endy Chavez, L (1, 8) OBP: 0.343, SLG: 0.466										4	1	2	0	0	1	1						
Inning Stats	R: 0 E: 0 K: 1 S: 8	H: 0 LOB: 0 BB: 0 P: 13	R: 0 E: 0 K: 1 S: 11	H: 0 LOB: 1 BB: 1 P: 19	R: 3 E: 0 K: 0 S: 13	H: 3 LOB: 1 BB: 1 P: 26	R: 0 E: 0 K: 2 S: 11	H: 1 LOB: 0 BB: 0 P: 15	R: 1 E: 0 K: 0 S: 6	H: 1 LOB: 0 BB: 0 P: 7	R: 0 E: 0 K: 0 S: 8	H: 1 LOB: 1 BB: 1 P: 15	R: 0 E: 0 K: 1 S: 10	H: 1 LOB: 0 BB: 0 P: 16	R: 0 E: 0 K: 2 S: 11	H: 0 LOB: 1 BB: 1 P: 18		R: 1 E: 0 K: 1 S: 11	H: 1 LOB: 0 BB: 0 P: 14	1B: 6 2B: 0 3B: 0 HR: 2	SF: 2 SAC: 0 DP: 1 HBP: 0	WP: 0 PB: 0 SB: 1 CS: 0
PITCHER	IP WLS BF H R ER SO BB IBB HBP BLK WP HR S P ERA WHIP	IP WLS BF H R ER SO BB IBB HBP BLK WP HR S P ERA WHIP	IP WLS BF H R ER SO BB IBB HBP BLK WP HR S P ERA WHIP	IP WLS BF H R ER SO BB IBB HBP BLK WP HR S P ERA WHIP	IP WLS BF H R ER SO BB IBB HBP BLK WP HR S P ERA WHIP	IP WLS BF H R ER SO BB IBB HBP BLK WP HR S P ERA WHIP	IP WLS BF H R ER SO BB IBB HBP BLK WP HR S P ERA WHIP	IP WLS BF H R ER SO BB IBB HBP BLK WP HR S P ERA WHIP	IP WLS BF H R ER SO BB IBB HBP BLK WP HR S P ERA WHIP	IP WLS BF H R ER SO BB IBB HBP BLK WP HR S P ERA WHIP	IP WLS BF H R ER SO BB IBB HBP BLK WP HR S P ERA WHIP	IP WLS BF H R ER SO BB IBB HBP BLK WP HR S P ERA WHIP	IP WLS BF H R ER SO BB IBB HBP BLK WP HR S P ERA WHIP	IP WLS BF H R ER SO BB IBB HBP BLK WP HR S P ERA WHIP	IP WLS BF H R ER SO BB IBB HBP BLK WP HR S P ERA WHIP	IP WLS BF H R ER SO BB IBB HBP BLK WP HR S P ERA WHIP						

AB 32
R 5
H 8
RBI 5
BB 4
SO 8
LOB 12



Batter	1	2	3	4	5	6	7	8	9	AB	R	H	RBI	BB	SO	LOB	TOP			
19 Jemile Weeks, S OBP: 0.327, SLG: 0.411										5	3	3	0	1	1	1				
4 Coco Crisp, S OBP: 0.327, SLG: 0.395										4	1	0	0	1	0	4				
15 Ryan Sweeney, L OBP: 0.355, SLG: 0.353										1	0	0	0	0	0	2				
55 Hideki Matsui, L OBP: 0.325, SLG: 0.392										6	1	1	2	0	0	4				
16 Josh Willingham, R OBP: 0.333, SLG: 0.488										5	2	2	4	1	1	1				
14 Brandon Allen, L OBP: 0.371, SLG: 0.597										6	2	2	1	0	1	1				
12 David DeJesus, L OBP: 0.321, SLG: 0.380										5	2	2	3	0	0	1				
8 Kurt Suzuki, R OBP: 0.296, SLG: 0.385										4	2	2	1	1	0	1				
2 Cliff Pennington, S OBP: 0.321, SLG: 0.364										5	0	3	2	0	1	2				
28 Eric Sogard, L OBP: 0.280, SLG: 0.351										0	0	0	0	0	0	0				
29 Scott Sizemore, R OBP: 0.346, SLG: 0.399										4	2	1	2	1	0	3				
Inning Stats	R: 0 H: 1 E: 0 K: 0 S: 10	H: 1 BB: 0 P: 12	R: 2 H: 4 E: 0 K: 0 S: 16	H: 4 BB: 2 P: 25	R: 0 H: 0 E: 0 K: 2 S: 9	H: 0 BB: 0 P: 16	R: 6 H: 3 E: 1 K: 1 S: 27	H: 3 BB: 2 P: 37	R: 0 H: 1 E: 0 K: 0 S: 15	H: 0 BB: 0 P: 12	R: 1 H: 2 E: 0 K: 0 S: 15	H: 2 BB: 0 P: 23	R: 4 H: 4 E: 0 K: 1 S: 21	H: 4 BB: 1 P: 32	R: 2 H: 1 E: 0 K: 0 S: 11	H: 1 BB: 2 P: 24	1B: 6 2B: 8 3B: 0 HR: 2	SF: 0 SAC: 0 DP: 0 HBP: 0	WP: 2 PB: 1 SB: 0 CS: 0	PA: 50
PITCHER	IP: 4.0 WLS: L BF: 24 H: 3 R: 8 ER: 8 SO: 3 BB: 2 IBB: 0 HBP: 0 BLK: 0 WP: 1 HR: 2 S: 62 P: 90 ERA: 9.00 WHIP: 2.500	IP: 3.0 WLS: H BF: 12 H: 1 R: 1 ER: 1 SO: 1 BB: 0 IBB: 0 HBP: 0 BLK: 0 WP: 0 HR: 0 S: 38 P: 59 ERA: 3.00 WHIP: 1.000	IP: 1.0 WLS: H BF: 8 H: 4 R: 4 ER: 4 SO: 1 BB: 0 IBB: 0 HBP: 0 BLK: 0 WP: 0 HR: 0 S: 21 P: 32 ERA: 36.00 WHIP: 5.000	IP: 1.0 WLS: H BF: 6 H: 1 R: 2 ER: 2 SO: 0 BB: 2 IBB: 0 HBP: 0 BLK: 0 WP: 0 HR: 0 S: 11 P: 24 ERA: 18.00 WHIP: 3.000	PITCHER															
49 Tim Wakefield, R ERA: 5.1	IP: 4.0 WLS: L BF: 24 H: 3 R: 8 ER: 8 SO: 3 BB: 2 IBB: 0 HBP: 0 BLK: 0 WP: 1 HR: 2 S: 62 P: 90 ERA: 9.00 WHIP: 2.500	IP: 3.0 WLS: H BF: 12 H: 1 R: 1 ER: 1 SO: 1 BB: 0 IBB: 0 HBP: 0 BLK: 0 WP: 0 HR: 0 S: 38 P: 59 ERA: 3.00 WHIP: 1.000	IP: 1.0 WLS: H BF: 8 H: 4 R: 4 ER: 4 SO: 1 BB: 0 IBB: 0 HBP: 0 BLK: 0 WP: 0 HR: 0 S: 21 P: 32 ERA: 36.00 WHIP: 5.000	IP: 1.0 WLS: H BF: 6 H: 1 R: 2 ER: 2 SO: 0 BB: 2 IBB: 0 HBP: 0 BLK: 0 WP: 0 HR: 0 S: 11 P: 24 ERA: 18.00 WHIP: 3.000	PITCHER															
48 Scott Atchison, R ERA: 4.42	IP: 3.0 WLS: H BF: 12 H: 1 R: 1 ER: 1 SO: 1 BB: 0 IBB: 0 HBP: 0 BLK: 0 WP: 0 HR: 0 S: 38 P: 59 ERA: 3.00 WHIP: 1.000	IP: 1.0 WLS: H BF: 8 H: 4 R: 4 ER: 4 SO: 1 BB: 0 IBB: 0 HBP: 0 BLK: 0 WP: 0 HR: 0 S: 21 P: 32 ERA: 36.00 WHIP: 5.000	IP: 1.0 WLS: H BF: 6 H: 1 R: 2 ER: 2 SO: 0 BB: 2 IBB: 0 HBP: 0 BLK: 0 WP: 0 HR: 0 S: 11 P: 24 ERA: 18.00 WHIP: 3.000	PITCHER																
32 Matt Albers, R ERA: 4.33	IP: 1.0 WLS: H BF: 8 H: 4 R: 4 ER: 4 SO: 1 BB: 0 IBB: 0 HBP: 0 BLK: 0 WP: 0 HR: 0 S: 21 P: 32 ERA: 36.00 WHIP: 5.000	IP: 1.0 WLS: H BF: 6 H: 1 R: 2 ER: 2 SO: 0 BB: 2 IBB: 0 HBP: 0 BLK: 0 WP: 0 HR: 0 S: 11 P: 24 ERA: 18.00 WHIP: 3.000	PITCHER																	
54 Darnell McDonald, R ERA: 18.0	IP: 1.0 WLS: H BF: 6 H: 1 R: 2 ER: 2 SO: 0 BB: 2 IBB: 0 HBP: 0 BLK: 0 WP: 0 HR: 0 S: 11 P: 24 ERA: 18.00 WHIP: 3.000	PITCHER																		

Oakland Athletics @ Boston Red Sox
Fenway Park, Boston, MA
Fri Aug 26 2011, 7:11 PM - 10:47 PM EDT
Att: 38,239 - Partly Cloudy - 81 F

AB 45
R 15
H 16
RBI 15
BB 5
SO 4
LOB 20



livebaseballscorecards.com

Oakland Athletics @ Boston Red Sox
Fenway Park, Boston, MA
Fri Aug 26 2011, 7:11 PM - 10:47 PM EDT
Att: 38,239 - Partly Cloudy - 81 F

AB 39
R 5
H 11
RBI 5
BB 4
SO 8
LOB 21



livebaseballscorecards.com

Batter	1	2	3	4	5	6	7	8	9	AB	R	H	RBI	BB	SO	LOB	TOP				
19 Jemile Weeks, S OBP: 0.328, SLG: 0.408										4	1	1	0	1	1	2					
2 Cliff Pennington, S OBP: 0.304, SLG: 0.385										4	0	2	1	1	0	1					
4 Coco Crisp, S OBP: 0.326, SLG: 0.393										4	0	1	1	0	0	4					
16 Josh Willingham, R OBP: 0.316, SLG: 0.486										4	0	1	0	0	0	3					
14 Brandon Allen, L OBP: 0.362, SLG: 0.617										4	1	1	1	0	2	2					
28 Conor Jackson, R OBP: 0.316, SLG: 0.345										4	0	0	0	0	0	1					
8 Kurt Suzuki, R OBP: 0.296, SLG: 0.386										4	1	1	0	0	1	0					
15 Ryan Sweeney, L OBP: 0.349, SLG: 0.347										4	0	0	0	0	0	1					
29 Scott Sizemore, R OBP: 0.348, SLG: 0.399										3	0	1	0	1	1	0					
Inning Stats	R: 0 H: 1 E: 0 K: 1 S: 10	H: 1 LOB: 1 BB: 0 P: 15	R: 1 H: 0 E: 0 K: 0 S: 7	H: 1 LOB: 1 BB: 1 P: 12	R: 1 H: 0 E: 1 K: 0 S: 9	H: 0 LOB: 1 BB: 1 P: 14	R: 0 H: 0 E: 0 K: 1 S: 7	H: 0 LOB: 1 BB: 0 P: 12	R: 0 H: 1 E: 0 K: 1 S: 12	H: 1 LOB: 1 BB: 1 P: 23	R: 0 H: 0 E: 0 K: 1 S: 8	H: 1 LOB: 1 BB: 0 P: 11	R: 0 H: 1 E: 0 K: 1 S: 9	H: 1 LOB: 1 BB: 0 P: 12	R: 0 H: 1 E: 0 K: 1 S: 9	H: 1 LOB: 3 BB: 1 P: 32	1B: 6 2B: 1 3B: 0 HR: 1	SF: 1 SAC: 0 DP: 0 HBP: 0	WP: 0 PB: 0 SB: 4 CS: 0	PA: 39	
PITCHER	IP WLS BF H R ER SO BB IBB HBP BLK WP HR S P ERA WHIP	IP WLS BF H R ER SO BB IBB HBP BLK WP HR S P ERA WHIP	IP WLS BF H R ER SO BB IBB HBP BLK WP HR S P ERA WHIP	IP WLS BF H R ER SO BB IBB HBP BLK WP HR S P ERA WHIP	IP WLS BF H R ER SO BB IBB HBP BLK WP HR S P ERA WHIP	IP WLS BF H R ER SO BB IBB HBP BLK WP HR S P ERA WHIP	IP WLS BF H R ER SO BB IBB HBP BLK WP HR S P ERA WHIP	IP WLS BF H R ER SO BB IBB HBP BLK WP HR S P ERA WHIP	IP WLS BF H R ER SO BB IBB HBP BLK WP HR S P ERA WHIP	IP WLS BF H R ER SO BB IBB HBP BLK WP HR S P ERA WHIP	IP WLS BF H R ER SO BB IBB HBP BLK WP HR S P ERA WHIP	IP WLS BF H R ER SO BB IBB HBP BLK WP HR S P ERA WHIP	IP WLS BF H R ER SO BB IBB HBP BLK WP HR S P ERA WHIP	IP WLS BF H R ER SO BB IBB HBP BLK WP HR S P ERA WHIP	IP WLS BF H R ER SO BB IBB HBP BLK WP HR S P ERA WHIP	IP WLS BF H R ER SO BB IBB HBP BLK WP HR S P ERA WHIP	IP WLS BF H R ER SO BB IBB HBP BLK WP HR S P ERA WHIP	IP WLS BF H R ER SO BB IBB HBP BLK WP HR S P ERA WHIP	IP WLS BF H R ER SO BB IBB HBP BLK WP HR S P ERA WHIP	IP WLS BF H R ER SO BB IBB HBP BLK WP HR S P ERA WHIP	IP WLS BF H R ER SO BB IBB HBP BLK WP HR S P ERA WHIP

Oakland Athletics @ Boston Red Sox
Fenway Park, Boston, MA
Sat Aug 27 2011, 12:04 PM - 6:08 PM EDT
Att: 37,314 - Cloudy - 76 F

AB 35
R 3
H 8
RBI 3
BB 3
SO 5
LOB 14



Batter	1	2	3	4	5	6	7	8	9	AB	R	H	RBI	BB	SO	LOB	BOTTOM					
2 Jacoby Ellsbury, L OBP: 0.369, SLG: 0.521										4	0	1	1	1	0	1						
10 Marco Scutaro, R OBP: 0.336, SLG: 0.376										5	1	2	1	0	0	4						
28 Adrián González, L OBP: 0.409, SLG: 0.563										4	1	2	0	0	0	2						
15 Dustin Pedroia, R OBP: 0.398, SLG: 0.472									3	1	1	1	1	0	2							
34 David Ortiz, L OBP: 0.393, SLG: 0.579									4	2	2	2	0	0	1							
13 Carl Crawford, L OBP: 0.287, SLG: 0.392									3	0	0	1	0	1	1							
16 Josh Reddick, L OBP: 0.337, SLG: 0.479										3	1	0	0	1	0	1						
33 Jason Varitek, S OBP: 0.310, SLG: 0.432										4	1	2	3	0	0	0						
3 Mike Aviles, R OBP: 0.278, SLG: 0.387										4	2	3	0	0	1	0						
Inning Stats	R: 1 H: 2 E: 0 K: 0 S: 11	H: 3 LOB: 1 BB: 1 P: 38	R: 3 H: 2 E: 1 K: 0 S: 16	H: 2 LOB: 1 BB: 1 P: 25	R: 1 H: 2 E: 0 K: 0 S: 10	H: 2 LOB: 1 BB: 0 P: 13	R: 1 H: 3 E: 0 K: 0 S: 19	H: 3 LOB: 3 BB: 1 P: 30	R: 0 H: 1 E: 0 K: 0 S: 7	H: 0 LOB: 0 BB: 0 P: 14	R: 0 H: 0 E: 0 K: 1 S: 10	H: 0 LOB: 0 BB: 0 P: 12	R: 0 H: 0 E: 0 K: 1 S: 7	H: 0 LOB: 0 BB: 0 P: 10	R: 0 H: 0 E: 0 K: 1 S: 7	H: 0 LOB: 0 BB: 0 P: 32	1B: 7 2B: 5 3B: 0 HR: 1	SF: 1 SAC: 0 DP: 1 HBP: 0	WP: 0 PB: 0 SB: 1 CS: 0	PA: 38		
PITCHER	IP WLS BF H R ER SO BB IBB HBP BLK WP HR S P ERA WHIP	IP WLS BF H R ER SO BB IBB HBP BLK WP HR S P ERA WHIP	IP WLS BF H R ER SO BB IBB HBP BLK WP HR S P ERA WHIP	IP WLS BF H R ER SO BB IBB HBP BLK WP HR S P ERA WHIP	IP WLS BF H R ER SO BB IBB HBP BLK WP HR S P ERA WHIP	IP WLS BF H R ER SO BB IBB HBP BLK WP HR S P ERA WHIP	IP WLS BF H R ER SO BB IBB HBP BLK WP HR S P ERA WHIP	IP WLS BF H R ER SO BB IBB HBP BLK WP HR S P ERA WHIP	IP WLS BF H R ER SO BB IBB HBP BLK WP HR S P ERA WHIP	IP WLS BF H R ER SO BB IBB HBP BLK WP HR S P ERA WHIP	IP WLS BF H R ER SO BB IBB HBP BLK WP HR S P ERA WHIP	IP WLS BF H R ER SO BB IBB HBP BLK WP HR S P ERA WHIP	IP WLS BF H R ER SO BB IBB HBP BLK WP HR S P ERA WHIP	IP WLS BF H R ER SO BB IBB HBP BLK WP HR S P ERA WHIP	IP WLS BF H R ER SO BB IBB HBP BLK WP HR S P ERA WHIP	IP WLS BF H R ER SO BB IBB HBP BLK WP HR S P ERA WHIP	IP WLS BF H R ER SO BB IBB HBP BLK WP HR S P ERA WHIP	IP WLS BF H R ER SO BB IBB HBP BLK WP HR S P ERA WHIP	IP WLS BF H R ER SO BB IBB HBP BLK WP HR S P ERA WHIP	IP WLS BF H R ER SO BB IBB HBP BLK WP HR S P ERA WHIP	IP WLS BF H R ER SO BB IBB HBP BLK WP HR S P ERA WHIP	IP WLS BF H R ER SO BB IBB HBP BLK WP HR S P ERA WHIP

Oakland Athletics @ Boston Red Sox
Fenway Park, Boston, MA
Sat Aug 27 2011, 12:04 PM - 6:08 PM EDT
Att: 37,314 - Cloudy - 76 F

AB 34
R 9
H 13
RBI 9
BB 3
SO 2
LOB 12



Batter	1	2	3	4	5	6	7	8	9	AB	R	H	RBI	BB	SO	LOB	TOP			
11 Brett Gardner, L OBP: 0.345, SLG: 0.373										5	0	1	0	0	3	1	New York Yankees @ Boston Red Sox Fenway Park, Boston, MA Wed Aug 31 2011, 7:14 PM - 10:28 PM EDT Att: 38,021 - Partly Cloudy - 70 F			
2 Derek Jeter, R OBP: 0.354, SLG: 0.383										3	0	2	1	0	0	0				
14 Curtis Granderson, L OBP: 0.375, SLG: 0.584										3	0	0	0	1	2	2				
25 Mark Teixeira, S OBP: 0.343, SLG: 0.504										3	1	0	0	0	1	3				
24 Robinson Canó, L OBP: 0.341, SLG: 0.532										4	1	1	1	0	2	0				
33 Nick Swisher, S OBP: 0.386, SLG: 0.464										3	1	0	0	1	0	0				
12 Eric Chavez, L OBP: 0.341, SLG: 0.375										3	1	1	1	1	1	0				
26 Eduardo Núñez, R OBP: 0.314, SLG: 0.387										3	1	1	1	0	2	1				
17 Francisco Cervelli, R OBP: 0.328, SLG: 0.354										4	0	0	0	0	0	1				
Inning Stats	R: 0 H: 1 E: 0 K: 2 S: 12	H: 1 LOB: 1 BB: 0 P: 17	R: 0 H: 0 E: 0 K: 1 S: 7	H: 0 LOB: 0 BB: 10 P: 10	R: 1 H: 2 E: 0 K: 1 S: 15	H: 2 LOB: 2 BB: 1 P: 22	R: 0 H: 0 E: 0 K: 2 S: 9	H: 0 LOB: 1 BB: 1 P: 16	R: 0 H: 1 E: 0 K: 1 S: 10	H: 1 LOB: 1 BB: 0 P: 15	R: 4 H: 2 E: 0 K: 0 S: 14	H: 2 LOB: 0 BB: 0 P: 22	R: 0 H: 0 E: 0 K: 1 S: 8	H: 0 LOB: 0 BB: 0 P: 13	R: 0 H: 0 E: 0 K: 2 S: 7	H: 0 LOB: 0 BB: 0 P: 7		1B: 3 2B: 3 HR: 0	SF: 1 SAC: 1 DP: 0 HBP: 1	WP: 1 PB: 0 SB: 1 CS: 0
PITCHER	IP WLS BF H R ER SO BB IBB HBP BLK WP HR S P ERA WHIP	IP WLS BF H R ER SO BB IBB HBP BLK WP HR S P ERA WHIP	IP WLS BF H R ER SO BB IBB HBP BLK WP HR S P ERA WHIP	IP WLS BF H R ER SO BB IBB HBP BLK WP HR S P ERA WHIP	IP WLS BF H R ER SO BB IBB HBP BLK WP HR S P ERA WHIP	IP WLS BF H R ER SO BB IBB HBP BLK WP HR S P ERA WHIP	IP WLS BF H R ER SO BB IBB HBP BLK WP HR S P ERA WHIP	IP WLS BF H R ER SO BB IBB HBP BLK WP HR S P ERA WHIP	IP WLS BF H R ER SO BB IBB HBP BLK WP HR S P ERA WHIP	IP WLS BF H R ER SO BB IBB HBP BLK WP HR S P ERA WHIP	IP WLS BF H R ER SO BB IBB HBP BLK WP HR S P ERA WHIP	IP WLS BF H R ER SO BB IBB HBP BLK WP HR S P ERA WHIP	IP WLS BF H R ER SO BB IBB HBP BLK WP HR S P ERA WHIP	IP WLS BF H R ER SO BB IBB HBP BLK WP HR S P ERA WHIP	IP WLS BF H R ER SO BB IBB HBP BLK WP HR S P ERA WHIP	IP WLS BF H R ER SO BB IBB HBP BLK WP HR S P ERA WHIP	IP WLS BF H R ER SO BB IBB HBP BLK WP HR S P ERA WHIP			
19 Josh Beckett, R ERA: 2.94	(1, 1)	7.0	W	31	6	5	4	8	3	0	1	0	1	0	72	111	5.14	1.286		
51 Daniel Bard, R ERA: 2.03	(8, 1)	1.0	H	3	0	0	0	1	0	0	0	0	0	0	8	13	0.00	0.000		
58 Jonathan Papelbon, R ERA: 2.8	(9, 1)	1.0		3	0	0	0	2	0	0	0	0	0	0	7	7	0.00	0.000		

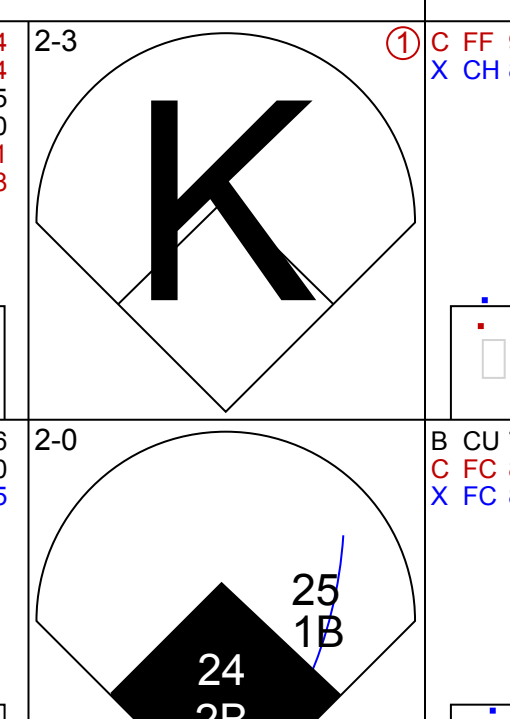
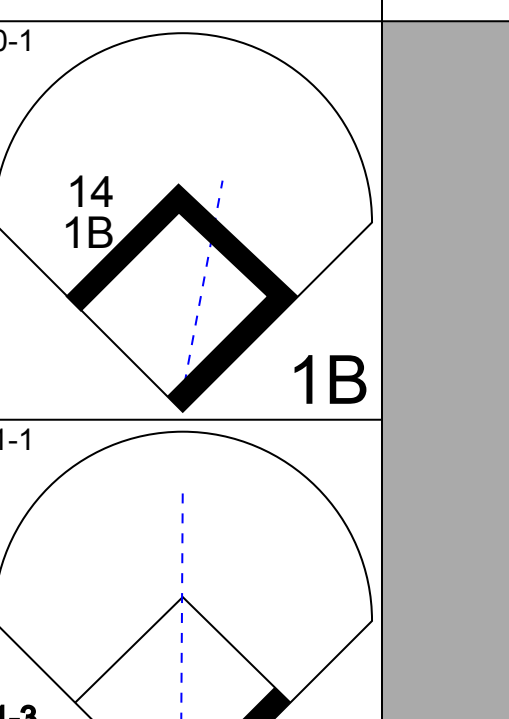
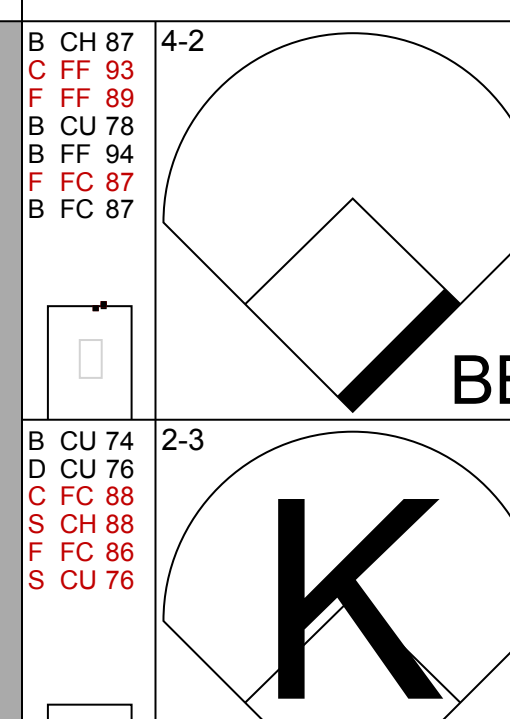
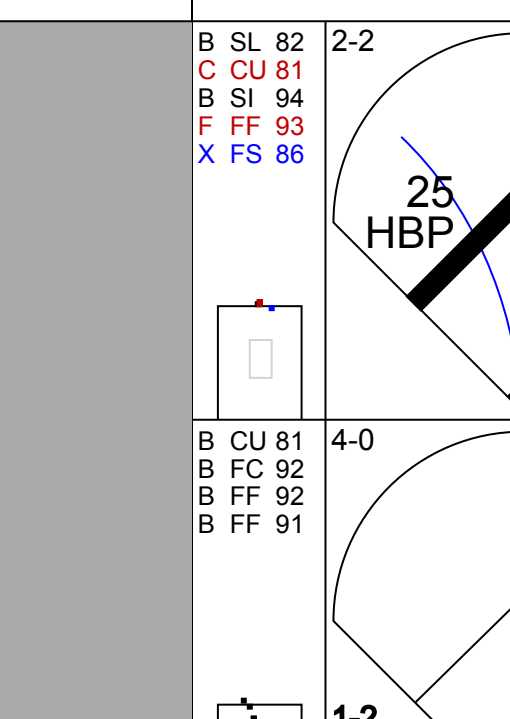
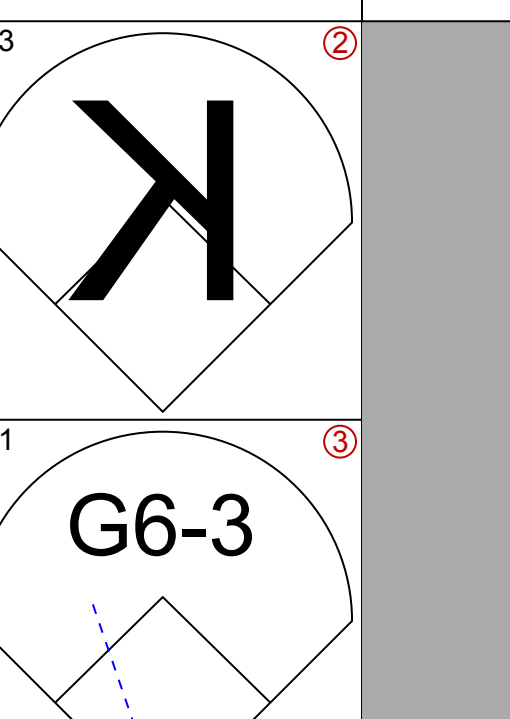
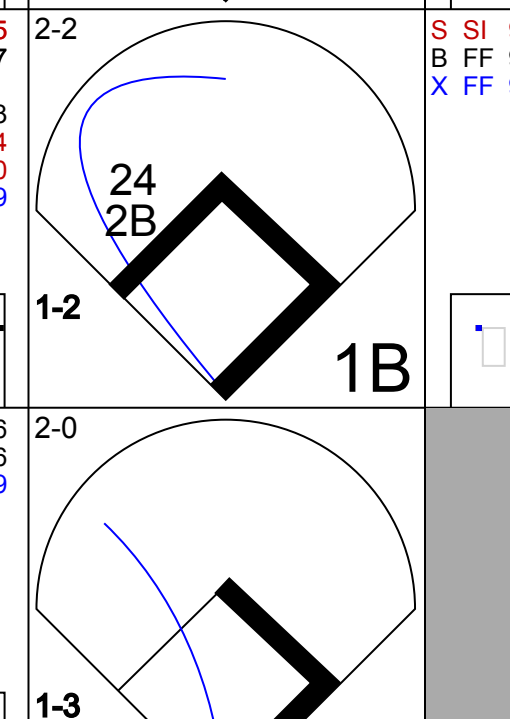
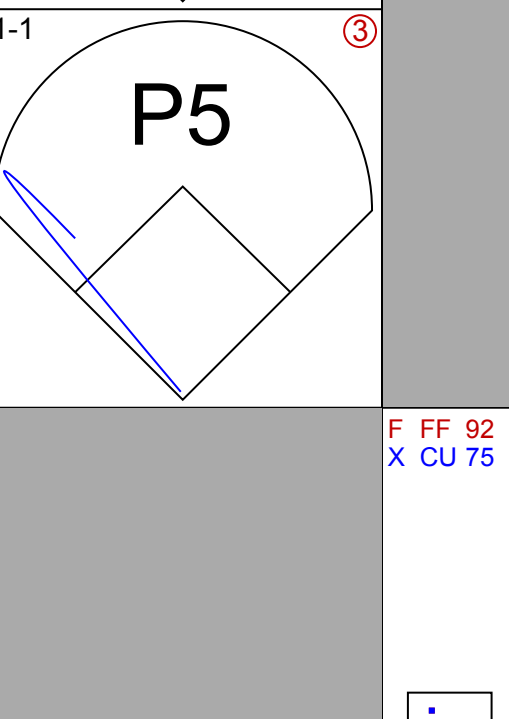

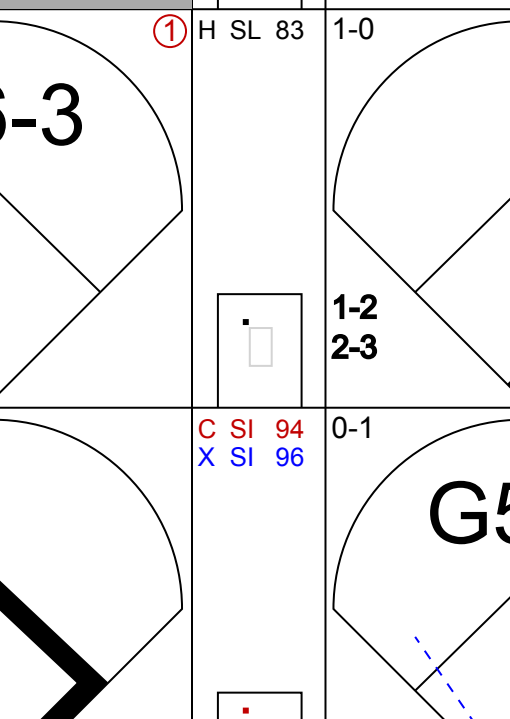
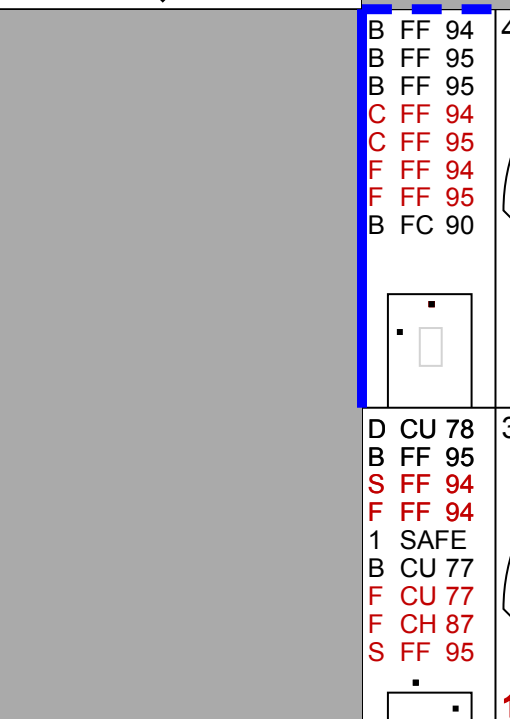
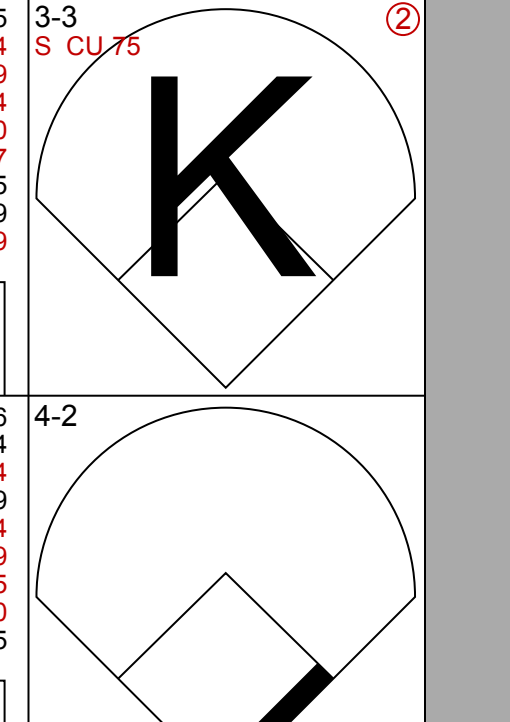
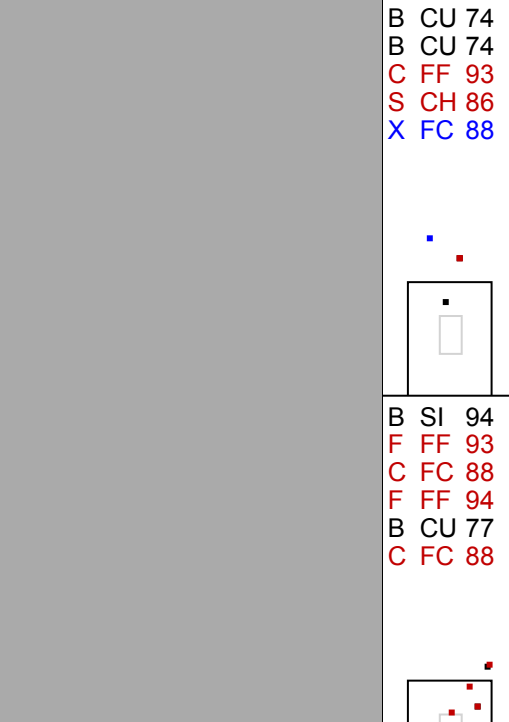
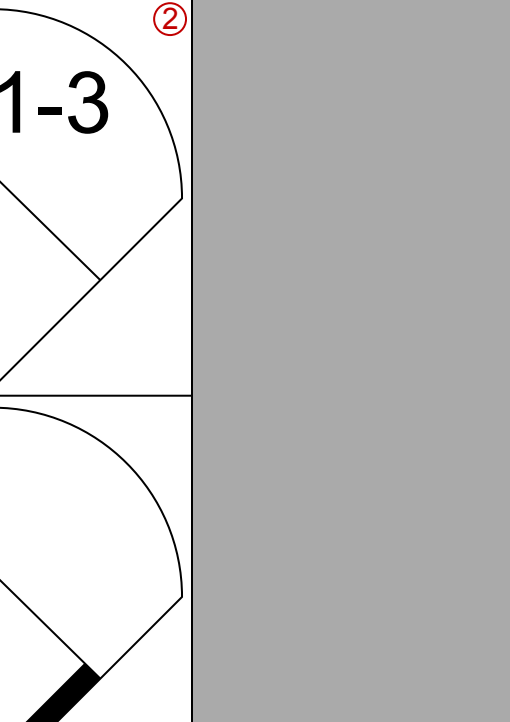
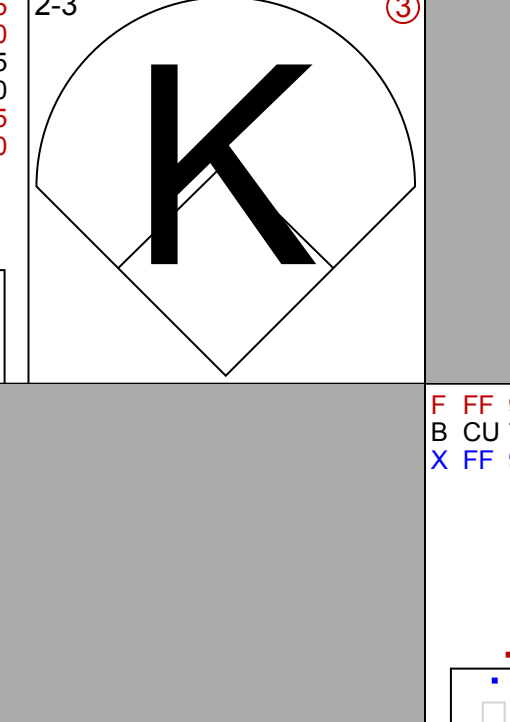
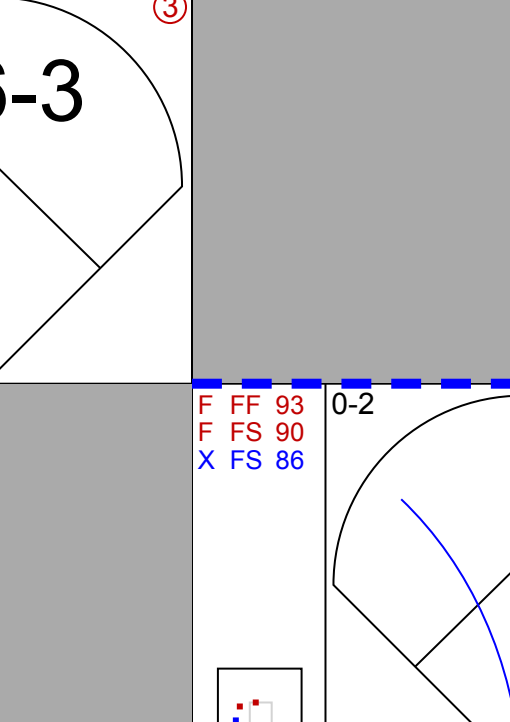
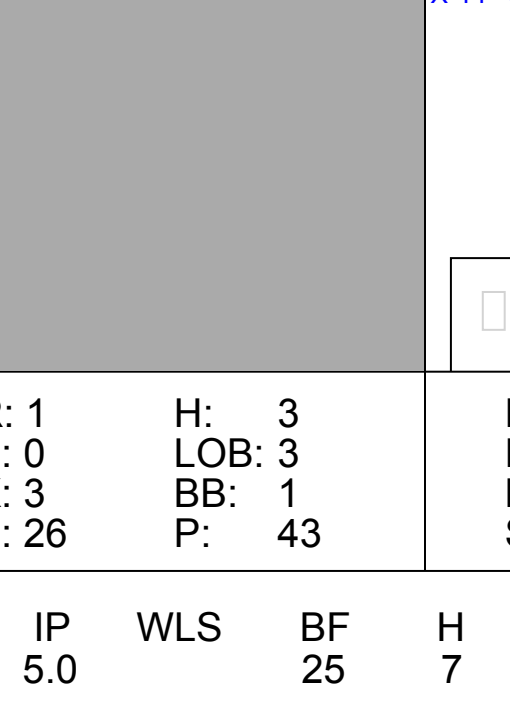
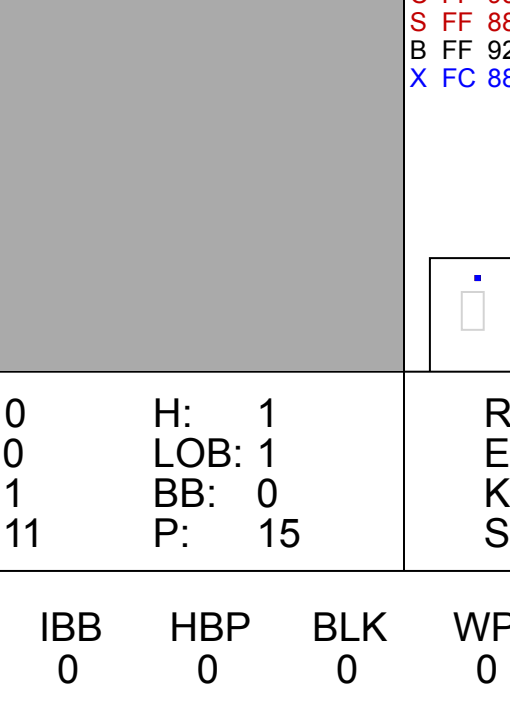
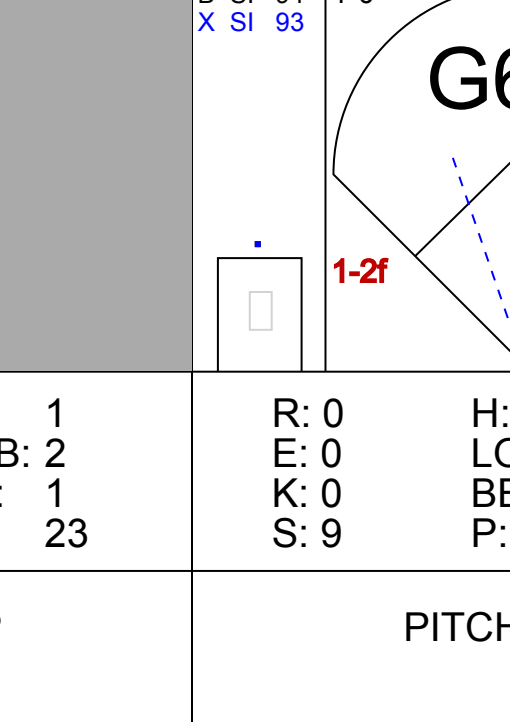
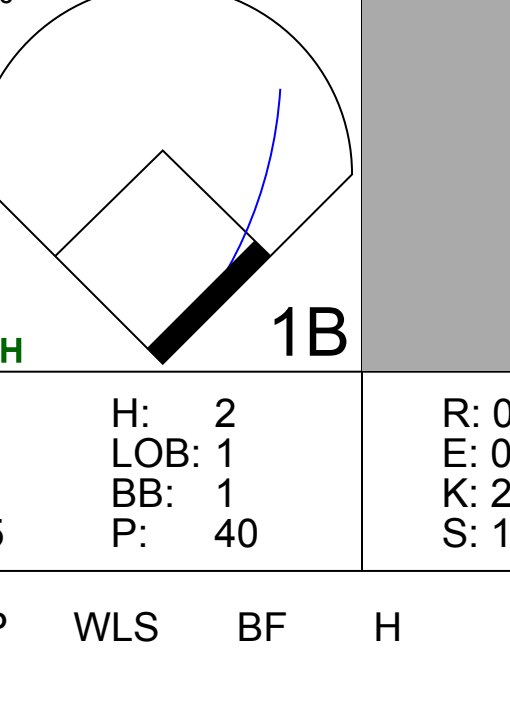
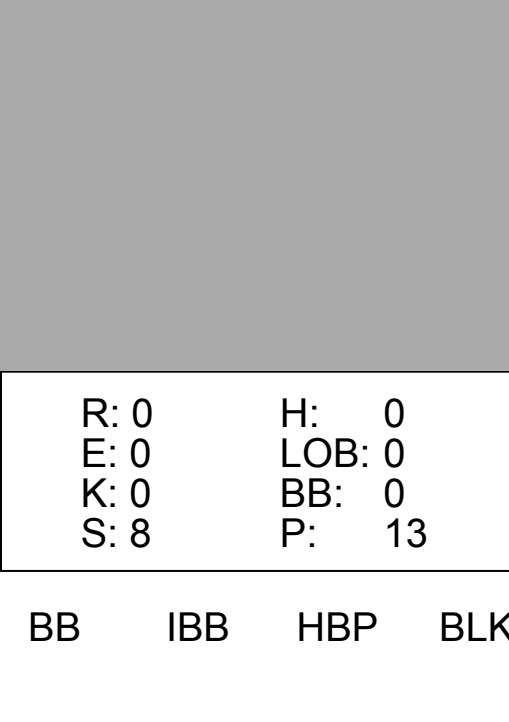
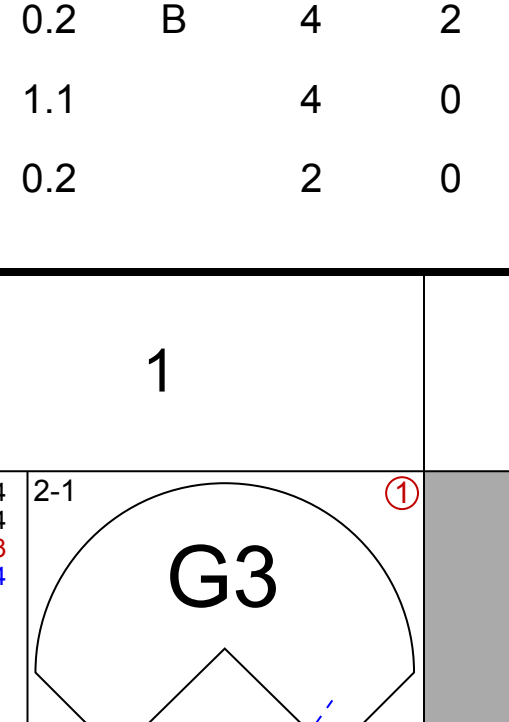
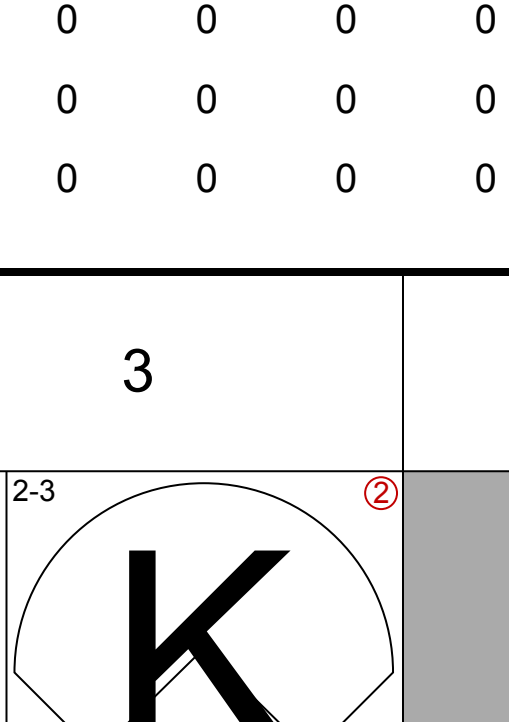
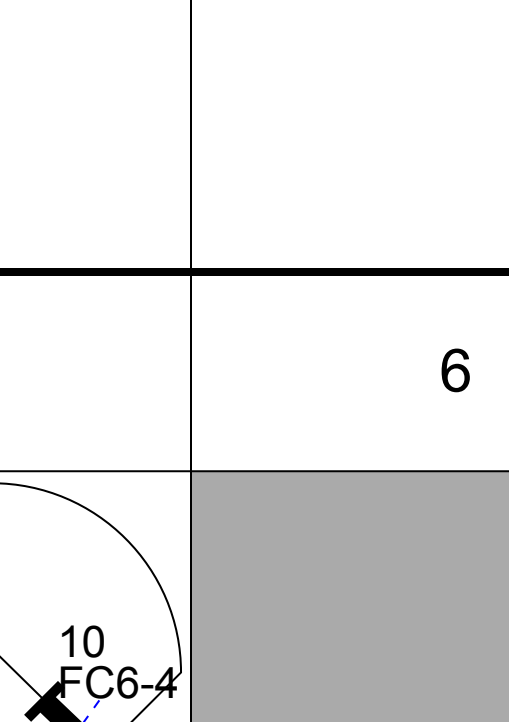
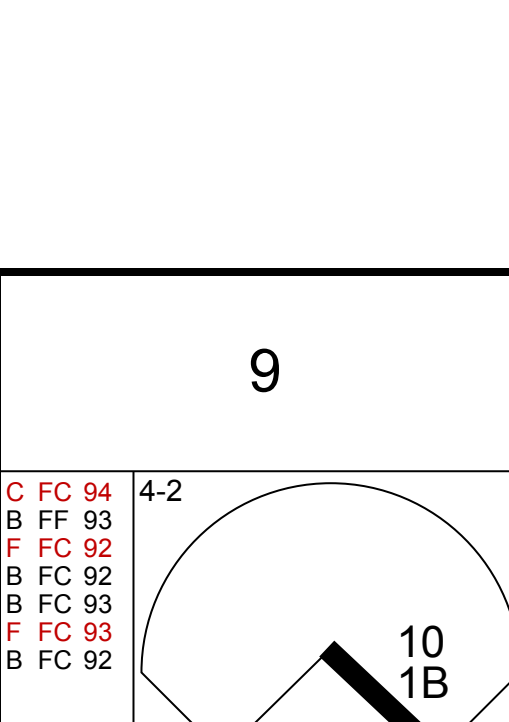
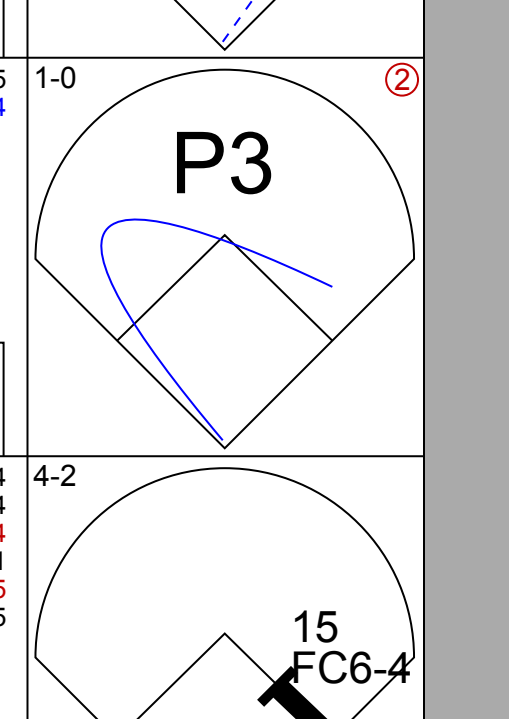
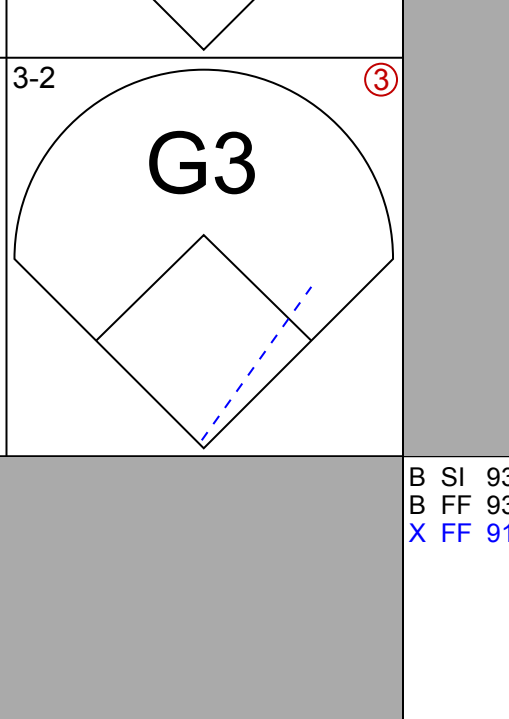
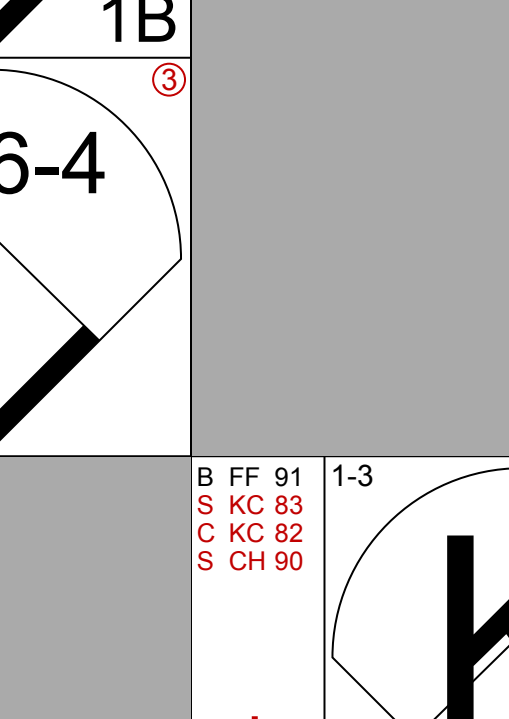
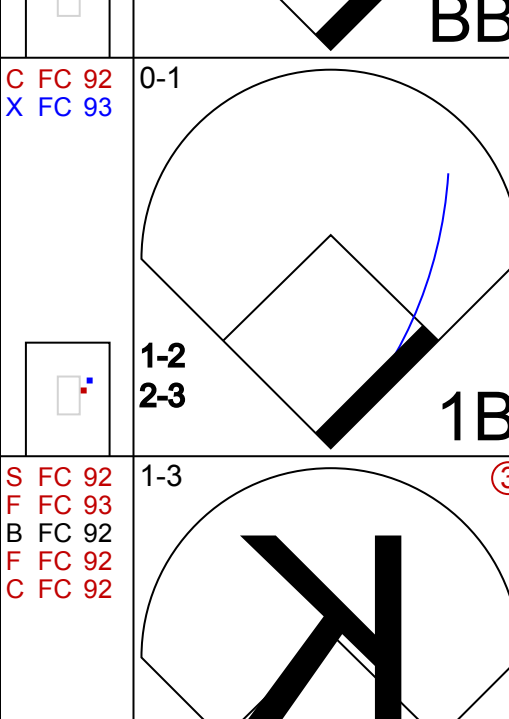
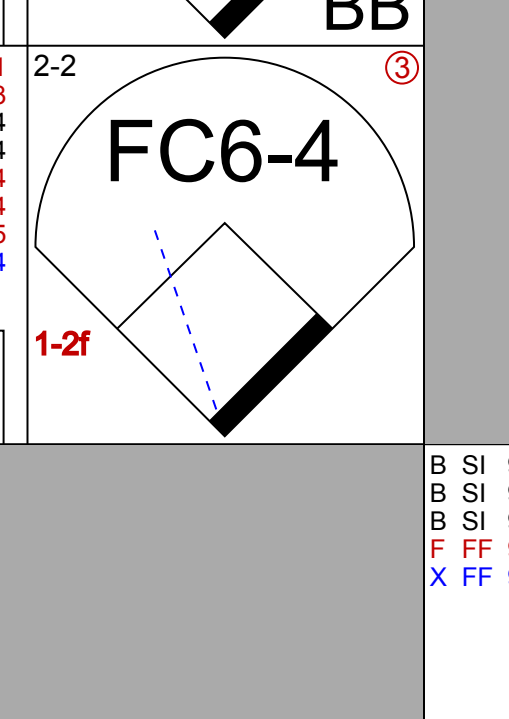
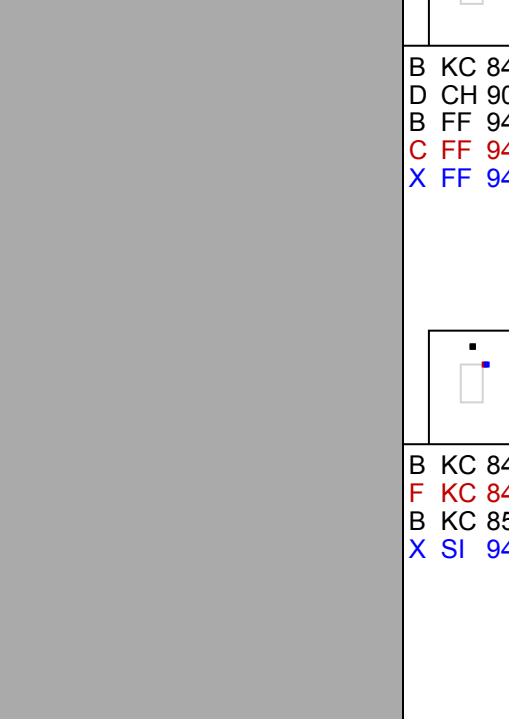
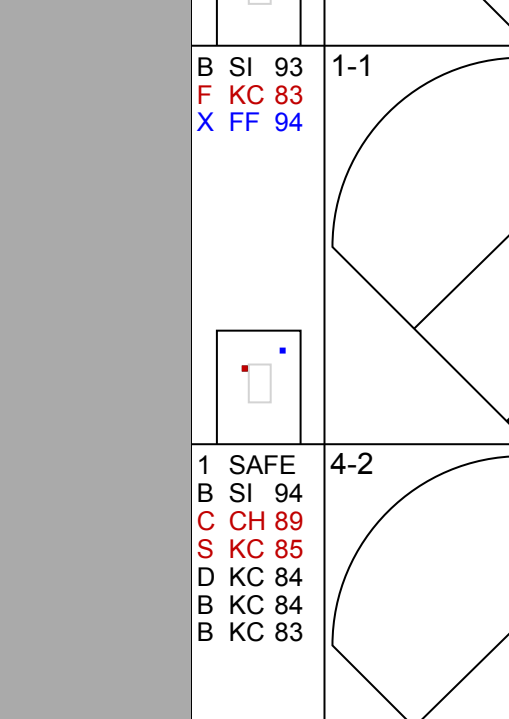

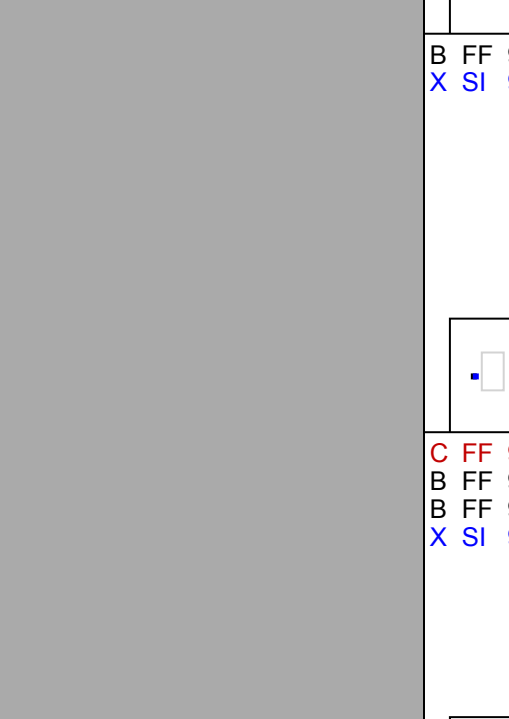
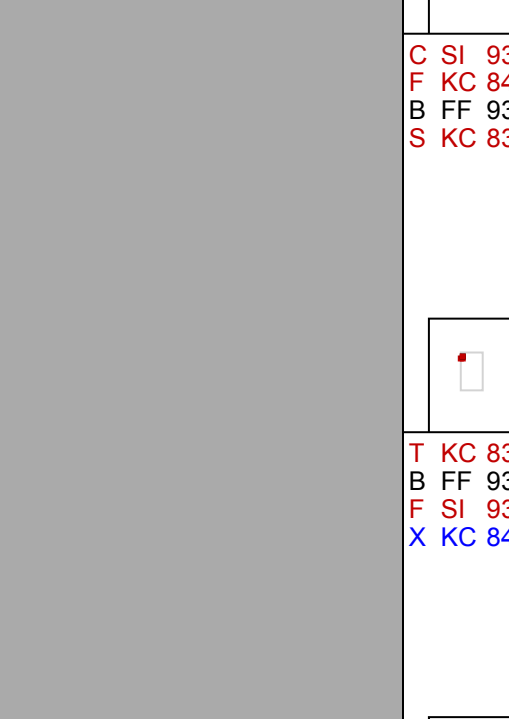
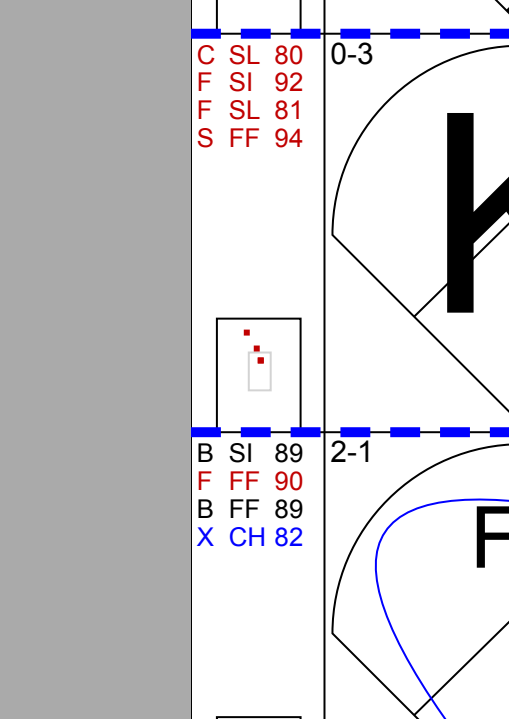
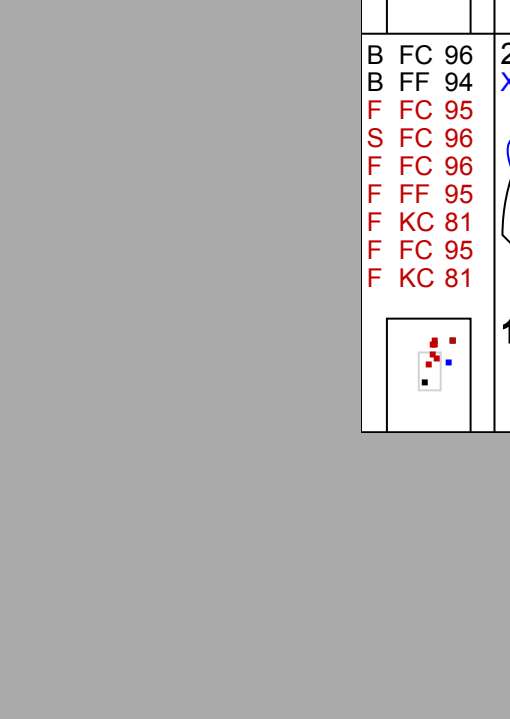
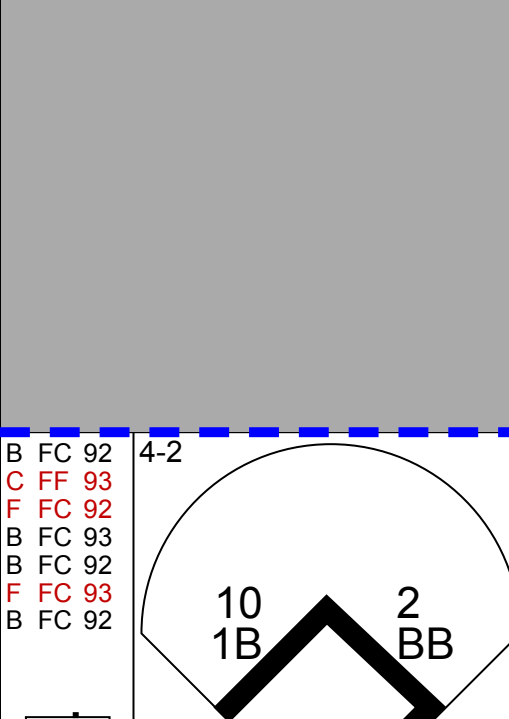
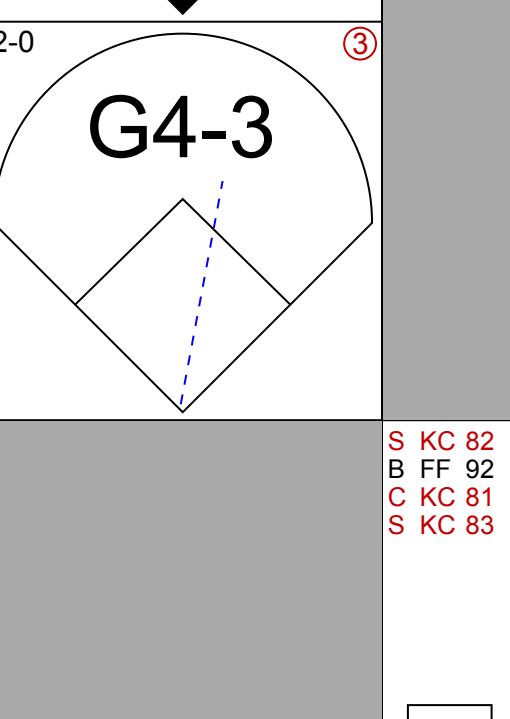

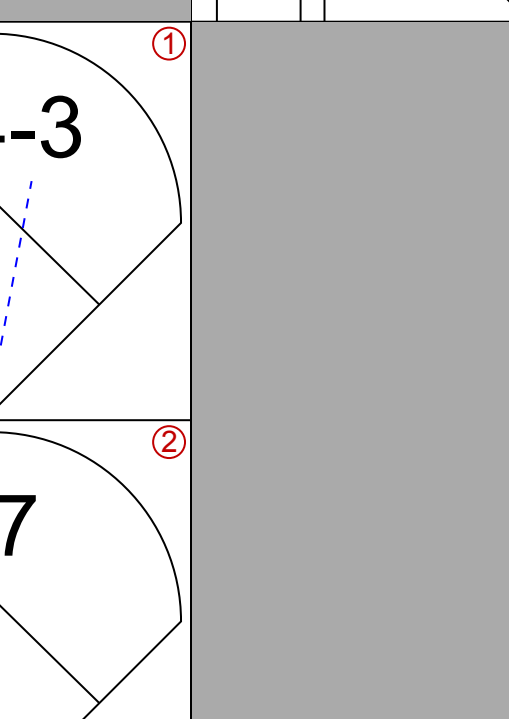
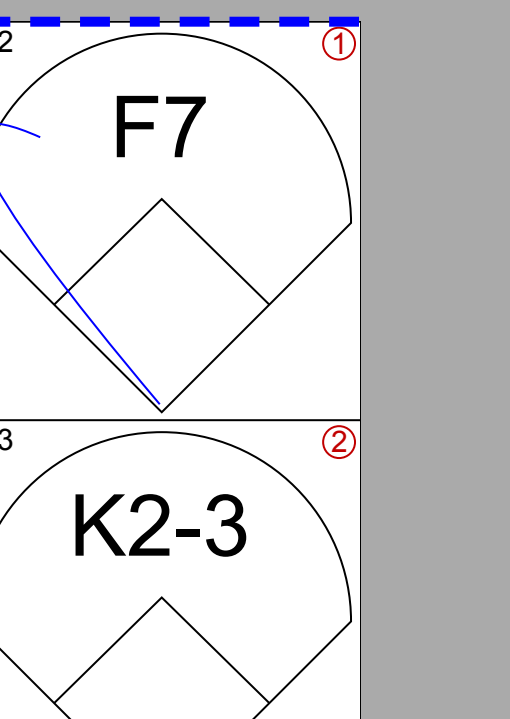
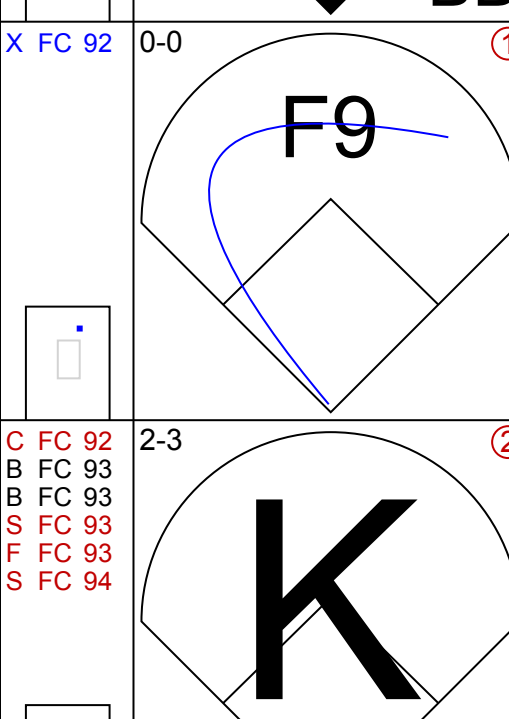
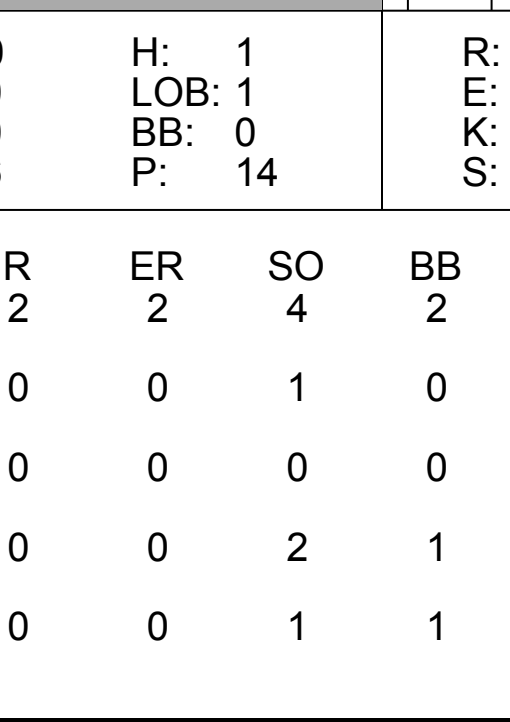
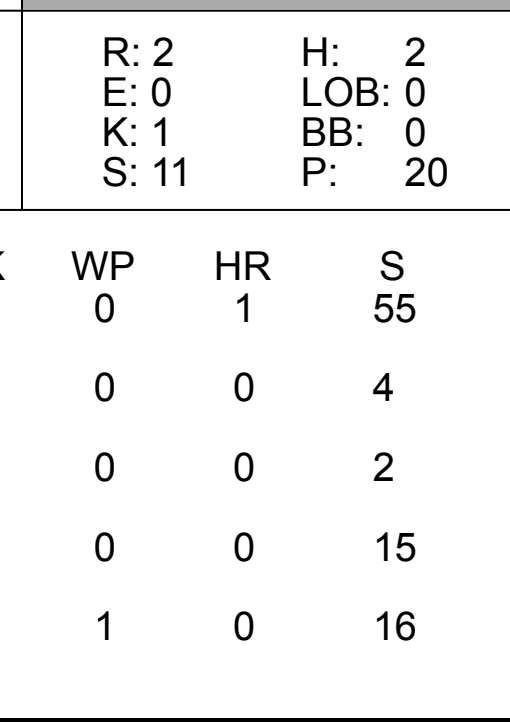
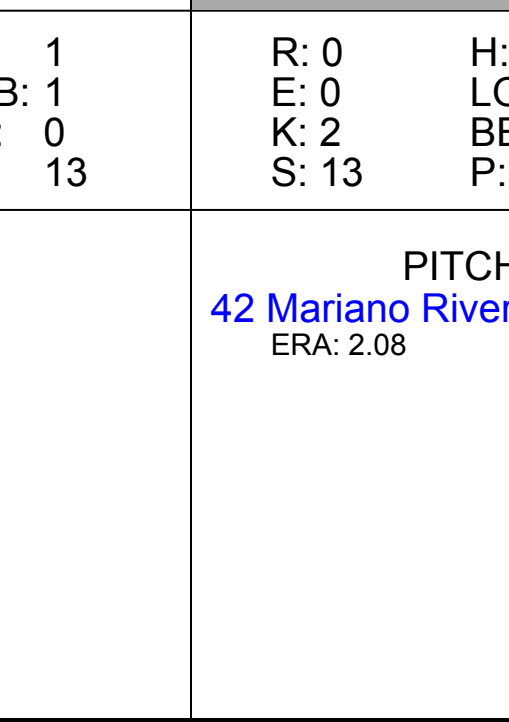
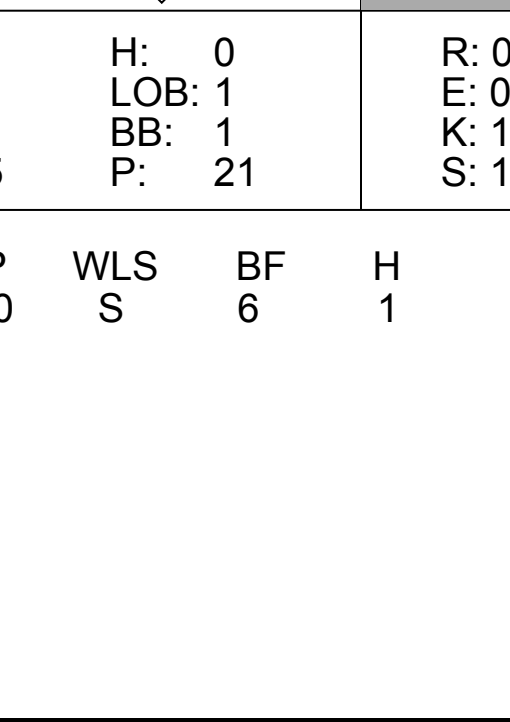
AB	31
R	5
H	6
RBI	4
BB	3
SO	11
LOB	8



Batter	1	2	3	4	5	6	7	8	9	AB	R	H	RBI	BB	SO	LOB	BOTTOM			
2 Jacoby Ellsbury, L OBP: 0.371, SLG: 0.526										5	2	2	2	0	2	0	New York Yankees @ Boston Red Sox Fenway Park, Boston, MA Wed Aug 31 2011, 7:14 PM - 10:28 PM EDT Att: 38,021 - Partly Cloudy - 70 F			
15 Dustin Pedroia, R OBP: 0.397, SLG: 0.470										5	0	2	1	0	0	1				
28 Adrián González, L OBP: 0.402, SLG: 0.552										4	1	1	0	0	0	3				
34 David Ortiz, L OBP: 0.399, SLG: 0.594										3	1	1	2	1	2	1				
12 Jed Lowrie, S OBP: 0.317, SLG: 0.387										3	0	1	1	1	0	0				
13 Carl Crawford, L OBP: 0.288, SLG: 0.398										4	0	1	0	0	1	3				
16 Josh Reddick, L OBP: 0.333, SLG: 0.472										3	2	1	0	1	0	1				
33 Jason Varitek, S OBP: 0.313, SLG: 0.454										4	2	2	3	0	1	1				
10 Marco Scutaro, R OBP: 0.333, SLG: 0.374										4	1	1	0	0	0	1				
Inning Stats	R: 0 H: 1 E: 0 K: 2 S: 12	H: 1 LOB: 1 BB: 0 P: 20	R: 0 H: 1 E: 0 K: 1 S: 7	H: 1 LOB: 0 BB: 0 P: 9	R: 2 H: 3 E: 0 K: 1 S: 13	H: 3 LOB: 2 BB: 1 P: 22	R: 0 H: 0 E: 0 K: 0 S: 8	H: 0 LOB: 0 BB: 0 P: 12	R: 2 H: 2 E: 0 K: 0 S: 9	H: 2 LOB: 0 BB: 0 P: 14	R: 3 H: 3 E: 0 K: 0 S: 18	H: 3 LOB: 1 BB: 1 P: 33	R: 0 H: 0 E: 0 K: 1 S: 6	H: 0 LOB: 0 BB: 1 P: 11	R: 2 H: 2 E: 0 K: 1 S: 10	H: 2 LOB: 0 BB: 0 P: 14		1B: 5 2B: 4 HR: 3	SF: 0 SAC: 0 DP: 1 HBP: 0	WP: 1 PB: 0 SB: 0 CS: 0
PITCHER	IP WLS BF H R ER SO BB IBB HBP BLK WP HR S P ERA WHIP	IP WLS BF H R ER SO BB IBB HBP BLK WP HR S P ERA WHIP	IP WLS BF H R ER SO BB IBB HBP BLK WP HR S P ERA WHIP	IP WLS BF H R ER SO BB IBB HBP BLK WP HR S P ERA WHIP	IP WLS BF H R ER SO BB IBB HBP BLK WP HR S P ERA WHIP	IP WLS BF H R ER SO BB IBB HBP BLK WP HR S P ERA WHIP	IP WLS BF H R ER SO BB IBB HBP BLK WP HR S P ERA WHIP	IP WLS BF H R ER SO BB IBB HBP BLK WP HR S P ERA WHIP	IP WLS BF H R ER SO BB IBB HBP BLK WP HR S P ERA WHIP	IP WLS BF H R ER SO BB IBB HBP BLK WP HR S P ERA WHIP	IP WLS BF H R ER SO BB IBB HBP BLK WP HR S P ERA WHIP	IP WLS BF H R ER SO BB IBB HBP BLK WP HR S P ERA WHIP	IP WLS BF H R ER SO BB IBB HBP BLK WP HR S P ERA WHIP	IP WLS BF H R ER SO BB IBB HBP BLK WP HR S P ERA WHIP	IP WLS BF H R ER SO BB IBB HBP BLK WP HR S P ERA WHIP	IP WLS BF H R ER SO BB IBB HBP BLK WP HR S P ERA WHIP	IP WLS BF H R ER SO BB IBB HBP BLK WP HR S P ERA WHIP			
65 Phil Hughes, R ERA: 6.75	(1, 1)	5.2	L	27	8	6	6	4	1	1	0	0	0	1	1	8	14	13.50	3.000	
48 Boone Logan, L ERA: 2.8	(6, 1)	0.2		4	2	1	1	1	0	0	0	0	0	1	1	8	14	13.50	3.000	
38 Luis Ayala, R ERA: 1.97	(7, 1)	1.2		7	2	2	2	1	1	0	0	0	0	0	1	13	21	10.80	1.800	

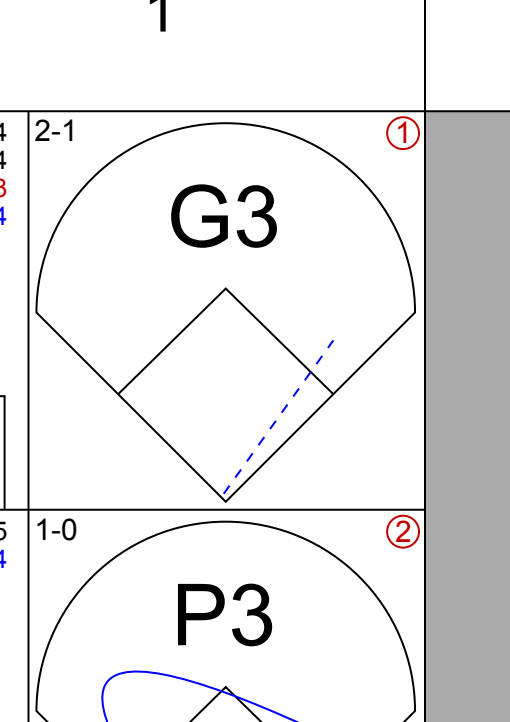
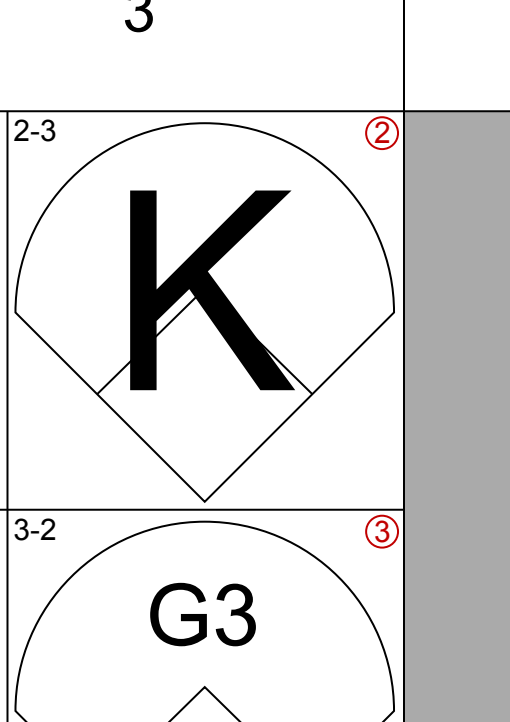
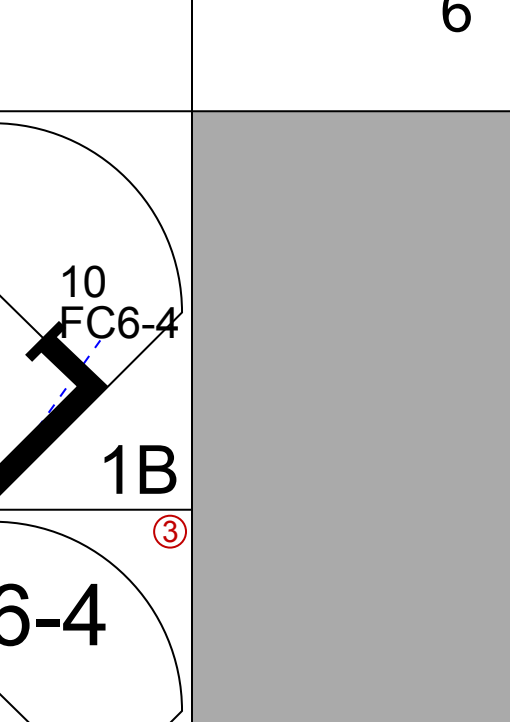
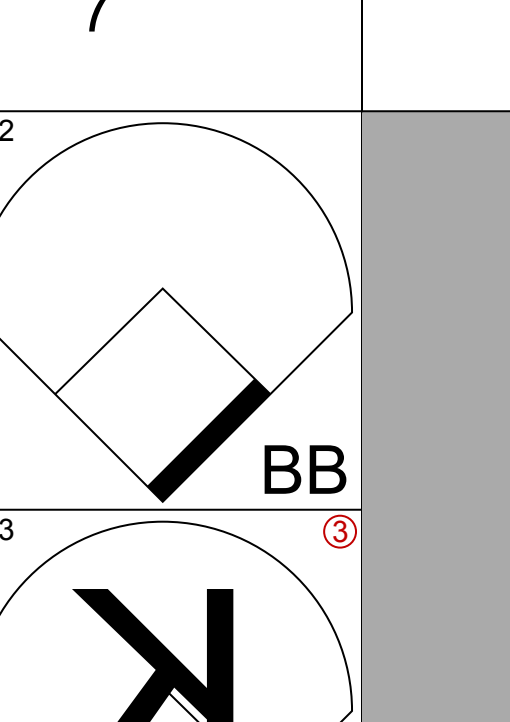
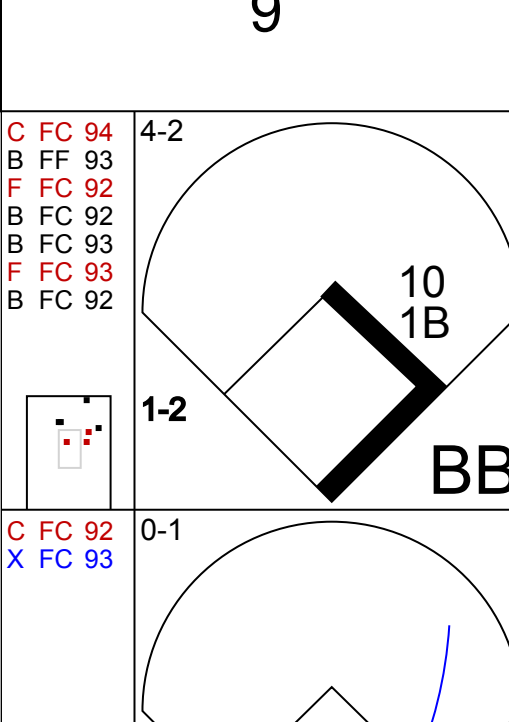
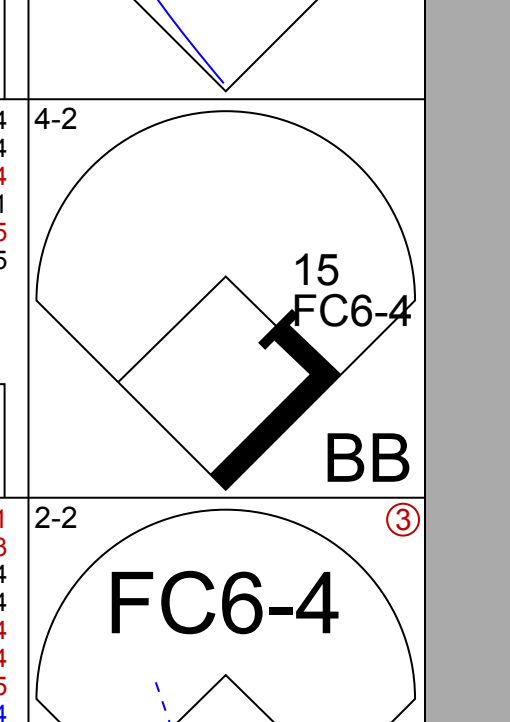
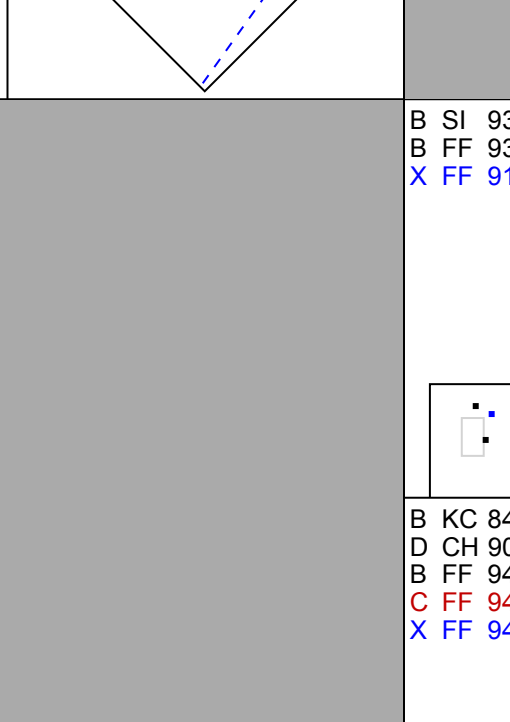
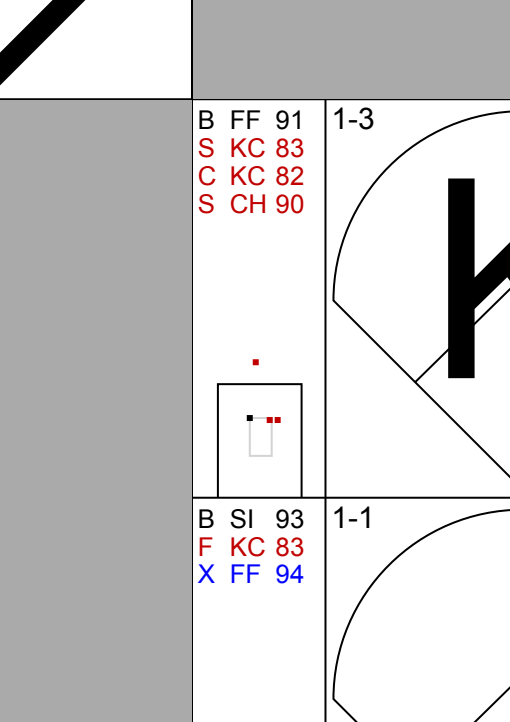
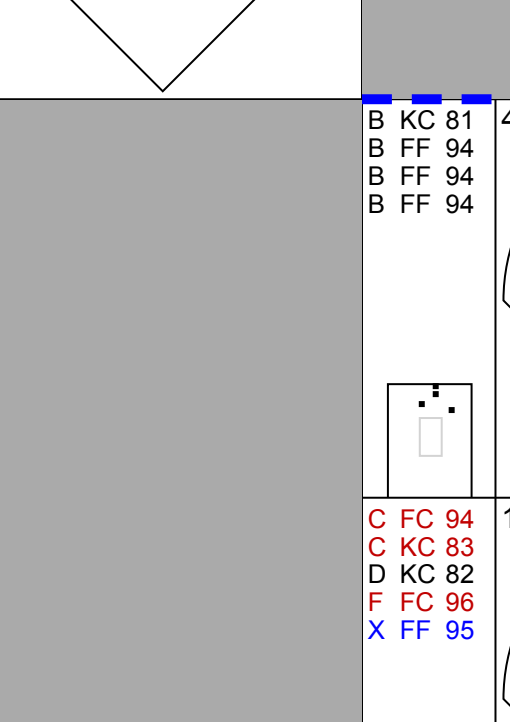
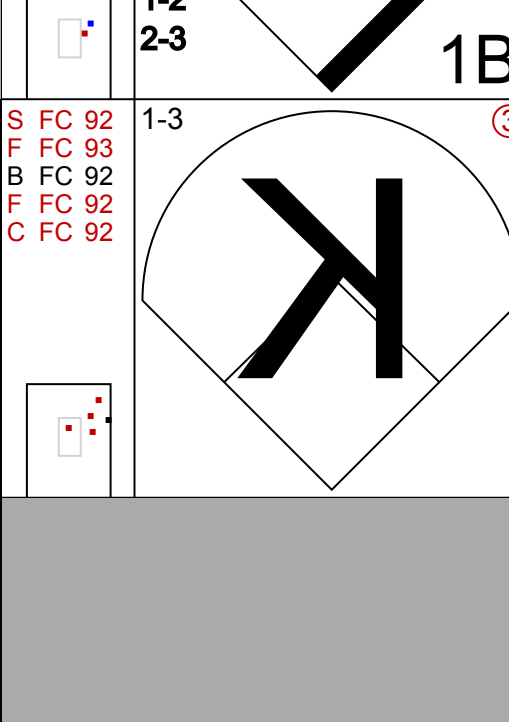
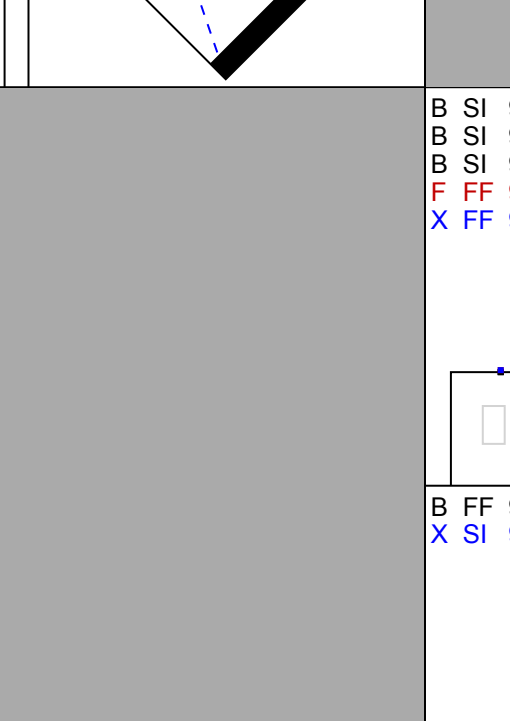
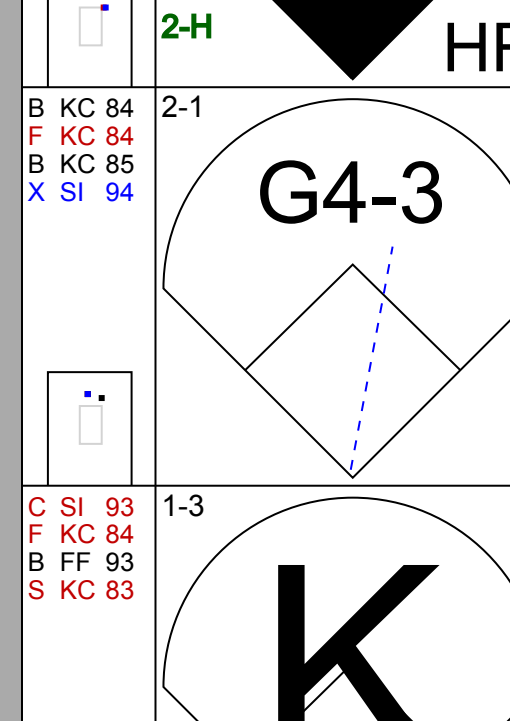
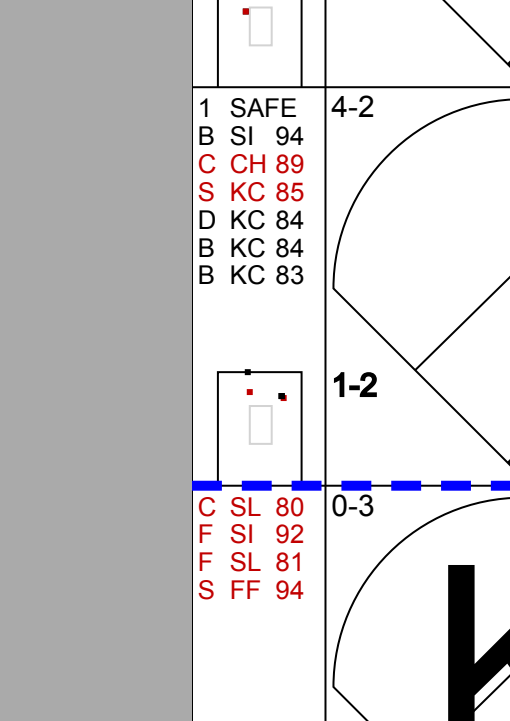
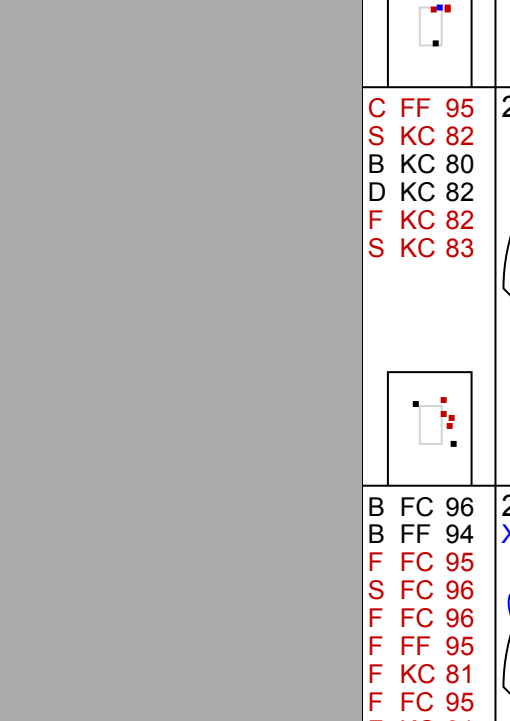

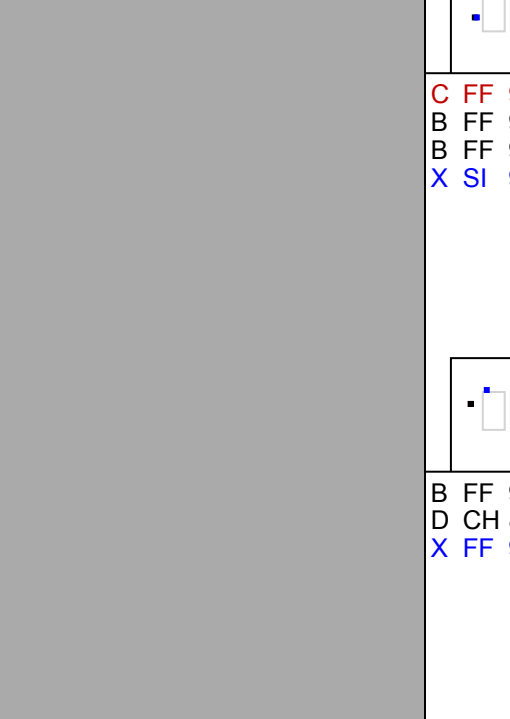
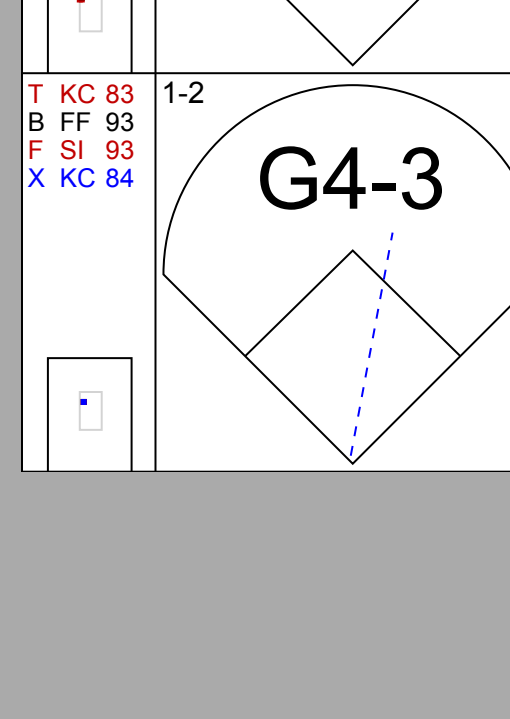
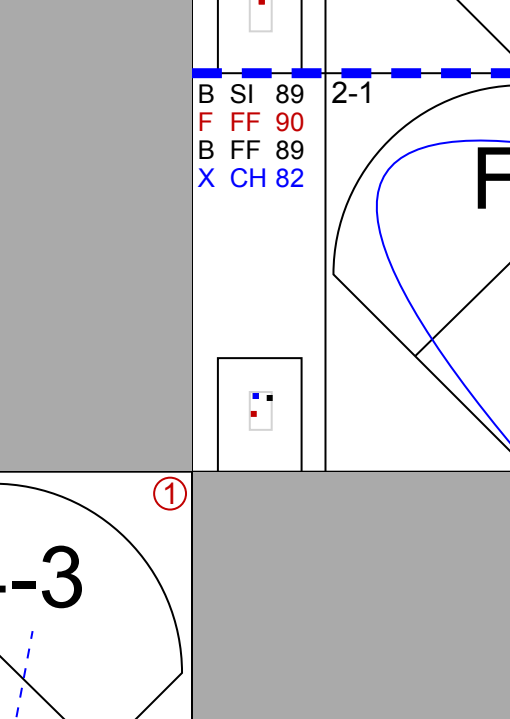
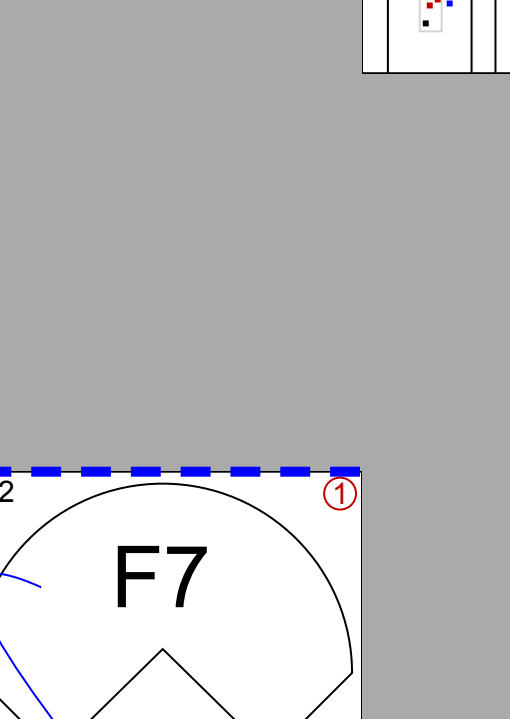
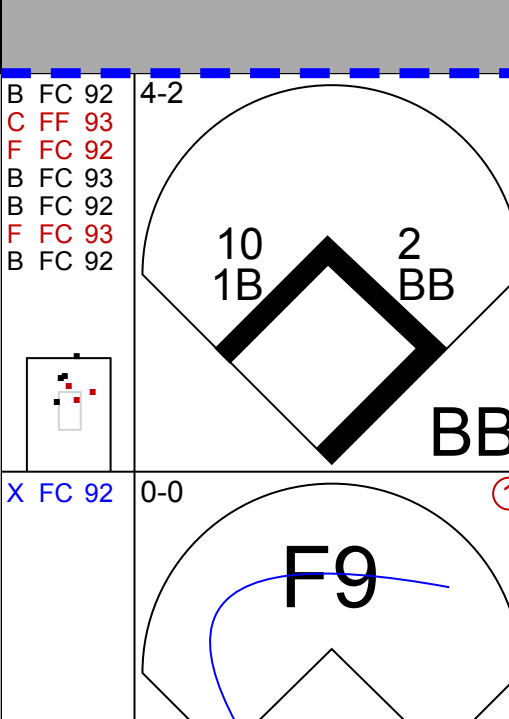
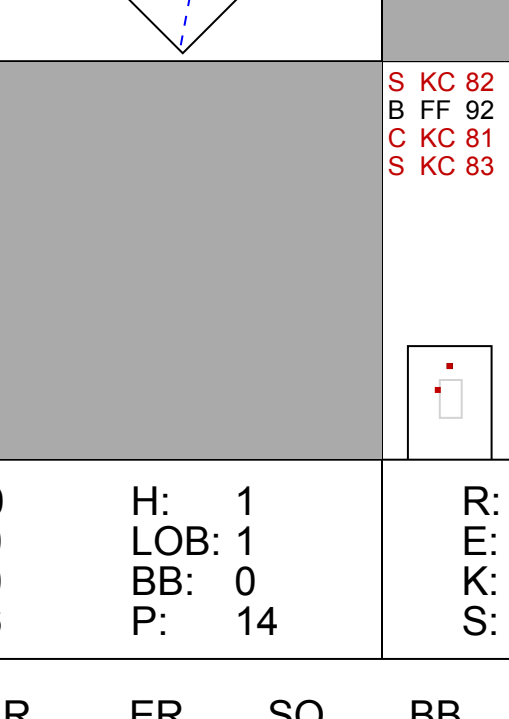
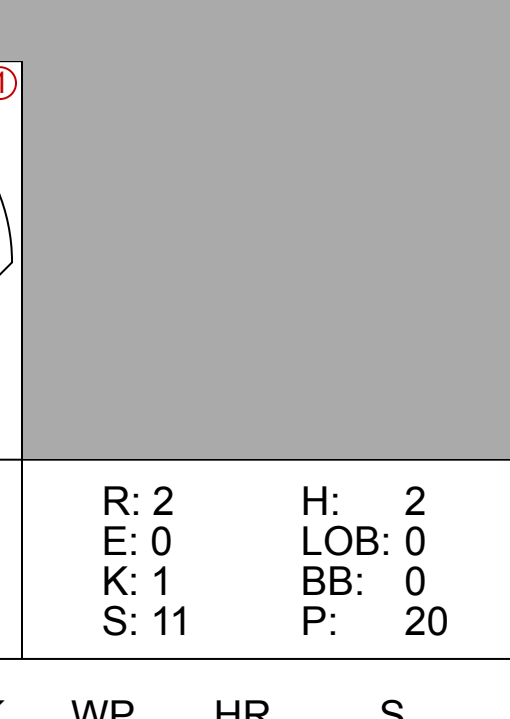
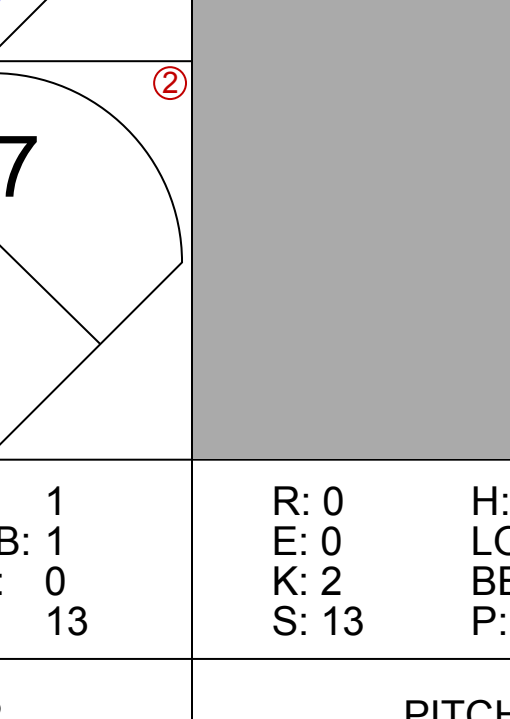
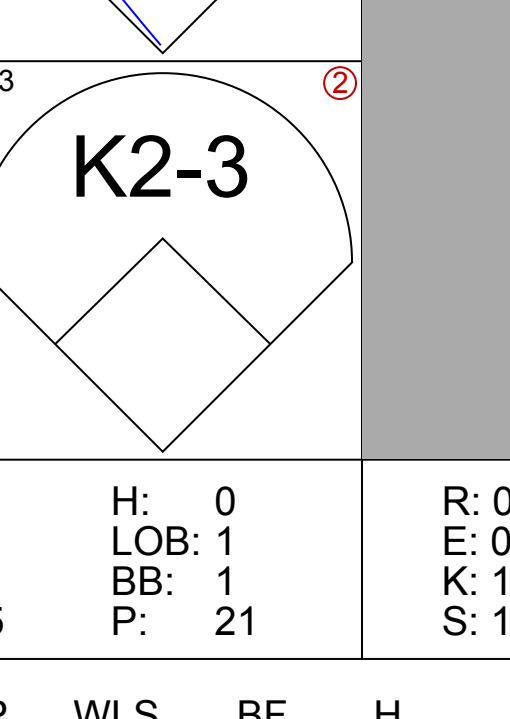
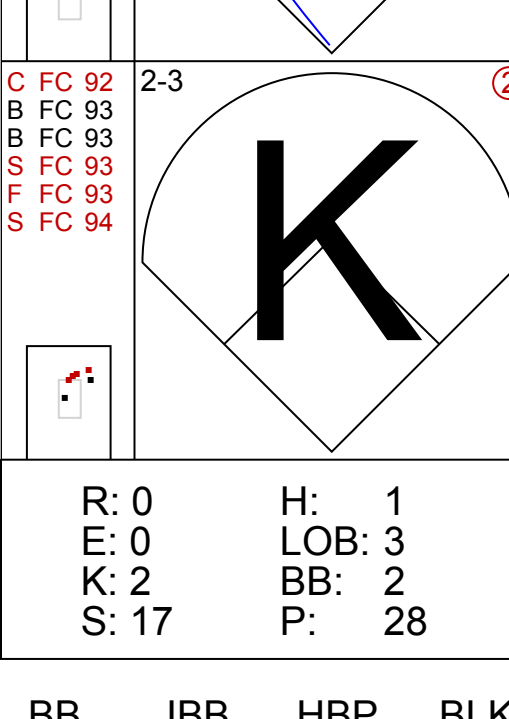




AB	35
R	9
H	12
RBI	9
BB	3
SO	6
LOB	11



Batter	1	2	3	4	5	6	7	8	9	AB	R	H	RBI	BB	SO	LOB	TOP			
2 Derek Jeter, R (1,6)										4	0	2	0	1	2	1	New York Yankees @ Boston Red Sox Fenway Park, Boston, MA Thu Sep 01 2011, 7:13 PM - 11:33 PM EDT Att: 38,074 - Cloudy - 66 F			
14 Curtis Granderson, L (1,8)										4	1	2	0	1	1	2				
25 Mark Teixeira, S (1,3)										3	0	1	0	0	0	2				
11 Brett Gardner, L (7,7)										0	0	0	0	1	0	0				
24 Robinson Cano, L (1,4)										5	0	2	1	0	1	4				
33 Nick Swisher, S (1,9)										4	0	1	0	0	3	2				
18 Andrew Jones, R (1,7)										1	0	0	0	3	1	1				
41 Chris Dickerson, L (7, PR)										1	1	0	0	0	0	0				
63 Jesus Montero, R (1, 10)										4	1	0	0	0	1	6				
55 Russell Martin, R (1,2)										5	1	2	2	0	1	0				
26 Eduardo Núñez, R (1,5)										3	0	0	0	0	0	1				
12 Eric Chavez, L (7, PH)										1	0	1	1	0	0	0				
Inning Stats	R: 1 E: 0 K: 3 S: 26	H: 3 LOB: 3 BB: 1 P: 43	R: 0 E: 0 K: 0 S: 9	H: 2 LOB: 2 BB: 0 P: 12	R: 0 E: 0 K: 1 S: 11	H: 1 LOB: 1 BB: 0 P: 15	R: 0 E: 0 K: 2 S: 13	H: 0 LOB: 1 BB: 1 P: 21	R: 0 E: 0 K: 0 S: 14	H: 2 LOB: 3 BB: 1 P: 23	R: 3 E: 0 K: 2 S: 25	H: 2 LOB: 1 BB: 1 P: 40	R: 0 E: 0 K: 2 S: 12	H: 0 LOB: 0 BB: 1 P: 19	R: 0 E: 0 K: 0 S: 8	H: 0 LOB: 0 BB: 0 P: 13	1B: 8 2B: 3 3B: 0 HR: 0	SF: 0 SAC: 1 DP: 1 HBP: 2	WP: 0 PB: 0 SB: 0 CS: 1	PA: 44
PITCHER	IP WLS BF H R ER SO BB IBB HBP BLK WP HR S P ERA WHIP	IP WLS BF H R ER SO BB IBB HBP BLK WP HR S P ERA WHIP																		
31 Jon Lester, L (1,1)	5.0	25	7	1	1	6	3	0	0	0	0	0	0	0	73	114	1.80	2.000		
91 Alfredo Aceves, R (6,1)	1.1	L	9	2	2	1	2	0	2	0	0	0	0	0	24	42	13.50	3.000		
51 Daniel Bard, R (7,1)	0.2	B	4	2	1	1	0	0	0	0	0	0	0	0	15	13.50	3.000			
61 Felix Doubront, L (8,1)	1.1		4	0	0	2	1	0	0	0	0	0	0	14	23	0.00	0.750			
35 Dan Wheeler, R (9,1)	0.2		2	0	0	0	0	0	0	0	0	0	0	6	9	0.00	0.000			


AB	35
R	4
H	11
RBI	4
BB	6
SO	10
LOB	19




Batter	1	2	3	4	5	6	7	8	9	AB	R	H	RBI	BB	SO	LOB	BOTTOM					
2 Jacoby Ellsbury, L (1,8)										3	0	1	0	2	1	0	New York Yankees @ Boston Red Sox Fenway Park, Boston, MA Thu Sep 01 2011, 7:13 PM - 11:33 PM EDT Att: 38,074 - Cloudy - 66 F					
10 Marco Scutaro, R (1,6)										5	0	1	0	0	1	2						
28 Adrián González, L (1,3)										3	1	1	0	2	2	3						
15 Dustin Pedroia, R (1,4)										4	1	2	2	0	0	2						
34 David Ortiz, L (1,10)										3	0	1	0	1	1	1						
13 Carl Crawford, L (1,7)										4	0	0	0	0	2	4						
12 Jed Lowrie, S (1,5)										3	0	0	0	1	0	3						
16 Josh Reddick, L (1,9)										4	0	0	0	0	0	2						
39 Jarrod Saltalamacchia, S (1,2)										4	0	0	0	0	3	1						
Inning Stats	R: 0 E: 0 K: 0 S: 11	H: 0 LOB: 1 BB: 1 P: 20	R: 0 E: 0 K: 0 S: 6	H: 1 LOB: 0 BB: 0 P: 14	R: 0 E: 0 K: 2 S: 10	H: 0 LOB: 0 BB: 0 P: 16	R: 2 E: 0 K: 1 S: 11	H: 2 LOB: 0 BB: 0 P: 20	R: 0 E: 0 K: 0 S: 10	H: 1 LOB: 1 BB: 0 P: 13	R: 0 E: 0 K: 2 S: 13	H: 1 LOB: 2 BB: 1 P: 21	R: 0 E: 0 K: 2 S: 15	H: 0 LOB: 1 BB: 1 P: 21	R: 0 E: 0 K: 1 S: 16	H: 0 LOB: 1 BB: 1 P: 25		R: 0 E: 0 K: 2 S: 17	H: 1 LOB: 3 BB: 2 P: 28	1B: 4 2B: 1 3B: 0 HR: 1	SF: 0 SAC: 0 DP: 0 HBP: 0	WP: 1 PB: 0 SB: 1 CS: 0
PITCHER	IP WLS BF H R ER SO BB IBB HBP BLK WP HR S P ERA WHIP	IP WLS BF H R ER SO BB IBB HBP BLK WP HR S P ERA WHIP																				
34 A.J. Burnett, R (1,1)	5.1	23	5	2	2	4	2	0	0	0	0	0	0	0	55	96	3.38	1.312				
48 Boone Logan, L (6,1)	0.1		0	0	0	1	0	0	0	0	0	0	0	4	4	0.00	0.000					
53 Cory Wade, R (6,1)	0.1	W	1	0	0	0	0	0	0	0	0	0	0	2	4	0.00	0.000					
29 Rafael Soriano, R (7,1)	1.0	H	4	0	0	2	1	0	0	0	0	0	0	15	21	0.00	1.000					
30 David Robertson, R (8,1)	1.0	H	4	0	0	1	1	0	0	0	0	0	0	16	25	0.00	1.000					

AB	33
R	2
H	6
RBI	2
BB	6
SO	10
LOB	18



Batter	1	2	3	4	5	6	7	8	9	AB	R	H	RBI	BB	SO	LOB	TOP
5 Ian Kinsler, R OBP: 0.344, SLG: 0.448	G5-3		1 BB		K		G6-3		L8	4	1	0	0	1	1	0	<p>Texas Rangers @ Boston Red Sox Fenway Park, Boston, MA Sat Sep 03 2011, 4:13 PM - 7:57 PM EDT Att: 37,806 - Partly Cloudy - 85 F</p> <p>livebaseballscorecards.com</p> <p>AB 34 R 7 H 11 RBI 7 BB 4 SO 7 LOB 14</p> 
1 Elvis Andrus, R OBP: 0.339, SLG: 0.351	1B		10 BB		K				L8	4	2	2	0	1	1	0	
32 Josh Hamilton, L OBP: 0.345, SLG: 0.523	1B		10 BB		K		F8		1B	5	1	3	1	0	1	2	
10 Michael Young, R OBP: 0.376, SLG: 0.486	L3		29 FC5-4						PO	4	1	2	1	0	1	2	
29 Adrián Beltré, R OBP: 0.318, SLG: 0.499		25 G5-3	FC5-4							3	1	1	2	1	1	1	
25 Mike Napoli, R OBP: 0.386, SLG: 0.572	G5-3		L7							2	0	0	1	1	0	2	
8 Yorvit Torrealba, R 15 Matt Treanor, R										3	0	1	0	0	1	2	
7 David Murphy, L OBP: 0.325, SLG: 0.372										1	0	0	0	0	1	1	
23 Craig Gentry, R 27 Leonys Martín, L										4	0	1	1	0	0	2	
6 Esteban German, R										2	0	0	0	0	0	2	
Inning Stats	R: 0 H: 2 E: 0 K: 0 S: 10	H: 2 R: 1 ER: 0 LOB: 1 BB: 0 P: 14	H: 1 R: 1 ER: 0 LOB: 1 BB: 1 P: 23	H: 1 R: 2 ER: 0 LOB: 1 BB: 2 P: 25	H: 1 R: 0 ER: 0 LOB: 0 BB: 0 P: 8	H: 0 R: 0 ER: 0 LOB: 0 BB: 0 P: 13	H: 0 R: 0 ER: 0 LOB: 0 BB: 0 P: 18	H: 0 R: 0 ER: 0 LOB: 0 BB: 0 P: 20	H: 4 R: 1 ER: 1 LOB: 1 BB: 0 P: 16	H: 2 R: 1 ER: 0 LOB: 0 BB: 0 P: 11	1B: 8 2B: 4 3B: 0 HR: 1	SF: 1 SAC: 0 DP: 2 HBP: 0	WP: 0 PB: 0 SB: 0 CS: 0	PA: 40			
PITCHER	IP WLS BF H R ER SO BB IBB HBP BLK WP HR S P ERA WHIP																
23 Erik Bedard, L ERA: 3.5	6.0 W 25 5 3 3 6 4 0 0 0 0 0 0 60 101 4.50 1.500																
35 Dan Wheeler, R ERA: 4.18	1.2 9 4 3 3 1 0 0 0 0 0 0 0 20 30 16.20 2.400																
46 Franklin Morales, L ERA: 3.72	1.1 5 2 1 1 0 0 0 0 0 0 0 1 10 17 6.75 1.500																

Batter	1	2	3	4	5	6	7	8	9	AB	R	H	RBI	BB	SO	LOB	BOTTOM
2 Jacoby Ellsbury, L 54 Darrell McDonald, R	34 BB	L9								3	1	1	1	2	0	1	<p>Texas Rangers @ Boston Red Sox Fenway Park, Boston, MA Sat Sep 03 2011, 4:13 PM - 7:57 PM EDT Att: 37,806 - Partly Cloudy - 85 F</p> <p>livebaseballscorecards.com</p> <p>AB 39 R 12 H 16 RBI 12 BB 6 SO 8 LOB 20</p> 
15 Dustin Pedroia, R	G5-3		F7							5	1	2	3	0	0	3	
28 Adrián González, L 36 Conor Jackson, R										3	2	1	0	2	2	1	
20 Kevin Youkilis, R	P3									5	0	0	0	0	1	5	
34 David Ortiz, L										3	1	1	0	2	0	0	
12 Jed Lowrie, S 3 Mike Aviles, R	L4									2	0	1	1	0	0	3	
13 Carl Crawford, L										3	1	2	1	0	0	0	
16 Josh Reddick, L 10 Marco Scutaro, R										2	0	1	1	0	0	0	
39 Jarrod Saltalamacchia, R										5	2	2	4	0	2	3	
Inning Stats	R: 0 H: 0 E: 0 K: 0 S: 13	H: 1 R: 0 ER: 0 LOB: 3 BB: 3 P: 27	H: 1 R: 1 ER: 0 LOB: 1 BB: 0 P: 13	H: 3 R: 1 ER: 0 LOB: 2 BB: 0 P: 31	H: 8 R: 8 ER: 0 LOB: 2 BB: 2 P: 56	H: 0 R: 0 ER: 0 LOB: 0 BB: 0 P: 13	H: 3 R: 0 ER: 0 LOB: 1 BB: 1 P: 34	H: 1 R: 0 ER: 0 LOB: 0 BB: 0 P: 15	H: 0 R: 0 ER: 0 LOB: 0 BB: 0 P: 12	1B: 10 2B: 5 3B: 0 HR: 2	SF: 0 SAC: 0 DP: 1 HBP: 1	WP: 2 PB: 1 SB: 1 CS: 0	PA: 46				
PITCHER	IP WLS BF H R ER SO BB IBB HBP BLK WP HR S P ERA WHIP																
48 Colby Lewis, R 22 Yoshinori Tateyama, R 55 Merkin Valdez, R 58 Mark Hamburger, R 57 Mark Lowe, R	3.1 L 20 5 2 4 4 0 0 2 0 0 0 1 1 8 21 108.00 6.000 0.1 4 3 1 1 0 0 0 0 0 0 0 0 9 17 27.00 9.000 2.0 10 3 3 3 3 1 0 0 0 0 1 0 32 47 13.50 2.000 1.0 4 1 0 0 1 0 0 0 0 0 0 0 9 15 0.00 1.000																
28 Darren Oliver, L ERA: 2.17	1.0 3 0 0 0 1 0 0 0 0 0 0 0 7 12 0.00 0.000																

Batter	1	2	3	4	5	6	7	8	9	AB	R	H	RBI	BB	SO	LOB	TOP					
2 Jacoby Ellsbury, L (1, 8) OBP: 0.376, SLG: 0.531										5	2	4	3	0	0	0						
15 Dustin Pedroia, R (1, 4) OBP: 0.387, SLG: 0.462										5	1	1	0	0	1	2						
28 Adrián González, L (1, 3) OBP: 0.407, SLG: 0.557										4	2	2	1	0	1	0						
34 David Ortiz, L (1, 10) OBP: 0.407, SLG: 0.595										4	2	2	1	1	1	3						
20 Kevin Youkilis, R (1, 5) OBP: 0.376, SLG: 0.470										4	0	1	1	1	0	3						
13 Carl Crawford, L (1, 7) OBP: 0.286, SLG: 0.400										4	1	1	0	1	2	6						
10 Marco Scutaro, R (1, 6) OBP: 0.347, SLG: 0.393										4	1	2	3	1	1	4						
3 Mike Aviles, R (9, PR) OBP: 0.279, SLG: 0.388										4	1	1	1	1	0	2						
16 Josh Reddick, L (1, 9) OBP: 0.343, SLG: 0.495										4	0	0	0	0	1	2						
39 Jarrod Saltalamacchia, S (1, 2) OBP: 0.304, SLG: 0.471										4	0	0	0	0	1	2						
Inning Stats	R: 3 E: 0 K: 2 S: 14	H: 3 LOB: 2 BB: 0 P: 23	R: 0 E: 0 K: 1 S: 9	H: 0 LOB: 0 BB: 0 P: 15	R: 0 E: 0 K: 0 S: 5	H: 0 LOB: 0 BB: 0 P: 9	R: 4 E: 0 K: 1 S: 19	H: 3 LOB: 0 BB: 1 P: 32	R: 1 E: 0 K: 2 S: 18	H: 2 LOB: 2 BB: 1 P: 32	R: 0 E: 0 K: 1 S: 10	H: 1 LOB: 1 BB: 0 P: 15	R: 0 E: 0 K: 1 S: 11	H: 1 LOB: 2 BB: 1 P: 24	R: 0 E: 0 K: 0 S: 7	H: 1 LOB: 1 BB: 0 P: 9	R: 2 E: 0 K: 1 S: 15	H: 3 LOB: 0 BB: 0 P: 17	1B: 7 2B: 5 3B: 0 HR: 3	SF: 0 SAC: 0 DP: 1 HBP: 2	WP: 0 PB: 0 SB: 0 CS: 2	PA: 44
PITCHER	IP WLS BF H R ER SO BB IBB HBP BLK WP HR S P ERA WHIP																					
23 Brandon Morrow, R (1, 1) ERA: 5.12	4.1 23 8 8 8 5 1 0 2 0 0 2 56 95 16.61 2.077																					
33 Carlos Villanueva, R (5, 1) ERA: 4.07	1.2 6 1 0 0 2 1 0 0 0 0 0 19 31 0.00 1.200																					
51 Jesse Litsch, R (7, 1) ERA: 4.32	1.0 5 1 0 0 1 0 1 0 0 0 0 11 24 0.00 1.000																					
57 Shawn Camp, R (8, 1) ERA: 4.48	1.0 W 4 1 0 0 0 0 0 0 0 0 0 7 9 0.00 1.000																					
50 Frank Francisco, R (9, 1) ERA: 3.83	1.0 S 5 3 2 2 1 0 0 0 0 0 0 1 15 17 18.00 3.000																					
Batter	1	2	3	4	5	6	7	8	9	AB	R	H	RBI	BB	SO	LOB	BOTTOM					
5 Yunel Escobar, R (1, 6) OBP: 0.365, SLG: 0.413										4	1	1	0	1	1	3						
14 Eric Thames, L (1, 7) OBP: 0.314, SLG: 0.460										3	3	0	1	1	0	2						
19 José Bautista, R (1, 10) OBP: 0.445, SLG: 0.629										2	2	1	2	2	0	1						
10 Edwin Encarnación, R (1, 3) OBP: 0.331, SLG: 0.457										4	0	2	5	0	0	2						
2 Kelly Johnson, L (1, 4) OBP: 0.293, SLG: 0.417										5	0	0	0	0	4	4						
13 Brett Lawrie, R (1, 5) OBP: 0.400, SLG: 0.676										2	2	2	0	1	0	0						
39 Adam Loewen, L (1, 9) OBP: 0.500, SLG: 0.333										3	1	1	0	0	1	2						
9 J.P. Arencibia, R (1, 2) OBP: 0.281, SLG: 0.448										3	1	1	2	1	1	2						
25 Chris Woodward, R (8, PR) OBP: 0.349, SLG: 0.424										0	1	0	0	0	0	0						
8 José Molina, R (9, 2) OBP: 0.349, SLG: 0.424										0	0	0	0	0	0	0						
18 Mike McCoy, R (1, 8) OBP: 0.327, SLG: 0.272										2	0	0	0	0	0	0						
3 Dewayne Wise, L (6, PH) OBP: 0.240, SLG: 0.286										2	0	0	0	0	1	5						
Inning Stats	R: 1 E: 0 K: 1 S: 9	H: 0 LOB: 1 BB: 2 P: 23	R: 2 E: 0 K: 0 S: 13	H: 2 LOB: 0 BB: 0 P: 19	R: 2 E: 0 K: 2 S: 11	H: 1 LOB: 1 BB: 1 P: 22	R: 0 E: 0 K: 0 S: 8	H: 0 LOB: 0 BB: 0 P: 11	R: 0 E: 0 K: 0 S: 7	H: 0 LOB: 0 BB: 0 P: 17	R: 0 E: 0 K: 2 S: 12	H: 1 LOB: 2 BB: 0 P: 19	R: 1 E: 0 K: 0 S: 11	H: 2 LOB: 1 BB: 0 P: 19	R: 5 E: 0 K: 3 S: 22	H: 2 LOB: 1 BB: 3 P: 45	1B: 4 2B: 3 3B: 0 HR: 1	SF: 1 SAC: 0 DP: 0 HBP: 4	WP: 2 PB: 1 SB: 3 CS: 1	PA: 42		
PITCHER	IP WLS BF H R ER SO BB IBB HBP BLK WP HR S P ERA WHIP																					
49 Tim Wakefield, R (1, 1) ERA: 5.63	5.0 22 3 5 4 3 3 0 2 0 0 0 2 1 48 92 7.20 1.200																					
46 Franklin Morales, L (6, 1) ERA: 3.69	0.1 H 3 1 0 0 1 0 0 0 1 0 0 0 6 9 0.00 3.000																					
35 Dan Wheeler, R (6, 1) ERA: 4.36	1.1 H 6 2 1 1 1 0 0 0 0 0 0 0 16 26 6.75 1.500																					
51 Daniel Bard, R (7, 1) ERA: 2.76	1.0 L 8 1 5 5 2 3 0 0 1 0 0 0 0 17 36 45.00 4.000																					
32 Matt Albers, R (8, 1) ERA: 4.53	0.1 2 1 0 0 1 0 0 0 0 0 0 0 6 12 0.00 3.000																					

Boston Red Sox @ Toronto Blue Jays
Rogers Centre, Toronto, ON
Wed Sep 07 2011, 7:10 PM - 11:09 PM EDT
Att: 16,154 - Cloudy - 64 F

AB 38
R 10
H 14
RBI 10
BB 3
SO 9
LOB 22



Boston Red Sox @ Toronto Blue Jays
Rogers Centre, Toronto, ON
Wed Sep 07 2011, 7:10 PM - 11:09 PM EDT
Att: 16,154 - Cloudy - 64 F

AB 30
R 11
H 8
RBI 10
BB 6
SO 8
LOB 21



Batter	1	2	3	4	5	6	7	8	9	AB	R	H	RBI	BB	SO	LOB	TOP																		
2 Jacoby Ellsbury, L OBP: 0.376, SLG: 0.531	P5			G4-3				F7		4	0	1	1	0	0	1	Boston Red Sox @ Tampa Bay Rays Tropicana Field, St. Petersburg, FL Fri Sep 09 2011, 7:12 PM - 9:57 PM EDT Att: 18,482 - Dome - 72 F																		
10 Marco Scutaro, R OBP: 0.346, SLG: 0.394	L9			G6-3				G6-3		3	0	0	1	0	0	1																			
28 Adrián González, L OBP: 0.405, SLG: 0.553	K			P5				L5		4	0	0	0	0	1	1																			
15 Dustin Pedroia, R OBP: 0.383, SLG: 0.456										4	0	1	0	0	1	1																			
34 David Ortiz, L OBP: 0.401, SLG: 0.585										4	0	0	0	0	2	1																			
13 Carl Crawford, L OBP: 0.287, SLG: 0.400										3	0	1	0	0	0	0																			
12 Jed Lowrie, S OBP: 0.310, SLG: 0.370										3	0	0	0	0	2	1																			
16 Josh Reddick, L OBP: 0.346, SLG: 0.498										3	1	2	0	0	1	0																			
39 Jarrod Saltalamacchia, S OBP: 0.304, SLG: 0.473										3	1	1	0	0	1	1																			
Inning Stats	R: 0 E: 0 K: 1 S: 10	H: 0 LOB: 0 BB: 0 P: 15	R: 0 E: 0 K: 1 S: 11	H: 1 LOB: 0 BB: 0 P: 15	R: 0 E: 0 K: 2 S: 9	H: 0 LOB: 0 BB: 0 P: 15	R: 0 E: 0 K: 0 S: 8	H: 0 LOB: 0 BB: 0 P: 9	R: 0 E: 0 K: 0 S: 7	H: 1 LOB: 1 BB: 0 P: 12	R: 2 E: 0 K: 1 S: 12	H: 3 LOB: 1 BB: 0 P: 14	R: 0 E: 0 K: 1 S: 13	H: 1 LOB: 1 BB: 0 P: 18	R: 0 E: 0 K: 1 S: 6	H: 0 LOB: 0 BB: 0 P: 9	1B: 5 2B: 2 HR: 0	SF: 1 SAC: 0 DP: 1 HBP: 0	WP: 0 PB: 0 SB: 0 CS: 1	PA: 32															
PITCHER	IP	WLS	BF	H	R	ER	SO	BB	IBB	HBP	BLK	WP	HR	S	P	ERA	WHIP	PITCHER	IP	WLS	BF	H	R	ER	SO	BB	IBB	HBP	BLK	WP	HR	S	P	ERA	WHIP
40 Wade Davis, R ERA: 4.36	9.0	W	32	6	2	2	8	0	0	0	0	0	0	81	114	2.00	0.667																		

Boston Red Sox @ Tampa Bay Rays
 Tropicana Field, St. Petersburg, FL
 Fri Sep 09 2011, 7:12 PM - 9:57 PM EDT
 Att: 18,482 - Dome - 72 F

AB	31
R	2
H	6
RBI	2
BB	0
SO	8
LOB	7



Batter	1	2	3	4	5	6	7	8	9	AB	R	H	RBI	BB	SO	LOB	BOTTOM																		
8 Desmond Jennings, R OBP: 0.382, SLG: 0.529	K			F8				G5-3		5	0	0	0	0	3	1	Boston Red Sox @ Tampa Bay Rays Tropicana Field, St. Petersburg, FL Fri Sep 09 2011, 7:12 PM - 9:57 PM EDT Att: 18,482 - Dome - 72 F																		
2 B.J. Upton, R OBP: 0.308, SLG: 0.392	G4-3			K				K		5	0	1	0	0	3	1																			
3 Evan Longoria, R OBP: 0.340, SLG: 0.481	G6-3			K				K		4	1	2	1	0	0	1																			
18 Ben Zobrist, S OBP: 0.357, SLG: 0.466										3	1	1	0	1	1	1																			
22 Johnny Damon, L OBP: 0.317, SLG: 0.415										3	1	1	1	1	0	1																			
20 Matt Joyce, L OBP: 0.354, SLG: 0.498										3	0	1	1	1	0	2																			
11 Casey Kotchman, L OBP: 0.380, SLG: 0.429										2	1	0	0	2	0	2																			
28 John Jaso, L OBP: 0.305, SLG: 0.367										4	2	2	3	0	0	4																			
15 Reid Brignac, L OBP: 0.233, SLG: 0.230										4	1	1	1	0	1	0																			
Inning Stats	R: 0 E: 0 K: 1 S: 9	H: 2 LOB: 1 BB: 0 P: 14	R: 3 E: 0 K: 0 S: 12	H: 2 LOB: 0 BB: 1 P: 19	R: 2 E: 0 K: 1 S: 20	H: 3 LOB: 2 BB: 2 P: 36	R: 0 E: 0 K: 1 S: 13	H: 1 LOB: 0 BB: 0 P: 18	R: 0 E: 0 K: 0 S: 17	H: 0 LOB: 1 BB: 1 P: 28	R: 2 E: 0 K: 3 S: 16	H: 3 LOB: 1 BB: 0 P: 20	R: 0 E: 0 K: 0 S: 7	H: 0 LOB: 1 BB: 1 P: 14	R: 0 E: 0 K: 2 S: 10	H: 0 LOB: 0 BB: 0 P: 15	1B: 5 2B: 3 3B: 0 HR: 1	SF: 0 SAC: 0 DP: 0 HBP: 0	WP: 0 PB: 0 SB: 1 CS: 0	PA: 38															
PITCHER	IP	WLS	BF	H	R	ER	SO	BB	IBB	HBP	BLK	WP	HR	S	P	ERA	WHIP	PITCHER	IP	WLS	BF	H	R	ER	SO	BB	IBB	HBP	BLK	WP	HR	S	P	ERA	WHIP
41 John Lackey, R ERA: 6.3	3.0	L	17	5	5	5	2	3	0	0	0	0	0	1	41	69	15.00	2.667																	
48 Scott Atchison, R ERA: 4.71	2.2		13	4	2	2	3	1	0	0	0	0	0	0	42	62	6.75	1.875																	
61 Felix Doubront, L ERA: 9.53	1.1		5	0	0	0	1	1	0	0	0	0	0	0	11	18	0.00	0.750																	
46 Franklin Morales, L ERA: 3.6	1.0		3	0	0	0	2	0	0	0	0	0	0	0	10	15	0.00	0.000																	

Boston Red Sox @ Tampa Bay Rays
 Tropicana Field, St. Petersburg, FL
 Fri Sep 09 2011, 7:12 PM - 9:57 PM EDT
 Att: 18,482 - Dome - 72 F

AB	33
R	7
H	9
RBI	7
BB	5
SO	8
LOB	13



Batter	1	2	3	4	5	6	7	8	9	10	11	AB	R	H	RBI	BB	SO	LOB	TOP									
2 Jacoby Ellsbury, L (1,8) OBP: 0.375, SLG: 0.534	G4-3		P4		FC5-4 1B		F8		HR		G4-3	6	1	2	1	0	0	0										
15 Dustin Pedroia, R (1,4) OBP: 0.363, SLG: 0.457	F9		K		FC5-4 28 HR				2B			4	1	1	0	1	1	1										
28 Adrián González, L (1,3) OBP: 0.406, SLG: 0.557	P5						G4-3					3	1	1	2	2	0	1										
34 David Ortiz, L (1,10) OBP: 0.403, SLG: 0.584												4	1	2	0	1	0	2										
16 Josh Reddick, L (1,9) OBP: 0.346, SLG: 0.496												3	0	1	0	0	0	2										
54 Darnell McDonald, R (8,PH) OBP: 0.273, SLG: 0.355												2	0	0	0	0	1	1										
13 Carl Crawford, L (1,7) OBP: 0.289, SLG: 0.400												5	0	1	0	0	2	3										
12 Jed Lowrie, S (1,5) OBP: 0.305, SLG: 0.364												5	0	0	1	0	1	3										
10 Marco Scutaro, R (1,6) OBP: 0.346, SLG: 0.389												4	0	0	0	1	0	1										
39 Jarrod Saltalamacchia, S (1,2) OBP: 0.303, SLG: 0.475												5	1	1	1	0	2	2										
Inning Stats	R: 0 E: 0 K: 0 S: 8	H: 0 LOB: 0 BB: 0 P: 11	R: 1 E: 0 K: 0 S: 11	H: 1 LOB: 2 BB: 2 P: 20	R: 0 E: 0 K: 1 S: 11	H: 1 LOB: 2 BB: 1 P: 19	R: 0 E: 0 K: 1 S: 7	H: 0 LOB: 0 BB: 0 P: 11	R: 2 E: 0 K: 0 S: 18	H: 2 LOB: 0 BB: 0 P: 28	R: 0 E: 0 K: 0 S: 7	H: 1 LOB: 1 BB: 0 P: 11	R: 0 E: 0 K: 1 S: 9	H: 0 LOB: 1 BB: 1 P: 16	R: 0 E: 0 K: 2 S: 13	H: 1 LOB: 1 BB: 0 P: 19	R: 2 E: 0 K: 0 S: 16	H: 3 LOB: 1 BB: 1 P: 24	R: 0 E: 0 K: 1 S: 8	H: 0 LOB: 0 BB: 0 P: 10	R: 0 E: 0 K: 1 S: 8	H: 0 LOB: 0 BB: 0 P: 16	1B: 4 2B: 2 3B: 0 HR: 3	SF: 0 SAC: 0 DP: 1 HBP: 0	WP: 1 PB: 0 SB: 0 CS: 0	PA: 46		
PITCHER	58 Jeremy Hellickson, R (1,1) ERA: 2.96	IP: 6.0 WLS: 3 BF: 26	H: 5 R: 3 ER: 3 SO: 2	BB: 3 IBB: 0 HBP: 0 BLK: 0	WP: 0 HR: 1 S: 62 P: 102	ERA: 4.50 WHIP: 1.333	43 Kyle Farnsworth, R (9,1) ERA: 2.32	IP: 0.1 WLS: 0 BF: 5	H: 0 R: 2 ER: 2 SO: 0	BB: 1 IBB: 0 HBP: 0 BLK: 0	WP: 0 HR: 2 S: 14 P: 22	ERA: 54.00 WHIP: 12.000	27 Cesar Ramos, L (9,1) ERA: 3.89	IP: 1.1 WLS: 3 BF: 0	H: 0 R: 0 ER: 0 SO: 1	BB: 0 IBB: 0 HBP: 0 BLK: 0	WP: 0 HR: 8 S: 9 P: 9	ERA: 0.00 WHIP: 0.000	47 Brandon Gomes, R (10,1) ERA: 3.45	IP: 1.1 WLS: 4 BF: 0	H: 0 R: 0 ER: 0 SO: 1	BB: 0 IBB: 0 HBP: 0 BLK: 0	WP: 0 HR: 10 S: 19 P: 19	ERA: 0.00 WHIP: 0.000				

Boston Red Sox @ Tampa Bay Rays
Tropicana Field, St. Petersburg, FL
Sat Sep 10 2011, 7:12 PM - 11:07 PM EDT
Att: 24,566 - Dome - 72 F

livebaseballscores.com
AB 41
R 5
H 9
RBI 5
BB 5
SO 7
LOB 16



Batter	1	2	3	4	5	6	7	8	9	10	11	AB	R	H	RBI	BB	SO	LOB	BOTTOM									
8 Desmond Jennings, R (1,7) OBP: 0.385, SLG: 0.536	G5-3		F7									5	2	2	1	1	0	3										
2 B.J. Upton, R (1,8) OBP: 0.310, SLG: 0.394	G5-3											5	0	2	0	1	1	4										
3 Evan Longoria, R (1,5) OBP: 0.344, SLG: 0.482												3	1	2	2	2	0	2										
18 Ben Zobrist, S (1,4) OBP: 0.355, SLG: 0.463	FC4-6		G3-1									5	0	1	1	0	0	5										
22 Johnny Damon, L (1,10) OBP: 0.315, SLG: 0.411			F4									5	0	0	0	0	2	4										
20 Matt Joyce, L (1,9) OBP: 0.352, SLG: 0.493	F8											4	0	0	0	0	1	2										
11 Casey Kotchman, L (1,3) OBP: 0.380, SLG: 0.436			SF8									4	1	2	2	0	0	0										
28 John Jaso, L (1,2) OBP: 0.304, SLG: 0.384												4	1	1	0	0	0	3										
16 Justin Ruggiano, R (8,PH) OBP: 0.289, SLG: 0.398			F7									0	0	0	0	0	0	0										
10 Kelly Shoppach, R (9,2) OBP: 0.268, SLG: 0.310												1	0	0	0	0	0	0										
5 Sam Fuld, L (10,PH) OBP: 0.313, SLG: 0.363												0	0	0	0	0	0	0										
21 Jose Lobaton, S (11,2) OBP: 0.133, SLG: 0.143												0	0	0	0	0	0	0										
1 Sean Rodriguez, R (1,6) OBP: 0.313, SLG: 0.354			F8									3	1	1	0	0	0	0										
Inning Stats	R: 1 E: 0 K: 1 S: 10	H: 1 LOB: 2 BB: 2 P: 25	R: 1 E: 0 K: 0 S: 13	H: 2 LOB: 1 BB: 0 P: 20	R: 1 E: 0 K: 0 S: 15	H: 2 LOB: 2 BB: 0 P: 22	R: 0 E: 0 K: 0 S: 8	H: 1 LOB: 2 BB: 1 P: 15	R: 1 E: 0 K: 1 S: 11	H: 1 LOB: 1 BB: 0 P: 16	R: 0 E: 0 K: 1 S: 7	H: 0 LOB: 0 BB: 0 P: 11	R: 0 E: 0 K: 0 S: 9	H: 1 LOB: 2 BB: 1 P: 15	R: 0 E: 0 K: 0 S: 6	H: 0 LOB: 0 BB: 0 P: 6	R: 0 E: 0 K: 0 S: 8	H: 0 LOB: 0 BB: 0 P: 10	R: 1 E: 0 K: 0 S: 5	H: 2 LOB: 1 BB: 0 P: 6	1B: 8 2B: 1 3B: 1 HR: 1	SF: 2 SAC: 1 DP: 0 HBP: 2	WP: 0 PB: 0 SB: 0 CS: 0	PA: 48				
PITCHER	70 Kyle Weiland, R (1,1) ERA: 6.75	IP: 4.0 WLS: 3 BF: 22	H: 6 R: 3 ER: 3 SO: 3	BB: 3 IBB: 0 HBP: 1 BLK: 0	WP: 0 HR: 0 S: 46 P: 82	ERA: 6.75 WHIP: 2.250	PITCHER	IP: 0.1 WLS: 0 BF: 5	H: 0 R: 2 ER: 2 SO: 0	BB: 1 IBB: 0 HBP: 0 BLK: 0	WP: 0 HR: 8 S: 9 P: 9	ERA: 0.00 WHIP: 0.000	58 Jonathan Papelbon, R (9,1) ERA: 2.65	IP: 2.0 WLS: 6 BF: 0	H: 0 R: 0 ER: 0 SO: 0	BB: 0 IBB: 0 HBP: 0 BLK: 0	WP: 0 HR: 14 S: 16 P: 16	ERA: 0.00 WHIP: 0.000	51 Daniel Bard, R (11,1) ERA: 2.88	IP: 0.1 WLS: 3 BF: 2	H: 1 R: 1 ER: 1 SO: 0	BB: 0 IBB: 0 HBP: 0 BLK: 0	WP: 0 HR: 5 S: 6 P: 6	ERA: 27.00 WHIP: 6.000				

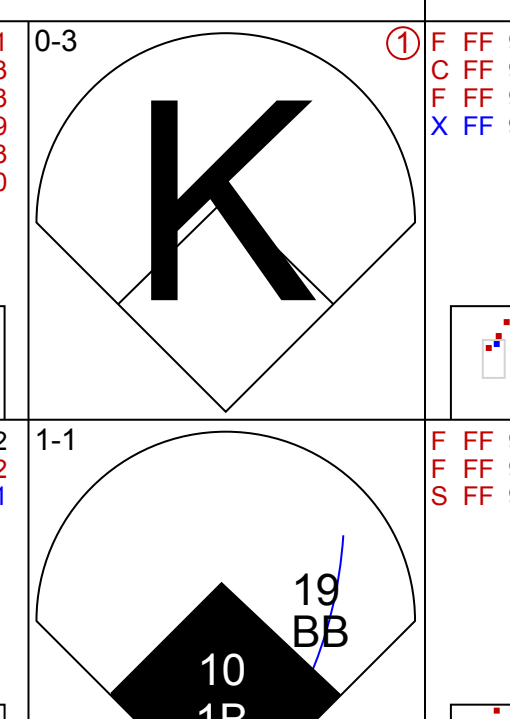
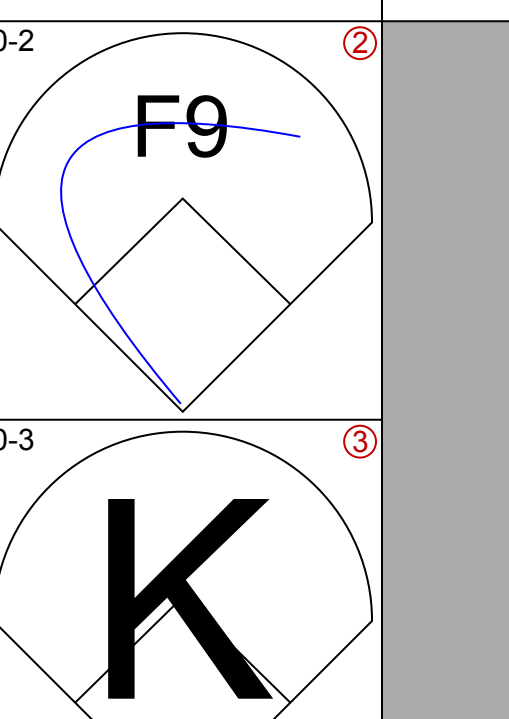
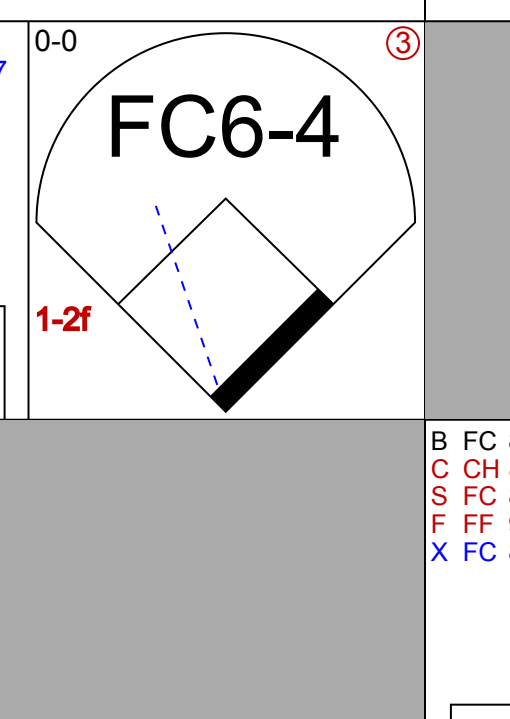
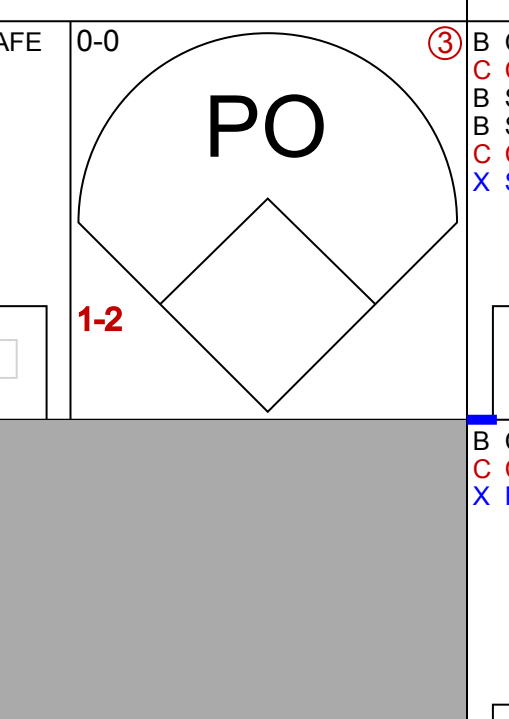
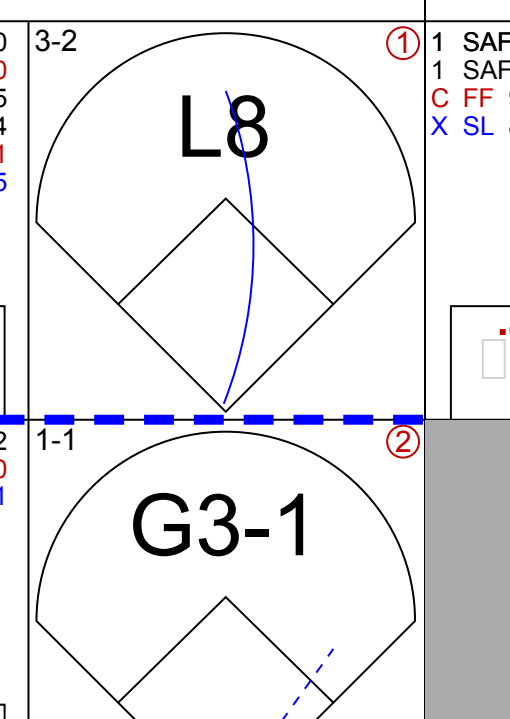
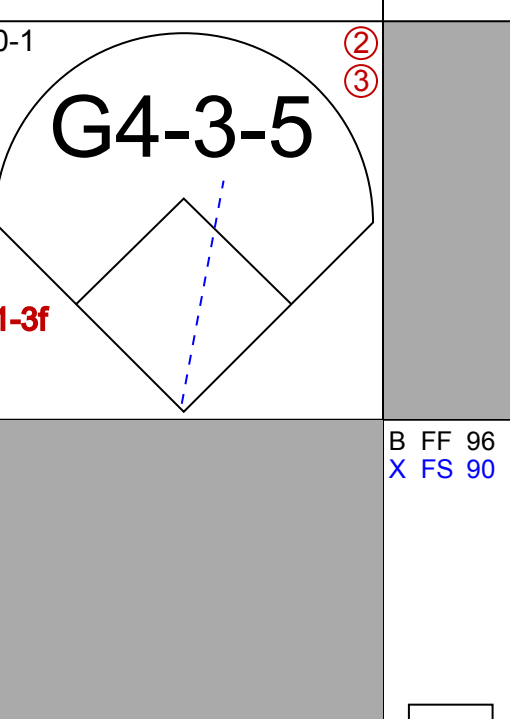
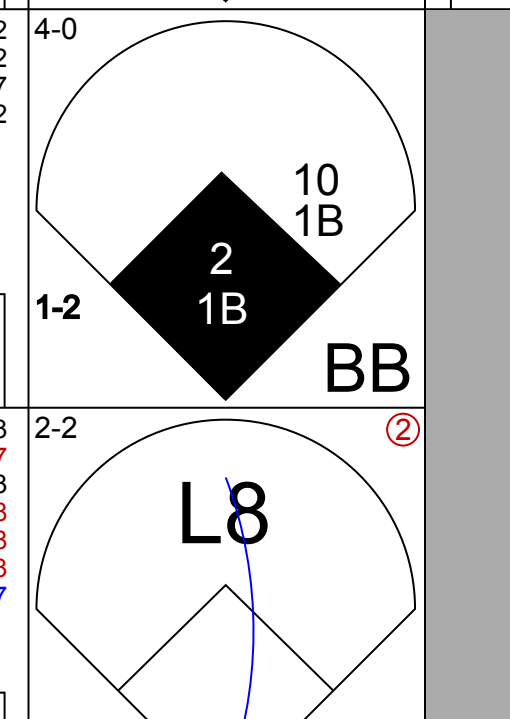
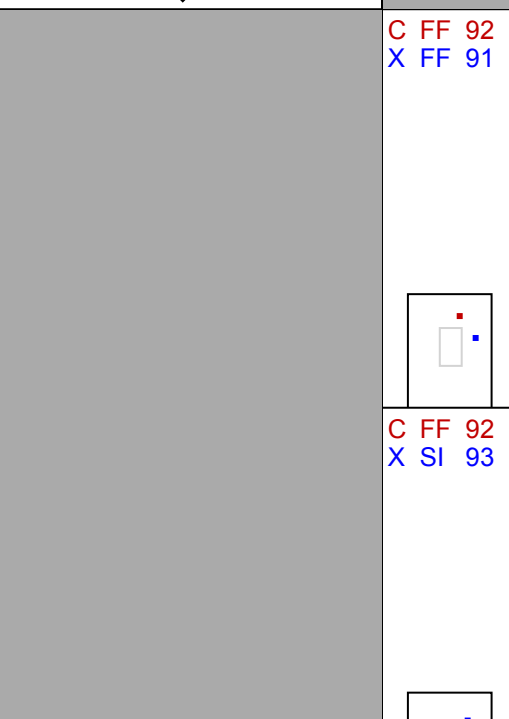
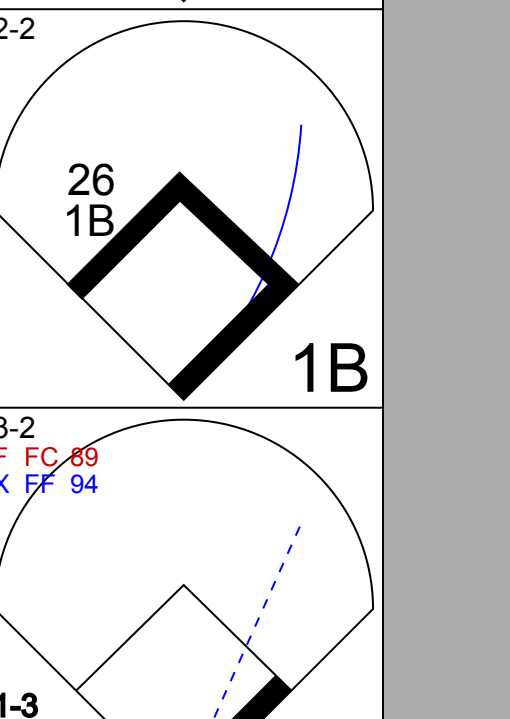
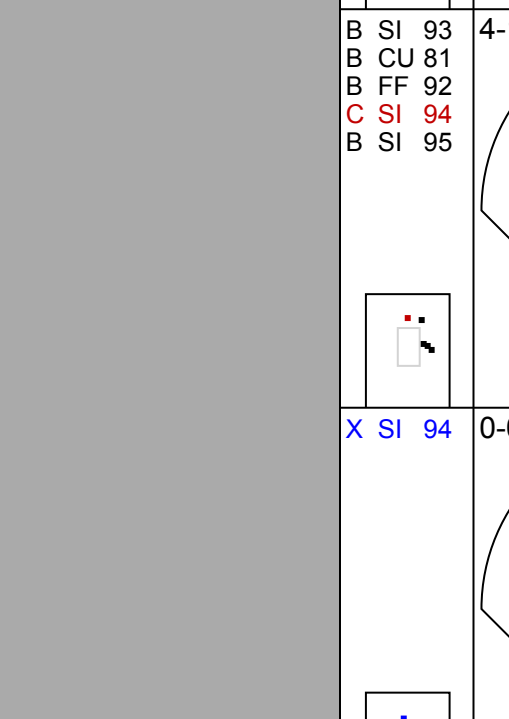
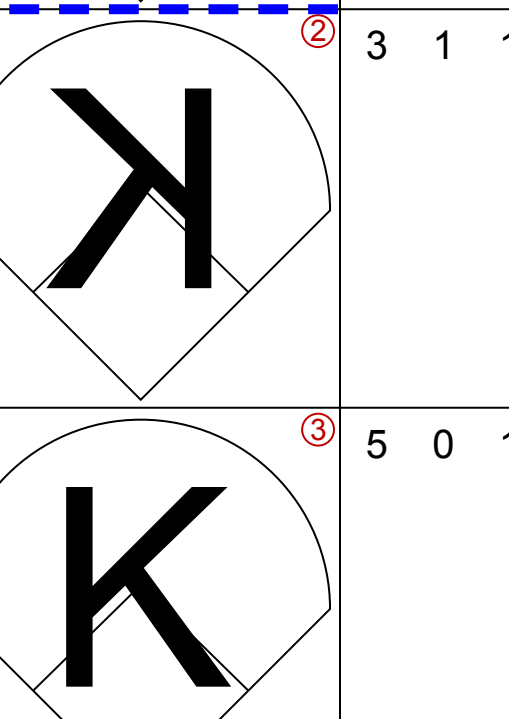
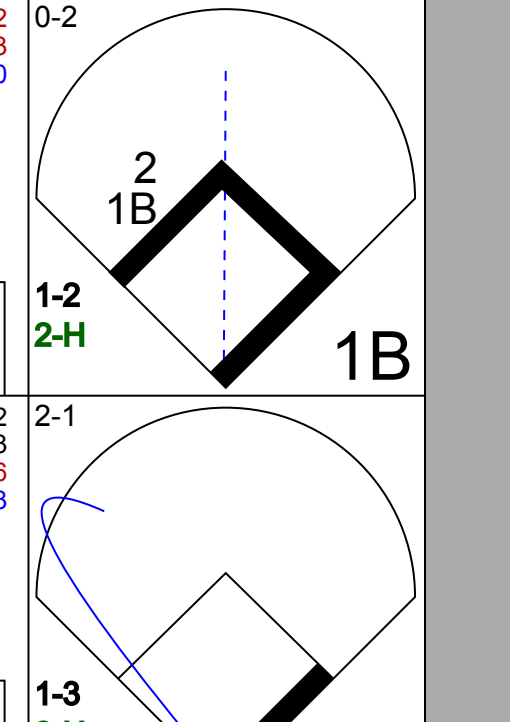
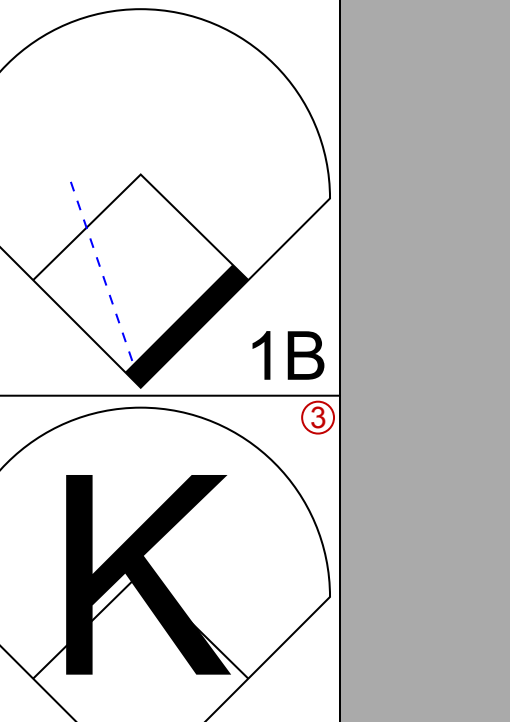
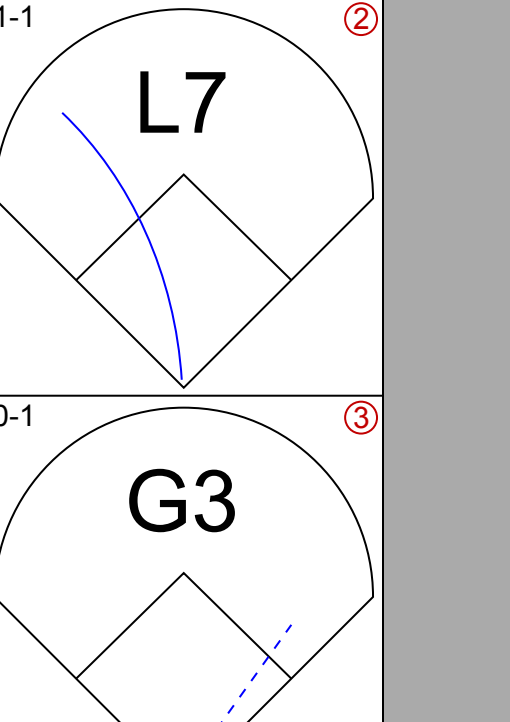
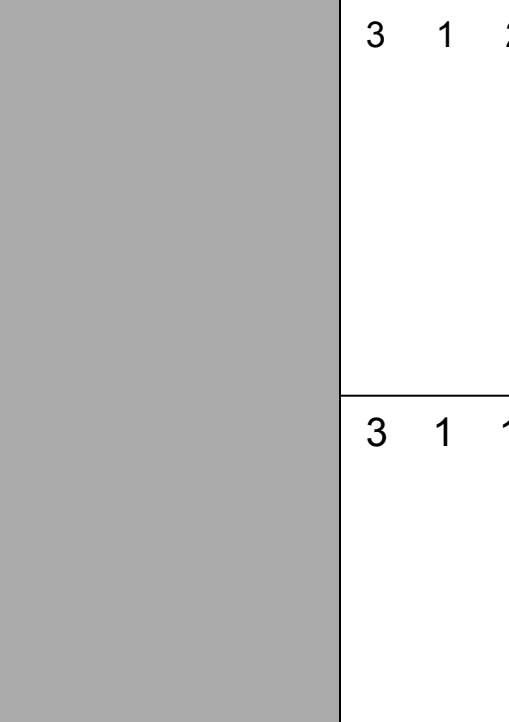
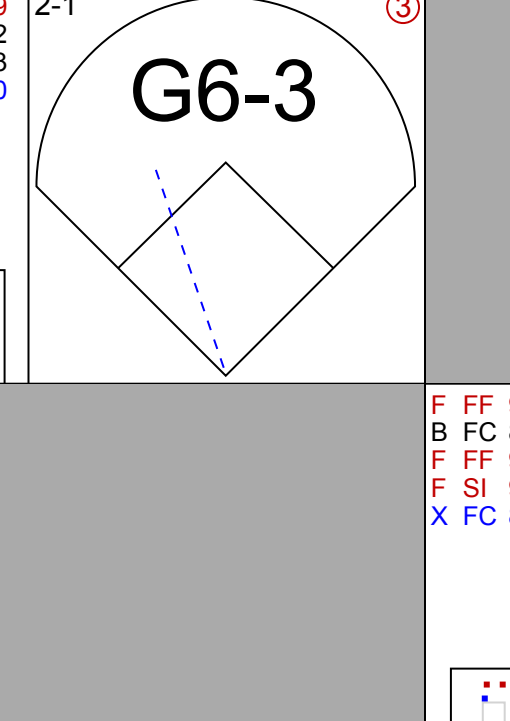
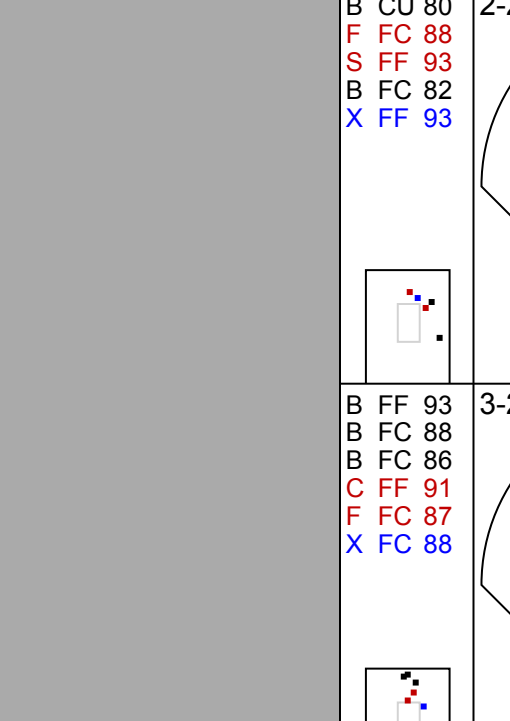




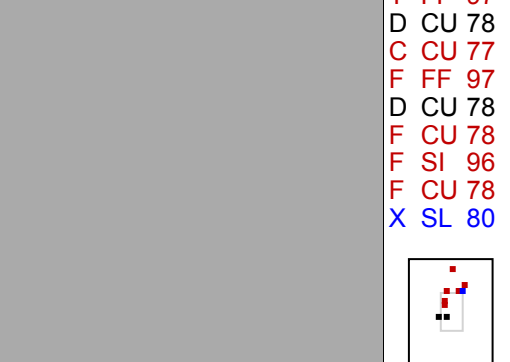
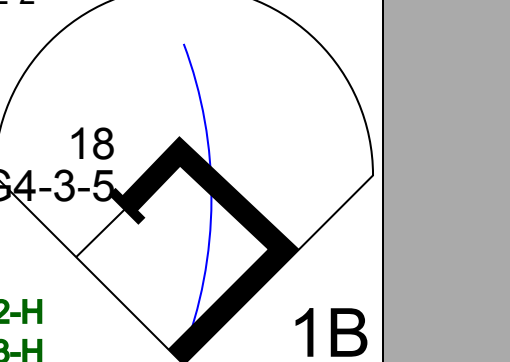
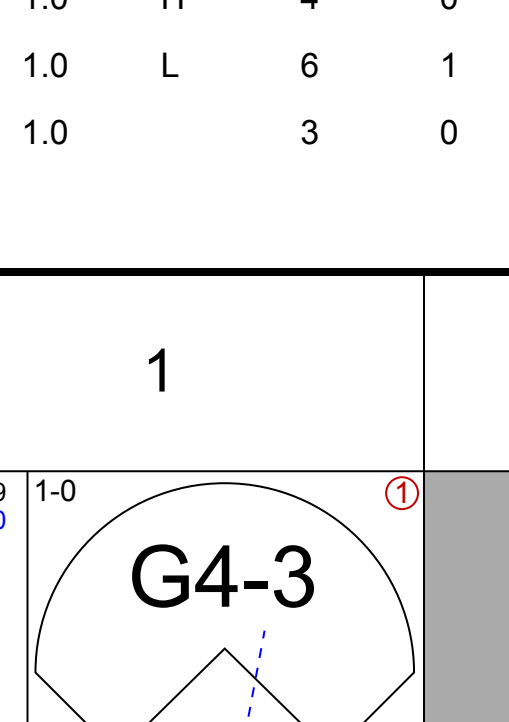
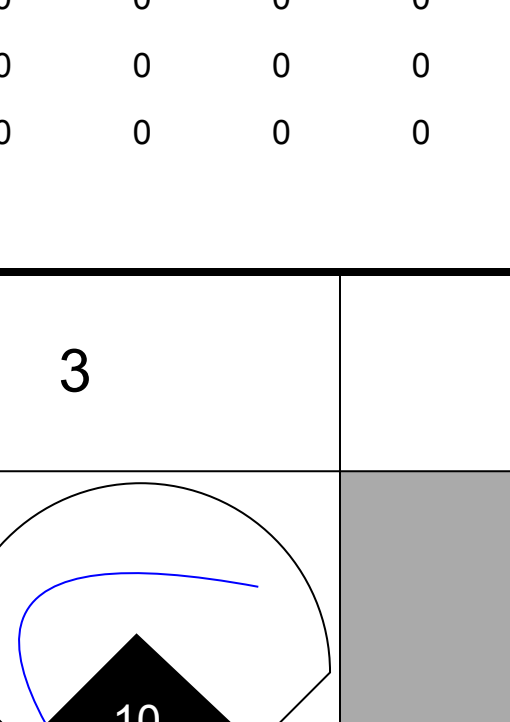
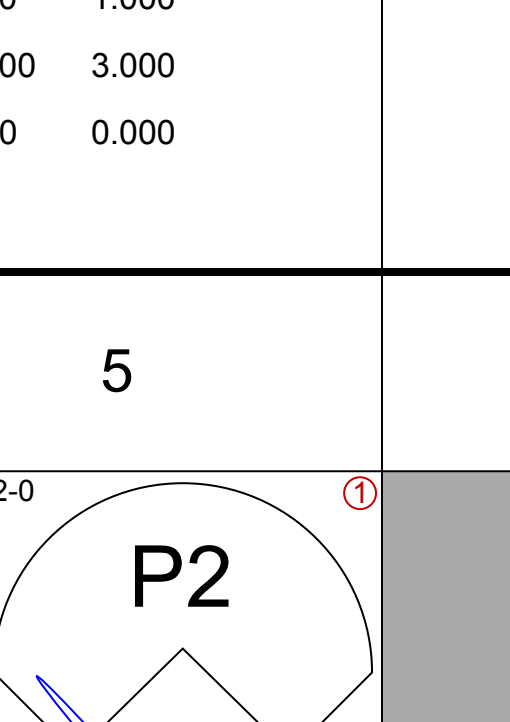
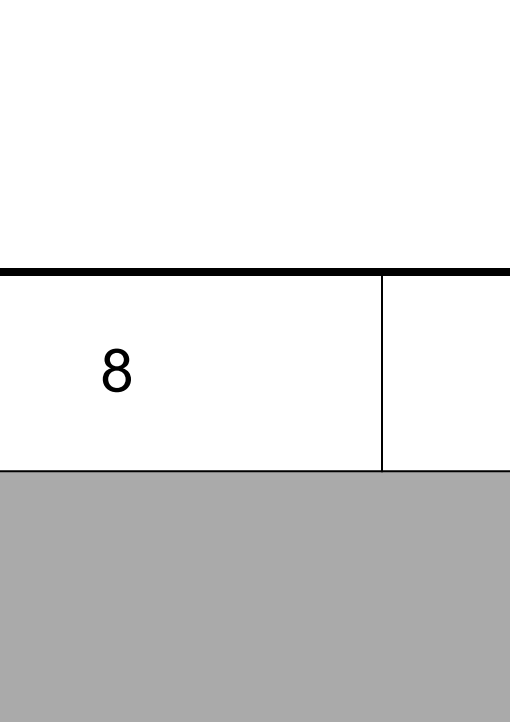
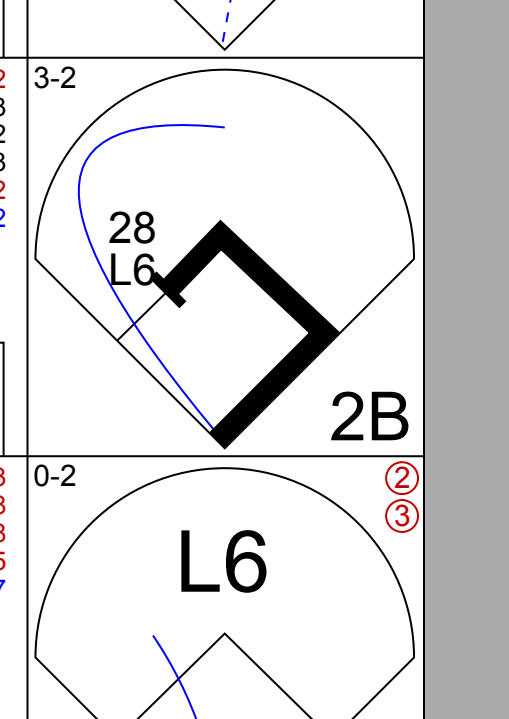
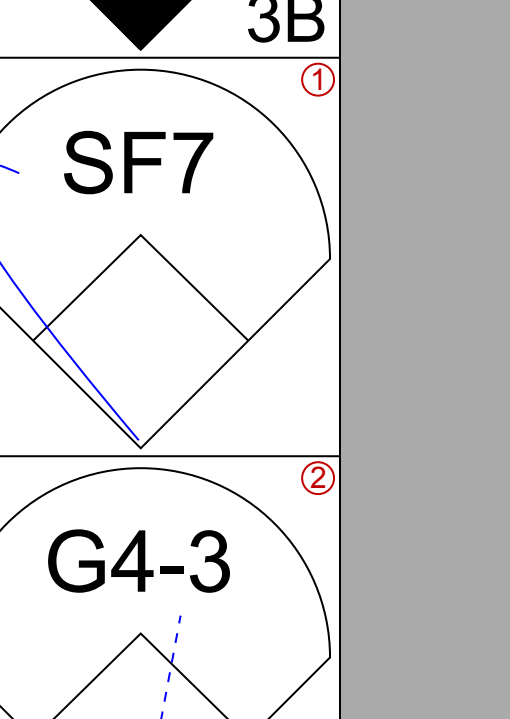
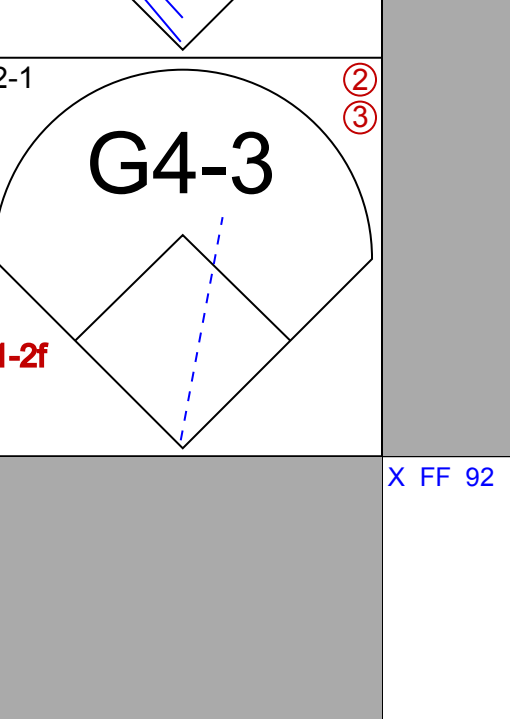
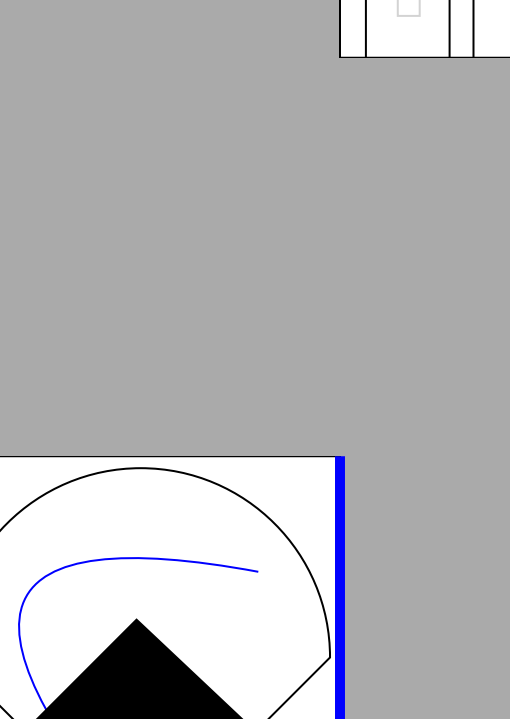
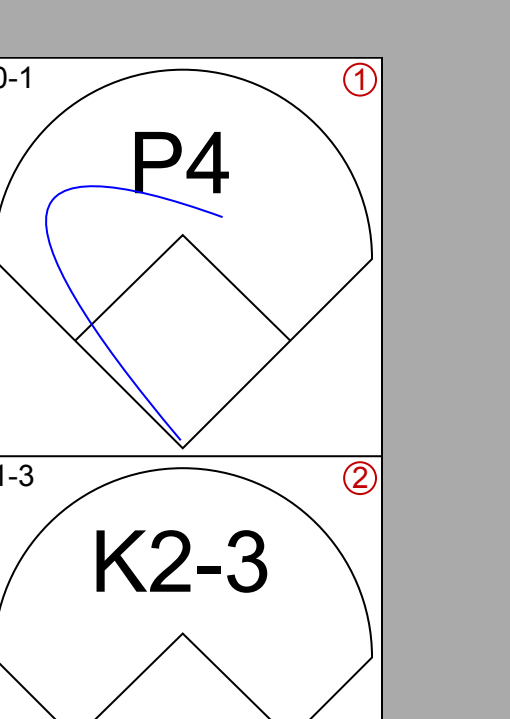
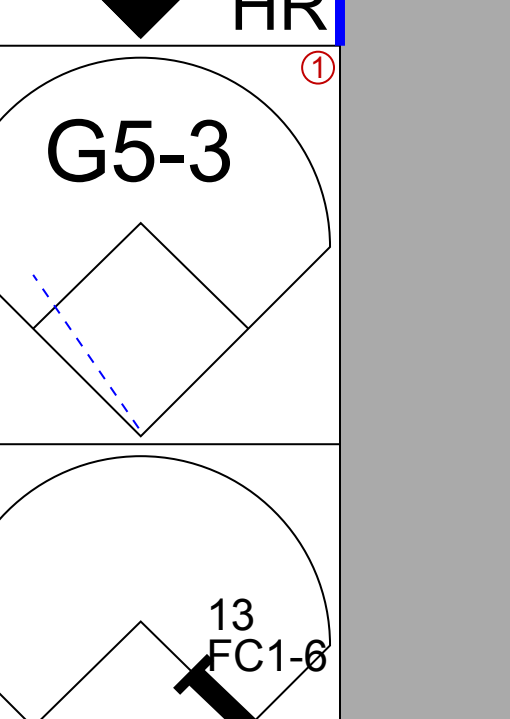
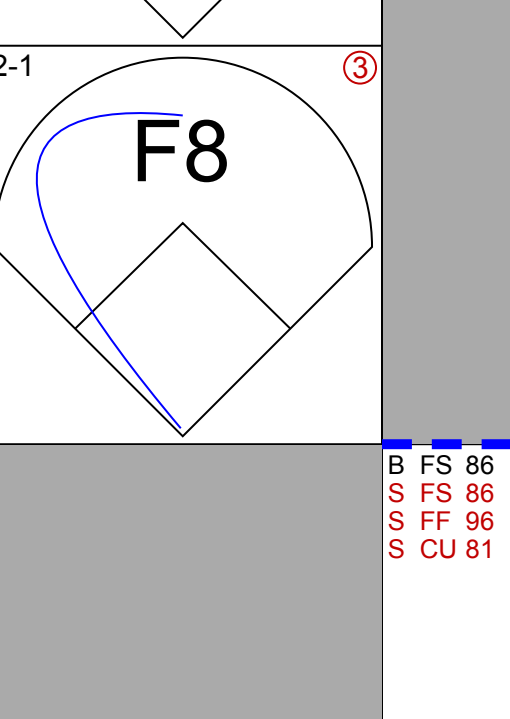
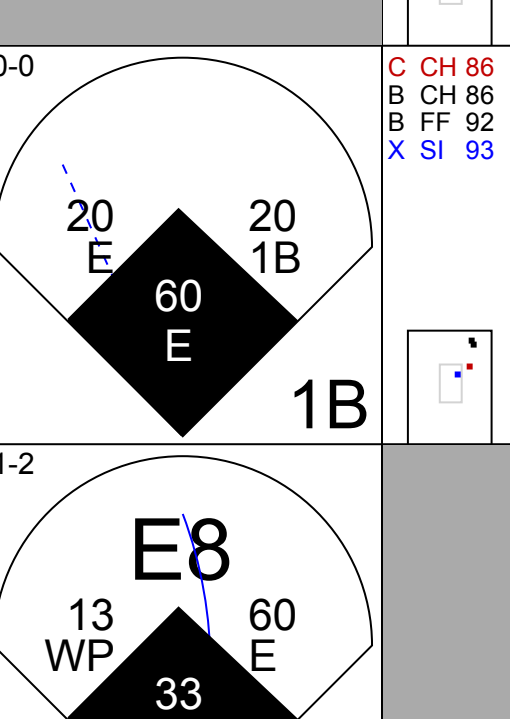
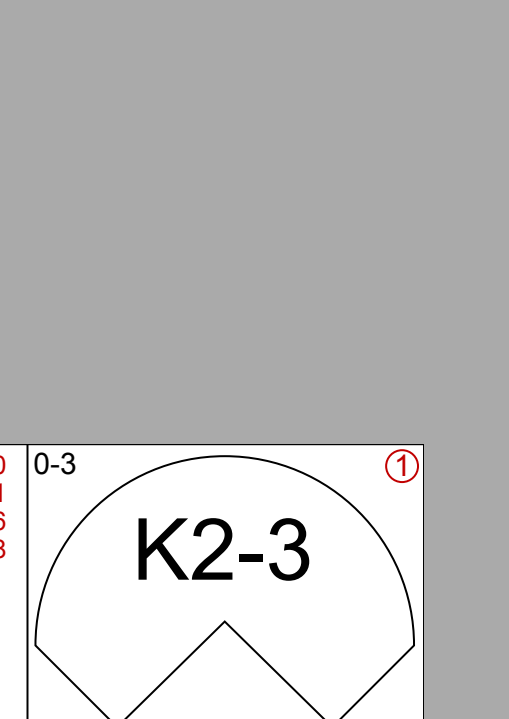
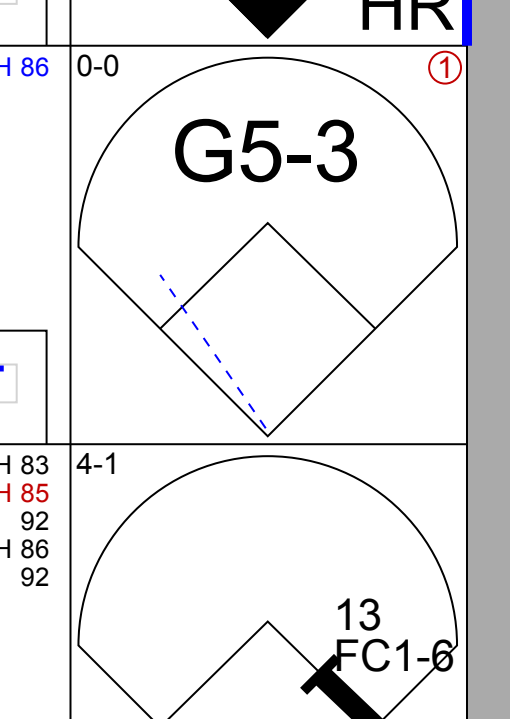
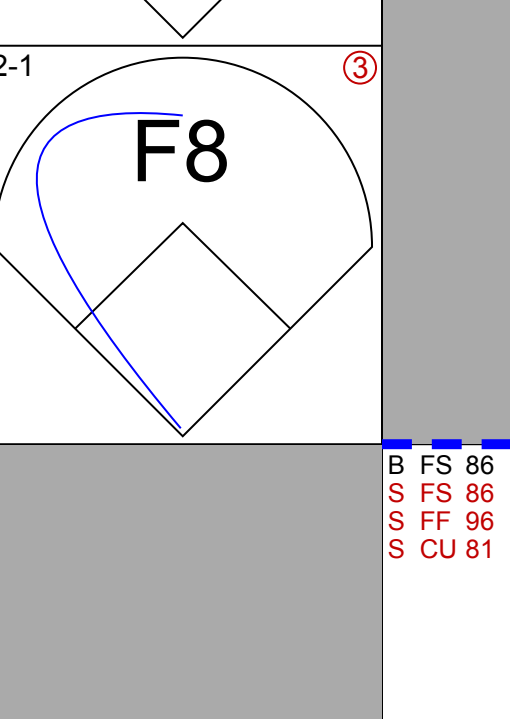
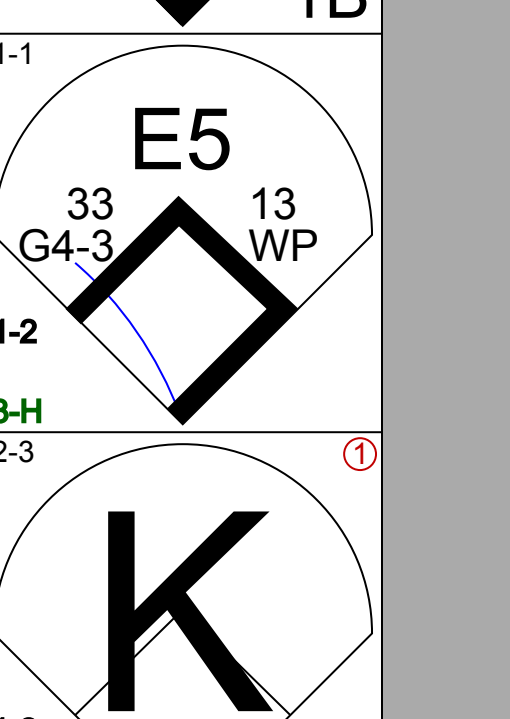
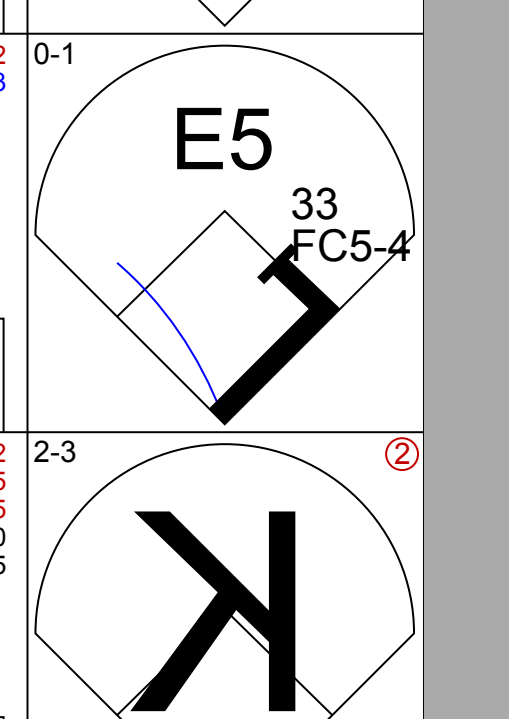
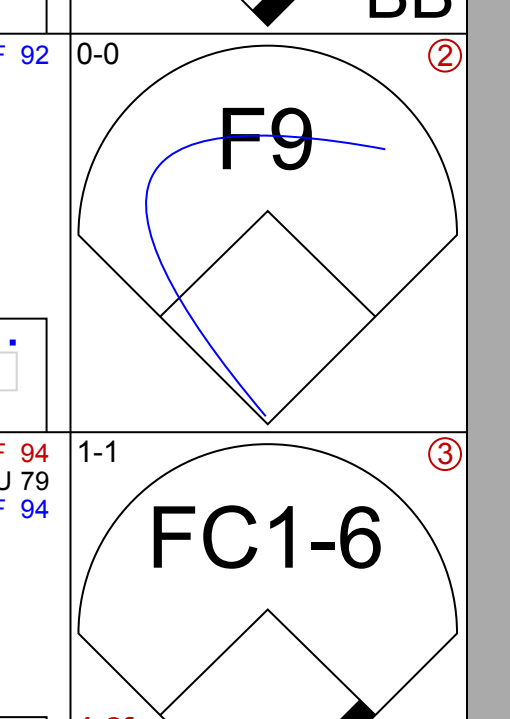
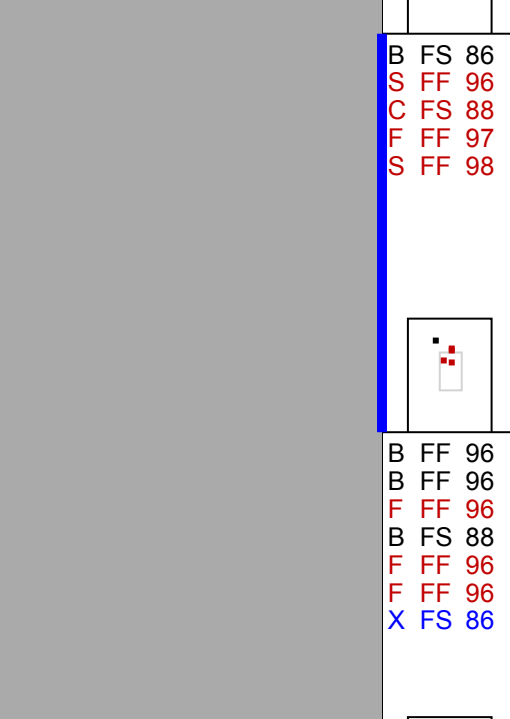
Boston Red Sox @ Tampa Bay Rays
Tropicana Field, St. Petersburg, FL
Sat Sep 10 2011, 7:12 PM - 11:07 PM EDT
Att: 24,566 - Dome - 72 F

livebaseballscores.com
AB 39
R 6
H 11
RBI 6
BB 4
SO 4
LOB 23



Batter	1	2	3	4	5	6	7	8	9	AB	R	H	RBI	BB	SO	LOB	TOP			
2 Jacoby Ellsbury, L (1,8) OBP: 0.376, SLG: 0.533	G4-3		BB				G4-3			3	0	1	0	1	0	1	Boston Red Sox @ Tampa Bay Rays Tropicana Field, St. Petersburg, FL Sun Sep 11 2011, 1:41 PM - 5:09 PM EDT Att: 25,220 - Dome - 72 F livebaseballscorecards.com			
15 Dustin Pedroia, R (1,4) OBP: 0.381, SLG: 0.454 71 Nate Spears, L (8,PH) (8,4)	G4-3		K				F8			3	0	0	0	0	1	3				
28 Adrián González, L (1,3) OBP: 0.303, SLG: 0.445 36 Conor Jackson, R (8,PH) (8,3)	K						G4-3			2	0	0	0	1	1	1				
34 David Ortiz, L (1,10) OBP: 0.400, SLG: 0.579	K		F7				F7			4	0	0	0	0	1	3				
16 Josh Reddick, L (1,9) OBP: 0.344, SLG: 0.491	BB		P5				G1			4	0	1	0	0	0	3				
13 Carl Crawford, L (1,7) OBP: 0.298, SLG: 0.399 54 Danell McDonald, R (8,7) OBP: 0.277, SLG: 0.355	BB						K			3	0	1	0	0	1	0				
33 Jason Varitek, S (1,2) OBP: 0.303, SLG: 0.445 60 Ryan Lavanway, R (8,2) OBP: 0.393, SLG: 0.375	G4-6-3		F7				K			3	0	0	0	0	1	2				
10 Marco Scutaro, R (1,6) OBP: 0.348, SLG: 0.399			HR				F9			4	1	2	1	0	0	1				
3 Mike Aviles, R (1,5) OBP: 0.283, SLG: 0.391	BB		1B				F7			3	0	2	0	0	0	1				
Inning Stats	R: 0 E: 0 K: 1 S: 8	H: 0 LOB: 0 BB: 0 P: 12	R: 0 E: 0 K: 1 S: 8	H: 2 LOB: 1 BB: 0 P: 11	R: 1 E: 0 K: 1 S: 16	H: 2 LOB: 3 BB: 2 P: 33	R: 0 E: 0 K: 0 S: 7	H: 0 LOB: 0 BB: 0 P: 9	R: 0 E: 0 K: 1 S: 10	H: 2 LOB: 1 BB: 0 P: 10	R: 0 E: 0 K: 1 S: 10	H: 1 LOB: 1 BB: 0 P: 9	R: 0 E: 0 K: 0 S: 6	H: 0 LOB: 0 BB: 0 P: 10	R: 0 E: 0 K: 1 S: 13	H: 0 LOB: 1 BB: 1 P: 23		1B: 6 2B: 0 3B: 0 HR: 1	SF: 0 SAC: 0 DP: 1 HBP: 0	WP: 0 PB: 0 SB: 0 CS: 0
PITCHER	IP WLS BF H R ER SO BB IBB HBP BLK WP HR S P ERA WHIP	8.1 W 33 7 1 1 5 3 0 0 0 0 1 79 121 1.08 1.200	0.2 2 0 0 0 1 0 0 0 0 0 0 5 9 0.00 0.000	PITCHER										IP WLS BF H R ER SO BB IBB HBP BLK WP HR S P ERA WHIP						

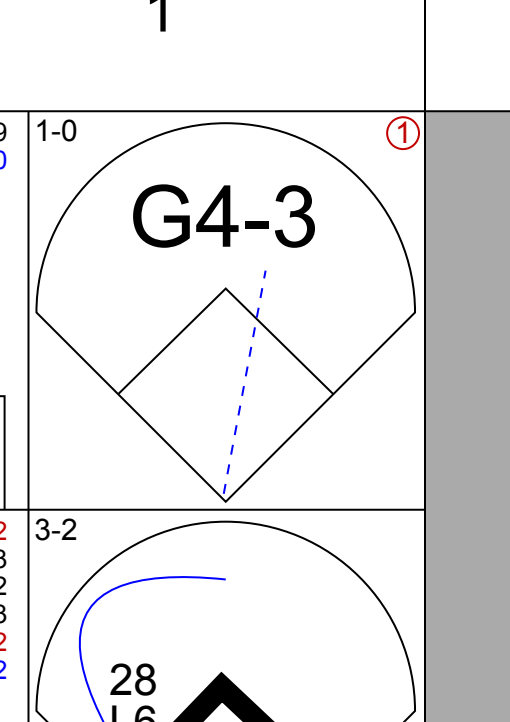
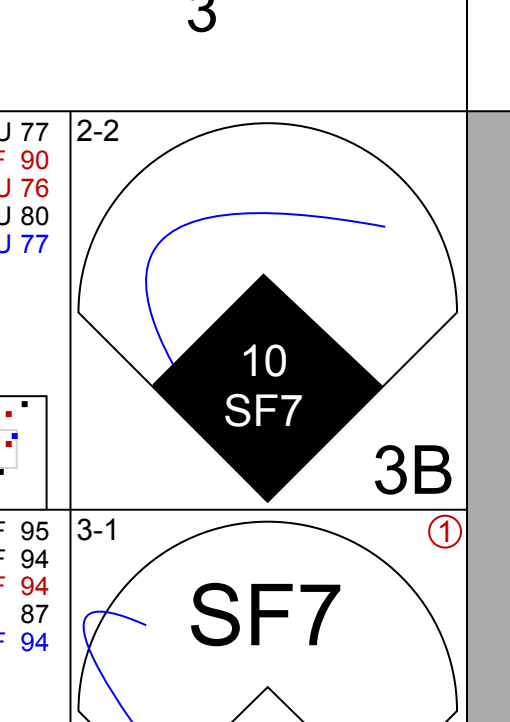
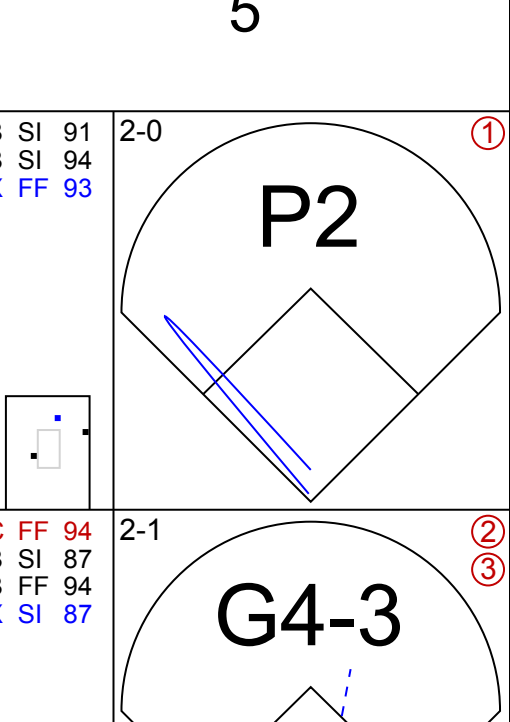
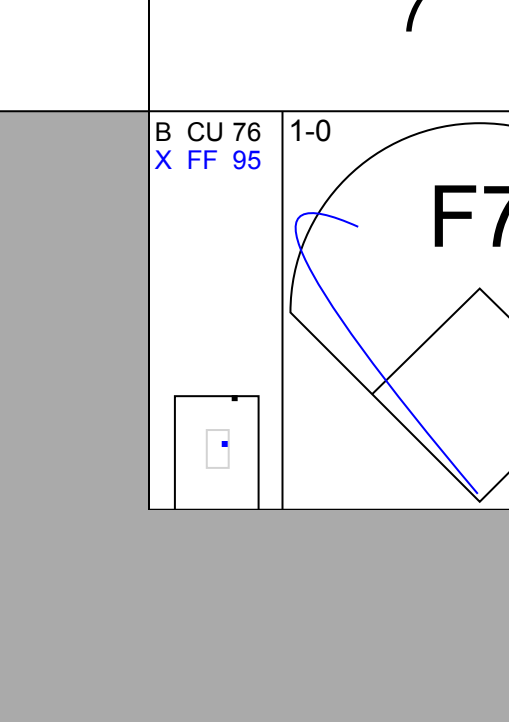
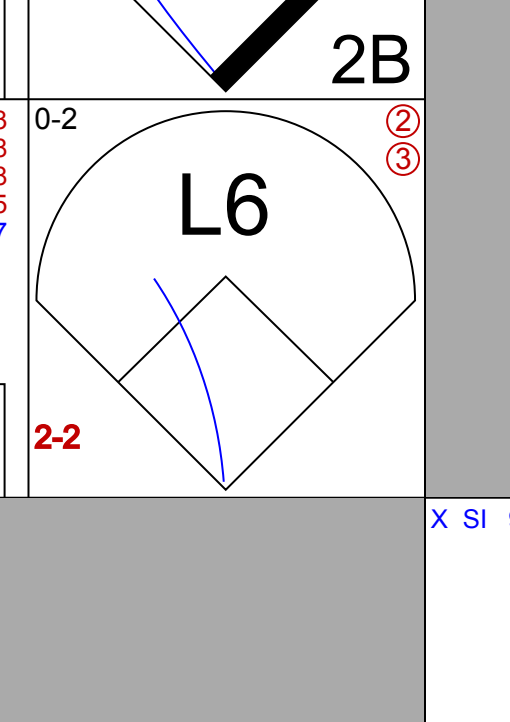
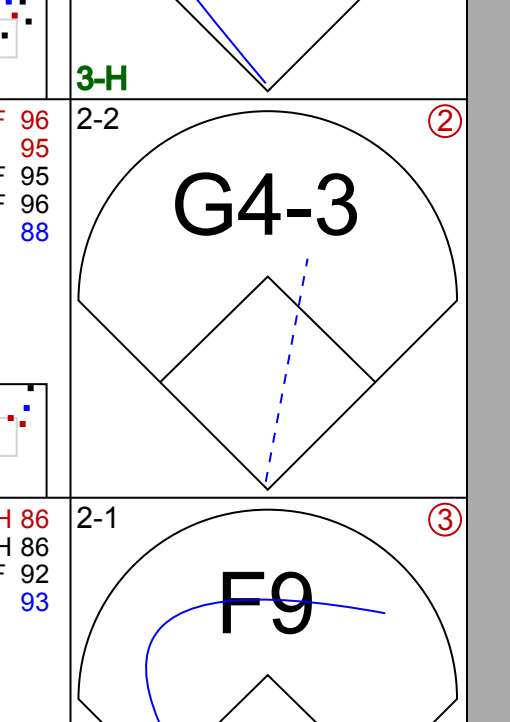

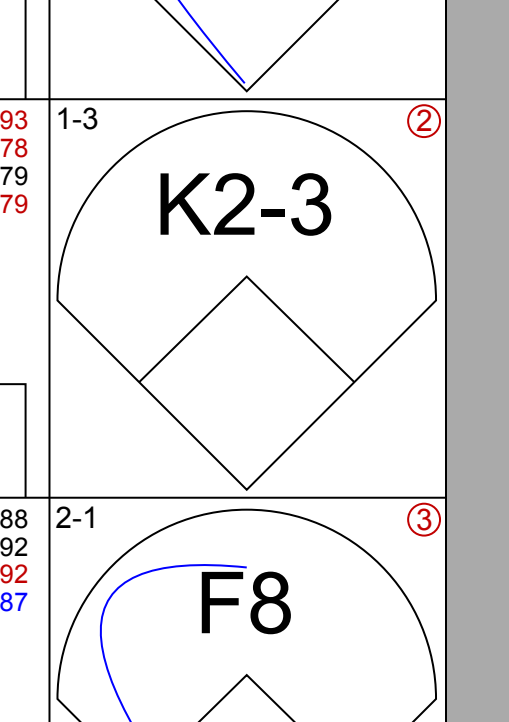
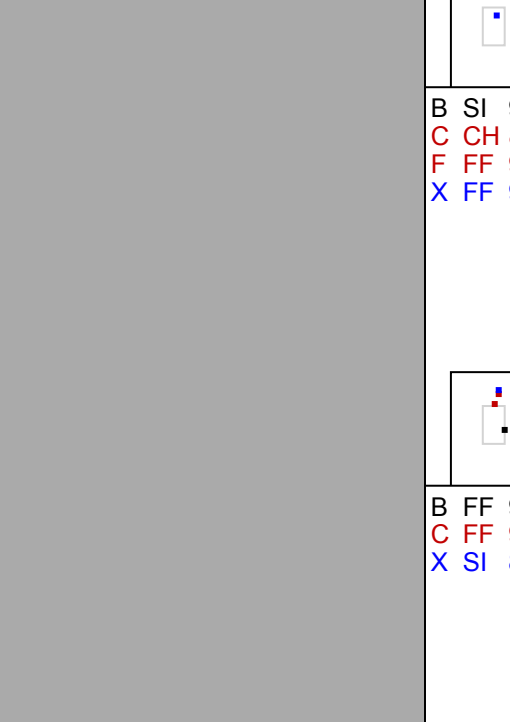

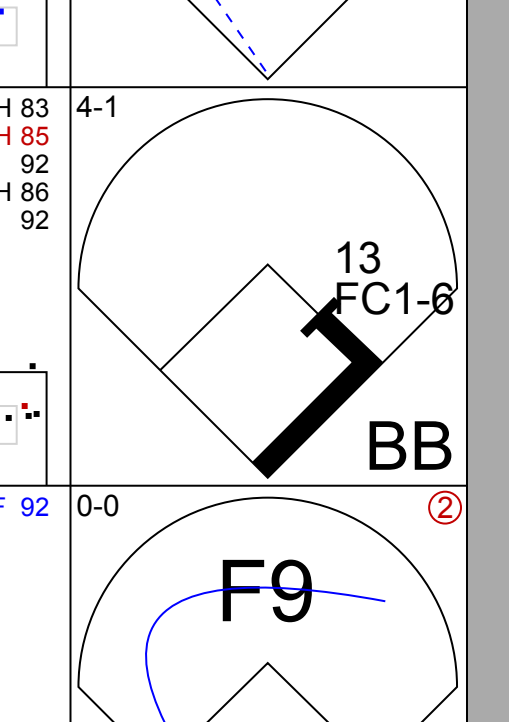

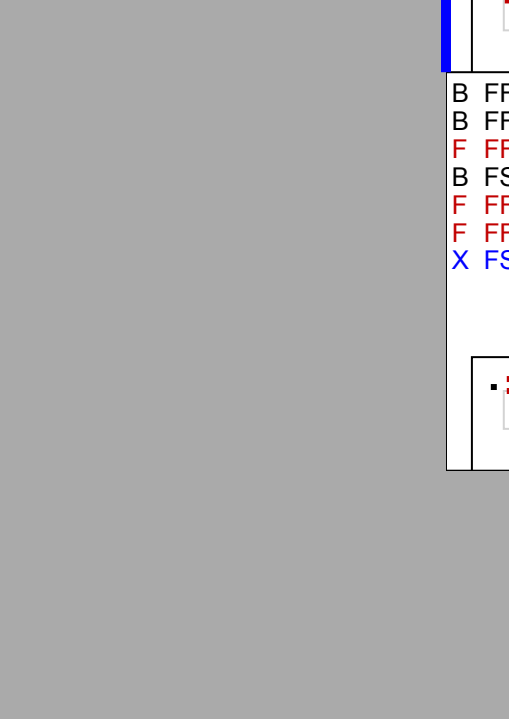
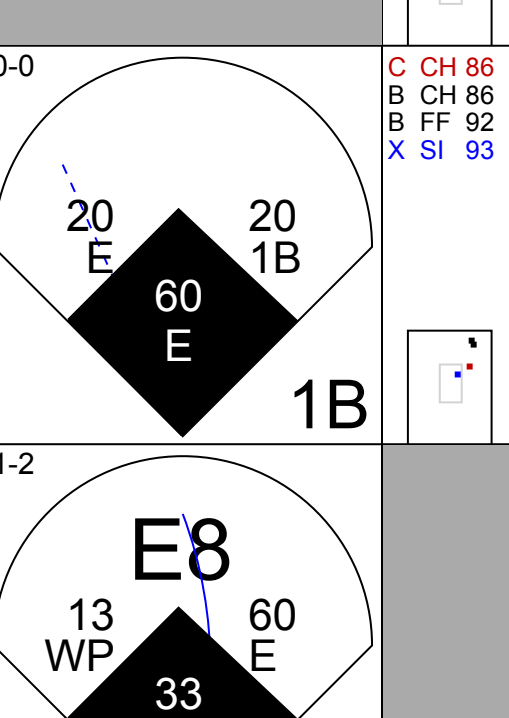
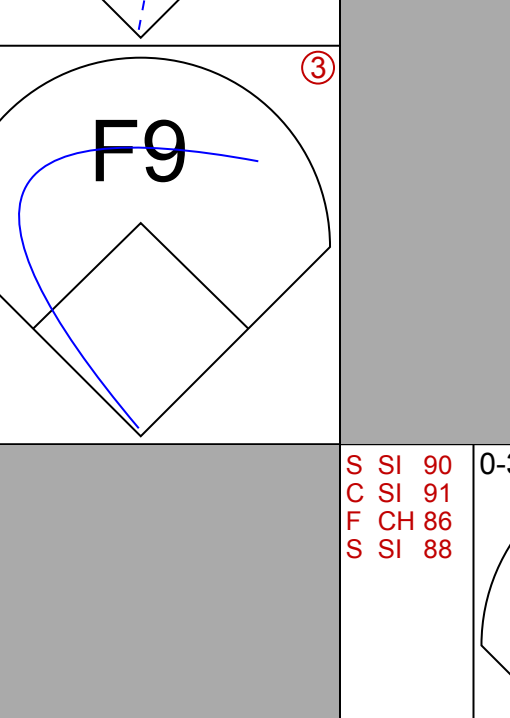
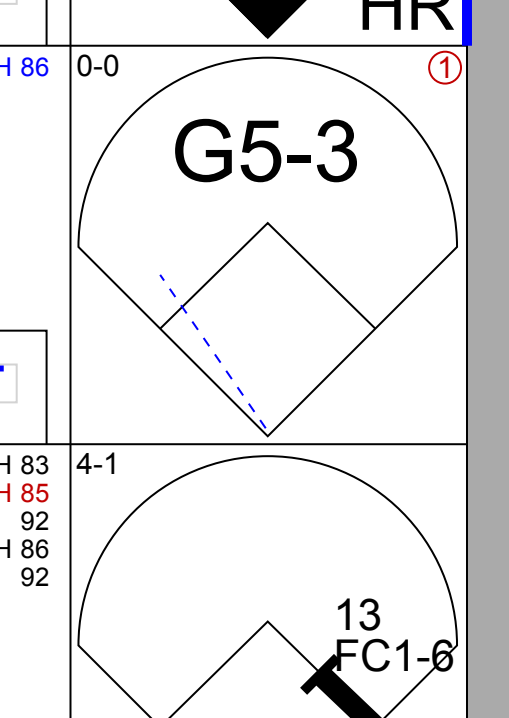
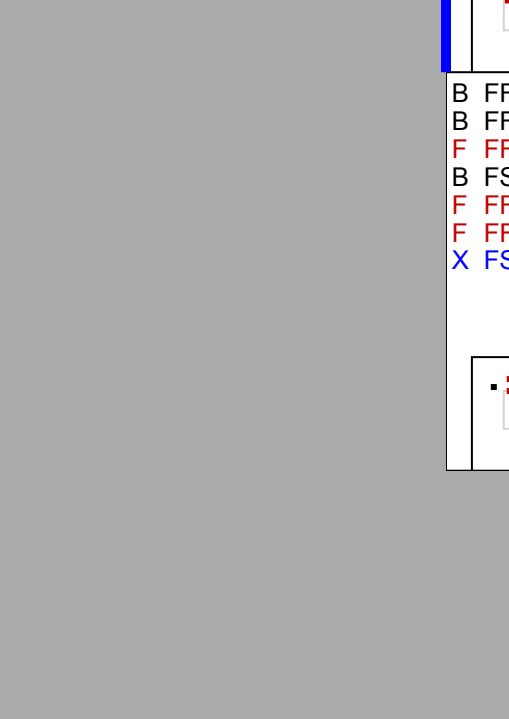
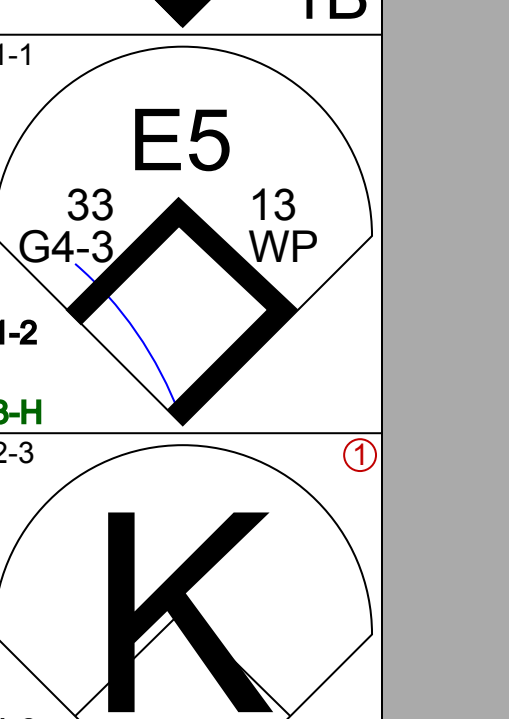
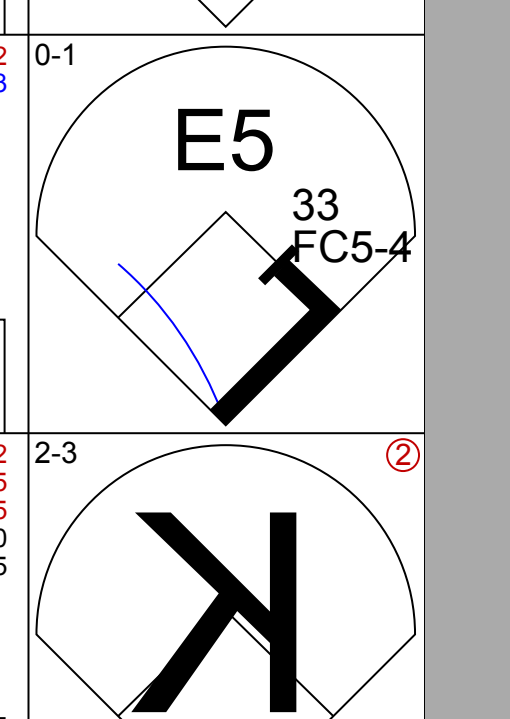
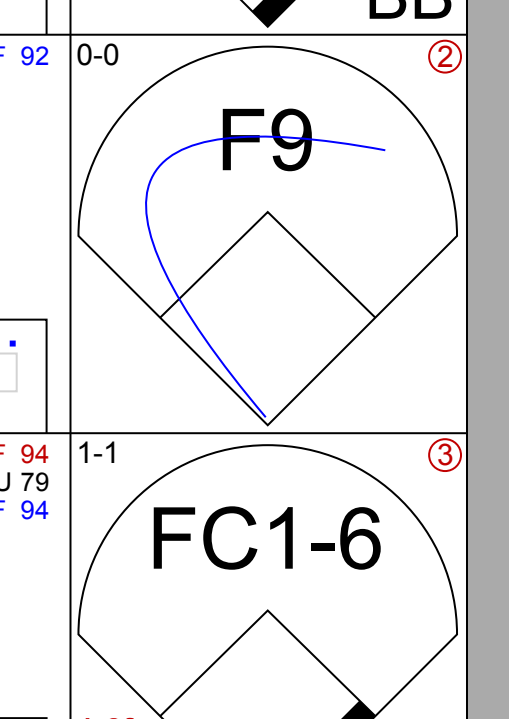
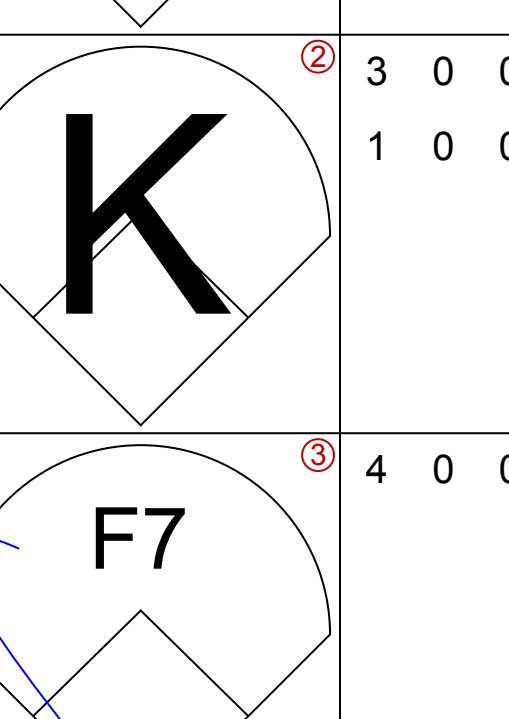
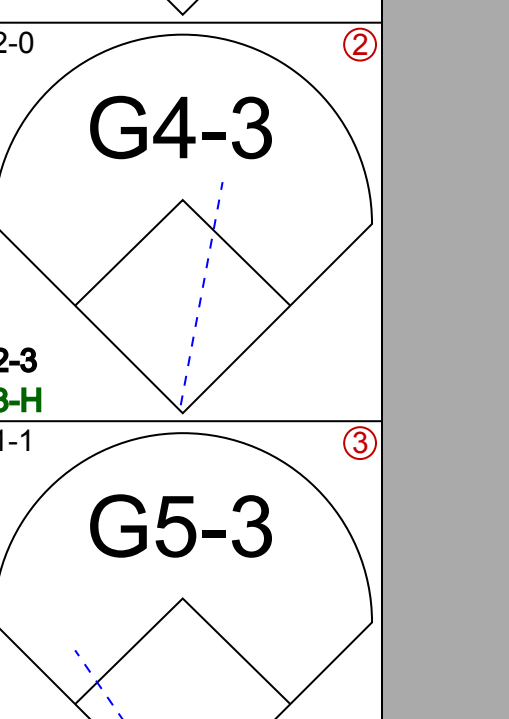
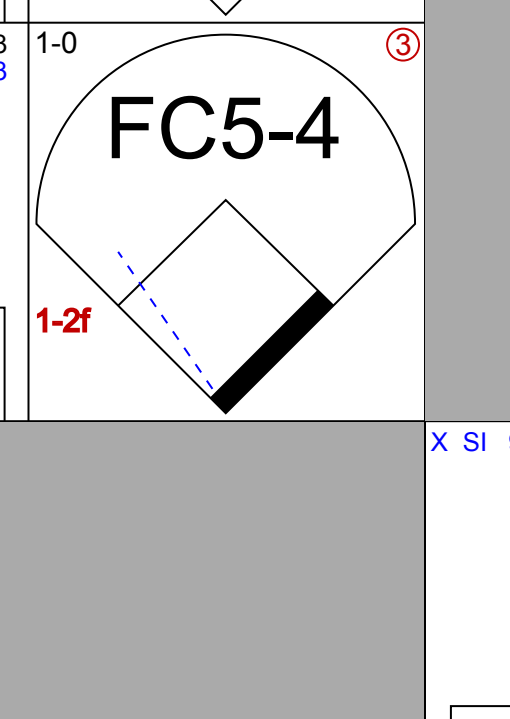

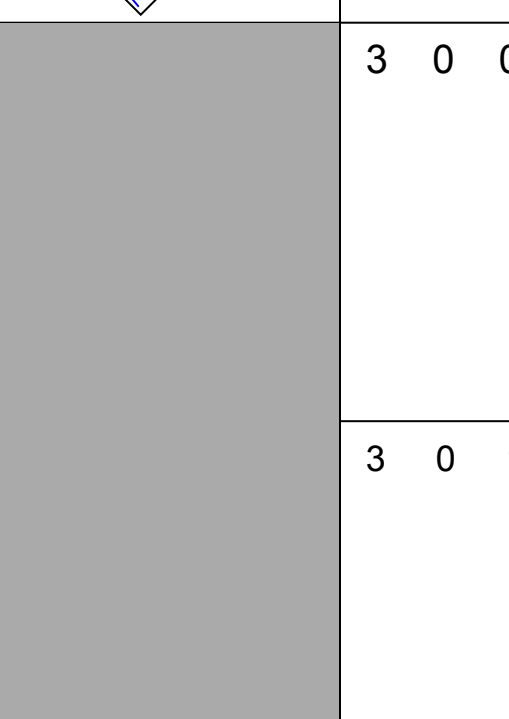
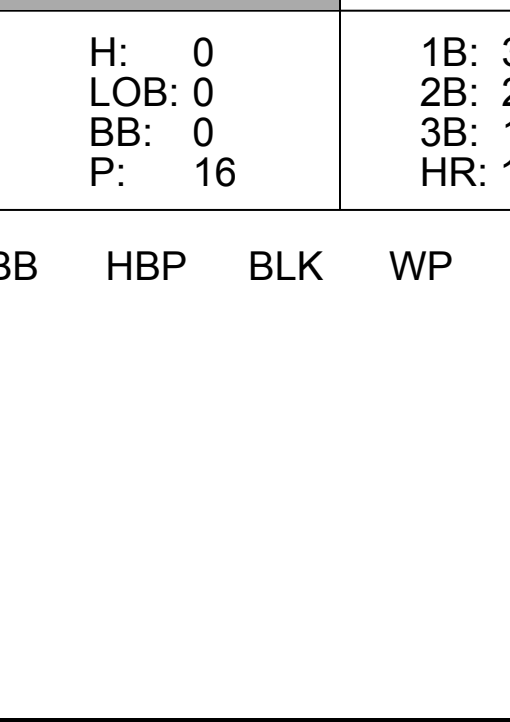
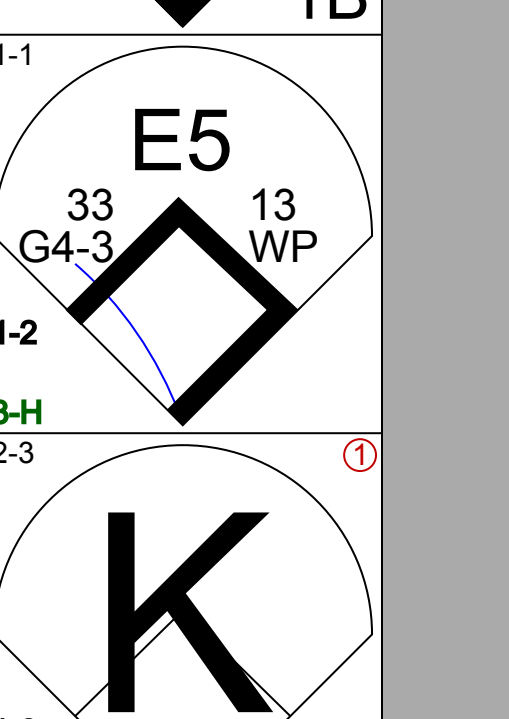
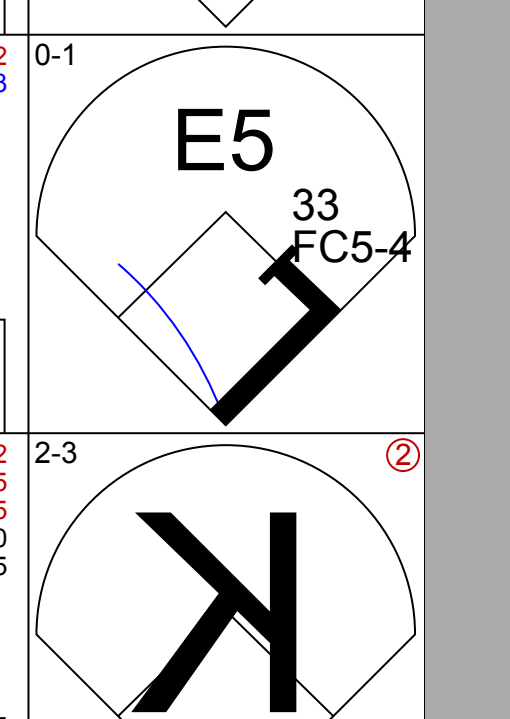
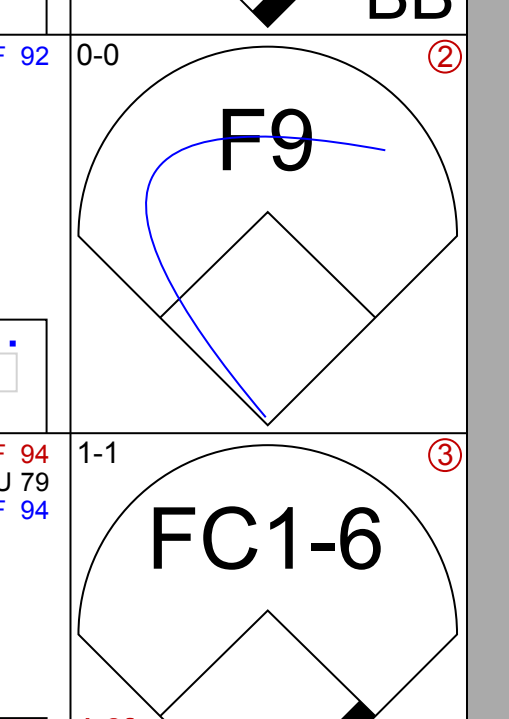
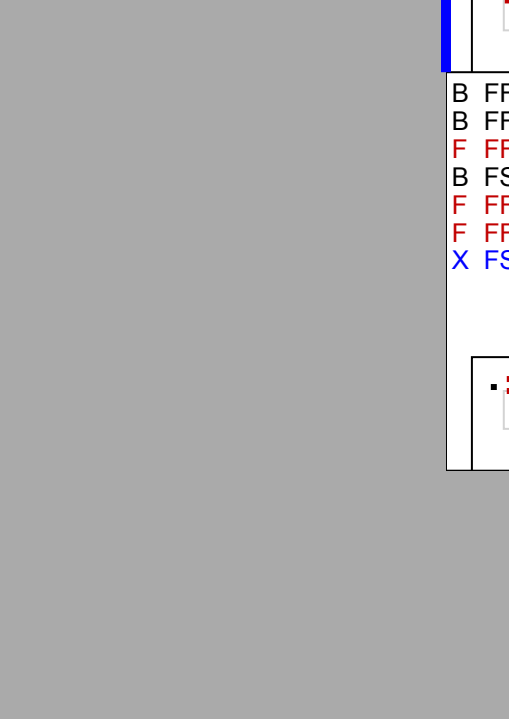
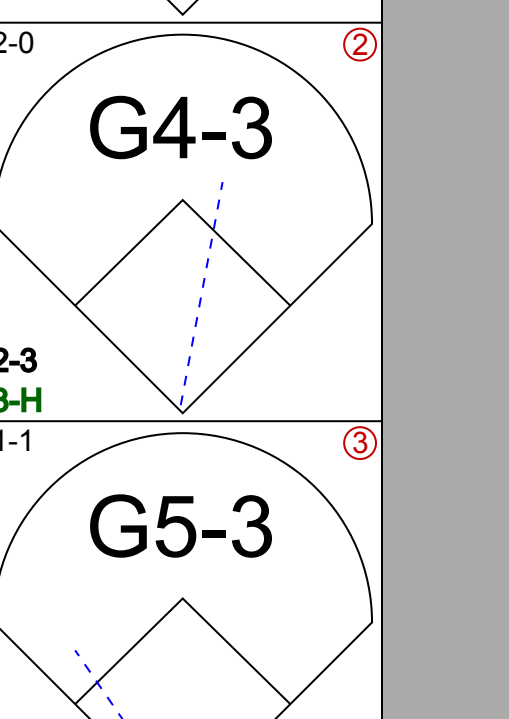
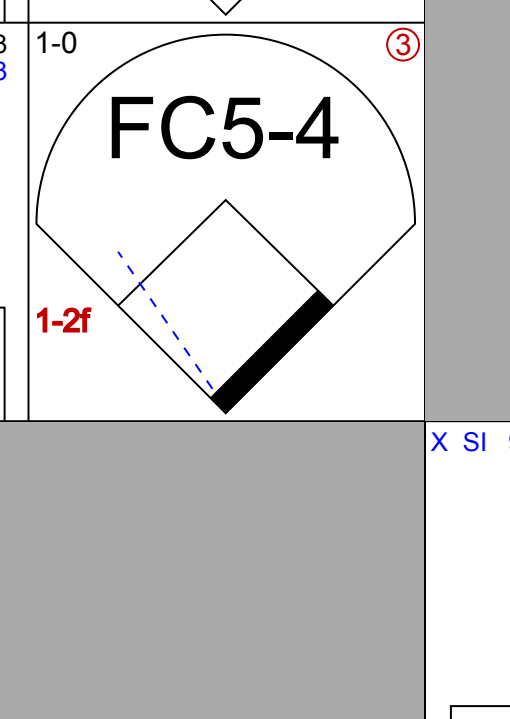
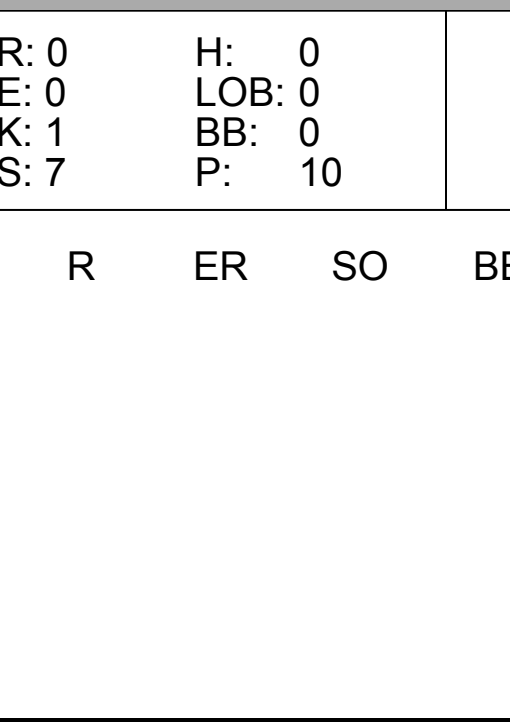
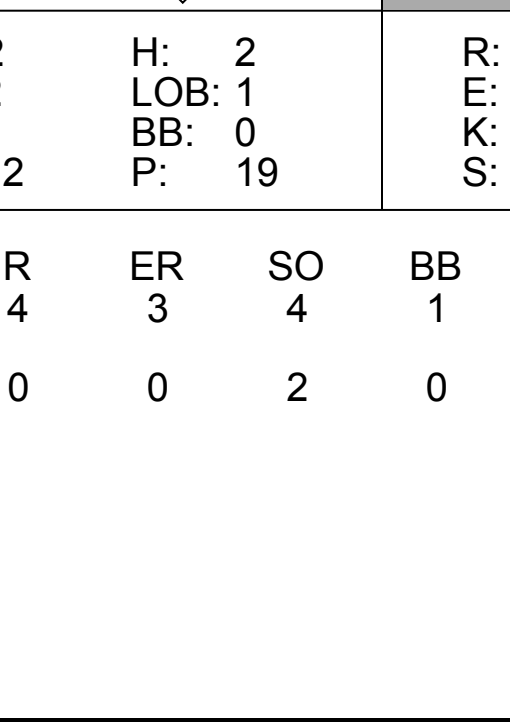
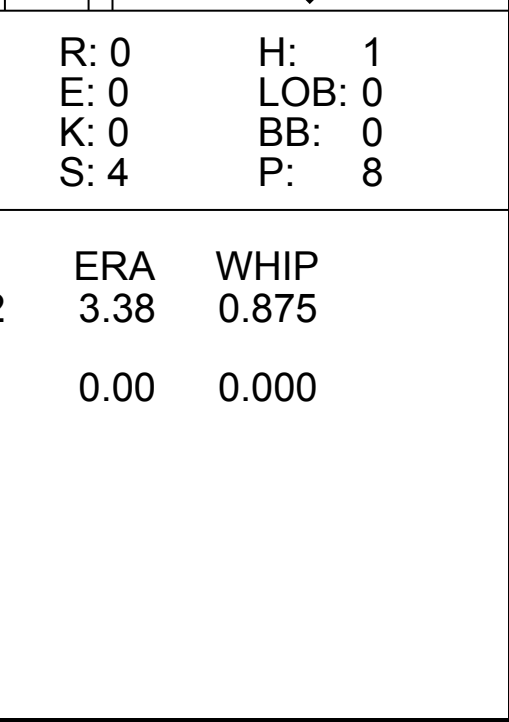
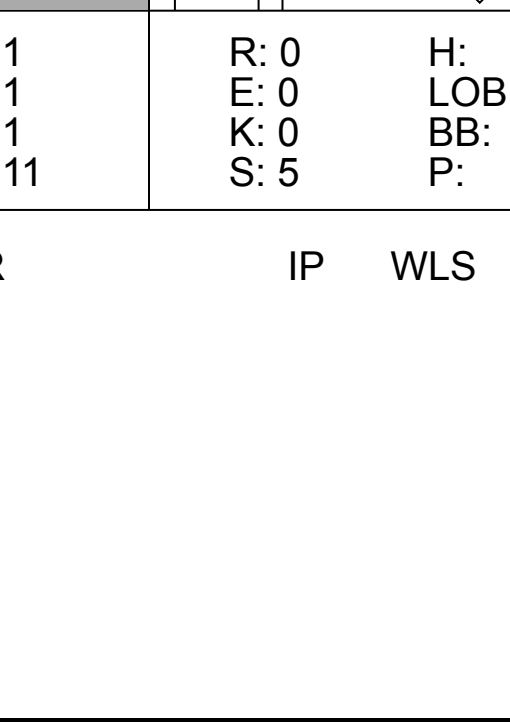
Batter	1	2	3	4	5	6	7	8	9	AB	R	H	RBI	BB	SO	LOB	BOTTOM			
8 Desmond Jennings, R (1,7) OBP: 0.386, SLG: 0.530	BB		K				F8			4	2	1	0	1	1	1	Boston Red Sox @ Tampa Bay Rays Tropicana Field, St. Petersburg, FL Sun Sep 11 2011, 1:41 PM - 5:09 PM EDT Att: 25,220 - Dome - 72 F livebaseballscorecards.com			
2 B.J. Upton, R (1,8) OBP: 0.316, SLG: 0.407	BB						BB			4	3	4	4	1	0	0				
3 Evan Longoria, R (1,5) OBP: 0.347, SLG: 0.480	BB		K				BB			2	1	0	0	3	1	2				
18 Ben Zobrist, S (1,4) OBP: 0.354, SLG: 0.461	BB		F7				FC6-4			5	0	1	2	0	0	5				
22 Johnny Damon, L (1,10) OBP: 0.317, SLG: 0.417	FC4						BB			4	1	2	0	1	0	4				
1 Sean Rodriguez, R (1,6) OBP: 0.313, SLG: 0.357	SF8		BB				BB			3	0	1	2	0	0	2				
11 Casey Kotchman, L (1,3) OBP: 0.382, SLG: 0.436	BB		G4-3				BB			3	1	1	0	1	0	1				
21 Jose Lobaton, S (1,2) OBP: 0.150, SLG: 0.158	G6-3		F9				K			5	1	1	0	0	1	6				
11 Brandon Guyer, R (1,9) OBP: 0.192, SLG: 0.423	2 WP		G6-3				FC6-4			5	0	1	0	0	1	6				
Inning Stats	R: 3 E: 0 K: 0 S: 24	H: 4 LOB: 2 BB: 1 P: 43	R: 0 E: 0 K: 2 S: 18	H: 1 LOB: 2 BB: 1 P: 26	R: 1 E: 0 K: 0 S: 11	H: 2 LOB: 1 BB: 0 P: 16	R: 0 E: 0 K: 0 S: 15	H: 1 LOB: 2 BB: 1 P: 26	R: 4 E: 0 K: 1 S: 20	H: 2 LOB: 0 BB: 2 P: 36	R: 0 E: 1 K: 1 S: 8	H: 0 LOB: 3 BB: 1 P: 17	R: 1 E: 1 K: 0 S: 13	H: 2 LOB: 2 BB: 1 P: 26	R: 0 E: 0 K: 0 S: 5	H: 0 LOB: 0 BB: 0 P: 10		1B: 7 2B: 3 3B: 1 HR: 1	SF: 1 SAC: 1 DP: 0 HBP: 1	WP: 2 PB: 0 SB: 0 CS: 0
PITCHER	IP WLS BF H R ER SO BB IBB HBP BLK WP HR S P ERA WHIP	4.0 L 23 5 1 3 3 1 2 0 0 0 1 0 16 30 40.50 4.500	0.2 5 1 3 3 1 2 0 0 0 0 1 0 16 30 40.50 4.500	PITCHER										IP WLS BF H R ER SO BB IBB HBP BLK WP HR S P ERA WHIP						

Batter	1	2	3	4	5	6	7	8	9	AB	R	H	RBI	BB	SO	LOB	TOP	
18 Mike McCoy, R OBP: 0.304, SLG: 0.255										5	0	0	0	0	1	3		
14 Eric Thames, L OBP: 0.314, SLG: 0.457										5	1	1	0	0	1	1		
19 José Bautista, R OBP: 0.444, SLG: 0.628										3	1	1	0	2	1	0		
26 Adam Lind, L OBP: 0.295, SLG: 0.437										5	0	1	0	0	1	3		
10 Edwin Encarnación, R OBP: 0.337, SLG: 0.464										3	1	2	1	1	0	2		
2 Kelly Johnson, L OBP: 0.292, SLG: 0.408										3	1	1	1	1	1	3		
13 Brett Lawrie, R OBP: 0.378, SLG: 0.629										2	0	0	0	0	0	2		
20 Mark Teahen, L OBP: 0.255, SLG: 0.297										0	1	0	0	0	0	0		
9 J.P. Arencibia, R OBP: 0.278, SLG: 0.451										4	0	0	1	0	0	3		
39 Adam Loewen, L OBP: 0.438, SLG: 0.571										4	0	2	2	0	1	2		
Inning Stats	R: 2 H: 3 E: 0 K: 1 S: 20	H: 3 R: 1 ER: 0 BB: 1 P: 31	R: 0 H: 1 E: 0 K: 1 S: 14	H: 1 R: 0 ER: 0 BB: 0 P: 16	R: 0 H: 1 E: 1 K: 1 S: 10	H: 0 R: 0 ER: 1 BB: 0 P: 16	R: 0 H: 2 E: 0 K: 0 S: 18	H: 0 R: 0 ER: 0 BB: 1 P: 25	R: 0 H: 1 E: 1 K: 0 S: 11	H: 1 R: 0 ER: 0 BB: 2 P: 21	R: 0 H: 0 E: 0 K: 2 S: 8	H: 0 R: 0 ER: 0 BB: 0 P: 10	1B: 8 2B: 1 3B: 0 HR: 0	SF: 0 SAC: 1 DP: 1 HBP: 1	WP: 0 PB: 0 SB: 1 CS: 0	PA: 41		
PITCHER	IP	WLS	BF	H	R	ER	SO	BB	IBB	HBP	BLK	WP	HR	S	P	ERA	WHIP	
41 John Lackey, R ERA: 6.19	5.1		26	7	2	2	4	1	0	1	0	0	0	79	115	3.38	1.500	
46 Franklin Morales, L ERA: 3.46	0.2	H	1	0	0	0	0	0	0	0	0	0	0	7	9	0.00	0.000	
91 Alfredo Aceves, R ERA: 2.85	1.0	H	4	0	0	0	0	1	0	0	0	0	0	7	15	0.00	1.000	
51 Daniel Bard, R ERA: 3.11	1.0	L	6	1	3	2	0	2	0	0	0	0	0	11	21	18.00	3.000	
58 Jonathan Papelbon, R ERA: 2.61	1.0		3	0	0	0	2	0	0	0	0	0	0	8	10	0.00	0.000	

Toronto Blue Jays @ Boston Red Sox
Fenway Park, Boston, MA
Wed Sep 14, 2011, 1:40 PM - 4:35 PM EDT
Att: 37,087 - Partly Cloudy - 84 F

AB	34
R	5
H	8
RBI	5
BB	4
SO	6
LOB	19



Batter	1	2	3	4	5	6	7	8	9	AB	R	H	RBI	BB	SO	LOB	BOTTOM	
2 Jacoby Ellsbury, L OBP: 0.379, SLG: 0.544										4	1	1	0	0	0	1		
10 Marco Scutaro, R OBP: 0.351, SLG: 0.407										3	0	1	1	0	0	1		
28 Adrián González, L OBP: 0.407, SLG: 0.558										3	1	1	1	0	0	1		
62 Lars Anderson, L										1	0	0	0	0	1	0		
15 Dustin Pedroia, R OBP: 0.383, SLG: 0.470										4	1	1	0	0	0	0		
20 Kevin Youkilis, R OBP: 0.375, SLG: 0.463										3	1	1	0	1	2	0		
60 Ryan Lavarnway, R OBP: 0.385, SLG: 0.333										3	0	0	1	0	0	2		
16 Josh Reddick, L OBP: 0.340, SLG: 0.483										1	0	0	0	0	1	0		
13 Carl Crawford, L OBP: 0.287, SLG: 0.399										4	0	0	0	0	2	4		
33 Jason Varitek, S OBP: 0.299, SLG: 0.439										3	0	0	1	0	0	2		
54 Darnell McDonald, R OBP: 0.278, SLG: 0.355										3	0	1	0	0	0	1		
Inning Stats	R: 0 H: 1 E: 0 K: 0 S: 9	H: 2 R: 2 ER: 0 BB: 0 P: 13	R: 2 H: 2 E: 2 K: 1 S: 12	H: 2 R: 1 ER: 0 BB: 0 P: 19	R: 1 H: 1 E: 0 K: 0 S: 10	H: 0 R: 0 ER: 1 BB: 0 P: 14	R: 0 H: 0 E: 0 K: 2 S: 11	H: 1 R: 0 ER: 0 BB: 0 P: 8	R: 0 H: 0 E: 0 K: 1 S: 7	H: 0 R: 0 ER: 0 BB: 0 P: 10	R: 0 H: 0 E: 0 K: 2 S: 11	H: 0 R: 0 ER: 0 BB: 0 P: 16	1B: 3 2B: 2 3B: 1 HR: 1	SF: 1 SAC: 0 DP: 2 HBP: 0	WP: 1 PB: 0 SB: 0 CS: 0	PA: 34		
PITCHER	IP	WLS	BF	H	R	ER	SO	BB	IBB	HBP	BLK	WP	HR	S	P	ERA	WHIP	
24 Ricky Romero, L ERA: 3.02	8.0		31	6	4	3	4	1	0	0	0	0	0	64	102	3.38	0.875	
50 Frank Francisco, R ERA: 3.78	1.0	S	3	0	0	0	2	0	0	0	0	0	0	11	16	0.00	0.000	

Toronto Blue Jays @ Boston Red Sox
Fenway Park, Boston, MA
Wed Sep 14, 2011, 1:40 PM - 4:35 PM EDT
Att: 37,087 - Partly Cloudy - 84 F

AB	32
R	4
H	6
RBI	4
BB	1
SO	6
LOB	12



Batter	1	2	3	4	5	6	7	8	9	AB	R	H	RBI	BB	SO	LOB	TOP								
8 Desmond Jennings, R OBP: 0.386, SLG: 0.510										3	2	1	0	1	1	1									
2 B.J. Upton, R OBP: 0.323, SLG: 0.414										3	0	1	0	0	0	1									
3 Evan Longoria, R OBP: 0.348, SLG: 0.492										3	0	1	1	1	0	1									
18 Ben Zobrist, S OBP: 0.353, SLG: 0.458										4	1	1	2	0	1	3									
22 Johnny Damon, L OBP: 0.322, SLG: 0.413										3	0	1	0	1	0	0									
1 Sean Rodriguez, R OBP: 0.312, SLG: 0.353										2	0	0	0	1	0	0									
15 Reid Brignac, L OBP: 0.227, SLG: 0.224										1	0	0	0	0	0	1									
11 Casey Kotchman, L OBP: 0.376, SLG: 0.431										4	0	0	0	0	0	2									
11 Brandon Guyer, R OBP: 0.212, SLG: 0.424										4	1	1	0	0	1	1									
5 Sam Feldt, L OBP: 0.311, SLG: 0.360										0	0	0	0	0	0	0									
21 Jose Lobaton, S OBP: 0.138, SLG: 0.111										3	0	0	0	0	2	1									
Inning Stats	R: 2 H: 1 E: 0 K: 0 S: 11	H: 1 LOB: 0 BB: 1 P: 21	R: 0 H: 0 E: 0 K: 1 S: 6	H: 0 LOB: 0 BB: 0 P: 7	R: 1 H: 1 E: 0 K: 1 S: 9	H: 1 LOB: 1 BB: 1 P: 17	R: 0 H: 0 E: 0 K: 0 S: 8	H: 0 LOB: 0 BB: 2 P: 17	R: 1 H: 3 E: 0 K: 1 S: 16	H: 3 LOB: 2 BB: 0 P: 25	R: 0 H: 0 E: 0 K: 0 S: 5	H: 0 LOB: 0 BB: 0 P: 7	R: 0 H: 0 E: 0 K: 2 S: 8	H: 0 LOB: 0 BB: 0 P: 13	R: 0 H: 0 E: 0 K: 0 S: 8	H: 0 LOB: 0 BB: 0 P: 12	R: 0 H: 1 E: 0 K: 0 S: 9	H: 1 LOB: 1 BB: 0 P: 10	1B: 4 2B: 1 3B: 0 HR: 1	SF: 0 SAC: 1 DP: 1 HBP: 0	WP: 1 PB: 0 SB: 0 CS: 1	PA: 35			
PITCHER	IP WLS BF H R ER SO BB IBB HBP BLK WP HR S P ERA WHIP	IP WLS BF H R ER SO BB IBB HBP BLK WP HR S P ERA WHIP	IP WLS BF H R ER SO BB IBB HBP BLK WP HR S P ERA WHIP	IP WLS BF H R ER SO BB IBB HBP BLK WP HR S P ERA WHIP	IP WLS BF H R ER SO BB IBB HBP BLK WP HR S P ERA WHIP	IP WLS BF H R ER SO BB IBB HBP BLK WP HR S P ERA WHIP	IP WLS BF H R ER SO BB IBB HBP BLK WP HR S P ERA WHIP	IP WLS BF H R ER SO BB IBB HBP BLK WP HR S P ERA WHIP	IP WLS BF H R ER SO BB IBB HBP BLK WP HR S P ERA WHIP	IP WLS BF H R ER SO BB IBB HBP BLK WP HR S P ERA WHIP	IP WLS BF H R ER SO BB IBB HBP BLK WP HR S P ERA WHIP	IP WLS BF H R ER SO BB IBB HBP BLK WP HR S P ERA WHIP	IP WLS BF H R ER SO BB IBB HBP BLK WP HR S P ERA WHIP	IP WLS BF H R ER SO BB IBB HBP BLK WP HR S P ERA WHIP	IP WLS BF H R ER SO BB IBB HBP BLK WP HR S P ERA WHIP	IP WLS BF H R ER SO BB IBB HBP BLK WP HR S P ERA WHIP	IP WLS BF H R ER SO BB IBB HBP BLK WP HR S P ERA WHIP	IP WLS BF H R ER SO BB IBB HBP BLK WP HR S P ERA WHIP	IP WLS BF H R ER SO BB IBB HBP BLK WP HR S P ERA WHIP	IP WLS BF H R ER SO BB IBB HBP BLK WP HR S P ERA WHIP	IP WLS BF H R ER SO BB IBB HBP BLK WP HR S P ERA WHIP	IP WLS BF H R ER SO BB IBB HBP BLK WP HR S P ERA WHIP	IP WLS BF H R ER SO BB IBB HBP BLK WP HR S P ERA WHIP	IP WLS BF H R ER SO BB IBB HBP BLK WP HR S P ERA WHIP	IP WLS BF H R ER SO BB IBB HBP BLK WP HR S P ERA WHIP
31 Jon Lester, L ERA: 3.15	7.0	L	28	5	4	4	5	4	0	0	0	0	1	1	63	107	5.14	1.286							
51 Daniel Bard, R ERA: 3.01	1.0		3	0	0	0	0	0	0	0	0	0	0	0	8	12	0.00	0.000							
46 Franklin Morales, L ERA: 3.71	1.0		4	1	0	0	0	0	0	0	0	1	0	0	9	10	0.00	1.000							

Tampa Bay Rays @ Boston Red Sox
Fenway Park, Boston, MA
Sat Sep 17 2011, 4:13 PM - 7:24 PM EDT
Att: 37,682 - Partly Cloudy - 61 F

AB 30
R 4
H 6
RBI 3
BB 4
SO 5
LOB 11



Batter	1	2	3	4	5	6	7	8	9	AB	R	H	RBI	BB	SO	LOB	BOTTOM							
2 Jacoby Ellsbury, L OBP: 0.376, SLG: 0.539										3	0	1	2	0	1	1								
15 Dustin Pedroia, R OBP: 0.381, SLG: 0.464										4	0	0	0	0	2	1								
28 Adrián González, L OBP: 0.405, SLG: 0.551										2	0	0	0	2	2	0								
34 David Ortiz, L OBP: 0.403, SLG: 0.579										3	0	0	0	1	0	1								
16 Josh Reddick, L OBP: 0.338, SLG: 0.471										2	0	1	0	1	0	2								
36 Conor Jackson, R OBP: 0.310, SLG: 0.337										1	0	0	0	0	0	0								
54 Darrell McDonald, R OBP: 0.283, SLG: 0.359										0	0	0	0	0	0	0								
39 Jarrod Saltalamacchia, R OBP: 0.259, SLG: 0.458										4	0	0	0	0	2	5								
13 Carl Crawford, L OBP: 0.291, SLG: 0.399										4	2	2	0	0	1	2								
3 Mike Aviles, R OBP: 0.292, SLG: 0.412										4	1	3	1	0	1	0								
55 Joey Gathright, L (9, PR)										0	0	0	0	0	0	0								
10 Marco Scutaro, R OBP: 0.347, SLG: 0.401										3	0	0	0	0	1	3								
Inning Stats	R: 0 H: 0 E: 0 K: 2 S: 11	H: 0 LOB: 0 BB: 1 P: 15	R: 0 H: 0 E: 0 K: 0 S: 8	H: 0 LOB: 0 BB: 1 P: 17	R: 2 H: 2 E: 0 K: 1 S: 11	H: 2 LOB: 0 BB: 0 P: 16	R: 0 H: 1 E: 0 K: 1 S: 13	H: 1 LOB: 2 BB: 1 P: 22	R: 0 H: 1 E: 0 K: 2 S: 13	H: 1 LOB: 0 BB: 0 P: 19	R: 0 H: 0 E: 0 K: 0 S: 10	H: 0 LOB: 2 BB: 2 P: 21	R: 1 H: 2 E: 0 K: 1 S: 13	H: 2 LOB: 1 BB: 0 P: 21	R: 0 H: 0 E: 0 K: 1 S: 10	H: 0 LOB: 0 BB: 0 P: 16	R: 0 H: 1 E: 0 K: 2 S: 12	H: 1 LOB: 2 BB: 0 P: 19	1B: 6 2B: 1 3B: 0 HR: 0	SF: 1 SAC: 1 DP: 1 HBP: 0	WP: 1 PB: 0 SB: 0 CS: 1	PA: 37		
PITCHER	IP WLS BF H R ER SO BB IBB HBP BLK WP HR S P ERA WHIP	IP WLS BF H R ER SO BB IBB HBP BLK WP HR S P ERA WHIP	IP WLS BF H R ER SO BB IBB HBP BLK WP HR S P ERA WHIP	IP WLS BF H R ER SO BB IBB HBP BLK WP HR S P ERA WHIP	IP WLS BF H R ER SO BB IBB HBP BLK WP HR S P ERA WHIP	IP WLS BF H R ER SO BB IBB HBP BLK WP HR S P ERA WHIP	IP WLS BF H R ER SO BB IBB HBP BLK WP HR S P ERA WHIP	IP WLS BF H R ER SO BB IBB HBP BLK WP HR S P ERA WHIP	IP WLS BF H R ER SO BB IBB HBP BLK WP HR S P ERA WHIP	IP WLS BF H R ER SO BB IBB HBP BLK WP HR S P ERA WHIP	IP WLS BF H R ER SO BB IBB HBP BLK WP HR S P ERA WHIP	IP WLS BF H R ER SO BB IBB HBP BLK WP HR S P ERA WHIP	IP WLS BF H R ER SO BB IBB HBP BLK WP HR S P ERA WHIP	IP WLS BF H R ER SO BB IBB HBP BLK WP HR S P ERA WHIP	IP WLS BF H R ER SO BB IBB HBP BLK WP HR S P ERA WHIP	IP WLS BF H R ER SO BB IBB HBP BLK WP HR S P ERA WHIP	IP WLS BF H R ER SO BB IBB HBP BLK WP HR S P ERA WHIP	IP WLS BF H R ER SO BB IBB HBP BLK WP HR S P ERA WHIP	IP WLS BF H R ER SO BB IBB HBP BLK WP HR S P ERA WHIP	IP WLS BF H R ER SO BB IBB HBP BLK WP HR S P ERA WHIP	IP WLS BF H R ER SO BB IBB HBP BLK WP HR S P ERA WHIP	IP WLS BF H R ER SO BB IBB HBP BLK WP HR S P ERA WHIP	IP WLS BF H R ER SO BB IBB HBP BLK WP HR S P ERA WHIP	IP WLS BF H R ER SO BB IBB HBP BLK WP HR S P ERA WHIP
34 Jeff Niemann, R ERA: 3.95	5.0	W	19	4	2	2	6	2	0	0	0	0	1	0	56	89	3.60	1.200						
55 Matt Moore, L ERA: 6.23	3.0	H	13	2	1	1	2	2	0	0	0	0	1	0	33	58	3.00	1.333						
62 Joel Peralta, R ERA: 3.13	1.0	S	4	1	0	0	2	0	0	0	0	0	0	0	12	19	0.00	1.000						

Tampa Bay Rays @ Boston Red Sox
Fenway Park, Boston, MA
Sat Sep 17 2011, 4:13 PM - 7:24 PM EDT
Att: 37,682 - Partly Cloudy - 61 F

AB 30
R 3
H 7
RBI 3
BB 4
SO 10
LOB 15



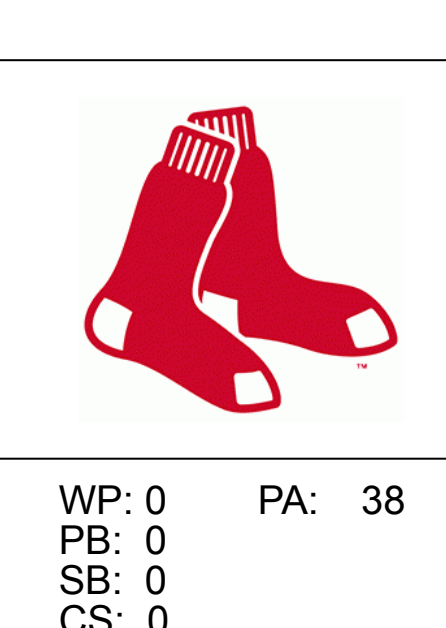
Batter	1	2	3	4	5	6	7	8	9	AB	R	H	RBI	BB	SO	LOB	TOP										
8 Desmond Jennings, R OBP: 0.387, SLG: 0.507	G6-3	1-3 2-H 1B				2-2 WP 2 PB 1B	G6-3	G6-3		5	1	2	1	0	0	1	Tampa Bay Rays @ Boston Red Sox Fenway Park, Boston, MA Sun Sep 18 2011, 1:38 PM - 5:31 PM EDT Att: 37,613 - Partly Cloudy - 65 F										
2 B.J. Upton, R OBP: 0.320, SLG: 0.410	G5-3	1 SAFE 1 SAFE 1B	P2		G4-3	K		E5		5	0	0	0	0	1	3											
3 Evan Longoria, R OBP: 0.354, SLG: 0.490	P4		G5-3					CS	G4-3	4	2	1	0	1	0	0											
11 Casey Kotchman, L OBP: 0.375, SLG: 0.428		K 22 2B	K						F8	4	1	0	0	1	3	1											
22 Johnny Damon, L OBP: 0.321, SLG: 0.413		20 1B	G3-1					L5	L7	5	1	1	1	0	0	3											
18 Ben Zobrist, S OBP: 0.352, SLG: 0.456	G5-3							20 1B		3	1	0	0	1	0	2											
20 Matt Joyce, L OBP: 0.346, SLG: 0.485		1 1B								4	2	3	3	0	1	2											
1 Sean Rodriguez, R OBP: 0.315, SLG: 0.353										0	0	0	1	1	0	0											
15 Reid Brignac, L OBP: 0.226, SLG: 0.223										1	0	0	0	0	1	1											
10 Kelly Shoppach, R OBP: 0.264, SLG: 0.305										3	0	0	0	0	2	2											
Inning Stats	R: 0 E: 0 K: 0 S: 6	H: 0 LOB: 0 BB: 0 P: 10	R: 3 E: 0 K: 2 S: 22	H: 3 LOB: 2 BB: 0 P: 31	R: 0 E: 0 K: 1 S: 11	H: 0 LOB: 0 BB: 0 P: 15	R: 1 E: 0 K: 1 S: 9	H: 1 LOB: 0 BB: 0 P: 14	R: 2 E: 0 K: 1 S: 18	H: 2 LOB: 1 BB: 1 P: 33	R: 0 E: 0 K: 1 S: 13	H: 0 LOB: 1 BB: 1 P: 19	R: 2 E: 0 K: 2 S: 16	H: 1 LOB: 1 BB: 2 P: 31	R: 0 E: 1 K: 0 S: 12	H: 0 LOB: 0 BB: 0 P: 18	R: 0 E: 0 K: 0 S: 5	H: 0 LOB: 0 BB: 0 P: 9	1B: 5 2B: 2 3B: 0 HR: 0	SF: 1 SAC: 1 DP: 0 HBP: 0	WP: 2 PB: 4 SB: 4 CS: 1	PA: 42					
PITCHER	IP	WLS	BF	H	R	ER	SO	BB	IBB	HBP	BLK	WP	HR	S	P	ERA	WHIP										
49 Tim Wakefield, R ERA: 5.08	5.0	L	25	6	6	2	5	1	0	1	0	1	0	66	103	3.60	1.400										
48 Scott Atchison, R ERA: 4.3	1.0		4	0	0	0	1	1	0	0	0	0	0	13	19	0.00	1.000										
30 Andrew Miller, L ERA: 5.63	1.0		6	1	2	2	2	2	0	0	0	1	0	16	31	18.00	3.000										
32 Matt Albers, R ERA: 4.84	1.1		4	0	0	0	0	0	0	0	0	0	0	14	20	0.00	0.000										
56 Trevor Miller, L ERA: 3.69	0.2		2	0	0	0	0	0	0	0	0	0	0	3	7	0.00	0.000										

Batter	1	2	3	4	5	6	7	8	9	AB	R	H	RBI	BB	SO	LOB	BOTTOM										
2 Jacoby Ellsbury, L OBP: 0.376, SLG: 0.539	G4-3		G4-3							5	1	2	0	0	0	0	Tampa Bay Rays @ Boston Red Sox Fenway Park, Boston, MA Sun Sep 18 2011, 1:38 PM - 5:31 PM EDT Att: 37,613 - Partly Cloudy - 65 F										
3 Mike Aviles, R OBP: 0.294, SLG: 0.427		2B	L1-5-3						F9	5	1	2	3	0	0	1											
28 Adrián González, L OBP: 0.402, SLG: 0.547	F7		G6-3							4	0	0	0	0	2	1											
15 Dustin Pedroia, R OBP: 0.380, SLG: 0.463	K									4	1	1	0	0	2	1											
34 David Ortiz, L OBP: 0.401, SLG: 0.575		G6-3								3	1	0	0	1	1	0											
36 Conor Jackson, R OBP: 0.311, SLG: 0.335										2	0	0	0	1	0	2											
13 Carl Crawford, L OBP: 0.292, SLG: 0.402										1	0	1	0	0	0	0											
54 Danell McDonald, R OBP: 0.288, SLG: 0.366										3	0	1	2	1	0	1											
39 Jarrod Saltalamacchia, R OBP: 0.296, SLG: 0.463										4	0	0	0	0	2	3											
10 Marco Scutaro, R OBP: 0.346, SLG: 0.399										4	1	1	0	0	0	3											
Inning Stats	R: 0 E: 0 K: 1 S: 11	H: 1 LOB: 1 BB: 0 P: 15	R: 0 E: 0 K: 0 S: 10	H: 0 LOB: 2 BB: 2 P: 21	R: 0 E: 0 K: 0 S: 6	H: 0 LOB: 0 BB: 0 P: 10	R: 2 E: 0 K: 1 S: 21	H: 2 LOB: 1 BB: 1 P: 32	R: 0 E: 0 K: 1 S: 7	H: 0 LOB: 0 BB: 0 P: 10	R: 0 E: 0 K: 1 S: 11	H: 0 LOB: 0 BB: 0 P: 16	R: 3 E: 0 K: 1 S: 18	H: 3 LOB: 0 BB: 0 P: 28	R: 0 E: 0 K: 1 S: 12	H: 1 LOB: 1 BB: 0 P: 17	R: 0 E: 0 K: 1 S: 14	H: 1 LOB: 1 BB: 0 P: 22	1B: 3 2B: 4 3B: 0 HR: 1	SF: 0 SAC: 0 DP: 0 HBP: 0	WP: 0 PB: 0 SB: 0 CS: 0	PA: 38					
PITCHER	IP	WLS	BF	H	R	ER	SO	BB	IBB	HBP	BLK	WP	HR	S	P	ERA	WHIP										
14 David Price, L ERA: 3.36	4.0		18	3	2	2	2	3	0	0	0	0	0	29	43	3.38	0.375										
57 Jake McGee, L ERA: 4.69	2.2	W	9	1	1	1	2	0	0	0	0	0	0	7	11	54.00	6.000										
27 Cesar Ramos, L ERA: 4.17	0.1		3	2	2	2	1	0	0	0	0	0	0	6	9	0.00	0.000										
47 Brandon Gomes, R ERA: 3.31	0.2	H	2	0	0	0	1	0	0	0	0	0	0	2	2	∞	∞										
39 J.P. Howell, L ERA: 6.37	0.0		1	1	0	0	0	0	0	0	0	0	0	2	2	∞	∞										

AB	34
R	8
H	7
RBI	6
BB	4
SO	8
LOB	15



AB	35
R	5
H	8
RBI	5
BB	3
SO	7
LOB	12



Batter	1	2	3	4	5	6	7	8	9	AB	R	H	RBI	BB	SO	LOB	TOP				
38 Matt Angle, L OBP: 0.271, SLG: 0.230										4	0	1	2	1	1	0					
2 J.J. Hardy, R OBP: 0.305, SLG: 0.491										5	1	2	1	0	0	1					
21 Nick Markakis, L OBP: 0.343, SLG: 0.393										4	0	0	0	0	2	2					
27 Vladimir Guerrero, R OBP: 0.321, SLG: 0.422										5	0	1	0	0	1	4					
32 Matt Wieters, S OBP: 0.328, SLG: 0.450										2	0	1	0	2	1	0					
19 Chris Davis, L OBP: 0.294, SLG: 0.400										4	1	0	0	0	1	4					
11 Robert Andino, R OBP: 0.328, SLG: 0.344										4	1	1	2	0	1	2					
14 Nolan Reimold, R OBP: 0.326, SLG: 0.442										4	2	2	1	0	1	2					
10 Adam Jones, R OBP: 0.320, SLG: 0.463										0	0	0	0	0	0	0					
25 Josh Bell, S OBP: 0.219, SLG: 0.167										4	1	0	0	0	2	1					
Inning Stats	R: 0 H: 0 E: 0 K: 2 S: 10	H: 0 LOB: 0 BB: 0 P: 16	R: 0 H: 0 E: 0 K: 2 S: 10	H: 0 LOB: 0 BB: 0 P: 13	R: 2 H: 2 E: 1 K: 0 S: 13	H: 2 LOB: 2 BB: 0 P: 20	R: 3 H: 2 E: 0 K: 1 S: 11	H: 2 LOB: 0 BB: 1 P: 22	R: 1 H: 0 E: 0 K: 1 S: 10	LOB: 1 BB: 1 P: 17	R: 0 H: 0 E: 0 K: 1 S: 7	H: 0 LOB: 0 BB: 0 P: 9	R: 0 H: 0 E: 0 K: 2 S: 10	H: 2 LOB: 2 BB: 0 P: 14	R: 0 H: 1 E: 0 K: 1 S: 13	H: 1 LOB: 2 BB: 1 P: 22	1B: 3 2B: 2 3B: 0 HR: 3	SF: 0 SAC: 0 DP: 0 HBP: 1	WP: 0 PB: 0 SB: 0 CS: 0	PA: 40	
PITCHER	IP WLS BF H R ER SO BB IBB HBP BLK WP HR S P ERA WHIP	IP WLS BF H R ER SO BB IBB HBP BLK WP HR S P ERA WHIP	IP WLS BF H R ER SO BB IBB HBP BLK WP HR S P ERA WHIP	IP WLS BF H R ER SO BB IBB HBP BLK WP HR S P ERA WHIP	IP WLS BF H R ER SO BB IBB HBP BLK WP HR S P ERA WHIP	IP WLS BF H R ER SO BB IBB HBP BLK WP HR S P ERA WHIP	IP WLS BF H R ER SO BB IBB HBP BLK WP HR S P ERA WHIP	IP WLS BF H R ER SO BB IBB HBP BLK WP HR S P ERA WHIP	IP WLS BF H R ER SO BB IBB HBP BLK WP HR S P ERA WHIP	IP WLS BF H R ER SO BB IBB HBP BLK WP HR S P ERA WHIP	IP WLS BF H R ER SO BB IBB HBP BLK WP HR S P ERA WHIP	IP WLS BF H R ER SO BB IBB HBP BLK WP HR S P ERA WHIP	IP WLS BF H R ER SO BB IBB HBP BLK WP HR S P ERA WHIP	IP WLS BF H R ER SO BB IBB HBP BLK WP HR S P ERA WHIP	IP WLS BF H R ER SO BB IBB HBP BLK WP HR S P ERA WHIP	IP WLS BF H R ER SO BB IBB HBP BLK WP HR S P ERA WHIP	IP WLS BF H R ER SO BB IBB HBP BLK WP HR S P ERA WHIP	IP WLS BF H R ER SO BB IBB HBP BLK WP HR S P ERA WHIP	IP WLS BF H R ER SO BB IBB HBP BLK WP HR S P ERA WHIP	IP WLS BF H R ER SO BB IBB HBP BLK WP HR S P ERA WHIP	IP WLS BF H R ER SO BB IBB HBP BLK WP HR S P ERA WHIP
70 Kyle Weiland, R ERA: 7.99	4.2	L	23	5	6	5	5	2	0	1	0	0	0	0	0	0	3	52	85	9.64	1.500
61 Felix Doubront, L ERA: 7.27	1.1		4	0	0	0	1	0	0	0	0	0	0	0	0	0	0	9	12	0.00	0.000
91 Alfredo Aceves, R ERA: 2.74	3.0		13	3	0	0	4	1	0	0	0	0	0	0	0	0	0	32	53	0.00	1.333

Baltimore Orioles @ Boston Red Sox
Fenway Park, Boston, MA
Mon Sep 19 2011, 1:07 PM - 3:56 PM EDT
Att: 37,885 - Partly Cloudy - 65 F

AB 36
R 6
H 8
RBI 6
BB 3
SO 10
LOB 16



Batter	1	2	3	4	5	6	7	8	9	AB	R	H	RBI	BB	SO	LOB	BOTTOM					
2 Jacoby Ellsbury, L OBP: 0.374, SLG: 0.536										5	0	1	0	0	0	1						
10 Marco Scutaro, R OBP: 0.353, SLG: 0.407										3	2	3	0	1	0	0						
28 Adrián González, L OBP: 0.403, SLG: 0.548										4	1	2	2	0	1	3						
15 Dustin Pedroia, R OBP: 0.379, SLG: 0.465										4	0	1	1	0	0	3						
34 David Ortiz, L OBP: 0.400, SLG: 0.573										4	1	1	0	0	0	1						
16 Josh Reddick, L OBP: 0.338, SLG: 0.473										3	0	1	0	0	1	1						
60 Ryan Lavarnway, R (8, PH) OBP: 0.333, SLG: 0.310										1	0	0	0	0	1	0						
55 Joey Gathright, L ERA: 3.6										0	0	0	0	0	0	0						
39 Jarrod Saltalamacchia, R OBP: 0.295, SLG: 0.466										4	0	1	1	0	0	1						
3 Mike Aviles, R OBP: 0.290, SLG: 0.421										4	0	0	0	0	1	2						
54 Darnell McDonald, R OBP: 0.293, SLG: 0.389										4	1	2	1	0	0	0						
Inning Stats	R: 0 H: 2 E: 0 K: 1 S: 10	H: 1 LOB: 1 BB: 0 P: 13	R: 0 H: 1 E: 0 K: 0 S: 6	H: 1 LOB: 0 BB: 0 P: 10	R: 1 H: 2 E: 0 K: 0 S: 5	H: 2 LOB: 0 BB: 0 P: 8	R: 1 H: 2 E: 0 K: 1 S: 13	H: 2 LOB: 1 BB: 0 P: 21	R: 2 H: 2 E: 0 K: 0 S: 13	H: 2 LOB: 1 BB: 1 P: 28	R: 0 H: 0 E: 0 K: 1 S: 6	H: 0 LOB: 0 BB: 0 P: 8	R: 1 H: 3 E: 0 K: 0 S: 13	H: 3 LOB: 1 BB: 0 P: 17	R: 0 H: 0 E: 0 K: 1 S: 7	H: 0 LOB: 0 BB: 0 P: 9	R: 0 H: 0 E: 0 K: 0 S: 6	H: 0 LOB: 0 BB: 0 P: 7	1B: 6 2B: 3 3B: 2 HR: 1	SF: 0 SAC: 0 DP: 3 HBP: 0	WP: 0 PB: 0 SB: 0 CS: 0	PA: 37
PITCHER	IP WLS BF H R ER SO BB IBB HBP BLK WP HR S P ERA WHIP	IP WLS BF H R ER SO BB IBB HBP BLK WP HR S P ERA WHIP	IP WLS BF H R ER SO BB IBB HBP BLK WP HR S P ERA WHIP	IP WLS BF H R ER SO BB IBB HBP BLK WP HR S P ERA WHIP	IP WLS BF H R ER SO BB IBB HBP BLK WP HR S P ERA WHIP	IP WLS BF H R ER SO BB IBB HBP BLK WP HR S P ERA WHIP	IP WLS BF H R ER SO BB IBB HBP BLK WP HR S P ERA WHIP	IP WLS BF H R ER SO BB IBB HBP BLK WP HR S P ERA WHIP	IP WLS BF H R ER SO BB IBB HBP BLK WP HR S P ERA WHIP	IP WLS BF H R ER SO BB IBB HBP BLK WP HR S P ERA WHIP	IP WLS BF H R ER SO BB IBB HBP BLK WP HR S P ERA WHIP	IP WLS BF H R ER SO BB IBB HBP BLK WP HR S P ERA WHIP	IP WLS BF H R ER SO BB IBB HBP BLK WP HR S P ERA WHIP	IP WLS BF H R ER SO BB IBB HBP BLK WP HR S P ERA WHIP	IP WLS BF H R ER SO BB IBB HBP BLK WP HR S P ERA WHIP	IP WLS BF H R ER SO BB IBB HBP BLK WP HR S P ERA WHIP	IP WLS BF H R ER SO BB IBB HBP BLK WP HR S P ERA WHIP	IP WLS BF H R ER SO BB IBB HBP BLK WP HR S P ERA WHIP	IP WLS BF H R ER SO BB IBB HBP BLK WP HR S P ERA WHIP	IP WLS BF H R ER SO BB IBB HBP BLK WP HR S P ERA WHIP	IP WLS BF H R ER SO BB IBB HBP BLK WP HR S P ERA WHIP	
46 Jeremy Guthrie, R ERA: 4.28	6.0	W	27	10	5	5	3	1	0	0	0	0	0	0	0	0	0	9	13	0.00	3.000	
40 Troy Patton, L ERA: 3.46	0.2	H	3	2	0	0	0	0	0	0	0	0	0	0	0	0	0	2	2	0.00	0.000	
50 Willie Eyre, R ERA: 3.6	0.1	H	1	0	0	0	0	0	0	0	0	0	0	0	0	0	0	1	1	0.00	0.000	
57 Clay Rapada, L ERA: 6.0	0.1	H	1	0	0	0	0	0	0	0	0	0	0	0	0	0	0	0	0	0.00	0.000	
47 Pedro Strop, R ERA: 2.2	0.2	H	2	0	0	0	1	0	0	0	0	0	0	0	0	0	0	6	8	0.00	0.000	

Baltimore Orioles @ Boston Red Sox
Fenway Park, Boston, MA
Mon Sep 19 2011, 1:07 PM - 3:56 PM EDT
Att: 37,885 - Partly Cloudy - 65 F

AB 36
R 5
H 12
RBI 5
BB 1
SO 4
LOB 12



Batter	1	2	3	4	5	6	7	8	9	AB	R	H	RBI	BB	SO	LOB	TOP					
38 Matt Angle, L OBP: 0.293, SLG: 0.246										4	2	2	0	1	0	0	Baltimore Orioles @ Boston Red Sox Fenway Park, Boston, MA Mon Sep 19 2011, 7:11 PM - 11:06 PM EDT Att: 37,261 - Partly Cloudy - 61 F					
2 J.J. Hardy, R OBP: 0.305, SLG: 0.488										3	1	0	0	1	0	2						
9 Jake Fox, R OBP: 0.270, SLG: 0.407										1	0	0	0	0	0	1						
21 Nick Markakis, L OBP: 0.345, SLG: 0.398										3	2	2	2	1	0	0						
25 Josh Bell, S OBP: 0.215, SLG: 0.164										1	0	0	0	0	1	0						
27 Vladimir Guerrero, R OBP: 0.321, SLG: 0.425										4	1	2	2	0	1	1						
10 Adam Jones, R OBP: 0.320, SLG: 0.463										0	0	0	0	0	0	0						
19 Chris Davis, L OBP: 0.305, SLG: 0.415										4	2	3	1	0	1	0						
51 Kyle Hudson, L OBP: 0.167, SLG: 0.167										1	0	0	0	0	1	1						
11 Robert Andino, R OBP: 0.330, SLG: 0.344										3	1	1	0	1	1	1						
61 Pedro Florimón, S										1	0	0	0	0	0	1						
14 Nolan Reimold, R OBP: 0.324, SLG: 0.439										4	0	1	3	0	1	3						
6 Ryan Adams, R OBP: 0.333, SLG: 0.326										4	0	2	1	0	1	2						
15 Craig Tatum, R OBP: 0.244, SLG: 0.229										4	0	0	0	0	1	2						
Inning Stats	R: 3 E: 1 K: 0 S: 18	H: 3 LOB: 1 BB: 1 P: 30	R: 0 E: 0 K: 0 S: 7	H: 1 LOB: 0 BB: 0 P: 9	R: 2 E: 0 K: 2 S: 27	H: 2 LOB: 2 BB: 1 P: 36	R: 1 E: 0 K: 1 S: 16	H: 2 LOB: 1 BB: 0 P: 21	R: 2 E: 0 K: 0 S: 8	H: 3 LOB: 0 BB: 0 P: 10	R: 1 E: 1 K: 0 S: 6	H: 1 LOB: 1 BB: 1 P: 12	R: 0 E: 0 K: 3 S: 10	H: 0 LOB: 0 BB: 0 P: 16	R: 0 E: 0 K: 0 S: 6	H: 0 LOB: 1 BB: 1 P: 13	R: 0 E: 1 K: 2 S: 15	H: 1 LOB: 2 BB: 0 P: 19	1B: 10 2B: 2 3B: 1 HR: 0	SF: 2 SAC: 0 DP: 3 HBP: 0	WP: 1 PB: 0 SB: 4 CS: 0	PA: 43
PITCHER	IP WLS BF H R ER SO BB IBB HBP BLK WP HR S P ERA WHIP																					
41 John Lackey, R ERA: 6.49	(1, 1)	4.1	26	11	8	8	3	2	0	0	0	1	0	75	105	16.61	3.000					
48 Scott Atchison, R ERA: 4.07	(5, 1)	1.1	W	3	0	0	0	0	0	0	0	0	0	5	5	0.00	0.000					
46 Franklin Morales, L ERA: 3.86	(6, 1)	0.2	H	3	1	1	1	1	0	0	0	0	0	5	14	13.50	3.000					
32 Matt Albers, R ERA: 4.79	(7, 1)	0.2	H	2	0	0	2	0	0	0	0	0	0	7	10	0.00	0.000					
64 Michael Bowden, R ERA: 4.26	(8, 1)	2.0	9	1	0	0	2	1	0	0	0	0	0	21	32	0.00	1.000					

Batter	1	2	3	4	5	6	7	8	9	AB	R	H	RBI	BB	SO	LOB	BOTTOM	
2 Jacoby Ellsbury, L OBP: 0.376, SLG: 0.543										6	3	3	2	0	0	4	Baltimore Orioles @ Boston Red Sox Fenway Park, Boston, MA Mon Sep 19 2011, 7:11 PM - 11:06 PM EDT Att: 37,261 - Partly Cloudy - 61 F	
10 Marco Scutaro, R OBP: 0.356, SLG: 0.413										5	3	3	2	0	0	1		
76 Jose Iglesias, R OBP: 0.333, SLG: 0.333										1	0	1	0	0	0	0		
28 Adrián González, L ERA: 3.51	(1, 3)	1.2	1	1	1	1	1	1	1	3	1	3	0	2	0	0		
62 Lars Anderson, L ERA: 3.83	(7, PR)	(8, 3)								1	1	0	0	0	1	1		
15 Dustin Pedroia, R OBP: 0.382, SLG: 0.467	(1, 4)	2.1	2	1	1	1	1	1	1	4	2	3	4	1	0	1		
3 Mike Aviles, R OBP: 0.299, SLG: 0.419	(6, PH)	(9, 4)								1	0	0	0	0	0	1		
34 David Ortiz, L OBP: 0.403, SLG: 0.574	(1, 10)									4	2	2	1	2	0	4		
16 Josh Reddick, L OBP: 0.338, SLG: 0.473	(8, PR)	(9, 10)								0	0	0	0	0	0	0		
12 Jed Lowie, S OBP: 0.305, SLG: 0.369	(1, 5)									5	3	2	4	1	1	6		
36 Conor Jackson, R ERA: 10.89	(1, 7)									4	1	1	4	1	0	1		
55 Joey Gathright, L ERA: 5.32	(8, 7)									0	0	0	0	0	0	0		
33 Jason Varitek, S OBP: 0.299, SLG: 0.429	(1, 2)									4	1	0	0	1	4	3		
54 Darnell McDonald, R OBP: 0.297, SLG: 0.390	(1, 9)									5	1	2	0	0	0	2		
Inning Stats	R: 4 E: 0 K: 0 S: 21	H: 4 LOB: 0 BB: 0 P: 31	R: 2 E: 0 K: 0 S: 13	H: 3 LOB: 2 BB: 2 P: 29	R: 5 E: 1 K: 2 S: 21	H: 6 LOB: 2 BB: 1 P: 36	R: 0 E: 0 K: 1 S: 12	H: 0 LOB: 1 BB: 1 P: 21	R: 0 E: 0 K: 1 S: 8	H: 0 LOB: 0 BB: 0 P: 14	R: 7 E: 0 K: 1 S: 21	H: 6 LOB: 1 BB: 1 P: 35	R: 0 E: 0 K: 1 S: 12	H: 1 LOB: 2 BB: 1 P: 21	1B: 14 2B: 3 3B: 0 HR: 3	SF: 0 SAC: 0 DP: 0 HBP: 0	WP: 0 PB: 0 SB: 1 CS: 0	PA: 51
PITCHER	IP WLS BF H R ER SO BB IBB HBP BLK WP HR S P ERA WHIP																	
17 Brian Matusz, L ERA: 5.68	(1, 1)	1.2	L	12	6	6	6	0	1	27	49	45.00	6.000					
36 Chris Jakubauskas, R ERA: 5.68	(2, 1)	1.0	9	5	5	5	1	1	0	21	34	45.00	6.000					
49 Jason Berken, R ERA: 5.32	(3, 1)	1.2	10	2	0	0	2	3	0	24	49	0.00	3.000					
58 Zach Phillips, L ERA: 5.32	(5, 1)	0.2	2	0	0	0	0	0	0	5	8	0.00	0.000					
37 Jeremy Accardo, R ERA: 5.94	(6, 1)	1.0	7	4	4	4	1	0	0	16	26	36.00	4.000					
57 Clay Rapada, L ERA: 6.6	(7, 1)	0.0	1	0	0	0	0	0	0	2	6	27.00	2.000					
35 Brad Bergesen, R ERA: 5.49	(7, 1)	1.0	5	2	3	3	1	0	0	11	17	0.00	2.000					
63 Kevin Gregg, R ERA: 4.61	(8, 1)	1.0	5	1	0	0	1	1	0	12	21	0.00	2.000					



Batter	1	2	3	4	5	6	7	8	9	AB	R	H	RBI	BB	SO	LOB	TOP								
11 Robert Andino, R OBP: 0.331, SLG: 0.347										5	1	1	0	0	1	2	Baltimore Orioles @ Boston Red Sox Fenway Park, Boston, MA Wed Sep 21 2011, 7:11 PM - 10:10 PM EDT Att: 38,004 - Partly Cloudy - 68 F								
2 J.J. Hardy, R OBP: 0.304, SLG: 0.483										4	1	2	1	0	1	0									
21 Nick Markakis, L OBP: 0.348, SLG: 0.402										3	1	1	0	1	1	1									
27 Vladimir Guerrero, R OBP: 0.320, SLG: 0.421										4	0	1	2	0	2	2									
32 Matt Wieters, S OBP: 0.323, SLG: 0.447										4	0	1	0	0	0	1									
10 Adam Jones, R OBP: 0.323, SLG: 0.464										4	1	1	0	0	1	1									
12 Mark Reynolds, R OBP: 0.322, SLG: 0.487										4	2	2	3	0	0	1									
19 Chris Davis, L OBP: 0.297, SLG: 0.401										4	0	1	0	0	1	0									
38 Matt Angle, L OBP: 0.278, SLG: 0.232										4	0	0	0	0	2	2									
Inning Stats	R: 0 E: 1 K: 2 S: 10	H: 0 LOB: 1 BB: 1 P: 15	R: 1 E: 0 K: 0 S: 12	H: 1 LOB: 0 BB: 0 P: 18	R: 0 E: 0 K: 1 S: 6	H: 0 LOB: 0 BB: 0 P: 9	R: 0 E: 0 K: 0 S: 7	H: 0 LOB: 0 BB: 0 P: 9	R: 0 E: 0 K: 2 S: 9	H: 0 LOB: 0 BB: 0 P: 11	R: 1 E: 0 K: 2 S: 14	H: 2 LOB: 1 BB: 0 P: 20	R: 2 E: 0 K: 1 S: 12	H: 2 LOB: 0 BB: 0 P: 15	R: 2 E: 0 K: 0 S: 13	H: 3 LOB: 0 BB: 0 P: 19		R: 0 E: 0 K: 1 S: 10	H: 2 LOB: 2 BB: 0 P: 14	1B: 7 2B: 2 3B: 0 HR: 2	SF: 0 SAC: 0 DP: 1 HBP: 0	WP: 0 PB: 0 SB: 2 CS: 0	PA: 37		
PITCHER	IP	WLS	BF	H	R	ER	SO	BB	IBB	HBP	BLK	WP	HR	S	P	ERA	WHIP								
19 Josh Beckett, R ERA: 2.7	7.1	L	30	7	6	6	8	1	0	0	0	0	2	77	109	7.36	1.091								
91 Alfredo Aceves, R ERA: 2.7	1.2		7	3	0	0	1	0	0	0	0	0	0	16	21	0.00	1.800								

Batter	1	2	3	4	5	6	7	8	9	AB	R	H	RBI	BB	SO	LOB	BOTTOM								
2 Jacoby Ellsbury, L OBP: 0.374, SLG: 0.539										4	0	1	0	0	1	0	Baltimore Orioles @ Boston Red Sox Fenway Park, Boston, MA Wed Sep 21 2011, 7:11 PM - 10:10 PM EDT Att: 38,004 - Partly Cloudy - 68 F								
3 Mike Aviles, R OBP: 0.295, SLG: 0.423										4	1	1	0	0	0	2									
28 Adrián González, L OBP: 0.409, SLG: 0.557										4	1	2	0	0	2	0									
34 David Ortiz, L OBP: 0.401, SLG: 0.568										4	0	1	1	0	0	1									
15 Dustin Pedroia, R OBP: 0.381, SLG: 0.470										4	1	1	0	0	1	2									
16 Josh Reddick, L OBP: 0.295, SLG: 0.460										4	0	0	0	0	0	2									
13 Carl Crawford, L OBP: 0.295, SLG: 0.410										4	1	3	2	0	0	0									
10 Marco Scutaro, R OBP: 0.354, SLG: 0.406										3	0	0	0	1	1	2									
33 Jason Varitek, S OBP: 0.295, SLG: 0.423										3	0	0	1	0	0	2									
12 Jed Lowrie, S OBP: 0.303, SLG: 0.367										1	0	0	0	0	0	0									
Inning Stats	R: 0 E: 0 K: 1 S: 6	H: 0 LOB: 0 BB: 0 P: 8	R: 0 E: 0 K: 0 S: 5	H: 0 LOB: 0 BB: 0 P: 10	R: 1 E: 0 K: 0 S: 12	H: 2 LOB: 1 BB: 1 P: 20	R: 2 E: 0 K: 0 S: 14	H: 3 LOB: 1 BB: 0 P: 17	R: 1 E: 0 K: 1 S: 12	H: 3 LOB: 2 BB: 0 P: 16	R: 0 E: 0 K: 1 S: 13	H: 1 LOB: 1 BB: 0 P: 20	R: 0 E: 0 K: 2 S: 9	H: 0 LOB: 0 BB: 0 P: 9	R: 0 E: 0 K: 0 S: 8	H: 0 LOB: 0 BB: 0 P: 10	R: 0 E: 0 K: 0 S: 7	H: 0 LOB: 0 BB: 0 P: 9	1B: 6 2B: 2 3B: 1 HR: 0	SF: 0 SAC: 0 DP: 1 HBP: 0	WP: 0 PB: 0 SB: 0 CS: 0	PA: 36			
PITCHER	IP	WLS	BF	H	R	ER	SO	BB	IBB	HBP	BLK	WP	HR	S	P	ERA	WHIP								
29 Tommy Hunter, R ERA: 4.86	6.2		29	9	4	4	4	1	0	0	0	0	0	8	10	0.00	0.000								
57 Clay Rapada, L ERA: 6.19	0.2	W	2	0	0	0	1	0	0	0	0	0	0	3	3	0.00	0.000								
50 Willie Eyre, R ERA: 3.31	0.2	H	2	0	0	0	0	0	0	0	0	0	0	7	9	0.00	0.000								
43 Jim Johnson, R ERA: 2.66	1.0	S	3	0	0	0	0	0	0	0	0	0	0	7	9	0.00	0.000								

AB 36
R 6
H 10
RBI 6
BB 1
SO 9
LOB 10

AB 35
R 4
H 9
RBI 4
BB 1
SO 5
LOB 11

Batter	1	2	3	4	5	6	7	8	9	AB R H RBI BB SO LOB	TOP									
2 Jacoby Ellsbury, L (1, 8) OBP: 0.378, SLG: 0.549										4 2 3 2 0 1 1	Boston Red Sox @ New York Yankees Yankee Stadium, Bronx, NY Sun Sep 25 2011, 1:11 PM - 4:11 PM EDT Att: 49,541 - Partly Cloudy - 79 F									
13 Carl Crawford, L (1, 7) OBP: 0.293, SLG: 0.407										4 0 0 0 0 1 1										
15 Dustin Pedroia, R (1, 4) OBP: 0.361, SLG: 0.468										4 0 1 0 0 0 1										
34 David Ortiz, L (1, 10) OBP: 0.401, SLG: 0.563										2 0 1 0 2 1 1										
28 Adrián González, L (1, 3) OBP: 0.406, SLG: 0.552										4 0 0 0 0 1 4										
36 Conor Jackson, R (1, 9) OBP: 0.310, SLG: 0.341												3 0 0 0 0 2 0								
10 Marco Scutaro, R (1, 6) OBP: 0.352, SLG: 0.406												3 0 1 0 0 0 0								
39 Jarrod Saltalamacchia, R (1, 2) OBP: 0.290, SLG: 0.456												3 0 0 0 0 2 1								
3 Mike Aviles, R (1, 5) OBP: 0.291, SLG: 0.416										3 0 0 0 0 1 1										
Inning Stats	R: 0 E: 0 K: 0 S: 7	H: 1 LOB: 0 BB: 0 P: 12	R: 0 E: 0 K: 1 S: 8	H: 0 LOB: 0 BB: 1 P: 15	R: 0 E: 0 K: 1 S: 10	H: 0 LOB: 0 BB: 0 P: 14	R: 1 E: 0 K: 1 S: 9	H: 1 LOB: 1 BB: 0 P: 21	R: 0 E: 0 K: 0 S: 6	H: 1 LOB: 0 BB: 0 P: 9		R: 1 E: 0 K: 0 S: 9	H: 1 LOB: 0 BB: 0 P: 11	R: 0 E: 0 K: 3 S: 13	H: 1 LOB: 1 BB: 0 P: 18	R: 0 E: 0 K: 2 S: 13	H: 1 LOB: 0 BB: 0 P: 19	1B: 3 2B: 1 3B: 0 HR: 2	SF: 0 SAC: 0 DP: 2 HBP: 0	WP: 0 PB: 0 SB: 0 CS: 1
PITCHER	IP WLS BF H R ER SO BB IBB HBP BLK WP HR S P ERA WHIP																			
34 A.J. Burnett, R (1, 1) ERA: 5.16	7.2	W	27	5	2	2	6	2	0	0	0	0	0	0	2	65	105	2.35	0.913	
30 David Robertson, R (8, 1) ERA: 1.09	1.1		5	1	0	0	3	0	0	0	0	0	0	0	16	22	0.00	0.750		

Batter	1	2	3	4	5	6	7	8	9	AB R H RBI BB SO LOB	BOTTOM									
11 Brett Gardner, L (1, 8) OBP: 0.345, SLG: 0.372											5 1 1 0 0 1 3									
2 Derek Jeter, R (1, 6) OBP: 0.356, SLG: 0.393											4 2 3 1 0 1 0									
13 Alex Rodriguez, R (1, 5) OBP: 0.362, SLG: 0.466											3 1 1 1 1 0 2									
20 Jorge Posada, S (1, 10) OBP: 0.319, SLG: 0.409										3 1 2 2 1 0 1										
26 Eduardo Núñez, R (7, PR) OBP: 0.312, SLG: 0.386										0 0 0 0 0 0 0										
18 Andruw Jones, R (1, 7) OBP: 0.358, SLG: 0.484										3 0 0 0 1 2 2										
67 Greg Golson, R (8, 7) OBP: 0.143, SLG: 0.143										0 0 0 0 0 0 0										
55 Russell Martin, R (1, 2) OBP: 0.324, SLG: 0.401										2 0 0 0 2 1 3										
41 Chris Dickerson, L (1, 9) OBP: 0.306, SLG: 0.383										4 0 0 0 0 2 4										
60 Brandon Laird, R (1, 3) OBP: 0.316, SLG: 0.188										3 1 1 0 1 0 0										
19 Ramiro Pena, S (1, 4) OBP: 0.175, SLG: 0.194										2 0 0 0 1 1 1										
Inning Stats	R: 2 E: 0 K: 1 S: 16	H: 2 LOB: 2 BB: 2 P: 29	R: 0 E: 0 K: 1 S: 6	H: 0 LOB: 0 BB: 0 P: 8	R: 2 E: 0 K: 2 S: 14	H: 1 LOB: 2 BB: 2 P: 27	R: 0 E: 0 K: 0 S: 8	H: 0 LOB: 1 BB: 1 P: 12	R: 1 E: 0 K: 2 S: 17	H: 2 LOB: 2 BB: 1 P: 27	R: 1 E: 0 K: 1 S: 14	H: 2 LOB: 1 BB: 0 P: 19	R: 0 E: 0 K: 0 S: 6	H: 1 LOB: 1 BB: 0 P: 9	R: 0 E: 0 K: 1 S: 11	H: 0 LOB: 1 BB: 1 P: 20	1B: 6 2B: 1 3B: 0 HR: 1	SF: 0 SAC: 1 DP: 1 HBP: 0	WP: 1 PB: 1 SB: 2 CS: 1	PA: 38
PITCHER	IP WLS BF H R ER SO BB IBB HBP BLK WP HR S P ERA WHIP																			
49 Tim Wakefield, R (1, 1) ERA: 5.12	4.0	L	21	5	5	3	4	5	0	0	0	0	0	0	26	39	6.75	2.500		
32 Matt Albers, R (5, 1) ERA: 4.73	1.2		8	2	1	1	3	1	0	0	0	0	0	7	10	0.00	0.750			
48 Scott Atchison, R (6, 1) ERA: 3.26	1.1		4	1	0	0	0	0	0	0	0	0	0	11	20	0.00	1.000			
30 Andrew Miller, L (8, 1) ERA: 5.94	1.0		4	0	0	0	1	1	0	0	0	0	0	11	20	0.00	1.000			

AB	30
R	2
H	6
RBI	2
BB	2
SO	9
LOB	10



AB	29
R	6
H	8
RBI	4
BB	7
SO	8
LOB	16




Batter	1	2	3	4	5	6	7	8	9	10	11	12	13	14	AB	R	H	RBI	BB	SO	LOB	TOP																									
2 Jacoby Ellsbury, L OBP: 0.377, SLG: 0.551	G3		K		G4-3		K			FC1-6 1B		G4-6-3		HR	7	1	2	3	0	2	6																										
13 Carl Crawford, L OBP: 0.293, SLG: 0.406	G6-3			K			CS			FC1-6			L5	K	7	1	2	0	0	2	1																										
15 Dustin Pedroia, R OBP: 0.381, SLG: 0.467	F9			L9						K					6	0	2	0	0	1	2																										
34 David Ortiz, L OBP: 0.397, SLG: 0.557		G4-3		L4		G4-3				F7			F7		6	0	0	0	0	0	4																										
28 Adrián González, L OBP: 0.405, SLG: 0.550		K			F8	G3-1					P5		K		4	0	1	1	0	1	1																										
62 Lars Anderson, L (9, PR)															2	0	0	0	0	1	1																										
12 Jed Lowrie, S OBP: 0.306, SLG: 0.380		F7													3	1	2	0	0	0	0																										
3 Mike Aviles, R OBP: 0.289, SLG: 0.413						2				SH3-4 1B			P5		2	1	0	0	0	0	0																										
7 J.D. Drew, L OBP: 0.316, SLG: 0.333															5	0	1	1	0	1	3																										
54 Darnell McDonald, R OBP: 0.301, SLG: 0.394				F7			G3			G3					1	1	1	0	0	0	0																										
10 Marco Scutaro, R OBP: 0.357, SLG: 0.410															4	2	2	1	2	0	1																										
33 Jason Varitek, S OBP: 0.300, SLG: 0.423															2	0	1	1	0	0	1																										
55 Joey Gathright, L (7, PR)															0	0	0	0	0	0	0																										
39 Jarrod Saltalamacchia, SP OBP: 0.291, SLG: 0.455															3	0	1	0	0	1	4																										
Inning Stats	R: 0 E: 0 K: 0 S: 7	H: 0 LOB: 0 BB: 0 P: 9	R: 0 E: 0 K: 1 S: 9	H: 0 LOB: 0 BB: 0 P: 12	R: 0 E: 0 K: 1 S: 10	H: 1 LOB: 1 BB: 0 P: 16	R: 0 E: 0 K: 1 S: 10	H: 0 LOB: 0 BB: 0 P: 14	R: 1 E: 0 K: 0 S: 12	H: 2 LOB: 2 BB: 0 P: 19	R: 1 E: 0 K: 0 S: 10	H: 2 LOB: 1 BB: 0 P: 18	R: 2 E: 0 K: 1 S: 7	H: 3 LOB: 2 BB: 0 P: 13	R: 0 E: 0 K: 1 S: 5	H: 1 LOB: 1 BB: 0 P: 7	R: 0 E: 0 K: 1 S: 8	H: 1 LOB: 1 BB: 0 P: 17	R: 0 E: 0 K: 1 S: 13	H: 0 LOB: 0 BB: 0 P: 17	R: 0 E: 0 K: 1 S: 6	H: 0 LOB: 0 BB: 0 P: 10	R: 0 E: 0 K: 1 S: 6	H: 1 LOB: 0 BB: 0 P: 7	R: 0 E: 0 K: 1 S: 14	H: 1 LOB: 1 BB: 0 P: 21	R: 3 E: 0 K: 1 S: 14	H: 2 LOB: 0 BB: 1 P: 23	1B: 11 2B: 2 3B: 1 HR: 1	SF: 0 SAC: 1 DP: 1 HBP: 1	WP: 0 PB: 0 SB: 2 CS: 2	PA: 57															
PITCHER	IP ERA: 3.7	WLS BF	H ER	R SO	BB IBB	HBP BLK	WP HR	S 62	P 96	ERA 5.68	WHIP 1.263	PITCHER	IP ERA: 1.88	WLS BF	H ER	R SO	BB IBB	HBP BLK	WP HR	S 17	P 25	ERA 0.00	WHIP 0.000	PITCHER	IP ERA: 3.36	WLS BF	H ER	R SO	BB IBB	HBP BLK	WP HR	S 19	P 27	ERA 0.00	WHIP 1.000	PITCHER	IP ERA: 7.41	WLS BF	H ER	R SO	BB IBB	HBP BLK	WP HR	S 12	P 20	ERA 40.50	WHIP 4.500

Boston Red Sox @ New York Yankees
 Yankee Stadium, Bronx, NY
 Sun Sep 25 2011, 6:33 PM - 11:44 PM EDT
 Att. 49,072 - Overcast - 77 F

livebaseballscorecards.com

AB 52
R 7
H 15
RBI 7
BB 2
SO 9
LOB 24





Batter	1	2	3	4	5	6	7	8	9	10	11	12	13	14	AB	R	H	RBI	BB	SO	LOB	BOTTOM													
26 Eduardo Núñez, R OBP: 0.306, SLG: 0.378	G6-3	F4			K			F9		P3		P4			6	0	0	0	0	1	3														
14 Curtis Granderson, L OBP: 0.328, SLG: 0.561			P5		F9			K		K			G4-3		5	1	0	0	1	2	2														
24 Robinson Cano, L OBP: 0.351, SLG: 0.534				F8		G3-1		G4-3		K					5	1	1	0	1	1	0														
25 Mark Teixeira, S OBP: 0.339, SLG: 0.482							F8								2	1	1	2	2	0	0														
67 Greg Golson, R OBP: 0.225, SLG: 0.125	E2														1	0	0	0	1	1	0														
33 Nick Swisher, S OBP: 0.374, SLG: 0.447															6	0	0	0	0	2	4														
12 Eric Chavez, L OBP: 0.320, SLG: 0.361		P4													3	0	1	0	0	1	0														
11 Brett Gardner, L OBP: 0.343, SLG: 0.370				K						G3-1					3	1	0	0	0	1	4														
63 Jesus Montero, R OBP: 0.438, SLG: 0.643															4	0	2	0	2	0	1														
41 Chris Dickerson, L OBP: 0.288, SLG: 0.367															2	0	0	1	0	0	2														
60 Brandon Laird, R OBP: 0.316, SLG: 0.188															0	0	0	0	0	0	0														
20 Jorge Posada, S OBP: 0.321, SLG: 0.409															0	0	0	0	1	0	0														
19 Ramiro Pena, S OBP: 0.167, SLG: 0.184															2	0	0	0	0	1	1														
71 Austin Romine, R OBP: 0.222, SLG: 0.178															6	0	1	0	0	2	5														
Inning Stats	R: 3 E: 1 K: 1 S: 14	H: 2 LOB: 0 BB: 1 P: 24	R: 0 E: 0 K: 0 S: 12	H: 2 LOB: 2 BB: 0 P: 14	R: 0 E: 0 K: 0 S: 7	H: 0 LOB: 0 BB: 1 P: 12	R: 0 E: 0 K: 1 S: 9	H: 0 LOB: 0 BB: 1 P: 15	R: 0 E: 0 K: 1 S: 8	H: 0 LOB: 0 BB: 0 P: 10	R: 1 E: 0 K: 1 S: 7	H: 1 LOB: 1 BB: 0 P: 13	R: 0 E: 0 K: 1 S: 16	H: 0 LOB: 3 BB: 3 P: 31	R: 0 E: 0 K: 1 S: 10	H: 0 LOB: 0 BB: 0 P: 14	R: 0 E: 0 K: 1 S: 6	H: 0 LOB: 1 BB: 0 P: 17	R: 0 E: 0 K: 1 S: 13	H: 0 LOB: 1 BB: 2 P: 27	R: 0 E: 0 K: 1 S: 10	H: 0 LOB: 0 BB: 0 P: 14	1B: 4 2B: 2 3B: 0 HR: 0	SF: 1 SAC: 0 DP: 2 HBP: 0	WP: 0 PB: 0 SB: 2 CS: 0	PA: 54									
PITCHER	IP ERA: 6.41	WLS BF	H ER	R SO	BB IBB	HBP BLK	WP HR	S 57	P 86	ERA 4.50	WHIP 1.333	PITCHER	IP ERA: 6.1	WLS BF	H ER	R SO	BB IBB	HBP BLK	WP HR	S 10	P 14	ERA 0.00	WHIP 0.000	PITCHER	IP ERA: 2.59	WLS BF	H ER	R SO	BB IBB	HBP BLK	WP HR	S 26	P 44	ERA 0.00	WHIP 1.500


Boston Red Sox @ New York Yankees
 Yankee Stadium, Bronx, NY
 Sun Sep 25 2011, 6:33 PM - 11:44 PM EDT
 Att. 49,072 - Overcast - 77 F

livebaseballscorecards.com

AB 45
R 4
H 6
RBI 3
BB 8
SO 12
LOB 22



Batter	1	2	3	4	5	6	7	8	9	AB	R	H	RBI	BB	SO	LOB	TOP			
2 Jacoby Ellsbury, L (1, 8) OBP: 0.377, SLG: 0.554	F8		2H HR		G6-3	F7			G4-3	5	1	1	2	0	0	0	<p>Boston Red Sox @ Baltimore Orioles Oriole Park at Camden Yards, Baltimore, MD Tue Sep 27 2011, 7:08 PM - 10:44 PM EDT Att: 22,123 - Overcast - 76 F</p> <p>livebaseballscorecards.com</p> <p>AB 37 R 8 H 11 RBI 8 BB 3 SO 6 LOB 11</p> 			
15 Dustin Pedroia, R (1, 4) OBP: 0.384, SLG: 0.468	G4-6-3 1B				28 BB 34 BB	G6-3			1B	4	0	2	0	1	1	0				
34 David Ortiz, L (1, 10) OBP: 0.397, SLG: 0.555	G4-6-3				28 HR 1B	28 BB			K	4	1	1	0	1	1	2				
12 Jed Lowrie, S (1, 5) OBP: 0.303, SLG: 0.382		F9			K	K			F8	5	0	0	0	0	2	4				
28 Adrián González, L (1, 3) OBP: 0.407, SLG: 0.548	G4-3				60 HR 1B	1-2 2-3 BB			G6-3	3	1	1	0	1	0	0				
60 Ryan Lavanway, R (1, 2) OBP: 0.342, SLG: 0.500	F7				1-H HR	F9			HR	4	2	2	4	0	0	3				
54 Danell McDonald, R (1, 9) 7 J.D. Drew, L (6, PH) OBP: 0.316, SLG: 0.303			L7		13 WP 2B				P2	2	0	1	0	0	0	0				
13 Carl Crawford, L (1, 7) OBP: 0.289, SLG: 0.404			F7		G4-3				K	4	1	1	0	0	1	1				
10 Marco Scutaro, R (1, 6) OBP: 0.357, SLG: 0.419			F7		2 HR 2B	F7			HR	4	2	2	2	0	0	1				
Inning Stats	R: 0 E: 0 K: 0 S: 9	H: 1 LOB: 0 BB: 0 P: 13	R: 0 E: 0 K: 0 S: 6	H: 0 LOB: 0 BB: 0 P: 8	R: 2 E: 0 K: 1 S: 9	H: 2 LOB: 0 BB: 0 P: 16	R: 3 E: 0 K: 1 S: 17	H: 4 LOB: 1 BB: 0 P: 32	R: 0 E: 0 K: 0 S: 10	H: 0 LOB: 0 BB: 3 P: 26	R: 0 E: 0 K: 0 S: 15	H: 0 LOB: 0 BB: 0 P: 22	R: 0 E: 0 K: 2 S: 13	H: 0 LOB: 0 BB: 0 P: 17	R: 0 E: 0 K: 1 S: 12	H: 1 LOB: 1 BB: 0 P: 17		1B: 4 2B: 2 3B: 1 HR: 4	SF: 0 SAC: 0 DP: 1 HBP: 0	WP: 1 PB: 0 SB: 0 CS: 0
PITCHER	IP WLS BF H R ER SO BB IBB HBP BLK WP HR S P ERA WHIP																			
53 Zack Britton, L (1, 1) ERA: 4.61	4.1 L 21 7 5 5 2 2 0 0 0 0 1 2 45 84 10.38 2.077																			
49 Jason Berken, R (5, 1) ERA: 5.35	1.0 6 2 2 2 1 1 0 0 0 0 0 1 16 25 18.00 3.000																			
58 Zach Phillips, L (6, 1) ERA: 1.13	2.1 8 1 1 1 2 0 0 0 0 0 0 1 25 34 3.86 0.429																			
37 Jeremy Accardo, R (8, 1) ERA: 5.73	0.1 1 0 0 0 0 0 0 0 0 0 0 0 2 3 0.00 0.000																			
63 Kevin Gregg, R (9, 1) ERA: 4.37	1.0 4 1 0 0 1 0 0 0 0 0 0 0 12 17 0.00 1.000																			

Batter	1	2	3	4	5	6	7	8	9	AB	R	H	RBI	BB	SO	LOB	BOTTOM					
11 Robert Andino, R (1, 4) OBP: 0.328, SLG: 0.345	K		K		F9				G4-3	5	0	0	0	0	2	3	<p>Boston Red Sox @ Baltimore Orioles Oriole Park at Camden Yards, Baltimore, MD Tue Sep 27 2011, 7:08 PM - 10:44 PM EDT Att: 22,123 - Overcast - 76 F</p> <p>livebaseballscorecards.com</p> <p>AB 39 R 7 H 13 RBI 7 BB 3 SO 8 LOB 19</p> 					
2 J.J. Hardy, R (1, 6) OBP: 0.307, SLG: 0.483	F7				BB				F9	4	1	2	0	1	0	0						
21 Nick Markakis, L (1, 9) OBP: 0.351, SLG: 0.408	27 BB		F7						F8	4	1	1	0	1	0	3						
27 Vladimir Guerrero, R (1, 10) 38 Matt Angle, L (9, PR) OBP: 0.293, SLG: 0.266	2B				32 HR 1B				F9	5	1	3	1	0	0	2						
32 Matt Wieters, S (1, 2) OBP: 0.329, SLG: 0.453	L1				1-H HR				G4-3	0	0	0	0	0	0	0						
10 Adam Jones, R (1, 8) OBP: 0.320, SLG: 0.467			19 CS 2B		K				F9	5	1	2	1	0	1	3						
12 Mark Reynolds, R (1, 3) OBP: 0.321, SLG: 0.482			K		14 F9 19 1B				HR	3	0	0	0	1	3	2						
19 Chris Davis, L (1, 5) OBP: 0.301, SLG: 0.398			K1-3		BB				K	4	1	2	1	0	1	1						
14 Nolan Reimold, R (1, 7) OBP: 0.326, SLG: 0.451			K		F9				G6-3	4	0	1	1	0	1	2						
Inning Stats	R: 1 E: 0 K: 1 S: 11	H: 1 LOB: 1 BB: 1 P: 22	R: 0 E: 0 K: 2 S: 9	H: 1 LOB: 0 BB: 0 P: 13	R: 0 E: 0 K: 2 S: 19	H: 0 LOB: 1 BB: 1 P: 30	R: 2 E: 0 K: 1 S: 11	H: 3 LOB: 2 BB: 1 P: 22	R: 0 E: 0 K: 0 S: 7	H: 1 LOB: 1 BB: 0 P: 10	R: 1 E: 0 K: 1 S: 10	H: 1 LOB: 0 BB: 0 P: 12	R: 0 E: 0 K: 0 S: 8	H: 1 LOB: 1 BB: 0 P: 11	R: 2 E: 0 K: 1 S: 18	H: 3 LOB: 1 BB: 0 P: 25		R: 1 E: 0 K: 0 S: 21	H: 2 LOB: 2 BB: 0 P: 28	1B: 7 2B: 3 3B: 1 HR: 2	SF: 0 SAC: 0 DP: 0 HBP: 0	WP: 0 PB: 0 SB: 0 CS: 1
PITCHER	IP WLS BF H R ER SO BB IBB HBP BLK WP HR S P ERA WHIP																					
23 Erik Bedard, L (1, 1) ERA: 3.62	3.1 W 14 3 1 1 1 0 0 0 0 0 0 1 27 36 2.46 0.818																					
91 Alfredo Aceves, R (4, 1) ERA: 2.63	1.0 6 3 2 2 1 0 0 0 0 0 0 0 18 25 18.00 3.000																					
51 Daniel Bard, R (8, 1) ERA: 3.38	1.0 S 5 2 1 1 0 0 0 0 0 0 0 0 21 28 9.00 2.000																					
58 Jonathan Papelbon, R (9, 1) ERA: 2.69																						

Batter	1	2	3	4	5	6	7	8	9	AB	R	H	RBI	BB	SO	LOB	TOP										
2 Jacoby Ellsbury, L OBP: 0.376, SLG: 0.552										5	0	1	0	0	1	0	Boston Red Sox @ Baltimore Orioles Oriole Park at Camden Yards, Baltimore, MD Wed Sep 28 2011, 7:11 PM - 12:02 AM EDT Att: 29,749 - Partly Cloudy - 80 F livebaseballscorecards.com										
15 Dustin Pedroia, R OBP: 0.387, SLG: 0.474										4	1	3	2	1	0	0											
34 David Ortiz, L 55 Joey Gathright, L OBP: 0.387, SLG: 0.474										4	0	2	0	1	0	4											
28 Adrián González, L OBP: 0.410, SLG: 0.548										2	0	1	0	3	0	1											
60 Ryan Lavanway, R OBP: 0.302, SLG: 0.436										5	0	0	0	0	1	9											
7 J.D. Drew, L OBP: 0.315, SLG: 0.302										4	0	1	0	0	0	2											
10 Marco Scutaro, R OBP: 0.356, SLG: 0.423										4	1	2	0	0	0	1											
13 Carl Crawford, L OBP: 0.289, SLG: 0.405										4	0	1	0	0	0	2											
3 Mike Aviles, R OBP: 0.289, SLG: 0.409										3	1	0	0	1	0	1											
Inning Stats	R: 0 E: 0 K: 0 S: 9	H: 0 LOB: 1 BB: 1 P: 15	R: 0 E: 0 K: 0 S: 8	H: 1 LOB: 1 BB: 0 P: 11	R: 1 E: 0 K: 1 S: 13	H: 2 LOB: 2 BB: 2 P: 26	R: 1 E: 1 K: 0 S: 13	H: 1 LOB: 0 BB: 0 P: 20	R: 1 E: 0 K: 1 S: 18	H: 3 LOB: 2 BB: 0 P: 28	R: 0 E: 0 K: 0 S: 6	H: 0 LOB: 2 BB: 0 P: 9	R: 0 E: 0 K: 0 S: 4	H: 1 LOB: 2 BB: 2 P: 16	R: 0 E: 0 K: 0 S: 9	H: 2 LOB: 1 BB: 0 P: 15	R: 0 E: 1 K: 0 S: 13	H: 1 LOB: 3 BB: 1 P: 23	1B: 8 2B: 2 3B: 0 HR: 1	SF: 0 SAC: 0 DP: 2 HBP: 0	WP: 0 PB: 0 SB: 1 CS: 1	PA: 42					
PITCHER	IP	WLS	BF	H	R	ER	SO	BB	IBB	HBP	BLK	WP	HR	S	P	ERA	WHIP										
55 Alfredo Simon, R ERA: 4.9	4.1		21	6	3	3	2	2	1	0	1	0	1	53	87	6.23	1.846										
40 Troy Patton, L ERA: 3.0	2.1		10	2	0	0	0	1	1	0	0	0	0	16	35	0.00	1.286										
50 Willie Eyre, R ERA: 3.44	0.1		1	0	0	0	0	0	0	0	0	0	0	2	3	0.00	0.000										
47 Pedro Strop, R ERA: 2.05	1.0		4	2	0	0	0	0	0	0	0	0	0	9	15	0.00	2.000										
43 Jim Johnson, R ERA: 2.67	1.0	W	5	1	0	0	0	0	1	0	0	0	0	13	23	0.00	1.000										

Batter	1	2	3	4	5	6	7	8	9	AB	R	H	RBI	BB	SO	LOB	BOTTOM										
11 Robert Andino, R OBP: 0.327, SLG: 0.344										5	0	1	1	0	2	4	Boston Red Sox @ Baltimore Orioles Oriole Park at Camden Yards, Baltimore, MD Wed Sep 28 2011, 7:11 PM - 12:02 AM EDT Att: 29,749 - Partly Cloudy - 80 F livebaseballscorecards.com										
2 J.J. Hardy, R OBP: 0.310, SLG: 0.491										3	1	2	2	1	0	2											
21 Nick Markakis, L 38 Matt Angle, L OBP: 0.293, SLG: 0.266										3	0	0	0	1	2	1											
27 Vladimir Guerrero, R OBP: 0.317, SLG: 0.416										4	0	0	0	0	0	3											
32 Matt Wieters, S OBP: 0.328, SLG: 0.450										3	0	0	0	1	1	0											
10 Adam Jones, R OBP: 0.319, SLG: 0.466										4	0	1	0	0	2	2											
12 Mark Reynolds, R OBP: 0.323, SLG: 0.483										3	0	1	0	0	1	1											
19 Chris Davis, L 51 Kyle Hudson, L OBP: 0.305, SLG: 0.402										3	0	1	0	1	0	2											
14 Nolan Reimold, R OBP: 0.328, SLG: 0.453										3	2	1	1	0	0	2											
Inning Stats	R: 0 E: 0 K: 2 S: 10	H: 1 LOB: 1 BB: 0 P: 12	R: 0 E: 0 K: 0 S: 11	H: 1 LOB: 0 BB: 0 P: 14	R: 2 E: 0 K: 1 S: 12	H: 1 LOB: 0 BB: 1 P: 20	R: 0 E: 0 K: 1 S: 6	H: 0 LOB: 0 BB: 0 P: 11	R: 0 E: 0 K: 0 S: 8	H: 1 LOB: 1 BB: 0 P: 13	R: 0 E: 0 K: 1 S: 7	H: 0 LOB: 2 BB: 3 P: 23	R: 0 E: 0 K: 1 S: 7	H: 0 LOB: 0 BB: 0 P: 12	R: 0 E: 0 K: 0 S: 6	H: 0 LOB: 0 BB: 0 P: 9	R: 2 E: 0 K: 2 S: 12	H: 3 LOB: 2 BB: 0 P: 18	1B: 2 2B: 4 3B: 0 HR: 1	SF: 0 SAC: 0 DP: 2 HBP: 2	WP: 0 PB: 0 SB: 0 CS: 0	PA: 37					
PITCHER	IP	WLS	BF	H	R	ER	SO	BB	IBB	HBP	BLK	WP	HR	S	P	ERA	WHIP										
31 Jon Lester, L ERA: 3.47	6.0		24	4	2	2	5	4	0	0	0	0	1	54	93	3.00	1.333										
91 Alfredo Aceves, R ERA: 2.61	1.0	H	5	0	0	0	1	0	0	2	0	0	0	7	12	0.00	0.000										
51 Daniel Bard, R ERA: 3.33	1.0	H	3	0	0	0	0	0	0	0	0	0	0	6	9	0.00	0.000										
58 Jonathan Papelbon, R ERA: 2.94	0.2	L	5	3	2	2	2	0	0	0	0	0	0	12	18	27.00	4.500										

AB 35
R 3
H 11
RBI 2
BB 6
SO 2
LOB 20



AB 31
R 4
H 7
RBI 4
BB 4
SO 8
LOB 17

