Boston Red Sox - 2014

Batter	1	2	3	4	5	6	7	8	9	AB	R	H	RBI	BB	SO	LOB
3 Blake Butera, R (1, 4)	SSS 0-3 ① K		X 0-0 ③ G6-3			B B B B 4-0 25 G6-4-3 BB				2	0	0	0	0	1	0
10 Michael Strem, R (4, 4)										0	0	0	0	1	0	0
4 Joe Cronin, R (1, 6)	X 0-0 ② G5-3			SSS 0-3 ① K		X 0-0 ②③ G6-4-3 1-2f				2	0	0	0	0	1	0
25 Johnny Adams, R (4, 6)										1	0	0	0	0	0	1
24 Chris Shaw, L (1, 9)	H 1-0 HBP			X 0-0 ② G5-3			X 0-0 10 2B 8 G6-3 1B			1	0	0	0	0	0	0
Logan Hoggarth, R (4, 9) OBP: 1.000, SLG: 1.000										1	1	1	0	0	0	0
10 John Hennessy, L (1, 3) SSS (4, 5) OBP: 0.333, SLG: 0.667	0-3 ③ K2-3			X 0-0 ③ G4-3			X 0-0 31 E 1-3 2B			3	1	1	0	0	1	1
8 Thomas Bourdon, L (1, 8) OBP: 0.333, SLG: 0.333		X 0-0 8 G5-4-3 1B			X 0-0 ① G4-3		X 0-0 ① G6-3 3-H			3	0	1	1	0	0	1
31 Geoffrey Murphy, R (1, 10) OBP: 0.667, SLG: 0.500		X 0-0 ① F9			B B B B 4-0 BB		X 0-0 E9 7 1B 2-H 1B			2	0	1	1	1	0	1
8 Travis Ferrick, R (1, 7)		X 0-0 ②③ G5-4-3 1-2f			C C C 0-3 ② K		C C C 0-3 ② K			1	0	0	0	0	0	1
2 Nick Colucci, R (4, 7)										2	0	0	0	0	2	2
Stephen Sauter, S (1, 2)			C C C 0-3 ① K		X 0-0 ③ G5-3		X 0-0 ③ 2-H 1B			1	0	0	0	0	1	0
7 Nick Sciortino, R (4, 2) OBP: 0.500, SLG: 0.500										2	0	1	0	0	0	1
Gabriel Hernandez, S (1, 5)			X 0-0 ② P5			X 0-0 ① G4-3				1	0	0	0	0	0	0
22 Tyler Hinchliffe, L (4, 3)										1	0	0	0	0	0	0
Inning Stats	R: 0 H: 0 E: 0 LOB: 1 K: 2 BB: 0 S: 7 P: 8	R: 0 H: 1 E: 0 LOB: 0 K: 0 BB: 0 S: 3 P: 3	R: 0 H: 0 E: 0 LOB: 0 K: 1 BB: 0 S: 5 P: 5	R: 0 H: 0 E: 0 LOB: 0 K: 1 BB: 0 S: 5 P: 5	R: 0 H: 0 E: 0 LOB: 0 K: 1 BB: 1 S: 5 P: 9	R: 0 H: 0 E: 0 LOB: 0 K: 0 BB: 1 S: 2 P: 6	R: 2 H: 4 E: 1 LOB: 2 K: 1 BB: 0 S: 8 P: 8			1B: 4 SF: 0 2B: 1 SAC: 0 3B: 0 DP: 2 HR: 0 HBP: 1						

PITCHER		IP	WLS	BF	H	R	ER	SO	BB	IBB	HBP	BLK	WP	HR	S	P	ERA	WHIP
62 Rubby De La Rosa, R (1, 1) ERA:		2.0	W	7	1	0	0	2	0	0	1	0	0	0	10	11	0.00	0.500
71 Matt Barnes, R (3, 1) ERA:		1.0	H	3	0	0	0	1	0	0	0	0	0	0	5	5	0.00	0.000
63 Alex Wilson, R (4, 1) ERA:		1.0	H	3	0	0	0	1	0	0	0	0	0	0	5	5	0.00	0.000
59 Tommy Layne, L (5, 1) ERA:		1.0	H	4	0	0	0	1	1	0	0	0	0	0	5	9	0.00	1.000
75 Miguel Celestino, R (6, 1) ERA:		1.0		3	0	0	0	0	1	0	0	0	0	0	2	6	0.00	1.000

PITCHER		IP	WLS	BF	H	R	ER	SO	BB	IBB	HBP	BLK	WP	HR	S	P	ERA	WHIP
60 Austin Maddox, R (7, 1) ERA: 18.0		1.0		6	4	2	2	1	0	0	0	0	0	0	8	8	18.00	4.000

Boston College Eagles @ Boston Red Sox

JetBlue Park, Ft. Myers, FL

Thu Feb 27 2014, 4:08 PM - 5:45 PM EST

Att. 7,789 - Overcast - 73 F

TOP

livebaseballscorecards.com

AB	23
R	2
H	5
RBI	2
BB	2
SO	6
LOB	8



Batter	1	2	3	4	5	6	7	8	9	AB	R	H	RBI	BB	SO	LOB
26 Brock Holt, L (1, 6) 5 Mike Miller, R (7, 6)	BBBB 4-0 70 G4-6-3 68 BB 23 2B BB	X 0-0 ③ G1-3		X 0-0 ③ G4-3		BBBB 4-0 76 PO 46 G3 BB				2 1 0 0 2 0 2 0 0 0 0 0 0 0						
68 Alex Hassan, R (1, 7) 46 Keury De La Cruz, L (6, 7)	BBBB 4-0 70 G4-6-3 1-2 BB	X 0-0 ① G5-3	X 0-0 ① F7		X 0-0 ② G3 1-2					2 0 0 0 1 0 0 1 0 0 0 0 0 1						
70 Garin Cecchini, L (1, 5) OBP: 0.667, SLG: 0.667 76 Ryan Dent, R (6, 5)	X 0-0 ①② G4-6-3 1-2f 2-3	X 0-0 82 G1-3 23 S 1B	X 0-0 82 1B 11 1B 77 2B 1B	2 SAFE 0-0 ③ PO 2-3						3 1 2 0 0 0 2 0 0 0 0 0 0 0						
23 Brandon Snyder, R (1, 10) OBP: 1.000, SLG: 2.000 11 Mookie Betts, R (5, PH) OBP: 1.000, SLG: 1.000 (6, 10)	X 0-0 2B 3-H	BBBB 4-0 82 G1-3 1-2 BB	X 0-0 82 1B 77 2B 1-2 1B							1 0 1 1 1 0 0 1 1 1 0 0 0 0						
72 Corey Brown, L (1, 8) 82 Matty Johnson, S (3, PH) OBP: 0.500, SLG: 0.500 (4, 8)	SSS 0-3 ③ K	CBFX 1-2 ② G1-3 1-2 2-3	X 0-0 77 2B 1-2 2-3 1B							1 0 0 0 0 1 1 2 1 1 0 0 0 2						
73 Bryce Brentz, R (1, 9) 30 Henry Ramos, S (6, 9)		X 0-0 ① G6-3	X 0-0 ③ F9		CCC 0-3 ② K					3 0 0 0 0 1 5 0 0 0 0 0 0 0						
77 Travis Shaw, L (1, 3) OBP: 1.000, SLG: 1.500 20 David Chester, R (6, 3)		X 0-0 81 2B 55 FC3-2 1B	BBBB 4-0 81 G6-4-3 BB	X 0-0 1-H 2-H 3-H 2B						2 0 2 3 1 0 0 0 0 0 0 0 0 0						
81 Heiker Meneses, R (1, 4) OBP: 0.333, SLG: 0.667 16 Sean Coyle, R (7, 4)		X 0-0 55 FC3-2 1-3 2B	X 0-0 ①② G6-4-3 1-2f	X 0-0 ③ P4						3 0 1 0 0 0 2 0 0 0 0 0 0 0						
55 Christian Vázquez, R (1, 2) OBP: 0.500, SLG: 2.000 80 Blake Swihart, S (5, 2)		X 0-0 ② FC3-2 2-3 3-H	X 0-0 HR	CCC 0-3 ① K						2 1 1 1 0 0 2 1 0 0 0 0 1 0						
Inning Stats	R: 1 H: 1 E: 0 LOB: 1 K: 1 BB: 2 S: 5 P: 13	R: 0 H: 2 E: 0 LOB: 2 K: 0 BB: 0 S: 5 P: 5	R: 0 H: 1 E: 0 LOB: 2 K: 0 BB: 1 S: 6 P: 11	R: 1 H: 1 E: 0 LOB: 0 K: 0 BB: 1 S: 3 P: 7	R: 3 H: 4 E: 0 LOB: 1 K: 1 BB: 0 S: 9 P: 9	R: 0 H: 0 E: 0 LOB: 0 K: 1 BB: 1 S: 4 P: 8				1B: 5 SF: 0 2B: 3 SAC: 0 3B: 0 DP: 2 HR: 1 HBP: 0						

BOTTOM

Boston College Eagles @ Boston Red Sox

JetBlue Park, Ft. Myers, FL

Thu Feb 27 2014, 4:08 PM - 5:45 PM EST

Att. 7,789 - Overcast - 73 F

livebaseballscorecards.com

AB	24
R	5
H	9
RBI	5
BB	5
SO	3
LOB	17

WP: 0 PA: 30
PB: 0
SB: 1
CS: 0

PITCHER		IP	WLS	BF	H	R	ER	SO	BB	IBB	HBP	BLK	WP	HR	S	P	ERA	WHIP
22 Eric Stevens, R ERA: 9.0	(1, 1)	1.0	L	5	1	1	1	1	2	0	0	0	0	0	5	13	9.00	3.000
20 Steve Green, L ERA:	(2, 1)	2.0		10	3	0	0	0	1	0	0	0	0	0	11	16	0.00	2.000
21 Eric Stone, R ERA: 9.0	(4, 1)	1.0		4	1	1	1	0	1	0	0	0	0	1	3	7	9.00	2.000
26 Bobby Skogsbergh, R ERA: 27.0	(5, 1)	1.0		7	4	3	3	1	0	0	0	0	0	0	9	9	27.00	4.000
34 Michael King, R ERA:	(6, 1)	1.0		3	0	0	0	1	1	0	0	0	0	0	4	8	0.00	1.000

PITCHER	IP	WLS	BF	H	R	ER	SO	BB	IBB	HBP	BLK	WP	HR	S	P	ERA	WHIP

Minnesota Twins @ Boston Red Sox

JetBlue Park, Ft. Myers, FL

Fri Feb 28 2014, 1:12 PM - 4:19 PM EST

Att. 9,538 - Sunny - 67 F

TOP

livebaseballscorecards.com

Batter	1	2	3	4	5	6	7	8	9	AB	R	H	RBI	BB	SO	LOB
1 Alex Presley, L (1, 8) 70 Byron Buxton, R (5, 8) OBP: 0.500, SLG: 0.500	SSS 0-3 ① K		X 0-0 ③ G3		SSS 0-3 ① K	X 0-0 1-2 1B		X 0-0 ① G6-3		3 0 0 0 0 2 2 2 0 1 0 0 0 0						
2 Brian Dozier, R (1, 4) OBP: 0.667, SLG: 0.500 78 Jorge Polanco, S (5, 4)	X 0-0 ② G1-3			X 0-0 24 WP 24 1B 1B	BBBB 4-0 24 BB 55 2B 1-2 BB	X 0-0 ③ G3		X 0-0 ② G3-1		2 2 1 0 1 0 0 2 0 0 0 0 0 2						
24 Trevor Plouffe, R (1, 5) OBP: 0.667, SLG: 0.500 79 Deibinson Romero, R (5, 5) OBP: 0.500, SLG: 1.000	SSS 0-3 ③ K			BX 1-0 31 E 1-H 1B	BBBB 4-0 55 2B 1-2 2-3 BB		X 0-0 84 F9 39 1B 2B	X 0-0 ③ G5-3		2 2 1 1 1 1 0 2 1 1 0 0 0 0						
31 Oswaldo Arcia, L (1, 9) OBP: 0.333, SLG: 0.500 67 Max Kepler, L (5, 9)		X 0-0 ① G1		X 0-0 E9 13 WP 22 1B 2-H 1B	X 0-0 ② SF7 3-H		BBBB 4-0 39 1B 62 HBP BB		X 0-0 ① F8	2 1 1 1 0 0 0 1 0 0 0 1 0 0						
55 Chris Colabello, R (1, 3) OBP: 0.333, SLG: 0.667 68 Kennys Vargas, S (5, 3)	SSS 0-3 ② K		CCC 0-3 ① K	X 0-0 1-H 2-H 2B		SSS 0-3 ① K		SSS 0-3 ② K		3 0 1 2 0 2 1 2 0 0 0 0 2 2						
13 Jason Kubel, L (1, 10) 84 Dan Rohlfing, R (7, PH) OBP: 0.500, SLG: 0.500 (7, 10)	SSS 0-3 ③ K		BSSS 1-3 ② K 1-2	SSS 0-3 ③ K		X 0-0 ② F9 2-3		X 0-0 62 1B 39 E 1B		3 0 0 0 0 3 2 2 1 1 0 0 0 2						
22 Wilkin Ramirez, R (1, 7) OBP: 0.333, SLG: 0.333 62 Chris Rahl, R (6, 7) OBP: 1.000, SLG: 1.000		X 0-0 ① F8	X 0-0 2-H 1B	SSS 0-3 ① K	H 1-0 39 1B 1-2 HBP		X 0-0 39 E 1-2 1B			3 0 1 1 0 1 0 1 0 1 0 0 0 0						
11 Jason Bartlett, R (1, 6) 39 Danny Santana, S (6, 6) OBP: 0.500, SLG: 0.500	SSS 0-3 ② K	SSS 0-3 ③ K		X 0-0 ② L3	X 0-0 1-2 2-3 3-H 73 FC4 1B		X 0-0 ② E4 1-3 2-H			3 0 0 0 0 2 1 2 0 1 1 0 0 1						
12 Chris Herrmann, L (1, 2) OBP: 1.000, SLG: 1.000 73 Kyle Knudson, R (6, 2)	BBBB 4-0 BB	BBBB 4-0 24 BB 2 BB 31 SF7 BB		X 0-0 70 1B 1B	X 0-0 ③ FC4 1-2f		X 0-0 ③ G4-3			1 1 1 0 2 0 0 2 0 0 0 0 0 5						
Inning Stats	R: 0 H: 0 E: 0 LOB: 0 K: 2 BB: 0 S: 7 P: 7	R: 0 H: 0 E: 0 LOB: 0 K: 2 BB: 0 S: 7 P: 7	R: 0 H: 0 E: 0 LOB: 1 K: 1 BB: 1 S: 5 P: 9	R: 3 H: 4 E: 1 LOB: 1 K: 3 BB: 0 S: 13 P: 15	R: 3 H: 1 E: 0 LOB: 1 K: 2 BB: 3 S: 8 P: 20	R: 0 H: 2 E: 0 LOB: 2 K: 1 BB: 0 S: 7 P: 7	R: 1 H: 2 E: 0 LOB: 3 K: 1 BB: 1 S: 7 P: 12	R: 0 H: 0 E: 0 LOB: 0 K: 0 BB: 0 S: 3 P: 3	R: 1 H: 2 E: 1 LOB: 2 K: 1 BB: 0 S: 8 P: 8	1B: 9 SF: 1 2B: 2 SAC: 0 3B: 0 DP: 0 HR: 0 HBP: 1						

	AB	38
	R	8
	H	11
	RBI	6
	BB	5
	SO	13
	LOB	18

WP: 2 PA: 45
PB: 0
SB: 0
CS: 0

PITCHER		IP	WLS	BF	H	R	ER	SO	BB	IBB	HBP	BLK	WP	HR	S	P	ERA	WHIP
63 Anthony Ranaudo, R ERA:	(1, 1)	2.0		6	0	0	0	4	0	0	0	0	0	0	14	14	0.00	0.000
94 Dalier Hinojosa, R ERA: 16.2	(3, 1)	1.2	L	10	4	3	3	3	1	0	0	0	2	0	15	21	16.20	3.000
80 Robby Scott, L ERA:	(4, 1)	0.1		1	0	0	0	1	0	0	0	0	0	0	3	3	0.00	0.000
30 Andrew Miller, L ERA: 40.5	(5, 1)	0.2		5	0	3	3	1	3	0	0	0	0	0	4	16	40.50	4.500
82 Mike McCarthy, R ERA:	(5, 1)	0.1		2	1	0	0	1	0	0	0	0	0	0	4	4	0.00	3.000

PITCHER		IP	WLS	BF	H	R	ER	SO	BB	IBB	HBP	BLK	WP	HR	S	P	ERA	WHIP
39 Francisco Cordero, R ERA:	(6, 1)	1.0		5	2	0	0	1	0	0	0	0	0	0	7	7	0.00	2.000
28 Chris Resop, R ERA: 9.0	(7, 1)	1.0		7	2	1	1	1	1	0	1	0	0	0	7	12	9.00	3.000
50 Jacob Dahlstrand, R ERA:	(8, 1)	1.2		7	2	1	0	1	0	0	0	0	0	0	9	9	0.00	1.200
79 Jeremy Kehrt, R ERA:	(9, 1)	0.1		2	0	0	0	0	0	0	0	0	0	0	2	2	0.00	0.000

Minnesota Twins @ Boston Red Sox

JetBlue Park, Ft. Myers, FL

Fri Feb 28 2014, 1:12 PM - 4:19 PM EST

Att. 9,538 - Sunny - 67 F

BOTTOM

livebaseballscorecards.com

Batter	1	2	3	4	5	6	7	8	9	AB	R	H	RBI	BB	SO	LOB
5 Jonny Gomes, R (1, 7)	L6			F7		G1-3		K		3	0	0	0	0	0	0
68 Alex Hassan, R (7, 7)										1	0	0	0	0	1	0
15 Dustin Pedroia, R (1, 4)	G6-3			F9		F9			74 BB; 23 1B; 26 G3 1B	2	0	0	0	0	0	0
10 Jonathan Herrera, S (6, 5) OBP: 0.500, SLG: 0.500										2	1	1	0	0	0	0
34 David Ortiz, L (1, 10)	F9			K		L7			26 G3; 74 BB 1-2 1B	2	0	0	0	0	1	0
23 Brandon Snyder, R (6, PH) OBP: 0.500, SLG: 0.500 (7, 10)										2	0	1	0	0	0	0
12 Mike Napoli, R (1, 3) OBP: 1.000, SLG: 1.000		2 G5-4-3 1B			16 BB 1B		K		F7	2	0	2	0	0	0	0
37 Mike Carp, L (6, 3)										2	0	0	0	0	1	2
2 Xander Bogaerts, R (1, 6)	G5-4-3 1-2f			F7		BB			26 G3 1-2 2-3 BB	2	0	0	0	0	0	2
74 Deven Marrero, R (6, 6)										0	0	0	0	2	0	0
16 Will Middlebrooks, R (1, 5)	G5-3			1-2 BB		P6			G3 1-2 2-3 3-H	1	0	0	0	1	0	0
26 Brock Holt, L (6, 4)										2	0	0	1	0	0	3
3 David Ross, R (1, 2)		G3-1		K		K			P5	2	0	0	0	0	1	2
61 Dan Butler, R (6, 2)										2	0	0	0	0	1	3
25 Jackie Bradley Jr., L (1, 8)		G3		K				G4-3		2	0	0	0	0	1	2
Scott Cousins, L (6, 8)										1	0	0	0	0	0	0
73 Bryce Brentz, R (1, 9) OBP: 0.500, SLG: 2.000		K				HR		K2-3		2	1	1	1	0	1	0
46 Keury De La Cruz, L (8, 9)										1	0	0	0	0	1	0
Inning Stats	R: 0 E: 0 K: 0 S: 3 H: 0 LOB: 0 BB: 0 P: 3	R: 0 E: 0 K: 0 S: 3 H: 1 LOB: 0 BB: 0 P: 3	R: 0 E: 0 K: 1 S: 5 H: 0 LOB: 0 BB: 0 P: 5	R: 0 E: 0 K: 1 S: 5 H: 0 LOB: 0 BB: 0 P: 5	R: 0 E: 0 K: 2 S: 8 H: 1 LOB: 2 BB: 1 P: 12	R: 1 E: 0 K: 0 S: 6 H: 1 LOB: 0 BB: 0 P: 6	R: 0 E: 0 K: 2 S: 7 H: 0 LOB: 1 BB: 1 P: 11	R: 0 E: 0 K: 2 S: 7 H: 0 LOB: 0 BB: 0 P: 7	R: 1 E: 0 K: 0 S: 5 H: 2 LOB: 2 BB: 1 P: 9	1B: 4 2B: 0 3B: 0 HR: 1 SF: 0 SAC: 0 DP: 1 HBP: 0							

	AB	31
	R	2
	H	5
	RBI	2
	BB	3
	SO	8
	LOB	14

WP: 0 PB: 0 SB: 0 CS: 0 PA: 34

PITCHER	IP	WLS	BF	H	R	ER	SO	BB	IBB	HBP	BLK	WP	HR	S	P	ERA	WHIP
37 Mike Pelfrey, R (1, 1) ERA:	2.0		6	1	0	0	0	0	0	0	0	0	0	6	6	0.00	0.500
52 Brian Duensing, L (3, 1) ERA:	1.0	W	3	0	0	0	1	0	0	0	0	0	0	5	5	0.00	0.000
21 Samuel Deduno, R (4, 1) ERA:	2.0	H	8	1	0	0	3	1	0	0	0	0	0	13	17	0.00	1.000
50 Casey Fien, R (6, 1) ERA: 9.0	1.0		4	1	1	1	0	0	0	0	0	0	1	6	6	9.00	1.000
56 Caleb Thielbar, L (7, 1) ERA:	1.0		4	0	0	0	2	1	0	0	0	0	0	7	11	0.00	1.000

PITCHER	IP	WLS	BF	H	R	ER	SO	BB	IBB	HBP	BLK	WP	HR	S	P	ERA	WHIP
64 Aaron Thompson, L (8, 1) ERA:	1.0		3	0	0	0	2	0	0	0	0	0	0	7	7	0.00	0.000
83 Sean Gilmartin, L (9, 1) ERA: 9.0	1.0		6	2	1	1	0	1	0	0	0	0	0	5	9	9.00	3.000

Batter	1	2	3	4	5	6	7	8	9	AB	R	H	RBI	BB	SO	LOB
38 Grady Sizemore, L (1, 8) OBP: 0.333, SLG: 0.333 48 Mike McCoy, R (5, PR) (5, 8)	F7		K 1-2		29 G5-3 1B		G5-3			3 1	0 0	1 0	0 0	0 0	1 0	1 0
10 Jonathan Herrera, S (1, 6) OBP: 0.400, SLG: 0.400 20 Ryan Lavarnway, R (6, 3)	K		29 BB 2-H 1B		K		G3			3 1	0 0	1 0	1 0	0 0	2 0	1 0
29 Daniel Nava, S (1, 7) OBP: 0.667, SLG: 2.000 73 Bryce Brentz, R (6, 9) OBP: 0.333, SLG: 1.333	HR		BB 1-2		G5-3 1-2			K		2 1	1 0	1 0	1 0	1 0	0 1	1 0
40 A.J. Pierzynski, L (1, 2) 23 Brandon Snyder, R (6, 5) OBP: 0.333, SLG: 0.333	G3		F7		G4-3			F8		3 1	0 0	0 0	0 0	0 0	0 0	4 0
37 Mike Carp, L (1, 3) Scott Cousins, L (6, 7)		70 1B BB	P6			F8		F9		2 1	0 0	0 0	0 0	1 0	0 0	2 0
68 Alex Hassan, R (1, 9) 55 Christian Vázquez, R (6, 2)		K		L5		F9			F8	3 1	0 0	0 0	0 0	0 0	1 0	1 0
70 Garin Cecchini, L (1, 5) OBP: 0.667, SLG: 1.000 74 Deven Marrero, R (6, 6)	1-3 1B			F9		2B			G5-3	3 1	0 0	2 0	0 0	0 0	0 0	0 0
77 Travis Shaw, L (1, 10) 80 Blake Swihart, S (9, PH)	L8			BB		K			G6-3	2 1	0 0	0 0	0 0	1 0	1 0	2 0
26 Brock Holt, L (1, 4) OBP: 0.250, SLG: 0.250 81 Heiker Meneses, R (6, 4)		38 S 10 1B		G4-3			G3-1			2 1	1 0	1 0	0 0	0 0	0 0	1 0

TOP

Boston Red Sox @ Minnesota Twins

Hammond Stadium, Fort Myers, FL

Sat Mar 01 2014, 1:11 PM - 4:01 PM EST

Att. 8,547 - Sunny - 76 F

livebaseballscorecards.com

AB	32
R	2
H	6
RBI	2
BB	3
SO	6
LOB	13

Inning Stats	1	2	3	4	5	6	7	8	9
	R: 1 E: 0 K: 1 S: 8	R: 0 E: 0 K: 1 S: 5	R: 1 E: 0 K: 1 S: 7	R: 0 E: 0 K: 0 S: 3	R: 0 E: 0 K: 1 S: 6	R: 0 E: 0 K: 1 S: 6	R: 0 E: 0 K: 0 S: 3	R: 0 E: 0 K: 1 S: 5	R: 0 E: 0 K: 0 S: 3
	H: 1 LOB: 0 BB: 0 P: 11	H: 1 LOB: 1 BB: 1 P: 9	H: 2 LOB: 2 BB: 1 P: 12	H: 0 LOB: 1 BB: 1 P: 7	H: 1 LOB: 2 BB: 0 P: 6	H: 1 LOB: 1 BB: 0 P: 6	H: 0 LOB: 0 BB: 0 P: 3	H: 0 LOB: 0 BB: 0 P: 5	H: 0 LOB: 0 BB: 0 P: 3

1B: 4 2B: 1 3B: 0 HR: 1	SF: 0 SAC: 0 DP: 0 HBP: 0	WP: 0 PB: 0 SB: 1 CS: 0	PA: 35
---	---	---	---

PITCHER		IP	WLS	BF	H	R	ER	SO	BB	IBB	HBP	BLK	WP	HR	S	P	ERA	WHIP
58 Scott Diamond, L ERA: 4.5	(1, 1)	2.0	W	8	2	1	1	2	1	0	0	0	0	1	13	20	4.50	1.500
57 Ryan Pressly, R ERA: 9.0	(3, 1)	1.0	H	6	2	1	1	1	1	0	0	0	0	0	7	12	9.00	3.000
59 Michael Tonkin, R ERA:	(4, 1)	1.0	H	4	0	0	0	0	1	0	0	0	0	0	3	7	0.00	1.000
15 Glen Perkins, L ERA:	(5, 1)	1.0		4	1	0	0	1	0	0	0	0	0	0	6	6	0.00	1.000
61 Jared Burton, R ERA:	(6, 1)	1.0		4	1	0	0	1	0	0	0	0	0	0	6	6	0.00	1.000

PITCHER		IP	WLS	BF	H	R	ER	SO	BB	IBB	HBP	BLK	WP	HR	S	P	ERA	WHIP
81 Matt Hoffman, L ERA:	(7, 1)	1.0		3	0	0	0	0	0	0	0	0	0	0	3	3	0.00	0.000
76 Deolis Guerra, R ERA:	(8, 1)	1.0		3	0	0	0	1	0	0	0	0	0	0	5	5	0.00	0.000
53 Kris Johnson, L ERA:	(9, 1)	1.0		3	0	0	0	0	0	0	0	0	0	0	3	3	0.00	0.000

BOTTOM

Boston Red Sox @ Minnesota Twins

Hammond Stadium, Fort Myers, FL

Sat Mar 01 2014, 1:11 PM - 4:01 PM EST

Att. 8,547 - Sunny - 76 F

Batter	1	2	3	4	5	6	7	8	9	AB	R	H	RBI	BB	SO	LOB
32 Aaron Hicks, S (1, 8) 70 Byron Buxton, R (5, 8) OBP: 0.333, SLG: 0.333	G5-3	K		G5-3		F7				3 1	0 0	0 0	0 0	0 0	1 0	1 0
2 Brian Dozier, R (1, 4) OBP: 0.800, SLG: 1.000 11 Jason Bartlett, R (4, 4) 77 James Beresford, L (7, 4)	7 1B 2B	1B			F7	L9				2 2 0	1 0 0	2 0 0	0 0 0	0 0 0	0 0 0	0 0 0
7 Joe Mauer, L (1, 3) OBP: 0.500, SLG: 0.500 55 Chris Colabello, R (5, 3) OBP: 0.400, SLG: 0.500	16 2B 24 BB 2-H 1B	G6-3			19 1B 27 HR BB	G5-3				2 1	1 1	1 0	1 0	0 1	0 0	1 0
16 Josh Willingham, R (1, 7) OBP: 0.500, SLG: 1.000 19 Darin Mastroianni, R (5, 7) OBP: 0.500, SLG: 0.500	24 BB 68 SF7 1-3 2B		K		27 HR 1-2 1B		G5-3			2 2	1 1	1 1	0 0	0 0	1 0	0 0
27 Chris Parmelee, L (1, 9) OBP: 0.667, SLG: 2.000 80 Jermaine Mitchell, L (6, 9)	24 BB HBP		K		1-H 2-H HR		71 CS BB			2 0	1 0	1 0	3 0	0 1	1 0	0 0
24 Trevor Plouffe, R (1, 5) OBP: 0.600, SLG: 0.333 71 Brandon Waring, R (4, 5)	8 FC6-4 1-2 2-3 3-H BB		K	G4-3			F9 1-2			1 2	0 0	0 0	1 0	1 0	1 0	0 1
68 Kennys Vargas, S (1, 10) OBP: 0.200, SLG: 0.250 82 Matt Koch, R (8, PH) (9, 10)	SF7 3-H			G4-3	43 2B 1B			K		2 1	0 0	1 0	1 0	0 0	0 1	0 0
8 Kurt Suzuki, R (1, 2) 43 Josmil Pinto, R (5, 2) OBP: 1.000, SLG: 2.000 85 Stuart Turner, R (8, 2)	FC6-4 1-2f			K	1-3 2B			G3		2 1 1	0 0 0	0 1 0	0 0 0	0 0 0	1 0 0	2 0 0
5 Eduardo Escobar, S (1, 6) OBP: 0.500, SLG: 1.000 17 Doug Bernier, R (5, 6)		F9		2B	F8			F8		2 2	0 0	1 0	0 0	0 0	0 0	0 2
Inning Stats	R: 3 H: 3 E: 0 LOB: 2 K: 0 BB: 1 S: 6 P: 11	R: 0 H: 1 E: 0 LOB: 1 K: 1 BB: 0 S: 6 P: 6	R: 0 H: 0 E: 0 LOB: 0 K: 3 BB: 0 S: 9 P: 9	R: 0 H: 1 E: 0 LOB: 1 K: 1 BB: 0 S: 6 P: 6	R: 3 H: 4 E: 0 LOB: 2 K: 0 BB: 1 S: 7 P: 12	R: 0 H: 0 E: 0 LOB: 0 K: 0 BB: 0 S: 3 P: 3	R: 0 H: 0 E: 0 LOB: 0 K: 0 BB: 1 S: 3 P: 7	R: 0 H: 0 E: 0 LOB: 0 K: 1 BB: 0 S: 5 P: 5		1B: 4 SF: 1 2B: 4 SAC: 0 3B: 0 DP: 0 HR: 1 HBP: 1						

livebaseballscorecards.com

AB	31
R	6
H	9
RBI	6
BB	3
SO	6
LOB	7

WP: 0 PA: 36
PB: 0
SB: 0
CS: 1

PITCHER		IP	WLS	BF	H	R	ER	SO	BB	IBB	HBP	BLK	WP	HR	S	P	ERA	WHIP
64 Allen Webster, R	(1, 1)	1.2	L	11	4	3	3	1	1	0	1	0	0	0	11	16	16.20	3.000
ERA: 16.2																		
78 Chris Hernandez, L	(2, 1)	0.1		1	0	0	0	0	0	0	0	0	0	0	1	1	0.00	0.000
ERA:																		
66 Drake Britton, L	(3, 1)	2.0		7	1	0	0	4	0	0	0	0	0	0	15	15	0.00	0.500
ERA:																		
50 Jose Mijares, L	(5, 1)	0.2		7	4	3	3	0	1	0	0	0	0	1	6	11	40.50	7.500
ERA: 40.5																		
80 Matty Ott, R	(5, 1)	1.1		4	0	0	0	0	0	0	0	0	0	0	4	4	0.00	0.000
ERA:																		

PITCHER		IP	WLS	BF	H	R	ER	SO	BB	IBB	HBP	BLK	WP	HR	S	P	ERA	WHIP
60 Brayan Villarreal, R	(7, 1)	1.0		3	0	0	0	0	1	0	0	0	0	0	3	7	0.00	1.000
ERA:																		
Shunsuke Watanabe, R	(8, 1)	1.0		3	0	0	0	1	0	0	0	0	0	0	5	5	0.00	0.000
ERA:																		

Batter	1	2	3	4	5	6	7	8	9	AB	R	H	RBI	BB	SO	LOB
1 Jemile Weeks, S (1, 4) OBP: 0.333, SLG: 0.400 6 Jonathan Schoop, R (6, 4) OBP: 0.600, SLG: 0.750	K		F9			F8	K		89 1B 2B 1-3 2-H 3-H	3 2	0 1	0 1	0 2	0 0	1 1	0 0
62 Francisco Peguero, R (1, 9) OBP: 0.400, SLG: 0.600 87 Mike Yastrzemski, L (6, PR) (6, 9)	K			L3		E4 14 BB 28 1B 45 1B		G6-3	89 1B BB	3 1	0 1	0 0	0 0	0 1	1 0	0 0
27 Delmon Young, R (1, 10) OBP: 0.600, SLG: 0.800 48 Johnny Monell, L (8, PH) (8, 10)	1B			28 2B 2B		F9		P5	K	3 2	0 0	2 0	0 0	0 0	0 1	1 3
28 Steve Pearce, R (1, 3) OBP: 0.375, SLG: 0.500 89 Christian Walker, R (6, 3) OBP: 0.500, SLG: 0.500	G5-3			2-3 2B		45 1B 14 BB 1-2 1B		L3	1-3 2-H 3-H 1B	3 2	0 0	2 1	0 2	0 0	0 0	1 0
14 Nolan Reimold, R (1, 7) 38 Xavier Paul, L (6, PR) OBP: 0.286, SLG: 0.429 (6, 7)		G3-1		P4		45 1B 1-2 2-3 BB			92 1B 2B K	2 2	0 1	0 1	0 0	1 0	0 1	2 3
45 Steve Clevenger, L (1, 2) OBP: 0.500, SLG: 0.500 92 Buck Britton, L (6, PR) OBP: 1.000, SLG: 1.000 (6, 6)		F8		K		1B 1-2 2-3 3-H			72 BB 81 BB 6 2B 1B 2-H	3 1	0 1	1 1	1 1	0 0	1 0	2 0
69 Iván De Jesús Jr., R (1, 6) 81 Brian Ward, R (6, 2) 86 Josh Hart, L (9, PR)	K				G5-3	G5-3			72 BB 6 2B BB 1-2	3 0 0	0 0 1	0 0 0	0 0 0	0 1 0	1 0 0	3 0 0
41 Julio Borbon, L (1, 8) OBP: 0.333, SLG: 0.333 34 Quintin Berry, L (7, 8)			G4-3		K		G6-3		B2	3 1	0 0	0 0	0 0	0 0	1 0	0 2
67 Michael Almanzar, R (1, 5) OBP: 0.167, SLG: 0.167 72 Cord Phelps, S (7, 5)			G6-3		G5-3		L3		6 2B 89 1B 1-2 2-3 BB	3 0	0 1	0 0	0 0	0 1	0 0	0 0
Inning Stats	R: 0 E: 0 K: 2 S: 8 H: 1 LOB: 1 BB: 0 P: 8	R: 0 E: 0 K: 1 S: 5 H: 0 LOB: 0 BB: 0 P: 5	R: 0 E: 0 K: 0 S: 3 H: 0 LOB: 0 BB: 0 P: 3	R: 0 E: 0 K: 1 S: 7 H: 2 LOB: 2 BB: 0 P: 7	R: 0 E: 0 K: 1 S: 5 H: 0 LOB: 0 BB: 0 P: 5	R: 1 E: 1 K: 0 S: 6 H: 2 LOB: 3 BB: 1 P: 10	R: 0 E: 0 K: 1 S: 5 H: 0 LOB: 0 BB: 0 P: 5	R: 0 E: 0 K: 0 S: 3 H: 0 LOB: 0 BB: 0 P: 3	R: 5 E: 0 K: 2 S: 11 H: 4 LOB: 3 BB: 3 P: 23	1B: 5 2B: 4 3B: 0 HR: 0 SF: 0 SAC: 0 DP: 0 HBP: 0						

PITCHER		IP	WLS	BF	H	R	ER	SO	BB	IBB	HBP	BLK	WP	HR	S	P	ERA	WHIP
22 Felix Doubront, L ERA:	(1, 1)	2.0		7	1	0	0	3	0	0	0	0	0	0	13	13	0.00	0.500
54 Edward Mujica, R ERA:	(3, 1)	1.0		3	0	0	0	0	0	0	0	0	0	0	3	3	0.00	0.000
63 Alex Wilson, R ERA:	(4, 1)	1.0	W	5	2	0	0	1	0	0	0	0	0	0	7	7	0.00	2.000
59 Tommy Layne, L ERA:	(5, 1)	1.0	H	3	0	0	0	1	0	0	0	0	0	0	5	5	0.00	0.000
75 Miguel Celestino, R ERA:	(6, 1)	1.0		7	2	1	0	0	1	0	0	0	0	0	6	10	0.00	3.000

PITCHER		IP	WLS	BF	H	R	ER	SO	BB	IBB	HBP	BLK	WP	HR	S	P	ERA	WHIP
78 Noé Ramirez, R ERA:	(7, 1)	1.0		3	0	0	0	1	0	0	0	0	0	0	5	5	0.00	0.000
77 Miguel Pena, L ERA:	(8, 1)	1.0		3	0	0	0	0	0	0	0	0	0	0	3	3	0.00	0.000
86 Keith Couch, R ERA: 108.0	(9, 1)	0.1		5	2	4	4	0	2	0	0	0	0	0	3	11	108.00	12.000
79 Jeremy Kehrt, R ERA: 9.0	(9, 1)	0.2		5	2	1	1	2	1	0	0	0	0	0	8	12	13.50	4.500

TOP

Baltimore Orioles @ Boston Red Sox

JetBlue Park, Ft. Myers, FL

Sun Mar 02 2014, 1:11 PM - 4:28 PM EST

Att. 9,623 - Sunny - 80 F

AB	37
R	6
H	9
RBI	6
BB	4
SO	8
LOB	17

livebaseballscorecards.com

Baltimore Orioles @ Boston Red Sox

JetBlue Park, Ft. Myers, FL

Sun Mar 02 2014, 1:11 PM - 4:28 PM EST

Att. 9,623 - Sunny - 80 F

BOTTOM

livebaseballscorecards.com

Batter	1	2	3	4	5	6	7	8	9	AB	R	H	RBI	BB	SO	LOB
5 Jonny Gomes, R (1, 7) OBP: 0.167, SLG: 0.167	F9		P6		34 G4-3 1B		77 F8, 81 1B BB	77 2B, 23 1B BB		3	0	1	0	0	0	0
68 Alex Hassan, R (5, PR)(6, 7)(7, 9)										0	1	0	0	2	0	0
15 Dustin Pedroia, R (1, 4) OBP: 0.200, SLG: 0.200	1B		G1-3		F8		77 F8 1B	K		3	0	1	0	0	0	2
81 Heiker Meneses, R (6, 4) OBP: 0.333, SLG: 0.333										2	0	1	0	0	1	3
34 David Ortiz, L (1, 10)	F8			12 HR BB	G4-3		K	77 2B 1B		2	1	0	1	1	0	2
23 Brandon Snyder, R (7, PH)(8, 10) OBP: 0.400, SLG: 0.400										2	0	1	1	0	1	2
12 Mike Napoli, R (1, 3) OBP: 0.600, SLG: 1.200	G5-3			1-H HR	F9		F8	2B		3	1	1	2	0	0	3
77 Travis Shaw, L (6, 3) OBP: 0.400, SLG: 0.500										2	0	1	2	0	0	2
2 Xander Bogaerts, R (1, 6) OBP: 0.400, SLG: 0.600		1B		G6-3		25 1B 2B	BB	K2-3		3	1	2	0	0	0	0
74 Deven Marrero, R (7, 6)										1	0	0	0	1	1	2
16 Will Middlebrooks, R (1, 5)		F8		G6-3		P6	K			3	0	0	0	0	0	2
70 Garin Cecchini, L (7, 5) OBP: 0.500, SLG: 0.750										1	0	0	0	0	1	3
3 David Ross, R (1, 2)		F9		K		G5-3		1B 23 1B BB		2	0	0	0	0	1	1
20 Ryan Lavarnway, R (6, 2)										1	1	0	0	1	0	1
25 Jackie Bradley Jr., L (1, 8) OBP: 0.400, SLG: 0.600	G4-3				73 WP 73 1B 2B	2-H 1B		K		3	1	2	1	0	0	1
48 Mike McCoy, R (7, 8)										1	0	0	0	0	1	1
73 Bryce Brentz, R (1, 9) OBP: 0.333, SLG: 0.833		F9			15 F8, 5 1B 34 G4-3 2-H 1B		K	23 1B, 68 BB 77 2B 1-3 1B		3	1	1	1	0	1	1
Scott Cousins, L (7, 7) OBP: 0.333, SLG: 0.333										1	1	1	0	0	0	0
Inning Stats	R: 0 E: 0 K: 0 S: 4 H: 1 LOB: 1 BB: 0 P: 4	R: 0 E: 0 K: 0 S: 4 H: 1 LOB: 1 BB: 0 P: 4	R: 0 E: 0 K: 0 S: 3 H: 0 LOB: 0 BB: 0 P: 3	R: 2 E: 0 K: 1 S: 7 H: 1 LOB: 0 BB: 1 P: 12	R: 2 E: 0 K: 0 S: 6 H: 3 LOB: 2 BB: 0 P: 7	R: 1 E: 0 K: 1 S: 7 H: 2 LOB: 1 BB: 0 P: 7	R: 0 E: 0 K: 2 S: 8 H: 1 LOB: 3 BB: 2 P: 16	R: 3 E: 0 K: 3 S: 12 H: 3 LOB: 2 BB: 2 P: 20		1B: 8 2B: 3 3B: 0 HR: 1		SF: 0 SAC: 0 DP: 0 HBP: 0				

AB	36
R	8
H	12
RBI	8
BB	5
SO	7
LOB	26

WP: 1 PB: 0 SB: 0 CS: 0 PA: 41

PITCHER		IP	WLS	BF	H	R	ER	SO	BB	IBB	HBP	BLK	WP	HR	S	P	ERA	WHIP
17 Brian Matusz, L ERA:	(1, 1)	2.0		8	2	0	0	0	0	0	0	0	0	0	8	8	0.00	1.000
71 Brock Huntzinger, R ERA:	(3, 1)	1.0		3	0	0	0	0	0	0	0	0	0	0	3	3	0.00	0.000
74 Eduardo Rodriguez, L ERA: 18.0	(4, 1)	2.0	L	11	4	4	4	1	1	0	0	0	1	1	13	19	18.00	2.500
75 Tim Berry, L ERA: 9.0	(6, 1)	1.0		5	2	1	1	1	0	0	0	0	0	0	7	7	9.00	2.000
70 Fabio Castillo, R ERA:	(7, 1)	0.2		5	1	0	0	1	2	0	0	0	0	0	5	13	0.00	4.500

PITCHER		IP	WLS	BF	H	R	ER	SO	BB	IBB	HBP	BLK	WP	HR	S	P	ERA	WHIP
66 T.J. McFarland, L ERA: 27.0	(7, 1)	1.0		8	3	3	3	3	2	0	0	0	0	0	12	20	27.00	5.000
80 Eddie Gamboa, R ERA:	(8, 1)	0.1		1	0	0	0	1	0	0	0	0	0	0	3	3	0.00	0.000

Boston Red Sox @ Pittsburgh Pirates

McKechnie Field, Bradenton, FL

Mon Mar 03 2014, 1:09 PM - 4:40 PM EST

Att. 7,558 - Partly Cloudy - 76 F

TOP

livebaseballscorecards.com

Batter	1	2	3	4	5	6	7	8	9	AB	R	H	RBI	BB	SO	LOB
29 Daniel Nava, S (1, 7) OBP: 0.429, SLG: 0.800	C X 0-1 ① G6-3		B B B B 4-0 10 S 1-2 BB		X 0-0 ③ G3-1		X 0-0 ③ F7	X 0-0 ③ L5		3	0	0	0	1	0	1
26 Shannon Wilkerson, R (7, 7)										1	0	0	0	0	0	3
10 Jonathan Herrera, S (1, 4) OBP: 0.250, SLG: 0.286	X 0-0 ② G5-3		S B X 1-1 ② SF8 1-2 2-H			X 0-0 ① F7		B B B B 4-0 37 HR BB	C C S 0-3 ① K	2	0	0	1	0	0	0
48 Mike McCoy, R (7, 8)										1	1	0	0	1	1	0
37 Mike Carp, L (1, 10) OBP: 0.300, SLG: 0.500	B B B B 4-0 BB		X 0-0 ③ F8			S S S 0-3 ② K		B B C S X 2-2 1-H HR	X 0-0 ② G2-3	4	1	1	2	1	1	1
20 Ryan Lavarnway, R (1, 3)	C S S 0-3 ③ K			X 0-0 ① F7		X 0-0 ③ G3-1		S S S 0-3 ① K	X 0-0 ③ G2	3	0	0	0	0	1	1
77 Travis Shaw, L (6, 3) OBP: 0.286, SLG: 0.333										2	0	0	0	0	1	0
40 A.J. Pierzynski, L (1, 2) OBP: 0.333, SLG: 0.500		X 0-0 ① L4		X 0-0 25 G4-3 2B			X 0-0 ① 73 HR 1B	B B B B 4-0 74 1B 80 1B 81 SF7 BB		3	0	2	0	0	0	0
91 Jayson Hernandez, R (7, PR)										0	1	0	0	0	0	0
23 Brandon Snyder, R (7, 5) OBP: 0.500, SLG: 0.400										0	1	0	0	1	0	0
25 Jackie Bradley Jr., L (1, 8) OBP: 0.250, SLG: 0.375		S S S 0-3 ② K		X 0-0 ② G4-3 2-3			X 0-0 ① P6	X 0-0 76 E 74 1B 1-2 1B		3	0	0	0	0	1	2
80 Blake Swihart, S (7, 2) OBP: 0.500, SLG: 0.500										1	0	1	0	0	0	0
73 Bryce Brentz, R (1, 9) OBP: 0.333, SLG: 1.000		S S S 0-3 ③ K		X 0-0 ③ P6			S X 0-1 1-H HR	X 0-0 76 E 1-2 2-3 1B		3	1	1	2	0	1	1
74 Deven Marrero, R (7, 6) OBP: 0.667, SLG: 0.333										1	0	1	0	0	0	0
70 Garin Cecchini, L (1, 5) OBP: 0.571, SLG: 0.600			B B B B 4-0 26 FC3-6 BB		S S S 0-3 ① K		B B B B 4-0 BB	X 0-0 ② SF7 3-H		1	0	0	0	2	1	0
81 Peter Hissey, L (7, 9)										0	0	0	1	0	0	0
26 Brock Holt, L (1, 6) OBP: 0.143, SLG: 0.143			X 0-0 ① FC3-6 10 S 29 S 10 SF8 1-2f		X 0-0 ② P6		C B C C 1-3 ② K	X 0-0 E5 1-2 2-3		3	1	0	0	0	1	2
76 Ryan Dent, R (7, 4)										1	0	0	0	0	0	2
Inning Stats	R: 0 H: 0 E: 0 LOB: 1 K: 1 BB: 1 S: 6 P: 10	R: 0 H: 0 E: 0 LOB: 0 K: 2 BB: 0 S: 7 P: 7	R: 1 H: 0 E: 0 LOB: 1 K: 0 BB: 2 S: 4 P: 13	R: 0 H: 1 E: 0 LOB: 1 K: 0 BB: 0 S: 4 P: 4	R: 0 H: 0 E: 0 LOB: 0 K: 1 BB: 0 S: 5 P: 5	R: 0 H: 0 E: 0 LOB: 0 K: 1 BB: 0 S: 5 P: 5	R: 2 H: 2 E: 0 LOB: 1 K: 1 BB: 1 S: 8 P: 13	R: 3 H: 3 E: 1 LOB: 3 K: 1 BB: 2 S: 11 P: 21	R: 0 H: 0 E: 0 LOB: 0 K: 1 BB: 0 S: 5 P: 5	1B: 3 SF: 2 2B: 1 SAC: 0 3B: 0 DP: 0 HR: 2 HBP: 0						

	AB	32
	R	6
	H	6
	RBI	6
	BB	6
	SO	8
	LOB	13

	WP: 0	PA: 40
	PB: 0	
	SB: 3	
	CS: 0	

PITCHER		IP	WLS	BF	H	R	ER	SO	BB	IBB	HBP	BLK	WP	HR	S	P	ERA	WHIP
47 Francisco Liriano, L ERA: 6.0	(1, 1)	2.0		7	0	0	0	3	1	0	0	0	0	0	13	17	0.00	0.500
36 Edinson Volquez, R ERA: 9.0	(3, 1)	2.0	H	9	1	1	1	0	2	0	0	0	0	0	8	17	4.50	1.500
35 Mark Melancon, R ERA:	(5, 1)	1.0		3	0	0	0	1	0	0	0	0	0	0	5	5	0.00	0.000
44 Tony Watson, L ERA:	(6, 1)	1.0		3	0	0	0	1	0	0	0	0	0	0	5	5	0.00	0.000
37 Justin Wilson, L ERA: 27.0	(7, 1)	0.2		5	2	2	2	1	1	0	0	0	0	1	7	12	27.00	4.500

PITCHER		IP	WLS	BF	H	R	ER	SO	BB	IBB	HBP	BLK	WP	HR	S	P	ERA	WHIP
74 Zack Thornton, R ERA: 6.75	(7, 1)	0.1	H	1	0	0	0	0	0	0	0	0	0	0	1	1	0.00	0.000
29 Bryan Morris, R ERA: 20.25	(8, 1)	0.1	H	5	2	3	3	1	2	0	0	0	0	1	7	17	81.00	12.000
4 Nate Baker, L ERA:	(8, 1)	0.2	W	4	1	0	0	0	0	0	0	0	0	0	4	4	0.00	1.500
48 Jared Hughes, R ERA:	(9, 1)	1.0	S	3	0	0	0	1	0	0	0	0	0	0	5	5	0.00	0.000

BOTTOM

Boston Red Sox @ Pittsburgh Pirates

McKechnie Field, Bradenton, FL

Mon Mar 03 2014, 1:09 PM - 4:40 PM EST

Att. 7,558 - Partly Cloudy - 76 F

Batter	1	2	3	4	5	6	7	8	9	AB	R	H	RBI	BB	SO	LOB
6 Starling Marte, R (1, 7) OBP: 0.167, SLG: 0.167 Quincy Latimore, R (6, 7)	0-0 55 G5-3 24 HR 1B		0-0 55 S 55 HR 1B	0-2 ③ K		0-0 ③ F7				3 1	2 0	2 0	0 0	0 0	1 0	0 2
55 Russell Martin, R (1, 2) OBP: 0.444, SLG: 1.143 26 Tony Sanchez, R (6, 2) OBP: 0.444, SLG: 0.875	0-0 ① G5-3 1-2		2-1 1-H HR		0-0 ① F9		0-3 ① K			3 1	1 0	1 0	2 0	0 0	0 1	1 0
22 Andrew McCutchen, R (1, 8) OBP: 0.667, SLG: 0.750 14 Jaff Decker, L (6, 8) OBP: 0.273, SLG: 0.400	0-2 ② K		0-0 24 S 24 1B 2B		0-0 1B		0-0 ② G3			3 1	1 0	2 0	0 0	0 0	1 0	1 0
24 Pedro Alvarez, L (1, 10) OBP: 0.462, SLG: 0.833	1-0 2-H HR		0-1 23 2B 2-H 1B		0-0 ② F7		0-0 ③ G3			4	2	2	3	0	0	1
18 Neil Walker, S (1, 4) 5 Jarek Cunningham, R (6, 4)	0-3 ③ K		0-3 ② K		0-0 ③ G4-3			1-0 62 S 69 2B HBP		3 0	0 1	0 0	0 0	0 0	2 0	2 0
23 Travis Snider, L (1, 9) OBP: 0.167, SLG: 0.333 62 Gregory Polanco, L (6, 9) OBP: 0.250, SLG: 0.583		0-0 ① G3-1	0-0 1-H 2B			0-0 72 S 72 FC1-5 1B		1-0 ① F9 1-2		2 2	0 0	1 1	1 0	0 0	0 0	0 1
57 Andrew Lambo, L (1, 3) OBP: 0.167, SLG: 0.091 69 Chris McGuiness, L (6, 3) OBP: 0.545, SLG: 0.700		0-3 ② K	0-0 ③ G4-3			0-0 ① F7		0-0 2-H 2B		2 2	0 0	0 1	0 1	0 0	1 0	1 1
59 Robert Andino, R (1, 5) 72 Matt Hague, R (6, 5) OBP: 0.364, SLG: 0.300		0-0 ③ P4		0-3 ① K		1-0 ② FC1-5 70 2B 1-3		0-0 ② G5-3		2 2	0 0	0 0	0 0	0 0	1 0	0 2
12 Clint Barmes, R (1, 6) OBP: 0.111, SLG: 0.222 70 Michael Martinez, S (6, 6) OBP: 0.222, SLG: 0.333			0-3 ① K	0-0 ② P5		0-0 1-3 2B		0-3 ③ K		2 2	0 0	0 1	0 0	0 0	1 1	0 1
Inning Stats	R: 2 H: 2 E: 0 LOB: 0 K: 2 BB: 0 S: 9 P: 10	R: 0 H: 0 E: 0 LOB: 0 K: 1 BB: 0 S: 5 P: 5	R: 4 H: 5 E: 0 LOB: 1 K: 2 BB: 0 S: 14 P: 16	R: 0 H: 0 E: 0 LOB: 0 K: 2 BB: 0 S: 7 P: 7	R: 0 H: 1 E: 0 LOB: 1 K: 0 BB: 0 S: 4 P: 4	R: 0 H: 2 E: 0 LOB: 2 K: 0 BB: 0 S: 5 P: 6	R: 0 H: 0 E: 0 LOB: 0 K: 1 BB: 0 S: 5 P: 5	R: 1 H: 1 E: 0 LOB: 1 K: 1 BB: 0 S: 6 P: 8		1B: 5 SF: 0 2B: 4 SAC: 0 3B: 0 DP: 0 HR: 2 HBP: 1						

livebaseballscorecards.com

AB	35
R	7
H	11
RBI	7
BB	0
SO	9
LOB	13

PITCHER		IP	WLS	BF	H	R	ER	SO	BB	IBB	HBP	BLK	WP	HR	S	P	ERA	WHIP
67 Brandon Workman, R ERA: 19.29	(1, 1)	2.1		12	5	5	5	4	0	0	0	0	0	2	21	24	19.29	2.143
28 Chris Resop, R ERA: 10.8	(3, 1)	0.2		4	2	1	1	1	0	0	0	0	0	0	7	7	13.50	3.000
19 Koji Uehara, R ERA:	(4, 1)	1.0		3	0	0	0	2	0	0	0	0	0	0	7	7	0.00	0.000
36 Junichi Tazawa, R ERA:	(5, 1)	1.0		4	1	0	0	0	0	0	0	0	0	0	4	4	0.00	1.000
35 Burke Badenhop, R ERA:	(6, 1)	1.0		5	2	0	0	0	0	0	0	0	0	0	5	6	0.00	2.000

PITCHER		IP	WLS	BF	H	R	ER	SO	BB	IBB	HBP	BLK	WP	HR	S	P	ERA	WHIP
76 Henry Owens, L ERA: 4.5	(7, 1)	2.0	L	8	1	1	1	2	0	0	1	0	0	0	11	13	4.50	0.500

WP: 0 PB: 0 SB: 4 CS: 0 PA: 36

Tampa Bay Rays @ Boston Red Sox

JetBlue Park, Ft. Myers, FL

Tue Mar 04 2014, 1:12 PM - 4:36 PM EST

Att. 9,809 - Sunny - 82 F

TOP

livebaseballscorecards.com

Batter	1	2	3	4	5	6	7	8	9	AB	R	H	RBI	BB	SO	LOB
7 David DeJesus, L (1, 7) OBP: 0.625, SLG: 1.143 5 Brandon Guyer, R (5, PH) OBP: 0.286, SLG: 0.167 (5, 9)	0-0 20 1B 2B	0-0 21 HR 3B	4-0 11 PO BB 1-2 2-3		0-3 K		0-0 1-2 1B		4-0 1-2 BB	2 2	2 0	2 1	1 0	1 1	0 1	0 2
11 Yunel Escobar, R (1, 6) OBP: 0.714, SLG: 1.000 36 Hak-Ju Lee, L (5, PH) OBP: 0.400, SLG: 0.600 (5, 6) 21 Jake Hager, R (9, PH) (9, 6)	0-0 G5-3	0-3 K	1-0 PO 1-2	4-0 21 G1-6-3 BB	0-0 1-H 2-H 2B	0-3 K	0-3 K		0-3 K	2 2 1	0 0 0	0 1 0	0 2 0	1 0 0	1 1 1	2 2 2
21 James Loney, L (1, 3) OBP: 0.286, SLG: 0.667 68 Jerry Sands, R (4, 3) OBP: 0.417, SLG: 0.800	4-0 11 1B 20 1B BB	0-1 3-H HR		0-0 G1-6-3 1-2	0-3 K		0-3 K		0-0 G5-3	2 3	1 0	1 0	2 0	1 0	0 2	1 5
9 Wil Myers, R (1, 10) OBP: 0.111, SLG: 0.111 84 Luke Maile, R (8, PH) (8, 10)	0-3 K	0-0 G6-3		0-3 K		0-0 61 S 1B		0-3 K		4 1	0 0	1 0	0 0	0 0	2 1	3 0
20 Matt Joyce, L (1, 9) OBP: 0.200, SLG: 0.200 61 Cole Figueroa, L (5, 4) OBP: 0.300, SLG: 0.333	0-0 11 1B 1-2 2-H 1B		0-0 1 G3 28 1B 1B	0-0 F8		0-3 K 1-2		0-0 1B		3 2	1 0	2 1	1 0	0 0	0 1	1 1
11 Logan Forsythe, R (1, 5) OBP: 0.250, SLG: 0.250 67 Mikie Mahtook, R (5, 8) OBP: 0.100, SLG: 0.100	0-0 1-2 2-3 1B		0-0 F8		0-0 G6-3	0-3 K		0-0 P6		3 2	0 0	1 0	0 0	0 0	0 1	1 2
1 Sean Rodríguez, R (1, 4) OBP: 0.333, SLG: 0.625 30 Vince Belnome, L (5, 5) OBP: 0.091, SLG: 0.091	0-0 F7		0-0 G3 1-2		1-0 HR	0-0 G3		0-0 P5		3 2	1 0	1 0	1 0	0 0	0 0	4 2
28 José Molina, R (1, 2) OBP: 0.667, SLG: 0.750 63 Curt Casali, R (6, 2) OBP: 0.750, SLG: 0.500		4-0 7 3B BB	0-0 7 BB 39 1B 2-H 1B		0-0 36 2B 2B		4-0 5 1B BB		0-0 71 1B 1B	2 1	2 0	2 1	1 0	1 1	0 0	0 0
39 Kevin Kiermaier, L (1, 8) OBP: 0.300, SLG: 0.222 71 Justin Christian, R (5, 7) OBP: 0.400, SLG: 0.444		0-0 F9	0-0 7 BB 1-2 1B		4-0 36 2B BB		0-0 P6		0-0 5 BB 1-3 1B	2 2	1 0	1 1	0 0	1 0	0 0	1 1
Inning Stats	R: 1 E: 0 K: 1 S: 8 H: 3 LOB: 3 BB: 1 P: 12	R: 3 E: 0 K: 1 S: 8 H: 2 LOB: 0 BB: 1 P: 12	R: 1 E: 0 K: 0 S: 5 H: 3 LOB: 2 BB: 1 P: 10	R: 0 E: 0 K: 1 S: 5 H: 0 LOB: 1 BB: 1 P: 9	R: 3 E: 0 K: 2 S: 10 H: 3 LOB: 1 BB: 1 P: 15	R: 0 E: 0 K: 2 S: 8 H: 1 LOB: 1 BB: 0 P: 8	R: 0 E: 0 K: 2 S: 8 H: 1 LOB: 2 BB: 1 P: 12	R: 0 E: 0 K: 1 S: 6 H: 1 LOB: 1 BB: 0 P: 6	R: 0 E: 0 K: 1 S: 6 H: 2 LOB: 2 BB: 1 P: 10	1B: 10 2B: 3 3B: 1 HR: 2 SF: 0 SAC: 0 DP: 0 HBP: 0						

AB	41
R	8
H	16
RBI	8
BB	7
SO	11
LOB	30

WP: 0 PB: 0 SB: 1 CS: 0 PA: 49

PITCHER		IP	WLS	BF	H	R	ER	SO	BB	IBB	HBP	BLK	WP	HR	S	P	ERA	WHIP
11 Clay Buchholz, R ERA: 9.0	(1, 1)	1.0	L	7	3	1	1	1	1	0	0	0	0	0	8	12	9.00	4.000
62 Rubby De La Rosa, R ERA: 18.0	(2, 1)	2.0		12	5	4	4	1	2	0	0	0	0	1	13	22	18.00	3.500
30 Andrew Miller, L ERA: 16.2	(4, 1)	1.0		4	0	0	0	1	1	0	0	0	0	0	5	9	0.00	1.000
60 Brayan Villarreal, R ERA: 13.5	(5, 1)	1.0		7	3	3	3	2	1	0	0	0	0	1	10	15	27.00	4.000
39 Francisco Cordero, R ERA:	(6, 1)	1.0		4	1	0	0	2	0	0	0	0	0	0	8	8	0.00	1.000

PITCHER		IP	WLS	BF	H	R	ER	SO	BB	IBB	HBP	BLK	WP	HR	S	P	ERA	WHIP
50 Jose Mijares, L ERA: 16.2	(7, 1)	1.0		5	1	0	0	2	1	0	0	0	0	0	8	12	0.00	2.000
80 Matty Ott, R ERA:	(8, 1)	1.0		4	1	0	0	1	0	0	0	0	0	0	6	6	0.00	1.000
78 Chris Hernandez, L ERA:	(9, 1)	1.0		5	2	0	0	1	1	0	0	0	0	0	6	10	0.00	3.000

BOTTOM

Tampa Bay Rays @ Boston Red Sox

JetBlue Park, Ft. Myers, FL

Tue Mar 04 2014, 1:12 PM - 4:36 PM EST

Att. 9,809 - Sunny - 82 F

Batter	1	2	3	4	5	6	7	8	9	AB	R	H	RBI	BB	SO	LOB
38 Grady Sizemore, L (1, 8) OBP: 0.333, SLG: 0.200 72 Corey Brown, L (5, PR) (6, 8)	G4-3		FC3-6 1-2f 2-3		1-2 BB		K			2 1	0 0	0 0	0 0	1 0	0 1	2 1
15 Dustin Pedroia, R (1, 4) OBP: 0.125, SLG: 0.125 26 Brock Holt, L (6, 4) OBP: 0.125, SLG: 0.125	G3		P4		F9 2-3		G4-6-3 1-2f			3 1	0 0	0 0	0 0	0 0	0 0	4 1
34 David Ortiz, L (1, 10) 29 Daniel Nava, S (8, PH) OBP: 0.500, SLG: 0.833 (9, 10)	K			G1-3	K			77 FC3-6 1B		3 1	0 0	0 1	0 0	0 0	2 0	2 0
12 Mike Napoli, R (1, 3) OBP: 0.625, SLG: 1.000 77 Travis Shaw, L (7, 3) OBP: 0.250, SLG: 0.286		5 G5-4-3 1B		4-0 5 1B BB		L7		FC3-6 48 G5-4-3 1-2f		2 1	0 0	1 0	0 0	1 0	0 1	0 1
5 Jonny Gomes, R (1, 7) OBP: 0.222, SLG: 0.222 48 Mike McCoy, R (7, 7)	G5-4-3 1-2f			1-2 1B		F7		G5-4-3 1-2f		3 1	0 0	1 0	0 0	0 0	0 0	1 1
2 Xander Bogaerts, R (1, 6) OBP: 0.375, SLG: 0.429 74 Deven Marrero, R (6, PR) OBP: 0.714, SLG: 0.333 (7, 6)	L4			L5		4-0 16 1B BB			4-0 23 1B BB	2 0	0 0	0 0	0 0	1 1	0 0	2 0
16 Will Middlebrooks, R (1, 5) OBP: 0.250, SLG: 0.143 23 Brandon Snyder, R (6, PR) OBP: 0.571, SLG: 0.500 (7, 5)			K	G6-3		1-3			80 G5-4-3 1-2 1B	3 1	0 0	1 1	0 0	0 0	1 0	2 0
68 Alex Hassan, R (1, 9) OBP: 0.444, SLG: 0.286 Scott Cousins, L (7, 9) OBP: 0.250, SLG: 0.250			38 FC3-6 61 1B 1B		15 F9 38 BB 1B	F7			F8	3 1	0 0	2 0	0 0	0 0	0 0	2 2
61 Dan Butler, R (1, 2) OBP: 0.250, SLG: 0.250 80 Blake Swihart, S (6, 2) OBP: 0.500, SLG: 0.333			38 FC3-6 1-2 1B		K		26 G4-6-3 HBP		G5-4-3 1-2f	2 1	0 0	1 0	0 0	0 0	1 0	1 2
Inning Stats	R: 0 E: 0 K: 1 S: 5 H: 0 LOB: 0 BB: 0 P: 5	R: 0 E: 0 K: 0 S: 3 H: 1 LOB: 0 BB: 0 P: 3	R: 0 E: 0 K: 1 S: 7 H: 2 LOB: 2 BB: 0 P: 7	R: 0 E: 0 K: 0 S: 4 H: 1 LOB: 2 BB: 1 P: 8	R: 0 E: 0 K: 2 S: 8 H: 1 LOB: 2 BB: 1 P: 12	R: 0 E: 0 K: 0 S: 4 H: 1 LOB: 2 BB: 1 P: 8	R: 0 E: 0 K: 1 S: 4 H: 0 LOB: 0 BB: 0 P: 6	R: 0 E: 0 K: 0 S: 3 H: 1 LOB: 0 BB: 0 P: 3	R: 0 E: 0 K: 0 S: 3 H: 1 LOB: 1 BB: 1 P: 7	1B: 8 2B: 0 3B: 0 HR: 0	SF: 0 SAC: 0 DP: 4 HBP: 1					WP: 0 PB: 0 SB: 0 CS: 0	PA: 36

livebaseballscorecards.com

	AB	31
	R	0
	H	8
	RBI	0
	BB	4
	SO	5
	LOB	24

PITCHER		IP	WLS	BF	H	R	ER	SO	BB	IBB	HBP	BLK	WP	HR	S	P	ERA	WHIP
22 Chris Archer, R ERA:	(1, 1)	2.0	W	6	1	0	0	1	0	0	0	0	0	0	8	8	0.00	0.500
35 Mark Lowe, R ERA: 4.5	(3, 1)	1.0		5	2	0	0	1	0	0	0	0	0	0	7	7	0.00	2.000
57 Jake McGee, L ERA:	(4, 1)	1.0		5	1	0	0	0	1	0	0	0	0	0	4	8	0.00	2.000
26 Brad Boxberger, R ERA:	(5, 1)	1.0		5	1	0	0	2	1	0	0	0	0	0	8	12	0.00	2.000
45 Enny Romero, L ERA:	(6, 1)	1.0		5	1	0	0	0	1	0	0	0	0	0	4	8	0.00	2.000

PITCHER		IP	WLS	BF	H	R	ER	SO	BB	IBB	HBP	BLK	WP	HR	S	P	ERA	WHIP
31 Mike Montgomery, L ERA:	(7, 1)	2.0		6	1	0	0	1	0	0	1	0	0	0	7	9	0.00	0.500
38 Jeff Beliveau, L ERA:	(9, 1)	1.0		4	1	0	0	0	1	0	0	0	0	0	3	7	0.00	2.000

Batter	1	2	3	4	5	6	7	8	9	AB	R	H	RBI	BB	SO	LOB
29 Daniel Nava, S (1, 7) OBP: 0.545, SLG: 1.125	C X 0-1 HR		B B B 4-0 25 CS BB		S S S 0-3 ③ K		S S S 0-3 ② K		X 0-0 81 2B 1-2 1B	2	1	1	1	1	1	2
70 Garin Cecchini, L (6, 5) OBP: 0.556, SLG: 0.571										2	1	1	0	0	1	1
25 Jackie Bradley Jr., L (1, 8) OBP: 0.273, SLG: 0.300	X 0-0 ① F8		1 SAFE 0-0 ③ CS 1-2	S S S 0-3 ① K		B B B B 4-0 2 HR BB	X 0-0 ③ FC6-4 1-2f		X 0-0 ② F9	2	1	0	0	1	1	0
68 Alex Hassan, R (6, 7) OBP: 0.364, SLG: 0.222										2	0	0	0	0	0	3
2 Xander Bogaerts, R (1, 6) OBP: 0.455, SLG: 0.778	C C C 0-3 ② K			B B B 4-0 37 FC6-4 BB		C B X 1-1 1-H HR		X 0-0 ① G6-3	X 0-0 ③ 1-H 2-H 2B	2	1	1	2	1	1	0
81 Heiker Meneses, R (6, 4) OBP: 0.400, SLG: 0.600										2	0	1	2	0	0	0
37 Mike Carp, L (1, 3) OBP: 0.308, SLG: 0.636	C C C 0-3 ③ K			X 0-0 ② FC6-4 1-2f		X 0-0 16 G1-4-3 3B		C C C 0-3 ② K		3	1	1	0	0	1	1
77 Travis Shaw, L (6, 3) OBP: 0.222, SLG: 0.250										1	0	0	0	0	1	0
16 Will Middlebrooks, R (1, 5) OBP: 0.182, SLG: 0.100		X 0-0 ① L5		S S S 0-3 ③ K		X 0-0 ① G1-4-3 3-H		X 0-0 20 1B 2B		3	0	0	1	0	1	1
74 Deven Marrero, R (6, 6) OBP: 0.750, SLG: 0.750										1	0	1	0	0	0	0
20 Ryan Lavarnway, R (1, 10) OBP: 0.200, SLG: 0.111		X 0-0 ② F8			S S S 0-3 ① K	S S S 0-3 ② K		X 0-0 2-3 1B		4	0	1	0	0	2	0
10 Jonathan Herrera, S (1, 4) OBP: 0.182, SLG: 0.200	C C C 0-3 ③ K				X 0-0 ② G3-1	X 0-0 ③ G4-1		C C C 0-3 ③ K		3	0	0	0	0	1	0
48 Mike McCoy, R (6, 8)										1	0	0	0	0	1	2
73 Bryce Brentz, R (1, 9) OBP: 0.333, SLG: 0.818			S S S 0-3 ① K		B B B B 4-0 55 1B BB		X 0-0 ① G6-3		S S S 0-3 ① K	2	0	0	0	1	1	0
83 Aneury Tavárez, L (7, 9)										1	0	0	0	0	1	0
55 Christian Vázquez, R (1, 2) OBP: 0.500, SLG: 0.500			C C C 0-3 ② K		X 0-0 1-2 1B	X 0-0 68 FC6-4 1B			B B B B 4-0 70 1B 81 2B BB	3	0	2	0	0	1	0
61 Dan Butler, R (7, 2) OBP: 0.400, SLG: 0.250										0	1	0	0	1	0	0
Inning Stats	R: 1 H: 1 E: 0 LOB: 0 K: 2 BB: 0 S: 9 P: 9	R: 0 H: 0 E: 0 LOB: 0 K: 1 BB: 0 S: 5 P: 5	R: 0 H: 0 E: 0 LOB: 0 K: 2 BB: 1 S: 6 P: 10	R: 0 H: 0 E: 0 LOB: 1 K: 2 BB: 1 S: 7 P: 11	R: 0 H: 1 E: 0 LOB: 2 K: 2 BB: 1 S: 8 P: 12	R: 3 H: 2 E: 0 LOB: 0 K: 1 BB: 1 S: 8 P: 13	R: 0 H: 1 E: 0 LOB: 1 K: 1 BB: 0 S: 6 P: 6	R: 0 H: 2 E: 0 LOB: 2 K: 2 BB: 0 S: 9 P: 9	R: 2 H: 2 E: 0 LOB: 1 K: 1 BB: 1 S: 6 P: 10	1B: 4 SF: 0 2B: 2 SAC: 0 3B: 1 DP: 0 HR: 2 HBP: 0						

TOP

Boston Red Sox @ St. Louis Cardinals

Roger Dean Stadium, Jupiter, FL

Wed Mar 05 2014, 1:09 PM - 4:21 PM EST

Att. 7,842 - Cloudy - 81 F

livebaseballscorecards.com

AB	34
R	6
H	9
RBI	6
BB	5
SO	14
LOB	10

WP: 0 PA: 40
PB: 0
SB: 0
CS: 1

PITCHER		IP	WLS	BF	H	R	ER	SO	BB	IBB	HBP	BLK	WP	HR	S	P	ERA	WHIP
40 Shelby Miller, R ERA: 3.38	(1, 1)	2.2	W	9	1	1	1	5	0	0	0	0	0	1	20	20	3.38	0.375
36 Randy Choate, L ERA:	(3, 1)	1.0	H	4	0	0	0	1	2	0	0	0	0	0	4	12	0.00	2.000
41 Pat Neshek, R ERA: 3.86	(4, 1)	1.1	H	6	1	0	0	3	1	0	0	0	0	0	11	15	0.00	1.500
59 Angel Castro, R ERA: 23.63	(6, 1)	1.0		6	2	3	3	1	1	0	0	0	0	1	8	13	27.00	3.000
73 Sam Gaviglio, R ERA:	(7, 1)	2.0		9	3	0	0	3	0	0	0	0	0	0	15	15	0.00	1.500

PITCHER		IP	WLS	BF	H	R	ER	SO	BB	IBB	HBP	BLK	WP	HR	S	P	ERA	WHIP
71 Sam Freeman, L ERA: 9.0	(9, 1)	1.0		5	2	2	2	1	1	0	0	0	0	0	6	10	18.00	3.000

BOTTOM

Boston Red Sox @ St. Louis Cardinals

Roger Dean Stadium, Jupiter, FL

Wed Mar 05 2014, 1:09 PM - 4:21 PM EST

Att. 7,842 - Cloudy - 81 F

livebaseballscorecards.com

Batter	1	2	3	4	5	6	7	8	9	AB	R	H	RBI	BB	SO	LOB
3 Mark Ellis, R (1, 4) OBP: 0.429, SLG: 0.429 16 Kolten Wong, L (4, PR) (5, 4)	0-0 27 G1-6-3 1B		0-0 E5 4 BB 21 1B 1B	0-0 27 2B 7 1B 1-2 1B		0-0 E4 56 PB 56 1B		4-0 56 E BB		3 1	1 2	2 0	0 0	0 1	0 0	0 0
27 Jhonny Peralta, R (1, 6) OBP: 0.429, SLG: 1.429 38 Pete Kozma, R (4, PR) OBP: 0.333, SLG: 0.375 (5, 6)	0-0 ①② G1-6-3 1-2f		3-0 ① P4	0-0 7 1B 21 CS 1-3 2-H 2B		0-3 ② K		0-0 ① F9		3 2	0 0	1 0	1 0	0 0	0 1	2 2
7 Matt Holliday, R (1, 7) OBP: 0.857, SLG: 1.167 56 Joey Butler, R (4, PR) OBP: 0.429, SLG: 0.333 (5, 7)	0-0 1B		0-0 ② L9	0-0 21 CS 21 1B 2-3 3-H 1B		1-0 72 BB 91 1B 1-H 1B		0-0 E6 91 G1-4-3 1-3		3 2	0 1	2 1	1 1	0 0	0 0	1 1
21 Allen Craig, R (1, 9) OBP: 0.429, SLG: 0.571 91 Stephen Piscotty, R (4, PR) OBP: 0.200, SLG: 0.222 (5, 9)	0-0 ③ F8		0-0 4 BB 1-2 1B	0-1 ② 1-H 3-H 1B		0-0 72 BB 1-2 1B		0-0 ②③ G1-4-3 1-2f		3 2	1 0	2 1	1 0	0 0	0 0	1 2
4 Yadier Molina, R (1, 2) OBP: 0.444, SLG: 0.375 72 Ed Easley, R (5, 2)		0-0 ① G5-3	4-0 1B 1-2 2-3 BB	0-3 ③ K		4-0 1-2 2-3 BB				2 0	0 0	0 0	0 0	1 1	1 0	2 0
Matt Adams, L (1, 10) OBP: 0.400, SLG: 0.400 43 Shane Robinson, R (6, PH) OBP: 0.375, SLG: 0.375 (7, 10)		0-0 ② G4-3	0-0 1-2 2-H 3-H 1B		0-3 ① K	0-3 ③ K				3 1	0 0	1 0	2 0	0 0	1 1	0 3
19 Jon Jay, L (1, 8) OBP: 0.444, SLG: 0.500 92 James Ramsey, L (5, PR) OBP: 0.333, SLG: 0.200 (6, 8)	4-0 83 HR BB		0-0 ③ G4-3		0-0 83 F9-5 2B		0-0 ① G3-1			2 1	1 0	1 0	0 0	1 0	0 0	2 0
83 Xavier Scruggs, R (1, 3) OBP: 0.500, SLG: 0.714 55 Scott Moore, L (6, 3) OBP: 0.333, SLG: 0.889	3-1 1-H HR		4-0 33 CS BB	0-0 ②③ F9-5 2-3			0-0 ② F7			2 1	1 0	1 0	2 0	1 0	0 0	1 0
33 Daniel Descalso, L (1, 5) OBP: 0.250, SLG: 0.250 87 Patrick Wisdom, R (7, 5) OBP: 0.125, SLG: 0.500	0-3 ③ K		1-0 ① 3 1B 27 2B 1-2 1B			0-3 ① K2-3	0-3 ③ K			3 1	1 0	1 0	0 0	0 0	2 1	0 0
Inning Stats	R: 0 E: 0 K: 0 S: 4 H: 2 LOB: 1 BB: 0 P: 4	R: 2 E: 0 K: 1 S: 7 H: 1 LOB: 0 BB: 1 P: 14	R: 2 E: 1 K: 0 S: 6 H: 2 LOB: 2 BB: 1 P: 13	R: 3 E: 0 K: 1 S: 9 H: 5 LOB: 2 BB: 1 P: 14	R: 0 E: 0 K: 1 S: 5 H: 1 LOB: 1 BB: 0 P: 5	R: 1 E: 1 K: 3 S: 12 H: 2 LOB: 3 BB: 1 P: 17	R: 0 E: 0 K: 1 S: 5 H: 0 LOB: 0 BB: 0 P: 5	R: 0 E: 1 K: 0 S: 3 H: 0 LOB: 1 BB: 1 P: 7		1B: 10 2B: 3 3B: 0 HR: 1	SF: 0 SAC: 0 DP: 3 HBP: 0					

	AB	35
	R	8
	H	13
	RBI	8
	BB	5
	SO	7
	LOB	17

WP: 0 PB: 1 SB: 0 CS: 3 PA: 40

PITCHER		IP	WLS	BF	H	R	ER	SO	BB	IBB	HBP	BLK	WP	HR	S	P	ERA	WHIP
55 Chris Capuano, L ERA: 9.0	(1, 1)	2.0	L	9	3	2	2	1	1	0	0	0	0	1	11	18	9.00	2.000
63 Anthony Ranaudo, R ERA: 8.1	(3, 1)	1.1		12	6	5	3	0	2	0	0	0	0	0	10	22	20.25	6.000
94 Dalier Hinojosa, R ERA: 6.75	(4, 1)	2.1		11	4	1	0	4	1	0	0	0	0	0	19	24	0.00	2.143
59 Tommy Layne, L ERA:	(6, 1)	1.1		4	0	0	0	2	0	0	0	0	0	0	8	8	0.00	0.000
78 Noé Ramirez, R ERA:	(8, 1)	1.0		4	0	0	0	0	1	0	0	0	0	0	3	7	0.00	1.000

PITCHER	IP	WLS	BF	H	R	ER	SO	BB	IBB	HBP	BLK	WP	HR	S	P	ERA	WHIP

Batter	1	2	3	4	5	6	7	8	9	AB	R	H	RBI	BB	SO	LOB
25 Jackie Bradley Jr., L (1, 8) OBP: 0.333, SLG: 0.308	F7		20 1B 68 G5-3 1B	BB 1-2 2-3		G6-3				3	0	1	0	1	0	0
72 Corey Brown, L (6, 8)										0	0	0	0	0	0	0
68 Alex Hassan, R (1, 7) OBP: 0.333, SLG: 0.308	77 BB 2B		G5-3 1-2	F8			P4			4	0	1	0	0	0	4
48 Mike McCoy, R (7, 7)										0	0	0	0	0	0	0
70 Garin Cecchini, L (1, 5) OBP: 0.385, SLG: 0.364	K		K		K2-3		K			4	0	0	0	0	4	2
84 Carlos Rivero, R (7, 5)										0	0	0	0	0	0	0
20 Ryan Lavarnway, R (1, 2) OBP: 0.385, SLG: 0.200	77 BB HBP		2-3 1B		77 WP BB		77 S 1B			1	0	1	0	1	0	0
80 Blake Swihart, S (6, 2) OBP: 0.600, SLG: 0.500										1	0	1	0	0	0	0
77 Travis Shaw, L (1, 3) OBP: 0.308, SLG: 0.200	1-2 2-3 BB		P4		1-2 BB		K2-3 1-2			2	0	0	0	2	1	3
23 Brandon Snyder, R (1, 10) OBP: 0.364, SLG: 0.300	K			F9	L7			P2		4	0	0	0	0	1	5
73 Bryce Brentz, R (1, 9) OBP: 0.313, SLG: 0.667		K		25 BB 74 1B 1B	P3			G6-3		4	0	1	0	0	1	2
74 Deven Marrero, R (1, 6) OBP: 0.667, SLG: 0.625		G4-3		25 BB 1-2 1B		G3-1		1B		4	0	2	0	0	0	0
81 Heiker Meneses, R (1, 4) OBP: 0.250, SLG: 0.375		K		K		F9				3	0	0	0	0	2	2
11 Mookie Betts, R (6, 4)										1	0	0	0	0	0	1
Inning Stats	R: 0 E: 0 K: 2 S: 8 H: 1 LOB: 3 BB: 1 P: 13	R: 0 E: 0 K: 2 S: 7 H: 0 LOB: 0 BB: 0 P: 7	R: 0 E: 0 K: 1 S: 7 H: 2 LOB: 2 BB: 0 P: 7	R: 0 E: 0 K: 1 S: 7 H: 2 LOB: 3 BB: 1 P: 12	R: 0 E: 0 K: 1 S: 5 H: 0 LOB: 2 BB: 2 P: 13	R: 0 E: 0 K: 0 S: 3 H: 0 LOB: 0 BB: 0 P: 3	R: 0 E: 0 K: 2 S: 8 H: 1 LOB: 1 BB: 0 P: 9	R: 0 E: 0 K: 0 S: 4 H: 1 LOB: 1 BB: 0 P: 5		1B: 6 2B: 1 3B: 0 HR: 0 SF: 0 SAC: 0 DP: 0 HBP: 1						

TOP

Boston Red Sox @ Miami Marlins

Roger Dean Stadium, Jupiter, FL

Thu Mar 06 2014, 1:09 PM - 3:22 PM EST

Att. 6,427 - Cloudy - 79 F

livebaseballscorecards.com

AB	31
R	0
H	7
RBI	0
BB	4
SO	9
LOB	19

WP: 1 PB: 0 SB: 1 CS: 0 PA: 36

PITCHER		IP	WLS	BF	H	R	ER	SO	BB	IBB	HBP	BLK	WP	HR	S	P	ERA	WHIP
24 Nathan Eovaldi, R ERA:	(1, 1)	2.0		9	1	0	0	4	1	0	1	0	0	0	15	20	0.00	1.000
52 Brad Hand, L ERA: 2.25	(3, 1)	2.0		11	4	0	0	2	1	0	0	0	0	0	14	19	0.00	2.500
40 Mike Dunn, L ERA:	(5, 1)	1.0		5	0	0	0	1	2	0	0	0	1	0	5	13	0.00	2.000
41 Chris Hatcher, R ERA:	(6, 1)	1.0		3	0	0	0	0	0	0	0	0	0	0	3	3	0.00	0.000
43 Dan Jennings, L ERA:	(7, 1)	1.0		4	1	0	0	2	0	0	0	0	0	0	8	9	0.00	1.000

PITCHER		IP	WLS	BF	H	R	ER	SO	BB	IBB	HBP	BLK	WP	HR	S	P	ERA	WHIP
36 Sam Dyson, R ERA: 6.75	(8, 1)	0.2		4	1	0	0	0	0	0	0	0	0	0	4	5	0.00	1.500

Batter	1	2	3	4	5	6	7	8	9	AB	R	H	RBI	BB	SO	LOB
15 Rafael Furcal, S (1, 4) OBP: 0.100, SLG: 0.100	G1-3		G3			G6-3				2	0	0	0	0	0	0
87 Avery Romero, R (6, 4) OBP: 0.200, SLG: 0.200										1	0	0	0	0	0	0
21 Christian Yelich, L (1, 7)	G4-3			K		51 CS BB				2	0	0	0	0	1	0
50 Matt Angle, L (6, 7) OBP: 0.545, SLG: 0.667										0	0	0	0	1	0	0
27 Giancarlo Stanton, R (1, 9) OBP: 0.333, SLG: 0.417	1B			G5-3		CS 1-2	L6			2	0	1	0	0	0	0
51 Joe Benson, R (6, 9)										1	0	0	0	0	0	0
39 Jarrod Saltalamacchia, S (1, 2) OBP: 0.333, SLG: 0.500	F8			G4-3			G4-3			2	0	0	0	0	0	1
19 Rob Brantly, L (6, 2) OBP: 0.500, SLG: 0.400										1	0	0	0	0	0	0
13 Marcell Ozuna, R (1, 8) OBP: 0.267, SLG: 0.357		K			29 G4-6-3		K			2	0	1	0	0	1	0
47 Brian Bogusevic, L (6, 8) OBP: 0.200, SLG: 0.200					2B					1	0	0	0	0	1	0
9 Casey McGehee, R (1, 5) OBP: 0.333, SLG: 0.273		G5-3			4-0 29 G4-6-3 BB					1	0	0	0	1	0	0
32 Derek Dietrich, L (6, 5) OBP: 0.231, SLG: 0.385										0	0	0	0	0	0	0
29 Greg Dobbs, L (1, 10) OBP: 0.250, SLG: 0.286		G6-3			G4-6-3 1-2f 2-3					2	0	0	0	0	0	2
59 Ed Lucas, R (1, 3) OBP: 0.273, SLG: 0.500			G4-3							2	0	0	0	0	0	1
8 Ty Wigginton, R (6, 3) OBP: 0.400, SLG: 0.375					G6-3					0	0	0	0	0	0	0
3 Adeiny Hechavarría, R (1, 6) OBP: 0.182, SLG: 0.273			G6-3			G5-3				2	0	0	0	0	0	0
54 Juan Diaz, L (7, 6) OBP: 0.429, SLG: 0.333										0	0	0	0	0	0	0
Inning Stats	R: 0 E: 0 K: 0 S: 4 H: 1 LOB: 1 BB: 0 P: 4	R: 0 E: 0 K: 1 S: 5 H: 0 LOB: 0 BB: 0 P: 5	R: 0 E: 0 K: 0 S: 3 H: 0 LOB: 0 BB: 0 P: 3	R: 0 E: 0 K: 1 S: 5 H: 0 LOB: 0 BB: 0 P: 5	R: 0 E: 0 K: 0 S: 3 H: 1 LOB: 1 BB: 1 P: 7	R: 0 E: 0 K: 0 S: 2 H: 0 LOB: 0 BB: 1 P: 7	R: 0 E: 0 K: 1 S: 5 H: 0 LOB: 0 BB: 0 P: 5			1B: 1 2B: 1 3B: 0 HR: 0 SF: 0 SAC: 0 DP: 1 HBP: 0						

PITCHER		IP	WLS	BF	H	R	ER	SO	BB	IBB	HBP	BLK	WP	HR	S	P	ERA	WHIP
64 Allen Webster, R ERA: 5.79	(1, 1)	3.0		10	1	0	0	1	0	0	0	0	0	0	12	12	0.00	0.333
66 Drake Britton, L ERA:	(4, 1)	2.0		7	1	0	0	1	1	0	0	0	0	0	8	12	0.00	1.000
63 Alex Wilson, R ERA:	(6, 1)	1.0		3	0	0	0	0	1	0	0	0	0	0	2	7	0.00	1.000
75 Miguel Celestino, R ERA:	(7, 1)	1.0		3	0	0	0	1	0	0	0	0	0	0	5	5	0.00	0.000

PITCHER	IP	WLS	BF	H	R	ER	SO	BB	IBB	HBP	BLK	WP	HR	S	P	ERA	WHIP

BOTTOM

Boston Red Sox @ Miami Marlins

Roger Dean Stadium, Jupiter, FL

Thu Mar 06 2014, 1:09 PM - 3:22 PM EST

Att. 6,427 - Cloudy - 79 F

livebaseballscorecards.com

AB	21
R	0
H	2
RBI	0
BB	2
SO	3
LOB	4

WP: 0 PA: 24
PB: 0
SB: 0
CS: 1

Atlanta Braves @ Boston Red Sox

JetBlue Park, Ft. Myers, FL

Fri Mar 07 2014, 1:15 PM - 3:53 PM EST

Att. 9,966 - Partly Cloudy - 71 F

TOP

livebaseballscorecards.com

Batter	1	2	3	4	5	6	7	8	9	AB	R	H	RBI	BB	SO	LOB
22 Jason Heyward, L (1, 10) OBP: 0.286, SLG: 0.550	G3-1			8 FC6-4 1B		BBCCCX 2-2 HR		X 0-0 G3		3	1	2	1	0	0	0
20 Todd Cunningham, R (8, PH) OBP: 0.286, SLG: 0.500 (8, 10)										1	0	0	0	0	0	1
2 B.J. Upton, R (1, 8) OBP: 0.238, SLG: 0.300	CCC 0-3 K			F9		F9			G5-3	3	0	0	0	0	1	1
25 Joey Terdoslavich, S (6, 7) OBP: 0.389, SLG: 0.167 (7, 9)										1	0	0	0	0	0	0
8 Justin Upton, R (1, 7) OBP: 0.286, SLG: 0.167	SSS 0-3 K			FC6-4 4 FC6-4 1-2f		P6			SSS 0-3 K	3	0	0	0	0	1	1
58 Christian Bethancourt, R (6, 2) OBP: 0.286, SLG: 0.286										1	0	0	0	0	1	0
4 Ryan Doumit, S (1, 9) OBP: 0.316, SLG: 0.444		SSS 0-3 K		FC6-4 1-2f			P5		CCC 0-3 K	3	0	0	0	0	1	1
13 Jose Constanza, L (7, 7) OBP: 0.318, SLG: 0.300										1	0	0	0	0	1	0
23 Chris Johnson, R (1, 5) OBP: 0.318, SLG: 0.429		59 G4-6-3 1B			P4		L4			3	0	1	0	0	0	0
7 Tyler Greene, R (7, 5) OBP: 0.400, SLG: 0.308										0	0	0	0	0	0	0
59 Ernesto Mejia, R (1, 3) OBP: 0.350, SLG: 0.389		G4-6-3 1-2f			F9		F8			3	0	0	0	0	0	1
68 Mark Hamilton, L (7, 3)										0	0	0	0	0	0	0
11 Gerald Laird, R (1, 2)			F8		BBBB 4-0 BB				F7	1	0	0	0	1	0	0
17 Jordan Schafer, L (6, 8) OBP: 0.300, SLG: 0.421										1	0	0	0	0	0	0
84 Tommy La Stella, L (1, 4) OBP: 0.440, SLG: 0.429			F7		G4-3				G6-3	3	0	0	0	0	0	1
14 Ramiro Pena, S (1, 6) OBP: 0.429, SLG: 0.571			G5-3				F8		1B	3	0	1	0	0	0	0
67 Elmer Reyes, R (8, PR) OBP: 0.308, SLG: 0.385 (8, 6)										0	0	0	0	0	0	0

Inning Stats	1	2	3	4	5	6	7	8	9
R	0	0	0	0	0	1	0	0	0
E	0	0	0	0	0	0	0	0	0
K	2	1	0	0	0	0	0	0	2
S	7	5	3	4	3	6	3	4	7
H	0	1	0	1	0	1	0	1	0
LOB	0	0	0	1	1	0	0	1	0
BB	0	0	0	0	1	0	0	0	0
P	7	5	3	4	7	8	3	4	7

1B	3
2B	0
3B	0
HR	1
SF	0
SAC	0
DP	1
HBP	0

WP	0
PB	0
SB	0
CS	0
PA	31

AB	30
R	1
H	4
RBI	1
BB	1
SO	5
LOB	6

PITCHER		IP	WLS	BF	H	R	ER	SO	BB	IBB	HBP	BLK	WP	HR	S	P	ERA	WHIP
22 Felix Doubront, L	(1, 1)	4.0		13	2	0	0	3	0	0	0	0	0	0	19	19	0.00	0.500
ERA:																		
19 Koji Uehara, R	(5, 1)	1.0		4	0	0	0	0	1	0	0	0	0	0	3	7	0.00	1.000
ERA:																		
36 Junichi Tazawa, R	(6, 1)	1.0		4	1	1	1	0	0	0	0	0	0	1	6	8	9.00	1.000
ERA: 4.5																		
54 Edward Mujica, R	(7, 1)	1.0	W	3	0	0	0	0	0	0	0	0	0	0	3	3	0.00	0.000
ERA:																		
35 Burke Badenhop, R	(8, 1)	1.0	H	4	1	0	0	0	0	0	0	0	0	0	4	4	0.00	1.000
ERA:																		

PITCHER		IP	WLS	BF	H	R	ER	SO	BB	IBB	HBP	BLK	WP	HR	S	P	ERA	WHIP
39 Francisco Cordero, R	(9, 1)	1.0	S	3	0	0	0	2	0	0	0	0	0	0	7	7	0.00	0.000
ERA:																		

Atlanta Braves @ Boston Red Sox

JetBlue Park, Ft. Myers, FL

Fri Mar 07 2014, 1:15 PM - 3:53 PM EST

Att. 9,966 - Partly Cloudy - 71 F

BOTTOM

livebaseballscorecards.com

Batter	1	2	3	4	5	6	7	8	9	AB	R	H	RBI	BB	SO	LOB
38 Grady Sizemore, L (1, 8) OBP: 0.444, SLG: 0.375 72 Corey Brown, L (6, 8) OBP: 0.500, SLG: 0.500	0-0 1B		0-0 15 WP 1B		0-0 ③ L6		0-0 10 2B 20 1B 1-3 1B			3	0	2	0	0	0	1
										1	1	1	0	0	0	0
15 Dustin Pedroia, R (1, 4) OBP: 0.182, SLG: 0.182 10 Jonathan Herrera, S (6, PR) OBP: 0.250, SLG: 0.364 (7, 4)	0-0 ① F9		B X 1-0 ③ G6-3 1-2			0-0 12 WP 34 G3 5 1B 1B	0-0 20 1B 1-3 3-H 2B			3	0	1	0	0	0	2
										1	2	1	1	0	0	0
34 David Ortiz, L (1, 10) OBP: 0.182, SLG: 0.200 20 Ryan Lavarnway, R (7, PH) OBP: 0.429, SLG: 0.273 (8, 10)	C C C 0-3 ② K			0-0 12 G1-3 2B		0-0 ① G3 1-2	0-0 2-H 3-H 1B			3	0	1	0	0	1	2
										1	0	1	2	0	0	0
12 Mike Napoli, R (1, 3) OBP: 0.455, SLG: 0.700 37 Mike Carp, L (7, 7) OBP: 0.286, SLG: 0.583	0-0 ③ F9			0-0 ① G1-3 2-3		B S S S 1-3 ② K 2-3	0-0 ③ F9			3	0	0	0	0	1	4
										1	0	0	0	0	0	1
5 Jonny Gomes, R (1, 7) OBP: 0.250, SLG: 0.250 23 Brandon Snyder, R (6, PR) OBP: 0.333, SLG: 0.273 (7, 3)		0-0 ① F8		S S S 0-3 ② K		0-0 3-H 1B		0-0 ① F8		3	0	1	1	0	1	1
										1	0	0	0	0	0	0
29 Daniel Nava, S (1, 9) OBP: 0.429, SLG: 0.818 Scott Cousins, L (7, 9) OBP: 0.400, SLG: 0.400		0-0 ② G6-3		0-0 ③ F7		0-0 ③ L3		0-0 81 1B 1B		3	0	0	0	0	0	2
										1	0	1	0	0	0	0
2 Xander Bogaerts, R (1, 6) OBP: 0.357, SLG: 0.583 81 Heiker Meneses, R (8, 6) OBP: 0.333, SLG: 0.444		0-0 ③ G5-3			S S S 0-3 ① K		0-0 ① G6-3	0-0 84 G5-4-3 1-3 1B		3	0	0	0	0	1	0
										1	0	1	0	0	0	0
16 Will Middlebrooks, R (1, 5) OBP: 0.214, SLG: 0.154 84 Carlos Rivero, R (8, 5)			0-0 ① F9		0-0 1B		0-0 ② G1-3	0-0 ② ③ G5-4-3 1-2f		3	0	1	0	0	0	0
										1	0	0	0	0	0	2
3 David Ross, R (1, 2) 55 Christian Vázquez, R (6, 2) OBP: 0.600, SLG: 0.500 61 Dan Butler, R (8, 2) OBP: 0.400, SLG: 0.250			C C C 0-3 ② K		C C C 0-3 ② K		B B B B 4-0 72 1B 10 2B BB			2	0	0	0	0	2	1
										0	1	0	0	1	0	0
										0	0	0	0	0	0	0
Inning Stats	R: 0 E: 0 K: 1 S: 6 H: 1 LOB: 1 BB: 0 P: 6	R: 0 E: 0 K: 0 S: 3 H: 0 LOB: 0 BB: 0 P: 3	R: 0 E: 0 K: 1 S: 6 H: 1 LOB: 1 BB: 0 P: 7	R: 0 E: 0 K: 1 S: 6 H: 1 LOB: 1 BB: 0 P: 6	R: 0 E: 0 K: 2 S: 8 H: 1 LOB: 1 BB: 0 P: 8	R: 1 E: 0 K: 1 S: 7 H: 2 LOB: 1 BB: 0 P: 8	R: 3 E: 0 K: 0 S: 6 H: 3 LOB: 1 BB: 1 P: 10	R: 0 E: 0 K: 0 S: 4 H: 2 LOB: 1 BB: 0 P: 4		1B: 9 2B: 2 3B: 0 HR: 0		SF: 0 SAC: 0 DP: 1 HBP: 0		WP: 2 PB: 0 SB: 0 CS: 0		PA: 35

	AB	34
	R	4
	H	11
	RBI	4
	BB	1
	SO	6
	LOB	16

PITCHER		IP	WLS	BF	H	R	ER	SO	BB	IBB	HBP	BLK	WP	HR	S	P	ERA	WHIP
40 Alex Wood, L ERA:	(1, 1)	3.0		11	2	0	0	2	0	0	0	0	1	0	15	16	0.00	0.667
48 David Carpenter, R ERA: 2.25	(4, 1)	1.0		4	1	0	0	1	0	0	0	0	0	0	6	6	0.00	1.000
38 Anthony Varvaro, R ERA: 12.46	(5, 1)	2.0		9	3	1	1	3	0	0	0	0	1	0	15	16	4.50	1.500
79 Cody Martin, R ERA: 14.73	(7, 1)	0.2	L	6	3	3	3	0	1	0	0	0	0	0	5	9	40.50	6.000
80 Atahualpa Severino, L ERA: 27.0	(7, 1)	0.1		1	0	0	0	0	0	0	0	0	0	0	1	1	0.00	0.000

PITCHER		IP	WLS	BF	H	R	ER	SO	BB	IBB	HBP	BLK	WP	HR	S	P	ERA	WHIP
72 J.R. Graham, R ERA: 9.0	(8, 1)	0.1		3	2	0	0	0	0	0	0	0	0	0	3	3	0.00	6.000
78 Mark Lamm, R ERA: 9.0	(8, 1)	0.2		1	0	0	0	0	0	0	0	0	0	0	1	1	0.00	0.000

Baltimore Orioles @ Boston Red Sox

JetBlue Park, Ft. Myers, FL

Sat Mar 08 2014, 7:11 PM - 10:33 PM EST

Att. 9,626 - Clear - 69 F

TOP

livebaseballscorecards.com

Batter	1	2	3	4	5	6	7	8	9	AB	R	H	RBI	BB	SO	LOB
9 David Lough, L (1, 8) OBP: 0.412, SLG: 0.600 83 Glynn Davis, R (6, 8)	F8		3B		G6-3	K	K		E5 64 2B 87 1B	4 2	0 1	1 0	0 0	0 0	1 1	1 3
1 Jemile Weeks, S (1, 4) OBP: 0.381, SLG: 0.214 64 Mike Ohlman, R (7, PH) OBP: 0.667, SLG: 1.333 (7, 2)	3 1B BB		G4-3		3 S BB		28 S 3 E 45 1B BB 87 2B		87 1B 1-3 2B	1 2	1 0	0 2	0 2	3 0	0 0	0 0
3 Ryan Flaherty, L (1, 6) OBP: 0.450, SLG: 0.647 87 Mike Yastrzemski, L (7, PH) OBP: 0.400, SLG: 0.250 (7, 7)	1-2 1B			28 E 28 1B 14 1B BB	1-3 K		FC4 45 1B 1-2 FC1-4-5-6 2-3 3-H		BB 2-3 3-H 1B	3 2	2 0	1 1	0 2	1 0	1 0	2 2
28 Steve Pearce, R (1, 3) OBP: 0.364, SLG: 0.400 Adrian Marin, R (7, PR) (7, 6)	P3			E7 14 1B 45 PB 51 2B 1-3 1B	G4-3		45 1B 14 E 1-2 2-3 BB L3		86 FC6-4 1-2 BB	3 1	1 1	1 0	0 0	1 1	0 0	3 2
45 Steve Clevenger, L (1, 2) OBP: 0.385, SLG: 0.333 86 Sharlon Schoop, R (7, PR) (7, 4)	K			L6 1-2		G3-1	51 1B 14 E 48 HBP 1-3 2-H 3-H 1B	F9	FC6-4 1-2f	4 2	0 1	1 0	2 0	0 0	1 0	4 3
14 Nolan Reimold, R (1, 7) OBP: 0.313, SLG: 0.154 86 Dariel Álvarez, R (7, 9)		K		51 2B 2-3 3-H 1B		E5 51 FC1-6	E5 48 HBP 51 1B 67 1B 1-2 3-H	G4-3		4 1	1 0	1 0	2 0	0 0	1 0	1 0
51 Henry Urrutia, L (1, 9) OBP: 0.300, SLG: 0.333 97 Trey Mancini, R (7, 3)		G6-3		1-3 3-H 2B		FC1-6 48 1B 48 E 67 2B 1-2f 1B	67 1B 48 HBP 64 2B 1-2 2-3 1B	K2-3		4 1	2 0	2 0	1 0	0 0	0 1	1 0
48 Johnny Monell, L (1, 10) OBP: 0.417, SLG: 0.636 94 Steel Russell, L (7, PR) (7, 10)		G3-1		K		1 SAFE 67 2B 1-3 1B	67 1B 64 2B 1-2 2-3 3-H HBP		P6	3 1	1 1	1 0	1 0	0 0	1 0	2 0
67 Michael Almanzar, R (1, 5) OBP: 0.267, SLG: 0.286 88 Garabez Rosa, R (9, 5)			F8	G5-3		1-H 3-H 2B	64 2B 87 FC1-4-5-6 1-2 2-3 3-H 1B		G6-3	5 0	1 0	2 0	3 0	0 0	0 0	2 0

AB	43
R	13
H	13
RBI	13
BB	6
SO	7
LOB	26

Inning Stats	1	2	3	4	5	6	7	8	9
	R: 0 E: 0 K: 1 S: 6	H: 1 LOB: 2 BB: 1 P: 10	R: 0 E: 0 K: 1 S: 5	H: 0 LOB: 0 BB: 0 P: 5	R: 0 E: 0 K: 0 S: 3	H: 1 LOB: 0 BB: 0 P: 3	R: 2 E: 1 K: 1 S: 8	H: 3 LOB: 2 BB: 1 P: 13	R: 0 E: 0 K: 1 S: 5	H: 0 LOB: 1 BB: 1 P: 10	R: 2 E: 2 K: 1 S: 8	H: 2 LOB: 1 BB: 0 P: 8	R: 8 E: 2 K: 1 S: 12	H: 4 LOB: 2 BB: 2 P: 21	R: 0 E: 0 K: 1 S: 5	H: 0 LOB: 0 BB: 0 P: 5	R: 1 E: 1 K: 0 S: 6	H: 2 LOB: 3 BB: 1 P: 10

1B: 8	SF: 0	WP: 0	PA: 50
2B: 4	SAC: 0	PB: 1	
3B: 1	DP: 0	SB: 4	
HR: 0	HBP: 1	CS: 0	

PITCHER		IP	WLS	BF	H	R	ER	SO	BB	IBB	HBP	BLK	WP	HR	S	P	ERA	WHIP
67 Brandon Workman, R ERA: 11.12	(1, 1)	3.1	L	15	4	2	2	2	2	0	0	0	0	0	17	26	5.40	1.800
78 Chris Hernandez, L ERA:	(4, 1)	0.2		3	1	0	0	1	0	0	0	0	0	0	5	5	0.00	1.500
60 Brayan Villarreal, R ERA: 6.75	(5, 1)	2.0		10	2	2	0	2	1	0	0	0	0	0	13	18	0.00	1.500
75 Miguel Celestino, R ERA: 13.5	(7, 1)	0.0		6	2	6	5	0	2	0	0	0	0	0	5	13	∞	∞
Shunsuke Watanabe, R ERA: 9.0	(7, 1)	1.0		6	2	2	0	1	0	0	1	0	0	0	7	8	0.00	2.000

PITCHER		IP	WLS	BF	H	R	ER	SO	BB	IBB	HBP	BLK	WP	HR	S	P	ERA	WHIP
67 Jose Valdez, R ERA:	(8, 1)	1.0		3	0	0	0	1	0	0	0	0	0	0	5	5	0.00	0.000
80 Robby Scott, L ERA:	(9, 1)	1.0		7	2	1	0	0	1	0	0	0	0	0	6	10	0.00	3.000

Baltimore Orioles @ Boston Red Sox

JetBlue Park, Ft. Myers, FL

Sat Mar 08 2014, 7:11 PM - 10:33 PM EST

Att. 9,626 - Clear - 69 F

BOTTOM

Batter	1	2	3	4	5	6	7	8	9	AB	R	H	RBI	BB	SO	LOB
29 Daniel Nava, S (1, 9) OBP: 0.412, SLG: 0.692 68 Alex Hassan, R (6, PR) OBP: 0.313, SLG: 0.286 (7, 9)	K		F7			15 BB BB		G6-3		2 1	0 0	0 0	0 0	1 0	1 0	1 0
15 Dustin Pedroia, R (1, 4) OBP: 0.214, SLG: 0.154 81 Heiker Meneses, R (6, PR) OBP: 0.300, SLG: 0.400 (7, 4)	G6-3			K		1-2 BB			K	2 1	0 0	0 0	0 0	1 0	1 1	0 0
34 David Ortiz, L (1, 10) OBP: 0.143, SLG: 0.154 61 Dan Butler, R (9, PH) OBP: 0.500, SLG: 0.250	K			F9		F7			55 HR BB	3 0	0 1	0 0	0 0	0 1	1 0	2 0
12 Mike Napoli, R (1, 3) OBP: 0.385, SLG: 0.583 23 Brandon Snyder, R (5, 3) OBP: 0.357, SLG: 0.308		K		G5-3			55 G6-4-3 1B		K	2 2	0 0	0 1	0 0	0 0	1 1	0 1
40 A.J. Pierzynski, L (1, 2) OBP: 0.250, SLG: 0.375 55 Christian Vázquez, R (7, 2) OBP: 0.571, SLG: 1.000		F7			K		G6-4-3 1-2f		1-H HR	2 2	0 1	0 1	0 2	0 0	1 0	0 1
5 Jonny Gomes, R (1, 7) OBP: 0.267, SLG: 0.214 48 Mike McCoy, R (7, PR) (8, 7)		P4			P3		4-0 BB		K	2 1	0 0	0 0	0 0	1 0	0 1	0 0
2 Xander Bogaerts, R (1, 6) OBP: 0.294, SLG: 0.467 70 Garin Cecchini, L (8, 5) OBP: 0.385, SLG: 0.364			G5-3		K		K			3 0	0 0	0 0	0 0	0 0	2 0	1 0
72 Corey Brown, L (1, 8) OBP: 0.400, SLG: 0.400			10 G4-3 1B			F7		K		3	0	1	0	0	1	0
10 Jonathan Herrera, S (1, 5) OBP: 0.200, SLG: 0.286 (8, 6)			G4-3 1-2			G6-3		G3-1		3	0	0	0	0	0	1

Inning Stats	1	2	3	4	5	6	7	8	9
	R: 0 E: 0 K: 2 S: 7	R: 0 E: 0 K: 1 S: 5	R: 0 E: 0 K: 0 S: 4	R: 0 E: 0 K: 1 S: 5	R: 0 E: 0 K: 2 S: 7	R: 0 E: 0 K: 0 S: 3	R: 0 E: 0 K: 1 S: 5	R: 0 E: 0 K: 1 S: 5	R: 2 E: 0 K: 3 S: 12
	H: 0 LOB: 0 BB: 0 P: 7	H: 0 LOB: 0 BB: 0 P: 5	H: 1 LOB: 1 BB: 0 P: 4	H: 0 LOB: 0 BB: 0 P: 5	H: 0 LOB: 0 BB: 0 P: 7	H: 0 LOB: 2 BB: 2 P: 11	H: 1 LOB: 1 BB: 1 P: 9	H: 0 LOB: 0 BB: 0 P: 5	H: 1 LOB: 0 BB: 1 P: 19

	AB	29
	R	2
	H	3
	RBI	2
	BB	4
	SO	11
	LOB	7

1B: 2 SF: 0
2B: 0 SAC: 0
3B: 0 DP: 1
HR: 1 HBP: 0

WP: 0 PA: 33
PB: 0
SB: 0
CS: 0

livebaseballscorecards.com

PITCHER		IP	WLS	BF	H	R	ER	SO	BB	IBB	HBP	BLK	WP	HR	S	P	ERA	WHIP
39 Kevin Gausman, R ERA: 1.8	(1, 1)	3.0	W	10	1	0	0	3	0	0	0	0	0	0	16	16	0.00	0.333
47 Evan Meek, R ERA:	(4, 1)	2.0	H	6	0	0	0	3	0	0	0	0	0	0	12	12	0.00	0.000
73 Mike Wright Jr., R ERA: 3.0	(6, 1)	2.0		9	1	0	0	1	3	0	0	0	0	0	8	20	0.00	2.000
58 Ryan Webb, R ERA:	(8, 1)	1.0		3	0	0	0	1	0	0	0	0	0	0	5	5	0.00	0.000
Troy Patton, L ERA: 18.0	(9, 1)	1.0		5	1	2	2	3	1	0	0	0	0	1	12	19	18.00	2.000

PITCHER	IP	WLS	BF	H	R	ER	SO	BB	IBB	HBP	BLK	WP	HR	S	P	ERA	WHIP

Batter	1	2	3	4	5	6	7	8	9	AB	R	H	RBI	BB	SO	LOB
25 Jackie Bradley Jr., L (1, 8) OBP: 0.263, SLG: 0.235 Stefan Welch, L (7, 3)	F7		G3			K	K			4	0	0	0	0	2	4
										0	0	0	0	0	0	0
74 Deven Marrero, R (1, 6) OBP: 0.600, SLG: 0.500 11 Mookie Betts, R (7, 4)	K			K		BB 1-2		F7		2	0	0	0	1	2	0
										1	0	0	0	0	0	0
37 Mike Carp, L (1, 3) OBP: 0.235, SLG: 0.467 80 Blake Swihart, S (7, 2) OBP: 0.500, SLG: 0.400	K			F9		K		F8		3	0	0	0	0	2	2
										1	0	0	0	0	0	0
16 Will Middlebrooks, R (1, 5) OBP: 0.294, SLG: 0.438 76 Ryan Dent, R (7, 6)		77 G5-4-3 1B		HR		F8		K		3	1	2	1	0	0	2
										1	0	0	0	0	1	0
77 Travis Shaw, L (1, 10) OBP: 0.235, SLG: 0.143		G5-4-3 1-2f		F9			K		K	4	0	0	0	0	2	1
20 Ryan Lavarnway, R (1, 2) OBP: 0.412, SLG: 0.286 26 Shannon Wilkerson, R (7, PR) (7, 8)		F8			G3-1		73 HR 1B		P4	3	0	1	0	0	0	0
										1	1	0	0	0	0	0
73 Bryce Brentz, R (1, 9) OBP: 0.368, SLG: 0.833 46 Keury De La Cruz, L (7, 9)			1B		K		HR 1-H		G6-3	3	1	2	2	0	1	0
										1	0	0	0	0	0	0
26 Brock Holt, L (1, 4) OBP: 0.182, SLG: 0.273 84 Carlos Rivero, R (7, 5)			K		G3		2B 30 G6-3			3	0	1	0	0	1	1
										0	0	0	0	0	0	0
30 Henry Ramos, S (1, 7)			K			E6 74 BB	G6-3 2-3			3	0	0	0	0	1	3

TOP

Boston Red Sox @ Baltimore Orioles

Ed Smith Stadium, Sarasota, FL

Sat Mar 08 2014, 1:08 PM - 4:02 PM EST

Att. 7,858 - Sunny - 63 F

livebaseballscorecards.com

	AB	R	H	RBI	BB	SO	LOB
	33	3	6	3	1	12	13

Inning Stats	1	2	3	4	5	6	7	8	9
	R: 0 E: 0 K: 2 S: 7	H: 0 LOB: 0 BB: 0 P: 7	R: 0 E: 0 K: 0 S: 3	H: 1 LOB: 0 BB: 0 P: 3	R: 0 E: 0 K: 2 S: 8	H: 1 LOB: 1 BB: 0 P: 8	R: 1 E: 0 K: 1 S: 7	H: 1 LOB: 0 BB: 0 P: 9	R: 0 E: 0 K: 1 S: 5	H: 0 LOB: 0 BB: 0 P: 5
	R: 0 E: 1 K: 2 S: 8	H: 0 LOB: 2 BB: 1 P: 12	R: 2 E: 0 K: 2 S: 10	H: 3 LOB: 2 BB: 0 P: 11	R: 0 E: 0 K: 1 S: 5	H: 0 LOB: 0 BB: 0 P: 5	R: 0 E: 0 K: 1 S: 5	H: 0 LOB: 0 BB: 0 P: 5	

	1B	SF	WP	PA
	3	0	0	34
	2B	SAC	PB	
	1	0	0	
	3B	DP	SB	
	0	1	0	
	HR	HBP	CS	
	2	0	0	

PITCHER		IP	WLS	BF	H	R	ER	SO	BB	IBB	HBP	BLK	WP	HR	S	P	ERA	WHIP
25 Bud Norris, R ERA:	(1, 1)	3.0	W	10	2	0	0	4	0	0	0	0	0	0	18	18	0.00	0.667
29 Tommy Hunter, R ERA: 4.5	(4, 1)	1.0	H	4	1	1	1	1	0	0	0	0	0	1	7	9	9.00	1.000
56 Darren O'Day, R ERA:	(5, 1)	1.0	H	3	0	0	0	1	0	0	0	0	0	0	5	5	0.00	0.000
74 Eduardo Rodriguez, L ERA: 13.5	(6, 1)	2.0	H	11	3	2	2	4	1	0	0	0	0	1	18	23	9.00	2.000
75 Tim Berry, L ERA: 3.0	(8, 1)	2.0		6	0	0	0	2	0	0	0	0	0	0	10	10	0.00	0.000

PITCHER		IP	WLS	BF	H	R	ER	SO	BB	IBB	HBP	BLK	WP	HR	S	P	ERA	WHIP

BOTTOM

Boston Red Sox @ Baltimore Orioles

Ed Smith Stadium, Sarasota, FL

Sat Mar 08 2014, 1:08 PM - 4:02 PM EST

Att. 7,858 - Sunny - 63 F

Batter	1	2	3	4	5	6	7	8	9	AB	R	H	RBI	BB	SO	LOB
21 Nick Markakis, L (1, 9) OBP: 0.615, SLG: 1.077 89 Christian Walker, R (6, 3) OBP: 0.500, SLG: 1.000	G4-3		2 2B 2B	K		1 SAFE 38 E 3B 1-H	P4			3 2	1 1	1 1	0 1	0 0	1 0	0 1
2 J.J. Hardy, R (1, 6) OBP: 0.462, SLG: 0.500 34 Quintin Berry, L (5, PR) OBP: 0.417, SLG: 0.455 (6, 8)	G4-3		10 BB 23 FC5-2 2B 2-H		10 G1-3 27 1B BB	P4		G4-3		2 2	0 0	1 0	1 0	1 0	0 0	0 2
19 Chris Davis, L (1, 3) OBP: 0.462, SLG: 0.750 38 Xavier Paul, L (6, 9) OBP: 0.333, SLG: 0.400	1B		23 FC5-2 10 BB 27 FC5-4 BB		P5	E3 41 1B 3-H		1B		2 2	1 0	1 1	0 0	1 0	0 0	1 1
10 Adam Jones, R (1, 8) OBP: 0.231, SLG: 0.091 69 Iván De Jesús Jr., R (6, 6) OBP: 0.273, SLG: 0.111	F8		27 FC5-4 23 FC5-2 BB 1-2 2-3		G1-3 1-2	K		F9		2 2	0 0	0 0	0 0	1 0	0 1	2 2
23 Nelson Cruz, R (1, 7) OBP: 0.538, SLG: 0.444 41 Julio Borbon, L (6, 7) OBP: 0.385, SLG: 0.273		32 1B 2B	FC5-2 27 FC5-4 1-2 2-3 3-Hf		27 1B BB	1-3 1B		G4-3		2 2	1 0	1 1	0 0	1 0	0 0	3 1
27 Delmon Young, R (1, 10) OBP: 0.308, SLG: 0.385 93 Jack Cust, L (6, PH) (7, 10)		P4	FC5-4 1-2f 2-3 3-H		1-2 2-H 1B	F9				3 1	0 0	1 0	1 0	0 0	0 0	3 2
32 Matt Wieters, S (1, 2) OBP: 0.333, SLG: 0.333 72 Cord Phelps, S (6, PR) OBP: 0.250, SLG: 0.100 (7, 4)	2-H 1B		P5			36 HR 1B	G4-3			3 1	0 1	2 1	1 0	0 0	0 0	2 0
36 Alex Gonzalez, R (1, 5) OBP: 0.429, SLG: 0.714 81 Brian Ward, R (7, 2) OBP: 0.667, SLG: 0.500		P2		F9		3-1 1-H HR	1B			3 1	1 0	1 1	2 0	0 0	0 0	1 0
6 Jonathan Schoop, R (1, 4) OBP: 0.538, SLG: 0.917 92 Buck Britton, L (7, 5) OBP: 0.250, SLG: 0.250		K		F7		89 E 89 3B 1B	F9			3 1	1 0	1 0	1 0	0 0	1 0	1 1
Inning Stats	R: 0 E: 0 K: 0 S: 4 H: 1 LOB: 1 BB: 0 P: 4	R: 1 E: 0 K: 1 S: 7 H: 2 LOB: 1 BB: 0 P: 7	R: 2 E: 0 K: 0 S: 5 H: 2 LOB: 2 BB: 2 P: 13	R: 0 E: 0 K: 1 S: 5 H: 0 LOB: 0 BB: 0 P: 5	R: 0 E: 0 K: 0 S: 3 H: 1 LOB: 2 BB: 2 P: 11	R: 4 E: 2 K: 1 S: 12 H: 5 LOB: 2 BB: 0 P: 15	R: 0 E: 0 K: 0 S: 4 H: 1 LOB: 1 BB: 0 P: 4	R: 0 E: 0 K: 0 S: 4 H: 1 LOB: 1 BB: 0 P: 4		1B: 8 2B: 3 3B: 1 HR: 1	SF: 0 SAC: 0 DP: 0 HBP: 0			WP: 0 PB: 0 SB: 0 CS: 0	PA: 41		

livebaseballscorecards.com

AB	37
R	7
H	13
RBI	7
BB	4
SO	3
LOB	23

PITCHER		IP	WLS	BF	H	R	ER	SO	BB	IBB	HBP	BLK	WP	HR	S	P	ERA	WHIP
76 Henry Owens, L ERA: 8.31	(1, 1)	2.1	L	14	5	3	3	1	2	0	0	0	0	0	14	22	11.57	3.000
80 Matty Ott, R ERA:	(3, 1)	1.1		4	0	0	0	0	0	0	0	0	0	0	4	4	0.00	0.000
59 Tommy Layne, L ERA:	(4, 1)	1.1		6	1	0	0	1	2	0	0	0	0	0	6	14	0.00	2.250
52 Alex Wilson, R ERA: 13.5	(6, 1)	0.2		8	5	4	4	1	0	0	0	0	0	1	11	14	54.00	7.500
50 Jose Mijares, L ERA: 9.0	(6, 1)	1.1		5	1	0	0	0	0	0	0	0	0	0	5	5	0.00	0.750

PITCHER		IP	WLS	BF	H	R	ER	SO	BB	IBB	HBP	BLK	WP	HR	S	P	ERA	WHIP
78 Noé Ramirez, R ERA:	(8, 1)	1.0		4	1	0	0	0	0	0	0	0	0	0	4	4	0.00	1.000

Boston Red Sox @ Pittsburgh Pirates

McKechnie Field, Bradenton, FL

Sun Mar 09 2014, 1:07 PM - 3:45 PM EDT

Att. 8,245 - Sunny - 73 F

TOP

livebaseballscorecards.com

Batter	1	2	3	4	5	6	7	8	9	AB	R	H	RBI	BB	SO	LOB
25 Jackie Bradley Jr., L (1, 8) OBP: 0.261, SLG: 0.238	G3	2-H 3-H 1B		P2			F8		SSC K	4	0	1	2	0	0	0
20 David Chester, R (7, 3)										1	0	0	0	0	1	1
68 Alex Hassan, R (1, 7) OBP: 0.250, SLG: 0.222	G4-3	SSC K			SSS K		G1-3			4	0	0	0	0	2	1
76 Justin Henry, L (7, 7)										0	0	0	0	0	0	0
37 Mike Carp, L (1, 10) OBP: 0.300, SLG: 0.667	3 1B 1B		BBSSX 2-2 HR		G3			SSS K		3	1	2	1	0	0	0
80 Blake Swihart, S (8, PH) OBP: 0.429, SLG: 0.333										1	0	0	0	0	1	0
(8, 10)																
3 David Ross, R (1, 2) OBP: 0.111, SLG: 0.111	26 FC6-4 1-2 1B		G5-3		SSS K			SSS K		3	0	1	0	0	1	0
61 Dan Butler, R (5, 2) OBP: 0.429, SLG: 0.200										1	0	0	0	0	1	0
26 Brock Holt, L (1, 4) OBP: 0.214, SLG: 0.286	FC6-4 1-2f		G3-1			70 G1-6-3 73 1B 1B		G1-3		3	0	1	0	0	0	2
11 Mookie Betts, R (7, 4)										1	0	0	0	0	0	0
73 Bryce Brentz, R (1, 9) OBP: 0.455, SLG: 0.850		BBBB 4-0 74 G3 77 E 25 1B BB	1B			1-2 70 G1-6-3 1B			BBBB 4-0 81 WP 82 1B BB	2	1	2	0	1	0	0
83 Aneury Tavárez, L (7, 9)										0	1	0	0	1	0	0
70 Garin Cecchini, L (1, 5) OBP: 0.313, SLG: 0.286	F9	G6-3				1-2f 2-3 G1-6-3			F9	3	0	0	0	0	0	4
84 Carlos Rivero, R (7, 5)										1	0	0	0	0	0	1
77 Travis Shaw, L (1, 3) OBP: 0.200, SLG: 0.118	1-2 E5 74 G3 25 1B			SSC K		L3			BX 1-0 1-2 L4	3	1	0	0	0	1	2
81 Peter Hissey, L (7, 8)										1	0	0	0	0	0	1
74 Deven Marrero, R (1, 6) OBP: 0.500, SLG: 0.385	1-2 2-3 G3			SSC K			G5-3		2-H 1B	3	0	0	0	0	1	2
82 Derrik Gibson, R (8, 6) OBP: 1.000, SLG: 1.000										1	0	1	1	0	0	0

	AB	35
	R	4
	H	8
	RBI	4
	BB	2
	SO	8
	LOB	14

Inning Stats																		
	R: 0	H: 2	R: 2	H: 1	R: 1	H: 2	R: 0	H: 0	R: 0	H: 2	R: 0	H: 0	R: 0	H: 0	R: 1	H: 1	1B: 7	SF: 0	WP: 1	PA: 37
	E: 0	LOB: 2	E: 1	LOB: 1	E: 0	LOB: 1	E: 0	LOB: 0	E: 0	LOB: 1	E: 0	LOB: 0	E: 0	LOB: 0	E: 0	LOB: 1	2B: 0	SAC: 0	PB: 0	
	K: 0	BB: 0	K: 1	BB: 1	K: 0	BB: 0	K: 2	BB: 0	K: 0	BB: 0	K: 0	BB: 0	K: 2	BB: 0	K: 1	BB: 1	3B: 0	DP: 1	SB: 0	
	S: 5	P: 5	S: 7	P: 11	S: 7	P: 9	S: 7	P: 7	S: 7	P: 7	S: 4	P: 4	S: 3	P: 3	S: 7	P: 7	HR: 1	HBP: 0	CS: 0	
															S: 6	P: 11				

PITCHER		IP	WLS	BF	H	R	ER	SO	BB	IBB	HBP	BLK	WP	HR	S	P	ERA	WHIP
50 Charlie Morton, R ERA: 1.13	(1, 1)	3.0	L	16	5	3	1	1	1	0	0	0	0	1	19	25	3.00	2.000
39 Jason Grilli, R ERA:	(4, 1)	1.0		3	0	0	0	2	0	0	0	0	0	0	7	7	0.00	0.000
35 Mark Melancon, R ERA:	(5, 1)	1.0		3	0	0	0	2	0	0	0	0	0	0	7	7	0.00	0.000
44 Tony Watson, L ERA:	(6, 1)	1.0		4	2	0	0	0	0	0	0	0	0	0	4	4	0.00	2.000
74 Zack Thornton, R ERA: 2.08	(7, 1)	2.0		6	0	0	0	2	0	0	0	0	0	0	10	10	0.00	0.000

PITCHER		IP	WLS	BF	H	R	ER	SO	BB	IBB	HBP	BLK	WP	HR	S	P	ERA	WHIP
77 Yao-Hsun Yang, L ERA: 4.5	(9, 1)	1.0		5	1	1	1	1	1	0	0	0	1	0	6	11	9.00	2.000

Batter	1	2	3	4	5	6	7	8	9	AB	R	H	RBI	BB	SO	LOB
14 Jaff Decker, L (1, 8) OBP: 0.190, SLG: 0.250	F7			K			15 FC5-4 1B	G6-3		2	0	0	0	0	1	0
62 Gregory Polanco, L (7, 8) OBP: 0.300, SLG: 0.550										2	0	1	0	0	0	1
25 Chris Dickerson, L (1, 7) OBP: 0.526, SLG: 0.533	G5-3			K			FC5-4 69 S 69 1B 1-2f		K	2	0	0	0	0	1	0
15 Chase d'Arnaud, R (7, 4) OBP: 0.200, SLG: 0.400										2	1	0	0	0	1	1
23 Travis Snider, L (1, 9) OBP: 0.400, SLG: 0.733	G4-3			K			63 1B 1-H 1B		66 G6-4-3 BB	2	0	0	0	0	1	0
69 Chris McGuiness, L (7, 3) OBP: 0.471, SLG: 0.533										1	0	1	1	1	0	0
24 Pedro Alvarez, L (1, 5) OBP: 0.360, SLG: 0.500		G4-3			G3		F8		G6-4-3 1-2f	2	0	0	0	0	0	0
66 Nevin Ashley, R (7, 2)										2	0	0	0	0	0	2
57 Andrew Lambo, L (1, 3) OBP: 0.182, SLG: 0.100		G4-3			F9		1-3 1B			2	0	0	0	0	0	0
63 Alen Hanson, S (7, 6) OBP: 0.455, SLG: 0.400										1	0	1	0	0	0	0
3 Travis Ishikawa, L (1, 10)		G6-3			K		G1-3			3	0	0	0	0	1	2
10 Jordy Mercer, R (1, 6) OBP: 0.476, SLG: 0.333			59 CS BB			F8		G4-3		1	0	0	0	1	0	0
22 Mel Rojas Jr., S (7, 7) OBP: 0.286, SLG: 0.714										1	0	0	0	0	0	0
59 Robert Andino, R (1, 4) OBP: 0.111, SLG: 0.059			K2-3 1-2			F9		G4-3		2	0	0	0	0	1	1
18 Willy García, R (7, 9)										1	0	0	0	0	0	0
19 Chris Stewart, R (1, 2)			F8			G5-3		2B		2	0	0	0	0	0	0
68 Blake Davis, L (7, 5) OBP: 0.333, SLG: 0.667										1	0	1	0	0	0	0
Inning Stats	R: 0 E: 0 K: 0 S: 3 H: 0 LOB: 0 BB: 0 P: 3	R: 0 E: 0 K: 0 S: 3 H: 0 LOB: 0 BB: 0 P: 3	R: 0 E: 0 K: 1 S: 4 H: 0 LOB: 0 BB: 1 P: 8	R: 0 E: 0 K: 3 S: 9 H: 0 LOB: 0 BB: 0 P: 9	R: 0 E: 0 K: 1 S: 5 H: 0 LOB: 0 BB: 0 P: 5	R: 0 E: 0 K: 0 S: 3 H: 0 LOB: 0 BB: 0 P: 3	R: 1 E: 0 K: 0 S: 6 H: 3 LOB: 2 BB: 0 P: 7	R: 0 E: 0 K: 0 S: 4 H: 1 LOB: 1 BB: 0 P: 4	R: 0 E: 0 K: 1 S: 4 H: 0 LOB: 0 BB: 1 P: 8	1B: 3 2B: 1 3B: 0 HR: 0	SF: 0 SAC: 0 DP: 1 HBP: 0						

BOTTOM

Boston Red Sox @ Pittsburgh Pirates

McKechnie Field, Bradenton, FL

Sun Mar 09 2014, 1:07 PM - 3:45 PM EDT

Att. 8,245 - Sunny - 73 F

livebaseballscorecards.com

AB	29
R	1
H	4
RBI	1
BB	2
SO	6
LOB	7

PITCHER		IP	WLS	BF	H	R	ER	SO	BB	IBB	HBP	BLK	WP	HR	S	P	ERA	WHIP
11 Clay Buchholz, R ERA: 2.25	(1, 1)	3.0	W	9	0	0	0	1	1	0	0	0	0	0	10	14	0.00	0.333
30 Andrew Miller, L ERA: 10.13	(4, 1)	1.0	H	3	0	0	0	3	0	0	0	0	0	0	9	9	0.00	0.000
94 Dalier Hinojosa, R ERA: 4.5	(5, 1)	2.0	H	6	0	0	0	1	0	0	0	0	0	0	8	8	0.00	0.000
62 Rubby De La Rosa, R ERA: 11.25	(7, 1)	2.0	H	10	4	1	1	0	0	0	0	0	0	0	10	11	4.50	2.000
39 Francisco Cordero, R ERA:	(9, 1)	1.0	S	3	0	0	0	1	1	0	0	0	0	0	4	8	0.00	1.000

PITCHER	IP	WLS	BF	H	R	ER	SO	BB	IBB	HBP	BLK	WP	HR	S	P	ERA	WHIP

WP: 0 PB: 0 SB: 1 CS: 1 PA: 31

Tampa Bay Rays @ Boston Red Sox

JetBlue Park, Ft. Myers, FL

Mon Mar 10 2014, 1:07 PM - 4:19 PM EDT

Att. 9,876 - Sunny - 74 F

TOP

livebaseballscorecards.com

Batter	1	2	3	4	5	6	7	8	9	AB	R	H	RBI	BB	SO	LOB
11 Logan Forsythe, R (1, 3) OBP: 0.235, SLG: 0.353	S X 0-1 F8		C C C 0-3 K		S S S 0-3 K		B B B B 4-0 BB		X 0-0 G4-6-3 1-2f	3	0	0	0	0	2	1
30 Vince Belnome, L (6, 5) OBP: 0.227, SLG: 0.238										1	0	0	0	1	0	2
11 Yunel Escobar, R (1, 6) OBP: 0.538, SLG: 0.636	X 0-0 G6-3		X 0-0 F9		X 0-0 F8		X 0-0 F7			3	0	0	0	0	0	1
67 Mikie Mahtook, R (6, 9) OBP: 0.222, SLG: 0.176										1	0	0	0	0	0	3
3 Evan Longoria, R (1, 5) OBP: 0.500, SLG: 0.923	B B B B 4-0 9 1B BB			X 0-0 HR		X 0-0 9 G6-4-3 1B		X 0-0 P6		2	1	2	1	1	0	0
69 Ray Olmedo, S (6, 6) OBP: 0.333, SLG: 0.333										1	0	0	0	0	0	0
9 Wil Myers, R (1, 9) OBP: 0.222, SLG: 0.222	X 0-0 1 FC5-4 1-3 1B			S S S 0-3 K		X 0-0 G6-4-3 1-2f		X 0-0 P3		3	0	1	0	0	1	1
71 Justin Christian, R (6, 7) OBP: 0.250, SLG: 0.267										1	0	0	0	0	0	0
1 Sean Rodríguez, R (1, 8) OBP: 0.353, SLG: 0.429	X 0-0 FC5-4 1-2f			X 0-0 L7		X 0-0 G6-3		X 0-0 F7		3	0	0	0	0	0	2
60 Mayo Acosta, R (6, 2)										1	0	0	0	0	0	0
16 Jayson Nix, R (1, 4) OBP: 0.353, SLG: 0.333		C S C 0-3 K		X 0-0 2B			X 0-0 L1-3		B B B B 4-0 36 1B 39 1B BB	2	0	1	0	0	1	0
61 Cole Figueroa, L (4, PR) OBP: 0.211, SLG: 0.176										1	1	0	0	1	0	0
(4, 4)																
15 Wilson Betemit, S (1, 10)		S C C 0-3 K		X 0-0 F7			B B B B 4-0 68 2B BB		X 0-0 39 1B 1-3 1B	2	0	0	0	1	1	1
36 Hak-Ju Lee, L (9, PH) OBP: 0.556, SLG: 0.625										1	0	1	0	0	0	0
24 Ryan Hanigan, R (1, 2) OBP: 0.267, SLG: 0.286		X 0-0 P4			X 0-0 5 WP 1B		S S S 0-3 K		X 0-0 30 G4-6-3 1-2 3-H 1B	2	0	1	0	0	0	0
39 Kevin Kiermaier, L (6, 8) OBP: 0.353, SLG: 0.500										2	0	1	1	0	1	1
5 Brandon Guyer, R (1, 7) OBP: 0.267, SLG: 0.286			C C C 0-3 K		B X 1-0 G5-3 1-2		X 0-0 1-3 2B		X 0-0 F9	2	0	0	0	0	1	1
68 Jerry Sands, R (6, 3) OBP: 0.450, SLG: 0.889										2	0	1	0	0	0	2

	AB	33
	R	2
	H	8
	RBI	2
	BB	4
	SO	7
	LOB	15

Inning Stats										
	R: 0 E: 0 K: 0 S: 5	H: 1 LOB: 2 BB: 1 P: 9	R: 0 E: 0 K: 2 S: 7	H: 0 LOB: 0 BB: 0 P: 7	R: 0 E: 0 K: 2 S: 7	H: 0 LOB: 0 BB: 0 P: 7	R: 1 E: 0 K: 1 S: 7	H: 2 LOB: 1 BB: 0 P: 7	R: 0 E: 0 K: 1 S: 6	H: 1 LOB: 1 BB: 0 P: 7
	R: 0 E: 0 K: 0 S: 3	H: 1 LOB: 0 BB: 0 P: 3	R: 0 E: 0 K: 1 S: 6	H: 1 LOB: 3 BB: 2 P: 14	R: 0 E: 0 K: 0 S: 3	H: 0 LOB: 0 BB: 0 P: 3	R: 1 E: 0 K: 0 S: 4	H: 2 LOB: 1 BB: 1 P: 8	1B: 5 2B: 2 3B: 0 HR: 1	SF: 0 SAC: 0 DP: 2 HBP: 0

WP: 1 PA: 37
PB: 0
SB: 0
CS: 0

PITCHER	IP	WLS	BF	H	R	ER	SO	BB	IBB	HBP	BLK	WP	HR	S	P	ERA	WHIP
31 Jon Lester, L (1, 1) ERA:	3.0	W	11	1	0	0	4	1	0	0	0	0	0	19	23	0.00	0.667
55 Chris Capuano, L (4, 1) ERA: 5.4	3.0	H	12	4	1	1	2	0	0	0	0	1	1	16	17	3.00	1.333
63 Anthony Ranaudo, R (7, 1) ERA: 5.06	2.0		9	1	0	0	1	2	0	0	0	0	0	9	17	0.00	1.500
50 Jose Mijares, L (9, 1) ERA: 9.0	1.0		5	2	1	1	0	1	0	0	0	0	0	4	8	9.00	3.000

PITCHER	IP	WLS	BF	H	R	ER	SO	BB	IBB	HBP	BLK	WP	HR	S	P	ERA	WHIP

BOTTOM

Tampa Bay Rays @ Boston Red Sox

JetBlue Park, Ft. Myers, FL

Mon Mar 10 2014, 1:07 PM - 4:19 PM EDT

Att. 9,876 - Sunny - 74 F

livebaseballscorecards.com

Batter	1	2	3	4	5	6	7	8	9	AB	R	H	RBI	BB	SO	LOB
38 Grady Sizemore, L (1, 8) OBP: 0.417, SLG: 0.364	15 G5-3 1B	F8			F8	1-3 2B		HR		3	0	1	0	0	0	2
72 Corey Brown, L (6, 8) OBP: 0.571, SLG: 1.143										2	1	2	1	0	0	0
15 Dustin Pedroia, R (1, 4) OBP: 0.176, SLG: 0.125	G5-3 1-2		F9		G4-3	G4-3		F8		3	0	0	0	0	0	1
48 Mike McCoy, R (6, 4)										2	0	0	0	0	0	2
34 David Ortiz, L (1, 10) OBP: 0.176, SLG: 0.375	K		HR		G5-3		F9			3	1	1	1	0	1	1
37 Mike Carp, L (7, PH) OBP: 0.286, SLG: 0.632 (8, 10)										1	0	0	0	0	0	0
12 Mike Napoli, R (1, 3) OBP: 0.375, SLG: 0.733	P3		G6-3			HR	68 BB 1B			3	1	1	1	0	0	1
20 Ryan Lavarnway, R (7, 3) OBP: 0.444, SLG: 0.333										1	0	1	0	0	0	0
29 Daniel Nava, S (1, 7) OBP: 0.400, SLG: 0.600 (4, 9)		G3-1	BB			G6-3	1-2 BB			2	0	0	0	1	0	0
68 Alex Hassan, R (7, 9) OBP: 0.286, SLG: 0.222										0	0	0	0	1	0	0
18 Shane Victorino, S (1, 9)		2 BB 16 2B HBP	K			K	P2			1	1	0	0	0	1	1
5 Jonny Gomes, R (4, 7) OBP: 0.235, SLG: 0.188										2	0	0	0	0	1	2
2 Xander Bogaerts, R (1, 6) OBP: 0.350, SLG: 0.438	16 2B 1-2 BB			F9		40 2B BB	G5-3			1	1	0	0	2	0	0
10 Jonathan Herrera, S (7, 6) OBP: 0.188, SLG: 0.267										1	0	0	0	0	0	2
40 A.J. Pierzynski, L (1, 2) OBP: 0.273, SLG: 0.455	F5			L3		16 1B 1-H 2B		G3-1		3	0	1	1	0	0	2
70 Garin Cecchini, L (6, PR) OBP: 0.294, SLG: 0.267 (7, 5)										1	1	0	0	0	0	0
16 Will Middlebrooks, R (1, 5) OBP: 0.350, SLG: 0.526	1-3 2-H 2B			L7		72 2B 2-H 1B		F9		3	0	2	2	0	0	0
55 Christian Vázquez, R (7, 2) OBP: 0.500, SLG: 0.857										1	0	0	0	0	0	0
Inning Stats	R: 0 E: 0 K: 1 S: 6 H: 1 LOB: 1 BB: 0 P: 6	R: 1 E: 0 K: 0 S: 4 H: 1 LOB: 2 BB: 1 P: 9	R: 1 E: 0 K: 1 S: 6 H: 1 LOB: 1 BB: 1 P: 10	R: 0 E: 0 K: 0 S: 3 H: 0 LOB: 0 BB: 0 P: 3	R: 0 E: 0 K: 0 S: 3 H: 0 LOB: 0 BB: 0 P: 3	R: 3 E: 0 K: 1 S: 9 H: 4 LOB: 2 BB: 1 P: 15	R: 0 E: 0 K: 0 S: 4 H: 1 LOB: 2 BB: 1 P: 8	R: 1 E: 0 K: 0 S: 5 H: 1 LOB: 0 BB: 0 P: 6		1B: 3 2B: 3 3B: 0 HR: 3 SF: 0 SAC: 0 DP: 0 HBP: 1						

	AB	33
	R	6
	H	9
	RBI	6
	BB	4
	SO	3
	LOB	14

PITCHER		IP	WLS	BF	H	R	ER	SO	BB	IBB	HBP	BLK	WP	HR	S	P	ERA	WHIP
23 Jake Odorizzi, R ERA: 2.08	(1, 1)	2.1	L	11	2	1	1	1	1	0	1	0	0	1	11	16	3.86	1.286
79 Steve Geltz, R ERA: 3.0	(3, 1)	1.2		7	1	1	1	1	1	0	0	0	0	1	8	12	5.40	1.200
40 Erik Bedard, L ERA: 7.71	(5, 1)	3.0		16	5	3	3	1	2	0	0	0	0	1	16	26	9.00	2.333
78 Santiago Garrido, R ERA: 6.0	(8, 1)	1.0		4	1	1	1	0	0	0	0	0	0	1	5	6	9.00	1.000

PITCHER	IP	WLS	BF	H	R	ER	SO	BB	IBB	HBP	BLK	WP	HR	S	P	ERA	WHIP

Boston Red Sox @ Baltimore Orioles

Ed Smith Stadium, Sarasota, FL

Tue Mar 11 2014, 1:07 PM - 4:00 PM EDT

Att. 7,647 - Sunny - 74 F

TOP

livebaseballscorecards.com

Batter	1	2	3	4	5	6	7	8	9	AB	R	H	RBI	BB	SO	LOB
29 Daniel Nava, S (1, 3) OBP: 0.417, SLG: 0.684	L6		40 1B 2B		G5-3		25 3B 2B 2-H		F7	4	1	2	1	0	0	0
46 Keury De La Cruz, L (7, PR) (7, 9)										1	1	0	0	0	0	1
25 Jackie Bradley Jr., L (1, 8) OBP: 0.296, SLG: 0.333	G4-3		BBBB 4-0 40 E 40 1B BB		SSS 0-3 K		0-0 3B 2-H		SBBBBB 4-1 70 G4-6-3 1-2 BB	3	0	1	1	1	1	0
76 Ryan Dent, R (7, 4)										0	0	0	0	1	0	0
16 Will Middlebrooks, R (1, 5) OBP: 0.348, SLG: 0.636	G6-3		P2			HR	BB		G4-6-3 1-2f	3	1	1	1	0	0	2
70 Garin Cecchini, L (6, 5) OBP: 0.316, SLG: 0.250										1	0	0	0	1	0	2
40 A.J. Pierzynski, L (1, 2) OBP: 0.429, SLG: 0.643		2B	E6 1-3 2-H 1B			20 G6-4-3 1B	F7			3	0	3	1	0	0	0
81 Peter Hissey, L (6, PR) (6, 7) (7, 8)										1	0	0	0	0	0	3
20 Ryan Lavarnway, R (1, 10) OBP: 0.409, SLG: 0.474		L6	F7			G6-4-3 1-2f		B X 1-0 HR		4	1	1	1	0	0	4
72 Corey Brown, L (1, 7) OBP: 0.400, SLG: 0.800		F8		G4-3		G4-3		76 G3-6-3 1B		3	0	0	0	0	0	2
80 Blake Swihart, S (6, 2) OBP: 0.500, SLG: 0.429										1	0	1	0	0	0	0
68 Alex Hassan, R (1, 9) OBP: 0.250, SLG: 0.190		F8		F9		CCC 0-3 K	SSS 0-3 K			3	0	0	0	0	1	1
23 Brandon Snyder, R (7, 3) OBP: 0.333, SLG: 0.286										1	0	0	0	0	1	1
26 Brock Holt, L (1, 4) OBP: 0.294, SLG: 0.588			HR	SSS 0-3 K			29 2B 2B		G3-6-3 1-2f	3	2	2	1	0	1	0
76 Justin Henry, L (7, 7)										1	0	0	0	0	0	1
74 Deven Marrero, R (1, 6) OBP: 0.429, SLG: 0.313			G5-3		SSS 0-3 K		SSS 0-3 K		76 S 1B	3	0	0	0	0	2	1
48 Mike McCoy, R (7, 6) OBP: 0.200, SLG: 0.111										1	0	1	0	0	0	0

	AB	36
	R	6
	H	12
	RBI	6
	BB	3
	SO	6
	LOB	18

Inning Stats										
	R: 0 E: 0 K: 0 S: 3	H: 0 LOB: 0 BB: 0 P: 3	R: 0 E: 0 K: 0 S: 4	H: 1 LOB: 1 BB: 0 P: 4	R: 2 E: 1 K: 0 S: 6	H: 3 LOB: 2 BB: 1 P: 10	R: 0 E: 0 K: 1 S: 5	H: 0 LOB: 0 BB: 0 P: 5	R: 0 E: 0 K: 2 S: 7	H: 0 LOB: 0 BB: 0 P: 7
	R: 1 E: 0 K: 0 S: 4	H: 2 LOB: 1 BB: 0 P: 4	R: 2 E: 0 K: 2 S: 10	H: 3 LOB: 3 BB: 1 P: 14	R: 1 E: 0 K: 1 S: 6	H: 2 LOB: 0 BB: 0 P: 7	R: 0 E: 0 K: 0 S: 4	H: 1 LOB: 1 BB: 1 P: 8	1B: 4 2B: 4 3B: 1 HR: 3	SF: 0 SAC: 0 DP: 3 HBP: 0
	WP: 0 PB: 0 SB: 1 CS: 0	PA: 39								

PITCHER		IP	WLS	BF	H	R	ER	SO	BB	IBB	HBP	BLK	WP	HR	S	P	ERA	WHIP
50 Miguel González, R ERA: 5.06	(1, 1)	3.0		14	4	2	2	0	1	0	0	0	0	1	13	17	6.00	1.667
17 Brian Matusz, L ERA: 3.0	(4, 1)	2.0		6	0	0	0	3	0	0	0	0	0	0	12	12	0.00	0.000
29 Tommy Hunter, R ERA: 6.0	(6, 1)	1.0		4	2	1	1	0	0	0	0	0	0	1	4	4	9.00	2.000
91 Alfredo Aceves, R ERA: 9.0	(7, 1)	2.0	L	11	5	3	3	3	1	0	0	0	0	1	16	21	13.50	3.000
Luis Vizcaino, R ERA:	(9, 1)	1.0		4	1	0	0	0	1	0	0	0	0	0	4	8	0.00	2.000

PITCHER	IP	WLS	BF	H	R	ER	SO	BB	IBB	HBP	BLK	WP	HR	S	P	ERA	WHIP

BOTTOM

Boston Red Sox @ Baltimore Orioles

Ed Smith Stadium, Sarasota, FL

Tue Mar 11 2014, 1:07 PM - 4:00 PM EDT

Att. 7,647 - Sunny - 74 F

Batter	1	2	3	4	5	6	7	8	9	AB	R	H	RBI	BB	SO	LOB
9 David Lough, L (1, 8) OBP: 0.364, SLG: 0.500	G6-3		G3		F8			34 G4-3 1B		3	0	0	0	0	0	0
51 Henry Urrutia, L (6, 9) OBP: 0.313, SLG: 0.333 (7, 7)										1	0	1	0	0	0	0
21 Nick Markakis, L (1, 9) OBP: 0.579, SLG: 0.895	1B			F9	G3-1			G4-3 1-2f		3	0	1	0	0	0	0
34 Quintin Berry, L (6, 8) OBP: 0.368, SLG: 0.444										1	0	0	0	0	0	1
23 Nelson Cruz, R (1, 7) OBP: 0.526, SLG: 0.571	K			2 BB, 19 BB, 32 BB BB		19 G6-3, 2 G4-3 2B		K		2	1	1	0	1	1	1
6 Jonathan Schoop, R (6, PR) OBP: 0.526, SLG: 0.833 (7, 4)										1	1	0	0	0	1	0
19 Chris Davis, L (1, 3) OBP: 0.526, SLG: 0.941	K			32 BB, 2 BB, 27 WP 1-2 BB		G6-3 2-3			L4	2	1	0	0	1	1	2
38 Xavier Paul, L (7, 9) OBP: 0.368, SLG: 0.389										1	0	0	0	0	0	0
2 J.J. Hardy, R (1, 6) OBP: 0.474, SLG: 0.647		32 FC5-6 1B		27 WP, 32 BB 1-2 2-3 BB		G4-3 3-H			48 F9, 63 1B, 67 2B 1B	2	0	1	1	1	0	1
28 Steve Pearce, R (7, 3) OBP: 0.370, SLG: 0.520										1	1	1	0	0	0	0
32 Matt Wieters, S (1, 2) OBP: 0.353, SLG: 0.375		FC5-6 27 G6-4-3 1-2f		27 WP 1-2 2-3 3-H BB		P5			67 2B 1-2 1B	1	0	0	1	1	0	1
63 Caleb Joseph, R (5, 2) OBP: 0.333, SLG: 0.250										2	1	1	0	0	0	1
27 Delmon Young, R (1, 10) OBP: 0.200, SLG: 0.250		G6-4-3 1-2f		K 1-2 2-3 3-H		G6-3			F9 2-3	3	0	0	0	0	1	3
48 Johnny Monell, L (9, PH) OBP: 0.467, SLG: 0.615										1	0	0	0	0	0	2
3 Ryan Flaherty, L (1, 5) OBP: 0.385, SLG: 0.522		K		G4-3		F9			1-H 2B 3-H	3	0	0	0	0	1	2
67 Michael Almanzar, R (8, 5) OBP: 0.333, SLG: 0.600										1	0	1	2	0	0	0
12 Alexi Casilla, S (1, 4) (7, 6) 69 Iván De Jesús Jr., R (8, 6) OBP: 0.357, SLG: 0.250		P6			G6-3	G4-3			F9	3	0	0	0	0	0	0
										1	0	0	0	0	0	1
Inning Stats	R: 0 E: 0 K: 2 S: 8 H: 1 LOB: 1 BB: 0 P: 8	R: 0 E: 0 K: 0 S: 3 H: 1 LOB: 0 BB: 0 P: 3	R: 0 E: 0 K: 1 S: 5 H: 0 LOB: 0 BB: 0 P: 5	R: 2 E: 0 K: 1 S: 5 H: 0 LOB: 2 BB: 4 P: 22	R: 0 E: 0 K: 0 S: 3 H: 0 LOB: 0 BB: 0 P: 3	R: 1 E: 0 K: 0 S: 4 H: 1 LOB: 1 BB: 0 P: 4	R: 0 E: 0 K: 0 S: 3 H: 0 LOB: 0 BB: 0 P: 3	R: 0 E: 0 K: 1 S: 5 H: 1 LOB: 0 BB: 0 P: 5	R: 2 E: 0 K: 0 S: 6 H: 3 LOB: 1 BB: 0 P: 6							

livebaseballscorecards.com

AB	32
R	5
H	7
RBI	4
BB	4
SO	5
LOB	15

1B: 5 SF: 0 WP: 1 PA: 36
2B: 2 SAC: 0 PB: 0
3B: 0 DP: 2 SB: 0
HR: 0 HBP: 0 CS: 0

PITCHER		IP	WLS	BF	H	R	ER	SO	BB	IBB	HBP	BLK	WP	HR	S	P	ERA	WHIP
64 Allen Webster, R ERA: 5.63	(1, 1)	3.1		14	2	2	2	3	3	0	0	0	0	0	17	29	5.40	1.500
52 Alex Wilson, R ERA: 10.8	(4, 1)	0.2	B	3	0	0	0	1	1	0	0	0	1	0	4	9	0.00	1.500
59 Tommy Layne, L ERA:	(5, 1)	1.0		3	0	0	0	0	0	0	0	0	0	0	3	3	0.00	0.000
60 Brayan Villarreal, R ERA: 6.0	(6, 1)	2.0	W	7	1	1	1	0	0	0	0	0	0	0	7	7	4.50	0.500
78 Noé Ramirez, R ERA: 3.6	(8, 1)	2.0	S	9	4	2	2	1	0	0	0	0	0	0	11	11	9.00	2.000

PITCHER	IP	WLS	BF	H	R	ER	SO	BB	IBB	HBP	BLK	WP	HR	S	P	ERA	WHIP

Miami Marlins @ Boston Red Sox

JetBlue Park, Ft. Myers, FL

Tue Mar 11 2014, 1:09 PM - 3:57 PM EDT

Att. 9,898 - Overcast - 75 F

TOP

livebaseballscorecards.com

Batter	1	2	3	4	5	6	7	8	9	AB	R	H	RBI	BB	SO	LOB
17 Donovan Solano, R (1, 6) OBP: 0.429, SLG: 0.526	F9		13 SF8 21 S 32 1B 1B 2-3 3-H		G4-3			F8		3	1	1	1	0	0	0
8 Ty Wigginton, R (7, 3) (8, 5) OBP: 0.333, SLG: 0.267										1	0	0	0	0	0	0
21 Christian Yelich, L (1, 7) OBP: 0.296, SLG: 0.208	32 S 1B		K 1-2		G4-3			K		3	0	1	0	0	1	2
23 Jake Marisnick, R (7, 7) (8, 8) OBP: 0.389, SLG: 0.500										1	0	0	0	0	1	0
13 Marcell Ozuna, R (1, 8) OBP: 0.269, SLG: 0.238	F9		SF8 2-3 3-H			K		L9		3	0	0	1	0	1	1
51 Joe Benson, R (8, 7) (9, 9) OBP: 0.077, SLG: 0.077										0	0	0	0	0	0	0
32 Derek Dietrich, L (1, 4) (6, 5) OBP: 0.455, SLG: 0.700	K 1-2		1B 3-H			2B			K	3	0	2	1	0	1	1
84 Mark Canha, R (8, 3) OBP: 0.200, SLG: 0.222										1	0	0	0	0	1	0
9 Casey McGehee, R (1, 5) OBP: 0.364, SLG: 0.450		F9	K			F9			65 HR 1B	3	0	0	0	0	1	2
86 Austin Nola, R (6, 4) OBP: 0.455, SLG: 0.400										1	1	1	0	0	0	0
47 Brian Bogusevic, L (1, 9) OBP: 0.111, SLG: 0.111		G6-3		F9		G4-3			1-H HR	3	0	0	0	0	0	1
65 Kyle Jensen, R (9, PH) (9, 7) OBP: 0.500, SLG: 0.875										1	1	1	2	0	0	0
59 Ed Lucas, R (1, 3) OBP: 0.364, SLG: 0.550		G1-3		G6-3			F9		BB	3	0	0	0	0	0	0
54 Juan Diaz, L (7, 6) OBP: 0.500, SLG: 0.375										0	0	0	0	1	0	0
29 Greg Dobbs, L (1, 10) OBP: 0.214, SLG: 0.231			19 2B 17 1B 1B	G3			F7		F9	3	1	1	0	0	0	0
87 Avery Romero, R (9, PH) (9, 10) OBP: 0.167, SLG: 0.167										1	0	0	0	0	0	1
19 Rob Brantly, L (1, 2) OBP: 0.500, SLG: 0.615			17 1B 13 SF8 1-3 2B		L3		G4-3		F9	3	1	1	0	0	0	0
83 Austin Barnes, R (8, 2) OBP: 0.700, SLG: 1.000										1	0	0	0	0	0	1

	AB	34
	R	5
	H	8
	RBI	5
	BB	1
	SO	6
	LOB	9

Inning Stats										
	R: 0 E: 0 K: 1 S: 6	H: 1 LOB: 1 BB: 0 P: 7	R: 0 E: 0 K: 0 S: 3	H: 0 LOB: 0 BB: 0 P: 3	R: 3 E: 0 K: 2 S: 11	H: 4 LOB: 0 BB: 0 P: 11	R: 0 E: 0 K: 0 S: 3	H: 0 LOB: 0 BB: 0 P: 3	R: 0 E: 0 K: 0 S: 3	H: 0 LOB: 0 BB: 0 P: 3
	R: 0 E: 0 K: 1 S: 6	H: 1 LOB: 1 BB: 0 P: 6	R: 0 E: 0 K: 0 S: 3	H: 0 LOB: 0 BB: 0 P: 3	R: 0 E: 0 K: 1 S: 5	H: 0 LOB: 0 BB: 0 P: 5	R: 2 E: 0 K: 1 S: 7	H: 2 LOB: 1 BB: 1 P: 11	1B: 5 2B: 2 3B: 0 HR: 1	SF: 1 SAC: 0 DP: 0 HBP: 0
	WP: 0 PB: 0 SB: 2 CS: 0	PA: 36								

PITCHER		IP	WLS	BF	H	R	ER	SO	BB	IBB	HBP	BLK	WP	HR	S	P	ERA	WHIP
41 John Lackey, R ERA: 10.13	(1, 1)	2.2		12	4	3	3	2	0	0	0	0	0	0	16	17	10.12	1.500
30 Andrew Miller, L ERA: 9.0	(3, 1)	0.1		2	1	0	0	1	0	0	0	0	0	0	4	4	0.00	3.000
35 Burke Badenhop, R ERA:	(4, 1)	1.0		3	0	0	0	0	0	0	0	0	0	0	3	3	0.00	0.000
19 Koji Uehara, R ERA:	(5, 1)	1.0		3	0	0	0	0	0	0	0	0	0	0	3	3	0.00	0.000
36 Junichi Tazawa, R ERA: 3.0	(6, 1)	1.0		4	1	0	0	1	0	0	0	0	0	0	6	6	0.00	1.000
54 Edward Mujica, R ERA:	(7, 1)	1.0		3	0	0	0	0	0	0	0	0	0	0	3	3	0.00	0.000
66 Drake Britton, L ERA: 3.0	(8, 1)	2.0	L	9	2	2	2	2	1	0	0	0	0	1	12	16	9.00	1.500

Miami Marlins @ Boston Red Sox

JetBlue Park, Ft. Myers, FL

Tue Mar 11 2014, 1:09 PM - 3:57 PM EDT

Att. 9,898 - Overcast - 75 F

BOTTOM

Batter	1	2	3	4	5	6	7	8	9	AB	R	H	RBI	BB	SO	LOB
38 Grady Sizemore, L (1, 8) OBP: 0.357, SLG: 0.308 30 Henry Ramos, S (5, 8) (8, 9)	G4-3		2-6 1-2	G4-3		F9		G6-3		2 2	0 0	0 0	0 0	0 0	0 0	0 1
15 Dustin Pedroia, R (1, 4) OBP: 0.150, SLG: 0.105 81 Heiker Meneses, R (7, 6) OBP: 0.364, SLG: 0.455	K2-3			F8		G4-3		77 2B 1B		3 1	0 1	0 1	0 1	0 0	1 0	1 0
34 David Ortiz, L (1, 10) OBP: 0.150, SLG: 0.316 61 Dan Butler, R (8, PH) OBP: 0.375, SLG: 0.167 (9, 10)	F8			K			K	K		3 1	0 0	0 0	0 0	0 0	2 1	0 1
12 Mike Napoli, R (1, 3) OBP: 0.333, SLG: 0.647 77 Travis Shaw, L (6, 3) OBP: 0.227, SLG: 0.211		G6-3			K		P2	1-H 2B		2 2	0 0	0 1	0 1	0 0	1 0	0 0
5 Jonny Gomes, R (1, 7) OBP: 0.211, SLG: 0.167 37 Mike Carp, L (7, 7) OBP: 0.304, SLG: 0.762		F8			P6		1-0 HR	G4-3		2 2	0 1	0 1	0 1	0 0	0 0	0 1
2 Xander Bogaerts, R (1, 6) OBP: 0.318, SLG: 0.389 11 Mookie Betts, R (7, 4)		F9			F8		4-0 55 WP 55 1B BB		K	2 1	0 1	0 0	0 0	0 1	0 1	0 0
3 David Ross, R (1, 2) OBP: 0.182, SLG: 0.100 Stefan Welch, L (6, PR) 55 Christian Vázquez, R (7, 2) OBP: 0.500, SLG: 0.778			F9			4-0 73 WP 73 1B BB	1-0 73 BB 1-H 1B		F8	1 0 2	0 1 0	0 0 1	0 0 1	1 0 0	0 0 0	0 0 0
73 Bryce Brentz, R (1, 9) OBP: 0.480, SLG: 0.818 82 Matty Johnson, S (7, PR) (8, 8)			F8			1-0 1-H 1B	4-0 1-2 BB		L6	2 1	0 0	1 0	1 0	1 0	0 0	0 0
10 Jonathan Herrera, S (1, 5) OBP: 0.211, SLG: 0.278 84 Carlos Rivero, R (8, 5)			38 2-6 1B			L6	G4-3			3 0	0 0	1 0	0 0	0 0	0 0	3 0
Inning Stats	R: 0 E: 0 K: 1 S: 5 H: 0 LOB: 0 BB: 0 P: 5	R: 0 E: 0 K: 0 S: 3 H: 0 LOB: 0 BB: 0 P: 3	R: 0 E: 0 K: 0 S: 3 H: 1 LOB: 1 BB: 0 P: 4	R: 0 E: 0 K: 1 S: 5 H: 0 LOB: 0 BB: 0 P: 5	R: 0 E: 0 K: 1 S: 5 H: 0 LOB: 0 BB: 0 P: 5	R: 1 E: 0 K: 0 S: 4 H: 1 LOB: 1 BB: 1 P: 9	R: 2 E: 0 K: 1 S: 7 H: 2 LOB: 2 BB: 2 P: 17	R: 1 E: 0 K: 1 S: 7 H: 2 LOB: 1 BB: 0 P: 7	R: 0 E: 0 K: 1 S: 5 H: 0 LOB: 0 BB: 0 P: 5	1B: 4 2B: 1 3B: 0 HR: 1 SF: 0 SAC: 0 DP: 0 HBP: 0						

livebaseballscorecards.com

AB	32
R	4
H	6
RBI	4
BB	3
SO	6
LOB	7

WP: 2 PB: 0 SB: 0 CS: 0 PA: 35

PITCHER		IP	WLS	BF	H	R	ER	SO	BB	IBB	HBP	BLK	WP	HR	S	P	ERA	WHIP
35 Brian Flynn, L ERA: 5.14	(1, 1)	3.0		10	1	0	0	1	0	0	0	0	0	0	11	12	0.00	0.333
26 Arquimedes Caminero, R ERA: 1.5	(4, 1)	2.0	H	6	0	0	0	2	0	0	0	0	0	0	10	10	0.00	0.000
63 Henry Alberto Rodriguez, R ERA: 4.5	(6, 1)	1.0	H	5	1	1	1	0	1	0	0	0	1	0	4	9	9.00	2.000
48 Josh Spence, L ERA: 4.91	(7, 1)	0.2	B	6	2	2	2	1	2	0	0	0	1	1	6	16	27.00	6.000
30 Chaz Roe, R ERA: 8.44	(7, 1)	1.1	W	6	2	1	1	1	0	0	0	0	0	0	8	8	6.75	1.500

PITCHER		IP	WLS	BF	H	R	ER	SO	BB	IBB	HBP	BLK	WP	HR	S	P	ERA	WHIP
41 Chris Hatcher, R ERA:	(9, 1)	1.0	S	3	0	0	0	1	0	0	0	0	0	0	5	5	0.00	0.000

Batter	1	2	3	4	5	6	7	8	9	AB	R	H	RBI	BB	SO	LOB
29 Daniel Nava, S (1, 7) OBP: 0.370, SLG: 0.591	G3		1 SAFE S S S K 1-2 3-H		E6 18 1B 15 2B		G1-4-3		G5-3	3	1	0	0	0	1	1
5 Jonny Gomes, R (5, 7) OBP: 0.190, SLG: 0.150										2	0	0	0	0	0	2
18 Shane Victorino, S (1, 9) OBP: 0.600, SLG: 0.500	P5		15 1B 2-H 1B		15 2B 1-2 1B		S S S K			3	0	2	1	0	0	0
72 Corey Brown, L (5, PR) OBP: 0.364, SLG: 0.727										1	1	0	0	0	1	0
15 Dustin Pedroia, R (1, 4) OBP: 0.217, SLG: 0.227	F8		1-2 1B		1-H 2-H 2B			G4-3		3	0	2	2	0	0	0
10 Jonathan Herrera, S (6, 4) OBP: 0.200, SLG: 0.263										1	0	0	0	0	0	0
34 David Ortiz, L (1, 10) OBP: 0.130, SLG: 0.273		C C C K	P5		G3			G4-3		3	0	0	0	0	1	4
37 Mike Carp, L (8, PH) OBP: 0.292, SLG: 0.727										1	0	0	0	0	0	0
(8, 10)																
12 Mike Napoli, R (1, 3) OBP: 0.333, SLG: 0.600		40 G4-6-3 1B		G5-3		B F X 1-2 G4-3		S S S K		3	0	1	0	0	0	0
23 Brandon Snyder, R (6, 3) OBP: 0.313, SLG: 0.267										1	0	0	0	0	1	0
40 A.J. Pierzynski, L (1, 2) OBP: 0.353, SLG: 0.529		G4-6-3 1-2f		P5		G3-1			G6-3	3	0	0	0	0	0	1
26 Brock Holt, L (6, 5) OBP: 0.278, SLG: 0.556										1	0	0	0	0	0	0
2 Xander Bogaerts, R (1, 6) OBP: 0.320, SLG: 0.350			E5 25 F9 16 1B 29 E	G6-3		B B B B 4-0 BB			74 2B BB	2	1	0	0	1	0	0
55 Christian Vázquez, R (6, 2) OBP: 0.545, SLG: 0.778										0	0	0	0	1	0	0
16 Will Middlebrooks, R (1, 5) OBP: 0.346, SLG: 0.600			29 S 18 1B 1-2 1B		G5-3		F7		1-3 2B	3	1	1	0	0	0	1
74 Deven Marrero, R (6, 6) OBP: 0.455, SLG: 0.412										1	0	1	0	0	0	0
25 Jackie Bradley Jr., L (1, 8) OBP: 0.267, SLG: 0.296			F9 2-3		S S S K		G3-1		S S S K	3	0	0	0	0	1	2
48 Mike McCoy, R (7, 8) OBP: 0.182, SLG: 0.100										1	0	0	0	0	1	2

TOP

Boston Red Sox @ Minnesota Twins

Hammond Stadium, Fort Myers, FL

Thu Mar 13 2014, 1:05 PM - 4:12 PM EDT

Att. 9,256 - Sunny - 68 F

livebaseballscorecards.com

AB	35
R	4
H	7
RBI	3
BB	2
SO	6
LOB	13

Inning Stats	1	2	3	4	5	6	7	8	9
	R: 0 E: 0 K: 0 S: 3	H: 0 LOB: 0 BB: 0 P: 3	R: 0 E: 0 K: 1 S: 5	H: 1 LOB: 0 BB: 0 P: 5	R: 2 E: 2 K: 1 S: 9	H: 3 LOB: 2 BB: 0 P: 9	R: 0 E: 0 K: 0 S: 3	H: 0 LOB: 0 BB: 0 P: 3	R: 2 E: 1 K: 1 S: 8	H: 2 LOB: 2 BB: 0 P: 8	R: 0 E: 0 K: 0 S: 5	H: 0 LOB: 1 BB: 1 P: 10	R: 0 E: 0 K: 1 S: 5	H: 0 LOB: 0 BB: 0 P: 5	R: 0 E: 0 K: 1 S: 5	H: 0 LOB: 0 BB: 0 P: 5	R: 0 E: 0 K: 1 S: 6	H: 1 LOB: 2 BB: 1 P: 10

1B: 5	SF: 0	WP: 0	PA: 37
2B: 2	SAC: 0	PB: 0	
3B: 0	DP: 1	SB: 1	
HR: 0	HBP: 0	CS: 0	

PITCHER		IP	WLS	BF	H	R	ER	SO	BB	IBB	HBP	BLK	WP	HR	S	P	ERA	WHIP
45 Phil Hughes, R ERA: 1.04	(1, 1)	3.0		13	4	2	0	2	0	0	0	0	0	0	17	17	0.00	1.333
81 Matt Hoffman, L ERA:	(4, 1)	2.0	L	9	2	2	0	1	0	0	0	0	0	0	11	11	0.00	1.000
21 Samuel Deduno, R ERA: 0.93	(6, 1)	3.0		10	0	0	0	2	1	0	0	0	0	0	15	20	0.00	0.333
59 Michael Tonkin, R ERA:	(9, 1)	1.0		5	1	0	0	1	1	0	0	0	0	0	6	10	0.00	2.000

PITCHER	IP	WLS	BF	H	R	ER	SO	BB	IBB	HBP	BLK	WP	HR	S	P	ERA	WHIP

BOTTOM

Batter	1	2	3	4	5	6	7	8	9	AB	R	H	RBI	BB	SO	LOB
32 Aaron Hicks, S (1, 8) OBP: 0.267, SLG: 0.467 19 Darin Mastroianni, R (5, 8) OBP: 0.273, SLG: 0.200	0-0 7 1B 1B		0-0 ① F9	0-0 ② FC3-6 2 BB 1-2f 2-3 3-H		B X 1-0 1-3 1B		0-0 ③ F8		3 2	0 0	1 1	1 0	0 0	0 0	2 2
2 Brian Dozier, R (1, 4) OBP: 0.308, SLG: 0.375 5 Eduardo Escobar, S (5, 4) OBP: 0.222, SLG: 0.471	0-0 ① F7		0-0 ② G5-3	B B B B 4-0 1-2 BB		0-0 ③ F7			0-0 ① F7	2 2	0 0	0 0	0 0	1 0	0 0	1 2
7 Joe Mauer, L (1, 3) OBP: 0.409, SLG: 0.368 55 Chris Colabello, R (5, 3) OBP: 0.545, SLG: 0.706	0-0 1-3 1B		0-0 ③ G4-3	0-0 ③ G3			S S S 0-3 ① K		0-0 ② G5-3	3 2	0 0	1 0	0 0	0 0	0 1	3 0
16 Josh Willingham, R (1, 7) OBP: 0.150, SLG: 0.118 80 Jermaine Mitchell, L (6, 7) OBP: 0.438, SLG: 0.692	S S S 0-3 ② K			B B B 4-0 31 2B 13 WP BB	0-0 ① G6-3		0-0 ② F8		0-0 ③ G4-3	2 2	1 0	0 0	0 0	1 0	1 0	2 0
31 Oswaldo Arcia, L (1, 9) OBP: 0.353, SLG: 0.538 27 Chris Parmelee, L (6, 9) OBP: 0.304, SLG: 0.429	0-0 ③ F9			0-0 13 WP 8 1B 1-3 2B	C C C 0-3 ② K		S S S 0-3 ③ K			3 1	1 0	1 0	0 0	0 0	1 1	2 0
24 Trevor Plouffe, R (1, 5) OBP: 0.375, SLG: 0.333 71 Brandon Waring, R (6, 5) OBP: 0.231, SLG: 0.462		S S S 0-3 ① K		0-0 ① L4	0-0 ③ G3			S S 0-3 ① K2-3		3 1	0 0	0 0	0 0	0 0	1 1	2 0
13 Jason Kubel, L (1, 10) OBP: 0.200, SLG: 0.278 22 Wilkin Ramirez, R (8, PH) OBP: 0.368, SLG: 0.579 (9, 10)	B B B B 4-0 39 FC5-4 BB		B B B 4-0 39 BB 8 1B 32 FC3-6 2-3 3-H BB			0-0 ① G4-3		0-0 ② G4-3		1 1	1 0	0 0	0 0	2 0	0 0	0 0
8 Kurt Suzuki, R (1, 2) OBP: 0.333, SLG: 0.250 12 Chris Herrmann, L (6, 2) OBP: 0.667, SLG: 0.667	0-0 ② F7		0-0 32 FC3-6 39 BB 1-2 3-H 1B			0-0 39 FC4-6 1B		0-0 39 2B 1B		2 2	0 0	1 2	1 0	0 0	0 0	1 0
39 Danny Santana, S (1, 6) OBP: 0.400, SLG: 0.684	0-0 ③ FC5-4 1-2f		B B B 4-0 32 FC3-6 1-2 2-3 BB			0-0 ② FC4-6 19 1B 19 S 1-2f		0-0 1-3 2B		3	0	1	0	1	0	2
Inning Stats	R: 0 E: 0 K: 1 S: 7 H: 2 LOB: 2 BB: 0 P: 7	R: 0 E: 0 K: 1 S: 5 H: 0 LOB: 1 BB: 1 P: 9	R: 0 E: 0 K: 0 S: 3 H: 0 LOB: 0 BB: 0 P: 3	R: 3 E: 0 K: 0 S: 5 H: 2 LOB: 3 BB: 4 P: 21	R: 0 E: 0 K: 1 S: 5 H: 0 LOB: 0 BB: 0 P: 5	R: 0 E: 0 K: 0 S: 5 H: 2 LOB: 2 BB: 0 P: 6	R: 0 E: 0 K: 2 S: 7 H: 0 LOB: 0 BB: 0 P: 7	R: 0 E: 0 K: 1 S: 7 H: 2 LOB: 2 BB: 0 P: 7	R: 0 E: 0 K: 0 S: 3 H: 0 LOB: 0 BB: 0 P: 3	1B: 6 2B: 2 3B: 0 HR: 0 SF: 0 SAC: 0 DP: 0 HBP: 0						

PITCHER	IP	WLS	BF	H	R	ER	SO	BB	IBB	HBP	BLK	WP	HR	S	P	ERA	WHIP
44 Jake Peavy, R (1, 1) ERA: 3.0	3.0		13	2	1	1	2	2	0	0	0	0	0	15	23	3.00	1.333
30 Andrew Miller, L (4, 1) ERA: 13.5	0.1	B	4	2	1	1	0	1	0	0	0	1	0	3	7	27.00	9.000
80 Matty Ott, R (4, 1) ERA:	0.2	W	4	0	1	1	0	2	0	0	0	0	0	2	10	13.50	3.000
67 Brandon Workman, R (5, 1) ERA: 7.27	3.0	H	11	2	0	0	3	0	0	0	0	0	0	17	18	0.00	0.667
94 Dalier Hinojosa, R (8, 1) ERA: 3.86	1.0	H	5	2	0	0	1	0	0	0	0	0	0	7	7	0.00	2.000

PITCHER	IP	WLS	BF	H	R	ER	SO	BB	IBB	HBP	BLK	WP	HR	S	P	ERA	WHIP
39 Francisco Cordero, R (9, 1) ERA:	1.0	S	3	0	0	0	0	0	0	0	0	0	0	3	3	0.00	0.000

Boston Red Sox @ Minnesota Twins

Hammond Stadium, Fort Myers, FL

Thu Mar 13 2014, 1:05 PM - 4:12 PM EDT

Att. 9,256 - Sunny - 68 F

livebaseballscorecards.com

AB	35
R	3
H	8
RBI	2
BB	5
SO	6
LOB	19

WP: 1 PB: 0 SB: 1 CS: 0 PA: 40

Boston Red Sox @ Toronto Blue Jays

Florida Auto Exchange Stadium, Dunedin, FL

Fri Mar 14 2014, 1:10 PM - 4:13 PM EDT

Att. 5,519 - Sunny - 66 F

TOP

livebaseballscorecards.com

Batter	1	2	3	4	5	6	7	8	9	AB	R	H	RBI	BB	SO	LOB
25 Jackie Bradley Jr., L (1, 8) OBP: 0.242, SLG: 0.267 23 Brandon Snyder, R (7, 3) OBP: 0.294, SLG: 0.267	F7		K			G4-3		SF8 3-H		3 0 0 0 0 1 1 0 0 0 1 0 0 0						
10 Jonathan Herrera, S (1, 5) OBP: 0.217, SLG: 0.273 74 Deven Marrero, R (7, 6) OBP: 0.478, SLG: 0.444	G6-3			37 G6-3 1B		K2-3		16 2B 1B		3 0 1 0 0 1 0 1 1 1 0 0 0 0						
37 Mike Carp, L (1, 10) OBP: 0.259, SLG: 0.640 16 Sean Coyle, R (8, PH) OBP: 1.000, SLG: 2.000 (8, 10)	K			G6-3 1-2f		G4-3		1-H 2B		3 0 0 0 0 1 1 1 0 1 1 0 0 0						
12 Mike Napoli, R (1, 3) OBP: 0.292, SLG: 0.522 84 Carlos Rivero, R (7, 5)		K		K			G4-3	G6-3		3 0 0 0 0 2 0 1 0 0 0 0 0 1						
5 Jonny Gomes, R (1, 7) OBP: 0.208, SLG: 0.174 81 Peter Hissey, L (7, 7)		G6-3			72 2B 1B		K		E3 26 SH	3 1 1 0 0 1 0 1 0 0 0 0 0 0						
72 Corey Brown, L (1, 9) OBP: 0.429, SLG: 0.769 26 Shannon Wilkerson, R (7, PR) (7, 9)		P5			1-H 2B		BB		SH 82 G4-6-3 1-3	2 0 1 1 1 0 0 0 0 0 0 0 0 0						
20 Ryan Lavarnway, R (1, 2) OBP: 0.375, SLG: 0.429 61 Dan Butler, R (6, 2) OBP: 0.300, SLG: 0.125			K		K		K		F7	2 0 0 0 0 2 1 2 0 0 0 0 1 3						
26 Brock Holt, L (1, 6) OBP: 0.286, SLG: 0.524 (7, 4) 82 Matty Johnson, S (8, PR) (8, 8)			G6-3		K			E5 48 G5-3 23 SF8 1B	G4-6-3 1-2f	3 0 1 0 0 1 1 1 1 0 0 0 0 2						
48 Mike McCoy, R (1, 4) OBP: 0.214, SLG: 0.154 (7, 8) 76 Ryan Dent, R (8, 4)			1B		F7			G5-3 2-3		3 0 1 0 0 0 2 0 0 0 0 0 0 0						

Inning Stats										
	R: 0	H: 0	R: 0	H: 0	R: 0	H: 1	R: 0	H: 1	R: 1	H: 2
	E: 0	LOB: 0	E: 0	LOB: 0	E: 0	LOB: 1	E: 0	LOB: 0	E: 0	LOB: 1
	K: 1	BB: 0	K: 1	BB: 0	K: 2	BB: 0	K: 1	BB: 0	K: 2	BB: 0
	S: 5	P: 5	S: 5	P: 5	S: 8	P: 8	S: 5	P: 5	S: 9	P: 9

Inning Stats										
	R: 0	H: 0	R: 0	H: 0	R: 2	H: 3	R: 0	H: 0	1B: 5	SF: 1
	E: 0	LOB: 0	E: 0	LOB: 1	E: 1	LOB: 1	E: 2	LOB: 1	2B: 2	SAC: 1
	K: 1	BB: 1	K: 2	BB: 0	K: 0	BB: 0	K: 0	BB: 0	3B: 0	DP: 2
	S: 5	P: 11	S: 7	P: 5	S: 6	P: 6	S: 4	P: 4	HR: 0	HBP: 0

	WP: 0	PA: 35
	PB: 0	
	SB: 0	
	CS: 0	

	AB	32
	R	3
	H	7
	RBI	3
	BB	1
	SO	10
	LOB	12

PITCHER		IP	WLS	BF	H	R	ER	SO	BB	IBB	HBP	BLK	WP	HR	S	P	ERA	WHIP
36 Drew Hutchison, R ERA: 2.79	(1, 1)	4.2	L	17	4	1	1	7	0	0	0	0	0	0	31	31	1.93	0.857
69 Tony Davis, L ERA:	(5, 1)	0.1		1	0	0	0	0	0	0	0	0	0	0	1	1	0.00	0.000
21 Sergio Santos, R ERA:	(6, 1)	1.0		3	0	0	0	1	0	0	0	0	0	0	5	5	0.00	0.000
4 Kyle Drabek, R ERA: 9.0	(7, 1)	3.0		14	3	2	2	2	1	0	0	0	0	0	17	21	6.00	1.333

PITCHER		IP	WLS	BF	H	R	ER	SO	BB	IBB	HBP	BLK	WP	HR	S	P	ERA	WHIP

BOTTOM

Boston Red Sox @ Toronto Blue Jays

Florida Auto Exchange Stadium, Dunedin, FL

Fri Mar 14 2014, 1:10 PM - 4:13 PM EDT

Att. 5,519 - Sunny - 66 F

livebaseballscorecards.com

Batter	1	2	3	4	5	6	7	8	9	AB	R	H	RBI	BB	SO	LOB
7 José Reyes, S (1, 10)	1B		G3			G4-3 2-3		K		3	0	1	0	0	0	1
OBP: 0.243, SLG: 0.250																
15 Mike Nickeas, R (8, PH) (9, 10)										1	0	0	0	0	1	1
53 Melky Cabrera, S (1, 7)	1B			F7		G5-3		1-H 2B		3	0	1	0	0	0	1
OBP: 0.378, SLG: 0.500																
11 Kevin Pillar, R (7, 7)										1	0	1	1	0	0	0
OBP: 0.208, SLG: 0.217																
19 José Bautista, R (1, 9)	P3			K			G3	K		2	0	0	0	0	1	1
OBP: 0.455, SLG: 0.808																
8 Anthony Gose, L (7, 9) (8, 8)										2	0	0	0	0	1	1
OBP: 0.296, SLG: 0.333																
28 Colby Rasmus, L (1, 8)	F9			K			F8		1B	3	0	0	0	0	1	1
OBP: 0.273, SLG: 0.455																
38 Jared Goedert, R (8, 3)										1	0	1	0	0	0	0
OBP: 0.250, SLG: 0.167																
30 Dioner Navarro, S (1, 2)		G6-3			P3		14 BB 1B		P4	2	0	0	0	0	0	0
OBP: 0.280, SLG: 0.261																
31 Erik Kratz, R (6, 2)										2	0	1	0	0	0	1
OBP: 0.333, SLG: 0.389																
16 Dan Johnson, L (1, 3)		K			F8		BB 1-2		L5	1	0	0	0	0	1	0
OBP: 0.286, SLG: 0.789																
14 Moisés Sierra, R (5, PH) (6, 3) (8, 9)										2	0	0	0	1	0	1
OBP: 0.379, SLG: 0.440																
17 Ryan Goins, L (1, 6)		G3-1			K		F9		F7	4	0	0	0	0	1	3
OBP: 0.257, SLG: 0.188																
39 Chris Getz, L (1, 4)			F7			7 G4-3 1 SH1-3 BB		G4-3		2	0	0	0	1	0	0
OBP: 0.318, SLG: 0.400																
66 Munenori Kawasaki, L (1, 5)			G3-1			SH1-3 1-2		11 2B 1B		1	0	0	0	0	0	0
OBP: 0.308, SLG: 0.250																
1 Jonathan Diaz, R (6, PH) (7, 5)										1	1	1	0	0	0	0
OBP: 0.214, SLG: 0.083																

Inning Stats	1	2	3	4	5	6	7	8	9
	R: 0 E: 0 K: 0 S: 4	R: 0 E: 0 K: 1 S: 5	R: 0 E: 0 K: 0 S: 3	R: 0 E: 0 K: 2 S: 7	R: 0 E: 0 K: 1 S: 5	R: 0 E: 0 K: 0 S: 3	R: 0 E: 0 K: 0 S: 4	R: 1 E: 0 K: 2 S: 9	R: 0 E: 0 K: 0 S: 4
	H: 2 LOB: 1 BB: 0 P: 4	H: 0 LOB: 0 BB: 0 P: 5	H: 0 LOB: 0 BB: 0 P: 3	H: 0 LOB: 0 BB: 0 P: 7	H: 0 LOB: 0 BB: 0 P: 5	H: 0 LOB: 1 BB: 1 P: 7	H: 1 LOB: 2 BB: 1 P: 8	H: 2 LOB: 1 BB: 0 P: 9	H: 1 LOB: 1 BB: 0 P: 4

AB	31
R	1
H	6
RBI	1
BB	2
SO	6
LOB	11

1B: 5	SF: 0	WP: 0	PA: 34
2B: 1	SAC: 1	PB: 0
3B: 0	DP: 0	SB: 0
HR: 0	HBP: 0	CS: 0

PITCHER		IP	WLS	BF	H	R	ER	SO	BB	IBB	HBP	BLK	WP	HR	S	P	ERA	WHIP
11 Clay Buchholz, R	(1, 1)	4.0	W	13	2	0	0	3	0	0	0	0	0	0	19	19	0.00	0.500
ERA: 1.13																		
56 Rich Hill, L	(5, 1)	1.0	H	3	0	0	0	1	0	0	0	0	0	0	5	5	0.00	0.000
ERA:																		
59 Tommy Layne, L	(6, 1)	1.0	H	4	0	0	0	0	1	0	0	0	0	0	3	7	0.00	1.000
ERA:																		
62 Rubby De La Rosa, R	(7, 1)	2.0	H	10	3	1	1	2	1	0	0	0	0	0	13	17	4.50	2.000
ERA: 9.0																		
60 Brayan Villarreal, R	(9, 1)	1.0	S	4	1	0	0	0	0	0	0	0	0	0	4	4	0.00	1.000
ERA: 5.14																		

PITCHER	IP	WLS	BF	H	R	ER	SO	BB	IBB	HBP	BLK	WP	HR	S	P	ERA	WHIP

Philadelphia Phillies @ Boston Red Sox

JetBlue Park, Ft. Myers, FL

Sat Mar 15 2014, 7:10 PM - 10:06 PM EDT

Att. 9,726 - Clear - 79 F

TOP

livebaseballscorecards.com

Batter	1	2	3	4	5	6	7	8	9	AB	R	H	RBI	BB	SO	LOB
2 Ben Revere, L (1, 8) OBP: 0.368, SLG: 0.429	3 S 3 2B 1B		G4-3		3 1B 1-3 3-H 2B		G1-3			4	2	2	1	0	0	0
19 Tony Gwynn Jr., L (7, 8) OBP: 0.440, SLG: 0.278										0	0	0	0	0	0	0
11 Jimmy Rollins, S (1, 6) OBP: 0.259, SLG: 0.227	F7		BBBB 4-0 3 S BB		G6-3 3-H			FFC 0-3 K		3	0	0	1	1	1	2
7 Ronny Cedeno, R (8, 6) OBP: 0.273, SLG: 0.300										0	0	0	0	0	0	0
3 Marlon Byrd, R (1, 9) OBP: 0.400, SLG: 0.545	1-H 2B		B X 1-0 P3 1-2		2-H 1B			G4-3		4	0	2	2	0	0	1
24 Clete Thomas, L (8, 9) OBP: 0.214, SLG: 0.154										0	0	0	0	0	0	0
9 Domonic Brown, L (1, 7) OBP: 0.326, SLG: 0.229	K			FCC 0-3 K	FFS 0-3 K			G6-3		3	0	0	0	0	3	2
15 John Mayberry Jr., R (6, 7) OBP: 0.360, SLG: 0.667										1	0	0	0	0	0	0
18 Darin Ruf, R (1, 3) OBP: 0.340, SLG: 0.439	F9			FFS 0-3 K		G5-3			G4-3	4	0	0	0	0	1	1
53 Bobby Abreu, L (1, 10) OBP: 0.400, SLG: 0.370		F7		G1-3		G3-1			2B	4	0	1	0	0	0	0
28 Kevin Frandsen, R (1, 5) OBP: 0.214, SLG: 0.214		G4-3			G4-3	FFS 0-3 K			G6-3	3	0	0	0	0	1	0
74 Maikel Franco, R (6, 5) OBP: 0.242, SLG: 0.194										1	0	0	0	0	0	1
16 César Hernández, S (1, 4) OBP: 0.227, SLG: 0.150	FFS 0-3 K				21 1B 2 2B 1B		G5-3		FFC 0-3 K	4	1	1	0	0	2	1
21 Wil Nieves, R (1, 2) OBP: 0.118, SLG: 0.118			FFC 0-3 K		2 2B 11 G6-3 1-3 1B		G6-3			3	1	1	0	0	1	0
29 Cameron Rupp, R (8, 2) OBP: 0.333, SLG: 0.500										0	0	0	0	0	0	0

	AB	R	H	RBI	BB	SO	LOB
	34	4	7	4	1	9	8

Inning Stats	1	2	3	4	5	6	7	8	9
	R: 1 E: 0 K: 1 S: 8	H: 2 LOB: 1 BB: 0 P: 8	R: 0 E: 0 K: 1 S: 5	H: 0 LOB: 0 BB: 0 P: 5	R: 0 E: 0 K: 1 S: 5	H: 0 LOB: 1 BB: 1 P: 10	R: 0 E: 0 K: 2 S: 7	H: 0 LOB: 0 BB: 0 P: 7	R: 3 E: 0 K: 1 S: 9	H: 4 LOB: 1 BB: 0 P: 9	R: 0 E: 0 K: 1 S: 5	H: 0 LOB: 0 BB: 0 P: 5	R: 0 E: 0 K: 0 S: 3	H: 0 LOB: 0 BB: 0 P: 3	R: 0 E: 0 K: 1 S: 5	H: 0 LOB: 0 BB: 0 P: 5	R: 0 E: 0 K: 1 S: 6	H: 1 LOB: 1 BB: 0 P: 6

	1B	2B	3B	HR	SF	SAC	DP	HBP	WP	PB	SB	CS	PA
	4	3	0	0	0	0	0	0	0	0	2	0	35

PITCHER	IP	WLS	BF	H	R	ER	SO	BB	IBB	HBP	BLK	WP	HR	S	P	ERA	WHIP
31 Jon Lester, L (1, 1) ERA: 1.29	4.0	L	15	2	1	1	5	1	0	0	0	0	0	25	30	2.25	0.750
35 Burke Badenhop, R (5, 1) ERA: 6.75	1.0		7	4	3	3	1	0	0	0	0	0	0	9	9	27.00	4.000
55 Chris Capuano, L (6, 1) ERA: 3.38	3.0		9	0	0	0	2	0	0	0	0	0	0	13	13	0.00	0.000
54 Edward Mujica, R (9, 1) ERA:	1.0		4	1	0	0	1	0	0	0	0	0	0	6	6	0.00	1.000

PITCHER	IP	WLS	BF	H	R	ER	SO	BB	IBB	HBP	BLK	WP	HR	S	P	ERA	WHIP

BOTTOM

Philadelphia Phillies @ Boston Red Sox

JetBlue Park, Ft. Myers, FL

Sat Mar 15 2014, 7:10 PM - 10:06 PM EDT

Att. 9,726 - Clear - 79 F

livebaseballscorecards.com

Batter	1	2	3	4	5	6	7	8	9	AB	R	H	RBI	BB	SO	LOB
38 Grady Sizemore, L (1, 8) OBP: 0.333, SLG: 0.294 46 Keury De La Cruz, L (9, 7) (9, 9)	34 F8 15 1B 1B		G5-3 ②		G4-3 ③			G4-6-3 ①② 1-2f		4 0 1 0 0 0 1 0 0 0 0 0 0 0						
18 Shane Victorino, S (1, 9) OBP: 0.375, SLG: 0.286 11 Mookie Betts, R (7, 4)	P5 ①		F9 ③			F7 ①		G4-3 ③		3 0 0 0 0 0 1 1 0 0 0 0 0 1						
15 Dustin Pedroia, R (1, 4) OBP: 0.269, SLG: 0.320 82 Matty Johnson, S (7, 9) (9, 8)	5 FC6-4 1-2 1B			34 G3 2B		P5 ②			G6-3 ①	3 0 2 0 0 0 0 1 0 0 0 0 0 0						
34 David Ortiz, L (1, 10) OBP: 0.115, SLG: 0.240 82 Derrik Gibson, R (9, PH) OBP: 0.500, SLG: 0.500	F8 ② 2-3			G3 ① 2-3		F8 ③			G5-3 ②	3 0 0 0 0 0 3 1 0 0 0 0 0 0						
5 Jonny Gomes, R (1, 7) OBP: 0.222, SLG: 0.308 55 Christian Vázquez, R (8, 2) OBP: 0.583, SLG: 0.800	FC6-4 ③ 1-2f			F F C K ②			F X HR		48 FC6-4 1B	3 1 1 1 0 1 3 1 0 1 0 0 0 0						
29 Daniel Nava, S (1, 3) OBP: 0.400, SLG: 0.583 48 Mike McCoy, R (7, PR) OBP: 0.200, SLG: 0.143 (8, 6)		F9 ①		B B B 4-0 2 FC6-4 BB			40 G4-6-3 1B		FC6-4 ③ 1-2f	2 0 1 0 1 0 0 1 0 0 0 0 0 1						
2 Xander Bogaerts, R (1, 6) OBP: 0.286, SLG: 0.304 26 Shannon Wilkerson, R (8, 7) 54 Edward Mujica, R (9, 1)		F F C K ②		FC6-4 ③ 1-2f			F8 ①			3 0 0 0 0 1 3 0 0 0 0 0 0 0 0 0 0 0 0 0 0						
40 A.J. Pierzynski, L (1, 2) OBP: 0.300, SLG: 0.450 78 Mario Martinez, R (8, 3)		P5 ③			G3 ①		G4-6-3 ②③ 1-2f			3 0 0 0 0 0 1 0 0 0 0 0 0 0						
23 Brandon Snyder, R (1, 5) OBP: 0.300, SLG: 0.235 84 Carlos Rivero, R (8, PR) (9, 5)			F F S K ①		F9 ②			B B B B 4-0 38 G4-6-3 BB		2 0 0 0 1 1 0 0 0 0 0 0 0 0						
Inning Stats	R: 0 H: 2 E: 0 LOB: 2 K: 0 BB: 0 S: 5 P: 5	R: 0 H: 0 E: 0 LOB: 0 K: 1 BB: 0 S: 5 P: 5	R: 0 H: 0 E: 0 LOB: 0 K: 1 BB: 0 S: 5 P: 5	R: 0 H: 1 E: 0 LOB: 2 K: 1 BB: 1 S: 6 P: 10	R: 0 H: 0 E: 0 LOB: 0 K: 0 BB: 0 S: 3 P: 3	R: 0 H: 0 E: 0 LOB: 0 K: 0 BB: 0 S: 3 P: 3	R: 1 H: 2 E: 0 LOB: 1 K: 0 BB: 0 S: 5 P: 5	R: 0 H: 0 E: 0 LOB: 1 K: 0 BB: 1 S: 2 P: 6	R: 0 H: 1 E: 0 LOB: 1 K: 0 BB: 0 S: 4 P: 4	1B: 4 SF: 0 2B: 1 SAC: 0 3B: 0 DP: 2 HR: 1 HBP: 0						

	AB	31
	R	1
	H	6
	RBI	1
	BB	2
	SO	3
	LOB	14

WP: 0 PB: 0 SB: 0 CS: 0 PA: 33

PITCHER		IP	WLS	BF	H	R	ER	SO	BB	IBB	HBP	BLK	WP	HR	S	P	ERA	WHIP
33 Cliff Lee, L ERA: 2.63	(1, 1)	5.0	W	19	3	0	0	3	1	0	0	0	0	0	24	28	0.00	0.800
48 Phillippe Aumont, R ERA: 4.5	(6, 1)	2.0		7	2	1	1	0	0	0	0	0	0	1	8	8	4.50	1.000
31 Brad Lincoln, R ERA:	(8, 1)	1.0	H	3	0	0	0	0	1	0	0	0	0	0	2	6	0.00	1.000
50 Shawn Camp, R ERA:	(9, 1)	1.0	S	4	1	0	0	0	0	0	0	0	0	0	4	4	0.00	1.000

PITCHER	IP	WLS	BF	H	R	ER	SO	BB	IBB	HBP	BLK	WP	HR	S	P	ERA	WHIP

Boston Red Sox @ Tampa Bay Rays

Charlotte Sports Park, Port Charlotte, FL

Sun Mar 16 2014, 1:09 PM - 4:08 PM EDT

Att. 7,852 - Sunny - 79 F

TOP

livebaseballscorecards.com

Batter	1	2	3	4	5	6	7	8	9	AB	R	H	RBI	BB	SO	LOB
25 Jackie Bradley Jr., L (1, 8) OBP: 0.270, SLG: 0.303 30 Henry Ramos, S (8, 7)	B H 2-0 3 CS HBP		X 0-0 ③ FC4-6 1-2f			X 0-0 2B		S S S 0-3 ① K		3 0 1 0 0 1 1 0 0 0 0 0 0 0						
3 David Ross, R (1, 2) OBP: 0.143, SLG: 0.077 61 Dan Butler, R (7, 2) OBP: 0.273, SLG: 0.111	B 1 SAFE X 1-0 ① ② G3-1 1-2			X 0-0 ① F8		X 0-0 ③ F8		X 0-0 ② F7		3 0 0 0 0 0 2 1 0 0 0 0 0 0						
37 Mike Carp, L (1, 7) OBP: 0.267, SLG: 0.607 48 Mike McCoy, R (7, PR) OBP: 0.188, SLG: 0.133 (7, 7) (8, 8)	C C C 0-3 ③ K			S S S 0-3 ② K			X 0-0 72 BB 20 1B 1B	S S S 0-3 ③ K		3 0 1 0 0 2 0 1 1 0 0 0 1 0						
12 Mike Napoli, R (1, 3) OBP: 0.259, SLG: 0.462 20 David Chester, R (7, 3)		X 0-0 ① F9		X 0-0 ③ L7			S S S 0-3 ① K		S S S 0-3 ① K	3 0 0 0 0 1 1 1 0 0 0 0 1 0						
16 Will Middlebrooks, R (1, 5) OBP: 0.333, SLG: 0.577 74 Deven Marrero, R (3, 6) OBP: 0.462, SLG: 0.571		S S S 0-3 ② K			S S S 0-3 ① K2-3		S S S 0-3 ② K		B C X 1-1 HR	1 0 0 0 0 1 0 3 1 1 1 0 2 1						
72 Corey Brown, L (1, 9) OBP: 0.412, SLG: 0.667 81 Peter Hissey, L (7, 9)		C C C 0-3 ③ K			X 0-0 ② G4-3		B B B B 4-0 20 1B 26 2B 1-2 BB		S S S 0-3 ② K	2 1 0 0 1 1 0 1 0 0 0 0 1 0						
20 Ryan Lavarnway, R (1, 10) OBP: 0.393, SLG: 0.480 76 Justin Henry, L (9, PR)			X 0-0 ① G6-3		X 0-0 ③ F8		X 0-0 26 2B 1-3 2-H 1B		X 0-0 16 2B 2B	4 0 2 1 0 0 0 0 1 0 0 0 0 0						
26 Brock Holt, L (1, 4) OBP: 0.292, SLG: 0.542 16 Sean Coyle, R (7, 4) OBP: 1.000, SLG: 2.000			X 0-0 ② G4-3			X 0-0 ① G3-1	X 0-0 1-3 3-H 2B		X 0-0 2-H 2B	3 0 1 1 0 0 0 1 0 1 1 0 0 0						
10 Jonathan Herrera, S (1, 6) OBP: 0.231, SLG: 0.280 (3, 5) 76 Ryan Dent, R (7, 5)			X 0-0 25 FC4-6 1B			X 0-0 ② L5	X 0-0 ③ G6-3		X 0-0 ③ G3-1	3 0 1 0 0 0 3 1 0 0 0 0 0 1						
Inning Stats	R: 0 H: 0 E: 0 LOB: 0 K: 1 BB: 0 S: 4 P: 7	R: 0 H: 0 E: 0 LOB: 0 K: 2 BB: 0 S: 7 P: 7	R: 0 H: 1 E: 0 LOB: 1 K: 0 BB: 0 S: 4 P: 4	R: 0 H: 0 E: 0 LOB: 0 K: 1 BB: 0 S: 5 P: 5	R: 0 H: 0 E: 0 LOB: 0 K: 1 BB: 0 S: 5 P: 5	R: 0 H: 1 E: 0 LOB: 1 K: 0 BB: 0 S: 4 P: 4	R: 2 H: 3 E: 0 LOB: 3 K: 2 BB: 1 S: 10 P: 14	R: 0 H: 0 E: 0 LOB: 0 K: 2 BB: 0 S: 7 P: 7	R: 2 H: 3 E: 0 LOB: 1 K: 2 BB: 0 S: 11 P: 12	1B: 3 SF: 0 2B: 4 SAC: 0 3B: 0 DP: 0 HR: 1 HBP: 1						

	AB	34
	R	4
	H	8
	RBI	4
	BB	1
	SO	11
	LOB	9

WP: 0 PA: 36
PB: 0
SB: 0
CS: 1

PITCHER		IP	WLS	BF	H	R	ER	SO	BB	IBB	HBP	BLK	WP	HR	S	P	ERA	WHIP
14 David Price, L ERA: 2.7	(1, 1)	6.2	W	24	3	2	2	7	1	0	1	0	0	0	36	43	2.70	0.600
13 Heath Bell, R ERA: 4.5	(7, 1)	0.1		3	2	0	0	0	0	0	0	0	0	0	3	3	0.00	6.000
35 Mark Lowe, R ERA: 1.5	(8, 1)	1.0		3	0	0	0	2	0	0	0	0	0	0	7	7	0.00	0.000
83 Juan Sandoval, R ERA: 3.38	(9, 1)	1.0		6	3	2	2	2	0	0	0	0	0	1	11	12	18.00	3.000

PITCHER		IP	WLS	BF	H	R	ER	SO	BB	IBB	HBP	BLK	WP	HR	S	P	ERA	WHIP

BOTTOM

Boston Red Sox @ Tampa Bay Rays

Charlotte Sports Park, Port Charlotte, FL

Sun Mar 16 2014, 1:09 PM - 4:08 PM EDT

Att. 7,852 - Sunny - 79 F

Batter	1	2	3	4	5	6	7	8	9	AB	R	H	RBI	BB	SO	LOB
7 David DeJesus, L (1, 8) OBP: 0.579, SLG: 0.833 71 Justin Christian, R (6, PR) OBP: 0.208, SLG: 0.190 (7, 7)	G6-3		SH1-3 1-2		18 1B; 21 2B; 1B 1-2	21 1B; 2B 1-3 2-H		P4		3 1	1 1	2 0	1 0	0 0	0 0	0 0
18 Ben Zobrist, S (1, 4) OBP: 0.500, SLG: 0.750 16 Jayson Nix, R (7, 6) OBP: 0.333, SLG: 0.304	21 1B; 2B		BBBB 21 PB; 3 E; BB		21 2B; 1B 1-3 2-H	L4		F7		3 1	2 0	2 0	1 0	1 0	0 0	2 0
3 Evan Longoria, R (1, 5) OBP: 0.370, SLG: 0.560 69 Ray Olmedo, S (6, PR) OBP: 0.357, SLG: 0.308 (7, 4)	CCC K		FC5; 21 PB 1-2 2-3		F9	BBBB 21 1B; BB				3 0	0 0	0 0	0 0	1 0	1 0	5 0
21 James Loney, L (1, 3) OBP: 0.462, SLG: 0.636 61 Cole Figueroa, L (6, PR) OBP: 0.222, SLG: 0.240 (7, 5)	11 1B; 1B 2-H		BCCC K 1-2 2-3 3-H		11 WP; 2B 1-H 3-H	1B 1-3 2-H 3-H				4 0	0 0	3 0	5 0	0 0	1 0	2 0
11 Yunel Escobar, R (1, 6) OBP: 0.462, SLG: 0.542 64 Ali Solis, R (7, 2) OBP: 0.200, SLG: 0.300	1B 1-3		G5-3		BSSS K 2-3	SSS K2-3				4 0	0 0	1 0	0 0	0 0	2 0	6 0
20 Matt Joyce, L (1, 9) OBP: 0.242, SLG: 0.375 5 Brandon Guyer, R (7, 8) OBP: 0.385, SLG: 0.458		G4-3		L9	G5-3		15 G3-6-3; 1B			3 1	0 0	0 1	0 0	0 0	0 0	1 0
15 Wilson Betemit, S (1, 10) OBP: 0.211, SLG: 0.125		SSS K		G4-3		11 BB; 7 2B; 1B	G3-6-3 1-2f			4	1	1	0	0	1	1
11 Logan Forsythe, R (1, 7) OBP: 0.296, SLG: 0.261 73 Jeremy Moore, L (7, 9) OBP: 0.333, SLG: 0.714		F8		P2		BBBB 7 2B; 21 1B; BB 1-2	SSS K			2 1	1 0	0 0	0 0	1 0	0 1	0 0
24 Ryan Hanigan, R (1, 2) OBP: 0.391, SLG: 0.350 68 Jerry Sands, R (7, 3) OBP: 0.414, SLG: 0.852			BBBB 3 E; 7 SH1-3; 21 PB; BB	BBBB 7 1B; 18 1B; BB	L8			P6		1 1	2 0	0 0	0 0	2 0	0 0	2 0
Inning Stats	R: 1 E: 0 K: 1 S: 7 H: 3 LOB: 2 BB: 0 P: 7	R: 0 E: 0 K: 1 S: 5 H: 0 LOB: 0 BB: 0 P: 5	R: 1 E: 1 K: 1 S: 6 H: 0 LOB: 2 BB: 2 P: 15	R: 0 E: 0 K: 0 S: 3 H: 0 LOB: 0 BB: 0 P: 3	R: 3 E: 0 K: 1 S: 8 H: 3 LOB: 1 BB: 1 P: 13	R: 3 E: 0 K: 1 S: 8 H: 3 LOB: 3 BB: 2 P: 16	R: 0 E: 0 K: 1 S: 5 H: 1 LOB: 0 BB: 0 P: 5	R: 0 E: 0 K: 0 S: 3 H: 0 LOB: 0 BB: 0 P: 3		1B: 7 2B: 3 3B: 0 HR: 0 SF: 0 SAC: 1 DP: 1 HBP: 0						

livebaseballscorecards.com

AB	32
R	8
H	10
RBI	7
BB	5
SO	6
LOB	19

WP: 1 PB: 1 SB: 0 CS: 0 PA: 38

PITCHER		IP	WLS	BF	H	R	ER	SO	BB	IBB	HBP	BLK	WP	HR	S	P	ERA	WHIP
64 Allen Webster, R ERA: 5.25	(1, 1)	4.0	L	18	3	3	2	3	3	0	0	0	0	0	21	34	4.50	1.500
66 Drake Britton, L ERA: 8.22	(5, 1)	1.2		13	6	5	5	1	2	0	0	0	1	0	13	22	27.00	4.800
60 Brayan Villarreal, R ERA: 4.91	(6, 1)	0.1		1	0	0	0	1	0	0	0	0	0	0	3	3	0.00	0.000
39 Francisco Cordero, R ERA:	(7, 1)	1.0		3	1	0	0	1	0	0	0	0	0	0	5	5	0.00	1.000
50 Jose Mijares, L ERA: 7.2	(8, 1)	1.0		3	0	0	0	0	0	0	0	0	0	0	3	3	0.00	0.000

PITCHER	IP	WLS	BF	H	R	ER	SO	BB	IBB	HBP	BLK	WP	HR	S	P	ERA	WHIP

Batter	1	2	3	4	5	6	7	8	9	AB	R	H	RBI	BB	SO	LOB
16 Kolten Wong, L (1, 4) OBP: 0.459, SLG: 0.727	P6		19 FC4-6 1B 1-2	2-H 1B			2B			4	0	3	1	0	0	0
79 Greg Garcia, L (7, 4) OBP: 0.529, SLG: 0.385										0	0	0	0	0	0	0
19 Jon Jay, L (1, 7) OBP: 0.222, SLG: 0.206	F7		FC4-6 33 2B 1-2f 2-3	G4-3			F8			4	1	0	0	0	0	4
86 Luis Mateo, R (7, 6) OBP: 0.286, SLG: 0.357										0	0	0	0	0	0	0
33 Daniel Descalso, L (1, 5) OBP: 0.414, SLG: 0.444	F8		1-H 3-H 2B		G3		CCC K			4	0	1	2	0	1	1
55 Scott Moore, L (7, 5) OBP: 0.286, SLG: 0.462										0	0	0	0	0	0	0
Matt Adams, L (1, 10) OBP: 0.303, SLG: 0.406		BBBB BB	G4-3		G6-3			SSS K		3	0	0	0	1	1	1
Xavier Scruggs, R (1, 3) OBP: 0.455, SLG: 0.500		L9		BBBB 43 E 43 1B 38 2B BB	F9			P4		3	1	0	0	1	0	1
43 Shane Robinson, R (1, 9) OBP: 0.333, SLG: 0.346		SSS K		E9 38 2B 1-3 1B		G6-3		G6-3		4	1	1	0	0	1	1
8 Peter Bourjos, R (1, 8) OBP: 0.364, SLG: 0.400		CCC K		P4		F8			SSS K	3	0	0	0	0	1	3
91 Tommy Pham, R (7, 8)										1	0	0	0	0	1	0
48 Tony Cruz, R (1, 2) OBP: 0.190, SLG: 0.150			19 FC4-6 16 1B 33 2B 1B	SSS K		SSS K			G6-3	3	1	1	0	0	2	2
72 Ed Easley, R (6, 2) OBP: 0.400, SLG: 0.333										1	0	0	0	0	0	0
38 Pete Kozma, R (1, 6) OBP: 0.259, SLG: 0.308			F9	2-H 3-H 16 1B 2B			F8		P4	3	1	1	2	0	0	1
91 Stephen Piscotty, R (7, 7) OBP: 0.438, SLG: 0.615										1	0	0	0	0	0	0
Inning Stats	R: 0 E: 0 K: 0 S: 3 H: 0 LOB: 0 BB: 0 P: 3	R: 0 E: 0 K: 2 S: 7 H: 0 LOB: 1 BB: 1 P: 11	R: 2 E: 0 K: 0 S: 6 H: 3 LOB: 1 BB: 0 P: 6	R: 3 E: 1 K: 1 S: 8 H: 3 LOB: 1 BB: 1 P: 12	R: 0 E: 0 K: 0 S: 3 H: 0 LOB: 0 BB: 0 P: 3	R: 0 E: 0 K: 1 S: 5 H: 0 LOB: 0 BB: 0 P: 5	R: 0 E: 0 K: 1 S: 6 H: 1 LOB: 1 BB: 0 P: 6	R: 0 E: 0 K: 1 S: 5 H: 0 LOB: 0 BB: 0 P: 5	R: 0 E: 0 K: 1 S: 5 H: 0 LOB: 0 BB: 0 P: 5	1B: 4 2B: 3 3B: 0 HR: 0 SF: 0 SAC: 0 DP: 0 HBP: 0							

PITCHER		IP	WLS	BF	H	R	ER	SO	BB	IBB	HBP	BLK	WP	HR	S	P	ERA	WHIP
41 John Lackey, R ERA: 9.39	(1, 1)	5.0	W	23	6	5	5	3	2	0	0	0	0	0	27	35	9.00	1.600
54 Edward Mujica, R ERA:	(6, 1)	0.2	H	2	0	0	0	0	0	0	0	0	0	0	2	2	0.00	0.000
62 Rubby De La Rosa, R ERA: 7.36	(6, 1)	1.1	H	5	1	0	0	2	0	0	0	0	0	0	9	9	0.00	0.750
19 Koji Uehara, R ERA:	(8, 1)	1.0		3	0	0	0	1	0	0	0	0	0	0	5	5	0.00	0.000
36 Junichi Tazawa, R ERA: 2.25	(9, 1)	1.0		3	0	0	0	1	0	0	0	0	0	0	5	5	0.00	0.000

PITCHER IP WLS BF H R ER SO BB IBB HBP BLK WP HR S P ERA WHIP

TOP

St. Louis Cardinals @ Boston Red Sox

JetBlue Park, Ft. Myers, FL

Mon Mar 17 2014, 1:07 PM - 3:44 PM EDT

Att. 9,908 - Overcast - 80 F

livebaseballscorecards.com

AB	34
R	5
H	7
RBI	5
BB	2
SO	7
LOB	14

WP: 0 PB: 0 SB: 0 CS: 0 PA: 36

BOTTOM

St. Louis Cardinals @ Boston Red Sox

JetBlue Park, Ft. Myers, FL

Mon Mar 17 2014, 1:07 PM - 3:44 PM EDT

Att. 9,908 - Overcast - 80 F

Batter	1	2	3	4	5	6	7	8	9	AB	R	H	RBI	BB	SO	LOB
38 Grady Sizemore, L (1, 8) OBP: 0.409, SLG: 0.429 72 Corey Brown, L (8, 8) OBP: 0.389, SLG: 0.625	L7		15 HR 1B		18 BB; 15 1B 1B	23 1B 2B		F9		4 1	3 0	3 0	0 0	0 0	0 0	0 1
18 Shane Victorino, S (1, 9) OBP: 0.364, SLG: 0.222 23 Brandon Snyder, R (6, 5) OBP: 0.318, SLG: 0.263	G6-3		F8		15 1B; 34 FC3-2 1-2 BB	15 G1-6-3 2-H 1B		F9		2 2	0 0	0 1	0 1	1 0	0 0	1 1
15 Dustin Pedroia, R (1, 4) OBP: 0.300, SLG: 0.448 48 Mike McCoy, R (7, 4) OBP: 0.176, SLG: 0.125	G6-3		1-1 1-H HR		34 FC3-2; 12 HR 1-3 2-H 1B	G1-6-3 1-2f		F8		4 1	2 0	2 0	3 0	0 0	0 0	1 1
34 David Ortiz, L (1, 10) OBP: 0.138, SLG: 0.222 61 Dan Butler, R (6, PH) OBP: 0.250, SLG: 0.100 (7, 10)		12 FC1-4 BB	P6		FC3-2; 12 HR 2-3 3-H	P4				2 1	1 0	0 0	0 0	1 0	0 0	2 0
12 Mike Napoli, R (1, 3) OBP: 0.258, SLG: 0.533 30 Henry Ramos, S (8, 9)		FC1-4 29 BB 1-2f	G5-3		1-H HR 3-H	G4-3				4 0	1 0	1 0	3 0	0 0	0 0	1 0
29 Daniel Nava, S (1, 7) OBP: 0.424, SLG: 0.577 (6, 9) 37 Mike Carp, L (7, 7) OBP: 0.290, SLG: 0.607 (8, 3)		1-2 BB	G5-3		2 2B 1B	10 G6-3 BB				2 0	1 0	1 0	0 0	1 1	0 0	0 0
2 Xander Bogaerts, R (1, 6) OBP: 0.323, SLG: 0.360 10 Jonathan Herrera, S (7, 6) OBP: 0.222, SLG: 0.269		P3	40 1B; 26 BLK BB		40 G3 1-H 2B	G6-3 1-2f				2 1	1 0	1 0	1 0	1 0	0 0	2 1
40 A.J. Pierzynski, L (1, 2) OBP: 0.304, SLG: 0.435 20 Ryan Lavarnway, R (7, 2) OBP: 0.414, SLG: 0.615		G4-3	26 BLK 1-3 1B		G3 2-3			HR		3 1	0 1	1 1	0 1	0 0	0 0	3 0
26 Brock Holt, L (1, 5) OBP: 0.269, SLG: 0.500 5 Jonny Gomes, R (5, PH) OBP: 0.241, SLG: 0.321 (6, 7) (7, 9) (8, 7)			G3	G4-3 1-2 3-H	G5-3			1B		2 2	0 0	0 1	0 0	0 0	0 0	1 1
Inning Stats	R: 0 E: 0 K: 0 S: 3 H: 0 LOB: 0 BB: 0 P: 3	R: 0 E: 0 K: 0 S: 3 H: 0 LOB: 2 BB: 2 P: 11	R: 2 E: 0 K: 0 S: 6 H: 2 LOB: 0 BB: 0 P: 7	R: 1 E: 0 K: 0 S: 4 H: 1 LOB: 1 BB: 1 P: 8	R: 5 E: 0 K: 0 S: 8 H: 5 LOB: 1 BB: 1 P: 12	R: 1 E: 0 K: 0 S: 4 H: 2 LOB: 0 BB: 0 P: 4	R: 0 E: 0 K: 0 S: 2 H: 0 LOB: 0 BB: 1 P: 6	R: 1 E: 0 K: 0 S: 6 H: 2 LOB: 1 BB: 0 P: 6		1B: 7 2B: 2 3B: 0 HR: 3	SF: 0 SAC: 0 DP: 2 HBP: 0						WP: 0 PB: 0 SB: 0 CS: 0	PA: 39

livebaseballscorecards.com

AB	34
R	10
H	12
RBI	9
BB	5
SO	0
LOB	16

PITCHER		IP	WLS	BF	H	R	ER	SO	BB	IBB	HBP	BLK	WP	HR	S	P	ERA	WHIP
40 Shelby Miller, R ERA: 6.23	(1, 1)	3.2		17	3	3	3	0	3	0	0	0	0	1	15	28	7.36	1.636
70 Tyler Lyons, L ERA: 14.63	(4, 1)	1.1	L	10	5	5	5	0	1	0	0	1	0	1	9	13	33.75	4.500
97 Nick Greenwood, L ERA: 9.0	(6, 1)	1.0		4	2	1	1	0	0	0	0	0	0	0	4	4	9.00	2.000
26 Trevor Rosenthal, R ERA: 1.8	(7, 1)	1.0		3	0	0	0	0	1	0	0	0	0	0	2	6	0.00	1.000
46 Kevin Siegrist, L ERA: 1.8	(8, 1)	1.0		5	2	1	1	0	0	0	0	0	0	1	6	6	9.00	2.000

PITCHER	IP	WLS	BF	H	R	ER	SO	BB	IBB	HBP	BLK	WP	HR	S	P	ERA	WHIP

Batter	1	2	3	4	5	6	7	8	9	AB	R	H	RBI	BB	SO	LOB
25 Jackie Bradley Jr., L (1, 8) OBP: 0.268, SLG: 0.324	B X 1-0 ① G3-1		X 0-0 ① 2B		B 1-3 ② K S 1-2 S		C 0-3 ③ K C			4	0	1	0	0	2	3
26 Shannon Wilkerson, R (7, 8)					S		C			0	0	0	0	0	0	0
5 Jonny Gomes, R (1, 10) OBP: 0.212, SLG: 0.281	S 0-3 ② K S		S 0-3 ② K S		S 0-3 ③ K S			X 0-0 ① F9		4	0	0	0	0	3	3
37 Mike Carp, L (1, 7) OBP: 0.294, SLG: 0.581	X 0-0 20 1B 1B		S 0-3 ③ K S			X 0-0 ① F7		X 0-0 ② F9		3	0	1	0	0	1	1
Scott Cousins, L (6, 7) OBP: 0.333, SLG: 0.333 (7, 9)										1	0	0	0	0	0	0
20 Ryan Lavarnway, R (1, 3) OBP: 0.406, SLG: 0.586	X 0-0 1-3 1B			X 0-0 ① G5-3		X 0-0 ② P3		X 0-0 16 FC5-4 1B		3	0	1	0	0	0	0
61 Dan Butler, R (7, 2) OBP: 0.308, SLG: 0.182										1	0	1	0	0	0	0
2 Xander Bogaerts, R (1, 6) OBP: 0.294, SLG: 0.321	S 0-3 ③ K S			X 0-0 ② F8		X 0-0 ③ F7		X 0-0 ③ FC5-4 1-2f		3	0	0	0	0	1	2
16 Sean Coyle, R (7, 4) OBP: 0.667, SLG: 1.333										1	0	0	0	0	0	1
72 Corey Brown, L (1, 9) OBP: 0.381, SLG: 0.632		X 0-0 ① G3		X 0-0 ③ P5			X 0-0 23 G6-3 10 1B 2B		X 0-0 5 FC6-4 1B	3	1	1	0	0	0	0
76 Justin Henry, L (7, 7) OBP: 0.500, SLG: 0.500										1	0	1	0	0	0	0
3 David Ross, R (1, 2) OBP: 0.176, SLG: 0.188		S 0-3 ② K S			X 0-0 10 1B 2B		X 0-0 ① G5-3		X 0-0 ① F9	3	0	1	0	0	1	1
48 Mike McCoy, R (7, 5) OBP: 0.167, SLG: 0.118										1	0	0	0	0	0	1
23 Brandon Snyder, R (1, 5) OBP: 0.280, SLG: 0.227		X 0-0 ③ F8			X 0-0 ① P3		X 0-0 ② G6-3 2-3		X 0-0 ② F9	3	0	0	0	0	0	2
84 Carlos Rivero, R (7, 3)										1	0	0	0	0	0	1
10 Jonathan Herrera, S (1, 4) OBP: 0.267, SLG: 0.310			X 0-0 ① G4-3		X 0-0 25 WP 2-3 1B		X 0-0 3-H 1B		X 0-0 ③ FC6-4 1-2f	3	0	2	1	0	0	0
5 Mike Miller, R (7, 6)										1	0	0	0	0	0	1
Inning Stats	R: 0 H: 2 E: 0 LOB: 2 K: 2 BB: 0 S: 9 P: 10	R: 0 H: 0 E: 0 LOB: 0 K: 1 BB: 0 S: 5 P: 5	R: 0 H: 1 E: 0 LOB: 1 K: 2 BB: 0 S: 8 P: 8	R: 0 H: 0 E: 0 LOB: 0 K: 0 BB: 0 S: 3 P: 3	R: 0 H: 2 E: 0 LOB: 2 K: 2 BB: 0 S: 9 P: 10	R: 0 H: 0 E: 0 LOB: 0 K: 0 BB: 0 S: 3 P: 3	R: 1 H: 2 E: 0 LOB: 1 K: 1 BB: 0 S: 7 P: 7	R: 0 H: 1 E: 0 LOB: 1 K: 0 BB: 0 S: 4 P: 4	R: 0 H: 1 E: 0 LOB: 1 K: 0 BB: 0 S: 4 P: 4	1B: 6 SF: 0 2B: 3 SAC: 0 3B: 0 DP: 0 HR: 0 HBP: 0						

TOP

Boston Red Sox @ New York Yankees

George M. Steinbrenner Field, Tampa, FL

Tue Mar 18 2014, 1:09 PM - 3:57 PM EDT

Att. 11,032 - Partly Cloudy - 68 F

livebaseballscorecards.com

AB	36
R	1
H	9
RBI	1
BB	0
SO	8
LOB	16

WP: 1 PA: 36
PB: 0
SB: 0
CS: 0

PITCHER		IP	WLS	BF	H	R	ER	SO	BB	IBB	HBP	BLK	WP	HR	S	P	ERA	WHIP
35 Michael Pineda, R ERA:	(1, 1)	4.1	W	17	4	0	0	5	0	0	0	0	0	0	27	28	0.00	0.923
30 David Robertson, R ERA:	(5, 1)	0.2		3	1	0	0	2	0	0	0	0	1	0	7	8	0.00	1.500
27 Shawn Kelley, R ERA: 1.69	(6, 1)	1.0		3	0	0	0	0	0	0	0	0	0	0	3	3	0.00	0.000
55 David Herndon, R ERA: 4.5	(7, 1)	1.0		5	2	1	1	1	0	0	0	0	0	0	7	7	9.00	2.000
92 Fred Lewis, L ERA:	(8, 1)	1.0		4	1	0	0	0	0	0	0	0	0	0	4	4	0.00	1.000

PITCHER		IP	WLS	BF	H	R	ER	SO	BB	IBB	HBP	BLK	WP	HR	S	P	ERA	WHIP
40 Matt Daley, R ERA:	(9, 1)	1.0		4	1	0	0	0	0	0	0	0	0	0	4	4	0.00	1.000

BOTTOM

Boston Red Sox @ New York Yankees

George M. Steinbrenner Field, Tampa, FL

Tue Mar 18 2014, 1:09 PM - 3:57 PM EDT

Att. 11,032 - Partly Cloudy - 68 F

livebaseballscorecards.com

Batter	1	2	3	4	5	6	7	8	9	AB	R	H	RBI	BB	SO	LOB
11 Brett Gardner, L (1, 7) OBP: 0.343, SLG: 0.375 89 Yangervis Solarte, S (7, 7) OBP: 0.545, SLG: 0.700	0-0 36 PB 12 1B 1B	0-0 2 1B 25 1B 1B 1-2 2-3		0-0 2 G5-4-3 1B	0-0 ② G6-3			0-0 ① L4		4 1	2 0	3 0	0 0	0 0	0 0	0 0
2 Derek Jeter, R (1, 6) OBP: 0.216, SLG: 0.176 45 Dean Anna, L (7, 6) OBP: 0.367, SLG: 0.240	0-0 ① F9	0-0 25 1B 1B 1-2 2-3 3-H		0-0 ① ② G5-4-3 1-2f	0-0 ③ G4-3			0-0 ② G3-1		4 1	0 0	1 0	1 0	0 0	0 0	2 0
36 Carlos Beltrán, S (1, 9) OBP: 0.182, SLG: 0.375 65 Zoilo Almonte, S (7, 9) OBP: 0.462, SLG: 0.680	B X 1-0 ② P5 1-2	0-0 ① F9		0-0 12 HR 2B		S S S 0-3 ① K		0-0 ③ G5-3		4 1	1 0	1 0	0 0	0 0	1 0	4 0
25 Mark Teixeira, S (1, 3) OBP: 0.409, SLG: 0.250 80 Jose Gil, R (7, 3) OBP: 0.385, SLG: 0.417	B B B B 4-0 12 1B BB	0-0 ② 1-3 2-H 3-H 1B		B B B 4-0 12 HR BB		C C C 0-3 ② K				2 0	1 0	1 0	2 0	2 0	1 0	0 0
12 Alfonso Soriano, R (1, 10) OBP: 0.280, SLG: 0.375	0-0 ③ 1-3 2-H 1B	0-0 ③ F8		B C C X 1-2 1-H 2-H HR		0-0 ③ L9				4	1	2	4	0	0	1
29 Francisco Cervelli, R (1, 2) OBP: 0.533, SLG: 0.929 53 Austin Romine, R (7, 2) OBP: 0.250, SLG: 0.192	0-0 ③ G4-3	B B X 2-0 3B		0-0 14 1B			C C C 0-3 ① K			3 1	0 0	2 0	0 0	0 0	0 1	2 0
14 Brian Roberts, S (1, 4) OBP: 0.333, SLG: 0.308 26 Eduardo Núñez, R (7, 4) OBP: 0.300, SLG: 0.483		0-0 33 S 31 1B 1B	S S S 0-3 ① K	0-0 1-2 1B			0-0 ② F7			3 1	1 0	2 0	0 0	0 0	1 0	1 0
33 Kelly Johnson, L (1, 5) OBP: 0.400, SLG: 0.483 98 Zelous Wheeler, R (7, 5) OBP: 0.333, SLG: 0.480		B B B B 4-0 11 1B 31 1B 2 1B 1-2 BB	S S S 0-3 ② K	C C C 0-3 ③ K			0-0 2B			2 1	1 0	0 1	0 0	1 0	2 0	3 0
31 Ichiro Suzuki, L (1, 8) OBP: 0.273, SLG: 0.233 95 Adonis García, R (7, 8) OBP: 0.435, SLG: 0.478		0-0 2 1B 11 1B 25 1B 1-2 2-H 1B	0-0 ③ G3		0-0 ① G6-3		0-0 ③ F8			3 1	1 0	1 0	1 0	0 0	0 0	1 1
Inning Stats	R: 1 H: 2 E: 0 LOB: 2 K: 0 BB: 1 S: 5 P: 10	R: 4 H: 5 E: 0 LOB: 1 K: 0 BB: 1 S: 7 P: 11	R: 0 H: 1 E: 0 LOB: 1 K: 2 BB: 0 S: 8 P: 10	R: 3 H: 5 E: 0 LOB: 2 K: 1 BB: 1 S: 11 P: 16	R: 0 H: 0 E: 0 LOB: 0 K: 0 BB: 0 S: 3 P: 3	R: 0 H: 0 E: 0 LOB: 0 K: 2 BB: 0 S: 7 P: 7	R: 0 H: 1 E: 0 LOB: 1 K: 1 BB: 0 S: 6 P: 6	R: 0 H: 0 E: 0 LOB: 0 K: 0 BB: 0 S: 3 P: 3		1B: 10 2B: 2 3B: 1 HR: 1	SF: 0 SAC: 0 DP: 1 HBP: 0					

	AB	36
	R	8
	H	14
	RBI	8
	BB	3
	SO	6
	LOB	15

WP: 0 PB: 1 SB: 1 CS: 0 PA: 39

PITCHER		IP	WLS	BF	H	R	ER	SO	BB	IBB	HBP	BLK	WP	HR	S	P	ERA	WHIP
22 Felix Doubront, L ERA: 6.52	(1, 1)	3.2	L	22	10	7	7	2	3	0	0	0	0	0	23	38	17.18	3.545
67 Brandon Workman, R ERA: 6.55	(4, 1)	2.1		10	3	1	1	3	0	0	0	0	0	1	18	19	3.86	1.286
56 Rich Hill, L ERA:	(7, 1)	1.0		4	1	0	0	1	0	0	0	0	0	0	6	6	0.00	1.000
59 Tommy Layne, L ERA:	(8, 1)	1.0		3	0	0	0	0	0	0	0	0	0	0	3	3	0.00	0.000

PITCHER	IP	WLS	BF	H	R	ER	SO	BB	IBB	HBP	BLK	WP	HR	S	P	ERA	WHIP

Batter	1	2	3	4	5	6	7	8	9	AB	R	H	RBI	BB	SO	LOB
14 Jaff Decker, L (1, 8) OBP: 0.206, SLG: 0.303 66 Nevin Ashley, R (8, 2)	F7		F7		2B		FC1-6-5 2-3		K	4 1	0 0	1 0	0 0	0 0	0 1	1 0
31 Jose Tabata, R (1, 7) OBP: 0.103, SLG: 0.103 79 Brent Morel, R (8, 5) OBP: 0.167, SLG: 0.167	G6-3		E5		F9			G6-3		4 0	0 0	0 0	0 0	0 0	0 0	1 0
23 Travis Snider, L (1, 9) OBP: 0.355, SLG: 0.533 15 Chase d'Arnaud, R (8, PR) OBP: 0.333, SLG: 0.667 (8, 8) 88 Harold Ramírez, R (8, 8)	24 2B 1B		F8		K			26 S 24 S 26 1B 1B		4 0 0	0 1 0	2 0 0	0 0 0	0 0 0	1 0 0	2 0 0
24 Pedro Alvarez, L (1, 5) OBP: 0.395, SLG: 0.576 59 Robert Andino, R (8, PR) OBP: 0.214, SLG: 0.259 (8, 6)	1-3 2B			F7		G5-3		26 1B 26 S 57 G3 1-2 BB		3 0	0 1	1 0	0 0	0 0	1 0	0 0
26 Tony Sanchez, R (1, 2) OBP: 0.333, SLG: 0.516 22 Mel Rojas Jr., S (8, PR) OBP: 0.400, SLG: 0.667 (8, 7)	K			K		L5		5 BLK 57 G3 1-3 2-H 1B		4 0	0 0	1 0	1 0	0 0	2 0	2 0
57 Andrew Lambo, L (1, 3) OBP: 0.184, SLG: 0.088 69 Chris McGuiness, L (8, 3) OBP: 0.296, SLG: 0.320		F7		BB		5 S 5 1B 1B		G3 1-2 3-H		3 0	1 0	1 0	1 0	1 0	0 0	1 0
5 Josh Harrison, R (1, 6) OBP: 0.393, SLG: 0.615 (8, 4)		K		P6		1-H 1B		G6-3 2-3		4	0	1	1	0	1	3
3 Travis Ishikawa, L (1, 10) OBP: 0.474, SLG: 0.750 70 Michael Martinez, S (7, PR) OBP: 0.407, SLG: 0.462 (7, 10)		K			HR		14 FC1-6-5 12 SH1-3 1B		G4-3	3 1	1 0	2 0	1 0	0 0	1 0	0 0
12 Clint Barmes, R (1, 4) OBP: 0.190, SLG: 0.286 19 Josh Bell, S (8, 9)			G5-3		K		SH1-3 1-2		F9	2 1	0 0	0 0	0 0	0 0	1 0	0 0
Inning Stats	R: 0 E: 0 K: 1 S: 7 H: 2 LOB: 2 BB: 0 P: 7	R: 0 E: 0 K: 2 S: 7 H: 0 LOB: 0 BB: 0 P: 7	R: 0 E: 1 K: 0 S: 4 H: 0 LOB: 0 BB: 0 P: 4	R: 0 E: 0 K: 1 S: 5 H: 0 LOB: 1 BB: 1 P: 9	R: 1 E: 0 K: 2 S: 9 H: 2 LOB: 1 BB: 0 P: 11	R: 1 E: 0 K: 0 S: 4 H: 2 LOB: 1 BB: 0 P: 5	R: 0 E: 0 K: 0 S: 3 H: 1 LOB: 1 BB: 0 P: 3	R: 2 E: 0 K: 0 S: 5 H: 2 LOB: 2 BB: 1 P: 10	R: 0 E: 0 K: 1 S: 5 H: 0 LOB: 0 BB: 0 P: 5	1B: 6 2B: 3 3B: 0 HR: 1 SF: 0 SAC: 1 DP: 1 HBP: 0						

PITCHER		IP	WLS	BF	H	R	ER	SO	BB	IBB	HBP	BLK	WP	HR	S	P	ERA	WHIP
44 Jake Peavy, R ERA: 2.35	(1, 1)	4.2		20	4	1	1	5	1	0	0	0	0	1	29	35	1.93	1.071
30 Andrew Miller, L ERA: 12.27	(5, 1)	0.1		1	0	0	0	1	0	0	0	0	0	0	3	3	0.00	0.000
35 Burke Badenhop, R ERA: 6.0	(6, 1)	2.0	B	7	3	1	1	0	0	0	0	0	0	0	7	8	4.50	1.500
94 Dalier Hinojosa, R ERA: 5.63	(8, 1)	1.0	L	6	2	2	2	0	1	0	0	1	0	0	5	10	18.00	3.000
39 Francisco Cordero, R ERA:	(9, 1)	1.0		3	0	0	0	1	0	0	0	0	0	0	5	5	0.00	0.000

PITCHER	IP	WLS	BF	H	R	ER	SO	BB	IBB	HBP	BLK	WP	HR	S	P	ERA	WHIP

TOP

Pittsburgh Pirates @ Boston Red Sox

JetBlue Park, Ft. Myers, FL

Wed Mar 19 2014, 7:11 PM - 10:02 PM EDT

Att. 9,932 - Clear - 74 F

livebaseballscorecards.com

AB	34
R	4
H	9
RBI	4
BB	2
SO	7
LOB	10

WP: 0 PA: 37
PB: 0
SB: 4
CS: 0

Batter	1	2	3	4	5	6	7	8	9	AB	R	H	RBI	BB	SO	LOB
5 Jonny Gomes, R (1, 7) OBP: 0.243, SLG: 0.286 82 Matty Johnson, S (8, 9)	P3		BB		2-H 1B		G5-3			3 0	0 0	1 0	1 0	1 0	0 0	0 0
18 Shane Victorino, S (1, 9) OBP: 0.286, SLG: 0.167 29 Daniel Nava, S (8, 7) OBP: 0.441, SLG: 0.593	K		L1		P5			26 G1-6-3 1B		3 1	0 0	0 1	0 0	0 0	1 0	3 0
15 Dustin Pedroia, R (1, 4) OBP: 0.303, SLG: 0.469 26 Brock Holt, L (8, 6) OBP: 0.259, SLG: 0.481	G4-3			34 G3 2 1B 2B	F9			G1-6-3 1-2f		3 1	1 0	1 0	0 0	0 0	0 0	1 1
34 David Ortiz, L (1, 10) OBP: 0.125, SLG: 0.200 23 Brandon Snyder, R (8, PH) OBP: 0.269, SLG: 0.217 (9, 10)		K	G3 2-3			F9		F9		3 1	0 0	0 0	0 0	0 0	1 0	1 0
12 Mike Napoli, R (1, 3) OBP: 0.265, SLG: 0.500 37 Mike Carp, L (7, 3) OBP: 0.286, SLG: 0.563		G4-3	F8			2 FC5-4 BB			G6-3	2 1	0 0	0 0	0 0	1 0	0 0	1 0
2 Xander Bogaerts, R (1, 6) OBP: 0.324, SLG: 0.355 72 Corey Brown, L (8, 8) OBP: 0.409, SLG: 0.632		1B	40 S 3-H 1B			FC5-4 1-2f			61 G6-3 BB	3 0	0 0	2 0	1 0	0 1	0 0	1 0
40 A.J. Pierzynski, L (1, 2) OBP: 0.269, SLG: 0.385 61 Dan Butler, R (7, 2) OBP: 0.286, SLG: 0.167			G3-1 1-2	G3-1		K			G6-3 1-2	3 1	0 0	0 0	0 0	0 0	1 0	2 1
16 Will Middlebrooks, R (1, 5) OBP: 0.333, SLG: 0.552 48 Mike McCoy, R (8, 4) OBP: 0.211, SLG: 0.118			G5-3		25 S 5 1B		F9		BB	3 0	1 0	1 0	0 0	0 1	0 0	1 0
25 Jackie Bradley Jr., L (1, 8) OBP: 0.273, SLG: 0.350 84 Carlos Rivero, R (8, 5)			2B		K 1-2		G4-3		G6-3	3 1	0 0	1 0	0 0	0 0	1 0	1 2
Inning Stats	R: 0 E: 0 K: 1 S: 5 H: 0 LOB: 0 BB: 0 P: 5	R: 0 E: 0 K: 1 S: 5 H: 1 LOB: 1 BB: 0 P: 5	R: 0 E: 0 K: 0 S: 4 H: 1 LOB: 2 BB: 1 P: 8	R: 1 E: 0 K: 0 S: 5 H: 2 LOB: 1 BB: 0 P: 6	R: 1 E: 0 K: 1 S: 7 H: 2 LOB: 1 BB: 0 P: 8	R: 0 E: 0 K: 1 S: 5 H: 0 LOB: 1 BB: 1 P: 9	R: 0 E: 0 K: 0 S: 3 H: 0 LOB: 0 BB: 0 P: 3	R: 0 E: 0 K: 0 S: 3 H: 1 LOB: 0 BB: 0 P: 3	R: 0 E: 0 K: 0 S: 3 H: 0 LOB: 2 BB: 2 P: 11	1B: 5 2B: 2 3B: 0 HR: 0 SF: 0 SAC: 0 DP: 1 HBP: 0						

PITCHER	IP	WLS	BF	H	R	ER	SO	BB	IBB	HBP	BLK	WP	HR	S	P	ERA	WHIP
51 Wandy Rodriguez, L (1, 1) ERA: 1.29	4.0		16	4	1	1	2	1	0	0	0	0	0	19	24	2.25	1.250
58 Brandon Cumpton, R (5, 1) ERA: 2.93	4.2	W	19	3	1	1	2	3	0	0	0	0	0	20	33	1.93	1.286
61 Cody Eppley, R (9, 1) ERA: 3.18	0.1	S	1	0	0	0	0	0	0	0	0	0	0	1	1	0.00	0.000

PITCHER	IP	WLS	BF	H	R	ER	SO	BB	IBB	HBP	BLK	WP	HR	S	P	ERA	WHIP

BOTTOM

Pittsburgh Pirates @ Boston Red Sox

JetBlue Park, Ft. Myers, FL

Wed Mar 19 2014, 7:11 PM - 10:02 PM EDT

Att. 9,932 - Clear - 74 F

livebaseballscorecards.com

AB	32
R	2
H	7
RBI	2
BB	4
SO	4
LOB	14

WP: 0 PA: 36
PB: 0
SB: 2
CS: 0

Batter	1	2	3	4	5	6	7	8	9	AB	R	H	RBI	BB	SO	LOB
31 Ichiro Suzuki, L (1, 8) OBP: 0.270, SLG: 0.235 73 Antoan Richardson, S (7, 8) OBP: 0.316, SLG: 0.368	F8		G5-3		45 1B 2-H 3-H 1B		G6-3			4 0	0 0	1 0	2 0	0 0	0 0	1 0
45 Dean Anna, L (1, 6) OBP: 0.361, SLG: 0.233 79 Carmen Angelini, R (8, 6)	K		G4-3		1-2 1B			G3		4 0	0 0	1 0	0 0	0 0	1 0	0 0
26 Eduardo Núñez, R (1, 5) OBP: 0.278, SLG: 0.429 80 Jose Gil, R (8, 3) OBP: 0.375, SLG: 0.357	1B			B1-3	G1-3			F9		4 0	0 0	1 0	0 0	0 0	0 0	2 0
25 Mark Teixeira, S (1, 3) OBP: 0.385, SLG: 0.211 81 Ali Castillo, R (8, PR) (8, 4)	P2			G1		G6-3		BB		3 0	0 0	0 0	0 0	1 0	0 0	1 0
29 Francisco Cervelli, R (1, 2) OBP: 0.515, SLG: 0.968 53 Austin Romine, R (8, PH) OBP: 0.267, SLG: 0.185 (8, 2)		HR		G6-3		G5-3		F9		3 1	1 0	1 0	1 0	0 0	0 0	0 1
24 Scott Sizemore, R (1, 4) OBP: 0.400, SLG: 0.333 José Pirela, R (5, 4) OBP: 0.375, SLG: 0.522 (8, 5)		K			F9	F9			G6-3	2 2	0 0	0 0	0 0	0 0	1 0	0 0
89 Yangervis Solarte, S (1, 7) OBP: 0.514, SLG: 0.636 76 Ben Gamel, L (7, 7) OBP: 0.200, SLG: 0.200		K			G3-1		G5-3		G4-3	3 1	0 0	0 0	0 0	0 0	1 0	0 0
65 Zoilo Almonte, S (1, 9) OBP: 0.433, SLG: 0.607 95 Adonis García, R (7, 9) OBP: 0.444, SLG: 0.519		G3			98 2B 31 1B BB		G5-3		1B	2 1	1 0	0 1	0 0	1 0	0 0	0 0
98 Zelous Wheeler, R (1, 10) OBP: 0.406, SLG: 0.536 66 John Ryan Murphy, R (9, PH) OBP: 0.111, SLG: 0.192 (9, 10)			G6-3		31 1B 1-3 2B		BB		K	2 1	1 0	1 0	0 0	1 0	0 1	0 1
Inning Stats	R: 0 E: 0 K: 1 S: 6 H: 1 LOB: 1 BB: 0 P: 6	R: 1 E: 0 K: 2 S: 9 H: 1 LOB: 0 BB: 0 P: 9	R: 0 E: 0 K: 0 S: 3 H: 0 LOB: 0 BB: 0 P: 3	R: 0 E: 0 K: 0 S: 3 H: 0 LOB: 0 BB: 0 P: 3	R: 2 E: 0 K: 0 S: 6 H: 3 LOB: 2 BB: 1 P: 10	R: 0 E: 0 K: 0 S: 3 H: 0 LOB: 0 BB: 0 P: 3	R: 0 E: 0 K: 0 S: 3 H: 0 LOB: 1 BB: 1 P: 7	R: 0 E: 0 K: 0 S: 3 H: 0 LOB: 1 BB: 1 P: 7	R: 0 E: 0 K: 1 S: 6 H: 1 LOB: 1 BB: 0 P: 6	1B: 4 2B: 1 3B: 0 HR: 1 SF: 0 SAC: 0 DP: 0 HBP: 0						

PITCHER	IP	WLS	BF	H	R	ER	SO	BB	IBB	HBP	BLK	WP	HR	S	P	ERA	WHIP
11 Clay Buchholz, R (1, 1) ERA: 2.77	5.0	L	21	5	3	3	3	1	0	0	0	0	1	27	31	5.40	1.200
55 Chris Capuano, L (6, 1) ERA: 2.45	3.0		11	0	0	0	0	2	0	0	0	0	0	9	17	0.00	0.667
66 Drake Britton, L (9, 1) ERA: 7.27	1.0		4	1	0	0	1	0	0	0	0	0	0	6	6	0.00	1.000

PITCHER	IP	WLS	BF	H	R	ER	SO	BB	IBB	HBP	BLK	WP	HR	S	P	ERA	WHIP

New York Yankees @ Boston Red Sox

JetBlue Park, Ft. Myers, FL

Thu Mar 20 2014, 7:13 PM - 9:58 PM EDT

Att. 9,750 - Clear - 76 F

TOP

livebaseballscorecards.com

AB	33
R	3
H	6
RBI	3
BB	3
SO	4
LOB	6

WP: 0 PB: 0 SB: 0 CS: 0 PA: 36

New York Yankees @ Boston Red Sox

JetBlue Park, Ft. Myers, FL

Thu Mar 20 2014, 7:13 PM - 9:58 PM EDT

Att. 9,750 - Clear - 76 F

BOTTOM

livebaseballscorecards.com

Batter	1	2	3	4	5	6	7	8	9	AB	R	H	RBI	BB	SO	LOB
38 Grady Sizemore, L (1, 8) OBP: 0.385, SLG: 0.400	G4-3		G4-3			15 2B 18 G1-3 1B		L6		4	1	1	0	0	0	0
18 Shane Victorino, S (1, 9) OBP: 0.294, SLG: 0.267	34 WP 2B			K		G1-3		1B		3	0	1	0	0	1	2
72 Corey Brown, L (7, 9) OBP: 0.435, SLG: 0.650										1	0	1	0	0	0	0
15 Dustin Pedroia, R (1, 4) OBP: 0.306, SLG: 0.486	F8			G5-3		2B		K		3	0	1	2	0	0	1
11 Mookie Betts, R (8, 4)										1	0	0	0	0	1	1
34 David Ortiz, L (1, 10) OBP: 0.143, SLG: 0.188	G4-3			F7		BB			G1-3	2	0	0	0	1	0	1
61 Dan Butler, R (6, PR) OBP: 0.267, SLG: 0.154										1	0	0	0	0	0	0
(7, 10)																
12 Mike Napoli, R (1, 3) OBP: 0.243, SLG: 0.457		K			G6-3	P3			G6-3	3	0	0	0	0	1	2
48 Mike McCoy, R (8, 6) OBP: 0.200, SLG: 0.111										1	0	0	0	0	0	0
29 Daniel Nava, S (1, 7) OBP: 0.421, SLG: 0.533		K			2 G4-6-3 BB		F8		G4-3	3	0	0	0	1	1	0
(8, 3)																
2 Xander Bogaerts, R (1, 6) OBP: 0.300, SLG: 0.324		G6-3			G4-6-3		F8			3	0	0	0	0	0	1
82 Matty Johnson, S (8, 7)										0	0	0	0	0	0	0
3 David Ross, R (1, 2) OBP: 0.211, SLG: 0.222			G6-3			10 FC4-6 1B	P3			2	0	1	0	0	0	0
20 Ryan Lavarnway, R (7, 2) OBP: 0.394, SLG: 0.567										1	0	0	0	0	0	0
10 Jonathan Herrera, S (1, 5) OBP: 0.250, SLG: 0.290			L4			FC4-6 18 G1-3 38 1B 15 2B		G4-3		2	0	0	0	0	0	1
84 Carlos Rivero, R (6, PR)										1	1	0	0	0	0	0
(7, 5)																
Inning Stats	R: 0 E: 0 K: 0 S: 4 H: 1 LOB: 1 BB: 0 P: 5	R: 0 E: 0 K: 2 S: 7 H: 0 LOB: 0 BB: 0 P: 7	R: 0 E: 0 K: 0 S: 3 H: 0 LOB: 0 BB: 0 P: 3	R: 0 E: 0 K: 1 S: 5 H: 0 LOB: 0 BB: 0 P: 5	R: 0 E: 0 K: 0 S: 2 H: 0 LOB: 0 BB: 1 P: 6	R: 2 E: 0 K: 0 S: 6 H: 3 LOB: 2 BB: 1 P: 10	R: 0 E: 0 K: 0 S: 3 H: 0 LOB: 0 BB: 0 P: 3	R: 0 E: 0 K: 1 S: 6 H: 1 LOB: 1 BB: 0 P: 6	R: 0 E: 0 K: 0 S: 3 H: 0 LOB: 0 BB: 0 P: 3	1B: 3 2B: 2 3B: 0 HR: 0 SF: 0 SAC: 0 DP: 1 HBP: 0							

	AB	31
	R	2
	H	5
	RBI	2
	BB	2
	SO	4
	LOB	9

WP: 1 PB: 0 SB: 0 CS: 0 PA: 33

PITCHER		IP	WLS	BF	H	R	ER	SO	BB	IBB	HBP	BLK	WP	HR	S	P	ERA	WHIP
41 David Phelps, R ERA: 2.75	(1, 1)	6.0	W	23	4	2	2	3	2	0	0	0	1	0	27	36	3.00	1.000
57 Chris Leroux, R ERA:	(7, 1)	1.1	H	4	0	0	0	0	0	0	0	0	0	0	4	4	0.00	0.000
92 Fred Lewis, L ERA:	(8, 1)	0.2	H	3	1	0	0	1	0	0	0	0	0	0	5	5	0.00	1.500
40 Matt Daley, R ERA:	(9, 1)	1.0	S	3	0	0	0	0	0	0	0	0	0	0	3	3	0.00	0.000

PITCHER	IP	WLS	BF	H	R	ER	SO	BB	IBB	HBP	BLK	WP	HR	S	P	ERA	WHIP

Batter	1	2	3	4	5	6	7	8	9	10	AB	R	H	RBI	BB	SO	LOB
25 Jackie Bradley Jr., L (1, 8) OBP: 0.250, SLG: 0.318	G6-3		G3-1			F8	K			BB	4	0	0	0	0	1	2
26 Shannon Wilkerson, R (9, 8)											0	0	0	0	1	0	0
5 Jonny Gomes, R (1, 7) OBP: 0.244, SLG: 0.263	K		P3			16 1B 40 2B BB		K		F8	3	1	0	0	1	2	0
61 Dan Butler, R (8, 2) OBP: 0.250, SLG: 0.143											1	0	0	0	0	0	1
16 Will Middlebrooks, R (1, 5) OBP: 0.324, SLG: 0.515	F9			L4		40 2B 1-2 1B		G5-3			4	1	1	0	0	0	0
84 Carlos Rivero, R (9, 5)											0	0	0	0	0	0	0
40 A.J. Pierzynski, L (1, 2) OBP: 0.267, SLG: 0.400		G4-3		P5		1-H 2-H 2B		F9			4	0	1	2	0	0	0
Scott Cousins, L (8, 7) OBP: 0.333, SLG: 0.333											0	0	0	0	0	0	0
Bryce Brentz, R (1, 9) OBP: 0.429, SLG: 0.720		K		K		F7			F9		3	0	0	0	0	2	1
30 Andrew Miller, L (6, 1)											0	0	0	0	0	0	0
60 Brayan Villarreal, R (7, 1)											0	0	0	0	0	0	0
56 Rich Hill, L (8, 1)											0	0	0	0	0	0	0
20 Ryan Lavarnway, R (9, PH) OBP: 0.382, SLG: 0.548											1	0	0	0	0	0	0
37 Mike Carp, L (1, 3) OBP: 0.282, SLG: 0.556		10 WP 2B			F8		K		F9		4	0	1	0	0	1	0
50 Jose Mijares, L (9, 1)											0	0	0	0	0	0	0
10 Jonathan Herrera, S (1, 6) OBP: 0.250, SLG: 0.286		K 2-3			G5-3		48 G3 1B		G4-3		4	0	1	0	0	1	1
82 Derrik Gibson, R (9, 6) OBP: 0.500, SLG: 0.500											0	0	0	0	0	0	0
48 Mike McCoy, R (1, 4) OBP: 0.167, SLG: 0.091		G6-3			K		G3 1-2			G5-3	4	0	0	0	0	1	3
31 Jon Lester, L (1, 1)			K			B1-3				G3	2	0	0	0	0	1	0
72 Corey Brown, L (6, 9) OBP: 0.440, SLG: 0.619							BB				1	0	0	0	1	0	0
Inning Stats	R: 0 E: 0 K: 1 S: 5 H: 0 LOB: 0 BB: 0 P: 5	R: 0 E: 0 K: 2 S: 9 H: 1 LOB: 2 BB: 0 P: 9	R: 0 E: 0 K: 1 S: 5 H: 0 LOB: 0 BB: 0 P: 5	R: 0 E: 0 K: 1 S: 5 H: 0 LOB: 0 BB: 0 P: 5	R: 0 E: 0 K: 1 S: 5 H: 0 LOB: 0 BB: 0 P: 5	R: 2 E: 0 K: 0 S: 5 H: 2 LOB: 1 BB: 1 P: 9	R: 0 E: 0 K: 2 S: 8 H: 1 LOB: 2 BB: 1 P: 12	R: 0 E: 0 K: 1 S: 5 H: 0 LOB: 0 BB: 0 P: 5	R: 0 E: 0 K: 0 S: 3 H: 0 LOB: 0 BB: 0 P: 3	R: 0 E: 0 K: 0 S: 3 H: 0 LOB: 1 BB: 1 P: 7	1B: 2 2B: 2 3B: 0 HR: 0 SF: 0 SAC: 0 DP: 0 HBP: 0						

PITCHER	IP	WLS	BF	H	R	ER	SO	BB	IBB	HBP	BLK	WP	HR	S	P	ERA	WHIP
33 Cliff Lee, L (1, 1) ERA: 2.75	6.0		23	3	2	2	6	1	0	0	0	1	0	34	38	3.00	0.667
58 Jonathan Papelbon, R (7, 1) ERA: 3.0	1.0		5	1	0	0	2	1	0	0	0	0	0	8	12	0.00	2.000
59 Antonio Bastardo, L (8, 1) ERA: 2.08	1.0		3	0	0	0	1	0	0	0	0	0	0	5	5	0.00	0.000
63 Jake Diekman, L (9, 1) ERA: 6.43	1.0		3	0	0	0	0	0	0	0	0	0	0	3	3	0.00	0.000
46 Mike Nesseth, R (10, 1) ERA:	1.0		4	0	0	0	0	1	0	0	0	0	0	3	7	0.00	1.000

PITCHER	IP	WLS	BF	H	R	ER	SO	BB	IBB	HBP	BLK	WP	HR	S	P	ERA	WHIP

TOP

Boston Red Sox @ Philadelphia Phillies

Bright House Field, Clearwater, FL

Fri Mar 21 2014, 1:09 PM - 4:12 PM EDT

Att. 11,210 - Sunny - 79 F

livebaseballscorecards.com

AB	35
R	2
H	4
RBI	2
BB	3
SO	9
LOB	8

WP: 1 PA: 38
PB: 0
SB: 0
CS: 0

Batter	1	2	3	4	5	6	7	8	9	10	AB	R	H	RBI	BB	SO	LOB
19 Tony Gwynn Jr., L (1, 8) OBP: 0.487, SLG: 0.533	G4-3		1-2 BB		F9			HR		F8	4	1	1	1	1	0	0
11 Jimmy Rollins, S (1, 6) OBP: 0.263, SLG: 0.242	P5		K			F8		28 E 24 1B 28 1B 1B		F8	4	1	1	0	0	1	2
17 Reid Brignac, L (9, 6) OBP: 0.474, SLG: 0.563											1	0	0	0	0	0	0
26 Chase Utley, L (1, 4) OBP: 0.227, SLG: 0.214	F7			15 E 1B		F8		F8		G4-3	4	0	1	0	0	0	1
63 Jake Diekman, R (9, 1)											0	0	0	0	0	0	0
46 Mike Nesseth, R (10, 1)											0	0	0	0	0	0	0
51 Carlos Ruiz, R (10, PH) OBP: 0.361, SLG: 0.500											1	0	0	0	0	0	0
6 Ryan Howard, L (1, 3) OBP: 0.280, SLG: 0.340		K		K		F7		E7 24 1B 1-3 1B			3	0	0	0	0	2	1
28 Kevin Frandsen, R (8, 3) OBP: 0.206, SLG: 0.206											1	0	1	0	0	0	0
3 Marlon Byrd, R (1, 9) OBP: 0.386, SLG: 0.475							7 FC1-5 15 1B BB				2	0	1	0	1	1	1
24 Clete Thomas, L (7, PR) OBP: 0.278, SLG: 0.235		15 G4-6-3 1B		K				2-3 3-H 1B			1	0	1	1	0	0	0
(8, 9)																	
15 John Mayberry Jr., R (1, 7) OBP: 0.300, SLG: 0.500		G4-6-3 1-2f		E5 1-2			7 FC1-5 1-2 1B	P5			4	0	1	0	0	0	4
7 Ronny Cedeno, R (1, 5) OBP: 0.286, SLG: 0.316			P3	L1			FC1-5 53 G4-6-3 1-2 2-3f		F9		4	0	0	0	0	0	4
21 Wil Nieves, R (1, 2) OBP: 0.211, SLG: 0.211											2	0	2	0	0	0	0
53 Bobby Abreu, L (7, PH) OBP: 0.442, SLG: 0.424			33 FC5-6 1B		33 CS 1B		G4-6-3 1-2f		K		1	0	0	0	0	0	2
29 Cameron Rupp, R (8, 2) OBP: 0.348, SLG: 0.455											1	0	0	0	0	1	0
33 Cliff Lee, L (1, 1)					K			G3-1		F8	2	0	0	0	0	1	2
58 Jonathan Papelbon, R (7, 1)											0	0	0	0	0	0	0
59 Antonio Bastardo, R (8, 1)											0	0	0	0	0	0	0
2 Ben Revere, L (8, PH) OBP: 0.375, SLG: 0.432											1	0	0	0	0	0	0
16 César Hernández, S (9, 4) OBP: 0.250, SLG: 0.200			1-2f BB								1	0	0	0	0	0	0
Inning Stats	R: 0 E: 0 K: 0 S: 3 H: 0 LOB: 0 BB: 0 P: 3	R: 0 E: 0 K: 1 S: 5 H: 1 LOB: 0 BB: 0 P: 5	R: 0 E: 0 K: 1 S: 6 H: 1 LOB: 2 BB: 1 P: 10	R: 0 E: 1 K: 2 S: 9 H: 1 LOB: 2 BB: 0 P: 9	R: 0 E: 0 K: 1 S: 5 H: 1 LOB: 0 BB: 0 P: 5	R: 0 E: 0 K: 0 S: 3 H: 0 LOB: 0 BB: 0 P: 3	R: 0 E: 0 K: 0 S: 3 H: 1 LOB: 2 BB: 1 P: 7	R: 2 E: 1 K: 0 S: 9 H: 4 LOB: 2 BB: 0 P: 10	R: 0 E: 0 K: 1 S: 5 H: 0 LOB: 0 BB: 0 P: 5	R: 0 E: 0 K: 0 S: 3 H: 0 LOB: 0 BB: 0 P: 3	1B: 8 2B: 0 3B: 0 HR: 1	SF: 0 SAC: 0 DP: 2 HBP: 0						

PITCHER		IP	WLS	BF	H	R	ER	SO	BB	IBB	HBP	BLK	WP	HR	S	P	ERA	WHIP
31 Jon Lester, L ERA: 0.71	(1, 1)	5.2		21	4	0	0	5	1	0	0	0	0	0	30	34	0.00	0.882
30 Andrew Miller, L ERA: 10.38	(6, 1)	0.2	H	4	1	0	0	0	1	0	0	0	0	0	3	7	0.00	3.000
60 Brayan Villarreal, R ERA: 5.4	(7, 1)	1.0	H	4	2	2	1	0	0	0	0	0	0	1	6	7	9.00	2.000
56 Rich Hill, L ERA:	(8, 1)	0.2	B	4	2	0	0	0	0	0	0	0	0	0	4	4	0.00	3.000
50 Jose Mijares, L ERA: 5.14	(9, 1)	2.0		6	0	0	0	1	0	0	0	0	0	0	8	8	0.00	0.000

PITCHER	IP	WLS	BF	H	R	ER	SO	BB	IBB	HBP	BLK	WP	HR	S	P	ERA	WHIP

BOTTOM

Boston Red Sox @ Philadelphia Phillies

Bright House Field, Clearwater, FL

Fri Mar 21 2014, 1:09 PM - 4:12 PM EDT

Att. 11,210 - Sunny - 79 F

livebaseballscorecards.com

AB	37
R	2
H	9
RBI	2
BB	2
SO	6
LOB	17

WP: 0 PA: 39
PB: 0
SB: 0
CS: 1

Boston Red Sox @ Atlanta Braves

Champion Stadium, Lake Buena Vista, FL

Sat Mar 22 2014, 1:07 PM - 3:57 PM EDT

Att. 10,186 - Sunny - 79 F

TOP

livebaseballscorecards.com

Batter	1	2	3	4	5	6	7	8	9	AB	R	H	RBI	BB	SO	LOB
29 Daniel Nava, S (1, 3) OBP: 0.405, SLG: 0.500 Travis Shaw, L (7, 3) OBP: 0.227, SLG: 0.211	S S S 0-3 ① K			X 0-0 12 CS 18 1B 1B		X 0-0 E5 15 CS	S S S 0-3 ③ K			4 0 1 0 0 2 1 0 0 0 0 0 0 0						
18 Shane Victorino, S (1, 9) OBP: 0.333, SLG: 0.316 5 Mike Miller, R (8, 6)	X 0-0 15 CS 1B			X 0-0 1-2 12 1B 12 CS 1B		X 0-0 ① P6		X 0-0 ① P5		4 1 2 0 0 0 1 0 0 0 0 0 0 0						
15 Dustin Pedroia, R (1, 4) OBP: 0.325, SLG: 0.487 48 Mike McCoy, R (8, PR) OBP: 0.167, SLG: 0.091 (8, 4)	S S S 0-3 ②③ K 1-2			X 0-0 ① F8		1 SAFE X 0-0 ② 1-2 12 FC5-4 1B		X 0-0 1B		4 0 2 0 0 1 3 0 0 0 0 0 0 0						
12 Mike Napoli, R (1, 10) OBP: 0.244, SLG: 0.436		X 0-0 ① F9		B X 1-0 ② 1-H 2-3 40 1B 1B		X 0-0 ③ FC5-4 1-2f		S S S 0-3 ② K		4 0 1 1 0 1 2						
40 A.J. Pierzynski, L (1, 2) OBP: 0.273, SLG: 0.394 46 Keury De La Cruz, L (7, PR) (7, 8) (8, 9)		X 0-0 ② G4-3		X 0-0 1-2 1B			X 0-0 E6 2 E	X 0-0 F7		3 0 1 0 0 0 0 1 1 0 0 0 0 1						
2 Xander Bogaerts, R (1, 6) OBP: 0.302, SLG: 0.351 81 Peter Hissey, L (8, 8)		S S S 0-3 ③ K		S S S 0-3 ③ K			X 0-0 1-H E2 25 1B 2B		X 0-0 ① G1-3	3 1 1 1 0 2 2 1 0 0 0 0 0 0						
25 Jackie Bradley Jr., L (1, 8) OBP: 0.255, SLG: 0.319 20 Ryan Lavarnway, R (7, 2) OBP: 0.371, SLG: 0.531			X 0-0 ① F9		X 0-0 ① G3		X 0-0 3-H 1B		X 0-0 ② G6-3	3 0 1 1 0 0 0 1 0 0 0 0 0 0						
16 Will Middlebrooks, R (1, 5) OBP: 0.297, SLG: 0.472 84 Carlos Rivero, R (7, 5)			X 0-0 ② G6-3		X 0-0 ② G6-3		X 0-0 ① P3		S S S 0-3 ③ K	3 0 0 0 0 0 1 1 0 0 0 0 1 0						
72 Corey Brown, L (1, 7) OBP: 0.393, SLG: 0.542			X 0-0 ③ G4-3		X 0-0 ③ F9		S S S 0-3 ② K			3 0 0 0 0 1 1						
Inning Stats	R: 0 E: 0 K: 2 S: 7 H: 1 LOB: 1 BB: 0 P: 7	R: 0 E: 0 K: 1 S: 5 H: 0 LOB: 0 BB: 0 P: 5	R: 0 E: 0 K: 0 S: 3 H: 0 LOB: 0 BB: 0 P: 3	R: 1 E: 0 K: 1 S: 8 H: 4 LOB: 2 BB: 0 P: 9	R: 0 E: 0 K: 0 S: 3 H: 0 LOB: 0 BB: 0 P: 3	R: 0 E: 1 K: 0 S: 4 H: 1 LOB: 1 BB: 0 P: 4	R: 2 E: 2 K: 2 S: 10 H: 2 LOB: 1 BB: 0 P: 10	R: 0 E: 0 K: 1 S: 6 H: 1 LOB: 1 BB: 0 P: 6	R: 0 E: 0 K: 1 S: 5 H: 0 LOB: 0 BB: 0 P: 5	1B: 8 2B: 2 3B: 0 HR: 0 SF: 0 SAC: 0 DP: 1 HBP: 0						

	AB	35
	R	3
	H	9
	RBI	3
	BB	0
	SO	8
	LOB	12

WP: 0 PB: 0 SB: 0 CS: 4 PA: 35

PITCHER		IP	WLS	BF	H	R	ER	SO	BB	IBB	HBP	BLK	WP	HR	S	P	ERA	WHIP
40 Alex Wood, L ERA: 0.45	(1, 1)	6.0	W	22	6	1	1	4	0	0	0	0	0	0	30	31	1.50	1.000
Yunesky Maya, R ERA: 3.6	(7, 1)	2.0		10	3	2	0	3	0	0	0	0	0	0	16	16	0.00	1.500
53 Cory Gearrin, R ERA: 7.2	(9, 1)	1.0	S	3	0	0	0	1	0	0	0	0	0	0	5	5	0.00	0.000

PITCHER	IP	WLS	BF	H	R	ER	SO	BB	IBB	HBP	BLK	WP	HR	S	P	ERA	WHIP

BOTTOM

Boston Red Sox @ Atlanta Braves

Champion Stadium, Lake Buena Vista, FL

Sat Mar 22 2014, 1:07 PM - 3:57 PM EDT

Att. 10,186 - Sunny - 79 F

Batter	1	2	3	4	5	6	7	8	9	AB	R	H	RBI	BB	SO	LOB
17 Jordan Schafer, L (1, 8) OBP: 0.278, SLG: 0.353 69 Phil Gosselin, R (6, 5) OBP: 0.375, SLG: 0.542	0-0 19 G6-4-3 5 2B 1B		0-0 B1-3 ②		0-0 G4-3 ①	0-0 1B		0-0 G3 ①		3 1 1 0 0 0 0 2 0 1 0 0 0 0						
19 Andrelton Simmons, R (1, 6) OBP: 0.315, SLG: 0.392 Yunesky Maya, R (7, 1) 7 Tyler Greene, R (8, PH) OBP: 0.317, SLG: 0.222 53 Cory Gearrin, R (9, 1)	0-0 G6-4-3 ① 1-2		2-1 HR		0-0 5 E 5 1B 23 SF9 1B	0-3 K ③		0-0 G1-3 ②		4 2 2 1 0 1 2 0 0 0 0 0 0 0 1 0 0 0 0 0 0 0 0 0 0 0 0 0						
5 Freddie Freeman, L (1, 3) OBP: 0.420, SLG: 0.489 59 Ernesto Mejia, R (7, PR) OBP: 0.360, SLG: 0.522 (8, 3)	0-0 2-H 2B		0-0 1B		0-0 E6 26 HR 1-3 1B		0-0 26 BB 83 1B 98 SF8 1B	0-0 1B		4 1 4 1 0 0 0 1 1 1 0 0 0 0						
23 Chris Johnson, R (1, 5) OBP: 0.283, SLG: 0.373 83 Steven Lerud, L (6, 2) OBP: 0.526, SLG: 0.500	0-0 G6-3 ②		0-3 K ③		0-0 SF9 ② 3-H		0-0 98 SF8 26 BB 1-2 1B	0-0 G3 ③		2 0 0 1 0 1 2 2 0 1 0 0 0 1						
26 Dan Uggla, R (1, 4) OBP: 0.407, SLG: 0.595 84 Tommy La Stella, L (7, PR) OBP: 0.340, SLG: 0.340 (8, 4)	0-0 F7 ③			0-0 L7 ①	2-2 1-H HR		4-0 25 BB 1-2 2-3 BB			3 1 1 2 1 0 1 0 0 0 0 0 0 0						
4 Ryan Doumit, S (1, 2) OBP: 0.333, SLG: 0.395 98 Derrick Mitchell, R (5, PR) (6, 8)		0-3 K ①		0-0 25 1B 1B	0-0 2B		0-0 SF8 ① 2-3 3-H			3 0 2 0 0 1 0 0 0 0 1 0 0 0						
25 Joey Terdoslavich, S (1, 9) OBP: 0.289, SLG: 0.263		0-3 K ②		0-0 1-2 1B	0-0 P6 ③		4-0 1-2 BB			3 0 1 0 1 1 1						
13 Jose Constanza, L (1, 7) OBP: 0.364, SLG: 0.375		0-0 G4-3 ③		0-3 K ②		0-3 K ①	0-0 P5 ②			4 0 0 0 0 2 5						
40 Alex Wood, R (1, 1) 87 Sean Kazmar Jr., R (7, 6) OBP: 0.167, SLG: 0.167			0-3 K ①	0-3 K ③		0-3 K ②	0-0 G1-3 ③			3 0 0 0 0 3 2 1 0 0 0 0 0 3						
Inning Stats	R: 1 E: 0 K: 0 S: 5 H: 2 LOB: 1 BB: 0 P: 5	R: 0 E: 0 K: 2 S: 7 H: 0 LOB: 0 BB: 0 P: 7	R: 1 E: 0 K: 2 S: 10 H: 2 LOB: 1 BB: 0 P: 12	R: 0 E: 0 K: 2 S: 9 H: 2 LOB: 2 BB: 0 P: 9	R: 3 E: 1 K: 0 S: 9 H: 4 LOB: 1 BB: 0 P: 11	R: 0 E: 0 K: 3 S: 10 H: 1 LOB: 1 BB: 0 P: 10	R: 1 E: 0 K: 0 S: 5 H: 2 LOB: 3 BB: 2 P: 13	R: 0 E: 0 K: 0 S: 4 H: 1 LOB: 1 BB: 0 P: 4		1B: 10 2B: 2 3B: 0 HR: 2	SF: 2 SAC: 0 DP: 0 HBP: 0					

PITCHER	IP	WLS	BF	H	R	ER	SO	BB	IBB	HBP	BLK	WP	HR	S	P	ERA	WHIP
41 John Lackey, R (1, 1) ERA: 9.49	4.2	L	24	10	5	5	6	0	0	0	0	0	2	39	43	9.64	2.143
59 Tommy Layne, L (5, 1) ERA:	1.1		5	1	0	0	3	0	0	0	0	0	0	11	11	0.00	0.750
94 Dalier Hinojosa, R (7, 1) ERA: 6.48	0.1		5	2	1	1	0	2	0	0	0	0	0	3	11	27.00	12.000
91 Dayan Díaz, R (7, 1) ERA:	0.2		2	0	0	0	0	0	0	0	0	0	0	2	2	0.00	0.000
39 Francisco Cordero, R (8, 1) ERA:	1.0		4	1	0	0	0	0	0	0	0	0	0	4	4	0.00	1.000

PITCHER	IP	WLS	BF	H	R	ER	SO	BB	IBB	HBP	BLK	WP	HR	S	P	ERA	WHIP

AB	36
R	6
H	14
RBI	6
BB	2
SO	9
LOB	17

WP: 0 PA: 40
PB: 0
SB: 0
CS: 0

livebaseballscorecards.com

Tampa Bay Rays @ Boston Red Sox

JetBlue Park, Ft. Myers, FL

Sun Mar 23 2014, 1:10 PM - 4:19 PM EDT

Att. 9,840 - Sunny - 85 F

TOP

livebaseballscorecards.com

Batter	1	2	3	4	5	6	7	8	9	AB	R	H	RBI	BB	SO	LOB
11 Logan Forsythe, R (1, 5) OBP: 0.317, SLG: 0.324	K	7 S 7 1B 1-2 1B		K		K		SF9 3-H		4	1	1	0	0	3	1
23 Cameron Seitzer, L (7, 3) OBP: 0.375, SLG: 1.286										0	0	0	1	0	0	0
7 David DeJesus, L (1, 10) OBP: 0.471, SLG: 0.625	G4-3	1-H 2-H 1B			8 2B 2B	F7		G3		5	1	2	2	0	0	1
9 Wil Myers, R (1, 9) OBP: 0.279, SLG: 0.465	8 1B 2B	K			G5-3		20 1B 1B		18 FC5-4 BB	4	1	2	0	0	1	2
10 Taylor Motter, R (7, 7) OBP: 0.400, SLG: 0.250										0	0	0	0	1	0	0
8 Desmond Jennings, R (1, 8) OBP: 0.450, SLG: 0.611	1 S 2-H 1B		1 G5-4-3 BB		20 HR 2-H 2B	F9			FC5-4 5 BB 60 BB 1-2f	3	1	2	2	1	0	1
18 Richie Shaffer, R (7, 5) OBP: 0.429, SLG: 0.667										1	0	0	0	0	0	1
1 Sean Rodríguez, R (1, 3) OBP: 0.333, SLG: 0.462	K 1-2		G5-4-3 1-2f		20 HR BB	K			5 BB 1-2 BB	3	1	0	0	1	2	3
60 Mayo Acosta, R (7, 2) OBP: 0.500, SLG: 0.250										0	0	0	0	1	0	0
20 Matt Joyce, L (1, 7) OBP: 0.286, SLG: 0.450		F9	K		1-H 2-H HR	1B			K	4	1	2	3	0	1	0
76 Jose Paez, R (7, 9)										1	0	0	0	0	1	2
24 Ryan Hanigan, R (1, 2) OBP: 0.387, SLG: 0.308				F9	P3					3	1	1	0	0	0	0
5 Brandon Guyer, R (7, PH) OBP: 0.350, SLG: 0.378 (7, 8)	69 BLK 69 1B 1B					K			1-2 2-3 BB	1	0	0	0	1	1	2
16 Jayson Nix, R (1, 4) OBP: 0.341, SLG: 0.459	F7			2B	F8			69 G3 23 SF9 2B	K	4	0	2	0	0	0	1
57 Jonathan Quinonez, R (8, PR) OBP: 0.500, SLG: 0.500 (8, 4)										1	1	0	0	0	1	3
69 Ray Olmedo, S (1, 6) OBP: 0.292, SLG: 0.304	7 S 11 1B 7 1B 1-H 1B			K		F9		G3 2-3		4	1	1	1	0	1	2

	AB	R	H	RBI	BB	SO	LOB
	38	9	13	9	5	11	19

Inning Stats	1	2	3	4	5	6	7	8	9	1B	SF	WP	PA
R	1	3	0	0	4	0	0	1	0	7	1	0	44
E	0	0	0	0	0	0	0	0	0	2B	5	PB	0
K	2	1	1	2	0	1	2	0	2	3B	0	SAC	0
S	9	9	4	8	7	5	9	4	7	HR	1	DP	1
H	2	4	0	1	3	0	2	1	0	SB	3	HBP	0
LOB	1	1	0	1	1	2	2	1	3	CS	0		
BB	0	0	1	0	1	0	0	0	3				
P	11	11	8	8	11	5	9	4	19				

PITCHER	IP	WLS	BF	H	R	ER	SO	BB	IBB	HBP	BLK	WP	HR	S	P	ERA	WHIP
22 Felix Doubront, L (1, 1) ERA: 9.64	4.1	L	24	10	8	8	6	2	0	0	1	0	1	35	47	16.61	2.769
67 Brandon Workman, R (5, 1) ERA: 5.52	3.2		14	3	1	1	3	0	0	0	0	0	0	20	20	2.46	0.818
35 Burke Badenhop, R (9, 1) ERA: 5.14	1.0		6	0	0	0	2	3	0	0	0	0	0	7	19	0.00	3.000

PITCHER	IP	WLS	BF	H	R	ER	SO	BB	IBB	HBP	BLK	WP	HR	S	P	ERA	WHIP

Tampa Bay Rays @ Boston Red Sox

JetBlue Park, Ft. Myers, FL

Sun Mar 23 2014, 1:10 PM - 4:19 PM EDT

Att. 9,840 - Sunny - 85 F

BOTTOM

Batter	1	2	3	4	5	6	7	8	9	AB	R	H	RBI	BB	SO	LOB
38 Grady Sizemore, L (1, 8) OBP: 0.333, SLG: 0.345	C C C 0-3 K ①		X 0-0 F5 ②		S S S 0-3 K ③		X 0-0 G4-3 ② ③ 1-2f			4	0	0	0	0	2	5
18 Shane Victorino, S (1, 9) OBP: 0.320, SLG: 0.273	X 0-0 P6 ②		B B B B 4-0 15 BB 1-2 2-3 BB			X 0-0 F7 ①		X 0-0 L7 ①		3	0	0	0	1	0	0
26 Shannon Wilkerson, R (9, 9)										0	0	0	0	0	0	0
15 Dustin Pedroia, R (1, 4) OBP: 0.326, SLG: 0.463	X 0-0 G5-3 ③		B B B B 4-0 1-2 2-3 3-H BB			X 0-0 G5-3 ②		X 0-0 F9 ②		2	0	0	1	1	0	0
10 Jonathan Herrera, S (7, 4) (8, 6) OBP: 0.243, SLG: 0.278										1	0	0	0	0	0	0
34 David Ortiz, L (1, 10) OBP: 0.132, SLG: 0.171		X 0-0 F9 ①	S S S 0-3 K ③			S S S 0-3 K ③		S S S 0-3 K ③		3	0	0	0	0	2	3
25 Jackie Bradley Jr., L (8, PH) (9, 10) OBP: 0.250, SLG: 0.313										1	0	0	0	0	1	0
12 Mike Napoli, R (1, 3) OBP: 0.227, SLG: 0.405		X 0-0 F9 ②		C C C 0-3 K ①			X 0-0 P5 ①		C C C 0-3 K ①	3	0	0	0	0	1	0
37 Mike Carp, L (8, 3) OBP: 0.275, SLG: 0.541										1	0	0	0	0	1	0
5 Jonny Gomes, R (1, 7) OBP: 0.250, SLG: 0.250		X 0-0 P4 ③		X 0-0 G6-3 ②			B B B B 4-0 2 1B 16 1B BB		S S S 0-3 K ②	2	0	0	0	1	0	0
72 Corey Brown, L (7, PR) (8, 7) OBP: 0.379, SLG: 0.520										1	1	0	0	0	1	0
2 Xander Bogaerts, R (1, 6) OBP: 0.304, SLG: 0.350			S S S 0-3 K ①	X 0-0 G1-3 ③			X 0-0 3 1B 16 1B 1-2 1B		X 0-0 20 1B 1B	3	0	1	0	0	1	0
48 Mike McCoy, R (7, PR) (8, 4) OBP: 0.200, SLG: 0.130										1	0	1	0	0	0	0
16 Will Middlebrooks, R (1, 5) OBP: 0.325, SLG: 0.474			B B B B 4-0 18 BB 3 WP 15 BB BB		X 0-0 F9 ①		X 0-0 3 1B 1-2 2-H 1B		X 0-0 1-3 1B	2	1	1	1	1	0	0
20 Ryan Lavarnway, R (8, 2) OBP: 0.389, SLG: 0.545										1	0	1	0	0	0	0
3 David Ross, R (1, 2) OBP: 0.273, SLG: 0.250			B B B B 4-0 15 BB 18 BB 1-2 BB		X 0-0 G6-3 ②		X 0-0 38 G4-3 1-2 2-3 1B		X 0-0 G4-3 ③	2	0	1	0	1	0	0
78 Mario Martinez, R (7, PR) (8, 5)										1	0	0	0	0	0	2
Inning Stats	R: 0 E: 0 K: 1 S: 5 H: 0 LOB: 0 BB: 0 P: 5	R: 0 E: 0 K: 0 S: 3 H: 0 LOB: 0 BB: 0 P: 3	R: 1 E: 0 K: 2 S: 7 H: 0 LOB: 3 BB: 4 P: 23	R: 0 E: 0 K: 1 S: 5 H: 0 LOB: 0 BB: 0 P: 5	R: 0 E: 0 K: 1 S: 5 H: 0 LOB: 0 BB: 0 P: 5	R: 0 E: 0 K: 1 S: 5 H: 0 LOB: 0 BB: 0 P: 5	R: 1 E: 0 K: 0 S: 5 H: 3 LOB: 3 BB: 1 P: 9	R: 0 E: 0 K: 1 S: 5 H: 0 LOB: 0 BB: 0 P: 5	R: 0 E: 0 K: 2 S: 9 H: 2 LOB: 2 BB: 0 P: 9	1B: 5 2B: 0 3B: 0 HR: 0	SF: 0 SAC: 0 DP: 1 HBP: 0						

livebaseballscorecards.com

AB	31
R	2
H	5
RBI	2
BB	5
SO	9
LOB	10

WP: 1 PB: 0 SB: 0 CS: 0 PA: 36

PITCHER		IP	WLS	BF	H	R	ER	SO	BB	IBB	HBP	BLK	WP	HR	S	P	ERA	WHIP
55 Matt Moore, L ERA: 3.77	(1, 1)	4.0	W	16	0	1	1	4	4	0	0	0	1	0	20	36	2.25	1.000
47 Brandon Gomes, R ERA:	(5, 1)	2.0		6	0	0	0	2	0	0	0	0	0	0	10	10	0.00	0.000
46 Juan Carlos Oviedo, R ERA: 9.0	(7, 1)	1.0		6	3	1	1	0	1	0	0	0	0	0	5	9	9.00	4.000
35 Mark Lowe, R ERA: 0.87	(8, 1)	2.0		8	2	0	0	3	0	0	0	0	0	0	14	14	0.00	1.000

PITCHER	IP	WLS	BF	H	R	ER	SO	BB	IBB	HBP	BLK	WP	HR	S	P	ERA	WHIP

Batter	1	2	3	4	5	6	7	8	9	AB	R	H	RBI	BB	SO	LOB
Inning Stats																

Boston Red Sox @ Baltimore Orioles

Ed Smith Stadium, Sarasota, FL

Mon Mar 24 2014, 1:05 PM EDT

TOP

livebaseballscorecards.com

AB	0
R	0
H	0
RBI	0
BB	0
SO	0
LOB	0

1B: 0 SF: 0
2B: 0 SAC: 0
3B: 0 DP: 0
HR: 0 HBP: 0

WP: 0 PA: 0
PB: 0
SB: 0
CS: 0

PITCHER	IP	WLS	BF	H	R	ER	SO	BB	IBB	HBP	BLK	WP	HR	S	P	ERA	WHIP

PITCHER	IP	WLS	BF	H	R	ER	SO	BB	IBB	HBP	BLK	WP	HR	S	P	ERA	WHIP

Batter	1	2	3	4	5	6	7	8	9	AB	R	H	RBI	BB	SO	LOB
Inning Stats																

BOTTOM

Boston Red Sox @ Baltimore Orioles

Ed Smith Stadium, Sarasota, FL

Mon Mar 24 2014, 1:05 PM EDT

livebaseballscorecards.com

AB	0
R	0
H	0
RBI	0
BB	0
SO	0
LOB	0

1B: 0
2B: 0
3B: 0
HR: 0

SF: 0
SAC: 0
DP: 0
HBP: 0

WP: 0
PB: 0
SB: 0
CS: 0

PA: 0

PITCHER	IP	WLS	BF	H	R	ER	SO	BB	IBB	HBP	BLK	WP	HR	S	P	ERA	WHIP

PITCHER	IP	WLS	BF	H	R	ER	SO	BB	IBB	HBP	BLK	WP	HR	S	P	ERA	WHIP

Boston Red Sox @ Tampa Bay Rays

Charlotte Sports Park, Port Charlotte, FL

Tue Mar 25 2014, 1:23 PM - 4:11 PM EDT

Att. 6,493 - Cloudy - 70 F

livebaseballscorecards.com

TOP

Batter	1	2	3	4	5	6	7	8	9	AB	R	H	RBI	BB	SO	LOB
29 Daniel Nava, S (1, 7) OBP: 0.383, SLG: 0.447	F7		G4-3		FC3-6 1-2f		BB		P2	4	0	0	0	1	0	3
15 Dustin Pedroia, R (1, 4) 84 Carlos Rivero, R (9, 5)	K		G6-3		F9		F9			4 0	0 0	0 0	0 0	0 0	1 0	2 0
37 Mike Carp, L (1, 10) OBP: 0.279, SLG: 0.513 5 Jonny Gomes, R (8, PH) OBP: 0.244, SLG: 0.244 (8, 10)	K	K		K		38 HR BB		K		2 1	1 0	0 0	0 0	1 0	2 1	0 0
12 Mike Napoli, R (1, 3) OBP: 0.250, SLG: 0.422 20 Ryan Lavarnway, R (9, 3) OBP: 0.389, SLG: 0.545		G6-3		2 1B 2B		F9		BB		3 0	1 0	1 0	0 0	1 0	0 0	1 0
38 Grady Sizemore, L (1, 8) OBP: 0.324, SLG: 0.424		G5-3		G5-3		1-H HR		K		4	1	1	2	0	1	2
2 Xander Bogaerts, R (1, 6) OBP: 0.320, SLG: 0.364		1B		2-H 1B		K		F8		4	0	2	1	0	1	1
40 A.J. Pierzynski, L (1, 2) OBP: 0.243, SLG: 0.351		G3		G4-3		G3			G4-3	4	0	0	0	0	0	2
16 Will Middlebrooks, R (1, 5) OBP: 0.364, SLG: 0.561 48 Mike McCoy, R (9, PR) OBP: 0.200, SLG: 0.130 (9, 4)			HR		29 FC3-6 BB		F9		25 G5-3 1B	3 0	1 0	2 0	1 0	1 0	0 0	0 0
25 Jackie Bradley Jr., L (1, 9) OBP: 0.232, SLG: 0.288			K		K		P4		G5-3 1-2	4	0	0	0	0	2	2
Inning Stats	R: 0 E: 0 K: 2 S: 7 H: 0 LOB: 0 BB: 0 P: 7	R: 0 E: 0 K: 0 S: 4 H: 1 LOB: 1 BB: 0 P: 4	R: 1 E: 0 K: 1 S: 8 H: 1 LOB: 0 BB: 0 P: 11	R: 1 E: 0 K: 1 S: 7 H: 2 LOB: 1 BB: 0 P: 7	R: 0 E: 0 K: 1 S: 5 H: 0 LOB: 1 BB: 1 P: 9	R: 2 E: 0 K: 1 S: 6 H: 1 LOB: 0 BB: 1 P: 10	R: 0 E: 0 K: 0 S: 3 H: 0 LOB: 1 BB: 1 P: 7	R: 0 E: 0 K: 2 S: 7 H: 0 LOB: 1 BB: 1 P: 11	R: 0 E: 0 K: 0 S: 4 H: 1 LOB: 2 BB: 0 P: 4	1B: 3 2B: 1 3B: 0 HR: 2 SF: 0 SAC: 0 DP: 0 HBP: 0						

	AB	33
	R	4
	H	6
	RBI	4
	BB	4
	SO	8
	LOB	13

PITCHER		IP	WLS	BF	H	R	ER	SO	BB	IBB	HBP	BLK	WP	HR	S	P	ERA	WHIP
23 Jake Odorizzi, R ERA: 4.24	(1, 1)	5.0	L	21	4	3	3	5	2	0	0	0	0	1	31	42	5.40	1.200
27 Cesár Ramos, L ERA: 3.07	(6, 1)	1.0		4	1	1	1	1	0	0	0	0	0	0	6	6	9.00	1.000
62 Joel Peralta, R ERA: 1.5	(7, 1)	1.0		4	0	0	0	0	1	0	0	0	0	0	3	7	0.00	1.000
57 Jake McGee, L ERA:	(8, 1)	1.0		4	0	0	0	2	1	0	0	0	0	0	7	11	0.00	1.000
52 Josh Lueke, R ERA: 2.89	(9, 1)	1.0		4	1	0	0	0	0	0	0	0	0	0	4	4	0.00	1.000

PITCHER	IP	WLS	BF	H	R	ER	SO	BB	IBB	HBP	BLK	WP	HR	S	P	ERA	WHIP

WP: 0	PA:	37
PB: 0		
SB: 0		
CS: 0		

Batter	1	2	3	4	5	6	7	8	9	AB	R	H	RBI	BB	SO	LOB
7 David DeJesus, L (1, 8) OBP: 0.459, SLG: 0.588	G6-3		BB			K		G6-3		2	0	0	0	1	1	0
60 Mayo Acosta, R (8, 2) OBP: 0.429, SLG: 0.200										1	0	0	0	0	0	0
9 Wil Myers, R (1, 9) OBP: 0.277, SLG: 0.447	G5-3		1B 1-3 2-H			K			F8	4	0	1	1	0	1	0
18 Ben Zobrist, S (1, 4) OBP: 0.486, SLG: 0.571	K		F8			BB			2B	3	0	1	0	1	1	1
27 Thomas Milone, L (9, PR)										0	0	0	0	0	0	0
3 Evan Longoria, R (1, 5) OBP: 0.295, SLG: 0.415		F7		G1-3		G5-3			F9	4	0	0	0	0	0	2
21 James Loney, L (1, 3) OBP: 0.429, SLG: 0.622		G1-4-3		F8			K		P6	4	0	0	0	0	1	1
20 Matt Joyce, L (1, 7) OBP: 0.267, SLG: 0.419		G3		K			K			3	0	0	0	0	2	0
41 Johnny Field, R (8, 7)										0	0	0	0	0	0	0
1 Sean Rodríguez, R (1, 6) OBP: 0.344, SLG: 0.464			1B 28 2B	G1-3			G5-3			2	1	1	0	0	0	0
11 Logan Forsythe, R (7, PH) OBP: 0.310, SLG: 0.316 (8, 6)										1	0	0	0	0	0	0
28 José Molina, R (1, 2) OBP: 0.360, SLG: 0.391			2B 9 1B 1-H	F9				K2-3		2	1	1	1	0	0	0
5 Brandon Guyer, R (8, 8) OBP: 0.341, SLG: 0.368										1	0	0	0	0	1	0
11 Yunel Escobar, R (1, 10) OBP: 0.436, SLG: 0.472			L9			K		G6-3		2	0	0	0	0	1	1
15 Wilson Betemit, S (8, PH) OBP: 0.296, SLG: 0.333 (9, 10)										1	0	0	0	0	0	0
Inning Stats	R: 0 E: 0 K: 1 S: 5 H: 0 LOB: 0 BB: 0 P: 5	R: 0 E: 0 K: 0 S: 3 H: 0 LOB: 0 BB: 0 P: 3	R: 2 E: 0 K: 0 S: 5 H: 3 LOB: 1 BB: 1 P: 9	R: 0 E: 0 K: 1 S: 5 H: 0 LOB: 0 BB: 0 P: 5	R: 0 E: 0 K: 1 S: 5 H: 0 LOB: 0 BB: 0 P: 5	R: 0 E: 0 K: 2 S: 7 H: 0 LOB: 1 BB: 1 P: 11	R: 0 E: 0 K: 2 S: 7 H: 0 LOB: 0 BB: 0 P: 7	R: 0 E: 0 K: 1 S: 5 H: 0 LOB: 0 BB: 0 P: 5	R: 0 E: 0 K: 0 S: 4 H: 1 LOB: 1 BB: 0 P: 4	1B: 2 2B: 2 3B: 0 HR: 0	SF: 0 SAC: 0 DP: 0 HBP: 0						

BOTTOM

Boston Red Sox @ Tampa Bay Rays

Charlotte Sports Park, Port Charlotte, FL

Tue Mar 25 2014, 1:23 PM - 4:11 PM EDT

Att. 6,493 - Cloudy - 70 F

livebaseballscorecards.com

AB	30
R	2
H	4
RBI	2
BB	2
SO	8
LOB	5

WP: 0 PB: 0 SB: 0 CS: 0 PA: 32

PITCHER		IP	WLS	BF	H	R	ER	SO	BB	IBB	HBP	BLK	WP	HR	S	P	ERA	WHIP
11 Clay Buchholz, R ERA: 2.84	(1, 1)	6.0	W	22	3	2	2	5	2	0	0	0	0	0	30	38	3.00	0.833
19 Koji Uehara, R ERA:	(7, 1)	1.0	H	3	0	0	0	2	0	0	0	0	0	0	7	7	0.00	0.000
36 Junichi Tazawa, R ERA: 1.8	(8, 1)	1.0	H	3	0	0	0	1	0	0	0	0	0	0	5	5	0.00	0.000
54 Edward Mujica, R ERA:	(9, 1)	1.0	S	4	1	0	0	0	0	0	0	0	0	0	4	4	0.00	1.000

PITCHER	IP	WLS	BF	H	R	ER	SO	BB	IBB	HBP	BLK	WP	HR	S	P	ERA	WHIP

Baltimore Orioles @ Boston Red Sox

JetBlue Park, Ft. Myers, FL

Wed Mar 26 2014, 1:10 PM - 3:48 PM EDT

Att. 10,147 - Sunny - 60 F

TOP

livebaseballscorecards.com

Batter	1	2	3	4	5	6	7	8	9	AB	R	H	RBI	BB	SO	LOB
1 Jemile Weeks, S (1, 4) OBP: 0.306, SLG: 0.200	0-0 21 G6-3 9 1B 1B		0-3 ① K	0-0 ② FC3-2 1-2 2-3 3-Hf		0-0 3-H 1B			0-3 ① K	5	0	2	1	0	2	4
92 Buck Britton, L (9, 4) OBP: 0.111, SLG: 0.111										0	0	0	0	0	0	0
9 David Lough, L (1, 7) OBP: 0.317, SLG: 0.395	0-0 21 G6-3 1-2 1B		4-0 21 2B BB	0-0 ③ G4-3		0-3 ③ K			0-0 ② SH2-3 1-2	3	1	1	0	1	1	5
Julio Borbon, L (8, 7) OBP: 0.350, SLG: 0.188										0	0	0	0	0	0	0
21 Nick Markakis, L (1, 10) OBP: 0.357, SLG: 0.585	0-0 ①② G6-3 1-2f 2-3		0-0 19 1B 1-H 2B		0-0 ① P3		0-0 ① G4-3		1-0 ③ G5-3 2-3	5	1	1	1	0	0	3
19 Chris Davis, L (1, 3) OBP: 0.462, SLG: 0.824	0-3 ③ K		0-0 45 G4-3 2-H 1B		0-0 ② G3		0-0 ② P6			4	0	1	1	0	1	1
45 Steve Clevenger, L (1, 2) OBP: 0.500, SLG: 0.686		0-0 HR	0-0 ②③ G4-3 1-2f		0-0 ③ F7		0-0 ③ G1-3			4	1	1	1	0	0	1
Brian Ward, R (9, 2) OBP: 0.667, SLG: 0.500										0	0	0	0	0	0	0
Henry Urrutia, L (1, 9) OBP: 0.279, SLG: 0.452	0-0 ① G6-3			0-0 ① G5-3		0-0 3 2B 2B		0-0 ① G4-3		3	0	1	0	0	0	0
87 Mike Yastrzemski, L (6, PR) OBP: 0.286, SLG: 0.167										1	1	0	0	0	0	0
(6, 9)																
3 Ryan Flaherty, L (1, 5) OBP: 0.352, SLG: 0.551	0-0 ② G3-1			0-0 34 1B 12 1B 1 FC3-2 1B		0-0 12 G4-3 1 1B 2-H 2B		0-0 ② G4-3		4	1	2	1	0	0	0
Cord Phelps, S (9, 5) OBP: 0.250, SLG: 0.143										0	0	0	0	0	0	0
12 Alexi Casilla, S (1, 6) OBP: 0.217, SLG: 0.227	4-0 BB			0-0 1 FC3-2 34 1B 1-2 1B		0-0 ① G4-3 2-3		0-0 ③ G4-3		3	0	1	0	1	0	1
Iván De Jesús Jr., R (8, 6) OBP: 0.357, SLG: 0.250										0	0	0	0	0	0	0
34 Quintin Berry, L (1, 8) OBP: 0.268, SLG: 0.342	0-0 ③ F8			0-0 1 FC3-2 1-2 2-3 1B		0-3 ② K			4-0 21 WP SH2-3 BB	3	0	1	0	0	1	3
85 Trent Mummey, L (7, 8)										0	0	0	0	1	0	0
Inning Stats	R: 0 E: 0 K: 1 S: 6 H: 2 LOB: 1 BB: 0 P: 6	R: 1 E: 0 K: 0 S: 4 H: 1 LOB: 1 BB: 1 P: 8	R: 2 E: 0 K: 1 S: 6 H: 2 LOB: 0 BB: 1 P: 10	R: 0 E: 0 K: 0 S: 6 H: 3 LOB: 3 BB: 0 P: 6	R: 0 E: 0 K: 0 S: 3 H: 0 LOB: 0 BB: 0 P: 3	R: 2 E: 0 K: 2 S: 10 H: 3 LOB: 2 BB: 0 P: 10	R: 0 E: 0 K: 0 S: 3 H: 0 LOB: 0 BB: 0 P: 3	R: 0 E: 0 K: 0 S: 3 H: 0 LOB: 0 BB: 0 P: 3	R: 0 E: 0 K: 1 S: 5 H: 0 LOB: 1 BB: 1 P: 10	1B: 7 2B: 3 3B: 0 HR: 1 SF: 0 SAC: 1 DP: 2 HBP: 0						

	AB	35
	R	5
	H	11
	RBI	5
	BB	3
	SO	5
	LOB	18

WP: 1 PB: 0 SB: 0 CS: 0 PA: 39

PITCHER		IP	WLS	BF	H	R	ER	SO	BB	IBB	HBP	BLK	WP	HR	S	P	ERA	WHIP
64 Allen Webster, R ERA: 6.11	(1, 1)	5.2	L	28	11	5	5	3	2	0	0	0	0	1	32	40	7.94	2.294
59 Tommy Layne, L ERA:	(6, 1)	1.1		4	0	0	0	1	0	0	0	0	0	0	6	6	0.00	0.000
35 Burke Badenhop, R ERA: 4.5	(8, 1)	1.0		3	0	0	0	0	0	0	0	0	0	0	3	3	0.00	0.000
60 Brayan Villarreal, R ERA: 4.82	(9, 1)	1.0		4	0	0	0	1	1	0	0	0	1	0	5	10	0.00	1.000

PITCHER	IP	WLS	BF	H	R	ER	SO	BB	IBB	HBP	BLK	WP	HR	S	P	ERA	WHIP

BOTTOM

Baltimore Orioles @ Boston Red Sox

JetBlue Park, Ft. Myers, FL

Wed Mar 26 2014, 1:10 PM - 3:48 PM EDT

Att. 10,147 - Sunny - 60 F

Batter	1	2	3	4	5	6	7	8	9	AB	R	H	RBI	BB	SO	LOB
38 Grady Sizemore, L (1, 8) OBP: 0.342, SLG: 0.417	0-0 ① 1B		BBB 4-0 15 1B 37 1B BB	0-0 ③ F7			0-0 ② FC3-6 1-2f			3	1	1	0	1	0	1
15 Dustin Pedroia, R (1, 4) OBP: 0.327, SLG: 0.447	0-0 37 G4-6-3 1B		0-0 37 1B 12 G6-4-3 1-2 1B		0-0 ① G1-3		0-0 ③ G6-3			2	0	2	0	0	0	0
10 Jonathan Herrera, S (3, PR) (4, 4) (8, 5) OBP: 0.231, SLG: 0.263										2	1	0	0	0	0	1
37 Mike Carp, L (1, 3) OBP: 0.277, SLG: 0.488	0-0 ② ③ G4-6-3 1-2f		0-0 12 G6-4-3 1-3 2-H 1B		0-0 ② F7			0-0 ① F7		4	0	1	1	0	0	1
87 Matt Gedman, L (9, 3)										0	0	0	0	0	0	0
12 Mike Napoli, R (1, 10) OBP: 0.250, SLG: 0.396	SSS 0-3 ① K	0-0 ① ② G6-4-3 1-2f 3-H		0-0 ③ F9				BBBB 4-0 5 FC4-6 BB		3	0	0	0	1	1	1
81 Peter Hissey, L (8, PR) (9, 10)										0	0	0	0	0	0	0
5 Jonny Gomes, R (1, 7) OBP: 0.245, SLG: 0.227	H 1-0 16 1B HBP	0-0 ③ G5-3				0-0 ① G6-3		0-0 ② FC4-6 1-2f		3	0	0	0	0	0	2
30 Henry Ramos, S (8, PR) (9, 7)										0	0	0	0	0	0	0
2 Xander Bogaerts, R (1, 6) OBP: 0.321, SLG: 0.426	0-0 ② F7		BBBSSX 3-2 HR			0-0 ② G5-3		SSS 0-3 ③ K		3	1	1	1	0	0	1
48 Mike McCoy, R (8, 6) OBP: 0.192, SLG: 0.125										1	0	0	0	0	1	1
16 Will Middlebrooks, R (1, 5) OBP: 0.383, SLG: 0.636	0-0 20 BB 1-3 1B		SBX 1-1 HR			0-0 ③ G6-3			SSS 0-3 ① K	3	1	2	1	0	0	0
76 Ryan Dent, R (8, 4)										1	0	0	0	0	1	0
20 Ryan Lavarnway, R (1, 2) OBP: 0.375, SLG: 0.500	BBBB 4-0 1-2 BB		0-0 ① G5-3				0-0 ① F8		SSC 0-3 ② K	3	0	0	0	1	1	0
25 Jackie Bradley Jr., L (1, 9) OBP: 0.224, SLG: 0.278	0-0 ③ G6-5-3		SSS 0-3 ② K				0-0 38 FC3-6 1B		SSC 0-3 ③ K	2	0	0	0	0	1	3
72 Corey Brown, L (6, 9) OBP: 0.387, SLG: 0.519										2	0	1	0	0	1	0
Inning Stats	R: 0 H: 2 E: 0 LOB: 0 K: 0 BB: 0 S: 3 P: 3	R: 0 H: 1 E: 0 LOB: 3 K: 1 BB: 1 S: 6 P: 11	R: 2 H: 2 E: 0 LOB: 1 K: 0 BB: 1 S: 4 P: 8	R: 2 H: 2 E: 0 LOB: 0 K: 1 BB: 0 S: 10 P: 14	R: 0 H: 0 E: 0 LOB: 0 K: 0 BB: 0 S: 3 P: 3	R: 0 H: 0 E: 0 LOB: 0 K: 0 BB: 0 S: 3 P: 3	R: 0 H: 1 E: 0 LOB: 1 K: 0 BB: 0 S: 4 P: 4	R: 0 H: 0 E: 0 LOB: 1 K: 1 BB: 1 S: 5 P: 9	R: 0 H: 0 E: 0 LOB: 0 K: 3 BB: 0 S: 9 P: 9	1B: 6 SF: 0 2B: 0 SAC: 0 3B: 0 DP: 2 HR: 2 HBP: 1						

livebaseballscorecards.com

AB	32
R	4
H	8
RBI	3
BB	3
SO	6
LOB	11

WP: 0 PA: 36
PB: 0
SB: 0
CS: 0

PITCHER		IP	WLS	BF	H	R	ER	SO	BB	IBB	HBP	BLK	WP	HR	S	P	ERA	WHIP
50 Miguel González, R ERA: 3.54	(1, 1)	5.0	W	22	7	4	4	2	2	0	1	0	0	2	26	39	7.20	1.800
66 T.J. McFarland, L ERA: 3.72	(6, 1)	1.0	H	3	0	0	0	0	0	0	0	0	0	0	3	3	0.00	0.000
58 Ryan Webb, R ERA: 3.38	(7, 1)	1.0	H	4	1	0	0	0	0	0	0	0	0	0	4	4	0.00	1.000
Steve Johnson, R ERA: 5.4	(8, 1)	1.0	H	4	0	0	0	1	1	0	0	0	0	0	5	9	0.00	1.000
47 Evan Meek, R ERA: 1.13	(9, 1)	1.0	S	3	0	0	0	3	0	0	0	0	0	0	9	9	0.00	0.000

PITCHER	IP	WLS	BF	H	R	ER	SO	BB	IBB	HBP	BLK	WP	HR	S	P	ERA	WHIP

Minnesota Twins @ Boston Red Sox

JetBlue Park, Ft. Myers, FL

Thu Mar 27 2014, 7:07 PM - 9:48 PM EDT

Att. 9,969 - Overcast - 70 F

TOP

livebaseballscorecards.com

Batter	1	2	3	4	5	6	7	8	9	AB	R	H	RBI	BB	SO	LOB
2 Brian Dozier, R (1, 4) OBP: 0.281, SLG: 0.407	G5-3		G5-3		G6-3			K		3	0	0	0	0	0	2
5 Eduardo Escobar, S (6, 4) OBP: 0.282, SLG: 0.474										1	0	0	0	0	1	0
7 Joe Mauer, L (1, 3) OBP: 0.400, SLG: 0.326	31 G4-6-3 1B			G1-5-3		L3		K		3	0	1	0	0	0	0
55 Chris Colabello, R (6, 3) OBP: 0.468, SLG: 0.526										1	0	0	0	0	1	0
31 Oswaldo Arcia, L (1, 9) OBP: 0.283, SLG: 0.447	G4-6-3 1-2f			K		K		G3-1		4	0	0	0	0	2	1
16 Josh Willingham, R (1, 10) OBP: 0.174, SLG: 0.077		K		BB		K			K	3	0	0	0	1	3	0
13 Jason Kubel, L (1, 7) OBP: 0.286, SLG: 0.279		G3		L6			G4-3		F8	2	0	0	0	0	0	1
96 Danny Ortiz, L (6, 7)										2	0	0	0	0	0	0
24 Trevor Plouffe, R (1, 5) OBP: 0.321, SLG: 0.354		2B			K		43 G1-3 32 2B	2B	K	2	0	1	0	0	1	0
95 Nate Hanson, R (6, 5) OBP: 0.500, SLG: 1.000										2	1	1	0	0	1	0
8 Kurt Suzuki, R (1, 2) OBP: 0.250, SLG: 0.189		P5			F8		G1-3 2-3			2	0	0	0	0	0	1
43 Josmil Pinto, R (6, 2) OBP: 0.360, SLG: 0.348										1	0	0	0	0	0	1
32 Aaron Hicks, S (1, 8) OBP: 0.367, SLG: 0.489			G4-3		25 1B					3	0	2	1	0	0	0
25 Pedro Florimón, S (1, 6) OBP: 0.217, SLG: 0.182			K		1-3 1B		F8			2	0	1	0	0	1	0
11 Jason Bartlett, R (6, 6) OBP: 0.154, SLG: 0.083										1	0	0	0	0	0	1

	AB	32
	R	1
	H	6
	RBI	1
	BB	1
	SO	10
	LOB	7

Inning Stats																																		
	R: 0	H: 1	R: 0	H: 1	R: 0	H: 0	R: 0	H: 0	R: 0	H: 2	R: 0	H: 0	R: 1	H: 2	R: 0	H: 0	R: 0	H: 0	1B: 3	SF: 0	WP: 0	PA: 33
	E: 0	LOB: 0	E: 0	LOB: 1	E: 0	LOB: 0	E: 0	LOB: 1	E: 0	LOB: 2	E: 0	LOB: 0	E: 0	LOB: 1	E: 0	LOB: 0	E: 0	LOB: 0	2B: 3	SAC: 0	PB: 0	
	K: 0	BB: 0	K: 1	BB: 0	K: 1	BB: 0	K: 1	BB: 1	K: 1	BB: 0	K: 2	BB: 0	K: 0	BB: 1	K: 2	BB: 0	K: 2	BB: 0	3B: 0	DP: 1	SB: 0	
	S: 3	P: 3	S: 6	P: 6	S: 5	P: 5	S: 5	P: 9	S: 7	P: 7	S: 7	P: 7	S: 5	P: 5	S: 7	P: 7	S: 7	P: 7	HR: 0	HBP: 0	CS: 0	

PITCHER		IP	WLS	BF	H	R	ER	SO	BB	IBB	HBP	BLK	WP	HR	S	P	ERA	WHIP
41 John Lackey, R ERA: 6.27	(1, 1)	6.1		23	4	0	0	6	1	0	0	0	0	0	34	38	0.00	0.789
54 Edward Mujica, R ERA: 1.42	(7, 1)	0.2	W	4	2	1	1	0	0	0	0	0	0	0	4	4	13.50	3.000
36 Junichi Tazawa, R ERA: 1.5	(8, 1)	1.0	H	3	0	0	0	2	0	0	0	0	0	0	7	7	0.00	0.000
19 Koji Uehara, R ERA:	(9, 1)	1.0	S	3	0	0	0	2	0	0	0	0	0	0	7	7	0.00	0.000

PITCHER	IP	WLS	BF	H	R	ER	SO	BB	IBB	HBP	BLK	WP	HR	S	P	ERA	WHIP

BOTTOM

Minnesota Twins @ Boston Red Sox

JetBlue Park, Ft. Myers, FL

Thu Mar 27 2014, 7:07 PM - 9:48 PM EDT

Att. 9,969 - Overcast - 70 F

Batter	1	2	3	4	5	6	7	8	9	AB	R	H	RBI	BB	SO	LOB
29 Daniel Nava, S (1, 7) OBP: 0.373, SLG: 0.415 81 Peter Hissey, L (7, PR) (8, 7)	F7		F7		G4-3		2-3 BB			3	0	0	0	1	0	1
										0	0	0	0	0	0	0
15 Dustin Pedroia, R (1, 4) OBP: 0.321, SLG: 0.431 Stefan Welch, L (8, 3)	34 G6-3 1B		F8		F8		K			4	0	1	0	0	1	4
										0	0	0	0	0	0	0
34 David Ortiz, L (1, 10) OBP: 0.125, SLG: 0.162 37 Mike Carp, L (6, PH) OBP: 0.265, SLG: 0.467 (7, 10)	G6-3 1-2f		K			P5		K		2	0	0	0	0	1	1
										2	0	0	0	0	1	0
12 Mike Napoli, R (1, 3) OBP: 0.273, SLG: 0.412 10 Jonathan Herrera, S (8, 4) OBP: 0.225, SLG: 0.256		38 BB 40 2B 1B		1B		P4		K		3	1	2	0	0	0	0
										1	0	0	0	0	1	0
38 Grady Sizemore, L (1, 8) OBP: 0.381, SLG: 0.462 91 Jonathan Roof, R (8, PR) (9, 6)		40 2B 1-2 BB		2B		G3-1		48 2B 1B		3	0	2	0	1	0	0
										0	1	0	0	0	0	0
2 Xander Bogaerts, R (1, 6) OBP: 0.321, SLG: 0.440 48 Mike McCoy, R (7, PR) OBP: 0.222, SLG: 0.200 (8, 6) (9, 8)	F7		G6-3				16 WP 16 2B 2B	3 1B 1-H 2B		3	0	1	0	0	0	3
										1	2	1	1	0	0	0
40 A.J. Pierzynski, L (1, 2) OBP: 0.256, SLG: 0.385 3 David Ross, R (7, 2) OBP: 0.292, SLG: 0.273	1-3 2-H 2B		F7				K	2-H 1B		2	0	1	1	0	0	1
										2	0	1	1	0	1	1
16 Will Middlebrooks, R (1, 5) OBP: 0.400, SLG: 0.702 84 Carlos Rivero, R (7, PR) (8, 5)	P4				3B		29 PB 2-H 2B	K		3	0	2	1	0	0	2
										1	0	0	0	0	1	1
25 Jackie Bradley Jr., L (1, 9) OBP: 0.213, SLG: 0.263 72 Corey Brown, L (8, 9) OBP: 0.387, SLG: 0.519	G4-3				P5		F8			3	0	0	0	0	0	4
										0	0	0	0	0	0	0
Inning Stats	R: 0 E: 0 K: 0 S: 3 H: 1 LOB: 0 BB: 0 P: 3	R: 1 E: 0 K: 0 S: 5 H: 2 LOB: 2 BB: 1 P: 9	R: 0 E: 0 K: 1 S: 5 H: 0 LOB: 0 BB: 0 P: 5	R: 0 E: 0 K: 0 S: 4 H: 2 LOB: 1 BB: 0 P: 4	R: 0 E: 0 K: 0 S: 4 H: 1 LOB: 1 BB: 0 P: 4	R: 0 E: 0 K: 0 S: 3 H: 0 LOB: 0 BB: 0 P: 3	R: 1 E: 0 K: 2 S: 9 H: 2 LOB: 3 BB: 1 P: 14	R: 2 E: 0 K: 3 S: 12 H: 3 LOB: 1 BB: 0 P: 12		1B: 5 2B: 5 3B: 1 HR: 0	SF: 0 SAC: 0 DP: 1 HBP: 0		WP: 1 PB: 1 SB: 0 CS: 0	PA: 35			

livebaseballscorecards.com

AB	33
R	4
H	11
RBI	4
BB	2
SO	6
LOB	18

PITCHER		IP	WLS	BF	H	R	ER	SO	BB	IBB	HBP	BLK	WP	HR	S	P	ERA	WHIP
30 Kevin Correia, R ERA: 4.76	(1, 1)	5.0		20	6	1	1	1	1	0	0	0	0	0	21	25	1.80	1.400
52 Brian Duensing, L ERA: 5.06	(6, 1)	1.0		3	0	0	0	0	0	0	0	0	0	0	3	3	0.00	0.000
61 Jared Burton, R ERA: 5.4	(7, 1)	1.0	L	6	2	1	1	2	1	0	0	0	1	0	9	14	9.00	3.000
15 Glen Perkins, L ERA: 6.43	(8, 1)	1.0		6	3	2	2	3	0	0	0	0	0	0	12	12	18.00	3.000

PITCHER		IP	WLS	BF	H	R	ER	SO	BB	IBB	HBP	BLK	WP	HR	S	P	ERA	WHIP

Boston Red Sox @ Minnesota Twins

Hammond Stadium, Fort Myers, FL

Fri Mar 28 2014, 1:06 PM - 3:53 PM EDT

Att. 8,838 - Partly Cloudy - 81 F

livebaseballscorecards.com

Batter	1	2	3	4	5	6	7	8	9	AB	R	H	RBI	BB	SO	LOB
18 Shane Victorino, S (1, 8) OBP: 0.310, SLG: 0.308 86 Manuel Margot, R (8, 8)	B X 1-0 ① G4-3		X 0-0 ② 2B		X 0-0 ① G5-3	X 0-0 ③ P4			X 0-0 ② FC4-6 91 1B 1-2f	4 0 1 0 0 0 2 1 0 0 0 0 0 1						
10 Jonathan Herrera, S (1, 4) (5, 6) OBP: 0.227, SLG: 0.256 91 Jonathan Roof, R (8, 6) OBP: 1.000, SLG: 1.000	X 0-0 ② G6-3		X 0-0 ③ G3		X 0-0 40 L5-3 1B		S S S 0-3 ① K		X 0-0 1-3 1B	4 0 1 0 0 1 1 1 0 1 0 0 0 0						
40 A.J. Pierzynski, L (1, 2) OBP: 0.262, SLG: 0.381 Ryan Lavarnway, R (6, 2) OBP: 0.357, SLG: 0.474	X 0-0 1B			X 0-0 ① G4-3	X 0-0 ②③ L5-3 1-1		X 0-0 ② G6-3		X 0-0 ③ L9	3 0 1 0 0 0 1 2 0 0 0 0 0 2						
12 Mike Napoli, R (1, 10) OBP: 0.293, SLG: 0.472 83 Aneury Tavárez, L (7, PH) (7, 10)	S S S 0-3 ③ K			B B B B 4-0 37 2B BB		B C C X 1-2 HR	S S S 0-3 ③ K			2 2 1 1 1 1 1 1 0 0 0 0 1 0						
5 Jonny Gomes, R (1, 7) OBP: 0.226, SLG: 0.208 81 Peter Hissey, L (8, 7)		X 0-0 ① F9		X 0-0 ② P3		X 0-0 ① L9		S S S 0-3 ① K		4 0 0 0 0 1 1 0 0 0 0 0 0 0						
37 Mike Carp, L (1, 3) OBP: 0.283, SLG: 0.490 78 Mario Martinez, R (8, 3)		X 0-0 ② F8		X 0-0 1-H 2 1B 2B		X 0-0 76 1B 82 1B 1B		S S S 0-3 ② K		4 2 2 1 0 1 0 0 0 0 0 0 0 0						
2 Xander Bogaerts, R (1, 6) OBP: 0.328, SLG: 0.442 76 Ryan Dent, R (5, 5) OBP: 0.286, SLG: 0.167		X 0-0 ③ G4-3		X 0-0 2-H 16 1B 1B		X 0-0 1-2 82 1B 1B		S S S 0-3 ③ K		2 0 1 1 0 0 0 2 0 1 0 0 1 0						
16 Will Middlebrooks, R (1, 5) OBP: 0.404, SLG: 0.694 82 Derrik Gibson, R (5, 4) OBP: 0.500, SLG: 0.500			X 0-0 ① G6-3	X 0-0 1-2 1B		X 0-0 1-2 2-H 1B			X 0-0 ① G5-3	2 0 1 0 0 0 0 2 0 1 1 0 0 0						
72 Corey Brown, L (1, 9) OBP: 0.371, SLG: 0.467 82 Matty Johnson, S (9, PR) (9, 9)			X 0-0 ② F7	C C C 0-3 ③ K		X 0-0 ② F8			B B B B 4-0 86 FC4-6 BB	3 0 0 0 1 1 4 0 0 0 0 0 0 0						
Inning Stats	R: 0 H: 1 E: 0 LOB: 1 K: 1 BB: 0 S: 6 P: 7	R: 0 H: 0 E: 0 LOB: 0 K: 0 BB: 0 S: 3 P: 3	R: 0 H: 1 E: 0 LOB: 1 K: 0 BB: 0 S: 4 P: 4	R: 2 H: 3 E: 0 LOB: 2 K: 1 BB: 1 S: 8 P: 12	R: 0 H: 1 E: 0 LOB: 0 K: 0 BB: 0 S: 3 P: 3	R: 2 H: 4 E: 0 LOB: 2 K: 0 BB: 0 S: 9 P: 10	R: 0 H: 0 E: 0 LOB: 0 K: 2 BB: 0 S: 7 P: 7	R: 0 H: 0 E: 0 LOB: 0 K: 3 BB: 0 S: 9 P: 9	R: 0 H: 1 E: 0 LOB: 2 K: 0 BB: 1 S: 4 P: 8	1B: 8 SF: 0 2B: 3 SAC: 0 3B: 0 DP: 1 HR: 1 HBP: 0						

	AB	37
	R	4
	H	11
	RBI	4
	BB	2
	SO	7
	LOB	13

WP: 0 PA: 39
PB: 0
SB: 0
CS: 0

PITCHER		IP	WLS	BF	H	R	ER	SO	BB	IBB	HBP	BLK	WP	HR	S	P	ERA	WHIP
45 Phil Hughes, R ERA: 4.74	(1, 1)	5.1	L	26	10	4	4	2	1	0	0	0	0	1	31	37	6.75	2.062
Aaron Thompson, L ERA: 1.35	(6, 1)	0.2		2	0	0	0	0	0	0	0	0	0	0	2	2	0.00	0.000
21 Samuel Deduno, R ERA: 1.76	(7, 1)	2.0		6	0	0	0	5	0	0	0	0	0	0	16	16	0.00	0.000
Matt Hoffman, L ERA: 3.0	(9, 1)	1.0		5	1	0	0	0	1	0	0	0	0	0	4	8	0.00	2.000

PITCHER	IP	WLS	BF	H	R	ER	SO	BB	IBB	HBP	BLK	WP	HR	S	P	ERA	WHIP

BOTTOM

Batter	1	2	3	4	5	6	7	8	9	AB	R	H	RBI	BB	SO	LOB
11 Jason Bartlett, R (1, 9) OBP: 0.159, SLG: 0.098	0-0 7 FC3-6 1B	0-0 FC6-4 1-2f		0-3 K		0-0 L8			0-0 F9	5	0	1	0	0	1	3
7 Joe Mauer, L (1, 10) OBP: 0.377, SLG: 0.304 97 Mike Kvasnicka, S (7, PH) (8, 10)	0-0 FC3-6 55 1B 24 1B 1-2f		0-3 K	0-3 K			0-3 K		0-0 G4-3	3	0	0	0	0	2	3
										2	0	0	0	0	1	0
24 Trevor Plouffe, R (1, 5) OBP: 0.357, SLG: 0.380 95 Nate Hanson, R (6, 5) OBP: 0.333, SLG: 0.667	0-0 55 1B 1-2 1B		4-0 55 E BB		0-0 16 BB 1B		0-0 G6-3			2	0	2	0	1	0	0
										1	0	0	0	0	0	0
16 Josh Willingham, R (1, 7) OBP: 0.184, SLG: 0.073 96 Reynaldo Rodriguez, R (5, PR) (6, 7)	0-3 K	0-0 F7			4-0 1-2 BB		0-0 F8			2	0	0	0	1	1	3
										1	0	0	0	0	0	0
55 Chris Colabello, R (1, 3) OBP: 0.451, SLG: 0.500	0-0 1-2 2-3 1B	0-0 E4 1-3			0-3 K			0-0 G4-3		4	0	1	0	0	1	3
43 Josmil Pinto, R (1, 2) OBP: 0.321, SLG: 0.308 84 Dan Rohlfing, R (7, 2) OBP: 0.263, SLG: 0.176	0-0 F9	0-0 F9			0-0 F8			0-0 G4-3		3	0	0	0	0	0	7
										1	0	0	0	0	0	0
32 Aaron Hicks, S (1, 8) OBP: 0.377, SLG: 0.480		0-0 G6-3		0-0 25 S 5 1B 1B	0-3 K			4-0 BB		3	0	1	0	1	1	2
5 Eduardo Escobar, S (1, 4) OBP: 0.279, SLG: 0.452 (7, 6)		0-0 G4-3		0-0 1-2 1B		0-0 F8		0-3 K		4	0	1	0	0	1	1
25 Pedro Florimón, S (1, 6) OBP: 0.231, SLG: 0.200 95 Eric Farris, R (7, 4) OBP: 0.333, SLG: 0.667		0-0 11 FC6-4 1B		1-3 K 2-3		0-0 G6-3			0-0 G1-3	3	0	1	0	0	1	2
										1	0	0	0	0	0	0
Inning Stats	R: 0 E: 0 K: 1 S: 8 H: 3 LOB: 3 BB: 0 P: 8	R: 0 E: 0 K: 0 S: 4 H: 1 LOB: 1 BB: 0 P: 4	R: 0 E: 1 K: 1 S: 6 H: 0 LOB: 2 BB: 1 P: 10	R: 0 E: 0 K: 3 S: 11 H: 2 LOB: 2 BB: 0 P: 12	R: 0 E: 0 K: 2 S: 8 H: 1 LOB: 2 BB: 1 P: 12	R: 0 E: 0 K: 0 S: 3 H: 0 LOB: 0 BB: 0 P: 3	R: 0 E: 0 K: 1 S: 5 H: 0 LOB: 0 BB: 0 P: 5	R: 0 E: 0 K: 1 S: 5 H: 0 LOB: 1 BB: 1 P: 9	R: 0 E: 0 K: 0 S: 3 H: 0 LOB: 0 BB: 0 P: 3	1B: 7 2B: 0 3B: 0 HR: 0	SF: 0 SAC: 0 DP: 0 HBP: 0						

PITCHER	IP	WLS	BF	H	R	ER	SO	BB	IBB	HBP	BLK	WP	HR	S	P	ERA	WHIP
22 Felix Doubront, L (1, 1) ERA: 7.11	5.0	W	25	7	0	0	7	2	0	0	0	0	0	37	46	0.00	1.800
Drake Britton, L (6, 1) ERA: 6.52	1.0		3	0	0	0	0	0	0	0	0	0	0	3	3	0.00	0.000
67 Brandon Workman, R (7, 1) ERA: 5.17	1.0		3	0	0	0	1	0	0	0	0	0	0	5	5	0.00	0.000
35 Burke Badenhop, R (8, 1) ERA: 4.0	1.0		4	0	0	0	1	1	0	0	0	0	0	5	9	0.00	1.000
Shunsuke Watanabe, R (9, 1) ERA: 6.0	1.0		3	0	0	0	0	0	0	0	0	0	0	3	3	0.00	0.000

PITCHER	IP	WLS	BF	H	R	ER	SO	BB	IBB	HBP	BLK	WP	HR	S	P	ERA	WHIP

Boston Red Sox @ Minnesota Twins

Hammond Stadium, Fort Myers, FL

Fri Mar 28 2014, 1:06 PM - 3:53 PM EDT

Att. 8,838 - Partly Cloudy - 81 F

livebaseballscorecards.com

AB	35
R	0
H	7
RBI	0
BB	3
SO	9
LOB	24

WP: 0 PB: 0 SB: 1 CS: 0 PA: 38

Batter	1	2	3	4	5	6	7	8	9	AB	R	H	RBI	BB	SO	LOB
2 Brian Dozier, R (1, 4) OBP: 0.283, SLG: 0.393	B X 1-0 G6-3		X 0-0 L4		B 1-0 CS 1-2	B B B B 4-0 16 L5-4 7 BB BB	X 0-0 43 HR 1-3 1B		X 0-0 FC3-6 43 S 55 WP 1-2f	2	0	0	0	1	0	0
Levi Michael, R (6, PR) OBP: 0.500, SLG: 0.500 (6, 4)										2	2	1	0	0	0	1
8 Kurt Suzuki, R (1, 2) OBP: 0.256, SLG: 0.225	X 0-0 F9		X 0-0 2B			S S S 0-3 K	B B X 2-0 1-H 3-H HR		B S S S 1-3 K 1-2	3	0	1	0	0	1	1
43 Josmil Pinto, R (6, 2) OBP: 0.333, SLG: 0.429										2	1	1	3	0	1	1
7 Joe Mauer, L (1, 3) OBP: 0.375, SLG: 0.292	X 0-0 G6-3		X 0-0 G6-3			B B B B 4-0 1-2 BB	X 0-0 5 FC6-4 1B		B B 2-0 WP 2-H	2	0	0	0	1	0	1
55 Chris Colabello, R (6, PR) OBP: 0.462, SLG: 0.512 (6, 3)										2	0	1	0	0	0	0
16 Josh Willingham, R (1, 7) OBP: 0.192, SLG: 0.159		X 0-0 HR		X 0-0 P4		X 0-0 L5-4 2-2	X 0-0 FC6-4 1-2f			3	1	1	1	0	0	2
5 Eduardo Escobar, S (6, 7) OBP: 0.273, SLG: 0.442										1	0	0	0	0	0	1
13 Jason Kubel, L (1, 10) OBP: 0.288, SLG: 0.283		X 0-0 G4-3		S S S 0-3 K			X 0-0 FC4-6 1B	S S S 0-3 K		3	0	1	0	0	1	0
Travis Harrison, R (7, PR) (7, 10)										1	0	0	0	0	1	0
24 Trevor Plouffe, R (1, 5) OBP: 0.345, SLG: 0.365		X 0-0 P6		C C C 0-3 K			X 0-0 FC4-6 1-2f HR	X 0-0 G1-3		2	0	0	0	0	1	0
A.J. Pettersen, R (6, 5)										2	1	0	0	0	0	1
31 Oswaldo Arcia, L (1, 9) OBP: 0.309, SLG: 0.458		B B B B 4-0 32 S BB			X 0-0 25 FC4-6 1B		X 0-0 1-H HR	X 0-0 2B		1	0	1	0	1	0	0
Adam Brett Walker, R (6, 9) OBP: 1.000, SLG: 3.000										2	1	2	2	0	0	0
32 Aaron Hicks, S (1, 8) OBP: 0.364, SLG: 0.462		B S S S 1-3 K 1-2			X 0-0 F9		X 0-0 G3-1	X 0-0 G5-3		2	0	0	0	0	1	2
11 Jason Bartlett, R (6, 8) OBP: 0.152, SLG: 0.093										2	0	0	0	0	0	2
25 Pedro Florimón, S (1, 6) OBP: 0.214, SLG: 0.185			X 0-0 B1-3		X 0-0 FC4-6 2 CS 1-2f		B B B B 4-0 1B 43 HR BB		B B B B 4-0 FC3-6 BB	2	0	0	0	0	0	1
Niko Goodrum, S (6, 6)										0	1	0	0	2	0	0
Inning Stats	R: 0 E: 0 K: 0 S: 3 H: 0 LOB: 0 BB: 0 P: 4	R: 1 E: 0 K: 1 S: 6 H: 1 LOB: 1 BB: 1 P: 11	R: 0 E: 0 K: 0 S: 4 H: 1 LOB: 1 BB: 0 P: 4	R: 0 E: 0 K: 2 S: 7 H: 0 LOB: 0 BB: 0 P: 7	R: 0 E: 0 K: 0 S: 3 H: 1 LOB: 0 BB: 0 P: 4	R: 0 E: 0 K: 1 S: 4 H: 0 LOB: 1 BB: 2 P: 12	R: 5 E: 0 K: 0 S: 8 H: 5 LOB: 1 BB: 1 P: 14	R: 0 E: 0 K: 1 S: 6 H: 1 LOB: 1 BB: 0 P: 6	R: 1 E: 0 K: 1 S: 4 H: 0 LOB: 0 BB: 1 P: 11	1B: 4 2B: 3 3B: 0 HR: 3 SF: 0 SAC: 0 DP: 1 HBP: 0						

PITCHER		IP	WLS	BF	H	R	ER	SO	BB	IBB	HBP	BLK	WP	HR	S	P	ERA	WHIP
44 Jake Peavy, R ERA: 2.13	(1, 1)	5.0		18	3	1	1	3	1	0	0	0	0	1	23	30	1.80	0.800
30 Andrew Miller, L ERA: 8.44	(6, 1)	1.0	H	4	0	0	0	1	2	0	0	0	0	0	4	12	0.00	2.000
59 Tommy Layne, L ERA: 4.35	(7, 1)	1.0	L	9	5	5	5	0	1	0	0	0	0	2	8	14	45.00	6.000
67 Jose Valdez, R ERA:	(8, 1)	1.0		4	1	0	0	1	0	0	0	0	0	0	6	6	0.00	1.000
60 Brayan Villarreal, R ERA: 5.4	(9, 1)	0.2		4	0	1	1	1	1	0	0	0	1	0	4	11	13.50	1.500

PITCHER	IP	WLS	BF	H	R	ER	SO	BB	IBB	HBP	BLK	WP	HR	S	P	ERA	WHIP

TOP

Minnesota Twins @ Boston Red Sox

JetBlue Park, Ft. Myers, FL

Sat Mar 29 2014, 1:10 PM - 3:55 PM EDT

Att. 10,061 - Overcast - 78 F

livebaseballscorecards.com

AB	34
R	7
H	9
RBI	6
BB	5
SO	6
LOB	13

1B: 4	SF: 0	WP: 2	PA: 40
2B: 3	SAC: 0	PB: 0	
3B: 0	DP: 1	SB: 2	
HR: 3	HBP: 0	CS: 1	

Minnesota Twins @ Boston Red Sox

JetBlue Park, Ft. Myers, FL

Sat Mar 29 2014, 1:10 PM - 3:55 PM EDT

Att. 10,061 - Overcast - 78 F

BOTTOM

Batter	1	2	3	4	5	6	7	8	9	AB	R	H	RBI	BB	SO	LOB
29 Daniel Nava, S (1, 7) (4, 9) OBP: 0.352, SLG: 0.386	G6-3		G3-1	F7			F9			3	0	0	0	0	0	1
87 Matt Spring, R (7, 2)										1	0	0	0	0	0	0
18 Shane Victorino, S (1, 9) OBP: 0.323, SLG: 0.357	G1-3		12 2B 2B	G5-3			WP 10 BB 1B			2	1	1	0	0	0	0
5 Jonny Gomes, R (4, 7) (8, 9) OBP: 0.236, SLG: 0.220										2	0	1	0	0	0	1
15 Dustin Pedroia, R (1, 4) OBP: 0.327, SLG: 0.423	F8		12 2B BB		K		1-2 WP BB			1	1	0	0	1	0	0
10 Jonathan Herrera, S (5, 6) OBP: 0.239, SLG: 0.250										1	0	0	0	1	1	0
12 Mike Napoli, R (1, 3) OBP: 0.317, SLG: 0.564		2-0 HR	2 2B 1-H 2-H 2B		F9		1-2 2-3 F7			2	2	2	3	0	0	0
Stefan Welch, L (5, 3)										2	0	0	0	0	0	2
38 Grady Sizemore, L (1, 8) OBP: 0.356, SLG: 0.429	G4-3		L6		G1-3			K		3	0	0	0	0	0	1
87 Michael Brenly, S (8, 5)										1	0	0	0	0	1	0
2 Xander Bogaerts, R (1, 6) OBP: 0.350, SLG: 0.481	16 FC5-4 37 BB 1B		2-H 2B			G4-3		G5-3		2	0	2	1	0	0	0
Heiker Meneses, R (5, 4) OBP: 0.308, SLG: 0.385										2	0	0	0	0	0	0
37 Mike Carp, L (1, 10) OBP: 0.286, SLG: 0.471	16 FC5-4 1-2 BB		G1-3			K		F9		2	0	0	0	1	1	1
Carlos Coste, R (8, PH) (9, 10)										1	0	0	0	0	0	0
16 Will Middlebrooks, R (1, 5) OBP: 0.389, SLG: 0.667	FC5-4 3 FC5-4 1-2f 2-3			F9		K				2	0	0	0	0	0	2
84 Carlos Rivero, R (5, 5) (8, 7)										1	0	0	0	0	1	0
3 David Ross, R (1, 2) OBP: 0.308, SLG: 0.261	FC5-4 1-2f			BB			F9			1	0	0	0	1	0	2
46 Keury De La Cruz, L (7, 9)										0	0	0	0	0	0	0
Joseph Monge, R (7, 9) (8, 8)										1	0	0	0	0	0	0

Inning Stats	1	2	3	4	5	6	7	8	9
R:	0	1	3	0	0	0	0	0	
E:	0	0	0	0	0	0	0	0	
K:	0	0	0	0	1	2	0	1	
S:	3	5	6	3	5	7	4	5	
H:	0	2	3	0	0	0	1	0	
LOB:	0	2	1	1	0	0	2	0	
BB:	0	1	1	1	0	0	1	0	
P:	3	11	10	7	5	7	9	5	

1B:	2
2B:	3
3B:	0
HR:	1
SF:	0
SAC:	0
DP:	0
HBP:	0

WP:	1
PB:	0
SB:	0
CS:	0
PA:	34

AB	**30**
R	**4**
H	**6**
RBI	**4**
BB	**4**
SO	**4**
LOB	**10**

livebaseballscorecards.com

PITCHER		IP	WLS	BF	H	R	ER	SO	BB	IBB	HBP	BLK	WP	HR	S	P	ERA	WHIP
37 Mike Pelfrey, R ERA: 3.57	(1, 1)	4.0		20	5	4	4	0	3	0	0	0	0	1	17	31	9.00	2.000
52 Brian Duensing, L ERA: 4.26	(5, 1)	1.0		3	0	0	0	1	0	0	0	0	0	0	5	5	0.00	0.000
50 Casey Fien, R ERA: 3.52	(6, 1)	1.0	W	3	0	0	0	2	0	0	0	0	0	0	7	7	0.00	0.000
61 Jared Burton, R ERA: 4.7	(7, 1)	1.0	H	5	1	0	0	0	1	0	0	0	1	0	4	9	0.00	2.000
56 Caleb Thielbar, L ERA: 1.13	(8, 1)	1.0	S	3	0	0	0	1	0	0	0	0	0	0	5	5	0.00	0.000

PITCHER	IP	WLS	BF	H	R	ER	SO	BB	IBB	HBP	BLK	WP	HR	S	P	ERA	WHIP

Boston Red Sox @ Baltimore Orioles

Oriole Park at Camden Yards, Baltimore, MD

Mon Mar 31 2014, 3:17 PM - 6:07 PM EDT

Att. 46,685 - Sunny - 60 F

TOP

livebaseballscorecards.com

Batter	1	2	3	4	5	6	7	8	9	AB	R	H	RBI	BB	SO	LOB
29 Daniel Nava, S (1, 9) (8, 7)	C FF 89 B KC 76 B FF 92 F FF 92 F FF 95 F FC 94 X CH 85 2-2 G1-3		B KC 77 F FC 92 X KC 76 1-1 G1-3	C FF 92 F FF 93 B FF 94 X FC 93 1-2 L7			B SI 94 B SI 94 X SI 93 2-0 G5-3		B FF 95 C SI 95 B SI 94 X FF 96 2-1 P5	5	0	0	0	0	0	2
15 Dustin Pedroia, R (1, 4) OBP: 0.400, SLG: 0.400	B FF 93 C FF 93 F FF 95 X KC 78 1-2 1B		C FC 92 F CH 84 X FF 95 0-2 G3		C KC 74 B FF 92 F FC 91 F SL 86 F FC 93 F FF 94 F FC 91 F CH 85 F CH 85 2-2 F8		B SI 95 X SI 94 1-0 G1-3		C FF 96 F FF 96 F SI 96 F FF 96 B FF 96 X FF 96 1-2 1B	5	0	2	0	0	0	0
34 David Ortiz, L (1, 10) OBP: 0.200, SLG: 0.200	C CH 83 F FF 94 F FF 92 F FF 94 T FF 95 1-2 K		C KC 77 S KC 77 B FC 94 B FF 94 X CH 84 2-2 1B		B CH 83 X CH 84 1-0 F8		B SI 94 B SL 81 X SI 93 2-0 G3		C FF 96 S FC 92 X FC 93 0-2 F7	5	0	1	0	0	1	3
12 Mike Napoli, R (1, 3) OBP: 0.750, SLG: 1.000 25 Jackie Bradley Jr., L (8, PR) (8, 9)	C KC 77 1 SAFE C FF 94 F FF 94 S FF 95 0-3 K		B FF 93 S FF 92 S FF 92 D CH 84 X FC 93 2-2 2B		F FF 93 B KC 77 B FF 93 B FF 93 B FF 93 4-1 BB			B FF 87 S FF 88 B FF 90 B FF 85 F FF 87 F FF 89 F FF 89 B FF 91 4-2 37 G3-1-3 BB	C FC 93 C FF 96 F FF 99 B CU 85 B SI 97 C FC 93 2-3 K	2	0	1	0	2	1	1
37 Mike Carp, L (1, 7) OBP: 0.250, SLG: 0.250 (8, 3)		C FF 90 B FC 90 B FF 92 X FC 91 2-1 40 F8 38 1B 1B	F FC 94 C FF 94 F FF 94 B FF 94 F FF 94 S KC 77 1-3 K2-3		C FF 93 S CH 83 F FF 93 F FF 94 B FC 92 B FF 93 X CH 84 2-2 G5-3			X FF 89 0-0 G3-1-3 1-2	1	0	1	0	0	1	4
38 Grady Sizemore, L (1, 8) OBP: 0.500, SLG: 1.250		B FF 92 1 SAFE B KC 77 B FF 91 C FF 92 X FC 91 3-1 1-2 1B		B KC 74 C KC 76 B FF 91 B CH 82 X FC 91 3-1 HR		C SI 94 B SL 80 B SI 92 F SI 93 X SI 94 2-2 G6-3		B SI 92 B FF 89 T FF 90 C FF 89 S CH 81 2-3 K2-3	4	1	2	1	0	1	1
2 Xander Bogaerts, R (1, 6) OBP: 0.500, SLG: 0.667		C FF 91 B FF 93 B FC 92 F FF 91 X CH 83 2-2 F7	C KC 76 C FF 93 X FF 93 0-2 F9		B SI 94 F SI 94 X SI 96 1-1 40 G5-3 2B			B FF 92 B FF 91 C FF 90 B FF 92 B FC 92 4-1 BB		3	0	1	0	1	0	2
40 A.J. Pierzynski, L (1, 2) OBP: 0.250, SLG: 0.250		F FF 92 X CH 84 0-1 F8 2-3	B CH 84 F FF 92 X FF 92 1-1 1B		C SI 94 S SI 95 X SI 95 0-2 G5-3 2-3			F FF 88 F FF 88 X SL 80 0-2 G1-3		4	0	1	0	0	0	5
16 Will Middlebrooks, R (1, 5)		C FC 92 T FF 95 C FF 94 0-3 K	B KC 75 B CH 82 X FF 90 2-0 F9		X SI 94 0-0 G5-3				C FC 93 B FC 92 H FF 96 2-1 15 1B HBP	3	0	0	0	0	1	4

	AB	36
	R	1
	H	9
	RBI	1
	BB	3
	SO	6
	LOB	24

Inning Stats																						
	R: 0	H: 1	R: 0	H: 2	R: 0	H: 2	R: 1	H: 2	R: 0	H: 0	R: 0	H: 1	R: 0	H: 0	R: 0	H: 0	R: 0	H: 1	1B: 6	SF: 0	WP: 0	PA: 40
	E: 0	LOB: 1	E: 0	LOB: 2	E: 0	LOB: 2	E: 0	LOB: 1	E: 0	LOB: 1	E: 0	LOB: 1	E: 0	LOB: 0	E: 0	LOB: 2	E: 0	LOB: 2	2B: 2	SAC: 0	PB: 0	
	K: 2	BB: 0	K: 1	BB: 0	K: 1	BB: 0	K: 0	BB: 0	K: 0	BB: 1	K: 0	BB: 0	K: 0	BB: 0	K: 1	BB: 2	K: 1	BB: 0	3B: 0	DP: 0	SB: 0	
	S: 16	P: 20	S: 12	P: 19	S: 16	P: 22	S: 11	P: 18	S: 16	P: 25	S: 10	P: 13	S: 3	P: 8	S: 12	P: 22	S: 15	P: 22	HR: 1	HBP: 1	CS: 0	

PITCHER		IP	WLS	BF	H	R	ER	SO	BB	IBB	HBP	BLK	WP	HR	S	P	ERA	WHIP
30 Chris Tillman, R ERA: 1.8	(1, 1)	5.0		23	7	1	1	4	1	0	0	0	0	1	71	104	1.80	1.600
53 Zack Britton, L ERA:	(6, 1)	2.0	W	7	1	0	0	0	0	0	0	0	0	0	13	21	0.00	0.500
47 Evan Meek, R ERA:	(8, 1)	0.2	H	4	0	0	0	1	2	0	0	0	0	0	9	19	0.00	3.000
17 Brian Matusz, L ERA:	(8, 1)	0.1	H	1	0	0	0	0	0	0	0	0	0	0	3	3	0.00	0.000
29 Tommy Hunter, R ERA:	(9, 1)	1.0	S	5	1	0	0	1	0	0	1	0	0	0	15	22	0.00	1.000

PITCHER		IP	WLS	BF	H	R	ER	SO	BB	IBB	HBP	BLK	WP	HR	S	P	ERA	WHIP

Batter	1	2	3	4	5	6	7	8	9	AB	R	H	RBI	BB	SO	LOB
21 Nick Markakis, L (1, 9)	C FF 89 B FF 91 F FF 92 X FF 93 1-2 ① G5-3		B FF 92 B FF 91 B FF 90 C FF 88 X FF 91 3-1 ① P6			B FC 86 F FF 90 F FF 90 C FF 91 1-3 ① K		F SL 82 F FO 86 F FF 92 X FO 89 0-2 ② G4-3		4	0	0	0	0	1	1
2 J.J. Hardy, R (1, 6) OBP: 0.250, SLG: 0.250	B FF 92 B FF 92 F FF 92 F FF 92 B FC 88 X FC 87 3-2 1B		B FF 92 C FF 92 B CH 86 X FF 89 2-1 ②③ G5-4-3 1-2f			C FF 91 X CH 85 0-1 ② G5-3		B FF 93 F FF 92 B FF 93 C FF 92 S FF 94 2-3 ③ K		4	0	1	0	0	1	1
10 Adam Jones, R (1, 8) OBP: 0.667, SLG: 0.667	F FC 88 B FF 92 S FF 92 X FF 92 1-2 ② P6			X FF 92 0-0 19 FC6-4 1B		B FF 89 C FC 90 B FF 89 B FC 89 S FF 91 X FF 92 3-2 1B				3	0	2	0	0	0	1
19 Chris Davis, L (1, 3)	F FF 93 F FF 93 B FF 93 F FF 94 S FF 90 1-3 ③ K			D FF 91 X FF 91 1-0 ① FC6-4 1-2f		S FF 92 F FF 88 D CU 77 F FF 92 F FF 93 S FF 90 1-3 ③ K				3	0	0	0	0	2	3
23 Nelson Cruz, R (1, 7) OBP: 0.667, SLG: 2.000		C FF 91 C FF 91 B FF 93 B FF 93 B FF 89 F FF 92 F FC 90 B FF 89 4-2 32 1B 27 G4-3-6 BB		C FF 92 B CH 85 S CH 85 F FF 92 X FF 93 1-2 ② P4			X FF 91 0-0 HR			2	2	1	1	1	0	1
32 Matt Wieters, S (1, 2) OBP: 0.333, SLG: 0.333		B FF 91 C FF 92 F FF 92 F FF 93 X FF 92 1-2 27 G4-3-6 1-3 1B		F CH 86 S FF 90 C SI 92 0-3 ③ K			B FF 89 C FF 91 F CU 75 B CH 86 S FC 89 2-3 ① K			3	0	1	0	0	2	1
27 Delmon Young, R (1, 10)		F FF 91 B FF 92 F FF 92 X FF 94 1-2 ①② G4-3-6 1-2f 3-H		S FF 92 B FC 88 X FF 89 1-1 ① G5-3			S CH 84 F FC 89 S CU 76 0-3 ② K			3	0	0	0	0	1	1
3 Ryan Flaherty, L (1, 5)		C FF 92 C CU 76 B FF 90 X FF 89 1-2 ③ G4-3		B FF 88 S FF 90 X FF 92 1-1 ② F7			C CU 72 F FF 92 C FF 93 0-3 ③ K			3	0	0	0	0	1	0
6 Jonathan Schoop, R (1, 4) OBP: 0.333, SLG: 0.333			C FF 90 B FF 91 X FF 91 1-1 2 G5-4-3 1B		S FF 92 C FF 92 F FF 92 B FF 91 S FC 88 1-3 ③ K			B FF 92 F FF 93 S FF 92 X FF 93 1-2 ① G6-3		3	0	1	0	0	1	0
Inning Stats	R: 0 E: 0 K: 1 S: 13 H: 1 LOB: 1 BB: 0 P: 19	R: 1 E: 0 K: 0 S: 14 H: 1 LOB: 0 BB: 1 P: 21	R: 0 E: 0 K: 0 S: 6 H: 1 LOB: 0 BB: 0 P: 12	R: 0 E: 0 K: 1 S: 9 H: 1 LOB: 1 BB: 0 P: 11	R: 0 E: 0 K: 1 S: 8 H: 0 LOB: 0 BB: 0 P: 11	R: 0 E: 0 K: 2 S: 13 H: 1 LOB: 1 BB: 0 P: 18	R: 1 E: 0 K: 3 S: 10 H: 1 LOB: 0 BB: 0 P: 12	R: 0 E: 0 K: 1 S: 10 H: 0 LOB: 0 BB: 0 P: 13		1B: 5 2B: 0 3B: 0 HR: 1 SF: 0 SAC: 0 DP: 2 HBP: 0				WP: 0 PB: 0 SB: 0 CS: 0 PA: 29		

PITCHER		IP	WLS	BF	H	R	ER	SO	BB	IBB	HBP	BLK	WP	HR	S	P	ERA	WHIP
31 Jon Lester, L ERA: 2.57	(1, 1)	7.0	L	26	6	2	2	8	1	0	0	0	0	1	73	104	2.57	1.000
36 Junichi Tazawa, R ERA:	(8, 1)	1.0		3	0	0	0	1	0	0	0	0	0	0	10	13	0.00	0.000

PITCHER	IP	WLS	BF	H	R	ER	SO	BB	IBB	HBP	BLK	WP	HR	S	P	ERA	WHIP

BOTTOM

Boston Red Sox @ Baltimore Orioles

Oriole Park at Camden Yards, Baltimore, MD

Mon Mar 31 2014, 3:17 PM - 6:07 PM EDT

Att. 46,685 - Sunny - 60 F

livebaseballscorecards.com

AB	28
R	2
H	6
RBI	1
BB	1
SO	9
LOB	9

Batter	1	2	3	4	5	6	7	8	9	AB	R	H	RBI	BB	SO	LOB
29 Daniel Nava, S (1, 9) OBP: 0.200, SLG: 0.111	C FF 89 F SL 82 C FC 92 0-3 ① K		B SL 82 B FF 89 F FF 90 B SL 82 X SI 90 3-1 ① P5		C FS 86 H FF 90 1-1 12 HR HBP		X SI 92 0-0 15 E 15 1B 12 1B 1B		F FF 91 B CU 76 F FF 92 F SL 91 B CU 78 B CH 85 X FF 92 3-2 ① G3-1	4	2	1	0	0	1	0
15 Dustin Pedroia, R (1, 4) OBP: 0.600, SLG: 0.600	B FF 90 C FF 90 F SL 82 X FF 93 1-2 34 BB 1B		B FF 90 X SL 82 1-0 34 HR 1B		C FF 88 B FF 89 D FS 83 X FF 89 2-1 ① F8		B SI 92 F SI 92 X SI 92 1-1 E5 12 1B 1B 1-3		B FF 91 B SL 86 B SI 90 C FF 90 X FF 91 3-1 1B	5	2	4	0	0	0	1
34 David Ortiz, L (1, 10) OBP: 0.400, SLG: 0.625	B FF 92 B FS 84 B FS 82 B FF 90 4-0 1-2 BB		B FF 90 C SL 82 X FF 91 1-1 1-H HR		X FF 89 0-0 ② F7		I IN 77 I IN 78 I IN 77 I IN 78 4-0 5 G1-3 12 1B IBB		B SI 91 X FF 91 1-0 ② F9	3	1	1	2	2	0	2
12 Mike Napoli, R (1, 3) OBP: 0.556, SLG: 1.000	B SL 83 B FF 91 X FF 91 2-0 ② P5		B SL 82 C SL 83 B FF 90 B FS 84 X FF 91 3-1 ② P4		C FF 91 C FF 90 X FF 91 0-2 1-H HR		B SI 92 X SI 92 1-0 5 G1-3 1-2 2-H 3-H 1B		X FF 91 0-0 ③ F8	5	1	2	4	0	0	3
5 Jonny Gomes, R (1, 7) 25 Jackie Bradley Jr., L (9, 7)	C FF 93 C SI 92 C FF 92 0-3 ③ K		F SL 83 F SI 91 F CU 74 S FS 83 0-3 ③ K		S FS 81 B FF 90 C FF 90 X FS 82 1-2 ③ F8		B SI 92 C SL 81 B SI 92 B SI 92 C SI 94 F SI 93 X SI 93 3-2 ② G1-3 1-2 2-3			4 0	0 0	0 0	0 0	0 0	2 0	4 0
38 Grady Sizemore, L (1, 8) OBP: 0.250, SLG: 0.625		C SL 81 X FF 90 0-1 ① F7		B SI 88 B SI 88 F FF 90 B FS 83 C SI 89 F SL 83 F FF 92 C SI 91 3-3 ① K		B FS 79 C SI 88 L SL 80 F FS 80 B SL 83 X FS 83 2-2 ① F7	B SL 82 C FF 89 B FF 89 B FF 89 S FF 88 X FF 89 3-2 ③ P6			4	0	0	0	0	1	2
2 Xander Bogaerts, R (1, 6) OBP: 0.625, SLG: 0.600		C FF 90 F FF 90 F SL 83 X FF 89 0-2 1B		B CU 74 C SI 90 S FS 84 F FF 93 B FF 93 B FS 83 B FS 83 4-2 BB		B SL 78 B SL 80 B FF 88 C FS 85 B SI 88 4-1 40 G3-6-1 BB		C FF 85 B SI 86 X SL 79 1-1 ① G6-3		2	0	1	0	2	0	0
40 A.J. Pierzynski, L (1, 2) OBP: 0.250, SLG: 0.250		X FF 90 0-0 ② F7		D FS 84 F SL 81 S FS 81 F FF 90 S SL 83 1-3 ② K		1 SAFE S FS 81 X SI 89 0-1 ② ③ G3-6-1 1-2f		X SI 86 0-0 16 P4-3 1B		4	0	1	0	0	1	3
16 Will Middlebrooks, R (1, 5)		1 SAFE C FF 90 C FF 92 C FF 92 0-3 ③ K		C SL 81 S SL 83 X CU 78 0-2 ③ F8			C SI 90 S SI 92 C SI 92 0-3 ① K	B SI 87 C SI 86 B SL 79 F SL 79 F SL 79 X FF 86 2-2 ② ③ P4-3 1-1f		4	0	0	0	0	2	3
Inning Stats	R: 0 E: 0 K: 2 S: 10 H: 1 LOB: 2 BB: 1 P: 17	R: 0 E: 0 K: 1 S: 10 H: 1 LOB: 1 BB: 0 P: 10	R: 2 E: 0 K: 1 S: 11 H: 2 LOB: 0 BB: 0 P: 19	R: 0 E: 0 K: 2 S: 15 H: 0 LOB: 1 BB: 1 P: 23	R: 2 E: 0 K: 0 S: 10 H: 1 LOB: 0 BB: 0 P: 14	R: 0 E: 0 K: 0 S: 7 H: 0 LOB: 0 BB: 1 P: 13	R: 2 E: 1 K: 1 S: 14 H: 3 LOB: 2 BB: 1 P: 26	R: 0 E: 0 K: 0 S: 7 H: 1 LOB: 0 BB: 0 P: 10	R: 0 E: 0 K: 0 S: 8 H: 1 LOB: 1 BB: 0 P: 15	1B: 8 2B: 1 3B: 0 HR: 2 SF: 0 SAC: 0 DP: 2 HBP: 1						

PITCHER		IP	WLS	BF	H	R	ER	SO	BB	IBB	HBP	BLK	WP	HR	S	P	ERA	WHIP
31 Ubaldo Jiménez, R ERA: 6.0	(1, 1)	6.0	L	26	5	4	4	6	3	0	1	0	0	2	63	96	6.00	1.333
58 Ryan Webb, R ERA: 27.0	(7, 1)	0.2		6	3	2	2	1	0	1	0	0	0	0	11	20	27.00	4.500
17 Brian Matusz, L ERA:	(7, 1)	0.1		1	0	0	0	0	0	0	0	0	0	0	3	6	0.00	0.000
56 Darren O'Day, R ERA:	(8, 1)	1.0		3	1	0	0	0	0	0	0	0	0	0	7	10	0.00	1.000
60 Josh Stinson, R ERA:	(9, 1)	1.0		4	1	0	0	0	0	0	0	0	0	0	8	15	0.00	1.000

PITCHER	IP	WLS	BF	H	R	ER	SO	BB	IBB	HBP	BLK	WP	HR	S	P	ERA	WHIP

TOP

Boston Red Sox @ Baltimore Orioles

Oriole Park at Camden Yards, Baltimore, MD

Wed Apr 02 2014, 7:08 PM - 9:50 PM EDT

Att. 25,708 - Clear - 61 F

livebaseballscorecards.com

AB	35
R	6
H	10
RBI	6
BB	4
SO	7
LOB	18

WP: 0 PA: 40
PB: 0
SB: 0
CS: 0

Batter	1	2	3	4	5	6	7	8	9	AB	R	H	RBI	BB	SO	LOB
21 Nick Markakis, L (1, 9) OBP: 0.125, SLG: 0.125	C FF 90 B FF 92 X FF 92 1-1 1B		C FC 84 F FF 92 B FF 92 F FF 92 C FF 93 1-3 ③ K		B CU 78 S FC 82 F FC 81 F FC 82 F FC 84 X FF 91 1-2 ③ G5-3			C FF 93 B FO 86 F FO 84 F FF 93 B FF 94 X SL 80 2-2 ① F9		4	0	1	0	0	1	1
9 David Lough, L (1, 7)	X FF 91 0-0 ① B3			C FF 91 F FF 91 B FF 92 B FF 93 F FC 85 F FC 85 X FF 92 2-2 ① F7		C FF 89 X FF 90 0-1 ① F8		B FF 93 X FF 93 1-0 ② F8		4	0	0	0	0	0	2
10 Adam Jones, R (1, 8) OBP: 0.286, SLG: 0.286	S FF 92 S FF 93 C FF 92 0-3 ② K			C FF 93 T FF 93 B FF 94 F FC 85 F FF 93 S FC 84 1-3 ② K		S FC 82 X FF 91 0-1 ② G4-3		B FF 93 C SL 78 B FF 93 F FF 93 B FO 87 S FO 87 3-3 ③ K		4	0	0	0	0	3	2
19 Chris Davis, L (1, 3)	X FF 92 0-0 ③ F9			B FF 92 B FF 92 B FF 92 B FF 92 4-0 23 HR BB		S FC 82 B FF 91 X CU 79 1-1 ③ P2			C FF 88 B FF 87 B FF 87 X FF 88 2-1 E3 2 1B 2 WP	3	1	0	0	1	0	1
23 Nelson Cruz, R (1, 10) OBP: 0.429, SLG: 1.333		F FF 91 F FF 93 X FF 93 0-2 ① F8		C FF 92 C FF 92 X FF 93 0-2 1-H HR			C FF 89 F FF 89 C FS 84 0-3 ① K		F FF 87 X FF 88 0-1 ① F9	4	1	1	2	0	1	1
32 Matt Wieters, S (1, 2) OBP: 0.286, SLG: 0.286		F FF 92 B FF 92 F FF 92 B FF 93 B FF 93 S FC 86 3-3 ② K		C FC 82 F FF 91 F FF 91 B FC 83 F FC 82 F FF 92 B CU 80 F CU 79 F FF 91 2-2 X FF 92 1B			B FS 84 B FS 84 X FF 89 2-0 ② G3		F FF 88 F FS 78 S FS 80 0-3 ② K	4	0	1	0	0	2	1
2 J.J. Hardy, R (1, 6) OBP: 0.375, SLG: 0.375		C FF 93 X FF 93 0-1 ③ G4-3		B FF 89 B FC 82 B FC 82 C CU 80 X FF 90 3-1 ③ F8			B FF 89 C FF 89 B FF 89 F FF 89 F FF 90 X FF 90 2-2 1B		C FF 88 F FF 88 F FF 87 F FS 79 B FS 79 X FS 79 1-2 1-3 1B	4	0	2	0	0	0	1
3 Ryan Flaherty, L (1, 5)			C CU 77 X FF 92 0-1 ① P5		C CU 80 B FF 89 C FC 82 F FF 90 B FF 91 S FC 83 2-3 ① K		F FF 89 C FF 90 D FS 85 X FS 85 1-2 ③ F8		S FS 78 B FF 88 X FS 79 1-1 ③ G3-1	4	0	0	0	0	1	3
12 Steve Lombardozzi, S (1, 4) OBP: 0.333, SLG: 0.333			C FF 92 B FF 92 F FF 92 F FF 92 F FC 82 F FF 93 F FF 93 F FF 93 S FC 83 1-3 ② K		X FF 91 0-0 ② L3			X FF 92 0-0 1B		3	0	1	0	0	1	0
Inning Stats	R: 0 E: 0 K: 1 S: 7 H: 1 LOB: 1 BB: 0 P: 8	R: 0 E: 0 K: 1 S: 8 H: 0 LOB: 0 BB: 0 P: 11	R: 0 E: 0 K: 2 S: 14 H: 0 LOB: 0 BB: 0 P: 16	R: 2 E: 0 K: 1 S: 23 H: 2 LOB: 1 BB: 1 P: 35	R: 0 E: 0 K: 1 S: 10 H: 0 LOB: 0 BB: 0 P: 13	R: 0 E: 0 K: 0 S: 6 H: 0 LOB: 0 BB: 0 P: 7	R: 0 E: 0 K: 1 S: 11 H: 1 LOB: 1 BB: 0 P: 16	R: 0 E: 0 K: 1 S: 9 H: 1 LOB: 1 BB: 0 P: 15	R: 0 E: 1 K: 1 S: 14 H: 1 LOB: 2 BB: 0 P: 18	1B: 5 2B: 0 3B: 0 HR: 1 SF: 0 SAC: 0 DP: 0 HBP: 0						

PITCHER	IP	WLS	BF	H	R	ER	SO	BB	IBB	HBP	BLK	WP	HR	S	P	ERA	WHIP
41 John Lackey, R (1, 1) ERA: 3.0	6.0	W	22	3	2	2	6	1	0	0	0	0	1	68	90	3.00	0.667
54 Edward Mujica, R (7, 1) ERA:	1.0		4	1	0	0	1	0	0	0	0	0	0	11	16	0.00	1.000
36 Junichi Tazawa, R (8, 1) ERA:	1.0		4	1	0	0	1	0	0	0	0	0	0	9	15	0.00	1.000
19 Koji Uehara, R (9, 1) ERA:	1.0		5	1	0	0	1	0	0	0	0	1	0	14	18	0.00	1.000

PITCHER	IP	WLS	BF	H	R	ER	SO	BB	IBB	HBP	BLK	WP	HR	S	P	ERA	WHIP

BOTTOM

Boston Red Sox @ Baltimore Orioles

Oriole Park at Camden Yards, Baltimore, MD

Wed Apr 02 2014, 7:08 PM - 9:50 PM EDT

Att. 25,708 - Clear - 61 F

livebaseballscorecards.com

AB	34
R	2
H	6
RBI	2
BB	1
SO	9
LOB	12

WP: 1 PA: 35
PB: 0
SB: 0
CS: 0

Boston Red Sox @ Baltimore Orioles

Oriole Park at Camden Yards, Baltimore, MD

Thu Apr 03 2014, 7:09 PM - 10:03 PM EDT

Att. 20,880 - Cloudy - 58 F

TOP

livebaseballscorecards.com

Batter	1	2	3	4	5	6	7	8	9	AB	R	H	RBI	BB	SO	LOB
5 Jonny Gomes, R (1, 7) OBP: 0.222, SLG: 0.125	B FF 91 C FF 92 C FF 92 B CU 75 X CH 83 — 2-2: 34 1B — 1B		B FF 91 F FF 91 1 SAFE S FF 90 B FF 91 D CU 72 X FF 90 — 3-2 ① L9	B SL 81 B FF 90 F FF 92 S FF 92 S SL 83 — 2-3 ③ K2-3		B FF 86 H CH 85 — 2-0 HBP			C SI 93 B SI 93 S SI 93 F SI 94 S SL 86 — 1-3 ① K	4	0	1	0	0	2	3
15 Dustin Pedroia, R (1, 4) OBP: 0.467, SLG: 0.533	B FF 92 S FF 91 S FF 92 X FF 93 — 1-2 ① L9		X FF 91 — 0-0 ② F7		C SI 90 B CH 83 F CH 83 F SI 90 X SL 83 — 1-2 ① F7	B FF 89 C FF 86 C FF 88 X FF 90 — 1-2 ③ G1-3			B SI 94 B SI 95 X SI 95 — 2-0 34 G4-3 2B	5	0	1	0	0	0	4
34 David Ortiz, L (1, 10) OBP: 0.467, SLG: 0.615	B FF 93 F SL 85 S FF 92 X FF 94 — 1-2 12 G6-4-3 1-2 1B		X SL 83 — 0-0 1-H 1B		B SL 84 C SL 83 F FF 91 X FF 91 — 1-2 1B		C FF 88 B CH 81 B CH 80 S FF 87 B CH 81 X CH 86 — 3-2 ① P4		B SI 95 C SI 96 F SI 95 B SI 95 X SI 96 — 2-2 ② G4-3 2-3	5	0	3	1	0	0	1
12 Mike Napoli, R (1, 3) OBP: 0.357, SLG: 0.583	B SI 92 F SI 93 C FF 92 X FF 92 — 1-2 ②③ G6-4-3 1-2f		S FF 91 F SL 85 B FF 91 D FF 92 B CH 84 S FF 90 — 3-3 ③ K		F SL 81 X FF 90 — 0-1 ② F9		C FF 90 S FF 92 S FF 93 — 0-3 ② K		B SI 95 S SI 94 C SL 83 B SI 95 X SI 95 — 2-2 ③ G1	5	0	0	0	0	2	5
2 Xander Bogaerts, R (1, 6) OBP: 0.667, SLG: 0.667		C FF 90 B FF 91 B FF 90 X CH 84 — 2-1 29 1B 16 G6-4-3 1B		B CU 74 C FF 90 F FF 90 X FF 91 — 1-2 16 1B 3 1B 1B	F FF 91 C SI 92 T FF 91 — 0-2 ③ K		C FF 92 S FF 92 X FF 92 — 0-2 1B			4	2	3	0	0	1	1
29 Daniel Nava, S (1, 9) OBP: 0.214, SLG: 0.154		B FF 91 F FF 91 C FF 92 F FF 91 X FF 92 — 1-2 16 G6-4-3 1-3 1B		B SI 91 F CH 83 X FF 90 — 1-1 ① F8		B CU 73 B FF 90 B FF 90 C FF 90 C FF 90 C FF 90 — 3-3 ① K	X FF 88 — 0-0 ③ L8			4	0	1	0	0	1	2
16 Will Middlebrooks, R (1, 5) OBP: 0.250, SLG: 0.273		X FF 91 — 0-0 ①② G6-4-3 1-2f 3-H		1 SAFE 1 SAFE F FF 91 X CH 84 — 0-1 25 F9 3 1B 1-2 1B		B CH 84 B FF 90 B SI 90 X FF 90 — 3-0 25 1B 2B		C SI 93 F SI 94 B SL 84 S SI 96 — 1-3 ① K		4	1	2	0	0	1	1
3 David Ross, R (1, 2) OBP: 0.500, SLG: 0.333		C CU 70 F FF 91 F FF 92 B FF 92 B CH 82 B FF 91 S CH 84 — 3-3 ③ K		S SI 90 X FF 90 — 0-1 1-2 2-H 1B		B SL 82 F CH 84 X FF 90 — 1-1 ② G5-3		B SI 95 S SI 94 F SI 95 F SI 94 B SL 84 B SI 96 B SI 94 — 4-2 25 G5-4-3 BB		3	0	1	1	1	1	1
25 Jackie Bradley Jr., L (1, 8) OBP: 0.400, SLG: 0.400			X FF 90 — 0-0 34 1B 34 1B 1B	X SL 80 — 0-0 ② F9 2-3		B SI 91 C FF 91 B FF 91 C SI 90 X SI 91 — 2-2 2-H 1B		C SI 95 X SI 95 — 0-1 ②③ G5-4-3 1-2f		4	1	2	1	0	0	3
Inning Stats	R: 0 E: 0 K: 0 S: 12 — H: 2 LOB: 1 BB: 0 P: 17	R: 1 E: 0 K: 1 S: 11 — H: 2 LOB: 0 BB: 0 P: 17	R: 1 E: 0 K: 1 S: 9 — H: 2 LOB: 1 BB: 0 P: 15	R: 1 E: 0 K: 1 S: 13 — H: 3 LOB: 2 BB: 0 P: 17	R: 0 E: 0 K: 1 S: 12 — H: 1 LOB: 1 BB: 0 P: 14	R: 1 E: 0 K: 1 S: 12 — H: 2 LOB: 2 BB: 0 P: 24	R: 0 E: 0 K: 1 S: 10 — H: 1 LOB: 1 BB: 0 P: 13	R: 0 E: 0 K: 1 S: 8 — H: 0 LOB: 0 BB: 1 P: 13	R: 0 E: 0 K: 1 S: 11 — H: 1 LOB: 1 BB: 0 P: 18	1B: 12 2B: 2 3B: 0 HR: 0 — SF: 0 SAC: 0 DP: 3 HBP: 1						

	AB	38
	R	4
	H	14
	RBI	3
	BB	1
	SO	8
	LOB	21

PITCHER		IP	WLS	BF	H	R	ER	SO	BB	IBB	HBP	BLK	WP	HR	S	P	ERA	WHIP
16 Wei-Yin Chen, L ERA: 6.35	(1, 1)	5.2	L	27	12	4	4	5	0	0	0	0	0	0	66	98	6.35	2.118
47 Evan Meek, R ERA:	(6, 1)	1.1		6	1	0	0	1	0	0	1	0	0	0	13	19	0.00	0.750
53 Zack Britton, L ERA:	(8, 1)	2.0		7	1	0	0	2	1	0	0	0	0	0	19	31	0.00	1.000

PITCHER	IP	WLS	BF	H	R	ER	SO	BB	IBB	HBP	BLK	WP	HR	S	P	ERA	WHIP

Batter	1	2	3	4	5	6	7	8	9	AB	R	H	RBI	BB	SO	LOB
21 Nick Markakis, L (1, 9) OBP: 0.231, SLG: 0.231	F FC 86 B FF 90 X FC 86 1-1 19 FC4-6 1B		C FF 90 X CH 82 0-1 2 G6-4-3 1B		C FF 89 X FF 90 0-1 ② P6		C SI 89 F SL 81 B SL 80 B SI 89 X SI 90 2-2 ② G6-3		C FF 88 X SI 88 0-1 ③ P5	5	0	2	0	0	0	0
2 J.J. Hardy, R (1, 6) OBP: 0.250, SLG: 0.250	C CH 82 X FF 89 0-1 ① L9		C FF 91 X CH 84 0-1 ② ③ G6-4-3 1-2f		B CU 74 C FF 89 F CH 81 S FF 89 1-3 ③ K		C SI 90 F CH 80 X CH 78 0-2 ③ G4-3			4	0	0	0	0	1	2
19 Chris Davis, L (1, 3) OBP: 0.273, SLG: 0.300	T FC 85 C FF 89 B CH 82 B FF 90 X FF 91 2-2 ② FC4-6 10 BB 1-2f			B CH 81 X FF 88 1-0 10 G6-3 32 2B 2B		C FF 90 X FF 90 0-1 32 1B 27 WP 1B		C CU 72 F FO 87 S FO 87 0-3 ① K		4	2	2	0	0	1	1
10 Adam Jones, R (1, 8) OBP: 0.364, SLG: 0.300	B CH 84 B FF 90 D FF 91 C FC 85 B FC 87 4-1 23 FC6-4 1-2 BB			B FF 89 B FC 85 C FF 89 F FF 90 B CH 82 X FF 90 3-2 ① G6-3 2-3		B FF 89 C FF 90 F CH 82 1 SAFE B FC 87 F SI 90 B FF 90 F FC 84 F CH 82 3-2 ① F FF 90 F CH 83 X FF 90 F9		B FF 94 F FF 94 X FF 93 1-1 23 FC6-4 1B		3	0	1	0	1	0	2
23 Nelson Cruz, R (1, 7) OBP: 0.273, SLG: 0.800	D FF 89 X FF 91 1-0 ③ FC6-4 1-2f			S SI 89 X CH 84 0-1 ② G5-3		B KC 77 F SI 91 F FF 92 S FC 88 1-3 ② K		X CU 75 0-0 ② FC6-4 32 1B 1-2f		4	0	0	0	0	1	5
32 Matt Wieters, S (1, 2) OBP: 0.455, SLG: 0.545		B FF 88 F CU 72 B CU 73 X FF 89 2-1 ① L8		X CH 82 0-0 27 1B 2B 3-H		B SI 91 X FC 88 1-0 27 WP 1-3 1B		C FF 93 D FO 87 X FO 85 1-1 1-2 1B		4	1	3	1	0	0	0
27 Delmon Young, R (1, 10) OBP: 0.286, SLG: 0.167		B CH 81 S FF 90 S CH 81 S CH 83 1-3 ② K		B CH 84 B CH 83 X CH 83 2-0 2-H 1B		B FF 89 B KC 77 F KC 77 F FF 92 D KC 78 B FF 93 B KC 78 4-2 6 FC4 1-2 3-H BB		X FF 94 0-0 ③ G4-3		3	0	1	1	1	1	2
6 Jonathan Schoop, R (1, 4) OBP: 0.143, SLG: 0.143		X FF 90 0-0 ③ F9		C FF 91 B FF 91 T FC 85 F CH 84 D FF 91 S CH 83 2-3 ③ K		D CH 87 S KC 77 F FF 92 X SI 92 1-2 ③ FC4 1-2f			C FF 87 S FS 79 T FS 80 0-2 ① K	4	0	0	0	0	2	3
3 Ryan Flaherty, L (1, 5)			C FF 89 B CH 81 X FC 86 1-1 ① G4-3		C CU 72 F FC 84 B FF 89 S CH 83 1-3 ① K		C CU 71 F SL 79 C SI 90 0-3 ① K		B FF 88 X FS 78 1-0 ② P5	4	0	0	0	0	2	0
Inning Stats	R: 0 E: 0 K: 0 S: 9 H: 1 LOB: 2 BB: 1 P: 17	R: 0 E: 0 K: 1 S: 6 H: 0 LOB: 0 BB: 0 P: 9	R: 0 E: 0 K: 0 S: 6 H: 1 LOB: 0 BB: 0 P: 7	R: 2 E: 0 K: 1 S: 12 H: 3 LOB: 1 BB: 0 P: 20	R: 0 E: 0 K: 2 S: 8 H: 0 LOB: 0 BB: 0 P: 10	R: 1 E: 0 K: 1 S: 19 H: 2 LOB: 2 BB: 1 P: 29	R: 0 E: 0 K: 1 S: 9 H: 0 LOB: 0 BB: 0 P: 11	R: 0 E: 0 K: 1 S: 9 H: 2 LOB: 2 BB: 0 P: 11	R: 0 E: 0 K: 1 S: 6 H: 0 LOB: 0 BB: 0 P: 7	1B: 7 2B: 2 3B: 0 HR: 0	SF: 0 SAC: 0 DP: 1 HBP: 0	WP: 1 PB: 0 SB: 0 CS: 0	PA: 37				

PITCHER		IP	WLS	BF	H	R	ER	SO	BB	IBB	HBP	BLK	WP	HR	S	P	ERA	WHIP
22 Felix Doubront, L ERA: 5.06	(1, 1)	5.1	W	22	6	3	3	4	1	0	0	0	0	0	51	76	5.06	1.312
67 Brandon Workman, R ERA:	(6, 1)	0.2	H	4	1	0	0	1	1	0	0	0	1	0	9	16	0.00	3.000
55 Chris Capuano, L ERA:	(7, 1)	1.0	H	3	0	0	0	1	0	0	0	0	0	0	9	11	0.00	0.000
36 Junichi Tazawa, R ERA:	(8, 1)	1.0	H	5	2	0	0	1	0	0	0	0	0	0	9	11	0.00	2.000
19 Koji Uehara, R ERA:	(9, 1)	1.0	S	3	0	0	0	1	0	0	0	0	0	0	6	7	0.00	0.000

PITCHER	IP	WLS	BF	H	R	ER	SO	BB	IBB	HBP	BLK	WP	HR	S	P	ERA	WHIP

BOTTOM

Boston Red Sox @ Baltimore Orioles

Oriole Park at Camden Yards, Baltimore, MD

Thu Apr 03 2014, 7:09 PM - 10:03 PM EDT

Att. 20,880 - Cloudy - 58 F

livebaseballscorecards.com

AB	35
R	3
H	9
RBI	2
BB	2
SO	8
LOB	15

Batter	1	2	3	4	5	6	7	8	9	AB	R	H	RBI	BB	SO	LOB
27 Carlos Gómez, R (1, 8) OBP: 0.471, SLG: 0.600	F FF 90 F FF 90 S SL 82 0-3 ① K	B SL 82 B FC 87 S SL 84 C FF 91 B FF 91 X FC 85 3-2 9 CS 1B 1-3 2-H			F FF 90 F SL 81 X FF 90 0-2 9 G1-3 1B		B FS 82 B FS 82 X SI 90 2-0 1B		F FF 90 B FS 86 B FS 85 X FS 85 2-1 9 FC5-4 1B 3-H	5	0	4	2	0	1	0
9 Jean Segura, R (1, 6) OBP: 0.154, SLG: 0.250	B FF 90 X FF 90 1-0 3B	F FF 90 C FF 90 0-2 ③ CS 1-2	B CH 79 C FC 86 S CH 78 X SL 83 1-2 ① G4-3		1 SAFE 1 SAFE B SI 89 X SI 88 1-0 ② G1-3 1-2		C SI 88 1 SAFE F SI 87 1 SAFE S SI 88 0-3 ② K		F FF 90 X FS 83 0-1 ① FC5-4 8 S 16 1B 1-2f	5	1	1	0	0	1	3
8 Ryan Braun, R (1, 10) OBP: 0.118, SLG: 0.063	F FF 91 S SI 92 B SI 91 D SL 83 F SL 83 S SI 91 2-3 ② K		B CH 81 C SI 90 B SI 90 B SL 82 S SI 90 X SI 90 3-2 ② P4		X SI 90 0-0 ③ F9		1 SAFE B SI 87 C SI 88 1 SAFE X SI 88 1-1 ③ G6-3		1 SAFE B FF 90 S FS 84 F FF 91 X FF 90 1-2 ② F9 1-2	5	0	0	0	0	1	4
16 Aramis Ramirez, R (1, 5) OBP: 0.467, SLG: 0.533	C SL 84 F FF 91 S FF 92 0-3 ③ K		X SI 90 0-0 ③ F9			F FF 89 F FF 90 X FF 90 0-2 E6 20 BB		B SI 86 F SI 87 B SI 86 X SI 86 2-1 20 G3-6-1 1B	X FF 89 0-0 1 BB 20 BB 1B 2-H	5	0	2	1	0	1	1
20 Jonathan Lucroy, R (1, 2) OBP: 0.533, SLG: 0.769		B FF 88 B FF 90 X SI 88 2-0 HR	C SI 88 B FF 87 X SL 82 1-1 2B			B SI 90 B SI 90 C FF 89 F FF 90 F FF 90 B SL 81 B CH 81 4-2 1-2 BB		C SI 87 C SI 87 X SI 88 0-2 ①② G3-6-1 1-2f	B FF 94 B SL 85 B FF 95 B FF 94 4-0 1 BB 1-2 BB	3	1	2	1	2	0	1
1 Logan Schafer, L (1, 9) OBP: 0.222, SLG: 0.125		B FF 89 X FF 90 1-0 ① F9	B SI 90 X SI 88 1-0 ① P6			C SI 88 2 SAFE L SI 88 X CH 82 0-2 ① P5		C SI 88 X FS 83 0-1 ③ F8	B SL 85 B FF 92 C FF 94 B FF 94 C FF 94 B SL 85 4-2 BB 1-2 2-3	4	0	0	0	1	0	3
18 Khris Davis, R (1, 7) OBP: 0.154, SLG: 0.308		B FF 91 B CH 83 C SL 83 X FF 90 2-1 27 1B 2B	X SI 90 0-0 ② F7			B SL 81 C SL 82 B SL 82 B SL 82 S SL 81 X FF 89 3-2 ② F7			2 SH 24 2B 2B 2-3 ③ K	5	2	2	0	0	1	6
2 Scooter Gennett, L (1, 4) OBP: 0.250, SLG: 0.250		C FF 90 X FF 90 0-1 ② F9	C CH 81 B FF 89 B FF 89 C CU 81 B CU 80 F FF 90 X CU 79 3-2 ③ P5			X CH 80 0-0 ③ G1-3			X FS 87 0-0 SH 24 2B 2-3	3	1	0	0	0	0	4
24 Lyle Overbay, L (1, 3) OBP: 0.300, SLG: 0.250		B CH 82 B FF 91 F SI 90 B CH 83 B FC 88 4-1 27 1B BB			F FC 85 B SI 89 S CH 80 B CH 81 F CH 80 S FF 90 2-3 ① K		C SI 88 X FS 82 0-1 ① G3		S FS 84 X FS 85 0-1 27 1B 2B 1-H 3-H	3	1	1	2	1	1	0
Inning Stats	R: 0 H: 1 E: 0 LOB: 1 K: 3 BB: 0 S: 11 P: 14	R: 2 H: 3 E: 0 LOB: 1 K: 0 BB: 1 S: 12 P: 24	R: 0 H: 0 E: 0 LOB: 0 K: 0 BB: 0 S: 7 P: 11	R: 0 H: 1 E: 0 LOB: 1 K: 0 BB: 0 S: 8 P: 13	R: 0 H: 1 E: 0 LOB: 1 K: 1 BB: 0 S: 9 P: 12	R: 0 H: 0 E: 1 LOB: 2 K: 0 BB: 1 S: 13 P: 20	R: 0 H: 1 E: 0 LOB: 1 K: 1 BB: 0 S: 8 P: 11	R: 0 H: 1 E: 0 LOB: 0 K: 0 BB: 0 S: 7 P: 9	R: 4 H: 4 E: 0 LOB: 3 K: 1 BB: 2 S: 18 P: 31	1B: 6 SF: 0 2B: 4 SAC: 1 3B: 1 DP: 1 HR: 1 HBP: 0						

PITCHER		IP	WLS	BF	H	R	ER	SO	BB	IBB	HBP	BLK	WP	HR	S	P	ERA	WHIP
44 Jake Peavy, R ERA: 3.0	(1, 1)	6.0		26	6	2	2	4	2	0	0	0	0	1	60	94	3.00	1.333
35 Burke Badenhop, R ERA:	(7, 1)	2.0		7	2	0	0	1	0	0	0	0	0	0	15	20	0.00	1.000
54 Edward Mujica, R ERA: 21.6	(9, 1)	0.2	L	7	4	4	4	0	0	0	0	0	0	0	12	15	54.00	6.000
30 Andrew Miller, L ERA:	(9, 1)	0.1		3	0	0	0	1	2	0	0	0	0	0	6	16	0.00	6.000

PITCHER	IP	WLS	BF	H	R	ER	SO	BB	IBB	HBP	BLK	WP	HR	S	P	ERA	WHIP

TOP

Milwaukee Brewers @ Boston Red Sox

Fenway Park, Boston, MA

Fri Apr 04 2014, 2:14 PM - 5:31 PM EDT
Att. 36,728 - Partly Cloudy - 43 F

livebaseballscorecards.com

AB	38
R	6
H	12
RBI	6
BB	4
SO	6
LOB	22

Batter	1	2	3	4	5	6	7	8	9	AB	R	H	RBI	BB	SO	LOB
29 Daniel Nava, S (1, 9) OBP: 0.167, SLG: 0.118	B FF 88 B FF 88 B FF 88 C FF 87 X FF 88 3-1 F7 ①		B FF 88 S CH 77 X FF 88 1-1 L9 ②		B FF 87 C CH 76 C FF 87 B FF 87 B FF 88 S CH 78 3-3 K ③		B SI 88 C SI 85 B FF 91 B CH 86 X SI 88 3-1 G6-3 ③			4	0	0	0	0	1	2
15 Dustin Pedroia, R (1, 4) OBP: 0.421, SLG: 0.474	B FF 88 B FF 88 C FF 88 B FF 88 C FF 89 X FF 89 3-2 L8 ②		C CU 76 B CH 78 F FF 88 B FF 89 S CH 77 2-3 K ③			B CH 76 C FF 87 X FF 87 1-1 34 CS 1B		C FF 90 B SL 83 F SI 93 X FF 93 1-2 L3 ①		4	0	1	0	0	1	0
34 David Ortiz, L (1, 10) OBP: 0.421, SLG: 0.529	B FF 88 C CU 75 F CU 76 S CH 75 1-3 K ③			B CH 75 C FF 87 F FF 88 B CU 78 X FF 88 2-2 F7 ①		F FF 86 1 SAFE C CU 75 B FF 86 X CH 75 1-2 G3 ①② 1-2		B SI 91 C SI 91 X FF 91 1-1 12 G5-4-3 1B		4	0	1	0	0	1	1
12 Mike Napoli, R (1, 3) OBP: 0.389, SLG: 0.500		B FF 87 C FF 86 B FF 88 F CH 78 B FF 88 F CH 76 F FF 88 F CH 77 F FF 89 4-2 B FF 88 38 1B 38 E BB		C CU 76 F FF 88 S CH 76 0-3 K ②		B CU 75 B CH 76 B FF 88 C FF 88 F FF 88 F FF 88 F CH 76 F FF 89 F CU 76 4-2 B CH 76 5 PB 5 WP BB		S FF 91 C SI 92 D SL 85 X SI 92 1-2 G5-4-3 ②③ 1-2f		2	1	0	0	2	1	1
37 Mike Carp, L (1, 7) 5 Jonny Gomes, R (6, PH) (7, 7) OBP: 0.333, SLG: 0.500 OBP: 0.182, SLG: 0.100		B FF 87 X FF 88 1-0 P2 ①		C FF 88 F FF 87 X CH 76 0-2 2B		B SI 88 C FF 90 F SI 87 B SL 81 B SL 81 C FF 91 3-3 K ③ 1-3			C FF 90 B CU 75 C FF 90 B CH 82 C FF 89 2-3 K ①	2 2	0 0	1 0	0 0	0 0	0 2	1 1
38 Grady Sizemore, L (1, 8) OBP: 0.417, SLG: 0.600		B FF 88 S CH 76 S CH 76 B CH 77 F FF 88 X FF 88 2-2 E9 2 S 2 F9-2 1-H 1B		B CU 75 C FF 87 B CH 77 S FF 88 B FF 89 F CH 78 F FF 89 F FF 88 B CH 76 4-2 BB			B CU 77 B FF 91 B FF 90 C FF 91 B FF 92 4-1 2 WP BB		B FF 89 B FF 89 C FF 89 X FF 89 2-1 G4-3 ②	2	0	1	0	2	0	0
2 Xander Bogaerts, R (1, 6) OBP: 0.500, SLG: 0.462	C FF 87 D CU 77 B FF 88 F CH 76 X FF 88 2-2 F9-2 ②③ 2-H		C CU 76 B FF 87 X FF 88 1-1 F8 ③				B SI 86 C SI 87 F SI 87 1 SAFE 1 SAFE B SL 82 B FF 91 X FF 92 3-2 G1-3 ① 1-2		C FF 90 B CU 74 C FF 89 X CH 81 1-2 P4 ③	4	0	0	0	0	0	4
40 A.J. Pierzynski, L (1, 2) OBP: 0.182, SLG: 0.182			B CU 74 F CH 76 F FF 88 S CH 76 1-3 K ①		F FF 87 F FF 87 S FF 88 0-3 K ①		X CU 78 0-0 L3 ②			3	0	0	0	0	2	1
16 Will Middlebrooks, R (1, 5) OBP: 0.333, SLG: 0.538			X FF 87 0-0 HR		B CU 74 X CH 78 1-0 F8 ②		I I IN 68 I IN 68 I IN 69 4-0 IBB			2	1	1	1	1	0	0
Inning Stats	R: 0 E: 0 K: 1 S: 8 H: 0 LOB: 0 BB: 0 P: 15	R: 1 E: 1 K: 0 S: 14 H: 1 LOB: 0 BB: 1 P: 23	R: 1 E: 0 K: 2 S: 9 H: 1 LOB: 0 BB: 0 P: 13	R: 0 E: 0 K: 1 S: 16 H: 1 LOB: 2 BB: 1 P: 23	R: 0 E: 0 K: 2 S: 7 H: 0 LOB: 0 BB: 0 P: 11	R: 0 E: 0 K: 1 S: 14 H: 1 LOB: 1 BB: 1 P: 23	R: 0 E: 0 K: 0 S: 7 H: 0 LOB: 2 BB: 2 P: 21	R: 0 E: 0 K: 0 S: 8 H: 1 LOB: 0 BB: 0 P: 11	R: 0 E: 0 K: 1 S: 8 H: 0 LOB: 0 BB: 0 P: 13	1B: 3 2B: 2 3B: 0 HR: 1	SF: 0 SAC: 0 DP: 2 HBP: 0			WP: 2 PB: 1 SB: 1 CS: 1	PA: 34		

BOTTOM

Milwaukee Brewers @ Boston Red Sox

Fenway Park, Boston, MA

Fri Apr 04 2014, 2:14 PM - 5:31 PM EDT

Att. 36,728 - Partly Cloudy - 43 F

livebaseballscorecards.com

AB	29
R	2
H	5
RBI	1
BB	5
SO	8
LOB	11

PITCHER		IP	WLS	BF	H	R	ER	SO	BB	IBB	HBP	BLK	WP	HR	S	P	ERA	WHIP
41 Marco Estrada, R ERA: 1.59	(1, 1)	5.2		22	4	2	1	6	3	0	0	0	0	1	65	102	1.59	1.235
13 Will Smith, L ERA:	(6, 1)	1.1		6	0	0	0	1	1	1	0	0	2	0	10	27	0.00	0.750
53 Brandon Kintzler, R ERA:	(8, 1)	1.0	W	3	1	0	0	0	0	0	0	0	0	0	8	11	0.00	1.000
57 Francisco Rodríguez, R ERA:	(9, 1)	1.0		3	0	0	0	1	0	0	0	0	0	0	8	13	0.00	0.000

PITCHER	IP	WLS	BF	H	R	ER	SO	BB	IBB	HBP	BLK	WP	HR	S	P	ERA	WHIP

Batter	1	2	3	4	5	6	7	8	9	10	11	AB	R	H	RBI	BB	SO	LOB
27 Carlos Gómez, R (1, 8) OBP: 0.478, SLG: 0.700	C FF 88 F FC 84 B FF 90 X FF 89 / 1-2 P4 ①	S CH 81 C FF 89 X CU 75 / 0-2 HR		B CH 80 X FC 86 / 1-0 9 1B 1B	F CH 76 F SL 80 S CH 75 / 0-3 K ①	M CH 84 F FF 91 B KC 77 S KC 77 / 1-3 K ②		B SL 81 S FF 95 S FF 94 B FF 95 B FO 88 D FO 87 / 4-2 9 WP BB		5	1	2	1	1	2	0
9 Jean Segura, R (1, 6) OBP: 0.263, SLG: 0.333	C FF 90 B FF 89 X FF 90 / 1-1 20 G6-3 16 1B 1B	B FC 87 S CH 82 B SI 90 F SI 89 X CH 82 / 2-2 G6-3 ③		1 SAFE 1 SAFE F FS 87 X CH 81 / 0-1 16 F8-4-2 1-2 1B		C SL 80 B SI 89 B SI 88 X CH 77 / 2-1 G6-3 ②		B FF 91 C FC 86 C KC 77 B KC 79 X KC 79 / 2-2 20 E 20 S 1B		F FF 94 F FF 95 F SL 82 F FO 87 S FO 88 / 0-3 K 1-2 2-3		6	1	3	0	0	1	2
20 Jonathan Lucroy, R (1, 10) OBP: 0.429, SLG: 0.632	1 SAFE C FC 85 X FC 86 / 0-1 G6-3 ② 1-3		B FC 86 F FC 84 X FC 86 / 1-1 16 1B 18 1B 2B	C FF 91 F FF 91 S CH 80 / 0-3 K ①		C CU 72 S CH 77 S CH 78 / 0-3 K ③		C FF 91 C FF 91 X FF 91 / 0-2 L3 ③ 1-3		B FF 93 F FF 93 X FF 94 / 1-1 F9 ③		6	1	1	0	0	2	7
16 Aramis Ramirez, R (1, 5) OBP: 0.476, SLG: 0.524	T FC 85 B FF 90 X FC 87 / 1-1 1 FC5 18 1B 1B 3-H		X SI 89 / 0-0 1 G1-3 18 1B 2 2B 2-3 1B	X FF 90 / 0-0 F8-4-2 ② ③ 1-2 2-3			F CU 78 B CH 76 F CH 76 B SI 90 X SI 89 / 2-2 18 E 18 1B 1B		C SI 88 S FF 88 S FS 79 / 0-3 K ①		X SI 88 / 0-0 G3-1 ①	6	1	3	1	0	1	2
18 Khris Davis, R (1, 7) OBP: 0.316, SLG: 0.474	S FF 90 X CU 75 / 0-1 1 FC5 1-2 1B		B FF 88 C CH 80 X SI 89 / 1-1 1 G1-3 2 2B 1-2 3-H 1B		C FF 91 B SI 89 X CU 77 / 1-1 G5-3 ①		F CH 76 S CH 77 D CH 77 X CH 76 / 1-2 E7 1-3 1B		S FS 80 C FF 88 S FS 80 / 0-3 K ②		B SI 88 B SI 87 B SI 88 C SI 87 F SI 88 X SI 87 / 3-2 1 2B 2B	6	2	4	1	0	1	0
1 Logan Schafer, L (1, 9) OBP: 0.267, SLG: 0.357	B FF 90 X CH 81 / 1-0 FC5 ③ 1-2 2-3f		S FC 87 F FF 91 D CH 84 X CH 84 / 1-2 G1-3 ① 1-2 2-3		B CU 76 C CU 76 B CH 82 B FC 87 X SI 89 / 3-1 7 1B 2B		1 SAFE C CU 77 C SI 87 F SI 88 B SI 89 1 SAFE D SL 81 B SL 78 C SI 88 / 3-3 K ①		B FF 88 B FF 88 F FS 79 F FS 79 B FS 79 S FS 79 / 3-3 K ③		2 SAFE B SI 87 B FS 80 X FS 81 / 2-0 2 WP 2-H 2B	6	0	2	1	0	2	6
7 Mark Reynolds, R (1, 3) OBP: 0.300, SLG: 0.556		C FF 90 X FF 89 / 0-1 HR	C FC 87 B FC 88 B SI 90 S FC 85 F SI 91 S CH 82 / 2-3 K ②	X SI 90 / 0-0 2-3 1B			1 SAFE T FF 90 C FF 92 C FF 92 / 0-3 K ②			C SL 80 S FF 93 B SL 83 B FO 87 F FF 93 S FO 86 / 2-3 K ①	F SI 88 C SI 87 B SI 88 F SI 87 S FS 82 / 1-3 K ②	6	1	2	1	0	4	5
2 Scooter Gennett, L (1, 4) OBP: 0.286, SLG: 0.429		C FC 84 C CH 81 B CH 82 S FC 85 / 1-3 K ①	D CH 82 S FC 87 X FC 87 / 1-1 2-H 3-H 2B	1 SAFE L SI 87 B SI 88 B SL 80 1 SAFE X SI 87 / 2-1 F7 ②			B FF 90 F FC 86 C FF 92 S KC 78 / 1-3 K2-3 ③			B FF 94 F FF 92 X FF 93 / 1-1 9 WP 2B	B SL 82 C FF 92 S SL 82 C FF 94 / 1-3 2-3 K ③	6	0	2	2	0	3	5
12 Martín Maldonado, R (1, 2)		C FF 90 S CH 82 X FC 86 / 0-2 P3 ②	F FC 87 X FF 90 / 0-1 G4-3 ③	L CH 77 B SI 88 1 SAFE D CH 78 S CH 77 S SI 90 / 2-3 K ③				C FC 85 X FC 86 / 0-1 F7 ①		C FF 92 F FF 93 B FF 95 D FO 88 S FO 85 / 2-3 K ②		5	0	0	0	0	2	4
Inning Stats	R: 1 E: 0 K: 0 S: 12 H: 3 LOB: 2 BB: 0 P: 16	R: 2 E: 0 K: 1 S: 14 H: 2 LOB: 0 BB: 0 P: 17	R: 3 E: 0 K: 1 S: 16 H: 4 LOB: 1 BB: 0 P: 22	R: 0 E: 0 K: 1 S: 7 H: 2 LOB: 1 BB: 0 P: 8	R: 0 E: 0 K: 1 S: 10 H: 2 LOB: 2 BB: 0 P: 18	R: 0 E: 0 K: 2 S: 8 H: 0 LOB: 0 BB: 0 P: 10	R: 0 E: 1 K: 3 S: 16 H: 2 LOB: 2 BB: 0 P: 23	R: 0 E: 0 K: 1 S: 11 H: 1 LOB: 1 BB: 0 P: 14	R: 0 E: 0 K: 3 S: 10 H: 0 LOB: 0 BB: 0 P: 13	R: 0 E: 0 K: 3 S: 18 H: 1 LOB: 3 BB: 1 P: 28	R: 1 E: 0 K: 2 S: 12 H: 2 LOB: 1 BB: 0 P: 19	1B: 11 2B: 7 3B: 0 HR: 2	SF: 0 SAC: 0 DP: 1 HBP: 0		WP: 2 PB: 0 SB: 1 CS: 0	PA: 53		

PITCHER	IP	WLS	BF	H	R	ER	SO	BB	IBB	HBP	BLK	WP	HR	S	P	ERA	WHIP
11 Clay Buchholz, R (1, 1) ERA: 12.46	4.1		25	13	6	6	3	0	0	0	0	0	2	54	72	12.46	3.000
55 Chris Capuano, L (5, 1) ERA:	2.0		8	2	0	0	4	0	0	0	0	0	0	23	35	0.00	1.000
67 Brandon Workman, R (7, 1) ERA:	1.2		6	1	0	0	3	0	0	0	0	0	0	17	21	0.00	0.600
19 Koji Uehara, R (9, 1) ERA:	1.0		3	0	0	0	3	0	0	0	0	0	0	10	13	0.00	0.000
36 Junichi Tazawa, R (10, 1) ERA:	1.0		6	1	0	0	3	1	0	0	0	1	0	18	28	0.00	2.000

PITCHER	IP	WLS	BF	H	R	ER	SO	BB	IBB	HBP	BLK	WP	HR	S	P	ERA	WHIP
35 Burke Badenhop, R (11, 1) ERA: 3.38	0.2	L	4	2	1	1	1	0	0	0	0	0	0	9	15	13.50	3.000
30 Andrew Miller, L (11, 1) ERA:	0.1		1	0	0	0	1	0	0	0	0	1	0	3	4	0.00	0.000

TOP

Milwaukee Brewers @ Boston Red Sox

Fenway Park, Boston, MA

Sat Apr 05 2014, 7:11 PM - 11:33 PM EDT

Att. 35,729 - Cloudy - 48 F

livebaseballscorecards.com

AB	52
R	7
H	19
RBI	7
BB	1
SO	18
LOB	31

Batter	1	2	3	4	5	6	7	8	9	10	11	AB	R	H	RBI	BB	SO	LOB
38 Grady Sizemore, L (1, 8) OBP: 0.353, SLG: 0.429	B FF 94 C FF 94 B FF 96 B FF 95 X FF 95 3-1 L8		B SL 84 B SI 95 C FF 94 B SI 96 B FF 94 4-1 29 G6-3 15 E 12 HR BB		C FF 92 B SL 83 C FF 94 B SI 95 C SI 95 2-3 K		C FF 87 F SI 89 B CU 74 F SI 90 X SI 89 1-2 F7			S FF 93 C FF 94 S CH 85 0-3 K		4	1	0	0	1	2	0
15 Dustin Pedroia, R (1, 4) OBP: 0.375, SLG: 0.417	B FF 96 C FF 95 B FF 95 X FF 96 2-1 G4-3		1 SAFE B FF 95 1 SAFE C FF 94 F FF 95 B SI 96 B SL 84 1 SAFE F FF 95 3-2 X SL 85 E5 29 G6-3 12 HR 1-2		C FF 95 B FF 95 B CH 83 F SI 95 F FF 96 X SI 96 2-2 1B		C SI 91 X SI 90 0-1 G6-3			X FF 94 0-0 G1-3		5	1	1	0	0	0	1
29 Daniel Nava, S (1, 3) OBP: 0.130, SLG: 0.091 (10, 9)	B SI 95 C FF 95 F SI 96 B SL 87 X SL 86 2-2 P6		S SI 94 X SI 95 0-1 G6-3 1-2 2-3		C SI 95 F FF 96 S SL 87 0-3 K		C SI 92 B SI 91 C FF 90 F SI 92 B SI 92 X SI 92 3-2 L8			C FF 95 S CH 85 B CH 85 X FF 94 1-2 F8		5	0	0	0	0	1	3
12 Mike Napoli, R (1, 10) OBP: 0.391, SLG: 0.632		C FF 96 B FF 97 C FF 96 B SL 88 F SL 86 F FF 97 C FF 97 2-3 K	B SI 96 B SL 85 F SI 95 X FF 96 2-1 2-H 3-H HR		C SL 84 B FF 95 C FF 95 F SL 88 D SL 88 1 SAFE S CH 84 2-3 K			C FF 90 C FF 91 B SL 83 B SI 91 F FF 91 X FF 92 2-2 5 G6-4-3 1B		B FF 89 C FF 89 B FF 89 C FF 89 F FF 89 S CH 82 2-3 K	5	1	2	3	0	3	1
2 Xander Bogaerts, R (1, 6) OBP: 0.524, SLG: 0.529		C FF 96 F SL 86 F SL 85 X FF 97 0-2 5 2B 40 G3 1B	B SL 83 S SL 84 S FF 96 B FF 94 B SL 84 B SI 95 4-2 5 FC6-4 BB			B FF 93 X FF 92 1-0 40 G4-6-3 10 E 2B		F FF 91 S FF 92 D SL 84 F FF 92 F FF 91 D CH 86 B FF 92 S FF 92 3-3 K		F FF 90 B FF 89 S CH 82 S CH 84 1-3 K	4	2	2	0	1	2	1
5 Jonny Gomes, R (1, 7) OBP: 0.250, SLG: 0.214	B FF 97 X FF 96 1-0 40 G3 10 1B 1-3 2B		B SL 85 B CH 84 X FF 95 2-0 FC6-4 1-2f			D SL 81 B FF 91 B FF 92 C FF 91 B FF 93 4-1 40 G4-6-3 BB		C FF 91 C SI 92 X FF 92 0-2 G6-4-3 1-2f		C FF 90 B CU 75 S CH 83 B CH 85 B FF 89 S CH 83 3-3 K	4	1	1	0	1	1	2
40 A.J. Pierzynski, L (1, 2) OBP: 0.133, SLG: 0.133	X 0-0 G3 2-3 3-H		C FF 93 F FF 94 X SL 85 0-2 G4-3			B SI 89 X SI 89 1-0 G4-6-3 1-2f 2-3			F FF 90 C SL 81 S SL 83 0-3 K2-3		4	0	0	1	0	1	3
10 Jonathan Herrera, S (1, 5) OBP: 0.250, SLG: 0.250	C FF 96 B FF 97 X SL 85 1-1 25 CS 3-H 1B		C SI 94 C CH 83 F FF 93 T SL 86 0-2 K			F SI 90 F SI 89 X SI 89 0-2 E6 3-H			X FF 91 0-0 G6-3		4	0	1	1	0	1	0
25 Jackie Bradley Jr., L (1, 9) OBP: 0.250, SLG: 0.250 34 David Ortiz, L (9, PH) OBP: 0.400, SLG: 0.500 37 Mike Carp, L (10, 3) OBP: 0.333, SLG: 0.500	B SL 84 B FF 97 C FF 95 F FF 97 B SL 89 3-2 CS 1-2	C SI 94 B FF 95 F FF 95 S SL 88 1-3 K	B SL 83 C SI 94 X SI 94 1-1 F7			F SI 90 D SI 90 B CU 75 F SI 88 D CU 75 C CU 75 3-3 K			B FF 92 B FF 91 C SL 82 S SL 83 X FF 94 3-1 G6-3		3 1 0	0 0 0	0 0 0	0 0 0	0 0 0	2 0 0	1 0 0
Inning Stats	R: 0 E: 0 K: 0 S: 7 H: 0 LOB: 0 BB: 0 P: 14	R: 2 E: 0 K: 1 S: 15 H: 3 LOB: 0 BB: 0 P: 22	R: 3 E: 1 K: 1 S: 15 H: 1 LOB: 1 BB: 2 P: 31	R: 0 E: 0 K: 1 S: 9 H: 0 LOB: 0 BB: 0 P: 10	R: 0 E: 0 K: 3 S: 14 H: 1 LOB: 1 BB: 0 P: 20	R: 1 E: 1 K: 1 S: 9 H: 1 LOB: 1 BB: 1 P: 18	R: 0 E: 0 K: 0 S: 10 H: 0 LOB: 0 BB: 0 P: 14	R: 0 E: 0 K: 1 S: 12 H: 1 LOB: 0 BB: 0 P: 17	R: 0 E: 0 K: 1 S: 6 H: 0 LOB: 0 BB: 0 P: 9	R: 0 E: 0 K: 1 S: 7 H: 0 LOB: 0 BB: 0 P: 8	R: 0 E: 0 K: 3 S: 10 H: 0 LOB: 0 BB: 0 P: 16	1B: 4 2B: 2 3B: 0 HR: 1	SF: 0 SAC: 0 DP: 2 HBP: 0	WP: 0 PB: 0 SB: 0 CS: 1	PA: 43			

PITCHER		IP	WLS	BF	H	R	ER	SO	BB	IBB	HBP	BLK	WP	HR	S	P	ERA	WHIP
38 Wily Peralta, R ERA: 3.6	(1, 1)	5.0		22	5	5	2	6	2	0	0	0	0	1	60	97	3.60	1.400
29 Jim Henderson, R ERA:	(6, 1)	0.0		2	1	1	0	0	1	0	0	0	0	0	2	7	∞	∞
59 Zach Duke, L ERA: 4.5	(6, 1)	1.1	B	4	0	0	0	1	0	0	0	0	0	0	11	16	0.00	0.000
53 Brandon Kintzler, R ERA:	(7, 1)	1.2		5	1	0	0	1	0	0	0	0	0	0	18	26	0.00	0.600
13 Will Smith, L ERA:	(9, 1)	1.0		3	0	0	0	1	0	0	0	0	0	0	6	9	0.00	0.000

PITCHER		IP	WLS	BF	H	R	ER	SO	BB	IBB	HBP	BLK	WP	HR	S	P	ERA	WHIP
30 Tyler Thornburg, R ERA: 4.5	(10, 1)	1.0	W	3	0	0	0	1	0	0	0	0	0	0	7	8	0.00	0.000
57 Francisco Rodríguez, R ERA:	(11, 1)	1.0	S	3	0	0	0	3	0	0	0	0	0	0	10	16	0.00	0.000

BOTTOM

Milwaukee Brewers @ Boston Red Sox

Fenway Park, Boston, MA

Sat Apr 05 2014, 7:11 PM - 11:33 PM EDT

Att. 35,729 - Cloudy - 48 F

livebaseballscorecards.com

AB	39
R	6
H	7
RBI	5
BB	3
SO	13
LOB	12

Batter	1	2	3	4	5	6	7	8	9	AB	R	H	RBI	BB	SO	LOB
27 Carlos Gómez, R (1, 8) OBP: 0.393, SLG: 0.560	F FF 93 C FF 93 F FF 90 X CU 78 0-2 ① F8	C FC 88 S FF 93 X FF 89 0-2 ③ F8			B FF 92 C FF 93 X CH 86 1-1 ③ G6-3		F CU 77 B FF 91 1 SAFE X FC 89 1-1 ③ B5-3 2-3		D SI 93 S SL 85 X SI 94 1-1 ② L6	5	0	0	0	0	0	4
Rickie Weeks Jr., R (1, 4) OBP: 0.100, SLG: 0.100 2 Scooter Gennett, L (8, 4) OBP: 0.267, SLG: 0.400	F FF 94 X FF 94 0-1 ② G6-3		X FF 90 0-0 ① G5-3			B FC 86 C FC 86 C FF 91 S CU 77 1-3 ① K		F CU 71 B FF 89 B FC 86 B FF 89 X FF 89 3-1 ① L7	C FF 93 1 SAFE C FF 94 B SL 86 B FF 94 S SL 84 2-3 ③ K	4 1	0 0	0 0	0 0	0 0	1 1	0 1
8 Ryan Braun, R (1, 9) OBP: 0.190, SLG: 0.150	C FF 93 X FF 90 0-1 1B		C FF 90 B FF 92 F CU 74 F FF 92 S CU 76 1-3 ② K2-3			B FF 91 X FF 91 1-0 ② F9		B FF 91 B CH 84 X FF 91 2-0 16 E 16 S 16 1B 1B		4	1	2	0	0	1	0
16 Aramis Ramirez, R (1, 10) OBP: 0.440, SLG: 0.480	B FF 92 F FF 92 X FF 94 1-1 ③ F7		B FC 88 C CU 74 B FF 93 S FC 88 S CU 76 2-3 ③ K2-1-3			X CH 86 0-0 ③ F9		F SI 89 1 SAFE C SI 90 B SI 91 B SI 89 X SI 90 1-H 2-2 20 BB 1B		4	0	1	1	0	1	1
20 Jonathan Lucroy, R (1, 2) OBP: 0.440, SLG: 0.636		C FF 90 B CH 85 B FF 90 S FC 87 X FC 84 2-2 18 1B 7 1B 2B		C FF 89 B FF 91 X SI 90 1-1 ① F9			F FC 87 B FF 89 B FF 90 F CH 83 X FC 87 2-2 ① G5-3	C FF 91 B FF 89 B SL 85 F FF 90 F FF 88 B FS 85 D FS 86 4-2 1-2 BB		3	1	1	0	1	0	0
18 Khris Davis, R (1, 7) OBP: 0.348, SLG: 0.522		X FF 92 0-0 7 1B 7 E 2-3 1B		C FF 92 F FF 92 F FF 91 B CU 77 S CU 77 1-3 ② K			B FF 91 C FF 92 X FF 90 1-1 14 1B 2B	X SI 90 0-0 ② F9		4	2	2	0	0	1	2
7 Mark Reynolds, R (1, 5) OBP: 0.357, SLG: 0.500		X FF 92 0-0 E9 1-H 3-H 1B		F FF 92 C CU 77 X CU 76 0-2 ③ L5			B FF 91 B FF 89 B FF 91 B FF 91 4-0 27 S 14 1B BB	S FF 90 B FF 90 F FF 90 C FF 91 1-3 ③ K		3	0	1	1	1	1	2
24 Lyle Overbay, L (1, 3) OBP: 0.214, SLG: 0.167		B FC 86 F FF 92 B FF 89 X FF 92 2-1 ① F7			B FF 91 F FF 91 X SI 88 1-1 ① G1-3		C FF 92 F CU 76 B FF 93 B FF 92 F FF 93 B FC 86 F FC 88 S FC 87 3-3 ② K		C FF 92 B SL 83 B SL 83 X FF 91 2-1 ① G1-3	4	0	0	0	0	1	3
14 Jeff Bianchi, R (1, 6) OBP: 0.250, SLG: 0.250		C FF 92 S FC 88 F FF 93 B FF 93 F CU 77 B FF 92 B FF 92 2 SAFE X FC 87 3-2 ② F9			S FC 86 C FF 91 B CH 85 B FF 91 S FF 89 2-3 ② K		F FC 89 B FF 92 B FF 91 X FC 88 2-1 1-2 2-H 1B		C FF 91 F SL 82 B FF 95 X SL 84 1-2 1B	4	0	2	1	0	1	1
Inning Stats	R: 0 E: 0 K: 0 S: 10 H: 1 LOB: 1 BB: 0 P: 11	R: 2 E: 1 K: 0 S: 15 H: 3 LOB: 1 BB: 0 P: 22	R: 0 E: 0 K: 2 S: 8 H: 0 LOB: 0 BB: 0 P: 11	R: 0 E: 0 K: 1 S: 9 H: 0 LOB: 0 BB: 0 P: 11	R: 0 E: 0 K: 1 S: 7 H: 0 LOB: 0 BB: 0 P: 11	R: 0 E: 0 K: 1 S: 5 H: 0 LOB: 0 BB: 0 P: 7	R: 1 E: 0 K: 1 S: 14 H: 2 LOB: 2 BB: 1 P: 27	R: 1 E: 0 K: 1 S: 13 H: 2 LOB: 2 BB: 1 P: 25	R: 0 E: 0 K: 1 S: 10 H: 1 LOB: 1 BB: 0 P: 16	1B: 7 2B: 2 3B: 0 HR: 0		SF: 0 SAC: 0 DP: 0 HBP: 0		WP: 0 PB: 0 SB: 2 CS: 0		PA: 38

PITCHER		IP	WLS	BF	H	R	ER	SO	BB	IBB	HBP	BLK	WP	HR	S	P	ERA	WHIP
31 Jon Lester, L ERA: 2.51	(1, 1)	7.1	L	30	7	4	2	6	1	0	0	0	0	0	71	108	2.46	1.091
54 Edward Mujica, R ERA: 15.43	(8, 1)	0.2		4	1	0	0	1	1	0	0	0	0	0	10	17	0.00	3.000
30 Andrew Miller, L ERA:	(9, 1)	1.0		4	1	0	0	1	0	0	0	0	0	0	10	16	0.00	1.000

PITCHER	IP	WLS	BF	H	R	ER	SO	BB	IBB	HBP	BLK	WP	HR	S	P	ERA	WHIP

TOP

Milwaukee Brewers @ Boston Red Sox

Fenway Park, Boston, MA

Sun Apr 06 2014, 1:39 PM - 4:36 PM EDT

Att. 35,958 - Sunny - 48 F

livebaseballscorecards.com

AB	36
R	4
H	9
RBI	3
BB	2
SO	8
LOB	14

Milwaukee Brewers @ Boston Red Sox

Fenway Park, Boston, MA

Sun Apr 06 2014, 1:39 PM - 4:36 PM EDT

Att. 35,958 - Sunny - 48 F

livebaseballscorecards.com

BOTTOM

Batter	1	2	3	4	5	6	7	8	9	AB	R	H	RBI	BB	SO	LOB
29 Daniel Nava, S (1, 9) OBP: 0.148, SLG: 0.154	C FF 90 B FF 89 C FF 91 X SL 88 1-2 ① G5-3	C FF 90 B FF 90 B CH 84 B SI 91 X FF 91 3-1 ① L1	C SL 85 B SI 91 B FF 90 B FF 90 X FF 90 3-1 2B	S SI 90 B SI 91 D SI 91 X SI 90 2-1 ③ F8			4	0	1	0	0	0	2
15 Dustin Pedroia, R (1, 4) OBP: 0.357, SLG: 0.393	C FF 91 B FF 91 B SI 91 F FF 91 X CU 78 2-2 E4 1B	B FF 91 B FF 92 X SI 92 2-0 ② G6-3	D CU 79 B FF 91 C SI 91 B SI 90 X SI 91 3-1 ③ G5-3			C FF 92 C CU 77 B FF 94 X FF 94 1-2 ① F9		4	0	1	0	0	0	1
34 David Ortiz, L (1, 10) OBP: 0.375, SLG: 0.455	B CU 79 B CU 79 X SI 91 2-0 ② F8	B FF 91 X CU 79 1-0 12 FC6-4 1B	F SL 86 X FF 91 0-1 ① G3			F FF 93 B FF 94 B CH 83 X FF 94 2-1 ② G1		4	0	1	0	0	0	1
12 Mike Napoli, R (1, 3) OBP: 0.370, SLG: 0.565	C CU 78 B SL 86 F FF 91 C SL 88 1-3 ③ K	F FF 91 B CU 80 X SL 85 1-1 ③ FC6-4 1-2f	B CU 78 C SL 86 B FF 90 C SL 85 B SL 86 C SI 90 3-3 ② K			C CU 76 F FF 94 F FF 94 B CH 84 X FF 93 1-2 1B		4	0	1	0	0	2	2
2 Xander Bogaerts, R (1, 6) OBP: 0.480, SLG: 0.476	B FF 90 C SI 89 B CU 78 X SI 90 2-1 25 G4-3 10 1B 1B	B FF 90 B FF 91 F SI 90 B FF 90 F SI 90 F SI 91 X SI 90 3-2 ① G6-3	X FF 90 0-0 ③ F8			C FF 93 F CU 77 B FF 93 S CH 82 1-3 ③ K		4	0	1	0	0	1	1
5 Jonny Gomes, R (1, 7) OBP: 0.250, SLG: 0.222	B SL 86 B FF 91 C SI 90 D SL 87 C FF 91 F FF 91 C FF 91 3-3 ① K	C SL 87 B CU 79 X FF 90 1-1 ② L7	B CH 87 B SL 88 C FF 88 C FF 89 X FF 89 2-2 ① F8	C CU 75 B FF 94 X FF 92 1-1 1B		4	0	1	0	0	1	1
10 Jonathan Herrera, S (1, 5) OBP: 0.250, SLG: 0.250	C FF 90 1 SAFE X SI 90 0-1 25 G4-3 1-2 1B	B FF 91 C FF 90 B SL 85 L SI 91 X CU 79 2-2 ③ G4-3	C SL 89 B SL 84 C SL 84 B CU 78 B SL 84 X FF 89 3-2 ② F8	C FF 93 S CH 81 S CH 82 0-3 ① K		4	0	1	0	0	1	1
25 Jackie Bradley Jr., L (1, 8) OBP: 0.250, SLG: 0.333	C FF 91 D CU 79 B FF 91 C SI 91 X SL 87 2-2 ② G4-3 1-2 2-3	C SL 88 X CH 84 0-1 ① G3	C FF 90 F SL 85 F FF 90 B FF 90 X SL 83 1-2 3 1B 2B	B FF 92 C FF 92 F CH 80 S CH 83 1-3 ② K		4	0	1	0	0	1	3
3 David Ross, R (1, 2) OBP: 0.429, SLG: 0.333 40 A.J. Pierzynski, L (9, PH) OBP: 0.125, SLG: 0.125	C CU 79 B FF 91 B FF 92 C SI 91 F FF 92 X SL 88 2-2 ③ G6-3	F SL 89 B FF 91 X SL 86 1-1 ② G5-3	X FF 90 0-0 2-3 1B	X FF 92 0-0 ③ G3-1		3 1	0 0	1 0	0 0	0 0	0 0	2 1
Inning Stats	R: 0 H: 1 E: 1 LOB: 1 K: 1 BB: 0 S: 10 P: 16	R: 0 H: 2 E: 0 LOB: 2 K: 1 BB: 0 S: 15 P: 24	R: 0 H: 1 E: 0 LOB: 1 K: 0 BB: 0 S: 6 P: 13	R: 0 H: 0 E: 0 LOB: 0 K: 0 BB: 0 S: 9 P: 15	R: 0 H: 1 E: 0 LOB: 1 K: 0 BB: 0 S: 8 P: 15	R: 0 H: 0 E: 0 LOB: 0 K: 1 BB: 0 S: 6 P: 9	R: 0 H: 2 E: 0 LOB: 2 K: 0 BB: 0 S: 13 P: 21	R: 0 H: 1 E: 0 LOB: 1 K: 1 BB: 0 S: 12 P: 17	R: 0 H: 1 E: 0 LOB: 1 K: 2 BB: 0 S: 9 P: 11	1B: 7 2B: 2 3B: 0 HR: 0	SF: 0 SAC: 0 DP: 0 HBP: 0			WP: 0 PB: 0 SB: 0 CS: 0	PA: 36		

PITCHER		IP	WLS	BF	H	R	ER	SO	BB	IBB	HBP	BLK	WP	HR	S	P	ERA	WHIP
49 Yovani Gallardo, R ERA:	(1, 1)	6.2	W	27	7	0	0	3	0	0	0	0	0	0	65	109	0.00	1.050
59 Zach Duke, L ERA: 3.86	(7, 1)	0.1	H	1	0	0	0	0	0	0	0	0	0	0	2	4	0.00	0.000
30 Tyler Thornburg, R ERA: 2.25	(8, 1)	2.0		8	2	0	0	3	0	0	0	0	0	0	21	28	0.00	1.000

PITCHER	IP	WLS	BF	H	R	ER	SO	BB	IBB	HBP	BLK	WP	HR	S	P	ERA	WHIP

AB	36
R	0
H	9
RBI	0
BB	0
SO	6
LOB	15

Batter	1	2	3	4	5	6	7	8	9	AB	R	H	RBI	BB	SO	LOB
17 Shin-Soo Choo, L (1, 7) OBP: 0.387, SLG: 0.385	B FF 93 F FF 92 C FF 93 C FF 93 1-3 ① K		C FF 92 B CH 83 B FF 92 F FC 85 F FF 91 B FF 91 X FF 91 3-2 3B		C FF 90 C FF 90 B FC 85 F FC 84 C FC 84 1-3 ③ K			C SL 81 C SL 81 B SI 92 B SL 82 F SI 91 X SI 90 2-2 84 G4-6-3 1B		4	0	2	0	0	2	0
1 Elvis Andrus, R (1, 6) OBP: 0.321, SLG: 0.464	B FF 94 C FF 92 X FF 92 1-1 ② L4		D FF 91 C FC 86 F FC 84 X FF 92 1-2 ③ G4-3			C FF 89 B FC 82 B FC 82 C FC 81 X FC 84 2-2 29 G6-4-3 1B		1 SAFE 1 SAFE 1 SAFE B SI 87 D CH 77 C SI 88 1 SAFE C CH 77 X CH 76 2-2 ① L8		4	0	1	0	0	0	2
84 Prince Fielder, L (1, 3) OBP: 0.200, SLG: 0.179	C FF 93 B FF 93 X FF 93 1-1 ③ G4-3			S FC 83 X FF 92 0-1 ① G4-3		C FF 90 X FF 90 0-1 ① F8		B SI 89 B SI 90 B SI 90 C SI 88 F SI 89 F SI 89 X SL 81 3-2 ②③ G4-6-3 1-2f		4	0	0	0	0	0	2
29 Adrian Beltré, R (1, 5) OBP: 0.367, SLG: 0.320		C FF 92 C FF 91 X FF 93 0-2 ① F8		C FF 93 X FF 92 0-1 18 PB 18 SF8 1B		X SI 92 0-0 ②③ G6-4-3 1-2f			B FF 89 F FF 87 C FF 88 F FF 89 X FS 80 1-2 ① L7	4	1	1	0	0	0	1
Alex Rios, R (1, 9) OBP: 0.429, SLG: 0.577		B FF 93 X FF 92 1-0 E7 1B		B FF 92 S FC 85 X FC 84 1-1 18 PB 1-2 1B			C FF 90 B FC 83 S FC 83 B FC 82 B FC 83 B FC 82 4-2 18 G3-1 18 S BB		X FF 88 0-0 ② P5	3	0	2	0	1	0	0
18 Mitch Moreland, L (1, 10) OBP: 0.261, SLG: 0.409		C FF 92 F FF 92 B FF 94 S FC 86 1-3 ② K2-3		B FF 91 S FC 85 X FF 92 1-1 ② SF8 1-2 2-H			B FF 90 B FF 89 S FC 81 X CU 81 2-1 ① G3-1 1-3		C FF 88 F SL 83 X FS 80 0-2 16 2B 1B	3	0	1	1	0	1	2
16 Donnie Murphy, R (1, 4) OBP: 0.353, SLG: 0.333		F FF 92 S FF 92 X FF 93 0-2 ③ L9		B FC 85 S FC 84 F FF 92 B FF 92 S FC 84 2-3 ③ K2-3			F FF 91 B SI 91 X FC 82 1-1 ② P4		B FF 88 C FF 86 B FF 87 B FF 87 X FF 86 3-1 1-3 2B	4	0	1	0	0	1	3
2 Leonys Martin, L (1, 8) OBP: 0.321, SLG: 0.240			X FF 92 0-0 ① B4-3		C FC 84 B FC 84 S FC 84 F FF 91 S FC 85 1-3 ① K		B FF 89 F FC 83 S FF 91 B FF 91 F FF 91 D FC 83 B FF 92 4-2 7 S BB		B FS 78 B FS 78 C FF 86 F FF 87 S FS 78 2-3 ③ K	3	0	0	0	1	2	2
7 J.P. Arencibia, R (1, 2) OBP: 0.176, SLG: 0.188			B FF 92 S FF 93 X FF 93 1-1 ② F9		X FF 91 0-0 ② G4-3		F FF 91 S FF 91 B FF 92 X FF 92 1-2 ③ G4-3 1-2			3	0	0	0	0	0	2

Inning Stats	1	2	3	4	5	6	7	8	9
	R: 0 E: 0 K: 1 S: 7	H: 0 LOB: 0 BB: 0 P: 10	R: 0 E: 1 K: 1 S: 10	H: 1 LOB: 1 BB: 0 P: 12	R: 0 E: 0 K: 0 S: 10	H: 1 LOB: 1 BB: 0 P: 15	R: 1 E: 0 K: 1 S: 11	H: 2 LOB: 1 BB: 0 P: 15	R: 0 E: 0 K: 2 S: 9	H: 0 LOB: 0 BB: 0 P: 11	R: 0 E: 0 K: 0 S: 6	H: 1 LOB: 0 BB: 0 P: 8	R: 0 E: 0 K: 0 S: 12	H: 0 LOB: 2 BB: 2 P: 24	R: 0 E: 0 K: 0 S: 11	H: 1 LOB: 0 BB: 0 P: 18	R: 0 E: 0 K: 1 S: 13	H: 2 LOB: 2 BB: 0 P: 19

	1B: 6	SF: 1	WP: 0	PA: 35
	2B: 1	SAC: 0	PB: 1	
	3B: 1	DP: 2	SB: 2	
	HR: 0	HBP: 0	CS: 0	

PITCHER		IP	WLS	BF	H	R	ER	SO	BB	IBB	HBP	BLK	WP	HR	S	P	ERA	WHIP
41 John Lackey, R ERA: 1.38	(1, 1)	7.0	W	27	5	1	0	5	2	0	0	0	0	0	65	95	0.00	1.000
55 Chris Capuano, L ERA:	(8, 1)	1.0	H	3	1	0	0	0	0	0	0	0	0	0	11	18	0.00	1.000
19 Koji Uehara, R ERA:	(9, 1)	1.0		5	2	0	0	1	0	0	0	0	0	0	13	19	0.00	2.000

PITCHER	IP	WLS	BF	H	R	ER	SO	BB	IBB	HBP	BLK	WP	HR	S	P	ERA	WHIP

TOP

Texas Rangers @ Boston Red Sox

Fenway Park, Boston, MA

Mon Apr 07 2014, 7:11 PM - 10:17 PM EDT

Att. 35,842 - Cloudy - 53 F

livebaseballscorecards.com

AB	32
R	1
H	8
RBI	1
BB	2
SO	6
LOB	14

Texas Rangers @ Boston Red Sox

Fenway Park, Boston, MA

Mon Apr 07 2014, 7:11 PM - 10:17 PM EDT

Att. 35,842 - Cloudy - 53 F

BOTTOM

livebaseballscorecards.com

Batter	1	2	3	4	5	6	7	8	9	AB	R	H	RBI	BB	SO	LOB
29 Daniel Nava, S (1, 7) OBP: 0.219, SLG: 0.172	C FF 95 B FF 96 C FF 94 F FF 96 H CU 85 2-2 34 E HBP	B FF 92 B FF 94 1 SAFE F FF 92 1 SAFE B FF 93 B FF 93 4-1 1-2 BB		X FF 93 0-0 F7 ②		1 SAFE C SI 93 D CH 87 X SI 93 1-1 G4-6-3 ② ③ 1-2f		B FF 88 C FC 88 B FC 88 D FF 89 F FF 89 F FF 89 F FF 90 X FF 89 3-2 15 FC5-4 1-3 3-H 1B		3	0	1	1	1	0	3
15 Dustin Pedroia, R (1, 4) OBP: 0.303, SLG: 0.333	B FF 94 F FF 93 B FF 94 S FF 92 F FF 94 S CU 82 2-3 ① K	C CU 82 S CU 82 X FF 93 0-2 ③ G5-3		B CU 81 S CU 80 X CU 81 1-1 ③ P3			C FF 90 F SL 84 X SI 92 0-2 ① G6-3	C SL 77 B FF 89 F FF 89 X SL 78 1-2 ① FC5-4 34 FC4-5 1-2f 3-H		5	0	0	1	0	1	7
34 David Ortiz, L (1, 10) OBP: 0.310, SLG: 0.370	X FF 95 0-0 FC4 12 G6-4-3 1-2		C CH 87 X FF 94 0-1 ① G6-3		C FF 92 S CU 80 B FF 94 F FF 94 B CH 89 F FF 95 F CU 82 S FF 95 2-3 ① K		B CH 79 B CH 78 B FF 90 C FF 90 X FF 91 3-1 ② F8	B CH 78 B FF 89 C CH 78 X FF 89 2-1 ② FC4-5 12 FC6-4 1-2f		5	0	0	0	0	1	2
12 Mike Napoli, R (1, 3) OBP: 0.406, SLG: 0.571	B FF 94 C FF 94 C FF 94 B FF 94 X FF 94 2-2 ② ③ G6-4-3 1-2f		C FF 95 B CU 82 B CU 82 F FF 94 X FF 95 2-2 38 G4-6-3 1B		C FF 95 B CH 89 B CU 84 F FF 94 X FF 94 2-2 40 WP 38 1B 1B		B FF 91 C SL 82 B CH 80 B FF 92 S FF 91 X SL 82 3-2 38 2B 1B	B FF 90 C SL 79 B CH 78 D FF 90 X FF 90 3-1 ③ FC6-4 1-2f		5	0	3	0	0	0	3
38 Grady Sizemore, L (1, 8) OBP: 0.381, SLG: 0.500		C FF 94 B CH 88 B FF 94 X FF 94 2-1 ① G4-3	C FF 93 F FF 92 X FF 93 0-2 ② ③ G4-6-3 1-2f		X FF 92 0-0 40 WP 1-2 1B		C SI 89 S FF 90 X FF 92 0-2 1-3 2B			4	0	2	0	0	0	1
2 Xander Bogaerts, R (1, 6) OBP: 0.448, SLG: 0.440		B CU 83 B FF 94 C FF 95 X FF 94 2-1 40 1B 25 1B 1B		C FF 93 B FF 94 B CU 81 X FF 94 2-1 ① G6-3	B CU 82 2 SAFE C CU 80 X CU 78 1-1 ② P3		C FF 91 D SL 84 F SL 83 F CH 80 B FF 92 C SL 83 2-3 ③ K			4	1	1	0	0	1	4
40 A.J. Pierzynski, L (1, 2) OBP: 0.250, SLG: 0.250		X FF 93 0-0 25 1B 1-3 1B		B FF 93 S CH 87 F CH 88 X CU 79 1-2 10 1B 25 1B 1B	F FF 92 S CU 79 B FF 93 S FF 94 1-3 ③ K 1-2 2-3			C SI 88 F SI 89 X CH 80 0-2 25 1B 10 BB 25 E 1B		4	2	3	0	0	1	2
10 Jonathan Herrera, S (1, 5) OBP: 0.417, SLG: 0.300		C FF 93 B FF 93 B FF 93 X FF 92 2-1 ② P5		C FF 92 B FF 92 F FF 93 B FF 94 X FF 93 2-2 25 1B 1-3 1B		C SI 94 F SI 94 H SL 86 1-2 29 G4-6-3 HBP		1 SAFE B SI 89 B SI 87 1 SAFE B FC 86 B FC 85 4-0 25 E 29 1B 1-2 BB		2	1	1	0	1	0	2
25 Jackie Bradley Jr., L (1, 9) OBP: 0.375, SLG: 0.438		F FF 93 B FF 94 X FF 94 1-1 29 BB 1-3 3-H 1B		B FF 93 1 SAFE X FF 93 1-0 1-3 3-H 1B		1 SAFE F SI 93 1 SAFE B SL 87 X SL 89 1-1 ① F8		2 SAFE B FC 87 X FC 87 1-0 E3 29 1B 15 FC5-4 1-3 2-H 1B		4	1	3	2	0	0	1
Inning Stats	R: 0 E: 1 K: 1 S: 11 H: 0 LOB: 1 BB: 0 P: 17	R: 1 E: 0 K: 0 S: 13 H: 3 LOB: 3 BB: 1 P: 24	R: 0 E: 0 K: 0 S: 8 H: 1 LOB: 0 BB: 0 P: 10	R: 1 E: 0 K: 0 S: 12 H: 3 LOB: 2 BB: 0 P: 19	R: 0 E: 0 K: 2 S: 15 H: 2 LOB: 2 BB: 0 P: 21	R: 0 E: 0 K: 0 S: 6 H: 0 LOB: 0 BB: 0 P: 9	R: 0 E: 0 K: 1 S: 15 H: 2 LOB: 2 BB: 0 P: 23	R: 3 E: 1 K: 0 S: 16 H: 3 LOB: 1 BB: 1 P: 30		1B: 13 2B: 1 3B: 0 HR: 0 SF: 0 SAC: 0 DP: 3 HBP: 2					

	AB	36
	R	5
	H	14
	RBI	4
	BB	2
	SO	4
	LOB	25

PITCHER		IP	WLS	BF	H	R	ER	SO	BB	IBB	HBP	BLK	WP	HR	S	P	ERA	WHIP
52 Tanner Scheppers, R ERA: 9.0	(1, 1)	5.0	L	25	9	2	2	3	1	0	1	0	1	0	59	91	3.60	2.000
32 Pedro Figueroa, L ERA: 8.31	(6, 1)	1.0		3	0	0	0	0	0	0	1	0	0	0	6	9	0.00	0.000
19 Seth Rosin, R ERA: 6.75	(7, 1)	1.0		8	4	3	3	1	1	0	0	0	0	0	19	32	27.00	5.000
37 Shawn Tolleson, R ERA: 2.7	(8, 1)	1.0		4	1	0	0	0	0	0	0	0	0	0	12	21	0.00	1.000

PITCHER	IP	WLS	BF	H	R	ER	SO	BB	IBB	HBP	BLK	WP	HR	S	P	ERA	WHIP

Texas Rangers @ Boston Red Sox

Fenway Park, Boston, MA

Tue Apr 08 2014, 6:14 PM - 9:24 PM EDT

Att. 34,142 - Cloudy - 64 F

livebaseballscorecards.com

Batter	1	2	3	4	5	6	7	8	9	AB	R	H	RBI	BB	SO	LOB
17 Shin-Soo Choo, L (1, 7) OBP: 0.444, SLG: 0.448	BB		1B	BB	2B			G4-3		3	2	2	1	2	0	0
1 Elvis Andrus, R (1, 6) OBP: 0.313, SLG: 0.438	SH1-3		K	1B	G6-3			K		4	1	1	0	0	2	2
84 Prince Fielder, L (1, 3) OBP: 0.229, SLG: 0.242	F8		1B	1B	G4-3			K		5	2	2	2	0	1	2
29 Adrian Beltré, R (1, 10) OBP: 0.394, SLG: 0.393	F9		1B	2B		G3-1			1B	3	1	2	2	0	0	1
35 James Adduci, L (6, PH) OBP: 0.600, SLG: 0.800 (6, 10)		G5-3	1B	G6-3		L7			1B	2	1	1	0	0	0	0
Alex Rios, R (1, 9) OBP: 0.424, SLG: 0.548		P4	2B	SF9		K			FC5-4	5	1	2	0	0	0	2
16 Donnie Murphy, R (1, 4) OBP: 0.318, SLG: 0.368		FC	BB	FC6-3			FC4-3		SF8	4	0	1	2	0	1	2
15 Michael Choice, R (1, 8) OBP: 0.143, SLG: 0.083			HR G5-3		2B		F7		FC6-4	3	0	0	1	1	0	1
61 Robinson Chirinos, R (1, 2) OBP: 0.308, SLG: 0.545			BB FC6-4		SH5-4		G6-3			4	2	2	2	1	0	1
12 Josh Wilson, R (1, 5) OBP: 0.455, SLG: 0.545										3	0	0	0	0	0	3

TOP	
AB	36
R	10
H	13
RBI	10
BB	4
SO	4
LOB	14

Inning Stats	1	2	3	4	5	6	7	8	9		
	R: 0 H: 0 E: 0 LOB: 1 K: 0 BB: 1 S: 6 P: 14	R: 0 H: 0 E: 0 LOB: 0 K: 0 BB: 0 S: 5 P: 7	R: 5 H: 6 E: 0 LOB: 3 K: 1 BB: 2 S: 21 P: 40	R: 3 H: 3 E: 0 LOB: 1 K: 0 BB: 1 S: 15 P: 21	R: 1 H: 2 E: 0 LOB: 1 K: 0 BB: 0 S: 11 P: 16	R: 0 H: 0 E: 0 LOB: 0 K: 1 BB: 0 S: 10 P: 14	R: 0 H: 0 E: 0 LOB: 0 K: 0 BB: 0 S: 7 P: 11	R: 0 H: 0 E: 0 LOB: 0 K: 2 BB: 0 S: 9 P: 10	R: 1 H: 2 E: 0 LOB: 1 K: 0 BB: 0 S: 13 P: 15	1B: 6 SF: 2 2B: 6 SAC: 2 3B: 0 DP: 0 HR: 1 HBP: 0	WP: 0 PA: 44 PB: 0 SB: 0 CS: 0

PITCHER	IP	WLS	BF	H	R	ER	SO	BB	IBB	HBP	BLK	WP	HR	S	P	ERA	WHIP
22 Felix Doubront, L (1, 1) ERA: 9.0	2.2	L	17	6	5	5	2	3	0	0	0	0	1	31	59	16.88	3.375
35 Burke Badenhop, R (3, 1) ERA: 9.0	2.1		13	5	4	4	0	1	0	0	0	0	0	27	39	15.43	2.571
67 Brandon Workman, R (6, 1) ERA: 1.42	4.0		14	2	1	1	3	0	0	0	0	0	0	39	50	2.25	0.500

PITCHER	IP	WLS	BF	H	R	ER	SO	BB	IBB	HBP	BLK	WP	HR	S	P	ERA	WHIP

Texas Rangers @ Boston Red Sox

Fenway Park, Boston, MA

Tue Apr 08 2014, 6:14 PM - 9:24 PM EDT

Att. 34,142 - Cloudy - 64 F

livebaseballscorecards.com

BOTTOM

Batter	1	2	3	4	5	6	7	8	9	AB	R	H	RBI	BB	SO	LOB
5 Jonny Gomes, R (1, 7) OBP: 0.320, SLG: 0.238	B SI 93 B SI 91 B SI 92 B FF 94 4-0 15 G5-4-3 BB	C CU 76 B CH 85 B SI 93 B SI 91 C FF 91 C FF 93 3-3 ③ K	C SI 90 B SL 82 F SI 90 F SL 82 B CH 85 B FF 93 D SI 93 4-2 15 G4-6-3 BB	S SL 83 B CH 85 C FF 91 F SL 84 B FF 90 S CH 85 2-3 ② K	C FC 89 S SL 77 X FC 91 0-2 34 2B 1-2 2-H 1B	3	1	1	1	2	2	2
15 Dustin Pedroia, R (1, 4) OBP: 0.289, SLG: 0.342	C SI 92 1 SAFE B SI 92 F CU 76 X FF 92 1-2 ①② G5-4-3 1-2f	C SI 91 X CH 83 0-1 34 FC8 12 1B 2B	C SI 91 F SI 92 F FF 92 B SL 83 X 1-2 ①② G4-6-3 1-2f	C FF 91 B FF 90 F SL 83 X FF 91 1-2 ③ G1-3	C FC 90 F FC 90 S SL 78 0-3 ② K	5	1	1	0	0	1	6
34 David Ortiz, L (1, 10) OBP: 0.294, SLG: 0.375	C FF 92 B SL 87 S SI 91 S CH 86 1-3 ③ K	B CU 76 C FF 94 X CH 83 1-1 ① FC8 2-3	X 0-0 ③ G4-3	B FF 90 C FF 91 C SL 87 S FF 92 1-3 ① K	X FF 91 0-0 1-H 2-H 2B	5	0	1	2	0	2	1
12 Mike Napoli, R (1, 3) OBP: 0.432, SLG: 0.576	B SI 90 C SI 91 B SI 92 C CH 84 B FF 93 F SI 93 X SI 93 3-2 2 L9 38 1B 1B	B CU 75 X SI 92 1-0 38 FC4 3-H 1B	X SI 90 0-0 2 FC8 38 1B 40 1B 1B	C FF 93 B SL 88 F SL 88 F FF 91 S SL 87 1-3 ② K	S FF 91 S FF 91 S CU 69 0-3 ③ K	5	1	3	1	0	2	1
38 Grady Sizemore, L (1, 8) OBP: 0.440, SLG: 0.591	C FF 92 X SL 84 0-1 40 G6-3 1-2 1B	C SI 91 X FF 91 0-1 ② FC4 2 FC6-4 1-2f	C FF 90 B SI 91 X SI 91 1-1 40 1B 40 WP 25 2B 1-2 1B	B FF 92 S FF 90 X SL 86 1-1 2B	4	1	3	0	0	0	1
2 Xander Bogaerts, R (1, 6) OBP: 0.394, SLG: 0.379	C FF 93 B SI 92 X FF 94 1-1 ① L9 2-3	C SL 83 B FF 91 B SL 85 B FF 93 X SI 92 3-1 ③ FC6-4 1-2f	B FF 90 B SI 90 C FF 91 F FF 92 X FF 92 2-2 ① FC8 2-3	C FF 91 D SL 88 B SL 86 S FF 90 X FF 91 2-2 ③ F9	4	0	0	0	0	0	6
40 A.J. Pierzynski, L (1, 2) OBP: 0.333, SLG: 0.333	C SI 91 1 SAFE X SL 84 0-1 ②③ G6-3 1-2f	B SI 89 C SI 89 X CU 73 1-1 7 G6-4-3 1B	B FF 91 F SI 91 F SI 91 B SI 92 D SL 85 F SI 92 F SI 91 F FF 93 X SI 92 3-2 7 BB 25 2B 1-3 3-H 1B	B FF 89 B FF 87 C FC 90 X FC 90 2-1 25 1B 5 1B 1B	4	2	3	1	0	0	2
7 Ryan Roberts, R (1, 5)	B FF 91 B SI 90 C FF 90 F FF 91 F SI 92 B SL 87 B SI 92 4-2 25 G5-4-3 BB	B FF 91 B SI 92 X SI 91 2-0 ①② G6-4-3 1-2f	B FF 90 F FF 91 B FF 90 B FF 91 C FF 90 B FF 90 4-2 25 2B 1-2 BB	B FC 88 C FF 90 F FC 90 T CU 70 1-2 ① K	2	0	0	0	2	1	2
25 Jackie Bradley Jr., L (1, 9) OBP: 0.400, SLG: 0.500	B FF 91 C FF 92 F SI 89 B SL 84 F SI 93 X SI 91 2-2 ①② G5-4-3 1-2f	C SI 91 B SL 83 B SI 92 C SI 90 S SL 83 2-3 ③ K	B FF 91 C FF 91 S FF 91 D CH 85 B FF 90 X FF 91 3-2 1-3 2-H 3-H 2B	C FC 90 X FC 89 0-1 5 1B 34 2B 1-2 1B	4	1	2	2	0	1	1
Inning Stats	R: 0 E: 0 K: 1 S: 6 H: 0 LOB: 0 BB: 1 P: 12	R: 0 E: 0 K: 0 S: 10 H: 2 LOB: 1 BB: 0 P: 14	R: 0 E: 0 K: 1 S: 10 H: 0 LOB: 0 BB: 1 P: 19	R: 1 E: 0 K: 0 S: 9 H: 2 LOB: 1 BB: 0 P: 14	R: 0 E: 0 K: 1 S: 6 H: 1 LOB: 0 BB: 0 P: 11	R: 0 E: 0 K: 0 S: 8 H: 0 LOB: 0 BB: 1 P: 13	R: 3 E: 0 K: 1 S: 24 H: 4 LOB: 2 BB: 1 P: 40	R: 0 E: 0 K: 2 S: 12 H: 1 LOB: 1 BB: 0 P: 17	R: 3 E: 0 K: 3 S: 17 H: 4 LOB: 1 BB: 0 P: 20	1B: 10 2B: 4 3B: 0 HR: 0 SF: 0 SAC: 0 DP: 5 HBP: 0	WP: 1 PB: 0 SB: 0 CS: 0 PA: 40					

	AB	36
	R	7
	H	14
	RBI	7
	BB	4
	SO	9
	LOB	22

PITCHER		IP	WLS	BF	H	R	ER	SO	BB	IBB	HBP	BLK	WP	HR	S	P	ERA	WHIP
33 Martín Pérez, L ERA: 4.5	(1, 1)	6.1	W	25	8	4	4	3	3	0	0	0	1	0	61	101	5.68	1.737
44 Jason Frasor, R ERA:	(7, 1)	0.2		4	1	0	0	1	1	0	0	0	0	0	12	22	0.00	3.000
56 Neal Cotts, L ERA: 5.4	(8, 1)	1.0		4	1	0	0	2	0	0	0	0	0	0	12	17	0.00	1.000
28 Joakim Soria, R ERA: 9.0	(9, 1)	1.0		7	4	3	3	3	0	0	0	0	0	0	17	20	27.00	4.000

PITCHER	IP	WLS	BF	H	R	ER	SO	BB	IBB	HBP	BLK	WP	HR	S	P	ERA	WHIP

Batter	1	2	3	4	5	6	7	8	9	AB	R	H	RBI	BB	SO	LOB
17 Shin-Soo Choo, L (1, 7) OBP: 0.475, SLG: 0.484	X SI 88 0-0 84 G4-3 2B		L FF 88 B FC 86 B FC 85 S CH 81 F SI 89 B FF 90 B SI 90 4-2 1 CS BB			B FC 86 C SI 89 F CH 82 F CU 80 B FF 89 B CH 83 B FF 89 4-2 84 G4-3 1 G2-3 BB	C FF 94 B FF 95 C FO 87 D FO 89 F FF 93 F FO 86 X FO 86 2-2 ③ F8			2	0	1	0	2	0	2
1 Elvis Andrus, R (1, 6) OBP: 0.306, SLG: 0.444	C SI 90 X FC 87 0-1 ① G3		B SL 82 1 SAFE B SI 90 X SI 90 2-0 ②③ G4-3 1-2			C SI 89 B CH 83 1 SAFE 1 SAFE C SI 90 B SI 89 X SI 90 2-2 ① G2-3 1-2		C FF 91 B SL 83 B SL 85 X FF 92 2-1 84 G1-6-3 SF8 2B		4	1	1	0	0	0	3
84 Prince Fielder, L (1, 10) OBP: 0.205, SLG: 0.216	F FF 90 X CH 81 0-1 ② G4-3 2-3			C FC 84 F CH 82 B FS 84 F FS 84 F SI 90 F CU 79 F CU 78 S FF 90 1-3 ① K		B FF 87 B FC 86 F FS 85 X FF 89 2-1 ② G4-3 2-3		B FF 94 S FF 94 F SI 95 X SL 88 1-2 ① G1-6-3 2-3		4	0	0	0	0	1	3
Alex Rios, R (1, 9) OBP: 0.405, SLG: 0.515	B SI 91 B SI 91 B CU 78 B FF 90 4-0 18 S BB			B FF 89 C FS 84 F SL 82 B SL 84 B FF 90 F SI 89 T FF 90 3-2 K		B SL 83 C SI 90 B FS 85 X CU 80 2-1 ③ F7		X SI 94 0-0 ② SF8 3-H		2	0	0	1	1	1	1
18 Mitch Moreland, L (1, 3) OBP: 0.259, SLG: 0.500	F FF 91 B CH 81 C SI 90 B SI 92 B FF 91 S CU 81 3-3 ③ K2-3 1-2			C FS 86 F FC 86 S CU 80 0-3 ③ K			B CH 81 B FC 85 X SI 89 2-0 HR	C SL 86 B FF 96 X SI 94 1-1 ③ G5-3		4	1	1	1	0	2	2
16 Donnie Murphy, R (1, 4) OBP: 0.269, SLG: 0.304		C SI 89 F SI 89 F FF 91 S FS 84 0-3 ① K			B SI 89 X SI 89 1-0 ① P4		B SL 80 B SI 89 X SI 89 2-0 ① G6-3		C FF 89 B FS 81 S FF 89 X FF 90 1-2 ① G1-3	4	0	0	0	0	1	0
2 Leonys Martin, L (1, 8) OBP: 0.313, SLG: 0.241		B FC 86 F CH 83 X FF 90 1-1 ② F7			C FC 86 S CU 78 F CU 78 X CU 79 0-2 1B		B CH 83 F FC 85 F SI 90 F CU 80 B CU 79 B CH 82 S CU 78 3-3 ② K		B FF 88 C SI 87 S FS 80 B FS 80 S FS 79 2-3 ② K	4	0	1	0	0	2	0
61 Robinson Chirinos, R (1, 2) OBP: 0.313, SLG: 0.462 35 James Adduci, L (9, PH) OBP: 0.500, SLG: 0.667		B FF 89 F FF 90 F FF 91 F SI 91 B SL 82 C SL 82 2-3 ③ K			1 SAFE X FF 90 0-0 ② P5		C SI 91 F FF 89 B CU 79 B FF 91 F SL 82 B FC 87 B CU 80 4-2 6 1B BB		C FF 89 X FS 80 0-1 ③ P5	2 1	0 0	0 0	0 0	1 0	1 0	1 0
12 Josh Wilson, R (1, 5) OBP: 0.385, SLG: 0.462 6 Kevin Kouzmanoff, R (7, PH) OBP: 1.000, SLG: 1.000 (7, 5)			F CU 75 C SI 89 S SL 80 0-3 ① K		1 SAFE C SI 89 F SI 90 X FF 91 0-2 ③ P4		B CU 72 B FF 93 C FF 92 T FF 93 B FF 95 X FF 94 3-2 1-3 1B			2 1	0 0	0 1	0 0	0 0	1 0	1 0
Inning Stats	R: 0 E: 0 K: 1 S: 8 H: 1 LOB: 2 BB: 1 P: 15	R: 0 E: 0 K: 2 S: 10 H: 0 LOB: 0 BB: 0 P: 13	R: 0 E: 0 K: 1 S: 7 H: 0 LOB: 0 BB: 1 P: 13	R: 0 E: 0 K: 3 S: 14 H: 0 LOB: 0 BB: 0 P: 18	R: 0 E: 0 K: 0 S: 9 H: 1 LOB: 1 BB: 0 P: 10	R: 0 E: 0 K: 0 S: 10 H: 0 LOB: 1 BB: 1 P: 20	R: 1 E: 0 K: 1 S: 17 H: 2 LOB: 2 BB: 1 P: 33	R: 1 E: 0 K: 0 S: 8 H: 1 LOB: 0 BB: 0 P: 12	R: 0 E: 0 K: 1 S: 8 H: 0 LOB: 0 BB: 0 P: 11	1B: 2 2B: 2 3B: 0 HR: 1 SF: 1 SAC: 0 DP: 0 HBP: 0						

TOP

Texas Rangers @ Boston Red Sox

Fenway Park, Boston, MA

Wed Apr 09 2014, 4:08 PM - 7:05 PM EDT

Att. 33,585 - Cloudy - 58 F

livebaseballscorecards.com

AB	30
R	2
H	5
RBI	2
BB	4
SO	9
LOB	13

WP: 0 PA: 35
PB: 0
SB: 1
CS: 1

PITCHER		IP	WLS	BF	H	R	ER	SO	BB	IBB	HBP	BLK	WP	HR	S	P	ERA	WHIP
44 Jake Peavy, R ERA: 2.13	(1, 1)	6.2		26	3	1	1	8	4	0	0	0	0	1	67	109	1.35	1.050
36 Junichi Tazawa, R ERA:	(7, 1)	0.1		2	1	0	0	0	0	0	0	0	0	0	8	13	0.00	3.000
30 Andrew Miller, L ERA: 3.38	(8, 1)	1.0	W	4	1	1	1	0	0	0	0	0	0	0	8	12	9.00	1.000
19 Koji Uehara, R ERA:	(9, 1)	1.0	S	3	0	0	0	1	0	0	0	0	0	0	8	11	0.00	0.000

PITCHER	IP	WLS	BF	H	R	ER	SO	BB	IBB	HBP	BLK	WP	HR	S	P	ERA	WHIP

BOTTOM

Batter	1	2	3	4	5	6	7	8	9	AB	R	H	RBI	BB	SO	LOB
5 Jonny Gomes, R (1, 7) OBP: 0.321, SLG: 0.217	B FF 88 X FF 89 1-0 G5-3 ①		B FF 90 B SI 90 C FF 90 B FF 91 B FF 91 4-1 15 E 1-2 BB		B CU 78 1 SAFE S FF 92 1 SAFE 1 SAFE C FF 90 S CU 79 1-3 K ③			1 SAFE 1 SAFE F FF 93 P PO 81 X FF 93 1-1 15 FC6-4 1-2 1B		2	0	0	0	1	1	1
40 A.J. Pierzynski, L (8, PH) OBP: 0.360, SLG: 0.360										1	0	1	0	0	0	0
38 Grady Sizemore, L (8, PR) OBP: 0.440, SLG: 0.591 (9, 8)										0	0	0	0	0	0	0
15 Dustin Pedroia, R (1, 4) OBP: 0.286, SLG: 0.333	C FF 89 B SI 90 B SI 91 B FF 90 X FF 90 3-1 G5-3 ②		C FF 92 F FF 92 X CU 79 0-2 E1 34 G4-6-3 1-3 2-H 1B			B CU 77 C FF 90 B SL 80 B FF 91 F FF 90 F FF 90 S FF 91 3-3 K ①		C SL 82 X SL 81 0-1 FC6-4 34 HR 1-2f 2-3 ①		4	1	1	0	0	1	2
34 David Ortiz, L (1, 10) OBP: 0.316, SLG: 0.500	B FF 92 F FF 91 B SI 90 X SI 89 2-1 G2-3 ③		F FF 90 B FF 90 X CU 76 1-1 G4-6-3 ② ③ 1-2f			B CU 76 B CU 74 C FF 92 X FF 90 2-1 2B		C SL 88 B SL 83 X SI 89 1-1 1-H 3-H HR		4	1	2	3	0	0	2
12 Mike Napoli, R (1, 3) OBP: 0.415, SLG: 0.528		F FF 90 C FF 90 B FF 91 B SI 93 F FF 89 F FF 91 B CU 75 D FF 92 4-2 2 BB BB		C FF 90 B FF 89 B CU 79 X FF 90 2-1 G5-3 ①		X FF 94 0-0 P6 ②		B FF 91 C FF 90 F SL 87 S SL 87 1-3 K ②		3	0	0	0	1	1	2
2 Xander Bogaerts, R (1, 6) OBP: 0.405, SLG: 0.355		B FF 90 B FF 90 C FF 91 B FF 91 B FF 91 4-1 7 G5-4-3 1-2 BB		B FF 92 B FF 90 C FF 89 B FF 90 F FF 90 B FF 90 4-2 29 CS BB		B FF 94 C FF 94 B SL 82 C SL 81 S SL 84 2-3 K ③		F FF 91 B FF 89 F SL 87 X SI 90 1-2 G6-3 ③		2	0	0	0	2	1	2
29 Daniel Nava, S (1, 9) OBP: 0.200, SLG: 0.156 (9, 7)		C FF 90 C FF 91 C FF 92 0-3 K ①		1 SAFE C FF 90 B FF 91 F FF 90 F FF 90 F FF 89 D CU 78 F FF 91 F FF 90 2-3 C FF 80 K ② ③ 1-2			C FF 92 F CH 85 B FF 94 F FF 95 B CH 86 C SL 82 2-3 K ①			3	0	0	0	0	3	3
7 Ryan Roberts, R (1, 5) 37 Mike Carp, L (7, PH) OBP: 0.286, SLG: 0.429 10 Jonathan Herrera, S (8, 5) OBP: 0.417, SLG: 0.300		B FF 91 B FF 91 F FF 91 X SI 90 2-1 G5-4-3 ② ③ 1-2f			C FF 90 B CU 78 X FF 92 1-1 G6-3 ①		C FF 94 C FF 94 B FF 96 C FF 96 1-3 K ②			2	0	0	0	0	0	2
										1	0	0	0	0	1	0
										0	0	0	0	0	0	0
3 David Ross, R (1, 2) OBP: 0.300, SLG: 0.222			B FF 90 X FF 90 1-0 P2 ①		C FF 90 B SI 92 S SL 80 B CU 79 F SL 80 F FF 90 X FF 92 2-2 G6-3 ②		C SL 82 B SL 83 B FF 95 S FF 94 2-3 K ③			3	0	0	0	0	1	0
25 Jackie Bradley Jr., L (1, 8) OBP: 0.478, SLG: 0.500 (9, 9)			B SI 91 B FF 90 B FF 91 B FF 90 4-0 15 1B 15 E 5 BB BB		C FF 91 B SL 81 F CU 77 B SL 80 B FF 91 B FF 90 4-2 BB			B FF 93 B FF 93 C FF 94 B FF 94 C FF 93 B FF 94 4-2 15 FC6-4 34 HR 40 1B BB		0	2	0	0	3	0	0
Inning Stats	R: 0 E: 0 K: 0 S: 5 H: 0 LOB: 0 BB: 0 P: 11	R: 0 E: 0 K: 1 S: 10 H: 0 LOB: 1 BB: 2 P: 20	R: 1 E: 1 K: 0 S: 7 H: 1 LOB: 1 BB: 2 P: 17	R: 0 E: 0 K: 1 S: 11 H: 0 LOB: 1 BB: 1 P: 19	R: 0 E: 0 K: 1 S: 12 H: 0 LOB: 1 BB: 1 P: 20	R: 0 E: 0 K: 2 S: 10 H: 1 LOB: 1 BB: 0 P: 17	R: 0 E: 0 K: 3 S: 10 H: 0 LOB: 0 BB: 0 P: 15	R: 3 E: 0 K: 1 S: 15 H: 2 LOB: 1 BB: 1 P: 22		1B: 2 2B: 2 3B: 0 HR: 1 SF: 0 SAC: 0 DP: 3 HBP: 0						

PITCHER	IP	WLS	BF	H	R	ER	SO	BB	IBB	HBP	BLK	WP	HR	S	P	ERA	WHIP
46 Robbie Ross Jr., L (1, 1) ERA: 1.74	5.1		21	2	1	0	4	6	0	0	0	0	0	51	98	0.00	1.500
41 Alexi Ogando, R (6, 1) ERA: 7.2	2.0	L	8	1	2	2	4	1	0	0	0	0	0	21	32	9.00	1.000
56 Neal Cotts, L (8, 1) ERA: 6.75	0.2	B	3	1	1	1	1	0	0	0	0	0	1	8	11	13.50	1.500

PITCHER	IP	WLS	BF	H	R	ER	SO	BB	IBB	HBP	BLK	WP	HR	S	P	ERA	WHIP

Texas Rangers @ Boston Red Sox

Fenway Park, Boston, MA

Wed Apr 09 2014, 4:08 PM - 7:05 PM EDT

Att. 33,585 - Cloudy - 58 F

livebaseballscorecards.com

AB	25
R	4
H	4
RBI	3
BB	7
SO	9
LOB	14

1B: 2	SF: 0	WP: 0	PA: 32
2B: 2	SAC: 0	PB: 0	
3B: 0	DP: 3	SB: 0	
HR: 1	HBP: 0	CS: 1	

Batter	1	2	3	4	5	6	7	8	9	AB	R	H	RBI	BB	SO	LOB
38 Grady Sizemore, L (1, 7) OBP: 0.379, SLG: 0.500	C FF 93 B FF 93 F FF 93 B SL 84 X SL 84 2-2 ① F8		B FC 92 1 SAFE B FF 91 F FF 91 1 SAFE C SL 81 F SL 83 B FF 94 X FF 94 3-2 ③ G5-3 1-2			C FC 88 B CH 86 X FC 91 1-1 ① G4-3		B SI 89 B SI 90 X SI 89 2-0 ① P6		4	0	0	0	0	0	1
15 Dustin Pedroia, R (1, 4) OBP: 0.261, SLG: 0.304	C FF 94 X FC 94 0-1 ② F9			B FF 90 X SL 81 1-0 ① F8		B SL 80 B FC 91 C FF 89 F FC 91 X SL 83 2-2 ② P6		B SL 85 C SI 90 B KC 81 X FF 90 2-1 ② G6-3		4	0	0	0	0	0	0
34 David Ortiz, L (1, 10) OBP: 0.310, SLG: 0.500	C FC 94 B SL 86 C SL 85 B FC 95 F FF 96 B FF 95 X SL 86 3-2 ③ L3			C FF 93 F FC 94 X FF 95 0-2 ② F8		C SL 82 X CH 89 0-1 2B		C SI 90 F FF 90 B CH 84 F SL 88 B SI 92 B SL 88 F SL 87 S KC 81 3-3 ③ K		4	0	1	0	0	1	0
12 Mike Napoli, R (1, 3) OBP: 0.400, SLG: 0.487		C FC 92 S FF 93 X FF 93 0-2 ① F9		C SL 82 S SL 84 B SL 86 B CH 89 B SL 86 B SL 83 4-2 BB		B FF 90 X FF 91 1-0 ③ F8			C FF 90 B SL 86 B SI 90 C FC 90 C SL 86 2-3 ① K	3	0	0	0	1	1	1
29 Daniel Nava, S (1, 9) OBP: 0.205, SLG: 0.250		C FC 92 B CH 89 S FF 93 B FF 93 S SL 84 2-3 ② K		C FF 92 F FF 92 B FF 94 S CH 87 1-3 ③ K			B FC 90 X FC 90 1-0 HR		B SI 91 C SL 87 F KC 80 F KC 80 C SI 91 1-3 ② K	4	1	1	1	0	3	1
2 Xander Bogaerts, R (1, 6) OBP: 0.415, SLG: 0.371		C FC 93 S SL 83 S FF 94 0-3 ③ K			B FC 88 C FC 89 S FC 91 X SL 82 1-2 1B		F FC 91 C FF 90 F FF 90 B SL 83 F SL 84 F CH 87 X FC 91 1-2 40 BLK 1B		F FC 90 B FF 92 B SI 90 X SL 86 2-1 ③ F8	4	0	2	0	0	1	0
40 A.J. Pierzynski, L (1, 2) OBP: 0.321, SLG: 0.321			C FC 91 S CH 88 S SL 83 0-3 ① K		B FF 90 X FF 89 1-0 ① F7		F SL 80 S SL 82 B SI 90 B SL 82 T SL 84 2-2 ① K 1-2			3	0	0	0	0	2	2
25 Jackie Bradley Jr., L (1, 8) OBP: 0.462, SLG: 0.455			S FC 92 B FF 92 B CH 88 B FF 93 B FF 92 4-1 38 S BB		C FF 90 S CH 85 S FC 92 0-3 ② K		B SL 82 F SL 81 C SI 88 F SL 82 F SL 85 B SL 83 B SI 89 S SL 84 3-3 ② K			2	0	0	0	1	2	2
10 Jonathan Herrera, S (1, 5) OBP: 0.357, SLG: 0.250 7 Ryan Roberts, R (7, PH) (7, 5)			1 SAFE B FF 91 1 SAFE B FF 91 C FF 90 F FF 91 S SL 82 2-3 ② K		B FF 91 F CH 84 1 SAFE C FC 90 S CH 86 1-3 ③ K		C SL 85 B SL 87 F SI 91 B SL 87 X SL 85 2-2 ③ G6-3			2 1	0 0	0 0	0 0	0 0	2 0	2 1
Inning Stats	R: 0 E: 0 K: 0 S: 9 H: 0 LOB: 0 BB: 0 P: 14	R: 0 E: 0 K: 2 S: 9 H: 0 LOB: 0 BB: 0 P: 11	R: 0 E: 0 K: 2 S: 11 H: 0 LOB: 1 BB: 1 P: 20	R: 0 E: 0 K: 1 S: 9 H: 0 LOB: 1 BB: 1 P: 15	R: 0 E: 0 K: 2 S: 10 H: 1 LOB: 1 BB: 0 P: 13	R: 0 E: 0 K: 0 S: 8 H: 1 LOB: 1 BB: 0 P: 12	R: 1 E: 0 K: 2 S: 18 H: 2 LOB: 1 BB: 0 P: 27	R: 0 E: 0 K: 1 S: 8 H: 0 LOB: 0 BB: 0 P: 15	R: 0 E: 0 K: 2 S: 9 H: 0 LOB: 0 BB: 0 P: 14	1B: 2 2B: 1 3B: 0 HR: 1	SF: 0 SAC: 0 DP: 0 HBP: 0			WP: 0 PB: 0 SB: 1 CS: 0	PA: 33	

PITCHER		IP	WLS	BF	H	R	ER	SO	BB	IBB	HBP	BLK	WP	HR	S	P	ERA	WHIP
35 Michael Pineda, R ERA: 1.5	(1, 1)	6.0	W	24	4	1	1	7	2	0	0	0	0	1	63	94	1.50	1.000
64 Cesar Cabral, L ERA:	(7, 1)	0.2	H	2	0	0	0	2	0	0	0	1	0	0	8	13	0.00	0.000
41 David Phelps, R ERA: 6.0	(7, 1)	2.1	S	7	0	0	0	3	0	0	0	0	0	0	20	34	0.00	0.000

PITCHER	IP	WLS	BF	H	R	ER	SO	BB	IBB	HBP	BLK	WP	HR	S	P	ERA	WHIP

TOP

Boston Red Sox @ New York Yankees

Yankee Stadium, Bronx, NY

Thu Apr 10 2014, 7:09 PM - 10:03 PM EDT

Att. 42,821 - Clear - 54 F

livebaseballscorecards.com

AB	31
R	1
H	4
RBI	1
BB	2
SO	12
LOB	10

Batter	1	2	3	4	5	6	7	8	9	AB	R	H	RBI	BB	SO	LOB
11 Brett Gardner, L (1, 7) OBP: 0.385, SLG: 0.412	C FF 92 B FF 92 F FC 88 B FF 91 S FC 87 2-3 K ①		C CU 76 C SI 90 X SI 91 0-2 1B		C FC 88 B SI 90 F FF 92 F FF 92 B CU 78 S FS 86 2-3 K ②			F SI 87 B SL 80 X SL 81 1-1 G4-3 ①		4	0	1	0	0	2	0
2 Derek Jeter, R (1, 6) OBP: 0.389, SLG: 0.355	B FF 90 S FC 87 X SI 91 1-1 22 G4-3 1B		C FF 91 1 SAFE B SI 90 X FC 88 1-1 G3 ③		F SI 91 B FF 91 F SI 90 F FC 86 X FS 85 1-2 22 1B 2B			C CU 74 X SL 82 0-1 G3-1 ②		4	1	2	0	0	0	1
22 Jacoby Ellsbury, L (1, 8) OBP: 0.400, SLG: 0.432	C FC 86 1 SAFE B FF 90 X CH 82 1-1 G4-3 ② 1-2			B FF 90 S FC 87 S FS 85 B FC 88 F FS 86 X FS 84 2-2 E5 36 1B 34 1B	F FC 86 B FF 90 B FF 90 B FC 87 X FC 87 3-1 2-H 1B ③			C SI 88 B SI 88 B SI 89 F SI 90 F SI 90 F SL 81 F SI 90 X SI 90 2-2 G4-3 ③		4	1	1	1	0	0	1
36 Carlos Beltrán, S (1, 9) OBP: 0.324, SLG: 0.455	C FC 88 X CH 83 0-1 F8 ③			1 SAFE S SI 90 1 SAFE B FC 86 B FC 87 X SI 90 2-1 34 1B 12 G6-4-3 1-2 1B		C SI 88 F CU 77 B SI 89 X CU 78 1-2 F8 ①				3	1	1	0	0	0	1
34 Brian McCann, L (1, 2) OBP: 0.189, SLG: 0.167		T FC 86 C CU 76 F FF 92 B FF 92 X FC 88 1-2 G4-3 ①		F FF 91 B FC 87 D FS 85 X FC 87 2-1 12 G6-4-3 1-3 2-H 1B		C FS 85 B CU 77 B FS 84 F FS 83 C CU 77 2-3 K ②				3	0	1	1	0	1	0
12 Alfonso Soriano, R (1, 10) OBP: 0.250, SLG: 0.333		C FC 86 B SI 90 F FC 88 C CU 78 1-3 K ②		F SI 91 S FC 88 B SI 91 X FF 91 1-2 G6-4-3 ①② 1-2f 3-H		X FC 87 0-0 G6-3 ③				3	0	0	0	0	1	1
33 Kelly Johnson, L (1, 3) OBP: 0.323, SLG: 0.607		B CH 84 B FC 87 C SI 91 X FC 87 2-1 G4-3 ③		C CU 77 S FS 86 B CU 80 F SI 92 S FS 86 1-3 K ③			B FF 86 F FF 86 X SL 83 1-1 G4-3 ①			3	0	0	0	0	1	0
26 Yangervis Solarte, S (1, 5) OBP: 0.441, SLG: 0.581			L FC 85 F FS 85 B FS 85 X CH 82 1-2 F9 ①		C CH 83 B FC 87 F FC 87 C CU 78 1-3 K ①		C SL 84 X CH 76 0-1 F7 ②			3	0	0	0	0	1	0
45 Dean Anna, L (1, 4) OBP: 0.273, SLG: 0.500			B FF 91 X SI 91 1-0 G3-1 ②		B SI 91 C SI 90 X FS 87 1-1 HR		B FF 87 B SL 84 C FF 87 B SL 84 F SL 86 F SL 83 X SL 84 3-2 F8 ③			3	1	1	1	0	0	0
Inning Stats	R: 0 E: 0 K: 1 S: 9 H: 1 LOB: 1 BB: 0 P: 13	R: 0 E: 0 K: 1 S: 9 H: 0 LOB: 0 BB: 0 P: 13	R: 0 E: 0 K: 0 S: 9 H: 1 LOB: 1 BB: 0 P: 12	R: 2 E: 1 K: 1 S: 15 H: 2 LOB: 0 BB: 0 P: 23	R: 2 E: 0 K: 2 S: 15 H: 3 LOB: 1 BB: 0 P: 23	R: 0 E: 0 K: 1 S: 7 H: 0 LOB: 0 BB: 0 P: 10	R: 0 E: 0 K: 0 S: 8 H: 0 LOB: 0 BB: 0 P: 12	R: 0 E: 0 K: 0 S: 10 H: 0 LOB: 0 BB: 0 P: 13		1B: 5 2B: 1 3B: 0 HR: 1 SF: 0 SAC: 0 DP: 1 HBP: 0						

PITCHER		IP	WLS	BF	H	R	ER	SO	BB	IBB	HBP	BLK	WP	HR	S	P	ERA	WHIP
11 Clay Buchholz, R ERA: 6.97	(1, 1)	6.0	L	24	7	4	2	6	0	0	0	0	0	1	64	94	3.00	1.167
32 Craig Breslow, L ERA:	(7, 1)	1.0		3	0	0	0	0	0	0	0	0	0	0	8	12	0.00	0.000
55 Chris Capuano, L ERA:	(8, 1)	1.0		3	0	0	0	0	0	0	0	0	0	0	10	13	0.00	0.000

PITCHER	IP	WLS	BF	H	R	ER	SO	BB	IBB	HBP	BLK	WP	HR	S	P	ERA	WHIP

BOTTOM

Boston Red Sox @ New York Yankees

Yankee Stadium, Bronx, NY

Thu Apr 10 2014, 7:09 PM - 10:03 PM EDT

Att. 42,821 - Clear - 54 F

livebaseballscorecards.com

AB	30
R	4
H	7
RBI	3
BB	0
SO	6
LOB	4

Batter	1	2	3	4	5	6	7	8	9	AB	R	H	RBI	BB	SO	LOB
5 Jonny Gomes, R (1, 9) OBP: 0.333, SLG: 0.357	B FF 90 C FF 90 S CH 83 B CH 84 C FF 90 2-3 K ①		X FF 90 0-0 P3 ②			B SI 88 X FF 89 1-0 HR	B FF 90 B CH 83 S SI 89 X SI 88 2-1 1B		C KC 80 B KC 82 S KC 83 F FF 96 F KC 82 B KC 82 F FF 95 S KC 83 2-3 K ③	5	1	2	1	0	2	1
15 Dustin Pedroia, R (1, 4) OBP: 0.240, SLG: 0.280	C FF 89 B FF 90 B SI 88 F SI 89 B CH 85 X SI 88 3-2 G3 ②		X CH 84 0-0 G5-3 ③			B FF 88 B CH 83 C SI 89 F SI 88 S SL 82 2-3 K ①	B CH 82 B CH 82 C FF 90 F SI 89 X SL 81 2-2 G4-3 ③			4	0	0	0	0	1	2
34 David Ortiz, L (1, 10) OBP: 0.348, SLG: 0.500	B SI 89 B SI 89 S FF 90 B FF 90 B SL 80 4-1 BB			C SL 79 X FF 90 0-1 G5-3 ①		F SI 88 F SL 81 X FF 90 0-2 12 1B 38 HR 1B		B SL 83 B SI 90 B SL 82 B SI 87 4-0 38 1B BB		2	1	1	0	2	0	0
12 Mike Napoli, R (1, 3) OBP: 0.388, SLG: 0.465	C FF 90 S CH 84 F FF 90 B CH 84 C SL 81 1-3 K ③			S CH 84 X CH 84 0-1 L3 ②		B FF 90 B CH 84 B CH 83 X SI 89 3-0 38 HR 1-2 1B		F SL 85 X SI 92 0-1 F8 ①		4	1	1	0	0	1	2
38 Grady Sizemore, L (1, 7) OBP: 0.394, SLG: 0.600		C FF 90 B SI 88 S FF 88 B SL 81 S SI 88 2-3 K ①		C FF 90 X SL 80 0-1 G3 ③		C SL 81 X SL 80 0-1 1-H 2-H HR		F FF 94 B FF 94 C CH 84 F CH 86 F CU 81 X CH 85 1-2 1-2 1B		4	1	2	3	0	1	0
2 Xander Bogaerts, R (1, 6) OBP: 0.400, SLG: 0.342		B FF 90 F SI 88 F CH 83 S FF 90 1-3 K ②			B SI 87 C SI 88 B CH 83 S CH 84 B SL 82 F FF 90 F CH 83 B FF 89 4-2 7 G6-3 BB	B SI 89 B SI 89 C FF 89 B FF 90 F SI 89 S SI 89 3-3 K ②		B CU 81 C SI 94 X SL 87 1-1 F8 ②		3	0	0	0	1	2	2
7 Ryan Roberts, R (1, 5) 37 Mike Carp, L (8, PH) OBP: 0.250, SLG: 0.375 10 Jonathan Herrera, S (8, 5) OBP: 0.357, SLG: 0.250		X FF 90 0-0 L7 ③			C FF 90 B FF 90 S CH 82 B SL 81 X FF 91 2-2 G6-3 ① 1-2	F CH 83 B FF 90 S CH 83 F CH 83 F SL 82 T FF 91 1-2 K ③		F CU 82 B FF 92 F FF 94 S CU 82 1-3 K2-3 ③		3 1 0	0 0 0	0 0 0	0 0 0	0 0 0	1 1 0	1 2 0
3 David Ross, R (1, 2) OBP: 0.286, SLG: 0.308			X SI 88 0-0 25 G6-3 2B		F FF 91 B FF 90 F SI 89 B CU 78 S SL 81 2-3 K ②		S FF 89 B SL 80 X SI 88 1-1 G6-3 ①		C FF 92 B FF 96 S FF 94 C FF 96 1-3 K ①	4	0	1	0	0	2	1
25 Jackie Bradley Jr., L (1, 8) OBP: 0.400, SLG: 0.385			C FF 89 B FF 89 S SL 80 X SL 81 1-2 G6-3 ① 2-3		C SL 81 B SI 89 S SL 80 F SL 81 F SL 82 S SL 81 1-3 K ③		C SL 80 F FF 90 X SL 82 0-2 G5-3 ②		B KC 82 C FF 95 S FF 95 B FF 95 F FF 96 B KC 84 C FF 95 3-3 K ②	4	0	0	0	0	2	2
Inning Stats	R: 0 E: 0 K: 2 S: 11 H: 0 LOB: 1 BB: 1 P: 21	R: 0 E: 0 K: 2 S: 7 H: 0 LOB: 0 BB: 0 P: 10	R: 0 E: 0 K: 0 S: 6 H: 1 LOB: 1 BB: 0 P: 7	R: 0 E: 0 K: 0 S: 6 H: 0 LOB: 0 BB: 0 P: 6	R: 0 E: 0 K: 2 S: 15 H: 0 LOB: 1 BB: 1 P: 24	R: 4 E: 0 K: 3 S: 18 H: 4 LOB: 0 BB: 0 P: 28	R: 0 E: 0 K: 0 S: 10 H: 1 LOB: 1 BB: 0 P: 15	R: 0 E: 0 K: 1 S: 12 H: 1 LOB: 2 BB: 1 P: 19	R: 0 E: 0 K: 3 S: 13 H: 0 LOB: 0 BB: 0 P: 19	1B: 4 2B: 1 3B: 0 HR: 2	SF: 0 SAC: 0 DP: 0 HBP: 0			WP: 0 PB: 0 SB: 0 CS: 0	PA: 37	

PITCHER	IP	WLS	BF	H	R	ER	SO	BB	IBB	HBP	BLK	WP	HR	S	P	ERA	WHIP
52 CC Sabathia, L (1, 1) ERA: 6.63	7.0	L	29	6	4	4	9	2	0	0	0	0	2	73	111	5.14	1.143
64 Cesar Cabral, L (8, 1) ERA:	0.0		1	0	0	0	0	1	0	0	0	0	0	0	4	∞	∞
43 Adam Warren, R (8, 1) ERA:	1.0		4	1	0	0	1	0	0	0	0	0	0	12	15	0.00	1.000
68 Dellin Betances, R (9, 1) ERA:	1.0		3	0	0	0	3	0	0	0	0	0	0	13	19	0.00	0.000

PITCHER	IP	WLS	BF	H	R	ER	SO	BB	IBB	HBP	BLK	WP	HR	S	P	ERA	WHIP

TOP

Boston Red Sox @ New York Yankees

Yankee Stadium, Bronx, NY

Fri Apr 11 2014, 7:09 PM - 10:08 PM EDT

Att. 44,121 - Cloudy - 64 F

livebaseballscorecards.com

AB	34
R	4
H	7
RBI	4
BB	3
SO	13
LOB	13

BOTTOM

Batter	1	2	3	4	5	6	7	8	9	AB	R	H	RBI	BB	SO	LOB
2 Derek Jeter, R (1, 6) OBP: 0.375, SLG: 0.343	C FF 92 F CU 75 X FF 92 0-2 G4-3 ①		B CH 86 F FC 88 B FF 92 B CH 86 F FF 92 F FC 86 X FF 92 3-2 36 FC5 22 BB 1B			X FF 90 0-0 F9 ① C FF 93 X FF 93 0-1 F9 ③				4	0	1	0	0	0	2
22 Jacoby Ellsbury, L (1, 8) OBP: 0.409, SLG: 0.425	B FF 92 B FF 92 X FF 92 2-0 L8 ②		B FF 92 B FF 92 B FC 88 B FF 91 4-0 36 FC5 1-2 BB			C FF 91 F FC 86 B FC 87 B FC 85 X FF 91 2-2 36 S 1B		B FF 91 X FO 86 1-0 G1-3 ①		3	0	1	0	1	0	0
36 Carlos Beltrán, S (1, 9) OBP: 0.293, SLG: 0.405	B FF 92 X FF 93 1-0 P3 ③		X FC 89 0-0 FC5 ③ 1-2 2-3f			B FF 90 B FC 86 C FF 90 B CU 74 F FF 90 F FC 88 C FC 87 3-3 K ② 1-2		B CU 75 C CU 75 F FF 92 F FF 94 S FO 88 1-3 K ②		4	0	0	0	0	2	3
12 Alfonso Soriano, R (1, 10) OBP: 0.275, SLG: 0.432		B CU 73 S FF 91 X FF 92 1-1 HR		F FC 88 B FC 88 F FC 88 C FC 87 1-3 K ①		C FF 92 F CU 78 X CU 77 0-2 G1-3 ③		B FF 94 B FO 87 B FF 92 C FF 93 X FF 94 3-1 1B		4	1	2	1	0	1	1
29 Francisco Cervelli, R (1, 2) OBP: 0.267, SLG: 0.286 34 Brian McCann, L (8, PH) OBP: 0.184, SLG: 0.162 (9, 2)		C FF 92 B CU 77 X CU 76 1-1 G5-3 ①		C CU 75 B FC 87 S CU 74 X FC 89 1-2 G4-3 ②			F FC 87 C FF 90 B CU 76 B CU 75 F FC 86 C FF 91 2-3 K ①	C CU 75 S FO 89 B FF 94 B FF 95 S FO 89 2-3 K ③		3 1	0 0	0 0	0 0	0 0	1 1	0 1
26 Yangervis Solarte, S (1, 5) OBP: 0.395, SLG: 0.514		F FF 92 S FC 89 B FF 93 B CU 77 F FC 88 S FC 89 2-3 K ②		C FF 92 B CU 76 B CU 76 F FC 88 F FC 88 B FF 92 F FC 88 C FC 87 3-3 K ③			B FF 90 X FC 88 1-0 G6-3 ②		B FF 90 C FF 91 F FS 86 F FS 86 F FS 86 X FS 87 1-2 G3 ①	4	0	0	0	0	2	0
31 Ichiro Suzuki, L (1, 7) OBP: 0.444, SLG: 0.500		C FF 89 F SI 90 B CH 85 X FF 93 1-2 G5-3 ③			C FF 91 C FF 90 X CU 77 0-2 14 G4-6-3 1B		C CU 75 B FC 87 B FC 85 C FF 91 X CU 77 2-2 14 BB 33 1B 1B		B FS 85 X FF 90 1-0 F8 ②	4	1	2	0	0	0	0
14 Brian Roberts, S (1, 4) OBP: 0.333, SLG: 0.148 11 Brett Gardner, L (9, PH) OBP: 0.375, SLG: 0.400			F FF 90 B FF 92 B FF 92 X FF 88 2-1 B2 ①		C FF 91 X FC 88 0-1 G4-6-3 ①② 1-2f		B FF 91 F FF 90 C FF 90 B FC 87 D CU 77 F FF 92 B FC 86 4-2 33 1B 1-2 BB		C FF 91 B FS 86 C FS 86 B FS 86 S FF 92 2-3 K ③	2 1	0 0	0 0	0 0	1 1	0 0	1 0
33 Kelly Johnson, L (1, 3) OBP: 0.324, SLG: 0.581			B FC 87 C FF 92 B SI 90 C FC 88 X FC 86 2-2 F9 ②		B CU 76 F FF 92 C FC 87 S FC 86 1-3 K ③		B FF 92 S FC 88 B FF 92 F FC 88 B FC 86 F FC 86 X FF 92 3-2 1-3 2-H 1B			3	0	1	1	0	1	0

Inning Stats	1	2	3	4	5	6	7	8	9
	R: 0 E: 0 K: 0 S: 5 H: 0 LOB: 0 BB: 0 P: 8	R: 1 E: 0 K: 1 S: 11 H: 1 LOB: 0 BB: 0 P: 16	R: 0 E: 0 K: 0 S: 10 H: 1 LOB: 2 BB: 1 P: 21	R: 0 E: 0 K: 2 S: 11 H: 0 LOB: 0 BB: 0 P: 16	R: 0 E: 0 K: 1 S: 8 H: 1 LOB: 0 BB: 0 P: 9	R: 0 E: 0 K: 1 S: 11 H: 1 LOB: 1 BB: 0 P: 16	R: 1 E: 0 K: 1 S: 17 H: 2 LOB: 2 BB: 1 P: 29	R: 0 E: 0 K: 2 S: 10 H: 1 LOB: 1 BB: 0 P: 17	R: 0 E: 0 K: 1 S: 9 H: 0 LOB: 0 BB: 0 P: 13

PITCHER		IP	WLS	BF	H	R	ER	SO	BB	IBB	HBP	BLK	WP	HR	S	P	ERA	WHIP
31 Jon Lester, L ERA: 2.57	(1, 1)	6.2	W	27	6	2	2	6	2	0	0	0	0	1	71	113	2.70	1.200
36 Junichi Tazawa, R ERA:	(7, 1)	1.1	H	5	1	0	0	2	0	0	0	0	0	0	12	19	0.00	0.750
54 Edward Mujica, R ERA: 10.8	(9, 1)	1.0	S	3	0	0	0	1	0	0	0	0	0	0	9	13	0.00	0.000

PITCHER	IP	WLS	BF	H	R	ER	SO	BB	IBB	HBP	BLK	WP	HR	S	P	ERA	WHIP

Boston Red Sox @ New York Yankees

Yankee Stadium, Bronx, NY

Fri Apr 11 2014, 7:09 PM - 10:08 PM EDT

Att. 44,121 - Cloudy - 64 F

livebaseballscorecards.com

AB	33
R	2
H	7
RBI	2
BB	2
SO	9
LOB	8

1B: 6	SF: 0	WP: 0	PA: 35
2B: 0	SAC: 0	PB: 0	
3B: 0	DP: 1	SB: 1	
HR: 1	HBP: 0	CS: 0	

Batter	1	2	3	4	5	6	7	8	9	AB	R	H	RBI	BB	SO	LOB
15 Dustin Pedroia, R (1, 4) OBP: 0.236, SLG: 0.291	C SI 89 B SI 90 B SI 90 B SI 90 X SI 90 3-1 G6-3 ①	C CU 76 B CU 76 B SL 82 X SI 92 2-1 G4-3 ③			B SL 83 B SL 82 S SI 90 X SI 91 2-1 29 G4-3 2B		C SL 82 1 SAFE F SL 83 D FS 88 S FS 87 1-3 K ①		B FF 92 C FF 92 B SL 84 F FF 91 F FF 93 X SL 85 2-2 F8 ②	5	0	1	0	0	1	1
29 Daniel Nava, S (1, 9) OBP: 0.227, SLG: 0.250	C SI 90 C CU 76 X FS 87 0-2 34 1B 1B		C SI 90 C SI 90 F SI 91 B FS 88 X SI 92 1-2 G3 ①		X SI 92 0-0 G4-3 ① 2-3		C CU 76 B SI 92 F FS 85 B SI 93 B SI 92 B SI 92 4-2 12 S 37 1B 1-2 BB		C FF 93 S SL 84 B SL 86 X SL 84 1-2 G3-1 ③	4	1	1	0	1	0	1
34 David Ortiz, L (1, 10) OBP: 0.340, SLG: 0.478	C CU 77 F SI 91 D FS 87 B FF 91 X SI 90 2-2 1-2 1B		X CU 78 0-0 F8 ②		F SI 93 X SI 92 0-1 P6 ②		C FF 95 D SL 83 S SI 95 F FF 95 C FF 96 1-3 K ②			4	0	1	0	0	1	3
12 Mike Napoli, R (1, 3) OBP: 0.377, SLG: 0.435	F SI 92 B SI 91 X SI 91 1-1 P2 ②		B CU 77 C SI 93 F SI 93 F FS 88 F FS 88 S SL 84 1-3 K ③		B FS 87 X SI 94 1-0 F8 ③		S SI 95 H FF 96 1-1 37 1B 1-2 2-3 HBP			3	0	0	0	0	1	3
37 Mike Carp, L (1, 7) OBP: 0.250, SLG: 0.333	B SI 92 B SI 92 F SI 92 B SI 93 X SI 92 3-1 G3-1 ③			X SI 91 0-0 F7 ①		C SI 91 C SI 92 S FS 88 0-3 K ①	F FF 95 X SL 81 0-1 2 CS 1B 1-3 2-H 3-H			4	0	1	2	0	1	2
2 Xander Bogaerts, R (1, 6) OBP: 0.388, SLG: 0.333		C SI 90 B SL 83 B SL 83 X SI 91 2-1 40 HR 1B		C SI 90 B FS 87 X FS 84 1-1 G5-3 ②		X SI 92 0-0 E9	S FF 94 S FF 96 B FF 95 1-2 CS ③ 1-2	B FF 93 C FF 92 F FF 93 F CH 83 B CH 84 S SL 87 2-3 K ①		4	1	1	0	0	1	0
40 A.J. Pierzynski, L (1, 2) OBP: 0.344, SLG: 0.438		X SI 90 0-0 1-H HR		B FS 86 X FS 86 1-0 10 BB 1B		F SI 92 B SI 93 1 SAFE C SI 91 S SI 94 1-3 K ②		B CU 82 S FF 94 B CH 84 S CH 84 X CH 85 2-2 G6-3 ②		4	1	2	2	0	1	1
10 Jonathan Herrera, S (1, 5) OBP: 0.333, SLG: 0.200		F SI 91 F FS 87 B FS 87 S CU 77 1-3 K ①		B SI 90 B SI 91 C SI 90 B SI 92 B SI 90 4-1 1-2 BB		C SI 93 1 SAFE 1 SAFE X SI 92 0-1 G5-3 ③		C FF 94 F CU 82 B SL 87 S CU 82 1-3 K ③		3	0	0	0	1	2	1
25 Jackie Bradley Jr., L (1, 8) OBP: 0.382, SLG: 0.345		B FS 85 X CU 76 1-0 P3 ②		F CU 78 S FS 87 B FS 88 D FS 88 X SI 92 2-2 F7 ③			B SI 90 B SI 91 B SI 89 B SI 89 4-0 12 S 29 BB 37 1B BB		B FF 92 B FF 91 C FF 91 X FF 92 2-1 F7 ①	3	1	0	0	1	0	2
Inning Stats	R: 0 E: 0 K: 0 S: 12 H: 2 LOB: 2 BB: 0 P: 21	R: 2 E: 0 K: 1 S: 9 H: 2 LOB: 0 BB: 0 P: 15	R: 0 E: 0 K: 1 S: 10 H: 0 LOB: 0 BB: 0 P: 12	R: 0 E: 0 K: 0 S: 8 H: 1 LOB: 2 BB: 1 P: 16	R: 0 E: 0 K: 0 S: 6 H: 1 LOB: 1 BB: 0 P: 9	R: 0 E: 1 K: 2 S: 9 H: 0 LOB: 1 BB: 0 P: 10	R: 2 E: 0 K: 2 S: 14 H: 1 LOB: 1 BB: 2 P: 26	R: 0 E: 0 K: 2 S: 10 H: 0 LOB: 0 BB: 0 P: 15	R: 0 E: 0 K: 0 S: 9 H: 0 LOB: 0 BB: 0 P: 14	1B: 5 2B: 1 3B: 0 HR: 1 SF: 0 SAC: 0 DP: 0 HBP: 1						

PITCHER		IP	WLS	BF	H	R	ER	SO	BB	IBB	HBP	BLK	WP	HR	S	P	ERA	WHIP
18 Hiroki Kuroda, R ERA: 3.86	(1, 1)	6.1	W	29	6	4	4	5	3	0	0	0	0	1	59	97	5.68	1.421
48 Matt Thornton, L ERA:	(7, 1)	0.1	H	3	1	0	0	1	0	0	1	0	0	0	7	9	0.00	3.000
68 Dellin Betances, R ERA:	(7, 1)	0.1	H	0	0	0	0	0	0	0	0	0	0	0	2	3	0.00	0.000
43 Adam Warren, R ERA:	(8, 1)	1.0	H	3	0	0	0	2	0	0	0	0	0	0	10	15	0.00	0.000
27 Shawn Kelley, R ERA: 3.38	(9, 1)	1.0	S	3	0	0	0	0	0	0	0	0	0	0	9	14	0.00	0.000

PITCHER	IP	WLS	BF	H	R	ER	SO	BB	IBB	HBP	BLK	WP	HR	S	P	ERA	WHIP

TOP

Boston Red Sox @ New York Yankees

Yankee Stadium, Bronx, NY

Sat Apr 12 2014, 1:10 PM - 4:16 PM EDT

Att. 48,572 - Sunny - 63 F

livebaseballscorecards.com

AB	34
R	4
H	7
RBI	4
BB	3
SO	8
LOB	14

Batter	1	2	3	4	5	6	7	8	9	AB	R	H	RBI	BB	SO	LOB
11 Brett Gardner, L (1, 7) OBP: 0.356, SLG: 0.375	C FF 90 B FF 92 F FF 91 X FF 93 1-2 G4-3		C FF 92 C FF 92 T FC 85 0-2 K		B FC 83 B FF 91 X FF 89 2-0 G4-3		B SL 81 B SL 85 C SL 85 F SI 85 X SL 84 2-2 14 SH3-4 1B	F SI 88 X FS 84 0-1 F8		5	0	1	0	0	1	2
14 Brian Roberts, S (1, 4) OBP: 0.300, SLG: 0.129	F FF 92 B FF 94 B FF 94 X FF 92 2-1 G3		C FF 92 X FC 84 0-1 G1-3		C FF 92 C FF 92 X FF 93 0-2 F7		X FF 86 0-0 SH3-4 1-2	B SI 88 F SI 88 B FS 84 F FS 83 D FS 84 S FS 84 3-3 K		4	0	0	0	0	1	2
22 Jacoby Ellsbury, L (1, 8) OBP: 0.438, SLG: 0.442	B FF 94 C FF 93 B FF 93 X FF 92 2-1 36 HR 1B		B FF 92 B FF 92 F FC 83 X FC 84 2-1 36 S 1B		S FF 92 B FF 92 F FF 92 B FF 93 B FF 93 S FC 84 3-3 K		S SL 85 B SL 85 D SL 84 B FF 96 C FF 96 B SL 86 4-2 BB			3	1	2	0	1	1	0
36 Carlos Beltrán, S (1, 10) OBP: 0.311, SLG: 0.512	C FF 92 F FF 92 F FC 86 F FC 86 X FF 92 0-2 1-H HR		C FF 93 B FC 86 S FC 84 S FC 85 1-3 K 1-2			C CU 76 X FF 91 0-1 34 HR 2B	C FF 96 C FF 96 F FF 97 B FF 96 F SL 87 B FF 97 F SL 86 S SL 85 2-3 K			4	2	2	2	0	2	3
34 Brian McCann, L (1, 2) OBP: 0.214, SLG: 0.341	B FF 93 C FC 83 F CU 80 S FC 85 1-3 K			X FF 91 0-0 HR		B FF 92 S FC 84 D FC 84 X FC 83 2-1 2-H HR	B FF 95 C FF 95 X FF 96 1-1 P6			4	2	2	3	0	1	2
12 Alfonso Soriano, R (1, 9) OBP: 0.295, SLG: 0.512 31 Ichiro Suzuki, L (9, 9) OBP: 0.444, SLG: 0.500		S FF 91 F FF 92 B FC 83 X FC 84 1-2 G6-3		S FC 83 S FF 93 B FF 94 B FF 93 X FC 84 2-2 HR		C FF 91 S FF 92 X FF 92 0-2 33 G4-6-3 1B		B SI 90 X SI 89 1-0 G6-3		4 0	1 0	2 0	1 0	0 0	0 0	0 0
33 Kelly Johnson, L (1, 3) OBP: 0.342, SLG: 0.657		C FF 92 X FF 93 0-1 26 G4-3 1B		B FF 92 C FF 91 F FC 84 F FF 92 F FC 84 B FC 84 S FC 84 2-3 K		C SI 91 F FF 91 X FF 91 0-2 G4-6-3 1-2f		B SI 89 B FS 83 X SI 89 2-0 HR		4	1	2	1	0	1	1
26 Yangervis Solarte, S (1, 5) OBP: 0.405, SLG: 0.513		C FF 93 B SI 92 X SI 93 1-1 G4-3 1-2		C FF 92 S FC 85 B FC 83 F FC 83 S FC 84 1-3 K		B SI 91 B FC 85 C FC 82 F FF 90 X FF 91 2-2 45 WP 1B		B SL 80 C SI 88 X FS 83 1-1 45 2B 1B		4	0	2	0	0	1	1
45 Dean Anna, L (1, 6) OBP: 0.267, SLG: 0.500		B FF 92 C FC 84 X FF 92 1-1 P6		C FF 92 X FF 92 0-1 F9		B FF 85 B SL 81 F SL 85 F FF 87 D CU 75 C SL 83 3-3 K 1-2		S SI 89 B FF 88 B SI 88 F SI 88 F SL 80 X SI 88 2-2 1-3 2B		4	0	1	0	0	1	2
Inning Stats	R: 2 E: 0 K: 1 S: 15 H: 2 LOB: 0 BB: 0 P: 21	R: 0 E: 0 K: 0 S: 9 H: 1 LOB: 1 BB: 0 P: 12	R: 0 E: 0 K: 2 S: 10 H: 1 LOB: 1 BB: 0 P: 13	R: 2 E: 0 K: 2 S: 15 H: 2 LOB: 0 BB: 0 P: 20	R: 0 E: 0 K: 1 S: 7 H: 0 LOB: 0 BB: 0 P: 12	R: 2 E: 0 K: 1 S: 16 H: 4 LOB: 1 BB: 0 P: 23	R: 0 E: 0 K: 1 S: 14 H: 1 LOB: 2 BB: 1 P: 23	R: 1 E: 0 K: 1 S: 13 H: 3 LOB: 2 BB: 0 P: 22		1B: 7 2B: 2 3B: 0 HR: 5 SF: 0 SAC: 1 DP: 1 HBP: 0						

PITCHER		IP	WLS	BF	H	R	ER	SO	BB	IBB	HBP	BLK	WP	HR	S	P	ERA	WHIP
41 John Lackey, R ERA: 3.86	(1, 1)	5.2	L	26	10	6	6	6	0	0	0	0	0	4	69	95	9.53	1.765
32 Craig Breslow, L ERA:	(6, 1)	0.2		3	1	0	0	1	0	0	0	0	1	0	7	12	0.00	1.500
30 Andrew Miller, L ERA: 2.7	(7, 1)	0.2		3	0	0	0	1	1	0	0	0	0	0	10	17	0.00	1.500
35 Burke Badenhop, R ERA: 9.0	(8, 1)	1.0		6	3	1	1	1	0	0	0	0	0	1	13	22	9.00	3.000

PITCHER	IP	WLS	BF	H	R	ER	SO	BB	IBB	HBP	BLK	WP	HR	S	P	ERA	WHIP

BOTTOM

Boston Red Sox @ New York Yankees

Yankee Stadium, Bronx, NY

Sat Apr 12 2014, 1:10 PM - 4:16 PM EDT

Att. 48,572 - Sunny - 63 F

livebaseballscorecards.com

AB	36
R	7
H	14
RBI	7
BB	1
SO	9
LOB	13

Batter	1	2	3	4	5	6	7	8	9	AB	R	H	RBI	BB	SO	LOB
38 Grady Sizemore, L (1, 7) OBP: 0.395, SLG: 0.571	C FF 94 B FF 95 X SI 93 1-1 ① G6-3	X SI 92 0-0 ③ 1-2 2-H 1B			C FF 90 B FF 91 X SI 92 1-1 1B		B FF 92 F SI 92 B FF 92 X SI 92 2-1 ③ F8		B FF 92 C FF 92 S SL 84 B SL 85 B SL 86 X FF 91 3-2 ③ L8	5	0	2	0	0	0	0
2 Xander Bogaerts, R (1, 6) OBP: 0.377, SLG: 0.326	C FF 94 B CU 80 C CU 80 F CU 82 F CU 82 X SI 93 1-2 1B		B FF 92 F FF 92 X SI 93 1-1 ① G6-3		C CU 78 B FF 93 X FF 91 1-1 ② F8			B FF 90 X FF 91 1-0 ① F9		4	0	1	0	0	0	1
34 David Ortiz, L (1, 10) OBP: 0.315, SLG: 0.440	F FF 94 1 SAFE B SI 94 F SI 94 S CU 82 1-3 ② K		B FF 93 C CU 79 B CU 79 F CH 85 X FF 94 2-2 ② G5-3		B SI 93 F SI 92 B SI 93 X SI 92 2-1 ③ F9			S FF 94 B FF 94 F FF 95 X SL 82 1-2 ② F9		4	0	0	0	0	1	2
12 Mike Napoli, R (1, 3) OBP: 0.386, SLG: 0.520	C FF 94 1 SAFE B FF 94 B FF 95 F SI 91 B CU 80 S FF 95 3-3 ③ K		C CU 80 B CH 85 S SI 93 B SI 92 B FF 93 F FF 94 F FF 94 X FF 93 3-2 ③ G6-3			B CU 77 X FF 91 1-0 HR		B KC 82 B SI 92 C FF 91 X SI 92 2-1 40 HBP 2B		4	1	2	1	0	1	1
29 Daniel Nava, S (1, 9) OBP: 0.229, SLG: 0.233		C FF 92 X SI 93 0-1 ① G4-3		C FF 91 X SI 91 0-1 ① F8		X FF 91 0-0 ① F8		B SI 91 F KC 80 B SI 92 C SI 91 F SI 92 D SL 88 B SL 88 4-2 40 HBP BB		3	0	0	0	1	0	0
40 A.J. Pierzynski, L (1, 2) OBP: 0.333, SLG: 0.400		B CU 79 C CU 78 F CU 79 S CU 80 1-3 ② K		C CU 78 X CU 78 0-1 ② G4-3		B FF 91 S CU 78 X CU 78 1-1 ② G6-3		C SI 91 H SI 91 1-1 1-2 2-3 HBP		3	0	0	0	0	1	0
7 Ryan Roberts, R (1, 5) OBP: 0.308, SLG: 0.182 37 Mike Carp, L (8, PH) OBP: 0.231, SLG: 0.308 (8, 5)		X FF 92 0-0 25 1B 10 1B 1B		F FF 92 B FF 91 C CU 78 B FF 92 F SI 92 X CU 80 2-2 1B		C FF 79 X FF 92 0-1 ③ G6-3		B SL 86 B SI 90 C FF 90 C SI 90 F SL 87 F SI 92 F KC 82 S KC 83 2-3 ③ K		3 1	1 0	2 0	0 0	0 0	0 1	0 3
25 Jackie Bradley Jr., L (1, 8) OBP: 0.368, SLG: 0.333		D SI 93 C CU 78 S CU 80 B CU 78 X SI 93 2-2 10 1B 38 1B 1-3 1B		X SI 91 0-0 ③ L7			B FF 91 B SI 91 C SI 91 F FF 91 C FF 91 2-3 ① K		C FF 90 F SL 82 B SL 82 S SL 82 1-3 ① K	4	0	1	0	0	2	1
10 Jonathan Herrera, S (1, 4) OBP: 0.318, SLG: 0.211		F FF 94 B FF 92 1 SAFE 1 SAFE B FF 93 F SI 91 F CU 80 X CU 82 2-2 38 1B 1-2 3-H 1B			L FF 90 X FF 91 0-1 ① L6		X FF 91 0-0 ② G5-3		C SL 82 C FF 91 B FF 91 F SL 84 C FF 92 1-3 ② K	4	0	1	1	0	1	0
Inning Stats	R: 0 H: 1 E: 0 LOB: 1 K: 2 BB: 0 S: 13 P: 19	R: 1 H: 4 E: 0 LOB: 2 K: 1 BB: 0 S: 14 P: 19	R: 0 H: 0 E: 0 LOB: 0 K: 0 BB: 0 S: 10 P: 16	R: 0 H: 1 E: 0 LOB: 1 K: 0 BB: 0 S: 9 P: 11	R: 0 H: 1 E: 0 LOB: 1 K: 0 BB: 0 S: 8 P: 12	R: 1 H: 1 E: 0 LOB: 0 K: 0 BB: 0 S: 6 P: 8	R: 0 H: 0 E: 0 LOB: 0 K: 1 BB: 0 S: 6 P: 10	R: 0 H: 1 E: 0 LOB: 3 K: 1 BB: 1 S: 16 P: 27	R: 0 H: 0 E: 0 LOB: 0 K: 2 BB: 0 S: 10 P: 15	1B: 7 SF: 0 2B: 1 SAC: 0 3B: 0 DP: 0 HR: 1 HBP: 1						WP: 0 PA: 37 PB: 0 SB: 0 CS: 0

PITCHER		IP	WLS	BF	H	R	ER	SO	BB	IBB	HBP	BLK	WP	HR	S	P	ERA	WHIP
47 Iván Nova, R ERA: 5.94	(1, 1)	7.1	W	29	8	2	2	4	0	0	0	0	0	1	67	97	2.46	1.091
48 Matt Thornton, L ERA:	(8, 1)	0.1	H	1	0	0	0	0	0	0	0	0	0	0	3	4	0.00	0.000
41 David Phelps, R ERA: 5.68	(8, 1)	0.1	H	4	1	0	0	1	1	0	1	0	0	0	12	21	0.00	6.000
27 Shawn Kelley, R ERA: 2.84	(9, 1)	1.0	S	3	0	0	0	2	0	0	0	0	0	0	10	15	0.00	0.000

PITCHER	IP	WLS	BF	H	R	ER	SO	BB	IBB	HBP	BLK	WP	HR	S	P	ERA	WHIP

TOP

Boston Red Sox @ New York Yankees

Yankee Stadium, Bronx, NY

Sun Apr 13 2014, 8:08 PM - 11:15 PM EDT

Att. 46,081 - Cloudy - 66 F

livebaseballscorecards.com

AB	35
R	2
H	9
RBI	2
BB	1
SO	7
LOB	8

Batter	1	2	3	4	5	6	7	8	9	AB	R	H	RBI	BB	SO	LOB
11 Brett Gardner, L (1, 7) OBP: 0.367, SLG: 0.386	B FF 90 X FF 90 1-0 ① L9		B FF 88 B FF 90 X SI 89 2-0 36 HR 1B		C FF 88 C FF 90 X FF 90 0-2 36 F8 1B		B SI 87 X FF 90 1-0 ② F9			4	1	2	0	0	0	0
36 Carlos Beltrán, S (1, 9) (5, 3) OBP: 0.347, SLG: 0.622	X FF 89 0-0 22 2B 1B		1 SAFE B CH 85 S CH 85 F CU 76 1 SAFE B FC 85 X CH 84 2-2 1-H HR		1 SAFE 1 SAFE 1 SAFE F FF 90 1 SAFE B CU 74 X CU 73 1-1 ① F8 1-2		F FC 85 B CH 86 B FF 89 F CU 73 X SI 90 2-2 2B			4	1	3	2	0	0	1
22 Jacoby Ellsbury, L (1, 8) OBP: 0.423, SLG: 0.447	D FF 90 F FF 89 1 SAFE B FF 90 X FF 89 2-1 12 F8-5 1-3 2B		C FF 91 B CU 76 X CU 76 1-1 ② G3-1		B FF 91 C CU 74 B FF 90 X FF 89 2-1 ② F9		B CU 74 B SL 80 C SL 79 B SI 89 F SI 89 F SL 81 X SI 89 3-2 ③ G4-3			4	0	1	0	0	0	2
12 Alfonso Soriano, R (1, 10) OBP: 0.271, SLG: 0.467	B CU 74 B CU 73 F CH 84 X CU 75 2-1 ②③ F8-5 2-3		B CH 85 B FF 91 X CH 84 2-0 ③ G5-3		C CU 74 F FF 91 B FF 91 B FF 91 S CU 76 2-3 ③ K			C SL 81 C SI 90 X SI 90 0-2 ① F8		4	0	0	0	0	1	3
34 Brian McCann, L (1, 2) OBP: 0.239, SLG: 0.364		B FF 92 C CU 75 S FF 87 F CH 83 F CU 76 X FF 91 1-2 ① F8		F FF 90 B CU 75 B CU 76 B FF 92 B FF 90 4-1 33 FC4-6 26 BB 29 FC5-4 BB		C CU 72 B CH 83 B CU 74 X FF 90 2-1 26 G6-3 2B		B SL 80 B SL 80 C SI 89 C SL 81 X SI 90 2-2 ② L4-3		3	1	1	0	1	0	0
26 Yangervis Solarte, S (1, 4) OBP: 0.413, SLG: 0.500		C FC 85 B FF 91 S CU 75 X FF 91 1-2 ② G5-3		B CH 84 C FF 90 B CH 83 B FF 90 B FF 90 4-1 33 FC4-6 1-2 BB		C FF 89 X CU 74 0-1 ① G6-3 2-3		X SL 81 0-0 1B		3	0	1	0	1	0	1
33 Kelly Johnson, L (1, 5) OBP: 0.333, SLG: 0.605		B FF 92 B FF 91 B FF 91 B FF 90 4-0 29 WP BB		S FF 91 B FF 92 X CU 75 1-1 ① FC4-6 29 FC5-4 1-2f 2-3		B FF 91 S SI 89 B SI 88 F FF 89 D CU 76 S CU 74 3-3 ② K		1 SAFE X SL 80 0-0 ③ G4-3		3	0	0	0	1	1	4
29 Francisco Cervelli, R (1, 3) OBP: 0.235, SLG: 0.250 31 Ichiro Suzuki, L (4, PR) OBP: 0.421, SLG: 0.474 (5, 9)		C CH 84 B CU 76 X CH 83 1-1 ③ F8 1-2		X FF 92 0-0 ② FC5-4 1-2f 3-H		C SI 90 X SI 89 0-1 ③ G4-3				2 1	0 0	0 0	1 0	0 0	0 0	2 1
45 Dean Anna, L (1, 6) OBP: 0.222, SLG: 0.412			C FF 89 B FC 86 B SI 89 C FC 85 X CU 74 2-2 ① G3-1		C FF 89 X CU 74 0-1 ③ F8		C FF 88 X SI 89 0-1 ① F8			3	0	0	0	0	0	1
Inning Stats	R: 0 E: 0 K: 0 S: 6 H: 2 LOB: 1 BB: 0 P: 11	R: 0 E: 0 K: 0 S: 10 H: 0 LOB: 1 BB: 1 P: 17	R: 2 E: 0 K: 0 S: 10 H: 2 LOB: 0 BB: 0 P: 19	R: 1 E: 0 K: 0 S: 7 H: 0 LOB: 1 BB: 2 P: 16	R: 0 E: 0 K: 1 S: 10 H: 1 LOB: 1 BB: 0 P: 15	R: 0 E: 0 K: 1 S: 9 H: 1 LOB: 1 BB: 0 P: 14	R: 0 E: 0 K: 0 S: 10 H: 1 LOB: 1 BB: 0 P: 16	R: 0 E: 0 K: 0 S: 8 H: 1 LOB: 1 BB: 0 P: 10		1B: 4 2B: 4 3B: 0 HR: 1	SF: 0 SAC: 0 DP: 1 HBP: 0			WP: 1 PB: 0 SB: 0 CS: 0	PA: 34	

PITCHER	IP	WLS	BF	H	R	ER	SO	BB	IBB	HBP	BLK	WP	HR	S	P	ERA	WHIP
22 Felix Doubront, L (1, 1) ERA: 6.75	6.2	L	29	7	3	3	2	3	0	0	0	1	1	58	101	4.05	1.500
55 Chris Capuano, L (7, 1) ERA:	1.1		5	1	0	0	0	0	0	0	0	0	0	12	17	0.00	0.750

PITCHER	IP	WLS	BF	H	R	ER	SO	BB	IBB	HBP	BLK	WP	HR	S	P	ERA	WHIP

BOTTOM

Boston Red Sox @ New York Yankees

Yankee Stadium, Bronx, NY

Sun Apr 13 2014, 8:08 PM - 11:15 PM EDT

Att. 46,081 - Cloudy - 66 F

livebaseballscorecards.com

AB	31
R	3
H	8
RBI	3
BB	3
SO	2
LOB	15

Batter	1	2	3	4	5	6	7	8	9	AB	R	H	RBI	BB	SO	LOB
38 Grady Sizemore, L (1, 7) OBP: 0.357, SLG: 0.513	B FF 90 B SI 91 C FF 91 X FF 88 2-1 ① F9		D SL 85 B SI 90 X FF 89 2-0 ② F8 1-2 2-3			C CU 72 B CH 83 B CH 81 X SL 86 2-1 ① G4-3		F CU 74 B CU 75 B CU 73 S SI 88 B CU 74 X SI 88 3-2 ② G4-3		4	0	0	0	0	0	2
2 Xander Bogaerts, R (1, 6) OBP: 0.351, SLG: 0.300	C SI 92 C FF 88 B SL 87 B FF 89 C SI 91 2-3 ② K		B SL 87 F FF 90 B FF 91 S FF 91 S FF 92 2-3 ③ K			S SL 85 B SL 86 S SL 85 X FF 90 1-2 ② F8		B SI 82 C SI 93 S SI 94 B CH 87 S CH 84 2-3 ③ K		4	0	0	0	0	3	2
34 David Ortiz, L (1, 10) OBP: 0.293, SLG: 0.407	C SI 91 X SL 87 0-1 ③ P5			C CU 71 C CU 72 B FF 88 B CH 82 S SL 85 2-3 ① K		X FF 88 0-0 ③ F9			B SI 93 C CH 83 C CH 86 B CH 85 B CH 84 X SI 95 3-2 ① G6-3	4	0	0	0	0	1	0
12 Mike Napoli, R (1, 3) OBP: 0.393, SLG: 0.509 15 Dustin Pedroia, R (9, PR) OBP: 0.236, SLG: 0.291 (9, 4)		B SL 87 S FF 90 C FF 91 C FF 92 1-3 ① K		S SL 86 B FF 90 B FF 91 C SL 86 F FF 92 B FF 91 S SL 88 3-3 ② K			B SL 82 C SL 84 B SL 82 C FF 88 B FF 89 X FF 89 3-2 40 BB 1B		C SL 84 C SI 95 B CH 86 B SL 86 B CH 85 B SI 94 4-2 BB	3 0	0 0	1 0	0 0	1 0	2 0	0 0
29 Daniel Nava, S (1, 9) OBP: 0.235, SLG: 0.304 5 Jonny Gomes, R (9, PH) OBP: 0.324, SLG: 0.345 (9, 9)		C FF 90 C SI 90 B FF 88 B CH 83 X SI 91 2-2 ② L6		B SL 86 B SI 91 B SL 86 C FF 91 X FF 91 3-1 HR			B SI 86 C SL 83 B CH 81 X SL 83 2-1 ① L6		B CU 76 C FF 93 C FF 94 T CU 78 1-2 ② K	3 1	1 0	1 0	1 0	0 0	0 1	1 1
40 A.J. Pierzynski, L (1, 2) OBP: 0.350, SLG: 0.378		C SL 85 B FF 90 B CH 82 X SL 84 2-1 ③ G6-3		F SL 85 F CU 73 S CH 82 0-3 ③ K			F CH 80 B CH 80 B SL 87 D FF 87 C SL 84 D SL 85 4-2 1-2 BB		1 SAFE B CU 76 H CU 73 2-0 1-2 HBP	2	0	0	0	1	1	0
7 Ryan Roberts, R (1, 5) OBP: 0.250, SLG: 0.143 37 Mike Carp, L (9, PH) OBP: 0.214, SLG: 0.286 (9, 3)			C FF 88 B SL 86 F SL 84 B FF 90 S FF 91 2-3 ① K		B SL 85 X SL 84 1-0 ① F8		F FF 90 C FF 88 S FF 90 0-3 ② K		X SL 84 0-0 ③ G1-3	3 1	0 0	0 0	0 0	0 0	2 0	2 2
25 Jackie Bradley Jr., L (1, 8) OBP: 0.366, SLG: 0.314			F SI 89 C FF 88 B FF 90 F FF 89 B SL 85 F FF 91 F FF 91 B CU 74 B SL 86 4-2 38 F8 10 1B BB		B SI 88 F SL 84 S CU 73 B FF 90 X CU 76 2-2 ② G4-3		F SI 88 B SI 88 C SI 88 S CU 74 1-3 ③ K			2	0	0	0	1	1	2
10 Jonathan Herrera, S (1, 4) OBP: 0.320, SLG: 0.227 (9, 5)			X SI 89 0-0 38 F8 1-2 1B		B SI 89 S SL 86 F CU 74 B CH 82 S SL 86 2-3 ③ K			B SI 86 B SI 86 C SI 86 L SI 87 F SI 88 X SI 88 2-2 ① G4-3		3	0	1	0	0	1	0
Inning Stats	R: 0 E: 0 K: 1 S: 7 H: 0 LOB: 0 BB: 0 P: 11	R: 0 E: 0 K: 1 S: 8 H: 0 LOB: 0 BB: 0 P: 13	R: 0 E: 0 K: 2 S: 13 H: 1 LOB: 2 BB: 1 P: 23	R: 1 E: 0 K: 3 S: 12 H: 1 LOB: 0 BB: 0 P: 20	R: 0 E: 0 K: 1 S: 7 H: 0 LOB: 0 BB: 0 P: 12	R: 0 E: 0 K: 0 S: 6 H: 0 LOB: 0 BB: 0 P: 9	R: 0 E: 0 K: 2 S: 13 H: 1 LOB: 2 BB: 1 P: 23	R: 0 E: 0 K: 1 S: 10 H: 0 LOB: 0 BB: 0 P: 17	R: 0 E: 0 K: 1 S: 9 H: 0 LOB: 2 BB: 1 P: 19	1B: 2 2B: 0 3B: 0 HR: 1 SF: 0 SAC: 0 DP: 0 HBP: 1						

PITCHER		IP	WLS	BF	H	R	ER	SO	BB	IBB	HBP	BLK	WP	HR	S	P	ERA	WHIP
45 Erik Johnson, R ERA: 6.35	(1, 1)	6.2		25	3	1	1	9	2	0	0	0	0	1	63	107	1.35	0.750
37 Scott Downs, L ERA: 10.13	(7, 1)	1.0		3	0	0	0	1	0	0	0	0	0	0	10	16	0.00	0.000
52 Jake Petricka, R ERA: 3.52	(8, 1)	0.2		3	0	0	0	1	1	0	0	0	0	0	8	17	0.00	1.500
46 Donnie Veal, L ERA: 8.44	(9, 1)	0.1		2	0	0	0	1	0	0	1	0	1	0	3	6	0.00	0.000
40 Daniel Webb, R ERA: 2.35	(9, 1)	0.1	W	1	0	0	0	0	0	0	0	0	0	0	1	1	0.00	0.000

PITCHER	IP	WLS	BF	H	R	ER	SO	BB	IBB	HBP	BLK	WP	HR	S	P	ERA	WHIP

TOP

Boston Red Sox @ Chicago White Sox

U.S. Cellular Field, Chicago, IL

Tue Apr 15 2014, 8:13 PM - 11:48 PM EDT

Att. 13,402 - Overcast - 40 F

livebaseballscorecards.com

AB	30
R	1
H	3
RBI	1
BB	3
SO	12
LOB	12

1B: 2 SF: 0
2B: 0 SAC: 0
3B: 0 DP: 0
HR: 1 HBP: 1

WP: 1 PA: 34
PB: 0
SB: 0
CS: 0

Batter	1	2	3	4	5	6	7	8	9	AB	R	H	RBI	BB	SO	LOB
1 Adam Eaton, L (1, 8) OBP: 0.418, SLG: 0.464	B SI 87 C SI 89 C FF 89 F FF 90 S CH 83 1-3 K ①		B CU 78 C CU 77 X CH 83 1-1 G1-3 ①		F FF 89 X FF 89 0-1 F8 ②		F FF 93 B FO 87 S FO 86 F FO 87 F FF 93 X FO 88 1-2 1B		1 SAFE 1 SAFE B SL 80 B SI 89 B SI 88 B SI 88 4-0 5 1-2 BB	4	0	1	0	1	1	0
5 Marcus Semien, R (1, 4) OBP: 0.290, SLG: 0.357	B FF 90 X FF 89 1-0 P3 ②		C SI 89 X SI 89 0-1 F8 ②		C SI 89 X CH 82 0-1 G4-3 ③		B FF 91 X FF 91 1-0 L9 ③		D CU 76 C CH 77 C CH 80 B CH 77 B SI 91 X CH 78 3-2 E6 1-2 2-H	5	0	0	0	0	0	2
12 Conor Gillaspie, L (1, 5) OBP: 0.365, SLG: 0.400	C SI 89 B FF 90 F FF 90 B SI 91 B FS 85 S FF 89 3-3 K ③		X CU 75 0-0 G1-3 ③			C SI 89 F SI 89 F CH 84 X FS 85 0-2 G1 ①		B SL 84 F FF 93 X FF 95 1-1 L7 ①		4	0	0	0	0	1	0
79 José Abreu, R (1, 3) OBP: 0.354, SLG: 0.556		C SI 89 B SI 90 B FF 90 B SI 90 S SI 90 F FF 90 F FF 91 F FF 90 F CU 79 3-2 F FF 90 F FF 90 X SL 81 G6-3 ①		S SL 81 B SI 89 B FS 84 T FS 84 2-2 K ①		B FF 89 B SI 89 F FF 89 B FF 88 4-0 24 G6-3 44 BB BB		B SL 84 B SL 84 X FF 94 2-0 G4-3 ②	3	0	0	0	1	1	0
44 Adam Dunn, L (1, 10) OBP: 0.468, SLG: 0.618 28 Leury García, S (8, PR) OBP: 0.267, SLG: 0.214 (9, 10)		C CU 77 B FF 89 F CU 76 B CU 80 F FF 90 X FF 91 2-2 HR		B CH 82 B SL 81 B FF 89 C SI 88 F SI 89 B SI 89 4-2 24 1B BB		S FF 90 B FF 90 B FS 85 F FF 89 1 SAFE 1 SAFE B FF 90 B FS 85 4-2 24 G6-3 1-2 BB		B FF 96 C FF 94 C SL 86 B FF 96 B FF 96 B FF 95 4-2 BB	1 0	1 0	1 0	1 0	3 0	0 0	0 0
24 Dayan Viciedo, R (1, 9) OBP: 0.395, SLG: 0.455		C SI 90 X SI 90 0-1 2B		B SI 90 1 SAFE X SI 90 1-0 1-2 1B		B SI 90 X SI 90 1-0 G6-3 1-2 2-3 ②		B SI 90 B SI 90 F SI 90 1 SAFE X SI 89 2-1 G1-3 ③	4	0	2	0	0	0	3
30 Alejandro De Aza, L (1, 7) OBP: 0.205, SLG: 0.381		B FF 89 B SI 90 F CH 84 C CU 79 D CU 80 C SI 90 3-3 K ②		S CU 78 B FS 84 S FS 84 B FS 85 B SI 88 C SI 88 3-3 K ②		B FS 85 F FF 89 X FF 89 1-1 F7 ③			C FS 82 F FS 83 B FS 83 B FS 83 F FS 84 B SI 88 B FS 84 4-2 10 CS BB	3	0	0	0	1	2	5
10 Alexei Ramirez, R (1, 6) OBP: 0.466, SLG: 0.660		C SI 91 C SI 90 B FF 90 F FF 91 D SL 84 B FF 90 B FS 85 4-2 BB		B SI 90 C FF 90 C SI 90 D FS 86 S CH 83 2-3 K ③			C SL 81 C FF 92 B FF 93 F FO 86 X SL 82 1-2 G6-3 ①		1 SAFE C SI 89 C SI 88 B SI 90 B SL 81 X FS 83 2-2 1 BB 5 E 1-2 1B ①	3	1	1	0	1	1	2
21 Tyler Flowers, R (1, 2) OBP: 0.375, SLG: 0.447		B SL 83 F SI 90 F SL 83 F FF 91 B FF 90 D SL 81 C SL 81 3-3 K ③			S SL 81 S SL 81 B SL 80 B SL 81 F SL 81 S FF 89 2-3 K ①		B FF 92 B FF 93 S FF 91 B FF 92 F FF 93 S FF 93 3-3 K ②		C SI 88 F SI 88 D SI 89 1 SAFE C SI 89 1-3 K ②	4	0	0	0	0	4	3
Inning Stats	R: 0 E: 0 K: 2 S: 8 H: 0 LOB: 0 BB: 0 P: 13	R: 1 E: 0 K: 2 S: 25 H: 2 LOB: 2 BB: 1 P: 40	R: 0 E: 0 K: 0 S: 5 H: 0 LOB: 0 BB: 0 P: 6	R: 0 E: 0 K: 3 S: 13 H: 1 LOB: 2 BB: 1 P: 25	R: 0 E: 0 K: 1 S: 8 H: 0 LOB: 0 BB: 0 P: 10	R: 0 E: 0 K: 0 S: 9 H: 0 LOB: 2 BB: 2 P: 19	R: 0 E: 0 K: 1 S: 13 H: 1 LOB: 1 BB: 0 P: 19	R: 0 E: 0 K: 0 S: 7 H: 0 LOB: 1 BB: 1 P: 16	R: 1 E: 1 K: 1 S: 12 H: 1 LOB: 2 BB: 2 P: 26	1B: 3 2B: 1 3B: 0 HR: 1 SF: 0 SAC: 0 DP: 0 HBP: 0						

PITCHER	IP	WLS	BF	H	R	ER	SO	BB	IBB	HBP	BLK	WP	HR	S	P	ERA	WHIP
44 Jake Peavy, R (1, 1) ERA: 1.93	6.0		25	3	1	1	8	4	0	0	0	0	1	68	113	1.50	1.167
36 Junichi Tazawa, R (7, 1) ERA:	1.0		4	1	0	0	1	0	0	0	0	0	0	13	19	0.00	1.000
30 Andrew Miller, L (8, 1) ERA: 2.25	0.2		3	0	0	0	0	1	0	0	0	0	0	5	12	0.00	1.500
35 Burke Badenhop, R (8, 1) ERA: 7.71	1.0	L	4	1	1	0	1	1	0	0	0	0	0	11	20	0.00	2.000
55 Chris Capuano, L (9, 1) ERA:	0.0		2	0	0	0	0	1	0	0	0	0	0	3	10	∞	∞

PITCHER	IP	WLS	BF	H	R	ER	SO	BB	IBB	HBP	BLK	WP	HR	S	P	ERA	WHIP

BOTTOM

Boston Red Sox @ Chicago White Sox

U.S. Cellular Field, Chicago, IL

Tue Apr 15 2014, 8:13 PM - 11:48 PM EDT

Att. 13,402 - Overcast - 40 F

livebaseballscorecards.com

AB	31
R	2
H	5
RBI	1
BB	7
SO	10
LOB	15

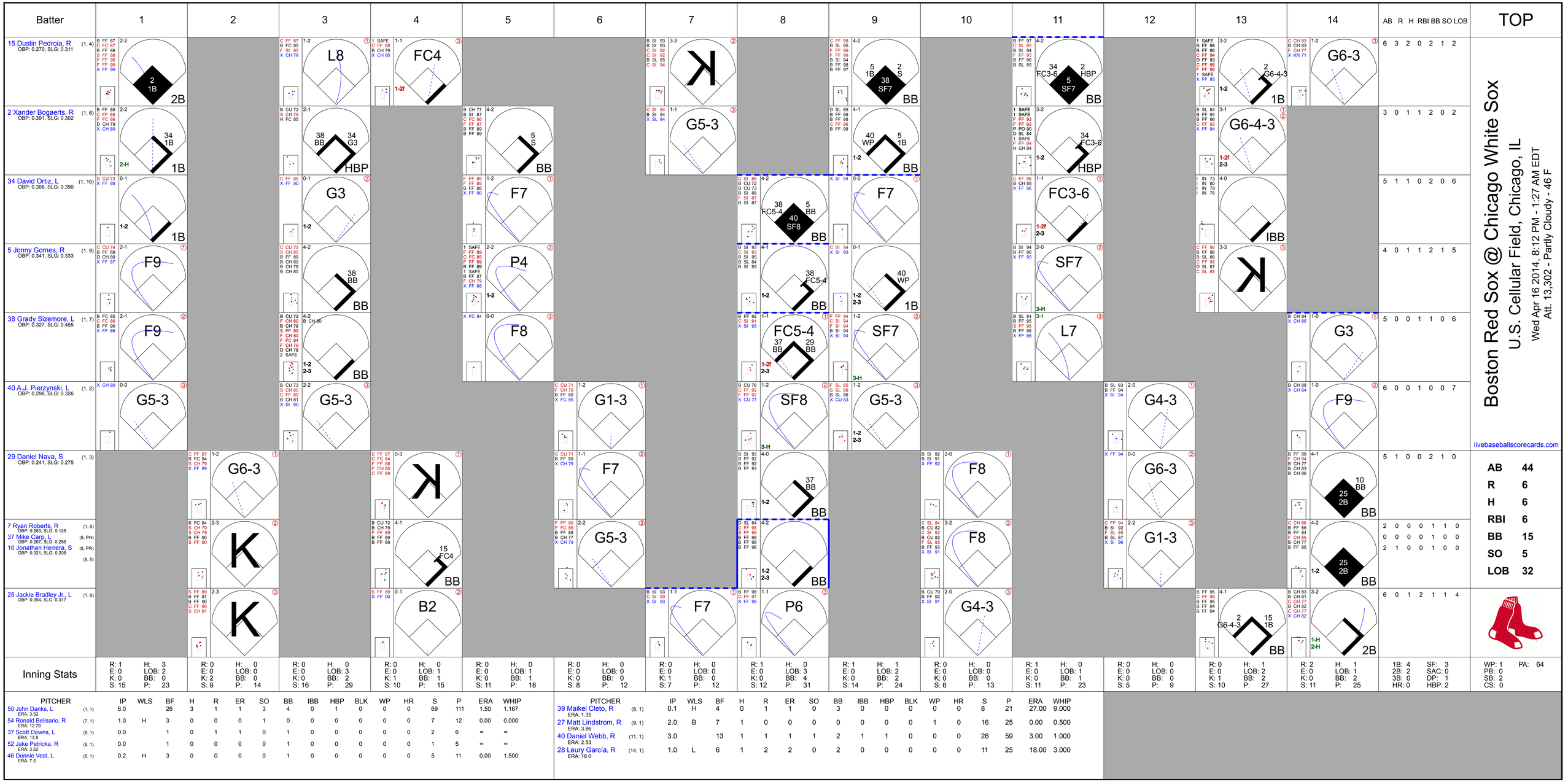
Batter
1
2
3
4
5
6
7
8
9
10
11
12
13
14
AB R H RBI BB SO LOB
TOP
15 Dustin Pedroia, R (1, 4) OBP: 0.270, SLG: 0.311
2 1B 2B
L8 1B
FC4 1-2f
K
G5-3
5 S BB
G6-3
6 3 2 0 2 1 2
2 Xander Bogaerts, R (1, 6) OBP: 0.391, SLG: 0.302
34 1B 2-H 1B
38 BB 34 G3 HBP
38 FC5-4 40 SF8 BB
5 1B 2 S 38 SF7 BB
34 FC3-6 2 HBP 5 SF7 BB
2 G6-4-3 1B
G6-4-3 1-2f 2-3
3 0 1 1 2 0 2
34 David Ortiz, L (1, 10) OBP: 0.308, SLG: 0.390
1-2 1B
G3 1-2
F7
40 WP 5 1B 1-2 BB
34 FC3-6 1-2 HBP
IBB
5 1 1 0 2 0 6
5 Jonny Gomes, R (1, 9) OBP: 0.341, SLG: 0.333
F9
38 BB BB
P4
38 FC5-4 1-2 BB
40 WP 1-2 2-3 1B
FC3-6 1-2f 2-3
SF7 3-H
K
4 0 1 1 2 1 5
38 Grady Sizemore, L (1, 7) OBP: 0.327, SLG: 0.455
F9
1-2 2-3 BB
F8
FC5-4 37 BB 29 BB 1-2f 2-3
SF7 3-H
L7
G3
5 0 0 1 1 0 6
40 A.J. Pierzynski, L (1, 2) OBP: 0.298, SLG: 0.326
G5-3
G5-3
G1-3
SF8 3-H
G5-3 1-2 2-3
G4-3
F9
6 0 0 1 0 0 7
livebaseballscorecards.com
29 Daniel Nava, S (1, 3) OBP: 0.241, SLG: 0.275
G6-3
K
F7
37 BB 1-2 BB
F8
G6-3
10 25 2B BB
5 1 0 0 2 1 0
7 Ryan Roberts, R (1, 5) OBP: 0.263, SLG: 0.125
37 Mike Carp, L (8, PH) OBP: 0.287, SLG: 0.286
10 Jonathan Herrera, S (8, PR) OBP: 0.321, SLG: 0.208
(8, 5)
K
15 FC4 BB
G5-3
1-2 2-3 BB
F8
G1-3
25 2B 1-2 BB
2 0 0 0 1 1 0
0 0 0 0 1 0 0
2 1 0 0 1 0 0
25 Jackie Bradley Jr., L (1, 8) OBP: 0.354, SLG: 0.317
K
B2
F7
P6
G4-3
2 G6-4-3 15 1B BB
1-H 2-H 2B
6 0 1 2 1 1 4
Inning Stats
R: 1 H: 3 E: 0 LOB: 2 K: 0 BB: 0 S: 15 P: 23
R: 0 H: 0 E: 0 LOB: 0 K: 2 BB: 0 S: 9 P: 14
R: 0 H: 0 E: 0 LOB: 0 K: 0 BB: 2 S: 16 P: 29
R: 0 H: 0 E: 0 LOB: 1 K: 1 BB: 1 S: 10 P: 15
R: 0 H: 0 E: 0 LOB: 1 K: 0 BB: 1 S: 11 P: 18
R: 0 H: 0 E: 0 LOB: 0 K: 0 BB: 0 S: 8 P: 12
R: 0 H: 0 E: 0 LOB: 0 K: 1 BB: 0 S: 7 P: 12
R: 1 H: 0 E: 0 LOB: 3 K: 0 BB: 4 S: 12 P: 31
R: 1 H: 1 E: 0 LOB: 2 K: 0 BB: 2 S: 14 P: 24
R: 0 H: 0 E: 0 LOB: 0 K: 0 BB: 0 S: 6 P: 13
R: 1 H: 0 E: 0 LOB: 1 K: 0 BB: 1 S: 11 P: 23
R: 0 H: 0 E: 0 LOB: 0 K: 0 BB: 0 S: 5 P: 9
R: 0 H: 1 E: 0 LOB: 2 K: 1 BB: 2 S: 10 P: 27
R: 2 H: 1 E: 0 LOB: 1 K: 0 BB: 2 S: 11 P: 25
1B: 4 SF: 3 2B: 2 SAC: 0 3B: 0 DP: 1 HR: 0 HBP: 2
WP: 1 PA: 64 PB: 0 SB: 2 CS: 0
AB 44
R 6
H 6
RBI 6
BB 15
SO 5
LOB 32
PITCHER IP WLS BF H R ER SO BB IBB HBP BLK WP HR S P ERA WHIP
50 John Danks, L (1, 1) ERA: 3.32 6.0 26 3 1 1 3 4 0 1 0 0 0 69 111 1.50 1.167
54 Ronald Belisario, R (7, 1) ERA: 12.79 1.0 H 3 0 0 0 1 0 0 0 0 0 0 7 12 0.00 0.000
37 Scott Downs, L (8, 1) ERA: 13.5 0.0 1 0 1 1 0 1 0 0 0 0 0 2 6 ∞ ∞
52 Jake Petricka, R (8, 1) ERA: 3.52 0.0 1 0 0 0 0 1 0 0 0 0 0 1 5 ∞ ∞
46 Donnie Veal, L (8, 1) ERA: 7.5 0.2 H 3 0 0 0 0 1 0 0 0 0 0 5 11 0.00 1.500
PITCHER IP WLS BF H R ER SO BB IBB HBP BLK WP HR S P ERA WHIP
39 Maikel Cleto, R (8, 1) ERA: 1.35 0.1 H 4 0 1 1 0 3 0 0 0 0 0 8 21 27.00 9.000
27 Matt Lindstrom, R (9, 1) ERA: 3.86 2.0 B 7 1 0 0 0 0 0 0 0 1 0 16 25 0.00 0.500
40 Daniel Webb, R (11, 1) ERA: 2.53 3.0 13 1 1 1 1 2 1 1 0 0 0 26 59 3.00 1.000
28 Leury García, R (14, 1) ERA: 18.0 1.0 L 6 1 2 2 0 2 0 0 0 0 0 11 25 18.00 3.000
Boston Red Sox @ Chicago White Sox
U.S. Cellular Field, Chicago, IL
Wed Apr 16 2014, 8:12 PM - 1:27 AM EDT
Att. 13,302 - Partly Cloudy - 46 F

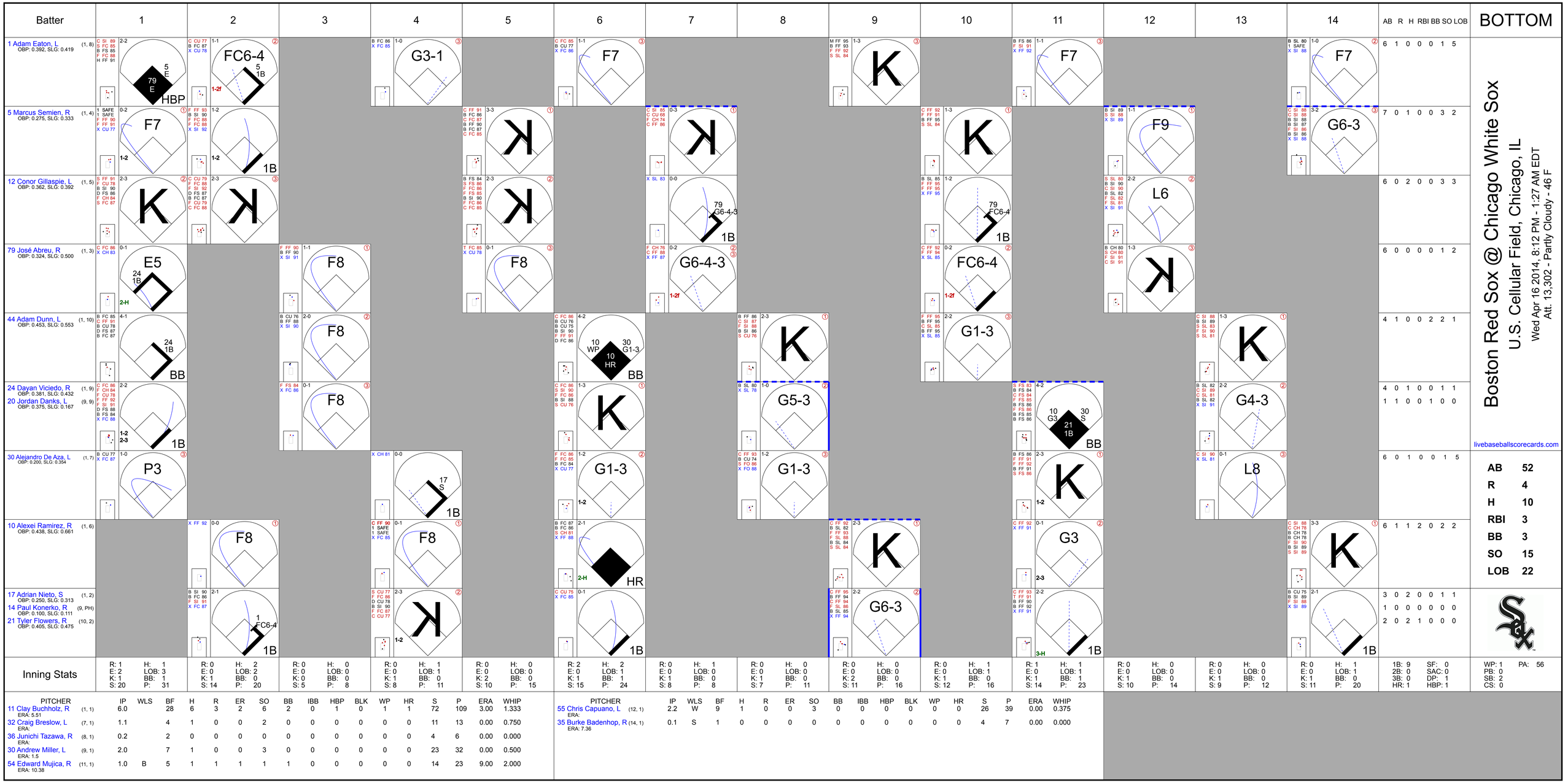
Batter
1
2
3
4
5
6
7
8
9
10
11
12
13
14
AB R H RBI BB SO LOB
BOTTOM
1 Adam Eaton, L (1, 8) OBP: 0.392, SLG: 0.419
5 Marcus Semien, R (1, 4) OBP: 0.275, SLG: 0.333
12 Conor Gillaspie, L (1, 5) OBP: 0.362, SLG: 0.392
79 José Abreu, R (1, 3) OBP: 0.324, SLG: 0.500
44 Adam Dunn, L (1, 10) OBP: 0.453, SLG: 0.553
24 Dayan Viciedo, R (1, 9) OBP: 0.381, SLG: 0.432
20 Jordan Danks, L (9, 9) OBP: 0.375, SLG: 0.167
30 Alejandro De Aza, L (1, 7) OBP: 0.200, SLG: 0.354
10 Alexei Ramirez, R (1, 6) OBP: 0.438, SLG: 0.661
17 Adrian Nieto, S (1, 2) OBP: 0.250, SLG: 0.313
14 Paul Konerko, R (9, PH) OBP: 0.100, SLG: 0.111
21 Tyler Flowers, R (10, 2) OBP: 0.405, SLG: 0.475
6 1 0 0 0 1 5
7 0 1 0 0 3 2
6 0 2 0 0 3 3
6 0 0 0 0 1 2
4 1 0 0 2 2 1
4 0 1 0 0 1 1
1 1 0 0 1 0 0
6 0 1 0 0 1 5
6 1 1 2 0 2 2
3 0 2 0 0 1 1
1 0 0 0 0 0 0
2 0 2 1 0 0 0
Boston Red Sox @ Chicago White Sox
U.S. Cellular Field, Chicago, IL
Wed Apr 16 2014, 8:12 PM - 1:27 AM EDT
Att. 13,302 - Partly Cloudy - 46 F
livebaseballscorecards.com
AB 52
R 4
H 10
RBI 3
BB 3
SO 15
LOB 22
Inning Stats
R: 1 E: 2 K: 1 S: 20 H: 1 LOB: 3 BB: 1 P: 31
R: 0 E: 0 K: 1 S: 14 H: 2 LOB: 2 BB: 0 P: 20
R: 0 E: 0 K: 0 S: 5 H: 0 LOB: 0 BB: 0 P: 8
R: 0 E: 0 K: 1 S: 8 H: 1 LOB: 1 BB: 0 P: 11
R: 0 E: 0 K: 2 S: 10 H: 0 LOB: 0 BB: 0 P: 15
R: 2 E: 0 K: 1 S: 15 H: 2 LOB: 1 BB: 1 P: 24
R: 0 E: 0 K: 1 S: 8 H: 1 LOB: 0 BB: 0 P: 8
R: 0 E: 0 K: 1 S: 7 H: 0 LOB: 0 BB: 0 P: 11
R: 0 E: 0 K: 2 S: 11 H: 0 LOB: 0 BB: 0 P: 16
R: 0 E: 0 K: 1 S: 12 H: 1 LOB: 1 BB: 0 P: 16
R: 1 E: 0 K: 1 S: 14 H: 1 LOB: 1 BB: 1 P: 23
R: 0 E: 0 K: 1 S: 10 H: 0 LOB: 0 BB: 0 P: 14
R: 0 E: 0 K: 1 S: 9 H: 0 LOB: 0 BB: 0 P: 12
R: 0 E: 0 K: 1 S: 11 H: 1 LOB: 1 BB: 0 P: 20
1B: 9 2B: 0 3B: 0 HR: 1 SF: 0 SAC: 0 DP: 1 HBP: 1
WP: 1 PB: 0 SB: 2 CS: 0 PA: 56
PITCHER IP WLS BF H R ER SO BB IBB HBP BLK WP HR S P ERA WHIP
11 Clay Buchholz, R (1, 1) ERA: 5.51 6.0 28 6 3 2 6 2 0 1 0 1 1 72 109 3.00 1.333
32 Craig Breslow, L (7, 1) ERA: 1.1 4 1 0 0 2 0 0 0 0 0 0 0 11 13 0.00 0.750
36 Junichi Tazawa, R (8, 1) ERA: 0.2 2 0 0 0 0 0 0 0 0 0 0 0 4 6 0.00 0.000
30 Andrew Miller, L (9, 1) ERA: 1.5 2.0 7 1 0 0 3 0 0 0 0 0 0 0 23 32 0.00 0.500
54 Edward Mujica, R (11, 1) ERA: 10.38 1.0 B 5 1 1 1 1 1 0 0 0 0 0 0 14 23 9.00 2.000
PITCHER IP WLS BF H R ER SO BB IBB HBP BLK WP HR S P ERA WHIP
55 Chris Capuano, L (12, 1) ERA: 2.2 W 9 1 0 0 3 0 0 0 0 0 0 0 26 39 0.00 0.375
35 Burke Badenhop, R (14, 1) ERA: 7.36 0.1 S 1 0 0 0 0 0 0 0 0 0 0 0 4 7 0.00 0.000

Boston Red Sox @ Chicago White Sox

U.S. Cellular Field, Chicago, IL

Thu Apr 17 2014, 8:11 PM - 11:04 PM EDT

Att. 17,454 - Overcast - 61 F

TOP

livebaseballscorecards.com

Batter	1	2	3	4	5	6	7	8	9	AB	R	H	RBI	BB	SO	LOB
15 Dustin Pedroia, R (1, 4) OBP: 0.254, SLG: 0.292	C SI 94 B CH 85 F SI 94 X CH 85 1-2 ① G5-3		B SL 78 C CH 85 X CH 85 1-1 ③ G5-3			B CH 82 C SI 92 F SI 93 F SI 93 B SL 81 B CH 84 X CH 84 3-2 ② L6		C SI 93 X SI 93 0-1 ①② G3-6-3 1-2f		4	0	0	0	0	0	1
2 Xander Bogaerts, R (1, 6) OBP: 0.397, SLG: 0.357	C SI 94 B SI 95 C CH 85 S SI 94 1-3 ② K			B CH 82 C SI 92 S SI 93 B CH 85 H SL 81 3-2 12 F8 HBP		B SI 93 X SI 92 1-0 HR		C SI 94 B SI 96 C SI 95 S SI 95 1-3 ③ K		3	1	1	1	0	2	0
34 David Ortiz, L (1, 10) OBP: 0.290, SLG: 0.365	C SI 95 F SI 96 F SI 94 B SL 83 B SL 82 B CH 85 X SI 94 3-2 ③ L8			1 SAFE S SI 93 B SL 82 F CH 85 C SL 81 1-3 ① K		C SI 94 B CH 83 F SI 92 F SI 94 B SL 81 B SL 80 X CH 86 3-2 ③ F8			C SI 94 C SL 85 X SL 88 0-2 ① G2-3	4	0	0	0	0	1	1
12 Mike Napoli, R (1, 3) OBP: 0.400, SLG: 0.500		F SI 92 B CH 84 C SI 93 B CH 85 F SI 94 B SI 93 S CH 86 3-3 ① K		1 SAFE C SI 93 F SI 93 B SL 81 B SI 92 1 SAFE F SI 93 X CH 85 2-2 ② F8 1-2			B SI 90 B SI 91 C SI 92 B CH 84 F SI 93 B SI 93 4-2 3 BB		B SI 95 C SI 95 B SI 95 C SL 86 B SI 96 X SI 94 3-2 37 1B 3 2B 1B	3	1	1	0	1	1	1
5 Jonny Gomes, R (1, 7) OBP: 0.318, SLG: 0.306 37 Mike Carp, L (9, PH) OBP: 0.313, SLG: 0.333 38 Grady Sizemore, L (9, PR) OBP: 0.327, SLG: 0.455 (9, 7)		F SI 94 B SI 93 B CH 85 X CH 85 2-1 ② G5-3		B CH 86 S CH 86 S SL 80 D CH 86 B SL 81 F CH 86 S SI 95 3-3 ③ K			1 SAFE C CH 83 X CH 84 0-1 ① L7		F SI 95 F SL 86 B SI 94 D SI 94 1 SAFE X SI 95 2-2 3 2B 10 1B 1-2 1B	3 1 0	0 0 1	0 1 0	0 0 0	0 0 0	1 0 0	2 0 0
3 David Ross, R (1, 2) OBP: 0.389, SLG: 0.400		B SI 94 B SI 94 B CH 85 C SI 91 B SI 95 4-1 29 FC6-4 BB			C CH 82 B SL 78 S CH 83 B SL 80 S CH 84 2-3 ① K		S CH 84 B SI 92 1 SAFE 1 SAFE B SI 91 B SI 90 S SI 91 F CH 83 F SI 93 4-2 B SI 94 1-2 BB		C SI 95 C SI 96 F SI 94 X SI 95 0-2 10 1B 25 L6-5 1-3 2-H 2B	2	0	1	1	2	1	0
29 Daniel Nava, S (1, 9) OBP: 0.242, SLG: 0.259		B CH 85 1 SAFE B SI 94 C CH 84 B SI 93 X SI 94 3-1 ③ FC6-4 1-2f			C SI 90 F SI 94 F SL 80 F SI 93 F CH 85 S CH 87 0-3 ② K		X SI 91 0-0 ② F9		I IN 77 I IN 79 I IN 77 I IN 78 4-0 10 1B IBB	3	0	0	0	1	1	3
7 Ryan Roberts, R (1, 5) OBP: 0.227, SLG: 0.105 10 Jonathan Herrera, S (9, PH) OBP: 0.345, SLG: 0.240 (9, 5)			S CH 83 F CH 84 S SI 92 0-3 ① K		B CH 83 X SI 93 1-0 ③ F7		B SI 91 C CH 83 F SI 93 B CH 85 F CH 85 D SL 82 F CH 84 S SI 94 3-3 ③ K		X SI 87 0-0 1-2 2-3 3-H 1B	3 1	0 0	0 1	0 1	0 0	2 0	2 0
25 Jackie Bradley Jr., L (1, 8) OBP: 0.346, SLG: 0.295			B SI 93 F SI 92 S SL 79 B SL 82 F SL 80 S SI 94 2-3 ② K		C SL 78 S CH 81 C SI 92 0-3 ① K			B SI 94 B SI 93 B SI 93 B SI 93 4-0 15 G3-6-3 BB	S SI 88 X SI 88 0-1 ②③ L6-5 3-3	3	0	0	0	1	2	3

Inning Stats	1	2	3	4	5	6	7	8	9
	R: 0 E: 0 K: 1 S: 10	R: 0 E: 0 K: 1 S: 9	R: 0 E: 0 K: 2 S: 9	R: 0 E: 0 K: 2 S: 13	R: 0 E: 0 K: 2 S: 10	R: 1 E: 0 K: 1 S: 12	R: 0 E: 0 K: 1 S: 14	R: 0 E: 0 K: 1 S: 5	R: 2 E: 0 K: 0 S: 16
	H: 0 LOB: 0 BB: 0 P: 15	H: 0 LOB: 1 BB: 1 P: 21	H: 0 LOB: 0 BB: 0 P: 12	H: 0 LOB: 1 BB: 0 P: 22	H: 0 LOB: 0 BB: 0 P: 13	H: 1 LOB: 0 BB: 0 P: 19	H: 0 LOB: 2 BB: 2 P: 25	H: 0 LOB: 3 BB: 1 P: 10	H: 4 LOB: 3 BB: 1 P: 25

	AB	R	H	RBI	BB	SO	LOB
AB	30						
R	3						
H	5						
RBI	3						
BB	5						
SO	11						
LOB	13						

	1B	SF	WP	PA
	3	0	0	36
	2B	SAC	PB	
	2	0	0	
	3B	DP	SB	
	0	2	0	
	HR	HBP	CS	
	1	1	0	

PITCHER		IP	WLS	BF	H	R	ER	SO	BB	IBB	HBP	BLK	WP	HR	S	P	ERA	WHIP
49 Chris Sale, L ERA: 2.3	(1, 1)	7.0		26	1	1	1	10	3	0	1	0	0	1	77	127	1.29	0.571
54 Ronald Belisario, R ERA: 12.91	(8, 1)	1.1	L	8	3	2	2	1	1	1	0	0	0	0	18	32	13.50	3.000
37 Scott Downs, L ERA: 10.8	(9, 1)	0.2		2	1	0	0	0	0	0	0	0	0	0	3	3	0.00	1.500

PITCHER		IP	WLS	BF	H	R	ER	SO	BB	IBB	HBP	BLK	WP	HR	S	P	ERA	WHIP

BOTTOM

Batter	1	2	3	4	5	6	7	8	9	AB	R	H	RBI	BB	SO	LOB
1 Adam Eaton, L (1, 8) OBP: 0.385, SLG: 0.409	C FF 91 B FF 93 S FC 86 X FF 92 1-2 ① G1-3			B FC 84 B FF 91 C FF 90 F FF 90 F FF 92 B FC 85 F FF 90 X FC 84 3-2 ① P6		X CH 86 0-0 2-3 3-H 1B		B FF 91 C FF 91 C FF 92 F FF 93 B FC 87 C FC 84 2-3 ② K		4	0	1	1	0	1	1
5 Marcus Semien, R (1, 5) OBP: 0.274, SLG: 0.328	B FF 93 X FF 92 1-0 ② G6-3			B FC 86 B FF 91 C FF 90 C FF 92 F CU 76 X FC 86 2-2 ② G5-3		M FF 90 C FF 92 C FF 92 0-3 ② K		X FC 87 0-0 2-3 1B		4	0	1	0	0	1	2
24 Dayan Viciedo, R (1, 9) OBP: 0.348, SLG: 0.390	C FF 93 B FF 94 X FC 88 1-1 ③ P3			F FC 87 C FF 93 B CU 78 B CU 78 B FF 92 F FF 91 S FC 88 3-3 ③ K		F FF 92 B FC 88 D CU 77 F FC 88 X FF 93 2-2 ③ F9		F FC 89 B FF 92 S FF 92 B FF 92 S FF 92 2-3 ③ K		4	0	0	0	0	2	4
44 Adam Dunn, L (1, 10) OBP: 0.439, SLG: 0.524		C FF 90 B FF 89 B FF 92 B SI 89 X FF 92 3-1 ① P3			B SI 89 C FF 91 F FF 90 X FF 92 1-2 ① F7		B FC 83 X FF 90 1-0 30 2B 1B		S FF 89 S FF 89 B FF 89 B FF 88 S FS 80 2-3 ① K	4	0	1	0	0	1	0
14 Paul Konerko, R (1, 3) OBP: 0.071, SLG: 0.077		C FF 93 F CH 86 B CU 77 B FF 92 F FC 89 C FF 92 2-3 ② K2-3			X FC 88 0-0 ② P2		B FF 90 C FF 88 B FF 91 X FF 90 2-1 ① L9		F SI 89 X SI 89 0-1 ② P3	4	0	0	0	0	1	1
10 Alexei Ramirez, R (1, 6) OBP: 0.426, SLG: 0.635		X FF 92 0-0 ③ L6			C FF 92 M CU 76 F FC 88 B CU 78 B FF 90 B FF 93 F FC 89 C FF 91 3-3 ③ K		C CU 75 X FF 90 0-1 ② L9		X SI 89 0-0 1B	4	0	1	0	0	1	1
30 Alejandro De Aza, L (1, 7) OBP: 0.208, SLG: 0.373 79 José Abreu, R (9, PH) OBP: 0.319, SLG: 0.492			C FF 91 B FF 92 S FC 87 C FC 85 1-3 ① K			B FC 85 X FF 91 1-0 ① G3	C FF 91 F FC 86 D SI 90 X CU 75 1-2 ③ 1-H 2B		B FF 87 F SI 87 B FS 80 C FS 79 X FS 80 2-2 ③ G5-3	3 1	0 0	1 0	0 0	0 0	1 0	0 1
21 Tyler Flowers, R (1, 2) OBP: 0.422, SLG: 0.488			F FF 92 B FF 92 F FC 87 B FC 87 S CU 75 2-3 ② K			B FF 92 C FF 92 B CU 75 X FC 87 2-1 28 2B 1 1B 1B		C FF 89 F CH 84 B FF 90 X FC 85 1-2 5 1B 28 SH3-4 1B		3	1	2	0	0	1	0
28 Leury García, S (1, 4) OBP: 0.294, SLG: 0.313			C FF 92 F CU 76 C FF 93 0-3 ③ K			X FF 90 0-0 1 1B 1-3 2B		X FC 88 0-0 ① SH3-4 1-2		2	0	1	0	0	1	0
Inning Stats	R: 0 E: 0 K: 0 S: 6 H: 0 LOB: 0 BB: 0 P: 9	R: 0 E: 0 K: 1 S: 7 H: 0 LOB: 0 BB: 0 P: 12	R: 0 E: 0 K: 3 S: 9 H: 0 LOB: 0 BB: 0 P: 12	R: 0 E: 0 K: 1 S: 13 H: 0 LOB: 0 BB: 0 P: 21	R: 0 E: 0 K: 1 S: 9 H: 0 LOB: 0 BB: 0 P: 13	R: 1 E: 0 K: 1 S: 11 H: 3 LOB: 2 BB: 0 P: 16	R: 0 E: 0 K: 0 S: 8 H: 2 LOB: 2 BB: 0 P: 12	R: 0 E: 0 K: 2 S: 12 H: 2 LOB: 2 BB: 0 P: 17	R: 0 E: 0 K: 1 S: 9 H: 1 LOB: 1 BB: 0 P: 13	1B: 6 2B: 2 3B: 0 HR: 0 SF: 0 SAC: 1 DP: 0 HBP: 0						

PITCHER		IP	WLS	BF	H	R	ER	SO	BB	IBB	HBP	BLK	WP	HR	S	P	ERA	WHIP
31 Jon Lester, L ERA: 2.17	(1, 1)	8.0	W	30	7	1	1	9	0	0	0	0	0	0	75	112	1.12	0.875
19 Koji Uehara, R ERA:	(9, 1)	1.0	S	4	1	0	0	1	0	0	0	0	0	0	9	13	0.00	1.000

PITCHER	IP	WLS	BF	H	R	ER	SO	BB	IBB	HBP	BLK	WP	HR	S	P	ERA	WHIP

Boston Red Sox @ Chicago White Sox

U.S. Cellular Field, Chicago, IL

Thu Apr 17 2014, 8:11 PM - 11:04 PM EDT

Att. 17,454 - Overcast - 61 F

livebaseballscorecards.com

AB	33
R	1
H	8
RBI	1
BB	0
SO	10
LOB	10

Baltimore Orioles @ Boston Red Sox

Fenway Park, Boston, MA

Fri Apr 18 2014, 7:12 PM - 10:37 PM EDT

Att. 36,408 - Cloudy - 42 F

TOP

livebaseballscorecards.com

Batter	1	2	3	4	5	6	7	8	9	AB	R	H	RBI	BB	SO	LOB
21 Nick Markakis, L (1, 9) OBP: 0.290, SLG: 0.348	X FF 92 0-0 19 G6-3 10 1B 2B		F FF 90 X FF 89 0-1 10 1B 23 1B 1-H 2B	X CU 77 0-0 ③ L9		B SI 88 X CU 75 1-0 ① F7	B SI 88 B SI 88 B FS 83 C SI 88 B SI 88 4-1 BB		C FS 86 D FS 86 X FS 86 1-1 ③ G3	5	2	2	1	1	0	2
27 Delmon Young, R (1, 7) OBP: 0.419, SLG: 0.552 9 David Lough, L (7, 7) OBP: 0.176, SLG: 0.188	C FF 93 B FF 93 F FF 93 S FC 83 1-3 ① K		B FC 82 S FC 83 B FF 91 B FF 92 X FC 83 3-1 ① F8		B CU 78 X CU 75 1-0 23 BB 32 1B 1B	1 SAFE B FF 88 C SI 89 B FC 81 B FF 89 B FF 89 4-1 10 FC4-6 1-2 BB	X SI 88 0-0 ③ P3			4	1	1	0	1	1	5
										0	0	0	0	0	0	0
19 Chris Davis, L (1, 3) OBP: 0.375, SLG: 0.404	B FF 92 X FF 92 1-0 ② G6-3 2-3		B FC 84 F FF 90 S FC 92 F FF 93 B FC 84 D FC 84 B FF 92 4-2 10 1B 23 1B BB		S FF 89 S SI 89 B FF 91 C FF 91 1-3 ① K	F FF 94 B FF 95 F FF 94 B FF 95 S SL 85 2-3 ② K		B SL 78 C SI 87 B SL 79 F FS 82 C FS 84 2-3 ① K		4	1	0	0	1	3	4
10 Adam Jones, R (1, 8) OBP: 0.302, SLG: 0.390	C FF 93 F FF 93 X FF 93 0-2 23 S 3-H 1B		X FC 82 0-0 23 1B 1-2 2-3 1B		C SI 91 F FF 91 S FC 84 0-3 ② K	B SL 84 C FF 94 F SL 85 B FF 96 X FF 95 2-2 ③ FC4-6 1-2f		S SI 88 X SL 81 0-1 ② G6-3		5	0	2	1	0	1	3
23 Nelson Cruz, R (1, 10) OBP: 0.350, SLG: 0.442	B FF 93 S FC 85 B FF 93 C FF 93 S FC 84 2-3 ③ K 1-2		X FF 92 0-0 1-2 2-H 3-H 1B		B SI 91 B FC 82 S FC 84 C FF 91 B FC 85 B FC 81 4-2 32 1B 2 1B 1-2 BB		B SI 88 C SI 88 X SI 88 1-1 ① G6-3	B SL 80 X SI 88 1-0 ③ G5-3		4	1	1	2	1	1	1
32 Matt Wieters, S (1, 2) OBP: 0.370, SLG: 0.563		C FF 91 S FF 92 B FC 85 B FC 83 F FC 84 B FF 92 B FC 83 4-2 12 CS BB	B FF 91 C FF 91 X FF 91 1-1 ② F9		D FC 82 X CU 78 1-0 2 1B 1-3 2-H 1B		B SI 89 X FS 83 1-0 ② F9		X FS 83 0-0 ① G1-3	4	0	1	1	1	0	2
2 J.J. Hardy, R (1, 6) OBP: 0.289, SLG: 0.324		C FF 91 X FF 92 0-1 ① F8	B FC 83 X FF 91 1-0 ③ F7		B FF 90 B FF 90 C FF 91 B FF 90 X FC 82 3-1 1-2 3-H 1B		C SI 90 C SI 89 X SI 89 0-2 12 1B 6 2B 1B		B FF 88 B FF 89 C FF 90 C FF 89 X FS 85 2-2 ② F8	5	1	2	1	0	0	3
12 Steve Lombardozzi, S (1, 4) OBP: 0.321, SLG: 0.346		D FC 84 B SI 91 B SI 90 C FF 90 C FF 90 F FF 92 S FC 82 3-3 ② ③ K 1-2		C CU 76 F CU 77 T FC 85 0-2 ① K	B CU 78 B FF 89 F CU 80 F FF 89 F CU 79 X FC 82 2-2 ③ P6		B FS 81 B FS 82 C SI 87 C SI 88 X SI 87 2-2 6 2B 1-2 1B		B FF 90 B FS 85 B FF 90 C FF 90 X FF 90 3-1 6 2B 1B	5	1	2	0	0	2	3
6 Jonathan Schoop, R (1, 5) OBP: 0.304, SLG: 0.500			B FC 82 X FC 82 1-0 21 2B 1B	C FF 90 S FC 83 X FF 91 0-2 F9 ②		C FF 88 B FF 89 B CU 81 X CU 79 2-1 27 WP 1B	X SI 88 0-0 1-3 2-H 2B		B FF 89 S FF 90 X FF 89 1-1 1-H 2B	5	1	4	2	0	0	0

Inning Stats	1	2	3	4	5	6	7	8	9
	R: 1 E: 0 K: 2 S: 11	R: 0 E: 0 K: 1 S: 9	R: 3 E: 0 K: 0 S: 13	R: 0 E: 0 K: 1 S: 7	R: 2 E: 0 K: 2 S: 16	R: 0 E: 0 K: 1 S: 10	R: 1 E: 0 K: 0 S: 12	R: 0 E: 0 K: 1 S: 6	R: 1 E: 0 K: 0 S: 10
	H: 2 LOB: 1 BB: 0 P: 15	H: 0 LOB: 1 BB: 1 P: 16	H: 4 LOB: 2 BB: 1 P: 23	H: 0 LOB: 0 BB: 0 P: 7	H: 3 LOB: 2 BB: 1 P: 28	H: 1 LOB: 2 BB: 1 P: 21	H: 3 LOB: 3 BB: 1 P: 20	H: 0 LOB: 0 BB: 0 P: 9	H: 2 LOB: 1 BB: 0 P: 17

AB	41
R	8
H	15
RBI	8
BB	5
SO	8
LOB	23

	1B: 11	SF: 0	WP: 1	PA: 46
	2B: 5	SAC: 0	PB: 0	
	3B: 0	DP: 1	SB: 1	
	HR: 0	HBP: 0	CS: 1	

PITCHER	IP	WLS	BF	H	R	ER	SO	BB	IBB	HBP	BLK	WP	HR	S	P	ERA	WHIP
41 John Lackey, R (1, 1) ERA: 5.25	5.1	L	29	10	6	6	6	4	0	0	0	1	0	60	100	10.12	2.625
30 Andrew Miller, L (6, 1) ERA: 1.35	0.2		2	0	0	0	1	0	0	0	0	0	0	6	10	0.00	0.000
35 Burke Badenhop, R (7, 1) ERA: 6.75	2.0		10	3	1	1	1	1	0	0	0	0	0	18	29	4.50	2.000
54 Edward Mujica, R (9, 1) ERA: 10.13	1.0		5	2	1	1	0	0	0	0	0	0	0	10	17	9.00	2.000

PITCHER	IP	WLS	BF	H	R	ER	SO	BB	IBB	HBP	BLK	WP	HR	S	P	ERA	WHIP

BOTTOM

Batter	1	2	3	4	5	6	7	8	9	AB	R	H	RBI	BB	SO	LOB
38 Grady Sizemore, L (1, 7) OBP: 0.315, SLG: 0.429	C FF 87 B KC 72 X FF 89 1-1 G1-3 ①	B FF 89 S FF 91 B FF 91 X CH 82 2-1 F8 ③		B FF 90 F SL 86 F FF 89 B FF 91 S SL 87 2-3 K ③		C SL 83 B FF 89 X CU 75 1-1 15 FC5-4 1B		C FF 88 B FF 88 S FF 89 F FF 89 X FF 90 1-2 G5-3 ① 1-2		5	0	1	0	0	1	6
29 Daniel Nava, S (1, 9) OBP: 0.239, SLG: 0.271	C FF 90 C FF 89 B FF 87 B FF 91 F CH 81 S FF 90 2-3 K ②		B FF 88 C FF 91 C KC 74 F KC 76 F FF 91 B KC 77 B CH 81 X CH 81 3-2 P5 ①		C CH 80 B FF 87 F FC 87 B SL 86 F FC 90 X FF 90 2-2 15 1B 2B	C FF 88 C FF 89 B FF 87 S SL 83 1-3 K ②		B SL 83 F CH 80 B CH 82 X CH 81 2-1 G1-3 ②		5	1	1	0	0	2	2
15 Dustin Pedroia, R (1, 4) OBP: 0.264, SLG: 0.290	B FF 89 B FF 89 C FF 90 F CH 81 B FF 89 F FF 92 B FF 91 4-2 BB		B KC 74 F FF 89 X CH 82 1-1 L7 ②		B FC 90 B SL 85 C FF 91 C FF 92 X FF 91 2-2 2 BB 40 1B 2-H 1B	B FF 88 C FF 87 B SL 84 B FF 89 X FF 89 3-1 FC5-4 ③ 1-2f		C SL 77 S SI 86 F SI 84 X SI 85 0-2 G5-3 ③		4	1	1	1	1	0	2
12 Mike Napoli, R (1, 10) OBP: 0.386, SLG: 0.492	C FC 90 S FC 92 B FF 91 S FC 92 1-3 K ③		B FF 90 B FC 89 C CH 81 B FF 92 F FF 91 X FF 93 3-2 P3 ③		C FF 91 B FF 88 X SL 86 1-1 F7 ①		B FF 88 S CH 80 B FF 89 X FF 89 2-1 2 1B 2B		C SL 77 C SL 77 X FF 86 0-2 F8 ①	5	1	1	0	0	1	2
37 Mike Carp, L (1, 3) OBP: 0.381, SLG: 0.421		C FC 89 X FF 89 0-1 25 1B 2 BB 1B		C FF 90 B FF 91 B KC 74 B FF 91 S CH 81 F FC 92 X FF 92 3-2 26 1B 2B	B SL 84 X FF 90 1-0 P5 ②		X CU 75 0-0 P2 ①		B SI 85 B SL 77 F SL 78 B FF 85 F SI 84 F SL 78 D CH 79 4-2 BB	4	1	2	0	1	0	2
2 Xander Bogaerts, R (1, 6) OBP: 0.411, SLG: 0.356		B FF 89 B FF 88 B FF 90 C FC 90 T FF 90 B FF 90 4-2 25 1B 1-2 BB		B FF 89 X CH 81 1-0 P5 ①	B FF 89 B FF 89 B SL 85 B FC 88 4-0 40 1B 1-2 BB		C FF 88 C FF 87 D SL 84 B CH 81 X FF 88 2-2 ② 2-H 1B		B SI 85 C SL 77 B SI 85 S SI 85 X SL 78 2-2 F8 ②	3	0	1	1	2	0	2
40 A.J. Pierzynski, L (1, 2) OBP: 0.308, SLG: 0.319		B FF 89 B CH 82 X CH 81 2-0 F9 ①		B CH 82 F FF 89 B FF 90 X FF 90 2-1 P6 ②	F FF 90 X FF 88 0-1 1-2 2-H 1B		F SL 85 B FF 89 H SI 89 2-1 HBP		F FF 86 B CH 78 X SI 86 1-1 G3 ③	4	0	1	1	0	0	4
25 Jackie Bradley Jr., L (1, 8) OBP: 0.357, SLG: 0.298		D KC 75 C CH 80 X CH 81 1-1 1-2 2-3 1B		B KC 74 B KC 75 C CH 81 B FC 89 B FF 90 4-1 26 1B BB	D KC 74 B FF 88 D CH 80 C FF 89 T FF 92 F FF 92 F FC 92 F FF 91 S FF 92 3-3 K ③		B CH 85 S SL 83 B FF 88 F FF 88 C FF 89 2-3 K ③			3	0	1	0	1	2	3
26 Brock Holt, L (1, 5) OBP: 0.500, SLG: 0.500		F FF 90 S KC 76 C FF 92 0-3 ②		F FF 90 B KC 74 B CH 81 S CH 81 F FF 92 F KC 75 F FF 91 F CH 82 F FF 90 2-2 X FF 91 1-3 2-H 1B		B FF 89 C SL 84 X FF 88 1-1 L9 ①		F FF 88 B CU 75 F SL 85 X SL 83 1-2 38 G5-3 1B		4	0	2	1	0	1	3
Inning Stats	R: 0 E: 0 K: 2 S: 12 H: 0 LOB: 1 BB: 1 P: 20	R: 0 E: 0 K: 1 S: 12 H: 2 LOB: 3 BB: 1 P: 21	R: 0 E: 0 K: 0 S: 10 H: 0 LOB: 0 BB: 0 P: 17	R: 1 E: 0 K: 1 S: 19 H: 2 LOB: 2 BB: 1 P: 33	R: 2 E: 0 K: 1 S: 18 H: 3 LOB: 2 BB: 1 P: 31	R: 0 E: 0 K: 1 S: 9 H: 1 LOB: 1 BB: 0 P: 15	R: 1 E: 0 K: 1 S: 10 H: 2 LOB: 1 BB: 0 P: 18	R: 0 E: 0 K: 0 S: 13 H: 1 LOB: 1 BB: 0 P: 17	R: 0 E: 0 K: 0 S: 11 H: 0 LOB: 1 BB: 1 P: 18	1B: 8 2B: 3 3B: 0 HR: 0	SF: 0 SAC: 0 DP: 0 HBP: 1	WP: 0 PB: 0 SB: 0 CS: 0	PA: 43				

PITCHER		IP	WLS	BF	H	R	ER	SO	BB	IBB	HBP	BLK	WP	HR	S	P	ERA	WHIP
30 Chris Tillman, R ERA: 1.71	(1, 1)	5.0	W	26	7	3	3	5	4	0	0	0	0	0	71	122	5.40	2.200
17 Brian Matusz, L ERA: 5.68	(6, 1)	2.2	H	12	4	1	1	2	0	0	1	0	0	0	28	46	3.38	1.500
56 Darren O'Day, R ERA:	(8, 1)	1.1	S	5	0	0	0	0	1	0	0	0	0	0	15	22	0.00	0.750

PITCHER	IP	WLS	BF	H	R	ER	SO	BB	IBB	HBP	BLK	WP	HR	S	P	ERA	WHIP

Baltimore Orioles @ Boston Red Sox

Fenway Park, Boston, MA

Fri Apr 18 2014, 7:12 PM - 10:37 PM EDT

Att. 36,408 - Cloudy - 42 F

livebaseballscorecards.com

AB	37
R	4
H	11
RBI	4
BB	5
SO	7
LOB	26

Baltimore Orioles @ Boston Red Sox

Fenway Park, Boston, MA

Sat Apr 19 2014, 1:38 PM - 4:24 PM EDT

Att. 37,689 - Sunny - 62 F

TOP

livebaseballscorecards.com

Batter	1	2	3	4	5	6	7	8	9	AB	R	H	RBI	BB	SO	LOB
21 Nick Markakis, L (1, 9) OBP: 0.315, SLG: 0.362	C FF 90 B SI 90 F SI 90 X FF 91 1-2 27 S 23 1B 1B		C SI 90 B CH 84 B FF 91 F SI 91 S FF 92 2-3 ① K			C FF 90 X CU 76 0-1 27 G1-6-3 1B	C FF 89 F SI 91 B FF 91 B FF 88 F FF 91 B FF 88 F SI 88 B CH 83 4-2 BB			3	1	2	0	1	1	0
27 Delmon Young, R (1, 10) OBP: 0.371, SLG: 0.485	C FF 92 S FF 89 B FF 92 F CU 76 B SI 91 F CU 75 S CH 84 2-3 ① K 1-2		B FF 91 B CH 85 X CH 83 2-0 ② G5-3			F FF 88 B SI 91 B CH 82 X SI 91 2-1 ①② G1-6-3 1-2f	X FF 92 0-0 ③ L8			4	0	0	0	0	1	3
10 Adam Jones, R (1, 8) OBP: 0.313, SLG: 0.403	B FC 85 B FF 89 B FC 86 C FF 90 C FF 91 F CH 83 B FF 90 4-2 23 1B BB		X FF 92 0-0 ③ F9			C FF 90 S SI 91 B CU 76 X CU 75 1-2 19 S 23 1B 2B		X FF 92 0-0 ① F9		3	1	1	0	1	0	0
19 Chris Davis, L (1, 3) OBP: 0.368, SLG: 0.382	C SI 92 T FF 92 F FC 86 C CU 77 0-3 ② K			C SI 90 X CH 83 0-1 ① L9		B FF 88 B SI 89 H FF 90 3-0 32 E 23 1B 2-3 HBP		B FO 85 F FO 85 B FO 86 B FF 93 S FF 93 S FF 94 3-3 ② K		3	0	0	0	0	2	2
23 Nelson Cruz, R (1, 7) OBP: 0.359, SLG: 0.446	X FF 88 0-0 1-3 2-H 1B			B FF 90 F SI 91 B SI 91 X FF 88 2-1 ② G6-3		B SI 91 S CH 84 B SI 92 F FF 88 F SI 92 X CH 85 2-2 32 E 1-2 3-H 1B		F FF 93 C CU 73 X FF 95 0-2 ③ G5-3		4	0	2	2	0	0	0
32 Matt Wieters, S (1, 2) OBP: 0.362, SLG: 0.529	C FF 91 F FF 88 B SI 91 F CU 76 F FF 91 S CH 86 1-3 ③ K			B SI 89 B FF 90 C SI 89 B CH 83 F SI 90 C SI 91 3-3 ③ K		F CH 84 X SI 91 0-1 E5 1-2 2-3			B FS 79 F FF 89 B FF 88 F FS 78 B FF 88 B FF 88 4-2 BB	3	0	0	0	1	2	4
2 J.J. Hardy, R (1, 6) OBP: 0.262, SLG: 0.293		B SI 89 X SI 90 1-0 ① G4-3			C SI 90 F FC 87 S CU 76 0-3 ① K	B SI 91 C SI 90 X FF 88 1-1 ③ F8			B FF 87 C FF 87 S FS 78 S FS 80 1-3 ① K	4	0	0	0	0	2	4
6 Jonathan Schoop, R (1, 5) OBP: 0.280, SLG: 0.460		C FF 90 S CH 84 B FF 90 B CU 74 F CU 74 C FF 92 2-3 ② K			X FC 86 0-0 ② P5		C FF 89 X FC 86 0-1 ① G5-3		B FS 78 B FF 88 S FF 88 S FF 88 F FS 79 S FF 86 2-3 ② K	4	0	0	0	0	2	1
12 Steve Lombardozzi, S (1, 4) OBP: 0.298, SLG: 0.321		C FF 91 B FF 92 X SI 92 1-1 ③ G5-3			C FF 90 X FF 91 0-1 ③ L8		F FC 85 F FF 90 B FC 85 B CU 76 B CH 82 X CH 81 3-2 ② P3		C FS 78 F FS 79 S FF 88 0-3 ③ K	4	0	0	0	0	1	1

	AB	32
	R	2
	H	5
	RBI	2
	BB	3
	SO	11
	LOB	15

Inning Stats																												
	R: 1	H: 2	R: 0	H: 0	R: 0	H: 0	R: 0	H: 0	R: 0	H: 0	R: 1	H: 3	R: 0	H: 0	R: 0	H: 0	R: 0	H: 0	1B: 4	SF: 0	WP: 0	PA: 36
	E: 0	LOB: 2	E: 0	LOB: 0	E: 0	LOB: 0	E: 0	LOB: 0	E: 0	LOB: 0	E: 1	LOB: 3	E: 0	LOB: 0	E: 0	LOB: 1	E: 0	LOB: 0	2B: 1	SAC: 0	PB: 0	
	K: 3	BB: 1	K: 1	BB: 0	K: 1	BB: 0	K: 1	BB: 0	K: 1	BB: 0	K: 0	BB: 0	K: 0	BB: 1	K: 1	BB: 0	K: 3	BB: 1	3B: 0	DP: 1	SB: 2	
	S: 21	P: 29	S: 7	P: 11	S: 5	P: 9	S: 7	P: 12	S: 6	P: 6	S: 15	P: 24	S: 10	P: 17	S: 7	P: 10	S: 12	P: 19	HR: 0	HBP: 1	CS: 0	

PITCHER		IP	WLS	BF	H	R	ER	SO	BB	IBB	HBP	BLK	WP	HR	S	P	ERA	WHIP
22 Felix Doubront, L	(1, 1)	6.2		28	5	2	2	7	2	0	1	0	0	0	70	107	2.70	1.050
ERA: 5.48																		
36 Junichi Tazawa, R	(7, 1)	1.1	W	4	0	0	0	1	0	0	0	0	0	0	8	11	0.00	0.000
ERA:																		
19 Koji Uehara, R	(9, 1)	1.0	S	4	0	0	0	3	1	0	0	0	0	0	12	19	0.00	1.000
ERA:																		

PITCHER	IP	WLS	BF	H	R	ER	SO	BB	IBB	HBP	BLK	WP	HR	S	P	ERA	WHIP

BOTTOM

Baltimore Orioles @ Boston Red Sox

Fenway Park, Boston, MA

Sat Apr 19 2014, 1:38 PM - 4:24 PM EDT

Att. 37,689 - Sunny - 62 F

livebaseballscorecards.com

Batter	1	2	3	4	5	6	7	8	9	AB	R	H	RBI	BB	SO	LOB
38 Grady Sizemore, L (1, 9) OBP: 0.293, SLG: 0.396	C FF 94 T FF 93 B FF 94 B SL 88 F FF 95 S CH 87 2-3 K ①		C FF 92 F SL 88 F FF 95 B SL 86 F SL 86 F FF 95 F SL 87 F SL 86 B FF 95 3-2 B CH 88 X SL 87 F7 ②			C SL 86 B FF 92 X FF 92 1-1 F7 ①		X SI 93 0-0 G4-3 ①		4	0	0	0	0	1	0
15 Dustin Pedroia, R (1, 4) OBP: 0.289, SLG: 0.319	C FF 94 B SL 88 B SL 87 F FF 95 F FF 95 B CH 86 F FF 95 B SL 88 4-2 34 1B 12 E BB		C FF 93 B CH 87 F FF 94 S FF 94 1-3 K ③			X FF 93 0-0 2B		C SI 93 C SI 93 F SI 94 B SL 83 B SL 83 X SI 94 2-2 1B		3	1	2	0	1	1	0
34 David Ortiz, L (1, 10) OBP: 0.301, SLG: 0.418	S CH 86 F FF 94 X FF 94 0-2 12 E 1-3 1B			C FF 93 B CH 86 B CH 86 B FF 94 S FF 93 X FF 95 3-2 HR		S FF 94 F SL 86 B FF 94 B SL 86 D SL 86 X SL 85 3-2 F8 ②		C SI 94 1 SAFE B SI 91 B CH 87 X SI 94 3-1 L8 ②		4	1	2	1	0	0	2
12 Mike Napoli, R (1, 3) OBP: 0.378, SLG: 0.477	D SL 88 B SL 86 X FF 93 2-0 E5 37 G6-4-3 1-2 3-H			C SL 86 F SL 87 X SL 86 0-2 37 G4-6-3 1B		B FF 94 C FF 94 B FF 94 B SL 87 F FF 94 F SL 88 F FF 94 F FF 94 C SL 86 3-3 K ③		B SL 82 1 SAFE C SI 94 B SI 93 C SL 82 S SI 93 2-3 K ③		4	0	1	1	0	2	3
37 Mike Carp, L (1, 7) OBP: 0.375, SLG: 0.381 5 Jonny Gomes, R (8, 7) OBP: 0.318, SLG: 0.306	X FF 93 0-0 G6-4-3 ② ③ 1-2f			D CH 87 1 SAFE B FF 92 X FF 93 2-0 G4-6-3 ① ② 1-2f			B CH 84 B FF 92 C SL 85 B CH 84 B FF 92 4-1 26 3B BB			2 0	1 0	0 0	0 0	1 0	0 0	3 0
3 David Ross, R (1, 2) OBP: 0.333, SLG: 0.333		B SL 87 C FF 93 T SL 88 S FF 94 1-3 K ①		B SL 88 S FF 93 B FF 94 S SL 88 X SL 87 2-2 P3 ③			B SL 84 1 SAFE 1 SAFE B SL 84 T FF 91 1 SAFE B FF 90 L FF 92 S SL 86 3-3 K ①			3	0	0	0	0	2	1
26 Brock Holt, L (1, 5) OBP: 0.429, SLG: 0.714		C FF 93 C FF 94 S SL 88 0-3 K ②			F FF 94 B SL 87 X CH 86 1-1 G3-1 ①		X FF 92 0-0 10 SH 1-H 3B			3	1	1	1	0	1	0
10 Jonathan Herrera, S (1, 6) OBP: 0.323, SLG: 0.222		C SL 86 X FF 94 0-1 P6 ③			X FF 94 0-0 F7 ②		L FF 87 X FF 90 0-1 SH 25 G6-3 3-H			2	0	0	1	0	0	0
25 Jackie Bradley Jr., L (1, 8) OBP: 0.339, SLG: 0.280			X FF 93 0-0 P5 ①		C FF 93 C FF 94 B SL 86 B FF 95 T SL 86 2-2 K ③		X FF 90 0-0 G6-3 ② ③ 1-2f			3	0	0	0	0	1	1
Inning Stats	R: 1 E: 1 K: 1 S: 13 H: 1 LOB: 1 BB: 1 P: 21	R: 0 E: 0 K: 2 S: 8 H: 0 LOB: 0 BB: 0 P: 9	R: 0 E: 0 K: 1 S: 12 H: 0 LOB: 0 BB: 0 P: 16	R: 1 E: 0 K: 0 S: 10 H: 2 LOB: 0 BB: 0 P: 17	R: 0 E: 0 K: 1 S: 6 H: 0 LOB: 0 BB: 0 P: 9	R: 0 E: 0 K: 1 S: 12 H: 1 LOB: 1 BB: 0 P: 19	R: 2 E: 0 K: 1 S: 8 H: 1 LOB: 0 BB: 1 P: 15	R: 0 E: 0 K: 1 S: 10 H: 1 LOB: 1 BB: 0 P: 17		1B: 3 2B: 1 3B: 1 HR: 1 SF: 0 SAC: 1 DP: 3 HBP: 0						

	AB	28
	R	4
	H	6
	RBI	4
	BB	2
	SO	8
	LOB	10

PITCHER		IP	WLS	BF	H	R	ER	SO	BB	IBB	HBP	BLK	WP	HR	S	P	ERA	WHIP
25 Bud Norris, R ERA: 4.42	(1, 1)	6.1	L	25	5	4	4	7	2	0	0	0	0	1	66	103	5.68	1.105
47 Evan Meek, R ERA:	(7, 1)	0.2		2	0	0	0	0	0	0	0	0	0	0	3	3	0.00	0.000
58 Ryan Webb, R ERA: 5.68	(8, 1)	1.0		4	1	0	0	1	0	0	0	0	0	0	10	17	0.00	1.000

PITCHER	IP	WLS	BF	H	R	ER	SO	BB	IBB	HBP	BLK	WP	HR	S	P	ERA	WHIP

Baltimore Orioles @ Boston Red Sox

Fenway Park, Boston, MA

Sun Apr 20 2014, 7:10 PM - 10:43 PM EDT

Att. 33,947 - Partly Cloudy - 50 F

TOP

livebaseballscorecards.com

Batter	1	2	3	4	5	6	7	8	9	AB	R	H	RBI	BB	SO	LOB
21 Nick Markakis, L (1, 9) OBP: 0.321, SLG: 0.347	F SI 88 B FF 90 B FC 86 X FF 89 2-1 P5	B FS 84 B CU 78 B FF 89 C FS 86 F FF 87 B CU 78 4-2 23 1B BB		B CU 79 B FC 86 C CU 78 B SI 89 B FF 88 4-1 BB		B FS 84 B FC 86 F SI 88 X CU 77 1-1 P4		C CU 67 F SI 88 F SI 89 B SL 81 1 SAFE B SI 89 F SI 89 B SI 88 S SL 80 3-3 K		3	0	0	0	2	1	2
23 Nelson Cruz, R (1, 10) OBP: 0.362, SLG: 0.492	X FF 91 0-0 HR	X FF 90 0-0 1-2 1B		C FF 90 B FF 90 F FF 90 C FF 91 1-3 K		F SI 89 B SI 90 X FF 89 1-1 F9 2-3		X FF 92 0-0 P4		5	1	2	1	0	1	3
19 Chris Davis, L (1, 3) OBP: 0.370, SLG: 0.362	B FF 91 B FF 90 B FF 89 C FF 89 B FF 89 4-1 10 1B 32 1B BB	B FF 90 S FS 84 X FF 91 1-1 G3-1			C SL 84 S CH 82 X CH 83 0-2 G5-3	D CU 80 B FF 88 B CH 83 I IN 70 4-0 10 1B IBB		C SL 84 S SL 85 B FF 96 S SL 86 1-3 K		3	1	0	0	2	1	3
10 Adam Jones, R (1, 8) OBP: 0.347, SLG: 0.448	S SL 82 F FF 90 X FF 91 0-2 32 1B 2 SF8 1-2 1B		S FF 89 X FF 90 0-1 1B		B FF 89 X FC 86 1-0 G4-3	B SL 82 X FF 89 1-0 1-2 3-H 1B			F SL 84 X SL 86 0-1 32 G4-3 2B	5	1	4	1	0	0	0
32 Matt Wieters, S (1, 2) OBP: 0.365, SLG: 0.518	C FF 91 C FF 90 X FF 90 0-2 1-3 2-H 1B		1 SAFE X SI 89 0-0 F7		C FS 84 B FC 86 X SI 89 1-1 2 1B 9 2B 1B	B CU 74 T CH 76 C SI 89 X CH 77 1-2 L9			F FF 94 X FF 93 0-1 G4-3 2-3	5	1	2	1	0	0	4
2 J.J. Hardy, R (1, 6) OBP: 0.267, SLG: 0.302 12 Steve Lombardozzi, S (7, PH) OBP: 0.288, SLG: 0.310 (7, 4)	B SI 91 B SI 91 X SI 90 2-0 SF8 3-H		C SI 89 C FF 90 B FF 90 S SL 83 1-3 K		F SI 90 B FF 90 S SL 82 F SL 82 X SL 82 1-2 9 2B 1B		C CU 72 S SI 89 C SI 89 0-3 K		B FF 95 F FF 95 B FF 95 S SL 86 X FF 96 2-2 G1-3	2 2	0 0	1 0	1 0	0 0	1 1	1 1
9 David Lough, L (1, 7) OBP: 0.179, SLG: 0.216	C CU 79 F FF 90 B FS 85 B FS 86 X CU 80 2-2 F9		C SI 90 1 SAFE B SI 91 F FF 90 C FF 90 1-3 K		X FF 90 0-0 1-3 2-H 2B		X SL 80 0-0 B1-3		C FS 83 S FS 84 D FS 86 S FS 84 1-3 K	5	0	1	1	0	2	3
6 Jonathan Schoop, R (1, 4) (7, 5) OBP: 0.259, SLG: 0.426		C FF 88 C FF 89 B SL 82 S SL 82 1-3 K		F SL 80 B SL 82 C SI 89 S FC 85 1-3 K	B FC 86 X FF 90 1-0 G6-3		B CU 73 X CH 77 1-0 P6			4	0	0	0	0	2	2
3 Ryan Flaherty, L (1, 5) (7, 6) OBP: 0.261, SLG: 0.279		F FF 89 F CH 83 X FF 89 0-2 F8		F CH 80 X FC 85 0-1 G2-3		C FF 88 F SL 84 B CH 82 F CH 82 B FF 89 B SI 87 X FS 85 3-2 23 F9 10 1B 2B		B SL 78 F SI 86 X SI 88 1-1 1B		4	1	2	0	0	0	0
Inning Stats	R: 3 E: 0 K: 0 S: 14 H: 3 LOB: 1 BB: 1 P: 24	R: 0 E: 0 K: 1 S: 11 H: 1 LOB: 2 BB: 1 P: 17	R: 0 E: 0 K: 2 S: 9 H: 1 LOB: 1 BB: 0 P: 11	R: 0 E: 0 K: 2 S: 9 H: 0 LOB: 1 BB: 1 P: 15	R: 1 E: 0 K: 0 S: 12 H: 3 LOB: 2 BB: 0 P: 16	R: 1 E: 0 K: 0 S: 12 H: 2 LOB: 2 BB: 1 P: 23	R: 0 E: 0 K: 1 S: 5 H: 0 LOB: 0 BB: 0 P: 6	R: 0 E: 0 K: 2 S: 11 H: 1 LOB: 1 BB: 0 P: 16	R: 0 E: 0 K: 1 S: 10 H: 1 LOB: 1 BB: 0 P: 13	1B: 8 2B: 3 3B: 0 HR: 1 SF: 1 SAC: 0 DP: 0 HBP: 0						

	AB	38
	R	5
	H	12
	RBI	5
	BB	4
	SO	9
	LOB	19

WP: 0 PB: 0 SB: 0 CS: 0 PA: 43

PITCHER		IP	WLS	BF	H	R	ER	SO	BB	IBB	HBP	BLK	WP	HR	S	P	ERA	WHIP
44 Jake Peavy, R ERA: 3.33	(1, 1)	5.2		31	10	5	5	5	3	1	0	0	0	1	64	102	7.94	2.294
55 Chris Capuano, L ERA:	(6, 1)	1.2		6	1	0	0	2	0	0	0	0	0	0	15	21	0.00	0.600
36 Junichi Tazawa, R ERA:	(8, 1)	0.1		1	0	0	0	0	0	0	0	0	0	0	1	1	0.00	0.000
30 Andrew Miller, L ERA: 1.17	(8, 1)	1.0		4	1	0	0	1	0	0	0	0	0	0	10	13	0.00	1.000
54 Edward Mujica, R ERA: 9.53	(9, 1)	0.1	W	1	0	0	0	1	0	0	0	0	0	0	3	4	0.00	0.000

PITCHER	IP	WLS	BF	H	R	ER	SO	BB	IBB	HBP	BLK	WP	HR	S	P	ERA	WHIP

Batter	1	2	3	4	5	6	7	8	9	AB	R	H	RBI	BB	SO	LOB
38 Grady Sizemore, L (1, 8) OBP: 0.286, SLG: 0.368	C FF 90 C SI 92 B FF 92 F FS 83 B SI 93 B SL 85 B FF 90 4-2 34 G6-3 15 S BB		B FF 89 C SL 80 1 SAFE B SI 89 F FF 90 F FF 92 F SL 81 1 SAFE S FF 91 2-3 ② K		B FF 90 F FF 88 C FF 89 F SI 90 D SL 80 F SL 80 B FS 81 X SI 88 3-2 ③ P5		C SI 93 X SI 94 0-1 FC1 34 1B 15 1B 12 E 1-2		F FF 89 B FF 89 S FF 90 S FF 90 1-3 ① K	4	1	0	0	1	2	3
15 Dustin Pedroia, R (1, 4) OBP: 0.296, SLG: 0.338	C FF 92 1 SAFE B FF 92 B FF 92 C FF 92 F FF 93 B SL 83 X SL 83 3-2 ① G5-3 1-2		B SI 91 1 SAFE C FF 91 C SL 82 B FF 90 X FF 92 2-2 ③ G6-3 1-2			C CU 78 F FS 80 X FF 89 0-2 ① G4-3	B SI 94 X SI 94 1-0 12 E 34 1B 1-2 2-3 1B		B CH 82 C FF 90 X FF 89 1-1 34 WP 37 E 2B	5	1	2	0	0	0	2
34 David Ortiz, L (1, 10) OBP: 0.321, SLG: 0.423	S FS 84 F SL 83 B FF 94 B SL 84 B FF 94 X FS 84 3-2 ② G6-3 2-3			B CU 74 X FF 91 1-0 ① F8		B FS 79 C FS 81 F SL 80 B FF 91 X SI 91 2-2 12 BB 5 HR 1B	X SI 94 0-0 12 E 1-2 2-3 3-H 1B		D SL 85 B SL 84 B SL 81 I IN 64 4-0 12 HBP 2-3 IBB	4	1	2	1	1	0	1
12 Mike Napoli, R (1, 3) OBP: 0.380, SLG: 0.456	B FC 92 B SI 91 C FF 92 S FS 83 C FF 92 2-3 ③ K			B FF 91 C SL 80 X FF 90 1-1 ② F7		B FF 90 B SL 80 B SI 90 C FF 90 C FF 88 B FF 91 4-2 5 HR 1-2 BB	B FC 87 X CH 84 1-0 E5 1-2 2-3 3-H		B SI 86 H SI 86 2-0 1-2 HBP	3	1	0	0	1	1	3
5 Jonny Gomes, R (1, 7) OBP: 0.333, SLG: 0.425 37 Mike Carp, L (9, PH) OBP: 0.360, SLG: 0.364		C SL 81 C FF 91 B FS 85 X FF 92 1-2 ① G6-3		X SL 81 0-0 2B		B SI 92 S FF 92 F FS 82 B FF 93 X SL 79 2-2 1-H 2-H HR	B FC 89 B FC 85 F CH 84 B CH 84 C FC 85 X CH 86 3-2 ② P2		B FF 86 X SI 86 1-0 ② L7 3-H	4 1	1 0	2 0	3 0	0 0	0 0	3 2
29 Daniel Nava, S (1, 9) OBP: 0.225, SLG: 0.254		B FF 92 C SI 91 X FF 91 1-1 ② G6-3		F FF 91 F SI 88 D SL 82 B SI 90 S FS 84 2-3 ③ K		B SI 93 X SI 93 1-0 ② G5-3	B FF 89 C FC 87 S FF 90 F FF 94 T FC 93 1-2 ③ K			4	0	0	0	0	2	4
2 Xander Bogaerts, R (1, 6) OBP: 0.403, SLG: 0.349		C FF 90 C SI 91 B FF 93 F FF 90 S SL 84 1-3 ③ K	C FF 88 B SL 79 F CU 77 X FF 90 1-2 1B			C SI 94 S SI 94 B SI 95 S SI 95 1-3 ③ K		B FF 91 C FF 90 F FF 92 X CU 79 1-2 ① G5-3		4	0	1	0	0	2	0
40 A.J. Pierzynski, L (1, 2) OBP: 0.286, SLG: 0.294			X FS 80 0-0 ① L7		B FF 89 X FF 90 1-0 ① P6		B SI 92 S SI 92 F SI 92 S SI 94 1-3 ① K	B FF 92 X FF 88 1-0 ② G4-3		4	0	0	0	0	1	1
26 Brock Holt, L (1, 5) OBP: 0.455, SLG: 0.600			B FF 90 B FF 88 C FF 89 B FS 81 C SI 89 B SI 90 4-2 15 S BB		B SL 80 S FS 80 F FF 88 B FF 90 F FS 82 F FS 82 C SL 79 2-3 ② K		B SI 93 B SI 93 C SI 93 S SI 92 F SI 93 B SI 94 X SI 93 3-2 15 1B 38 E 34 1B 1B	C FF 91 B CH 83 F FF 91 B FC 92 F FF 90 B CU 77 F FF 90 X FF 90 3-2 ③ G3		3	1	1	0	1	1	1
Inning Stats	R: 0 E: 0 K: 1 S: 13 H: 0 LOB: 1 BB: 1 P: 25	R: 0 E: 0 K: 1 S: 9 H: 0 LOB: 0 BB: 0 P: 12	R: 0 E: 0 K: 1 S: 11 H: 0 LOB: 1 BB: 1 P: 19	R: 0 E: 0 K: 1 S: 7 H: 1 LOB: 1 BB: 0 P: 11	R: 0 E: 0 K: 1 S: 14 H: 1 LOB: 1 BB: 0 P: 21	R: 3 E: 0 K: 1 S: 15 H: 2 LOB: 0 BB: 1 P: 25	R: 2 E: 2 K: 2 S: 19 H: 3 LOB: 3 BB: 0 P: 29	R: 0 E: 0 K: 0 S: 9 H: 0 LOB: 0 BB: 0 P: 14	R: 1 E: 1 K: 1 S: 6 H: 1 LOB: 3 BB: 1 P: 15	1B: 5 2B: 2 3B: 0 HR: 1	SF: 0 SAC: 0 DP: 0 HBP: 1		WP: 1 PB: 0 SB: 2 CS: 0	PA: 41			

PITCHER		IP	WLS	BF	H	R	ER	SO	BB	IBB	HBP	BLK	WP	HR	S	P	ERA	WHIP
31 Ubaldo Jiménez, R ERA: 6.75	(1, 1)	5.1		23	4	3	3	5	3	0	0	0	0	1	65	107	5.06	1.312
53 Zack Britton, L ERA:	(6, 1)	1.0	H	7	3	2	0	2	0	0	0	0	0	0	15	22	0.00	3.000
47 Evan Meek, R ERA:	(7, 1)	1.2	B	6	0	0	0	1	0	0	0	0	0	0	17	27	0.00	0.000
17 Brian Matusz, L ERA: 5.4	(9, 1)	0.1	L	3	1	1	0	1	0	1	0	0	1	0	5	11	0.00	3.000
56 Darren O'Day, R ERA:	(9, 1)	0.1		2	0	0	0	0	0	0	1	0	0	0	1	4	0.00	0.000

PITCHER	IP	WLS	BF	H	R	ER	SO	BB	IBB	HBP	BLK	WP	HR	S	P	ERA	WHIP

BOTTOM

Baltimore Orioles @ Boston Red Sox

Fenway Park, Boston, MA

Sun Apr 20 2014, 7:10 PM - 10:43 PM EDT

Att. 33,947 - Partly Cloudy - 50 F

livebaseballscorecards.com

AB	36
R	6
H	8
RBI	4
BB	4
SO	9
LOB	20

Baltimore Orioles @ Boston Red Sox

Fenway Park, Boston, MA

Mon Apr 21 2014, 11:10 AM - 2:27 PM EDT

Att. 37,513 - Partly Cloudy - 56 F

TOP

livebaseballscorecards.com

Batter	1	2	3	4	5	6	7	8	9	AB	R	H	RBI	BB	SO	LOB
21 Nick Markakis, L (1, 10) OBP: 0.325, SLG: 0.342	B SI 89 X FC 85 1-0 ① G4-3		B SI 90 C CU 76 F FS 84 B FF 91 X FF 90 2-2 23 1B; 19 1B; 1-3; 2-H; 1B	1 SAFE B SI 87 B FS 82 C SI 88 B SI 87 B SI 86 4-1 23 G5-4-3; 1-2; BB			B FF 88 C SI 87 X CH 74 1-1 ② F9		C SL 84 S FF 93 F SL 85 X SL 86 0-2 ③ F8	4	1	1	1	1	0	0
23 Nelson Cruz, R (1, 9) OBP: 0.370, SLG: 0.484	B CH 81 B FC 85 C SI 89 B CH 80 S FC 86 T FC 87 3-2 ② K		F FF 90 X FF 90 0-1 19 1B; 10 FC6-4; 1-2; 3-H; 1B	C SI 88 S SI 89 X SI 89 0-2 ②③ G5-4-3; 1-2f			C SI 88 B CH 78 B SL 84 S CH 76 B FF 88 B SL 84 4-2 BB			3	1	1	1	1	1	2
19 Chris Davis, L (1, 3) OBP: 0.390, SLG: 0.367	B SI 89 B FC 86 B FF 91 B FF 89 4-0 BB		S CU 77 B FF 91 F CU 78 D FS 86 D FS 86 X FC 87 3-2 10 FC6-4; 1-3; 2-H; 1B		B SI 87 B FS 82 B FS 82 B SI 88 4-0 45 G1-6-3; BB		X SL 83 0-0 ③ G5-3			2	0	1	1	2	0	1
10 Adam Jones, R (1, 8) OBP: 0.342, SLG: 0.437	B FC 86 C SI 90 B CH 83 X FC 86 2-1 ③ L7		F SI 89 B CH 83 F FC 87 B SI 91 X CU 79 2-2 ① FC6-4; 45 2B; 1-2f; 3-H		C SI 88 C SI 87 C SI 88 0-3 ① K			X SL 82 0-0 45 FC4-6; 1B		4	1	1	1	0	1	3
45 Steve Clevenger, L (1, 2) OBP: 0.267, SLG: 0.500		C FS 88 F FC 86 X FS 85 0-2 ① G4-3	X FC 88 0-0 6 1B; 1-H; 2B		C SI 88 C FS 83 B SI 88 X FS 82 1-2 ②③ G1-6-3; 1-2f			B FF 87 X SI 86 1-0 ① FC4-6; 6 F8; 3 1B; 1-2f		4	2	1	1	0	0	2
6 Jonathan Schoop, R (1, 5) OBP: 0.259, SLG: 0.414		F FF 90 X FF 90 0-1 ② G6-3	C CU 78 C FC 86 D CU 80 F FF 91 B FF 92 B CH 82 X CU 78 3-2 3 G6-4-3; 2-H; 1B			C SI 87 F SI 87 X SI 88 0-2 ① G6-3		B SI 87 F FF 87 X CH 75 1-1 ② F8; 1-2		4	0	1	1	0	0	1
3 Ryan Flaherty, L (1, 6) OBP: 0.260, SLG: 0.277		C FF 90 F FC 88 X FS 84 0-2 ③ G1-3	1 SAFE B SI 86 B SI 86 X SI 86 2-0 ②③ G6-4-3; 1-2f			B B SI 86 C SI 86 B SI 87 X SI 86 3-1 ② G3		C SI 86 C SI 88 X CU 76 0-2 ③ 2-H; 1B		4	0	1	1	0	0	1
12 Steve Lombardozzi, S (1, 4) OBP: 0.302, SLG: 0.323			F SI 88 B FC 86 C SI 88 X SI 89 1-2 9 1B; 21 1B; 1B	C SI 87 X SL 78 0-1 21 BB; 1B		B FS 82 B SI 86 F SI 86 F SI 87 B SL 78 X SL 77 3-2 ③ G3			C FF 92 X FF 91 0-1 ① P3	4	1	2	0	0	0	0
9 David Lough, L (1, 7) OBP: 0.186, SLG: 0.220			1 SAFE X FC 84 0-0 21 1B; 23 1B; 1-2; 1B	B SI 87 1 SAFE X SI 87 1-0 ① L8			C SI 86 B CU 73 B SI 86 X SI 86 2-1 ① G3		C FF 94 F FF 93 X SL 86 0-2 ② P6	4	1	1	0	0	0	1

Inning Stats																				
	R: 0	H: 0	R: 0	H: 0	R: 6	H: 7	R: 0	H: 1	R: 0	H: 0	R: 0	H: 0	R: 0	H: 0	R: 1	H: 2	R: 0	H: 0	1B: 9	SF: 0	WP: 0	PA: 37
	E: 0	LOB: 1	E: 0	LOB: 0	E: 0	LOB: 0	E: 0	LOB: 1	E: 0	LOB: 0	E: 0	LOB: 0	E: 0	LOB: 1	E: 0	LOB: 1	E: 0	LOB: 0	2B: 1	SAC: 0	PB: 0	
	K: 1	BB: 1	K: 0	BB: 0	K: 0	BB: 0	K: 1	BB: 1	K: 0	BB: 1	K: 0	BB: 0	K: 0	BB: 1	K: 0	BB: 0	K: 0	BB: 0	3B: 0	DP: 3	SB: 0	
	S: 6	P: 16	S: 8	P: 8	S: 21	P: 34	S: 7	P: 12	S: 6	P: 11	S: 8	P: 14	S: 7	P: 14	S: 7	P: 9	S: 9	P: 9	HR: 0	HBP: 0	CS: 0	

PITCHER	IP	WLS	BF	H	R	ER	SO	BB	IBB	HBP	BLK	WP	HR	S	P	ERA	WHIP
11 Clay Buchholz, R (1, 1) ERA: 7.71	2.1	L	15	7	6	6	1	1	0	0	0	0	0	34	55	23.14	3.429
35 Burke Badenhop, R (3, 1) ERA: 4.85	3.2		11	1	0	0	1	2	0	0	0	0	0	22	40	0.00	0.818
32 Craig Breslow, L (7, 1) ERA: 1.8	2.0		8	2	1	1	0	1	0	0	0	0	0	14	23	4.50	1.500
30 Andrew Miller, L (9, 1) ERA: 1.04	1.0		3	0	0	0	0	0	0	0	0	0	0	9	9	0.00	0.000

PITCHER	IP	WLS	BF	H	R	ER	SO	BB	IBB	HBP	BLK	WP	HR	S	P	ERA	WHIP

AB	33
R	7
H	10
RBI	7
BB	4
SO	2
LOB	11

Batter	1	2	3	4	5	6	7	8	9	AB	R	H	RBI	BB	SO	LOB
26 Brock Holt, L (1, 5) OBP: 0.438, SLG: 0.571	C FF 91 C FF 92 B FF 92 B SL 84 B SI 92 X FF 92 3-2 ① G4-3		B SL 83 C FF 92 F CU 72 F FF 92 X CU 75 1-2 ③ G3-1		B SI 91 S SL 83 X FF 91 1-1 ② SF8 3-H		B SI 93 S SI 92 B SI 93 S SI 92 X SI 94 2-2 15 BB 1B		C CU 80 F CU 81 B FF 96 B SI 96 B FC 92 X SI 96 3-2 15 2B 12 G4-3 1B	4	1	2	1	0	0	0
15 Dustin Pedroia, R (1, 4) OBP: 0.326, SLG: 0.375	C FF 92 B CH 83 B FF 92 S CH 83 B FF 92 X FF 91 3-2 ② G6-3			B CH 81 B CH 80 B SI 91 C FF 91 C FF 90 B SI 90 4-2 5 L6 34 1B BB	X CH 80 0-0 2-H 2B		B SI 94 B SI 95 B B SI 92 4-0 1-2 BB		C FF 95 B FF 95 X FC 91 1-1 12 G4-3 1-3 2B	3	0	2	1	2	0	0
34 David Ortiz, L (1, 10) OBP: 0.337, SLG: 0.419	B FF 93 B SL 85 B SL 84 B FF 92 4-0 12 FC6-4 BB			X SI 91 0-0 1-2 1B	D CH 84 F FF 91 C FF 93 D CU 77 B SL 84 X CH 82 3-2 ③ L4-3		B SL 81 C SL 81 C SI 94 X SL 83 1-2 ③ G5-3		I IN 82 I IN 83 I IN 82 I IN 80 4-0 12 G4-3 IBB	3	0	1	0	2	0	3
12 Mike Napoli, R (1, 3) OBP: 0.369, SLG: 0.479	B FF 92 F FF 91 F SI 90 F FF 94 X CH 84 1-2 ③ FC6-4 1-2f			C SI 89 B SI 90 C CH 81 B SI 91 B SI 90 F FF 90 T SI 90 3-2 ① K		C SI 92 B SL 80 C SL 81 S SL 82 1-3 ① K		B SL 78 C SL 78 X SI 86 1-1 HR	B FF 97 C FF 95 B FF 97 B CU 83 X FC 93 3-1 ② G4-3 1-2 2-3 3-H	5	1	1	2	0	2	5
5 Jonny Gomes, R (1, 7) OBP: 0.314, SLG: 0.395 37 Mike Carp, L (8, PH) OBP: 0.333, SLG: 0.333 (9, 7)		C FF 90 B SI 91 B FF 90 B CH 84 C FF 91 F SI 90 F SI 91 T FF 91 3-2 ① K		X SI 89 0-0 ②③ L6 2-2		C SI 93 C SI 93 D SL 82 C SL 81 2-3 ② K		B SL 78 B SL 78 B SL 78 C SI 86 F SI 86 F SL 78 X SI 86 3-2 ① G6-3	C FF 96 F FC 93 B CU 83 X CU 82 1-2 ③ G3	3 2	0 0	0 0	0 0	0 0	2 0	2 2
2 Xander Bogaerts, R (1, 6) OBP: 0.407, SLG: 0.348		C CH 82 F SI 91 B CH 84 X SL 84 1-2 ② F7			C SI 92 B SI 91 F CH 81 F FF 92 B SI 92 B FF 92 B FF 91 4-2 3 FC1-4 29 1B 25 2B BB		S SL 81 B SI 92 F SI 93 B SI 94 B SL 83 S SL 82 3-3 ③ K		C SL 78 B SL 78 X FF 87 1-1 10 CS 29 1B 1B	3	1	1	0	1	1	0
29 Daniel Nava, S (1, 9) OBP: 0.240, SLG: 0.269		C SI 92 C SI 92 S SI 91 0-3 ③ K			C SI 90 B SI 90 X SI 90 1-1 3 FC1-4 1-2 1B		C X SI 93 0-1 ① F9	B CH 78 B SL 78 C SL 78 1 SAFE X SI 87 2-1 1-2 1B		4	0	2	0	0	1	0
3 David Ross, R (1, 2) OBP: 0.333, SLG: 0.476 10 Jonathan Herrera, S (8, PH) OBP: 0.313, SLG: 0.214 40 A.J. Pierzynski, L (9, 2) OBP: 0.286, SLG: 0.294			B FF 89 C FF 89 F CH 83 S CU 74 1-3 ① K		L SI 90 S CH 81 F FF 92 X CH 82 0-2 ① FC1-4 25 2B 26 SF8 1-2f 2-3		B SI 92 F SI 92 B SI 94 X SI 93 2-1 HR	B FF 89 C FF 89 B CU 75 F FF 88 B CU 75 F FF 89 2 SAFE S FF 89 3-3 ②③ K 2-3		3 1 0	2 0 0	1 0 0	1 0 0	0 0 0	1 1 0	2 2 0
25 Jackie Bradley Jr., L (1, 8) OBP: 0.333, SLG: 0.296			C FF 91 S CU 74 B CU 74 C SI 92 1-3 ② K		F FF 91 B SI 92 B SI 90 S CU 71 X CU 74 2-2 15 2B 1-3 3-H		X SI 93 0-0 ② G6-3		C SI 96 B FF 97 X CU 81 1-1 ① G3-1	4	1	1	1	0	1	0
Inning Stats	R: 0 E: 0 K: 0 S: 10 H: 0 LOB: 1 BB: 1 P: 21	R: 0 E: 0 K: 2 S: 11 H: 0 LOB: 0 BB: 0 P: 15	R: 0 E: 0 K: 2 S: 10 H: 0 LOB: 0 BB: 0 P: 13	R: 0 E: 0 K: 1 S: 8 H: 1 LOB: 1 BB: 1 P: 15	R: 3 E: 0 K: 0 S: 18 H: 3 LOB: 1 BB: 1 P: 29	R: 0 E: 0 K: 3 S: 9 H: 0 LOB: 0 BB: 0 P: 15	R: 1 E: 0 K: 0 S: 11 H: 2 LOB: 2 BB: 1 P: 20	R: 1 E: 0 K: 1 S: 14 H: 3 LOB: 2 BB: 0 P: 24	R: 1 E: 0 K: 0 S: 12 H: 2 LOB: 2 BB: 1 P: 25	1B: 6 2B: 5 3B: 0 HR: 2 SF: 1 SAC: 0 DP: 2 HBP: 0						WP: 0 PB: 0 SB: 0 CS: 1 PA: 41

BOTTOM

Baltimore Orioles @ Boston Red Sox

Fenway Park, Boston, MA

Mon Apr 21 2014, 11:10 AM - 2:27 PM EDT

Att. 37,513 - Partly Cloudy - 56 F

livebaseballscorecards.com

AB	35
R	6
H	11
RBI	6
BB	5
SO	9
LOB	16

PITCHER		IP	WLS	BF	H	R	ER	SO	BB	IBB	HBP	BLK	WP	HR	S	P	ERA	WHIP
16 Wei-Yin Chen, L ERA: 4.91	(1, 1)	5.0	W	21	4	3	3	5	3	0	0	0	0	0	57	93	5.40	1.400
58 Ryan Webb, R ERA: 4.91	(6, 1)	1.0	H	3	0	0	0	3	0	0	0	0	0	0	9	15	0.00	0.000
53 Zack Britton, L ERA: 0.68	(7, 1)	1.0	H	6	2	1	1	0	1	0	0	0	0	1	11	20	9.00	3.000
56 Darren O'Day, R ERA: 1.29	(8, 1)	0.1	H	4	3	1	1	0	0	0	0	0	0	1	10	17	27.00	9.000
17 Brian Matusz, L ERA: 4.91	(8, 1)	0.2	H	1	0	0	0	1	0	0	0	0	0	0	4	7	0.00	0.000

PITCHER		IP	WLS	BF	H	R	ER	SO	BB	IBB	HBP	BLK	WP	HR	S	P	ERA	WHIP
29 Tommy Hunter, R ERA: 4.5	(9, 1)	1.0	S	6	2	1	1	0	0	1	0	0	0	0	12	25	9.00	2.000

Batter	1	2	3	4	5	6	7	8	9	AB	R	H	RBI	BB	SO	LOB
22 Jacoby Ellsbury, L (1, 8) OBP: 0.395, SLG: 0.479	C FF 91 S FF 93 X FF 93 0-2 2 1B 3B	B CU 75 C SI 91 B SI 91 B FC 87 X FF 92 3-1 ① F7	B FF 94 C FF 93 B FF 92 F FF 92 X FC 88 2-2 ②③ G4-3 1-2f		B FF 93 B FF 92 B FF 91 C FF 90 F FF 92 F SI 91 F FF 92 X FC 88 3-2 1-H 2-H 2 1B 2B		C CU 75 C SI 91 D SL 83 X SI 91 1-2 ③ G4-3			5	2	2	2	0	0	6
2 Derek Jeter, R (1, 6) OBP: 0.385, SLG: 0.351 45 Dean Anna, L (9, 6) OBP: 0.200, SLG: 0.318	X FF 92 0-0 36 E 36 1B 3-H 1B	D CU 77 C SI 91 B FF 92 F FF 93 B FF 93 B FC 87 4-2 36 G5-4-3 1-2 2-3 BB		B CU 73 B FF 89 X SI 90 2-0 G2-3	C CU 76 B SL 82 X CH 78 1-1 ① 2-H 1B			F FF 91 C FS 85 X FS 86 0-2 ① G1-3		4 0	1 0	2 0	2 0	1 0	0 0	0 0
36 Carlos Beltrán, S (1, 10) OBP: 0.329, SLG: 0.592	C FF 92 B SI 88 S SI 89 X FF 93 1-2 34 BB 1-H 1B	X FF 94 0-0 ②③ G5-4-3 1-2f		B FF 88 F FF 89 F FC 87 F CU 77 S CH 85 1-3 ② K	B CH 78 X CH 78 1-0 ③ F9			F SL 83 B FS 86 B FS 86 B FS 85 X FF 91 3-1 HR		5	1	2	2	0	1	4
12 Alfonso Soriano, R (1, 7) OBP: 0.316, SLG: 0.486 11 Brett Gardner, L (8, 7) OBP: 0.306, SLG: 0.343	C FF 90 C CU 76 S SI 90 0-3 ① K		B FF 88 S CH 85 B SI 89 B FF 92 X FF 92 3-1 25 2B 2B	F FC 88 B CH 87 S FF 90 S CU 79 1-3 ③ K		X SL 80 0-0 ① F8		C FS 87 C FF 91 X FS 87 0-2 ② G6-3		5 0	1 0	1 0	0 0	0 0	2 0	1 0
25 Mark Teixeira, S (1, 3) OBP: 0.333, SLG: 0.318	C FF 93 C CU 76 B FF 94 F SI 90 T FF 94 1-2 ② K		B FF 92 C CU 76 B FF 93 X FF 93 2-1 34 2B 2-H 2B		C FF 91 S FF 89 B FF 92 B FF 89 F CH 84 F FC 88 B CU 76 B SI 89 4-2 34 1B 14 E BB	B SI 88 B SI 90 C SI 88 X SL 82 2-1 ② L6		C FF 91 S FS 86 B FF 92 F FF 90 S FS 86 1-3 ③ K		4	2	1	1	1	2	1
34 Brian McCann, L (1, 2) OBP: 0.294, SLG: 0.431	C CU 76 B CU 78 B FF 94 S FF 94 B FF 94 F FC 90 F CU 76 B FF 93 4-2 1-2 BB		S SI 90 X CU 78 0-1 14 1B 2-H 2B		F SI 89 S SI 90 F SI 91 F FF 92 X FC 86 0-2 14 E 22 2B 1-2 1B	C CU 75 F SI 91 B SI 91 B SL 80 X SI 91 2-2 ③ G1-3			C CU 71 C FO 88 B FO 88 B FO 85 X FO 85 2-2 31 G4-3 1B	4	1	3	1	1	0	0
26 Yangervis Solarte, S (1, 5) OBP: 0.387, SLG: 0.455	F FF 94 F CU 79 X FF 94 0-2 ③ F7		C FF 93 F FF 90 B FF 89 S FF 92 1-3 ① K		F FF 90 L FF 92 S FF 89 0-3 ① K		C SL 80 F CH 76 S CH 73 0-3 ① K		F FF 92 F FF 93 F FF 94 F FO 87 X CU 75 0-2 ① F8	5	0	0	0	0	3	6
31 Ichiro Suzuki, L (1, 9) OBP: 0.389, SLG: 0.429		C FF 90 B SI 90 F SI 90 X SI 89 1-2 2 BB 14 1B 1B	F SI 92 B FF 93 B SI 91 B FC 87 B FF 93 4-1 14 1B BB		B FF 92 B SI 89 F FF 91 C SI 93 S CU 77 2-3 ② K		C SI 88 B CU 76 C SL 81 X CU 74 1-2 2B		F FF 94 X FF 94 0-1 ② G4-3 1-2	4	0	2	0	1	1	3
14 Brian Roberts, S (1, 4) OBP: 0.288, SLG: 0.240		X SI 91 0-0 2 BB 1-2 1B	B SI 92 C SI 91 X FF 92 1-1 22 G4-3 1-2 2-3 1B		B FF 92 C FC 89 B FF 92 F FF 92 X FF 92 2-2 E3 22 2B 1-2 2-H		C SI 89 D CU 76 C CH 78 X SI 90 1-2 ② F8		X FF 95 0-0 ③ L3	5	1	2	0	0	0	3

Inning Stats	1	2	3	4	5	6	7	8	9
	R: 2 E: 0 K: 2 S: 21	R: 0 E: 0 K: 0 S: 9	R: 2 E: 0 K: 1 S: 15	R: 0 E: 0 K: 2 S: 8	R: 4 E: 1 K: 2 S: 26	R: 0 E: 0 K: 0 S: 6	R: 0 E: 0 K: 1 S: 12	R: 1 E: 0 K: 1 S: 12	R: 0 E: 0 K: 0 S: 11
	H: 3 LOB: 2 BB: 1 P: 27	H: 2 LOB: 2 BB: 1 P: 17	H: 4 LOB: 2 BB: 1 P: 28	H: 0 LOB: 0 BB: 0 P: 12	H: 3 LOB: 1 BB: 1 P: 39	H: 0 LOB: 0 BB: 0 P: 10	H: 1 LOB: 1 BB: 0 P: 15	H: 1 LOB: 0 BB: 0 P: 16	H: 1 LOB: 1 BB: 0 P: 13

PITCHER		IP	WLS	BF	H	R	ER	SO	BB	IBB	HBP	BLK	WP	HR	S	P	ERA	WHIP
31 Jon Lester, L ERA: 2.67	(1, 1)	4.2	L	28	11	8	3	7	4	0	0	0	0	0	76	118	5.79	3.214
55 Chris Capuano, L ERA:	(5, 1)	2.1		9	2	0	0	1	0	0	0	0	0	0	21	30	0.00	0.857
54 Edward Mujica, R ERA: 9.45	(8, 1)	1.0		4	1	1	1	1	0	0	0	0	0	1	12	16	9.00	1.000
36 Junichi Tazawa, R ERA:	(9, 1)	1.0		4	1	0	0	0	0	0	0	0	0	0	11	13	0.00	1.000

PITCHER	IP	WLS	BF	H	R	ER	SO	BB	IBB	HBP	BLK	WP	HR	S	P	ERA	WHIP

TOP

New York Yankees @ Boston Red Sox

Fenway Park, Boston, MA

Tue Apr 22 2014, 7:12 PM - 10:28 PM EDT

Att. 37,041 - Cloudy - 71 F

livebaseballscorecards.com

AB	41
R	9
H	15
RBI	8
BB	4
SO	9
LOB	24

1B: 8	SF: 0	WP: 0	PA: 45
2B: 5	SAC: 0	PB: 0	
3B: 1	DP: 2	SB: 0	
HR: 1	HBP: 0	CS: 0	

BOTTOM

New York Yankees @ Boston Red Sox

Fenway Park, Boston, MA

Tue Apr 22 2014, 7:12 PM - 10:28 PM EDT

Att. 37,041 - Cloudy - 71 F

livebaseballscorecards.com

Batter	1	2	3	4	5	6	7	8	9	AB	R	H	RBI	BB	SO	LOB
38 Grady Sizemore, L (1, 9) OBP: 0.269, SLG: 0.344	C SI 90 S SL 87 B FF 92 X FS 84 1-2 ① L8		C SI 90 1 SAFE X SL 82 0-1 ②③ G4-6-3 1-2f		X SL 82 0-0 ③ F8			C FF 89 B FF 92 B FS 87 C SI 91 F FF 95 B FF 93 S FS 88 3-3 ① K		4	0	0	0	0	1	1
15 Dustin Pedroia, R (1, 4) OBP: 0.322, SLG: 0.381 10 Jonathan Herrera, S (9, 4) OBP: 0.313, SLG: 0.214	B CU 72 B FF 92 X FF 91 2-0 2B			X FF 90 0-0 ① G4-3		C FF 92 B FS 86 F SL 83 B FS 88 F SL 85 X FF 94 2-2 ① F9		C FF 93 F FF 95 B FF 97 C KC 82 1-3 ② K		4 0	0 0	1 0	0 0	0 0	1 0	0 0
34 David Ortiz, L (1, 10) OBP: 0.333, SLG: 0.449	C FS 85 S FS 87 F FC 90 F SL 86 B FF 94 S FS 88 1-3 ② K			B FF 90 C CU 74 B SL 81 B SL 82 X SI 92 3-1 HR		F SL 85 B FC 92 B FS 88 F FS 87 X FS 88 2-2 ② G6-3		F FF 95 F FF 96 C SV 84 0-3 ③ K		4	1	1	1	0	2	1
12 Mike Napoli, R (1, 3) OBP: 0.375, SLG: 0.532	C FF 94 B FF 95 C SL 86 F FF 95 S FS 87 1-3 ③ K			B SL 82 S SL 84 X SI 91 1-1 HR		C CU 74 C SL 84 F SI 88 F FF 94 F SL 86 B SL 87 X FF 94 1-2 2B			S FF 93 S FF 96 B KC 84 F FF 96 X SV 82 1-2 ① G5-3	4	1	2	1	0	1	1
5 Jonny Gomes, R (1, 7) OBP: 0.309, SLG: 0.404		B FF 91 X FF 91 1-0 ① P5		C FF 93 X SL 84 0-1 ② F7		C SL 85 B SL 84 S SI 89 B SL 88 S SL 87 2-3 ③ K			C FF 95 C FF 97 B KC 83 F FF 96 F FF 96 B KC 83 X KC 83 2-2 40 G3-1 2 2B 2B	4	1	1	0	0	1	1
40 A.J. Pierzynski, L (1, 2) OBP: 0.283, SLG: 0.309		B CU 73 B SL 84 F SI 91 F FC 89 S FF 94 2-3 ② K		X FF 91 0-0 2B			C SL 82 F FS 85 S FS 86 0-3 ① K		B KC 80 T FF 95 X FF 95 1-1 ② G3-1 2-3	4	0	1	0	0	2	1
2 Xander Bogaerts, R (1, 6) OBP: 0.400, SLG: 0.357		B FF 93 B FF 92 C SL 84 F SI 92 X FF 94 2-2 ③ F9		C SI 92 S SL 85 B FF 94 C FF 94 1-3 ③ K			X FF 91 0-0 ② G5-3		X FF 96 0-0 3-H 2B	4	0	1	1	0	1	1
26 Brock Holt, L (1, 5) OBP: 0.400, SLG: 0.500			B SI 88 C SI 89 C SL 81 X SL 86 1-2 ① G3		C SI 88 B SL 80 B FC 88 S FF 89 B FF 93 X FF 93 3-2 ① G4-3		C FF 92 B FC 90 C CU 75 B FS 87 F FF 95 X FF 94 2-2 1B		F FF 95 C KC 82 X SV 85 0-2 ③ G1-3	4	0	1	0	0	0	1
25 Jackie Bradley Jr., L (1, 8) OBP: 0.333, SLG: 0.298			X SI 90 0-0 38 G4-6-3 1B		B FF 92 C FF 92 F FF 90 X FS 86 1-2 ② G3		X FF 92 0-0 ③ B5-3			3	0	1	0	0	0	1

	AB	35
	R	3
	H	9
	RBI	3
	BB	0
	SO	9
	LOB	8

Inning Stats	1	2	3	4	5	6	7	8	9	1B: 2	SF: 0	WP: 0	PA: 35
R:	0	0	0	2	0	0	0	0	1	2B: 5	SAC: 0	PB: 0	
E:	0	0	0	0	0	0	0	0	0	3B: 0	DP: 1	SB: 0	
K:	2	1	0	1	1	1	1	3	0	HR: 2	HBP: 0	CS: 0	
S:	13	7	6	11	7	16	9	10	15				
H:	1	0	1	3	0	1	1	0	2				
LOB:	1	0	0	1	0	1	1	0	1				
BB:	0	0	0	0	0	0	0	0	0				
P:	18	12	7	16	11	23	11	14	19				

PITCHER	IP	WLS	BF	H	R	ER	SO	BB	IBB	HBP	BLK	WP	HR	S	P	ERA	WHIP
19 Masahiro Tanaka, R (1, 1) ERA: 2.15	7.1	W	28	7	2	2	7	0	0	0	0	0	2	73	105	2.46	0.955
68 Dellin Betances, R (8, 1) ERA: 0.93	1.2		7	2	1	1	2	0	0	0	0	0	0	21	26	5.40	1.200

PITCHER	IP	WLS	BF	H	R	ER	SO	BB	IBB	HBP	BLK	WP	HR	S	P	ERA	WHIP

Batter	1	2	3	4	5	6	7	8	9	AB	R	H	RBI	BB	SO	LOB
22 Jacoby Ellsbury, L (1, 8) OBP: 0.376, SLG: 0.455	X FF 92 0-0 ① G6-3		C CU 78 C FF 92 B FF 93 S FC 83 1-3 ② K 1-2		B FF 92 D FC 85 C CU 79 F FF 92 S FC 84 2-3 ② K		F SI 90 X SI 91 0-1 ③ G3			4	0	0	0	0	2	4
2 Derek Jeter, R (1, 6) OBP: 0.362, SLG: 0.328	B FF 91 F FF 92 X FF 90 1-1 ② G3-1		B FF 92 F FF 90 B FF 92 S FF 92 2 SAFE S FF 92 2-3 ③ K		S FF 92 B FF 93 B FF 92 F FF 91 F FF 93 F FF 93 F FF 94 X FF 93 2-2 ③ G4-3			F FC 83 C FF 90 B FC 84 X FC 81 1-2 ① G1-3		4	0	0	0	0	1	3
36 Carlos Beltrán, S (1, 10) OBP: 0.338, SLG: 0.600	B FF 92 B FF 92 C CU 78 X CU 76 2-1 1B			B FF 89 X FC 82 1-0 ① G4-3		C FF 89 X FC 82 0-1 34 G1-3 12 SF9 2B		C SI 91 F FF 90 F FF 91 C FF 92 0-3 ② K		4	1	2	0	0	1	0
34 Brian McCann, L (1, 2) OBP: 0.292, SLG: 0.420	D CU 78 B FC 85 B CU 78 C FF 92 F FF 92 F FF 91 X FF 91 3-2 ③ F8			B FF 90 B FF 89 C FF 89 F FF 90 F FF 92 X FF 91 2-2 1B		B FF 89 X SI 89 1-0 ① G1-3 2-3		F FC 83 B CH 82 X CH 83 1-1 ③ F8		4	0	1	0	0	0	2
12 Alfonso Soriano, R (1, 7) OBP: 0.313, SLG: 0.481		C FC 82 S FF 92 T FF 92 0-2 ① K		F FF 91 F FF 93 F FF 93 S FF 94 0-3 ② K		S FF 90 X FF 91 0-1 ② SF9 3-H			C FF 88 F FF 89 X FF 88 0-2 1B	3	0	1	1	0	2	1
25 Mark Teixeira, S (1, 3) OBP: 0.286, SLG: 0.269		S FF 91 C FF 92 C FF 93 0-3 ② K		F FF 92 C FF 92 S FC 84 0-3 ③ K		B CU 78 S CU 77 F FC 83 S FC 84 1-3 ③ K			C FF 87 F FF 87 S FS 79 0-3 ① K	4	0	0	0	0	4	2
11 Brett Gardner, L (1, 9) OBP: 0.303, SLG: 0.338	B FF 92 S FF 92 C FF 93 F FC 84 S FF 92 1-3 ③ K				B FF 89 C SI 88 C FF 90 X FC 84 1-2 33 2B 1B		F SI 88 B FF 89 X SI 89 1-1 ① G4-3		B FF 87 C FF 86 F FF 86 S FS 79 1-3 ② K	4	0	1	0	0	2	1
14 Brian Roberts, S (1, 4) OBP: 0.302, SLG: 0.259			B FF 89 C FF 89 F FF 92 F FF 92 X FF 92 1-2 33 FC6-4 1B		X FF 90 0-0 ① P6		B FF 90 X FF 89 1-0 1B		C FF 86 B FS 78 S FS 78 S FS 79 1-3 ③ K	4	0	2	0	0	1	2
33 Kelly Johnson, L (1, 5) OBP: 0.295, SLG: 0.500			L FF 92 X SI 92 0-1 ① FC6-4 22 S 1-2f		F FF 91 1 SAFE B FF 90 X FF 91 1-1 1-3 2B		D FC 82 C FC 83 F CU 77 F SI 90 C SI 91 1-3 ② K			3	0	1	0	0	1	2
Inning Stats	R: 0 E: 0 K: 0 S: 9 H: 1 LOB: 1 BB: 0 P: 15	R: 0 E: 0 K: 3 S: 10 H: 0 LOB: 0 BB: 0 P: 11	R: 0 E: 0 K: 2 S: 12 H: 1 LOB: 1 BB: 0 P: 16	R: 0 E: 0 K: 2 S: 12 H: 1 LOB: 1 BB: 0 P: 15	R: 0 E: 0 K: 1 S: 15 H: 2 LOB: 2 BB: 0 P: 21	R: 1 E: 0 K: 1 S: 8 H: 1 LOB: 0 BB: 0 P: 10	R: 0 E: 0 K: 1 S: 9 H: 1 LOB: 1 BB: 0 P: 12	R: 0 E: 0 K: 1 S: 9 H: 0 LOB: 0 BB: 0 P: 11	R: 0 E: 0 K: 3 S: 12 H: 1 LOB: 1 BB: 0 P: 14	1B: 6 2B: 2 3B: 0 HR: 0 SF: 1 SAC: 0 DP: 0 HBP: 0						

PITCHER		IP	WLS	BF	H	R	ER	SO	BB	IBB	HBP	BLK	WP	HR	S	P	ERA	WHIP
41 John Lackey, R ERA: 4.22	(1, 1)	8.0	W	31	7	1	1	11	0	0	0	0	0	0	84	111	1.12	0.875
19 Koji Uehara, R ERA:	(9, 1)	1.0		4	1	0	0	3	0	0	0	0	0	0	12	14	0.00	1.000

PITCHER	IP	WLS	BF	H	R	ER	SO	BB	IBB	HBP	BLK	WP	HR	S	P	ERA	WHIP

TOP

New York Yankees @ Boston Red Sox

Fenway Park, Boston, MA

Wed Apr 23 2014, 7:11 PM - 10:23 PM EDT

Att. 37,015 - Cloudy - 53 F

livebaseballscorecards.com

AB	34
R	1
H	8
RBI	1
BB	0
SO	14
LOB	17

WP: 0 PA: 35
PB: 0
SB: 1
CS: 0

Batter	1	2	3	4	5	6	7	8	9	AB	R	H	RBI	BB	SO	LOB
38 Grady Sizemore, L (1, 9) OBP: 0.264, SLG: 0.364	C FF 90 B FC 90 X FF 91 1-1 15 1B 3B	C FF 92 B CH 88 F FF 93 S KC 78 1-3 ③ K		C SI 89 F SL 85 B SI 91 C SI 91 1-3 ① K		B SI 92 C SI 92 S CH 86 B CH 87 F CH 85 B CH 87 F SI 91 S FF 92 3-3 ① K		1 SAFE S CH 83 X CH 83 0-1 FC1 15 G6-4-3 1-2		5	1	1	0	0	3	1
15 Dustin Pedroia, R (1, 4) OBP: 0.326, SLG: 0.382	B FC 91 C FF 90 D SL 82 S FF 92 B FC 92 X FF 90 3-2 12 1B 40 1B 3-H 1B		C SI 90 F SI 90 F KC 78 B SI 91 B SL 85 B SL 85 X SI 91 3-2 E6 34 1B 12 2B	C KC 81 B SI 92 X SI 90 1-1 12 G5-3 34 BB 1B		X SI 92 0-0 ② F8		C FF 93 B FF 94 B CH 82 B FF 93 X FF 92 3-1 ②③ G6-4-3 1-2f		5	2	2	1	0	0	2
34 David Ortiz, L (1, 10) OBP: 0.341, SLG: 0.444	C FF 91 B FF 92 D CH 88 S FC 92 X FF 93 2-2 ① F8		B SI 90 C SL 84 1 SAFE F SL 86 B SI 93 F SI 92 B KC 82 1 SAFE X SL 87 3-2 12 2B 26 WP 1-3 1B	C CH 82 B SI 91 B SI 91 B SI 90 D CH 84 4-1 12 G5-3 1-2 BB		C CH 85 X SI 92 0-1 ③ G5-3				3	1	1	0	1	0	1
12 Mike Napoli, R (1, 3) OBP: 0.391, SLG: 0.556	1 SAFE B SL 79 F FF 91 D CH 86 1 SAFE 1 SAFE F FF 92 F FF 92 F SL 80 2-2 X SL 82 40 1B 1-3 1B		F SI 91 C SI 92 F SL 87 D KC 80 X SL 87 1-2 26 WP 1-3 3-H 2B	X SL 87 0-0 ② G5-3 1-2 2-3			B SI 91 B FF 92 S SI 91 T SI 91 X SI 92 2-2 40 CS 1B		4	0	3	1	0	0	2
37 Mike Carp, L (1, 7) OBP: 0.290, SLG: 0.286 5 Jonny Gomes, R (8, 7) OBP: 0.309, SLG: 0.404	B FF 93 F FF 91 X CH 87 1-1 ② F7		C SI 90 D CH 84 S SI 91 S KC 81 1-3 ① K2-3	S FF 94 B FF 95 B FF 95 F SI 95 F SI 94 F SI 94 C FF 96 2-3 ③ K			B CH 84 X SI 90 1-0 ① L9		4 0	0 0	0 0	0 0	0 0	2 0	7 0
40 A.J. Pierzynski, L (1, 2) OBP: 0.297, SLG: 0.310	B CH 86 C FF 91 B FF 93 X FC 91 2-1 1-3 3-H 1B		T SI 91 B SI 92 F SI 92 B KC 83 D KC 82 B FF 93 4-2 26 WP BB		C FF 94 B SL 83 F FF 95 B SL 80 X FF 95 2-2 ① P5		B SI 91 B CH 85 S FF 91 X FF 92 2-1 ②③ F9 1-2		3	0	1	1	1	0	1
2 Xander Bogaerts, R (1, 6) OBP: 0.393, SLG: 0.351	B FC 91 X FF 92 1-0 ③ F8		C SI 92 X SL 87 0-1 ② F9		B SI 94 B SI 95 C SI 95 F SI 96 B SL 82 X SL 82 3-2 ② G1-3			B SL 81 S SL 81 B FF 91 F FF 91 F CH 83 X SL 81 2-2 E5 26 1B 1B		4	1	1	0	0	0	5
26 Brock Holt, L (1, 5) OBP: 0.458, SLG: 0.500		C FF 91 B CH 86 X FF 92 1-1 ① L8	B SI 91 C SI 91 F KC 83 B KC 82 B FF 92 B SI 92 4-2 1-2 2-3 3-H BB		B SI 95 S SI 95 B SL 82 B KC 82 B FF 96 B FF 95 4-1 BB			F SI 89 S CH 83 F SI 91 X FF 91 0-2 25 FC3-6 2-H 1B		2	0	1	1	2	0	0
25 Jackie Bradley Jr., L (1, 8) OBP: 0.314, SLG: 0.279		B FC 90 B FF 91 C FF 89 X FF 92 2-1 ② F7	B KC 80 S FF 91 C SI 92 D KC 82 F SI 91 C SL 86 2-3 ③ K		1 SAFE F SI 93 X SI 94 0-1 ③ L7			1 SAFE B CH 82 1 SAFE F FF 93 X CH 83 1-1 ① FC3-6 38 E 1-2f		4	0	0	0	0	1	5
Inning Stats	R: 2 E: 0 K: 0 S: 18 H: 4 LOB: 2 BB: 0 P: 30	R: 0 E: 0 K: 1 S: 7 H: 0 LOB: 0 BB: 0 P: 11	R: 2 E: 1 K: 2 S: 25 H: 2 LOB: 3 BB: 2 P: 43	R: 0 E: 0 K: 2 S: 12 H: 1 LOB: 2 BB: 1 P: 20	R: 0 E: 0 K: 0 S: 9 H: 0 LOB: 1 BB: 1 P: 18	R: 0 E: 0 K: 1 S: 8 H: 0 LOB: 0 BB: 0 P: 11	R: 0 E: 0 K: 0 S: 6 H: 1 LOB: 0 BB: 0 P: 11	R: 1 E: 2 K: 0 S: 14 H: 2 LOB: 1 BB: 0 P: 20		1B: 8 2B: 1 3B: 1 HR: 0 SF: 0 SAC: 0 DP: 1 HBP: 0						

BOTTOM

New York Yankees @ Boston Red Sox

Fenway Park, Boston, MA

Wed Apr 23 2014, 7:11 PM - 10:23 PM EDT

Att. 37,015 - Cloudy - 53 F

livebaseballscorecards.com

AB	34
R	5
H	10
RBI	4
BB	4
SO	6
LOB	24

WP: 1 PA: 38
PB: 0
SB: 0
CS: 1

PITCHER		IP	WLS	BF	H	R	ER	SO	BB	IBB	HBP	BLK	WP	HR	S	P	ERA	WHIP
35 Michael Pineda, R ERA: 1.83	(1, 1)	1.2	L	9	4	2	2	0	0	0	0	0	0	0	22	37	10.80	2.400
41 David Phelps, R ERA: 3.86	(2, 1)	2.0		13	3	2	0	4	3	0	0	0	1	0	35	60	0.00	3.000
48 Matt Thornton, L ERA: 1.93	(4, 1)	1.1		5	0	0	0	1	1	0	0	0	0	0	14	25	0.00	0.750
38 Preston Claiborne, R ERA: 2.25	(6, 1)	2.0		8	3	1	1	1	0	0	0	0	0	0	22	32	4.50	1.500
43 Adam Warren, R ERA: 2.53	(8, 1)	1.0		3	0	0	0	0	0	0	0	0	0	0	6	10	0.00	0.000

PITCHER	IP	WLS	BF	H	R	ER	SO	BB	IBB	HBP	BLK	WP	HR	S	P	ERA	WHIP

Batter	1	2	3	4	5	6	7	8	9	AB	R	H	RBI	BB	SO	LOB
22 Jacoby Ellsbury, L (1, 8) OBP: 0.391, SLG: 0.494	B FF 90 S FF 90 B SI 91 F FF 90 C FF 92 2-3 K	F FF 91 B CU 76 B CU 76 F FF 91 X SI 92 2-2 G4-3 2-3	B FC 86 B SI 90 X FF 88 2-0 1-H 2B		B SI 88 F FS 81 F SL 79 B FS 84 F SI 88 F SI 89 B SI 87 X FS 84 3-2 G4-3		B SI 87 X FF 86 1-0 2 1B 1-3 3-H 2B	C FS 85 X FS 85 0-1 2 WP 1-3 2B	F CH 80 B CH 80 B KN 65 B CH 78 C CH 79 B KN 66 4-2 1-2 2-3 3-H BB	6	1	3	3	1	1	1
2 Derek Jeter, R (1, 6) OBP: 0.373, SLG: 0.333 33 Kelly Johnson, L (9, PH) OBP: 0.290, SLG: 0.491 (9, 5)	B SI 92 X SI 91 1-0 G1-3	T FF 89 X SI 87 0-1 36 G5-3 36 WP 1B	C SI 89 B SI 89 F SI 89 C SI 88 1-3 K			X SL 78 0-0 G6-3	D SL 85 C SI 87 X SL 85 1-1 36 FC4-6 2-H 3-H 1B	T FS 87 B FF 92 B SL 83 B FS 87 F FF 93 B FF 92 4-2 2-3 3-H BB	C KN 66 F CH 81 B KN 69 F KN 67 F CH 81 B KN 68 B KN 65 X CH 80 3-2 P2	5 1	0 0	2 0	2 0	1 0	1 0	1 3
36 Carlos Beltrán, S (1, 9) OBP: 0.326, SLG: 0.580 31 Ichiro Suzuki, L (8, 9) OBP: 0.389, SLG: 0.429	F FF 91 B FF 88 X FF 88 1-1 E6 12 2B	D CU 76 F FC 86 B CU 78 B FC 87 X CH 83 3-1 G5-3 1-3 3-H		X SI 88 0-0 L5		C SI 86 B CH 75 X FF 87 1-2 2B	D CU 69 B SI 88 B SI 88 C FF 87 S CH 77 X SL 85 3-2 FC4-6 25 BB 12 BB 1-2f	X FF 91 0-0 P2		6 0	1 0	1 0	0 0	0 0	0 0	4 0
12 Alfonso Soriano, R (1, 10) OBP: 0.326, SLG: 0.500	B CU 76 X SI 91 1-0 25 PB 1-H 2B	B FF 88 X CH 83 1-0 L9		C SI 88 C SI 90 X SL 82 0-2 2B		X FF 87 0-0 F9	C CH 78 B CH 76 B FF 88 B CH 77 F SI 87 F CH 77 B FF 89 4-2 25 BB 1-2 BB	B SL 83 X SL 82 1-0 G5-3		5	0	2	1	1	0	4
25 Mark Teixeira, S (1, 3) OBP: 0.353, SLG: 0.379 66 John Ryan Murphy, R (9, 2) OBP: 0.125, SLG: 0.125	B FF 92 D SI 91 B FF 90 B FF 91 4-0 2-3 BB		C FF 90 X CU 73 0-1 HR	C SI 88 F FS 82 D FS 83 X SL 81 1-2 F8		C FF 86 X CH 77 0-1 G5-3	B SI 88 S SL 86 B CH 77 B FF 87 C SI 87 F SI 88 D SI 89 4-2 1-2 2-3 BB		C CH 80 B KN 65 F KN 66 B KN 68 B CH 82 B KN 66 4-2 34 G6-5-3 BB	3 0	1 0	1 0	1 0	3 0	0 0	2 0
34 Brian McCann, L (1, 2) OBP: 0.295, SLG: 0.405 (9, 3)	C SI 91 B SI 92 X CH 84 1-1 L8		C SI 89 F FF 91 X CH 83 0-2 G4-3	B SL 79 B FS 83 B SI 88 I IN 74 4-0 IBB			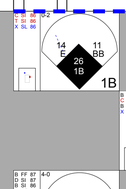 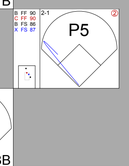		X CH 78 0-0 G6-5-3 1-2f	5	1	1	0	1	0	6
11 Brett Gardner, L (1, 7) OBP: 0.317, SLG: 0.324		B SI 90 C FF 90 B SI 90 B FF 91 C SI 91 B FF 87 4-2 26 WP 14 E 26 2B BB	C FF 89 X SI 90 0-1 E1 14 S 14 1B	F SI 88 B SI 86 C SL 80 B SI 87 F FS 82 X SI 88 2-2 L7			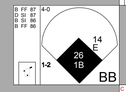 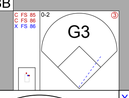		B KN 66 B KN 66 C CH 82 B KN 66 F CH 81 D KN 66 4-2 26 BB 14 BB 22 BB BB	3 4	4 0	0 0	0 3	3 0	0 5	5 5
14 Brian Roberts, S (1, 4) OBP: 0.319, SLG: 0.271		1 SAFE B FF 91 S FC 87 B SI 91 X SI 90 2-1 FC5 26 WP 26 2B 1-2	1 SAFE B SI 91 B FF 89 B SI 90 C FF 90 C CH 87 X SI 90 3-2 22 S 22 2B 1-H 1B		B SI 87 F SI 87 B SI 86 C SL 78 B SL 79 X SL 80 3-2 G4-3	F SI 88 X SI 87 0-1 FC5 26 1B 22 2B 1-2 2-3	X FF 88 0-0 22 2B 2 WP 1B	B CH 80 B CH 79 C CH 78 C KN 63 B KN 68 F CH 83 B CH 82 4-2 22 BB 26 BB 1-2 BB	5 4	4 2	2 1	1 1	1 0	0 3	3 3
26 Yangervis Solarte, S (1, 5) OBP: 0.395, SLG: 0.465 (9, 6)		B FF 88 C FF 88 F CU 76 B CU 76 B FF 91 F FF 91 F CU 75 F FC 86 X FC 86 3-2 22 G4-3 36 WP 1-H 2-H 2B	1 SAFE B SI 90 B SI 89 1 SAFE C SI 90 D CH 84 X SI 90 3-1 P5		C SI 88 C SI 87 F SL 80 X SI 88 0-2 G1-3	X SI 86 0-0 22 2B 2 1B 1-3 2-H 3-H 1B	B FS 84 F FS 84 B FS 86 X FS 86 2-1 F8	D KN 65 B CH 78 B CH 80 B CH 80 4-0 22 BB 1-2 2-3 BB	5 2	2 2	2 4	4 1	1 0	0 2	2 2
Inning Stats	R: 1 E: 1 K: 1 S: 9 H: 1 LOB: 2 BB: 1 P: 19	R: 3 E: 1 K: 0 S: 18 H: 2 LOB: 1 BB: 1 P: 33	R: 3 E: 1 K: 1 S: 16 H: 3 LOB: 1 BB: 0 P: 25	R: 0 E: 0 K: 0 S: 11 H: 1 LOB: 2 BB: 1 P: 18	R: 0 E: 0 K: 0 S: 12 H: 0 LOB: 0 BB: 0 P: 18	R: 0 E: 0 K: 0 S: 7 H: 1 LOB: 1 BB: 0 P: 8	R: 5 E: 1 K: 0 S: 23 H: 4 LOB: 3 BB: 3 P: 42	R: 1 E: 0 K: 0 S: 9 H: 2 LOB: 2 BB: 1 P: 16	R: 1 E: 0 K: 0 S: 15 H: 0 LOB: 3 BB: 5 P: 38	1B: 6 2B: 7 3B: 0 HR: 1 SF: 0 SAC: 0 DP: 1 HBP: 0	WP: 3 PB: 1 SB: 3 CS: 0 PA: 56					

TOP

New York Yankees @ Boston Red Sox

Fenway Park, Boston, MA

Thu Apr 24 2014, 7:14 PM - 11:04 PM EDT

Att. 37,356 - Clear - 59 F

livebaseballscorecards.com

AB	44
R	14
H	14
RBI	12
BB	12
SO	2
LOB	31

PITCHER		IP	WLS	BF	H	R	ER	SO	BB	IBB	HBP	BLK	WP	HR	S	P	ERA	WHIP
22 Felix Doubront, L ERA: 6.0	(1, 1)	2.2	L	19	6	7	3	1	2	0	0	0	2	1	40	73	10.12	3.000
35 Burke Badenhop, R ERA: 4.02	(3, 1)	2.2		10	1	0	0	1	0	1	0	0	0	0	27	41	0.00	0.375
32 Craig Breslow, L ERA: 7.5	(6, 1)	1.0		12	5	5	4	0	3	0	0	0	0	0	24	42	36.00	8.000
54 Edward Mujica, R ERA: 8.64	(7, 1)	1.2		8	2	1	1	0	1	0	0	0	1	0	14	23	5.40	1.800
37 Mike Carp, R ERA: 9.0	(9, 1)	1.0		7	0	1	1	0	5	0	0	0	0	0	15	38	9.00	5.000

PITCHER	IP	WLS	BF	H	R	ER	SO	BB	IBB	HBP	BLK	WP	HR	S	P	ERA	WHIP

BOTTOM

New York Yankees @ Boston Red Sox

Fenway Park, Boston, MA

Thu Apr 24 2014, 7:14 PM - 11:04 PM EDT

Att. 37,356 - Clear - 59 F

livebaseballscorecards.com

Batter	1	2	3	4	5	6	7	8	9	AB	R	H	RBI	BB	SO	LOB
15 Dustin Pedroia, R (1, 4) OBP: 0.320, SLG: 0.366	B CH 86 C SI 86 F SI 86 X SI 87 1-2 G6-3		C FF 88 C SL 79 B CH 83 B SI 89 F CH 82 B SI 88 B FF 89 4-2 18 2B 34 SF8 BB	F SI 87 F SI 88 C FF 91 0-3 K			B SI 91 B SI 91 C SI 90 X CH 88 2-1 FC6 12 BB 18 PB 5 SF9 1-3	B FF 94 B FF 94 F FF 94 F SL 88 X CH 85 2-2 G5-3		4 0	2 0	0 0	0 0	1 0	1 0	2 0
37 Mike Carp, L (9, 1) OBP: 0.290, SLG: 0.286																
18 Shane Victorino, S (1, 9) OBP: 0.200, SLG: 0.400	C SI 86 S CH 82 S CH 82 0-3 K		C SI 89 B SI 87 B SI 88 C FF 89 X FF 90 2-2 5 2B 1-3 2B		B CH 81 B SI 87 C SI 86 X SI 88 2-1 F7		C SL 85 F SL 87 S CU 82 0-3 K 1-2 3-H		B FC 89 S FC 89 S FC 90 F FC 92 B FC 91 X FC 91 2-2 G5-3	5	1	1	0	0	2	1
34 David Ortiz, L (1, 10) OBP: 0.340, SLG: 0.439	C SL 79 C SL 80 F SI 88 H SI 87 1-2 HBP		S FF 90 B SL 80 F SI 88 F SL 80 X SL 80 1-2 SF8 3-H		C SL 81 C SL 80 S SL 81 0-3 K		B SI 93 F SL 86 D SI 92 F SI 93 B SL 88 B SI 93 4-2 5 SF9 12 BB 2 2B BB		C FC 91 F KC 82 X KC 82 0-2 F8	1 1	0 1	0 1	1 0	0 0	1 1	0 0
10 Jonathan Herrera, S (7, PH) OBP: 0.324, SLG: 0.207																
(8, 10)																
(9, 4)																
12 Mike Napoli, R (1, 3) OBP: 0.381, SLG: 0.529	B SI 86 F SI 86 F SI 87 B CH 82 X SI 88 2-2 G5-3		F CH 83 X SI 87 0-1 G6-3		B CH 83 C CH 81 S SL 79 F CH 83 C SI 88 1-3 K		B SI 93 B SL 86 B SI 92 B SI 93 4-0 2 2B 1-2 2-3 BB		B FC 90 B FC 90 X FC 89 2-0 G4-3	4	0	0	0	1	1	2
5 Jonny Gomes, R (1, 7) OBP: 0.322, SLG: 0.429		B CH 86 C SI 86 B SI 86 B SI 86 B FF 87 4-1 2 FC4-6 BB	C CH 83 S CH 83 X FF 92 0-2 2 WP 2-H 2B			B SI 86 S SI 87 B CH 81 F CH 83 C SI 88 2-3 K	B CU 84 B SL 84 X FF 94 2-0 SF9 2-3 3-H			2	0	1	2	1	1	0
2 Xander Bogaerts, R (1, 6) OBP: 0.398, SLG: 0.372	B FF 87 C FF 87 S CH 82 X CH 82 1-2 FC4-6 26 BB 1-2f		S CH 82 F CH 83 B CU 79 X CH 82 1-2 G5-3 2-3			C SL 79 B SI 88 S SI 87 X CH 82 1-2 3 FC5-4 1B	C FF 94 B SL 86 X FF 93 1-1 1-3 3-H 2B			4	0	2	1	0	0	2
26 Brock Holt, L (1, 5) OBP: 0.429, SLG: 0.435	B FF 87 B FF 88 C FF 88 B FF 88 F FF 90 F FF 90 F FF 89 B SL 80 4-2 1-2 BB			B FF 87 B FF 88 C FF 88 C FF 91 X FF 90 2-2 G4-3		B FF 88 1 SAFE B FF 88 F FF 88 C FF 88 C FF 88 2-3 K	B FF 94 X CH 83 1-0 L9			3	0	0	0	1	1	3
3 David Ross, R (1, 2) OBP: 0.286, SLG: 0.400	C CH 82 X SL 81 0-1 L5			F SL 81 F SI 88 B CH 83 C SI 88 1-3 K		B SI 87 X SI 88 1-0 FC5-4 1-2f		C FF 93 C FF 92 F SL 87 B FF 93 X FF 94 1-2 L9		4	0	0	0	0	1	3
25 Jackie Bradley Jr., L (1, 8) OBP: 0.324, SLG: 0.270	S SL 80 C SL 80 S SL 79 0-3 K			B SL 80 H SI 87 2-0 HBP			B SI 94 F SI 94 B SI 94 B SI 93 B SI 93 4-1 15 E 15 FC6 18 PB BB	C CU 81 F FF 94 B CH 87 B CH 85 C FF 94 2-3 K		2	1	0	0	1	2	2
Inning Stats	R: 0 E: 0 K: 1 S: 12 H: 0 LOB: 1 BB: 0 P: 16	R: 0 E: 0 K: 1 S: 13 H: 0 LOB: 2 BB: 2 P: 22	R: 2 E: 0 K: 0 S: 18 H: 2 LOB: 1 BB: 1 P: 26	R: 0 E: 0 K: 2 S: 9 H: 0 LOB: 1 BB: 0 P: 14	R: 0 E: 0 K: 2 S: 9 H: 0 LOB: 0 BB: 0 P: 12	R: 0 E: 0 K: 2 S: 10 H: 1 LOB: 1 BB: 0 P: 16	R: 3 E: 1 K: 1 S: 12 H: 1 LOB: 2 BB: 3 P: 30	R: 0 E: 0 K: 1 S: 10 H: 0 LOB: 0 BB: 0 P: 15	R: 0 E: 0 K: 0 S: 8 H: 0 LOB: 0 BB: 0 P: 12	1B: 1 2B: 3 3B: 0 HR: 0	SF: 2 SAC: 0 DP: 0 HBP: 2	WP: 1 PB: 1 SB: 0 CS: 0	PA: 40					

PITCHER		IP	WLS	BF	H	R	ER	SO	BB	IBB	HBP	BLK	WP	HR	S	P	ERA	WHIP
52 CC Sabathia, L ERA: 4.78	(1, 1)	6.0	W	26	3	2	2	8	3	0	2	0	1	0	71	106	3.00	1.000
39 Shane Greene, R ERA:	(7, 1)	0.1		5	0	3	0	1	3	0	0	0	0	0	8	22	0.00	9.000
43 Adam Warren, R ERA: 2.19	(7, 1)	1.2		6	1	0	0	1	0	0	0	0	0	0	14	23	0.00	0.600
30 David Robertson, R ERA:	(9, 1)	1.0		3	0	0	0	0	0	0	0	0	0	0	8	12	0.00	0.000

PITCHER	IP	WLS	BF	H	R	ER	SO	BB	IBB	HBP	BLK	WP	HR	S	P	ERA	WHIP

AB	30
R	5
H	4
RBI	4
BB	6
SO	10
LOB	15

Batter	1	2	3	4	5	6	7	8	9	AB	R	H	RBI	BB	SO	LOB
15 Dustin Pedroia, R (1, 4) OBP: 0.330, SLG: 0.367	C SI 84 B SI 85 B SI 84 B SI 84 C SI 86 X SI 87 3-2 18 G6-4-3 1B	C SI 85 B FC 82 X CU 73 1-1 ③ 2-H 3-H 1B		C FC 81 B FF 86 X FC 81 1-1 ③ F9		S FF 93 B FF 96 F FF 95 D CH 86 F FF 96 X FF 96 2-2 FC6 12 BB 34 BB 1-2	C SI 90 B SL 83 C SI 91 X SL 83 1-2 ③ L9		B SL 82 B SI 91 F SI 91 B SI 92 B SI 91 4-1 BB	5	0	2	2	1	0	4
18 Shane Victorino, S (1, 9) OBP: 0.182, SLG: 0.364	C SI 86 X CH 80 0-1 ① ② G6-4-3 1-2f		B SI 84 C SI 85 F FF 85 X SI 86 1-2 ① G6-3		C SI 84 X CH 77 0-1 ① L7	X FF 95 0-0 ② F5		C SL 80 X SL 82 0-1 2B	C SI 91 S SL 83 C SI 92 0-3 ③	6	0	1	0	0	1	5
34 David Ortiz, L (1, 10) OBP: 0.343, SLG: 0.465	C FF 86 B FC 82 F FC 80 X CH 80 1-2 ③ G5-3		C FF 86 B SI 85 X SI 86 1-1 HR		B FF 85 X CH 79 1-0 ② G3-1	B FF 97 B CH 83 C FF 96 B FF 96 C FF 96 F FF 97 B FF 96 4-2 12 BB 1-2 2-3		S SI 90 S SI 91 S SI 91 0-3 ① K		4	1	1	1	1	1	1
12 Mike Napoli, R (1, 3) OBP: 0.402, SLG: 0.545		B SI 85 B CH 79 C FF 84 B SI 84 C FF 85 F SI 85 B FF 86 4-2 2 2B 40 SF8 BB	B SI 80 B FC 82 C FF 85 B CH 79 F FF 85 X FC 81 3-2 2B		C FF 85 X SI 84 0-1 5 1B	B FF 96 C SL 87 F FF 96 B FF 97 B FF 95 F SL 87 F FF 94 F FF 95 B SL 86 1-2 2-3 3-H BB		C SL 81 B SI 92 B SI 92 B SI 91 C SI 92 F SI 92 X SI 91 3-2 ② G6-3		3	1	2	1	2	0	1
5 Jonny Gomes, R (1, 7) OBP: 0.328, SLG: 0.415		C SI 85 F CU 73 D CU 76 X SI 86 1-2 ① L8	B CH 80 C SI 86 B FF 82 B SI 81 C SI 84 B SI 81 4-2 2 G6-4-3 BB		B CU 70 X SI 85 1-0 1-2 1B	S SL 87 B SL 86 F FF 95 S SL 86 1-3 ③ K		C SI 92 X SI 91 0-1 ③ L4		4	0	1	0	1	1	5
2 Xander Bogaerts, R (1, 6) OBP: 0.388, SLG: 0.373		B SI 80 B CH 79 F FF 85 S SI 81 F CH 79 X SI 86 2-2 1-3 16 1B 2B	C CU 74 S FF 83 B CH 80 X SI 86 1-2 ② ③ G6-4-3 1-2f		C CH 78 D CU 72 X SI 84 1-1 ③ F8		X FF 93 0-0 ① P5		B SL 78 X SI 90 1-0 ① F8	5	1	1	0	0	0	4
40 A.J. Pierzynski, L (1, 2) OBP: 0.319, SLG: 0.355		X CU 75 0-0 ② SF8 3-H		C FC 81 B CH 79 F SI 85 B CU 75 X CU 75 2-2 ① L9		B FC 80 X FC 80 1-0 16 2B 1B	B FF 93 B FF 94 F FF 93 B FF 93 F FF 93 X FF 94 3-2 25 G3 16 HBP 1B		B SI 91 B SL 78 X SI 90 2-0 16 G6-3 25 2B	4	2	3	1	0	0	0
16 Will Middlebrooks, R (1, 5) OBP: 0.400, SLG: 0.588		C SI 85 F CU 72 B FF 86 X CH 79 1-2 25 2B 15 1B 2-H 1B		C CU 72 X FC 81 0-1 ② L7		C SI 84 B FC 81 F FC 81 F SI 80 X CH 79 1-2 ① 1-H 2B	S SL 87 D SL 85 F FF 94 B FF 93 B SL 86 H FF 93 4-2 25 G3 1-2 HBP		C SI 91 B SL 82 F SL 80 X SL 82 1-2 ② G6-3 2-3	4	1	2	2	0	0	1
25 Jackie Bradley Jr., L (1, 8) OBP: 0.354, SLG: 0.358		C FC 80 B CH 79 F CH 78 D CU 75 X FF 86 2-2 1-3 15 1B 2B		X FC 80 0-0 3B		S CU 72 B SI 85 B FC 78 C FF 85 B SI 86 F SI 85 B SI 80 4-2 34 S 15 E 12 BB BB	B FF 95 C FF 93 B CH 84 B FF 94 C FF 92 F FF 92 X FF 92 3-2 ② G3 1-2 2-3		X SI 92 0-0 3-H 2B	4	2	3	1	1	0	2
Inning Stats	R: 0 E: 0 K: 0 S: 8 H: 1 LOB: 0 BB: 0 P: 12	R: 4 E: 0 K: 0 S: 19 H: 4 LOB: 1 BB: 1 P: 30	R: 1 E: 0 K: 0 S: 13 H: 2 LOB: 1 BB: 1 P: 23	R: 0 E: 0 K: 0 S: 8 H: 1 LOB: 1 BB: 0 P: 11	R: 0 E: 0 K: 0 S: 8 H: 2 LOB: 2 BB: 0 P: 11	R: 2 E: 1 K: 1 S: 24 H: 2 LOB: 3 BB: 3 P: 41	R: 0 E: 0 K: 0 S: 13 H: 1 LOB: 2 BB: 0 P: 24	R: 0 E: 0 K: 1 S: 11 H: 1 LOB: 1 BB: 0 P: 14	R: 1 E: 0 K: 1 S: 10 H: 2 LOB: 2 BB: 1 P: 18	1B: 7 2B: 7 3B: 1 HR: 1 SF: 1 SAC: 0 DP: 2 HBP: 1	WP: 0 PB: 0 SB: 1 CS: 0 PA: 47					

Boston Red Sox @ Toronto Blue Jays

Rogers Centre, Toronto, ON

Fri Apr 25 2014, 7:08 PM - 10:04 PM EDT

Att. 29,411 - Roof Closed - 68 F

TOP

livebaseballscorecards.com

AB	39
R	8
H	16
RBI	8
BB	6
SO	3
LOB	23

PITCHER		IP	WLS	BF	H	R	ER	SO	BB	IBB	HBP	BLK	WP	HR	S	P	ERA	WHIP
56 Mark Buehrle, L ERA: 2.16	(1, 1)	5.1	L	27	12	7	6	0	3	0	0	0	0	1	64	101	10.12	2.812
45 Neil Wagner, R ERA: 3.12	(6, 1)	1.1		9	1	0	0	1	2	0	1	0	0	0	26	47	0.00	2.250
58 Todd Redmond, R ERA: 2.6	(7, 1)	2.1		11	3	1	1	2	1	0	0	0	0	0	24	36	3.86	1.714

PITCHER		IP	WLS	BF	H	R	ER	SO	BB	IBB	HBP	BLK	WP	HR	S	P	ERA	WHIP

BOTTOM

Batter	1	2	3	4	5	6	7	8	9	AB	R	H	RBI	BB	SO	LOB
7 José Reyes, S (1, 6) OBP: 0.207, SLG: 0.379	C SI 89 F FF 91 F FF 91 S FS 85 0-3 ① K2-3		S CU 80 B FS 86 B FF 91 B SI 90 F SI 88 X FF 88 3-2 ③ P5			C SI 89 F CU 80 B SI 89 B FS 84 X FS 84 2-2 53 1B 2B		C SI 89 F SL 83 B CH 79 S SI 92 1-3 ① K		4	0	1	0	0	2	0
53 Melky Cabrera, S (1, 7) OBP: 0.370, SLG: 0.567	F FF 90 B FF 92 S FF 92 F FF 92 B SL 84 S FS 85 2-3 ② K			B SI 91 X SI 90 1-0 ① L8		C SI 90 F SI 90 F CU 81 B SI 91 F SI 90 X FS 86 1-2 2-3 1B		C CU 75 S CH 81 B CH 77 S SI 92 1-3 ② K		4	0	1	0	0	2	0
19 José Bautista, R (1, 9) OBP: 0.466, SLG: 0.553	X FF 92 0-0 ③ P3			B SI 91 X SI 91 1-0 30 CS 2B		C SI 92 S SL 82 B SI 92 D FS 84 B SL 84 C CU 81 3-3 ② K		C SL 83 C SI 92 B SI 93 C SI 92 1-3 ③ K		4	0	1	0	0	2	2
10 Edwin Encarnación, R (1, 3) OBP: 0.317, SLG: 0.348		C SI 89 S FF 91 T FF 92 0-2 ① K		F SI 92 B SI 91 S FS 85 B FC 87 B FS 87 F FC 86 B SI 91 4-2 BB		C FC 87 F FF 91 B SL 84 B FS 86 T FC 88 2-2 ③ K			C FF 93 F SL 84 F SL 84 B SL 82 F FF 94 C FF 96 1-3 ① K	3	0	0	0	1	3	2
30 Dioner Navarro, S (1, 2) OBP: 0.305, SLG: 0.377		C FF 91 B SI 92 X SI 92 1-1 ② F8		B SI 92 B SI 92 C CU 81 B FF 92 F FF 91 F FC 88 F FC 87 F SI 91 X SI 91 3-2 ② ③ P6 2-3			C SI 90 C SI 89 X SI 89 0-2 ① G3		B FF 94 F FF 93 B FF 93 X FF 92 2-1 1B	4	0	1	0	0	0	2
47 Juan Francisco, L (1, 10) OBP: 0.435, SLG: 0.600		C FF 92 X FS 86 0-1 1B			B FC 87 B FC 86 C CU 78 F SI 90 S SI 90 2-3 ① K		B CU 80 X SI 89 1-0 HR		B FF 93 C FF 93 T SL 83 B FF 94 S SL 83 2-3 ② K	4	1	2	1	0	2	1
13 Brett Lawrie, R (1, 5) OBP: 0.213, SLG: 0.326		C SI 92 X SI 92 0-1 ③ L9			X FC 88 0-0 ② G1-3		B SI 91 B SI 90 B SI 90 C SI 87 B SI 90 4-1 BB		B FF 94 C SL 84 B SI 94 X FF 94 2-1 ③ P4	3	0	0	0	1	0	2
28 Colby Rasmus, L (1, 8) OBP: 0.244, SLG: 0.400			C SI 91 B CU 80 T CH 82 B CH 83 F SI 91 X SI 91 2-2 ① P6		B FF 91 C FC 88 B FS 85 S CH 84 X SI 91 2-2 ③ G4-3		D SL 81 F FS 86 C SI 91 S FS 86 1-3 ② K			3	0	0	0	0	1	1
17 Ryan Goins, L (1, 4) OBP: 0.197, SLG: 0.211			C FF 92 B FF 92 B FF 92 F FF 90 F FS 84 B FF 92 X FF 89 3-2 ② L7			B CH 83 C SI 88 X SI 89 1-1 ① G1-3	C SI 91 C FS 85 X FS 86 0-2 ③ G3			3	0	0	0	0	0	1
Inning Stats	R: 0 E: 0 K: 2 S: 9 H: 0 LOB: 0 BB: 0 P: 11	R: 0 E: 0 K: 1 S: 9 H: 1 LOB: 1 BB: 0 P: 10	R: 0 E: 0 K: 0 S: 11 H: 0 LOB: 0 BB: 0 P: 19	R: 0 E: 0 K: 0 S: 11 H: 1 LOB: 1 BB: 1 P: 20	R: 0 E: 0 K: 1 S: 7 H: 0 LOB: 0 BB: 0 P: 11	R: 0 E: 0 K: 2 S: 16 H: 2 LOB: 2 BB: 0 P: 25	R: 1 E: 0 K: 1 S: 11 H: 1 LOB: 1 BB: 1 P: 17	R: 0 E: 0 K: 3 S: 9 H: 0 LOB: 0 BB: 0 P: 12	R: 0 E: 0 K: 2 S: 12 H: 1 LOB: 1 BB: 0 P: 19	1B: 3 2B: 2 3B: 0 HR: 1 SF: 0 SAC: 0 DP: 0 HBP: 0						

PITCHER		IP	WLS	BF	H	R	ER	SO	BB	IBB	HBP	BLK	WP	HR	S	P	ERA	WHIP
44 Jake Peavy, R ERA: 2.87	(1, 1)	7.0	W	27	5	1	1	7	2	0	0	0	0	1	74	113	1.29	1.000
55 Chris Capuano, L ERA:	(8, 1)	1.0		3	0	0	0	3	0	0	0	0	0	0	9	12	0.00	0.000
30 Andrew Miller, L ERA: 0.93	(9, 1)	1.0		4	1	0	0	2	0	0	0	0	0	0	12	19	0.00	1.000

PITCHER	IP	WLS	BF	H	R	ER	SO	BB	IBB	HBP	BLK	WP	HR	S	P	ERA	WHIP

Boston Red Sox @ Toronto Blue Jays

Rogers Centre, Toronto, ON

Fri Apr 25 2014, 7:08 PM - 10:04 PM EDT

Att. 29,411 - Roof Closed - 68 F

livebaseballscorecards.com

AB	32
R	1
H	6
RBI	1
BB	2
SO	12
LOB	11

WP: 0	PA: 34
PB: 0	
SB: 0	
CS: 1	

Boston Red Sox @ Toronto Blue Jays

Rogers Centre, Toronto, ON

Sat Apr 26 2014, 1:10 PM - 4:32 PM EDT

Att. 40,322 - Roof Closed - 68 F

TOP

livebaseballscorecards.com

Batter	1	2	3	4	5	6	7	8	9	AB	R	H	RBI	BB	SO	LOB
15 Dustin Pedroia, R (1, 4) OBP: 0.333, SLG: 0.363	B FF 90 B FF 93 B FF 94 C FF 94 B FF 94 4-1 34 BB BB		B FF 95 C FF 94 B SL 87 F FF 96 X FS 86 2-2 ② F7	X SI 92 0-0 18 CS 1B		C SI 92 B CH 80 B CH 80 S SI 92 X SI 92 2-2 ③ L3			C FC 95 B FF 95 B SL 87 S FF 94 X FF 95 2-2 ② G5-3	4	0	1	0	1	0	0
18 Shane Victorino, S (1, 9) OBP: 0.188, SLG: 0.267	C FF 93 B SL 86 X SL 88 1-1 ① P4		B SL 88 B FF 94 C FF 93 B FF 94 B FF 94 4-1 37 PB 34 BB 38 BB BB	B SI 92 C SI 91 F SI 92 F SI 94 F SL 86 B SI 94 F SI 92 F SI 92 F SI 92 3-2 ②③ G6-3 1-2			C SI 89 F CH 83 B FF 92 S CU 82 1-3 ① K		B FF 94 B FF 94 F FF 94 B FF 94 F FF 95 F SL 87 F FF 94 S FF 95 3-3 ③ K	4	1	0	0	1	2	2
34 David Ortiz, L (1, 10) OBP: 0.359, SLG: 0.460	B FS 83 B FF 93 B FF 95 B FF 93 4-0 37 G4-6-3 1-2 BB		C FS 84 B FS 83 B FF 95 B FS 84 C FS 84 D SL 90 4-2 38 BB 37 BB 40 HR 1-2 BB		B SI 91 B SI 90 C SI 91 F SI 92 C SI 92 2-3 ① K		B SI 89 B FF 90 B SI 92 C FF 92 B CU 84 4-1 BB			1	1	0	0	3	1	0
37 Mike Carp, L (1, 3) OBP: 0.314, SLG: 0.323	C FF 94 X KC 78 0-1 ②③ G4-6-3 1-2f		B FF 96 S FS 85 B FF 95 S FS 84 F FS 84 B FF 95 F FF 96 F SL 88 B FS 85 4-2 38 BB 40 HR 1-2 2-3 BB		C SI 92 B SI 93 X SI 92 1-1 38 2B 2B		B FF 90 X CU 85 1-0 ② F8			3	2	1	0	1	0	3
38 Grady Sizemore, L (1, 7) OBP: 0.289, SLG: 0.382		C FF 91 S FS 84 B FS 86 B FF 95 B SI 94 D SL 88 4-2 16 F9 40 BB BB	B FF 95 3 SAFE B FF 96 F FF 96 B FF 95 B FF 94 4-1 40 HR 1-2 2-3 3-H BB		X SI 94 0-0 40 G2-3 2-H 2B		C CU 84 F CU 85 S CU 84 0-3 ③ K			2	1	1	2	2	1	1
40 A.J. Pierzynski, L (1, 2) OBP: 0.329, SLG: 0.400		B FF 92 B FF 92 B FF 93 C FF 92 B FF 93 4-1 10 G6-3 1-2 BB	B SI 91 X SI 90 1-0 1-H 2-H 3-H HR		B SL 73 X SI 91 1-0 ② G2-3 2-3			S FF 95 F FF 95 F FF 94 X CH 89 0-2 ① G4-3		3	1	1	4	1	0	1
16 Will Middlebrooks, R (1, 5) OBP: 0.375, SLG: 0.667		B SL 86 X FF 94 1-0 ① F9 2-3	B SL 86 F SI 92 S SL 83 B SI 93 X SL 82 2-2 HR		C SI 91 C SI 92 S SI 92 0-3 ③ K			B SL 86 B FF 93 B FF 94 F FF 93 X FF 95 3-1 ② L9		4	1	1	1	0	1	3
10 Jonathan Herrera, S (1, 6) OBP: 0.289, SLG: 0.182		C KC 79 B KC 79 B KC 79 X FF 95 2-1 ②③ G6-3 1-2f	B SI 90 C SI 91 F SI 90 X SI 91 1-2 G4-3			B SI 91 F SI 91 X CH 79 1-1 ① G1-3		F FF 94 X SI 95 0-1 ③ G4-3		4	0	0	0	0	0	2
25 Jackie Bradley Jr., L (1, 8) OBP: 0.337, SLG: 0.338			B KC 78 C FF 93 C FF 94 C FF 96 1-3 ① K	F SI 92 F SI 92 B SI 92 F SI 92 C SI 91 1-3 ① K		X SI 91 0-0 ② L5			F FF 94 B FF 96 C FF 96 S SL 88 1-3 ① K	4	0	0	0	0	3	0
Inning Stats	R: 0 E: 0 K: 0 S: 5 H: 0 LOB: 1 BB: 2 P: 14	R: 0 E: 0 K: 0 S: 6 H: 0 LOB: 1 BB: 2 P: 17	R: 6 E: 0 K: 1 S: 22 H: 2 LOB: 0 BB: 4 P: 45	R: 0 E: 0 K: 1 S: 13 H: 1 LOB: 0 BB: 0 P: 17	R: 1 E: 0 K: 2 S: 10 H: 2 LOB: 1 BB: 0 P: 14	R: 0 E: 0 K: 0 S: 6 H: 0 LOB: 0 BB: 0 P: 9	R: 0 E: 0 K: 2 S: 8 H: 0 LOB: 1 BB: 1 P: 14	R: 0 E: 0 K: 0 S: 8 H: 0 LOB: 0 BB: 0 P: 11	R: 0 E: 0 K: 2 S: 11 H: 0 LOB: 0 BB: 0 P: 17	1B: 1 2B: 2 3B: 0 HR: 2 SF: 0 SAC: 0 DP: 2 HBP: 0						

	AB	29
	R	7
	H	5
	RBI	7
	BB	9
	SO	8
	LOB	12

WP: 0 PB: 1 SB: 0 CS: 1 PA: 38

PITCHER		IP	WLS	BF	H	R	ER	SO	BB	IBB	HBP	BLK	WP	HR	S	P	ERA	WHIP
23 Brandon Morrow, R ERA: 6.04	(1, 1)	2.2	L	14	0	4	4	1	8	0	0	0	0	0	26	65	13.50	3.000
64 Chad Jenkins, R ERA: 16.2	(3, 1)	1.2		9	5	3	3	2	0	0	0	0	0	2	26	37	16.20	3.000
62 Aaron Loup, L ERA: 4.09	(5, 1)	1.2		5	0	0	0	1	0	0	0	0	0	0	10	14	0.00	0.000
27 Brett Cecil, L ERA: 3.72	(7, 1)	1.0		4	0	0	0	2	1	0	0	0	0	0	8	14	0.00	1.000
50 Steve Delabar, R ERA: 4.32	(8, 1)	1.0		3	0	0	0	0	0	0	0	0	0	0	8	11	0.00	0.000

PITCHER		IP	WLS	BF	H	R	ER	SO	BB	IBB	HBP	BLK	WP	HR	S	P	ERA	WHIP
21 Sergio Santos, R ERA: 5.4	(9, 1)	1.0		3	0	0	0	2	0	0	0	0	0	0	11	17	0.00	0.000

Batter	1	2	3	4	5	6	7	8	9	AB	R	H	RBI	BB	SO	LOB
7 José Reyes, S (1, 6) OBP: 0.235, SLG: 0.344	B FF 91 B FF 91 B FF 91 B FF 90 4-0 53 1B 19 1B BB	B FF 92 B FC 88 C SI 92 X SI 91 2-1 ③ G6-3		F CU 77 X SI 93 0-1 ③ L7			X FF 91 0-0 ① G3 1-2	B CU 77 S CH 79 B SI 90 F CH 78 B SI 92 F SI 92 F SI 91 F SI 90 F CH 77 4-2 B SL 82 1-2 BB		3	1	0	0	2	0	2
53 Melky Cabrera, S (1, 7) OBP: 0.363, SLG: 0.550	B CU 74 1 SAFE 1 SAFE C SI 90 B CU 75 1 SAFE C FC 87 X FF 91 2-2 19 1B 47 WP 1-3 1B		C SI 91 B FS 86 B FS 85 F SI 90 S FC 87 2-3 ① K		F SI 91 B FF 92 S FC 88 F FS 87 X CH 82 1-2 ① G4-3		F FS 84 B FF 91 F FS 85 B FC 86 F FC 87 X FF 91 2-2 ② G4-3 2-3	B FF 88 B FF 88 S FF 87 X FF 89 2-1 ③ F7		5	1	1	0	0	1	4
19 José Bautista, R (1, 10) OBP: 0.472, SLG: 0.605	B FF 93 X FF 93 1-0 47 WP 30 1B 1-3 3-H 1B		C FC 87 F FC 84 X FF 92 0-2 ② F9		C FC 91 X CU 79 0-1 47 G3-1 2B		X FF 92 0-0 ③ F7		C SI 89 X FF 88 0-1 HR	5	2	3	2	0	0	1
47 Juan Francisco, L (1, 3) OBP: 0.429, SLG: 0.667 (9, 5)	B CU 75 C FC 87 B FC 89 S CU 77 B FF 93 S FC 88 3-3 ① K 1-2 3-H		B FS 86 B CH 82 B FC 88 C FF 92 F SI 92 B FF 93 4-2 30 BB BB		B CU 78 F FS 86 F FF 92 X SI 93 1-2 ② G3-1 2-3			C CU 73 S FO 85 B FO 87 X FO 86 1-2 HR	B FS 80 C FF 88 S FS 79 B FS 80 F FS 80 S FS 81 2-3 ① K	4	1	1	1	1	2	2
30 Dioner Navarro, S (1, 2) OBP: 0.333, SLG: 0.395	C FF 92 B FC 88 D FS 85 X FC 88 2-1 2-H 1B		B SI 91 F FF 91 D CU 77 S SI 92 B FF 94 F SI 92 B CH 82 4-2 1-2 BB		B FS 86 F SI 92 B SI 91 F FF 93 B FF 93 C FC 89 3-3 ③ K			B FF 94 X FF 94 1-0 13 FC5-4 28 1B 10 1B 1B	B FF 89 F FF 88 S FS 80 F FS 82 X FS 82 1-2 13 1B 1B	4	1	3	1	1	1	1
28 Colby Rasmus, L (1, 8) OBP: 0.242, SLG: 0.388	B CH 84 S CH 84 F CU 79 X SI 93 1-2 ② F7		S FC 87 F FF 93 X CU 78 0-2 ③ F8			C FC 87 S FS 87 B FF 92 X FS 86 1-2 ① G4-3		S FF 94 S FO 85 D FO 87 X FO 85 1-2 13 FC5-4 1-2 1B	S FS 79 B FF 89 M FF 88 S FF 87 1-3 ② K	5	0	1	0	0	1	4
13 Brett Lawrie, R (1, 5) OBP: 0.222, SLG: 0.330 (9, 4)	X FF 94 0-0 ③ F8			C FC 87 X FC 87 0-1 17 FC4-6 1B		X SI 91 0-0 ② G5-3		F FF 93 F FF 96 F FF 94 X SL 83 0-2 ① FC5-4 10 1B 1-2f 2-3	F SI 88 B SI 88 X FF 86 1-1 1-2 1B	5	0	2	0	0	0	3
14 Moisés Sierra, R (1, 9) OBP: 0.107, SLG: 0.074 10 Edwin Encarnación, R (8, PH) OBP: 0.320, SLG: 0.352 (9, 3)		B FF 92 B FC 85 X FF 92 2-0 ① F8		1 SAFE 1 SAFE C FC 86 X FF 91 0-1 ① F9		F SI 93 S CU 80 X FC 90 0-2 ③ F8		D FF 94 C SL 80 F FF 95 X FF 95 1-2 7 BB 1-3 3-H 1B	X FF 88 0-0 ③ L8	3 2	0 0	0 1	0 1	0 0	0 0	1 2
17 Ryan Goins, L (1, 4) OBP: 0.203, SLG: 0.217 1 Jonathan Diaz, R (8, PH) OBP: 0.306, SLG: 0.226 (9, 9)		C FF 93 F FS 85 X FS 84 0-2 ② L1		B SI 91 B CU 75 1 SAFE 1 SAFE F FF 92 1 SAFE X SI 92 2-1 ② FC4-6 1-2f			B SI 91 X SI 92 1-0 53 G4-3 7 G3 1B	B CU 73 1 SAFE C CH 75 B SI 88 B CH 76 1 SAFE C SI 86 C SI 89 3-3 ② K		3 1	0 0	1 0	0 0	0 1	1 2
Inning Stats	R: 3 E: 0 K: 1 S: 13 H: 3 LOB: 1 BB: 1 P: 26	R: 0 E: 0 K: 0 S: 6 H: 0 LOB: 0 BB: 0 P: 10	R: 0 E: 0 K: 1 S: 14 H: 0 LOB: 2 BB: 2 P: 24	R: 0 E: 0 K: 0 S: 8 H: 1 LOB: 1 BB: 0 P: 10	R: 0 E: 0 K: 1 S: 12 H: 1 LOB: 1 BB: 0 P: 17	R: 0 E: 0 K: 0 S: 7 H: 0 LOB: 0 BB: 0 P: 8	R: 0 E: 0 K: 0 S: 7 H: 1 LOB: 1 BB: 0 P: 10	R: 2 E: 0 K: 1 S: 25 H: 4 LOB: 3 BB: 1 P: 38	R: 1 E: 0 K: 2 S: 16 H: 3 LOB: 2 BB: 0 P: 21	1B: 10 2B: 1 3B: 0 HR: 2 SF: 0 SAC: 0 DP: 0 HBP: 0						

PITCHER		IP	WLS	BF	H	R	ER	SO	BB	IBB	HBP	BLK	WP	HR	S	P	ERA	WHIP
11 Clay Buchholz, R ERA: 6.66	(1, 1)	7.0	W	30	6	3	3	3	3	0	0	0	1	0	67	105	3.86	1.286
36 Junichi Tazawa, R ERA: 1.74	(8, 1)	0.1		5	4	2	2	0	0	0	0	0	0	1	14	18	54.00	12.000
55 Chris Capuano, L ERA:	(8, 1)	0.1	H	2	0	0	0	1	1	0	0	0	0	0	9	16	0.00	3.000
19 Koji Uehara, R ERA: 0.96	(8, 1)	1.1	S	7	3	1	1	2	0	0	0	0	0	1	18	25	6.75	2.250

PITCHER	IP	WLS	BF	H	R	ER	SO	BB	IBB	HBP	BLK	WP	HR	S	P	ERA	WHIP

BOTTOM

Boston Red Sox @ Toronto Blue Jays

Rogers Centre, Toronto, ON

Sat Apr 26 2014, 1:10 PM - 4:32 PM EDT

Att. 40,322 - Roof Closed - 68 F

livebaseballscorecards.com

AB	40
R	6
H	13
RBI	5
BB	4
SO	6
LOB	23

WP: 1 PA: 44
PB: 0
SB: 0
CS: 0

Batter	1	2	3	4	5	6	7	8	9	AB	R	H	RBI	BB	SO	LOB
15 Dustin Pedroia, R (1, 4) OBP: 0.330, SLG: 0.358	B FF 81 X FF 81 1-0 ① G6-3		C KN 72 S KN 78 S KN 78 0-3 ① K		B FF 83 B FF 83 X FF 82 2-0 ③ G5-3			C FF 92 B FF 93 X FF 94 1-1 1B		4	0	1	0	0	1	0
38 Grady Sizemore, L (1, 7) OBP: 0.275, SLG: 0.361	C FF 82 B KN 77 F KN 75 F KN 78 F EP 67 S KN 77 1-3 ② K		C KN 74 B KN 79 F KN 70 C KN 78 1-3 ② K			C KN 74 F KN 80 X KN 80 0-2 ① G4-3		F FF 93 B CH 88 1 SAFE B FF 94 C FF 94 B FF 95 X FF 95 3-2 ① F9		4	0	0	0	0	2	1
12 Mike Napoli, R (1, 3) OBP: 0.396, SLG: 0.533	C FF 84 B KN 77 S KN 76 S KN 79 1-3 ③ K		X KN 77 0-0 1B			B KN 79 B KN 77 F FF 84 F KN 74 X KN 78 2-2 ② F7		B FF 94 B FF 94 F SI 94 B SI 94 C FF 94 X FF 95 3-2 ② L8		4	0	1	0	0	1	1
40 A.J. Pierzynski, L (1, 10) OBP: 0.312, SLG: 0.377		S KN 73 B KN 77 X KN 77 1-1 ① L6	F KN 76 B KN 76 T FF 82 S KN 74 1-3 ③ K			B KN 78 B KN 74 B KN 72 C FF 82 F KN 71 F FF 85 F KN 78 X KN 77 3-2 ③ G6-3		D FF 94 X FF 94 1-0 ③ G1-3		4	0	0	0	0	1	2
16 Will Middlebrooks, R (1, 5) OBP: 0.357, SLG: 0.583		B KN 76 C FF 83 X KN 76 1-1 ② P3		B FF 84 C FF 82 X KN 72 1-1 ① P6			B KN 77 B KN 77 F FF 83 T KN 77 B KN 79 H KN 74 4-2 2 2B HBP		C SI 94 S SL 86 S SL 86 0-3 ① K2-3	3	0	0	0	0	1	0
5 Jonny Gomes, R (1, 9) OBP: 0.324, SLG: 0.404		C FF 84 F KN 78 X KN 79 0-2 2 1B 25 1B 1B		C KN 77 B EP 65 X KN 77 1-1 ② F7			1 SAFE C KN 76 X KN 79 0-1 ① P3		C FF 94 S SL 85 C SL 84 0-3 ② K	4	1	1	0	0	1	1
2 Xander Bogaerts, R (1, 6) OBP: 0.392, SLG: 0.391		C KN 74 B KN 77 B KN 78 F FF 83 B KN 77 X KN 76 3-2 25 1B 1-2 1B		C FF 83 B EP 64 B FF 84 C KN 70 S KN 78 2-3 ③ K			B KN 76 B KN 73 B KN 73 C FF 82 X FF 84 3-1 1-3 2B		B FF 94 B SI 94 C SL 85 C SL 86 F SL 85 S SL 85 2-3 ③ K	4	0	2	0	0	2	0
25 Jackie Bradley Jr., L (1, 8) OBP: 0.337, SLG: 0.338		S KN 77 B FF 79 X KN 77 1-1 3 FC6-4 1-2 2-H 1B			B KN 74 B KN 70 S FF 79 X FF 82 2-1 ① G6-3		B FF 94 B CH 86 S FF 95 X FF 94 2-1 ② P5			3	0	1	1	0	0	2
3 David Ross, R (1, 2) OBP: 0.258, SLG: 0.357		C KN 78 B KN 78 S KN 78 X KN 78 1-2 ③ FC6-4 1-2f			B KN 78 X KN 74 1-0 ② P6		B SL 87 S FF 95 B FF 95 X FF 95 2-1 ③ F8			3	0	0	0	0	0	4
Inning Stats	R: 0 E: 0 K: 2 S: 9 H: 0 LOB: 0 BB: 0 P: 12	R: 1 E: 0 K: 0 S: 15 H: 3 LOB: 2 BB: 0 P: 22	R: 0 E: 0 K: 3 S: 10 H: 1 LOB: 1 BB: 0 P: 12	R: 0 E: 0 K: 1 S: 7 H: 0 LOB: 0 BB: 0 P: 11	R: 0 E: 0 K: 0 S: 4 H: 0 LOB: 0 BB: 0 P: 9	R: 0 E: 0 K: 0 S: 11 H: 0 LOB: 0 BB: 0 P: 16	R: 0 E: 0 K: 0 S: 10 H: 1 LOB: 2 BB: 0 P: 21	R: 0 E: 0 K: 0 S: 9 H: 1 LOB: 1 BB: 0 P: 17	R: 0 E: 0 K: 3 S: 10 H: 0 LOB: 0 BB: 0 P: 12	1B: 5 2B: 1 3B: 0 HR: 0	SF: 0 SAC: 0 DP: 0 HBP: 1						

PITCHER		IP	WLS	BF	H	R	ER	SO	BB	IBB	HBP	BLK	WP	HR	S	P	ERA	WHIP
43 R.A. Dickey, R ERA: 5.09	(1, 1)	6.1	W	25	5	1	1	6	0	0	1	0	0	0	62	95	1.42	0.789
50 Steve Delabar, R ERA: 3.6	(7, 1)	1.2	H	6	1	0	0	0	0	0	0	0	0	0	13	25	0.00	0.600
32 Esmil Rogers, R ERA: 5.79	(9, 1)	1.0		3	0	0	0	3	0	0	0	0	0	0	10	12	0.00	0.000

PITCHER	IP	WLS	BF	H	R	ER	SO	BB	IBB	HBP	BLK	WP	HR	S	P	ERA	WHIP

TOP

Boston Red Sox @ Toronto Blue Jays

Rogers Centre, Toronto, ON

Sun Apr 27 2014, 1:08 PM - 3:37 PM EDT

Att. 45,260 - Roof Closed - 68 F

livebaseballscorecards.com

AB	33
R	1
H	6
RBI	1
BB	0
SO	9
LOB	11

1B: 5	SF: 0	WP: 0	PA: 34
2B: 1	SAC: 0	PB: 0	
3B: 0	DP: 0	SB: 0	
HR: 0	HBP: 1	CS: 0	

BOTTOM

Boston Red Sox @ Toronto Blue Jays

Rogers Centre, Toronto, ON

Sun Apr 27 2014, 1:08 PM - 3:37 PM EDT

Att. 45,260 - Roof Closed - 68 F

Batter	1	2	3	4	5	6	7	8	9	AB	R	H	RBI	BB	SO	LOB
7 José Reyes, S (1, 6) OBP: 0.237, SLG: 0.333	B FC 88 F FF 92 B FF 92 X FF 92 2-1 F9 ①		F CU 75 C FF 93 S FF 90 0-3 K ②			B FF 92 X SI 91 1-0 P3 ①		C FF 94 X FF 95 0-1 53 1B; 19 1B; 1B		4	1	1	0	0	1	1
53 Melky Cabrera, S (1, 7) OBP: 0.368, SLG: 0.558	C FF 94 F FF 93 S FF 90 0-3 K ②		B FF 93 X FF 94 1-0 2-H; 2B			B FF 91 F FF 92 X FF 92 1-1 F7 ②		F FF 94 X FF 94 0-1 19 1B; 10 2B; 1-3; 1B		4	1	2	1	0	1	0
19 José Bautista, R (1, 8) (8, 9) OBP: 0.464, SLG: 0.588	B FF 94 C FC 90 C CU 77 B CU 78 F FF 93 B CU 78 X FC 89 3-2 F9 ③		C FF 93 B CU 77 X FF 90 1-1 F8 ③			B FF 92 C FF 92 B CH 86 S FF 89 F SI 91 T FC 88 2-2 K ③		F FF 95 B SI 96 3 SAFE X SL 87 1-1 10 2B; 1-2; 3-H; 1B		4	1	1	1	0	1	1
10 Edwin Encarnación, R (1, 3) OBP: 0.327, SLG: 0.379		B FF 92 B FC 87 F FF 92 F FF 92 B FF 93 F FC 88 F FF 93 X FF 93 3-2 L8 ①	B CU 74 B CH 86 B FF 92 C FC 88 C FF 92 X CH 85 3-2 L8 ①			F FF 88 C FC 88 B FC 87 B SI 91 F CU 74 B FC 86 F FF 92 X FC 88 3-2 13 2B; 2B	X SI 89 0-0 1-H; 2-H; 2B	4	1	2	2	0	0	0
13 Brett Lawrie, R (1, 5) OBP: 0.233, SLG: 0.379		F FF 94 B FF 94 F FF 90 B CU 78 B FF 95 F FF 94 X FC 88 3-2 HR	S FF 89 C FF 93 S FF 93 0-3 K ②			B FF 92 T FC 89 F FF 92 X FF 90 1-2 47 F8; 14 G1-3; 2-H; 2B	C SI 89 C SI 90 C SI 90 0-3 K ②	4	2	2	2	0	2	1
47 Juan Francisco, L (1, 10) OBP: 0.375, SLG: 0.571		B FF 94 S FF 93 B SI 93 B FC 87 S FF 93 F FF 94 F FC 87 S FF 88 3-3 K ②	B FF 94 C FF 94 S FC 89 X FC 86 1-2 P5 ③			B FF 92 X FF 88 1-0 F8 ① 2-3	B SL 79 X SI 90 1-0 G6-3 ③	4	0	0	0	0	1	2
14 Moisés Sierra, R (1, 9) OBP: 0.097, SLG: 0.067 28 Colby Rasmus, L (8, 8) OBP: 0.242, SLG: 0.388		C FF 93 B SI 93 F FC 90 S CH 86 1-3 K ③		X FF 92 0-0 L6 ①			S FF 90 S FC 88 B FC 89 F FC 87 B FC 89 B SI 92 X FF 93 3-2 G1-3 ②; 3-H	3 0	0 0	0 0	1 0	0 0	1 0	0 0
22 Josh Thole, L (1, 2) OBP: 0.522, SLG: 0.545			B FF 91 C SI 89 X SI 91 1-1 1; SH1-4; 53 2B; 1B	C FF 92 B FC 85 F FC 85 X FC 88 1-2 G4-3 ②			B FF 93 B CU 76 F FF 92 C SI 92 B FC 88 F FC 87 F FC 88 F FF 93 F FF 93 3-3 C FC 87 K ③		3	1	1	0	0	1	0
1 Jonathan Diaz, R (1, 4) OBP: 0.289, SLG: 0.212			L FF 89 B FC 88 X FF 91 1-1 SH1-4 ① 1-2	B FF 92 C FC 89 B SI 92 B FF 92 C FC 88 F FF 93 X FC 87 3-2 G5-3 ③				C FF 92 B SL 82 F FF 92 X FF 94 1-2 G4-3 ①	2	0	0	0	0	0	0
Inning Stats	R: 0 E: 0 K: 1 S: 9 H: 0 LOB: 0 BB: 0 P: 14	R: 1 E: 0 K: 2 S: 17 H: 1 LOB: 0 BB: 0 P: 27	R: 1 E: 0 K: 1 S: 10 H: 2 LOB: 1 BB: 0 P: 14	R: 0 E: 0 K: 1 S: 9 H: 0 LOB: 0 BB: 0 P: 13	R: 0 E: 0 K: 0 S: 8 H: 0 LOB: 0 BB: 0 P: 12	R: 0 E: 0 K: 1 S: 7 H: 0 LOB: 0 BB: 0 P: 11	R: 2 E: 0 K: 1 S: 20 H: 2 LOB: 0 BB: 0 P: 31	R: 3 E: 0 K: 1 S: 14 H: 4 LOB: 1 BB: 0 P: 17		1B: 4 2B: 4 3B: 0 HR: 1 SF: 0 SAC: 1 DP: 0 HBP: 0				WP: 0 PB: 0 SB: 0 CS: 0 PA: 33		

	AB	32
	R	7
	H	9
	RBI	7
	BB	0
	SO	8
	LOB	5

livebaseballscorecards.com

PITCHER	IP	WLS	BF	H	R	ER	SO	BB	IBB	HBP	BLK	WP	HR	S	P	ERA	WHIP
31 Jon Lester, L (1, 1) ERA: 3.1	7.0	L	26	5	4	4	7	0	0	0	0	0	1	80	122	5.14	0.714
30 Andrew Miller, L (8, 1) ERA: 2.7	0.1		4	3	3	2	0	0	0	0	0	0	0	9	11	54.00	9.000
35 Burke Badenhop, R (8, 1) ERA: 3.86	0.2		3	1	0	0	1	0	0	0	0	0	0	5	6	0.00	1.500

PITCHER	IP	WLS	BF	H	R	ER	SO	BB	IBB	HBP	BLK	WP	HR	S	P	ERA	WHIP

Tampa Bay Rays @ Boston Red Sox

Fenway Park, Boston, MA

Tue Apr 29 2014, 7:12 PM - 10:50 PM EDT

Att. 34,794 - Cloudy - 43 F

TOP

livebaseballscorecards.com

Batter	1	2	3	4	5	6	7	8	9	AB	R	H	RBI	BB	SO	LOB
18 Ben Zobrist, S (1, 4) OBP: 0.390, SLG: 0.434	B FF 92 C FF 92 S FF 93 S FF 94 1-3 ① **K**		X FF 91 0-0 ③ **G3**			X FF 88 0-0 ① **G3**	C FF 90 X SI 90 0-1 ③ **FC6** 1-2f		S FF 87 S FF 88 S FF 88 0-3 ③ **K**	5	0	0	0	0	2	2
8 Desmond Jennings, R (1, 8) OBP: 0.382, SLG: 0.419	B FF 93 F FF 93 B FF 93 F FF 93 X FF 94 2-2 ② **F8**			C FF 91 X FF 92 0-1 ① **G4-3**		C FF 89 X FF 91 0-1 20 1B 3 SF8 2B		B FF 90 B FC 83 C FC 81 B FC 82 X FF 90 3-2 ① **G6-3**		4	1	1	0	0	0	0
20 Matt Joyce, L (1, 7) OBP: 0.438, SLG: 0.522	F FF 94 F FF 93 S FC 84 0-3 ③ **K**			C CU 78 C FF 94 X FF 94 0-2 ② **G5-3**		B FF 91 X FF 90 1-0 2-3 1B		B SI 90 B FC 82 X FF 90 2-0 ② **L8**		4	0	1	0	0	1	0
3 Evan Longoria, R (1, 5) OBP: 0.342, SLG: 0.419		B FF 92 F FF 93 B FF 92 X FF 93 2-1 ① **G5-3**		B FF 94 F FF 94 F FF 93 X FF 94 1-2 ③ **G6-3**		X FF 90 0-0 ② **SF8** 3-H		F FF 91 B FF 93 B CH 81 X FF 92 2-1 ③ **G6-3**		3	0	0	1	0	0	0
21 James Loney, L (1, 3) OBP: 0.371, SLG: 0.441		B CU 76 C CU 76 F FF 92 B FC 83 X FC 84 2-2 ② **G3**			C FF 90 B FF 92 C FF 91 X FF 92 1-2 2B	C FF 91 X SI 89 0-1 ③ **G1-3**			X FF 90 0-0 7 G6-3 11 1B 2B	4	1	2	0	0	0	1
9 Wil Myers, R (1, 9) OBP: 0.321, SLG: 0.357		B FF 92 S FF 91 F FF 92 X FF 94 1-2 **1B**			F FF 92 F FF 93 B FF 93 B FF 93 D FC 85 S FC 84 3-3 ① **K**		C CU 81 S FC 82 B FC 84 X FF 91 2-2 7 G3 24 1B 2B		F FF 90 F FS 86 B FS 87 B FS 87 B FS 86 F FS 86 B FS 87 4-2 7 G6-3 11 E BB	3	2	2	0	1	1	1
7 David DeJesus, L (1, 10) OBP: 0.311, SLG: 0.317		B FF 91 B SI 91 C FF 92 F FF 92 B FF 93 X FF 92 3-2 ③ **L7**			B SI 91 B FF 92 B FC 83 C FF 91 F FF 92 B FF 93 4-2 **BB**		C FF 90 C FF 91 F FF 91 D FC 84 F FC 83 X FC 83 1-2 ① **G3** 2-3		C FS 86 C FF 92 B FF 92 X FS 88 1-2 ① **G6-3** 1-2 2-3	3	0	0	0	1	0	4
11 Yunel Escobar, R (1, 6) OBP: 0.279, SLG: 0.292			B FC 82 X FC 83 1-0 ① **P3**		C FF 92 B FF 93 B FF 93 X FF 92 2-1 ② **F9**		D FC 84 B FF 91 S FC 82 F FF 90 F FF 92 S FC 83 2-3 ② **K**		B FF 93 C FF 92 X FF 90 1-1 **E6** 2-H 3-H **1B**	4	0	1	1	0	1	3
24 Ryan Hanigan, R (1, 2) OBP: 0.323, SLG: 0.466			S FF 92 B FF 92 F FF 93 X FC 83 1-2 ② **G5-3**		F FF 93 F FF 92 S FC 84 0-3 ③ **K**		B FF 92 X FF 91 1-0 18 FC6 3-H **1B**		C FF 92 F FS 86 B FF 90 X FS 86 1-2 ② **F9**	4	0	1	1	0	1	3
Inning Stats	R: 0 E: 0 K: 2 S: 9 H: 0 LOB: 0 BB: 0 P: 12	R: 0 E: 0 K: 0 S: 11 H: 1 LOB: 1 BB: 0 P: 19	R: 0 E: 0 K: 0 S: 5 H: 0 LOB: 0 BB: 0 P: 7	R: 0 E: 0 K: 0 S: 8 H: 0 LOB: 0 BB: 0 P: 9	R: 0 E: 0 K: 2 S: 13 H: 1 LOB: 2 BB: 1 P: 23	R: 1 E: 0 K: 0 S: 7 H: 2 LOB: 1 BB: 0 P: 8	R: 1 E: 0 K: 1 S: 15 H: 2 LOB: 1 BB: 0 P: 21	R: 0 E: 0 K: 0 S: 6 H: 0 LOB: 0 BB: 0 P: 13	R: 2 E: 1 K: 1 S: 15 H: 2 LOB: 1 BB: 1 P: 22	1B: 4 2B: 4 3B: 0 HR: 0 SF: 1 SAC: 0 DP: 0 HBP: 0						

	AB	34
	R	4
	H	8
	RBI	3
	BB	2
	SO	6
	LOB	14

WP: 0 PB: 0 SB: 0 CS: 0 PA: 37

PITCHER		IP	WLS	BF	H	R	ER	SO	BB	IBB	HBP	BLK	WP	HR	S	P	ERA	WHIP
41 John Lackey, R ERA: 3.83	(1, 1)	8.0	W	31	6	2	2	5	1	0	0	0	0	0	74	112	2.25	0.875
54 Edward Mujica, R ERA: 10.0	(9, 1)	0.2		5	2	2	2	0	1	0	0	0	0	0	12	19	27.00	4.500
19 Koji Uehara, R ERA: 0.93	(9, 1)	0.1	S	1	0	0	0	1	0	0	0	0	0	0	3	3	0.00	0.000

PITCHER		IP	WLS	BF	H	R	ER	SO	BB	IBB	HBP	BLK	WP	HR	S	P	ERA	WHIP

Batter	1	2	3	4	5	6	7	8	9	AB	R	H	RBI	BB	SO	LOB
15 Dustin Pedroia, R (1, 4) OBP: 0.325, SLG: 0.351	C FF 88 F FF 89 F CU 75 B FF 90 B CU 74 F CH 72 X SI 90 2-2 G5-3		B CU 74 B SI 89 B SI 89 C FF 85 C FF 88 X SI 89 3-2 F9		C CU 74 X CU 76 0-1 L5	S FF 92 F FF 92 B CH 88 F FF 93 D CH 86 X CH 85 2-2 G6-3 2-3		C FF 90 C CU 76 X FF 90 0-2 18 1B 34 1B 1B		5	1	1	0	0	0	3
18 Shane Victorino, S (1, 9) OBP: 0.333, SLG: 0.474	B CU 74 X SI 90 1-0 1B		C SI 89 B SI 91 C FF 90 B FF 89 X SI 90 2-2 1B		B FS 84 C FF 87 F FF 86 F CU 73 B FF 87 F CU 75 X CH 71 2-2 SF8 3-H	D FF 92 F CH 83 S CH 85 X FF 92 1-2 2B 3-H		B FF 89 C FF 89 D CU 76 B FF 89 F FF 89 1 SAFE X FF 90 3-2 12 FC6-4 34 1B 1-2 1B		4	0	4	2	0	0	0
34 David Ortiz, L (1, 10) OBP: 0.352, SLG: 0.446	S FF 88 S FF 88 B FF 89 D CU 74 S FF 89 2-3 K			C CU 74 B FF 88 B FF 88 C CH 70 B FF 89 S FF 88 3-3 K	C FF 88 D FF 88 B FF 88 X SI 87 2-1 G4-3	F FF 93 B CH 86 D CH 86 D CH 85 F FF 93 S CH 84 3-3 K		B CU 77 C FS 81 B FS 81 F CU 77 X FF 89 2-2 12 FC6-4 1-2 2-H 1B		5	0	1	1	0	3	3
12 Mike Napoli, R (1, 3) OBP: 0.405, SLG: 0.526	C CH 71 B SI 89 S FF 89 D CU 75 F CH 72 B CU 74 X SI 90 3-2 G1			C CH 72 B FF 91 B FF 90 B CH 74 C SI 88 B FF 90 4-2 5 2B BB		B FC 88 B SI 92 F FC 87 S SL 87 B FC 86 F FC 85 F FC 86 F FC 86 B FC 87 4-2 5 BB 40 1B BB B SL 74 F SL 75 S FS 80 X FS 80 1-2 5 FC4-6 1B		C FF 89 S CU 78 F FF 89 B FF 88 B CU 79 B CU 78 X FF 89 3-2 FC6-4 1-2f 2-3		3	1	1	0	2	0	3
5 Jonny Gomes, R (1, 7) OBP: 0.329, SLG: 0.410		B SI 88 X FF 89 1-0 P4		C CU 74 C SI 90 B SI 88 F CH 73 F CU 74 X SI 90 1-2 1-3 2B		B FC 87 B FF 87 B FC 86 B SI 91 4-0 40 1B 16 2B 1-2 BB C SL 76 C FF 94 X FF 95 0-2 FC4-6 40 1B 1-2f		B CU 76 F CU 76 S CU 78 C CU 78 1-3 K		4	1	1	0	1	1	3
2 Xander Bogaerts, R (1, 6) OBP: 0.387, SLG: 0.378		B CU 75 C SI 88 C CU 74 B CU 75 B FF 89 B CU 74 4-2 16 FC1-6-4 BB		S CU 74 B CH 74 S CU 75 1-3 K		D SI 91 C FC 87 B FC 87 D SI 92 C FC 85 F FC 87 X FS 87 3-2 F7	C SL 77 C FF 95 1 SAFE S FF 93 0-3 K			3	0	0	0	1	2	5
40 A.J. Pierzynski, L (1, 2) OBP: 0.321, SLG: 0.384		C FF 89 B FF 89 B FF 89 F FF 89 F CU 76 C FF 89 2-3 K		C FF 88 B FF 88 X SI 87 1-1 G3		F CH 82 B FF 92 X CH 83 1-1 16 2B 25 2B 1-3 2-H 1B	C SL 77 B FS 81 X FS 78 1-1 1-3 1B			4	1	2	1	0	1	3
16 Will Middlebrooks, R (1, 5) OBP: 0.375, SLG: 0.593		B SI 89 F FF 89 F SI 89 B SI 88 F CU 75 F SI 90 F SI 90 F CH 70 X CU 75 2-2 FC1-6-4 1-2f			F SI 85 B CU 75 F CU 76 B CU 76 B CU 76 B CU 75 4-2 25 2B 18 SF8 BB	C FF 91 D CH 84 B CH 82 X FF 92 2-1 25 2B 1-3 3-H 2B C SL 76 S FF 94 F FF 94 F FF 94 S FF 95 0-3 K			3	2	1	1	1	1	3
25 Jackie Bradley Jr., L (1, 8) OBP: 0.344, SLG: 0.372			X FF 86 0-0 P5		1 SAFE B FF 88 B FF 87 C FS 81 X FF 87 2-1 1-3 2B	S CH 84 F CH 83 X CH 84 0-2 15 WP 18 2B 2-H 3-H 2B		C FF 90 B CU 78 F CU 77 F FS 82 X FS 82 1-2 F9		4	1	2	2	0	0	0
Inning Stats	R: 0 E: 0 K: 1 S: 13 H: 1 LOB: 1 BB: 0 P: 21	R: 0 E: 0 K: 1 S: 14 H: 0 LOB: 1 BB: 1 P: 23	R: 0 E: 0 K: 0 S: 7 H: 1 LOB: 1 BB: 0 P: 12	R: 0 E: 0 K: 2 S: 15 H: 1 LOB: 2 BB: 1 P: 25	R: 1 E: 0 K: 0 S: 13 H: 1 LOB: 1 BB: 1 P: 23	R: 5 E: 0 K: 1 S: 26 H: 4 LOB: 1 BB: 2 P: 46	R: 0 E: 0 K: 2 S: 16 H: 2 LOB: 2 BB: 0 P: 18	R: 1 E: 0 K: 1 S: 20 H: 3 LOB: 2 BB: 0 P: 30		1B: 8 2B: 5 3B: 0 HR: 0 SF: 1 SAC: 0 DP: 0 HBP: 0					

BOTTOM

Tampa Bay Rays @ Boston Red Sox

Fenway Park, Boston, MA

Tue Apr 29 2014, 7:12 PM - 10:50 PM EDT

Att. 34,794 - Cloudy - 43 F

livebaseballscorecards.com

AB	35
R	7
H	13
RBI	7
BB	5
SO	8
LOB	23

WP: 1 PA: 41
PB: 0
SB: 0
CS: 0

PITCHER		IP	WLS	BF	H	R	ER	SO	BB	IBB	HBP	BLK	WP	HR	S	P	ERA	WHIP
40 Erik Bedard, L ERA: 5.52	(1, 1)	5.0		21	4	1	1	4	3	0	0	0	0	0	62	104	1.80	1.400
47 Brandon Gomes, R ERA: 3.75	(6, 1)	0.1	L	3	0	2	2	0	2	0	0	0	0	0	9	20	54.00	6.000
46 Juan Carlos Oviedo, R ERA: 6.75	(6, 1)	0.2		6	4	3	3	1	0	0	0	0	1	0	17	26	40.50	6.000
52 Josh Lueke, R ERA: 4.02	(7, 1)	1.0		5	2	0	0	2	0	0	0	0	0	0	16	18	0.00	2.000
62 Joel Peralta, R ERA: 2.79	(8, 1)	1.0		6	3	1	1	1	0	0	0	0	0	0	20	30	9.00	3.000

PITCHER	IP	WLS	BF	H	R	ER	SO	BB	IBB	HBP	BLK	WP	HR	S	P	ERA	WHIP

Tampa Bay Rays @ Boston Red Sox

Fenway Park, Boston, MA

Thu May 01 2014, 1:08 PM - 4:35 PM EDT

Att. 35,621 - Cloudy - 55 F

TOP

livebaseballscorecards.com

Batter	1	2	3	4	5	6	7	8	9	AB	R	H	RBI	BB	SO	LOB
18 Ben Zobrist, S (1, 4) OBP: 0.378, SLG: 0.418	F8		F9		K		G6-4-3 1-2f			4	0	0	0	0	1	2
8 Desmond Jennings, R (1, 8) OBP: 0.377, SLG: 0.422	G5-3			20 G6-3 7 BB 2B	L9			K		4	1	1	0	0	1	0
20 Matt Joyce, L (1, 7) OBP: 0.430, SLG: 0.500	G5-3			G6-3 2-3		21 3 G4-6-3 1B BB		G3		3	0	0	0	1	0	1
3 Evan Longoria, R (1, 5) OBP: 0.339, SLG: 0.413		K		K		21 G4-6-3 1-2 1B		K		4	0	1	0	0	3	1
21 James Loney, L (1, 3) OBP: 0.376, SLG: 0.438		F8		7 BB 9 BB BB		G4-6-3 1-2f 2-3			11 FC6-4 1B	3	0	1	0	1	0	2
9 Wil Myers, R (1, 9) OBP: 0.319, SLG: 0.347		G6-3		7 BB 1-2 BB	P5				F7	3	0	0	0	1	0	2
7 David DeJesus, L (1, 10) OBP: 0.325, SLG: 0.369 1 Sean Rodríguez, R (9, PH) OBP: 0.242, SLG: 0.500 (9, 10)			HR	1-2 2-3 3-H BB			G4-3		K	2 1	1 0	2 0	1 0	0 0	0 1	0 1
11 Yunel Escobar, R (1, 6) OBP: 0.278, SLG: 0.283	G5-3		F8				28 BB BB		FC6-4 1-2f	3	0	0	0	1	0	4
28 José Molina, R (1, 2) OBP: 0.189, SLG: 0.143			F9		K		18 G6-4-3 1-2 BB			2	0	0	0	1	1	0

	AB	R	H	RBI	BB	SO	LOB
	29	2	4	2	6	7	13

Inning Stats	1	2	3	4	5	6	7	8	9
	R: 0 E: 0 K: 0 S: 7	H: 0 LOB: 0 BB: 0 P: 13	R: 0 E: 0 K: 1 S: 8	H: 0 LOB: 0 BB: 0 P: 11	R: 1 E: 0 K: 0 S: 9	H: 1 LOB: 0 BB: 0 P: 11	R: 1 E: 0 K: 1 S: 17	H: 1 LOB: 3 BB: 3 P: 35	R: 0 E: 0 K: 2 S: 9	H: 0 LOB: 0 BB: 0 P: 14	R: 0 E: 0 K: 0 S: 9	H: 1 LOB: 1 BB: 1 P: 15	R: 0 E: 0 K: 0 S: 10	H: 0 LOB: 1 BB: 2 P: 21	R: 0 E: 0 K: 2 S: 9	H: 0 LOB: 0 BB: 0 P: 13	R: 0 E: 0 K: 1 S: 13	H: 1 LOB: 1 BB: 0 P: 17

1B: 2 SF: 0
2B: 1 SAC: 0
3B: 0 DP: 2
HR: 1 HBP: 0

WP: 0 PA: 35
PB: 0
SB: 0
CS: 0

PITCHER	IP	WLS	BF	H	R	ER	SO	BB	IBB	HBP	BLK	WP	HR	S	P	ERA	WHIP
44 Jake Peavy, R (1, 1) ERA: 2.87	6.1	L	26	3	2	2	4	5	0	0	0	0	1	66	113	2.84	1.263
55 Chris Capuano, L (7, 1) ERA:	0.2		2	0	0	0	0	1	0	0	0	0	0	3	7	0.00	1.500
35 Burke Badenhop, R (8, 1) ERA: 3.63	1.0		3	0	0	0	2	0	0	0	0	0	0	9	13	0.00	0.000
30 Andrew Miller, L (9, 1) ERA: 2.45	1.0		4	1	0	0	1	0	0	0	0	0	0	13	17	0.00	1.000

PITCHER	IP	WLS	BF	H	R	ER	SO	BB	IBB	HBP	BLK	WP	HR	S	P	ERA	WHIP

Tampa Bay Rays @ Boston Red Sox

Fenway Park, Boston, MA

Thu May 01 2014, 1:08 PM - 4:35 PM EDT

Att. 35,621 - Cloudy - 55 F

BOTTOM

Batter	1	2	3	4	5	6	7	8	9	AB	R	H	RBI	BB	SO	LOB
15 Dustin Pedroia, R (1, 4) OBP: 0.336, SLG: 0.357	B FF 89 F FF 90 F FF 89 F FF 90 B CH 84 F CH 84 F FF 91 F SL 83 B SL 84 4-2 B FF 81 18 WP 5 E BB	C CH 85 B CH 86 X FF 90 1-1 ③ L7			B SL 82 B FF 89 C FF 89 X FF 91 2-1 ② G1-4-3		C FF 94 F FF 96 X CU 78 0-2 34 2B 1B		B FF 92 F FF 92 X FF 92 1-1 18 B2-3 1B	4	1	2	0	1	0	0
18 Shane Victorino, S (1, 9) OBP: 0.308, SLG: 0.391	B FF 91 C FF 90 B FF 91 B FF 91 C FF 91 C FF 91 3-3 ① K 1-2		C FF 90 B FF 90 X SL 84 1-1 ① G5-3		B CU 71 B SL 82 B FF 90 C FF 90 B FF 90 4-1 34 BB BB		F SI 95 1 SAFE F FF 97 C SI 95 0-3 ① K		B FF 91 C FF 92 1 SAFE X FF 92 1-1 ② B2-3 1-2	4	0	0	0	1	2	3
34 David Ortiz, L (1, 10) OBP: 0.354, SLG: 0.448	B SL 84 F SL 84 F FF 91 S SL 83 1-3 ② K		S SL 82 B SL 83 X SL 84 1-1 ② F8		B FF 90 B SL 84 C SL 84 F FF 91 F SL 82 B FF 90 B SL 83 4-2 1-2 BB		B FF 97 X FF 96 1-0 ② 1-H 2B		C SL 84 F FF 91 X CU 80 0-2 ③ G1-3	4	0	1	0	1	1	2
12 Mike Napoli, R (1, 3) OBP: 0.409, SLG: 0.515	T SL 83 B FF 91 D FF 92 D SL 85 B CH 85 4-1 5 E BB		C FF 91 B FF 91 C FF 90 B FF 90 B FF 90 B CH 85 4-2 BB		C FC 88 B FC 88 X SI 91 1-1 ③ P2		B SI 97 F FF 96 S SI 97 B SI 97 S SI 98 2-3 ③ K			2	0	0	0	2	1	3
5 Jonny Gomes, R (1, 7) OBP: 0.325, SLG: 0.400	X FF 91 0-0 E3 1-3 2-H 1B		X FF 91 0-0 ③ F8			C FS 87 S FS 83 X FC 88 0-2 ① P4		B FF 90 C FS 82 B FS 83 C CU 78 F FS 82 F FS 82 X FF 91 2-2 ① F8		4	0	1	1	0	0	1
2 Xander Bogaerts, R (1, 6) OBP: 0.391, SLG: 0.370	B SI 86 B CH 85 D CH 86 B FF 91 4-0 BB			C FF 88 B CU 68 F FF 90 S SL 83 1-3 ① K		X FC 87 0-0 ② F8		C CU 77 B FS 82 F FS 80 F FF 89 B FF 89 B CU 78 B CU 77 4-2 BB		2	0	0	0	2	1	0
16 Will Middlebrooks, R (1, 5) OBP: 0.361, SLG: 0.548	B FF 92 C CH 86 B FF 90 F SI 92 X FF 90 2-2 ③ F9			C FF 91 B FF 90 S SL 83 S SL 83 1-3 ② K		X FS 87 0-0 40 1B 1B		C FS 80 B FS 79 D CU 77 X FS 80 2-1 ② P5		4	0	1	0	0	1	4
3 David Ross, R (1, 2) OBP: 0.242, SLG: 0.333 40 A.J. Pierzynski, L (6, PH) OBP: 0.325, SLG: 0.387 (7, 2)		S FF 91 S FF 92 B CU 70 F FF 91 F FF 91 F CH 85 F FF 91 S FF 91 1-3 ① K		C SL 81 B CU 71 F CH 82 B FF 89 B SL 82 S SL 81 3-3 ③ K		B SI 91 X FC 88 1-0 1-2 1B		F CU 77 1 SAFE F FS 80 F FS 81 B FF 88 X FS 80 1-2 ③ G4-3		2	0	0	0	0	2	0
										2	0	1	0	0	0	1
25 Jackie Bradley Jr., L (1, 8) OBP: 0.330, SLG: 0.354		C FF 90 X FF 91 0-1 ② F7			C FF 88 C CU 68 B FF 88 X FF 89 1-2 ① G1-3	B FC 88 F FC 89 S FC 89 B FS 84 F FC 88 X FC 88 2-2 ③ G4-3			B FF 92 C FF 92 B SL 84 C FF 91 C FF 92 2-3 ① K	4	0	0	0	0	1	2
Inning Stats	R: 1 H: 1 E: 1 LOB: 3 K: 2 BB: 3 S: 17 P: 35	R: 0 H: 0 E: 0 LOB: 0 K: 1 BB: 0 S: 11 P: 13	R: 0 H: 0 E: 0 LOB: 1 K: 0 BB: 1 S: 7 P: 13	R: 0 H: 0 E: 0 LOB: 0 K: 3 BB: 0 S: 9 P: 14	R: 0 H: 0 E: 0 LOB: 2 K: 0 BB: 2 S: 11 P: 23	R: 0 H: 2 E: 0 LOB: 2 K: 0 BB: 0 S: 10 P: 13	R: 0 H: 2 E: 0 LOB: 1 K: 2 BB: 0 S: 10 P: 13	R: 0 H: 0 E: 0 LOB: 1 K: 0 BB: 1 S: 14 P: 23	R: 0 H: 1 E: 0 LOB: 1 K: 1 BB: 0 S: 10 P: 14	1B: 5 SF: 0 2B: 1 SAC: 0 3B: 0 DP: 0 HR: 0 HBP: 0						PA: 39 WP: 1 PB: 0 SB: 0 CS: 0

PITCHER		IP	WLS	BF	H	R	ER	SO	BB	IBB	HBP	BLK	WP	HR	S	P	ERA	WHIP
27 Cesár Ramos, L ERA: 3.05	(1, 1)	4.2		21	1	1	1	6	6	0	0	0	1	0	53	95	1.93	1.500
47 Brandon Gomes, R ERA: 3.38	(5, 1)	1.1	W	6	2	0	0	0	0	0	0	0	0	0	12	16	0.00	1.500
57 Jake McGee, L ERA: 2.19	(7, 1)	1.0	H	4	2	0	0	2	0	0	0	0	0	0	10	13	0.00	2.000
62 Joel Peralta, R ERA: 2.53	(8, 1)	1.0	H	4	0	0	0	0	1	0	0	0	0	0	14	23	0.00	1.000
50 Grant Balfour, R ERA: 5.56	(9, 1)	1.0	S	4	1	0	0	1	0	0	0	0	0	0	10	14	0.00	1.000

PITCHER	IP	WLS	BF	H	R	ER	SO	BB	IBB	HBP	BLK	WP	HR	S	P	ERA	WHIP

AB	32
R	1
H	6
RBI	1
BB	7
SO	9
LOB	16

livebaseballscorecards.com

Batter	1	2	3	4	5	6	7	8	9	AB	R	H	RBI	BB	SO	LOB
11 Logan Forsythe, R (1, 4) OBP: 0.259, SLG: 0.216	C FF 88 B SI 90 B SI 89 B SI 89 X SI 89 3-1 ① F7		C CU 73 F CH 84 F CU 76 S FF 90 0-3 ① K		B FF 89 B FC 85 C FC 85 F FC 85 X CU 74 2-2 ② FC6-4 8 WP 1-2f		C SL 78 F FF 94 F FF 94 B FO 87 D FO 87 X FF 94 2-2 ② F8 1-2		X FS 78 0-0 ② F8	3	0	0	0	0	1	1
20 Matt Joyce, L (7, PH) OBP: 0.421, SLG: 0.486										2	0	0	0	0	0	1
8 Desmond Jennings, R (1, 8) OBP: 0.378, SLG: 0.453	C FC 85 S CU 75 F SI 91 B FF 87 B CH 84 F FF 91 X FF 90 2-2 ② F8		C CH 84 B FF 92 B CH 86 B CH 86 X SI 90 3-1 HR		B CH 82 C FC 84 F CU 74 X FF 90 1-2 ③ F9 1-2		X FF 94 0-0 ③ G6-3		B FF 88 C SL 83 F FS 79 X FS 80 1-2 3 CS 1B	5	1	2	1	0	0	2
3 Evan Longoria, R (1, 5) OBP: 0.328, SLG: 0.398	C SI 89 X SI 90 0-1 ③ F8		C SI 90 S CH 84 B FF 89 B CH 84 F CH 84 F FF 91 B CH 84 X FC 85 3-2 ② P4			B CH 81 X FC 84 1-0 E5 9 F8 1 HR		B SL 80 C FF 94 X FF 95 1-1 ① L8	F FF 86 F FF 85 1 SAFE F FF 87 D FS 79 B FF 86 2-2 ③ CS 1-2	4	1	0	0	0	0	0
9 Wil Myers, R (1, 9) OBP: 0.308, SLG: 0.333		B FC 84 X SI 88 1-0 ① G6-3	B CU 73 F CH 83 B CH 83 X FC 86 2-1 ③ F9			B FF 88 S FC 85 B CH 85 F FC 86 X FC 86 2-2 ① F8 2-3		C SL 81 B SL 80 S FO 89 X FO 90 1-2 ② G5-3		4	0	0	0	0	0	1
1 Sean Rodríguez, R (1, 7) OBP: 0.297, SLG: 0.676		B CH 87 X SI 90 1-0 21 1B 2B		C FC 84 S FF 87 C FC 84 0-3 ① K		B CU 72 C FC 85 F FC 85 B CU 73 B FF 91 X FF 90 3-2 HR 3-H		B FF 94 X FF 95 1-0 21 1B 2B		4	3	3	2	0	1	0
(7, 4)																
21 James Loney, L (1, 3) OBP: 0.381, SLG: 0.440		F SI 89 X SI 91 0-1 11 2B 2-H 1B		C CU 74 B SI 91 C SI 91 F FF 91 F CH 84 B CU 75 X CH 83 2-2 ② F9		C FF 90 B CH 84 B FF 90 F SI 88 X CH 82 2-2 ② G3		X FF 94 0-0 2-H 1B		4	0	2	2	0	0	0
5 Brandon Guyer, R (1, 10) OBP: 0.154, SLG: 0.160	C CH 87 C FF 87 C CU 74 0-3 ② K			B FC 86 B CH 81 S FF 87 S FF 87 B CH 83 C CH 86 3-3 ③ K2-3		F FF 87 X CH 82 0-1 ③ G6-3		S FF 95 X FF 94 0-1 ③ F7		3	0	0	0	0	2	1
18 Ben Zobrist, S (8, PH) OBP: 0.375, SLG: 0.414										1	0	0	0	0	0	1
(8, 10)																
11 Yunel Escobar, R (1, 6) OBP: 0.286, SLG: 0.330		D SI 90 X SI 90 1-0 1-3 2B			C FC 83 S FF 90 S FC 87 0-3 ① K		C SI 91 B SI 90 X SI 90 1-1 ① G6-3		C FF 88 X FS 80 0-1 HR	4	1	2	1	0	1	0
24 Ryan Hanigan, R (1, 2) OBP: 0.333, SLG: 0.459		C FF 88 D CU 75 B FC 86 F CH 84 B CU 76 X CH 87 3-2 ③ G4-3			B SI 88 B CH 82 B CH 86 C FF 87 C FC 87 B FC 86 4-2 11 FC6-4 BB		C SI 88 B SI 90 F SI 91 B SI 90 X SI 91 2-2 20 WP 1B		X FF 87 0-0 ① F8	3	0	1	0	1	0	2

Inning Stats	1	2	3	4	5	6	7	8	9
	R: 0 E: 0 K: 0 S: 9	R: 1 E: 0 K: 1 S: 11	R: 1 E: 0 K: 1 S: 13	R: 0 E: 0 K: 2 S: 11	R: 0 E: 0 K: 1 S: 11	R: 2 E: 1 K: 0 S: 12	R: 0 E: 0 K: 0 S: 10	R: 1 E: 0 K: 0 S: 9	R: 1 E: 0 K: 0 S: 10
	H: 0 LOB: 0 BB: 0 P: 14	H: 3 LOB: 2 BB: 0 P: 17	H: 1 LOB: 0 BB: 0 P: 21	H: 0 LOB: 0 BB: 0 P: 16	H: 0 LOB: 1 BB: 1 P: 18	H: 1 LOB: 0 BB: 0 P: 20	H: 1 LOB: 1 BB: 0 P: 15	H: 2 LOB: 1 BB: 0 P: 12	H: 2 LOB: 0 BB: 0 P: 13

1B: 4	SF: 0
2B: 3	SAC: 0
3B: 0	DP: 0
HR: 3	HBP: 0

WP: 2	PA: 39
PB: 0	
SB: 0	
CS: 1	

PITCHER		IP	WLS	BF	H	R	ER	SO	BB	IBB	HBP	BLK	WP	HR	S	P	ERA	WHIP
22 Felix Doubront, L ERA: 5.7	(1, 1)	6.0		25	5	4	3	5	1	0	0	0	1	2	67	106	4.50	1.000
35 Burke Badenhop, R ERA: 3.57	(7, 1)	0.1	H	2	1	0	0	0	0	0	0	0	0	0	5	8	0.00	3.000
36 Junichi Tazawa, R ERA: 2.25	(7, 1)	1.2	B	7	2	1	1	0	0	0	0	0	1	0	14	19	5.40	1.200
19 Koji Uehara, R ERA: 1.69	(9, 1)	1.0	L	4	2	1	1	0	0	0	0	0	0	1	10	13	9.00	2.000

PITCHER	IP	WLS	BF	H	R	ER	SO	BB	IBB	HBP	BLK	WP	HR	S	P	ERA	WHIP

TOP

Tampa Bay Rays @ Boston Red Sox

Fenway Park, Boston, MA

Thu May 01 2014, 7:12 PM - 10:55 PM EDT

Att. 33,465 - Partly Cloudy - 63 F

livebaseballscorecards.com

AB	37
R	6
H	10
RBI	6
BB	1
SO	5
LOB	9

Batter	1	2	3	4	5	6	7	8	9	AB	R	H	RBI	BB	SO	LOB
15 Dustin Pedroia, R (1, 4) OBP: 0.323, SLG: 0.342	C FF 93 F FF 94 B FF 96 B FF 95 X FF 95 2-2 L7	C SL 84 B FF 95 C SL 85 S FF 94 1-3 K	C SL 86 S SL 86 X SI 95 0-2 F7	B FF 91 X FC 90 1-0 P4	C SI 96 X SI 95 0-1 FC5-4 1-2f				5	0	0	0	0	1	6
18 Shane Victorino, S (1, 9) OBP: 0.355, SLG: 0.481	C FF 94 B FF 95 X FF 95 1-1 34 WP 2B	C FF 95 X FF 96 0-1 G5-3	H SI 93 1-0 34 1B 12 1B 1-2 2-3 3-H HBP	C FF 91 B CH 80 C CH 79 B FF 92 B FF 92 X FF 91 3-2 G5-3			B FF 93 B FF 92 C FF 93 X FF 92 2-1 34 G3 2B		4	1	2	1	0	0	1
34 David Ortiz, L (1, 10) OBP: 0.356, SLG: 0.440	F FF 94 B FF 97 C FF 94 X FF 94 1-2 P5 2-3	C SL 86 X SL 87 0-1 L5	D FF 95 B SL 88 C SL 87 T SL 88 X SI 94 2-2 12 1B 38 1B 1-3 2-H 3-H 1B	B CH 79 B FF 92 B CH 81 C CH 80 F CH 79 D CH 80 4-2 12 BB BB			B SL 86 C SL 86 X SL 85 1-1 G3 2-3		4	1	1	2	1	0	2
12 Mike Napoli, R (1, 3) OBP: 0.408, SLG: 0.505	B FF 96 X FF 95 1-0 F7	B SL 86 B SL 86 F FF 93 F FF 95 X FF 94 2-2 G5-3	D SL 89 C SL 87 B FF 93 X SI 94 2-1 38 1B 1-2 3-H 1B	B FF 92 B FC 90 B CH 80 B FC 89 4-0 1-2 BB			B SL 86 S SL 85 D SL 86 F SL 84 D SL 84 C FF 93 3-3		4	0	1	1	1	2	
38 Grady Sizemore, L (1, 7) (9, 8) OBP: 0.294, SLG: 0.360	B FF 91 C SL 85 X CH 85 1-1 G3	B SL 95 F FF 92 B SL 88 B SI 94 B SI 93 4-1 2 2-4 BB	S FF 92 B CH 80 C CH 80 D FF 94 F CH 80 X CH 79 2-2 2 PO 1-3 2-H 1B	F SI 92 C CH 85 S CH 85 0-3			B SL 85 B FF 92 B CU 82 C FF 92 C SL 85 D SL 84 4-2 BB		3	0	1	1	2	1	2
2 Xander Bogaerts, R (1, 6) OBP: 0.391, SLG: 0.375	B FF 94 F FF 94 F FF 95 T FF 96 1-2 K	F SL 83 B FF 95 1-1 2-4 1-2 25 WP 16 BB 18 HBP BB C CH 80 1 SAFE 0-1 PO 1-2	B FF 92 B FF 92 B FF 92 X FF 92 C FF 94 D SL 87 4-2	C FF 91 B CH 78 C FF 92 C FF 94 1-3 K			D SL 86 S SL 85 B SL 84 C FF 92 C SL 84 2-3 K	C FF 95 B FF 97 F FF 97 B SI 97 F SI 98 X FF 98 2-2 40 SH1-3 2B	4	1	1	0	1	3	2
40 A.J. Pierzynski, L (1, 2) OBP: 0.314, SLG: 0.372	X FF 94 0-0 L4	C FF 93 B FF 94 X SI 92 1-1 F7	S FF 92 B FF 93 B CH 80 F CH 80 B FC 92 F CH 80 F CH 79 S CH 80 3-3 K	X SI 96 0-0 SH1-3 2-3			3	0	0	0	0	1	1
16 Will Middlebrooks, R (1, 5) OBP: 0.400, SLG: 0.531	B FF 93 S SI 93 B SL 86 B FF 93 B FF 93 4-1 BB	B FF 93 1 SAFE B FF 93 B FF 92 C FF 92 B FF 93 4-1 18 HBP 25 BB 34 1B 1-2 BB	B FF 92 B FF 92 F FF 92 F FF 92 C FF 90 B CH 79 4-2 BB	C FF 96 B SI 96 F SI 97 B SI 100 S FF 98 2-3 K			1	1	0	0	3	1	1
25 Jackie Bradley Jr., L (1, 8) OBP: 0.330, SLG: 0.345 5 Jonny Gomes, R (8, PH) OBP: 0.333, SLG: 0.400 (9, 7)	B FF 92 C FF 92 B FF 93 S SL 86 S FF 93 2-3 K	B SL 86 B FF 93 B FF 91 C FF 92 B FF 91 4-1 18 HBP 34 1B 1-2 2-3 BB	C FF 91 S FF 93 S FC 92 0-3	D SI 97 B FF 97 B FF 97 B SI 96 4-0 15 FC5-4 BB			2	1	0	0	1	2	2
							0	0	0	0	1	0	0
Inning Stats	R: 0 E: 0 K: 0 S: 9 H: 1 LOB: 1 BB: 0 P: 14	R: 0 E: 0 K: 1 S: 6 H: 0 LOB: 0 BB: 0 P: 8	R: 0 E: 0 K: 2 S: 9 H: 0 LOB: 1 BB: 1 P: 16	R: 0 E: 0 K: 0 S: 7 H: 0 LOB: 1 BB: 1 P: 14	R: 5 E: 0 K: 0 S: 19 H: 3 LOB: 1 BB: 3 P: 39	R: 0 E: 0 K: 3 S: 13 H: 0 LOB: 1 BB: 1 P: 21	R: 0 E: 0 K: 1 S: 9 H: 0 LOB: 2 BB: 2 P: 21	R: 0 E: 0 K: 1 S: 10 H: 1 LOB: 2 BB: 1 P: 18	R: 0 E: 0 K: 2 S: 12 H: 1 LOB: 2 BB: 1 P: 24	1B: 3 2B: 3 3B: 0 HR: 0 SF: 0 SAC: 1 DP: 0 HBP: 1						PA: 43 WP: 2 PB: 0 SB: 0 CS: 0

PITCHER		IP	WLS	BF	H	R	ER	SO	BB	IBB	HBP	BLK	WP	HR	S	P	ERA	WHIP
22 Chris Archer, R ERA: 4.84	(1, 1)	4.2		23	3	5	5	3	5	0	1	0	2	0	45	84	9.64	1.714
26 Brad Boxberger, R ERA:	(5, 1)	2.0		9	1	0	0	3	3	0	0	0	0	0	24	46	0.00	2.000
46 Juan Carlos Oviedo, R ERA: 6.23	(7, 1)	0.1		1	0	0	0	1	0	0	0	0	0	0	3	3	0.00	0.000
57 Jake McGee, L ERA: 2.03	(8, 1)	1.0	W	5	1	0	0	1	1	0	0	0	0	0	10	18	0.00	2.000
50 Grant Balfour, R ERA: 5.11	(9, 1)	1.0	S	5	1	0	0	2	1	0	0	0	0	0	12	24	0.00	2.000

PITCHER	IP	WLS	BF	H	R	ER	SO	BB	IBB	HBP	BLK	WP	HR	S	P	ERA	WHIP

BOTTOM

Tampa Bay Rays @ Boston Red Sox

Fenway Park, Boston, MA

Thu May 01 2014, 7:12 PM - 10:55 PM EDT

Att. 33,465 - Partly Cloudy - 63 F

livebaseballscorecards.com

AB	30
R	5
H	6
RBI	5
BB	10
SO	10
LOB	19

Batter	1	2	3	4	5	6	7	8	9	AB	R	H	RBI	BB	SO	LOB
4 Coco Crisp, S (1, 8) OBP: 0.376, SLG: 0.447	C SI 90 X FF 91 0-1 L4		B FC 86 B FF 94 X FC 86 2-0 F7		B FC 86 B FS 87 C FC 87 X FF 93 2-1 G3-1		B SL 84 C FF 93 C FF 94 F FF 95 S SL 85 1-3 K			4	0	0	0	0	1	4
8 Jed Lowrie, S (1, 6) OBP: 0.417, SLG: 0.422	C FF 92 B FC 88 B FC 88 B FF 92 C SI 92 X SI 92 3-2 L9		B CU 78 X FC 88 1-0 F7 3-H			B SI 90 F SI 91 B FC 86 F CH 81 B SI 90 X FC 86 3-2 L3		B FF 90 F FF 90 B FS 84 C FS 84 F FS 84 F FS 86 X FF 90 2-2 20 1B 1B		4	0	1	0	0	0	0
20 Josh Donaldson, R (1, 5) OBP: 0.343, SLG: 0.528	F FC 89 S FF 92 F FF 93 S FC 88 0-3 K			C FC 86 B FC 88 S CH 83 B FC 88 T FC 88 2-2 K		B CH 84 B SI 91 F FC 85 B FF 92 B FC 86 4-1 52 WP BB		C SL 86 B SL 87 X SL 86 1-1 52 L8-4-3 1-2 1B		3	0	1	0	1	2	0
37 Brandon Moss, L (1, 3) OBP: 0.355, SLG: 0.418		C FC 86 B CU 76 B FC 87 X SI 92 2-1 F9		S FS 86 F CU 79 B FS 86 X CH 84 1-2 G1-3		S FC 86 F CU 77 B FF 91 C SI 90 1-3 K		F FS 86 B FS 86 F FS 86 F FS 86 X FS 87 1-2 L3		4	0	0	0	0	1	3
52 Yoenis Cespedes, R (1, 7) OBP: 0.349, SLG: 0.500		B FF 92 S FF 92 B FF 92 S FC 87 F SI 92 F FF 92 X FC 88 2-2 2B		B FF 92 B FC 88 F SI 92 F FF 92 F CH 83 S FC 88 2-3 K		B B FC 86 I I IN 71 4-0 1-2 IBB		C FF 93 X SL 84 0-1 L8-4-3 1-1		3	0	1	0	1	1	2
18 Alberto Callaspo, S (1, 10) OBP: 0.343, SLG: 0.396		C FC 86 X FF 92 0-1 L7			C FF 91 C FC 87 B FC 88 B FS 86 X CH 80 2-2 E1 5 1B	B FC 84 C X FC 86 1-1 L7			B SI 87 B SI 86 B SI 86 C FF 86 B FF 87 4-1 BB	3	0	0	0	1	0	3
16 Josh Reddick, L (1, 9) OBP: 0.305, SLG: 0.326 3 Craig Gentry, R (9, PH) OBP: 0.383, SLG: 0.429		C FC 87 C FC 87 X FF 91 0-2 F7			1 SAFE 1 SAFE X CH 84 0-0 F8		C FC 84 B CH 83 B CH 81 B FC 84 X SI 90 3-1 G6-3		B FF 87 X FF 87 1-0 F8	3 1	0 0	0 0	0 0	0 0	0 0	2 1
5 John Jaso, L (1, 2) OBP: 0.375, SLG: 0.383 36 Derek Norris, R (9, PH) OBP: 0.438, SLG: 0.569			F FF 92 B FC 87 C FC 87 B FC 87 X SI 92 3-2 8 WP 3B		C SI 92 1 SAFE B FS 86 C CH 82 B SI 92 X FC 86 2-2 1-2 1B		B SI 89 F SI 89 C CU 75 B FS 83 B CU 75 B SI 90 4-2 BB		B FF 88 C FF 89 B SI 88 B SI 87 C FF 87 X FF 88 3-2 F8	2 1	1 0	2 0	0 0	1 0	0 0	0 1
28 Eric Sogard, L (1, 4) OBP: 0.306, SLG: 0.258 1 Nick Punto, S (7, PH) OBP: 0.279, SLG: 0.218 (7, 4)			C FF 92 F FC 86 F FF 91 C SI 92 0-3 K		F FC 87 B CH 82 T CH 84 X FC 88 1-2 F8		B FF 90 C FF 91 F FF 93 F FF 92 S SL 85 1-3 K		B SI 88 F SI 87 F SI 88 F CH 76 C FF 89 1-3 K	2 2	0 0	0 0	0 0	0 0	1 2	3 2
Inning Stats	R: 0 E: 0 K: 1 S: 9 H: 0 LOB: 0 BB: 0 P: 12	R: 0 E: 0 K: 0 S: 12 H: 1 LOB: 1 BB: 0 P: 16	R: 1 E: 0 K: 1 S: 9 H: 1 LOB: 0 BB: 0 P: 15	R: 0 E: 0 K: 2 S: 10 H: 0 LOB: 0 BB: 0 P: 15	R: 0 E: 1 K: 0 S: 12 H: 1 LOB: 2 BB: 0 P: 19	R: 0 E: 0 K: 1 S: 9 H: 0 LOB: 2 BB: 2 P: 22	R: 0 E: 0 K: 2 S: 12 H: 0 LOB: 1 BB: 1 P: 21	R: 0 E: 0 K: 0 S: 13 H: 2 LOB: 1 BB: 0 P: 17	R: 0 E: 0 K: 1 S: 9 H: 0 LOB: 1 BB: 1 P: 18	1B: 3 2B: 2 3B: 1 HR: 0 SF: 0 SAC: 0 DP: 1 HBP: 0					WP: 2 PB: 0 SB: 0 CS: 0	PA: 36	

TOP

Oakland Athletics @ Boston Red Sox

Fenway Park, Boston, MA

Fri May 02 2014, 7:12 PM - 10:49 PM EDT

Att. 34,850 - Partly Cloudy - 67 F

livebaseballscorecards.com

AB	32
R	1
H	5
RBI	0
BB	4
SO	8
LOB	21

PITCHER		IP	WLS	BF	H	R	ER	SO	BB	IBB	HBP	BLK	WP	HR	S	P	ERA	WHIP
11 Clay Buchholz, R ERA: 5.63	(1, 1)	6.1	W	26	3	1	1	5	2	1	0	0	2	0	65	110	1.42	0.789
30 Andrew Miller, L ERA: 2.31	(7, 1)	0.2		2	0	0	0	2	0	0	0	0	0	0	8	10	0.00	0.000
54 Edward Mujica, R ERA: 9.0	(8, 1)	1.0		4	2	0	0	0	0	0	0	0	0	0	13	17	0.00	2.000
32 Craig Breslow, L ERA: 6.43	(9, 1)	1.0		4	0	0	0	1	1	0	0	0	0	0	9	18	0.00	1.000

PITCHER	IP	WLS	BF	H	R	ER	SO	BB	IBB	HBP	BLK	WP	HR	S	P	ERA	WHIP

Oakland Athletics @ Boston Red Sox

Fenway Park, Boston, MA

Fri May 02 2014, 7:12 PM - 10:49 PM EDT

Att. 34,850 - Partly Cloudy - 67 F

BOTTOM

livebaseballscorecards.com

Batter	1	2	3	4	5	6	7	8	9	AB	R	H	RBI	BB	SO	LOB
15 Dustin Pedroia, R (1, 4) OBP: 0.341, SLG: 0.382	B FF 89 F FF 89 B FF 89 B FF 89 F FF 90 B FF 90 4-2 12 E 12 S BB	B SL 83 X SL 82 1-0 ③ G1-3			1 SAFE D FF 87 B SL 80 C SL 80 1 SAFE B SL 81 F FF 88 1 SAFE X SL 81 3-2 1-3 2B	C SL 83 F SL 82 X SL 84 0-2 1-H 2-H 3-H HR		B C B F F FF 92 F FF 92 B FF 92 B SI 91 4-2 18 1B 12 1B BB		3	2	2	4	2	0	1
18 Shane Victorino, S (1, 9) OBP: 0.361, SLG: 0.452	C FF 88 C SL 80 S SL 83 0-3 ① K		B FF 89 B SL 82 B FF 88 B FF 88 4-0 BB		B FF 87 B SL 78 X FF 88 2-0 ① F9	B FF 92 S SL 83 S FF 92 S SL 83 1-3 ② K		C FF 92 C FF 92 X FF 92 0-2 12 1B 1-2 1B		4	0	1	0	1	2	3
34 David Ortiz, L (1, 10) OBP: 0.350, SLG: 0.438	B FF 88 F FF 88 B FF 89 B CH 82 1 SAFE X FF 89 3-1 ② F7		B CH 80 X FF 89 1-0 ① P5		D KC 78 B KC 78 C SI 94 F SI 92 F SI 92 B SI 94 C KC 78 3-3 ② K	C SI 93 B FF 92 S FF 92 X FF 93 1-2 2B		B FF 92 B FF 91 C F FF 92 F FF 92 F KC 80 T FF 92 2-2 ② K		5	0	1	0	0	2	6
12 Mike Napoli, R (1, 3) OBP: 0.416, SLG: 0.500	1 SAFE B FF 89 C SL 81 C SL 81 1 SAFE B SL 82 X SL 83 2-2 ③ F7 1-3		B FF 89 C SL 82 C SL 82 1 SAFE S SL 81 1-3 ② K		I I IN 60 I IN 56 I IN 55 4-0 IBB	B SL 84 B FF 94 B SL 84 C FF 93 C FF 93 B FF 93 4-2 BB		B SI 90 C FF 91 X FF 92 1-1 1-2 2-H 1B		3	0	1	1	2	1	2
38 Grady Sizemore, L (1, 7) OBP: 0.289, SLG: 0.363		B FF 88 B CH 80 C FF 89 X FF 90 2-1 40 1B 2B	B FF 89 S CH 81 X CH 81 1-1 ③ F8		S FF 92 B SI 93 B SI 91 S KC 74 B SI 94 S FF 92 3-3 ③ K	C FF 93 S FF 92 B FF 94 F FF 95 B FF 93 F FF 94 B KC 81 F FF 93 F FF 93 3-2 X FF 93 F7		S FF 91 B F FF 92 F FF 92 F FF 90 F KC 81 X FF 91 1-2 ③ G6-3		5	1	1	0	0	1	8
2 Xander Bogaerts, R (1, 6) OBP: 0.395, SLG: 0.380		B SL 81 X FF 88 1-0 ① F8		C FF 87 B SL 81 B FF 88 C SL 81 F SL 83 X FF 88 2-2 ① G5-3		B FF 89 C SI 89 X SI 90 1-1 25 BB 40 1B 15 HR 1B	C SI 90 X SI 91 0-1 16 G5-4-3 1B			4	1	2	0	0	0	1
40 A.J. Pierzynski, L (1, 2) OBP: 0.322, SLG: 0.378		B FF 89 X CH 81 1-0 25 2B 2-H 1B		B FF 89 B CH 82 F FF 89 F FF 90 X SL 84 2-2 ② F8		X SI 88 0-0 25 BB 15 HR 1-2 1B	B KC 80 S FF 92 C KC 80 B KC 80 B SI 92 X FF 94 3-2 ① L8			4	2	2	1	0	0	1
16 Will Middlebrooks, R (1, 5) OBP: 0.364, SLG: 0.472	C FF 88 B FF 89 S SL 83 B FF 89 D SL 82 S SL 81 3-3 ② K		B FF 88 C FF 88 B SL 83 B SL 82 F FF 87 X SL 81 3-2 ③ F8		C SL 81 B SL 82 F SI 89 F FF 90 B SI 91 S SI 92 2-3 ① K	B FF 93 B FF 92 1 SAFE C X 2-1 ②③ G5-4-3 1-2f				4	0	0	0	0	2	4
25 Jackie Bradley Jr., L (1, 8) OBP: 0.347, SLG: 0.360		B CU 73 B FF 89 X FF 90 2-0 1-H 2B		B FF 86 B FF 87 B FF 85 C FF 86 B FF 86 4-1 15 2B BB		B FF 91 B CH 82 B FF 90 B FF 90 4-0 15 HR 1-2 2-3 BB		B FF 91 S FF 91 B FF 90 B FF 92 S FF 92 S FF 91 3-3 ① K		2	1	1	1	2	1	0
Inning Stats	R: 0 E: 0 K: 1 S: 10 H: 0 LOB: 1 BB: 1 P: 19	R: 2 E: 0 K: 1 S: 9 H: 3 LOB: 1 BB: 0 P: 19	R: 0 E: 0 K: 1 S: 6 H: 0 LOB: 1 BB: 1 P: 13	R: 0 E: 0 K: 0 S: 10 H: 0 LOB: 0 BB: 0 P: 17	R: 0 E: 0 K: 2 S: 12 H: 1 LOB: 3 BB: 2 P: 31	R: 4 E: 0 K: 2 S: 25 H: 4 LOB: 2 BB: 2 P: 41	R: 0 E: 0 K: 0 S: 7 H: 1 LOB: 0 BB: 0 P: 12	R: 1 E: 0 K: 2 S: 23 H: 2 LOB: 2 BB: 1 P: 34		1B: 6 2B: 4 3B: 0 HR: 1 SF: 0 SAC: 0 DP: 1 HBP: 0		WP: 0 PB: 0 SB: 1 CS: 0 PA: 41		

PITCHER		IP	WLS	BF	H	R	ER	SO	BB	IBB	HBP	BLK	WP	HR	S	P	ERA	WHIP
67 Dan Straily, R ERA: 5.01	(1, 1)	4.1	L	20	4	2	2	3	3	0	0	0	0	0	40	82	4.15	1.615
56 Fernando Abad, L ERA:	(5, 1)	0.2		3	0	0	0	2	0	1	0	0	0	0	7	17	0.00	0.000
61 Dan Otero, R ERA: 3.46	(6, 1)	0.1		4	2	3	3	1	1	0	0	0	0	0	7	14	81.00	9.000
48 Ryan Cook, R ERA: 1.86	(6, 1)	0.1		4	2	1	1	1	1	0	0	0	0	1	11	17	27.00	9.000
13 Drew Pomeranz, L ERA: 1.98	(6, 1)	2.1		10	3	1	1	2	1	0	0	0	0	0	37	56	3.86	1.714

PITCHER	IP	WLS	BF	H	R	ER	SO	BB	IBB	HBP	BLK	WP	HR	S	P	ERA	WHIP

AB	34
R	7
H	11
RBI	7
BB	7
SO	9
LOB	26

Oakland Athletics @ Boston Red Sox

Fenway Park, Boston, MA

Sat May 03 2014, 1:37 PM - 4:20 PM EDT

Att. 37,042 - Cloudy - 66 F

TOP

livebaseballscorecards.com

Batter	1	2	3	4	5	6	7	8	9	AB	R	H	RBI	BB	SO	LOB
4 Coco Crisp, S (1, 8) OBP: 0.371, SLG: 0.438	F FC 88 C FF 93 C FC 88 0-3 ① K		C FF 92 F CU 77 B FF 93 B FF 89 D CU 79 S FC 88 3-3 ③ K 1-2			S CH 86 S FC 88 B FF 94 B CU 77 F FC 85 X CH 84 2-2 ③ G1			X CU 75 0-0 8 2B 8 E 2-3 1B	4	1	1	0	0	2	1
8 Jed Lowrie, S (1, 6) OBP: 0.412, SLG: 0.425	C FF 94 X FF 94 0-1 ② P3			B FC 88 B SI 92 C FF 90 S FC 88 S FF 92 2-3 ① K			S CU 73 B FF 93 B FF 93 X FF 92 2-1 ① L8		B CU 75 X SI 88 1-0 E7 52 BB 36 FC1-2 1-H 3-H 2B	4	0	1	1	0	1	0
20 Josh Donaldson, R (1, 5) OBP: 0.340, SLG: 0.516	C FF 94 B FF 91 C FC 88 S CU 78 1-3 ③ K			F FC 89 C FF 93 F CU 76 F FF 93 B CU 78 C FF 93 1-3 ② K			B CH 86 B FF 92 C FF 92 X FF 93 2-1 ② F7		B CH 78 B CH 78 H SI 90 3-0 52 BB 36 E HBP	3	1	0	0	0	2	0
52 Yoenis Cespedes, R (1, 10) OBP: 0.345, SLG: 0.484		C FF 93 F FF 92 B FF 89 F CU 75 B FF 94 C FF 94 2-3 ① K		X FF 90 0-0 ③ F7			B FF 89 X CH 85 1-0 ③ G4-3		B SI 90 B FF 87 B FF 87 B FF 86 4-0 36 E 1-2 2-3 BB	3	0	0	0	1	1	0
36 Derek Norris, R (1, 2) OBP: 0.441, SLG: 0.550		B FF 94 F FF 93 F FF 94 B FC 88 S FF 94 2-3 ② K			B SI 92 C FF 90 B CH 86 B FF 88 B FF 91 4-1 3 G4-3 BB			B FC 87 F FF 90 B FF 91 S FC 85 B FF 91 B FC 84 4-2 BB	B FF 87 X FS 78 1-0 ① FC1-2 1-3 2-H 3-Hf	2	0	0	0	2	1	2
18 Alberto Callaspo, S (1, 3) OBP: 0.330, SLG: 0.380		B SI 93 B SI 93 X FF 90 2-0 ③ F8			B FF 91 C FF 92 C FC 86 T FC 88 1-2 ① K			C CH 84 F FF 92 B FF 93 C FC 87 1-3 ① K	B FF 87 C FF 86 B FS 79 B FS 79 F FF 86 S FS 79 3-3 ② K	4	0	0	0	0	3	4
3 Craig Gentry, R (1, 7) OBP: 0.380, SLG: 0.422			C FF 91 B FF 90 X FF 91 1-1 4 S 1B		F FF 92 B FF 93 F FC 86 B CU 76 X FF 93 2-2 ② ③ G4-3 1-2f			C CU 74 C FF 92 B CU 76 C FC 87 1-3 ② K	B FF 87 B FF 88 B FF 87 C FS 79 X FS 78 3-1 ③ L9	3	0	1	0	0	1	2
37 Brandon Moss, L (9, PH) OBP: 0.352, SLG: 0.413										1	0	0	0	0	0	2
16 Josh Reddick, L (1, 9) OBP: 0.296, SLG: 0.315			F FF 92 B FF 92 B CU 75 S FF 92 C FC 85 2-3 ① K			C FC 85 F CU 75 F FF 93 S FF 93 0-3 ① K		F FF 94 S FC 85 F FC 84 F FC 85 B FF 93 F FC 86 F CU 76 C FF 93 1-3 ③ K		3	0	0	0	0	3	2
1 Nick Punto, S (1, 4) OBP: 0.281, SLG: 0.241			F FF 93 B FF 92 B FF 93 F FC 88 F FF 93 B FC 85 S FF 92 3-3 ② K			C FF 93 B FF 89 C CU 73 B FF 93 B FC 86 F FC 88 C FC 88 3-3 ② K			X SI 88 0-0 4 1B 8 2B 2B	3	1	1	0	0	2	1

	AB	R	H	RBI	BB	SO	LOB
	30	3	4	1	3	16	14

Inning Stats																																		
	R: 0	E: 0	K: 2	S: 8	H: 0	LOB: 0	BB: 0	P: 9	R: 0	E: 0	K: 2	S: 8	H: 0	LOB: 0	BB: 0	P: 14	R: 0	E: 0	K: 3	S: 12	H: 1	LOB: 1	BB: 0	P: 21	R: 0	E: 0	K: 2	S: 9	H: 0	LOB: 0	BB: 0	P: 12	R: 0	E: 0	K: 1	S: 7	H: 0	LOB: 0	BB: 1	P: 14
	R: 0	E: 0	K: 2	S: 12	H: 0	LOB: 0	BB: 0	P: 17	R: 0	E: 0	K: 0	S: 5	H: 0	LOB: 0	BB: 0	P: 10	R: 0	E: 0	K: 3	S: 15	H: 0	LOB: 1	BB: 1	P: 22	R: 3	E: 2	K: 1	S: 9	H: 3	LOB: 2	BB: 1	P: 24	1B: 2	2B: 2	3B: 0	HR: 0	SF: 0	SAC: 0	DP: 1	HBP: 1	WP: 0	PB: 0	SB: 1	CS: 0	PA: 34

PITCHER		IP	WLS	BF	H	R	ER	SO	BB	IBB	HBP	BLK	WP	HR	S	P	ERA	WHIP
31 Jon Lester, L ERA: 2.59	(1, 1)	8.0	W	26	1	0	0	15	2	0	0	0	0	0	76	119	0.00	0.375
55 Chris Capuano, L ERA: 1.2	(9, 1)	0.0		4	3	3	2	0	0	0	1	0	0	0	3	7	∞	∞
19 Koji Uehara, R ERA: 1.54	(9, 1)	1.0	S	4	0	0	0	1	1	0	0	0	0	0	6	17	0.00	1.000

PITCHER		IP	WLS	BF	H	R	ER	SO	BB	IBB	HBP	BLK	WP	HR	S	P	ERA	WHIP

Oakland Athletics @ Boston Red Sox

Fenway Park, Boston, MA

Sat May 03 2014, 1:37 PM - 4:20 PM EDT

Att. 37,042 - Cloudy - 66 F

BOTTOM

livebaseballscorecards.com

Batter	1	2	3	4	5	6	7	8	9	AB	R	H	RBI	BB	SO	LOB
15 Dustin Pedroia, R (1, 4) OBP: 0.345, SLG: 0.389	B FF 86 F SI 86 C SI 87 B CH 80 B SI 88 F SI 87 B FF 88 4-2 34 BB 2 1B 5 HR BB	X CH 81 0-0 2B		B FF 86 C CU 74 X FF 85 1-1 ① G6-3		X SL 82 0-0 ③ P5				3	1	1	0	1	0	0
2 Xander Bogaerts, R (1, 6) OBP: 0.390, SLG: 0.375	B SI 87 C SI 88 X CH 80 1-1 34 BB 5 HR 1-2 1B	B FF 86 C SI 85 F CU 75 B FF 87 F FF 84 X CU 73 2-2 ③ G5-3		X FF 85 0-0 ② G6-3			B SL 80 S SI 89 S SL 81 B SL 82 B SI 89 F SL 81 F SI 88 S SI 89 3-3 ① K			4	1	1	0	0	1	1
34 David Ortiz, L (1, 10) OBP: 0.354, SLG: 0.463	B CU 75 D FF 84 B FF 88 C FF 87 B FF 87 4-1 5 HR 1-2 2-3 BB		F SI 84 F SI 84 X SI 85 0-2 HR	X CU 75 0-0 ③ L3			C SL 81 B CH 77 X FF 89 1-1 ② G3-1			3	2	1	1	1	0	0
12 Mike Napoli, R (1, 3) OBP: 0.411, SLG: 0.486	C CU 76 C CH 80 F FF 86 B FF 87 F FF 86 S FF 86 1-3 ① K		X SI 84 0-0 ① G6-3		B FF 85 B CH 80 B SI 85 F FF 86 T FF 86 B FF 86 4-2 16 FC6-4 BB		B SL 81 B SI 88 C SL 82 C SL 83 F FF 89 S SL 81 2-3 ③ K			3	0	0	0	1	2	3
5 Jonny Gomes, R (1, 7) OBP: 0.329, SLG: 0.435	X CU 76 0-0 1-H 2-H 3-H HR		X FF 84 0-0 ② L7		X FF 89 0-0 ① P4			T FF 93 S FF 93 F FF 94 F CU 84 X FF 94 0-2 ① G6-3		4	1	1	4	0	0	1
38 Grady Sizemore, L (1, 8) OBP: 0.287, SLG: 0.349	F SI 86 B FF 85 F SI 85 S CU 74 1-3 ② K		C CU 75 B CH 80 F SI 87 B FF 84 F CH 79 F CH 78 B SI 85 B SI 86 4-2 16 1B BB		X FF 89 0-0 ② F7			B FF 94 F FF 94 C FF 94 S FF 94 1-3 ② K		3	0	0	0	1	2	1
16 Will Middlebrooks, R (1, 5) OBP: 0.354, SLG: 0.450	C SI 86 F SI 85 C FF 86 0-3 ③ K		S CH 79 B SI 85 B CH 79 X CH 79 2-1 1-2 1B		C SL 81 S SL 82 X SL 81 0-2 ③ FC6-4 1-2f			C FF 93 X FF 94 0-1 ③ G6-3		4	0	1	0	0	1	1
25 Jackie Bradley Jr., L (1, 9) OBP: 0.337, SLG: 0.348		C SI 85 B FC 83 B SI 84 C SI 86 S CH 79 2-3 ① K	D CU 75 C FF 85 X SI 85 1-1 ③ G3-1			C SI 88 F FF 89 F FF 89 B CH 82 C CH 82 1-3 ① K				3	0	0	0	0	2	2
3 David Ross, R (1, 2) OBP: 0.250, SLG: 0.424		C SI 86 C FF 85 C FF 86 0-3 ② K		B FF 85 X CH 80 1-0 HR		S FF 90 C SI 90 B SI 91 X SI 91 1-2 ② L9				3	1	1	1	0	1	0
Inning Stats	R: 4 E: 0 K: 3 S: 18 H: 2 LOB: 0 BB: 2 P: 29	R: 0 E: 0 K: 2 S: 11 H: 1 LOB: 1 BB: 0 P: 15	R: 1 E: 0 K: 0 S: 13 H: 2 LOB: 2 BB: 1 P: 20	R: 1 E: 0 K: 0 S: 5 H: 1 LOB: 0 BB: 0 P: 7	R: 0 E: 0 K: 0 S: 7 H: 0 LOB: 1 BB: 1 P: 11	R: 0 E: 0 K: 1 S: 8 H: 0 LOB: 0 BB: 0 P: 10	R: 0 E: 0 K: 2 S: 11 H: 0 LOB: 0 BB: 0 P: 17	R: 0 E: 0 K: 1 S: 10 H: 0 LOB: 0 BB: 0 P: 11		1B: 2 2B: 1 3B: 0 HR: 3 SF: 0 SAC: 0 DP: 0 HBP: 0				WP: 0 PB: 0 SB: 0 CS: 0 PA: 34	

	AB	30
	R	6
	H	6
	RBI	6
	BB	4
	SO	9
	LOB	9

PITCHER		IP	WLS	BF	H	R	ER	SO	BB	IBB	HBP	BLK	WP	HR	S	P	ERA	WHIP
57 Tommy Milone, L ERA: 5.86	(1, 1)	4.0	L	22	6	6	6	5	4	0	0	0	0	3	49	77	13.50	2.500
61 Dan Otero, R ERA: 3.0	(5, 1)	2.0		6	0	0	0	1	0	0	0	0	0	0	13	15	0.00	0.000
44 Luke Gregerson, R ERA: 2.87	(7, 1)	1.0		3	0	0	0	2	0	0	0	0	0	0	11	17	0.00	0.000
62 Sean Doolittle, L ERA: 5.27	(8, 1)	1.0		3	0	0	0	1	0	0	0	0	0	0	10	11	0.00	0.000

PITCHER	IP	WLS	BF	H	R	ER	SO	BB	IBB	HBP	BLK	WP	HR	S	P	ERA	WHIP

Batter	1	2	3	4	5	6	7	8	9	10	AB	R	H	RBI	BB	SO	LOB
4 Coco Crisp, S (1, 8) OBP: 0.353, SLG: 0.412	X FF 93 0-0 G5-6-3 ①		C FF 91 F FC 83 S FC 83 0-3 K ①		X FF 90 0-0 G4-3 ②		T SL 85 C FF 93 B SL 85 B SL 85 X FF 95 2-2 L9 ③			C CU 78 X CH 80 0-1 G6-3 ②	5	0	0	0	0	1	0
8 Jed Lowrie, S (1, 6) OBP: 0.404, SLG: 0.423	C FF 93 B FF 93 F FF 92 F FF 94 F FC 85 B FF 94 X FF 95 2-2 F8 ②		C CU 76 F FC 84 B FF 93 B FF 93 F FF 93 F FF 92 X FF 91 3-2 F8 ②		C FF 90 X FF 91 0-1 P6 ③			B CU 73 C FO 85 F FO 86 C FO 89 1-3 K ①		B CH 81 F CH 80 X SI 92 1-1 18 BB 52 1B 2B	5	1	1	0	0	1	0
20 Josh Donaldson, R (1, 5) OBP: 0.356, SLG: 0.515	C FF 94 S FF 94 B FF 95 B FF 95 B FF 95 B FC 83 4-2 37 S 37 1B BB		C FF 93 B FF 92 F FF 92 F FF 94 X FF 94 1-2 37 2B 1B			S FF 90 B FF 92 C FF 92 B FC 85 F FC 84 F FC 84 B FF 92 B SI 92 4-2 52 2B BB		S FF 95 B FF 94 F SL 82 B FO 88 B FO 89 S FO 88 3-3 K ②		I IN 77 I IN 77 I IN 77 I IN 78 4-0 52 1B 18 BB IBB	2	2	1	0	3	1	0
37 Brandon Moss, L (1, 3) OBP: 0.357, SLG: 0.427 (9, 9) 18 Alberto Callaspo, S (10, PH) OBP: 0.336, SLG: 0.380 3 Craig Gentry, R (10, 9) OBP: 0.380, SLG: 0.422	B FF 94 C FF 93 X FF 95 1-1 1-H 1B		X FC 84 0-0 1-H 2B ③			B SI 91 D FC 83 S CU 76 F FF 90 X FF 93 2-2 F8 ①		B SL 82 B FO 88 X FF 94 2-0 F9 ③		B CU 76 B SI 91 B CH 79 C SI 90 F SI 92 B CH 78 4-2 52 1B 1-2 2-3 BB	4	0	2	1	0	0	1
											0	0	0	0	1	0	0
											0	0	0	0	0	0	0
52 Yoenis Cespedes, R (1, 7) OBP: 0.348, SLG: 0.490	F FF 93 F FF 92 B FF 94 X FC 83 1-2 F8 ③			C FC 83 B FF 92 B FF 92 F FC 82 C FF 93 2-3 K ①		B FF 92 S CU 78 D FC 84 F FF 91 X FF 93 2-2 5 G4-3 1-H 2B			B FF 89 B FF 88 S FF 88 S FF 88 F FF 89 B FS 81 S FS 80 3-3 K ①	C SI 90 C SI 91 X SI 90 0-2 1-2 2-3 3-H 1B	5	0	2	2	0	2	1
5 John Jaso, L (1, 10) OBP: 0.364, SLG: 0.369		C FF 91 C FF 93 F FC 81 S FC 85 0-3 K ①		B FC 83 F CU 78 C FF 92 X FF 92 1-2 P4 ②		B CU 77 D CU 77 B CU 77 C CU 77 C FF 91 X FF 91 3-2 G4-3 2-3			T FF 89 B FF 89 B FS 80 C FF 88 F FF 88 B FS 81 F FS 81 F FF 88 X FF 88 3-2 36 BB 1B	C SI 88 B FS 84 B SI 88 X SI 88 2-1 F8 ③	5	0	1	0	0	1	4
36 Derek Norris, R (1, 2) OBP: 0.458, SLG: 0.548		B FC 84 C FC 83 X FC 81 1-1 28 FC6-4 1B		B FF 91 C SI 92 B FF 92 C SI 92 B FF 92 B SI 93 4-2 BB		C FF 91 D CU 81 F CU 79 D FC 84 B FF 92 X CU 79 3-2 G6-3 ③			F FF 86 B FF 87 S FF 86 B FF 88 F FS 80 F FS 79 D SL 83 1 SAFE B FS 79 4-2 16 G6-4-3 1-2 BB		2	0	1	0	2	0	1
16 Josh Reddick, L (1, 9) OBP: 0.284, SLG: 0.301 10 Daric Barton, L (9, 3) OBP: 0.222, SLG: 0.167		S SI 92 B SI 92 F FC 84 C FF 94 1-3 K ②		F CU 78 S CU 79 F FC 84 B FC 85 X FC 83 1-2 F7 ③			C FF 93 B SL 86 S SL 85 B FF 95 B FF 93 S SL 85 3-3 K ①		F FS 80 B FF 88 X SI 87 1-1 G6-4-3 1-2f ② ③		4	0	0	0	0	2	4
											0	0	0	0	0	0	0
28 Eric Sogard, L (1, 4) OBP: 0.293, SLG: 0.246 1 Nick Punto, S (10, PH) OBP: 0.277, SLG: 0.237 (10, 4)		D FF 92 F FC 82 X FF 92 1-1 FC6-4 1-2f ③			F CU 81 X CU 81 0-1 B5-3 ①		L SL 86 C SL 84 B SL 86 B SL 86 B SL 84 C SL 84 3-3 K ②			B SL 81 S SL 80 C SI 91 B SI 92 X CH 80 2-2 P2 ①	3	0	0	0	0	1	1
											1	0	0	0	0	0	0
Inning Stats	R: 1 H: 1 E: 0 LOB: 1 K: 0 BB: 1 S: 13 P: 21	R: 0 H: 1 E: 0 LOB: 1 K: 2 BB: 0 S: 11 P: 14	R: 0 H: 2 E: 0 LOB: 2 K: 1 BB: 0 S: 13 P: 17	R: 0 H: 0 E: 0 LOB: 1 K: 1 BB: 1 S: 12 P: 20	R: 0 H: 0 E: 0 LOB: 0 K: 0 BB: 0 S: 5 P: 5	R: 1 H: 1 E: 0 LOB: 1 K: 0 BB: 1 S: 16 P: 30	R: 0 H: 0 E: 0 LOB: 0 K: 2 BB: 0 S: 9 P: 17	R: 0 H: 0 E: 0 LOB: 0 K: 2 BB: 0 S: 7 P: 13	R: 0 H: 1 E: 0 LOB: 1 K: 1 BB: 1 S: 16 P: 27	R: 1 H: 2 E: 0 LOB: 3 K: 0 BB: 2 S: 14 P: 27	1B: 5 SF: 0 2B: 3 SAC: 0 3B: 0 DP: 1 HR: 0 HBP: 0						

PITCHER	IP	WLS	BF	H	R	ER	SO	BB	IBB	HBP	BLK	WP	HR	S	P	ERA	WHIP
41 John Lackey, R (1, 1) ERA: 3.72	6.0		25	5	2	2	4	3	0	0	0	0	0	70	107	3.00	1.333
30 Andrew Miller, L (7, 1) ERA: 2.13	1.0		3	0	0	0	2	0	0	0	0	0	0	9	17	0.00	0.000
36 Junichi Tazawa, R (8, 1) ERA: 2.08	1.0		3	0	0	0	2	0	0	0	0	0	0	7	13	0.00	0.000
19 Koji Uehara, R (9, 1) ERA: 1.42	1.0		4	1	0	0	1	1	0	0	0	0	0	16	27	0.00	2.000
55 Chris Capuano, L (10, 1) ERA: 1.72	0.2	L	5	1	1	1	0	1	1	0	0	0	0	9	20	13.50	3.000

PITCHER	IP	WLS	BF	H	R	ER	SO	BB	IBB	HBP	BLK	WP	HR	S	P	ERA	WHIP
35 Burke Badenhop, R (10, 1) ERA: 3.5	0.1		2	1	0	0	0	0	0	0	0	0	0	5	7	0.00	3.000

TOP

Oakland Athletics @ Boston Red Sox

Fenway Park, Boston, MA

Sun May 04 2014, 1:35 PM - 5:20 PM EDT

Att. 35,649 - Cloudy - 59 F

livebaseballscorecards.com

AB	36
R	3
H	8
RBI	3
BB	6
SO	9
LOB	12

WP: 0	PA: 42		
PB: 0			
SB: 1			
CS: 0			

Oakland Athletics @ Boston Red Sox

Fenway Park, Boston, MA

Sun May 04 2014, 1:35 PM - 5:20 PM EDT

Att. 35,649 - Cloudy - 59 F

livebaseballscorecards.com

Batter	1	2	3	4	5	6	7	8	9	10	AB	R	H	RBI	BB	SO	LOB
15 Dustin Pedroia, R (1, 4) OBP: 0.340, SLG: 0.382	B FF 93 X FF 93 1-0 F9 ①			B CU 82 C SI 94 B SL 87 B CU 81 X SI 93 3-1 F9 ①		B SL 85 B SL 85 C SI 94 X SI 94 2-1 34 FC4-5 1B	C SL 82 S SL 82 D SL 83 F SI 88 X SL 81 1-2 G5-3 ③			B SI 95 B SI 94 X SI 94 2-0 G6-4-3 ②③ 1-2f	5	0	1	0	0	0	3
18 Shane Victorino, S (1, 9) OBP: 0.325, SLG: 0.400	B FF 95 B FF 94 B FF 94 C FF 92 F SI 92 X SL 86 3-2 G5-3 ②			C SL 86 C CU 83 F CU 80 C FF 94 0-3 K ②		C SL 88 X CU 82 0-1 P4 ①		B SI 88 C SI 87 X SL 82 1-1 G6-3 ①			4	0	0	0	0	1	1
34 David Ortiz, L (1, 10) OBP: 0.344, SLG: 0.446	C FF 94 B SI 93 B CH 88 B FF 94 F FF 93 S CU 81 3-3 K ③			B FC 89 B FF 94 X SI 94 2-0 G5-3 ③		C SI 93 S SL 84 D CU 83 X SL 87 1-2 FC4-5 ② 1-2f		S SI 89 C SI 88 X SL 82 0-2 G4-3 ②			4	0	0	0	0	1	1
37 Mike Carp, L (1, 3) 10 Jonathan Herrera, S (8, PR) OBP: 0.289, SLG: 0.182 12 Mike Napoli, R (9, 3) OBP: 0.411, SLG: 0.486		C FF 93 B CH 89 X SI 93 1-1 G4-3 ①			C CU 80 X CU 78 0-1 40 1B 38 2B 1B	B FF 95 C FF 94 F SL 87 D CU 82 B SI 94 F SL 86 X FF 94 3-2 G4-3 ③		C SI 88 S CH 77 X SL 79 0-2 40 CS 1B			4 0 0	1 0 0	2 0 0	0 0 0	0 0 0	0 0 0	1 0 0
40 A.J. Pierzynski, L (1, 2) OBP: 0.330, SLG: 0.419		C CU 79 S CU 82 F FF 95 F CU 82 X FC 89 0-2 G4-3 ②			1 SAFE F FF 94 B SI 93 1 SAFE B FF 94 B SI 94 F FF 94 F CU 82 X SI 94 3-2 38 2B 25 1-2 G1-2-3 1B		B CU 80 B SI 92 F FF 93 S FF 94 B CU 82 X FF 93 3-2 HR	F SI 94 F FF 96 1 SAFE B CU 84 1-2 CS ③ 1-2	X CU 81 0-0 B2-3 ①		4	1	2	1	0	0	0
2 Xander Bogaerts, R (1, 6) OBP: 0.394, SLG: 0.374		B SI 95 X FF 94 1-0 F9 ③			C CU 81 F CU 82 B FF 93 S FF 93 1-3 K ①		B SL 86 B SI 93 B SI 91 C FF 92 B FF 93 4-1 5 E BB		X FF 93 0-0 5 G5-4-3 1B		3	0	1	0	1	1	2
38 Grady Sizemore, L (1, 7) OBP: 0.302, SLG: 0.376 5 Jonny Gomes, R (7, PH) OBP: 0.321, SLG: 0.423 (8, 7)			B FF 93 B FF 93 B SI 92 C FF 93 C FF 93 X FF 94 3-2 16 FC5-4 1B		X SL 87 0-0 1-3 2-H 2B		C SI 90 X SI 90 0-1 E9 1-3		1 SAFE 1 SAFE C SI 94 S CU 81 F CU 82 B SI 94 F SI 95 F CU 81 X SI 96 1-2 G5-4-3 1-2f		2 2	0 0	2 0	1 0	0 0	0 0	0 2
16 Will Middlebrooks, R (1, 5) OBP: 0.365, SLG: 0.442			C SI 93 D CU 82 B FF 94 B FF 95 F SI 93 X CU 81 3-2 FC5-4 ① 25 G4-6-3 1-2f		B FF 93 B FF 94 S SL 88 B FF 94 F FF 94 F CU 82 B FC 91 4-2 BB		C KC 78 F CH 75 B SI 92 C FF 94 1-3 K ①			B SI 93 X SI 94 1-0 E8 25 FC3-5 1B	3	0	1	0	1	1	3
25 Jackie Bradley Jr., L (1, 8) OBP: 0.324, SLG: 0.333			C SL 88 D CU 82 X FF 95 1-1 G4-6-3 ②③ 1-2f		3 SAFE C SL 87 X SI 95 0-1 G1-2-3 ②③ 3-Hf		M SI 91 B SI 92 B KC 77 X FF 90 2-1 B1-4 ②			L SI 92 C SI 94 B CU 80 X CH 88 1-2 FC3-5 ① 15 G6-4-3 2-3	4	0	0	0	0	0	7
Inning Stats	R: 0 E: 0 K: 1 S: 7 H: 0 LOB: 0 BB: 0 P: 14	R: 0 E: 0 K: 0 S: 8 H: 0 LOB: 0 BB: 0 P: 10	R: 0 E: 0 K: 0 S: 8 H: 1 LOB: 0 BB: 0 P: 15	R: 0 E: 0 K: 1 S: 7 H: 0 LOB: 0 BB: 0 P: 12	R: 1 E: 0 K: 1 S: 15 H: 3 LOB: 2 BB: 1 P: 23	R: 0 E: 0 K: 0 S: 11 H: 1 LOB: 1 BB: 0 P: 17	R: 1 E: 1 K: 1 S: 15 H: 1 LOB: 2 BB: 1 P: 26	R: 0 E: 0 K: 0 S: 10 H: 1 LOB: 1 BB: 0 P: 12	R: 0 E: 0 K: 0 S: 8 H: 1 LOB: 0 BB: 0 P: 9	R: 0 E: 1 K: 0 S: 5 H: 1 LOB: 0 BB: 0 P: 9	1B: 7 2B: 1 3B: 0 HR: 1 SF: 0 SAC: 0 DP: 4 HBP: 0						

PITCHER		IP	WLS	BF	H	R	ER	SO	BB	IBB	HBP	BLK	WP	HR	S	P	ERA	WHIP
54 Sonny Gray, R ERA: 1.91	(1, 1)	6.0		24	6	2	2	3	2	0	0	0	0	1	60	102	3.00	1.333
56 Fernando Abad, L ERA:	(7, 1)	0.2		3	0	0	0	1	0	0	0	0	0	0	7	10	0.00	0.000
44 Luke Gregerson, R ERA: 2.7	(7, 1)	1.0		4	1	0	0	0	0	0	0	0	0	0	12	14	0.00	1.000
62 Sean Doolittle, L ERA: 5.02	(8, 1)	0.2		2	1	0	0	0	0	0	0	0	0	0	4	5	0.00	1.500
45 Jim Johnson, R ERA: 4.61	(9, 1)	1.2	W	4	1	0	0	0	0	0	0	0	0	0	11	16	0.00	0.600

PITCHER	IP	WLS	BF	H	R	ER	SO	BB	IBB	HBP	BLK	WP	HR	S	P	ERA	WHIP

AB	35
R	2
H	9
RBI	2
BB	2
SO	4
LOB	20

WP: 0 PA: 38
PB: 0
SB: 0
CS: 1

Batter	1	2	3	4	5	6	7	8	9	10	11	12	AB	R	H	RBI	BB	SO	LOB
28 Chris Heisey, R (1, 9) OBP: 0.300, SLG: 0.323	C FF 90 F SI 91 B CU 76 B FF 92 C FC 86 2-3 **K** ①		C CH 82 S CU 73 X FF 92 0-2 F9 ①		B SI 88 B SI 88 F SI 89 S CH 81 X CH 80 2-2 G1-3 ②			F FF 94 X FF 93 0-1 P6 ①	B FF 88 X FF 88 1-1 1B			B SI 87 F S CH 76 C FF 89 1-3 **K** ①	6	0	1	0	0	2	0
19 Joey Votto, L (1, 3) OBP: 0.425, SLG: 0.447	C FF 90 B SI 91 F FF 91 B SI 93 S FF 87 2-3 **K** ②		B CU 74 B CH 84 S FF 91 B FF 91 F FF 91 X FC 84 3-2 4 L4-3 1B		S FF 89 S SI 89 X SI 90 0-2 G4-3 ③			C FF 95 C FF 94 B FO 90 B FF 95 B FF 96 B FF 95 4-2 4 2B 21 1B BB	F FF 88 X FF 88 0-1 P5 ③			X SI 86 0-0 L7 ②	5	1	1	0	1	1	2
4 Brandon Phillips, R (1, 4) OBP: 0.308, SLG: 0.386	C FF 90 T CH 84 B CH 86 X SI 88 1-2 G5-3 ③		C FF 88 S CH 83 F FF 91 X CH 84 0-2 L4-3 ②③ 1-1			B SI 88 B SI 88 B SI 87 B FF 88 4-0 48 BB BB		C SL 81 F FF 96 B FO 88 B FO 88 X FO 87 2-2 21 1B 1-3 48 SF9 2B		C FF 91 X SL 84 0-1 G5-3 ①		B SI 88 B CH 77 C SI 88 X SI 88 2-1 1B	5	1	2	0	1	0	1
21 Todd Frazier, R (1, 5) OBP: 0.349, SLG: 0.478		B FF 89 B CH 82 B CH 86 C FF 89 B FF 90 4-1 48 2B 25 1B BB		B CH 88 B SI 89 B SI 88 C CH 82 F FC 84 X SI 90 2-2 F9 ①		1 SAFE S CH 82 C SI 82 F CH 82 X FF 90 0-2 L9 ①		X FF 96 0-0 2-3 3-H 1B		S SL 86 C FF 95 B SL 87 F SL 85 C FF 94 1-3 **K** ②		1 SAFE 1 SAFE F SI 87 S SL 84 1 SAFE S FF 89 0-3 **K** ③	5	1	1	1	1	2	2
48 Ryan Ludwick, R (1, 7) OBP: 0.333, SLG: 0.396		B FF 88 F SI 90 B SI 90 1 SAFE B FF 87 F FF 90 X CH 87 3-2 25 1B 50 FC5-2-5 1-3 2B		B SI 89 B SI 88 X SI 90 2-0 F8 ②		B CH 82 D CH 83 B CH 86 B FF 90 4-0 25 G4-6-3 1-2 BB		X SL 80 0-0 SF9 ② 3-H		C FF 95 B FF 95 B FF 95 X SL 85 2-1 E5			3	0	1	1	1	0	0
25 Skip Schumaker, L (1, 8) OBP: 0.200, SLG: 0.200		X FF 91 0-0 50 FC5-2-5 2-3 3-H 1B		C FF 90 B FF 88 S FC 86 F CU 75 B CU 76 F CH 82 B FF 91 X FC 84 3-2 2 1B 1B		X SI 89 0-0 G4-6-3 ②③ 1-2f		B FF 94 X FF 93 1-0 F8 ③		B SL 86 B FF 94 C FF 93 F FF 94 C FF 95 2-3 **K** ③			5	0	2	1	0	1	4
2 Zack Cozart, R (1, 6) OBP: 0.246, SLG: 0.296		C FC 86 B FF 88 X CH 83 1-1 F9 ① 3-H 1B		X FC 85 0-0 1-2 1B			C SI 88 B SI 89 F SI 89 X SI 90 1-2 G5-3 ①		F FF 88 C SL 83 X FS 80 0-2 16 F9 6 SH1-4 1B		C FF 92 C FF 92 S SL 85 0-3 **K** ①		5	0	2	0	0	1	2
50 Neftali Soto, R (1, 10) OBP: 0.125, SLG: 0.200 6 Billy Hamilton, S (9, PH) OBP: 0.277, SLG: 0.326 (9, 10)		D FC 87 D CH 84 S CH 84 F SI 90 X CH 84 2-2 FC5-2-5 ② 1-3 3-H		B CH 82 F CU 75 B CH 83 S CH 82 F CH 82 B SI 91 F CH 83 S CH 83 3-3 **K** ③			B SI 89 S SI 88 F SI 90 X SI 90 1-2 G6-3 ②		X FF 86 0-0 SH1-4 ① 1-2		B FF 91 C FF 92 X FF 91 1-1 B3-4 ②		3 1	0 0	0 0	0 0	0 0	1 0	4 0
16 Tucker Barnhart, L (1, 2) OBP: 0.158, SLG: 0.316		B SI 90 C FC 87 X CH 85 1-1 F9 ③			X FF 88 0-0 G3 ①		B SI 89 X SI 88 1-0 F9 ③		B FF 87 C FF 88 X FF 88 1-1 F9 ② 2-3		C SL 84 S SL 86 C FF 96 0-3 **K** ③		5	0	0	0	0	1	3
Inning Stats	R: 0 H: 0 E: 0 LOB: 0 K: 2 BB: 0 S: 9 P: 14	R: 1 H: 2 E: 0 LOB: 2 K: 0 BB: 1 S: 12 P: 23	R: 0 H: 1 E: 0 LOB: 0 K: 0 BB: 0 S: 10 P: 13	R: 0 H: 2 E: 0 LOB: 2 K: 1 BB: 0 S: 16 P: 26	R: 0 H: 0 E: 0 LOB: 0 K: 0 BB: 0 S: 7 P: 9	R: 0 H: 0 E: 0 LOB: 1 K: 0 BB: 2 S: 5 P: 13	R: 0 H: 0 E: 0 LOB: 0 K: 0 BB: 0 S: 7 P: 10	R: 2 H: 2 E: 0 LOB: 1 K: 0 BB: 1 S: 10 P: 17	R: 0 H: 2 E: 0 LOB: 2 K: 0 BB: 0 S: 10 P: 12	R: 0 H: 0 E: 1 LOB: 1 K: 2 BB: 0 S: 11 P: 16	R: 0 H: 0 E: 0 LOB: 0 K: 2 BB: 0 S: 8 P: 9	R: 0 H: 1 E: 0 LOB: 1 K: 2 BB: 0 S: 9 P: 12	1B: 8 SF: 1 2B: 3 SAC: 1 3B: 0 DP: 2 HR: 0 HBP: 0					WP: 0 PA: 49 PB: 0 SB: 0 CS: 0	

PITCHER	IP	WLS	BF	H	R	ER	SO	BB	IBB	HBP	BLK	WP	HR	S	P	ERA	WHIP
22 Felix Doubront, L (1, 1) ERA: 5.09	5.1		23	5	1	1	3	3	0	0	0	0	0	58	97	1.69	1.500
35 Burke Badenhop, R (6, 1) ERA: 3.2	1.2	H	4	0	0	0	0	0	0	0	0	0	0	8	11	0.00	0.000
36 Junichi Tazawa, R (8, 1) ERA: 3.21	1.0	B	6	2	2	2	0	1	0	0	0	0	0	10	17	18.00	3.000
19 Koji Uehara, R (9, 1) ERA: 1.32	1.0		5	2	0	0	0	0	0	0	0	0	0	10	12	0.00	2.000
30 Andrew Miller, L (10, 1) ERA: 1.84	2.0		7	0	0	0	4	0	0	0	0	0	0	19	25	0.00	0.000

PITCHER	IP	WLS	BF	H	R	ER	SO	BB	IBB	HBP	BLK	WP	HR	S	P	ERA	WHIP
32 Craig Breslow, L (12, 1) ERA: 5.63	1.0	W	4	1	0	0	2	0	0	0	0	0	0	9	12	0.00	1.000

Cincinnati Reds @ Boston Red Sox

Fenway Park, Boston, MA

Tue May 06 2014, 7:13 PM - 11:16 PM EDT

Att. 36,004 - Partly Cloudy - 61 F

TOP

livebaseballscorecards.com

AB	43
R	3
H	10
RBI	3
BB	4
SO	9
LOB	18

Batter	1	2	3	4	5	6	7	8	9	10	11	12	AB	R	H	RBI	BB	SO	LOB
15 Dustin Pedroia, R (1, 4) OBP: 0.353, SLG: 0.404	B FF 95 B FF 94 B FF 94 B FF 94 4-0 34 G5-6-3 18 1B 12 G3-1 BB		B SL 88 F FF 95 D CH 87 1 SAFE X SL 87 2-1 12 BB 38 1B 1-3 2B	C SL 86 F FF 92 F CH 85 B SL 85 D SL 87 1 SAFE C FF 93 2-3 ②		B SL 86 B SL 86 B FF 96 C FF 94 X FF 94 3-1 ③ G6-3		C FF 87 C SI 87 X FF 89 0-2 18 CS 1B		C CU 74 B FC 91 S CU 75 B FC 91 X FF 95 2-2 2B		5	2	3	0	1	1	1
18 Shane Victorino, S (1, 9) OBP: 0.326, SLG: 0.375	C FF 94 X FF 94 0-1 12 G3-1 34 G5-6-3 1-2 1B		C SL 88 X FF 96 0-1 ① G5-3	C SL 86 1 SAFE F FF 94 X SL 85 0-2 ③ G6-3			X FF 92 0-0 ① P2		D KC 73 B KC 74 C SI 87 F SI 88 B KC 75 B SI 87 4-2 ② 12 S 34 BB 1-2 BB		D CU 74 X FC 88 1-0 ③ G1-3		5	0	1	0	1	0	4
34 David Ortiz, L (1, 10) OBP: 0.358, SLG: 0.457	B SI 95 B FF 95 F FF 93 X SI 94 2-1 ① G5-6-3 1-2 2-3		I IN 54 I IN 54 I IN 54 I IN 53 4-0 38 1B 12 BB IBB		C KC 77 F FF 95 X SL 88 0-2 2B		C FF 92 B FF 93 S CU 74 X FF 93 1-2 ② P6		B SI 87 C SI 87 D KC 74 B SI 89 F CH 80 F SI 88 B CH 81 4-2 1-2 BB			B FF 94 F FF 94 B CH 83 B FF 94 X FF 93 3-1 12 1B 38 1B 1B	4	1	2	0	2	0	2
12 Mike Napoli, R (1, 3) OBP: 0.415, SLG: 0.477	B SL 90 T SL 89 B KC 80 D FF 96 X SL 90 3-1 ② G3-1 2-3 3-H		B FF 95 B SI 95 B SL 88 C SL 88 F FF 94 D KC 78 4-2 38 1B 1-2 2-3 3-H BB		B FF 94 B FF 94 C SL 85 F SL 86 F FF 93 B SI 96 B FF 93 4-2 40 FC4-6 BB		C FF 93 B CU 75 X CU 74 1-1 ③ G6-3		C KC 74 D KC 74 D KC 75 B SI 85 C SL 86 X SI 87 3-2 ③ G6-3 2-3			B CU 76 S FC 89 D CU 77 B FC 89 C FF 93 X FF 94 3-2 38 1B 1-2 1B	4	0	1	2	2	0	3
38 Grady Sizemore, L (1, 7) OBP: 0.314, SLG: 0.385	C SI 94 X SL 89 0-1 ③ G4-3		B SI 95 S FF 95 D CH 87 X FF 95 2-1 40 FC4-6 1-2 2-3 3-H 1B		C SI 93 D KC 81 X SI 93 1-1 ① F7			C FF 92 F CU 74 B FF 92 F FF 93 B CU 75 X CU 73 2-2 16 FC6-4 1B		C KC 71 X KC 73 0-1 ① G3		X FF 92 0-0 1-2 2-H 1B	6	0	3	2	0	0	3
2 Xander Bogaerts, R (1, 6) OBP: 0.379, SLG: 0.357		C FF 94 F SL 88 S FF 94 0-3 ① K	X SL 87 0-0 ② F4		C SL 86 C SL 86 F FF 93 F FF 92 D CH 87 S SL 87 1-3 ② K			B SL 81 S FF 92 1 SAFE C CU 74 1 SAFE C SL 83 1-3 ① K		C FF 86 B KC 74 B FF 86 B SI 87 S FF 87 X SI 87 3-2 ② G5-3			5	0	0	0	0	3	6
40 A.J. Pierzynski, L (1, 2) OBP: 0.313, SLG: 0.396		B KC 80 B KC 79 C FF 95 B FF 93 F SI 93 S SL 89 3-3 ② K	C FF 93 B FF 94 X SL 88 1-1 ③ FC4-6 1-2f		X KC 79 0-0 ③ FC4-6 1-2f			S SL 82 B FF 93 S SL 82 S SL 83 1-3 ② K		B KC 69 X SI 84 1-0 ③ F8			5	0	0	0	0	2	6
16 Will Middlebrooks, R (1, 5) OBP: 0.333, SLG: 0.396	C SL 88 X SL 86 0-1 ③ G5-3			B SI 92 B SL 86 F FF 94 B FF 94 F FF 94 F SL 86 X FF 95 3-2 ① G6-3		B FF 95 C SL 86 F SL 86 B FF 96 F FF 94 S SL 88 2-3 ① K		1 SAFE X FF 94 0-0 ③ FC6-4 1-2f			S FC 90 B FC 91 F FF 93 C CU 76 1-3 ① K		5	0	0	0	0	2	1
25 Jackie Bradley Jr., L (1, 8) OBP: 0.327, SLG: 0.330			C KC 79 T FF 95 B FF 94 B CH 88 B CH 88 B FF 94 4-2 15 2B 12 BB BB	X SI 94 0-0 1B		C KC 80 F KC 79 B CH 86 X FF 94 1-2 ② G3-1			C SL 84 C SL 81 F FF 94 C FF 93 0-3 ① K			B FF 95 B FC 90 X FF 93 2-0 ② L8	4	1	1	0	1	1	0
Inning Stats	R: 1 E: 0 K: 0 S: 8 H: 1 LOB: 1 BB: 1 P: 17	R: 0 E: 0 K: 2 S: 8 H: 0 LOB: 0 BB: 0 P: 11	R: 2 E: 0 K: 0 S: 13 H: 2 LOB: 3 BB: 3 P: 30	R: 0 E: 0 K: 1 S: 12 H: 1 LOB: 1 BB: 0 P: 17	R: 0 E: 0 K: 1 S: 14 H: 1 LOB: 2 BB: 1 P: 20	R: 0 E: 0 K: 1 S: 9 H: 0 LOB: 0 BB: 0 P: 15	R: 0 E: 0 K: 0 S: 6 H: 0 LOB: 0 BB: 0 P: 8	R: 0 E: 0 K: 2 S: 11 H: 1 LOB: 1 BB: 0 P: 15	R: 0 E: 0 K: 1 S: 15 H: 1 LOB: 2 BB: 2 P: 26	R: 0 E: 0 K: 0 S: 6 H: 0 LOB: 0 BB: 0 P: 10	R: 0 E: 0 K: 1 S: 8 H: 1 LOB: 1 BB: 0 P: 14	R: 1 E: 0 K: 0 S: 6 H: 3 LOB: 2 BB: 0 P: 12	1B: 8 2B: 3 3B: 0 HR: 0	SF: 0 SAC: 0 DP: 0 HBP: 0	WP: 0 PB: 0 SB: 1 CS: 1	PA: 50			

PITCHER		IP	WLS	BF	H	R	ER	SO	BB	IBB	HBP	BLK	WP	HR	S	P	ERA	WHIP
34 Homer Bailey, R ERA: 5.36	(1, 1)	6.0		28	5	3	3	5	4	1	0	0	0	0	64	110	4.50	1.500
60 J.J. Hoover, R ERA: 8.38	(7, 1)	1.1		5	1	0	0	1	0	0	0	0	0	0	13	18	0.00	0.750
43 Manny Parra, L ERA: 3.65	(8, 1)	1.0		3	0	0	0	2	0	0	0	0	0	0	8	9	0.00	0.000
63 Sam LeCure, R ERA: 0.59	(9, 1)	1.2		7	1	0	0	0	2	0	0	0	0	0	17	32	0.00	1.800
Logan Ondrusek, R ERA: 6.48	(11, 1)	1.0	L	7	4	1	1	1	0	0	0	0	0	0	14	26	9.00	4.000

PITCHER	IP	WLS	BF	H	R	ER	SO	BB	IBB	HBP	BLK	WP	HR	S	P	ERA	WHIP

Cincinnati Reds @ Boston Red Sox

Fenway Park, Boston, MA

Tue May 06 2014, 7:13 PM - 11:16 PM EDT

Att. 36,004 - Partly Cloudy - 61 F

BOTTOM

livebaseballscorecards.com

AB	43
R	4
H	11
RBI	4
BB	7
SO	9
LOB	26

Cincinnati Reds @ Boston Red Sox

Fenway Park, Boston, MA

Wed May 07 2014, 7:12 PM - 9:58 PM EDT

Att. 37,072 - Partly Cloudy - 66 F

TOP

livebaseballscorecards.com

Batter	1	2	3	4	5	6	7	8	9	AB	R	H	RBI	BB	SO	LOB
25 Skip Schumaker, L (1, 8) OBP: 0.286, SLG: 0.462	F8		HR			L7		19 G4-6-3 BB		3	1	1	2	1	0	0
19 Joey Votto, L (1, 3) OBP: 0.413, SLG: 0.432	K		G4-3			G3-1		G4-6-3 1-2f		4	0	0	0	0	1	1
4 Brandon Phillips, R (1, 4) OBP: 0.307, SLG: 0.377	BB		K			G6-3		F9		3	0	0	0	1	1	0
21 Todd Frazier, R (1, 5) OBP: 0.346, SLG: 0.479	L3			F8			29 1B 15 G4-3 2B		K	4	1	1	0	0	1	1
29 Brayan Peña, S (1, 2) OBP: 0.364, SLG: 0.532		F8		K			15 G4-3 48 BB 28 FC5-2 2-3 1B		K	4	0	1	0	0	2	0
48 Ryan Ludwick, R (1, 10) OBP: 0.340, SLG: 0.387		15 G3-6 BB		K			28 FC5-2 15 G4-3 1-2 BB		K	2	0	0	0	2	2	0
15 Roger Bernadina, L (1, 9) OBP: 0.297, SLG: 0.167		G3-6 1-2f			28 FC5-4 BB		G4-3 1-2 2-3 3-H			2	0	0	1	1	0	3
28 Chris Heisey, R (1, 7) OBP: 0.301, SLG: 0.338			2 SH5-4 25 HR 2B		FC5-4 2 G5-4-3 1-2f		FC5-2 2-3 3-H			3	1	1	0	0	0	3
2 Zack Cozart, R (1, 6) OBP: 0.241, SLG: 0.291			SH5-4 2-3		G5-4-3 1-2f		G2-3			2	0	0	0	0	0	3

AB	27
R	3
H	4
RBI	3
BB	5
SO	7
LOB	11

Inning Stats	1	2	3	4	5	6	7	8	9
	R: 0 E: 0 K: 1 S: 11	H: 0 LOB: 1 BB: 1 P: 17	R: 0 E: 0 K: 0 S: 8	H: 0 LOB: 0 BB: 1 P: 14	R: 2 E: 0 K: 1 S: 12	H: 2 LOB: 0 BB: 0 P: 15	R: 0 E: 0 K: 2 S: 9	H: 0 LOB: 0 BB: 0 P: 16	R: 0 E: 0 K: 0 S: 6	H: 0 LOB: 0 BB: 1 P: 11	R: 0 E: 0 K: 0 S: 8	H: 0 LOB: 0 BB: 0 P: 13	R: 1 E: 0 K: 0 S: 15	H: 2 LOB: 2 BB: 1 P: 25	R: 0 E: 0 K: 0 S: 5	H: 0 LOB: 0 BB: 1 P: 11	R: 0 E: 0 K: 3 S: 10	H: 0 LOB: 0 BB: 0 P: 13

| | | |

Cincinnati Reds @ Boston Red Sox

Fenway Park, Boston, MA

Wed May 07 2014, 7:12 PM - 9:58 PM EDT

Att. 37,072 - Partly Cloudy - 66 F

livebaseballscorecards.com

BOTTOM

Batter	1	2	3	4	5	6	7	8	9	AB	R	H	RBI	BB	SO	LOB
15 Dustin Pedroia, R (1, 4) OBP: 0.348, SLG: 0.397	C SI 92 B FC 91 F SI 92 S FC 91 1-3 ① **K**		C KC 80 B CH 86 F SI 93 X SL 83 1-2 **1B**			F FC 90 S SI 92 S FC 91 0-3 ① **K**	F FC 90 F SI 90 S FC 89 0-3 ② **K**	C SI 88 F SL 83 B SI 89 S CU 75 1-3 ③ **K**		5	0	1	0	0	4	5
18 Shane Victorino, S (1, 9) OBP: 0.340, SLG: 0.386	B SI 92 C FC 90 B SI 92 X FC 90 2-1 34 1B **1B**		B SI 94 B CH 87 1 SAFE C SI 93 B SI 93 C SI 93 X FF 92 3-2 ③ **G6-3**			1 SAFE C FC 89 1 SAFE X SI 92 0-1 34 1B 12 2B **1-3 1B**	C CH 86 C KC 81 X FC 90 0-2 ③ **F7**			4	1	2	0	0	0	2
34 David Ortiz, L (1, 10) OBP: 0.362, SLG: 0.458	X SI 92 0-0 12 G6-4-3 **1-3 1B**			C KC 79 B FC 90 B FC 90 C CH 86 C FC 91 2-3 ① **K**		B FC 90 B FC 90 X FC 90 2-0 12 2B **1-3 3-H 1B**		C SL 81 F FF 94 B SL 83 B SL 84 S FF 93 2-3 ① **K**		4	0	2	1	0	2	0
12 Mike Napoli, R (1, 3) OBP: 0.417, SLG: 0.482	B SI 93 B SI 92 S CH 85 X KC 80 2-1 ② ③ **G6-4-3** **1-2f**			B KC 80 F SI 93 X SI 93 1-1 ② **F8**		B SI 93 S KC 81 B SI 88 X KC 81 2-1 **1-3 3-H 2B**		B FS 85 F FS 85 B FS 83 B FF 93 B FF 93 4-1 5 BB 40 2B **BB**		3	1	1	1	1	0	2
38 Grady Sizemore, L (1, 7) OBP: 0.305, SLG: 0.372 5 Jonny Gomes, R (8, PH) OBP: 0.329, SLG: 0.423 (9, 7)		C KC 77 B SI 92 B FC 90 F CH 84 X FC 92 2-2 ① **G4-3**		B CH 85 F FC 90 X SI 93 1-1 ③ **G4-3**		X KC 79 0-0 ② **G4-3**		B FF 93 B FF 94 B FF 92 B FF 93 4-0 40 2B 16 1B **1-2 BB**		3 0	0 1	0 0	0 0	0 1	0 0	2 0
40 A.J. Pierzynski, L (1, 2) OBP: 0.330, SLG: 0.415		B KC 80 X FC 90 1-0 ② **G3-1**			X KC 79 0-0 25 FC5-4 **1B**	B FC 90 C FC 90 B SI 92 B FC 90 I IN 70 4-1 25 FC3-6 **IBB**		C FF 92 D FF 94 2 SAFE X FF 93 1-1 16 1B **1-3 2-H 2B**		3	0	2	1	1	0	0
25 Jackie Bradley Jr., L (1, 8) OBP: 0.325, SLG: 0.320		C SI 92 C KC 81 X FC 91 0-2 ③ **G4-3**			B FC 90 S FC 90 C FC 90 X SI 93 1-2 ① **FC5-4** 16 G6-4-3 **1-2f**	X CH 86 0-0 ③ **FC3-6** **1-2f**		I IN 79 I IN 78 I IN 77 I IN 77 4-0 16 1B **IBB**		3	0	0	0	1	0	4
16 Will Middlebrooks, R (1, 5) OBP: 0.344, SLG: 0.392			C FC 89 S SL 81 B FC 91 X SI 93 1-2 ① **G6-3**		1 SAFE C SI 92 X SI 92 0-1 ② ③ **G6-4-3** **1-2f**		B SL 80 C SL 80 B FC 88 B FF 91 B SI 91 4-1 10 SH5-3 **BB**	S FF 93 B CU 75 B FF 94 F FF 93 B SL 85 F FF 94 X FF 93 3-2 **1-2 2-3 3-H 1B**		3	0	1	1	1	0	1
10 Jonathan Herrera, S (1, 6) OBP: 0.300, SLG: 0.200 37 Mike Carp, L (8, PH) OBP: 0.325, SLG: 0.333 2 Xander Bogaerts, R (9, 6) OBP: 0.379, SLG: 0.357			C SI 91 X FC 90 0-1 ② **G3**			C KC 78 C FC 90 X FC 91 0-2 18 1B 34 1B **1B**	X SI 90 0-0 ① **SH5-3** **1-2**	C SI 88 S SL 80 S SL 80 F SI 89 S CU 74 0-3 ② **K**		2 1 0	1 0 0	1 0 0	0 0 0	0 0 0	0 1 0	0 3 0
Inning Stats	R: 0 E: 0 K: 1 S: 8 H: 2 LOB: 1 BB: 0 P: 13	R: 0 E: 0 K: 0 S: 7 H: 0 LOB: 0 BB: 0 P: 10	R: 0 E: 0 K: 0 S: 11 H: 1 LOB: 1 BB: 0 P: 16	R: 0 E: 0 K: 1 S: 7 H: 0 LOB: 0 BB: 0 P: 11	R: 0 E: 0 K: 0 S: 6 H: 1 LOB: 0 BB: 0 P: 7	R: 2 E: 0 K: 1 S: 14 H: 4 LOB: 3 BB: 1 P: 22	R: 0 E: 0 K: 1 S: 8 H: 0 LOB: 1 BB: 1 P: 12	R: 2 E: 0 K: 3 S: 18 H: 2 LOB: 3 BB: 3 P: 37		1B: 8 2B: 2 3B: 0 HR: 0 SF: 0 SAC: 1 DP: 2 HBP: 0						

	AB	31
	R	4
	H	10
	RBI	4
	BB	5
	SO	7
	LOB	19

PITCHER		IP	WLS	BF	H	R	ER	SO	BB	IBB	HBP	BLK	WP	HR	S	P	ERA	WHIP
44 Mike Leake, R ERA: 3.4	(1, 1)	7.0		29	8	2	2	4	1	1	0	0	0	0	61	91	2.57	1.286
43 Manny Parra, L ERA: 4.26	(8, 1)	0.1	H	2	0	1	1	1	1	0	0	0	0	0	4	10	27.00	3.000
60 J.J. Hoover, R ERA: 9.31	(8, 1)	0.0	L	4	2	1	1	0	1	1	0	0	0	0	6	18	∞	∞
45 Sean Marshall, L ERA: 4.91	(8, 1)	0.2		2	0	0	0	2	0	0	0	0	0	0	8	9	0.00	0.000

PITCHER	IP	WLS	BF	H	R	ER	SO	BB	IBB	HBP	BLK	WP	HR	S	P	ERA	WHIP

Batter	1	2	3	4	5	6	7	8	9	AB	R	H	RBI	BB	SO	LOB
15 Dustin Pedroia, R (1, 4) OBP: 0.340, SLG: 0.386	B FF 91 B FF 91 S FF 90 X FF 93 2-1 ① G6-3			C FF 92 C SI 94 B FC 92 T ST 82 1-2 ① K			B FF 92 F FF 92 X ST 78 1-1 ① L8		F FF 91 B FC 88 B FF 91 F FF 89 X ST 80 2-2 ① G5-3	4	0	0	0	0	1	0
18 Shane Victorino, S (1, 9) OBP: 0.315, SLG: 0.354	C FF 91 B ST 79 B FF 92 S ST 80 S ST 80 2-3 ② K			B FF 94 C FF 93 B SI 93 F FF 92 F ST 81 S ST 81 2-3 ② K			C ST 78 F FF 92 F FF 92 X FC 91 0-2 ② G3		C FF 91 F FF 92 F FF 92 S ST 80 0-3 ② K	4	0	0	0	0	3	0
34 David Ortiz, L (1, 10) OBP: 0.366, SLG: 0.460	B SI 93 C SI 93 B CU 66 F SI 93 X SI 94 2-2 ③ F8			C SI 95 X FF 95 0-1 ③ F7			B SI 95 B FF 94 B SI 92 C FF 90 X FF 93 3-1 ③ 12 BB 1B		C FF 94 B FF 93 B ST 80 X FF 93 2-1 ③ 12 WP 1B	4	0	2	0	0	0	0
12 Mike Napoli, R (1, 3) OBP: 0.413, SLG: 0.470		C FF 92 B FF 94 S ST 79 B ST 83 C FF 94 2-3 ① K			C ST 78 C ST 82 S FF 95 0-3 ① K		B SI 94 F FF 92 B FF 94 C FF 93 F ST 81 B ST 80 B FF 93 4-2 1-2 BB		B FF 92 B FF 92 C FF 92 F FF 92 B FF 94 X FF 93 3-2 ③ F7 1-2	3	0	0	0	1	2	1
38 Grady Sizemore, L (1, 7) OBP: 0.296, SLG: 0.361		B FF 94 C FF 92 B ST 80 F ST 78 F ST 77 F FF 92 F ST 76 X CS 62 2-2 ② F9			C SI 95 B FC 91 S ST 80 B SI 95 X ST 81 2-2 ② L7		B SI 93 X FC 91 1-0 ③ F9			3	0	0	0	0	0	2
2 Xander Bogaerts, R (1, 6) OBP: 0.378, SLG: 0.351		C FF 96 S ST 81 B SI 96 S FF 96 1-3 ③ K			S ST 82 B FF 96 X SI 94 1-1 ③ G4-3			B ST 75 C FF 90 B ST 77 B FF 91 F FF 91 B ST 76 4-2 40 G3 BB		2	0	0	0	1	1	0
40 A.J. Pierzynski, L (1, 2) OBP: 0.321, SLG: 0.402			B SI 93 B SI 91 B FF 92 C FF 91 F FF 91 F FF 93 C ST 80 3-3 ① K			X SI 93 0-0 ① G6-3		B SI 90 X FF 90 1-0 ① G3 1-2		3	0	0	0	0	1	1
16 Will Middlebrooks, R (1, 5) OBP: 0.328, SLG: 0.370			C FF 94 S FF 94 T FF 94 0-2 ② K			C SI 92 B FF 92 X FF 94 1-1 ② P3		X FF 92 0-0 ② P6		3	0	0	0	0	1	1
25 Jackie Bradley Jr., L (1, 8) OBP: 0.317, SLG: 0.311			B FF 92 S SI 92 C ST 78 B ST 79 T ST 81 2-2 ③ K			C SI 92 S FC 89 C FF 95 0-3 ③ K		D SI 94 B ST 74 C FF 90 B FF 91 C FF 92 F ST 76 S ST 77 3-3 ③ K		3	0	0	0	0	3	1
Inning Stats	R: 0 E: 0 K: 1 S: 8 H: 0 LOB: 0 BB: 0 P: 14	R: 0 E: 0 K: 2 S: 12 H: 0 LOB: 0 BB: 0 P: 17	R: 0 E: 0 K: 3 S: 10 H: 0 LOB: 0 BB: 0 P: 15	R: 0 E: 0 K: 2 S: 9 H: 0 LOB: 0 BB: 0 P: 12	R: 0 E: 0 K: 1 S: 8 H: 0 LOB: 0 BB: 0 P: 11	R: 0 E: 0 K: 1 S: 6 H: 0 LOB: 0 BB: 0 P: 7	R: 0 E: 0 K: 0 S: 12 H: 1 LOB: 2 BB: 1 P: 21	R: 0 E: 0 K: 1 S: 8 H: 0 LOB: 1 BB: 1 P: 16	R: 0 E: 0 K: 1 S: 12 H: 1 LOB: 1 BB: 0 P: 19	1B: 2 2B: 0 3B: 0 HR: 0 SF: 0 SAC: 0 DP: 0 HBP: 0						

PITCHER		IP	WLS	BF	H	R	ER	SO	BB	IBB	HBP	BLK	WP	HR	S	P	ERA	WHIP
11 Yu Darvish, R ERA: 2.33	(1, 1)	8.2	W	30	2	0	0	12	2	0	0	0	0	0	82	126	0.00	0.462
41 Alexi Ogando, R ERA: 8.27	(9, 1)	0.1		1	0	0	0	0	0	0	0	0	1	0	3	6	0.00	0.000

PITCHER	IP	WLS	BF	H	R	ER	SO	BB	IBB	HBP	BLK	WP	HR	S	P	ERA	WHIP

TOP

Boston Red Sox @ Texas Rangers

Globe Life Park in Arlington, Arlington, TX

Fri May 09 2014, 8:09 PM - 11:18 PM EDT

Att. 45,392 - Partly Cloudy - 85 F

livebaseballscorecards.com

AB	29
R	0
H	2
RBI	0
BB	2
SO	12
LOB	6

BOTTOM

Boston Red Sox @ Texas Rangers

Globe Life Park in Arlington, Arlington, TX

Fri May 09 2014, 8:09 PM - 11:18 PM EDT

Att. 45,392 - Partly Cloudy - 85 F

livebaseballscorecards.com

Batter	1	2	3	4	5	6	7	8	9	AB	R	H	RBI	BB	SO	LOB
17 Shin-Soo Choo, L (1, 7) OBP: 0.478, SLG: 0.505	B FF 90 F FF 90 C SI 91 B FF 92 C FC 86 2-3 ① K		B CU 73 C CH 79 C CU 77 B CU 78 F FF 92 B FS 86 B SI 91 4-2 1 1B 84 1B BB	F FF 91 1 SAFE F FF 91 B SI 90 X CU 78 1-2 ② F9		B SI 90 B SL 80 X SI 90 2-0 ① L7		F FF 89 F CU 76 X SL 86 0-2 1B		4	1	1	0	1	1	1
1 Elvis Andrus, R (1, 6) OBP: 0.314, SLG: 0.328	B FF 92 X FF 92 1-0 29 2B 1B		C SI 91 1 SAFE B FC 87 B SI 91 1 SAFE F SI 91 F SI 92 X FF 92 2-2 84 1B 1-2 SF9 1B	B FF 92 B FC 87 F FF 90 B FF 92 3-1 ③ CS 1-2	B CU 77 S FC 86 B SI 91 X SI 90 2-1 84 BB 1B 1B	C SI 89 B CH 78 B CU 76 B CH 80 X SI 90 3-1 2B		B CU 74 C SL 86 B SL 86 D CH 78 C SI 88 S SL 86 3-3 ③ K		5	3	4	0	0	1	1
29 Adrian Beltré, R (1, 5) OBP: 0.326, SLG: 0.398	1 SAFE B FF 90 1 SAFE S FF 90 X FF 90 1-1 84 F8 1-H 2B		B FF 93 S FF 93 B FF 92 B FC 88 F FF 91 F FF 91 F FF 92 F FC 86 T FF 92 3-2 ① K		1 SAFE 1 SAFE S FC 84 S SI 90 F CU 77 1 SAFE B FF 92 S SI 92 1-3 ① K	C SL 81 C SI 90 F CH 81 F CH 78 C SI 91 0-3 ② K				4	0	1	1	0	3	4
84 Prince Fielder, L (1, 3) OBP: 0.355, SLG: 0.354	B FF 92 X FC 87 1-0 ② F8 2-3		X FF 92 0-0 18 1B 1-3 2-H 1B		B FF 93 B FF 92 C FC 87 B FC 86 B FC 86 4-1 18 BLK 18 1B 1-2 BB	C SI 91 B SI 92 B SL 82 C SI 90 C SI 91 2-3 ③ K				3	1	1	1	1	1	2
Alex Rios, R (1, 9) OBP: 0.353, SLG: 0.449	C FF 92 B FC 87 F FF 91 X FF 92 1-2 ③ G6-3		C FC 87 F FC 88 X FF 93 0-2 ② SF9 3-H		B FF 92 S FC 86 X SI 90 1-1 18 1B 18 BLK 7 SF7 1-2 2-H 1B		F SL 87 B SL 87 X FS 85 1-1 ① F9			3	1	1	2	0	0	1
18 Mitch Moreland, L (1, 10) OBP: 0.349, SLG: 0.436		F FC 85 C CU 74 B FS 84 B CH 78 X FC 88 2-2 12 FC4-6 1B	C FF 93 C CU 78 B FF 93 X FF 92 1-2 1-2 1B		F SL 81 D SI 89 F SI 91 X SI 92 1-2 2 HR 1-3 2-H 1B		X FS 85 0-0 ② F8			4	1	3	1	0	0	0
7 J.P. Arencibia, R (1, 2) OBP: 0.179, SLG: 0.240		S FF 92 B FF 92 X FC 87 1-1 ① F8	X FC 87 0-0 ③ P4		C CU 74 S CH 79 1 SAFE X SI 91 0-2 ② SF7 3-H		C FF 92 S SL 88 B FF 91 B SL 87 B FS 86 S FF 92 3-3 ③ K			3	0	0	1	0	1	3
2 Leonys Martin, L (1, 8) OBP: 0.336, SLG: 0.385		F FC 86 B CU 75 F FF 92 F CH 81 B FF 92 F FC 86 F SI 92 X FC 87 2-2 ② F8		C CH 80 B CU 76 F CH 81 X SI 91 1-2 12 CS 1B	B SL 79 X SL 81 1-0 1-H HR			C SL 83 F FF 88 B CU 76 F CU 76 F FF 89 B SL 84 X SL 84 2-2 ① G3		4	1	2	2	0	0	1
12 Rougned Odor, L (1, 4) OBP: 0.125, SLG: 0.125		X SI 91 0-0 ③ FC4-6 1-2f		1 SAFE C SI 90 C CU 76 X CH 81 0-2 ① 1 CS 1-2 1B	B SI 90 B SI 90 C SI 90 B SI 90 X SI 90 3-1 ③ P4			C SL 86 F CU 77 B SL 85 B FF 90 F CU 75 F FF 89 X SL 85 2-2 ② L7		4	0	1	0	0	0	1
Inning Stats	R: 1 H: 2 E: 0 LOB: 1 K: 1 BB: 0 S: 10 P: 16	R: 0 H: 1 E: 0 LOB: 1 K: 0 BB: 0 S: 12 P: 17	R: 2 H: 3 E: 0 LOB: 2 K: 1 BB: 1 S: 21 P: 31	R: 0 H: 2 E: 0 LOB: 0 K: 0 BB: 0 S: 10 P: 15	R: 5 H: 4 E: 0 LOB: 0 K: 1 BB: 1 S: 18 P: 31	R: 0 H: 1 E: 0 LOB: 1 K: 2 BB: 0 S: 11 P: 18	R: 0 H: 0 E: 0 LOB: 0 K: 1 BB: 0 S: 6 P: 10	R: 0 H: 1 E: 0 LOB: 1 K: 1 BB: 0 S: 16 P: 23		1B: 11 SF: 2 2B: 2 SAC: 0 3B: 0 DP: 0 HR: 1 HBP: 0						

	AB	34
	R	8
	H	14
	RBI	8
	BB	2
	SO	7
	LOB	14

WP: 0 PA: 39
PB: 0
SB: 0
CS: 2

PITCHER		IP	WLS	BF	H	R	ER	SO	BB	IBB	HBP	BLK	WP	HR	S	P	ERA	WHIP
11 Clay Buchholz, R ERA: 6.44	(1, 1)	4.1	L	23	10	6	6	3	2	0	0	0	0	0	62	96	12.46	2.769
55 Chris Capuano, L ERA: 2.55	(5, 1)	1.2		8	3	2	2	2	0	0	0	1	0	1	20	32	10.80	1.800
54 Edward Mujica, R ERA: 8.18	(7, 1)	1.0		3	0	0	0	1	0	0	0	0	0	0	6	10	0.00	0.000
32 Craig Breslow, L ERA: 4.5	(8, 1)	1.0		4	1	0	0	1	0	0	0	0	0	0	16	23	0.00	1.000

PITCHER	IP	WLS	BF	H	R	ER	SO	BB	IBB	HBP	BLK	WP	HR	S	P	ERA	WHIP

Boston Red Sox @ Texas Rangers

Globe Life Park in Arlington, Arlington, TX

Sat May 10 2014, 8:09 PM - 11:17 PM EDT

Att. 47,964 - Partly Cloudy - 85 F

TOP

livebaseballscorecards.com

Batter	1	2	3	4	5	6	7	8	9	AB	R	H	RBI	BB	SO	LOB
15 Dustin Pedroia, R (1, 4) OBP: 0.354, SLG: 0.392	C FF 90 B SI 91 X SI 90 1-1 G3	C CH 85 B SI 90 B CU 77 B SI 93 B SI 91 4-1 18 1B 1-2 2-3 BB		1 SAFE B SI 87 X SI 87 1-0 18 1B 1-3 1B		C FF 92 B FC 90 B FF 93 B FF 94 B FF 94 4-1 18 CS BB		C SI 85 X CU 70 0-1 18 SF7 1-3 2-H 1B		3	1	2	1	2	0	0
18 Shane Victorino, S (1, 9) OBP: 0.339, SLG: 0.385	C FF 91 X CH 80 0-1 34 PB 1B	C FF 91 C FF 92 F FF 92 F FF 93 D CH 83 X SL 80 1-2 ③ 1-2 2-H 3-H 1B		C FF 90 S SL 84 X SL 85 0-2 34 2B 5 1B 2-H 3-H 1B		1 SAFE S FF 93 B SL 83 F SL 81 F SL 82 X SL 80 1-2 ① ② F7 1-2		B SI 87 C SI 87 X SI 88 1-1 ② SF7 2-3 3-H		4	1	3	4	0	0	1
34 David Ortiz, L (1, 10) OBP: 0.373, SLG: 0.492	B FF 90 S SI 90 1 SAFE B SL 85 B SL 87 X SL 84 3-1 ② F8 1-2		X FF 88 0-0 HR	B SL 81 C CH 80 S SL 84 1 SAFE X CH 82 1-2 5 1B 1-3 2B		C SL 85 F FF 97 B SL 85 B SL 86 X FF 97 2-2 ③ G6-3		I IN 72 I IN 73 I IN 73 I IN 73 4-0 IBB		4	2	2	1	1	0	1
12 Mike Napoli, R (1, 3) OBP: 0.412, SLG: 0.458	S SL 80 B CH 82 D SI 92 B CH 85 F SI 91 F SL 82 B FF 91 4-2 BB		B CU 77 C SI 89 B FF 90 B SI 91 S SI 88 B SI 91 4-2 BB	S FF 87 B FF 87 D SL 82 F CU 78 S SL 83 2-3 ② K			C FF 95 S FF 96 F FF 96 X SL 85 0-2 ① G5-3	C SI 87 B CU 72 B SI 86 X CH 80 2-1 ③ L5-3		3	0	0	0	2	1	4
5 Jonny Gomes, R (1, 7) OBP: 0.322, SLG: 0.408	C FF 92 B SI 92 B CH 83 X SI 93 2-1 ③ L8		B CH 79 S CH 82 F SI 90 F FF 90 B FF 92 B SL 85 S CH 85 3-3 ① K	B FF 88 X FF 87 1-0 2-H 3-H 1B			B FF 97 C FF 95 S FF 97 F FF 97 C SL 86 1-3 ② K		S SI 86 S CH 80 F CH 79 F SI 86 F CU 71 F CH 82 B SI 86 X SI 87 1-2 ① P5	5	0	1	2	0	2	3
2 Xander Bogaerts, R (1, 6) OBP: 0.364, SLG: 0.336		X SI 90 0-0 ① G6-3	1 SAFE C SI 91 B SL 80 S SI 88 X SI 91 1-2 ② F7	F FF 90 B FC 88 B FF 92 X FF 92 2-1 ③ FC9			F FF 97 B FF 97 C SL 86 F FF 98 S SL 86 1-3 ③ K		C SI 87 F SI 87 B CU 72 S CU 70 1-3 ② K	5	0	0	0	0	2	2
3 David Ross, R (1, 2) OBP: 0.244, SLG: 0.378		C FF 89 B SI 90 B SI 90 B SI 90 B SI 87 4-1 16 CS BB	C CH 83 S CH 83 F CH 85 C FF 91 0-3 ③ K		C FF 93 B FC 90 C FF 93 B SL 82 F FF 94 S FF 93 2-3 ① K			S SI 86 X SI 85 0-1 ① P6	C CU 69 B CU 71 F SI 86 S CH 82 1-3 ③ K	4	0	0	0	1	3	1
16 Will Middlebrooks, R (1, 5) OBP: 0.338, SLG: 0.368		C FF 91 X FF 90 0-1 ② 15 BB 25 HBP 18 1B 1-2 1B		C FF 87 C CH 87 C FF 89 0-3 ① K	B FF 94 X FF 94 1-0 ② G6-3			B SI 86 C SI 87 B CU 70 F SI 86 F SI 86 F CH 80 H SI 87 3-2 25 1B 15 1B HBP		3	2	1	0	0	1	0
25 Jackie Bradley Jr., L (1, 8) OBP: 0.331, SLG: 0.321		F SI 90 H SI 88 1-1 15 BB 18 1B 1-2 HBP		F SI 87 B SL 83 X SI 88 1-1 15 1B 18 1B 1B	B FC 90 C FF 93 C CH 83 X SL 83 1-2 ③ G6-3			1 SAFE X SI 84 0-0 15 1B 18 SF7 1-2 1B		3	2	2	0	0	0	0

Inning Stats	1	2	3	4	5	6	7	8	9
	R: 0 E: 0 K: 0 S: 11	R: 1 E: 0 K: 0 S: 11	R: 1 E: 0 K: 2 S: 14	R: 4 E: 0 K: 2 S: 18	R: 0 E: 0 K: 1 S: 8	R: 0 E: 0 K: 0 S: 8	R: 0 E: 0 K: 2 S: 12	R: 2 E: 0 K: 0 S: 13	R: 0 E: 0 K: 2 S: 13
	H: 1 LOB: 2 BB: 1 P: 21	H: 2 LOB: 2 BB: 2 P: 21	H: 1 LOB: 1 BB: 1 P: 22	H: 5 LOB: 1 BB: 0 P: 26	H: 0 LOB: 0 BB: 0 P: 12	H: 0 LOB: 0 BB: 1 P: 15	H: 0 LOB: 0 BB: 0 P: 14	H: 2 LOB: 2 BB: 1 P: 23	H: 0 LOB: 0 BB: 0 P: 16

AB	34
R	8
H	11
RBI	8
BB	6
SO	9
LOB	12

	1B: 9	SF: 1
	2B: 1	SAC: 0
	3B: 0	DP: 0
	HR: 1	HBP: 2

WP: 0	PA: 43
PB: 1	
SB: 0	
CS: 2	

PITCHER		IP	WLS	BF	H	R	ER	SO	BB	IBB	HBP	BLK	WP	HR	S	P	ERA	WHIP
33 Martín Pérez, L ERA: 4.38	(1, 1)	3.2	L	23	9	6	6	4	4	0	1	0	0	1	52	86	14.73	3.545
37 Shawn Tolleson, R ERA: 4.34	(4, 1)	2.0		6	0	0	0	1	1	0	0	0	0	0	15	26	0.00	0.500
49 Aaron Poreda, L ERA:	(6, 1)	1.1		4	0	0	0	2	0	0	0	0	0	0	15	19	0.00	0.000
67 Justin Germano, R ERA: 9.0	(8, 1)	2.0		10	2	2	2	2	0	1	1	0	0	0	26	39	9.00	1.000

PITCHER	IP	WLS	BF	H	R	ER	SO	BB	IBB	HBP	BLK	WP	HR	S	P	ERA	WHIP

Boston Red Sox @ Texas Rangers

Globe Life Park in Arlington, Arlington, TX

Sat May 10 2014, 8:09 PM - 11:17 PM EDT

Att. 47,964 - Partly Cloudy - 85 F

BOTTOM

Batter	1	2	3	4	5	6	7	8	9	AB	R	H	RBI	BB	SO	LOB
17 Shin-Soo Choo, L (1, 7) OBP: 0.471, SLG: 0.505	C FF 90 B SI 89 C FC 85 B FF 92 F FF 92 F FC 88 F FC 88 B FF 91 F FF 93 3-3 C FC 85 K ①			X FC 84 0-0 1 G4-3 84 SF7 2B	B FF 92 C FF 93 B FF 93 F FF 92 S FF 93 2-3 K ②		B SI 91 C FF 92 S CU 77 B FF 92 C FF 93 2-3 1-2 K ③			4	1	1	0	0	3	2
1 Elvis Andrus, R (1, 6) OBP: 0.318, SLG: 0.340	C FF 93 X FF 93 0-1 B1-3 ②			B FF 90 X FF 90 1-0 G4-3 ① 2-3	B FF 94 X CH 86 1-0 1-H 2B			B CU 73 X FF 95 1-0 29 G1-4-3 1B		4	0	2	1	0	0	1
29 Adrian Beltré, R (1, 5) OBP: 0.323, SLG: 0.384	B FF 92 C FF 89 F FF 93 X CU 76 1-2 F7 ③			B FC 88 B FF 91 B FF 90 B FF 91 4-0 3B BB	B FF 93 S CU 75 2 SAFE F FF 91 C SI 93 1-3 K ③			X FF 94 0-0 G1-4-3 ① ② 1-2f		3	1	0	0	1	1	2
84 Prince Fielder, L (1, 3) OBP: 0.346, SLG: 0.346		X FF 90 0-0 F7 ①		X FF 92 0-0 SF7 ② 3-H		B CU 74 B CU 76 C FF 93 X FF 92 2-1 P6 ①		C CU 76 S FO 90 B FO 89 S FO 89 1-3 K ③		3	0	0	1	0	1	0
Alex Rios, R (1, 10) OBP: 0.351, SLG: 0.458		C FF 90 F FC 87 C FC 88 0-3 K ②		B CH 85 B FF 92 C FC 89 B CU 74 X FC 86 3-1 1-H 3B		C FF 91 B CU 76 X CU 74 1-1 F9 ②			B SI 91 C SI 91 C SI 91 B SI 91 X SI 89 2-2 L8 ①	4	0	1	1	0	1	0
15 Michael Choice, R (1, 9) OBP: 0.345, SLG: 0.333 18 Mitch Moreland, L (9, PH) OBP: 0.345, SLG: 0.430		B FC 88 C FF 92 B FF 92 S FC 88 C FC 87 2-3 FC ③		F FF 93 B FF 92 B FF 91 B FF 92 B FF 90 4-1 BB		X FF 93 0-0 FC4 ③			B SI 91 C SI 90 C SL 82 F SI 90 B SI 91 T SI 90 2-2 K ②	2 1	0 0	0 0	0 0	1 0	0 1	0 0
2 Leonys Martin, L (1, 8) OBP: 0.341, SLG: 0.383			B FC 85 B FC 88 C FF 91 X FC 86 2-1 G6-3 ①	S CU 76 F FF 92 B FF 88 C FC 88 1-3 K ③			B CU 72 B FF 92 B FF 92 B FF 89 4-0 17 WP BB		B SI 90 C SI 89 F FS 84 B FS 84 F SI 89 X SL 80 2-2 12 1B 12 DI 1B	3	0	1	0	1	1	2
61 Robinson Chirinos, R (1, 2) OBP: 0.266, SLG: 0.329 12 Rougned Odor, L (9, PH) OBP: 0.222, SLG: 0.222			C FF 92 F FC 89 B CU 76 B FC 88 X FF 92 2-2 G6-3 ②		C FF 90 S FC 89 F FC 89 S CU 77 0-3 K ①		B FC 89 C FF 91 B FC 87 X FF 90 2-1 L4 ①		B SI 89 F SI 88 B SL 79 X SI 89 2-1 1-3 1B	3 1	0 0	0 1	0 0	0 0	1 0	1 0
3 Luis Sardinas, S (1, 4) OBP: 0.375, SLG: 0.286			C FF 92 F FF 89 X FC 88 0-2 L4 ③		S FF 90 F FF 92 F CU 76 X FF 93 0-2 1 2B 1B		S FF 92 S FC 88 F FF 92 X FF 92 0-2 P3 ②		C FF 94 F SL 86 S FF 96 0-3 K ③	4	1	1	0	0	1	3
Inning Stats	R: 0 E: 0 K: 1 S: 12 H: 0 LOB: 0 BB: 0 P: 16	R: 0 E: 0 K: 1 S: 7 H: 0 LOB: 0 BB: 0 P: 9	R: 0 E: 0 K: 0 S: 8 H: 0 LOB: 0 BB: 0 P: 12	R: 2 E: 0 K: 1 S: 9 H: 2 LOB: 2 BB: 2 P: 22	R: 1 E: 0 K: 3 S: 15 H: 2 LOB: 1 BB: 0 P: 19	R: 0 E: 0 K: 0 S: 5 H: 0 LOB: 0 BB: 0 P: 8	R: 0 E: 0 K: 1 S: 9 H: 0 LOB: 1 BB: 1 P: 17	R: 0 E: 0 K: 1 S: 5 H: 1 LOB: 0 BB: 0 P: 7	R: 0 E: 0 K: 2 S: 16 H: 2 LOB: 2 BB: 0 P: 24	1B: 4 2B: 2 3B: 1 HR: 0 SF: 1 SAC: 0 DP: 1 HBP: 0						

livebaseballscorecards.com

AB	32
R	3
H	7
RBI	3
BB	3
SO	10
LOB	11

WP: 1 PA: 36
PB: 0
SB: 0
CS: 0

PITCHER		IP	WLS	BF	H	R	ER	SO	BB	IBB	HBP	BLK	WP	HR	S	P	ERA	WHIP
31 Jon Lester, L ERA: 2.75	(1, 1)	7.0	W	28	4	3	3	8	3	0	0	0	1	0	65	103	3.86	1.000
36 Junichi Tazawa, R ERA: 3.0	(8, 1)	1.0		3	1	0	0	1	0	0	0	0	0	0	5	7	0.00	1.000
35 Burke Badenhop, R ERA: 3.0	(9, 1)	0.2		4	2	0	0	1	0	0	0	0	0	0	13	21	0.00	3.000
30 Andrew Miller, L ERA: 1.8	(9, 1)	0.1		1	0	0	0	1	0	0	0	0	0	0	3	3	0.00	0.000

PITCHER	IP	WLS	BF	H	R	ER	SO	BB	IBB	HBP	BLK	WP	HR	S	P	ERA	WHIP

Boston Red Sox @ Texas Rangers

Globe Life Park in Arlington, Arlington, TX

Sun May 11 2014, 3:11 PM - 5:57 PM EDT

Att. 41,407 - Partly Cloudy - 82 F

livebaseballscorecards.com

Batter	1	2	3	4	5	6	7	8	9	AB	R	H	RBI	BB	SO	LOB
15 Dustin Pedroia, R (1, 4) OBP: 0.361, SLG: 0.421	C FF 89 F SI 90 B SL 83 F SL 83 B SI 91 X SL 83 2-2 18 SH5-3 12 2B 2B	B FF 91 B FF 91 B FF 92 F FF 92 F FF 91 F FF 92 B SL 86 4-2 18 FC5-4 BB		X FF 90 0-0 ③ F9			C SI 90 B FF 92 S FF 92 B FF 93 F FF 91 B FF 91 F FF 90 X FF 90 3-2 HR		B SL 80 C FF 90 X FF 92 1-1 ③ G1-3	4	2	2	1	1	0	1
18 Shane Victorino, S (1, 9) OBP: 0.323, SLG: 0.364	X FF 89 0-0 ① SH5-3 2-3	B FF 89 F FF 90 1 SAFE B CH 85 F FF 90 1 SAFE 1 SAFE F FF 90 X SL 84 2-2 ② FC5-4 1-2f 3-H			C FF 89 X CH 84 0-1 E3 34 G5-6-3		X FF 91 0-0 ③ F8			3	0	0	1	0	0	1
34 David Ortiz, L (1, 10) OBP: 0.377, SLG: 0.489	I IN 70 I IN 70 I IN 72 I IN 70 4-0 12 2B 40 1B IBB	1 SAFE F FF 91 1 SAFE X FF 91 0-1 ③ P5			B FF 89 S FC 90 B FF 90 F FF 90 X FF 91 2-2 ①② G5-6-3 1-2f			C CH 84 B FF 91 C FF 91 B FF 91 X FF 92 2-2 1B		3	1	1	0	1	0	2
12 Mike Napoli, R (1, 3) OBP: 0.408, SLG: 0.460	C FF 90 X SI 91 0-1 1-3 3-H 40 1B 2B		B SI 90 B FF 89 B FF 89 C FF 90 F FF 89 X FF 91 3-2 ① G5-3		C SI 93 B FF 89 B CH 85 B SI 91 F FF 91 C FF 90 3-3 ③ K			C FF 91 T FF 92 S CH 85 0-3 ① K		4	1	1	1	0	2	1
5 Jonny Gomes, R (1, 7) OBP: 0.319, SLG: 0.400	B FF 90 D FF 90 F SL 86 S SL 84 F CU 76 X FF 90 2-2 ② P4		C CU 73 B CH 86 B CH 85 X FF 92 2-1 1B			B CU 70 F FF 89 B FF 89 F FF 90 B SL 85 X FF 90 3-2 ① G6-3		F FF 92 B FF 90 B SL 81 B FF 91 F FF 91 S FF 90 3-3 ② K		4	0	1	0	0	1	3
40 A.J. Pierzynski, L (1, 2) OBP: 0.318, SLG: 0.396	C FF 91 B SL 86 F SL 85 F FF 94 X SL 86 1-2 2-H 3-H 1B		F FF 89 X FF 90 0-1 ② F7			C FF 91 S FF 92 B FF 91 B FF 90 X FF 92 2-2 ② F7		S FF 92 B FF 92 X SL 87 1-1 ③ F9		4	0	1	2	0	0	2
2 Xander Bogaerts, R (1, 6) OBP: 0.361, SLG: 0.333	C FF 91 C SI 90 B SL 84 S CH 84 1-3 ③ K		C FF 90 B CU 79 X CH 84 1-1 ③ L8			X FF 90 0-0 ③ G5-3			B FF 91 C SL 86 B SL 86 B FF 90 C FF 90 X FF 89 3-2 25 G3 1B	4	0	1	0	0	1	2
25 Jackie Bradley Jr., L (1, 8) OBP: 0.328, SLG: 0.327		C FF 89 S SI 89 F FF 88 F SL 85 X FF 90 0-2 10 SH1-4 18 FC5-4 2B		B FF 90 X SL 83 1-0 ① L4-3			C FF 89 F FF 90 S FF 91 0-3 ① K		F FF 91 1 SAFE D SL 88 B SL 86 F FF 91 1 SAFE X SL 87 2-2 ① G3 1-2	4	1	1	0	0	1	1
10 Jonathan Herrera, S (1, 5) OBP: 0.279, SLG: 0.184		B FF 89 X FF 89 1-0 ① SH1-4 2-3		F FF 90 B FF 89 F FF 89 F SL 85 X FF 90 1-2 ② G1-3			C FF 90 B FF 89 X FF 91 1-1 ② G5-3		F FF 90 F FF 92 S SL 87 0-3 ② K	3	0	0	0	0	1	1

	AB	33
	R	5
	H	8
	RBI	5
	BB	2
	SO	6
	LOB	14

Inning Stats																		
	R: 3	H: 3	R: 1	H: 1	R: 0	H: 1	R: 0	H: 0	R: 0	H: 0	R: 1	H: 1	R: 0	H: 1	R: 0	H: 1	1B: 4	SF: 0	WP: 0	PA: 37
	E: 0	LOB: 1	E: 0	LOB: 1	E: 0	LOB: 1	E: 0	LOB: 0	E: 1	LOB: 0	E: 0	LOB: 0	E: 0	LOB: 1	E: 0	LOB: 1	2B: 3	SAC: 2	PB: 0	
	K: 1	BB: 1	K: 0	BB: 1	K: 0	BB: 0	K: 0	BB: 0	K: 1	BB: 0	K: 1	BB: 0	K: 2	BB: 0	K: 1	BB: 0	3B: 0	DP: 1	SB: 0	
	S: 18	P: 28	S: 15	P: 22	S: 9	P: 15	S: 6	P: 8	S: 8	P: 13	S: 7	P: 12	S: 11	P: 15	S: 11	P: 17	HR: 1	HBP: 0	CS: 0	

PITCHER		IP	WLS	BF	H	R	ER	SO	BB	IBB	HBP	BLK	WP	HR	S	P	ERA	WHIP
46 Robbie Ross Jr., L ERA: 5.04	(1, 1)	6.2	L	28	6	5	5	3	1	1	0	0	0	1	73	112	6.75	1.050
44 Jason Frasor, R ERA: 1.38	(7, 1)	1.0		4	1	0	0	2	0	0	0	0	0	0	10	15	0.00	1.000
56 Neal Cotts, L ERA: 5.27	(8, 1)	1.0		4	1	0	0	1	0	0	0	0	0	0	11	17	0.00	1.000
41 Alexi Ogando, R ERA: 8.1	(9, 1)	0.1		1	0	0	0	0	0	0	0	0	0	0	2	3	0.00	0.000

PITCHER	IP	WLS	BF	H	R	ER	SO	BB	IBB	HBP	BLK	WP	HR	S	P	ERA	WHIP

Boston Red Sox @ Texas Rangers

Globe Life Park in Arlington, Arlington, TX

Sun May 11 2014, 3:11 PM - 5:57 PM EDT

Att. 41,407 - Partly Cloudy - 82 F

BOTTOM

Batter	1	2	3	4	5	6	7	8	9	AB	R	H	RBI	BB	SO	LOB
17 Shin-Soo Choo, L (1, 7) OBP: 0.465, SLG: 0.523	C FF 90 B FF 91 B CU 78 B FC 82 C FF 89 C FF 91 3-3 ① K			B FF 91 X SI 90 1-0 HR		S FF 91 F FF 91 S FF 93 0-3 ① K		B FF 93 C FF 93 C SL 86 B FF 95 S FF 95 2-3 ① K		4	1	1	1	0	3	0
1 Elvis Andrus, R (1, 6) OBP: 0.323, SLG: 0.340	C FF 91 B FF 91 F FF 91 X FF 92 1-2 29 G6-4-3 1B			C FF 92 C SI 91 X SI 94 0-2 ① F9		F FF 91 B FF 92 X FF 92 1-1 ② F9		C SL 86 B SL 86 S SL 85 H FF 94 2-2 HBP		3	0	1	0	0	0	0
29 Adrian Beltré, R (1, 5) OBP: 0.310, SLG: 0.367	F FF 92 B SI 93 1 SAFE 1 SAFE X SI 93 1-1 ② ③ G6-4-3 1-2f			C FF 92 F FF 92 B FF 93 X SI 94 1-2 ② G6-3		S FC 82 X FF 92 0-1 ③ P3		B FF 94 S FF 93 F FF 93 B SL 87 S SL 85 2-3 ② K		4	0	0	0	0	1	2
84 Prince Fielder, L (1, 3) OBP: 0.344, SLG: 0.343		B FF 89 C FF 91 F FF 91 B FF 92 X FF 93 2-2 ① G1-3		B CH 83 X FF 93 1-0 1B 1B			B FF 89 F FF 90 F FF 91 B FF 91 X FF 91 2-2 ① F8	X FF 95 0-0 ③ F8		4	0	1	0	0	0	1
Alex Rios, R (1, 9) OBP: 0.354, SLG: 0.459		C FF 92 F FF 93 B FC 84 B FC 85 C FF 93 2-3 ② K		B FF 93 B FC 85 X FF 92 2-0 18 S 1-3 1B			B CU 76 B CU 76 F FF 89 X FF 91 2-1 18 S 18 2B 1B		B FF 88 B FF 88 F FF 88 B FF 89 F FF 88 X FF 88 3-2 ① G5-3	4	1	2	0	0	1	0
18 Mitch Moreland, L (1, 10) OBP: 0.341, SLG: 0.434		B FF 92 F SI 92 F FC 84 B CU 79 F FF 92 T SI 92 2-2 ③ K		C FF 92 S SI 92 F CU 81 S CU 80 0-3 ③ K2-3 1-2			B SI 90 S FC 82 S FC 84 X FF 92 1-2 1-H 2B		B SI 88 F FC 88 S FS 79 C FF 89 1-3 ② K	4	0	1	1	0	3	2
7 J.P. Arencibia, R (1, 2) 15 Michael Choice, R (9, PH) OBP: 0.186, SLG: 0.245 OBP: 0.341, SLG: 0.329			B FF 91 F FF 91 F FF 92 C FF 93 1-3 ① K		S FC 83 F FF 92 F FC 83 F FC 84 B FF 92 S SI 92 1-3 ① K		B FF 92 X FC 83 1-0 1B		B SI 89 C FF 88 F FS 78 S FS 79 1-3 ③ FC	3 1	0 0	1 0	0 0	0 0	2 0	0 0
2 Leonys Martin, L (1, 8) OBP: 0.333, SLG: 0.374			C CU 78 S CU 79 F CU 81 B SI 93 F FC 84 F CH 83 F CU 81 B FF 93 B SI 93 3-2 ② F8 X FF 92		C FC 82 X CU 77 0-1 ② L9		C SI 91 F CU 79 B FC 84 S FC 84 1-3 ② K			3	0	0	0	0	1	2
12 Rougned Odor, L (1, 4) OBP: 0.167, SLG: 0.167			T FF 92 F FF 93 X FF 94 0-2 ③ G4-3		C FC 83 X FF 92 0-1 ③ G4-3		B CU 78 F CU 78 F FF 91 S FC 83 1-3 ③ K			3	0	0	0	0	1	2
Inning Stats	R: 0 E: 0 K: 1 S: 8 H: 1 LOB: 0 BB: 0 P: 13	R: 0 E: 0 K: 2 S: 10 H: 0 LOB: 0 BB: 0 P: 16	R: 0 E: 0 K: 1 S: 13 H: 0 LOB: 0 BB: 0 P: 17	R: 1 E: 0 K: 1 S: 13 H: 3 LOB: 2 BB: 0 P: 18	R: 0 E: 0 K: 1 S: 9 H: 0 LOB: 0 BB: 0 P: 10	R: 0 E: 0 K: 1 S: 7 H: 0 LOB: 0 BB: 0 P: 8	R: 1 E: 0 K: 2 S: 15 H: 3 LOB: 2 BB: 0 P: 23	R: 0 E: 0 K: 2 S: 9 H: 0 LOB: 1 BB: 0 P: 15	R: 0 E: 0 K: 1 S: 9 H: 0 LOB: 0 BB: 0 P: 14	1B: 5 2B: 1 3B: 0 HR: 1 SF: 0 SAC: 0 DP: 1 HBP: 1						

livebaseballscorecards.com

AB	33
R	2
H	7
RBI	2
BB	0
SO	12
LOB	9

PITCHER		IP	WLS	BF	H	R	ER	SO	BB	IBB	HBP	BLK	WP	HR	S	P	ERA	WHIP
41 John Lackey, R ERA: 3.57	(1, 1)	7.0	W	27	7	2	2	9	0	0	0	0	0	1	75	105	2.57	1.000
30 Andrew Miller, L ERA: 1.69	(8, 1)	1.0	H	4	0	0	0	2	0	0	1	0	0	0	9	15	0.00	0.000
19 Koji Uehara, R ERA: 1.15	(9, 1)	1.0	S	3	0	0	0	2	0	0	0	0	0	0	9	14	0.00	0.000

PITCHER	IP	WLS	BF	H	R	ER	SO	BB	IBB	HBP	BLK	WP	HR	S	P	ERA	WHIP

WP: 0	PA: 34		
PB: 0			
SB: 2			
CS: 0			

Boston Red Sox @ Minnesota Twins

Target Field, Minneapolis, MN

Tue May 13 2014, 7:15 PM - 10:37 PM CDT

Att. 23,949 - Cloudy - 51 F

TOP

livebaseballscorecards.com

Batter	1	2	3	4	5	6	7	8	9	AB	R	H	RBI	BB	SO	LOB
15 Dustin Pedroia, R (1, 4) OBP: 0.356, SLG: 0.414	C FF 90 F FF 90 F FF 90 F SL 79 B SL 81 F SL 80 B SL 81 B FF 91 X FF 91 3-2 ① G6-3		C FF 90 B CU 74 F FF 90 S FF 92 1-3 ② K		F SL 85 B CU 76 X SL 81 1-1 ③ G6-3		B SI 92 C SI 93 C SI 94 B SI 94 X SI 94 2-2 18 1B; 34 1B; 1-2 1B		B FF 94 S FF 93 F FF 94 X FF 93 1-2 ① L8	5	1	1	0	0	1	0
18 Shane Victorino, S (1, 9) OBP: 0.343, SLG: 0.417	B FF 92 C SL 82 X SI 91 1-1 ② G6-3		B SL 83 C SI 91 F CU 74 S SL 82 1-3 ③ K			C FF 88 B FF 89 C CU 74 X FF 89 1-2 34 1B; 3B	B SI 94 B SI 94 X SI 94 2-0 34 1B; 5 BB; 1-2 2-H 1B		B FF 95 S FF 93 X FF 94 1-1 1B	5	2	3	1	0	1	0
34 David Ortiz, L (1, 10) OBP: 0.390, SLG: 0.544	F FF 91 X CU 75 0-1 HR			X FF 89 0-0 HR		C FS 79 X FS 80 0-1 38 BB; 3-H 1B	S SL 82 D SL 83 B SL 83 S FF 93 B SL 83 X SL 83 3-2 5 BB; 12 BB; 1-3 2-H 1B		F FF 92 D SL 86 S SL 85 S FF 95 1-3 ② K	5	2	4	4	0	1	1
12 Mike Napoli, R (1, 3) OBP: 0.401, SLG: 0.445	C FF 91 B SL 82 B SL 80 S SL 83 B SL 80 F FF 91 S FF 91 3-3 ③ K			B SL 79 S SL 78 X SL 82 1-1 ① F8		C SI 90 B FF 89 D SL 82 B SL 83 X SI 91 3-1 ① L8	S SI 92 B SI 92 B SL 82 B SI 92 D CH 85 4-1 5 BB; 1-2 BB		1 SAFE S SL 85 F FF 93 D SL 86 S SL 85 1-3 ③ K	4	0	0	0	1	2	2
38 Grady Sizemore, L (1, 7) OBP: 0.306, SLG: 0.364 5 Jonny Gomes, R (7, PH) OBP: 0.326, SLG: 0.400 (7, 7)		C SI 89 F FF 90 B SL 80 B SL 80 B FF 91 X SI 90 3-2 ① L3		B FS 78 C CU 74 F FF 90 X SI 91 1-2 1B		F FF 91 D FS 80 B FS 80 S SL 84 F CU 76 D SL 83 B SI 91 4-2 40 G6-4-3; 1-2 BB	D FC 88 C FF 91 B FC 87 F FF 92 B FF 92 F FF 92 F FF 90 F FF 91 F FF 90 4-2 B FF 91; 1-2 2-3 3-H BB			2 0	0 0	1 0	0 1	1 1	0 0	0 0
40 A.J. Pierzynski, L (1, 2) OBP: 0.307, SLG: 0.381		F FF 90 S CU 76 B FF 91 F SL 80 B SL 82 F FS 81 S FF 90 2-3 ② K		B CU 72 F FS 78 1 SAFE 1 SAFE F SL 84 D SL 82 S SI 91 2-3 ② K		B SI 92 D SI 91 X SI 92 2-1 ② ③ G6-4-3; 1-2f	C FF 88 F SL 78 F FF 91 B FF 92 D SL 80 F FF 90 F FF 90 B SL 80 C FF 88 3-3 ③ K			4	0	0	0	0	3	6
2 Xander Bogaerts, R (1, 6) OBP: 0.358, SLG: 0.346		C SL 81 B SL 80 F FF 90 X FF 91 1-2 3B		1 SAFE B SL 84 X SI 90 1-0 ③ L7			B SI 94 C SI 93 C SL 82 X SL 82 1-2 ① G5-3	S FF 90 S FF 92 F FF 92 S CH 86 0-3 ① K		4	0	1	0	0	1	1
16 Will Middlebrooks, R (1, 5) OBP: 0.319, SLG: 0.344		C FF 91 B FF 92 B SL 82 B SL 82 X SI 91 3-1 ③ G5-3			B SL 81 F SL 83 C CU 74 S SL 82 1-3 ① K		B SL 82 F SI 92 B SI 94 C SI 92 S SI 95 2-3 ② K	S FF 92 X FF 91 0-1 ② F9		4	0	0	0	0	2	1
25 Jackie Bradley Jr., L (1, 8) OBP: 0.326, SLG: 0.325			B FF 87 C FF 90 B CU 73 X SL 83 2-1 ① F8		B CU 73 C FF 90 X SL 84 1-1 ② G4-3		X SI 92 0-0 15 1B; 18 1B; 1B	B CH 87 C SI 91 S CH 87 C CH 86 1-3 ③ K		4	1	1	0	0	1	0
Inning Stats	R: 1 E: 0 K: 1 S: 14 H: 1 LOB: 0 BB: 0 P: 21	R: 0 E: 0 K: 1 S: 13 H: 1 LOB: 1 BB: 0 P: 22	R: 0 E: 0 K: 2 S: 8 H: 0 LOB: 0 BB: 0 P: 12	R: 1 E: 0 K: 1 S: 10 H: 2 LOB: 1 BB: 0 P: 15	R: 0 E: 0 K: 1 S: 7 H: 0 LOB: 0 BB: 0 P: 10	R: 1 E: 0 K: 0 S: 12 H: 2 LOB: 1 BB: 1 P: 22	R: 3 E: 0 K: 2 S: 27 H: 4 LOB: 3 BB: 2 P: 48	R: 0 E: 0 K: 2 S: 9 H: 0 LOB: 0 BB: 0 P: 10	R: 0 E: 0 K: 2 S: 11 H: 1 LOB: 1 BB: 0 P: 15	1B: 7 2B: 0 3B: 2 HR: 2 SF: 0 SAC: 0 DP: 1 HBP: 0						

AB	37
R	6
H	11
RBI	6
BB	3
SO	12
LOB	11

WP: 0 PB: 0 SB: 0 CS: 0 PA: 40

PITCHER		IP	WLS	BF	H	R	ER	SO	BB	IBB	HBP	BLK	WP	HR	S	P	ERA	WHIP
47 Ricky Nolasco, R ERA: 5.51	(1, 1)	6.0		24	6	3	3	6	1	0	0	0	0	2	64	102	4.50	1.167
59 Michael Tonkin, R ERA: 6.97	(7, 1)	0.2	H	5	3	3	3	1	0	0	0	0	0	0	11	18	40.50	4.500
52 Brian Duensing, L ERA: 1.69	(7, 1)	0.0		2	1	0	0	0	1	0	0	0	0	0	4	11	∞	∞
54 Matt Guerrier, R ERA: 9.0	(7, 1)	0.0	B	1	0	0	0	0	1	0	0	0	0	0	6	10	∞	∞
56 Caleb Thielbar, L ERA: 1.64	(7, 1)	0.1		1	0	0	0	1	0	0	0	0	0	0	6	9	0.00	0.000

PITCHER		IP	WLS	BF	H	R	ER	SO	BB	IBB	HBP	BLK	WP	HR	S	P	ERA	WHIP
61 Jared Burton, R ERA: 5.87	(8, 1)	1.0		3	0	0	0	2	0	0	0	0	0	0	9	10	0.00	0.000
15 Glen Perkins, L ERA: 3.12	(9, 1)	1.0	W	4	1	0	0	2	0	0	0	0	0	0	11	15	0.00	1.000

BOTTOM

Batter	1	2	3	4	5	6	7	8	9	AB	R	H	RBI	BB	SO	LOB
2 Brian Dozier, R (1, 4) OBP: 0.361, SLG: 0.439	B FF 88 F SI 88 X SI 89 1-1 ① G6-3	C FC 88 X SI 90 0-1 7 1B 1-H 2-H 2B		C FF 88 B CU 79 B CU 80 F CU 79 X FC 86 2-2 ② G5-3		C SI 90 X CU 77 0-1 ② F7		F FF 94 X FF 94 0-1 ① F7		5	1	1	2	0	0	1
7 Joe Mauer, L (1, 3) OBP: 0.399, SLG: 0.373	C FF 89 B FF 90 X FF 90 1-1 ② F7	B CU 81 C CH 81 B SI 90 B FF 89 C SI 89 X FF 88 3-2 24 G6-4-3 2-H 1B		B FF 88 B FC 85 B FC 85 F FF 87 X FF 89 3-1 ③ L7		C SI 89 X SI 90 0-1 13 BB 24 BB 1B		1 SAFE B FF 94 B FF 94 X FF 94 2-0 ②③ F7 1-2		5	0	2	1	0	0	1
24 Trevor Plouffe, R (1, 5) OBP: 0.337, SLG: 0.387	C FF 90 B SI 90 X SI 91 1-1 1B	S FC 88 B FF 88 X FF 88 1-1 ②③ G6-4-3 1-2f			F FF 88 F FF 89 B CH 83 B SL 81 B CU 79 X FF 88 3-2 13 F8 8 1B 2B	C SI 90 B CH 79 S CH 78 D CH 78 B SI 91 B CH 79 4-2 13 BB 1-2 BB			C FF 95 B FF 94 F FF 94 F FF 95 S SL 88 1-3 ① K	4	1	2	0	1	1	1
13 Jason Kubel, L (1, 7) OBP: 0.338, SLG: 0.353 20 Chris Colabello, R (9, PH) OBP: 0.298, SLG: 0.404	B SI 90 C FC 87 F CU 80 C FF 91 1-3 ③ K		B FF 89 S FC 86 X FC 86 1-1 ① G3-1		B SI 89 C FC 87 F CU 80 F CU 79 D CU 79 B CH 81 X FS 84 3-2 ① F8 2-3	B SI 90 B SL 80 B SI 90 C SI 90 B SI 90 4-1 8 FC6-4 1-2 2-3 BB			B SL 88 B SL 86 S FF 95 C FF 95 F SL 87 S FF 96 2-3 ② K	3 1	0 0	0 0	0 0	1 0	1 0	2 0
8 Kurt Suzuki, R (1, 2) OBP: 0.390, SLG: 0.410		B FF 88 B FF 89 C FF 88 X FF 89 2-1 ① F9	B FF 89 B FF 90 F SI 87 F FF 89 X FC 87 2-2 9 G5-3 27 1B 1B		D CU 80 X CU 80 1-0 27 1B 3-H 1B	B CH 79 F SI 91 X CH 78 1-1 ③ FC6-4 1-2f			C FF 96 B FF 96 X SL 85 1-1 27 HR 1B	5	1	3	1	0	0	3
27 Chris Parmelee, L (1, 9) OBP: 0.471, SLG: 0.625		C FF 90 B FF 90 F FF 90 B SI 90 B SI 90 F CU 79 F SI 90 B SI 90 4-2 9 HR BB	B FC 87 F SI 90 C SI 90 B SI 90 X SI 90 2-2 9 G5-3 1-2 1B		1 SAFE X SI 88 0-0 9 WP 1-3 1B		B FF 86 C FF 87 F SL 85 B CU 76 S FF 89 2-3 ① K		S FF 94 X FF 96 0-1 1-H HR	4	2	3	2	1	1	0
9 Eduardo Núñez, R (1, 10) OBP: 0.350, SLG: 0.444		B SI 90 X SI 90 1-0 1-H HR	C FF 90 F FF 90 X CH 84 0-2 ② G5-3 1-2 2-3		B CU 74 B CH 78 S CH 78 C SI 90 D SI 91 S CH 78 3-3 ② K 1-2		C SI 87 B SL 85 S SL 85 B FF 88 F FF 89 S CH 76 2-3 ② K			4	1	1	2	0	2	4
5 Eduardo Escobar, S (1, 6) OBP: 0.352, SLG: 0.507		C FF 90 F CU 78 X SI 91 0-2 39 BB 2 2B 1B	F FF 90 X FF 89 0-1 ③ F8		B CU 76 C CH 78 D CH 79 C SI 91 X CH 79 2-2 ③ G6-3		B SL 85 X CH 78 1-0 ③ F7			4	1	1	0	0	0	4
39 Danny Santana, S (1, 8) OBP: 0.458, SLG: 0.524		B FF 90 F FC 86 B SI 91 B FF 90 F FF 90 B CU 80 4-2 2 2B 1-2 BB		X FF 87 0-0 ① B1-3		B CU 77 B SI 88 F SI 88 B CH 76 F SI 89 C CH 76 3-3 ① K		B SI 88 B CH 76 B FF 87 C CH 85 B FF 87 4-1 7 F7 BB		2	1	0	0	2	1	0
Inning Stats	R: 0 E: 0 K: 1 S: 9 H: 1 LOB: 1 BB: 0 P: 13	R: 5 E: 0 K: 0 S: 19 H: 4 LOB: 0 BB: 2 P: 34	R: 0 E: 0 K: 0 S: 13 H: 2 LOB: 2 BB: 0 P: 18	R: 0 E: 0 K: 0 S: 6 H: 0 LOB: 0 BB: 0 P: 11	R: 1 E: 0 K: 1 S: 15 H: 3 LOB: 2 BB: 0 P: 27	R: 0 E: 0 K: 1 S: 12 H: 1 LOB: 3 BB: 2 P: 24	R: 0 E: 0 K: 2 S: 8 H: 0 LOB: 0 BB: 0 P: 13	R: 0 E: 0 K: 0 S: 4 H: 0 LOB: 0 BB: 1 P: 10	R: 2 E: 0 K: 2 S: 12 H: 2 LOB: 0 BB: 0 P: 16	1B: 9 2B: 2 3B: 0 HR: 2 SF: 0 SAC: 0 DP: 1 HBP: 0						

PITCHER		IP	WLS	BF	H	R	ER	SO	BB	IBB	HBP	BLK	WP	HR	S	P	ERA	WHIP
44 Jake Peavy, R ERA: 3.94	(1, 1)	4.1		23	9	6	6	1	2	0	0	0	0	1	55	91	12.46	2.538
55 Chris Capuano, L ERA: 2.33	(5, 1)	1.2		9	2	0	0	2	2	0	0	0	1	0	19	36	0.00	2.400
32 Craig Breslow, L ERA: 4.09	(7, 1)	1.0		4	0	0	0	2	1	0	0	0	0	0	9	18	0.00	1.000
36 Junichi Tazawa, R ERA: 2.81	(8, 1)	1.0		2	0	0	0	0	0	0	0	0	0	0	3	5	0.00	0.000
30 Andrew Miller, L ERA: 2.7	(9, 1)	0.2	L	4	2	2	2	2	0	0	0	0	0	1	12	16	27.00	3.000

PITCHER	IP	WLS	BF	H	R	ER	SO	BB	IBB	HBP	BLK	WP	HR	S	P	ERA	WHIP

Boston Red Sox @ Minnesota Twins

Target Field, Minneapolis, MN

Tue May 13 2014, 7:15 PM - 10:37 PM CDT

Att. 23,949 - Cloudy - 51 F

livebaseballscorecards.com

AB	37
R	8
H	13
RBI	8
BB	5
SO	7
LOB	16

WP: 1 PA: 42
PB: 0
SB: 0
CS: 0

Boston Red Sox @ Minnesota Twins

Target Field, Minneapolis, MN

Wed May 14 2014, 7:11 PM - 10:17 PM CDT

Att. 26,802 - Partly Cloudy - 54 F

TOP

livebaseballscorecards.com

Batter	1	2	3	4	5	6	7	8	9	AB	R	H	RBI	BB	SO	LOB
15 Dustin Pedroia, R (1, 4) OBP: 0.358, SLG: 0.410	F8		G5-3	F8		1B			BB	4	0	1	1	1	0	1
10 Jonathan Herrera, S (9, PR) OBP: 0.279, SLG: 0.184 (9, 4)										0	1	0	0	0	0	0
18 Shane Victorino, S (1, 9) OBP: 0.333, SLG: 0.400	1B		P6	F9		FC1-5			L1	5	1	1	0	0	0	4
34 David Ortiz, L (1, 10) OBP: 0.396, SLG: 0.596	2B		HR		HR	K			L9	5	3	3	2	0	1	3
12 Mike Napoli, R (1, 3) OBP: 0.398, SLG: 0.447	G4-3		2B		F8		G1-3		E7	4	1	1	1	0	0	1
37 Mike Carp, L (7, 3) OBP: 0.317, SLG: 0.324										1	1	0	0	0	0	1
38 Grady Sizemore, L (1, 7) OBP: 0.319, SLG: 0.379	2B		1B		K		F8		BB	4	0	2	2	1	1	0
40 A.J. Pierzynski, L (1, 2) OBP: 0.303, SLG: 0.382	G3		F7	G4-3			G3		2B	5	0	1	2	0	0	2
2 Xander Bogaerts, R (1, 6) OBP: 0.366, SLG: 0.359		1B		2B		BB		F9 / F7		4	2	2	0	1	0	3
16 Will Middlebrooks, R (1, 5) OBP: 0.316, SLG: 0.338		G4-6-3		1B		K		F7		4	0	1	1	0	1	2
25 Jackie Bradley Jr., L (1, 8) OBP: 0.316, SLG: 0.314		G5-3		L6		FC5		F8		4	0	0	0	0	0	2
Inning Stats	R: 2 E: 0 K: 0 S: 14 H: 3 LOB: 1 BB: 0 P: 21	R: 0 E: 0 K: 0 S: 9 H: 1 LOB: 0 BB: 0 P: 15	R: 2 E: 0 K: 0 S: 10 H: 3 LOB: 1 BB: 0 P: 16	R: 1 E: 0 K: 0 S: 12 H: 2 LOB: 1 BB: 0 P: 18	R: 1 E: 0 K: 1 S: 8 H: 1 LOB: 0 BB: 0 P: 14	R: 1 E: 1 K: 2 S: 19 H: 1 LOB: 2 BB: 1 P: 34	R: 0 E: 0 K: 0 S: 6 H: 0 LOB: 0 BB: 0 P: 10	R: 0 E: 0 K: 0 S: 5 H: 0 LOB: 0 BB: 0 P: 7	R: 2 E: 1 K: 0 S: 19 H: 1 LOB: 3 BB: 2 P: 36	1B: 5 2B: 5 3B: 0 HR: 2	SF: 0 SAC: 0 DP: 1 HBP: 0						

AB	40
R	9
H	12
RBI	9
BB	3
SO	3
LOB	19

WP: 0 PB: 0 SB: 0 CS: 0 PA: 43

PITCHER		IP	WLS	BF	H	R	ER	SO	BB	IBB	HBP	BLK	WP	HR	S	P	ERA	WHIP
30 Kevin Correia, R ERA: 6.8	(1, 1)	4.0	L	20	9	5	5	0	0	0	0	0	0	1	45	70	11.25	2.250
56 Caleb Thielbar, L ERA: 2.25	(5, 1)	1.0		4	1	1	1	1	0	0	0	0	0	1	8	14	9.00	1.000
51 Anthony Swarzak, R ERA: 5.14	(6, 1)	1.0		6	1	1	0	2	1	0	0	0	0	0	19	34	0.00	2.000
54 Matt Guerrier, R ERA: 3.0	(7, 1)	2.0		6	0	0	0	0	0	0	0	0	0	0	11	17	0.00	0.000
59 Michael Tonkin, R ERA: 6.35	(9, 1)	1.0		7	1	2	0	0	2	0	0	0	0	0	19	36	0.00	3.000

PITCHER	IP	WLS	BF	H	R	ER	SO	BB	IBB	HBP	BLK	WP	HR	S	P	ERA	WHIP

BOTTOM

Boston Red Sox @ Minnesota Twins

Target Field, Minneapolis, MN

Wed May 14 2014, 7:11 PM - 10:17 PM CDT

Att. 26,802 - Partly Cloudy - 54 F

livebaseballscorecards.com

Batter	1	2	3	4	5	6	7	8	9	AB	R	H	RBI	BB	SO	LOB
2 Brian Dozier, R (1, 4) OBP: 0.368, SLG: 0.441	B FF 87 B FF 88 C FF 88 C SI 88 X SI 90 2-2 ① F9		C CU 73 F CH 83 X CU 75 0-2 1-2 2-3 1B		C CH 86 B FC 84 C CH 82 C FF 90 1-3 ① K		B SI 88 B SI 88 B SI 88 B SI 87 4-0 7 G6-3 1-2 2-3 BB		B FF 89 C FF 88 B SL 86 C FF 90 X FF 90 2-2 24 HR 1B	4	1	2	0	1	1	0
7 Joe Mauer, L (1, 3) OBP: 0.388, SLG: 0.364 20 Chris Colabello, R (9, PH) OBP: 0.296, SLG: 0.401	B FF 89 F FF 89 B SI 91 X SI 90 2-1 ② G4-3		X FF 90 0-0 ① SF7 3-H		C SI 88 B FF 90 X FF 89 1-1 ② F7		C SI 89 X SI 88 0-1 ②③ G6-3 1-2f		B SI 90 C FF 89 F FF 90 B FF 91 F FF 90 S FS 84 2-3 ② K	3 1	0 0	0 0	1 0	0 0	0 1	3 1
24 Trevor Plouffe, R (1, 5) OBP: 0.339, SLG: 0.415	B FF 90 B SI 90 F SI 89 B SI 89 C SI 91 X SI 91 3-2 27 PB 2B		C CH 83 X FF 91 0-1 ② L8		X FC 84 0-0 ③ L9			C SI 87 B SI 88 F SI 88 B SI 89 B SI 87 X SI 88 3-2 ① G4-3	C FF 90 X FF 90 0-1 1-H HR	5	1	2	2	0	0	2
27 Chris Parmelee, L (1, 9) OBP: 0.409, SLG: 0.500	B SI 91 S FF 90 B FF 91 F SI 90 C FF 92 2-3 ③ K 2-3		S FF 89 B CU 75 F FF 90 C CU 76 1-3 ③ K			X CH 81 0-0 ① G6-3		C SI 89 B SL 81 C FS 83 B FS 83 F FS 83 B FS 82 B SI 88 4-2 8 E 8 FC1 9 1B BB	B FF 90 B FS 84 C FF 89 C FS 82 X FS 84 2-2 ③ G3	4	1	0	0	1	2	3
8 Kurt Suzuki, R (1, 10) OBP: 0.386, SLG: 0.404		C FC 86 B CH 84 F SI 89 X CU 74 1-2 ① F8		B FF 87 C FF 88 B CH 81 C CH 82 F FF 90 B CH 82 X CH 82 3-2 43 1B 1B		C CH 85 C FC 83 F FF 90 X FF 89 0-2 ② P3		C SI 88 B SI 87 X SI 89 1-1 FC1 9 1B 1-3		4	0	1	0	0	0	1
43 Josmil Pinto, R (1, 2) OBP: 0.358, SLG: 0.420		B FF 88 B CH 81 B SI 88 C FF 89 F FF 89 X FF 90 3-2 ② P4	C FF 89 B CH 83 B CH 82 F SI 89 F SI 90 X CU 74 2-2 1-2 1B		B CH 84 C CH 84 B SI 88 F CH 83 B FF 90 F FF 90 X CH 81 3-2 ③ G6-3			B FF 88 C SI 89 C SI 88 F SI 89 F SI 89 C SI 88 1-3 ② K	4	0	1	0	0	1	2
9 Eduardo Núñez, R (1, 7) OBP: 0.375, SLG: 0.455		C FF 89 X CH 83 0-1 ③ F9	X FF 89 0-0 ① F9				C SI 88 B CH 82 X CH 81 1-1 2 BB 32 1B 1B	B SI 88 C SI 88 B SI 88 X SI 88 2-1 1-2 3-H 1B		4	0	2	1	0	0	2
5 Eduardo Escobar, S (1, 6) OBP: 0.347, SLG: 0.507			B FF 88 F FF 88 F SI 90 B CH 83 X SI 88 2-2 2 1B 7 SF7 2B	C FF 89 F FF 90 F CH 84 X FC 86 0-2 ② F9			C SI 89 F FF 89 C CU 74 0-3 ① K	F SI 88 X SI 87 0-1 ③ F7		4	1	1	0	0	1	5
32 Aaron Hicks, S (1, 8) OBP: 0.311, SLG: 0.238			B SI 88 B SI 89 B SI 89 C FF 89 B FF 90 4-1 2 1B BB	D FC 86 C CH 83 F FF 89 C FF 90 1-3 ③ K			B FF 89 F SI 89 F CH 83 X FF 89 1-2 2 BB 1B		C FF 88 B FF 90 S FF 89 B FS 84 F FF 90 B FF 89 C FF 90 3-3 ① K	3	0	1	0	1	2	2
Inning Stats	R: 0 E: 0 K: 1 S: 11 H: 1 LOB: 1 BB: 0 P: 20	R: 0 E: 0 K: 0 S: 8 H: 0 LOB: 0 BB: 0 P: 12	R: 1 E: 0 K: 1 S: 13 H: 2 LOB: 2 BB: 1 P: 20	R: 0 E: 0 K: 1 S: 16 H: 2 LOB: 2 BB: 0 P: 22	R: 0 E: 0 K: 1 S: 6 H: 0 LOB: 0 BB: 0 P: 8	R: 0 E: 0 K: 0 S: 9 H: 0 LOB: 0 BB: 0 P: 12	R: 0 E: 0 K: 1 S: 10 H: 2 LOB: 2 BB: 1 P: 16	R: 1 E: 1 K: 1 S: 17 H: 1 LOB: 2 BB: 1 P: 28	R: 2 E: 0 K: 2 S: 16 H: 2 LOB: 0 BB: 0 P: 25	1B: 7 2B: 2 3B: 0 HR: 1	SF: 1 SAC: 0 DP: 1 HBP: 0					WP: 0 PB: 1 SB: 0 CS: 0	PA: 40

	AB	36
	R	4
	H	10
	RBI	4
	BB	3
	SO	8
	LOB	21

PITCHER		IP	WLS	BF	H	R	ER	SO	BB	IBB	HBP	BLK	WP	HR	S	P	ERA	WHIP
22 Felix Doubront, L ERA: 4.54	(1, 1)	6.1	W	27	7	1	1	5	1	0	0	0	0	0	71	104	1.42	1.263
35 Burke Badenhop, R ERA: 2.78	(7, 1)	1.2		8	1	1	0	1	2	0	0	0	0	0	19	34	0.00	1.800
54 Edward Mujica, R ERA: 9.0	(9, 1)	1.0		5	2	2	2	2	0	0	0	0	0	1	16	25	18.00	2.000

PITCHER	IP	WLS	BF	H	R	ER	SO	BB	IBB	HBP	BLK	WP	HR	S	P	ERA	WHIP

Boston Red Sox @ Minnesota Twins

Target Field, Minneapolis, MN

Thu May 15 2014, 12:13 PM - 3:32 PM CDT

Att. 29,628 - Cloudy - 46 F

TOP

livebaseballscorecards.com

Batter	1	2	3	4	5	6	7	8	9	10	AB	R	H	RBI	BB	SO	LOB
15 Dustin Pedroia, R (1, 4) OBP: 0.353, SLG: 0.410	C FF 90 C FF 91 B FF 91 F FF 92 F SI 92 X FF 93 1-2 ① F9		B FC 89 X FF 92 1-0 ③ F8		B FF 92 X FF 92 1-0 2B			C FF 93 F SL 87 X SL 88 0-2 ② F7		B SI 89 B CH 88 F SI 88 X SI 90 2-1 ① F8	5	0	1	0	0	0	1
2 Xander Bogaerts, R (1, 6) OBP: 0.361, SLG: 0.353	S FF 91 F FF 92 F FF 93 B SI 92 F FF 93 X FC 90 1-2 ② F7			X FF 90 0-0 5 1B, 37 1B, 1B	B FF 93 C FF 93 S FC 88 F FC 90 B FC 88 B FF 93 F FF 92 F FF 92 F FF 92 3-2 ③ F8			X SL 87 0-0 ③ P6		B CU 70 X SI 90 1-0 ② F9	5	1	1	0	0	0	1
34 David Ortiz, L (1, 10) OBP: 0.393, SLG: 0.586 10 Jonathan Herrera, S (9, PR) OBP: 0.295, SLG: 0.184 (9, 10)	B FF 92 X FF 92 1-0 ③ P5			F FF 90 B FF 91 S FF 91 C FC 89 1-3 ① K		B FF 90 B FF 90 F FF 90 B FF 91 X FF 91 3-1 ① L9			X FF 93 0-0 37 1B, 5 1B, 16 1B, 1B	B CU 72 C SI 90 B CH 84 B SI 90 C SI 89 D SI 90 4-2 BB	4 0	0 1	1 0	0 0	0 1	1 0	1 0
12 Mike Napoli, R (1, 3) OBP: 0.386, SLG: 0.431		B FF 90 B FF 91 F FF 92 F FF 92 F FF 93 X FF 92 2-2 ① P4		F FC 89 F SI 92 B FF 92 1 SAFE X FC 89 1-2 ② P4		B FF 91 S FF 92 F FF 91 X FF 92 1-2 ② P4			F FF 92 S FF 94 B FF 93 F FF 94 D SL 86 F FF 93 S SL 84 2-3 ① K	1 SAFE F CH 83 B SI 91 B SI 89 1 SAFE S CH 84 S SL 82 2-3 ③ K	5	0	0	0	0	2	3
5 Jonny Gomes, R (1, 9) OBP: 0.333, SLG: 0.405		C FF 92 X FF 92 0-1 ② F9		C FF 92 F FF 92 F FF 93 F FF 93 X FC 90 0-2 37 1B 1-3 1B		C FF 92 S FF 92 B FF 92 S FF 93 1-3 ③ K			B FF 93 F FF 93 X FF 94 1-1 37 1B 1-2 16 1B, 1B		4	1	2	0	0	1	0
37 Mike Carp, L (1, 7) OBP: 0.333, SLG: 0.341 38 Grady Sizemore, L (9, PR) OBP: 0.319, SLG: 0.379 (9, 7)		C FF 92 F FF 92 C FC 90 0-3 ③ K		X FF 92 0-0 1-2 3-H 1B			C SI 90 B FF 91 X CH 86 1-1 ① F8		X FF 92 0-0 1-2 2-3 16 1B, 1B		4 0	0 0	2 0	1 0	0 0	1 0	0 0
3 David Ross, R (1, 2) OBP: 0.244, SLG: 0.366			C FF 90 X FC 88 0-1 1B	S FF 93 B FF 93 S FF 93 S FF 93 1-3 ③ K			X FF 91 0-0 ② F8		C SI 94 S FF 94 S FF 94 0-3 ② K		4	0	1	0	0	2	5
16 Will Middlebrooks, R (1, 5) OBP: 0.313, SLG: 0.333			B FF 90 C FF 91 F FC 89 S FF 92 1-3 ① K		B FC 90 S FF 90 S FF 90 B FF 92 F FF 92 F FF 93 T FF 92 2-2 ① K		C FF 91 X FF 91 0-1 ③ F7		X FF 94 0-0 1-2 2-H 3-H 1B		4	0	1	2	0	2	1
25 Jackie Bradley Jr., L (1, 8) OBP: 0.307, SLG: 0.303			F FF 92 B FF 91 F FF 92 T FC 90 1-2 ② K		C KC 73 F FF 92 B FC 89 F FC 89 S KC 75 1-3 ② K2-3			B FF 92 X FF 92 1-0 ① F7	S SL 84 B SL 83 B FF 93 S FF 92 F SL 83 B FF 93 C FF 92 3-3 ③ K		4	0	0	0	0	3	3
Inning Stats	R: 0 E: 0 K: 0 S: 11 H: 0 LOB: 0 BB: 0 P: 14	R: 0 E: 0 K: 1 S: 9 H: 0 LOB: 0 BB: 0 P: 11	R: 0 E: 0 K: 2 S: 9 H: 1 LOB: 1 BB: 0 P: 12	R: 1 E: 0 K: 2 S: 16 H: 3 LOB: 2 BB: 0 P: 19	R: 0 E: 0 K: 2 S: 21 H: 1 LOB: 1 BB: 0 P: 28	R: 0 E: 0 K: 1 S: 8 H: 0 LOB: 0 BB: 0 P: 13	R: 0 E: 0 K: 0 S: 5 H: 0 LOB: 0 BB: 0 P: 6	R: 0 E: 0 K: 0 S: 5 H: 0 LOB: 0 BB: 0 P: 6	R: 2 E: 0 K: 3 S: 17 H: 4 LOB: 2 BB: 0 P: 23	R: 0 E: 0 K: 1 S: 8 H: 0 LOB: 1 BB: 1 P: 17	1B: 8 2B: 1 3B: 0 HR: 0 SF: 0 SAC: 0 DP: 0 HBP: 0	WP: 0 PB: 0 SB: 0 CS: 0 PA: 40					

PITCHER		IP	WLS	BF	H	R	ER	SO	BB	IBB	HBP	BLK	WP	HR	S	P	ERA	WHIP
45 Phil Hughes, R ERA: 3.61	(1, 1)	6.0		23	5	1	1	8	0	0	0	0	0	0	74	97	1.50	0.833
61 Jared Burton, R ERA: 5.51	(7, 1)	1.0	H	3	0	0	0	0	0	0	0	0	0	0	5	6	0.00	0.000
50 Casey Fien, R ERA: 2.2	(8, 1)	1.0	H	3	0	0	0	0	0	0	0	0	0	0	5	6	0.00	0.000
15 Glen Perkins, L ERA: 3.93	(9, 1)	1.0	B	7	4	2	2	3	0	0	0	0	0	0	17	23	18.00	4.000
52 Brian Duensing, L ERA: 1.59	(10, 1)	1.0	W	4	0	0	0	1	1	0	0	0	0	0	8	17	0.00	1.000

PITCHER	IP	WLS	BF	H	R	ER	SO	BB	IBB	HBP	BLK	WP	HR	S	P	ERA	WHIP

AB	39
R	3
H	9
RBI	3
BB	1
SO	12
LOB	15

Boston Red Sox @ Minnesota Twins

Target Field, Minneapolis, MN

Thu May 15 2014, 12:13 PM - 3:32 PM CDT

Att. 29,628 - Cloudy - 46 F

livebaseballscorecards.com

Batter	1	2	3	4	5	6	7	8	9	10	AB	R	H	RBI	BB	SO	LOB
2 Brian Dozier, R (1, 4) OBP: 0.368, SLG: 0.439	X FF 89 0-0 ① P6	X FF 90 0-0 ② SF9 3-H		C FF 90 1 SAFE X FF 90 0-1 7 G6-4-3 1-2 1B		B CU 76 C FF 90 X FC 85 1-1 ② G5-3		B SI 89 C SI 89 B CH 79 B CH 79 B SI 90 4-1 7 CS BB			3	0	1	1	1	0	1
7 Joe Mauer, L (1, 10) OBP: 0.395, SLG: 0.368	B FF 90 C FF 90 X FF 91 1-1 1B	C FC 87 C FF 92 1 SAFE B FC 87 X FF 92 1-2 24 FC6-4 1-2 1B		C FF 91 C CU 76 F FC 87 X FC 87 0-2 ②③ G6-4-3 1-2f		B CU 77 B FF 90 I IN 60 I IN 63 4-0 IBB		1 SAFE B SI 88 C SI 88 1 SAFE 1-1 ③ CS 1-2	C FF 93 F FF 93 F SL 86 S SL 85 0-3 ① K		4	0	2	0	1	1	2
24 Trevor Plouffe, R (1, 5) OBP: 0.335, SLG: 0.404	C FF 91 C FF 90 B SI 89 S FC 87 1-3 ② K	X FC 86 0-0 ③ FC6-4 1-2f			C FF 90 B CU 77 B CU 76 B SI 90 F FF 92 B FF 92 4-2 8 1B BB	C SI 90 F FF 91 F CU 78 B FC 86 F FF 91 B FC 84 1 SAFE F CU 76 D CU 78 3-3 C FC 85 K			X FF 93 0-0 ② F7		4	0	0	0	1	2	5
20 Chris Colabello, R (1, 3) OBP: 0.287, SLG: 0.388	B CU 75 B FF 91 X FF 91 2-0 ③ F9		F FF 91 X FF 91 0-1 ① G5-3		F SI 91 S FF 91 C FF 90 0-3 ① K		S SI 85 F CH 74 B FF 87 S SL 83 1-3 ① K		X FF 93 0-0 ③ G4-3		5	0	0	0	0	2	2
13 Jason Kubel, L (1, 7) OBP: 0.343, SLG: 0.352 9 Eduardo Núñez, R (10, PH) OBP: 0.360, SLG: 0.435		B FC 85 C FF 91 B FF 90 X FC 88 2-1 ① G4-3	B FF 91 B FF 91 X SI 90 2-0 1B		B SI 90 F FC 86 C CU 77 C SI 90 1-3 ② K		B SI 85 B SI 86 F FF 87 B SI 85 D SI 87 4-1 27 FC6-5 BB			C FF 94 S FF 92 B FF 93 X SL 87 1-2 ① G5-3	3 1	0 0	1 0	0 0	1 0	1 0	1 0
8 Kurt Suzuki, R (1, 2) OBP: 0.394, SLG: 0.421		B FF 91 B FF 91 C FF 89 F FF 91 X SI 90 2-2 27 HR 1B	C FF 91 B FF 92 F FC 85 F SI 90 C CU 78 1-3 ② K		C FC 85 B SI 90 S CU 78 B FC 85 X FF 92 2-2 1-2 1B		B SL 84 B SI 85 F SI 86 D SI 86 X SI 86 3-1 ② F8			B FF 93 B FF 93 X FF 92 2-0 32 1B 2B	5	2	3	0	0	1	2
27 Chris Parmelee, L (1, 9) OBP: 0.370, SLG: 0.560		B FF 91 C CU 75 X FS 85 1-1 1-H HR	B FF 90 F FC 87 B FC 86 B FF 90 S FC 87 C SI 91 3-3 ③ K		X FC 86 0-0 ③ P5		X SI 85 0-0 ③ FC6-5 1-2f			F FF 94 C SL 87 S SL 87 0-3 ② K	5	1	1	2	0	2	5
32 Aaron Hicks, S (1, 8) OBP: 0.315, SLG: 0.239		F FF 92 F FF 91 B FC 87 B CU 78 B SI 92 D FC 86 4-2 5 1B 2 SF9 BB		B FF 91 F FC 86 F FF 90 F FF 90 X FF 91 1-2 ① L9		B CU 75 F FC 85 B CU 77 X FF 91 2-1 ① G4-3		B SI 87 C SI 87 B SL 79 S CH 76 C SI 89 2-3 ① K		C FF 96 B FF 94 F SL 84 B SL 85 B FF 95 X FF 95 3-2 2-H 1B	4	1	1	1	1	1	0
5 Eduardo Escobar, S (1, 6) OBP: 0.367, SLG: 0.533		1 SAFE X FF 91 0-0 7 1B 1-3 1B		C SI 91 X FC 86 0-1 2 1B 1B		F FF 90 B FC 86 X SI 90 1-1 2B		X SI 88 0-0 ② F9			4	0	3	0	0	0	0

Inning Stats	1	2	3	4	5	6	7	8	9	10
	R: 0 E: 0 K: 1 S: 7 H: 1 LOB: 1 BB: 0 P: 11	R: 3 E: 0 K: 0 S: 15 H: 4 LOB: 2 BB: 1 P: 25	R: 0 E: 0 K: 2 S: 10 H: 1 LOB: 1 BB: 0 P: 16	R: 0 E: 0 K: 0 S: 12 H: 2 LOB: 1 BB: 0 P: 13	R: 0 E: 0 K: 2 S: 12 H: 1 LOB: 2 BB: 1 P: 19	R: 0 E: 0 K: 1 S: 12 H: 1 LOB: 2 BB: 1 P: 23	R: 0 E: 0 K: 1 S: 7 H: 0 LOB: 1 BB: 1 P: 15	R: 0 E: 0 K: 1 S: 6 H: 0 LOB: 0 BB: 1 P: 13	R: 0 E: 0 K: 1 S: 6 H: 0 LOB: 0 BB: 0 P: 6	R: 1 E: 0 K: 1 S: 10 H: 2 LOB: 1 BB: 0 P: 16

1B: 9 SF: 1
2B: 2 SAC: 0
3B: 0 DP: 1
HR: 1 HBP: 0

WP: 0 PA: 45
PB: 0
SB: 0
CS: 1

PITCHER		IP	WLS	BF	H	R	ER	SO	BB	IBB	HBP	BLK	WP	HR	S	P	ERA	WHIP
11 Clay Buchholz, R ERA: 6.17	(1, 1)	6.0		30	10	3	3	6	2	1	0	0	0	1	68	107	4.50	2.000
32 Craig Breslow, L ERA: 3.75	(7, 1)	1.0		4	0	0	0	1	1	0	0	0	0	0	7	15	0.00	1.000
55 Chris Capuano, L ERA: 2.21	(8, 1)	1.0		3	0	0	0	1	1	0	0	0	0	0	6	13	0.00	1.000
30 Andrew Miller, L ERA: 2.95	(9, 1)	1.2	L	7	2	1	1	2	0	0	0	0	0	0	16	22	5.40	1.200

PITCHER	IP	WLS	BF	H	R	ER	SO	BB	IBB	HBP	BLK	WP	HR	S	P	ERA	WHIP

AB	38
R	4
H	12
RBI	4
BB	5
SO	10
LOB	18

Detroit Tigers @ Boston Red Sox

Fenway Park, Boston, MA

Fri May 16 2014, 7:13 PM - 11:13 PM EDT

Att. 37,225 - Cloudy - 68 F

livebaseballscorecards.com

Batter	1	2	3	4	5	6	7	8	9	AB	R	H	RBI	BB	SO	LOB
20 Rajai Davis, R (1, 7) OBP: 0.339, SLG: 0.404	G5-3	F9			BB		P4			3	0	0	0	1	0	1
3 Ian Kinsler, R (1, 4) OBP: 0.335, SLG: 0.436	1B		G6-3		F9		CS	F8		4	1	1	0	0	0	1
24 Miguel Cabrera, R (1, 3) OBP: 0.342, SLG: 0.490	BB		G5-3		K			1B		3	0	1	0	1	1	1
41 Victor Martinez, S (1, 10) OBP: 0.383, SLG: 0.594	K		2B		L7			G3		4	0	1	0	0	1	4
48 Torii Hunter, R (1, 9) OBP: 0.338, SLG: 0.461	1B		1B			G6-3			K	4	0	2	1	0	1	0
14 Austin Jackson, R (1, 8) OBP: 0.340, SLG: 0.413	BB		K			G6-3			F8	3	0	0	0	1	1	2
13 Alex Avila, L (1, 2) OBP: 0.340, SLG: 0.357	K			K		G1-6-3			K	4	0	0	0	0	3	3
9 Nick Castellanos, R (1, 5) OBP: 0.258, SLG: 0.388		F8		G5-3			3 CS 1B			3	0	1	0	0	0	0
29 Danny Worth, R (1, 6) OBP: 0.269, SLG: 0.292		K		K			K			3	0	0	0	0	3	1
Inning Stats	R: 1 E: 0 K: 2 S: 14 H: 2 LOB: 3 BB: 2 P: 27	R: 0 E: 0 K: 1 S: 7 H: 0 LOB: 0 BB: 0 P: 10	R: 0 E: 0 K: 1 S: 15 H: 2 LOB: 2 BB: 0 P: 26	R: 0 E: 0 K: 2 S: 8 H: 0 LOB: 0 BB: 0 P: 13	R: 0 E: 0 K: 1 S: 10 H: 0 LOB: 1 BB: 1 P: 18	R: 0 E: 0 K: 0 S: 6 H: 0 LOB: 0 BB: 0 P: 10	R: 0 E: 0 K: 1 S: 9 H: 1 LOB: 0 BB: 0 P: 13	R: 0 E: 0 K: 0 S: 6 H: 1 LOB: 0 BB: 0 P: 8	R: 0 E: 0 K: 2 S: 9 H: 0 LOB: 0 BB: 0 P: 13	1B: 5 2B: 1 3B: 0 HR: 0	SF: 0 SAC: 0 DP: 1 HBP: 0						

TOP	
AB	31
R	1
H	6
RBI	1
BB	3
SO	10
LOB	13

WP: 0 PB: 0 SB: 1 CS: 1 PA: 35

PITCHER		IP	WLS	BF	H	R	ER	SO	BB	IBB	HBP	BLK	WP	HR	S	P	ERA	WHIP
31 Jon Lester, L ERA: 2.67	(1, 1)	5.0	L	22	4	1	1	7	3	0	0	0	0	0	54	94	1.80	1.400
35 Burke Badenhop, R ERA: 2.59	(6, 1)	1.2		6	1	0	0	1	0	0	0	0	0	0	14	21	0.00	0.600
54 Edward Mujica, R ERA: 8.1	(7, 1)	1.1		3	1	0	0	0	0	0	0	0	0	0	7	10	0.00	0.750
36 Junichi Tazawa, R ERA: 2.65	(9, 1)	1.0		3	0	0	0	2	0	0	0	0	0	0	9	13	0.00	0.000

PITCHER	IP	WLS	BF	H	R	ER	SO	BB	IBB	HBP	BLK	WP	HR	S	P	ERA	WHIP

Detroit Tigers @ Boston Red Sox

Fenway Park, Boston, MA

Fri May 16 2014, 7:13 PM - 11:13 PM EDT

Att. 37,225 - Cloudy - 68 F

BOTTOM

livebaseballscorecards.com

Batter	1	2	3	4	5	6	7	8	9	AB	R	H	RBI	BB	SO	LOB
15 Dustin Pedroia, R (1, 4) OBP: 0.351, SLG: 0.402	C FF 92 B SL 87 F FF 92 F SL 85 F FF 94 B FF 94 S FF 94 2-3 ① K			F FF 91 F CH 81 B CH 85 F FF 92 F CH 85 F SL 86 X FF 92 1-2 ① F9		B FF 92 C CH 84 D CH 83 1 SAFE D SL 86 B FF 94 4-1 38 G4-6-3 1-2 BB		C SL 83 C CU 79 F FF 95 B FF 94 F CU 82 F FF 94 B SL 86 B SL 86 X FF 93 3-2 ② G6-3		3	0	0	0	1	1	0
38 Grady Sizemore, L (1, 9) OBP: 0.308, SLG: 0.364	C FF 93 C FF 94 B FF 94 F CH 88 B CH 88 F FF 94 B CH 87 F FF 95 X FF 94 3-2 ② G3			C FF 92 B CU 75 B CH 84 F CH 83 X CU 78 2-2 ② G3		F FF 93 C FF 95 B FF 95 D CH 86 F FF 95 D CU 77 F FF 93 X FF 94 3-2 ①② G4-6-3 1-2f 2-3		B FF 92 X FF 91 1-0 ③ G4-3		4	0	0	0	0	0	2
34 David Ortiz, L (1, 10) OBP: 0.395, SLG: 0.581	B FF 95 C CH 85 F FF 95 X FF 96 1-2 ③ L7			X CH 85 0-0 12 BB 1B		I I I I 4-0 IBB			C FF 91 F CH 86 B SL 85 F FF 91 S CU 83 1-3 ① K	3	0	1	0	1	1	0
12 Mike Napoli, R (1, 3) OBP: 0.388, SLG: 0.424		B FF 93 B FF 93 B FF 95 C FF 94 D SL 86 4-1 37 G4-6-3 BB		B FF 93 B CH 85 B FF 94 B FF 93 4-0 1-2 BB		S FF 94 C FF 95 D SL 87 C CH 84 1-3 ③ K			B FF 92 X FF 92 1-0 ② F9	2	0	0	0	2	1	2
37 Mike Carp, L (1, 7) OBP: 0.327, SLG: 0.333		F FF 92 B CU 78 X CH 85 1-1 ①② G4-6-3 1-2f		F CH 87 C FF 94 S CU 77 0-3 ③ K			B CU 75 C FF 92 X FF 93 1-1 2 BLK 1B		B CU 81 C FF 91 F FF 91 B SL 86 X CU 83 2-2 ③ G5-3	4	0	1	0	0	1	3
2 Xander Bogaerts, R (1, 6) OBP: 0.360, SLG: 0.348		B FF 92 S FF 93 S FF 94 F FF 96 S SL 86 1-3 ③ K		B SL 82 S FF 91 F FF 91 B SL 85 B SL 84 F FF 93 X FF 93 3-2 ① P6			B FF 96 1 SAFE C FF 95 F FF 96 F FF 98 H FF 96 2-2 40 G6-4-3 HBP 1-2			2	0	0	0	0	1	0
25 Jackie Bradley Jr., L (1, 8) OBP: 0.301, SLG: 0.296		C FF 91 F FF 92 S CU 78 0-3 ① K		S CU 72 S FF 92 B FF 94 B CH 84 X CU 76 2-2 ② G3			C FF 94 B FF 97 F FF 96 F SL 83 F FF 97 F SL 84 S SL 84 1-3 ① K			3	0	0	0	0	2	2
16 Will Middlebrooks, R (1, 5) OBP: 0.305, SLG: 0.324 40 A.J. Pierzynski, L (7, PH) OBP: 0.300, SLG: 0.378 10 Jonathan Herrera, S (8, 5) OBP: 0.295, SLG: 0.184		B FF 94 F SL 86 C FF 91 S SL 84 1-3 ② K		B SL 82 F FF 93 C FF 93 X CH 84 1-2 ③ G5-3			B FF 92 X FF 92 1-0 ②③ G6-4-3 1-2f			2 1 0	0 0 0	0 0 0	0 0 0	0 0 0	1 0 0	0 2 0
3 David Ross, R (1, 2) OBP: 0.250, SLG: 0.364		S FF 93 F FF 94 S SL 87 0-3 ③ K				C SL 84 B FF 93 X FF 92 1-1 38 G4-6-3 15 BB 1B		C FF 94 S SL 84 X FF 94 0-2 ① G5-3		3	0	1	0	0	1	0

	AB	27
	R	0
	H	3
	RBI	0
	BB	4
	SO	9
	LOB	11

Inning Stats	1	2	3	4	5	6	7	8	9
	R: 0 E: 0 K: 1 S: 14	R: 0 E: 0 K: 1 S: 7	R: 0 E: 0 K: 3 S: 9	R: 0 E: 0 K: 1 S: 13	R: 0 E: 0 K: 0 S: 10	R: 0 E: 0 K: 1 S: 11	R: 0 E: 0 K: 1 S: 12	R: 0 E: 0 K: 0 S: 10	R: 0 E: 0 K: 1 S: 8
	H: 0 LOB: 0 BB: 0 P: 20	H: 0 LOB: 0 BB: 1 P: 13	H: 0 LOB: 0 BB: 0 P: 10	H: 1 LOB: 2 BB: 1 P: 20	H: 0 LOB: 0 BB: 0 P: 16	H: 1 LOB: 2 BB: 2 P: 24	H: 1 LOB: 1 BB: 0 P: 17	H: 0 LOB: 0 BB: 0 P: 14	H: 0 LOB: 0 BB: 0 P: 12

	1B: 3	SF: 0	WP: 0	PA: 32
	2B: 0	SAC: 0	PB: 0	
	3B: 0	DP: 3	SB: 0	
	HR: 0	HBP: 1	CS: 0	

PITCHER		IP	WLS	BF	H	R	ER	SO	BB	IBB	HBP	BLK	WP	HR	S	P	ERA	WHIP
37 Max Scherzer, R ERA: 1.83	(1, 1)	6.0	W	23	3	0	0	7	3	1	0	0	0	0	66	106	0.00	1.000
57 Evan Reed, R ERA: 2.87	(7, 1)	0.1	H	2	0	0	0	1	0	0	1	1	0	0	9	12	0.00	0.000
46 Ian Krol, L ERA: 2.08	(7, 1)	0.2	H	1	0	0	0	0	0	0	0	0	0	0	1	2	0.00	0.000
44 Joba Chamberlain, R ERA: 3.78	(8, 1)	1.0	H	3	0	0	0	0	0	0	0	0	0	0	10	14	0.00	0.000
36 Joe Nathan, R ERA: 3.24	(9, 1)	1.0	S	3	0	0	0	1	0	0	0	0	0	0	8	12	0.00	0.000

PITCHER	IP	WLS	BF	H	R	ER	SO	BB	IBB	HBP	BLK	WP	HR	S	P	ERA	WHIP

Batter	1	2	3	4	5	6	7	8	9	AB	R	H	RBI	BB	SO	LOB
3 Ian Kinsler, R (1, 4) OBP: 0.331, SLG: 0.438	C FF 94 F FF 95 B FF 95 F FF 95 X FF 94 1-2 P5 ①		C FF 91 X FF 92 0-1 F8 ①		X FF 91 0-0 48 2B 2B	2 SAFE 2 SAFE 2 SAFE F FF 89 2 SAFE B FF 91 B FF 92 F FF 91 D FS 86 3-2 F FF 90 X FF 92 SF8 ② 2-H			X SL 82 0-0 P3 ①	4	1	1	1	0	0	0
48 Torii Hunter, R (1, 9) OBP: 0.333, SLG: 0.459	B FF 94 F FF 94 X FF 94 1-1 L9 ②		C FC 84 F FF 93 X FF 94 0-2 G6-3 ②		X FF 92 0-0 24 1B 2-H 2B	X SL 84 0-0 G1-3 ③			B FF 89 F FF 88 S FS 80 B FS 81 S FS 78 2-3 K ②	5	1	1	1	0	1	0
24 Miguel Cabrera, R (1, 3) OBP: 0.349, SLG: 0.519	B FF 94 X FF 94 1-0 P3 ③		C FF 93 F FF 94 X FF 94 0-2 HR		F FF 92 X FF 92 0-1 14 2B 2-H 1B		C SI 92 S SL 84 S SI 93 0-3 K ①		X SL 82 0-0 2B	5	1	3	2	0	1	0
41 Victor Martinez, S (1, 10) OBP: 0.384, SLG: 0.587		X FF 93 0-0 9 1B 14 BB 13 FC4-6 1B	C FF 93 B FC 85 F FC 84 X FF 94 1-2 G3 ③		D CU 77 S CU 76 X CU 77 1-1 L4 ②		B SL 81 C SI 92 B SL 84 B CH 80 F SI 92 X SI 92 3-2 1B		C FF 88 B FF 88 X FF 88 1-1 F8 ③	5	1	2	0	0	0	2
14 Austin Jackson, R (1, 8) OBP: 0.344, SLG: 0.419		B FF 92 B SI 93 B FF 92 C FF 92 F FF 91 F FF 93 F FF 93 F FF 93 B FF 92 4-2 13 FC4-6 9 1B 1-2 BB	C FF 91 B FF 91 F FC 84 B FC 84 X FC 83 2-2 F7 ①	C FF 90 B SI 90 D FC 85 X CU 77 2-1 1-3 2B		C SL 80 X CH 79 0-1 L5 ②			3	0	1	0	1	0	1
9 Nick Castellanos, R (1, 5) OBP: 0.258, SLG: 0.383		B FF 93 C FC 85 X FF 93 1-1 13 FC4-6 1-2 2-3 1B	C CU 78 S FF 92 S FC 85 0-3 K ②	B FF 91 S FC 84 B FF 91 S FC 82 B FF 92 X FC 82 3-2 P3 ③		F CH 78 F SI 92 S CH 78 0-3 K ③			4	0	1	0	0	2	3
13 Alex Avila, L (1, 2) OBP: 0.346, SLG: 0.368		F FF 93 B FF 93 B FF 92 B FF 92 F FF 93 F FF 94 X FC 83 3-2 FC4-6 ① 1-2f 2-3 3-H	C CU 78 C FF 92 F FC 85 F FC 81 F FF 92 F FF 92 B FF 93 B FC 85 B FC 87 4-2 B CU 77 BB		X SI 88 0-0 20 2B 2B			F SI 91 X SI 90 0-1 G6-3 ①	3	1	1	1	1	0	2
17 Andrew Romine, S (1, 6) OBP: 0.278, SLG: 0.211		B SI 93 C CU 80 L FF 92 S FC 85 1-3 K ②	C CU 78 S CU 79 T FF 92 0-2 K ③		F SI 88 F CU 75 S CU 79 0-3 K ①			B SL 79 B CH 77 F SI 90 C CH 78 B CH 78 C SI 91 3-3 K ②	4	0	0	0	0	4	4
20 Rajai Davis, R (1, 7) OBP: 0.336, SLG: 0.407		S FF 92 T FF 93 F FF 93 X FF 92 0-2 F8 ③		C CU 80 B FF 90 X FF 90 1-1 G6-3 ①	X FC 81 0-0 3 E 3 SF8 2-H 2B			B SL 81 X CH 79 1-0 L8 ③	4	1	1	1	0	0	2
Inning Stats	R: 0 E: 0 K: 0 S: 7 H: 0 LOB: 0 BB: 0 P: 10	R: 1 E: 0 K: 1 S: 19 H: 2 LOB: 2 BB: 1 P: 28	R: 1 E: 0 K: 0 S: 11 H: 1 LOB: 0 BB: 0 P: 12	R: 0 E: 0 K: 2 S: 15 H: 0 LOB: 1 BB: 1 P: 21	R: 2 E: 0 K: 0 S: 13 H: 4 LOB: 2 BB: 0 P: 20	R: 2 E: 1 K: 1 S: 10 H: 2 LOB: 0 BB: 0 P: 13	R: 0 E: 0 K: 2 S: 11 H: 1 LOB: 1 BB: 0 P: 14	R: 0 E: 0 K: 1 S: 6 H: 0 LOB: 0 BB: 0 P: 10	R: 0 E: 0 K: 1 S: 7 H: 1 LOB: 1 BB: 0 P: 10	1B: 4 2B: 6 3B: 0 HR: 1 SF: 1 SAC: 0 DP: 0 HBP: 0	WP: 0 PB: 0 SB: 0 CS: 0 PA: 40					

PITCHER		IP	WLS	BF	H	R	ER	SO	BB	IBB	HBP	BLK	WP	HR	S	P	ERA	WHIP
41 John Lackey, R ERA: 4.01	(1, 1)	5.1	L	27	9	6	5	4	2	0	0	0	0	1	70	96	8.44	2.062
54 Edward Mujica, R ERA: 7.71	(6, 1)	0.2		2	0	0	0	0	0	0	0	0	0	0	5	8	0.00	0.000
55 Chris Capuano, L ERA: 2.01	(7, 1)	2.0		7	1	0	0	3	0	0	0	0	0	0	17	24	0.00	0.500
19 Koji Uehara, R ERA: 1.08	(9, 1)	1.0		4	1	0	0	1	0	0	0	0	0	0	7	10	0.00	1.000

PITCHER	IP	WLS	BF	H	R	ER	SO	BB	IBB	HBP	BLK	WP	HR	S	P	ERA	WHIP

Detroit Tigers @ Boston Red Sox

Fenway Park, Boston, MA

Sat May 17 2014, 7:14 PM - 10:02 PM EDT

Att. 37,608 - Clear - 73 F

TOP

livebaseballscorecards.com

AB	37
R	6
H	11
RBI	6
BB	2
SO	8
LOB	14

Batter	1	2	3	4	5	6	7	8	9	AB	R	H	RBI	BB	SO	LOB
15 Dustin Pedroia, R (1, 4) OBP: 0.349, SLG: 0.399	C FF 91 F FF 93 F FF 92 S CU 78 0-3 K		B CU 77 C SL 85 X SI 91 1-1 L3		C FF 88 B SL 84 B SL 82 F SI 90 X FF 92 2-2 1B			C FF 87 X CH 81 0-1 F8		4	0	1	0	0	1	1
18 Shane Victorino, S (1, 9) OBP: 0.316, SLG: 0.377	B FF 92 F FF 92 X CU 78 1-1 L7			C FF 90 C FF 91 F CU 80 B CU 79 S SL 84 1-3 K	C SI 89 X CU 75 0-1 F8			C FF 89 B SI 89 C SI 89 F CH 81 X CU 76 1-2 G1		4	0	0	0	0	1	1
34 David Ortiz, L (1, 10) OBP: 0.392, SLG: 0.572	B FF 93 X FF 92 1-0 F7			S FF 92 C CH 84 B CU 78 X FF 93 1-2 38 G4-3 12 1B 1B	B CU 75 B SL 88 1 SAFE F SI 90 F CU 77 B SI 92 S CU 77 3-3 K			B CH 82 B CU 77 X SI 89 2-0 G5-3		4	0	1	0	0	1	1
12 Mike Napoli, R (1, 3) OBP: 0.397, SLG: 0.434		B FF 90 B FF 90 C FF 90 X SI 91 2-1 38 G4-3 1B		C CU 76 F SI 90 X SI 91 0-2 38 G4-3 1-2 1B		F SL 86 F FF 89 B SI 89 S CU 74 1-3 K			X FF 95 0-0 38 G3 1B	4	0	3	0	0	1	0
38 Grady Sizemore, L (1, 8) OBP: 0.298, SLG: 0.351		C FF 90 F FF 92 B SI 93 D CU 79 X SI 92 2-2 G4-3 1-2f		X CH 83 0-0 G4-3 1-2 2-3		B X CH 80 1-0 G4-3			C FF 95 X SI 93 0-1 G3 1-2	4	0	0	0	0	0	4
37 Mike Carp, L (1, 7) OBP: 0.321, SLG: 0.313		B FF 92 S CH 82 B FF 93 S CH 82 B FF 93 X CH 83 3-2 P4		B FF 93 D SI 91 B CH 82 C FF 92 B FF 92 4-1 BB		B FF 87 F SI 89 S CU 75 X CU 76 1-2 G4-3			B SI 95 B SI 94 B FF 96 C FF 94 F FF 95 X SI 95 3-2 G5-3	3	0	0	0	1	0	1
40 A.J. Pierzynski, L (1, 2) OBP: 0.290, SLG: 0.365			X FF 89 0-0 L7 B CU 79 S CH 83 X FF 92 1-1 G4-3				B SI 87 F SI 89 F CU 75 B FF 91 X FF 90 2-2 P5		F SI 92 C SL 79 X SL 78 0-2 L8	4	0	0	0	0	0	4
2 Xander Bogaerts, R (1, 6) OBP: 0.366, SLG: 0.376			C FF 90 B CH 82 B FF 91 X FF 91 2-1 26 FC4-6 1B		B FF 89 S SI 88 B SL 81 C SI 88 X SI 89 2-2 HR		C FF 88 S SI 90 B CU 77 B CH 81 F CU 80 B FF 89 X CU 76 3-2 G5-3			3	1	2	1	0	0	0
26 Brock Holt, L (1, 5) OBP: 0.387, SLG: 0.385			1 SAFE C FF 91 B SI 92 1 SAFE X CH 82 1-1 FC4-6 1-2f		C CU 76 B CU 76 X CH 82 1-1 P6		X SI 88 0-0 G4-3			3	0	0	0	0	0	1
Inning Stats	R: 0 E: 0 K: 1 S: 7 H: 0 LOB: 0 BB: 0 P: 9	R: 0 E: 0 K: 0 S: 8 H: 1 LOB: 0 BB: 0 P: 15	R: 0 E: 0 K: 0 S: 7 H: 1 LOB: 1 BB: 0 P: 11	R: 0 E: 0 K: 1 S: 14 H: 2 LOB: 3 BB: 1 P: 21	R: 1 E: 0 K: 1 S: 13 H: 2 LOB: 1 BB: 0 P: 21	R: 0 E: 0 K: 1 S: 7 H: 0 LOB: 0 BB: 0 P: 10	R: 0 E: 0 K: 0 S: 8 H: 0 LOB: 0 BB: 0 P: 13	R: 0 E: 0 K: 0 S: 7 H: 0 LOB: 0 BB: 0 P: 10	R: 0 E: 0 K: 0 S: 9 H: 1 LOB: 1 BB: 0 P: 12	1B: 6 2B: 0 3B: 0 HR: 1 SF: 0 SAC: 0 DP: 1 HBP: 0						

PITCHER		IP	WLS	BF	H	R	ER	SO	BB	IBB	HBP	BLK	WP	HR	S	P	ERA	WHIP
21 Rick Porcello, R ERA: 2.91	(1, 1)	8.0	W	30	6	1	1	4	1	0	0	0	0	1	71	110	1.12	0.875
40 Phil Coke, L ERA: 7.45	(9, 1)	1.0		4	1	0	0	0	0	0	0	0	0	0	9	12	0.00	1.000

PITCHER	IP	WLS	BF	H	R	ER	SO	BB	IBB	HBP	BLK	WP	HR	S	P	ERA	WHIP

BOTTOM

Detroit Tigers @ Boston Red Sox

Fenway Park, Boston, MA

Sat May 17 2014, 7:14 PM - 10:02 PM EDT

Att. 37,608 - Clear - 73 F

livebaseballscorecards.com

AB	33
R	1
H	7
RBI	1
BB	1
SO	4
LOB	13

Detroit Tigers @ Boston Red Sox

Fenway Park, Boston, MA

Sun May 18 2014, 8:10 PM - 11:29 PM EDT

Att. 35,006 - Cloudy - 61 F

livebaseballscorecards.com

Batter	1	2	3	4	5	6	7	8	9	AB	R	H	RBI	BB	SO	LOB
3 Ian Kinsler, R (1, 4) OBP: 0.345, SLG: 0.455	C FF 90 B FF 90 X SL 82 1-1 48 G4-3 1B		X FC 86 0-0 24 1B 2B		C FF 89 B FF 90 B FC 86 B CU 80 X FF 89 3-1 48 1B 24 SF9 1B		C FF 93 X SL 81 0-1 ① G5-3		B SI 91 X SI 90 1-0 24 1B 48 G5-3 1B	5	2	4	0	0	0	0
48 Torii Hunter, R (1, 9) OBP: 0.336, SLG: 0.478	B FC 86 X FC 88 1-0 ①② G4-3 1-2f		B FF 90 C FF 90 X FF 91 1-1 ② F8		X FC 86 0-0 41 G3-1 1-3 1B		X SL 81 0-0 HR		B SI 90 C SI 90 1 SAFE F SI 90 F SI 90 B SI 89 B SI 91 X SI 89 3-2 ① G5-3 1-2	5	1	2	1	0	0	3
24 Miguel Cabrera, R (1, 3) OBP: 0.357, SLG: 0.532	C FF 90 B SI 91 B FF 91 F FF 91 X FF 92 2-2 2B		B FC 87 X FF 90 1-0 41 HR 2-H 1B		B SI 90 X SI 90 1-0 ① SF9 3-H		F FF 94 X FF 94 0-1 ② F8		B SI 91 B SI 91 C SI 92 F SI 91 X SI 91 2-2 32 BB 2-3 1B	4	1	3	2	0	0	0
41 Victor Martinez, S (1, 10) OBP: 0.378, SLG: 0.595	B SI 92 C SL 81 D CU 81 X FF 91 2-1 ③ F7		C SI 91 F SI 90 F SI 92 B FS 86 X CH 83 1-2 1-H HR		C SI 90 B CU 81 X FF 90 1-1 ②③ G3-1 1-2f		B FF 93 B SL 81 X FF 93 2-0 ③ P5		X SI 90 0-0 ② P6	5	1	1	2	0	0	4
32 Don Kelly, L (1, 5) OBP: 0.383, SLG: 0.405		C FF 89 B FF 90 B CU 80 F FF 90 X FF 90 2-2 ① P6	C FF 89 C CU 79 F FF 91 F FF 90 X SL 82 0-2 ③ P4			C FF 88 X CH 80 0-1 ① G3-1		B FF 92 F FF 91 X SL 85 1-1 14 BB 1B	B SI 87 C FF 87 S SI 87 F FF 89 B FF 89 B SI 87 B SL 84 4-2 1-2 BB	4	0	1	0	1	0	0
14 Austin Jackson, R (1, 8) OBP: 0.346, SLG: 0.421		C FF 91 X CU 81 0-1 ② G6-3		X FF 89 0-0 ① F8		C FF 89 B CU 80 S SL 83 B SL 82 X SL 82 2-2 13 1B 2B		B FF 93 B SL 84 F FF 93 1 SAFE B FF 93 B FF 92 4-1 17 FC4 1-2 BB	B SI 87 F FF 87 F CH 76 B FF 88 C FF 88 2-3 ③ K	4	1	1	0	1	1	3
28 J.D. Martinez, R (1, 7) OBP: 0.279, SLG: 0.333		B FC 87 C FF 91 B FF 90 F CU 80 F FF 92 X FF 92 2-2 2B		C FF 89 C FF 90 B FF 90 B SL 83 X SL 82 2-2 13 S 1B		B FF 90 X SI 90 1-0 ② P3		F FF 93 S FF 94 C FF 93 0-3 ① K		4	0	2	0	0	1	3
13 Alex Avila, L (1, 2) OBP: 0.343, SLG: 0.363		B SI 92 C SL 82 X SI 92 1-1 ③ G4-3		B CH 82 S CH 82 S SL 81 S CH 82 1-3 ② K 1-2		C CU 80 F FF 90 X FF 91 0-2 2-H 1B		C FF 93 F SL 84 B FF 93 B SL 83 S FF 94 2-3 ② K		4	0	1	1	0	2	4
17 Andrew Romine, S (1, 6) OBP: 0.265, SLG: 0.200			B FF 88 S FF 89 B CU 80 F CU 79 F FF 90 F FF 91 X FF 90 2-2 ① F7	S CH 82 X FF 90 0-1 ③ G4-3		C CU 80 F FF 89 B SI 89 S CH 83 1-3 ③ K		B FF 93 X FF 93 1-0 ③ FC4 1-2f		4	0	0	0	0	1	4
Inning Stats	R: 0 H: 2 E: 0 LOB: 1 K: 0 BB: 0 S: 8 P: 14	R: 0 H: 1 E: 0 LOB: 1 K: 0 BB: 0 S: 11 P: 16	R: 3 H: 3 E: 0 LOB: 0 K: 0 BB: 0 S: 18 P: 23	R: 0 H: 1 E: 0 LOB: 1 K: 1 BB: 0 S: 9 P: 12	R: 1 H: 2 E: 0 LOB: 0 K: 0 BB: 0 S: 6 P: 11	R: 1 H: 2 E: 0 LOB: 1 K: 1 BB: 0 S: 12 P: 16	R: 1 H: 1 E: 0 LOB: 0 K: 0 BB: 0 S: 6 P: 8	R: 0 H: 1 E: 0 LOB: 2 K: 2 BB: 1 S: 10 P: 18	R: 0 H: 2 E: 0 LOB: 3 K: 1 BB: 1 S: 15 P: 27	1B: 9 SF: 1 2B: 4 SAC: 0 3B: 0 DP: 2 HR: 2 HBP: 0						

TOP	
AB	39
R	6
H	15
RBI	6
BB	2
SO	5
LOB	21

WP: 0 PA: 42
PB: 0
SB: 1
CS: 0

PITCHER		IP	WLS	BF	H	R	ER	SO	BB	IBB	HBP	BLK	WP	HR	S	P	ERA	WHIP
44 Jake Peavy, R ERA: 4.33	(1, 1)	6.0	L	27	11	5	5	2	0	0	0	0	0	1	64	92	7.50	1.833
36 Junichi Tazawa, R ERA: 3.0	(7, 1)	1.0		4	1	1	1	0	0	0	0	0	0	1	6	8	9.00	1.000
30 Andrew Miller, L ERA: 2.79	(8, 1)	1.0		5	1	0	0	2	1	0	0	0	0	0	10	18	0.00	2.000
35 Burke Badenhop, R ERA: 2.52	(9, 1)	0.2		4	2	0	0	0	0	0	0	0	0	0	9	15	0.00	3.000
32 Craig Breslow, L ERA: 3.65	(9, 1)	0.1		2	0	0	0	1	1	0	0	0	0	0	6	12	0.00	3.000

PITCHER	IP	WLS	BF	H	R	ER	SO	BB	IBB	HBP	BLK	WP	HR	S	P	ERA	WHIP

Detroit Tigers @ Boston Red Sox

Fenway Park, Boston, MA

Sun May 18 2014, 8:10 PM - 11:29 PM EDT

Att. 35,006 - Cloudy - 61 F

BOTTOM

livebaseballscorecards.com

Batter	1	2	3	4	5	6	7	8	9	AB	R	H	RBI	BB	SO	LOB
15 Dustin Pedroia, R (1, 4) OBP: 0.347, SLG: 0.395	C FF 90 X FF 91 0-1 G5-3 ①	C FC 93 1 SAFE X FC 93 0-1 G6-3 ③			B FF 92 C CU 81 X FS 89 1-1 18 1B 12 E 1B		C SI 93 C SL 85 F SI 95 B SL 88 F SL 86 X SL 86 1-2 P4 ①			4	1	1	0	0	0	2
18 Shane Victorino, S (1, 9) OBP: 0.313, SLG: 0.370	B FF 92 F FF 92 F SL 87 X FF 94 1-2 L4 ②	C SL 86 F FS 87 B FC 91 X CU 81 1-2 L9 ①			C FC 92 B FF 92 F CU 79 X FC 93 1-2 12 E 34 S 38 L1-5 1-3 1B		B SL 86 B SL 84 S SL 85 C FF 94 B FF 94 X SL 86 3-2 P4 ②			4	0	1	0	0	0	0
34 David Ortiz, L (1, 10) OBP: 0.394, SLG: 0.565	B FF 94 B FC 92 B FC 92 B FC 92 4-0 BB	C SL 86 X SL 87 0-1 G3-1 ②			B SL 87 F FC 92 1 SAFE S CH 76 B CH 74 B FS 88 I IN 78 4-2 12 E 1-2 IBB		B SI 94 C FF 93 C SI 95 B SL 87 X SL 86 2-2 L4 ③			2	0	0	0	2	0	0
12 Mike Napoli, R (1, 3) OBP: 0.393, SLG: 0.425	F FF 93 D SL 87 B SL 86 S SL 86 C SL 87 2-3 K ③		B FC 93 C CU 81 C FC 93 F FC 94 B SL 88 B CH 78 B FS 90 4-2 BB		C FF 93 S FC 93 B SL 88 X SL 88 1-2 E5 1-2 2-3 3-H			C SL 84 C SL 86 S SL 86 0-3 K ①		3	0	0	0	1	2	3
38 Grady Sizemore, L (1, 7) OBP: 0.297, SLG: 0.348 (7, 8)		C FF 90 F SL 86 X FF 93 0-2 40 G1-3 2 1B 1B	X FC 93 0-0 G3 ③		X FS 88 0-0 L1-5 ② ③ 3-3			B FF 92 F FF 92 C FF 93 X CU 80 1-2 G4-3 ②		4	1	1	0	0	0	4
40 A.J. Pierzynski, L (1, 2) OBP: 0.281, SLG: 0.353		C FS 86 1 SAFE 1 SAFE F FC 92 X FS 87 0-2 G1-3 ① 1-2		C CU 80 S SL 87 B FC 93 F SL 87 X FC 92 1-2 G6-3 ①		C FF 93 B CH 85 B FF 94 F FF 94 F FF 95 F FF 94 B CH 85 S FF 94 3-3 K ①		F CU 78 F CU 79 X CU 80 0-2 G3 ③		4	0	0	0	0	1	1
2 Xander Bogaerts, R (1, 6) OBP: 0.369, SLG: 0.379		C FC 93 X SL 89 0-1 25 1B 2-H 1B		C FC 92 B FF 92 C SL 86 X FF 93 1-2 G6-3 ②		C FF 94 X CH 86 0-1 26 FC3-6 1B			C FF 94 X FF 94 0-1 F8 ①	4	0	2	1	0	0	0
26 Brock Holt, L (1, 5) OBP: 0.343, SLG: 0.333		1 SAFE C FS 87 F FF 92 S FS 88 0-3 K ②		C FC 92 X CU 81 0-1 F8 ③		F SL 81 F FF 94 F FF 95 D SL 82 D CH 85 1 SAFE F FF 94 F FF 93 F SL 80 2-2 X FF 93 FC3-6 5 E 5 S 1-2f ②			B FF 93 B FF 92 B SL 82 C FF 92 X FF 92 3-1 G3-1 ②	4	0	0	0	0	1	2
25 Jackie Bradley Jr., L (1, 8) OBP: 0.303, SLG: 0.299 5 Jonny Gomes, R (6, PH) OBP: 0.327, SLG: 0.395 (7, 7)		B FC 92 B FC 90 B FC 91 C FF 91 C FS 87 X SL 87 3-2 1-3 1B			C FC 90 L FF 92 C FC 93 0-3 K ①	C FF 96 B FF 97 C SL 82 B FF 98 S FF 97 2-3 1-3 K ③			C FF 94 B CU 80 C CU 80 B SL 86 X FF 94 2-2 F8 ③	2 2	0 0	1 0	0 0	0 0	1 1	0 1

Inning Stats	1	2	3	4	5	6	7	8	9
	R: 0 E: 0 K: 1 S: 8 H: 0 LOB: 1 BB: 1 P: 15	R: 1 E: 0 K: 1 S: 16 H: 3 LOB: 2 BB: 0 P: 19	R: 0 E: 0 K: 0 S: 9 H: 0 LOB: 1 BB: 1 P: 14	R: 0 E: 0 K: 0 S: 9 H: 0 LOB: 0 BB: 0 P: 11	R: 1 E: 1 K: 1 S: 14 H: 2 LOB: 2 BB: 1 P: 21	R: 0 E: 0 K: 2 S: 17 H: 1 LOB: 1 BB: 0 P: 24	R: 0 E: 0 K: 0 S: 11 H: 0 LOB: 0 BB: 0 P: 17	R: 0 E: 0 K: 1 S: 9 H: 0 LOB: 0 BB: 0 P: 10	R: 0 E: 0 K: 0 S: 7 H: 0 LOB: 0 BB: 0 P: 12

AB	33
R	2
H	6
RBI	1
BB	3
SO	6
LOB	13

		1B	SF	WP	PA
		2B: 1	SAC: 0	PB: 0	
		3B: 0	DP: 1	SB: 2	
		HR: 0	HBP: 0	CS: 0	

PITCHER		IP	WLS	BF	H	R	ER	SO	BB	IBB	HBP	BLK	WP	HR	S	P	ERA	WHIP
19 Aníbal Sánchez, R ERA: 2.89	(1, 1)	5.0	W	23	5	2	1	3	2	1	0	0	0	0	56	80	1.80	1.400
38 Robbie Ray, L ERA: 0.75	(6, 1)	0.2	H	3	1	0	0	1	0	0	0	0	0	0	14	19	0.00	1.500
57 Evan Reed, R ERA: 2.81	(6, 1)	0.1	H	1	0	0	0	1	0	0	0	0	0	0	3	5	0.00	0.000
62 Al Alburquerque, R ERA: 3.63	(7, 1)	1.1		4	0	0	0	1	0	0	0	0	0	0	14	20	0.00	0.000
46 Ian Krol, L ERA: 1.98	(8, 1)	0.2		2	0	0	0	0	0	0	0	0	0	0	6	7	0.00	0.000

PITCHER		IP	WLS	BF	H	R	ER	SO	BB	IBB	HBP	BLK	WP	HR	S	P	ERA	WHIP
44 Joba Chamberlain, R ERA: 3.57	(9, 1)	1.0		3	0	0	0	0	0	0	0	0	0	0	7	12	0.00	0.000

Batter	1	2	3	4	5	6	7	8	9	AB	R	H	RBI	BB	SO	LOB
7 José Reyes, S (1, 6) OBP: 0.303, SLG: 0.419	C FF 88 X CH 83 0-1 G5-3 ①		B FF 88 X FF 88 1-0 F9 ①		B SI 87 B SI 88 B FC 85 C FC 85 X CH 83 3-1 53 2B 2B	S FS 84 B FS 86 C SI 90 B FS 86 F SI 91 X FF 90 2-2 G4-3 ②		1 SAFE 1 SAFE C SI 86 1 SAFE 1 SAFE B SI 87 X CH 77 1-1 G6-4-3 ②③ 1-2f		5	1	1	0	0	0	1
53 Melky Cabrera, S (1, 7) OBP: 0.361, SLG: 0.516	C FF 88 B FC 85 X CU 72 1-1 E6		C CU 73 B FF 88 B FF 88 X FC 86 2-1 10 HR 2B		C CU 71 B SI 88 X CH 83 1-1 10 HR 2-H 2B	B FF 91 C FF 92 B FS 85 B FF 90 X FF 90 3-1 HR			B FF 93 F FF 93 F CU 75 X FO 86 1-2 19 WP 1B	5	3	4	2	0	0	0
19 José Bautista, R (1, 9) OBP: 0.432, SLG: 0.543	C FF 89 C CU 74 1 SAFE F CU 75 X CH 82 0-2 P5 ②		X FF 90 0-0 F8 ②		C FF 88 B SL 83 B SL 83 B FF 90 T FF 91 F FF 91 S FF 90 3-3 K ①	B FS 87 F FF 91 S SL 86 X SL 85 1-2 1B			B FF 95 B FF 94 B FF 94 F FF 95 S FF 95 F FF 95 B FO 89 4-2 13 L3 1-2 BB	4	0	1	0	1	1	3
10 Edwin Encarnación, R (1, 3) OBP: 0.332, SLG: 0.531	C FF 89 X CH 83 0-1 G5-3 ③		C FC 84 C CU 73 D FC 83 D FF 89 X CH 81 2-2 2-H HR		B FF 91 X FF 91 1-0 2-H HR	C SI 90 X SI 90 0-1 L9 ③			F FF 95 B FF 94 B CU 76 F FF 94 B SL 83 C FF 95 3-3 K ①	5	2	2	4	0	1	4
13 Brett Lawrie, R (1, 5) OBP: 0.280, SLG: 0.409		C FF 87 S CH 82 B FC 83 X CU 73 1-2 G5-3 ①	X FC 86 0-0 P6 ③		B SL 85 C SL 86 X SL 86 1-1 P2 ②		B SI 89 X SI 90 1-0 G4-3 ①		F FO 87 X FF 94 0-1 L3 ②③ 1-1	5	0	0	0	0	0	2
30 Dioner Navarro, S (1, 10) OBP: 0.311, SLG: 0.333		B CH 86 B FF 87 B FC 86 B FF 88 4-0 31 BB	B CH 80 B CH 86 F CH 86 F FF 88 B FF 90 B FF 89 4-2 18 G6-4-3 BB		C SI 91 X SL 82 0-1 18 E 2B		B SI 89 B SI 89 C SL 81 C FS 84 F FS 84 F FS 85 B SL 80 F SI 90 X SL 81 3-2 L8 ②			2	0	1	0	2	0	0
18 Steve Tolleson, R (1, 4) OBP: 0.314, SLG: 0.484		C FF 88 B CU 74 S CH 81 F CH 81 C FC 84 1-3 K ②	X SI 88 0-0 G6-4-3 ①② 1-2f	F SL 84 B SL 84 F FF 92 D FS 87 B SL 84 X FF 91 3-2 E6 2-3			C SI 90 C SI 89 S SL 82 0-3 K ③			4	0	0	0	0	2	3
31 Erik Kratz, R (1, 2) OBP: 0.263, SLG: 0.486		B CU 73 C FF 89 B CH 81 D CU 73 B FF 89 4-1 1-2 BB	S FC 85 X FF 88 0-1 HR	F SL 85 X FF 91 0-1 F9 ③				B SI 87 X CH 76 1-0 L8 ①		3	1	1	1	1	0	2
11 Kevin Pillar, R (1, 8) OBP: 0.143, SLG: 0.214 8 Anthony Gose, L (6, PH) OBP: 0.500, SLG: 0.412 (6, 8)		C CH 83 C FF 89 B CH 82 S CU 75 1-3 K ③	F SI 88 X CH 80 0-1 G5-3 ③			C FS 84 B FS 84 S FS 85 X FS 84 1-2 G4-3 ①		X SI 87 0-0 7 G6-4-3 1B		2 2	0 0	0 1	0 0	1 0	2 0	2 0
Inning Stats	R: 0 E: 1 K: 0 S: 10 H: 0 LOB: 1 BB: 0 P: 11	R: 0 E: 0 K: 2 S: 11 H: 0 LOB: 2 BB: 2 P: 22	R: 2 E: 0 K: 0 S: 8 H: 2 LOB: 0 BB: 0 P: 13	R: 1 E: 0 K: 0 S: 7 H: 1 LOB: 0 BB: 1 P: 11	R: 3 E: 1 K: 1 S: 18 H: 4 LOB: 2 BB: 0 P: 30	R: 1 E: 0 K: 0 S: 14 H: 2 LOB: 1 BB: 0 P: 21	R: 0 E: 0 K: 1 S: 10 H: 0 LOB: 0 BB: 0 P: 14	R: 0 E: 0 K: 0 S: 4 H: 1 LOB: 0 BB: 0 P: 6	R: 0 E: 0 K: 1 S: 11 H: 1 LOB: 1 BB: 1 P: 19	1B: 3 2B: 5 3B: 0 HR: 4 SF: 0 SAC: 0 DP: 3 HBP: 0						

TOP

Toronto Blue Jays @ Boston Red Sox

Fenway Park, Boston, MA

Tue May 20 2014, 7:11 PM - 10:27 PM EDT

Att. 37,904 - Partly Cloudy - 67 F

livebaseballscorecards.com

AB	37
R	7
H	11
RBI	7
BB	4
SO	5
LOB	17

WP: 1	PA: 41
PB: 0	
SB: 0	
CS: 0	

PITCHER		IP	WLS	BF	H	R	ER	SO	BB	IBB	HBP	BLK	WP	HR	S	P	ERA	WHIP
22 Felix Doubront, L ERA: 5.12	(1, 1)	4.0	L	20	5	5	5	2	3	0	0	0	0	2	40	65	11.25	2.000
54 Edward Mujica, R ERA: 8.04	(5, 1)	1.2		10	4	2	2	1	0	0	0	0	0	2	26	41	10.80	2.400
35 Burke Badenhop, R ERA: 2.39	(6, 1)	1.1		4	0	0	0	1	0	0	0	0	0	0	12	16	0.00	0.000
32 Craig Breslow, L ERA: 3.38	(8, 1)	1.0		3	1	0	0	0	0	0	0	0	0	0	4	6	0.00	1.000
36 Junichi Tazawa, R ERA: 2.84	(9, 1)	1.0		4	1	0	0	1	1	0	0	0	1	0	11	19	0.00	2.000

PITCHER	IP	WLS	BF	H	R	ER	SO	BB	IBB	HBP	BLK	WP	HR	S	P	ERA	WHIP

BOTTOM

Toronto Blue Jays @ Boston Red Sox

Fenway Park, Boston, MA

Tue May 20 2014, 7:11 PM - 10:27 PM EDT

Att. 37,904 - Partly Cloudy - 67 F

livebaseballscorecards.com

Batter	1	2	3	4	5	6	7	8	9	AB	R	H	RBI	BB	SO	LOB
15 Dustin Pedroia, R (1, 4) OBP: 0.348, SLG: 0.401	B FF 90 C SI 90 B SI 92 X SI 92 2-1 G5-3 ①		C FF 92 X SL 83 0-1 F7 ③		B FF 92 S SL 83 S SL 83 X FF 92 1-2 2-H 2B	C SL 85 B SL 85 B FF 96 F SL 87 B FF 94 S SL 86 3-3 K ③			C FC 88 B FC 88 X FC 88 1-1 12 G5-3 18 1B 1B	5	0	2	1	0	1	2
18 Shane Victorino, S (1, 9) OBP: 0.306, SLG: 0.359	C FF 91 B CH 85 F FF 92 F CU 78 X CH 84 1-2 F9 ②			C FF 92 B SI 93 B CH 85 F SI 92 X SL 83 2-2 F8 ①	B CH 84 X SI 93 1-0 L8 ②		B FF 95 F FF 95 S FF 94 B FF 96 B SI 94 X FF 94 3-2 G6-3 ①		C FC 87 X SL 84 0-1 1-2 1B	5	0	1	0	0	0	1
34 David Ortiz, L (1, 10) OBP: 0.389, SLG: 0.551	C FF 92 C SL 83 B FF 92 S FF 93 1-3 K ③			B SL 85 B SL 82 B FF 92 B FF 93 4-0 5 1B 12 BB 2 FC5-2 BB	D SL 84 C FF 95 X FF 93 1-1 F8 ③		B FF 94 B FF 93 C FF 93 F SL 83 X CU 76 2-2 G3 ②		B FC 87 D CU 72 F FF 88 F FC 87 S FC 87 2-3 K ①	4	0	0	0	1	2	3
12 Mike Napoli, R (1, 3) OBP: 0.399, SLG: 0.427		C FF 92 B CU 78 B SI 91 F FF 92 B FF 92 X FF 92 3-2 1B		B CH 86 B FF 93 C FF 92 F FF 92 D SL 83 B FF 92 4-2 2 FC5-2 5 1B 1-2 BB		C FF 92 X CU 75 0-1 5 HR 1B	X FF 92 0-0 G5-3 ③		S FC 88 X SL 84 0-1 2-3f G5-3 ② ③	4	1	2	0	1	0	2
5 Jonny Gomes, R (1, 7) OBP: 0.343, SLG: 0.444		B CH 85 C FF 93 B SL 82 C SI 92 C FF 94 2-3 K ①		D CU 77 C FF 93 C FF 92 X FF 94 1-2 2-3 1B		X CH 84 0-0 1-H HR		X FF 91 0-0 26 SH5-3 2 BB 1B		4	1	3	2	0	1	1
2 Xander Bogaerts, R (1, 6) OBP: 0.372, SLG: 0.378		C FF 92 F FF 92 C FF 94 0-3 K ②		B FF 94 F FF 94 B CU 78 B FF 93 X FF 93 3-1 FC5-2 ② ③ 2-3 3-H		F FF 93 F SL 84 F FF 94 X FF 95 0-2 25 F8 26 1B 1B		C FF 93 D SL 85 B CH 85 B FF 92 B FF 92 4-1 1-2 26 SH5-3 BB		3	0	1	0	1	1	4
26 Brock Holt, L (1, 5) OBP: 0.368, SLG: 0.394		C FF 93 C FF 93 S FF 94 0-3 K ③			C FF 92 X FF 92 0-1 25 2B 2B	B FF 92 S FF 93 X FF 94 1-1 1-2 1B		X SI 92 0-0 1-2 2-3 SH5-3 ①		3	1	2	0	0	1	1
3 David Ross, R (1, 2) OBP: 0.231, SLG: 0.333			F CH 85 S FF 92 C FF 93 0-3 K ①		S FF 91 D FF 94 F FF 92 B SI 93 X FF 92 2-2 G6-3 ①	X SL 83 0-0 B5 ①		C SI 92 B CH 78 S CH 79 F SI 94 S SI 94 1-3 K ②		4	0	0	0	0	2	5
25 Jackie Bradley Jr., L (1, 8) OBP: 0.302, SLG: 0.305			B FF 93 F FF 91 C SL 82 F SL 84 B SI 94 B FF 93 S FF 92 3-3 K ②		S FF 92 D CU 78 B FF 93 C FF 93 X FF 93 2-2 15 2B 2-H 2B	X FF 93 0-0 F8 ② 2-3		B SI 92 B SI 92 S SI 93 B SI 94 X SI 93 3-1 P4 ③		4	1	1	1	0	1	4
Inning Stats	R: 0 E: 0 K: 1 S: 9 H: 0 LOB: 0 BB: 0 P: 13	R: 0 E: 0 K: 3 S: 12 H: 1 LOB: 1 BB: 0 P: 17	R: 0 E: 0 K: 2 S: 9 H: 0 LOB: 0 BB: 0 P: 12	R: 0 E: 0 K: 0 S: 10 H: 1 LOB: 1 BB: 2 P: 24	R: 2 E: 0 K: 0 S: 14 H: 3 LOB: 1 BB: 0 P: 21	R: 2 E: 0 K: 1 S: 14 H: 4 LOB: 2 BB: 0 P: 18	R: 0 E: 0 K: 0 S: 7 H: 0 LOB: 0 BB: 0 P: 12	R: 0 E: 0 K: 1 S: 9 H: 1 LOB: 2 BB: 1 P: 17	R: 0 E: 0 K: 1 S: 9 H: 2 LOB: 1 BB: 0 P: 12	1B: 8 2B: 3 3B: 0 HR: 1 SF: 0 SAC: 1 DP: 2 HBP: 0	WP: 0 PB: 0 SB: 0 CS: 0 PA: 40					

	AB	36
	R	4
	H	12
	RBI	4
	BB	3
	SO	9
	LOB	23

PITCHER		IP	WLS	BF	H	R	ER	SO	BB	IBB	HBP	BLK	WP	HR	S	P	ERA	WHIP
48 J.A. Happ, L ERA: 4.37	(1, 1)	5.0	W	23	7	4	4	6	2	0	0	0	0	1	57	90	7.20	1.800
29 Dustin McGowan, R ERA: 4.83	(6, 1)	1.1	H	6	2	0	0	1	0	0	0	0	0	0	14	21	0.00	1.500
59 Rob Rasmussen, L ERA:	(7, 1)	0.1	H	1	0	0	0	0	0	0	0	0	0	0	3	5	0.00	0.000
50 Steve Delabar, R ERA: 3.26	(7, 1)	0.1	H	3	1	0	0	0	1	0	0	0	0	0	3	7	0.00	6.000
62 Aaron Loup, L ERA: 3.66	(8, 1)	1.0	H	3	0	0	0	1	0	0	0	0	0	0	7	11	0.00	0.000

PITCHER		IP	WLS	BF	H	R	ER	SO	BB	IBB	HBP	BLK	WP	HR	S	P	ERA	WHIP
44 Casey Janssen, R ERA:	(9, 1)	1.0	S	4	2	0	0	1	0	0	0	0	0	0	9	12	0.00	2.000

Batter	1	2	3	4	5	6	7	8	9	AB	R	H	RBI	BB	SO	LOB
7 José Reyes, S (1, 6) OBP: 0.307, SLG: 0.418	C FF 91 B SI 90 B CH 81 X SI 90 2-1 1B	D FS 87 B SI 91 F FF 91 S CH 82 X FF 93 2-2 1B 1-2 2-3 3-H		B SI 93 B FC 88 X SI 91 2-0 ② F8		B SI 88 C SL 79 X SL 79 1-1 ① P4	B FF 91 X FF 92 1-0 ③ F7			5	0	2	1	0	0	2
53 Melky Cabrera, S (1, 7) OBP: 0.357, SLG: 0.508	1 SAFE F SI 90 B CH 82 X FS 85 1-1 ① F9	B CU 76 B CH 81 X FF 91 2-0 ② F7		C FC 88 B FS 87 X CH 84 1-1 1B		C SL 80 B CH 79 B CH 77 B SI 89 X SI 88 3-1 ② G5-3		C SL 85 B SL 85 F SL 85 S SL 86 1-3 ① K		5	0	1	0	0	1	4
19 José Bautista, R (1, 9) OBP: 0.431, SLG: 0.533	C FC 89 1 SAFE B FF 91 F FC 88 X FF 92 1-2 ② L8	B FF 92 C FC 88 F FF 93 B FF 94 B CU 79 X FF 92 3-2 ③ G6-3		B FF 92 C FC 86 F FF 92 S FF 92 1-3 ③ K		B SI 90 B SL 82 B SI 90 B SI 90 4-0 BB		B FF 93 B FF 92 C FF 93 B SL 83 B FF 94 4-1 10 FC5-4 BB		3	0	0	0	2	1	5
26 Adam Lind, L (1, 10) OBP: 0.410, SLG: 0.528 31 Erik Kratz, R (8, PH) OBP: 0.256, SLG: 0.474 (8, 10)	B FF 91 X SI 90 1-0 ③ F8		C FF 91 X FC 89 0-1 10 HR 3B		B SI 90 B FF 91 C FC 87 F FC 87 F FC 87 X CU 78 2-2 13 FC1-6 10 E 30 1B 1B	B SI 88 1 SAFE C SI 89 B SI 89 1 SAFE F SI 89 X SI 90 2-2 ③ G5-3		C SL 84 S SL 85 B FF 96 S SL 84 1-3 ② K		4 1	2 0	2 0	0 0	0 0	0 1	2 1
10 Edwin Encarnación, R (1, 3) OBP: 0.333, SLG: 0.560		B FC 87 B FC 87 X FF 91 2-0 HR	B FC 89 X CU 77 1-0 3-H HR		F FF 91 C FF 91 B FF 93 X FC 88 1-2 E5 13 FC1-6 1-2		C SL 80 X SI 90 0-1 ① F8	C FF 96 S SL 85 B FF 96 F FF 95 X SL 85 1-2 ③ FC5-4 1-2f		5	2	2	3	0	0	2
47 Juan Francisco, L (1, 5) OBP: 0.371, SLG: 0.615 18 Steve Tolleson, R (7, PH) OBP: 0.324, SLG: 0.485 (7, 4)		B FC 87 B CH 80 C SI 89 B SI 91 F SI 90 B SI 90 4-2 30 1B 7 1B BB	B FC 87 X FS 85 1-0 ① G4-3		C FC 87 X CH 82 0-1 ① F5		C SL 78 X CH 80 0-1 8 1B 13 G5-3 1B		S FF 88 X FS 80 0-1 ① P6	2 2	1 1	0 1	0 0	1 0	0 0	2 0
13 Brett Lawrie, R (1, 4) OBP: 0.271, SLG: 0.396 (7, 5)	X FF 92 0-0 ① F9	C FF 91 X SI 92 0-1 ② F8		B FC 86 B FC 87 X FC 87 2-0 ② FC1-6 30 1B 1-2f 2-3		1 SAFE 1 SAFE C SI 87 X CH 78 0-1 ② G5-3 1-2			B FS 80 F FS 80 B FF 89 F FS 79 S FF 88 2-3 ② K	5	0	0	0	0	1	4
30 Dioner Navarro, S (1, 2) OBP: 0.321, SLG: 0.339	B FF 91 F SI 90 B CH 81 F SI 91 X SI 92 2-2 7 1B 8 BB 1-3 1B	C FF 92 B CH 84 X FC 89 1-1 ③ G4-3		C FC 88 1 SAFE X SI 90 0-1 8 FC6-4 1-3 3-H 1B		B SL 79 B SI 89 B SI 90 B SI 90 4-0 8 1B BB			F FS 80 S FF 88 F FF 88 B FS 81 T FS 81 1-2 ③ K	4	0	2	1	1	1	0
8 Anthony Gose, L (1, 8) OBP: 0.500, SLG: 0.400	B CU 77 B SI 91 B SI 91 C FF 92 B SI 91 4-1 7 1B 1-2 BB			F FF 92 C FF 91 B FF 93 F FC 89 C SI 92 1-3 ① K	C SI 87 1 SAFE D SL 80 X SI 89 1-1 ③ FC6-4 1-2f		B SI 90 D SI 90 F SI 90 B SI 90 X SI 89 3-1 1-2 2-H 1B			3	0	1	1	1	1	2

| Inning Stats | | |

Batter	1	2	3	4	5	6	7	8	9	AB	R	H	RBI	BB	SO	LOB
38 Grady Sizemore, L (1, 8) OBP: 0.293, SLG: 0.336	B FF 90 C FF 90 F CH 84 F CH 84 F FF 92 B SL 86 B SL 86 B FF 92 4-2 5 S BB		C SL 83 X CH 85 0-1 ② G3		C FF 89 B FF 89 C FF 90 B SL 86 X FF 90 2-2 ① F8	C SI 92 B SI 90 F SI 91 B SI 92 T SL 77 2-2 ③ K		C FF 91 S CU 84 C CU 85 0-3 ② K		4	0	0	0	1	2	4
15 Dustin Pedroia, R (1, 4) OBP: 0.345, SLG: 0.396	C FF 91 1 SAFE X FF 91 0-1 ① L4		C FF 91 C SL 84 X SL 87 0-2 1B		B SL 85 F FF 92 F FF 91 X FF 93 1-2 E3		B SI 90 C SI 89 X CH 79 1-1 ① P6	X FF 93 0-0 ③ G5-3		5	0	1	0	0	0	2
34 David Ortiz, L (1, 10) OBP: 0.379, SLG: 0.534	C CH 84 X CH 84 0-1 ② L5		B CH 84 C FF 92 B SL 83 X FF 92 2-1 ③ P5		F FF 91 F SI 91 B FF 91 B CH 84 B SL 87 X FF 93 3-2 ② F8		B SL 76 B SI 91 C SI 92 X SI 92 2-1 ② L8		B FC 89 X FC 89 1-0 ① G5-3	5	0	0	0	0	0	3
5 Jonny Gomes, R (1, 7) OBP: 0.327, SLG: 0.421	C SL 85 C FF 92 B FF 92 B FF 93 B SL 86 S SL 84 3-3 ③ K 1-2			C SL 84 S SL 86 S FF 93 0-3 ① K	C SL 84 1 SAFE 1 SAFE X FF 91 0-1 ③ P4		C SI 92 B CH 82 S CH 80 X SI 92 1-2 ③ F8		B FC 88 B FC 88 C FF 89 C FC 90 B FC 89 C FF 89 3-3 ② K	5	0	0	0	0	3	2
40 A.J. Pierzynski, L (1, 2) OBP: 0.293, SLG: 0.363		C SL 87 F SL 82 C FF 88 0-3 ① K		F FF 92 B FF 92 S FF 91 F SL 87 F FF 93 F FF 92 F CH 86 F CH 86 X CH 84 1-2 ② G1-3		F CH 82 X CH 83 0-1 26 BB 2 1B 1B		C SI 93 B SL 85 X SI 93 1-1 18 FC5-4 1B	C FC 87 B CU 72 B FC 88 X FC 87 2-1 18 FC6-4 1B	5	0	3	0	0	1	0
18 Shane Victorino, S (1, 9) OBP: 0.300, SLG: 0.386		B FF 90 F SL 84 S SL 85 C FF 92 1-3 ② K		B SL 88 B SL 87 F FF 93 C FF 94 B CH 86 F FF 93 X FF 93 3-2 HR		B FF 91 C SL 85 X SL 84 1-1 ① F9		B SI 94 F SI 94 F SI 94 X SI 94 1-2 ① FC5-4 37 2B 1-2f	B FC 87 C FC 87 S SL 84 X CU 74 1-2 ③ FC6-4 1-2f	5	2	1	1	0	1	3
37 Mike Carp, L (1, 3) OBP: 0.351, SLG: 0.373		X CH 83 0-0 2B		B FF 92 F FF 92 S FF 92 B FF 92 B SL 89 B SL 86 4-2 2 2B BB		B FF 90 F CH 85 B FF 92 X FF 90 3-1 ② F8		C FF 93 C SI 94 B FF 95 B SI 94 B SI 94 F SL 85 X SI 94 3-2 2 2B 1-H 2B		3	1	2	1	1	0	1
2 Xander Bogaerts, R (1, 6) OBP: 0.381, SLG: 0.401		C SL 84 D FF 92 X SL 86 1-1 ③ L7		X FF 90 0-0 1-3 2B		C SL 86 B SL 86 B SL 87 B FF 93 X FF 92 3-1 26 BB 1-2 1B		S SI 94 B SL 86 F SL 85 B FF 95 F SL 86 X SL 86 2-2 26 1B 2-H 2B		4	1	3	1	0	0	1
26 Brock Holt, L (1, 5) OBP: 0.381, SLG: 0.389			C FF 89 B FF 90 F CH 84 X FF 91 1-2 ① F8	C CH 85 X FF 92 0-1 ③ G3-1		B SI 90 B SI 90 B SI 90 C SI 89 B SI 91 4-1 1-2 2-3 BB		B FF 93 X FF 91 1-0 2-H 1B		3	0	1	1	1	0	2
Inning Stats	R: 0 E: 0 K: 1 S: 11 H: 0 LOB: 1 BB: 1 P: 18	R: 0 E: 0 K: 2 S: 9 H: 1 LOB: 1 BB: 0 P: 11	R: 0 E: 0 K: 0 S: 10 H: 1 LOB: 1 BB: 0 P: 13	R: 1 E: 0 K: 1 S: 20 H: 2 LOB: 2 BB: 1 P: 28	R: 0 E: 1 K: 0 S: 11 H: 0 LOB: 1 BB: 0 P: 17	R: 0 E: 0 K: 1 S: 12 H: 2 LOB: 3 BB: 1 P: 25	R: 0 E: 0 K: 0 S: 7 H: 0 LOB: 0 BB: 0 P: 11	R: 3 E: 0 K: 1 S: 18 H: 4 LOB: 1 BB: 0 P: 26	R: 0 E: 0 K: 1 S: 9 H: 1 LOB: 1 BB: 0 P: 16	1B: 6 2B: 4 3B: 0 HR: 1 SF: 0 SAC: 0 DP: 0 HBP: 0						

PITCHER		IP	WLS	BF	H	R	ER	SO	BB	IBB	HBP	BLK	WP	HR	S	P	ERA	WHIP
36 Drew Hutchison, R ERA: 3.45	(1, 1)	5.2	W	26	6	1	1	4	2	0	0	0	0	1	69	102	1.59	1.412
62 Aaron Loup, L ERA: 3.43	(6, 1)	1.1	H	5	0	0	0	1	1	0	0	0	0	0	11	21	0.00	0.750
32 Esmil Rogers, R ERA: 6.97	(8, 1)	0.1		4	3	3	3	0	0	0	0	0	0	0	13	20	81.00	9.000
27 Brett Cecil, L ERA: 4.12	(8, 1)	0.1	H	2	1	0	0	1	0	0	0	0	0	0	4	5	0.00	3.000
50 Steve Delabar, R ERA: 3.2	(8, 1)	0.1	H	1	0	0	0	0	0	0	0	0	0	0	1	1	0.00	0.000

PITCHER		IP	WLS	BF	H	R	ER	SO	BB	IBB	HBP	BLK	WP	HR	S	P	ERA	WHIP
44 Casey Janssen, R ERA:	(9, 1)	1.0	S	4	1	0	0	1	0	0	0	0	0	0	9	16	0.00	1.000

BOTTOM

Toronto Blue Jays @ Boston Red Sox

Fenway Park, Boston, MA

Wed May 21 2014, 7:14 PM - 10:36 PM EDT

Att. 36,116 - Partly Cloudy - 64 F

livebaseballscorecards.com

AB	39
R	4
H	11
RBI	4
BB	3
SO	7
LOB	18

Batter	1	2	3	4	5	6	7	8	9	AB	R	H	RBI	BB	SO	LOB
7 José Reyes, S (1, 6) OBP: 0.303, SLG: 0.409	B FF 94 B FF 93 F FF 92 X FF 92 2-1 G4-3	F FF 92 X FF 93 0-1 53 S 19 1B 2-H 3-H 1B		C FF 91 X CH 83 0-1 F7		B FF 91 B SI 88 C FF 91 X FC 88 2-1 F8		B SI 88 C SI 88 B SI 88 X CH 78 2-1 G5-3		5	1	1	2	0	0	2
53 Melky Cabrera, S (1, 7) OBP: 0.363, SLG: 0.520	B FF 94 X FF 94 1-0 HR	B SI 91 S CH 84 F FF 90 B FC 86 B FF 92 B FC 87 4-2 19 1B 10 1B 1-2 BB		X SI 90 0-0 G5-3			C CU 71 B CH 82 X SI 89 1-1 G4-3		B SL 83 F FF 92 F FO 87 B FO 88 B FO 88 F FF 93 B FF 93 4-2 13 2B BB	3	2	1	1	2	0	0
19 José Bautista, R (1, 9) OBP: 0.435, SLG: 0.552	X FF 92 0-0 HR	X SI 92 0-0 10 1B 13 FC6-4 1-3 2-H 1B		B SI 91 S CH 84 B CH 85 F FF 92 X CU 75 2-2 G6-3			B CH 85 B FF 89 F FC 88 B CH 84 F SI 89 X SI 89 3-2 10 1B 1B		F FF 94 F FF 93 B FF 94 S SL 84 1-3 K	5	2	3	2	0	1	1
10 Edwin Encarnación, R (1, 3) OBP: 0.335, SLG: 0.556	B SI 93 X FF 90 1-0 G5-3	B SI 92 X SI 92 1-0 13 FC6-4 1-3 3-H 1B			B CH 82 C FF 88 B CH 83 C SI 90 B SI 91 X SI 91 3-2 L5		C SI 89 C SI 89 B SI 90 F SL 82 F SI 89 F SI 90 F SI 90 X SL 80 1-2 1B		C SL 82 B FF 94 F FF 93 B FF 94 B FO 88 X SL 79 3-2 F8	5	0	2	1	0	0	1
13 Brett Lawrie, R (1, 5) OBP: 0.275, SLG: 0.399	B SI 93 B CH 86 F FF 90 B CH 86 B FF 93 4-1 BB	B FF 91 C SI 91 F CH 86 F FF 93 X CU 78 1-2 FC6-4 1-2f 3-H			C CU 74 X SI 92 0-1 L4		B SI 89 B SI 90 C SI 90 C SI 89 B SI 89 X SI 89 3-2 F8		1 SAFE F FF 94 X FF 94 0-1 1-3 2B	4	0	1	1	1	0	3
30 Dioner Navarro, S (1, 2) OBP: 0.310, SLG: 0.326	C FF 93 X FF 93 0-1 G4-3	B SI 91 S CH 85 B FF 92 F FF 90 X FC 88 2-2 L8			X SI 91 0-0 G6-3		B SL 82 C SI 85 S SL 83 F SL 85 F SI 89 F CH 76 B FF 88 F SL 84 2-2 X SI 88 P3		B CU 75 F FF 95 B FF 93 C FF 94 C FO 88 2-3 K	5	0	0	0	0	1	6
18 Steve Tolleson, R (1, 4) OBP: 0.341, SLG: 0.486		B FF 91 F FF 91 B FC 88 F FF 91 X FF 93 2-2 8 SH5-4 11 1B 7 1B 1B	C SI 90 S CU 75 F CU 75 B FF 90 C SI 90 1-3 K			C FC 86 S FC 87 B FC 84 S FC 86 1-3 K		B SL 80 C SI 85 C SL 83 X SL 83 1-2 8 G4-6-3 11 1B 1B		4	1	2	0	0	2	0
11 Kevin Pillar, R (1, 10) OBP: 0.278, SLG: 0.333		B FC 90 F FC 87 X SI 90 1-1 8 SH5-4 7 1B 1-2 1B	X SI 90 0-0 G5-3			B FF 90 C CH 82 B FC 87 B SI 88 X SI 88 3-1 8 CS 1B		C SI 86 1 SAFE X CH 76 0-1 8 G4-6-3 1-2 1B		4	1	3	0	0	0	0
8 Anthony Gose, L (1, 8) OBP: 0.484, SLG: 0.435		X FF 92 0-0 SH5-4 1-2 2-3	B FF 92 F FF 92 C CU 75 B FC 89 F FF 93 F FC 87 B SI 92 C FC 88 3-3 K			B FF 92 S FF 91 B SI 90 S FF 91 B CU 74 F FF 91 X FF 91 3-2 1-2 2B		C FF 88 X SI 88 0-1 G4-6-3 1-2f 2-3		3	0	1	0	0	1	2
Inning Stats	R: 2 E: 0 K: 0 S: 8 H: 2 LOB: 1 BB: 1 P: 16	R: 5 E: 0 K: 0 S: 19 H: 5 LOB: 1 BB: 1 P: 30	R: 0 E: 0 K: 2 S: 10 H: 0 LOB: 0 BB: 0 P: 14	R: 0 E: 0 K: 0 S: 6 H: 0 LOB: 0 BB: 0 P: 8	R: 0 E: 0 K: 0 S: 6 H: 0 LOB: 0 BB: 0 P: 9	R: 0 E: 0 K: 1 S: 11 H: 2 LOB: 1 BB: 0 P: 20	R: 0 E: 0 K: 0 S: 23 H: 2 LOB: 2 BB: 0 P: 33	R: 0 E: 0 K: 0 S: 9 H: 2 LOB: 1 BB: 0 P: 12	R: 0 E: 0 K: 2 S: 14 H: 1 LOB: 2 BB: 1 P: 24	1B: 10 2B: 2 3B: 0 HR: 2 SF: 0 SAC: 1 DP: 1 HBP: 0	WP: 0 PB: 0 SB: 1 CS: 1 PA: 42					

PITCHER		IP	WLS	BF	H	R	ER	SO	BB	IBB	HBP	BLK	WP	HR	S	P	ERA	WHIP
31 Jon Lester, L ERA: 3.36	(1, 1)	6.1	L	30	10	7	7	3	2	0	0	0	0	2	65	106	9.95	1.895
35 Burke Badenhop, R ERA: 2.36	(7, 1)	0.1		2	1	0	0	0	0	0	0	0	0	0	10	14	0.00	3.000
32 Craig Breslow, L ERA: 3.07	(7, 1)	1.1		5	2	0	0	0	0	0	0	0	0	0	17	22	0.00	1.500
36 Junichi Tazawa, R ERA: 2.7	(9, 1)	1.0		5	1	0	0	2	1	0	0	0	0	0	14	24	0.00	2.000

PITCHER	IP	WLS	BF	H	R	ER	SO	BB	IBB	HBP	BLK	WP	HR	S	P	ERA	WHIP

TOP

Toronto Blue Jays @ Boston Red Sox

Fenway Park, Boston, MA

Thu May 22 2014, 4:14 PM - 7:12 PM EDT

Att. 36,018 - Rain - 56 F

livebaseballscorecards.com

AB	38
R	7
H	14
RBI	7
BB	3
SO	5
LOB	15

BOTTOM

Toronto Blue Jays @ Boston Red Sox

Fenway Park, Boston, MA

Thu May 22 2014, 4:14 PM - 7:12 PM EDT

Att. 36,018 - Rain - 56 F

livebaseballscorecards.com

Batter	1	2	3	4	5	6	7	8	9	AB	R	H	RBI	BB	SO	LOB
15 Dustin Pedroia, R (1, 4) OBP: 0.343, SLG: 0.398	B FF 82 F SI 83 X FC 79 1-1 34 G6-3 5 1B 2B	C CH 78 B CH 78 X CH 77 1-1 ③ G5-3			C FF 84 F SI 84 B FC 81 B CH 79 C SI 85 2-3 ① K		B CH 76 B CH 82 F CH 82 F CH 76 F CU 72 1 SAFE S SI 82 2-3 ③ K			4	1	1	0	0	2	2
18 Shane Victorino, S (1, 9) OBP: 0.287, SLG: 0.368	B CH 81 C CH 82 F CH 77 B SI 83 B SI 84 X CH 79 3-2 ① P3		C SI 84 B FC 81 F FF 85 X CU 72 1-2 ① F7		C CH 78 S CU 71 C SI 85 0-3 ② K			F FF 93 C SI 87 B SL 86 X FF 92 1-2 ① P3		4	0	0	0	0	1	1
34 David Ortiz, L (1, 10) OBP: 0.371, SLG: 0.521	F CU 71 B CU 73 C CH 78 F FF 86 F FC 80 X CH 78 1-2 ② G6-3 2-3		C FF 85 F SI 86 S FF 85 0-3 ② K		X CU 72 0-0 ③ G1-3			C SI 93 B FF 94 S FF 94 B FF 93 B FF 95 F FF 94 F FF 96 X FF 94 3-2 ② G3-1		4	0	0	0	0	1	1
5 Jonny Gomes, R (1, 7) OBP: 0.325, SLG: 0.414	B SI 84 C CH 77 F FF 86 F CU 71 F SI 85 B SI 86 B FF 81 X FF 86 3-2 3-H 1B		B CU 71 F CH 77 B FF 82 S CH 77 X CH 78 2-2 ③ P4			C FF 82 B CH 80 X CH 81 1-1 ① F8		C FF 95 X FF 94 0-1 ③ F9		4	0	1	1	0	0	0
40 A.J. Pierzynski, L (1, 2) OBP: 0.292, SLG: 0.359	C SI 85 B FC 80 X FF 81 1-1 ③ G6-3			C CU 72 F CU 72 F FC 79 B CU 74 X SI 84 1-2 37 1B 1B		F CH 78 F CH 76 X CH 73 0-2 ② F9			X FF 93 0-0 ① F9	4	0	1	0	0	0	1
2 Xander Bogaerts, R (1, 6) OBP: 0.378, SLG: 0.417		B SI 83 C CH 81 S CU 70 X FF 84 1-2 HR		B CH 79 C CH 79 B FF 82 X CH 79 2-1 ① F9		C CU 69 B CU 69 B CU 68 X SI 83 2-1 ③ G6-3			C SL 86 B SL 89 B SL 87 F FF 94 S FF 94 2-3 ② K	4	1	1	1	0	1	1
37 Mike Carp, L (1, 3) OBP: 0.344, SLG: 0.364		C SI 84 F CH 77 X CU 72 0-2 ① G3		X SI 84 0-0 1-2 1B			B FF 82 X CH 75 1-0 ① G3-1		C FF 94 X CH 87 0-1 ③ G6-3	4	0	1	0	0	0	0
26 Brock Holt, L (1, 5) OBP: 0.400, SLG: 0.436		C FF 84 X CH 80 0-1 25 G4-3 2B		D SI 85 S SI 84 F CH 79 F FC 82 D CH 76 X SI 86 2-2 ② F8			C FF 82 B CU 71 C CU 70 B CU 71 B FC 78 F FF 84 F FF 83 X FF 83 3-2 1B			3	0	2	0	0	0	2
25 Jackie Bradley Jr., L (1, 8) OBP: 0.296, SLG: 0.299		C FC 80 X SI 84 0-1 ② G4-3 2-3		S CU 75 S CU 73 S CU 72 0-3 ③ K			B SI 82 C SI 80 X SI 80 1-1 ② P5			3	0	0	0	0	1	4
Inning Stats	R: 1 E: 0 K: 0 S: 17 H: 2 LOB: 1 BB: 0 P: 26	R: 1 E: 0 K: 0 S: 12 H: 2 LOB: 1 BB: 0 P: 14	R: 0 E: 0 K: 1 S: 9 H: 0 LOB: 0 BB: 0 P: 12	R: 0 E: 0 K: 1 S: 14 H: 2 LOB: 2 BB: 0 P: 19	R: 0 E: 0 K: 2 S: 7 H: 0 LOB: 0 BB: 0 P: 9	R: 0 E: 0 K: 0 S: 7 H: 0 LOB: 0 BB: 0 P: 10	R: 0 E: 0 K: 1 S: 12 H: 1 LOB: 1 BB: 0 P: 19	R: 0 E: 0 K: 0 S: 10 H: 0 LOB: 0 BB: 0 P: 14	R: 0 E: 0 K: 1 S: 6 H: 0 LOB: 0 BB: 0 P: 8	1B: 4 2B: 2 3B: 0 HR: 1 SF: 0 SAC: 0 DP: 0 HBP: 0						

	AB	34
	R	2
	H	7
	RBI	2
	BB	0
	SO	6
	LOB	12

PITCHER		IP	WLS	BF	H	R	ER	SO	BB	IBB	HBP	BLK	WP	HR	S	P	ERA	WHIP
56 Mark Buehrle, L ERA: 2.16	(1, 1)	7.0	W	28	7	2	2	5	0	0	0	0	0	1	78	109	2.57	1.000
29 Dustin McGowan, R ERA: 4.6	(8, 1)	2.0		6	0	0	0	1	0	0	0	0	0	0	16	22	0.00	0.000

PITCHER	IP	WLS	BF	H	R	ER	SO	BB	IBB	HBP	BLK	WP	HR	S	P	ERA	WHIP

Batter	1	2	3	4	5	6	7	8	9	AB	R	H	RBI	BB	SO	LOB
26 Brock Holt, L (1, 5) OBP: 0.388, SLG: 0.442	B FF 93 C FF 94 X FF 93 1-1 ① F8	C SL 86 X SL 85 0-1 ③ F8			B FF 90 X FF 93 1-0 2B		C SI 96 X CU 76 0-1 ② G4-3			4	0	1	0	0	0	2
2 Xander Bogaerts, R (1, 6) OBP: 0.370, SLG: 0.406	C FF 94 C SL 87 B SL 85 B FF 95 S SL 86 2-3 ② K		B SL 84 B FF 93 B FF 93 C FF 93 F FF 93 S SL 86 3-3 ① K		C FF 92 B FF 95 S SI 93 F FF 94 B FF 95 B SL 86 C FF 93 3-3 ① K		X FF 96 0-0 ③ F7			4	0	0	0	0	3	1
15 Dustin Pedroia, R (1, 4) OBP: 0.346, SLG: 0.394	B FF 95 B FF 95 B FF 95 B FF 95 4-0 34 1B BB		B FF 93 B FF 94 C SL 84 B SL 84 B SI 94 4-1 BB		B SL 85 F SL 84 F FF 95 S SL 86 1-3 ② K			B CU 77 B FF 89 C FF 88 X FF 89 2-1 ① G4-3		2	0	0	0	2	1	1
34 David Ortiz, L (1, 10) OBP: 0.374, SLG: 0.518	C SI 93 F SI 95 X FF 95 0-2 **1-2** 1B		F SI 93 F FF 95 S SI 95 0-3 ② K		I IN 74 I IN 83 I IN 78 I IN 78 4-0 IBB			B CU 77 F CU 77 B FS 83 X FS 80 2-1 ② G4-3		3	0	1	0	1	1	1
12 Mike Napoli, R (1, 3) OBP: 0.390, SLG: 0.416	D SL 87 C FF 94 C FF 95 F FF 95 D FF 95 B SI 95 C FF 95 3-3 ③ K		F FF 94 C FF 95 B FF 96 B SI 96 F FF 96 C SL 85 2-3 ③ K		F FF 94 X SL 86 0-1 ③ L6			B FF 90 S CU 77 C FF 89 F FF 90 B FF 90 B FF 90 X CU 78 3-2 ③ P3		4	0	0	0	0	2	5
40 A.J. Pierzynski, L (1, 2) OBP: 0.291, SLG: 0.356		C FF 94 B CH 85 F FF 94 C FF 95 1-3 ① K		C SL 84 B FF 94 X FF 95 1-1 ① F7		F CH 84 F FF 94 F FF 96 B CH 86 F SL 87 B SI 94 B FF 93 S SL 85 3-3 ① K			F FF 91 X CH 84 0-1 18 FC5-6 1B	4	0	1	0	0	2	0
18 Shane Victorino, S (1, 9) OBP: 0.276, SLG: 0.352 5 Jonny Gomes, R (9, PR) OBP: 0.325, SLG: 0.414 (9, 9)		B FF 94 B SL 84 C FF 94 X SI 94 2-1 ② G5-3		B SL 83 C SL 84 F FF 94 B FF 95 X SL 85 2-2 ② G5-3		B FF 95 B FF 94 B FF 92 C FF 93 X FF 92 3-1 ② P1			B SI 90 C SI 87 X FF 89 1-1 ① FC5-6 **1-2f**	4	0	0	0	0	0	1
										0	0	0	0	0	0	0
38 Grady Sizemore, L (1, 7) OBP: 0.299, SLG: 0.336 (9, 8)		B FF 94 S SI 94 S FF 95 F FF 96 F FF 96 B SI 97 B FF 96 X SI 95 3-2 25 1B 1B		B SL 84 B SI 93 B FF 93 B FF 92 4-0 BB		C SI 94 F SI 96 C SI 96 0-3 ③ K			1 SAFE 1 SAFE C CH 80 F FF 91 F CH 85 F CH 84 F FF 92 B CH 85 F CH 86 1-2 X CH 86 ② P5	3	0	1	0	1	1	1
25 Jackie Bradley Jr., L (1, 8) OBP: 0.297, SLG: 0.299 37 Mike Carp, L (9, PH) OBP: 0.339, SLG: 0.357 (9, 7)		1 SAFE B SI 92 1 SAFE C FF 92 F SL 85 B FF 95 F SL 85 X SI 94 2-2 **1-2** 1B		C SL 82 B SI 94 F SI 93 1 SAFE F SL 86 F FF 94 C SI 94 1-3 ③ K			B SI 94 X FF 94 1-0 ① F8		1 SAFE B CH 83 B FF 91 X CH 81 2-0 ③ G4-3	3	0	1	0	0	1	1
										1	0	0	0	0	0	1
Inning Stats	R: 0 E: 0 K: 2 S: 12 H: 1 LOB: 2 BB: 1 P: 22	R: 0 E: 0 K: 1 S: 16 H: 2 LOB: 2 BB: 0 P: 24	R: 0 E: 0 K: 3 S: 11 H: 0 LOB: 1 BB: 1 P: 20	R: 0 E: 0 K: 1 S: 10 H: 0 LOB: 1 BB: 1 P: 18	R: 0 E: 0 K: 2 S: 10 H: 1 LOB: 2 BB: 1 P: 19	R: 0 E: 0 K: 2 S: 10 H: 0 LOB: 0 BB: 0 P: 16	R: 0 E: 0 K: 0 S: 4 H: 0 LOB: 0 BB: 0 P: 5	R: 0 E: 0 K: 0 S: 8 H: 0 LOB: 0 BB: 0 P: 15	R: 0 E: 0 K: 0 S: 12 H: 1 LOB: 1 BB: 0 P: 16	1B: 4 2B: 1 3B: 0 HR: 0 SF: 0 SAC: 0 DP: 0 HBP: 0						

PITCHER		IP	WLS	BF	H	R	ER	SO	BB	IBB	HBP	BLK	WP	HR	S	P	ERA	WHIP
22 Chris Archer, R ERA: 4.11	(1, 1)	6.0		26	4	0	0	11	3	1	0	0	0	0	69	119	0.00	1.167
57 Jake McGee, L ERA: 1.27	(7, 1)	1.0		3	0	0	0	0	0	0	0	0	0	0	4	5	0.00	0.000
62 Joel Peralta, R ERA: 4.64	(8, 1)	1.0		3	0	0	0	0	0	0	0	0	0	0	8	15	0.00	0.000
46 Juan Carlos Oviedo, R ERA: 1.72	(9, 1)	1.0	W	4	1	0	0	0	0	0	0	0	0	0	12	16	0.00	1.000

PITCHER	IP	WLS	BF	H	R	ER	SO	BB	IBB	HBP	BLK	WP	HR	S	P	ERA	WHIP

TOP

Boston Red Sox @ Tampa Bay Rays

Tropicana Field, St. Petersburg, FL

Fri May 23 2014, 7:11 PM - 10:35 PM EDT

Att. 20,898 - Dome - 72 F

livebaseballscorecards.com

AB	32
R	0
H	5
RBI	0
BB	4
SO	11
LOB	14

WP: 0	PA: 36					
PB: 0						
SB: 0						
CS: 0						

BOTTOM

Boston Red Sox @ Tampa Bay Rays

Tropicana Field, St. Petersburg, FL

Fri May 23 2014, 7:11 PM - 10:35 PM EDT

Att. 20,898 - Dome - 72 F

livebaseballscorecards.com

Batter	1	2	3	4	5	6	7	8	9	AB	R	H	RBI	BB	SO	LOB
7 David DeJesus, L (1, 10) OBP: 0.348, SLG: 0.451	B FF 91 S SI 91 X FF 91 1-1 ① F7		C FF 92 B FC 81 B CU 80 F FF 92 X FC 86 2-2 ② G3			B CU 76 X CU 81 1-0 ① G4-3		C CU 80 F FF 90 B FF 92 B FF 91 F FC 84 X FC 83 2-2 3 FC5-4 1B		4	0	1	0	0	0	0
3 Evan Longoria, R (1, 5) OBP: 0.327, SLG: 0.374	S FF 93 B FF 93 B CH 84 X FF 92 2-1 9 FC5-4 20 1B 1B		B CH 82 C CH 82 F FF 92 B FC 85 F FF 92 X FF 94 2-2 1B			F SI 92 F FF 92 B FF 92 X FF 92 1-2 9 FC5-4 20 BB 1B		B FF 93 T FF 92 C FF 94 X FF 94 1-2 ① FC5-4 1-2f		4	0	3	0	0	0	1
20 Matt Joyce, L (1, 7) OBP: 0.377, SLG: 0.406 5 Brandon Guyer, R (8, PH) OBP: 0.212, SLG: 0.275 (9, 7)	D SI 92 C CU 79 X SI 91 1-1 9 FC5-4 1-2 1B		B CU 81 B FC 85 C CU 79 T CU 79 B FF 93 X CU 81 3-2 ③ G3			D FC 84 B FC 83 F CU 80 F FF 92 B FF 92 B FF 92 4-2 9 FC5-4 1-2 BB		X FF 92 0-0 ② F8		2 1	0 0	1 0	0 0	1 0	0 0	1 1
9 Wil Myers, R (1, 9) OBP: 0.300, SLG: 0.351	B FF 92 S FC 85 X SI 92 1-1 ② FC5-4 1-2f 2-3			X FF 91 0-0 ① L7		F SI 92 F SI 93 X SI 92 0-2 ② FC5-4 1-2f 2-3		F FF 92 C SL 83 S SL 86 0-3 ③ K		4	0	0	0	0	1	5
21 James Loney, L (1, 3) OBP: 0.368, SLG: 0.384	D CU 81 X SI 92 1-0 ③ G5-3			C FF 90 B FF 91 F FC 84 B CH 85 B CU 81 X FF 91 3-2 ② G4-3		F CU 78 F CU 79 B FC 85 X FF 91 1-2 ③ G6-3			F FF 90 X FF 92 0-1 ① P6	4	0	0	0	0	0	4
8 Desmond Jennings, R (1, 8) OBP: 0.328, SLG: 0.382		C FF 91 X SI 91 0-1 ① F9		F FC 84 B SI 92 C SI 92 B FF 93 S FF 93 2-3 ③ K			B SI 90 B FC 83 C FC 81 X SI 90 2-1 E5 11 G6-3 1 SH5-3		B SL 82 C SL 82 B SL 82 B FF 92 C FF 92 B SL 82 4-2 35 S 35 2B BB	3	1	0	0	1	1	0
1 Sean Rodríguez, R (1, 4) OBP: 0.270, SLG: 0.514 35 Cole Figueroa, L (9, PH) OBP: 0.250, SLG: 0.375		X FF 92 0-0 ② P6		B SI 90 C FC 83 B SI 90 F SI 91 B FF 93 F SI 91 C FF 92 3-3 ① K			1 SAFE X SI 90 0-0 ① SH5-3 1-2		1 SAFE 1 SAFE C SI 88 1 SAFE 1 SAFE P PO 85 C SI 87 X SI 88 1-2 1-H 2B	2 1	0 0	0 1	0 1	0 0	1 0	0 0
11 Yunel Escobar, R (1, 6) OBP: 0.332, SLG: 0.352		B FF 92 S FF 92 B CH 83 B CH 83 C FC 84 S FF 92 3-3 ③ K				C FF 91 B SI 92 X FF 92 1-1 ② F8	X FF 92 0-0 ② G6-3 2-3			3	0	0	0	0	1	1
24 Ryan Hanigan, R (1, 2) OBP: 0.311, SLG: 0.352			B FF 90 B FC 83 B SI 91 C FF 90 X FF 90 3-1 ① G5-3			F FC 83 B FC 84 B FF 91 X CU 76 2-1 ③ G5-3	B CU 79 C CU 77 C FC 83 B FC 82 X FC 84 2-2 ③ G3			3	0	0	0	0	0	1
Inning Stats	R: 0 H: 2 E: 0 LOB: 2 K: 0 BB: 0 S: 9 P: 15	R: 0 H: 0 E: 0 LOB: 0 K: 1 BB: 0 S: 6 P: 9	R: 0 H: 1 E: 0 LOB: 1 K: 0 BB: 0 S: 12 P: 22	R: 0 H: 0 E: 0 LOB: 0 K: 1 BB: 0 S: 7 P: 12	R: 0 H: 0 E: 0 LOB: 0 K: 1 BB: 0 S: 8 P: 14	R: 0 H: 1 E: 0 LOB: 2 K: 0 BB: 1 S: 12 P: 19	R: 0 H: 0 E: 1 LOB: 1 K: 0 BB: 0 S: 7 P: 11	R: 0 H: 1 E: 0 LOB: 1 K: 1 BB: 0 S: 11 P: 14	R: 1 H: 1 E: 0 LOB: 1 K: 0 BB: 1 S: 8 P: 12	1B: 5 2B: 1 3B: 0 HR: 0	SF: 0 SAC: 1 DP: 0 HBP: 0			WP: 0 PB: 0 SB: 1 CS: 0	PA: 34		

	AB	31
	R	1
	H	6
	RBI	1
	BB	2
	SO	4
	LOB	14

PITCHER		IP	WLS	BF	H	R	ER	SO	BB	IBB	HBP	BLK	WP	HR	S	P	ERA	WHIP
41 John Lackey, R ERA: 3.58	(1, 1)	7.0		28	5	0	0	3	1	0	0	0	0	0	65	108	0.00	0.857
36 Junichi Tazawa, R ERA: 2.66	(8, 1)	0.1		1	0	0	0	0	0	0	0	0	0	0	3	4	0.00	0.000
30 Andrew Miller, L ERA: 2.91	(8, 1)	1.0	L	4	0	1	1	1	1	0	0	0	0	0	8	12	9.00	1.000
35 Burke Badenhop, R ERA: 2.36	(9, 1)	0.0		1	1	0	0	0	0	0	0	0	0	0	4	4	∞	∞

PITCHER	IP	WLS	BF	H	R	ER	SO	BB	IBB	HBP	BLK	WP	HR	S	P	ERA	WHIP

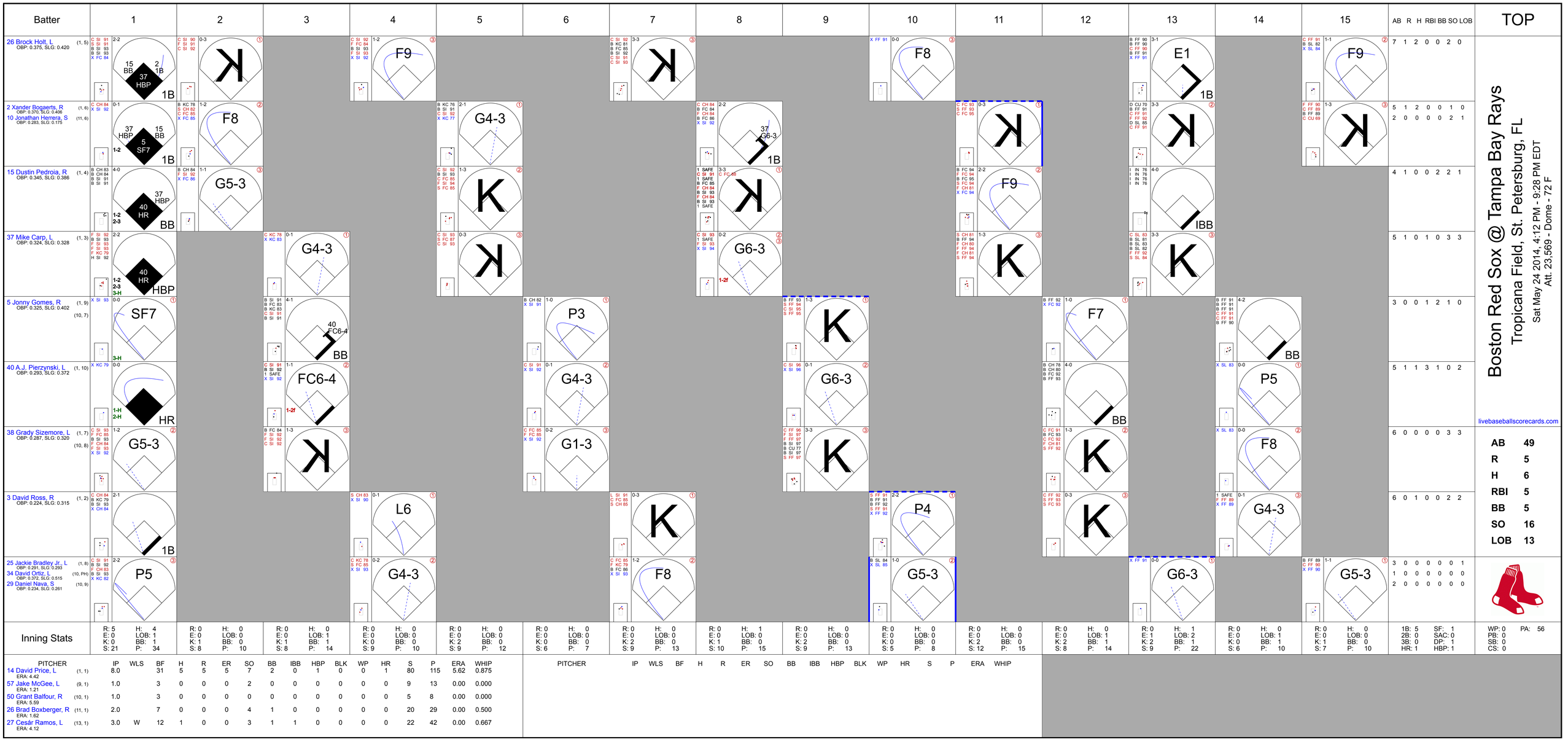
Batter
1
2
3
4
5
6
7
8
9
10
11
12
13
14
15
AB R H RBI BB SO LOB
TOP
26 Brock Holt, L (1, 5)
OBP: 0.375, SLG: 0.420
7 1 2 0 0 2 0
2 Xander Bogaerts, R (1, 6)
OBP: 0.370, SLG: 0.406
10 Jonathan Herrera, S (11, 6)
OBP: 0.283, SLG: 0.175
5 1 2 0 0 1 0
2 0 0 0 0 2 1
15 Dustin Pedroia, R (1, 4)
OBP: 0.345, SLG: 0.386
4 1 0 0 2 2 1
37 Mike Carp, L (1, 3)
OBP: 0.324, SLG: 0.328
5 1 0 1 0 3 3
5 Jonny Gomes, R (1, 9) (10, 7)
OBP: 0.325, SLG: 0.402
3 0 0 1 2 1 0
40 A.J. Pierzynski, L (1, 10)
OBP: 0.293, SLG: 0.372
5 1 1 3 1 0 2
38 Grady Sizemore, L (1, 7) (10, 8)
OBP: 0.287, SLG: 0.320
6 0 0 0 0 3 3
3 David Ross, R (1, 2)
OBP: 0.224, SLG: 0.315
6 0 1 0 0 2 2
25 Jackie Bradley Jr., L (1, 8)
OBP: 0.291, SLG: 0.253
34 David Ortiz, L (10, PH)
OBP: 0.372, SLG: 0.515
29 Daniel Nava, S (10, 9)
OBP: 0.234, SLG: 0.261
3 0 0 0 0 0 1
1 0 0 0 0 0 0
2 0 0 0 0 0 0
Boston Red Sox @ Tampa Bay Rays
Tropicana Field, St. Petersburg, FL
Sat May 24 2014, 4:12 PM - 9:28 PM EDT
Att. 23,569 - Dome - 72 F
livebaseballscorecards.com
AB 49
R 5
H 6
RBI 5
BB 5
SO 16
LOB 13
Inning Stats
1B: 5 SF: 1
2B: 0 SAC: 0
3B: 0 DP: 1
HR: 1 HBP: 1
WP: 0 PA: 56
PB: 0
SB: 0
CS: 0
PITCHER IP WLS BF H R ER SO BB IBB HBP BLK WP HR S P ERA WHIP
14 David Price, L (1, 1) ERA: 4.42 8.0 31 5 5 5 7 2 0 0 1 0 0 0 0 80 115 5.62 0.875
57 Jake McGee, L (9, 1) ERA: 1.21 1.0 3 0 0 0 2 0 0 0 0 0 0 0 9 13 0.00 0.000
50 Grant Balfour, R (10, 1) ERA: 5.59 1.0 3 0 0 0 0 0 0 0 0 0 0 0 5 8 0.00 0.000
26 Brad Boxberger, R (11, 1) ERA: 1.62 2.0 7 0 0 0 4 1 0 0 0 0 0 0 20 29 0.00 0.500
27 Cesár Ramos, L (13, 1) ERA: 4.12 3.0 W 12 1 0 0 3 1 1 0 0 0 0 0 22 42 0.00 0.667

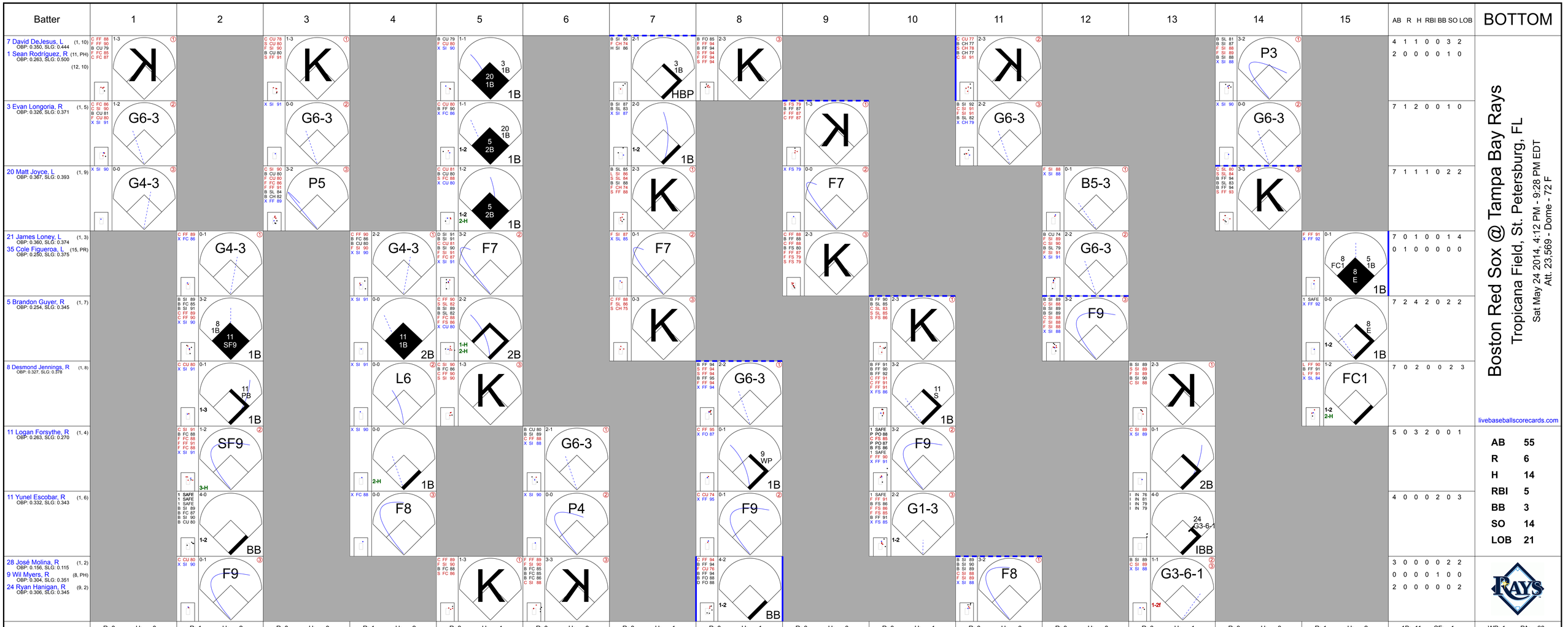
Batter
1
2
3
4
5
6
7
8
9
10
11
12
13
14
15
AB R H RBI BB SO LOB
BOTTOM
7 David DeJesus, L (1, 10) OBP: 0.350, SLG: 0.444
1 Sean Rodriguez, R (11, PH) OBP: 0.263, SLG: 0.500
(12, 10)
4 1 1 0 0 3 2
2 0 0 0 0 1 0
3 Evan Longoria, R (1, 5) OBP: 0.326, SLG: 0.371
7 1 2 0 0 1 0
20 Matt Joyce, L (1, 9) OBP: 0.367, SLG: 0.393
7 1 1 1 0 2 2
21 James Loney, L (1, 3) OBP: 0.360, SLG: 0.374
35 Cole Figueroa, L (15, PR) OBP: 0.250, SLG: 0.375
7 0 1 0 0 1 4
0 1 0 0 0 0 0
5 Brandon Guyer, R (1, 7) OBP: 0.254, SLG: 0.345
7 2 4 2 0 2 2
8 Desmond Jennings, R (1, 8) OBP: 0.327, SLG: 0.378
7 0 2 0 0 2 3
11 Logan Forsythe, R (1, 4) OBP: 0.263, SLG: 0.270
5 0 3 2 0 0 1
11 Yunel Escobar, R (1, 6) OBP: 0.332, SLG: 0.343
4 0 0 0 2 0 3
28 José Molina, R (1, 2) OBP: 0.150, SLG: 0.115
9 Wil Myers, R (8, PH) OBP: 0.304, SLG: 0.351
24 Ryan Hanigan, R (9, 2) OBP: 0.306, SLG: 0.345
3 0 0 0 0 2 2
0 0 0 0 1 0 0
2 0 0 0 0 0 2
Boston Red Sox @ Tampa Bay Rays
Tropicana Field, St. Petersburg, FL
Sat May 24 2014, 4:12 PM - 9:28 PM EDT
Att. 23,569 - Dome - 72 F
livebaseballscorecards.com
AB 55
R 6
H 14
RBI 5
BB 3
SO 14
LOB 21
Inning Stats
1: R: 0 E: 0 K: 1 S: 9 | H: 0 LOB: 0 BB: 0 P: 11
2: R: 1 E: 0 K: 0 S: 14 | H: 2 LOB: 2 BB: 1 P: 22
3: R: 0 E: 0 K: 1 S: 10 | H: 0 LOB: 0 BB: 0 P: 14
4: R: 1 E: 0 K: 0 S: 7 | H: 2 LOB: 1 BB: 0 P: 9
5: R: 3 E: 0 K: 2 S: 22 | H: 4 LOB: 1 BB: 0 P: 32
6: R: 0 E: 0 K: 1 S: 6 | H: 0 LOB: 0 BB: 0 P: 11
7: R: 0 E: 0 K: 2 S: 11 | H: 1 LOB: 2 BB: 0 P: 17
8: R: 0 E: 0 K: 1 S: 14 | H: 1 LOB: 2 BB: 1 P: 22
9: R: 0 E: 0 K: 2 S: 9 | H: 0 LOB: 0 BB: 0 P: 12
10: R: 0 E: 0 K: 1 S: 16 | H: 1 LOB: 1 BB: 0 P: 24
11: R: 0 E: 0 K: 1 S: 9 | H: 0 LOB: 0 BB: 0 P: 16
12: R: 0 E: 0 K: 0 S: 11 | H: 0 LOB: 0 BB: 0 P: 16
13: R: 0 E: 0 K: 1 S: 7 | H: 1 LOB: 1 BB: 1 P: 14
14: R: 0 E: 0 K: 1 S: 7 | H: 0 LOB: 0 BB: 0 P: 13
15: R: 1 E: 1 K: 0 S: 6 | H: 2 LOB: 2 BB: 0 P: 7
1B: 11 2B: 3 3B: 0 HR: 0
SF: 1 SAC: 0 DP: 1 HBP: 1
PA: 60
WP: 1 PB: 1 SB: 1 CS: 0
PITCHER IP WLS BF H R ER SO BB IBB HBP BLK WP HR S P ERA WHIP
44 Jake Peavy, R (1, 1) 6.0 27 8 5 5 1 0 0 0 0 0 68 99 7.50 1.500
ERA: 4.65
32 Craig Breslow, L (7, 1) 1.0 5 1 0 0 2 0 0 1 0 0 0 11 17 0.00 1.000
ERA: 2.87
36 Junichi Tazawa, R (8, 1) 1.0 5 1 0 0 1 1 0 0 0 1 0 14 22 0.00 2.000
ERA: 2.53
19 Koji Uehara, R (9, 1) 1.0 3 0 0 0 2 0 0 0 0 0 0 9 12 0.00 0.000
ERA: 0.96
54 Edward Mujica, R (10, 1) 1.0 4 1 0 0 0 1 0 0 0 0 0 16 24 0.00 1.000
ERA: 7.56
PITCHER IP WLS BF H R ER SO BB IBB HBP BLK WP HR S P ERA WHIP
55 Chris Capuano, L (11, 1) 1.2 5 0 0 0 1 0 0 0 0 0 0 15 24 0.00 0.000
ERA: 2.08
35 Burke Badenhop, R (12, 1) 2.0 7 1 0 0 1 0 1 0 0 0 0 16 29 0.00 0.500
ERA: 2.2
30 Andrew Miller, L (14, 1) 0.1 L 4 2 1 0 1 0 0 0 0 0 0 9 13 0.00 6.000
ERA: 2.86

Boston Red Sox @ Tampa Bay Rays

Tropicana Field, St. Petersburg, FL

Sun May 25 2014, 1:44 PM - 5:09 PM EDT

Att. 26,199 - Dome - 72 F

TOP

livebaseballscorecards.com

Batter	1	2	3	4	5	6	7	8	9	AB	R	H	RBI	BB	SO	LOB
26 Brock Holt, L (1, 5) OBP: 0.361, SLG: 0.407	B FF 91 C FF 90 F FF 91 F FS 85 F FF 92 F FS 84 X FF 92 1-2 F8 ①		S FS 85 B FF 89 B FF 92 F FF 91 B FF 90 F FS 85 X FF 92 3-2 SF9 ② 2-3 3-H		C SL 84 F SL 84 B FF 91 S FS 84 1-3 K ②		C CU 76 S FS 82 X FF 90 0-2 G3-1 ②		B SL 76 X FF 94 1-0 2 DI 2 1B 1B 2-3	4	1	1	1	0	1	1
2 Xander Bogaerts, R (1, 6) OBP: 0.376, SLG: 0.414	C FC 84 B FS 86 F SL 83 F FF 92 S FF 92 1-3 K ②		B FC 85 F FC 86 S FS 85 X FF 92 1-2 F9 ③		B FF 89 H FF 89 2-0 15 FC6-4 HBP		C CU 77 F CU 78 X FF 89 0-2 15 WP 2B		B SL 75 X FF 94 1-0 15 DI 1B 1-H 3-H	4	0	2	2	0	1	1
15 Dustin Pedroia, R (1, 4) OBP: 0.342, SLG: 0.381	C FF 92 B FC 84 X FC 86 1-1 G4-3 ③			C SL 82 F FS 84 F FC 88 B FF 91 X FF 88 1-2 37 BB 1B	C FC 84 B FF 91 B FF 92 F FF 91 F FF 91 X FF 91 2-2 FC6-4 ③ 1-2f		B CU 78 B FS 80 C CU 78 F FF 90 F FS 82 X FF 91 2-2 F9 ③ 2-3		C CU 81 S FF 92 B FF 91 D SL 83 X CU 82 2-2 G5-3 ③ 1-2	5	0	1	0	0	0	4
34 David Ortiz, L (1, 10) OBP: 0.365, SLG: 0.503		C FF 91 C FC 85 B FS 84 B FC 87 F FF 92 F FS 85 X FS 84 2-2 G4-3 ①		B FF 90 B FC 88 S FS 84 B FF 90 X FF 90 3-1 F8 ①		B FF 90 F FF 90 B FF 91 B FS 83 X FF 91 3-1 F8 ①		C FF 92 C CH 85 B CH 85 T FF 94 1-2 K ①		4	0	0	0	0	1	1
37 Mike Carp, L (1, 3) (7, 7) OBP: 0.319, SLG: 0.313		X FS 85 0-0 F8 ②		B SI 90 C FS 82 F FS 82 F FS 84 F FC 88 1 SAFE 1 SAFE B FS 82 F FF 90 4-2 BB B FF 89 B FS 83 1-2		C CU 68 S FF 90 0-3 K ②		B FF 93 F FF 92 X CH 84 1-1 F8 ②		3	0	0	0	1	1	0
29 Daniel Nava, S (1, 9) OBP: 0.222, SLG: 0.247		C FF 92 C FF 92 C FF 91 0-3 K ③		B CU 67 B CU 65 C FS 81 F FF 90 F FF 90 X FF 89 2-2 L4 ②		B FF 91 X FS 83 1-0 G3 ③		B CH 85 X FF 92 1-0 F8 ③		4	0	0	0	0	1	2
40 A.J. Pierzynski, L (1, 2) OBP: 0.305, SLG: 0.397			B FS 84 F SI 91 F FF 90 B FF 90 F FS 86 X FC 88 2-2 38 2B 26 SF9 1B	D FS 84 F FS 84 B CU 70 F FF 90 F FF 90 X FF 89 2-2 L4 ③			B CU 77 B CU 76 T FF 91 F FF 90 B FS 82 F FF 90 X FF 91 3-2 5 HR 2B		X FF 93 0-0 26 1B 2 1B 2B	4	3	3	0	0	0	2
38 Grady Sizemore, L (1, 7) (7, 8) OBP: 0.293, SLG: 0.341			X FS 86 0-0 26 SF9 1-3 2B		C FS 82 B CU 69 F FS 83 F FF 91 X FF 91 1-2 25 G3-1 2B		C CU 77 F FS 82 B FF 90 S FF 90 1-3 K ①		C SL 75 X FS 79 0-1 F7 ①	4	0	2	0	0	1	2
25 Jackie Bradley Jr., L (1, 8) OBP: 0.288, SLG: 0.289 5 Jonny Gomes, R (7, PH) OBP: 0.331, SLG: 0.437 (7, 7) 10 Jonathan Herrera, S (7, 3) OBP: 0.277, SLG: 0.171			C FS 85 C FC 89 B FF 92 S FS 85 1-3 K ①		C FF 90 X FS 83 0-1 G3-1 ① 2-3		C CU 78 D FF 90 F FF 90 X FF 91 1-2 HR 2-H		C FF 94 C FS 80 T FF 95 0-2 K ②	2 1 1	0 1 0	0 1 0	0 2 0	0 0 0	1 0 1	3 0 1

Inning Stats	1	2	3	4	5	6	7	8	9	1B	SF	WP	PA
	R: 0 E: 0 K: 1 S: 12 H: 0 LOB: 0 BB: 0 P: 15	R: 0 E: 0 K: 1 S: 9 H: 0 LOB: 0 BB: 0 P: 11	R: 1 E: 0 K: 1 S: 15 H: 2 LOB: 1 BB: 0 P: 22	R: 0 E: 0 K: 0 S: 19 H: 1 LOB: 2 BB: 1 P: 31	R: 0 E: 0 K: 1 S: 13 H: 1 LOB: 2 BB: 0 P: 19	R: 0 E: 0 K: 1 S: 6 H: 0 LOB: 0 BB: 0 P: 10	R: 2 E: 0 K: 1 S: 20 H: 3 LOB: 1 BB: 0 P: 27	R: 0 E: 0 K: 1 S: 6 H: 0 LOB: 0 BB: 0 P: 9	R: 2 E: 0 K: 1 S: 11 H: 3 LOB: 1 BB: 0 P: 15	1B: 4 2B: 5 3B: 0 HR: 1	SF: 1 SAC: 0 DP: 0 HBP: 1	WP: 1 PB: 0 SB: 0 CS: 0	PA: 39

PITCHER		IP	WLS	BF	H	R	ER	SO	BB	IBB	HBP	BLK	WP	HR	S	P	ERA	WHIP
23 Jake Odorizzi, R ERA: 4.56	(1, 1)	6.0		24	4	1	1	5	1	0	1	0	0	0	74	108	1.50	0.833
62 Joel Peralta, R ERA: 5.24	(7, 1)	1.0	W	6	3	2	2	1	0	0	0	0	1	1	20	27	18.00	3.000
46 Juan Carlos Oviedo, R ERA: 1.62	(8, 1)	1.0		3	0	0	0	1	0	0	0	0	0	0	6	9	0.00	0.000
52 Josh Lueke, R ERA: 5.27	(9, 1)	0.2		5	3	2	2	1	0	0	0	0	0	0	8	10	27.00	4.500
50 Grant Balfour, R ERA: 5.49	(9, 1)	0.1	S	1	0	0	0	0	0	0	0	0	0	0	3	5	0.00	0.000

PITCHER		IP	WLS	BF	H	R	ER	SO	BB	IBB	HBP	BLK	WP	HR	S	P	ERA	WHIP

AB	36
R	5
H	10
RBI	5
BB	1
SO	8
LOB	17

Boston Red Sox @ Tampa Bay Rays

Tropicana Field, St. Petersburg, FL

Sun May 25 2014, 1:44 PM - 5:09 PM EDT

Att. 26,199 - Dome - 72 F

livebaseballscorecards.com

BOTTOM

Batter	1	2	3	4	5	6	7	8	9	AB	R	H	RBI	BB	SO	LOB
7 David DeJesus, L (1, 7) OBP: 0.349, SLG: 0.450 8 Desmond Jennings, R (7, PH) OBP: 0.328, SLG: 0.376 (8, 8)	B FF 88 F FF 90 B FF 90 T FF 91 S FF 92 2-3 ① **K**		C FF 91 B CH 86 B FC 88 C FF 92 F FF 92 B KC 76 X FF 93 3-2 ③ **G3-1**		B FF 88 X FF 89 1-0 3 1B 9 FC5-4 2B		B SL 83 C SI 85 B CH 77 B SI 86 B FF 87 4-1 3 1B 1 HR BB	C SL 82 S SL 85 B SL 82 F FS 84 F FS 84 F FF 91 S FS 86 1-3 ① **K**		3 1	1 1	1 0	0 0	0 1	1 1	0 0
3 Evan Longoria, R (1, 5) OBP: 0.332, SLG: 0.392	C FF 91 C KC 77 S KC 78 0-3 ② **K**			X FF 90 0-0 **HR**	B KC 74 C CH 86 D CH 87 F FF 91 X KC 76 2-2 9 FC5-4 20 BB 2-3 1B		C SL 84 1 SAFE S SL 83 X FF 88 0-2 1 HR 1-3 1B	C SL 88 S FS 84 X FS 83 0-2 ② **F9**		5	2	3	1	0	1	0
20 Matt Joyce, L (1, 10) OBP: 0.367, SLG: 0.387 1 Sean Rodríguez, R (7, PH) OBP: 0.273, SLG: 0.548 (8, 10) 24 Ryan Hanigan, R (8, PH) OBP: 0.304, SLG: 0.342 (9, 10)	B SI 92 B FF 92 B FF 91 S FF 91 C FF 91 X FF 92 3-2 ③ **G6-3**			S FC 86 B KC 76 F KC 76 B FC 87 B FC 86 F FC 86 F FF 91 X FF 91 3-2 ① **F7**	B KC 74 D FC 86 B SI 90 C SI 90 B KC 76 4-1 9 FC5-4 1-2 BB		F SL 84 X CH 76 0-1 1-H 3-H HR	S SL 87 B SL 84 C SL 85 X FS 85 1-2 ③ **F7**		2 1 1	0 1 0	0 1 0	0 3 0	1 0 0	0 0 0	0 0 0
9 Wil Myers, R (1, 9) OBP: 0.303, SLG: 0.346		S FC 86 B FF 92 S FF 92 X FF 92 1-2 ① **F8**		B KC 75 B CH 86 B FF 91 F FF 89 C FF 91 D FF 92 4-2 5 1B 11 1B BB	B CH 86 X CH 84 1-0 ② **FC5-4** 21 FC6 1-2f 2-3 3-H		F SL 84 X SL 84 0-1 ① **F9**			3	1	0	1	1	0	2
21 James Loney, L (1, 3) OBP: 0.358, SLG: 0.372		X SI 92 0-0 ② **F7**		X FF 90 0-0 ② **L8**	B SI 91 B SI 89 1 SAFE F SI 91 F SI 90 F SI 91 X SI 91 2-2 ③ **FC6** 1-2f		C SI 88 X SI 87 0-1 5 1B 11 2B 1B			4	1	1	0	0	0	3
5 Brandon Guyer, R (1, 8) OBP: 0.286, SLG: 0.361 (8, 7)		B FF 91 B SI 92 B FF 91 B FF 91 4-0 11 S BB		X FF 90 0-0 11 1B 1-3 1B		C CU 82 X CU 83 0-1 ① **G5-3**	F SI 87 C SL 84 B SL 85 X CH 76 1-2 11 2B 1-2 1B			3	1	2	0	1	0	0
11 Logan Forsythe, R (1, 4) OBP: 0.262, SLG: 0.269 (8, 6)		C FF 90 F FF 91 B KC 76 F KC 78 X FF 92 1-2 ③ **G4-3** 1-2		D KC 78 X FF 90 1-0 1-2 3-H 1B		B FC 92 C CU 81 X CU 81 1-1 ② **F9**	X SL 84 0-0 ② **P6**			4	0	1	1	0	0	3
11 Yunel Escobar, R (1, 6) OBP: 0.335, SLG: 0.349 35 Cole Figueroa, L (7, PR) OBP: 0.250, SLG: 0.375 (8, 4)			C FF 90 B FC 88 X FC 87 1-1 ① **F8**	B FC 84 B FC 86 X FF 90 2-0 ③ **P4**		B FC 93 B FF 92 B FC 92 B SL 90 4-0 BB	B SI 87 C SL 84 X SL 84 1-1 1-H 2-H 2B			3 0	0 0	1 0	2 0	1 0	0 0	2 0
28 José Molina, R (1, 2) OBP: 0.147, SLG: 0.108			S FC 88 S FF 92 C FF 92 0-3 ② **K**		B FF 89 C CH 86 C KC 75 B KC 77 X FC 86 2-2 ① **P3**	1 SAFE S CU 82 S CU 80 X FC 92 0-2 ③ **G4-3**	C SL 82 B SL 81 B SL 82 S FF 89 X SL 83 2-2 ③ **G6-3** 2-3			4	0	0	0	0	1	2
Inning Stats	R: 0 E: 0 K: 2 S: 9 H: 0 LOB: 0 BB: 0 P: 14	R: 0 E: 0 K: 0 S: 8 H: 0 LOB: 1 BB: 1 P: 14	R: 0 E: 0 K: 1 S: 9 H: 0 LOB: 0 BB: 0 P: 13	R: 2 E: 0 K: 0 S: 12 H: 3 LOB: 2 BB: 1 P: 22	R: 1 E: 0 K: 0 S: 13 H: 2 LOB: 2 BB: 1 P: 25	R: 0 E: 0 K: 0 S: 7 H: 0 LOB: 1 BB: 1 P: 12	R: 5 E: 0 K: 0 S: 19 H: 5 LOB: 1 BB: 1 P: 27	R: 0 E: 0 K: 1 S: 12 H: 0 LOB: 0 BB: 0 P: 14		1B: 6 2B: 2 3B: 0 HR: 2 SF: 0 SAC: 0 DP: 0 HBP: 0					WP: 0 PB: 0 SB: 1 CS: 0	PA: 39

	AB	34
	R	8
	H	10
	RBI	8
	BB	5
	SO	4
	LOB	12

PITCHER	IP	WLS	BF	H	R	ER	SO	BB	IBB	HBP	BLK	WP	HR	S	P	ERA	WHIP
67 Brandon Workman, R (1, 1) ERA: 3.18	5.0		23	5	3	3	3	3	0	0	0	0	1	51	88	5.40	1.600
52 Alex Wilson, R (6, 1) ERA:	1.0		4	0	0	0	0	1	0	0	0	0	0	7	12	0.00	1.000
32 Craig Breslow, L (7, 1) ERA: 5.51	0.2	L	8	5	5	5	0	1	0	0	0	0	1	16	22	67.50	9.000
54 Edward Mujica, R (7, 1) ERA: 7.0	1.1		4	0	0	0	1	0	0	0	0	0	0	15	19	0.00	0.000

PITCHER	IP	WLS	BF	H	R	ER	SO	BB	IBB	HBP	BLK	WP	HR	S	P	ERA	WHIP

Batter	1	2	3	4	5	6	7	8	9	AB	R	H	RBI	BB	SO	LOB
26 Brock Holt, L (1, 5) OBP: 0.364, SLG: 0.424	B FF 91 C FF 91 X FF 91 1-1 ① G4-3		B SL 81 S SL 79 F CH 83 C SL 82 1-3 ② K		B SL 78 F FF 90 B CH 81 F SL 82 X CH 83 2-2 15 1B 1-3 2B		X FF 91 0-0 15 WP 2 BB 34 SF9 1B	C FF 95 B SL 84 F SL 84 F FF 95 B SL 85 F FF 95 S FF 96 2-3 ③ K		5	2	2	0	0	2	1
2 Xander Bogaerts, R (1, 6) OBP: 0.377, SLG: 0.407	S FF 92 B SL 85 C SL 83 F FF 94 S SL 85 1-3 ② K		C SL 82 D CH 86 X FF 94 1-1 ③ F8		C FF 92 B FF 94 B SL 84 D SL 82 S FF 92 B FF 94 4-2 15 1B 34 HR BB		C CH 76 D CU 73 B FF 90 B FF 91 C FF 90 B FF 91 4-2 34 SF9 15 WP 40 1B 1-2 BB		F FF 90 B CU 79 C SI 89 F CH 78 X FF 92 1-2 ① G5-3	3	2	0	0	2	1	1
15 Dustin Pedroia, R (1, 4) OBP: 0.348, SLG: 0.380	B FF 93 B FF 93 B FF 93 C FF 92 F FF 93 T FF 94 3-2 ③ K			B SL 77 B FF 91 C FF 92 X SL 83 2-1 ① G6-3	C FF 91 F FF 92 X FF 94 0-2 34 HR 1-2 2-H 3-H 1B		B FF 90 B FF 90 B FF 90 C FF 91 B CH 80 4-1 40 1B 1-2 2-3 BB		B FF 91 C FF 91 B SI 90 F SI 91 F FF 91 B CU 80 F SI 91 F FF 92 F FF 93 4-2 B SI 91 BB	3	1	1	2	2	1	0
34 David Ortiz, L (1, 3) OBP: 0.365, SLG: 0.517		C FF 94 X FF 94 0-1 ① F8		B CH 85 F CH 83 F FF 95 B FF 93 F CH 83 B FF 95 B CH 84 4-2 BB	B CH 85 X SL 84 1-0 1-H 2-H HR		F FF 91 B FF 91 B FC 87 B FC 86 F FF 91 X FF 87 3-2 ② SF9 2-3 3-H		B FF 90 X SI 91 1-0 ② F8	3	1	1	4	1	0	1
40 A.J. Pierzynski, L (1, 2) OBP: 0.301, SLG: 0.390		F FF 92 F FF 93 X FF 94 0-2 ② P2		B FF 93 F CH 82 B FF 94 F CH 85 S CH 84 2-3 ② K	F SI 92 B FF 90 X CH 84 1-1 ③ G3		B FC 85 B CH 78 C FC 84 B FF 90 F FF 91 X FF 93 3-2 5 BB 1-3 3-H 1B		B CH 81 X SI 89 1-0 ③ G5-3	5	0	1	1	0	1	2
5 Jonny Gomes, R (1, 9) OBP: 0.336, SLG: 0.429		C FF 95 B SL 87 B SL 85 X FF 94 2-1 ③ L7		D SL 84 S SL 83 F CH 84 D SL 85 S FF 94 2-3 ③ K		B SI 91 C SI 91 C CH 83 F SI 91 B KC 81 B KC 79 B CH 84 4-2 38 G6-3 BB	B FF 96 C SI 94 B CH 80 S CH 79 D SI 95 B CH 79 4-2 1-2 BB			2	0	0	0	2	1	1
38 Grady Sizemore, L (1, 7) OBP: 0.291, SLG: 0.353			C FF 93 X FF 92 0-1 25 SF9 3B		C SL 80 X CH 83 0-1 ① G6-3	B KC 79 X SI 92 1-0 ① ② 1-2f G6-3	S SI 91 B CH 86 X SI 94 1-1 ③ G4-3			4	1	1	0	0	0	4
25 Jackie Bradley Jr., L (1, 8) OBP: 0.280, SLG: 0.283			X FF 93 0-0 ① SF9 3-H		B SL 77 C FF 93 B CH 84 F SL 81 S CH 84 2-3 ② K	B SI 92 F SI 92 S SI 92 B SI 93 S KC 81 2-3 ③ K		F FF 94 B FF 95 S FF 94 X FF 96 1-2 ① F8		3	0	0	1	0	2	0
11 Clay Buchholz, L 35 Burke Badenhop, R 29 Daniel Nava, S 55 Chris Capuano, L 54 Edward Mujica, R 20 Ryan Lavarnway, R 36 Junichi Tazawa, R 37 Mike Carp, L 30 Andrew Miller, L 19 Koji Uehara, R			C FF 93 B FF 94 S FF 92 F FF 93 B SL 84 B FF 93 X FF 93 3-2 1B		C SL 82 S CH 84 B FF 93 F SL 84 B CH 84 B FF 94 F SL 84 B CH 84 4-2 26 2B 15 1B BB		F FF 89 B CU 74 S CH 79 D CH 80 X FF 93 2-2 ① G3	B SL 85 C FF 95 B FF 96 B FF 95 F FF 95 F FF 96 S FF 96 3-3 ② K							
Inning Stats	R: 0 E: 0 K: 2 S: 9 H: 0 LOB: 0 BB: 0 P: 14	R: 0 E: 0 K: 0 S: 7 H: 0 LOB: 0 BB: 0 P: 9	R: 1 E: 0 K: 1 S: 12 H: 2 LOB: 1 BB: 0 P: 17	R: 0 E: 0 K: 2 S: 11 H: 0 LOB: 1 BB: 1 P: 21	R: 5 E: 0 K: 1 S: 20 H: 3 LOB: 0 BB: 2 P: 34	R: 0 E: 0 K: 1 S: 7 H: 0 LOB: 0 BB: 1 P: 14	R: 2 E: 0 K: 0 S: 17 H: 2 LOB: 3 BB: 3 P: 38	R: 0 E: 0 K: 2 S: 12 H: 0 LOB: 0 BB: 0 P: 18	R: 0 E: 0 K: 0 S: 12 H: 0 LOB: 1 BB: 1 P: 19	1B: 4 2B: 1 3B: 1 HR: 1 SF: 2 SAC: 0 DP: 1 HBP: 0						

PITCHER		IP	WLS	BF	H	R	ER	SO	BB	IBB	HBP	BLK	WP	HR	S	P	ERA	WHIP
30 Ervin Santana, R ERA: 4.06	(1, 1)	5.0		23	5	6	6	6	3	0	0	0	0	1	59	95	10.80	1.600
40 Alex Wood, L ERA: 3.23	(6, 1)	1.0		3	0	0	0	1	1	0	0	0	0	0	7	14	0.00	1.000
58 Ian Thomas, L ERA: 4.66	(7, 1)	0.2	L	6	2	2	2	0	2	0	0	0	1	0	13	29	27.00	6.000
43 Luis Avilán, L ERA: 3.86	(7, 1)	0.1		2	0	0	0	0	1	0	0	0	0	0	4	9	0.00	3.000
48 David Carpenter, R ERA: 2.42	(8, 1)	1.0		3	0	0	0	2	0	0	0	0	0	0	12	18	0.00	0.000

PITCHER		IP	WLS	BF	H	R	ER	SO	BB	IBB	HBP	BLK	WP	HR	S	P	ERA	WHIP
57 David Hale, R ERA: 1.45	(9, 1)	1.0		4	0	0	0	0	1	0	0	0	0	0	12	19	0.00	1.000

TOP

Boston Red Sox @ Atlanta Braves

Turner Field, Atlanta, GA

Mon May 26 2014, 1:13 PM - 6:19 PM EDT

Att. 48,501 - Partly Cloudy - 84 F

livebaseballscorecards.com

AB	31
R	8
H	7
RBI	8
BB	8
SO	9
LOB	10

WP: 1	PA:	41
PB: 0		
SB: 0		
CS: 0		

Boston Red Sox @ Atlanta Braves

Turner Field, Atlanta, GA

Mon May 26 2014, 1:13 PM - 6:19 PM EDT

Att. 48,501 - Partly Cloudy - 84 F

BOTTOM

Batter	1	2	3	4	5	6	7	8	9	AB	R	H	RBI	BB	SO	LOB
22 Jason Heyward, L (1, 9) OBP: 0.335, SLG: 0.326	B FF 90 F FF 92 B CH 81 B FC 88 C FF 91 B FF 91 4-2 5 BB BB		B FF 90 B FF 89 B FF 91 B FF 90 4-0 5 8 2B BB	B FF 90 B FF 89 F FF 90 B FF 89 C FF 88 B FF 89 4-2 2 2B BB	1 SAFE B SI 88 X SI 87 1-0 ① P5			B FF 93 C FF 92 X FF 93 1-1 ① 1B		2	2	1	0	3	0	1
2 B.J. Upton, R (1, 8) OBP: 0.288, SLG: 0.345	B FF 91 S FC 88 1 SAFE X FF 91 1-1 ① F8		F FC 88 C SI 90 F SI 91 C SI 91 0-3 ① K	B FF 90 X FC 85 1-0 1-H 8 2B 2B	B SI 86 1 SAFE X CH 75 1-0 ② F8			B SL 84 S FF 93 S SL 86 C FF 95 1-3 ② K		5	1	1	1	0	2	3
5 Freddie Freeman, L (1, 3) OBP: 0.395, SLG: 0.519	B CH 82 S FS 86 1 SAFE B CH 81 D FC 88 B SI 91 4-1 1-2 BB		B FS 85 B FC 88 1 SAFE S FC 88 B FC 89 B FC 87 4-1 8 2B 1-2 BB	B SI 89 B CH 80 F SI 90 B SI 90 B SI 89 4-1 8 2B 19 1B BB	B SI 88 X SI 89 1-0 ③ P5			B FF 94 C SL 85 C SL 84 S SL 86 1-3 ③ K		2	2	0	0	3	1	1
8 Justin Upton, R (1, 7) OBP: 0.380, SLG: 0.598	B FC 88 B FF 91 F FC 88 S FF 91 C FF 92 2-3 ② K		X FF 91 0-0 23 1B 11 1B 1-H 2-H 2B	C SI 90 B SI 90 F SI 90 B SI 90 B SI 89 X SI 89 3-2 19 1B 1-3 2-H 2B		B SL 82 B SL 86 S SL 86 B FF 88 B SL 83 4-1 23 G6-4-3 BB		B FF 88 S FF 87 X FF 88 1-1 ① F9		4	1	2	3	1	1	2
23 Chris Johnson, R (1, 5) OBP: 0.289, SLG: 0.355	S FC 89 S FC 88 X FC 89 0-2 ③ F9		B FC 89 S FC 88 F FC 89 X SI 91 1-2 11 1B 19 BB 2-3 1B	C SI 90 B SI 90 C SI 90 B SI 92 B SI 90 X SI 90 3-2 ① G6-3		B SL 83 S FF 90 X SL 82 1-1 ①② G6-4-3 1-2f		F FF 88 S FS 80 X FS 80 0-2 19 G6-4-3 1B		5	0	2	0	0	0	5
19 Andrelton Simmons, R (1, 6) OBP: 0.280, SLG: 0.402		B FC 88 B FF 92 B FC 86 C FF 90 C FF 90 X FF 93 3-2 ① G4-3	B FC 89 B FF 92 B FF 93 B FF 92 4-0 11 1B 1-2 BB	B SI 90 B SI 89 X SI 89 2-0 2-3 3-H 1B		X SL 84 0-0 ③ G3-1		B SI 88 X FF 87 1-0 ②③ G6-4-3 1-2f		4	0	1	1	1	0	1
14 Ramiro Pena, S (1, 4) OBP: 0.250, SLG: 0.308		X FF 92 0-0 ② F7	B CH 81 C SI 91 F FF 92 F FC 89 B SI 92 F FC 88 S CH 82 2-3 ② K	X SI 88 0-0 ② B2			C FF 93 X FO 86 0-1 ① F9		4	0	0	0	0	1	5
11 Gerald Laird, R (1, 2) OBP: 0.302, SLG: 0.268		B FF 93 B CU 77 F FF 92 B SI 91 B FF 91 4-1 BB	B FF 93 F FC 89 B FF 91 F FF 92 X FC 87 2-2 1-2 2-3 3-H 1B	X SI 88 0-0 ③ G1-3			F FF 95 C SL 80 F SL 82 X FF 94 0-2 ② L8		3	0	1	1	1	0	2
30 Ervin Santana, R (1, 1) OBP: 0.136, SLG: 0.136 1 Tyler Pastornicky, R (5, PH) OBP: 0.297, SLG: 0.273 40 Alex Wood, R (6, 1) 58 Ian Thomas, R (7, 1) 43 Luis Avilán, L (7, 1) 4 Ryan Doumit, S (7, PH) OBP: 0.250, SLG: 0.333 48 David Carpenter, R (8, 1) 57 David Hale, R (9, 1)		C FF 92 B FF 93 X FF 90 1-1 ③ P4	B FC 89 C FF 90 C FF 90 C FC 86 1-3 ③ K		C CU 77 F SI 89 B SI 91 F SI 89 F CH 76 S CH 78 1-3 K		C CU 74 S FO 88 S FO 88 0-3 ③ K		2 1 0 0 0 0 1 0	0 0 0 0 0 0 0 0	0 0 0 0 0 0 0 0	0 0 0 0 0 0 0 0	1 0 0 0 0 1 0 0	0 0 0 0 0 0 0 0	4 0 0 0 0 0 0 0
Inning Stats	R: 0 E: 0 K: 1 S: 11 H: 0 LOB: 2 BB: 2 P: 22	R: 0 E: 0 K: 0 S: 7 H: 0 LOB: 1 BB: 1 P: 15	R: 3 E: 0 K: 3 S: 20 H: 3 LOB: 3 BB: 3 P: 38	R: 3 E: 0 K: 0 S: 13 H: 3 LOB: 2 BB: 2 P: 30	R: 0 E: 0 K: 1 S: 8 H: 0 LOB: 1 BB: 0 P: 12	R: 0 E: 0 K: 0 S: 4 H: 0 LOB: 0 BB: 1 P: 9	R: 0 E: 0 K: 1 S: 9 H: 0 LOB: 0 BB: 0 P: 9	R: 0 E: 0 K: 2 S: 8 H: 1 LOB: 0 BB: 0 P: 11	R: 0 E: 0 K: 0 S: 6 H: 1 LOB: 0 BB: 0 P: 8	1B: 5 2B: 3 3B: 0 HR: 0	SF: 0 SAC: 0 DP: 2 HBP: 0					

livebaseballscorecards.com

AB	33
R	6
H	8
RBI	6
BB	9
SO	8
LOB	24

WP: 1 PA: 42
PB: 0
SB: 0
CS: 0

PITCHER		IP	WLS	BF	H	R	ER	SO	BB	IBB	HBP	BLK	WP	HR	S	P	ERA	WHIP
11 Clay Buchholz, R ERA: 7.02	(1, 1)	3.0		21	4	6	6	4	8	0	0	0	0	0	42	88	18.00	4.000
35 Burke Badenhop, R ERA: 2.12	(4, 1)	1.0		5	2	0	0	0	0	0	0	0	0	0	9	17	0.00	2.000
55 Chris Capuano, L ERA: 2.0	(5, 1)	1.0		4	0	0	0	1	0	0	0	0	1	0	8	12	0.00	0.000
54 Edward Mujica, R ERA: 6.63	(6, 1)	1.0	W	3	0	0	0	0	1	0	0	0	0	0	4	9	0.00	1.000
36 Junichi Tazawa, R ERA: 2.42	(7, 1)	1.0	H	3	0	0	0	1	0	0	0	0	0	0	9	9	0.00	0.000

PITCHER		IP	WLS	BF	H	R	ER	SO	BB	IBB	HBP	BLK	WP	HR	S	P	ERA	WHIP
30 Andrew Miller, L ERA: 2.74	(8, 1)	1.0	H	3	1	0	0	2	0	0	0	0	0	0	8	11	0.00	1.000
19 Koji Uehara, R ERA: 0.92	(9, 1)	1.0	S	3	1	0	0	0	0	0	0	0	0	0	6	8	0.00	1.000

Boston Red Sox @ Atlanta Braves

Turner Field, Atlanta, GA

Tue May 27 2014, 7:11 PM - 10:42 PM EDT

Att. 37,168 - Partly Cloudy - 83 F

TOP

livebaseballscorecards.com

Batter	1	2	3	4	5	6	7	8	9	AB	R	H	RBI	BB	SO	LOB
26 Brock Holt, L (1, 5) OBP: 0.352, SLG: 0.406	C SI 88 B CU 72 X SI 90 1-1 15 WP 2 E 15 SF7 1B		B SI 87 B SI 88 C SI 88 C FF 89 X CU 72 2-2 ① F7		B CH 82 C SI 88 X CU 74 1-1 ① F8		G4-3			5	1	1	0	0	0	3
2 Xander Bogaerts, R (1, 6) OBP: 0.373, SLG: 0.401	B FF 91 C FF 91 D SL 82 X SI 90 2-1 E5 5 FC6-4 1-2		S SL 80 B CU 75 B FF 88 S SL 82 F SI 91 X SL 80 2-2 ② F7		B FF 87 B SL 80 F FF 89 B FF 90 F FF 89 F FF 90 F SI 91 S SL 82 3-3 ② K		B FF 91 S FF 92 X CH 86 1-1 15 1B 34 1B 1B	M FF 91 F SI 90 F SI 89 B FF 92 B CU 82 F FF 92 X SI 92 2-2 ① F7		5	1	1	0	0	1	1
15 Dustin Pedroia, R (1, 4) OBP: 0.353, SLG: 0.392	C FF 91 B SL 80 C SL 81 F FF 89 B SL 81 X SI 90 2-2 ① SF7 2-H		C FF 89 X SI 90 0-1 1B		B FF 88 X SL 81 1-0 2B		C FF 92 X FF 93 0-1 5 1B 34 1B 38 G1-6-3 1-2 1B	S FF 91 X CU 82 0-1 ② G6-3		4	1	3	1	0	0	0
34 David Ortiz, L (1, 3) OBP: 0.366, SLG: 0.511	C FF 88 C SI 89 D CU 72 B SI 92 S FF 90 2-3 ② K		B SI 90 B SI 91 C SI 86 1 SAFE B SI 91 X SI 89 3-1 ③ L8		I IN 78 I IN 73 I IN 74 I IN 74 4-0 IBB		B SI 93 X SI 93 1-0 38 G1-6-3 5 1B 25 1B 1-2 2-H 1B	B SI 91 B SI 92 X SI 92 2-0 ③ G3		4	1	1	1	1	1	2
5 Jonny Gomes, R (1, 9) OBP: 0.331, SLG: 0.418	C FF 91 1 SAFE X FF 91 0-1 ③ FC6-4 1-2f			X FF 87 0-0 ① L6	C SL 80 C FF 89 S CU 72 0-3 ③ K		D CU 76 B SI 94 C SI 95 F SI 95 F CH 82 X FF 95 2-2 38 G1-6-3 25 1B 1-2 2-3 1B		B FF 91 B FF 90 C FF 89 X FF 90 2-1 ① F9	5	1	1	0	0	1	3
38 Grady Sizemore, L (1, 7) OBP: 0.295, SLG: 0.362		B SI 88 C CH 83 C FF 88 B SI 91 F SL 80 X SI 91 2-2 3 G5-3 1B		C SI 88 B FF 86 F SI 88 F CU 73 X FF 89 1-2 3 S 3 1B 2B		C SI 87 X SI 86 0-1 ① L8	X SI 94 0-0 ② G1-6-3 1-2 2-3 3-H		F FF 92 F FC 85 C FF 92 0-3 ② K	5	1	2	1	0	1	2
3 David Ross, R (1, 2) OBP: 0.238, SLG: 0.310		C FF 90 1 SAFE S SL 80 X SL 81 0-2 ① G5-3 1-2		C FF 90 X FF 88 0-1 2-H 1B		B SL 78 F SL 80 B FF 88 C FF 88 B FF 89 S FF 91 3-3 ② K	I IN 58 I IN 64 I IN 65 I IN 65 4-0 25 1B IBB		C FF 92 C FF 92 X CH 82 0-2 ③ L8	4	0	1	1	1	1	1
25 Jackie Bradley Jr., L (1, 8) OBP: 0.286, SLG: 0.289		B SI 90 C SL 78 S FF 91 B FF 91 B FF 89 F SI 92 F FF 92 S SL 80 3-3 ② K		X SL 78 0-0 ② F8		C FF 86 B SL 80 X SI 86 1-1 31 S 1B	B SI 93 F SI 93 X SI 92 1-1 1-3 2-H 3-H 1B			4	0	2	2	0	1	2
31 Jon Lester, L (1, 1) 20 Ryan Lavarnway, R (7, PH) 37 Mike Carp, L (7, PH) OBP: 0.324, SLG: 0.308 32 Craig Breslow, L (7, 1) 36 Junichi Tazawa, R (7, 1) 30 Andrew Miller, L (8, 1) 19 Koji Uehara, R (9, 1)		T SL 80 F FF 91 C SI 91 0-3 ③ K		C SI 88 X SI 89 0-1 ③ G6-3		C SI 89 B SL 78 B FF 90 B SI 91 C FF 90 S SI 92 3-3 ③ K 1-2	B SI 91 F CH 80 C FF 93 H CU 83 2-2 HBP			3 0 0 0 0 0 0 0	0 0 0 0 0 0 0 0	0 0 0 0 0 0 0 0	0 0 0 0 0 0 0 0	0 0 0 0 0 0 0 0	2 0 0 0 0 0 0 0	3 0 0 0 0 0 0 0
Inning Stats	R: 1 E: 1 K: 1 S: 13 H: 1 LOB: 1 BB: 0 P: 20	R: 0 E: 0 K: 2 S: 15 H: 1 LOB: 1 BB: 0 P: 20	R: 0 E: 0 K: 0 S: 11 H: 1 LOB: 1 BB: 0 P: 18	R: 1 E: 0 K: 0 S: 10 H: 2 LOB: 1 BB: 0 P: 11	R: 0 E: 0 K: 2 S: 11 H: 1 LOB: 2 BB: 1 P: 20	R: 0 E: 0 K: 2 S: 10 H: 1 LOB: 1 BB: 0 P: 17	R: 4 E: 0 K: 0 S: 17 H: 5 LOB: 3 BB: 1 P: 28	R: 0 E: 0 K: 0 S: 8 H: 0 LOB: 0 BB: 0 P: 12	R: 0 E: 0 K: 1 S: 8 H: 0 LOB: 0 BB: 0 P: 10	1B: 10 2B: 2 3B: 0 HR: 0	SF: 1 SAC: 0 DP: 0 HBP: 1					WP: 1 PB: 0 SB: 2 CS: 0	PA: 43

AB	39
R	6
H	12
RBI	6
BB	2
SO	8
LOB	17

PITCHER		IP	WLS	BF	H	R	ER	SO	BB	IBB	HBP	BLK	WP	HR	S	P	ERA	WHIP
34 Aaron Harang, R ERA: 3.29	(1, 1)	6.0		27	7	2	2	7	0	1	0	0	1	0	70	106	3.00	1.167
38 Anthony Varvaro, R ERA: 3.0	(7, 1)	0.1	L	3	2	2	2	0	0	0	0	0	0	0	6	7	54.00	6.000
43 Luis Avilán, L ERA: 4.86	(7, 1)	0.1	B	5	3	2	2	0	0	1	0	0	0	0	8	16	54.00	9.000
57 David Hale, R ERA: 1.4	(7, 1)	1.1		5	0	0	0	0	0	0	1	0	0	0	11	17	0.00	0.000
58 Ian Thomas, L ERA: 4.22	(9, 1)	1.0		3	0	0	0	1	0	0	0	0	0	0	8	10	0.00	0.000

PITCHER	IP	WLS	BF	H	R	ER	SO	BB	IBB	HBP	BLK	WP	HR	S	P	ERA	WHIP

Batter	1	2	3	4	5	6	7	8	9	AB	R	H	RBI	BB	SO	LOB
22 Jason Heyward, L (1, 9) OBP: 0.332, SLG: 0.339	C FF 92 B FC 88 F FC 87 X FC 86 1-2 HR	B FF 93 C FF 94 X SI 93 1-1 ③ G4-3		F FC 90 S FF 94 S FF 93 0-3 ② K			B SI 88 B FF 88 C SI 86 F SI 88 F FF 90 X CU 74 2-2 ① P6		C FF 88 S FS 79 B FS 80 S FS 80 1-3 ① K	5	1	1	1	0	2	3
2 B.J. Upton, R (1, 8) OBP: 0.286, SLG: 0.347	B FF 92 X FC 89 1-0 ① G5-3		X FF 92 0-0 8 1B 23 SF8 2B	B CU 76 B FF 94 B FC 90 C FC 90 S FF 93 C FC 90 3-3 ③ K			S SL 86 S CH 78 B FF 90 F FF 90 X CH 77 1-2 ② G4-3		X FF 89 0-0 ② F9	5	1	1	0	0	1	1
5 Freddie Freeman, L (1, 3) OBP: 0.395, SLG: 0.526	B FF 92 F FC 87 B FF 93 F FF 93 C FC 88 2-3 ② K		B SI 90 F FC 88 C SI 90 D CU 77 S FC 88 2-3 ① K		C CU 73 B FC 87 S FF 92 F FF 92 B FC 86 F FF 93 B FC 89 F FF 93 X FF 92 3-2 23 FC9-6 3B		X SI 88 0-0 8 1B 1B		C FF 88 F FS 83 B FS 80 B FS 80 B FS 79 S FS 80 3-3 ③ K	5	1	2	0	0	3	1
8 Justin Upton, R (1, 7) OBP: 0.392, SLG: 0.605	B CU 73 S FF 92 B FC 88 X FC 88 2-1 1B		X FC 89 0-0 19 1B 2-3 1B		B FF 91 F CU 75 B FF 93 B FF 93 B FC 89 4-1 23 FC9-6 BB		B FF 94 T FF 94 B FF 94 X FF 94 2-1 1-2 1B			3	0	3	0	1	0	0
23 Chris Johnson, R (1, 5) OBP: 0.284, SLG: 0.349	B FF 92 S CH 85 C FF 92 F CU 76 F FF 93 T FC 89 1-2 ③ K		B FF 90 F SI 92 B FF 93 X CH 84 2-1 ② SF8 3-H		B FF 93 X FF 93 1-0 ① FC9-6 19 G4-6-3 1-2f 3-H		B CU 73 B FF 94 X FF 94 2-0 ③ F9			3	0	0	2	0	1	4
19 Andrelton Simmons, R (1, 6) OBP: 0.286, SLG: 0.407 26 Dan Uggla, R (8, 4) OBP: 0.254, SLG: 0.257		C FF 92 X FC 85 0-1 11 1B 34 G1-2-3 1B	C CU 77 C FF 93 B FF 92 F CU 77 B FF 91 X FF 91 2-2 1-2 1B		B SI 91 B FC 90 X FC 89 2-0 ② ③ G4-6-3 1-2f			C CU 74 B FF 93 B FF 94 F FF 94 F FF 95 F SL 82 B FO 89 B FF 96 4-2 BB		3 0	0 0	2 0	0 0	0 1	0 0	1 0
11 Gerald Laird, R (1, 2) OBP: 0.299, SLG: 0.267		B FF 91 B FC 87 X FF 92 2-0 34 G1-2-3 1-3 1B	C FF 92 S FF 92 F FF 93 T CU 77 0-2 ③ K			B CU 72 B FC 89 S FF 91 C FF 90 F FC 86 B FF 91 S FC 87 3-3 ① K		X FF 94 0-0 ① L9	4	0	1	0	0	2	3
1 Tyler Pastornicky, R (1, 4) OBP: 0.300, SLG: 0.357 38 Anthony Varvaro, R (7, 1) 43 Luis Avilán, L (7, 1) 57 David Hale, R (7, 1) 4 Ryan Doumit, S (8, PH) OBP: 0.245, SLG: 0.327 58 Ian Thomas, R (9, 1)		B FF 92 B FF 93 F FF 90 B FC 87 B FC 87 4-1 34 G1-2-3 BB		B CU 74 B FF 92 B FF 92 C FF 91 X FC 88 3-1 ① G4-3		B FF 91 C FF 92 F CU 74 X FC 90 1-2 ② G6-3		C SL 83 C FF 92 F SL 86 B SL 84 T SL 83 1-2 ② K	2 0 0 0 1 0	0 0 0 0 0 0	0 0 0 0 0 0	0 0 0 0 0 0	1 0 0 0 0 0	0 0 0 0 1 0	0 0 0 0 1 0
34 Aaron Harang, R (1, 1) OBP: 0.100, SLG: 0.053 14 Ramiro Pena, S (6, PH) OBP: 0.243, SLG: 0.299 (7, 4) (8, 6)		F FF 93 X FF 90 0-1 ① ② G1-2-3 1-2 2-3 3-Hf		S FF 93 F FF 93 B CU 77 B FF 90 F FC 90 B FF 93 D FC 89 4-2 BB		C FF 92 S FC 90 X FC 88 0-2 ③ G6-3		B FF 93 S SL 82 F FF 93 B FF 95 S SL 84 2-3 ③ K2-3	1 2	0 0	0 0	0 0	1 1	0 1	3 1
Inning Stats	R: 1 H: 2 E: 0 LOB: 1 K: 2 BB: 0 S: 14 P: 21	R: 0 H: 2 E: 0 LOB: 2 K: 0 BB: 1 S: 8 P: 15	R: 1 H: 3 E: 0 LOB: 2 K: 2 BB: 0 S: 15 P: 21	R: 0 H: 0 E: 0 LOB: 1 K: 2 BB: 1 S: 11 P: 21	R: 1 H: 1 E: 0 LOB: 0 K: 0 BB: 1 S: 9 P: 19	R: 0 H: 0 E: 0 LOB: 0 K: 1 BB: 0 S: 10 P: 14	R: 0 H: 2 E: 0 LOB: 2 K: 0 BB: 0 S: 12 P: 19	R: 0 H: 0 E: 0 LOB: 1 K: 2 BB: 1 S: 12 P: 19	R: 0 H: 0 E: 0 LOB: 0 K: 2 BB: 0 S: 7 P: 11	1B: 7 SF: 1 2B: 1 SAC: 0 3B: 1 DP: 2 HR: 1 HBP: 0						

PITCHER		IP	WLS	BF	H	R	ER	SO	BB	IBB	HBP	BLK	WP	HR	S	P	ERA	WHIP
31 Jon Lester, L ERA: 3.45	(1, 1)	6.0	W	27	8	3	3	7	3	0	0	0	0	1	67	111	4.50	1.833
32 Craig Breslow, L ERA: 5.29	(7, 1)	0.2	H	3	1	0	0	0	0	0	0	0	0	0	9	12	0.00	1.500
36 Junichi Tazawa, R ERA: 2.35	(7, 1)	0.2	H	4	1	0	0	0	1	0	0	0	0	0	8	16	0.00	3.000
30 Andrew Miller, L ERA: 2.66	(8, 1)	0.2	H	2	0	0	0	2	0	0	0	0	0	0	7	10	0.00	0.000
19 Koji Uehara, R ERA: 0.87	(9, 1)	1.0	S	3	0	0	0	2	0	0	0	0	0	0	7	11	0.00	0.000

PITCHER	IP	WLS	BF	H	R	ER	SO	BB	IBB	HBP	BLK	WP	HR	S	P	ERA	WHIP

BOTTOM

Boston Red Sox @ Atlanta Braves

Turner Field, Atlanta, GA

Tue May 27 2014, 7:11 PM - 10:42 PM EDT

Att. 37,168 - Partly Cloudy - 83 F

livebaseballscorecards.com

AB	34
R	3
H	10
RBI	3
BB	4
SO	11
LOB	18

Atlanta Braves @ Boston Red Sox

Fenway Park, Boston, MA

Wed May 28 2014, 7:19 PM - 10:27 PM EDT

Att. 36,189 - Cloudy - 49 F

TOP

livebaseballscorecards.com

Batter	1	2	3	4	5	6	7	8	9	AB	R	H	RBI	BB	SO	LOB
22 Jason Heyward, L (1, 9) OBP: 0.329, SLG: 0.335	F FF 92 C FF 92 X FF 93 0-2 ① P6		C SI 90 B FF 91 F FF 92 S FF 93 1-3 ② K		B FF 92 F CU 79 X SI 90 1-1 1-2 1B		C SI 89 X SI 89 0-1 ② 1-2 2-3 G4-3		X SI 88 0-0 ③ P5	5	0	1	0	0	1	4
2 B.J. Upton, R (1, 8) OBP: 0.285, SLG: 0.341	S FF 93 B FF 94 T FF 93 B FF 94 F FF 94 F FF 94 F FC 86 S FC 86 2-3 ② K		F FF 92 F FF 92 X FF 92 0-2 ③ G4-3		S FC 83 S FC 84 S FF 90 0-3 ③ K		B SI 90 B CH 79 B CH 78 B SI 90 4-0 BB			3	0	0	0	1	2	3
5 Freddie Freeman, L (1, 3) OBP: 0.393, SLG: 0.526	X FF 93 0-0 2B			C FF 90 B SI 92 X CU 80 1-1 ① G4-3		S FC 83 F SI 90 B FF 91 S FF 91 1-3 ① K	C SI 90 B SI 91 B SI 91 D SL 82 F SI 91 X SI 91 3-2 ③ G4-3			4	0	1	0	0	1	3
8 Justin Upton, R (1, 7) OBP: 0.389, SLG: 0.602	B FF 94 B FF 93 D CU 80 C CU 78 F CU 78 S FF 94 3-3 ③ K			S FC 84 B FF 91 C SI 92 T FF 92 1-2 ② K		B SI 91 X FF 91 1-0 2B		C SL 82 X FF 93 0-1 ① G4-3		4	0	1	0	0	2	1
24 Evan Gattis, R (1, 2) OBP: 0.294, SLG: 0.519		S FF 91 F FF 92 F FF 92 X FF 93 0-2 ① P4		C SI 92 B FC 84 D FC 83 X FC 83 2-1 1B		B FF 91 C FF 91 D FC 84 B CU 77 X FC 82 3-1 ② G5-3		F FF 93 S FF 95 S FF 94 0-3 ② K		4	0	1	0	0	1	1
4 Ryan Doumit, S (1, 10) OBP: 0.228, SLG: 0.304		X FF 92 0-0 ② P5		C CU 78 F FF 91 B FC 86 S FC 84 1-3 ③ K		B FC 83 D FC 84 C FC 82 F FF 91 B FF 93 X FF 92 3-2 ③ F8		F FF 95 C FF 94 B FF 94 S FO 87 1-3 ③ K		4	0	0	0	0	2	2
23 Chris Johnson, R (1, 5) OBP: 0.283, SLG: 0.347		C FF 92 F FF 93 B FC 84 S FC 84 1-3 ③ K			S FC 82 B FF 91 S FC 84 B FF 90 F FF 91 F FF 92 F FC 84 F FC 86 S FC 84 2-3 ① K2-3		B FF 88 C FF 89 F FF 89 X SI 91 1-2 ① G3-1		B SL 84 X SI 86 1-0 1B	4	0	1	0	0	2	0
7 Tommy La Stella, L (1, 4) OBP: 0.500, SLG: 0.500			C FF 90 X SI 90 0-1 ① G4-3		C CU 76 X CU 77 0-1 22 1B 1B		C FF 90 B FC 84 B FC 84 F FC 82 F FF 93 X FF 92 2-2 22 G4-3 14 1B 1B		S FF 87 X SI 87 0-1 ① F8	4	0	2	0	0	0	1
14 Ramiro Pena, S (1, 6) OBP: 0.256, SLG: 0.310			C FC 85 S FC 85 B FF 93 F FF 92 F FF 92 X FC 85 1-2 1B		X SI 91 0-0 ② F8		B SI 90 S FC 84 X FF 91 1-1 22 G4-3 1-2 1B		F SI 88 F CH 75 F FF 88 X SL 82 0-2 ② F9	4	0	2	0	0	0	2
Inning Stats	R: 0 E: 0 K: 2 S: 13 H: 1 LOB: 1 BB: 0 P: 18	R: 0 E: 0 K: 1 S: 8 H: 0 LOB: 0 BB: 0 P: 9	R: 0 E: 0 K: 1 S: 13 H: 1 LOB: 1 BB: 0 P: 15	R: 0 E: 0 K: 2 S: 10 H: 1 LOB: 1 BB: 0 P: 15	R: 0 E: 0 K: 2 S: 15 H: 2 LOB: 2 BB: 0 P: 18	R: 0 E: 0 K: 1 S: 9 H: 1 LOB: 1 BB: 0 P: 17	R: 0 E: 0 K: 0 S: 14 H: 2 LOB: 3 BB: 1 P: 25	R: 0 E: 0 K: 2 S: 8 H: 0 LOB: 0 BB: 0 P: 9	R: 0 E: 0 K: 0 S: 8 H: 1 LOB: 1 BB: 0 P: 9	1B: 7 2B: 2 3B: 0 HR: 0 SF: 0 SAC: 0 DP: 0 HBP: 0						

	AB	36
	R	0
	H	9
	RBI	0
	BB	1
	SO	11
	LOB	17

PITCHER		IP	WLS	BF	H	R	ER	SO	BB	IBB	HBP	BLK	WP	HR	S	P	ERA	WHIP
41 John Lackey, R ERA: 3.27	(1, 1)	6.1	W	27	8	0	0	9	0	0	0	0	0	0	77	105	0.00	1.263
55 Chris Capuano, L ERA: 1.95	(7, 1)	0.2	H	3	0	0	0	0	1	0	0	0	0	0	5	12	0.00	1.500
36 Junichi Tazawa, R ERA: 2.25	(8, 1)	1.0		3	0	0	0	2	0	0	0	0	0	0	8	9	0.00	0.000
32 Craig Breslow, L ERA: 5.0	(9, 1)	1.0		4	1	0	0	0	0	0	0	0	0	0	8	9	0.00	1.000

PITCHER		IP	WLS	BF	H	R	ER	SO	BB	IBB	HBP	BLK	WP	HR	S	P	ERA	WHIP

PA: 37

WP: 0
PB: 0
SB: 0
CS: 0

Batter	1	2	3	4	5	6	7	8	9	AB	R	H	RBI	BB	SO	LOB
26 Brock Holt, L (1, 5) OBP: 0.329, SLG: 0.377	B FF 92 C FF 90 F CU 81 C CU 82 1-3 ① K		C CH 86 B CU 81 B SI 92 C CH 86 B CU 82 X CH 86 3-2 ① L9	1 SAFE 1 SAFE L FF 90 P PO 88 S CU 81 1 SAFE D CU 80 F FF 90 B FF 91 3-2 ③ F FF 91 X FC 84 G6-3		B SI 90 D KC 81 C KC 80 X SI 91 2-1 ② FC4-2 2-3 3-H		B KC 78 C KC 78 C KC 77 S KC 79 1-3 ② K		5	0	0	0	0	2	3
2 Xander Bogaerts, R (1, 6) OBP: 0.383, SLG: 0.414	B FF 92 F FF 90 B CU 82 B SI 92 B SI 92 4-1 34 BB BB		B CU 82 C SI 91 F SI 91 X CH 85 1-2 34 1B 40 1B 2B		C CU 81 C FF 91 B FF 92 X SI 91 1-2 1B	C SI 92 F CH 85 B SI 92 B KC 80 S SI 92 2-3 ③ K		C FF 92 B CU 80 B FF 92 X FF 92 2-1 15 WP 1B		4	1	3	0	1	1	2
15 Dustin Pedroia, R (1, 4) OBP: 0.350, SLG: 0.388	C FF 91 S CH 86 D CH 84 1 SAFE D CU 82 F FF 89 B FF 91 F FF 91 X FF 93 3-2 ② L9		B FC 86 F CH 83 B FF 92 F FC 84 T SI 92 2-2 ② K		F FF 91 1 SAFE B CU 80 1 SAFE B CU 81 1 SAFE F CH 84 X FF 92 2-2 ① L4		C SI 90 F SI 89 X SI 90 0-2 40 1B 34 G3 5 1B 1B	B FF 92 B CH 85 S CH 87 D CU 81 S CH 86 X FF 94 3-2 ③ G6-3 1-2		5	1	1	0	0	1	4
34 David Ortiz, L (1, 10) OBP: 0.369, SLG: 0.508	B FF 93 D CU 81 B CH 88 F FF 91 B CH 86 4-1 1-2 BB		X CU 82 0-0 2-3 40 1B 1B		B FF 93 C SI 93 B SI 92 B CU 81 X FF 92 3-1 ② F8		B SI 91 B SI 90 C SI 91 C CH 85 D KC 81 X SI 92 3-2 ① G3 1-2			3	0	1	0	1	0	2
40 A.J. Pierzynski, L (1, 2) OBP: 0.306, SLG: 0.393	C FF 90 S CH 86 D FC 86 X FF 92 1-2 ③ L6		S CH 85 F CU 80 D CU 82 B FF 91 X CH 86 2-2 1-2 3-H 1B		X SI 93 0-0 ③ G1-3		X CH 84 0-0 2-3 38 BB 5 1B 1B			4	0	2	1	0	0	3
5 Jonny Gomes, R (1, 7) OBP: 0.343, SLG: 0.425		C FF 92 X SI 91 0-1 E6 38 WP 29 G4-6-3 1B	B FF 91 B FF 92 X FF 92 2-0 ③ L8			C SI 90 B SI 92 B SI 92 C CH 85 B CH 85 B SI 92 4-2 38 1B 25 2B BB	C SI 91 F CH 84 X SI 92 0-2 1-2 3-H 38 BB 1B			3	2	2	1	1	0	2
38 Grady Sizemore, L (1, 9) OBP: 0.306, SLG: 0.364		S FC 85 B CH 84 S FC 86 F FC 87 F FF 92 B FC 87 F CU 82 F FF 92 B FC 86 4-2 2-3 29 G4-6-3 BB		C SI 90 S FF 92 F CU 81 B FF 91 B FF 93 B CU 80 X CH 86 3-2 ① G4-3		C SI 91 B SI 91 1 SAFE X SI 90 1-1 1-2 25 2B 26 FC4-2 1B	C SI 91 F SI 91 D KC 82 D KC 81 B SI 91 B SI 91 4-2 1-2 2-3 20 G5-4-3 BB			2	0	1	0	2	0	0
29 Daniel Nava, S (1, 3) OBP: 0.226, SLG: 0.240 20 Ryan Lavarnway, R (6, PH) (7, 3)		F SI 91 B FC 88 X SI 91 1-1 ① ② 1-2f 3-H G4-6-3	C FF 92 X CH 86 0-1 ② F8			B SI 91 B SI 90 S SI 91 X CH 84 2-1 ① F7	S SI 90 F SI 91 X CH 84 0-2 ② ③ 1-2f G5-4-3			2 2	0 0	0 0	0 0	0 0	0 0	1 5
25 Jackie Bradley Jr., L (1, 8) OBP: 0.291, SLG: 0.301		C SI 92 S CU 81 F CU 82 B FF 92 F FC 86 F FF 92 S CU 81 1-3 ③ K	B CU 81 X FF 91 1-0 1B			C SI 92 D KC 81 X SI 91 1-1 1-3 2-H 26 FC4-2 2B		B KC 78 B KC 78 C SI 90 S KC 78 S KC 80 2-3 ① K2-3		4	0	2	1	0	2	0
Inning Stats	R: 0 E: 0 K: 1 S: 13 H: 0 LOB: 2 BB: 2 P: 26	R: 1 E: 1 K: 1 S: 16 H: 1 LOB: 0 BB: 1 P: 22	R: 1 E: 0 K: 1 S: 14 H: 3 LOB: 2 BB: 0 P: 24	R: 0 E: 0 K: 0 S: 13 H: 1 LOB: 1 BB: 0 P: 19	R: 0 E: 0 K: 0 S: 9 H: 1 LOB: 1 BB: 0 P: 15	R: 1 E: 0 K: 1 S: 13 H: 2 LOB: 2 BB: 1 P: 25	R: 1 E: 0 K: 0 S: 15 H: 3 LOB: 2 BB: 1 P: 22	R: 0 E: 0 K: 2 S: 11 H: 1 LOB: 1 BB: 0 P: 19		1B: 10 2B: 2 3B: 0 HR: 0	SF: 0 SAC: 0 DP: 2 HBP: 0			WP: 2 PB: 0 SB: 0 CS: 0	PA: 39	

PITCHER	IP	WLS	BF	H	R	ER	SO	BB	IBB	HBP	BLK	WP	HR	S	P	ERA	WHIP
32 Gavin Floyd, R (1, 1) ERA: 2.37	5.0	L	23	6	2	1	3	3	0	0	0	1	0	65	106	1.80	1.800
40 Alex Wood, L (6, 1) ERA: 3.4	2.2		14	5	2	2	3	2	0	0	0	0	0	34	56	6.75	2.625
38 Anthony Varvaro, R (8, 1) ERA: 2.95	0.1		2	1	0	0	0	0	0	0	0	1	0	5	10	0.00	3.000

PITCHER	IP	WLS	BF	H	R	ER	SO	BB	IBB	HBP	BLK	WP	HR	S	P	ERA	WHIP

BOTTOM

Atlanta Braves @ Boston Red Sox

Fenway Park, Boston, MA

Wed May 28 2014, 7:19 PM - 10:27 PM EDT

Att. 36,189 - Cloudy - 49 F

livebaseballscorecards.com

AB	34
R	4
H	12
RBI	3
BB	5
SO	6
LOB	22

Atlanta Braves @ Boston Red Sox

Fenway Park, Boston, MA

Thu May 29 2014, 7:12 PM - 10:14 PM EDT

Att. 36,292 - Cloudy - 59 F

livebaseballscorecards.com

Batter	1	2	3	4	5	6	7	8	9	AB	R	H	RBI	BB	SO	LOB
22 Jason Heyward, L (1, 9) OBP: 0.330, SLG: 0.351	B FF 88 F FF 88 B FC 86 X FF 89 2-1 ① P4		B FC 88 C FF 90 B FC 88 X CH 82 2-1 HR		C FC 87 X FC 87 0-1 1-3 1B		X FF 90 0-0 ③ G4-3		B FS 81 C FF 88 S FF 88 S FF 88 1-3 ③ K	5	1	2	1	0	1	3
2 B.J. Upton, R (1, 8) OBP: 0.284, SLG: 0.339	B FC 86 S FF 89 X FF 89 1-1 ② P3		B FC 87 C FF 89 S FF 89 X FF 90 1-2 ③ P4		B FF 90 X FF 90 1-0 ② L6			X FC 85 0-0 5 2B 1B		4	1	1	0	0	0	2
5 Freddie Freeman, L (1, 3) OBP: 0.395, SLG: 0.528	B FF 90 B FC 87 F FC 87 X FF 87 2-1 ③ G3			B FC 87 B FC 86 B FF 89 C FF 87 B FC 85 4-1 24 BLK 24 1B BB	F FC 88 B CU 81 F FF 90 B SI 90 X FC 87 2-2 ③ G3			B FC 86 C FF 89 X CU 81 1-1 8 G4-3 1-H 2B		3	1	1	1	1	0	2
8 Justin Upton, R (1, 7) OBP: 0.387, SLG: 0.595		B FF 89 C FF 90 X SI 90 1-1 1B		B FC 88 F FF 90 S FF 89 X FF 90 1-2 ① F8		S FF 88 B FC 86 B FC 86 F FF 89 F FF 90 F FC 86 B CU 81 X FF 89 3-2 ① P4		F FC 85 B FF 89 F FF 88 X FF 90 1-2 ① G4-3 2-3		4	0	1	0	0	0	2
24 Evan Gattis, R (1, 2) OBP: 0.293, SLG: 0.511		B FF 90 X SI 90 1-0 ① F8		S FC 88 B SI 90 B SL 82 X FF 90 2-1 1-H 1B		B FF 89 X FC 87 1-0 ② P4		B FF 89 B CU 80 F SI 88 X FC 86 2-1 ② G6-3		4	0	1	1	0	0	2
23 Chris Johnson, R (1, 5) OBP: 0.277, SLG: 0.340		C FF 90 S FC 87 B FF 91 S SL 81 1-3 ② K		S FC 87 X FC 87 0-1 ② F8		B FC 86 S SL 82 F FF 89 C FF 90 1-3 ③ K		B FC 87 X SI 90 1-0 ③ G5-3		4	0	0	0	0	2	3
4 Ryan Doumit, S (1, 10) OBP: 0.230, SLG: 0.300 17 Jordan Schafer, L (9, PR) OBP: 0.188, SLG: 0.172 (9, 10)		C SI 90 1 SAFE S FF 88 D FF 88 1 SAFE B FC 86 S FC 87 2-3 ③ K		S FC 87 B FF 90 C FC 87 X FF 90 1-2 ③ F7			C FC 85 S FC 85 S FC 87 0-3 ① K		X FF 88 0-0 7 SH1-4 1B	4 0	0 0	1 0	0 0	0 0	2 0	2 0
7 Tommy La Stella, L (1, 4) OBP: 0.286, SLG: 0.286			C FF 88 B FC 86 B FC 87 X FC 86 2-1 ① G4-3		C FF 88 C FC 86 B SI 89 X FF 90 1-2 ① F7		C CU 79 F FC 86 B FF 90 F FF 89 B FF 90 X FC 86 2-2 ② G3-1		L FF 86 X FS 78 0-1 ① SH1-4 1-2	3	0	0	0	0	0	0
19 Andrelton Simmons, R (1, 6) OBP: 0.291, SLG: 0.409			B FF 89 X SI 90 1-0 ② F9		X FF 90 0-0 22 1B 22 S 1B		X FF 90 0-0 1B		C FF 88 X FS 79 0-1 ② G6-3	4	0	2	0	0	0	2

Inning Stats	1	2	3	4	5	6	7	8	9
	R: 0 E: 0 K: 0 S: 6	H: 0 LOB: 0 BB: 0 P: 11	R: 0 E: 0 K: 2 S: 9	H: 1 LOB: 1 BB: 0 P: 14	R: 1 E: 0 K: 0 S: 8	H: 1 LOB: 0 BB: 0 P: 14	R: 1 E: 0 K: 0 S: 11	H: 1 LOB: 1 BB: 1 P: 19	R: 0 E: 0 K: 0 S: 10	H: 2 LOB: 2 BB: 0 P: 14	R: 0 E: 0 K: 1 S: 9	H: 0 LOB: 0 BB: 0 P: 14	R: 0 E: 0 K: 1 S: 9	H: 1 LOB: 1 BB: 0 P: 11	R: 1 E: 0 K: 0 S: 9	H: 2 LOB: 1 BB: 0 P: 14	R: 0 E: 0 K: 1 S: 8	H: 1 LOB: 2 BB: 0 P: 9

| | | |

BOTTOM

Batter	1	2	3	4	5	6	7	8	9	AB	R	H	RBI	BB	SO	LOB
26 Brock Holt, L (1, 5) OBP: 0.358, SLG: 0.411	C FF 91 C KC 80 S KC 80 0-3 ① K2-3		F FF 90 X KC 80 0-1 1B		X FF 90 0-0 3-H 2B			B FF 96 B FF 96 C FF 95 X FF 96 2-1 E7 2 1B 1B	1 SAFE C KC 84 1 SAFE B KC 85 1 SAFE B FF 96 B FF 95 B FF 96 4-1 2 E 1-2 BB	4	1	3	1	1	1	0
2 Xander Bogaerts, R (1, 6) OBP: 0.388, SLG: 0.425	C SI 91 X CH 86 0-1 40 1B 2B		C SI 89 1 SAFE X CH 83 0-1 ② P4		C FF 91 B SI 90 X SI 90 1-1 ③ G5-3			C FF 97 F FF 96 F FF 96 B SL 86 X FF 96 1-2 40 1B 15 1B 40 E 2-H 1B	C KC 84 F KC 84 X FF 98 0-2 E4 1-2 2-H 1B	5	1	3	1	0	0	2
15 Dustin Pedroia, R (1, 4) OBP: 0.348, SLG: 0.385	C FF 92 B SI 91 F CH 86 X SI 91 1-2 ② G5-3		C SI 90 F FF 90 F FF 92 B FF 92 1 SAFE B SI 92 1 SAFE F FF 91 X CH 84 2-2 ③ F8			X SI 89 0-0 ① G5-3		C SL 86 B FF 96 C FF 96 X SL 87 1-2 40 E 1-2 1B		4	0	1	0	0	0	2
40 A.J. Pierzynski, L (1, 10) OBP: 0.311, SLG: 0.396	B SI 92 F FF 91 C FF 92 X SL 87 1-2 2-3 1B			C FF 90 C SI 89 F FF 90 X SI 88 0-2 ① G3-1		C SL 85 F SI 89 F SL 86 B CH 85 B KC 81 F FF 89 X FF 90 2-2 ② L7		X SL 86 0-0 E8 34 IBB 1-3 2-H 1B		4	0	2	0	0	0	0
5 Jonny Gomes, R (1, 7) OBP: 0.341, SLG: 0.419	C SI 91 B SI 92 C FF 92 F SL 88 F SI 93 B SI 93 X SI 92 2-2 ③ F7			X SI 90 0-0 38 G3-6-3 1B		C FF 90 B CH 83 B FF 92 S CH 83 F FF 91 X CH 83 2-2 ③ P6		C FF 97 F FF 97 S FF 97 0-3 ① K		4	0	1	0	0	1	4
38 Grady Sizemore, L (1, 9) OBP: 0.305, SLG: 0.361		C FF 92 B SI 91 C KC 80 X FF 92 1-2 ① G1-3		C SI 90 F KC 79 D SL 85 B FF 90 X KC 80 2-2 ②③ G3-6-3 1-2f			B FF 89 S SI 88 C SI 88 B FF 91 X CH 85 2-2 1B	F SI 91 B SI 94 F SI 92 F SI 94 S SI 87 1-3 ② K		4	0	1	0	0	1	3
20 Ryan Lavarnway, R (1, 3) 29 Daniel Nava, S (5, PH) OBP: 0.221, SLG: 0.234 (6, 3) 34 David Ortiz, L (8, PH) OBP: 0.372, SLG: 0.508 37 Mike Carp, L (8, PR) OBP: 0.324, SLG: 0.308 (9, 3)		B FF 90 F CH 84 F FF 92 F KC 82 F FF 93 B CH 83 B KC 82 X FF 92 3-2 ② G6-3			B SI 89 B SI 88 C FF 89 B SL 82 S FF 90 F FF 91 S FF 91 3-3 ① K		L SL 84 1 SAFE C CH 82 F SL 83 1 SAFE X FF 89 0-2 ① F8	B SI 94 I IN 60 I IN 62 I IN 63 4-0 1-2 IBB		1 2 0 0	0 0 0 0	0 0 0 0	0 0 1 0	0 1 0 0	0 1 0 0	0 1 0 0
3 David Ross, R (1, 2) OBP: 0.239, SLG: 0.323		B FF 92 C SI 91 F SI 91 F FF 93 X FF 92 1-2 ③ F8			B FF 90 S FF 90 B FF 91 X SI 89 2-1 25 G6-3 26 2B 2B		B SI 89 1 SAFE C SI 89 S SI 89 B FF 90 C KC 80 2-3 ② K	L FF 98 B FF 97 X FF 96 1-1 ③ F7		4	1	1	0	0	1	4
25 Jackie Bradley Jr., L (1, 8) OBP: 0.290, SLG: 0.295			C SI 90 B SL 84 B FF 91 C CH 84 B SI 90 X FF 91 3-2 ① F8		B KC 81 F FF 90 X KC 80 1-1 ② G6-3 2-3		D KC 80 B CH 83 X SI 89 2-0 ③ G6-3		B FF 96 B KC 83 C FF 95 B FF 97 B FF 96 4-1 2 1B 26 BB 2 E BB	3	1	0	0	1	0	2
Inning Stats	R: 0 E: 0 K: 1 S: 16 H: 2 LOB: 2 BB: 0 P: 20	R: 0 E: 0 K: 0 S: 12 H: 0 LOB: 0 BB: 0 P: 17	R: 0 E: 0 K: 0 S: 12 H: 1 LOB: 1 BB: 0 P: 17	R: 0 E: 0 K: 0 S: 8 H: 1 LOB: 0 BB: 0 P: 10	R: 1 E: 0 K: 1 S: 11 H: 2 LOB: 1 BB: 0 P: 18	R: 0 E: 0 K: 0 S: 10 H: 0 LOB: 0 BB: 0 P: 14	R: 0 E: 0 K: 1 S: 11 H: 1 LOB: 1 BB: 0 P: 17	R: 2 E: 2 K: 2 S: 19 H: 4 LOB: 3 BB: 1 P: 29	R: 1 E: 1 K: 0 S: 5 H: 1 LOB: 2 BB: 2 P: 13	1B: 9 2B: 3 3B: 0 HR: 0 SF: 0 SAC: 0 DP: 1 HBP: 0						WP: 0 PB: 0 SB: 0 CS: 0 PA: 38	

PITCHER		IP	WLS	BF	H	R	ER	SO	BB	IBB	HBP	BLK	WP	HR	S	P	ERA	WHIP
36 Mike Minor, L ERA: 3.41	(1, 1)	7.0		27	7	1	1	3	0	0	0	0	0	0	80	113	1.29	1.000
48 David Carpenter, R ERA: 3.18	(8, 1)	0.1	B	5	4	2	2	1	0	0	0	0	0	0	13	17	54.00	12.000
43 Luis Avilán, L ERA: 4.76	(8, 1)	0.1		2	0	0	0	1	0	1	0	0	0	0	4	9	0.00	0.000
46 Craig Kimbrel, R ERA: 1.93	(8, 1)	0.1	L	4	1	1	0	0	2	0	0	0	0	0	7	16	0.00	9.000

PITCHER	IP	WLS	BF	H	R	ER	SO	BB	IBB	HBP	BLK	WP	HR	S	P	ERA	WHIP

Atlanta Braves @ Boston Red Sox

Fenway Park, Boston, MA

Thu May 29 2014, 7:12 PM - 10:14 PM EDT

Att. 36,292 - Cloudy - 59 F

livebaseballscorecards.com

AB	35
R	4
H	12
RBI	2
BB	3
SO	5
LOB	18

Batter	1	2	3	4	5	6	7	8	9	10	AB	R	H	RBI	BB	SO	LOB
7 David DeJesus, L (1, 10) OBP: 0.350, SLG: 0.465 11 Logan Forsythe, R (10, PH) OBP: 0.264, SLG: 0.263	B SI 90 F FF 91 B FF 93 B FF 92 C SI 91 F FF 93 F FF 92 X FF 93 3-2 E9 18 G4-3 2B		B CH 86 C CH 85 C CH 82 S KC 78 1-3 ① K2-3		X CH 86 0-0 18 CS 3-H 1B			B FF 93 B FF 93 F FF 94 B FF 94 F FF 93 X FF 95 3-2 ① F8		B FF 93 X FF 94 1-0 ③ F9	4 1	1 0	2 0	1 0	0 0	1 0	0 1
18 Ben Zobrist, S (1, 4) OBP: 0.344, SLG: 0.354 (10, 6)	C FF 91 D KC 78 X FC 88 1-1 ① G4-3 3-H		C CH 82 B KC 76 F FC 84 X FF 90 1-2 ② G3-1		1 SAFE B FF 88 C CH 80 B KC 76 F CH 85 F KC 79 B CH 82 S FF 90 3-3 ②③ K 1-2			C FO 86 B FO 86 B FO 87 X FF 94 2-1 ② G6-3			4	0	0	1	0	1	1
20 Matt Joyce, L (1, 7) OBP: 0.370, SLG: 0.400	F FC 87 B CH 85 F CH 84 B FF 88 B KC 77 F FC 87 F FC 87 X FF 89 3-2 ② F7		C FF 89 B KC 76 B CH 83 F FC 86 B FF 92 X FC 85 3-2 ③ P6			B FC 84 X FF 88 1-0 ① F7		C SL 80 S FO 90 B FO 89 S FO 88 1-3 ③ K			4	0	0	0	0	1	0
3 Evan Longoria, R (1, 5) OBP: 0.328, SLG: 0.377	F FF 92 B SI 92 X SI 93 1-1 1B			F KC 73 X FC 83 0-1 ① G6-3		B FC 83 B FF 89 B SI 90 C SI 91 B SI 90 4-1 21 L1-3 BB			F FS 79 S FS 81 S FS 80 0-3 ① K		3	0	1	0	1	1	0
21 James Loney, L (1, 3) OBP: 0.348, SLG: 0.379	1 SAFE C FF 91 C FF 91 B FF 92 B SI 88 B KC 76 X FC 86 3-2 ③ L9			B CH 82 B CH 87 B FF 88 B FF 88 4-0 BB		B SI 90 C SI 89 S SI 89 X FS 83 1-2 ②③ L1-3 1-1			F FS 80 S FS 80 F FS 79 B FS 79 X FS 81 1-2 ② L8		3	0	0	0	1	0	2
8 Desmond Jennings, R (1, 8) OBP: 0.326, SLG: 0.383		C FC 86 B FF 91 F FC 86 S KC 76 1-3 ① K		1 SAFE B FF 89 B CH 85 C FF 88 C FC 85 F FC 86 F FF 90 C KC 76 2-3 ② K			F SI 89 B SL 81 C SI 89 F SL 80 B SL 82 X SI 89 2-2 ① L8		B FF 89 C FF 88 C FS 79 B FS 80 F FS 81 X FS 81 2-2 ③ G5-3		4	0	0	0	0	2	1
9 Wil Myers, R (1, 9) OBP: 0.313, SLG: 0.354		C KC 75 B KC 76 B FC 85 B FC 87 B FF 92 4-1 28 S 11 S BB		C FC 87 X FF 91 0-1 ③ F8			C SL 80 C SI 90 B SL 80 B SL 81 B B SI 89 4-2 BB			B SL 85 B SL 87 B SL 85 C SL 82 F SL 88 B FF 92 4-2 11 FC6-4 BB	1	0	0	0	3	0	1
11 Yunel Escobar, R (1, 6) OBP: 0.327, SLG: 0.344 43 Ali Solis, R (10, PR) (10, 2)		B FF 91 B FC 86 B FF 90 X FF 90 3-0 ② P3 1-2			C CH 84 B KC 76 B KC 75 X FF 89 2-1 28 SH1 7 1B 2B		C SI 90 F SI 90 C SI 90 0-3 ② K			1 SAFE X SL 81 0-0 ① FC6-4 1-2f	4 0	1 0	1 0	0 0	0 0	1 0	3 0
28 José Molina, R (1, 2) OBP: 0.177, SLG: 0.133 1 Sean Rodríguez, R (10, PH) OBP: 0.282, SLG: 0.570 (10, 4)		C FF 91 X FF 88 0-1 ③ G5-3 2-3			X FF 90 0-0 ① SH1 2-3		C SI 90 1 SAFE B SI 90 F SI 90 F SI 90 D SL 80 F SI 88 F SI 89 X SI 88 2-2 ③ F8			F SL 84 S SL 84 X FS 86 0-2 ② F9	2 1	0 0	0 0	0 0	0 0	0 0	2 1
Inning Stats	R: 1 E: 1 K: 0 S: 17 H: 2 LOB: 1 BB: 0 P: 28	R: 0 E: 0 K: 1 S: 7 H: 0 LOB: 1 BB: 1 P: 15	R: 0 E: 0 K: 1 S: 9 H: 0 LOB: 0 BB: 0 P: 14	R: 0 E: 0 K: 1 S: 9 H: 0 LOB: 1 BB: 1 P: 15	R: 1 E: 0 K: 1 S: 8 H: 2 LOB: 0 BB: 0 P: 13	R: 0 E: 0 K: 0 S: 5 H: 0 LOB: 0 BB: 1 P: 11	R: 0 E: 0 K: 1 S: 15 H: 0 LOB: 1 BB: 1 P: 23	R: 0 E: 0 K: 1 S: 8 H: 0 LOB: 0 BB: 0 P: 14	R: 0 E: 0 K: 1 S: 11 H: 0 LOB: 0 BB: 0 P: 14	R: 0 E: 0 K: 0 S: 7 H: 0 LOB: 1 BB: 1 P: 12	1B: 2 2B: 3 3B: 0 HR: 0	SF: 0 SAC: 1 DP: 1 HBP: 0						

TOP

Tampa Bay Rays @ Boston Red Sox

Fenway Park, Boston, MA

Fri May 30 2014, 7:14 PM - 11:07 PM EDT

Att. 35,820 - Cloudy - 69 F

livebaseballscorecards.com

AB	31
R	2
H	4
RBI	2
BB	5
SO	7
LOB	12

WP: 0 PA: 37
PB: 0
SB: 2
CS: 1

PITCHER		IP	WLS	BF	H	R	ER	SO	BB	IBB	HBP	BLK	WP	HR	S	P	ERA	WHIP
67 Brandon Workman, R ERA: 3.24	(1, 1)	5.1		21	4	2	2	4	2	0	0	0	0	0	51	87	3.38	1.125
35 Burke Badenhop, R ERA: 2.01	(6, 1)	1.2		6	0	0	0	1	2	0	0	0	0	0	19	32	0.00	1.200
36 Junichi Tazawa, R ERA: 2.16	(8, 1)	1.0		3	0	0	0	1	0	0	0	0	0	0	8	14	0.00	0.000
19 Koji Uehara, R ERA: 0.79	(9, 1)	1.0		3	0	0	0	1	0	0	0	0	0	0	11	14	0.00	0.000
54 Edward Mujica, R ERA: 6.41	(10, 1)	0.2		3	0	0	0	0	1	0	0	0	0	0	6	10	0.00	1.500

PITCHER		IP	WLS	BF	H	R	ER	SO	BB	IBB	HBP	BLK	WP	HR	S	P	ERA	WHIP
30 Andrew Miller, L ERA: 2.63	(10, 1)	0.1	W	1	0	0	0	0	0	0	0	0	0	0	1	2	0.00	0.000

Batter	1	2	3	4	5	6	7	8	9	10	AB	R	H	RBI	BB	SO	LOB
26 Brock Holt, L (1, 5) OBP: 0.349, SLG: 0.390	C FF 91 C SI 92 C FC 86 0-3 ① K		C SI 93 C KC 78 B SI 94 S FF 94 1-3 ① K		C KC 77 X FC 86 0-1 ② F8		1 SAFE 1 SAFE L SI 90 1 SAFE T SI 91 S SI 92 0-3 ① K		B FF 90 B CU 77 F FF 90 B FF 90 B FF 89 4-1 2 1B BB		4	0	0	0	1	3	1
2 Xander Bogaerts, R (1, 6) OBP: 0.393, SLG: 0.435	C CH 85 B SI 93 C KC 79 B CH 87 F KC 79 B FC 86 S CH 86 3-3 ② K		C KC 77 F FC 86 B SI 94 X FC 85 1-2 ② F7		B KC 77 S CH 85 X KC 79 1-1 15 1B 34 1B 1B		C CH 84 1 SAFE X CH 85 0-1 15 F9 1-H 2B		C CU 78 S FF 90 B FS 81 X FF 90 1-2 15 DI 1-3 1B		5	1	3	1	0	1	0
15 Dustin Pedroia, R (1, 4) OBP: 0.349, SLG: 0.383 10 Jonathan Herrera, S (10, 4) OBP: 0.277, SLG: 0.171	C SI 93 F SI 94 B FC 88 B FF 94 F FC 86 F CH 87 F SI 92 B SI 94 B SI 94 4-2 34 HBP BB		B SI 93 X SI 93 1-0 ③ G3		C SI 92 B SI 93 B CH 85 F CH 86 F SI 94 X FC 88 2-2 34 1B 1-2 1B		X FF 92 0-0 ② F9 2-3		C FS 82 F CU 80 D FS 84 F FS 82 X FS 83 1-2 ③ G5-3 1-2		4 0	0 0	1 0	0 0	1 0	0 0	3 0
34 David Ortiz, L (1, 10) OBP: 0.372, SLG: 0.503	H SI 94 1-0 1-2 HBP	F SI 92 B FF 94 F FC 87 B SI 95 F CH 87 X SI 95 2-2 ① F8	C SI 94 C SI 95 X SI 96 0-2 1-2 2-H 1B		B CH 86 F CH 85 B CH 86 F SI 94 X CH 86 2-2 ③ F8		X 0-0 ① G4-3		4	0	1	1	0	0	1
5 Jonny Gomes, R (1, 7) OBP: 0.336, SLG: 0.405	C SI 94 C SI 94 B KC 80 S 1-3 ③ K	B KC 80 S CH 86 F KC 81 B CH 88 X SI 95 2-2 ② F9	S CH 86 F SI 94 X SI 96 0-2 ③ F9		X SI 95 0-0 ① G5-3		C FF 92 B CH 85 H CH 82 2-1 40 3B HBP		4	1	0	0	0	1	4
40 A.J. Pierzynski, L (1, 2) OBP: 0.314, SLG: 0.415	B SI 93 F SI 93 B SI 94 S FC 85 X SI 94 2-2 E5	C FC 86 X FC 87 0-1 2B	X SI 91 0-0 ① G4-3		C FF 97 X SI 96 0-1 ② G6-3		F CH 84 1 SAFE S CH 85 D CH 82 1 SAFE X CH 85 1-2 1-H 3B		5	0	2	1	0	0	0
37 Mike Carp, L (1, 3) OBP: 0.321, SLG: 0.294	C FC 86 C SI 94 B SI 94 X SI 94 1-2 ① F7	H SI 93 1-0 38 FC6 HBP	B KC 77 X FC 84 1-0 ② P5		C FF 97 B SI 98 B FF 98 F FF 97 T SI 98 2-2 ③ K		3	0	0	0	0	1	1
38 Grady Sizemore, L (1, 9) OBP: 0.298, SLG: 0.351	B SI 94 F FC 86 1 SAFE X FC 86 1-1 ② F8	B SI 93 C SI 93 F FC 85 B SI 94 X SI 95 2-2 ③ FC6 1-2f	C SI 91 F CH 85 F SI 93 S KC 79 0-3 ③ K		B FS 82 C CU 77 B CU 78 F FF 90 S FS 82 2-3 ① K		4	0	0	0	0	2	3
25 Jackie Bradley Jr., L (1, 8) OBP: 0.289, SLG: 0.294	C SI 94 X SI 94 0-1 ③ L7	B KC 79 B SI 92 X SI 92 2-0 ① G3	S KC 77 C KC 77 B KC 79 B FC 85 X SI 92 2-2 2 2B 1B		F CU 77 B CU 78 C FS 82 S FS 82 1-3 ② K		4	1	1	0	0	1	1
Inning Stats	R: 0 H: 0 E: 0 LOB: 2 K: 3 BB: 1 S: 15 P: 24	R: 0 H: 0 E: 1 LOB: 1 K: 0 BB: 0 S: 10 P: 14	R: 0 H: 0 E: 0 LOB: 0 K: 1 BB: 0 S: 7 P: 10	R: 0 H: 1 E: 0 LOB: 2 K: 0 BB: 0 S: 12 P: 19	R: 1 H: 3 E: 0 LOB: 2 K: 0 BB: 0 S: 15 P: 20	R: 0 H: 0 E: 0 LOB: 0 K: 1 BB: 0 S: 6 P: 7	R: 1 H: 2 E: 0 LOB: 1 K: 1 BB: 0 S: 12 P: 16	R: 0 H: 0 E: 0 LOB: 0 K: 1 BB: 0 S: 6 P: 8	R: 0 H: 1 E: 0 LOB: 2 K: 2 BB: 1 S: 14 P: 23	R: 1 H: 1 E: 0 LOB: 1 K: 0 BB: 0 S: 5 P: 8	1B: 5 2B: 2 3B: 1 HR: 0	SF: 0 SAC: 0 DP: 0 HBP: 3	WP: 0 PB: 0 SB: 0 CS: 0	PA: 42			

PITCHER	IP	WLS	BF	H	R	ER	SO	BB	IBB	HBP	BLK	WP	HR	S	P	ERA	WHIP
14 David Price, L (1, 1) ERA: 4.27	7.0		31	6	2	2	6	1	0	2	0	0	0	77	110	2.57	1.000
57 Jake McGee, L (8, 1) ERA: 1.09	1.0		3	0	0	0	1	0	0	0	0	0	0	6	8	0.00	0.000
62 Joel Peralta, R (9, 1) ERA: 4.88	1.0		5	1	0	0	2	1	0	0	0	0	0	14	23	0.00	2.000
46 Juan Carlos Oviedo, R (10, 1) ERA: 2.12	0.1	L	3	1	1	1	0	0	0	1	0	0	0	5	8	27.00	3.000

PITCHER	IP	WLS	BF	H	R	ER	SO	BB	IBB	HBP	BLK	WP	HR	S	P	ERA	WHIP

BOTTOM

Tampa Bay Rays @ Boston Red Sox

Fenway Park, Boston, MA

Fri May 30 2014, 7:14 PM - 11:07 PM EDT
Att. 35,820 - Cloudy - 69 F

livebaseballscorecards.com

AB	37
R	3
H	8
RBI	3
BB	2
SO	9
LOB	14

Batter	1	2	3	4	5	6	7	8	9	AB	R	H	RBI	BB	SO	LOB
7 David DeJesus, L (1, 10) OBP: 0.348, SLG: 0.466	B FF 93 B FF 93 C FF 95 F FF 96 B SI 89 C CH 88 3-3 ① K		C CU 76 S CH 86 X FF 97 0-2 ② G4-3			B SI 91 C FF 93 B FF 94 F CH 83 X CH 88 2-2 ① G3-1		B SI 93 B CH 88 X SI 92 2-0 2B		4	0	1	0	0	1	0
18 Ben Zobrist, S (1, 6) OBP: 0.342, SLG: 0.358	C FF 96 X SI 95 0-1 ② F7		X FF 95 0-0 2B			C SL 80 B CH 87 S CH 86 T CH 86 1-2 ② K		C FF 93 B CU 80 X CU 81 1-1 ③ G3-1		4	0	1	0	0	1	1
20 Matt Joyce, L (1, 7) OBP: 0.362, SLG: 0.390	C SI 94 B FF 96 B CH 87 C SI 90 F FF 97 B FF 97 S CH 88 3-3 ③ K		B CH 87 S CH 87 S CH 87 F SI 90 F CH 85 F FF 99 X CH 89 1-2 ③ G4-3			B SI 95 B FF 96 S CH 86 B FF 95 F FF 95 F CH 88 F CH 88 X FF 89 3-2 ③ G6-3			B FF 91 F SI 92 B CH 89 F FF 93 B CU 81 X FF 92 3-2 ① F7	4	0	0	0	0	1	1
3 Evan Longoria, R (1, 5) OBP: 0.322, SLG: 0.370		C FF 94 B SL 84 C SL 80 S FF 90 1-3 ① K		B SL 81 S CH 84 F FF 94 X FF 90 1-2 ① G6-3			C FF 93 B CH 86 X CH 85 1-1 ① G5-3		X FC 92 0-0 ② L8	4	0	0	0	0	1	0
21 James Loney, L (1, 3) OBP: 0.351, SLG: 0.381		B FF 94 X FF 92 1-0 ② F8		S CH 86 X CH 88 0-1 ② G4-3			B FF 96 B FF 95 S CH 86 B CH 87 F CH 85 X CH 88 3-2 8 G4-3 1B		B FF 93 B SI 91 C SI 93 F SI 91 B CU 82 X SI 91 3-2 8 DI 1B	4	0	2	0	0	0	0
8 Desmond Jennings, R (1, 8) OBP: 0.324, SLG: 0.380		B FF 94 X FF 94 1-0 39 1B 1B		B FF 95 C CH 85 B SL 82 C CH 86 F FF 97 F SI 90 B CH 86 F CH 87 S CH 88 3-3 ③ K			C FF 96 C SL 82 F FF 97 X CH 88 0-2 ② ③ G4-3 1-2f		C CU 82 S CU 81 S FF 93 0-3 ③ K 1-2	4	0	1	0	0	2	2
39 Kevin Kiermaier, L (1, 9) OBP: 0.333, SLG: 0.733		F FF 95 B CH 87 X SI 89 1-1 1-3 1B			L SI 90 C FF 94 B SI 95 C FF 95 1-3 ① K			F SI 94 B FC 93 B FF 92 X SI 93 2-1 IHR		3	1	2	1	0	1	0
1 Sean Rodríguez, R (1, 4) OBP: 0.273, SLG: 0.549		B FF 96 B FF 95 S CH 88 F FF 95 B FF 98 X CH 87 3-2 ③ G5-3			S SL 81 C FF 97 B FF 97 S SL 84 1-3 ② K			B CU 83 C FF 93 F CU 83 F FF 94 S CU 83 1-3 ① K		3	0	0	0	0	2	2
43 Ali Solis, R (1, 2) 28 José Molina, R (3, PH) OBP: 0.173, SLG: 0.130 (3, 2)			S FF 93 S SL 86 B SL 85 B FF 96 C CH 86 2-3 ① K		B FF 95 F FF 93 F SL 84 X FF 96 1-2 ③ G6-3			F FF 93 F CU 81 B CU 83 B CU 79 B FC 93 F FF 92 X FF 92 3-2 ② L6		0 3	0 0	0 0	0 0	0 0	0 1	0 0
Inning Stats	R: 0 E: 0 K: 2 S: 9 H: 0 LOB: 0 BB: 0 P: 15	R: 0 E: 0 K: 1 S: 10 H: 2 LOB: 2 BB: 0 P: 17	R: 0 E: 0 K: 1 S: 13 H: 1 LOB: 1 BB: 0 P: 16	R: 0 E: 0 K: 1 S: 11 H: 0 LOB: 0 BB: 0 P: 15	R: 0 E: 0 K: 2 S: 9 H: 0 LOB: 0 BB: 0 P: 12	R: 0 E: 0 K: 1 S: 11 H: 0 LOB: 0 BB: 0 P: 17	R: 0 E: 0 K: 0 S: 9 H: 1 LOB: 0 BB: 0 P: 13	R: 1 E: 0 K: 1 S: 13 H: 2 LOB: 1 BB: 0 P: 22	R: 0 E: 0 K: 1 S: 10 H: 1 LOB: 1 BB: 0 P: 16	1B: 4 2B: 2 3B: 0 HR: 1 SF: 0 SAC: 0 DP: 1 HBP: 0						

PITCHER		IP	WLS	BF	H	R	ER	SO	BB	IBB	HBP	BLK	WP	HR	S	P	ERA	WHIP
62 Rubby De La Rosa, R ERA:	(1, 1)	7.0	W	24	4	0	0	8	0	0	0	0	0	0	72	105	0.00	0.571
52 Alex Wilson, R ERA: 3.0	(8, 1)	2.0		9	3	1	1	2	0	0	0	0	0	0	23	38	4.50	1.500

PITCHER	IP	WLS	BF	H	R	ER	SO	BB	IBB	HBP	BLK	WP	HR	S	P	ERA	WHIP

TOP

Tampa Bay Rays @ Boston Red Sox

Fenway Park, Boston, MA

Sat May 31 2014, 7:17 PM - 10:22 PM EDT

Att. 37,076 - Clear - 57 F

livebaseballscorecards.com

AB	33
R	1
H	7
RBI	1
BB	0
SO	10
LOB	6

WP: 0	PB: 0	SB: 0	CS: 0
PA: 33			

Tampa Bay Rays @ Boston Red Sox

Fenway Park, Boston, MA

Sat May 31 2014, 7:17 PM - 10:22 PM EDT

Att. 37,076 - Clear - 57 F

BOTTOM

livebaseballscorecards.com

Batter	1	2	3	4	5	6	7	8	9	AB	R	H	RBI	BB	SO	LOB
26 Brock Holt, L (1, 5) OBP: 0.352, SLG: 0.427	C FF 92 B SI 92 B FF 92 X FF 92 2-1 G3		C FF 90 1 SAFE F FF 90 B FF 91 B FF 88 B SI 90 X FF 90 3-2 1-H HR	1 SAFE B SL 81 B SL 81 F FF 89 F FF 89 C FF 89 2-3 K	D SL 83 B FF 90 C FF 89 C FF 89 B FF 90 X SL 83 3-2 1-2 1B			C FF 87 B SL 80 F FF 88 B FF 89 S CU 70 2-3 K		5	1	2	2	0	2	1
2 Xander Bogaerts, R (1, 6) OBP: 0.397, SLG: 0.438	C FC 88 B FF 88 B FF 92 X FF 92 2-1 40 WP 2B		C FF 92 B FC 87 B FC 86 B FS 86 C FF 91 B FF 91 4-2 37 WP 40 1B 37 SF8 BB	B SL 83 B FF 90 I IN 76 I IN 74 4-0 40 1B 1-2 IBB	S SL 84 X FF 91 0-1 F9			B SL 81 F FF 88 X SL 82 1-1 P6		3	1	1	0	2	0	2
40 A.J. Pierzynski, L (1, 2) OBP: 0.318, SLG: 0.417	C CU 72 B FF 89 F FS 87 B FS 85 S FS 85 2-3 K 2-3		F FS 83 X FS 83 0-1 37 WP 1-2 1B	X SL 83 0-0 1-3 2-H 1B		B CU 67 X FF 88 1-0 F8				4	0	2	1	0	1	1
34 David Ortiz, L (1, 10) OBP: 0.366, SLG: 0.492	B FF 92 F FS 85 C FS 87 D FS 86 S FS 87 2-3 K		F FS 84 F FF 91 B FF 91 F FF 91 B FS 86 F FS 85 F FF 91 F FS 86 F FF 92 2-3 S FC 88 K	X FF 89 0-0 F9		X FF 89 0-0 P3				4	0	0	0	0	2	5
37 Mike Carp, L (1, 3) OBP: 0.317, SLG: 0.286		F SI 91 H CU 72 1-1 HBP	S FF 92 B FF 91 F FF 91 B FS 85 B FF 89 X FC 87 3-2 SF8 1-2 2-H	X SL 82 0-0 G6-3	B FF 89 X FF 90 1-0 G4-3					2	0	0	1	0	0	0
5 Jonny Gomes, R (1, 7) OBP: 0.327, SLG: 0.392		B FC 85 X FC 86 1-0 P6	B FF 91 B FC 86 F FF 91 B FF 89 C FF 91 C FF 91 3-3 K	B FF 90 B SL 81 X FF 90 2-0 G4-3			B FF 88 C SL 83 B FF 88 X FF 90 2-1 G5-3			4	0	0	0	0	1	2
38 Grady Sizemore, L (1, 9) OBP: 0.302, SLG: 0.355	F FF 91 B FF 91 F FF 91 D FC 87 F FF 92 S FS 86 2-3 K			B FS 82 C FS 82 X FC 85 1-1 25 G4-3 25 S 10 1B 1B	C CU 69 F SL 81 F CU 68 F FF 90 X SL 82 0-2 25 HR 1B		B FF 90 X FF 90 1-0 L8			4	2	2	0	0	1	1
25 Jackie Bradley Jr., L (1, 8) OBP: 0.288, SLG: 0.311	B FF 92 B FF 91 S FF 90 F FF 91 C FF 92 2-3 K			B FF 90 B FF 89 F FF 89 C FS 83 F FF 89 X FS 84 2-2 G4-3 1-3	1 SAFE B SL 81 B FF 90 1 SAFE C FF 90 D FF 90 X FF 90 3-1 1-H HR		X FF 89 0-0 G4-3			4	1	1	2	0	1	2
10 Jonathan Herrera, S (1, 4) OBP: 0.314, SLG: 0.222			C FF 89 C FF 89 B FS 83 B FS 85 X FS 84 2-2 26 HR 1B	X FS 83 0-0 2 WP 40 1B 3-H 1B	C FF 90 C CU 70 X SL 83 0-2 26 1B 1B			X FF 88 0-0 G5-3		4	2	3	1	0	0	0
Inning Stats	R: 0 E: 0 K: 2 S: 10 H: 1 LOB: 1 BB: 0 P: 18	R: 0 E: 0 K: 2 S: 9 H: 0 LOB: 1 BB: 0 P: 15	R: 3 E: 0 K: 2 S: 24 H: 3 LOB: 1 BB: 1 P: 41	R: 2 E: 0 K: 1 S: 12 H: 3 LOB: 2 BB: 1 P: 21	R: 2 E: 0 K: 0 S: 17 H: 4 LOB: 2 BB: 0 P: 25	R: 0 E: 0 K: 0 S: 3 H: 0 LOB: 0 BB: 0 P: 5	R: 0 E: 0 K: 0 S: 4 H: 0 LOB: 0 BB: 0 P: 7	R: 0 E: 0 K: 1 S: 6 H: 0 LOB: 0 BB: 0 P: 9		1B: 8 2B: 1 3B: 0 HR: 2	SF: 1 SAC: 0 DP: 0 HBP: 1					

	AB	34
	R	7
	H	11
	RBI	7
	BB	2
	SO	8
	LOB	14

WP: 3 PB: 0 SB: 1 CS: 0 PA: 38

PITCHER		IP	WLS	BF	H	R	ER	SO	BB	IBB	HBP	BLK	WP	HR	S	P	ERA	WHIP
23 Jake Odorizzi, R ERA: 5.13	(1, 1)	3.1	L	18	6	5	5	6	1	0	1	0	2	1	50	84	13.50	2.100
27 Cesár Ramos, L ERA: 4.43	(4, 1)	4.2		20	5	2	2	2	0	1	0	0	1	1	35	57	3.86	1.071

PITCHER	IP	WLS	BF	H	R	ER	SO	BB	IBB	HBP	BLK	WP	HR	S	P	ERA	WHIP

Batter	1	2	3	4	5	6	7	8	9	AB	R	H	RBI	BB	SO	LOB
18 Ben Zobrist, S (1, 6) (7, 9) OBP: 0.340, SLG: 0.355	C FF 94 C CU 76 C FF 94 0-3 K		B CU 75 C FF 93 B CU 76 F FC 89 F FF 94 X FC 87 2-2 G5-3			X FF 92 0-0 F8		X FF 91 0-0 3 G5-3 8 BB 1B		4	0	1	0	0	1	0
8 Desmond Jennings, R (1, 8) OBP: 0.327, SLG: 0.376	B FF 95 B FF 95 F FC 90 S FF 91 B FF 94 F FF 90 B FF 95 4-2 3 1B BB		C CU 74 B FF 93 F FC 89 B FC 88 S FF 93 2-3 K			B FF 91 S CH 84 B FF 92 S FC 88 B FC 87 X FF 92 3-2 F8		B SL 84 M SL 84 B SL 87 F SL 86 F FS 85 B FS 87 B FF 93 4-2 19 E 3 G5-3 1-2 BB		2	0	0	0	2	1	0
3 Evan Longoria, R (1, 5) OBP: 0.325, SLG: 0.372	B FF 94 S FF 94 B CU 75 B FF 90 C FF 93 X FF 95 3-2 1-2 1B			B CU 74 B FF 92 C FF 92 S FC 90 S CU 77 2-3 K		B FF 88 F CH 85 X CU 75 1-1 19 WP 1B		B SL 84 F SL 85 C FS 88 X SL 80 1-2 G5-3 1-2 2-3f		4	0	2	0	0	1	2
19 Jerry Sands, R (1, 10)	C FF 95 B FF 96 F FF 93 C FF 95 1-3 K			F FC 90 B FF 93 F FF 90 S CU 78 1-3 K		B FF 92 S FC 89 C FF 92 B CU 80 B FF 90 F FC 88 S FF 93 3-3 K 1-2		B SL 85 F SL 82 B FS 87 X SL 84 2-1 E3 2-3		4	0	0	0	0	3	4
1 Sean Rodríguez, R (1, 7) OBP: 0.272, SLG: 0.535	C CU 77 F FF 95 F FF 95 X CU 79 0-2 G6-3			B FF 94 C CU 76 S FC 90 S CU 79 1-3 K			B CU 74 C FF 93 B FF 92 X FC 89 2-1 21 HBP 1B	S SL 89 C SL 88 B FS 88 C FF 90 1-3 K		4	0	1	0	0	2	4
11 Logan Forsythe, R (1, 4) OBP: 0.254, SLG: 0.252		B FF 92 C FF 92 B FC 89 X FF 93 2-1 G5-3			B FF 91 B FF 90 C FF 90 B FC 87 F FF 88 F FC 88 C FF 90 3-3 K		C CU 74 B FF 93 F FC 89 S FF 94 1-3 K		S FF 87 F FF 88 S FF 88 0-3 K	4	0	0	0	0	3	1
21 James Loney, L (1, 3) OBP: 0.354, SLG: 0.385		X FF 92 0-0 F7			C FF 92 C CU 75 B CU 77 X FC 85 1-2 2B		C FF 89 B FF 90 B FF 89 H FF 89 3-1 1-2 HBP		C SL 83 B FS 80 C SI 88 X FS 81 1-2 L1	3	0	1	0	0	0	0
28 José Molina, R (1, 2) OBP: 0.169, SLG: 0.127 11 Yunel Escobar, R (7, PH) (7, 6) OBP: 0.324, SLG: 0.340		C FF 93 X FC 89 0-1 G5-3			F FF 92 C FF 93 S CU 79 0-3 K		C FC 91 X FF 93 0-1 F8		C SL 83 X SL 82 0-1 F7	2 2	0 0	0 0	0 0	0 0	1 0	1 2
39 Kevin Kiermaier, L (1, 9) OBP: 0.278, SLG: 0.611 43 Ali Solis, R (7, 2)			F FF 91 B FF 93 X SI 89 1-1 G3-1		S FF 93 B FC 90 B FF 93 S SI 91 C FC 88 2-3 K		S FC 89 T FF 93 B FF 94 S CU 79 1-3 K			3 0	0 0	0 0	0 0	0 0	2 0	3 0
Inning Stats	R: 0 E: 0 K: 2 S: 16 H: 1 LOB: 2 BB: 1 P: 24	R: 0 E: 0 K: 0 S: 5 H: 0 LOB: 0 BB: 0 P: 7	R: 0 E: 0 K: 1 S: 9 H: 0 LOB: 0 BB: 0 P: 14	R: 0 E: 0 K: 3 S: 9 H: 0 LOB: 0 BB: 0 P: 13	R: 0 E: 0 K: 3 S: 13 H: 1 LOB: 1 BB: 0 P: 19	R: 0 E: 0 K: 1 S: 10 H: 1 LOB: 1 BB: 0 P: 17	R: 0 E: 0 K: 2 S: 11 H: 1 LOB: 2 BB: 0 P: 18	R: 0 E: 1 K: 1 S: 12 H: 1 LOB: 2 BB: 1 P: 20	R: 0 E: 0 K: 1 S: 8 H: 0 LOB: 0 BB: 0 P: 9	1B: 4 2B: 1 3B: 0 HR: 0 SF: 0 SAC: 0 DP: 1 HBP: 1						

TOP

Tampa Bay Rays @ Boston Red Sox

Fenway Park, Boston, MA

Sun Jun 01 2014, 1:40 PM - 4:52 PM EDT

Att. 37,688 - Partly Cloudy - 73 F

livebaseballscorecards.com

AB	32
R	0
H	5
RBI	0
BB	2
SO	14
LOB	17

PITCHER		IP	WLS	BF	H	R	ER	SO	BB	IBB	HBP	BLK	WP	HR	S	P	ERA	WHIP	PITCHER		IP	WLS	BF	H	R	ER	SO	BB	IBB	HBP	BLK	WP	HR	S	P	ERA	WHIP
31 Jon Lester, L ERA: 3.15	(1, 1)	7.0	W	27	4	0	0	12	1	0	1	0	1	0	73	112	0.00	0.714																			
54 Edward Mujica, R ERA: 6.1	(8, 1)	1.0		5	1	0	0	1	1	0	0	0	0	0	12	20	0.00	2.000																			
19 Koji Uehara, R ERA: 0.76	(9, 1)	1.0		3	0	0	0	1	0	0	0	0	0	0	8	9	0.00	0.000																			

PITCHER		IP	WLS	BF	H	R	ER	SO	BB	IBB	HBP	BLK	WP	HR	S	P	ERA	WHIP	PITCHER		IP	WLS	BF	H	R	ER	SO	BB	IBB	HBP	BLK	WP	HR	S	P	ERA	WHIP

Tampa Bay Rays @ Boston Red Sox

Fenway Park, Boston, MA

Sun Jun 01 2014, 1:40 PM - 4:52 PM EDT

Att. 37,688 - Partly Cloudy - 73 F

livebaseballscorecards.com

BOTTOM

Batter	1	2	3	4	5	6	7	8	9	AB	R	H	RBI	BB	SO	LOB
26 Brock Holt, L (1, 3) OBP: 0.385, SLG: 0.500	B FF 85 C FS 82 B FF 84 C FF 85 B FS 83 X FF 89 3-2 5 BB 2B		C FS 82 B CU 77 X FC 86 1-1 2B	B FF 88 B FF 89 C FS 82 S FS 83 B CH 72 X FS 82 3-2 1-H 2-H 2B			B FF 92 F FF 90 B CH 80 B FF 90 B FF 89 4-1 2 S 70 2B BB	C CU 81 X FF 93 0-1 2 PB 2B		4	1	4	2	1	0	0
2 Xander Bogaerts, R (1, 6) OBP: 0.389, SLG: 0.427	B FF 88 C FF 87 F FF 89 S CH 72 1-3 K ①		X FF 88 0-0 P4 ①	B FF 91 C FF 86 X CH 73 1-1 G6-3 ③			S FF 91 F FF 91 F FF 91 S FF 93 0-3 K ① 1-2	B SL 84 F SL 84 F FF 92 F FF 93 F FF 92 F FF 92 D CU 82 S CU 82 2-3 K ③ 2-3		5	0	0	0	0	3	5
15 Dustin Pedroia, R (1, 4) OBP: 0.347, SLG: 0.379 70 Garin Cecchini, L (4, 5) OBP: 0.500, SLG: 1.000	C FF 88 B CH 73 X CH 75 1-1 F7 ②		C FF 90 B CH 75 B SI 89 C FF 90 B SI 90 F FF 90 X FF 90 3-2 G6-3 ②		C FS 81 C FF 84 F CU 74 F FF 88 F FC 85 B CH 74 B CH 71 C FF 88 2-3 K ①		B CH 83 B CH 83 C FF 92 X FF 92 2-1 68 BB 2-H 2B			2 2	0 0	0 1	0 1	0 0	0 1	2 0
34 David Ortiz, L (1, 10) OBP: 0.368, SLG: 0.487	B FS 82 F FF 89 B FF 89 C CH 72 B FF 89 B CH 73 4-2 5 BB BB		C FF 90 S FC 87 S FF 90 0-3 K ③		B CU 75 F CU 75 X CU 75 1-1 F7 ②		I IN 64 I IN 63 I IN 67 I IN 68 4-0 68 BB IBB			2	0	0	0	2	1	1
5 Jonny Gomes, R (1, 7) OBP: 0.338, SLG: 0.394	B FF 90 B FF 88 B SI 88 C FF 90 B FF 89 4-1 1-2 2-3 BB			C CU 73 B FF 88 B FF 88 F CH 72 F FF 90 X FF 90 2-2 3 F9 68 1B 10 SF7 1B	B SI 89 B FS 76 C CU 74 B FF 88 B CU 74 4-1 BB		B FF 92 F FF 90 F FF 91 B FF 92 T FF 91 2-2 ②			2	1	1	0	2	1	2
68 Alex Hassan, R (1, 9) OBP: 0.500, SLG: 0.333	C CH 75 C FF 90 C CH 74 0-3 K ③			B FF 89 C CH 72 F FF 90 B CU 75 F CH 71 B CH 73 X CH 71 3-2 3 F9 26 2B 1-2 1B	S FF 94 B FF 94 S CH 80 B FF 94 X CH 80 2-2 G5-3 ③		B CH 82 B FF 93 B FF 92 B FF 92 4-0 1-2 2-3 BB			3	1	1	0	1	1	4
3 David Ross, R (1, 2) OBP: 0.225, SLG: 0.303		B FF 88 C FF 89 B CH 76 C SI 89 B SI 90 X SI 89 3-2 F8 ①	F CH 73 B FF 89 S FF 90 X FF 89 1-2 F9 ① 1-2 2-3		S FF 92 S FF 94 F FF 94 S FF 94 0-3 K ①		S CH 80 B FF 93 C CH 83 D CH 84 B FF 92 X FF 90 3-2 L5 ③			4	0	0	0	0	1	5
25 Jackie Bradley Jr., L (1, 8) OBP: 0.287, SLG: 0.305		C SI 89 B SI 91 X SI 90 1-1 L6 ②		B FF 89 B FF 88 B FC 87 C FF 88 F FF 89 B FF 89 4-2 26 2B BB	B CH 78 C FF 93 X SL 82 1-1 F7 ②			X FF 91 0-0 G4-3 ①		3	1	0	0	1	0	0
10 Jonathan Herrera, S (1, 5) (4, 4) OBP: 0.291, SLG: 0.208		L SI 90 B SI 90 B CH 74 C FF 90 X CU 78 2-2 G5-3 ③		X CH 72 0-0 SF7 ② 3-H	F FF 92 S FF 92 F FF 94 B CH 80 F FF 92 B CH 79 F CH 79 T FF 94 2-2 K ③			C FF 93 C FF 92 C FF 93 0-3 K ②		3	0	0	1	0	2	0
Inning Stats	R: 0 E: 0 K: 2 S: 14 H: 1 LOB: 3 BB: 2 P: 27	R: 0 E: 0 K: 0 S: 8 H: 0 LOB: 0 BB: 0 P: 14	R: 0 E: 0 K: 1 S: 10 H: 1 LOB: 1 BB: 0 P: 14	R: 3 E: 0 K: 0 S: 19 H: 3 LOB: 1 BB: 1 P: 33	R: 0 E: 0 K: 1 S: 12 H: 0 LOB: 1 BB: 1 P: 21	R: 0 E: 0 K: 2 S: 12 H: 0 LOB: 0 BB: 0 P: 15	R: 1 E: 0 K: 2 S: 13 H: 1 LOB: 3 BB: 3 P: 32	R: 0 E: 0 K: 2 S: 12 H: 1 LOB: 1 BB: 0 P: 14		1B: 2 2B: 5 3B: 0 HR: 0 SF: 1 SAC: 0 DP: 0 HBP: 0						

PITCHER		IP	WLS	BF	H	R	ER	SO	BB	IBB	HBP	BLK	WP	HR	S	P	ERA	WHIP
40 Erik Bedard, L ERA: 4.08	(1, 1)	4.2	L	23	5	3	3	4	4	0	0	0	0	0	60	104	5.79	1.929
26 Brad Boxberger, R ERA: 1.47	(5, 1)	1.1		4	0	0	0	2	0	0	0	0	0	0	15	20	0.00	0.000
46 Juan Carlos Oviedo, R ERA: 2.5	(7, 1)	1.0		7	1	1	1	2	2	1	0	0	0	0	13	32	9.00	3.000
50 Grant Balfour, R ERA: 5.23	(8, 1)	1.0		4	1	0	0	2	0	0	0	0	0	0	12	14	0.00	1.000

PITCHER	IP	WLS	BF	H	R	ER	SO	BB	IBB	HBP	BLK	WP	HR	S	P	ERA	WHIP

AB	30
R	4
H	7
RBI	4
BB	7
SO	10
LOB	19

WP: 0 PA: 38
PB: 1
SB: 1
CS: 0

Batter	1	2	3	4	5	6	7	8	9	AB	R	H	RBI	BB	SO	LOB
26 Brock Holt, L (1, 3) OBP: 0.380, SLG: 0.489	C FF 90 F FF 92 C SL 81 0-3 ① K	B SI 87 B FF 90 C SI 88 B SI 88 C SI 88 X FF 89 3-2 ③ G4-3			C SL 78 S SI 90 F FF 93 F SL 83 X SI 92 0-2 ② G1-3			B FC 92 B FC 93 C FC 92 B FC 92 C FC 91 X FC 92 3-2 2 HR 1B		4	1	1	0	0	1	1
2 Xander Bogaerts, R (1, 5) OBP: 0.391, SLG: 0.443	B FF 92 B SI 91 X FF 91 2-0 40 BB 15 BB 1B		B SI 89 S SI 89 C SL 81 S SI 92 1-3 ① K		C SL 81 F SL 81 F SI 91 S SI 90 0-3 ③ K			F FC 92 F SL 78 B FC 92 X FC 93 1-2 1-H HR		4	1	2	2	0	2	0
15 Dustin Pedroia, R (1, 4) OBP: 0.349, SLG: 0.379	B SI 88 D SI 89 C SI 88 B SI 88 C FF 90 B SI 89 4-2 40 BB 1-2 BB		B FF 92 C FF 92 B SL 82 X SI 88 2-1 34 BB 1B			C FF 90 F FF 93 S FF 93 0-3 ① K		C FC 93 X SL 81 0-1 ② G4-3		3	0	1	0	1	1	0
34 David Ortiz, L (1, 10) OBP: 0.370, SLG: 0.485	C SI 90 X SL 80 0-1 ② F8		B SI 90 B SI 90 B SI 90 B FF 92 4-0 40 G1-4-6-3 1-2 BB			S SL 78 B SI 91 B SI 89 X FF 92 2-1 40 G4-6-3 1B		B SL 86 C SL 85 X SI 92 1-1 ③ L8		3	0	1	0	1	0	2
40 A.J. Pierzynski, L (1, 2) OBP: 0.316, SLG: 0.410	S SI 90 F SI 90 B FF 93 B FF 92 F SI 89 B SI 92 F SI 92 B FF 92 4-2 1-2 2-3 BB		X FF 91 0-0 ② ③ G1-4-6-3 1-2f			F SI 90 D SL 80 X SI 90 1-1 ② ③ G4-6-3 1-2f			B KC 85 X FF 96 1-0 ① G4-3	3	0	0	0	1	0	3
5 Jonny Gomes, R (1, 7) OBP: 0.329, SLG: 0.382	B SI 90 B SI 90 B FF 90 C FF 89 C FF 89 C FF 91 3-3 ③ K			C FF 90 S SL 83 S SL 82 0-3 ① K			C SI 89 B SL 81 B SI 86 B SL 81 X FF 90 3-2 ① F7		C FF 96 B FF 96 C KC 88 S KC 88 1-3 ② K	4	0	0	0	0	3	3
38 Grady Sizemore, L (1, 9) OBP: 0.295, SLG: 0.346		C FF 90 B SI 91 F FF 91 B SL 81 F SI 89 X FF 91 2-2 ① P5		C SI 89 F FF 91 S SL 83 0-3 ② K			C SL 76 F SI 91 B FF 91 B SL 80 S SL 79 2-3 ② K		S FF 96 B FF 96 S FF 96 F FF 97 B KC 88 B KC 88 X FF 96 3-2 ③ P6	4	0	0	0	0	2	0
7 Stephen Drew, L (1, 6)		C FF 92 B SL 79 B FF 91 B SI 87 B FF 87 4-1 BB		C FF 92 C SL 83 S SL 82 0-3 ③ K			C SI 87 X SI 90 0-1 ③ G3			2	0	0	0	1	1	0
25 Jackie Bradley Jr., L (1, 8) OBP: 0.283, SLG: 0.300		C SI 87 T FF 92 B SI 90 T SI 88 1-2 ② K			C SI 85 X SL 80 0-1 ① L8			C FC 92 X FC 91 0-1 ① G4-3		3	0	0	0	0	1	1
Inning Stats	R: 0 E: 0 K: 2 S: 15 H: 1 LOB: 3 BB: 2 P: 28	R: 0 E: 0 K: 1 S: 11 H: 0 LOB: 1 BB: 1 P: 21	R: 0 E: 0 K: 1 S: 6 H: 1 LOB: 1 BB: 1 P: 13	R: 0 E: 0 K: 3 S: 9 H: 0 LOB: 0 BB: 0 P: 9	R: 0 E: 0 K: 1 S: 11 H: 0 LOB: 0 BB: 0 P: 11	R: 0 E: 0 K: 1 S: 7 H: 1 LOB: 0 BB: 0 P: 10	R: 0 E: 0 K: 1 S: 8 H: 0 LOB: 0 BB: 0 P: 13	R: 2 E: 0 K: 0 S: 12 H: 2 LOB: 0 BB: 0 P: 17	R: 0 E: 0 K: 1 S: 8 H: 0 LOB: 0 BB: 0 P: 13	1B: 4 2B: 0 3B: 0 HR: 1 SF: 0 SAC: 0 DP: 2 HBP: 0						

PITCHER		IP	WLS	BF	H	R	ER	SO	BB	IBB	HBP	BLK	WP	HR	S	P	ERA	WHIP
63 Justin Masterson, R ERA: 4.72	(1, 1)	7.0	W	26	3	0	0	10	4	0	0	0	0	0	67	105	0.00	1.000
27 Bryan Shaw, R ERA: 2.22	(8, 1)	0.2	H	4	2	2	2	0	0	0	0	0	0	1	10	14	27.00	3.000
35 Marc Rzepczynski, L ERA: 3.05	(8, 1)	0.1	H	1	0	0	0	0	0	0	0	0	0	0	2	3	0.00	0.000
37 Cody Allen, R ERA: 2.96	(9, 1)	1.0	S	3	0	0	0	1	0	0	0	0	0	0	8	13	0.00	0.000

PITCHER	IP	WLS	BF	H	R	ER	SO	BB	IBB	HBP	BLK	WP	HR	S	P	ERA	WHIP

Boston Red Sox @ Cleveland Indians

Progressive Field, Cleveland, OH

Mon Jun 02 2014, 7:06 PM - 9:27 PM EDT

Att. 14,078 - Partly Cloudy - 81 F

TOP

livebaseballscorecards.com

AB	30
R	2
H	5
RBI	2
BB	4
SO	11
LOB	10

WP: 0 PA: 34
PB: 0
SB: 0
CS: 0

Batter	1	2	3	4	5	6	7	8	9	AB	R	H	RBI	BB	SO	LOB
24 Michael Bourn, L (1, 8) OBP: 0.341, SLG: 0.423	C FF 90 B SI 91 B FF 92 B SI 92 B FF 92 4-1 22 G3 13 S 8 1B BB		B FF 91 X FF 90 1-0 13 1B 3B		D CU 80 F CU 79 X CU 79 1-1 13 G6-3 1-2 1B		C SI 92 1 SAFE B FC 85 X CU 80 1-1 ③ G6-3 1-2			3	2	2	0	1	0	1
13 Asdrúbal Cabrera, S (1, 6) OBP: 0.319, SLG: 0.371	B FF 91 B FC 83 F FC 84 F FF 92 S FF 93 2-3 ① K 1-2		B CU 80 B FC 87 X FC 85 2-0 23 G3-6-3 3-H 1B		X SI 93 0-0 ② ③ G6-3 1-2f			B CU 77 X FC 83 1-0 ① F8		4	0	1	1	0	1	3
23 Michael Brantley, L (1, 7) OBP: 0.368, SLG: 0.498	B FF 92 F CU 78 C FF 94 D FC 85 D FC 86 D CU 80 4-2 22 G3 8 1B BB		C FF 92 B SI 92 X FC 88 1-1 ① ② G3-6-3 1-2f			C CU 79 C FF 92 S FC 84 0-3 ① K		B CU 77 C CU 78 X FC 84 1-1 ② L7		3	1	0	0	1	1	1
22 Jason Kipnis, L (1, 4) OBP: 0.338, SLG: 0.364	B SI 92 C CU 78 D CU 80 X SI 92 2-1 ② G3 1-2 2-3		C CU 79 B CH 83 F CH 83 X FF 93 1-2 ③ G3-1			B FF 93 C CU 77 F CU 78 X FF 94 1-2 8 G3 8 S 1B		C FF 91 S FC 86 F CU 80 B FF 93 B FF 93 B SI 92 X FC 84 3-2 ③ G4-3		4	0	1	0	0	0	2
8 Lonnie Chisenhall, L (1, 3) OBP: 0.411, SLG: 0.537	X FF 93 0-0 2-H 3-H 1B			X FF 92 0-0 ① L7		C FF 93 F CU 80 D FC 86 X FC 85 1-2 ② G3 1-3				3	0	1	2	0	0	1
25 Jason Giambi, L (1, 10) OBP: 0.250, SLG: 0.323	C FF 93 X FF 93 0-1 ③ F7			C FF 93 B FF 94 C FF 94 X FF 94 1-2 ② L7		C CU 80 X FF 93 0-1 ③ G6-3				3	0	0	0	0	0	2
10 Yan Gomes, R (1, 2) OBP: 0.312, SLG: 0.424		C SI 90 C FF 92 S FF 93 0-3 ① K		B FC 86 F CU 78 F FF 93 F FC 85 B FC 85 X CU 80 2-2 ③ G6-3			B SI 92 X SI 92 1-0 ① F8			3	0	0	0	0	1	0
7 David Murphy, L (1, 9) OBP: 0.342, SLG: 0.436		X FF 92 0-0 4 G6-4-3 1B			C FF 92 B FF 93 F CU 81 X FC 86 1-2 4 FC5-4 1B		B CH 82 X CU 77 1-0 4 FC6-4 1B			3	0	3	0	0	0	0
4 Mike Aviles, R (1, 5) OBP: 0.304, SLG: 0.387		1 SAFE C FF 93 B SI 92 X SI 92 1-1 ② ③ G6-4-3 1-2f			X SI 92 0-0 ① FC5-4 24 1B 1-2f		1 SAFE C SI 92 X SI 91 0-1 ② FC6-4 24 S 1-2f			3	0	0	0	0	0	3
Inning Stats	R: 2 E: 0 K: 1 S: 11 H: 1 LOB: 1 BB: 2 P: 23	R: 0 E: 0 K: 1 S: 6 H: 1 LOB: 0 BB: 0 P: 7	R: 1 E: 0 K: 0 S: 7 H: 2 LOB: 0 BB: 0 P: 12	R: 0 E: 0 K: 0 S: 8 H: 0 LOB: 0 BB: 0 P: 11	R: 0 E: 0 K: 0 S: 7 H: 2 LOB: 1 BB: 0 P: 9	R: 0 E: 0 K: 1 S: 11 H: 1 LOB: 1 BB: 0 P: 13	R: 0 E: 0 K: 0 S: 6 H: 1 LOB: 1 BB: 0 P: 9	R: 0 E: 0 K: 0 S: 7 H: 0 LOB: 0 BB: 0 P: 12		1B: 7 2B: 0 3B: 1 HR: 0 SF: 0 SAC: 0 DP: 3 HBP: 0				WP: 0 PB: 0 SB: 3 CS: 0 PA: 31		

PITCHER	IP	WLS	BF	H	R	ER	SO	BB	IBB	HBP	BLK	WP	HR	S	P	ERA	WHIP
41 John Lackey, R (1, 1) ERA: 3.28	8.0	L	31	8	3	3	3	2	0	0	0	0	0	63	96	3.38	1.250

PITCHER	IP	WLS	BF	H	R	ER	SO	BB	IBB	HBP	BLK	WP	HR	S	P	ERA	WHIP

BOTTOM

Boston Red Sox @ Cleveland Indians

Progressive Field, Cleveland, OH

Mon Jun 02 2014, 7:06 PM - 9:27 PM EDT

Att. 14,078 - Partly Cloudy - 81 F

livebaseballscorecards.com

AB	29
R	3
H	8
RBI	3
BB	2
SO	3
LOB	13

Batter	1	2	3	4	5	6	7	8	9	AB	R	H	RBI	BB	SO	LOB
26 Brock Holt, L (1, 3) OBP: 0.371, SLG: 0.474	C SI 89 B SI 90 X SI 90 1-1 34 G6-3 2 HBP 1B		C SI 90 X SL 86 0-1 ① F7		X CH 80 0-0 ① B1-3	B SL 85 C SI 91 S SL 85 B SL 87 F SL 85 D SL 86 X SI 93 3-2 ③ G5-3 1-2		C SL 79 F FF 93 B FF 94 F SL 78 C SL 79 1-3 ② K		5	0	1	0	0	1	3
2 Xander Bogaerts, R (1, 5) OBP: 0.395, SLG: 0.464	C SI 91 F SL 85 H SI 92 1-2 34 G6-3 1-2 HBP		X SI 92 0-0 HR		C SI 90 B SL 85 T SL 86 X SI 92 1-2 ② G6-3		B SL 88 X FF 92 1-0 15 2B 2B	C KC 85 X FF 96 0-1 ③ F8		4	2	2	1	0	0	1
15 Dustin Pedroia, R (1, 4) OBP: 0.354, SLG: 0.385	C SI 90 F CH 82 X SL 86 0-2 ① L8		C SI 90 F CH 83 X SI 91 0-2 5 1B 1B		B SI 93 B SI 92 B SI 92 B SI 91 4-0 BB		X SL 88 0-0 2-H 2B		C FF 96 C KC 88 B FF 95 X KC 86 1-2 ① F8	4	0	2	1	1	0	2
34 David Ortiz, L (1, 10) OBP: 0.367, SLG: 0.475	C SI 91 B SL 86 C SI 93 F CH 84 X SL 87 1-2 ② G6-3 1-2 2-3		X SL 86 0-0 ② L6		B SI 93 F SI 91 B CH 83 F SL 86 F SI 94 B SL 88 F CH 84 F SL 87 F SI 94 3-2 ③ F SL 88 X SI 94 L8		I IN 78 I IN 80 I IN 78 I IN 76 4-0 IBB		S FF 96 X FF 97 0-1 ② F8	4	0	0	0	1	0	4
5 Jonny Gomes, R (1, 7) OBP: 0.333, SLG: 0.381 38 Grady Sizemore, L (9, PH) OBP: 0.294, SLG: 0.344	B CH 84 T SL 86 B CH 83 C SI 93 S SL 87 2-3 ③ K		C CH 83 X SI 92 0-1 1-2 1B			B SL 83 B SI 90 B CH 83 B SI 92 4-0 25 HBP 10 1B BB	B SL 87 B FF 92 S SL 89 X SL 89 2-1 ① F6		C KC 86 B KC 87 S FF 96 S KC 88 1-3 ③ K2-3	3 1	1 0	1 0	0 0	1 0	1 1	4 0
40 A.J. Pierzynski, L (1, 2) OBP: 0.315, SLG: 0.406		C SI 92 F SI 93 B SL 86 F SL 87 B SI 92 F CH 83 X SI 94 2-2 25 1B 1B	B SI 90 S SL 86 X SL 86 1-1 ③ F8			C SL 85 S SL 86 B SI 91 X SL 86 1-2 ① L8	B FF 95 F FF 94 S SL 80 B FF 95 F SL 79 S SL 82 2-3 ② K			4	0	1	0	0	1	5
68 Alex Hassan, R (1, 9) OBP: 0.250, SLG: 0.143		B SI 92 B SI 92 C CH 84 C CH 82 S SL 86 2-3 ① K		S CH 81 C SI 91 S SL 85 0-3 ① K		S SL 84 B SI 89 1 SAFE B SI 90 1 SAFE B CH 82 C CH 84 T SL 84 3-2 ② K	S FF 95 B FF 95 B SL 79 C FF 93 S FF 94 2-3 ③ K			4	0	0	0	0	4	4
25 Jackie Bradley Jr., L (1, 8) OBP: 0.287, SLG: 0.301		B SI 93 B SI 92 X SI 92 2-0 10 G4-6-3 1-2 1B		C SL 87 F CU 77 X SI 94 0-2 ② G4-3		1 SAFE S SL 84 D SI 91 H SI 91 2-1 10 1B 1-2 HBP		C FF 93 B FF 93 S FF 93 B FF 92 X FF 94 2-2 ① G4-3		3	0	1	0	0	0	0
10 Jonathan Herrera, S (1, 6) OBP: 0.305, SLG: 0.231		C CH 83 S SL 85 X SL 86 0-2 ②③ G4-6-3 1-2f		B SI 92 B SI 93 C CH 83 X SI 92 2-1 ③ G5-3		C SI 92 X SL 85 0-1 26 WP 1-3 2-H 1B		B FF 94 C FF 93 X FF 93 1-1 1B		4	0	2	1	0	0	2
Inning Stats	R: 0 E: 0 K: 1 S: 14 H: 1 LOB: 2 BB: 0 P: 19	R: 0 E: 0 K: 1 S: 12 H: 2 LOB: 1 BB: 0 P: 18	R: 1 E: 0 K: 0 S: 11 H: 3 LOB: 2 BB: 0 P: 12	R: 0 E: 0 K: 1 S: 8 H: 0 LOB: 0 BB: 0 P: 10	R: 0 E: 0 K: 0 S: 12 H: 0 LOB: 1 BB: 1 P: 20	R: 1 E: 0 K: 1 S: 13 H: 1 LOB: 2 BB: 1 P: 26	R: 1 E: 0 K: 2 S: 11 H: 2 LOB: 2 BB: 1 P: 22	R: 0 E: 0 K: 1 S: 11 H: 1 LOB: 1 BB: 0 P: 15	R: 0 E: 0 K: 1 S: 8 H: 0 LOB: 0 BB: 0 P: 10	1B: 7 2B: 2 3B: 0 HR: 1 SF: 0 SAC: 0 DP: 1 HBP: 2						

PITCHER		IP	WLS	BF	H	R	ER	SO	BB	IBB	HBP	BLK	WP	HR	S	P	ERA	WHIP
58 TJ House, L ERA: 3.79	(1, 1)	5.2		25	6	2	2	4	2	0	1	0	0	1	63	93	3.18	1.412
35 Marc Rzepczynski, L ERA: 3.0	(6, 1)	0.1	H	3	1	0	0	0	0	0	1	0	1	0	7	12	0.00	3.000
48 Scott Atchison, R ERA: 2.81	(7, 1)	0.1	B	4	2	1	1	0	0	1	0	0	0	0	4	11	27.00	6.000
50 Nick Hagadone, L ERA:	(7, 1)	1.1	W	5	1	0	0	3	0	0	0	0	0	0	16	24	0.00	0.750
37 Cody Allen, R ERA: 2.81	(8, 1)	1.1	S	4	0	0	0	1	0	0	0	0	0	0	10	12	0.00	0.000

PITCHER	IP	WLS	BF	H	R	ER	SO	BB	IBB	HBP	BLK	WP	HR	S	P	ERA	WHIP

TOP

Boston Red Sox @ Cleveland Indians

Progressive Field, Cleveland, OH

Tue Jun 03 2014, 7:06 PM - 10:14 PM EDT

Att. 18,738 - Clear - 73 F

livebaseballscorecards.com

AB	36
R	3
H	10
RBI	3
BB	3
SO	8
LOB	25

WP: 1	PA: 41		
PB: 0			
SB: 0			
CS: 0			

Boston Red Sox @ Cleveland Indians

Progressive Field, Cleveland, OH

Tue Jun 03 2014, 7:06 PM - 10:14 PM EDT

Att. 18,738 - Clear - 73 F

livebaseballscorecards.com

Batter	1	2	3	4	5	6	7	8	9	AB	R	H	RBI	BB	SO	LOB
24 Michael Bourn, L (1, 8) OBP: 0.344, SLG: 0.431	C SI 88 B CU 77 T FC 86 X FC 86 1-2 13 1B 23 1B 1B	C CU 78 B CH 81 S CH 81 F CH 82 B FF 91 D CH 83 F FC 88 X CH 83 3-2 ② G3			B SI 88 C FF 89 X FC 86 1-1 ② G3		B FF 93 C SL 86 B SL 84 X FF 94 2-1 1-H 2-H 2B			4	1	2	2	0	0	1
13 Asdrúbal Cabrera, S (1, 6) OBP: 0.317, SLG: 0.369	C SI 90 F SI 90 F FC 87 B SI 91 B FC 87 X FC 86 3-2 22 1B 23 1B 8 1B 1-3 1B	C FF 90 F FC 87 B FF 91 F CH 83 B FC 87 B SI 91 F SL 82 X FF 90 3-2 ③ L9			C FC 87 F FF 90 F FF 90 F FF 89 B SL 84 B CH 81 B CH 81 S CU 80 3-3 ③ K		B FF 94 F FF 94 B FF 93 S SL 84 F SL 87 F SL 85 C FF 95 2-3 ② K			4	1	1	0	0	2	2
23 Michael Brantley, L (1, 7) OBP: 0.366, SLG: 0.493	B SI 90 X FC 86 1-0 8 1B 22 1B 9 G6-4-3 1-2 3-H 1B		B FC 85 F FC 86 B FF 90 B FC 85 X FF 89 3-1 ① G3-1			C SI 87 B FS 86 X SI 88 1-1 ① F8	B SL 86 S FF 94 S SL 85 B FF 96 T FF 96 2-2 ③ K			4	1	1	1	0	1	1
22 Jason Kipnis, L (1, 4) OBP: 0.343, SLG: 0.368	X SI 90 0-0 9 G6-4-3 8 1B 1-2 2-3 1B		C CU 80 B FF 90 C FF 90 B SI 90 S CH 82 2-3 ② K			B SI 88 C SI 87 F SL 85 X CH 81 1-2 ② G4-3		X SL 83 0-0 7 1B 9 S 1B		4	0	2	0	0	1	0
8 Lonnie Chisenhall, L (1, 3) OBP: 0.413, SLG: 0.536	F CU 79 S FC 86 D FC 86 X FF 91 1-2 9 G6-4-3 1-2 2-3 3-H 1B		B SI 90 C FF 90 F FC 87 X CH 83 1-2 ③ F8			B SI 88 F CU 78 B FF 88 F SI 88 F FF 89 F FF 89 B CH 81 F CH 82 F FC 85 3-2 X SI 88 1B			F FF 88 T FF 88 X SI 90 0-2 ① P5		4	0	2	1	0	0	1
9 Ryan Raburn, R (1, 10) OBP: 0.264, SLG: 0.273	X SI 91 0-0 ① ② G6-4-3 1-2f 2-3 3-H		C FF 88 X FF 88 0-1 ① F7			X FF 89 0-0 ③ G6-3		F SI 88 S SI 90 B SI 91 F SI 90 D SL 86 1 SAFE X FF 90 2-2 FC5 7 1B 1-2		4	0	0	0	0	0	4
7 David Murphy, L (1, 9) OBP: 0.345, SLG: 0.435	B SI 90 C FF 90 C FF 90 B FF 90 F FC 88 S CH 82 2-3 ③ K		B CU 78 X CH 81 1-0 ② F8				B FS 86 C FS 87 B FS 86 B SI 87 F FF 87 B FF 87 4-2 4 FC1-5 10 1B BB	C FF 89 F SI 90 F SI 90 X SI 90 0-2 10 G6-4-3 1-2 2-3 1B		3	0	1	0	1	1	1
10 Yan Gomes, R (1, 2) OBP: 0.316, SLG: 0.426		C FF 88 X SI 88 0-1 E1 4 SH3-4 1B			X FF 89 0-0 ③ P6		B FC 86 C SI 90 X SI 88 1-1 4 FC1-5 24 2B 1-2 1B	C SI 91 X SI 91 0-1 ② ③ G6-4-3 1-2f		4	1	2	0	0	0	3
4 Mike Aviles, R (1, 5) OBP: 0.300, SLG: 0.382		X SI 89 0-0 ① SH3-4 2-3			C FF 88 S SL 84 X FC 86 0-2 ① L8		L SI 89 X SI 87 0-1 ① FC1-5 24 2B 1-2 2-3f			2	1	0	0	0	0	2
Inning Stats	R: 3 E: 0 K: 1 S: 17 H: 5 LOB: 1 BB: 0 P: 25	R: 0 E: 1 K: 0 S: 13 H: 1 LOB: 1 BB: 0 P: 19	R: 0 E: 0 K: 1 S: 8 H: 0 LOB: 0 BB: 0 P: 14	R: 0 E: 0 K: 0 S: 4 H: 0 LOB: 0 BB: 0 P: 5	R: 0 E: 0 K: 1 S: 10 H: 0 LOB: 0 BB: 0 P: 14	R: 0 E: 0 K: 0 S: 13 H: 1 LOB: 1 BB: 0 P: 18	R: 2 E: 0 K: 2 S: 16 H: 2 LOB: 1 BB: 1 P: 27	R: 0 E: 0 K: 0 S: 14 H: 2 LOB: 2 BB: 0 P: 16		1B: 10 2B: 1 3B: 0 HR: 0 SF: 0 SAC: 1 DP: 2 HBP: 0						

	AB	33
	R	5
	H	11
	RBI	4
	BB	1
	SO	5
	LOB	15

PITCHER		IP	WLS	BF	H	R	ER	SO	BB	IBB	HBP	BLK	WP	HR	S	P	ERA	WHIP
44 Jake Peavy, R ERA: 4.72	(1, 1)	6.1	L	27	8	5	5	3	1	0	0	0	0	0	71	106	7.11	1.421
30 Andrew Miller, L ERA: 2.55	(7, 1)	0.2		3	1	0	0	2	0	0	0	0	0	0	10	16	0.00	1.500
32 Craig Breslow, L ERA: 4.91	(8, 1)	0.1		4	2	0	0	0	0	0	0	0	0	0	12	14	0.00	6.000
35 Burke Badenhop, R ERA: 1.97	(8, 1)	0.2		1	0	0	0	0	0	0	0	0	0	0	2	2	0.00	0.000

PITCHER	IP	WLS	BF	H	R	ER	SO	BB	IBB	HBP	BLK	WP	HR	S	P	ERA	WHIP

Batter	1	2	3	4	5	6	7	8	9	10	11	12	AB	R	H	RBI	BB	SO	LOB
26 Brock Holt, L (1, 3) OBP: 0.360, SLG: 0.455	C SI 93 B SI 93 B SL 88 X SI 93 2-1 L4 ①		C SL 86 X SI 93 0-1 F8 ①		C SI 93 B CH 86 C SL 88 X CU 83 1-2 G4-3 ③		X SL 86 0-0 2 WP 2-H 3-H 1B		1 SAFE C SL 82 X SL 83 0-1 F9 ③			C CH 87 C CU 83 S SL 84 0-3 K2-3 ①	6	0	1	2	0	1	1
2 Xander Bogaerts, R (1, 5) OBP: 0.389, SLG: 0.453	C SI 93 B SL 87 X SI 93 1-1 F8 ②		C SL 88 C CU 81 F CU 83 F FF 94 X SL 89 0-2 F8 ②			C SI 92 H SI 92 1-1 34 HR HBP	S SL 87 S CU 79 B CU 80 S SL 88 1-3 K 1-2 ②			B FC 93 F FC 93 F FC 93 X SL 82 1-2 G1-3 ①		X FF 95 0-0 P6 ②	5	1	0	0	0	1	1
15 Dustin Pedroia, R (1, 4) OBP: 0.350, SLG: 0.380	B SI 93 B SI 93 S SL 89 B SI 94 X SI 94 3-1 1B		C SI 93 B SI 93 B SL 87 X SL 89 2-1 G5-3 ③			D SI 92 D SI 91 F SL 87 B SL 88 X SI 92 3-1 L9 ①	B CU 81 C FF 92 D CU 82 B SL 87 X FF 93 3-1 F9 ③			C FC 94 S SL 83 F FC 94 B FC 94 F SL 83 F FC 94 B FC 95 S SL 83 2-3 K ②		B CU 81 T FF 94 B SL 85 S FF 96 S SL 88 2-3 K ③	6	0	1	0	0	2	2
34 David Ortiz, L (1, 10) OBP: 0.371, SLG: 0.490	C SI 92 X SL 86 0-1 G4-3 ③			C CU 80 B SI 93 B SL 90 B SI 94 B SI 94 4-1 40 FC4-6 BB		S SI 92 C CH 86 F CU 83 X FF 93 0-2 1-H HR		C FF 94 X SL 79 0-1 G1-6-3 ①		B FC 95 C SL 82 B SL 81 X FC 95 2-1 1B			4	1	2	2	1	0	1
40 A.J. Pierzynski, L (1, 2) 3 David Ross, R (6, 2) OBP: 0.219, SLG: 0.294		X SI 90 0-0 25 WP 2B		C SL 86 X CH 85 0-1 FC4-6 38 G3-1 1-2f ①		S CH 86 X SL 88 0-1 G4-3 ②		C FF 94 B FF 95 F FF 94 B SL 82 S FF 94 2-3 K ②		B FC 94 F FC 84 S SL 82 F FC 94 B SL 81 B FC 95 F FC 94 S FC 92 3-3 K ③			3 2	0 0	1 0	0 0	0 0	0 2	1 1
38 Grady Sizemore, L (1, 9) OBP: 0.289, SLG: 0.337 5 Jonny Gomes, R (8, PH) OBP: 0.335, SLG: 0.378 (8, 7)		C SI 91 S SL 88 B SI 92 C CU 81 1-3 K ①		X SL 87 0-0 G3-1 1-2 ②		C SI 92 C CU 82 B CU 82 X SI 92 1-2 L7 ③		B SL 89 C FF 92 C FF 95 B CU 79 C CU 77 2-3 K ③			B FF 95 H FF 94 2-0 7 FC5-6 HBP		3 1	0 0	0 0	0 0	0 1	1 0	2 0
7 Stephen Drew, L (1, 6)		C CU 85 X SI 92 0-1 G1-3 ②		B SI 92 S SL 87 B SI 92 F SL 87 S CU 82 2-3 K ③			C SI 91 S CH 86 B CU 81 B SL 89 B CU 82 B CU 83 4-2 25 SH1-3 29 1B 26 1B BB		C FF 93 B SL 89 F FF 94 B CU 77 B FF 96 T FF 95 3-2 K ①		B FF 95 C FF 94 B FF 94 X FF 95 2-1 FC5-6 1-2f ①		4	1	0	0	1	2	3
29 Daniel Nava, S (1, 7) OBP: 0.231, SLG: 0.235 (8, 9)		C SL 86 B CU 80 F SI 93 H SI 94 2-2 25 WP HBP			C SI 90 S CH 84 C CU 81 0-3 K ①		F SL 88 B SI 92 C SI 92 F SL 88 B CU 82 F SI 93 X SL 90 2-2 25 SH1-3 26 1B 1-2 1B			B SI 91 B FF 93 B SI 91 C FF 92 X FF 91 3-1 F9 ②	1 SAFE C FF 95 D CH 86 B FF 95 F FF 94 S CU 83 2-3 K ②		4	1	1	0	0	2	1
25 Jackie Bradley Jr., L (1, 8) OBP: 0.286, SLG: 0.299		F SI 92 B SL 88 B SI 94 F SL 88 C CU 83 2-3 K 1-2 2-3 ③			B CU 85 B SI 92 C SI 91 B SL 88 X SI 91 3-1 F7 ②		D CU 81 C SI 92 X SL 87 1-1 SH1-3 1-2 2-3 ①		F FF 92 X SL 78 0-1 1B		C FF 94 C CH 88 S CU 83 0-3 K ③		4	0	1	0	0	2	3
Inning Stats	R: 0 E: 0 K: 0 S: 8 H: 1 LOB: 1 BB: 0 P: 14	R: 0 E: 0 K: 2 S: 11 H: 1 LOB: 2 BB: 0 P: 16	R: 0 E: 0 K: 0 S: 9 H: 0 LOB: 0 BB: 0 P: 11	R: 0 E: 0 K: 1 S: 7 H: 0 LOB: 1 BB: 1 P: 13	R: 0 E: 0 K: 1 S: 8 H: 0 LOB: 0 BB: 0 P: 12	R: 2 E: 0 K: 0 S: 12 H: 1 LOB: 0 BB: 0 P: 17	R: 2 E: 0 K: 1 S: 15 H: 2 LOB: 1 BB: 1 P: 26	R: 0 E: 0 K: 2 S: 8 H: 0 LOB: 0 BB: 0 P: 12	R: 0 E: 0 K: 1 S: 9 H: 1 LOB: 1 BB: 0 P: 15	R: 0 E: 0 K: 2 S: 16 H: 1 LOB: 1 BB: 0 P: 24	R: 0 E: 0 K: 2 S: 8 H: 0 LOB: 1 BB: 0 P: 14	R: 0 E: 0 K: 2 S: 7 H: 0 LOB: 0 BB: 0 P: 9	1B: 5 2B: 1 3B: 0 HR: 1	SF: 0 SAC: 1 DP: 0 HBP: 3	WP: 2 PB: 0 SB: 0 CS: 0	PA: 48			

PITCHER		IP	WLS	BF	H	R	ER	SO	BB	IBB	HBP	BLK	WP	HR	S	P	ERA	WHIP
28 Corey Kluber, R ERA: 3.23	(1, 1)	6.1		28	5	4	4	4	2	0	2	0	1	0	65	100	5.68	1.105
48 Scott Atchison, R ERA: 2.73	(7, 1)	0.2		2	0	0	0	1	0	0	0	0	1	0	5	9	0.00	0.000
50 Nick Hagadone, L ERA:	(8, 1)	0.2		2	0	0	0	1	0	0	0	0	0	0	5	7	0.00	0.000
44 John Axford, R ERA: 3.63	(8, 1)	0.2		2	0	0	0	2	0	0	0	0	0	0	6	11	0.00	0.000
88 Josh Outman, L ERA: 2.79	(9, 1)	0.2		3	1	0	0	0	0	0	0	0	0	0	6	9	0.00	1.500

PITCHER		IP	WLS	BF	H	R	ER	SO	BB	IBB	HBP	BLK	WP	HR	S	P	ERA	WHIP
27 Bryan Shaw, R ERA: 2.15	(10, 1)	1.0		4	1	0	0	2	0	0	0	0	0	0	16	24	0.00	1.000
59 Carlos Carrasco, R ERA: 4.97	(11, 1)	2.0	W	7	0	0	0	4	0	0	1	0	0	0	15	23	0.00	0.000

TOP

Boston Red Sox @ Cleveland Indians

Progressive Field, Cleveland, OH

Wed Jun 04 2014, 9:34 PM - 2:02 AM EDT

Att. 20,209 - Overcast - 61 F

livebaseballscorecards.com

AB	42
R	4
H	7
RBI	4
BB	2
SO	14
LOB	16

Boston Red Sox @ Cleveland Indians

Progressive Field, Cleveland, OH

Wed Jun 04 2014, 9:34 PM - 2:02 AM EDT

Att. 20,209 - Overcast - 61 F

livebaseballscorecards.com

BOTTOM

Batter	1	2	3	4	5	6	7	8	9	10	11	12	AB	R	H	RBI	BB	SO	LOB
24 Michael Bourn, L (1, 8) OBP: 0.339, SLG: 0.422	B FF 89 C FF 89 X FC 88 1-1 F7 ①		B FC 85 X FC 87 1-0 F8 ②		C FC 86 B KC 76 B FF 90 X CH 86 2-1 G4-3 ③		C FF 88 C CU 75 B SL 87 S CH 76 1-3 K ②			S FS 80 F FF 88 B FS 80 B FS 79 F FS 80 B FF 88 X FS 79 3-2 G4-3 ①		B FS 84 C FS 84 B FS 84 F FF 91 F FS 85 F FS 86 F FS 85 X FS 86 2-2 13 HR 1-3 1B	6	1	1	0	0	1	1
13 Asdrúbal Cabrera, S (1, 6) OBP: 0.322, SLG: 0.384	B FF 91 X FC 88 1-0 23 S 23 1B 1B		B FF 90 B FF 90 F FF 89 L CH 86 F KC 76 S KC 78 2-3 K ③			B FC 85 B FC 84 B CH 88 B FF 88 4-0 23 1B 22 1B BB	B SI 89 B CH 78 F SI 89 F SI 89 T FF 89 2-2 K ③			B SI 88 B FF 87 X FF 88 2-0 F9 ②		C FS 85 X FS 86 0-1 1-H 3-H HR	5	3	2	3	1	2	0
23 Michael Brantley, L (1, 7) OBP: 0.371, SLG: 0.496	B FF 90 B FC 86 S FC 86 B FF 91 C FF 90 X FC 87 3-2 1-H 1B			X FF 88 0-0 22 FC3-6 1B		1 SAFE B FF 89 B FF 89 C FC 85 C FF 89 F KC 76 1 SAFE B FC 84 X FC 85 3-2 8 1B 22 1B 7 1B 1-3 1B		C FF 88 F CH 77 X SI 87 0-2 G3-1 ①		B SI 87 C FF 88 B FF 87 S FS 79 T SI 89 2-2 K ③				5	1	3	1	0	1	0
22 Jason Kipnis, L (1, 4) OBP: 0.345, SLG: 0.364	C FF 90 B FF 91 S KC 75 B FF 91 X KC 77 2-2 L4 ②			C FF 89 F FF 90 F FF 91 X FC 85 0-2 FC3-6 ① 1-2f		1 SAFE C CU 75 X SI 90 0-1 8 1B 7 1B 1-2 3-H 1B		S SI 88 F SI 88 B FF 90 F SL 87 X CH 77 1-2 P5 ②			C FF 87 B FS 79 F FS 80 B SI 88 B FS 80 B FS 80 4-2 8 SH3 BB		4	1	1	1	1	0	2
8 Lonnie Chisenhall, L (1, 3) OBP: 0.409, SLG: 0.528	1 SAFE S CH 85 F FF 90 X FF 91 0-2 G1-3 ③			1 SAFE 1 SAFE B FF 90 F FC 86 S FF 90 X FF 91 1-2 F8 ②		X SI 90 0-0 7 1B 10 FC5-2-5 1-2 2-3 1B		C FF 90 X SI 90 0-1 L1 ③			B FF 86 X FS 78 1-0 SH3 ① 1-2		4	0	1	0	0	0	2
7 David Murphy, L (1, 9) OBP: 0.341, SLG: 0.429		B FF 89 T CH 85 F KC 74 F FC 86 B KC 78 F FC 87 S FF 91 2-3 K ①		B CH 83 F FC 85 1 SAFE F FF 90 X FF 92 1-2 F7 ③		C SI 91 F SI 90 F SI 81 B SI 93 X SL 78 1-2 10 FC5-2-5 1-3 2-H 3-H 1B			B CU 74 B FF 93 F FF 94 X FF 95 2-1 L9 ①		F FF 87 X FF 87 0-1 P6 ②		5	0	1	2	0	1	2
10 Yan Gomes, R (1, 2) OBP: 0.313, SLG: 0.417		B FF 91 S FC 85 F FF 90 F KC 76 F FF 91 S FC 87 1-3 K ②		B FF 89 C FF 90 B FC 86 B FC 84 B FF 90 4-1 4 G6-3 BB		C SI 89 B SI 90 X SI 89 1-1 FC5-2-5 25 G4-6-3 1-2 3-H			B FF 94 F CU 74 B FF 94 S FF 94 B FF 95 S FO 87 3-3 K ②		C FF 88 B FF 88 B FF 88 C SI 87 S FS 79 2-3 K ③		4	0	0	0	1	3	3
25 Jason Giambi, L (1, 10) OBP: 0.250, SLG: 0.343 9 Ryan Raburn, R (9, PR) OBP: 0.262, SLG: 0.270 (10, 10)		B FF 91 B FC 86 S FF 90 X FF 91 2-1 G6-3 ③			C FF 89 B FF 90 X FF 90 1-1 F7 ①	S SI 88 X SI 89 0-1 G4-6-3 1-2f ② ③			B FF 94 F FF 94 X FF 93 1-1 2B		B SL 80 C SL 80 C FS 86 C FS 85 1-3 K ①	4 1	0 0	1 0	0 0	0 0	0 1	3 0
4 Mike Aviles, R (1, 5) OBP: 0.297, SLG: 0.376			B FC 84 F FF 90 X CH 87 1-1 P5 ①		B FC 85 1 SAFE X FC 85 1-0 G6-3 ② 1-2		X SI 88 0-0 G5-3 ①			C CU 75 B FF 94 B FF 85 X FO 85 2-1 F8 ③		B SL 80 X SL 81 1-0 24 1B 13 HR 1B	5	1	1	0	0	0	2

Inning Stats	1	2	3	4	5	6	7	8	9	10	11	12
	R: 1 E: 0 K: 0 S: 12 H: 2 LOB: 1 BB: 0 P: 19	R: 0 E: 0 K: 2 S: 12 H: 0 LOB: 0 BB: 0 P: 17	R: 0 E: 0 K: 1 S: 7 H: 0 LOB: 0 BB: 0 P: 11	R: 0 E: 0 K: 0 S: 11 H: 1 LOB: 1 BB: 0 P: 13	R: 0 E: 0 K: 0 S: 6 H: 0 LOB: 1 BB: 1 P: 14	R: 3 E: 0 K: 0 S: 15 H: 4 LOB: 1 BB: 1 P: 24	R: 0 E: 0 K: 2 S: 7 H: 0 LOB: 0 BB: 0 P: 10	R: 0 E: 0 K: 0 S: 9 H: 0 LOB: 0 BB: 0 P: 10	R: 0 E: 0 K: 1 S: 9 H: 1 LOB: 1 BB: 0 P: 17	R: 0 E: 0 K: 1 S: 8 H: 0 LOB: 0 BB: 0 P: 15	R: 0 E: 0 K: 1 S: 8 H: 0 LOB: 1 BB: 1 P: 15	R: 3 E: 0 K: 1 S: 12 H: 3 LOB: 0 BB: 0 P: 16

1B: 9	SF: 0	WP: 0
2B: 1	SAC: 1	PB: 0
3B: 0	DP: 1	SB: 1
HR: 1	HBP: 0	CS: 0

PA: 47

AB	43
R	7
H	11
RBI	7
BB	3
SO	9
LOB	15

PITCHER	IP	WLS	BF	H	R	ER	SO	BB	IBB	HBP	BLK	WP	HR	S	P	ERA	WHIP
67 Brandon Workman, R (1, 1) ERA: 3.74	5.0		21	4	3	3	3	2	0	0	0	0	0	52	85	5.40	1.200
55 Chris Capuano, L (6, 1) ERA: 2.28	0.0	B	3	3	1	1	0	0	0	0	0	0	0	7	8	∞	∞
35 Burke Badenhop, R (6, 1) ERA: 1.89	1.1		3	0	0	0	0	0	0	0	0	0	0	5	6	0.00	0.000
32 Craig Breslow, L (7, 1) ERA: 4.5	1.2		5	0	0	0	2	0	0	0	0	0	0	15	19	0.00	0.000
36 Junichi Tazawa, R (9, 1) ERA: 2.08	1.0		4	1	0	0	1	0	0	0	0	0	0	9	17	0.00	1.000

PITCHER	IP	WLS	BF	H	R	ER	SO	BB	IBB	HBP	BLK	WP	HR	S	P	ERA	WHIP
19 Koji Uehara, R (10, 1) ERA: 0.7	2.0		7	0	0	0	2	1	0	0	0	0	0	16	30	0.00	0.500
54 Edward Mujica, R (12, 1) ERA: 7.29	0.1	L	4	3	3	3	1	0	0	0	0	0	1	12	16	81.00	9.000

Boston Red Sox @ Detroit Tigers

Comerica Park, Detroit, MI

Fri Jun 06 2014, 7:09 PM - 9:57 PM EDT

Att. 39,762 - Clear - 77 F

TOP

livebaseballscorecards.com

Batter	1	2	3	4	5	6	7	8	9	AB	R	H	RBI	BB	SO	LOB
26 Brock Holt, L (1, 3) OBP: 0.357, SLG: 0.448	C SI 88 F SI 90 X FC 84 0-2 2 2B 1B		C SI 90 C SI 91 B SI 91 S KC 79 1-3 ② K2-3		F SI 91 X KC 78 0-1 ③ G4-3		X FF 93 0-0 ③ G6-3			4	1	1	0	0	1	2
2 Xander Bogaerts, R (1, 5) OBP: 0.387, SLG: 0.454	C SI 89 F FC 84 1 SAFE X FC 84 0-2 34 G5-3 1-H 2B		B SI 90 C KC 77 B SI 90 C SI 89 F KC 78 X SI 91 2-2 ③ G5-3			C KC 74 B SI 89 X SI 89 1-1 ① F9		B FF 94 B FF 92 C SL 82 X CU 78 2-1 ① G6-3		4	0	1	1	0	0	0
15 Dustin Pedroia, R (1, 4) OBP: 0.344, SLG: 0.373	C SI 90 F SI 90 X SI 91 0-2 ① P3			C SI 88 B CH 78 C SI 90 B KC 79 F KC 78 F SI 92 F CH 80 F SI 91 B KC 78 3-2 X SI 91 ① F7		C SI 88 B FC 84 S FC 84 F SI 91 X SI 92 1-2 34 1B 5 SF8 E6		B SL 82 C SL 82 F SL 84 X FF 95 1-2 ② L9		4	1	0	0	0	0	1
34 David Ortiz, L (1, 10) OBP: 0.369, SLG: 0.486	B KC 77 X KC 76 1-0 ② G5-3 2-3			B FC 86 F SI 91 B SI 91 X FC 84 2-1 ② G3-1		S SI 90 B SI 91 D FC 84 X KC 76 2-1 1-3 1B		B CU 78 B CU 78 C FF 92 F SL 84 F FF 94 F CU 79 X FF 94 2-2 ③ G6-3		4	0	1	0	0	0	1
5 Jonny Gomes, R (1, 7) OBP: 0.335, SLG: 0.387 29 Daniel Nava, S (9, PH) OBP: 0.228, SLG: 0.232	C SI 90 B SI 91 S KC 77 C KC 78 1-3 ③ K			C KC 76 B CH 80 X SI 90 1-1 2B		C SI 90 S KC 76 F SI 92 F KC 77 F SI 92 D FC 84 F KC 77 F SI 91 D CH 80 3-2 ② F KC 79 B FC 85 X FC 85 3-H SF8			B FF 92 C FF 91 S CU 82 S SL 87 1-3 ① K	2 1	0 0	1 0	1 0	0 0	1 1	1 0
40 A.J. Pierzynski, L (1, 2) OBP: 0.309, SLG: 0.401		C SI 88 S FC 84 B SI 91 B FC 86 B SI 91 X SI 91 3-2 ① P6		X FC 85 0-0 ③ G4-3		X KC 78 0-0 ③ G4-3			C SI 92 X FF 92 0-1 ② G6-3	4	0	0	0	0	0	2
38 Grady Sizemore, L (1, 9) OBP: 0.293, SLG: 0.337		B SI 90 B SI 90 F SI 90 B SI 91 B SI 90 4-1 10 FC5-4 BB	C SI 88 X KC 76 0-1 ① L9				B FF 92 F FF 93 C FF 93 B CU 81 F CU 79 B FF 94 C FF 94 3-3 ① K		B FF 92 B SI 90 C FF 91 X FF 91 2-1 1B	3	0	1	0	1	1	0
10 Jonathan Herrera, S (1, 6) OBP: 0.317, SLG: 0.268		1 SAFE 1 SAFE C SI 89 X KC 77 0-1 ② FC5-4 25 CS 1-2f	B SI 89 B SI 89 C SI 88 X SI 89 2-1 2B				C FF 94 X CU 79 0-1 1B		B FF 92 X SI 91 1-0 ③ G1-3	4	0	2	0	0	0	2
25 Jackie Bradley Jr., L (1, 8) OBP: 0.282, SLG: 0.294		B SI 89 1 SAFE C KC 78 F KC 77 1 SAFE 1-2 ③ CS 1-2	C KC 75 B SI 90 S SI 90 C SI 91 1-3 ① K		B KC 77 T FC 83 S SI 90 F FC 85 S KC 78 1-3 ② K		C CU 79 B FF 94 F FF 93 S FF 93 1-3 ② K			3	0	0	0	0	3	2

Inning Stats																				
	R: 1	H: 2	R: 0	H: 0	R: 0	H: 0	R: 0	H: 1	R: 0	H: 1	R: 1	H: 1	R: 0	H: 1	R: 0	H: 0	R: 0	H: 1	1B: 4	SF: 1	WP: 0	PA: 36
	E: 0	LOB: 1	E: 0	LOB: 0	E: 0	LOB: 1	E: 0	LOB: 1	E: 0	LOB: 1	E: 1	LOB: 1	E: 0	LOB: 1	E: 0	LOB: 0	E: 0	LOB: 1	2B: 3	SAC: 0	PB: 0	
	K: 1	BB: 0	K: 0	BB: 1	K: 2	BB: 0	K: 0	BB: 0	K: 1	BB: 0	K: 0	BB: 0	K: 2	BB: 0	S: 10	BB: 0	K: 1	BB: 0	3B: 0	DP: 0	SB: 0	
	S: 13	P: 15	S: 8	P: 16	S: 10	P: 14	S: 12	P: 18	S: 10	P: 13	S: 18	P: 25	S: 10	P: 14	S: 10	P: 15	S: 8	P: 12	HR: 0	HBP: 0	CS: 1	

PITCHER		IP	WLS	BF	H	R	ER	SO	BB	IBB	HBP	BLK	WP	HR	S	P	ERA	WHIP
33 Drew Smyly, L ERA: 3.81	(1, 1)	6.0	W	24	5	2	1	4	1	0	0	0	0	0	71	101	1.50	1.000
46 Ian Krol, L ERA: 2.18	(7, 1)	1.0	H	4	1	0	0	2	0	0	0	0	0	0	10	14	0.00	1.000
44 Joba Chamberlain, R ERA: 2.49	(8, 1)	1.0	H	3	0	0	0	0	0	0	0	0	0	0	10	15	0.00	0.000
36 Joe Nathan, R ERA: 6.55	(9, 1)	1.0		4	1	0	0	1	0	0	0	0	0	0	8	12	0.00	1.000

PITCHER		IP	WLS	BF	H	R	ER	SO	BB	IBB	HBP	BLK	WP	HR	S	P	ERA	WHIP

AB	33
R	2
H	7
RBI	2
BB	1
SO	7
LOB	11

Batter	1	2	3	4	5	6	7	8	9	AB	R	H	RBI	BB	SO	LOB
3 Ian Kinsler, R (1, 4) OBP: 0.329, SLG: 0.463	C FF 92 X FF 94 0-1 ① G4-3		1 SAFE 1 SAFE D FF 94 1 SAFE X FF 93 1-0 ②③ G6-4-3 1-2f		B SL 79 X CH 85 1-0 HR		X SI 90 0-0 ① G6-3			4	1	1	1	0	0	1
48 Torii Hunter, R (1, 9) OBP: 0.295, SLG: 0.460	C FF 94 B FF 94 F SI 92 X CH 88 1-2 ② G6-3			B FF 94 S CH 84 S CH 87 X SI 96 1-2 24 1B 41 SF8-6-3 1B	B CH 88 X FF 96 1-0 HR		F SI 89 X SI 89 0-1 24 G1-6-3 1B			4	2	3	1	0	0	0
24 Miguel Cabrera, R (1, 3) OBP: 0.365, SLG: 0.545	X FF 94 0-0 ③ F8			B SI 95 C CH 85 F FF 95 F CH 87 B CH 88 1 SAFE X CH 89 2-2 41 SF8-6-3 1-3 1B	C FF 97 B SL 86 B SL 81 C FF 98 B FF 99 B FF 97 4-2 41 WP BB		1 SAFE 1 SAFE B SI 91 C SI 90 X SI 91 1-1 ②③ G1-6-3 1-2f			3	0	1	0	1	0	1
41 Victor Martinez, S (1, 10) OBP: 0.388, SLG: 0.589		X FF 93 0-0 ① F8		X FF 98 0-0 ①② SF8-6-3 1-1 3-H	D CH 86 B FF 95 C CH 85 F FF 96 B CU 75 F SI 90 F SI 90 F CH 88 X SI 90 3-2 ③ G4-3 1-2			B CU 76 B CH 78 C SI 90 X SI 90 2-1 HR		3	1	1	2	0	0	1
13 Alex Avila, L (1, 2) OBP: 0.341, SLG: 0.370 50 Bryan Holaday, R (8, 2) OBP: 0.314, SLG: 0.333		B FF 92 B FF 93 C CH 84 B CH 86 F FF 93 S CH 88 3-3 ② K		S SL 79 F CH 83 X SI 91 0-2 14 1B 1B		B FF 90 B SI 90 C CH 82 B FF 92 C FF 92 S CH 85 3-3 ① K		C SI 91 X SI 91 0-1 14 SF9 3B		3 1	0 1	1 1	0 0	0 0	2 0	0 0
14 Austin Jackson, R (1, 8) OBP: 0.305, SLG: 0.374		C FF 94 B SL 79 B CH 85 C CH 87 B SI 90 S CH 87 3-3 ③ K		C CH 84 B FF 94 X SL 80 1-1 1-2 1B		B FF 91 B SL 78 C FF 94 B SL 79 C FF 93 T CH 87 3-2 ② K		F SL 82 B SL 80 B FF 91 F FF 90 X FF 91 2-2 ① SF9 3-H		3	0	1	1	0	2	0
9 Nick Castellanos, R (1, 5) OBP: 0.306, SLG: 0.384			C FF 92 X FF 95 0-1 17 1B 2B	C SL 83 X CH 89 0-1 ③ F9		C FF 94 X SI 93 0-1 17 BB 1B		C SL 83 B FF 90 F SI 91 B FS 86 X FS 87 2-2 17 L4-3 1B		4	1	3	0	0	0	2
17 Andrew Romine, S (1, 6) OBP: 0.265, SLG: 0.254			B FF 94 C FF 93 F FF 94 X CH 87 1-2 20 FC4-6 2-H 1B		S CH 85 C CU 76 B SI 96 X CH 87 1-2 ① G4-3	B FF 95 B FF 94 S CH 85 F CH 86 B CH 87 D CH 87 4-2 1-2 BB		C FS 86 T FF 92 F FF 92 X FS 87 0-2 ②③ L4-3 1-1		3	0	1	1	1	0	1
20 Rajai Davis, R (1, 7) OBP: 0.330, SLG: 0.409			X SI 95 0-0 ① FC4-6 3 G6-4-3 1-2f		B FF 93 S CH 84 B SL 80 F CH 86 T SL 84 2-2 ② K	C SI 91 C SI 91 X SI 92 0-2 ③ G4-3				3	0	0	0	0	1	3
Inning Stats	R: 0 E: 0 K: 0 S: 6 H: 0 LOB: 0 BB: 0 P: 7	R: 0 E: 0 K: 2 S: 7 H: 0 LOB: 0 BB: 0 P: 13	R: 1 E: 0 K: 0 S: 7 H: 2 LOB: 0 BB: 0 P: 9	R: 1 E: 0 K: 0 S: 15 H: 4 LOB: 2 BB: 0 P: 19	R: 2 E: 0 K: 1 S: 16 H: 2 LOB: 1 BB: 1 P: 28	R: 0 E: 0 K: 2 S: 13 H: 1 LOB: 2 BB: 1 P: 23	R: 0 E: 0 K: 0 S: 5 H: 1 LOB: 0 BB: 0 P: 6	R: 2 E: 0 K: 0 S: 14 H: 3 LOB: 0 BB: 0 P: 20		1B: 8 2B: 3 3B: 1 HR: 3 SF: 2 SAC: 0 DP: 4 HBP: 0				WP: 1 PB: 0 SB: 0 CS: 0 PA: 35	

BOTTOM

Boston Red Sox @ Detroit Tigers

Comerica Park, Detroit, MI

Fri Jun 06 2014, 7:09 PM - 9:57 PM EDT

Att. 39,762 - Clear - 77 F

livebaseballscorecards.com

AB	31
R	6
H	13
RBI	6
BB	2
SO	5
LOB	9

PITCHER		IP	WLS	BF	H	R	ER	SO	BB	IBB	HBP	BLK	WP	HR	S	P	ERA	WHIP
62 Rubby De La Rosa, R ERA: 2.84	(1, 1)	5.2	L	26	9	4	4	5	2	0	0	0	1	2	61	96	6.35	1.941
35 Burke Badenhop, R ERA: 1.82	(6, 1)	1.1		4	1	0	0	0	0	0	0	0	0	0	8	9	0.00	0.750
55 Chris Capuano, L ERA: 2.93	(8, 1)	0.0		2	2	2	2	0	0	0	0	0	0	1	4	6	∞	∞
54 Edward Mujica, R ERA: 6.95	(8, 1)	1.0		3	1	0	0	0	0	0	0	0	0	0	10	14	0.00	1.000

PITCHER	IP	WLS	BF	H	R	ER	SO	BB	IBB	HBP	BLK	WP	HR	S	P	ERA	WHIP

Batter	1	2	3	4	5	6	7	8	9	AB	R	H	RBI	BB	SO	LOB
26 Brock Holt, L (1, 3) OBP: 0.358, SLG: 0.445	C FF 90 B FF 91 X FF 92 1-1 ① F9		C FF 92 B FF 94 B CU 79 F CH 82 C FF 96 2-3 ③ K		B CH 84 T CH 83 1 SAFE X CH 84 1-1 1-2 1B		X FF 92 0-0 ① F8		B FF 90 B FF 90 C FF 90 B FF 91 C FF 90 X FF 91 3-2 15 WP 2 1B 15 SF9 1B	5	1	2	0	0	1	1
2 Xander Bogaerts, R (1, 5) OBP: 0.387, SLG: 0.452	C FF 92 B SL 86 B FF 92 X FF 93 2-1 1B			B SL 84 X SL 85 1-0 ① G1-3	B SL 88 C CH 87 F CH 86 S SL 88 1-3 ③ K		C FF 91 C SL 85 C FF 94 0-3 ② K		C CU 82 X SL 87 0-1 34 S 15 WP 34 G4-3 1-2 1B	5	1	2	0	0	2	3
15 Dustin Pedroia, R (1, 4) OBP: 0.349, SLG: 0.392	C FF 92 C FF 93 B FF 93 S SL 86 1-3 ② K			X FF 90 0-0 HR	C SL 84 C FF 93 B FF 94 X SL 85 1-2 29 1B 7 1B 1B	X CH 82 0-0 34 2B 1-2 1B			B SL 85 C FF 92 F SL 86 F FF 93 B SL 85 X SL 86 2-2 ① SF9 1-2 2-H	4	2	3	2	0	1	1
34 David Ortiz, L (1, 10) OBP: 0.366, SLG: 0.484	B FF 95 X CU 78 1-0 ③ G3			S FF 95 F FF 94 B FF 96 B CU 81 S FF 96 2-3 ② K		X CU 80 0-0 ① F7	B FF 96 B CU 81 S CH 88 B FF 96 X FF 97 3-1 1-3 2-H 2B		B CU 82 D CU 83 F SI 91 B FF 92 C SI 92 F CU 83 F FF 93 X SL 86 3-2 ② G4-3 2-H	5	0	1	2	0	1	2
38 Grady Sizemore, L (1, 9) OBP: 0.291, SLG: 0.333		C FF 90 B FF 91 F FF 93 X CH 84 1-2 ① G4-3		C CU 76 C CU 79 B FF 95 B CH 82 F CH 85 F FF 94 B CU 80 F FF 94 X CH 84 3-2 ③ F7		X FF 92 0-0 ② F7	C SI 94 S SL 85 X SI 95 0-2 ③ G3-1		B FF 91 B SI 90 F FF 90 X FF 90 2-1 29 1B 1B	5	0	1	0	0	0	3
29 Daniel Nava, S (1, 7) OBP: 0.258, SLG: 0.256		B FF 90 F FF 93 C CU 78 B FF 94 S CH 86 2-3 ② K			C FF 90 C CH 84 X CH 81 0-2 7 G4-6-3 1B	C FF 92 X CU 78 0-1 3 S 7 1B 1-2 1B		B FF 92 C FF 91 C CU 78 B FF 96 H SL 85 3-2 40 FC3-6 HBP	X SI 91 0-0 1-2 1B	4	0	3	0	0	1	0
7 Stephen Drew, L (1, 6) OBP: 0.231, SLG: 0.091		F FF 92 T FF 93 B CU 80 B CU 76 T CH 86 2-2 ③ K			B CU 77 B FF 92 C CH 84 C FF 94 X FF 95 2-2 ① ② G4-6-3 1-2f	B CH 84 B CU 79 X FF 95 2-0 1-2 2-H 1B		B FF 92 1 SAFE X FF 92 1-0 ① F8	B CU 82 S SI 92 B CU 82 C SI 93 X CU 84 2-2 ③ F8	5	0	1	1	0	1	4
3 David Ross, R (1, 2) OBP: 0.224, SLG: 0.310 40 A.J. Pierzynski, L (8, PH) OBP: 0.307, SLG: 0.399 (8, 2)			T FF 92 C SL 84 X FF 92 0-2 ① G6-3		S CU 75 B FF 94 C FF 94 F FF 95 X CH 86 1-2 25 1B 2B	C SL 86 S SL 85 S SL 89 0-3 ③ K 2-3		C CU 77 F CU 79 B FF 94 F FF 95 F FF 93 X SL 85 1-2 ② FC3-6 1-2f		3 1	1 0	1 0	0 0	0 0	1 0	2 1
25 Jackie Bradley Jr., L (1, 8) OBP: 0.286, SLG: 0.295			C CH 83 C FF 93 B CH 85 F CH 81 S CH 87 1-3 ② K		B FF 94 F CH 85 T FF 95 B SL 81 B FF 96 X FF 95 3-2 26 1B 2-H 1B		B FF 90 B FF 92 S FF 92 S CH 82 F CU 78 B CU 78 F CH 84 B FF 93 4-2 15 1B 34 2B BB	C CU 76 B CH 81 F SL 83 B FF 94 S CU 78 2-3 ③ K		3	1	1	1	1	2	1
Inning Stats	R: 0 E: 0 K: 1 S: 8 H: 1 LOB: 1 BB: 0 P: 13	R: 0 E: 0 K: 2 S: 9 H: 0 LOB: 0 BB: 0 P: 14	R: 0 E: 0 K: 2 S: 10 H: 0 LOB: 0 BB: 0 P: 13	R: 1 E: 0 K: 1 S: 11 H: 1 LOB: 0 BB: 0 P: 17	R: 1 E: 0 K: 1 S: 18 H: 4 LOB: 2 BB: 0 P: 26	R: 1 E: 0 K: 1 S: 11 H: 3 LOB: 2 BB: 0 P: 14	R: 1 E: 0 K: 1 S: 14 H: 2 LOB: 2 BB: 1 P: 21	R: 0 E: 0 K: 1 S: 11 H: 0 LOB: 1 BB: 0 P: 18	R: 2 E: 0 K: 0 S: 20 H: 4 LOB: 2 BB: 0 P: 32	1B: 12 2B: 2 3B: 0 HR: 1 SF: 1 SAC: 0 DP: 1 HBP: 1						

Boston Red Sox @ Detroit Tigers

Comerica Park, Detroit, MI

Sat Jun 07 2014, 7:16 PM - 10:51 PM EDT

Att. 43,359 - Partly Cloudy - 80 F

TOP

livebaseballscorecards.com

AB	40
R	6
H	15
RBI	6
BB	1
SO	10
LOB	18

WP: 1 PB: 0 SB: 2 CS: 0 PA: 43

PITCHER		IP	WLS	BF	H	R	ER	SO	BB	IBB	HBP	BLK	WP	HR	S	P	ERA	WHIP
37 Max Scherzer, R ERA: 3.38	(1, 1)	6.2	W	31	11	4	4	9	1	0	0	0	0	1	78	115	5.40	1.800
62 Al Alburquerque, R ERA: 3.33	(7, 1)	0.1	H	1	0	0	0	0	0	0	0	0	0	0	3	3	0.00	0.000
44 Joba Chamberlain, R ERA: 2.39	(8, 1)	1.0		4	0	0	0	1	0	0	1	0	0	0	11	18	0.00	0.000
36 Joe Nathan, R ERA: 7.04	(9, 1)	1.0		7	4	2	2	0	0	0	0	0	1	0	20	32	18.00	4.000

PITCHER		IP	WLS	BF	H	R	ER	SO	BB	IBB	HBP	BLK	WP	HR	S	P	ERA	WHIP

Boston Red Sox @ Detroit Tigers

Comerica Park, Detroit, MI

Sat Jun 07 2014, 7:16 PM - 10:51 PM EDT

Att. 43,359 - Partly Cloudy - 80 F

BOTTOM

Batter	1	2	3	4	5	6	7	8	9	AB	R	H	RBI	BB	SO	LOB
20 Rajai Davis, R (1, 7) OBP: 0.332, SLG: 0.405	X FF 91 0-0 F7 ① S CU 76 C FC 87 X CU 75 0-2 24 BB 1B 1-2 2-H	C CU 74 B CH 85 X CU 74 1-1 G1-3 ① 1 SAFE 1 SAFE F SI 86 1 SAFE D FF 89 1 SAFE F CH 76 X FF 88 2-2 P3 ① C FF 94 F SL 85 B FF 94 F FF 94 B SL 86 F SL 84 F FF 95 B FF 96 B SL 84 4-2 BB 1-2 2-3		4	0	1	1	1	0	1
3 Ian Kinsler, R (1, 4) OBP: 0.327, SLG: 0.465	C FF 92 B FC 90 B CU 73 X FC 88 2-1 P3 ② F FF 92 D CH 86 B FF 92 F FC 90 B FC 87 F FC 87 F FC 88 X CU 75 3-2 F7 ②	B FC 88 X FC 90 1-0 F9 ② B CU 72 B FF 92 X FF 92 2-0 24 1B 3B 1-H C FF 95 F FF 95 B SL 85 S SL 86 1-3 K ③		5	1	1	1	0	1	5
24 Miguel Cabrera, R (1, 3) OBP: 0.373, SLG: 0.558	B CU 72 X FF 92 1-0 41 2B 2B C FF 92 B FF 93 C CU 77 B FF 93 B FC 88 B FC 89 4-2 BB 1-2 2-3	X CH 84 0-0 2B		X FF 94 0-0 41 G5-6-3 1B 3-H	B SL 85 B FF 91 F SL 84 F SL 86 S SL 86 2-3 K ①		4	1	3	1	1	1	0
41 Victor Martinez, S (1, 10) OBP: 0.384, SLG: 0.584	S CH 84 B CU 74 F CU 76 D CU 75 B FF 92 X FF 92 3-2 48 1B 2B 2-H C FF 93 X FF 88 0-1 F8 ③	C FF 91 B CU 76 B FC 86 C CU 74 F FF 91 X CU 75 2-2 F9 ③		C CU 73 X CU 76 0-1 G5-6-3 ②③ 1-2f	C FS 86 X SI 92 0-1 F8 ②		5	1	1	1	0	0	5
48 Torii Hunter, R (1, 9) OBP: 0.298, SLG: 0.459	C FF 92 S FF 92 F FF 92 B FC 90 F FF 91 B FF 91 X FC 89 2-2 1B 2-H	C FC 88 B CU 75 X FF 91 1-1 G4-3 ① C FF 89 B CH 84 B FF 89 C FC 85 X FF 90 2-2 G4-3 ①		X FF 93 0-0 14 BB 9 1B 50 SF8 1B S SL 84 B SL 82 X FF 93 1-1 G4-3 ③		5	1	2	1	0	0	0
9 Nick Castellanos, R (1, 5) OBP: 0.315, SLG: 0.409	F FF 91 F CU 76 X FF 91 0-2 L4 ③	X FF 90 0-0 HR X FC 88 0-0 14 1B 1B B FF 93 C SL 84 S FF 94 1 SAFE F SL 85 F SL 85 X SL 86 1-2 20 BB 14 BB 1B 1-2					4	1	3	1	0	0	1
14 Austin Jackson, R (1, 8) OBP: 0.317, SLG: 0.384	C FF 90 F CH 84 B CU 75 F FC 85 B FF 90 X FC 87 2-2 50 1B 20 1B 1B C FF 91 X CU 75 0-1 50 CS 1B	B FC 88 X FF 89 1-0 50 G6-4-3 1B 1-2 B SL 85 B FF 94 B FF 93 B FF 94 4-0 20 BB BB 1-2 2-3					3	1	3	0	1	0	0
50 Bryan Holaday, R (1, 2) OBP: 0.309, SLG: 0.333	C FF 91 X FF 91 0-1 24 BB 20 1B 1B 1-2 B FC 88 B CU 75 X FC 87 2-0 G6-3 ②③ 1-2	C FF 87 F CH 76 B FF 89 F SL 84 X FF 90 1-2 G6-4-3 ②③ 1-2f C FF 93 B FF 93 X SL 83 1-1 SF8 ① 3-H					3	0	1	1	0	0	3
30 Eugenio Suárez, R (1, 6) OBP: 0.400, SLG: 1.000	C FF 92 S FC 89 B FC 86 X FC 86 1-2 F3 ①	B FC 86 C FF 90 C CU 74 B FC 84 B FC 90 F FC 87 X FC 87 3-2 HR B SI 87 C SI 87 C CH 77 B CU 72 B FF 89 B CH 77 4-2 3 3B BB B SL 84 F FF 94 X FF 93 1-1 P4 ②					3	2	1	1	1	0	4
Inning Stats	R: 2 E: 0 K: 0 S: 15 H: 3 LOB: 1 BB: 0 P: 23	R: 1 E: 0 K: 0 S: 21 H: 3 LOB: 3 BB: 1 P: 31	R: 1 E: 0 K: 0 S: 6 H: 2 LOB: 0 BB: 0 P: 9	R: 1 E: 0 K: 0 S: 12 H: 2 LOB: 1 BB: 0 P: 19	R: 0 E: 0 K: 0 S: 9 H: 2 LOB: 1 BB: 0 P: 13	R: 2 E: 0 K: 0 S: 9 H: 2 LOB: 0 BB: 1 P: 17	R: 1 E: 0 K: 1 S: 18 H: 2 LOB: 3 BB: 2 P: 30	R: 0 E: 0 K: 1 S: 7 H: 0 LOB: 0 BB: 0 P: 10		1B: 10 2B: 3 3B: 1 HR: 2	SF: 1 SAC: 0 DP: 2 HBP: 0		WP: 0 PB: 0 SB: 0 CS: 1	PA: 41	

livebaseballscorecards.com

AB	36
R	8
H	16
RBI	8
BB	4
SO	2
LOB	19

PITCHER		IP	WLS	BF	H	R	ER	SO	BB	IBB	HBP	BLK	WP	HR	S	P	ERA	WHIP
31 Jon Lester, L ERA: 3.52	(1, 1)	4.1	L	25	12	5	5	0	1	0	0	0	0	2	59	90	10.38	3.000
32 Craig Breslow, L ERA: 4.71	(5, 1)	1.0		3	0	1	1	0	1	0	0	0	0	0	9	16	9.00	1.000
36 Junichi Tazawa, R ERA: 2.36	(6, 1)	0.2		3	2	1	1	0	0	0	0	0	0	0	4	6	13.50	3.000
30 Andrew Miller, L ERA: 2.81	(7, 1)	1.0		7	2	1	1	1	2	0	0	0	0	0	18	30	9.00	4.000
54 Edward Mujica, R ERA: 6.65	(8, 1)	1.0		3	0	0	0	1	0	0	0	0	0	0	7	10	0.00	0.000

PITCHER	IP	WLS	BF	H	R	ER	SO	BB	IBB	HBP	BLK	WP	HR	S	P	ERA	WHIP

Batter	1	2	3	4	5	6	7	8	9	AB	R	H	RBI	BB	SO	LOB
26 Brock Holt, L (1, 7) OBP: 0.376, SLG: 0.478	C FF 89 F FF 92 F SL 88 B FF 93 B SL 88 B SL 87 X SL 87 3-2 ① G4-3		1 SAFE B FS 83 1 SAFE 1 SAFE X FF 90 1-0 2 BB 1-2 1B		C FS 87 X SL 85 0-1 15 WP 1B		C CU 76 B CU 79 X CU 78 1-1 3B		C FF 92 B FF 91 S CU 78 X FF 94 1-2 15 BB 34 HR 1B	5	1	4	0	0	0	0
2 Xander Bogaerts, R (1, 5) OBP: 0.384, SLG: 0.444	C FF 91 B SI 92 B FC 92 F SL 85 B SI 93 F SI 93 S SL 85 3-3 ② K		C SL 86 S SI 92 B SI 91 D SL 88 F FS 87 B CH 74 B SI 93 4-2 1-2 2-3 BB		C SL 86 1 SAFE F FF 91 1 SAFE B FF 91 S FF 92 1-3 ① K		B SL 84 B SL 85 B FF 97 C FF 98 F FF 98 X FF 98 3-2 ② G5-3		S SL 84 L SL 82 1 SAFE F SL 84 S CU 80 0-3 ① K	4	0	0	0	1	3	3
15 Dustin Pedroia, R (1, 4) OBP: 0.350, SLG: 0.389	C FF 92 B FF 94 F CU 79 B FC 94 F SL 86 C SI 93 2-3 ③ K		D CU 81 X SL 88 1-0 ② SF8 3-H		C FF 91 B CH 69 B SL 88 X SL 87 2-1 ② F8 1-2		B FF 98 B FF 97 B FF 97 B FF 97 4-0 BB		1 SAFE C SL 82 F SL 84 B CU 80 D CU 80 1 SAFE F SL 82 B SL 85 D FF 94 4-2 34 HR 1-2 BB	2	1	0	1	2	1	1
34 David Ortiz, L (1, 10) OBP: 0.363, SLG: 0.491		C FF 91 B CU 78 B SL 88 F SL 88 X FF 93 2-2 ① F8	F FF 92 B FS 87 B FF 92 C SL 88 D FS 87 S SL 88 3-3 ③ K		B CU 79 F CH 73 F FF 92 X FC 92 1-2 ③ L5		B FF 94 B SL 79 B FF 95 F FF 96 T FF 96 F FF 96 X FF 96 3-2 ③ F8		B CU 78 F FF 93 X SL 83 1-1 1-H 2-H HR	5	1	1	3	0	1	5
12 Mike Napoli, R (1, 3) OBP: 0.401, SLG: 0.443		B FF 92 B FF 92 B FF 93 C FF 91 S SL 86 F SL 87 F SI 93 F FS 88 B SL 87 4-2 BB		C SL 84 X SL 87 0-1 ① F8		C FF 90 X FF 91 0-1 HR		C SI 93 B FF 94 S CH 84 X FF 94 1-2 29 G6-3 40 S 1B	B FF 93 S SL 84 C SL 84 X FF 95 1-2 40 G4-6-3 1B	4	1	3	1	1	0	0
40 A.J. Pierzynski, L (1, 2) OBP: 0.304, SLG: 0.399		S FS 86 S SL 89 D SL 89 F SI 93 1 SAFE F FC 92 X CH 74 1-2 ② F9		B CU 78 X CU 77 1-0 29 1B 2B		T SL 86 X FS 87 0-1 E5 7 G6-3-4		D SL 79 B SL 80 S FF 95 X FF 95 2-1 ① G5-3 1-2	F FF 92 1 SAFE 1 SAFE B FF 91 1 SAFE F CU 78 X FF 93 1-2 ② ③ G4-6-3 1-2f	5	0	1	0	0	0	3
29 Daniel Nava, S (1, 9) OBP: 0.257, SLG: 0.256		B FF 93 B FF 92 1 SAFE X FF 91 2-0 ③ F8		B SL 86 F FC 89 F CU 78 F SI 92 D SL 86 F CH 72 X SL 87 2-2 2-3 1B		S FF 90 F FF 90 C SI 91 0-3 ① K		B SI 93 X SI 93 1-0 ② G6-3 2-3		4	0	1	0	0	1	3
7 Stephen Drew, L (1, 6) OBP: 0.188, SLG: 0.071 10 Jonathan Herrera, S (8, PH) OBP: 0.328, SLG: 0.268 (8, 6)			B FS 87 B SL 86 X FF 89 2-0 ① G4-3 B SI 91 C CH 81 B FS 88 1 SAFE S FS 86 1 SAFE B SL 88 S FS 84 3-3 ② K		C CU 79 B FS 86 C SI 90 X FS 84 1-2 ② ③ G6-3-4 1-3f		C CH 85 B CH 84 H FF 94 2-1 HBP		3	0	0	0	0	1	3
										0	0	0	0	0	0	0
25 Jackie Bradley Jr., L (1, 8) OBP: 0.286, SLG: 0.294			B FF 89 X FS 85 1-0 2 BB 26 1B 15 SF8 1B	S FF 92 B FF 92 S FF 92 F FF 93 S FF 93 1-3 ③ K			B FF 90 C FF 90 F CU 77 F FF 94 B FF 94 B CU 79 F FF 92 S FF 92 3-3 ① K	1 SAFE B FF 95 F FF 95 T FF 96 B FF 96 F FF 96 B SL 78 S FF 95 3-3 ③ K		4	1	1	0	0	3	4
Inning Stats	R: 0 E: 0 K: 2 S: 12 H: 0 LOB: 0 BB: 0 P: 20	R: 0 E: 0 K: 0 S: 14 H: 0 LOB: 1 BB: 1 P: 23	R: 1 E: 0 K: 1 S: 10 H: 2 LOB: 2 BB: 1 P: 22	R: 0 E: 0 K: 2 S: 15 H: 2 LOB: 2 BB: 0 P: 22	R: 0 E: 0 K: 1 S: 10 H: 1 LOB: 1 BB: 0 P: 14	R: 1 E: 1 K: 1 S: 10 H: 1 LOB: 0 BB: 0 P: 11	R: 0 E: 0 K: 1 S: 14 H: 1 LOB: 2 BB: 1 P: 28	R: 0 E: 0 K: 1 S: 11 H: 1 LOB: 2 BB: 0 P: 20	R: 3 E: 0 K: 1 S: 18 H: 3 LOB: 0 BB: 1 P: 26	1B: 7 2B: 2 3B: 1 HR: 2 SF: 1 SAC: 0 DP: 2 HBP: 1						

Boston Red Sox @ Detroit Tigers

Comerica Park, Detroit, MI

Sun Jun 08 2014, 8:11 PM - 11:44 PM EDT

Att. 33,835 - Partly Cloudy - 73 F

TOP

livebaseballscorecards.com

AB	36
R	5
H	11
RBI	5
BB	4
SO	10
LOB	22

WP: 1 PB: 0 SB: 1 CS: 0 PA: 42

PITCHER		IP	WLS	BF	H	R	ER	SO	BB	IBB	HBP	BLK	WP	HR	S	P	ERA	WHIP
19 Aníbal Sánchez, R ERA: 2.24	(1, 1)	6.0		26	6	2	2	7	2	0	0	0	1	1	71	112	3.00	1.333
46 Ian Krol, L ERA: 2.14	(7, 1)	0.1		2	1	0	0	1	0	0	0	0	0	0	7	11	0.00	3.000
57 Evan Reed, R ERA: 4.44	(7, 1)	0.1		2	0	0	0	0	1	0	0	0	0	0	3	10	0.00	3.000
40 Phil Coke, L ERA: 6.0	(7, 1)	1.1		6	1	0	0	1	0	0	1	0	0	0	15	27	0.00	0.750
44 Joba Chamberlain, R ERA: 3.29	(9, 1)	1.0	L	6	3	3	3	1	1	0	0	0	0	1	18	26	27.00	4.000

PITCHER		IP	WLS	BF	H	R	ER	SO	BB	IBB	HBP	BLK	WP	HR	S	P	ERA	WHIP

Boston Red Sox @ Detroit Tigers

Comerica Park, Detroit, MI

Sun Jun 08 2014, 8:11 PM - 11:44 PM EDT

Att. 33,835 - Partly Cloudy - 73 F

BOTTOM

Batter	1	2	3	4	5	6	7	8	9	AB	R	H	RBI	BB	SO	LOB
20 Rajai Davis, R (1, 7) OBP: 0.324, SLG: 0.395	F FF 92 F FF 94 B FF 95 X FF 94 1-2 ① L8		C SI 93 B SI 92 X FC 86 1-1 ② FC5-4 3 S 1-2f			C FF 92 S CU 79 S FC 85 0-3 ① K	M FC 84 B FF 92 B SI 92 D FC 84 F FF 91 F SI 91 X SI 92 3-2 ②③ G4-3 1-2f			4	0	0	0	0	1	3
3 Ian Kinsler, R (1, 4) OBP: 0.322, SLG: 0.458	X FF 94 0-0 ② F9		C FF 93 B FC 86 X FC 87 1-1 ③ F7 1-2			X FC 84 0-0 ② F9		F CU 76 F FC 84 F FF 92 X FF 92 0-2 ① G4-3		4	0	0	0	0	0	1
24 Miguel Cabrera, R (1, 3) OBP: 0.377, SLG: 0.564 32 Don Kelly, L (6, PR) OBP: 0.346, SLG: 0.319 (7, 3)	C FF 94 B FF 94 B FF 94 B FF 93 X SI 94 3-1 ③ G5-3			X FF 92 0-0 41 1B 2B		F FF 94 B FF 94 B FF 94 X CU 80 2-1 41 BB 1B		C CU 77 F CH 82 B FC 86 F FC 84 F FC 84 X CH 85 1-2 ② F7		3 1	1 0	2 0	0 0	0 0	0 0	0 0
41 Victor Martinez, S (1, 10) OBP: 0.386, SLG: 0.581		C FF 91 X SI 91 0-1 ① G6-3		X FF 92 0-0 48 G6-4-3 2-H 1B		B CU 79 B FC 86 B CU 79 B CU 77 4-0 48 FC6-4 1-2 BB		B FF 92 X SI 92 1-0 ③ G4-3		3	0	1	1	1	0	0
48 Torii Hunter, R (1, 9) OBP: 0.292, SLG: 0.450		C FF 93 F FF 93 S FC 86 0-3 ② K	C FF 92 X FC 86 0-1 ①② G6-4-3 1-2f			F FC 84 B FF 93 B SI 93 F FF 93 X FC 85 2-2 ③ FC6-4 1-2f			B FF 88 B SI 88 X FF 88 2-0 ① F8	4	0	0	0	0	1	3
9 Nick Castellanos, R (1, 5) OBP: 0.313, SLG: 0.405		F FF 93 T FF 94 B FF 93 B FF 94 B FC 85 F FC 84 X FF 93 3-2 ③ G5-3	X FF 94 0-0 ③ F9				B CU 77 F FC 83 X FF 91 1-1 14 E 30 1B 1B		C FF 89 S FS 80 B FS 81 B FS 80 F FS 79 X FS 80 2-2 ② G5-3	4	1	1	0	0	0	0
14 Austin Jackson, R (1, 8) OBP: 0.316, SLG: 0.381			C FF 92 B SI 92 X SI 91 1-1 13 S 30 1B 1B		C FF 91 F FF 92 F FC 84 B FC 85 X FC 84 1-2 ① G5-3		C FF 91 F FF 92 B FF 93 B FC 86 X FC 84 2-2 FC5 30 1B 1-2		B SI 89 C FF 87 B FF 88 X FF 87 2-1 ③ L5	4	1	1	0	0	0	1
13 Alex Avila, L (1, 2) OBP: 0.335, SLG: 0.362			B FF 91 C CU 79 F FF 93 F FC 85 S FC 84 1-3 ① K 1-2		C CU 77 C SI 92 B FF 93 C FF 93 1-3 ② K		D CU 76 B CU 75 C FF 89 B FF 89 S FF 90 C SI 90 3-3 ① K			3	0	0	0	0	3	3
30 Eugenio Suárez, R (1, 6) OBP: 0.500, SLG: 0.857			B SI 93 B FC 86 X FC 84 2-0 20 FC5-4 2-H 1B		C FF 93 B FF 93 C FF 93 F FF 94 B FC 86 B FC 85 X FF 92 3-2 ③ G5-3		B FF 92 X FF 92 1-0 20 G4-3 1-3 2-H 1B			3	0	2	2	0	0	0
Inning Stats	R: 0 E: 0 K: 0 S: 6 H: 0 LOB: 0 BB: 0 P: 10	R: 0 E: 0 K: 1 S: 9 H: 0 LOB: 0 BB: 0 P: 12	R: 1 E: 0 K: 1 S: 11 H: 2 LOB: 1 BB: 0 P: 17	R: 1 E: 0 K: 0 S: 5 H: 2 LOB: 0 BB: 0 P: 5	R: 0 E: 0 K: 1 S: 11 H: 0 LOB: 0 BB: 0 P: 16	R: 0 E: 0 K: 1 S: 9 H: 1 LOB: 2 BB: 1 P: 17	R: 1 E: 1 K: 1 S: 13 H: 2 LOB: 1 BB: 0 P: 23	R: 0 E: 0 K: 0 S: 10 H: 0 LOB: 0 BB: 0 P: 12	R: 0 E: 0 K: 0 S: 7 H: 0 LOB: 0 BB: 0 P: 13	1B: 6 2B: 1 3B: 0 HR: 0	SF: 0 SAC: 0 DP: 2 HBP: 0	WP: 0 PB: 0 SB: 2 CS: 0	PA: 34				

livebaseballscorecards.com

	AB	33
	R	3
	H	7
	RBI	3
	BB	1
	SO	5
	LOB	11

PITCHER		IP	WLS	BF	H	R	ER	SO	BB	IBB	HBP	BLK	WP	HR	S	P	ERA	WHIP
41 John Lackey, R ERA: 3.18	(1, 1)	8.0	W	31	7	3	2	5	1	0	0	0	0	0	74	112	2.25	1.000
19 Koji Uehara, R ERA: 0.68	(9, 1)	1.0	S	3	0	0	0	0	0	0	0	0	0	0	7	13	0.00	0.000

PITCHER	IP	WLS	BF	H	R	ER	SO	BB	IBB	HBP	BLK	WP	HR	S	P	ERA	WHIP

Boston Red Sox @ Baltimore Orioles

Oriole Park at Camden Yards, Baltimore, MD

Mon Jun 09 2014, 7:10 PM - 9:30 PM EDT

Att. 19,729 - Cloudy - 80 F

livebaseballscorecards.com

TOP

Batter	1	2	3	4	5	6	7	8	9	AB	R	H	RBI	BB	SO	LOB
26 Brock Holt, L (1, 7) OBP: 0.380, SLG: 0.475	C FF 92 X SI 92 0-1 2 CS 1B			C FF 91 C CH 85 B SL 85 X CH 85 1-2 G1-3 ①		B SI 92 C FF 91 B FF 92 B SI 92 B FF 92 4-1 15 FC6-4 1-2 BB		X CH 85 0-0 ② G3 2-3		3	0	1	0	1	0	1
2 Xander Bogaerts, R (1, 5) OBP: 0.378, SLG: 0.437	B FF 92 C SL 86 ① 1 SAFE F FC 93 F SL 85 1 SAFE F FF 94 B FF 94 B SL 86 ② 3-2 X CH 85 F9 1-2			C FF 93 F CH 84 X SL 88 0-2 ② G6-3		C SL 86 X SL 86 0-1 ② F9		C FF 93 C SI 94 S SL 87 0-3 ③ K		4	0	0	0	0	1	4
15 Dustin Pedroia, R (1, 4) OBP: 0.345, SLG: 0.382	C FF 91 C FF 93 T FF 94 0-2 ③ K			B CH 84 S SL 84 F FF 93 X SL 86 1-2 ③ G4-3		B CH 84 X SL 84 1-0 ③ FC6-4 1-2f			C FF 97 B FF 97 C FF 96 B FF 98 B CU 84 X FF 97 3-2 ① F8	4	0	0	0	0	1	2
34 David Ortiz, L (1, 10) OBP: 0.357, SLG: 0.482		B FF 94 C CH 86 B SI 94 X SL 85 2-1 ① G3			B SI 93 F CH 83 B SL 89 X SL 83 2-1 ① L4		F FF 93 F SI 94 S SI 94 0-3 ① K		X SI 97 0-0 ② L7	4	0	0	0	0	1	0
12 Mike Napoli, R (1, 3) OBP: 0.393, SLG: 0.432		F FF 92 B FF 94 C SL 85 B SL 85 B SL 88 S CH 86 3-3 ② K			B CH 86 C FF 93 C FF 94 B SL 85 B SI 95 C FF 94 3-3 ② K		B FF 93 B FF 93 X FF 94 2-0 ② F8		B FF 97 C FF 96 X FC 91 1-1 ③ F8	4	0	0	0	0	2	0
29 Daniel Nava, S (1, 9) OBP: 0.269, SLG: 0.272		C FF 95 X FF 95 0-1 ③ G4-3			B SI 94 X FF 94 1-0 2B		B CH 86 C FF 94 F SL 84 B FF 93 B SI 95 D FF 94 4-2 BB			2	0	1	0	1	0	0
38 Grady Sizemore, L (1, 8) OBP: 0.286, SLG: 0.328			C FF 93 B FF 93 B SL 89 X FF 93 2-1 ① F9		X CH 86 0-0 ③ G1-3		C SI 92 X CH 85 0-1 ③ G3			3	0	0	0	0	0	2
10 Jonathan Herrera, S (1, 6) OBP: 0.328, SLG: 0.259			C FF 92 F FF 93 B SI 95 S SL 84 1-3 ② K			B SL 80 B FF 91 B FF 92 C FF 91 C FF 92 B FF 93 4-2 26 BB BB		C CH 83 X FF 92 0-1 ① F9		2	0	0	0	1	1	0
3 David Ross, R (1, 2) OBP: 0.228, SLG: 0.324			C SL 83 B FF 93 X SL 84 1-1 ③ F8			X SL 87 0-0 ① F8		C FF 91 X FF 92 0-1 26 G3 2B		3	0	1	0	0	0	1

	AB	29
	R	0
	H	3
	RBI	0
	BB	3
	SO	6
	LOB	10

Inning Stats																				
	R: 0	H: 1	R: 0	H: 0	R: 0	H: 0	R: 0	H: 0	R: 0	H: 1	R: 0	H: 0	R: 0	H: 0	R: 0	H: 1	R: 0	H: 0	1B: 1	SF: 0	WP: 0	PA: 32
	E: 0	LOB: 0	E: 0	LOB: 0	E: 0	LOB: 0	E: 0	LOB: 0	E: 0	LOB: 1	E: 0	LOB: 2	E: 0	LOB: 1	E: 0	LOB: 1	E: 0	LOB: 0	2B: 2	SAC: 0	PB: 0	
	K: 1	BB: 0	K: 1	BB: 0	K: 1	BB: 0	K: 0	BB: 0	K: 1	BB: 0	K: 0	BB: 2	K: 1	BB: 1	K: 1	BB: 0	K: 0	BB: 0	3B: 0	DP: 0	SB: 0	
	S: 10	P: 13	S: 7	P: 12	S: 7	P: 11	S: 9	P: 11	S: 7	P: 13	S: 7	P: 16	S: 8	P: 14	S: 8	P: 8	S: 6	P: 10	HR: 0	HBP: 0	CS: 1	

PITCHER		IP	WLS	BF	H	R	ER	SO	BB	IBB	HBP	BLK	WP	HR	S	P	ERA	WHIP
25 Bud Norris, R ERA: 3.94	(1, 1)	8.0	W	29	3	0	0	6	3	0	0	0	0	0	63	98	0.00	0.750
29 Tommy Hunter, R ERA: 5.71	(9, 1)	1.0		3	0	0	0	0	0	0	0	0	0	0	6	10	0.00	0.000

PITCHER		IP	WLS	BF	H	R	ER	SO	BB	IBB	HBP	BLK	WP	HR	S	P	ERA	WHIP

Batter	1	2	3	4	5	6	7	8	9	AB	R	H	RBI	BB	SO	LOB
21 Nick Markakis, L (1, 9) OBP: 0.369, SLG: 0.431	X SI 88 0-0 13 G6-4-3 1B		B FF 89 C SI 89 B FF 90 C FC 87 F FC 87 X CU 80 2-2 ② G6-3		C FF 87 B FC 87 B FF 90 X CU 81 2-1 1-H HR		C SI 89 T FF 89 X CH 82 0-2 ② G1-3			4	1	2	2	0	0	0
13 Manny Machado, R (1, 5) OBP: 0.283, SLG: 0.336	F FF 90 S SL 82 B SI 90 F FC 86 B FC 88 X SI 90 2-2 ① ② G6-4-3 1-2f		C CU 80 F FC 86 S CH 83 0-3 ③ K		B SI 89 B CH 82 X FC 86 2-0 ② G6-3		F FC 87 C FF 88 B FC 86 B CH 83 S SL 81 2-3 ③ K			4	0	0	0	0	2	1
10 Adam Jones, R (1, 10) OBP: 0.321, SLG: 0.483	B FF 90 X SL 84 1-0 HR			S SL 82 B SI 89 X SI 89 1-1 19 1B 1B	B FF 88 X CH 83 1-0 1B			F SI 91 B SI 90 S SI 92 B SI 92 F SI 91 B SI 92 F SI 91 C SI 89 3-3 ① K		4	1	3	1	0	1	0
19 Chris Davis, L (1, 3) OBP: 0.349, SLG: 0.429	C SI 90 F FF 90 B FC 86 B CH 82 X SI 90 2-2 ③ F7			X FC 87 0-0 1-2 1B	1 SAFE F FC 86 B FF 88 X SI 89 1-1 ③ F8			F SI 90 S FS 84 B SI 86 B SI 91 B SL 80 F FS 84 X FS 84 3-2 ② G4-3		4	0	1	0	0	0	1
23 Nelson Cruz, R (1, 7) OBP: 0.374, SLG: 0.636		S FC 86 B SI 90 S CH 83 F FF 90 B FS 85 B SI 90 B FC 87 4-2 36 FC6-4 BB		B FF 90 C SI 90 F SI 89 F SL 82 S FC 87 1-3 ① K		X FC 86 0-0 ① P2		X SI 91 0-0 ③ G6-3		3	0	0	0	1	1	2
2 J.J. Hardy, R (1, 6) OBP: 0.318, SLG: 0.359		C SI 91 B SI 90 1 SAFE F FC 88 F SI 91 S SL 84 1-3 ① K		C CU 80 B SI 90 X FC 88 1-1 ② L9		C FF 88 X FC 85 0-1 ② G6-3				3	0	0	0	0	1	3
9 David Lough, L (1, 8) OBP: 0.267, SLG: 0.295		C SL 82 1 SAFE B SI 91 1 SAFE 1 SAFE F SI 90 B FC 88 1 SAFE C FC 88 2-3 ② K		F FF 90 S FS 85 X CU 80 0-2 ③ L1		X SI 88 0-0 ③ F7				3	0	0	0	0	1	3
36 Caleb Joseph, R (1, 2) OBP: 0.241, SLG: 0.170		C FC 87 1 SAFE X SI 90 0-1 ③ FC6-4 1-2f			B FC 85 C SI 88 X FF 88 1-1 ① F8		B SL 80 S SL 82 S FF 88 B FF 90 S SL 83 2-3 ① K			3	0	0	0	0	1	1
3 Ryan Flaherty, L (1, 4) OBP: 0.296, SLG: 0.327			C CU 78 S CH 83 C FF 88 0-3 ① K		X SI 89 0-0 21 HR 1B		X SI 89 0-0 HR			3	2	2	1	0	1	0
Inning Stats	R: 1 E: 0 K: 0 S: 9 H: 2 LOB: 0 BB: 0 P: 14	R: 0 E: 0 K: 2 S: 12 H: 0 LOB: 1 BB: 1 P: 19	R: 0 E: 0 K: 2 S: 10 H: 0 LOB: 0 BB: 0 P: 12	R: 0 E: 0 K: 1 S: 12 H: 2 LOB: 2 BB: 0 P: 15	R: 2 E: 0 K: 0 S: 9 H: 3 LOB: 1 BB: 0 P: 16	R: 0 E: 0 K: 0 S: 4 H: 0 LOB: 0 BB: 0 P: 4	R: 1 E: 0 K: 2 S: 10 H: 1 LOB: 0 BB: 0 P: 14	R: 0 E: 0 K: 1 S: 10 H: 0 LOB: 0 BB: 0 P: 16		1B: 5 2B: 0 3B: 0 HR: 3 SF: 0 SAC: 0 DP: 1 HBP: 0						

PITCHER	IP	WLS	BF	H	R	ER	SO	BB	IBB	HBP	BLK	WP	HR	S	P	ERA	WHIP
44 Jake Peavy, R (1, 1) ERA: 4.76	7.0	L	29	8	4	4	7	1	0	0	0	0	3	66	94	5.14	1.286
35 Burke Badenhop, R (8, 1) ERA: 1.77	1.0		3	0	0	0	1	0	0	0	0	0	0	10	16	0.00	0.000

PITCHER	IP	WLS	BF	H	R	ER	SO	BB	IBB	HBP	BLK	WP	HR	S	P	ERA	WHIP

BOTTOM

Boston Red Sox @ Baltimore Orioles

Oriole Park at Camden Yards, Baltimore, MD

Mon Jun 09 2014, 7:10 PM - 9:30 PM EDT

Att. 19,729 - Cloudy - 80 F

livebaseballscorecards.com

AB	31
R	4
H	8
RBI	4
BB	1
SO	8
LOB	11



WP: 0 PA: 32
PB: 0
SB: 0
CS: 0

Boston Red Sox @ Baltimore Orioles

Oriole Park at Camden Yards, Baltimore, MD

Tue Jun 10 2014, 7:07 PM - 11:09 PM EDT

Att. 24,184 - Cloudy - 82 F

TOP

livebaseballscorecards.com

Batter	1	2	3	4	5	6	7	8	9	AB	R	H	RBI	BB	SO	LOB
26 Brock Holt, L (1, 7) OBP: 0.381, SLG: 0.472	B FF 89 C FF 89 X KC 75 1-1 15 G4-6-3 1B		B FF 91 B CH 82 C FF 91 F FF 91 X FF 92 2-2 34 BB 12 1B 1B	C CH 82 F CH 83 B FF 93 S FF 93 1-3 ① K			C SI 90 X CH 82 0-1 ① G3		B CH 85 C SL 82 B FF 92 X FF 92 2-1 ③ F7	5	1	2	0	0	1	3
2 Xander Bogaerts, R (1, 5) OBP: 0.372, SLG: 0.429	X FF 89 0-0 ① F9		B FF 92 B FF 91 C FF 90 X CH 83 2-1 ① P6	C KC 74 D KC 75 B FF 92 X FF 90 2-1 ② ③ G6-4-3 1-2f			C SI 91 S SL 82 X SL 83 0-2 ② G5-3			4	0	0	0	0	0	5
15 Dustin Pedroia, R (1, 4) OBP: 0.340, SLG: 0.376	C FC 90 X FF 91 0-1 ② ③ G4-6-3 1-2f		C CH 83 1 SAFE F FF 90 D KC 77 X KC 75 1-2 ② L7		C FF 90 B FF 90 X CH 81 1-1 ① G6-3		C SI 91 S CH 83 X SL 84 0-2 ③ P3			4	0	0	0	0	0	2
34 David Ortiz, L (1, 10) OBP: 0.356, SLG: 0.476		X FC 91 0-0 ① F7	B FF 92 B FF 91 C CH 82 C FF 90 B FF 92 B CH 84 4-2 12 1B 1-2 BB		X KC 75 0-0 ② G3-1			C SL 86 B FF 92 L FF 92 F SL 86 S SL 86 1-3 ① K		3	0	0	0	1	1	0
12 Mike Napoli, R (1, 3) OBP: 0.395, SLG: 0.430		B FF 91 B FF 89 B FF 89 B FF 88 4-0 38 BB 40 1B BB	C CH 82 B FF 91 B FF 90 S CH 82 F FF 91 F FF 93 X FF 92 2-2 1-2 2-H 1B		C FF 90 B SL 86 F FF 91 B KC 75 X KC 74 2-2 ③ G4-3			X SL 85 0-0 ② G5-3		3	0	1	1	1	0	0
29 Daniel Nava, S (1, 9) OBP: 0.262, SLG: 0.263 5 Jonny Gomes, R (8, PH) OBP: 0.339, SLG: 0.391 (8, 9)		C FF 90 B FC 91 B FF 89 B FF 90 F FF 90 F FF 90 X FF 91 3-2 ② L9	C CH 83 C FF 90 F KC 76 F FF 92 S FF 93 1-3 ③ K			F FC 91 B FC 89 X CH 82 1-1 ① P6		C FF 93 B SL 85 B SL 86 S FF 93 F FF 93 X FF 95 2-2 1B	3 1	0 0	0 1	0 0	0 0	1 0	3 0
40 A.J. Pierzynski, L (1, 2) OBP: 0.308, SLG: 0.401		C FF 92 X FF 91 0-1 38 BB 1-2 1B		C FC 91 B KC 74 X FF 90 1-1 10 1B 38 1B 1B		F CH 81 B KC 77 F FC 89 F CH 82 X FF 92 1-2 ② G4-3		B FF 92 B SL 85 S FF 91 D SL 84 X FF 91 3-1 ③ F9		4	0	2	0	0	0	1
38 Grady Sizemore, L (1, 8) OBP: 0.291, SLG: 0.328		B FF 90 F CH 82 B FF 90 B FF 90 B FF 89 4-1 1-2 2-3 BB		B CH 83 X FF 91 1-0 10 1B 1-2 1B		B FF 90 B SL 86 B FF 91 C FF 91 X FF 91 3-1 E4			C CU 76 F SL 84 F FF 92 F SL 85 F FF 92 X FF 92 0-2 ① L8	3	0	1	0	1	0	0
10 Jonathan Herrera, S (1, 6) OBP: 0.324, SLG: 0.258		B FF 88 C CH 83 B FC 89 S CH 84 S FF 91 2-3 ③ K		L FF 90 L FF 90 X KC 77 0-2 2 G6-4-3 1-2 2-3 1B		X FF 90 0-0 ③ P6			B FF 91 X FF 91 1-0 ② F7	4	0	1	0	0	1	4

	AB	R	H	RBI	BB	SO	LOB
AB	34						
R	1						
H	8						
RBI	1						
BB	3						
SO	4						
LOB	18						

Inning Stats	1	2	3	4	5	6	7	8	9
	R: 0 E: 0 K: 0 S: 5	H: 1 LOB: 0 BB: 0 P: 6	R: 0 E: 0 K: 1 S: 11	H: 1 LOB: 3 BB: 2 P: 24	R: 1 E: 0 K: 1 S: 19	H: 2 LOB: 2 BB: 1 P: 31	R: 0 E: 0 K: 1 S: 11	H: 3 LOB: 2 BB: 0 P: 16	R: 0 E: 0 K: 0 S: 6	H: 0 LOB: 0 BB: 0 P: 9	R: 0 E: 1 K: 0 S: 9	H: 0 LOB: 1 BB: 0 P: 14	R: 0 E: 0 K: 0 S: 8	H: 0 LOB: 0 BB: 0 P: 8	R: 0 E: 0 K: 1 S: 11	H: 1 LOB: 1 BB: 0 P: 17	R: 0 E: 0 K: 0 S: 9	H: 0 LOB: 0 BB: 0 P: 12

	1B	SF	WP	PA
	8	0	0	37
	2B	SAC	PB	
	0	0	0	
	3B	DP	SB	
	0	2	0	
	HR	HBP	CS	
	0	0	0	

PITCHER		IP	WLS	BF	H	R	ER	SO	BB	IBB	HBP	BLK	WP	HR	S	P	ERA	WHIP
30 Chris Tillman, R ERA: 4.91	(1, 1)	6.0	L	27	7	1	1	3	3	0	0	0	0	0	61	100	1.50	1.667
58 Ryan Webb, R ERA: 2.6	(7, 1)	1.0		3	0	0	0	0	0	0	0	0	0	0	8	8	0.00	0.000
17 Brian Matusz, L ERA: 3.75	(8, 1)	2.0		7	1	0	0	1	0	0	0	0	0	0	20	29	0.00	0.500

PITCHER		IP	WLS	BF	H	R	ER	SO	BB	IBB	HBP	BLK	WP	HR	S	P	ERA	WHIP

Batter	1	2	3	4	5	6	7	8	9	AB	R	H	RBI	BB	SO	LOB
21 Nick Markakis, L (1, 9) OBP: 0.364, SLG: 0.424	B FF 89 X FF 90 1-0 ① G5-3			B FC 86 C FF 91 X KC 78 1-1 ① G1		X KC 78 0-0 ③ G3			C FS 79 C FF 88 F FF 88 D FS 80 D FS 80 F FS 80 1 SAFE S FS 80 2-3 ② K	4	0	0	0	0	1	2
13 Manny Machado, R (1, 5) OBP: 0.276, SLG: 0.326	C FF 90 B FF 91 X CH 87 1-1 ② L8			X FC 87 0-0 ② L8			B FF 92 X FC 87 1-0 ① P6		B FS 79 F FS 80 S FS 80 F FS 82 S FS 82 1-3 ③ K	4	0	0	0	0	1	1
10 Adam Jones, R (1, 10) OBP: 0.318, SLG: 0.477	B SI 91 B KC 76 X FC 88 2-0 ③ G3-1			B KC 78 B KC 77 B FC 88 C FF 91 X FC 88 3-1 ③ P4			X KC 77 0-0 ② G5-3			3	0	0	0	0	0	0
19 Chris Davis, L (1, 3) OBP: 0.344, SLG: 0.421		C FC 85 F KC 75 B FF 90 C KC 76 1-3 ① K			S FF 90 B KC 77 S KC 78 B FF 92 S FF 92 2-3 ① K		C SL 84 B FF 95 S FF 95 S SL 86 1-3 ③ K			3	0	0	0	0	3	0
23 Nelson Cruz, R (1, 7) OBP: 0.374, SLG: 0.631		B FC 84 C FC 86 B FC 86 X FC 86 2-1 ② F8			B FF 92 B FF 92 S FC 88 B FF 93 F FF 92 F FC 87 B FC 87 4-2 2 P4-3 BB			C FF 93 F SL 81 X SL 83 0-2 ① F9		2	0	0	0	1	0	0
2 J.J. Hardy, R (1, 6) OBP: 0.314, SLG: 0.354		B SI 91 B SI 90 X SI 90 2-0 ③ G6-3			C FF 90 B FF 91 X FC 86 1-1 ② ③ P4-3 1-1f			C FF 95 S FF 96 S FF 95 0-3 ② K		3	0	0	0	0	1	1
9 David Lough, L (1, 8) OBP: 0.261, SLG: 0.287			B FF 89 F SI 88 X FC 86 1-1 ① B5-3			F FF 90 C KC 77 C KC 78 0-3 ① K		S FO 89 B FO 89 S FO 88 S FO 89 1-3 ③ K		3	0	0	0	0	2	0
36 Caleb Joseph, R (1, 2) OBP: 0.232, SLG: 0.163 28 Steve Pearce, R (9, PH) OBP: 0.352, SLG: 0.523			B FC 84 F FF 90 S FF 92 X KC 77 1-2 ② L5			F FF 92 C FF 92 B FF 93 X FF 92 1-2 ② L6			X FF 89 0-0 3 FC1-6 1B	2 1	0 0	0 1	0 0	0 0	0 0	0 0
3 Ryan Flaherty, L (1, 4) OBP: 0.297, SLG: 0.327			C KC 77 F FF 92 B FF 92 F KC 78 S KC 78 1-3 ③ K			X KC 78 0-0 1B			X FF 86 0-0 ① FC1-6 1-2f	3	0	1	0	0	1	1
Inning Stats	R: 0 E: 0 K: 0 S: 4 H: 0 LOB: 0 BB: 0 P: 8	R: 0 E: 0 K: 1 S: 6 H: 0 LOB: 0 BB: 0 P: 11	R: 0 E: 0 K: 1 S: 9 H: 0 LOB: 0 BB: 0 P: 12	R: 0 E: 0 K: 0 S: 5 H: 0 LOB: 0 BB: 0 P: 9	R: 0 E: 0 K: 1 S: 8 H: 0 LOB: 0 BB: 1 P: 15	R: 0 E: 0 K: 1 S: 8 H: 1 LOB: 1 BB: 0 P: 9	R: 0 E: 0 K: 1 S: 5 H: 0 LOB: 0 BB: 0 P: 7	R: 0 E: 0 K: 2 S: 9 H: 0 LOB: 0 BB: 0 P: 10	R: 0 E: 0 K: 2 S: 11 H: 1 LOB: 1 BB: 0 P: 14	1B: 2 2B: 1 3B: 0 HR: 0 SF: 0 SAC: 0 DP: 1 HBP: 0						

PITCHER	IP	WLS	BF	H	R	ER	SO	BB	IBB	HBP	BLK	WP	HR	S	P	ERA	WHIP
67 Brandon Workman, R (1, 1) ERA: 2.86	6.2	W	21	1	0	0	4	1	0	0	0	0	0	42	67	0.00	0.300
30 Andrew Miller, L (7, 1) ERA: 2.77	0.1	H	1	0	0	0	1	0	0	0	0	0	0	3	4	0.00	0.000
36 Junichi Tazawa, R (8, 1) ERA: 2.28	1.0	H	3	0	0	0	2	0	0	0	0	0	0	9	10	0.00	0.000
19 Koji Uehara, R (9, 1) ERA: 0.65	1.0	S	4	1	0	0	2	0	0	0	0	0	0	11	14	0.00	1.000

PITCHER	IP	WLS	BF	H	R	ER	SO	BB	IBB	HBP	BLK	WP	HR	S	P	ERA	WHIP

BOTTOM

Boston Red Sox @ Baltimore Orioles

Oriole Park at Camden Yards, Baltimore, MD

Tue Jun 10 2014, 7:07 PM - 11:09 PM EDT

Att. 24,184 - Cloudy - 82 F

livebaseballscorecards.com

AB	28
R	0
H	2
RBI	0
BB	1
SO	9
LOB	5

WP: 0 PA: 29
PB: 0
SB: 0
CS: 0

Boston Red Sox @ Baltimore Orioles

Oriole Park at Camden Yards, Baltimore, MD

Wed Jun 11 2014, 7:12 PM - 11:37 PM EDT

Att. 25,886 - Cloudy - 73 F

livebaseballscorecards.com

Batter	1	2	3	4	5	6	7	8	9	AB	R	H	RBI	BB	SO	LOB
26 Brock Holt, L (1, 7) OBP: 0.370, SLG: 0.457	C FF 92 B FF 91 S SL 82 B SL 82 B SI 92 T FF 92 3-2 ① K			C FF 93 B CU 75 B CU 76 X SI 92 2-1 ① G4-3		B SL 79 C FF 91 D CU 75 B SL 81 X FF 91 3-1 ②③ G4-6-3 1-2f			C SI 94 B SI 95 C SI 96 B SI 95 S SI 95 2-3 ② K	4	0	0	0	0	2	2
2 Xander Bogaerts, R (1, 5) OBP: 0.367, SLG: 0.422	C SI 92 F FF 93 B FF 94 X FF 93 1-2 ② P3			C SI 92 C FF 94 F FF 94 S CU 76 0-3 ② K			X FF 90 0-0 ① F8		C SI 95 B SI 95 B SI 96 B SI 95 X SI 96 3-1 ③ G5-3	4	0	0	0	0	1	0
15 Dustin Pedroia, R (1, 4) OBP: 0.344, SLG: 0.380	C SI 93 C SL 81 F FF 94 S FF 95 0-3 ③ K			B SL 81 B SL 81 X SI 93 2-0 ③ 1B			B FF 91 B SI 92 B CH 82 C FF 92 X FF 91 3-1 34 G4-6-3 1B			3	0	2	0	0	1	0
34 David Ortiz, L (1, 10) OBP: 0.356, SLG: 0.474		C FF 92 B FF 93 F SL 79 B SL 82 S SL 82 2-3 ① K			C FF 92 B FF 92 B FF 92 F FF 93 F FF 93 F SL 80 X SI 93 2-2 5 G4-6-3 1B		B SL 83 B SL 81 D SL 79 C FF 92 X FF 92 3-1 ②③ G4-6-3 1-2f			3	0	1	0	0	1	1
12 Mike Napoli, R (1, 3) OBP: 0.389, SLG: 0.423		B FF 93 F FF 93 B CH 83 B CH 85 X SI 94 3-1 ② F9			S FF 92 X CH 83 0-1 ① P5			C SL 80 S FF 88 F SL 77 F SL 79 B SL 79 B FF 88 B FF 88 X SL 79 3-2 ① G1-3		3	0	0	0	0	0	1
5 Jonny Gomes, R (1, 9) OBP: 0.333, SLG: 0.383		C SI 92 B SI 93 F CH 86 X SL 82 1-2 ③ F7			X CH 83 0-0 ②③ G4-6-3 1-2f			C SI 87 F SL 80 B SL 80 F SL 79 F FF 88 B FF 88 B SI 88 F SL 80 X SI 88 3-2 E6 10 PB 40 G1-3		3	0	0	0	0	0	1
40 A.J. Pierzynski, L (1, 2) OBP: 0.308, SLG: 0.400			B CU 74 F FF 92 F FF 92 S FF 93 1-3 ① K			X CH 82 0-0 25 HBP 1B		X SI 87 0-0 ② G1-3 1-2		3	0	1	0	0	1	1
10 Jonathan Herrera, S (1, 6) OBP: 0.311, SLG: 0.246			B FF 92 B SI 93 C FF 93 B SI 93 C FF 93 S FF 92 3-3 ② K			C SI 90 C SI 91 F FF 92 F CH 82 C FF 92 0-3 ① K		B SI 86 L SI 87 X SI 88 1-1 ③ B1-3 2-3		3	0	0	0	0	2	2
25 Jackie Bradley Jr., L (1, 8) OBP: 0.286, SLG: 0.291			C FF 93 S FF 94 B FF 95 F FF 94 X SL 84 1-2 ③ F9			H FF 91 1-0 26 G4-6-3 HBP 1-2			C SI 94 B SI 93 X SI 94 1-1 ① G4-3	2	0	0	0	0	0	0
Inning Stats	R: 0 E: 0 K: 2 S: 10 H: 0 LOB: 0 BB: 0 P: 14	R: 0 E: 0 K: 1 S: 8 H: 0 LOB: 0 BB: 0 P: 14	R: 0 E: 0 K: 2 S: 10 H: 0 LOB: 0 BB: 0 P: 15	R: 0 E: 0 K: 1 S: 7 H: 1 LOB: 1 BB: 0 P: 11	R: 0 E: 0 K: 0 S: 8 H: 1 LOB: 0 BB: 0 P: 10	R: 0 E: 0 K: 1 S: 8 H: 1 LOB: 1 BB: 0 P: 12	R: 0 E: 0 K: 0 S: 5 H: 1 LOB: 0 BB: 0 P: 11	R: 0 E: 1 K: 0 S: 14 H: 0 LOB: 1 BB: 0 P: 21	R: 0 E: 0 K: 1 S: 7 H: 0 LOB: 0 BB: 0 P: 13	1B: 4 2B: 0 3B: 0 HR: 0	SF: 0 SAC: 0 DP: 3 HBP: 1						

TOP	
AB	28
R	0
H	4
RBI	0
BB	0
SO	8
LOB	8

WP: 0 PB: 1 SB: 0 CS: 0 PA: 29

PITCHER		IP	WLS	BF	H	R	ER	SO	BB	IBB	HBP	BLK	WP	HR	S	P	ERA	WHIP
16 Wei-Yin Chen, L ERA: 3.76	(1, 1)	7.0	W	22	4	0	0	7	0	0	1	0	0	0	56	87	0.00	0.571
56 Darren O'Day, R ERA: 0.98	(8, 1)	1.0		4	0	0	0	0	0	0	0	0	0	0	14	21	0.00	0.000
53 Zack Britton, L ERA: 0.8	(9, 1)	1.0		3	0	0	0	1	0	0	0	0	0	0	7	13	0.00	0.000

PITCHER	IP	WLS	BF	H	R	ER	SO	BB	IBB	HBP	BLK	WP	HR	S	P	ERA	WHIP

Boston Red Sox @ Baltimore Orioles

Oriole Park at Camden Yards, Baltimore, MD

Wed Jun 11 2014, 7:12 PM - 11:37 PM EDT

Att. 25,886 - Cloudy - 73 F

BOTTOM

livebaseballscorecards.com

Batter	1	2	3	4	5	6	7	8	9	AB	R	H	RBI	BB	SO	LOB
21 Nick Markakis, L (1, 9) OBP: 0.361, SLG: 0.418	X FF 92 0-0 ① G4-3	C FF 95 C SI 95 F FF 94 D CH 88 1 SAFE 1 SAFE F CH 87 X SI 90 1-2 ③ G5-3		B SL 81 X CH 87 1-0 ③ FC5-4 1-2f			B FS 79 C FS 81 X FS 84 1-1 ① G4-3	B SL 82 B SI 91 B SI 91 C SI 90 B SI 90 4-1 1-2 2-3 3-H BB		4	0	0	1	1	0	3
28 Steve Pearce, R (1, 7) OBP: 0.358, SLG: 0.517 9 David Lough, L (8, 7) OBP: 0.258, SLG: 0.284	B FF 92 B FF 91 C CH 82 B FF 91 B CH 84 4-1 10 2B BB	B FF 93 F FF 94 B FF 96 X FF 94 2-1 ① F8			B SI 92 C FF 94 B FF 94 C FF 93 X FF 95 2-2 19 S 1B		C SL 85 B SL 81 S SL 84 S SL 82 1-3 ② K	B SL 80 C SI 91 B SI 90 X SL 83 2-1 ③ F9		3 1	1 0	1 0	0 0	1 0	1 0	0 3
10 Adam Jones, R (1, 8) OBP: 0.317, SLG: 0.477	B FF 92 X CH 82 1-0 23 F9 1-H 19 HR 2B	B FF 95 F FF 94 F FF 95 X FF 97 1-2 ② G4-3			B FF 92 F FF 93 B FF 95 F FF 93 1 SAFE S CH 81 2-3 ① K		C FF 88 F SL 79 B SL 80 B FF 91 S FF 91 2-3 ③ K			4	1	1	1	0	2	1
23 Nelson Cruz, R (1, 10) OBP: 0.372, SLG: 0.624	B FF 94 S FF 94 F FF 95 X SL 84 1-2 ② F9 2-3	S CH 87 B FF 97 F FF 96 F SI 90 S SI 89 1-3 ③ K			F FF 94 F FF 95 S FF 96 0-3 ② K			X SL 83 0-0 19 2B 6 BB 1B		4	1	1	0	0	2	2
19 Chris Davis, L (1, 3) OBP: 0.347, SLG: 0.445	B FF 93 S CH 85 X CH 86 1-1 3-H HR			F FF 94 B SI 97 F FF 95 F FF 97 F SI 91 F SL 83 X SI 90 1-2 ① F8	S FF 96 B FF 95 B FF 94 F FF 94 S FF 96 2-3 ③ K 1-2			B SI 90 F SI 90 X SI 90 1-1 6 BB 21 BB 1-3 2B		4	2	2	2	0	1	1
2 J.J. Hardy, R (1, 6) OBP: 0.313, SLG: 0.352	B FF 90 C SL 81 X FF 93 1-1 ③ G4-3			B FF 95 B CH 88 C FF 96 F CH 87 X SI 90 2-2 6 1B 40 1B 1B	B FF 92 F FF 91 B FF 95 C FF 93 F SL 84 B FF 96 S CH 83 3-3 ① K			S SI 90 X SI 92 0-1 ① P4		4	1	1	0	0	1	2
13 Manny Machado, R (1, 5) OBP: 0.275, SLG: 0.320		C SL 79 B SI 91 F FF 93 X FF 96 1-2 ① L9		F SL 82 S SL 84 S CH 88 0-3 ② K			X CH 84 0-0 ② G5-3	I IN 79 I IN 78 I IN 82 I IN 79 4-0 21 BB 6 BB IBB		3	0	0	0	1	1	1
6 Jonathan Schoop, R (1, 4) OBP: 0.272, SLG: 0.347		C FF 95 B SL 84 S SL 83 C SI 90 1-3 ② K		C SL 84 F FF 96 F FF 96 X SI 90 0-2 40 1B 1-2 1B			C CH 85 S SL 82 B FF 96 B FF 97 B FF 96 B CH 85 4-2 40 FC6-4 BB	B CH 79 B SI 89 B SI 90 B SI 90 4-0 1-2 2-3 3-H 21 BB BB		2	0	1	1	2	1	0
40 Nick Hundley, R (1, 2) OBP: 0.256, SLG: 0.310		B FF 95 X SL 82 1-0 1B		C CH 87 B FF 96 1 SAFE F FF 94 F SL 85 X CH 89 1-2 21 FC5-4 1-3 2-H 1B			X SL 82 0-0 ③ FC6-4 1-2f	C SI 91 C CH 81 B SI 92 B SI 92 F CH 80 F SI 91 S SI 91 2-3 ② K		4	0	2	1	0	1	4
Inning Stats	R: 3 E: 0 K: 0 S: 10 H: 2 LOB: 0 BB: 1 P: 18	R: 0 E: 0 K: 1 S: 12 H: 1 LOB: 1 BB: 0 P: 16	R: 0 E: 0 K: 1 S: 9 H: 0 LOB: 0 BB: 0 P: 13	R: 1 E: 0 K: 1 S: 21 H: 3 LOB: 2 BB: 0 P: 26	R: 0 E: 0 K: 3 S: 12 H: 1 LOB: 1 BB: 0 P: 18		R: 0 E: 0 K: 2 S: 8 H: 0 LOB: 1 BB: 1 P: 15	R: 0 E: 0 K: 1 S: 8 H: 0 LOB: 0 BB: 0 P: 12	R: 2 E: 0 K: 1 S: 13 H: 2 LOB: 3 BB: 3 P: 30	1B: 6 2B: 2 3B: 0 HR: 1 SF: 0 SAC: 0 DP: 0 HBP: 0						

AB	33
R	6
H	9
RBI	6
BB	5
SO	10
LOB	17

WP: 0 PB: 0 SB: 1 CS: 0 PA: 38

PITCHER		IP	WLS	BF	H	R	ER	SO	BB	IBB	HBP	BLK	WP	HR	S	P	ERA	WHIP
62 Rubby De La Rosa, R ERA: 3.93	(1, 1)	5.2	L	26	7	4	4	7	2	0	0	0	0	1	71	105	6.35	1.588
54 Edward Mujica, R ERA: 6.29	(6, 1)	1.1		4	0	0	0	2	0	0	0	0	0	0	9	13	0.00	0.000
55 Chris Capuano, L ERA: 3.45	(8, 1)	1.0		8	2	2	2	1	2	1	0	0	0	0	13	30	18.00	4.000

PITCHER	IP	WLS	BF	H	R	ER	SO	BB	IBB	HBP	BLK	WP	HR	S	P	ERA	WHIP

Cleveland Indians @ Boston Red Sox

Fenway Park, Boston, MA

Thu Jun 12 2014, 7:12 PM - 10:19 PM EDT

Att. 37,750 - Cloudy - 66 F

livebaseballscorecards.com

TOP

Batter	1	2	3	4	5	6	7	8	9	AB	R	H	RBI	BB	SO	LOB
24 Michael Bourn, L (1, 8) OBP: 0.323, SLG: 0.385	C FF 93 S CH 85 S CU 77 0-3 K ①			B FC 87 B C FF 93 C FC 88 X CU 76 2-2 G6-3 ①		B FF 88 S FF 91 F FF 92 F FC 90 X CU 76 1-2 E1 23 2B 22 1B	D FC 88 B FC 85 S FF 91 X FF 92 2-1 F8-3 ②③ 1-1			4	1	0	0	0	1	1
13 Asdrúbal Cabrera, S (1, 6) OBP: 0.320, SLG: 0.393	F FF 93 X FF 94 0-1 P3 ②			F FF 94 F FC 89 B CU 77 B FC 86 B CU 75 X FF 93 3-2 F8 ②		F FC 89 X FF 92 0-1 F9 ①		B CU 73 B FF 91 C FF 91 F FC 88 F FC 87 X FF 91 2-2 G6-3 ①		4	0	0	0	0	0	1
23 Michael Brantley, L (1, 7) OBP: 0.381, SLG: 0.504	C FF 94 C CU 77 T FF 95 0-2 K ③			X FC 90 0-0 1B		F FF 93 X FF 92 0-1 1-3 22 1B 2B		F FF 91 C CH 84 X FC 85 0-2 F8 ②		4	1	2	0	0	1	0
22 Jason Kipnis, L (1, 4) OBP: 0.351, SLG: 0.365		S FF 93 S FF 93 B FF 94 S FF 94 1-3 K ①		C FF 93 C FC 87 B FF 93 B FC 86 X FF 93 2-2 F7 ③		X SI 90 0-0 9 1B 2-H 3-H 1B		B FC 87 C FC 86 X CU 74 1-1 1B		4	0	2	2	0	1	1
41 Carlos Santana, S (1, 3) OBP: 0.337, SLG: 0.315		B FF 95 X FF 94 1-0 P5 ②			B FF 88 B CU 73 B FF 91 B FC 87 4-0 10 1B BB	D FF 91 B FF 92 C FF 89 X FF 92 2-1 F8 ②		C CU 74 B FF 94 F FF 92 1 SAFE S FO 87 1-3 K ③		3	0	0	0	1	1	2
9 Ryan Raburn, R (1, 9) OBP: 0.267, SLG: 0.268		B FF 94 C CU 75 X FF 93 1-1 P5 ③			X FF 92 0-0 P3 ①	B FC 90 B FF 92 S FF 90 F FF 92 D CU 78 X FF 89 3-2 33 FC6-4 1-2 1B			B FF 88 B FF 88 C FF 87 S FS 79 F FF 88 X FS 79 2-2 G5-3 ①	4	0	1	0	0	0	1
33 Nick Swisher, S (1, 10) OBP: 0.306, SLG: 0.312			B FF 92 B FF 92 F SI 91 S FC 88 C FF 92 2-3 K ①		C CU 75 B FF 92 B FF 90 F FC 90 B FC 88 F FC 86 X SI 89 3-2 F9 ②	C FF 93 X CU 79 0-1 FC6-4 ③ 1-2f			F FF 88 F FF 88 S FS 80 0-3 K ②	4	0	0	0	0	2	3
10 Yan Gomes, R (1, 2) OBP: 0.315, SLG: 0.419			B FF 93 S FC 89 B CU 77 X FF 93 2-1 4 G4-3 1B		F FF 91 X FF 91 0-1 1-2 1B		B FF 91 S FC 88 X FF 92 1-1 G6-3 ①		B FF 88 F FS 79 F FF 87 F FF 88 X FS 80 1-2 G6-3 ③	4	0	2	0	0	0	0
4 Mike Aviles, R (1, 5) OBP: 0.284, SLG: 0.357			B FF 92 X SI 91 1-0 G4-3 ②③ 1-2f		B FF 90 B FF 92 S FF 90 F CU 76 B FF 93 F FF 91 X FC 88 3-2 F9 ③		C FF 91 X CH 85 0-1 24 F8-3 1B			3	0	1	0	0	0	3

	AB	34
	R	2
	H	8
	RBI	2
	BB	1
	SO	6
	LOB	12

Inning Stats	1	2	3	4	5	6	7	8	9	1B: 7	SF: 0	WP: 0	PA: 35
	R: 0 E: 0 K: 2 S: 8 H: 0 LOB: 0 BB: 0 P: 8	R: 0 E: 0 K: 1 S: 6 H: 0 LOB: 0 BB: 0 P: 9	R: 0 E: 0 K: 1 S: 6 H: 1 LOB: 0 BB: 0 P: 11	R: 0 E: 0 K: 0 S: 10 H: 1 LOB: 1 BB: 0 P: 17	R: 0 E: 0 K: 0 S: 11 H: 1 LOB: 2 BB: 1 P: 21	R: 2 E: 1 K: 0 S: 16 H: 3 LOB: 2 BB: 0 P: 22	R: 0 E: 0 K: 0 S: 6 H: 1 LOB: 0 BB: 0 P: 9	R: 0 E: 0 K: 1 S: 12 H: 1 LOB: 1 BB: 0 P: 16	R: 0 E: 0 K: 1 S: 11 H: 0 LOB: 0 BB: 0 P: 14	2B: 2 3B: 0 HR: 0	SAC: 0 DP: 2 HBP: 0	PB: 0 SB: 0 CS: 0	

PITCHER		IP	WLS	BF	H	R	ER	SO	BB	IBB	HBP	BLK	WP	HR	S	P	ERA	WHIP
31 Jon Lester, L ERA: 3.33	(1, 1)	7.2	W	31	8	2	1	4	1	0	0	0	0	0	72	109	1.17	1.174
36 Junichi Tazawa, R ERA: 2.25	(8, 1)	0.1	H	1	0	0	0	1	0	0	0	0	0	0	3	4	0.00	0.000
19 Koji Uehara, R ERA: 0.63	(9, 1)	1.0	S	3	0	0	0	1	0	0	0	0	0	0	11	14	0.00	0.000

PITCHER		IP	WLS	BF	H	R	ER	SO	BB	IBB	HBP	BLK	WP	HR	S	P	ERA	WHIP

Cleveland Indians @ Boston Red Sox

Fenway Park, Boston, MA

Thu Jun 12 2014, 7:12 PM - 10:19 PM EDT

Att. 37,750 - Cloudy - 66 F

livebaseballscorecards.com

BOTTOM

Batter	1	2	3	4	5	6	7	8	9	AB	R	H	RBI	BB	SO	LOB
26 Brock Holt, L (1, 5) OBP: 0.373, SLG: 0.466	C FF 87 C FC 85 X FF 90 0-2 ① P5		B CH 82 B FC 84 C FF 88 C FF 88 F FC 84 X FF 89 2-2 15 L3 1B		1 SAFE F CH 79 F FC 82 1 SAFE D CU 75 X FF 88 1-2 ① G3-1 1-3	B FF 95 C FF 95 F FF 94 D SL 81 B FF 95 F FF 94 F FF 95 X FF 94 3-2 1-H 3-H 2B				4	0	2	2	0	0	1
15 Dustin Pedroia, R (1, 4) OBP: 0.339, SLG: 0.374	C FF 90 F FF 90 B FC 86 F FF 91 F CU 77 X CH 83 1-2 ② G4-3		1 SAFE B FF 89 D FC 84 F FF 89 1 SAFE X FF 89 2-1 ①② L3 1-1		D CU 75 C FC 83 D CU 75 X FF 88 2-1 ② G5-3	B SL 88 B FF 93 F FF 93 X SL 88 2-1 ③ G4-3				4	0	0	0	0	0	3
34 David Ortiz, L (1, 10) OBP: 0.354, SLG: 0.483	X FF 90 0-0 ③ G6-3		C FF 89 B FF 89 B FF 90 F FF 90 F CU 77 F FC 85 X FF 90 2-2 ③ L8		F FF 89 X FF 89 0-1 3-H HR		C CH 87 F CU 81 B SL 85 X CH 88 1-2 ① G1-3			4	1	1	2	0	0	0
12 Mike Napoli, R (1, 3) OBP: 0.391, SLG: 0.424		B FF 90 C FF 89 C FF 89 F CU 77 F FF 90 F FC 84 B CH 84 X FC 86 2-2 E6 29 1B 38 2B		C FF 89 B FF 89 F FC 85 X FF 89 1-2 ① G1-3	F FC 85 F FF 89 B CU 76 X CU 76 1-2 29 1B 1B		B FF 96 S SL 83 C FF 95 F FF 96 X CU 85 1-2 29 G4-6-3 1B			4	1	2	0	0	0	0
29 Daniel Nava, S (1, 7) OBP: 0.279, SLG: 0.283		B FF 89 C FC 84 X FF 90 1-1 38 2B 10 G3-2-3 1-3 1B		C FF 88 B FC 86 B FF 89 X FF 89 2-1 10 WP 3 BB 1B	C FF 88 B CH 83 1 SAFE X FC 84 1-1 ③ 1-3 1B		C FF 94 B SL 87 B FF 94 X CH 87 2-1 ②③ G4-6-3 1-2f			4	0	3	0	0	0	1
38 Grady Sizemore, L (1, 9) OBP: 0.290, SLG: 0.331		B FF 89 1 SAFE F FF 89 X FC 86 1-1 10 G3-2-3 1-3 3-H 2B		C FF 87 B CH 81 1 SAFE C FF 88 1 SAFE S CU 75 1-3 ② K	C FF 86 B CU 74 S CH 81 S FF 88 1-3 ① K		B FF 95 C CH 86 T CU 81 X SL 85 1-2 ① G4-3			4	0	1	1	0	2	1
3 David Ross, R (1, 2) OBP: 0.241, SLG: 0.316		B CU 76 S FC 85 B FF 89 B FC 84 B FC 86 4-1 10 G3-2-3 BB		B FF 89 B FF 88 C FF 89 C FF 90 F FC 84 D CU 76 F FF 89 B FC 83 4-2 10 WP 1-2 BB		L FF 88 C CU 77 B FF 88 X FC 85 1-2 ② L4		B FF 94 S FF 93 B FF 95 S FF 94 S FF 96 2-3 ② K		2	0	0	0	2	1	0
10 Jonathan Herrera, S (1, 6) OBP: 0.321, SLG: 0.290		C FF 89 B FF 90 C FF 89 F CU 76 X FF 89 1-2 ①② G3-2-3 1-2 2-3 3-Hf		B FF 88 B FF 87 X FF 88 2-0 ③ F8 1-2 2-3		C FF 87 S CU 75 X FF 88 0-2 26 2B 3B		C FF 95 X CH 88 0-1 1B		4	1	2	0	0	0	5
25 Jackie Bradley Jr., L (1, 8) OBP: 0.290, SLG: 0.292		B FC 85 S FF 89 F FF 90 S CU 76 1-3 ③ K			X FC 85 0-0 26 G3-1 26 E 34 HR 1B	B SL 78 B FF 93 B FF 94 B FF 96 4-0 26 S 26 2B BB		1 SAFE B SL 86 B FF 94 1 SAFE C FF 94 F CH 88 1 SAFE T CU 81 2-2 ③ K		3	2	1	0	1	2	3
Inning Stats	R: 0 E: 0 K: 0 S: 9 H: 0 LOB: 0 BB: 0 P: 10	R: 1 E: 1 K: 1 S: 18 H: 2 LOB: 2 BB: 1 P: 28	R: 0 E: 0 K: 0 S: 11 H: 1 LOB: 0 BB: 0 P: 17	R: 0 E: 0 K: 1 S: 13 H: 1 LOB: 2 BB: 1 P: 23	R: 2 E: 1 K: 0 S: 13 H: 4 LOB: 2 BB: 0 P: 18	R: 2 E: 0 K: 1 S: 16 H: 2 LOB: 1 BB: 1 P: 27	R: 0 E: 0 K: 0 S: 9 H: 1 LOB: 0 BB: 0 P: 13	R: 0 E: 0 K: 2 S: 11 H: 1 LOB: 1 BB: 0 P: 16		1B: 8 2B: 3 3B: 1 HR: 1 SF: 0 SAC: 0 DP: 3 HBP: 0			WP: 1 PB: 0 SB: 1 CS: 0 PA: 36			

	AB	33
	R	5
	H	12
	RBI	5
	BB	3
	SO	5
	LOB	14

PITCHER		IP	WLS	BF	H	R	ER	SO	BB	IBB	HBP	BLK	WP	HR	S	P	ERA	WHIP
43 Josh Tomlin, R ERA: 3.33	(1, 1)	5.2	L	26	9	4	3	3	2	0	0	0	1	1	73	107	4.76	1.941
50 Nick Hagadone, L ERA: 7.71	(6, 1)	0.0		2	1	1	1	0	1	0	0	0	0	0	5	12	∞	∞
48 Scott Atchison, R ERA: 3.1	(6, 1)	0.1		1	0	0	0	0	0	0	0	0	0	0	2	4	0.00	0.000
59 Carlos Carrasco, R ERA: 4.64	(7, 1)	2.0		7	2	0	0	2	0	0	0	0	0	0	20	29	0.00	1.000

PITCHER		IP	WLS	BF	H	R	ER	SO	BB	IBB	HBP	BLK	WP	HR	S	P	ERA	WHIP

Batter	1	2	3	4	5	6	7	8	9	AB	R	H	RBI	BB	SO	LOB
24 Michael Bourn, L (1, 8) OBP: 0.317, SLG: 0.378	C FF 92 B FF 93 F FF 94 S FC 84 1-3 ① K	F SI 91 D CU 79 F CU 80 F FF 92 S FF 93 1-3 ③ K			X FF 90 0-0 ① B5-3		C CU 78 B CU 79 C CU 78 X FC 85 1-2 ② G4-3			4	0	0	0	0	2	1
13 Asdrúbal Cabrera, S (1, 6) OBP: 0.322, SLG: 0.403	X SI 93 0-0 ② L4		C FF 91 B FF 92 X FF 91 1-1 23 2B 2B		B SI 91 X FC 84 1-0 ② F9		C FF 91 X CU 80 0-1 2B			4	1	2	0	0	0	0
23 Michael Brantley, L (1, 7) OBP: 0.382, SLG: 0.508	B FF 93 X FF 93 1-0 1B		C CU 78 F FF 91 X CU 81 0-2 2-H 2B		B FF 91 B FF 92 C FF 91 F FF 91 X FF 93 2-2 E5		B SL 83 C SL 84 F SL 84 B SL 85 X SL 85 2-2 ③ G3			4	0	2	1	0	0	1
22 Jason Kipnis, L (1, 4) OBP: 0.343, SLG: 0.355	X FF 92 0-0 ③ G4-3		B SI 91 C FC 85 F FF 91 B FF 93 C FF 93 2-3 ① K		C SI 91 X FF 91 0-1 ③ P5			B FF 91 B FF 92 S FF 92 X FF 93 2-1 ① F7		4	0	0	0	0	1	3
8 Lonnie Chisenhall, L (1, 5) OBP: 0.429, SLG: 0.605		B FF 92 F SI 91 X FF 93 1-1 ① G4-3	F FF 93 B FF 93 S FF 92 F FF 92 S FC 84 1-3 ② K2-3			C FF 91 B FF 92 B FF 92 B FF 90 X FF 91 3-1 ① G4-3		C FF 94 X FF 94 0-1 ② F8		4	0	0	0	0	1	1
7 David Murphy, L (1, 9) OBP: 0.340, SLG: 0.433		B FF 91 B FF 92 C FF 92 F FF 92 F FF 93 B FF 94 F FF 92 F FF 93 F FC 86 3-2 X FF 82 41 HR 1B	F FF 92 B FF 93 B SI 91 C FF 92 X FF 92 2-2 ③ G4-3			C FF 92 X FF 92 0-1 ② L7		X FF 93 0-0 ③ F8		4	1	1	0	0	0	1
10 Yan Gomes, R (1, 2) OBP: 0.315, SLG: 0.415 53 George Kottaras, L (8, 2) OBP: 0.538, SLG: 1.444		C FF 91 F FF 92 B SI 93 C FF 93 1-3 ② K		S FF 91 B FF 92 B FF 91 F FF 90 X FC 86 2-2 ① G5-3		B FF 91 B SI 91 B FF 91 C FF 92 B FF 93 4-1 BB			B SI 90 C SI 90 C FS 84 B SI 88 S FS 84 2-3 ① K	2 1	0 0	0 0	0 0	1 0	1 1	1 0
41 Carlos Santana, S (1, 3) OBP: 0.336, SLG: 0.328		B CU 78 B FF 92 X FC 82 2-0 1-H HR	B FF 92 B FF 92 B SI 91 C FF 91 C FF 90 X FF 91 3-2 ② L9			C SI 91 B FF 92 B CU 80 F CU 80 X FF 93 2-2 ③ F9			B SI 90 F SI 91 B FS 86 C SI 90 F SI 86 F FS 85 F FS 83 S FS 85 2-3 ② K	4	1	1	2	0	1	1
9 Ryan Raburn, R (1, 10) OBP: 0.266, SLG: 0.268		B FF 93 C SI 93 F SI 93 X FC 85 1-2 1B	B FC 85 F FF 92 B FF 94 X FF 93 2-1 ③ F8				C FF 89 B FF 92 S FF 91 X FF 92 1-2 ① F9		B SI 90 C SI 90 F SL 81 S SL 80 1-3 ③ K	4	0	1	0	0	1	0
Inning Stats	R: 0 E: 0 K: 1 S: 6 H: 1 LOB: 1 BB: 0 P: 8	R: 2 E: 0 K: 2 S: 20 H: 3 LOB: 1 BB: 0 P: 29	R: 1 E: 0 K: 2 S: 15 H: 2 LOB: 1 BB: 0 P: 21	R: 0 E: 0 K: 0 S: 8 H: 0 LOB: 0 BB: 0 P: 15	R: 0 E: 1 K: 0 S: 7 H: 0 LOB: 1 BB: 0 P: 10	R: 0 E: 0 K: 0 S: 8 H: 0 LOB: 1 BB: 1 P: 17	R: 0 E: 0 K: 0 S: 11 H: 1 LOB: 1 BB: 0 P: 15	R: 0 E: 0 K: 0 S: 5 H: 0 LOB: 0 BB: 0 P: 7	R: 0 E: 0 K: 3 S: 12 H: 0 LOB: 0 BB: 0 P: 17	1B: 3 2B: 3 3B: 0 HR: 1 SF: 0 SAC: 0 DP: 0 HBP: 0						

PITCHER	IP	WLS	BF	H	R	ER	SO	BB	IBB	HBP	BLK	WP	HR	S	P	ERA	WHIP
41 John Lackey, R (1, 1) ERA: 3.24	6.2	W	29	7	3	3	5	1	0	0	0	0	1	72	110	4.05	1.200
30 Andrew Miller, L (7, 1) ERA: 2.63	1.1	H	4	0	0	0	0	0	0	0	0	0	0	8	12	0.00	0.000
35 Burke Badenhop, R (9, 1) ERA: 1.72	1.0		3	0	0	0	3	0	0	0	0	0	0	12	17	0.00	0.000

PITCHER	IP	WLS	BF	H	R	ER	SO	BB	IBB	HBP	BLK	WP	HR	S	P	ERA	WHIP

Cleveland Indians @ Boston Red Sox

Fenway Park, Boston, MA

Fri Jun 13 2014, 7:13 PM - 10:25 PM EDT

Att. 35,772 - Cloudy - 63 F

TOP

livebaseballscorecards.com

AB	35
R	3
H	7
RBI	3
BB	1
SO	8
LOB	9

Batter	1	2	3	4	5	6	7	8	9	AB	R	H	RBI	BB	SO	LOB
26 Brock Holt, L (1, 7) OBP: 0.367, SLG: 0.456	B FF 88 B FF 89 C FF 87 B FF 88 C FF 86 X FF 88 3-2 ① G3	B SI 88 B SI 89 X FF 90 2-0 ③ G4-3		B FF 89 C FF 88 B FF 89 X FF 88 2-1 ② L7			1 SAFE C SL 84 F SI 90 X SL 84 0-2 15 2B 1-3 1B	B FF 94 B FF 91 X FF 91 2-0 ② P5		5	1	1	0	0	0	2
2 Xander Bogaerts, R (1, 5) OBP: 0.367, SLG: 0.432	B FF 89 F SI 85 B SI 87 C FF 90 F SI 88 B SI 88 X FF 89 3-2 ② G4-3		B SL 75 C FF 89 B SI 85 B FF 89 B FF 87 4-1 15 BB 12 2B BB	C SL 86 B FF 91 F SL 88 X FF 91 1-2 ③ P4			C FC 92 C FC 92 X SL 80 0-2 ① F7	C FF 95 B KC 85 B FF 95 F FF 95 B KC 85 F FF 95 F FF 95 F FF 95 X FF 94 3-2 HR		4	2	1	1	1	0	3
15 Dustin Pedroia, R (1, 4) OBP: 0.343, SLG: 0.377	B FF 91 F FF 90 X FF 90 1-1 ③ G1-3		B FF 89 B FF 87 B FF 86 B FF 85 4-0 12 2B 1-2 BB		C FF 91 B CU 79 X CU 80 1-1 ① G5-3		B FC 94 B SL 82 X FC 93 2-0 12 1B 1-H 3-H 2B	B FF 94 B FF 94 C FF 94 B FF 94 C FF 95 B FF 94 4-2 34 WP BB		3	2	1	2	2	0	0
34 David Ortiz, L (1, 10) OBP: 0.358, SLG: 0.479		B SI 86 B FF 90 C FF 90 C SI 87 B SI 91 F SL 77 B SI 89 4-2 12 BB 29 1B BB	C SL 78 B SL 80 B FF 89 X FF 89 2-1 ① F7		B SL 91 C SL 88 B CU 80 F SL 86 B CU 80 B SL 88 4-2 12 G1-4-3 BB		I IN 70 I IN 70 I IN 69 I IN 70 4-0 12 1B 29 2B IBB	B FF 95 C FF 94 B KC 84 F FF 95 F FF 95 S KC 84 2-3 ③ K 1-2		2	1	0	0	3	1	3
12 Mike Napoli, R (1, 3) OBP: 0.398, SLG: 0.434		B FF 90 C SI 88 C SI 87 F SL 81 B SI 90 B SI 85 D SI 86 4-2 29 1B 40 2B 1-2 BB	C FF 88 X CH 82 0-1 1-H 2-H 2B		C SL 87 F SL 92 B FF 93 X SL 88 1-2 ② ③ G1-4-3 1-2f		C FC 93 X FC 92 0-1 29 2B 1-2 2-H 1B			3	1	2	3	1	0	1
29 Daniel Nava, S (1, 9) OBP: 0.287, SLG: 0.301		B FF 88 B SI 85 C FF 87 C FF 90 D SI 88 F FF 88 X FF 90 3-2 ① 40 2B 1-2 2-H 1B	X FF 88 0-0 ② G6-3			B SI 90 B SI 90 B SI 91 C SI 91 X SI 91 3-1 ① L9	B FF 89 F FF 90 F CH 78 X SL 78 1-2 1-3 2-H 2B			4	1	2	1	0	0	1
40 A.J. Pierzynski, L (1, 2) OBP: 0.307, SLG: 0.402		C SI 88 B FF 90 X SI 88 1-1 10 G6-3 25 3B 1-H 2-H 2B	F FF 87 X SL 78 0-1 ③ G6-3			B SI 91 B SL 82 S SI 91 S SI 92 X SI 92 2-2 ② F8	C SL 82 S SL 77 B FF 92 D SL 84 B SL 79 F SL 82 X FF 90 3-2 ② G1-3			4	1	1	2	0	0	3
10 Jonathan Herrera, S (1, 6) OBP: 0.317, SLG: 0.288		B FF 90 C SI 89 X FF 89 1-1 ② G6-3 2-3		C FF 89 C FF 92 X SL 80 0-2 25 FC3-6 1B		B SI 91 F SI 91 F SI 91 S SL 83 1-3 ③ K	B SI 90 S CH 81 C FF 92 F SL 84 S FF 92 1-3 ③ K			4	0	1	0	0	2	3
25 Jackie Bradley Jr., L (1, 8) OBP: 0.294, SLG: 0.306		B FF 91 F SI 88 S FF 90 X FF 90 1-2 3-H 3B	C FF 88 X SL 79 0-1 ① FC3-6 1-2f				B SL 82 B SI 89 S SI 91 X SI 91 2-1 26 1B 15 2B 1B	F FF 93 B SL 83 S SL 80 X FF 93 1-2 ① G4-3		4	1	2	1	0	0	1
Inning Stats	R: 0 E: 0 K: 0 S: 9 H: 0 LOB: 0 BB: 0 P: 16	R: 3 E: 0 K: 0 S: 18 H: 3 LOB: 1 BB: 2 P: 34	R: 2 E: 0 K: 0 S: 8 H: 1 LOB: 1 BB: 2 P: 18	R: 0 E: 0 K: 0 S: 10 H: 1 LOB: 1 BB: 0 P: 13	R: 0 E: 0 K: 0 S: 7 H: 0 LOB: 0 BB: 1 P: 13	R: 0 E: 0 K: 1 S: 8 H: 0 LOB: 0 BB: 0 P: 14	R: 4 E: 0 K: 1 S: 22 H: 5 LOB: 2 BB: 1 P: 35	R: 1 E: 0 K: 1 S: 16 H: 1 LOB: 1 BB: 1 P: 28		1B: 5 2B: 4 3B: 1 HR: 1 SF: 0 SAC: 0 DP: 1 HBP: 0						

BOTTOM

Cleveland Indians @ Boston Red Sox

Fenway Park, Boston, MA

Fri Jun 13 2014, 7:13 PM - 10:25 PM EDT

Att. 35,772 - Cloudy - 63 F

livebaseballscorecards.com

AB	33
R	10
H	11
RBI	10
BB	7
SO	3
LOB	17

WP: 1 PB: 0 SB: 0 CS: 0 PA: 40

PITCHER		IP	WLS	BF	H	R	ER	SO	BB	IBB	HBP	BLK	WP	HR	S	P	ERA	WHIP
63 Justin Masterson, R ERA: 5.05	(1, 1)	2.0	L	12	3	5	5	0	4	0	0	0	0	0	28	59	22.50	3.500
57 Kyle Crockett, L ERA: 1.5	(3, 1)	1.2		7	2	0	0	0	0	0	0	0	0	0	14	18	0.00	1.200
48 Scott Atchison, R ERA: 2.97	(4, 1)	1.1		4	0	0	0	0	1	0	0	0	0	0	10	17	0.00	0.750
35 Marc Rzepczynski, L ERA: 3.8	(6, 1)	1.0		5	2	2	2	1	0	0	0	0	0	0	13	21	18.00	2.000
27 Bryan Shaw, R ERA: 2.56	(7, 1)	0.1		4	2	1	1	0	0	1	0	0	0	0	6	12	27.00	6.000

PITCHER		IP	WLS	BF	H	R	ER	SO	BB	IBB	HBP	BLK	WP	HR	S	P	ERA	WHIP
88 Josh Outman, L ERA: 2.7	(7, 1)	1.1		5	1	1	1	1	0	0	0	0	0	0	15	23	6.75	0.750
37 Cody Allen, R ERA: 3.0	(8, 1)	0.1		3	1	1	1	1	1	0	0	0	1	1	12	21	27.00	6.000

Batter	1	2	3	4	5	6	7	8	9	AB	R	H	RBI	BB	SO	LOB
24 Michael Bourn, L (1, 8) OBP: 0.314, SLG: 0.374	F FF 88 S FF 90 B CH 81 C FF 91 1-3 ① K		B CH 83 X SI 91 1-0 13 2B 1B		S CH 80 S CH 80 B CH 81 B CH 81 B CH 81 S CH 81 3-3 ① K	B FC 88 B CH 82 D SL 81 X FF 89 3-0 ③ G4-3		C CU 73 C FO 86 X FO 88 0-2 ① G3		5	1	1	0	0	2	1
13 Asdrúbal Cabrera, S (1, 6) OBP: 0.324, SLG: 0.407	B FF 91 F CH 82 F CU 80 B FF 92 X FF 91 2-2 ② F8		1 SAFE X FF 89 0-0 ② 1-H 2B		B CH 82 X CH 82 1-0 ② L9		S SL 86 X SI 89 0-1 23 1B 22 E 1B	S FO 87 C FO 88 S FO 87 0-3 ② K		5	1	2	1	0	1	0
23 Michael Brantley, L (1, 7) OBP: 0.386, SLG: 0.508	C FF 91 B FF 91 X CH 83 1-1 ③ L8		X FF 90 0-0 ③ L3		C FF 91 B FC 88 S CH 82 B FF 91 H FC 88 3-2 8 S 22 1B HBP		X FF 88 0-0 7 BB 22 E 41 BB 1-3 1B	X FF 95 0-0 1B		4	1	2	0	0	0	0
22 Jason Kipnis, L (1, 4) OBP: 0.350, SLG: 0.363		C FF 88 B FC 86 B FF 88 B CH 80 C FF 88 X FF 88 3-2 33 2B 1B		C FF 89 F FC 87 B FF 91 B FS 85 X SI 88 2-2 33 SH1-3 8 BB 1B	X FF 88 0-0 8 S 1-2 1B		B FF 89 S SL 84 B SI 88 F SI 88 B CH 74 X SL 85 3-2 FC4 41 BB 7 BB 1-2 3-H	1 SAFE C SL 83 S FF 94 F FF 95 T FF 96 0-2 ③ K		5	0	3	0	0	1	2
8 Lonnie Chisenhall, L (1, 5) OBP: 0.428, SLG: 0.594		F FF 91 B FF 91 B SI 92 B FF 89 C FF 91 F FF 91 S FC 88 3-3 ① K		B FF 91 B FF 91 B FF 90 C FF 90 C FC 87 F FC 88 B FF 92 4-2 33 SH1-3 1-2 BB	F FF 91 B FF 89 B CH 83 D CH 83 C FC 88 F CH 82 F FF 92 F FC 88 F FF 92 4-2 B CU 81 1-2 2-3 BB		B SL 84 L FF 88 B FF 88 F SI 88 X SL 85 2-2 ① F7		C FS 80 B FS 81 S FS 80 X FS 80 1-2 ① F9	3	0	0	0	2	1	3
33 Nick Swisher, S (1, 10) OBP: 0.305, SLG: 0.316		1 SAFE B SI 90 S CH 83 X FF 90 1-1 1-3 2B		X FF 91 0-0 ① SH1-3 1-2 2-3	F FF 91 C FC 88 B FF 91 X CH 83 1-2 ③ G4-3		B SI 90 X SI 90 1-0 ② L8		B FF 89 C FF 89 S FS 80 B FF 89 S FS 81 2-3 ② K	4	0	1	0	0	1	5
7 David Murphy, L (1, 9) OBP: 0.337, SLG: 0.425		B SI 91 C FF 91 F FC 89 X FF 92 1-2 ② F7		S CH 83 F FC 89 T CH 83 0-2 ② K		X FF 88 0-0 ① F8	B SI 89 B SI 89 B SI 89 B FF 90 4-0 41 BB 1-2 2-3 BB		F FF 89 B FF 88 S FS 80 S FS 81 1-3 ③ K	4	0	0	0	1	2	4
41 Carlos Santana, S (1, 3) OBP: 0.342, SLG: 0.335		X FF 92 0-0 ③ L3		C FF 91 B CH 83 H FF 91 2-1 HBP		B FF 89 X FF 89 1-0 2B	B FF 93 F FF 93 B FF 95 B FF 94 B FF 95 4-1 1-2 2-3 3-H BB			2	0	1	1	1	0	2
10 Yan Gomes, R (1, 2) OBP: 0.310, SLG: 0.407			C SI 89 F FF 90 F FC 88 B SI 91 B FF 92 X CH 83 2-2 ① F8	B SI 91 S FC 88 B FF 91 X FF 91 2-1 ③ F9		F FF 90 F FC 87 B FC 86 S CH 81 1-3 ② K	F FF 95 C FF 95 S FF 96 0-3 ③ K			4	0	0	0	0	2	7
Inning Stats	R: 0 E: 0 K: 1 S: 8 H: 0 LOB: 0 BB: 0 P: 12	R: 0 E: 0 K: 1 S: 13 H: 2 LOB: 2 BB: 0 P: 21	R: 1 E: 0 K: 0 S: 7 H: 2 LOB: 0 BB: 0 P: 10	R: 0 E: 0 K: 1 S: 13 H: 1 LOB: 3 BB: 1 P: 23	R: 0 E: 0 K: 1 S: 16 H: 1 LOB: 3 BB: 1 P: 28	R: 0 E: 0 K: 1 S: 6 H: 1 LOB: 1 BB: 0 P: 11	R: 2 E: 1 K: 1 S: 14 H: 2 LOB: 3 BB: 2 P: 28	R: 0 E: 0 K: 2 S: 11 H: 1 LOB: 1 BB: 0 P: 11	R: 0 E: 0 K: 2 S: 9 H: 0 LOB: 0 BB: 0 P: 13	1B: 7 2B: 3 3B: 0 HR: 0 SF: 0 SAC: 1 DP: 0 HBP: 2						

PITCHER		IP	WLS	BF	H	R	ER	SO	BB	IBB	HBP	BLK	WP	HR	S	P	ERA	WHIP
44 Jake Peavy, R ERA: 4.53	(1, 1)	6.0		28	7	1	1	5	2	0	2	0	0	0	63	105	1.50	1.500
32 Craig Breslow, L ERA: 4.57	(7, 1)	0.2	L	6	2	2	0	0	1	0	0	0	0	0	10	20	0.00	4.500
36 Junichi Tazawa, R ERA: 2.17	(7, 1)	1.0		5	1	0	0	2	1	0	0	0	0	0	11	15	0.00	2.000
30 Andrew Miller, L ERA: 2.6	(8, 1)	0.1		1	0	0	0	1	0	0	0	0	0	0	4	4	0.00	0.000
19 Koji Uehara, R ERA: 0.61	(9, 1)	1.0		3	0	0	0	2	0	0	0	0	0	0	9	13	0.00	0.000

PITCHER	IP	WLS	BF	H	R	ER	SO	BB	IBB	HBP	BLK	WP	HR	S	P	ERA	WHIP

TOP

Cleveland Indians @ Boston Red Sox

Fenway Park, Boston, MA

Sat Jun 14 2014, 4:07 PM - 7:30 PM EDT

Att. 37,181 - Cloudy - 75 F

livebaseballscorecards.com

AB	36
R	3
H	10
RBI	2
BB	4
SO	10
LOB	24

PA: 43

WP: 0
PB: 0
SB: 2
CS: 0

BOTTOM

Cleveland Indians @ Boston Red Sox

Fenway Park, Boston, MA

Sat Jun 14 2014, 4:07 PM - 7:30 PM EDT

Att. 37,181 - Cloudy - 75 F

livebaseballscorecards.com

Batter	1	2	3	4	5	6	7	8	9	AB	R	H	RBI	BB	SO	LOB
26 Brock Holt, L (1, 9) OBP: 0.377, SLG: 0.468	C SI 90 B SI 91 C SI 91 F SL 84 X SI 92 1-2 ① G5-3		B SL 84 D SI 89 B SI 92 B SI 91 4-0 2 G6-4-3 1-2 BB		C SI 90 X SL 83 0-1 2 S 1B		B FF 90 B FF 90 C FF 89 S FF 90 F FF 90 X FF 89 2-2 2B			3	0	2	0	1	0	0
2 Xander Bogaerts, R (1, 5) OBP: 0.366, SLG: 0.429	B SI 92 B SI 91 S SI 91 F CH 81 X SL 84 2-2 34 2B 1B		C CH 83 X SI 93 0-1 ①② G6-4-3 1-2f 2-3		C CH 79 F SL 82 1 SAFE 1 SAFE F SL 83 F SI 88 D CH 79 B SI 91 D CH 81 3-3 ③ S SL 85 K 1-2		C SL 79 B FC 92 S SL 80 F FC 93 X FC 92 1-2 ③ G5-3			4	1	1	0	0	1	4
15 Dustin Pedroia, R (1, 4) OBP: 0.345, SLG: 0.381	C SI 91 X SI 91 0-1 ② F8		C SI 92 F SL 84 B SI 89 B SI 92 F SL 84 B SI 92 X SI 93 3-2 ③ L6			C CH 79 B SI 88 B SL 83 F CH 81 X SI 89 2-2 34 G6-3 5 FC6-4 2B		B FC 92 B FC 92 B FC 92 B FC 92 4-0 34 G4-5-3 BB		3	1	1	0	1	0	2
34 David Ortiz, L (1, 10) OBP: 0.357, SLG: 0.479	F SI 91 B SL 85 F CH 82 1 SAFE F SL 85 B SI 94 X CH 83 2-2 1-H 2B			B SI 90 X SI 91 1-0 ① G3		C SL 83 B SI 91 X SI 91 1-1 ① G6-3 2-3		B FC 94 B SL 79 C FC 93 B FC 94 X FC 92 3-1 ①② G4-5-3 1-2f		4	0	1	1	0	0	2
12 Mike Napoli, R (1, 3) OBP: 0.400, SLG: 0.433	B SI 92 B SI 90 C SI 92 B CH 82 F CH 83 F SI 94 X SL 85 3-2 ③ G5-3			B SI 90 S SL 83 S CH 82 B SI 91 C SI 89 2-3 ② K		D SL 90 D FF 91 B FF 94 F FF 94 S FF 94 B FF 96 4-2 5 FC6-4 BB		B SL 80 B SL 81 X FC 93 2-0 1B		3	0	1	0	1	1	1
5 Jonny Gomes, R (1, 7) OBP: 0.337, SLG: 0.386		C SI 90 X SI 91 0-1 40 G4-6-3 1B		S CH 80 C CH 81 F SI 91 B SL 83 B SL 85 B SL 84 F CH 80 X CH 80 3-2 1B		B SL 90 F FF 94 X FF 95 1-1 ② FC6-4 1-2f 3-H		C FC 92 B SL 82 X FC 93 1-1 ③ P4		4	0	2	1	0	0	2
40 A.J. Pierzynski, L (1, 2) OBP: 0.301, SLG: 0.394		B SL 86 B SI 91 X SI 91 2-0 ①② G4-6-3 1-2f		C SI 91 B SI 92 D SL 86 X SI 91 2-1 ③ G4-3		B FF 94 S FF 94 S FF 94 S FF 95 1-3 ③ K			S FF 97 F FF 97 S FF 96 0-3 ① K	4	0	0	0	0	2	3
10 Jonathan Herrera, S (1, 6) OBP: 0.306, SLG: 0.276 29 Daniel Nava, S (9, PH) OBP: 0.284, SLG: 0.298	B SI 93 C CH 82 F SI 92 T SI 93 1-2 ③ K				T SI 88 B CH 78 S SL 81 B SI 90 F CH 79 X SL 82 2-2 ① L8		C FF 93 C CU 78 B FF 95 X FF 96 1-2 ① G6-3		B FF 97 B FF 96 C KC 86 B FF 96 F FF 96 X KC 85 3-2 ② F8	3 1	0 0	0 0	0 0	0 0	1 0	0 0
25 Jackie Bradley Jr., L (1, 8) OBP: 0.293, SLG: 0.305			B SI 90 X SI 89 1-0 2 26 G6-4-3 BB 1B		B SI 89 F SL 84 X SL 82 1-1 ② F8		B FF 89 F FF 88 F SL 78 B FF 90 S FF 88 2-3 ② K		C KC 87 C KC 87 S KC 87 0-3 ③ K2-3	4	0	1	0	0	2	0

	AB	33
	R	2
	H	9
	RBI	2
	BB	3
	SO	7
	LOB	14

Inning Stats	1	2	3	4	5	6	7	8	9
	R: 1 E: 0 K: 0 S: 17	H: 2 LOB: 1 BB: 0 P: 25	R: 0 E: 0 K: 1 S: 6	H: 1 LOB: 0 BB: 0 P: 9	R: 0 E: 0 K: 0 S: 7	H: 1 LOB: 1 BB: 1 P: 15	R: 0 E: 0 K: 1 S: 11	H: 1 LOB: 1 BB: 0 P: 19	R: 0 E: 0 K: 1 S: 13	H: 1 LOB: 1 BB: 0 P: 19
	R: 1 E: 0 K: 1 S: 12	H: 1 LOB: 1 BB: 1 P: 21	R: 0 E: 0 K: 1 S: 14	H: 1 LOB: 1 BB: 0 P: 20	R: 0 E: 0 K: 0 S: 5	H: 1 LOB: 1 BB: 1 P: 15	R: 0 E: 0 K: 2 S: 9	H: 0 LOB: 0 BB: 0 P: 12		

	1B: 6	SF: 0	WP: 0	PA: 36
	2B: 3	SAC: 0	PB: 0	
	3B: 0	DP: 3	SB: 1	
	HR: 0	HBP: 0	CS: 0	

PITCHER		IP	WLS	BF	H	R	ER	SO	BB	IBB	HBP	BLK	WP	HR	S	P	ERA	WHIP
58 TJ House, L ERA: 4.88	(1, 1)	5.1		22	7	2	2	3	1	0	0	0	0	0	59	95	3.38	1.500
44 John Axford, R ERA: 3.21	(6, 1)	1.0	W	4	0	0	0	1	1	0	0	0	0	0	10	17	0.00	1.000
57 Kyle Crockett, L ERA: 1.42	(7, 1)	0.1	H	2	1	0	0	1	0	0	0	0	0	0	7	11	0.00	3.000
27 Bryan Shaw, R ERA: 2.45	(7, 1)	1.1	H	5	1	0	0	0	1	0	0	0	0	0	9	20	0.00	1.500
37 Cody Allen, R ERA: 2.89	(9, 1)	1.0	S	3	0	0	0	2	0	0	0	0	0	0	9	12	0.00	0.000

PITCHER	IP	WLS	BF	H	R	ER	SO	BB	IBB	HBP	BLK	WP	HR	S	P	ERA	WHIP

Batter	1	2	3	4	5	6	7	8	9	10	11	AB	R	H	RBI	BB	SO	LOB
24 Michael Bourn, L (1, 8) OBP: 0.306, SLG: 0.364	B FF 90 B FF 92 C FF 91 X FF 90 2-1 ① F8		C FF 93 C KC 77 X KC 79 0-2 ③ G5-3		F FF 88 B FF 93 F CH 88 S FF 92 1-3 ② K		B SI 88 X SI 89 1-0 ② F7			B FF 88 B CH 75 F SI 87 F FF 88 X FF 90 2-2 ① L8	C CU 75 B FO 86 S FO 86 X FO 87 1-2 ③ F7	6	0	0	0	0	1	4
13 Asdrúbal Cabrera, S (1, 6) OBP: 0.318, SLG: 0.399	X FF 88 0-0 ② F7			C FF 92 B FC 88 C KC 78 B KC 78 F FF 95 F FF 93 S FC 89 2-3 ① K	D KC 78 X FF 89 1-0 ③ G4-3		1 SAFE X SI 89 0-0 ③ P6			B CU 69 C SI 90 F SL 86 S FF 90 1-3 ② K		5	0	0	0	0	2	3
23 Michael Brantley, L (1, 7) OBP: 0.390, SLG: 0.519	C FF 93 B SI 88 C KC 78 F KC 80 F FC 89 B FF 93 X FF 90 2-2 HR			B FC 89 C FC 89 C FF 93 B FF 93 X KC 78 2-2 22 1B 1B		B FF 92 F FF 91 B FF 92 F FC 87 X KC 78 2-2 ① G4-3		B FF 95 B FF 95 F FF 95 B FF 96 F FF 96 F SL 86 C SL 84 3-3 ① K		B SL 86 C SL 85 F SI 90 F CH 74 B CH 76 F FF 91 B CU 75 B CH 75 4-2 22 BB BB		4	1	2	1	1	1	0
22 Jason Kipnis, L (1, 4) OBP: 0.351, SLG: 0.360	C FF 93 B FF 92 S KC 78 X KC 79 1-2 ③ G4-3			C KC 77 F FF 92 B FF 92 B FF 92 X FF 93 2-2 1-2 1B		X FC 88 0-0 ② G4-3		C SL 84 B SL 85 C SL 83 S SL 85 1-3 K 33 FC6-4		B FF 89 F SI 88 B SI 88 1 SAFE B SL 84 C FF 89 B FF 90 4-2 4 FC3-6 1-2 BB		4	0	1	0	1	1	0
8 Lonnie Chisenhall, L (1, 5) OBP: 0.424, SLG: 0.584 4 Mike Aviles, R (10, PH) OBP: 0.282, SLG: 0.355 (10, 5)		B FF 91 B FC 86 B FF 91 C FF 90 C FF 92 T FF 93 3-2 ① K		S FF 88 C KC 77 S KC 78 0-3 ② K		B FF 93 B FF 92 B FF 92 B SI 90 4-0 BB		C FF 96 F FF 96 F FF 97 F SL 86 S SL 85 0-3 ② K		B SI 90 X SI 90 1-0 ③ FC3-6 1-2f		3 1	0 0	0 0	0 0	1 0	3 0	3 2
33 Nick Swisher, S (1, 10) OBP: 0.303, SLG: 0.328		C FF 92 C FF 93 X KC 79 0-2 ② P5		S FF 89 X KC 76 0-1 ③ L7		F FF 92 B FF 92 F FF 94 S KC 79 0-3 ③ K2-3		B FF 95 C SL 84 X SL 84 1-1 ③ FC6-4 1-2f			B FF 92 B FF 93 S FF 92 X FF 93 2-1 HR	5	1	1	1	0	1	4
7 David Murphy, L (1, 9) OBP: 0.335, SLG: 0.417		B KC 79 C FF 93 B KC 78 X CH 87 2-1 ③ F7		F FF 92 C FF 91 X FF 92 0-2 ① G6-3		B KC 78 F FF 92 C FF 91 B KC 79 B FF 92 B FC 86 4-2 41 1B 10 SF7 BB		L FS 77 X FS 80 0-1 ① P6		S FO 85 C CU 75 B FF 93 S FO 88 1-3 ① K	4	1	0	0	1	1	0
41 Carlos Santana, S (1, 3) OBP: 0.347, SLG: 0.346		B FF 88 C FF 92 L FF 89 B KC 80 B KC 78 C FC 86 3-3 ① K		C KC 78 X KC 79 0-1 2B		C FC 86 B KC 79 B KC 77 X FF 91 2-1 1-3 1B		B FF 88 C FS 78 B FS 80 S FS 79 B FS 81 X FS 79 3-2 ② F9		B FO 88 X FF 93 1-0 1B	5	0	3	0	0	1	0
10 Yan Gomes, R (1, 2) OBP: 0.307, SLG: 0.401		S FF 89 F KC 78 S KC 80 0-3 ② K		C FC 89 B FF 92 C FF 92 F FF 91 H KC 76 2-2 HBP			X SI 90 0-0 ① SF7 3-H			B CU 75 C FF 94 S CU 74 B FF 95 F FO 86 S FF 94 2-3 ② K	3	0	0	1	0	3	1
Inning Stats	R: 1 H: 1 E: 0 LOB: 0 K: 0 BB: 0 S: 11 P: 16	R: 0 H: 0 E: 0 LOB: 0 K: 1 BB: 0 S: 8 P: 13	R: 0 H: 0 E: 0 LOB: 0 K: 2 BB: 0 S: 9 P: 12	R: 0 H: 2 E: 0 LOB: 2 K: 2 BB: 0 S: 16 P: 22	R: 0 H: 1 E: 0 LOB: 2 K: 1 BB: 0 S: 12 P: 16	R: 0 H: 0 E: 0 LOB: 1 K: 1 BB: 1 S: 8 P: 14	R: 1 H: 1 E: 0 LOB: 1 K: 0 BB: 1 S: 7 P: 14	R: 0 H: 0 E: 0 LOB: 1 K: 3 BB: 0 S: 14 P: 19	R: 0 H: 0 E: 0 LOB: 0 K: 1 BB: 0 S: 8 P: 11	R: 0 H: 0 E: 0 LOB: 2 K: 1 BB: 2 S: 13 P: 25	R: 1 H: 2 E: 0 LOB: 1 K: 2 BB: 0 S: 13 P: 20	1B: 4 2B: 1 3B: 0 HR: 2	SF: 1 SAC: 0 DP: 0 HBP: 1	WP: 1 PB: 0 SB: 0 CS: 0	PA: 46			

PITCHER	IP	WLS	BF	H	R	ER	SO	BB	IBB	HBP	BLK	WP	HR	S	P	ERA	WHIP
67 Brandon Workman, R (1, 1) ERA: 2.88	6.0		26	5	2	2	7	2	0	1	0	0	1	68	103	3.00	1.167
35 Burke Badenhop, R (7, 1) ERA: 1.67	1.0	B	3	0	0	0	0	0	0	0	0	0	0	3	4	0.00	0.000
30 Andrew Miller, L (8, 1) ERA: 2.51	1.0		4	0	0	0	3	0	0	0	0	1	0	14	19	0.00	0.000
19 Koji Uehara, R (9, 1) ERA: 0.59	1.0		3	0	0	0	1	0	0	0	0	0	0	8	11	0.00	0.000
32 Craig Breslow, L (10, 1) ERA: 4.37	1.0		5	0	0	0	1	2	0	0	0	0	0	13	25	0.00	2.000

PITCHER	IP	WLS	BF	H	R	ER	SO	BB	IBB	HBP	BLK	WP	HR	S	P	ERA	WHIP
36 Junichi Tazawa, R (11, 1) ERA: 2.4	1.0	L	5	2	1	1	2	0	0	0	0	0	1	13	20	9.00	2.000

TOP

Cleveland Indians @ Boston Red Sox

Fenway Park, Boston, MA

Sun Jun 15 2014, 1:39 PM - 5:41 PM EDT

Att. 37,356 - Sunny - 75 F

livebaseballscorecards.com

AB	40
R	3
H	7
RBI	3
BB	4
SO	14
LOB	17

Batter	1	2	3	4	5	6	7	8	9	10	11	AB	R	H	RBI	BB	SO	LOB
26 Brock Holt, L (1, 5) OBP: 0.378, SLG: 0.465	C SI 92 B SI 94 F SL 90 B SI 94 F SI 95 F CU 84 X SI 94 2-2 15 G1 15 WP 34 1B 1B	X SL 88 0-0 ③ G3			C SL 88 F SI 93 B FF 94 B CU 82 1 SAFE X SL 90 2-2 15 FC6-4 1-3 1B		B SI 92 C SI 92 F SI 92 D SI 94 S SI 94 2-3 ③ K		B SL 86 C FF 93 F SL 88 X CU 80 1-2 G4-3 ③			5	1	2	0	0	1	5
15 Dustin Pedroia, R (1, 4) OBP: 0.340, SLG: 0.374	B SI 94 B SI 93 B SL 89 C SI 93 F SL 90 X FF 95 3-2 ① G1 1-3		C SL 88 S CU 83 X CU 84 0-2 ① F8		C SI 93 C SI 95 X CU 85 0-2 ② FC6-4 1-2f 3-H			X SL 80 0-0 ① G4-3		B FF 96 C FF 96 X KC 86 1-1 ① G1-3		5	0	0	1	0	0	2
34 David Ortiz, L (1, 10) OBP: 0.354, SLG: 0.473	B SI 94 X SL 89 1-0 ② 3-H 1B		S SI 94 F CU 83 F CU 84 F SI 94 B CH 88 X CU 83 1-2 ② F8		X SI 93 0-0 ③ G4-3			C FC 92 B SL 79 S FC 93 S SL 82 1-3 ② K		C KC 85 S FF 96 B KC 86 S KC 86 1-3 ② K		5	0	1	1	0	2	1
12 Mike Napoli, R (1, 3) OBP: 0.395, SLG: 0.426	C SI 94 C SI 95 X SL 92 0-2 29 BB 1B		F SI 94 X CU 83 0-1 ③ G6-3			C SI 91 X SL 88 0-1 ① G5-3		C FC 92 F FC 91 X SL 82 0-2 F8		B FF 96 S KC 87 C KC 87 F KC 87 T KC 87 1-2 K		5	0	1	0	0	1	0
29 Daniel Nava, S (1, 7) OBP: 0.298, SLG: 0.292	B SI 93 B SI 94 C SL 90 B SI 94 B SL 89 4-1 1-2 BB			C SI 93 B CH 85 C SI 93 B CU 84 B CU 81 B SI 94 4-2 40 CS BB		B SI 92 C SL 88 B SL 88 G SI 93 B SI 94 B SL 90 4-2 40 G4-3 BB			F FF 94 B CU 77 B FF 98 F FF 95 C FF 94 2-3 ① K		C FF 95 F KC 86 B KC 84 C FF 96 1-3 ① K		2	0	0	0	3	2	0
40 A.J. Pierzynski, L (1, 2) OBP: 0.300, SLG: 0.388 2 Xander Bogaerts, R (9, PR) OBP: 0.366, SLG: 0.429 3 David Ross, R (10, 2) OBP: 0.238, SLG: 0.312	C SI 94 S CU 84 S CU 84 0-3 ③ K			S CH 85 B SI 94 F CU 83 F CU 83 B FF 94 B CH 88 F SI 94 F SL 89 F SI 94 3-2 ①② X CU 85 G3 1-2		F SL 85 B SI 92 F SI 90 F SL 85 D SL 85 F SI 92 X SL 87 2-2 ②③ G4-3 1-2f			F SL 87 B CU 77 B FF 98 B FF 96 B FF 96 4-1 25 WP 38 BB BB		C KC 86 B FF 94 C KC 86 F FF 95 X KC 85 1-2 ② G5-3		3 0 1	0 0 0	0 0 0	0 0 0	1 0 0	1 0 0	4 0 0
38 Grady Sizemore, L (1, 9) OBP: 0.288, SLG: 0.324		B SI 92 F SI 92 F CH 85 X SI 95 1-2 ① L7		B SI 93 C SL 90 S CH 87 S SL 90 1-3 ③ K			B SL 83 B SI 90 S SI 91 X SI 90 2-1 ① F8		B FF 94 F FF 94 1 SAFE B FF 92 1 SAFE B FF 93 S FF 94 B FF 96 4-2 25 WP 1-2 BB		X FF 94 0-0 ③ F8	4	0	0	0	1	1	0
7 Stephen Drew, L (1, 6) OBP: 0.250, SLG: 0.167		B SI 95 C SL 89 B SI 95 X SL 91 2-1 1B			C SL 88 B CH 84 C SI 93 B CH 86 C SL 89 2-3 ① K		B SL 86 C SL 83 X SI 92 1-1 25 S 1B		B FF 93 B FF 96 C FF 95 C FF 95 S FF 96 2-3 ② K			4	0	2	0	0	2	2
25 Jackie Bradley Jr., L (1, 8) OBP: 0.297, SLG: 0.302		F SI 94 B CU 81 F SI 94 B CU 82 S SI 94 2-3 ② K			S CH 86 B CU 84 B SI 93 C SL 88 B CH 86 B SI 94 4-2 26 1B 15 FC6-4 BB		B SI 92 B SL 86 C SI 92 B SL 85 X SI 91 3-1 ② F8 1-2		C FF 96 S CU 80 B FF 97 F FF 97 B FF 98 F FF 98 B SL 89 B FF 96 4-2 1-2 2-3 BB			2	1	0	0	2	1	2
Inning Stats	R: 1 H: 3 E: 0 LOB: 2 K: 1 BB: 1 S: 16 P: 26	R: 0 H: 1 E: 0 LOB: 1 K: 1 BB: 0 S: 9 P: 14	R: 0 H: 0 E: 0 LOB: 0 K: 0 BB: 0 S: 10 P: 11	R: 0 H: 0 E: 0 LOB: 0 K: 1 BB: 1 S: 12 P: 20	R: 1 H: 1 E: 0 LOB: 1 K: 1 BB: 1 S: 12 P: 20	R: 0 H: 0 E: 0 LOB: 0 K: 0 BB: 1 S: 9 P: 15	R: 0 H: 1 E: 0 LOB: 1 K: 1 BB: 0 S: 9 P: 17	R: 0 H: 0 E: 0 LOB: 0 K: 1 BB: 0 S: 7 P: 8	R: 0 H: 0 E: 0 LOB: 3 K: 2 BB: 3 S: 16 P: 33	R: 0 H: 0 E: 0 LOB: 0 K: 2 BB: 0 S: 9 P: 12	R: 0 H: 0 E: 0 LOB: 0 K: 1 BB: 0 S: 8 P: 10	1B: 6 SF: 0 2B: 0 SAC: 0 3B: 0 DP: 1 HR: 0 HBP: 0						

PITCHER		IP	WLS	BF	H	R	ER	SO	BB	IBB	HBP	BLK	WP	HR	S	P	ERA	WHIP
28 Corey Kluber, R ERA: 3.35	(1, 1)	5.1		23	5	2	2	4	4	0	0	0	1	0	63	99	3.38	1.688
35 Marc Rzepczynski, L ERA: 3.55	(6, 1)	1.2		5	1	0	0	1	0	0	0	0	0	0	14	24	0.00	0.600
27 Bryan Shaw, R ERA: 2.38	(8, 1)	1.0		3	0	0	0	1	0	0	0	0	0	0	7	8	0.00	0.000
44 John Axford, R ERA: 3.14	(9, 1)	0.2		5	0	0	0	2	3	0	0	0	1	0	13	29	0.00	4.500
48 Scott Atchison, R ERA: 2.93	(9, 1)	0.1		1	0	0	0	0	0	0	0	0	0	0	3	4	0.00	0.000

PITCHER		IP	WLS	BF	H	R	ER	SO	BB	IBB	HBP	BLK	WP	HR	S	P	ERA	WHIP
37 Cody Allen, R ERA: 2.7	(10, 1)	2.0	W	6	0	0	0	3	0	0	0	0	0	0	17	22	0.00	0.000

BOTTOM

Cleveland Indians @ Boston Red Sox

Fenway Park, Boston, MA

Sun Jun 15 2014, 1:39 PM - 5:41 PM EDT

Att. 37,356 - Sunny - 75 F

livebaseballscorecards.com

AB	36
R	2
H	6
RBI	2
BB	7
SO	11
LOB	16

WP: 2 PA: 43
PB: 0
SB: 1
CS: 1

Minnesota Twins @ Boston Red Sox

Fenway Park, Boston, MA

Mon Jun 16 2014, 7:12 PM - 9:55 PM EDT

Att. 35,693 - Clear - 77 F

TOP

livebaseballscorecards.com

Batter	1	2	3	4	5	6	7	8	9	AB	R	H	RBI	BB	SO	LOB
39 Danny Santana, S (1, 6) OBP: 0.382, SLG: 0.447	B FF 94 B FF 93 B SI 91 C FF 94 C FF 96 X FF 95 3-2 ① G4-3		B CH 87 B FF 94 X FF 95 2-0 ② 1-H 1B			B SI 93 S CH 86 L CH 87 X SL 84 1-2 ② F8		C SI 90 F FS 84 H SI 89 1-2 HBP		3	0	1	0	0	0	0
2 Brian Dozier, R (1, 4) OBP: 0.352, SLG: 0.456	B FF 95 B FF 93 B FF 93 C FF 92 C FF 94 B FF 95 4-2 7 S BB		B FF 96 C CH 85 X SI 96 1-1 ③ G4-3			C SL 82 B FF 97 C CH 86 F FF 98 B SL 87 F CH 86 B SI 89 F SL 81 F CH 84 3-3 ③ S CH 88 K		C SI 91 C SI 90 B SI 91 F SI 91 F SL 81 T SL 81 1-2 ③ K		3	0	0	0	1	2	4
7 Joe Mauer, L (1, 3) OBP: 0.338, SLG: 0.331	B FF 94 D FF 92 B CH 87 C FF 95 B FF 94 4-1 16 G5-4-3 1-2 BB			B FF 92 C FF 92 X CH 86 1-1 ① L7			F FF 92 C FF 96 F FF 96 F CH 89 B CH 82 F CH 86 X FF 97 1-2 ① G6-3		C FF 89 X FS 80 0-1 ① L7	3	0	0	0	1	0	0
16 Josh Willingham, R (1, 7) OBP: 0.429, SLG: 0.512	S FF 94 B FF 96 B FF 94 X CH 85 2-1 ② ③ G5-4-3 1-2f			B FF 94 B FF 94 B SI 92 F FF 92 S CH 85 C CH 87 3-3 ② K			B FF 95 S SL 81 B FF 96 X CH 86 2-1 ② F8		B FS 81 C FS 79 B FF 89 B FF 89 S FF 88 X FS 80 3-2 ② G5-3	4	0	0	0	0	1	2
17 Kendrys Morales, S (1, 10) OBP: 0.355, SLG: 0.414		C FF 91 F SL 80 B FF 92 B CH 88 X CH 86 2-2 ① G5-3		B SL 83 B CH 84 X CH 85 2-0 ③ G3-1			S CH 87 B CH 82 B CH 88 B CH 87 F FF 95 X CH 88 3-2 ③ P3		S FS 82 B FS 82 F FS 80 X FS 81 1-2 ③ L8	4	0	0	0	0	0	0
31 Oswaldo Arcia, L (1, 9) OBP: 0.293, SLG: 0.440		C CH 85 F FF 95 B FF 95 F SL 86 X SI 89 1-2 ② G3-1			B FF 92 S CH 84 F FF 97 F FF 97 S SI 90 1-3 ① K			C SL 81 S SL 83 B FF 96 B SI 95 S SL 85 2-3 ① K		3	0	0	0	0	2	0
8 Kurt Suzuki, R (1, 2) OBP: 0.370, SLG: 0.397		C FF 94 C FF 97 F FF 96 F SL 86 B FF 98 X CH 88 1-2 ③ G5-3			B FF 96 B FF 96 B FF 93 C FF 91 X FF 92 3-1 ② L8			C SI 91 B SI 90 X SI 90 1-1 1 2B 1B		3	0	1	0	0	0	0
5 Eduardo Escobar, S (1, 5) OBP: 0.351, SLG: 0.465			C CH 84 X CH 88 0-1 ① G1-3		X SL 84 0-0 ③ G4-3			C FS 83 B FS 83 F FS 82 X FS 84 1-2 ② L7		3	0	0	0	0	0	1
1 Sam Fuld, L (1, 8) OBP: 0.290, SLG: 0.380			B FF 95 B FF 94 B FF 93 C FF 92 B CH 84 4-1 39 S 39 1B BB			C FF 92 X SI 93 0-1 ① G6-3		C SI 90 X SI 90 0-1 1-3 2B		2	0	1	0	1	0	0
Inning Stats	R: 0 E: 0 K: 0 S: 8 H: 0 LOB: 1 BB: 2 P: 21	R: 0 E: 0 K: 0 S: 12 H: 0 LOB: 0 BB: 0 P: 16	R: 0 E: 0 K: 0 S: 6 H: 1 LOB: 1 BB: 1 P: 13	R: 0 E: 0 K: 1 S: 6 H: 0 LOB: 0 BB: 0 P: 12	R: 0 E: 0 K: 1 S: 7 H: 0 LOB: 0 BB: 0 P: 11	R: 0 E: 0 K: 1 S: 12 H: 0 LOB: 0 BB: 0 P: 16	R: 0 E: 0 K: 0 S: 11 H: 0 LOB: 0 BB: 0 P: 17	R: 0 E: 0 K: 2 S: 17 H: 2 LOB: 3 BB: 0 P: 23	R: 0 E: 0 K: 0 S: 8 H: 0 LOB: 0 BB: 0 P: 12	1B: 2 2B: 1 3B: 0 HR: 0 SF: 0 SAC: 0 DP: 1 HBP: 1						

	AB	28
	R	0
	H	3
	RBI	0
	BB	3
	SO	5
	LOB	7

WP: 0 PB: 0 SB: 2 CS: 0 PA: 32

PITCHER		IP	WLS	BF	H	R	ER	SO	BB	IBB	HBP	BLK	WP	HR	S	P	ERA	WHIP
62 Rubby De La Rosa, R ERA: 2.84	(1, 1)	7.0	W	23	1	0	0	3	3	0	0	0	0	0	62	106	0.00	0.571
30 Andrew Miller, L ERA: 2.48	(8, 1)	0.1	H	1	0	0	0	1	0	0	0	0	0	0	3	5	0.00	0.000
35 Burke Badenhop, R ERA: 1.64	(8, 1)	0.2	H	5	2	0	0	1	0	0	1	0	0	0	14	18	0.00	3.000
19 Koji Uehara, R ERA: 0.57	(9, 1)	1.0	S	3	0	0	0	0	0	0	0	0	0	0	8	12	0.00	0.000

PITCHER		IP	WLS	BF	H	R	ER	SO	BB	IBB	HBP	BLK	WP	HR	S	P	ERA	WHIP

BOTTOM

Minnesota Twins @ Boston Red Sox

Fenway Park, Boston, MA

Mon Jun 16 2014, 7:12 PM - 9:55 PM EDT

Att. 35,693 - Clear - 77 F

livebaseballscorecards.com

Batter	1	2	3	4	5	6	7	8	9	AB	R	H	RBI	BB	SO	LOB
26 Brock Holt, L (1, 7) (8, 9) OBP: 0.375, SLG: 0.456	C SL 88 S SL 88 B CU 75 B CU 75 F SL 89 F CH 84 F CH 84 B SL 87 F SL 86 / 3-2 F SL 88 X SL 88 F9 ①		B CH 86 C CH 87 B SL 88 B FF 91 C CH 86 B FC 92 / 4-2 BB			B SL 88 C SI 88 B FF 89 X FF 89 / 2-1 F8 ①	B SL 79 C SL 78 B SI 88 D FF 90 C SL 80 C FF 91 / 3-3 K ③			3	0	0	0	1	1	2
2 Xander Bogaerts, R (1, 5) OBP: 0.364, SLG: 0.426	C FC 91 B SL 84 F SL 86 X CU 79 / 1-2 L4 ②		C SI 92 B SI 92 B FF 91 S SL 88 F SI 92 X SL 87 / 2-2 G5-3 ③			B CU 76 B SL 87 B FF 89 C FF 88 X SL 86 / 3-1 15 1B 1B		C FF 92 B CH 86 S FF 91 T CH 86 / 1-2 K ①		4	0	1	0	0	1	2
15 Dustin Pedroia, R (1, 4) OBP: 0.339, SLG: 0.372	B FF 92 C FC 92 C SI 92 C SI 92 / 1-3 K ③			B FF 90 B SL 89 C SL 88 X FF 92 / 2-1 F9 ①		X FF 90 / 0-0 12 FC6-4 1-2 1B		C SL 85 X FF 92 / 0-1 P4 ②		4	0	1	0	0	1	0
34 David Ortiz, L (1, 10) OBP: 0.353, SLG: 0.468		C FF 88 B CU 73 X FF 90 / 1-1 G4-3 ①		C CH 86 S SL 89 B CU 76 B CU 74 X CH 86 / 2-2 G4-3 ②		D CH 86 B CH 85 C CH 85 B FF 91 F FF 90 F SL 87 X CH 85 / 3-2 F8 ②		F SL 85 B CH 87 B CH 88 B FF 92 B FF 91 / 4-1 BB		3	0	0	0	1	0	2
12 Mike Napoli, R (1, 3) OBP: 0.388, SLG: 0.417		B FC 91 B SI 92 X FF 91 / 2-0 F8 ②		C CU 78 B SI 91 X SI 92 / 1-1 G4-3 ③		X SL 88 / 0-0 FC6-4 1-2f		B SL 82 X FF 91 / 1-0 F8 ③		4	0	0	0	0	0	3
29 Daniel Nava, S (1, 9) OBP: 0.301, SLG: 0.296 5 Jonny Gomes, R (7, PH) (8, 7) OBP: 0.341, SLG: 0.386		B FF 91 C FF 91 C FF 91 X CU 74 / 1-2 L8 ③			C CH 85 C SL 87 B CU 76 X CH 86 / 1-2 7 1B 40 SF7 1B		F SI 88 F CU 70 B FF 92 F FF 92 B SL 79 B SI 90 B SI 90 / 4-2 40 1B BB			2 0	1 0	1 0	0 0	0 1	0 0	0 0
7 Stephen Drew, L (1, 6) OBP: 0.304, SLG: 0.286			B SI 88 F CH 85 X FF 90 / 1-1 2B		C FC 90 B SL 89 X CH 85 / 1-1 1-3 1B ①		C FF 89 C SL 80 F FF 92 B SL 80 1 SAFE C SL 81 / 1-3 K ①			3	0	2	0	0	1	1
40 A.J. Pierzynski, L (1, 2) OBP: 0.301, SLG: 0.389			X SL 86 / 0-0 P6 ①		B CH 86 B SL 88 X CH 85 / 2-0 3-H SF7 ②		X SL 78 / 0-0 1-2 1B			2	0	1	1	0	0	1
25 Jackie Bradley Jr., L (1, 8) OBP: 0.293, SLG: 0.298			C SL 89 F CH 85 D CU 77 F CU 77 B SL 87 T CH 86 / 2-2 K ②		F CU 77 B CH 84 B CH 83 X CH 84 / 2-1 G1-3 ③		B SL 79 B FF 88 F FF 88 B FF 89 F FF 89 F FF 90 F SL 79 S FF 91 / 3-3 K ②			3	0	0	0	0	2	3
Inning Stats	R: 0 E: 0 K: 1 S: 14 / H: 0 LOB: 0 BB: 0 P: 19	R: 0 E: 0 K: 0 S: 6 / H: 0 LOB: 0 BB: 0 P: 10	R: 0 E: 0 K: 1 S: 13 / H: 1 LOB: 2 BB: 1 P: 22	R: 0 E: 0 K: 0 S: 7 / H: 0 LOB: 0 BB: 0 P: 12	R: 1 E: 0 K: 0 S: 8 / H: 2 LOB: 0 BB: 0 P: 14	R: 0 E: 0 K: 0 S: 10 / H: 2 LOB: 2 BB: 0 P: 18	R: 0 E: 0 K: 3 S: 16 / H: 1 LOB: 2 BB: 1 P: 27	R: 0 E: 0 K: 1 S: 7 / H: 0 LOB: 1 BB: 1 P: 13		1B: 5 2B: 1 3B: 0 HR: 0	SF: 1 SAC: 0 DP: 0 HBP: 0			WP: 0 PB: 0 SB: 0 CS: 0	PA: 32	

	AB	28
	R	1
	H	6
	RBI	1
	BB	3
	SO	6
	LOB	14

PITCHER		IP	WLS	BF	H	R	ER	SO	BB	IBB	HBP	BLK	WP	HR	S	P	ERA	WHIP
30 Kevin Correia, R ERA: 5.29	(1, 1)	6.0	L	23	5	1	1	2	1	0	0	0	0	0	58	95	1.50	1.000
56 Caleb Thielbar, L ERA: 3.38	(7, 1)	1.0		5	1	0	0	3	1	0	0	0	0	0	16	27	0.00	2.000
61 Jared Burton, R ERA: 6.04	(8, 1)	1.0		4	0	0	0	1	1	0	0	0	0	0	7	13	0.00	1.000

PITCHER	IP	WLS	BF	H	R	ER	SO	BB	IBB	HBP	BLK	WP	HR	S	P	ERA	WHIP

Minnesota Twins @ Boston Red Sox

Fenway Park, Boston, MA

Tue Jun 17 2014, 7:16 PM - 10:00 PM EDT

Att. 36,835 - Cloudy - 82 F

livebaseballscorecards.com

TOP

Batter	1	2	3	4	5	6	7	8	9	AB	R	H	RBI	BB	SO	LOB
39 Danny Santana, S (1, 6) OBP: 0.386, SLG: 0.458	C FF 92 B FC 89 F FF 93 F FF 93 F FC 88 B FF 93 F FC 88 F FC 87 B CU 76 3-2 F FF 83 X FC 86 16 S 1B		S FF 89 F FF 93 X FF 94 0-2 ② G6-3			B CU 74 X FF 91 1-0 2 SH3-4 7 2B 2B		C FF 93 L FO 87 S FO 88 0-3 ① K		4	1	2	0	0	1	0
2 Brian Dozier, R (1, 4) OBP: 0.348, SLG: 0.450	C FF 92 L SI 90 F FC 88 F FF 92 B FC 90 X SI 91 1-2 ① L9		B CU 76 B SI 92 B FC 89 C FF 92 C SI 89 X FF 92 3-2 ③ F8			X FC 88 0-0 ① SH3-4 2-3		B FF 94 C FF 95 F FO 89 F FF 96 F FO 89 B FO 89 S FO 87 2-3 ② K2-3		3	0	0	0	0	1	1
7 Joe Mauer, L (1, 3) OBP: 0.337, SLG: 0.333	C FF 92 B FF 93 B FC 86 B FC 87 X FC 87 3-1 ② F7			C CU 73 B FF 92 C CH 86 B FC 88 X FF 93 2-2 ① F7		B FF 92 C FF 93 B CH 86 B FF 93 F FC 88 X FC 87 3-2 3-H 2B		C CU 76 F FO 88 B FO 90 F FF 95 S FO 90 1-3 ③ K2-3		4	0	1	1	0	1	1
16 Josh Willingham, R (1, 7) OBP: 0.422, SLG: 0.494	F FF 93 B FF 94 S CU 78 B FC 89 F FC 88 F FC 89 B FF 94 F FF 94 D CU 76 4-2 1-2 BB			B SI 92 X FC 90 1-0 ② P1		B SI 92 C FF 92 S CU 76 B FF 93 X FF 93 2-2 ② P3			B FF 92 F FF 92 B SL 87 T FF 92 T FF 93 2-2 ① K	3	0	0	0	1	1	1
17 Kendrys Morales, S (1, 10) OBP: 0.314, SLG: 0.364	B FF 90 X FF 93 1-0 ③ P4			B FF 93 C FF 92 S CU 77 S CU 78 1-3 ③ K		B FF 93 C FF 93 B FF 93 X FF 93 2-1 ③ G6-3			S FS 86 B FS 88 F FS 86 B FS 86 F FF 93 S FF 92 2-3 ② K	4	0	0	0	0	2	3
31 Oswaldo Arcia, L (1, 9) OBP: 0.282, SLG: 0.421		S FC 85 F FF 92 T FC 87 0-2 ① K			B CU 73 S FF 91 F FF 92 B FC 88 S FF 93 2-3 ① K		X FC 86 0-0 ① P4		S FS 87 B FS 85 X FF 92 1-1 ③ F7	4	0	0	0	0	2	0
8 Kurt Suzuki, R (1, 2) OBP: 0.369, SLG: 0.396		C FF 92 F SI 93 B FF 94 F FC 89 B FC 85 F SI 91 S FF 93 2-3 ② K			C CU 74 F FF 92 X FC 87 0-2 1B		C SI 90 C SI 91 X SI 90 0-2 ② G5-3			3	0	1	0	0	1	0
5 Eduardo Escobar, S (1, 5) OBP: 0.351, SLG: 0.460		F FC 89 B FF 93 C CU 75 C SI 93 1-3 ③ K			B CU 75 C FC 88 B SI 91 F FF 91 F FF 92 F FC 88 S FC 88 2-3 ② K		B CH 75 B SI 86 B SI 88 B SL 85 4-0 BB			2	0	0	0	1	2	1
1 Sam Fuld, L (1, 8) OBP: 0.282, SLG: 0.368			B FF 92 C FF 92 B FC 86 F FF 93 F FC 86 B CU 76 X FF 92 3-2 ① P2		X FF 92 0-0 ③ G4-3		B SI 88 C FF 88 F SL 84 X FF 90 1-2 ③ F8			3	0	0	0	0	0	2
Inning Stats	R: 0 E: 0 K: 0 S: 21 H: 1 LOB: 2 BB: 1 P: 33	R: 0 E: 0 K: 3 S: 11 H: 0 LOB: 0 BB: 0 P: 14	R: 0 E: 0 K: 0 S: 10 H: 0 LOB: 0 BB: 0 P: 16	R: 0 E: 0 K: 1 S: 7 H: 0 LOB: 0 BB: 0 P: 11	R: 0 E: 0 K: 2 S: 12 H: 1 LOB: 1 BB: 0 P: 16	R: 1 E: 0 K: 0 S: 10 H: 2 LOB: 1 BB: 0 P: 18	R: 0 E: 0 K: 0 S: 7 H: 0 LOB: 1 BB: 1 P: 12	R: 0 E: 0 K: 3 S: 12 H: 0 LOB: 0 BB: 0 P: 15	R: 0 E: 0 K: 2 S: 9 H: 0 LOB: 0 BB: 0 P: 14	1B: 2 2B: 2 3B: 0 HR: 0 SF: 0 SAC: 1 DP: 0 HBP: 0						WP: 0 PB: 0 SB: 1 CS: 0 PA: 33

	AB	30
	R	1
	H	4
	RBI	1
	BB	2
	SO	11
	LOB	9

PITCHER		IP	WLS	BF	H	R	ER	SO	BB	IBB	HBP	BLK	WP	HR	S	P	ERA	WHIP
31 Jon Lester, L ERA: 3.2	(1, 1)	6.1	W	24	4	1	1	6	1	0	0	0	0	0	72	109	1.42	0.789
35 Burke Badenhop, R ERA: 1.63	(7, 1)	0.1	H	1	0	0	0	0	0	0	0	0	0	0	3	3	0.00	0.000
32 Craig Breslow, L ERA: 4.3	(7, 1)	0.1	H	2	0	0	0	0	1	0	0	0	0	0	3	8	0.00	3.000
36 Junichi Tazawa, R ERA: 2.32	(8, 1)	1.0	H	3	0	0	0	3	0	0	0	0	0	0	12	15	0.00	0.000
54 Edward Mujica, R ERA: 6.04	(9, 1)	1.0	S	3	0	0	0	2	0	0	0	0	0	0	9	14	0.00	0.000

PITCHER	IP	WLS	BF	H	R	ER	SO	BB	IBB	HBP	BLK	WP	HR	S	P	ERA	WHIP

Minnesota Twins @ Boston Red Sox

Fenway Park, Boston, MA

Tue Jun 17 2014, 7:16 PM - 10:00 PM EDT

Att. 36,835 - Cloudy - 82 F

BOTTOM

livebaseballscorecards.com

Batter	1	2	3	4	5	6	7	8	9	AB	R	H	RBI	BB	SO	LOB
26 Brock Holt, L (1, 8) (9, 9) OBP: 0.378, SLG: 0.464	B FF 91 C FF 93 X FF 93 1-1 2 G5-3 15 2B 1B		X FF 91 0-0 2 S 2 SF8 2B		B KC 76 C FF 92 C KC 76 C FC 90 1-3 ③ K			C FC 87 X KC 75 0-1 ① G6-3		4	2	2	0	0	1	0
2 Xander Bogaerts, R (1, 5) OBP: 0.362, SLG: 0.425	B FF 92 X FF 93 1-0 ① G5-3 1-2		C FF 92 X FC 90 0-1 ① SF8 2-H			C FF 91 F KC 74 X FF 93 0-2 ① F8		X FF 92 0-0 15 1B 1B		3	0	1	1	0	0	1
15 Dustin Pedroia, R (1, 4) OBP: 0.341, SLG: 0.377	S FF 93 X FF 93 0-1 34 G4-3 2-H 2B		X FC 89 0-0 ② G6-3			C FF 93 X FC 89 0-1 ② G4-3		B FC 88 T FC 87 1 SAFE F SI 90 F FC 87 X KC 76 1-2 ② 1-3 1B		4	0	2	1	0	0	0
34 David Ortiz, L (1, 10) OBP: 0.351, SLG: 0.464	C FF 93 F FF 93 F KC 79 B FC 90 F FF 94 B KC 80 X FC 92 2-2 ② G4-3 2-3		B FF 92 F FF 93 S FF 92 X FC 90 1-2 ③ G4-3			B KC 76 B FF 92 B FF 92 F FF 93 F FF 92 F FC 90 F FC 90 X FC 89 3-2 12 1B 1B		T FF 92 F FF 92 X FC 89 0-2 ③ F7		4	0	1	0	0	0	2
12 Mike Napoli, R (1, 3) OBP: 0.388, SLG: 0.416	C FF 94 F FF 94 D KC 80 X KC 79 1-2 ③ G5-3			C FC 88 B FC 89 B FF 92 F FF 93 F FF 94 X KC 78 2-2 ① G5-3		B FF 94 X FF 93 1-0 1-2 1B				3	0	1	0	0	0	1
29 Daniel Nava, S (1, 9) OBP: 0.294, SLG: 0.288 25 Jackie Bradley Jr., L (9, 8) OBP: 0.293, SLG: 0.298		C FF 91 F FF 92 F FC 89 C FC 91 0-3 ① K		C FF 93 F FF 93 F KC 78 B FC 90 X FC 89 1-2 ② G4-3			X FF 93 0-0 ③ L7			3 0	0 0	0 0	0 0	0 0	1 0	2 0
5 Jonny Gomes, R (1, 7) OBP: 0.335, SLG: 0.378		C FF 93 B FF 93 F FF 93 B KC 79 C KC 79 2-3 ② K		C FF 93 F FF 93 T FF 94 0-2 ③ K			T FF 91 F FF 91 B KC 78 C KC 76 1-3 ① K			3	0	0	0	0	3	0
7 Stephen Drew, L (1, 6) OBP: 0.308, SLG: 0.333		X FF 93 0-0 2B			C FF 92 C KC 75 X FC 89 0-2 ① G3-1		B KC 74 S FC 89 B KC 75 C FF 92 X FC 91 2-2 ② G4-3			3	0	1	0	0	0	0
3 David Ross, R (1, 2) OBP: 0.230, SLG: 0.300		C FC 88 S FF 94 B FF 94 F KC 80 F FF 94 S FF 95 1-3 ③ K			B FF 92 X FF 92 1-0 ② P4		B FF 92 S FF 92 C FF 92 X FF 93 1-2 ③ F8			3	0	0	0	0	1	1
Inning Stats	R: 1 E: 0 K: 0 S: 13 H: 2 LOB: 1 BB: 0 P: 18	R: 0 E: 0 K: 3 S: 13 H: 1 LOB: 1 BB: 0 P: 16	R: 1 E: 0 K: 0 S: 7 H: 1 LOB: 0 BB: 0 P: 8	R: 0 E: 0 K: 1 S: 11 H: 0 LOB: 0 BB: 0 P: 14	R: 0 E: 0 K: 1 S: 7 H: 0 LOB: 0 BB: 0 P: 9	R: 0 E: 0 K: 0 S: 12 H: 2 LOB: 2 BB: 0 P: 16	R: 0 E: 0 K: 1 S: 9 H: 0 LOB: 0 BB: 0 P: 13	R: 0 E: 0 K: 0 S: 10 H: 2 LOB: 1 BB: 0 P: 11		1B: 5 2B: 3 3B: 0 HR: 0 SF: 1 SAC: 0 DP: 0 HBP: 0						

	AB	30
	R	2
	H	8
	RBI	2
	BB	0
	SO	6
	LOB	7

WP: 0 PA: 31
PB: 0
SB: 1
CS: 0

PITCHER	IP	WLS	BF	H	R	ER	SO	BB	IBB	HBP	BLK	WP	HR	S	P	ERA	WHIP
45 Phil Hughes, R (1, 1) ERA: 3.09	8.0	L	31	8	2	2	6	0	0	0	0	0	0	82	105	2.25	1.000

PITCHER	IP	WLS	BF	H	R	ER	SO	BB	IBB	HBP	BLK	WP	HR	S	P	ERA	WHIP

Batter	1	2	3	4	5	6	7	8	9	10	AB	R	H	RBI	BB	SO	LOB
39 Danny Santana, S (1, 8) (9, 6) OBP: 0.373, SLG: 0.441	B FF 92 C FF 93 F FF 92 F FF 94 F SI 94 F FF 94 X FF 94 1-2 ① F7		B FC 85 S FC 85 X FC 86 1-1 ③ L9			X FC 84 0-0 ② B4-3			C FF 92 F FC 84 S FC 84 0-3 ② K		4	0	0	0	0	1	0
2 Brian Dozier, R (1, 4) OBP: 0.347, SLG: 0.445	F FF 94 F FF 95 X FF 94 0-2 ② G6-3			B SI 93 X SI 93 1-0 ① P4		C FF 93 B FF 94 X FF 93 1-1 ③ G4-3			B FC 84 B FC 83 S FF 93 B SI 93 B SI 93 4-1 BB		3	0	0	0	1	0	0
7 Joe Mauer, L (1, 3) OBP: 0.332, SLG: 0.328	B FF 94 F FF 94 F FF 94 F FF 94 X FF 94 1-2 ③ L7			C FF 93 F FF 93 B FC 85 X CH 87 1-2 ② G4-3			C FF 90 C FF 91 B FC 86 S FC 84 1-3 ① K			D CU 79 C CU 78 X FF 92 1-1 ③ G4-3	4	0	0	0	0	1	1
16 Josh Willingham, R (1, 7) OBP: 0.408, SLG: 0.473		S FF 92 S FF 93 F FF 94 B FF 94 S FF 94 1-3 ① K		C FC 84 B FF 93 T FF 94 F SI 94 S FF 94 1-3 ③ K			F FF 92 T FF 94 B FC 85 B FC 84 B FC 83 X FF 95 3-2 ② P4			S FF 89 F FF 88 B FF 89 F FS 81 C FS 81 1-3 ① K	4	0	0	0	0	3	0
17 Kendrys Morales, S (1, 10) OBP: 0.282, SLG: 0.324		X FF 93 0-0 ② L6			B FF 91 X FC 84 1-0 ① P4		B CU 78 S FC 82 C FF 92 C FF 93 1-3 ③ K			X FS 81 0-0 ② G4-3	4	0	0	0	0	1	0
27 Chris Parmelee, L (1, 9) OBP: 0.253, SLG: 0.370		C FF 93 B FF 94 B FF 93 X FF 93 2-1 1B			C FF 92 F FF 94 B FF 93 X FF 93 1-2 26 WP 1B			B CU 77 C CU 78 S FC 84 X FF 92 1-2 ① F8		S FS 80 B FS 80 S FS 80 X FS 81 1-2 HR	4	1	3	1	0	0	0
5 Eduardo Escobar, S (1, 5) OBP: 0.349, SLG: 0.455		C SI 92 F CU 81 S FC 88 0-3 ③ K			B FC 86 X CU 78 1-0 ② F9			F FF 92 B SI 92 X SI 92 1-1 ② 1B		B FS 80 F FF 89 X FS 79 1-1 ③ G5-3	4	0	1	0	0	1	2
26 Eric Fryer, R (1, 2) OBP: 0.375, SLG: 0.375			C FF 92 F FF 93 C FC 85 0-3 ① K		F SI 92 B FF 93 B FF 93 B FC 85 X FF 93 3-1 G6-3 1-2 ③			C FC 85 B FC 86 S FF 93 S FF 93 1-3 ③ K			3	0	0	0	0	2	1
25 Pedro Florimón, S (1, 6) OBP: 0.189, SLG: 0.149 1 Sam Fuld, L (9, PH) (9, 8) OBP: 0.279, SLG: 0.365			B FF 92 F FF 91 S SI 93 C FF 94 1-3 ② K			B CU 78 X FF 92 1-0 ① G6-3			X FF 91 0-0 ① F7		2 1	0 0	0 0	0 0	0 0	1 0	0 0
Inning Stats	R: 0 H: 0 E: 0 LOB: 0 K: 0 BB: 0 S: 13 P: 15	R: 0 H: 1 E: 0 LOB: 1 K: 2 BB: 0 S: 10 P: 13	R: 0 H: 0 E: 0 LOB: 0 K: 2 BB: 0 S: 8 P: 10	R: 0 H: 0 E: 0 LOB: 0 K: 1 BB: 0 S: 8 P: 11	R: 0 H: 1 E: 0 LOB: 1 K: 0 BB: 0 S: 7 P: 13	R: 0 H: 0 E: 0 LOB: 0 K: 0 BB: 0 S: 4 P: 6	R: 0 H: 0 E: 0 LOB: 0 K: 2 BB: 0 S: 9 P: 14	R: 0 H: 1 E: 0 LOB: 0 K: 1 BB: 0 S: 8 P: 11	R: 0 H: 0 E: 0 LOB: 1 K: 1 BB: 1 S: 7 P: 12	R: 1 H: 1 E: 0 LOB: 0 K: 1 BB: 0 S: 10 P: 13	1B: 3 2B: 0 3B: 0 HR: 1	SF: 0 SAC: 0 DP: 0 HBP: 0					

PITCHER	IP	WLS	BF	H	R	ER	SO	BB	IBB	HBP	BLK	WP	HR	S	P	ERA	WHIP
41 John Lackey, R (1, 1) ERA: 2.96	9.0		30	3	0	0	9	1	0	0	0	1	0	74	105	0.00	0.444
19 Koji Uehara, R (10, 1) ERA: 0.83	1.0	W	4	1	1	1	1	0	0	0	0	0	1	10	13	9.00	1.000

PITCHER	IP	WLS	BF	H	R	ER	SO	BB	IBB	HBP	BLK	WP	HR	S	P	ERA	WHIP

TOP

Minnesota Twins @ Boston Red Sox

Fenway Park, Boston, MA

Wed Jun 18 2014, 1:39 PM - 4:08 PM EDT

Att. 36,489 - Partly Cloudy - 86 F

livebaseballscorecards.com

AB	33
R	1
H	4
RBI	1
BB	1
SO	10
LOB	4

WP: 1	PA: 34		
PB: 0			
SB: 0			
CS: 0			

Batter	1	2	3	4	5	6	7	8	9	10	AB	R	H	RBI	BB	SO	LOB
26 Brock Holt, L (1, 9) OBP: 0.369, SLG: 0.452	C FF 92 X SI 92 0-1 G4-3 ①			B CU 79 C SI 91 S CH 84 S SL 85 1-3 K ①		B CH 83 C FF 92 T SL 85 B CH 84 F SI 91 B SL 82 F SI 92 X CH 84 3-2 E4 2 FC4			C SI 91 B SL 81 B SI 91 X SI 91 2-1 G4-3 ②		4	0	0	0	0	1	0
2 Xander Bogaerts, R (1, 5) OBP: 0.357, SLG: 0.418	B SI 92 B FF 93 F FF 93 S SL 86 S SL 86 2-3 K ②			C SI 92 B SI 92 F SL 86 X SL 85 1-2 L5 ②		1 SAFE F SL 84 B FF 91 1 SAFE 1 SAFE X SL 84 1-1 FC4 ③ 1-2f			X SL 84 0-0 G5-3 ③		4	0	0	0	0	1	1
15 Dustin Pedroia, R (1, 4) OBP: 0.336, SLG: 0.372	C FF 94 B SL 87 F SL 86 B SL 82 B SI 94 X SL 85 3-2 G6-3 ③			C SI 93 F SI 93 F SL 86 B SI 92 S CU 82 1-3 K ③			B SL 83 C SI 90 X SI 91 1-1 G6-3 ①			C SL 89 B FF 94 S FF 94 X FF 95 1-2 F9 ①	4	0	0	0	0	1	0
34 David Ortiz, L (1, 10) OBP: 0.353, SLG: 0.477		C FF 92 F SI 91 B FF 92 F SI 94 F CU 81 B CH 85 X CH 85 2-2 G5-3 ①			B FF 91 C CH 84 X CH 83 1-1 F7 ①		B SI 89 C SI 90 X SI 92 1-1 12 G6-4-3 1B			B SL 88 F SL 87 B FF 94 F FF 94 F SL 89 F FF 94 X SL 89 2-2 HR	4	1	2	1	0	0	0
12 Mike Napoli, R (1, 3) OBP: 0.385, SLG: 0.428		C SL 85 B FF 94 F FF 93 B SI 93 S SL 82 2-3 K ②			C FF 92 F SI 91 B SL 88 S FF 93 1-3 K ②		X SI 90 0-0 G6-4-3 ② ③ 1-2f			F SL 90 S FF 94 X FF 94 0-2 HR	4	1	1	1	0	2	1
29 Daniel Nava, S (1, 7) OBP: 0.297, SLG: 0.301 5 Jonny Gomes, R (8, PH) OBP: 0.333, SLG: 0.376 (9, 7)		C FF 93 B CH 85 C FF 94 B SI 93 C SI 93 2-3 K ③			X FF 93 0-0 2B			B SI 92 B SI 91 C SI 92 X SI 92 2-1 G6-3 ①			2 1	0 0	1 0	0 0	0 0	1 0	0 0
40 A.J. Pierzynski, L (1, 2) OBP: 0.297, SLG: 0.383			B FF 92 B CH 83 B SI 92 C FF 92 F SI 92 F FF 93 F CH 85 X FF 94 3-2 G4-3 ①		B SI 91 X CH 83 1-0 G4-3 ③			F SI 92 B SL 81 B SL 81 B FF 92 F FF 92 F SL 80 X SL 83 3-2 G4-3 ②			3	0	0	0	0	0	1
7 Stephen Drew, L (1, 6) OBP: 0.276, SLG: 0.296			F SL 84 B FF 93 B CH 85 F SI 93 X SL 85 2-2 L9 ②			F FF 90 S CH 82 B FF 89 B SL 85 B FF 91 S CH 84 3-3 K ①		B SL 82 X SI 92 1-0 G4-3 ③			3	0	0	0	0	1	0
25 Jackie Bradley Jr., L (1, 8) OBP: 0.289, SLG: 0.293			B CH 85 B SI 94 C SI 91 S CH 85 B SI 93 X SI 93 3-2 G3-1 ③			B SL 82 C FF 92 B FF 91 S CH 85 F CH 84 C SI 92 2-3 K ②			S SI 92 X SL 80 0-1 F9 ①		3	0	0	0	0	1	0
Inning Stats	R: 0 H: 0 E: 0 LOB: 0 K: 1 BB: 0 S: 8 P: 13	R: 0 H: 0 E: 0 LOB: 0 K: 2 BB: 0 S: 11 P: 17	R: 0 H: 0 E: 0 LOB: 0 K: 0 BB: 0 S: 11 P: 19	R: 0 H: 0 E: 0 LOB: 0 K: 2 BB: 0 S: 10 P: 13	R: 0 H: 1 E: 0 LOB: 1 K: 1 BB: 0 S: 7 P: 10	R: 0 H: 0 E: 1 LOB: 1 K: 2 BB: 0 S: 14 P: 23	R: 0 H: 1 E: 0 LOB: 0 K: 0 BB: 0 S: 5 P: 7	R: 0 H: 0 E: 0 LOB: 0 K: 0 BB: 0 S: 7 P: 13	R: 0 H: 0 E: 0 LOB: 0 K: 0 BB: 0 S: 5 P: 7	R: 2 H: 2 E: 0 LOB: 0 K: 0 BB: 0 S: 11 P: 14	1B: 1 SF: 0 2B: 1 SAC: 0 3B: 0 DP: 1 HR: 2 HBP: 0						

PITCHER		IP	WLS	BF	H	R	ER	SO	BB	IBB	HBP	BLK	WP	HR	S	P	ERA	WHIP
44 Kyle Gibson, R ERA: 3.25	(1, 1)	7.0		23	2	0	0	8	0	0	0	0	0	0	66	102	0.00	0.286
52 Brian Duensing, L ERA: 2.89	(8, 1)	1.2		5	0	0	0	0	0	0	0	0	0	0	11	19	0.00	0.000
61 Jared Burton, R ERA: 5.97	(9, 1)	0.1		1	0	0	0	0	0	0	0	0	0	0	1	1	0.00	0.000
50 Casey Fien, R ERA: 2.76	(10, 1)	0.1	L	3	2	2	2	0	0	0	0	0	0	2	11	14	54.00	6.000

PITCHER	IP	WLS	BF	H	R	ER	SO	BB	IBB	HBP	BLK	WP	HR	S	P	ERA	WHIP

BOTTOM

Minnesota Twins @ Boston Red Sox

Fenway Park, Boston, MA

Wed Jun 18 2014, 1:39 PM - 4:08 PM EDT

Att. 36,489 - Partly Cloudy - 86 F

livebaseballscorecards.com

AB	32
R	2
H	4
RBI	2
BB	0
SO	8
LOB	3

WP: 0 PA: 32
PB: 0
SB: 0
CS: 0

Batter	1	2	3	4	5	6	7	8	9	AB	R	H	RBI	BB	SO	LOB
26 Brock Holt, L (1, 9) (8, 8) OBP: 0.366, SLG: 0.447	C SI 90 F SL 82 F SL 83 B SI 94 S SL 83 1-3 K2-3		B SI 94 C SI 90 B SL 82 2 SAFE C SI 93 X SL 84 2-2 G4-3 2-3			B CU 75 C SI 92 B SL 80 X SI 92 2-1 15 HR 1B		B FF 88 X SI 87 1-0 G4-3		4	1	1	0	0	1	1
2 Xander Bogaerts, R (1, 5) OBP: 0.353, SLG: 0.412	S SI 92 B SI 93 B SL 82 F SI 92 F CH 78 X CH 79 2-2 F9		C CH 78 B FC 88 X CH 79 1-1 F9			C SI 92 C SI 93 F SI 93 F SI 93 F SI 92 F SI 93 S CH 75 0-3 K			C SL 81 B CU 77 X SI 89 1-1 G6-3	4	0	0	0	0	1	2
15 Dustin Pedroia, R (1, 4) OBP: 0.338, SLG: 0.388	B SI 90 C SI 91 F SI 91 C SI 93 1-3 K			C SI 90 X CH 79 0-1 G5-3		F SI 92 B SI 92 B CH 79 X CH 78 2-1 1-H HR			C FF 91 B SI 91 B CH 82 X SI 90 2-1 2B	4	1	2	2	0	1	0
12 Mike Napoli, R (1, 3) OBP: 0.379, SLG: 0.419		C SI 92 B SL 84 C CH 79 S CH 78 1-3 K		C SI 92 S CH 81 B SI 93 B CH 80 S CH 79 2-3 K		C SI 95 C SI 94 S SI 95 0-3 K			X SI 90 0-0 L3	4	0	0	0	0	3	1
40 A.J. Pierzynski, L (1, 10) (8, 2) OBP: 0.296, SLG: 0.381		X SL 80 0-0 1B		C CU 76 B SL 82 X SI 93 1-1 G1-3			C SI 94 X SI 93 0-1 G3		X CH 83 0-0 F8	4	0	1	0	0	0	1
5 Jonny Gomes, R (1, 7) OBP: 0.328, SLG: 0.368		B SI 90 F SI 92 B SI 93 C SI 93 X SI 94 2-2 F9			C H 78 F SI 91 C SI 92 F CH 80 C CH 77 1-3 K		B CH 79 C SI 93 B CH 82 B FC 85 F SI 94 C CH 80 3-3 K			3	0	0	0	0	2	1
7 Stephen Drew, L (1, 6) OBP: 0.250, SLG: 0.267		F SI 93 S SL 82 F SI 94 D SL 83 B SL 82 X SI 93 2-2 G4-3			B SI 91 F SI 92 B SI 93 B SI 93 F SI 92 X SI 93 3-2 L4		B SL 83 C SI 94 F SI 94 B SL 83 F SI 94 F CH 76 F SI 94 X SI 91 3-2 G3			3	0	0	0	0	0	1
3 David Ross, R (1, 2) OBP: 0.225, SLG: 0.293 29 Daniel Nava, S (8, PH) (8, 9) OBP: 0.295, SLG: 0.298			C SI 90 B SI 92 B CH 78 B SI 91 F SI 89 X SI 92 3-2 G1-3		F CH 79 S SI 93 B SI 93 X SI 93 1-2 G4-3			C SL 79 F SI 88 B SL 80 S SI 88 2-3 K		2 1	0 0	0 0	0 0	0 0	0 1	0 0
25 Jackie Bradley Jr., L (1, 8) OBP: 0.291, SLG: 0.300 34 David Ortiz, L (8, PH) OBP: 0.352, SLG: 0.475 54 Edward Mujica, R (8, 1)			B SL 81 X SI 92 1-0 26 G4-3 2B			B CU 74 B SI 91 C SI 91 X SI 91 2-1 F7		B SI 89 B SI 88 C SI 88 S SL 81 B SI 89 F SL 82 S FF 88 3-3 K		2 1 0	0 0 0	1 0 0	0 0 0	0 0 0	0 1 0	0 0 0
Inning Stats	R: 0 E: 0 K: 2 S: 11 H: 0 LOB: 0 BB: 0 P: 15	R: 0 E: 0 K: 1 S: 11 H: 1 LOB: 1 BB: 0 P: 16	R: 0 E: 0 K: 0 S: 9 H: 1 LOB: 1 BB: 0 P: 16	R: 0 E: 0 K: 1 S: 7 H: 0 LOB: 0 BB: 0 P: 10	R: 0 E: 0 K: 1 S: 10 H: 0 LOB: 0 BB: 0 P: 15	R: 2 E: 0 K: 2 S: 16 H: 2 LOB: 0 BB: 0 P: 22	R: 0 E: 0 K: 1 S: 11 H: 0 LOB: 0 BB: 0 P: 17	R: 0 E: 0 K: 2 S: 8 H: 0 LOB: 0 BB: 0 P: 14	R: 0 E: 0 K: 0 S: 6 H: 1 LOB: 1 BB: 0 P: 9	1B: 2 2B: 2 3B: 0 HR: 1 SF: 0 SAC: 0 DP: 0 HBP: 0						

PITCHER		IP	WLS	BF	H	R	ER	SO	BB	IBB	HBP	BLK	WP	HR	S	P	ERA	WHIP
26 Scott Kazmir, L ERA: 2.08	(1, 1)	7.0	W	25	4	2	2	8	0	0	0	0	0	1	75	111	2.57	0.571
44 Luke Gregerson, R ERA: 1.86	(8, 1)	1.0	H	3	0	0	0	2	0	0	0	0	0	0	8	14	0.00	0.000
61 Dan Otero, R ERA: 2.25	(9, 1)	1.0	S	4	1	0	0	0	0	0	0	0	0	0	6	9	0.00	1.000

PITCHER	IP	WLS	BF	H	R	ER	SO	BB	IBB	HBP	BLK	WP	HR	S	P	ERA	WHIP

TOP

Boston Red Sox @ Oakland Athletics

O.co Coliseum, Oakland, CA

Thu Jun 19 2014, 10:08 PM - 12:47 AM EDT

Att. 24,371 - Partly Cloudy - 59 F

livebaseballscorecards.com

AB	32
R	2
H	5
RBI	2
BB	0
SO	10
LOB	7

WP: 0 PA: 32
PB: 0
SB: 0
CS: 0

Boston Red Sox @ Oakland Athletics

O.co Coliseum, Oakland, CA

Thu Jun 19 2014, 10:08 PM - 12:47 AM EDT

Att. 24,371 - Partly Cloudy - 59 F

BOTTOM

Batter	1	2	3	4	5	6	7	8	9	AB	R	H	RBI	BB	SO	LOB
4 Coco Crisp, S (1, 8) OBP: 0.381, SLG: 0.444	B FF 87 B FF 87 B SI 87 C SI 87 X SI 88 3-1 37 L6 5 S 1B		C CU 77 S CH 80 B CH 80 F CH 80 X FF 89 1-2 ① G1-3		B FF 88 X CH 79 1-0 ① G3-1		1 SAFE B CU 76 B SI 90 C CH 79 1 SAFE B CH 79 B SI 90 4-1 5 1B 1-2 BB			3	0	1	0	1	0	0
5 John Jaso, L (1, 10) OBP: 0.362, SLG: 0.445	C FF 90 B FC 87 S CH 81 F SI 91 F CH 81 F CH 84 B FF 91 F FF 90 B SL 80 4-2 B FF 91 1-2 BB		B CH 81 C FF 89 B CH 80 C FC 86 B FS 84 X FF 89 3-2 ② G5-3		F FC 85 F FC 85 B CH 79 S SI 88 1-3 ② K		C SI 90 B SI 92 B SL 82 X SL 82 2-1 ③ 1-3 2-H 1B			3	0	1	1	1	1	0
52 Yoenis Cespedes, R (1, 7) OBP: 0.315, SLG: 0.513	C FF 91 F SI 91 X SI 90 0-2 ① F8		C CH 81 X FF 89 0-1 HR		C FC 86 B FC 85 S FF 89 B FF 90 B CH 82 F FF 90 X FC 86 3-2 ③ G5-3			B SL 84 F SL 87 X SL 82 1-1 20 G6-4-3 37 1B 1B		4	1	2	1	0	0	2
37 Brandon Moss, L (1, 3) OBP: 0.358, SLG: 0.534	X FF 90 0-0 ②③ L6 2-2		F FF 90 S CH 81 F FF 90 B CH 80 B CU 79 C FF 90 2-3 ③ K			B FF 87 B CH 79 X FF 88 2-0 ① F8		X FS 86 0-0 20 G6-4-3 1-2 1B		4	0	1	0	0	1	2
20 Josh Donaldson, R (1, 5) OBP: 0.336, SLG: 0.481		X FF 89 0-0 36 FC1-5 8 BB 1B		F FF 89 B FF 89 X CH 80 1-1 ① G5-3		C FC 86 B FC 84 B FF 88 B FF 88 S FC 85 X FF 88 3-2 ② P5		C SL 86 B SL 86 D SI 92 F SL 87 X FF 89 2-2 ①② G6-4-3 1-2f 2-3		4	0	1	0	0	0	2
8 Jed Lowrie, S (1, 6) OBP: 0.324, SLG: 0.343		B FF 90 B FC 86 B FF 90 C SI 89 F FC 86 B SI 90 4-2 36 E 21 G4-3 1-2 BB		B CH 81 F CH 81 B FC 85 B CU 79 X FF 88 3-1 21 1B 2B		F CU 80 B FF 88 C SI 88 B FF 90 C FC 86 2-3 ③ K		S FF 91 C FF 91 B FF 90 F FF 90 B FF 90 S FF 90 2-3 ③ K		3	2	1	0	1	2	1
36 Derek Norris, R (1, 2) OBP: 0.409, SLG: 0.521		B FC 87 B FC 86 C FF 90 B CH 82 C FF 90 F FF 91 X FC 86 3-2 ① FC1-5 21 G4-3 1-3 2-3f		T FC 87 B FC 87 C SL 82 B FF 90 F CH 83 S FF 91 2-3 ② K			B CU 79 C CU 76 B FF 88 C FS 86 X SI 88 2-2 ① G6-3			3	0	0	0	0	1	3
21 Stephen Vogt, L (1, 9) OBP: 0.348, SLG: 0.432 3 Craig Gentry, R (7, PR) OBP: 0.340, SLG: 0.331 (8, 9)		F CU 80 B FC 86 X CH 81 1-1 ② G4-3 2-3 3-H		C CH 82 X FC 87 0-1 7 WP 1B 2-H			B FF 88 C CU 78 B CH 80 B FS 87 C CH 79 B SL 83 4-2 7 FC4-6 BB			2 0	0 0	1 0	2 0	1 0	0 0	1 0
7 Alberto Callaspo, S (1, 4) OBP: 0.335, SLG: 0.322 28 Eric Sogard, L (7, PR) OBP: 0.274, SLG: 0.234 (8, 4)		X CU 80 0-0 ③ F7		C FF 89 B CH 81 B FC 86 B SL 81 C FC 86 X FF 89 3-2 ③ G6-3 1-2			1 SAFE 1 SAFE 1 SAFE F SI 88 1 SAFE X CH 79 0-1 ② FC4-6 4 BB 5 1B 1-2f			3 0	0 1	0 0	0 0	0 0	0 0	3 0
Inning Stats	R: 0 E: 0 K: 0 S: 12 H: 1 LOB: 1 BB: 1 P: 19	R: 1 E: 1 K: 0 S: 10 H: 1 LOB: 1 BB: 1 P: 18	R: 1 E: 0 K: 1 S: 13 H: 1 LOB: 0 BB: 0 P: 19	R: 1 E: 0 K: 1 S: 13 H: 2 LOB: 1 BB: 0 P: 22	R: 0 E: 0 K: 1 S: 8 H: 0 LOB: 0 BB: 0 P: 13	R: 0 E: 0 K: 1 S: 8 H: 0 LOB: 0 BB: 0 P: 15	R: 1 E: 0 K: 0 S: 10 H: 1 LOB: 2 BB: 2 P: 22	R: 0 E: 0 K: 1 S: 10 H: 2 LOB: 1 BB: 0 P: 15		1B: 6 2B: 2 3B: 0 HR: 1 SF: 0 SAC: 0 DP: 2 HBP: 0			WP: 1 PB: 0 SB: 1 CS: 0 PA: 33		

livebaseballscorecards.com

AB	29
R	4
H	8
RBI	4
BB	4
SO	5
LOB	14

PITCHER		IP	WLS	BF	H	R	ER	SO	BB	IBB	HBP	BLK	WP	HR	S	P	ERA	WHIP
44 Jake Peavy, R ERA: 4.52	(1, 1)	6.1	L	26	5	4	3	4	3	0	0	0	1	1	69	117	4.26	1.263
55 Chris Capuano, L ERA: 3.38	(7, 1)	0.2		3	1	0	0	0	1	0	0	0	0	0	5	11	0.00	3.000
54 Edward Mujica, R ERA: 5.81	(8, 1)	1.0		4	2	0	0	1	0	0	0	0	0	0	10	15	0.00	2.000

PITCHER	IP	WLS	BF	H	R	ER	SO	BB	IBB	HBP	BLK	WP	HR	S	P	ERA	WHIP

Batter	1	2	3	4	5	6	7	8	9	AB	R	H	RBI	BB	SO	LOB
26 Brock Holt, L (1, 9) OBP: 0.362, SLG: 0.436	B FF 88 C FF 88 F FF 88 C CU 74 1-3 ① K	B FF 87 C CH 78 B FF 87 X FF 86 2-1 ②③ L8-6 2-2		1 SAFE 1 SAFE 1 SAFE D CU 73 C FF 87 1 SAFE 1 SAFE F CH 79 H FF 86 2-2 1-2 HBP		F FF 95 F CH 87 F FF 95 F SL 85 B SL 86 X FF 95 1-2 ② G3-1			C FF 93 F CU 83 S FF 94 0-3 ② K	4	0	0	0	0	2	2
2 Xander Bogaerts, R (1, 5) OBP: 0.350, SLG: 0.405	F FF 88 S FF 87 B FF 88 B CH 80 S CH 80 2-3 ② K		B CU 72 S CH 78 B FF 87 C CH 77 F FF 87 B CU 74 B FF 87 4-2 15 G5-3 34 1B BB	B CH 78 C FF 85 B CU 73 F CH 79 B CH 79 X FF 86 3-2 ③ G5-3		C SL 84 F SL 84 F SL 84 S SL 85 0-3 ③ K			C FF 95 F FF 95 S FF 95 0-3 ③ K	4	1	0	0	1	3	2
15 Dustin Pedroia, R (1, 4) OBP: 0.340, SLG: 0.387	C FF 88 F FF 85 F CU 74 F CH 80 F FF 88 B FC 81 F CU 75 B FF 88 B FF 89 4-2 BB B CH 80		C CH 80 B FF 88 C CU 73 X CH 78 1-2 ① G5-3 1-2	C SI 92 B SI 92 C SI 92 X SI 93 1-2 5 BB 34 1B 1B			C FF 93 B SL 84 C SL 84 F FF 94 S FF 94 1-3 ① K			3	0	1	0	1	1	1
34 David Ortiz, L (1, 10) OBP: 0.354, SLG: 0.475	F FF 87 D CU 74 F FF 87 C CU 74 1-3 ③ K		B FF 87 C CH 78 X FF 88 1-1 12 1B 2-H 1B	F SI 92 X SI 92 0-1 5 BB 1-2 1B			X CH 88 0-0 ② F7			4	0	2	1	0	1	1
12 Mike Napoli, R (1, 3) OBP: 0.381, SLG: 0.421		C FF 87 X FF 87 0-1 7 E 5 BB 25 1B 1B	B CH 78 F FF 87 X CU 72 1-1 40 G4-6-3 1-2 1B	C SI 92 B CU 78 S SI 93 B SI 93 S SI 94 2-3 ① K			B FF 94 C FF 94 B FF 93 B FF 94 X FF 94 3-1 ③ G6-3			4	1	2	0	0	1	2
40 A.J. Pierzynski, L (1, 2) OBP: 0.295, SLG: 0.376		B FF 86 1 SAFE C FF 87 C FF 88 S CU 74 1-3 ① K	B FC 81 X FF 87 1-0 ②③ G4-6-3 1-2f	B SI 93 S SI 92 F SI 94 S CH 85 1-3 ② K				H KC 76 1-0 5 G5-4-3 HBP		3	0	0	0	0	2	5
5 Jonny Gomes, R (1, 7) OBP: 0.332, SLG: 0.364		B FF 88 B CH 80 B FF 87 B FF 88 4-0 7 E 25 1B 1-2 BB	S CH 78 B FF 87 C CU 73 F CU 73 F CH 80 F FF 88 F CH 78 F CH 77 F FF 86 3-2 ① F9 B CU 72 B FF 88 X FF 88	T SI 93 B SI 93 F SI 92 B CU 80 B SI 94 F SI 94 B SI 95 4-2 1-2 2-3 BB				C SI 90 B FF 92 X SI 90 1-1 ①② G5-4-3 1-2f		2	1	0	0	2	0	1
7 Stephen Drew, L (1, 6) OBP: 0.222, SLG: 0.235		B FF 87 B FF 86 B FF 86 C FF 87 X FF 87 3-1 FC4 26 25 L8-6 1B 1-2 2-3		B FF 87 X FF 88 1-0 ② G4-3 X SI 93 0-0 ③ G6-3				C SI 92 F SI 94 B KC 81 S KC 80 1-3 ③ K		4	0	0	0	0	1	5
25 Jackie Bradley Jr., L (1, 8) OBP: 0.295, SLG: 0.300		D FF 88 B FF 87 F FF 87 C FF 87 X CU 73 2-2 1-2 2-H 3-H 1B		B FF 88 B CH 79 B FF 87 B FF 86 4-0 26 HBP BB		S FF 95 C FF 95 S FF 95 0-3 ① K			B FF 94 C FF 93 X FF 93 1-1 ① P5	3	0	1	2	1	1	0
Inning Stats	R: 0 E: 0 K: 3 S: 15 H: 0 LOB: 1 BB: 1 P: 23	R: 2 E: 1 K: 1 S: 12 H: 2 LOB: 1 BB: 1 P: 24	R: 1 E: 0 K: 0 S: 11 H: 2 LOB: 1 BB: 1 P: 19	R: 0 E: 0 K: 0 S: 15 H: 0 LOB: 2 BB: 1 P: 28	R: 0 E: 0 K: 2 S: 15 H: 2 LOB: 3 BB: 1 P: 23	R: 0 E: 0 K: 2 S: 12 H: 0 LOB: 0 BB: 0 P: 13	R: 0 E: 0 K: 1 S: 7 H: 0 LOB: 0 BB: 0 P: 11	R: 0 E: 0 K: 1 S: 5 H: 0 LOB: 0 BB: 0 P: 8	R: 0 E: 0 K: 2 S: 8 H: 0 LOB: 0 BB: 0 P: 9	1B: 6 2B: 1 3B: 0 HR: 0 SF: 0 SAC: 0 DP: 3 HBP: 2						

PITCHER		IP	WLS	BF	H	R	ER	SO	BB	IBB	HBP	BLK	WP	HR	S	P	ERA	WHIP
49 Brad Mills, L ERA: 4.5	(1, 1)	4.0		20	4	3	2	4	4	0	1	0	0	0	53	94	4.50	2.000
45 Jim Johnson, R ERA: 5.97	(5, 1)	1.0		6	2	0	0	2	1	0	0	0	0	0	15	23	0.00	3.000
48 Ryan Cook, R ERA: 4.34	(6, 1)	2.0		6	0	0	0	3	0	0	0	0	0	0	19	24	0.00	0.000
56 Fernando Abad, L ERA: 2.1	(8, 1)	1.0	W	3	0	0	0	1	0	0	1	0	0	0	5	8	0.00	0.000
62 Sean Doolittle, L ERA: 2.06	(9, 1)	1.0	S	3	0	0	0	2	0	0	0	0	0	0	8	9	0.00	0.000

PITCHER	IP	WLS	BF	H	R	ER	SO	BB	IBB	HBP	BLK	WP	HR	S	P	ERA	WHIP

TOP

Boston Red Sox @ Oakland Athletics

O.co Coliseum, Oakland, CA

Fri Jun 20 2014, 10:08 PM - 1:28 AM EDT

Att. 28,602 - Partly Cloudy - 68 F

livebaseballscorecards.com

AB	31
R	3
H	6
RBI	3
BB	5
SO	12
LOB	19

WP: 0	PA: 38		
PB: 0			
SB: 0			
CS: 0			

BOTTOM

Boston Red Sox @ Oakland Athletics

O.co Coliseum, Oakland, CA

Fri Jun 20 2014, 10:08 PM - 1:28 AM EDT

Att. 28,602 - Partly Cloudy - 68 F

livebaseballscorecards.com

Batter	1	2	3	4	5	6	7	8	9	AB	R	H	RBI	BB	SO	LOB
3 Craig Gentry, R (1, 8) OBP: 0.347, SLG: 0.333	C SI 87 B SI 89 C FF 89 F CU 73 B FF 89 X FF 90 2-2 8 FC4-6 1B		B FF 88 F FF 88 H FC 84 2-1 52 S HBP	B CH 78 T CH 88 S CH 80 D CU 75 X CH 80 2-2 ③ L7			F SI 90 B SI 89 F FS 82 B SI 85 F FS 83 F FS 84 F FS 85 S FS 84 2-3 ① K	C SL 82 B FF 92 B FF 93 C FF 93 X FF 93 2-2 1-3 2-H 1B		2	0	1	0	0	0	2
4 Coco Crisp, S (7, PH) OBP: 0.382, SLG: 0.445 (8, 8)										2	0	1	1	0	1	0
8 Jed Lowrie, S (1, 6) OBP: 0.322, SLG: 0.340	1 SAFE B FF 88 F FF 89 1 SAFE S CH 83 X FF 91 1-2 ① FC4-6 52 BB 20 HR 1-2f		1 SAFE B CH 86 X FF 88 1-0 ① L8		C FC 87 B FC 82 B CH 78 X CH 78 2-1 ① L5		S FS 83 C SI 90 X FS 85 0-2 20 FC4-6 52 1B 1B	X FO 86 0-0 ③ L7		5	1	1	0	0	0	4
52 Yoenis Cespedes, R (1, 7) OBP: 0.321, SLG: 0.513	C FF 90 D CU 75 B FF 89 B FF 90 F FF 90 B CH 83 4-2 20 HR 1-2 BB		1 SAFE B FF 89 B FF 88 B FF 88 B FF 87 4-0 1-2 BB		S FF 87 C CU 71 S CU 73 0-3 ② K		B SI 90 B SI 90 C SI 90 C SI 89 X SI 91 2-2 20 FC4-6 1-2 1B			2	1	1	0	2	1	0
20 Josh Donaldson, R (1, 5) OBP: 0.338, SLG: 0.490	S FF 90 D FF 88 X FF 89 1-1 1-H 2-H HR		F CH 82 B SI 89 F CH 82 X FF 88 1-2 ② F7		B CU 69 C CU 70 S CH 81 B CU 73 B CU 72 F CH 79 B CH 81 4-2 BB		D SI 91 C SI 89 C SI 90 X SL 82 1-2 ② FC4-6 21 S 1-2f 2-3			3	1	1	3	1	0	4
36 Derek Norris, R (1, 2) OBP: 0.403, SLG: 0.512 21 Stephen Vogt, L (7, 2) OBP: 0.340, SLG: 0.422	C FF 89 B CH 83 C CH 82 C FC 85 X CH 84 2-2 ② F9		B CH 82 C SI 87 C CH 81 S FF 91 1-3 ③ K		B SI 90 C SI 90 X SI 90 1-1 ③ L5		B SL 82 D SL 81 C FF 93 C FF 94 D SL 84 X FF 94 3-2 ③ L7 1-2			3	0	0	0	0	1	3
										1	0	0	0	0	0	2
37 Brandon Moss, L (1, 9) OBP: 0.353, SLG: 0.526	C FF 90 F FF 90 B FF 90 C CU 74 1-3 ③ K			B FC 81 T CH 87 B FF 88 B FF 88 S FF 88 X FF 87 3-2 ① P5	C SI 91 S FS 84 B FS 84 X FS 85 1-2 ① G4-3			C FF 91 F FF 93 B SL 84 S SL 83 1-3 ① K		4	0	0	0	0	2	0
88 Kyle Blanks, R (1, 3) OBP: 0.400, SLG: 0.426		X SI 88 0-0 ① F8		C FF 87 S CU 72 S CU 73 0-3 ② K	C SI 90 X SI 91 0-1 1B			S SL 84 H SL 82 1-1 7 HBP 4 1B HBP		3	1	1	0	0	1	0
7 Alberto Callaspo, S (1, 10) OBP: 0.333, SLG: 0.318		B FF 89 F FF 88 F FF 87 B FF 90 B FC 84 X FF 88 3-2 ② L4		B CH 79 B FF 89 C FC 87 X FF 88 2-1 1 BB E5	X SI 90 0-0 ② L9			H FF 91 1-0 4 1B 1-2 HBP		3	0	0	0	0	0	1
1 Nick Punto, S (1, 4) OBP: 0.343, SLG: 0.306		B FF 89 X FF 88 1-0 ③ F9		B FF 90 B FF 89 B FF 87 B FC 87 4-0 1-2 BB	F SI 91 B FS 84 1 SAFE F FS 83 B FS 83 F FS 84 S FS 84 2-3 ③ K			C FF 93 B FF 92 S FF 92 D SL 84 B SL 83 C SL 83 3-3 ② K		3	0	0	0	1	2	3
Inning Stats	R: 3 H: 2 E: 0 LOB: 0 K: 1 BB: 1 S: 17 P: 28	R: 0 H: 0 E: 0 LOB: 0 K: 0 BB: 0 S: 5 P: 9	R: 0 H: 0 E: 0 LOB: 2 K: 1 BB: 1 S: 8 P: 17	R: 0 H: 0 E: 1 LOB: 2 K: 1 BB: 1 S: 11 P: 22	R: 0 H: 0 E: 0 LOB: 1 K: 1 BB: 1 S: 10 P: 17	R: 0 H: 1 E: 0 LOB: 1 K: 1 BB: 0 S: 10 P: 13	R: 0 H: 2 E: 0 LOB: 2 K: 1 BB: 0 S: 18 P: 26	R: 1 H: 1 E: 0 LOB: 2 K: 2 BB: 0 S: 11 P: 19		1B: 5 SF: 0 2B: 0 SAC: 0 3B: 0 DP: 0 HR: 1 HBP: 3						

	AB	31
	R	4
	H	6
	RBI	4
	BB	4
	SO	8
	LOB	19

WP: 0 PA: 38
PB: 0
SB: 2
CS: 0

PITCHER		IP	WLS	BF	H	R	ER	SO	BB	IBB	HBP	BLK	WP	HR	S	P	ERA	WHIP
22 Felix Doubront, L ERA: 5.19	(1, 1)	4.2		22	2	3	3	4	4	0	1	0	0	1	49	90	5.79	1.286
35 Burke Badenhop, R ERA: 1.55	(5, 1)	2.0		9	3	0	0	2	0	0	0	0	0	0	27	36	0.00	1.500
30 Andrew Miller, L ERA: 2.7	(7, 1)	1.0	L	6	1	1	1	2	0	0	2	0	0	0	13	24	9.00	1.000
36 Junichi Tazawa, R ERA: 2.3	(8, 1)	0.1		1	0	0	0	0	0	0	0	0	0	0	1	1	0.00	0.000

PITCHER	IP	WLS	BF	H	R	ER	SO	BB	IBB	HBP	BLK	WP	HR	S	P	ERA	WHIP

Batter	1	2	3	4	5	6	7	8	9	10	AB	R	H	RBI	BB	SO	LOB
26 Brock Holt, L (1, 9) OBP: 0.374, SLG: 0.443	B FF 91 B FF 91 B SI 92 C SI 92 B FF 92 4-1 15 G6-3 BB		C CH 85 F CU 76 X SI 91 0-2 ② F7			L CH 84 C CH 85 X CH 86 0-2 34 G3-6-1 15 1B 1B		C SI 89 C SL 81 B SL 82 X SL 81 1-2 15 FC6-4 1B		1 SAFE C SI 88 B SI 88 1 SAFE X FF 89 1-1 1-2 1B	4	0	3	0	1	0	1
15 Dustin Pedroia, R (1, 4) OBP: 0.338, SLG: 0.384	C FF 92 B SI 92 T FF 92 F CH 85 X SI 93 1-2 ①② G6-3 1-2f		X CU 76 0-0 ③ G4-3			C FC 90 1 SAFE D CH 84 F FC 89 F FC 88 1 SAFE B CH 84 X SI 91 2-2 34 G3-6-1 1-2 1B		1 SAFE C SL 82 F SL 82 B SL 81 F SL 81 X SI 88 1-2 ② FC6-4 34 1B 12 WP 1-2f		C SI 90 X SI 90 0-1 ② F9	5	1	1	0	0	0	5
34 David Ortiz, L (1, 10) OBP: 0.355, SLG: 0.472	C FF 93 B CU 78 B FC 90 B FC 89 B CU 75 4-1 12 FC6-4 BB			B CH 83 F CH 85 B FC 88 F CH 84 B CU 76 F CH 85 F CU 74 F FC 90 S CU 76 3-3 ① K		B CU 75 D CU 75 C FC 88 X CU 75 2-1 ①② G3-6-1 1-2f 2-3		B SL 81 B SI 88 B SI 88 X SL 81 3-0 1-3 1B		D CH 83 S SI 91 F SI 91 S FF 92 1-3 ③ K	4	0	1	0	1	2	4
12 Mike Napoli, R (1, 3) OBP: 0.379, SLG: 0.415	B SI 92 X CH 84 1-0 ③ FC6-4 1-2f			B FF 94 C FF 91 B FC 90 B CH 86 C FC 89 B FC 90 4-2 BB		F SI 92 C FC 90 C FC 89 0-3 ③ K		S SL 82 D SL 81 C SI 88 D SL 82 F SL 82 B SL 82 X SL 81 3-2 ③ F9 3-H			3	0	0	0	1	1	3
29 Daniel Nava, S (1, 7) OBP: 0.295, SLG: 0.299 5 Jonny Gomes, R (9, PH) OBP: 0.330, SLG: 0.361 (9, 7)		B FF 91 C CH 84 B FC 89 F CH 84 X FF 92 2-2 ① L8		B CH 85 F FC 90 B FC 89 F FC 90 F FC 90 T FC 89 2-2 ② K			C CU 74 B FC 90 X FC 89 1-1 1B		B FF 94 C FF 93 C FF 93 X FF 95 1-2 ① P3		3 1	0 0	1 0	0 0	0 0	1 0	1 0
40 A.J. Pierzynski, L (1, 2) OBP: 0.290, SLG: 0.369		C SI 92 B FC 88 B CH 85 X CH 86 2-1 ② G3		X CH 84 0-0 ③ G3			1 SAFE 1 SAFE X CH 83 0-0 ① F8		X FF 94 0-0 ② F8		4	0	0	0	0	0	2
7 Stephen Drew, L (1, 6) OBP: 0.200, SLG: 0.211		C FF 92 B CH 85 B X CH 84 2-1 ③ F8			B SI 91 F SI 90 C CH 84 B CU 77 X CH 85 2-2 ① G3-1		B CH 84 1 SAFE X FF 91 1-0 ② L7		C FF 94 X SI 94 0-1 ③ F8		4	0	0	0	0	0	1
10 Jonathan Herrera, S (1, 5) OBP: 0.303, SLG: 0.266			B SI 92 B CH 85 C SI 91 B FC 89 C SI 91 B FF 92 4-2 25 G3 BB		C CH 85 C FC 90 X SI 92 0-2 ② L5		C FC 89 1 SAFE B FC 89 X FF 91 1-1 ③ G4-3			C FF 89 B CH 81 F SI 89 F SI 90 X SI 90 1-2 ① P6	3	0	0	0	1	0	1
25 Jackie Bradley Jr., L (1, 8) OBP: 0.294, SLG: 0.300			1 SAFE B CH 83 1 SAFE X CH 84 1-0 ① G3 1-2		C CH 86 F FC 90 C FC 91 0-3 ③ K			X SI 88 0-0 ① G3-1		F SI 89 B SI 88 C CH 82 X CH 82 1-2 26 1B 1B	4	0	1	0	0	1	1
Inning Stats	R: 0 H: 0 E: 0 LOB: 1 K: 0 BB: 2 S: 7 P: 17	R: 0 H: 0 E: 0 LOB: 0 K: 0 BB: 0 S: 7 P: 13	R: 0 H: 0 E: 0 LOB: 1 K: 0 BB: 1 S: 7 P: 12	R: 0 H: 0 E: 0 LOB: 1 K: 2 BB: 1 S: 13 P: 22	R: 0 H: 0 E: 0 LOB: 0 K: 1 BB: 0 S: 9 P: 11	R: 0 H: 2 E: 0 LOB: 1 K: 1 BB: 0 S: 12 P: 16	R: 0 H: 1 E: 0 LOB: 1 K: 0 BB: 0 S: 6 P: 9	R: 1 H: 2 E: 0 LOB: 1 K: 0 BB: 0 S: 13 P: 21	R: 0 H: 0 E: 0 LOB: 0 K: 0 BB: 0 S: 6 P: 7	R: 0 H: 2 E: 0 LOB: 2 K: 1 BB: 0 S: 14 P: 18	1B: 7 SF: 0 2B: 0 SAC: 0 3B: 0 DP: 2 HR: 0 HBP: 0						

PITCHER		IP	WLS	BF	H	R	ER	SO	BB	IBB	HBP	BLK	WP	HR	S	P	ERA	WHIP
60 Jesse Chavez, R ERA: 2.71	(1, 1)	7.0		26	3	0	0	4	4	0	0	0	0	0	61	100	0.00	1.000
44 Luke Gregerson, R ERA: 2.04	(8, 1)	1.0	B	5	2	1	1	0	0	0	0	0	1	0	13	21	9.00	2.000
62 Sean Doolittle, L ERA: 2.0	(9, 1)	1.0		3	0	0	0	0	0	0	0	0	0	0	6	7	0.00	0.000
61 Dan Otero, R ERA: 2.2	(10, 1)	1.0	W	5	2	0	0	1	0	0	0	0	0	0	14	18	0.00	2.000

PITCHER	IP	WLS	BF	H	R	ER	SO	BB	IBB	HBP	BLK	WP	HR	S	P	ERA	WHIP

TOP

Boston Red Sox @ Oakland Athletics

O.co Coliseum, Oakland, CA

Sat Jun 21 2014, 4:08 PM - 7:11 PM EDT

Att. 32,873 - Partly Cloudy - 58 F

livebaseballscorecards.com

AB	35
R	1
H	7
RBI	0
BB	4
SO	5
LOB	19

WP: 1 PA: 39
PB: 0
SB: 0
CS: 0

Batter	1	2	3	4	5	6	7	8	9	10	AB	R	H	RBI	BB	SO	LOB
4 Coco Crisp, S (1, 8) OBP: 0.379, SLG: 0.439	B FF 92 X FF 89 1-0 ① P6		C SL 78 B FF 95 F CH 86 B SL 86 B FF 97 C CH 87 3-3 ③ K			C CH 80 X CH 87 0-1 ① L9		T SI 88 B SI 89 B SL 85 F SL 84 B CH 78 X FF 88 3-2 ② G6-3		X FF 88 0-0 2-H 1B	5	0	1	1	0	1	0
5 John Jaso, L (1, 2) OBP: 0.356, SLG: 0.438 3 Craig Gentry, R (8, 9) OBP: 0.352, SLG: 0.338	B FF 91 C FF 91 X FF 92 1-1 ② G4-3			C SL 78 B FF 93 B FF 93 X SI 91 2-1 ① L9		B CH 83 B FF 92 S CH 85 C CH 84 S CH 89 2-3 ② K		B SL 86 X SI 88 1-0 1B			3 1	0 0	0 1	0 0	0 0	1 0	0 0
52 Yoenis Cespedes, R (1, 10) OBP: 0.320, SLG: 0.509	C FF 93 X FF 96 0-1 ③ P4			B FF 96 X SI 95 1-0 ② L7		X FF 94 0-0 1B		B FF 93 B FF 93 C FF 93 X FF 93 2-1 ③ L9			4	0	1	0	0	0	1
37 Brandon Moss, L (1, 7) OBP: 0.352, SLG: 0.522		B SI 92 B CH 83 B CH 84 C FF 92 F CH 86 T CH 89 3-2 ① K		C SL 81 B CH 86 X CH 88 1-1 1B		B FF 94 C CH 86 B CH 87 B CH 88 C FF 94 S CH 88 3-3 ③ K			X FO 86 0-0 ① L6		4	0	1	0	0	2	1
20 Josh Donaldson, R (1, 5) OBP: 0.337, SLG: 0.485		C SL 84 B SI 90 F CH 86 B FF 96 F SL 83 X CH 87 2-2 ② G6-3		B FF 96 1 SAFE B SL 82 F SL 83 C SI 97 C FF 97 2-3 ③ K			B CH 85 X CH 87 1-0 ① G5-3		B FF 92 C SL 79 F SL 81 B FF 94 F FO 87 B FO 88 D FO 88 4-2 BB		3	0	0	0	1	1	1
8 Jed Lowrie, S (1, 6) OBP: 0.318, SLG: 0.335		B FF 95 C FF 95 B FF 97 F CH 87 S FF 90 2-3 ③ K2-3			F CH 85 B SL 80 X CH 84 1-1 ① G4-3		B SI 94 B FF 93 X CH 85 2-0 ② F8		B FF 93 B FF 93 S FF 93 F FF 94 F FF 94 B FF 94 S FF 94 3-3 ② K		4	0	0	0	0	2	1
21 Stephen Vogt, L (1, 9) OBP: 0.373, SLG: 0.479 (8, 2)			C FF 92 B FF 94 B FF 94 X CH 86 2-1 7 SF9 3B		B SL 78 B CH 84 B SI 93 C FF 93 B SI 93 4-1 BB		B SI 95 B FF 94 S SI 90 B FF 92 S CH 84 F FF 97 X SI 89 3-2 1B		C FF 94 B FF 94 F FF 94 F FO 87 X FF 93 1-2 ③ F7		3	1	2	0	1	0	1
7 Alberto Callaspo, S (1, 3) OBP: 0.332, SLG: 0.315			X SI 96 0-0 ① SF9 3-H		X FF 94 0-0 ② F8		C FF 95 B CH 88 C CH 87 B FF 96 1 SAFE B FF 94 F CH 89 X CH 87 3-2 ③ F8			B FF 88 F FF 89 B FF 89 B SI 90 B FF 89 4-1 1 SH3-4 4 1B BB	2	1	0	1	1	0	2
28 Eric Sogard, L (1, 4) OBP: 0.270, SLG: 0.231 1 Nick Punto, S (8, PH) OBP: 0.340, SLG: 0.303 (9, 4)			B FF 94 C FF 94 F FF 94 B FF 96 S FF 96 2-3 ② K		C FF 94 L SI 96 B FF 97 X SL 86 1-2 ③ G5-3			B SI 86 F SL 85 X CH 76 1-1 ① G4-3		B FF 89 B FF 88 B FF 91 C FF 91 X FF 90 3-1 ① SH3-4 1-2	2 1	0 0	0 0	0 0	0 0	1 0	1 0
Inning Stats	R: 0 E: 0 K: 0 S: 5 H: 0 LOB: 0 BB: 0 P: 7	R: 0 E: 0 K: 2 S: 10 H: 0 LOB: 0 BB: 0 P: 17	R: 1 E: 0 K: 2 S: 9 H: 1 LOB: 0 BB: 0 P: 16	R: 0 E: 0 K: 1 S: 8 H: 1 LOB: 1 BB: 0 P: 14	R: 0 E: 0 K: 0 S: 7 H: 0 LOB: 1 BB: 1 P: 13	R: 0 E: 0 K: 2 S: 9 H: 1 LOB: 1 BB: 0 P: 14	R: 0 E: 0 K: 0 S: 10 H: 1 LOB: 1 BB: 0 P: 19	R: 0 E: 0 K: 0 S: 8 H: 1 LOB: 1 BB: 0 P: 15	R: 0 E: 0 K: 1 S: 12 H: 0 LOB: 1 BB: 1 P: 20	R: 1 E: 0 K: 0 S: 4 H: 1 LOB: 1 BB: 1 P: 11	1B: 5 2B: 0 3B: 1 HR: 0	SF: 1 SAC: 1 DP: 0 HBP: 0			WP: 0 PB: 0 SB: 0 CS: 0	PA: 37		

PITCHER		IP	WLS	BF	H	R	ER	SO	BB	IBB	HBP	BLK	WP	HR	S	P	ERA	WHIP
62 Rubby De La Rosa, R ERA: 2.51	(1, 1)	7.0		26	4	1	1	7	1	0	0	0	0	0	58	100	1.29	0.714
32 Craig Breslow, L ERA: 4.18	(8, 1)	0.2		3	1	0	0	0	0	0	0	0	0	0	6	11	0.00	1.500
36 Junichi Tazawa, R ERA: 2.2	(8, 1)	1.1		5	0	0	0	1	1	0	0	0	0	0	14	24	0.00	0.750
54 Edward Mujica, R ERA: 6.08	(10, 1)	0.1	L	2	0	1	1	0	1	0	0	0	0	0	3	10	27.00	3.000
19 Koji Uehara, R ERA: 0.83	(10, 1)	0.0		1	1	0	0	0	0	0	0	0	0	0	1	1	∞	∞

PITCHER	IP	WLS	BF	H	R	ER	SO	BB	IBB	HBP	BLK	WP	HR	S	P	ERA	WHIP

BOTTOM

Boston Red Sox @ Oakland Athletics

O.co Coliseum, Oakland, CA

Sat Jun 21 2014, 4:08 PM - 7:11 PM EDT

Att. 32,873 - Partly Cloudy - 58 F

livebaseballscorecards.com

AB	32
R	2
H	6
RBI	2
BB	3
SO	8
LOB	8

Batter	1	2	3	4	5	6	7	8	9	10	AB	R	H	RBI	BB	SO	LOB
26 Brock Holt, L (1, 9) OBP: 0.369, SLG: 0.436	C FF 86 B SI 86 B FF 84 C SI 87 X FF 87 2-2 12 BB 15 1B 5 1B 1B	B SI 86 C SI 86 1 SAFE 1 SAFE X FF 85 1-1 ① G4-3 1-2		C FF 87 C SI 87 B SI 87 B CH 81 B SI 87 X CH 81 3-2 ② P4			C SI 91 B CH 84 F SI 92 B CU 79 X SI 93 2-2 ① F8		C SI 89 B SL 81 B CH 82 X CH 82 2-1 ② G1-3		5	1	1	0	0	0	1
2 Xander Bogaerts, R (1, 5) OBP: 0.348, SLG: 0.401	B SI 86 C SI 86 C FF 87 X SI 87 1-2 ① F7	B CH 82 B SI 84 C CH 82 C FF 86 X FF 86 2-2 ② F7		B FF 86 X SI 87 1-0 ③ G4-3			B SI 92 X SI 92 1-0 ② F8		B SL 80 C SL 81 B SI 89 X SL 81 2-1 1B		5	0	1	0	0	0	2
15 Dustin Pedroia, R (1, 4) OBP: 0.336, SLG: 0.381	1 SAFE B FF 86 F FF 86 B SI 87 B CH 81 X SI 85 3-1 12 BB 5 1B 1-2 1B	C FF 86 B CH 82 C FF 85 X FF 86 1-2 ③ L9			B CU 72 B CH 81 B FF 87 C FF 87 X SI 87 3-1 ① P3		B CU 77 S SI 92 B CU 78 X CH 86 2-1 ③ F9		T FF 90 F SI 89 B SI 91 1 SAFE S SI 90 1-3 ③ K		5	1	1	0	0	1	2
34 David Ortiz, L (1, 10) OBP: 0.352, SLG: 0.478	C CU 74 S CH 85 D CU 72 B SI 86 S CH 80 2-3 ② K		S CU 73 B FF 86 B FF 85 F CU 72 X FF 87 2-2 ① P4		B SI 88 C CH 80 X CH 80 1-1 ② G3			B SI 93 B CH 85 S SI 93 X CH 86 2-1 ① G4-3		F SI 93 F SI 93 F SI 94 F KC 81 B KC 80 X KC 80 1-2 HR	5	1	1	1	0	1	2
12 Mike Napoli, R (1, 3) OBP: 0.383, SLG: 0.431	B FF 86 B CH 81 B SI 86 C CH 86 B SI 87 4-1 5 1B 1-2 2-3 BB		C CH 81 C SI 86 B FF 86 X CU 72 1-2 10 FC6-4 5 1B 3 S 1B		B CU 74 X CH 80 1-0 HR		F FF 87 B FF 86 S CH 81 S FF 87 1-3 ③ K		B FF 94 S FF 94 B SL 85 C SL 83 S FF 94 2-3 ② K		B SI 91 X SI 92 1-0 ① G5-3		4	2	2	1	1	1	0
5 Jonny Gomes, R (1, 7) OBP: 0.337, SLG: 0.369	C FF 86 B C FF 86 D CH 82 B FF 86 X SI 86 3-2 1-3 2-H 3-H 1B		C SI 87 B CH 82 X SI 87 1-1 10 FC6-4 1-2 1B		F FF 87 B FF 86 S CH 81 S FF 87 1-3 ③ K	S FF 90 S CH 84 F FF 91 B CH 85 X SI 93 1-2 ① G4-3		B SL 83 F CH 86 F FF 94 X FF 94 1-2 10 3B 1B		F SI 91 X FF 93 0-1 ② P2	5	1	3	2	0	1	0
10 Jonathan Herrera, S (1, 6) OBP: 0.298, SLG: 0.286	B FF 85 B SI 87 C FF 88 X SI 86 2-1 ③ L9		F FF 86 C SI 87 D CH 81 B FF 86 X CH 81 2-2 ② FC6-4 3 S 1-2f 2-3				D SI 94 X SI 93 1-0 1-H 3B		B SI 92 F CH 76 F FF 91 X FF 92 1-2 ③ G1-3		5	0	1	1	0	0	4
3 David Ross, R (1, 2) OBP: 0.237, SLG: 0.337		X SI 86 0-0 HR	B FF 87 B FF 86 S CH 81 F CH 81 1 SAFE B FF 86 S CH 81 3-3 ③ K 1-2 3-H			C SI 91 F SI 93 B CU 81 X SI 92 1-2 25 G4-6-3 1B		S SL 85 B SL 84 S FF 94 S FF 94 1-3 ③ K			4	1	2	1	0	2	2
25 Jackie Bradley Jr., L (1, 8) OBP: 0.293, SLG: 0.299		C CU 72 X FF 86 0-1 26 G4-3 1B		X CU 73 0-0 ① P6		B SI 92 X SI 92 1-0 ②③ G4-6-3 1-2f			B FF 87 B SI 87 C SI 87 X CH 81 2-1 ① G4-3		4	0	1	0	0	0	1
Inning Stats	R: 2 H: 3 E: 0 LOB: 2 K: 1 BB: 1 S: 17 P: 34	R: 1 H: 2 E: 0 LOB: 1 K: 0 BB: 0 S: 11 P: 15	R: 1 H: 2 E: 0 LOB: 1 K: 1 BB: 0 S: 14 P: 23	R: 0 H: 0 E: 0 LOB: 0 K: 0 BB: 0 S: 5 P: 9	R: 1 H: 1 E: 0 LOB: 0 K: 1 BB: 0 S: 8 P: 14	R: 0 H: 1 E: 0 LOB: 0 K: 0 BB: 0 S: 8 P: 11	R: 0 H: 0 E: 0 LOB: 0 K: 0 BB: 0 S: 6 P: 11	R: 1 H: 2 E: 0 LOB: 1 K: 2 BB: 0 S: 12 P: 19	R: 0 H: 1 E: 0 LOB: 1 K: 1 BB: 0 S: 9 P: 16	R: 1 H: 1 E: 0 LOB: 0 K: 0 BB: 0 S: 11 P: 14	1B: 9 SF: 0 2B: 0 SAC: 0 3B: 1 DP: 1 HR: 3 HBP: 0						

TOP

Boston Red Sox @ Oakland Athletics

O.co Coliseum, Oakland, CA

Sun Jun 22 2014, 4:09 PM - 7:29 PM EDT

Att. 36,067 - Sunny - 60 F

livebaseballscorecards.com

AB	42
R	7
H	13
RBI	6
BB	1
SO	6
LOB	14

PITCHER		IP	WLS	BF	H	R	ER	SO	BB	IBB	HBP	BLK	WP	HR	S	P	ERA	WHIP
57 Tommy Milone, L ERA: 3.89	(1, 1)	5.0		24	8	5	5	3	1	0	0	0	0	2	55	95	9.00	1.800
45 Jim Johnson, R ERA: 5.58	(6, 1)	2.0		6	1	0	0	0	0	0	0	0	0	0	14	22	0.00	0.500
48 Ryan Cook, R ERA: 4.58	(8, 1)	1.0		5	2	1	1	2	0	0	0	0	0	0	12	19	9.00	2.000
61 Dan Otero, R ERA: 2.15	(9, 1)	1.0		4	1	0	0	1	0	0	0	0	0	0	9	16	0.00	1.000
56 Fernando Abad, L ERA: 2.32	(10, 1)	1.0	L	4	1	1	1	0	0	0	0	0	0	1	11	14	9.00	1.000

PITCHER		IP	WLS	BF	H	R	ER	SO	BB	IBB	HBP	BLK	WP	HR	S	P	ERA	WHIP
56 Fernando Abad, L ERA: 2.32	(10, 1)	1.0	L	4	1	1	1	0	0	0	0	0	0	1	11	14	9.00	1.000

Batter	1	2	3	4	5	6	7	8	9	10	AB	R	H	RBI	BB	SO	LOB
3 Craig Gentry, R (1, 8) OBP: 0.349, SLG: 0.331 (9, 9) 5 John Jaso, L (9, PH) OBP: 0.360, SLG: 0.458 28 Eric Sogard, L (10, 4) OBP: 0.270, SLG: 0.231	C FF 89 B CU 72 B FF 90 B FF 90 F FF 90 T FF 89 3-2 ① K		B FF 91 B FF 91 X SI 89 2-0 ① L5		B FC 88 F FC 87 C FC 87 F CU 75 B FC 86 S FF 91 2-3 ③ K			C FF 90 C CH 84 H FF 90 1-2 52 S 8 S 52 1B HBP	X FF 88 0-0 HR		3 1 0 0 0 2 0 1 1 1 1 0 0 0 0 0 0 0 0 0 0 0 0					
8 Jed Lowrie, S (1, 6) OBP: 0.319, SLG: 0.333	X FF 91 0-0 ② G4-3		C FF 91 B FC 88 X FC 89 1-1 52 G6-4-3 1B			C FC 87 B CU 74 S FF 91 B FF 92 B FF 91 X FF 91 3-2 ① F8		B CU 73 B SI 89 B FF 90 B SI 90 4-0 52 1B 20 1B 1-2 BB	F FF 87 X FS 80 0-1 ③ G1-3		4	1	1	0	1	0	0
52 Yoenis Cespedes, R (1, 7) OBP: 0.318, SLG: 0.504	C FF 92 X FF 92 0-1 ③ F8		B SI 90 B SI 90 C FC 87 X SI 90 2-1 ②③ G6-4-3 1-2f			C CU 74 B FF 92 S CH 86 F FF 92 X FF 92 1-2 ② P5		C SI 90 B SI 92 B SI 91 X SI 90 2-1 20 1B 36 1B 1-2 2-H 1B		C FF 87 B FF 86 X SI 86 1-1 ① P4	5	1	1	1	0	0	1
20 Josh Donaldson, R (1, 10) OBP: 0.335, SLG: 0.480 (10, 5)		F FF 90 X CU 73 0-1 ① P5		B CH 84 B FC 88 C FF 92 F FF 92 F FF 92 B FC 87 S SI 88 3-3 ① K		B FC 88 X CH 85 1-0 ③ F9		B SI 91 B SI 90 B SI 90 C SI 91 C SI 91 X SI 91 3-2 36 1B 1-2 2-H 1B		C SL 81 C FF 88 B FS 80 S FS 79 1-3 ② K	5	0	1	1	0	2	0
36 Derek Norris, R (1, 2) OBP: 0.405, SLG: 0.509 56 Fernando Abad, L (10, 1) 62 Sean Doolittle, L (10, PH)		C FF 91 X FF 91 0-1 E5 88 1B 7 2B		X FF 92 0-0 ② P3			C SI 90 B CU 73 B CU 74 F FF 90 B FF 90 B FF 90 4-2 7 G6-4-3 BB	X SI 89 0-0 1-2 2-H 1B		C FF 87 B FS 80 B FS 80 X FS 80 1-2 ③ G4-3	3 0 1 1 0 0 0 0 0 0 0 0 1 0 0 0 0 0 0 0	1 0 0 0 1 0 0	1 0 0 0 1 0 0	1 0 0 0 1 0 0	0 0 0 0 0 0 0	0 0 0 0 0 0 0
88 Kyle Blanks, R (1, 3) OBP: 0.409, SLG: 0.436 37 Brandon Moss, L (3, 3) OBP: 0.353, SLG: 0.521 4 Coco Crisp, S (8, PH) OBP: 0.377, SLG: 0.437 (9, 8)		F FF 91 B FC 86 X FF 90 1-1 7 2B 21 FC6-2 1-2 1B		B FF 92 S FF 92 F FF 91 B FC 88 B CU 76 F FF 92 F SI 92 X FF 93 3-2 1B			B CH 86 X FF 90 1-0 ① F8	C FF 92 X FF 92 0-1 ③ L6		1 0 1 0 0 0 0 2 0 1 0 0 0 1 1 0 0 0 0 2					
7 Alberto Callaspo, S (1, 5) OBP: 0.331, SLG: 0.318 (10, 3)		B FC 88 X FF 91 1-0 1-3 2-H 2B		C FF 92 F CU 76 B FF 91 D CU 77 B FC 86 X FF 91 3-2 ③ G6-3			D SI 90 B FF 90 F FF 90 X SI 90 2-1 G6-4-3 1-2f		B FS 79 F FF 88 X FS 80 1-1 ① G3	4	0	1	1	0	0	2
21 Stephen Vogt, L (1, 9) OBP: 0.364, SLG: 0.519 (9, 3) (10, 9) (10, 2)		C CU 74 B FC 88 C FF 92 B FC 89 X FF 92 2-2 ② FC6-2 3-H			C FF 91 X FC 86 0-1 ① G3			C FF 88 C FF 89 B FC 86 X FC 85 1-2 ① P5	C FF 88 S FS 80 B FS 81 X FS 80 1-2 HR	4 1 1 1 0 0 2						
1 Nick Punto, S (1, 4) OBP: 0.331, SLG: 0.294 (10, 5) (10, 9)		C FF 92 B FC 88 C FF 92 S CU 75 1-3 ③ K			B FC 88 S FF 91 F FF 91 B FF 92 B FC 86 X SI 92 3-2 ② L9			B CU 72 X SI 88 1-0 ② G6-3	F FF 88 X FF 88 0-1 ② P6	4 0 0 0 0 1 2						
Inning Stats	R: 0 E: 0 K: 1 S: 6 H: 0 LOB: 0 BB: 0 P: 9	R: 1 E: 1 K: 1 S: 13 H: 2 LOB: 2 BB: 0 P: 18	R: 0 E: 0 K: 0 S: 5 H: 1 LOB: 0 BB: 0 P: 10	R: 0 E: 0 K: 1 S: 13 H: 1 LOB: 1 BB: 0 P: 22	R: 0 E: 0 K: 1 S: 9 H: 0 LOB: 0 BB: 0 P: 14	R: 0 E: 0 K: 0 S: 8 H: 0 LOB: 0 BB: 0 P: 13	R: 0 E: 0 K: 0 S: 5 H: 0 LOB: 0 BB: 1 P: 12	R: 3 E: 0 K: 0 S: 14 H: 3 LOB: 2 BB: 1 P: 26	R: 2 E: 0 K: 0 S: 10 H: 2 LOB: 0 BB: 0 P: 12	R: 0 E: 0 K: 1 S: 8 H: 0 LOB: 0 BB: 0 P: 11	1B: 6 2B: 1 3B: 0 HR: 2 SF: 0 SAC: 0 DP: 2 HBP: 1	WP: 0 PB: 0 SB: 2 CS: 0 PA: 41					

PITCHER		IP	WLS	BF	H	R	ER	SO	BB	IBB	HBP	BLK	WP	HR	S	P	ERA	WHIP
31 Jon Lester, L ERA: 3.14	(1, 1)	7.2		29	4	3	2	4	2	0	1	0	0	0	65	111	2.35	0.783
35 Burke Badenhop, R ERA: 1.77	(8, 1)	0.0		3	3	1	1	0	0	0	0	0	0	0	6	11	∞	∞
30 Andrew Miller, L ERA: 2.67	(8, 1)	0.1	H	1	0	0	0	0	0	0	0	0	0	0	2	2	0.00	0.000
19 Koji Uehara, R ERA: 1.3	(9, 1)	2.0	W	8	2	2	2	1	0	0	0	0	0	2	18	23	9.00	1.000

PITCHER	IP	WLS	BF	H	R	ER	SO	BB	IBB	HBP	BLK	WP	HR	S	P	ERA	WHIP

BOTTOM

Boston Red Sox @ Oakland Athletics

O.co Coliseum, Oakland, CA

Sun Jun 22 2014, 4:09 PM - 7:29 PM EDT

Att. 36,067 - Sunny - 60 F

livebaseballscorecards.com

AB	38
R	6
H	9
RBI	6
BB	2
SO	5
LOB	10

Boston Red Sox @ Seattle Mariners

Safeco Field, Seattle, WA

Mon Jun 23 2014, 7:11 PM - 10:07 PM PDT

Att. 26,860 - Partly Cloudy - 69 F

TOP

livebaseballscorecards.com

Batter	1	2	3	4	5	6	7	8	9	AB	R	H	RBI	BB	SO	LOB
26 Brock Holt, L (1, 9) OBP: 0.361, SLG: 0.426	C SI 92 C CU 81 S CH 90 0-3 ① K2-3		F CH 91 X CH 88 0-1 ① L3		F SI 93 C FF 94 X SI 94 0-2 ③ G3-1			B SI 95 C FF 96 F CH 89 B SI 95 F FF 97 F FF 96 T CH 90 2-2 ① K		4	0	0	0	0	2	0
2 Xander Bogaerts, R (1, 5) OBP: 0.343, SLG: 0.396	C SI 93 X SL 85 0-1 ② G5-3		B SI 92 C CH 91 B SI 92 X SL 84 2-1 ② G1-3			B SL 85 C CH 91 B CH 88 C SI 92 B CH 89 C SI 92 3-3 ① K		B FF 96 B SI 94 C FF 96 C SI 92 F SL 86 F FF 95 S SL 86 2-3 ② K		4	0	0	0	0	2	0
15 Dustin Pedroia, R (1, 4) OBP: 0.338, SLG: 0.382 10 Jonathan Herrera, S (8, 4) OBP: 0.298, SLG: 0.286	C SI 92 X CH 89 0-1 E6 34 1B 1B		F SL 84 B SI 92 F FF 93 X FF 93 1-2 ③ G4-3			C SI 93 F FF 93 B FF 92 F FF 93 X CH 91 2-2 1B		S FF 96 F SI 96 X FF 96 1-2 ③ F9		4 0	1 0	2 0	0 0	0 0	0 0	0 0
34 David Ortiz, L (1, 10) OBP: 0.354, SLG: 0.478	B CU 81 F CH 89 X CH 89 1-1 12 2B 2-H 1B			F SI 92 B SI 93 X CU 80 1-1 ① F7		T CH 89 B SI 93 X FF 93 1-1 ② P6			F FF 95 B CH 88 B CH 90 X FF 95 2-1 29 FC4-6 5 HBP 40 SF8 1B	4	1	2	1	0	0	1
12 Mike Napoli, R (1, 3) OBP: 0.386, SLG: 0.453 5 Jonny Gomes, R (8, 7) OBP: 0.340, SLG: 0.369	B SI 93 X SI 92 1-0 1-3 2B			B SL 84 X SL 83 1-0 HR		B SI 92 D CH 90 F SI 93 B FF 93 F SI 93 X FF 93 3-2 ③ P4			H SL 87 1-0 29 FC4-6 1-2 HBP	3 0	1 0	2 0	1 0	0 0	0 0	1 0
29 Daniel Nava, S (1, 7) OBP: 0.294, SLG: 0.298 (8, 3)	B SI 93 C CU 80 B CH 89 F CH 89 X FF 94 2-2 ③ L7			F FF 92 C FF 93 C SI 94 0-3 ② K			B CU 80 B CU 79 X SI 92 2-0 7 G6-3 7 WP 1B		F SI 96 D SL 87 X SI 95 1-1 ① FC4-6 1-2f 2-3	4	0	1	0	0	1	4
40 A.J. Pierzynski, L (1, 2) OBP: 0.285, SLG: 0.364		X CH 91 0-0 ① L7		B CU 80 X CH 88 1-0 ③ G4-3			F CH 89 D CU 81 S CU 80 B SI 93 C FF 93 2-3 ① K		B SI 96 X FF 94 1-0 ② SF8 3-H	3	0	0	1	0	1	1
7 Stephen Drew, L (1, 6) OBP: 0.182, SLG: 0.190		C CH 91 F CU 80 B FF 93 B CH 90 S CH 89 2-3 ② K			C CH 91 B CU 79 S CH 88 B FF 94 B CU 82 C FF 93 3-3 ① K		B CH 89 S SI 94 B CU 81 X SI 92 2-1 ② G6-3 1-3		C FF 96 B CU 78 S CH 88 C FF 95 1-3 ③ K	4	0	0	0	0	3	2
25 Jackie Bradley Jr., L (1, 8) OBP: 0.290, SLG: 0.295		B SI 93 X SI 92 1-0 ③ F7			C SI 92 X CU 81 0-1 ② G5-3		S CH 89 D CH 90 D CH 90 C SI 93 B SI 93 X SI 94 3-2 ③ P6			3	0	0	0	0	0	1

	AB	33
	R	3
	H	7
	RBI	3
	BB	0
	SO	9
	LOB	10

Inning Stats	1	2	3	4	5	6	7	8	9	1B: 5	SF: 1	WP: 1	PA: 35
	R: 1 E: 1 K: 1 S: 13	R: 0 E: 0 K: 1 S: 5	R: 0 E: 0 K: 0 S: 7	R: 1 E: 0 K: 1 S: 7	R: 0 E: 0 K: 1 S: 8	R: 0 E: 0 K: 1 S: 12	R: 0 E: 0 K: 1 S: 9	R: 0 E: 0 K: 2 S: 13	R: 1 E: 0 K: 1 S: 8	2B: 1 3B: 0 HR: 1	SAC: 0 DP: 0 HBP: 1	PB: 0 SB: 0 CS: 0	
	H: 3 LOB: 2 BB: 0 P: 17	H: 0 LOB: 0 BB: 0 P: 8	H: 0 LOB: 0 BB: 0 P: 10	H: 1 LOB: 0 BB: 0 P: 10	H: 0 LOB: 0 BB: 0 P: 11	H: 1 LOB: 1 BB: 0 P: 21	H: 1 LOB: 1 BB: 0 P: 18	H: 0 LOB: 0 BB: 0 P: 18	H: 1 LOB: 1 BB: 0 P: 14				

PITCHER		IP	WLS	BF	H	R	ER	SO	BB	IBB	HBP	BLK	WP	HR	S	P	ERA	WHIP
34 Félix Hernández, R ERA: 2.24	(1, 1)	7.0	W	27	6	2	2	6	0	0	0	0	1	1	61	95	2.57	0.857
52 Dominic Leone, R ERA: 2.25	(8, 1)	1.0		3	0	0	0	2	0	0	0	0	0	0	13	18	0.00	0.000
54 Tom Wilhelmsen, R ERA: 2.84	(9, 1)	1.0		5	1	1	1	1	0	0	1	0	0	0	8	14	9.00	1.000

PITCHER	IP	WLS	BF	H	R	ER	SO	BB	IBB	HBP	BLK	WP	HR	S	P	ERA	WHIP

Batter	1	2	3	4	5	6	7	8	9	AB	R	H	RBI	BB	SO	LOB
9 Endy Chavez, L (1, 9) OBP: 0.257, SLG: 0.338	C FF 91 F SI 93 F FC 86 X SI 94 0-2 99 G4-6-3 1B		C FF 94 B CH 86 S CH 85 X SI 94 1-2 ③ G6-3	C CU 79 X CU 80 0-1 1-H 2-H 3-H 3B		B SL 80 X SI 89 1-0 ③ L8	C SL 85 B SI 91 D CH 79 B CH 77 F FF 90 F SL 83 B SL 83 4-2 1-2 BB			4	0	2	3	0	0	0
16 Cole Gillespie, R (7, PH) OBP: 0.315, SLG: 0.328	(8, 7)									0	0	0	0	1	0	0
99 James Jones, L (1, 8) OBP: 0.315, SLG: 0.352	C FF 93 C FF 92 B SI 94 F SI 94 X FC 86 1-2 ① ② G4-6-3 1-2f			C SI 92 X SI 93 F FF 94 X FF 94 X CU 91 1-2 G4-3 B1-3		X SI 88 X SL 80 0-1 22 1B 2B	F FF 89 B SI 88 3-2 ① G4-3			5	1	1	0	0	0	5
22 Robinson Canó, L (1, 4) OBP: 0.390, SLG: 0.440	X SI 94 0-0 ③ G5-3			B FF 95 X CU 79 1-0 15 1B 2B	B SI 89 B SI 88 F SI 88 C SI 89 B SI 90 X SI 90 3-2 ① P6		X SI 89 0-0 15 WP 15 1B 2-H 1B	X SL 85 0-0 ① G4-3		5	2	2	1	0	0	0
15 Kyle Seager, L (1, 5) OBP: 0.332, SLG: 0.454		C SI 94 S FF 94 T FF 95 0-2 ① K		X FF 93 0-0 20 1B 13 FC3-6 2-H 1B	C SI 90 B SI 91 B SI 90 F SI 89 X SI 90 2-2 20 WP 20 1B 2B		C SL 79 B SI 90 C SL 80 X SL 81 1-2 20 HR 1-H 1B	B FF 88 X SL 86 1-0 ② L9		5	3	3	2	0	1	0
20 Logan Morrison, L (1, 3) OBP: 0.282, SLG: 0.431		B FF 94 X SI 94 1-0 HR		B CU 78 B CU 79 F CU 78 X SI 92 2-1 13 FC3-6 3 BB 5 WP 1-3 1B	C SI 90 F SI 89 B SL 82 F SI 89 F CH 79 B SI 91 B SI 90 X CH 78 3-2 2-H 1B		C SI 88 B SI 88 B SI 81 B SI 88 X SI 88 3-1 1-H HR	B SI 88 B SI 88 B SI 88 C FF 89 B SL 85 4-1 BB		4	3	4	4	1	0	0
3 Mike Zunino, R (1, 2) OBP: 0.285, SLG: 0.423		C SI 94 F FF 94 F FF 94 F SI 94 F FF 94 B SI 94 F FF 94 S FC 84 1-3 ② K		B SI 93 D FC 86 D SI 92 F SI 92 B SI 93 4-1 13 FC3-6 1-2 BB	C CU 77 F CH 79 C SI 90 0-3 ② K		B SI 87 B CH 76 F SI 86 B SI 87 X SI 86 3-1 5 FC4-6 2B	B SI 89 F SL 87 X SI 88 1-1 ③ F9		4	0	1	0	1	2	2
13 Dustin Ackley, L (1, 7) OBP: 0.286, SLG: 0.354		C FF 93 X SI 93 0-1 ③ G6-3		B SI 92 F CU 79 F SI 91 B FF 93 F FC 85 F FC 85 F FC 85 F FF 94 F CH 85 3-2 ② FC3-6 8 1B 5 WP 9 3B 1-2f 2-3 3-H	C CU 77 B SI 91 C SI 90 1 SAFE S SL 83 1-3 ③ K		C SI 88 B SI 88 B SI 88 D FF 89 B SI 88 4-1 5 FC4-6 BB			3	1	0	1	1	1	3
7 Stefen Romero, R (7, PR) OBP: 0.245, SLG: 0.338	(8, 9)									0	0	0	0	0	0	0
5 Brad Miller, L (1, 6) OBP: 0.276, SLG: 0.323			S SI 93 B SI 94 C CU 79 B SI 95 S SI 94 2-3 ① K	B FC 84 B CU 79 B CU 78 C SI 91 B SI 90 4-1 8 1B 9 3B 1-2 3-H BB		F SI 88 B SL 81 B SL 81 F SI 89 S SL 82 2-3 ① K	C CU 74 X SI 89 0-1 ① FC4-6 16 BB 1-2f 2-3			3	1	0	0	1	2	2
8 Willie Bloomquist, R (1, 10) OBP: 0.297, SLG: 0.361			C SI 92 X SI 94 0-1 ② G4-3	X SI 91 0-0 9 3B 1-2 2-3 1B		B CU 76 B SI 90 S SI 90 F SI 90 B SI 89 X SI 89 3-2 ② F9	F SL 86 B SL 84 S CH 78 S FF 90 1-3 ② K			4	1	1	0	0	1	2
Inning Stats	R: 0 E: 0 K: 0 S: 9 H: 1 LOB: 0 BB: 0 P: 10	R: 1 E: 0 K: 2 S: 13 H: 1 LOB: 0 BB: 0 P: 15	R: 0 E: 0 K: 1 S: 8 H: 0 LOB: 0 BB: 0 P: 11	R: 6 E: 0 K: 0 S: 24 H: 5 LOB: 1 BB: 2 P: 39	R: 1 E: 0 K: 2 S: 17 H: 2 LOB: 1 BB: 0 P: 26	R: 0 E: 0 K: 1 S: 7 H: 0 LOB: 0 BB: 0 P: 13	R: 4 E: 0 K: 1 S: 22 H: 5 LOB: 3 BB: 2 P: 41	R: 0 E: 0 K: 0 S: 5 H: 0 LOB: 1 BB: 1 P: 11		1B: 7 2B: 4 3B: 1 HR: 2 SF: 0 SAC: 0 DP: 1 HBP: 0						

BOTTOM

Boston Red Sox @ Seattle Mariners

Safeco Field, Seattle, WA

Mon Jun 23 2014, 7:11 PM - 10:07 PM PDT

Att. 26,860 - Partly Cloudy - 69 F

livebaseballscorecards.com

AB	37
R	12
H	14
RBI	11
BB	5
SO	7
LOB	14

WP: 3 PA: 42
PB: 0
SB: 0
CS: 0

PITCHER		IP	WLS	BF	H	R	ER	SO	BB	IBB	HBP	BLK	WP	HR	S	P	ERA	WHIP
41 John Lackey, R ERA: 3.45	(1, 1)	3.2	L	19	7	7	7	3	2	0	0	0	1	1	53	74	17.18	2.455
55 Chris Capuano, L ERA: 4.55	(4, 1)	2.1		13	6	5	5	3	0	0	0	0	2	1	33	52	19.29	2.571
32 Craig Breslow, L ERA: 3.86	(7, 1)	2.0		10	1	0	0	1	3	0	0	0	0	0	19	40	0.00	2.000

PITCHER	IP	WLS	BF	H	R	ER	SO	BB	IBB	HBP	BLK	WP	HR	S	P	ERA	WHIP

Boston Red Sox @ Seattle Mariners

Safeco Field, Seattle, WA

Tue Jun 24 2014, 7:11 PM - 10:24 PM PDT

Att. 20,015 - Clear - 75 F

TOP

livebaseballscorecards.com

Batter	1	2	3	4	5	6	7	8	9	AB	R	H	RBI	BB	SO	LOB
26 Brock Holt, L (1, 9) OBP: 0.362, SLG: 0.448	B FF 90 B FF 90 C FF 89 X SI 90 2-1 ① F7	B FF 92 B CH 77 C SI 90 B CU 76 F FF 88 X SI 91 3-2 ③ L7		D CH 78 B SI 89 X SI 88 2-0 1-H HR		B SI 86 B SI 86 C SI 86 F SI 86 F SI 88 X SI 88 2-2 2B		B FF 91 C SL 80 1 SAFE C SL 80 S SL 81 1-3 ② K		5	1	2	2	0	1	2
15 Dustin Pedroia, R (1, 4) OBP: 0.336, SLG: 0.377	B CU 78 B FF 92 B SI 90 C SI 90 C SI 91 B SI 93 4-2 29 BB 34 BB BB		C CU 74 X SL 84 0-1 ① L3	B CU 77 C SI 91 C SI 91 S CU 82 1-3 ③ K		D FF 92 C SI 93 D CU 76 F FC 91 S FF 95 2-3 ③ K		B SI 95 B SI 94 X SI 94 2-0 ③ F8		4	0	0	0	1	2	2
34 David Ortiz, L (1, 10) OBP: 0.355, SLG: 0.473	C CH 78 B CH 80 C CU 78 B FF 93 B SI 93 B CU 79 4-2 29 BB 1-2 BB		B SI 90 B SI 91 C SI 90 B CU 77 B SI 90 4-1 12 1B BB		X CH 76 0-0 ① F9		B FF 91 C CH 86 X SI 91 1-1 ① P6		C SI 94 S SI 94 F CU 85 S CU 86 0-3 ① K	3	0	0	0	2	1	0
12 Mike Napoli, R (1, 3) OBP: 0.391, SLG: 0.454	C SI 92 B SI 93 B CU 81 S SI 92 B SL 84 C SI 91 3-3 ② K		D SI 91 B CU 81 C SI 90 F SI 91 X CH 79 2-2 1-2 1B	C SI 83 C SI 92 X SI 92 0-2 29 BB 1B			C FC 91 B CU 78 B SI 94 F FC 91 B FC 91 4-2 29 1B BB		B SI 94 C SI 94 C CU 86 X CU 86 1-2 ② G2-3	4	0	2	0	1	1	2
29 Daniel Nava, S (1, 7) OBP: 0.305, SLG: 0.298	C CH 77 B SI 92 D SI 92 B CH 77 B SI 89 4-1 1-2 2-3 BB		F SI 88 B CH 78 C CH 76 F FF 92 F CU 77 X CH 78 1-2 ② P5	F CU 76 B CH 79 B CH 77 B SI 92 C SI 90 B SI 91 4-2 2 FC6-4 1-2 BB			C FC 90 D CH 86 F FC 90 F SI 95 X CU 76 1-2 1-3 1B		F SI 95 X SI 95 0-1 ③ G6-3	3	0	1	0	2	0	2
40 A.J. Pierzynski, L (1, 2) OBP: 0.280, SLG: 0.357	X CH 79 0-0 ③ G4-3		B CU 78 B SI 91 X CH 77 2-0 ③ F9	C SI 86 B FF 89 F SI 89 S SL 78 1-3 ② K			X SL 80 0-0 ② P5			4	0	0	0	0	1	9
2 Xander Bogaerts, R (1, 5) OBP: 0.342, SLG: 0.394		B SI 89 F SI 89 X CU 76 1-1 ① P3		B CU 76 C CU 77 B CH 79 F SI 90 X SI 91 2-2 25 FC3-6 1B	C SI 84 D SI 86 C SI 86 X CH 81 1-2 ③ FC6-4 1-2f		B SL 80 S FF 92 X SI 94 1-1 ③ P3			4	0	1	0	0	0	4
7 Stephen Drew, L (1, 6) OBP: 0.170, SLG: 0.178 10 Jonathan Herrera, S (8, PH) OBP: 0.295, SLG: 0.282 (8, 6)		C SI 90 C CU 78 X CH 80 0-2 ② G4-3		B SI 89 X SI 88 1-0 ① F8		F SI 86 B SL 77 X SI 86 1-1 ① G4-3		C SI 90 B SI 91 S SL 81 F SI 92 S FF 92 1-3 ① K		3 1	0 0	0 0	0 0	0 1	0 0	1 0
25 Jackie Bradley Jr., L (1, 8) OBP: 0.293, SLG: 0.298		C SI 92 B CH 80 B CH 80 X FF 90 2-1 1B		B SI 91 B SI 89 C SI 88 X SI 89 2-1 ② FC3-6 26 HR 1-2f		X SI 88 0-0 ② F8		C SL 81 F CU 78 B SL 80 F FF 93 X SI 92 1-2 1B		4	1	2	0	0	0	1
Inning Stats	R: 0 E: 0 K: 1 S: 11 H: 0 LOB: 3 BB: 3 P: 28	R: 0 E: 0 K: 0 S: 10 H: 1 LOB: 1 BB: 0 P: 16	R: 0 E: 0 K: 0 S: 12 H: 1 LOB: 2 BB: 1 P: 21	R: 2 E: 0 K: 1 S: 10 H: 2 LOB: 0 BB: 0 P: 18	R: 0 E: 0 K: 1 S: 12 H: 1 LOB: 2 BB: 1 P: 18	R: 0 E: 0 K: 1 S: 10 H: 1 LOB: 1 BB: 0 P: 15	R: 0 E: 0 K: 0 S: 11 H: 1 LOB: 2 BB: 1 P: 18	R: 0 E: 0 K: 2 S: 12 H: 1 LOB: 1 BB: 0 P: 17	R: 0 E: 0 K: 1 S: 9 H: 0 LOB: 0 BB: 0 P: 10	1B: 6 2B: 1 3B: 0 HR: 1	SF: 0 SAC: 0 DP: 0 HBP: 0					

	AB	35
	R	2
	H	8
	RBI	2
	BB	6
	SO	7
	LOB	23

		WP: 0	PA: 41
		PB: 0	
		SB: 0	
		CS: 0	

PITCHER		IP	WLS	BF	H	R	ER	SO	BB	IBB	HBP	BLK	WP	HR	S	P	ERA	WHIP
50 Erasmo Ramírez, R ERA: 4.58	(1, 1)	4.1		23	5	2	2	2	5	0	0	0	0	1	49	93	4.15	2.308
97 Joe Beimel, L ERA: 1.46	(5, 1)	1.1	W	5	1	0	0	1	0	0	0	0	0	0	13	18	0.00	0.750
40 Danny Farquhar, R ERA: 2.94	(6, 1)	0.2		4	1	0	0	1	1	0	0	0	0	0	11	19	0.00	3.000
41 Charlie Furbush, L ERA: 3.75	(7, 1)	1.1		5	1	0	0	2	0	0	0	0	0	0	14	18	0.00	0.750
31 Yoervis Medina, R ERA: 2.48	(8, 1)	1.1		4	0	0	0	1	0	0	0	0	0	0	10	13	0.00	0.000

PITCHER	IP	WLS	BF	H	R	ER	SO	BB	IBB	HBP	BLK	WP	HR	S	P	ERA	WHIP

Batter	1	2	3	4	5	6	7	8	9	AB	R	H	RBI	BB	SO	LOB
9 Endy Chavez, L (1, 9) OBP: 0.278, SLG: 0.382	B FS 86 C SI 88 L SI 89 X CH 80 1-2 99 BB 15 2B 1B	B SI 91 C FC 87 B CH 83 C FC 87 B SI 91 X CH 82 3-2 1-H 3B			C SI 88 X FC 85 0-1 99 FC3-6 1B	B FF 89 B FF 89 F FF 89 X FF 89 2-1 ③ F8		C SI 92 F FS 85 F SI 92 X SI 90 0-2 ③ L8		5	1	3	1	0	0	1
99 James Jones, L (1, 8) OBP: 0.314, SLG: 0.346	B SI 88 B CH 82 B SI 90 1 SAFE C SI 88 B SI 89 4-1 15 2B 20 SF8 1-2 BB	C SI 91 F SI 91 B SI 92 B SI 91 F SI 88 F SI 90 F CH 83 C SI 88 2-3 ③ K			B FC 85 B SI 89 X SI 89 2-0 ① FC3-6 22 1B 15 HR 1-2f		B FF 89 F FF 89 B CH 82 B FF 88 C FF 88 X FF 91 3-2 E6 20 S 15 S			3	2	0	0	1	1	2
22 Robinson Canó, L (1, 4) OBP: 0.389, SLG: 0.437	C SI 91 B SI 90 B FF 87 B FC 87 X SI 90 3-1 ① F8		X FS 86 0-0 ① P5		1 SAFE B SI 89 1 SAFE F SI 90 1 SAFE X SI 89 1-1 15 HR 1-3 1B		C FF 89 1 SAFE F CH 82 X FF 88 0-2 ① F8			4	1	1	0	0	0	3
15 Kyle Seager, L (1, 5) OBP: 0.334, SLG: 0.469	X FC 88 0-0 20 SF8 1-3 2-H 2B		C SI 88 B FC 87 B FC 86 X SI 89 2-1 ② F7		F SI 90 X FC 87 0-1 1-H 3-H HR		B CH 81 C FC 87 X FF 90 1-1 ② F8 1-2			4	1	2	4	0	0	1
20 Logan Morrison, L (1, 3) OBP: 0.280, SLG: 0.426	X SI 91 0-0 ② SF8 2-3 3-H		X FC 87 0-0 1B		C CU 78 B SI 90 B CH 82 F SI 90 B FC 88 F CH 82 F CU 80 F SI 90 X SI 90 3-2 ② F7		B FF 89 X FF 90 1-0 ③ F8 2-3			3	0	1	1	0	0	1
3 Mike Zunino, R (1, 2) OBP: 0.289, SLG: 0.438	B SI 91 S FC 87 S FC 88 C SI 92 1-3 ③ K		B FC 86 X FC 86 1-0 ③ F7		X SI 90 0-0 HR			C SL 87 F SL 82 X SL 80 0-2 13 PB 5 1B 1B		4	2	2	1	0	1	2
13 Dustin Ackley, L (1, 7) OBP: 0.281, SLG: 0.348		C SI 89 F SI 90 X CH 82 0-2 ① L9	C SI 88 B SI 89 B FC 85 X FC 86 2-1 ① G4-3		X CU 78 0-0 ③ P4			C FF 92 T SI 90 B SI 92 F FF 92 T FF 92 1-2 ① K 1-2		4	0	0	0	0	1	1
5 Brad Miller, L (1, 6) OBP: 0.279, SLG: 0.323		B SI 90 B CH 82 B FF 87 C SI 88 F SI 90 B FC 87 4-2 9 3B BB	X CH 82 0-0 ② F7			C FF 89 F CU 74 B CU 76 C CH 81 1-3 ① K		F SI 92 X FF 91 0-1 2-H 1B		3	1	1	1	1	1	0
4 John Buck, R (1, 10) OBP: 0.296, SLG: 0.288		S FC 87 B SI 91 B SI 91 C FC 87 T SI 91 2-2 ② K	T SI 90 B SI 90 X SI 90 1-1 ③ P4			B FF 90 X FF 90 1-0 ② P4		C SL 86 B SL 89 F SI 91 F SI 91 T SI 91 1-2 ② K		4	0	0	0	0	2	2
Inning Stats	R: 2 E: 0 K: 1 S: 11 H: 2 LOB: 1 BB: 1 P: 20	R: 1 E: 0 K: 2 S: 17 H: 1 LOB: 1 BB: 1 P: 28	R: 0 E: 0 K: 0 S: 5 H: 1 LOB: 1 BB: 0 P: 8	R: 0 E: 0 K: 0 S: 5 H: 0 LOB: 0 BB: 0 P: 8	R: 4 E: 0 K: 0 S: 15 H: 4 LOB: 0 BB: 0 P: 21	R: 0 E: 0 K: 1 S: 6 H: 0 LOB: 0 BB: 0 P: 10	R: 0 E: 1 K: 0 S: 9 H: 0 LOB: 1 BB: 0 P: 14	R: 1 E: 0 K: 2 S: 18 H: 2 LOB: 1 BB: 0 P: 20		1B: 6 2B: 1 3B: 1 HR: 2 SF: 1 SAC: 0 DP: 0 HBP: 0				WP: 0 PB: 1 SB: 2 CS: 0 PA: 37	

PITCHER		IP	WLS	BF	H	R	ER	SO	BB	IBB	HBP	BLK	WP	HR	S	P	ERA	WHIP
44 Jake Peavy, R ERA: 4.93	(1, 1)	5.0	L	25	8	7	7	3	2	0	0	0	0	2	53	85	12.60	2.000
22 Felix Doubront, L ERA: 4.99	(6, 1)	2.0		7	0	0	0	1	0	0	0	0	0	0	15	24	0.00	0.000
54 Edward Mujica, R ERA: 5.86	(8, 1)	1.0		5	2	1	0	2	0	0	0	0	0	0	18	20	0.00	2.000

PITCHER	IP	WLS	BF	H	R	ER	SO	BB	IBB	HBP	BLK	WP	HR	S	P	ERA	WHIP

BOTTOM

Boston Red Sox @ Seattle Mariners

Safeco Field, Seattle, WA

Tue Jun 24 2014, 7:11 PM - 10:24 PM PDT

Att. 20,015 - Clear - 75 F

livebaseballscorecards.com

AB	34
R	8
H	10
RBI	8
BB	2
SO	6
LOB	13

Batter	1	2	3	4	5	6	7	8	9	AB	R	H	RBI	BB	SO	LOB
26 Brock Holt, L (1, 3) OBP: 0.363, SLG: 0.446	B SI 88 C SI 89 B SL 80 S SI 90 B SI 86 F SI 90 F SI 91 X SI 87 3-2 ① G6-3		D SL 82 F FS 85 F SI 87 B FF 89 X SI 87 2-2 29 1B; 34 1B; 2-3 1B		C SI 89 B CU 76 X FF 90 1-1 15 BB; 29 1B; 34 G6-3 1B		C SI 96 B CU 78 F CH 88 B CU 79 B CH 88 F FF 96 F SI 97 S CU 80 3-3 ② K2-3		C SL 92 C CH 86 B FF 97 S SL 91 1-3 ③ K	5	2	2	0	0	2	0
29 Daniel Nava, S (1, 9) OBP: 0.317, SLG: 0.313	C SI 89 B FF 90 X FS 86 1-1 ② L8		F SI 86 B FF 92 F SI 90 X FS 86 1-2 34 1B; 1-2 3-H 1B		C FS 83 X SI 89 0-1 34 G6-3; 15 BB; 1-2 1B		C CH 88 X SI 98 0-1 1B			4	0	3	1	0	0	0
15 Dustin Pedroia, R (1, 4) OBP: 0.338, SLG: 0.377	C SI 91 X SL 83 0-1 34 HR 1B		C SI 90 X SL 85 0-1 ① F9		B SI 88 D SL 85 B SI 89 C SI 89 C SI 89 D SL 83 4-2 34 G6-3; 1-2 2-3 BB		B SL 88 F FF 94 B SI 95 X SL 87 2-1 ③ P6			3	1	1	0	1	0	3
34 David Ortiz, L (1, 10) OBP: 0.357, SLG: 0.484	B SI 90 B FS 85 X SI 92 2-0 1-H HR		B SI 87 B FC 87 B SI 87 C SI 86 S SI 89 X FF 89 3-2 1-3 2-H 1B		F SI 96 X SI 98 0-1 ① ② G6-3; 1-2f 2-3 3-H			C FF 97 S CH 86 S FF 93 0-3 ① K		4	1	2	3	0	1	2
5 Jonny Gomes, R (1, 7) OBP: 0.333, SLG: 0.360	C SI 88 S SL 83 S SL 82 0-3 ③ K		S SL 85 S SL 84 F SL 85 T SI 91 0-2 ② K		B SL 88 F SI 97 S FF 96 S CU 80 1-3 ③ K			S SL 92 B SL 90 C SL 89 B SI 99 C FF 99 2-3 ② K		4	0	0	0	0	4	3
40 A.J. Pierzynski, L (1, 2) OBP: 0.284, SLG: 0.360		C SI 88 B SL 82 X FS 85 1-1 ① G4-3	C SI 86 B FS 85 C SL 83 F SI 86 S SI 91 1-3 ③ K			S CH 89 F SL 88 B FF 96 F CU 79 X CH 90 1-2 ① 1B		X SL 89 0-0 1B		4	0	2	0	0	1	2
2 Xander Bogaerts, R (1, 5) OBP: 0.338, SLG: 0.388		C SL 81 F SI 88 X FS 86 0-2 ② G1-3		B SI 88 X SL 84 1-0 ① F7		S SL 89 F FF 96 F SL 89 S CU 79 0-3 ② K		C FF 96 S SL 89 B FF 98 F FF 98 S SL 90 1-3 ③ K		4	0	0	0	0	2	1
7 Stephen Drew, L (1, 6) OBP: 0.157, SLG: 0.163		B SI 90 B SI 89 F SI 90 B FS 85 X SI 91 3-1 ③ G4-3		B SI 88 S FS 85 C CU 75 X FS 86 1-2 ② G3		S FF 96 B CH 88 S CH 89 X SI 98 1-2 ③ G6-3			X FF 94 0-0 ① G4-3	4	0	0	0	0	0	0
25 Jackie Bradley Jr., L (1, 8) OBP: 0.292, SLG: 0.302			B SI 89 X SI 89 1-0 26 1B; 29 1B; 2B	B SI 89 C SI 90 F SL 82 F FS 84 X SI 91 1-2 ③ F8			C SI 96 X CH 88 0-1 ① G3		B CH 86 S CH 85 F SL 91 F FF 98 X CH 84 1-2 ② F9	4	1	1	0	0	0	0

Inning Stats	1	2	3	4	5	6	7	8	9
	R: 2 E: 0 K: 1 S: 13	R: 0 E: 0 K: 0 S: 7	R: 2 E: 0 K: 2 S: 20	R: 0 E: 0 K: 0 S: 8	R: 1 E: 0 K: 1 S: 11	R: 0 E: 0 K: 1 S: 11	R: 0 E: 0 K: 1 S: 11	R: 0 E: 0 K: 3 S: 11	R: 0 E: 0 K: 1 S: 8
	H: 2 LOB: 0 BB: 0 P: 19	H: 0 LOB: 0 BB: 0 P: 11	H: 4 LOB: 2 BB: 0 P: 28	H: 0 LOB: 0 BB: 0 P: 11	H: 2 LOB: 1 BB: 1 P: 17	H: 1 LOB: 0 BB: 0 P: 13	H: 1 LOB: 1 BB: 0 P: 16	H: 1 LOB: 1 BB: 0 P: 14	H: 0 LOB: 0 BB: 0 P: 10

PITCHER	IP	WLS	BF	H	R	ER	SO	BB	IBB	HBP	BLK	WP	HR	S	P	ERA	WHIP
18 Hisashi Iwakuma, R (1, 1) ERA: 3.48	4.0	L	21	8	5	5	3	1	0	0	0	0	1	54	80	11.25	2.250
54 Tom Wilhelmsen, R (5, 1) ERA: 2.63	3.0		9	2	0	0	3	0	0	0	0	0	0	27	35	0.00	0.667
37 Brandon Maurer, R (8, 1) ERA: 7.08	2.0		7	1	0	0	4	0	0	0	0	0	0	19	24	0.00	0.500

PITCHER	IP	WLS	BF	H	R	ER	SO	BB	IBB	HBP	BLK	WP	HR	S	P	ERA	WHIP

TOP

Boston Red Sox @ Seattle Mariners

Safeco Field, Seattle, WA

Wed Jun 25 2014, 7:13 PM - 9:51 PM PDT

Att. 27,333 - Partly Cloudy - 75 F

livebaseballscorecards.com

AB	36
R	5
H	11
RBI	4
BB	1
SO	10
LOB	11

1B: 9	SF: 0	WP: 0	PA: 37
2B: 1	SAC: 0	PB: 0	
3B: 0	DP: 1	SB: 0	
HR: 1	HBP: 0	CS: 0	

BOTTOM

Boston Red Sox @ Seattle Mariners

Safeco Field, Seattle, WA

Wed Jun 25 2014, 7:13 PM - 9:51 PM PDT

Att. 27,333 - Partly Cloudy - 75 F

livebaseballscorecards.com

Batter	1	2	3	4	5	6	7	8	9	AB	R	H	RBI	BB	SO	LOB
9 Endy Chavez, L (1, 10) OBP: 0.280, SLG: 0.380 8 Willie Bloomquist, R (8, PH) OBP: 0.294, SLG: 0.357 (9, 10)	B SI 92 X FF 92 1-0 G1-3 ①		C FF 92 X SI 88 0-1 P4 ①			C CU 76 B CU 77 B FF 89 X FC 89 2-1 99 1B 1B		S FF 94 B SL 82 B SL 83 F FF 95 C SL 84 2-3 K ②		3 1	0 0	1 0	0 0	0 0	0 1	0 0
99 James Jones, L (1, 8) OBP: 0.314, SLG: 0.346 16 Cole Gillespie, R (8, PH) OBP: 0.311, SLG: 0.324 (9, 8)	C SI 94 B CU 77 F FC 89 B SI 92 X FC 88 2-2 G3 ②		C FC 88 B FF 94 X FC 88 1-1 P6 ②			1 SAFE 1 SAFE X FF 92 0-0 15 G6-3 1-2 1B		C SL 82 S SL 84 F FF 96 F SL 85 B SL 83 S SI 96 1-3 K ③		3 1	0 0	1 0	0 0	0 0	0 1	0 0
22 Robinson Canó, L (1, 4) OBP: 0.384, SLG: 0.431	C FF 92 F CU 79 X SI 93 0-2 L6 ③		B FC 89 B CU 77 X FC 88 2-0 P6 ③			B FC 89 X FC 89 1-0 L9 ①			B FS 81 X FS 80 1-0 G4-3 ①	4	0	0	0	0	0	2
15 Kyle Seager, L (1, 5) OBP: 0.340, SLG: 0.484		C FF 92 X CH 84 0-1 HR		X FC 90 0-0 1B ①		D CH 84 B FF 92 T FC 89 S FS 87 X FF 92 2-2 G6-3 ②③ 1-2f			B FS 81 C FS 80 B FS 81 X FS 80 2-1 20 BB 1B	4	1	3	1	0	0	2
20 Logan Morrison, L (1, 3) OBP: 0.291, SLG: 0.423		B CU 78 S FC 90 F FC 89 X CU 79 1-2 3 HR 1B	B SI 93 X FS 85 1-0 L9 ②				F FC 89 S FS 86 F SI 93 B FS 87 B FS 84 F FS 87 B FC 89 S FC 89 3-3 K ①		B SI 89 B FS 80 D FS 80 S SI 89 B FS 79 4-1 1-2 BB	3	1	1	0	1	1	0
3 Mike Zunino, R (1, 2) OBP: 0.288, SLG: 0.448		B FC 90 S SI 92 X FC 89 1-1 1-H HR	F SI 93 X CU 79 0-1 F8 ③				F SI 92 B FC 90 S FC 90 F SI 92 S FS 84 1-3 K ②		C SI 89 F SI 89 B FS 81 S SI 89 1-3 K ②	4	1	1	2	0	2	2
13 Dustin Ackley, L (1, 7) OBP: 0.277, SLG: 0.342		C SI 93 X SI 93 0-1 G4-3 ①			B SI 92 B SI 93 X SI 93 2-0 F8 ①		F SI 93 X SI 92 0-1 F8 ③		S FS 81 D FS 81 B FS 81 X FS 80 2-1 G3-1 ③	4	0	0	0	0	0	2
5 Brad Miller, L (1, 6) OBP: 0.280, SLG: 0.336		C SI 92 F SI 93 X FF 93 0-2 F7 ②			C CU 78 B FC 88 X FF 90 1-1 G3 ②			X SI 91 0-0 HR		3	1	1	1	0	0	0
7 Stefen Romero, R (1, 9) OBP: 0.240, SLG: 0.331		X SI 94 0-0 L8 ③			S FF 90 S FS 84 X SI 93 0-2 F8 ③			X FC 88 0-0 L7 ①		3	0	0	0	0	0	0
Inning Stats	R: 0 E: 0 K: 0 S: 7 H: 0 LOB: 0 BB: 0 P: 10	R: 3 E: 0 K: 0 S: 13 H: 3 LOB: 0 BB: 0 P: 15	R: 0 E: 0 K: 0 S: 5 H: 0 LOB: 0 BB: 0 P: 8	R: 0 E: 0 K: 0 S: 4 H: 1 LOB: 0 BB: 0 P: 5	R: 0 E: 0 K: 0 S: 6 H: 0 LOB: 0 BB: 0 P: 9	R: 0 E: 0 K: 0 S: 7 H: 2 LOB: 1 BB: 0 P: 12	R: 0 E: 0 K: 0 S: 11 H: 0 LOB: 0 BB: 0 P: 15	R: 1 E: 0 K: 2 S: 10 H: 1 LOB: 0 BB: 0 P: 13	R: 0 E: 0 K: 1 S: 9 H: 1 LOB: 2 BB: 1 P: 19	1B: 5 2B: 0 3B: 0 HR: 3 SF: 0 SAC: 0 DP: 1 HBP: 0						

	AB	33
	R	4
	H	8
	RBI	4
	BB	1
	SO	5
	LOB	8

WP: 0 PA: 34
PB: 0
SB: 0
CS: 0

PITCHER		IP	WLS	BF	H	R	ER	SO	BB	IBB	HBP	BLK	WP	HR	S	P	ERA	WHIP
11 Clay Buchholz, R ERA: 6.75	(1, 1)	7.1	W	27	7	4	4	2	0	0	0	0	0	3	55	76	4.91	0.955
30 Andrew Miller, L ERA: 2.61	(8, 1)	0.2	H	2	0	0	0	2	0	0	0	0	0	0	8	11	0.00	0.000
19 Koji Uehara, R ERA: 1.26	(9, 1)	1.0	S	5	1	0	0	1	1	0	0	0	0	0	9	19	0.00	2.000

PITCHER	IP	WLS	BF	H	R	ER	SO	BB	IBB	HBP	BLK	WP	HR	S	P	ERA	WHIP

Boston Red Sox @ New York Yankees

Yankee Stadium, Bronx, NY

Fri Jun 27 2014, 7:11 PM - 9:52 PM EDT

Att. 48,522 - Clear - 78 F

TOP

livebaseballscorecards.com

Batter	1	2	3	4	5	6	7	8	9	AB	R	H	RBI	BB	SO	LOB
26 Brock Holt, L (1, 9) OBP: 0.366, SLG: 0.450	B FF 90 B FF 90 B FF 90 C FF 90 B SI 90 4-1 BB	C SI 90 T SI 90 B FF 90 B SI 91 B SL 85 X SL 86 3-2 2B	C FF 89 C FF 91 B FF 91 F FF 91 S FF 91 1-3 ① K	F FF 93 F CU 80 B FF 94 X SL 84 1-2 ① L8						3	0	1	0	1	1	0
15 Dustin Pedroia, R (1, 4) OBP: 0.334, SLG: 0.372	B SI 89 C SL 84 F SI 90 C SI 90 1-3 ① K	F SL 85 B FF 90 X SI 89 1-1 ② F7	C SI 85 X CH 84 0-1 ② G5-3	B SL 86 X SL 84 1-0 ② F8						4	0	0	0	0	1	2
34 David Ortiz, L (1, 10) OBP: 0.355, SLG: 0.479	B CU 78 1 SAFE X SL 84 1-0 ② P4	B FF 91 S SI 90 T FF 91 B FF 86 X SL 85 2-2 ③ G4-3	F SL 79 C FF 91 B SL 84 B SL 84 B FF 91 F SL 79 B FF 91 4-2 29 FC5 12 BB BB	B FF 95 S FF 94 F SL 86 S FF 95 1-3 ③ K						3	0	0	0	1	1	2
12 Mike Napoli, R (1, 3) OBP: 0.388, SLG: 0.447	C SI 90 1 SAFE S FF 91 F SL 81 1 SAFE B SI 90 D CU 77 F SL 85 C FF 91 2-3 ③ K	C CU 76 S FF 89 C FF 89 0-3 ① K	B FF 94 C KC 80 B FF 95 B KC 82 B FF 96 4-1 29 FC5 1-2 BB	B FF 96 B SI 94 B FF 96 C FF 96 C FF 96 S FF 97 3-3 ① K						3	0	0	0	1	3	1
5 Jonny Gomes, R (1, 7) OBP: 0.335, SLG: 0.361 29 Daniel Nava, S (6, PH) OBP: 0.313, SLG: 0.308 (6, 7)	B CH 82 B SL 85 X SI 89 2-0 1B	X FF 89 0-0 ② P2	C FF 96 F FF 97 B FF 98 X KC 83 1-2 ③ FC5 1-2 2-3f	C FF 96 B FC 89 F SI 95 B FC 90 B FF 97 X FF 96 3-2 ② G6-3						2 2	0 0	1 0	0 0	0 0	0 0	0 2
40 A.J. Pierzynski, L (1, 2) OBP: 0.279, SLG: 0.353	C SI 89 B FF 91 B CH 84 B FF 89 S SL 84 F SL 84 F FF 90 F SL 84 X SL 83 3-2 ① F9	B FF 90 T SI 90 C FF 91 X SL 85 1-2 ③ L6	X FF 96 0-0 ① F9	C FF 96 X FF 97 0-1 ③ G4-3						4	0	0	0	0	0	1
2 Xander Bogaerts, R (1, 5) OBP: 0.334, SLG: 0.384	F FF 90 F SL 80 1 SAFE B SI 89 S CU 78 1-3 ② K	B FF 89 C CH 83 B CU 78 X FF 90 2-1 ① P3	C FF 97 F FF 96 B KC 84 B KC 84 C KC 83 2-3 ② K							3	0	0	0	0	2	1
7 Stephen Drew, L (1, 6) OBP: 0.167, SLG: 0.192	C SL 84 X SL 85 0-1 ③ L9	C CU 78 B FF 91 B SL 79 F FF 90 B SL 85 X CU 78 3-2 ② P5	C FF 97 B FF 96 X FF 97 1-1 2B							3	0	1	0	0	0	1
25 Jackie Bradley Jr., L (1, 8) OBP: 0.289, SLG: 0.298	B FF 90 F FF 89 B SI 90 C SL 84 X SI 90 2-2 ① G1-3	C SL 84 S FF 91 B FF 91 X SL 85 1-2 ③ G5-3	C KC 82 F FF 96 B SV 84 F KC 85 S KC 84 1-3 ③ K							3	0	0	0	0	1	1
Inning Stats	R: 0 E: 0 K: 2 S: 10 H: 0 LOB: 1 BB: 1 P: 18	R: 0 E: 0 K: 1 S: 12 H: 1 LOB: 1 BB: 0 P: 18	R: 0 E: 0 K: 0 S: 11 H: 1 LOB: 1 BB: 0 P: 19	R: 0 E: 0 K: 1 S: 7 H: 0 LOB: 0 BB: 0 P: 8	R: 0 E: 0 K: 0 S: 8 H: 0 LOB: 0 BB: 0 P: 14	R: 0 E: 0 K: 1 S: 13 H: 0 LOB: 2 BB: 2 P: 23	R: 0 E: 0 K: 2 S: 10 H: 1 LOB: 1 BB: 0 P: 14	R: 0 E: 0 K: 1 S: 7 H: 0 LOB: 0 BB: 0 P: 10	R: 0 E: 0 K: 1 S: 8 H: 0 LOB: 0 BB: 0 P: 14	1B: 1 2B: 2 3B: 0 HR: 0 SF: 0 SAC: 0 DP: 0 HBP: 0						

	AB	30
	R	0
	H	3
	RBI	0
	BB	3
	SO	9
	LOB	11

WP: 0 PA: 33
PB: 0
SB: 0
CS: 0

PITCHER		IP	WLS	BF	H	R	ER	SO	BB	IBB	HBP	BLK	WP	HR	S	P	ERA	WHIP
57 Vidal Nuño, L ERA: 5.42	(1, 1)	5.2	W	21	2	0	0	5	2	0	0	0	0	0	57	91	0.00	0.706
68 Dellin Betances, R ERA: 1.39	(6, 1)	1.1		6	1	0	0	2	1	0	0	0	0	0	14	23	0.00	1.500
43 Adam Warren, R ERA: 2.79	(8, 1)	1.0		3	0	0	0	1	0	0	0	0	0	0	7	10	0.00	0.000
48 Matt Thornton, L ERA: 2.7	(9, 1)	1.0		3	0	0	0	1	0	0	0	0	0	0	8	14	0.00	0.000

PITCHER	IP	WLS	BF	H	R	ER	SO	BB	IBB	HBP	BLK	WP	HR	S	P	ERA	WHIP

BOTTOM

Batter	1	2	3	4	5	6	7	8	9	AB	R	H	RBI	BB	SO	LOB
11 Brett Gardner, L (1, 7) OBP: 0.357, SLG: 0.422	B FF 91 C FF 93 B FF 93 F FF 93 S FF 94 2-3 K ①		C FF 89 1 SAFE 1 SAFE B FF 90 X FF 90 1-1 SH1-3 ① 1-2	C KC 78 B FF 93 B KC 77 B FC 86 C FF 90 X FF 92 3-2 HR			C FC 83 B KC 77 B KC 75 F FF 91 F FC 86 X FC 85 2-2 G3-1 ①		3	1	1	1	0	1	0
2 Derek Jeter, R (1, 6) OBP: 0.327, SLG: 0.330	X FF 92 0-0 22 2B 25 SF7 1B		C FC 86 C FF 91 X FF 91 0-2 22 BB 2-3 1B	X FC 87 0-0 G4-3 ③			C FC 86 T KC 77 B FC 87 B FC 86 F KC 77 F FF 91 F FC 87 F KC 77 F KC 77 2-2 F FF 92 X CH 83 F9 ②		4	1	2	0	0	0	0
22 Jacoby Ellsbury, L (1, 8) OBP: 0.357, SLG: 0.400	B SI 90 X FC 86 1-0 1-3 2B		F FC 86 B FF 92 B FF 91 B FC 87 F FC 86 B KC 75 4-2 1-2 BB		B FF 91 X FC 84 1-0 F8 ①		S KC 76 C FF 92 F FF 93 F FF 92 F KC 77 X CH 85 0-2 L6 ③		3	0	1	0	1	0	0
25 Mark Teixeira, S (1, 3) OBP: 0.354, SLG: 0.480	B FF 91 X FF 92 1-0 SF7 ② 3-H		B KC 75 S FC 87 F FF 93 S KC 77 1-3 K ②		B CH 83 F FF 87 B KC 78 C FC 86 X KC 77 2-2 1B			B SI 88 F SL 85 X SI 87 1-1 34 HR 1B		3	1	2	1	0	1	3
36 Carlos Beltrán, S (1, 10) OBP: 0.272, SLG: 0.396	X FC 86 0-0 G3 ③		C FC 87 C FC 86 X KC 78 0-2 G3-1 ③		C KC 76 F FF 91 B FF 92 S KC 76 1-3 K ②			T SL 85 B SL 84 F CH 76 D SL 85 X FF 89 2-2 F9 ①		4	0	0	0	0	1	6
34 Brian McCann, L (1, 2) OBP: 0.287, SLG: 0.375		B KC 76 C FC 86 X FC 87 1-1 P3 ①		B FC 86 X FF 91 1-0 33 HR 1B	F FC 85 X FC 84 0-1 G6-3 ③			D SI 89 B SI 88 F FF 90 B FF 89 X FF 89 3-1 1-H HR		4	2	2	2	0	0	1
14 Brian Roberts, S (1, 4) OBP: 0.313, SLG: 0.347		C FF 92 C FF 93 F FF 93 F KC 79 F FF 93 B KC 78 B FC 86 X FC 86 2-2 F9 ②		X FF 89 0-0 P5 ①	F FF 88 X FC 87 0-1 F8 ①			B SL 85 B CH 79 F FF 88 X SI 88 2-1 G6-3 ②		4	0	0	0	0	0	1
31 Ichiro Suzuki, L (1, 9) OBP: 0.354, SLG: 0.327		C FF 92 F CH 86 B FF 92 F FF 93 S KC 78 1-3 K2-3 ③		X FF 90 0-0 P5 ②	C FF 91 X SI 91 0-1 L8 ②			C CU 73 B CH 77 S CH 79 B CH 79 X SL 87 2-2 G1-3 ③		4	0	0	0	0	1	1
33 Kelly Johnson, L (1, 5) OBP: 0.304, SLG: 0.412			B FC 86 B FC 85 B FF 91 B FF 91 4-0 2 1B 11 SH1-3 BB	B FF 91 F FF 91 X FF 91 1-1 1-H HR			C SI 91 C KC 77 B KC 77 S KC 77 1-3 K ③			2	1	1	2	1	1	0
Inning Stats	R: 1 E: 0 K: 1 S: 7 H: 2 LOB: 1 BB: 0 P: 11	R: 0 E: 0 K: 1 S: 12 H: 0 LOB: 0 BB: 0 P: 16	R: 0 E: 0 K: 1 S: 13 H: 1 LOB: 3 BB: 2 P: 23	R: 3 E: 0 K: 0 S: 9 H: 3 LOB: 0 BB: 0 P: 14	R: 0 E: 0 K: 1 S: 9 H: 1 LOB: 1 BB: 0 P: 13	R: 0 E: 0 K: 1 S: 7 H: 0 LOB: 0 BB: 0 P: 8	R: 0 E: 0 K: 0 S: 19 H: 0 LOB: 0 BB: 0 P: 23	R: 2 E: 0 K: 0 S: 12 H: 2 LOB: 0 BB: 0 P: 22		1B: 5 2B: 1 3B: 0 HR: 3 SF: 1 SAC: 1 DP: 0 HBP: 0				WP: 0 PB: 0 SB: 0 CS: 0 PA: 35	

PITCHER	IP	WLS	BF	H	R	ER	SO	BB	IBB	HBP	BLK	WP	HR	S	P	ERA	WHIP
67 Brandon Workman, R (1, 1) ERA: 3.27	7.0	L	30	7	4	4	5	2	0	0	0	0	2	76	108	5.14	1.286
32 Craig Breslow, L (8, 1) ERA: 4.39	1.0		5	2	2	2	0	0	0	0	0	0	1	12	22	18.00	2.000

PITCHER	IP	WLS	BF	H	R	ER	SO	BB	IBB	HBP	BLK	WP	HR	S	P	ERA	WHIP

Boston Red Sox @ New York Yankees

Yankee Stadium, Bronx, NY

Fri Jun 27 2014, 7:11 PM - 9:52 PM EDT

Att. 48,522 - Clear - 78 F

livebaseballscorecards.com

AB	31
R	6
H	9
RBI	6
BB	2
SO	5
LOB	12

Batter	1	2	3	4	5	6	7	8	9	AB	R	H	RBI	BB	SO	LOB
26 Brock Holt, L (1, 9) OBP: 0.364, SLG: 0.451	C FF 91 F FF 91 X FS 88 0-2 ① G4-3		B SI 91 B SL 84 S SI 90 C SL 84 X FS 87 2-2 ② F8		C CU 75 B SL 83 B FS 85 X SL 84 2-1 2B			F SI 92 B FF 92 B FS 83 X SI 91 2-1 ② L7		4	0	1	0	0	0	0
29 Daniel Nava, S (1, 7) OBP: 0.305, SLG: 0.299	C FF 92 X SL 82 0-1 ② F7		C SI 90 X CU 76 0-1 ③ F8		D FS 88 C SI 92 F FS 87 X FS 88 1-2 ③ G4-3			B FF 92 C SL 84 F FS 84 S FC 88 1-3 ③ K		4	0	0	0	0	1	1
15 Dustin Pedroia, R (1, 4) OBP: 0.339, SLG: 0.377	B FF 91 X SL 82 1-0 ③ G6-3			C SL 80 F FS 84 X SL 83 0-2 34 2B 1B		C CU 74 X FF 89 0-1 ① 1B			C SL 85 F FS 87 F FF 94 X FS 87 0-2 34 G5-3 1B	4	0	3	0	0	0	0
34 David Ortiz, L (1, 10) OBP: 0.354, SLG: 0.479		C SL 82 B FF 92 C FS 88 B SL 85 F FS 89 F FF 94 F SL 80 B FF 94 S SL 84 3-3 ① K		F SI 90 B FS 86 X CU 77 1-1 1-3 2B		X SL 86 0-0 ② G3			X SI 92 0-0 ①② 1-2f G5-3	4	0	1	0	0	1	1
12 Mike Napoli, R (1, 3) OBP: 0.390, SLG: 0.459		B FF 92 C SL 82 S SL 83 B FF 92 B FF 93 B SL 85 4-2 BB		C FF 93 D SI 90 S FC 89 S SI 91 1-3 ① K		C SL 82 F FF 92 S SI 88 0-3 ③ K			B SI 94 S SL 86 S SI 90 X FF 96 1-2 HR	3	1	1	1	1	2	2
7 Stephen Drew, L (1, 6) OBP: 0.155, SLG: 0.179		B SL 82 F SI 89 B CU 74 C SL 81 S FS 85 2-3 ② K		T SI 89 C SL 88 S SI 90 0-3 ② K			B SL 83 C SL 83 S FS 84 B FF 94 X SL 86 2-2 ① P5		B SI 93 C SL 85 S SI 89 C FF 94 1-3 ③ K	4	0	0	0	0	3	3
2 Xander Bogaerts, R (1, 5) OBP: 0.331, SLG: 0.380		B SL 83 C FC 88 C FS 83 F FS 86 F SI 92 S SL 84 1-3 ③ K		C FF 89 X SI 90 0-1 ③ G6-3			B CU 76 F SI 92 F SI 92 B SI 89 X FF 93 2-2 ② L6			3	0	0	0	0	1	3
25 Jackie Bradley Jr., L (1, 8) OBP: 0.286, SLG: 0.294			X FF 91 0-0 ① F8		B SL 81 F FF 89 X FF 88 1-1 ① G4-3		X FS 84 0-0 ③ P6			3	0	0	0	0	0	0
3 David Ross, R (1, 2) OBP: 0.240, SLG: 0.371			B FF 91 X FF 91 1-0 HR		C SL 83 C CU 73 B FS 88 X SL 85 1-2 ② F8			S CU 73 C FF 92 F SL 86 F FF 94 X CU 74 0-2 ① P3		3	1	1	1	0	0	0
Inning Stats	R: 0 E: 0 K: 0 S: 6 H: 0 LOB: 0 BB: 0 P: 7	R: 0 E: 0 K: 3 S: 16 H: 0 LOB: 1 BB: 1 P: 26	R: 1 E: 0 K: 0 S: 7 H: 1 LOB: 0 BB: 0 P: 10	R: 0 E: 0 K: 2 S: 13 H: 2 LOB: 2 BB: 0 P: 15	R: 0 E: 0 K: 0 S: 10 H: 1 LOB: 1 BB: 0 P: 15	R: 0 E: 0 K: 1 S: 6 H: 1 LOB: 0 BB: 0 P: 6	R: 0 E: 0 K: 0 S: 7 H: 0 LOB: 0 BB: 0 P: 11	R: 0 E: 0 K: 1 S: 10 H: 0 LOB: 0 BB: 0 P: 13	R: 1 E: 0 K: 1 S: 11 H: 2 LOB: 0 BB: 0 P: 13	1B: 3 2B: 2 3B: 0 HR: 2 SF: 0 SAC: 0 DP: 1 HBP: 0						

PITCHER	IP	WLS	BF	H	R	ER	SO	BB	IBB	HBP	BLK	WP	HR	S	P	ERA	WHIP
19 Masahiro Tanaka, R (1, 1) ERA: 2.1	9.0	L	33	7	2	2	8	1	0	0	0	0	2	86	116	2.00	0.889

PITCHER	IP	WLS	BF	H	R	ER	SO	BB	IBB	HBP	BLK	WP	HR	S	P	ERA	WHIP

TOP

Boston Red Sox @ New York Yankees

Yankee Stadium, Bronx, NY

Sat Jun 28 2014, 7:17 PM - 10:02 PM EDT

Att. 48,433 - Partly Cloudy - 79 F

livebaseballscorecards.com

AB	32
R	2
H	7
RBI	2
BB	1
SO	8
LOB	10

PA: 33

WP: 0 PB: 0 SB: 0 CS: 0

Boston Red Sox @ New York Yankees

Yankee Stadium, Bronx, NY

Sat Jun 28 2014, 7:17 PM - 10:02 PM EDT

Att. 48,433 - Partly Cloudy - 79 F

livebaseballscorecards.com

BOTTOM

Batter	1	2	3	4	5	6	7	8	9	AB	R	H	RBI	BB	SO	LOB
11 Brett Gardner, L (1, 7) OBP: 0.360, SLG: 0.423	X FF 92 0-0 ① F8		B FF 91 L FF 91 B FF 93 X FF 92 2-1 ① SH5-4 1-2 2-3			B FC 86 C FF 92 B CU 75 C FC 86 X FC 86 2-2 2 CS 1B		C FC 87 B CU 75 F FF 91 F FC 85 B CU 75 B CU 75 F SI 91 B FF 92 4-2 2 G4-6-3 BB		2	0	1	0	1	0	0
2 Derek Jeter, R (1, 6) OBP: 0.329, SLG: 0.330	B FF 92 C SI 91 B FC 88 B FF 92 F FC 88 B FF 92 4-2 22 G6-3 BB		B FF 89 F FF 93 B FF 93 B FF 93 X FF 93 3-1 ② G6-3 2-3 3-H			C FC 88 F SI 91 B FF 92 F FF 92 B FC 87 X FF 90 2-2 ① 22 1B 1B 1-2		C SI 91 B FF 91 B CU 75 B SI 91 X SI 90 3-1 ①② G4-6-3 1-2f		3	0	1	1	1	0	2
22 Jacoby Ellsbury, L (1, 8) OBP: 0.358, SLG: 0.401	C FF 93 B FF 94 B SI 92 F FF 92 B FC 88 X FC 89 3-2 ② G6-3 1-2		F FC 89 B FC 87 F FF 93 B FF 94 B CU 78 X FC 89 3-2 ③ G6-3			X CH 85 0-0 1-2 1B		B FF 92 X FC 86 1-0 1B		4	0	2	0	0	0	2
25 Mark Teixeira, S (1, 3) OBP: 0.348, SLG: 0.471	C FF 94 B CU 75 B CU 76 X FF 93 2-1 ③ P6			C SI 90 S CU 76 B FC 86 S FF 92 1-3 ① K		B SI 92 B FF 92 X FF 92 2-0 ② F9		C CU 76 F FF 91 C FF 92 0-3 ③ K		4	0	0	0	0	2	4
36 Carlos Beltrán, S (1, 10) OBP: 0.267, SLG: 0.388		C FF 91 X CU 75 0-1 ① P4		F FF 93 F FC 89 B CU 78 B FC 89 X FF 92 2-2 ② F7		C CU 76 C FF 92 F FF 93 F FC 88 S CU 78 0-3 ③ K2-3			C FF 89 B SI 89 S FS 80 S FS 81 1-3 ① K	4	0	0	0	0	2	2
12 Alfonso Soriano, R (1, 9) OBP: 0.251, SLG: 0.381 31 Ichiro Suzuki, L (9, PH) OBP: 0.352, SLG: 0.325		C FF 91 F CH 85 B CU 77 F FF 92 F FC 89 B SI 92 F FC 88 S CU 76 2-3 ② K		B CH 86 X FC 88 1-0 ③ F7			C CU 75 F FC 88 X FF 92 0-2 ① F8		C FF 89 X FS 81 0-1 ② L8	3 1	0 0	0 0	0 0	0 0	1 0	0 0
34 Brian McCann, L (1, 2) OBP: 0.283, SLG: 0.369		C FF 93 B FF 93 X FC 87 1-1 ③ G4-3			X FF 91 0-0 ① F8		C FF 92 B FC 88 S FC 86 S CU 77 1-3 ② K		S FS 81 B SI 89 B FF 88 S FS 80 S FS 81 2-3 ③ K	4	0	0	0	0	2	0
14 Brian Roberts, S (1, 4) OBP: 0.314, SLG: 0.346			B FF 92 X SI 91 1-0 E6 11 SH5-4 26 HBP 2 G6-3		C FF 92 F CH 85 B FC 86 B FF 91 F FC 86 B FC 86 F SI 91 T FC 87 3-2 ② K		X SI 90 0-0 1B			3	1	1	0	0	1	0
26 Yangervis Solarte, S (1, 5) OBP: 0.346, SLG: 0.400			C FF 92 H FC 88 1-1 2 G6-3 11 SH5-4 1-2 HBP		X FC 88 0-0 ③ G5-3		C FF 91 X FF 92 0-1 ③ P4			2	0	0	0	0	0	1
Inning Stats	R: 0 E: 0 K: 0 S: 8 H: 0 LOB: 1 BB: 1 P: 17	R: 0 E: 0 K: 1 S: 10 H: 0 LOB: 0 BB: 0 P: 13	R: 1 E: 1 K: 0 S: 9 H: 0 LOB: 1 BB: 0 P: 19	R: 0 E: 0 K: 1 S: 7 H: 0 LOB: 0 BB: 0 P: 11	R: 0 E: 0 K: 1 S: 7 H: 0 LOB: 0 BB: 0 P: 10	R: 0 E: 0 K: 1 S: 14 H: 3 LOB: 2 BB: 0 P: 20	R: 0 E: 0 K: 1 S: 9 H: 1 LOB: 1 BB: 0 P: 10	R: 0 E: 0 K: 1 S: 10 H: 1 LOB: 1 BB: 1 P: 18	R: 0 E: 0 K: 2 S: 8 H: 0 LOB: 0 BB: 0 P: 11	1B: 5 2B: 0 3B: 0 HR: 0 SF: 0 SAC: 1 DP: 1 HBP: 1	WP: 0 PB: 0 SB: 0 CS: 1 PA: 34					

	AB	30
	R	1
	H	5
	RBI	1
	BB	2
	SO	8
	LOB	11

PITCHER	IP	WLS	BF	H	R	ER	SO	BB	IBB	HBP	BLK	WP	HR	S	P	ERA	WHIP
31 Jon Lester, L (1, 1) ERA: 2.92	8.0	W	31	5	1	0	6	2	0	1	0	0	0	74	118	0.00	0.875
19 Koji Uehara, R (9, 1) ERA: 1.23	1.0	S	3	0	0	0	2	0	0	0	0	0	0	8	11	0.00	0.000

PITCHER	IP	WLS	BF	H	R	ER	SO	BB	IBB	HBP	BLK	WP	HR	S	P	ERA	WHIP

Boston Red Sox @ New York Yankees

Yankee Stadium, Bronx, NY

Sun Jun 29 2014, 8:09 PM - 11:46 PM EDT

Att. 48,124 - Clear - 75 F

TOP

livebaseballscorecards.com

Batter	1	2	3	4	5	6	7	8	9	AB	R	H	RBI	BB	SO	LOB
26 Brock Holt, L (1, 5) OBP: 0.369, SLG: 0.449	G3-1		BB		BB	1B		K		3	2	1	0	2	1	0
29 Daniel Nava, S (1, 7) OBP: 0.314, SLG: 0.299	1B	F8			BB	K			BB	3	1	1	0	2	1	4
15 Dustin Pedroia, R (1, 4) OBP: 0.345, SLG: 0.383	1B		1B		1B	SF8			BB	3	1	3	3	1	0	0
34 David Ortiz, L (1, 10) OBP: 0.352, SLG: 0.485	G4-5-3		HR		F7	G4-3			K	5	1	1	3	0	1	8
12 Mike Napoli, R (1, 3) OBP: 0.394, SLG: 0.465		2B	1B		BB		K		K	4	1	2	0	1	2	2
40 A.J. Pierzynski, L (1, 2) OBP: 0.278, SLG: 0.350		F9	CS	G3	1B		L7		F7	5	0	1	0	0	0	3
7 Stephen Drew, L (1, 6) OBP: 0.161, SLG: 0.183		1B		K	F8		P6			4	0	1	1	0	1	2
50 Mookie Betts, R (1, 9) OBP: 0.500, SLG: 0.333		G5-4-3		1B		BB		G6-3		3	1	1	0	1	0	1
25 Jackie Bradley Jr., L (1, 8) OBP: 0.289, SLG: 0.295			F8	CS	BB	1B		K		3	1	1	0	1	1	0
Inning Stats	R: 0 E: 0 K: 0 S: 10 H: 2 LOB: 1 BB: 0 P: 16	R: 1 E: 0 K: 0 S: 14 H: 2 LOB: 0 BB: 0 P: 21	R: 3 E: 0 K: 0 S: 18 H: 3 LOB: 0 BB: 1 P: 28	R: 0 E: 0 K: 1 S: 9 H: 1 LOB: 0 BB: 0 P: 12	R: 3 E: 0 K: 0 S: 19 H: 2 LOB: 2 BB: 4 P: 42	R: 1 E: 0 K: 1 S: 17 H: 2 LOB: 2 BB: 1 P: 25	R: 0 E: 0 K: 1 S: 8 H: 0 LOB: 0 BB: 0 P: 11	R: 0 E: 0 K: 2 S: 11 H: 0 LOB: 0 BB: 0 P: 16	R: 0 E: 0 K: 2 S: 13 H: 0 LOB: 2 BB: 2 P: 26	1B: 10 2B: 1 3B: 0 HR: 1 SF: 1 SAC: 0 DP: 2 HBP: 0							

	AB	33
	R	8
	H	12
	RBI	7
	BB	8
	SO	7
	LOB	20

WP: 0 PB: 0 SB: 0 CS: 4 PA: 44

PITCHER		IP	WLS	BF	H	R	ER	SO	BB	IBB	HBP	BLK	WP	HR	S	P	ERA	WHIP
39 Chase Whitley, R ERA: 4.7	(1, 1)	4.0	L	18	8	5	5	1	2	0	0	0	0	1	51	81	11.25	2.500
27 Shawn Kelley, R ERA: 4.87	(5, 1)	0.0		3	1	1	1	0	2	0	0	0	0	0	4	13	∞	∞
55 David Huff, L ERA: 5.16	(5, 1)	1.0		7	3	2	2	0	2	0	0	0	0	0	24	41	18.00	5.000
68 Dellin Betances, R ERA: 1.33	(6, 1)	2.0		6	0	0	0	2	0	0	0	0	0	0	16	20	0.00	0.000
48 Matt Thornton, L ERA: 2.55	(8, 1)	1.0		3	0	0	0	2	0	0	0	0	0	0	11	16	0.00	0.000

PITCHER		IP	WLS	BF	H	R	ER	SO	BB	IBB	HBP	BLK	WP	HR	S	P	ERA	WHIP
63 José Ramirez, R ERA: 5.0	(9, 1)	1.0		5	0	0	0	2	2	0	0	0	0	0	13	26	0.00	2.000

Batter	1	2	3	4	5	6	7	8	9	AB	R	H	RBI	BB	SO	LOB
11 Brett Gardner, L (1, 7) OBP: 0.361, SLG: 0.424	B FF 92 C SI 91 C FF 93 X FF 94 1-2 ① F8		B FF 92 C FF 92 B SI 92 C CU 79 B FF 94 F FF 93 F CU 80 F FF 94 F FF 94 3-2 ② X SI 94 G3-1 1-3		X FF 90 0-0 2 G4-3 22 G1-3 3-H 2B		B SL 82 B SL 83 C FF 95 B FF 94 B FF 94 4-1 BB		C FF 88 B FF 89 B FF 88 B SI 89 F FF 88 X FS 80 3-2 ③ G4-3	4	1	1	1	1	0	1
2 Derek Jeter, R (1, 6) OBP: 0.331, SLG: 0.332	X SI 93 0-0 22 G6-4-3 1B		C FF 94 B FF 94 F FF 94 B FF 94 B FF 94 F FF 93 F FF 93 F FC 84 F FF 93 3-2 F FF 93 X SI 94 22 FC4-6 3-H 1B		C FF 88 F FF 90 F FF 92 X FF 92 0-2 ① G4-3 2-3		C FF 93 C FF 94 B FF 95 1 SAFE B FF 94 S SL 84 2-3 ② K			4	0	2	1	0	1	2
22 Jacoby Ellsbury, L (1, 8) OBP: 0.354, SLG: 0.396	B FF 93 X SI 92 1-0 ②③ G6-4-3 1-2f		C CU 80 X CH 86 0-1 ③ FC4-6 1-2f		B FC 86 B FF 91 X CH 84 2-0 ② G1-3 3-H		B FF 94 C FF 92 S FF 93 F SL 84 1 SAFE B FF 94 C SL 85 2-3 ③ K			4	0	0	1	0	1	3
25 Mark Teixeira, S (1, 3) OBP: 0.347, SLG: 0.481		C FF 93 X SI 94 0-1 ① G6-3		C CU 76 X CH 84 0-1 HR	F FF 92 B FF 92 B FF 93 F CU 80 X FF 93 2-2 ③ F9			B FF 93 B FF 93 F FF 91 X FO 86 2-1 ① G3-1		4	1	1	1	0	0	0
34 Brian McCann, L (1, 2) OBP: 0.282, SLG: 0.364		T SI 94 T FF 94 B FF 95 B FF 95 B FC 86 B FC 86 4-2 36 FC4-6 BB		B CU 77 B SI 90 B CH 84 C FF 90 X FF 92 3-1 ① G4-3		B SI 90 B SI 91 X SI 90 2-0 ① F7		C CU 75 X FO 87 0-1 ② G3		3	0	0	0	1	0	0
36 Carlos Beltrán, S (1, 10) OBP: 0.276, SLG: 0.415		B FC 86 B FF 94 B SI 93 C FF 93 F FF 94 X FF 94 3-2 ② FC4-6 1-2f		C FF 92 X CU 79 0-1 HR		B SI 91 B FS 84 B SI 90 C SI 89 X SI 89 3-1 2B		B FO 89 X FO 87 1-0 1B		4	1	3	1	0	0	1
33 Kelly Johnson, L (1, 5) OBP: 0.303, SLG: 0.408		B CU 80 C CU 79 S FF 94 B SI 93 B FF 94 S CU 79 3-3 ③ K		B FF 92 F SI 91 F FF 91 B FC 85 C CH 84 2-3 ② K		X SI 90 0-0 ② 2-3 1B		B FF 94 T FF 94 F FF 94 D FO 88 X FF 94 2-2 ③ G4-3		4	0	1	0	0	2	2
14 Brian Roberts, S (1, 4) OBP: 0.309, SLG: 0.341			C FF 91 F SI 92 B FF 94 F FC 84 B FC 85 X FF 94 2-2 ① L7	C FC 82 C FF 91 F FF 93 F FF 93 F FF 93 B CH 86 X CH 85 1-2 ③ G4-3		X FS 86 0-0 ③ G3			B FF 88 C FF 87 X FS 80 1-1 ① G4-3	4	0	0	0	0	0	1
31 Ichiro Suzuki, L (1, 9) OBP: 0.349, SLG: 0.335			C CU 79 X FF 94 0-1 E5 11 G3-1 11 S 2 1B		C FF 88 C FF 91 B FC 82 X FC 82 1-2 11 2B 3B		C FF 93 B FF 94 S FF 93 F SL 83 B FF 94 S SL 84 2-3 ① K		S FF 89 C SI 89 F FF 89 B SI 89 F FS 82 F FS 82 S FS 81 1-3 ② K	4	2	1	0	0	2	0
Inning Stats	R: 0 E: 0 K: 0 S: 5 H: 1 LOB: 0 BB: 0 P: 7	R: 0 E: 0 K: 1 S: 10 H: 0 LOB: 1 BB: 1 P: 20	R: 1 E: 1 K: 0 S: 23 H: 1 LOB: 1 BB: 0 P: 31	R: 2 E: 0 K: 1 S: 15 H: 2 LOB: 0 BB: 0 P: 21	R: 2 E: 0 K: 0 S: 12 H: 2 LOB: 0 BB: 0 P: 17	R: 0 E: 0 K: 0 S: 5 H: 2 LOB: 1 BB: 0 P: 10	R: 0 E: 0 K: 3 S: 12 H: 0 LOB: 1 BB: 1 P: 22	R: 0 E: 0 K: 0 S: 8 H: 1 LOB: 1 BB: 0 P: 13	R: 0 E: 0 K: 1 S: 11 H: 0 LOB: 0 BB: 0 P: 16	1B: 4 2B: 2 3B: 1 HR: 2 SF: 0 SAC: 0 DP: 1 HBP: 0	WP: 0 PB: 0 SB: 1 CS: 0 PA: 37					

PITCHER		IP	WLS	BF	H	R	ER	SO	BB	IBB	HBP	BLK	WP	HR	S	P	ERA	WHIP
41 John Lackey, R ERA: 3.62	(1, 1)	5.0	W	22	6	5	4	2	1	0	0	0	0	2	65	96	7.20	1.400
35 Burke Badenhop, R ERA: 1.73	(6, 1)	1.0	H	4	2	0	0	0	0	0	0	0	0	0	5	10	0.00	2.000
30 Andrew Miller, L ERA: 2.53	(7, 1)	1.0	H	4	0	0	0	3	1	0	0	0	0	0	12	22	0.00	1.000
36 Junichi Tazawa, R ERA: 2.14	(8, 1)	1.0	H	4	1	0	0	0	0	0	0	0	0	0	8	13	0.00	1.000
19 Koji Uehara, R ERA: 1.19	(9, 1)	1.0	S	3	0	0	0	1	0	0	0	0	0	0	11	16	0.00	0.000

PITCHER	IP	WLS	BF	H	R	ER	SO	BB	IBB	HBP	BLK	WP	HR	S	P	ERA	WHIP

BOTTOM

Boston Red Sox @ New York Yankees

Yankee Stadium, Bronx, NY

Sun Jun 29 2014, 8:09 PM - 11:46 PM EDT

Att. 48,124 - Clear - 75 F

livebaseballscorecards.com

AB	35
R	5
H	9
RBI	5
BB	2
SO	6
LOB	10

Chicago Cubs @ Boston Red Sox

Fenway Park, Boston, MA

Mon Jun 30 2014, 7:12 PM - 10:10 PM EDT

Att. 37,814 - Partly Cloudy - 86 F

TOP

livebaseballscorecards.com

Batter	1	2	3	4	5	6	7	8	9	AB	R	H	RBI	BB	SO	LOB
8 Chris Coghlan, L (1, 7) OBP: 0.281, SLG: 0.330	C FF 89 B FF 89 X FF 90 1-1 L8		X FF 89 0-0 P3		B CH 83 S CH 81 B CU 80 F FF 90 X FF 91 2-2 6 G4-6-3 1B			F FF 86 C FF 88 B SL 86 B CU 76 X FF 87 2-2 F8		4	0	1	0	0	0	0
6 Ryan Sweeney, L (1, 10) OBP: 0.252, SLG: 0.243	B FF 88 C FF 90 X FF 90 1-1 13 1B 1B		C FF 89 F FF 90 F FF 90 B SL 81 F CU 78 B FF 91 F FC 88 F FF 91 F FC 87 2-2 X FC 88 L9		C CU 80 B FC 87 1 SAFE 1 SAFE B FF 90 D SL 81 X SI 90 3-1 G4-6-3 1-2f			B SI 87 B SI 88 C FF 88 B SI 88 S SI 87 B SL 85 4-2 13 BB BB		3	0	1	0	1	0	1
44 Anthony Rizzo, L (1, 3) OBP: 0.389, SLG: 0.505	1 SAFE C FF 90 1 SAFE X FF 91 0-1 F9		B CH 82 X FF 92 1-0 P4			F CH 81 B CU 78 X FF 90 1-1 G4-3		C SI 88 F SI 88 C CH 76 0-3 K		4	0	0	0	0	1	2
13 Starlin Castro, R (1, 6) OBP: 0.331, SLG: 0.467	S FC 88 B FF 91 B FF 92 F FC 87 X FF 92 2-2 1-2 1B			B FF 90 B FF 90 C FF 90 S FC 88 F FF 91 S CH 82 2-3 K		C SI 89 F CH 82 X FC 86 0-2 F8		C SI 90 B CH 77 F SI 90 B FF 90 B FF 89 D CH 77 4-2 1-2 BB		3	0	1	0	1	1	0
24 Luis Valbuena, L (1, 5) OBP: 0.359, SLG: 0.442	F FF 91 C CU 79 X CU 79 0-2 G4-3			C FF 91 S FF 91 F CU 79 B FF 91 B CH 81 S CU 79 2-3 K		B SI 90 B FF 81 B SI 90 B FF 88 4-0 5 WP BB		D FF 89 B FF 89 X FF 89 2-0 F9		3	0	0	0	1	1	4
5 Welington Castillo, R (1, 2) OBP: 0.283, SLG: 0.374		F FC 87 B SI 91 B FF 89 F FF 91 C FC 87 2-3 K		C FC 86 B FC 87 F FC 87 B FF 92 B FF 91 B FF 91 4-2 19 HR BB		B SI 91 B SI 90 C FC 88 F FF 90 C FF 90 2-3 1-2 K			C SL 84 B SL 86 X SL 84 1-1 G5-3	3	1	0	0	1	2	1
19 Nate Schierholtz, L (1, 9) OBP: 0.256, SLG: 0.317		B FF 92 X FF 91 1-0 2B	1 SAFE X FF 91 0-0 1-H HR				C SI 91 F FS 85 B SL 82 B FS 84 C SI 90 2-3 K		S FS 86 F FS 86 F FF 90 X FF 92 0-2 P5	4	1	2	2	0	1	0
21 Junior Lake, R (1, 8) OBP: 0.259, SLG: 0.404		D SI 91 F FC 88 F SI 92 S SL 84 1-3 K	F CU 80 C FC 88 B FF 92 B CH 83 F FC 87 F FF 90 F FF 91 S FC 86 2-3 K				C SI 91 F SL 82 B SI 92 B SL 81 S SI 91 2-3 K		F SL 85 S SL 85 S SL 83 0-3 K	4	0	0	0	0	4	1
15 Darwin Barney, R (1, 4) OBP: 0.239, SLG: 0.279		B FF 92 F FF 92 B FF 91 C FC 88 F FF 91 T CH 83 2-2 K			S FC 86 C SI 90 F FF 92 F CH 82 F CU 80 F FF 91 F FF 91 B FC 87 F CH 82 1-2 F FF 90 X FF 90 F8		B SI 90 F SI 89 X SI 88 1-1 G5-3			3	0	0	0	0	1	1

	AB	R	H	RBI	BB	SO	LOB
	31	2	5	2	4	11	10

Inning Stats	1	2	3	4	5	6	7	8	9
	R: 0 E: 0 K: 0 S: 12	H: 2 LOB: 2 BB: 0 P: 16	R: 0 E: 0 K: 3 S: 11	H: 1 LOB: 1 BB: 0 P: 17	R: 0 E: 0 K: 0 S: 10	H: 0 LOB: 0 BB: 0 P: 13	R: 2 E: 0 K: 3 S: 17	H: 1 LOB: 0 BB: 1 P: 27	R: 0 E: 0 K: 0 S: 15	H: 1 LOB: 0 BB: 0 P: 21	R: 0 E: 0 K: 1 S: 8	H: 0 LOB: 1 BB: 1 P: 15	R: 0 E: 0 K: 2 S: 8	H: 0 LOB: 0 BB: 0 P: 13	R: 0 E: 0 K: 1 S: 11	H: 0 LOB: 2 BB: 2 P: 23	R: 0 E: 0 K: 1 S: 9	H: 0 LOB: 0 BB: 0 P: 10

1B: 3	SF: 0	WP: 1	PA: 35
2B: 1	SAC: 0	PB: 0	
3B: 0	DP: 1	SB: 0	
HR: 1	HBP: 0	CS: 0	

PITCHER	IP	WLS	BF	H	R	ER	SO	BB	IBB	HBP	BLK	WP	HR	S	P	ERA	WHIP
44 Jake Peavy, R (1, 1) ERA: 4.82	6.0	L	24	5	2	2	7	2	0	0	0	1	1	73	109	3.00	1.167
35 Burke Badenhop, R (7, 1) ERA: 1.69	1.0		3	0	0	0	2	0	0	0	0	0	0	8	13	0.00	0.000
32 Craig Breslow, L (8, 1) ERA: 4.23	1.0		5	0	0	0	1	2	0	0	0	0	0	11	23	0.00	2.000
54 Edward Mujica, R (9, 1) ERA: 5.65	1.0		3	0	0	0	1	0	0	0	0	0	0	9	10	0.00	0.000

PITCHER	IP	WLS	BF	H	R	ER	SO	BB	IBB	HBP	BLK	WP	HR	S	P	ERA	WHIP

Batter	1	2	3	4	5	6	7	8	9	AB	R	H	RBI	BB	SO	LOB
26 Brock Holt, L (1, 9) OBP: 0.362, SLG: 0.440	C FF 93 B CU 79 C SL 88 F CU 79 B FF 94 X SL 90 2-2 ① G1-3			C SI 92 B CU 78 C CH 87 B SL 89 F FF 93 C CH 86 2-3 ① K		B CU 77 F CH 86 X SL 85 1-1 ③ F7			B FF 94 C SI 93 C FF 94 F SI 95 F FF 96 B FF 95 F FC 90 X FF 94 2-2 ①② G3-6-3 1-2f	4	0	0	0	0	1	1
29 Daniel Nava, S (1, 7) OBP: 0.306, SLG: 0.291	C FF 94 B CU 79 B SL 92 F FF 95 X SL 91 2-2 ② G4-3			B CU 78 C CH 86 B SL 91 B FF 93 C FF 93 X SL 90 3-2 ② F7			C FF 93 S CU 79 B SL 86 C CH 86 1-3 ① K		C SI 95 X SI 97 0-1 ③ G4-3	4	0	0	0	0	1	0
15 Dustin Pedroia, R (1, 4) OBP: 0.342, SLG: 0.379	C SL 91 F CU 81 S FF 94 0-3 ③ K			B FF 94 X SL 90 1-0 ③ F9			C FF 92 B CU 78 F SI 92 B FF 93 F SL 87 S FF 92 2-3 ② K			3	0	0	0	0	2	0
34 David Ortiz, L (1, 10) OBP: 0.349, SLG: 0.480		B CU 78 F FF 94 F FF 94 S SL 91 1-3 ① K			B CU 76 X SI 93 1-0 ① L5		C CU 78 B CH 89 X FF 93 1-1 ③ G5-3			3	0	0	0	0	1	0
12 Mike Napoli, R (1, 3) OBP: 0.393, SLG: 0.461		C FF 93 B CU 79 B SL 90 S SL 89 B FF 94 F SL 90 C SL 90 3-3 ② K			B CU 78 B FF 94 B SL 90 C FF 93 F FF 94 B FF 93 4-2 BB			B CU 76 C SL 86 B SL 88 C CH 86 F FF 93 C SI 93 2-3 ① K		2	0	0	0	1	2	0
2 Xander Bogaerts, R (1, 5) OBP: 0.328, SLG: 0.376		C SL 91 C SI 94 F SI 95 B CU 80 B SL 89 X SI 95 2-2 ③ P5			C FF 91 D CU 79 F SL 88 B CH 86 F FF 93 X SL 89 2-2 ② L7			B CU 76 C SL 88 C SL 89 X FF 94 1-2 ② F8		3	0	0	0	0	0	1
7 Stephen Drew, L (1, 6) OBP: 0.169, SLG: 0.190			B FF 93 C FF 94 B SL 88 F SI 93 F CU 80 B SL 88 S SL 91 3-3 ① K		D CH 86 F SL 89 B FF 92 C SL 89 B CH 86 S SL 88 3-3 ③ K			B CU 78 B FF 94 S SL 88 C FF 94 F SL 89 F CH 86 X FF 93 2-2 1B		3	0	1	0	0	2	1
50 Mookie Betts, R (1, 8) OBP: 0.286, SLG: 0.167			B SL 90 B FF 94 X FF 95 2-0 ② L9			B CU 77 C FF 93 B SL 87 X FF 93 2-1 ① F8		X FF 96 0-0 ③ P5		3	0	0	0	0	0	1
3 David Ross, R (1, 2) OBP: 0.235, SLG: 0.363 40 A.J. Pierzynski, L (9, PH) OBP: 0.281, SLG: 0.353			C FF 94 F CU 78 B FF 95 B SL 90 X SL 91 2-2 ③ G6-3			F SL 88 C FF 94 S CU 78 0-3 ② K			C SI 96 T SI 97 B FF 96 F FF 97 F SL 82 F FC 92 X FF 96 1-2 26 G3-6-3 1B	2 1	0 0	0 1	0 0	0 0	1 0	0 0
Inning Stats	R: 0 E: 0 K: 1 S: 10 H: 0 LOB: 0 BB: 0 P: 14	R: 0 E: 0 K: 2 S: 11 H: 0 LOB: 0 BB: 0 P: 17	R: 0 E: 0 K: 1 S: 8 H: 0 LOB: 0 BB: 0 P: 15	R: 0 E: 0 K: 1 S: 8 H: 0 LOB: 0 BB: 0 P: 14	R: 0 E: 0 K: 1 S: 10 H: 0 LOB: 1 BB: 1 P: 20	R: 0 E: 0 K: 1 S: 7 H: 0 LOB: 0 BB: 0 P: 10	R: 0 E: 0 K: 2 S: 9 H: 0 LOB: 0 BB: 0 P: 13	R: 0 E: 0 K: 1 S: 13 H: 1 LOB: 1 BB: 0 P: 18	R: 0 E: 0 K: 0 S: 14 H: 1 LOB: 0 BB: 0 P: 17	1B: 2 2B: 0 3B: 0 HR: 0 SF: 0 SAC: 0 DP: 1 HBP: 0						

PITCHER		IP	WLS	BF	H	R	ER	SO	BB	IBB	HBP	BLK	WP	HR	S	P	ERA	WHIP
49 Jake Arrieta, R ERA: 1.81	(1, 1)	7.2	W	25	1	0	0	10	1	0	0	0	0	0	75	120	0.00	0.261
46 Pedro Strop, R ERA: 3.04	(8, 1)	0.1	H	1	0	0	0	0	0	0	0	0	0	0	1	1	0.00	0.000
56 Héctor Rondón, R ERA: 3.73	(9, 1)	1.0	S	3	1	0	0	0	0	0	0	0	0	0	14	17	0.00	1.000

PITCHER	IP	WLS	BF	H	R	ER	SO	BB	IBB	HBP	BLK	WP	HR	S	P	ERA	WHIP

BOTTOM

Chicago Cubs @ Boston Red Sox

Fenway Park, Boston, MA

Mon Jun 30 2014, 7:12 PM - 10:10 PM EDT

Att. 37,814 - Partly Cloudy - 86 F

livebaseballscorecards.com

AB	28
R	0
H	2
RBI	0
BB	1
SO	10
LOB	4

WP: 0 PA: 29
PB: 0
SB: 0
CS: 0

Chicago Cubs @ Boston Red Sox

Fenway Park, Boston, MA

Tue Jul 01 2014, 7:15 PM - 10:46 PM EDT

Att. 36,748 - Partly Cloudy - 88 F

livebaseballscorecards.com

Batter	1	2	3	4	5	6	7	8	9	AB	R	H	RBI	BB	SO	LOB
8 Chris Coghlan, L (1, 7) OBP: 0.280, SLG: 0.327	B FF 92 F FF 91 B CU 80 S FC 89 B FC 90 F FC 89 X FF 93 3-2 6 G6-4-3 1B		X FF 93 0-0 ③ L8			F FC 88 X FS 86 0-1 ① FC4-6 6 1B 1-2f 3-H		C FF 94 B CU 73 S FO 87 F FF 94 F FO 88 B FO 91 B FO 88 S FO 87 3-3 ② K		4	0	1	1	0	1	1
6 Ryan Sweeney, L (1, 10) OBP: 0.252, SLG: 0.243	1 SAFE C FF 93 B FF 94 1 SAFE B FC 90 1 SAFE X FF 93 2-1 ① ② G6-4-3 1-2f			B SI 91 B FF 92 B FF 92 C FF 91 F FC 88 S FC 88 3-3 ① K		B FC 89 1 SAFE X SI 91 1-0 44 L3 1B 1-3		B CU 75 F FO 88 B FF 94 F FF 92 X FO 88 2-2 ③ G4-3		4	0	1	0	0	1	1
44 Anthony Rizzo, L (1, 3) OBP: 0.390, SLG: 0.503	C CU 77 B FF 92 B CH 82 B FF 92 H FC 89 4-1 HBP			B FS 84 C FC 88 S FF 93 F FS 85 B FF 91 B FS 88 F FF 93 X FC 89 3-2 ② G6-3		B FC 89 B CH 84 X FS 85 2-0 ② ③ L3 1-1			X FS 80 0-0 13 2B 24 SF9 1B	3	1	1	0	0	0	2
13 Starlin Castro, R (1, 6) OBP: 0.333, SLG: 0.471	B FC 89 S FF 93 C FF 93 F FC 90 S CH 83 1-3 ③ K			B FF 93 F FC 90 B FF 91 B FC 88 X FF 92 3-1 ③ G4-3			B FC 88 F CU 78 B FC 88 X FC 88 2-1 5 PB 24 G4-3 1B		C FF 88 C FF 88 B FF 89 B FS 80 D FS 81 X FS 80 3-2 24 SF9 1-3 2B	4	0	2	0	0	1	1
24 Luis Valbuena, L (1, 5) OBP: 0.354, SLG: 0.436		B FF 92 F FC 88 S FS 86 X CU 77 1-2 ① G6-3			B CH 81 S FC 89 F FS 86 X FF 92 1-2 ① G4-3		B FF 92 1 SAFE S CU 77 B CH 83 X FC 88 2-1 ① G4-3 1-2		D FS 82 D FS 82 S FS 82 C FF 89 B FF 89 F FF 89 X FS 82 3-2 ① SF9 2-3 3-H	3	0	0	1	0	0	1
5 Welington Castillo, R (1, 2) OBP: 0.282, SLG: 0.368		C FF 93 C CU 80 B FC 90 F FS 86 F FF 94 X CU 78 1-2 ② G5-3			B CH 82 C CU 79 S FC 89 B FF 94 X CU 78 2-2 ② G5-3		C FF 92 F FC 89 F FC 88 D CH 84 B FF 91 B FC 88 H FC 86 4-2 HBP 2-3		F FS 80 S FF 88 X FF 88 0-2 ② P4	3	0	0	0	0	0	1
19 Nate Schierholtz, L (1, 9) OBP: 0.255, SLG: 0.315 21 Junior Lake, R (7, PH) OBP: 0.257, SLG: 0.401 (7, 8)		S FS 84 X CU 79 0-1 ③ F9			X CH 83 0-0 ③ L3		S SL 82 C FF 94 S FF 95 0-3 ② K		C FF 88 S FF 88 S FF 88 0-3 ③ K	2 2	0 0	0 0	0 0	0 0	0 2	0 3
20 Justin Ruggiano, R (1, 8) OBP: 0.333, SLG: 0.393 (7, 9)			B FC 89 B FF 91 C FC 88 X FC 89 2-1 ① F9			C CU 76 S CU 78 F FF 91 B FC 89 F CU 77 B CU 78 X FF 93 2-2 15 1B 8 FC4-6 2B	B FF 94 S FF 93 S SL 83 B FF 94 F FF 95 S SL 84 2-3 ③ K			3	1	1	0	0	1	2
15 Darwin Barney, R (1, 4) OBP: 0.240, SLG: 0.280			X FF 92 0-0 ② G6-3			C FC 88 F FF 92 X CU 78 0-2 8 FC4-6 1B 2-3		C FF 93 T FF 94 B FF 94 F FO 89 S FO 90 1-3 ① K		3	0	1	0	0	1	0

Inning Stats																																	
	R: 0	H: 1	R: 0	H: 0	R: 0	H: 0	R: 0	H: 0	R: 0	H: 0	R: 1	H: 3	R: 0	H: 1	R: 0	H: 0	R: 1	H: 2	1B: 5	SF: 1	WP: 0	PA: 34
	E: 0	LOB: 1	E: 0	LOB: 0	E: 0	LOB: 0	E: 0	LOB: 0	E: 0	LOB: 0	E: 0	LOB: 1	E: 0	LOB: 2	E: 0	LOB: 1	E: 0	LOB: 2	2B: 3	SAC: 0	PB: 1	
	K: 1	BB: 0	K: 0	BB: 0	K: 0	BB: 0	K: 1	BB: 0	K: 0	BB: 0	K: 0	BB: 0	K: 2	BB: 0	K: 2	BB: 0	K: 1	BB: 0	3B: 0	DP: 2	SB: 0	
	S: 11	P: 21	S: 10	P: 12	S: 4	P: 6	S: 10	P: 19	S: 7	P: 10	S: 12	P: 17	S: 14	P: 24	S: 12	P: 18	S: 14	P: 20	HR: 0	HBP: 2	CS: 0	

PITCHER		IP	WLS	BF	H	R	ER	SO	BB	IBB	HBP	BLK	WP	HR	S	P	ERA	WHIP
11 Clay Buchholz, R ERA: 6.22	(1, 1)	6.1		24	5	1	1	2	0	0	2	0	0	0	61	100	1.42	0.789
30 Andrew Miller, L ERA: 2.48	(7, 1)	0.2		2	0	0	0	2	0	0	0	0	0	0	7	9	0.00	0.000
36 Junichi Tazawa, R ERA: 2.08	(8, 1)	1.0		3	0	0	0	2	0	0	0	0	0	0	12	18	0.00	0.000
19 Koji Uehara, R ERA: 1.4	(9, 1)	1.0	L	5	2	1	1	1	0	0	0	0	0	0	14	20	9.00	2.000

PITCHER		IP	WLS	BF	H	R	ER	SO	BB	IBB	HBP	BLK	WP	HR	S	P	ERA	WHIP

TOP	
AB	31
R	2
H	7
RBI	2
BB	0
SO	7
LOB	12

BOTTOM

Batter	1	2	3	4	5	6	7	8	9	AB	R	H	RBI	BB	SO	LOB
26 Brock Holt, L (1, 7) OBP: 0.363, SLG: 0.439	B FF 92 C FF 92 B CU 77 F FF 92 X SL 88 2-2 ① G4-3		C FF 94 X CU 79 0-1 ③ L9		X FF 93 0-0 34 BB 15 1B 2-3 1B		C SI 91 F KC 81 B FF 91 X SI 91 1-2 ② G4-3		C FF 96 C FF 96 X FF 98 0-2 1B	5	0	2	0	0	0	0
15 Dustin Pedroia, R (1, 4) OBP: 0.346, SLG: 0.383	B FF 93 C CU 78 X FF 93 1-1 ② G6-3			B SL 84 C FF 91 B FF 91 X CH 87 2-1 34 G1-3 1B	X SL 86 0-0 34 BB 1-2 3-H 1B		B FF 95 C FF 95 B FF 93 F FF 95 B FF 96 F SL 89 X FF 94 3-2 34 BB 1B		C FF 95 1 SAFE S FF 95 B FF 97 X FF 95 1-2 ③ G5-3	5	0	3	1	0	0	1
34 David Ortiz, L (1, 10) OBP: 0.351, SLG: 0.477	B FF 93 B CU 77 C CH 87 X CU 79 2-1 ③ F7			1 SAFE C FF 93 F CU 79 D SL 86 X FF 94 1-2 ① G1-3 1-2	B CU 80 B CH 86 B CH 86 C CH 87 F FF 94 B SL 87 4-2 12 FC6-4 1-2 2-3 BB		B FF 94 D CU 81 B FF 94 B FF 94 4-0 1-2 BB			2	0	0	0	2	0	1
12 Mike Napoli, R (1, 3) OBP: 0.391, SLG: 0.455		B FF 92 C CU 83 B CU 79 B SL 85 B FF 93 4-1 40 1B BB		B FF 95 C FF 94 C FF 94 F FF 96 D SL 87 D CH 89 S CH 88 3-3 ② K	C FF 96 B FF 96 F FF 97 X FF 96 1-2 ③ FC6-4 1-2f		C FF 94 B FF 95 T FF 95 B FF 96 X FF 94 2-2 ③ G5-3			3	0	0	0	1	1	6
40 A.J. Pierzynski, L (1, 2) OBP: 0.288, SLG: 0.357		X FF 93 0-0 ① 1-3 1B		I IN 84 I IN 83 I IN 83 I IN 82 4-0 IBB		B CH 86 F CH 84 X FF 92 1-1 1B		F SL 82 F FF 97 X SL 89 0-2 ① F7		3	0	2	0	1	0	0
2 Xander Bogaerts, R (1, 5) OBP: 0.324, SLG: 0.371		C SL 85 B CU 80 B SL 86 T SL 86 S SL 88 2-3 ② K		C CU 80 B SL 87 D CU 82 X FF 94 2-1 ③ L8		B FF 93 C SL 85 B FF 95 S SL 86 D SL 87 S CH 87 3-3 ① K		S SL 84 X FF 96 0-1 ② G3		4	0	0	0	0	2	4
7 Stephen Drew, L (1, 6) OBP: 0.174, SLG: 0.182		B FF 96 C CH 87 F CU 81 B SL 86 F FF 94 D SL 87 B CU 80 4-2 50 CS BB			B FF 90 C CH 86 F FF 92 B FF 94 X CH 85 2-2 ① G4-3	F FF 94 F FF 95 D SL 85 X CH 88 1-2 ② F8		S SI 97 B SL 90 B SL 83 X FF 96 2-1 ③ G4-3		3	0	0	0	1	0	1
50 Mookie Betts, R (1, 9) OBP: 0.182, SLG: 0.100		C FF 95 1 SAFE 0-1 ③ CS 1-2	X FF 93 0-0 ① G6-3		C SL 85 B CU 80 C SL 84 X SL 86 1-2 ② F9	C SL 86 D SL 81 B FF 96 B SL 86 X FF 95 3-1 ③ F7			C FF 97 F FF 98 B FF 96 B SL 84 B FF 97 X FF 96 3-2 ① F8	4	0	0	0	0	0	1
25 Jackie Bradley Jr., L (1, 8) OBP: 0.288, SLG: 0.298			C FF 92 F CH 87 B SL 83 X FF 93 1-2 ② G6-3		B FF 92 S CH 86 X SL 85 1-1 26 1B 15 1B 2B		C FF 90 F KC 79 C FF 92 0-3 ① K		B FF 96 F FF 95 T FF 96 C FF 97 1-3 ② K	4	1	1	0	0	2	0
Inning Stats	R: 0 E: 0 K: 0 S: 7 H: 0 LOB: 0 BB: 0 P: 12	R: 0 E: 0 K: 1 S: 9 H: 1 LOB: 1 BB: 2 P: 19	R: 0 E: 0 K: 0 S: 6 H: 0 LOB: 0 BB: 0 P: 7	R: 0 E: 0 K: 1 S: 11 H: 1 LOB: 2 BB: 1 P: 23	R: 1 E: 0 K: 0 S: 15 H: 3 LOB: 3 BB: 1 P: 24	R: 0 E: 0 K: 1 S: 10 H: 1 LOB: 1 BB: 0 P: 18	R: 0 E: 0 K: 1 S: 13 H: 1 LOB: 2 BB: 1 P: 23	R: 0 E: 0 K: 0 S: 7 H: 0 LOB: 0 BB: 0 P: 9	R: 0 E: 0 K: 1 S: 12 H: 1 LOB: 1 BB: 0 P: 17	1B: 7 2B: 1 3B: 0 HR: 0 SF: 0 SAC: 0 DP: 0 HBP: 0						

PITCHER		IP	WLS	BF	H	R	ER	SO	BB	IBB	HBP	BLK	WP	HR	S	P	ERA	WHIP
36 Edwin Jackson, R ERA: 4.99	(1, 1)	6.0		26	6	1	1	3	3	1	0	0	0	0	58	103	1.50	1.500
53 Wesley Wright, L ERA: 2.35	(7, 1)	0.2		2	0	0	0	1	0	0	0	0	0	0	6	7	0.00	0.000
54 Neil Ramírez, R ERA: 1.25	(7, 1)	0.1		3	1	0	0	0	1	0	0	0	0	0	7	16	0.00	6.000
46 Pedro Strop, R ERA: 2.93	(8, 1)	1.0	W	3	0	0	0	0	0	0	0	0	0	0	7	9	0.00	0.000
56 Héctor Rondón, R ERA: 3.62	(9, 1)	1.0	S	4	1	0	0	1	0	0	0	0	0	0	12	17	0.00	1.000

PITCHER	IP	WLS	BF	H	R	ER	SO	BB	IBB	HBP	BLK	WP	HR	S	P	ERA	WHIP

Chicago Cubs @ Boston Red Sox

Fenway Park, Boston, MA

Tue Jul 01 2014, 7:15 PM - 10:46 PM EDT

Att. 36,748 - Partly Cloudy - 88 F

livebaseballscorecards.com

AB	33
R	1
H	8
RBI	1
BB	5
SO	5
LOB	14

Chicago Cubs @ Boston Red Sox

Fenway Park, Boston, MA

Wed Jul 02 2014, 7:13 PM - 11:31 PM EDT

Att. 37,055 - Partly Cloudy - 85 F

TOP

livebaseballscorecards.com

Batter	1	2	3	4	5	6	7	8	9	AB	R	H	RBI	BB	SO	LOB
8 Chris Coghlan, L (1, 7) OBP: 0.285, SLG: 0.336	C FF 90 B FF 92 B FF 91 B FF 91 B FF 92 / 4-1 20 HR BB	C FF 92 B CH 79 C KC 77 S KC 78 / 1-3 K ③		C FF 90 F KC 77 D KC 77 X FF 90 / 1-2 SF7 ② 3-H		X CH 86 / 0-0 SH1-4 ① 1-2 2-3		S FS 86 F FS 87 X FS 86 / 0-2 G1-3 ②	D CU 73 B FF 93 X FF 93 / 2-0 20 2B 1-3 2-H 2B	3	2	1	2	1	1	1
20 Justin Ruggiano, R (1, 8) OBP: 0.341, SLG: 0.434	1 SAFE C FF 90 B FF 92 X FC 88 / 1-1 1-H HR		F FC 86 C KC 76 C FF 92 / 0-3 K ①	S KC 77 F CH 81 F KC 76 X FF 90 / 0-2 L4 ③		C SI 91 X SI 90 / 0-1 44 G4-6-3 2-3 3-H 1B		B SL 89 F SL 84 F FF 91 S FF 92 / 1-3 K ③	F FF 94 S FO 89 B FO 90 F FF 95 B FO 88 F SL 80 F FF 95 F FF 94 X FF 94 / 2-2 2B 2-H 3-H	6	1	3	5	0	2	1
44 Anthony Rizzo, L (1, 3) OBP: 0.392, SLG: 0.502	B FF 88 B FF 93 B FF 92 S FF 92 B FF 92 / 4-1 13 S 13 1B BB		X FF 91 / 0-0 1B		B FF 89 C FF 89 X FF 91 / 1-1 F7 ①	C FS 83 D FS 85 F FS 83 B SI 90 X SI 90 / 2-2 G4-6-3 ② ③ 1-2f			13 1B 24 2B 1B / P4	5	2	2	0	1	0	3
13 Starlin Castro, R (1, 6) OBP: 0.334, SLG: 0.470	B FF 91 B FF 91 B FF 87 S FF 90 S FF 91 F FF 90 X FF 91 / 3-2 5 F8 24 S 1-H 1B		1 SAFE B FF 90 C FC 86 X FC 86 / 1-1 P4 ②		F FF 88 B CH 84 F CH 83 B FF 90 S CH 84 / 3-3 K ②		C SI 90 B FF 85 B SI 89 C SI 89 X SL 81 / 2-2 G5-3 ①		S FF 88 S SI 89 X FF 90 / 0-2 24 2B 19 1B 1-2 1B	5	1	2	1	0	1	1
24 Luis Valbuena, L (1, 10) OBP: 0.355, SLG: 0.440	1 SAFE B KC 76 1 SAFE F FC 86 C KC 74 S KC 77 / 1-3 K ① 1-2		B FF 90 B FF 89 F FC 85 X FC 86 / 2-1 G6-3 ③		B CU 71 X FF 89 / 1-0 5 HR 1B		C FS 83 F FS 84 F FS 84 X FS 84 / 0-2 F9 ②		C FF 90 T FF 89 B SI 90 B SL 87 X FF 90 / 2-2 19 1B 15 1B 1-3 2-H 2B	5	2	2	1	0	1	2
5 Welington Castillo, R (1, 2) OBP: 0.285, SLG: 0.382	B FC 87 F FF 91 X KC 77 / 1-1 F8 ② 2-3			B KC 74 B FC 84 B FC 85 B FF 90 / 4-0 30 HR BB	1 SAFE C CH 85 B SI 90 F CH 84 X FF 89 / 1-2 1-H HR		C SI 91 F SL 82 B SL 82 S SL 81 / 1-3 K ③		B CH 77 B SL 87 S CH 78 F FF 88 F FF 89 T SL 86 / 2-2 K ①	4	2	1	2	1	2	3
19 Nate Schierholtz, L (1, 9) OBP: 0.257, SLG: 0.328	B FF 90 C FF 88 X FF 91 / 1-1 L4 ③			X FF 90 / 0-0 F8 ①	B FF 89 B FF 88 F FF 87 B FF 90 F CH 88 F CH 84 S CH 83 / 3-3 K ③			X FF 92 / 0-0 HR	B SL 86 B SI 88 S SL 86 X SL 87 / 2-1 15 1B 8 2B 2-3 3-H 1B	5	2	2	2	0	1	2
30 Mike Olt, R (1, 5) OBP: 0.229, SLG: 0.371		X FC 86 / 0-0 G6-3 ①		C FC 86 F FC 86 F KC 77 B FF 92 B FF 91 X KC 77 / 2-2 1-H HR		C FC 86 B FF 89 C SI 87 B SI 88 F FC 86 X CH 80 / 2-2 8 SH1-4 20 1B 2B		C SL 85 C SL 84 B SL 82 F SL 82 S FF 91 / 1-3 K ①	D SL 86 B CH 77 C FF 88 X SL 87 / 2-1 P3 ②	5	2	2	2	0	1	2
15 Darwin Barney, R (1, 4) OBP: 0.255, SLG: 0.312		B FF 90 C FC 86 X KC 75 / 1-1 F8 ②		X FC 85 / 0-0 8 SF7 3B		B CH 86 B SI 86 B CH 81 C FC 87 C CH 87 F CH 82 F CH 83 F SI 88 X CH 82 / 3-2 20 1B 8 SH1-4 1B		B SL 83 B SL 85 F FF 89 T FF 93 B FF 92 F FF 92 F FF 92 X FF 92 / 3-2 2B	B FO 89 X FO 91 / 1-0 8 2B 20 2B 1-2 3-H 1B	5	2	4	1	0	0	0
Inning Stats	R: 3 E: 0 K: 1 S: 15 H: 2 LOB: 1 BB: 2 P: 30	R: 0 E: 0 K: 1 S: 6 H: 0 LOB: 0 BB: 0 P: 8	R: 0 E: 0 K: 1 S: 8 H: 1 LOB: 1 BB: 0 P: 11	R: 3 E: 0 K: 0 S: 13 H: 2 LOB: 0 BB: 1 P: 20	R: 2 E: 0 K: 2 S: 13 H: 2 LOB: 0 BB: 0 P: 22	R: 1 E: 0 K: 0 S: 16 H: 3 LOB: 1 BB: 0 P: 23	R: 0 E: 0 K: 1 S: 10 H: 0 LOB: 0 BB: 0 P: 13	R: 1 E: 0 K: 2 S: 16 H: 2 LOB: 1 BB: 0 P: 21	R: 6 E: 0 K: 1 S: 28 H: 7 LOB: 1 BB: 0 P: 44	1B: 9 2B: 5 3B: 1 HR: 4	SF: 1 SAC: 1 DP: 1 HBP: 0					

	AB	43
	R	16
	H	19
	RBI	16
	BB	3
	SO	9
	LOB	15

WP: 0 PB: 0 SB: 2 CS: 0 PA: 48

PITCHER		IP	WLS	BF	H	R	ER	SO	BB	IBB	HBP	BLK	WP	HR	S	P	ERA	WHIP
67 Brandon Workman, R ERA: 4.17	(1, 1)	4.0	L	20	5	6	6	3	3	0	0	0	0	2	42	69	13.50	2.000
22 Felix Doubront, L ERA: 5.37	(5, 1)	1.1		8	4	3	3	2	0	0	0	0	0	1	24	38	20.25	3.000
35 Burke Badenhop, R ERA: 1.62	(6, 1)	1.2		5	1	0	0	1	0	0	0	0	0	0	15	20	0.00	0.600
54 Edward Mujica, R ERA: 5.76	(8, 1)	1.0		5	2	1	1	2	0	0	0	0	0	1	16	21	9.00	2.000
32 Craig Breslow, L ERA: 5.4	(9, 1)	0.2		6	4	4	4	1	0	0	0	0	0	0	18	27	54.00	6.000

PITCHER		IP	WLS	BF	H	R	ER	SO	BB	IBB	HBP	BLK	WP	HR	S	P	ERA	WHIP
36 Junichi Tazawa, R ERA: 2.57	(9, 1)	0.1		4	3	2	2	0	0	0	0	0	0	0	10	17	54.00	9.000

BOTTOM

Batter	1	2	3	4	5	6	7	8	9	AB	R	H	RBI	BB	SO	LOB
26 Brock Holt, L (1, 9) OBP: 0.367, SLG: 0.441	C FC 86 C SI 87 B FC 85 F FC 85 F SI 89 X SL 79 1-2 F9 ①	C SI 88 D CU 72 1 SAFE C FC 85 B FF 89 S FC 86 2-3 K ③		B SI 87 C SI 86 D FC 85 C FF 88 F FF 89 X FC 86 2-2 34 SF8 15 BB 5 1B 1-2 1B	C CU 75 C FF 90 C FF 91 0-3 K ②		B FF 91 B FF 90 B SI 90 C FF 89 F FF 89 X FF 91 3-2 1B		C FF 95 B FF 95 X FF 96 1-1 15 2B 29 1B 1B 1-3	6	2	3	0	0	2	2
15 Dustin Pedroia, R (1, 4) OBP: 0.351, SLG: 0.389	C SI 86 T SI 88 X SI 89 0-2 34 F8 1B		B SI 85 X SI 87 1-0 34 2B 5 SF8 1B	B SL 80 B SI 88 1 SAFE B CH 79 B FF 88 4-0 5 1B 12 BB 1-2 2-3 BB	C FF 91 B CU 70 F CU 71 F FF 92 B FF 92 X CH 82 2-2 F9 ③		C SI 90 X SI 89 0-1 G5-3 ③		D SL 84 X FF 95 1-0 29 1B 2B 1-3 3-H	5	2	3	1	1	0	1
34 David Ortiz, L (1, 10) OBP: 0.351, SLG: 0.483 29 Daniel Nava, S (9, PH) OBP: 0.311, SLG: 0.296	B SI 88 C SI 87 D CU 74 B FC 84 T FF 88 X FF 88 3-2 F8 ② 1-2		C SI 87 X CU 73 0-1 2B ② 1-3	B SI 88 F FF 88 X FF 89 1-1 SF8 ② 2-3 3-H		C FF 88 B FF 90 B CU 78 F FF 90 F FF 91 X SL 86 2-2 E5 12 2B 2 FC3-2		F FF 90 F SI 88 F FF 91 B SL 83 B SL 81 X FF 90 2-2 12 1B 2B	F FF 92 X SL 83 0-1 1B 2-H 3-H	4 1	1 0	2 1	1 2	0 0	0 0	1 0
12 Mike Napoli, R (1, 3) OBP: 0.397, SLG: 0.460	B SI 88 F SI 87 B FC 86 D CH 82 S FC 86 B FC 87 4-2 BB		C SI 89 X FC 86 0-1 G1-3 ①	B SI 88 B FC 86 B FF 88 B FF 87 4-0 5 1B 1-2 BB		X FF 89 0-0 2B 1-3		C SI 93 B FF 93 C FF 93 B SI 95 F SI 94 B SI 96 X FF 94 3-2 5 FC1-4 1B 2-H	B FF 95 S FF 95 F FF 96 C FF 96 1-3 K ②	4	0	2	1	2	1	3
5 Jonny Gomes, R (1, 7) OBP: 0.330, SLG: 0.357	C SI 89 B CH 82 C FC 86 X FF 90 1-2 L8 ③		C SL 78 B FC 86 B CH 83 S SL 79 X SL 79 2-2 SF8 ② 3-H	B FC 87 B SI 90 B FF 90 C SI 89 X SI 89 3-1 1B 1-2 2-3 3-H		X SL 84 0-0 G5-3 ①		C SL 84 X SL 84 0-1 FC1-4 ① 1-2f	B SL 85 B SL 85 B FF 95 C FF 95 S FF 95 C CU 82 3-3 K ③	5	0	1	2	0	1	6
2 Xander Bogaerts, R (1, 5) OBP: 0.322, SLG: 0.366		C SI 86 C SL 79 X CU 74 0-2 G1-6-3 ① 3-H	B CU 72 D CH 79 F FF 89 B SL 80 F SI 89 D FC 86 4-2 BB	C CU 74 C FF 91 F SL 84 B SL 84 F FF 92 D SL 86 C SL 84 2-3 K ③		X SL 84 0-0 FC3-2 ② 3-H		C SL 82 F SL 82 F SI 94 B SI 94 F SI 94 B SL 84 F FF 93 C SI 94 2-3 K ②		4	0	0	0	1	2	6
40 A.J. Pierzynski, L (1, 2) OBP: 0.290, SLG: 0.355		B FC 84 X FC 86 1-0 10 1B 1B	B SI 88 F SI 88 C FF 88 F FC 86 F SL 80 B FC 85 S FF 89 2-3 K ③		B CH 82 B FF 90 C FF 89 T CU 75 B SL 84 B FF 92 4-2 50 HR BB	X SL 83 0-0 F7 ③		C FF 92 F FF 93 S SI 93 0-3 K ③		4	1	1	0	1	2	5
50 Mookie Betts, R (1, 8) OBP: 0.250, SLG: 0.400		B SI 86 X SI 87 1-0 F8 ②		B SI 85 C SI 86 C CH 78 F SI 85 B SL 80 C FC 85 2-3 K ① 1-H	B FF 90 B CH 82 C FF 89 X CH 83 2-1 HR		C SI 90 X SI 90 0-1 G3 ①		C FF 94 B FF 96 C CU 82 X CU 84 1-2 26 1B 15 2B 1B	5	2	2	2	0	1	1
10 Jonathan Herrera, S (1, 6) OBP: 0.300, SLG: 0.281		X SI 87 0-0 1-3 1B		B FC 86 C CH 78 H FF 87 2-1 15 BB 26 1B 34 SF8 HBP	C FF 89 B CU 76 B CH 83 X CH 81 2-1 B2-3 ①		C CU 75 C FF 90 C FF 88 0-3 K ②		B FF 94 F FF 95 F FF 94 X FF 95 1-2 F8 ①	4	1	1	0	0	1	1
Inning Stats	R: 0 E: 0 K: 0 S: 16 H: 1 LOB: 2 BB: 1 P: 25	R: 0 E: 0 K: 1 S: 9 H: 2 LOB: 2 BB: 0 P: 13	R: 1 E: 0 K: 1 S: 15 H: 2 LOB: 2 BB: 1 P: 24	R: 2 E: 0 K: 2 S: 18 H: 2 LOB: 3 BB: 2 P: 38	R: 2 E: 0 K: 1 S: 13 H: 1 LOB: 0 BB: 1 P: 23	R: 0 E: 1 K: 0 S: 8 H: 1 LOB: 2 BB: 0 P: 10	R: 0 E: 0 K: 1 S: 10 H: 1 LOB: 1 BB: 0 P: 13	R: 1 E: 0 K: 2 S: 19 H: 2 LOB: 1 BB: 0 P: 26	R: 3 E: 0 K: 2 S: 17 H: 4 LOB: 1 BB: 0 P: 25	1B: 11 2B: 4 3B: 0 HR: 1 SF: 2 SAC: 0 DP: 0 HBP: 1						

PITCHER		IP	WLS	BF	H	R	ER	SO	BB	IBB	HBP	BLK	WP	HR	S	P	ERA	WHIP
37 Travis Wood, L ERA: 4.62	(1, 1)	3.2		23	7	3	3	3	4	0	1	0	0	0	53	93	7.36	3.000
33 Carlos Villanueva, R ERA: 5.91	(4, 1)	2.0	W	10	2	2	2	2	1	0	0	0	0	1	25	39	9.00	1.500
40 James Russell, L ERA: 2.22	(6, 1)	1.1	H	6	2	1	1	1	0	0	0	0	0	0	15	20	6.75	1.500
63 Brian Schlitter, R ERA: 2.63	(8, 1)	1.0		4	1	0	0	2	0	0	0	0	0	0	15	20	0.00	1.000
52 Justin Grimm, R ERA: 4.14	(9, 1)	1.0		7	4	3	3	2	0	0	0	0	0	0	17	25	27.00	4.000

PITCHER		IP	WLS	BF	H	R	ER	SO	BB	IBB	HBP	BLK	WP	HR	S	P	ERA	WHIP

Chicago Cubs @ Boston Red Sox

Fenway Park, Boston, MA

Wed Jul 02 2014, 7:13 PM - 11:31 PM EDT

Att. 37,055 - Partly Cloudy - 85 F

livebaseballscorecards.com

AB	42
R	9
H	16
RBI	9
BB	5
SO	10
LOB	26

WP: 0 PA: 50
PB: 0
SB: 0
CS: 0

Batter	1	2	3	4	5	6	7	8	9	AB	R	H	RBI	BB	SO	LOB
21 Nick Markakis, L (1, 9) OBP: 0.353, SLG: 0.403	C FF 93 S FF 90 C FC 87 0-3 ① K		C SI 91 B SI 92 B SI 92 B FF 93 C FC 88 X SI 91 3-2 ② G3-1 1-2 2-3		B FC 89 C SI 91 B FF 94 F FF 94 X SI 92 2-2 ② G1-3 1-2 2-3			B CU 73 C FF 92 F SI 91 F FC 86 X SI 92 1-2 28 FC5-4 1B		4	0	1	0	0	1	4
28 Steve Pearce, R (1, 3) OBP: 0.388, SLG: 0.602	B FF 94 B SI 91 X SI 92 2-0 ② G1-3		B CU 75 F FF 91 X CU 75 1-1 E5 2-H 3-H		B SI 93 C FF 91 F FC 89 F FC 90 X CU 77 1-2 ③ P2			X SI 91 0-0 ① FC5-4 23 G6-4-3 1-2f		4	0	0	0	0	0	3
23 Nelson Cruz, R (1, 10) OBP: 0.344, SLG: 0.559	B FF 94 C SI 92 F FC 90 B FC 89 F CU 79 F FF 95 B CU 79 X FF 94 3-2 ③ G5-3		F SI 93 C FF 94 C FF 94 0-3 ③ K			B CH 85 S FC 89 B FC 89 X SI 91 2-1 ① F9		C FF 92 X SI 90 0-1 ②③ G6-4-3 1-2f		4	0	0	0	0	1	2
10 Adam Jones, R (1, 8) OBP: 0.331, SLG: 0.507		C FF 93 S CU 77 F FF 93 X CU 78 0-2 ① P3		F CU 75 B SI 92 S FF 93 X CU 79 2-2 ① G6-3		B FF 90 F FC 90 X CH 86 1-1 1B			B FF 90 S FF 90 S FF 90 S SI 90 1-3 ① K	4	0	1	0	0	1	0
19 Chris Davis, L (1, 5) OBP: 0.321, SLG: 0.392		B FF 94 F FF 93 X FC 88 1-1 E1 2 G6-4-3		B FF 90 B SI 93 C FC 88 F CU 75 S FF 94 2-3 ② K		C SI 92 S FC 88 F FC 87 C FF 93 0-3 ② K			F SL 86 S FS 82 F FF 90 F FS 81 S SI 91 0-3 ② K	4	0	0	0	0	3	1
2 J.J. Hardy, R (1, 6) OBP: 0.314, SLG: 0.366		B SI 92 X SI 92 1-0 ②③ G6-4-3 1-2f		C FF 94 S SI 88 B FF 95 B FF 94 B FC 88 X FF 93 3-2 ③ F7		C CH 86 C FF 93 B FF 92 X FF 94 1-2 ③ F9			C FF 90 S FS 81 X FS 82 0-2 ③ G6-3	4	0	0	0	0	0	2
27 Delmon Young, R (1, 7) OBP: 0.342, SLG: 0.442			X FF 92 0-0 E4 21 G3-1 36 1B 28 E		C SI 91 S CH 85 S CU 78 0-3 ① K		F FC 88 B FF 91 B CH 84 F SI 90 X FF 92 2-2 ① G6-3			3	1	0	0	0	1	0
36 Caleb Joseph, R (1, 2) OBP: 0.259, SLG: 0.316			C SI 90 F FC 89 X FF 92 0-2 21 G3-1 28 E 1-2 1B		C FF 93 B SI 92 S FF 90 B CU 78 X FF 94 2-2 21 G1-3 6 1B 1B		C FF 92 B FC 88 B CH 85 S FC 89 F FC 89 S CU 77 2-3 ② K			3	1	2	0	0	1	0
6 Jonathan Schoop, R (1, 4) OBP: 0.262, SLG: 0.332			B FF 94 C SI 91 B FF 90 F FC 90 T FF 94 2-2 ① K		B SI 92 F SI 91 X SI 91 1-1 21 G1-3 1-2 1B		S FF 93 S FF 93 X CU 78 0-2 ③ G6-3			3	0	1	0	0	1	2
Inning Stats	R: 0 E: 0 K: 1 S: 9 H: 0 LOB: 0 BB: 0 P: 14	R: 0 E: 1 K: 0 S: 7 H: 0 LOB: 0 BB: 0 P: 9	R: 2 E: 2 K: 2 S: 15 H: 1 LOB: 1 BB: 0 P: 21	R: 0 E: 0 K: 1 S: 9 H: 0 LOB: 0 BB: 0 P: 16	R: 0 E: 0 K: 1 S: 15 H: 2 LOB: 2 BB: 0 P: 21	R: 0 E: 0 K: 1 S: 11 H: 1 LOB: 1 BB: 0 P: 15	R: 0 E: 0 K: 1 S: 10 H: 0 LOB: 0 BB: 0 P: 14	R: 0 E: 0 K: 0 S: 7 H: 1 LOB: 0 BB: 0 P: 8	R: 0 E: 0 K: 2 S: 11 H: 0 LOB: 0 BB: 0 P: 12	1B: 5 2B: 0 3B: 0 HR: 0 SF: 0 SAC: 0 DP: 2 HBP: 0						

PITCHER		IP	WLS	BF	H	R	ER	SO	BB	IBB	HBP	BLK	WP	HR	S	P	ERA	WHIP
31 Jon Lester, L ERA: 2.73	(1, 1)	8.0		30	5	2	0	7	0	0	0	0	0	0	83	118	0.00	0.625
19 Koji Uehara, R ERA: 1.36	(9, 1)	1.0	W	3	0	0	0	2	0	0	0	0	0	0	11	12	0.00	0.000

PITCHER		IP	WLS	BF	H	R	ER	SO	BB	IBB	HBP	BLK	WP	HR	S	P	ERA	WHIP

TOP

Baltimore Orioles @ Boston Red Sox

Fenway Park, Boston, MA

Sat Jul 05 2014, 1:09 PM - 3:49 PM EDT

Att. 35,714 - Sunny - 75 F

livebaseballscorecards.com

AB	33
R	2
H	5
RBI	0
BB	0
SO	9
LOB	14

Baltimore Orioles @ Boston Red Sox

Fenway Park, Boston, MA

Sat Jul 05 2014, 1:09 PM - 3:49 PM EDT

Att. 35,714 - Sunny - 75 F

livebaseballscorecards.com

Batter	1	2	3	4	5	6	7	8	9	AB	R	H	RBI	BB	SO	LOB
26 Brock Holt, L (1, 9) OBP: 0.365, SLG: 0.437	C FF 90 C CU 76 B FF 92 X CH 84 1-2 G4-3 ①	C SL 84 B CH 84 F FF 92 X CH 84 1-2 E3 29 1B 2-H 1B			B SL 85 X CH 84 1-0 G3 ①		C FF 89 X CH 83 0-1 G4-3 ③			4	0	1	0	0	0	1
29 Daniel Nava, S (1, 7) OBP: 0.321, SLG: 0.303	C FF 92 F FF 92 B FF 92 B CU 77 B FF 92 B FF 91 4-2 15 1B BB	1 SAFE C FF 90 B FF 92 X CU 76 1-1 1-2 1B			C FF 91 B FF 91 F SL 87 B FF 92 X FF 92 2-2 15 G4-6-3 1B			B FF 90 F CH 84 X SL 84 1-1 G1-3 ①		3	0	2	0	1	0	0
15 Dustin Pedroia, R (1, 4) OBP: 0.352, SLG: 0.388	B FF 91 F SL 84 B FF 91 1 SAFE F FF 91 X FF 90 2-2 1-2 1B	S SL 84 X SI 90 0-1 L4 ③			B FF 92 X FF 92 1-0 G4-6-3 ② ③ 1-2f			C FF 91 F FF 91 H SI 89 1-2 2 WP 12 BB HBP		3	0	1	0	0	0	3
12 Mike Napoli, R (1, 3) OBP: 0.395, SLG: 0.454	C FF 91 B FF 92 F CU 78 T FF 91 1-2 K ②		C FF 92 X CU 78 0-1 F8 ①			B SL 86 B FF 92 C SL 86 F FF 92 C SI 92 2-3 K ①		C FF 91 D SL 84 B SL 84 B FF 92 B FF 91 4-1 2 WP 1-2 BB		3	0	0	0	1	2	2
40 A.J. Pierzynski, L (1, 10) OBP: 0.286, SLG: 0.349	F FF 91 X FF 92 0-1 P2 ③		C CH 85 B CH 85 B FF 92 F FF 91 F FF 92 B CH 86 X FF 92 3-2 P3 ②			B CH 86 F CH 84 X FF 90 1-1 P3 ②		F FF 91 B FF 91 B CH 83 X FF 91 2-1 P3 ②		4	0	0	0	0	0	4
2 Xander Bogaerts, R (1, 5) OBP: 0.319, SLG: 0.361		C FF 91 B CU 79 C FF 93 B FF 92 S SL 86 2-3 K ①	B SL 85 X SL 86 1-0 G4-3 ③			C FF 92 B CH 86 S SL 85 S SL 86 1-3 K ③		D SL 86 C SL 83 F FF 91 B FF 89 C SL 85 1-2 2-3 K ③		4	0	0	0	0	3	2
7 Stephen Drew, L (1, 6) OBP: 0.181, SLG: 0.232 5 Jonny Gomes, R (9, PH) OBP: 0.333, SLG: 0.360	X SI 93 0-0 HR		C FF 92 X SL 88 0-1 P3 ①				B CH 83 F FF 90 F SL 87 B CH 84 C FF 91 2-3 K ①		C SI 92 B CH 84 X SI 92 1-1 3 SH2-4 10 1B 1B	3 1	1 1	1 1	1 0	0 0	1 0	0 0
3 David Ross, R (1, 2) OBP: 0.228, SLG: 0.351	S SL 86 B FF 94 C FF 91 B CU 80 B FF 92 X FF 92 3-2 G6-3 ②		F FF 93 X FF 92 0-1 G5-3 ②				B SI 92 X SL 85 1-0 L7 ②		X SI 90 0-0 SH2-4 ① 1-2	3	0	0	0	0	0	0
25 Jackie Bradley Jr., L (1, 8) OBP: 0.292, SLG: 0.306 10 Jonathan Herrera, S (9, PH) OBP: 0.307, SLG: 0.289	X FF 92 0-0 26 E 2B		L FF 93 C SL 88 B CH 86 X CH 86 1-2 L3 ③				X SL 86 0-0 1B		B SI 92 X SI 91 1-0 2-H 1B	3 1	1 0	2 1	0 1	0 0	0 0	0 0
Inning Stats	R: 0 H: 1 E: 0 LOB: 2 K: 1 BB: 1 S: 13 P: 21	R: 2 H: 4 E: 1 LOB: 2 K: 1 BB: 0 S: 15 P: 22	R: 0 H: 0 E: 0 LOB: 0 K: 0 BB: 0 S: 7 P: 11	R: 0 H: 0 E: 0 LOB: 0 K: 0 BB: 0 S: 7 P: 8	R: 0 H: 1 E: 0 LOB: 0 K: 0 BB: 0 S: 5 P: 9	R: 0 H: 0 E: 0 LOB: 0 K: 2 BB: 0 S: 8 P: 12	R: 0 H: 1 E: 0 LOB: 1 K: 1 BB: 0 S: 7 P: 10	R: 0 H: 0 E: 0 LOB: 2 K: 1 BB: 1 S: 10 P: 20	R: 1 H: 2 E: 0 LOB: 1 K: 0 BB: 0 S: 4 P: 6	1B: 7 SF: 0 2B: 1 SAC: 1 3B: 0 DP: 1 HR: 1 HBP: 1						

	AB	R	H	RBI	BB	SO	LOB
	32	3	9	2	2	6	12

WP: 1 PA: 36
PB: 0
SB: 0
CS: 0

PITCHER	IP	WLS	BF	H	R	ER	SO	BB	IBB	HBP	BLK	WP	HR	S	P	ERA	WHIP
50 Miguel González, R (1, 1) ERA: 4.22	8.0		33	7	2	1	6	2	0	1	0	1	1	72	113	1.12	1.125
66 T.J. McFarland, L (9, 1) ERA: 3.09	0.1	L	3	2	1	1	0	0	0	0	0	0	0	4	6	27.00	6.000

PITCHER	IP	WLS	BF	H	R	ER	SO	BB	IBB	HBP	BLK	WP	HR	S	P	ERA	WHIP

Baltimore Orioles @ Boston Red Sox

Fenway Park, Boston, MA

Sat Jul 05 2014, 7:19 PM - 10:54 PM EDT

Att. 36,468 - Partly Cloudy - 79 F

TOP

livebaseballscorecards.com

Batter	1	2	3	4	5	6	7	8	9	AB	R	H	RBI	BB	SO	LOB
21 Nick Markakis, L (1, 9) OBP: 0.353, SLG: 0.404	C FF 93 F FF 93 X FC 87 0-2 ① F8		C FC 85 F CH 85 B FF 92 X SI 92 1-2 ① G5-3	C CH 85 C CU 78 F FC 85 S FC 87 0-3 ② K		B FF 93 C FC 86 B CH 84 F FF 91 B FF 93 F CU 79 F FC 85 F FC 86 D CH 85 4-2 10 1B 28 1B 10 E BB 1-2	B FS 86 C FS 85 X FS 85 1-1 2B			4	1	1	0	1	1	1
28 Steve Pearce, R (1, 10) OBP: 0.388, SLG: 0.596	B FF 93 F FC 88 F FF 94 B FF 95 B FF 93 F SI 93 X SI 94 3-2 23 2B 1B		C FF 92 T FF 93 B FF 93 B FF 93 C FF 91 2-3 ② K	B FF 91 B CH 83 C CU 79 X FC 84 2-1 ③ FC5-4 1-2f		C SI 91 X SI 91 0-1 10 E 23 1B 1B 1-2 2-H	B SL 84 S SL 84 S SL 84 B FF 92 F FF 91 F FF 93 F FF 92 X SL 84 2-2 ③ G5-3			5	1	2	1	0	1	2
10 Adam Jones, R (1, 8) OBP: 0.332, SLG: 0.506	S FF 94 F FF 92 F FF 94 F FC 86 D FC 87 S FC 85 1-3 ② K		B FF 94 S FF 94 B FF 93 F FF 93 F FF 93 X FF 94 2-2 23 1B 1B		C FF 92 F FF 93 B CH 87 S FC 86 1-3 ① K	B SI 91 X SI 92 1-0 E9 19 BB 23 1B 2 FC5 1B 1-3 2-H		X SL 86 0-0 ① L9		5	1	2	0	0	2	1
23 Nelson Cruz, R (1, 7) OBP: 0.353, SLG: 0.581	S FC 86 B FF 93 X FF 93 1-1 1-3 2B		X FF 92 0-0 19 S 1-3 1B		C FF 92 F SI 92 X FF 92 0-2 HR	B SI 92 B SI 91 X SI 90 2-0 2 FC5 19 BB 1B 1-2 3-H		C SL 82 X SL 87 0-1 ② 2B		5	1	5	2	0	0	0
19 Chris Davis, L (1, 3) OBP: 0.319, SLG: 0.386	S FF 93 F FF 93 F FF 93 B FF 95 T FF 94 2-2 ③ K		C CU 80 F FC 86 S FF 94 0-3 ③ K 1-2		S FF 92 C FF 92 B CH 86 B CH 86 S FC 87 2-3 ② K2-3	B SL 87 B SI 90 B SI 90 B SI 90 4-0 2 FC5 1-2 2-3 BB		B FF 87 C SI 89 X SI 89 1-1 ③ G6-3		4	0	0	0	1	3	4
2 J.J. Hardy, R (1, 6) OBP: 0.313, SLG: 0.363		C SI 91 C SI 92 B FC 86 X FC 85 1-2 E3 40 G1-3		B FF 90 B SI 91 C SI 90 C SI 91 S FF 92 2-3 ① K	B FF 91 S FC 86 X FF 91 1-1 1B	C SI 91 X SI 91 0-1 ② FC5 1-2 2-3f 3-H			C SI 87 B SL 86 F SL 86 B FF 89 X FF 90 2-2 ① G6-3	5	0	1	1	0	1	2
13 Manny Machado, R (1, 5) OBP: 0.294, SLG: 0.376		C FF 92 C FF 92 B FF 93 B FF 93 F FF 93 B SI 93 S FC 86 3-3 ① K		C SI 92 C FF 92 B FF 92 X SI 92 1-2 40 HR 1B	F FC 86 F FC 85 D FC 86 D FC 83 S FC 84 2-3 ③ K	B SI 90 X SI 90 1-0 ③ G1-3			C SL 85 X SI 86 0-1 2B	5	1	2	0	0	2	4
40 Nick Hundley, R (1, 2) OBP: 0.279, SLG: 0.388		X FC 84 0-0 ② G1-3 1-2		B SI 92 F FC 86 B FF 91 X FF 91 2-1 1-H HR		C FF 89 S FF 92 B FF 93 C FF 93 1-3 ① K	C SL 83 S SL 87 B SL 82 X FF 91 1-2 ① F9		F SL 86 B FF 90 F FF 89 S FF 90 1-3 ② K	5	1	1	2	0	2	2
6 Jonathan Schoop, R (1, 4) OBP: 0.265, SLG: 0.333		B SI 92 B FC 86 X FC 86 2-0 ③ F7		C FC 85 S FF 92 X FF 93 0-2 28 FC5-4 1B		B FC 87 S FC 86 C FC 84 B FC 86 X FC 85 2-2 21 BB 28 1B 1B	C SL 83 F SL 86 B FF 91 S FF 90 1-3 ② K		F SL 86 C FF 89 D SL 84 X FF 90 1-2 ③ F9	5	1	2	0	0	1	2

Inning Stats	1	2	3	4	5	6	7	8	9
	R: 0 E: 0 K: 2 S: 17	R: 0 E: 1 K: 1 S: 9	R: 0 E: 0 K: 2 S: 14	R: 2 E: 0 K: 2 S: 17	R: 1 E: 0 K: 3 S: 14	R: 4 E: 1 K: 1 S: 18	R: 0 E: 0 K: 1 S: 14	R: 0 E: 0 K: 0 S: 5	R: 0 E: 0 K: 1 S: 11
	H: 2 LOB: 2 BB: 0 P: 24	H: 0 LOB: 1 BB: 0 P: 15	H: 2 LOB: 2 BB: 0 P: 19	H: 3 LOB: 1 BB: 0 P: 24	H: 2 LOB: 1 BB: 0 P: 20	H: 4 LOB: 2 BB: 2 P: 33	H: 1 LOB: 1 BB: 0 P: 19	H: 1 LOB: 0 BB: 0 P: 6	H: 1 LOB: 1 BB: 0 P: 15

	AB	43
	R	7
	H	16
	RBI	6
	BB	2
	SO	13
	LOB	18

	1B: 10	SF: 0	WP: 0	PA: 45
	2B: 4	SAC: 0	PB: 0	
	3B: 0	DP: 0	SB: 1	
	HR: 2	HBP: 0	CS: 0	

PITCHER		IP	WLS	BF	H	R	ER	SO	BB	IBB	HBP	BLK	WP	HR	S	P	ERA	WHIP
41 John Lackey, R ERA: 3.84	(1, 1)	5.1	L	28	10	5	5	11	1	0	0	0	0	2	82	120	8.44	2.062
35 Burke Badenhop, R ERA: 2.03	(6, 1)	0.0	B	3	3	1	1	0	0	0	0	0	0	0	4	7	∞	∞
59 Tommy Layne, L ERA:	(6, 1)	0.2		3	0	1	1	0	1	0	0	0	0	0	3	8	13.50	1.500
54 Edward Mujica, R ERA: 5.46	(7, 1)	1.2		6	2	0	0	1	0	0	0	0	0	0	17	22	0.00	1.200
32 Craig Breslow, L ERA: 5.16	(8, 1)	1.1		5	1	0	0	1	0	0	0	0	0	0	13	18	0.00	0.750

PITCHER	IP	WLS	BF	H	R	ER	SO	BB	IBB	HBP	BLK	WP	HR	S	P	ERA	WHIP

BOTTOM

Batter	1	2	3	4	5	6	7	8	9	AB	R	H	RBI	BB	SO	LOB
26 Brock Holt, L (1, 5) OBP: 0.366, SLG: 0.438	C FS 88 B FS 83 B FF 91 B FF 90 C FF 90 F SI 93 X FF 92 3-2 ① F9		B FF 91 B SL 83 B FF 89 C FF 90 B FF 91 4-1 15 BB BB	C SL 84 F FS 83 F FF 91 X SL 84 0-2 29 1B 2B 3-H		C FF 96 B CU 80 C CU 82 C SI 96 1-3 ③ K		B SI 96 C SI 97 B SI 96 F SI 97 X SI 96 2-2 ③ G1-3	4	1	1	1	1	1	0
29 Daniel Nava, S (1, 9) OBP: 0.325, SLG: 0.304	C FF 92 F FF 92 B FF 93 B SL 86 B FS 84 B SI 92 4-2 15 G5-4-3 BB		B SL 84 1 SAFE C FF 91 1 SAFE X SL 84 1-1 ② L7	F FS 82 X FF 90 0-1 15 FC5-4 1B 2-H			X FF 95 0-0 ① L7			3	0	1	1	1	0	1
15 Dustin Pedroia, R (1, 4) OBP: 0.351, SLG: 0.385	C FF 92 X FF 92 0-1 ② ③ G5-4-3 1-2f		1 SAFE B SL 83 B FF 91 B FF 91 C FF 91 B FF 92 4-1 1-2 BB	C FF 92 X SL 84 0-1 ③ FC5-4 1-2f			C CU 81 S FF 95 B CU 82 B FF 96 F SI 96 X CU 84 2-2 ② G4-3			3	0	0	0	1	0	2
34 David Ortiz, L (1, 10) OBP: 0.353, SLG: 0.485		B FF 89 C SL 82 B FS 84 B FF 92 B FF 92 4-1 5 BB BB	C CU 77 F FF 92 S FF 94 0-3 ③ K		C SI 93 S FF 94 X FF 95 0-2 12 FC4-5 2B		C SL 84 B CU 77 B SL 84 X FF 91 2-1 ③ F8			3	0	1	0	1	1	2
12 Mike Napoli, R (1, 3) OBP: 0.393, SLG: 0.448		C SI 92 B SL 83 C FF 93 F FF 92 B FF 94 F FS 86 S FF 92 2-3 ① K		B SL 81 B FF 90 B FF 89 C FF 89 S FF 89 B FF 93 4-2 7 HR BB	F FF 94 B SL 87 B FF 94 F SL 85 X FF 94 2-2 ① FC4-5 7 B2-3 2-3			C SL 79 S SL 78 B FF 87 B SL 79 S FF 88 2-3 ① K		3	1	0	0	1	2	2
7 Stephen Drew, L (1, 6) OBP: 0.184, SLG: 0.274		C SL 82 F FF 93 C FF 91 0-3 ② K		B SL 83 X FF 90 1-0 1-H HR	B FF 92 B FS 85 X FS 84 2-0 ② B2-3 1-2			C SL 79 X FF 88 0-1 ② P3		4	1	1	2	0	1	2
5 Jonny Gomes, R (1, 7) OBP: 0.332, SLG: 0.354		B SL 85 C FF 92 B FF 92 B FF 92 D FF 92 4-1 1-2 BB	C FF 91 F FF 91 F FS 83 B FF 91 S SL 83 1-3 ① K	B SL 84 B FF 94 C SL 83 F FF 95 X FF 95 2-2 ③ G5-3				B FF 86 F SI 86 B SL 80 F SL 80 F SI 87 S FF 88 2-3 ③ K		3	0	0	0	1	2	1
40 A.J. Pierzynski, L (1, 2) OBP: 0.285, SLG: 0.348		X SI 93 0-0 ③ L7	B SI 90 B FS 83 X FF 90 2-0 50 1B 26 2B 1B			C SI 97 S CU 82 X SI 96 0-2 ① G6-3			B SI 96 C SI 95 F SI 97 F SI 98 B SL 86 F SI 97 X SI 97 2-2 ① G1-3	4	1	1	0	0	0	2
50 Mookie Betts, R (1, 8) OBP: 0.250, SLG: 0.368			B FF 89 B FF 90 C FF 89 F FF 91 X SL 84 2-2 ① G3	X FF 90 0-0 ② 1-3 1B		C SI 96 F SI 97 B FF 99 S CU 84 1-3 ② K			C SI 96 B SI 96 F SI 96 B SI 97 X SI 96 2-2 ② G6-3	4	0	1	0	0	1	0
Inning Stats	R: 0 E: 0 K: 0 S: 8 H: 0 LOB: 0 BB: 1 P: 15	R: 0 E: 0 K: 2 S: 11 H: 0 LOB: 2 BB: 2 P: 21	R: 0 E: 0 K: 1 S: 10 H: 0 LOB: 2 BB: 2 P: 21	R: 4 E: 0 K: 1 S: 17 H: 5 LOB: 1 BB: 1 P: 25	R: 0 E: 0 K: 0 S: 10 H: 1 LOB: 1 BB: 0 P: 16	R: 0 E: 0 K: 2 S: 9 H: 0 LOB: 0 BB: 0 P: 11	R: 0 E: 0 K: 0 S: 7 H: 0 LOB: 0 BB: 0 P: 11	R: 0 E: 0 K: 2 S: 9 H: 0 LOB: 0 BB: 0 P: 13	R: 0 E: 0 K: 0 S: 11 H: 0 LOB: 0 BB: 0 P: 17	1B: 3 2B: 2 3B: 0 HR: 1 SF: 0 SAC: 0 DP: 1 HBP: 0						

PITCHER	IP	WLS	BF	H	R	ER	SO	BB	IBB	HBP	BLK	WP	HR	S	P	ERA	WHIP
31 Ubaldo Jiménez, R (1, 1) ERA: 4.52	3.2		20	5	4	4	4	6	0	0	0	0	1	44	80	9.82	3.000
35 Brad Brach, R (4, 1) ERA: 3.62	1.1	W	5	1	0	0	0	0	0	0	0	0	0	12	18	0.00	0.750
29 Tommy Hunter, R (6, 1) ERA: 4.34	1.2	H	5	0	0	0	2	0	0	0	0	0	0	14	18	0.00	0.000
17 Brian Matusz, L (7, 1) ERA: 5.04	0.1	H	1	0	0	0	0	0	0	0	0	0	0	2	4	0.00	0.000
56 Darren O'Day, R (8, 1) ERA: 1.19	1.0	H	3	0	0	0	2	0	0	0	0	0	0	9	13	0.00	0.000

PITCHER	IP	WLS	BF	H	R	ER	SO	BB	IBB	HBP	BLK	WP	HR	S	P	ERA	WHIP
53 Zack Britton, L (9, 1) ERA: 1.39	1.0	S	3	0	0	0	0	0	0	0	0	0	0	11	17	0.00	0.000

Baltimore Orioles @ Boston Red Sox

Fenway Park, Boston, MA

Sat Jul 05 2014, 7:19 PM - 10:54 PM EDT

Att. 36,468 - Partly Cloudy - 79 F

livebaseballscorecards.com

AB	31
R	4
H	6
RBI	4
BB	6
SO	8
LOB	12

WP: 0 PB: 0 SB: 0 CS: 0 PA: 37

Batter	1	2	3	4	5	6	7	8	9	10	11	12	AB	R	H	RBI	BB	SO	LOB
21 Nick Markakis, L (1, 9) OBP: 0.353, SLG: 0.403	C FF 90 B CH 81 B FF 90 B FF 89 X FF 89 3-1 23 1B 10 BB 1B		C FF 89 B FF 89 X FC 87 1-1 ① G4-3		D FF 91 C FF 90 X CH 81 1-1 ① F8	B CH 81 2 SAFE B FF 91 X FC 86 2-0 ③ G4-3		B FF 93 B FF 93 C FF 93 B FF 94 C FF 93 F FF 93 X FF 93 3-2 28 G4-6-3 1B		C FF 87 B SI 88 B FF 88 B FS 80 1 SAFE S FF 68 1 SAFE F FF 90 F SI 89 3-2 ②③ X FS 81 G4-3 1-2			6	0	2	0	0	0	4
28 Steve Pearce, R (1, 3) OBP: 0.381, SLG: 0.581	B FF 91 C SI 92 1 SAFE 1 SAFE F FC 88 X FC 87 1-2 ① F9		B CH 82 C SI 90 X FC 86 1-1 ② F7		B FC 86 S CU 80 X FF 91 1-1 ② FC5-4 10 1B 1-2f		C SI 90 B SL 82 B SL 82 C SI 89 B SL 83 X SI 89 3-2 10 1B 23 1B 1B	F FF 84 B SL 85 B SL 84 S FF 93 X FF 95 2-2 ①② G4-6-3 1-2f			F SL 86 F SL 82 F FF 92 B SL 83 X SL 81 1-2 ① G5-3		6	1	1	0	0	0	3
10 Adam Jones, R (1, 8) OBP: 0.334, SLG: 0.504	F FF 91 B FC 88 S FC 87 B CH 83 B FC 88 D SL 84 4-2 23 1B 1-2 BB		S FF 91 S CH 82 F FF 92 F CU 80 B CU 80 B FF 91 X FC 87 2-2 ③ L8		F FF 90 1 SAFE B CH 81 D FC 87 X FC 88 2-1 1-2 1B		B SI 90 B SI 90 F SI 90 X SI 90 2-1 27 F9 23 1B 2 E 1-2 1B	C FF 95 X FF 95 0-1 ③ G4-3			X SL 83 0-0 ② P3		5	1	2	0	1	0	0
23 Nelson Cruz, R (1, 10) OBP: 0.356, SLG: 0.582	C SI 91 X SI 92 0-1 1-2 2-3 1B			B FF 89 C FC 85 F FF 90 F CH 81 X SI 91 1-2 27 E 2B	X FF 90 0-0 ③ F7		B SI 91 C SI 89 B SI 90 X SI 90 2-1 27 F9 2 E 1-2 2-H 1B		B FF 88 X FF 88 1-0 ① P5		X FF 92 0-0 ③ G6-3		6	2	3	1	0	0	2
27 Delmon Young, R (1, 7) OBP: 0.339, SLG: 0.431 9 David Lough, L (7, 7) OBP: 0.271, SLG: 0.308	B FC 88 F FC 88 F FF 92 S SL 82 1-3 ② K		B CH 81 T FC 87 X FF 89 1-1 E5 2 SH1-3 2-H		H FC 85 1-0 3 BB 13 1B 36 SF7 HBP	B SL 82 X SI 90 1-0 ① F9 1-2 2-3		B FF 89 X FF 90 1-0 2 1B 3B	3 1 0 0 0 1 5 2 1 1 0 0 0 0										
2 J.J. Hardy, R (1, 6) OBP: 0.317, SLG: 0.365	C FF 91 S FC 88 B FF 92 B FC 87 X FF 91 2-2 ③ F8		X SI 90 0-0 ① SH1-3 2-3		C SI 89 F FC 86 B FF 91 S CU 79 1-3 ① K	C FF 94 D FO 88 F FF 93 X FF 94 1-2 E2 13 1B 3 1B 2-H 3-H 1B		C FF 89 B FF 89 B FF 89 B FS 81 C FF 90 F FF 90 B FS 81 4-2 BB		B SL 86 S SL 87 B SL 89 F FF 92 X SL 87 2-2 13 G6-3 3-H 1B	4 1 2 3 1 1 4							
13 Manny Machado, R (1, 5) OBP: 0.295, SLG: 0.375		C FF 89 B SL 82 X FF 90 1-1 ① F9	F FF 90 B CH 81 B SI 91 X SI 90 2-1 ② G1-3		B FC 86 F CU 80 D SI 91 1 SAFE X FF 90 2-1 3 BB 1-2 1B	X CU 73 0-0 3 1B 36 F8-2 2-3 1B		X SI 89 0-0 ③ L8		B SL 87 S SL 83 F FF 91 F SL 84 F SL 86 1 SAFE F FF 92 B SL 83 F SL 85 2-2 ① F FF 92 F FF 92 F FS 81 X SL 84 G6-3 1-2	6 0 2 0 0 0 3							
3 Ryan Flaherty, L (1, 4) OBP: 0.305, SLG: 0.360 6 Jonathan Schoop, R (12, PH) OBP: 0.264, SLG: 0.332 (12, 4)		B FF 90 C CU 77 X FF 90 1-1 ② L8	C FF 90 F FF 90 S CH 83 0-3 ③ K		F FC 87 F FF 90 F CH 82 B FF 89 B FF 90 D CU 80 F CH 81 B CU 80 4-2 1-2 2-3 BB	C CU 76 S FO 90 B FF 93 D FO 91 F FF 95 F FF 96 D FO 90 X CU 74 3-2 1-3 3-H 1B			S FS 79 X SL 85 0-1 21 G4-3 1B	B FF 89 B FF 88 C SI 89 X SI 89 2-1 ② P4	4 0 2 1 1 1 1 1 0 0 0 0 0 1							
36 Caleb Joseph, R (1, 2) OBP: 0.254, SLG: 0.310		C FF 90 B FC 87 B SL 83 X FF 90 2-1 ③ L8		B FF 89 S FC 85 X SI 89 1-1 28 FC5-4 1B	D SI 91 C FF 91 B CH 81 B FC 86 F FF 90 X FF 89 3-2 ② SF7 3-H	X FF 96 0-0 ②③ F8-2 3-H		C FF 87 1 SAFE L FF 67 B FS 80 F FF 87 B FS 80 F FS 79 S FS 80 2-3 ① K		B SI 90 F FF 90 C CH 78 C FF 90 1-3 ③ K	5 0 1 1 0 2 4							
Inning Stats	R: 0 E: 0 K: 1 S: 15 H: 2 LOB: 3 BB: 1 P: 26	R: 0 E: 0 K: 0 S: 6 H: 0 LOB: 0 BB: 0 P: 10	R: 0 E: 0 K: 0 S: 9 H: 0 LOB: 0 BB: 0 P: 13	R: 1 E: 1 K: 1 S: 12 H: 1 LOB: 1 BB: 0 P: 16	R: 0 E: 0 K: 0 S: 9 H: 2 LOB: 2 BB: 0 P: 14	R: 1 E: 0 K: 1 S: 13 H: 1 LOB: 2 BB: 1 P: 26	R: 4 E: 1 K: 0 S: 18 H: 6 LOB: 1 BB: 0 P: 30	R: 0 E: 0 K: 0 S: 9 H: 1 LOB: 0 BB: 0 P: 14	R: 0 E: 0 K: 0 S: 8 H: 0 LOB: 1 BB: 1 P: 13	R: 0 E: 0 K: 1 S: 12 H: 1 LOB: 0 BB: 0 P: 17	R: 0 E: 0 K: 0 S: 6 H: 0 LOB: 0 BB: 0 P: 7	R: 1 E: 0 K: 1 S: 19 H: 2 LOB: 1 BB: 0 P: 27	1B: 14 2B: 2 3B: 1 HR: 0 SF: 1 SAC: 1 DP: 2 HBP: 1	WP: 0 PB: 0 SB: 0 CS: 0 PA: 54						

Baltimore Orioles @ Boston Red Sox

Fenway Park, Boston, MA

Sun Jul 06 2014, 1:38 PM - 6:42 PM EDT

Att. 35,811 - Sunny - 84 F

TOP

livebaseballscorecards.com

AB	48
R	7
H	16
RBI	6
BB	3
SO	5
LOB	27

PITCHER		IP	WLS	BF	H	R	ER	SO	BB	IBB	HBP	BLK	WP	HR	S	P	ERA	WHIP
44 Jake Peavy, R ERA: 4.64	(1, 1)	6.0		28	6	2	1	3	2	0	1	0	0	0	64	105	1.50	1.333
35 Burke Badenhop, R ERA: 2.62	(7, 1)	0.1		4	3	3	3	0	0	0	0	0	0	0	8	16	81.00	9.000
36 Junichi Tazawa, R ERA: 2.78	(7, 1)	0.2		4	3	1	1	0	0	0	0	0	0	0	10	14	13.50	4.500
30 Andrew Miller, L ERA: 2.41	(8, 1)	1.0		3	1	0	0	0	0	0	0	0	0	0	9	14	0.00	1.000
19 Koji Uehara, R ERA: 1.3	(9, 1)	2.0		7	1	0	0	1	1	0	0	0	0	0	20	30	0.00	1.000

PITCHER		IP	WLS	BF	H	R	ER	SO	BB	IBB	HBP	BLK	WP	HR	S	P	ERA	WHIP
54 Edward Mujica, R ERA: 5.51	(11, 1)	1.1	L	6	2	1	1	0	0	0	0	0	0	0	20	26	6.75	1.500
32 Craig Breslow, L ERA: 5.04	(12, 1)	0.2		2	0	0	0	1	0	0	0	0	0	0	5	8	0.00	0.000

Batter	1	2	3	4	5	6	7	8	9	10	11	12	AB	R	H	RBI	BB	SO	LOB
26 Brock Holt, L (1, 9) OBP: 0.365, SLG: 0.433	B FF 95 C FF 91 C FF 94 B FF 96 F FF 96 B FF 96 X FF 96 3-2 G4-3 ①		C FF 96 B FF 93 D FS 86 S FF 96 F FF 97 X FF 95 2-2 L8 ③			B FF 91 B FF 96 B FF 92 C FF 91 B FF 92 4-1 29 FC4-6 BB	1 SAFE C SI 91 X CH 83 0-1 29 1B 29 S 34 1B 1-3 1B	F SI 95 F SI 96 X SI 96 0-2 G3-1 ③			B FF 93 X FS 84 1-0 G2-3 ②		5	1	1	0	1	0	2
29 Daniel Nava, S (1, 7) OBP: 0.320, SLG: 0.299	B FF 97 B FF 92 F FF 95 X FF 96 2-1 G6-3 ②			B FF 95 F FF 91 S FS 84 F FF 96 B FF 97 C FF 97 2-3 K ①		B FF 94 C FF 91 F FF 95 X FS 82 1-2 FC4-6 ① 15 1B 34 1B 1-2f	1 SAFE C SI 92 1 SAFE 1 SAFE S SI 92 B SI 93 B SI 93 B SI 93 F SL 83 3-2 34 1B 12 1B 1-3 3-H 1B		C FF 93 B FS 85 S FF 94 B FF 95 T FF 95 2-2 K ①		F FF 93 F FS 83 B FF 95 F FF 95 F FF 94 F FF 94 B SL 85 S FS 85 2-3 K ③		6	2	1	1	0	3	1
15 Dustin Pedroia, R (1, 4) OBP: 0.354, SLG: 0.387	C FF 98 B FF 98 B FS 88 F FF 98 F FF 99 X FF 97 2-2 G4-3 ③			S SL 81 X FF 94 0-1 34 2B 1B		B FF 95 B SL 80 B FF 95 C FF 95 C FF 94 X FF 96 3-2 34 1B 1-3 1B	F SI 92 B SL 83 B SL 82 F SI 93 F SI 94 S SL 82 2-3 K ②		C FS 86 B FF 95 S SL 86 X FF 96 1-2 34 CS 1B			C SI 96 F SI 96 B SI 98 S SI 98 1-3 K ①	6	0	3	0	0	2	2
34 David Ortiz, L (1, 10) OBP: 0.361, SLG: 0.494		B FF 95 F FF 98 B FF 98 X FF 97 2-1 L9 ①		B CH 87 B FF 98 X FF 97 2-0 1-3 2B		S SI 91 X SI 93 0-1 12 G5-4-3 1-2 3-H 1B	C SL 85 X FF 93 0-1 12 1B 1-3 3-H 1B		C FS 85 B FF 94 F FS 86 B FS 86 B SL 86 B FF 94 4-2 1-2 BB ②			X SI 98 0-0 1B ②	5	0	4	2	1	0	0
12 Mike Napoli, R (1, 3) OBP: 0.389, SLG: 0.441		C FF 98 C FF 96 C FF 97 F FF 98 S FS 87 0-3 K ②		C FF 98 B FS 86 S FS 85 S FF 99 1-3 K ②		B SI 92 F SI 92 X SI 91 1-1 G5-4-3 ②③ 1-2f	D SI 98 C SI 98 B CU 84 C FF 98 F FF 99 X CU 85 2-2 1-2 3-H 1B		B FF 94 S FF 94 F FS 87 F FF 96 S FF 95 1-3 K ③			S SI 98 F SI 97 B SI 97 B SI 98 C SI 96 2-3 K ③	6	0	1	1	0	4	5
7 Stephen Drew, L (1, 6) OBP: 0.173, SLG: 0.256		B FF 96 B FF 92 C FF 95 B CH 88 F FF 98 F FF 98 C FF 96 3-3 K ③		C FS 84 B FS 86 S FF 99 B FF 99 S FF 97 2-3 K ③			3-3 K ①				C SL 83 X FS 84 0-1 G3 ①		5	0	0	0	0	4	4
3 David Ross, R (1, 2) OBP: 0.226, SLG: 0.374			F FF 96 B FF 94 B FF 97 X FF 96 2-1 P5 ①		F FF 96 B FF 91 C FS 83 S FF 97 1-3 K ①		B SI 91 B SI 91 B SI 91 B SI 90 S SI 91 X SI 91 3-2 HR	T FF 95 B CU 82 X SI 95 1-1 G5-3 ①			S FF 92 B SL 84 B SL 86 S FF 94 B FF 94 S FF 94 3-3 K ②		5	1	1	1	0	2	0
25 Jackie Bradley Jr., L (1, 8) OBP: 0.298, SLG: 0.310			B FF 94 C FS 82 B FS 83 F FF 97 S FF 95 2-3 K ②		F FF 94 B FS 82 C FS 80 F FF 94 F FF 96 F FF 95 F FS 83 B FS 85 B FF 97 4-2 F FF 86 B FF 98 2 G1-6-3 BB		C SL 85 C SI 92 B SL 87 F SI 91 X SL 85 1-2 2 1B 2 1B 1B	C CU 82 S CU 82 F CU 93 X FF 96 0-2 2 FC5-4 1B			X FS 85 0-0 G3 ③		4	1	2	0	1	1	0
2 Xander Bogaerts, R (1, 5) OBP: 0.320, SLG: 0.362			X FF 98 0-0 1B		B FF 93 1 SAFE C FF 94 D SL 80 1 SAFE F FF 97 X FF 95 2-2 G1-6-3 ②③ 1-2f		C SI 90 B SL 82 F SI 92 F SI 94 F SI 93 F CH 94 F SI 93 F SI 94 X SI 92 1-2 26 1B 29 1B 1-H 1B	1 SAFE C FC 94 F SI 94 B SI 95 X SI 96 1-2 FC5-4 ② 1-2f			C SL 83 S FF 93 B SL 86 F FF 94 B FS 84 X FF 94 2-2 F8 ①		5	1	2	1	0	0	2
Inning Stats	R: 0 E: 0 K: 0 S: 10 H: 0 LOB: 0 BB: 0 P: 17	R: 0 E: 0 K: 2 S: 11 H: 0 LOB: 0 BB: 0 P: 16	R: 0 E: 0 K: 1 S: 10 H: 1 LOB: 1 BB: 0 P: 16	R: 0 E: 0 K: 3 S: 13 H: 2 LOB: 2 BB: 0 P: 20	R: 0 E: 0 K: 1 S: 13 H: 0 LOB: 0 BB: 1 P: 20	R: 1 E: 0 K: 0 S: 11 H: 2 LOB: 1 BB: 1 P: 20	R: 5 E: 0 K: 3 S: 41 H: 7 LOB: 2 BB: 0 P: 56	R: 0 E: 0 K: 0 S: 12 H: 1 LOB: 1 BB: 0 P: 14	R: 0 E: 0 K: 2 S: 12 H: 1 LOB: 1 BB: 1 P: 20	R: 0 E: 0 K: 1 S: 6 H: 0 LOB: 0 BB: 0 P: 9	R: 0 E: 0 K: 1 S: 11 H: 0 LOB: 0 BB: 0 P: 16	R: 0 E: 0 K: 2 S: 7 H: 1 LOB: 0 BB: 0 P: 10	1B: 13 2B: 1 3B: 0 HR: 1	SF: 0 SAC: 0 DP: 2 HBP: 0	WP: 0 PB: 0 SB: 1 CS: 1	PA: 50			

PITCHER		IP	WLS	BF	H	R	ER	SO	BB	IBB	HBP	BLK	WP	HR	S	P	ERA	WHIP
39 Kevin Gausman, R ERA: 3.51	(1, 1)	5.1		21	4	1	1	7	2	0	0	0	0	0	64	104	1.69	1.125
66 T.J. McFarland, L ERA: 3.55	(6, 1)	1.0	H	5	3	2	2	1	0	0	0	0	0	1	16	23	18.00	3.000
58 Ryan Webb, R ERA: 3.35	(7, 1)	0.1		4	3	1	1	1	0	0	0	0	0	0	18	24	27.00	9.000
17 Brian Matusz, L ERA: 5.04	(7, 1)	0.0		1	1	1	1	0	0	0	0	0	0	0	2	2	∞	∞
29 Tommy Hunter, R ERA: 4.15	(7, 1)	1.1	B	6	2	1	1	1	0	0	0	0	0	0	21	26	6.75	1.500

PITCHER		IP	WLS	BF	H	R	ER	SO	BB	IBB	HBP	BLK	WP	HR	S	P	ERA	WHIP
35 Brad Brach, R ERA: 3.26	(9, 1)	3.0	W	10	1	0	0	4	1	0	0	0	0	0	29	45	0.00	0.667
53 Zack Britton, L ERA: 1.36	(12, 1)	1.0	S	3	1	0	0	2	0	0	0	0	0	0	7	10	0.00	1.000

Baltimore Orioles @ Boston Red Sox

Fenway Park, Boston, MA

Sun Jul 06 2014, 1:38 PM - 6:42 PM EDT

Att. 35,811 - Sunny - 84 F

livebaseballscorecards.com

AB	47
R	6
H	15
RBI	6
BB	3
SO	16
LOB	16

Batter	1	2	3	4	5	6	7	8	9	AB	R	H	RBI	BB	SO	LOB
1 Adam Eaton, L (1, 8) OBP: 0.335, SLG: 0.362	C FF 91 F FF 93 F CU 79 B FF 94 B FF 93 F FF 91 F CU 79 F FC 90 X FF 93 2-2 ① L8		C CU 78 F FC 89 X CU 78 0-2 ③ G4-3		X SI 92 0-0 ② G6-3			C FF 90 B CU 74 B SI 90 F SI 90 F CH 83 T FF 91 2-2 ② K		4	0	0	0	0	1	0
15 Gordon Beckham, R (1, 4) OBP: 0.298, SLG: 0.389	B FF 92 X FC 89 1-0 ② F8			C FF 92 S CU 78 F SI 93 X SI 92 0-2 ① G6-3	C FF 93 F FF 92 F CU 79 X FF 92 0-2 ③ P3			X FF 91 0-0 ③ G5-3		4	0	0	0	0	0	0
79 José Abreu, R (1, 3) OBP: 0.324, SLG: 0.611	C SI 93 S SI 94 B FC 89 B CU 80 X SI 93 2-2 ③ G6-3			C CU 80 S SI 93 B CU 80 B FC 87 F CU 80 S FF 93 2-3 ② K		C FC 87 X CH 84 0-1 ① G3			X FF 90 0-0 10 G4-6-3 1B	4	0	1	0	0	1	0
44 Adam Dunn, L (1, 10) OBP: 0.366, SLG: 0.441		C SI 91 B FF 93 S FS 87 B FF 94 X FS 86 2-2 HR		B FC 90 B CU 78 B FC 88 C FC 89 X FF 93 3-1 24 HR 2B		B SI 90 C FF 93 B CU 79 F FC 87 B SI 92 C FF 92 3-3 ② K			C FF 90 S FF 92 B FF 91 F FF 92 D CH 84 F FF 92 B CU 74 F FF 90 X FF 91 3-2 ① L9	4	2	2	1	0	1	1
10 Alexei Ramirez, R (1, 6) OBP: 0.319, SLG: 0.405		B FC 90 C FF 92 X CH 84 1-1 ① P6		B CU 77 B FC 89 B FC 89 B FF 93 4-0 24 HR BB		S FC 83 C CU 79 S FC 85 0-3 ③ K			C CH 82 S CH 84 X CH 86 0-2 ②③ G4-6-3 1-2f	3	1	0	0	1	1	1
24 Dayan Viciedo, R (1, 9) OBP: 0.306, SLG: 0.432		X FF 93 0-0 30 G4-6-3 1B		C FF 92 S FF 92 F CU 80 B FF 94 B FC 91 B SI 93 X FC 89 3-2 1-H 2-H HR			C CU 78 B SI 92 F CH 81 B FF 91 B CU 76 X CH 81 3-2 ① P2			3	1	2	3	0	0	0
30 Alejandro De Aza, L (1, 7) OBP: 0.291, SLG: 0.338		X SI 92 0-0 ②③ G4-6-3 1-2f		C SI 93 C CU 79 F FC 90 B FS 87 F CU 79 B SI 94 F SI 94 X FF 93 2-2 1B			B FF 91 C CU 76 B FF 93 B CU 76 F FF 91 C SI 91 3-3 ② K			3	0	1	0	0	1	1
21 Tyler Flowers, R (1, 2) OBP: 0.282, SLG: 0.307			B FC 88 S CU 78 B CU 79 B FC 90 X SI 93 3-1 ① L8	F FF 92 B FF 93 C CU 79 T FF 93 1-2 ③ K			B FF 92 S CH 82 C CU 79 B SI 92 S CH 82 2-3 ③ K			3	0	0	0	0	2	1
28 Leury García, S (1, 5) OBP: 0.227, SLG: 0.262			B FF 94 B FS 86 X FF 94 2-0 ② G3		F FC 87 C CH 81 C SI 92 0-3 ① K			B FF 89 S CH 83 S SI 90 B CU 74 X CH 83 2-2 ① G1-3		3	0	0	0	0	1	0
Inning Stats	R: 0 E: 0 K: 0 S: 11 H: 0 LOB: 0 BB: 0 P: 16	R: 1 E: 0 K: 0 S: 7 H: 2 LOB: 0 BB: 0 P: 10	R: 0 E: 0 K: 0 S: 6 H: 0 LOB: 0 BB: 0 P: 11	R: 3 E: 0 K: 2 S: 23 H: 3 LOB: 1 BB: 1 P: 38	R: 0 E: 0 K: 1 S: 8 H: 0 LOB: 0 BB: 0 P: 8	R: 0 E: 0 K: 2 S: 8 H: 0 LOB: 0 BB: 0 P: 11	R: 0 E: 0 K: 2 S: 9 H: 0 LOB: 0 BB: 0 P: 17	R: 0 E: 0 K: 1 S: 8 H: 0 LOB: 0 BB: 0 P: 12	R: 0 E: 0 K: 0 S: 10 H: 1 LOB: 0 BB: 0 P: 13	1B: 3 2B: 1 3B: 0 HR: 2 SF: 0 SAC: 0 DP: 2 HBP: 0						

PITCHER		IP	WLS	BF	H	R	ER	SO	BB	IBB	HBP	BLK	WP	HR	S	P	ERA	WHIP
11 Clay Buchholz, R ERA: 6.11	(1, 1)	7.0	L	26	5	4	4	7	1	0	0	0	0	2	72	111	5.14	0.857
22 Felix Doubront, L ERA: 5.17	(8, 1)	2.0		6	1	0	0	1	0	0	0	0	0	0	18	25	0.00	0.500

PITCHER	IP	WLS	BF	H	R	ER	SO	BB	IBB	HBP	BLK	WP	HR	S	P	ERA	WHIP

TOP

Chicago White Sox @ Boston Red Sox

Fenway Park, Boston, MA

Mon Jul 07 2014, 7:53 PM - 10:45 PM EDT

Att. 35,114 - Cloudy - 77 F

livebaseballscorecards.com

AB	31
R	4
H	6
RBI	4
BB	1
SO	8
LOB	4

WP: 0 PA: 32
PB: 0
SB: 0
CS: 0

BOTTOM

Chicago White Sox @ Boston Red Sox

Fenway Park, Boston, MA

Mon Jul 07 2014, 7:53 PM - 10:45 PM EDT

Att. 35,114 - Cloudy - 77 F

livebaseballscorecards.com

Batter	1	2	3	4	5	6	7	8	9	AB	R	H	RBI	BB	SO	LOB
26 Brock Holt, L (1, 9) OBP: 0.359, SLG: 0.425	B FF 89 C FF 88 B FC 90 F SI 91 B FC 89 C FF 91 3-3 ① K		C FC 86 C CU 77 F FF 91 D CH 84 X CH 84 1-2 ③ G6-3			C CH 82 F CU 77 F CU 79 X FF 91 0-2 ② G6-3		B FF 94 C FF 94 B FF 93 F FC 92 X CU 77 2-2 ③ G3-1		4	0	0	0	0	1	3
29 Daniel Nava, S (1, 7) OBP: 0.313, SLG: 0.291	C FF 91 B CU 75 X SL 83 1-1 ② G4-3			B FF 88 B FC 90 C FF 88 X SI 91 2-1 ① G3-1		B CU 76 B SI 91 C FC 86 C SI 90 F CU 79 B FC 87 X FF 92 3-2 ③ G4-3			C FF 90 B FS 84 B FS 84 B FF 91 X SI 90 3-1 ① L7	4	0	0	0	0	0	1
15 Dustin Pedroia, R (1, 4) OBP: 0.350, SLG: 0.382	B FF 91 C FF 91 F SI 91 B FC 90 X SI 91 2-2 ③ G4-3			C FF 91 F SI 91 S CH 84 0-3 ② K2-3			C FF 89 C SI 91 B CH 83 X CH 84 1-2 ① G5-3		B FC 89 B SI 90 C FC 89 F FS 84 F FS 84 X FC 89 2-2 ② G5-3	4	0	0	0	0	1	0
34 David Ortiz, L (1, 10) OBP: 0.360, SLG: 0.489		B CU 73 X SI 90 1-0 ① G4-3		B SI 91 X FC 88 1-0 ③ G4-3			C SI 89 C CH 83 B CH 83 B SL 81 B FF 92 X SI 90 3-2 ② G3		S SI 90 S FS 84 B FS 85 B FS 84 B FS 84 B FS 83 4-2 12 FC6-4 BB	3	0	0	0	1	0	0
12 Mike Napoli, R (1, 3) OBP: 0.387, SLG: 0.436		C FF 90 F FF 91 B FC 89 X FF 92 1-2 ② G4-3			C FF 91 F FF 92 F SI 92 F CH 83 X CU 78 0-2 ① G6-3		B FF 91 B SI 90 B FF 91 B FF 89 4-0 BB		S FS 84 X FC 88 0-1 ③ FC6-4 1-2f	3	0	0	0	1	0	1
7 Stephen Drew, L (1, 6) OBP: 0.167, SLG: 0.247	C FC 86 B CU 78 B CU 77 F SI 91 S FC 85 2-3 ③ K				C SI 91 B CU 79 B SL 82 F CH 82 B CU 80 X FF 92 3-2 ② G3		B CU 76 X FF 93 1-0 ③ F7			3	0	0	0	0	1	1
40 A.J. Pierzynski, L (1, 2) OBP: 0.286, SLG: 0.348			C CH 80 B CH 82 B FC 89 F CH 83 X FF 91 2-2 1B		X CH 82 0-0 ③ L7			C CU 76 X CU 75 0-1 ① G4-3		3	0	1	0	0	0	0
25 Jackie Bradley Jr., L (1, 8) OBP: 0.302, SLG: 0.311			B FF 91 F FC 88 B FF 92 1 SAFE B SI 91 F SI 91 S FC 87 3-3 ① K			B SL 84 B FF 90 F FF 90 C FF 92 B CH 85 F CH 81 F FF 91 F SI 92 B CH 83 4-2 2 S BB		B FF 94 X FF 93 1-0 2 G6-3 1B		2	0	1	0	1	1	1
2 Xander Bogaerts, R (1, 5) OBP: 0.317, SLG: 0.358			C SI 91 X FC 88 0-1 ② F8			C CH 81 D CU 77 C CH 81 1 SAFE B SI 91 D CU 77 F SI 89 1 SAFE S SI 90 3-3 ① K 1-2		1 SAFE B SL 87 F FF 95 X FF 93 1-1 ② G6-3 1-2		3	0	0	0	1	3	

Inning Stats	1	2	3	4	5	6	7	8	9
	R: 0 E: 0 K: 1 S: 8	H: 0 LOB: 0 BB: 0 P: 14	R: 0 E: 0 K: 1 S: 7	H: 0 LOB: 0 BB: 0 P: 11	R: 0 E: 0 K: 1 S: 12	H: 1 LOB: 1 BB: 0 P: 18	R: 0 E: 0 K: 1 S: 6	H: 0 LOB: 0 BB: 0 P: 9	R: 0 E: 0 K: 0 S: 9	H: 0 LOB: 0 BB: 0 P: 12	R: 0 E: 0 K: 1 S: 17	H: 0 LOB: 0 BB: 1 P: 27	R: 0 E: 0 K: 0 S: 7	H: 0 LOB: 1 BB: 1 P: 16	R: 0 E: 0 K: 0 S: 8	H: 1 LOB: 1 BB: 0 P: 12	R: 0 E: 0 K: 0 S: 10	H: 0 LOB: 1 BB: 1 P: 19

	1B: 2	SF: 0
	2B: 0	SAC: 0
	3B: 0	DP: 0
	HR: 0	HBP: 0

	WP: 0	PA: 32
	PB: 0	
	SB: 1	
	CS: 0	

	AB	29
	R	0
	H	2
	RBI	0
	BB	3
	SO	5
	LOB	10

PITCHER		IP	WLS	BF	H	R	ER	SO	BB	IBB	HBP	BLK	WP	HR	S	P	ERA	WHIP
67 Scott Carroll, R ERA: 4.52	(1, 1)	6.2	W	23	1	0	0	5	2	0	0	0	0	0	65	105	0.00	0.450
41 Javy Guerra, R ERA: 1.86	(7, 1)	1.1		5	1	0	0	0	0	0	0	0	0	0	9	14	0.00	0.750
57 Zach Putnam, R ERA: 2.34	(9, 1)	1.0		4	0	0	0	0	1	0	0	0	0	0	10	19	0.00	1.000

PITCHER	IP	WLS	BF	H	R	ER	SO	BB	IBB	HBP	BLK	WP	HR	S	P	ERA	WHIP

Batter	1	2	3	4	5	6	7	8	9	AB	R	H	RBI	BB	SO	LOB
1 Adam Eaton, L (1, 8) OBP: 0.337, SLG: 0.364	C FF 88 B FF 90 F FF 89 S KC 78 1-3 K2-3		B SI 88 C FF 89 B FC 87 F FF 90 X FF 92 2-2 G4-3 ①		B FF 91 C FF 90 S KC 78 B KC 78 F FF 92 F KC 78 B FF 92 B FF 90 4-2 15 CS BB		C FF 92 B FF 91 X FF 91 1-1 2B		S SI 88 X SI 87 0-1 P5 ②	4	0	1	0	1	1	2
15 Gordon Beckham, R (1, 4) OBP: 0.297, SLG: 0.390	B FF 89 B FF 91 X FF 90 2-0 F9 ②		F FF 91 S KC 77 B FF 92 X KC 77 1-2 G5-3 ②		C FF 90 1 SAFE 1 SAFE B FF 91 S KC 77 S FC 86 1-3 K ②③ 1-2		C FF 90 X KC 76 0-1 G5-3 ③		X FF 89 0-0 14 2B 3-H 2B	5	1	1	1	0	1	2
79 José Abreu, R (1, 3) OBP: 0.331, SLG: 0.619	C FF 89 B SI 91 X SI 94 1-1 G4-3 ③		B KC 76 C FF 91 X KC 78 1-1 2B			C KC 74 X FF 90 0-1 12 HR 1B		B FF 94 F FF 93 B FF 94 S SL 83 F FF 95 X SL 83 2-2 10 FC6-5 2B	I IN 57 I IN 59 4-0 14 2B IBB	4	1	3	0	1	0	0
44 Adam Dunn, L (1, 10) OBP: 0.365, SLG: 0.435 14 Paul Konerko, R (9, PH) OBP: 0.265, SLG: 0.398 (9, 10)		B FC 86 B FF 88 F FF 90 F FF 92 B KC 75 B FF 92 4-2 12 1B 10 1B 24 E BB	S FC 88 X KC 77 0-1 G5-3 ③			F FF 90 C FF 91 C FF 91 0-3 K ①		S FF 95 C FF 94 B FF 95 S SL 83 1-3 K ①	B FF 87 B SL 86 X SI 90 2-0 2B 1-3 2-H	3 1	1 0	0 1	0 1	1 0	2 0	3 0
10 Alexei Ramirez, R (1, 6) OBP: 0.317, SLG: 0.402		C FF 90 F KC 75 B SI 92 X SI 93 1-2 24 E 12 1B 30 G4-6-3 1-2 1B	C FF 91 S FC 86 B KC 75 B FF 92 F FC 87 X KC 78 2-2 F8 ①			B FC 87 C FF 90 X FF 91 1-1 F8 ②		B FF 94 B FF 93 S SL 83 B FF 92 F FF 94 X SL 82 3-2 FC6-5 ② 2-3	B CU 69 C FF 89 S CH 78 F FF 91 F FF 90 X CH 79 1-2 F7 ③	5	1	1	0	0	0	5
12 Conor Gillaspie, L (1, 5) OBP: 0.367, SLG: 0.449		C FF 91 X FF 92 0-1 30 G4-6-3 24 E 1-2 2-3 1B	B FF 90 X SI 90 1-0 24 G6-3 30 1B 2B			B FC 86 C FF 90 F KC 77 B FF 92 B FF 91 X FF 88 3-2 1-H HR		1 SAFE C SL 82 1 SAFE C SL 85 C FF 94 0-3 K ③		4	2	3	2	0	1	1
24 Dayan Viciedo, R (1, 9) OBP: 0.305, SLG: 0.428 25 Moisés Sierra, R (9, PR) OBP: 0.227, SLG: 0.289 (9, 9)		B SI 92 X FF 91 1-0 E3 30 G4-6-3 1-2 2-3 3-H	S FF 89 F FF 90 B FF 91 X KC 77 1-2 G6-3 ② 2-3			X FC 86 0-0 F9 ③			C SI 91 B SI 91 C SI 91 B SL 82 B SI 92 F SI 90 B SI 90 4-2 30 E 30 3B BB	3 0	0 1	0 0	0 0	1 0	0 0	3 0
30 Alejandro De Aza, L (1, 7) OBP: 0.294, SLG: 0.348		B KC 73 F FF 91 X CH 87 1-1 G4-6-3 ①② 1-2f 2-3 3-H	B FC 86 S KC 76 B FF 90 B FF 89 X FF 90 3-1 21 CS 3-H 1B				C KC 75 X KC 76 0-1 G3 ①		C SI 90 B SI 89 1 SAFE F FS 83 B SI 90 X SI 90 2-2 1-H 15 2B 3B	4	1	2	2	0	0	2
21 Tyler Flowers, R (1, 2) OBP: 0.278, SLG: 0.302		B FF 90 C FF 91 B FF 91 C KC 76 S FF 92 2-3 K ③	1 SAFE C FF 89 0-1 CS ③ 1-2	S FF 89 B FF 90 F FF 91 S KC 77 1-3 K ①			C KC 74 B CH 85 C FF 91 X FC 84 1-2 P4 ②		F SI 90 F SI 90 S SL 81 0-3 K ①	4	0	0	0	0	3	3
Inning Stats	R: 0 E: 0 K: 1 S: 6 H: 0 LOB: 0 BB: 0 P: 10	R: 2 E: 1 K: 1 S: 13 H: 2 LOB: 1 BB: 1 P: 22	R: 0 E: 0 K: 0 S: 10 H: 1 LOB: 1 BB: 0 P: 14	R: 1 E: 0 K: 0 S: 11 H: 2 LOB: 0 BB: 0 P: 18	R: 0 E: 0 K: 2 S: 10 H: 0 LOB: 0 BB: 1 P: 16	R: 2 E: 0 K: 1 S: 11 H: 2 LOB: 0 BB: 0 P: 15	R: 0 E: 0 K: 0 S: 9 H: 1 LOB: 1 BB: 0 P: 11	R: 0 E: 0 K: 2 S: 13 H: 1 LOB: 1 BB: 0 P: 19	R: 3 E: 1 K: 1 S: 18 H: 3 LOB: 3 BB: 2 P: 31	1B: 4 2B: 6 3B: 1 HR: 1 SF: 0 SAC: 0 DP: 1 HBP: 0						

PITCHER	IP	WLS	BF	H	R	ER	SO	BB	IBB	HBP	BLK	WP	HR	S	P	ERA	WHIP
67 Brandon Workman, R (1, 1) ERA: 4.13	7.0	L	29	8	5	3	5	2	0	0	0	0	1	70	106	3.86	1.429
30 Andrew Miller, L (8, 1) ERA: 2.34	1.0		4	1	0	0	2	0	0	0	0	0	0	13	19	0.00	1.000
35 Burke Badenhop, R (9, 1) ERA: 3.0	0.1		3	1	3	3	1	1	0	0	0	0	0	9	15	81.00	6.000
32 Craig Breslow, L (9, 1) ERA: 5.23	0.2		5	2	0	0	0	0	1	0	0	0	0	9	16	0.00	3.000

PITCHER	IP	WLS	BF	H	R	ER	SO	BB	IBB	HBP	BLK	WP	HR	S	P	ERA	WHIP

TOP

Chicago White Sox @ Boston Red Sox

Fenway Park, Boston, MA

Tue Jul 08 2014, 7:13 PM - 10:22 PM EDT

Att. 35,345 - Partly Cloudy - 88 F

livebaseballscorecards.com

AB	37
R	8
H	12
RBI	6
BB	4
SO	8
LOB	21

BOTTOM

Chicago White Sox @ Boston Red Sox

Fenway Park, Boston, MA

Tue Jul 08 2014, 7:13 PM - 10:22 PM EDT

Att. 35,345 - Partly Cloudy - 88 F

Batter	1	2	3	4	5	6	7	8	9	AB	R	H	RBI	BB	SO	LOB
26 Brock Holt, L (1, 9) OBP: 0.360, SLG: 0.438	B FF 85 C FF 88 F FF 89 B CU 74 F CH 82 B FF 91 X FF 89 3-2 12 BB 2B		B FC 82 C FF 89 F FF 90 B CU 75 F CH 80 X FC 86 2-2 ① L8		C CH 79 X FC 84 0-1 15 2B 3B	B FF 90 C FF 88 C FF 89 B SI 90 X CH 81 2-2 ② G4-3			C FF 90 F SL 83 B CU 77 S CU 79 1-3 ① K2-3	5	1	2	0	0	1	0
15 Dustin Pedroia, R (1, 4) OBP: 0.351, SLG: 0.385	F SI 91 F CH 81 X CH 81 0-2 ① G1-3		C SI 89 X FC 86 0-1 ② F9		B SI 88 X CH 80 1-0 34 F8 12 2B 3-H 2B	B SI 94 C SI 95 X SI 94 1-1 ③ G1-3			C FF 89 X CH 81 0-1 34 G3-5-1 1B	5	1	2	1	0	0	1
34 David Ortiz, L (1, 10) OBP: 0.358, SLG: 0.483	B CU 74 B FC 86 B CH 82 B FC 86 4-0 12 BB BB		B FC 84 C SI 90 X SI 90 1-1 ③ F7		B FF 90 X FF 91 1-0 ① F8 2-3		B SI 94 B SI 96 F SI 94 F SL 85 X SL 86 2-2 ① F8		C SL 84 B CU 77 X CU 79 1-1 ②③ G3-5-1 1-2f	4	0	0	0	1	0	2
12 Mike Napoli, R (1, 3) OBP: 0.395, SLG: 0.447	B CH 80 C SI 90 B CU 74 B CH 80 B FC 86 4-1 5 G5-4-3 1-2 2-3 BB			B SI 88 C FF 88 B SI 90 F FF 89 X SI 91 2-2 3 1B 1B	F FC 85 X CU 75 0-1 5 1B 2 1B 3-H 2B		B SI 96 B SI 96 X SI 95 2-0 37 G1-3 1B			3	1	3	1	1	0	0
5 Jonny Gomes, R (1, 7) OBP: 0.332, SLG: 0.354 37 Mike Carp, L (7, PH) OBP: 0.313, SLG: 0.282 (8, 7)	B SI 90 F FF 90 B SI 91 F CH 81 X FC 87 2-2 ②③ G5-4-3 1-2f			B FC 85 S CH 80 F FC 86 B CH 78 S CH 78 2-3 ① K	C SI 90 F SI 90 X CH 81 0-2 2 1B 2-3 1B		B SI 95 F SI 94 X SI 95 1-2 ② G1-3 1-2			3	0	1	0	0	1	4
2 Xander Bogaerts, R (1, 5) OBP: 0.316, SLG: 0.357		C SI 87 C FC 84 B CH 80 X CH 79 1-2 ① G6-3		C CU 73 B CH 81 C CH 80 S FC 86 1-3 ② K	X SI 90 0-0 1-2 3-H 1B		B SL 88 C SL 86 B SI 95 C SL 87 F SI 94 S SI 95 2-3 ③ K			4	0	1	1	0	2	2
3 David Ross, R (1, 2) OBP: 0.236, SLG: 0.373		S CH 79 B FC 85 B CU 73 C CH 80 F CU 74 B FF 89 B CH 80 4-2 50 FC6-4 BB		F FC 86 X CH 80 0-1 7 BB 1-3 1B	S FC 84 S CH 80 S FC 85 0-3 ② K			B SL 86 B SL 88 C SI 94 C SI 95 C SI 95 2-3 ① K		3	0	1	0	1	2	2
7 Stephen Drew, L (1, 6) OBP: 0.170, SLG: 0.238		C FF 89 X FC 85 0-1 ② F7		B CU 73 S CU 72 B CH 80 F CH 81 B FC 87 F CH 81 D CH 82 4-2 1-2 BB	B FC 86 D FC 86 F CH 80 C FF 90 D CH 81 S FC 86 3-3 ③ K			C SL 86 X SI 95 0-1 ② G4-3		3	0	0	0	1	1	3
50 Mookie Betts, R (1, 8) OBP: 0.208, SLG: 0.304		X FF 90 0-0 ③ FC6-4 1-2f		X CH 80 0-0 ③ G2-3		B SI 88 C FF 89 X CH 80 1-1 ① F8		B SI 94 B SI 95 S SI 95 B SI 95 X SI 94 3-1 ③ G5-3		4	0	0	0	0	0	4
Inning Stats	R: 0 E: 0 K: 0 S: 11 H: 1 LOB: 2 BB: 2 P: 24	R: 0 E: 0 K: 0 S: 9 H: 0 LOB: 1 BB: 1 P: 14	R: 0 E: 0 K: 0 S: 8 H: 0 LOB: 0 BB: 0 P: 11	R: 0 E: 0 K: 2 S: 15 H: 2 LOB: 3 BB: 1 P: 24	R: 3 E: 0 K: 2 S: 16 H: 5 LOB: 2 BB: 0 P: 21	R: 0 E: 0 K: 0 S: 7 H: 0 LOB: 0 BB: 0 P: 11	R: 0 E: 0 K: 1 S: 11 H: 1 LOB: 1 BB: 0 P: 18	R: 0 E: 0 K: 1 S: 7 H: 0 LOB: 0 BB: 0 P: 12	R: 0 E: 0 K: 1 S: 7 H: 1 LOB: 0 BB: 0 P: 9	1B: 6 2B: 3 3B: 1 HR: 0	SF: 0 SAC: 0 DP: 2 HBP: 0	WP: 0 PB: 0 SB: 0 CS: 0	PA: 39			

livebaseballscorecards.com

AB	35
R	3
H	10
RBI	3
BB	4
SO	7
LOB	19

PITCHER		IP	WLS	BF	H	R	ER	SO	BB	IBB	HBP	BLK	WP	HR	S	P	ERA	WHIP
50 John Danks, L ERA: 4.15	(1, 1)	5.2	W	28	8	3	3	4	4	0	0	0	0	0	64	102	4.76	2.118
54 Ronald Belisario, R ERA: 5.04	(6, 1)	2.1	H	8	1	0	0	2	0	0	0	0	0	0	20	33	0.00	0.429
53 Eric Surkamp, L ERA: 4.5	(9, 1)	1.0		3	1	0	0	1	0	0	0	0	0	0	7	9	0.00	1.000

PITCHER	IP	WLS	BF	H	R	ER	SO	BB	IBB	HBP	BLK	WP	HR	S	P	ERA	WHIP

Chicago White Sox @ Boston Red Sox

Fenway Park, Boston, MA

Wed Jul 09 2014, 7:15 PM - 10:08 PM EDT

Att. 36,218 - Partly Cloudy - 86 F

livebaseballscorecards.com

Batter	1	2	3	4	5	6	7	8	9	AB	R	H	RBI	BB	SO	LOB
1 Adam Eaton, L (1, 8) OBP: 0.335, SLG: 0.366	C FF 92 F FF 94 B FF 95 X CH 88 1-2 ① **L1**	C FF 95 B FF 94 F FF 95 F FF 96 B CH 88 F FF 89 X FF 89 2-2 ③ **F9**			C CU 74 B FF 92 F FF 93 S SL 86 1-3 ① **K**		F FF 91 B FF 93 B FF 93 F FF 92 X FF 92 2-2 **2B** 3-H			4	0	1	1	0	1	1
15 Gordon Beckham, R (1, 4) OBP: 0.293, SLG: 0.384	B FF 92 B FF 93 X FF 92 2-0 ② **G5-3**		C FF 92 C SL 84 B SL 85 C FF 95 1-3 ① **K**		C SL 78 B FF 93 X FF 93 1-1 ② **L9**		B SL 84 S SL 86 X FF 93 1-1 ③ **P3**			4	0	0	0	0	1	1
79 José Abreu, R (1, 3) OBP: 0.333, SLG: 0.627	C FF 93 B FF 94 X CH 87 1-1 **HR**		C FF 94 B FF 97 C FF 96 B FF 97 X SL 86 2-2 ② **G6-3**		C SL 81 B FF 95 X FF 95 1-1 ③ **G6-3**			B FF 92 B FF 94 S FF 94 F FF 94 F FO 88 F FO 88 F SL 81 X FF 95 2-2 10 **G1-6-3** **1B**		4	1	2	1	0	0	0
44 Adam Dunn, L (1, 10) OBP: 0.363, SLG: 0.437	F FF 95 X FF 96 0-1 **2B**		B FF 96 C CH 88 B CH 88 S FF 90 B FF 98 X CH 85 3-2 ③ **G6-3**			B SI 88 X SI 88 1-0 ① **G3**		S FO 87 B FO 88 X FF 95 1-1 ① **F7**		4	0	1	0	0	0	1
10 Alexei Ramirez, R (1, 6) OBP: 0.314, SLG: 0.397	S SL 84 F SI 93 B FF 95 B SL 83 X FF 94 2-2 ③ **G4-3**			C CH 84 B SL 86 X SL 82 1-1 ① **L7**		B SL 86 F FF 89 B SL 86 X SI 89 2-1 ② **F8**		C FF 95 C FF 95 X FF 95 0-2 ②③ **G1-6-3** 1-2f		4	0	0	0	0	0	2
12 Conor Gillaspie, L (1, 5) OBP: 0.369, SLG: 0.466		B CH 82 S CH 84 B CH 87 S FF 94 X FF 95 2-2 **HR**		B FF 91 B FF 95 X CH 86 2-0 **24 E 2B**		X FF 89 0-0 ③ **F7**			B FF 89 B FF 88 C FS 79 F FS 81 B FF 88 S FS 81 3-3 ① **K**	4	2	2	1	0	1	0
24 Dayan Viciedo, R (1, 9) OBP: 0.302, SLG: 0.422 25 Moisés Sierra, R (9, 9) OBP: 0.227, SLG: 0.289		B FF 94 F SL 82 B FF 93 B FF 93 C SL 81 S CH 85 3-3 ① **K**		C FF 95 B FF 96 X CH 88 1-1 ② **E3** 2-H			F FF 91 C SL 86 B FF 92 B FF 91 S FF 92 2-3 ① **K**		C FF 90 F FS 81 S FS 82 0-3 ② **K**	4 0	0 0	0 0	0 0	0 0	3 0	0 0
30 Alejandro De Aza, L (1, 7) OBP: 0.300, SLG: 0.366		C CH 85 B FF 94 F FF 96 X SL 86 1-2 21 L8 **2B**		B FF 94 B SL 80 B CH 84 C FF 94 F FF 94 X CH 87 3-2 **3B**			X FS 84 0-0 21 2B **1B**		B FS 80 S FF 89 S FS 81 S FS 82 1-3 ③ **K**	4	0	3	0	0	1	0
21 Tyler Flowers, R (1, 2) OBP: 0.278, SLG: 0.306		C FF 94 F SL 85 X SL 84 0-2 ② **L8** 2-3		F FF 96 X FF 94 0-1 ③ **G3-1**			1 SAFE X SL 83 0-0 ② 1 2B 1-H **2B**			3	1	1	0	0	0	2

	AB	R	H	RBI	BB	SO	LOB
TOP	35	4	10	3	0	7	7

Inning Stats	1	2	3	4	5	6	7	8	9	1B	SF	WP	PA
	R: 1 E: 0 K: 0 S: 11	H: 2 LOB: 1 BB: 0 P: 17	R: 1 E: 0 K: 1 S: 17	H: 2 LOB: 1 BB: 0 P: 25	R: 0 E: 0 K: 1 S: 9	H: 0 LOB: 0 BB: 0 P: 15	R: 1 E: 1 K: 0 S: 10	H: 2 LOB: 1 BB: 0 P: 17	R: 0 E: 0 K: 1 S: 7	H: 0 LOB: 0 BB: 0 P: 10	R: 0 E: 0 K: 0 S: 4	H: 0 LOB: 0 BB: 0 P: 7	R: 1 E: 0 K: 1 S: 10	H: 3 LOB: 1 BB: 0 P: 15	R: 0 E: 0 K: 0 S: 11	H: 1 LOB: 0 BB: 0 P: 14	R: 0 E: 0 K: 3 S: 9	H: 0 LOB: 0 BB: 0 P: 13	1B: 2 2B: 5 3B: 1 HR: 2	SF: 0 SAC: 0 DP: 1 HBP: 0	WP: 0 PB: 0 SB: 0 CS: 0	PA: 35

PITCHER		IP	WLS	BF	H	R	ER	SO	BB	IBB	HBP	BLK	WP	HR	S	P	ERA	WHIP
62 Rubby De La Rosa, R ERA: 2.89	(1, 1)	5.0		21	6	3	3	3	0	0	0	0	0	2	54	84	5.40	1.200
32 Craig Breslow, L ERA: 5.06	(6, 1)	1.0		3	0	0	0	0	0	0	0	0	0	0	4	7	0.00	0.000
54 Edward Mujica, R ERA: 5.61	(7, 1)	1.0		5	3	1	1	1	0	0	0	0	0	0	10	15	9.00	3.000
36 Junichi Tazawa, R ERA: 2.7	(8, 1)	1.0		3	1	0	0	0	0	0	0	0	0	0	11	14	0.00	1.000
19 Koji Uehara, R ERA: 1.27	(9, 1)	1.0	W	3	0	0	0	3	0	0	0	0	0	0	9	13	0.00	0.000

PITCHER		IP	WLS	BF	H	R	ER	SO	BB	IBB	HBP	BLK	WP	HR	S	P	ERA	WHIP

BOTTOM

Batter	1	2	3	4	5	6	7	8	9	AB	R	H	RBI	BB	SO	LOB
26 Brock Holt, L (1, 6) (9, 5) OBP: 0.357, SLG: 0.433	C SI 95 F SI 96 B SL 82 C SL 82 1-3 ① K		C SL 80 S CH 85 F SL 82 X SI 97 0-2 ② G4-3		B CH 85 B SL 81 C CH 84 F SI 96 C SI 96 2-3 ③ K			F SI 94 F SL 82 X SL 81 0-2 ② G1-3	B CU 80 C FF 96 F CU 78 F CU 79 X FF 95 1-2 2-H 1B	5	0	1	1	0	2	2
15 Dustin Pedroia, R (1, 4) OBP: 0.350, SLG: 0.384	F CH 87 F SI 96 B CH 88 B SI 97 X CH 87 2-2 ② L4		C SI 97 B SI 97 S SI 96 X SI 96 1-2 ③ F8			C SI 94 B SL 81 X CH 86 1-1 ① F8		B SI 95 X SI 94 1-0 3-H 34 2B 1B		4	1	1	1	0	0	0
34 David Ortiz, L (1, 10) OBP: 0.359, SLG: 0.486	C SL 80 B SL 82 X SI 97 1-1 1B			C SI 94 S SL 81 X SL 81 0-2 ① F8		C SI 96 F SI 96 X CH 86 0-2 ② F9		C SI 96 B SI 96 X SI 94 1-1 1-H 5 2B 2B		4	1	2	1	0	0	0
12 Mike Napoli, R (1, 3) OBP: 0.393, SLG: 0.441	C SI 96 S SI 96 B SI 96 S SL 82 1-3 ③ K			C SI 95 F SI 96 B SI 95 X CH 87 2-2 ② G6-3		B SL 79 C CH 85 F SI 95 S SI 96 1-3 ③ K		C SL 88 B CH 87 D SL 89 B SI 95 D CH 86 4-1 5 2B BB		3	0	0	0	1	2	1
5 Jonny Gomes, R (1, 7) OBP: 0.340, SLG: 0.365		B CH 86 X CH 87 1-0 1B		F SI 96 H SL 82 1-1 2 FC6-4 HBP			F SI 94 B SI 92 F SI 95 F CH 84 X SI 96 1-2 ① G5-3	B SI 95 C SI 94 X SL 89 1-1 1-3 2-H 2B		3	0	2	1	0	0	0
2 Xander Bogaerts, R (1, 5) OBP: 0.314, SLG: 0.353 37 Mike Carp, L (8, PH) OBP: 0.310, SLG: 0.278 7 Stephen Drew, L (9, 6) OBP: 0.170, SLG: 0.238		B CH 86 S SI 96 B CH 86 C SI 96 S CH 86 2-3 ① K		B SI 96 B CH 83 S CH 86 1 SAFE X SI 96 2-1 ③ FC6-4 1-2f			S CH 82 X CH 83 0-1 ② P3	B FF 94 B FF 93 X FF 95 2-0 ③ G3-1		3 1 0	0 0 0	0 0 0	0 0 0	1 0 0	2 2 0	2 0 0
25 Jackie Bradley Jr., L (1, 8) OBP: 0.298, SLG: 0.306		X SI 95 0-0 ② F8			C SL 76 B SL 81 X SL 80 1-1 ① F8		F CH 83 F CH 84 X SL 81 0-2 ③ F9		C FF 94 S FF 94 X FF 95 0-2 ① P5	4	0	0	0	0	0	1
50 Mookie Betts, R (1, 9) OBP: 0.286, SLG: 0.423		C SI 97 B SI 95 B CH 84 S SI 97 F SI 97 1 SAFE B CH 87 C SL 83 3-3 ③ K			C SI 96 C SI 96 F SI 96 B SL 81 B CH 86 F CH 86 F SI 97 F SL 82 B SI 96 3-2 F CH 86 X CH 88 2B			C SI 93 X CH 84 0-1 55 G4-3 15 1B 2B	C FF 94 S SL 87 B CU 77 F SL 89 H FF 96 2-2 29 2B HBP	3	2	2	0	0	1	1
55 Christian Vázquez, R (1, 2) 29 Daniel Nava, S (9, PH) OBP: 0.317, SLG: 0.302			B SI 95 C CH 84 X SI 96 1-1 ① F9		C SL 81 F CH 86 F SI 95 X SL 82 0-2 ② L6			S CH 83 X SI 94 0-1 2-3 G4-3	1 SAFE C CH 85 X SL 88 0-1 1-H 26 1B 2B	3 1	0 1	0 1	0 1	0 0	0 0	2 0
Inning Stats	R: 0 H: 1 E: 0 LOB: 1 K: 2 BB: 0 S: 11 P: 16	R: 0 H: 1 E: 0 LOB: 1 K: 2 BB: 0 S: 9 P: 15	R: 0 H: 0 E: 0 LOB: 0 K: 0 BB: 0 S: 9 P: 11	R: 0 H: 0 E: 0 LOB: 1 K: 0 BB: 0 S: 9 P: 14	R: 0 H: 1 E: 0 LOB: 1 K: 1 BB: 0 S: 17 P: 23	R: 0 H: 0 E: 0 LOB: 0 K: 1 BB: 0 S: 8 P: 10	R: 0 H: 0 E: 0 LOB: 0 K: 0 BB: 0 S: 10 P: 11	R: 3 H: 4 E: 0 LOB: 2 K: 0 BB: 1 S: 14 P: 23	R: 2 H: 2 E: 0 LOB: 1 K: 0 BB: 0 S: 12 P: 15	1B: 4 SF: 0 2B: 5 SAC: 0 3B: 0 DP: 0 HR: 0 HBP: 2						WP: 0 PA: 37 PB: 0 SB: 0 CS: 0	

PITCHER		IP	WLS	BF	H	R	ER	SO	BB	IBB	HBP	BLK	WP	HR	S	P	ERA	WHIP
49 Chris Sale, L ERA: 2.08	(1, 1)	7.2		28	4	1	1	6	0	0	1	0	0	0	80	107	1.17	0.522
52 Jake Petricka, R ERA: 2.22	(8, 1)	0.0		4	3	2	2	0	1	0	0	0	0	0	6	13	∞	∞
41 Javy Guerra, R ERA: 2.7	(8, 1)	0.2	L	5	2	2	2	0	0	0	1	0	0	0	13	18	27.00	3.000

PITCHER	IP	WLS	BF	H	R	ER	SO	BB	IBB	HBP	BLK	WP	HR	S	P	ERA	WHIP

Chicago White Sox @ Boston Red Sox

Fenway Park, Boston, MA

Wed Jul 09 2014, 7:15 PM - 10:08 PM EDT

Att. 36,218 - Partly Cloudy - 86 F

livebaseballscorecards.com

AB	34
R	5
H	9
RBI	5
BB	1
SO	6
LOB	11

Batter	1	2	3	4	5	6	7	8	9	10	AB	R	H	RBI	BB	SO	LOB
1 Adam Eaton, L (1, 8) OBP: 0.340, SLG: 0.370	B FF 92 C FF 93 F FC 89 F FF 94 X FF 95 1-2 79 2B 1B		X FF 91 0-0 ① L7		C FF 92 B CU 76 B FC 89 X FF 92 2-1 1B		C FC 86 B CU 75 C CU 72 B FC 89 X FC 88 2-2 ③ G6-3			B FF 93 C FF 93 B SL 82 X FF 94 2-1 24 G1-3 15 SH1-4 1B	5	1	3	0	0	0	0
15 Gordon Beckham, R (1, 4) OBP: 0.289, SLG: 0.378	B FF 93 C SI 91 F FC 89 B FC 88 S FC 87 2-3 ① K		C FF 91 B CU 74 S FC 88 F FF 93 F CU 77 S CU 76 1-3 ② K		F FF 92 C FF 91 T FC 88 0-2 ③ K			C FF 93 F FO 87 B FF 94 X FO 87 1-2 ① F9		B FF 94 S FF 94 B FF 94 1 SAFE X FF 94 2-1 ① SH1-4 1-2	4	0	0	0	0	3	2
79 José Abreu, R (1, 3) OBP: 0.337, SLG: 0.629	B FF 94 F FC 88 B SI 92 F FF 94 B FC 89 F FF 92 X FC 89 3-2 1-H 2B		B FF 94 C CU 76 F FF 93 S CU 77 1-3 ③ K			X FF 92 0-0 14 S 10 1B 1B		C CU 75 F FF 95 S FO 90 0-3 ② K		I IN 76 I I IN 77 I IN 76 4-0 24 G1-3 IBB	4	0	2	1	1	2	0
24 Dayan Viciedo, R (1, 7) OBP: 0.297, SLG: 0.416	F FF 94 S FF 94 B FF 93 C FF 94 1-3 ② K			C CU 73 F FC 88 F FF 92 S CU 76 0-3 ① K	C FF 89 X FF 93 0-1 ① F8			F FF 95 S FF 95 B FO 90 B FF 94 S CU 76 2-3 ③ K2-3		C SL 84 B FF 94 X SL 83 1-1 ② G1-3 1-2 2-3	5	0	0	0	0	3	4
10 Alexei Ramirez, R (1, 6) OBP: 0.318, SLG: 0.403	S CU 78 X FF 94 0-1 ③ P6			B FC 90 B CU 74 X FC 89 2-0 2B	B FF 92 C FF 89 F CU 76 X FF 93 1-2 14 S 1-2 1B				C FF 88 X FS 81 0-1 12 HR 1B	B FF 95 C SL 82 X FF 95 1-1 ③ G1-3	5	1	3	0	0	0	3
14 Paul Konerko, R (1, 10) OBP: 0.257, SLG: 0.386		B FF 92 C FF 92 S CU 75 S CU 76 1-3 ① K		B FC 89 F FF 92 X FF 93 1-1 ② G6-3	C CU 74 S FF 89 F FF 89 F CU 77 B FF 93 1 SAFE S CU 76 1-3 ② K 1-2 2-3				B FS 79 B FF 88 B FF 88 C FF 87 S FS 80 C FF 87 3-3 ① K		4	0	0	0	0	3	4
25 Moisés Sierra, R (1, 9) OBP: 0.230, SLG: 0.291 12 Conor Gillaspie, L (9, PH) OBP: 0.371, SLG: 0.480 (9, 5)		B FF 94 S FC 89 B FF 92 X SI 91 2-1 21 S 1B		F FF 93 B FF 91 B FC 90 B FF 93 S FC 90 S CU 75 3-3 ③ K		S FC 88 B FF 92 X CU 76 1-1 ③ P3			1 SAFE B FF 88 X FS 80 1-0 1-H HR		3 1	0 1	1 1	0 2	0 0	1 0	3 0
21 Tyler Flowers, R (1, 2) OBP: 0.274, SLG: 0.301		C FF 92 B FC 89 T FF 93 F CU 77 B FF 93 S FC 88 2-3 ② K 1-2			X FC 87 0-0 ① G5-3		C SI 89 B FC 86 X FC 88 1-1 ① F8		C FF 88 B FS 81 F SI 89 C FF 88 1-3 ② K		4	0	0	0	0	2	1
28 Leury García, S (1, 5) OBP: 0.217, SLG: 0.250 (9, 9)		X FC 89 0-0 ③ G5-3			C FF 90 C FF 92 F CU 76 C FF 93 0-3 ② K		B FF 91 F FC 86 T CU 73 S CU 75 1-3 ② K		F FF 88 B FF 88 X FS 79 1-1 ③ P5		4	0	0	0	0	2	1
Inning Stats	R: 1 H: 2 E: 0 LOB: 1 K: 2 BB: 0 S: 16 P: 23	R: 0 H: 1 E: 0 LOB: 1 K: 2 BB: 0 S: 10 P: 15	R: 0 H: 0 E: 0 LOB: 0 K: 2 BB: 0 S: 9 P: 11	R: 0 H: 1 E: 0 LOB: 1 K: 2 BB: 0 S: 10 P: 16	R: 0 H: 1 E: 0 LOB: 1 K: 2 BB: 0 S: 10 P: 12	R: 0 H: 2 E: 0 LOB: 2 K: 1 BB: 0 S: 13 P: 16	R: 0 H: 0 E: 0 LOB: 0 K: 1 BB: 0 S: 8 P: 12	R: 0 H: 0 E: 0 LOB: 0 K: 2 BB: 0 S: 9 P: 12	R: 2 H: 2 E: 0 LOB: 0 K: 2 BB: 0 S: 11 P: 17	R: 0 H: 1 E: 0 LOB: 2 K: 0 BB: 1 S: 8 P: 18	1B: 7 2B: 2 3B: 0 HR: 1	SF: 0 SAC: 1 DP: 0 HBP: 0	WP: 0 PB: 0 SB: 3 CS: 0	PA: 41			

PITCHER		IP	WLS	BF	H	R	ER	SO	BB	IBB	HBP	BLK	WP	HR	S	P	ERA	WHIP
31 Jon Lester, L ERA: 2.65	(1, 1)	7.0		28	7	1	1	12	0	0	0	0	0	0	76	105	1.29	1.000
36 Junichi Tazawa, R ERA: 2.63	(8, 1)	1.0	H	3	0	0	0	2	0	0	0	0	0	0	9	12	0.00	0.000
19 Koji Uehara, R ERA: 1.65	(9, 1)	1.0	B	5	2	2	2	2	0	0	0	0	0	1	11	17	18.00	2.000
30 Andrew Miller, L ERA: 2.27	(10, 1)	1.0	W	5	1	0	0	0	0	1	0	0	0	0	8	18	0.00	1.000

PITCHER	IP	WLS	BF	H	R	ER	SO	BB	IBB	HBP	BLK	WP	HR	S	P	ERA	WHIP

TOP

Chicago White Sox @ Boston Red Sox

Fenway Park, Boston, MA

Thu Jul 10 2014, 4:10 PM - 7:30 PM EDT

Att. 37,547 - Cloudy - 81 F

livebaseballscorecards.com

AB	39
R	3
H	10
RBI	3
BB	1
SO	16
LOB	18

Batter	1	2	3	4	5	6	7	8	9	10	AB	R	H	RBI	BB	SO	LOB
26 Brock Holt, L (1, 5) OBP: 0.351, SLG: 0.426	C FF 90 X CU 80 0-1 ① L7			C CU 79 S SI 92 B FF 92 B SI 92 B CU 81 S SI 92 3-3 ① K		B SI 92 C SI 92 B CU 80 F SI 92 X CU 81 2-2 ① G3 1-2 2-3		B FF 98 C SI 95 B CH 88 X SI 96 2-1 ③ G5-3			4	0	0	0	0	1	2
15 Dustin Pedroia, R (1, 4) OBP: 0.346, SLG: 0.380	C FF 92 B CU 81 F FF 90 S CU 80 1-3 ② K2-3			B CH 87 C SI 93 C SI 92 F CU 81 X CH 84 1-2 ② L7		C CU 81 S CU 81 F CU 79 X SI 93 0-2 ② G5-3			B CH 86 B FF 96 S FF 96 F SI 96 F FF 96 X FF 96 2-2 ① F9		4	0	0	0	0	1	2
34 David Ortiz, L (1, 10) OBP: 0.358, SLG: 0.486	B CU 79 S CU 81 F CU 82 X CU 80 1-2 ③ F8			B FF 93 B CU 80 S CU 79 X SI 92 2-1 ③ L8		S CU 82 B CU 81 B CU 81 B CU 79 X CU 80 3-1 2-H 3-H 2B			B SL 82 F SL 83 S CU 78 B CU 78 X CU 78 2-2 ② G3		4	0	1	2	0	0	0
12 Mike Napoli, R (1, 3) OBP: 0.388, SLG: 0.435		C CU 78 B FF 92 C CH 86 B CU 81 F CU 80 C FF 93 2-3 ① K			B CH 85 C SI 92 F CU 80 B CU 80 C FF 93 2-3 ① K	S SI 92 C SI 93 D CU 80 X CU 81 1-2 ③ G5-3			B SI 94 B SI 94 F SI 94 X SI 94 2-1 ③ G5-3		4	0	0	0	0	2	1
5 Jonny Gomes, R (1, 7) OBP: 0.335, SLG: 0.359 29 Daniel Nava, S (10, PH) OBP: 0.320, SLG: 0.302		C SI 93 B SI 93 X SI 92 1-1 ② F9			C CH 84 X SI 93 0-1 ② F7		X CH 83 0-0 ① F7			C SL 86 B SI 94 B SL 89 C SL 86 F SL 87 B SI 94 B SI 94 4-2 50 SH3-4 37 1B BB	3 0	0 1	0 0	0 1	0 0	0 0	0 0
50 Mookie Betts, R (1, 9) OBP: 0.258, SLG: 0.379		C FF 92 C FF 92 B CU 81 C FF 94 1-3 ③ K			B CH 84 B SI 92 C FF 92 X SI 92 2-1 ③ G4-3		B FF 90 C FF 90 B CU 80 B CH 84 C SI 91 X SI 91 3-2 ② L8			1 SAFE L SI 92 1 SAFE X SI 93 0-1 ① SH3-4 1-2	3	0	0	0	0	1	0
7 Stephen Drew, L (1, 6) OBP: 0.185, SLG: 0.233			C CU 80 C CU 79 S SI 93 0-3 ① K			B CU 78 F CU 79 B FF 91 B SI 91 C FF 91 F FF 92 B FF 91 4-2 3 BB 25 1B BB	C CU 77 S SI 92 B CU 79 F CU 79 C SI 92 1-3 ③ K		I IN 75 I IN 75 I IN 74 I IN 75 4-0 37 1B IBB	2	1	0	0	2	2	0
3 David Ross, R (1, 2) OBP: 0.239, SLG: 0.365 37 Mike Carp, L (10, PH) OBP: 0.318, SLG: 0.288			C SI 92 B FF 91 B FF 92 F CU 80 X SI 93 2-2 ② P4			B FF 90 B FF 91 C SI 92 D FF 90 F CH 85 B SI 92 4-2 26 G3 25 1B 34 2B 1-2 BB		B SI 96 C SI 95 F SI 96 S FF 98 1-3 ① K		C SI 95 B SI 95 S SL 86 B SI 94 X SI 93 2-2 1-2 2-H 1B	2 1	1 0	0 1	0 1	1 0	1 0	0 0
25 Jackie Bradley Jr., L (1, 8) OBP: 0.298, SLG: 0.307			C CU 80 F SI 92 B SI 92 X CU 82 1-2 ③ F7			B CU 80 B SI 91 M SI 91 C SI 91 2 SAFE F SI 92 D CU 81 X SI 93 3-2 26 G3 34 2B 1-2 2-H 1B		B SL 85 X FF 98 1-0 ② L5		3	1	1	1	0	0	0
Inning Stats	R: 0 E: 0 K: 1 S: 8 H: 0 LOB: 0 BB: 0 P: 10	R: 0 E: 0 K: 2 S: 9 H: 0 LOB: 0 BB: 0 P: 13	R: 0 E: 0 K: 1 S: 9 H: 0 LOB: 0 BB: 0 P: 12	R: 0 E: 0 K: 1 S: 9 H: 0 LOB: 0 BB: 0 P: 15	R: 0 E: 0 K: 1 S: 7 H: 0 LOB: 0 BB: 0 P: 11	R: 3 E: 0 K: 0 S: 21 H: 2 LOB: 1 BB: 2 P: 38	R: 0 E: 0 K: 1 S: 8 H: 0 LOB: 0 BB: 0 P: 12	R: 0 E: 0 K: 1 S: 6 H: 0 LOB: 0 BB: 0 P: 10	R: 0 E: 0 K: 0 S: 9 H: 0 LOB: 0 BB: 0 P: 15	R: 1 E: 0 K: 0 S: 8 H: 1 LOB: 2 BB: 2 P: 18	1B: 2 2B: 1 3B: 0 HR: 0 SF: 0 SAC: 1 DP: 0 HBP: 0						

PITCHER		IP	WLS	BF	H	R	ER	SO	BB	IBB	HBP	BLK	WP	HR	S	P	ERA	WHIP
62 Jose Quintana, L ERA: 3.24	(1, 1)	7.0		25	2	3	3	7	2	0	0	0	0	0	71	111	3.86	0.571
40 Daniel Webb, R ERA: 3.26	(8, 1)	1.1		4	0	0	0	1	0	0	0	0	0	0	10	16	0.00	0.000
53 Eric Surkamp, L ERA: 4.15	(9, 1)	0.1		1	0	0	0	0	0	0	0	0	0	0	3	5	0.00	0.000
54 Ronald Belisario, R ERA: 5.16	(9, 1)	0.2	L	5	1	1	1	0	1	1	0	0	0	0	10	22	13.50	3.000

PITCHER	IP	WLS	BF	H	R	ER	SO	BB	IBB	HBP	BLK	WP	HR	S	P	ERA	WHIP

BOTTOM

Chicago White Sox @ Boston Red Sox

Fenway Park, Boston, MA

Thu Jul 10 2014, 4:10 PM - 7:30 PM EDT

Att. 37,547 - Cloudy - 81 F

livebaseballscorecards.com

AB	30
R	4
H	3
RBI	4
BB	4
SO	8
LOB	5

WP: 0 PA: 35
PB: 0
SB: 0
CS: 0

Batter	1	2	3	4	5	6	7	8	9	AB	R	H	RBI	BB	SO	LOB
26 Brock Holt, L (1, 9) OBP: 0.356, SLG: 0.439	C SI 88 F FC 89 X CU 77 0-2 34 CS 2B		B CU 72 B FC 86 B SI 88 C FC 87 C FC 88 F SI 89 F FC 88 1 SAFE X CU 75 3-2 15 2B 1-H 3B	D CH 83 X FC 86 1-0 G4-3 ③		B FC 84 C SI 89 B CU 74 F SI 90 D FC 86 B SI 91 4-2 34 2B BB		B FF 90 X CH 83 1-0 F9 ③		4	2	2	1	1	0	1
15 Dustin Pedroia, R (1, 4) OBP: 0.347, SLG: 0.381	B FC 88 B FC 87 C SI 88 F SI 89 F CU 78 F SI 90 X FF 89 2-2 F7 ①		C FC 87 F SI 88 D CU 76 D FC 87 D SI 89 X CH 83 3-2 34 G3 3-H 2B		B CH 86 C SI 88 F CU 75 B CU 72 C SI 88 2-3 K ①	B SI 90 X SI 90 1-0 L7 ②			C FF 91 B SL 85 F FF 92 B SL 80 B SL 79 B SL 81 4-2 BB	4	0	1	1	1	1	4
34 David Ortiz, L (1, 10) OBP: 0.356, SLG: 0.485	C CU 76 B CU 74 B SI 90 C FC 87 B SI 90 X FC 89 3-2 F8 ② ③ 2-3		X CU 73 0-0 G3 ② 2-3		F FF 88 C CH 82 X FC 88 0-2 P5 ②	F FC 86 X FC 86 0-1 1-H 2-H 3-H 2B			B FF 88 C CH 81 X SL 81 1-1 F9 ①	5	0	1	3	0	0	3
37 Mike Carp, L (1, 3) OBP: 0.322, SLG: 0.276		B FC 87 C SI 88 F FC 89 B CU 76 B SI 89 B FC 90 4-2 29 1B BB	F FC 87 C SI 88 D CU 76 B FC 89 B SI 90 B SI 89 4-2 BB		B SI 89 F FC 87 B CU 74 S FC 86 F SI 89 X CU 76 2-2 G3-1 ③	S SI 90 B SI 91 D FC 86 F SI 90 X CU 74 2-2 F9 ③			C FF 91 X CH 84 0-1 L4 ②	3	0	0	0	2	0	2
29 Daniel Nava, S (1, 7) OBP: 0.323, SLG: 0.305		B FC 87 C SI 89 C FC 88 B SI 89 X SI 90 2-2 2 G5-4-3 1-2 1B	C FC 86 X FC 87 0-1 F8 ③			C FC 86 B SI 88 B CU 74 S FC 87 B SI 90 X FC 88 3-2 25 E 55 2B 1B	C FF 90 B SI 91 C FF 89 B CH 83 X FF 92 2-2 G4-3 ①		X FF 90 0-0 L9 ③	5	1	2	0	0	0	3
25 Jackie Bradley Jr., L (1, 8) OBP: 0.301, SLG: 0.309		F FC 87 B SI 90 S CU 75 S CU 74 1-3 K ①		F SI 87 X CU 74 0-1 2 G5-4-3 1B		C FC 87 B SI 88 F FC 86 D CU 74 F CU 74 1 SAFE X CU 72 2-2 E9 55 2B 1-3 1B	F SI 90 X CH 83 0-1 G3-1 ②			4	1	2	0	0	1	2
2 Xander Bogaerts, R (1, 5) OBP: 0.310, SLG: 0.349		B FC 87 C CU 74 F SI 88 B CU 74 F CU 74 X SI 90 2-2 G5-4-3 ② ③ 1-2f		C FC 86 F SI 88 X SI 88 0-2 G5-4-3 ① ② 1-2f		F CU 76 C SI 88 D CU 73 X SI 89 1-2 P5 ①	C SL 81 B SI 89 B SL 83 S SL 81 C FF 94 2-3 K ③			4	0	0	0	0	1	5
7 Stephen Drew, L (1, 6) OBP: 0.198, SLG: 0.258			C SI 87 S CU 74 B FC 88 F CU 75 S CU 74 1-3 K ①	B SI 88 B FC 85 X FC 87 2-0 55 2B 3B		I IN 61 I IN 48 2 SAFE I I 4-0 55 2B 34 2B IBB		B SI 90 F FF 91 C CH 83 B SL 84 X FF 93 2-2 G4-3 ①		3	2	1	0	1	1	0
55 Christian Vázquez, R (1, 2) OBP: 0.429, SLG: 0.714			C SI 88 X CU 75 0-1 26 3B 1B	X FF 88 0-0 3-H 2B		C SI 90 F SI 89 D CU 74 X SI 90 1-2 34 2B 1-3 2-H 3-H 2B		B SL 82 C FF 93 F FF 90 F SL 86 S SL 83 1-3 K ②		4	2	3	3	0	1	0
Inning Stats	R: 0 E: 0 K: 0 S: 11 H: 1 LOB: 0 BB: 0 P: 16	R: 0 E: 0 K: 1 S: 12 H: 1 LOB: 1 BB: 1 P: 21	R: 2 E: 0 K: 1 S: 19 H: 3 LOB: 2 BB: 1 P: 30	R: 1 E: 0 K: 0 S: 8 H: 3 LOB: 1 BB: 0 P: 11	R: 0 E: 0 K: 1 S: 10 H: 0 LOB: 0 BB: 0 P: 14	R: 5 E: 1 K: 0 S: 21 H: 4 LOB: 1 BB: 2 P: 39	R: 0 E: 0 K: 1 S: 8 H: 0 LOB: 0 BB: 0 P: 12	R: 0 E: 0 K: 1 S: 8 H: 0 LOB: 0 BB: 0 P: 12	R: 0 E: 0 K: 0 S: 7 H: 0 LOB: 1 BB: 1 P: 12	1B: 5 2B: 5 3B: 2 HR: 0 SF: 0 SAC: 0 DP: 2 HBP: 0						

PITCHER	IP	WLS	BF	H	R	ER	SO	BB	IBB	HBP	BLK	WP	HR	S	P	ERA	WHIP
46 Scott Feldman, R (1, 1) ERA: 4.33	5.1	L	27	11	7	7	3	2	1	0	0	0	0	73	116	11.81	2.438
38 Darin Downs, L (6, 1) ERA: 4.76	0.2		4	1	1	1	0	1	0	0	0	0	0	8	15	13.50	3.000
54 David Martinez, R (7, 1) ERA: 1.5	3.0		10	0	0	0	2	1	0	0	0	0	0	23	36	0.00	0.333

PITCHER	IP	WLS	BF	H	R	ER	SO	BB	IBB	HBP	BLK	WP	HR	S	P	ERA	WHIP

TOP

Boston Red Sox @ Houston Astros

Minute Maid Park, Houston, TX

Fri Jul 11 2014, 7:12 PM - 10:37 PM CDT

Att. 27,264 - Roof Closed - 73 F

livebaseballscorecards.com

AB	36
R	8
H	12
RBI	8
BB	5
SO	5
LOB	20

WP: 0	PA: 41		
PB: 0			
SB: 0			
CS: 1			

Boston Red Sox @ Houston Astros

Minute Maid Park, Houston, TX

Fri Jul 11 2014, 7:12 PM - 10:37 PM CDT

Att. 27,264 - Roof Closed - 73 F

BOTTOM

Batter	1	2	3	4	5	6	7	8	9	AB	R	H	RBI	BB	SO	LOB
27 Jose Altuve, R (1, 4) OBP: 0.376, SLG: 0.434	C FF 90 X FF 90 0-1 ① L9		S FF 91 F SI 91 B SI 92 X SI 93 1-2 ② G5-3 1-2		X SI 91 0-0 ② F9		C SI 91 C SL 81 B SL 82 C SI 91 1-3 ① K		X FF 90 0-0 30 1B 1B	5	0	1	0	0	1	1
15 Jason Castro, L (1, 2) OBP: 0.302, SLG: 0.366	S FF 90 B FF 92 X CH 84 1-1 ② G4-3		C CH 83 B FF 92 F FF 92 S FF 92 1-3 ③ K		C SI 90 C FF 91 F FF 92 B FC 86 X FC 84 1-2 2B		C SI 91 F FS 85 B SI 85 B FS 84 X SI 92 2-2 ② G3		C FS 85 S FS 86 B FS 85 X FS 86 1-2 ② F8	5	0	1	0	0	1	2
30 Matt Dominguez, R (1, 5) OBP: 0.286, SLG: 0.368	B FF 91 S FC 84 B FF 92 F FF 92 F FF 92 B FC 86 B FF 92 4-2 BB			C SI 90 B FC 83 X FC 83 1-1 ① P4	C FF 92 F FF 93 X FC 84 0-2 ③ G5-3		B SI 91 C SI 92 B SI 91 X SI 90 2-1 ③ G3-1		C FF 91 B FF 91 S SL 84 X SL 84 1-2 1B	4	0	1	0	1	0	1
21 Jon Singleton, L (1, 3) OBP: 0.291, SLG: 0.380	F FC 84 B FF 91 B SI 92 B CU 79 X CU 78 3-1 ③ F9			B FF 91 C CH 84 B FF 91 C SI 92 F FC 86 B FC 85 F FF 92 F FC 83 F FC 82 4-2 19 BLK 6 1B BB		C FF 88 B CU 76 F CU 75 B FF 91 F CH 84 X CU 80 2-2 ① G3		B FF 88 F SL 85 F SI 87 B CU 78 F FF 90 X SL 88 2-2 ① F8	S FF 91 B FF 91 C FF 92 D FS 88 B FF 92 S FF 92 3-3 ③ K	4	1	0	0	1	1	3
23 Chris Carter, R (1, 10) OBP: 0.280, SLG: 0.470		F FF 91 B FF 92 B FF 93 C SI 92 B FC 86 S FC 86 3-3 ① K		B SI 92 B SI 92 C FC 84 X FF 91 2-1 ② P6		F FF 91 B FC 85 C FC 85 B FC 83 F FF 91 X FF 92 3-2 HR		C CU 70 B SL 87 B SL 86 S CH 78 X FF 91 2-2 HR		4	2	2	2	0	1	1
19 Robbie Grossman, S (1, 8) OBP: 0.295, SLG: 0.304		C CU 79 B FF 92 S FC 85 B FF 94 B FF 94 C FC 84 3-3 ② K		B CU 78 B FC 85 B CH 83 C FF 90 S FC 83 B FF 92 4-2 6 1B 1-2 BB		C CU 77 F FF 90 X FF 92 0-2 ② F8		B SI 89 B SI 90 B SI 90 B FF 88 4-0 6 FC4-6 BB		2	0	0	0	2	1	0
6 Enrique Hernández, R (1, 7) OBP: 0.432, SLG: 0.563		B FC 84 B FC 83 C CU 77 X FF 93 2-1 ③ F8		B FC 85 B FC 85 X SI 91 2-0 1-2 2-H 1B		F FF 92 C FF 93 B CU 80 B FC 86 B FC 84 F FC 83 F FF 93 B FF 93 4-2 9 1B BB		C SI 89 X SI 90 0-1 ② FC4-6 1-2f		3	0	1	1	1	0	1
9 Marwin Gonzalez, S (1, 6) OBP: 0.333, SLG: 0.409			C FF 89 X FF 91 0-1 ① B1-3	D CH 84 B FC 84 S FC 83 C FC 82 X FF 93 2-2 ③ G3-1		B CH 84 T CU 78 X FF 91 1-1 0 FC6-4 1-2 1B		F SI 89 D SL 86 D CH 77 C SI 89 F SL 87 B CH 78 C FF 89 3-3 ③ K		4	0	1	0	0	1	3
0 L.J. Hoes, R (1, 9) OBP: 0.245, SLG: 0.287			B FC 83 B FC 83 B FF 91 B FF 89 4-0 27 G5-3 BB		X FF 90 0-0 ① P3	B FF 92 D FC 84 X FC 83 2-0 ③ FC6-4 1-2f			B FF 88 X FF 90 1-0 ① L8	3	0	0	0	1	0	2

livebaseballscorecards.com

	AB	R	H	RBI	BB	SO	LOB
	34	3	7	3	6	6	14

Inning Stats	1	2	3	4	5	6	7	8	9	1B	SF	PA
R	0	0	0	1	0	1	0	1	0	4	0	
E	0	0	0	0	0	0	0	0	0	2B 1	SAC 0	
K	0	2	1	0	0	0	1	1	1	3B 0	DP 0	
S	9	8	8	16	9	17	8	13	11	HR 2	HBP 0	
H	0	0	0	1	1	2	0	1	2	WP 0		40
LOB	1	0	1	2	1	2	0	1	2	PB 0		
P	17	16	14	31	10	29	13	24	17	SB 0		
BB	1	0	1	2	1	1	0	1	2	CS 0		

PITCHER	IP	WLS	BF	H	R	ER	SO	BB	IBB	HBP	BLK	WP	HR	S	P	ERA	WHIP
41 John Lackey, R (1, 1) ERA: 3.79	6.0	W	27	4	2	2	3	5	0	0	1	0	1	67	117	3.00	1.500
35 Burke Badenhop, R (7, 1) ERA: 2.93	1.0		3	0	0	0	1	0	0	0	0	0	0	8	13	0.00	0.000
32 Craig Breslow, L (8, 1) ERA: 5.18	1.0		5	1	1	1	1	1	0	0	0	0	1	13	24	9.00	2.000
54 Edward Mujica, R (9, 1) ERA: 5.45	1.0		5	2	0	0	1	0	0	0	0	0	0	11	17	0.00	2.000

PITCHER	IP	WLS	BF	H	R	ER	SO	BB	IBB	HBP	BLK	WP	HR	S	P	ERA	WHIP

Batter	1	2	3	4	5	6	7	8	9	AB	R	H	RBI	BB	SO	LOB
26 Brock Holt, L (1, 6) OBP: 0.360, SLG: 0.442	B SI 89 B SI 89 C SI 89 C SI 89 X KC 78 2-2 34 G3 1B		C SI 89 C CH 80 F SI 91 B SI 90 X KC 77 1-2 ② G4-3		1 SAFE C SI 89 B SI 89 1 SAFE X SI 90 1-1 15 1B 1-2 1B		D KC 78 F SI 89 S KC 79 X KC 79 1-2 ① P4		C FF 92 X SL 82 0-1 15 G6-4-3 1-2 1B	5	0	3	0	0	0	2
15 Dustin Pedroia, R (1, 4) OBP: 0.345, SLG: 0.380	B SI 90 B SI 90 D CH 81 C SI 90 C SI 90 1 SAFE X SI 90 3-2 ① P6		C SI 90 X KC 78 0-1 ③ F9		B CH 81 F CH 80 F SI 89 F KC 78 X CH 81 1-2 34 G4-6-3 1-2 2-3 1B		B KC 76 S FF 94 F FF 95 B CH 78 B FF 94 F CH 74 F FF 95 F FF 94 X KC 76 3-2 ② SF8 1-2 3-H		C SI 94 B SL 86 X SL 86 1-1 ②③ G6-4-3 1-2f	4	0	1	1	0	0	3
34 David Ortiz, L (1, 10) OBP: 0.357, SLG: 0.492	X SI 90 0-0 ② G3 1-2			X SI 89 0-0 HR	X CH 80 0-0 ②③ G4-6-3 1-2f		I I I IN 62 I IN 62 4-0 IBB			3	1	1	1	1	0	4
12 Mike Napoli, R (1, 3) OBP: 0.386, SLG: 0.432	C SI 91 X CH 80 0-1 ③ G1-3			C SI 90 C SI 88 F SI 89 X CH 79 0-2 ① F9		X CH 81 0-0 1B	B FF 95 C FF 94 F CH 78 B FF 95 B CH 73 T FF 94 3-2 ③ K			4	0	1	0	0	1	3
5 Jonny Gomes, R (1, 7) OBP: 0.329, SLG: 0.351		B SI 89 C FF 88 F SI 89 F CH 80 S CH 80 1-3 ① K		B KC 75 B SI 89 C SI 89 B CH 80 C SI 89 X SI 89 3-2 ② F7		C SI 90 B SI 90 S CH 80 F SI 90 F CH 80 T FF 90 1-2 ① K		B FF 94 B FF 95 C FF 94 B KC 76 F FF 94 T FF 94 3-2 ① K		4	0	0	0	0	3	1
2 Xander Bogaerts, R (1, 5) OBP: 0.312, SLG: 0.351		B SI 89 C SI 88 B KC 76 C CH 80 B SI 90 X CH 80 3-2 ② 1B		B KC 77 C FF 89 S SI 89 X SI 90 1-2 1B		F SI 88 C SI 89 X CH 80 0-2 ② F9		B FF 94 F FF 94 C KC 79 S FF 95 1-3 ② K		4	0	2	0	0	1	1
3 David Ross, R (1, 2) OBP: 0.239, SLG: 0.361		B SI 90 X SI 89 1-0 1B		B SI 89 F CH 81 X SI 90 1-1 ③ L9		C FF 90 D KC 79 F SI 89 B SI 90 X CH 80 2-2 ③ G5-3		B FF 95 X FF 95 1-0 ③ F9		4	0	1	0	0	0	2
25 Jackie Bradley Jr., L (1, 8) OBP: 0.303, SLG: 0.312		C SI 90 B KC 78 C KC 77 F KC 80 X SI 90 1-2 ③ L8		C SI 89 X SI 90 0-1 15 1B 26 1B 1B		B SI 89 B CH 79 F SI 89 C SI 89 X KC 80 2-2 50 1B 15 SF8 1B		B FF 94 C FF 92 C FF 93 F FF 95 B SL 83 X FF 94 2-2 ① F8		4	1	2	0	0	0	1
50 Mookie Betts, R (1, 9) OBP: 0.286, SLG: 0.394			B SI 89 C SI 88 S CH 80 B CH 79 C KC 77 2-3 ① K		1 SAFE 1 SAFE B SI 89 B SI 89 C SI 88 1 SAFE X SI 89 2-1 ① F7		1 SAFE X SI 89 0-0 15 S 1-3 1B		C FF 93 B CH 80 F FF 93 X SL 80 1-2 26 1B 1B	4	0	2	0	0	1	1
Inning Stats	R: 0 E: 0 K: 0 S: 9 H: 1 LOB: 1 BB: 0 P: 14	R: 0 E: 0 K: 1 S: 12 H: 2 LOB: 1 BB: 0 P: 18	R: 0 E: 0 K: 1 S: 9 H: 0 LOB: 0 BB: 0 P: 12	R: 1 E: 0 K: 0 S: 13 H: 2 LOB: 1 BB: 0 P: 18	R: 0 E: 0 K: 0 S: 11 H: 3 LOB: 2 BB: 0 P: 15	R: 0 E: 0 K: 1 S: 12 H: 1 LOB: 1 BB: 0 P: 15	R: 1 E: 0 K: 1 S: 16 H: 2 LOB: 2 BB: 1 P: 29	R: 0 E: 0 K: 2 S: 7 H: 0 LOB: 0 BB: 0 P: 12	R: 0 E: 0 K: 0 S: 11 H: 2 LOB: 1 BB: 0 P: 15	1B: 12 2B: 0 3B: 0 HR: 1 SF: 1 SAC: 0 DP: 2 HBP: 0						

PITCHER		IP	WLS	BF	H	R	ER	SO	BB	IBB	HBP	BLK	WP	HR	S	P	ERA	WHIP
39 Brett Oberholtzer, L ERA: 4.5	(1, 1)	6.1		28	11	2	2	3	0	0	0	0	0	1	73	102	2.84	1.737
35 Josh Fields, R ERA: 4.96	(7, 1)	1.2	W	6	0	0	0	3	0	1	0	0	0	0	16	31	0.00	0.000
29 Tony Sipp, L ERA: 2.77	(9, 1)	0.1	H	3	2	0	0	0	0	0	0	0	0	0	9	12	0.00	6.000
50 Chad Qualls, R ERA: 1.95	(9, 1)	0.2	S	1	0	0	0	0	0	0	0	0	0	0	2	3	0.00	0.000

PITCHER	IP	WLS	BF	H	R	ER	SO	BB	IBB	HBP	BLK	WP	HR	S	P	ERA	WHIP

TOP

Boston Red Sox @ Houston Astros

Minute Maid Park, Houston, TX

Sat Jul 12 2014, 3:12 PM - 6:15 PM CDT

Att. 26,322 - Roof Closed - 73 F

livebaseballscorecards.com

AB	36
R	2
H	13
RBI	2
BB	1
SO	6
LOB	18

WP: 0	PB: 0	SB: 1	CS: 0
PA: 38			

Batter	1	2	3	4	5	6	7	8	9	AB	R	H	RBI	BB	SO	LOB
27 Jose Altuve, R (1, 4) OBP: 0.377, SLG: 0.440	B FF 87 X FF 89 1-0 ① P5		C FF 90 X FF 91 0-1 15 HR 2B		S FC 87 F FF 90 B FF 91 B FC 86 X FC 86 2-2 ③ G6-3			X FF 88 0-0 15 G4-3 23 1B 2B		4	2	2	0	0	0	1
15 Jason Castro, L (1, 2) OBP: 0.304, SLG: 0.386	S FF 90 B FF 90 F CU 79 S FF 91 1-3 ② K		B FF 91 S CH 82 B CU 80 F CU 80 F FF 91 B FF 92 F FF 90 F CH 81 X FF 90 3-2 2-H HR			B FC 89 X FF 88 1-0 3B		B SL 83 C SL 82 F FF 94 X SL 85 1-2 ① G4-3 2-3		4	1	2	2	0	1	1
4 George Springer, R (1, 8) OBP: 0.341, SLG: 0.470	B FF 90 B FF 90 C FC 85 C FF 90 S SL 82 2-3 ③ K		X FC 86 0-0 ③ P4			S FC 86 X FC 86 0-1 ① G6-3		I IN 68 I IN 73 I IN 74 I IN 74 4-0 30 1B 23 1B IBB		3	0	0	0	1	1	1
21 Jon Singleton, L (1, 3) OBP: 0.283, SLG: 0.368		S FF 89 S FF 90 C FF 91 0-3 ① K		C FF 88 C FF 89 C FF 90 0-3 ① K		C FF 91 B FF 90 T FF 90 B FF 92 F CH 82 C FC 88 2-3 ② K		F FF 94 C FF 94 S SL 86 0-3 ② K		4	0	0	0	0	4	3
23 Chris Carter, R (1, 10) OBP: 0.280, SLG: 0.467		C FF 91 S FC 87 B FC 87 S SL 83 1-3 ② K		B CU 79 X FF 90 1-0 ② G5-3		C FF 91 B FC 86 B FC 87 S SL 82 B FC 87 S FF 91 3-3 ③ K		B CU 73 B FF 92 F FF 95 X FF 96 2-1 30 1B 1-2 3-H 1B		4	0	1	1	0	2	1
30 Matt Dominguez, R (1, 5) OBP: 0.288, SLG: 0.369		C FC 87 X SL 82 0-1 1B		C FF 90 B CH 82 S FC 86 X FC 87 1-2 ③ G3-1			S CU 78 B SL 81 B FC 85 F FC 85 C FF 89 2-3 ① K	C CU 75 X FO 86 0-1 1-2 2-3 1B		4	0	2	0	0	1	0
19 Robbie Grossman, S (1, 9) OBP: 0.300, SLG: 0.305		B CU 79 X CU 79 1-0 ③ G3-1			B CU 78 B FF 89 C FC 85 X CU 79 2-1 E9 6 F9 1B		B FF 90 B CH 80 C CU 78 B FF 89 C FC 86 F FC 85 B FF 88 4-2 6 G1-3 BB	C FO 86 C CU 77 B FF 95 S FO 89 1-3 ③ K		3	0	1	0	1	1	4
6 Enrique Hernández, R (1, 7) OBP: 0.400, SLG: 0.514			C FF 88 B FC 87 X FC 85 1-1 ① G3		B FC 85 F FF 90 X FF 90 1-1 ① F9 2-3		C FC 85 B FC 86 X FF 89 1-1 ② G1-3 1-2			3	0	0	0	0	0	2
9 Marwin Gonzalez, S (1, 6) OBP: 0.327, SLG: 0.400			B FF 90 B FF 90 C FF 88 X FF 90 2-1 ② L7		S FC 87 B FC 87 F FF 90 B CU 80 S CH 82 2-3 ② K		B FF 90 C CU 79 B FF 89 X FC 87 2-1 ③ G3-1			3	0	0	0	0	1	2
Inning Stats	R: 0 E: 0 K: 2 S: 7 H: 0 LOB: 0 BB: 0 P: 11	R: 0 E: 0 K: 2 S: 9 H: 1 LOB: 1 BB: 0 P: 11	R: 2 E: 0 K: 0 S: 13 H: 2 LOB: 0 BB: 0 P: 19	R: 0 E: 0 K: 1 S: 7 H: 0 LOB: 0 BB: 0 P: 9	R: 0 E: 1 K: 1 S: 10 H: 1 LOB: 1 BB: 0 P: 17	R: 0 E: 0 K: 2 S: 10 H: 1 LOB: 1 BB: 0 P: 16	R: 0 E: 0 K: 1 S: 10 H: 0 LOB: 1 BB: 1 P: 19	R: 1 E: 0 K: 2 S: 14 H: 3 LOB: 3 BB: 1 P: 22		1B: 4 2B: 2 3B: 1 HR: 1	SF: 0 SAC: 0 DP: 0 HBP: 0			WP: 0 PB: 0 SB: 0 CS: 0	PA: 34	

PITCHER	IP	WLS	BF	H	R	ER	SO	BB	IBB	HBP	BLK	WP	HR	S	P	ERA	WHIP
44 Jake Peavy, R (1, 1) ERA: 4.59	7.0	L	28	6	3	3	9	1	0	0	0	0	1	67	103	3.86	1.000
30 Andrew Miller, L (8, 1) ERA: 2.23	0.2		3	0	0	0	1	0	1	0	0	0	0	6	11	0.00	0.000
36 Junichi Tazawa, R (8, 1) ERA: 2.61	0.1		3	2	0	0	1	0	0	0	0	0	0	7	10	0.00	6.000

PITCHER	IP	WLS	BF	H	R	ER	SO	BB	IBB	HBP	BLK	WP	HR	S	P	ERA	WHIP

BOTTOM

Boston Red Sox @ Houston Astros

Minute Maid Park, Houston, TX

Sat Jul 12 2014, 3:12 PM - 6:15 PM CDT

Att. 26,322 - Roof Closed - 73 F

livebaseballscorecards.com

AB	32
R	3
H	8
RBI	3
BB	2
SO	11
LOB	15

Boston Red Sox @ Houston Astros

Minute Maid Park, Houston, TX

Sun Jul 13 2014, 1:14 PM - 4:40 PM CDT

Att. 20,681 - Roof Closed - 73 F

TOP

livebaseballscorecards.com

Batter	1	2	3	4	5	6	7	8	9	AB	R	H	RBI	BB	SO	LOB
26 Brock Holt, L (1, 9) OBP: 0.371, SLG: 0.463	C FF 91 B FF 92 B CH 78 F FF 92 B FF 92 X FF 92 3-2 HR	B FC 95 B CH 87 C FF 93 B SI 94 X SI 93 3-1 15 1B 1B		B FC 92 X FC 92 1-0 1B	C FF 93 B CH 86 B CH 85 B FC 93 C FF 94 F FC 94 F CH 87 F FF 93 S FF 94 3-3 ③ K		X FF 93 0-0 34 BB 15 WP 1-2 1B		C SL 83 X CH 83 0-1 2-3 37 3B 1B	6	2	5	1	0	1	2
15 Dustin Pedroia, R (1, 4) 37 Mike Carp, L (8, 3) OBP: 0.330, SLG: 0.312	C FF 90 F ST 85 X KC 75 0-2 29 HBP 34 BB 1B	B FF 94 B FC 94 1 SAFE F FC 93 1 SAFE 1 SAFE B SL 84 X FC 92 3-1 1-2 1B		F SL 82 B FF 90 1 SAFE X FC 92 1-1 ② F7		C FF 94 B SL 86 B FF 95 X FF 93 2-1 ① L8	B CU 72 B SI 92 B SI 91 C SI 90 B SI 92 4-1 1-2 2-3 34 BB BB		F FF 92 B SL 83 B FF 94 B SI 93 X FF 92 3-1 1-H 3-H 34 G4-3 3B	4 1	0 1	2 1	0 1	1 2	0 0	1 0
34 David Ortiz, L (1, 10) OBP: 0.357, SLG: 0.487	D KC 77 C CH 79 B CH 80 D FF 92 F FF 91 F CH 78 B FF 92 4-2 1-2 29 HBP BB	C CH 86 B SL 85 B CH 84 B FC 94 X FC 93 3-1 ③ F8		F CU 72 B FC 86 S SI 90 D CU 75 X FC 85 2-2 ③ F8		B CH 86 C CH 86 B SL 86 F FC 95 S CH 86 2-3 ② K	B FS 81 B FS 83 C SI 92 B FS 84 C FS 82 B CU 74 4-2 1-2 2-3 3-H BB		B CH 84 X CH 84 1-0 ② G4-3 3-H	4	0	0	2	2	1	3
12 Mike Napoli, R (1, 3) OBP: 0.389, SLG: 0.431 50 Mookie Betts, R (8, 9) OBP: 0.278, SLG: 0.382	B FF 90 D FF 91 C ST 82 B ST 84 C FF 91 S FF 92 3-3 ① K	X FC 93 0-0 29 E 29 FC3 25 1B 1B		B CH 83 B SI 89 F SI 90 B SI 90 B SI 90 4-1 29 1B 2 G5-2-3 BB		B SL 85 S FF 94 B FF 95 B SL 87 B FC 93 4-1 BB	S SI 93 B CU 76 B SI 92 S SI 93 S SI 93 2-3 ③ K		C SL 84 F FF 94 X SL 83 0-2 ③ F8	3 1	1 0	1 0	0 0	2 0	2 0	5 0
29 Daniel Nava, S (1, 7) OBP: 0.330, SLG: 0.310	B FF 93 D KC 76 B FF 92 C FF 91 H FF 92 4-1 1-2 2-3 25 G4-6-3 HBP	B FC 92 B FF 91 X FC 92 2-0 FC3 25 1B 2 SF8 1-3		B SI 89 C SI 89 B CH 84 1 SAFE C SI 90 B SI 90 X SI 91 3-2 2 G5-2-3 25 BB 1-3 55 1B 1B		B FF 93 F FC 93 B CH 83 B FF 91 C FF 92 X FF 93 3-2 ③ G1-3		B SI 91 F SI 91 X FS 82 1-1 25 G4-6-3 1B	4	2	2	0	0	0	2
25 Jackie Bradley Jr., L (1, 8) OBP: 0.305, SLG: 0.311	B FF 92 X FC 92 1-0 ② ③ G4-6-3 1-2f	F FF 92 X FC 93 0-1 7 L3 1-3 3-H 1B		B SI 90 B SI 90 B SI 89 B SI 89 4-0 55 1B 2 G5-2-3 55 E 1-2 BB			X FF 91 0-0 ① L3	B FS 83 F SI 91 X FS 82 1-1 ① ② G4-6-3 1-2f		4	1	1	1	1	0	4
2 Xander Bogaerts, R (1, 5) OBP: 0.311, SLG: 0.348		C FF 92 C SL 84 F SL 84 B SL 84 B FF 92 F SI 93 F FC 94 B SL 85 D FC 94 4-2 7 1B 7 PB 55 G6-4-3 BB	B SL 82 C SL 82 X FF 91 1-1 ① SF8 3-H	B CH 85 C SI 90 X CH 85 1-1 ① ② G5-2-3 1-2 2-3 3-Hf		B CH 87 B FF 94 C FF 91 B SL 89 C FF 91 X SL 84 3-2 E6 7 1B 55 SF7	B CU 74 C SI 92 X CU 74 1-1 ③ F7		3	2	0	1	1	0	3
7 Stephen Drew, L (1, 6) OBP: 0.218, SLG: 0.269		B FF 92 B FC 93 D FC 94 C FC 93 C FF 94 X FC 94 3-2 1-3 55 G6-4-3 1B	B CH 82 X FC 92 1-0 ② ③ L3 1-2	B FC 86 S SI 91 D FC 86 S SI 92 B CU 76 B SI 91 4-2 55 E BB			S FF 92 X CH 84 0-1 1-3 15 WP 26 1B 34 BB 1B		C SI 89 F FF 93 X SL 82 0-2 ① P4	4	1	2	0	1	0	1
55 Christian Vázquez, R (1, 2) OBP: 0.417, SLG: 0.727		S SL 86 1 SAFE X SL 84 0-1 ① ② G6-4-3 1-2f 3-H		B FC 93 B SL 82 F FC 92 B FC 92 X FC 90 3-1 ① G6-3	B SL 85 X FF 94 1-0 E4 1-2 2-H 3-H 1B		C SL 85 F FF 91 B FF 93 F SL 86 F FF 92 X CH 85 1-2 ② SF7 3-H		X FF 94 0-0 26 1B 37 3B 2B	4	1	2	2	0	0	1

	AB	R	H	RBI	BB	SO	LOB
AB	38						
R		11					
H			16				
RBI				9			
BB					8		
SO						4	
LOB							22

Inning Stats	1	2	3	4	5	6	7	8	9	1B: 13	SF: 2	WP: 1	PA: 49
	R: 1 E: 0 K: 1 S: 14	H: 2 LOB: 2 BB: 1 P: 29	R: 1 E: 0 K: 0 S: 16	H: 3 LOB: 2 BB: 1 P: 32	R: 2 E: 1 K: 0 S: 7	H: 2 LOB: 0 BB: 0 P: 11	R: 0 E: 0 K: 0 S: 8	H: 1 LOB: 1 BB: 0 P: 15	R: 2 E: 1 K: 1 S: 15	H: 2 LOB: 2 BB: 3 P: 35	R: 0 E: 0 K: 1 S: 9	H: 0 LOB: 1 BB: 1 P: 20	R: 2 E: 1 K: 1 S: 18	H: 2 LOB: 3 BB: 2 P: 32	R: 0 E: 0 K: 0 S: 6	H: 1 LOB: 0 BB: 0 P: 9	R: 3 E: 0 K: 0 S: 12	H: 3 LOB: 0 BB: 0 P: 16	2B: 2 3B: 1 HR: 1	SAC: 0 DP: 5 HBP: 1	PB: 1 SB: 0 CS: 0	

PITCHER		IP	WLS	BF	H	R	ER	SO	BB	IBB	HBP	BLK	WP	HR	S	P	ERA	WHIP
41 Brad Peacock, R ERA: 4.39	(1, 1)	0.1	L	5	2	1	1	1	1	0	1	0	0	1	13	27	27.00	9.000
45 Anthony Bass, R ERA: 5.92	(1, 1)	3.1		15	6	3	2	0	1	0	0	0	0	0	29	55	5.40	2.100
38 Darin Downs, L ERA: 4.94	(4, 1)	1.0		6	1	2	1	0	3	0	0	0	0	0	11	29	9.00	4.000
61 Josh Zeid, R ERA: 5.59	(5, 1)	2.0		11	3	2	0	2	1	0	0	0	0	0	28	47	0.00	2.000
55 Jose Veras, R ERA: 6.53	(7, 1)	1.1		6	1	0	0	1	2	0	0	0	1	0	12	25	0.00	2.250

PITCHER		IP	WLS	BF	H	R	ER	SO	BB	IBB	HBP	BLK	WP	HR	S	P	ERA	WHIP
54 David Martinez, R ERA: 5.14	(9, 1)	1.0		6	3	3	3	0	0	0	0	0	0	0	12	16	27.00	3.000

Batter	1	2	3	4	5	6	7	8	9	AB	R	H	RBI	BB	SO	LOB
27 Jose Altuve, R (1, 4) OBP: 0.373, SLG: 0.436	C FF 92 F FC 89 C CH 82 0-3 ① K		B FC 88 1 SAFE 1 SAFE S CU 78 X FC 91 1-1 ③ FC6-4 1-2f			B CH 82 C FC 89 X CH 83 1-1 ① P2			X FC 86 0-0 ① G6-3	4	0	0	0	0	1	1
15 Jason Castro, L (1, 2) OBP: 0.304, SLG: 0.386 22 Carlos Corporán, S (8, 2) OBP: 0.303, SLG: 0.440	X FF 93 0-0 ② G4-3			B SI 90 C CH 82 F CH 84 X FC 89 1-2 30 WP 23 1B 1B		B FC 90 C SI 92 C SI 92 F FF 94 C CU 80 1-3 ② K			B CU 75 B SI 92 T FF 92 S CH 80 X FC 90 2-2 ② G3	3 1	0 0	1 0	0 0	0 0	1 0	0 0
4 George Springer, R (1, 10) OBP: 0.338, SLG: 0.465 14 Jesus Guzman, R (9, PH) OBP: 0.284, SLG: 0.284	B FC 89 B CH 83 X FC 89 2-0 ③ G6-3			S FC 88 C SI 92 S FC 89 0-3 ① K		C FC 86 S CU 80 S FF 92 0-3 ③ K			X FC 88 0-0 ③ F8	3 1	0 0	0 0	0 0	0 0	2 0	1 0
23 Chris Carter, R (1, 7) OBP: 0.281, SLG: 0.465		B FC 86 S CH 82 B CH 82 X FC 88 2-1 ① L6		1 SAFE S FC 88 F CU 79 B FF 94 F FF 94 B FC 89 X CH 83 2-2 30 WP 1-2 1B			C FC 87 C FF 92 X CU 80 0-2 ① F9			3	0	1	0	0	0	0
21 Jon Singleton, L (1, 3) OBP: 0.277, SLG: 0.360		C CU 76 X FF 91 0-1 ② L9		D CH 84 X FF 92 1-0 ② F7			C CU 77 F FS 87 B SI 93 B CU 80 B CH 81 C FC 89 3-3 ② K			3	0	0	0	0	1	2
30 Matt Dominguez, R (1, 5) OBP: 0.286, SLG: 0.366		C FF 92 S FS 84 B FC 87 B CH 85 B CH 82 C FC 88 3-3 ③ K		B CH 85 C FC 89 B FF 93 S FC 89 X FC 89 2-2 ③ G1-3 1-2 2-3			F SI 92 B FF 94 C CU 80 C SI 93 1-3 ③ K			3	0	0	0	0	2	2
19 Robbie Grossman, S (1, 9) OBP: 0.301, SLG: 0.305			C CU 75 X FC 88 0-1 27 FC6-4 1B		B CH 83 C CU 76 C CU 77 B FC 86 B CH 82 F SI 92 S CU 77 3-3 ① K			C CU 78 S CH 84 B FF 92 B CU 78 S CH 83 2-3 ① K		3	0	1	0	0	2	0
6 Enrique Hernández, R (1, 8) OBP: 0.372, SLG: 0.474			F FF 92 C CU 78 B CH 83 B CU 79 S CH 84 2-3 ① K		F FF 93 X FF 93 0-1 ② F9			B CU 79 B FF 91 X FF 92 2-0 ② F9		3	0	0	0	0	1	1
9 Marwin Gonzalez, S (1, 6) OBP: 0.320, SLG: 0.391			C SI 92 S FC 84 X FS 85 0-2 ② L9		C CU 77 B CU 79 F FC 90 F SI 92 C SI 93 1-3 ③ K			B SI 93 F CU 78 T FF 93 S FC 85 1-3 ③ K		3	0	0	0	0	2	1
Inning Stats	R: 0 E: 0 K: 1 S: 5 H: 0 LOB: 0 BB: 0 P: 7	R: 0 E: 0 K: 1 S: 7 H: 0 LOB: 0 BB: 0 P: 12	R: 0 E: 0 K: 1 S: 10 H: 1 LOB: 1 BB: 0 P: 13	R: 0 E: 0 K: 1 S: 14 H: 2 LOB: 2 BB: 0 P: 20	R: 0 E: 0 K: 2 S: 10 H: 0 LOB: 0 BB: 0 P: 14	R: 0 E: 0 K: 2 S: 9 H: 0 LOB: 0 BB: 0 P: 11	R: 0 E: 0 K: 2 S: 9 H: 0 LOB: 0 BB: 0 P: 13	R: 0 E: 0 K: 2 S: 7 H: 0 LOB: 0 BB: 0 P: 12	R: 0 E: 0 K: 0 S: 5 H: 0 LOB: 0 BB: 0 P: 7	1B: 3 2B: 0 3B: 0 HR: 0	SF: 0 SAC: 0 DP: 0 HBP: 0			WP: 1 PB: 0 SB: 0 CS: 0		PA: 30	

PITCHER	IP	WLS	BF	H	R	ER	SO	BB	IBB	HBP	BLK	WP	HR	S	P	ERA	WHIP
11 Clay Buchholz, R (1, 1) ERA: 5.42	9.0	W	30	3	0	0	12	0	0	0	0	1	0	76	109	0.00	0.333

PITCHER	IP	WLS	BF	H	R	ER	SO	BB	IBB	HBP	BLK	WP	HR	S	P	ERA	WHIP

BOTTOM

Boston Red Sox @ Houston Astros

Minute Maid Park, Houston, TX

Sun Jul 13 2014, 1:14 PM - 4:40 PM CDT

Att. 20,681 - Roof Closed - 73 F

livebaseballscorecards.com

AB	30
R	0
H	3
RBI	0
BB	0
SO	12
LOB	8

Kansas City Royals @ Boston Red Sox

Fenway Park, Boston, MA

Fri Jul 18 2014, 7:13 PM - 10:42 PM EDT

Att. 37,743 - Partly Cloudy - 74 F

livebaseballscorecards.com

Batter	1	2	3	4	5	6	7	8	9	AB	R	H	RBI	BB	SO	LOB
6 Lorenzo Cain, R (1, 8) OBP: 0.336, SLG: 0.417	C FF 93 F FF 92 F FS 84 B CH 83 S CU 79 1-3 ① **K**		C FC 89 B FC 90 S CH 82 B CU 80 X CH 81 2-2 ③ **G6-3**		S FF 93 1 SAFE B FC 90 B FC 90 B FC 90 F SI 93 C CU 77 3-3 ① **K** 1-2		B SI 92 X SI 91 1-0 ① **G6-3**		B FF 89 F FS 79 F FF 89 T FF 89 1-2 ② **K**	5	0	0	0	0	3	1
14 Omar Infante, R (1, 4) OBP: 0.322, SLG: 0.392	C FF 94 T FF 95 B FC 91 F FC 90 X FF 93 1-2 35 1B 2B			B FF 93 C FF 93 S CH 83 X FF 90 1-2 35 2B 13 1B 1B	F FC 89 F FF 92 B FF 93 X CH 80 1-2 ② **F7**		C SI 89 X SI 90 0-1 **E5**		B FF 89 C FF 88 X FS 80 1-1 2B	5	2	3	0	0	0	1
35 Eric Hosmer, L (1, 3) OBP: 0.318, SLG: 0.387	C FF 94 X CU 79 0-1 4 CS 2-H 1B			1 SAFE B FF 91 B FC 89 C FC 87 S FF 92 B SI 93 X CH 82 3-2 13 1B 1-3 4 1B 2B	B FF 94 B FC 89 C FF 93 S FF 93 B FF 91 X SI 94 3-2 13 1B 2-H 1B		F FF 95 S FF 95 D SL 86 B FF 95 S SL 84 2-3 ② **K**		B FF 90 B FS 79 C FF 89 C FF 89 X FS 81 2-2 ③ **G4-3**	5	1	3	2	0	1	2
13 Salvador Perez, R (1, 2) OBP: 0.330, SLG: 0.438	X FF 94 0-0 ② **L7**			B FC 89 X FC 89 1-0 4 1B 8 FC3-2-5-3 2-3 3-H 1B	C CU 78 S CU 78 D FC 90 B FF 93 D SI 93 X CU 78 3-2 1-2 1B		S SL 84 B FF 96 F SL 83 F FF 95 F FF 96 S SL 86 1-3 ③ **K**			4	0	2	1	0	1	2
4 Alex Gordon, L (1, 7) OBP: 0.349, SLG: 0.426	B FF 94 C CU 77 1 SAFE B FC 89 1 SAFE C FF 94 2-2 ③ **CS** 1-2	B CU 76 B FF 93 X FF 91 2-0 ① **G3-1**		X FF 92 0-0 16 FC5-4 1-3 3-H 1B	B FC 89 S FC 88 B FF 93 F SI 91 D CH 84 X CU 78 3-2 ③ **G3**			C CU 75 B FO 88 S FO 88 B FO 90 F FF 95 F FO 88 X FO 87 2-2 16 F9 16 E 1B		4	0	2	1	0	0	2
16 Billy Butler, R (1, 10) OBP: 0.324, SLG: 0.354		X FF 93 0-0 ② **F9**		D SI 93 X FC 88 1-0 ① **FC5-4** 8 FC3-2-5-3 1-2f	C FF 92 B CH 83 S CH 81 X FC 88 1-2 1B			1 SAFE C FF 94 X FO 88 0-1 ① **F9** 1-3		4	0	1	0	0	0	3
8 Mike Moustakas, L (1, 5) OBP: 0.253, SLG: 0.365		C FF 93 S CH 85 F FS 85 B FF 94 B SI 92 C SI 93 2-3 ③ **K**		B FF 93 B FF 95 X FC 90 2-0 ② **FC3-2-5-3** 1-3 3-H	B CU 75 X SI 92 1-0 ① **F9**			B FO 88 B FF 94 X CU 77 2-0 ② **G4-3**		4	0	0	0	0	1	4
2 Alcides Escobar, R (1, 6) OBP: 0.317, SLG: 0.381			B FF 92 C CU 75 S FC 90 X FF 94 1-2 ① **G5-3**	F CU 78 X FF 92 0-1 ③ **F7**		B FC 90 F CH 81 F FF 92 F FC 87 B CU 77 X CU 77 2-2 ② **L9**		B FF 95 X FF 95 1-0 ③ **G6-3**		4	0	0	0	0	0	4
23 Norichika Aoki, L (1, 9) OBP: 0.327, SLG: 0.321			B FF 93 C FF 93 C CU 79 X FF 94 1-2 ② **G6-3**		C CU 76 F FC 88 X CH 84 0-2 35 PB 6 S 35 1B 1B	X FF 92 0-0 ③ **G1-3**			C FF 89 F FS 81 F FS 82 X FS 80 0-2 ① **L8**	4	1	1	0	0	0	1

Inning Stats	1	2	3	4	5	6	7	8	9
	R: 1 E: 0 K: 1 S: 13	R: 0 E: 0 K: 1 S: 6	R: 0 E: 0 K: 0 S: 9	R: 2 E: 0 K: 0 S: 12	R: 1 E: 0 K: 1 S: 18	R: 0 E: 0 K: 0 S: 9	R: 0 E: 1 K: 2 S: 11	R: 0 E: 1 K: 0 S: 9	R: 0 E: 0 K: 1 S: 12
	H: 2 LOB: 0 BB: 0 P: 17	H: 0 LOB: 0 BB: 0 P: 10	H: 0 LOB: 0 BB: 0 P: 13	H: 4 LOB: 2 BB: 0 P: 20	H: 3 LOB: 2 BB: 0 P: 31	H: 1 LOB: 1 BB: 0 P: 13	H: 0 LOB: 0 BB: 0 P: 15	H: 1 LOB: 1 BB: 0 P: 14	H: 1 LOB: 1 BB: 0 P: 16

1B: 9	SF: 0
2B: 3	SAC: 0
3B: 0	DP: 0
HR: 0	HBP: 0

WP: 0	PA: 40
PB: 1	
SB: 1	
CS: 1	

AB	39
R	4
H	12
RBI	4
BB	0
SO	6
LOB	20

PITCHER		IP	WLS	BF	H	R	ER	SO	BB	IBB	HBP	BLK	WP	HR	S	P	ERA	WHIP
11 Clay Buchholz, R ERA: 5.46	(1, 1)	6.0	W	27	10	4	4	3	0	0	0	0	0	0	67	104	6.00	1.667
35 Burke Badenhop, R ERA: 2.91	(7, 1)	0.1	H	2	0	0	0	0	0	0	0	0	0	0	3	4	0.00	0.000
30 Andrew Miller, L ERA: 2.19	(7, 1)	0.2	H	2	0	0	0	2	0	0	0	0	0	0	8	11	0.00	0.000
36 Junichi Tazawa, R ERA: 2.54	(8, 1)	1.0	H	4	1	0	0	0	0	0	0	0	0	0	9	14	0.00	1.000
19 Koji Uehara, R ERA: 1.61	(9, 1)	1.0	S	4	1	0	0	1	0	0	0	0	0	0	12	16	0.00	1.000

PITCHER		IP	WLS	BF	H	R	ER	SO	BB	IBB	HBP	BLK	WP	HR	S	P	ERA	WHIP

BOTTOM

Kansas City Royals @ Boston Red Sox

Fenway Park, Boston, MA

Fri Jul 18 2014, 7:13 PM - 10:42 PM EDT

Att. 37,743 - Partly Cloudy - 74 F

livebaseballscorecards.com

Batter	1	2	3	4	5	6	7	8	9	AB	R	H	RBI	BB	SO	LOB
26 Brock Holt, L (1, 9) (7, 8) OBP: 0.371, SLG: 0.460	B FF 91 B FF 92 C FF 91 C FF 92 B CH 86 B FF 93 4-2 12 1B BB	C FF 94 F KC 80 B FF 92 F FF 93 X CH 87 1-2 1-2 3-H 1B			C FF 90 B KC 80 C CH 85 X CH 85 1-2 ① G4-3	C SI 89 B SI 88 S CU 74 S SI 88 1-3 ③ K		B SI 93 B FF 93 F SI 93 F SL 81 F SL 81 X FF 93 2-2 ③ F9		4	0	1	1	1	1	2
15 Dustin Pedroia, R (1, 4) OBP: 0.347, SLG: 0.380	C FF 93 B FC 88 F FC 88 1 SAFE F FF 93 X CH 86 1-2 ① L7	D KC 80 C FC 86 F FF 92 F KC 80 B FF 94 X FC 86 2-2 ③ F8			C FC 86 X FF 92 0-1 34 G4-6-3 1B		C FF 98 B FF 98 B CU 80 F FF 98 X CH 91 2-2 ① F8			4	0	1	0	0	0	3
34 David Ortiz, L (1, 10) OBP: 0.356, SLG: 0.487	X FC 86 0-0 ② P2		C FC 87 B KC 78 B FF 92 F FC 88 B SI 93 X FF 91 3-2 ① P3-5		B FF 91 C CH 84 X CH 85 1-1 ②③ G4-6-3 1-2f		B FF 97 S FF 98 B FF 99 S FF 97 X CU 82 2-2 12 FC1-5 2B			4	0	1	0	0	0	2
12 Mike Napoli, R (1, 3) OBP: 0.391, SLG: 0.432	C FF 94 C FF 92 F FF 93 1 SAFE B CH 85 X FC 87 1-2 1-2 1B		C FF 93 B KC 81 B FF 92 B FC 87 S FF 92 F FF 94 X FF 93 3-2 1B			F FF 91 B SI 91 F CH 84 B FF 91 F FF 91 B FF 91 X FC 85 3-2 ① F8	F FF 97 C FF 98 F FF 101 B CH 91 X FF 99 1-2 ② FC1-5 2-3			4	0	2	0	0	0	1
29 Daniel Nava, S (1, 7) (7, 9) OBP: 0.328, SLG: 0.308	B KC 81 B FC 89 F FF 93 X FF 94 2-1 ③ F9		C FC 88 C KC 80 B FF 92 X FF 92 1-2 ② F7			C SI 91 B SI 91 B KC 81 X SI 91 2-1 2 HR 1B	D FF 99 X FF 99 1-0 ③ G6-3			4	1	1	0	0	0	4
2 Xander Bogaerts, R (1, 5) OBP: 0.313, SLG: 0.356		C FF 92 C KC 79 F CH 85 B CH 85 X FF 94 1-2 E6 7 1B 26 1B	C SI 92 X KC 81 0-1 ③ L7			C FC 85 1 SAFE B CH 86 X FC 85 1-1 1-H HR		B FF 93 C FF 93 B SL 82 B FF 93 B FF 93 4-1 3 SH5-4 7 BB BB		3	2	1	2	1	0	1
7 Stephen Drew, L (1, 6) OBP: 0.238, SLG: 0.292		C FF 94 B KC 80 F CH 86 X CH 86 1-2 26 1B 1-3 1B		C FF 90 B KC 78 X FF 91 1-1 ① G4-3		C SI 90 X FF 91 0-1 5 HR 2B		1 SAFE B FF 93 C SL 81 B FF 93 1 SAFE B SL 80 B FF 93 4-1 3 SH5-4 1-2 BB		3	1	2	0	1	0	0
3 David Ross, R (1, 2) OBP: 0.233, SLG: 0.351		D FC 87 X FC 86 1-0 ① L5		C FF 92 F FF 91 F FF 90 B KC 80 S CH 85 1-3 ② K2-3		B FF 92 F KC 79 S KC 78 D KC 79 B KC 81 S CH 84 3-3 ② K		L FF 90 X FF 92 0-1 ① SH5-4 1-2 2-3		3	0	0	0	0	2	3
25 Jackie Bradley Jr., L (1, 8) OBP: 0.303, SLG: 0.309 5 Jonny Gomes, R (6, PH) (7, 7) OBP: 0.330, SLG: 0.368		D KC 82 B SI 92 3 SAFE F CH 87 F CH 86 B FC 87 S FF 94 3-3 ② K		B FF 91 C FC 86 F FC 84 F SI 91 X KC 80 1-2 ③ G3-1		B CU 73 C SI 88 F CU 74 F SI 88 B SI 88 X SI 89 2-2 2-H HR		C FF 93 S SL 82 S SL 82 0-3 ② K		2	0	0	0	0	1	2
										2	1	1	2	0	1	2
Inning Stats	R: 0 E: 0 K: 0 S: 13 H: 1 LOB: 2 BB: 1 P: 21	R: 1 E: 1 K: 1 S: 19 H: 2 LOB: 2 BB: 0 P: 28	R: 0 E: 0 K: 0 S: 12 H: 1 LOB: 1 BB: 0 P: 19	R: 0 E: 0 K: 1 S: 10 H: 0 LOB: 0 BB: 0 P: 13	R: 0 E: 0 K: 0 S: 7 H: 1 LOB: 0 BB: 0 P: 9	R: 4 E: 0 K: 2 S: 20 H: 4 LOB: 0 BB: 0 P: 32	R: 0 E: 0 K: 0 S: 11 H: 1 LOB: 1 BB: 0 P: 17	R: 0 E: 0 K: 1 S: 11 H: 0 LOB: 2 BB: 2 P: 21		1B: 6 2B: 2 3B: 0 HR: 2 SF: 0 SAC: 1 DP: 1 HBP: 0					

	AB	33
	R	5
	H	10
	RBI	5
	BB	3
	SO	5
	LOB	20

PITCHER		IP	WLS	BF	H	R	ER	SO	BB	IBB	HBP	BLK	WP	HR	S	P	ERA	WHIP
33 James Shields, R ERA: 3.7	(1, 1)	5.2		26	8	4	3	3	1	0	0	0	0	1	74	112	4.76	1.588
37 Scott Downs, L ERA: 6.18	(6, 1)	0.1	L	2	1	1	1	1	0	0	0	0	0	1	7	10	27.00	3.000
40 Kelvin Herrera, R ERA: 2.03	(7, 1)	1.0		4	1	0	0	0	0	0	0	0	0	0	11	17	0.00	1.000
43 Aaron Crow, R ERA: 2.68	(8, 1)	1.0		5	0	0	0	1	2	0	0	0	0	0	11	21	0.00	2.000

PITCHER	IP	WLS	BF	H	R	ER	SO	BB	IBB	HBP	BLK	WP	HR	S	P	ERA	WHIP

Batter	1	2	3	4	5	6	7	8	9	AB	R	H	RBI	BB	SO	LOB
1 Jarrod Dyson, L (1, 8) OBP: 0.351, SLG: 0.353	B FF 91 B FF 91 B FF 93 B FF 92 4-0 14 L8-3 BB		C CU 74 T CH 85 B FF 92 F FF 94 F SL 84 B CH 88 X SL 84 2-2 14 SF8 3B		X FF 92 0-0 ② G6-3		B FF 92 F CU 75 B CH 86 X CH 82 2-1 ② G1-3			3	1	1	0	1	0	0
14 Omar Infante, R (1, 4) OBP: 0.321, SLG: 0.395	B FF 91 C FF 92 1 SAFE 1 SAFE X FF 92 1-1 ①② L8-3 1-2		X FF 94 0-0 ① SF8 3-H		C FF 92 X FF 93 0-1 2B		B FF 96 C SL 80 B FF 94 S CH 84 X FF 96 2-2 ③ F9			3	0	1	1	0	0	1
35 Eric Hosmer, L (1, 3) OBP: 0.318, SLG: 0.386	C FF 95 B FF 96 X SL 86 1-1 1B		C FF 93 X FF 95 0-1 ② G5-3		S FF 94 C FF 94 F FF 94 B FF 94 2 SAFE S CH 88 1-3 ③ K			X SL 83 0-0 ① G6-3		4	0	1	0	0	1	1
13 Salvador Perez, R (1, 2) OBP: 0.327, SLG: 0.432	C FF 94 F SL 84 X FF 93 0-2 ③ G1-3		B FF 94 F SL 83 C SL 81 X FF 95 1-2 ③ P6			C SL 79 X SL 82 0-1 ① P6		B SL 83 F FF 94 B SL 82 X SL 84 2-1 ② G5-3		4	0	0	0	0	0	1
4 Alex Gordon, L (1, 7) OBP: 0.351, SLG: 0.425		B FF 91 X FF 91 1-0 ① G4-3		C FF 91 B CH 83 B CH 83 B FF 92 S CH 85 B CH 88 4-2 16 G6-4-3 BB		B CH 84 B FF 91 B CH 84 C CH 88 S CH 83 X FF 93 3-2 16 WP 1B		F FF 94 B FF 93 B SL 84 C SL 84 B FF 90 S FF 92 3-3 ③ K		3	0	1	0	1	1	0
16 Billy Butler, R (1, 10) OBP: 0.323, SLG: 0.352		B FF 93 X SI 92 1-0 ① 23 BB 1B		B FF 93 1 SAFE F FF 93 X FF 91 1-1 ①② G6-4-3 1-2f		C SL 81 S FF 92 B FF 92 X SL 82 1-2 ② G5-3 1-2			B FF 88 B FS 80 X FS 80 2-0 ① F9	4	0	1	0	0	0	2
8 Mike Moustakas, L (1, 5) OBP: 0.253, SLG: 0.360		C FF 94 T FF 94 F FF 94 B FF 94 X FF 94 1-2 ② P5		X FF 91 0-0 E7		D CH 84 B CH 84 B FF 92 B FF 92 4-0 BB			B FS 80 C FS 79 S FS 81 F FF 89 S FS 81 1-3 ② K	3	0	0	0	1	1	1
23 Norichika Aoki, L (1, 9) OBP: 0.327, SLG: 0.319 18 Raul Ibanez, L (9, PH) OBP: 0.236, SLG: 0.254		B FF 94 B FF 93 B FF 92 C FF 92 B FF 92 4-1 1-2 BB		C CH 84 B FF 91 B FF 92 C FF 94 C CH 85 2-3 ③ K		B CH 84 X CH 85 1-0 ③ G4-1			S FF 89 B FF 89 X FS 80 1-1 ③ G6-3	2 1	0 0	0 0	0 0	1 0	1 0	3 0
2 Alcides Escobar, R (1, 6) OBP: 0.314, SLG: 0.378		C SL 81 D CH 88 X FF 94 1-1 ③ F9			B SL 78 B SL 77 C CH 87 B FF 91 S CH 82 X CH 85 3-2 ① F8		B FF 90 F SL 80 B SL 82 X FF 93 2-1 ① G4-3			3	0	0	0	0	0	2
Inning Stats	R: 0 E: 0 K: 0 S: 7 H: 1 LOB: 1 BB: 1 P: 13	R: 0 E: 0 K: 0 S: 9 H: 1 LOB: 2 BB: 1 P: 17	R: 1 E: 0 K: 0 S: 11 H: 1 LOB: 0 BB: 0 P: 14	R: 0 E: 1 K: 1 S: 8 H: 0 LOB: 1 BB: 1 P: 15	R: 0 E: 0 K: 1 S: 10 H: 1 LOB: 1 BB: 0 P: 14	R: 0 E: 0 K: 0 S: 9 H: 1 LOB: 2 BB: 1 P: 18	R: 0 E: 0 K: 0 S: 7 H: 0 LOB: 0 BB: 0 P: 13	R: 0 E: 0 K: 1 S: 6 H: 0 LOB: 0 BB: 0 P: 11	R: 0 E: 0 K: 1 S: 7 H: 0 LOB: 0 BB: 0 P: 11	1B: 3 2B: 2 3B: 1 HR: 0	SF: 1 SAC: 0 DP: 2 HBP: 0		WP: 1 PB: 0 SB: 0 CS: 0	PA: 35			

PITCHER		IP	WLS	BF	H	R	ER	SO	BB	IBB	HBP	BLK	WP	HR	S	P	ERA	WHIP
62 Rubby De La Rosa, R ERA: 2.64	(1, 1)	7.0	W	29	5	1	1	2	4	0	0	0	1	0	61	104	1.29	1.286
30 Andrew Miller, L ERA: 2.13	(8, 1)	1.0	H	3	0	0	0	1	0	0	0	0	0	0	6	11	0.00	0.000
19 Koji Uehara, R ERA: 1.58	(9, 1)	1.0	S	3	0	0	0	1	0	0	0	0	0	0	7	11	0.00	0.000

PITCHER | IP | WLS | BF | H | R | ER | SO | BB | IBB | HBP | BLK | WP | HR | S | P | ERA | WHIP

TOP

Kansas City Royals @ Boston Red Sox

Fenway Park, Boston, MA

Sat Jul 19 2014, 7:12 PM - 9:50 PM EDT

Att. 37,878 - Cloudy - 68 F

livebaseballscorecards.com

AB	30
R	1
H	5
RBI	1
BB	4
SO	4
LOB	11

Batter	1	2	3	4	5	6	7	8	9	AB	R	H	RBI	BB	SO	LOB
26 Brock Holt, L (1, 6) OBP: 0.369, SLG: 0.457	B FF 92 B SI 94 C FF 92 B FF 94 C FF 93 F FF 94 F FF 95 X FF 94 3-2 L9 ①		C FF 92 B CU 74 D CU 77 B FF 92 1 SAFE C FF 92 X FF 92 3-2 G6-4-3 ①② 1-2f		B FF 92 C SI 91 C FF 92 X CU 78 1-2 P6 ②		B SI 92 1 SAFE X FF 90 1-0 15 FC6-4 1-3 1B			4	0	1	0	0	0	1
15 Dustin Pedroia, R (1, 4) OBP: 0.344, SLG: 0.376	B SI 96 S FF 95 F FF 96 B SI 98 X SI 95 2-2 F8 ②		C CU 79 B CU 78 B CH 84 X FF 93 2-1 F7 ③		B FF 94 C FF 93 B CU 78 X FF 93 2-1 F9 ③		B SL 83 C FF 92 X FF 92 1-1 FC6-4 ③ 1-2f			4	0	0	0	0	0	2
34 David Ortiz, L (1, 10) OBP: 0.352, SLG: 0.481	X FF 96 0-0 G5-3 ③			B FF 94 X FF 92 1-0 F8 ①		X FF 92 0-0 F7 ①		C FF 97 S FC 93 F FF 98 B KC 87 F FF 98 B KC 88 B FF 97 X FC 93 3-2 G5-3 ①		4	0	0	0	0	0	0
12 Mike Napoli, R (1, 3) OBP: 0.395, SLG: 0.445		B SI 95 C FF 94 B CU 78 B FF 94 F FF 94 F FF 95 F FF 95 B CU 77 4-2 5 1B BB		C SI 93 X CU 78 0-1 18 FC6 5 BB 18 E 1B		B SI 92 S FF 92 B FF 93 B FF 93 X FF 92 3-1 HR		X FC 93 0-0 G6-3 ②		3	2	2	1	1	0	0
5 Jonny Gomes, R (1, 7) OBP: 0.333, SLG: 0.368		B SI 93 X CH 83 1-0 18 1B 1-3 1B ①		B FF 92 F CU 75 D CU 76 D SI 93 B FF 93 4-1 18 E 1-2 BB		C CU 77 B CU 73 X CH 82 1-1 F8 ②		B FC 92 F FF 97 C KC 86 X FC 92 1-2 L7 ③		3	0	1	0	1	0	0
18 Shane Victorino, S (1, 9) OBP: 0.277, SLG: 0.351		B SI 95 B CH 83 X FF 93 2-0 1-2 1B		C SI 94 S CU 79 F CU 75 B FF 94 F CU 76 X FF 94 1-2 FC6 1-2 2-H		X FF 94 0-0 G6-3 ③				3	0	1	0	0	0	1
2 Xander Bogaerts, R (1, 5) OBP: 0.310, SLG: 0.353		C SI 95 C FF 94 T SI 95 0-2 K ②		B CU 78 F FF 94 X SI 94 1-1 F7 ②			X SI 92 0-0 G6-3 ①			3	0	0	0	0	1	4
25 Jackie Bradley Jr., L (1, 8) OBP: 0.303, SLG: 0.309		C FF 95 F CU 79 B FF 95 S FF 94 1-3 K ③		X FF 94 0-0 F9 ③			B FF 90 B FF 92 X FF 90 2-0 26 1B 1B			3	0	1	0	0	1	4
55 Christian Vázquez, R (1, 2) OBP: 0.400, SLG: 0.615			B FF 92 B FF 91 B FF 92 C FF 91 B FF 92 4-1 26 G6-4-3 BB		B FF 89 X FF 90 1-0 P5 ①		1 SAFE 1 SAFE C FF 92 F SI 93 X CH 80 0-2 L9 ②			2	0	0	0	1	0	1
Inning Stats	R: 0 E: 0 K: 0 S: 9 H: 0 LOB: 0 BB: 0 P: 14	R: 0 E: 0 K: 2 S: 12 H: 2 LOB: 2 BB: 1 P: 20	R: 0 E: 0 K: 0 S: 6 H: 0 LOB: 0 BB: 1 P: 15	R: 1 E: 1 K: 0 S: 12 H: 1 LOB: 2 BB: 1 P: 19	R: 0 E: 0 K: 0 S: 6 H: 0 LOB: 0 BB: 0 P: 10	R: 1 E: 0 K: 0 S: 6 H: 1 LOB: 0 BB: 0 P: 10	R: 0 E: 0 K: 0 S: 8 H: 2 LOB: 2 BB: 0 P: 12	R: 0 E: 0 K: 0 S: 9 H: 0 LOB: 0 BB: 0 P: 13		1B: 5 2B: 0 3B: 0 HR: 1	SF: 0 SAC: 0 DP: 1 HBP: 0		WP: 0 PB: 0 SB: 0 CS: 0	PA: 32	

BOTTOM

Kansas City Royals @ Boston Red Sox

Fenway Park, Boston, MA

Sat Jul 19 2014, 7:12 PM - 9:50 PM EDT

Att. 37,878 - Cloudy - 68 F

livebaseballscorecards.com

AB	29
R	2
H	6
RBI	1
BB	3
SO	2
LOB	13

PITCHER		IP	WLS	BF	H	R	ER	SO	BB	IBB	HBP	BLK	WP	HR	S	P	ERA	WHIP
41 Danny Duffy, L ERA: 2.66	(1, 1)	6.2	L	28	6	2	1	2	3	0	0	0	0	1	57	97	1.35	1.350
54 Jason Frasor, R ERA: 3.3	(7, 1)	0.1		1	0	0	0	0	0	0	0	0	0	0	2	3	0.00	0.000
17 Wade Davis, R ERA: 1.11	(8, 1)	1.0		3	0	0	0	0	0	0	0	0	0	0	9	13	0.00	0.000

PITCHER	IP	WLS	BF	H	R	ER	SO	BB	IBB	HBP	BLK	WP	HR	S	P	ERA	WHIP

Batter	1	2	3	4	5	6	7	8	9	AB	R	H	RBI	BB	SO	LOB
6 Lorenzo Cain, R (1, 8) OBP: 0.334, SLG: 0.413	C FF 92 S FC 89 B FC 88 F FC 88 B FF 94 S FF 92 2-3 K		C CU 74 F FC 88 F FF 93 B CU 76 B FC 87 F FC 89 C FF 92 2-3 K		B FF 93 B CU 74 X FC 88 2-0 L7			B CU 72 B SI 89 B FF 90 B FF 90 4-0 14 G6-4-3 BB		3	0	0	0	1	2	1
14 Omar Infante, R (1, 4) OBP: 0.317, SLG: 0.389	C FF 94 B FC 89 X CU 74 1-1 P4		B SI 92 C CU 72 F FF 92 X CU 75 1-2 G4-3			X CH 86 0-0 F9		C FF 92 B SI 91 X FC 89 1-1 G6-4-3 1-2f		4	0	0	0	0	0	1
35 Eric Hosmer, L (1, 3) OBP: 0.319, SLG: 0.385	S FF 94 B SI 93 C CU 76 F FF 90 F FF 95 H FF 94 2-2 19 1B HBP		F FF 93 F FF 93 B CU 78 F CU 76 C FC 86 1-3 K			B FF 90 B FF 91 S FF 90 F FF 92 X FF 93 2-2 4 BB 1B		C CU 73 S FC 89 B FC 87 B CU 75 C FF 92 2-3 K		3	0	1	0	0	2	0
19 Danny Valencia, R (1, 5) OBP: 0.333, SLG: 0.398	C FC 90 S CU 75 B FF 93 B FF 93 X FC 87 2-2 1-2 1B			X FF 92 0-0 F7		C SI 91 F FC 89 S CU 76 0-3 K			F FF 93 C FO 88 B FO 89 S SL 78 1-3 K	4	0	1	0	0	2	1
4 Alex Gordon, L (1, 7) OBP: 0.350, SLG: 0.421	X FF 93 0-0 F8			C FF 92 F FC 88 F FC 88 B FC 86 B FF 92 B FC 88 S FF 93 3-3 K		C CU 74 D FC 88 C CU 74 D CU 77 B FF 93 D FC 87 4-2 1-2 BB			C FF 91 F FF 89 X FF 91 0-2 G4-3	3	0	0	0	1	1	2
16 Billy Butler, R (1, 10) OBP: 0.320, SLG: 0.348		B FF 92 F FF 92 X FF 93 1-1 G5-3		C FC 90 F CH 84 S CU 77 0-3 K		S FF 90 X CU 77 0-1 G5-3			S FF 92 B SL 83 X SL 80 1-1 F8	4	0	0	0	0	1	2
2 Alcides Escobar, R (1, 6) OBP: 0.317, SLG: 0.383		C FF 92 X CU 74 0-1 12 G5-3 1B			C FF 91 X CU 74 0-1 23 G4-3 2B		C FF 91 B CH 84 F FC 88 F FF 93 B CU 76 X FF 93 2-2 G3			3	0	2	0	0	0	0
12 Brett Hayes, R (1, 2) OBP: 0.130, SLG: 0.200		F FF 91 X SI 90 0-1 G5-3 1-2			C FF 92 F FC 87 S FF 92 0-3 K		F FC 88 X CU 75 0-1 P6			3	0	0	0	0	1	2
23 Norichika Aoki, L (1, 9) OBP: 0.324, SLG: 0.316		F FF 92 F FF 93 B FC 88 B CU 75 X FC 86 2-2 G1-3			B FC 88 C FC 86 F FF 92 D CH 88 X FC 85 2-2 G4-3 2-3		B FF 92 F FF 92 S CU 74 B FC 88 X CU 74 2-2 G4-3			3	0	0	0	0	0	2
Inning Stats	R: 0 E: 0 K: 1 S: 14 H: 1 LOB: 2 BB: 0 P: 21	R: 0 E: 0 K: 0 S: 9 H: 1 LOB: 1 BB: 0 P: 12	R: 0 E: 0 K: 2 S: 12 H: 0 LOB: 0 BB: 0 P: 16	R: 0 E: 0 K: 2 S: 8 H: 0 LOB: 0 BB: 0 P: 11	R: 0 E: 0 K: 1 S: 9 H: 1 LOB: 1 BB: 0 P: 13	R: 0 E: 0 K: 1 S: 11 H: 1 LOB: 2 BB: 1 P: 17	R: 0 E: 0 K: 0 S: 9 H: 0 LOB: 0 BB: 0 P: 13	R: 0 E: 0 K: 1 S: 5 H: 0 LOB: 0 BB: 1 P: 12	R: 0 E: 0 K: 1 S: 8 H: 0 LOB: 0 BB: 0 P: 10	1B: 3 2B: 1 3B: 0 HR: 0	SF: 0 SAC: 0 DP: 1 HBP: 1			WP: 0 PB: 0 SB: 0 CS: 0	PA: 33		

TOP

Kansas City Royals @ Boston Red Sox

Fenway Park, Boston, MA

Sun Jul 20 2014, 1:42 PM - 4:37 PM EDT

Att. 37,439 - Cloudy - 72 F

livebaseballscorecards.com

AB	30
R	0
H	4
RBI	0
BB	2
SO	9
LOB	11

PITCHER		IP	WLS	BF	H	R	ER	SO	BB	IBB	HBP	BLK	WP	HR	S	P	ERA	WHIP
31 Jon Lester, L ERA: 2.5	(1, 1)	8.0	W	30	4	0	0	8	2	0	1	0	0	0	77	115	0.00	0.750
36 Junichi Tazawa, R ERA: 2.52	(9, 1)	0.1		1	0	0	0	1	0	0	0	0	0	0	3	4	0.00	0.000
54 Edward Mujica, R ERA: 5.35	(9, 1)	0.2		2	0	0	0	0	0	0	0	0	0	0	5	6	0.00	0.000

PITCHER	IP	WLS	BF	H	R	ER	SO	BB	IBB	HBP	BLK	WP	HR	S	P	ERA	WHIP

Batter	1	2	3	4	5	6	7	8	9	AB	R	H	RBI	BB	SO	LOB
26 Brock Holt, L (1, 5) OBP: 0.370, SLG: 0.456	C FF 97 S FF 97 F FF 98 X FF 99 0-2 29 1B 15 FC6 1B		D FF 95 F CH 86 F SI 98 X CU 82 1-2 ① G3-1 1-2 2-3	X CH 84 0-0 15 E 15 WP 1-3 1B	B SL 77 X SL 78 1-0 ③ F8			C SI 87 F CU 73 B CU 72 F SI 88 X SI 88 1-2 ① FC6-4 29 BB 1-2f		5	1	2	0	0	0	6
29 Daniel Nava, S (1, 7) OBP: 0.335, SLG: 0.320	B FF 97 C FF 97 X SI 97 1-1 15 FC6 1-3 1B		F FF 98 B SI 98 F FF 98 X CU 86 1-2 34 G1-3 2-H 3-H 2B	B SI 95 X CH 84 1-0 ② SF8 3-H		B SI 90 C SI 90 F SI 90 F SL 83 B SI 90 X SI 90 2-2 ① F9		C SI 88 F SI 88 B SI 88 B SI 87 B CU 73 F SI 88 F SI 88 B SI 87 4-2 1-2 BB		3	0	2	3	1	0	0
15 Dustin Pedroia, R (1, 4) OBP: 0.342, SLG: 0.372	B FF 98 B CH 86 X SI 97 2-0 ① FC6 34 G5-6-3 1-2f 3-H		D CU 82 B FF 96 F FF 96 F FF 97 B FF 98 F SI 96 D SI 96 4-2 34 G1-3 BB	F FF 98 F CU 82 B CU 84 X CU 84 1-2 E6 1-3		C SL 78 X SI 90 0-1 ② G5-3		B SI 87 B SL 80 C SI 88 X SI 88 2-1 ② L9		4	0	0	1	1	0	4
34 David Ortiz, L (1, 10) OBP: 0.348, SLG: 0.474	C FF 97 X SI 98 0-1 ②③ G5-6-3 1-2f		F SI 96 X SI 95 0-1 ② G1-3 1-2 2-3	X SI 96 0-0 ③ G4-3		B SI 90 B SI 90 X SI 90 2-0 ③ G3		F SI 87 X SL 82 0-1 ③ G4-3		5	0	0	0	0	0	7
37 Mike Carp, L (1, 3) OBP: 0.337, SLG: 0.304		C FF 97 X FC 94 0-1 ① G5-3	B FF 97 B CH 85 X CH 86 2-0 ③ F7		B CH 86 C FF 94 F CH 87 B FF 98 B CH 86 B FF 96 4-2 7 BB 18 1B BB		B SI 90 C SL 79 B SL 78 B SI 89 B SI 88 4-1 BB			2	0	0	0	2	0	2
18 Shane Victorino, S (1, 9) OBP: 0.286, SLG: 0.367		B FF 98 C FF 98 F CU 82 B CU 83 F FF 99 X FC 94 2-2 ② F8		C FF 97 B CU 84 X CU 82 1-1 3 HR 2B	C FF 96 B FF 98 B FF 94 X SI 95 2-1 7 BB 1-2 1B		C SI 90 B SI 90 F CH 85 S CH 83 1-3 ① K			4	1	2	0	0	1	1
7 Stephen Drew, L (1, 6) OBP: 0.239, SLG: 0.283		B FF 98 S FF 98 S SI 98 X CU 85 1-2 ③ F8		C FF 97 B FF 92 F SI 97 B FF 98 X FF 98 2-2 ① F8	B CH 87 B SI 94 F SI 94 D SI 95 F FF 95 B FF 97 4-2 1-2 2-3 BB		C SL 78 B SL 78 F SI 87 T SL 81 1-2 ② K			3	0	0	0	1	1	2
3 David Ross, R (1, 2) OBP: 0.242, SLG: 0.377			B FF 97 B FF 97 S SI 95 B FF 98 F FF 96 B FF 97 4-2 26 G3-1 25 1B 29 2B BB	B FF 97 F FF 97 X FF 97 1-1 2-H HR	B FF 96 B CH 88 X FF 97 2-0 ① P2		F SI 86 B SL 84 F SI 90 D CH 82 F SL 83 D SL 84 S SI 86 3-3 ③ K			3	2	1	2	1	1	4
25 Jackie Bradley Jr., L (1, 8) OBP: 0.309, SLG: 0.313			F FF 97 B SI 96 1 SAFE D CH 84 X SI 96 2-1 26 G3-1 29 2B 1-2 1B	B CH 84 X SI 96 1-0 26 1B 29 SF8 1B	S SL 76 F SL 75 S SL 80 0-3 ② K			B CU 72 B SI 87 B SI 85 B SI 87 4-0 26 FC6-4 BB		3	2	2	0	1	1	3
Inning Stats	R: 1 E: 0 K: 0 S: 9 H: 2 LOB: 0 BB: 0 P: 12	R: 0 E: 0 K: 0 S: 9 H: 0 LOB: 0 BB: 0 P: 12	R: 2 E: 0 K: 0 S: 16 H: 2 LOB: 2 BB: 2 P: 30	R: 3 E: 1 K: 0 S: 14 H: 4 LOB: 2 BB: 0 P: 21	R: 0 E: 0 K: 1 S: 11 H: 1 LOB: 3 BB: 2 P: 24	R: 0 E: 0 K: 0 S: 7 H: 0 LOB: 0 BB: 0 P: 11	R: 0 E: 0 K: 3 S: 11 H: 0 LOB: 1 BB: 1 P: 20	R: 0 E: 0 K: 0 S: 12 H: 0 LOB: 2 BB: 2 P: 23		1B: 6 2B: 2 3B: 0 HR: 1 SF: 1 SAC: 0 DP: 1 HBP: 0					WP: 1 PB: 0 SB: 0 CS: 0 PA: 40	

PITCHER		IP	WLS	BF	H	R	ER	SO	BB	IBB	HBP	BLK	WP	HR	S	P	ERA	WHIP
30 Yordano Ventura, R ERA: 3.59	(1, 1)	4.1	L	26	9	6	6	0	4	0	0	0	1	1	55	94	12.46	3.000
67 Francisley Bueno, L ERA: 2.33	(5, 1)	2.2		9	0	0	0	4	1	0	0	0	0	0	22	36	0.00	0.375
37 Scott Downs, L ERA: 5.97	(8, 1)	1.0		5	0	0	0	0	2	0	0	0	0	0	12	23	0.00	2.000

PITCHER	IP	WLS	BF	H	R	ER	SO	BB	IBB	HBP	BLK	WP	HR	S	P	ERA	WHIP

BOTTOM

Kansas City Royals @ Boston Red Sox

Fenway Park, Boston, MA

Sun Jul 20 2014, 1:42 PM - 4:37 PM EDT

Att. 37,439 - Cloudy - 72 F

livebaseballscorecards.com

AB	32
R	6
H	9
RBI	6
BB	7
SO	4
LOB	29

Boston Red Sox @ Toronto Blue Jays

Rogers Centre, Toronto, ON

Mon Jul 21 2014, 7:09 PM - 9:53 PM EDT

Att. 27,905 - Clear - 72 F

TOP

livebaseballscorecards.com

Batter	1	2	3	4	5	6	7	8	9	AB	R	H	RBI	BB	SO	LOB
26 Brock Holt, L (1, 9) (6, 4) OBP: 0.369, SLG: 0.457	C FF 91 F FF 93 S FF 94 0-3 ① K	C FF 93 B CH 87 1 SAFE B CH 86 F FF 93 F FF 94 D SL 85 F FF 93 F CH 86 3-2 ③ X FF 94 F9		C FF 86 F CH 78 X FF 87 0-2 34 HR 2B	B CU 72 F FF 87 B FF 87 B FF 88 X FF 88 3-1 2-H 34 HR 1B		C FF 92 F SL 86 F FF 93 S SL 87 0-3 ① K		C SI 92 C SI 93 F SI 93 B SI 91 B SI 93 F SL 78 X SL 79 2-2 ③ F7	6	2	2	1	0	2	2
15 Dustin Pedroia, R (1, 4) OBP: 0.339, SLG: 0.368 5 Jonny Gomes, R (6, 7) OBP: 0.332, SLG: 0.366	F FF 94 F FF 94 X FF 94 0-2 ② P6		B FF 92 X FF 92 1-0 ① P4	B FF 87 C FF 87 S CU 73 S CH 78 1-3 ① K	B FF 86 B FF 86 C FF 86 F CH 78 D CU 74 X CH 80 3-2 ② F8		C SL 85 B CU 76 F SL 85 X FF 95 1-2 ② F8			4 1	0 0	0 0	0 0	0 0	1 0	2 0
34 David Ortiz, L (1, 10) OBP: 0.349, SLG: 0.490	C FF 94 B SL 83 F FF 94 S FF 95 1-3 ③ K		C SL 82 C FF 94 X FF 95 0-2 ② F8	F FF 87 B FC 80 X FF 88 1-1 2-H HR	C CU 73 B CH 78 B CH 78 F FF 87 X CU 71 2-2 1-H HR		F FF 94 X FF 93 0-1 ③ G5-3			5	2	2	4	0	1	0
12 Mike Napoli, R (1, 3) OBP: 0.398, SLG: 0.462		C FF 91 B FF 92 B CH 84 X FF 93 2-1 29 1B 7 1B 2B	C FF 94 B SL 87 S FF 95 B SI 89 X FF 95 2-2 29 1B 7 HR 1B	C FF 88 F CH 79 C FF 88 0-3 ② K	C FF 86 F FF 86 B CU 73 B CH 80 F CU 73 B CH 79 X FF 87 3-2 HR			B SI 91 X SI 90 1-0 ① G5-3		5	3	3	1	0	1	0
29 Daniel Nava, S (1, 7) (6, 9) OBP: 0.341, SLG: 0.328		X FF 92 0-0 25 FC3-6 55 1B 7 1B 2-3 1B	C SI 93 C FF 94 B FF 94 D CH 88 X CH 87 2-2 7 HR 1B 1-2	C FF 87 S CU 73 F CU 73 B FF 88 S FC 80 1-3 ③ K	C FF 94 S FF 93 F FF 94 F CU 77 S FF 94 0-3 ③ K			C SI 91 B CH 83 F SI 92 X SL 79 1-2 2 FC6-4 1B		5	2	3	0	0	2	0
7 Stephen Drew, L (1, 6) OBP: 0.254, SLG: 0.320		B FF 92 B FF 92 F FF 93 1 SAFE C FF 93 X FF 94 2-2 25 FC3-6 1-2 3-H 1B	X CH 87 0-0 1-H 2-H HR		F FF 87 B FF 87 C CU 70 B FC 80 F CH 80 B FF 88 B FF 88 4-2 2 1B 25 2B BB	X FF 93 0-0 ① L9		C SI 90 F SL 81 S SI 91 0-3 ② K		4	2	2	4	1	1	1
2 Xander Bogaerts, R (1, 5) OBP: 0.314, SLG: 0.357		B CH 85 C FF 93 X SL 84 1-1 ① L5	C FF 94 B FF 94 X SL 88 1-1 25 2B 1B		B CH 78 F FF 88 X CU 72 1-1 25 2B 55 G1-3 1B 1-2	C FF 92 S FF 94 F FF 93 B CU 76 X CH 84 1-2 1B		S SI 91 C SI 91 B SL 80 X SI 92 1-2 ③ FC6-4 1-2f		5	2	3	0	0	0	3
25 Jackie Bradley Jr., L (1, 8) OBP: 0.310, SLG: 0.322		B FF 93 B FF 92 C FF 94 F FF 93 F SL 86 X FF 94 2-2 ② FC3-6 55 1B 55 S 1-2f 2-3	F FF 93 B SI 93 F FF 94 X SL 85 1-2 1-H 2B		B FF 87 B FF 86 C FF 86 X CH 78 2-1 26 1B 1-3 2-H 2B	B FF 93 B SL 85 B FF 93 C FF 92 F FF 93 T FF 92 3-2 ② K		C SI 91 F SI 91 X SL 79 0-2 ① G3		5	1	2	2	0	1	3
55 Christian Vázquez, R (1, 2) OBP: 0.350, SLG: 0.500		F FF 93 S FF 94 F FF 93 D SL 84 B FF 95 D SL 86 X FF 95 3-2 1-3 3-H 1B	C FF 88 X CH 78 0-1 ③ F7		F FF 87 X CU 74 0-1 ① G1-3 3-H	C FF 94 B CH 84 B CH 84 F FF 92 X FF 93 2-2 ③ G3			C SL 80 F SI 91 B SL 79 X SL 81 1-2 ② G5-3	5	0	1	2	0	0	3
Inning Stats	R: 0 E: 0 K: 2 S: 9 H: 0 LOB: 0 BB: 0 P: 10	R: 2 E: 0 K: 0 S: 22 H: 4 LOB: 2 BB: 0 P: 35	R: 4 E: 0 K: 0 S: 18 H: 5 LOB: 1 BB: 0 P: 25	R: 2 E: 0 K: 3 S: 15 H: 2 LOB: 0 BB: 0 P: 18	R: 6 E: 0 K: 1 S: 26 H: 5 LOB: 0 BB: 1 P: 44	R: 0 E: 0 K: 1 S: 11 H: 1 LOB: 1 BB: 0 P: 17	R: 0 E: 0 K: 1 S: 9 H: 0 LOB: 0 BB: 0 P: 10	R: 0 E: 0 K: 1 S: 10 H: 1 LOB: 1 BB: 0 P: 13	R: 0 E: 0 K: 0 S: 11 H: 0 LOB: 0 BB: 0 P: 14	1B: 10 2B: 4 3B: 0 HR: 4 SF: 0 SAC: 0 DP: 0 HBP: 0						

| | | | | | |

Batter	1	2	3	4	5	6	7	8	9	AB	R	H	RBI	BB	SO	LOB
7 José Reyes, S (1, 6) OBP: 0.323, SLG: 0.406 18 Steve Tolleson, R (6, 4) OBP: 0.320, SLG: 0.414	C FF 92 F FF 94 X FF 94 0-2 F9		F FC 87 B FF 94 X CH 87 1-1 G1-3			X FF 91 0-0 F9			C FF 90 B CU 70 S CH 78 B FF 90 B SL 86 X FF 89 3-2 1B	2 2	0 0	0 1	0 0	0 0	0 0	1 0
66 Munenori Kawasaki, L (1, 4) OBP: 0.333, SLG: 0.330 (6, 6)	X FF 93 0-0 G3		C FF 93 S FC 88 X FF 93 0-2 G1-3			C FF 90 X FC 86 0-1 L8			B SL 88 F FF 90 B FF 89 F FF 89 C SL 85 2-3 K	4	0	0	0	0	1	2
53 Melky Cabrera, S (1, 7) OBP: 0.352, SLG: 0.463 33 Darin Mastroianni, R (7, 7) OBP: 0.136, SLG: 0.186	C FF 94 F FF 94 B FF 95 F FF 94 B SI 95 X FF 94 2-2 L7			B CU 76 B FF 91 X FF 91 2-0 L7			F FF 90 B FF 92 X FC 83 1-1 G6-3		C SI 90 S CH 80 S FF 90 0-3 K	2 2	0 0	0 0	0 0	0 0	0 1	0 1
19 José Bautista, R (1, 10) OBP: 0.405, SLG: 0.491		B FF 92 B SI 93 C FF 93 X FF 93 2-1 F8		C FF 92 S FF 93 B FC 86 B FC 86 X FC 86 2-2 G6-3			B FF 92 X FF 92 1-0 F9			3	0	0	0	0	0	0
28 Colby Rasmus, L (1, 8) OBP: 0.275, SLG: 0.461		X FF 93 0-0 G3		B FF 93 F FF 93 S FC 87 S FC 86 1-3 K			F FF 91 C FF 93 F FF 93 F CU 79 S FC 85 0-3 K			3	0	0	0	0	2	0
16 Dan Johnson, L (1, 3) OBP: 0.385, SLG: 0.333		C FF 92 C FF 94 F FF 93 X FF 94 0-2 P6			C FF 89 F FF 90 B FC 85 X FF 92 1-2 L9			C FF 90 S CU 76 S FF 92 0-3 K		3	0	0	0	0	1	0
31 Erik Kratz, R (1, 2) OBP: 0.226, SLG: 0.346			C FF 91 C FF 93 F FF 92 F FF 94 X FF 94 0-2 47 2B 2B		B FF 92 C FC 84 X FF 92 1-1 P2			X FF 90 0-0 P3		3	1	1	0	0	0	0
47 Juan Francisco, L (1, 5) OBP: 0.309, SLG: 0.505			B FF 93 F FF 93 S FF 95 X FF 94 1-2 8 G4-3 2-H 2B		C FC 85 B FF 92 X SI 93 1-1 F7			C FF 92 C FC 89 S CU 76 0-3 K		3	0	1	1	0	1	0
8 Anthony Gose, L (1, 9) OBP: 0.329, SLG: 0.285			F SI 93 B CH 85 X CU 80 1-1 G4-3 2-3			C FF 90 C FC 85 B FF 93 S FC 85 1-3 K			C FF 89 X SL 86 0-1 G1-3	3	0	0	0	0	1	1
Inning Stats	R: 0 E: 0 K: 0 S: 8 H: 0 LOB: 0 BB: 0 P: 10	R: 0 E: 0 K: 0 S: 7 H: 0 LOB: 0 BB: 0 P: 9	R: 1 E: 0 K: 0 S: 15 H: 2 LOB: 1 BB: 0 P: 18	R: 0 E: 0 K: 1 S: 7 H: 0 LOB: 0 BB: 0 P: 12	R: 0 E: 0 K: 0 S: 7 H: 0 LOB: 0 BB: 0 P: 10	R: 0 E: 0 K: 1 S: 6 H: 0 LOB: 0 BB: 0 P: 7	R: 0 E: 0 K: 1 S: 8 H: 0 LOB: 0 BB: 0 P: 10	R: 0 E: 0 K: 2 S: 7 H: 0 LOB: 0 BB: 0 P: 7	R: 0 E: 0 K: 2 S: 11 H: 1 LOB: 1 BB: 0 P: 16	1B: 1 2B: 2 3B: 0 HR: 0 SF: 0 SAC: 0 DP: 0 HBP: 0						

PITCHER		IP	WLS	BF	H	R	ER	SO	BB	IBB	HBP	BLK	WP	HR	S	P	ERA	WHIP
41 John Lackey, R ERA: 3.66	(1, 1)	7.0	W	23	2	1	1	3	0	0	0	0	0	0	58	76	1.29	0.286
22 Felix Doubront, L ERA: 5.08	(8, 1)	1.0		3	0	0	0	2	0	0	0	0	0	0	7	7	0.00	0.000
32 Craig Breslow, L ERA: 5.03	(9, 1)	1.0		4	1	0	0	2	0	0	0	0	0	0	11	16	0.00	1.000

PITCHER	IP	WLS	BF	H	R	ER	SO	BB	IBB	HBP	BLK	WP	HR	S	P	ERA	WHIP

BOTTOM

Boston Red Sox @ Toronto Blue Jays

Rogers Centre, Toronto, ON

Mon Jul 21 2014, 7:09 PM - 9:53 PM EDT

Att. 27,905 - Clear - 72 F

livebaseballscorecards.com

AB	30
R	1
H	3
RBI	1
BB	0
SO	7
LOB	5

Batter	1	2	3	4	5	6	7	8	9	AB	R	H	RBI	BB	SO	LOB
26 Brock Holt, L (1, 8) OBP: 0.366, SLG: 0.450	B FF 92 C FF 92 X SI 93 1-1 G6-3		B FF 92 L FF 92 C FF 93 B CU 79 F FF 93 X SI 92 2-2 G3-6 1-2f		B CU 77 S FF 93 C SI 92 F FF 92 X CU 79 1-2 G4-3 2-3		F SI 96 F CH 89 B CH 90 B SI 96 F FF 94 X SI 94 2-2 G4-3		C FF 89 B CH 82 B CH 82 B FC 89 B FF 89 4-1 34 FC5 1-2 BB	4	0	0	0	1	0	2
15 Dustin Pedroia, R (1, 4) OBP: 0.338, SLG: 0.364	C SI 93 S CU 78 B CH 87 C FF 93 1-3 K			B FF 92 C FF 91 B FF 92 X SI 93 2-1 G6-3	B FF 94 F FF 93 D FF 94 B FF 93 B FF 93 4-1 BB			B SI 94 C SI 92 X SI 95 1-1 G5-3	C FC 87 C FF 89 X CU 76 0-2 F9	4	0	0	0	1	1	2
34 David Ortiz, L (1, 10) OBP: 0.349, SLG: 0.500	B FF 93 S FF 93 B FF 93 F SL 86 S FF 94 2-3 K			S FF 95 F FF 94 X SL 84 0-2 18 1B 2B	X FF 94 0-0 F7			B SI 94 F SI 94 B CH 90 X SI 95 2-1 HR	S CU 87 X CU 87 0-1 FC5 1-2 2-3f	5	1	2	1	0	1	4
12 Mike Napoli, R (1, 3) OBP: 0.396, SLG: 0.459		B FF 92 C SI 92 B CH 86 X FF 92 2-1 F9		S FF 94 B FF 93 X CH 86 1-1 F9		S FF 92 B FF 93 B FF 93 C FF 93 B FF 94 F FF 94 X SI 93 3-2 18 G6-4-3 5 1B 1B		B SI 96 F SI 95 B SL 90 C SI 95 B SL 90 X FF 95 3-2 F9		4	0	1	0	0	0	1
5 Jonny Gomes, R (1, 7) OBP: 0.336, SLG: 0.367 29 Daniel Nava, S (8, PH) OBP: 0.340, SLG: 0.326 (8, 7)		C FF 91 B CU 78 C SI 92 S CU 80 1-3 K		C CU 78 F CU 80 H FF 94 1-2 18 1B HBP		B SI 93 C FF 93 X CH 86 1-1 18 G6-4-3 1-2 1B		X SI 94 0-0 G5-3		2	0	1	0	0	1	0
										1	0	0	0	0	0	0
18 Shane Victorino, S (1, 9) OBP: 0.303, SLG: 0.382		B FF 93 C FF 92 F SI 93 F FF 93 X SI 92 1-2 1B		B SI 94 C CH 85 D CU 78 S CH 86 X CH 86 2-2 1-2 2-3 1B		C FF 93 X SI 94 0-1 G6-4-3 1-2f 2-3			C FF 88 F CU 72 F SL 83 B FF 90 F FF 90 B CU 74 X FC 88 2-2 7 HR 1B	4	1	3	0	0	0	2
7 Stephen Drew, L (1, 6) OBP: 0.254, SLG: 0.346		F FF 92 D FF 93 B SI 94 X FF 93 2-1 P5		F SI 94 B FF 95 S SI 94 B FF 95 X FF 95 2-2 F7		F FF 93 C CU 80 B CU 80 F FF 94 B FF 94 F SI 93 S CU 78 2-3 K			B FF 88 B FF 88 X FF 88 2-0 1-H HR	4	1	1	2	0	1	5
2 Xander Bogaerts, R (1, 5) OBP: 0.311, SLG: 0.353			C FF 91 F SI 91 F FF 94 X CU 79 0-2 G6-3		C FF 91 F FF 92 B CU 79 B CU 79 X FF 93 2-2 F8		B SI 97 C SI 96 F SI 96 B FF 96 S FF 94 2-3 K		C FF 90 C FF 89 X CU 75 0-2 P3	4	0	0	0	0	1	0
3 David Ross, R (1, 2) OBP: 0.258, SLG: 0.398 25 Jackie Bradley Jr., L (9, PR) OBP: 0.310, SLG: 0.322			F FF 93 S CU 78 B CU 79 B FF 92 X FF 92 2-2 26 G3-6 1B		X SI 92 0-0 26 G4-3 2B		C FF 96 C SI 96 B SI 95 S SL 89 1-3 K		B FF 89 C FF 90 X FF 90 1-1 34 FC5 26 BB 1B	4	0	3	0	0	1	0
										0	0	0	0	0	0	0

Inning Stats										
	R: 0 E: 0 K: 2 S: 8	H: 0 LOB: 0 BB: 0 P: 12	R: 0 E: 0 K: 1 S: 11	H: 1 LOB: 1 BB: 0 P: 17	R: 0 E: 0 K: 0 S: 11	H: 1 LOB: 0 BB: 0 P: 15	R: 0 E: 0 K: 0 S: 15	H: 2 LOB: 3 BB: 0 P: 23	R: 0 E: 0 K: 0 S: 10	H: 1 LOB: 2 BB: 1 P: 17
	R: 0 E: 0 K: 1 S: 13	H: 2 LOB: 1 BB: 0 P: 19	R: 0 E: 0 K: 2 S: 10	H: 0 LOB: 0 BB: 0 P: 15	R: 1 E: 0 K: 0 S: 8	H: 1 LOB: 0 BB: 0 P: 14	R: 2 E: 0 K: 0 S: 17	H: 3 LOB: 2 BB: 1 P: 26	1B: 7 2B: 2 3B: 0 HR: 2	SF: 0 SAC: 0 DP: 2 HBP: 1
	WP: 0 PB: 0 SB: 0 CS: 0	PA: 39								

PITCHER		IP	WLS	BF	H	R	ER	SO	BB	IBB	HBP	BLK	WP	HR	S	P	ERA	WHIP
48 J.A. Happ, L ERA: 4.55	(1, 1)	6.0	W	25	7	0	0	4	1	0	1	0	0	0	68	103	0.00	1.333
29 Dustin McGowan, R ERA: 4.2	(7, 1)	1.2		6	1	1	1	2	0	0	0	0	0	1	17	28	5.40	0.600
62 Aaron Loup, L ERA: 3.04	(8, 1)	0.1		1	0	0	0	0	0	0	0	0	0	0	1	1	0.00	0.000
44 Casey Janssen, R ERA: 2.31	(9, 1)	0.2		6	3	2	2	0	1	0	0	0	0	1	15	24	27.00	6.000
27 Brett Cecil, L ERA: 3.77	(9, 1)	0.1	S	1	0	0	0	0	0	0	0	0	0	0	2	2	0.00	0.000

PITCHER	IP	WLS	BF	H	R	ER	SO	BB	IBB	HBP	BLK	WP	HR	S	P	ERA	WHIP

TOP

Boston Red Sox @ Toronto Blue Jays

Rogers Centre, Toronto, ON

Tue Jul 22 2014, 7:09 PM - 10:14 PM EDT

Att. 29,269 - Clear - 79 F

livebaseballscorecards.com

AB	36
R	3
H	11
RBI	3
BB	2
SO	6
LOB	16

BOTTOM

Boston Red Sox @ Toronto Blue Jays

Rogers Centre, Toronto, ON

Tue Jul 22 2014, 7:09 PM - 10:14 PM EDT

Att. 29,269 - Clear - 79 F

Batter	1	2	3	4	5	6	7	8	9	AB	R	H	RBI	BB	SO	LOB
7 José Reyes, S (1, 6) OBP: 0.326, SLG: 0.420	B FF 90 X FF 91 1-0 ① F9		B FF 93 C FC 89 X FF 91 1-1 ② P4 1-2			B CH 82 C FC 86 F FF 91 B SL 80 F CU 79 X FF 92 2-2 HR	1 SAFE B SI 90 1 SAFE 1 SAFE 1 SAFE S SL 80 F FF 90 D CH 84 X CH 83 2-2 19 1B 53 S 1-2 1B	X FF 89 0-0 1-3 2-H 2B		5	1	3	2	0	0	1
53 Melky Cabrera, S (1, 7) OBP: 0.355, SLG: 0.467	C FF 92 F FF 92 F FF 92 S CU 81 0-3 ② K		F CU 80 B FF 92 X FF 92 1-1 ③ 2-H 1B			X FC 87 0-0 19 F9 30 HR 2B	B FS 84 B SI 91 F FS 85 X SI 92 2-1 19 1B 1-2 2-H 1B	C FF 92 B FF 92 X FF 91 1-1 ③ G5-3		5	1	3	2	0	1	2
19 José Bautista, R (1, 9) OBP: 0.406, SLG: 0.491	X FF 92 0-0 ③ G6-3			B FC 87 X SI 92 1-0 30 G3-6-1 1B		B FF 92 S FC 88 X FC 88 1-1 ① F9 2-3	X SI 90 0-0 30 G4-6-3 1-2 2-3 1B			4	0	2	0	0	0	1
30 Dioner Navarro, S (1, 2) OBP: 0.304, SLG: 0.383		B SI 90 X FC 88 1-0 2B		C FF 92 B SI 91 F FC 89 1 SAFE 1 SAFE X CH 84 1-2 ①② G3-6-1 1-2f		C FC 88 X FF 93 0-1 3-H HR	F FS 83 X SI 91 0-1 ②③ G4-6-3 1-2f			4	1	2	2	0	0	4
28 Colby Rasmus, L (1, 10) OBP: 0.274, SLG: 0.455		B FF 92 F FS 84 S FF 92 D SL 82 S SL 82 2-3 ① K		F CH 84 B SI 92 B SI 92 S CU 80 B CU 80 F FS 84 S SI 92 3-3 ③ K		C SI 91 S FF 91 B FF 92 B SL 82 F CU 79 S CH 84 2-3 ② K		B CU 72 B CU 72 C FF 90 B FF 91 B FF 91 4-1 18 G6-3 17 1B 18 S BB		3	1	0	0	1	3	1
47 Juan Francisco, L (1, 3) OBP: 0.308, SLG: 0.498		C CU 80 F FF 92 F CU 81 S FF 93 0-3 ② K			F CU 81 B CU 79 X FF 91 1-1 ① P2	C SI 92 B CH 84 B CU 80 B FF 91 B CU 80 4-1 BB		C CU 74 S FF 91 S FF 91 0-3 ① K		3	0	0	0	1	2	2
66 Munenori Kawasaki, L (1, 5) OBP: 0.333, SLG: 0.324 18 Steve Tolleson, R (8, PH) OBP: 0.318, SLG: 0.410 (9, 5)		D SL 82 B CU 81 C CU 81 B FF 93 C CU 80 S FF 92 3-3 ③ K			B FF 91 B FC 88 C FF 89 B CU 80 B FF 89 4-1 17 G3-1 BB	B FF 92 1 SAFE X FF 90 1-0 ③ F8		C FF 90 B CU 76 1 SAFE S CU 74 B FF 91 F CH 84 B FF 91 F FF 90 X FF 90 3-2 ② G6-3 1-3		2 1	0 0	0 0	0 0	1 0	1 0	2 1
17 Ryan Goins, L (1, 4) OBP: 0.206, SLG: 0.219			F FF 90 F FF 92 B FC 88 S CU 81 1-3 ① K2-3		1 SAFE C FF 92 B CU 81 1 SAFE 1 SAFE 1 SAFE X CU 81 1-1 ② G3-1 1-2		C CU 78 S CH 81 F FF 91 X CH 83 0-2 ① F8	B FF 90 C CU 74 X FF 90 1-1 8 1B 7 2B 3-H 1B		4	1	1	1	0	1	1
8 Anthony Gose, L (1, 8) OBP: 0.340, SLG: 0.294			B FF 92 S CU 79 B FF 92 B FC 87 F FF 92 F FF 92 D CU 80 4-2 7 S 53 1B BB		F FF 92 F FC 88 X FF 92 0-2 ③ F7		B FC 87 L FC 86 X CU 79 1-1 53 S 7 1B 53 1B	C FF 90 X CU 76 0-1 7 2B 1-2 1B		3	2	2	0	1	0	1
Inning Stats	R: 0 E: 0 K: 1 S: 6 H: 0 LOB: 0 BB: 0 P: 7	R: 0 E: 0 K: 3 S: 11 H: 1 LOB: 1 BB: 0 P: 17	R: 1 E: 0 K: 1 S: 10 H: 1 LOB: 1 BB: 1 P: 17	R: 0 E: 0 K: 1 S: 8 H: 1 LOB: 0 BB: 0 P: 13	R: 0 E: 0 K: 0 S: 8 H: 0 LOB: 1 BB: 1 P: 14	R: 3 E: 0 K: 1 S: 15 H: 3 LOB: 1 BB: 1 P: 25	R: 1 E: 0 K: 0 S: 14 H: 4 LOB: 2 BB: 0 P: 19	R: 2 E: 0 K: 1 S: 16 H: 3 LOB: 2 BB: 1 P: 25		1B: 8 2B: 3 3B: 0 HR: 2	SF: 0 SAC: 0 DP: 2 HBP: 0			WP: 0 PB: 0 SB: 4 CS: 0	PA: 38	

	AB	34
	R	7
	H	13
	RBI	7
	BB	4
	SO	8
	LOB	16

livebaseballscorecards.com

PITCHER		IP	WLS	BF	H	R	ER	SO	BB	IBB	HBP	BLK	WP	HR	S	P	ERA	WHIP
44 Jake Peavy, R ERA: 4.72	(1, 1)	6.1	L	28	8	5	5	7	3	0	0	0	0	2	67	105	7.11	1.737
35 Burke Badenhop, R ERA: 2.87	(7, 1)	0.2		3	2	0	0	0	0	0	0	0	0	0	5	7	0.00	3.000
22 Felix Doubront, L ERA: 5.31	(8, 1)	1.0		7	3	2	2	1	1	0	0	0	0	0	16	25	18.00	4.000

PITCHER	IP	WLS	BF	H	R	ER	SO	BB	IBB	HBP	BLK	WP	HR	S	P	ERA	WHIP

Batter	1	2	3	4	5	6	7	8	9	AB	R	H	RBI	BB	SO	LOB
18 Shane Victorino, S (1, 9) OBP: 0.298, SLG: 0.374	B KN 71 B FF 80 C FF 80 S KN 72 X KN 76 2-2 15 1B 34 HR 1B	C KN 75 C EP 63 X KN 78 0-2 ③ L5		C KN 78 B KN 79 S EP 68 S KN 78 1-3 ② K		B FF 82 X KN 69 1-0 ③ P3			C FC 90 X FC 89 0-1 ③ G6-3	5	1	1	0	0	1	2
15 Dustin Pedroia, R (1, 4) OBP: 0.337, SLG: 0.363	C FF 81 X KN 75 0-1 1-2 34 HR 1B		C KN 72 F EP 64 B EP 68 B KN 78 X EP 61 2-2 ① P5	B KN 77 X KN 76 1-0 ③ G4-3			C SI 96 F SI 98 X CU 82 0-2 ① F8			4	1	1	0	0	0	2
34 David Ortiz, L (1, 10) OBP: 0.348, SLG: 0.505	C KN 77 B KN 78 B EP 65 B KN 76 X KN 76 3-1 1-H 2-H HR		C KN 78 X KN 78 0-1 ② P4		S KN 78 B KN 78 C EP 64 T KN 79 1-2 ① K		B SI 99 B SI 98 F SI 98 B SI 97 X SI 98 3-1 ② F7			4	1	1	3	0	1	0
12 Mike Napoli, R (1, 3) OBP: 0.395, SLG: 0.456	S KN 75 C KN 76 S KN 77 0-3 ① K		X KN 77 0-0 29 1B 1B		C KN 76 B KN 79 B EP 66 S KN 77 B KN 79 F KN 76 X KN 75 3-2 ② G6-3		C SI 99 C SI 98 B CU 84 B CU 83 X SI 99 2-2 ③ F8			4	0	1	0	0	1	0
29 Daniel Nava, S (1, 7) OBP: 0.343, SLG: 0.335	C KN 73 X KN 76 0-1 ② G4-3		C KN 74 X KN 77 0-1 2 FC5-4 1-3 1B		B KN 72 C FF 81 X KN 76 1-1 2 2B 2B			C SI 97 B CH 92 C SI 97 F CH 93 C CU 83 1-3 ① K		4	1	2	0	0	1	0
2 Xander Bogaerts, R (1, 5) OBP: 0.313, SLG: 0.357	C EP 68 S EP 63 F KN 78 X KN 76 0-2 1B		C KN 77 C EP 64 F KN 79 F EP 64 F KN 78 D EP 67 D EP 65 X KN 78 2-2 ③ FC5-4 1-2f		X KN 78 0-0 2-H 2B			B SI 97 X SI 98 1-0 ② G6-3		4	0	2	1	0	0	2
7 Stephen Drew, L (1, 6) OBP: 0.254, SLG: 0.336	C KN 74 X KN 77 0-1 ③ F9			B EP 68 C FF 81 S KN 71 B KN 76 B KN 76 F KN 68 F FF 83 B KN 70 4-2 55 E BB	X KN 77 0-0 ③ F8			C SI 98 B CH 93 F SI 97 B CU 82 C CU 82 2-3 ③ K		3	0	0	0	1	1	2
55 Christian Vázquez, R (1, 2) OBP: 0.333, SLG: 0.455		C FF 80 B KN 74 B KN 73 B FF 82 X FF 80 3-1 25 G3-6-3 1B		C KN 74 B KN 77 B KN 75 X FF 82 2-1 E5 1-3		C KN 74 F KN 78 S KN 69 0-3 ① K			C FF 89 B FF 89 X FF 88 1-1 ① F9	4	0	1	0	0	1	1
25 Jackie Bradley Jr., L (1, 8) OBP: 0.307, SLG: 0.317		C FF 80 F KN 76 X KN 78 0-2 ① ② G3-6-3 1-2f		B KN 77 B KN 76 T KN 72 S KN 75 S KN 77 2-3 ① K		X KN 75 0-0 ② G3			C FC 88 S FC 89 S FF 89 0-3 ② K	4	0	0	0	0	2	3
Inning Stats	R: 3 H: 4 E: 0 LOB: 1 K: 1 BB: 0 S: 18 P: 23	R: 0 H: 1 E: 0 LOB: 0 K: 0 BB: 0 S: 8 P: 11	R: 0 H: 2 E: 0 LOB: 2 K: 0 BB: 0 S: 14 P: 18	R: 0 H: 0 E: 1 LOB: 2 K: 2 BB: 1 S: 13 P: 23	R: 1 H: 2 E: 0 LOB: 1 K: 1 BB: 0 S: 11 P: 16	R: 0 H: 0 E: 0 LOB: 0 K: 1 BB: 0 S: 5 P: 6	R: 0 H: 0 E: 0 LOB: 0 K: 0 BB: 0 S: 8 P: 13	R: 0 H: 0 E: 0 LOB: 0 K: 2 BB: 0 S: 8 P: 12	R: 0 H: 0 E: 0 LOB: 0 K: 1 BB: 0 S: 7 P: 8	1B: 6 SF: 0 2B: 2 SAC: 0 3B: 0 DP: 1 HR: 1 HBP: 0						

TOP

Boston Red Sox @ Toronto Blue Jays

Rogers Centre, Toronto, ON

Wed Jul 23 2014, 7:09 PM - 9:43 PM EDT

Att. 35,696 - Overcast - 70 F

livebaseballscorecards.com

AB	36
R	4
H	9
RBI	4
BB	1
SO	8
LOB	12

PITCHER		IP	WLS	BF	H	R	ER	SO	BB	IBB	HBP	BLK	WP	HR	S	P	ERA	WHIP
43 R.A. Dickey, R ERA: 4.04	(1, 1)	6.0	W	28	9	4	4	5	1	0	0	0	0	1	69	97	6.00	1.667
41 Aaron Sanchez, R ERA:	(7, 1)	2.0	H	6	0	0	0	2	0	0	0	0	0	0	16	25	0.00	0.000
44 Casey Janssen, R ERA: 2.22	(9, 1)	1.0	S	3	0	0	0	1	0	0	0	0	0	0	7	8	0.00	0.000

PITCHER	IP	WLS	BF	H	R	ER	SO	BB	IBB	HBP	BLK	WP	HR	S	P	ERA	WHIP

Batter	1	2	3	4	5	6	7	8	9	AB	R	H	RBI	BB	SO	LOB
7 José Reyes, S (1, 6) OBP: 0.328, SLG: 0.419	B FF 91 B SI 90 C SI 92 X SI 91 2-1 53 BB 19 2B 1B	B SI 91 1 SAFE B FC 87 1 SAFE C CU 76 L FC 88 B SI 92 F FC 88 B FF 92 4-2 30 FC6 1-2 BB		C SI 90 1 SAFE B SI 90 X CH 80 1-1 ① P4		B SI 92 C FF 93 X CH 82 1-1 E5 53 FC4 3-H				3	1	1	0	1	0	1
53 Melky Cabrera, S (1, 7) OBP: 0.354, SLG: 0.464	1 SAFE 1 SAFE B FF 91 B CH 79 B SI 93 B SI 90 4-0 19 2B 30 FC5-2 1-2 BB	X FC 89 0-0 ① F7		B CH 80 B SI 91 B SI 92 C FF 90 F FC 88 F CU 76 X CH 79 3-2 ②③ G3 1-3		B FF 91 X FF 91 1-0 ③ FC4 1-2f				3	0	0	0	1	0	4
19 José Bautista, R (1, 3) OBP: 0.407, SLG: 0.503	C FC 89 X CH 82 0-1 30 FC5-2 28 G3 1-3 2-H 2B	X FC 88 0-0 ② F7			X SI 91 0-0 ① L8		X FF 93 0-0 HR			4	2	2	2	0	0	2
30 Dioner Navarro, S (1, 10) OBP: 0.300, SLG: 0.377	B SI 92 C SI 94 B CH 82 X SI 93 2-1 ① FC5-2 66 1B 28 G3 22 2B 2-3 3-H	C CU 77 B FF 93 X CU 78 1-1 ③ FC6 1-2f			C FF 92 F SI 92 X CU 78 0-2 ② G4-3		B FF 94 C FF 95 X FF 94 1-1 ① G3			4	1	0	0	0	0	4
28 Colby Rasmus, L (1, 8) OBP: 0.274, SLG: 0.451	D CU 77 F FF 93 C FC 89 F FF 94 F FC 88 X FF 94 1-2 ② G3 1-2 3-H		X CU 77 0-0 66 SH5-3 1B		X FC 88 0-0 ③ L6		C FF 95 C FF 96 S SL 87 0-3 ② K			4	0	1	1	0	1	1
66 Munenori Kawasaki, L (1, 5) OBP: 0.333, SLG: 0.324 18 Steve Tolleson, R (9, 5) OBP: 0.318, SLG: 0.410	B FF 93 B FF 93 C FC 89 X FC 88 2-1 22 2B 2-3 1B		C FC 88 B CH 82 X FC 88 1-1 ① SH5-3 1-2			C CU 74 C FF 91 B SI 90 X FC 87 1-2 ① L7	F FF 95 B SL 84 F FF 94 B FF 94 F SL 85 F SL 85 S SL 86 2-3 ③ K			3 0	0 0	1 0	0 0	0 0	1 0	0 0
22 Josh Thole, L (1, 2) OBP: 0.365, SLG: 0.318	B SI 92 1 SAFE F FF 93 C FC 88 X SI 93 1-2 1-3 3-H 2B		B FC 88 C FF 92 B SI 89 D CH 81 S FC 87 B SI 90 4-2 17 G6-4-3 BB			B CU 77 F FC 87 B CH 81 B CU 78 B FF 92 4-1 17 3B BB		C FF 88 B CU 76 C SI 88 B CU 77 F FF 90 X SL 84 2-2 17 FC1-6 1B		2	1	2	1	2	0	0
17 Ryan Goins, L (1, 4) OBP: 0.208, SLG: 0.250	L CH 81 B FF 93 X CH 81 1-1 ③ G3-1		C CU 77 T FS 85 X FF 93 0-2 ②③ G6-4-3 1-2f			C SI 92 X CH 82 0-1 7 E 1-H 3B		X FF 89 0-0 ① FC1-6 8 G4-3-6 1-2f		4	1	1	1	0	0	5
8 Anthony Gose, L (1, 9) OBP: 0.345, SLG: 0.289		C FF 92 S CU 78 H CU 80 1-2 7 S HBP		C CU 76 H FC 88 1-1 53 CS 53 S HBP		B SI 92 S CH 81 F SI 92 F FF 93 B SI 93 F FC 88 S CH 81 2-3 ② K		B CU 75 B FF 89 S SL 84 S SL 85 X SL 84 2-2 ②③ G4-3-6 1-2f		2	0	0	0	0	1	2
Inning Stats	R: 3 E: 0 K: 0 S: 18 H: 4 LOB: 2 BB: 1 P: 31	R: 0 E: 0 K: 0 S: 9 H: 0 LOB: 2 BB: 1 P: 15	R: 0 E: 0 K: 0 S: 8 H: 1 LOB: 1 BB: 1 P: 13	R: 0 E: 0 K: 0 S: 7 H: 0 LOB: 0 BB: 0 P: 12	R: 0 E: 0 K: 0 S: 5 H: 0 LOB: 0 BB: 0 P: 5	R: 2 E: 1 K: 1 S: 14 H: 1 LOB: 1 BB: 1 P: 23	R: 1 E: 0 K: 2 S: 11 H: 1 LOB: 0 BB: 0 P: 14	R: 0 E: 0 K: 0 S: 8 H: 1 LOB: 0 BB: 0 P: 12		1B: 4 2B: 2 3B: 1 HR: 1 SF: 0 SAC: 1 DP: 2 HBP: 2						

PITCHER		IP	WLS	BF	H	R	ER	SO	BB	IBB	HBP	BLK	WP	HR	S	P	ERA	WHIP
11 Clay Buchholz, R ERA: 5.5	(1, 1)	6.0	L	29	6	5	4	1	4	0	2	0	0	0	61	99	6.00	1.667
30 Andrew Miller, L ERA: 2.31	(7, 1)	1.0		4	1	1	1	2	0	0	0	0	0	1	11	14	9.00	1.000
32 Craig Breslow, L ERA: 4.89	(8, 1)	1.0		3	1	0	0	0	0	0	0	0	0	0	8	12	0.00	1.000

PITCHER	IP	WLS	BF	H	R	ER	SO	BB	IBB	HBP	BLK	WP	HR	S	P	ERA	WHIP

BOTTOM

Boston Red Sox @ Toronto Blue Jays

Rogers Centre, Toronto, ON

Wed Jul 23 2014, 7:09 PM - 9:43 PM EDT

Att. 35,696 - Overcast - 70 F

livebaseballscorecards.com

AB	29
R	6
H	8
RBI	5
BB	4
SO	3
LOB	19

PA: 36
WP: 0
PB: 0
SB: 2
CS: 1

Batter	1	2	3	4	5	6	7	8	9	AB	R	H	RBI	BB	SO	LOB
26 Brock Holt, L (1, 4) OBP: 0.365, SLG: 0.445	C FF 94 F CH 86 F SI 93 B FF 95 S SV 83 1-3 K		C CH 86 F FC 92 F SV 84 S SV 84 0-3 K2-3			B FF 92 C CH 86 T SV 82 S SV 85 1-3 K			B FF 92 B FF 92 B FF 91 C FF 93 S FF 92 F FF 92 B FF 93 4-2 18 G6-4-3 1-2 BB	3	0	0	0	1	3	1
18 Shane Victorino, S (1, 9) OBP: 0.305, SLG: 0.373	B FF 96 B FF 95 B FF 94 C FF 94 B FF 94 4-1 34 L3 BB			B FF 93 C FC 90 S SI 91 F SV 83 B FF 93 X SL 88 2-2 G6-3			C FC 91 F SI 91 X SV 83 0-2 12 G6-4-3 1B		C FF 94 B CU 76 F FF 92 X CU 77 1-2 G6-4-3 1-2f 2-3	3	0	1	0	1	0	2
34 David Ortiz, L (1, 10) OBP: 0.346, SLG: 0.501 5 Jonny Gomes, R (9, PH) OBP: 0.335, SLG: 0.365	B SI 93 C CH 85 C FF 93 B SV 85 B SV 82 X SV 81 3-2 L3 1-1			C FC 93 F FC 91 B FF 94 B FF 94 S CH 86 2-3 K			X FC 91 0-0 F7		B FF 94 B FF 93 B FF 93 C FF 93 X FF 93 3-1 F7	3 1	0 0	0 0	0 0	0 0	1 0	2 1
12 Mike Napoli, R (1, 3) OBP: 0.391, SLG: 0.452		B SI 93 C FC 90 F SL 87 X FF 93 1-2 G4-3		F FC 93 C SI 94 S SV 85 0-3 K			C SI 92 X SI 92 0-1 G6-4-3 1-2f			3	0	0	0	0	1	1
29 Daniel Nava, S (1, 7) OBP: 0.338, SLG: 0.330		C FF 92 C SV 81 F SV 83 B SI 94 X FF 93 1-2 G3			B SV 82 F FC 91 X SI 92 1-1 G4-3			B SI 91 F SI 91 X SL 82 1-1 F9		3	0	0	0	0	0	0
7 Stephen Drew, L (1, 6) OBP: 0.256, SLG: 0.330		B SV 81 F SI 92 X SI 92 1-1 G1-3			C CH 84 F CH 85 B SI 92 B SI 94 B SL 86 F SV 81 F SI 94 C FF 94 3-3 K			B SL 80 T SI 90 B SI 92 F SI 91 B SI 91 F SI 91 F SI 92 B SI 92 4-2 BB		2	0	0	0	1	1	0
2 Xander Bogaerts, R (1, 5) OBP: 0.310, SLG: 0.354			C FF 93 F FF 92 F SV 82 F FF 94 B SL 86 X SV 83 1-2 P6		C FC 92 B FF 94 C SI 93 S FF 93 1-3 K			B SI 91 B SI 91 C SI 91 F SI 92 B SL 80 F SI 91 F SI 92 S SI 91 3-3 K		3	0	0	0	0	2	1
25 Jackie Bradley Jr., L (1, 8) OBP: 0.307, SLG: 0.315			B FC 90 B FC 91 B FF 94 B FF 92 4-0 55 G5-3 BB			B FC 90 C FC 89 X SV 80 1-1 G3-1		F SI 91 F CH 83 B SI 92 B SI 90 F SI 91 X SL 80 2-2 G4-3		2	0	0	0	1	0	1
55 Christian Vázquez, R (1, 2) OBP: 0.333, SLG: 0.417			B FF 94 C FF 94 1 SAFE F FC 91 B SV 83 F SV 82 F SI 93 B SI 94 F FF 95 3-2 F FF 95 X FC 90 G5-3 1-2			B FF 93 C FF 93 X SI 91 1-1 G4-3			B FF 92 B FF 91 B FF 91 B FF 91 4-0 18 G6-4-3 26 BB BB	2	0	0	0	1	0	1
Inning Stats	R: 0 E: 0 K: 1 S: 8 H: 0 LOB: 0 BB: 1 P: 16	R: 0 E: 0 K: 0 S: 9 H: 0 LOB: 0 BB: 0 P: 12	R: 0 E: 0 K: 1 S: 16 H: 0 LOB: 1 BB: 1 P: 24	R: 0 E: 0 K: 2 S: 10 H: 0 LOB: 0 BB: 0 P: 14	R: 0 E: 0 K: 2 S: 10 H: 0 LOB: 0 BB: 0 P: 15	R: 0 E: 0 K: 1 S: 7 H: 0 LOB: 0 BB: 0 P: 10	R: 0 E: 0 K: 0 S: 6 H: 1 LOB: 0 BB: 0 P: 6	R: 0 E: 0 K: 1 S: 15 H: 0 LOB: 1 BB: 1 P: 25	R: 0 E: 0 K: 0 S: 8 H: 0 LOB: 1 BB: 2 P: 20	1B: 1 2B: 1 3B: 0 HR: 0 SF: 0 SAC: 0 DP: 3 HBP: 0						

PITCHER	IP	WLS	BF	H	R	ER	SO	BB	IBB	HBP	BLK	WP	HR	S	P	ERA	WHIP
6 Marcus Stroman, R (1, 1) ERA: 3.21	7.0	W	22	1	0	0	7	2	0	0	0	0	0	66	97	0.00	0.429
58 Todd Redmond, R (8, 1) ERA: 2.36	1.0		4	0	0	0	1	1	0	0	0	0	0	15	25	0.00	1.000
59 Rob Rasmussen, L (9, 1) ERA: 3.86	1.0		4	0	0	0	0	2	0	0	0	0	0	8	20	0.00	2.000

PITCHER	IP	WLS	BF	H	R	ER	SO	BB	IBB	HBP	BLK	WP	HR	S	P	ERA	WHIP

TOP

Boston Red Sox @ Toronto Blue Jays

Rogers Centre, Toronto, ON

Thu Jul 24 2014, 12:39 PM - 3:34 PM EDT

Att. 46,683 - Cloudy - 68 F

livebaseballscorecards.com

AB	25
R	0
H	1
RBI	0
BB	5
SO	8
LOB	10

BOTTOM

Boston Red Sox @ Toronto Blue Jays

Rogers Centre, Toronto, ON

Thu Jul 24 2014, 12:39 PM - 3:34 PM EDT

Att. 46,683 - Cloudy - 68 F

livebaseballscorecards.com

Batter	1	2	3	4	5	6	7	8	9	AB	R	H	RBI	BB	SO	LOB
7 José Reyes, S (1, 6) OBP: 0.329, SLG: 0.419	B FF 92 C FF 92 X CH 85 1-1 G6-3 ①	C SI 93 X SI 96 0-1 G1-3 ②		C SL 81 T SI 94 X SI 94 0-2 53 L8-3 1B		C SI 79 X SI 90 0-1 L7 ①		B SI 88 C FF 89 X FS 83 1-1 53 2B 1B		5	1	2	0	0	0	1
53 Melky Cabrera, S (1, 7) OBP: 0.359, SLG: 0.474	C FF 93 B FF 95 B FF 94 B CH 86 B CH 87 4-1 30 BB 19 1B 66 PB BB	C FF 95 F CH 88 F SI 96 F FF 97 B SI 90 B CH 89 B SI 96 X CH 88 3-2 19 FC5 3-H 2B		C FF 92 1 SAFE X SI 93 0-1 L8-3 ②③ 1-1		B SI 90 X FS 84 1-0 30 BB 2B		B SI 90 S SI 89 S FF 91 X SI 90 1-2 1-H 2B ①	4	1	3	2	1	0	1
19 José Bautista, R (1, 9) OBP: 0.409, SLG: 0.501	X SI 95 0-0 66 PB 30 BB 1-2 1B	B SL 86 S SI 97 B SI 97 S SI 96 F FF 98 F SL 86 X CH 89 2-2 FC5 ③ 2-3			H SL 79 1-0 16 1B 30 1B 47 1B HBP	C SI 90 B SL 83 B SL 82 C SI 92 D FS 85 F SL 83 F SI 91 F SI 91 B SI 89 4-2 30 BB BB		C SL 85 B SL 83 B SL 82 C FS 85 X FS 86 2-2 F8 ②		3	1	1	0	1	0	1
30 Dioner Navarro, S (1, 2) OBP: 0.308, SLG: 0.380	D FF 95 F FF 94 B CH 88 B CH 87 S FF 95 B CH 88 4-2 66 PB 1-2 2-3 BB		B FF 90 B SI 89 C FF 92 X CH 85 2-1 66 FC1-4 1B		B FF 89 C CH 85 B CH 87 X SI 90 2-1 16 1B 47 1B 1-2 1B	B FS 83 B SI 89 B FS 84 B SI 89 4-0 16 G6-3 1-2 2-3 BB		B FF 90 X FS 84 1-0 G4-3 ③		3	1	2	0	2	0	0
16 Dan Johnson, L (1, 10) OBP: 0.367, SLG: 0.318	X FF 96 0-0 P5 ②		D FF 92 C FF 92 C CU 76 X FF 95 1-2 P5 ①		B SI 95 S CH 84 X CH 86 1-1 17 WP 47 1B 1-2 2-3 1B	C SI 89 X SI 90 0-1 G6-3 ②③ 1-2f				4	0	1	0	0	0	7
66 Munenori Kawasaki, L (1, 5) OBP: 0.325, SLG: 0.316 18 Steve Tolleson, R (7, PH) OBP: 0.315, SLG: 0.407 (8, 5)	B FF 98 C FF 97 B FF 98 C FF 97 F FF 98 F FF 96 B FF 98 S CH 88 3-3 K ③ 1-2 2-3 3-H		B FF 92 C SI 92 B FF 91 X CH 82 2-1 FC1-4 ② 47 HR 1-2f		B SI 89 X SI 90 1-0 L6 ①		C FF 88 S CU 73 X CU 74 0-2 L8 ①			3 1	1 0	0 0	0 0	1 0	6 0	0 0
47 Juan Francisco, L (1, 3) OBP: 0.315, SLG: 0.526		X FF 92 0-0 17 2B 3B	F FF 96 1 SAFE 1 SAFE B SI 95 T CH 88 B SI 97 X CH 85 2-2 1-H HR		X FS 84 0-0 17 WP 1-2 2-H 3-H 1B		C FC 85 F SI 90 B CU 76 F FF 90 B CU 72 X CH 82 2-2 F7 ②			4	2	3	4	0	0	0
17 Ryan Goins, L (1, 4) OBP: 0.224, SLG: 0.278		B FF 95 F SI 96 B CH 89 T CH 87 F SI 90 F FF 98 X SI 89 2-2 8 SH1-3 53 2B 3-H 2B	B SI 98 B FF 97 B CU 76 C FF 94 C FF 93 X CH 85 3-2 G4-3 ③		C SI 90 B SI 90 B SI 85 F SI 91 B SL 83 F SL 82 F FS 85 X SI 90 3-2 G3 ② 1-2 2-3		B FF 89 X FC 87 1-0 1B		4	1	2	1	0	0	2
8 Anthony Gose, L (1, 8) OBP: 0.338, SLG: 0.282		L FF 94 X FF 94 0-1 SH1-3 ① 2-3		C CH 79 B SL 80 S CH 82 F FF 93 X CH 85 1-2 B1-3 ①	C FS 83 X SL 82 0-1 G3 ③		C FC 86 B CU 75 F FC 87 C FF 91 1-3 K ③			3	0	0	0	0	1	3
Inning Stats	R: 1 H: 1 E: 0 LOB: 2 K: 1 BB: 2 S: 12 P: 24	R: 2 H: 3 E: 0 LOB: 1 K: 0 BB: 0 S: 20 P: 27	R: 2 H: 2 E: 0 LOB: 0 K: 0 BB: 0 S: 13 P: 23	R: 0 H: 1 E: 0 LOB: 0 K: 0 BB: 0 S: 9 P: 10	R: 2 H: 3 E: 0 LOB: 2 K: 0 BB: 0 S: 13 P: 21	R: 0 H: 1 E: 0 LOB: 2 K: 0 BB: 2 S: 10 P: 19	R: 0 H: 1 E: 0 LOB: 1 K: 1 BB: 0 S: 11 P: 15	R: 1 H: 2 E: 0 LOB: 0 K: 0 BB: 0 S: 9 P: 14		1B: 8 SF: 0 2B: 5 SAC: 1 3B: 1 DP: 2 HR: 1 HBP: 1				WP: 1 PA: 40 PB: 1 SB: 0 CS: 0		

	AB	R	H	RBI	BB	SO	LOB
AB	34						
R	8						
H	14						
RBI	7						
BB	4						
SO	2						
LOB	21						

PITCHER		IP	WLS	BF	H	R	ER	SO	BB	IBB	HBP	BLK	WP	HR	S	P	ERA	WHIP
62 Rubby De La Rosa, R ERA: 3.54	(1, 1)	4.0	L	23	9	7	6	1	2	0	1	0	0	1	58	92	13.50	2.750
35 Burke Badenhop, R	(5, 1)	2.0		9	2	0	0	0	2	0	0	0	1	0	19	32	0.00	2.000
22 Felix Doubront, L ERA: 5.22	(7, 1)	1.0		4	1	0	0	1	0	0	0	0	0	0	11	15	0.00	1.000
54 Edward Mujica, R ERA: 5.45	(8, 1)	1.0		4	2	1	1	0	0	0	0	0	0	0	9	14	9.00	2.000

PITCHER	IP	WLS	BF	H	R	ER	SO	BB	IBB	HBP	BLK	WP	HR	S	P	ERA	WHIP

Batter	1	2	3	4	5	6	7	8	9	AB	R	H	RBI	BB	SO	LOB
26 Brock Holt, L (1, 6) OBP: 0.362, SLG: 0.441	B FF 91 B SI 91 C SI 92 C SI 92 F KC 80 C SI 94 2-3 ① K		X KC 82 0-0 1B			B SI 90 C SI 91 F SI 92 B SI 92 X SI 92 2-2 ① G4-3	C SI 92 S FC 87 S SI 93 0-3 ③ K		C FF 97 F FF 98 S SI 98 0-3 ③ K	5	0	1	0	0	3	1
15 Dustin Pedroia, R (1, 4) OBP: 0.338, SLG: 0.367	B CH 85 F SI 93 B SI 93 F CH 85 X SI 94 2-2 ② F8		1 SAFE C FF 93 1 SAFE B SI 94 B SI 92 B SI 94 S FF 94 X CH 86 3-2 ③ G5-3			C SI 92 C SI 93 B SI 93 F SI 93 X SI 89 1-2 34 1B 2B		C SI 90 B SI 92 F SI 91 B SI 92 X CH 83 2-2 34 FC5-6 1B		4	1	2	0	0	0	1
34 David Ortiz, L (1, 10) OBP: 0.345, SLG: 0.499	C SI 94 C KC 80 C SI 94 0-3 ③ K			X SI 92 0-0 ① F8		B SI 93 B SI 93 B SI 93 F SI 94 C SI 93 F SI 94 X SI 93 3-2 5 1B 18 1B 2-H 1B		D FC 87 F SI 92 F SI 93 X SI 93 1-2 ① FC5-6 1-2f		4	1	1	1	0	1	1
12 Mike Napoli, R (1, 3) OBP: 0.387, SLG: 0.446		F SI 92 X SI 93 0-1 ① F9		B SI 91 B SI 93 C FF 93 S SI 94 C SI 93 2-3 ② K		C CH 86 B SI 93 X SI 94 0-2 ② L9		S CH 84 C SI 93 S SI 92 0-3 ② K		4	0	0	0	0	2	2
5 Jonny Gomes, R (1, 7) OBP: 0.333, SLG: 0.363		C SI 94 B SI 94 F FC 89 B SI 93 S CH 86 2-3 ② K		X KC 81 0-0 ③ F7		X SI 93 0-0 18 1B 1-2 1B		C CH 84 C FF 93 B SI 93 F CH 84 F SI 94 D CH 85 C SI 92 2-3 ③ K		4	0	1	0	0	2	1
18 Shane Victorino, S (1, 9) OBP: 0.311, SLG: 0.404		C CH 85 B CH 85 X FC 88 1-1 HR			B KC 79 X CH 83 1-0 ① G4-3	C FF 93 X CH 83 0-1 1-3 2-H 1B			C SI 93 F FF 95 X FF 97 0-2 ① L8	4	1	2	2	0	0	0
2 Xander Bogaerts, R (1, 5) OBP: 0.310, SLG: 0.353		B CH 86 F SI 92 X KC 82 1-1 ③ L4			B CH 83 F SI 92 F SI 92 B FC 89 X SI 94 2-2 ② G6-3	X SI 93 0-0 ③ F8			B SI 95 C FF 94 S SI 96 X SI 97 1-2 25 2B 3 SF9 1B	4	1	1	0	0	0	2
25 Jackie Bradley Jr., L (1, 8) OBP: 0.309, SLG: 0.321			C SI 92 F KC 80 S FC 88 0-3 ① K		C SI 93 X SI 93 0-1 1B		C SI 91 C SI 92 B FC 87 X SI 93 1-2 ① G4-3		B FF 95 S SI 94 X SI 94 1-1 1-3 2B	4	0	2	0	0	1	0
3 David Ross, R (1, 2) OBP: 0.250, SLG: 0.388			B CH 85 F SI 93 S FF 93 C KC 81 1-3 ② K		S SI 92 F SI 93 X CH 85 0-2 ③ G6-3		S CH 84 B FC 88 F CH 84 S SI 93 1-3 ② K		B FF 96 X FF 95 1-0 ② SF9 3-H	3	0	0	1	0	2	1
Inning Stats	R: 0 H: 0 E: 0 LOB: 0 K: 2 BB: 0 S: 10 P: 14	R: 1 H: 1 E: 0 LOB: 0 K: 1 BB: 0 S: 9 P: 13	R: 0 H: 1 E: 0 LOB: 1 K: 2 BB: 0 S: 10 P: 14	R: 0 H: 0 E: 0 LOB: 0 K: 1 BB: 0 S: 5 P: 7	R: 0 H: 1 E: 0 LOB: 1 K: 0 BB: 0 S: 9 P: 12	R: 2 H: 4 E: 0 LOB: 2 K: 0 BB: 0 S: 18 P: 24	R: 0 H: 0 E: 0 LOB: 0 K: 2 BB: 0 S: 9 P: 11	R: 0 H: 1 E: 0 LOB: 1 K: 2 BB: 0 S: 14 P: 19	R: 1 H: 2 E: 0 LOB: 1 K: 1 BB: 0 S: 12 P: 15	1B: 7 SF: 1 2B: 2 SAC: 0 3B: 0 DP: 0 HR: 1 HBP: 0						

PITCHER		IP	WLS	BF	H	R	ER	SO	BB	IBB	HBP	BLK	WP	HR	S	P	ERA	WHIP
14 David Price, L ERA: 3.08	(1, 1)	8.0	W	32	8	3	3	10	0	0	0	0	0	1	84	114	3.38	1.000
57 Jake McGee, L ERA: 1.57	(9, 1)	1.0	S	5	2	1	1	1	0	0	0	0	0	0	12	15	9.00	2.000

PITCHER		IP	WLS	BF	H	R	ER	SO	BB	IBB	HBP	BLK	WP	HR	S	P	ERA	WHIP

Boston Red Sox @ Tampa Bay Rays

Tropicana Field, St. Petersburg, FL

Fri Jul 25 2014, 7:14 PM - 10:16 PM EDT

Att. 23,136 - Dome - 72 F

TOP

livebaseballscorecards.com

AB	36
R	4
H	10
RBI	4
BB	0
SO	11
LOB	9

WP: 0	PA: 37		
PB: 0			
SB: 0			
CS: 0			

Batter	1	2	3	4	5	6	7	8	9	AB	R	H	RBI	BB	SO	LOB
8 Desmond Jennings, R (1, 8) OBP: 0.337, SLG: 0.398	X SI 90 0-0 ① G6-3		B CU 74 C FF 92 B CU 74 X SI 91 2-1 ② G6-3		B CU 74 B SI 90 X SI 90 2-0 1-H HR		C CU 74 B CU 77 F FF 93 B FF 94 B FO 87 F FO 86 B FF 94 4-2 18 1B 3 2B 1-2 BB			3	2	1	2	1	0	0
18 Ben Zobrist, S (1, 9) (9, 7) OBP: 0.353, SLG: 0.401	C FF 91 X CU 73 0-1 1B		C SI 92 B FF 90 C FC 88 B CU 76 X FC 86 2-2 1B		C CU 75 C FC 86 B FF 92 B CH 85 F FF 92 F FC 85 F FF 92 B FC 88 X SI 89 3-2 5 BB 1B		B FF 94 C CU 76 C FO 87 B FO 88 X FF 94 2-2 5 BB 3 2B 1-3 2-H 1B			4	1	4	1	0	0	0
5 Brandon Guyer, R (1, 7) OBP: 0.333, SLG: 0.360 39 Kevin Kiermaier, L (9, 9) OBP: 0.360, SLG: 0.553	X FF 88 0-0 ② L5		B FC 87 C FC 86 B FC 86 1 SAFE F FC 88 F SI 87 B FF 92 F FC 86 F CU 73 3-2 X FC 87 ③ G5-3		C FF 91 B FF 90 B FF 88 B FO 88 C SI 90 B FF 91 4-2 1-2 BB		B FO 86 B SL 79 1 SAFE B FF 94 C CU 76 B FF 95 4-1 3 2B 1-2 BB			2 0	1 0	0 0	0 0	2 0	0 0	2 0
3 Evan Longoria, R (1, 5) OBP: 0.331, SLG: 0.397	B FF 91 B SI 90 F SI 91 B FF 93 T FF 89 X FC 88 3-2 ③ L7			F FF 92 S CU 76 B FF 92 S CU 75 1-3 ① K2-3	S FF 89 B FF 91 D CU 75 F FF 92 F FF 88 B FF 92 X CU 72 3-2 ③ F7		S FO 89 C FF 94 F FO 90 B SL 79 B FF 94 F FO 89 X CU 77 2-2 1 G6-3 1-H 2-H 3-H 2B			4	0	1	3	0	1	3
1 Sean Rodríguez, R (1, 10) OBP: 0.286, SLG: 0.516		X SI 91 0-0 11 G4-3 2B		B FF 90 B CU 74 B SI 92 C SI 89 C FC 88 F FC 87 S FC 87 3-3 ② K		C CU 71 B CU 72 C FC 85 S CU 74 1-3 ① K	S SL 81 B CU 76 B FF 92 X CU 75 2-1 ② G6-3 2-3			4	0	1	0	0	2	1
11 Yunel Escobar, R (1, 6) OBP: 0.324, SLG: 0.336		B FC 88 C FF 92 F FF 89 B CU 77 X FF 92 2-2 ① G4-3 2-3		C SI 92 B CU 76 C FC 88 B FF 92 B CU 77 X FF 92 3-2 ③ G6-3		C FC 85 F FC 87 S SI 90 0-3 ② K	X FF 93 0-0 ③ G5-3			4	0	0	0	0	1	3
21 James Loney, L (1, 3) OBP: 0.343, SLG: 0.378		B SI 91 B SI 91 F FF 92 X FC 88 2-1 ② F7			C CU 71 B FF 91 X SI 90 1-1 8 HR 1B	B FF 91 C FC 86 C FF 92 B FC 87 X FF 91 2-2 ③ P6		X SI 88 0-0 ① F8		4	1	1	0	0	0	1
28 José Molina, R (1, 2) OBP: 0.247, SLG: 0.210 35 Cole Figueroa, L (7, PR) OBP: 0.154, SLG: 0.160 59 Curt Casali, R (8, 2) OBP: 0.100, SLG: 0.100		C FF 93 T SI 89 S CU 77 0-3 ③ K			B SI 91 C SI 91 F FC 87 F FF 92 S FC 88 1-3 ① K		C FF 91 B FF 92 S SL 80 F FF 94 B SL 83 H SL 84 3-2 8 BB 18 1B HBP	C FF 88 X SI 85 0-1 ② F9		2 0 1	0 1 0	0 0 0	0 0 0	2 0 0	0 0 0	2 0 0
11 Logan Forsythe, R (1, 4) OBP: 0.290, SLG: 0.337			C FC 87 B CU 75 B FF 90 S SI 90 C FC 88 2-3 ① K		B SI 91 X FC 88 1-0 ② F8		C SL 83 D SL 83 F FF 92 C FF 94 1-3 ① K	C SI 88 B CU 76 X CH 78 1-1 ③ F8		4	0	0	0	0	2	2
Inning Stats	R: 0 E: 0 K: 0 S: 7 H: 1 LOB: 1 BB: 0 P: 10	R: 0 E: 0 K: 1 S: 9 H: 1 LOB: 1 BB: 0 P: 13	R: 0 E: 0 K: 1 S: 14 H: 1 LOB: 1 BB: 0 P: 23	R: 0 E: 0 K: 2 S: 10 H: 0 LOB: 0 BB: 0 P: 17	R: 2 E: 0 K: 1 S: 20 H: 3 LOB: 2 BB: 1 P: 35	R: 0 E: 0 K: 2 S: 9 H: 0 LOB: 0 BB: 0 P: 12	R: 4 E: 0 K: 1 S: 21 H: 2 LOB: 2 BB: 2 P: 39	R: 0 E: 0 K: 0 S: 5 H: 0 LOB: 0 BB: 0 P: 6		1B: 5 2B: 2 3B: 0 HR: 1 SF: 0 SAC: 0 DP: 0 HBP: 1			WP: 0 PB: 0 SB: 0 CS: 0 PA: 36	

Boston Red Sox @ Tampa Bay Rays

Tropicana Field, St. Petersburg, FL

Fri Jul 25 2014, 7:14 PM - 10:16 PM EDT

Att. 23,136 - Dome - 72 F

BOTTOM

livebaseballscorecards.com

AB	32
R	6
H	8
RBI	6
BB	3
SO	8
LOB	14

PITCHER		IP	WLS	BF	H	R	ER	SO	BB	IBB	HBP	BLK	WP	HR	S	P	ERA	WHIP
31 Jon Lester, L ERA: 2.52	(1, 1)	6.0		25	6	2	2	7	1	0	0	0	0	1	69	110	3.00	1.167
30 Andrew Miller, L ERA: 2.52	(7, 1)	0.1	H	2	0	1	1	1	0	0	1	0	0	0	6	10	27.00	0.000
36 Junichi Tazawa, R ERA: 3.15	(7, 1)	0.2	L	6	2	3	3	0	2	0	0	0	0	0	15	29	40.50	6.000
32 Craig Breslow, L ERA: 4.75	(8, 1)	1.0		3	0	0	0	0	0	0	0	0	0	0	5	6	0.00	0.000

PITCHER	IP	WLS	BF	H	R	ER	SO	BB	IBB	HBP	BLK	WP	HR	S	P	ERA	WHIP

Boston Red Sox @ Tampa Bay Rays

Tropicana Field, St. Petersburg, FL

Sat Jul 26 2014, 7:14 PM - 10:34 PM EDT

Att. 26,659 - Dome - 72 F

TOP

livebaseballscorecards.com

Batter	1	2	3	4	5	6	7	8	9	AB	R	H	RBI	BB	SO	LOB
26 Brock Holt, L (1, 9) OBP: 0.361, SLG: 0.436	C FF 90 F FF 91 B FF 91 B CH 80 F CH 81 F FF 92 X CH 80 — 2-2 ① P5		B CH 79 B FF 90 B FF 90 C FF 90 C FF 89 B FF 90 — 4-2 15 G6-3 34 G4-3-2 BB		B CU 74 F FF 91 X CH 79 — 1-1 ② G4-3		X SL 84 — 0-0 ①② G4-6-3 1-2f			3	0	0	0	1	0	1
15 Dustin Pedroia, R (1, 4) OBP: 0.338, SLG: 0.366	C FF 90 B SI 90 B FF 91 C FF 91 F FF 91 S CH 82 — 2-3 ② K		D CU 74 F CH 80 X FF 90 — 1-1 ① G6-3 1-2		C FF 91 C FF 91 B CH 81 F CH 81 X FF 91 — 1-2 1B		C SL 84 B SL 83 C SL 85 F FC 91 B FF 92 F SL 83 B SL 83 X FC 91 — 3-2 ③ F8			4	0	1	0	0	1	1
34 David Ortiz, L (1, 10) OBP: 0.344, SLG: 0.499	B FF 90 B FF 91 B FF 90 C FF 91 X FF 92 — 3-1 2B		C CU 78 B CH 79 D CH 79 F CU 76 X CU 79 — 2-2 ②③ G4-3-2 2-Hf		C SI 89 F SI 89 B SI 88 B CU 74 X CU 73 — 2-2 ③ L3			C CH 80 B FF 94 S FF 94 F FF 94 X CH 82 — 1-2 ① G6-3		4	0	1	0	0	0	2
12 Mike Napoli, R (1, 3) OBP: 0.391, SLG: 0.446	B CU 77 C FF 91 F CH 80 C CH 80 — 1-3 ③ K			B FF 87 S CH 79 C SI 89 F FF 90 B FF 91 F CH 80 B CH 82 B FF 91 — 4-2 25 WP 2 1B BB		C FC 84 C FF 88 B SI 88 X FF 88 — 1-2 5 1B 1B		C CH 80 B FF 94 B FF 93 B FF 93 B CH 81 — 4-1 BB		2	0	1	0	2	1	1
29 Daniel Nava, S (1, 7) 5 Jonny Gomes, R (6, PH) (6, 7) OBP: 0.335, SLG: 0.365		C FF 90 C CU 75 X FF 90 — 0-2 ① P5		C FF 90 B FF 90 C FF 91 S CH 80 — 1-3 ① K		C FC 84 B FC 85 C CU 74 B CU 74 F CU 74 F FC 83 F SI 88 X FF 88 — 2-2 1-3 1B		C CH 81 D CH 80 C CH 80 X FF 94 — 1-2 ② P3		2 2	0 0	0 1	0 0	0 0	1 0	1 1
7 Stephen Drew, L (1, 6) OBP: 0.256, SLG: 0.328		C CH 80 B CH 79 X CH 80 — 1-1 25 1B 1B		B CU 73 F FF 90 B CU 75 D CH 81 X CH 82 — 3-1 ② F9		C SI 88 B SI 88 F FC 82 F SI 88 S FF 88 — 1-3 ① K		B FF 92 F FC 92 F FF 92 B FF 93 F CH 80 S FF 92 — 2-3 ③ K		4	0	1	0	0	2	4
2 Xander Bogaerts, R (1, 5) OBP: 0.309, SLG: 0.352		S CH 79 B FF 91 F FF 90 S CH 79 — 1-3 ② K		B SI 89 C FF 90 B FF 90 X CH 80 — 2-1 25 WP 1-2 1B		B FC 91 C SL 85 B SL 85 S FF 92 C FF 92 — 2-3 ② K			C SI 95 B FF 97 B SI 96 F SI 95 F SI 96 S SI 97 — 2-3 ① K	4	0	1	0	0	3	3
25 Jackie Bradley Jr., L (1, 8) OBP: 0.308, SLG: 0.320		C CU 74 S CH 78 B FF 92 F CH 78 F FF 90 X CH 80 — 1-2 1-2 1B		F FF 90 F CU 79 B CU 78 B FF 90 S FF 92 — 2-3 ③ K 1-2 2-3		B FF 91 B SL 84 F FF 90 F FF 92 X FF 91 — 2-2 ③ G4-3			B FF 96 C SI 97 F FF 98 S SI 97 — 1-3 ② K	4	0	1	0	0	2	4
55 Christian Vázquez, R (1, 2) OBP: 0.323, SLG: 0.393		B CU 74 B CH 78 F CH 79 F SI 91 F FF 91 X CH 80 — 2-2 ③ F7			C FF 90 C CU 75 B FF 90 X CH 80 — 1-2 ① F8		C FF 91 C FF 92 X FF 90 — 0-2 26 G4-6-3 1B		B FF 95 C SI 95 X FF 96 — 1-1 ③ F7	4	0	1	0	0	0	2
Inning Stats	R: 0 E: 0 K: 2 S: 14 — H: 1 LOB: 1 BB: 0 P: 22	R: 0 E: 0 K: 1 S: 17 — H: 2 LOB: 2 BB: 0 P: 22	R: 0 E: 0 K: 0 S: 7 — H: 0 LOB: 0 BB: 1 P: 14	R: 0 E: 0 K: 2 S: 14 — H: 1 LOB: 2 BB: 1 P: 26	R: 0 E: 0 K: 0 S: 12 — H: 1 LOB: 1 BB: 0 P: 17	R: 0 E: 0 K: 2 S: 19 — H: 2 LOB: 2 BB: 0 P: 27	R: 0 E: 0 K: 0 S: 9 — H: 1 LOB: 0 BB: 0 P: 12	R: 0 E: 0 K: 1 S: 12 — H: 0 LOB: 1 BB: 1 P: 20	R: 0 E: 0 K: 2 S: 9 — H: 0 LOB: 0 BB: 0 P: 13	1B: 7 2B: 2 3B: 0 HR: 0 — SF: 0 SAC: 0 DP: 2 HBP: 0						

	AB	33
	R	0
	H	8
	RBI	0
	BB	3
	SO	10
	LOB	20

WP: 1 PB: 0 SB: 0 CS: 0 — PA: 36

PITCHER		IP	WLS	BF	H	R	ER	SO	BB	IBB	HBP	BLK	WP	HR	S	P	ERA	WHIP
58 Jeremy Hellickson, R (1, 1) ERA: 1.0	(1, 1)	4.2		20	5	0	0	5	2	0	0	0	1	0	61	96	0.00	1.500
38 Jeff Beliveau, L ERA:	(5, 1)	0.2		4	2	0	0	1	0	0	0	0	0	0	16	22	0.00	3.000
50 Grant Balfour, R ERA: 5.17	(6, 1)	1.2	W	5	1	0	0	1	0	0	0	0	0	0	15	22	0.00	0.600
26 Brad Boxberger, R ERA: 2.16	(8, 1)	1.0	H	4	0	0	0	1	1	0	0	0	0	0	12	20	0.00	1.000
57 Jake McGee, L ERA: 1.53	(9, 1)	1.0	S	3	0	0	0	2	0	0	0	0	0	0	9	13	0.00	0.000

PITCHER	IP	WLS	BF	H	R	ER	SO	BB	IBB	HBP	BLK	WP	HR	S	P	ERA	WHIP

BOTTOM

Boston Red Sox @ Tampa Bay Rays

Tropicana Field, St. Petersburg, FL

Sat Jul 26 2014, 7:14 PM - 10:34 PM EDT

Att. 26,659 - Dome - 72 F

livebaseballscorecards.com

Batter	1	2	3	4	5	6	7	8	9	AB	R	H	RBI	BB	SO	LOB
8 Desmond Jennings, R (1, 8) OBP: 0.334, SLG: 0.393	C FF 89 X SI 91 0-1 E2 20 1B	C FF 91 B FF 91 X SI 92 1-1 ② F5		C FF 91 F FC 83 X FF 92 0-2 ② P3			X FF 90 0-0 ② G6-3			4	1	0	0	0	0	3
18 Ben Zobrist, S (1, 4) OBP: 0.354, SLG: 0.409	B FF 90 C FF 91 B FF 91 D CU 79 C FF 90 B FF 91 4-2 20 1B BB	C FF 92 X SI 92 0-1 ③ G4-3		X FF 92 0-0 ③ P6			C FF 91 B FC 81 B FF 91 X FC 83 2-1 HR			3	1	1	1	1	0	3
20 Matt Joyce, L (1, 10) OBP: 0.364, SLG: 0.433	B SI 91 B CU 77 B CH 83 C CU 78 S FC 82 X FF 92 3-2 1-2 3-H 1B	B FF 91 X CU 77 1-0 21 1B 1B			C FC 83 C FF 91 X FF 91 0-2 ① G6-3		C FF 92 B CH 85 F CH 83 B FF 92 B FF 93 F FF 92 B FF 94 4-2 3 BB BB			3	0	2	1	1	0	0
3 Evan Longoria, R (1, 5) OBP: 0.333, SLG: 0.397	B FC 85 C FF 91 F FC 84 F FF 92 S FC 85 1-3 ① K	F FF 91 B FF 91 1 SAFE C SI 92 F FF 90 F FF 93 S FF 92 1-3 ① K			C CU 78 X FC 84 0-1 21 G6-4-3 1B		B FF 93 C FF 92 B FF 92 B FF 92 S SI 92 B FF 93 4-2 21 FC6 1-2 BB			3	0	1	0	1	2	3
21 James Loney, L (1, 3) OBP: 0.342, SLG: 0.376	B SI 91 C CH 83 B FF 92 X FC 82 2-1 ② F7		B CH 84 X CH 83 1-0 5' G6-4-3 1-3 1B		C FF 92 F SI 92 B FC 83 B FC 83 X CH 83 2-2 ② ③ G6-4-3 1-2f		X FF 93 0-0 ③ FC6 1-2f			4	0	1	0	0	0	5
5 Brandon Guyer, R (1, 7) OBP: 0.325, SLG: 0.351	C SI 92 C FF 92 B FC 84 X FC 84 1-2 ③ G3		L FC 84 D FC 87 L FC 83 B FF 91 F FF 92 D CU 80 X FF 92 3-2 ② ③ G6-4-3 1-2f			C FF 89 X FF 92 0-1 ① G5-3		C FF 89 B FF 88 B FS 79 F FF 88 F FS 81 F FS 80 F FS 81 F FS 80 X FS 80 2-2 ① F7		4	0	0	0	0	0	4
11 Yunel Escobar, R (1, 6) OBP: 0.326, SLG: 0.338		C FF 89 S FF 92 B FF 92 B FF 90 S FF 92 2-3 ① K		B SI 88 B SI 90 X SI 90 2-0 28 SH3-4 39 1B 1B		C SI 91 X SI 92 0-1 ② G6-3		X SI 90 0-0 1B		4	1	2	0	0	1	0
28 José Molina, R (1, 2) OBP: 0.249, SLG: 0.207		F FF 91 S FF 92 B FF 93 B FF 92 B FC 85 B FC 84 4-2 39 1B BB		X SI 88 0-0 ① SH3-4 1-2		B SI 91 F SI 90 F SI 92 C SI 92 1-3 ③ K		C FF 88 F FS 80 F FF 88 S FS 80 0-3 ② K		2	0	0	0	1	2	1
39 Kevin Kiermaier, L (1, 9) OBP: 0.363, SLG: 0.552		S FC 83 X SI 91 0-1 1-2 1B		B CU 77 2 SAFE C FC 81 X CU 78 1-1 2-H 1B			F FF 89 X FF 90 0-1 ① G4-3	1 SAFE S FS 80 B FS 79 F FS 78 B FF 88 X FS 79 2-2 ③ P5		4	0	2	1	0	0	1
Inning Stats	R: 1 E: 1 K: 1 S: 16 H: 1 LOB: 2 BB: 1 P: 27	R: 0 E: 0 K: 1 S: 11 H: 1 LOB: 2 BB: 1 P: 18	R: 0 E: 0 K: 1 S: 11 H: 2 LOB: 1 BB: 0 P: 17	R: 1 E: 0 K: 0 S: 8 H: 2 LOB: 1 BB: 0 P: 11	R: 0 E: 0 K: 0 S: 8 H: 1 LOB: 0 BB: 0 P: 10	R: 0 E: 0 K: 1 S: 7 H: 0 LOB: 0 BB: 0 P: 8	R: 1 E: 0 K: 0 S: 11 H: 1 LOB: 2 BB: 2 P: 21	R: 0 E: 0 K: 1 S: 15 H: 1 LOB: 1 BB: 0 P: 19		1B: 8 2B: 0 3B: 0 HR: 1 SF: 0 SAC: 1 DP: 2 HBP: 0						

		AB	31
		R	3
		H	9
		RBI	3
		BB	4
		SO	5
		LOB	20

WP: 0 PA: 36
PB: 0
SB: 0
CS: 0

PITCHER		IP	WLS	BF	H	R	ER	SO	BB	IBB	HBP	BLK	WP	HR	S	P	ERA	WHIP
41 John Lackey, R ERA: 3.6	(1, 1)	7.0	L	32	8	3	2	4	4	0	0	0	0	1	72	112	2.57	1.714
19 Koji Uehara, R ERA: 1.54	(8, 1)	1.0		4	1	0	0	1	0	0	0	0	0	0	15	19	0.00	1.000

PITCHER	IP	WLS	BF	H	R	ER	SO	BB	IBB	HBP	BLK	WP	HR	S	P	ERA	WHIP

Batter	1	2	3	4	5	6	7	8	9	AB	R	H	RBI	BB	SO	LOB
26 Brock Holt, L (1, 5) OBP: 0.355, SLG: 0.429	C FF 92 F FF 94 X SL 86 0-2 ① L7		C SI 93 C SI 93 B CH 86 F CH 87 X SL 86 1-2 ① L7	C SL 82 C SL 85 B FF 95 F FF 95 S SI 95 1-3 ② K			X FF 89 0-0 ① B3		C SI 87 S SI 87 B SI 87 X CU 75 1-2 ② G6-3	5	0	0	0	0	1	0
29 Daniel Nava, S (1, 7) (8, 3) OBP: 0.341, SLG: 0.330	B FF 93 B FF 93 C FF 93 C SL 85 X FF 94 2-2 15 1B 1B		B FF 94 B FF 94 B FF 94 C FF 94 B FF 94 4-1 15 1B 34 HR BB	B CH 83 B FF 94 C FF 91 F SL 83 X SL 84 2-2 1B			B FF 90 C FF 90 B FF 90 S FF 89 B FF 90 F FF 90 S FF 90 3-3 ② K		C SI 88 C CU 74 B SI 88 S CU 74 1-3 ③ K	4	1	2	0	1	2	0
15 Dustin Pedroia, R (1, 4) OBP: 0.341, SLG: 0.368	C SI 92 D SL 86 B SL 84 F SI 93 X SL 85 2-2 1-2 1B		C SL 84 B FF 95 B FF 93 B SL 81 C FF 93 F SL 84 X FF 94 3-2 34 HR 1-2 1B	X FF 93 0-0 ③ L6			C FF 89 B FF 89 B FF 89 B FF 89 B FF 90 4-1 18 PB 34 S BB			3	1	2	0	1	0	1
34 David Ortiz, L (1, 10) OBP: 0.346, SLG: 0.505	C CH 86 S SL 86 D SL 86 B FF 94 S CH 88 2-3 ② K		B SL 86 S CH 84 F SI 95 B SL 88 B SI 94 F CH 86 X CH 86 3-2 1-H 2-H HR		C FF 93 F FF 95 X FF 95 0-2 ① F9		C SL 82 I IN 78 I IN 77 I IN 77 I IN 76 4-1 1-2 18 PB IBB			3	1	1	3	1	1	2
18 Shane Victorino, S (1, 9) OBP: 0.310, SLG: 0.393	C FF 94 S FF 94 B FF 95 D SL 88 X SL 87 2-2 ③ G1-3		B FF 94 B SL 84 B FF 93 C FF 94 B FF 93 4-1 7 FC6-5 37 HBP BB		B FF 95 C SL 83 X FF 94 1-1 ② G5-3		B SL 84 S SL 84 T SL 83 F SL 81 F FF 92 F SL 83 B FF 94 B FF 94 F SL 84 3-3 ③ K F SL 82 F FF 92 F FF 93 F KC 78 S SL 83 1-2 2-3			3	0	0	0	1	1	4
37 Mike Carp, L (1, 3) OBP: 0.337, SLG: 0.296 5 Jonny Gomes, R (8, PH) (8, 7) OBP: 0.333, SLG: 0.363		C FF 93 X CH 87 0-1 ① F8	1 SAFE C SL 85 C SI 94 H SL 86 1-2 7 FC6-5 1-2 HBP		C SI 95 B CH 88 X CH 86 1-1 ③ G4-3			C FF 88 B FC 83 B SI 88 C SI 88 F CU 74 S FF 88 2-3 ① K		2	0	0	0	0	0	0
										1	0	0	0	0	1	0
7 Stephen Drew, L (1, 6) OBP: 0.248, SLG: 0.317		C FF 93 B FF 94 X CH 87 1-1 ② F8	B FF 93 C CH 84 B FF 93 B SI 92 F FF 93 F SI 94 X SL 85 3-2 ② FC6-5 1-2 2-3f			B FF 93 B SI 91 F FF 92 B FF 94 X FF 93 3-1 ① F7		F FF 88 X SI 88 0-1 ② F8		4	0	0	0	0	0	2
55 Christian Vázquez, R (1, 2) OBP: 0.314, SLG: 0.375		C FF 94 S FF 95 X FF 95 0-2 1B	C SL 84 B FF 95 B SL 83 X FF 93 2-1 ③ G5-3			X FF 95 0-0 ② G5-3		C FF 88 C CU 73 T SI 88 0-2 ③ K		4	0	1	0	0	1	2
25 Jackie Bradley Jr., L (1, 8) OBP: 0.305, SLG: 0.316		X CH 83 0-0 ③ F9		C FF 92 C SI 92 S SL 83 0-3 ① K		C FF 95 X FF 96 0-1 ③ G6-3			X FC 84 0-0 ① G5-3	4	0	0	0	0	1	1
Inning Stats	R: 0 H: 2 E: 0 LOB: 2 K: 1 BB: 0 S: 15 P: 23	R: 0 H: 1 E: 0 LOB: 1 K: 0 BB: 0 S: 8 P: 9	R: 3 H: 2 E: 0 LOB: 2 K: 0 BB: 2 S: 22 P: 43	R: 0 H: 1 E: 0 LOB: 1 K: 2 BB: 0 S: 11 P: 14	R: 0 H: 0 E: 0 LOB: 0 K: 0 BB: 0 S: 7 P: 9	R: 0 H: 0 E: 0 LOB: 2 K: 0 BB: 2 S: 5 P: 8	R: 0 H: 0 E: 0 LOB: 0 K: 2 BB: 2 S: 18 P: 32	R: 0 H: 0 E: 0 LOB: 0 K: 2 BB: 0 S: 9 P: 11	R: 0 H: 0 E: 0 LOB: 0 K: 1 BB: 0 S: 7 P: 9	1B: 5 SF: 0 2B: 0 SAC: 0 3B: 0 DP: 0 HR: 1 HBP: 1					WP: 0 PA: 38 PB: 1 SB: 1 CS: 0	

TOP

Boston Red Sox @ Tampa Bay Rays

Tropicana Field, St. Petersburg, FL

Sun Jul 27 2014, 1:42 PM - 5:03 PM EDT

Att. 25,221 - Dome - 72 F

livebaseballscorecards.com

AB	33
R	3
H	6
RBI	3
BB	4
SO	8
LOB	12

PITCHER		IP	WLS	BF	H	R	ER	SO	BB	IBB	HBP	BLK	WP	HR	S	P	ERA	WHIP
22 Chris Archer, R ERA: 3.37	(1, 1)	6.0	L	27	6	3	3	3	2	0	1	0	0	1	68	106	4.50	1.333
27 Cesár Ramos, L ERA: 4.0	(7, 1)	0.2		4	0	0	0	1	1	1	0	0	0	0	7	18	0.00	1.500
49 Kirby Yates, R ERA: 2.16	(7, 1)	0.1		1	0	0	0	1	0	0	0	0	0	0	11	14	0.00	0.000
38 Jeff Beliveau, L ERA:	(8, 1)	2.0		6	0	0	0	3	0	0	0	0	0	0	16	20	0.00	0.000

PITCHER	IP	WLS	BF	H	R	ER	SO	BB	IBB	HBP	BLK	WP	HR	S	P	ERA	WHIP

Boston Red Sox @ Tampa Bay Rays

Tropicana Field, St. Petersburg, FL

Sun Jul 27 2014, 1:42 PM - 5:03 PM EDT

Att. 25,221 - Dome - 72 F

BOTTOM

livebaseballscorecards.com

Batter	1	2	3	4	5	6	7	8	9	AB	R	H	RBI	BB	SO	LOB
8 Desmond Jennings, R (1, 8) OBP: 0.333, SLG: 0.395	B FF 91 C FF 93 B FF 92 B FF 92 C FF 90 C FF 92 3-3 ① K		F FF 92 X FF 93 0-1 20 S 1-H 2-H 2B		B SL 84 X FF 92 1-0 ① G6-3		C FF 93 B SL 84 C SL 83 B FF 95 F FF 94 C FF 95 2-3 ② K			4	0	1	2	0	2	1
18 Ben Zobrist, S (1, 7) OBP: 0.358, SLG: 0.409	B FF 91 B FF 90 B FF 90 B FF 91 4-0 20 CS BB		B CH 84 B FF 93 B FF 94 F FF 92 B CH 83 4-1 20 S BB		F FF 90 B FF 92 B CH 84 X FF 93 2-1 20 G3-6-3 1B		C SL 83 X FF 94 0-1 ③ G6-3			2	0	1	0	2	0	1
20 Matt Joyce, L (1, 10) OBP: 0.361, SLG: 0.428 5 Brandon Guyer, R (8, PH) OBP: 0.324, SLG: 0.348 (9, 10)	B SI 91 C CH 82 B SI 93 B CH 82 C FF 92 S SI 91 3-3 ② ③ K 1-2		T FF 92 C SL 85 S CH 81 0-3 ② K 1-2 2-3		B CH 83 B FF 93 1 SAFE B SI 91 X SI 92 3-0 ② ③ G3-6-3 1-2f			S FF 94 X SL 82 0-1 ① B2-3		3 1	0 0	0 0	0 0	0 0	2 0	4 0
3 Evan Longoria, R (1, 5) OBP: 0.330, SLG: 0.393		F FF 91 B FF 93 B FF 92 B CH 83 X FF 93 3-1 ① F9	B SL 83 C FF 93 S CH 83 B FF 95 C SL 84 2-3 ③ K			X FF 92 0-0 ① L8		S FF 95 S FO 88 B FF 96 C SL 84 1-3 ② K		4	0	0	0	0	2	2
21 James Loney, L (1, 3) OBP: 0.341, SLG: 0.375		X SI 92 0-0 ② F7		F FF 92 F CH 84 B FF 93 X CH 84 1-2 ① G4-3		B SI 88 B SL 84 C FF 87 C SI 86 B CU 76 X FF 88 3-2 1B		C FO 89 B FF 96 C FF 96 C FF 95 1-3 ③ K		4	0	1	0	0	1	0
11 Yunel Escobar, R (1, 6) OBP: 0.328, SLG: 0.338		X FF 92 0-0 ③ L6		B SI 91 B SL 84 B FF 92 C FF 92 B CH 83 4-1 59 F8 35 WP BB		C SL 84 F SL 84 F FF 90 X FF 90 0-2 ② F8			B FS 80 S FF 88 B FF 89 X FS 80 2-1 1B	3	0	1	0	1	0	1
35 Cole Figueroa, L (1, 4) OBP: 0.179, SLG: 0.154 1 Sean Rodriguez, R (6, PH) OBP: 0.282, SLG: 0.510 (7, 4)			C FF 90 C CH 83 X FF 92 0-2 ① F9	B CH 83 B FF 92 B FF 94 B FF 91 4-0 1-2 BB		B SL 83 S SL 84 B SL 82 S SL 84 F FF 91 X SL 83 2-2 ③ P4			B FF 87 C FF 86 F FF 88 D FS 79 S FS 80 2-3 ① K	1 2	0 0	0 0	0 0	1 0	0 1	0 2
59 Curt Casali, R (1, 2) OBP: 0.214, SLG: 0.083			B FF 90 F FF 93 B FF 91 F FF 93 B CH 83 F FF 92 B FF 93 4-2 39 1B 8 2B BB	C SL 83 B FF 92 D FF 92 B FF 93 S FF 92 F FF 94 X FF 94 3-2 ② F8 2-3			B FF 92 F FF 91 B FF 93 C FF 92 B FF 92 B FF 91 4-2 39 SH1-3 BB		S FF 88 1 SAFE S FS 80 B FS 80 C FS 80 1-3 ② K	2	1	0	0	2	1	3
39 Kevin Kiermaier, L (1, 9) OBP: 0.363, SLG: 0.548			C SI 92 B FF 93 X SI 92 1-1 8 2B 1-2 1B	B FF 94 B FF 94 S CH 84 X CH 84 2-1 ③ G3			X FF 93 0-0 ① SH1-3 1-2		B FS 81 S FF 88 F FS 80 S FF 88 1-3 ③ K	3	1	1	0	0	1	3

	AB	29
	R	2
	H	5
	RBI	2
	BB	6
	SO	10
	LOB	17

Inning Stats										
	R: 0	H: 0	R: 0	H: 0	R: 2	H: 2	R: 0	H: 0	R: 0	H: 1
	E: 0	LOB: 1	E: 0	LOB: 0	E: 0	LOB: 2	K: 0	LOB: 2	K: 0	LOB: 0
	K: 2	BB: 1	K: 0	BB: 0	K: 2	BB: 2	S: 10	BB: 2	S: 4	BB: 0
	S: 6	P: 16	S: 4	P: 7	S: 17	P: 28		P: 24		P: 10

Inning Stats										
	R: 0	H: 1	R: 0	H: 0	R: 0	H: 0	R: 0	H: 1	1B: 4	SF: 0
	E: 0	LOB: 1	E: 0	LOB: 1	E: 0	LOB: 1	K: 3	LOB: 1	2B: 2	SAC: 1
	K: 0	BB: 0	K: 1	BB: 1	K: 2	BB: 0	S: 11	BB: 0	3B: 0	DP: 2
	S: 12	P: 17	S: 9	P: 15	S: 8	P: 10		P: 17	HR: 0	HBP: 0

	WP: 1	PA: 36
	PB: 0	
	SB: 2	
	CS: 1	

PITCHER		IP	WLS	BF	H	R	ER	SO	BB	IBB	HBP	BLK	WP	HR	S	P	ERA	WHIP
64 Allen Webster, R ERA: 3.38	(1, 1)	5.1	W	22	3	2	2	4	5	0	0	0	1	0	42	86	3.38	1.500
32 Craig Breslow, L ERA: 4.75	(6, 1)	0.0		1	1	0	0	0	0	0	0	0	0	0	3	6	∞	∞
54 Edward Mujica, R ERA: 5.35	(6, 1)	0.2	H	2	0	0	0	0	0	0	0	0	0	0	8	10	0.00	0.000
30 Andrew Miller, L ERA: 2.45	(7, 1)	1.0	H	4	0	0	0	1	1	0	0	0	0	0	9	15	0.00	1.000
36 Junichi Tazawa, R ERA: 3.07	(8, 1)	1.0	H	3	0	0	0	2	0	0	0	0	0	0	8	10	0.00	0.000

PITCHER		IP	WLS	BF	H	R	ER	SO	BB	IBB	HBP	BLK	WP	HR	S	P	ERA	WHIP
19 Koji Uehara, R ERA: 1.51	(9, 1)	1.0	S	4	1	0	0	3	0	0	0	0	0	0	11	17	0.00	1.000

Batter	1	2	3	4	5	6	7	8	9	AB	R	H	RBI	BB	SO	LOB
7 José Reyes, S (1, 6) OBP: 0.326, SLG: 0.409	C FF 91 B CH 81 B CH 79 B FC 88 B FF 92 4-1 53 HR BB	F FC 88 B SI 93 B CH 80 F CU 77 S CH 80 2-3 K ③	S CH 82 C CU 79 B FF 93 C FC 89 1-3 K ③	SF7 3-H K	B SL 83 X FF 90 1-0 G6-3 ①	2	1	0	1	1	2	3
18 Steve Tolleson, R (6, PH) OBP: 0.319, SLG: 0.403	(6, 5) (7, 7)									2	0	0	0	0	1	2
53 Melky Cabrera, S (1, 7) OBP: 0.362, SLG: 0.487	X FF 92 0-0 1-H HR	C SI 92 B FC 88 B CH 82 X FF 90 2-1 G3 ①	B CU 75 B CU 75 F SI 92 X SI 92 2-1 G6-3 ①	F SI 90 X SI 91 0-1 1-H 2-H HR	B SI 89 F FS 84 B SL 80 C SI 89 B FS 85 B SI 90 4-2 28 G3-1 19 BB 66 WP BB	C FS 86 S FS 86 B FS 85 F FS 84 F FS 85 X FS 85 1-2 G3 ②	4	3	2	5	1	0	0
16 Dan Johnson, L (7, 3) OBP: 0.357, SLG: 0.394										1	0	0	0	0	0	0
19 José Bautista, R (1, 10) OBP: 0.416, SLG: 0.520	B CU 78 C CU 77 C CU 77 B FF 94 X CH 81 2-2 P5 ①	B CH 80 C FF 92 C CU 79 F FF 93 B FC 89 X CU 78 2-2 47 G4-6-3 1B	S FC 88 B CU 80 F FF 92 S CH 83 1-3 K ②	C FF 89 B CU 74 B CU 73 F CH 81 X FF 90 2-2 47 BB 28 2B 1B	B FS 84 B SI 92 B SI 91 C SI 90 C SI 91 B SI 90 4-2 66 WP 28 G3-1 1-2 BB	F SL 85 B FF 90 F FF 91 F FF 91 F FF 92 B SL 82 X FF 91 2-2 F7 ③	5	1	2	0	1	1	0
47 Juan Francisco, L (1, 3) OBP: 0.315, SLG: 0.522	C CU 77 X FC 89 0-1 G3-1 ② (7, 5)	1 SAFE X FF 92 0-0 G4-6-3 ②③ 1-2f	B CU 77 B FF 93 B CU 78 B FC 87 4-0 BB	T FC 85 D CU 74 B SI 89 F FC 84 B FF 91 B CU 73 4-2 28 2B 66 2B 1-2 BB	F SI 90 F SI 90 S FS 85 0-3 K ①	3	1	0	0	2	1	3
28 Colby Rasmus, L (1, 8) OBP: 0.282, SLG: 0.445	B FF 93 B CH 83 F FC 89 S CH 81 F FF 92 C SI 92 2-3 K ③		B FC 88 S CU 76 S CH 83 B CH 84 B SI 92 B SI 93 4-2 22 SH5-4 66 1B 17 1B BB	S FC 88 B SI 91 S CH 81 B FC 89 X CH 81 2-2 L6 ③	S FF 88 C FF 91 X CH 83 0-2 1-3 2-H 66 2B 2B	B SI 90 C FS 84 F SI 90 X SI 85 1-2 G3-1 ② 1-2 2-3	4	2	1	1	1	1	3
66 Munenori Kawasaki, L (1, 5) OBP: 0.341, SLG: 0.339	(6, 4)	S FF 92 C SI 92 F CU 78 X SI 92 0-2 G1-3 ①	B SI 91 C CU 76 C CU 78 B SI 92 1 SAFE F FF 94 X FF 93 2-2 22 SH5-4 17 1B 1-2 1B	4-1 22 1B 17 2B BB 1-0 22 1B 17 FC6-4 2-H 3-H 2B	C SI 89 B SL 82 C SI 89 B FS 84 F SI 89 X FS 84 2-2 G4-1 ③ 2-3 3-H	4	3	2	2	1	0	1
22 Josh Thole, L (1, 2) OBP: 0.370, SLG: 0.326		B FF 93 X SI 92 1-0 G4-3 ②	B CU 79 X FF 92 1-0 SH5-4 ① 1-2 2-3	17 2B 7 SF7 1-3 1B 2-2 17 FC6-4 2-3 1B	B FF 88 X SI 88 1-0 G6-3 ①	4	1	2	0	0	0	0
17 Ryan Goins, L (1, 4) OBP: 0.247, SLG: 0.306	(6, 6)	B SI 92 B SI 92 X SI 92 2-0 8 HBP 1B	B FC 89 B FC 89 B SI 93 X SI 92 3-0 8 G3 2-H 3-H 1B	0-1 53 HR 1-3 3-H 2B 0-2 FC6-4 8 1B 1-2f 3-H	C SI 88 B CH 77 X SI 88 1-1 8 G6-3 1B	5	1	4	4	0	0	1
8 Anthony Gose, L (1, 9) OBP: 0.343, SLG: 0.280		B CU 76 1 SAFE C CU 76 S CH 83 H FC 89 2-2 1-2 HBP	1 SAFE X SI 92 0-0 G3 ② 1-2	2-1 53 HR BB D CU 75 B FF 90 X SI 91 2-0 1-2 1B	C FF 88 F SL 86 X FF 90 0-2 G6-3 ②③ 1-2f	3	1	1	0	1	0	2

Inning Stats	1	2	3	4	5	6	7	8	9
	R: 2 E: 0 K: 1 S: 11	R: 0 E: 0 K: 1 S: 11	R: 0 E: 0 K: 0 S: 7	R: 2 E: 0 K: 1 S: 12	R: 0 E: 0 K: 1 S: 8	R: 9 E: 0 K: 1 S: 30	R: 1 E: 0 K: 1 S: 14	R: 0 E: 0 K: 0 S: 6	R: 0 E: 0 K: 0 S: 11
	H: 1 LOB: 0 BB: 1 P: 19	H: 1 LOB: 2 BB: 0 P: 18	H: 1 LOB: 0 BB: 0 P: 11	H: 2 LOB: 1 BB: 1 P: 23	H: 0 LOB: 1 BB: 1 P: 17	H: 8 LOB: 2 BB: 3 P: 53	H: 0 LOB: 1 BB: 2 P: 25	H: 1 LOB: 0 BB: 0 P: 8	H: 0 LOB: 0 BB: 0 P: 15

PITCHER		IP	WLS	BF	H	R	ER	SO	BB	IBB	HBP	BLK	WP	HR	S	P	ERA	WHIP
11 Clay Buchholz, R ERA: 5.87	(1, 1)	5.0	L	26	7	7	7	4	4	0	1	0	0	1	56	100	12.60	2.200
22 Felix Doubront, L ERA: 6.07	(6, 1)	0.2		10	6	6	6	0	2	0	0	0	0	1	20	36	81.00	12.000
35 Burke Badenhop, R ERA: 2.86	(6, 1)	1.1		6	0	1	1	2	2	0	0	0	1	0	17	30	6.75	1.500
32 Craig Breslow, L ERA: 4.62	(8, 1)	1.0		3	1	0	0	0	0	0	0	0	0	0	6	8	0.00	1.000
54 Edward Mujica, R ERA: 5.21	(9, 1)	1.0		3	0	0	0	0	0	0	0	0	0	0	11	15	0.00	0.000

PITCHER	IP	WLS	BF	H	R	ER	SO	BB	IBB	HBP	BLK	WP	HR	S	P	ERA	WHIP

TOP

Toronto Blue Jays @ Boston Red Sox

Fenway Park, Boston, MA

Mon Jul 28 2014, 7:13 PM - 10:26 PM EDT

Att. 37,974 - Partly Cloudy - 79 F

livebaseballscorecards.com

AB	37
R	14
H	14
RBI	13
BB	8
SO	6
LOB	15

1B: 9	SF: 1	WP: 1	PA: 48
2B: 3	SAC: 1	PB: 0	
3B: 0	DP: 2	SB: 0	
HR: 2	HBP: 1	CS: 0	

BOTTOM

Toronto Blue Jays @ Boston Red Sox

Fenway Park, Boston, MA

Mon Jul 28 2014, 7:13 PM - 10:26 PM EDT

Att. 37,974 - Partly Cloudy - 79 F

livebaseballscorecards.com

Batter	1	2	3	4	5	6	7	8	9	AB	R	H	RBI	BB	SO	LOB
26 Brock Holt, L (1, 8) (7, 4) OBP: 0.354, SLG: 0.425	C KN 80 B KN 75 B KN 74 F KN 71 X KN 76 2-2 ① F7		C KN 76 X KN 80 0-1 ③ L9			B FF 81 C FF 81 C KN 73 F KN 78 F KN 80 B EP 66 C KN 76 2-3 ① K		B FF 94 B FF 92 B FF 92 B FF 93 4-0 1-2 BB		3	0	0	0	1	1	2
15 Dustin Pedroia, R (1, 4) OBP: 0.339, SLG: 0.365 25 Jackie Bradley Jr., L (7, 8) OBP: 0.304, SLG: 0.315	B KN 74 C FF 82 C KN 77 F KN 79 F KN 79 F EP 65 T KN 79 1-2 ② K			C FF 83 B KN 78 S KN 73 F KN 80 X KN 70 1-2 ① G4-3		C KN 75 F KN 78 X KN 79 0-2 ② G6-3 1-2		C FF 93 C SL 85 S CU 77 0-3 ② K		3 1	0 0	0 0	0 0	0 0	1 1	1 2
34 David Ortiz, L (1, 10) OBP: 0.345, SLG: 0.504 5 Jonny Gomes, R (8, PH) (9, 10) OBP: 0.332, SLG: 0.361	B KN 77 S EP 64 C KN 79 F KN 79 B EP 68 S KN 79 2-3 ③ K			B KN 78 S KN 76 B KN 78 S EP 63 F KN 80 S KN 80 2-3 ② K		X KN 79 0-0 2-H 1B		C FF 94 D CH 85 F FF 94 S CU 78 1-3 ③ K		3 1	0 0	1 0	1 0	0 0	2 1	0 2
12 Mike Napoli, R (1, 3) OBP: 0.389, SLG: 0.443 37 Mike Carp, L (6, PH) (7, 3) OBP: 0.330, SLG: 0.289		C KN 75 B KN 77 X EP 67 1-1 ① F8		C KN 78 S KN 78 B KN 79 S KN 80 1-3 ③ K		C KN 76 S KN 79 S KN 80 0-3 ③ K			B FF 92 B FF 92 X FF 92 2-0 ① F7	2 2	0 0	0 0	0 0	0 0	1 1	0 1
29 Daniel Nava, S (1, 7) OBP: 0.339, SLG: 0.328		C FF 82 B KN 78 X KN 76 1-1 ② G4-3			B KN 74 C FF 82 C KN 75 S KN 80 1-3 ① K		X FF 79 0-0 ① G3-1		F FF 92 F SL 84 B FF 93 B CU 77 X FF 92 2-2 18 FC5-4 1B	4	0	1	0	0	1	0
18 Shane Victorino, S (1, 9) OBP: 0.308, SLG: 0.388		B EP 66 B FF 83 C FF 82 S KN 75 S KN 79 2-3 ③ K			B KN 74 C KN 73 B EP 66 X FF 83 2-1 E6 1B		C FF 81 B KN 77 B KN 75 F KN 74 F KN 77 X KN 77 2-2 ② G6-3		F FF 92 F FF 92 X CU 75 0-2 ② FC5-4 1-2f	4	0	1	0	0	1	1
7 Stephen Drew, L (1, 6) OBP: 0.248, SLG: 0.323			B KN 73 B KN 74 F FF 80 B KN 73 X FF 80 3-1 2 G6-3 2B		B KN 77 B KN 76 C KN 73 X KN 77 2-1 ② L3		C KN 75 B EP 66 F KN 79 S KN 74 1-3 ③ K		B FF 92 F FF 91 S FF 92 B FF 92 C FF 91 2-3 ③ K	4	0	1	0	0	2	2
2 Xander Bogaerts, R (1, 5) OBP: 0.309, SLG: 0.352			B KN 76 C KN 76 X KN 76 1-1 ① G6-3 2-3		X KN 77 0-0 ③ G5-3			C FF 93 X FF 94 0-1 26 BB 1B		3	0	1	0	0	0	2
3 David Ross, R (1, 2) OBP: 0.254, SLG: 0.385 55 Christian Vázquez, R (8, 2) OBP: 0.306, SLG: 0.364			B KN 79 B KN 78 C KN 77 B KN 79 F KN 71 S KN 77 3-3 ② K			C FF 81 B KN 76 B KN 70 B FF 82 F FF 80 B KN 73 4-2 15 G6-3 34 1B BB		B FF 93 C FF 92 B FF 93 X FF 93 2-1 ① F7		1 1	1 0	0 0	0 0	1 0	1 0	1 1
Inning Stats	R: 0 E: 0 K: 2 S: 13 H: 0 LOB: 0 BB: 0 P: 18	R: 0 E: 0 K: 1 S: 7 H: 0 LOB: 0 BB: 0 P: 11	R: 0 E: 0 K: 1 S: 9 H: 1 LOB: 1 BB: 0 P: 16	R: 0 E: 0 K: 2 S: 11 H: 0 LOB: 0 BB: 0 P: 15	R: 0 E: 1 K: 1 S: 8 H: 1 LOB: 1 BB: 0 P: 13	R: 1 E: 0 K: 2 S: 14 H: 1 LOB: 1 BB: 1 P: 20	R: 0 E: 0 K: 1 S: 8 H: 0 LOB: 0 BB: 0 P: 11	R: 0 E: 0 K: 2 S: 10 H: 1 LOB: 2 BB: 1 P: 17	R: 0 E: 0 K: 1 S: 10 H: 1 LOB: 1 BB: 0 P: 16	1B: 4 2B: 1 3B: 0 HR: 0 SF: 0 SAC: 0 DP: 0 HBP: 0						

	AB	32
	R	1
	H	5
	RBI	1
	BB	2
	SO	13
	LOB	15

WP: 0 PB: 0 SB: 0 CS: 0 PA: 34

PITCHER	IP	WLS	BF	H	R	ER	SO	BB	IBB	HBP	BLK	WP	HR	S	P	ERA	WHIP
43 R.A. Dickey, R (1, 1) ERA: 3.91	7.0	W	25	3	1	1	10	1	0	0	0	0	0	70	104	1.29	0.571
59 Rob Rasmussen, L (8, 1) ERA: 3.18	2.0		9	2	0	0	3	1	0	0	0	0	0	20	33	0.00	1.500

PITCHER	IP	WLS	BF	H	R	ER	SO	BB	IBB	HBP	BLK	WP	HR	S	P	ERA	WHIP

TOP

Toronto Blue Jays @ Boston Red Sox

Fenway Park, Boston, MA

Tue Jul 29 2014, 7:10 PM - 10:13 PM EDT

Att. 38,275 - Cloudy - 73 F

livebaseballscorecards.com

Batter	1	2	3	4	5	6	7	8	9	AB	R	H	RBI	BB	SO	LOB
7 José Reyes, S (1, 6) OBP: 0.327, SLG: 0.409	B FF 92 X FF 91 1-0 L7		C FF 90 X CH 83 0-1 53 G4-6-3 1B	C FF 97 B FF 97 B SL 84 X FF 94 2-1 F8		F FF 93 X FF 94 0-1 G4-3			X FF 94 0-0 53 G6-3 1-3 1B	5	0	2	0	0	0	2
53 Melky Cabrera, S (1, 7) OBP: 0.360, SLG: 0.484	C FF 92 X FF 94 0-1 F7		B FF 91 1 SAFE X SI 92 1-0 G4-6-3 1-2f		C CH 83 X FF 92 0-1 G5-3		B FS 83 F FS 85 C FS 85 X FS 86 1-2 30 L3 1B		1 SAFE C FF 95 X FO 89 0-1 G6-3 1-2 3-H	5	0	1	1	0	0	2
19 José Bautista, R (1, 9) OBP: 0.418, SLG: 0.518	C FF 94 C FF 92 F FF 95 B FF 94 B SL 84 B SI 92 B CH 87 4-2 30 E BB		B SL 85 B CH 88 B SL 82 C SL 81 B CH 87 4-1 BB		B FF 93 B SL 83 C CH 87 B SL 84 C FF 92 F FF 95 F CH 87 X SL 85 3-2 47 2B 1B		B SL 85 B SL 84 B FF 92 F FF 92 F FF 92 X FF 92 3-2 L9		C SL 82 B FF 95 C FF 96 F SL 83 F FF 94 F FF 95 S SL 82 1-3 K	3	0	1	0	2	1	2
30 Dioner Navarro, S (1, 2) OBP: 0.306, SLG: 0.378	B SI 92 C FF 93 1 SAFE B FF 94 B FF 93 X FF 92 3-1 F8 1-2		D FF 94 D FF 92 C CH 87 B FF 94 X CH 87 3-2 G3		B SI 92 B SI 91 C FF 91 S FF 92 B SI 93 F CH 85 X CH 88 3-2 F8		B FS 86 C FF 91 S FF 91 F FF 92 X FF 92 1-2 L3 1-1			4	0	0	0	0	0	4
47 Juan Francisco, L (1, 3) OBP: 0.319, SLG: 0.528 15 Danny Valencia, R (8, PH) OBP: 0.325, SLG: 0.378 (8, 3)		B SI 90 B SI 90 X FF 92 2-0 L9	B FF 89 F FF 91 X FF 92 1-1 66 SH1-4 28 1B 8 2B 1B		X FF 93 0-0 1-3 2B			X FF 94 0-0 F8	3 1	1 0	2 0	0 0	0 0	0 0	0 0
28 Colby Rasmus, L (1, 10) OBP: 0.285, SLG: 0.459		C FF 92 B FF 94 B SI 92 F FF 94 F FF 93 B FF 94 X FF 94 3-2 HR	B SI 94 F SI 93 X FF 95 1-1 66 SH1-4 8 2B 1-2 1B		B CH 87 B CH 86 C SI 93 F CH 83 B CH 86 F CH 87 F FF 96 X CH 84 3-2 F8			C FF 95 S SL 86 B SL 86 B FF 95 C SL 84 2-3 K	4	2	2	1	0	1	2
66 Munenori Kawasaki, L (1, 5) OBP: 0.343, SLG: 0.341 18 Steve Tolleson, R (8, PH) OBP: 0.317, SLG: 0.400 (8, 5)		C FF 91 B FF 93 B FF 93 C CH 84 B SL 87 X CH 85 3-2 G3	B FF 92 X FF 92 1-0 SH1-4 1-2 2-3		C FF 90 B SL 79 X CH 82 1-1 17 FC4-6 1B			B FF 95 F FF 94 X FF 95 1-1 G6-3	2 1	0 0	1 0	0 0	0 0	0 0	0 0
17 Ryan Goins, L (1, 4) OBP: 0.247, SLG: 0.303		C FF 91 F CU 76 X FF 94 0-2 1B	C FF 96 S SL 87 D SL 87 B FF 98 S CH 89 2-3 K		B FF 90 1 SAFE C CH 80 F CH 83 X FF 93 1-2 FC4-6 8 B1-3 1-2f			B FF 95 C FF 94 X FO 89 1-1 G4-3	4	0	1	0	0	1	3
8 Anthony Gose, L (1, 8) OBP: 0.347, SLG: 0.293		1 SAFE C FF 91 C CH 84 B SL 84 X FF 93 1-2 G6-3	B CH 88 S CH 87 B FF 96 B FF 98 X CH 87 3-1 2-H 3-H 2B		X FF 89 0-0 B1-3 1-2			B FO 87 S FF 94 S FO 88 X FO 87 1-2 7 1B 53 G6-3 1B	4	1	2	2	0	0	2
Inning Stats	R: 0 E: 1 K: 0 S: 8 H: 0 LOB: 1 BB: 1 P: 16	R: 1 E: 0 K: 0 S: 14 H: 2 LOB: 1 BB: 0 P: 23	R: 0 E: 0 K: 0 S: 7 H: 1 LOB: 1 BB: 1 P: 15	R: 2 E: 0 K: 1 S: 12 H: 3 LOB: 1 BB: 0 P: 22	R: 0 E: 0 K: 0 S: 17 H: 2 LOB: 2 BB: 0 P: 26	R: 0 E: 0 K: 0 S: 8 H: 1 LOB: 1 BB: 0 P: 10	R: 0 E: 0 K: 0 S: 10 H: 1 LOB: 0 BB: 0 P: 15	R: 0 E: 0 K: 1 S: 6 H: 0 LOB: 0 BB: 0 P: 9	R: 1 E: 0 K: 1 S: 14 H: 2 LOB: 1 BB: 0 P: 17	1B: 9 2B: 3 3B: 0 HR: 1 SF: 0 SAC: 1 DP: 2 HBP: 0						

AB	36
R	4
H	12
RBI	4
BB	2
SO	3
LOB	17

WP: 0 PB: 0 SB: 0 CS: 0 PA: 39

PITCHER		IP	WLS	BF	H	R	ER	SO	BB	IBB	HBP	BLK	WP	HR	S	P	ERA	WHIP
62 Rubby De La Rosa, R ERA: 3.64	(1, 1)	6.0	L	28	9	3	3	1	2	0	0	0	0	1	66	112	4.50	1.833
54 Edward Mujica, R ERA: 5.08	(7, 1)	1.0		3	1	0	0	0	0	0	0	0	0	0	10	15	0.00	1.000
30 Andrew Miller, L ERA: 2.4	(8, 1)	1.0		3	0	0	0	1	0	0	0	0	0	0	6	9	0.00	0.000
36 Junichi Tazawa, R ERA: 3.21	(9, 1)	1.0		5	2	1	1	1	0	0	0	0	0	0	14	17	9.00	2.000

PITCHER	IP	WLS	BF	H	R	ER	SO	BB	IBB	HBP	BLK	WP	HR	S	P	ERA	WHIP

BOTTOM

Toronto Blue Jays @ Boston Red Sox

Fenway Park, Boston, MA

Tue Jul 29 2014, 7:10 PM - 10:13 PM EDT

Att. 38,275 - Cloudy - 73 F

livebaseballscorecards.com

Batter	1	2	3	4	5	6	7	8	9	AB	R	H	RBI	BB	SO	LOB
26 Brock Holt, L (1, 9) OBP: 0.355, SLG: 0.428	C FF 94 C FF 94 B SV 86 B SV 84 C SI 93 2-3 ① K		B FC 91 C FC 90 X SV 80 1-1 15 2B 1B		B SI 90 B FC 90 C SI 90 F FC 89 B SI 93 X SI 91 3-2 ② G3		C FC 91 B SI 91 X FC 90 1-1 2B		C FC 90 C CH 84 F FC 88 B CU 74 B CU 74 F FC 89 F SL 84 B FF 90 X FF 90 3-2 ③ G3-1	5	1	2	0	0	1	0
29 Daniel Nava, S (1, 7) (9, 3) OBP: 0.338, SLG: 0.327	C FF 93 F FC 91 F FC 90 B FF 94 B SV 84 C FF 93 2-3 ② K		C SI 92 B SI 92 1 SAFE F FC 92 S SV 83 1-3 ② K		B SV 81 B CH 86 X SI 92 2-0 15 1B 1B		X CH 85 0-0 ③ F8			4	0	1	0	0	2	2
15 Dustin Pedroia, R (1, 4) OBP: 0.340, SLG: 0.369	B FF 94 C FF 94 F FC 91 B FF 94 X SI 94 2-2 ③ G6-3		B FF 95 X FF 93 1-0 1-H 2B		D FC 91 F FC 91 B SV 83 F SI 92 X SL 88 2-2 1-2 1B			C FF 96 X CU 81 0-1 ① G6-3		4	0	2	1	0	0	0
34 David Ortiz, L (1, 10) OBP: 0.345, SLG: 0.500		B FF 94 C SI 91 C CH 86 B FF 93 F SI 93 B FC 91 F FF 93 X SI 94 3-2 ① F9	I IN 65 I IN 63 I IN 62 I IN 60 4-0 IBB		B SI 94 B CH 86 X CH 86 2-0 ③ G4-3			B SI 93 B FF 93 C CU 84 F CU 86 B FF 94 S CU 85 3-3 ② K		3	0	0	0	1	1	2
37 Mike Carp, L (1, 3) OBP: 0.320, SLG: 0.279 5 Jonny Gomes, R (8, PH) OBP: 0.335, SLG: 0.361 (9, 7)		B SI 92 S CH 87 X FC 92 1-1 ② F7	F SV 82 X SV 85 0-1 ③ P6			B FC 90 X FC 90 1-0 ① G4-3		B FF 94 B CU 85 B FF 94 C FF 94 F SI 92 B CU 86 4-2 BB		3 0	0 0	0 0	0 0	0 1	0 0	2 0
7 Stephen Drew, L (1, 6) OBP: 0.248, SLG: 0.315	B FF 93 B FC 92 F FC 90 B SI 92 C CH 85 B SI 93 4-2 2 1B BB		C FF 92 F FF 91 B SI 92 X CH 85 1-2 ① P6			C SI 92 C SV 81 X SV 84 0-2 ② G3		S CU 86 B CU 86 X FF 91 1-1 ③ G1-3		3	0	0	0	1	0	1
2 Xander Bogaerts, R (1, 5) OBP: 0.311, SLG: 0.362	B FC 92 F FF 93 F SL 88 X SV 84 1-2 1-2 1B		C SV 83 B SI 93 S CH 86 B FF 94 S SL 89 2-3 ② K			C SL 85 C SI 92 B FF 93 C SI 92 1-3 ③ K			C FC 88 S FC 88 B FC 90 X FC 88 1-2 HR	4	1	2	1	0	2	0
25 Jackie Bradley Jr., L (1, 8) OBP: 0.300, SLG: 0.311	S FF 93 C FF 94 B FF 94 F SI 94 S SV 84 1-3 ③ K		C FF 93 S SV 85 F SI 93 X SV 84 0-2 ③ F8				S FC 89 S FC 90 C SI 92 0-3 ① K		C FC 89 B FF 90 B FC 90 X FC 89 2-1 ① P5	4	0	0	0	0	2	2
55 Christian Vázquez, R (1, 2) OBP: 0.275, SLG: 0.324			C FF 92 F FC 91 F FC 92 S SL 87 0-3 ① K		B FF 92 C FC 90 F FF 91 F SV 83 X SV 83 1-2 ① G1-3		B FC 88 C SI 91 X FF 92 1-1 ② G1-3		C FC 89 S CU 76 X CU 76 0-2 ② F9	4	0	0	0	0	1	0

	AB	34
	R	2
	H	7
	RBI	2
	BB	3
	SO	9
	LOB	9

Inning Stats	1	2	3	4	5	6	7	8	9
	R: 0 E: 0 K: 2 S: 10	H: 0 LOB: 0 BB: 0 P: 16	R: 0 E: 0 K: 1 S: 16	H: 1 LOB: 2 BB: 1 P: 26	R: 1 E: 0 K: 2 S: 12	H: 2 LOB: 2 BB: 1 P: 19	R: 0 E: 0 K: 1 S: 10	H: 0 LOB: 0 BB: 0 P: 13	R: 0 E: 0 K: 0 S: 12	H: 2 LOB: 2 BB: 0 P: 22	R: 0 E: 0 K: 1 S: 7	H: 0 LOB: 0 BB: 0 P: 9	R: 0 E: 0 K: 1 S: 8	H: 1 LOB: 1 BB: 0 P: 10	R: 0 E: 0 K: 1 S: 9	H: 0 LOB: 1 BB: 1 P: 17	R: 1 E: 0 K: 0 S: 14	H: 1 LOB: 0 BB: 0 P: 20

	1B: 4	SF: 0	WP: 0	PA: 37
	2B: 2	SAC: 0	PB: 0	
	3B: 0	DP: 0	SB: 0	
	HR: 1	HBP: 0	CS: 0	

PITCHER		IP	WLS	BF	H	R	ER	SO	BB	IBB	HBP	BLK	WP	HR	S	P	ERA	WHIP
6 Marcus Stroman, R ERA: 3.03	(1, 1)	7.0	W	29	6	1	1	8	1	1	0	0	0	0	75	115	1.29	1.000
41 Aaron Sanchez, R ERA: 2.08	(8, 1)	0.1	H	1	0	0	0	0	0	0	0	0	0	0	2	2	0.00	0.000
27 Brett Cecil, L ERA: 3.51	(8, 1)	0.2	H	3	0	0	0	1	1	0	0	0	0	0	7	15	0.00	1.500
44 Casey Janssen, R ERA: 2.96	(9, 1)	1.0	S	4	1	1	1	0	0	0	0	0	0	1	14	20	9.00	1.000

PITCHER	IP	WLS	BF	H	R	ER	SO	BB	IBB	HBP	BLK	WP	HR	S	P	ERA	WHIP

Batter	1	2	3	4	5	6	7	8	9	AB	R	H	RBI	BB	SO	LOB
7 José Reyes, S (1, 6) OBP: 0.329, SLG: 0.408	B FF 89 B FF 89 C FF 88 B FF 88 C FF 89 B SI 90 4-2 53 BB 30 1B BB	F FC 87 X KC 76 0-1 G4-3 ③			B FF 88 X FF 89 1-0 SH 53 E 30 1B 1-H	C SL 86 1 SAFE X FF 89 0-1 F9 ②		B SI 88 B SI 88 C SI 88 X SI 87 2-1 53 1B 1B		3	2	1	0	1	0	1
53 Melky Cabrera, S (1, 7) OBP: 0.362, SLG: 0.484 18 Steve Tolleson, R (8, PR) OBP: 0.317, SLG: 0.400 (8, 5)	B FF 89 1 SAFE B FF 89 C FF 88 B SI 91 C FF 89 F FF 91 B FF 90 4-2 30 1B 47 FC3 1-2 BB		B FC 85 F FF 89 X FC 86 1-1 G3 ①		C FF 88 B FF 88 F SI 91 X FF 90 1-2 E5 30 1B 47 1B 1-3	B SI 90 X FF 88 1-0 19 BB 30 1B 1-3 1B		X FS 84 0-0 1-2 1B		4 0	2 0	2 0	0 0	1 0	0 0	1 0
19 José Bautista, R (1, 3) OBP: 0.415, SLG: 0.512 (8, 9)	B KC 75 C FF 91 B FC 88 B FF 90 F FF 90 T KC 73 3-2 K ①		B FF 90 X FF 91 1-0 P4 ②		X CH 86 0-0 P4 ①	B SL 87 D CH 78 C SL 86 B CH 80 B CH 80 4-1 30 1B 1-2 BB		B SI 89 B SI 90 F SI 88 X SI 90 2-1 G4-3 ③		4	0	0	0	1	1	6
30 Dioner Navarro, S (1, 2) OBP: 0.313, SLG: 0.382	C FF 90 C KC 74 D KC 77 B SI 92 B FF 91 X KC 74 3-2 28 FC5-4 47 FC3 1-3 2-H 1B		B FF 90 B FF 90 B SI 91 B FF 89 4-0 BB		C SI 90 B CH 83 B CH 82 B FA 88 F FF 88 X FF 88 3-2 47 1B 1-3 3-H 1B	C SI 89 X SI 91 0-1 ③ 1-2 2-H 3-H 1B			S FF 88 X FS 81 0-1 F9 ①	4 0	0 0	3 0	3 0	1 0	0 0	0 0
47 Juan Francisco, L (1, 10) OBP: 0.319, SLG: 0.526 14 Nolan Reimold, R (7, PH) OBP: 0.400, SLG: 0.538 (7, 10) 16 Dan Johnson, L (9, PH) OBP: 0.349, SLG: 0.382 (9, 10)	F FC 86 X FC 87 0-1 FC3 28 FC5-4 1-2 3-H		B FC 84 B FF 89 F FF 91 B FC 78 X FC 86 3-1 ③ P4		F FC 85 F FF 89 X KC 76 0-2 1-2 3-H 1B		C FF 92 B FF 92 B FF 92 F FF 92 C SL 84 2-3 ① K		C FS 80 S FF 88 F FF 88 X FS 81 0-2 ② G6-3	3 1 1	0 0 0	1 0 0	2 0 0	0 0 0	0 1 0	2 0 0
28 Colby Rasmus, L (1, 8) OBP: 0.280, SLG: 0.449	B FF 90 C KC 74 C FF 90 D KC 77 X FC 86 2-2 ② FC5-4 1-2f 2-3			S KC 74 X FC 87 0-1 ① L7	F CH 82 B FC 86 S FF 88 F KC 74 B FF 89 X FF 90 2-2 ② L8		B SL 83 C SL 83 S SL 83 S SL 83 1-3 ② K		S FS 81 S FS 81 S FS 80 0-3 ③ K	5	0	0	0	0	2	4
66 Munenori Kawasaki, L (1, 5) OBP: 0.336, SLG: 0.333 15 Danny Valencia, R (7, PH) OBP: 0.322, SLG: 0.375 (7, 5) (8, 3)	B FF 89 S FF 90 F FF 89 S FF 91 1-3 ③ K			C FF 90 B FC 84 B FF 89 X FF 89 2-1 ② G4-3	X FF 88 0-0 ③ L8		B FF 95 C SL 83 C FF 94 F SL 85 S SL 84 1-3 ③ K			3 1	0 0	0 0	0 0	0 0	1 1	4 0
17 Ryan Goins, L (1, 4) OBP: 0.247, SLG: 0.301		C FF 90 X FC 86 0-1 8 G3 1B		C KC 75 B CH 83 C FF 90 X KC 76 1-2 ③ G3		C SI 88 C SI 88 B CU 78 X CH 77 1-2 ① L8		F FS 83 C FS 84 B FF 86 S FS 84 1-3 ① K		4	0	1	0	0	1	0
8 Anthony Gose, L (1, 9) OBP: 0.351, SLG: 0.293 (8, 7)		B SI 90 C FF 89 C CH 82 D FC 87 X FC 82 2-2 ① ② G3 1-2f			B KC 73 B FC 86 C FF 88 M KC 74 B KC 74 F FF 89 B FF 90 4-2 7 S 7 SH BB	X SI 88 0-0 53 1B 30 1B 1B		C FS 83 B SL 82 X FS 84 1-1 ② G3-1		3	2	1	0	1	0	1
Inning Stats	R: 2 E: 0 K: 2 S: 19 H: 1 LOB: 2 BB: 2 P: 36	R: 0 E: 0 K: 0 S: 7 H: 1 LOB: 0 BB: 0 P: 9	R: 0 E: 0 K: 0 S: 5 H: 0 LOB: 1 BB: 1 P: 14	R: 0 E: 0 K: 0 S: 7 H: 0 LOB: 0 BB: 0 P: 10	R: 3 E: 2 K: 0 S: 19 H: 2 LOB: 2 BB: 1 P: 30	R: 1 E: 0 K: 0 S: 10 H: 3 LOB: 2 BB: 1 P: 16	R: 0 E: 0 K: 3 S: 10 H: 0 LOB: 0 BB: 0 P: 14	R: 0 E: 0 K: 1 S: 10 H: 2 LOB: 2 BB: 0 P: 16	R: 0 E: 0 K: 1 S: 9 H: 0 LOB: 0 BB: 0 P: 9	1B: 9 2B: 0 3B: 0 HR: 0		SF: 0 SAC: 1 DP: 1 HBP: 0		WP: 0 PB: 0 SB: 1 CS: 0	PA: 42	

PITCHER	IP	WLS	BF	H	R	ER	SO	BB	IBB	HBP	BLK	WP	HR	S	P	ERA	WHIP
67 Brandon Workman, R (1, 1) ERA: 4.08	5.0	L	25	4	5	2	2	4	0	0	0	0	0	57	99	3.60	1.600
32 Craig Breslow, L (6, 1) ERA: 4.74	1.0		6	3	1	1	0	1	0	0	0	0	0	10	16	9.00	4.000
Andrew Miller, L (7, 1) ERA: 2.34	1.0		3	0	0	0	3	0	0	0	0	0	0	10	14	0.00	0.000
35 Burke Badenhop, R (8, 1) ERA: 2.81	1.0		5	2	0	0	1	0	0	0	0	0	0	10	16	0.00	2.000
19 Koji Uehara, R (9, 1) ERA: 1.48	1.0		3	0	0	0	1	0	0	0	0	0	0	9	9	0.00	0.000

PITCHER	IP	WLS	BF	H	R	ER	SO	BB	IBB	HBP	BLK	WP	HR	S	P	ERA	WHIP

TOP

Toronto Blue Jays @ Boston Red Sox

Fenway Park, Boston, MA

Wed Jul 30 2014, 7:11 PM - 9:58 PM EDT

Att. 38,203 - Partly Cloudy - 72 F

livebaseballscorecards.com

AB	36
R	6
H	9
RBI	5
BB	5
SO	7
LOB	19

BOTTOM

Toronto Blue Jays @ Boston Red Sox

Fenway Park, Boston, MA

Wed Jul 30 2014, 7:11 PM - 9:58 PM EDT

Att. 38,203 - Partly Cloudy - 72 F

livebaseballscorecards.com

Batter	1	2	3	4	5	6	7	8	9	AB	R	H	RBI	BB	SO	LOB
26 Brock Holt, L (1, 3) OBP: 0.350, SLG: 0.422	C CH 80 B CU 68 C CU 69 F FC 76 B SI 82 X FF 83 2-2 ① G3		C CU 70 X CU 69 0-1 ② L7		B SI 83 C FF 83 X SI 82 1-1 ② L7		C SI 93 B SL 80 C SI 93 S SL 81 1-3 ③ K			4	0	0	0	0	1	3
18 Shane Victorino, S (1, 9) OBP: 0.303, SLG: 0.382 29 Daniel Nava, S (5, PH) OBP: 0.335, SLG: 0.324 (6, 9)	B CH 81 B CH 82 C FF 82 X CH 77 2-1 ② F9		C FF 84 X FF 84 0-1 ③ G6-3		B CU 69 C CH 82 X CH 78 1-1 ③ P4			X SI 92 0-0 ① G4-3		2 2	0 0	0 0	0 0	0 0	0 0	0 1
15 Dustin Pedroia, R (1, 4) OBP: 0.342, SLG: 0.370	C CH 81 X FC 78 0-1 12 FC4 1B			X SI 83 0-0 ① L8		C CH 80 X FF 81 0-1 ① G6-3		C SI 92 X CH 80 0-1 1B		4	0	2	0	0	0	0
12 Mike Napoli, R (1, 10) OBP: 0.387, SLG: 0.444	B CU 69 C SI 82 F FF 83 B CU 69 X FF 83 2-2 ③ FC4 1-2f			C FF 83 X CU 67 0-1 2B		B FF 82 X CH 75 1-0 ② F7		B SI 93 B SI 92 C SI 92 X SI 93 2-1 ② L9		4	0	1	0	0	0	2
Jonny Gomes, R (1, 7) OBP: 0.329, SLG: 0.354		F SI 80 B CU 67 C CU 70 X CH 75 1-2 ① F7		B CU 69 C CU 69 B FF 83 B FF 82 X SI 83 3-1 ② G5-3		B CU 68 C FC 76 F CU 67 C CH 81 1-3 ③ K		C SI 93 C SI 93 C SI 94 C SL 80 0-3 ③ K		4	0	0	0	0	2	2
Stephen Drew, L (1, 6) OBP: 0.255, SLG: 0.328		C CH 78 S SI 83 B CH 75 X FC 80 1-2 2 G6-3 2B		C CH 77 F CU 68 X CH 77 0-2 ③ F7			B CU 71 B FF 81 X FF 81 2-0 55 BB 1B		C SI 97 B CH 89 F FF 95 F FF 95 B SL 87 X SI 95 2-2 ① G3	4	0	2	0	0	0	1
2 Xander Bogaerts, R (1, 5) OBP: 0.313, SLG: 0.369		C SI 83 B CH 76 F CH 77 B CH 77 B SI 84 X SI 84 3-2 ② G6-3 2-3			B CU 71 C CU 70 B FF 82 F FF 82 B FC 77 F CH 77 F SI 83 F CH 78 X FF 84 3-2 55 2B 2B		C CH 81 X SI 81 0-1 ① F9		B SI 96 C SI 93 F SI 95 X FF 95 1-2 25 G6-3 2B	4	1	2	0	0	0	2
25 Jackie Bradley Jr., L (1, 8) OBP: 0.297, SLG: 0.307		X SI 84 0-0 ③ G4-3			B CH 76 F SI 83 B CU 74 S CH 77 F CH 76 F FF 84 D CU 71 S SI 84 3-3 ① K		B CH 81 B CH 81 B SI 83 C FF 81 X FF 82 3-1 ② F8		X SI 94 0-0 ② G6-3 2-3	4	0	0	0	0	1	4
55 Christian Vázquez, R (1, 2) OBP: 0.295, SLG: 0.350			C FF 84 B CH 76 X CH 78 1-1 ① G1-3		S CH 78 X CH 77 0-1 2-H 2B		C CH 77 D CU 69 B FF 81 S CH 76 B SI 81 F CH 82 B CH 75 4-2 1-2 BB		C SI 95 F SI 96 B FF 96 D SL 90 S SL 86 2-3 ③ K	3	0	1	1	1	1	1
Inning Stats	R: 0 E: 0 K: 0 S: 11 H: 1 LOB: 1 BB: 0 P: 17	R: 0 E: 0 K: 0 S: 10 H: 1 LOB: 1 BB: 0 P: 15	R: 0 E: 0 K: 0 S: 6 H: 0 LOB: 0 BB: 0 P: 7	R: 0 E: 0 K: 0 S: 8 H: 1 LOB: 1 BB: 0 P: 11	R: 1 E: 0 K: 1 S: 17 H: 2 LOB: 1 BB: 0 P: 25	R: 0 E: 0 K: 1 S: 6 H: 0 LOB: 0 BB: 0 P: 8	R: 0 E: 0 K: 1 S: 11 H: 1 LOB: 2 BB: 1 P: 21	R: 0 E: 0 K: 1 S: 9 H: 1 LOB: 1 BB: 0 P: 11	R: 0 E: 0 K: 1 S: 11 H: 1 LOB: 1 BB: 0 P: 16	1B: 3 2B: 5 3B: 0 HR: 0	SF: 0 SAC: 0 DP: 0 HBP: 0			WP: 0 PB: 0 SB: 0 CS: 0	PA: 36		

	AB	35
	R	1
	H	8
	RBI	1
	BB	1
	SO	5
	LOB	16

PITCHER		IP	WLS	BF	H	R	ER	SO	BB	IBB	HBP	BLK	WP	HR	S	P	ERA	WHIP
56 Mark Buehrle, L ERA: 3.11	(1, 1)	6.2	W	27	6	1	1	2	1	0	0	0	0	0	66	100	1.35	1.050
62 Aaron Loup, L ERA: 2.88	(7, 1)	1.1		5	1	0	0	2	0	0	0	0	0	0	12	15	0.00	0.750
29 Dustin McGowan, R ERA: 4.07	(9, 1)	1.0		4	1	0	0	1	0	0	0	0	0	0	11	16	0.00	1.000

PITCHER	IP	WLS	BF	H	R	ER	SO	BB	IBB	HBP	BLK	WP	HR	S	P	ERA	WHIP

Batter	1	2	3	4	5	6	7	8	9	AB	R	H	RBI	BB	SO	LOB
11 Brett Gardner, L (1, 7) OBP: 0.357, SLG: 0.457	B FF 90 C FF 91 B FF 92 F FF 92 F CU 76 F FF 91 B CU 75 B FF 91 4-2 2 G4-3 BB		B FF 92 C FF 91 B FF 91 B FF 91 B FF 91 4-1 22 1B 2 S BB		B FF 92 C FF 91 B FF 92 F FF 93 B FF 92 X FF 92 3-2 ① ② L4-3 1-1		C SL 85 C SL 86 C CU 81 0-3 ③ K		S FS 81 S FS 81 B FS 82 B FS 82 F FS 82 B FS 81 X FS 80 3-2 ③ F8	3	0	0	0	2	1	1
2 Derek Jeter, R (1, 6) OBP: 0.330, SLG: 0.333	C FF 93 X FF 93 0-1 ① G4-3 1-2	1 SAFE C FF 92 S FF 92 C FF 94 0-3 ② K 1-2		X FF 92 0-0 ③ G4-3		X FF 93 0-0 HR			4	1	1	1	0	1	2
22 Jacoby Ellsbury, L (1, 8) OBP: 0.345, SLG: 0.407	X FF 93 0-0 ② F7	C FF 93 X FF 93 0-1 2-3 1B		B FF 92 B FF 90 B FF 91 C FF 90 B FF 90 4-1 25 G3 36 1B 25 S BB		B FF 95 X FF 94 1-0 ① F8			3	1	1	0	1	0	1
25 Mark Teixeira, S (1, 3) OBP: 0.337, SLG: 0.452	C FF 93 F FF 94 F FF 94 B FF 94 F CU 77 B FF 94 X FF 93 2-2 ③ G1-3		X FF 92 0-0 ③ F8		B FF 92 B FF 90 X FF 91 2-0 ① G3 1-3			B FO 88 X FF 95 1-0 36 G4-3 2B	4	0	1	0	0	0	4
36 Carlos Beltrán, S (1, 10) OBP: 0.300, SLG: 0.442		C FF 92 B CH 82 B FF 92 F FF 92 B FF 92 B CU 75 4-2 BB	B CH 81 X FF 90 1-0 HR		B FF 92 F CU 76 X FF 92 1-1 3-H 1B			D FO 88 F FF 94 X FO 89 1-1 ② G4-3 2-3	3	1	2	2	1	0	1
34 Brian McCann, L (1, 2) OBP: 0.288, SLG: 0.368		C FF 93 B CU 78 X FF 93 1-1 ① F7	F FF 91 X FF 92 0-1 ① F7		C FF 91 C CU 77 D CU 78 C FF 92 1-3 ② K			S FO 88 D FO 89 B FO 88 B FO 89 S FO 88 B CU 77 4-2 BB	3	0	0	0	1	1	2
12 Chase Headley, S (1, 5) OBP: 0.300, SLG: 0.361		B FF 92 B CH 80 F FF 92 X FF 93 2-1 ② F9	C FF 91 B CU 78 S CU 75 B FF 93 X CU 76 2-2 ② G4-3		B CH 82 C CU 78 F FF 93 B FF 92 F FF 92 B CU 79 X FF 91 3-2 ③ G5-3			B FF 95 C FF 94 B FO 87 X FF 94 2-1 ③ G4-3	4	0	0	0	0	0	4
33 Stephen Drew, L (1, 4) OBP: 0.248, SLG: 0.319		C FF 93 S FF 93 F FF 93 B FF 93 X CU 78 1-2 ③ G3	B CU 75 B CU 75 X FF 91 2-0 ③ G4-3				B SL 85 X SL 84 1-0 ① F7		C FF 88 X FS 80 0-1 ① F9	4	0	0	0	0	0	1
31 Ichiro Suzuki, L (1, 9) OBP: 0.322, SLG: 0.318 14 Martín Prado, R (7, PH) OBP: 0.315, SLG: 0.368 (7, 9)			X FF 91 0-0 ① F7		B FF 91 X FF 91 1-0 11 L4-3 1B		B FF 91 B SI 88 X SL 85 2-0 ② G5-3		C FS 80 S FS 81 F FS 82 S FF 89 0-3 ② K	2 2	0 0	1 0	0 0	0 0	0 1	0 0
Inning Stats	R: 0 E: 0 K: 0 S: 12 H: 0 LOB: 1 BB: 1 P: 18	R: 0 E: 0 K: 0 S: 10 H: 0 LOB: 1 BB: 1 P: 18	R: 0 E: 0 K: 1 S: 8 H: 1 LOB: 2 BB: 1 P: 12	R: 1 E: 0 K: 0 S: 7 H: 1 LOB: 0 BB: 0 P: 12	R: 0 E: 0 K: 0 S: 5 H: 1 LOB: 0 BB: 0 P: 9	R: 1 E: 0 K: 1 S: 11 H: 1 LOB: 1 BB: 1 P: 22	R: 0 E: 0 K: 1 S: 5 H: 0 LOB: 0 BB: 0 P: 8	R: 1 E: 0 K: 0 S: 9 H: 2 LOB: 2 BB: 1 P: 18	R: 0 E: 0 K: 1 S: 10 H: 0 LOB: 0 BB: 0 P: 13	1B: 3 2B: 2 3B: 0 HR: 2 SF: 0 SAC: 0 DP: 1 HBP: 0						

PITCHER	IP	WLS	BF	H	R	ER	SO	BB	IBB	HBP	BLK	WP	HR	S	P	ERA	WHIP
63 Anthony Ranaudo, R (1, 1) ERA: 3.0	6.0	W	25	4	2	2	2	4	0	0	0	0	1	53	91	3.00	1.333
59 Tommy Layne, L (7, 1) ERA:	1.0	H	3	0	0	0	1	0	0	0	0	0	0	5	8	0.00	0.000
36 Junichi Tazawa, R (8, 1) ERA: 3.35	1.0	H	6	2	1	1	0	1	0	0	0	0	1	9	18	9.00	3.000
19 Koji Uehara, R (9, 1) ERA: 1.45	1.0	S	3	0	0	0	1	0	0	0	0	0	0	10	13	0.00	0.000

PITCHER	IP	WLS	BF	H	R	ER	SO	BB	IBB	HBP	BLK	WP	HR	S	P	ERA	WHIP

TOP

New York Yankees @ Boston Red Sox

Fenway Park, Boston, MA

Fri Aug 01 2014, 7:13 PM - 10:13 PM EDT

Att. 37,782 - Cloudy - 74 F

livebaseballscorecards.com

AB	32
R	3
H	6
RBI	3
BB	5
SO	4
LOB	16

WP: 0 PA: 37
PB: 0
SB: 2
CS: 0

New York Yankees @ Boston Red Sox

Fenway Park, Boston, MA

Fri Aug 01 2014, 7:13 PM - 10:13 PM EDT

Att. 37,782 - Cloudy - 74 F

BOTTOM

Batter	1	2	3	4	5	6	7	8	9	AB	R	H	RBI	BB	SO	LOB
26 Brock Holt, L (1, 9) (9, 7) OBP: 0.350, SLG: 0.428	B SI 86 B SI 86 C SI 85 C SI 87 F CH 76 S CH 76 2-3 K 15 FC6-4		B SL 81 C CU 74 X SI 88 1-1 15 2B 3B	B SI 88 C SL 82 X CU 76 1-1 ② F7			1 SAFE 1 SAFE 1 SAFE B SI 88 X SL 80 1-0 ① SH1-3 1-2			3	1	1	0	0	1	1
15 Dustin Pedroia, R (1, 4) OBP: 0.343, SLG: 0.374	C SI 86 D SL 80 1 SAFE X CH 76 1-1 ① FC6-4 1-2f		F CU 75 B SI 90 X CH 78 1-1 34 1B 2B 3-H	B SI 88 S CH 77 F SI 90 S CH 77 1-3 ③ K			C FF 91 B SL 83 B SL 83 X SL 82 2-1 34 G4-3 1B 2-H			4	1	2	2	0	1	2
34 David Ortiz, L (1, 10) OBP: 0.344, SLG: 0.497	C SL 80 X CH 76 0-1 ② F9		B SL 81 X SI 90 1-0 5 2B 1B 2-H		B SL 82 F CH 78 X SL 83 1-1 ① G6-3		X SI 95 0-0 ② ③ G4-3 1-2f			4	0	1	1	0	0	2
12 Mike Napoli, R (1, 3) OBP: 0.386, SLG: 0.439	X SI 88 0-0 ③ L8		C SI 89 B SI 91 D SL 82 B SI 90 X SI 89 3-1 ② L6		C SI 90 X CH 79 0-1 ② G6-3			B FF 95 C FF 94 B SL 87 C SL 86 B FF 94 B SL 86 4-2 5 G5-4-3 BB		3	0	0	0	1	0	2
5 Allen Craig, R (1, 7) OBP: 0.291, SLG: 0.348 25 Jackie Bradley Jr., L (9, 8) OBP: 0.297, SLG: 0.307		F SI 86 X SI 89 0-1 ① L8	1 SAFE C SI 91 C SH 79 B SI 92 B SL 84 F CH 79 X SI 92 2-2 1-3 2B		F SI 90 S SL 84 B SI 92 B CH 80 B SL 84 S SL 85 3-3 ③ K2-3			X SL 87 0-0 ① ② G5-4-3 1-2f		4 0	0 0	1 0	0 0	0 0	1 0	1 0
2 Xander Bogaerts, R (1, 6) OBP: 0.312, SLG: 0.367		B SI 88 C SL 80 X CH 76 1-1 1B	S SL 82 X SI 90 0-1 ③ G5-3			B SL 81 X SI 88 1-0 ① G5-3		C FF 95 B SI 94 F SL 87 F FF 95 S CH 87 1-3 ③ K		4	0	1	0	0	1	2
16 Will Middlebrooks, R (1, 5) OBP: 0.306, SLG: 0.338		B CH 75 1 SAFE C SL 81 B SI 87 S CH 76 B SI 89 S CH 74 3-3 ② K	C SI 88 X SL 81 0-1 3 1B 2B			S CH 76 S CH 77 S CH 78 0-3 ② K				3	1	1	0	0	2	1
3 David Ross, R (1, 2) OBP: 0.255, SLG: 0.384 55 Christian Vázquez, R (7, 2) OBP: 0.295, SLG: 0.350		C CU 74 1 SAFE D SL 83 B SI 91 X CH 76 2-1 ③ G6-3	B SI 88 X SI 87 1-0 2-H 1B			F CH 77 B SL 83 S SI 91 B SI 92 X CH 76 2-2 ③ G5-3				3 0	0 0	1 0	1 0	0 0	0 0	1 0
50 Mookie Betts, R (1, 8) (9, 9) OBP: 0.282, SLG: 0.378			B SI 86 F SI 86 C SL 80 B CH 77 B CH 76 X SI 86 3-2 ① G5-3	B SL 83 B CH 76 F CH 77 X CH 76 2-1 ① P4			C SL 80 B CH 78 B SL 82 B CH 76 C SI 89 X SI 90 3-2 26 SH1-3 15 1B			3	1	1	0	0	0	1
Inning Stats	R: 0 E: 0 K: 1 S: 9 H: 0 LOB: 1 BB: 0 P: 12	R: 0 E: 0 K: 1 S: 9 H: 1 LOB: 1 BB: 0 P: 15	R: 2 E: 0 K: 0 S: 16 H: 4 LOB: 2 BB: 0 P: 27	R: 1 E: 0 K: 1 S: 10 H: 2 LOB: 1 BB: 0 P: 15	R: 0 E: 0 K: 1 S: 7 H: 0 LOB: 0 BB: 0 P: 11	R: 0 E: 0 K: 1 S: 7 H: 0 LOB: 0 BB: 0 P: 10	R: 1 E: 0 K: 0 S: 7 H: 2 LOB: 0 BB: 0 P: 13	R: 0 E: 0 K: 1 S: 7 H: 0 LOB: 0 BB: 1 P: 12		1B: 5 2B: 3 3B: 1 HR: 0	SF: 0 SAC: 1 DP: 2 HBP: 0			WP: 0 PB: 1 SB: 0 CS: 0	PA: 33	

livebaseballscorecards.com

	AB	31
	R	4
	H	9
	RBI	4
	BB	1
	SO	6
	LOB	13

PITCHER		IP	WLS	BF	H	R	ER	SO	BB	IBB	HBP	BLK	WP	HR	S	P	ERA	WHIP
26 Chris Capuano, L ERA: 4.5	(1, 1)	6.1	L	28	8	4	4	5	0	0	0	0	0	0	62	98	5.68	1.263
27 Shawn Kelley, R ERA: 3.51	(7, 1)	0.0		1	1	0	0	0	0	0	0	0	0	0	2	4	∞	∞
48 Matt Thornton, L ERA: 2.59	(7, 1)	0.2		1	0	0	0	0	0	0	0	0	0	0	1	1	0.00	0.000
43 Adam Warren, R ERA: 3.19	(8, 1)	1.0		3	0	0	0	1	1	0	0	0	0	0	7	12	0.00	1.000

PITCHER	IP	WLS	BF	H	R	ER	SO	BB	IBB	HBP	BLK	WP	HR	S	P	ERA	WHIP

Batter	1	2	3	4	5	6	7	8	9	AB	R	H	RBI	BB	SO	LOB
11 Brett Gardner, L (1, 7) OBP: 0.358, SLG: 0.454	B FF 92 B FF 94 B FF 93 C FF 92 B SI 91 4-1 2 E BB		C FF 92 B SI 93 F CH 83 B FF 94 B FF 93 B SI 92 4-2 2 2B 22 G4-3 1-2 2-3 BB	1 SAFE C SI 88 X FS 83 0-1 ① SH1-3 1-2		B SI 93 C SI 92 C SI 92 F SL 88 B SI 94 F SL 87 S SL 88 2-3 ① K		C SL 84 B SI 92 S SL 85 X SL 84 1-2 ② G4-3		2	1	0	0	2	1	0
2 Derek Jeter, R (1, 6) OBP: 0.331, SLG: 0.337	L FF 94 1 SAFE B FF 93 F FF 93 X SI 93 1-2 E5 22 F8-3 1-2		C FF 94 X SI 92 0-1 22 G4-3 36 1B 1-3 2-H 3-H 2B	C SI 89 C SI 90 B SL 83 B SI 91 X SI 89 2-2 ② G6-3 2-3		C FF 94 F FF 93 B FF 92 X SL 88 1-2 22 FC3-6 1B		C FF 91 B SI 91 B SI 90 B SL 84 F SL 86 X SL 85 3-2 ③ L9		5	1	2	2	0	0	2
22 Jacoby Ellsbury, L (1, 8) OBP: 0.341, SLG: 0.402	C FF 92 F FF 93 F CH 82 X CH 82 0-2 ① ② F8-3 1-1		F CH 83 X CH 84 0-1 ① G4-3 2-3 3-H	B FS 84 D FS 83 C FS 82 X FS 82 2-1 ③ G4-3		C SI 93 C SL 88 B FF 94 X SL 87 1-2 ② FC3-6 1-2f			C SL 83 B SI 91 F SL 85 F CU 79 S CU 80 1-3 ① K	5	0	0	1	0	1	5
25 Mark Teixeira, S (1, 3) OBP: 0.338, SLG: 0.462	C FF 94 S CH 83 B FF 92 X FF 93 1-2 ③ F9		F FF 92 B CH 84 S CH 83 B FF 93 X CH 84 2-2 ② G4-3		B SI 88 C SI 87 B CH 78 X SI 87 2-1 HR	C SI 92 X SI 93 0-1 ③ G5-3			B FS 85 B FS 85 B FF 91 C FF 91 F FF 92 F FF 90 X FF 91 3-2 12 1B 1B	5	1	2	1	0	0	3
36 Carlos Beltrán, S (1, 10) OBP: 0.302, SLG: 0.444		S SI 91 B CH 83 X SI 92 1-1 ① G4-3	X FF 93 0-0 33 BB 12 BB 3-H 1B		B SI 88 F SI 88 F CH 78 B SL 85 S FF 89 2-3 ① K		C CU 81 X SL 87 0-1 33 2B 2B		F FS 86 C FS 84 F FF 91 B FS 84 S FS 86 1-3 ② K	5	1	2	1	0	2	1
12 Chase Headley, S (1, 5) OBP: 0.301, SLG: 0.359		B SI 91 X SI 92 1-0 ② G5-3	B FF 94 S CH 84 S CH 84 B FF 94 B FF 93 F SI 92 B CH 84 4-2 33 BB 1-2 BB		C SI 89 B CU 71 B CH 78 SI 88 X FF 88 3-1 ② P4		B SI 92 B FF 90 S SI 92 C FF 92 B SL 86 F SI 92 X SL 87 3-2 ① L1		C FS 86 F FS 86 X FF 92 0-2 1-2 1B	4	0	1	0	1	0	1
33 Stephen Drew, L (1, 4) OBP: 0.260, SLG: 0.326		C SI 90 S SI 92 B CH 83 F SI 93 F CH 84 F CH 86 F FF 95 F CH 85 B FF 95 2-3 ③ S SI 93 K	B CH 83 B FF 90 B FF 91 B FF 90 4-0 1-2 2-3 BB		B SL 87 B FF 88 F FF 87 B FF 88 C FF 88 B SL 83 4-2 29 WP 14 1B BB		B SI 92 X FF 92 1-0 29 PO 2-H 2B		C FF 92 F FS 88 B FS 86 F FS 87 F FF 91 X FS 87 1-2 ③ F9	3	0	1	1	2	1	2
14 Martín Prado, R (1, 9) OBP: 0.317, SLG: 0.368 31 Ichiro Suzuki, L (9, 9) OBP: 0.322, SLG: 0.318			11 BB 2 2B 29 BB BB 1-2 G4-3		C SI 89 B SI 89 F SI 90 X SL 86 1-2 29 WP 1-2 1B		D CU 83 B FC 93 C SL 86 X SL 88 2-1 ② G6-3			3 0	1 0	1 0	0 0	1 0	0 0	4 0
29 Francisco Cervelli, R (1, 2) OBP: 0.357, SLG: 0.442			B FF 91 B SL 82 C FF 93 C SL 84 D SL 85 F FF 93 B SL 83 4-2 11 BB 2 2B 1-2 BB	S SL 80 C SI 88 B SL 82 B SL 82 F SI 89 B SL 83 X SI 88 3-2 2 G6-3 11 SH1-3 1B	S CH 78 B FF 90 B CH 78 C FF 88 X FF 90 2-2 ③ G6-3 1-2 2-3		F SL 87 B SI 93 B FF 93 C SL 87 2 SAFE 2-2 ③ PO 2-3	B SL 87 X SL 85 1-0 ① G1-3		3	1	1	0	1	0	2
Inning Stats	R: 0 E: 1 K: 0 S: 11 H: 0 LOB: 1 BB: 1 P: 17	R: 0 E: 0 K: 1 S: 11 H: 0 LOB: 0 BB: 0 P: 15	R: 4 E: 0 K: 0 S: 21 H: 2 LOB: 3 BB: 5 P: 44	R: 0 E: 0 K: 0 S: 11 H: 1 LOB: 1 BB: 0 P: 18	R: 1 E: 0 K: 1 S: 15 H: 2 LOB: 2 BB: 1 P: 29	R: 0 E: 0 K: 1 S: 13 H: 1 LOB: 1 BB: 0 P: 17	R: 1 E: 0 K: 0 S: 11 H: 2 LOB: 0 BB: 0 P: 19	R: 0 E: 0 K: 0 S: 7 H: 0 LOB: 0 BB: 0 P: 12	R: 0 E: 0 K: 2 S: 20 H: 2 LOB: 2 BB: 0 P: 26	1B: 6 2B: 4 3B: 0 HR: 1 SF: 0 SAC: 1 DP: 1 HBP: 0						

TOP

New York Yankees @ Boston Red Sox

Fenway Park, Boston, MA

Sat Aug 02 2014, 4:07 PM - 8:03 PM EDT

Att. 37,302 - Cloudy - 68 F

livebaseballscorecards.com

AB	35
R	6
H	10
RBI	6
BB	7
SO	5
LOB	20

WP: 1 PA: 44
PB: 0
SB: 0
CS: 0

PITCHER		IP	WLS	BF	H	R	ER	SO	BB	IBB	HBP	BLK	WP	HR	S	P	ERA	WHIP
64 Allen Webster, R ERA: 6.75	(1, 1)	2.2	L	16	2	4	4	1	6	0	0	0	0	0	39	71	13.50	3.000
35 Burke Badenhop, R ERA: 2.73	(3, 1)	1.1		5	1	0	0	0	0	0	0	0	0	0	15	23	0.00	0.750
32 Craig Breslow, L ERA: 4.85	(5, 1)	1.0		6	2	1	1	1	1	0	0	0	1	1	15	29	9.00	3.000
30 Alex Wilson, R ERA: 3.38	(6, 1)	2.1		9	3	1	1	1	0	0	0	0	0	0	25	38	3.86	1.286
59 Tommy Layne, L ERA:	(8, 1)	1.0		3	0	0	0	1	0	0	0	0	0	0	10	15	0.00	0.000

PITCHER		IP	WLS	BF	H	R	ER	SO	BB	IBB	HBP	BLK	WP	HR	S	P	ERA	WHIP
54 Edward Mujica, R ERA: 4.99	(9, 1)	0.2		4	2	0	0	1	0	0	0	0	0	0	16	21	0.00	3.000

BOTTOM

New York Yankees @ Boston Red Sox

Fenway Park, Boston, MA

Sat Aug 02 2014, 4:07 PM - 8:03 PM EDT

Att. 37,302 - Cloudy - 68 F

livebaseballscorecards.com

Batter	1	2	3	4	5	6	7	8	9	AB	R	H	RBI	BB	SO	LOB
26 Brock Holt, L (1, 5) OBP: 0.354, SLG: 0.429	B SI 92 B SI 93 B SI 93 C FF 93 C SI 94 X SI 94 3-2 ① G3	B SI 92 B SI 91 X SI 91 2-0 1-2 1B			C FF 93 X SL 88 0-1 ① F8		B CU 81 B FF 94 B FC 93 C FC 93 C FC 93 B FF 94 4-2 15 1B 34 SF7 BB		C FC 90 F FC 92 F KC 84 X FC 92 0-2 15 DI 1B	4	1	2	0	1	0	0
15 Dustin Pedroia, R (1, 4) OBP: 0.344, SLG: 0.374	B SI 94 B SI 94 C SI 94 B SI 94 F SI 93 F SI 94 C SI 94 3-3 ② K	B SL 86 B SI 93 B SI 93 C FF 92 X FF 93 3-1 ③ P5			B SI 93 C SI 93 B SL 86 X SI 94 2-1 34 1B 1B		C FF 94 B SL 88 B SL 86 1 SAFE F FF 94 B FF 96 F FF 96 X FF 95 3-2 34 SF7 1-3 1B		C FC 93 X KC 84 0-1 ③ G5-3 1-2	5	0	2	0	0	1	3
34 David Ortiz, L (1, 10) OBP: 0.343, SLG: 0.496	C CU 81 B FF 94 B CH 87 B SI 95 C SI 94 C SL 89 3-3 ③ K		F SI 92 F SL 89 F SL 86 X FF 94 0-2 ① F7		C CU 81 B FF 94 D SI 94 B CU 84 X SL 88 3-1 1-2 1B		C KC 83 B FF 98 X FF 98 1-1 ② SF7 1-2 3-H			3	0	1	1	0	1	0
52 Yoenis Cespedes, R (1, 7) OBP: 0.303, SLG: 0.462		C SL 88 F SI 93 B CU 83 B SL 85 B SI 93 X SL 88 3-2 12 HR 1B	X SL 87 0-0 ② G5-3		C SL 85 X SI 92 0-1 ② F8		B KC 84 B KC 84 X FF 98 2-0 ③ P5			4	1	1	0	0	0	3
12 Mike Napoli, R (1, 3) OBP: 0.387, SLG: 0.448		B FF 93 B SI 92 X SI 92 2-0 1-H HR	B SL 86 B SL 87 C SI 94 B SL 87 B SL 86 4-1 BB		C FF 92 B FF 94 D SL 84 B SL 82 F SL 83 C FF 92 3-3 ③ K			C FF 97 B KC 84 B KC 86 S FF 98 F FF 98 B FF 99 F FF 98 F FF 100 F FF 100 3-3 S FF 100 ① K		3	1	1	2	1	2	2
29 Daniel Nava, S (1, 9) OBP: 0.333, SLG: 0.319		B FF 94 C SI 93 B SL 86 B FF 94 B SI 93 4-1 25 G4-3 55 1B BB	B SI 92 D SI 92 1 SAFE C SI 91 F SI 92 B CU 84 X SI 92 3-2 ③ G1-3			C FF 91 C SL 82 B SL 82 F FF 92 B FF 95 C FF 92 2-3 ① K		B FF 98 C FF 98 B FF 99 X FF 98 2-1 ② G4-3		3	1	0	0	1	1	1
2 Xander Bogaerts, R (1, 6) OBP: 0.309, SLG: 0.363		B CU 81 1 SAFE D CU 81 C SI 92 B SI 92 S SI 90 F SI 92 F FF 92 X FF 93 3-2 ① F9		B SI 92 C SI 92 F SL 87 S CU 82 1-3 ① K		C SL 83 B FF 95 X SL 83 1-1 ② F8		X FF 97 0-0 ③ G5-3		4	0	0	0	0	1	1
25 Jackie Bradley Jr., L (1, 8) OBP: 0.293, SLG: 0.303		1 SAFE D CU 82 B SI 91 X SI 92 2-0 ② G4-3 1-2		C SI 93 B CU 82 F SI 94 B CU 80 T SL 87 2-2 ② K		C FF 93 F FF 95 F SL 85 B FF 93 S SL 85 1-3 ③ K2-3			C FC 93 B FC 91 S FC 90 B KC 86 C FC 93 2-3 ① K	4	0	0	0	0	3	1
55 Christian Vázquez, R (1, 2) OBP: 0.292, SLG: 0.341		C CU 80 X SI 91 0-1 26 1B 2-H 1B		C SI 94 B SI 93 S SL 88 C CU 83 1-3 ③ K			B FF 94 X FF 94 1-0 ① G6-3		B FC 93 C FC 92 B KC 82 F FC 92 B FC 93 X FC 92 3-2 ② F9	4	0	1	1	0	1	0

	AB	34
	R	4
	H	8
	RBI	4
	BB	3
	SO	10
	LOB	11

Inning Stats	1	2	3	4	5	6	7	8	9
	R: 0 E: 0 K: 2 S: 10 H: 0 LOB: 0 BB: 0 P: 19	R: 3 E: 0 K: 0 S: 16 H: 4 LOB: 2 BB: 1 P: 35	R: 0 E: 0 K: 0 S: 9 H: 0 LOB: 1 BB: 1 P: 16	R: 0 E: 0 K: 3 S: 9 H: 0 LOB: 0 BB: 0 P: 13	R: 0 E: 0 K: 1 S: 11 H: 2 LOB: 2 BB: 0 P: 19	R: 0 E: 0 K: 2 S: 10 H: 0 LOB: 0 BB: 0 P: 14	R: 1 E: 0 K: 0 S: 10 H: 1 LOB: 1 BB: 1 P: 21	R: 0 E: 0 K: 1 S: 10 H: 0 LOB: 0 BB: 0 P: 15	R: 0 E: 0 K: 1 S: 12 H: 1 LOB: 1 BB: 0 P: 17

	1B: 7	SF: 1	WP: 0	PA: 38
	2B: 0	SAC: 0	PB: 0	
	3B: 0	DP: 0	SB: 0	
	HR: 1	HBP: 0	CS: 0	

PITCHER		IP	WLS	BF	H	R	ER	SO	BB	IBB	HBP	BLK	WP	HR	S	P	ERA	WHIP
61 Shane Greene, R ERA: 3.68	(1, 1)	4.2		22	6	3	3	5	2	0	0	0	0	1	52	96	5.79	1.714
27 Shawn Kelley, R ERA: 3.38	(5, 1)	1.1	W	4	0	0	0	3	0	0	0	0	0	0	13	20	0.00	0.000
43 Adam Warren, R ERA: 3.33	(7, 1)	0.1	H	3	1	1	1	0	1	0	0	0	0	0	7	15	27.00	6.000
68 Dellin Betances, R ERA: 1.52	(7, 1)	1.2	H	5	0	0	0	1	0	0	0	0	0	0	13	21	0.00	0.000
30 David Robertson, R ERA: 2.81	(9, 1)	1.0	S	4	1	0	0	1	0	0	0	0	0	0	12	17	0.00	1.000

PITCHER	IP	WLS	BF	H	R	ER	SO	BB	IBB	HBP	BLK	WP	HR	S	P	ERA	WHIP

New York Yankees @ Boston Red Sox

Fenway Park, Boston, MA

Sun Aug 03 2014, 8:09 PM - 11:50 PM EDT

Att. 38,035 - Cloudy - 67 F

TOP

livebaseballscorecards.com

Batter	1	2	3	4	5	6	7	8	9	AB	R	H	RBI	BB	SO	LOB
11 Brett Gardner, L (1, 7) OBP: 0.363, SLG: 0.467	C FF 91 C CH 79 B FF 93 X FF 94 1-2 2 G4-6-3 1B	C CU 75 X FC 87 0-1 1-3 2-H 3-H 2B		B SI 92 C FC 87 F FC 88 D CU 79 B CH 79 B FC 87 4-2 2 FC6-4 BB		B FF 88 B FF 88 X FF 87 2-0 HR		C FS 85 X FS 86 0-1 ③ G3-1		4	1	3	3	1	0	0
2 Derek Jeter, R (1, 6) OBP: 0.329, SLG: 0.335	D FC 89 1 SAFE B FF 92 B FC 87 C FF 91 F SI 91 1 SAFE X FF 92 3-2 ①② G4-6-3 1-2f	B FC 90 F FF 92 F FC 89 X FF 92 1-2 ③ G4-3		D FF 93 B SI 92 X FF 91 2-0 ③ FC6-4 1-2f		X CH 79 0-0 ① G6-3			C FF 89 F FS 81 B FS 82 F FS 81 F FF 90 B SL 84 X FS 81 2-2 22 G4-6-3 1B	5	0	1	0	0	0	5
22 Jacoby Ellsbury, L (1, 8) OBP: 0.338, SLG: 0.398	C SI 92 B FF 94 F SI 93 B SI 92 F FF 92 X CH 79 2-2 ③ F8		B FF 93 F SI 91 F FF 93 C SI 91 1-3 ① K		C CU 73 B CU 76 B SI 92 X FF 91 2-1 ① F8	B CU 75 B FF 89 X SL 86 2-0 ② L8			S FS 80 X FF 88 0-1 ①② G4-6-3 1-2f	5	0	0	0	0	1	1
25 Mark Teixeira, S (1, 3) OBP: 0.336, SLG: 0.455		B CU 76 B FF 91 B FC 87 C FF 91 B SI 92 4-1 34 BB 36 1B 33 FC1-6 BB	X FF 93 0-0 ② F8		B FF 92 X FF 91 1-0 ② G3-1	C CU 72 S SL 86 B FF 89 X CH 81 1-2 ③ G5-3			C FS 82 B SL 84 X FS 81 1-1 ③ F7	4	1	0	0	1	0	0
36 Carlos Beltrán, S (1, 10) OBP: 0.304, SLG: 0.449		C FF 92 B CH 80 X FC 88 1-1 33 FC1-6 34 BB 11 2B 1-2 1B	C SI 93 B FS 86 B CH 79 F SI 92 C FF 93 2-3 ③ K		C SI 92 B CU 78 F CH 78 B FF 92 X SI 91 2-2 12 2B 2B		C FF 92 B FO 88 X FO 88 1-1 ① G6-3		4	2	2	0	0	1	0
34 Brian McCann, L (1, 2) OBP: 0.293, SLG: 0.372		B FC 87 B CH 78 B FF 91 C FF 90 B SI 90 4-1 33 FC1-6 1-2 2-3 BB		B FF 92 B FF 91 X FF 90 2-0 33 2B 2B	C FF 91 B CH 77 F CU 77 F FC 87 B SI 91 B CH 81 B SI 90 4-2 12 2B 33 1B BB		B CU 75 B FF 94 F FF 93 B FO 85 X FF 94 3-1 ② P5		2	2	1	0	2	0	0
12 Chase Headley, S (1, 5) OBP: 0.301, SLG: 0.361		F FC 89 C FF 92 D CU 79 S FC 89 1-3 ① K		B FC 86 B SI 91 2 SAFE C FF 91 B CU 76 X FF 92 3-1 ① L4	C CU 75 B CU 77 X FF 92 1-1 1-3 2-H 33 1B 2B		B FO 88 C FF 93 C FF 93 B FO 90 S FF 94 2-3 ③ K		4	1	1	1	0	2	4
33 Stephen Drew, L (1, 4) OBP: 0.266, SLG: 0.338		B CH 79 C CU 76 X CH 80 1-1 ② FC1-6 14 BB 11 2B 1-2f 2-3 3-H		C FF 91 X FC 88 0-1 2-H 2B	B CU 75 B CU 76 X FF 91 2-0 2-H 3-H 1B			C FS 83 F FS 84 X FS 85 0-2 ① P6	4	1	2	4	0	0	2
14 Martín Prado, R (1, 9) OBP: 0.316, SLG: 0.365 31 Ichiro Suzuki, L (8, 9) OBP: 0.322, SLG: 0.318		D FF 92 F FC 89 D FC 89 B FF 92 B FC 87 4-1 11 2B 1-2 BB		C FC 88 B FF 92 B FF 93 B FC 88 C FF 92 S CU 79 3-3 ② K	C FF 92 S CU 80 D SI 93 F CU 80 B FC 89 F FF 93 F FC 88 C FF 92 2-3 ③			F SL 83 B SL 84 B SL 84 S SI 92 F SI 90 X SI 92 2-2 ② G6-3	3 0	0 0	0 0	0 0	1 0	2 0	2 0
Inning Stats	R: 0 E: 0 K: 0 S: 10 H: 1 LOB: 0 BB: 0 P: 16	R: 3 E: 0 K: 1 S: 15 H: 2 LOB: 2 BB: 3 P: 31	R: 0 E: 0 K: 2 S: 7 H: 0 LOB: 0 BB: 0 P: 10	R: 1 E: 0 K: 1 S: 11 H: 2 LOB: 2 BB: 1 P: 25	R: 3 E: 0 K: 1 S: 18 H: 3 LOB: 1 BB: 1 P: 32	R: 1 E: 0 K: 0 S: 6 H: 1 LOB: 0 BB: 0 P: 11	R: 0 E: 0 K: 1 S: 7 H: 0 LOB: 0 BB: 0 P: 13	R: 0 E: 0 K: 0 S: 9 H: 0 LOB: 0 BB: 0 P: 11	R: 0 E: 0 K: 0 S: 9 H: 1 LOB: 0 BB: 0 P: 12	1B: 4 2B: 5 3B: 0 HR: 1 SF: 0 SAC: 0 DP: 2 HBP: 0						

	AB	35
	R	8
	H	10
	RBI	8
	BB	5
	SO	6
	LOB	14

WP: 0 PA: 40
PB: 0
SB: 0
CS: 0

PITCHER		IP	WLS	BF	H	R	ER	SO	BB	IBB	HBP	BLK	WP	HR	S	P	ERA	WHIP
11 Clay Buchholz, R ERA: 6.2	(1, 1)	5.0		27	8	7	7	5	5	0	0	0	0	0	61	114	12.60	2.600
32 Craig Breslow, L ERA: 4.95	(6, 1)	1.0	L	4	1	1	1	0	0	0	0	0	0	1	6	11	9.00	1.000
36 Junichi Tazawa, R ERA: 3.27	(7, 1)	1.0		3	0	0	0	1	0	0	0	0	0	0	7	13	0.00	0.000
54 Edward Mujica, R ERA: 4.87	(8, 1)	1.0		3	0	0	0	0	0	0	0	0	0	0	9	11	0.00	0.000
19 Koji Uehara, R ERA: 1.42	(9, 1)	1.0		3	1	0	0	0	0	0	0	0	0	0	9	12	0.00	1.000

PITCHER	IP	WLS	BF	H	R	ER	SO	BB	IBB	HBP	BLK	WP	HR	S	P	ERA	WHIP

Batter	1	2	3	4	5	6	7	8	9	AB	R	H	RBI	BB	SO	LOB
26 Brock Holt, L (1, 5) OBP: 0.352, SLG: 0.425	B SL 86 C SL 87 B SL 86 X FF 88 2-1 15 1B 34 SF8 1B	C FF 87 X CH 80 0-1 ② FC4-6 15 HR 1-2f		B FF 90 X FF 90 1-0 ① FC4-6 15 FC5-4 1-2f		B SI 92 C SL 87 X SI 91 1-1 ② G1-3 1-2			C FC 93 1 SAFE P PO 90 1 SAFE 1 SAFE X FC 92 1-1 ①② L5-3 1-1	5	2	1	0	0	0	4
15 Dustin Pedroia, R (1, 4) OBP: 0.344, SLG: 0.381	B SL 88 B SL 87 C SL 89 1 SAFE S SL 87 1 SAFE F SL 88 F FC 91 F FF 91 3-2 B FF 80 1 SAFE X FF 93 12 1B 52 BB 29 1B 1-3 1B	X SL 88 0-0 1-H HR		1 SAFE B FF 90 F SL 84 D SI 90 F FF 91 1 SAFE F CH 84 F SL 85 F SL 83 2-2 ② FC5-4 34 HR 1-2f		B SL 88 X FF 93 1-0 ③ F9			B FC 92 B KC 84 B FC 93 C FC 92 F FC 91 F FC 92 F FC 91 F FC 92 X FC 93 3-2 ③ G6-3	5	3	2	2	0	0	3
34 David Ortiz, L (1, 10) OBP: 0.344, SLG: 0.504	C SL 88 X CH 83 0-1 ① SF8 3-H	B SL 86 B FC 90 B SI 89 C SL 89 B KC 80 4-1 BB		D CH 84 D CH 84 X SI 89 2-0 1-H HR			B SI 92 B SI 92 B SI 92 C FF 91 C SI 92 X FF 93 3-2 ① F8			2	1	1	3	1	0	0
52 Yoenis Cespedes, R (1, 7) OBP: 0.302, SLG: 0.458	B SL 88 1 SAFE B SL 88 B FC 90 B FC 90 4-0 12 1B 29 1B 1-2 BB	B SI 89 C KC 79 F FF 90 D KC 80 F SL 87 B CH 82 F SL 87 X FF 90 3-2 ③ G4-3		C SL 84 S CH 84 B FF 91 F CH 82 F SL 86 B CH 84 F FF 90 F CH 86 X FF 90 2-2 ③ F8			B FF 92 B SL 88 F FF 93 F FF 93 S SL 86 2-3 ② K			3	1	0	0	1	1	1
12 Mike Napoli, R (1, 3) OBP: 0.385, SLG: 0.446	C FF 90 B FF 90 X SL 88 1-1 29 1B 1-2 2-3 1B		S SI 90 C SI 92 B FF 92 F CH 85 B SL 86 F SI 92 F SI 92 X FF 92 2-2 ① F8		C FF 94 F FF 93 B FF 95 C FF 95 1-3 ① K		C SL 88 S FF 92 F FF 94 X FF 93 0-2 ③ G5-3			4	0	1	0	0	1	0
29 Daniel Nava, S (1, 9) OBP: 0.336, SLG: 0.319	C FC 90 B SL 88 C SL 88 B FF 90 B SL 88 X SL 87 3-2 2 G5-4-3 1-2 2-H 3-H 1B		B FF 91 B FF 90 B FF 90 C FF 90 B SI 91 4-1 BB		B FF 94 C FF 94 S SL 88 X FF 94 1-2 ② F9			F FF 95 X FF 96 0-1 ① G4-3		3	0	1	2	1	0	0
2 Xander Bogaerts, R (1, 6) OBP: 0.306, SLG: 0.360	C KC 80 B FC 91 F SL 87 X KC 79 1-2 ②③ G5-4-3 1-2f		B SL 86 C SL 84 T CH 85 1 SAFE B CH 85 S SL 87 2-3 ② K		C FF 95 F FC 89 B FF 94 B FF 94 T SL 84 2-2 ③ K			C KC 84 S FF 97 S KC 86 0-3 ② K		4	0	0	0	0	3	3
25 Jackie Bradley Jr., L (1, 8) OBP: 0.290, SLG: 0.299		C SL 85 X CH 78 0-1 ① F7	S CH 84 F FF 91 F CH 84 C SL 83 0-3 ③ K		F FF 94 B CH 85 S SL 87 X FF 93 1-2 ① F7			B FF 97 F FF 97 B KC 84 F FF 98 B SV 87 S SV 86 3-3 ③ K		4	0	0	0	0	2	1
55 Christian Vázquez, R (1, 2) OBP: 0.346, SLG: 0.370 50 Mookie Betts, R (9, PR) OBP: 0.282, SLG: 0.378		C SL 84 B SL 84 X KC 79 1-1 26 FC4-6 1B		B FF 88 C SL 85 B SL 84 C SL 84 B SL 84 F FF 91 X SL 85 3-2 26 FC4-6 1B		B FF 93 B FF 92 B SI 91 C FF 92 C FF 93 F FF 93 B FF 93 4-2 26 G1-3 BB			B FC 91 B FC 92 B FC 92 B FC 92 4-0 26 L5-3 BB	2 0	0 0	2 0	0 0	2 0	0 0	0 0
Inning Stats	R: 3 E: 0 K: 0 S: 18 H: 4 LOB: 1 BB: 1 P: 32	R: 2 E: 0 K: 0 S: 13 H: 2 LOB: 1 BB: 1 P: 21	R: 0 E: 0 K: 2 S: 14 H: 0 LOB: 1 BB: 1 P: 22	R: 2 E: 0 K: 0 S: 20 H: 2 LOB: 0 BB: 0 P: 30	R: 0 E: 0 K: 2 S: 9 H: 0 LOB: 0 BB: 0 P: 13	R: 0 E: 0 K: 0 S: 9 H: 0 LOB: 1 BB: 1 P: 16	R: 0 E: 0 K: 1 S: 10 H: 0 LOB: 0 BB: 0 P: 15	R: 0 E: 0 K: 2 S: 8 H: 0 LOB: 0 BB: 0 P: 11	R: 0 E: 0 K: 0 S: 9 H: 0 LOB: 1 BB: 1 P: 16	1B: 6 2B: 1 3B: 0 HR: 2 SF: 1 SAC: 0 DP: 2 HBP: 0						WP: 0 PB: 0 SB: 0 CS: 0 PA: 38	

PITCHER		IP	WLS	BF	H	R	ER	SO	BB	IBB	HBP	BLK	WP	HR	S	P	ERA	WHIP
41 David Phelps, R ERA: 4.24	(1, 1)	2.0		13	6	5	5	0	2	0	0	0	0	1	31	53	22.50	4.000
39 Chase Whitley, R ERA: 5.06	(3, 1)	2.0		9	2	2	2	2	1	0	0	0	0	1	34	52	9.00	1.500
53 Esmil Rogers, R ERA: 6.08	(5, 1)	3.0	W	10	0	0	0	3	1	0	0	0	0	0	28	44	0.00	0.333
68 Dellin Betances, R ERA: 1.49	(8, 1)	1.0	H	3	0	0	0	2	0	0	0	0	0	0	8	11	0.00	0.000
30 David Robertson, R ERA: 2.74	(9, 1)	1.0	S	3	0	0	0	0	1	0	0	0	0	0	9	16	0.00	1.000

PITCHER	IP	WLS	BF	H	R	ER	SO	BB	IBB	HBP	BLK	WP	HR	S	P	ERA	WHIP

BOTTOM

New York Yankees @ Boston Red Sox

Fenway Park, Boston, MA

Sun Aug 03 2014, 8:09 PM - 11:50 PM EDT

Att. 38,035 - Cloudy - 67 F

livebaseballscorecards.com

AB	32
R	7
H	8
RBI	7
BB	5
SO	7
LOB	12

Batter	1	2	3	4	5	6	7	8	9	AB	R	H	RBI	BB	SO	LOB
26 Brock Holt, L (1, 8) OBP: 0.348, SLG: 0.420	C FF 89 X SI 90 0-1 G1-3 ①		B SI 90 B SI 89 C SI 90 C SI 91 B FF 93 F FF 92 S FF 92 3-3 K ③			C FF 93 B SI 92 F SI 91 F SI 92 F FF 90 B SI 92 S FF 94 2-3 K ②		B SI 90 C SI 89 B CH 71 B SI 89 C SI 89 F SI 88 S SI 90 3-3 K ①		4	0	0	0	0	3	0
15 Dustin Pedroia, R (1, 4) OBP: 0.343, SLG: 0.380	C FF 92 B FF 92 B FF 92 S SI 92 F FF 94 B SI 92 X SI 92 3-2 G5-3 ②			C FF 90 B SL 85 B CH 84 C FF 92 X SI 92 2-2 L9 ①		B SL 83 B FF 93 B FF 94 C FF 91 F FF 93 F FF 94 X FF 94 3-2 1B		C SI 90 C SI 91 T SI 93 0-2 K ②		4	0	1	0	0	1	0
34 David Ortiz, L (1, 3) OBP: 0.341, SLG: 0.499	C SI 90 S FF 90 X FF 93 0-2 F8 ③			B SI 91 B SI 91 B SI 90 X SI 91 3-0 G4-3 ②		1 SAFE B CH 87 X SI 88 1-0 L7 ③		C CH 70 S SI 93 T SI 93 0-2 K ③		4	0	0	0	0	1	1
52 Yoenis Cespedes, R (1, 7) OBP: 0.306, SLG: 0.466		X SI 89 0-0 2 FC5-2 3B		C SI 93 X SI 92 0-1 G4-3 ③			C SI 90 X SI 90 0-1 2 SH5-3 29 1B 16 G1-3 1B		F FF 96 B FF 97 X FF 98 1-1 1B	4	1	3	0	0	0	0
29 Daniel Nava, S (1, 9) OBP: 0.335, SLG: 0.318		B SI 89 X SI 88 1-0 G4-3 ①			C SI 88 B CH 87 F SI 88 F FF 93 B FF 93 X SI 92 2-2 2 G5-3 E5 55 SF9		C SI 90 F SI 90 B FF 93 F FF 93 B SI 88 X SI 91 2-2 16 G1-3 2 SH5-3 1-2 1B		B FF 96 X FF 97 1-0 L7 ①	4	1	1	0	0	0	2
2 Xander Bogaerts, R (1, 6) OBP: 0.304, SLG: 0.357		B SI 91 C SI 91 B SI 92 S SI 91 F SI 93 X SI 91 2-2 FC5-2 ② 3-H			X SI 91 0-0 G5-3 ① 2-3		B SI 91 X SI 91 1-0 SH5-3 ① 1-2 2-3		C FF 98 X FF 99 0-1 L8 ②	3	0	0	0	0	0	3
55 Christian Vázquez, R (1, 2) OBP: 0.339, SLG: 0.354		B FF 93 C SL 86 T FF 93 F FF 94 1 SAFE F SI 92 F SI 92 X SI 92 1-2 F9 ③			F SL 87 F SI 90 B FF 93 B SI 92 F SI 92 B SI 92 X SI 93 3-2 SF9 ② 3-H		I IN 79 I IN 79 I IN 80 I IN 81 4-0 16 G1-3 IBB		B FF 98 C FF 98 D FF 97 B FF 98 X FF 98 3-1 F7 ③	2	0	0	1	1	0	2
16 Will Middlebrooks, R (1, 5) OBP: 0.295, SLG: 0.325			C SI 90 B FF 91 C SL 86 X CU 78 1-2 G6-3 ①		B SL 87 F SI 90 F SI 91 B FF 94 C FF 94 2-3 K ③		X SI 93 0-0 G1-3 ② 1-2 2-3 3-H			3	0	0	1	0	1	2
62 Rubby De La Rosa, R (1, 1) 12 Mike Napoli, R (7, PH) OBP: 0.384, SLG: 0.444 59 Tommy Layne, L (7, 1) 35 Burke Badenhop, R (7, 1) 36 Junichi Tazawa, R (8, 1)			F FF 90 B FF 92 S SI 91 X SL 87 1-2 G1-3 ②			B SI 89 F SI 88 B SI 90 F SI 91 X SI 92 2-2 G1-3 ①	F SI 93 F SI 91 B FF 95 F SI 93 B FF 95 B FF 96 C FF 96 3-3 K ③			2 1 0 0 0	0 0 0 0 0	0 0 0 0 0	0 0 0 0 0	0 1 0 0 0	0 2 0 0 0	0 2 0 0 0
Inning Stats	R: 0 E: 0 K: 0 S: 9 H: 0 LOB: 0 BB: 0 P: 12	R: 0 E: 0 K: 0 S: 12 H: 1 LOB: 1 BB: 0 P: 16	R: 0 E: 0 K: 1 S: 10 H: 0 LOB: 0 BB: 0 P: 15	R: 0 E: 0 K: 0 S: 6 H: 0 LOB: 0 BB: 0 P: 11	R: 1 E: 1 K: 1 S: 12 H: 0 LOB: 0 BB: 0 P: 19	R: 0 E: 0 K: 1 S: 13 H: 1 LOB: 1 BB: 0 P: 21	R: 1 E: 0 K: 1 S: 12 H: 2 LOB: 2 BB: 1 P: 22	R: 0 E: 0 K: 3 S: 10 H: 0 LOB: 0 BB: 0 P: 13	R: 0 E: 0 K: 0 S: 7 H: 1 LOB: 1 BB: 0 P: 12	1B: 4 2B: 0 3B: 1 HR: 0 SF: 1 SAC: 1 DP: 0 HBP: 0						

PITCHER		IP	WLS	BF	H	R	ER	SO	BB	IBB	HBP	BLK	WP	HR	S	P	ERA	WHIP
31 Lance Lynn, R ERA: 2.89	(1, 1)	7.0		27	4	2	1	4	0	1	0	0	0	0	74	116	1.29	0.571
37 Pat Neshek, R ERA: 0.78	(8, 1)	1.0	W	3	0	0	0	3	0	0	0	0	0	0	10	13	0.00	0.000
26 Trevor Rosenthal, R ERA: 3.08	(9, 1)	1.0	S	4	1	0	0	0	0	0	0	0	0	0	7	12	0.00	1.000

PITCHER	IP	WLS	BF	H	R	ER	SO	BB	IBB	HBP	BLK	WP	HR	S	P	ERA	WHIP

TOP

Boston Red Sox @ St. Louis Cardinals

Busch Stadium, St. Louis, MO

Tue Aug 05 2014, 7:16 PM - 10:19 PM CDT

Att. 43,432 - Clear - 87 F

livebaseballscorecards.com

AB	31
R	2
H	5
RBI	2
BB	1
SO	7
LOB	12

WP: 0 PA: 34
PB: 0
SB: 0
CS: 0

BOTTOM

Boston Red Sox @ St. Louis Cardinals

Busch Stadium, St. Louis, MO

Tue Aug 05 2014, 7:16 PM - 10:19 PM CDT

Att. 43,432 - Clear - 87 F

livebaseballscorecards.com

Batter	1	2	3	4	5	6	7	8	9	AB	R	H	RBI	BB	SO	LOB
13 Matt Carpenter, L (1, 5) OBP: 0.381, SLG: 0.398	B SI 92 C SI 92 F SI 94 B SI 94 X CH 86 2-2 7 L8 2B		B CU 77 C SI 94 F SI 94 X FF 96 1-2 ③ F8		B CU 76 C SI 92 B SL 81 X SI 92 2-1 16 FC4-6 1B		B SL 88 C SI 88 1 SAFE X SL 83 1-1 ② G3 1-2			4	0	2	0	0	0	1
16 Kolten Wong, L (1, 4) OBP: 0.288, SLG: 0.387	C FF 93 B FF 94 L SI 93 D SI 95 B FF 93 S CH 88 3-3 ① K			X CH 82 0-0 ① G4-3	C SI 93 D CH 88 F SI 93 X SI 95 1-2 ③ FC4-6 1-2f		F SL 84 S SL 84 F CU 79 X CU 79 0-2 2-H 1B			4	0	1	1	0	1	2
7 Matt Holliday, R (1, 7) OBP: 0.370, SLG: 0.426 37 Pat Neshek, S (8, 1) 8 Peter Bourjos, R (9, 8) OBP: 0.284, SLG: 0.342	F SI 92 F SI 95 X SI 95 0-2 ② L8 2-3			B SI 95 F FF 94 X FF 95 1-1 32 1B 2B		B SI 91 S FF 94 B FF 95 S CH 86 X SL 84 2-2 ① F7	C SI 92 B SI 92 C SI 91 C SI 92 1-3 ③ K			4 0 0	1 0 0	1 0 0	0 0 0	0 0 0	1 0 0	2 0 0
32 Matt Adams, L (1, 3) OBP: 0.333, SLG: 0.506	X SI 94 0-0 ③ F8			B CH 86 F CH 88 F FF 96 F SI 91 D SI 91 X FF 96 2-2 12 BB 27 BB 18 G1-2-3 2-H 1B		B SI 90 X SI 91 1-0 ② F7		C CU 74 T FF 95 B FF 95 B FF 96 F FF 96 S FF 95 2-3 ① K		4	0	1	1	0	1	1
27 Jhonny Peralta, R (1, 6) OBP: 0.334, SLG: 0.442		F SI 90 B SI 95 F SI 94 X SL 83 1-2 12 G6-4-3 1B		B FF 96 F FF 94 B FF 96 S CH 88 F FF 95 D CH 87 B CH 84 4-2 12 BB 1-2 BB		B SI 93 B FF 94 C CH 85 S CH 88 B FF 98 B FF 97 4-2 12 1B BB		B FF 94 B FF 92 B FF 94 C FF 94 F FF 94 X FF 95 3-2 ② L5		2	0	1	0	2	0	0
12 A.J. Pierzynski, L (1, 2) OBP: 0.293, SLG: 0.349		X SI 91 0-0 ①② G6-4-3 1-2f		B SI 90 B SI 92 B SI 91 B SI 91 4-0 1-2 2-3 BB		B SI 94 B FF 94 X CH 83 2-0 1-2 1B		F FF 94 F FO 87 F FF 94 X FO 88 0-2 18 1B 19 1B 1B		3	1	2	0	1	0	1
18 Oscar Taveras, L (1, 9) OBP: 0.258, SLG: 0.319 26 Trevor Rosenthal, R (9, 1)	B SI 92 C SI 93 X SL 82 1-1 ③ P5			X SI 93 0-0 ②③ G1-2-3 3-Hf		C SI 93 F CH 87 B SI 94 F SI 90 F SI 90 C SL 85 1-3 ③ K		C FF 94 X FO 87 0-1 19 1B 1-3 1B		4 0	0 0	1 0	0 0	0 0	1 0	5 0
19 Jon Jay, L (1, 8) OBP: 0.345, SLG: 0.366 (9, 7)			C FF 90 B SI 93 B FF 94 B CH 85 F SI 92 X CH 88 3-2 ① G6-3		B SI 90 X SI 91 1-0 ① G4-3		C FF 90 B SL 85 B SL 85 S SL 85 F SL 85 F SL 84 F SI 89 X SI 90 2-2 ① G3		B FF 94 X FF 94 1-0 1-2 3-H 1B		4	0	1	1	0	0	0
31 Lance Lynn, S (1, 1) OBP: 0.114, SLG: 0.073 43 Shane Robinson, R (7, PH) OBP: 0.224, SLG: 0.205 (8, 7) (9, 9)			B FF 92 C FF 93 C SI 96 X SI 97 1-2 ② G3-1		S FF 91 F SI 92 C FF 94 0-3 ② K		F FF 89 B SI 90 B SI 88 F SL 86 B CU 80 F FF 88 B SI 90 4-2 13 G3 16 1B BB		B SL 78 C FF 93 F SL 80 X FO 88 1-2 ③ F7		2 1	0 1	0 1	0 0	0 1	1 0	0 2
Inning Stats	R: 0 E: 0 K: 1 S: 10 H: 1 LOB: 1 BB: 0 P: 15	R: 0 E: 0 K: 0 S: 6 H: 1 LOB: 0 BB: 0 P: 8	R: 0 E: 0 K: 0 S: 9 H: 0 LOB: 0 BB: 0 P: 14	R: 1 E: 0 K: 0 S: 11 H: 2 LOB: 2 BB: 2 P: 22	R: 0 E: 0 K: 1 S: 9 H: 1 LOB: 1 BB: 0 P: 13	R: 0 E: 0 K: 1 S: 12 H: 1 LOB: 2 BB: 1 P: 22	R: 1 E: 0 K: 1 S: 18 H: 1 LOB: 1 BB: 1 P: 26	R: 1 E: 0 K: 1 S: 17 H: 3 LOB: 2 BB: 0 P: 24		1B: 8 2B: 2 3B: 0 HR: 0 SF: 0 SAC: 0 DP: 2 HBP: 0						

	AB	32
	R	3
	H	10
	RBI	3
	BB	4
	SO	5
	LOB	14

WP: 0 PA: 36
PB: 0
SB: 0
CS: 0

PITCHER		IP	WLS	BF	H	R	ER	SO	BB	IBB	HBP	BLK	WP	HR	S	P	ERA	WHIP
62 Rubby De La Rosa, R ERA: 3.43	(1, 1)	6.0		25	6	1	1	3	3	0	0	0	0	0	57	94	1.50	1.500
59 Tommy Layne, L ERA: 2.7	(7, 1)	0.2	B	4	1	1	1	0	1	0	0	0	0	0	15	22	13.50	3.000
35 Burke Badenhop, R ERA: 2.72	(7, 1)	0.1		1	0	0	0	1	0	0	0	0	0	0	3	4	0.00	0.000
36 Junichi Tazawa, R ERA: 3.4	(8, 1)	1.0	L	6	3	1	1	1	0	0	0	0	0	0	17	24	9.00	3.000

PITCHER	IP	WLS	BF	H	R	ER	SO	BB	IBB	HBP	BLK	WP	HR	S	P	ERA	WHIP

Batter	1	2	3	4	5	6	7	8	9	AB	R	H	RBI	BB	SO	LOB
26 Brock Holt, L (1, 5) OBP: 0.346, SLG: 0.418	C FF 93 C FF 93 F CU 75 X SI 95 0-2 ① G3		C SI 91 X CU 77 0-1 ①② G6-4-3 1-2f		B SI 91 X FF 92 1-0 ③ F7			F FF 94 C FF 94 B FF 94 X FS 87 1-2 15 G1-6-3 1B 1-2		4	0	1	0	0	0	1
15 Dustin Pedroia, R (1, 4) OBP: 0.341, SLG: 0.377	B FF 95 C FF 94 F FF 94 B FC 89 F SI 96 B FF 96 X FF 95 3-2 ② P4		C SI 92 F FF 94 C FC 88 0-3 ③ K			C FF 92 B FF 94 X FF 94 1-1 ① F9		B SI 90 F SI 89 F SI 90 F FF 91 F CU 78 X FF 91 1-2 ②③ G1-6-3 1-2f		4	0	0	0	0	1	2
52 Yoenis Cespedes, R (1, 7) OBP: 0.306, SLG: 0.464	B CU 78 F FF 95 X SI 95 1-1 ③ F9			C FC 88 C CU 76 B CU 77 X SI 94 1-2 ① F8		C FF 94 F FF 95 F FF 93 S FF 93 0-3 ② K			B FF 95 C FF 95 F FF 96 F CH 86 F CH 87 X CH 86 1-2 12 2B 2 SF8 1B	4	1	1	0	0	1	0
12 Mike Napoli, R (1, 3) OBP: 0.386, SLG: 0.451		B FF 92 B FF 94 S FF 94 B SI 94 S FF 93 X FF 94 3-2 2 F8 2B		F SI 93 C SI 94 S SI 94 0-3 ② K		B FF 93 X FF 92 1-0 ③ F8			C FF 96 S FF 96 X FF 97 0-2 2 SF8 55 FC6-2 2B 1-3	4	0	2	0	0	1	0
29 Daniel Nava, S (1, 9) OBP: 0.335, SLG: 0.318 34 David Ortiz, L (9, PH) OBP: 0.343, SLG: 0.499 25 Jackie Bradley Jr., L (9, PR) OBP: 0.290, SLG: 0.299 (9, 8)		X FF 93 0-0 ① F7		B FF 92 F FF 92 F SI 93 B FC 89 F CU 78 F FF 94 X SI 94 2-2 2 2B 1B			C SI 90 B FF 91 X CU 76 1-1 ① G3-1		I IN 73 I IN 70 I IN 68 I IN 70 4-0 55 FC6-2 2 SF8 IBB	3 0 0	1 0 0	1 0 0	0 0 0	0 1 0	0 0 0	1 0 0
2 Xander Bogaerts, R (1, 6) OBP: 0.304, SLG: 0.359		C FF 94 B FF 94 B CU 77 F FF 94 X FF 96 2-2 ② F8 2-3		X FF 93 0-0 1-H 2B			B FF 92 X FF 92 1-0 ② P3		X FF 95 0-0 ① SF8 1-2 2-3 3-H	3	0	1	2	0	0	1
55 Christian Vázquez, R (1, 2) OBP: 0.333, SLG: 0.333		C FF 95 F FF 95 B SI 94 D CU 76 D CU 77 B SI 95 4-2 BB		C FC 88 C CU 77 F CU 77 D FC 88 F FF 94 X FF 93 1-2 ③ G6-3			X FF 92 0-0 ③ G5-3		D CH 86 C FF 96 X CH 87 1-1 ② FC6-2 2-3 3-H	3	0	0	0	1	0	4
50 Mookie Betts, R (1, 8) OBP: 0.279, SLG: 0.366 (9, 9)		F FF 93 B FF 94 F FF 94 X FF 96 1-2 ③ F9			B CU 77 X SI 90 1-0 ① P5			B FF 92 C FF 93 C FF 94 X FF 94 1-2 16 FC1-6 1B	C FF 96 X FF 96 0-1 ③ L8	4	0	1	0	0	0	4
56 Joe Kelly, R (1, 1) OBP: 0.267, SLG: 0.286 16 Will Middlebrooks, R (8, PH) OBP: 0.292, SLG: 0.321 36 Junichi Tazawa, R (8, 1) 19 Koji Uehara, R (9, 1)			B SI 91 C FF 92 X FC 86 1-1 26 G6-4-3 1B		B SI 92 F SI 92 C SI 92 S FF 94 1-3 ② K			C FF 93 X FF 92 0-1 ① FC1-6 26 1B 1-2f		2 1 0 0	0 0 0 0	1 0 0 0	0 0 0 0	0 0 0 0	1 0 0 0	0 1 0 0
Inning Stats	R: 0 E: 0 K: 0 S: 10 H: 0 LOB: 0 BB: 0 P: 14	R: 0 E: 0 K: 0 S: 12 H: 1 LOB: 2 BB: 1 P: 22	R: 0 E: 0 K: 1 S: 7 H: 1 LOB: 0 BB: 0 P: 8	R: 1 E: 0 K: 1 S: 17 H: 2 LOB: 1 BB: 0 P: 21	R: 0 E: 0 K: 1 S: 5 H: 0 LOB: 0 BB: 0 P: 8	R: 0 E: 0 K: 1 S: 7 H: 0 LOB: 0 BB: 0 P: 9	R: 0 E: 0 K: 0 S: 4 H: 0 LOB: 0 BB: 0 P: 6	R: 0 E: 0 K: 0 S: 13 H: 2 LOB: 1 BB: 0 P: 16	R: 1 E: 0 K: 0 S: 13 H: 2 LOB: 2 BB: 1 P: 19	1B: 5 2B: 3 3B: 0 HR: 0 SF: 1 SAC: 0 DP: 2 HBP: 0						WP: 0 PB: 0 SB: 0 CS: 0 PA: 35	

TOP

Boston Red Sox @ St. Louis Cardinals

Busch Stadium, St. Louis, MO

Wed Aug 06 2014, 8:19 PM - 11:19 PM CDT

Att. 42,733 - Drizzle - 73 F

livebaseballscorecards.com

AB	32
R	2
H	8
RBI	2
BB	2
SO	4
LOB	14

PITCHER		IP	WLS	BF	H	R	ER	SO	BB	IBB	HBP	BLK	WP	HR	S	P	ERA	WHIP
40 Shelby Miller, R ERA: 3.99	(1, 1)	7.0		25	4	1	1	4	1	0	0	0	0	0	62	88	1.29	0.714
71 Sam Freeman, L ERA: 1.9	(8, 1)	0.1		3	2	0	0	0	0	0	0	0	0	0	8	10	0.00	6.000
43 Seth Maness, R ERA: 3.2	(8, 1)	0.2		1	0	0	0	0	0	0	0	0	0	0	5	6	0.00	0.000
26 Trevor Rosenthal, R ERA: 3.19	(9, 1)	1.0	L	6	2	1	1	0	0	1	0	0	0	0	13	19	9.00	2.000

PITCHER	IP	WLS	BF	H	R	ER	SO	BB	IBB	HBP	BLK	WP	HR	S	P	ERA	WHIP

BOTTOM

Boston Red Sox @ St. Louis Cardinals

Busch Stadium, St. Louis, MO

Wed Aug 06 2014, 8:19 PM - 11:19 PM CDT

Att. 42,733 - Drizzle - 73 F

livebaseballscorecards.com

Batter	1	2	3	4	5	6	7	8	9	AB	R	H	RBI	BB	SO	LOB
13 Matt Carpenter, L (1, 5) OBP: 0.380, SLG: 0.399	C SI 92 B SI 94 B SI 94 X SI 93 2-1 16 G3 32 1B 2B	B CU 80 C CU 78 D CU 80 X SI 94 2-1 ③ FC6-4 1-2f			B CU 80 B SI 92 C CH 84 C SI 94 F CU 80 F CU 76 X CU 79 2-2 ② G3 2-3			C CU 75 B CU 77 F FF 94 F SL 78 S FF 94 1-3 ① K		4	1	1	0	0	1	3
16 Kolten Wong, L (1, 4) OBP: 0.284, SLG: 0.381	C SI 94 X CU 80 0-1 ① G3 2-3		S CU 78 B SI 93 X CH 83 1-1 ① F9		C CU 79 C SI 94 S SI 92 0-3 ③ K			B CU 75 T FF 94 X FF 94 1-1 ② F7		4	0	0	0	0	1	2
7 Matt Holliday, R (1, 7) OBP: 0.369, SLG: 0.423	C FF 93 D SI 94 F SI 94 D CU 79 B SI 95 X SI 94 3-2 ② G5-3		X SI 92 0-0 ② G5-3			B SL 88 B SI 96 B SI 92 C SI 93 B SI 95 4-1 32 G4-3 BB		B FF 94 S FF 94 F FF 94 F FF 94 B SL 82 B FF 94 X FF 94 3-2 ③ L9		3	0	0	0	1	0	1
32 Matt Adams, L (1, 3) OBP: 0.335, SLG: 0.505 8 Peter Bourjos, R (9, PR) OBP: 0.284, SLG: 0.342	X SI 95 0-0 3-H 1B		C CH 84 B CH 83 B SI 94 X CH 84 2-1 ③ P6			B SI 94 C SI 93 D CU 80 B SI 92 F SI 93 X SI 94 3-2 ① G4-3 1-2			F FS 80 X FS 81 0-1 27 FC5-4 1B	4 0	0 0	2 0	1 0	0 0	0 0	1 0
27 Jhonny Peralta, R (1, 6) OBP: 0.331, SLG: 0.437	B SI 94 B SI 92 X SI 96 2-0 ③ G1-3			C SI 94 B SI 92 X SL 89 1-1 ① G6-3		C SI 94 C SI 91 B SI 93 B CU 79 X SI 92 2-2 ② F7			C SI 88 1 SAFE 1 SAFE S FS 79 F SI 88 1 SAFE B FS 80 F SI 88 X FS 80 1-2 ① FC5-4 18 1B 1-2f	4	0	0	0	0	0	3
12 A.J. Pierzynski, L (1, 2) OBP: 0.293, SLG: 0.347		B SI 94 F SI 92 X SI 94 1-1 19 G6-4-3 18 BB 1B		F SI 95 B SI 93 X CU 82 1-1 ② G3		B SI 95 C SI 94 X SI 94 1-1 ③ P5			X FS 80 0-0 ② F7	4	0	1	0	0	0	2
18 Oscar Taveras, L (1, 9) OBP: 0.266, SLG: 0.319		B FF 95 F SI 92 B SI 94 B SI 93 B SI 94 4-1 19 G6-4-3 1-2 BB		S CU 82 X SI 94 0-1 ③ G1-3			B SI 94 X SI 92 1-0 ① G4-3		B SI 88 X FS 80 1-0 19 FC4-6 1-2 1B	3	0	1	0	1	0	0
19 Jon Jay, L (1, 8) OBP: 0.344, SLG: 0.362		X SI 95 0-0 ① ② G6-4-3 1-2f 2-3			C SI 94 B CU 80 B SI 93 B CH 86 B SI 92 4-1 13 G3 40 SH5-4 BB		C SI 94 F SI 95 B SI 93 F CU 79 S CU 76 1-3 ② K		S FS 81 B FS 81 B SI 88 F SI 88 X FS 80 2-2 ③ FC4-6 1-2f	3	0	0	0	1	1	4
40 Shelby Miller, R (1, 1) OBP: 0.216, SLG: 0.286 43 Shane Robinson, R (7, PH) OBP: 0.220, SLG: 0.200 71 Sam Freeman, R (8, 1) 43 Seth Maness, R (8, 1) OBP: 0.400, SLG: 0.400 26 Trevor Rosenthal, R (9, 1)		B CU 80 B SI 92 B SI 94 B SI 92 4-0 13 FC6-4 BB			B SI 93 X SI 92 1-0 ① SH5-4 1-2		S SL 87 S SL 85 B SL 86 B SL 84 X CU 76 2-2 ③ G5-3			0 1 0 0 0	0 0 0 0 0	0 0 0 0 0	0 0 0 0 0	1 0 0 0 0	0 0 0 0 0	0 0 0 0 0
Inning Stats	R: 1 E: 0 K: 0 S: 9 H: 2 LOB: 1 BB: 0 P: 16	R: 0 E: 0 K: 0 S: 6 H: 1 LOB: 2 BB: 2 P: 17	R: 0 E: 0 K: 0 S: 5 H: 0 LOB: 0 BB: 0 P: 8	R: 0 E: 0 K: 0 S: 6 H: 0 LOB: 0 BB: 0 P: 8	R: 0 E: 0 K: 1 S: 10 H: 0 LOB: 1 BB: 1 P: 17	R: 0 E: 0 K: 0 S: 9 H: 0 LOB: 1 BB: 1 P: 19	R: 0 E: 0 K: 0 S: 8 H: 0 LOB: 0 BB: 0 P: 12	R: 0 E: 0 K: 1 S: 10 H: 0 LOB: 0 BB: 0 P: 15	R: 0 E: 0 K: 0 S: 12 H: 2 LOB: 2 BB: 0 P: 16	1B: 4 2B: 1 3B: 0 HR: 0 SF: 0 SAC: 1 DP: 1 HBP: 0						WP: 0 PB: 0 SB: 0 CS: 0	PA: 35

	AB	30
	R	1
	H	5
	RBI	1
	BB	4
	SO	3
	LOB	16

PITCHER		IP	WLS	BF	H	R	ER	SO	BB	IBB	HBP	BLK	WP	HR	S	P	ERA	WHIP
56 Joe Kelly, R ERA: 3.86	(1, 1)	7.0		27	3	1	1	2	4	0	0	0	0	0	53	97	1.29	1.000
36 Junichi Tazawa, R ERA: 3.33	(8, 1)	1.0	W	3	0	0	0	1	0	0	0	0	0	0	10	15	0.00	0.000
19 Koji Uehara, R ERA: 1.39	(9, 1)	1.0	S	5	2	0	0	0	0	0	0	0	0	0	12	16	0.00	2.000

PITCHER	IP	WLS	BF	H	R	ER	SO	BB	IBB	HBP	BLK	WP	HR	S	P	ERA	WHIP

Boston Red Sox @ St. Louis Cardinals

Busch Stadium, St. Louis, MO

Thu Aug 07 2014, 7:19 PM - 10:27 PM CDT

Att. 44,570 - Cloudy - 73 F

TOP

livebaseballscorecards.com

Batter	1	2	3	4	5	6	7	8	9	AB	R	H	RBI	BB	SO	LOB
26 Brock Holt, L (1, 9) (6, 8) OBP: 0.344, SLG: 0.414	B SI 90 C SI 90 X FC 88 1-1 ① G3		B CU 70 C SI 89 X FC 88 1-1 15 1B; 12 1B; 1B	C SI 88 F CH 82 F FC 82 X CU 72 0-2 ③ G4-3			X FC 85 0-0 ② F8		C CH 69 X CH 70 0-1 ③ G3	5	1	1	0	0	0	1
15 Dustin Pedroia, R (1, 4) OBP: 0.344, SLG: 0.377	B CU 72 B SI 92 B FC 89 B SI 90 4-0 52 1B; BB		B FF 91 X FC 87 1-0 12 1B; 1-2 ① 55 1B; 1B		C FF 90 X CU 74 0-1 ① G6-3		B FF 89 B CU 76 B FF 91 C SI 90 F SI 90 B SI 92 4-2 1-2 BB			2	1	1	0	2	0	0
52 Yoenis Cespedes, R (1, 7) OBP: 0.305, SLG: 0.462	B FF 89 C FF 91 X SI 91 1-1 1-2 1B		F SI 91 F CU 76 B FF 94 F SI 93 X CU 77 1-2 ① F9		B FC 84 X FC 86 1-0 ② F7		B CU 78 B FF 93 D CU 79 C FC 86 F FC 88 C CU 78 3-3 ③ K			4	0	1	0	0	1	4
12 Mike Napoli, R (1, 3) OBP: 0.384, SLG: 0.449	B SI 92 C CU 74 B FF 89 C CU 76 X CU 76 2-2 ② L8		B FF 94 B SI 92 B CU 76 C CU 74 F FC 90 X SI 93 3-2 55 1B; 1-3 2-H 1B		C FC 86 B SI 89 F SI 88 B CU 69 X CU 76 2-2 ③ F7			C FF 94 B CH 86 C FF 93 F FF 94 B FF 93 F FF 94 F FF 94 B CH 87 F FF 94 3-2 ① P3		4	0	1	1	0	0	2
2 Xander Bogaerts, R (1, 6) OBP: 0.303, SLG: 0.361	C CU 74 C FC 89 B FF 90 S CU 76 1-3 ③ K		B CU 75 F SI 92 T SI 91 B FF 92 D CU 78 S CU 76 3-3 ② K			B CU 71 F SI 89 B CU 75 C CU 74 B CU 76 F CU 74 X SI 89 3-2 ① F9		C FF 94 B CH 85 X FF 93 1-1 2B		4	0	1	0	0	2	4
55 Christian Vázquez, R (1, 2) OBP: 0.328, SLG: 0.327		C SI 88 F FC 86 B FC 88 X CU 74 1-2 ① G6-3	C CU 75 B FF 91 F FC 86 F CU 76 D CU 76 X FC 86 2-2 1-2 3-H 1B			B SI 88 B CU 72 C SI 88 F SI 89 T FC 82 2-2 ② K		B FF 93 B FF 93 C FF 93 S FF 92 B FF 93 T FF 93 3-2 ② K		4	0	1	1	0	2	1
25 Jackie Bradley Jr., L (1, 8) OBP: 0.288, SLG: 0.296 32 Craig Breslow, L (6, 1) 35 Burke Badenhop, R (7, 1) 34 David Ortiz, L (8, PH) OBP: 0.342, SLG: 0.497 59 Tommy Layne, L (8, 1)		C SI 89 B FC 86 F FC 86 C FC 84 1-3 ② K	S FC 88 S FC 87 B FC 87 X CU 76 1-2 ③ G4-3			C SI 89 S FC 85 F FC 86 X CU 75 0-2 ③ L3		C FF 94 B CU 82 X FF 94 1-1 ③ L7		3 0 0 1 0	0 0 0 0 0	0 0 0 0 0	0 0 0 0 0	1 0 0 0 0	2 0 0 1 0	2 0 0 1 0
16 Will Middlebrooks, R (1, 5) OBP: 0.290, SLG: 0.329		C FC 85 C SI 90 X SI 90 0-2 2B		X FC 85 0-0 ① F9			C CU 72 C FC 84 B CU 74 B CU 75 B FF 90 X CU 76 3-2 ① G4-3		C SI 88 B SI 91 B SL 82 F SI 88 X SL 83 2-2 ① G4-3	4	0	1	0	0	0	0
67 Brandon Workman, R (1, 1) 29 Daniel Nava, S (6, 9) OBP: 0.336, SLG: 0.320		B FF 89 F SI 90 F FC 88 S CU 75 1-3 ③ K		C SI 89 C CU 72 B CU 74 T CU 74 1-2 ② K			C FC 86 B FF 90 X CU 73 1-1 15 BB; 1B		C SI 88 X CH 70 0-1 ② F8	2 2	0 0	0 1	0 0	0 0	2 0	1 0

Inning Stats																								
	R: 0	H: 1	R: 0	H: 1	R: 2	H: 4	R: 0	H: 0	R: 0	H: 0	R: 0	H: 0	R: 0	H: 1	R: 0	H: 1	R: 0	H: 0	1B: 6	SF: 0	WP: 0	PA: 37
	E: 0	LOB: 2	E: 0	LOB: 1	E: 0	LOB: 2	E: 0	LOB: 0	E: 0	LOB: 0	E: 0	LOB: 0	E: 0	LOB: 2	E: 0	LOB: 1	E: 0	LOB: 0	2B: 2	SAC: 0	PB: 0	
	K: 1	BB: 1	K: 2	BB: 0	K: 1	BB: 0	K: 1	BB: 0	K: 0	BB: 0	K: 1	BB: 0	K: 1	BB: 1	K: 0	BB: 0	K: 0	BB: 0	3B: 0	DP: 0	SB: 0	
	S: 10	P: 19	S: 12	P: 15	S: 20	P: 32	S: 8	P: 9	S: 6	P: 9	S: 11	P: 16	S: 11	P: 22	S: 15	P: 23	S: 7	P: 9	HR: 0	HBP: 0	CS: 0	

PITCHER	IP	WLS	BF	H	R	ER	SO	BB	IBB	HBP	BLK	WP	HR	S	P	ERA	WHIP
50 Adam Wainwright, R (1, 1) ERA: 2.28	7.0	W	30	7	2	2	7	2	0	0	0	0	0	78	122	2.57	1.286
46 Kevin Siegrist, L (8, 1) ERA: 4.26	1.0	H	4	1	0	0	1	0	0	0	0	0	0	15	23	0.00	1.000
37 Pat Neshek, R (9, 1) ERA: 0.76	1.0	S	3	0	0	0	0	0	0	0	0	0	0	7	9	0.00	0.000

PITCHER	IP	WLS	BF	H	R	ER	SO	BB	IBB	HBP	BLK	WP	HR	S	P	ERA	WHIP

AB	35
R	2
H	8
RBI	2
BB	2
SO	8
LOB	16

BOTTOM

Boston Red Sox @ St. Louis Cardinals

Busch Stadium, St. Louis, MO

Thu Aug 07 2014, 7:19 PM - 10:27 PM CDT

Att. 44,570 - Cloudy - 73 F

livebaseballscorecards.com

Batter	1	2	3	4	5	6	7	8	9	AB	R	H	RBI	BB	SO	LOB
13 Matt Carpenter, L (1, 5) OBP: 0.380, SLG: 0.397	BB	BB			F8		L5			2	1	0	0	2	0	0
16 Kolten Wong, L (1, 4) OBP: 0.291, SLG: 0.410	1B	F9			HR		HR			4	3	3	2	0	0	1
7 Matt Holliday, R (1, 7) OBP: 0.365, SLG: 0.419	F7	F7			F8		F9			4	0	0	0	0	0	2
32 Matt Adams, L (1, 3) OBP: 0.332, SLG: 0.500	K2-3	K				F7		L7		4	0	0	0	0	2	2
27 Jhonny Peralta, R (1, 6) OBP: 0.333, SLG: 0.440	2B	F8				1B		K		4	1	2	2	0	1	0
18 Oscar Taveras, L (1, 9) OBP: 0.266, SLG: 0.317	1B	K				F8		G4-3		4	0	1	1	0	1	1
37 Pat Neshek, S (9, 1)										0	0	0	0	0	0	0
19 Jon Jay, L (1, 8) OBP: 0.347, SLG: 0.365	1B	G4-3				1B				3	0	2	0	0	0	0
(9, 9)																
48 Tony Cruz, R (1, 2) OBP: 0.307, SLG: 0.286	P4	P2				G4-3				3	0	0	0	0	0	4
50 Adam Wainwright, R (1, 1) OBP: 0.250, SLG: 0.265		K			K		P4			2	0	0	0	0	2	0
43 Shane Robinson, R (7, PH) OBP: 0.216, SLG: 0.196										1	0	0	0	0	0	0
46 Kevin Siegrist, L (8, 1)										0	0	0	0	0	0	0
8 Peter Bourjos, R (9, 8) OBP: 0.284, SLG: 0.342										0	0	0	0	0	0	0

Inning Stats	1	2	3	4	5	6	7	8	9
	R: 3 E: 0 K: 1 S: 20	H: 4 LOB: 2 BB: 1 P: 34	R: 0 E: 0 K: 1 S: 10	H: 0 LOB: 0 BB: 1 P: 18	R: 0 E: 0 K: 1 S: 8	H: 0 LOB: 0 BB: 0 P: 10	R: 0 E: 0 K: 1 S: 8	H: 0 LOB: 0 BB: 0 P: 13	R: 1 E: 0 K: 1 S: 11	H: 1 LOB: 0 BB: 0 P: 16	R: 0 E: 0 K: 0 S: 11	H: 2 LOB: 2 BB: 0 P: 14	R: 1 E: 0 K: 0 S: 7	H: 1 LOB: 0 BB: 0 P: 11	R: 0 E: 0 K: 1 S: 11	H: 0 LOB: 0 BB: 0 P: 16

AB	31
R	5
H	8
RBI	5
BB	2
SO	6
LOB	10

1B: 5	SF: 0	WP: 0	PA: 33
2B: 1	SAC: 0	PB: 0	
3B: 0	DP: 0	SB: 2	
HR: 2	HBP: 0	CS: 1	

PITCHER	IP	WLS	BF	H	R	ER	SO	BB	IBB	HBP	BLK	WP	HR	S	P	ERA	WHIP
67 Brandon Workman, R (1, 1) ERA: 4.31	5.1	L	23	6	4	4	5	2	0	0	0	0	1	61	96	6.75	1.500
32 Craig Breslow, L (6, 1) ERA: 5.01	1.1		6	2	1	1	0	0	0	0	0	0	1	13	18	6.75	1.500
35 Burke Badenhop, R (7, 1) ERA: 2.7	0.1		1	0	0	0	0	0	0	0	0	0	0	1	2	0.00	0.000
59 Tommy Layne, L (8, 1) ERA: 2.08	1.0		3	0	0	0	1	0	0	0	0	0	0	11	16	0.00	0.000

PITCHER	IP	WLS	BF	H	R	ER	SO	BB	IBB	HBP	BLK	WP	HR	S	P	ERA	WHIP

Boston Red Sox @ Los Angeles Angels

Angel Stadium of Anaheim, Anaheim, CA

Fri Aug 08 2014, 7:09 PM - 10:18 PM PDT

Att. 38,016 - Clear - 73 F

TOP

livebaseballscorecards.com

Batter	1	2	3	4	5	6	7	8	9	AB	R	H	RBI	BB	SO	LOB
26 Brock Holt, L (1, 8) (8, 9) OBP: 0.348, SLG: 0.415	C FF 85 F SI 87 B FF 89 T SL 80 1-2 ① K		B CU 69 C CH 79 D CU 70 X FF 88 2-1 15 1B 52 2B 2-3 1B	B SI 84 B CH 78 B CU 70 C SI 86 C SI 84 B CH 75 4-2 15 FC6-4 BB			B FF 92 B FF 92 C FF 92 F FF 93 F SL 83 B FF 93 X FF 93 3-2 ① G4-3		X FF 95 0-0 1-2 1B	4	1	2	0	1	1	0
15 Dustin Pedroia, R (1, 4) OBP: 0.345, SLG: 0.377	B FF 89 C CU 71 B SL 81 X FF 89 2-1 1B		C SL 78 B SI 87 F CH 77 X CU 69 1-2 52 2B 1-2 3-H 1B	B FF 85 F CH 77 D SL 80 C CH 79 F SL 80 X FF 88 2-2 ③ FC6-4 1-2f			C FF 93 B SL 83 B SL 82 B FF 94 S FF 93 F FF 93 X SL 82 3-2 ② F7		C CU 85 B CU 84 X FF 95 1-1 ③ L8	5	1	2	1	0	0	4
34 David Ortiz, L (1, 10) OBP: 0.339, SLG: 0.493	B SI 88 S CH 80 1 SAFE B CU 68 F CU 70 S CH 78 2-3 ② K		D CU 70 C FF 88 B SI 85 F SI 86 B CH 78 X CU 69 3-2 ② F7		B SI 85 B CU 69 B CH 77 C CH 77 S CU 67 X CH 76 3-2 ① F8		C FF 94 B SL 83 B CH 85 S FF 94 F FF 94 F FF 93 F SL 84 S FF 94 2-3 ③ K			4	0	0	0	0	2	3
52 Yoenis Cespedes, R (1, 7) OBP: 0.305, SLG: 0.462	C FF 89 B SL 79 1 SAFE 1 SAFE B FF 89 S CU 70 X SI 88 2-2 ③ P6		C CU 70 S FF 88 F CH 77 B SL 79 X SL 79 1-2 1-H 2-H 2B		B FF 84 C FF 86 X CH 78 1-1 ② P3			C FF 90 B KC 85 S FF 91 F FF 92 S CH 87 1-3 ① K		4	0	1	2	0	1	1
12 Mike Napoli, R (1, 3) OBP: 0.385, SLG: 0.457		F FF 89 C CU 70 B SL 81 S SL 82 1-3 ① K	D SL 82 B CH 78 B FF 89 B FF 89 4-0 BB		X FF 87 0-0 HR			C KC 83 S CH 85 B FF 91 S FF 91 1-3 ② K		3	1	1	1	1	2	0
29 Daniel Nava, S (1, 9) OBP: 0.331, SLG: 0.314 25 Jackie Bradley Jr., L (8, 8) OBP: 0.288, SLG: 0.296		C SI 88 B SI 87 X CU 69 1-1 ② P6	C SI 88 B CH 80 X CH 80 1-1 ③ F7		B SI 86 C CH 79 B CU 69 C CH 77 B CH 78 X CU 68 3-2 ③ F7			C FF 92 X KC 83 0-1 ③ G5-3		4 0	0 0	0 0	0 0	0 0	0 0	2 0
2 Xander Bogaerts, R (1, 6) OBP: 0.300, SLG: 0.357		B FF 87 C SL 79 C CH 79 X SL 80 1-2 ③ F9		B FF 86 F FF 85 B SL 80 X CU 69 2-1 ① L8		C FF 84 B SL 78 X CH 76 1-1 ① G1-3			B FF 97 X FF 97 1-0 ① L7	4	0	0	0	0	0	0
16 Will Middlebrooks, R (1, 5) OBP: 0.289, SLG: 0.326			B FF 87 X FF 88 1-0 ① P6	C FF 87 X FF 88 0-1 55 S 1B		B SL 79 B SL 78 C CU 66 X CH 75 2-1 ② P2			C CU 85 C CU 85 B FF 96 B FF 98 B CU 86 X FF 96 3-2 ② F9	4	0	1	0	0	0	0
55 Christian Vázquez, R (1, 2) OBP: 0.324, SLG: 0.339			C FF 87 S CU 70 B FF 89 B SL 81 B CU 69 X FF 88 3-2 26 1B 15 1B 2B	B SL 79 S FF 86 X SL 80 1-1 ② G5-3 1-2		X SL 80 0-0 ③ G5-3			C FF 96 C CU 86 S CU 84 0-3 K 26 1B	4	1	1	0	0	1	1

	AB	36
	R	4
	H	8
	RBI	4
	BB	2
	SO	7
	LOB	11

| Inning Stats | | |

BOTTOM

Batter	1	2	3	4	5	6	7	8	9	AB	R	H	RBI	BB	SO	LOB
56 Kole Calhoun, L (1, 9) OBP: 0.338, SLG: 0.462	B FF 91 C FF 92 X SI 91 1-1 1B		X FF 92 0-0 ① G4-3 2-3		B CH 84 F FF 92 X CH 83 1-1 1B		B SL 87 B SI 90 F SL 86 B SL 86 X SL 87 3-1 ③ L7		C FF 89 1 SAFE F FF 89 F FS 82 C FF 88 0-3 ③ K	5	0	2	0	0	1	4
27 Mike Trout, R (1, 8) OBP: 0.386, SLG: 0.572	B FF 94 F FF 92 F FF 94 S FF 95 1-3 ① K		D SI 96 X FF 94 1-0 ② SF8 3-H		B FF 93 C FF 94 1 SAFE X FF 94 1-1 ③ F9			B CU 77 F FF 94 C CU 77 B FF 96 B FO 90 X FF 95 3-2 ① L8		3	0	0	1	0	1	2
5 Albert Pujols, R (1, 3) OBP: 0.326, SLG: 0.476	F FF 93 B FF 94 X FF 94 1-1 ② L8		B SL 84 B FF 94 S SL 84 B FF 94 C SL 83 D CH 84 4-2 BB			B FF 93 C SL 82 F CH 84 B SL 85 S CH 83 2-3 ① K H SL 85 1-0 HBP		B SL 79 B FF 95 F FF 95 C FF 96 X SL 85 2-2 2B		3	0	1	0	1	1	1
32 Josh Hamilton, L (1, 7) OBP: 0.341, SLG: 0.424	B FF 93 1 SAFE X FF 94 1-0 ③ F7		B SI 95 X SI 93 1-0 ③ G3					B FF 95 F FF 95 F FF 94 X CU 77 1-2 ② F8		3	0	0	0	0	0	3
2 Erick Aybar, S (1, 6) OBP: 0.306, SLG: 0.377		C SI 92 S FF 94 X FF 94 0-2 ① G4-3		C CH 82 B SL 85 F FF 93 X CH 83 1-2 ① P5		F SI 91 F CH 84 F FF 92 F FF 93 D FF 95 X CH 84 1-2 ② L8		S FO 87 L SL 78 D FO 91 X FF 95 1-2 ③ G5-3		4	0	0	0	0	0	2
47 Howie Kendrick, R (1, 4) OBP: 0.335, SLG: 0.373		X FF 92 0-0 ② F9		B SL 83 B FF 91 S SL 84 S SL 83 X SI 94 2-2 6 L4-3 1B		C SL 84 C SL 86 B FF 92 S SL 85 1-3 ③ K			C SI 89 B SL 83 X FS 81 1-1 ① L8	4	0	1	0	0	1	1
6 David Freese, R (1, 5) OBP: 0.322, SLG: 0.359		C FF 92 S SL 85 B FF 93 X SL 83 1-2 ③ G4-3		C FF 93 B SL 83 X SI 92 1-1 ②③ L4-3 1-1			C SL 82 H SI 89 1-1 HBP		B SI 90 X SI 88 1-0 19 G3 2B	3	0	1	0	0	0	1
19 Efren Navarro, L (1, 10) OBP: 0.340, SLG: 0.407			B FF 92 B FF 91 B FF 92 B FF 89 4-0 17 2B 17 E BB		B CH 82 B FF 92 B SI 91 C FF 90 X FF 92 3-1 ① F9		C CH 83 X CH 84 0-1 ① L9		C FS 81 S FS 82 D FS 82 X FS 81 1-2 ② G3 2-3	3	1	0	0	1	0	2
17 Chris Iannetta, R (1, 2) OBP: 0.369, SLG: 0.415 7 Collin Cowgill, R (9, PR) OBP: 0.358, SLG: 0.403			X FF 91 0-0 E7 56 G4-3 1-H 27 SF8 2B		S SI 93 B SL 85 S SL 84 X SL 83 1-2 ② F7		X SL 83 0-0 ② F7		B FS 81 F FF 86 B FS 81 B FS 81 B FF 86 4-1 BB	3 0	1 0	1 0	0 0	1 0	0 0	1 0
Inning Stats	R: 0 E: 0 K: 1 S: 8 H: 1 LOB: 1 BB: 0 P: 12	R: 0 E: 0 K: 0 S: 7 H: 0 LOB: 0 BB: 0 P: 8	R: 2 E: 1 K: 0 S: 6 H: 1 LOB: 1 BB: 2 P: 16	R: 0 E: 0 K: 0 S: 8 H: 1 LOB: 0 BB: 0 P: 12	R: 0 E: 0 K: 0 S: 9 H: 1 LOB: 1 BB: 0 P: 15	R: 0 E: 0 K: 2 S: 11 H: 0 LOB: 1 BB: 0 P: 16	R: 0 E: 0 K: 0 S: 6 H: 0 LOB: 1 BB: 0 P: 10	R: 0 E: 0 K: 0 S: 12 H: 1 LOB: 1 BB: 0 P: 19	R: 0 E: 0 K: 1 S: 11 H: 1 LOB: 2 BB: 1 P: 18	1B: 3 2B: 4 3B: 0 HR: 0	SF: 1 SAC: 0 DP: 1 HBP: 2					

PITCHER		IP	WLS	BF	H	R	ER	SO	BB	IBB	HBP	BLK	WP	HR	S	P	ERA	WHIP
64 Allen Webster, R ERA: 4.91	(1, 1)	6.2	W	27	4	2	2	3	2	0	2	0	0	0	53	84	2.70	0.900
59 Tommy Layne, L ERA: 1.93	(7, 1)	0.1	H	1	0	0	0	0	0	0	0	0	0	0	2	5	0.00	0.000
36 Junichi Tazawa, R ERA: 3.26	(8, 1)	1.0	H	4	1	0	0	0	0	0	0	0	0	0	12	19	0.00	1.000
19 Koji Uehara, R ERA: 1.37	(9, 1)	1.0	S	5	1	0	0	1	1	0	0	0	0	0	11	18	0.00	2.000

PITCHER	IP	WLS	BF	H	R	ER	SO	BB	IBB	HBP	BLK	WP	HR	S	P	ERA	WHIP

Boston Red Sox @ Los Angeles Angels

Angel Stadium of Anaheim, Anaheim, CA

Fri Aug 08 2014, 7:09 PM - 10:18 PM PDT

Att. 38,016 - Clear - 73 F

livebaseballscorecards.com

AB	31
R	2
H	6
RBI	1
BB	3
SO	4
LOB	17

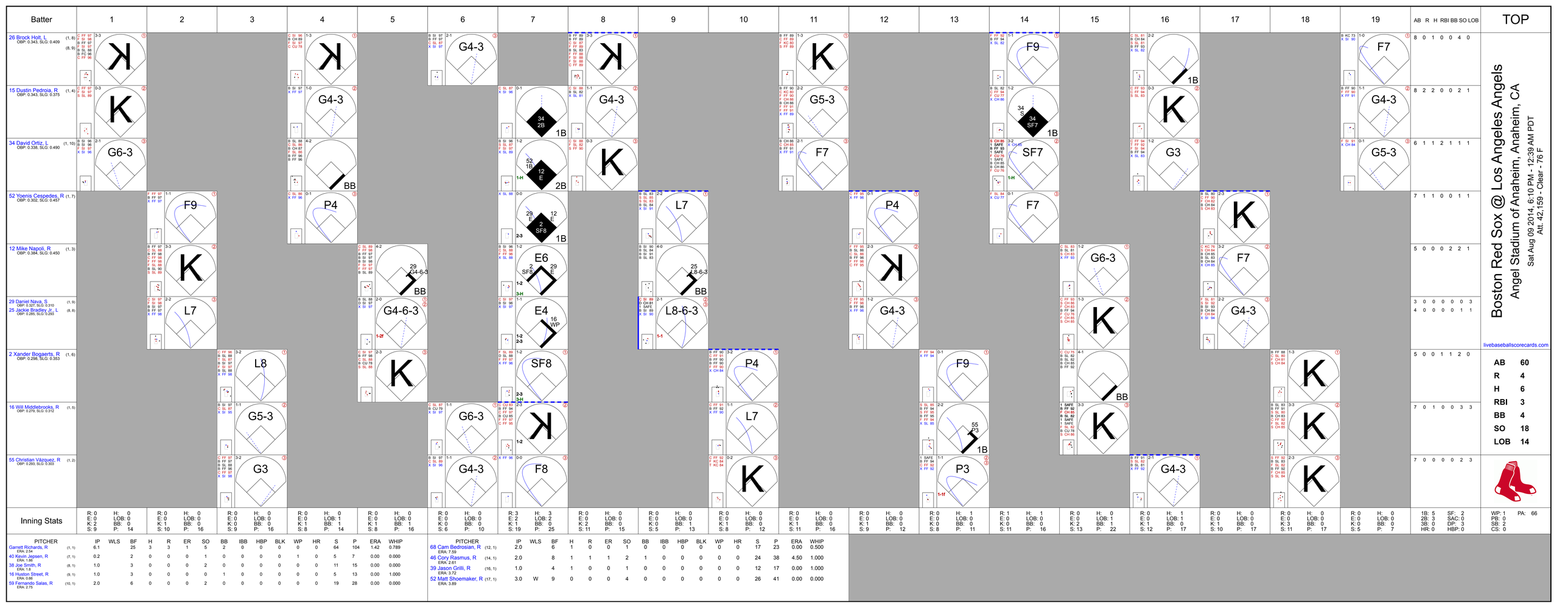
Batter
1
2
3
4
5
6
7
8
9
10
11
12
13
14
15
16
17
18
19
AB R H RBI BB SO LOB
TOP
26 Brock Holt, L (1, 8) (8, 9) OBP: 0.343, SLG: 0.409
15 Dustin Pedroia, R (1, 4) OBP: 0.343, SLG: 0.375
34 David Ortiz, L (1, 10) OBP: 0.338, SLG: 0.490
52 Yoenis Cespedes, R (1, 7) OBP: 0.302, SLG: 0.457
12 Mike Napoli, R (1, 3) OBP: 0.384, SLG: 0.450
29 Daniel Nava, S (1, 9) OBP: 0.327, SLG: 0.310
25 Jackie Bradley Jr., L (8, 8) OBP: 0.285, SLG: 0.293
2 Xander Bogaerts, R (1, 6) OBP: 0.298, SLG: 0.353
16 Will Middlebrooks, R (1, 5) OBP: 0.279, SLG: 0.312
55 Christian Vázquez, R (1, 2) OBP: 0.293, SLG: 0.303
Inning Stats
Boston Red Sox @ Los Angeles Angels
Angel Stadium of Anaheim, Anaheim, CA
Sat Aug 09 2014, 6:10 PM - 12:39 AM PDT
Att. 42,159 - Clear - 76 F
livebaseballscorecards.com
AB 60
R 4
H 6
RBI 3
BB 4
SO 18
LOB 14
PITCHER IP WLS BF H R ER SO BB IBB HBP BLK WP HR S P ERA WHIP
Garrett Richards, R (1, 1) ERA: 2.54 6.1 25 3 3 1 5 2 0 0 0 0 0 64 104 1.42 0.789
40 Kevin Jepsen, R (7, 1) ERA: 1.80 0.2 2 0 0 0 1 0 0 0 0 1 0 5 7 0.00 0.000
38 Joe Smith, R (8, 1) ERA: 1.8 1.0 3 0 0 0 2 0 0 0 0 0 0 11 15 0.00 0.000
16 Huston Street, R (9, 1) ERA: 0.86 1.0 3 0 0 0 0 1 0 0 0 0 0 5 13 0.00 1.000
59 Fernando Salas, R (10, 1) ERA: 2.75 2.0 6 0 0 0 2 0 0 0 0 0 0 19 28 0.00 0.000
PITCHER IP WLS BF H R ER SO BB IBB HBP BLK WP HR S P ERA WHIP
68 Cam Bedrosian, R (12, 1) ERA: 7.59 2.0 6 1 0 0 1 0 0 0 0 0 0 17 23 0.00 0.500
46 Cory Rasmus, R (14, 1) ERA: 2.61 2.0 8 1 1 1 2 1 0 0 0 0 0 24 38 4.50 1.000
39 Jason Grilli, R (16, 1) ERA: 3.72 1.0 4 1 0 0 1 0 0 0 0 0 0 12 17 0.00 1.000
52 Matt Shoemaker, R (17, 1) 3.0 W 9 0 0 0 4 0 0 0 0 0 0 26 41 0.00 0.000
1B: 5 SF: 2
2B: 3 SAC: 0
3B: 0 DP: 3
HR: 0 HBP: 0
WP: 1 PA: 66
PB: 0
SB: 2
CS: 0

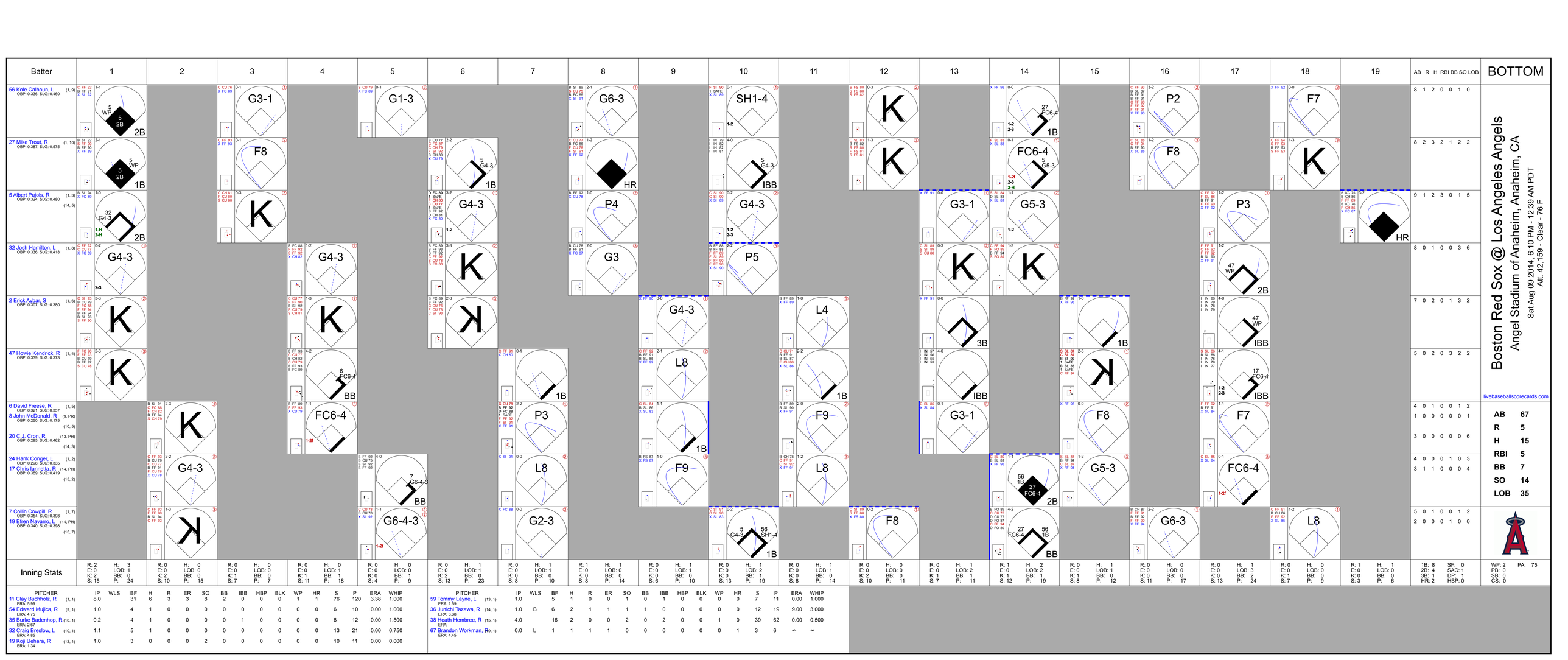
Batter
1
2
3
4
5
6
7
8
9
10
11
12
13
14
15
16
17
18
19
AB R H RBI BB SO LOB
BOTTOM
56 Kole Calhoun, L (1, 9) OBP: 0.336, SLG: 0.460
27 Mike Trout, R (1, 10) OBP: 0.387, SLG: 0.575
5 Albert Pujols, R (1, 3) (14, 5) OBP: 0.324, SLG: 0.480
32 Josh Hamilton, L (1, 8) OBP: 0.336, SLG: 0.418
2 Erick Aybar, S (1, 6) OBP: 0.307, SLG: 0.380
47 Howie Kendrick, R (1, 4) OBP: 0.339, SLG: 0.373
6 David Freese, R (1, 5) OBP: 0.321, SLG: 0.357
8 John McDonald, R (9, PR) (10, 5) OBP: 0.250, SLG: 0.175
20 C.J. Cron, R (13, PH) (14, 3) OBP: 0.295, SLG: 0.462
24 Hank Conger, L (1, 2) OBP: 0.298, SLG: 0.335
17 Chris Iannetta, R (14, PH) (15, 2) OBP: 0.369, SLG: 0.419
7 Collin Cowgill, R (1, 7) OBP: 0.334, SLG: 0.398
19 Efren Navarro, L (14, PH) (15, 7) OBP: 0.340, SLG: 0.398
Inning Stats
Boston Red Sox @ Los Angeles Angels
Angel Stadium of Anaheim, Anaheim, CA
Sat Aug 09 2014, 6:10 PM - 12:39 AM PDT
Att. 42,159 - Clear - 76 F
livebaseballscorecards.com
AB 67
R 5
H 15
RBI 5
BB 7
SO 14
LOB 35
1B: 8 SF: 0
2B: 4 SAC: 1
3B: 1 DP: 1
HR: 2 HBP: 0
WP: 2 PA: 75
PB: 0
SB: 0
CS: 0
PITCHER IP WLS BF H R ER SO BB IBB HBP BLK WP HR S P ERA WHIP
11 Clay Buchholz, R (1, 1) ERA: 5.99 8.0 31 6 3 3 8 2 0 0 0 0 1 76 120 3.38 1.000
54 Edward Mujica, R (9, 1) ERA: 4.75 1.0 4 1 0 0 0 0 0 0 0 0 0 6 10 0.00 1.000
35 Burke Badenhop, R (10, 1) ERA: 2.67 0.2 4 1 0 0 0 1 0 0 0 0 0 8 12 0.00 1.500
32 Craig Breslow, L (10, 1) ERA: 4.85 1.1 5 1 0 0 0 0 0 0 0 0 0 13 21 0.00 0.750
19 Koji Uehara, R (12, 1) ERA: 1.34 1.0 3 0 0 0 2 0 0 0 0 0 0 10 11 0.00 0.000
PITCHER IP WLS BF H R ER SO BB IBB HBP BLK WP HR S P ERA WHIP
59 Tommy Layne, L (13, 1) ERA: 1.59 1.0 5 1 0 0 1 0 0 0 0 0 0 7 11 0.00 1.000
36 Junichi Tazawa, R (14, 1) ERA: 3.38 1.0 B 6 2 1 1 1 1 0 0 0 0 0 12 19 9.00 3.000
38 Heath Hembree, R (15, 1) ERA: 4.05 4.0 16 2 0 0 2 0 0 2 0 0 1 0 39 62 0.00 0.500
67 Brandon Workman, R (9, 1) ERA: 4.45 0.0 L 1 1 1 1 0 0 0 0 0 0 1 3 6 ∞ ∞

Boston Red Sox @ Los Angeles Angels

Angel Stadium of Anaheim, Anaheim, CA

Sun Aug 10 2014, 12:40 PM - 3:39 PM PDT

Att. 36,300 - Sunny - 83 F

TOP

livebaseballscorecards.com

Batter	1	2	3	4	5	6	7	8	9	AB	R	H	RBI	BB	SO	LOB
26 Brock Holt, L (1, 9) OBP: 0.342, SLG: 0.407	B SI 88 B FF 85 C FF 86 F FF 86 F CU 80 F FC 85 B SI 89 F SI 89 X SI 89 3-2 ① P5		B FC 83 X FF 89 1-0 ③ F7		C FF 88 X SI 90 0-1 1-2 1B			C SL 81 B SL 80 B SL 80 X SI 89 2-1 E3 15 1B 52 HR		4	1	1	0	0	0	0
15 Dustin Pedroia, R (1, 4) OBP: 0.344, SLG: 0.378	C SI 89 B FC 84 X SI 89 1-1 ② F8			C FF 86 B CH 82 X SI 88 1-1 7 L9 2B	C FC 86 B FF 90 B SI 90 F CH 83 X FC 86 2-2 ③ F9			1 SAFE X SI 88 0-0 1-2 52 HR 1B		4	1	2	0	0	0	2
52 Yoenis Cespedes, R (1, 7) OBP: 0.302, SLG: 0.462	C SI 89 B CH 82 X FC 87 1-1 ③ F9			C FF 88 S FC 84 F SI 90 F CH 82 F FC 85 X CU 75 0-2 ① P3		B SI 91 F SI 89 F SI 91 B CH 81 F FC 87 B FF 93 X FF 90 3-2 ① F8		F SI 89 X SL 81 0-1 1-H 2-H HR		4	1	1	3	0	0	1
12 Mike Napoli, R (1, 10) OBP: 0.385, SLG: 0.447		B FF 86 B CH 81 F FF 87 B FC 84 C FC 83 F CH 82 B SI 90 4-2 BB		I IN 74 I IN 75 I IN 70 I IN 64 4-0 IBB		C FC 87 C FC 88 B CU 78 C FC 87 1-3 ② K		F SI 88 B SI 88 F SI 88 C SL 81 1-3 ② K		2	0	0	0	2	2	0
7 Kelly Johnson, L (1, 3) OBP: 0.299, SLG: 0.366		C FF 85 F SI 90 S FF 88 0-3 ① K		F FF 88 F FF 89 X FF 90 1-1 ② L9 2-3		B SI 91 B SI 90 X SI 90 2-0 ③ F8		C FF 88 F FF 88 T SL 80 0-2 ③ K		4	0	0	0	0	2	3
2 Xander Bogaerts, R (1, 6) OBP: 0.295, SLG: 0.349		B FF 87 F SI 89 B FC 83 C FF 88 X SI 90 2-2 ② F7		C SI 90 X SI 89 0-1 ③ P4			B FF 96 B FF 96 S FF 97 X FF 97 2-1 ① F9		C FF 91 F FF 91 F FF 91 F SL 80 F FF 89 B SL 80 B FF 90 S SL 80 2-3 ① K	4	0	0	0	0	1	3
16 Will Middlebrooks, R (1, 5) OBP: 0.278, SLG: 0.302		C FF 88 F FC 82 S CH 80 0-3 ③ K			C CU 78 B CH 81 S FF 89 X CH 83 1-2 ① L9		F FF 96 B CU 83 C CU 84 F FF 96 B CU 84 B FF 96 S CH 84 3-3 ② K		C SL 79 S FF 90 F FF 91 B SL 80 B FF 90 B FF 91 4-2 BB	3	0	0	0	1	2	1
25 Jackie Bradley Jr., L (1, 8) OBP: 0.281, SLG: 0.289			B CU 79 F SI 86 F SI 86 B SI 90 F CU 77 B FC 84 F SI 90 F SI 91 S SI 90 3-3 ① K		B FF 86 S SI 89 F FF 89 F FC 85 C SI 91 1-3 ② K		C FF 97 B CU 84 C CH 87 B FF 97 B CH 83 S CH 84 3-3 ③ K		F FF 90 F SI 90 D SL 80 S SL 78 1-3 ② K	4	0	0	0	0	4	1
61 Dan Butler, R (1, 2)			X FC 82 0-0 ② P3		B FC 84 C SI 90 B CH 78 B SI 90 B FF 89 4-1 26 1B BB			C SI 88 C SL 82 F SL 82 B SL 82 B SI 90 F SI 89 T SI 88 2-2 ① K	B FF 90 S FF 90 B FF 89 F FF 89 1 SAFE S FF 90 2-3 ③ K	3	0	0	0	1	2	1
Inning Stats	R: 0 E: 0 K: 0 S: 10 H: 0 LOB: 0 BB: 0 P: 15	R: 0 E: 0 K: 2 S: 12 H: 0 LOB: 1 BB: 1 P: 18	R: 0 E: 0 K: 1 S: 8 H: 0 LOB: 0 BB: 0 P: 12	R: 0 E: 0 K: 0 S: 12 H: 1 LOB: 2 BB: 1 P: 18	R: 0 E: 0 K: 1 S: 13 H: 1 LOB: 2 BB: 1 P: 21	R: 0 E: 0 K: 1 S: 8 H: 0 LOB: 0 BB: 0 P: 14	R: 0 E: 0 K: 2 S: 9 H: 0 LOB: 0 BB: 0 P: 17	R: 3 E: 1 K: 3 S: 16 H: 2 LOB: 0 BB: 0 P: 21	R: 0 E: 0 K: 3 S: 15 H: 0 LOB: 1 BB: 1 P: 24	1B: 2 2B: 1 3B: 0 HR: 1 SF: 0 SAC: 0 DP: 0 HBP: 0						WP: 0 PB: 0 SB: 0 CS: 0 PA: 36

	AB	32
	R	3
	H	4
	RBI	3
	BB	4
	SO	13
	LOB	12

PITCHER		IP	WLS	BF	H	R	ER	SO	BB	IBB	HBP	BLK	WP	HR	S	P	ERA	WHIP
53 Héctor Santiago, L ERA: 3.59	(1, 1)	6.0		23	2	0	0	5	2	1	0	0	0	0	63	98	0.00	0.667
40 Kevin Jepsen, R ERA: 1.82	(7, 1)	1.0		3	0	0	0	2	0	0	0	0	0	0	9	17	0.00	0.000
38 Joe Smith, R ERA: 2.09	(8, 1)	1.0	L	6	2	3	2	3	0	0	0	0	0	1	16	21	18.00	2.000
63 Vinnie Pestano, R ERA: 4.5	(9, 1)	1.0		4	0	0	0	3	1	0	0	0	0	0	15	24	0.00	1.000

PITCHER	IP	WLS	BF	H	R	ER	SO	BB	IBB	HBP	BLK	WP	HR	S	P	ERA	WHIP

Batter	1	2	3	4	5	6	7	8	9	AB	R	H	RBI	BB	SO	LOB
56 Kole Calhoun, L (1, 9) OBP: 0.338, SLG: 0.463	C FF 90 B FF 93 S FF 92 B FF 92 X CH 84 2-2 27 FC6 1B	B FF 93 X CH 85 1-0 2B	C FF 91 F FF 90 B SL 83 T FF 95 1-2 ① K	B SL 79 X SI 91 1-0 ③ G4-3				4	0	2	0	0	1	0
27 Mike Trout, R (1, 8) OBP: 0.388, SLG: 0.580	B FF 93 X FF 93 1-0 ① FC6 2 BB 1-2f	B SI 93 B FF 91 C SL 82 F CH 87 H FF 98 3-2 HBP	B FF 95 F SI 93 B FF 95 C SL 84 T FF 94 2-2 ② K	C FF 93 B FF 95 C SL 83 F FF 95 F CH 89 B SL 85 B FF 95 F FF 89 X SL 82 3-2 HR				3	1	1	1	0	1	1
5 Albert Pujols, R (1, 10) OBP: 0.324, SLG: 0.477	B SL 82 S SL 81 B FF 94 F CH 86 B SL 84 F CH 86 B CH 86 4-2 2 BB BB	B SL 81 X FF 96 1-0 ② F8	B SL 79 C CH 87 F FF 95 S SL 85 1-3 ③ K	C FF 89 C SI 88 C FF 89 X SL 84 1-1 ① P4				3	0	0	0	1	1	2
2 Erick Aybar, S (1, 6) OBP: 0.307, SLG: 0.377	B FF 94 B FF 91 C CH 86 D CH 86 B FF 92 4-1 47 G4-6-3 1-2 2-3 BB	F FF 94 F SI 94 S SL 84 0-3 ③ K	B SL 79 F SI 90 X SI 93 1-1 ① G4-3	X FF 92 0-0 ② B5-3				3	0	0	0	1	1	2
47 Howie Kendrick, R (1, 4) OBP: 0.339, SLG: 0.372	C FF 94 X SI 94 0-1 ②③ G4-6-3 1-2f	B FF 90 B SL 84 X CH 87 2-0 6 E 6 BB 1B	C FF 95 F FF 95 B FF 96 X SL 84 1-2 ② G3-1	X FF 91 0-0 ③ G4-3				4	0	1	0	0	0	3
6 David Freese, R (1, 5) OBP: 0.323, SLG: 0.357	C FF 90 C FF 94 B FF 92 B FF 96 F CH 86 X SI 90 2-2 ① G6-3	B SI 92 F SI 92 1 SAFE B SI 91 F SI 93 D CH 88 B SL 81 4-2 E2 1-3 BB	C FF 96 X FF 95 0-1 1B	C FS 80 S FS 81 F FS 82 F SI 90 X FS 81 0-2 ① P5				3	0	1	0	1	0	0
19 Efren Navarro, L (1, 3) OBP: 0.336, SLG: 0.392	B CH 88 F FF 94 F SI 92 C SL 82 1-3 ② K	B SI 96 F FF 96 X FF 95 1-1 ① F7	X SI 93 0-0 ③ F7	B FF 88 C SI 88 C FF 89 X SI 90 1-2 1B				4	0	1	0	0	1	3
17 Chris Iannetta, R (1, 2) OBP: 0.363, SLG: 0.411	B FF 92 X SI 94 1-0 ③ G5-3	B FF 94 F FF 96 S SI 93 C FF 96 1-3 ② K	F FF 91 B FF 93 S SL 80 F FF 94 B SL 85 S CH 86 2-3 ① K	C FS 79 C SI 88 S FS 81 0-3 ② K				4	0	0	0	0	3	3
7 Collin Cowgill, R (1, 7) OBP: 0.349, SLG: 0.392 32 Josh Hamilton, L (9, PH) OBP: 0.334, SLG: 0.417	C FF 89 B CH 80 C FF 93 S CH 87 1-3 ① K	B SI 94 T FF 95 B SI 96 X FF 93 2-1 ③ P4	X FF 95 0-0 ② G1-3	B FS 80 B FS 79 F SI 89 S FS 80 S FS 82 2-3 ③ K				3 1	0 0	0 0	0 0	0 0	1 1	2 1
Inning Stats	R: 0 E: 1 K: 0 S: 10 H: 1 LOB: 2 BB: 2 P: 21	R: 0 E: 0 K: 1 S: 8 H: 0 LOB: 0 BB: 0 P: 12	R: 0 E: 0 K: 2 S: 10 H: 1 LOB: 2 BB: 0 P: 16	R: 0 E: 1 K: 1 S: 10 H: 1 LOB: 2 BB: 1 P: 20	R: 0 E: 0 K: 3 S: 9 H: 0 LOB: 0 BB: 0 P: 13	R: 0 E: 0 K: 0 S: 8 H: 1 LOB: 1 BB: 0 P: 10	R: 0 E: 0 K: 1 S: 6 H: 0 LOB: 0 BB: 0 P: 9	R: 1 E: 0 K: 0 S: 10 H: 1 LOB: 0 BB: 0 P: 14	R: 0 E: 0 K: 2 S: 14 H: 1 LOB: 1 BB: 0 P: 17	1B: 4 2B: 1 3B: 0 HR: 1	SF: 0 SAC: 0 DP: 1 HBP: 1				WP: 0 PB: 0 SB: 0 CS: 0	PA: 36	

PITCHER		IP	WLS	BF	H	R	ER	SO	BB	IBB	HBP	BLK	WP	HR	S	P	ERA	WHIP
62 Rubby De La Rosa, R ERA: 3.21	(1, 1)	7.0	W	29	5	1	1	8	3	0	1	0	0	1	67	110	1.29	1.143
54 Edward Mujica, R ERA: 4.64	(8, 1)	1.0	H	3	0	0	0	0	0	0	0	0	0	0	4	5	0.00	0.000
19 Koji Uehara, R ERA: 1.32	(9, 1)	1.0	S	4	1	0	0	2	0	0	0	0	0	0	14	17	0.00	1.000

PITCHER	IP	WLS	BF	H	R	ER	SO	BB	IBB	HBP	BLK	WP	HR	S	P	ERA	WHIP

BOTTOM

Boston Red Sox @ Los Angeles Angels

Angel Stadium of Anaheim, Anaheim, CA

Sun Aug 10 2014, 12:40 PM - 3:39 PM PDT

Att. 36,300 - Sunny - 83 F

livebaseballscorecards.com

AB	32
R	1
H	6
RBI	1
BB	3
SO	10
LOB	17

Batter	1	2	3	4	5	6	7	8	9	AB	R	H	RBI	BB	SO	LOB
26 Brock Holt, L (1, 8) (8, 9) OBP: 0.342, SLG: 0.406	C FC 92 B SI 90 B SI 91 B FC 92 F FC 91 F FC 93 X FF 91 3-2 ① G4-3		B SI 90 X FC 88 1-0 ① SH1-3 1-2		C FF 90 B FS 82 F FC 91 X FS 82 1-2 ③ G4-3			C FF 93 X CU 79 0-1 34 G3 52 HR 1B		3	1	1	0	0	0	0
15 Dustin Pedroia, R (1, 4) OBP: 0.345, SLG: 0.378	C FF 94 X FC 92 0-1 34 1B 1B		B FS 84 B FF 90 B FC 91 B FC 91 4-0 ① BB 2-3			X FC 89 0-0 ① L8		C FF 93 F FF 93 B FF 93 1 SAFE F FF 93 B FF 93 1 SAFE X FF 93 2-2 ① L9		3	0	1	0	1	0	1
34 David Ortiz, L (1, 3) OBP: 0.337, SLG: 0.488	B FC 90 1 SAFE X FF 89 1-0 1-2 1B		F FF 92 X FF 92 0-1 ② P6			C FF 90 C FS 81 B SL 85 S FS 80 1-3 ② K		C FF 93 B FF 94 X FF 93 1-1 ② G3 1-2		4	0	1	0	0	1	3
52 Yoenis Cespedes, R (1, 7) OBP: 0.301, SLG: 0.467	C CU 75 F SI 91 X FF 92 0-2 ② F4		X SI 91 0-0 ③ L7			B FC 94 F FC 93 B CU 78 F FF 91 S FS 82 2-3 ③ K		B FF 94 X FF 95 1-0 2-H HR		4	1	1	2	0	1	4
29 Daniel Nava, S (1, 9) OBP: 0.326, SLG: 0.313 25 Jackie Bradley Jr., L (8, 8) OBP: 0.281, SLG: 0.289	C FF 89 B FC 90 F FC 91 B SL 85 C FS 80 2-3 ③ K			C FF 89 B SL 86 X FC 90 1-1 ① G3			C FF 88 B FF 90 F FC 90 X FS 80 1-2 2 1B 2B	C FF 94 C FF 94 B FF 96 B FF 94 T FF 94 2-2 ③ K		4 0	1 0	1 0	0 0	0 0	2 0	2 0
2 Xander Bogaerts, R (1, 6) OBP: 0.297, SLG: 0.350		C FC 89 B SL 84 B SL 85 B SL 85 F FC 90 X FF 94 3-2 ① P2		C FS 80 B FF 89 B FC 91 X FC 90 2-1 ② G5-3			F FC 89 X FF 90 0-1 55 SH1-4 2-H 1B		S FF 97 B SL 88 S SL 88 F FF 98 B FF 99 F SL 87 B SL 86 F FF 98 X FF 98 3-2 55 G4-6-3 1B	4	0	2	1	0	0	0
55 Christian Vázquez, R (1, 2) OBP: 0.282, SLG: 0.290		B FC 91 C FC 90 X FF 89 1-1 ② G4-3		C FC 92 X FF 93 0-1 ③ G5-3			C FS 82 X SI 88 0-1 ① SH1-4 1-2		1 SAFE L FF 95 F FF 95 X SL 90 0-2 ① ② G4-6-3 1-2f	3	0	0	0	0	0	1
16 Will Middlebrooks, R (1, 5) OBP: 0.268, SLG: 0.290	C FC 93 B SL 84 B SL 86 F FC 92 C CU 78 2-3 ③ K				B FC 90 B FS 82 F FC 90 F FC 91 F FC 94 F SL 84 X CU 79 2-2 ① G5-3		B FC 90 C FC 93 C FF 92 F SL 86 F FS 80 X FF 92 1-2 ② F7		F FF 97 C SL 86 X FF 99 0-2 ③ G4-3	4	0	0	0	0	1	1
56 Joe Kelly, R (1, 1) OBP: 0.294, SLG: 0.313 12 Mike Napoli, R (7, PH) OBP: 0.384, SLG: 0.446 35 Burke Badenhop, R (7, 1) 59 Tommy Layne, L (7, 1) 54 Edward Mujica, R (8, 1) 19 Koji Uehara, R (9, 1)			C FC 90 B FC 89 X FC 90 1-1 15 S 26 SH1-3 1B		C FC 91 S CU 76 X SL 84 0-2 ② G4-3		B FC 91 F SL 86 F SL 86 D FS 82 F FS 81 F SL 85 B FF 91 S SL 87 3-3 ③ K			2 1 0 0 0 0 0	0 0 0 0 0 0 0	1 0 0 0 0 0 0	0 0 0 0 0 0 0	0 1 0 0 0 0 0	0 1 0 0 0 0 0	0 1 0 0 0 0 0

Inning Stats	1	2	3	4	5	6	7	8	9
	R: 0 E: 0 K: 1 S: 13	R: 0 E: 0 K: 1 S: 8	R: 0 E: 0 K: 0 S: 6	R: 0 E: 0 K: 0 S: 6	R: 0 E: 0 K: 0 S: 11	R: 0 E: 0 K: 2 S: 7	R: 1 E: 0 K: 1 S: 17	R: 2 E: 0 K: 1 S: 12	R: 0 E: 0 K: 0 S: 12
	H: 2 LOB: 2 BB: 0 P: 19	H: 0 LOB: 0 BB: 0 P: 14	H: 1 LOB: 2 BB: 1 P: 12	H: 0 LOB: 0 BB: 0 P: 9	H: 0 LOB: 0 BB: 0 P: 14	H: 0 LOB: 0 BB: 0 P: 10	H: 2 LOB: 1 BB: 0 P: 22	H: 2 LOB: 0 BB: 0 P: 18	H: 1 LOB: 0 BB: 0 P: 15

1B: 6 SF: 0
2B: 1 SAC: 2
3B: 0 DP: 1
HR: 1 HBP: 0

WP: 0 PA: 35
PB: 0
SB: 1
CS: 0

PITCHER		IP	WLS	BF	H	R	ER	SO	BB	IBB	HBP	BLK	WP	HR	S	P	ERA	WHIP
55 Mat Latos, R ERA: 2.95	(1, 1)	7.0		27	5	1	1	5	1	0	0	0	0	0	68	100	1.29	0.857
51 Jonathan Broxton, R ERA: 1.47	(8, 1)	1.0	L	5	2	2	2	1	0	0	0	0	0	1	12	18	18.00	2.000
70 Jumbo Díaz, R ERA: 2.45	(9, 1)	1.0		3	1	0	0	0	0	0	0	0	0	0	12	15	0.00	1.000

PITCHER	IP	WLS	BF	H	R	ER	SO	BB	IBB	HBP	BLK	WP	HR	S	P	ERA	WHIP

TOP

Boston Red Sox @ Cincinnati Reds

Great American Ball Park, Cincinnati, OH

Tue Aug 12 2014, 7:14 PM - 10:16 PM EDT

Att. 35,903 - Partly Cloudy - 70 F

livebaseballscorecards.com

AB	32
R	3
H	8
RBI	3
BB	1
SO	6
LOB	13

Boston Red Sox @ Cincinnati Reds

Great American Ball Park, Cincinnati, OH

Tue Aug 12 2014, 7:14 PM - 10:16 PM EDT

Att. 35,903 - Partly Cloudy - 70 F

livebaseballscorecards.com

BOTTOM

Batter	1	2	3	4	5	6	7	8	9	AB	R	H	RBI	BB	SO	LOB
6 Billy Hamilton, S (1, 8) OBP: 0.298, SLG: 0.392	BB		F7		G4-3			L8		3	1	0	0	1	0	0
32 Jay Bruce, L (1, 9) OBP: 0.305, SLG: 0.384	BB		1B		F7			F7		3	1	1	0	1	0	0
21 Todd Frazier, R (1, 5) OBP: 0.341, SLG: 0.459	1B		F9			P5		BB		3	0	1	1	1	0	1
39 Devin Mesoraco, R (1, 2) OBP: 0.371, SLG: 0.586	1B		1B			2B		P2		4	0	3	1	0	0	1
29 Brayan Peña, S (1, 3) OBP: 0.303, SLG: 0.397	G6-4-3		FC6-4			P6			G3	4	0	0	0	0	0	5
28 Chris Heisey, R (1, 7) OBP: 0.275, SLG: 0.363	K			K		L9			1B	4	0	1	0	0	2	2
7 Ramon Santiago, S (1, 4) OBP: 0.329, SLG: 0.300		G4-3		BB			L3		F9	3	0	0	0	1	0	1
2 Zack Cozart, R (1, 6) OBP: 0.270, SLG: 0.298		G6-3		G6-4-3			G4-3		P2	4	0	0	0	0	0	2
55 Mat Latos, R (1, 1) OBP: 0.125, SLG: 0.087		K			K		G6-3			2	0	0	0	0	2	0
25 Skip Schumaker, L (7, PH) OBP: 0.284, SLG: 0.303										1	0	0	0	0	0	0
51 Jonathan Broxton, R (8, 1)										0	0	0	0	0	0	0
70 Jumbo Díaz, R (9, 1)										0	0	0	0	0	0	0

	AB	R	H	RBI	BB	SO	LOB
	31	2	6	2	4	4	12

Inning Stats	1	2	3	4	5	6	7	8	9
	R: 2 E: 0 K: 1 S: 15	H: 2 LOB: 1 BB: 2 P: 31	R: 0 E: 0 K: 1 S: 10	H: 0 LOB: 0 BB: 0 P: 17	R: 0 E: 0 K: 0 S: 9	H: 2 LOB: 2 BB: 0 P: 15	R: 0 E: 0 K: 1 S: 6	H: 0 LOB: 0 BB: 1 P: 12	R: 0 E: 0 K: 1 S: 7	H: 0 LOB: 0 BB: 0 P: 12	R: 0 E: 0 K: 0 S: 10	H: 1 LOB: 1 BB: 0 P: 16	R: 0 E: 0 K: 0 S: 8	H: 0 LOB: 0 BB: 0 P: 11	R: 0 E: 0 K: 0 S: 9	H: 0 LOB: 1 BB: 1 P: 15	R: 0 E: 0 K: 0 S: 16	H: 1 LOB: 1 BB: 0 P: 20

	1B	SF	WP	PA
	5	0	0	35
	1	0	0	
	2	0	1	
	0	0	0	

	2B	SAC	PB	
	1	0	0	

	3B	DP	SB	
	0	2	1	

	HR	HBP	CS	
	0	0	0	

PITCHER		IP	WLS	BF	H	R	ER	SO	BB	IBB	HBP	BLK	WP	HR	S	P	ERA	WHIP
56 Joe Kelly, R ERA: 3.75	(1, 1)	6.0		24	5	2	2	4	3	0	0	0	0	0	57	103	3.00	1.333
35 Burke Badenhop, R ERA: 2.63	(7, 1)	0.2		2	0	0	0	0	0	0	0	0	0	0	4	6	0.00	0.000
59 Tommy Layne, L ERA: 1.35	(7, 1)	1.0	W	3	0	0	0	0	0	0	0	0	0	0	8	11	0.00	0.000
54 Edward Mujica, R ERA: 4.6	(8, 1)	0.1	H	2	0	0	0	0	1	0	0	0	0	0	5	9	0.00	3.000
19 Koji Uehara, R ERA: 1.29	(9, 1)	1.0	S	4	1	0	0	0	0	0	0	0	0	0	16	20	0.00	1.000

PITCHER	IP	WLS	BF	H	R	ER	SO	BB	IBB	HBP	BLK	WP	HR	S	P	ERA	WHIP

Boston Red Sox @ Cincinnati Reds

Great American Ball Park, Cincinnati, OH

Wed Aug 13 2014, 12:37 PM - 3:37 PM EDT

Att. 32,870 - Partly Cloudy - 71 F

TOP

livebaseballscorecards.com

Batter	1	2	3	4	5	6	7	8	9	AB	R	H	RBI	BB	SO	LOB
26 Brock Holt, L (1, 4) (7, 9) OBP: 0.343, SLG: 0.407	C SI 88 B FC 87 F SI 88 B FC 89 B FC 88 D SI 91 — 4-2 29 WP 29 1B BB	C SI 91 X SI 90 — 0-1 G5-3 ③			X SI 91 — 0-0 52 1B 2B		C FF 93 S FF 93 B FS 84 X SL 84 — 1-2 G3 ①		C FF 100 B FF 100 B SL 88 F FF 100 S FF 102 — 2-3 K ③	4	2	1	0	1	1	3
29 Daniel Nava, S (1, 9) OBP: 0.330, SLG: 0.318 15 Dustin Pedroia, R (7, PH) OBP: 0.345, SLG: 0.377 (7, 4)	C SI 89 C SI 89 B FC 89 F SL 80 F SI 90 X FC 89 — 1-2 52 G6-3 12 FC5 1-H 1B		C SI 89 B FC 88 B SI 90 X SI 91 — 2-1 52 FC5-4 1B		B SI 90 X SI 90 — 1-0 F7 ②		C FF 93 F FS 83 F FS 84 B FF 93 F FS 83 X SL 84 — 1-2 P4 ②			3 1	1 0	2 0	1 0	0 0	0 0	1 0
52 Yoenis Cespedes, R (1, 7) OBP: 0.302, SLG: 0.466 16 Will Middlebrooks, R (7, PH) OBP: 0.265, SLG: 0.287 (7, 5)	B SI 90 C SI 90 B SI 90 X SI 89 — 2-1 G6-3 ① 2-3		F SI 90 X SI 91 — 0-1 FC5-4 ① 1-2f		B SI 91 C SI 91 B SI 90 X SI 91 — 2-1 12 HR 2-H 1B		S SL 84 S FS 84 B FS 84 S FS 85 — 1-3 K ③			3 1	1 0	1 0	1 0	0 0	0 1	2 0
12 Mike Napoli, R (1, 3) OBP: 0.383, SLG: 0.452	C SI 91 B SI 91 C FC 89 B SL 81 F FC 90 X SI 91 — 2-2 FC5 7 G6-4-3 3-H		X KC 79 — 0-0 L7 ②		B SI 91 B KC 80 X FF 90 — 2-0 1-H HR			X SI 89 — 0-0 P5 ①		4	1	1	3	0	0	1
7 Kelly Johnson, L (1, 5) (7, 7) OBP: 0.298, SLG: 0.364	C SI 90 B SI 90 X FC 88 — 1-1 G6-4-3 ② ③ 1-2f		X SI 90 — 0-0 G4-3 ③		F SI 90 X FC 88 — 0-1 1B			B FF 88 C FF 89 S CH 82 F SI 89 B KC 73 C SI 88 — 2-3 K ②		4	0	1	0	0	1	2
2 Xander Bogaerts, R (1, 6) OBP: 0.297, SLG: 0.350		B SI 88 C SI 88 X KC 77 — 1-1 61 FC5-4 25 1B 1B	B SI 88 B FC 87 B SI 89 C SI 90 F SI 91 X FC 90 — 3-2 L4 ①		B KC 79 B SI 90 C SI 89 S FC 89 F FC 90 T SL 81 — 2-2 K ③			C KC 72 F SI 89 B SI 89 S KC 74 — 1-3 K ③		4	0	1	0	0	2	1
25 Jackie Bradley Jr., L (1, 8) OBP: 0.284, SLG: 0.290		1 SAFE B SI 88 X SI 90 — 1-0 61 FC5-4 1-2 1B	F SI 92 B FC 90 B FF 90 X KC 80 — 2-1 G6-3 ②			C FF 91 B FF 91 F CU 73 S FF 93 — 1-3 K ①			H FF 100 — 1-0 61 S HBP	3	0	1	0	0	1	0
61 Dan Butler, R (1, 2)		C SI 90 X SI 90 — 0-1 FC5-4 ① 63 FC2-6 1-2f 2-3	B SI 92 C FC 89 B SI 90 F FC 90 B SL 82 C FC 89 — 3-3 K ③			B FF 93 C CU 74 B FF 93 C CU 74 B SL 84 X FF 93 — 3-2 L8 ②			1 SAFE 1 SAFE B FF 97 B FF 98 C FF 99 S FF 98 S FF 102 — 2-3 K ① 1-2	4	0	0	0	0	2	3
63 Anthony Ranaudo, R (1, 1) 35 Burke Badenhop, R (7, 1) 36 Junichi Tazawa, R (8, 1) 39 Corey Brown, L (9, PH) 54 Edward Mujica, R (9, 1)		X SI 87 — 0-0 FC2-6 ② 1-2f			S SI 88 B SI 90 B KC 79 C SI 90 B FC 90 C SI 91 — 3-3 K ①	S FF 93 B FF 93 B FF 92 C FF 92 S FF 93 — 2-3 K ③			C FF 101 S FF 102 S FF 102 — 0-3 K ②	3 0 0 1 0	0 0 0 0 0	0 0 0 0 0	0 0 0 0 0	0 0 0 1 0	2 0 0 1 0	2 0 0 1 0
Inning Stats	R: 2 E: 0 K: 0 S: 15 — H: 1 LOB: 0 BB: 1 P: 25	R: 0 E: 0 K: 0 S: 8 — H: 2 LOB: 2 BB: 0 P: 10	R: 0 E: 0 K: 0 S: 6 — H: 1 LOB: 1 BB: 0 P: 8	R: 0 E: 0 K: 1 S: 8 — H: 0 LOB: 0 BB: 0 P: 16	R: 3 E: 0 K: 2 S: 14 — H: 4 LOB: 1 BB: 0 P: 24	R: 0 E: 0 K: 2 S: 9 — H: 0 LOB: 0 BB: 0 P: 15	R: 0 E: 0 K: 1 S: 12 — H: 0 LOB: 0 BB: 0 P: 15	R: 0 E: 0 K: 2 S: 8 — H: 0 LOB: 0 BB: 0 P: 11	R: 0 E: 0 K: 3 S: 9 — H: 0 LOB: 1 BB: 0 P: 14	1B: 6 2B: 1 3B: 0 HR: 1 — SF: 0 SAC: 0 DP: 1 HBP: 1						

	AB	35
	R	5
	H	8
	RBI	5
	BB	1
	SO	11
	LOB	16

WP: 1 PB: 0 SB: 1 CS: 0 — PA: 37

PITCHER	IP	WLS	BF	H	R	ER	SO	BB	IBB	HBP	BLK	WP	HR	S	P	ERA	WHIP
44 Mike Leake, R (1, 1) ERA: 3.59	5.0	L	24	8	5	5	3	1	0	0	0	1	1	51	83	9.00	1.800
60 J.J. Hoover, R (6, 1) ERA: 5.23	1.0		3	0	0	0	2	0	0	0	0	0	0	9	15	0.00	0.000
43 Manny Parra, L (7, 1) ERA: 3.49	1.0		3	0	0	0	1	0	0	0	0	0	0	12	15	0.00	0.000
63 Sam LeCure, R (8, 1) ERA: 3.56	1.0		3	0	0	0	2	0	0	0	0	0	0	8	11	0.00	0.000
54 Aroldis Chapman, L (9, 1) ERA: 1.93	1.0		4	0	0	0	3	0	0	1	0	0	0	9	14	0.00	0.000

PITCHER	IP	WLS	BF	H	R	ER	SO	BB	IBB	HBP	BLK	WP	HR	S	P	ERA	WHIP

BOTTOM

Boston Red Sox @ Cincinnati Reds

Great American Ball Park, Cincinnati, OH

Wed Aug 13 2014, 12:37 PM - 3:37 PM EDT

Att. 32,870 - Partly Cloudy - 71 F

Batter	1	2	3	4	5	6	7	8	9	AB	R	H	RBI	BB	SO	LOB
6 Billy Hamilton, S (1, 8) OBP: 0.295, SLG: 0.387	C FF 91 S FF 92 B FF 93 F FF 92 B CU 78 X FF 92 2-2 ① G4-3		X FF 91 0-0 ① P4	B FF 92 B FF 90 C FF 92 X FF 91 2-1 ③ B1-3			C SI 89 B SL 80 F SI 88 X FS 83 1-2 ① G4-3		X FF 92 0-0 ② F8	5	0	0	0	0	0	2
17 Kristopher Negrón, R (1, 4) (9, 7) OBP: 0.306, SLG: 0.483	B FF 91 B FF 92 C FF 92 C FF 93 X CU 77 2-2 39 S 1B		B FF 91 F FF 91 B CU 76 T FF 92 B FF 93 F FF 92 B FF 92 4-2 21 2B 39 SF8 BB		B FF 91 B FF 90 C FF 90 B FF 91 X FF 91 3-1 21 SF8 3B		B SI 88 F SI 89 X SI 90 1-1 ② G4-3		B FF 92 F FF 93 X FF 91 1-1 ③ G1-3	4	2	2	0	1	0	2
21 Todd Frazier, R (1, 5) OBP: 0.341, SLG: 0.461	F FF 93 F FF 93 X FF 94 0-2 ② F8		C CU 78 B CU 78 X FF 92 1-1 39 SF8 1-3 2B		C CU 77 X FF 93 0-1 ① SF8 3-H		F SI 90 C SI 89 B SI 90 B SI 89 X SI 88 3-2 ③ G6-3			3	0	1	1	0	0	1
39 Devin Mesoraco, R (1, 2) OBP: 0.366, SLG: 0.580	1 SAFE B CU 77 C FF 92 S FF 92 B FF 93 F FF 93 X FF 92 2-2 ③ F7 1-2		S FF 92 X FF 92 0-1 ② SF8 2-3 3-H		C CU 77 S FF 92 X FF 94 0-2 ② F7			C CU 72 B FF 94 B FF 94 F FF 94 F SL 82 B SL 82 T FF 96 3-2 ① K		3	0	0	1	0	1	1
29 Brayan Peña, S (1, 3) OBP: 0.302, SLG: 0.395		C FF 92 X FF 93 0-1 44 FC5 25 1B 1B	B CH 82 B FF 94 F FF 93 B CH 83 X FF 92 3-1 ③ P4		C FF 92 X CH 83 0-1 ③ G4-3			C CU 75 B FO 85 B FO 88 F FF 94 X FO 88 2-2 ② L3		4	0	1	0	0	0	1
48 Ryan Ludwick, R (1, 7) OBP: 0.313, SLG: 0.379 54 Aroldis Chapman, L (9, 1)		X FF 93 0-0 ① F9		C CU 77 F FF 92 F FF 93 X CU 77 0-2 ① L7		B CU 76 F FF 90 X CU 76 1-1 ① P6		B CU 75 B FF 94 F FF 93 C FF 95 S SL 81 2-3 ③ K		4 0	0 0	0 0	0 0	0 0	1 0	1 0
25 Skip Schumaker, L (1, 9) OBP: 0.293, SLG: 0.327		C FF 92 X CU 80 0-1 44 FC5 1-2 1B		C FF 93 B FF 93 B CH 82 F FF 92 B FF 91 X FF 91 3-2 HR		B CH 83 C FF 91 C CH 82 B CU 77 S CU 76 2-3 ② K			B FS 84 X FS 86 1-0 2 1B 1B	4	1	3	1	0	1	0
2 Zack Cozart, R (1, 6) OBP: 0.272, SLG: 0.300		B FF 94 B FF 92 X FF 92 2-0 ② P3		F FF 93 X FF 92 0-1 ② G2-3		C FF 91 X FF 92 0-1 1B			1 SAFE L FF 91 1 SAFE L FF 90 B SL 87 X SL 84 1-2 1-2 1B	4	0	2	0	0	0	2
44 Mike Leake, R (1, 1) OBP: 0.151, SLG: 0.283 60 J.J. Hoover, R (6, 1) 28 Chris Heisey, R (6, PH) OBP: 0.274, SLG: 0.362 43 Manny Parra, L (7, 1) 63 Sam LeCure, R (8, 1) 7 Ramon Santiago, S (9, 4) OBP: 0.327, SLG: 0.298		B FF 93 F FF 92 B FF 93 B FF 92 X FF 91 3-1 ③ FC5 1-2 2-3f		X FF 92 0-0 HR		X CU 78 0-0 ③ G5-3			L FF 91 L FF 91 L FF 92 0-3 ① K	2 0 1 0 0 1	1 0 0 0 0 0	1 0 0 0 0 0	1 0 0 0 0 0	0 0 0 0 0 0	0 0 1 0 0 1	2 0 1 0 0 2
Inning Stats	R: 0 E: 0 K: 0 S: 14 H: 1 LOB: 1 BB: 0 P: 20	R: 0 E: 0 K: 0 S: 8 H: 2 LOB: 2 BB: 0 P: 13	R: 1 E: 0 K: 0 S: 10 H: 1 LOB: 1 BB: 1 P: 18	R: 2 E: 0 K: 0 S: 12 H: 2 LOB: 2 BB: 0 P: 17	R: 1 E: 0 K: 0 S: 9 H: 1 LOB: 0 BB: 0 P: 12	R: 0 E: 0 K: 1 S: 8 H: 1 LOB: 1 BB: 0 P: 11	R: 0 E: 0 K: 0 S: 8 H: 0 LOB: 0 BB: 0 P: 13	R: 0 E: 0 K: 2 S: 10 H: 0 LOB: 0 BB: 0 P: 17	R: 0 E: 0 K: 1 S: 10 H: 2 LOB: 2 BB: 0 P: 13	1B: 6 2B: 1 3B: 1 HR: 2 SF: 2 SAC: 0 DP: 0 HBP: 0						

WP: 0 PB: 0 SB: 1 CS: 0 PA: 38

	AB	35
	R	4
	H	10
	RBI	4
	BB	1
	SO	4
	LOB	15

livebaseballscorecards.com

PITCHER	IP	WLS	BF	H	R	ER	SO	BB	IBB	HBP	BLK	WP	HR	S	P	ERA	WHIP
63 Anthony Ranaudo, R (1, 1) ERA: 4.5	6.0	W	27	8	4	4	1	1	0	0	0	0	2	61	91	6.00	1.500
35 Burke Badenhop, R (7, 1) ERA: 2.59	1.0	H	3	0	0	0	0	0	0	0	0	0	0	8	13	0.00	0.000
36 Junichi Tazawa, R (8, 1) ERA: 3.31	1.0	H	3	0	0	0	2	0	0	0	0	0	0	10	17	0.00	0.000
54 Edward Mujica, R (9, 1) ERA: 4.5	1.0	S	5	2	0	0	1	0	0	0	0	0	0	10	13	0.00	2.000

PITCHER	IP	WLS	BF	H	R	ER	SO	BB	IBB	HBP	BLK	WP	HR	S	P	ERA	WHIP

Batter	1	2	3	4	5	6	7	8	9	AB	R	H	RBI	BB	SO	LOB
19 Robbie Grossman, S (1, 7) OBP: 0.327, SLG: 0.315	B FF 90 C FF 91 X FF 90 1-1 ① L7		F CH 83 C FF 94 B FF 93 F CH 84 X FF 93 1-2 27 1B 2-H 1B	C FF 92 F SL 87 B CH 84 S CH 84 1-3 ③ K2-3			C SL 88 F SL 88 B SI 94 F SL 89 C FC 94 1-3 ① K		B CU 70 C SI 90 S CH 79 C FF 90 1-3 ③ K	5	0	1	1	0	3	3
27 Jose Altuve, R (1, 4) OBP: 0.374, SLG: 0.442	B FF 92 F FF 91 F FF 93 B SL 85 X FF 94 2-2 ② G6-3		F FF 94 F FF 92 F FF 91 X SL 84 0-2 1-2 1B		C SL 82 B FF 90 F SL 82 F FF 93 X SL 84 1-2 ① G5-3		B SL 88 X SL 88 1-0 ②③ F9-2 3-H			4	0	1	0	0	0	2
23 Chris Carter, R (1, 10) OBP: 0.302, SLG: 0.515	B FF 93 X FF 91 1-0 ③ P2		X SL 81 0-0 ① F3		S FF 92 B SL 85 X FF 93 1-1 ② G4-3			B CU 76 C FF 92 X FF 93 1-1 ① P4		4	0	0	0	0	0	2
21 Dexter Fowler, S (1, 8) OBP: 0.380, SLG: 0.393		S SI 91 B CH 83 B FF 92 B CH 82 B SI 91 4-1 21 FC3 15 BB 21 E BB	B FF 92 C FF 92 F FF 93 F SL 86 S CH 84 1-3 ② K		S CH 84 B FF 93 X CH 84 1-1 ③ G1-3			S FF 94 B FF 94 B CU 76 F FF 95 B FO 89 F FF 95 B FF 95 4-2 BB		2	1	0	0	2	1	2
15 Jason Castro, L (1, 2) OBP: 0.295, SLG: 0.377		B FF 92 B FF 91 B FF 89 B FF 90 4-0 30 G5-4-3 21 E 1-2 BB	B CH 83 X CH 84 1-0 ③ G3-1			X CH 83 0-0 30 G4-6-3 1B		C FF 95 B FF 94 1 SAFE B FF 95 F FF 94 D FO 89 T FF 94 3-2 ② K		3	0	1	0	1	1	3
21 Jon Singleton, L (1, 3) OBP: 0.282, SLG: 0.367		S SL 81 D FF 93 X SL 83 1-1 FC3 30 G5-4-3 1-2 2-H		S SI 92 S CH 84 B SL 84 B CH 83 B CH 82 B SI 91 4-2 30 HR BB		C CH 83 X FF 91 0-1 ① F8		B CU 77 S FF 93 C FF 94 B FF 94 S FF 94 2-3 ③ K		3	1	0	0	1	1	3
30 Matt Dominguez, R (1, 5) OBP: 0.273, SLG: 0.360		C FF 92 B SL 84 S SL 85 F FF 94 F SL 86 X SL 84 1-2 ①② G5-4-3 1-2f 2-3		X FF 92 0-0 1-H HR		X SL 83 0-0 ②③ G4-6-3 1-2f			B SI 89 B SI 89 C SI 88 X FF 90 2-1 1B	4	1	2	2	0	0	3
6 Jake Marisnick, R (1, 9) OBP: 0.265, SLG: 0.289		B FF 92 X SL 84 1-0 ③ F8		X SI 92 0-0 ① G5-3			B FF 94 C FF 93 B FF 94 S FF 93 B FF 94 X FF 94 3-2 9 2B 27 F9-2 1B		D CH 79 B FF 89 C SI 90 B SI 90 F SI 88 X SI 89 3-2 ① L9	4	0	1	0	0	0	2
9 Marwin Gonzalez, S (1, 6) OBP: 0.318, SLG: 0.390			S SI 89 C SL 84 B SL 85 B SI 91 F FF 93 X FF 93 2-2 19 1B 2B	B SI 92 L SL 83 F CH 84 F FF 92 X CH 84 1-2 ② P3			X SI 94 0-0 1-3 2B		B CU 68 S CH 79 B FF 91 C SI 89 B SL 88 S CH 78 3-3 ② K	4	1	2	0	0	1	1
Inning Stats	R: 0 E: 0 K: 0 S: 6 H: 0 LOB: 0 BB: 0 P: 10	R: 1 E: 1 K: 0 S: 9 H: 0 LOB: 1 BB: 2 P: 20	R: 1 E: 0 K: 1 S: 18 H: 3 LOB: 2 BB: 0 P: 23	R: 2 E: 0 K: 1 S: 11 H: 1 LOB: 0 BB: 1 P: 17	R: 0 E: 0 K: 0 S: 8 H: 0 LOB: 0 BB: 0 P: 11	R: 0 E: 0 K: 0 S: 4 H: 1 LOB: 0 BB: 0 P: 4	R: 0 E: 0 K: 1 S: 9 H: 2 LOB: 1 BB: 0 P: 14	R: 0 E: 0 K: 2 S: 11 H: 0 LOB: 1 BB: 1 P: 21	R: 0 E: 0 K: 2 S: 11 H: 1 LOB: 1 BB: 0 P: 20	1B: 5 2B: 3 3B: 0 HR: 1 SF: 0 SAC: 0 DP: 3 HBP: 0						

PITCHER		IP	WLS	BF	H	R	ER	SO	BB	IBB	HBP	BLK	WP	HR	S	P	ERA	WHIP
64 Allen Webster, R ERA: 4.79	(1, 1)	6.0	W	25	5	4	3	2	3	0	0	0	0	1	56	85	4.50	1.333
30 Alex Wilson, R ERA: 2.84	(7, 1)	1.0		4	2	0	0	1	0	0	0	0	0	0	9	14	0.00	2.000
36 Junichi Tazawa, R ERA: 3.24	(8, 1)	1.0		4	0	0	0	2	1	0	0	0	0	0	11	21	0.00	1.000
32 Craig Breslow, L ERA: 4.74	(9, 1)	1.0		4	1	0	0	2	0	0	0	0	0	0	11	20	0.00	1.000

PITCHER	IP	WLS	BF	H	R	ER	SO	BB	IBB	HBP	BLK	WP	HR	S	P	ERA	WHIP

TOP

Houston Astros @ Boston Red Sox

Fenway Park, Boston, MA

Thu Aug 14 2014, 7:16 PM - 10:34 PM EDT

Att. 38,065 - Partly Cloudy - 73 F

livebaseballscorecards.com

AB	33
R	4
H	8
RBI	3
BB	4
SO	7
LOB	21

WP: 0	PA: 37					
PB: 0						
SB: 0						
CS: 0						

BOTTOM

Houston Astros @ Boston Red Sox

Fenway Park, Boston, MA

Thu Aug 14 2014, 7:16 PM - 10:34 PM EDT

Att. 38,065 - Partly Cloudy - 73 F

Batter	1	2	3	4	5	6	7	8	9	AB	R	H	RBI	BB	SO	LOB
26 Brock Holt, L (1, 6) OBP: 0.346, SLG: 0.411	C SI 89 X FC 88 0-1 G4-3 ①		D CU 74 X FC 86 1-0 G4-3 ③			3-2 15 1B 34 1B 2B 4-1 15 2B 1-2 2-3 BB		C CH 83 F SI 96 D SL 82 X CH 81 1-2 3-H 1B		4	1	2	1	1	0	1
15 Dustin Pedroia, R (1, 4) OBP: 0.347, SLG: 0.382	C SI 89 X FC 86 0-1 G6-3 ②			B SI 89 C FC 87 X FC 87 1-1 34 1B 52 G6-4-3 1B		0-2 52 FC3-4 34 1B 12 1B 2-3 1B 1-3 2-H 3-H 2B		B FF 98 F SI 96 X CU 77 1-1 F7 ①		5	2	3	2	0	0	2
34 David Ortiz, L (1, 10) OBP: 0.337, SLG: 0.487	B FC 86 C CU 74 B FF 89 X CU 77 2-1 G3 ③			B CU 72 X CU 74 1-0 52 G6-4-3 1-3 1B		X FC 88 0-0 52 FC3-4 1-2 3-H 1B D FF 90 C CH 86 S CH 85 X FF 86 1-2 G6-3		B SI 98 B SI 95 B CH 83 C FF 95 F SI 95 F CH 84 X CH 83 3-2 F5 ②		5	0	2	1	0	0	4
52 Yoenis Cespedes, R (1, 7) OBP: 0.299, SLG: 0.461 39 Corey Brown, L (9, 9)		X SI 89 0-0 L8 ①		B FF 88 B SI 91 X FC 89 2-0 G6-4-3 ①② 1-2f 3-H		C FF 89 S CU 70 X SI 90 0-2 FC3-4 ① 29 BB 12 1B 16 1B 1-2f 2-3	F SI 94 F FF 98 B SL 82 B CH 85 F FF 96 X SI 96 2-2 G6-3 ①	B CU 76 B FF 99 B SI 95 C SI 94 X SI 97 3-1 P3 ③		5 0	1 0	0 0	0 0	0 0	0 0	5 0
12 Mike Napoli, R (1, 3) OBP: 0.384, SLG: 0.451		C FC 86 C CU 75 B SI 76 F CU 72 B FF 87 B FC 87 F FC 85 F CU 76 F SI 90 3-2 X FC 88 G6-3 ②		F FC 88 B CU 76 B SI 89 C CU 76 B CU 72 F FF 91 F CU 76 F FC 87 B CU 77 4-2 29 2B BB		D CU 76 C FC 86 D CU 75 X CH 85 2-1 16 1B 29 BB 25 BB 1-2 3-H 1B	C FF 98 B SL 81 C FF 98 C FF 99 1-3 K ②			3	1	1	1	1	1	0
29 Daniel Nava, S (1, 9) OBP: 0.336, SLG: 0.331 (9, 7)		C FC 86 B CU 75 X CH 85 1-1 G4-3 ③		B FC 86 B FC 87 F SI 89 X SI 89 2-1 1-H 2B		D CH 85 C FC 86 B CU 74 F FC 88 B SI 89 B FC 87 4-2 25 BB 16 1B 55 SF9 1-2 2-3 BB	X SI 97 0-0 2B			3	1	2	0	1	0	0
16 Will Middlebrooks, R (1, 5) OBP: 0.265, SLG: 0.286			C SI 88 B FC 86 X FC 86 1-1 G1-3 ①	C SI 88 B FC 86 X FC 86 1-1 L8 ①		B FF 89 X FC 87 1-0 26 PB 25 BB 15 2B 1-2 2-3 3-H 1B	B FF 98 X FF 98 1-0 L9 ③			4	1	1	1	0	0	1
25 Jackie Bradley Jr., L (1, 8) OBP: 0.286, SLG: 0.290			C FC 87 B FC 87 S CU 76 B CU 75 S SI 90 2-3 K ②	F FC 87 X FC 88 0-1 F8 ②		C SI 88 B FC 84 B FC 85 B SI 90 F SI 90 B SI 90 4-2 26 PB 15 2B 1-2 2-3 3-H BB		B FF 95 X SI 95 1-0 55 1B 26 1B 1B		3	2	1	1	1	1	0
55 Christian Vázquez, R (1, 2) OBP: 0.293, SLG: 0.306			C FC 86 C CU 72 B CU 71 B SI 90 X FC 84 2-2 1B	F FC 86 B CU 72 C SI 89 X CH 86 1-2 G6-3 ③		B SI 90 C SI 89 X SI 89 2-1 SF9 ② 3-H		1 SAFE C CU 78 C CU 77 X FF 99 0-2 26 1B 1-3 1B		3	0	2	1	0	0	0
Inning Stats	R: 0 E: 0 K: 0 S: 6 H: 0 LOB: 0 BB: 0 P: 8	R: 0 E: 0 K: 0 S: 10 H: 0 LOB: 0 BB: 0 P: 14	R: 0 E: 0 K: 1 S: 9 H: 1 LOB: 1 BB: 0 P: 15	R: 1 E: 0 K: 0 S: 11 H: 3 LOB: 2 BB: 1 P: 21	R: 0 E: 0 K: 0 S: 7 H: 0 LOB: 0 BB: 0 P: 9	R: 7 E: 0 K: 0 S: 29 H: 6 LOB: 2 BB: 3 P: 53	R: 0 E: 0 K: 1 S: 9 H: 1 LOB: 1 BB: 0 P: 13	R: 1 E: 0 K: 0 S: 15 H: 3 LOB: 2 BB: 0 P: 24		1B: 10 2B: 4 3B: 0 HR: 0 SF: 1 SAC: 0 DP: 1 HBP: 0						

livebaseballscorecards.com

AB	35
R	9
H	14
RBI	8
BB	4
SO	2
LOB	13

WP: 0 PA: 40
PB: 1
SB: 0
CS: 0

PITCHER		IP	WLS	BF	H	R	ER	SO	BB	IBB	HBP	BLK	WP	HR	S	P	ERA	WHIP
46 Scott Feldman, R ERA: 4.45	(1, 1)	5.1	L	25	9	7	7	1	2	0	0	0	0	0	58	92	11.81	2.062
38 Darin Downs, L ERA: 4.31	(6, 1)	0.1		3	0	0	0	0	2	0	0	0	0	0	5	15	0.00	6.000
48 Mike Foltynewicz, R ERA: 7.71	(6, 1)	2.1		12	5	2	2	1	0	0	0	0	0	0	33	50	7.71	2.143

PITCHER	IP	WLS	BF	H	R	ER	SO	BB	IBB	HBP	BLK	WP	HR	S	P	ERA	WHIP

Batter	1	2	3	4	5	6	7	8	9	10	AB	R	H	RBI	BB	SO	LOB
19 Robbie Grossman, S (1, 7) OBP: 0.332, SLG: 0.339	C FF 90 C CU 76 C CU 77 0-3 ①		B FC 88 B CH 79 C FF 91 B FF 92 C SI 90 X FC 88 3-2 2B		X FF 91 0-0 1-3 3-H 1B		X FC 87 0-0 HR		C FS 79 S FS 81 X FS 81 0-2 ② F7		5	1	3	2	0	1	0
27 Jose Altuve, R (1, 4) OBP: 0.370, SLG: 0.438	B FF 92 F FC 89 X FF 91 1-1 ② F8		F FC 86 F FC 88 B FF 91 X FC 89 1-2 ③ F8		C CU 78 F FC 89 X FF 91 0-2 ③ G4-3		C FF 92 X CU 79 0-1 ③ G5-3		C FC 89 B SL 85 X FS 80 1-1 ③ G5-3		5	0	0	0	0	0	3
23 Chris Carter, R (1, 10) OBP: 0.304, SLG: 0.515 3 Gregorio Petit, R (8, PR) OBP: 0.303, SLG: 0.406 (8, 10)	C FC 89 S CU 79 B FF 93 F FF 93 F FF 92 F CU 80 S FC 89 1-3 ③ K			F FF 92 S CU 78 S CU 79 0-3 ① K		B CU 77 C FC 87 X CU 78 1-1 21 BB 1B		B SL 83 B SL 81 C FF 91 C FF 91 X FF 92 2-2 30 FC6 21 1B 30 E 1B		B FF 88 X SI 88 1-0 15 HBP 21 1B 6 2B 1B	4 1	0 2	2 1	0 0	0 0	2 0	0 0
21 Dexter Fowler, S (1, 8) OBP: 0.383, SLG: 0.395		B CU 75 B CU 75 B FF 93 C FF 90 B SI 90 4-1 15 1B BB		F SI 91 C CU 78 B SI 91 S SI 91 1-3 ② K		B SI 91 F CU 76 B FF 92 1 SAFE B FC 86 S SI 89 F CU 76 C SI 90 3-3 ① K		S FS 87 F FS 87 X FS 86 0-2 30 E 1-2 1B		F SI 89 1 SAFE X CH 78 0-1 15 HBP 6 2B 1-2 1B	4	1	2	0	1	2	1
15 Jason Castro, L (1, 2) OBP: 0.297, SLG: 0.376		B FC 88 1 SAFE F SI 92 1 SAFE B FC 87 X SI 90 2-1 30 G6-4-3 1-3 1B		C CU 77 B CU 78 F CU 77 F SI 91 X CU 78 1-2 ③ G3-1		F FF 91 F FF 92 B SI 91 B SI 92 B FF 92 F SI 90 S CU 78 3-3 ② K		B SL 87 B SI 90 B SI 91 C SI 91 C SL 86 C SI 91 3-3 ① K		B SL 86 2 SAFE F SL 86 H SI 89 2-1 6 2B 1-2 2-3 HBP	4	0	1	0	0	2	3
21 Jon Singleton, L (1, 3) OBP: 0.280, SLG: 0.360		C CU 76 B CH 81 F CH 79 C FC 88 1-3 ① K			C SI 91 F FS 85 B FF 92 B FC 88 F FF 92 S CU 78 2-3 ① K	C FC 88 S FF 93 D CU 80 B FC 88 F CU 78 B FC 88 B SI 92 4-2 1-2 BB		S SL 87 B SL 85 F CU 80 S SI 89 1-3 ② K		B FF 89 F SI 89 X SI 91 1-1 ① F8	4	0	0	0	1	3	7
30 Matt Dominguez, R (1, 5) OBP: 0.270, SLG: 0.356		X FC 88 0-0 ② G6-4-3 ③ 1-2f			C CU 78 B FC 89 S SI 91 B CU 78 S SI 91 2-3 ② K	C FC 88 B FF 92 X FC 87 1-1 ③ F8		B SI 91 C SI 90 F SI 91 F SI 91 X SL 81 1-2 FC6 6 FC4-6 1-2 2-H		X FO 87 0-0 ② F3	5	0	0	0	0	1	8
6 Jake Marisnick, R (1, 9) OBP: 0.271, SLG: 0.304			B SI 91 S FC 88 X CU 78 1-1 ① G5-3		C FF 93 X CH 80 0-1 9 1B 19 1B 1B	B CU 75 X FC 88 1-0 ① P6		C SI 89 B SI 90 B SL 83 X SI 89 2-1 ③ FC4-6 1-2f		B FF 94 B FF 94 X FF 94 2-0 1-3 2-H 3-H 2B	5	1	2	2	0	0	2
9 Marwin Gonzalez, S (1, 6) OBP: 0.316, SLG: 0.386			B CU 78 C SI 91 X CH 80 1-1 ② F9		B FC 87 X SI 91 1-0 19 1B 1-3 1B	S CH 81 C CU 77 F SI 91 X CH 78 0-2 ② P2			X FS 80 0-0 ① F8	C CU 76 L FO 89 B FF 95 F FF 95 F FO 88 S FF 94 1-3 ③ K	5	0	1	0	0	1	2
Inning Stats	R: 0 H: 0 E: 0 LOB: 0 K: 2 BB: 0 S: 11 P: 13	R: 0 H: 1 E: 0 LOB: 1 K: 1 BB: 1 S: 7 P: 14	R: 0 H: 1 E: 0 LOB: 1 K: 0 BB: 0 S: 10 P: 16	R: 0 H: 0 E: 0 LOB: 0 K: 2 BB: 0 S: 10 P: 12	R: 1 H: 3 E: 0 LOB: 2 K: 2 BB: 0 S: 14 P: 19	R: 0 H: 1 E: 0 LOB: 2 K: 2 BB: 1 S: 15 P: 27	R: 1 H: 1 E: 0 LOB: 0 K: 0 BB: 0 S: 8 P: 9	R: 1 H: 2 E: 1 LOB: 2 K: 2 BB: 0 S: 19 P: 28	R: 0 H: 0 E: 0 LOB: 0 K: 0 BB: 0 S: 6 P: 7	R: 2 H: 3 E: 0 LOB: 2 K: 1 BB: 0 S: 13 P: 20	1B: 9 2B: 2 3B: 0 HR: 1	SF: 0 SAC: 0 DP: 1 HBP: 1	WP: 0 PB: 0 SB: 0 CS: 0	PA: 45			

PITCHER		IP	WLS	BF	H	R	ER	SO	BB	IBB	HBP	BLK	WP	HR	S	P	ERA	WHIP
11 Clay Buchholz, R ERA: 5.79	(1, 1)	7.0		29	7	2	2	9	2	0	0	0	0	1	75	110	2.57	1.286
54 Edward Mujica, R ERA: 4.5	(8, 1)	0.0		2	2	1	0	0	0	0	0	0	0	0	6	8	∞	∞
59 Tommy Layne, L ERA: 1.23	(8, 1)	0.2	H	2	0	0	0	2	0	0	0	0	0	0	7	11	0.00	0.000
35 Burke Badenhop, R ERA: 2.57	(8, 1)	0.1	B	2	0	0	0	0	0	0	0	0	0	0	6	9	0.00	0.000
19 Koji Uehara, R ERA: 1.27	(9, 1)	1.0		3	0	0	0	0	0	0	0	0	0	0	6	7	0.00	0.000

PITCHER		IP	WLS	BF	H	R	ER	SO	BB	IBB	HBP	BLK	WP	HR	S	P	ERA	WHIP
32 Craig Breslow, L ERA: 5.11	(10, 1)	0.1	L	4	2	2	2	0	0	0	1	0	0	0	6	10	54.00	6.000
36 Junichi Tazawa, R ERA: 3.2	(10, 1)	0.2		3	1	0	0	1	0	0	0	0	0	0	7	10	0.00	1.500

TOP

Houston Astros @ Boston Red Sox

Fenway Park, Boston, MA

Fri Aug 15 2014, 7:13 PM - 10:58 PM EDT

Att. 37,016 - Cloudy - 67 F

livebaseballscorecards.com

AB	42
R	5
H	12
RBI	4
BB	2
SO	12
LOB	26

Batter	1	2	3	4	5	6	7	8	9	10	AB	R	H	RBI	BB	SO	LOB
26 Brock Holt, L (1, 9) OBP: 0.347, SLG: 0.411	C FF 88 X FF 89 0-1 ① G6-3		B SL 81 C SI 91 B SI 91 T SI 92 X SL 81 2-2 1B		C SI 91 B SI 90 B SL 80 X SI 90 2-1 ② G4-3		B SL 80 C SI 90 X SL 80 1-1 ③ 1-H 1B			C FF 93 B FF 92 X FF 93 1-1 ② F8	5	0	2	1	0	0	0
15 Dustin Pedroia, R (1, 4) OBP: 0.345, SLG: 0.379 7 Kelly Johnson, L (9, 4) OBP: 0.297, SLG: 0.362	C FF 90 B FF 91 B SL 80 X SL 79 2-1 ② G5-3		C SI 90 B SL 80 F SL 80 B FF 91 B SL 81 S FF 92 3-3 ③ K		C SI 89 B SL 80 C SI 89 S SI 90 1-3 ③ K			C CU 76 B CU 77 F CU 78 X SI 93 1-2 ① G6-3		C FF 94 B SL 84 X FF 94 1-1 ③ G6-3	4 1	0 0	0 0	0 0	0 0	2 0	1 0
34 David Ortiz, L (1, 10) OBP: 0.339, SLG: 0.486	F FF 91 F CH 80 B FF 91 S SL 81 1-3 ③ K			X SI 90 0-0 52 HR 1B		C SI 90 B CH 80 B CH 80 C SI 91 B FF 91 F SI 91 F SI 91 B SL 81 4-2 52 G4-3 BB		C FS 84 X SI 92 0-1 ② F8			3	1	1	0	1	1	0
52 Yoenis Cespedes, R (1, 7) OBP: 0.298, SLG: 0.465		C FF 88 F FF 90 F SL 79 S SL 81 0-3 ① K		F SL 80 C FF 90 F FF 90 X SL 81 0-2 1-H HR		C SI 91 B FF 91 F SI 90 B FF 91 X FF 91 2-2 ①② G4-3 1-2f		C SI 93 S FS 83 F SI 93 B CU 79 B FS 84 S CU 79 2-3 ③ K			4	1	1	2	0	2	1
12 Mike Napoli, R (1, 3) OBP: 0.387, SLG: 0.455		B FF 91 B SI 90 B FF 90 B FF 91 4-0 16 FC6-4 BB		B FF 91 B SI 91 B FF 91 B SI 90 4-0 2 FC5-4 BB		X FF 90 0-0 2 WP 2B			F SI 93 C SI 93 F SI 94 B CU 76 C SI 94 1-3 ① K		2	0	1	0	2	1	0
2 Xander Bogaerts, R (1, 6) OBP: 0.294, SLG: 0.346		C FF 90 D SL 78 S SI 90 S SI 90 1-3 ② K		X SI 92 0-0 ① FC5-4 16 G5-3 1-2f		B SI 91 B SI 91 C CH 80 X FF 90 2-1 ③ G4-3 2-3			C SI 94 B FS 86 X SI 94 1-1 ② P3		4	0	0	0	0	1	3
16 Will Middlebrooks, R (1, 5) OBP: 0.264, SLG: 0.278		B SI 90 X SI 91 1-0 ③ FC6-4 1-2f		D CH 80 F SI 89 C CH 78 X CH 78 1-2 ② G5-3 1-2			B SI 89 X CH 79 1-0 ① G6-3		C CU 76 B CU 78 B SI 93 B FS 85 C SI 93 F CU 76 B SI 94 4-2 BB		3	0	0	0	1	0	2
25 Jackie Bradley Jr., L (1, 8) OBP: 0.283, SLG: 0.287			X FF 89 0-0 ① B1-3	B SL 80 C SI 90 S SL 79 S SL 80 1-3 ③ K			C SI 90 C SI 90 F SL 80 S SL 81 0-3 ② K		B SL 81 S FF 93 X FF 93 1-1 ③ F7		4	0	0	0	0	2	2
55 Christian Vázquez, R (1, 2) OBP: 0.291, SLG: 0.303			C FF 90 B CH 79 F FF 90 F SL 81 B SL 81 X SI 91 2-2 ② G6-3	F FF 89 B SL 80 C FF 90 1-3 ① K		C FF 90 B CH 80 B SI 90 X CH 80 2-1 26 WP 26 1B 1B			B FF 91 B FF 91 B FF 92 C FF 90 C FF 91 S FF 92 3-3 ① K		4	1	1	0	0	2	0
Inning Stats	R: 0 E: 0 K: 1 S: 7 H: 0 LOB: 0 BB: 0 P: 10	R: 0 E: 0 K: 2 S: 8 H: 0 LOB: 1 BB: 1 P: 14	R: 0 E: 0 K: 1 S: 11 H: 1 LOB: 1 BB: 0 P: 18	R: 2 E: 0 K: 1 S: 12 H: 2 LOB: 1 BB: 1 P: 18	R: 0 E: 0 K: 2 S: 8 H: 0 LOB: 0 BB: 0 P: 12	R: 0 E: 0 K: 0 S: 10 H: 1 LOB: 1 BB: 1 P: 18	R: 1 E: 0 K: 1 S: 9 H: 2 LOB: 1 BB: 0 P: 13	R: 0 E: 0 K: 1 S: 9 H: 0 LOB: 0 BB: 0 P: 12	R: 0 E: 0 K: 1 S: 11 H: 0 LOB: 1 BB: 1 P: 18	R: 0 E: 0 K: 1 S: 7 H: 0 LOB: 0 BB: 0 P: 12	1B: 4 2B: 1 3B: 0 HR: 1 SF: 0 SAC: 0 DP: 1 HBP: 0						

PITCHER		IP	WLS	BF	H	R	ER	SO	BB	IBB	HBP	BLK	WP	HR	S	P	ERA	WHIP
60 Dallas Keuchel, L ERA: 3.11	(1, 1)	7.0		28	6	3	3	8	3	0	0	0	2	1	65	103	3.86	1.286
55 Jose Veras, R ERA: 5.17	(8, 1)	1.2		6	0	0	0	2	1	0	0	0	0	0	18	27	0.00	0.600
29 Tony Sipp, L ERA: 2.68	(9, 1)	1.1	W	4	0	0	0	1	0	0	0	0	0	0	9	15	0.00	0.000

PITCHER	IP	WLS	BF	H	R	ER	SO	BB	IBB	HBP	BLK	WP	HR	S	P	ERA	WHIP

BOTTOM

Houston Astros @ Boston Red Sox

Fenway Park, Boston, MA

Fri Aug 15 2014, 7:13 PM - 10:58 PM EDT

Att. 37,016 - Cloudy - 67 F

livebaseballscorecards.com

AB	34
R	3
H	6
RBI	3
BB	4
SO	11
LOB	9

WP: 2 PA: 38
PB: 0
SB: 0
CS: 0

Houston Astros @ Boston Red Sox

Fenway Park, Boston, MA

Sat Aug 16 2014, 7:11 PM - 11:00 PM EDT

Att. 37,652 - Cloudy - 76 F

TOP

livebaseballscorecards.com

Batter	1	2	3	4	5	6	7	8	9	AB	R	H	RBI	BB	SO	LOB
19 Robbie Grossman, S (1, 7) OBP: 0.333, SLG: 0.335	BB	BB	P6			F7		G6-3		3	1	0	0	2	0	1
27 Jose Altuve, R (1, 4) OBP: 0.370, SLG: 0.438	G5-3	1B		1B		G6-3		L4		5	0	2	0	0	0	1
23 Chris Carter, R (1, 10) OBP: 0.305, SLG: 0.523	1B	SF9		HR		P3			K	4	2	2	2	0	1	0
21 Dexter Fowler, S (1, 8) OBP: 0.384, SLG: 0.395	1B	K		1B			L1		L9	5	0	2	1	0	1	2
15 Jason Castro, L (1, 2) OBP: 0.303, SLG: 0.386	BB		BB	FC4-6			1B		HR	3	1	2	1	2	0	1
21 Jon Singleton, L (1, 3) OBP: 0.282, SLG: 0.358	G1		FC4-6	F8			BB		6 HBP	4	1	1	1	1	0	4
6 Jake Marisnick, R (1, 9) OBP: 0.268, SLG: 0.292	L8		P3		F9		FC5-4		HBP	4	0	0	0	0	0	5
9 Marwin Gonzalez, S (1, 6) OBP: 0.317, SLG: 0.386		1B	1B	G4-3			L9		G3	5	2	2	0	0	0	4
3 Gregorio Petit, R (1, 5) OBP: 0.297, SLG: 0.417		K	2B	P5				F9		4	0	1	2	0	1	1
Inning Stats	R: 2 E: 0 K: 0 S: 18 H: 2 LOB: 2 BB: 2 P: 29	R: 1 E: 0 K: 2 S: 14 H: 2 LOB: 2 BB: 1 P: 24	R: 2 E: 0 K: 0 S: 11 H: 2 LOB: 1 BB: 1 P: 19	R: 1 E: 0 K: 0 S: 10 H: 3 LOB: 1 BB: 0 P: 17	R: 0 E: 0 K: 0 S: 10 H: 0 LOB: 0 BB: 0 P: 13	R: 0 E: 0 K: 0 S: 6 H: 0 LOB: 0 BB: 0 P: 7	R: 0 E: 0 K: 0 S: 15 H: 1 LOB: 2 BB: 1 P: 25	R: 0 E: 0 K: 0 S: 9 H: 0 LOB: 0 BB: 0 P: 14	R: 1 E: 0 K: 1 S: 18 H: 2 LOB: 2 BB: 0 P: 26	1B: 9 2B: 1 3B: 0 HR: 2 SF: 1 SAC: 0 DP: 0 HBP: 1						

	AB	37
	R	7
	H	12
	RBI	7
	BB	5
	SO	3
	LOB	19

		WP: 1	PA: 44
		PB: 0	
		SB: 0	
		CS: 1	

PITCHER		IP	WLS	BF	H	R	ER	SO	BB	IBB	HBP	BLK	WP	HR	S	P	ERA	WHIP
62 Rubby De La Rosa, R ERA: 3.79	(1, 1)	4.0		24	9	6	6	2	4	0	0	0	0	1	53	89	13.50	3.250
30 Alex Wilson, R ERA: 2.08	(5, 1)	2.1	W	7	0	0	0	0	0	0	0	0	0	0	22	29	0.00	0.000
59 Tommy Layne, L ERA: 1.23	(7, 1)	0.0		2	1	0	0	0	1	0	0	0	1	0	4	9	∞	∞
35 Burke Badenhop, R ERA: 2.5	(7, 1)	1.2	H	5	0	0	0	0	0	0	0	0	0	0	14	21	0.00	0.000
19 Koji Uehara, R ERA: 1.4	(9, 1)	1.0		6	2	1	1	1	0	0	1	0	0	1	18	26	9.00	2.000

PITCHER		IP	WLS	BF	H	R	ER	SO	BB	IBB	HBP	BLK	WP	HR	S	P	ERA	WHIP

BOTTOM

Houston Astros @ Boston Red Sox

Fenway Park, Boston, MA

Sat Aug 16 2014, 7:11 PM - 11:00 PM EDT

Att. 37,652 - Cloudy - 76 F

Batter	1	2	3	4	5	6	7	8	9	AB	R	H	RBI	BB	SO	LOB
26 Brock Holt, L (1, 5) OBP: 0.348, SLG: 0.409	C FF 92 C FF 93 X ST 82 0-2 ① L3	C CH 80 B FF 94 C FF 94 F CH 79 D CH 82 X FF 94 2-2 ③ G4-3			C FF 93 X CH 81 0-1 34 HR 1B	C SI 92 F SI 92 X SI 92 0-2 ① G5-3		C SL 81 B SI 92 B SL 81 D SI 91 B SI 91 4-1 15 1B 34 2B BB		4	2	1	0	1	0	3
15 Dustin Pedroia, R (1, 4) OBP: 0.345, SLG: 0.379	F FF 92 X ST 84 0-1 ② L7		C FF 91 B FF 93 X ST 84 1-1 34 HR 1B		B FF 92 F FF 92 B FF 93 S FF 93 X FF 93 2-2 ① P6	C SI 93 B SI 92 B SL 79 C SI 92 S SL 79 2-3 ② K		C SI 91 F SL 79 X SI 92 0-2 34 2B 52 1B 1-2 2-3 1B		5	2	2	0	0	1	1
34 David Ortiz, L (1, 10) OBP: 0.341, SLG: 0.504 39 Corey Brown, L (8, PR) (9, 10)	C KC 76 F CH 80 S FF 94 0-3 ③ K		F KC 77 F FF 93 F FF 93 1 SAFE X CH 79 0-2 1-H HR		B FF 93 B FF 93 T FF 92 B KC 78 C FF 93 F FF 93 F FF 94 X ST 85 3-2 1-H HR	C SL 78 F SI 92 X SI 93 0-2 ③ G6-3		F SL 80 B SI 92 X SI 92 1-1 52 1B 1-3 2-H 3-H 2B		5 0	2 0	3 0	6 0	0 0	1 0	0 0
52 Yoenis Cespedes, R (1, 7) OBP: 0.297, SLG: 0.463		F FF 92 C CH 79 X CH 80 0-2 ① G5-3	C FF 92 F ST 85 F FF 91 X CH 80 0-2 ① G5-3		B FF 92 B FF 91 X FF 91 2-0 12 S 29 1B		X SI 91 0-0 ① L9	X SI 89 0-0 12 G5-4-3 2-3 3-H 1B		5	1	1	1	0	0	0
12 Mike Napoli, R (1, 3) OBP: 0.390, SLG: 0.455		B FF 93 C FF 93 X ST 80 1-1 29 2B 1B	B FF 93 B FF 92 C CH 81 X ST 84 2-1 29 G4-6-3 1B		B FF 94 F FF 95 C FF 95 D FF 96 B FF 94 F FF 94 B FF 95 4-2 2 BB 29 1B 25 SF8 2-3 BB		F SI 92 B CH 84 B SL 78 S SI 92 X SI 93 2-2 ② G4-3	C SL 84 B SI 89 B SL 83 B SI 90 C SI 88 X SI 89 3-2 ②③ G5-4-3 1-2f		4	2	2	0	1	0	3
29 Daniel Nava, S (1, 9) OBP: 0.342, SLG: 0.342		C FF 91 D KC 76 C FF 93 B FF 93 B FF 94 X FF 93 3-2 55 BB 1-H 2B	C FF 92 F FF 92 X KC 76 0-2 ②③ G4-6-3 1-2f		C KC 77 F FF 96 D KC 79 F FF 96 X KC 79 1-2 2 BB 1-2 3-H 1B		B SI 92 B SI 92 X SI 90 2-0 1B			4	0	3	2	0	0	1
2 Xander Bogaerts, R (1, 6) OBP: 0.296, SLG: 0.344		C FF 93 D ST 84 F FF 92 F KC 76 F KC 76 B ST 82 B FF 92 B FF 92 4-2 55 BB BB	C FF 91 B FF 93 C ST 81 C FF 92 1-3 ① K		B FF 96 D FF 95 B FF 94 B FF 92 4-0 1-2 2-3 BB		1 SAFE F SI 92 C SI 92 1 SAFE B SI 92 X SL 80 1-2 ③ P4			2	0	0	0	2	1	1
25 Jackie Bradley Jr., L (1, 8) OBP: 0.283, SLG: 0.287		C FF 93 B FF 92 B KC 77 S FF 92 B FF 93 X FF 93 3-2 ② F7	B FF 94 F FF 94 X KC 78 1-1 ② G5-3		C FF 93 B FF 94 X FF 92 1-1 ② SF8 3-H			X SI 90 0-0 15 1B 55 SH2-3 34 2B 1B		3	1	1	1	0	0	2
55 Christian Vázquez, R (1, 2) OBP: 0.292, SLG: 0.295		B ST 83 C FF 93 S FF 93 B FF 93 D KC 78 F FF 93 B FF 94 4-2 1-2 2-3 BB	B FF 93 C FF 93 S FF 94 C FF 93 1-3 ③ K		C FF 95 B FF 95 C FF 94 X FF 95 1-2 ③ G5-3			X SI 90 0-0 ① SH2-3 1-2		2	0	0	0	1	1	2
Inning Stats	R: 0 E: 0 K: 1 S: 8 H: 0 LOB: 0 BB: 0 P: 8	R: 1 E: 0 K: 0 S: 22 H: 2 LOB: 3 BB: 2 P: 39	R: 2 E: 0 K: 0 S: 15 H: 3 LOB: 0 BB: 0 P: 18	R: 0 E: 0 K: 2 S: 8 H: 0 LOB: 0 BB: 0 P: 11	R: 4 E: 1 K: 0 S: 23 H: 3 LOB: 2 BB: 2 P: 41	R: 0 E: 0 K: 1 S: 9 H: 0 LOB: 0 BB: 0 P: 11	R: 0 E: 0 K: 0 S: 8 H: 1 LOB: 1 BB: 0 P: 13	R: 3 E: 0 K: 0 S: 12 H: 4 LOB: 2 BB: 1 P: 20		1B: 9 2B: 2 3B: 0 HR: 2 SF: 1 SAC: 1 DP: 2 HBP: 0				WP: 0 PB: 0 SB: 1 CS: 0 PA: 41		

livebaseballscorecards.com

AB	34
R	10
H	13
RBI	10
BB	5
SO	4
LOB	13

PITCHER		IP	WLS	BF	H	R	ER	SO	BB	IBB	HBP	BLK	WP	HR	S	P	ERA	WHIP
41 Brad Peacock, R ERA: 5.47	(1, 1)	4.1		22	7	6	6	3	2	0	0	0	0	2	64	94	12.46	2.077
35 Josh Fields, R ERA: 5.32	(5, 1)	0.2	L	5	1	1	0	0	2	0	0	0	0	0	12	23	0.00	4.500
66 Kevin Chapman, L ERA: 11.25	(6, 1)	2.1		12	4	3	3	1	1	0	0	0	0	0	25	37	11.57	2.143
58 Jake Buchanan, R ERA: 4.18	(8, 1)	0.2		2	1	0	0	0	0	0	0	0	0	0	4	7	0.00	1.500

PITCHER	IP	WLS	BF	H	R	ER	SO	BB	IBB	HBP	BLK	WP	HR	S	P	ERA	WHIP

Batter	1	2	3	4	5	6	7	8	9	AB	R	H	RBI	BB	SO	LOB
19 Robbie Grossman, S (1, 9) (7, 7) OBP: 0.335, SLG: 0.333	B SI 92 F FF 92 F SI 94 B CH 83 C SI 95 2-3 ① K	B CU 77 C CU 78 F SI 95 B CU 77 D CH 84 F CU 79 F SI 95 F SI 96 B CU 81 4-2 27 HR BB		B SI 93 C CU 79 B CH 84 B FF 94 C SI 93 F SI 93 X SI 94 3-2 ① P5		B KN 73 X KN 74 1-0 23 F9 27 1B 1B		C KN 75 X KN 75 0-1 ② G3-1		4	1	1	0	1	1	0
27 Jose Altuve, R (1, 4) OBP: 0.374, SLG: 0.447	F FF 96 F FF 95 X FF 96 0-2 23 G5-4-3 1B	B FF 95 X SL 86 1-0 1-H 2-H 3-H HR		B FF 94 X FF 94 1-0 21 BB 21 BB 1B		B KN 74 C KN 75 X KN 75 1-1 1-2 1B		C KN 75 B KN 76 F KN 76 F KN 75 S KN 74 1-3 ③ K		5	1	4	4	0	1	0
23 Chris Carter, R (1, 10) OBP: 0.302, SLG: 0.516	B FF 95 F FF 94 1 SAFE B CU 78 F CU 79 X FF 97 2-2 ② ③ G5-4-3 1-2f	F FF 96 X FF 95 0-1 ③ F8		X FF 93 0-0 ② P3		C KN 76 X KN 76 0-1 ① F9 2-3			B KN 76 B KN 75 X FF 83 2-0 ① G5-3	5	0	0	0	0	0	4
21 Dexter Fowler, S (1, 8) OBP: 0.387, SLG: 0.406		C FF 95 X SI 94 0-1 22 1B 21 BB 18 1B 1B	C CU 78 X FF 94 0-1 HR	B CU 81 B CU 80 B SI 93 C SI 94 B SI 94 4-1 21 BB 1-2 BB		C KN 76 S KN 78 B KN 77 F CU 64 F KN 78 B CU 67 S KN 77 2-3 ② K			C KN 74 F KN 75 B CU 62 S KN 76 1-3 ② K	4	2	2	1	1	2	2
21 Jon Singleton, L (1, 3) OBP: 0.288, SLG: 0.371		B FF 94 F FF 93 B SI 94 B SI 93 4-0 18 1B 22 1B 30 SF8 1-2 BB	S SI 94 F CU 79 F CH 85 S CH 82 0-3 ① K	B CU 80 C SI 95 B SI 94 B CU 79 S SI 94 B SI 95 4-2 1-2 2-3 BB		C KN 78 S KN 78 S KN 79 0-3 ③ K			C KN 75 X KN 75 0-1 HR	3	2	1	1	2	2	2
22 Carlos Corporán, S (1, 2) OBP: 0.290, SLG: 0.380		B CU 79 X SI 94 1-0 9 G1-6-3 18 1B 27 HR 1-2 2-3 1B	C FF 95 B FF 94 C CU 79 B CH 84 B FF 96 D FF 95 4-2 30 F8 18 BB BB	C CU 78 S CH 85 S CH 83 0-3 ③ K			X KN 73 0-0 ① G6-3		C KN 75 B KN 75 F FF 84 F KN 76 F KN 76 F CU 67 B KN 77 X KN 76 2-2 ③ G1-3	4	1	1	0	1	1	3
18 Marc Krauss, L (1, 7) OBP: 0.283, SLG: 0.339 6 Jake Marisnick, R (7, 9) OBP: 0.268, SLG: 0.292		B SI 96 B SI 94 F SI 94 X SI 94 2-1 9 G1-6-3 27 HR 1-2 2-3 3-H 1B	C CU 80 B CH 83 B SI 94 B CU 79 B SI 94 4-1 1-2 BB	C FF 89 B SL 85 B FF 90 X FF 89 2-1 ① G4-3		C KN 74 B KN 75 X KN 76 1-1 30 G1-6-3 1B			3 0	1 0	2 0	1 0	1 0	0 0	0 0
30 Matt Dominguez, R (1, 5) OBP: 0.268, SLG: 0.354		X CU 79 0-0 ① SF8 3-H	B CU 78 B CU 79 C FF 95 X FF 94 2-1 ② F8 2-3	B SI 90 F CH 78 B CH 77 X CH 76 2-1 ② P6		C KN 76 X KN 77 0-1 ② ③ G1-6-3 1-2f			3	0	0	1	0	0	3
9 Marwin Gonzalez, S (1, 6) OBP: 0.312, SLG: 0.379		B CU 79 X SI 95 1-0 ② G1-6-3 1-2 2-3	B CH 84 B CH 83 F SI 96 D FF 96 X SI 94 3-1 ③ G5-3	C CU 69 S SL 85 B FF 91 X SL 85 1-2 ③ G5-3				B KN 74 B KN 73 C FF 81 X FF 82 2-1 ① G4-3	4	0	0	0	0	0	4
Inning Stats	R: 0 E: 0 K: 1 S: 9 H: 1 LOB: 0 BB: 0 P: 13	R: 6 E: 0 K: 0 S: 15 H: 4 LOB: 0 BB: 2 P: 28	R: 1 E: 0 K: 1 S: 13 H: 1 LOB: 2 BB: 2 P: 26	R: 0 E: 0 K: 1 S: 12 H: 1 LOB: 3 BB: 2 P: 24	R: 0 E: 0 K: 0 S: 7 H: 0 LOB: 0 BB: 0 P: 12	R: 0 E: 0 K: 2 S: 13 H: 2 LOB: 2 BB: 0 P: 17	R: 0 E: 0 K: 0 S: 5 H: 1 LOB: 0 BB: 0 P: 6	R: 0 E: 0 K: 1 S: 8 H: 0 LOB: 0 BB: 0 P: 11	R: 1 E: 0 K: 1 S: 12 H: 1 LOB: 0 BB: 0 P: 17	1B: 8 2B: 0 3B: 0 HR: 3	SF: 1 SAC: 0 DP: 2 HBP: 0	WP: 0 PB: 0 SB: 0 CS: 0	PA: 42				

PITCHER		IP	WLS	BF	H	R	ER	SO	BB	IBB	HBP	BLK	WP	HR	S	P	ERA	WHIP
56 Joe Kelly, R ERA: 4.67	(1, 1)	4.0	L	24	7	7	7	3	6	0	0	0	0	2	49	91	15.75	3.250
32 Craig Breslow, L ERA: 5.0	(5, 1)	1.0		3	0	0	0	0	0	0	0	0	0	0	7	12	0.00	0.000
65 Steven Wright, R ERA: 2.25	(6, 1)	4.0		15	4	1	1	4	0	0	0	0	0	1	38	51	2.25	1.000

PITCHER	IP	WLS	BF	H	R	ER	SO	BB	IBB	HBP	BLK	WP	HR	S	P	ERA	WHIP

TOP

Houston Astros @ Boston Red Sox

Fenway Park, Boston, MA

Sun Aug 17 2014, 1:37 PM - 4:47 PM EDT

Att. 36,717 - Cloudy - 78 F

livebaseballscorecards.com

AB	35
R	8
H	11
RBI	8
BB	6
SO	7
LOB	18

Houston Astros @ Boston Red Sox

Fenway Park, Boston, MA

Sun Aug 17 2014, 1:37 PM - 4:47 PM EDT

Att. 36,717 - Cloudy - 78 F

BOTTOM

Batter	1	2	3	4	5	6	7	8	9	AB	R	H	RBI	BB	SO	LOB
26 Brock Holt, L (1, 4) OBP: 0.348, SLG: 0.408	B FF 91 B FF 92 C FC 86 X FC 88 2-1 1B		B FF 92 B FC 83 B FF 91 B FF 91 4-0 29 2B BB	F CH 85 S CU 75 F CU 75 B FC 86 S FF 92 1-3 ② K			C FF 92 C FF 92 B SL 82 X FF 92 1-2 ① L3		B SI 93 B SI 92 C SI 92 B SI 91 X SI 91 3-1 ③ G3	4	1	1	0	1	1	2
29 Daniel Nava, S (1, 9) OBP: 0.341, SLG: 0.344	C FF 93 F CH 84 C CU 73 0-3 ① K		C FC 86 X FC 87 0-1 ① 1-H 2B	D CU 72 B FF 92 C FC 85 C FC 86 B FF 93 F FC 85 X FC 87 3-2 ③ G3-1			C SL 80 B FF 93 B FF 93 S FF 93 F CH 79 S FF 93 2-3 ② K			4	0	1	1	0	2	3
34 David Ortiz, L (1, 10) OBP: 0.341, SLG: 0.500	B FC 85 S FF 93 F FC 88 B CU 74 X FF 92 2-2 ② F8		B FF 93 B FF 92 B FC 87 B FF 93 4-0 7 WP 52 1B BB		C FF 89 X FF 92 0-1 ① P5		F FF 93 S SL 81 B SL 82 F FF 92 F FF 93 B SL 83 F FF 94 X FF 93 2-2 ③ F9			3	0	0	0	1	0	1
52 Yoenis Cespedes, R (1, 7) OBP: 0.297, SLG: 0.461	B FC 88 C FF 93 S CU 74 D CU 74 X FC 86 2-2 ③ G6-3		C FF 92 B FF 92 X FC 87 1-1 7 WP 1-2 1B		C FF 91 C FF 91 S CU 74 0-3 ② K			X FF 100 0-0 ① G6-3		4	0	1	0	0	1	1
7 Kelly Johnson, L (1, 3) OBP: 0.296, SLG: 0.360		B FF 91 F FF 92 F FC 87 X FC 89 1-2 ① G4-3	B FC 87 S FC 87 F FC 89 B CU 74 T FC 88 2-2 ② K 1-2 2-3		C FF 90 C FF 92 S CU 72 0-3 ③ K			B FF 99 B FF 98 C SI 96 X FF 97 2-1 16 FC5-4 1B		4	0	1	0	0	2	2
2 Xander Bogaerts, R (1, 6) OBP: 0.296, SLG: 0.342		C FC 86 B CU 73 S FC 86 S FC 88 1-3 ② K	C FC 87 B FC 88 B FC 85 B FF 91 C FC 85 X FC 87 3-2 ③ G3-1			B FF 88 B FF 89 B FF 89 C FF 90 B FF 89 4-1 16 FC3-6 BB		S CH 84 B CH 86 B FF 98 S SI 95 X CH 86 2-2 ② F9		3	0	0	0	1	1	3
16 Will Middlebrooks, R (1, 5) OBP: 0.272, SLG: 0.286		B FF 94 C FC 87 X FC 87 1-1 61 FC5 25 1B 1B		B FF 91 C FF 91 F FC 86 X CU 73 1-2 25 1B 1B		B FC 84 C FF 91 B FF 91 B FF 90 X FC 85 3-1 ① FC3-6 25 BB 1-2f		B SL 82 X SI 97 1-0 ③ FC5-4 1-2f		4	0	2	0	0	0	2
25 Jackie Bradley Jr., L (1, 8) OBP: 0.288, SLG: 0.290		C FF 92 B CH 83 X FF 93 1-1 61 FC5 1-2 1B		S FF 92 F FF 92 B FC 88 X FF 94 1-2 1-3 1B		B FF 91 B FC 83 B FC 85 B FF 91 4-0 61 G5-4-3 1-2 BB			B SI 91 B SI 92 C SI 90 F SI 91 F SI 94 X SL 88 2-2 ① F8	3	0	2	0	1	0	0
61 Dan Butler, R (1, 2)		B CU 72 B FF 92 C FC 85 X FF 92 2-1 ③ FC5 1-2 2-3f		B FF 93 C FC 87 B CU 74 B FC 86 X FC 85 3-1 ① P5		B FF 89 C FC 84 X FC 85 1-1 ②③ G5-4-3 1-2f			C SI 92 B SL 89 X SI 94 1-1 ② G5-3	4	0	0	0	0	0	6
Inning Stats	R: 0 E: 0 K: 1 S: 11 H: 1 LOB: 1 BB: 0 P: 17	R: 0 E: 0 K: 1 S: 12 H: 2 LOB: 2 BB: 0 P: 18	R: 1 E: 0 K: 1 S: 10 H: 2 LOB: 2 BB: 2 P: 24	R: 0 E: 0 K: 1 S: 16 H: 2 LOB: 2 BB: 0 P: 25	R: 0 E: 0 K: 2 S: 8 H: 0 LOB: 0 BB: 0 P: 8	R: 0 E: 0 K: 0 S: 5 H: 0 LOB: 1 BB: 2 P: 17	R: 0 E: 0 K: 1 S: 13 H: 0 LOB: 0 BB: 0 P: 18	R: 0 E: 0 K: 0 S: 7 H: 1 LOB: 1 BB: 0 P: 12	R: 0 E: 0 K: 0 S: 8 H: 0 LOB: 0 BB: 0 P: 14	1B: 7 2B: 1 3B: 0 HR: 0 SF: 0 SAC: 0 DP: 1 HBP: 0						

livebaseballscorecards.com

AB	33
R	1
H	8
RBI	1
BB	4
SO	7
LOB	20

WP: 1 PA: 37
PB: 0
SB: 0
CS: 0

PITCHER		IP	WLS	BF	H	R	ER	SO	BB	IBB	HBP	BLK	WP	HR	S	P	ERA	WHIP
31 Collin McHugh, R ERA: 3.0	(1, 1)	6.0	W	27	7	1	1	6	4	0	0	0	1	0	62	109	1.50	1.833
29 Tony Sipp, L ERA: 2.61	(7, 1)	1.0		3	0	0	0	1	0	0	0	0	0	0	13	18	0.00	0.000
48 Mike Foltynewicz, R ERA: 6.75	(8, 1)	1.0		4	1	0	0	0	0	0	0	0	0	0	7	12	0.00	1.000
50 Chad Qualls, R ERA: 3.21	(9, 1)	1.0		3	0	0	0	0	0	0	0	0	0	0	8	14	0.00	0.000

PITCHER	IP	WLS	BF	H	R	ER	SO	BB	IBB	HBP	BLK	WP	HR	S	P	ERA	WHIP

Batter	1	2	3	4	5	6	7	8	9	AB	R	H	RBI	BB	SO	LOB
56 Kole Calhoun, L (1, 9) OBP: 0.351, SLG: 0.490	C FF 92 B SI 93 B FF 92 X FF 91 2-1 5 G6-4-3 27 1B 1B		B FF 90 B FF 90 B FF 90 C FF 90 B FF 90 4-1 27 2B BB		B KC 75 B FF 92 F FF 90 B FF 90 B FF 90 4-1 BB			D CU 76 1 SAFE C FO 86 B FF 94 S FO 87 D FO 89 F FF 94 X FF 94 3-2 47 E 1-3 2B		2	2	2	0	2	0	0
27 Mike Trout, R (1, 8) OBP: 0.379, SLG: 0.560	F FF 91 X FC 87 0-1 5 G6-4-3 1-2 1B		C FF 90 1 SAFE D KC 76 S FF 91 B FF 91 B FF 91 1 SAFE X FF 91 3-2 5 1B 1-H 2B		C KC 75 F FF 91 F KC 76 S KC 75 0-3 ③ K			C SL 78 F FO 90 S FF 95 0-3 ① K		4	1	2	1	0	2	3
5 Albert Pujols, R (1, 10) OBP: 0.329, SLG: 0.479	B KC 77 X FF 91 1-0 ①② G6-4-3 1-2f 2-3		C KC 75 C FF 90 X FF 90 0-2 2-H 1B			F FF 88 F FF 90 B KC 74 F KC 76 X KC 76 1-2 ① G5-3		D FO 90 B FO 88 I IN 84 I IN 85 4-0 47 E 2 FC4-2 IBB		3	0	1	1	1	0	2
47 Howie Kendrick, R (1, 4) OBP: 0.339, SLG: 0.374	C KC 76 B FF 91 S FF 93 D KC 77 X FF 93 2-2 ③ G6-3		C FF 91 X CH 86 0-1 ③ G5-3			B CH 85 B FF 91 C FF 92 X FF 92 2-1 ② G6-3		X FO 88 0-0 FC1 2 FC4-2 1-3 2-H 3-H		4	0	0	0	0	0	3
2 Erick Aybar, S (1, 6) OBP: 0.308, SLG: 0.374		X FF 90 0-0 ① L7		C FF 89 X KC 75 0-1 19 CS 1B		C FF 91 T CH 85 S KC 78 0-3 ③ K2-3		X FO 89 0-0 ② FC4-2 7 WP 2-3 3-H		4	0	1	0	0	1	2
28 Brennan Boesch, L (1, 7) OBP: 0.138, SLG: 0.148 7 Collin Cowgill, R (7, 7) OBP: 0.350, SLG: 0.396		B FF 91 C FF 91 C FF 92 C KC 74 1-3 ② K		C FF 88 X CH 84 0-1 ① F9			X FF 88 0-0 ① F9	C SL 81 B FF 93 B FF 94 C SL 81 B FO 88 C SL 81 3-3 ③ K 1-2		3 1	0 0	0 0	0 0	0 0	1 1	1 2
6 David Freese, R (1, 5) OBP: 0.327, SLG: 0.362 8 John McDonald, R (8, 5) OBP: 0.237, SLG: 0.164		C FF 91 C KC 77 B FF 90 C FF 92 1-3 ③ K		B KC 74 X FF 90 1-0 ② F9			C FF 90 X FF 90 0-1 19 CS 1B		C FF 89 X FF 90 0-1 ① L5	3 1	0 0	1 0	0 0	0 0	1 0	1 0
19 Efren Navarro, L (1, 3) OBP: 0.330, SLG: 0.375			X FF 89 0-0 ① G4-3	C FF 90 1 SAFE B FF 89 C FF 89 D KC 75 B KC 74 3-2 ③ CS 1-2	C KC 75 B KC 74 X FF 89 1-1 ① G1-3		B FF 89 P PO 84 C FF 91 S CH 83 B KC 78 X FF 91 3-2 ②③ G6-3 1-2		C FS 86 X FS 86 0-1 ② G3	4	0	0	0	0	0	1
17 Chris Iannetta, R (1, 2) OBP: 0.364, SLG: 0.410			B FF 91 F FF 91 X FF 91 1-1 ② G6-3		F FF 88 S KC 75 S KC 76 0-3 ② K			F CU 74 B FF 93 F FF 93 F CU 77 F SL 83 B FO 88 F CU 76 B FF 94 F FF 94 4-2 F FF 94 B FF 94 56 2B 47 FC1 BB	X SL 82 0-0 ③ P6	3	1	0	0	1	1	0
Inning Stats	R: 0 E: 0 K: 0 S: 8 H: 2 LOB: 1 BB: 0 P: 13	R: 0 E: 0 K: 2 S: 7 H: 0 LOB: 0 BB: 0 P: 9	R: 2 E: 0 K: 0 S: 12 H: 2 LOB: 1 BB: 1 P: 20	R: 0 E: 0 K: 0 S: 7 H: 1 LOB: 0 BB: 0 P: 11	R: 0 E: 0 K: 2 S: 10 H: 0 LOB: 1 BB: 1 P: 15	R: 0 E: 0 K: 1 S: 9 H: 0 LOB: 0 BB: 0 P: 12	R: 0 E: 0 K: 0 S: 7 H: 1 LOB: 0 BB: 0 P: 9	R: 2 E: 1 K: 2 S: 19 H: 1 LOB: 2 BB: 2 P: 33	R: 0 E: 0 K: 0 S: 5 H: 0 LOB: 0 BB: 0 P: 5	1B: 5 2B: 2 3B: 0 HR: 0 SF: 0 SAC: 0 DP: 1 HBP: 0						

PITCHER	IP	WLS	BF	H	R	ER	SO	BB	IBB	HBP	BLK	WP	HR	S	P	ERA	WHIP
67 Brandon Workman, R (1, 1) ERA: 4.26	7.0	L	26	6	2	2	5	2	0	0	0	0	0	60	89	2.57	1.143
36 Junichi Tazawa, R (8, 1) ERA: 3.14	1.0		7	1	2	0	2	1	1	0	0	1	0	19	33	0.00	2.000
54 Edward Mujica, R (9, 1) ERA: 4.4	1.0		3	0	0	0	0	0	0	0	0	0	0	5	5	0.00	0.000

PITCHER	IP	WLS	BF	H	R	ER	SO	BB	IBB	HBP	BLK	WP	HR	S	P	ERA	WHIP

TOP

Los Angeles Angels @ Boston Red Sox

Fenway Park, Boston, MA

Mon Aug 18 2014, 7:13 PM - 10:34 PM EDT

Att. 35,170 - Cloudy - 76 F

livebaseballscorecards.com

AB	32
R	4
H	7
RBI	2
BB	4
SO	7
LOB	15

WP: 1	PA:	37	
PB: 0			
SB: 0			
CS: 2			

Los Angeles Angels @ Boston Red Sox

Fenway Park, Boston, MA

Mon Aug 18 2014, 7:13 PM - 10:34 PM EDT

Att. 35,170 - Cloudy - 76 F

livebaseballscorecards.com

BOTTOM

Batter	1	2	3	4	5	6	7	8	9	AB	R	H	RBI	BB	SO	LOB
26 Brock Holt, L (1, 9) OBP: 0.351, SLG: 0.408	C SI 90 C FF 90 B SL 83 F SI 91 S CU 77 1-3 K ①		C SI 89 X SL 83 0-1 G1-3 ①	B SL 83 C FF 90 X CH 84 1-1 1-2 3-H 1B		B CH 71 C SL 77 B FF 93 D SL 76 B FF 91 4-1 15 G6-4-3 1-2 2-3 BB			B FF 96 C FF 96 X CH 88 1-1 15 1B 52 FC5-4 1B	4	1	2	1	1	1	0
15 Dustin Pedroia, R (1, 4) OBP: 0.346, SLG: 0.379	C FF 91 X SI 91 0-1 G4-3 ②		C SI 89 F CH 84 F FF 92 F CU 77 B SL 83 B CH 87 X SI 92 2-2 34 BB 1B	C SI 91 B CH 84 X SI 90 1-1 F8 ③		C SL 79 B SL 79 F SL 78 X FF 93 1-2 G6-4-3 ②③ 1-2f			B FF 96 C FF 94 F FF 96 X FF 96 1-2 52 FC5-4 1-3 1B	5	0	2	0	0	0	5
34 David Ortiz, L (1, 10) OBP: 0.345, SLG: 0.503	S FF 92 B SI 92 B SI 93 B SL 84 C SI 92 B FC 89 4-2 BB		S SI 91 F SL 83 F SI 91 B FC 88 1 SAFE B SI 91 F SI 91 F SI 92 B CU 77 4-2 1 SAFE F FF 92 B FF 88 1-2 BB		C SL 84 B SI 90 C FC 87 F SI 90 X SI 90 1-2 12 F9 2B		F CH 88 X FF 89 0-1 1B		F FF 96 S CU 83 D CU 84 D CU 83 S CH 83 2-3 K ①	3	0	2	0	2	1	2
52 Yoenis Cespedes, R (1, 7) OBP: 0.294, SLG: 0.456	X SI 90 0-0 G4-3 ③		C SI 90 B CH 85 X SI 91 1-1 F9 ②		S CH 84 B CH 84 S SI 89 S CU 76 1-3 K ①		S KC 81 F FF 89 S FF 90 0-3 K ①		C CU 82 C CU 82 D CU 84 F FF 96 X CU 83 1-2 FC5-4 ② 12 DI 1-2f 3-H	5	0	0	1	0	2	6
12 Mike Napoli, R (1, 3) OBP: 0.388, SLG: 0.450		B CU 76 B SI 91 B CH 85 C SI 92 C SL 83 F FF 89 B SI 92 4-2 2 F9 16 BB BB	X CH 84 0-0 G3-1 ③		B FC 87 C CH 84 B FC 86 X CH 82 2-1 F9 ② 2-3		C KC 82 C KC 81 S FF 90 0-3 K ②		S FF 96 D CU 84 B FF 95 C CU 83 X FF 95 2-2 F8 ③ 1-2	4	0	0	0	1	1	5
16 Will Middlebrooks, R (1, 5) OBP: 0.271, SLG: 0.278		C SI 90 B CH 84 B CH 85 C FF 90 B SL 82 B FF 91 4-2 1-2 BB		C CU 75 C CH 85 B SI 90 B CH 85 F FF 90 F FF 91 B SL 84 C SI 90 3-3 K ①	B FF 89 B CH 84 B CH 84 S FF 90 X CH 83 3-1 L6 ③		B KC 82 S FF 90 F FF 90 B KC 82 S CH 85 2-3 K ③			3	0	0	0	1	2	2
2 Xander Bogaerts, R (1, 6) OBP: 0.293, SLG: 0.339		B SI 90 C CH 84 C CH 84 F FC 87 B SI 91 X CH 85 2-2 F9 ① 2-3		B SL 85 C CH 85 F CH 84 B SI 91 C SI 90 2-3 K ②		B FF 89 B CU 74 F CH 84 B SI 91 X CH 84 3-1 P6 ①		X FF 93 0-0 G4-3 ①		4	0	0	0	0	1	2
50 Mookie Betts, R (1, 8) OBP: 0.298, SLG: 0.364		C CH 84 C SL 83 1 SAFE C SI 91 0-3 K ②		S CH 84 C SI 90 B CH 86 B SI 90 B FF 90 B CH 84 4-2 55 1B 26 1B BB		F FF 89 S FC 88 X SI 90 0-2 26 BB 55 1B 1B		C FF 93 B FF 93 C SL 82 X SL 83 1-2 G1-4-3 ②		3	1	1	0	1	1	2
55 Christian Vázquez, R (1, 2) OBP: 0.301, SLG: 0.305		C SI 90 B CH 84 X SL 83 1-1 L3 ③		D CU 75 X FF 89 1-0 26 1B 1-3 1B		1 SAFE C SL 78 F FF 91 X CH 72 0-2 26 BB 1-2 1B		B FF 93 F FF 92 B FF 94 X SL 82 2-1 P6 ③		4	0	2	0	0	0	2
Inning Stats	R: 0 E: 0 K: 1 S: 9 H: 0 LOB: 1 BB: 1 P: 14	R: 0 E: 0 K: 1 S: 14 H: 0 LOB: 2 BB: 2 P: 25	R: 0 E: 0 K: 0 S: 16 H: 1 LOB: 2 BB: 1 P: 23	R: 1 E: 0 K: 2 S: 15 H: 2 LOB: 2 BB: 1 P: 27	R: 0 E: 0 K: 1 S: 11 H: 1 LOB: 1 BB: 0 P: 18	R: 0 E: 0 K: 0 S: 12 H: 2 LOB: 2 BB: 1 P: 20	R: 0 E: 0 K: 3 S: 11 H: 1 LOB: 1 BB: 0 P: 13	R: 0 E: 0 K: 0 S: 6 H: 0 LOB: 0 BB: 0 P: 9	R: 1 E: 0 K: 1 S: 15 H: 2 LOB: 1 BB: 0 P: 22	1B: 8 2B: 1 3B: 0 HR: 0 SF: 0 SAC: 0 DP: 1 HBP: 0						

	AB	35
	R	2
	H	9
	RBI	2
	BB	6
	SO	9
	LOB	26

WP: 0 PA: 41
PB: 0
SB: 0
CS: 0

PITCHER		IP	WLS	BF	H	R	ER	SO	BB	IBB	HBP	BLK	WP	HR	S	P	ERA	WHIP
33 C.J. Wilson, L ERA: 4.59	(1, 1)	5.1	W	26	5	1	1	5	5	0	0	0	0	0	70	115	1.69	1.875
64 Mike Morin, R ERA: 2.68	(6, 1)	0.2	H	3	1	0	0	0	1	0	0	0	0	0	7	12	0.00	3.000
59 Fernando Salas, R ERA: 2.55	(7, 1)	1.0	H	4	1	0	0	3	0	0	0	0	0	0	11	13	0.00	1.000
39 Jason Grilli, R ERA: 3.57	(8, 1)	1.0	H	3	0	0	0	0	0	0	0	0	0	0	6	9	0.00	0.000
40 Kevin Jepsen, R ERA: 2.22	(9, 1)	1.0	S	5	2	1	1	1	0	0	0	0	0	0	15	22	9.00	2.000

PITCHER	IP	WLS	BF	H	R	ER	SO	BB	IBB	HBP	BLK	WP	HR	S	P	ERA	WHIP

Batter	1	2	3	4	5	6	7	8	9	AB	R	H	RBI	BB	SO	LOB
56 Kole Calhoun, L (1, 9) OBP: 0.349, SLG: 0.485	C FF 91 C SL 84 S CH 84 0-3 ① K		S CH 82 B SL 84 F CH 84 B FF 93 F FF 92 B FF 94 F CH 84 F SL 86 X CH 85 3-2 27 3B 2-H 1B	X FF 92 0-0 ③ G4-3			B CU 83 F SI 93 B SL 89 C SL 87 X SL 88 2-2 ② G4-3		X FS 79 0-0 ③ L8	5	1	1	1	0	1	3
27 Mike Trout, R (1, 8) OBP: 0.378, SLG: 0.562	X FF 94 0-0 ② G6-3		C SL 84 1 SAFE S CH 84 F FF 92 B SL 86 F CH 86 X SL 83 1-2 5 1B 1-H 3B		C FF 90 B CH 84 B FF 89 F CH 84 B FF 94 S CH 85 3-3 ① K		B SL 88 F FF 93 X SL 85 1-1 ③ G5-3			4	1	1	1	0	1	0
5 Albert Pujols, R (1, 3) OBP: 0.332, SLG: 0.480	B FF 93 S SL 85 B FF 92 X SL 85 2-1 1B		F FF 93 X SI 91 0-1 32 HBP 3-H 1B		B FF 93 F FF 92 B SI 89 F FF 93 B CH 86 B FF 93 4-2 BB			C FF 92 F FF 93 X FF 92 0-2 ① F8		3	0	2	1	1	0	0
32 Josh Hamilton, L (1, 7) OBP: 0.338, SLG: 0.409	B FF 93 D FF 93 X CH 83 2-0 ③ F8		S CH 82 H SL 86 1-1 47 G4-6-3 1-2 HBP		X FF 91 0-0 ② F7			B SL 88 F FF 91 T SL 87 X SL 87 1-2 ② L3		3	0	0	0	0	0	2
47 Howie Kendrick, R (1, 4) OBP: 0.337, SLG: 0.371		B FF 90 X FF 88 1-0 ① G1-3	C SI 90 B FF 93 B FF 92 T FF 93 F FF 94 D FF 94 X FF 93 3-2 ②③ G4-6-3 1-2f		X FF 92 0-0 ③ G4-3			B FF 93 B FF 92 C SL 86 X SL 87 2-1 ③ F9		4	0	0	0	0	0	3
2 Erick Aybar, S (1, 6) OBP: 0.307, SLG: 0.373		B FF 92 B SL 83 T FF 90 X FF 91 2-1 6 F8-4-3 1B		X FF 90 0-0 ① L4		C SL 82 F CH 82 B CH 84 X FF 89 1-2 ① G1-3			L FS 79 X FS 80 0-1 ① L3	4	0	1	0	0	0	0
6 David Freese, R (1, 5) OBP: 0.326, SLG: 0.366 8 John McDonald, R (9, 5) OBP: 0.237, SLG: 0.164		S FF 90 B CH 81 B FF 92 S SL 83 B SL 83 X FF 92 3-2 ②③ F8-4-3 1-1		C FF 90 S CH 83 F CH 84 X SL 84 0-2 3B		X SI 89 0-0 ② G5-3			C FS 79 B FS 82 C FS 80 B FF 89 F FF 89 F FS 80 S FS 81 2-3 ② K2-3	4 0	0 0	1 0	0 0	0 0	1 0	1 0
28 Brennan Boesch, L (1, 10) OBP: 0.152, SLG: 0.194		B FF 91 B SL 83 F SI 90 X SL 84 2-1 ① G3-1	S CH 83 3 SAFE T CH 84 F CH 83 B FF 91 B CH 83 F FF 92 B FF 93 S CH 85 3-3 ② K			B SL 82 B FF 89 X FF 91 2-0 ③ G4-3			X FS 80 0-0 17 2B	4	1	1	0	0	1	1
17 Chris Iannetta, R (1, 2) OBP: 0.369, SLG: 0.422		F SL 82 B SI 91 B FF 91 X FF 90 2-1 56 1B 2B	S SL 83 B SL 83 F FF 94 B FF 89 B SL 83 B CH 84 4-2 BB				F CU 82 F FF 94 B SL 88 F FF 92 X SL 88 1-2 ① G6-3		D FS 79 B FS 81 S SL 84 X FS 81 2-1 2-H 2B	3	1	2	1	1	0	0
Inning Stats	R: 0 E: 0 K: 1 S: 7 H: 1 LOB: 1 BB: 0 P: 11	R: 0 E: 0 K: 0 S: 6 H: 1 LOB: 0 BB: 0 P: 12	R: 3 E: 0 K: 0 S: 22 H: 4 LOB: 0 BB: 0 P: 34	R: 0 E: 0 K: 1 S: 13 H: 1 LOB: 2 BB: 1 P: 20	R: 0 E: 0 K: 1 S: 7 H: 0 LOB: 1 BB: 1 P: 14	R: 0 E: 0 K: 0 S: 5 H: 0 LOB: 0 BB: 0 P: 8	R: 0 E: 0 K: 0 S: 9 H: 0 LOB: 0 BB: 0 P: 13	R: 0 E: 0 K: 0 S: 8 H: 0 LOB: 0 BB: 0 P: 11	R: 1 E: 0 K: 1 S: 11 H: 2 LOB: 1 BB: 0 P: 15	1B: 4 2B: 4 3B: 2 HR: 0 SF: 0 SAC: 0 DP: 2 HBP: 1						

TOP

Los Angeles Angels @ Boston Red Sox

Fenway Park, Boston, MA

Tue Aug 19 2014, 7:13 PM - 10:36 PM EDT

Att. 35,471 - Clear - 72 F

livebaseballscorecards.com

AB	34
R	4
H	9
RBI	4
BB	2
SO	4
LOB	10

PITCHER		IP	WLS	BF	H	R	ER	SO	BB	IBB	HBP	BLK	WP	HR	S	P	ERA	WHIP
64 Allen Webster, R ERA: 4.73	(1, 1)	6.0		26	7	3	3	3	2	0	1	0	0	0	60	99	4.50	1.500
30 Alex Wilson, R ERA: 1.69	(7, 1)	2.0		6	0	0	0	0	0	0	0	0	0	0	17	24	0.00	0.000
19 Koji Uehara, R ERA: 1.53	(9, 1)	1.0	L	5	2	1	1	1	0	0	0	0	0	0	11	15	9.00	2.000

PITCHER	IP	WLS	BF	H	R	ER	SO	BB	IBB	HBP	BLK	WP	HR	S	P	ERA	WHIP

Los Angeles Angels @ Boston Red Sox

Fenway Park, Boston, MA

Tue Aug 19 2014, 7:13 PM - 10:36 PM EDT

Att. 35,471 - Clear - 72 F

livebaseballscorecards.com

BOTTOM

Batter	1	2	3	4	5	6	7	8	9	AB	R	H	RBI	BB	SO	LOB
26 Brock Holt, L (1, 9) OBP: 0.348, SLG: 0.405	C FF 86 C FF 87 B SL 80 X FF 87 1-2 G4-3 ①	C CU 70 X CU 68 0-1 F9 ③			B FF 84 C FF 85 C SI 85 B SL 80 X CH 79 2-2 F7 ①	B SL 82 F FF 92 C CH 84 X FF 92 1-2 SF8 ② 3-H			X SI 89 0-0 SH5-3 ① 1-2	3	0	0	1	0	0	2
15 Dustin Pedroia, R (1, 4) OBP: 0.344, SLG: 0.377	B FF 88 F FF 86 X SL 79 1-1 F8 ②	C FF 85 B FF 87 B SL 78 F FF 86 X SL 78 2-2 L5 ①			C FF 85 X FC 86 0-1 12 WP 34 BB 12 G6-3 1B	C FF 93 F SL 82 F FF 92 D SL 82 F FF 94 X FF 94 1-2 FC6-4 ③ 1-2f			F SL 84 B SL 83 C SL 83 S SL 83 1-3 K ②	5	1	1	0	0	1	2
34 David Ortiz, L (1, 10) OBP: 0.350, SLG: 0.512	B FC 88 F SI 86 S SL 79 F CU 68 X CH 80 1-2 HR	F SI 86 X CU 67 0-1 12 G1-3 1B			S CH 80 B FF 86 B SL 77 C SL 77 F FF 86 F SI 86 1 SAFE F SL 78 B CU 67 4-2 1 SAFE B CH 77 12 G6-3 12 WP 1-2 BB		C FF 90 B CH 84 B KC 84 B FF 90 X FF 89 3-1 F7 ①		D CH 82 I IN 70 I IN 78 I IN 75 4-0 IBB	3	1	2	1	2	0	0
12 Mike Napoli, R (1, 3) OBP: 0.385, SLG: 0.446	C FF 86 C CH 79 B FC 90 F FF 89 B FF 91 X SL 80 2-2 1B	S CH 79 F FF 87 X CH 79 0-2 G1-3 ② 1-2			B FC 86 B CH 79 S SL 79 X CU 70 2-1 G6-3 ② 1-3 2-H		B FF 89 B KC 81 B CH 82 S FF 89 C FF 90 F CH 84 F FF 90 F FF 88 F FF 89 3-3 S KC 83 K ②		S SL 83 D SL 83 F SL 84 D SL 84 T SL 84 2-2 K ③	5	0	1	1	0	2	4
29 Daniel Nava, S (1, 7) OBP: 0.339, SLG: 0.340	B SI 86 C CH 81 X CH 79 1-1 G4-3 ③	B CH 77 X FF 86 1-0 F8 ③			C FF 86 B SI 87 F CH 78 B SI 88 B SL 78 F FF 87 B CU 68 4-2 BB		B KC 81 B FF 88 C CH 85 B CH 85 F FF 90 S FF 89 3-3 K ③			3	0	0	0	1	1	2
16 Will Middlebrooks, R (1, 5) OBP: 0.275, SLG: 0.282 7 Kelly Johnson, L (4, PR) OBP: 0.293, SLG: 0.356 (5, 5)		B FF 85 F FF 86 B FF 88 B CH 79 X FF 87 3-1 P3 ①		C SL 78 X SL 78 0-1 1B	D CU 71 C SI 85 1 SAFE S CH 77 X CH 76 1-2 G4-3 ③			B SI 86 F SI 87 B SI 87 B SL 81 X SI 88 3-1 G1-3 ①		2	0	1	0	0	0	0
										2	0	0	0	0	0	2
2 Xander Bogaerts, R (1, 6) OBP: 0.293, SLG: 0.336		F FF 85 B SL 79 C FC 86 X CH 79 1-2 F8 ②		D FF 85 B FF 85 S FF 85 1 SAFE C CU 68 S SL 80 2-3 K ①		B FC 84 B CU 70 F FC 86 B SL 78 B CH 76 4-1 55 1B 26 SF8 BB		B SI 88 X SI 88 1-0 G6-3 ②		3	1	0	0	1	1	1
50 Mookie Betts, R (1, 8) OBP: 0.294, SLG: 0.375		B FC 87 B SL 80 F FF 86 C SL 79 X CH 78 2-2 2B		B SL 77 B FF 84 C SL 77 F FF 86 X CU 68 2-2 P3 ②		1 SAFE C SL 79 1 SAFE B FF 85 1 SAFE C FF 85 X SL 80 1-2 P3 ①		B SI 88 C SI 88 B SL 81 X SI 88 2-1 G5-3 ③		4	0	1	0	0	0	2
55 Christian Vázquez, R (1, 2) OBP: 0.313, SLG: 0.310 52 Yoenis Cespedes, R (9, PH) OBP: 0.295, SLG: 0.457		B FC 85 B FC 86 B CH 79 B SL 78 4-0 BB		X FF 86 0-0 G5-3 ③		B CU 70 1 SAFE B CH 79 X SL 78 2-0 15 FC6-4 1 1-3 1B			C SL 84 B SL 83 B SI 92 X SL 83 2-1 26 SH5-3 1B	2	0	1	0	1	0	1
										1	0	1	0	0	0	0
Inning Stats	R: 1 E: 0 K: 0 S: 15 H: 2 LOB: 1 BB: 0 P: 21	R: 0 E: 0 K: 0 S: 10 H: 1 LOB: 2 BB: 1 P: 20	R: 0 E: 0 K: 0 S: 9 H: 1 LOB: 1 BB: 0 P: 12	R: 0 E: 0 K: 1 S: 9 H: 1 LOB: 1 BB: 0 P: 13	R: 1 E: 0 K: 0 S: 18 H: 1 LOB: 2 BB: 2 P: 31	R: 1 E: 0 K: 0 S: 13 H: 1 LOB: 1 BB: 1 P: 22	R: 0 E: 0 K: 2 S: 12 H: 0 LOB: 0 BB: 0 P: 21	R: 0 E: 0 K: 0 S: 5 H: 0 LOB: 0 BB: 0 P: 11	R: 0 E: 0 K: 2 S: 9 H: 1 LOB: 2 BB: 1 P: 18	1B: 6 2B: 1 3B: 0 HR: 1 SF: 1 SAC: 1 DP: 0 HBP: 0						

	AB	33
	R	3
	H	8
	RBI	3
	BB	5
	SO	5
	LOB	16

WP: 1 PA: 40
PB: 0
SB: 0
CS: 0

PITCHER		IP	WLS	BF	H	R	ER	SO	BB	IBB	HBP	BLK	WP	HR	S	P	ERA	WHIP
36 Jered Weaver, R ERA: 3.7	(1, 1)	5.1		27	7	3	3	1	4	0	0	0	1	1	66	109	5.06	2.062
39 Jason Grilli, R ERA: 3.51	(6, 1)	0.2	B	2	0	0	0	0	0	0	0	0	0	0	8	10	0.00	0.000
59 Fernando Salas, R ERA: 2.49	(7, 1)	1.0		3	0	0	0	2	0	0	0	0	0	0	12	21	0.00	0.000
38 Joe Smith, R ERA: 2.09	(8, 1)	1.0	W	3	0	0	0	0	0	0	0	0	0	0	5	11	0.00	0.000
16 Huston Street, R ERA: 1.17	(9, 1)	1.0	S	5	1	0	0	2	0	1	0	0	0	0	9	18	0.00	1.000

PITCHER	IP	WLS	BF	H	R	ER	SO	BB	IBB	HBP	BLK	WP	HR	S	P	ERA	WHIP

Batter	1	2	3	4	5	6	7	8	9	AB	R	H	RBI	BB	SO	LOB
56 Kole Calhoun, L (1, 9) OBP: 0.350, SLG: 0.486	C FF 90 S FF 91 C SI 92 0-3 ① K		X SI 91 0-0 ③ L6		S FC 87 B FC 88 B SI 93 B FF 91 F SI 91 D FC 89 4-2 27 FC9-6 1-2 2-3 3-H BB		B SL 78 X FS 83 1-0 27 G4-3 32 SF9 2B		B FF 88 B SI 88 X FF 88 2-0 ① L8 1-2	4	1	1	1	1	1	1
27 Mike Trout, R (1, 10) OBP: 0.374, SLG: 0.556	B FF 92 B FF 93 B SI 90 C FF 91 C SI 90 F CU 77 S CH 80 3-3 ② K			B FF 91 S FF 91 X CU 78 1-1 ① F8	C FC 88 X CH 81 0-1 ① FC9-6 5 1B 32 SF8 1-2f 2-3 3-H		B SI 88 C SI 90 B FS 85 X SI 89 2-1 ① G4-3 2-3		C SI 90 F SL 86 B FF 91 F CH 77 T FF 90 1-2 ② K	5	1	0	1	0	2	4
5 Albert Pujols, R (1, 3) OBP: 0.335, SLG: 0.480	X FC 89 0-0 ③ L9			B FF 92 F FF 91 B SI 92 C CU 78 X CH 81 2-2 ② L7	1 SAFE X SI 91 0-0 32 SF8 47 1B 1-3 3-H 1B		B SI 90 B SI 89 B SI 89 F SI 89 B SI 88 4-1 BB		F FF 91 X CU 71 0-1 32 1B 2-3 1B	4	1	2	1	1	0	0
32 Josh Hamilton, L (1, 8) OBP: 0.339, SLG: 0.415		C FC 87 B CH 80 S CH 79 B FF 92 F SI 91 F FF 92 X CH 80 2-2 ① L3		X FF 92 0-0 47 1B 2B	X FC 90 0-0 ② SF8 2-3 3-H		C SI 89 B FS 83 B SI 89 F FS 83 X FS 83 2-2 ② SF9 3-H		X SI 89 0-0 1-2 3-H 1B	3	1	2	3	0	0	0
47 Howie Kendrick, R (1, 4) OBP: 0.337, SLG: 0.372		X FF 92 0-0 ② F9		D CU 78 X FF 91 1-0 2-H 1B	B CU 79 B CU 76 X SI 92 2-0 6 S 3-H 1B		C SI 88 C SI 90 B SI 91 X SI 89 1-2 ③ F8		C CU 68 B FF 90 S CH 79 F FF 90 S CH 79 1-3 ③ K	5	0	2	2	0	1	3
6 David Freese, R (1, 5) OBP: 0.326, SLG: 0.365 8 John McDonald, R (8, 5) OBP: 0.237, SLG: 0.164		B CU 77 C CU 77 X FC 89 1-1 1B		C FC 88 1 SAFE D CU 78 X CU 79 1-1 ③ L8	C FF 93 B CH 80 B CH 79 X SI 92 2-1 ③ G4-3 1-2			C FF 90 B FF 90 C FF 91 F FF 92 S FS 86 1-3 ① K		4 0	0 0	1 0	0 0	1 0	2 0	0 0
2 Erick Aybar, S (1, 6) OBP: 0.307, SLG: 0.372		B FF 92 X SI 91 1-0 ③ G4-3			C CU 76 F CH 81 F FC 88 F CH 82 B SI 91 B SI 92 B SI 92 F FC 88 X SI 91 3-2 19 1B 17 BB 56 BB	C SI 89 C CU 78 X SI 92 0-2 ① G3-1		S FF 91 X FF 91 0-1 ② P6		4	1	1	0	0	0	1
17 Chris Iannetta, R (1, 2) OBP: 0.367, SLG: 0.417			B FC 86 S FF 91 T SI 91 S CH 81 1-3 ① K		C CH 80 B FC 88 D CU 79 1 SAFE B FC 89 C FF 92 1 SAFE D SI 91 4-2 56 BB 19 1B 27 FC9-6 1-2 BB	B FF 91 C SI 91 F SI 92 B SI 92 S CH 79 2-3 ② K		B SL 80 F FF 92 B FF 91 S FF 91 F FF 92 C FF 91 2-3 ③ K		3	1	0	0	1	3	0
19 Efren Navarro, L (1, 7) OBP: 0.331, SLG: 0.374 7 Collin Cowgill, R (6, 7) OBP: 0.353, SLG: 0.399			C FF 92 X SI 91 0-1 ② G4-3		C SI 90 F FC 88 D CH 81 F FC 88 F SI 92 X CU 78 1-2 27 FC9-6 56 BB 5 1B 1-2 2-3 1B	B CU 76 C CU 75 S CH 80 F CH 80 B FF 92 S FF 92 2-3 ③ K			B SI 87 C SI 89 X SI 89 1-1 5 1B 56 WP 32 1B 1B	3 1	1 1	1 1	0 0	0 0	1 0	0 0
Inning Stats	R: 0 E: 0 K: 2 S: 8 H: 0 LOB: 0 BB: 0 P: 11	R: 0 E: 0 K: 0 S: 9 H: 1 LOB: 1 BB: 0 P: 13	R: 0 E: 0 K: 1 S: 6 H: 0 LOB: 0 BB: 0 P: 7	R: 1 E: 0 K: 0 S: 9 H: 2 LOB: 1 BB: 0 P: 14	R: 5 E: 0 K: 0 S: 22 H: 4 LOB: 1 BB: 2 P: 38	R: 0 E: 0 K: 2 S: 10 H: 0 LOB: 0 BB: 0 P: 14	R: 1 E: 0 K: 0 S: 10 H: 1 LOB: 1 BB: 1 P: 20	R: 0 E: 0 K: 2 S: 10 H: 0 LOB: 0 BB: 0 P: 13	R: 1 E: 0 K: 2 S: 14 H: 3 LOB: 2 BB: 0 P: 19	1B: 9 2B: 2 3B: 0 HR: 0 SF: 2 SAC: 0 DP: 0 HBP: 0						

PITCHER		IP	WLS	BF	H	R	ER	SO	BB	IBB	HBP	BLK	WP	HR	S	P	ERA	WHIP
11 Clay Buchholz, R ERA: 5.94	(1, 1)	6.0	L	27	7	6	6	5	2	0	0	0	0	0	64	97	9.00	1.500
35 Burke Badenhop, R ERA: 2.61	(7, 1)	1.0		5	1	1	1	0	1	0	0	0	0	0	10	20	9.00	2.000
54 Edward Mujica, R ERA: 4.3	(8, 1)	1.0		3	0	0	0	2	0	0	0	0	0	0	10	13	0.00	0.000
32 Craig Breslow, L ERA: 5.09	(9, 1)	1.0		6	3	1	1	2	0	0	0	0	1	0	14	19	9.00	3.000

PITCHER	IP	WLS	BF	H	R	ER	SO	BB	IBB	HBP	BLK	WP	HR	S	P	ERA	WHIP

TOP

Los Angeles Angels @ Boston Red Sox

Fenway Park, Boston, MA

Wed Aug 20 2014, 7:14 PM - 10:55 PM EDT

Att. 35,136 - Partly Cloudy - 70 F

livebaseballscorecards.com

AB	36
R	8
H	11
RBI	8
BB	3
SO	9
LOB	11

BOTTOM

Los Angeles Angels @ Boston Red Sox

Fenway Park, Boston, MA

Wed Aug 20 2014, 7:14 PM - 10:55 PM EDT

Att. 35,136 - Partly Cloudy - 70 F

livebaseballscorecards.com

Batter	1	2	3	4	5	6	7	8	9	AB	R	H	RBI	BB	SO	LOB
26 Brock Holt, L (1, 5) OBP: 0.344, SLG: 0.400	B FF 98 C FF 98 B FF 98 B SI 97 C FF 98 X FF 97 3-2 ① L8	B SL 87 C SI 96 F SI 96 X SL 89 1-2 ② FC3-6 1-2f 2-3		B FF 90 C CH 85 X CH 84 1-1 ③ L3		B CH 84 F CH 84 F FF 90 X CH 85 1-2 ③ G3-1		B SL 80 X FF 90 1-0 ③ F7		5	0	0	0	0	0	4
15 Dustin Pedroia, R (1, 4) OBP: 0.343, SLG: 0.376	C FF 98 C SL 90 B CU 82 F FC 98 B SL 90 X FF 98 2-2 34 1B 52 SF9 1B	C FF 92 C SL 83 F CU 76 S SL 84 0-3 ③ K			C FF 93 S CH 73 F FF 93 B FF 92 F SL 80 B FF 91 F CH 74 F CH 73 S SL 81 2-3 ① K		B FF 96 F FF 96 C FF 96 B CU 85 X CU 84 2-2 ① G6-3		B SI 87 C SI 87 F SL 81 X SL 80 1-2 ① F9	5	1	1	0	0	2	2
34 David Ortiz, L (1, 10) OBP: 0.355, SLG: 0.523 68 Alex Hassan, R (9, PH) OBP: 0.222, SLG: 0.125	B SI 97 B SI 97 C SI 96 X FC 97 2-1 29 1B 1-3 1B		X FF 92 0-0 HR		C FF 93 B FF 92 S SL 80 B FF 93 B FF 94 F CH 74 F CH 74 X SL 79 3-2 52 FC6-4 1B		C CU 85 T FF 96 B CU 85 F CH 83 B FF 96 X CU 84 2-2 52 2B 1B		C SI 88 S SL 81 B SL 82 X SI 88 1-2 ② G1-3	4 1	1 0	4 0	1 0	0 0	0 0	0 0
52 Yoenis Cespedes, R (1, 7) OBP: 0.294, SLG: 0.457	B FF 98 B FF 98 X FF 98 2-0 ② SF9 3-H	C SL 87 B FF 93 X FF 94 1-1 ① G4-3			B FF 94 B FF 92 C SL 79 X CH 74 2-1 ② FC6-4 29 BB 1-2f		C FF 96 C FF 96 B FF 96 B CU 85 X FF 96 2-2 1-3 2B		C SI 85 C SI 88 S SL 82 0-3 ③ K	4	0	1	1	0	1	1
29 Daniel Nava, S (1, 9) OBP: 0.342, SLG: 0.340	B SI 97 C SL 87 C SL 87 X CU 81 1-2 7 CS 1-2 1B	C CU 76 X FF 94 0-1 E6 7 FC3-5			B SL 79 B FF 89 B SI 89 B FF 92 4-0 1-2 BB		C CU 84 B CH 83 T FF 96 F CH 85 F FF 97 B CH 83 D CH 84 X FF 96 3-2 ② F7			3	0	1	0	1	0	2
7 Kelly Johnson, L (1, 3) OBP: 0.293, SLG: 0.355	C SI 96 B SL 87 1-1 ③ CS 1-2	X SL 86 0-0 2 BB 3 1B 1B	C FF 92 B CH 85 S CH 85 X CH 85 1-2 ② FC3-5 1-2f		B SL 79 C FF 91 B CH 75 B FF 90 X FF 90 3-1 ③ F7		C FF 95 T FF 97 F FF 98 S FF 96 0-3 ③ K			4	1	1	0	0	1	5
2 Xander Bogaerts, R (1, 6) OBP: 0.294, SLG: 0.336		B FF 96 B FF 96 C FF 97 D SL 89 B FF 96 4-1 26 FC3-6 3 1B 1-2 BB	S SL 86 1 SAFE B SL 86 1 SAFE B FF 92 X CH 85 2-1 ③ F7			C FF 89 C FF 89 F FF 91 S KC 82 0-3 ① K		B SI 88 B SI 88 T SI 88 S SI 87 F SI 89 X SI 88 2-2 E5 50 G4-3 1B		3	0	1	0	1	1	1
50 Mookie Betts, R (1, 8) OBP: 0.291, SLG: 0.365		X FF 96 0-0 ① P3		B FF 92 C FF 92 C SL 86 X FF 93 1-2 ① F8		C FF 89 C FF 91 X FF 91 0-2 3 WP 1B		C SI 87 X SI 88 0-1 ① G4-3 2-3		4	0	1	0	0	0	3
3 David Ross, R (1, 2) OBP: 0.255, SLG: 0.380		B SL 88 S FF 98 F FF 97 X FF 97 1-2 26 FC3-6 1-2 2-H 1B		B SL 84 B SL 82 S FF 92 F FF 92 F FF 92 B CU 78 X SL 82 3-2 ② L6		F FF 88 B FF 88 S FF 88 F FF 90 B KC 82 X FF 90 2-2 ② P3 1-2		X SI 87 0-0 ② L3		4	0	1	1	0	0	2
Inning Stats	R: 1 E: 0 K: 0 S: 14 H: 3 LOB: 1 BB: 0 P: 25	R: 1 E: 0 K: 1 S: 13 H: 2 LOB: 2 BB: 1 P: 19	R: 1 E: 1 K: 0 S: 10 H: 1 LOB: 1 BB: 0 P: 14	R: 0 E: 0 K: 0 S: 9 H: 0 LOB: 0 BB: 0 P: 14	R: 0 E: 0 K: 1 S: 16 H: 1 LOB: 2 BB: 1 P: 30	R: 0 E: 0 K: 1 S: 14 H: 1 LOB: 1 BB: 0 P: 17	R: 0 E: 0 K: 1 S: 19 H: 2 LOB: 2 BB: 0 P: 28	R: 0 E: 1 K: 0 S: 8 H: 1 LOB: 1 BB: 0 P: 11	R: 0 E: 0 K: 1 S: 9 H: 0 LOB: 0 BB: 0 P: 11	1B: 9 2B: 1 3B: 0 HR: 1 SF: 1 SAC: 0 DP: 0 HBP: 0						

AB	37
R	3
H	11
RBI	3
BB	2
SO	5
LOB	20

WP: 1 PA: 41
PB: 0
SB: 0
CS: 1

PITCHER		IP	WLS	BF	H	R	ER	SO	BB	IBB	HBP	BLK	WP	HR	S	P	ERA	WHIP
Garrett Richards, R ERA: 2.61	(1, 1)	1.2		10	5	2	2	0	1	0	0	0	0	0	23	40	10.80	3.600
46 Cory Rasmus, R ERA: 2.7	(2, 1)	2.1	W	9	1	1	1	1	0	0	0	0	0	1	23	32	3.86	0.429
64 Mike Morin, R ERA: 2.62	(5, 1)	1.0	H	5	1	0	0	1	1	0	0	0	0	0	16	30	0.00	2.000
59 Fernando Salas, R ERA: 2.44	(6, 1)	1.0	H	4	1	0	0	1	0	0	0	0	1	0	14	17	0.00	1.000
40 Kevin Jepsen, R ERA: 2.18	(7, 1)	1.0		5	2	0	0	1	0	0	0	0	0	0	19	28	0.00	2.000

PITCHER		IP	WLS	BF	H	R	ER	SO	BB	IBB	HBP	BLK	WP	HR	S	P	ERA	WHIP
38 Joe Smith, R ERA: 2.05	(8, 1)	1.0		4	1	0	0	0	0	0	0	0	0	0	8	11	0.00	1.000
16 Huston Street, R ERA: 1.15	(9, 1)	1.0		3	0	0	0	1	0	0	0	0	0	0	9	11	0.00	0.000

Batter	1	2	3	4	5	6	7	8	9	AB	R	H	RBI	BB	SO	LOB
56 Kole Calhoun, L (1, 9) OBP: 0.348, SLG: 0.483	B FF 93 B FF 93 X FF 94 2-0 27 G5-3 32 2B 1B	F SI 94 B SI 94 C FF 94 B SI 89 F SL 84 S SL 86 2-3 ② K			C CH 87 X SL 80 0-1 ② G4-3		B FF 97 C FF 95 B FF 95 1 SAFE F FF 94 F SL 86 F SL 86 X SI 90 2-2 ② SF7 3-H		F FS 86 B FS 85 B FS 86 S FF 91 S FF 92 2-3 ① K	4	1	1	1	0	2	3
27 Mike Trout, R (1, 8) OBP: 0.375, SLG: 0.553	C FF 94 B SI 94 X FF 93 1-1 ① G5-3 1-2	C FF 90 F FF 97 S FF 95 0-3 ③ K			C FF 93 B CH 84 S CH 86 S FF 95 1-3 ③ K		X FF 96 0-0 1-2 1B		C FF 90 B FS 88 B FF 93 B FF 91 F FF 92 B FF 92 4-2 19 CS BB	4	0	1	0	1	2	4
5 Albert Pujols, R (1, 3) OBP: 0.333, SLG: 0.477 19 Efren Navarro, L (6, 3) OBP: 0.325, SLG: 0.367	C SI 94 B CH 87 F FF 95 D FF 95 S FF 89 2-3 ② K		B SI 92 C FF 94 F FF 95 B FF 96 X SL 84 2-2 ① P6			C CH 84 B FF 94 B FF 93 C SL 81 S SI 90 2-3 ① K	F SL 86 F SL 86 B CU 80 B SI 89 S CU 81 2-3 ③ K		B FS 85 C FF 92 X FS 86 1-1 ②③ G3-1 1-2	3 2	0 0	0 0	0 0	0 0	2 1	1 3
32 Josh Hamilton, L (1, 10) OBP: 0.337, SLG: 0.417	C FF 94 X FF 96 0-1 47 1B 2-H 2B		B FF 94 X CH 85 1-0 ② P5			X CH 86 0-0 ② F9		X SI 92 0-0 ① G5-3		4	0	1	1	0	0	0
47 Howie Kendrick, R (1, 4) OBP: 0.340, SLG: 0.375	C FF 95 C FF 98 B FF 96 B SL 84 F SL 84 X CH 89 3-2 ③ 2-H 1B		B FF 94 C FF 93 X FF 95 1-1 6 PO 1B			B SL 86 X SL 87 1-0 1B		C CU 75 C FF 93 F FF 93 B SL 83 F FF 94 F FF 94 S SL 80 1-3 ② K2-3		4	0	3	0	0	1	0
6 David Freese, R (1, 5) OBP: 0.325, SLG: 0.362 8 John McDonald, R (8, PR) OBP: 0.237, SLG: 0.164 (8, 5)		C FF 92 B FF 93 B FF 93 F CH 88 X FF 96 2-2 ① G5-3	1 SAFE F FF 93 B FF 91 1 SAFE 1-1 ③ PO 1-2	B SL 78 F SL 81 S CH 86 F FF 95 S SI 92 1-3 ① K		1 SAFE C FF 94 B CH 83 X CH 84 1-1 ③ G5-3		B CU 76 B FF 93 F FF 93 B FF 94 F FF 94 B FF 94 4-2 2 1B BB		3 0	0 0	0 0	0 0	1 0	1 0	1 0
2 Erick Aybar, S (1, 6) OBP: 0.310, SLG: 0.378		X FF 93 0-0 7 BB 17 WP 1B		C SL 82 X FF 92 0-1 ② F8			B CH 84 X CH 84 1-0 17 S 56 SF7 2B	B FF 93 X FF 93 1-0 17 BB 1-3 1B		4	1	3	0	0	0	0
17 Chris Iannetta, R (1, 2) OBP: 0.373, SLG: 0.415		B SL 83 B SL 82 D CH 87 B SL 82 4-0 7 BB 1-2 BB		B FF 96 C CH 86 B SL 84 X SI 92 2-1 ③ G6-3			F SL 84 B SL 84 B FF 92 S SL 80 B CH 87 B CH 86 4-2 27 1B 2-3 BB	B SL 81 B FF 94 C FF 94 B FF 94 F FF 92 B FF 94 4-2 1-2 BB		1	0	0	0	3	0	0
7 Collin Cowgill, R (1, 7) OBP: 0.351, SLG: 0.393		B SI 92 C SI 93 F SI 93 B SI 94 B CH 89 B FF 96 4-2 1-2 2-3 BB			C CH 88 B FF 92 B FF 92 S CH 85 B SL 85 F FF 92 S CH 87 3-3 ① K		F FF 95 B FF 96 F FF 94 C FF 96 1-3 ① K	S FF 94 B FF 94 C FF 95 D FO 90 F FF 94 S FF 94 2-3 ③ K		3	0	0	0	1	3	5
Inning Stats	R: 1 E: 0 K: 1 S: 11 H: 3 LOB: 2 BB: 0 P: 19	R: 0 E: 0 K: 2 S: 13 H: 1 LOB: 3 BB: 2 P: 25	R: 0 E: 0 K: 0 S: 7 H: 1 LOB: 0 BB: 0 P: 12	R: 0 E: 0 K: 1 S: 8 H: 0 LOB: 0 BB: 0 P: 11	R: 0 E: 0 K: 2 S: 9 H: 0 LOB: 0 BB: 0 P: 13	R: 0 E: 0 K: 1 S: 7 H: 1 LOB: 1 BB: 0 P: 11	R: 1 E: 0 K: 2 S: 15 H: 2 LOB: 2 BB: 1 P: 25	R: 0 E: 0 K: 2 S: 16 H: 1 LOB: 3 BB: 2 P: 28	R: 0 E: 0 K: 1 S: 7 H: 0 LOB: 0 BB: 1 P: 14	1B: 7 2B: 2 3B: 0 HR: 0 SF: 1 SAC: 0 DP: 0 HBP: 0						

PITCHER		IP	WLS	BF	H	R	ER	SO	BB	IBB	HBP	BLK	WP	HR	S	P	ERA	WHIP
62 Rubby De La Rosa, R ERA: 3.69	(1, 1)	6.2	L	29	8	2	2	8	3	0	0	0	1	0	67	111	2.70	1.650
59 Tommy Layne, L ERA: 1.13	(7, 1)	0.2		2	0	0	0	1	0	0	0	0	0	0	4	6	0.00	0.000
36 Junichi Tazawa, R ERA: 3.1	(8, 1)	0.2		5	1	0	0	2	2	0	0	0	0	0	15	27	0.00	4.500
54 Edward Mujica, R ERA: 4.21	(9, 1)	1.0		3	0	0	0	1	1	0	0	0	0	0	7	14	0.00	1.000

PITCHER	IP	WLS	BF	H	R	ER	SO	BB	IBB	HBP	BLK	WP	HR	S	P	ERA	WHIP

TOP

Los Angeles Angels @ Boston Red Sox

Fenway Park, Boston, MA

Thu Aug 21 2014, 7:13 PM - 10:22 PM EDT

Att. 36,160 - Cloudy - 70 F

livebaseballscorecards.com

AB	32
R	2
H	9
RBI	2
BB	6
SO	12
LOB	17

WP: 1 PA: 40
PB: 0
SB: 1
CS: 1

Batter	1	2	3	4	5	6	7	8	9	AB	R	H	RBI	BB	SO	LOB
26 Brock Holt, L (1, 5) (4, 9) OBP: 0.343, SLG: 0.397	B FF 90 C FF 91 H FF 91 2-1 29 S HBP		B KC 77 X FF 92 1-0 ③ F7			C FF 92 B FF 92 C CH 85 S CH 86 1-3 ③ K			C FF 95 C FF 94 F FF 94 F SL 83 F FF 94 S FF 93 0-3 ① K	3	0	0	0	0	2	0
15 Dustin Pedroia, R (1, 4) OBP: 0.341, SLG: 0.373	B FF 92 C FF 92 F FF 93 S SL 82 1-3 ① K			C SL 81 F KC 73 B FF 93 B CH 85 B FF 92 F CH 83 X SL 82 3-2 ① F7			C SL 79 B FF 90 F CH 82 F CH 84 B SL 82 X FF 92 2-2 ① G1-3		C FF 94 X SL 83 0-1 ② F8	4	0	0	0	0	1	1
29 Daniel Nava, S (1, 9) (4, 7) OBP: 0.337, SLG: 0.335	**B FF 92** **1 SAFE** **B SI 92** C FF 93 1 SAFE 1 SAFE B SI 92 S CH 84 S CH 86 3-3 ② K **1-2**			C KC 76 X CH 84 0-1 ② G6-3			C FF 90 B FF 90 F CH 83 F SI 92 S CH 85 1-3 ② K		B FF 94 C FF 93 X FF 94 1-1 ③ G4-3	4	0	0	0	0	2	1
52 Yoenis Cespedes, R (1, 7) OBP: 0.294, SLG: 0.456 16 Will Middlebrooks, R (4, 5) OBP: 0.278, SLG: 0.294	S FF 91 F SL 84 S CH 84 0-3 ③ K			B FF 92 B SL 83 S SL 81 X SL 82 2-1 ③ P4			B SL 82 F FF 91 B FF 92 S SL 83 X CH 85 2-2 2B			1 2	0 0	0 1	0 0	0 0	1 0	1 0
5 Allen Craig, R (1, 10) OBP: 0.289, SLG: 0.345		C FF 90 X SI 90 0-1 ① G5-3			C SL 80 C CH 81 B CH 85 X FF 90 1-2 ① F7		C FF 90 X SI 90 0-1 ③ G5-3			3	0	0	0	0	0	1
7 Kelly Johnson, L (1, 3) OBP: 0.289, SLG: 0.350		C FF 89 S CH 84 B FF 92 F FF 91 S SI 91 1-3 ② K			X FF 91 0-0 ② G3-1			B KC 72 C FF 87 S CH 79 B CH 82 F FF 91 B SI 90 F CH 82 S CH 84 3-3 ① K		3	0	0	0	0	2	0
2 Xander Bogaerts, R (1, 6) OBP: 0.293, SLG: 0.334		C FF 91 B SL 82 X FF 92 1-1 ③ F9			C FF 92 F SL 83 F CH 85 B FF 93 F FF 92 F CH 85 X SL 83 1-2 ③ G6-3			B SL 81 C FF 90 C FF 90 S FF 92 1-3 ② K		3	0	0	0	0	1	0
50 Mookie Betts, R (1, 8) OBP: 0.293, SLG: 0.352			B FF 90 F FF 90 B SL 81 F FF 92 S CH 85 2-3 ① K			C SL 80 B FF 92 C SL 81 F CH 85 F SL 83 X CH 86 2-2 ① G6-3		C FF 90 B FF 91 S SL 84 F FF 92 B FF 92 B CH 85 F SL 81 F CH 84 B SL 82 4-2 BB		2	0	0	0	1	1	0
55 Christian Vázquez, R (1, 2) OBP: 0.303, SLG: 0.299			C FF 92 B FF 90 B SL 83 X FF 92 2-1 ② G6-3			C FF 92 B SL 83 X CH 84 1-1 ② G5-3		C SL 78 B FF 90 B SL 78 F SL 79 S FF 91 2-3 ③ K		3	0	0	0	0	1	1
Inning Stats	R: 0 E: 0 K: 3 S: 10 H: 0 LOB: 1 BB: 0 P: 16	R: 0 E: 0 K: 1 S: 8 H: 0 LOB: 0 BB: 0 P: 10	R: 0 E: 0 K: 1 S: 6 H: 0 LOB: 0 BB: 0 P: 11	R: 0 E: 0 K: 0 S: 8 H: 0 LOB: 0 BB: 0 P: 13	R: 0 E: 0 K: 0 S: 10 H: 0 LOB: 0 BB: 0 P: 12	R: 0 E: 0 K: 1 S: 11 H: 0 LOB: 0 BB: 0 P: 15	R: 0 E: 0 K: 1 S: 13 H: 1 LOB: 1 BB: 0 P: 18	R: 0 E: 0 K: 3 S: 16 H: 0 LOB: 1 BB: 1 P: 26	R: 0 E: 0 K: 1 S: 10 H: 0 LOB: 0 BB: 0 P: 11	1B: 0 2B: 1 3B: 0 HR: 0	SF: 0 SAC: 0 DP: 0 HBP: 1	WP: 0 PB: 0 SB: 1 CS: 0	PA: 30			

PITCHER		IP	WLS	BF	H	R	ER	SO	BB	IBB	HBP	BLK	WP	HR	S	P	ERA	WHIP
52 Matt Shoemaker, R ERA: 3.56	(1, 1)	7.2	W	26	1	0	0	9	1	0	1	0	0	0	79	116	0.00	0.261
64 Mike Morin, R ERA: 2.6	(8, 1)	0.1	H	1	0	0	0	1	0	0	0	0	0	0	3	5	0.00	0.000
39 Jason Grilli, R ERA: 3.43	(9, 1)	1.0	S	3	0	0	0	1	0	0	0	0	0	0	10	11	0.00	0.000

PITCHER	IP	WLS	BF	H	R	ER	SO	BB	IBB	HBP	BLK	WP	HR	S	P	ERA	WHIP

BOTTOM

Los Angeles Angels @ Boston Red Sox

Fenway Park, Boston, MA

Thu Aug 21 2014, 7:13 PM - 10:22 PM EDT

Att. 36,160 - Cloudy - 70 F

livebaseballscorecards.com

AB	28
R	0
H	1
RBI	0
BB	1
SO	11
LOB	5

Seattle Mariners @ Boston Red Sox

Fenway Park, Boston, MA

Fri Aug 22 2014, 7:11 PM - 10:52 PM EDT

Att. 36,433 - Cloudy - 70 F

TOP

livebaseballscorecards.com

Batter	1	2	3	4	5	6	7	8	9	AB	R	H	RBI	BB	SO	LOB
16 Austin Jackson, R (1, 8) OBP: 0.323, SLG: 0.377	C FF 92 C FF 94 B FF 96 S FF 96 1-3 ① K			B CH 82 F FF 95 S CH 82 F FF 92 B FF 93 B CH 86 B FF 95 4-2 13 FC3-6 BB	B FF 94 C SI 92 B SI 94 X CH 85 2-2 ③ P4		C SI 91 B SI 91 F SI 91 B SI 91 C SI 90 2-3 ③ K		C SI 89 S FS 81 X FS 80 0-2 13 1B 1-3 2-H 3-H 2B	4	1	1	2	1	2	5
13 Dustin Ackley, L (1, 7) OBP: 0.302, SLG: 0.384	C SI 94 B FF 96 F SI 94 B FF 93 C FF 95 2-3 ② K			C SI 94 F SL 84 F SI 94 1 SAFE 1 SAFE 1 SAFE F FF 96 B FF 94 1 SAFE 1-2 ① X CU 80 FC3-6 1-2f		C FF 89 X SI 89 0-1 ① G3-1		B FF 88 B SL 84 B SI 90 B SI 89 4-0 22 G4-6-3 BB	C FS 80 X FF 89 0-1 22 1B 22 1B 2-H 3-H 1B	4	1	1	2	1	1	1
22 Robinson Canó, L (1, 4) OBP: 0.397, SLG: 0.470	B FF 93 C SI 93 F FF 95 B SI 95 F CH 86 F SI 95 X CU 80 2-2 ③ G4-3			B CU 79 F SI 95 S CH 84 B FF 95 X SI 94 2-2 ② F8		X SL 86 0-0 2B	C SL 84 1 SAFE X SI 89 0-1 ① ② G4-6-3 1-2f	B FF 87 D FS 79 B FF 87 C FF 88 C FF 87 X FS 79 3-2 1-H 1B	5	0	2	1	0	0	2
21 Kendrys Morales, S (1, 10) OBP: 0.268, SLG: 0.335		C SI 92 X CU 79 0-1 ① G4-3		C CH 86 X CH 84 0-1 ③ L8		B SI 89 C CH 79 F SL 87 S FF 90 1-3 ② K	C CF 91 B SI 90 B SL 86 F SI 88 C CU 79 2-3 ③ K	C FS 85 S FS 85 D FS 82 C FS 86 1-3 ③ K	5	0	0	0	0	3	3
15 Kyle Seager, L (1, 5) OBP: 0.343, SLG: 0.470		C SI 95 B SL 87 C CU 80 C SI 96 1-3 ② K			C CU 79 H FF 94 1-1 5 BB 20 E HBP	D CU 70 F FF 90 X CH 76 1-1 ③ G3		B FF 90 F FF 89 B FF 90 B FS 79 X FF 89 3-1 ① P2	3	0	0	0	0	1	1
20 Logan Morrison, L (1, 3) OBP: 0.297, SLG: 0.366		B FF 95 C CU 81 F FF 95 B FF 95 F FF 96 X SL 85 2-2 ③ G5-3			B SI 92 F CH 84 B CU 79 B CH 85 X SI 94 3-1 ① L6 1-2		B SI 89 C FF 89 C CH 77 F FF 90 F CU 75 X FF 89 1-2 ① F8		B FF 89 S FS 80 B FS 80 X FF 89 2-1 28 1B 9 S 16 2B 1B	4	1	1	0	0	0	1
3 Mike Zunino, R (1, 2) OBP: 0.261, SLG: 0.418			F SI 93 F FF 92 S FF 92 0-3 ① K		B SI 93 B FF 94 B SI 95 F SI 92 F SI 93 C SI 96 3-3 ② K		B CU 68 S CH 78 S CH 77 B CH 78 F FF 89 B CH 78 S CH 77 3-3 ② K		C FF 88 C FF 90 F FF 88 S FS 80 0-3 ② K	4	0	0	0	0	4	2
9 Endy Chavez, L (1, 9) OBP: 0.315, SLG: 0.374			C CU 80 B SI 94 C CU 81 X SI 94 1-2 5 G4-6-3 1B		B CU 80 B SI 94 C CU 80 B CU 80 B SI 93 4-1 5 BB BB		B FF 90 F FF 90 B CH 77 C FF 90 B CH 78 B FF 89 4-2 5 BLK BB		B FF 87 C FF 88 S FS 79 D FS 80 F FS 80 B FF 88 F FF 88 F FS 78 F FS 80 4-2 B FS 80 28 1B 16 2B 1-2 BB	1	1	1	0	3	0	0
5 Brad Miller, L (1, 6) OBP: 0.276, SLG: 0.325 28 Chris Denorfia, R (9, PH) OBP: 0.294, SLG: 0.318 1 Chris Taylor, R (9, 6) OBP: 0.397, SLG: 0.431			S FF 94 B FF 94 S CU 79 X CU 78 1-2 ② ③ G4-6-3 1-2f		B CU 79 F FF 95 S CU 80 B SI 95 B FF 95 B CU 79 4-2 1-2 2-3 BB		C FF 89 B CU 76 D FF 91 D CH 79 B FF 89 4-1 1-2 BB		C FF 88 F FF 89 D FS 82 X FF 89 1-2 16 2B 13 1B 1-2 2-3 1B	1 1 0	0 1 0	0 1 0	0 0 0	2 0 0	0 0 0	1 0 0
Inning Stats	R: 0 E: 0 K: 2 S: 11 H: 0 LOB: 0 BB: 0 P: 16	R: 0 E: 0 K: 1 S: 9 H: 0 LOB: 0 BB: 0 P: 12	R: 0 E: 0 K: 1 S: 9 H: 1 LOB: 0 BB: 0 P: 11	R: 0 E: 0 K: 0 S: 13 H: 0 LOB: 1 BB: 1 P: 20	R: 0 E: 1 K: 1 S: 12 H: 0 LOB: 3 BB: 2 P: 29	R: 0 E: 0 K: 1 S: 8 H: 1 LOB: 1 BB: 0 P: 10	R: 0 E: 0 K: 2 S: 15 H: 0 LOB: 2 BB: 2 P: 29	R: 0 E: 0 K: 1 S: 5 H: 0 LOB: 0 BB: 1 P: 11	R: 5 E: 0 K: 2 S: 28 H: 5 LOB: 1 BB: 1 P: 42	1B: 5 2B: 2 3B: 0 HR: 0 SF: 0 SAC: 0 DP: 2 HBP: 1						

	AB	R	H	RBI	BB	SO	LOB
	32	5	7	5	7	11	16

WP: 0 PB: 0 SB: 1 CS: 0 PA: 40

PITCHER		IP	WLS	BF	H	R	ER	SO	BB	IBB	HBP	BLK	WP	HR	S	P	ERA	WHIP
56 Joe Kelly, R ERA: 4.26	(1, 1)	5.0		19	1	0	0	5	3	0	1	0	0	0	54	88	0.00	0.800
32 Craig Breslow, L ERA: 4.91	(6, 1)	1.2		8	1	0	0	2	2	0	0	1	0	0	20	34	0.00	1.800
35 Burke Badenhop, R ERA: 2.59	(7, 1)	0.1	H	1	0	0	0	1	0	0	0	0	0	0	3	5	0.00	0.000
59 Tommy Layne, L ERA: 1.0	(8, 1)	1.0	H	3	0	0	0	1	1	0	0	0	0	0	5	11	0.00	1.000
19 Koji Uehara, R ERA: 2.28	(9, 1)	0.2	L	8	5	5	5	1	1	0	0	0	0	0	25	38	67.50	9.000

PITCHER		IP	WLS	BF	H	R	ER	SO	BB	IBB	HBP	BLK	WP	HR	S	P	ERA	WHIP
54 Edward Mujica, R ERA: 4.18	(9, 1)	0.1		1	0	0	0	1	0	0	0	0	0	0	3	4	0.00	0.000

Seattle Mariners @ Boston Red Sox

Fenway Park, Boston, MA

Fri Aug 22 2014, 7:11 PM - 10:52 PM EDT

Att. 36,433 - Cloudy - 70 F

BOTTOM

Batter	1	2	3	4	5	6	7	8	9	AB	R	H	RBI	BB	SO	LOB
29 Daniel Nava, S (1, 3) (9, 9) OBP: 0.336, SLG: 0.337	F8		K			15 G4-3 52 HR 2B	F8			4	1	1	0	0	1	0
15 Dustin Pedroia, R (1, 4) OBP: 0.340, SLG: 0.372	34 1B 1B			G5-3		G4-3 2-3		G5-3		4	0	1	0	0	0	1
34 David Ortiz, L (1, 10) OBP: 0.360, SLG: 0.527	52 G5-4-3 1-3 1B			2B		52 HR IBB		BB		2	1	2	0	2	0	0
52 Yoenis Cespedes, R (1, 7) OBP: 0.293, SLG: 0.461	G5-4-3 1-2f			K		1-H 3-H HR		K		4	1	1	3	0	2	4
5 Allen Craig, R (1, 9) OBP: 0.289, SLG: 0.342 7 Kelly Johnson, L (9, 3) OBP: 0.289, SLG: 0.350		K	K	K		BB		L6		3	0	0	0	1	2	2
										0	0	0	0	0	0	0
16 Will Middlebrooks, R (1, 5) OBP: 0.270, SLG: 0.285		K			G6-3	P4			G4-3	4	0	0	0	0	1	1
2 Xander Bogaerts, R (1, 6) OBP: 0.293, SLG: 0.333 26 Brock Holt, L (6, PH) OBP: 0.341, SLG: 0.395 (7, 6)		K			HBP	SAFE			F7	1	0	0	0	0	1	0
										2	0	0	0	0	1	1
50 Mookie Betts, R (1, 8) OBP: 0.290, SLG: 0.333			G6-3		K		F9			3	0	0	0	1	1	1
55 Christian Vázquez, R (1, 2) OBP: 0.291, SLG: 0.286			G5-3		G5-3		G6-3		F9	4	0	0	0	0	0	2

Inning Stats	1	2	3	4	5	6	7	8	9
	R: 0 E: 0 K: 0 S: 11	H: 2 LOB: 1 BB: 0 P: 18	R: 0 E: 0 K: 3 S: 13	H: 0 LOB: 0 BB: 0 P: 17	R: 0 E: 0 K: 1 S: 10	H: 0 LOB: 0 BB: 0 P: 14	R: 0 E: 0 K: 2 S: 14	H: 1 LOB: 1 BB: 0 P: 19	R: 0 E: 0 K: 1 S: 13	H: 0 LOB: 1 BB: 0 P: 18	R: 3 E: 0 K: 1 S: 22	H: 2 LOB: 1 BB: 2 P: 38	R: 0 E: 0 K: 0 S: 8	H: 0 LOB: 0 BB: 0 P: 15	R: 0 E: 0 K: 1 S: 8	H: 0 LOB: 1 BB: 1 P: 15	R: 0 E: 0 K: 0 S: 8	H: 0 LOB: 1 BB: 1 P: 14

| | | | | | | | | | |

Seattle Mariners @ Boston Red Sox

Fenway Park, Boston, MA

Sat Aug 23 2014, 1:38 PM - 5:04 PM EDT

Att. 36,905 - Cloudy - 72 F

TOP

livebaseballscorecards.com

Batter	1	2	3	4	5	6	7	8	9	AB	R	H	RBI	BB	SO	LOB
16 Austin Jackson, R (1, 8) OBP: 0.322, SLG: 0.376	G6-3		G5-3	13 HR 1B		K			G6-3	5	1	1	0	0	1	0
13 Dustin Ackley, L (1, 7) OBP: 0.303, SLG: 0.390	BB		L7	HR			F7		G5-3	4	1	1	3	1	0	0
22 Robinson Canó, L (1, 4) OBP: 0.395, SLG: 0.467	K		G4-3	G4-3			HBP			3	0	0	0	0	1	1
21 Kendrys Morales, S (1, 3) OBP: 0.268, SLG: 0.333	G4-3			1B G6-3			L4			4	1	1	0	0	0	2
15 Kyle Seager, L (1, 5) OBP: 0.344, SLG: 0.470		1B		1B	F9		G3			4	1	2	0	0	0	1
28 Chris Denorfia, R (1, 9) OBP: 0.294, SLG: 0.321		L6		2B	G6-3			G5-3		4	1	1	1	0	0	1
9 Endy Chavez, L (1, 10) OBP: 0.314, SLG: 0.372		1B		K	F8			K		4	0	1	0	0	2	2
1 Chris Taylor, R (1, 6) OBP: 0.390, SLG: 0.420		K		2 S 2 WP 2 1B 1B		K		K2-3		4	1	1	1	0	3	2
2 Jesús Sucre, R (1, 2) OBP: 0.216, SLG: 0.243		1B		16 13 HR 1B		K			G5-3	4	1	2	1	0	1	0
Inning Stats	R: 0 E: 0 K: 1 S: 16 H: 0 LOB: 1 BB: 1 P: 25	R: 0 E: 0 K: 1 S: 14 H: 3 LOB: 2 BB: 0 P: 19	R: 0 E: 0 K: 0 S: 6 H: 0 LOB: 0 BB: 0 P: 6	R: 7 E: 0 K: 1 S: 29 H: 7 LOB: 0 BB: 0 P: 39	R: 0 E: 0 K: 0 S: 8 H: 0 LOB: 0 BB: 0 P: 12	R: 0 E: 0 K: 3 S: 11 H: 0 LOB: 0 BB: 0 P: 13	R: 0 E: 0 K: 0 S: 7 H: 0 LOB: 1 BB: 0 P: 11	R: 0 E: 0 K: 2 S: 7 H: 0 LOB: 0 BB: 0 P: 9	R: 0 E: 0 K: 0 S: 7 H: 0 LOB: 0 BB: 0 P: 11	1B: 8 2B: 1 3B: 0 HR: 1	SF: 0 SAC: 0 DP: 0 HBP: 1			WP: 1 PB: 0 SB: 2 CS: 0	PA: 38		

	AB	36
	R	7
	H	10
	RBI	6
	BB	1
	SO	8
	LOB	9

PITCHER	IP	WLS	BF	H	R	ER	SO	BB	IBB	HBP	BLK	WP	HR	S	P	ERA	WHIP
67 Brandon Workman, R (1, 1) ERA: 4.93	3.1	L	20	10	7	7	3	1	0	0	0	1	1	60	84	18.90	3.300
30 Alex Wilson, R (4, 1) ERA: 1.26	3.2		12	0	0	0	3	0	0	1	0	0	0	31	41	0.00	0.000
36 Junichi Tazawa, R (8, 1) ERA: 3.04	1.0		3	0	0	0	2	0	0	0	0	0	0	7	9	0.00	0.000
35 Burke Badenhop, R (9, 1) ERA: 2.55	1.0		3	0	0	0	0	0	0	0	0	0	0	7	11	0.00	0.000

Batter	1	2	3	4	5	6	7	8	9	AB	R	H	RBI	BB	SO	LOB
26 Brock Holt, L (1, 6) OBP: 0.340, SLG: 0.392	B FF 82 C FF 85 X FF 84 1-1 15 2B 52 SF9 1B	B FF 83 C FF 84 B CH 78 X SL 76 2-1 ①② L4-6 2-2		C FF 86 C SL 78 B SL 77 B FF 85 C FF 86 2-3 ② K		F FF 92 B CU 78 B SL 77 F CU 78 S SL 82 1-3 ① K		B FF 95 C FF 95 F FF 96 S CU 85 1-3 ② K		5	1	1	0	0	3	2
15 Dustin Pedroia, R (1, 4) OBP: 0.342, SLG: 0.376	B FF 83 X FF 84 1-0 29 BB 1-3 2B	C FF 86 C SL 77 B SL 78 X SL 79 1-2 E7 1B		C SL 78 S SL 79 F FF 88 F SL 79 B SL 78 F FF 87 B SL 79 X SL 80 2-2 52 BB 34 BB 1B		C CU 78 C SL 82 B SL 80 S SL 84 1-3 ② K		C FF 96 D CU 86 X FF 96 1-1 ③ G3		5	0	3	0	0	1	1
34 David Ortiz, L (1, 10) OBP: 0.361, SLG: 0.525 7 Kelly Johnson, L (9, PH) OBP: 0.288, SLG: 0.348	C FF 85 C SL 78 B FF 87 X SL 77 1-2 ① P4	B SL 75 X CH 79 1-0 ③ P5		B FF 85 D SL 79 F FF 85 F FF 86 B SL 80 F SL 79 D CH 80 4-2 52 BB 1-2 BB		S FF 92 B SL 84 B SL 80 H FF 92 3-1 52 WP 52 BLK HBP			C FF 96 F FF 95 B CU 86 C CU 85 1-3 ① K	2 1	0 0	0 0	0 0	1 0	0 1	3 0
52 Yoenis Cespedes, R (1, 7) OBP: 0.294, SLG: 0.462	C FF 85 B SL 77 S SL 79 X FF 86 1-2 ② SF9 3-H	C FF 85 X SL 77 0-1 E8 12 SF9 2B	T FF 85 B SL 78 B FF 85 B SL 79 B SL 78 4-1 1-2 2-3 BB		B FC 88 S FC 90 F FC 90 B FF 94 B CU 78 X FC 90 3-2 ③ F8 1-3			C FF 96 B CU 85 F CU 85 B FF 95 S CU 86 2-3 ② K	3	1	1	1	1	1	1
12 Mike Napoli, R (1, 3) OBP: 0.383, SLG: 0.443	D SL 76 B SL 78 B FF 85 B FF 85 4-0 29 BB BB		B FF 85 X FF 86 1-0 ① SF9 3-H	C SL 85 B CU 76 S FF 97 D CU 78 T FF 96 2-2 ③ K			F FC 87 C FC 89 F FF 93 B CU 77 S FF 93 1-3 ① K		B FF 96 C FF 96 C CU 86 B FF 96 S CU 86 2-3 ③ K	3	0	0	1	1	3	3
29 Daniel Nava, S (1, 9) OBP: 0.338, SLG: 0.337	B FF 84 B FF 84 C FF 85 C SL 76 B SL 78 F SL 77 B FF 85 4-2 1-2 2-3 BB	B FF 84 B CH 78 B FF 85 C FF 85 C FF 85 X FF 85 3-2 ② G6-3			C FF 95 B CH 88 F SI 96 X CU 79 1-2 ① P4		B FC 87 F FC 88 C CH 85 B CH 84 B FC 90 X FC 89 3-2 16 G5-4-3 1B		3	0	1	0	1	0	0
16 Will Middlebrooks, R (1, 5) OBP: 0.277, SLG: 0.286	F FF 86 B SL 78 X SL 79 1-1 ③ P1		S SL 78 B SL 79 F FF 87 B FF 84 X SL 79 2-2 50 FC6-4 1B		C FF 95 T FF 96 B CU 78 B SL 88 F FF 95 B CU 77 B FF 95 4-2 BB		B FF 92 X SI 92 1-0 ②③ G5-4-3 1-2f			3	0	1	0	1	0	4
50 Mookie Betts, R (1, 8) OBP: 0.303, SLG: 0.350		B FF 84 B FF 85 B FF 85 B FF 84 4-0 3 S 3 2B BB	C FF 85 1 SAFE B SL 77 F FF 85 X SL 78 1-2 ③ FC6-4 1-2f		C FF 94 S FF 95 S FF 94 0-3 ② K			B FF 95 C FF 95 B FF 95 B FF 95 C FF 96 F FF 95 X FF 97 3-2 2B		3	1	1	0	1	1	2
3 David Ross, R (1, 2) OBP: 0.255, SLG: 0.383 55 Christian Vázquez, R (9, 2) OBP: 0.291, SLG: 0.286		C FF 84 B FF 84 1 SAFE S SL 77 F SL 77 X FF 84 1-2 26 L4-6 1-H 2B		L FF 85 S FF 85 S SL 78 0-3 ① K	B FF 94 T FF 94 C SL 86 F FF 95 B FF 95 S FF 95 2-3 ③ K			C FF 96 D CU 86 D CU 86 F FF 96 B CU 85 S FF 95 3-3 ① K		4 0	0 0	1 0	1 0	0 0	3 0	2 0
Inning Stats	R: 1 H: 2 E: 0 LOB: 3 K: 0 BB: 2 S: 14 P: 27	R: 1 H: 2 E: 1 LOB: 1 K: 0 BB: 1 S: 10 P: 19	R: 1 H: 2 E: 1 LOB: 1 K: 0 BB: 0 S: 12 P: 19	R: 0 H: 1 E: 0 LOB: 3 K: 3 BB: 2 S: 19 P: 33	R: 0 H: 0 E: 0 LOB: 1 K: 2 BB: 1 S: 13 P: 20	R: 0 H: 0 E: 0 LOB: 1 K: 2 BB: 0 S: 10 P: 18	R: 0 H: 1 E: 0 LOB: 0 K: 1 BB: 0 S: 8 P: 13	R: 0 H: 1 E: 0 LOB: 1 K: 2 BB: 0 S: 12 P: 20	R: 0 H: 0 E: 0 LOB: 0 K: 3 BB: 0 S: 9 P: 14	1B: 5 SF: 2 2B: 5 SAC: 0 3B: 0 DP: 2 HR: 0 HBP: 1					WP: 1 PA: 41 PB: 0 SB: 1 CS: 0	

PITCHER		IP	WLS	BF	H	R	ER	SO	BB	IBB	HBP	BLK	WP	HR	S	P	ERA	WHIP
53 Chris Young, R ERA: 3.17	(1, 1)	3.2		22	7	3	3	2	5	0	0	0	0	0	52	93	7.36	3.273
54 Tom Wilhelmsen, R ERA: 2.11	(4, 1)	1.1	W	5	0	0	0	3	1	0	0	0	0	0	16	25	0.00	0.750
41 Charlie Furbush, L ERA: 3.75	(6, 1)	0.2		3	0	0	0	2	0	0	1	0	0	0	7	12	0.00	0.000
40 Danny Farquhar, R ERA: 2.62	(6, 1)	1.1		4	1	0	0	1	0	0	0	1	1	0	11	19	0.00	0.750
31 Yoervis Medina, R ERA: 2.23	(8, 1)	2.0		7	1	0	0	5	0	0	0	0	0	0	21	34	0.00	0.500

PITCHER	IP	WLS	BF	H	R	ER	SO	BB	IBB	HBP	BLK	WP	HR	S	P	ERA	WHIP

BOTTOM

Seattle Mariners @ Boston Red Sox

Fenway Park, Boston, MA

Sat Aug 23 2014, 1:38 PM - 5:04 PM EDT

Att. 36,905 - Cloudy - 72 F

livebaseballscorecards.com

AB	32
R	3
H	9
RBI	3
BB	6
SO	13
LOB	18

Seattle Mariners @ Boston Red Sox

Fenway Park, Boston, MA

Sun Aug 24 2014, 1:38 PM - 5:44 PM EDT

Att. 37,022 - Sunny - 80 F

TOP

livebaseballscorecards.com

Batter	1	2	3	4	5	6	7	8	9	AB	R	H	RBI	BB	SO	LOB
16 Austin Jackson, R (1, 8) OBP: 0.325, SLG: 0.377	C FF 92 F FF 92 B FF 92 B FF 92 X FF 92 2-2 13 2B 22 FC1 1B	C FF 91 X CH 83 0-1 ③ G2-3			X FF 91 0-0 13 3B 1B	B FF 90 B FF 90 B FF 91 C FF 91 3-1 ③ CS 1-3	B SL 82 B SL 89 B SL 86 C FF 89 F FF 89 B SL 88 4-2 13 G4-6-3 BB		C SL 81 S FF 91 B FF 92 B FF 92 X FS 85 2-2 ② G6-3	4	1	2	0	1	0	0
13 Dustin Ackley, L (1, 7) OBP: 0.306, SLG: 0.400	B FF 91 B FF 91 F FF 92 X FF 93 2-1 22 FC1 21 1B 1-3 2B		X FF 90 0-0 ① G3-1		B SI 90 B CH 81 X FF 91 2-0 5 SF9 1-H 3B		1 SAFE C SI 89 T SL 85 F CU 81 1 SAFE B FF 89 D SI 89 B CU 82 X SL 86 3-2 ① ② G4-6-3 1-2f		C FS 86 X FS 85 0-1 5 2B 1B	5	3	3	1	0	0	1
22 Robinson Canó, L (1, 4) OBP: 0.394, SLG: 0.465 5 Brad Miller, L (3, 4) OBP: 0.277, SLG: 0.329	C FF 92 X SL 86 0-1 ① FC1 21 1B 15 1B 2-3 3-H		X FF 91 0-0 ② F8		S CH 82 3 SAFE B CH 83 S CH 84 B FF 91 X CH 83 2-2 ① SF9 3-H		B SL 86 C SI 90 B SL 87 B SI 91 C SL 85 X SL 86 3-2 ③ F7		X FS 85 0-0 1-H 2B	2 2	1 0	0 1	0 2	0 0	0 0	2 0
21 Kendrys Morales, S (1, 10) OBP: 0.275, SLG: 0.337 9 Endy Chavez, L (8, PR) OBP: 0.312, SLG: 0.370 (8, 10)	B FF 93 S SL 85 F FF 93 X SL 84 1-2 15 1B 1-3 3-H 1B		C FF 92 B CH 82 B FF 92 C CH 84 S CH 85 2-3 ③ K2-3		B SL 86 F FF 92 B FF 94 C CH 83 B CH 85 B CH 85 4-2 BB			F SI 90 C SI 91 X SL 86 0-2 15 PB 15 1B 1B	F FF 93 F FF 92 B FF 92 S FF 92 1-3 ③ K	3 1	0 1	2 1	1 0	1 0	1 1	0 1
15 Kyle Seager, L (1, 5) OBP: 0.347, SLG: 0.471	C CH 83 F SI 92 X CH 84 0-2 ② 20 1B 1-3 3-H 1B			B FF 91 B FF 91 B SI 89 B FF 89 4-0 20 2B 28 SF9 BB	X FF 89 0-0 ② F7			B SI 89 B SL 84 B SI 89 C SL 84 S SL 86 X SL 86 3-2 20 G6-3 1-2 2-H 1B		3	2	2	2	1	0	1
20 Logan Morrison, L (1, 3) OBP: 0.300, SLG: 0.372	F FF 92 S CH 84 B FF 92 X CH 84 1-2 2-H 1B			C FF 91 B SI 90 X FF 90 1-1 28 SF9 1-3 2B	X FF 88 0-0 ③ F9			B SL 86 1 SAFE X SI 88 1-0 ① G6-3 1-2		4	0	2	1	0	0	3
28 Chris Denorfia, R (1, 9) OBP: 0.290, SLG: 0.317	C FF 92 B SL 83 S SL 84 S SL 84 1-3 ③ K			C SL 84 B SL 84 T FF 92 X SL 84 1-2 ① SF9 2-3 3-H		C FF 90 B SL 84 F FF 91 B FF 94 B FF 92 X FF 89 3-2 ① G3-1		S FF 93 X SL 80 0-1 ② G5-3		3	0	0	1	0	1	2
3 Mike Zunino, R (1, 2) OBP: 0.261, SLG: 0.414		B FF 91 S FF 90 S FF 89 B CH 82 S CH 83 2-3 ① K		F FF 90 B CH 82 S CH 82 S SL 84 1-3 ② K		B FF 92 B FF 90 T FF 90 B FF 90 B FF 90 4-1 1 CS BB		C FF 94 D FO 88 B FF 94 X FF 94 2-1 ③ G5-3		3	0	0	0	1	2	2
1 Chris Taylor, R (1, 6) OBP: 0.383, SLG: 0.411		B FF 92 X FF 90 1-0 ② F7		C FF 94 B CH 83 L SI 92 D SL 86 F CH 83 F FF 94 T CH 83 2-2 ③ K		C FF 92 C SL 84 B FF 92 1 SAFE X SL 84 1-2 ② 16 CS 16 S 1-2 1B			B FF 90 F FF 90 B SL 84 X FF 91 2-1 ① F8	4	0	1	0	0	1	1

Inning Stats	1	2	3	4	5	6	7	8	9	1B	SF	WP	PA
	R: 3 E: 0 K: 1 S: 19 H: 5 LOB: 1 BB: 0 P: 26	R: 0 E: 0 K: 1 S: 6 H: 0 LOB: 0 BB: 0 P: 9	R: 0 E: 0 K: 1 S: 5 H: 0 LOB: 0 BB: 0 P: 7	R: 1 E: 0 K: 2 S: 13 H: 1 LOB: 1 BB: 1 P: 22	R: 2 E: 0 K: 0 S: 9 H: 2 LOB: 1 BB: 1 P: 17	R: 0 E: 0 K: 0 S: 8 H: 1 LOB: 0 BB: 1 P: 19	R: 0 E: 0 K: 0 S: 9 H: 0 LOB: 0 BB: 1 P: 19	R: 1 E: 0 K: 0 S: 11 H: 2 LOB: 1 BB: 0 P: 17	R: 1 E: 0 K: 1 S: 11 H: 2 LOB: 1 BB: 0 P: 16	1B: 9 2B: 3 3B: 1 HR: 0	SF: 2 SAC: 0 DP: 1 HBP: 0	WP: 0 PB: 1 SB: 1 CS: 2	PA: 41

	AB	34
	R	8
	H	13
	RBI	8
	BB	4
	SO	6
	LOB	13

PITCHER		IP	WLS	BF	H	R	ER	SO	BB	IBB	HBP	BLK	WP	HR	S	P	ERA	WHIP
64 Allen Webster, R ERA: 5.81	(1, 1)	4.1	L	22	8	6	6	5	2	0	0	0	0	0	50	79	12.46	2.308
32 Craig Breslow, L ERA: 4.84	(5, 1)	0.2		2	0	0	0	0	0	0	0	0	0	0	2	2	0.00	0.000
37 Heath Hembree, R ERA:	(6, 1)	1.0		4	1	0	0	0	2	0	0	0	0	0	10	25	0.00	3.000
59 Tommy Layne, L ERA: 0.87	(7, 1)	1.1		5	2	1	0	0	0	0	0	0	0	0	14	24	0.00	1.500
36 Junichi Tazawa, R ERA: 3.0	(8, 1)	0.2		2	0	0	0	0	0	0	0	0	0	0	4	6	0.00	0.000

PITCHER		IP	WLS	BF	H	R	ER	SO	BB	IBB	HBP	BLK	WP	HR	S	P	ERA	WHIP
54 Edward Mujica, R ERA: 4.28	(9, 1)	1.0		5	2	1	1	1	0	0	0	0	0	0	11	16	9.00	2.000

BOTTOM

Seattle Mariners @ Boston Red Sox

Fenway Park, Boston, MA

Sun Aug 24 2014, 1:38 PM - 5:44 PM EDT

Att. 37,022 - Sunny - 80 F

Batter	1	2	3	4	5	6	7	8	9	AB	R	H	RBI	BB	SO	LOB
26 Brock Holt, L (1, 6) OBP: 0.342, SLG: 0.393	C SI 87 C FF 88 F FF 88 B FS 83 F FS 83 X SI 90 1-2 15 G6-3 52 1B 1B	C SL 79 F SI 88 X SI 89 0-2 ② G6-3	C FF 96 D SL 84 C FF 95 T FF 93 1-2 ③ K			B FF 87 C SI 86 B SI 88 C SI 88 X FF 90 2-2 ① G4-3		C SL 81 F CU 78 F SL 83 F SL 82 X SL 83 0-2 15 PB 7 2B 1B	B SI 96 F CH 83 B SI 96 F SI 98 F SI 98 F SI 97 D CH 84 B CH 85 4-2 15 S BB	5	2	2	0	1	1	3
15 Dustin Pedroia, R (1, 4) OBP: 0.340, SLG: 0.372	B SI 87 C SL 81 S FF 88 F FS 84 F FF 89 X FS 84 1-2 ① G6-3 1-2	B SI 88 X SI 88 1-0 ③ L7		F FF 94 C SL 84 X FF 93 0-2 ① G6-3		C SI 85 X SI 86 0-1 ② G6-3		B SI 91 F FF 92 S SL 82 F FF 93 S SL 82 1-3 ① K 1-2	D CH 83 C SI 98 B SI 98 S SI 99 B SI 98 B SI 98 4-2 1-2 2-3 BB	5	0	0	0	1	1	2
34 David Ortiz, L (1, 10) OBP: 0.362, SLG: 0.524 7 Kelly Johnson, L (6, PR) OBP: 0.290, SLG: 0.354 (7, 10)	C FS 85 B FS 84 B FF 91 F FS 84 F FF 91 S FS 85 2-3 ② K		T SI 88 B FS 84 C SL 81 B FS 84 F FF 91 F SI 86 B SI 87 F FF 86 D SI 87 4-2 52 2B 12 G4-3 BB	F FF 95 C FC 91 B FF 94 S SL 83 1-3 ② K		S FF 87 X FF 88 0-1 52 1B 1B		X FF 92 0-0 12 WP 2-H 2B	B CH 84 B CH 85 C SI 97 C SI 96 T CH 86 2-2 ③ K	3 2	1 0	1 1	0 1	1 0	2 1	1 3
52 Yoenis Cespedes, R (1, 7) OBP: 0.299, SLG: 0.467	C SL 84 X FS 85 0-1 5 HBP 12 HBP 16 1B 2-H 1B		C SI 87 C SL 79 X SL 77 0-2 12 G4-3 16 2B 1-3 2B	B FF 94 B FF 95 B FF 95 B FC 92 4-0 BB		X FC 88 0-0 1-3 1B		C SL 86 X SL 86 0-1 ② F7		4	2	3	1	1	0	1
12 Mike Napoli, R (1, 3) OBP: 0.383, SLG: 0.439	C SI 89 C SL 80 D FS 84 B FF 91 F SL 79 H FF 91 3-2 5 HBP 16 1B 1-2 HBP		C FS 79 B FF 88 X FS 83 1-1 ① G4-3 2-3 3-H	B FF 95 X FF 94 1-0 ③ F9		B FC 88 B FC 89 B FC 87 S FC 87 C FC 89 F FC 89 S FC 88 3-3 ③ K		B SL 88 B SL 88 T FF 95 C SL 86 B CU 78 B CU 78 4-2 2-3 BB		3	1	0	1	1	1	4
5 Allen Craig, R (1, 9) OBP: 0.292, SLG: 0.346	C SL 82 F FS 84 F FS 85 B FF 89 F SL 79 B SL 78 H SI 90 3-2 16 1B 1-2 2-3 HBP		C SL 80 B FF 90 X SI 89 1-1 16 2B 1B		F FF 92 X SL 84 0-1 ① G6-3		B FC 86 X FC 87 1-0 50 1B 2B	B SL 89 C FF 95 B FF 96 C FF 96 C FF 96 2-3 ③ K		4	0	2	0	0	1	2
16 Will Middlebrooks, R (1, 5) OBP: 0.281, SLG: 0.298	B SL 84 X SL 82 1-0 1-3 2-H 3-H 1B		C FS 81 X FS 83 0-1 1-3 3-H 2B		C FC 90 S FF 95 S SL 85 0-3 ② K2-3		C FC 88 B CU 74 F FF 92 X FC 90 1-2 ① L7		B SI 95 B SI 93 B SI 93 C SI 94 C SI 96 C SI 97 3-3 ① K	5	0	2	3	0	2	1
50 Mookie Betts, R (1, 8) OBP: 0.338, SLG: 0.365	C SI 86 B FF 90 C SL 80 X FS 84 1-2 ③ L9		B FF 93 B FC 89 F FC 91 C FC 92 B FF 96 D FC 92 4-2 BB		B FF 93 B FF 94 B FF 93 D FF 92 4-0 BB		C FC 88 D CU 78 F FC 89 X CU 75 1-2 55 L1-3 2-3 1B		C SI 96 B SI 97 C CH 82 X SI 97 1-2 15 S 29 DI 1B	3	0	2	0	2	0	2
55 Christian Vázquez, R (1, 2) OBP: 0.280, SLG: 0.274 29 Daniel Nava, S (9, PH) OBP: 0.337, SLG: 0.336		C FF 86 C SI 86 X FS 84 0-2 ① G6-3	B FF 95 C FF 94 S SL 83 F SL 85 X SL 82 1-2 ② P3		B FC 89 1 SAFE F FF 93 1 SAFE B FC 90 F FF 93 1 SAFE 1 SAFE 1 SAFE 2-2 ③ X SL 82 G5-3		C FC 88 F FC 89 B FF 92 X CU 77 1-2 ②③ L1-3 1-1		C CH 84 B CH 82 S SI 98 D CH 84 S CH 84 2-3 ② K 1-2	4 1	0 0	0 0	0 0	0 0	0 1	6 1
Inning Stats	R: 3 E: 0 K: 1 S: 27 H: 3 LOB: 2 BB: 0 P: 39	R: 0 E: 0 K: 0 S: 7 H: 0 LOB: 0 BB: 0 P: 8	R: 2 E: 0 K: 1 S: 23 H: 3 LOB: 3 BB: 2 P: 35	R: 0 E: 0 K: 1 S: 7 H: 0 LOB: 1 BB: 1 P: 13	R: 0 E: 0 K: 1 S: 8 H: 0 LOB: 1 BB: 1 P: 14	R: 0 E: 0 K: 1 S: 12 H: 2 LOB: 2 BB: 0 P: 17	R: 0 E: 0 K: 0 S: 10 H: 2 LOB: 1 BB: 0 P: 14	R: 1 E: 0 K: 2 S: 17 H: 2 LOB: 2 BB: 1 P: 24	R: 0 E: 0 K: 3 S: 18 H: 1 LOB: 3 BB: 2 P: 34	1B: 9 2B: 5 3B: 0 HR: 0 SF: 0 SAC: 0 DP: 1 HBP: 2	WP: 1 PB: 1 SB: 2 CS: 0 PA: 48					

PITCHER	IP	WLS	BF	H	R	ER	SO	BB	IBB	HBP	BLK	WP	HR	S	P	ERA	WHIP
18 Hisashi Iwakuma, R (1, 1) ERA: 2.83	2.1		16	6	5	5	1	1	0	2	0	0	0	48	67	19.29	3.000
52 Dominic Leone, R (3, 1) ERA: 2.47	2.2	W	11	0	0	0	3	3	0	0	0	0	0	24	42	0.00	1.125
97 Joe Beimel, L (6, 1) ERA: 1.17	0.2	H	3	1	0	0	0	0	0	0	0	0	0	7	9	0.00	1.500
40 Danny Farquhar, R (6, 1) ERA: 2.56	1.1	H	6	3	0	0	1	0	0	0	0	0	0	15	22	0.00	2.250
41 Charlie Furbush, L (8, 1) ERA: 3.96	0.1	H	3	2	1	1	1	0	0	0	0	0	0	10	11	27.00	6.000

PITCHER	IP	WLS	BF	H	R	ER	SO	BB	IBB	HBP	BLK	WP	HR	S	P	ERA	WHIP
54 Tom Wilhelmsen, R (8, 1) ERA: 2.09	0.2	H	3	0	0	0	1	1	0	0	0	1	0	7	13	0.00	1.500
56 Fernando Rodney, R (9, 1) ERA: 2.19	1.0	S	6	1	0	0	3	2	0	0	0	0	0	18	34	0.00	3.000

livebaseballscorecards.com

AB	39
R	6
H	13
RBI	6
BB	7
SO	10
LOB	26

Batter	1	2	3	4	5	6	7	8	9	10	AB	R	H	RBI	BB	SO	LOB
26 Brock Holt, L (1, 6) OBP: 0.342, SLG: 0.391	B FF 93 C FF 92 C FF 92 B FF 94 B FF 94 X SI 93 3-2 G4-3		B SI 93 B SI 92 B FF 93 B FF 93 4-0 15 F7-5 1-2 BB		C FF 93 C SI 92 C FF 91 0-3 K		S SI 90 X SI 90 0-1 F7			B FF 98 C SI 98 B SI 98 X SI 98 2-1 52 S 15 S 52 1B 1B	4	1	1	0	1	1	2
15 Dustin Pedroia, R (1, 4) OBP: 0.339, SLG: 0.376	C FF 92 F CH 87 S CU 80 0-3 K		B SI 92 B SL 84 C FF 92 F SI 93 F SI 94 F FF 94 X CH 86 2-2 F7-5 1-2 2-3		X CU 78 0-0 1-H HR			C SI 90 C SL 91 X SI 91 0-2 G4-3		B SI 98 C SI 98 S SI 97 S SI 98 1-3 K 1-2	5	1	1	2	0	2	3
52 Yoenis Cespedes, R (1, 7) OBP: 0.300, SLG: 0.466	B SI 95 S FF 93 B FF 94 X FF 93 2-1 1B		C CU 78 X FF 93 0-1 F9		C SI 94 B SI 93 B CH 86 B CH 87 F SI 92 X FF 94 3-2 G4-3			C SI 90 X SI 90 0-1 F9		S SI 97 C SI 98 B SI 97 X CU 81 1-2 2-H 1B	5	0	2	1	0	0	1
12 Mike Napoli, R (1, 10) OBP: 0.379, SLG: 0.433	B FF 94 B FF 93 C FF 93 X SI 94 2-1 L9			C CU 78 S CH 86 B FF 92 B SL 85 S FF 93 2-3 K		B FF 91 F FF 92 S SI 92 B FF 93 F FF 93 X CH 88 2-2 F7		B SI 90 B SI 90 X SI 89 2-0 G5-3		B SI 98 X SI 97 1-0 F7	5	0	0	0	0	1	2
5 Allen Craig, R (1, 3) OBP: 0.289, SLG: 0.343		C FF 92 B CH 86 F FF 92 S FF 94 1-3 K		B SI 92 X CH 86 1-0 F9		C FF 93 C FF 92 B FF 93 F SI 93 B SL 84 X CU 78 2-2 G6-3			F SI 90 B SI 90 F SI 91 B SI 88 S SL 81 2-3 K		4	0	0	0	0	2	0
29 Daniel Nava, S (1, 9) OBP: 0.339, SLG: 0.338		C FF 93 B SI 93 B SI 94 B FF 93 S FF 93 X FF 94 3-2 1B		B CU 78 B FF 92 C FF 92 F FF 92 B SL 84 F FF 93 S SI 93 3-3 K		B CU 78 S SI 93 C FF 93 B FF 94 S FF 94 2-3 K			B SI 91 X SI 90 1-0 50 S 1B	4	0	2	0	0	2	0
16 Will Middlebrooks, R (1, 5) OBP: 0.273, SLG: 0.289		B SI 93 C SI 93 S SI 93 S FF 93 1-3 K			B SI 92 C CH 85 B CU 76 F FF 91 F SI 92 C FF 92 2-3 K		C SI 90 B SI 91 S SI 91 B SI 92 S SL 81 2-3 K		B SI 91 C SI 90 X SI 89 1-1 F7		4	0	0	0	0	3	2
50 Mookie Betts, R (1, 8) OBP: 0.347, SLG: 0.409		C FF 93 1 SAFE F FF 93 B FF 94 X CU 80 1-2 F8			C SI 92 B SI 92 B FF 93 B FF 92 C FF 92 X FF 92 3-2 HR		C SI 90 B SI 90 C SI 90 B SI 92 B SI 90 B SI 90 4-2 55 S BB		C SI 90 X SL 81 0-1 F8 1-2		3	1	1	1	1	0	2
55 Christian Vázquez, R (1, 2) OBP: 0.288, SLG: 0.276			B FF 92 B FF 91 F FF 92 B FF 93 X FF 92 3-1 15 F7-5 26 BB 1B		B CH 86 L SI 92 B CU 78 B FF 92 B FF 92 4-1 15 HR BB		1 SAFE B SI 89 B SI 88 C SI 89 B SI 90 X SI 88 3-1 F7 1-2			B SI 98 B SI 98 C SI 98 F SI 98 X SI 99 2-2 G6-3	3	1	1	0	1	0	1
Inning Stats	R: 0 H: 1 E: 0 LOB: 1 K: 1 BB: 0 S: 10 P: 17	R: 0 H: 1 E: 0 LOB: 1 K: 2 BB: 0 S: 12 P: 18	R: 0 H: 1 E: 0 LOB: 1 K: 0 BB: 1 S: 9 P: 18	R: 0 H: 0 E: 0 LOB: 0 K: 2 BB: 0 S: 8 P: 14	R: 3 H: 2 E: 0 LOB: 0 K: 2 BB: 1 S: 15 P: 27	R: 0 H: 0 E: 0 LOB: 0 K: 1 BB: 0 S: 11 P: 17	R: 0 H: 0 E: 0 LOB: 1 K: 1 BB: 1 S: 9 P: 18	R: 0 H: 0 E: 0 LOB: 0 K: 0 BB: 0 S: 6 P: 8	R: 0 H: 1 E: 0 LOB: 1 K: 1 BB: 0 S: 8 P: 12	R: 1 H: 2 E: 0 LOB: 1 K: 1 BB: 0 S: 12 P: 19	1B: 6 SF: 0 2B: 1 SAC: 0 3B: 0 DP: 1 HR: 2 HBP: 0					WP: 0 PA: 40 PB: 0 SB: 4 CS: 0	

PITCHER	IP	WLS	BF	H	R	ER	SO	BB	IBB	HBP	BLK	WP	HR	S	P	ERA	WHIP
48 J.A. Happ, L (1, 1) ERA: 4.4	6.0		24	5	3	3	8	2	0	0	0	0	2	65	111	4.50	1.167
58 Todd Redmond, R (7, 1) ERA: 2.82	3.0		11	1	0	0	2	1	0	0	0	0	0	23	38	0.00	0.667
41 Aaron Sanchez, R (10, 1) ERA: 1.89	1.0	L	5	2	1	1	1	0	0	0	0	0	0	12	19	9.00	2.000

PITCHER	IP	WLS	BF	H	R	ER	SO	BB	IBB	HBP	BLK	WP	HR	S	P	ERA	WHIP

TOP

Boston Red Sox @ Toronto Blue Jays

Rogers Centre, Toronto, ON

Mon Aug 25 2014, 7:09 PM - 10:15 PM EDT

Att. 26,041 - Clear - 72 F

livebaseballscorecards.com

AB	37
R	4
H	8
RBI	4
BB	3
SO	11
LOB	13

BOTTOM

Batter	1	2	3	4	5	6	7	8	9	10	AB	R	H	RBI	BB	SO	LOB
7 José Reyes, S (1, 6) OBP: 0.335, SLG: 0.411	C FF 91 X FF 93 0-1 ① F9		X CH 80 0-0 ③ G4-3			B FF 93 X FC 89 1-0 ② G4-1			F FC 90 X FF 94 0-1 19 BB, 53 1B, 26 FC4-6, 1B	B SI 90 1 SAFE S CH 77 X FF 91 1-1 ③ P3	5	1	1	0	0	0	2
53 Melky Cabrera, S (1, 7) OBP: 0.362, SLG: 0.470	B FF 93 C FF 92 B CH 80 B SI 91 X SI 91 3-1 ② G6-3			C FF 93 B CU 78 B SI 92 X FF 92 2-1 ① G3-1		C FF 93 F CU 81 X CH 82 0-2 ③ G4-3			B SI 91 1 SAFE C FF 91 F SI 92 D FS 85 X CH 82 2-2 26 FC4-6, 19 BB, 10 2B, 1B 1-2		4	1	1	0	0	0	0
19 José Bautista, R (1, 9) OBP: 0.398, SLG: 0.497	X SI 93 0-0 ③ G6-3			B FF 91 B FF 93 B CU 78 X FF 93 3-0 ② G6-3			F CH 80 X FC 89 0-1 ① F8		B FF 92 B FC 90 B FF 92 B FF 91 4-0 26 FC4-6, BB 1-2 2-3		3	0	0	0	1	0	0
26 Adam Lind, L (1, 3) OBP: 0.378, SLG: 0.466 18 Steve Tolleson, R (9, PR) OBP: 0.294, SLG: 0.359 (10, 5)		C FF 92 X FS 85 0-1 ① F7		B FF 93 B FF 91 X FF 93 2-0 ③ G4-3			C CU 77 B CH 83 X SI 92 1-1 10 G5-4-3, 1B		X FS 80 0-0 ② FC4-6, 10 2B 1-2f 2-3 3-H		4 0	0 1	1 0	1 0	0 0	0 0	2 0
10 Edwin Encarnación, R (1, 10) OBP: 0.357, SLG: 0.566 14 Nolan Reimold, R (9, PR) OBP: 0.283, SLG: 0.404 (10, 10)		B FF 93 S FC 89 B CU 80 F FC 90 F CH 79 B FC 90 X FF 93 3-2 ② G6-3			B FF 93 C FC 89 B FC 87 B FF 92 B FC 87 4-1 BB		X CH 83 0-0 ② ③ G5-4-3 1-2f		B FS 80 C SI 89 X FS 80 1-1 2B 1-H 3-H		3 0	0 0	1 0	2 0	1 0	0 0	1 0
30 Dioner Navarro, S (1, 2) OBP: 0.310, SLG: 0.383		C FF 94 B CU 79 F SI 92 F FC 89 S CH 81 1-3 ③ K			B SI 90 B FF 91 C FF 89 B FF 92 F SI 90 X FC 87 3-2 ① F9			F SI 91 F FF 93 X SI 93 0-2 ① F9	B FF 89 F FF 88 B SI 88 X SI 88 2-1 ③ F7		4	0	0	0	0	1	3
28 Colby Rasmus, L (1, 8) OBP: 0.285, SLG: 0.437			C CU 76 X FC 88 0-1 ① G3-1		F FC 88 S CH 80 C SI 91 0-3 ② K			B CU 79 F FF 89 S CH 82 S CH 81 1-3 ② K		C FF 88 X CH 77 0-1 ① G1-3	4	0	0	0	0	2	1
15 Danny Valencia, R (1, 5) OBP: 0.333, SLG: 0.378 (10, 3)			C CU 80 X CU 80 0-1 66 G3, 1B		B FF 92 F FC 88 B CH 82 B FC 89 C FF 93 X SI 93 3-2 ③ G4-3			X FF 93 0-0 ③ P4		C SI 90 B CH 79 B CH 79 B FF 89 F SI 89 B CH 76 4-2 66 FC6-4, BB	3	0	1	0	1	0	1
66 Munenori Kawasaki, L (1, 4) OBP: 0.320, SLG: 0.305			1 SAFE C FF 91 B CU 80 1 SAFE F FF 92 1 SAFE B SI 92 1 SAFE F SI 92 3-2 ② G3 B FC 89 X SI 92 1-2			C FF 92 B CH 82 F FF 93 B FF 91 C SI 92 2-3 ① K			C FF 91 B CU 80 X CU 78 1-1 ① G5-3	B SI 88 C SI 88 F FF 90 B FF 89 X SI 89 2-2 ② FC6-4 1-2f	4	0	0	0	0	1	2
Inning Stats	R: 0 E: 0 K: 0 S: 5 H: 0 LOB: 0 BB: 0 P: 8	R: 0 E: 0 K: 1 S: 10 H: 0 LOB: 0 BB: 0 P: 14	R: 0 E: 0 K: 0 S: 9 H: 1 LOB: 1 BB: 0 P: 12	R: 0 E: 0 K: 0 S: 4 H: 0 LOB: 0 BB: 0 P: 11	R: 0 E: 0 K: 1 S: 10 H: 0 LOB: 1 BB: 1 P: 20	R: 0 E: 0 K: 1 S: 7 H: 0 LOB: 0 BB: 0 P: 10	R: 0 E: 0 K: 0 S: 5 H: 1 LOB: 0 BB: 0 P: 6	R: 0 E: 0 K: 1 S: 7 H: 0 LOB: 0 BB: 0 P: 8	R: 3 E: 0 K: 0 S: 12 H: 3 LOB: 2 BB: 1 P: 22	R: 0 E: 0 K: 0 S: 9 H: 0 LOB: 1 BB: 1 P: 16	1B: 4 2B: 1 3B: 0 HR: 0 SF: 0 SAC: 0 DP: 1 HBP: 0						

PITCHER		IP	WLS	BF	H	R	ER	SO	BB	IBB	HBP	BLK	WP	HR	S	P	ERA	WHIP
11 Clay Buchholz, R ERA: 5.77	(1, 1)	8.1		30	4	3	3	4	2	0	0	0	0	0	64	103	3.24	0.720
19 Koji Uehara, R ERA: 2.25	(9, 1)	0.2	W	3	1	0	0	0	0	0	0	0	0	0	5	8	0.00	1.500
32 Craig Breslow, L ERA: 4.74	(10, 1)	1.0	S	4	0	0	0	0	1	0	0	0	0	0	9	16	0.00	1.000

PITCHER	IP	WLS	BF	H	R	ER	SO	BB	IBB	HBP	BLK	WP	HR	S	P	ERA	WHIP

Boston Red Sox @ Toronto Blue Jays

Rogers Centre, Toronto, ON

Mon Aug 25 2014, 7:09 PM - 10:15 PM EDT

Att. 26,041 - Clear - 72 F

livebaseballscorecards.com

AB	34
R	3
H	5
RBI	3
BB	3
SO	4
LOB	12

1B: 4	SF: 0	WP: 0	PA: 37
2B: 1	SAC: 0	PB: 0	
3B: 0	DP: 1	SB: 0	
HR: 0	HBP: 0	CS: 0	

Batter	1	2	3	4	5	6	7	8	9	10	11	AB	R	H	RBI	BB	SO	LOB
26 Brock Holt, L (1, 6) OBP: 0.343, SLG: 0.391	K 15 HR	G4-6-3 1-2f 2-3			G1-4-3		52 1B 15 BB 1B		FC4-6 15 1B		SH 12 HR 15 1B 1-2 2-3	5	3	2	0	0	1	2
15 Dustin Pedroia, R (1, 4) OBP: 0.341, SLG: 0.382	1-H HR	G5-3			G2-3		1-2 29 S 52 1B BB		FC4-6 1-2f 52 1B		12 HR 1-2 2-H 3-H 1B	5	2	2	4	1	0	2
52 Yoenis Cespedes, R (1, 7) OBP: 0.302, SLG: 0.466	K		E5 29 F9		12 HBP 1B		1-2 2-H 1B		1-2 1B		K	6	0	3	1	0	2	2
12 Mike Napoli, R (1, 10) OBP: 0.381, SLG: 0.441	5 BB 16 2B 1B		K		HBP 1-2		K 2-3		K		1-H 2-H HR	5	2	2	3	0	3	5
29 Daniel Nava, S (1, 9) OBP: 0.336, SLG: 0.338	P6		F9 2-3		G6-3		K 2-3			G3	5 HR 2B	6	1	1	0	0	1	6
5 Allen Craig, R (1, 3) OBP: 0.290, SLG: 0.349	16 2B 1-2 BB		K			G6-3		G6-3		K	2-H HR	5	1	1	2	1	2	1
16 Will Middlebrooks, R (1, 5) OBP: 0.269, SLG: 0.291	1-H 2-H 2B			G5-3		K		K		K	K	6	0	1	1	0	4	0
50 Mookie Betts, R (1, 8) OBP: 0.346, SLG: 0.394		26 G4-6-3 55 1B BB		G4-3		G3		G4-3			28 SH 55 SH 15 1B 1B F7	5	1	1	0	1	0	0
55 Christian Vázquez, R (1, 2) OBP: 0.287, SLG: 0.275		1 SAFE C KN 74 1 SAFE C KN 76 B KN 79 B EP 66 1 SAFE F KN 77 X FF 83 26 G4-6-3 1-2 1B		K			G6-3		G6-3		SH 26 SH 15 1B 1-2	4	1	1	0	0	1	0
Inning Stats	R: 3 E: 0 K: 2 S: 19 H: 3 LOB: 2 BB: 1 P: 28	R: 0 E: 0 K: 0 S: 10 H: 1 LOB: 1 BB: 1 P: 20	R: 0 E: 1 K: 2 S: 11 H: 0 LOB: 1 BB: 0 P: 16	R: 0 E: 0 K: 1 S: 8 H: 0 LOB: 0 BB: 0 P: 11	R: 0 E: 0 K: 0 S: 11 H: 1 LOB: 2 BB: 0 P: 18	R: 0 E: 0 K: 1 S: 8 H: 0 LOB: 0 BB: 0 P: 13	R: 1 E: 0 K: 2 S: 15 H: 2 LOB: 2 BB: 1 P: 27	R: 0 E: 0 K: 1 S: 9 H: 0 LOB: 0 BB: 0 P: 13	R: 0 E: 0 K: 1 S: 15 H: 2 LOB: 2 BB: 0 P: 23	R: 0 E: 0 K: 2 S: 9 H: 0 LOB: 0 BB: 0 P: 15	R: 7 E: 1 K: 2 S: 27 H: 5 LOB: 0 BB: 0 P: 42	1B: 9 2B: 2 3B: 0 HR: 3	SF: 0 SAC: 2 DP: 1 HBP: 1		WP: 0 PB: 1 SB: 1 CS: 0		PA: 53		

TOP

Boston Red Sox @ Toronto Blue Jays

Rogers Centre, Toronto, ON

Tue Aug 26 2014, 7:10 PM - 11:40 PM EDT

Att. 27,321 - Partly Cloudy - 77 F

livebaseballscorecards.com

AB	47
R	11
H	14
RBI	11
BB	3
SO	14
LOB	18

PITCHER	IP	WLS	BF	H	R	ER	SO	BB	IBB	HBP	BLK	WP	HR	S	P	ERA	WHIP
43 R.A. Dickey, R (1, 1) ERA: 4.0	6.0		26	5	3	1	6	2	0	1	0	0	1	67	106	1.50	1.167
29 Dustin McGowan, R (7, 1) ERA: 4.08	0.1		4	2	1	1	0	1	0	0	0	0	0	9	19	27.00	9.000
27 Brett Cecil, L (7, 1) ERA: 3.4	0.2		2	0	0	0	2	0	0	0	0	0	0	6	8	0.00	0.000
62 Aaron Loup, L (8, 1) ERA: 2.85	1.1		5	1	0	0	1	0	0	0	0	0	0	15	23	0.00	0.750
41 Aaron Sanchez, R (9, 1) ERA: 1.83	0.2		3	1	0	0	1	0	0	0	0	0	0	9	13	0.00	1.500

PITCHER	IP	WLS	BF	H	R	ER	SO	BB	IBB	HBP	BLK	WP	HR	S	P	ERA	WHIP
44 Casey Janssen, R (10, 1) ERA: 3.93	1.0	L	7	2	4	4	2	0	0	0	0	0	0	16	27	36.00	2.000
21 Sergio Santos, R (11, 1) ERA: 8.57	0.1		4	3	3	2	1	0	0	0	0	0	2	16	21	54.00	9.000
18 Steve Tolleson, R (11, 1) ERA:	0.2		2	0	0	0	1	0	0	0	0	0	0	4	9	0.00	0.000

Batter	1	2	3	4	5	6	7	8	9	10	11	AB	R	H	RBI	BB	SO	LOB
7 José Reyes, S (1, 6) OBP: 0.335, SLG: 0.412	B FF 94 C SI 96 B SI 94 F FF 95 X FF 95 2-2 26 F8 53 1B 1B		T FF 98 B SI 90 F FF 96 B FF 96 B CH 88 F SI 91 X SI 90 3-2 19 F8 1-3 2B	F SI 98 X FF 98 0-1 ③ F7		C SL 90 X SL 90 0-1 ② P5		X SI 90 0-0 ③ P4		B FO 88 F FO 88 X FO 89 1-1 ③ G3		6	0	2	0	0	0	5
53 Melky Cabrera, S (1, 7) OBP: 0.362, SLG: 0.468	B FF 95 C FF 94 B SI 93 B FF 96 X SI 95 3-1 1-2 1B		F FF 98 S FF 99 3 SAFE B SI 98 X FF 99 1-2 ① G6-3 3-H		F FF 93 C SI 96 F SL 87 X SI 94 0-2 26 2B 10 FC6-5 1B	B SL 90 F SI 93 B SI 94 F SL 89 X SL 86 2-2 ③ G3			C FS 84 F SI 90 F FS 85 B SL 84 F FS 86 X FF 92 1-2 ① L9		C FF 92 B FF 92 X FF 90 1-1 ① L8	6	1	2	1	0	0	2
19 José Bautista, R (1, 9) OBP: 0.397, SLG: 0.500	F FF 96 B SI 91 B SI 95 T FF 96 F FF 97 X SI 90 2-2 ① L7		B SI 97 B SI 98 S FF 96 F SI 98 F FF 98 B SL 85 X SI 90 3-2 ② F8 2-3		D SI 89 F SI 93 S SI 97 B SI 98 X CH 88 2-2 ① F7		C SL 89 S SL 84 B FF 92 B SL 90 X FF 93 2-2 HR		F FS 87 X FS 86 0-1 ② G6-3		C FF 93 F SL 87 B FF 94 B SL 85 B FF 91 B FF 91 4-2 18 1B 30 2B BB	5	2	1	1	1	0	4
26 Adam Lind, L (1, 10) OBP: 0.383, SLG: 0.476 18 Steve Tolleson, R (9, PR) OBP: 0.298, SLG: 0.363 (10, 10) (11, 1)	B FF 97 X FF 96 1-0 ② F8 2-3		B SI 90 S SI 90 X FF 97 1-1 ③ L7		B FF 96 T CH 85 X SI 94 1-1 10 FC6-5 1-3 2B		B SI 94 C SL 89 B SI 93 F SL 89 F SL 85 B SI 93 B SL 88 4-2 47 G1-6-3 BB		C FF 92 B FS 88 B FS 87 F FF 92 F FF 92 X FF 91 2-2 2B		B FF 91 S FF 91 B FF 91 F FF 91 X FF 92 1-2 30 2B 1-2 1B	4 1	0 1	2 1	0 0	1 0	0 0	3 0
10 Edwin Encarnación, R (1, 3) OBP: 0.354, SLG: 0.559	B FF 99 F SI 99 F SI 98 F FF 99 X FF 99 1-2 ③ L9		S CH 88 B FF 97 C CH 87 X SI 92 1-2 ② FC6-5 47 1B 2-3 3-H	B SL 82 C FF 95 B SI 91 B FF 96 F SL 82 X SI 91 3-2 ① G5-3			X SI 91 0-0 ① F7		I IN 76 I IN 75 I IN 79 I IN 80 4-0 IBB		F FF 92 S SL 85 X FF 92 0-2 ② F8	5	0	0	1	1	0	6
47 Juan Francisco, L (1, 5) OBP: 0.294, SLG: 0.466 30 Dioner Navarro, S (9, PH) OBP: 0.311, SLG: 0.387 (10, 2)		X SI 95 0-0 ① F8	C SI 88 B SI 91 X SI 89 1-1 1-3 1B	B FF 97 B SL 79 B FF 97 C FF 96 F SI 97 B SI 98 4-2 11 F9 22 BB 66 1B BB			B FS 83 B FS 85 B FS 83 C FS 84 X FS 83 3-1 ②③ G1-6-3 1-2f		C FS 87 S FS 87 S FS 88 0-3 ③ K		C FF 92 F FF 93 F FF 93 F FF 94 X FF 94 0-2 15 2B 1-H 2-H 2B	3 2	1 1	1 1	0 2	1 0	0 1	1 2
22 Josh Thole, L (1, 2) OBP: 0.344, SLG: 0.297 15 Danny Valencia, R (10, 5) OBP: 0.335, SLG: 0.385		B FF 95 C FF 94 X FF 96 1-1 ② L9	B FF 94 B FF 95 B SI 93 B FF 94 4-0 66 1B 1-2 BB	C SI 89 D SL 87 B FF 88 T SL 87 1 SAFE S CU 80 2-3 ③ K				C SI 79 X FS 85 0-1 ① G4-1		B SL 81 F FF 93 X FF 95 1-1 ① G4-3	X FF 92 0-0 2-H 2B	3 2	0 0	0 1	0 1	1 0	1 0	2 0
11 Kevin Pillar, R (1, 8) OBP: 0.213, SLG: 0.304		C FF 95 X FF 97 0-1 ③ G4-3		X FF 97 0-0 ② F9 2-3		C SI 92 C SL 90 S SI 93 0-3 ① K		B SI 90 C SI 91 X SI 91 1-1 ② G6-3		B CU 75 B FF 95 B FF 94 C FF 95 X FF 95 3-1 2B	B SL 85 S FF 92 C FF 92 D SL 86 F FF 93 F FF 92 F SL 84 X FF 91 2-2 ③ G6-3	6	0	1	0	0	1	3
66 Munenori Kawasaki, L (1, 4) OBP: 0.332, SLG: 0.319			C FF 94 B FF 96 F SI 95 F FF 97 F FF 98 F SL 86 B SI 96 X SI 91 2-2 7 2B 53 G6-3 1B	C SI 96 B FF 97 B FF 95 F FF 97 B FF 99 X SI 97 3-2 1-3 3-H 1B		C SI 93 M SL 89 X SL 90 0-2 2B		C SI 90 B SI 91 C FS 85 F SL 82 H SI 90 2-2 HBP		X FF 95 0-0 ② G6-3		4	1	3	1	0	0	1
Inning Stats	R: 0 E: 0 K: 0 S: 14 H: 2 LOB: 2 BB: 0 P: 23	R: 0 E: 0 K: 0 S: 5 H: 0 LOB: 0 BB: 0 P: 6	R: 1 E: 0 K: 0 S: 19 H: 2 LOB: 1 BB: 0 P: 29	R: 1 E: 0 K: 0 S: 11 H: 1 LOB: 2 BB: 2 P: 25	R: 1 E: 0 K: 1 S: 17 H: 3 LOB: 2 BB: 0 P: 24	R: 0 E: 0 K: 1 S: 11 H: 1 LOB: 1 BB: 0 P: 13	R: 1 E: 0 K: 0 S: 9 H: 1 LOB: 0 BB: 1 P: 18	R: 0 E: 0 K: 0 S: 8 H: 0 LOB: 1 BB: 0 P: 11	R: 0 E: 0 K: 1 S: 14 H: 1 LOB: 2 BB: 1 P: 21	R: 0 E: 0 K: 0 S: 7 H: 1 LOB: 1 BB: 0 P: 12	R: 3 E: 0 K: 0 S: 23 H: 3 LOB: 1 BB: 1 P: 31	1B: 7 2B: 7 3B: 0 HR: 1 SF: 0 SAC: 0 DP: 1 HBP: 1						

PITCHER	IP	WLS	BF	H	R	ER	SO	BB	IBB	HBP	BLK	WP	HR	S	P	ERA	WHIP
62 Rubby De La Rosa, R (1, 1) ERA: 3.81	4.2		23	7	3	3	0	2	0	0	0	0	0	61	99	5.79	1.929
59 Tommy Layne, L (5, 1) ERA: 0.84	0.1		2	1	0	0	1	0	0	0	0	0	0	5	8	0.00	3.000
30 Alex Wilson, R (6, 1) ERA: 1.76	1.0		6	2	1	1	1	1	0	0	0	0	1	17	25	9.00	3.000
35 Burke Badenhop, R (7, 1) ERA: 2.47	2.0		6	0	0	0	0	0	0	1	0	0	0	11	17	0.00	0.000
54 Edward Mujica, R (9, 1) ERA: 4.2	1.0		5	1	0	0	1	0	1	0	0	0	0	14	21	0.00	1.000

PITCHER	IP	WLS	BF	H	R	ER	SO	BB	IBB	HBP	BLK	WP	HR	S	P	ERA	WHIP
36 Junichi Tazawa, R (10, 1) ERA: 2.95	1.0	W	4	1	0	0	0	0	0	0	0	0	0	7	12	0.00	1.000
37 Heath Hembree, R (11, 1) ERA: 4.5	1.0		7	3	3	3	0	1	0	0	0	0	0	23	31	27.00	4.000

BOTTOM

Boston Red Sox @ Toronto Blue Jays

Rogers Centre, Toronto, ON

Tue Aug 26 2014, 7:10 PM - 11:40 PM EDT

Att. 27,321 - Partly Cloudy - 77 F

livebaseballscorecards.com

AB	47
R	7
H	15
RBI	7
BB	5
SO	3
LOB	29

WP: 0 PA: 53
PB: 0
SB: 0
CS: 0

Batter	1	2	3	4	5	6	7	8	9	AB	R	H	RBI	BB	SO	LOB
26 Brock Holt, L (1, 6) OBP: 0.342, SLG: 0.390	B FF 94 F FF 94 X SI 94 1-1 G6-3		C FC 92 B FF 93 X CH 88 1-1 G3			X SI 93 0-0 34 1B 15 1B 12 WP 1-2 1B		B FC 91 B FC 89 C FC 90 C FF 92 B SI 92 X SI 92 3-2 L3		4	1	1	0	0	0	1
15 Dustin Pedroia, R (1, 4) OBP: 0.342, SLG: 0.383	B FF 95 C FF 94 B FF 94 F SI 94 X SI 96 2-2 G4-3			C SI 93 X SI 93 0-1 G4-3		B FF 94 B FC 92 X SI 93 2-0 12 WP 34 1B 1-2 2-3 1B		C FF 93 B FF 93 S SI 93 B SI 93 F SI 93 F SI 94 B CH 88 X SI 93 3-2 1B		4	0	2	0	0	0	0
34 David Ortiz, L (1, 10) OBP: 0.363, SLG: 0.523	C FF 94 B CH 89 X CH 88 1-1 G4-3			C CH 87 S SI 94 B SI 94 X SV 85 1-2 12 G6-4-3 1B		X CH 88 0-0 12 WP 1-2 2-3 3-H 1B		C CU 86 S CU 85 F CU 86 X FF 94 0-2 G4-3		4	0	2	1	0	0	1
12 Mike Napoli, R (1, 3) OBP: 0.377, SLG: 0.436		C FF 95 B SV 85 B SV 85 X SI 93 2-1 G5-3		T FC 91 B SI 93 X SI 92 1-1 G6-4-3 1-2f		B SI 93 C SV 85 S SI 93 B SV 84 X SV 85 2-2 G1-3 1-2 2-3 3-H			C FF 92 S CU 86 S CU 86 0-3 K	4	0	0	0	0	1	3
29 Daniel Nava, S (1, 7) OBP: 0.332, SLG: 0.335 52 Yoenis Cespedes, R (9, PH) OBP: 0.302, SLG: 0.465		C FF 95 B SI 90 C SI 93 F SV 85 X SI 93 1-2 G4-3			C FF 93 C SI 90 B FF 93 B SV 85 F FF 91 F SV 84 B SI 93 F SI 94 X SI 93 3-2 F7	C CH 88 D SV 84 C SI 94 S FF 95 1-3 K			B FF 92 S FF 95 F CU 87 S FF 94 1-3 K	3 1	0 0	0 0	0 0	0 0	1 1	2 0
5 Allen Craig, R (1, 9) OBP: 0.287, SLG: 0.345		X SI 94 0-0 G6-3			C SI 94 C SI 93 B SV 84 S SV 85 1-3 K		B SI 92 X SI 92 1-0 G5-3		C FF 93 C CU 87 S CU 87 0-3 K2-3	4	0	0	0	0	2	0
50 Mookie Betts, R (1, 8) OBP: 0.333, SLG: 0.378			C FF 93 B SI 84 C SV 83 B SV 85 T SI 93 2-2 K		C SV 83 B SI 93 X SV 84 1-1 G6-3		C FF 92 F FC 91 C SI 93 0-3 K			3	0	0	0	0	2	0
16 Will Middlebrooks, R (1, 5) OBP: 0.264, SLG: 0.285			C FF 95 B SI 94 C SI 93 S SV 86 1-3 K			C SV 84 X FC 88 0-1 G4-3	B FF 93 C SI 93 B SI 93 X FF 93 2-1 F8			3	0	0	0	0	1	0
3 David Ross, R (1, 2) OBP: 0.264, SLG: 0.385			C SI 94 B SV 83 B SV 84 B SI 94 B SI 93 4-1 BB			F FF 94 B FF 93 S SI 91 X FF 94 1-2 15 1B 26 1B 34 1B 1B		C SI 90 B SI 92 C FC 91 F SV 83 B SV 84 C SI 92 2-3 K		2	1	1	0	1	1	0
Inning Stats	R: 0 E: 0 K: 0 S: 7 H: 0 LOB: 0 BB: 0 P: 11	R: 0 E: 0 K: 0 S: 7 H: 0 LOB: 0 BB: 0 P: 10	R: 0 E: 0 K: 2 S: 9 H: 0 LOB: 1 BB: 1 P: 17	R: 0 E: 0 K: 0 S: 7 H: 1 LOB: 0 BB: 0 P: 9	R: 0 E: 0 K: 1 S: 11 H: 0 LOB: 0 BB: 0 P: 16	R: 2 E: 0 K: 1 S: 14 H: 4 LOB: 2 BB: 0 P: 20	R: 0 E: 0 K: 1 S: 6 H: 0 LOB: 0 BB: 0 P: 9	R: 0 E: 0 K: 1 S: 16 H: 1 LOB: 1 BB: 0 P: 24	R: 0 E: 0 K: 3 S: 9 H: 0 LOB: 0 BB: 0 P: 10	1B: 6 2B: 0 3B: 0 HR: 0 SF: 0 SAC: 0 DP: 1 HBP: 0						

PITCHER		IP	WLS	BF	H	R	ER	SO	BB	IBB	HBP	BLK	WP	HR	S	P	ERA	WHIP
6 Marcus Stroman, R ERA: 3.97	(1, 1)	7.2	W	29	6	2	2	6	1	0	0	0	1	0	73	112	2.35	0.913
27 Brett Cecil, L ERA: 3.3	(8, 1)	1.1	S	4	0	0	0	3	0	0	0	0	0	0	13	14	0.00	0.000

PITCHER	IP	WLS	BF	H	R	ER	SO	BB	IBB	HBP	BLK	WP	HR	S	P	ERA	WHIP

TOP

Boston Red Sox @ Toronto Blue Jays

Rogers Centre, Toronto, ON

Wed Aug 27 2014, 7:09 PM - 9:47 PM EDT

Att. 30,285 - Partly Cloudy - 75 F

livebaseballscorecards.com

AB	32
R	2
H	6
RBI	1
BB	1
SO	9
LOB	7

WP: 1 PA: 33
PB: 0
SB: 0
CS: 0

BOTTOM

Boston Red Sox @ Toronto Blue Jays

Rogers Centre, Toronto, ON

Wed Aug 27 2014, 7:09 PM - 9:47 PM EDT

Att. 30,285 - Partly Cloudy - 75 F

livebaseballscorecards.com

Batter	1	2	3	4	5	6	7	8	9	AB	R	H	RBI	BB	SO	LOB
7 José Reyes, S (1, 6) OBP: 0.333, SLG: 0.409	X SI 91 0-0 ① G4-3		C SI 94 B SL 87 C CH 84 C SI 98 1-3 ① K		F SI 95 S CH 83 F CH 80 X CU 79 0-2 ③ G4-3		B FO 86 X FO 87 1-0 FC6 53 FC4-6 3-H			4	0	0	1	0	1	0
53 Melky Cabrera, S (1, 7) OBP: 0.359, SLG: 0.465	C FF 95 B SI 96 F SI 96 X SI 96 1-2 ② G3-1		B SI 95 B CH 85 C SI 93 B SI 94 T SI 94 F SI 94 S CU 81 3-3 ② K			C CU 77 X CH 83 0-1 ① L8	X FF 93 0-0 ② FC4-6 19 FC6-4 1-2f			4	0	0	0	0	1	1
19 José Bautista, R (1, 9) OBP: 0.398, SLG: 0.507	B SI 97 C SI 96 X CH 84 1-1 HR		B SI 97 C SI 98 X SL 85 1-1 26 FC6 1B			B SI 97 S SI 95 C CU 82 X CU 79 1-2 ② G4-3	B FF 92 S FF 94 F FF 93 B FF 94 X FO 88 2-2 ③ FC6-4 1-2f			4	1	2	1	0	0	1
26 Adam Lind, L (1, 3) OBP: 0.378, SLG: 0.469 18 Steve Tolleson, R (8, PH) OBP: 0.296, SLG: 0.361 (9, 5)	C SI 92 B SI 94 B CH 86 X SI 94 2-1 ③ F7		B CU 78 B SI 93 C SI 94 X CU 80 2-1 ③ FC6 1-2f			B CH 84 B SI 95 F SI 95 B SI 93 S CU 80 X SI 94 3-2 ③ G5-3		C FF 93 X CH 84 0-1 ① G6-3		3 1	0 0	0 0	0 0	0 0	0 0	1 0
10 Edwin Encarnación, R (1, 10) OBP: 0.355, SLG: 0.559		C SI 93 B SI 96 B SL 88 F SI 95 X CU 79 2-2 ① G6-3		C CU 79 S SL 86 B CU 73 B SI 91 B SI 96 B SI 96 4-2 30 G5-4-3 BB			S SL 87 B CU 76 X SI 96 1-1 30 1B 15 HR 2B	B CU 79 B FF 93 C FF 94 F FF 93 B CH 85 F CH 84 X FF 95 3-2 ② F9		3	1	1	0	1	0	0
30 Dioner Navarro, S (1, 2) OBP: 0.310, SLG: 0.385		F SI 94 X SI 94 0-1 ② F9		C SI 93 X SI 94 0-1 ① ② G5-4-3 1-2f			B FF 91 F FF 89 B SL 85 F SL 84 F SI 90 X SL 85 2-2 15 HR 1B 2-3	C SI 93 C CH 86 X FF 94 0-2 ③ P3		4	1	1	0	0	0	1
47 Juan Francisco, L (1, 5) OBP: 0.295, SLG: 0.465 15 Danny Valencia, R (7, PH) OBP: 0.339, SLG: 0.406 (8, 5) (9, 3)		B SI 96 B SI 95 B SI 93 B SI 95 4-0 11 HBP BB		C CU 82 S SI 96 B SI 98 B CU 80 B CU 79 S CU 80 3-3 ③ K			B FF 92 D CU 74 X FF 94 2-0 1-H 3-H HR			1 1	0 1	0 1	0 3	1 0	1 0	0 0
11 Kevin Pillar, R (1, 8) OBP: 0.240, SLG: 0.333		C SI 95 B SI 94 S CU 80 H SI 94 2-2 1-2 HBP			B SL 87 X SI 93 1-0 ① F7		B CU 74 C FF 93 F FO 86 B FF 94 X FO 85 2-2 66 SH1-4 7 FC6 2B			2	1	1	0	0	0	0
66 Munenori Kawasaki, L (1, 4) OBP: 0.329, SLG: 0.316		B SI 93 C SI 93 C SI 96 F CU 81 C SI 94 1-3 ③ K			X CU 79 0-0 ② G6-3		B FF 95 B FF 94 X FF 94 2-0 ① SH1-4 2-3			2	0	0	0	0	1	2
Inning Stats	R: 1 H: 1 E: 0 LOB: 0 K: 0 BB: 0 S: 8 P: 12	R: 0 H: 0 E: 0 LOB: 2 K: 1 BB: 1 S: 11 P: 20	R: 0 H: 1 E: 0 LOB: 1 K: 2 BB: 0 S: 11 P: 18	R: 0 H: 0 E: 0 LOB: 0 K: 1 BB: 1 S: 7 P: 14	R: 0 H: 0 E: 0 LOB: 0 K: 0 BB: 0 S: 6 P: 7	R: 0 H: 0 E: 0 LOB: 0 K: 0 BB: 0 S: 8 P: 12	R: 4 H: 4 E: 0 LOB: 1 K: 0 BB: 0 S: 16 P: 28	R: 0 H: 0 E: 0 LOB: 0 K: 0 BB: 0 S: 9 P: 12		1B: 2 SF: 0 2B: 2 SAC: 1 3B: 0 DP: 1 HR: 2 HBP: 1					WP: 0 PA: 33 PB: 0 SB: 0 CS: 0	

	AB	29
	R	5
	H	6
	RBI	5
	BB	2
	SO	4
	LOB	6

PITCHER		IP	WLS	BF	H	R	ER	SO	BB	IBB	HBP	BLK	WP	HR	S	P	ERA	WHIP
56 Joe Kelly, R ERA: 4.14	(1, 1)	6.0		23	3	2	2	4	2	0	1	0	0	1	53	86	3.00	0.833
59 Tommy Layne, L ERA: 0.84	(7, 1)	0.0	L	1	1	0	0	0	0	0	0	0	0	0	4	6	∞	∞
36 Junichi Tazawa, R ERA: 3.05	(7, 1)	1.0	B	6	2	3	1	0	0	0	0	0	0	1	10	19	9.00	2.000
71 Edwin Escobar, L ERA:	(8, 1)	1.0		3	0	0	0	0	0	0	0	0	0	0	9	12	0.00	0.000

PITCHER	IP	WLS	BF	H	R	ER	SO	BB	IBB	HBP	BLK	WP	HR	S	P	ERA	WHIP

Boston Red Sox @ Tampa Bay Rays

Tropicana Field, St. Petersburg, FL

Fri Aug 29 2014, 7:13 PM - 10:45 PM EDT

Att. 16,107 - Dome - 72 F

TOP

livebaseballscorecards.com

Batter	1	2	3	4	5	6	7	8	9	AB	R	H	RBI	BB	SO	LOB
26 Brock Holt, L (1, 6) OBP: 0.343, SLG: 0.390	B FF 91 B FF 93 C FF 92 B FF 93 C FF 93 X FF 92 3-2 15 BB 52 1B 1B	C FF 94 B CH 88 F FF 94 F SL 87 X CH 87 1-2 34 FC3-6 1B	C FF 92 B SL 84 B FF 93 F FF 92 C SL 86 2-3 ① K		C FF 90 C FF 89 F SL 83 S FF 90 0-3 ② K		F FF 90 F FF 90 F FF 90 F FF 90 D CU 72 F CU 71 S FF 90 1-3 ② K			5	1	2	0	0	3	3
15 Dustin Pedroia, R (1, 4) OBP: 0.341, SLG: 0.380	B FF 93 C FF 92 1 SAFE B SL 85 B SL 85 B FF 94 4-1 52 1B 29 1B 1-2 BB	1 SAFE C FF 94 B FF 94 1 SAFE F FF 94 X FF 95 1-2 ① L9	C FF 95 X SL 86 0-1 ② G1-3		F FF 89 B CH 84 X FF 90 1-1 ③ F8		C FF 91 B SL 84 B FF 90 F FF 91 C FF 91 2-3 ③ K			4	1	0	0	1	1	4
34 David Ortiz, L (1, 10) OBP: 0.362, SLG: 0.520	D SL 87 X SL 87 1-0 ① F8	B FF 94 S FF 94 X FF 95 1-1 ② FC3-6 52 2B 1-2f	B CH 87 C FF 96 F CH 86 F FF 96 F FF 97 F FF 98 X FF 98 1-2 1B			B CU 70 X CU 71 1-0 ① G4-3		C FF 90 B SL 84 C FF 91 S CU 81 1-3 ① K		5	1	1	0	0	1	3
52 Yoenis Cespedes, R (1, 7) OBP: 0.303, SLG: 0.467	B FF 95 X FF 94 1-0 50 E 29 1B 16 1B 1-3 2-H 1B	B FF 95 F SL 87 X FF 95 1-1 29 HBP 50 HR 2-H 2B	X FF 94 0-0 ③ L6			B FF 89 S FF 89 C FF 90 B FF 90 X FF 90 2-2 ② F9		C FF 91 X CU 82 0-1 ② G4-3		5	2	2	2	0	0	1
12 Mike Napoli, R (1, 3) OBP: 0.375, SLG: 0.431	C FF 95 F FF 95 S SL 88 0-3 ② K	B SL 89 S FF 95 B SL 87 B SL 87 C FF 96 D FF 97 4-2 29 HBP 50 HR BB		S FF 94 B FF 94 B FF 95 B SL 85 S FF 94 X FF 94 3-2 ① L8		X FF 89 0-0 ③ G4-3		C SL 85 B CU 79 C SL 83 S SL 83 1-3 ③ K		4	1	0	0	1	2	2
29 Daniel Nava, S (1, 9) OBP: 0.340, SLG: 0.341	C FF 95 F FF 95 F SL 88 X SL 89 0-2 16 1B 50 E 1-2 3-H 1B	C FF 95 B FF 94 C FF 96 B FF 95 B SL 88 H SL 87 4-2 50 HR 1-2 2-3 HBP		C FF 94 B CH 88 X CH 86 1-1 1B			B FF 88 X FF 89 1-0 55 S 50 1B 1B		B FF 90 C FF 89 C FF 91 C FF 90 1-3 ① K	4	1	3	1	0	1	0
50 Mookie Betts, R (1, 8) OBP: 0.337, SLG: 0.418	C FF 95 C SL 89 X SL 89 0-2 E1 16 1B 1-2 2-3	B SL 86 X FF 94 1-0 1-H 2-H 3-H HR		B FF 93 B FF 92 X FF 93 2-0 ② F8			C FF 88 S SI 88 X FF 89 0-2 55 BB 1-2 1B		B FC 89 C FF 91 X FF 90 1-1 ② F8	5	1	2	4	0	0	3
16 Will Middlebrooks, R (1, 5) 72 Carlos Rivero, R (9, PH) (9, 5) OBP: 0.270, SLG: 0.291	B FF 95 C FF 94 X FF 95 1-1 1-2 2-3 3-H 1B	C FF 96 X SL 87 0-1 1B		D FF 95 C SL 86 B FF 94 B FF 95 X FF 94 3-1 ③ P4			F FF 90 C FF 89 S SL 84 0-3 ① K		B FF 91 F FF 91 B SL 83 B FF 91 S FF 91 F FF 91 B SL 84 4-2 BB	4 0	0 0	2 0	1 0	0 1	1 0	3 0
55 Christian Vázquez, R (1, 2) OBP: 0.283, SLG: 0.264	C SL 86 X SL 87 0-1 ③ G4-3	C FF 94 C FF 96 B FF 97 S SL 88 1-3 ③ K			B FF 88 C FF 89 F FF 90 F SL 83 B FF 90 S FF 90 2-3 ① K		F FF 89 F SL 84 B FF 90 B SL 84 F FF 91 1 SAFE 1 SAFE D SL 85 1 SAFE 4-2 B FF 90 1-2 2-3 BB		S FF 91 B FF 90 X SL 83 1-1 ③ G5-3	4	0	0	0	1	2	5
Inning Stats	R: 3 E: 1 K: 1 S: 20 H: 4 LOB: 3 BB: 1 P: 30	R: 5 E: 1 K: 1 S: 21 H: 4 LOB: 1 BB: 1 P: 35	R: 0 E: 0 K: 1 S: 13 H: 1 LOB: 1 BB: 0 P: 16	R: 0 E: 0 K: 0 S: 8 H: 1 LOB: 1 BB: 0 P: 17	R: 0 E: 0 K: 2 S: 10 H: 0 LOB: 0 BB: 0 P: 13	R: 0 E: 0 K: 0 S: 5 H: 0 LOB: 0 BB: 0 P: 8	R: 0 E: 0 K: 3 S: 19 H: 2 LOB: 3 BB: 1 P: 27	R: 0 E: 0 K: 2 S: 8 H: 0 LOB: 0 BB: 0 P: 10	R: 0 E: 0 K: 1 S: 10 H: 0 LOB: 1 BB: 1 P: 17	1B: 10 2B: 1 3B: 0 HR: 1	SF: 0 SAC: 0 DP: 0 HBP: 1			WP: 0 PB: 0 SB: 1 CS: 0	PA: 45		

	AB	40
	R	8
	H	12
	RBI	8
	BB	4
	SO	11
	LOB	24

PITCHER		IP	WLS	BF	H	R	ER	SO	BB	IBB	HBP	BLK	WP	HR	S	P	ERA	WHIP
22 Chris Archer, R ERA: 3.4	(1, 1)	4.0	L	26	10	8	7	3	2	0	1	0	0	1	62	98	15.75	3.000
27 Cesár Ramos, L ERA: 3.53	(5, 1)	3.0		12	2	0	0	5	1	0	0	0	0	0	34	48	0.00	1.000
50 Grant Balfour, R ERA: 5.33	(8, 1)	2.0		7	0	0	0	3	1	0	0	0	0	0	18	27	0.00	0.500

PITCHER		IP	WLS	BF	H	R	ER	SO	BB	IBB	HBP	BLK	WP	HR	S	P	ERA	WHIP

Boston Red Sox @ Tampa Bay Rays

Tropicana Field, St. Petersburg, FL

Fri Aug 29 2014, 7:13 PM - 10:45 PM EDT

Att. 16,107 - Dome - 72 F

BOTTOM

Batter	1	2	3	4	5	6	7	8	9	AB	R	H	RBI	BB	SO	LOB
5 Brandon Guyer, R (1, 7) OBP: 0.342, SLG: 0.382	C FF 91 B FF 92 B FF 91 B FF 91 F FF 90 T FF 89 3-2 ① K	C CU 80 F FF 93 T FF 93 0-2 ③ K			B FF 92 F FF 92 B FF 92 S FF 92 B FF 92 F FF 91 X FF 91 3-2 1-H HR		C SI 89 B SL 85 L CH 77 B FF 89 B CH 78 B SL 83 4-2 BB		X FF 89 0-0 2-H 3 DI 1B	4	1	2	3	1	2	2
18 Ben Zobrist, S (1, 4) OBP: 0.361, SLG: 0.412	B FF 92 C FF 91 X FF 92 1-1 ② P2		C FF 91 X CH 84 0-1 ① F9		C CU 80 X FF 93 0-1 ② G6-3		X SI 88 0-0 ② F9		C FF 91 F FF 90 F SI 91 B FF 92 1 SAFE S FS 87 1-3 ① K	5	0	0	0	0	1	2
20 Matt Joyce, L (1, 9) OBP: 0.366, SLG: 0.409	B FF 93 B FF 92 B FF 92 C FF 92 B FF 91 4-1 BB		B CU 79 F FF 92 F CH 86 X FF 93 1-2 ② G3		S CH 84 B CH 85 B FF 91 S FF 92 F CU 79 S CU 78 2-3 ③ K		F SI 87 S CH 76 F FF 89 S FF 89 0-3 ③ K		C FF 91 X FF 90 0-1 ② F8	4	0	0	0	1	2	2
3 Evan Longoria, R (1, 5) OBP: 0.324, SLG: 0.397	C FF 92 B CU 80 X FF 92 1-1 ③ F8		B FF 93 X FF 93 1-0 ③ F8			B CU 78 B FF 91 B FF 92 C FF 90 X FF 90 3-1 ① L7		B SI 90 X SI 90 1-0 21 1B	C SI 90 B SI 89 B FS 87 B FF 90 S FF 91 X FF 90 3-2 ③ P5 1-2	5	0	1	0	0	0	2
21 James Loney, L (1, 3) OBP: 0.336, SLG: 0.376		B FF 92 F FF 92 X CH 84 1-1 ① F9		B CU 77 B CU 76 B FF 91 C FF 91 F FF 90 X FF 90 3-2 ① G4-3		X CH 85 0-0 9 1B		C SI 90 X FS 84 0-1 1-2 1B		4	0	2	0	0	0	0
9 Wil Myers, R (1, 10) OBP: 0.302, SLG: 0.336		B FF 92 X FF 91 1-0 ② F9		C FF 92 C SL 83 B FF 93 C CU 80 1-3 ② K		C FF 92 B FF 93 X FF 93 1-1 1-2 1B		B SI 89 C SI 90 X SL 81 1-1 ① P3		4	0	1	0	0	1	2
11 Yunel Escobar, R (1, 6) OBP: 0.314, SLG: 0.316		B FF 92 F FF 92 B FF 92 X FF 92 2-1 24 BB 39 1B 1B		B CU 78 F FF 92 X SL 84 1-1 ③ F7		B FF 92 X FF 91 1-0 ② L9		C SI 89 S SL 82 B SI 92 F SI 91 B SI 90 S SL 82 2-3 ② K		4	1	1	0	0	1	4
24 Ryan Hanigan, R (1, 2) OBP: 0.310, SLG: 0.316		B FF 92 C FF 90 B FF 91 C FF 92 B FF 93 B FF 92 4-2 39 1B 1-2 BB			B FF 91 B FF 90 B FF 91 B FF 91 4-0 5 PB 5 HR BB	C FF 93 B FF 93 F FF 92 F SL 81 B FF 92 F CU 78 X FF 91 2-2 ③ L7		C SL 83 C SI 91 B SL 83 D SL 83 C SI 89 2-3 ③ K		2	1	0	0	2	1	4
39 Kevin Kiermaier, L (1, 8) OBP: 0.322, SLG: 0.473		X FF 92 0-0 1-2 2-H 1B			C CU 77 B CU 79 B FF 91 B CU 77 X FF 91 3-1 ① F8		L FF 87 X SI 87 0-1 ① G4-3		C FS 85 X FS 85 0-1 5 1B 2B	4	1	2	1	0	0	1

Inning Stats																				
	R: 0 E: 0 K: 1 S: 8	H: 0 LOB: 1 BB: 1 P: 17	R: 1 E: 0 K: 1 S: 11	H: 2 LOB: 2 BB: 1 P: 19	R: 0 E: 0 K: 0 S: 6	H: 0 LOB: 0 BB: 0 P: 8	R: 0 E: 0 K: 1 S: 8	H: 0 LOB: 0 BB: 0 P: 13	R: 2 E: 0 K: 1 S: 12	H: 1 LOB: 0 BB: 1 P: 24	R: 0 E: 0 K: 0 S: 11	H: 2 LOB: 2 BB: 0 P: 18	R: 0 E: 0 K: 1 S: 9	H: 0 LOB: 1 BB: 1 P: 13	R: 0 E: 0 K: 2 S: 12	H: 2 LOB: 2 BB: 0 P: 18	R: 1 E: 0 K: 1 S: 12	H: 2 LOB: 1 BB: 0 P: 16	1B: 7 2B: 1 3B: 0 HR: 1	SF: 0 SAC: 0 DP: 0 HBP: 0	WP: 0 PB: 1 SB: 0 CS: 0	PA: 40

PITCHER	IP	WLS	BF	H	R	ER	SO	BB	IBB	HBP	BLK	WP	HR	S	P	ERA	WHIP
63 Anthony Ranaudo, R (1, 1) ERA: 4.5	6.0	W	26	5	3	3	4	3	0	0	0	0	1	56	99	4.50	1.333
32 Craig Breslow, L (7, 1) ERA: 4.65	1.0		4	0	0	0	1	1	0	0	0	0	0	9	13	0.00	1.000
35 Burke Badenhop, R (8, 1) ERA: 2.43	1.0		5	2	0	0	2	0	0	0	0	0	0	12	18	0.00	2.000
54 Edward Mujica, R (9, 1) ERA: 4.29	1.0		5	2	1	1	1	0	0	0	0	0	0	12	16	9.00	2.000

PITCHER	IP	WLS	BF	H	R	ER	SO	BB	IBB	HBP	BLK	WP	HR	S	P	ERA	WHIP

livebaseballscorecards.com

AB	36
R	4
H	9
RBI	4
BB	4
SO	8
LOB	19

Batter	1	2	3	4	5	6	7	8	9	AB	R	H	RBI	BB	SO	LOB
26 Brock Holt, L (1, 5) (2, 4) OBP: 0.340, SLG: 0.386	B FF 90 C FF 90 C FS 84 S FS 83 1-3 ① K2-3		B FF 89 S FS 83 X FF 89 1-1 ③ P5			F FF 90 B FS 82 F FS 83 S FS 83 1-3 ② K		C FF 90 B SI 90 X SI 90 1-1 ② G4-3		4	0	0	0	0	2	0
15 Dustin Pedroia, R (1, 4) OBP: 0.340, SLG: 0.379 16 Will Middlebrooks, R (2, 5) OBP: 0.271, SLG: 0.291	C FF 89 B FF 91 B SL 82 X FF 90 2-1 ② G6-3			C SL 80 C FF 89 F FF 88 X FF 88 0-2 ③ 34 G4-6-3 1B		C FF 90 F FF 89 B SL 81 X SL 82 1-2 ③ F8		X FF 90 0-0 ③ F8		1 3	0 0	0 1	0 0	0 0	0 0	0 0
34 David Ortiz, L (1, 10) OBP: 0.361, SLG: 0.516	B FF 91 C FF 90 X FF 90 1-1 ③ F7			B FS 82 S FS 82 X FS 83 1-1 ①② G4-6-3 1-2f			B CU 69 X FS 82 1-0 ① G3		S FF 92 B FF 93 B SL 85 F SL 85 B SL 83 F FF 93 B CH 83 4-2 52 G4-3 BB	3	0	0	0	1	0	1
52 Yoenis Cespedes, R (1, 7) OBP: 0.302, SLG: 0.464		H FF 87 1-0 5 L5-3 HBP		B SL 80 F SL 81 B FF 89 X SL 81 2-1 E5			C FC 84 S FS 82 F FF 90 F FS 81 S FC 86 0-3 ② K		C SL 84 X SL 84 0-1 ①② G4-3 1-2f	3	0	0	0	0	1	1
29 Daniel Nava, S (1, 9) OBP: 0.339, SLG: 0.337		C FF 88 C FF 89 D FS 81 B FS 81 X FF 89 2-2 ① F7		B FF 87 B FF 88 X FF 89 2-0 ③ F8			B FF 90 B FS 83 C FF 90 F FF 90 B FF 90 D FS 84 4-2 50 BB 5 BB BB		C FF 92 B FF 92 C FF 93 S FF 92 1-3 ③ K	3	0	0	0	1	1	2
5 Allen Craig, R (1, 3) OBP: 0.288, SLG: 0.343		C SL 82 X FS 82 0-1 ② L5-3 1-2			C FF 87 B SL 80 F SL 79 S FF 89 1-3 ① K		C FS 82 B FC 86 S FC 86 F FC 87 B FF 90 F FC 87 B FS 82 F FF 90 B FF 90 4-2 50 BB 1-2 BB			2	0	0	0	1	1	1
50 Mookie Betts, R (1, 8) OBP: 0.337, SLG: 0.407		C CU 69 D SL 81 C SL 82 S FS 82 1-3 ③ K			C SL 79 X SL 82 0-1 ② F8		B FC 85 C FF 89 C FC 87 B FC 87 B FF 89 B FF 90 4-2 1-2 2-3 BB			2	0	0	0	1	1	1
2 Xander Bogaerts, R (1, 6) OBP: 0.292, SLG: 0.331			C FF 86 B SL 81 B SL 81 T FF 88 B FS 82 X FF 89 3-2 ① P3		C FF 89 B FS 84 X SL 79 1-1 ③ F7		C FF 90 X FC 88 0-1 ③ P3			3	0	0	0	0	0	3
3 David Ross, R (1, 2) OBP: 0.258, SLG: 0.377			C CU 69 F SL 81 B FF 88 B SL 80 C FF 90 2-3 ② K			B FF 88 C SL 77 B FS 83 F FF 88 S FF 90 2-3 ① K		S FF 90 X CU 74 0-1 ① G5-3		3	0	0	0	0	2	0
Inning Stats	R: 0 H: 0 E: 0 LOB: 0 K: 1 BB: 0 S: 7 P: 11	R: 0 H: 0 E: 0 LOB: 1 K: 1 BB: 0 S: 8 P: 12	R: 0 H: 0 E: 0 LOB: 0 K: 1 BB: 0 S: 8 P: 14	R: 0 H: 1 E: 1 LOB: 1 K: 0 BB: 0 S: 9 P: 14	R: 0 H: 0 E: 0 LOB: 0 K: 1 BB: 0 S: 7 P: 9	R: 0 H: 0 E: 0 LOB: 0 K: 2 BB: 0 S: 9 P: 13	R: 0 H: 0 E: 0 LOB: 3 K: 1 BB: 3 S: 17 P: 30	R: 0 H: 0 E: 0 LOB: 0 K: 0 BB: 0 S: 5 P: 6	R: 0 H: 0 E: 0 LOB: 0 K: 1 BB: 1 S: 8 P: 13	1B: 1 SF: 0 2B: 0 SAC: 0 3B: 0 DP: 2 HR: 0 HBP: 1					WP: 0 PA: 32 PB: 0 SB: 0 CS: 0	

PITCHER		IP	WLS	BF	H	R	ER	SO	BB	IBB	HBP	BLK	WP	HR	S	P	ERA	WHIP
23 Jake Odorizzi, R ERA: 4.03	(1, 1)	7.0	W	26	1	0	0	7	3	0	1	0	0	0	65	103	0.00	0.571
38 Jeff Beliveau, L ERA: 1.59	(8, 1)	1.0		3	0	0	0	0	0	0	0	0	0	0	5	6	0.00	0.000
49 Kirby Yates, R ERA: 3.41	(9, 1)	1.0		3	0	0	0	1	1	0	0	0	0	0	8	13	0.00	1.000

PITCHER	IP	WLS	BF	H	R	ER	SO	BB	IBB	HBP	BLK	WP	HR	S	P	ERA	WHIP

TOP

Boston Red Sox @ Tampa Bay Rays

Tropicana Field, St. Petersburg, FL

Sat Aug 30 2014, 7:23 PM - 10:11 PM EDT

Att. 17,463 - Dome - 72 F

livebaseballscorecards.com

AB	27
R	0
H	1
RBI	0
BB	4
SO	8
LOB	9

BOTTOM

Boston Red Sox @ Tampa Bay Rays

Tropicana Field, St. Petersburg, FL

Sat Aug 30 2014, 7:23 PM - 10:11 PM EDT

Att. 17,463 - Dome - 72 F

Batter	1	2	3	4	5	6	7	8	9	AB	R	H	RBI	BB	SO	LOB
18 Ben Zobrist, S (1, 6) OBP: 0.358, SLG: 0.408	C FF 90 X SI 90 0-1 ① G4-3	B SI 91 B SI 90 B SL 82 C SI 90 F FF 89 X SI 90 3-2 ② FC3-6 1-2f 2-3 3-H		B SI 90 D SI 89 X FF 90 2-1 ② G5-3 1-2 2-3 3-H		B SI 91 C SI 90 C SL 86 S CU 83 1-3 K 9 G6-4-3		B SI 90 F SL 84 S FF 89 B SI 88 X FF 90 2-2 ② G6-3 1-2		5	0	0	2	0	1	5
9 Wil Myers, R (1, 9) OBP: 0.296, SLG: 0.329	B FF 93 F SI 90 S SI 91 X FF 91 1-2 ② G5-3	S SL 84 F SI 90 B SL 84 B CH 84 F SL 84 C SI 91 2-3 ③ K		B CU 76 F SI 89 S CH 83 B SL 85 S SL 84 2-3 ③ K		C CU 82 C FF 92 B SL 88 F FC 93 B FC 92 X CU 81 2-2 ①② G6-4-3 1-2f		X SL 84 0-0 ③ F8		5	0	0	0	0	2	6
20 Matt Joyce, L (1, 10) OBP: 0.365, SLG: 0.406	C SI 92 F CH 84 B SI 92 B CU 79 S SI 92 2-3 ③ K		B CU 73 F CH 80 L SI 89 B SI 90 X CH 82 2-2 ① G3		B SI 89 B SI 89 B FF 89 B CH 86 4-0 5 1B 3 1B 5 E BB	C SI 91 F SL 85 F SL 86 F SL 87 S CU 81 0-3 ③ K				3	1	0	0	1	2	0
3 Evan Longoria, R (1, 5) OBP: 0.325, SLG: 0.397		C FF 91 H SI 90 1-1 ② 21 2B HBP	X FF 88 0-0 ② G4-3		C SL 82 S CH 82 B SL 83 X FF 90 1-2 5 E 5 E 1-2 1B		C FF 90 X SL 86 0-1 ① F9			3	2	1	0	0	0	0
21 James Loney, L (1, 3) OBP: 0.335, SLG: 0.377		B FF 91 F SI 90 1 SAFE B SI 91 X SI 89 2-1 ③ 5 1B 24 SF8 1-H 2B	F SI 90 X FF 92 0-1 ③ F8		F SL 87 B FF 92 B SL 85 C SI 91 S CU 82 2-3 ① K		B CH 86 X CH 86 1-0 ② F7			4	1	1	1	0	1	2
5 Brandon Guyer, R (1, 7) OBP: 0.350, SLG: 0.386		M SI 90 S SI 91 F SI 92 B SL 85 B SI 92 B SL 84 F SI 91 X SI 91 3-2 24 SF8 11 BB 18 FC3-6 2-3 1B		S SI 89 B CH 83 C SL 83 X FF 90 1-2 ① G6-3	C FF 90 X SL 85 0-1 E2 11 SF9 1-H 2-H 1B		B FF 90 C FF 90 H CH 85 2-1 HBP			3	2	2	0	0	0	0
11 Logan Forsythe, R (1, 4) OBP: 0.293, SLG: 0.346		B SI 90 D SL 84 B SI 92 B FF 92 4-0 18 FC3-6 24 SF8 1-2 BB		C SL 83 X FF 90 0-1 39 HBP 24 1B 18 G5-3 1B	C FF 91 C SI 91 D CU 81 X SL 85 1-2 ② SF9 3-H		C SL 85 C SL 85 B FC 92 C CU 81 1-3 ③ K			2	1	1	1	1	1	1
24 Ryan Hanigan, R (1, 2) OBP: 0.319, SLG: 0.330		X FF 92 0-0 ① SF8 1-2 2-3 3-H		1 SAFE B SI 90 X SI 90 1-0 18 G5-3 39 HBP 1-2 1B	B SL 90 C SL 85 B CU 82 F SL 90 X FF 92 2-2 2B			C FF 90 F SL 87 H CU 80 1-2 39 FC6-4 HBP		2	0	2	1	0	0	0
39 Kevin Kiermaier, L (1, 8) OBP: 0.324, SLG: 0.470		B SI 90 B CH 82 T SI 90 D SI 91 D SI 91 4-1 18 FC3-6 BB		H CU 74 1-0 18 G5-3 1-2 2-3 HBP	D SL 87 X CH 87 1-0 ③ F7			S SI 90 F SL 85 X CU 80 0-2 ① FC6-4 18 G6-3 1-2f		2	0	0	0	1	0	2
Inning Stats	R: 0 E: 0 K: 1 S: 8 H: 0 LOB: 0 BB: 0 P: 11	R: 3 E: 0 K: 1 S: 17 H: 2 LOB: 2 BB: 2 P: 36	R: 0 E: 0 K: 0 S: 6 H: 0 LOB: 0 BB: 0 P: 8	R: 1 E: 0 K: 1 S: 11 H: 2 LOB: 2 BB: 0 P: 18	R: 3 E: 1 K: 1 S: 15 H: 3 LOB: 1 BB: 1 P: 26	R: 0 E: 0 K: 2 S: 12 H: 0 LOB: 0 BB: 0 P: 15	R: 0 E: 0 K: 1 S: 7 H: 0 LOB: 1 BB: 0 P: 11	R: 0 E: 0 K: 0 S: 9 H: 0 LOB: 1 BB: 0 P: 12		1B: 5 2B: 2 3B: 0 HR: 0 SF: 2 SAC: 0 DP: 1 HBP: 4				WP: 1 PB: 0 SB: 0 CS: 0 PA: 38	

livebaseballscorecards.com

	AB	29
	R	7
	H	7
	RBI	5
	BB	3
	SO	7
	LOB	16

PITCHER		IP	WLS	BF	H	R	ER	SO	BB	IBB	HBP	BLK	WP	HR	S	P	ERA	WHIP
64 Allen Webster, R ERA: 6.69	(1, 1)	4.0	L	22	5	6	6	3	3	0	2	0	0	0	45	81	13.50	2.000
30 Alex Wilson, R ERA: 1.47	(5, 1)	3.0		12	2	1	0	4	0	0	1	0	1	0	31	44	0.00	0.667
59 Tommy Layne, L ERA: 0.77	(8, 1)	1.0		4	0	0	0	0	0	0	1	0	0	0	9	12	0.00	0.000

PITCHER	IP	WLS	BF	H	R	ER	SO	BB	IBB	HBP	BLK	WP	HR	S	P	ERA	WHIP

Batter	1	2	3	4	5	6	7	8	9	AB	R	H	RBI	BB	SO	LOB
26 Brock Holt, L (1, 4) OBP: 0.339, SLG: 0.385	C FF 91 C SI 91 T CH 86 0-2 ① K		C KC 79 L CH 87 T FF 91 0-2 ① K		C KC 80 F KC 80 X CH 87 50 S 50 1B 1B		D CU 77 D FS 80 X FF 89 2-0 ③ F8			4	1	1	0	0	2	2
50 Mookie Betts, R (1, 8) OBP: 0.344, SLG: 0.424	B KC 80 B FF 91 C FF 91 S CH 85 B FF 93 F CH 85 X FF 92 3-2 ② L9		B CH 86 B CH 86 C FF 92 B FF 92 F CH 87 F FF 92 X CH 86 3-2 ② FC5-4 1-2f		B KC 81 C FF 91 D KC 81 B CH 87 C FF 91 X FF 91 3-2 1-H 1B			B CU 75 B FF 89 C FF 89 C FF 89 F FF 90 X FS 81 2-2 34 1B 2B		4	1	2	1	0	0	1
34 David Ortiz, L (1, 10) OBP: 0.362, SLG: 0.515	B FF 93 F FF 91 B CH 86 B CH 85 F FF 92 B FF 93 4-2 BB		C KC 81 1 SAFE F CH 88 B FF 92 X CH 87 1-2 ③ G4-3		D CH 88 1 SAFE 1 SAFE 1 SAFE B FF 91 S CH 88 1 SAFE 1 SAFE S KC 82 2-3 ③ S CH 87 K			F CU 78 X FS 82 0-1 2-H 1B		3	0	1	1	1	1	2
52 Yoenis Cespedes, R (1, 7) OBP: 0.302, SLG: 0.462	F FF 92 D CH 86 X FF 91 1-1 ③ L8			B KC 78 C KC 80 X CH 85 1-1 12 G1-3 1B		B KC 80 F CH 86 C KC 79 S FF 92 1-3 ① K		C FF 90 F FF 89 B FF 90 S FF 89 1-3 ① K		4	0	1	0	0	2	2
12 Mike Napoli, R (1, 3) OBP: 0.372, SLG: 0.427		B KC 81 B FF 91 F FF 91 B CH 86 S FF 92 F CH 87 X CH 86 3-2 ① G5-3		C KC 78 X KC 81 0-1 ① G1-3 1-2		C FF 91 C FF 92 B FF 92 B KC 83 B FF 91 X CH 87 3-2 ② L8		C FF 91 S FF 91 S FF 92 0-3 ② K		4	0	0	0	0	1	2
29 Daniel Nava, S (1, 9) OBP: 0.338, SLG: 0.336		C FF 90 B FF 92 S CH 85 B FF 91 X FF 92 2-2 16 G4-6-3 1B		B CH 86 C KC 80 X FF 92 1-1 ② P5		C CH 88 B KC 81 X FF 92 1-1 ③ L8		B FF 91 C SL 85 C FF 90 F FF 92 X SL 83 1-2 ③ G6-3		4	0	1	0	0	0	2
16 Will Middlebrooks, R (1, 5) OBP: 0.265, SLG: 0.284		B FF 91 C FF 91 X FF 92 1-1 ②③ G4-6-3 1-2f		C CH 86 F FF 91 C FF 92 0-3 ③ K			B CH 86 X FF 91 1-0 ① F9		B FF 91 B SL 83 S SL 84 X FF 91 2-1 ① F8	4	0	0	0	0	1	2
2 Xander Bogaerts, R (1, 6) OBP: 0.293, SLG: 0.335			X FF 91 0-0 55 E 55 1B 1B		C KC 79 B FF 92 B CH 87 B FF 91 F FF 91 F FF 91 S FF 92 3-3 ① K		B KC 81 F CH 86 B KC 80 X CH 86 2-1 2B		C KC 76 B KC 77 C SL 84 S FF 92 1-3 ② K	4	1	2	0	0	2	0
55 Christian Vázquez, R (1, 2) OBP: 0.282, SLG: 0.264			C FF 90 1 SAFE X CH 86 0-1 50 FC5-4 1-H 1B		B FF 91 C FF 92 X KC 81 1-1 ② G4-3		C FF 89 C FF 89 F FS 80 F FF 90 X FS 82 0-2 ② G5-3		F FF 92 C FF 92 F FF 93 B SL 83 F FF 92 B KC 78 C SL 82 2-3 ③ K	4	0	1	1	0	1	1
Inning Stats	R: 0 E: 0 K: 1 S: 11 H: 0 LOB: 1 BB: 1 P: 19	R: 0 E: 0 K: 0 S: 9 H: 1 LOB: 0 BB: 0 P: 15	R: 1 E: 1 K: 1 S: 13 H: 2 LOB: 1 BB: 0 P: 17	R: 0 E: 0 K: 1 S: 9 H: 1 LOB: 1 BB: 0 P: 11	R: 1 E: 0 K: 2 S: 15 H: 2 LOB: 1 BB: 0 P: 24	R: 0 E: 0 K: 1 S: 8 H: 0 LOB: 0 BB: 0 P: 13	R: 0 E: 0 K: 0 S: 9 H: 1 LOB: 1 BB: 0 P: 14	R: 1 E: 0 K: 2 S: 16 H: 2 LOB: 1 BB: 0 P: 20	R: 0 E: 0 K: 2 S: 10 H: 0 LOB: 0 BB: 0 P: 15	1B: 7 2B: 2 3B: 0 HR: 0	SF: 0 SAC: 0 DP: 1 HBP: 0				WP: 0 PB: 0 SB: 1 CS: 0	PA: 36	

PITCHER		IP	WLS	BF	H	R	ER	SO	BB	IBB	HBP	BLK	WP	HR	S	P	ERA	WHIP
53 Alex Cobb, R ERA: 2.98	(1, 1)	6.1	L	26	7	2	1	6	1	0	0	0	0	0	68	105	1.42	1.263
62 Joel Peralta, R ERA: 3.86	(7, 1)	1.0		5	2	1	1	1	0	0	0	0	0	0	15	20	9.00	2.000
50 Grant Balfour, R ERA: 5.26	(8, 1)	0.2		2	0	0	0	1	0	0	0	0	0	0	7	8	0.00	0.000
49 Kirby Yates, R ERA: 3.3	(9, 1)	1.0		3	0	0	0	2	0	0	0	0	0	0	10	15	0.00	0.000

PITCHER	IP	WLS	BF	H	R	ER	SO	BB	IBB	HBP	BLK	WP	HR	S	P	ERA	WHIP

TOP

Boston Red Sox @ Tampa Bay Rays

Tropicana Field, St. Petersburg, FL

Sun Aug 31 2014, 1:44 PM - 4:33 PM EDT

Att. 16,822 - Dome - 72 F

livebaseballscorecards.com

AB	35
R	3
H	9
RBI	3
BB	1
SO	10
LOB	14

Batter	1	2	3	4	5	6	7	8	9	AB	R	H	RBI	BB	SO	LOB
39 Kevin Kiermaier, L (1, 8) OBP: 0.323, SLG: 0.466	X FF 90 0-0 20 G5-6-3 1B			C CU 76 F FC 88 B CH 81 X SI 92 1-2 ① G1-3		C CU 78 S FC 89 F FF 92 B SI 91 S FC 88 1-3 ② K			X CU 77 0-0 ② G6-3	4	0	1	0	0	1	1
5 Brandon Guyer, R (1, 7) OBP: 0.343, SLG: 0.379	1 SAFE 1 SAFE C CU 76 1 SAFE S FC 88 1 SAFE X FF 91 0-2 ① F9			X SI 92 0-0 ② G6-3		C FC 87 C CU 79 C SI 92 0-3 ③ K			X FC 87 0-0 ③ F7	4	0	0	0	0	1	2
20 Matt Joyce, L (1, 9) OBP: 0.365, SLG: 0.408	C SI 91 F CU 78 X CH 81 0-2 ②③ G5-6-3 1-2f			C CU 78 S CH 82 B SI 92 B SI 91 X CH 78 2-2 2B			F FC 88 C FC 87 B FC 87 B CU 79 B SI 91 C SI 91 3-3 ① K			3	0	1	0	0	1	1
3 Evan Longoria, R (1, 5) OBP: 0.323, SLG: 0.395		C FF 91 X CU 76 0-1 ① G4-3		C FC 87 B FF 91 X FF 91 1-1 ③ G6-3			B CU 79 B CU 78 F FF 92 F SI 91 B SI 90 X FC 88 3-2 ② G3			3	0	0	0	0	0	1
21 James Loney, L (1, 10) OBP: 0.333, SLG: 0.375		C FF 91 C FF 92 F FF 92 C SI 91 0-3 ② K			C CU 76 B CU 76 B CH 80 X FC 89 2-1 ① G4-3		C CU 78 X FS 86 0-1 ③ G1-3			3	0	0	0	0	1	0
11 Logan Forsythe, R (1, 4) OBP: 0.290, SLG: 0.342		C FF 92 S FC 90 B SI 92 C SI 92 1-3 ③ K			B FF 91 B FC 87 F FC 91 X FF 91 2-1 ② G5-3			B SI 91 B FF 91 C FF 92 B CU 77 X SI 90 3-1 ① F9		3	0	0	0	0	1	0
11 Yunel Escobar, R (1, 6) OBP: 0.312, SLG: 0.314			S CU 78 B SI 91 S CU 79 F FF 93 X FF 91 1-2 ① F7		S FC 88 F CH 83 B CU 78 X CU 78 1-2 ③ F8			X FF 91 0-0 ② G6-3		3	0	0	0	0	0	0
28 José Molina, R (1, 2) OBP: 0.238, SLG: 0.194			X FF 92 0-0 ② P3			B FC 86 X FF 91 1-0 1B		C CU 78 S FC 88 B FF 91 B SI 89 B FF 92 X FC 87 3-2 ③ G4-3		3	0	1	0	0	0	0
1 Sean Rodríguez, R (1, 3) OBP: 0.269, SLG: 0.463			B FC 89 B FF 92 X FF 91 2-0 ③ P6			F FF 91 F SI 90 C SI 91 0-3 ① K			B FF 90 C FC 87 B CH 81 C CU 77 F CU 78 X SI 90 2-2 ① F9	3	0	0	0	0	1	1
Inning Stats	R: 0 E: 0 K: 0 S: 7 H: 1 LOB: 0 BB: 0 P: 7	R: 0 E: 0 K: 2 S: 9 H: 0 LOB: 0 BB: 0 P: 10	R: 0 E: 0 K: 0 S: 6 H: 0 LOB: 0 BB: 0 P: 9	R: 0 E: 0 K: 0 S: 9 H: 1 LOB: 1 BB: 0 P: 13	R: 0 E: 0 K: 0 S: 7 H: 0 LOB: 0 BB: 0 P: 12	R: 0 E: 0 K: 3 S: 11 H: 1 LOB: 1 BB: 0 P: 13	R: 0 E: 0 K: 1 S: 8 H: 0 LOB: 0 BB: 0 P: 14	R: 0 E: 0 K: 0 S: 6 H: 0 LOB: 0 BB: 0 P: 12	R: 0 E: 0 K: 0 S: 6 H: 0 LOB: 0 BB: 0 P: 8	1B: 2 2B: 1 3B: 0 HR: 0 SF: 0 SAC: 0 DP: 1 HBP: 0						

PITCHER	IP	WLS	BF	H	R	ER	SO	BB	IBB	HBP	BLK	WP	HR	S	P	ERA	WHIP
11 Clay Buchholz, R (1, 1) ERA: 5.4	9.0	W	29	3	0	0	6	0	0	0	0	0	0	69	98	0.00	0.333

PITCHER	IP	WLS	BF	H	R	ER	SO	BB	IBB	HBP	BLK	WP	HR	S	P	ERA	WHIP

BOTTOM

Boston Red Sox @ Tampa Bay Rays

Tropicana Field, St. Petersburg, FL

Sun Aug 31 2014, 1:44 PM - 4:33 PM EDT

Att. 16,822 - Dome - 72 F

livebaseballscorecards.com

AB	29
R	0
H	3
RBI	0
BB	0
SO	6
LOB	6

WP: 0 PA: 29
PB: 0
SB: 0
CS: 0

Boston Red Sox @ Tampa Bay Rays

Tropicana Field, St. Petersburg, FL

Mon Sep 01 2014, 1:13 PM - 4:43 PM EDT

Att. 10,543 - Dome - 72 F

livebaseballscorecards.com

TOP

Batter	1	2	3	4	5	6	7	8	9	10	AB	R	H	RBI	BB	SO	LOB
50 Mookie Betts, R (1, 8) OBP: 0.347, SLG: 0.433	C SI 87 B KC 74 B KC 76 B SI 88 C SI 88 F SI 89 F SI 90 S FC 85 3-3 ① K2-3		B FC 84 B FC 85 X SI 89 2-0 1-H 2B			B CH 77 B SI 89 C SI 87 C KC 75 F SI 90 X KC 76 2-2 ① P3		C SI 89 B CU 76 F CU 74 F SI 90 X CU 74 1-2 26 G1-3 52 1B 1B		B FF 92 1 SAFE 1 SAFE C FF 92 B SL 84 X FF 91 2-1 ②③ F8 1-2	5	1	2	1	0	1	1
26 Brock Holt, L (1, 4) OBP: 0.338, SLG: 0.382	C SI 88 F SI 89 B FC 86 B KC 77 C SI 90 2-3 ② K		C SI 89 C FC 85 X FC 86 0-2 ③ F7			B KC 76 B SI 90 B SI 89 C SI 88 F SI 89 F SI 90 B FC 85 4-2 BB		C SI 89 B FC 86 F FC 85 X CU 75 1-2 ② G1-3 1-2			3	0	0	0	1	1	2
52 Yoenis Cespedes, R (1, 7) OBP: 0.302, SLG: 0.461	C KC 76 B KC 78 B SI 90 F SI 90 B SI 91 S SI 91 3-3 ③ K			S FC 83 B FC 84 B FC 84 F SI 89 S FC 85 2-3 ① K		1 SAFE C KC 75 B SI 91 1 SAFE B SI 90 F FC 84 S SI 90 2-3 ② K		B SL 82 B FS 80 F FF 93 B SL 82 C SL 81 X SL 79 3-2 2-H 1B			4	0	1	1	0	3	1
12 Mike Napoli, R (1, 10) OBP: 0.371, SLG: 0.433		C SI 86 X FC 84 0-1 ① G5-3		C SI 89 S KC 77 B KC 77 B SI 91 X FC 86 2-2 HR		C FF 93 1 SAFE S FF 94 B FF 94 D FF 93 S FF 94 2-3 ③ K		B FF 93 S FF 92 1 SAFE B FF 93 T FF 92 1 SAFE S FF 94 2-3 ③ K			4	1	1	1	0	2	2
5 Allen Craig, R (1, 3) OBP: 0.287, SLG: 0.341		C KC 75 B FC 85 S SI 89 F SI 90 X KC 78 1-2 ② F7		F SI 89 B SI 90 X KC 76 1-1 ② F9			B CH 78 B FF 92 F FF 92 S CH 80 B FF 94 B CH 81 4-2 BB		X FF 94 0-0 ① F9		3	0	0	0	1	0	0
29 Daniel Nava, S (1, 9) OBP: 0.333, SLG: 0.331		C SI 90 F SI 90 B SI 91 X KC 78 1-2 ③ G4-3		C SI 89 X SI 90 0-1 ③ F8			B FF 94 B CH 80 S FF 92 C FF 93 F FF 94 S FC 93 2-3 ① K		C SI 95 B SI 95 F FF 95 F FF 96 F SI 96 B SI 95 F SI 96 X FF 96 2-2 ② G5-3		4	0	0	0	0	1	1
16 Will Middlebrooks, R (1, 5) OBP: 0.259, SLG: 0.277			B SI 88 C SI 89 B CH 78 B SI 89 X SI 90 3-1 ① F9		C KC 73 C SI 89 S KC 76 0-3 ① K		X FF 92 0-0 ② F8		S FF 95 F FF 94 F FF 96 X SI 96 0-2 ③ F9		4	0	0	0	0	1	1
2 Xander Bogaerts, R (1, 6) OBP: 0.293, SLG: 0.336			F SI 89 B SI 90 B KC 77 C FC 83 F FC 86 C SI 91 2-3 ② K		F SI 89 B KC 75 X KC 76 1-1 55 CS 2B		F CH 80 1 SAFE 1 SAFE C FF 94 F FF 94 S CH 79 0-3 ③ K			X FF 92 0-0 ① F9	4	0	1	0	0	2	1
55 Christian Vázquez, R (1, 2) OBP: 0.289, SLG: 0.265 7 Jemile Weeks, S (10, PR) OBP: 0.273, SLG: 0.455 3 David Ross, R (10, 2) OBP: 0.258, SLG: 0.377			C KC 77 B KC 77 T SI 90 B KC 78 B SI 92 F SI 91 B KC 79 4-2 50 2B BB		B KC 75 C SI 89 X KC 76 1-1 ②③ F9 2-3			X SI 89 0-0 ① P4		C FF 91 B SL 84 B SL 86 X FF 91 2-1 50 F8 1B	3 0 0	1 0 0	1 0 0	0 0 0	1 0 0	0 0 0	1 0 0
Inning Stats	R: 0 E: 0 K: 3 S: 11 H: 0 LOB: 0 BB: 0 P: 19	R: 0 E: 0 K: 0 S: 9 H: 0 LOB: 0 BB: 0 P: 11	R: 1 E: 0 K: 1 S: 13 H: 1 LOB: 1 BB: 1 P: 24	R: 1 E: 0 K: 1 S: 10 H: 1 LOB: 0 BB: 0 P: 15	R: 0 E: 0 K: 1 S: 7 H: 1 LOB: 0 BB: 0 P: 9	R: 0 E: 0 K: 2 S: 13 H: 0 LOB: 1 BB: 1 P: 23	R: 0 E: 0 K: 2 S: 11 H: 0 LOB: 1 BB: 1 P: 17	R: 1 E: 0 K: 1 S: 14 H: 2 LOB: 1 BB: 0 P: 21	R: 0 E: 0 K: 0 S: 11 H: 0 LOB: 0 BB: 0 P: 13	R: 0 E: 0 K: 0 S: 5 H: 1 LOB: 1 BB: 0 P: 9	1B: 3 2B: 2 3B: 0 HR: 1 SF: 0 SAC: 0 DP: 0 HBP: 0						

	AB	34
	R	3
	H	6
	RBI	3
	BB	3
	SO	11
	LOB	10

PITCHER		IP	WLS	BF	H	R	ER	SO	BB	IBB	HBP	BLK	WP	HR	S	P	ERA	WHIP
33 Drew Smyly, L ERA: 3.31	(1, 1)	5.2		21	3	2	2	7	2	0	0	0	0	1	60	96	3.18	0.882
26 Brad Boxberger, R ERA: 2.01	(6, 1)	1.1	H	5	0	0	0	3	1	0	0	0	0	0	14	22	0.00	0.750
38 Jeff Beliveau, L ERA: 2.04	(8, 1)	0.2	H	3	1	1	1	0	0	0	0	0	0	0	8	10	13.50	1.500
54 Steve Geltz, R ERA:	(8, 1)	0.1	B	2	1	0	0	1	0	0	0	0	0	0	6	11	0.00	3.000
57 Jake McGee, L ERA: 1.29	(9, 1)	1.0		3	0	0	0	0	0	0	0	0	0	0	11	13	0.00	0.000

PITCHER		IP	WLS	BF	H	R	ER	SO	BB	IBB	HBP	BLK	WP	HR	S	P	ERA	WHIP
50 Grant Balfour, R ERA: 5.17	(10, 1)	1.0	W	3	1	0	0	0	0	0	0	0	0	0	5	9	0.00	1.000

WP: 0 PA: 37
PB: 0
SB: 0
CS: 1

Batter	1	2	3	4	5	6	7	8	9	10	AB	R	H	RBI	BB	SO	LOB
18 Ben Zobrist, S (1, 4) OBP: 0.357, SLG: 0.407	X FF 92 0-0 ① L8		S CH 88 X FF 96 0-1 9 2B 3 1B 1-2 1B		C FF 93 S CH 84 B FF 94 1 SAFE F FF 94 F CH 86 X CH 88 1-2 ① FC4-6 9 FC6-4 1-2f			B FS 84 C FF 90 C FF 90 F FS 84 F FS 84 S FS 85 1-3 ① K		L SI 87 X SI 88 0-1 ① SH3-4 1-2 2-3	4	1	1	0	0	1	1
9 Wil Myers, R (1, 9) OBP: 0.305, SLG: 0.340	C FF 93 X FF 95 0-1 1B		B CH 87 F CH 87 T FF 96 X FF 96 1-2 3 1B 1-3 2-H 2B		B CH 86 C SL 81 X SL 86 1-1 ② FC6-4 1-2f			C SL 81 F SL 84 B FF 91 X FS 86 1-2 20 FC6-4 1B		I IN 79 I IN 80 I IN 79 I IN 79 4-0 20 1B IBB	4	1	3	1	1	0	1
20 Matt Joyce, L (1, 7) OBP: 0.363, SLG: 0.405	1 SAFE B FF 91 F CH 86 B FF 95 F CH 87 S CH 84 2-3 ② K		B FF 97 F FF 96 F FF 96 S FF 90 1-3 ② K		F SL 82 D CH 88 S CH 87 X FF 96 1-2 ③ F7			B FS 85 B FS 84 F FF 90 C FF 90 X FF 91 2-2 ② FC6-4 1-2f		X FS 83 0-0 1-2 2-3 3-H 1B	5	0	1	1	0	2	5
3 Evan Longoria, R (1, 5) OBP: 0.323, SLG: 0.394	S FF 95 F FF 96 X FF 96 0-2 ③ F8		B FF 96 C FF 97 B FF 97 S CH 89 F CH 88 X FF 98 2-2 2-H 3-H 1B			B CH 83 B CH 85 F FF 91 B FF 96 X FF 94 3-1 ① L5		B FS 87 C FF 91 B SL 84 1 SAFE F FF 90 F FS 86 S FS 86 2-3 ③ K			4	0	1	2	0	1	2
21 James Loney, L (1, 3) OBP: 0.331, SLG: 0.372		B CH 83 S CH 85 F FF 94 F CH 88 F SL 84 B CH 85 X SL 83 2-2 ① F8	C CH 86 F SL 82 X FF 90 0-2 ③ F7			X SL 86 0-0 ② G6-3			C FF 88 B CH 76 B CH 76 F FF 88 X SI 88 2-2 ① L7		4	0	0	0	0	0	1
7 David DeJesus, L (1, 10) OBP: 0.362, SLG: 0.432 5 Brandon Guyer, R (9, PH) OBP: 0.342, SLG: 0.377 (10, 10)		B SL 80 B CH 87 S CH 88 F FF 96 F FF 97 B CH 87 F SL 89 X CH 90 3-2 ② G4-3	C SL 80 B CH 89 C CH 88 F FF 97 B FF 96 F CH 89 B CH 90 C FF 98 3-3 ① K			B SL 85 C SL 85 S SL 87 B CU 80 X SI 91 2-2 ③ G4-3			C SI 90 C SL 80 B SL 82 B SI 89 X SI 87 2-2 ② P6		3 1	0 0	0 0	0 0	0 0	1 0	0 0
11 Yunel Escobar, R (1, 6) OBP: 0.310, SLG: 0.311		B FF 97 X FF 96 1-0 ③ G5-3	B SL 87 C SL 79 B CH 89 F FF 96 F CH 88 X CH 85 2-2 ② G5-3				B CU 75 B FF 92 F FF 92 F FF 94 X FF 94 2-2 ① F9		X SI 89 0-0 ③ G5-3		4	0	0	0	0	0	0
24 Ryan Hanigan, R (1, 2) OBP: 0.322, SLG: 0.339 1 Sean Rodríguez, R (10, PR) OBP: 0.269, SLG: 0.463			X FF 92 0-0 18 1B 9 2B 1B C FF 96 F CH 86 B SL 86 B FF 97 F CH 87 X SL 81 2-2 ③ P3				B FF 94 F FF 93 B CU 76 X FF 93 2-1 ② F8		C SI 88 F SI 89 B SI 88 B SI 88 X SI 87 2-2 18 SH3-4 20 1B 2B	4 0	1 1	2 0	0 0	0 0	0 0	0 0
39 Kevin Kiermaier, L (1, 8) OBP: 0.325, SLG: 0.465			C SL 79 T CH 87 F FF 94 S FF 95 0-3 ① K		M CH 85 B FF 94 B SL 78 B CH 86 X FF 93 3-1 18 FC4-6 1B		C CU 74 F FF 94 B FF 92 X CU 75 1-2 ③ G6-3		I IN 79 I IN 81 I IN 80 I IN 79 4-0 20 1B 18 SH3-4 IBB	3	0	1	0	1	1	1
Inning Stats	R: 0 H: 1 E: 0 LOB: 1 K: 1 BB: 0 S: 9 P: 11	R: 0 H: 0 E: 0 LOB: 0 K: 0 BB: 0 S: 11 P: 17	R: 3 H: 4 E: 0 LOB: 1 K: 2 BB: 0 S: 20 P: 24	R: 0 H: 0 E: 0 LOB: 0 K: 1 BB: 0 S: 13 P: 20	R: 0 H: 0 E: 0 LOB: 0 K: 0 BB: 0 S: 12 P: 18	R: 0 H: 1 E: 0 LOB: 1 K: 0 BB: 0 S: 6 P: 11	R: 0 H: 0 E: 0 LOB: 0 K: 0 BB: 0 S: 8 P: 13	R: 0 H: 1 E: 0 LOB: 1 K: 2 BB: 0 S: 15 P: 21	R: 0 H: 0 E: 0 LOB: 0 K: 0 BB: 0 S: 7 P: 11	R: 1 H: 2 E: 0 LOB: 3 K: 0 BB: 2 S: 6 P: 16	1B: 7 2B: 2 3B: 0 HR: 0	SF: 0 SAC: 1 DP: 0 HBP: 0					

PITCHER		IP	WLS	BF	H	R	ER	SO	BB	IBB	HBP	BLK	WP	HR	S	P	ERA	WHIP
62 Rubby De La Rosa, R ERA: 3.89	(1, 1)	5.1		22	6	3	3	4	0	0	0	0	0	0	67	95	5.06	1.125
59 Tommy Layne, L ERA: 0.73	(6, 1)	0.2		2	0	0	0	0	0	0	0	0	0	0	4	6	0.00	0.000
36 Junichi Tazawa, R ERA: 3.0	(7, 1)	1.0		3	0	0	0	0	0	0	0	0	0	0	8	13	0.00	0.000
54 Edward Mujica, R ERA: 4.21	(8, 1)	1.0		4	1	0	0	2	0	0	0	0	0	0	15	21	0.00	1.000
32 Craig Breslow, L ERA: 4.62	(9, 1)	0.1		1	0	0	0	0	0	0	0	0	0	0	3	5	0.00	0.000

PITCHER		IP	WLS	BF	H	R	ER	SO	BB	IBB	HBP	BLK	WP	HR	S	P	ERA	WHIP
35 Burke Badenhop, R ERA: 2.53	(9, 1)	1.0	L	7	2	1	1	0	0	2	0	0	0	0	10	22	9.00	2.000

BOTTOM

Boston Red Sox @ Tampa Bay Rays

Tropicana Field, St. Petersburg, FL

Mon Sep 01 2014, 1:13 PM - 4:43 PM EDT

Att. 10,543 - Dome - 72 F

livebaseballscorecards.com

AB	36
R	4
H	9
RBI	4
BB	2
SO	6
LOB	11

1B: 7	SF: 0	WP: 0	PA: 39
2B: 2	SAC: 1	PB: 0	
3B: 0	DP: 0	SB: 0	
HR: 0	HBP: 0	CS: 0	

Boston Red Sox @ New York Yankees

Yankee Stadium, Bronx, NY

Tue Sep 02 2014, 7:09 PM - 10:37 PM EDT

Att. 40,334 - Partly Cloudy - 89 F

livebaseballscorecards.com

TOP

Batter	1	2	3	4	5	6	7	8	9	AB	R	H	RBI	BB	SO	LOB
26 Brock Holt, L (1, 4) OBP: 0.334, SLG: 0.377	C SI 93 X SI 94 0-1 ① L7	B FF 92 B SI 92 X FF 94 2-0 ② L9	X SI 92 0-0 ③ G3		C SI 89 B SI 90 B CU 76 B CU 75 F SI 90 C CU 74 3-3 ② K			B FF 91 C FF 92 F FC 89 X FF 93 1-2 ① F7	C FF 92 B SI 90 F FF 92 S FF 93 1-3 ③ K	6	0	0	0	0	2	5
50 Mookie Betts, R (1, 8) OBP: 0.358, SLG: 0.474	C SI 94 X SI 94 0-1 ③ 34 BB / 52 2B 1B	B CU 79 X SI 92 1-0 ③ L8		B FF 93 X SI 93 1-0 HR	B SI 90 C SI 90 B CU 77 B SI 90 C SI 90 X CU 74 3-2 2-3 1B			B CH 81 B FF 90 C FF 92 X FF 90 2-1 ② L7		5	2	3	1	0	0	1
34 David Ortiz, L (1, 10) OBP: 0.360, SLG: 0.511	B SI 94 B CU 83 1 SAFE B SI 93 B SI 94 4-0 52 2B / 12 SF8 1-2 BB		X SI 93 0-0 ① F7	C CU 77 B CU 81 B FF 93 F SL 88 B CH 87 X SL 87 3-2 ① F8	B CU 74 F SI 90 F CU 74 B CU 74 S CU 78 2-3 ③ K			C FC 88 F FF 92 T FF 93 0-2 ③ K		4	1	0	0	1	2	2
52 Yoenis Cespedes, R (1, 7) OBP: 0.304, SLG: 0.468	C SL 88 S SL 89 F SL 89 F FF 96 F CU 84 B SL 86 X CH 88 1-2 1-3 2-H 2B		X SI 93 0-0 12 BB / 29 HR 1B	C FF 94 B FF 91 S SL 82 X FF 94 1-2 ② F9		B SI 95 C SL 84 T FF 94 B FF 95 F FF 94 F FF 96 F SL 85 F FF 96 F FF 96 2-2 ① F8			C SI 91 X ST 85 0-1 12 SF9 3B	5	2	3	1	0	0	0
12 Mike Napoli, R (1, 3) OBP: 0.371, SLG: 0.432	B FF 95 C FF 95 B SI 94 B SL 89 C CU 83 X SL 89 3-2 ② SF8 3-H		B SL 88 D CU 83 B SI 93 C SI 93 S SL 86 B SL 86 4-2 29 HR 1-2 BB	B CU 78 F FF 93 B SI 92 B SL 82 B FF 93 4-1 29 1B BB		C SL 86 B FF 96 B FF 95 C SL 85 S FF 96 2-3 ② K			C SI 91 X SI 92 0-1 ① SF9 3-H	1	1	0	2	2	1	0
29 Daniel Nava, S (1, 9) OBP: 0.340, SLG: 0.345	C CU 82 B CH 88 F SI 93 H SL 89 2-2 HBP		C FF 93 B FF 93 X FF 94 1-1 1-H 2-H HR	C FF 92 B CU 77 X FF 91 1-1 1-3 1B		C FF 95 B CH 87 S CH 87 T CH 88 1-2 ③ K			B FF 93 B SI 93 B SI 92 C FF 92 F SI 92 B SI 93 4-2 16 PB / 2 1B BB	3	2	2	3	1	1	0
16 Will Middlebrooks, R (1, 5) OBP: 0.251, SLG: 0.268	B CU 82 D SI 93 C SI 93 C SI 93 B SI 93 C SL 87 3-3 ③ K		S CU 82 B CU 82 B SI 93 C SI 94 C SL 87 2-3 ② K	C CU 82 X SL 87 0-1 ③ L7			C FF 94 F FF 93 B SL 86 C SL 87 1-3 ① K		B ST 84 B SI 92 F SI 91 S ST 84 C ST 84 2-3 1-2 ② K	5	0	0	0	0	4	5
2 Xander Bogaerts, R (1, 6) OBP: 0.298, SLG: 0.350		C SI 90 S SL 86 X SL 87 0-2 1B	X SI 93 0-0 HR		B FF 94 C FF 94 F SL 83 F FF 94 X SL 83 1-2 50 1B 2B		X FF 94 0-0 ② F7		B SI 92 S ST 84 X ST 84 1-1 3 BB 2-H 1B	5	1	4	2	0	0	0
3 David Ross, R (1, 2) OBP: 0.263, SLG: 0.369		D SI 91 F SI 92 1 SAFE B SI 92 F SL 84 C SL 86 2-3 ① K	C SL 85 B SL 86 F SI 93 B CU 83 B SL 87 B FF 93 4-2 BB		B FF 94 C FF 93 B SI 93 B FF 94 F FF 92 S FF 94 3-3 ① K		B FF 95 S FF 95 C SL 85 F FF 95 B SL 84 X SL 85 2-2 ③ F7		B SI 91 B SI 91 B FF 92 C FF 91 B FF 92 4-1 1-2 BB	3	0	0	0	2	2	2
Inning Stats	R: 2 E: 0 K: 1 S: 18 H: 2 LOB: 2 BB: 1 P: 31	R: 0 E: 0 K: 1 S: 8 H: 1 LOB: 1 BB: 0 P: 13	R: 4 E: 0 K: 1 S: 13 H: 3 LOB: 1 BB: 2 P: 24	R: 1 E: 0 K: 0 S: 12 H: 2 LOB: 2 BB: 1 P: 22	R: 0 E: 0 K: 3 S: 16 H: 2 LOB: 2 BB: 0 P: 28	R: 0 E: 0 K: 2 S: 15 H: 0 LOB: 0 BB: 0 P: 20	R: 0 E: 0 K: 1 S: 8 H: 0 LOB: 0 BB: 0 P: 11	R: 0 E: 0 K: 1 S: 8 H: 0 LOB: 0 BB: 0 P: 11	R: 2 E: 0 K: 2 S: 15 H: 2 LOB: 2 BB: 2 P: 27	1B: 6 2B: 2 3B: 1 HR: 3 SF: 2 SAC: 0 DP: 0 HBP: 1						

	AB	37
	R	9
	H	12
	RBI	9
	BB	6
	SO	12
	LOB	15

WP: 0 PA: 46
PB: 1
SB: 0
CS: 0

PITCHER		IP	WLS	BF	H	R	ER	SO	BB	IBB	HBP	BLK	WP	HR	S	P	ERA	WHIP
61 Shane Greene, R ERA: 3.88	(1, 1)	2.2	L	18	6	6	6	3	3	0	1	0	0	2	38	67	20.25	3.375
53 Esmil Rogers, R ERA: 5.11	(3, 1)	1.2		9	3	1	1	1	1	0	0	0	0	1	20	34	5.40	2.400
57 Rich Hill, L ERA: 3.0	(5, 1)	0.2		3	1	0	0	2	0	0	0	0	0	0	9	17	0.00	1.500
43 Adam Warren, R ERA: 3.29	(6, 1)	2.0		6	0	0	0	3	0	0	0	0	0	0	23	31	0.00	0.000
55 David Huff, L ERA: 3.71	(8, 1)	1.0		3	0	0	0	1	0	0	0	0	0	0	8	11	0.00	0.000

PITCHER		IP	WLS	BF	H	R	ER	SO	BB	IBB	HBP	BLK	WP	HR	S	P	ERA	WHIP
64 Chaz Roe, R ERA: 9.0	(9, 1)	1.0		7	2	2	1	2	2	0	0	0	0	0	15	27	9.00	4.000

Boston Red Sox @ New York Yankees

Yankee Stadium, Bronx, NY

Tue Sep 02 2014, 7:09 PM - 10:37 PM EDT

Att. 40,334 - Partly Cloudy - 89 F

livebaseballscorecards.com

BOTTOM

Batter	1	2	3	4	5	6	7	8	9	AB	R	H	RBI	BB	SO	LOB
22 Jacoby Ellsbury, L (1, 8) OBP: 0.345, SLG: 0.430	B SI 93 F SI 93 C FF 93 B CU 78 F CH 83 B SI 94 T SI 93 3-2 **K** ①		B SI 92 C CH 83 X CH 84 1-1 **G3** ③		B SI 94 S SI 94 F SI 94 X SI 96 1-2 **L6** ②		B FF 91 T SL 87 X SL 86 1-1 **F9** ③		S FF 89 B FF 88 F FF 89 X FS 80 1-2 **G4-3** ③ 1-2	5	0	0	0	0	1	5
2 Derek Jeter, R (1, 6) OBP: 0.308, SLG: 0.311	L SI 95 B SI 96 B FF 97 C SI 96 X SI 97 2-2 **G4-3** ②			C SI 94 F CH 84 B SL 88 X FF 96 1-2 **G4-3** ①	X SL 87 0-0 **1B** 1-2 2-3 3-H			B SI 91 X SL 86 1-0 **F8** ①		4	0	1	1	0	0	0
11 Brett Gardner, L (1, 7) OBP: 0.342, SLG: 0.440 33 Stephen Drew, L (6, 4) OBP: 0.243, SLG: 0.319	B FF 97 C SI 96 B SI 95 C SI 96 C SI 95 2-3 **K** ③			B SL 87 F SI 94 B SI 94 C SI 94 S CU 78 2-3 **K2-3** ②	C SI 94 B CH 83 B SI 95 S CH 84 C SI 96 2-3 **K** ③			B FF 90 F FF 91 B SL 84 F SL 85 B SI 89 C SL 86 3-3 **K** ②		3 1	0 0	0 0	0 0	0 0	3 1	3 0
25 Mark Teixeira, S (1, 3) OBP: 0.323, SLG: 0.414		C SI 94 C SI 95 S FF 97 0-3 **K** ①		C CU 80 F SI 95 B SI 94 X SI 97 1-2 **F8** ③		B SI 92 F CH 83 B SI 94 X SI 94 2-1 **P3** ①		B SI 90 C SI 90 F SL 86 F CU 80 B SI 92 B SL 86 B SL 86 4-2 **BB**		3	0	0	0	1	1	0
36 Carlos Beltrán, S (1, 9) OBP: 0.305, SLG: 0.420		C SI 96 F CU 80 B FF 97 B SI 96 C CH 86 2-3 **K** ②			B CU 76 X CU 76 1-0 14 1B 34 1B 29 BB **1B**	C CU 79 B SI 95 F SI 94 B CH 84 B SL 85 B CH 82 4-2 34 G6-4-3 **BB**		B SL 86 B SI 88 B SL 86 C SI 90 F SI 90 X SL 86 3-2 **F9** ③		3	1	1	0	1	1	1
34 Brian McCann, L (1, 10) OBP: 0.289, SLG: 0.392		C SI 98 C SI 98 X FF 96 0-2 **L7** ③			X SI 92 0-0 29 BB 14 1B 2 1B **1B** 1-2	C CU 79 C SI 92 D SI 92 D CH 84 F SI 94 X SI 93 2-2 **G6-4-3** ② ③ 1-2f			B FF 88 C SI 89 X FS 80 1-1 **HR**	4	2	2	1	0	0	1
14 Martín Prado, R (1, 4) (6, 7) OBP: 0.317, SLG: 0.397 24 Chris Young, R (9, PH) OBP: 0.282, SLG: 0.345			B SI 96 F SI 95 X SI 96 1-1 **HR**		C SI 94 D SL 86 X CU 76 1-1 **1B** ① 1-2 2-3		C FF 95 X SI 94 0-1 E5 29 G6-4-3 12 BB		C SI 90 F SI 89 C FS 80 0-3 **K** ①	3 1	1 0	2 0	1 0	0 0	0 1	0 0
12 Chase Headley, S (1, 5) OBP: 0.316, SLG: 0.361			X SI 93 0-0 **G5-3** ①		B CU 80 B SI 94 B CH 84 B SI 93 4-0 2 1B 29 BB **BB**		B SI 92 D CH 85 F SI 95 F SI 92 F SI 93 D CU 78 F SI 95 D CH 84 4-2 29 G6-4-3 1-2 **BB**		B FF 88 X FF 88 1-0 22 DI **1B**	2	0	1	0	2	0	0
29 Francisco Cervelli, R (1, 2) OBP: 0.341, SLG: 0.441 31 Ichiro Suzuki, L (9, PH) OBP: 0.326, SLG: 0.329			B SI 94 X SL 88 1-0 **G6-3** ②		B CU 79 F SI 94 B CU 80 D SL 85 B SI 95 4-1 2 1B **BB** 1-2 2-3 3-H		X SI 95 0-0 **G6-4-3** ① ② 1-2f 2-3		B FF 88 S FF 88 S FF 88 B FF 88 F FF 88 S FF 88 2-3 **K** ②	2 1	0 0	0 0	1 0	1 0	0 1	2 1

Inning Stats	1	2	3	4	5	6	7	8	9
	R: 0 E: 0 K: 2 S: 10 H: 0 LOB: 0 BB: 0 P: 17	R: 0 E: 0 K: 2 S: 9 H: 0 LOB: 0 BB: 0 P: 11	R: 1 E: 0 K: 0 S: 6 H: 1 LOB: 0 BB: 0 P: 9	R: 0 E: 0 K: 1 S: 9 H: 0 LOB: 0 BB: 0 P: 13	R: 2 E: 0 K: 1 S: 12 H: 4 LOB: 3 BB: 2 P: 25	R: 0 E: 0 K: 0 S: 8 H: 0 LOB: 0 BB: 1 P: 16	R: 0 E: 1 K: 0 S: 9 H: 0 LOB: 1 BB: 1 P: 14	R: 0 E: 0 K: 1 S: 10 H: 0 LOB: 1 BB: 1 P: 21	R: 1 E: 0 K: 2 S: 13 H: 2 LOB: 1 BB: 0 P: 18

	AB	32
	R	4
	H	7
	RBI	4
	BB	5
	SO	9
	LOB	13

1B: 5 SF: 0 WP: 0 PA: 37
2B: 0 SAC: 0 PB: 0
3B: 0 DP: 2 SB: 0
HR: 2 HBP: 0 CS: 0

PITCHER		IP	WLS	BF	H	R	ER	SO	BB	IBB	HBP	BLK	WP	HR	S	P	ERA	WHIP
56 Joe Kelly, R ERA: 4.13	(1, 1)	6.2	W	27	5	3	3	6	4	0	0	0	0	1	61	102	4.05	1.350
59 Tommy Layne, L ERA: 0.66	(7, 1)	1.1		5	0	0	0	1	1	0	0	0	0	0	12	24	0.00	0.750
19 Koji Uehara, R ERA: 2.36	(9, 1)	1.0		5	2	1	1	2	0	0	0	0	0	1	13	18	9.00	2.000

PITCHER	IP	WLS	BF	H	R	ER	SO	BB	IBB	HBP	BLK	WP	HR	S	P	ERA	WHIP

Batter	1	2	3	4	5	6	7	8	9	AB	R	H	RBI	BB	SO	LOB
26 Brock Holt, L (1, 5) OBP: 0.333, SLG: 0.378	C SI 89 X FS 86 0-1 G3-1		C CU 74 X FS 85 0-1 G3			C CU 75 1 SAFE X SI 90 0-1 50 F9 1-H 2B		C FF 98 B FF 99 B FF 98 F FF 97 F FF 98 S SV 85 2-3 K		4	0	1	1	0	1	2
50 Mookie Betts, R (1, 8) OBP: 0.345, SLG: 0.455	C FF 90 F SL 83 B FF 90 F SL 83 S FS 87 1-3 K			B SL 81 B SL 80 X SI 89 2-0 F8		C SL 83 X SL 83 0-1 F9 2-3		C KC 83 B KC 82 F FF 97 S KC 84 1-3 K 1-2		4	0	0	0	0	2	2
34 David Ortiz, L (1, 10) OBP: 0.358, SLG: 0.506	C FS 86 B FF 92 F FF 92 F FS 87 F FS 84 F FF 91 B FS 85 F FS 84 B FS 86 3-2 F SI 92 X FF 92 G3			F FS 84 B FS 87 X FS 85 1-1 G4-3		C FF 93 B FF 93 B FS 87 X SI 93 2-1 F7			B FC 92 F FC 91 B KC 84 X FC 93 2-1 F7	4	0	0	0	0	0	1
52 Yoenis Cespedes, R (1, 7) OBP: 0.304, SLG: 0.466		F SI 89 S FF 91 S FS 86 0-3 K		B SI 92 F SI 92 B FS 88 X SI 92 2-2 G6-3			S SL 82 X SI 90 0-1 G1-3		B FC 91 B FC 90 B FC 91 C FC 90 F FC 92 X FC 91 3-2 29 DI 1B	4	0	1	0	0	1	0
29 Daniel Nava, S (1, 9) OBP: 0.342, SLG: 0.347		B SI 91 C FF 91 F CU 75 F FF 92 B FS 87 C SI 92 2-3 K			X FF 91 0-0 5 K 1B		C SI 91 C SI 92 X FS 88 0-2 2 FC5-4 1B		B FC 93 B FC 93 C FC 92 C FC 93 S KC 84 2-3 K2-3 1-2	4	0	2	0	0	2	1
5 Allen Craig, R (1, 3) OBP: 0.285, SLG: 0.337		C SI 92 S FS 87 S FS 88 0-3 K			1 SAFE B SI 91 C SL 83 1 SAFE S FS 88 S FS 88 1-3 K 1-2		C SI 91 D FS 86 F SI 90 D FS 86 F SI 90 S SL 83 2-3 K		C KC 83 F FC 92 B FC 90 S FC 92 1-3 K	4	0	0	0	0	4	3
2 Xander Bogaerts, R (1, 6) OBP: 0.296, SLG: 0.348			C SL 82 S SL 82 S SI 91 0-3 K		C FF 93 B SI 93 S SI 89 F FS 88 B SL 84 F FS 86 F SL 82 F SI 92 F SI 93 2-3 S FS 87 K		F SL 81 D FS 85 1 SAFE X SI 92 1-1 FC5-4 1-2f			3	0	0	0	0	2	1
55 Christian Vázquez, R (1, 2) OBP: 0.290, SLG: 0.267			C SL 82 X SL 84 0-1 1B			C FF 91 X SL 82 0-1 F9		B FF 97 X FF 95 1-0 G6-3		3	0	1	0	0	0	0
7 Jemile Weeks, S (1, 4) OBP: 0.357, SLG: 0.462			C SI 90 F FS 86 X FS 86 0-2 P5			C FF 91 S FS 86 B FS 87 B FS 87 H SI 91 3-2 26 2B HBP		C FF 96 C KC 80 B SV 85 B SV 84 B FF 98 X FF 96 3-2 50 S 1B		2	1	1	0	0	0	1
Inning Stats	R: 0 E: 0 K: 1 S: 14 H: 0 LOB: 0 BB: 0 P: 18	R: 0 E: 0 K: 3 S: 10 H: 0 LOB: 0 BB: 0 P: 12	R: 0 E: 0 K: 1 S: 10 H: 1 LOB: 1 BB: 0 P: 10	R: 0 E: 0 K: 0 S: 6 H: 0 LOB: 0 BB: 0 P: 11	R: 0 E: 0 K: 2 S: 12 H: 1 LOB: 0 BB: 0 P: 15	R: 1 E: 0 K: 0 S: 10 H: 1 LOB: 1 BB: 0 P: 15	R: 0 E: 0 K: 1 S: 11 H: 1 LOB: 1 BB: 0 P: 14	R: 0 E: 0 K: 2 S: 11 H: 1 LOB: 1 BB: 0 P: 18	R: 0 E: 0 K: 2 S: 11 H: 1 LOB: 1 BB: 0 P: 19	1B: 5 2B: 1 3B: 0 HR: 0 SF: 0 SAC: 0 DP: 0 HBP: 1						

PITCHER	IP	WLS	BF	H	R	ER	SO	BB	IBB	HBP	BLK	WP	HR	S	P	ERA	WHIP
18 Hiroki Kuroda, R (1, 1) ERA: 3.78	7.0	W	25	4	1	1	8	0	0	1	0	0	0	73	95	1.29	0.571
68 Dellin Betances, R (8, 1) ERA: 1.44	1.0		4	1	0	0	2	0	0	0	0	0	0	11	18	0.00	1.000
30 David Robertson, R (9, 1) ERA: 2.92	1.0		4	1	0	0	2	0	0	0	0	0	0	11	19	0.00	1.000

PITCHER	IP	WLS	BF	H	R	ER	SO	BB	IBB	HBP	BLK	WP	HR	S	P	ERA	WHIP

TOP

Boston Red Sox @ New York Yankees

Yankee Stadium, Bronx, NY

Wed Sep 03 2014, 7:11 PM - 10:23 PM EDT

Att. 40,007 - Partly Cloudy - 82 F

livebaseballscorecards.com

AB	32
R	1
H	6
RBI	1
BB	0
SO	12
LOB	11

PA: 33

WP: 0
PB: 0
SB: 1
CS: 0

BOTTOM

Boston Red Sox @ New York Yankees

Yankee Stadium, Bronx, NY

Wed Sep 03 2014, 7:11 PM - 10:23 PM EDT

Att. 40,007 - Partly Cloudy - 82 F

livebaseballscorecards.com

Batter	1	2	3	4	5	6	7	8	9	AB	R	H	RBI	BB	SO	LOB
22 Jacoby Ellsbury, L (1, 8) OBP: 0.344, SLG: 0.434	B FF 91 F FF 91 F FF 92 F CU 79 X FF 93 1-2 F9 ①		X FF 92 0-0 F7 ①		C FF 92 B CH 83 X FF 91 1-1 1-2 2-3 1B		B SL 86 F SI 91 B CH 86 X SI 90 2-1 L7 ①	C FS 85 X FS 85 0-1 G4-3 ③		3	1	1	1	0	0	0
2 Derek Jeter, R (1, 6) OBP: 0.309, SLG: 0.311	X FF 93 0-0 11 1B 36 CS 1B		B FF 92 F FF 92 S CH 85 B CU 79 X CU 78 2-2 G6-3 ②		D CH 85 B FF 92 X FF 91 2-0 SF7 ② 3-H		B SL 88 C SL 86 B SL 87 B SI 92 X SI 91 3-1 11 1B 3B			3	1	1	0	1	0	2
11 Brett Gardner, L (1, 7) OBP: 0.344, SLG: 0.441	B FF 93 X FF 93 1-0 36 CS 1-2 1B		X FF 93 0-0 F8 ③		C FF 92 S CH 84 B FF 93 B CH 84 B FF 93 X FF 92 3-2 L9 ③		B FF 93 F FF 93 B SL 88 B SL 88 B SL 87 4-1 36 FC4-6 11 1B 34 1B BB			4	0	2	1	0	0	0
36 Carlos Beltrán, S (1, 10) OBP: 0.305, SLG: 0.416	D CU 80 C FF 93 B CH 84 2-1 CS ② ③ 1-2 2-H			C CU 78 F FF 91 B FF 92 B FF 92 X CH 84 2-2 G1-3 ①		F FF 91 B CH 83 B FF 92 B CU 77 X FF 91 3-1 P2 ①	X CH 88 0-0 36 FC4-6 1-2 3-H 1B			3	0	0	0	1	1	2
25 Mark Teixeira, S (1, 3) OBP: 0.325, SLG: 0.413		C FF 92 C FF 93 F FF 93 B CU 78 B CU 78 S CH 84 2-3 K ①		S CH 84 B FF 92 S FF 93 X FF 92 1-2 P2 ②		B FF 91 B FF 92 C CH 84 B FF 92 B FF 91 4-1 12 1B 34 1B BB	C SL 88 C SL 87 X FF 94 0-2 FC4-6 ② 25 BB 34 1B 1-2f 2-3			3	1	1	0	1	1	1
34 Brian McCann, L (1, 2) OBP: 0.295, SLG: 0.405		C FF 93 C CU 79 B FF 94 F CU 80 B FF 93 X CU 77 2-2 34 HR 1B		X FF 92 0-0 F8 ③		C FF 89 B SL 85 F CH 76 F FF 89 F CH 77 C FF 90 1-3 K ②	B SL 89 B FF 93 S FF 92 T SI 93 B SL 88 B SL 88 4-2 34 1B 1-2 BB			4	1	4	3	0	0	0
12 Chase Headley, S (1, 5) OBP: 0.316, SLG: 0.360		F FF 92 S FF 93 X FF 93 0-2 1-H HR			B CU 77 C CU 76 F CH 84 X CH 83 1-2 12 FC6-5 1B	C SL 86 B CH 75 X SL 86 1-1 12 1B 1-2 1B	C SI 91 S SL 87 D CU 84 F FF 94 B SL 86 X SL 86 2-2 1-2 2-H 3-H 1B			4	1	1	0	0	0	1
33 Stephen Drew, L (1, 4) OBP: 0.243, SLG: 0.314		C CU 80 F FF 93 X CU 79 0-2 G5-3 ②			C CH 84 D FF 92 C CH 84 X CU 78 1-2 FC6-5 ① 31 1B 33 BB 22 SF7 1-2f	B SL 86 B SI 88 B FF 89 X FF 88 3-0 1-2 2-3 1B		C FS 85 X FS 84 0-1 F8 ①		3	0	0	0	1	1	3
31 Ichiro Suzuki, L (1, 9) OBP: 0.325, SLG: 0.328		T FF 93 F FF 93 B CU 78 B FF 93 F FF 93 B CU 78 F FF 92 F FF 92 X CU 81 3-2 G3 ③			B FF 92 B FF 91 C FF 91 B CH 82 B FF 91 4-1 31 1B 1-2 BB	B SL 84 F FF 88 C FF 90 F FF 90 F SL 88 B CH 77 S FF 90 2-3 K ③		C FS 85 B FS 86 X FS 86 1-1 G3 ②		4	0	1	0	0	0	0
Inning Stats	R: 0 E: 0 K: 0 S: 7 H: 2 LOB: 1 BB: 0 P: 11	R: 2 E: 0 K: 1 S: 20 H: 2 LOB: 0 BB: 0 P: 27	R: 0 E: 0 K: 0 S: 5 H: 0 LOB: 0 BB: 0 P: 7	R: 0 E: 0 K: 0 S: 7 H: 0 LOB: 0 BB: 0 P: 10	R: 1 E: 0 K: 0 S: 13 H: 2 LOB: 2 BB: 1 P: 25	R: 0 E: 0 K: 2 S: 16 H: 2 LOB: 3 BB: 1 P: 30	R: 2 E: 0 K: 0 S: 15 H: 3 LOB: 2 BB: 2 P: 30	R: 0 E: 0 K: 0 S: 6 H: 0 LOB: 0 BB: 0 P: 7		1B: 9 2B: 1 3B: 1 HR: 1 SF: 1 SAC: 0 DP: 1 HBP: 0						

	AB	31
	R	5
	H	11
	RBI	5
	BB	4
	SO	3
	LOB	9

WP: 0 PA: 37
PB: 0
SB: 0
CS: 1

PITCHER	IP	WLS	BF	H	R	ER	SO	BB	IBB	HBP	BLK	WP	HR	S	P	ERA	WHIP
63 Anthony Ranaudo, R (1, 1) ERA: 4.63	5.1	L	22	6	3	3	1	2	0	0	0	0	1	55	90	5.06	1.500
32 Craig Breslow, L (6, 1) ERA: 4.56	0.2		4	2	0	0	2	0	0	0	0	0	0	13	20	0.00	3.000
30 Alex Wilson, R (7, 1) ERA: 2.33	1.0		7	3	2	2	0	2	0	0	0	0	0	15	30	18.00	5.000
54 Edward Mujica, R (8, 1) ERA: 4.13	1.0		3	0	0	0	0	0	0	0	0	0	0	6	7	0.00	0.000

PITCHER	IP	WLS	BF	H	R	ER	SO	BB	IBB	HBP	BLK	WP	HR	S	P	ERA	WHIP

Boston Red Sox @ New York Yankees

Yankee Stadium, Bronx, NY

Thu Sep 04 2014, 7:08 PM - 10:24 PM EDT

Att. 44,708 - Partly Cloudy - 80 F

TOP

livebaseballscorecards.com

Batter	1	2	3	4	5	6	7	8	9	AB	R	H	RBI	BB	SO	LOB
26 Brock Holt, L (1, 4) (9, 5) OBP: 0.332, SLG: 0.383	B SI 89 X SI 90 1-0 ① G4-3		B SL 80 C SI 90 X CU 75 1-1 ① L8		B SI 87 B SL 82 C SI 86 X SL 80 2-1 HR		S SL 82 F SL 84 B FF 92 X SI 90 1-2 ② G4-3 2-3		B FF 94 S CU 80 B FF 95 X CH 87 2-1 ③ G4-3	5	1	1	1	0	0	4
50 Mookie Betts, R (1, 8) OBP: 0.342, SLG: 0.447	B SI 89 B SL 80 C SI 88 C SL 82 B CH 79 F SI 90 X CH 79 3-2 ② G3		B CU 75 B SI 89 C SL 81 C CH 78 F CH 77 X SL 81 2-2 34 HR 1B		B SI 88 C SL 80 B SI 88 C SL 79 X SL 80 2-2 ① G5-3		B FF 93 C SL 83 B SL 84 F SL 85 X SL 85 2-2 ③ G6-3			4	1	1	0	0	0	1
34 David Ortiz, L (1, 10) OBP: 0.359, SLG: 0.519	C CU 75 X SI 91 0-1 HR		1 SAFE X SL 79 0-0 1-H HR		B SI 88 F SI 89 B CU 75 S CU 75 T CU 76 2-2 ② K			C SL 82 B SL 85 X SL 85 1-1 ① F8		4	2	2	3	0	1	0
52 Yoenis Cespedes, R (1, 7) OBP: 0.302, SLG: 0.463	C CH 78 S CH 80 B SI 92 B SI 92 X CH 80 2-2 ③ G1-3		X CH 79 0-0 ② F7		C FC 89 X FC 90 0-1 ③ F7			B FF 94 B FF 95 F SL 84 S FF 93 F SL 86 S SL 85 2-3 ② K		4	0	0	0	0	1	0
12 Mike Napoli, R (1, 3) OBP: 0.372, SLG: 0.432		C SI 88 C SL 81 X SI 90 0-2 5' BB 1B	C SI 90 B SI 90 C SL 82 X CH 81 1-2 1B			S FF 94 B FF 94 B FF 94 B SI 94 F SI 94 X FF 95 3-2 ① F8		S FF 95 B FF 94 B FF 94 B SL 84 S SL 84 S SL 84 3-3 ③ K		4	0	2	0	0	1	0
5 Allen Craig, R (1, 9) OBP: 0.287, SLG: 0.336 7 Jemile Weeks, S (9, PR) OBP: 0.357, SLG: 0.462 (9, 4)		B SI 89 B CH 79 B SI 89 B SI 88 4-0 1-2 BB	B SI 88 C SL 82 D SL 82 C SL 84 B SL 86 F SL 83 F SL 82 C SI 88 3-3 ③ K			B FF 94 S FF 95 B SI 94 X FF 94 2-1 ② G6-3			B SL 83 F FF 93 H FF 94 2-1 55 G6-3 2 SH HBP	2 0	0 0	0 0	0 0	1 0	1 0	1 0
2 Xander Bogaerts, R (1, 6) OBP: 0.294, SLG: 0.346		L CH 77 F CH 78 X SI 91 0-2 ① F9		B CH 76 C SI 87 C SL 80 B SL 85 F SI 91 X CH 78 2-2 ① L8		S CU 79 X CU 81 0-1 ③ L4			1 SAFE L SL 85 1 SAFE X SL 86 0-1 SH 55 G6-3 1-2	3	0	0	0	0	0	2
16 Will Middlebrooks, R (1, 5) OBP: 0.247, SLG: 0.263 29 Daniel Nava, S (9, PH) OBP: 0.341, SLG: 0.346 (9, 9)		F CH 79 F SL 85 S CH 80 0-3 ② K		B SI 89 B SI 88 C SL 79 S CH 78 X CH 78 2-2 ② G5-3			C SL 88 B SL 83 F FF 94 B CU 81 B SL 86 C FF 95 3-3 ① K		X FF 94 0-0 ① F7	3 1	0 0	0 0	0 0	0 0	2 0	2 2
55 Christian Vázquez, R (1, 2) OBP: 0.289, SLG: 0.275		C CU 76 X CH 80 0-1 ③ G2-3		C SL 79 X SI 90 0-1 ③ F9			B CU 79 C FF 95 B FF 95 X FF 94 2-1 26 G4-3 2B		C SL 87 B SL 86 C SL 86 B FF 94 F SI 94 F SL 87 B SL 86 X FF 94 3-2 ② G6-3 1-2 2-3	4	0	1	0	0	0	4
Inning Stats	R: 1 H: 1 E: 0 LOB: 0 K: 0 BB: 0 S: 10 P: 16	R: 0 H: 1 E: 0 LOB: 2 K: 1 BB: 1 S: 11 P: 15	R: 2 H: 3 E: 0 LOB: 1 K: 1 BB: 0 S: 16 P: 23	R: 0 H: 0 E: 0 LOB: 0 K: 0 BB: 0 S: 9 P: 13	R: 1 H: 1 E: 0 LOB: 0 K: 1 BB: 0 S: 10 P: 16	R: 0 H: 0 E: 0 LOB: 0 K: 0 BB: 0 S: 7 P: 12	R: 0 H: 1 E: 0 LOB: 1 K: 1 BB: 0 S: 11 P: 19	R: 0 H: 0 E: 0 LOB: 0 K: 2 BB: 0 S: 9 P: 15	R: 0 H: 0 E: 1 LOB: 3 K: 0 BB: 0 S: 11 P: 18	1B: 3 SF: 0 2B: 1 SAC: 1 3B: 0 DP: 0 HR: 3 HBP: 1						

	AB	34
	R	4
	H	7
	RBI	4
	BB	1
	SO	6
	LOB	16

WP: 0 PA: 37
PB: 0
SB: 0
CS: 0

PITCHER		IP	WLS	BF	H	R	ER	SO	BB	IBB	HBP	BLK	WP	HR	S	P	ERA	WHIP
26 Chris Capuano, L ERA: 4.46	(1, 1)	4.1		20	6	4	4	2	1	0	0	0	0	3	51	76	8.31	1.615
57 Rich Hill, L ERA: 2.7	(5, 1)	0.1		1	0	0	0	1	0	0	0	0	0	0	3	5	0.00	0.000
53 Esmil Rogers, R ERA: 4.89	(5, 1)	1.2		6	1	0	0	1	0	0	0	0	0	0	14	24	0.00	0.600
88 Josh Outman, L ERA: 3.24	(7, 1)	0.1		1	0	0	0	0	0	0	0	0	0	0	3	4	0.00	0.000
27 Shawn Kelley, R ERA: 4.37	(7, 1)	1.1		4	0	0	0	2	0	0	0	0	0	0	12	20	0.00	0.000

PITCHER		IP	WLS	BF	H	R	ER	SO	BB	IBB	HBP	BLK	WP	HR	S	P	ERA	WHIP
43 Adam Warren, R ERA: 3.24	(9, 1)	1.0	W	5	0	0	0	0	0	0	1	0	0	0	11	18	0.00	0.000

Batter	1	2	3	4	5	6	7	8	9	AB	R	H	RBI	BB	SO	LOB
22 Jacoby Ellsbury, L (1, 8) OBP: 0.344, SLG: 0.431	X FF 89 0-0 ① P6		B FF 90 B FF 91 B FF 90 C FF 90 B FF 89 4-1 2 2B 1-2 BB		X CH 83 0-0 ① P4		C SI 90 B SL 87 X SI 91 1-1 ③ G6-3			3	1	0	0	1	0	1
2 Derek Jeter, R (1, 6) OBP: 0.309, SLG: 0.313	C FF 90 X FF 91 0-1 ② F9		F FC 86 B FC 85 X FF 91 1-1 36 1B 1-H 2-H 2B		B FC 84 F FF 90 X CH 83 1-1 ② G5-3			X FF 94 0-0 ① F9		4	1	1	2	0	0	0
11 Brett Gardner, L (1, 7) OBP: 0.343, SLG: 0.441	B FF 90 X FF 90 1-0 2B		D KC 75 C CH 84 C CH 83 D KC 77 C KC 76 2-3 ② K		C KC 75 X CH 86 0-1 ③ G1-3			B CU 75 C FF 94 X CU 76 1-1 ② G4-3		4	0	1	0	0	1	1
36 Carlos Beltrán, S (1, 10) OBP: 0.304, SLG: 0.415	C FF 90 B CH 85 C FF 90 F CH 84 X KC 77 1-2 ③ F9		B CH 84 F FF 90 B CH 84 X FF 91 2-1 2-H 1B			C FF 87 F FF 89 F KC 76 X KC 76 0-2 ① P5		B FO 89 B FF 94 C FF 93 B FF 94 F FF 94 F FF 95 X FF 94 3-2 ③ P5		4	0	1	1	0	0	1
25 Mark Teixeira, S (1, 3) OBP: 0.326, SLG: 0.422		C FF 89 X FC 87 0-1 ① G3	S FC 88 F FC 86 S KC 76 0-3 ③ K			B FC 86 B FF 89 C KC 74 F FF 90 F KC 77 F FC 82 F KC 77 X FF 91 2-2 12 FC5 1B			B FF 88 B FF 88 C FF 89 S FS 80 F FS 81 X FS 81 2-2 HR	4	1	2	1	0	1	1
34 Brian McCann, L (1, 2) OBP: 0.293, SLG: 0.401		C FF 92 F KC 77 X KC 77 0-2 ② F8		B CH 84 C FF 90 X FC 85 1-1 ① P5		B CH 86 F FF 90 F FC 86 B KC 75 C KC 74 2-3 ② K			B FS 82 C FF 89 F FF 88 X FF 89 1-2 ① L7	4	0	0	0	0	1	1
12 Chase Headley, S (1, 5) OBP: 0.315, SLG: 0.367		B FF 90 C FF 90 B CH 86 C FF 90 S FC 86 2-3 ③ K		C KC 75 B FC 84 B FF 90 S KC 75 B FF 90 X KC 75 3-2 ② G3		C KC 75 C FF 90 F FF 89 F KC 75 F FF 89 D KC 75 X KC 74 1-2 ③ FC5 1-2f			F FS 80 B FS 81 B FS 79 C FF 88 B FS 80 X FS 79 3-2 HR	4	1	1	1	0	1	1
33 Stephen Drew, L (1, 4) OBP: 0.246, SLG: 0.313 45 Zelous Wheeler, R (7, PH) OBP: 0.292, SLG: 0.378 63 Antoan Richardson, S (7, PR) 17 Brendan Ryan, R (8, 4) OBP: 0.259, SLG: 0.253			C FF 89 B CH 84 B FF 89 C FF 90 B FF 91 X FF 89 3-2 ① F7	C FF 90 B KC 75 B FF 89 B KC 74 S FF 90 B FF 91 4-2 BB			B FF 90 B SL 86 B SI 91 B SI 90 4-0 31 L8-3 BB			1 0 0 0	0 0 0 0	0 0 0 0	0 0 0 0	1 1 0 0	0 0 0 0	0 0 0 0
31 Ichiro Suzuki, L (1, 9) OBP: 0.325, SLG: 0.328			B FF 89 X FF 90 1-0 22 BB 2 2B 1B	F FF 89 F FF 90 C FF 90 0-3 ③ K			B SI 91 L FF 89 L SL 86 1 SAFE F SI 90 F SI 89 X CU 80 1-2 ① ② L8-3 1-1			3	1	1	0	0	1	2
Inning Stats	R: 0 E: 0 K: 0 S: 8 H: 1 LOB: 1 BB: 0 P: 10	R: 0 E: 0 K: 1 S: 8 H: 0 LOB: 0 BB: 0 P: 10	R: 3 E: 0 K: 2 S: 15 H: 3 LOB: 1 BB: 1 P: 28	R: 0 E: 0 K: 1 S: 10 H: 0 LOB: 1 BB: 1 P: 18	R: 0 E: 0 K: 0 S: 5 H: 0 LOB: 0 BB: 0 P: 6	R: 0 E: 0 K: 1 S: 19 H: 1 LOB: 1 BB: 0 P: 24	R: 0 E: 0 K: 0 S: 7 H: 0 LOB: 1 BB: 1 P: 13	R: 0 E: 0 K: 0 S: 7 H: 0 LOB: 0 BB: 0 P: 11	R: 2 E: 0 K: 0 S: 10 H: 2 LOB: 0 BB: 0 P: 16	1B: 3 2B: 3 3B: 0 HR: 2 SF: 0 SAC: 0 DP: 1 HBP: 0						

PITCHER	IP	WLS	BF	H	R	ER	SO	BB	IBB	HBP	BLK	WP	HR	S	P	ERA	WHIP
67 Brandon Workman, R (1, 1) ERA: 4.9	6.0		25	5	3	3	5	2	0	0	0	0	0	65	96	4.50	1.167
59 Tommy Layne, L (7, 1) ERA: 0.61	1.0	H	3	0	0	0	0	1	0	0	0	0	0	7	13	0.00	1.000
36 Junichi Tazawa, R (8, 1) ERA: 2.95	1.0	H	3	0	0	0	0	0	0	0	0	0	0	7	11	0.00	0.000
19 Koji Uehara, R (9, 1) ERA: 2.64	0.1	L	3	2	2	2	0	0	0	0	0	0	2	10	16	54.00	6.000

PITCHER	IP	WLS	BF	H	R	ER	SO	BB	IBB	HBP	BLK	WP	HR	S	P	ERA	WHIP

BOTTOM

Boston Red Sox @ New York Yankees

Yankee Stadium, Bronx, NY

Thu Sep 04 2014, 7:08 PM - 10:24 PM EDT

Att. 44,708 - Partly Cloudy - 80 F

livebaseballscorecards.com

AB	31
R	5
H	7
RBI	5
BB	3
SO	5
LOB	8

Batter	1	2	3	4	5	6	7	8	9	10	AB	R	H	RBI	BB	SO	LOB
7 José Reyes, S (1, 6) OBP: 0.328, SLG: 0.406	B FF 92 B FF 92 B FF 93 C FF 92 C FF 92 C FF 92 3-3 K ①		F FF 91 B SL 82 F FF 91 B CH 83 F CH 82 B SL 84 F FF 92 S CH 83 3-3 K ①		F CH 84 F FF 92 X SL 84 0-2 P4 ③			F SI 88 X CH 77 0-1 10 HR 19 G6-3 1B	I IN 80 I IN 80 I IN 82 I IN 83 4-0 8 FC6-4 IBB		4	1	1	0	1	2	0
53 Melky Cabrera, S (1, 7) OBP: 0.351, SLG: 0.458 8 Anthony Gose, L (6, PH) OBP: 0.332, SLG: 0.297 (6, 8)	B FF 93 B FF 92 B FF 92 C FF 94 X FF 92 3-1 10 PB 19 1B 26 1B 1B		B SL 84 M FF 91 F CH 84 B FF 93 B SI 92 B FF 92 4-2 10 PO BB			C CH 84 F SI 92 B CH 84 X FF 94 1-2 19 HR 1B		X FF 88 0-0 B3 ①	B FS 88 X FS 85 1-0 FC6-4 ③ 1-2f		1 3	1 1	1 1	0 0	1 0	0 0	0 3
19 José Bautista, R (1, 9) OBP: 0.397, SLG: 0.522	C SL 86 B CH 83 B FF 92 X FF 93 2-1 10 PB 26 1B 1-2 1B		C FF 93 X FF 92 0-1 F7 ②			F FF 93 1 SAFE 1 SAFE X FF 92 0-1 1-H HR		B SL 88 B FF 93 X SL 87 2-0 G6-3 ② 1-2		C CU 75 C FF 94 S FO 88 0-3 K ①	5	2	2	2	0	1	2
10 Edwin Encarnación, R (1, 3) OBP: 0.352, SLG: 0.558 6 Marcus Stroman, R (10, PR) 47 Juan Francisco, L (10, 3) OBP: 0.295, SLG: 0.465	C FF 92 S SL 87 F FF 94 S CH 84 0-3 K ② 1-2 2-3		S SL 84 1 SAFE 0-1 PO ③ 1-2	B CH 84 C FF 92 S CH 83 F SL 86 T SL 83 1-2 K ①		C SL 86 X FF 94 0-1 F9 ①		C FF 93 X SL 88 0-1 2-H HR		C FF 93 B FO 87 C FF 94 X FO 87 1-2 9 2B 30 1B 1B	5 0 0	1 1 0	2 0 0	2 0 0	0 0 0	2 0 0	2 0 0
26 Adam Lind, L (1, 10) OBP: 0.377, SLG: 0.466 9 John Mayberry Jr., R (10, PH) OBP: 0.309, SLG: 0.431 (10, 10)	B CH 84 C CH 84 B FF 93 X FF 92 2-1 2-H 3-H 1B			C SL 84 B FF 93 F SI 91 X CH 85 1-2 G3 ②		X SI 93 0-0 G4-3 ②		C SI 93 X CH 88 0-1 1B		C FF 90 1 SAFE S SI 89 B FF 90 X CU 80 1-2 15 SF9 1-3 2B	4 1	0 1	2 1	2 1	0 0	0 0	0 0
30 Dioner Navarro, S (1, 2) OBP: 0.322, SLG: 0.407	C FF 93 X SI 92 0-1 G4-3 ③			B FF 93 B SI 93 B SI 92 C FF 92 S CH 84 D FF 93 4-2 BB		C SI 92 B SI 94 X SI 94 1-1 G5-3 ③		B SI 92 C SI 92 B SI 93 S SL 87 X SI 92 2-2 G4-3 ③		F SI 89 B SI 90 X SL 85 1-1 15 SF9 3-H 1B	4	0	1	1	1	0	2
15 Danny Valencia, R (1, 5) OBP: 0.318, SLG: 0.395		X FF 92 0-0 11 G5-4-3 1B	C FF 92 S CH 84 S SL 82 0-3 K ③				C SI 91 C SI 90 T SI 91 0-2 K ①		C SL 83 X FF 90 0-1 F9 ①	X SI 90 0-0 SF9 ② 1-2 2-H	4	0	1	1	0	2	1
11 Kevin Pillar, R (1, 8) OBP: 0.227, SLG: 0.313 (6, 7)		D SL 84 B FF 91 X FF 92 2-0 G5-4-3 ① ② 1-2f			C FF 91 F SL 84 X SL 84 0-2 G6-3 ①		C SI 90 B SL 83 X SI 88 1-1 F8 ②		S SL 80 X SL 81 0-1 L5 ②	B SI 91 B SI 88 F SL 86 F SL 86 B SI 90 X SL 86 3-2 G6-3 ③	5	0	0	0	0	0	3
66 Munenori Kawasaki, L (1, 4) OBP: 0.317, SLG: 0.304 28 Colby Rasmus, L (7, PH) OBP: 0.288, SLG: 0.448 17 Ryan Goins, L (7, 4) OBP: 0.231, SLG: 0.292 45 Dalton Pompey, S (9, PR) 18 Steve Tolleson, R (9, 4) OBP: 0.293, SLG: 0.355		C FF 92 B FF 93 B SI 92 C FF 91 B FF 91 F FF 91 X FF 92 3-2 G4-3 ③			C CH 84 B FF 94 B FF 93 C SI 92 F FF 92 X CH 85 2-2 G1-3 ②		C SI 89 X FS 83 0-1 G4-3 ③		X FF 92 0-0 2B		2 1 1 0 0	0 0 0 0 0	0 0 1 0 0	0 0 0 0 0	0 0 0 0 0	0 0 0 0 0	0 0 0 0 0
Inning Stats	R: 2 H: 3 E: 0 LOB: 1 K: 2 BB: 0 S: 15 P: 25	R: 0 H: 1 E: 0 LOB: 0 K: 0 BB: 0 S: 6 P: 11	R: 0 H: 0 E: 0 LOB: 0 K: 1 BB: 1 S: 10 P: 17	R: 0 H: 0 E: 0 LOB: 1 K: 2 BB: 1 S: 12 P: 18	R: 0 H: 0 E: 0 LOB: 0 K: 0 BB: 0 S: 10 P: 12	R: 2 H: 2 E: 0 LOB: 0 K: 0 BB: 0 S: 10 P: 12	R: 0 H: 0 E: 0 LOB: 0 K: 1 BB: 0 S: 7 P: 8	R: 2 H: 3 E: 0 LOB: 1 K: 0 BB: 0 S: 11 P: 15	R: 0 H: 1 E: 0 LOB: 2 K: 0 BB: 1 S: 6 P: 11	R: 2 H: 3 E: 0 LOB: 2 K: 1 BB: 0 S: 15 P: 21	1B: 9 2B: 2 3B: 0 HR: 2	SF: 1 SAC: 0 DP: 1 HBP: 0	WP: 0 PB: 1 SB: 0 CS: 0	PA: 45			

PITCHER		IP	WLS	BF	H	R	ER	SO	BB	IBB	HBP	BLK	WP	HR	S	P	ERA	WHIP
64 Allen Webster, R ERA: 6.47	(1, 1)	5.1		22	6	4	3	5	2	0	0	0	0	1	60	91	5.06	1.500
66 Drake Britton, L ERA:	(6, 1)	0.2		2	0	0	0	0	0	0	0	0	0	0	3	4	0.00	0.000
35 Burke Badenhop, R ERA: 2.49	(7, 1)	1.0		3	0	0	0	1	0	0	0	0	0	0	7	8	0.00	0.000
32 Craig Breslow, L ERA: 4.7	(8, 1)	0.1		2	1	1	1	0	0	0	0	0	0	0	3	3	27.00	3.000
30 Alex Wilson, R ERA: 2.7	(8, 1)	0.2		4	2	1	1	0	0	0	0	0	0	1	8	12	13.50	3.000

PITCHER		IP	WLS	BF	H	R	ER	SO	BB	IBB	HBP	BLK	WP	HR	S	P	ERA	WHIP
54 Edward Mujica, R ERA: 4.05	(9, 1)	1.0		5	1	0	0	0	0	1	0	0	0	0	6	11	0.00	1.000
36 Junichi Tazawa, R ERA: 3.09	(10, 1)	0.1		2	1	1	1	1	0	0	0	0	0	0	6	7	27.00	3.000
59 Tommy Layne, L ERA: 1.17	(10, 1)	0.2	W	4	2	1	1	0	0	0	0	0	0	0	9	14	13.50	3.000

TOP

Toronto Blue Jays @ Boston Red Sox

Fenway Park, Boston, MA

Fri Sep 05 2014, 7:12 PM - 11:06 PM EDT

Att. 35,667 - Clear - 86 F

livebaseballscorecards.com

AB	40
R	8
H	13
RBI	8
BB	3
SO	7
LOB	13

Batter	1	2	3	4	5	6	7	8	9	10	AB	R	H	RBI	BB	SO	LOB
26 Brock Holt, L (1, 5) OBP: 0.331, SLG: 0.381	B FF 90 C FF 90 S FF 92 F FF 92 X CH 85 1-2 52 S 52 1B 1B	C SL 81 B FF 92 S FF 92 S FF 93 1-3 ③ K			B FF 91 S CH 84 F FF 93 F SL 85 S SL 84 1-3 ① K		B FF 98 B FF 98 X FF 98 2-0 ① FC4-6 15 G5-3 1-2f	B SI 92 B SI 94 C SI 94 C SI 93 B CH 82 X SI 93 3-2 ③ G1-3 2-3		X FF 90 0-0 52 1B 34 E 1-2 2-3 3-H 1B	5	1	1	0	0	2	3
16 Will Middlebrooks, R (10, 5) OBP: 0.251, SLG: 0.268											1	0	1	1	0	0	0
15 Dustin Pedroia, R (1, 4) OBP: 0.340, SLG: 0.381	C FF 91 B SL 82 B SL 84 X FF 92 2-1 ① F7		B FF 90 C FF 90 X SL 81 1-1 52 2B 12 G4-3 1B		B FF 92 X FF 93 1-0 ② P2		B FF 99 C FF 98 B FF 98 X FF 99 2-1 ② G5-3 1-2		C SI 95 B SL 90 B SI 98 F SI 95 X SI 96 2-2 2B	B CU 75 F FF 89 B FC 90 B FF 89 S FF 90 X FF 90 3-2 ① SF7 3-H	5	1	2	1	0	0	2
34 David Ortiz, L (1, 10) OBP: 0.358, SLG: 0.515	S FF 92 F FF 93 S FF 94 0-3 ② K		C CH 85 B CH 84 X CH 85 1-1 ① F9		B FF 93 F FF 94 F FF 95 F SL 84 B SL 83 B FF 94 D CH 87 4-2 BB		C CU 74 B CU 76 B FF 93 B FF 90 F FF 91 C CU 71 3-3 ③ K		I IN 83 I IN 87 I IN 86 I IN 87 4-0 IBB	C CU 74 B FC 90 B CU 73 X FF 90 2-1 FC4 52 1B 1-2 2-3	4	0	0	0	2	2	5
52 Yoenis Cespedes, R (1, 7) OBP: 0.306, SLG: 0.467	1 SAFE S FF 93 X FF 94 0-1 12 FC6-4 1-H 1B		B SL 81 X SL 81 1-0 12 G4-3 1-3 2B		F FF 93 B FF 94 S FF 93 B SL 85 S SL 83 2-3 ③ K			B SI 94 C SI 94 B FC 90 C SI 94 X FC 92 2-2 5 S 12 1B 50 1B 1B	D FF 97 X SI 96 1-0 ① F4	B FC 90 B FC 90 F FC 90 B FC 89 F FF 89 X FC 88 3-2 1-2 2-3 3-H 1B	6	1	4	2	0	1	3
12 Mike Napoli, R (1, 3) OBP: 0.373, SLG: 0.434	S FF 93 B SL 85 B FF 94 B SL 84 X FF 93 3-1 ③ FC6-4 1-2f		F FF 93 C FF 93 D SL 84 D SL 82 X FF 94 2-2 ② G4-3 2-3 3-H			T FF 91 X FF 94 0-1 29 G4-3 2B		B SI 92 X SI 92 1-0 50 1B 5 S 2 2B 1-2 1B	B SI 96 B SI 96 F SI 93 F SI 97 B SL 91 S SL 92 3-3 ② K		5	1	2	1	0	1	4
29 Daniel Nava, S (1, 9) OBP: 0.338, SLG: 0.342		B FF 90 C FF 90 S FF 93 B FF 93 B SL 83 X FF 92 3-2 ① F7	B FF 93 B FF 93 B FF 93 C FF 92 X CH 86 3-1 ③ G4-3			S FF 93 X FF 94 0-1 ① G4-3 2-3		C SI 94 B SI 94 F SI 94 C SI 95 1-3 ① K 1-2 2-3	X SI 98 0-0 ③ G1-3		3	0	0	0	0	0	2
5 Allen Craig, R (8, PH) OBP: 0.285, SLG: 0.334 (9, 9)											2	0	0	0	0	1	4
50 Mookie Betts, R (1, 8) OBP: 0.353, SLG: 0.449		B SL 83 B FF 93 B FF 93 B FF 92 4-0 2 1B 55 SF9 BB	C FF 91 B FF 91 C SL 83 B SL 84 B FF 93 C FF 93 3-3 ① K			D SL 85 C FF 95 X FF 95 1-1 ② G5-3		C SI 93 B CH 82 X CH 83 1-1 2 2B 2-3 3-H 1B		B FC 91 C FC 90 C FC 91 B FF 91 X CU 76 2-2 55 1B 2 1B 16 1B 1B	4	3	2	1	1	1	1
2 Xander Bogaerts, R (1, 6) OBP: 0.297, SLG: 0.351		C FF 91 P PO 88 X SL 82 1-1 1-3 1B	S SL 82 B SL 84 X FF 94 1-1 ② G1-3			B FF 94 C FF 94 X SL 85 1-1 ③ G5-3		B SI 95 X SI 95 1-0 26 WP 1-H 3-H 2B		C FC 90 B SL 86 C FF 90 X CU 77 1-2 16 1B 55 1B 15 SF7 1B	5	1	3	2	0	0	1
55 Christian Vázquez, R (1, 2) OBP: 0.293, SLG: 0.282		X FF 91 0-0 ② SF9 3-H	C FF 92 F SL 82 B SL 84 F FF 94 F SL 83 F SL 82 F FF 94 F CH 83 F FF 94 1-3 S SL 84 ③ K				X FF 98 0-0 26 FC4-6 1B	X SI 93 0-0 ② F7		B FF 91 X FC 91 1-0 34 E 16 1B 52 1B 1-2 2-3 1B	4	0	2	1	0	1	1
7 Jemile Weeks, S (10, PR) OBP: 0.357, SLG: 0.462											0	1	0	0	0	0	0
Inning Stats	R: 1 E: 0 K: 1 S: 13 H: 2 LOB: 1 BB: 0 P: 19	R: 1 E: 0 K: 1 S: 10 H: 1 LOB: 1 BB: 1 P: 18	R: 1 E: 0 K: 0 S: 10 H: 2 LOB: 1 BB: 0 P: 18		R: 0 E: 0 K: 2 S: 14 H: 0 LOB: 0 BB: 0 P: 19	R: 0 E: 0 K: 2 S: 11 H: 0 LOB: 1 BB: 1 P: 19	R: 0 E: 0 K: 0 S: 8 H: 1 LOB: 1 BB: 0 P: 10	R: 0 E: 0 K: 1 S: 7 H: 1 LOB: 1 BB: 0 P: 14	R: 3 E: 0 K: 1 S: 14 H: 4 LOB: 1 BB: 0 P: 23	R: 0 E: 0 K: 1 S: 8 H: 1 LOB: 2 BB: 1 P: 18	R: 3 E: 1 K: 0 S: 16 H: 5 LOB: 3 BB: 0 P: 28	1B: 13 2B: 4 3B: 0 HR: 0 SF: 2 SAC: 0 DP: 0 HBP: 0						

PITCHER	IP	WLS	BF	H	R	ER	SO	BB	IBB	HBP	BLK	WP	HR	S	P	ERA	WHIP
36 Drew Hutchison, R (1, 1) ERA: 4.47	6.0		26	6	3	3	6	2	0	0	0	0	0	66	103	4.50	1.333
23 Brandon Morrow, R (7, 1) ERA: 5.79	0.2	H	3	1	0	0	0	0	0	0	0	0	0	4	8	0.00	1.500
32 Daniel Norris, L (7, 1) ERA:	0.1	H	1	0	0	0	1	0	0	0	0	0	0	3	6	0.00	0.000
31 Kendall Graveman, R (8, 1) ERA:	0.0		1	1	1	1	0	0	0	0	0	0	0	3	5	∞	∞
62 Aaron Loup, L (8, 1) ERA: 3.11	1.0	B	6	3	2	2	1	0	0	0	0	1	0	11	18	18.00	3.000

PITCHER	IP	WLS	BF	H	R	ER	SO	BB	IBB	HBP	BLK	WP	HR	S	P	ERA	WHIP
29 Dustin McGowan, R (9, 1) ERA: 4.27	1.0		5	1	0	0	1	0	1	0	0	0	0	8	18	0.00	1.000
44 Casey Janssen, R (10, 1) ERA: 4.38	0.1	L	7	5	3	3	0	0	0	0	0	0	0	16	28	81.00	15.000

BOTTOM

Toronto Blue Jays @ Boston Red Sox

Fenway Park, Boston, MA

Fri Sep 05 2014, 7:12 PM - 11:06 PM EDT

Att. 35,667 - Clear - 86 F

livebaseballscorecards.com

AB	44
R	9
H	17
RBI	9
BB	3
SO	9
LOB	26

WP: 1 PA: 49
PB: 0
SB: 3
CS: 0

Batter	1	2	3	4	5	6	7	8	9	AB	R	H	RBI	BB	SO	LOB
7 José Reyes, S (1, 6) OBP: 0.325, SLG: 0.402	B FF 91 X FF 91 1-0 ① G4-3	1 SAFE X CH 80 0-0 ③ G4-3			B SI 92 B CH 80 B FF 90 C FF 90 X SI 91 3-1 ③ L4		B SI 90 B FS 84 X SI 90 2-0 ② FC3-6 19 FC6-4 1-2f		X FS 86 0-0 ② F7	5	0	0	0	0	0	3
19 José Bautista, R (1, 9) OBP: 0.397, SLG: 0.521	B FF 93 C FC 88 F CH 81 F FC 90 F FF 92 F FF 92 X CH 82 1-2 ② P6		B FF 91 C CU 77 C CU 78 B FC 90 F FC 88 B CU 79 X CU 78 3-2 ① P4			B CH 80 C FC 87 F FF 92 B SI 91 B CH 79 F FC 89 X CU 77 3-2 26 G1-6-3 2B	1 SAFE B SI 91 B SI 89 X SI 91 2-0 ③ FC6-4 1-2f		B SL 84 B FF 91 C FF 91 B FF 91 S FS 87 F FS 87 B FS 87 4-2 BB	4	0	1	0	1	0	1
10 Edwin Encarnación, R (1, 3) OBP: 0.355, SLG: 0.559 45 Dalton Pompey, S (8, PR) 47 Juan Francisco, L (8, 3) OBP: 0.294, SLG: 0.463	B FF 93 C FC 89 X FF 93 1-1 26 BB 30 2B 1B		C FC 88 X FC 88 0-1 ② G1-3			B FC 87 B FF 91 B FF 92 C FC 86 B FF 92 4-1 26 G1-6-3 BB		S SI 90 B SI 90 X SI 91 1-1 30 1B 1B	C FS 86 X FS 86 0-1 ③ G3	3 0 1	1 0 0	2 0 0	0 0 0	1 0 0	0 0 0	0 0 2
26 Adam Lind, L (1, 10) OBP: 0.377, SLG: 0.462 9 John Mayberry Jr., R (8, PH) OBP: 0.307, SLG: 0.427 (8, 10)	C FC 88 1 SAFE B FF 92 S CH 82 F FC 89 B SI 91 B CH 82 B SI 91 4-2 30 2B 1-2 BB		B FF 93 X SI 92 1-0 ③ G4-3			X CU 78 0-0 ① ② G1-6-3 1-2f 2-3		B FF 90 S FF 92 1 SAFE X SI 92 1-1 ① P6		2 1	0 0	0 0	0 0	1 0	0 0	2 1
30 Dioner Navarro, S (1, 2) OBP: 0.324, SLG: 0.410	F FC 89 X SI 91 0-1 1-3 2-H 2B			B SI 91 C CU 75 F FC 88 B FF 92 B CU 79 X SI 91 3-2 ① G3-1		B CU 76 B FC 86 C CU 75 X SI 90 2-1 ③ L8		C SL 80 X SI 92 0-1 1-2 1B		4	0	2	1	0	0	1
15 Danny Valencia, R (1, 5) OBP: 0.317, SLG: 0.389	B FF 93 B FF 92 C FF 93 F FC 89 C FC 88 2-3 ③ K			S CH 80 F FC 88 C SI 92 0-3 ② K			C FF 90 S CH 82 B CH 84 F CH 79 B SI 90 H FC 86 3-2 28 HR HBP	C SI 92 X SI 93 0-1 ② F4		3	1	0	0	0	2	4
11 Kevin Pillar, R (1, 7) OBP: 0.229, SLG: 0.309		C FF 90 F SI 91 B FF 93 X FC 88 1-2 1B		C CU 79 B CU 79 S CH 82 X FC 90 1-2 ③ L4			F FF 90 X FF 90 0-1 ① P4	D CH 85 X SI 92 1-0 ③ F8		4	0	1	0	0	0	3
17 Ryan Goins, L (1, 4) OBP: 0.228, SLG: 0.288 28 Colby Rasmus, L (7, PH) OBP: 0.290, SLG: 0.457 (7, 8)	C CU 76 1 SAFE 1 SAFE 1 SAFE S CU 78 1 SAFE S FC 88 0-3 ① K				B CU 75 F CU 76 B FC 88 B FC 86 C SI 90 C FF 90 3-3 ① K		F SI 87 F SI 87 F FF 88 X CH 74 0-2 1-H HR		B SI 91 C SL 80 C SL 80 B SL 81 B SI 91 S SL 81 3-3 ① K	2 2	0 1	0 1	0 2	0 0	2 1	1 0
8 Anthony Gose, L (1, 8) OBP: 0.329, SLG: 0.294 18 Steve Tolleson, R (7, PH) OBP: 0.293, SLG: 0.355 66 Munenori Kawasaki, L (7, PH) OBP: 0.323, SLG: 0.308 (7, 4)		C CU 77 B FC 88 F CU 77 S SI 91 1-3 ② K			C CU 77 F FF 93 X CU 79 0-2 ② G3-1		B SI 89 B SI 89 C SI 88 C SI 89 X SI 90 2-2 7 FC3-6 1B		S FF 92 S FF 92 B SL 79 B FF 93 F SI 92 B SL 81 B FF 92 4-2 19 BB BB	2 0 1	0 0 0	0 0 1	0 0 0	0 0 1	1 0 0	1 0 0
Inning Stats	R: 1 E: 0 K: 1 S: 17 H: 2 LOB: 2 BB: 1 P: 26	R: 0 E: 0 K: 2 S: 10 H: 1 LOB: 1 BB: 0 P: 12	R: 0 E: 0 K: 0 S: 7 H: 0 LOB: 0 BB: 0 P: 11	R: 0 E: 0 K: 1 S: 9 H: 0 LOB: 0 BB: 0 P: 13	R: 0 E: 0 K: 1 S: 8 H: 0 LOB: 0 BB: 0 P: 14	R: 0 E: 0 K: 0 S: 8 H: 1 LOB: 1 BB: 1 P: 17	R: 2 E: 0 K: 0 S: 14 H: 2 LOB: 1 BB: 0 P: 23	R: 0 E: 0 K: 0 S: 9 H: 2 LOB: 2 BB: 0 P: 12	R: 0 E: 0 K: 1 S: 12 H: 0 LOB: 2 BB: 2 P: 23	1B: 5 2B: 2 3B: 0 HR: 1 SF: 0 SAC: 0 DP: 1 HBP: 1						

PITCHER		IP	WLS	BF	H	R	ER	SO	BB	IBB	HBP	BLK	WP	HR	S	P	ERA	WHIP
11 Clay Buchholz, R ERA: 5.29	(1, 1)	6.1	W	25	4	2	2	5	2	0	1	0	0	0	64	101	2.84	0.947
32 Craig Breslow, L ERA: 4.88	(7, 1)	0.0		1	1	1	1	0	0	0	0	0	0	1	4	4	∞	∞
35 Burke Badenhop, R ERA: 2.47	(7, 1)	0.2	H	4	2	0	0	0	0	0	0	0	0	0	7	14	0.00	3.000
66 Drake Britton, L ERA:	(8, 1)	1.1	H	6	1	0	0	1	1	0	0	0	0	0	13	22	0.00	1.500
54 Edward Mujica, R ERA: 4.0	(9, 1)	0.2	S	3	0	0	0	0	1	0	0	0	0	0	6	10	0.00	1.500

PITCHER	IP	WLS	BF	H	R	ER	SO	BB	IBB	HBP	BLK	WP	HR	S	P	ERA	WHIP

TOP

Toronto Blue Jays @ Boston Red Sox

Fenway Park, Boston, MA

Sat Sep 06 2014, 8:23 PM - 11:46 PM EDT

Att. 36,677 - Cloudy - 73 F

livebaseballscorecards.com

AB	34
R	3
H	8
RBI	3
BB	4
SO	6
LOB	19

WP: 0 PA: 39
PB: 0
SB: 0
CS: 0

BOTTOM

Toronto Blue Jays @ Boston Red Sox
Fenway Park, Boston, MA
Sat Sep 06 2014, 8:23 PM - 11:46 PM EDT
Att. 36,677 - Cloudy - 73 F

livebaseballscorecards.com

Batter	1	2	3	4	5	6	7	8	9	AB	R	H	RBI	BB	SO	LOB
50 Mookie Betts, R (1, 8) (9, 9) OBP: 0.350, SLG: 0.459	C FF 91 B CU 77 B SI 92 F FF 93 B FF 92 X FF 92 3-2 15 G4-3 3B	B SL 84 B FF 93 B FF 93 C SI 93 C FF 94 F FF 94 C SI 93 3-3 ③ K		C SI 92 S CH 84 D CU 79 F FF 93 D CU 79 B FF 92 X FF 93 3-2 ② F9 2-3		B CU 80 B SI 92 C FF 93 C SI 93 S FF 94 2-3 ③ K				4	1	1	0	0	2	4
15 Dustin Pedroia, R (1, 4) OBP: 0.339, SLG: 0.379	F SI 92 B SI 93 X SI 92 1-1 ① G4-3 3-H		C FF 92 B CH 86 F SI 92 B CH 84 C SI 93 2-3 ① K	B FF 92 B FF 93 X SI 92 2-0 ③ G4-3			B SI 96 B SI 96 C FF 96 B SI 98 B SI 96 4-1 34 1B BB			3	0	0	1	1	1	1
34 David Ortiz, L (1, 10) OBP: 0.359, SLG: 0.515	F FF 93 X CU 78 0-1 ② G4-3		B SL 85 C FF 93 F FF 93 F SI 94 F FF 92 F CU 78 X CU 79 1-2 52 2B 1B		X CU 77 0-0 ① P5		C SI 97 S SI 97 B SI 98 F SI 98 F SI 98 X SI 98 1-2 2 FC6-4 1-2 1B			4	1	2	0	0	0	0
52 Yoenis Cespedes, R (1, 7) OBP: 0.305, SLG: 0.467	B SI 93 C SI 93 F CH 86 B FF 93 C CU 78 2-3 ③ K		S SL 84 F SI 92 B SI 91 B FF 93 X SI 94 2-2 29 G4-3 1-H 2B		X CU 78 0-0 ② L9		F SI 97 B SI 97 S SI 97 F SI 97 S SI 98 1-3 ① K			4	0	1	1	0	2	2
12 Mike Napoli, R (1, 3) OBP: 0.374, SLG: 0.436 29 Daniel Nava, S (3, 9) (9, 3) OBP: 0.338, SLG: 0.340		C SL 83 X CH 86 0-1 5 1B 16 1B 1B	C FF 93 C FF 93 B SI 94 X CH 85 1-2 ② G4-3 2-3		B FF 91 B FF 92 B FF 92 C SI 92 B FF 92 4-1 2 FC4 BB		F SI 97 F SI 96 B SI 97 B SI 97 X SI 96 2-2 ② F7			1 2	1 0	1 0	0 0	0 1	0 0	0 3
2 Xander Bogaerts, R (1, 6) OBP: 0.295, SLG: 0.348		X SI 93 0-0 ① F9	B CU 80 B CH 84 F FF 93 F FF 95 F CU 80 X SI 92 2-2 ③ G5-3		C CU 78 X CH 86 0-1 ③ FC4 1-2f		C SI 97 B SI 96 B SI 97 S SI 96 F SI 97 X SI 96 2-2 ③ FC6-4 1-2f			4	0	0	0	0	0	5
5 Allen Craig, R (1, 9) (3, 3) OBP: 0.287, SLG: 0.334 25 Jackie Bradley Jr., L (9, 8) OBP: 0.288, SLG: 0.290		B FF 94 F FF 93 X SI 93 1-1 16 1B 1-3 1B		X SL 83 0-0 ① P4		B CU 77 B SI 92 B FF 92 B FF 90 4-0 55 G5-3 BB		X FF 97 0-0 ① F9		3 0	0 0	1 0	0 0	1 0	0 0	0 0
16 Will Middlebrooks, R (1, 5) OBP: 0.257, SLG: 0.269		B SL 83 C FF 92 B CH 85 B SL 83 X FF 92 3-1 1-2 3-H 1B		C SI 92 B SL 85 B CH 84 B FF 92 F FF 93 B SI 93 4-2 55 2B BB		C SI 91 X SL 82 0-1 ① F9		B FF 98 C FF 97 X FF 98 1-1 ② G4-3		3	1	1	1	1	0	1
55 Christian Vázquez, R (1, 2) OBP: 0.292, SLG: 0.289		B CH 85 B FF 94 F FF 93 F FF 93 S FF 94 2-3 ② K		X FF 92 0-0 50 F9 1-H 2B		C CU 78 S CU 78 F SL 81 B SI 93 B SI 94 X CU 77 2-2 ② G5-3 1-2		C FF 98 B FF 98 B FF 98 X FF 98 2-1 ③ F7		4	0	1	1	0	1	3
Inning Stats	R: 1 E: 0 K: 1 S: 10 H: 1 LOB: 0 BB: 0 P: 16	R: 1 E: 0 K: 2 S: 14 H: 3 LOB: 2 BB: 0 P: 23	R: 1 E: 0 K: 1 S: 19 H: 2 LOB: 1 BB: 0 P: 27	R: 1 E: 0 K: 0 S: 9 H: 1 LOB: 1 BB: 1 P: 18	R: 0 E: 0 K: 0 S: 5 H: 0 LOB: 1 BB: 1 P: 9	R: 0 E: 0 K: 1 S: 9 H: 0 LOB: 1 BB: 1 P: 17	R: 0 E: 0 K: 1 S: 17 H: 1 LOB: 2 BB: 1 P: 27	R: 0 E: 0 K: 0 S: 5 H: 0 LOB: 0 BB: 0 P: 8		1B: 5 2B: 2 3B: 1 HR: 0 SF: 0 SAC: 0 DP: 0 HBP: 0					WP: 0 PB: 0 SB: 0 CS: 0 PA: 36	

	AB	32
	R	4
	H	8
	RBI	4
	BB	4
	SO	6
	LOB	19

PITCHER	IP	WLS	BF	H	R	ER	SO	BB	IBB	HBP	BLK	WP	HR	S	P	ERA	WHIP
48 J.A. Happ, L (1, 1) ERA: 4.44	6.0	L	28	7	4	4	5	3	0	0	0	0	0	66	110	6.00	1.667
41 Aaron Sanchez, R (7, 1) ERA: 1.46	1.0		5	1	0	0	1	1	0	0	0	0	0	17	27	0.00	2.000
23 Brandon Morrow, R (8, 1) ERA: 5.59	1.0		3	0	0	0	0	0	0	0	0	0	0	5	8	0.00	0.000

PITCHER	IP	WLS	BF	H	R	ER	SO	BB	IBB	HBP	BLK	WP	HR	S	P	ERA	WHIP

Toronto Blue Jays @ Boston Red Sox

Fenway Park, Boston, MA

Sun Sep 07 2014, 1:37 PM - 4:19 PM EDT

Att. 36,261 - Partly Cloudy - 75 F

TOP

livebaseballscorecards.com

Batter	1	2	3	4	5	6	7	8	9	AB	R	H	RBI	BB	SO	LOB
7 José Reyes, S (1, 6) OBP: 0.326, SLG: 0.402	B FF 90 C FF 90 B FF 91 F CH 83 S SL 78 2-3 ① K		F CH 88 F SL 83 F FF 94 X FF 89 0-2 ② L9		1 SAFE B FF 90 1 SAFE X CH 86 1-0 E8 19 HR 1-3 1B		B FF 83 B KN 72 S FF 80 B KN 71 C FF 80 B KN 73 4-2 19 G6-3 BB			3	1	1	0	1	1	2
19 José Bautista, R (1, 9) OBP: 0.398, SLG: 0.527	B FF 92 B FF 92 C CH 83 B SL 82 F FF 94 F CH 88 F CH 87 X SL 81 3-2 ② P5		C FF 95 X FF 96 0-1 1-2 2-3 1B		B CH 88 B FF 97 X SL 81 2-0 2-H 3-H HR		C KN 73 1 SAFE 1 SAFE B KN 75 S KN 73 1 SAFE 1 SAFE X KN 74 1-2 ② ③ G6-3 1-2			4	1	2	3	0	0	1
10 Edwin Encarnación, R (1, 10) OBP: 0.352, SLG: 0.553	B FF 93 B FF 94 F FF 92 F CH 85 X FF 95 2-2 ③ F9		B SL 88 C SI 95 F FF 96 B FF 96 F CH 88 F FF 90 T SL 83 2-2 ③ K		B KN 75 F KN 75 F KN 75 B CU 61 B KN 76 S KN 76 3-3 ① K			F KN 74 B CU 64 S KN 74 B CU 61 S CU 61 2-3 ① K		4	0	0	0	0	3	3
26 Adam Lind, L (1, 3) OBP: 0.383, SLG: 0.467		C FF 90 X CH 84 0-1 ① F9		S CH 83 X SL 80 0-1 15 G6-4-3 1B	C KN 74 B KN 75 X KN 75 1-1 15 G5-4-3 1B			B KN 74 C KN 74 C KN 74 B CU 62 B KN 76 X KN 75 3-2 28 PB 1B		4	0	3	0	0	0	0
15 Danny Valencia, R (1, 5) OBP: 0.313, SLG: 0.383 28 Colby Rasmus, L (8, PH) OBP: 0.289, SLG: 0.456 18 Steve Tolleson, R (8, 5) OBP: 0.293, SLG: 0.355		C FF 92 X CH 83 0-1 ② G6-3		B FF 94 B FF 94 C CH 85 X CH 86 2-1 ① ② G6-4-3 1-2f	C FF 85 C KN 75 X CU 61 0-2 ② ③ G5-4-3 1-2f			F KN 75 C KN 73 B CU 59 S KN 76 1-3 ② K 1-2		3 1 0	0 0 0	0 0 0	0 0 0	0 0 0	0 1 0	2 1 0
22 Josh Thole, L (1, 2) OBP: 0.341, SLG: 0.297		B FF 93 C CH 85 F SL 79 X SI 94 1-2 ③ F7		C FF 93 B CH 85 F FF 91 X FF 96 1-2 11 1B 1B		B KN 74 C KN 73 B KN 72 F KN 73 C CU 67 2-3 ① K		B KN 74 B FF 84 C FF 82 F KN 74 B KN 70 S KN 75 3-3 ③ K		4	0	1	0	0	2	1
11 Kevin Pillar, R (1, 7) OBP: 0.243, SLG: 0.319			C CH 89 F FF 93 X CH 89 0-2 8 FC2-5 17 BB 1B	C SL 84 S B SI 97 F FF 96 X SL 85 1-2 1-2 1B		F KN 72 X KN 73 0-1 ② G5-3			C KN 71 M KN 73 S KN 76 0-3 ① K	4	0	2	0	0	1	0
17 Ryan Goins, L (1, 4) OBP: 0.229, SLG: 0.281			D SL 78 B CH 81 C FF 91 B CH 86 B CH 86 4-1 19 1B 8 FC2-5 1-2 BB	F FF 94 B FF 94 2 SAFE C CH 89 F SL 85 X FF 96 1-2 ③ F7		B KN 72 X KN 74 1-0 ③ G6-3			B KN 73 B FF 82 X FF 82 2-0 ② G4-3	3	0	0	0	1	0	2
8 Anthony Gose, L (1, 8) OBP: 0.327, SLG: 0.289			L FF 93 X CH 86 0-1 ① FC2-5 19 1B 1-2 2-3f		B CU 77 B CH 85 C FF 93 B FF 93 F FF 93 F CH 85 B CU 77 4-2 7 E 7 1B 19 HR BB		C KN 73 B CU 62 X KN 73 1-1 ① G3		S CU 67 X KN 76 0-1 ③ B5	3	1	0	0	1	0	2
Inning Stats	R: 0 E: 0 K: 1 S: 11 H: 0 LOB: 0 BB: 0 P: 18	R: 0 E: 0 K: 0 S: 7 H: 0 LOB: 0 BB: 0 P: 8	R: 0 E: 0 K: 1 S: 17 H: 2 LOB: 3 BB: 1 P: 23	R: 0 E: 0 K: 0 S: 15 H: 3 LOB: 2 BB: 0 P: 20	R: 3 E: 1 K: 1 S: 13 H: 3 LOB: 0 BB: 1 P: 24	R: 0 E: 0 K: 1 S: 6 H: 0 LOB: 0 BB: 0 P: 9	R: 0 E: 0 K: 0 S: 7 H: 0 LOB: 0 BB: 1 P: 13	R: 0 E: 0 K: 3 S: 12 H: 1 LOB: 1 BB: 0 P: 21	R: 0 E: 0 K: 1 S: 6 H: 0 LOB: 0 BB: 0 P: 8	1B: 8 2B: 0 3B: 0 HR: 1	SF: 0 SAC: 0 DP: 2 HBP: 0					

	AB	33
	R	3
	H	9
	RBI	3
	BB	3
	SO	8
	LOB	14

PITCHER		IP	WLS	BF	H	R	ER	SO	BB	IBB	HBP	BLK	WP	HR	S	P	ERA	WHIP
62 Rubby De La Rosa, R ERA: 4.01	(1, 1)	4.0	L	20	7	3	3	2	2	0	0	0	0	1	55	81	6.75	2.250
35 Steven Wright, R ERA: 1.0	(5, 1)	5.0		16	2	0	0	6	1	0	0	0	0	0	39	63	0.00	0.600

PITCHER	IP	WLS	BF	H	R	ER	SO	BB	IBB	HBP	BLK	WP	HR	S	P	ERA	WHIP

WP: 0	PA: 36																
PB: 1																	
SB: 0																	
CS: 0																	

BOTTOM

Batter	1	2	3	4	5	6	7	8	9	AB	R	H	RBI	BB	SO	LOB
50 Mookie Betts, R (1, 9) OBP: 0.354, SLG: 0.470	C FF 81 C EP 65 S KN 78 0-3 ① K2-3		B KN 74 X FF 82 1-0 15 FC6-4 1B		F FF 85 X KN 78 0-1 ③ G3			B KN 72 C KN 71 X KN 76 1-1 52 S 2B		4	0	2	0	0	1	0
29 Daniel Nava, S (1, 7) OBP: 0.337, SLG: 0.342	C KN 73 X KN 77 0-1 ② F9		1 SAFE C KN 76 C KN 77 F FF 79 B KN 79 X EP 68 1-2 ① P5			B KN 73 B KN 74 X FF 81 2-0 15 G4-3 2 1B 2B		L FF 93 B F CU 84 F FF 94 S CU 84 1-3 ① K		4	1	1	0	0	1	2
15 Dustin Pedroia, R (1, 4) OBP: 0.339, SLG: 0.378	C FF 82 F KN 77 F KN 80 B KN 79 B EP 64 X KN 78 2-2 52 FC5-4 1B		1 SAFE B KN 75 F KN 77 B KN 75 X KN 78 2-1 ② FC6-4 1-2f			C KN 75 F KN 78 X KN 79 0-2 ① G4-3 2-3		X SI 94 0-0 ② G5-3		4	0	1	0	0	0	3
52 Yoenis Cespedes, R (1, 10) OBP: 0.303, SLG: 0.464	X KN 78 0-0 ③ FC5-4 1-2f		C KN 78 S KN 79 B KN 80 X KN 79 1-2 ③ F8			F KN 79 C EP 67 F FF 80 F KN 81 B KN 80 S KN 72 1-3 ② K		B FF 92 C CU 84 F CU 85 F FF 94 S CU 85 1-3 ③ K 2-3		4	0	0	0	0	2	4
2 Xander Bogaerts, R (1, 6) OBP: 0.297, SLG: 0.349		B KN 76 B KN 74 B KN 73 C FF 81 X FF 82 3-1 5 HBP 1B		B KN 71 C KN 73 B KN 75 B KN 74 C FF 82 X KN 75 3-2 ① L9		S KN 78 F KN 79 B KN 80 F EP 69 X KN 80 1-2 3-H 1B			C FC 88 F FC 89 B FC 90 C FC 90 1-3 ① K	4	0	2	1	0	1	0
5 Allen Craig, R (1, 3) OBP: 0.287, SLG: 0.332		H KN 74 1-0 1-2 HBP		C FF 84 F EP 68 C EP 61 0-3 ② K		C KN 76 S KN 78 B KN 79 F KN 80 X FF 83 1-2 ③ G4-3			C FF 90 C FC 90 C FF 90 0-3 ② K	3	0	0	0	0	2	1
16 Will Middlebrooks, R (1, 5) OBP: 0.251, SLG: 0.263		C KN 76 X KN 78 0-1 ① P6		C KN 77 B EP 65 X KN 79 1-1 ③ F7			B KN 75 F KN 71 F KN 77 B KN 79 B KN 75 C FF 84 3-3 ① K		B FF 90 B FF 90 C FF 89 X FF 90 2-1 ③ F7	4	0	0	0	0	1	2
25 Jackie Bradley Jr., L (1, 8) OBP: 0.285, SLG: 0.288		F FF 82 X KN 77 0-1 ② F8			B KN 70 C KN 72 S KN 78 B KN 78 F KN 76 F KN 76 F KN 78 B KN 72 F KN 74 3-2 ① P3		S KN 73 F KN 78 X FF 83 0-2 ② F8			3	0	0	0	0	0	2
55 Christian Vázquez, R (1, 2) OBP: 0.286, SLG: 0.282		B KN 76 B KN 77 C KN 74 F KN 74 X EP 66 2-2 ③ G5-3			F FF 84 B KN 78 B EP 65 S KN 74 X KN 79 2-2 ② G4-3		C FF 85 C KN 79 B KN 79 B KN 71 F KN 76 X FF 84 2-2 ③ G1-3			3	0	0	0	0	0	2
Inning Stats	R: 0 E: 0 K: 1 S: 10 H: 1 LOB: 1 BB: 0 P: 12	R: 0 E: 0 K: 0 S: 9 H: 1 LOB: 2 BB: 0 P: 15	R: 0 E: 0 K: 0 S: 10 H: 1 LOB: 1 BB: 0 P: 15	R: 0 E: 0 K: 1 S: 8 H: 0 LOB: 0 BB: 0 P: 12	R: 0 E: 0 K: 0 S: 13 H: 0 LOB: 0 BB: 0 P: 18	R: 1 E: 0 K: 1 S: 17 H: 2 LOB: 1 BB: 0 P: 22	R: 0 E: 0 K: 1 S: 10 H: 0 LOB: 0 BB: 0 P: 15	R: 0 E: 0 K: 2 S: 11 H: 1 LOB: 1 BB: 0 P: 14	R: 0 E: 0 K: 2 S: 8 H: 0 LOB: 0 BB: 0 P: 11	1B: 4 2B: 2 3B: 0 HR: 0 SF: 0 SAC: 0 DP: 0 HBP: 1						

PITCHER	IP	WLS	BF	H	R	ER	SO	BB	IBB	HBP	BLK	WP	HR	S	P	ERA	WHIP
43 R.A. Dickey, R (1, 1) ERA: 3.84	7.0	W	28	6	1	1	4	0	0	1	0	0	0	79	112	1.29	0.857
27 Brett Cecil, L (8, 1) ERA: 3.06	1.0	H	3	0	0	0	2	0	0	0	0	0	0	9	11	0.00	0.000
44 Casey Janssen, R (9, 1) ERA: 4.28	1.0	S	3	0	0	0	2	0	0	0	0	0	0	8	11	0.00	0.000

PITCHER	IP	WLS	BF	H	R	ER	SO	BB	IBB	HBP	BLK	WP	HR	S	P	ERA	WHIP

Toronto Blue Jays @ Boston Red Sox

Fenway Park, Boston, MA

Sun Sep 07 2014, 1:37 PM - 4:19 PM EDT

Att. 36,261 - Partly Cloudy - 75 F

livebaseballscorecards.com

AB	33
R	1
H	6
RBI	1
BB	0
SO	8
LOB	16

Baltimore Orioles @ Boston Red Sox

Fenway Park, Boston, MA

Mon Sep 08 2014, 7:14 PM - 10:20 PM EDT

Att. 35,894 - Cloudy - 67 F

TOP

livebaseballscorecards.com

Batter	1	2	3	4	5	6	7	8	9	AB	R	H	RBI	BB	SO	LOB
21 Nick Markakis, L (1, 9) OBP: 0.339, SLG: 0.385	B FF 93 F FF 92 S FF 93 F FF 96 X SI 95 1-2 ① G5-3		F CH 82 X CH 82 0-1 ① P4		B SI 95 B FF 94 B SI 95 C SI 94 B FF 94 4-1 12 FC4-6 BB		F SI 94 H CH 86 1-1 12 FC4-6 HBP	B SI 92 C SL 87 C CH 87 D CU 83 X SI 90 2-2 ③ G5-3		3	0	0	0	1	0	1
12 Alejandro De Aza, L (1, 7) OBP: 0.311, SLG: 0.353	C SI 95 S CH 84 X SI 94 0-2 ② F8		X FF 96 0-0 10 FC6-4 1B		D CH 85 B FF 93 X SI 94 2-0 ② FC4-6 1-2f		F SI 94 L SI 92 X CH 84 0-2 ① FC4-6 10 E 10 S 10 SF 1-2f		B CH 86 C SI 90 B SL 86 F SL 86 B CH 86 B SI 90 4-2 23 CS BB	4	1	1	0	1	0	2
10 Adam Jones, R (1, 8) OBP: 0.317, SLG: 0.460	B FF 94 C FF 95 B FF 98 S FF 96 F FF 96 F SI 95 B CU 80 C SI 97 3-3 ③ K		D SI 96 X FF 96 1-0 ② FC6-4 1-2f		B SL 85 X SI 94 1-0 ③ G4-3		C SI 95 B SI 93 F SI 93 B FF 96 F SI 96 F SI 94 X SL 85 2-2 SF 19 G3 23 1B 1-H		B FF 92 X SL 86 1-0 ① P2	4	0	0	1	0	1	3
23 Nelson Cruz, R (1, 10) OBP: 0.333, SLG: 0.532		B FF 94 B SI 95 X SI 95 2-0 19 1B 28 1B 1B	C SI 96 F SI 97 C SI 96 0-3 ③ K			F CU 78 B SL 85 C SI 95 B FF 96 B FF 95 F CH 86 B SI 97 4-2 28 1B 19 HBP 3 FC3-6 BB	B SL 84 D CH 84 C SI 93 B SI 95 X SI 96 3-1 19 G3 1-2 1B		C FF 92 F FF 93 T SL 87 0-2 ②③ K 1-2	4	2	2	0	1	2	2
19 Chris Davis, L (1, 5) (9, 3) OBP: 0.301, SLG: 0.408		C SI 94 B SI 95 X FF 94 1-1 3 FC3-6 28 1B 1-3 1B	C SI 95 CH 84 B CU 76 B FF 97 B SI 96 F SI 96 C SI 95 3-3 ① K			D SI 95 S CU 80 B CH 84 F SI 95 H SI 95 3-2 28 1B 3 E 1-2 HBP	C FF 91 X SL 85 0-1 ② G3 1-2 2-3			3	1	1	0	0	1	2
28 Steve Pearce, R (1, 3) OBP: 0.357, SLG: 0.520 14 Kelly Johnson, L (9, 5) OBP: 0.292, SLG: 0.349		B SL 87 C SI 96 X FF 94 1-1 3 FC3-6 1-2 3-H 1B	C CU 81 S CH 84 X SI 97 0-2 ② G5-3			X SI 95 0-0 3 FC3-6 1-2 2-3 1B	C FF 92 B SL 88 S SL 88 C FF 93 1-3 ③ K			4 0	0 0	2 0	1 0	0 0	1 0	2 0
36 Caleb Joseph, R (1, 2) OBP: 0.288, SLG: 0.384		B SI 96 C SI 96 B SI 95 F SI 96 B SI 94 C SI 95 3-3 ① K	F SL 87 B CU 80 B SI 96 B SI 96 C SI 96 B SI 96 4-2 BB			C SI 95 F SI 93 C SI 95 0-3 ① K		X FF 91 0-0 ① F7		3	0	0	0	1	2	5
3 Ryan Flaherty, L (1, 6) OBP: 0.268, SLG: 0.335		B SI 94 D CU 80 B SI 95 X SI 94 3-0 ② FC3-6 1-2f 2-3	D CU 82 S CH 85 X SI 95 1-1 ③ G4-3			C SI 94 B CH 85 B SI 94 X CH 84 2-1 ② FC3-6 1-2f 2-H 3-H		S SI 90 B SL 88 X FF 91 1-1 2B		4	0	1	1	0	0	4
6 Jonathan Schoop, R (1, 4) OBP: 0.249, SLG: 0.370		B FF 95 C SI 94 X CU 81 1-1 ③ G5-3			B FF 95 F SL 85 C SI 95 B FF 96 X SI 95 2-2 ① G4-3	C SI 96 S CH 84 S SL 84 0-3 ③ K		X SL 87 0-0 ② P2		4	0	0	0	0	1	4
Inning Stats	R: 0 E: 0 K: 1 S: 12 H: 0 LOB: 0 BB: 0 P: 16	R: 1 E: 0 K: 1 S: 11 H: 3 LOB: 2 BB: 0 P: 22	R: 0 E: 0 K: 1 S: 7 H: 1 LOB: 1 BB: 0 P: 8	R: 0 E: 0 K: 1 S: 11 H: 0 LOB: 1 BB: 1 P: 19	R: 0 E: 0 K: 0 S: 6 H: 0 LOB: 1 BB: 1 P: 15	R: 2 E: 1 K: 2 S: 14 H: 1 LOB: 1 BB: 1 P: 23	R: 1 E: 1 K: 1 S: 16 H: 1 LOB: 2 BB: 0 P: 23	R: 0 E: 0 K: 0 S: 7 H: 1 LOB: 1 BB: 0 P: 10	R: 0 E: 0 K: 1 S: 6 H: 0 LOB: 1 BB: 1 P: 11	1B: 6 2B: 2 3B: 0 HR: 0	SF: 1 SAC: 0 DP: 1 HBP: 2	WP: 0 PB: 0 SB: 1 CS: 1	PA: 40				

PITCHER		IP	WLS	BF	H	R	ER	SO	BB	IBB	HBP	BLK	WP	HR	S	P	ERA	WHIP
56 Joe Kelly, R ERA: 4.14	(1, 1)	6.1	L	31	6	4	3	6	3	0	2	0	0	0	72	120	4.26	1.421
59 Tommy Layne, L ERA: 1.15	(7, 1)	0.1		1	0	0	0	0	0	0	0	0	0	0	2	2	0.00	0.000
30 Alex Wilson, R ERA: 2.42	(7, 1)	2.1		8	1	0	0	2	1	0	0	0	0	0	16	25	0.00	0.857

PITCHER	IP	WLS	BF	H	R	ER	SO	BB	IBB	HBP	BLK	WP	HR	S	P	ERA	WHIP

AB	33
R	4
H	7
RBI	3
BB	4
SO	8
LOB	25

Batter	1	2	3	4	5	6	7	8	9	AB	R	H	RBI	BB	SO	LOB
50 Mookie Betts, R (1, 8) OBP: 0.359, SLG: 0.466	C FF 89 B FF 88 B FF 88 C SL 83 X CU 76 2-2 15 G6-4-3 1B	C FF 91 X FF 90 0-1 ① L1-4-3	F SL 84 F SL 85 B FF 90 B FF 91 F SL 85 B FF 92 F FF 92 B FF 92 4-2 12 G6-4-3 BB	B CU 76 C CU 77 B FF 89 B FF 91 F FF 92 B FF 90 4-2 15 G5-4-3 BB	B FF 88 F FF 87 C FF 88 X FF 90 1-2 ① F8	C FF 95 F FF 97 F FF 95 B CU 85 X CU 84 1-2 ① F8	3	0	1	0	1	0	0
15 Dustin Pedroia, R (1, 4) OBP: 0.337, SLG: 0.376	C FF 88 X SL 83 0-1 ①② G6-4-3 1-2f	B SI 91 X FF 92 1-0 ② P5	C SL 85 X FF 89 0-1 ①② G5-4-3 1-2f	B FF 96 C FF 95 F CU 80 B CU 83 F SI 95 S FF 98 2-3 ② K	4	0	0	0	0	1	2
34 David Ortiz, L (1, 10) OBP: 0.360, SLG: 0.516	B FF 90 S FF 90 B CH 84 B CH 82 F FF 90 B FF 91 4-2 52 1B BB	C FF 91 F FF 91 B FF 92 S SL 88 1-3 ③ K	B FF 91 C FF 91 B SL 85 F FF 92 S SL 86 2-3 ③ K	X FF 89 0-0 52 E 2B	3	0	1	0	1	2	0
52 Yoenis Cespedes, R (1, 7) OBP: 0.304, SLG: 0.463	C FF 90 B SL 85 X CU 77 1-1 1-2 1B	B FF 88 F FF 87 C FF 88 X FF 90 1-2 ① F8	B SL 80 C SL 79 X SL 79 1-1 E5 2-3	3	0	1	0	1	0	1
12 Mike Napoli, R (1, 3) OBP: 0.373, SLG: 0.434	B FF 91 B FF 90 C FF 91 T SL 83 F FF 92 X FF 92 2-2 ③ F8	X SL 84 0-0 ①② G6-4-3 1-2f	X FF 89 0-0 2 1B 29 1B 1B	F SL 81 S FF 87 B SL 79 S FF 88 1-3 ③ K	4	0	1	0	0	1	5
29 Daniel Nava, S (1, 9) OBP: 0.336, SLG: 0.341	C SL 88 C FF 89 B FF 91 X CH 84 1-2 ① G3-1	C FF 92 B SL 86 B CH 85 C FF 92 F SI 92 X FF 91 2-2 ③ F7	D CH 82 C SL 84 C SL 83 F FF 89 X FF 89 1-2 2 1B 1-2 1B	B SI 93 C SI 93 F CH 83 B SL 82 F SI 94 B SI 93 X SI 93 3-2 ① G3-1	4	0	1	0	0	0	0
2 Xander Bogaerts, R (1, 6) OBP: 0.296, SLG: 0.348	F FF 90 X SL 86 0-1 ② L7	B CU 76 C SL 85 C FF 91 B CH 84 F SL 86 B SL 83 X FF 91 3-2 ① F7	F SL 84 F SI 89 X FF 89 0-2 1-2 2-3 1B	C SL 83 B SL 83 X SI 94 1-1 ② P3	4	0	1	0	0	0	0
16 Will Middlebrooks, R (1, 5) OBP: 0.251, SLG: 0.263	B FF 91 C SL 84 F SL 84 B SI 92 X FF 92 2-2 1B	C FF 92 F FF 90 F SI 92 B FF 90 S SL 84 1-3 ② K	B FF 97 D SI 97 B SI 97 C FF 96 S FF 97 S SI 98 3-3 ② K	C SI 93 B SL 84 T SI 94 S SL 84 1-3 ③ K	4	0	1	0	0	3	3
3 David Ross, R (1, 2) OBP: 0.258, SLG: 0.361	B FF 90 C FF 90 S SL 84 B FF 91 C FF 91 2-3 ③ K	S FF 91 S FF 92 F FF 91 X SL 85 0-2 ③ L5	B CU 84 F CU 84 C SI 98 T SI 98 1-2 ③ K	3	0	0	0	0	2	4
Inning Stats	R: 0 H: 2 E: 0 LOB: 2 K: 0 BB: 1 S: 13 P: 22	R: 0 H: 1 E: 0 LOB: 1 K: 1 BB: 0 S: 11 P: 16	R: 0 H: 0 E: 0 LOB: 0 K: 1 BB: 0 S: 6 P: 8	R: 0 H: 0 E: 0 LOB: 0 K: 0 BB: 1 S: 9 P: 15	R: 0 H: 0 E: 0 LOB: 0 K: 1 BB: 0 S: 12 P: 16	R: 0 H: 0 E: 0 LOB: 0 K: 1 BB: 1 S: 7 P: 13	R: 0 H: 3 E: 0 LOB: 3 K: 2 BB: 0 S: 17 P: 23	R: 0 H: 1 E: 1 LOB: 2 K: 2 BB: 0 S: 14 P: 19	R: 0 H: 0 E: 0 LOB: 0 K: 1 BB: 0 S: 9 P: 14	1B: 6 SF: 0 2B: 1 SAC: 0 3B: 0 DP: 3 HR: 0 HBP: 0				WP: 0 PA: 35 PB: 0 SB: 0 CS: 0		

PITCHER		IP	WLS	BF	H	R	ER	SO	BB	IBB	HBP	BLK	WP	HR	S	P	ERA	WHIP
50 Miguel González, R ERA: 3.22	(1, 1)	6.1	W	25	6	0	0	4	3	0	0	0	0	0	69	103	0.00	1.421
29 Tommy Hunter, R ERA: 3.29	(7, 1)	1.1	H	4	0	0	0	3	0	0	0	0	0	0	14	21	0.00	0.000
17 Brian Matusz, L ERA: 3.61	(8, 1)	0.0		1	1	0	0	0	0	0	0	0	0	0	1	1	∞	∞
56 Darren O'Day, R ERA: 1.48	(8, 1)	0.1		2	0	0	0	1	0	0	0	0	0	0	5	7	0.00	0.000
58 Ryan Webb, R ERA: 4.03	(9, 1)	1.0		3	0	0	0	1	0	0	0	0	0	0	9	14	0.00	0.000

PITCHER	IP	WLS	BF	H	R	ER	SO	BB	IBB	HBP	BLK	WP	HR	S	P	ERA	WHIP

BOTTOM

Baltimore Orioles @ Boston Red Sox

Fenway Park, Boston, MA

Mon Sep 08 2014, 7:14 PM - 10:20 PM EDT

Att. 35,894 - Cloudy - 67 F

livebaseballscorecards.com

AB	32
R	0
H	7
RBI	0
BB	3
SO	9
LOB	15

Batter	1	2	3	4	5	6	7	8	9	AB	R	H	RBI	BB	SO	LOB
21 Nick Markakis, L (1, 9) OBP: 0.340, SLG: 0.384	C FF 92 B FF 92 F CH 83 B CU 78 B FF 91 B FF 91 4-2 12 HR BB	C FF 91 B CH 84 C FF 91 B FF 92 X CH 83 2-2 ③ F7		1 SAFE C SI 91 F SL 81 B FF 93 X SL 82 1-2 ② P6		B FS 83 C SI 90 B FS 83 F FS 82 B SL 81 X FS 82 3-2 ③ G4-3 1-2			C CH 86 X FF 95 0-1 12 2B 1B	4	1	1	0	1	0	2
12 Alejandro De Aza, L (1, 7) OBP: 0.316, SLG: 0.373	F FF 91 B CH 83 X FF 91 1-1 1-H HR		C FF 89 B FF 90 X FF 90 1-1 HR	B SI 93 B SL 81 C SL 81 F SI 93 B FF 93 B SL 80 4-2 1-2 BB			X FF 94 0-0 ① F7		B FF 93 C FF 93 B CH 86 C CH 86 F KC 81 X KC 81 2-2 1-3 2B	4	2	3	3	1	0	0
10 Adam Jones, R (1, 8) OBP: 0.316, SLG: 0.463	B FF 92 F FF 91 B CH 83 F FF 92 F CH 84 S FF 91 2-3 ① K		B SL 83 X FF 90 1-0 HR	X FF 91 0-0 ③ P5			B FF 95 S KC 81 X FF 95 1-1 ② G3-1		S CH 85 B FF 94 F CH 86 F KC 83 F FF 94 S CH 87 1-3 ② K	5	1	1	1	0	2	4
23 Nelson Cruz, R (1, 10) OBP: 0.332, SLG: 0.530	B FF 91 F FF 91 B FF 92 X FF 92 2-1 2B		B CU 76 F FF 91 C CU 76 B CU 76 B SL 82 X CU 76 3-2 ① P4		B SI 92 F SI 92 F SL 80 B SL 80 S SL 81 2-3 ① K		B FF 94 C FF 95 F CH 86 X FF 94 1-2 ③ G4-3		X CH 86 0-0 ③ L4	5	0	1	0	0	1	2
19 Chris Davis, L (1, 5) (8, 3) OBP: 0.301, SLG: 0.407	B CU 74 F FF 90 F FF 91 D CU 78 C FF 92 2-3 ② K		B CU 75 F FF 91 S CU 75 X CU 77 1-2 40 FC6-4 1B		B SI 92 C SL 81 S SI 91 S SL 81 1-3 ② K			S CH 83 S CH 85 B FF 92 S FF 94 1-3 ① K		4	0	1	0	0	3	1
28 Steve Pearce, R (1, 3) OBP: 0.358, SLG: 0.522 14 Kelly Johnson, L (8, 5) OBP: 0.292, SLG: 0.349	B FF 91 C FF 91 B CH 85 B FF 91 B FF 91 4-1 BB		B FF 92 X FF 91 1-0 ② F8		B SL 81 F SI 92 B SL 80 X SI 91 2-1 ③ G6-3			B KC 80 X FF 93 1-0 40 F9 2B		3 0	0 0	1 0	0 0	1 0	0 0	1 0
40 Nick Hundley, R (1, 2) OBP: 0.280, SLG: 0.378	X FF 91 0-0 ③ L8		B FF 91 C CU 76 B FF 90 C FF 90 X CU 77 2-2 ③ FC6-4 1-2f			C SI 90 B SL 82 F SI 90 B SL 82 C SI 88 2-3 ① K		X FF 93 0-0 ② F9 2-3		4	0	0	0	0	1	4
3 Ryan Flaherty, L (1, 6) OBP: 0.267, SLG: 0.333		B FF 89 X FF 89 1-0 ① L9		X FF 88 0-0 12 PB 1B		C FS 84 B FS 84 S FS 84 B FS 84 X SI 88 2-2 ② F8		C CH 84 X CH 86 0-1 ③ G4-3		4	0	1	0	0	0	1
6 Jonathan Schoop, R (1, 4) OBP: 0.249, SLG: 0.369		B FF 91 X FF 90 1-0 ② P2		1 SAFE C FF 89 B SL 82 B SL 82 B FF 90 X FF 89 3-1 ① P5		C SL 80 B SI 91 B FS 83 X SI 89 2-1 21 S 1B			C FF 92 S CH 85 F FF 93 F FF 94 B KC 82 X KC 81 1-2 ① F7	4	0	1	0	0	0	1

| Inning Stats | | |

Baltimore Orioles @ Boston Red Sox

Fenway Park, Boston, MA

Tue Sep 09 2014, 7:12 PM - 10:43 PM EDT

Att. 37,008 - Cloudy - 67 F

BOTTOM

Batter	1	2	3	4	5	6	7	8	9	AB	R	H	RBI	BB	SO	LOB
50 Mookie Betts, R (1, 8) OBP: 0.363, SLG: 0.463	B FC 89 C FF 90 X FF 89 1-1 ① F9		1 SAFE C FC 92 S SL 86 F FF 91 1 SAFE F FF 92 F KC 77 1 SAFE B KC 76 1-3 ② K		B KC 76 C FF 90 C FF 90 B SL 84 F CH 84 F FF 92 X FF 92 2-2 29 1B 1-2 1B		B CH 81 B FF 89 B FF 91 B FF 91 4-0 1-2 BB			3	0	1	0	1	1	1
29 Daniel Nava, S (1, 9) OBP: 0.342, SLG: 0.348 5 Allen Craig, R (7, PH) OBP: 0.286, SLG: 0.331 (8, 9)	C FC 90 B FF 90 B FF 91 B FF 92 F FF 91 B FF 92 4-2 34 P5 BB		C FF 92 X FF 91 0-1 1-3 2B		F CH 84 2 SAFE B KC 75 B KC 75 B FF 91 S FF 92 X FF 93 3-2 34 G4-6-3 1-2 2-3 1B		C SL 82 S SL 94 B FF 96 B FF 95 S SL 84 2-3 ③ K			2 1	0 0	2 0	0 0	1 0	0 1	0 2
34 David Ortiz, L (1, 10) OBP: 0.358, SLG: 0.511	C KC 77 F FF 92 F FF 91 B KC 78 B FF 92 B SL 87 F FF 94 X FF 94 3-2 ②③ P5 1-2		B FC 90 B SL 85 F FF 93 B FF 93 F KC 78 F FF 93 S KC 78 3-3 ③ K		B CH 84 F FF 92 B FF 92 F FF 93 X CH 84 2-2 ②③ G4-6-3 1-2f			C SL 83 F FF 93 B SL 83 F SL 85 B SL 84 S SL 84 2-3 ① K		4	0	0	0	0	2	6
52 Yoenis Cespedes, R (1, 7) OBP: 0.302, SLG: 0.459		B KC 75 B FF 91 F FF 92 B FF 92 X FF 91 3-1 ① G6-3		B CH 81 F FF 90 F CH 83 B KC 75 B FF 92 X FF 92 3-2 ① G4-3		B FC 89 C FC 87 F FF 91 B FF 94 X CU 79 2-2 ① P3		C SL 85 F FS 86 X SL 86 0-2 ② P3		4	0	0	0	0	0	0
12 Mike Napoli, R (1, 3) OBP: 0.370, SLG: 0.430		S FF 93 B KC 76 F FC 92 X FF 94 1-2 ② L9		B SL 85 F FF 92 C KC 75 C KC 76 1-3 ② K		C CU 78 X FF 92 0-1 ② F9		B FS 86 F FF 94 B FF 94 S FS 87 S FS 86 2-3 ③ K		4	0	0	0	0	2	0
2 Xander Bogaerts, R (1, 6) OBP: 0.300, SLG: 0.356		C FF 92 F FF 93 X KC 76 0-2 1B		F FC 92 B FC 93 B SL 84 F FC 91 F FF 93 B FF 92 X FF 92 3-2 HR		B CU 80 F FC 90 X FF 93 1-1 ③ L3			C SI 96 B SL 85 S SI 97 B SI 97 F SI 96 F SI 96 B SL 86 F SI 97 F SI 96 4-2 72 2B BB	3	1	2	1	1	0	0
16 Will Middlebrooks, R (1, 5) OBP: 0.249, SLG: 0.260 72 Carlos Rivero, R (6, 5) OBP: 1.000, SLG: 1.500		F FC 92 B KC 75 B KC 76 S CH 86 B FF 93 S CH 86 3-3 ③ K		S CH 84 X FC 92 0-1 ③ L9			C FC 90 B FF 93 X FF 90 1-1 50 BB 1B		C SI 97 D SI 97 D SI 96 S SI 96 X SI 97 2-2 ① 1-H 2B	2 2	0 0	0 2	0 0	0 0	1 0	1 0
7 Jemile Weeks, S (1, 4) OBP: 0.333, SLG: 0.412			B FF 89 B FF 90 C FF 91 F FF 90 X CH 84 2-2 29 2B 1B		C FF 89 B KC 76 X FF 91 1-1 ① F8		C FC 87 X FF 90 0-1 ① L8		B SI 96 C SI 96 F SI 97 X SL 84 1-2 ② F8	4	0	1	0	0	0	2
55 Christian Vázquez, R (1, 2) OBP: 0.285, SLG: 0.276			1 SAFE C FF 90 B SL 85 B FC 92 F FC 91 S FF 93 2-3 ① K		F SL 84 B KC 76 B FC 92 S FF 91 B FF 92 B FF 92 4-2 29 1B 50 1B BB		F FF 91 S CU 80 B FF 94 B CU 81 C CH 81 2-3 ② K		D SI 97 B SI 95 C SI 96 X SI 96 2-1 ③ G5-3	3	0	0	0	1	2	3
Inning Stats	R: 0 H: 0 E: 0 LOB: 1 K: 0 BB: 1 S: 9 P: 17	R: 0 H: 1 E: 0 LOB: 1 K: 1 BB: 0 S: 11 P: 18	R: 0 H: 2 E: 0 LOB: 2 K: 3 BB: 0 S: 19 P: 27	R: 1 H: 1 E: 0 LOB: 0 K: 1 BB: 0 S: 12 P: 19	R: 0 H: 2 E: 0 LOB: 2 K: 0 BB: 1 S: 15 P: 27	R: 0 H: 0 E: 0 LOB: 0 K: 0 BB: 0 S: 7 P: 10	R: 0 H: 1 E: 0 LOB: 2 K: 2 BB: 1 S: 10 P: 19	R: 0 H: 0 E: 0 LOB: 0 K: 2 BB: 0 S: 10 P: 14	R: 0 H: 1 E: 0 LOB: 1 K: 0 BB: 1 S: 14 P: 23	1B: 5 2B: 2 3B: 0 HR: 1	SF: 0 SAC: 0 DP: 1 HBP: 0			WP: 0 PB: 0 SB: 0 CS: 0	PA: 36		

livebaseballscorecards.com

AB	32
R	1
H	8
RBI	1
BB	4
SO	9
LOB	15

PITCHER		IP	WLS	BF	H	R	ER	SO	BB	IBB	HBP	BLK	WP	HR	S	P	ERA	WHIP
30 Chris Tillman, R ERA: 3.36	(1, 1)	5.0	W	21	6	1	1	5	2	0	0	0	0	1	66	108	1.80	1.600
47 Evan Meek, R ERA: 6.75	(6, 1)	1.2	H	7	1	0	0	1	1	0	0	0	0	0	14	24	0.00	1.200
48 Andrew Miller, L ERA: 2.06	(7, 1)	0.2	H	2	0	0	0	2	0	0	0	0	0	0	7	11	0.00	0.000
35 Brad Brach, R ERA: 3.09	(8, 1)	0.2	H	2	0	0	0	1	0	0	0	0	0	0	6	8	0.00	0.000
53 Zack Britton, L ERA: 1.79	(9, 1)	1.0	S	4	1	0	0	0	1	0	0	0	0	0	14	23	0.00	2.000

PITCHER	IP	WLS	BF	H	R	ER	SO	BB	IBB	HBP	BLK	WP	HR	S	P	ERA	WHIP

Baltimore Orioles @ Boston Red Sox

Fenway Park, Boston, MA

Wed Sep 10 2014, 1:38 PM - 5:00 PM EDT

Att. 35,374 - Partly Cloudy - 71 F

TOP

livebaseballscorecards.com

Batter	1	2	3	4	5	6	7	8	9	AB	R	H	RBI	BB	SO	LOB
21 Nick Markakis, L (1, 9) OBP: 0.339, SLG: 0.382	F FF 89 B FF 90 B FF 89 B SI 90 X FF 89 3-1 ① G6-3		D KC 76 B FF 88 C FF 88 B FF 89 1 SAFE B FF 88 4-1 12 1B 10 2B 1-2 BB	F FF 88 B SL 87 F FF 88 C FF 90 1-3 ① K		C FF 91 F SL 87 B CU 80 C SI 91 1-3 ① K		C FF 94 B FF 94 C FF 94 B FF 95 T FF 95 2-2 ② K		4	1	0	0	1	3	0
34 Quintin Berry, L (9, 8)										0	0	0	0	0	0	0
12 Alejandro De Aza, L (1, 7) OBP: 0.317, SLG: 0.372	B FF 90 B FF 91 B FF 88 B FF 88 4-0 23 S BB		X CH 83 0-0 10 2B 1-2 2-H 1B	B SL 85 S FF 89 C CH 76 S FF 90 1-3 ② K		F FF 92 B SI 92 X SL 88 1-1 ② L8		C CU 73 F FF 95 F FF 94 B FO 89 X FF 95 1-2 ③ G3		4	1	1	1	1	1	0
10 Adam Jones, R (1, 8) OBP: 0.318, SLG: 0.468	1 SAFE C FF 90 F CH 83 F FC 84 1 SAFE X KC 75 0-2 ② F8		X FC 85 0-0 19 1B 28 BB 1-H 2-H 2B	F CU 71 F SL 86 F FF 90 B CH 77 X CH 78 1-2 ③ P3		B SI 90 C SI 91 F SL 86 B SI 91 X CU 81 2-2 23 2B 1B			C SL 82 S FS 87 F FS 85 X FF 90 0-2 14 2B 2B	5	1	3	2	0	0	1
9 David Lough, L (9, PR) OBP: 0.292, SLG: 0.344	(9, 9)									0	1	0	0	0	0	0
23 Nelson Cruz, R (1, 10) OBP: 0.331, SLG: 0.529	B FC 85 B FF 90 F FF 91 B CH 84 F CH 83 S FC 80 3-3 ③ K 1-2		B FF 88 X KC 76 1-0 E5 28 BB 19 1B 36 1B		B FF 85 B CH 79 F FF 89 B SI 88 F FF 89 X FF 89 3-2 ① G4-3	F FF 91 C SL 86 B SI 90 X SL 84 1-2 1-3 2B			C FS 86 X FS 87 0-1 ① G6-3	5	1	1	0	0	1	3
19 Chris Davis, L (1, 5) OBP: 0.300, SLG: 0.404		C FF 89 F SI 91 B FF 90 S KC 78 1-3 ① K	B FF 88 X FF 88 1-0 36 1B 28 BB 3 1B 1-2 2-3 1B		B FF 90 S FF 89 C SI 90 F FF 90 X FF 90 1-2 ② F7	C SI 88 B SI 90 F SI 89 X SI 88 1-2 ③ F7			S FS 86 S FS 86 C FS 86 0-3 ② K	5	1	1	0	0	2	3
(7, 3)																
28 Steve Pearce, R (1, 3) OBP: 0.360, SLG: 0.523		B FF 89 X FF 90 1-0 ② G5-3	S KC 76 F FF 89 B KC 77 F KC 76 B FF 90 B FF 91 F FF 89 B FF 89 4-2 3 1B 36 1B 1-2 2-3 3-H BB		B CU 70 B FF 90 B SI 91 C FF 89 X FF 90 3-1 36 HR 2B		F FF 92 C FF 94 B SL 86 F FF 93 T FF 94 1-2 ① K		X FS 87 0-0 36 1B 3 2B 2-H 2B	3	1	1	1	1	1	0
14 Kelly Johnson, L (7, 5) OBP: 0.294, SLG: 0.356										1	1	1	1	0	0	0
36 Caleb Joseph, R (1, 2) OBP: 0.294, SLG: 0.403		B FF 88 F FF 90 F KC 75 S FF 91 1-3 ③ K	C FF 89 F FF 89 X KC 75 0-2 3 1B 1-2 2-3 3-H 1B		F SI 90 D CH 79 F FF 91 F FF 92 F CH 80 B FF 91 F FF 92 X CH 80 2-2 2-H HR		X SL 88 0-0 ② F8		B FF 92 F FF 92 F FS 85 X FF 92 1-2 3 2B 2-3 1B	5	1	3	3	0	1	0
3 Ryan Flaherty, L (1, 6) OBP: 0.278, SLG: 0.347			B FF 87 0-1 S FF 88 B FF 88 X CH 81 21 BB 12 1B 1B X FF 88 0-0 ② 1-3 2-3 3-H 1B		B SI 90 X SI 90 1-0		S SL 88 F CH 88 F FF 94 B SL 85 F SL 87 B SL 88 F FF 92 X CH 88 2-2 ③ G4-3		X FS 86 0-0 1-3 3-H 2B	5	1	4	2	0	0	0
6 Jonathan Schoop, R (1, 4) OBP: 0.247, SLG: 0.364			F FF 86 0-1 ① X FC 84 P6 F FC 86 0-2 ③ S FC 84 X KC 76 G5-3		F SL 86 F FF 89 F SL 82 F FF 90 S CU 71 0-3 ③ K			X FF 92 0-0 ① P4	X SL 84 0-0 ③ G5-3	5	0	0	0	0	1	6

AB	42
R	10
H	15
RBI	10
BB	3
SO	10
LOB	13

Inning Stats	1	2	3	4	5	6	7	8	9	1B: 8 SF: 0	WP: 0 PA: 45
	R: 0 H: 0 E: 0 LOB: 1 K: 1 BB: 1 S: 9 P: 19	R: 0 H: 0 E: 0 LOB: 0 K: 2 BB: 0 S: 7 P: 10	R: 6 H: 6 E: 1 LOB: 2 K: 0 BB: 2 S: 21 P: 33	R: 0 H: 0 E: 0 LOB: 0 K: 2 BB: 0 S: 10 P: 13	R: 2 H: 3 E: 0 LOB: 1 K: 1 BB: 0 S: 21 P: 31	R: 0 H: 2 E: 0 LOB: 2 K: 1 BB: 0 S: 14 P: 20	R: 0 H: 0 E: 0 LOB: 0 K: 1 BB: 0 S: 11 P: 14	R: 0 H: 0 E: 0 LOB: 0 K: 1 BB: 0 S: 8 P: 11	R: 2 H: 4 E: 0 LOB: 2 K: 1 BB: 0 S: 15 P: 16	2B: 6 SAC: 0 3B: 0 DP: 0 HR: 1 HBP: 0	PB: 0 SB: 1 CS: 0

PITCHER		IP	WLS	BF	H	R	ER	SO	BB	IBB	HBP	BLK	WP	HR	S	P	ERA	WHIP
67 Brandon Workman, R ERA: 5.27	(1, 1)	3.0	L	18	6	6	5	3	3	0	0	0	0	0	37	62	15.00	3.000
32 Craig Breslow, L ERA: 5.03	(4, 1)	2.0		9	3	2	2	3	0	0	0	0	0	1	31	44	9.00	1.500
59 Tommy Layne, L ERA: 1.08	(6, 1)	1.0		5	2	0	0	1	0	0	0	0	0	0	14	20	0.00	2.000
30 Alex Wilson, R ERA: 2.31	(7, 1)	1.0		3	0	0	0	1	0	0	0	0	0	0	11	14	0.00	0.000
36 Junichi Tazawa, R ERA: 3.03	(8, 1)	1.0		3	0	0	0	1	0	0	0	0	0	0	8	11	0.00	0.000

PITCHER		IP	WLS	BF	H	R	ER	SO	BB	IBB	HBP	BLK	WP	HR	S	P	ERA	WHIP
54 Edward Mujica, R ERA: 4.25	(9, 1)	1.0		7	4	2	2	1	0	0	0	0	0	0	15	16	18.00	4.000

Baltimore Orioles @ Boston Red Sox

Fenway Park, Boston, MA

Wed Sep 10 2014, 1:38 PM - 5:00 PM EDT

Att. 35,374 - Partly Cloudy - 71 F

BOTTOM

livebaseballscorecards.com

Batter	1	2	3	4	5	6	7	8	9	AB	R	H	RBI	BB	SO	LOB
50 Mookie Betts, R (1, 8) OBP: 0.357, SLG: 0.448	C FF 91 X SI 91 0-1 ① F7			B SI 88 S CH 82 F SL 82 B FF 91 F FF 92 B CH 82 X SI 91 3-2 ① P4		C CH 83 B CH 84 C FF 92 X SL 83 1-2 ③ F7		C SL 84 X SI 94 0-1 ③ L9	C SI 96 B CU 81 B SI 94 B SI 95 B SI 96 4-1 2 FC5 BB 1-2	4	0	0	0	1	0	2
2 Xander Bogaerts, R (1, 6) OBP: 0.301, SLG: 0.365	F FF 91 B SL 84 X FF 92 1-1 ② P4			C CH 82 F CU 68 X FF 92 0-2 ② P3			X SI 89 0-0 HR		25 G4-3 29 2B 2B FC5	5	2	2	1	0	0	2
34 David Ortiz, L (1, 10) OBP: 0.358, SLG: 0.512 25 Jackie Bradley Jr., L (9, PH) OBP: 0.285, SLG: 0.287	B FF 93 B SL 84 S FF 93 C SL 83 B FF 94 F FF 94 X FF 93 3-2 ③ F8			B SL 79 B SL 83 X SI 92 2-0 ③ G6-3			B SL 82 B CU 71 B FF 91 C FF 91 X FF 92 3-1 2B		B FF 91 C FF 90 F SL 83 X FF 92 1-2 ① G4-3 2-3	3 1	0 0	1 0	0 0	0 0	0 0	0 1
52 Yoenis Cespedes, R (1, 7) OBP: 0.302, SLG: 0.457		F SI 90 T FF 92 B FF 93 C SL 80 1-3 ① K			C SL 78 X SI 90 0-1 ① F8		B CH 83 B CH 82 X SL 80 2-0 ① P6		B CH 82 B FF 92 B FF 92 C FF 91 F FF 91 B FF 91 4-2 5 BB 29 2B BB	3	1	0	0	1	1	1
5 Allen Craig, R (1, 3) OBP: 0.286, SLG: 0.329		F SI 91 B FF 91 C CU 67 F FF 92 S SL 82 1-3 ② K			C FF 90 X CH 82 0-1 ② L9		F SI 89 S SL 82 D SL 81 B FF 92 B FF 92 S SL 81 3-3 ② K		C FF 92 B FF 91 D CH 83 B FF 90 B FF 91 4-1 29 2B 72 HR BB 1-2	3	1	0	0	1	2	1
29 Daniel Nava, S (1, 9) OBP: 0.341, SLG: 0.350		C FF 92 B CH 86 B SI 91 F SI 91 X FF 92 2-2 ③ G6-3			C SI 89 X SI 90 0-1 ③ F8		D SL 81 F CH 83 C FF 91 F SL 82 S FF 92 1-3 ③ K		C FF 91 F SL 84 F FF 90 B FF 91 D CH 82 X FF 91 2-2 72 HR 2B 1-3 2-H 3-H	4	1	1	2	0	1	1
72 Carlos Rivero, R (1, 5) OBP: 0.571, SLG: 1.167			C FF 88 C FF 90 X FF 90 0-2 ① G5-3			C SL 80 X SI 91 0-1 ① G5-3		F SI 92 B SI 92 F SL 83 B SL 82 B SI 92 X SI 92 3-2 ① G6-3	X SL 82 0-0 2-H 3-H HR	4	1	1	3	0	0	0
61 Dan Butler, R (1, 2) OBP: 0.250, SLG: 0.333			B SI 90 C SI 89 F FF 92 B FF 91 X FF 91 2-2 ② F9			B SI 91 B FF 91 X SI 92 2-0 2B		S SI 93 F SI 93 X SL 84 0-2 2B	B SI 97 S FF 96 B SI 96 C CU 82 B CU 82 X FF 97 3-2 2 FC5 50 BB 1B	4	0	3	0	0	0	0
7 Jemile Weeks, S (1, 4) OBP: 0.273, SLG: 0.333			B SI 88 C FF 89 B SL 81 B FF 91 F FF 90 X FF 91 3-2 ③ F9			C FF 92 B FF 92 F SL 83 F FF 92 X FF 92 1-2 ② F9		C SI 92 F SI 94 X SI 93 0-2 ② G1-3	B SI 95 X FF 95 1-0 ② F7-8	4	0	0	0	0	0	3
Inning Stats	R: 0 E: 0 K: 0 S: 8 H: 0 LOB: 0 BB: 0 P: 12	R: 0 E: 0 K: 2 S: 10 H: 0 LOB: 0 BB: 0 P: 14	R: 0 E: 0 K: 0 S: 9 H: 0 LOB: 0 BB: 0 P: 14	R: 0 E: 0 K: 0 S: 8 H: 0 LOB: 0 BB: 0 P: 13	R: 0 E: 0 K: 0 S: 6 H: 0 LOB: 0 BB: 0 P: 6	R: 0 E: 0 K: 2 S: 10 H: 1 LOB: 1 BB: 0 P: 14	R: 1 E: 0 K: 2 S: 11 H: 2 LOB: 1 BB: 0 P: 20	R: 0 E: 0 K: 0 S: 11 H: 1 LOB: 1 BB: 0 P: 14	R: 5 E: 0 K: 0 S: 21 H: 4 LOB: 2 BB: 3 P: 45	1B: 1 2B: 5 3B: 0 HR: 2	SF: 0 SAC: 0 DP: 0 HBP: 0		WP: 0 PB: 0 SB: 0 CS: 0	PA: 38			

	AB	35
	R	6
	H	8
	RBI	6
	BB	3
	SO	4
	LOB	11

PITCHER		IP	WLS	BF	H	R	ER	SO	BB	IBB	HBP	BLK	WP	HR	S	P	ERA	WHIP
16 Wei-Yin Chen, L ERA: 3.59	(1, 1)	7.0	W	24	3	1	1	4	0	0	0	0	0	1	62	93	1.29	0.429
58 Ryan Webb, R ERA: 3.94	(8, 1)	1.0		4	1	0	0	0	0	0	0	0	0	0	11	14	0.00	1.000
51 Joe Saunders, L ERA: 7.08	(9, 1)	0.1		6	3	5	5	0	2	0	0	0	0	1	13	27	135.00	15.000
29 Tommy Hunter, R ERA: 3.27	(9, 1)	0.1		3	1	0	0	0	1	0	0	0	0	0	5	13	0.00	6.000
56 Darren O'Day, R ERA: 1.47	(9, 1)	0.1	S	1	0	0	0	0	0	0	0	0	0	0	3	5	0.00	0.000

PITCHER	IP	WLS	BF	H	R	ER	SO	BB	IBB	HBP	BLK	WP	HR	S	P	ERA	WHIP

Boston Red Sox @ Kansas City Royals

Kauffman Stadium, Kansas City, MO

Thu Sep 11 2014, 7:11 PM - 10:38 PM CDT

Att. 28,673 - Overcast - 56 F

livebaseballscorecards.com

Batter	1	2	3	4	5	6	7	8	9	AB	R	H	RBI	BB	SO	LOB
50 Mookie Betts, R (1, 9) OBP: 0.359, SLG: 0.446	P3		1B	1B				BB		5	2	2	0	0	0	1
2 Xander Bogaerts, R (1, 6) OBP: 0.302, SLG: 0.364	F8		BB	FC5-2		G5-3	G5-3		1B	4	1	1	0	1	0	2
34 David Ortiz, L (1, 10) OBP: 0.358, SLG: 0.511	1B		F7	1B			G3		G1-6-3	5	0	2	1	0	0	3
52 Yoenis Cespedes, R (1, 7) OBP: 0.303, SLG: 0.459	FC6-4		HBP	FC6-4			K		3B	4	0	1	0	0	1	3
12 Mike Napoli, R (1, 3) OBP: 0.370, SLG: 0.426		G4-3	BB		G6-3			P4	IBB	3	0	0	1	2	0	0
16 Will Middlebrooks, R (1, 5) OBP: 0.257, SLG: 0.270		2B	1B		L8			BB	FC5-4	4	2	2	1	1	0	2
25 Jackie Bradley Jr., L (1, 8) OBP: 0.282, SLG: 0.284		K	G4-6-3		K			F7		4	0	0	0	0	2	5
55 Christian Vázquez, R (1, 2) OBP: 0.284, SLG: 0.270		E3		E6		G6-3		BB		3	1	0	0	1	0	0
7 Jemile Weeks, S (1, 4) OBP: 0.269, SLG: 0.360		L7		K		L7		2B		4	0	1	2	0	1	2
Inning Stats	R: 0 E: 0 K: 0 S: 13 H: 1 LOB: 1 BB: 0 P: 21	R: 1 E: 1 K: 1 S: 13 H: 1 LOB: 1 BB: 0 P: 19	R: 2 E: 0 K: 0 S: 14 H: 2 LOB: 2 BB: 2 P: 29	R: 1 E: 2 K: 1 S: 15 H: 2 LOB: 2 BB: 0 P: 23	R: 0 E: 0 K: 1 S: 7 H: 0 LOB: 0 BB: 0 P: 11	R: 0 E: 0 K: 0 S: 7 H: 0 LOB: 0 BB: 0 P: 11	R: 0 E: 0 K: 1 S: 8 H: 0 LOB: 0 BB: 0 P: 13	R: 2 E: 0 K: 0 S: 17 H: 1 LOB: 1 BB: 2 P: 31	R: 0 E: 0 K: 0 S: 9 H: 2 LOB: 2 BB: 1 P: 16	1B: 6 2B: 2 3B: 1 HR: 0	SF: 0 SAC: 0 DP: 2 HBP: 1					

AB	36
R	6
H	9
RBI	5
BB	5
SO	4
LOB	18

PITCHER		IP	WLS	BF	H	R	ER	SO	BB	IBB	HBP	BLK	WP	HR	S	P	ERA	WHIP
39 Liam Hendriks, R ERA: 5.06	(1, 1)	2.1	L	15	4	3	2	1	2	0	1	0	0	0	37	65	7.71	2.571
25 Casey Coleman, R ERA: 3.12	(3, 1)	2.2		10	2	1	0	2	0	0	0	0	0	0	25	38	0.00	0.750
31 Louis Coleman, R ERA: 6.33	(6, 1)	1.1		4	0	0	0	0	0	0	0	0	0	0	9	13	0.00	0.000
27 Brandon Finnegan, L ERA:	(7, 1)	0.2		2	0	0	0	1	0	0	0	0	0	0	6	11	0.00	0.000
43 Aaron Crow, R ERA: 3.86	(8, 1)	1.0		6	1	2	2	0	2	0	0	0	0	0	17	31	18.00	3.000

PITCHER		IP	WLS	BF	H	R	ER	SO	BB	IBB	HBP	BLK	WP	HR	S	P	ERA	WHIP
67 Francisley Bueno, L ERA: 4.31	(9, 1)	1.0		5	2	0	0	0	0	1	0	0	0	0	9	16	0.00	2.000

WP: 0	PB: 0	SB: 1	CS: 0	PA: 42		

Batter	1	2	3	4	5	6	7	8	9	AB	R	H	RBI	BB	SO	LOB
23 Norichika Aoki, L (1, 9) OBP: 0.338, SLG: 0.339	B FF 91 X FF 90 1-0 14 SH3-4 2B	1 SAFE B CH 79 C FF 91 F FC 86 X FF 91 1-2 E3 1-H 1B			B FC 87 B FF 91 B FF 91 B FF 89 4-0 14 FC6-4 BB		X SI 89 0-0 L9 ①		C FS 85 B FS 85 F FS 85 X FS 85 1-2 G4-3 ③	4	0	2	0	1	0	0
14 Omar Infante, R (1, 4) OBP: 0.290, SLG: 0.343	L FF 90 X FC 86 0-1 SH3-4 ① 2-3	X FF 90 0-0 F9 ③			1 SAFE C FF 89 B FC 87 1 SAFE X FF 89 1-1 FC6-4 ② 1-2f		C FF 90 C CU 77 B FC 86 F SI 90 B SI 89 B CH 82 B CU 76 4-2 7 FC6 BB			2	0	0	0	1	0	2
4 Alex Gordon, L (1, 7) OBP: 0.351, SLG: 0.441	C CU 75 B CH 82 S CU 78 S CH 82 1-3 K ②		C CU 75 X FC 87 0-1 G6-3 ①		B CU 74 S CH 87 D CU 79 B FF 90 X SI 90 3-1 F8 ③		C SL 85 1 SAFE 1 SAFE B SI 91 C SL 86 S CU 82 1-3 K ②			4	0	0	0	0	2	3
7 Josh Willingham, R (1, 10) OBP: 0.353, SLG: 0.413	B FC 87 B FF 92 C CU 76 B SI 90 B FC 88 4-1 BB		X FF 91 0-0 G6-3 ②			C FF 91 B SI 91 B SI 91 C CU 77 H CH 79 3-2 8 1B 6 1B HBP	X FF 94 0-0 FC6 ③ 1-2f			2	1	0	0	1	0	1
35 Eric Hosmer, L (1, 3) OBP: 0.312, SLG: 0.377	C FC 88 C CH 82 F FF 92 B FC 87 F CU 79 C SI 92 1-3 K ③		C FC 92 F FF 91 B FS 84 S CH 81 1-3 K ③			B SI 90 C FC 87 X FF 91 1-1 F9 ①		B CU 72 C FF 93 X FF 94 1-1 F7 ①		4	0	0	0	0	2	3
13 Salvador Perez, R (1, 2) OBP: 0.294, SLG: 0.408		C FC 87 S SI 89 B FC 88 F SI 91 X SI 91 1-2 G5-3 ①	C CH 81 S CU 77 F FF 91 B CH 83 S CH 80 1-3 K ①			X FC 87 0-0 F8 ②		B FF 93 X FF 93 1-0 F7 ②		4	0	0	0	0	1	1
8 Mike Moustakas, L (1, 5) OBP: 0.266, SLG: 0.371		C CU 76 B CU 78 F FC 87 S FS 84 1-3 K ②	B FC 86 B CU 76 X SI 91 2-0 L5 ②			C CU 77 X SI 91 0-1 6 1B 1-2 1B		C FF 93 B FF 93 F FF 94 B FF 94 S FO 87 2-3 K ③		4	0	1	0	0	2	0
6 Lorenzo Cain, R (1, 8) OBP: 0.335, SLG: 0.410		X FF 91 0-0 2 1B 2B	B CU 78 B CU 77 C SI 91 F SI 92 B CH 83 T FC 88 3-2 K ③			B SI 90 B CH 80 S FC 87 X CU 78 2-1 1-2 2-H 1B			C SL 81 X SL 80 0-1 G3 ①	4	1	2	1	0	1	0
2 Alcides Escobar, R (1, 6) OBP: 0.307, SLG: 0.365		F CU 77 B FC 88 B FC 87 S CH 82 X SI 91 2-2 23 S 23 E 2-H 1B			C FF 91 B SI 91 F SI 90 B CH 80 B CH 79 X FC 88 3-2 G6-3 ①	F FC 87 C SI 90 F FF 91 F FF 91 S FC 86 0-3 K ③			C SL 82 B SL 80 X SL 80 1-1 L8 ②	4	1	1	1	0	1	2
Inning Stats	R: 0 E: 0 K: 2 S: 12 H: 1 LOB: 2 BB: 1 P: 19	R: 2 E: 1 K: 1 S: 15 H: 3 LOB: 1 BB: 0 P: 20	R: 0 E: 0 K: 1 S: 6 H: 0 LOB: 0 BB: 0 P: 7	R: 0 E: 0 K: 2 S: 8 H: 0 LOB: 0 BB: 0 P: 14	R: 0 E: 0 K: 0 S: 7 H: 0 LOB: 1 BB: 1 P: 18	R: 1 E: 0 K: 1 S: 14 H: 2 LOB: 2 BB: 0 P: 20	R: 0 E: 0 K: 1 S: 8 H: 0 LOB: 1 BB: 1 P: 13	R: 0 E: 0 K: 1 S: 6 H: 0 LOB: 0 BB: 0 P: 10	R: 0 E: 0 K: 0 S: 7 H: 0 LOB: 0 BB: 0 P: 9	1B: 4 2B: 2 3B: 0 HR: 0	SF: 0 SAC: 1 DP: 0 HBP: 1	WP: 0 PB: 0 SB: 1 CS: 0	PA: 37			

PITCHER	IP	WLS	BF	H	R	ER	SO	BB	IBB	HBP	BLK	WP	HR	S	P	ERA	WHIP
11 Clay Buchholz, R (1, 1) ERA: 5.19	6.1	W	29	6	3	2	7	3	0	1	0	0	0	66	106	2.84	1.421
59 Tommy Layne, L (7, 1) ERA: 1.06	0.1	H	1	0	0	0	1	0	0	0	0	0	0	3	4	0.00	0.000
36 Junichi Tazawa, R (7, 1) ERA: 2.97	1.1	H	4	0	0	0	1	0	0	0	0	0	0	7	11	0.00	0.000
54 Edward Mujica, R (9, 1) ERA: 4.18	1.0	S	3	0	0	0	0	0	0	0	0	0	0	7	9	0.00	0.000

PITCHER	IP	WLS	BF	H	R	ER	SO	BB	IBB	HBP	BLK	WP	HR	S	P	ERA	WHIP

BOTTOM

Boston Red Sox @ Kansas City Royals

Kauffman Stadium, Kansas City, MO

Thu Sep 11 2014, 7:11 PM - 10:38 PM CDT

Att. 28,673 - Overcast - 56 F

livebaseballscorecards.com

AB	32
R	3
H	6
RBI	2
BB	3
SO	9
LOB	12

Batter	1	2	3	4	5	6	7	8	9	AB	R	H	RBI	BB	SO	LOB
50 Mookie Betts, R (1, 9) OBP: 0.367, SLG: 0.455	C FF 97 X SI 98 0-1 ① F9		X SI 98 0-0 52 1B, 29 HBP, 52 E 2-H 1B		C CH 88 H FF 98 1-1 52 FC6-4, 29 1B, 5 CS HBP		C CU 79 X CH 88 0-1 29 PB 2B		B FF 93 C SL 85 S SL 86 S SL 88 1-3 ② K	4	1	2	1	0	1	1
2 Xander Bogaerts, R (1, 6) OBP: 0.301, SLG: 0.363	B FF 97 C SI 96 X SI 98 1-1 1B		C CU 80 D CH 88 S SI 96 1 SAFE S SI 98 1-3 ② K		B CH 86 B SI 96 T SI 96 F SI 96 B CH 90 X SI 97 3-2 ① F8		C FF 95 B FF 97 B CU 84 S FF 97 F SI 96 F FF 98 B CU 83 X FF 96 3-2 ① L1		F FF 93 C FF 95 D SL 86 F SL 87 S SL 87 1-3 ③ K	5	0	1	0	0	2	5
29 Daniel Nava, S (1, 10) OBP: 0.343, SLG: 0.350	C FF 96 C CH 86 B FF 98 C FF 97 1-3 ② K		1 SAFE C SI 98 H FF 99 1-1 52 E, 5 WP 1-2 HBP		C SI 99 T SI 99 F SI 99 F CU 84 X SI 99 0-2 52 FC6-4 1-2 2-H 1B		B CU 82 F SI 98 B FF 99 S SI 97 X CU 85 2-2 ② P6 2-3			3	1	1	1	0	1	2
52 Yoenis Cespedes, R (1, 7) OBP: 0.303, SLG: 0.458	X FF 93 0-0 ③ G5-3		C FF 93 X SI 99 0-1 E5, 5 S 1-3 2-H 1B		S SI 96 X SI 98 0-1 ② FC6-4 1-2f 2-3		B FF 99 D CU 82 X SI 97 2-0 ③ G5-3			4	0	1	0	0	0	4
5 Allen Craig, R (1, 3) OBP: 0.284, SLG: 0.325		B FF 95 C SI 95 X SI 96 1-1 ① G6-3	B FF 96 C CH 87 S SI 98 B CU 83 B CH 90 S SI 98 3-3 ③ K 1-2 3-H		1 SAFE B CH 86 3 SAFE 1-0 ③ CS 3-H	X SI 96 0-0 ① F8		C SL 83 B FF 92 C CH 84 F FF 92 B CH 84 F FF 92 C FF 92 2-3 ① K		4	0	0	0	0	2	1
16 Will Middlebrooks, R (1, 5) OBP: 0.257, SLG: 0.270		B FF 98 F SI 97 C SI 98 S CU 83 1-3 ② K		C CU 79 B CU 79 X SI 98 1-1 ① G6-3		B SI 95 C SI 97 B CU 82 X SI 97 2-1 55 BB 1B		S SL 85 F CH 86 B FF 92 F CH 85 B FF 92 C FF 92 2-3 ② K		4	0	1	0	0	2	0
25 Jackie Bradley Jr., L (1, 8) OBP: 0.279, SLG: 0.281		B FF 99 F FF 96 F SI 99 F FF 100 F CH 89 S CH 89 1-3 ③ K		X CU 81 0-0 ② F9		C SI 98 F FF 95 F SI 99 X CU 85 0-2 ② F9		B CH 86 C FF 91 C FF 91 S CH 85 1-3 ③ K		4	0	0	0	0	2	1
55 Christian Vázquez, R (1, 2) OBP: 0.283, SLG: 0.264			C FF 94 B SI 98 B CU 79 C SI 95 S SI 98 2-3 ① K	B SI 98 X SI 96 1-0 ③ G1-3		B CU 81 F SI 99 C SI 96 D CU 84 D CH 87 B SI 96 4-2 1-2 BB			C FF 91 F SL 85 S SL 85 0-3 ① K	3	0	0	0	1	2	0
7 Jemile Weeks, S (1, 4) OBP: 0.333, SLG: 0.464			C SI 95 B FF 93 X CH 87 1-1 50 1B 2B		C FF 96 B CU 78 X SI 97 1-1 29 1B 2B	C CH 92 B SI 97 D CH 89 B CH 90 F SI 94 F FF 96 F FF 96 X FF 96 3-2 ③ P5			C FF 92 B FS 85 B SL 85 B FF 94 C FF 94 B SL 84 4-2 BB	3	2	2	0	1	0	2
Inning Stats	R: 0 E: 0 K: 1 S: 8 H: 1 LOB: 1 BB: 0 P: 10	R: 0 E: 0 K: 2 S: 10 H: 0 LOB: 0 BB: 0 P: 13	R: 3 E: 1 K: 3 S: 15 H: 3 LOB: 1 BB: 0 P: 23	R: 0 E: 0 K: 0 S: 4 H: 0 LOB: 0 BB: 0 P: 6	R: 1 E: 0 K: 0 S: 13 H: 2 LOB: 1 BB: 0 P: 19	R: 0 E: 0 K: 0 S: 14 H: 1 LOB: 2 BB: 1 P: 23	R: 0 E: 0 K: 0 S: 11 H: 1 LOB: 1 BB: 0 P: 18	R: 0 E: 0 K: 3 S: 12 H: 0 LOB: 0 BB: 0 P: 17	R: 0 E: 0 K: 3 S: 12 H: 0 LOB: 1 BB: 1 P: 18	1B: 5 2B: 3 3B: 0 HR: 0 SF: 0 SAC: 0 DP: 0 HBP: 2						

PITCHER	IP	WLS	BF	H	R	ER	SO	BB	IBB	HBP	BLK	WP	HR	S	P	ERA	WHIP
30 Yordano Ventura, R (1, 1) ERA: 3.27	7.0	L	31	8	4	3	6	1	0	2	0	1	0	75	112	3.86	1.286
54 Jason Frasor, R (8, 1) ERA: 2.91	1.0		3	0	0	0	3	0	0	0	0	0	0	12	17	0.00	0.000
56 Greg Holland, R (9, 1) ERA: 1.57	1.0		4	0	0	0	3	1	0	0	0	0	0	12	18	0.00	1.000

PITCHER	IP	WLS	BF	H	R	ER	SO	BB	IBB	HBP	BLK	WP	HR	S	P	ERA	WHIP

TOP

Boston Red Sox @ Kansas City Royals

Kauffman Stadium, Kansas City, MO

Fri Sep 12 2014, 7:10 PM - 9:59 PM CDT

Att. 19,191 - Overcast - 52 F

livebaseballscorecards.com

AB	34
R	4
H	8
RBI	2
BB	2
SO	12
LOB	16

WP: 1 PA: 39
PB: 1
SB: 1
CS: 1

BOTTOM

Batter	1	2	3	4	5	6	7	8	9	AB	R	H	RBI	BB	SO	LOB
23 Norichika Aoki, L (1, 9) OBP: 0.335, SLG: 0.336	C FF 91 C SI 91 B CH 83 B CH 83 X FF 92 2-2 ① G6-3		B CU 79 F FF 93 C FF 93 X CH 85 1-2 ② G4-3		X CH 82 0-0 ① B2			B FF 88 F FF 88 F FF 88 F FS 80 F SI 89 F SI 89 X FS 81 1-2 ① F7		4	0	0	0	0	0	0
14 Omar Infante, R (1, 4) OBP: 0.287, SLG: 0.340	C FF 92 B FF 94 X FF 92 1-1 ② G6-3		C SL 85 C SL 84 B FF 94 F FF 94 S CH 85 1-3 ③ K		C FF 93 C FF 93 X FF 91 0-2 ② F8			C FF 89 S FF 89 S SI 89 0-3 ② K		4	0	0	0	0	2	0
4 Alex Gordon, L (1, 7) OBP: 0.350, SLG: 0.439	B SI 91 X FF 93 1-0 ③ G4-1			B CU 78 F FF 92 B FF 93 S CH 84 B CH 84 B CH 85 4-2 16 G4-3 35 HR BB	B FF 94 X SI 91 1-0 ③ F7			C FF 89 B SI 88 S FS 81 B SI 89 X FS 80 2-2 ③ L9		3	1	0	0	1	0	0
16 Billy Butler, R (1, 10) OBP: 0.319, SLG: 0.374		B FF 92 X FF 91 1-0 ① F9		B SL 86 C SL 84 1 SAFE S SI 90 X SL 85 1-2 ① G4-3 1-2		S FF 92 X SI 90 0-1 ① G3-1			C SL 78 X SL 80 0-1 ① F9	4	0	0	0	0	0	1
35 Eric Hosmer, L (1, 3) OBP: 0.311, SLG: 0.382		B FF 92 S CH 83 S CH 85 B FF 93 F SL 84 B CH 84 F CH 84 F FF 92 S CH 84 3-3 ② K		B CH 84 D FF 91 X CH 85 2-0 2-H HR		B CU 76 X FF 90 1-0 ② P6			C FS 85 B FS 84 F FS 84 X FS 84 1-2 ② G6-3	4	1	1	2	0	1	0
13 Salvador Perez, R (1, 2) OBP: 0.293, SLG: 0.407		F FF 94 X SI 92 0-1 8 HBP 1B		C SL 88 F CH 85 B SL 86 X CH 85 1-2 ② P3		C FF 94 B SI 91 B FF 92 S FF 93 X CH 85 2-2 ③ P2			B SL 81 C SL 80 X SL 81 1-1 ③ L8	4	0	1	0	0	0	0
8 Mike Moustakas, L (1, 5) OBP: 0.269, SLG: 0.371		B FF 92 S CH 84 B CH 84 C SI 90 H FF 93 3-2 6 FC6-4 1-2 HBP		B SI 93 X FF 92 1-0 6 1B 1B			C SL 87 B SI 89 B SL 85 S SL 86 F SI 90 S CU 80 2-3 ① K			2	0	1	0	0	1	0
6 Lorenzo Cain, R (1, 8) OBP: 0.335, SLG: 0.410		C SL 84 S SL 83 X SL 82 0-2 ③ FC6-4 1-2f		B FF 93 F FF 91 B SL 83 X SI 91 2-1 1-2 1B			C SI 90 X SI 89 0-1 ② G4-3			3	0	1	0	0	0	2
2 Alcides Escobar, R (1, 6) OBP: 0.305, SLG: 0.363			C FF 92 C SL 84 X SL 84 0-2 ① G4-3	S SI 92 X SL 84 0-1 ③ F8			C SI 89 B SI 90 X SI 89 1-1 ③ L9			3	0	0	0	0	0	2
Inning Stats	R: 0 H: 0 E: 0 LOB: 0 K: 0 BB: 0 S: 6 P: 10	R: 0 H: 1 E: 0 LOB: 2 K: 1 BB: 0 S: 14 P: 21	R: 0 H: 0 E: 0 LOB: 0 K: 1 BB: 0 S: 10 P: 12	R: 2 H: 3 E: 0 LOB: 2 K: 0 BB: 1 S: 14 P: 25	R: 0 H: 0 E: 0 LOB: 0 K: 0 BB: 0 S: 5 P: 6	R: 0 H: 0 E: 0 LOB: 0 K: 0 BB: 0 S: 6 P: 9	R: 0 H: 0 E: 0 LOB: 0 K: 1 BB: 0 S: 8 P: 11	R: 0 H: 0 E: 0 LOB: 0 K: 1 BB: 0 S: 12 P: 15	R: 0 H: 0 E: 0 LOB: 0 K: 0 BB: 0 S: 7 P: 9	1B: 3 SF: 0 2B: 0 SAC: 0 3B: 0 DP: 0 HR: 1 HBP: 1						WP: 0 PA: 33 PB: 0 SB: 0 CS: 0

PITCHER	IP	WLS	BF	H	R	ER	SO	BB	IBB	HBP	BLK	WP	HR	S	P	ERA	WHIP
64 Allen Webster, R (1, 1) ERA: 6.02	6.0	W	24	4	2	2	2	1	0	1	0	0	1	55	83	3.00	0.833
59 Tommy Layne, L (7, 1) ERA: 1.04	0.1	H	1	0	0	0	1	0	0	0	0	0	0	4	6	0.00	0.000
35 Burke Badenhop, R (7, 1) ERA: 2.41	0.2	H	2	0	0	0	0	0	0	0	0	0	0	4	5	0.00	0.000
19 Koji Uehara, R (8, 1) ERA: 2.6	1.0	H	3	0	0	0	1	0	0	0	0	0	0	12	15	0.00	0.000
54 Edward Mujica, R (9, 1) ERA: 4.11	1.0	S	3	0	0	0	0	0	0	0	0	0	0	7	9	0.00	0.000

PITCHER	IP	WLS	BF	H	R	ER	SO	BB	IBB	HBP	BLK	WP	HR	S	P	ERA	WHIP

Boston Red Sox @ Kansas City Royals

Kauffman Stadium, Kansas City, MO

Fri Sep 12 2014, 7:10 PM - 9:59 PM CDT

Att. 19,191 - Overcast - 52 F

livebaseballscorecards.com

AB	31
R	2
H	4
RBI	2
BB	1
SO	4
LOB	5

Batter	1	2	3	4	5	6	7	8	9	AB	R	H	RBI	BB	SO	LOB
50 Mookie Betts, R (1, 4) OBP: 0.357, SLG: 0.442	C FF 90 X FC 88 F8		C CU 78 C FF 92 B FF 90 B CU 79 B FC 89 X SI 92 E5 34 1B 52 SF8		C FF 91 B SI 92 C CH 83 X CH 83 G1-3			X SL 86 F9		4	1	0	0	0	0	0
2 Xander Bogaerts, R (1, 6) OBP: 0.300, SLG: 0.362	F FF 90 B FF 92 X FC 88 34 1B 1B		C SL 87 X SI 92 L8		B SI 92 X SL 86 F7			C FF 91 B CH 83 S FF 90 B CH 84 S FF 92 K		4	0	1	0	0	1	1
34 David Ortiz, L (1, 10) OBP: 0.359, SLG: 0.511	B SI 90 X SI 91 1-2 1B		1 SAFE 1 SAFE C SI 91 B CH 87 B CH 87 F CH 86 1 SAFE F FF 92 B FF 90 X CH 87 1-3 1B			B CU 76 X FF 90 F8			C SI 91 B SL 79 C SI 91 B CH 82 S SI 93 K	4	0	2	0	0	1	0
52 Yoenis Cespedes, R (1, 7) OBP: 0.301, SLG: 0.455	C SI 93 B SI 92 X SI 92 F9		C FC 89 X SI 92 SF8 3-H			B CU 76 X SL 87 G5-3			C SI 93 C SI 93 B CH 84 F CH 85 F SI 94 X FF 92 1B	3	0	0	0	0	0	3
29 Daniel Nava, S (1, 9) OBP: 0.340, SLG: 0.347 5 Allen Craig, R (9, PH) OBP: 0.285, SLG: 0.327	C FF 93 F FC 90 B CH 86 X FC 90 G3		B SL 83 F FF 90 B FF 92 C SL 88 X FF 92 F8			C FF 91 B SL 86 B CH 82 X FF 91 G6-3				1 3	0 0	1 0	0 0	0 0	0 0	0 3
12 Mike Napoli, R (1, 3) OBP: 0.367, SLG: 0.422		S FF 91 B CU 78 F SI 92 B FF 93 F SI 92 C FF 93 K	F FF 90 F SL 86 X CH 88 L8			C FF 91 B CU 77 S FF 91 B CU 77 F SL 87 F FF 92 B FF 92 X FF 91 G5-3			C SI 93 B SI 92 F SI 93 D CH 83 X SI 91 G5-3	4	0	0	0	0	1	1
25 Jackie Bradley Jr., L (1, 8) OBP: 0.277, SLG: 0.278		B FF 92 X FF 91 F8	C CU 77 X CH 83 G5-3		C SL 87 F FF 93 X FF 91 F8					3	0	0	0	0	0	0
16 Will Middlebrooks, R (1, 5) OBP: 0.258, SLG: 0.267		B FF 93 B FC 88 B SI 93 B SI 92 55 WP BB	B FF 92 X FF 91 L7		C SI 92 S CH 85 B CH 81 B CH 86 X SL 87 G4-3					2	0	0	0	1	0	0
55 Christian Vázquez, R (1, 2) OBP: 0.278, SLG: 0.259		B FF 92 C SI 92 S SI 93 D CH 88 F SI 93 B FF 92 X FF 92 P5			B FF 90 X FF 89 F8			C CH 88 F CH 88 B SL 87 B CH 83 X SI 91 F7		3	0	0	0	0	0	1
Inning Stats	R: 0 E: 0 K: 0 S: 9 H: 2 LOB: 2 BB: 0 P: 14	R: 0 E: 0 K: 1 S: 9 H: 0 LOB: 1 BB: 1 P: 19	R: 1 E: 1 K: 0 S: 14 H: 1 LOB: 1 BB: 0 P: 22	R: 0 E: 0 K: 0 S: 6 H: 0 LOB: 0 BB: 0 P: 7	R: 0 E: 0 K: 0 S: 5 H: 0 LOB: 0 BB: 0 P: 8	R: 0 E: 0 K: 0 S: 4 H: 0 LOB: 0 BB: 0 P: 8	R: 0 E: 0 K: 0 S: 11 H: 0 LOB: 0 BB: 0 P: 16	R: 0 E: 0 K: 1 S: 7 H: 0 LOB: 0 BB: 0 P: 11	R: 0 E: 0 K: 2 S: 16 H: 1 LOB: 1 BB: 0 P: 22	1B: 4 2B: 0 3B: 0 HR: 0	SF: 1 SAC: 0 DP: 0 HBP: 0			WP: 1 PB: 0 SB: 0 CS: 0	PA: 33		

PITCHER		IP	WLS	BF	H	R	ER	SO	BB	IBB	HBP	BLK	WP	HR	S	P	ERA	WHIP
11 Jeremy Guthrie, R ERA: 4.35	(1, 1)	8.0	W	29	3	1	0	2	1	0	0	0	1	0	65	105	0.00	0.500
27 Brandon Finnegan, L ERA:	(9, 1)	1.0		4	1	0	0	2	0	0	0	0	0	0	16	22	0.00	1.000

PITCHER		IP	WLS	BF	H	R	ER	SO	BB	IBB	HBP	BLK	WP	HR	S	P	ERA	WHIP

TOP

Boston Red Sox @ Kansas City Royals

Kauffman Stadium, Kansas City, MO

Sat Sep 13 2014, 6:10 PM - 8:58 PM CDT

Att. 26,627 - Clear - 62 F

livebaseballscorecards.com

AB	31
R	1
H	4
RBI	1
BB	1
SO	4
LOB	8

BOTTOM

Boston Red Sox @ Kansas City Royals

Kauffman Stadium, Kansas City, MO

Sat Sep 13 2014, 6:10 PM - 8:58 PM CDT

Att. 26,627 - Clear - 62 F

livebaseballscorecards.com

Batter	1	2	3	4	5	6	7	8	9	AB	R	H	RBI	BB	SO	LOB
2 Alcides Escobar, R (1, 6) OBP: 0.307, SLG: 0.366	B FF 91 B FF 90 C SI 90 X FF 93 2-1 23 1B 2B		C FF 93 B SL 86 B SL 80 B FF 95 F FF 91 X CH 86 3-2 ② G6-3		C KN 76 F CU 64 F KN 77 X CU 61 0-2 ② F7		C KN 76 F KN 76 X KN 76 0-2 23 WP 1-2 1B			4	1	2	0	0	0	0
23 Norichika Aoki, L (1, 10) OBP: 0.336, SLG: 0.337	L SI 91 B CH 85 F FF 91 X SI 89 1-2 6 G3-1 4 E 2-H 1B		B SL 78 B SI 94 C FF 95 F FF 94 S FF 91 2-3 ③ K		B KN 74 B FF 82 B FF 83 C FF 83 F FF 84 X FF 86 3-2 1B		C KN 76 F KN 77 2 SAFE B KN 76 F KN 76 B CU 59 B FF 76 S KN 76 3-3 ③ K 1-2 2-3			4	1	2	1	0	2	2
6 Lorenzo Cain, R (1, 9) OBP: 0.336, SLG: 0.411	S SL 88 X SL 89 0-1 ① G3-1 2-3			B SL 79 B SL 86 B CH 86 C FF 95 C FF 94 X FF 96 3-2 4 1B 13 2B 2B	X KN 75 0-0 ③ F9			B FF 95 B FF 94 B FF 93 B FF 93 4-0 4 S 4 2B BB		3	2	1	0	1	0	2
4 Alex Gordon, L (1, 7) OBP: 0.351, SLG: 0.441	B FF 93 3 SAFE X FF 91 1-0 ② F7 3-H			C CH 87 F FF 96 X CH 87 0-2 13 2B 14 G5-3 2-3 1B		C KN 74 B CU 62 B KN 75 X KN 74 2-1 ① G4-3		C FF 92 C FF 93 B FF 94 B FF 94 F CH 86 X CH 86 2-2 14 1B 1-H 2B		4	2	2	1	0	0	0
13 Salvador Perez, R (1, 2) OBP: 0.293, SLG: 0.408	C FF 90 X FF 94 0-1 ③ G6-3			X FF 97 0-0 14 G5-3 8 BLK 1-3 3-H 2B		C FF 85 B CU 64 F KN 75 X KN 78 1-2 ② F9		C FF 93 F CH 85 F FF 92 D KC 81 B FF 93 T FF 93 2-2 ① K		4	1	1	1	0	1	1
35 Eric Hosmer, L (1, 3) OBP: 0.309, SLG: 0.379		C SI 92 B SL 88 X SL 86 1-1 ① F9		B SI 94 S FF 96 F SL 90 S FF 90 1-3 ① K		C KN 74 B KN 76 F KN 75 B KN 78 X KN 74 2-2 ③ G6-3		S FF 93 S FF 94 F KC 82 B FF 93 S FF 94 1-3 ② K		4	0	0	0	0	2	3
14 Omar Infante, R (1, 4) OBP: 0.291, SLG: 0.344		C FF 93 B SL 88 X CH 86 1-1 1 CS 1B		B FF 96 B FF 95 C SL 84 B FF 95 X SL 82 3-1 ② G5-3 2-3 3-H			C KN 74 B KN 75 X KN 75 1-1 8 FC3-6 1B	C FF 94 C KC 80 X FF 93 0-2 8 1B 2-H 1B		4	0	3	2	0	0	1
8 Mike Moustakas, L (1, 5) OBP: 0.269, SLG: 0.370		B SI 92 X FF 93 1-0 ② F8		C FF 95 B FF 95 X FF 98 1-1 ③ G3 3-H			C KN 75 1 SAFE C CU 66 D KN 75 F KN 75 F KN 75 F CU 62 F KN 75 B FF 86 2-2 ① FC3-6 23 WP 2 1B 1-2f	S CH 86 F CH 86 B FF 93 X KC 81 1-2 1-2 1B		4	0	1	0	0	0	2
1 Jarrod Dyson, L (1, 8) OBP: 0.332, SLG: 0.335		S FF 93 F FF 94 B SI 94 B SI 95 2-2 ③ CS 1-2	B FF 91 C FF 91 F FF 92 B CH 86 B CH 87 X FF 94 3-2 ① G6-3		X KN 74 0-0 ① G4-3		B KN 77 B FF 83 C FF 83 B KN 75 F FF 84 S KN 72 3-3 ② K	B FF 93 C CH 85 C FF 93 B FF 94 F CH 85 S FF 94 2-3 ③ K		4	0	0	0	0	2	3
Inning Stats	R: 2 E: 1 K: 0 S: 10 H: 2 LOB: 0 BB: 0 P: 14	R: 0 E: 0 K: 0 S: 7 H: 1 LOB: 0 BB: 0 P: 12	R: 0 E: 0 K: 1 S: 9 H: 0 LOB: 0 BB: 0 P: 17	R: 3 E: 0 K: 1 S: 14 H: 3 LOB: 0 BB: 0 P: 22	R: 0 E: 0 K: 0 S: 9 H: 1 LOB: 1 BB: 0 P: 12	R: 0 E: 0 K: 0 S: 8 H: 0 LOB: 0 BB: 0 P: 13	R: 0 E: 0 K: 2 S: 20 H: 2 LOB: 2 BB: 0 P: 29	R: 2 E: 0 K: 3 S: 22 H: 3 LOB: 2 BB: 1 P: 34		1B: 8 2B: 4 3B: 0 HR: 0 SF: 0 SAC: 0 DP: 0 HBP: 0		WP: 1 PB: 0 SB: 1 CS: 1 PA: 37				

AB	35
R	7
H	12
RBI	5
BB	1
SO	7
LOB	14

PITCHER		IP	WLS	BF	H	R	ER	SO	BB	IBB	HBP	BLK	WP	HR	S	P	ERA	WHIP
62 Rubby De La Rosa, R ERA: 4.31	(1, 1)	4.0	L	17	6	5	5	2	0	0	0	1	0	0	40	65	11.25	1.500
35 Steven Wright, R ERA: 0.75	(5, 1)	3.0		12	3	0	0	2	0	0	0	0	1	0	37	54	0.00	1.000
68 Matt Barnes, R ERA: 4.5	(8, 1)	1.0		7	3	2	2	3	1	0	0	0	0	0	22	34	18.00	4.000

PITCHER	IP	WLS	BF	H	R	ER	SO	BB	IBB	HBP	BLK	WP	HR	S	P	ERA	WHIP

Boston Red Sox @ Kansas City Royals

Kauffman Stadium, Kansas City, MO

Sun Sep 14 2014, 1:12 PM - 4:34 PM CDT

Att. 19,065 - Partly Cloudy - 70 F

TOP

livebaseballscorecards.com

Batter	1	2	3	4	5	6	7	8	9	AB	R	H	RBI	BB	SO	LOB
50 Mookie Betts, R (1, 4) OBP: 0.365, SLG: 0.444	C FF 87 B FF 87 S CH 80 S CH 80 1-3 K ①		B KC 77 C CH 80 B FF 89 C CH 79 X FF 89 2-2 2 HR 1B 1-2			B KC 77 B FF 87 C FF 88 C FF 89 X CH 82 2-2 34 F7 2 1B 29 HR 1B	C FF 88 B SL 81 B SL 82 S SI 88 F SI 88 X SI 88 2-2 FC4-6 ① 1-2f 2-3		C CU 80 C SL 83 F SI 95 F SI 94 B SL 87 F FF 95 B SL 84 F SI 94 B CU 81 4-2 2 1B BB F FF 94 B SI 94	4	2	2	0	1	1	2
2 Xander Bogaerts, R (1, 6) OBP: 0.303, SLG: 0.371	C FF 88 B FF 88 B CH 80 B FF 88 X FF 88 3-1 F7 ②		S CH 82 X CH 82 0-1 1-H 2-H HR			B SI 87 B FF 88 1 SAFE C SI 87 C FF 88 X FF 88 2-2 34 F7 29 HR 1B 1-2	B SI 88 S FF 88 1 SAFE D SL 82 X SL 81 1-2 SF8 ② 3-H		F SI 94 1 SAFE B SI 95 B SI 93 X SI 95 2-1 55 G3-6-1 1B 1-3	4	2	3	4	0	0	0
34 David Ortiz, L (1, 10) OBP: 0.357, SLG: 0.508 55 Christian Vázquez, R (7, PH) OBP: 0.274, SLG: 0.255 (7, 10)	B FF 89 C CH 81 F FF 88 B KC 77 S SI 88 2-3 K ③		F SI 89 F KC 78 S SI 89 0-3 K ③			B SI 88 B CH 80 X FF 90 2-0 F7 ① 1-2 2-3	C FF 88 T FF 88 1 SAFE S SL 81 0-3 K ③		F SI 94 T FF 94 B SL 84 B FF 94 X FF 94 2-2 G3-6-1 ②③ 1-2f	3 2	0 0	0 0	0 0	0 0	2 1	2 3
52 Yoenis Cespedes, R (1, 7) OBP: 0.302, SLG: 0.453		C FF 87 F FF 88 B CH 79 S CH 80 1-3 K ①		X FF 87 0-0 P3 ①		B SI 93 D SL 82 B SL 79 C SI 93 S SL 83 B SL 81 4-2 29 HR BB		B FF 91 B FF 92 B FF 92 B FF 91 4-0 29 FC6 5 1B 16 FC5-2-5 BB		2	1	0	0	2	1	0
5 Allen Craig, R (1, 3) OBP: 0.285, SLG: 0.326		B FF 88 X SI 88 1-0 F9 ②		B FF 86 C FF 87 S KC 78 B CH 80 X FF 88 2-2 F9 ②		D SL 93 B SI 93 C FF 92 F SI 94 B FF 94 S FF 92 3-3 K ②		D SL 83 X FF 92 1-0 29 FC6 1-2 1B		4	0	1	0	0	1	3
29 Daniel Nava, S (1, 9) OBP: 0.339, SLG: 0.355		C SI 88 S FF 88 F CH 79 X CH 79 0-2 F9 ③		C FF 88 C KC 78 X FF 88 0-2 F9 ③		X FF 93 0-0 1-H 2-H 3-H HR		B FF 92 D SL 83 X FF 92 2-0 FC6 16 FC5-2-5 ① 1-2f 2-3		4	1	1	4	0	0	2
16 Will Middlebrooks, R (1, 5) OBP: 0.254, SLG: 0.262			C FF 86 C CH 80 B CH 80 B FF 88 S CH 80 2-3 K ①		C KC 78 F CH 79 B SI 86 B FF 88 F FF 88 F CH 81 S CH 80 2-3 K ①	B FF 92 C SL 82 X SL 84 1-1 L8 ③		B SL 84 C FF 92 X CH 88 1-1 FC5-2-5 ② 1-2 3-3		4	0	0	0	0	2	2
3 David Ross, R (1, 2) OBP: 0.264, SLG: 0.356			S SI 88 B KC 78 B CH 80 B SI 88 B SI 89 4-1 50 1B 2 HR BB		C FF 88 S FF 88 F CH 81 B FF 87 B CH 80 F FF 88 B KC 77 S FF 90 3-3 K ②		C FF 89 B SL 81 B SI 89 B SI 89 F SI 89 B SI 88 4-2 50 FC4-6 25 1B 2 SF8 BB	D FF 92 B CH 85 F FF 92 B FF 93 F FF 93 S FF 92 3-3 K ③		2	2	0	0	2	2	2
25 Jackie Bradley Jr., L (1, 8) OBP: 0.277, SLG: 0.278			S SI 88 C SI 88 B CH 81 F FF 88 D CH 81 S CH 80 2-3 K ②		B KC 78 C FF 88 F FF 89 X FF 89 1-2 G4-3 ③		B SI 89 X SI 88 1-0 50 FC4-6 1B 1-2		B FF 94 B FF 93 C FF 92 S FF 93 B SL 83 F FF 93 X FF 93 3-2 F7 ①	4	0	1	0	0	1	1
Inning Stats	R: 0 E: 0 K: 2 S: 8 H: 0 LOB: 0 BB: 0 P: 14	R: 0 E: 0 K: 1 S: 8 H: 0 LOB: 0 BB: 0 P: 10	R: 3 E: 0 K: 3 S: 16 H: 2 LOB: 0 BB: 1 P: 26	R: 0 E: 0 K: 0 S: 7 H: 0 LOB: 0 BB: 0 P: 9	R: 0 E: 0 K: 2 S: 13 H: 0 LOB: 0 BB: 0 P: 19	R: 4 E: 0 K: 1 S: 15 H: 3 LOB: 0 BB: 1 P: 29	R: 1 E: 0 K: 1 S: 13 H: 1 LOB: 1 BB: 1 P: 21	R: 0 E: 0 K: 1 S: 7 H: 1 LOB: 2 BB: 1 P: 18	R: 0 E: 0 K: 0 S: 16 H: 1 LOB: 1 BB: 1 P: 27	1B: 6 2B: 0 3B: 0 HR: 2 SF: 1 SAC: 0 DP: 1 HBP: 0						

	AB	33
	R	8
	H	8
	RBI	8
	BB	5
	SO	11
	LOB	17

WP: 0 PA: 39
PB: 0
SB: 0
CS: 0

PITCHER		IP	WLS	BF	H	R	ER	SO	BB	IBB	HBP	BLK	WP	HR	S	P	ERA	WHIP
51 Jason Vargas, L ERA: 3.41	(1, 1)	5.1	L	21	4	5	5	8	1	0	0	0	0	1	59	91	8.44	0.938
43 Aaron Crow, R ERA: 4.13	(6, 1)	0.2	B	4	1	2	2	1	1	0	0	0	0	1	8	16	27.00	3.000
31 Louis Coleman, R ERA: 6.43	(7, 1)	1.0		5	1	1	1	1	1	0	0	0	0	0	13	21	9.00	2.000
54 Jason Frasor, R ERA: 2.84	(8, 1)	1.0		5	1	0	0	1	1	0	0	0	0	0	7	18	0.00	2.000
25 Casey Coleman, R ERA: 2.79	(9, 1)	1.0		4	1	0	0	0	1	0	0	0	0	0	16	27	0.00	2.000

PITCHER	IP	WLS	BF	H	R	ER	SO	BB	IBB	HBP	BLK	WP	HR	S	P	ERA	WHIP

BOTTOM

Boston Red Sox @ Kansas City Royals

Kauffman Stadium, Kansas City, MO

Sun Sep 14 2014, 1:12 PM - 4:34 PM CDT

Att. 19,065 - Partly Cloudy - 70 F

Batter	1	2	3	4	5	6	7	8	9	AB	R	H	RBI	BB	SO	LOB
2 Alcides Escobar, R (1, 6) OBP: 0.306, SLG: 0.365	B SI 93 B SI 92 C SI 93 B SI 91 X SI 92 3-1 G6-3 ①	X SL 88 0-0 G6-3 ② 2-3			B SL 84 C CU 78 X SI 92 1-1 G6-3 ①		C SI 90 C SI 91 B SL 84 F SI 90 X SL 82 1-2 G5-3 ③		C FF 91 S FS 86 F FS 87 F FS 86 F FF 92 B FS 88 X FS 88 1-2 23 BB 1B 1-2	5	0	1	0	0	0	1
23 Norichika Aoki, L (1, 10) OBP: 0.335, SLG: 0.334	C SI 94 X SI 93 0-1 G6-3 ② 1-0 G4-3 ③	D CU 82 X CH 85			B SI 93 B CH 84 F SI 93 F FF 93 F SI 93 F CU 80 B CU 78 X CH 84 3-2 L6 ②			C SI 87 X SI 90 0-1 G4-3 ① 1-2 2-3	B FS 87 B FF 92 B FF 92 C FF 91 C FF 91 F FF 91 F FF 93 B FF 91 4-2 BB	4	0	0	0	1	0	1
6 Lorenzo Cain, R (1, 9) OBP: 0.335, SLG: 0.409	C FF 98 B CH 86 S CH 85 X SI 95 1-2 G5-3 ③		C FF 94 B SL 86 F SL 86 S CU 78 1-3 K ①		C CU 80 C SI 93 X CU 79 0-2 G6-3 ③			B SI 90 C SI 90 B SL 82 X SI 88 2-1 4 2B 1B	B SL 86 C SL 82 S SL 85 C SL 86 1-3 K ③	5	0	1	0	0	2	3
4 Alex Gordon, L (1, 7) OBP: 0.352, SLG: 0.443		C SI 93 B CU 78 X CH 83 1-1 13 1B 35 HR 1B	B SI 94 B CU 79 C CU 80 F CH 85 X SI 94 2-2 G6-3 ②			C SI 94 B SI 95 B SI 94 C CU 80 S SI 95 2-3 K ①		X FF 88 0-0 1-3 2B		4	1	2	0	0	1	0
13 Salvador Perez, R (1, 2) OBP: 0.293, SLG: 0.407		X SI 96 0-0 35 HR 1-2 1B	X SI 95 0-0 L9 ③			C SI 99 B SI 94 S SL 88 F SI 95 B CH 83 X SI 95 2-2 G5-3 ②		C CH 75 F FF 89 D CH 75 B FF 90 B FF 90 X CH 75 3-2 P6 ②		4	1	1	0	0	0	2
35 Eric Hosmer, L (1, 3) OBP: 0.313, SLG: 0.386		B SI 93 B SI 95 X SI 93 2-0 1-H 2-H HR		F CU 80 B SI 95 B SI 94 F CH 84 B CU 79 B SI 94 4-2 14 G6-3 BB		S SI 94 B SI 97 B CU 82 B CU 78 B CH 85 4-1 BB		B FF 89 B FF 88 C FF 89 B SI 89 F FF 89 X SI 90 3-2 P4 ③		2	1	1	3	2	0	2
14 Omar Infante, R (1, 4) OBP: 0.293, SLG: 0.345		C SI 92 B CH 85 B SL 87 C SI 95 B SI 95 X SI 95 3-2 8 1B 1 G4-3 1B		S SL 88 B CU 81 X FF 95 1-1 G6-3 ① 1-2		B CU 80 C SI 94 C SI 97 F SI 98 X SI 97 1-2 F9 ③			B FF 90 C FF 90 B FF 92 X FF 90 2-1 8 FC4-6 1B	4	1	2	0	0	0	2
8 Mike Moustakas, L (1, 5) OBP: 0.271, SLG: 0.370		B CU 82 S SI 95 X CU 81 1-1 2 G6-3 1 G4-3 1-3 1B		B SI 96 C CU 82 B SI 95 B SI 95 C CH 86 F SL 81 X CH 84 3-2 P3 ②			B FF 91 B FF 90 C FF 91 B SL 87 B SL 86 4-1 1 G1-6-3 BB		S FS 86 B FS 86 X FS 86 1-1 FC4-6 ① 23 BB 2 1B 1-2f	3	0	1	0	1	0	2
1 Jarrod Dyson, L (1, 8) OBP: 0.327, SLG: 0.329		B SI 95 X CH 85 1-0 G4-3 ① 1-2 3-H		B SI 94 B SL 81 F SI 95 F SI 93 F SI 95 S CH 83 2-3 K ③			B FF 91 C SL 85 1 SAFE C SL 86 X SL 86 1-2 G1-6-3 ①② 1-2f		B FS 87 B FF 90 C FF 92 F FF 92 B FF 91 X FF 91 3-2 F8 ②	4	0	0	1	0	1	4

Inning Stats	1	2	3	4	5	6	7	8	9
	R: 0 E: 0 K: 0 S: 7 H: 0 LOB: 0 BB: 0 P: 11	R: 4 E: 0 K: 0 S: 12 H: 5 LOB: 1 BB: 0 P: 21	R: 0 E: 0 K: 1 S: 7 H: 0 LOB: 0 BB: 0 P: 10	R: 0 E: 0 K: 1 S: 12 H: 0 LOB: 1 BB: 1 P: 22	R: 0 E: 0 K: 0 S: 10 H: 0 LOB: 0 BB: 0 P: 14	R: 0 E: 0 K: 1 S: 12 H: 0 LOB: 1 BB: 1 P: 21	R: 0 E: 0 K: 0 S: 8 H: 0 LOB: 0 BB: 1 P: 14	R: 0 E: 0 K: 0 S: 11 H: 2 LOB: 2 BB: 0 P: 19	R: 0 E: 0 K: 1 S: 21 H: 2 LOB: 3 BB: 1 P: 33

	AB	R	H	RBI	BB	SO	LOB
	35	4	9	4	4	4	17

1B: 7	SF: 0	WP: 0	PA: 39
2B: 1	SAC: 0	PB: 0	
3B: 0	DP: 1	SB: 0	
HR: 1	HBP: 0	CS: 0	

PITCHER		IP	WLS	BF	H	R	ER	SO	BB	IBB	HBP	BLK	WP	HR	S	P	ERA	WHIP
56 Joe Kelly, R ERA: 4.28	(1, 1)	6.0	W	25	5	4	4	3	2	0	0	0	0	1	60	99	6.00	1.167
59 Tommy Layne, L ERA: 1.0	(7, 1)	0.2		2	0	0	0	0	1	0	0	0	0	0	4	9	0.00	1.500
35 Burke Badenhop, R ERA: 2.38	(7, 1)	0.2		3	1	0	0	0	0	0	0	0	0	0	8	11	0.00	1.500
32 Craig Breslow, L ERA: 4.97	(8, 1)	0.2		3	1	0	0	0	0	0	0	0	0	0	7	13	0.00	1.500
54 Edward Mujica, R ERA: 4.03	(9, 1)	1.0		6	2	0	0	1	1	0	0	0	0	0	21	33	0.00	3.000

PITCHER	IP	WLS	BF	H	R	ER	SO	BB	IBB	HBP	BLK	WP	HR	S	P	ERA	WHIP

livebaseballscorecards.com

Boston Red Sox @ Pittsburgh Pirates

PNC Park, Pittsburgh, PA

Tue Sep 16 2014, 7:07 PM - 10:13 PM EDT

Att. 34,698 - Partly Cloudy - 66 F

TOP

livebaseballscorecards.com

Batter	1	2	3	4	5	6	7	8	9	AB	R	H	RBI	BB	SO	LOB
50 Mookie Betts, R (1, 4) OBP: 0.362, SLG: 0.434	C SI 90 C SI 92 B CU 79 X SI 92 1-2 ① G5-3		C SI 89 B CU 79 B CU 78 F SI 90 B CU 79 B SI 90 4-2 2 1B BB		C CU 76 X SI 88 0-1 ② G5-3			B SI 95 B CH 88 C SI 95 C SI 95 T CH 88 2-2 ② K		3	0	0	0	1	1	1
2 Xander Bogaerts, R (1, 6) OBP: 0.305, SLG: 0.372	C FF 92 F SI 91 F CU 78 B FS 86 F SI 91 S CU 79 1-3 ② K		X SI 89 0-0 1-2 1B		C SI 88 F CU 78 D CU 78 B SI 89 B SI 88 S SI 88 3-3 ③ K			C SL 83 S CH 87 F CH 88 B SI 95 B CH 89 X CH 88 2-2 5 2B 1B		4	0	2	0	0	2	1
29 Daniel Nava, S (1, 9) OBP: 0.339, SLG: 0.358 5 Allen Craig, R (8, PH) (8, 9) OBP: 0.286, SLG: 0.330	C SI 91 B SI 91 F SI 92 X SI 91 1-2 2B		C SI 89 F FF 90 C SI 89 0-3 ③ K			B SI 89 X SI 88 1-0 ① L8		F SI 95 C SI 95 B SL 86 X SI 96 1-2 1-3 2B		3 1	0 0	1 1	0 0	0 0	1 0	2 0
52 Yoenis Cespedes, R (1, 7) OBP: 0.301, SLG: 0.454	C SI 91 B CU 79 F SI 92 S CU 80 1-3 ③ K			B SI 90 B CU 76 C SI 89 C SI 91 F SI 90 F CU 79 F SI 89 X SI 90 2-2 16 G4-6-3 2B		C SI 92 B SL 84 X SI 92 1-1 ② G6-3		B SI 96 S CH 88 B CH 88 C SI 96 S CH 89 2-3 ③ K		4	0	1	0	0	2	3
12 Mike Napoli, R (1, 3) OBP: 0.366, SLG: 0.419		B SI 91 C SI 91 B SI 89 F SI 91 F CU 79 F FS 86 F CU 78 B SI 92 F SI 92 3-2 F FF 93 F SI 92 X FF 92 ① G4-3		B SI 90 C CU 77 B SI 91 B SI 90 2 SAFE B SI 90 4-1 16 G4-6-3 BB		X SI 92 0-0 ③ G5-3			C FC 94 F FC 92 F KC 80 B KC 83 S KC 81 1-3 ① K	3	0	0	0	1	1	0
16 Will Middlebrooks, R (1, 5) OBP: 0.253, SLG: 0.266		C SI 92 C SI 92 B SI 92 S SI 92 1-3 ② K		F SI 90 F SI 90 X SI 90 0-2 ① ② G4-6-3 1-2f 2-3			C FF 95 B FF 97 S FF 96 F FF 97 S FF 97 1-3 ① K		C FC 92 C KC 81 B KC 81 X FC 94 1-2 25 G4-3 2B	4	0	1	0	0	2	2
25 Jackie Bradley Jr., L (1, 8) OBP: 0.274, SLG: 0.275		C SI 91 F FS 85 B FF 90 F CU 78 F CU 78 X SI 90 1-2 ③ F8		X SI 89 0-0 ③ P4			B FF 95 C FF 95 C FF 97 B FF 96 F FF 95 X FF 96 2-2 ② G5-3		B FC 92 C FC 91 B FC 90 S FC 91 X FC 92 2-2 ② G4-3 2-3	4	0	0	0	0	0	2
55 Christian Vázquez, R (1, 2) OBP: 0.274, SLG: 0.262			C SI 90 B SI 90 C CU 78 F SI 90 F CU 77 B CU 80 B SI 90 X SI 90 3-2 ① G4-3		X SI 87 0-0 2B		C FF 96 B FF 96 B FF 96 F FF 96 F FF 97 B FF 96 C FF 96 3-3 ③ K		C FC 92 B FC 90 X KC 81 1-1 ③ G4-3	4	0	1	0	0	1	1
63 Anthony Ranaudo, R (1, 1) 66 Drake Britton, L (6, 1) 30 Alex Wilson, R (7, 1) 59 Tommy Layne, L (7, 1) 7 Jemile Weeks, S (8, PH) OBP: 0.323, SLG: 0.448 19 Koji Uehara, R (8, 1)			C FF 90 B CU 78 S SI 89 B CU 78 X SI 90 2-2 ② G4-3		L SI 88 L FS 87 L SI 88 0-3 ① K			B SI 94 C SI 95 F SI 95 X CH 88 1-2 ① F9		2 0 0 0 1 0	0 0 0 0 0 0	0 0 0 0 0 0	0 0 0 0 0 0	1 0 0 0 0 0	1 0 0 0 0 0

Inning Stats									
	R: 0 E: 0 K: 2 S: 14	H: 1 LOB: 1 BB: 0 P: 18	R: 0 E: 0 K: 1 S: 17	H: 0 LOB: 0 BB: 0 P: 22	R: 0 E: 0 K: 1 S: 14	H: 1 LOB: 2 BB: 1 P: 23	R: 0 E: 0 K: 0 S: 11	H: 1 LOB: 1 BB: 1 P: 17
	R: 0 E: 0 K: 2 S: 9	H: 1 LOB: 1 BB: 0 P: 12	R: 0 E: 0 K: 0 S: 4	H: 0 LOB: 0 BB: 0 P: 6	R: 0 E: 0 K: 2 S: 12	H: 0 LOB: 0 BB: 0 P: 18	R: 0 E: 0 K: 2 S: 16	H: 2 LOB: 2 BB: 0 P: 24
	R: 0 E: 0 K: 1 S: 12	H: 1 LOB: 1 BB: 0 P: 17	1B: 2 2B: 5 3B: 0 HR: 0	SF: 0 SAC: 0 DP: 1 HBP: 0	WP: 0 PB: 0 SB: 0 CS: 0	PA: 35		

	AB	33
	R	0
	H	7
	RBI	0
	BB	2
	SO	11
	LOB	13

PITCHER		IP	WLS	BF	H	R	ER	SO	BB	IBB	HBP	BLK	WP	HR	S	P	ERA	WHIP
50 Charlie Morton, R ERA: 3.72	(1, 1)	5.0	W	20	4	0	0	6	2	0	0	0	0	0	65	92	0.00	1.200
60 Bobby LaFromboise, L ERA:	(6, 1)	0.1	H	1	0	0	0	0	0	0	0	0	0	0	1	2	0.00	0.000
48 Jared Hughes, R ERA: 2.08	(6, 1)	0.2	H	2	0	0	0	0	0	0	0	0	0	0	3	4	0.00	0.000
43 John Holdzkom, R ERA:	(7, 1)	1.0	H	3	0	0	0	2	0	0	0	0	0	0	12	18	0.00	0.000
44 Tony Watson, L ERA: 1.52	(8, 1)	1.0		5	2	0	0	2	0	0	0	0	0	0	16	24	0.00	2.000

PITCHER		IP	WLS	BF	H	R	ER	SO	BB	IBB	HBP	BLK	WP	HR	S	P	ERA	WHIP
35 Mark Melancon, R ERA: 1.91	(9, 1)	1.0		4	1	0	0	1	0	0	0	0	0	0	12	17	0.00	1.000

BOTTOM

Boston Red Sox @ Pittsburgh Pirates

PNC Park, Pittsburgh, PA

Tue Sep 16 2014, 7:07 PM - 10:13 PM EDT

Att. 34,698 - Partly Cloudy - 66 F

livebaseballscorecards.com

Batter	1	2	3	4	5	6	7	8	9	AB	R	H	RBI	BB	SO	LOB
5 Josh Harrison, R (1, 5) OBP: 0.350, SLG: 0.505	C FF 91 B FF 92 B FF 91 X FF 90 2-1 F9 ①	B CH 82 S FF 91 D CU 79 X FF 91 2-1 FC5-4 ③ 1-2f			B FF 91 C FF 91 F CH 81 X FF 92 1-2 P3 ②		F SL 89 B SL 88 X FF 94 1-1 E4 23 1B 1B			4	1	1	0	0	0	3
23 Travis Snider, L (1, 9) OBP: 0.337, SLG: 0.424 44 Tony Watson, L (8, 1) OBP: 0.333, SLG: 0.333 35 Mark Melancon, R (9, 1)	F FF 90 B CH 83 B CU 76 F FF 91 F CU 77 X CU 79 2-2 G3-1 ②		B CU 77 C FF 90 X CU 77 1-1 G3 ①		S FF 91 B FF 92 B CU 78 B CU 75 B FF 91 4-1 1-2 BB		B SL 87 C SI 90 B SL 88 B SI 90 C SI 90 F SL 87 X SL 87 3-2 2-H 1B			3 0 0	0 0 0	1 0 0	1 0 0	1 0 0	0 0 0	0 0 0
22 Andrew McCutchen, R (1, 8) OBP: 0.396, SLG: 0.529	F FF 92 F SL 82 B FF 92 B CU 79 X FF 92 2-2 L7 ③		C CH 84 C FF 93 F CH 85 B SL 86 S FF 92 1-3 K ②		B CU 78 X FF 92 1-0 P4 ③		S SL 87 F SL 86 1 SAFE 1 SAFE B FF 88 S FF 89 1-3 K ③			4	0	0	0	0	2	3
18 Neil Walker, S (1, 4) OBP: 0.352, SLG: 0.469		B FF 91 B CH 82 S FF 89 B CH 83 F FF 91 B FF 90 4-2 55 HR BB	F CH 84 B CH 84 T CH 83 B FF 92 F CH 83 C CH 83 2-3 K ③			F CH 81 B FF 91 B CH 82 S CH 82 X FF 91 2-2 G3-1 ①		X FF 89 0-0 2B		3	1	1	0	1	1	0
55 Russell Martin, R (1, 2) OBP: 0.411, SLG: 0.437		X FF 91 0-0 1-H HR		B CU 75 C CU 75 B FF 91 X CU 75 2-1 G5-3 ①		S FF 91 X CH 84 0-1 F7 ②		D FS 80 F FF 88 B FS 80 C FF 88 B FS 80 S FS 80 3-3 K ①		4	1	1	2	0	1	1
6 Starling Marte, R (1, 7) OBP: 0.358, SLG: 0.453		C CU 79 B FF 92 B FF 92 X CU 78 2-1 15 WP 1B		C FF 91 F CH 84 B SL 84 B CU 78 B FF 91 X CU 77 3-2 G5-3 ②		F CH 83 C FF 92 B FF 91 F CU 78 B CU 78 X CH 83 2-2 HR		S FF 88 B FS 80 S FF 88 S FF 88 1-3 K ②		4	1	2	1	0	1	1
15 Ike Davis, L (1, 3) OBP: 0.345, SLG: 0.364 17 Gaby Sanchez, R (6, PH) OBP: 0.299, SLG: 0.393 (7, 3)		1 SAFE B FF 91 C FF 92 B CU 77 D CU 78 B FF 90 4-1 5 FC5-4 1-2 BB		C CU 76 B CU 78 C FF 92 F CU 78 B CU 77 B CU 76 X CU 76 3-2 G3 ③		B FF 92 B SL 79 B FF 91 C FF 92 X SI 90 3-1 P5 ③		D FS 80 B SI 88 C FF 88 C FS 79 B FF 89 C FS 80 3-3 K ③		1 2	0 0	0 0	0 0	1 0	0 1	0 1
12 Clint Barmes, R (1, 6) OBP: 0.315, SLG: 0.274		B FF 91 X FF 90 1-0 F7 ①			C FF 89 X SL 80 0-1 23 WP 1B		B SL 88 C FF 93 X SL 88 1-1 G1-3 ①			3	0	1	0	0	0	2
50 Charlie Morton, R (1, 1) OBP: 0.073, SLG: 0.050 57 Andrew Lambo, L (5, PH) OBP: 0.242, SLG: 0.364 60 Bobby LaFromboise, L (6, 1) 48 Jared Hughes, R (6, 1) 43 John Holdzkom, R (7, 1) 31 Jose Tabata, R (7, PH) OBP: 0.318, SLG: 0.339 25 Gregory Polanco, L (8, 9) OBP: 0.315, SLG: 0.342		L FF 91 X FF 91 0-1 B3 ②			C CU 75 S FF 90 S FF 90 0-3 K ①		C FF 93 X SL 88 0-1 G1-3 ②			1 1 0 0 0 1 0	0 0 0 0 0 0 0	0 0 0 0 0 0 0	0 0 0 0 0 0 0	0 1 0 0 0 0 0	0 0 0 0 0 0 0	2 1 0 0 0 0 0
Inning Stats	R: 0 E: 0 K: 0 S: 9 H: 0 LOB: 0 BB: 0 P: 15	R: 2 E: 0 K: 0 S: 11 H: 2 LOB: 2 BB: 2 P: 24	R: 0 E: 0 K: 2 S: 10 H: 0 LOB: 0 BB: 0 P: 14	R: 0 K: 0 S: 9 H: 0 LOB: 0 BB: 0 P: 17	R: 0 E: 0 K: 1 S: 10 H: 1 LOB: 2 BB: 1 P: 16	R: 1 E: 0 K: 0 S: 11 H: 1 LOB: 0 BB: 0 P: 18	R: 1 E: 1 K: 1 S: 13 H: 2 LOB: 1 BB: 0 P: 19	R: 0 E: 0 K: 3 S: 10 H: 1 LOB: 1 BB: 0 P: 17		1B: 4 2B: 1 3B: 0 HR: 2	SF: 0 SAC: 0 DP: 0 HBP: 0			WP: 2 PB: 0 SB: 0 CS: 0	PA: 34	

	AB	R	H	RBI	BB	SO	LOB
BOTTOM	31	4	7	4	3	7	14

PITCHER	IP	WLS	BF	H	R	ER	SO	BB	IBB	HBP	BLK	WP	HR	S	P	ERA	WHIP
63 Anthony Ranaudo, R (1, 1) ERA: 5.29	5.2	L	24	4	3	3	3	3	0	0	0	2	2	58	99	4.76	1.235
66 Drake Britton, L (6, 1) ERA:	0.1		1	0	0	0	0	0	0	0	0	0	0	2	5	0.00	0.000
30 Alex Wilson, R (7, 1) ERA: 2.25	0.2		3	1	1	0	0	0	0	0	0	0	0	6	8	0.00	1.500
59 Tommy Layne, L (7, 1) ERA: 0.98	0.1		2	1	0	0	1	0	0	0	0	0	0	7	11	0.00	3.000
19 Koji Uehara, R (8, 1) ERA: 2.56	1.0		4	1	0	0	3	0	0	0	0	0	0	10	17	0.00	1.000

PITCHER	IP	WLS	BF	H	R	ER	SO	BB	IBB	HBP	BLK	WP	HR	S	P	ERA	WHIP

Boston Red Sox @ Pittsburgh Pirates

PNC Park, Pittsburgh, PA

Wed Sep 17 2014, 7:10 PM - 10:12 PM EDT

Att. 34,785 - Partly Cloudy - 67 F

TOP

livebaseballscorecards.com

Batter	1	2	3	4	5	6	7	8	9	AB	R	H	RBI	BB	SO	LOB
50 Mookie Betts, R (1, 4) OBP: 0.365, SLG: 0.432	C SI 92 B CH 84 B SI 94 B FF 93 F FF 92 X CH 86 3-2 12 WP 1B		B SI 91 B SI 91 C SI 91 F SI 91 F SL 86 B CH 85 B SI 92 4-2 2 G6-4-3 BB		X SI 92 0-0 ① F9 2-3		C FF 96 C FF 95 F FF 95 F CU 80 F FF 96 F FC 91 S FF 96 0-3 ② K			3	0	1	0	1	1	3
2 Xander Bogaerts, R (1, 6) OBP: 0.302, SLG: 0.369	B SI 91 C SI 92 F CH 84 S SL 86 1-3 ① K		B SI 91 X SI 92 1-0 ① ② G6-4-3 1-2f		D CH 86 X SI 92 1-0 ② G6-3 3-H		C FF 96 F FF 96 B FF 96 F FF 96 X FC 92 1-2 ③ F9 1-2 2-3			4	0	0	1	0	1	4
52 Yoenis Cespedes, R (1, 7) OBP: 0.300, SLG: 0.451 70 Garin Cecchini, L (6, 5) OBP: 0.667, SLG: 1.000	1 SAFE C CH 86 D SL 85 1 SAFE S CH 85 F SL 86 B SL 84 X CH 87 2-2 ② F7		F SI 94 X SL 86 0-1 ③ P3		B CH 86 B SI 92 C CH 86 X SL 86 2-1 ③ F7			C FF 93 B FF 94 F FF 94 H SL 89 2-2 HBP		3 0	0 0	0 0	0 0	0 0	0 0	1 0
12 Mike Napoli, R (1, 3) OBP: 0.370, SLG: 0.419 68 Matt Barnes, R (6, 1) 20 Ryan Lavarnway, R (8, PH) 37 Heath Hembree, R (8, 1)	B SI 92 B CH 87 D SL 86 B CH 85 4-0 5 BB 1-3 BB			C SI 92 F SL 85 B SI 91 F SL 85 B SL 86 B CH 86 B CH 86 4-2 38 1B BB		B SI 90 C SI 90 B SL 86 F SI 91 B SI 93 B SI 93 4-2 5 G6-4-3 BB		C FF 94 B FF 94 B CU 77 C FF 94 S FF 95 2-3 ① K		0 0 1 0	0 0 0 0	0 0 0 0	0 0 0 0	3 0 1 0	0 0 1 0	0 0 1 0
5 Allen Craig, R (1, 9) OBP: 0.286, SLG: 0.328	B SL 86 B SI 94 C CH 88 B SI 93 B CH 88 4-1 16 FC6-4 1-2 BB			B SI 91 C SI 92 X SI 93 1-1 ① L8		C SI 92 C SI 87 F SL 86 B CH 87 X SI 93 1-2 ① ② G6-4-3 1-2f		C FF 94 S SL 90 B SL 89 B SL 90 C FF 95 2-3 ② K		3	0	0	0	1	1	3
16 Will Middlebrooks, R (1, 5) OBP: 0.249, SLG: 0.261 (6, 3)	B SI 92 D CH 87 B SI 92 C SI 92 X SI 92 3-1 ③ FC6-4 1-2f			C SL 82 F CH 86 X SL 85 0-2 ② L7		B SI 94 B SI 92 C SI 92 B FF 92 X SI 93 3-1 ③ G6-3		X FF 94 0-0 ③ L7		4	0	0	0	0	0	5
38 Rusney Castillo, R (1, 8) OBP: 0.250, SLG: 0.250		B SI 91 B CH 84 C SI 92 X CH 85 2-1 ① G2-3		B SI 91 X SI 93 1-0 ① 1-2 1B			S FF 93 B FF 95 F FC 91 X FF 96 1-2 ① F8		X FF 91 0-0 ① G6-3	4	0	1	0	0	0	0
55 Christian Vázquez, R (1, 2) OBP: 0.273, SLG: 0.261		B SI 92 C SI 92 B CH 84 S SL 85 B SL 86 C CH 85 3-3 ② K		B CH 86 C SI 93 X CH 86 1-1 ③ G6-3			C SI 96 C FF 95 B FF 96 X CU 81 1-2 2 WP 29 1B 1B		C SI 90 B SI 90 C CH 82 B CH 85 X SI 90 2-2 ② G3-1	4	0	1	0	0	1	2
11 Clay Buchholz, L (1, 1) OBP: 0.500, SLG: 0.500 73 Bryce Brentz, R (5, PH) OBP: 1.000, SLG: 2.000 35 Steven Wright, R (5, 1) 29 Daniel Nava, S (6, 7) OBP: 0.340, SLG: 0.358		C SI 92 B SL 86 B SI 94 X SI 94 2-1 ③ G6-3			B SI 92 S CH 84 X CH 85 1-1 50 F9 2 G6-3 2B		B FF 96 F FF 96 F FC 91 D FF 95 F FC 92 F FC 92 B FF 96 F FF 96 X FC 92 3-2 2 WP 1-2 1B		C SI 90 S CH 84 S SI 90 0-3 ③ K	1 1 0 2	0 1 0 0	0 1 0 1	0 0 0 0	0 0 0 1	0 0 0 0	0 0 0 0

	AB	30
	R	1
	H	5
	RBI	1
	BB	5
	SO	6
	LOB	19

Inning Stats																		
	R: 0	H: 1	R: 0	H: 0	R: 0	H: 0	R: 0	H: 1	R: 1	H: 1	R: 0	H: 0	R: 0	H: 2	R: 0	H: 0	R: 0	H: 0
	E: 0	LOB: 3	E: 0	LOB: 0	E: 0	LOB: 0	E: 0	LOB: 2	E: 0	LOB: 0	E: 0	LOB: 0	E: 0	LOB: 2	E: 0	LOB: 1	E: 0	LOB: 0
	K: 1	BB: 2	K: 1	BB: 0	K: 0	BB: 1	K: 0	BB: 1	K: 0	BB: 0	K: 0	BB: 1	K: 1	BB: 0	K: 2	BB: 0	K: 1	BB: 0
	S: 13	P: 30	S: 7	P: 14	S: 6	P: 11	S: 11	P: 18	S: 6	P: 10	S: 8	P: 16	S: 24	P: 30	S: 9	P: 15	S: 7	P: 9

	1B: 4	SF: 0	WP: 2	PA: 36
	2B: 1	SAC: 0	PB: 0	
	3B: 0	DP: 2	SB: 0	
	HR: 0	HBP: 1	CS: 0	

PITCHER		IP	WLS	BF	H	R	ER	SO	BB	IBB	HBP	BLK	WP	HR	S	P	ERA	WHIP
47 Francisco Liriano, L ERA: 3.45	(1, 1)	6.0	W	24	3	1	1	2	5	0	0	0	1	0	51	99	1.50	1.333
37 Justin Wilson, L ERA: 4.24	(7, 1)	1.0		5	2	0	0	1	0	0	0	0	1	0	24	30	0.00	2.000
53 John Axford, R ERA: 3.54	(8, 1)	1.0		4	0	0	0	2	0	0	1	0	0	0	9	15	0.00	0.000
30 Jeanmar Gómez, R ERA: 3.23	(9, 1)	1.0		3	0	0	0	1	0	0	0	0	0	0	7	9	0.00	0.000

PITCHER		IP	WLS	BF	H	R	ER	SO	BB	IBB	HBP	BLK	WP	HR	S	P	ERA	WHIP

Batter	1	2	3	4	5	6	7	8	9	AB	R	H	RBI	BB	SO	LOB
5 Josh Harrison, R (1, 5) (8, 4) OBP: 0.351, SLG: 0.506	C FF 90 X FC 88 0-1 P4	X FF 93 0-0 25 FC6-4 1-2 3-H 1B		C CU 78 B CH 79 F CH 80 B FF 93 S CH 80 2-3 K2-3		B FF 92 X FF 91 1-0 F7		X FF 91 0-0 1-3 2B		5	0	2	1	0	1	0
25 Gregory Polanco, L (1, 9) OBP: 0.314, SLG: 0.351	B FF 91 C CU 75 B FC 89 C CU 78 B SI 93 X SI 91 3-2 HR	C FF 93 X SI 92 0-1 FC6-4 1-2f 2-3			X KN 75 0-0 G6-3	C FF 93 S CH 84 B FF 92 B KC 80 F FF 93 B FF 94 F FF 94 X FF 94 3-2 F7		B FF 92 F FF 92 F FF 92 F FF 94 C FF 92 1-3 K		5	1	1	1	0	1	4
22 Andrew McCutchen, R (1, 8) OBP: 0.399, SLG: 0.532 37 Justin Wilson, L (7, 1) 19 Chris Stewart, R (8, 2) OBP: 0.362, SLG: 0.311	B FF 92 B FC 86 B FF 92 B FF 91 4-0 18 G5-6-3 BB	C FC 90 S CH 80 B FF 92 B CU 79 T CH 80 2-2 K			B FF 85 C KN 73 X KN 76 1-1 55 1B 18 1B 6 FC4-6 1B	B CH 85 X FF 93 1-0 2B		X FF 91 0-0 P6		3 0 1	1 0 0	2 0 0	0 0 0	1 0 0	1 0 0	2 0 2
18 Neil Walker, S (1, 4) OBP: 0.353, SLG: 0.476 59 Brent Morel, R (8, 5) OBP: 0.205, SLG: 0.216	1 SAFE B CH 78 1 SAFE 1 SAFE B FF 92 C SI 91 1 SAFE F FC 88 F CH 78 2-2 X CH 79 G5-6-3 1-2f	X CH 80 0-0 HR			1 SAFE B KN 74 X KN 74 1-0 6 FC4-6 55 1B 15 HR 1-2 1B	C FF 95 X CH 87 0-1 P6				4 0	2 0	2 0	1 0	0 0	0 0	2 0
55 Russell Martin, R (1, 2) OBP: 0.409, SLG: 0.435 53 John Axford, R (8, 1) 30 Jeanmar Gómez, R (9, 1) OBP: 1.000, SLG: 1.000		B CU 77 B FC 88 C SI 91 C CU 78 B FC 89 X FF 92 3-2 L7	C FC 87 X SI 90 0-1 P3		C KN 75 S KN 76 X KN 76 0-2 6 FC4-6 1-2 2-3 1B		B FF 92 B FF 92 F FF 93 F FF 95 B FF 93 X FF 94 3-2 G6-3			4 0 0	0 0 0	1 0 0	0 0 0	0 0 0	0 0 0	0 0 0
6 Starling Marte, R (1, 7) OBP: 0.357, SLG: 0.451 (7, 8)		C SI 94 S CH 80 B SI 93 X CH 80 1-2 E3 15 2B 12 2B	B FC 89 S SI 91 S CH 82 F FF 91 B FF 92 X SI 91 2-2 G1-3		F KN 76 F KN 77 D CU 65 X CU 69 1-2 FC4-6 15 HR 1-2f 2-3 3-H		F FF 94 B FF 93 X FF 93 1-1 15 G4-6-3 1B			4	2	1	1	0	0	2
15 Ike Davis, L (1, 3) OBP: 0.347, SLG: 0.378		1 SAFE B SI 91 1 SAFE B CU 76 C CU 76 X FC 89 2-1 12 2B 1-3 2B	B CU 77 C CU 77 F CU 78 X FS 86 1-2 G3		C KN 76 1 SAFE X KN 76 0-1 1-H 3-H HR		C FF 93 C KC 79 X KC 80 0-2 G4-6-3 1-2f			4	2	2	3	0	0	1
12 Clint Barmes, R (1, 6) OBP: 0.330, SLG: 0.303		X FC 88 0-0 47 1B 5 1B 2-H 3-H 2B		C FF 91 S CH 82 X SI 92 0-2 G4-3	B KN 73 B KN 74 C FF 83 F KN 74 X KN 77 2-2 1B			B FF 90 S FF 91 B FF 92 T FF 92 F FF 90 F FF 92 X SL 83 2-2 5 2B 1B		4	1	3	2	0	0	0
47 Francisco Liriano, L (1, 1) OBP: 0.140, SLG: 0.098 23 Travis Snider, L (7, 7) OBP: 0.335, SLG: 0.423		C CU 76 C CU 77 B FF 93 F FF 92 F FF 93 X FF 91 1-2 25 FC6-4 5 1B 2-3 1B		C FC 87 B CU 76 C CU 74 F CH 78 C CU 78 1-3 K	F FF 83 B KN 75 S KN 75 X KN 76 1-2 F8			X FF 92 0-0 P6		3 1	0 0	1 0	0 0	0 0	1 0	1 1
Inning Stats	R: 1 E: 0 K: 0 S: 9 H: 1 LOB: 0 BB: 1 P: 18	R: 3 E: 1 K: 1 S: 20 H: 4 LOB: 2 BB: 0 P: 29	R: 1 E: 0 K: 0 S: 10 H: 1 LOB: 0 BB: 0 P: 13	R: 0 E: 0 K: 2 S: 10 H: 0 LOB: 0 BB: 0 P: 13	R: 4 E: 0 K: 0 S: 18 H: 5 LOB: 1 BB: 0 P: 24	R: 0 E: 0 K: 0 S: 9 H: 1 LOB: 1 BB: 0 P: 14	R: 0 E: 0 K: 0 S: 8 H: 1 LOB: 0 BB: 0 P: 12	R: 0 E: 0 K: 1 S: 12 H: 2 LOB: 2 BB: 0 P: 15		1B: 8 2B: 4 3B: 0 HR: 3 SF: 0 SAC: 0 DP: 2 HBP: 0				WP: 0 PB: 0 SB: 0 CS: 0 PA: 39		

BOTTOM

Boston Red Sox @ Pittsburgh Pirates

PNC Park, Pittsburgh, PA

Wed Sep 17 2014, 7:10 PM - 10:12 PM EDT

Att. 34,785 - Partly Cloudy - 67 F

livebaseballscorecards.com

AB	38
R	9
H	15
RBI	9
BB	1
SO	4
LOB	15

PITCHER		IP	WLS	BF	H	R	ER	SO	BB	IBB	HBP	BLK	WP	HR	S	P	ERA	WHIP
11 Clay Buchholz, R ERA: 5.29	(1, 1)	4.0	L	19	6	5	4	3	1	0	0	0	0	2	49	73	9.00	1.750
35 Steven Wright, R ERA: 3.46	(5, 1)	1.0		8	5	4	4	0	0	0	0	0	0	1	18	24	36.00	5.000
68 Matt Barnes, R ERA: 3.0	(6, 1)	2.0		7	2	0	0	0	0	0	0	0	0	0	17	26	0.00	1.000
37 Heath Hembree, R ERA: 3.86	(8, 1)	1.0		5	2	0	0	1	0	0	0	0	0	0	12	15	0.00	2.000

PITCHER	IP	WLS	BF	H	R	ER	SO	BB	IBB	HBP	BLK	WP	HR	S	P	ERA	WHIP

Boston Red Sox @ Pittsburgh Pirates

PNC Park, Pittsburgh, PA

Thu Sep 18 2014, 7:08 PM - 10:00 PM EDT

Att. 36,862 - Partly Cloudy - 67 F

TOP

livebaseballscorecards.com

Batter	1	2	3	4	5	6	7	8	9	AB	R	H	RBI	BB	SO	LOB
50 Mookie Betts, R (1, 4) OBP: 0.363, SLG: 0.428	C FF 94 X FF 94 0-1 ① F8		D KC 81 B SL 84 B SL 85 C FF 95 C FF 94 X FF 93 3-2 2 S 2-H 1B		C FF 96 F FF 97 B FF 95 B KC 85 B KC 85 X FF 98 3-2 ③ L9			C SI 94 F SI 94 B SI 94 F CH 87 F CH 87 X SI 95 1-2 ① F9		4	0	1	1	0	0	2
2 Xander Bogaerts, R (1, 6) OBP: 0.300, SLG: 0.367	C FF 94 X FF 94 0-1 ② G6-3		1 SAFE 1 SAFE B FF 94 C FF 95 B SL 85 B FF 96 X FF 94 3-1 ③ G5-3 1-2			C FF 95 X FF 93 0-1 ① G5-3		C SI 95 S SI 96 B SI 95 B SI 94 X CH 86 2-2 ② SF8 3-H		3	0	0	1	0	0	1
34 David Ortiz, L (1, 3) OBP: 0.355, SLG: 0.504	C FF 94 B FF 96 X CH 88 1-1 ③ G3-1			B KC 82 X FF 95 1-0 ① F7		C SL 85 F FF 96 B FF 96 S SL 88 1-3 ② K		F SI 95 B SL 85 F SI 94 S SI 96 1-3 ③ K		4	0	0	0	0	2	1
5 Allen Craig, R (1, 9) OBP: 0.286, SLG: 0.326 7 Jemile Weeks, S (9, PR) OBP: 0.323, SLG: 0.448		B FF 94 X FF 92 1-0 ① G5-3		C FF 94 F FF 96 C KC 84 0-3 ② K		B FF 96 B KC 84 C FF 95 F FF 95 C SL 87 2-3 ③ K			F FF 94 H FF 95 1-1 29 1B 16 1B HBP	3 0	0 0	0 0	0 0	0 0	2 0	0 0
29 Daniel Nava, S (1, 7) OBP: 0.341, SLG: 0.360		C FF 94 C FF 94 F SI 97 S SL 85 0-3 ② K		C FF 95 B SI 95 S FF 95 B KC 84 X FF 97 2-2 16 1B 1B			B X FF 95 1-0 ① F8		F FF 92 X FC 92 0-1 1-3 16 1B 1B	4	0	2	0	0	1	0
16 Will Middlebrooks, R (1, 5) OBP: 0.253, SLG: 0.266		B FF 94 C KC 82 B FF 94 X FF 93 2-1 ③ G6-3		1 SAFE B FF 94 B SI 94 X SI 96 2-0 1-3 1B			C FF 95 C FF 96 B KC 85 S SL 86 1-3 ② K		C FF 94 X FF 94 0-1 ① 1-2 3-H 1B	4	0	2	0	0	1	0
25 Jackie Bradley Jr., L (1, 8) OBP: 0.271, SLG: 0.272			C FF 95 F FF 94 F SL 85 F KC 82 B FF 94 F FF 96 X SL 86 1-2 ① F8	C FF 95 X CU 82 0-1 ③ F8			B SL 84 S FF 95 S FF 96 X FF 98 1-2 ③ G4-3		B FC 93 B FC 92 S FC 92 F FC 93 C FC 92 2-3 ② K	4	0	0	0	0	1	4
55 Christian Vázquez, R (1, 2) OBP: 0.278, SLG: 0.268			B SI 95 X FF 94 1-0 67 SH3-4 50 1B 1B		B FF 94 C KC 84 S KC 82 F FF 95 B KC 84 B FF 96 S FF 96 3-3 ① K			B FF 94 C FF 96 X SL 86 1-1 70 1B 2 SF8 1B	C KC 82 F FC 92 D KC 82 X KC 81 1-2 ③ G4-3	4	2	2	0	0	1	2
67 Brandon Workman, R (1, 1) 30 Alex Wilson, R (6, 1) 36 Junichi Tazawa, R (7, 1) 70 Garin Cecchini, L (8, PH) OBP: 0.750, SLG: 1.000 66 Drake Britton, L (8, 1) 35 Burke Badenhop, R (8, 1)			M FF 93 B FF 93 L FF 93 X FF 96 1-2 ② SH3-4 1-2		C FF 94 F FF 95 S KC 84 0-3 ② K			B FF 96 X FF 94 1-0 1-3 1B		1 0 0 1 0 0	0 0 0 0 0 0	0 0 0 1 0 0	0 0 0 0 0 0	0 0 0 0 0 0	1 0 0 0 0 0	0 0 0 0 0 0

Inning Stats	1	2	3	4	5	6	7	8	9
	R: 0 E: 0 K: 0 S: 6	H: 0 LOB: 0 BB: 0 P: 7	R: 0 E: 0 K: 1 S: 7	H: 0 LOB: 0 BB: 0 P: 10	R: 1 E: 0 K: 0 S: 15	H: 2 LOB: 1 BB: 0 P: 24	R: 0 E: 0 K: 1 S: 10	H: 2 LOB: 2 BB: 0 P: 15	R: 0 E: 0 K: 2 S: 10	H: 0 LOB: 0 BB: 0 P: 16	R: 0 E: 0 K: 2 S: 8	H: 0 LOB: 0 BB: 0 P: 11	R: 0 E: 0 K: 1 S: 7	H: 0 LOB: 0 BB: 0 P: 10	R: 1 E: 0 K: 1 S: 14	H: 2 LOB: 1 BB: 0 P: 20	R: 0 E: 0 K: 1 S: 11	H: 2 LOB: 2 BB: 0 P: 15

AB	32
R	2
H	8
RBI	2
BB	0
SO	9
LOB	10

		1B	SF	WP	PA	35
		2B: 0	SAC: 1	PB: 0		
		3B: 0	DP: 0	SB: 1		
		HR: 0	HBP: 1	CS: 0		

PITCHER		IP	WLS	BF	H	R	ER	SO	BB	IBB	HBP	BLK	WP	HR	S	P	ERA	WHIP
45 Gerrit Cole, R ERA: 3.85	(1, 1)	7.0	W	27	6	2	2	7	0	0	0	0	0	0	66	98	2.57	0.857
44 Tony Watson, L ERA: 1.5	(8, 1)	1.0	H	3	0	0	0	1	0	0	0	0	0	0	11	15	0.00	0.000
35 Mark Melancon, R ERA: 1.88	(9, 1)	1.0	S	5	2	0	0	1	0	0	1	0	0	0	11	15	0.00	2.000

PITCHER	IP	WLS	BF	H	R	ER	SO	BB	IBB	HBP	BLK	WP	HR	S	P	ERA	WHIP

Boston Red Sox @ Pittsburgh Pirates

PNC Park, Pittsburgh, PA

Thu Sep 18 2014, 7:08 PM - 10:00 PM EDT

Att. 36,862 - Partly Cloudy - 67 F

livebaseballscorecards.com

BOTTOM

Batter	1	2	3	4	5	6	7	8	9	AB	R	H	RBI	BB	SO	LOB
5 Josh Harrison, R (1, 5) OBP: 0.352, SLG: 0.506	B FF 88 B FF 88 B FF 88 C FF 88 C FF 88 X FF 89 3-2 23 CS 1B	C KC 75 X CH 85 0-1 1B		X FF 88 0-0 ② P4			C CU 74 F FF 94 D SL 81 X FF 93 1-2 ① L8			4	0	2	0	0	0	2
23 Travis Snider, L (1, 9) OBP: 0.334, SLG: 0.418 25 Gregory Polanco, L (8, 9) OBP: 0.314, SLG: 0.351	1 SAFE B FF 89 C KC 77 B KC 77 B KC 75 S FF 89 B FF 89 4-2 ① 6 1B 22 E 15 BB 1-2 BB	F FC 85 B FF 89 1 SAFE F FF 89 F FF 89 B FF 89 S KC 75 2-3 ③ K		C KC 74 D FC 84 X KC 75 1-1 ③ G3			C CU 76 B FF 93 B CU 74 X FF 94 2-1 ② G4-3			3 0	1 0	0 0	0 0	1 0	1 0	3 0
22 Andrew McCutchen, R (1, 8) OBP: 0.398, SLG: 0.529	B FF 90 D KC 75 X FC 85 2-0 E5 15 BB 6 1B 1-2		C FC 84 B KC 73 F FF 89 X FF 89 1-2 ① G4-3		B KC 76 C FC 83 B KC 75 B FC 84 B FF 89 4-1 18 G6-3 BB		S FF 95 B FO 88 B FF 93 S CU 76 S FO 89 2-3 ③ K			3	0	0	0	1	1	1
18 Neil Walker, S (1, 4) OBP: 0.351, SLG: 0.472	C KC 74 B FF 90 B FF 89 F FF 89 C KC 76 2-3 ② K	C KC 75 B CH 85 X FF 90 1-1 ② G5-3			C FF 88 B FF 88 C FF 89 X FF 89 1-2 ①② G6-3 1-2f			C SL 80 B SI 91 X SL 81 1-1 ① L7		4	0	0	0	0	1	3
6 Starling Marte, R (1, 7) OBP: 0.358, SLG: 0.458	B FC 85 C FF 90 X FF 89 1-1 15 BB 1-2 2-3 1B		S FF 90 X FC 82 0-1 ③ F8		C FF 88 X FF 88 0-1 HR			B SL 82 X FF 92 1-0 ② F9		4	1	2	1	0	0	0
15 Ike Davis, L (1, 3) OBP: 0.349, SLG: 0.378 17 Gaby Sanchez, R (8, PH) OBP: 0.297, SLG: 0.391 (9, 3)	B KC 74 B KC 73 B FF 89 C FF 88 C FF 89 B KC 75 4-2 1-2 2-3 3-H BB			C KC 75 F FF 89 B KC 75 B KC 74 F KC 76 B FA 88 X FF 90 3-2 10 2B 19 1B 1B	B KC 75 B FF 89 C FF 89 S FF 89 X KC 76 2-2 ③ G1-3		C SI 90 C SI 90 X SL 83 0-2 ③ P2		2 1	1 0	1 0	1 0	1 0	0 0	0 0
10 Jordy Mercer, R (1, 6) OBP: 0.311, SLG: 0.398	C FC 86 C KC 75 S FF 90 0-3 ③ K			F FF 88 C FC 87 F KC 74 B FF 89 X KC 73 1-2 19 1B 1-3 2B		C FF 93 F SL 88 F FF 92 B SL 85 X SL 88 1-2 ① L4				3	0	1	0	0	1	3
19 Chris Stewart, R (1, 2) OBP: 0.362, SLG: 0.312		B FF 88 C FF 88 S FC 86 F FF 89 S FC 86 1-3 ① K		X FC 83 0-0 2-3 3-H 1B		F FF 93 F SL 87 F FF 94 B SL 86 B FF 94 F SL 87 X FF 92 2-2 ② F9				3	0	1	1	0	1	0
45 Gerrit Cole, R (1, 1) OBP: 0.233, SLG: 0.268 44 Tony Watson, L (8, 1) OBP: 0.333, SLG: 0.333 35 Mark Melancon, R (9, 1)		C FF 88 S FC 85 F FF 89 C KC 75 0-3 ② K		T KC 74 F FF 87 F FF 88 B KC 73 S KC 75 1-3 ① K		B SL 88 C FF 93 X SL 86 1-1 ③ G6-3				3 0 0	0 0 0	0 0 0	0 0 0	0 0 0	2 0 0	2 0 0
Inning Stats	R: 1 E: 1 K: 2 S: 16 H: 2 LOB: 3 BB: 2 P: 32	R: 0 E: 0 K: 3 S: 13 H: 1 LOB: 1 BB: 0 P: 16	R: 0 E: 0 K: 0 S: 7 H: 0 LOB: 0 BB: 0 P: 9	R: 1 E: 0 K: 1 S: 16 H: 3 LOB: 2 BB: 0 P: 22	R: 1 E: 0 K: 0 S: 9 H: 1 LOB: 0 BB: 1 P: 16	R: 0 E: 0 K: 0 S: 11 H: 0 LOB: 0 BB: 0 P: 15	R: 0 E: 0 K: 1 S: 8 H: 0 LOB: 0 BB: 0 P: 13	R: 0 E: 0 K: 0 S: 6 H: 0 LOB: 0 BB: 0 P: 8		1B: 5 2B: 1 3B: 0 HR: 1 SF: 0 SAC: 0 DP: 1 HBP: 0					WP: 0 PB: 0 SB: 0 CS: 1 PA: 33	

	AB	30
	R	3
	H	7
	RBI	3
	BB	3
	SO	7
	LOB	14

PITCHER	IP	WLS	BF	H	R	ER	SO	BB	IBB	HBP	BLK	WP	HR	S	P	ERA	WHIP
67 Brandon Workman, R (1, 1) ERA: 5.17	5.0	L	24	7	3	2	6	3	0	0	0	0	1	61	95	3.60	2.000
30 Alex Wilson, R (6, 1) ERA: 2.16	1.0		3	0	0	0	0	0	0	0	0	0	0	11	15	0.00	0.000
36 Junichi Tazawa, R (7, 1) ERA: 2.92	1.0		3	0	0	0	1	0	0	0	0	0	0	8	13	0.00	0.000
66 Drake Britton, L (8, 1) ERA:	0.2		2	0	0	0	0	0	0	0	0	0	0	3	5	0.00	0.000
35 Burke Badenhop, R (8, 1) ERA: 2.37	0.1		1	0	0	0	0	0	0	0	0	0	0	3	3	0.00	0.000

PITCHER	IP	WLS	BF	H	R	ER	SO	BB	IBB	HBP	BLK	WP	HR	S	P	ERA	WHIP

Batter	1	2	3	4	5	6	7	8	9	10	AB	R	H	RBI	BB	SO	LOB
50 Mookie Betts, R (1, 4) OBP: 0.364, SLG: 0.427	B FF 94 B FF 94 C FF 93 X FF 94 2-1 F8 ①		B SL 80 B SL 77 X FF 95 2-0 1B		C FF 91 C FF 93 B FS 85 F FS 84 F FF 98 F FF 95 F FS 82 F FF 97 B SL 82 2-2 F FF 96 X FF 96 34 1B 34 E 1B		B SI 92 B SI 91 S SI 92 X CH 84 2-1 F8 ③			C SI 87 B SL 79 F SL 78 S FF 88 1-3 K ①	5	1	2	0	0	1	0
2 Xander Bogaerts, R (1, 6) OBP: 0.299, SLG: 0.365	C FF 94 B FF 91 F SL 81 F FF 94 X SL 82 1-2 G5-3 ②		X SL 80 0-0 F8 ③		1 SAFE C FF 93 C FF 92 X FF 95 0-2 L9 ②			B SL 82 X SL 84 1-0 73 E 1B		F SL 80 F FF 88 F FF 87 X FF 87 0-2 E5 34 HR	5	1	1	0	0	0	2
34 David Ortiz, L (1, 10) OBP: 0.357, SLG: 0.517	C FF 92 F FF 94 B FS 85 B FS 85 F FF 96 B FF 95 X FF 95 3-2 F7 ③			B FS 82 X FF 92 1-0 HR	T FF 95 F FF 96 X FF 95 0-2 1-H E2 1B			C FF 92 X FF 93 0-1 F7 ①		S SL 80 X FF 88 0-1 1-H HR	5	2	3	3	0	0	1
52 Yoenis Cespedes, R (1, 7) OBP: 0.299, SLG: 0.454		X FF 94 0-0 L7 ①		B FF 96 C FF 96 X SL 80 1-1 HR	B FS 84 C FS 83 F FF 96 D FS 88 X FF 95 2-2 P4 ③			C FF 94 F FF 94 B FF 95 B SL 83 T SL 83 2-2 K ②		B SL 80 B SI 86 F SL 80 F SL 80 X FF 87 2-2 P2 ②	5	1	1	1	0	1	2
29 Daniel Nava, S (1, 9) OBP: 0.341, SLG: 0.360 73 Bryce Brentz, R (8, PH) OBP: 0.500, SLG: 1.000 (8, 9) 25 Jackie Bradley Jr., L (10, PH) OBP: 0.271, SLG: 0.271 (10, 9)		B FF 92 C FF 89 X FS 84 1-1 1B		B FF 92 C FF 94 F FF 95 F FS 85 B FS 84 F FF 92 B FF 96 X FF 94 3-2 F7 ①		C FF 90 B CU 79 S CU 78 X FF 94 1-2 G3-1 ①		B SL 82 C SL 82 B FF 96 X FF 94 2-1 E5 1-2		C SI 86 F SL 80 F SI 86 F FF 87 F FF 87 C SL 79 0-3 K ③	3 1 1	0 0 0	1 0 0	0 0 0	0 0 0	0 0 1	0 1 0
5 Allen Craig, R (1, 3) OBP: 0.283, SLG: 0.323		C FF 94 F FF 92 F FF 94 S FS 86 0-3 K ②		B FF 95 X FF 94 1-0 G5-3 ②		S FF 92 F FF 94 F FF 95 X FF 95 0-2 L8 ②		B FF 94 B FF 94 X FF 94 2-0 L7 ③			4	0	0	0	0	1	3
38 Rusney Castillo, R (1, 8) OBP: 0.250, SLG: 0.250		B FF 96 X FF 96 1-0 G5-3 ③		B FF 96 F FF 95 X FF 93 1-1 1B		X FF 93 0-0 G6-3 ③			C SI 95 B SI 95 B SI 95 F SI 94 F SI 94 X SI 96 2-2 G5-3 ①		4	0	1	0	0	0	1
70 Garin Cecchini, L (1, 5) OBP: 0.429, SLG: 0.500 16 Will Middlebrooks, R (9, PH) OBP: 0.252, SLG: 0.264 (9, 5)			C FF 94 B FF 94 C FS 82 B FF 95 T FF 95 2-2 K ①	C FF 94 B FF 94 S FS 83 1 SAFE S FS 84 1-3 K ③			B SI 91 F SI 92 B CH 83 B CH 82 X SI 92 3-1 G4-3 ①		S SI 96 B SI 95 S SI 95 F SI 95 B SI 96 X SI 95 2-2 F9 ②		3 1	0 0	0 0	0 0	0 0	2 0	1 0
55 Christian Vázquez, R (1, 2) OBP: 0.272, SLG: 0.261			B FF 96 C FF 93 F FS 84 F FF 96 B FF 96 X SL 82 2-2 G6-3 ②		B SL 77 B FF 93 B FF 91 C FF 91 C FF 94 X FF 95 3-2 F8 ①		L SI 91 X SI 93 0-1 G3 ②		C SI 95 C SL 86 B SI 96 F SL 84 S SL 86 1-3 K2-3 ③		4	0	0	0	0	1	0
Inning Stats	R: 0 E: 0 K: 0 S: 10 H: 0 LOB: 0 BB: 0 P: 16	R: 0 E: 0 K: 1 S: 8 H: 1 LOB: 1 BB: 0 P: 10	R: 0 E: 0 K: 1 S: 9 H: 1 LOB: 1 BB: 0 P: 15	R: 2 E: 0 K: 1 S: 14 H: 3 LOB: 1 BB: 0 P: 22	R: 1 E: 1 K: 0 S: 21 H: 2 LOB: 1 BB: 0 P: 28	R: 0 E: 0 K: 0 S: 8 H: 0 LOB: 0 BB: 0 P: 9	R: 0 E: 0 K: 0 S: 6 H: 0 LOB: 0 BB: 0 P: 11	R: 0 E: 1 K: 1 S: 9 H: 1 LOB: 2 BB: 0 P: 16	R: 0 E: 0 K: 1 S: 12 H: 0 LOB: 0 BB: 0 P: 17	R: 2 E: 1 K: 2 S: 18 H: 1 LOB: 0 BB: 0 P: 21	1B: 6 2B: 0 3B: 0 HR: 3 SF: 0 SAC: 0 DP: 0 HBP: 0	WP: 0 PB: 0 SB: 0 CS: 0 PA: 41					

PITCHER	IP	WLS	BF	H	R	ER	SO	BB	IBB	HBP	BLK	WP	HR	S	P	ERA	WHIP
39 Kevin Gausman, R (1, 1) ERA: 3.57	5.0		22	7	3	2	3	0	0	0	0	0	2	62	91	3.60	1.400
47 Evan Meek, R (6, 1) ERA: 6.1	1.0		3	0	0	0	0	0	0	0	0	0	0	8	9	0.00	0.000
58 Ryan Webb, R (7, 1) ERA: 3.78	1.0		4	1	0	0	0	0	0	0	0	0	0	7	13	0.00	1.000
48 Andrew Miller, L (8, 1) ERA: 1.93	1.0		4	0	0	0	1	0	0	0	0	0	0	8	14	0.00	0.000
53 Zack Britton, L (9, 1) ERA: 1.72	1.0		3	0	0	0	1	0	0	0	0	0	0	12	17	0.00	0.000

PITCHER	IP	WLS	BF	H	R	ER	SO	BB	IBB	HBP	BLK	WP	HR	S	P	ERA	WHIP
56 Darren O'Day, R (10, 1) ERA: 1.64	1.0	L	5	1	2	1	2	0	0	0	0	0	1	18	21	9.00	1.000

TOP

Boston Red Sox @ Baltimore Orioles

Oriole Park at Camden Yards, Baltimore, MD

Fri Sep 19 2014, 7:08 PM - 10:49 PM EDT

Att. 39,079 - Overcast - 70 F

livebaseballscorecards.com

AB	41
R	5
H	9
RBI	4
BB	0
SO	7
LOB	11

Batter	1	2	3	4	5	6	7	8	9	10	AB	R	H	RBI	BB	SO	LOB
12 Alejandro De Aza, L (1, 7) (8, 8) OBP: 0.319, SLG: 0.390	B FF 90 B SI 88 F FF 90 X FF 90 2-1 ① L8		D CH 86 B FF 92 X SI 93 2-0 23 1B 28 BB 1-3 1B		B FF 91 B SI 90 X FF 91 2-0 9 1B 2B		B FF 88 C FF 87 B SL 85 C SI 88 F FF 91 B SL 86 F FF 89 X FF 89 3-2 27 3B 2B		C CU 76 C FF 94 B FF 95 S FO 87 1-3 ③ K2-3		5	1	3	0	0	1	0
9 David Lough, L (1, 8) OBP: 0.296, SLG: 0.360 27 Delmon Young, R (7, PH) OBP: 0.329, SLG: 0.441 (8, 7)	X FF 92 0-0 ② L8		X CH 84 0-0 ② P3		B CH 84 C CH 83 C SL 83 B FF 91 X CH 84 2-2 ② 2-H 1B		B SI 90 D FF 90 X SI 89 2-0 28 E 2-H 3B			C SL 84 S SL 82 X SL 82 0-2 ① G6-3	3 2	0 1	1 1	0 1	0 0	0 0	2 0
28 Steve Pearce, R (1, 9) OBP: 0.376, SLG: 0.557	C FF 92 B SL 83 F FF 94 B SL 84 B CH 82 X FF 94 3-2 ③ P5		B FF 94 C FF 94 B FF 94 D SL 87 B FF 94 4-1 23 1B 1-2 BB		B FF 92 C SL 84 C CH 84 S FF 92 1-3 ③ K		B CU 84 C SL 87 X SL 87 1-1 E6 3-H			C SL 85 F SL 82 B SL 80 X SL 82 1-2 23 G6-4-3 1B	4	0	1	0	1	1	1
23 Nelson Cruz, R (1, 10) OBP: 0.335, SLG: 0.528		F FF 93 S CH 82 B FF 92 B CH 83 B SL 85 X FF 92 3-2 38 FC3-6 1B	X SL 85 0-0 1-2 2-3 3-H 1B			X FF 92 0-0 18 F9 2B	X SL 88 0-0 ③ L7			S FS 86 D FS 87 S FS 87 F FS 86 B FS 85 F FF 93 F FF 90 X FS 87 2-2 ②③ G6-4-3 1-2f	5	0	3	1	0	0	2
38 Jimmy Paredes, S (1, 5) OBP: 0.353, SLG: 0.531 14 Kelly Johnson, L (9, 5) OBP: 0.291, SLG: 0.355		B CH 84 B FF 92 X FF 91 2-0 ① FC3-6 1-2f	S CH 85 B FF 93 F SI 94 F FF 94 X CH 85 1-2 ③ G4-3			F FF 92 B SL 85 S CH 83 F CH 84 B FF 90 D CH 84 S CH 84 3-3 ① K		C CH 87 B FF 93 S CH 86 B FF 92 F FF 92 X CH 86 2-2 ① G3			4 0	0 0	0 0	0 0	0 0	1 0	5 0
18 Christian Walker, R (1, 3) OBP: 0.143, SLG: 0.286		1 SAFE X FF 90 0-0 ② F7		B SL 82 F FF 90 F SL 82 C SL 81 1-3 ① K		S SL 86 S SL 86 B FF 94 F SL 86 B SL 83 F CH 85 X SL 83 2-2 ② F9 2-3		C CU 83 C SL 88 B SI 92 S SL 85 1-3 ② K			4	0	0	0	0	2	2
3 Ryan Flaherty, L (1, 6) OBP: 0.284, SLG: 0.352		B CH 83 S CH 85 X FF 92 1-1 ③ P6		B FF 92 B FF 93 B SI 89 S SI 90 F CH 84 X CH 84 3-2 ② F9		B SI 90 C SL 87 X SL 86 1-1 ③ F8		B CH 86 C FF 92 C SL 86 F SI 92 B CU 83 X CH 86 2-2 ③ G4-3			4	0	0	0	0	0	2
36 Caleb Joseph, R (1, 2) OBP: 0.276, SLG: 0.375 45 Steve Clevenger, L (9, PH) OBP: 0.291, SLG: 0.354 (10, 2)			B FF 93 F FF 92 X SL 85 1-1 ① G5-3	C SL 86 S CH 84 B SL 85 B FF 94 F CH 84 B FF 94 X FF 92 3-2 ③ F8			C SI 90 C SI 90 B SL 83 C SI 91 1-3 ① K		B CU 74 X FF 92 1-0 ① F8		3 1	0 0	0 0	0 0	1 0	0 0	0 0
6 Jonathan Schoop, R (1, 4) OBP: 0.245, SLG: 0.356			B FF 94 B FF 93 F FF 93 F FF 94 B SL 86 X FF 94 3-2 12 1B 23 1B 1B	C FF 92 B SI 89 B FF 92 B FF 92 F FF 92 X FF 92 3-2 ① L8			B SI 92 X SI 91 1-0 ② G6-3		S FF 94 C SL 81 X FF 95 0-2 ② F9		4	1	1	0	0	0	0
Inning Stats	R: 0 E: 0 K: 0 S: 6 H: 0 LOB: 0 BB: 0 P: 11	R: 0 E: 0 K: 0 S: 7 H: 1 LOB: 1 BB: 0 P: 13	R: 1 E: 0 K: 0 S: 13 H: 3 LOB: 3 BB: 1 P: 24	R: 0 E: 0 K: 1 S: 10 H: 0 LOB: 0 BB: 0 P: 17	R: 0 E: 0 K: 1 S: 10 H: 2 LOB: 1 BB: 0 P: 18	R: 0 E: 0 K: 1 S: 12 H: 1 LOB: 1 BB: 0 P: 18	R: 2 E: 1 K: 1 S: 13 H: 2 LOB: 1 BB: 0 P: 21	R: 0 E: 0 K: 1 S: 11 H: 0 LOB: 0 BB: 0 P: 16	R: 0 E: 0 K: 1 S: 7 H: 0 LOB: 0 BB: 0 P: 9	R: 0 E: 0 K: 0 S: 12 H: 1 LOB: 0 BB: 0 P: 15	1B: 6 2B: 3 3B: 1 HR: 0	SF: 0 SAC: 0 DP: 1 HBP: 0		WP: 0 PB: 0 SB: 0 CS: 0	PA: 40		

PITCHER		IP	WLS	BF	H	R	ER	SO	BB	IBB	HBP	BLK	WP	HR	S	P	ERA	WHIP
64 Allen Webster, R ERA: 5.54	(1, 1)	5.2		24	7	1	1	3	1	0	0	0	0	0	56	98	1.59	1.412
59 Tommy Layne, L ERA: 0.96	(6, 1)	0.1	H	1	0	0	0	0	0	0	0	0	0	0	2	3	0.00	0.000
35 Burke Badenhop, R ERA: 2.35	(7, 1)	0.2	H	2	0	0	0	1	0	0	0	0	0	0	4	6	0.00	0.000
32 Craig Breslow, L ERA: 5.13	(7, 1)	0.0		2	2	1	1	0	0	0	0	0	0	0	6	11	∞	∞
30 Alex Wilson, R ERA: 2.05	(7, 1)	1.1	B	5	0	1	0	1	0	0	0	0	0	0	14	20	0.00	0.000

PITCHER		IP	WLS	BF	H	R	ER	SO	BB	IBB	HBP	BLK	WP	HR	S	P	ERA	WHIP
36 Junichi Tazawa, R ERA: 2.87	(9, 1)	1.0	W	3	0	0	0	1	0	0	0	0	0	0	7	9	0.00	0.000
54 Edward Mujica, L ERA: 3.97	(10, 1)	1.0	S	3	1	0	0	0	0	0	0	0	0	0	12	15	0.00	1.000

BOTTOM

Boston Red Sox @ Baltimore Orioles

Oriole Park at Camden Yards, Baltimore, MD

Fri Sep 19 2014, 7:08 PM - 10:49 PM EDT

Att. 39,079 - Overcast - 70 F

livebaseballscorecards.com

AB	39
R	3
H	10
RBI	2
BB	1
SO	6
LOB	14

Batter	1	2	3	4	5	6	7	8	9	AB	R	H	RBI	BB	SO	LOB
50 Mookie Betts, R (1, 4) OBP: 0.361, SLG: 0.419	B FF 89 B FF 88 B FF 88 B FF 89 4-0 34 HR BB	C CH 84 B FF 90 B KC 75 C FF 91 T FF 92 2-2 K		B KC 74 T FF 91 X CH 85 1-1 F8			B FC 89 C CH 82 S CH 82 F FF 89 B FF 89 F FF 91 F FF 92 F SL 83 S CH 83 2-3 K			3	1	0	0	1	2	2
2 Xander Bogaerts, R (1, 6) OBP: 0.297, SLG: 0.362	C FF 88 X CH 82 0-1 F7		C FF 89 B KC 72 B KC 74 F CH 81 F FF 91 B SL 84 F CH 83 X FF 93 3-2 G4-3		X FF 90 0-0 F8			B FF 94 S SL 86 C FF 94 B FF 94 S FS 87 2-3 K		4	0	0	0	0	1	1
34 David Ortiz, L (1, 10) OBP: 0.356, SLG: 0.520	B FF 90 C KC 74 S SL 85 F FF 90 D KC 75 X KC 75 2-2 1-H HR		B KC 76 F SL 84 X FF 92 1-1 G4-3		X FF 91 0-0 G6-3			X FF 95 0-0 F8		4	1	1	2	0	0	0
5 Allen Craig, R (1, 3) OBP: 0.283, SLG: 0.322	X FF 90 0-0 29 1B 1B		B FF 90 X FF 90 1-0 E5		C FF 90 X FF 90 0-1 F9			C FF 94 F FF 94 F FF 94 F FF 93 S FS 86 0-3 K		4	0	1	0	0	1	0
29 Daniel Nava, S (1, 7) OBP: 0.340, SLG: 0.359	C FF 90 X FF 89 0-1 1-2 1B		B FF 91 C CH 83 B FF 91 X SL 86 2-1 G3			C FF 88 B SL 84 X FF 90 1-1 F8			C FF 96 B CU 81 B FF 97 X SI 96 2-1 G4-3	4	0	1	0	0	0	1
38 Rusney Castillo, R (1, 8) OBP: 0.250, SLG: 0.250	F FF 89 D KC 75 F KC 75 F FF 90 B FF 92 T FF 92 2-2 K			B KC 73 B FF 89 F CH 82 X FF 89 2-1 G4-3		B FF 89 C FF 90 F FF 91 X KC 75 1-2 G5-3			B FF 95 C SI 96 F FF 96 X FF 98 1-2 25 G6-3 1B	4	0	1	0	0	1	2
25 Jackie Bradley Jr., L (1, 9) OBP: 0.268, SLG: 0.268	C FF 91 S FF 90 B FF 90 S FF 92 1-3 K			B FF 90 X FF 90 1-0 F8		C CH 82 B FF 88 B KC 74 S FF 89 X FF 90 2-2 F7			C FF 96 F SI 96 B FF 97 B FF 96 X CU 83 2-2 G6-3 1-2	4	0	0	0	0	1	3
16 Will Middlebrooks, R (1, 5) OBP: 0.257, SLG: 0.265		B SL 81 B FF 90 B FF 90 B FF 89 4-0 55 CS BB		C CH 81 B FF 89 F FF 91 F KC 74 X KC 76 1-2 55 1B 1B			C FF 89 C FF 89 F FF 91 B SL 84 F FF 89 B FF 90 S CH 82 2-3 K		C CU 83 F CU 83 B FF 97 C FF 96 1-3 K	3	0	1	0	1	2	1
55 Christian Vázquez, R (1, 2) OBP: 0.273, SLG: 0.262		B CH 83 B FF 89 S CH 84 1 SAFE F CH 83 B FF 91 S FF 91 3-3 K 1-2		X FF 91 0-0 1-2 1B			X FF 90 0-0 F9			3	0	1	0	0	1	1
Inning Stats	R: 2 E: 0 K: 2 S: 16 H: 3 LOB: 2 BB: 1 P: 25	R: 0 E: 0 K: 2 S: 6 H: 0 LOB: 0 BB: 1 P: 15	R: 0 E: 1 K: 0 S: 10 H: 0 LOB: 1 BB: 0 P: 17	R: 0 E: 0 K: 0 S: 10 H: 2 LOB: 2 BB: 0 P: 15	R: 0 E: 0 K: 0 S: 4 H: 0 LOB: 0 BB: 0 P: 4	R: 0 E: 0 K: 0 S: 8 H: 0 LOB: 0 BB: 0 P: 12	R: 0 E: 0 K: 2 S: 13 H: 0 LOB: 0 BB: 0 P: 17	R: 0 E: 0 K: 2 S: 9 H: 0 LOB: 0 BB: 0 P: 11	R: 0 E: 0 K: 1 S: 11 H: 1 LOB: 1 BB: 0 P: 17	1B: 5 2B: 1 3B: 0 HR: 1 SF: 0 SAC: 0 DP: 1 HBP: 0						

PITCHER	IP	WLS	BF	H	R	ER	SO	BB	IBB	HBP	BLK	WP	HR	S	P	ERA	WHIP
30 Chris Tillman, R (1, 1) ERA: 3.26	7.0	W	28	5	2	2	6	2	0	0	0	0	1	67	105	2.57	1.000
35 Brad Brach, R (8, 1) ERA: 3.0	1.0		3	0	0	0	2	0	0	0	0	0	0	9	11	0.00	0.000
29 Tommy Hunter, R (9, 1) ERA: 3.05	1.0		4	1	0	0	1	0	0	0	0	0	0	11	17	0.00	1.000

PITCHER	IP	WLS	BF	H	R	ER	SO	BB	IBB	HBP	BLK	WP	HR	S	P	ERA	WHIP

TOP

Boston Red Sox @ Baltimore Orioles

Oriole Park at Camden Yards, Baltimore, MD

Sat Sep 20 2014, 7:07 PM - 9:57 PM EDT

Att. 43,015 - Clear - 76 F

livebaseballscorecards.com

AB	33
R	2
H	6
RBI	2
BB	2
SO	9
LOB	11

WP: 0	PA: 35																
PB: 0																	
SB: 0																	
CS: 1																	

BOTTOM

Boston Red Sox @ Baltimore Orioles

Oriole Park at Camden Yards, Baltimore, MD

Sat Sep 20 2014, 7:07 PM - 9:57 PM EDT

Att. 43,015 - Clear - 76 F

livebaseballscorecards.com

Batter	1	2	3	4	5	6	7	8	9	AB	R	H	RBI	BB	SO	LOB
12 Alejandro De Aza, L (1, 7) OBP: 0.320, SLG: 0.389	C FF 90 B FF 93 B FF 92 B FF 92 B FF 92 4-1 27 CS BB		C FF 92 B FF 94 F FF 94 F FF 95 B CH 88 B CH 89 F SL 87 X FF 95 3-2 ① G3-1	B FF 96 S FF 96 F CH 89 B SI 95 S SL 90 2-3 ③ K			B KN 72 C FF 82 F KN 74 B KN 75 X CU 68 2-2 27 1B 23 2B 1B	C KN 73 T KN 75 B KN 75 F KN 77 B KN 75 C KN 75 2-3 ③ K		4	1	1	0	1	2	1
27 Delmon Young, R (1, 10) OBP: 0.336, SLG: 0.446	B SI 91 C SL 86 C SI 94 F CH 87 X SL 90 1-2 ①② G6-3 1-2		B FF 93 B FF 95 F FF 94 B FF 94 X CH 84 3-1 10 HR 1B		X SL 83 0-0 10 HR 1B		C KN 74 1 SAFE 1 SAFE X KN 74 0-1 23 2B 1-2 1B			4	2	3	0	0	0	1
10 Adam Jones, R (1, 8) OBP: 0.316, SLG: 0.472	B FF 94 X FF 91 1-0 ③ G5-3		X FF 95 0-0 1-H HR		B FF 90 F FF 92 X SL 83 1-1 1-H HR		F KN 76 B KN 76 X KN 75 1-1 ① F8			4	2	2	4	0	0	2
23 Nelson Cruz, R (1, 9) OBP: 0.334, SLG: 0.527 9 David Lough, L (7, PR) OBP: 0.296, SLG: 0.360 (8, 9)		B FF 92 X FF 94 1-0 ① F9	B FF 94 S CH 84 F CH 86 X SI 94 1-2 ② G6-3		C FF 92 S FF 92 F FF 94 B SL 85 F FF 93 B FF 94 S FF 93 2-3 ① K		C KN 76 F CU 57 B KN 77 X KN 77 1-2 1-3 2-H 2B			4 0	0 0	1 0	1 0	0 0	1 0	0 0
2 J.J. Hardy, R (1, 6) OBP: 0.315, SLG: 0.381		C SI 91 B SL 86 B SL 87 F CH 86 B SL 88 F CH 86 F CH 89 B SI 95 4-2 3 1B 18 1B BB	C FF 93 B CH 85 S FF 91 S FF 95 1-3 ③ K		C FF 92 F FF 93 B SL 85 B FF 93 F FF 93 X FF 94 2-2 ② L5		B KN 74 B KN 73 F KN 72 S KN 75 F KN 78 B KN 74 S KN 75 3-3 ② K			3	0	0	0	1	2	2
18 Christian Walker, R (1, 3) OBP: 0.273, SLG: 0.636		B CH 87 B FF 95 F CH 87 F SL 87 X CH 88 2-2 3 1B 1-2 1B		C SL 80 F SI 93 B SI 91 X SL 83 1-2 HR	S FF 93 B FF 91 T FF 92 B FF 93 S FF 91 2-3 ③ K		B KN 75 S KN 75 F KN 77 B KN 76 S KN 78 2-3 ③ K			4	1	2	1	0	2	2
3 Ryan Flaherty, L (1, 5) OBP: 0.287, SLG: 0.358		B FF 94 X CH 87 1-0 1-2 2-3 1B		C FF 93 B FF 95 F FF 95 B SI 92 X CH 88 2-2 40 G4-3 6 SH1 2B		B KN 73 B KN 73 B FF 83 C CU 70 T KN 73 3-2 ① K		B KN 72 S KN 72 F KN 73 B KN 76 X KN 74 2-2 ① G5-3		4	1	2	0	0	1	0
40 Nick Hundley, R (1, 2) OBP: 0.271, SLG: 0.361		C FF 95 B SI 96 F FF 96 B SI 94 B FF 96 F SI 90 S CH 88 3-3 ② K		X SI 95 0-0 ① G4-3 2-3		C FF 85 B KN 74 F CU 71 B CU 60 F KN 73 B KN 74 S KN 74 3-3 ② K		C KN 73 B KN 74 B KN 71 F CU 68 S KN 73 2-3 ② K		4	0	0	0	0	3	4
6 Jonathan Schoop, R (1, 4) OBP: 0.246, SLG: 0.355		B FF 95 B FF 97 S FF 94 S SI 94 B FF 97 S CH 89 3-3 ③ K		X FF 94 0-0 ② SH1 3-H		X KN 72 0-0 ③ F9		B KN 73 B KN 74 C FF 83 B KN 72 F KN 72 B KN 73 4-2 BB		2	0	0	1	1	1	3
Inning Stats	R: 0 E: 0 K: 0 S: 6 H: 0 LOB: 0 BB: 1 P: 12	R: 0 E: 0 K: 2 S: 16 H: 2 LOB: 3 BB: 1 P: 30	R: 2 E: 0 K: 1 S: 14 H: 2 LOB: 0 BB: 0 P: 22	R: 2 E: 0 K: 1 S: 11 H: 2 LOB: 0 BB: 0 P: 16	R: 2 E: 0 K: 2 S: 15 H: 2 LOB: 0 BB: 0 P: 22	R: 0 E: 0 K: 2 S: 8 H: 0 LOB: 0 BB: 0 P: 14	R: 1 E: 0 K: 2 S: 17 H: 3 LOB: 2 BB: 0 P: 26	R: 0 E: 0 K: 2 S: 12 H: 0 LOB: 1 BB: 1 P: 22		1B: 6 2B: 2 3B: 0 HR: 3 SF: 0 SAC: 1 DP: 0 HBP: 0				WP: 0 PB: 0 SB: 0 CS: 1 PA: 37		

	AB	R	H	RBI	BB	SO	LOB
AB	33						
R	7						
H	11						
RBI	7						
BB	3						
SO	12						
LOB	15						

PITCHER		IP	WLS	BF	H	R	ER	SO	BB	IBB	HBP	BLK	WP	HR	S	P	ERA	WHIP
62 Rubby De La Rosa, R ERA: 4.5	(1, 1)	4.0	L	19	6	4	4	4	2	0	0	0	0	2	47	80	9.00	2.000
37 Heath Hembree, R ERA: 5.63	(5, 1)	1.0		5	2	2	2	2	0	0	0	0	0	1	15	22	18.00	2.000
35 Steven Wright, R ERA: 3.38	(6, 1)	3.0		13	3	1	1	6	1	0	0	0	0	0	37	62	3.00	1.333

PITCHER	IP	WLS	BF	H	R	ER	SO	BB	IBB	HBP	BLK	WP	HR	S	P	ERA	WHIP

Batter	1	2	3	4	5	6	7	8	9	AB	R	H	RBI	BB	SO	LOB
50 Mookie Betts, R (1, 4) OBP: 0.362, SLG: 0.436	C FF 89 B SI 90 C SL 84 X FF 90 1-2 HR	B FF 91 X SL 84 1-0 ③ FC6-4 1-2f			C CU 78 F SL 86 B FF 92 X FF 92 1-2 ② L8		B SL 81 X SI 92 1-0 7 CS 1B		C SI 92 F SI 92 B SI 92 X SI 92 1-2 ①② G5-4-3 1-2f	5	1	2	1	0	0	2
2 Xander Bogaerts, R (1, 6) OBP: 0.297, SLG: 0.362 7 Jemile Weeks, S (2, 6) OBP: 0.371, SLG: 0.469	C SL 85 B FF 91 F FF 91 X SL 83 1-2 ① G6-3		C FF 90 C FF 91 X SL 87 0-2 1B		B FF 92 C FF 91 X CH 85 1-1 29 BB 52 1B 1B		1 SAFE 1 SAFE B SI 92 M SI 93 B SI 94 B SI 93 C SI 93 B SI 94 4-2 ① 52 L9-6 29 1B 1-2 BB		C SI 93 C SL 83 X FF 93 0-2 ③ L9	1 3	0 1	0 2	0 0	0 1	0 0	0 1
29 Daniel Nava, S (1, 3) OBP: 0.342, SLG: 0.358	C FF 90 C FF 90 F FF 91 B CH 84 B CH 83 S SL 87 2-3 ② K	B SI 90 1 SAFE B SL 86 C FF 91 C FF 91 F FF 92 1 SAFE F SL 85 F CH 84 2-3 ① S FF 91 K			B SL 86 B FF 90 B SI 89 C FF 90 F FF 91 F FF 90 B FF 91 4-2 52 1B 1-2 BB		X SI 93 0-0 1-2 1B			3	0	1	0	1	2	1
52 Yoenis Cespedes, R (1, 7) OBP: 0.300, SLG: 0.455	B FF 92 C FF 92 F SL 86 B CU 79 F FF 91 X FF 92 2-2 16 1B 1B	C FF 91 S SL 85 S SL 84 0-3 ② K			X SL 85 0-0 1-3 2-H 1B		C FC 90 C FF 92 B FF 94 D CU 81 X FF 89 2-2 ②③ L9-6 2-2			4	0	2	1	0	1	3
16 Will Middlebrooks, R (1, 5) OBP: 0.256, SLG: 0.265	F FF 89 X SI 90 0-1 38 FC6-4 1-3 1B	1 SAFE B SL 83 C SL 84 B SL 84 C FF 92 S FF 92 2-3 ③ K			B SL 84 C FF 91 X SL 84 1-1 ③ F7			S FF 90 X FF 91 0-1 ① L8		4	0	1	0	0	1	3
38 Rusney Castillo, R (1, 8) OBP: 0.250, SLG: 0.250	X FF 90 0-0 ③ FC6-4 1-2f			B CU 76 F CU 76 C FF 91 X SL 85 1-2 ① G6-3		S FF 90 C CU 76 B FF 90 S SL 85 1-3 ① K		X FF 93 0-0 3 WP 3 S 1B		4	0	1	0	0	1	2
70 Garin Cecchini, L (1, 10) OBP: 0.455, SLG: 0.444		C FF 91 C FF 91 B CH 84 B FF 92 F FF 92 B CH 87 B SI 92 4-2 73 FC4-6 BB		C CU 76 X SI 92 0-1 3 G6-4-3 1B		B CH 86 C CU 76 B CU 76 F SI 92 F FF 92 F FF 92 F CH 83 S CH 84 2-3 ② K		B CU 78 C SI 89 1 SAFE D FF 89 X FF 89 2-1 ② L7		3	0	1	0	1	1	1
3 David Ross, R (1, 2) OBP: 0.263, SLG: 0.373		B FF 91 S FF 91 B SL 85 1 SAFE F FF 90 X FF 92 2-2 ① L9		F FF 90 S FF 90 B SI 90 X SL 84 1-2 ②③ G6-4-3 1-2f		C FF 91 X FF 92 0-1 HR		C CU 79 S FF 92 F FF 94 B CH 83 C CU 82 1-3 ③ K 1-3		4	1	1	1	0	1	3
73 Bryce Brentz, R (1, 9) OBP: 0.333, SLG: 0.500 25 Jackie Bradley Jr., L (9, PR) OBP: 0.268, SLG: 0.268 (9, 9)		B SL 85 C SL 83 B SI 90 S FF 91 X FF 91 2-2 ② FC4-6 50 FC6-4 1-2f			B FF 89 S FF 89 F SL 83 C FF 92 1-3 ① K	S SI 91 X SL 83 0-1 ③ F8			B SI 92 B SI 92 B SI 92 C SI 91 X SI 92 3-1 50 G5-4-3 1B	4 0	0 0	1 0	0 0	0 0	1 0	1 0

TOP

Boston Red Sox @ Baltimore Orioles

Oriole Park at Camden Yards, Baltimore, MD

Sun Sep 21 2014, 1:37 PM - 4:43 PM EDT

Att. 38,329 - Sunny - 80 F

livebaseballscorecards.com

AB	35
R	3
H	12
RBI	3
BB	3
SO	8
LOB	17

Inning Stats	1	2	3	4	5	6	7	8	9	1B: 10 SF: 0	WP: 1 PA: 38
	R: 1 H: 3 E: 0 LOB: 2 K: 1 BB: 0 S: 17 P: 23	R: 0 H: 0 E: 0 LOB: 1 K: 0 BB: 1 S: 10 P: 19	R: 0 H: 1 E: 0 LOB: 1 K: 3 BB: 0 S: 15 P: 19	R: 0 H: 1 E: 0 LOB: 0 K: 0 BB: 0 S: 8 P: 10	R: 1 H: 2 E: 0 LOB: 2 K: 1 BB: 1 S: 14 P: 22	R: 1 H: 1 E: 0 LOB: 0 K: 2 BB: 0 S: 13 P: 16	R: 0 H: 2 E: 0 LOB: 1 K: 0 BB: 1 S: 7 P: 14	R: 0 H: 1 E: 0 LOB: 1 K: 1 BB: 0 S: 10 P: 13	R: 0 H: 1 E: 0 LOB: 1 K: 0 BB: 0 S: 8 P: 12	2B: 1 SAC: 0 3B: 0 DP: 3 HR: 2 HBP: 0	PB: 0 SB: 1 CS: 1

PITCHER	IP	WLS	BF	H	R	ER	SO	BB	IBB	HBP	BLK	WP	HR	S	P	ERA	WHIP
50 Miguel González, R (1, 1) ERA: 3.33	5.2	L	26	8	3	3	7	2	0	0	0	0	2	75	107	4.76	1.765
58 Ryan Webb, R (6, 1) ERA: 3.72	0.2		4	2	0	0	0	1	0	0	0	0	0	6	11	0.00	4.500
47 Evan Meek, R (7, 1) ERA: 5.64	1.2		5	1	0	0	1	0	0	0	0	1	0	13	18	0.00	0.600
66 T.J. McFarland, L (9, 1) ERA: 2.83	1.0		3	1	0	0	0	0	0	0	0	0	0	8	12	0.00	1.000

PITCHER	IP	WLS	BF	H	R	ER	SO	BB	IBB	HBP	BLK	WP	HR	S	P	ERA	WHIP

Batter	1	2	3	4	5	6	7	8	9	AB	R	H	RBI	BB	SO	LOB
12 Alejandro De Aza, L (1, 7) OBP: 0.319, SLG: 0.386	C SI 93 F SI 93 B SI 93 S CH 83 1-3 K ①	C SI 94 X SI 95 0-1 G4-3 ①	C CU 79 F CH 84 B CH 82 X SI 95 1-2 F7 ②	X CU 80 0-0 G5-3 ①		B FF 94 B SI 94 B SI 95 B SI 92 4-0 9 2B BB		C SI 89 X SL 87 0-1 G3-1 ①		3	1	0	0	1	1	1
9 David Lough, L (1, 8) OBP: 0.302, SLG: 0.371 10 Adam Jones, R (8, PH) OBP: 0.316, SLG: 0.471 (9, 8)	C FF 96 X CH 85 0-1 F8 ②	B FF 95 F SI 95 X SI 94 1-1 G4-3 ③	B CH 83 X SI 94 1-0 1-3 1B	B SI 98 B SI 94 B SI 97 C SI 94 X SI 95 3-1 F9 ②		X SI 94 0-0 27 F8 23 G4-3 1-H 2B		B SI 91 X SI 92 1-0 G5-3 ②		3 1	1 0	2 0	1 0	0 0	0 0	0 0
27 Delmon Young, R (1, 9) OBP: 0.339, SLG: 0.447	B FF 96 X SI 96 1-0 23 S 1B	C SI 96 S FF 93 B SI 98 1 SAFE D SL 88 X SI 97 2-2 G6-3 ③				B SI 92 X SI 94 1-0 F8 ① 2-3		C SL 82 B SI 90 X SI 90 1-1 23 1B 1B		4	0	2	0	0	0	3
23 Nelson Cruz, R (1, 10) OBP: 0.334, SLG: 0.526	C SL 86 C SI 95 B CH 84 X SI 98 1-2 L6 ③ 1-2			X CU 80 0-0 G5-3 ①		S FF 96 X SI 97 0-1 G4-3 ② 3-H		B SI 90 X SI 90 1-0 1-2 1B		4	0	1	1	0	0	1
2 J.J. Hardy, R (1, 6) OBP: 0.313, SLG: 0.378		C SI 94 X SI 95 0-1 G4-3 ①		B SI 98 B SI 94 B SI 97 C SI 94 X SI 95 3-1 F9 ②		B CU 81 C CU 78 F FF 96 B CH 83 S FF 96 2-3 K ③		B SI 90 C SI 90 C SI 90 C SI 91 1-3 K ③		4	0	0	0	0	2	2
18 Christian Walker, R (1, 3) OBP: 0.214, SLG: 0.500 38 Jimmy Paredes, S (9, PH) OBP: 0.346, SLG: 0.520	C FF 98 B SI 96 C SI 96 F SI 98 B FF 98 B SL 87 F SI 96 X CU 80 3-2 G5-3 ②		C CU 80 B SI 96 S FF 96 T FF 98 1-2 K ③			B FF 95 S CU 78 F SI 93 S FF 95 1-3 K ①		C FS 85 F FS 85 T FS 84 0-2 K ①		3 1	0 0	0 0	0 0	0 0	2 1	0 0
3 Ryan Flaherty, L (1, 5) OBP: 0.286, SLG: 0.354			C CU 78 X SI 95 0-1 L8 ①			C CH 84 B SI 95 B CU 78 C CU 77 B FF 96 B CU 78 4-2 36 FC5-4 BB		F FS 86 B FS 85 F FS 85 F FS 86 B FS 86 F FS 85 S FS 87 2-3 K ②		3	0	0	0	1	1	0
36 Caleb Joseph, R (1, 2) OBP: 0.272, SLG: 0.370 45 Steve Clevenger, L (9, PH) OBP: 0.299, SLG: 0.363 34 Quintin Berry, L (9, PR)			B SI 94 C SI 94 F SI 95 S CH 84 1-3 K ①		X FF 95 0-0 L8 ②	C CU 79 F SI 97 B SI 94 X CH 84 1-2 FC5-4 ② 6 FC6-4 1-2f		X FS 86 0-0 1B		3 1 0	0 0 0	0 1 0	0 0 0	0 0 0	1 0 0	1 0 0
6 Jonathan Schoop, R (1, 4) OBP: 0.246, SLG: 0.353 14 Kelly Johnson, L (9, PH) OBP: 0.290, SLG: 0.353			B FF 97 S SL 88 B FF 94 C SI 95 B SI 96 B CH 86 4-2 9 1B BB		C FF 97 F FF 96 X SI 97 1-2 G4-3 ③	C SI 95 B SI 95 B FF 97 X SI 97 2-1 FC6-4 ③ 1-2f		1 SAFE B FF 91 T FF 90 1 SAFE C FF 91 X FF 92 1-2 G4-3 ③		2 1	0 0	0 0	0 0	1 0	0 0	1 1
Inning Stats	R: 0 E: 0 K: 1 S: 9 H: 1 LOB: 1 BB: 0 P: 12	R: 0 E: 0 K: 0 S: 9 H: 0 LOB: 0 BB: 0 P: 13	R: 0 E: 0 K: 1 S: 12 H: 1 LOB: 2 BB: 1 P: 21	R: 0 E: 0 K: 1 S: 6 H: 0 LOB: 0 BB: 0 P: 10	R: 0 E: 0 K: 0 S: 6 H: 0 LOB: 0 BB: 0 P: 7	R: 2 E: 0 K: 1 S: 7 H: 1 LOB: 0 BB: 1 P: 14	R: 0 E: 0 K: 1 S: 10 H: 0 LOB: 1 BB: 1 P: 18	R: 0 E: 0 K: 1 S: 9 H: 2 LOB: 2 BB: 0 P: 13	R: 0 E: 0 K: 2 S: 12 H: 1 LOB: 1 BB: 0 P: 15	1B: 5 2B: 1 3B: 0 HR: 0 SF: 0 SAC: 0 DP: 0 HBP: 0						

PITCHER	IP	WLS	BF	H	R	ER	SO	BB	IBB	HBP	BLK	WP	HR	S	P	ERA	WHIP
56 Joe Kelly, R (1, 1) ERA: 4.15	7.0	W	27	3	2	2	5	3	0	0	0	0	0	59	95	2.57	0.857
59 Tommy Layne, L (8, 1) ERA: 0.95	0.1	H	1	0	0	0	0	0	0	0	0	0	0	2	2	0.00	0.000
35 Burke Badenhop, R (8, 1) ERA: 2.33	0.2	H	4	2	0	0	1	0	0	0	0	0	0	7	11	0.00	3.000
54 Edward Mujica, R (9, 1) ERA: 3.9	1.0	S	4	1	0	0	2	0	0	0	0	0	0	12	15	0.00	1.000

PITCHER	IP	WLS	BF	H	R	ER	SO	BB	IBB	HBP	BLK	WP	HR	S	P	ERA	WHIP

BOTTOM

Boston Red Sox @ Baltimore Orioles

Oriole Park at Camden Yards, Baltimore, MD

Sun Sep 21 2014, 1:37 PM - 4:43 PM EDT

Att. 38,329 - Sunny - 80 F

livebaseballscorecards.com

AB	33
R	2
H	6
RBI	2
BB	3
SO	8
LOB	10

WP: 0 PA: 36
PB: 0
SB: 1
CS: 0

Batter	1	2	3	4	5	6	7	8	9	AB	R	H	RBI	BB	SO	LOB
18 Ben Zobrist, S (1, 8) (3, 6) OBP: 0.356, SLG: 0.397	X SI 91 0-0 ① G3		B CU 79 B SI 91 B CU 76 C FF 91 X FC 87 3-1 ② 1-H 1B			B SI 92 C FC 88 B FS 84 X FC 89 2-1 7 G4-6-3 1B		C CU 76 B CH 82 X SI 92 1-1 7 1B 1-H 2-H 2B		4	1	3	2	0	0	0
7 David DeJesus, L (1, 10) OBP: 0.356, SLG: 0.420	B FF 91 X SI 91 1-0 3 FC6-4 1B		C CU 77 F SI 91 X FF 93 0-2 ③ F7			1 SAFE X SI 91 0-0 ②③ G4-6-3 1-2f		B CU 79 X SI 93 1-0 21 WP 3 PB 21 1B 2-H 1B		4	1	2	1	0	0	2
3 Evan Longoria, R (1, 5) OBP: 0.321, SLG: 0.405	X FC 88 0-0 ② FC6-4 1-2f			B FF 91 B FC 88 X FF 91 2-0 9 G6-4-3 1B			C CU 76 S CU 77 B SI 92 B CH 80 B SI 93 S CU 76 3-3 ① K	S CU 79 C FC 89 B CU 80 B FC 88 H CH 78 3-2 21 WP 21 1B 1-2 HBP		3	1	1	0	0	1	1
21 James Loney, L (1, 3) OBP: 0.335, SLG: 0.381	C CU 74 F CU 79 B FC 88 B FF 92 C CU 78 2-3 ③ K			F FF 92 B CH 83 1 SAFE B SI 92 C CU 76 X FC 88 2-2 ① F8			X CH 79 0-0 ② L4	B SI 90 B FF 88 C SI 90 X SL 87 2-1 1-H 2-H 1B		4	0	1	2	0	1	2
9 Wil Myers, R (1, 9) OBP: 0.293, SLG: 0.317		B CU 75 X FC 88 1-0 ① G3-1		S FF 92 X FF 92 0-1 ②③ G6-4-3 1-2f			B FC 89 S CH 80 B FF 92 F SI 91 F CU 80 F FF 92 S CH 79 2-3 ③ K	X CU 73 0-0 ③ F7		4	0	0	0	0	1	2
2 Nick Franklin, S (1, 4) OBP: 0.268, SLG: 0.302		B FF 91 C SI 91 F FC 88 C SI 93 1-3 ② K			B CU 75 B FF 91 X SI 92 2-0 ① L9			B CU 75 S SI 90 B CU 76 B FC 87 F FF 92 B FF 92 4-2 5 HBP 18 2B BB	C FF 94 C KC 81 B FF 93 F KC 81 B FF 96 C KC 82 2-3 ① K	3	1	0	0	1	2	0
20 Matt Joyce, L (1, 7) OBP: 0.349, SLG: 0.387		B FC 89 C CU 76 B CH 80 B FC 89 F SI 92 C SI 92 3-3 ③ K			X FF 93 0-0 5 CS 1B			S SI 92 D CH 81 S FS 85 F FC 89 B CH 80 1 SAFE S SI 92 2-3 ① K	B CH 86 B CH 87 S FF 95 F FF 95 F KC 81 F FF 96 B CH 88 X FF 95 3-2 HR	4	1	2	1	0	2	1
11 Yunel Escobar, R (1, 6) OBP: 0.324, SLG: 0.340 5 Brandon Guyer, R (3, 8) OBP: 0.335, SLG: 0.369			C FC 88 X FC 88 0-1 18 WP 18 1B 1B		B CU 78 1 SAFE F CU 76 B SI 92 1 SAFE S FF 92 X CH 79 2-2 ②③ F8 1-2			H SI 92 1-0 18 2B 1-2 HBP	S FF 95 X KC 80 0-1 ② L9	1 2	0 1	1 0	0 0	0 0	0 0	0 1
24 Ryan Hanigan, R (1, 2) OBP: 0.319, SLG: 0.332			1 SAFE B FF 93 X FF 92 1-0 ① F9			X FF 91 0-0 ① F9		C FC 89 B FC 89 C FF 93 F FF 92 X FC 88 1-2 ② F1	B FF 95 C FF 96 B FF 95 X FF 95 2-1 ③ P4	4	0	0	0	0	0	3
Inning Stats	R: 0 E: 1 K: 1 S: 6 H: 1 LOB: 1 BB: 0 P: 9	R: 0 E: 0 K: 2 S: 7 H: 0 LOB: 0 BB: 0 P: 12	R: 0 E: 0 K: 0 S: 8 H: 2 LOB: 1 BB: 0 P: 12	R: 0 E: 0 K: 0 S: 6 H: 1 LOB: 0 BB: 0 P: 10	R: 0 E: 0 K: 0 S: 5 H: 1 LOB: 0 BB: 0 P: 9	R: 0 E: 0 K: 0 S: 4 H: 1 LOB: 0 BB: 0 P: 6	R: 0 E: 0 K: 2 S: 9 H: 0 LOB: 0 BB: 0 P: 14	R: 5 E: 0 K: 1 S: 18 H: 3 LOB: 1 BB: 1 P: 33	R: 1 E: 0 K: 1 S: 13 H: 1 LOB: 0 BB: 0 P: 20	1B: 8 2B: 1 3B: 0 HR: 1 SF: 0 SAC: 0 DP: 2 HBP: 2						

TOP

Tampa Bay Rays @ Boston Red Sox

Fenway Park, Boston, MA

Tue Sep 23 2014, 7:13 PM - 10:27 PM EDT

Att. 35,566 - Partly Cloudy - 70 F

livebaseballscorecards.com

AB	33
R	6
H	10
RBI	6
BB	1
SO	7
LOB	12

PITCHER		IP	WLS	BF	H	R	ER	SO	BB	IBB	HBP	BLK	WP	HR	S	P	ERA	WHIP
11 Clay Buchholz, R ERA: 5.31	(1, 1)	7.2	L	30	8	5	5	6	1	0	2	0	1	0	60	100	5.87	1.174
59 Tommy Layne, L ERA: 0.95	(8, 1)	0.0		1	1	0	0	0	0	0	0	0	1	0	2	4	∞	∞
36 Junichi Tazawa, R ERA: 2.86	(8, 1)	0.1		1	0	0	0	0	0	0	0	0	0	0	1	1	0.00	0.000
68 Matt Barnes, R ERA: 3.86	(9, 1)	1.0		4	1	1	1	1	0	0	0	0	0	1	13	20	9.00	1.000

PITCHER	IP	WLS	BF	H	R	ER	SO	BB	IBB	HBP	BLK	WP	HR	S	P	ERA	WHIP

Batter	1	2	3	4	5	6	7	8	9	AB	R	H	RBI	BB	SO	LOB
50 Mookie Betts, R (1, 4) OBP: 0.360, SLG: 0.438	B FF 92 B KC 78 B FF 92 C FF 92 C FF 92 X FF 92 3-2 ① P4		C KC 80 1 SAFE X CH 88 0-1 ②③ FC5-4 1-2f		B KC 81 C CH 88 F CH 89 X FF 92 1-2 ③ G6-3 1-2			C FF 94 C FF 95 F FF 94 F FF 94 B CH 81 F FF 95 B FF 94 F CH 80 F FF 94 3-2 F FF 94 B CH 80 X CH 80 7 WP 7 SF7 2B		4	1	1	0	0	0	2
7 Jemile Weeks, S (1, 6) OBP: 0.385, SLG: 0.471	B FF 93 C FF 92 F FF 92 B CH 88 B FF 93 B FF 93 4-2 34 G6-5-3 BB			B KC 78 B FF 92 C FF 92 X FF 92 2-1 ① G4-3		B KC 79 C FF 92 C KC 79 B CH 87 F CH 87 X CH 89 2-2 34 G6-5-3 1B		B FF 94 C FF 93 F FF 92 F FF 93 F FF 94 B FF 93 F FF 92 3-2 ② X FF 92 SF7 2-H		2	0	1	1	1	0	0
34 David Ortiz, L (1, 10) OBP: 0.355, SLG: 0.517	B FF 91 1 SAFE B CH 87 F FF 92 1 SAFE X CH 88 2-1 ②③ G6-5-3 1-2f			B KC 80 C KC 80 B CH 89 X CH 88 2-1 ② L8		S FF 93 1 SAFE C KC 82 B FF 93 1 SAFE B FF 93 B CH 89 X CH 89 3-2 ①② G6-5-3 1-2f		B CH 81 B CH 80 B FF 90 B FF 88 4-0 BB		3	0	0	0	1	0	2
52 Yoenis Cespedes, R (1, 7) OBP: 0.300, SLG: 0.453 73 Bryce Brentz, R (9, 7) OBP: 0.333, SLG: 0.500		C FF 92 S CH 88 S CH 89 0-3 ① K		C KC 82 X KC 82 0-1 29 2B 1B		B FF 94 X CH 88 1-0 ③ G6-3		C FF 92 C CU 82 D SL 84 C CU 82 1-3 ③ K		4 0	1 0	1 0	0 0	0 0	2 0	1 0
29 Daniel Nava, S (1, 3) OBP: 0.344, SLG: 0.361		C FF 92 B KC 81 B SI 92 F CH 88 X FF 92 2-2 E4 38 G5-3		1 SAFE C FF 92 1 SAFE X CH 88 0-1 1-H 2B			C FF 92 C KC 80 B KC 81 H FF 92 2-2 70 1B HBP		B FF 89 C FF 88 F FS 80 S FS 80 1-3 ① K	3	0	1	1	0	1	0
38 Rusney Castillo, R (1, 8) OBP: 0.200, SLG: 0.200		B FF 92 B FF 91 B FF 91 C FF 91 X SI 91 3-1 ② G5-3 1-2		C KC 80 S CH 89 S CH 89 0-3 ③ K			X FF 91 0-0 ① L4		C FF 89 X FF 89 0-1 ② F9	4	0	0	0	0	1	3
70 Garin Cecchini, L (1, 5) OBP: 0.400, SLG: 0.385		C FF 92 C CH 87 X CH 87 0-2 ③ L9			C KC 79 B FF 91 B KC 80 F FF 92 B FF 92 X FF 92 3-2 ① F9		B KC 79 B CH 87 X CH 88 2-0 55 G1-4-3 1-2 1B		B CU 76 C FF 87 S FS 80 C FF 88 1-3 ③ K	4	0	1	0	0	1	1
55 Christian Vázquez, R (1, 2) OBP: 0.280, SLG: 0.265			B KC 79 C FF 92 C CH 87 B CH 88 B CH 89 B CH 88 4-2 50 FC5-4 BB		B KC 80 F FF 92 B KC 79 B CH 87 X FF 92 3-1 50 WP 1B		X FF 91 0-0 ②③ G1-4-3 1-2f			2	0	1	0	1	0	2
25 Jackie Bradley Jr., L (1, 9) OBP: 0.266, SLG: 0.266			F FF 92 D CH 88 F CH 87 B FF 92 F CH 86 B CH 88 C FF 92 3-3 ① K		D CH 87 X CH 87 1-0 ② F9			C FF 92 F FF 93 F FF 94 S CH 79 0-3 ① K2-3		3	0	0	0	0	2	2
Inning Stats	R: 0 E: 0 K: 0 S: 7 H: 0 LOB: 0 BB: 1 P: 16	R: 0 E: 1 K: 1 S: 11 H: 0 LOB: 1 BB: 0 P: 16	R: 0 E: 0 K: 1 S: 8 H: 0 LOB: 1 BB: 1 P: 15	R: 1 E: 0 K: 1 S: 11 H: 2 LOB: 1 BB: 0 P: 15	R: 0 E: 0 K: 0 S: 9 H: 1 LOB: 1 BB: 0 P: 17	R: 0 E: 0 K: 0 S: 8 H: 1 LOB: 0 BB: 0 P: 14	R: 0 E: 0 K: 0 S: 5 H: 1 LOB: 1 BB: 0 P: 9	R: 1 E: 0 K: 2 S: 23 H: 1 LOB: 1 BB: 1 P: 34	R: 0 E: 0 K: 2 S: 8 H: 0 LOB: 0 BB: 0 P: 10	1B: 4 2B: 2 3B: 0 HR: 0 SF: 1 SAC: 0 DP: 3 HBP: 1						

BOTTOM

Tampa Bay Rays @ Boston Red Sox

Fenway Park, Boston, MA

Tue Sep 23 2014, 7:13 PM - 10:27 PM EDT

Att. 35,566 - Partly Cloudy - 70 F

livebaseballscorecards.com

AB	29
R	2
H	6
RBI	2
BB	3
SO	7
LOB	13

WP: 2	PA: 34
PB: 0	
SB: 0	
CS: 0	

PITCHER		IP	WLS	BF	H	R	ER	SO	BB	IBB	HBP	BLK	WP	HR	S	P	ERA	WHIP
53 Alex Cobb, R ERA: 2.75	(1, 1)	7.0	W	26	5	1	1	3	2	0	1	0	1	0	59	102	1.29	1.000
26 Brad Boxberger, R ERA: 2.37	(8, 1)	0.2		4	1	1	1	1	1	0	0	0	1	0	20	30	13.50	3.000
50 Grant Balfour, R ERA: 5.07	(8, 1)	0.1	H	1	0	0	0	1	0	0	0	0	0	0	3	4	0.00	0.000
62 Joel Peralta, R ERA: 4.23	(9, 1)	1.0		3	0	0	0	2	0	0	0	0	0	0	8	10	0.00	0.000

PITCHER	IP	WLS	BF	H	R	ER	SO	BB	IBB	HBP	BLK	WP	HR	S	P	ERA	WHIP

Tampa Bay Rays @ Boston Red Sox

Fenway Park, Boston, MA

Wed Sep 24 2014, 7:12 PM - 10:52 PM EDT

Att. 35,741 - Partly Cloudy - 61 F

livebaseballscorecards.com

Batter	1	2	3	4	5	6	7	8	9	AB	R	H	RBI	BB	SO	LOB
18 Ben Zobrist, S (1, 10) OBP: 0.356, SLG: 0.399	C FF 89 C FF 90 B CU 80 X FF 92 1-2 3 BB 9 2B 1B		B CU 76 C FF 89 S CH 83 B CH 83 B FF 91 F FF 89 F CH 84 F FF 90 X CH 82 3-2 ① G3		C FF 90 F FF 92 B CH 84 X FF 92 1-2 ② F7		S CH 82 X CU 76 0-1 ③ F8		C FF 94 F FF 93 D CU 82 X FF 93 1-2 1-H 2B	5	1	2	1	0	0	1
39 Kevin Kiermaier, L (1, 8) OBP: 0.315, SLG: 0.450	B FF 91 C CU 76 X CU 77 1-1 ① P5		B CU 77 B FF 90 C FF 90 X CH 84 2-1 3B		C FF 92 B CU 78 X CU 77 1-1 1B			B FF 93 T FF 92 X SI 93 1-1 ① G4-3	B FF 94 C FF 92 B CU 78 S CU 79 X FF 94 2-2 ③ F8	5	0	2	0	0	0	2
3 Evan Longoria, R (1, 5) OBP: 0.322, SLG: 0.407	C FF 92 F FF 92 B FF 92 1 SAFE D CU 79 B FF 93 B CU 78 4-2 9 2B 2 SF8 1-2 BB		X CH 83 0-0 E5		C FF 92 D CH 82 F FF 92 B FF 92 1 SAFE X FF 92 2-2 ③ F8			F SI 93 B SL 81 X SL 79 1-1 2 1B 2B		3	1	1	0	1	0	2
9 Wil Myers, R (1, 9) OBP: 0.292, SLG: 0.319	C FF 91 S CH 84 F CU 79 B FF 92 B FF 90 F FF 91 X CH 85 2-2 2 SF8 1-3 2-H 2B		X FF 90 0-0 ② P3			B FF 90 F FF 90 X FF 90 1-1 ① G4-3		X SI 93 0-0 ② L5		4	0	1	1	0	0	3
2 Nick Franklin, S (1, 4) OBP: 0.267, SLG: 0.303	D CU 78 X FF 91 1-0 ② SF8 2-3 3-H		B FF 91 3 SAFE C CU 77 F CU 77 B CU 78 D CU 78 F CU 78 T CU 79 3-2 ③ K			X FF 91 0-0 ② F7		C SL 81 F FF 94 D SL 81 D SL 81 X SI 94 2-2 2-3 1B		3	0	1	1	0	1	2
11 Logan Forsythe, R (1, 6) OBP: 0.291, SLG: 0.336	X FF 90 0-0 ③ G5-3			C FF 90 C SL 82 F FF 91 F FF 93 F CU 78 B CH 83 B FF 92 F CU 78 X FF 91 2-2 ① F9		B FF 91 B FF 90 X FF 90 2-0 ③ P4		D CH 87 X SI 92 1-0 ③ G5-3		4	0	0	0	0	0	3
5 Brandon Guyer, R (1, 7) OBP: 0.337, SLG: 0.369		C FF 90 B SL 82 F FF 90 X FF 92 1-2 1 G6-4-3 1B		X FF 91 0-0 ② G4-3			C FF 89 X CU 76 0-1 ① G5-3		C FF 92 B SI 92 B CU 80 F FF 92 H FF 94 3-2 18 2B HBP	3	1	1	0	0	0	0
1 Sean Rodríguez, R (1, 3) OBP: 0.255, SLG: 0.431		C CU 78 F FF 92 X FF 92 0-2 ① ② G6-4-3 1-2f		B CU 78 B CU 79 X FF 92 2-0 ③ F7			F FF 91 B SL 82 X FF 91 1-1 2B		F FF 93 C FF 93 C FF 93 0-3 ① K	4	0	1	0	0	1	2
59 Curt Casali, R (1, 2) OBP: 0.268, SLG: 0.208 28 José Molina, R (4, 2) OBP: 0.229, SLG: 0.185		B FF 90 C CU 77 B CU 76 F FF 91 S FF 90 2-3 ③ K			X FF 90 0-0 ① F8		X FF 90 0-0 ② F9		F FF 94 F FF 94 D CU 82 B FF 93 F FF 94 F FF 93 S CU 80 2-3 ② K	1 3	0 0	0 0	0 0	0 0	1 1	0 2
Inning Stats	R: 2 E: 0 K: 0 S: 14 H: 2 LOB: 1 BB: 1 P: 23	R: 0 E: 0 K: 1 S: 9 H: 1 LOB: 0 BB: 0 P: 12	R: 0 E: 1 K: 1 S: 14 H: 1 LOB: 2 BB: 0 P: 22	R: 0 E: 0 K: 0 S: 9 H: 0 LOB: 0 BB: 0 P: 13	R: 0 E: 0 K: 0 S: 9 H: 1 LOB: 1 BB: 0 P: 13	R: 0 E: 0 K: 0 S: 4 H: 0 LOB: 0 BB: 0 P: 7	R: 0 E: 0 K: 0 S: 7 H: 1 LOB: 1 BB: 0 P: 8	R: 0 E: 0 K: 0 S: 9 H: 2 LOB: 2 BB: 0 P: 14	R: 1 E: 0 K: 2 S: 16 H: 1 LOB: 1 BB: 0 P: 24	1B: 4 2B: 4 3B: 1 HR: 0 SF: 1 SAC: 0 DP: 1 HBP: 1						

	AB	35
	R	3
	H	9
	RBI	3
	BB	1
	SO	4
	LOB	17

	WP: 0	PA: 38
	PB: 0	
	SB: 0	
	CS: 0	

PITCHER	IP	WLS	BF	H	R	ER	SO	BB	IBB	HBP	BLK	WP	HR	S	P	ERA	WHIP
63 Anthony Ranaudo, R (1, 1) ERA: 4.81	7.0	W	28	6	2	2	2	1	0	0	0	0	0	66	98	2.57	1.000
66 Drake Britton, L (8, 1) ERA:	1.0		5	2	0	0	0	0	0	0	0	0	0	9	14	0.00	2.000
71 Edwin Escobar, L (9, 1) ERA: 4.5	1.0		5	1	1	1	2	0	0	1	0	0	0	16	24	9.00	1.000

PITCHER	IP	WLS	BF	H	R	ER	SO	BB	IBB	HBP	BLK	WP	HR	S	P	ERA	WHIP

Tampa Bay Rays @ Boston Red Sox

Fenway Park, Boston, MA

Wed Sep 24 2014, 7:12 PM - 10:52 PM EDT

Att. 35,741 - Partly Cloudy - 61 F

BOTTOM

livebaseballscorecards.com

Batter	1	2	3	4	5	6	7	8	9	AB	R	H	RBI	BB	SO	LOB
50 Mookie Betts, R (1, 4) OBP: 0.366, SLG: 0.436	B FF 90 C FF 92 S FS 85 B FF 91 T FS 86 2-2 ① K	D SL 80 D FS 85 B FF 90 B FF 90 4-0 2 SF7 1-2 BB		C FF 90 D FS 84 B FS 83 X FF 91 2-1 2 1B 29 2B 1-2 2-3 1B	C FF 93 F FF 93 B FF 94 T FF 93 1-2 ② K	B FF 94 C FF 93 B SL 82 S FF 94 F FF 94 B FS 84 B FF 94 4-2 E1 1-3 2-H 3-H BB				3	1	1	1	2	2	0
2 Xander Bogaerts, R (1, 6) OBP: 0.298, SLG: 0.363	C FF 91 B CU 73 F FF 92 B FF 92 X FS 84 2-2 52 1B 1B	C FF 90 B SL 81 X FS 83 1-1 ② SF7 1-2 2-3 3-H		C SL 80 F SI 92 B FS 82 F SL 84 X FF 92 1-2 29 2B 1-2 2-H 3-H 1B	C SL 84 X FF 94 0-1 ③ G1-3	B FF 93 C SL 82 C SL 83 F FF 93 F FF 94 F FS 84 F FF 94 S FS 85 1-3 ③ K2-3				4	1	2	3	0	1	2
29 Daniel Nava, S (1, 9) OBP: 0.344, SLG: 0.363 25 Jackie Bradley Jr., L (8, 9) OBP: 0.266, SLG: 0.266	B FF 92 C FF 92 D FS 84 F FS 84 S FF 91 2-3 ② K	B CU 70 S FF 91 F FF 91 B FF 90 F FF 92 B FF 92 F FF 91 B FF 91 4-2 BB		C SI 91 D FS 82 B FS 80 X SI 89 2-1 70 WP 38 WP 1-H 2-H 2B		B FF 92 B FF 92 C FF 92 F FF 91 C KC 77 2-3 ① K	X FF 89 0-0 ① G6-3			4 0	1 0	1 0	2 0	1 0	2 0	1 0
52 Yoenis Cespedes, R (1, 10) OBP: 0.301, SLG: 0.455	B FF 92 F SL 80 D FS 85 F FS 84 F FF 92 F FF 90 X FC 86 2-2 1-3 1B	B SL 81 X FF 91 1-0 ③ F9		C SL 82 C SL 84 X SL 84 0-2 ① L7		C FF 93 F FF 93 X KC 77 0-2 70 HBP 38 BB 2B	C FF 90 X SL 84 0-1 ② G5-3			5	1	2	0	0	0	4
5 Allen Craig, R (1, 3) OBP: 0.283, SLG: 0.320 20 Ryan Lavarnway, R (7, 3)	C SL 78 S FS 85 S FF 91 0-3 ③ K	B FF 90 T FF 90 X SL 79 1-1 ① F9		C SI 91 F SL 83 B FF 92 X FS 83 1-2 ② G5-3		B FF 93 B SL 84 D SL 86 B FF 92 4-0 38 BB 70 HBP 55 BB BB	B SL 83 C FF 89 X FF 90 1-1 ③ F8			3 1	1 0	0 0	0 0	1 0	1 0	3 0
70 Garin Cecchini, L (1, 5) OBP: 0.450, SLG: 0.563		C FF 89 B CU 70 B FF 90 X FF 90 2-1 HR	C CU 69 B FS 85 B FF 90 S FS 84 F FF 90 F FF 91 B FS 82 X FS 84 3-2 ② G1-3	B CU 76 B FF 91 F FS 79 B FF 91 B FS 80 4-1 38 WP 2-3 BB		C SL 86 B FF 92 S FF 92 F FF 92 H KC 78 2-2 55 BB 38 BB 50 PB 1-2 2-3 HBP		F SI 91 C FF 90 B SI 91 B CU 75 F FF 91 B CU 76 C SI 91 3-3 ① K		3	2	1	1	1	1	0
38 Rusney Castillo, R (1, 8) OBP: 0.240, SLG: 0.174		C FS 83 B SL 79 X SL 81 1-1 ① G6-3	S FF 90 F FF 91 X FF 91 0-2 ③ F8	F SL 84 B SI 90 F SL 84 B SI 91 B FS 82 F FF 92 F SL 83 F SL 82 F SI 93 4-2 73 FC6-4 1-2 3-H BB		B SL 86 S SL 86 B FF 93 B FF 92 B SL 86 4-1 55 BB 50 PB 1-2 2-3 3-H BB		F SI 87 T FF 90 C SI 90 0-3 ② K		3	1	0	1	2	1	0
73 Bryce Brentz, R (1, 7) OBP: 0.364, SLG: 0.545		B FF 91 C FF 90 B FS 85 B SL 82 X FF 91 3-1 55 1B 2 SF7 1B	A FF 89 B FS 83 B FF 91 B SL 80 X FF 90 2-2 50 1B 2 1B 2B X SI 90 0-0 FC6-4 1-2B			F FF 93 S FF 93 S FF 94 0-3 ② K			C FF 91 C CU 74 F FF 90 F FF 90 F FF 90 B CU 76 B CU 75 F FF 90 S FF 89 2-3 ③ K		5	2	2	0	0	2	5
55 Christian Vázquez, R (1, 2) OBP: 0.289, SLG: 0.268 61 Dan Butler, R (8, 2) OBP: 0.250, SLG: 0.333		B CU 73 D SL 80 F FF 91 B FF 90 C SL 82 1 SAFE X FS 85 3-2 2 SF7 50 BB 1-3 1B		B FS 83 C FF 90 D FS 83 D SL 81 C FF 90 B FF 91 4-2 50 1B 2 1B BB	B FF 92 F FF 92 B FF 92 C SL 85 X FF 93 2-2 ① G5-3	B FF 94 B FF 93 B FF 94 C FF 94 S FF 93 F FF 93 D FF 94 4-2 50 E 50 PB 1-2 2-3 3-H BB				2 0	1 0	1 0	1 0	2 0	0 0	0 0
Inning Stats	R: 0 E: 0 K: 3 S: 17 H: 2 LOB: 2 BB: 0 P: 25	R: 2 E: 0 K: 0 S: 17 H: 3 LOB: 3 BB: 2 P: 36	R: 0 E: 0 K: 0 S: 10 H: 0 LOB: 0 BB: 0 P: 14	R: 5 E: 0 K: 0 S: 28 H: 4 LOB: 2 BB: 3 P: 48	R: 0 E: 0 K: 1 S: 8 H: 0 LOB: 0 BB: 0 P: 11	R: 4 E: 1 K: 3 S: 26 H: 1 LOB: 2 BB: 4 P: 47	R: 0 E: 0 K: 0 S: 5 H: 0 LOB: 0 BB: 0 P: 6	R: 0 E: 0 K: 3 S: 14 H: 0 LOB: 0 BB: 0 P: 19			1B: 6 2B: 3 3B: 0 HR: 1 SF: 1 SAC: 0 DP: 0 HBP: 1			WP: 2 PB: 2 SB: 0 CS: 0 PA: 44		

PITCHER		IP	WLS	BF	H	R	ER	SO	BB	IBB	HBP	BLK	WP	HR	S	P	ERA	WHIP
23 Jake Odorizzi, R ERA: 4.13	(1, 1)	3.0	L	19	7	5	5	3	3	0	0	0	0	1	52	91	15.00	3.333
47 Brandon Gomes, R ERA: 3.78	(4, 1)	1.0		7	2	2	2	0	2	0	0	0	2	0	20	32	18.00	4.000
49 Kirby Yates, R ERA: 3.82	(5, 1)	1.1		8	1	4	3	2	2	0	1	0	0	0	18	33	20.25	2.250
54 Steve Geltz, R ERA: 2.35	(6, 1)	0.2		4	0	0	0	2	2	0	0	0	0	0	16	25	0.00	3.000
27 Cesár Ramos, L ERA: 3.79	(7, 1)	1.0		3	0	0	0	0	0	0	0	0	0	0	5	6	0.00	0.000

PITCHER		IP	WLS	BF	H	R	ER	SO	BB	IBB	HBP	BLK	WP	HR	S	P	ERA	WHIP
38 Jeff Beliveau, L ERA: 1.54	(8, 1)	1.0		3	0	0	0	3	0	0	0	0	0	0	14	19	0.00	0.000

AB	33
R	11
H	10
RBI	9
BB	9
SO	10
LOB	15

Tampa Bay Rays @ Boston Red Sox

Fenway Park, Boston, MA

Thu Sep 25 2014, 7:12 PM - 10:26 PM EDT

Att. 36,590 - Cloudy - 63 F

TOP

livebaseballscorecards.com

Batter	1	2	3	4	5	6	7	8	9	AB	R	H	RBI	BB	SO	LOB
18 Ben Zobrist, S (1, 6) OBP: 0.356, SLG: 0.398	B FF 93 C FF 92 S CH 84 B CH 85 B FF 93 X FF 93 3-2 ① G4-3	B CH 84 S CH 84 X FF 94 1-1 7 CS 1-3 2-H 1B			B FF 92 C SI 89 B SI 92 X FF 91 2-1 ① G4-3		S CH 84 B CU 76 X CH 84 1-1 ② FC4-6 7 WP 1-2f			4	0	1	1	0	0	1
7 David DeJesus, L (1, 10) OBP: 0.351, SLG: 0.413	C FF 93 B FF 93 B CH 85 X SI 92 2-1 ② G3-1	S CH 84 D FF 94 1-1 ③ CS 1-2	X FF 91 0-0 ① F7		C FF 92 F SL 83 B FF 92 B CH 83 F CH 85 C SL 84 2-3 ② K		B FF 92 S SL 82 S CH 83 F FF 94 B SL 81 B CH 84 X CH 84 3-2 ③ G6-3 1-2			4	0	0	0	0	1	1
3 Evan Longoria, R (1, 5) OBP: 0.323, SLG: 0.408 1 Sean Rodríguez, R (7, 5) OBP: 0.254, SLG: 0.429	X FF 95 0-0 21 1B 1B		C FF 92 C CH 84 B SL 85 X SL 83 1-2 ② P5		S CH 85 X FF 95 0-1 1B			C SL 86 S SL 87 B FF 92 F FF 93 S SL 85 1-3 ① K		3 1	0 0	2 0	0 0	0 0	0 1	0 0
21 James Loney, L (1, 3) OBP: 0.335, SLG: 0.380	C SI 93 S FF 91 X CH 86 0-2 1-2 1B		B FF 92 X SI 92 1-0 ③ G1-6-3		C FF 93 F FF 93 F FF 92 B FF 94 F SL 83 B SL 86 B FF 93 S CH 85 3-3 ③ K			B FF 94 B FF 92 C SL 85 F CH 87 C SI 91 2-3 ② K		4	0	1	0	0	2	1
9 Wil Myers, R (1, 9) OBP: 0.292, SLG: 0.319	B SL 85 X FF 93 1-0 ③ F9			C FF 92 B FF 94 S SL 83 F SL 85 S CH 84 1-3 ① K		C SL 84 F FF 90 B CH 85 C FF 93 1-3 ① K		X SL 86 0-0 1B		4	0	1	0	0	2	2
2 Nick Franklin, S (1, 4) OBP: 0.253, SLG: 0.286		C FF 93 B CU 76 F SI 92 B CU 76 X FF 92 2-2 ① G4-3		X SI 91 0-0 ② F8		B SL 83 X SI 92 1-0 ② F8		C SI 92 X SI 93 0-1 ③ F7		4	0	0	0	0	0	1
20 Matt Joyce, L (1, 7) OBP: 0.348, SLG: 0.386		B FF 92 X FF 92 1-0 ② G3		C CH 85 X SI 92 0-1 24 1B 1B		X CH 85 0-0 ③ G3-1			B FF 88 S FF 89 X FF 88 1-1 ① F8	4	0	1	0	0	0	0
24 Ryan Hanigan, R (1, 2) OBP: 0.327, SLG: 0.335 5 Brandon Guyer, R (9, PH) OBP: 0.336, SLG: 0.368		H FF 94 1-0 39 1B 18 1B HBP		C SL 82 X SI 91 0-1 1-2 1B			B FF 89 B FF 92 B FF 91 B FF 88 4-0 39 FC3-6 BB		C FF 88 C FS 81 S FF 88 0-3 ② K	1 1	1 0	1 0	0 0	1 0	0 1	0 0
39 Kevin Kiermaier, L (1, 8) OBP: 0.314, SLG: 0.448		X FF 91 0-0 18 1B 1-2 1B		C FF 95 B CU 76 F FF 94 F SL 85 B FF 93 B CH 85 S CH 84 3-3 ③ K			B CH 84 D FF 92 C FF 94 X FF 92 2-1 ① FC3-6 18 FC4-6 1-2f		X FS 80 0-0 ③ G4-3	4	0	1	0	0	1	3

	AB	34
	R	1
	H	8
	RBI	1
	BB	1
	SO	8
	LOB	9

Inning Stats	1	2	3	4	5	6	7	8	9
	R: 0 E: 0 K: 0 S: 10	R: 1 E: 0 K: 0 S: 8	R: 0 E: 0 K: 0 S: 5	R: 0 E: 0 K: 2 S: 13	R: 0 E: 0 K: 2 S: 13	R: 0 E: 0 K: 1 S: 5	R: 0 E: 0 K: 0 S: 8	R: 0 E: 0 K: 2 S: 10	R: 0 E: 0 K: 1 S: 6
	H: 2 LOB: 2 BB: 0 P: 16	H: 2 LOB: 1 BB: 0 P: 14	H: 0 LOB: 0 BB: 0 P: 7	H: 2 LOB: 2 BB: 0 P: 17	H: 1 LOB: 1 BB: 0 P: 20	H: 0 LOB: 0 BB: 0 P: 7	H: 0 LOB: 1 BB: 1 P: 18	H: 1 LOB: 1 BB: 0 P: 13	H: 0 LOB: 0 BB: 0 P: 7

1B: 8 SF: 0
2B: 0 SAC: 0
3B: 0 DP: 0
HR: 0 HBP: 1

WP: 1 PA: 37
PB: 0
SB: 0
CS: 1

PITCHER		IP	WLS	BF	H	R	ER	SO	BB	IBB	HBP	BLK	WP	HR	S	P	ERA	WHIP
64 Allen Webster, R ERA: 5.03	(1, 1)	7.0	W	29	7	1	1	5	1	0	1	0	1	0	62	99	1.29	1.143
30 Alex Wilson, R ERA: 1.98	(8, 1)	1.0		4	1	0	0	2	0	0	0	0	0	0	10	13	0.00	1.000
19 Koji Uehara, R ERA: 2.52	(9, 1)	1.0		3	0	0	0	1	0	0	0	0	0	0	6	7	0.00	0.000

PITCHER	IP	WLS	BF	H	R	ER	SO	BB	IBB	HBP	BLK	WP	HR	S	P	ERA	WHIP

Tampa Bay Rays @ Boston Red Sox

Fenway Park, Boston, MA

Thu Sep 25 2014, 7:12 PM - 10:26 PM EDT

Att. 36,590 - Cloudy - 63 F

livebaseballscorecards.com

BOTTOM

Batter	1	2	3	4	5	6	7	8	9	AB	R	H	RBI	BB	SO	LOB
50 Mookie Betts, R (1, 4) OBP: 0.372, SLG: 0.446	C FF 89 B FF 90 B FF 90 C FF 90 B FF 91 X FF 91 3-2 2 1B 29 SF7 1B	S CH 81 F FF 90 F FF 90 X CH 81 0-2 1B	B FF 92 C SL 81 B FF 93 X SL 82 2-1 ③ F8			X FF 89 0-0 52 L1-5-3 1-3 2-H 2B	C FF 89 B FF 89 C FF 89 X FF 88 1-2 ② F9 2-3			5	1	3	1	0	0	2
2 Xander Bogaerts, R (1, 6) OBP: 0.297, SLG: 0.361	L FF 90 F CH 82 F FF 90 B SI 90 1 SAFE X CH 81 1-2 52 1B 29 SF7 1-3 1B	1 SAFE B SI 88 1 SAFE C CH 82 B FF 89 F CH 82 F FF 91 1 SAFE S CH 82 2-3 ③ K2-3		C FF 88 F FF 88 F SL 82 B SL 82 X SL 83 1-2 ① L6		B CH 79 C FF 90 S CH 78 F FF 91 S CH 80 1-3 ① K	S FF 89 S FF 89 F FF 90 F FF 89 D CU 78 S FS 80 1-3 ③ K			5	0	1	0	0	3	4
29 Daniel Nava, S (1, 9) OBP: 0.343, SLG: 0.361 25 Jackie Bradley Jr., L (6, PR) OBP: 0.265, SLG: 0.266 (7, 9)	C FF 89 B SI 89 B FF 90 X FF 90 2-1 ① SF7 1-2 3-H	C FF 89 B CH 81 C CU 73 B CU 77 F CH 82 B FF 90 X FF 91 3-2 ① G3	B FF 91 S FF 88 B FF 89 X FF 88 2-1 ② G5-3			C CH 79 B FF 89 B CH 78 B SL 75 B CH 78 4-1 52 L1-5-3 BB		F FF 92 X SL 84 0-1 ① G3		2 1	0 0	0 0	1 0	1 0	0 0	0 0
52 Yoenis Cespedes, R (1, 10) OBP: 0.302, SLG: 0.454	C CU 76 X SI 91 0-1 5 G6-4-3 2-3 1B		B FF 91 S CH 82 X FF 91 1-1 70 S 5 1B 70 E 1B	B FF 90 B FF 89 C FF 90 C FF 89 B FF 89 X FF 91 3-2 ③ G6-3		C SL 85 X SL 84 0-1 ② L1-5-3 1-2 2-3 3-H		B SL 85 S FF 92 X FF 93 1-1 ② F9		5	1	2	1	0	0	2
5 Allen Craig, R (1, 3) OBP: 0.283, SLG: 0.319 20 Ryan Lavarnway, R (7, 3)	C FF 90 F FF 90 X CU 78 0-2 ② G6-4-3 ③ 1-2f		X FF 90 0-0 70 E 70 S 38 HR 1-2 1B		F FF 89 F FF 90 C FF 90 0-3 ① K	B FF 92 B FF 92 S FF 92 B FF 92 C SL 84 X FF 92 3-2 ③ G5-3		B FF 92 C FF 93 B FF 93 S SL 84 S SL 85 2-3 ③ K		4 1	1 0	1 0	0 0	0 0	1 1	5 0
70 Garin Cecchini, L (1, 5) OBP: 0.417, SLG: 0.500		C CU 71 X FF 90 0-1 38 WP 55 HR 1B	D CH 80 B FF 89 C CH 81 B CH 81 F FF 91 X CH 81 3-2 E3 38 HR 1-3 2-H		C FF 89 S SL 81 B SL 82 X SL 83 1-2 ② G6-3		B CU 76 B CU 75 X FF 88 2-0 ① L5			4	2	1	1	0	0	1
38 Rusney Castillo, R (1, 8) OBP: 0.276, SLG: 0.370		C FF 89 F FF 90 B CU 77 D CH 81 S CU 77 2-3 ① K 1-2	X FF 92 0-0 1-H 3-H HR		S FF 89 X SL 83 0-1 ③ G6-3		C CU 75 X FS 80 0-1 73 1B 2B			4	2	2	3	0	1	1
73 Bryce Brentz, R (1, 7) OBP: 0.400, SLG: 0.533		B CU 74 X FF 90 1-0 ② G5-3	C FF 92 C FF 93 C SL 83 0-3 ② K			F FF 89 F CH 79 B FF 90 F CH 78 X SL 76 1-2 55 1B 50 2B 1B	C CU 76 B FF 88 D FS 81 F FF 89 X FF 90 2-2 55 WP 55 2B 2-H 1B			4	2	2	1	0	1	1
55 Christian Vázquez, R (1, 2) OBP: 0.304, SLG: 0.308		D CU 74 C FF 91 B FF 90 S FF 90 B FF 91 F FF 91 F FF 90 X FF 91 3-2 2-H HR	X FF 93 0-0 1B			C FF 90 B FF 90 X FF 90 1-1 50 2B 52 L1-5-3 1-2 1B	C CU 76 B FS 81 X FS 79 1-1 50 F9 1-H 2B			4	2	4	3	0	0	0
Inning Stats	R: 1 E: 0 K: 0 S: 14 H: 3 LOB: 1 BB: 0 P: 20	R: 2 E: 0 K: 2 S: 19 H: 3 LOB: 1 BB: 0 P: 27	R: 4 E: 1 K: 1 S: 17 H: 4 LOB: 1 BB: 0 P: 26	R: 0 E: 0 K: 0 S: 9 H: 0 LOB: 0 BB: 0 P: 15	R: 0 E: 0 K: 1 S: 8 H: 0 LOB: 0 BB: 0 P: 9	R: 2 E: 0 K: 1 S: 17 H: 3 LOB: 3 BB: 1 P: 27	R: 2 E: 0 K: 1 S: 16 H: 3 LOB: 1 BB: 0 P: 23	R: 0 E: 0 K: 1 S: 7 H: 0 LOB: 0 BB: 0 P: 10		1B: 11 2B: 3 3B: 0 HR: 2 SF: 1 SAC: 0 DP: 1 HBP: 0				WP: 2 PB: 0 SB: 2 CS: 0 PA: 41		

	AB	39
	R	11
	H	16
	RBI	11
	BB	1
	SO	7
	LOB	16

PITCHER		IP	WLS	BF	H	R	ER	SO	BB	IBB	HBP	BLK	WP	HR	S	P	ERA	WHIP
58 Jeremy Hellickson, R ERA: 4.52	(1, 1)	2.1	L	15	8	6	6	2	0	0	0	0	1	1	43	64	23.14	3.429
54 Steve Geltz, R ERA: 3.24	(3, 1)	0.2		4	2	1	0	1	0	0	0	0	0	1	7	9	0.00	3.000
27 Cesár Ramos, L ERA: 3.7	(4, 1)	2.0		6	0	0	0	1	0	0	0	0	0	0	17	24	0.00	0.000
34 C.J. Riefenhauser, L ERA: 10.38	(6, 1)	0.1		5	3	2	2	1	1	0	0	0	0	0	12	19	54.00	12.000
49 Kirby Yates, R ERA: 3.75	(6, 1)	0.2		2	0	0	0	0	0	0	0	0	0	0	5	8	0.00	0.000

PITCHER		IP	WLS	BF	H	R	ER	SO	BB	IBB	HBP	BLK	WP	HR	S	P	ERA	WHIP
62 Joel Peralta, R ERA: 4.45	(7, 1)	1.0		6	3	2	2	1	0	0	0	0	1	0	16	23	18.00	3.000
50 Grant Balfour, R ERA: 4.99	(8, 1)	1.0		3	0	0	0	1	0	0	0	0	0	0	7	10	0.00	0.000

Batter	1	2	3	4	5	6	7	8	9	AB	R	H	RBI	BB	SO	LOB
67 José Pirela, R (1, 4) OBP: 0.294, SLG: 0.412	B KN 76 B KN 76 C FF 85 X KN 76 2-1 G6-3 ①		B KN 74 B KN 74 B KN 75 C FF 82 C FF 83 S FF 84 3-3 K ①		S KN 73 X CU 63 0-1 G5-3 ①		C FF 93 F FF 94 F FF 93 B KC 82 B CH 86 F FF 94 F FF 93 X KC 81 2-2 L7 ①		S FF 91 X SL 85 0-1 G6-4-3 ②③ 1-2f	5	0	0	0	0	1	1
40 Eury Pérez, R (1, 8) OBP: 0.250, SLG: 0.250	B KN 75 C KN 76 B KN 78 F KN 75 B KN 76 X FF 85 3-2 24 S 1B		B KN 74 B CU 67 S FF 84 S FF 86 B KN 77 F FF 86 F FF 87 C KN 76 3-3 K 29 PB 29 1B		B KN 73 F KN 74 X KN 75 1-1 B1-3 ②		F FF 95 B KC 81 F FF 95 S KC 83 1-3 K ②			4	1	1	0	0	2	0
29 Francisco Cervelli, R (1, 3) OBP: 0.361, SLG: 0.429	**B KN 75** **D KN 76** **C CU 71** **1 SAFE** **F KN 76** 1 SAFE 1 SAFE C KN 75 2-3 K ②		1 SAFE B KN 75 B KN 76 D KN 76 X FF 85 3-0 24 1B 66 E 1-H 1B		B KN 76 B KN 75 C CU 69 X KN 75 2-1 1B		C KC 82 F FF 95 B FF 96 B KC 84 B CH 88 B KC 83 4-2 BB			3	1	2	1	1	1	1
24 Chris Young, R (1, 7) OBP: 0.294, SLG: 0.379	C KN 74 B KN 76 S KN 76 B KN 78 B KN 77 F KN 77 B KN 75 4-2 1-2 BB		B KN 71 B KN 76 B KN 75 F FF 83 F FF 84 X KN 76 3-2 66 FC6-4 1-2 1B		B KN 76 C KN 76 X CU 67 1-1 F7 ③		X FF 95 0-0 P3 ③			3	0	1	0	1	0	2
66 John Ryan Murphy, R (1, 2) OBP: 0.317, SLG: 0.372	C KN 76 B KN 76 S KN 76 S KN 76 1-3 K2-3 ③		X CU 62 0-0 FC6-4 62 FC6-4 1-2f 2-H ②			C FF 94 B FF 95 X FF 95 1-1 62 1B 45 SF9 2B		C FF 92 S FF 92 B SL 85 B FF 93 F FF 92 B FF 94 S FF 90 3-3 K ①		4	1	1	0	0	2	3
62 Austin Romine, R (1, 10) OBP: 0.125, SLG: 0.125		B KN 73 S KN 75 F KN 73 X KN 77 1-2 G6-3 ①	X KN 74 0-0 FC6-4 ③ 1-2f			B FF 94 S FF 93 X KC 80 1-1 2-3 1B		S FF 92 X FF 93 0-1 F9 ②		4	0	1	0	0	0	1
17 Brendan Ryan, R (1, 6) OBP: 0.218, SLG: 0.207		B KN 72 C KN 74 B KN 73 B KN 75 C FF 84 F FF 84 B KN 75 4-2 45 G5-3 BB		B CU 71 B KN 73 C FF 82 X KN 73 2-1 F8 ①		F FF 94 F FF 95 F FF 94 S KC 81 0-3 K ①		X FF 93 0-0 F7 ③		3	0	0	0	1	1	2
45 Zelous Wheeler, R (1, 5) OBP: 0.230, SLG: 0.298		C KN 76 X KN 76 0-1 G5-3 ② 1-2		B KN 74 B KN 75 C FF 82 X FF 82 2-1 G5-3 ②		F FF 93 B KC 81 S FF 94 D KC 82 X FF 96 2-2 SF9 ② 3-H			C FF 91 X FF 90 0-1 F9 ①	3	0	0	1	0	0	1
63 Antoan Richardson, S (1, 9) OBP: 0.375, SLG: 0.333		B KN 76 X FF 84 1-0 F7 ③		B FF 83 C FF 84 F FF 84 F KN 76 X FF 85 1-2 G3-1 ③		B FF 95 F FF 95 F FF 95 F FF 96 X FF 96 1-2 F8 ③			C FF 92 F CH 87 B FF 92 B FF 92 X FF 92 2-2 67 G6-4-3 1B	4	0	1	0	0	0	2
Inning Stats	R: 0 E: 0 K: 2 S: 14 H: 1 LOB: 2 BB: 1 P: 26	R: 0 E: 0 K: 0 S: 9 H: 0 LOB: 1 BB: 1 P: 15	R: 2 E: 1 K: 2 S: 14 H: 2 LOB: 1 BB: 0 P: 26	R: 0 E: 0 K: 0 S: 8 H: 0 LOB: 0 BB: 0 P: 13	R: 0 E: 0 K: 0 S: 8 H: 1 LOB: 1 BB: 0 P: 12	R: 1 E: 0 K: 1 S: 15 H: 2 LOB: 1 BB: 0 P: 20	R: 0 E: 0 K: 1 S: 12 H: 0 LOB: 1 BB: 1 P: 19	R: 0 E: 0 K: 1 S: 7 H: 0 LOB: 0 BB: 0 P: 10	R: 0 E: 0 K: 0 S: 7 H: 1 LOB: 0 BB: 0 P: 9	1B: 6 2B: 1 3B: 0 HR: 0 SF: 1 SAC: 0 DP: 1 HBP: 0						

PITCHER		IP	WLS	BF	H	R	ER	SO	BB	IBB	HBP	BLK	WP	HR	S	P	ERA	WHIP
35 Steven Wright, R ERA: 2.57	(1, 1)	5.0	L	22	4	2	0	4	2	0	0	0	0	0	53	92	0.00	1.200
68 Matt Barnes, R ERA: 4.0	(6, 1)	2.0		9	2	1	1	2	1	0	0	0	0	0	27	39	4.50	1.500
37 Heath Hembree, R ERA: 4.5	(8, 1)	2.0		6	1	0	0	1	0	0	0	0	0	0	14	19	0.00	0.500

PITCHER	IP	WLS	BF	H	R	ER	SO	BB	IBB	HBP	BLK	WP	HR	S	P	ERA	WHIP

TOP

New York Yankees @ Boston Red Sox

Fenway Park, Boston, MA

Fri Sep 26 2014, 7:13 PM - 10:13 PM EDT

Att. 37,605 - Cloudy - 69 F

livebaseballscorecards.com

AB	33
R	3
H	7
RBI	2
BB	3
SO	7
LOB	13

Batter	1	2	3	4	5	6	7	8	9	AB	R	H	RBI	BB	SO	LOB
50 Mookie Betts, R (1, 4) OBP: 0.365, SLG: 0.436	B SI 86 C CH 75 C SI 89 X CH 79 1-2 ① L8		B CU 74 C SI 89 B SI 90 B SL 81 C SI 88 F CH 77 F SI 89 X CH 77 3-2 ② G6-3			C SI 89 B SI 90 C SL 83 B CH 80 X CH 80 2-2 ① G4-3		C FF 95 C SL 86 F FF 96 X SL 87 0-2 ③ F8		4	0	0	0	0	0	0
2 Xander Bogaerts, R (1, 6) OBP: 0.296, SLG: 0.360	B CU 75 C SI 89 B SL 81 C SL 80 B SI 90 X CH 77 3-2 ② P4		C CH 77 S SL 82 F SI 91 S CH 80 0-3 ③ K			C SL 81 F SI 91 B CH 80 B SL 82 X SI 92 2-2 ② G5-3			C FC 90 X KC 81 0-1 52 E 1B	4	0	1	0	0	1	0
52 Yoenis Cespedes, R (1, 10) OBP: 0.301, SLG: 0.453	C SI 90 B SL 81 S SI 90 X SL 81 1-2 ③ 1B			B CH 79 F CH 80 F SI 89 C SI 91 1-3 ① K		C SI 91 X CH 81 0-1 ③ G4-3			C KC 82 C KC 81 1 SAFE D KC 86 B FC 90 D KC 85 S FC 90 3-3 ① K 1-2	4	0	1	0	0	2	1
5 Allen Craig, R (1, 9) OBP: 0.282, SLG: 0.319 (9, 3)		X SI 88 0-0 E7 38 G6-3 73 1B 1B		C SI 90 S SI 91 X CU 78 0-2 ② L5			C SL 80 B SI 89 C SI 89 B SI 92 X CH 80 2-2 ① F8		B FC 89 S KC 83 C FC 89 S KC 83 1-3 ② K	4	1	1	0	0	1	1
70 Garin Cecchini, L (1, 5) OBP: 0.357, SLG: 0.417		X SL 80 0-0 ① F8		B SI 90 X SI 89 1-0 ③ G3			C CU 75 F SI 90 B SI 92 B CH 79 S SI 90 2-3 ② K		S KC 85 B FC 90 F KC 85 B KC 84 B FC 91 X KC 83 3-2 ③ F7	4	0	0	0	0	1	2
38 Rusney Castillo, R (1, 8) OBP: 0.313, SLG: 0.500		S CH 78 S CH 79 B CH 79 F SI 90 F CH 80 X CH 77 1-2 ② G6-3 2-3	B CU 74 S CH 77 B SI 89 F SI 90 X CH 81 2-2 20 S 1B				X SL 80 0-0 HR			3	1	2	1	0	0	1
73 Bryce Brentz, R (1, 7) OBP: 0.389, SLG: 0.500		C CU 75 X CH 80 0-1 3-H 1B	1 SAFE S SL 82 1 SAFE X SI 89 0-1 ① F9				C FF 92 B SL 82 X SL 84 1-1 ③ F7			3	0	1	1	0	0	1
20 Ryan Lavarnway, R (1, 3) 7 Jemile Weeks, S (8, PH) OBP: 0.375, SLG: 0.457 55 Christian Vázquez, R (9, 2) OBP: 0.304, SLG: 0.308		B SI 89 C CU 74 1 SAFE B SI 89 F SI 90 S CH 78 2-3 ③ K	B SI 89 B SL 84 B SI 89 C SI 89 X SI 89 3-1 ② P3 1-2					C CH 86 C FF 95 S SL 88 0-3 ① K		2 1 0	0 0 0	0 0 0	0 0 0	0 0 0	1 1 0	2 0 0
61 Dan Butler, R (1, 2) OBP: 0.222, SLG: 0.294 29 Daniel Nava, S (8, PH) OBP: 0.343, SLG: 0.360 (9, 9)			C SL 80 B SI 89 C CH 78 X SI 90 1-2 ① P5			C CH 79 C SI 90 S CH 81 0-3 ③ K		C SL 85 C FF 95 S SL 87 0-3 ② K		2 1	0 0	0 0	0 0	0 0	1 1	1 0
Inning Stats	R: 0 E: 0 K: 0 S: 9 H: 1 LOB: 1 BB: 0 P: 14	R: 1 E: 1 K: 1 S: 12 H: 2 LOB: 1 BB: 0 P: 15	R: 0 E: 0 K: 1 S: 12 H: 0 LOB: 0 BB: 0 P: 16	R: 0 E: 0 K: 1 S: 7 H: 0 LOB: 0 BB: 0 P: 9	R: 0 E: 0 K: 1 S: 10 H: 1 LOB: 1 BB: 0 P: 15	R: 0 E: 0 K: 0 S: 8 H: 0 LOB: 0 BB: 0 P: 12	R: 1 E: 0 K: 1 S: 9 H: 1 LOB: 0 BB: 0 P: 14	R: 0 E: 0 K: 2 S: 10 H: 0 LOB: 0 BB: 0 P: 10	R: 0 E: 0 K: 2 S: 11 H: 1 LOB: 1 BB: 0 P: 18	1B: 5 2B: 0 3B: 0 HR: 1 SF: 0 SAC: 0 DP: 0 HBP: 0						

PITCHER		IP	WLS	BF	H	R	ER	SO	BB	IBB	HBP	BLK	WP	HR	S	P	ERA	WHIP
26 Chris Capuano, L ERA: 4.35	(1, 1)	6.2	W	23	4	1	0	5	0	0	0	0	0	0	64	91	0.00	0.600
27 Shawn Kelley, R ERA: 4.53	(7, 1)	0.1	H	2	1	1	1	0	0	0	0	0	0	1	3	4	27.00	3.000
43 Adam Warren, R ERA: 3.03	(8, 1)	1.0	H	3	0	0	0	2	0	0	0	0	0	0	10	10	0.00	0.000
30 David Robertson, R ERA: 3.08	(9, 1)	1.0	S	4	1	0	0	2	0	0	0	0	0	0	11	18	0.00	1.000

PITCHER	IP	WLS	BF	H	R	ER	SO	BB	IBB	HBP	BLK	WP	HR	S	P	ERA	WHIP

BOTTOM

New York Yankees @ Boston Red Sox

Fenway Park, Boston, MA

Fri Sep 26 2014, 7:13 PM - 10:13 PM EDT

Att. 37,605 - Cloudy - 69 F

livebaseballscorecards.com

AB	32
R	2
H	6
RBI	2
BB	0
SO	9
LOB	9

WP: 0	PA: 32					
PB: 0						
SB: 1						
CS: 0						

Batter	1	2	3	4	5	6	7	8	9	AB	R	H	RBI	BB	SO	LOB
31 Ichiro Suzuki, L (1, 9) OBP: 0.324, SLG: 0.334	B SI 92 B FF 94 X SI 92 2-0 ① F8		C SI 96 F FF 97 X SI 96 0-2 ② G5-3		B FF 94 F SI 95 B SI 95 X SI 97 2-1 29 G5-4-3 1B			S CH 83 X SI 94 0-1 ① L8	F FF 93 B FF 95 F FF 94 X FF 92 1-2 29 1B	5	0	2	0	0	0	0
2 Derek Jeter, R (1, 10) OBP: 0.303, SLG: 0.313 29 Francisco Cervelli, R (5, PH) OBP: 0.367, SLG: 0.434 (5, 10)	C SI 95 F FF 96 S FF 99 0-3 ② K		F FF 97 X SI 98 0-1 1B		X SI 96 0-0 ② ③ G5-4-3 1-2f			B SI 97 C FF 97 B SI 97 B FF 97 X SI 96 3-1 12 1B 62 1B 24 1B 1B	X FF 93 0-0 12 DI 1-3 1B	2	0	1	0	0	1	0
										3	1	2	0	0	0	1
34 Brian McCann, L (1, 2) OBP: 0.286, SLG: 0.406 62 Austin Romine, R (3, 2) OBP: 0.182, SLG: 0.182	B SI 96 C SI 95 F SI 94 X CH 81 1-2 ③ G3		C CU 80 X CH 84 0-1 ③ L1			F FF 98 X CH 84 0-1 ① G5-3		D CU 80 B SI 97 F SI 96 X SI 96 2-1 24 1B 12 1B 33 2B 1-2 1B	F SI 94 F CH 87 S FF 93 0-3 ② K	2	0	0	0	0	0	1
										3	1	1	0	0	1	2
12 Chase Headley, S (1, 3) OBP: 0.328, SLG: 0.373		L FF 94 B CU 76 X SI 93 1-1 ① 2B		B CH 84 F SI 94 C SI 95 S CH 83 1-3 ① K		S CU 80 B CU 81 X SI 96 1-1 ② F8		C SI 95 X SI 95 0-1 24 1B 33 2B 1-2 2-3 1B	B CH 88 F FF 94 B FF 95 C FF 94 S CH 89 2-3 ③ K 1-2	5	1	2	0	0	2	2
24 Chris Young, R (1, 7) OBP: 0.296, SLG: 0.383		X SI 95 0-0 ① F7		C CU 78 F CU 79 B CH 84 X SL 87 1-2 67 FC5 2B		X SI 98 0-0 ③ L6		B SI 97 C SI 97 X SI 97 1-1 33 2B 1-2 2-3 3-H 1B		4	0	2	1	0	0	1
33 Stephen Drew, L (1, 6) OBP: 0.240, SLG: 0.303		B CU 79 X SI 96 1-0 ② L8		B CU 80 B SI 95 B CH 83 B SI 96 4-0 67 FC5 BB			F SI 94 C SI 95 B SL 84 S CH 82 1-3 ① K	B SL 87 B SI 89 X SL 86 2-0 1-3 2-H 3-H 2B		3	0	1	2	1	1	1
67 José Pirela, R (1, 4) OBP: 0.333, SLG: 0.500		B SI 96 C FF 97 D SL 87 B SL 87 C SI 98 F FF 98 B FF 98 4-2 BB		C SI 98 X CH 84 0-1 ② FC5 1-2 2-3f			X SL 86 0-0 17 SF7 3B	F FF 95 B FF 95 B FF 95 S FF 96 C FF 96 2-3 ② K		3	1	1	0	1	1	4
17 Brendan Ryan, R (1, 5) OBP: 0.211, SLG: 0.202		C SI 98 S CU 81 B FF 99 D CU 81 X SI 98 2-2 ③ G3		D CU 82 F SI 96 B SL 86 F FF 99 X CU 81 2-2 ③ G1			S SI 95 B FF 96 B SI 98 X SI 96 2-1 ② SF7 3-H	X FF 95 0-0 ③ F8		3	0	0	1	0	0	6
40 Eury Pérez, R (1, 8) OBP: 0.125, SLG: 0.125			C SI 93 B CU 77 X SL 84 1-1 ① G5-3		X SI 96 0-0 ① P4		C SI 98 S CU 81 X CU 77 0-2 ③ F8		F FF 92 F SL 88 F FF 92 S FF 94 0-3 ① K	4	0	0	0	0	1	0
Inning Stats	R: 0 E: 0 K: 1 S: 7 H: 0 LOB: 0 BB: 0 P: 10	R: 0 E: 0 K: 0 S: 10 H: 1 LOB: 2 BB: 1 P: 18	R: 0 E: 0 K: 0 S: 9 H: 1 LOB: 1 BB: 0 P: 10	R: 0 E: 0 K: 1 S: 11 H: 1 LOB: 2 BB: 1 P: 19	R: 0 E: 0 K: 0 S: 4 H: 1 LOB: 0 BB: 0 P: 6	R: 0 E: 0 K: 0 S: 5 H: 0 LOB: 0 BB: 0 P: 6	R: 1 E: 0 K: 1 S: 9 H: 1 LOB: 0 BB: 0 P: 12	R: 3 E: 0 K: 1 S: 15 H: 5 LOB: 2 BB: 0 P: 25	R: 0 E: 0 K: 3 S: 14 H: 2 LOB: 2 BB: 0 P: 17	1B: 8 2B: 3 3B: 1 HR: 0 SF: 1 SAC: 0 DP: 1 HBP: 0						

PITCHER		IP	WLS	BF	H	R	ER	SO	BB	IBB	HBP	BLK	WP	HR	S	P	ERA	WHIP
56 Joe Kelly, R ERA: 4.2	(1, 1)	7.1	W	32	9	4	4	3	2	0	0	0	0	0	65	97	4.91	1.500
59 Tommy Layne, L ERA: 0.95	(8, 1)	0.0		1	1	0	0	0	0	0	0	0	0	0	1	3	∞	∞
62 Rubby De La Rosa, R ERA: 4.43	(8, 1)	1.2		7	2	0	0	4	0	0	0	0	0	0	18	23	0.00	1.200

PITCHER	IP	WLS	BF	H	R	ER	SO	BB	IBB	HBP	BLK	WP	HR	S	P	ERA	WHIP

TOP

New York Yankees @ Boston Red Sox

Fenway Park, Boston, MA

Sat Sep 27 2014, 1:09 PM - 4:13 PM EDT

Att. 37,147 - Sunny - 81 F

livebaseballscorecards.com

AB	37
R	4
H	12
RBI	4
BB	2
SO	7
LOB	18

BOTTOM

New York Yankees @ Boston Red Sox

Fenway Park, Boston, MA

Sat Sep 27 2014, 1:09 PM - 4:13 PM EDT

Att. 37,147 - Sunny - 81 F

livebaseballscorecards.com

Batter	1	2	3	4	5	6	7	8	9	AB	R	H	RBI	BB	SO	LOB
50 Mookie Betts, R (1, 4) OBP: 0.365, SLG: 0.438	C FF 91 B FF 88 B SL 81 X FF 91 2-1 29 1B 52 1B 2B	B FF 91 B SL 83 B SI 89 B SL 82 4-0 2 1B 29 1B 1-2 BB B FF 90 C FF 91 X SL 86 1-1 ③ FC6-4 1-2f			F FC 91 B CU 82 X CU 83 1-1 ③ G6-3		B SI 92 C SL 84 B CH 85 C CH 84 T FF 93 2-2 ③ K			4	2	1	0	1	1	4
2 Xander Bogaerts, R (1, 6) OBP: 0.297, SLG: 0.362	B FC 87 B SI 90 S SL 83 F SL 83 B FS 86 S SL 84 3-3 ① K	B SL 82 X FS 85 1-0 29 E 29 1B 52 1B 1-2 2-3 1B	B FF 96 X FF 95 1-0 ① G6-3			B CU 81 F FC 90 B FF 94 B FC 91 X FF 93 3-1 29 E 2B		B FF 91 B SL 84 B SI 91 C SI 92 X FF 91 3-1 ① F8		5	2	2	0	0	1	1
29 Daniel Nava, S (1, 9) OBP: 0.348, SLG: 0.364	C FF 91 B FS 85 B FF 90 B SL 84 X SI 91 3-1 5 L6-4 52 1B 2-3 1B	C SL 83 D SI 89 B FS 87 C SL 83 F SI 93 F SI 89 X FS 88 2-2 E3 52 1B 5 E 1-3 2-H 3-H 1B	C FF 96 F CU 82 B CU 82 H FC 92 2-2 52 G6-3 HBP			F FF 93 X FF 93 0-1 E8 2-H 1B		B SI 93 B SI 92 X SI 91 2-0 ② F8		4	1	3	3	0	0	0
52 Yoenis Cespedes, R (1, 10) OBP: 0.303, SLG: 0.453 72 Carlos Rivero, R (8, PH) OBP: 0.625, SLG: 1.286 (9, 10)	X SI 92 0-0 1-2 3-H 1B	S SL 84 X FS 84 0-1 5 E 1-3 3-H 1B	C CU 80 S FC 91 X FC 91 0-2 ② ③ G6-3 1-2f			F CU 82 F CU 81 S FF 93 0-3 ① K		S FF 90 B FF 92 S CH 85 X CH 86 1-2 2B		4 1	1 0	2 1	2 0	0 0	1 0	2 0
5 Allen Craig, R (1, 3) OBP: 0.279, SLG: 0.315	X SL 82 0-0 ② ③ L6-4 2-2	X SI 92 0-0 E8 70 2B 1-H 3-H	C FF 94 B FC 93 B FC 92 X FF 94 2-1 ① G6-3			C FC 91 X FF 93 0-1 ② L9		C SL 86 F FF 92 T CH 86 0-2 ③ K		5	1	0	0	0	1	4
70 Garin Cecchini, L (1, 5) OBP: 0.375, SLG: 0.500	C SI 89 B CU 72 C FS 87 D FS 87 S FS 87 3-3 ① K C FF 91 B FF 92 D CH 85 C SL 84 X SI 91 3-2 38 1B 2-H 2B		B CU 83 X FF 94 1-0 38 1B 2B			C CU 82 B FC 89 F CU 82 S FF 93 1-3 ③ K				4	1	2	1	0	2	1
38 Rusney Castillo, R (1, 8) OBP: 0.389, SLG: 0.545	B SL 82 B FS 83 B FF 89 B FF 92 4-0 73 S 55 1B BB B SL 83 D SI 92 B SL 84 X SI 92 1-2 73 1B 2-H 1B		B FC 92 X FC 91 1-0 ② ③ 2-H 1B				X FF 91 0-0 1B			3	1	3	1	1	0	0
73 Bryce Brentz, R (1, 7) OBP: 0.364, SLG: 0.455	F SI 90 B SL 82 D FS 87 K SI 90 2-1 ② G5-3 1-2 X FF 92 0-0 55 BB 1-3 1B				C FC 91 B FC 91 C CU 83 X FF 95 1-2 ① G5-3		F SL 85 F FF 93 S CH 85 0-3 ① K			4	0	1	0	0	1	2
55 Christian Vázquez, R (1, 2) OBP: 0.308, SLG: 0.309	C FF 92 C SL 83 B FF 93 X FS 88 1-2 2 1B 50 BB 29 1B 2-H 1B 1 SAFE C SL 84 D SL 87 B FF 92 B SI 91 B FF 91 4-1 50 FC6-4 1-2 BB				C FF 94 C FC 91 D CU 83 S FC 90 1-3 ② K		C FF 94 S CH 83 S CH 85 0-3 ② K			3	1	1	1	1	2	1
Inning Stats	R: 1 E: 0 K: 1 S: 9 H: 3 LOB: 1 BB: 0 P: 17	R: 8 E: 2 K: 1 S: 27 H: 7 LOB: 3 BB: 3 P: 53	R: 0 E: 0 K: 0 S: 6 H: 0 LOB: 0 BB: 0 P: 9	R: 0 E: 0 K: 0 S: 4 H: 2 LOB: 2 BB: 0 P: 8	R: 0 E: 0 K: 1 S: 8 H: 0 LOB: 0 BB: 0 P: 11	R: 1 E: 1 K: 2 S: 12 H: 2 LOB: 1 BB: 0 P: 16	R: 0 E: 0 K: 3 S: 10 H: 1 LOB: 1 BB: 0 P: 12	R: 0 E: 0 K: 1 S: 9 H: 1 LOB: 1 BB: 0 P: 15		1B: 11 2B: 6 3B: 0 HR: 0 SF: 0 SAC: 0 DP: 2 HBP: 1					

AB	37
R	10
H	16
RBI	8
BB	3
SO	9
LOB	15

PITCHER		IP	WLS	BF	H	R	ER	SO	BB	IBB	HBP	BLK	WP	HR	S	P	ERA	WHIP
19 Masahiro Tanaka, R ERA: 2.77	(1, 1)	1.2	L	13	7	7	5	2	2	0	0	0	0	0	25	50	27.00	5.400
48 Preston Claiborne, R ERA: 3.0	(2, 1)	0.1		6	3	2	0	0	1	0	0	0	0	0	11	20	0.00	12.000
65 Bryan Mitchell, R ERA: 2.45	(3, 1)	4.0		14	4	1	1	3	0	0	1	0	0	0	30	44	2.25	1.000
39 Chase Whitley, R ERA: 5.23	(7, 1)	2.0		8	2	0	0	4	0	0	0	0	0	0	19	27	0.00	1.000

PITCHER	IP	WLS	BF	H	R	ER	SO	BB	IBB	HBP	BLK	WP	HR	S	P	ERA	WHIP

Batter	1	2	3	4	5	6	7	8	9	AB	R	H	RBI	BB	SO	LOB
31 Ichiro Suzuki, L (1, 9) OBP: 0.324, SLG: 0.340 40 Eury Pérez, R (5, 9) OBP: 0.200, SLG: 0.200	B FF 90 F SI 90 B CH 81 S FC 88 F SI 91 F SI 91 X FC 88 2-2 ① G4-3		B CU 76 F FC 88 B FC 88 B CU 77 X CU 76 3-1 2 1B 1-H 2-H 3B		C FF 91 B FS 85 X FC 87 1-1 ① G4-3		X CH 77 0-0 66 1B 62 2B 2-3 1B	B SI 89 C SI 89 X SI 90 1-1 ③ G6-3		3 2	1 1	1 1	2 0	0 0	0 0	0 0
2 Derek Jeter, R (1, 10) OBP: 0.304, SLG: 0.313 34 Brian McCann, L (3, PR) OBP: 0.286, SLG: 0.406 (3, 10) 66 John Ryan Murphy, R (5, PH) OBP: 0.318, SLG: 0.370 (5, 10)	S FF 93 X FF 92 0-1 ② L6		C FF 94 B FF 93 F FC 90 X SI 93 1-2 11 2B 25 SF8 3-H 1B		C CU 77 F SI 92 S FF 93 0-3 ② K		D CU 70 F FF 88 X SL 86 1-1 62 2B 12 1B 1-2 3-H 1B		F FF 92 X SL 86 0-1 ① L7	2 0 3	0 1 1	1 0 1	1 0 1	0 0 0	0 0 1	0 0 0
11 Brett Gardner, L (1, 8) OBP: 0.327, SLG: 0.422 62 Austin Romine, R (7, PH) OBP: 0.231, SLG: 0.308 (7, 3)	C FF 93 B CU 78 B CU 77 X SI 91 2-1 ③ F9		B SI 91 F SI 90 B CH 80 F FC 89 F CH 82 X SI 92 2-2 25 SF8 1-3 2B		C FF 92 B FS 85 C FF 93 F FC 88 B FF 91 X SI 92 2-2 ③ G4-3		F SI 92 B SI 92 B SI 93 X CH 85 2-1 12 1B 1-3 2-H 2B		C FF 92 S FF 92 B SI 95 S FF 93 1-3 ② K	3 2	0 0	1 1	0 1	0 0	0 1	0 0
25 Mark Teixeira, S (1, 3) OBP: 0.313, SLG: 0.398 63 Antoan Richardson, S (7, 8) OBP: 0.353, SLG: 0.313		C FF 92 B CU 78 F FC 90 X FS 85 1-2 ① G3	F FC 88 X 0-1 ② SF8 2-3 3-H			C CU 76 C CU 77 F FF 91 B SI 92 B CH 82 S FC 87 2-3 ① K	X SI 93 0-0 L5		F FC 92 B FF 93 F FF 93 X FF 92 1-2 ③ G4-3	3 1	0 0	0 0	1 0	0 0	1 0	2 0
12 Chase Headley, S (1, 5) OBP: 0.328, SLG: 0.372		C SI 92 B FS 85 S CH 81 B CH 79 B CH 81 C CU 76 3-3 ② K	X FC 89 0-0 ③ G3-1			C FF 92 X FF 92 0-1 ② G3	C SL 81 C SL 81 X SI 94 0-2 2-3 3-H 1B			4	0	1	1	0	1	2
33 Stephen Drew, L (1, 6) OBP: 0.237, SLG: 0.299 17 Brendan Ryan, R (8, 6) OBP: 0.211, SLG: 0.202		X SI 92 0-0 ③ P4		B FF 92 X SI 91 1-0 ① P4		B CU 76 X SI 89 1-0 ③ G3	C SL 81 S SL 81 C SL 82 0-3 ② K			4 0	0 0	0 0	0 0	0 0	1 0	2 0
29 Francisco Cervelli, R (1, 2) OBP: 0.370, SLG: 0.432			C FF 92 B CH 81 F FF 92 B FF 92 B CU 78 B CU 76 4-2 31 WP 67 1B 31 3B BB	C FF 92 F FF 93 B FF 92 B CU 80 F FF 93 B CH 80 X FC 89 3-2 ② G6-3			F SI 92 B CH 79 X CH 79 1-1 24 1B 67 2B 1B 1-1 ③ G1-5-3			3 0	2 0	1 0	0 0	1 0	0 0	2 0
24 Chris Young, R (1, 7) OBP: 0.299, SLG: 0.385			C FC 88 B CU 78 1 SAFE F SI 90 S CH 80 1-3 ① K	B CU 79 C CU 78 F CH 81 X FC 88 1-2 67 FC4-6 1B			B FF 88 X FF 88 1-0 67 2B 1-2 1B	C SI 90 S SI 90 C SI 91 0-3 ① K		4	1	2	0	0	2	1
67 José Pirela, R (1, 4) OBP: 0.360, SLG: 0.542			S FC 89 S FF 92 B FC 89 B FC 89 X SI 91 2-2 31 WP 31 3B 1-2 1B	C FF 92 1 SAFE X FC 87 0-1 ③ FC4-6 1-2f			B SL 86 X FF 90 1-0 40 1B 66 1B 1-H 2-H 2B	B SI 90 C SI 90 B SI 90 X SI 90 2-1 ② G6-3		4	2	2	2	0	0	1
Inning Stats	R: 0 E: 0 K: 0 S: 9 H: 0 LOB: 0 BB: 0 P: 13	R: 0 E: 0 K: 1 S: 7 H: 0 LOB: 0 BB: 0 P: 11	R: 4 E: 0 K: 1 S: 20 H: 4 LOB: 2 BB: 1 P: 33	R: 0 E: 0 K: 0 S: 10 H: 1 LOB: 1 BB: 0 P: 15	R: 0 E: 0 K: 1 S: 9 H: 0 LOB: 0 BB: 0 P: 12	R: 0 E: 0 K: 1 S: 7 H: 0 LOB: 0 BB: 0 P: 10	R: 5 E: 0 K: 1 S: 18 H: 7 LOB: 2 BB: 0 P: 25	R: 0 E: 0 K: 1 S: 7 H: 0 LOB: 0 BB: 0 P: 10	R: 0 E: 0 K: 1 S: 8 H: 0 LOB: 0 BB: 0 P: 10	1B: 8 2B: 3 3B: 1 HR: 0 SF: 1 SAC: 0 DP: 0 HBP: 0						

PITCHER		IP	WLS	BF	H	R	ER	SO	BB	IBB	HBP	BLK	WP	HR	S	P	ERA	WHIP
11 Clay Buchholz, R ERA: 5.34	(1, 1)	6.0	L	24	5	4	4	4	1	0	0	0	1	0	62	94	6.00	1.000
32 Craig Breslow, L ERA: 5.96	(7, 1)	0.0		5	5	5	5	0	0	0	0	0	0	0	7	11	∞	∞
66 Drake Britton, L ERA:	(7, 1)	1.0		5	2	0	0	1	0	0	0	0	0	0	11	14	0.00	2.000
35 Burke Badenhop, R ERA: 2.29	(8, 1)	1.0		3	0	0	0	1	0	0	0	0	0	0	7	10	0.00	0.000
30 Alex Wilson, R ERA: 1.91	(9, 1)	1.0		3	0	0	0	1	0	0	0	0	0	0	8	10	0.00	0.000

PITCHER	IP	WLS	BF	H	R	ER	SO	BB	IBB	HBP	BLK	WP	HR	S	P	ERA	WHIP

TOP

New York Yankees @ Boston Red Sox

Fenway Park, Boston, MA

Sun Sep 28 2014, 1:43 PM - 4:54 PM EDT

Att. 36,879 - Sunny - 84 F

livebaseballscorecards.com

AB	38
R	9
H	12
RBI	9
BB	1
SO	7
LOB	10

WP: 1 PA: 40
PB: 0
SB: 0
CS: 0

BOTTOM

New York Yankees @ Boston Red Sox

Fenway Park, Boston, MA

Sun Sep 28 2014, 1:43 PM - 4:54 PM EDT

Att. 36,879 - Sunny - 84 F

livebaseballscorecards.com

Batter	1	2	3	4	5	6	7	8	9	AB	R	H	RBI	BB	SO	LOB
50 Mookie Betts, R (1, 4) OBP: 0.368, SLG: 0.444	B FC 91 C FC 91 X FC 92 1-1 52 S 1B		C SL 83 B SL 87 B FC 94 F SL 83 X FC 93 2-2 ③ F9			C SL 83 F F SL 86 F FC 93 B CH 88 T SL 85 1-2 ② K	C FF 94 X FF 93 0-1 1-H 2-H 2B			4	0	2	2	0	1	0
29 Daniel Nava, S (1, 9) OBP: 0.346, SLG: 0.361 20 Ryan Lavarnway, R (7, PH) (8, 3)	C FF 92 C FF 92 D SL 85 C SL 84 1-3 ① K			C SL 82 F FC 92 S SL 85 0-3 ① K		B FC 92 B FC 93 F FC 91 X FC 92 2-1 ③ G4-3	C SL 87 B FF 95 X SL 86 1-1 ③ G5-3			3 1	0 0	0 0	0 0	0 0	2 0	1 1
52 Yoenis Cespedes, R (1, 10) OBP: 0.301, SLG: 0.450	1 SAFE B FC 93 C SL 82 S FC 92 S FC 96 1-3 ② K 1-2			F SL 84 F SL 85 X SL 84 0-2 ② F7			B FC 93 C FC 93 S FC 93 S FC 94 1-3 ① K	C FF 95 B CH 86 S FF 95 B FF 95 S SL 86 2-3 ① K		4	0	0	0	0	3	1
5 Allen Craig, R (1, 3) OBP: 0.279, SLG: 0.315 (8, 9)	C SL 83 S SL 86 S SL 86 0-3 ③ K			F FC 93 X SL 86 0-1 ③ G1-3			C SL 82 B SL 83 S SL 82 F SL 86 F FC 93 X SL 84 1-2 38 HBP 70 BB 61 2B 1B	F FF 95 F SL 85 B FF 94 S FF 96 1-3 ② K		4	1	1	0	0	2	1
70 Garin Cecchini, L (1, 5) OBP: 0.361, SLG: 0.452		B FC 92 C FF 93 B CH 88 C FC 92 S SL 84 2-3 ① K			C SL 82 C FC 90 B CH 89 F SL 84 B CH 87 C FC 93 2-3 ① K		B FF 94 C FF 95 C FF 95 B SL 84 F FF 95 F FF 95 D SL 86 B FF 96 4-2 38 HBP 61 2B 1-2 BB	B FF 95 S CH 85 C CH 87 X SL 87 1-2 ③ G4-3		3	1	0	0	1	2	0
38 Rusney Castillo, R (1, 8) OBP: 0.400, SLG: 0.528		B FC 94 X SL 83 1-0 ② F8			B SL 82 C FF 92 X FC 92 1-1 1B		C FF 95 H FF 95 1-1 61 2B 61 E 1-2 2-3 HBP		C FF 92 B SL 89 C FF 92 F SL 89 B SI 93 F SI 92 C KC 80 2-3 ① K	3	1	1	0	0	1	0
73 Bryce Brentz, R (1, 7) OBP: 0.308, SLG: 0.385		C FF 93 B FC 93 S SL 84 S SL 86 1-3 ③ K			F FC 92 F FC 92 S SL 85 0-3 ② K		F SL 87 B SL 86 F SL 87 F FF 95 C FF 95 1-3 ② K		C KC 79 F SL 87 B SI 93 C SI 92 1-3 ② K	4	0	0	0	0	4	4
3 David Ross, R (1, 2) OBP: 0.260, SLG: 0.368 61 Dan Butler, R (7, 2) OBP: 0.250, SLG: 0.368			B FC 91 C FC 92 S SL 84 B SL 88 B X SL 84 3-2 ① G5-3		C SL 80 B FF 92 X SL 82 1-1 ③ G6-3		S FF 95 B FF 95 C FF 95 F FF 95 X FF 96 1-2 E9 50 2B 1-H 2-H 3-H 2B		B FF 92 B SL 87 S FC 92 C FF 92 X SL 88 2-2 ③ F7	2 2	0 1	0 1	0 2	0 0	0 0	1 0
7 Jemile Weeks, S (1, 6) OBP: 0.372, SLG: 0.432			C FC 94 F FC 93 B CH 90 F FC 95 B FC 94 F SL 85 B SL 86 X FC 94 3-2 ② G4-3			C FC 92 X CH 88 0-1 ① F9	C FF 95 C SL 86 B FF 95 B FF 95 B SL 86 B FF 96 4-2 50 2B BB			2	1	0	0	1	0	0
Inning Stats	R: 0 E: 0 K: 3 S: 11 H: 1 LOB: 1 BB: 0 P: 14	R: 0 E: 0 K: 2 S: 7 H: 0 LOB: 0 BB: 0 P: 11	R: 0 E: 0 K: 0 S: 11 H: 0 LOB: 0 BB: 0 P: 19	R: 0 E: 0 K: 1 S: 8 H: 0 LOB: 0 BB: 0 P: 8	R: 0 E: 0 K: 2 S: 11 H: 1 LOB: 1 BB: 0 P: 15	R: 0 E: 0 K: 1 S: 9 H: 0 LOB: 0 BB: 0 P: 12	R: 5 E: 1 K: 2 S: 27 H: 3 LOB: 1 BB: 2 P: 41	R: 0 E: 0 K: 2 S: 9 H: 0 LOB: 0 BB: 0 P: 13	R: 0 E: 0 K: 2 S: 11 H: 0 LOB: 0 BB: 0 P: 16	1B: 3 2B: 2 3B: 0 HR: 0 SF: 0 SAC: 0 DP: 0 HBP: 1						

	AB	32
	R	5
	H	5
	RBI	4
	BB	2
	SO	15
	LOB	9

PITCHER		IP	WLS	BF	H	R	ER	SO	BB	IBB	HBP	BLK	WP	HR	S	P	ERA	WHIP
35 Michael Pineda, R ERA: 1.89	(1, 1)	6.1	W	22	3	1	1	10	0	0	0	0	0	0	65	89	1.42	0.474
53 Esmil Rogers, R ERA: 5.72	(7, 1)	0.1		5	1	2	2	1	2	0	1	0	0	0	15	26	54.00	9.000
43 Adam Warren, R ERA: 2.97	(7, 1)	1.1		5	1	2	2	2	0	0	0	0	0	0	13	18	13.50	0.750
41 David Phelps, R ERA: 4.38	(9, 1)	1.0		3	0	0	0	2	0	0	0	0	0	0	11	16	0.00	0.000

PITCHER	IP	WLS	BF	H	R	ER	SO	BB	IBB	HBP	BLK	WP	HR	S	P	ERA	WHIP

WP: 0 PA: 35
PB: 0
SB: 1
CS: 0