

# Boston Red Sox - 2015

Batter	1	2	3	4	5	6	7	8	9	AB	R	H	RBI	BB	SO	LOB	TOP
2 Nick Colucci, R (1.8) 										3	0	0	0	0	2	1	<b>Boston College Eagles @ Boston Red Sox</b> JetBlue Park, Ft. Myers, FL Tue Mar 03 2015, 6:28 PM - 6:30 PM EST Att: 7,821 - Sunny - 86 F <a href="http://livebaseballscorecards.com">livebaseballscorecards.com</a>
3 Blake Butera, R (1.4) OBP: 0.500, SLG: 0.500 30 Donovan Casey, R (4.7) 										2	0	1	0	0	0	0	
4 Joe Cronin, R (1.5) 11 Jake Palomaki, S (4.6) 										2	0	0	0	0	2	0	
24 Chris Shaw, L (1.9) OBP: 0.500, SLG: 0.500 Logan Hoggarth, R (4.9) 										2	0	1	0	0	0	0	
Michael Strem, R (1.3) 28 Mitch Bigras, L (4.3) 										1	0	0	0	0	0	1	
8 Travis Ferrick, R (1.7) OBP: 0.500, SLG: 0.500 										2	0	1	0	0	0	1	
31 Geoffrey Murphy, R (1.10) 										2	0	0	0	0	2	2	
7 Nick Sciortino, R (1.2) OBP: 1.000, SLG: 2.000 Stephen Sauter, S (4.2) 										1	0	1	0	0	0	0	
25 Johnny Adams, R (1.6) 15 Anthony Maselli, L (4.5) 										1	0	0	0	0	0	0	
<b>Inning Stats</b>	R: 0 E: 0 K: 1 S: 5	H: 0 LOB: 0 BB: 0 P: 6	R: 0 E: 0 K: 1 S: 6	H: 1 LOB: 1 BB: 0 P: 7	R: 0 E: 0 K: 1 S: 6	H: 2 LOB: 2 BB: 0 P: 6	R: 0 E: 0 K: 2 S: 7	H: 0 LOB: 0 BB: 0 P: 7	R: 0 E: 0 K: 1 S: 5	H: 1 LOB: 0 BB: 0 P: 7	R: 0 E: 0 K: 2 S: 7	H: 0 LOB: 0 BB: 0 P: 7	R: 0 E: 0 K: 1 S: 5	H: 0 LOB: 0 BB: 0 P: 5			
<b>PITCHER</b>	IP WLS BF H R ER SO BB IBB HBP BLK WP HR S P ERA WHIP											<b>PITCHER</b>	IP WLS BF H R ER SO BB IBB HBP BLK WP HR S P ERA WHIP				
20 Wade Miley, L (1.1) ERA:	2.0 7 1 0 0 2 0 0 0 0 0 0 0 11 13 0.00 0.500											94 Daler Hinojosa, R (7.1) ERA:	1.0 3 0 0 0 1 0 0 0 0 0 0 0 7 7 0.00 0.000				
32 Craig Breslow, L (3.1) ERA:	1.0 4 2 0 0 1 0 0 0 0 0 0 0 6 6 0.00 2.000																
67 Brandon Workman, R (4.1) ERA:	1.0 3 0 0 0 2 0 0 0 0 0 0 0 7 7 0.00 0.000																
35 Steven Wright, R (5.1) ERA:	1.0 3 1 0 0 1 0 0 0 0 0 0 0 5 7 0.00 1.000																
51 Edwin Escobar, L (6.1) ERA:	1.0 W 3 0 0 0 2 0 0 0 0 0 0 0 7 7 0.00 0.000																

Batter	1	2	3	4	5	6	7	8	9	AB	R	H	RBI	BB	SO	LOB	BOTTOM
38 Rusney Castillo, R (1.8) OBP: 0.333, SLG: 0.333 52 Quintin Berry, L (6.9) 										3	0	1	0	0	0	2	<b>Boston College Eagles @ Boston Red Sox</b> JetBlue Park, Ft. Myers, FL Tue Mar 03 2015, 6:28 PM - 6:30 PM EST Att: 7,821 - Sunny - 86 F <a href="http://livebaseballscorecards.com">livebaseballscorecards.com</a>
30 Jemile Weeks, S (1.4) OBP: 0.667, SLG: 1.667 89 Carlos Asuaje, L (7.4) 										3	1	2	0	0	0	1	
29 Daniel Nava, S (1.7) 76 Blake Tekotte, L (7.7) 										2	0	0	0	1	1	2	
5 Allen Craig, R (1.3) 87 David Chester, R (6. PR) 										1	0	0	0	2	0	2	
70 Garin Cecchini, L (1.5) 										3	0	0	0	0	1	4	
10 Ryan Hanigan, R (1.2) 71 Blake Swihart, S (5.2) 										1	0	0	0	0	1	0	
77 Travis Shaw, L (1.10) OBP: 0.333, SLG: 0.333 										3	0	1	0	0	0	2	
25 Jackie Bradley Jr., L (1.9) 										2	0	0	0	0	1	1	
75 Kevin Heller, R (7.9) 										0	0	0	0	0	0	0	
64 Deven Marrero, R (1.6) OBP: 0.500, SLG: 0.500 82 Mike Miller, R (6.6) 66 Reed Gagnani, S (7.6) 										2	0	1	0	0	0	0	
<b>Inning Stats</b>	R: 0 E: 0 K: 0 S: 3	H: 1 LOB: 1 BB: 1 P: 7	R: 0 E: 0 K: 1 S: 5	H: 0 LOB: 0 BB: 0 P: 5	R: 0 E: 0 K: 1 S: 5	H: 0 LOB: 0 BB: 0 P: 5	R: 0 E: 0 K: 1 S: 5	H: 1 LOB: 1 BB: 1 P: 9	R: 0 E: 0 K: 0 S: 5	H: 2 LOB: 2 BB: 0 P: 5	R: 1 E: 0 K: 1 S: 7	H: 2 LOB: 2 BB: 1 P: 11					
<b>PITCHER</b>	IP WLS BF H R ER SO BB IBB HBP BLK WP HR S P ERA WHIP											<b>PITCHER</b>	IP WLS BF H R ER SO BB IBB HBP BLK WP HR S P ERA WHIP				
21 Eric Stone, R (1.1) ERA:	1.0 4 1 0 0 0 1 0 0 0 0 0 0 3 7 0.00 2.000																
22 Tyler Hinchliffe, L (2.1) ERA:	1.0 3 0 0 0 1 0 0 0 0 0 0 0 5 5 0.00 0.000																
27 Brian Rapp, R (3.1) ERA:	1.0 3 0 0 0 1 0 0 0 0 0 0 0 5 5 0.00 0.000																
14 Carmen Giampetruzzi, L (4.1) ERA:	2.0 9 3 0 0 1 1 0 0 0 0 0 0 10 14 0.00 2.000																
31 Geoffrey Murphy, R (6.1) ERA: 9.0	1.0 L 6 2 1 1 1 1 0 0 0 0 0 0 7 11 9.00 3.000																
<b>Inning Stats</b>	R: 0 E: 0 K: 0 S: 3	H: 1 LOB: 1 BB: 1 P: 7	R: 0 E: 0 K: 1 S: 5	H: 0 LOB: 0 BB: 0 P: 5	R: 0 E: 0 K: 1 S: 5	H: 0 LOB: 0 BB: 0 P: 5	R: 0 E: 0 K: 1 S: 5	H: 1 LOB: 1 BB: 1 P: 9	R: 0 E: 0 K: 0 S: 5	H: 2 LOB: 2 BB: 0 P: 5	R: 1 E: 0 K: 1 S: 7	H: 2 LOB: 2 BB: 1 P: 11					
<b>PITCHER</b>	IP WLS BF H R ER SO BB IBB HBP BLK WP HR S P ERA WHIP											<b>PITCHER</b>	IP WLS BF H R ER SO BB IBB HBP BLK WP HR S P ERA WHIP				
21 Eric Stone, R (1.1) ERA:	1.0 4 1 0 0 0 1 0 0 0 0 0 0 3 7 0.00 2.000																
22 Tyler Hinchliffe, L (2.1) ERA:	1.0 3 0 0 0 1 0 0 0 0 0 0 0 5 5 0.00 0.000																
27 Brian Rapp, R (3.1) ERA:	1.0 3 0 0 0 1 0 0 0 0 0 0 0 5 5 0.00 0.000																
14 Carmen Giampetruzzi, L (4.1) ERA:	2.0 9 3 0 0 1 1 0 0 0 0 0 0 10 14 0.00 2.000																
31 Geoffrey Murphy, R (6.1) ERA: 9.0	1.0 L 6 2 1 1 1 1 0 0 0 0 0 0 7 11 9.00 3.000																

















Batter	1	2	3	4	5	6	7	8	9	AB	R	H	RBI	BB	SO	LOB	TOP																			
39 Kevin Kiermaier, L (1, 8) 79 Boog Powell, L (6, 8) OBP: 0.333, SLG: 0.364 OBP: 0.333, SLG: 0.400	G4-3			2B		F7			K	3	0	1	0	0	0	0	<b>Tampa Bay Rays @ Boston Red Sox</b> JetBlue Park, Ft. Myers, FL Tue Mar 10 2015, 1:07 PM - 3:55 PM EDT Att: 10,156 - Partly Cloudy - 85 F																			
1 Tim Beckham, R (1, 4) 29 Ryan Brett, R (7, 4)	K			K			G4-3		P5	3	0	0	0	0	2	1																				
2 Nick Franklin, S (1, 6) 36 Hak-Ju Lee, L (5, 6)	G4-3			K			F8		G3-1	2	0	0	0	0	1	1																				
20 Steven Souza Jr., R (1, 9) 69 Taylor Motter, R (7, 9) OBP: 0.162, SLG: 0.273 OBP: 0.333, SLG: 0.333		K		P3			K			3	0	0	0	0	2	1																				
11 Logan Forsythe, R (1, 5) 18 Richie Shaffer, R (8, 5)						G6-3			65 PB 3B	3	1	1	0	0	0	0																				
61 Juan Francisco, L (1, 3) 30 Vince Belome, L (7, 3)							K		65 PB BB	2	0	0	0	0	2	0																				
65 Joey Butler, R (1, 10) OBP: 0.364, SLG: 0.727									L6	3	0	1	0	0	0	1																				
64 Corey Brown, L (1, 7) 61 Marty Gantt, R (8, 7)									1-2 3-H	3	0	0	0	0	3	1																				
19 Curt Casali, R (1, 2) 9 Justin O'Conner, R (7, 2)									L3	2	0	0	0	0	0	0																				
11 Logan Forsythe, R (1, 5) 18 Richie Shaffer, R (8, 5)										1	0	0	0	0	0	1																				
<b>Inning Stats</b>	R: 0 E: 0 K: 1 S: 5	H: 0 LOB: 0 BB: 0 P: 5	R: 0 E: 0 K: 2 S: 7	H: 0 LOB: 0 BB: 0 P: 7	R: 0 E: 0 K: 1 S: 5	H: 0 LOB: 0 BB: 0 P: 5	R: 0 E: 0 K: 2 S: 8	H: 1 LOB: 1 BB: 0 P: 8	R: 0 E: 0 K: 1 S: 5	H: 1 LOB: 1 BB: 0 P: 5	R: 0 E: 0 K: 1 S: 5	H: 0 LOB: 0 BB: 0 P: 5	R: 0 E: 0 K: 1 S: 5	H: 0 LOB: 0 BB: 0 P: 5	R: 1 E: 0 K: 1 S: 6	H: 1 LOB: 1 BB: 1 P: 11	R: 0 E: 0 K: 1 S: 5	H: 0 LOB: 0 BB: 0 P: 5	1B: 1 2B: 1 3B: 1 HR: 0	SF: 0 SAC: 0 DP: 0 HBP: 0	WP: 0 PB: 1 SB: 0 CS: 0	PA: 30														
<b>PITCHER</b>	IP	WLS	BF	H	R	ER	SO	BB	IBB	HBP	BLK	WP	HR	S	P	ERA	WHIP	<b>PITCHER</b>		IP	WLS	BF	H	R	ER	SO	BB	IBB	HBP	BLK	WP	HR	S	P	ERA	WHIP
63 Justin Masterson, R (1, 1) 19 Koji Uehara, R (4, 1) 46 Anthony Varvaro, R (5, 1) 76 Henry Owens, L (6, 1) 31 Dana Eveland, L (8, 1)	3.0	W	9	0	0	0	4	0	0	0	0	0	0	8	17	0.00	0.000	62 Zeke Spruill, R (9, 1) ERA:		1.0	0	3	0	0	0	1	0	0	0	0	0	5	5	0.00	0.000	

Batter	1	2	3	4	5	6	7	8	9	AB	R	H	RBI	BB	SO	LOB	BOTTOM																			
18 Shane Victorino, S (1, 9) 29 Daniel Nava, S (5, 9) OBP: 0.417, SLG: 0.333	15 G5-4-3 BB		G3	K			F8	F9		2	0	0	0	1	1	4	<b>Tampa Bay Rays @ Boston Red Sox</b> JetBlue Park, Ft. Myers, FL Tue Mar 10 2015, 1:07 PM - 3:55 PM EDT Att: 10,156 - Partly Cloudy - 85 F																			
15 Dustin Pedroia, R (1, 4) 71 Blake Swihart, S (7, 2) OBP: 0.556, SLG: 1.000 OBP: 0.571, SLG: 1.000	G5-4-3		E6 13 2B	K			70 2B	1B		3	1	0	0	0	1	4																				
34 David Ortiz, L (1, 10) 5 Allen Craig, R (7, PH) OBP: 0.222, SLG: 0.222 OBP: 0.308, SLG: 0.273	F8		13 2B	1B			F9	2		3	0	1	0	0	0	0																				
13 Hanley Ramirez, R (1, 7) 70 Gennaro Cecchini, L (6, 5) OBP: 0.444, SLG: 0.667 OBP: 0.273, SLG: 0.364		G5-3	1-3 2-H	2B			1-H 2-H	2B		3	0	1	1	0	0	0																				
48 Pablo Sandoval, S (1, 5) 73 Bryce Brentz, R (6, 7) OBP: 0.222, SLG: 0.125 OBP: 0.364, SLG: 0.500		F9	F9				F7			3	0	0	0	0	2	0																				
12 Mike Napoli, R (1, 3) 61 Bryan LaHair, L (6, PR) OBP: 0.596, SLG: 0.556 OBP: 0.214, SLG: 0.083				1B			E6 25 CS		G5-3	3	0	2	0	0	0	0																				
2 Xander Bogaerts, R (1, 6) 30 Jemile Weeks, S (7, 4) OBP: 0.462, SLG: 0.900 OBP: 0.417, SLG: 0.444		L4		10 E	25 1B		F8		16 FC6-4	2	0	0	0	1	0	0																				
25 Jackie Bradley Jr., L (1, 8) OBP: 0.467, SLG: 0.538			18 G3	15 E			K		16 FC6-4	3	1	2	0	1	1	1																				
10 Ryan Hanigan, R (1, 2) 16 Jeff Bianchi, R (7, 6) OBP: 0.333, SLG: 0.333 OBP: 0.222, SLG: 0.125				1B					71 1B	2	0	0	0	0	3	0																				
			G1-3	E6					70 2B	2	1	1	0	0	0	2																				
<b>Inning Stats</b>	R: 0 E: 0 K: 0 S: 2	H: 0 LOB: 1 BB: 1 P: 6	R: 0 E: 0 K: 0 S: 4	H: 1 LOB: 1 BB: 0 P: 4	R: 2 E: 1 K: 0 S: 7	H: 3 LOB: 2 BB: 0 P: 7	R: 0 E: 1 K: 2 S: 9	H: 2 LOB: 3 BB: 1 P: 13	R: 0 E: 0 K: 1 S: 3	H: 0 LOB: 0 BB: 0 P: 3	R: 0 E: 1 K: 1 S: 5	H: 0 LOB: 1 BB: 0 P: 5	R: 2 E: 0 K: 0 S: 6	H: 3 LOB: 1 BB: 0 P: 6	R: 1 E: 0 K: 0 S: 3	H: 0 LOB: 1 BB: 2 P: 12	R: 0 E: 0 K: 1 S: 5	H: 0 LOB: 0 BB: 0 P: 5	1B: 6 2B: 4 3B: 0 HR: 0	SF: 0 SAC: 0 DP: 2 HBP: 0	WP: 2 PB: 0 SB: 0 CS: 1	PA: 37														
<b>PITCHER</b>	IP	WLS	BF	H	R	ER	SO	BB	IBB	HBP	BLK	WP	HR	S	P	ERA	WHIP	<b>PITCHER</b>		IP	WLS	BF	H	R	ER	SO	BB	IBB	HBP	BLK	WP	HR	S	P	ERA	WHIP
35 Matt Andriese, R (1, 1) 31 Mike Montgomery, L (3, 1) 74 Dylan Floro, R (6, 1) 73 Bryce Stowell, R (8, 1)	2.2	L	11	2	2	0	0	1	0	0	0	0	0	15	19	0.00	2.143	62 Zeke Spruill, R (9, 1) ERA:		1.0	0	3	0	0	0	1	0	0	0	0	5	5	0.00	0.000		







Batter	1	2	3	4	5	6	7	8	9	AB	R	H	RBI	BB	SO	LOB	TOP			
77 Ramón Flores, L (1,9) OBP: 0.250, SLG: 0.400 99 Aaron Judge, R (6,9) OBP: 0.467, SLG: 0.636	F8		K		G3		80 2B 1-3 2B		L3-6	3	0	0	0	0	1	0				
24 Chris Young, R (1,8) OBP: 0.167, SLG: 0.222 80 Mason Williams, L (5,8) OBP: 0.417, SLG: 0.600	K		G5-3		L6		2B			3	0	0	0	0	1	0				
33 Garrett Jones, L (1,3) OBP: 0.400, SLG: 0.385 95 Greg Bird, L (5,PR) OBP: 0.462, SLG: 0.917	G4-3			98 1B 97 3B 1B	BB		2B			2	1	1	0	1	0	0				
34 Brian McCann, L (1,10) OBP: 0.222, SLG: 0.235 79 Tyler Austin, R (7,PH) OBP: 0.167, SLG: 0.364		K		98 1B 97 3B 1B	G3-4-3		L7			3	1	1	0	0	1	1				
66 John Ryan Murphy, R (1,2) OBP: 0.118, SLG: 0.176 78 Gary Sanchez, R (7,2) OBP: 0.100, SLG: 0.444		2B		K			F8		G5-3	3	0	1	0	0	1	2				
98 Rob Refsnyder, R (1,4) OBP: 0.500, SLG: 0.467 73 Tyler Wade, L (6,4) OBP: 0.400, SLG: 0.400	G5-3			97 3B 1-2 2-3 1B			G4-3		E3 62 CS	3	1	1	0	0	0	1				
74 Slade Heathcott, L (1,7) OBP: 0.615, SLG: 0.900 93 Jake Cave, L (6,7) OBP: 0.500, SLG: 0.900		BB		K			F7		K	2	0	0	0	1	1	3				
97 Jonathan Galvez, R (1,5) OBP: 0.313, SLG: 0.400 62 Cole Figueroa, L (7,5) OBP: 0.231, SLG: 0.231	G1-3								CS	3	1	2	3	0	0	2				
60 Nick Noonan, L (1,6) OBP: 0.333, SLG: 0.462 96 Cito Culver, R (7,6) OBP: 0.154, SLG: 0.083			G6-3	G3			P3		99 2B 80 2B 1B	3	0	0	0	0	0	2				
									99 L3-6 BB	0	0	0	0	1	0	0				
<b>Inning Stats</b>	R: 0 E: 0 K: 1 S: 5	H: 0 LOB: 0 BB: 0 P: 5	R: 0 E: 0 K: 1 S: 6	H: 1 LOB: 2 BB: 1 P: 10	R: 0 E: 0 K: 1 S: 5	H: 0 LOB: 0 BB: 0 P: 5	R: 3 E: 0 K: 2 S: 11	H: 4 LOB: 1 BB: 0 P: 11	R: 0 E: 0 K: 0 S: 3	H: 0 LOB: 0 BB: 0 P: 3	R: 2 E: 0 K: 1 S: 8	H: 3 LOB: 1 BB: 0 P: 8	R: 0 E: 1 K: 1 S: 5	H: 0 LOB: 0 BB: 1 P: 6	R: 0 E: 0 K: 0 S: 2	H: 0 LOB: 0 BB: 1 P: 6	1B: 4 2B: 4 3B: 1 HR: 0	SF: 0 SAC: 0 DP: 1 HBP: 0	WP: 0 PB: 0 SB: 0 CS: 1	PA: 38
<b>PITCHER</b>	IP WLS BF H R ER SO BB IBB HBP BLK WP HR S P ERA WHIP	22 Rick Porcello, R (1,1) ERA: 3.0	3.0 13 3 2 2 3 1 0 0 0 0 0 0 18 22 6.00 1.333	94 Daiter Hinojosa, R (4,1) ERA: 21.6	1.0 L 5 2 1 1 2 0 0 0 0 0 0 9 9 9.00 2.000	62 Zeke Spruill, R (5,1) ERA:	1.0 4 0 0 0 0 1 0 0 0 0 0 0 3 7 0.00 1.000	36 Junichi Tazawa, R (6,1) ERA: 3.0	1.0 3 0 0 0 0 0 0 0 0 0 0 0 3 3 0.00 0.000	54 Edward Mujica, R (7,1) ERA: 9.0	1.0 6 3 2 2 1 0 0 0 0 0 0 0 8 8 18.00 3.000	<b>PITCHER</b>	IP WLS BF H R ER SO BB IBB HBP BLK WP HR S P ERA WHIP	78 Brian Johnson, L (8,1) ERA: 1.8	2.0 6 0 0 0 1 1 0 0 0 0 0 0 0 7 12 0.00 0.500					

New York Yankees @ Boston Red Sox  
JetBlue Park, Ft. Myers, FL  
Fri Mar 13 2015, 7:09 PM - 10:11 PM EDT  
Att: 9,659 - Partly Cloudy - 81 F

AB 34  
R 5  
H 8  
RBI 5  
BB 3  
SO 7  
LOB 15



Batter	1	2	3	4	5	6	7	8	9	AB	R	H	RBI	BB	SO	LOB	BOTTOM			
50 Mookie Betts, R (1,8) OBP: 0.444, SLG: 0.667 26 Brock Holt, L (6,8) OBP: 0.533, SLG: 0.300	34 F8 15 1B 13 G2-3 1B		34 1B 2B		FC5-4 15 FC6-4 1-2 1-2		CS			3	2	2	0	0	0	1				
15 Dustin Pedroia, R (1,4) OBP: 0.400, SLG: 0.667 80 Sean Coyle, R (6,4) OBP: 0.333, SLG: 0.400	13 G2-3 1B		F8		FC6-4 1-2					3	0	1	0	0	0	2				
34 David Ortiz, L (1,10) OBP: 0.357, SLG: 0.538 61 Bryan LaHair, L (6,PH) OBP: 0.176, SLG: 0.067	F8			2-3 1B			K			2	0	1	1	0	0	2				
13 Hanley Ramirez, R (1,7) OBP: 0.267, SLG: 0.400 73 Bryce Brentz, R (7,7) OBP: 0.353, SLG: 0.429	G2-3		L6				G6-3			3	0	0	1	0	0	2				
48 Pablo Sandoval, S (1,5) OBP: 0.267, SLG: 0.429 70 Garin Cecchini, L (7,5) OBP: 0.294, SLG: 0.412	G4-3			P3			G6-3			3	0	0	0	0	0	1				
12 Mike Napoli, R (1,3) OBP: 0.425, SLG: 0.385 77 Travis Shaw, L (7,3) OBP: 0.357, SLG: 0.714		2 G6-4-3 HBP		K					16 WP 16 G3 2B	1	0	0	0	0	1	0				
29 Daniel Nava, S (1,9) OBP: 0.368, SLG: 0.267 80 Manuel Margot, R (8,9) OBP: 0.333, SLG: 0.400			K		F7				F8	3	0	0	0	0	1	2				
2 Xander Bogaerts, R (1,6) OBP: 0.389, SLG: 0.643 16 Jeff Bianchi, R (6,6) OBP: 0.333, SLG: 0.231	G6-4-3			50 FC5-4 BB			G3			1	0	0	0	1	0	1				
10 Ryan Hanigan, R (1,2) OBP: 0.250, SLG: 0.250 7 Christian Vazquez, R (6,2) OBP: 0.267, SLG: 0.214			K		F8				E6 26 CS	2	0	0	0	0	1	1				
										2	0	0	0	0	1	2				
<b>Inning Stats</b>	R: 1 E: 0 K: 0 S: 5	H: 2 LOB: 1 BB: 0 P: 5	R: 0 E: 0 K: 1 S: 4	H: 0 LOB: 0 BB: 0 P: 5	R: 1 E: 0 K: 1 S: 7	H: 2 LOB: 1 BB: 0 P: 7	R: 0 E: 0 K: 1 S: 5	H: 0 LOB: 0 BB: 0 P: 5	R: 0 E: 0 K: 0 S: 3	H: 0 LOB: 1 BB: 1 P: 7	R: 1 E: 1 K: 0 S: 5	H: 1 LOB: 0 BB: 0 P: 6	R: 0 E: 0 K: 3 S: 9	H: 0 LOB: 1 BB: 1 P: 13	R: 0 E: 0 K: 3 S: 10	H: 1 LOB: 2 BB: 1 P: 14	1B: 4 2B: 2 3B: 0 HR: 0	SF: 0 SAC: 0 DP: 1 HBP: 1	WP: 1 PB: 0 SB: 0 CS: 1	PA: 37
<b>PITCHER</b>	IP WLS BF H R ER SO BB IBB HBP BLK WP HR S P ERA WHIP	43 Adam Warren, R (1,1) ERA: 3.38	3.0 13 4 2 2 2 1 0 0 0 0 0 0 16 17 6.00 1.333	45 Chasen Shreve, L (4,1) ERA: 1.8	2.0 H 7 0 0 0 1 1 0 0 0 0 0 8 12 0.00 0.500	71 José Ramirez, R (6,1) ERA: 3.0	1.0 H 3 0 0 0 1 0 0 0 0 0 0 5 5 0.00 0.000	76 Branden Pinder, R (7,1) ERA: 5.06	1.0 H 4 1 1 1 0 0 0 0 0 0 1 0 5 6 9.00 1.000	82 Nick Goody, R (8,1) ERA:	1.0 H 4 0 0 0 3 1 0 0 0 0 0 9 13 0.00 1.000	<b>PITCHER</b>	IP WLS BF H R ER SO BB IBB HBP BLK WP HR S P ERA WHIP	87 Jacob Lindgren, L (9,1) ERA:	1.0 S 5 1 1 0 0 3 1 0 0 0 0 0 10 14 0.00 2.000					

New York Yankees @ Boston Red Sox  
JetBlue Park, Ft. Myers, FL  
Fri Mar 13 2015, 7:09 PM - 10:11 PM EDT  
Att: 9,659 - Partly Cloudy - 81 F

AB 32  
R 3  
H 6  
RBI 3  
BB 3  
SO 10  
LOB 18



Batter	1	2	3	4	5	6	7	8	9	AB	R	H	RBI	BB	SO	LOB	TOP						
14 Jaff Decker, L (1.7) OBP: 0.438, SLG: 0.714	F8																						
23 Steve Lombardozi, S (6.7) OBP: 0.222, SLG: 0.278			BB																				
10 Jordy Mercer, R (1.6) OBP: 0.176, SLG: 0.412	L5																						
80 Gift Ngoepe, R (5.6) OBP: 0.111, SLG: 0.111			F9																				
30 Clayton Richard, L (7.1) OBP: 0.111, SLG: 0.111																							
83 Wilkin Castillo, S (9. PH)																							
32 Brad Lincoln, L (9.1)			2-3																				
25 Gregory Polanco, L (1.9) OBP: 0.182, SLG: 0.227																							
43 John Holdzkom, R (5.1)																							
81 Mel Rojas Jr., S (6.8) OBP: 0.333, SLG: 0.143																							
78 Stetson Allie, R (1.3) OBP: 0.375, SLG: 0.333																							
70 Corkys Hernández, R (6. PR)																							
6 Starling Marte, R (1.8) OBP: 0.388, SLG: 0.556																							
57 Delbinson Romero, R (6.5) OBP: 0.235, SLG: 0.188																							
26 Tony Sanchez, R (1.2) OBP: 0.583, SLG: 0.900																							
66 Elias Diaz, R (7.2)																							
17 Pedro Florimón, S (1.5) OBP: 0.353, SLG: 0.438																							
67 Gustavo Nunez, S (6.4) OBP: 0.071, SLG: 0.071																							
63 Alen Hanson, S (1.4) OBP: 0.444, SLG: 0.444																							
38 Stolmy Pimentel, R (6.1)																							
3 Adam Frazier, L (7.6) OBP: 1.000, SLG: 1.000																							
45 Gerrit Cole, R (1.1) OBP: 1.000, SLG: 2.000																							
71 Collin Balester, R (4.1)																							
51 Austin Meadows, L (5. PH)																							
73 Willy Garcia, R (5.9) OBP: 0.250, SLG: 0.316																							
<b>Inning Stats</b>	R: 0 E: 0 K: 1 S: 5	H: 0 LOB: 0 BB: 0 P: 6	R: 0 E: 0 K: 1 S: 5	H: 0 LOB: 1 BB: 1 P: 10	R: 0 E: 0 K: 1 S: 5	H: 0 LOB: 2 BB: 2 P: 13	R: 1 E: 0 K: 1 S: 7	H: 3 LOB: 1 BB: 0 P: 7	R: 0 E: 0 K: 1 S: 6	H: 1 LOB: 1 BB: 0 P: 6	R: 1 E: 0 K: 1 S: 7	H: 2 LOB: 1 BB: 0 P: 7	R: 0 E: 0 K: 2 S: 7	H: 0 LOB: 0 BB: 0 P: 7	R: 3 E: 0 K: 1 S: 7	H: 2 LOB: 2 BB: 2 P: 15	R: 0 E: 0 K: 0 S: 3	H: 0 LOB: 0 BB: 0 P: 3	1B: 3 2B: 5 3B: 1 HR: 0	SF: 0 SAC: 0 DP: 1 HBP: 0	WP: 0 PB: 0 SB: 1 CS: 0	PA: 39	
<b>PITCHER</b>	IP WLS BF H R ER SO BB IBB HBP BLK WP HR S P ERA WHIP	IP WLS BF H R ER SO BB IBB HBP BLK WP HR S P ERA WHIP	IP WLS BF H R ER SO BB IBB HBP BLK WP HR S P ERA WHIP	IP WLS BF H R ER SO BB IBB HBP BLK WP HR S P ERA WHIP	IP WLS BF H R ER SO BB IBB HBP BLK WP HR S P ERA WHIP	IP WLS BF H R ER SO BB IBB HBP BLK WP HR S P ERA WHIP	IP WLS BF H R ER SO BB IBB HBP BLK WP HR S P ERA WHIP	IP WLS BF H R ER SO BB IBB HBP BLK WP HR S P ERA WHIP	IP WLS BF H R ER SO BB IBB HBP BLK WP HR S P ERA WHIP	IP WLS BF H R ER SO BB IBB HBP BLK WP HR S P ERA WHIP	IP WLS BF H R ER SO BB IBB HBP BLK WP HR S P ERA WHIP	IP WLS BF H R ER SO BB IBB HBP BLK WP HR S P ERA WHIP	IP WLS BF H R ER SO BB IBB HBP BLK WP HR S P ERA WHIP	IP WLS BF H R ER SO BB IBB HBP BLK WP HR S P ERA WHIP	IP WLS BF H R ER SO BB IBB HBP BLK WP HR S P ERA WHIP	IP WLS BF H R ER SO BB IBB HBP BLK WP HR S P ERA WHIP	IP WLS BF H R ER SO BB IBB HBP BLK WP HR S P ERA WHIP	IP WLS BF H R ER SO BB IBB HBP BLK WP HR S P ERA WHIP	IP WLS BF H R ER SO BB IBB HBP BLK WP HR S P ERA WHIP	IP WLS BF H R ER SO BB IBB HBP BLK WP HR S P ERA WHIP	IP WLS BF H R ER SO BB IBB HBP BLK WP HR S P ERA WHIP	IP WLS BF H R ER SO BB IBB HBP BLK WP HR S P ERA WHIP	IP WLS BF H R ER SO BB IBB HBP BLK WP HR S P ERA WHIP

Pittsburgh Pirates @ Boston Red Sox  
 JetBlue Park, Ft. Myers, FL  
 Sat Mar 14 2015, 1:07 PM - 5:42 PM EDT  
 Att: 9,770 - Partly Cloudy - 84 F

AB 34  
 R 5  
 H 8  
 RBI 5  
 BB 5  
 SO 9  
 LOB 17



Batter	1	2	3	4	5	6	7	8	9	AB	R	H	RBI	BB	SO	LOB	BOTTOM						
50 Mookie Betts, R (1.8) OBP: 0.400, SLG: 0.600	G6-3																						
25 Jackie Bradley Jr., L (4.8) OBP: 0.429, SLG: 0.444																							
15 Dustin Pedroia, R (1.4) OBP: 0.383, SLG: 0.588	G6-3																						
30 Jemile Weeks, S (5.5) OBP: 0.375, SLG: 0.462																							
48 Pablo Sandoval, S (1.5) OBP: 0.235, SLG: 0.375																							
80 Sean Coyle, R (5.4) OBP: 0.375, SLG: 0.429	F7																						
13 Hanley Ramirez, R (1.7) OBP: 0.235, SLG: 0.353																							
73 Bryce Brentz, R (5.7) OBP: 0.316, SLG: 0.375																							
12 Mike Napoli, R (1.3) OBP: 0.500, SLG: 0.867																							
77 Travis Shaw, L (5.3) OBP: 0.375, SLG: 0.688																							
5 Allen Craig, R (1.10) OBP: 0.350, SLG: 0.333																							
72 Luke Montz, R (9. PH) OBP: 0.267, SLG: 0.500																							
18 Shane Victorino, S (1.9) OBP: 0.333, SLG: 0.222																							
75 Aneury Tavárez, L (8.9) OBP: 0.250, SLG: 0.250																							
2 Xander Bogaerts, R (1.6) OBP: 0.350, SLG: 0.563																							
64 Deven Marrero, R (6.6) OBP: 0.417, SLG: 0.384																							
71 Blake Swihart, S (1.2) OBP: 0.583, SLG: 0.800																							
40 Humberto Quintero, R (6.2) OBP: 0.250, SLG: 0.143																							
<b>Inning Stats</b>	R: 0 E: 0 K: 0 S: 3	H: 2 LOB: 1 BB: 0 P: 9	R: 1 E: 0 K: 1 S: 8	H: 2 LOB: 1 BB: 0 P: 9	R: 0 E: 0 K: 0 S: 3	H: 0 LOB: 1 BB: 0 P: 4	R: 1 E: 0 K: 0 S: 7	H: 2 LOB: 1 BB: 0 P: 9	R: 0 E: 0 K: 0 S: 4	H: 1 LOB: 1 BB: 0 P: 4	R: 0 E: 0 K: 1 S: 5	H: 1 LOB: 0 BB: 0 P: 5	R: 0 E: 0 K: 2 S: 8	H: 1 LOB: 1 BB: 0 P: 8	R: 0 E: 0 K: 1 S: 6	H: 1 LOB: 2 BB: 0 P: 7	R: 0 E: 0 K: 2 S: 8	H: 1 LOB: 2 BB: 1 P: 12	1B: 7 2B: 1 3B: 0 HR: 2	SF: 0 SAC: 0 DP: 1 HBP: 2	WP: 0 PB: 0 SB: 0 CS: 2	PA: 38	
<b>PITCHER</b>	IP WLS BF H R ER SO BB IBB HBP BLK WP HR S P ERA WHIP	IP WLS BF H R ER SO BB IBB HBP BLK WP HR S P ERA WHIP	IP WLS BF H R ER SO BB IBB HBP BLK WP HR S P ERA WHIP	IP WLS BF H R ER SO BB IBB HBP BLK WP HR S P ERA WHIP	IP WLS BF H R ER SO BB IBB HBP BLK WP HR S P ERA WHIP	IP WLS BF H R ER SO BB IBB HBP BLK WP HR S P ERA WHIP	IP WLS BF H R ER SO BB IBB HBP BLK WP HR S P ERA WHIP	IP WLS BF H R ER SO BB IBB HBP BLK WP HR S P ERA WHIP	IP WLS BF H R ER SO BB IBB HBP BLK WP HR S P ERA WHIP	IP WLS BF H R ER SO BB IBB HBP BLK WP HR S P ERA WHIP	IP WLS BF H R ER SO BB IBB HBP BLK WP HR S P ERA WHIP	IP WLS BF H R ER SO BB IBB HBP BLK WP HR S P ERA WHIP	IP WLS BF H R ER SO BB IBB HBP BLK WP HR S P ERA WHIP	IP WLS BF H R ER SO BB IBB HBP BLK WP HR S P ERA WHIP	IP WLS BF H R ER SO BB IBB HBP BLK WP HR S P ERA WHIP	IP WLS BF H R ER SO BB IBB HBP BLK WP HR S P ERA WHIP	IP WLS BF H R ER SO BB IBB HBP BLK WP HR S P ERA WHIP	IP WLS BF H R ER SO BB IBB HBP BLK WP HR S P ERA WHIP	IP WLS BF H R ER SO BB IBB HBP BLK WP HR S P ERA WHIP	IP WLS BF H R ER SO BB IBB HBP BLK WP HR S P ERA WHIP	IP WLS BF H R ER SO BB IBB HBP BLK WP HR S P ERA WHIP	IP WLS BF H R ER SO BB IBB HBP BLK WP HR S P ERA WHIP	IP WLS BF H R ER SO BB IBB HBP BLK WP HR S P ERA WHIP

Pittsburgh Pirates @ Boston Red Sox  
 JetBlue Park, Ft. Myers, FL  
 Sat Mar 14 2015, 1:07 PM - 5:42 PM EDT  
 Att: 9,770 - Partly Cloudy - 84 F

AB 34  
 R 2  
 H 9  
 RBI 2  
 BB 1  
 SO 7  
 LOB 14



Batter	1	2	3	4	5	6	7	8	9	AB	R	H	RBI	BB	SO	LOB	TOP				
26 Brock Holt, L OBP: 0.444, SLG: 0.231 64 Devin Marrero, R OBP: 0.429, SLG: 0.385	L7		F9		K		30 1B		FC5-4	3	0	0	0	0	1	1	<b>Boston Red Sox @ Philadelphia Phillies</b> Bright House Field, Clearwater, FL Sun Mar 15 2015, 1:07 PM - 3:42 PM EDT Att: 9,815 - Partly Cloudy - 81 F				
30 Jemile Weeks, S OBP: 0.400, SLG: 0.529 74 Jonathan Roof, R	29 HR		K		FC4-6		1B		K	4	1	2	0	0	1	1					
29 Daniel Nava, S OBP: 0.409, SLG: 0.500 77 Travis Shaw, L OBP: 0.353, SLG: 0.647	2H				70 FC3		5 1B		K	3	2	2	2	0	1	1					
5 Allen Craig, R OBP: 0.348, SLG: 0.333 61 Bryan LaHair, L OBP: 0.187, SLG: 0.063	K				73 F9		70 E		K	3	1	1	0	0	2	0					
70 Garin Cecchini, L OBP: 0.238, SLG: 0.333	F7				FC3		25 L6-4		F8	4	0	0	0	0	1	1					
73 Bryce Brentz, R OBP: 0.304, SLG: 0.350	P3				F9		2H		K	4	0	1	0	0	1	2					
71 Blake Swihart, S OBP: 0.600, SLG: 0.789 40 Humberto Quintero, R OBP: 0.222, SLG: 0.125	25 CS				F9		1B		K	3	0	2	1	0	1	1					
25 Jackie Bradley Jr., L OBP: 0.360, SLG: 0.364	F8				L6-4		2H		F7	4	0	0	0	0	0	3					
16 Jeff Bianchi, R OBP: 0.389, SLG: 0.313 80 Sean Coyle, R OBP: 0.444, SLG: 0.429	F9				F9		30 FC4-6		30 1B	3	0	2	0	0	0	0					
							64 1B		64 FC5-4	0	0	0	0	1	0	0					
<b>Inning Stats</b>	R: 2 E: 0 K: 1 S: 9	H: 2 LOB: 0 BB: 0 P: 12	R: 0 E: 0 K: 0 S: 4	H: 1 LOB: 0 BB: 0 P: 4	R: 0 E: 0 K: 1 S: 5	H: 0 LOB: 0 BB: 0 P: 5	R: 2 E: 1 K: 0 S: 6	H: 3 LOB: 1 BB: 0 P: 6	R: 0 E: 0 K: 2 S: 10	H: 1 LOB: 1 BB: 0 P: 10	R: 0 E: 0 K: 1 S: 8	H: 3 LOB: 3 BB: 0 P: 8	R: 0 E: 0 K: 3 S: 9	H: 0 LOB: 0 BB: 0 P: 9	R: 0 E: 0 K: 1 S: 5	H: 0 LOB: 1 BB: 1 P: 9	1B: 9 2B: 2 3B: 0 HR: 1	SF: 0 SAC: 0 DP: 1 HBP: 0	WP: 0 PB: 0 SB: 1 CS: 1	PA: 38	
<b>PITCHER</b>	IP	WLS	BF	H	R	ER	SO	BB	IBB	HBP	BLK	WP	HR	S	P	ERA	WHIP				
75 Miguel Alfredo Gonzalez, R ERA: 9.0	3.0		11	3	2	2	2	0	0	0	0	0	1	18	21	6.00	1.000				
58 Jonathan Papelbon, R ERA: 3.0	1.0	W	6	3	2	1	0	0	0	0	0	0	0	6	6	9.00	3.000				
74 Elvis Araujo, L ERA:	1.0	H	4	1	0	0	2	0	0	0	0	0	0	10	10	0.00	1.000				
66 Adam Morgan, L ERA:	2.0	H	10	4	0	0	3	0	0	0	0	0	0	16	16	0.00	2.000				
52 Andy Oliver, L ERA:	1.0		3	0	0	0	3	0	0	0	0	0	0	9	9	0.00	0.000				

AB	37
R	4
H	11
RBI	3
BB	1
SO	11
LOB	18



Batter	1	2	3	4	5	6	7	8	9	AB	R	H	RBI	BB	SO	LOB	BOTTOM				
37 Odúbel Herrera, L OBP: 0.387, SLG: 0.379	G3	F7		13 G1-3	13 1B		1B			5	1	3	1	0	0	1	<b>Boston Red Sox @ Philadelphia Phillies</b> Bright House Field, Clearwater, FL Sun Mar 15 2015, 1:07 PM - 3:42 PM EDT Att: 9,815 - Partly Cloudy - 81 F				
13 Freddy Galvis, S OBP: 0.300, SLG: 0.300	6 2B	G4-3		G1-3	1-3 2H 3H		1B		F8	5	1	2	2	0	0	4					
26 Chase Utley, L OBP: 0.600, SLG: 0.600 Xavier Paul, L OBP: 0.111, SLG: 0.444	F7			51 G6-4-3	2H		1B		P6	3	0	2	1	0	0	1					
6 Ryan Howard, L OBP: 0.241, SLG: 0.483 77 Chris McGuiness, L OBP: 0.500, SLG: 0.375	5H			F7	L3		HR		K	4	2	2	2	0	0	2					
51 Carlos Ruiz, R OBP: 0.095, SLG: 0.143 47 Koyie Hill, S				G6-4-3			G6-3		G4-3	3	0	1	1	0	0	1					
24 Grady Sizemore, L OBP: 0.227, SLG: 0.105 17 Brian Bogusevic, L OBP: 0.462, SLG: 1.000	G4-3			G3-1	15 G6-3		7 1B		7 FC3-6	2	0	1	0	0	1	0					
7 Maikel Franco, R OBP: 0.231, SLG: 0.231	G6-3			71 HR	37 1B		15 G6-3		FC3-6	4	2	2	0	0	0	1					
15 Jordan Danks, L OBP: 0.313, SLG: 0.385				71 HR	71 HR		G6-3		PO	2	2	1	1	2	0	2					
71 Cord Phelps, S OBP: 0.474, SLG: 0.533				1H 2H	37 1B		13 1B		G5-3	2	2	1	3	2	0	1					
<b>Inning Stats</b>	R: 2 E: 0 K: 0 S: 6	H: 3 LOB: 1 BB: 0 P: 6	R: 1 E: 0 K: 0 S: 4	H: 1 LOB: 1 BB: 1 P: 8	R: 0 E: 0 K: 0 S: 3	H: 1 LOB: 0 BB: 0 P: 3	R: 4 E: 0 K: 0 S: 9	H: 4 LOB: 1 BB: 1 P: 16	R: 3 E: 0 K: 0 S: 6	H: 3 LOB: 2 BB: 2 P: 14	R: 1 E: 0 K: 0 S: 7	H: 2 LOB: 0 BB: 0 P: 9	R: 0 E: 0 K: 2 S: 4	H: 1 LOB: 2 BB: 1 P: 8	R: 0 E: 0 K: 2 S: 7	H: 0 LOB: 0 BB: 0 P: 7		1B: 11 2B: 1 3B: 0 HR: 3	SF: 0 SAC: 0 DP: 1 HBP: 0	WP: 0 PB: 0 SB: 0 CS: 0	PA: 43
<b>PITCHER</b>	IP	WLS	BF	H	R	ER	SO	BB	IBB	HBP	BLK	WP	HR	S	P	ERA	WHIP				
63 Justin Masterson, R ERA: 8.48	3.1	L	18	7	6	6	0	2	0	0	0	0	0	4	4	13.50	3.000				
31 Dana Eveland, L ERA: 3.38	0.2		4	2	1	1	0	0	0	0	0	0	0	4	4	13.50	3.000				
20 Wade Miley, L ERA: 6.0	3.0		17	6	4	4	0	3	0	0	1	0	1	17	31	12.00	3.000				
59 Tommy Layne, L ERA: 2.25	1.0		3	0	0	0	2	0	0	0	0	0	0	7	7	0.00	0.000				

AB	37
R	11
H	15
RBI	11
BB	5
SO	2
LOB	18



Batter	1	2	3	4	5	6	7	8	9	AB	R	H	RBI	BB	SO	LOB	TOP										
12 Juan Lagares, R OBP: 0.481, SLG: 0.640 6 Matthew den Dekker, L OBP: 0.436, SLG: 0.590	G6-3		11 1B 3 1B	K			11 FC9-6 1B		F8	4	1	2	0	0	1	0											
11 Rubén Tejeda, R OBP: 0.321, SLG: 0.400 74 Danny Muno, S OBP: 0.500, SLG: 0.450	L6		23 1B 44 FC5-2 3 1B		G3-1		FC9-6 9 BB 1-2		G4-3	4	0	1	0	0	0	1											
3 Curtis Granderson, L OBP: 0.463, SLG: 0.939 9 Kirk Nieuwenhuis, L OBP: 0.559, SLG: 0.607	K		44 FC5-2 23 1B 1-2 3-H		F8		1-2 BB			3	0	1	1	0	1	0											
23 Michael Cuddyer, R OBP: 0.368, SLG: 0.778 39 Michael Conforto, L OBP: 0.444, SLG: 0.556		44 1B 2B	44 FC5-2 1B 1-2 2-3		K				L4	4	1	2	0	0	1	2											
44 John Mayberry Jr., R OBP: 0.552, SLG: 0.760		20 2B 2H	29 G5-3 1B 1-2 3-H			20 G5-3 1B			G6-3	4	1	2	1	0	0	3											
29 Eric Campbell, R OBP: 0.400, SLG: 0.500		G5-3	L4			F8			F7	4	0	0	0	0	0	5											
20 Anthony Recker, R OBP: 0.158, SLG: 0.059 22 Kevin Plawczyk, R OBP: 0.375, SLG: 0.429		2H 2B	P6			G5-3			G6-3	3	0	1	1	0	0	4											
55 Matt Reynolds, R OBP: 0.458, SLG: 0.565		K		P4		F9			K	4	0	0	0	0	2	2											
2 Dilson Herrera, R OBP: 0.158, SLG: 0.059 5 T.J. Rivera, R		F8		K			G5-3		E5	3	0	0	0	0	1	1											
<b>Inning Stats</b>	R: 0 E: 0 K: 1 S: 5	H: 0 LOB: 0 BB: 0 P: 5	R: 2 E: 0 K: 1 S: 8	H: 3 LOB: 1 BB: 0 P: 8	R: 1 E: 0 K: 0 S: 7	H: 4 LOB: 3 BB: 0 P: 7	R: 0 E: 0 K: 2 S: 7	H: 0 LOB: 0 BB: 0 P: 7	R: 0 E: 0 K: 1 S: 5	H: 0 LOB: 0 BB: 0 P: 5	R: 0 E: 0 K: 0 S: 4	H: 1 LOB: 1 BB: 0 P: 4	R: 0 E: 0 K: 0 S: 4	H: 1 LOB: 2 BB: 1 P: 8	R: 0 E: 0 K: 0 S: 3	H: 0 LOB: 0 BB: 0 P: 3	R: 0 E: 1 K: 1 S: 6	H: 0 LOB: 1 BB: 0 P: 6	1B: 7 2B: 2 3B: 0 HR: 0	SF: 0 SAC: 0 DP: 0 HBP: 0	WP: 0 PB: 0 SB: 0 CS: 0	PA: 38					
<b>PITCHER</b>	IP	WLS	BF	H	R	ER	SO	BB	IBB	HBP	BLK	WP	HR	S	P	ERA	WHIP										
56 Joe Kelly, R ERA: 11.05	2.2		15	7	3	3	2	0	0	0	0	0	0	19	19	10.12	2.625										
94 Daiter Hinojosa, R ERA: 15.0	0.1		1	0	0	0	0	0	0	0	0	0	0	1	1	0.00	0.000										
41 Alexi Ogando, R ERA: 4.5	1.0		3	0	0	0	2	0	0	0	0	0	0	7	7	0.00	0.000										
36 Junichi Tazawa, R ERA: 2.25	1.0		3	0	0	0	1	0	0	0	0	0	0	5	5	0.00	0.000										
35 Steven Wright, R ERA: 3.0	3.0		12	2	0	0	0	1	0	0	0	0	0	11	15	0.00	1.000										
<b>PITCHER</b>	IP	WLS	BF	H	R	ER	SO	BB	IBB	HBP	BLK	WP	HR	S	P	ERA	WHIP										
54 Edward Mujica, R ERA: 6.75	1.0		4	0	0	0	1	0	0	0	0	0	0	6	6	0.00	0.000										

**New York Mets @ Boston Red Sox**  
 JetBlue Park, Ft. Myers, FL  
 Mon Mar 16 2015, 1:08 PM - 4:00 PM EDT  
 Att: 10,024 - Partly Cloudy - 83 F

**AB 37**  
**R 3**  
**H 9**  
**RBI 3**  
**BB 1**  
**SO 6**  
**LOB 20**



Batter	1	2	3	4	5	6	7	8	9	AB	R	H	RBI	BB	SO	LOB	BOTTOM										
50 Mookie Betts, R OBP: 0.435, SLG: 0.739 76 Blake Tekotte, L OBP: 0.444, SLG: 0.429	G2-3					15 WP 3B		72 1B 2H 2B		3	1	2	0	0	0												
15 Dustin Pedroia, R OBP: 0.350, SLG: 0.550 26 Brock Holt, L OBP: 0.421, SLG: 0.214				K		P6		L4	PB	3	0	1	0	0	1												
34 David Ortiz, L OBP: 0.353, SLG: 0.467 72 Luke Montz, R OBP: 0.313, SLG: 0.533					F9		13 G6-4-3 BB			2	0	0	0	1	0	1											
13 Hanley Ramirez, R OBP: 0.200, SLG: 0.300 61 Bryan LaHair, L OBP: 0.158, SLG: 0.059		G4-3		G5-3		G6-4-3		K		3	0	0	0	0	1												
48 Pablo Sandoval, S OBP: 0.250, SLG: 0.421 80 Sean Coyle, R OBP: 0.500, SLG: 0.429		12 G6-3 2B		K			G6-3			3	0	1	0	0	1												
12 Mike Napoli, R OBP: 0.444, SLG: 0.765 77 Travis Shaw, L OBP: 0.368, SLG: 0.632		G6-3				K		F7		2	0	0	0	0	1												
18 Shane Victorino, S OBP: 0.286, SLG: 0.182 73 Bryce Brentz, R OBP: 0.280, SLG: 0.318		F8				G5-3		K		2	0	0	0	0	1												
2 Xander Bogaerts, R OBP: 0.318, SLG: 0.500 70 Garin Cecchini, L OBP: 0.261, SLG: 0.348			K2-3			F8		K		2	0	0	0	0	1												
10 Ryan Hanigan, R OBP: 0.222, SLG: 0.222 81 Matt Spring, R OBP: 0.600, SLG: 1.600					F9		HR			1	0	0	0	0	0												
<b>Inning Stats</b>	R: 0 E: 0 K: 0 S: 3	H: 1 LOB: 0 BB: 0 P: 3	R: 0 E: 0 K: 0 S: 4	H: 1 LOB: 1 BB: 0 P: 4	R: 0 E: 0 K: 2 S: 8	H: 1 LOB: 1 BB: 0 P: 8	R: 0 E: 0 K: 1 S: 5	H: 0 LOB: 0 BB: 0 P: 5	R: 0 E: 0 K: 1 S: 5	H: 0 LOB: 0 BB: 0 P: 5	R: 2 E: 0 K: 0 S: 5	H: 2 LOB: 1 BB: 1 P: 10	R: 0 E: 0 K: 2 S: 8	H: 1 LOB: 1 BB: 0 P: 8	R: 1 E: 0 K: 1 S: 8	H: 3 LOB: 3 BB: 1 P: 12	R: 1 E: 0 K: 0 S: 3	H: 2 LOB: 2 BB: 1 P: 8	1B: 4 2B: 6 3B: 1 HR: 1	SF: 0 SAC: 0 DP: 2 HBP: 0	WP: 1 PB: 1 SB: 0 CS: 0	PA: 38					
<b>PITCHER</b>	IP	WLS	BF	H	R	ER	SO	BB	IBB	HBP	BLK	WP	HR	S	P	ERA	WHIP										
33 Matt Harvey, R ERA: 4.91	2.2		11	3	2	2	2	1	0	0	0	0	1	15	20	6.75	1.500										
68 Dario Álvarez, L ERA: 10.5	0.1		1	0	0	0	1	0	0	0	0	0	0	3	3	0.00	0.000										
36 Sean Gilmartin, L ERA: 10.38	0.2		5	3	1	1	1	0	0	0	0	0	0	7	7	13.50	4.500										
43 Buddy Carlyle, R ERA:	0.1		2	0	0	0	0	1	0	0	0	0	0	1	5	0.00	3.000										
<b>PITCHER</b>	IP	WLS	BF	H	R	ER	SO	BB	IBB	HBP	BLK	WP	HR	S	P	ERA	WHIP										
47 Cory Mazzoni, R ERA: 7.71	0.1		5	2	1	0	0	0	0	0	0	0	0	3	8	0.00	6.000										

**New York Mets @ Boston Red Sox**  
 JetBlue Park, Ft. Myers, FL  
 Mon Mar 16 2015, 1:08 PM - 4:00 PM EDT  
 Att: 10,024 - Partly Cloudy - 83 F

**AB 35**  
**R 4**  
**H 11**  
**RBI 2**  
**BB 3**  
**SO 7**  
**LOB 15**







Batter	1	2	3	4	5	6	7	8	9	AB	R	H	RBI	BB	SO	LOB	TOP										
39 Danny Santana, S OBP: 0.364, SLG: 0.571	G4-3		K				F7			4	0	1	1	0	1	0	<b>Minnesota Twins @ Boston Red Sox</b> JetBlue Park, Ft. Myers, FL Wed Mar 18, 2015, 1:06 PM - 3:32 PM EDT Att: 9,950 - Partly Cloudy - 82 F										
21 Shane Robinson, R OBP: 0.364, SLG: 0.316 95 Mike Kvasnicka, S (6, 9)	G6-3 24 19 2B BB		G1-3				G3			2	1	0	0	1	0	0											
24 Trevor Plouffe, R OBP: 0.231, SLG: 0.333	G6-3									3	0	1	0	1	1												
19 Kennys Vargas, S OBP: 0.333, SLG: 0.643			F9				G6-4-3			4	0	1	1	0	0	2											
31 Oswaldo Arcia, L OBP: 0.368, SLG: 0.474 53 Eric Farris, R OBP: 0.222, SLG: 0.333										4	0	2	0	0	1	0											
32 Aaron Hicks, S OBP: 0.400, SLG: 0.500	F8						F8			4	0	1	0	0	1	3											
12 Chris Herrmann, L OBP: 0.409, SLG: 0.579 66 Jose Martinez, R OBP: 0.071, SLG: 0.143			F8				G5-3			3	0	0	0	0	0	1											
26 Eric Fryer, R OBP: 0.167, SLG: 0.250 83 Tyler Grimes, R OBP: 0.375, SLG: 0.333			G1-3				F9			3	1	1	0	0	0	1											
30 James Beresford, L OBP: 0.235, SLG: 0.133							G1-3			4	0	0	0	0	2	2											
<b>Inning Stats</b>	R: 1 E: 0 K: 0 S: 5	H: 2 LOB: 2 BB: 1 P: 10	R: 0 E: 0 K: 1 S: 5	H: 0 LOB: 0 BB: 0 P: 5	R: 0 E: 0 K: 1 S: 5	H: 0 LOB: 1 BB: 1 P: 9	R: 0 E: 0 K: 1 S: 6	H: 1 LOB: 1 BB: 0 P: 6	R: 0 E: 0 K: 0 S: 3	H: 2 LOB: 1 BB: 0 P: 5	R: 1 E: 0 K: 1 S: 7	H: 2 LOB: 1 BB: 0 P: 7	R: 0 E: 0 K: 1 S: 5	H: 0 LOB: 0 BB: 0 P: 5	R: 0 E: 0 K: 1 S: 5	H: 0 LOB: 1 BB: 1 P: 9		1B: 4 2B: 2 3B: 1 HR: 0	SF: 0 SAC: 0 DP: 1 HBP: 0	WP: 0 PB: 0 SB: 1 CS: 0	PA: 36						
<b>PITCHER</b>	IP	WLS	BF	H	R	ER	SO	BB	IBB	HBP	BLK	WP	HR	S	P	ERA	WHIP										
22 Rick Porcello, R ERA: 2.7	4.0		17	3	1	1	3	2	0	0	0	0	0	21	30	2.25	1.250										
46 Anthony Varvaro, R ERA: 2.25	1.0		4	1	0	0	0	0	0	0	0	0	0	4	4	0.00	1.000										
32 Craig Breslow, L ERA:	1.0		3	1	0	0	0	0	0	0	0	0	0	3	4	0.00	1.000										
79 Eduardo Rodriguez, L ERA: 1.17	2.0	W	8	2	1	1	2	0	0	0	0	0	0	12	12	4.50	1.000										
37 Heath Hembree, R ERA:	1.0	S	4	0	0	0	1	1	0	0	0	0	0	5	9	0.00	1.000										

Batter	1	2	3	4	5	6	7	8	9	AB	R	H	RBI	BB	SO	LOB	BOTTOM										
50 Mookie Betts, R OBP: 0.448, SLG: 0.759 81 Matt Spring, R OBP: 0.667, SLG: 1.500			K							3	1	1	0	0	1	1	<b>Minnesota Twins @ Boston Red Sox</b> JetBlue Park, Ft. Myers, FL Wed Mar 18, 2015, 1:06 PM - 3:32 PM EDT Att: 9,950 - Partly Cloudy - 82 F										
15 Dustin Pedroia, R OBP: 0.380, SLG: 0.520 26 Brock Holt, L OBP: 0.522, SLG: 0.353										2	0	1	0	0	1	1											
48 Pablo Sandoval, S OBP: 0.240, SLG: 0.375 70 Garin Cecchini, L OBP: 0.259, SLG: 0.333			K							2	0	2	0	0	0	0											
13 Hanley Ramirez, R OBP: 0.240, SLG: 0.292 73 Bryce Brentz, R OBP: 0.321, SLG: 0.480										2	0	0	0	0	2	2											
12 Mike Napoli, R OBP: 0.435, SLG: 0.667 72 Luke Montz, R OBP: 0.278, SLG: 0.471										2	0	0	0	0	1	0											
18 Shane Victorino, S OBP: 0.250, SLG: 0.154 78 Henry Ramos, S OBP: 0.571, SLG: 0.667										2	0	0	0	0	0	0											
2 Xander Bogaerts, R OBP: 0.333, SLG: 0.522 64 Deven Marrero, R OBP: 0.400, SLG: 0.357										0	1	0	0	1	0	0											
10 Ryan Hanigan, R OBP: 0.273, SLG: 0.273 25 Jackie Bradley, Jr., L OBP: 0.357, SLG: 0.350										2	0	1	0	0	0	0											
30 Jemile Weeks, S OBP: 0.375, SLG: 0.450 16 Jeff Bianchi, R OBP: 0.381, SLG: 0.316										1	1	1	1	0	0	0											
<b>Inning Stats</b>	R: 1 E: 0 K: 1 S: 6	H: 2 LOB: 0 BB: 0 P: 7	R: 0 E: 0 K: 0 S: 3	H: 0 LOB: 0 BB: 0 P: 3	R: 0 E: 0 K: 2 S: 7	H: 0 LOB: 0 BB: 0 P: 7	R: 0 E: 0 K: 0 S: 3	H: 1 LOB: 1 BB: 0 P: 3	R: 0 E: 0 K: 2 S: 7	H: 0 LOB: 0 BB: 0 P: 7	R: 0 E: 0 K: 0 S: 3	H: 1 LOB: 0 BB: 0 P: 3	R: 0 E: 0 K: 0 S: 4	H: 2 LOB: 1 BB: 0 P: 4	R: 2 E: 0 K: 1 S: 8	H: 3 LOB: 2 BB: 1 P: 12		1B: 8 2B: 1 3B: 0 HR: 0	SF: 0 SAC: 1 DP: 3 HBP: 0	WP: 0 PB: 0 SB: 0 CS: 0	PA: 30						
<b>PITCHER</b>	IP	WLS	BF	H	R	ER	SO	BB	IBB	HBP	BLK	WP	HR	S	P	ERA	WHIP										
37 Mike Pelfrey, R ERA: 1.0	4.0		13	3	1	1	3	3	0	0	0	0	0	19	20	2.25	0.750										
58 A.J. Achter, R ERA: 1.29	2.0		6	1	0	0	2	0	0	0	0	0	0	10	10	0.00	0.500										
62 J.R. Graham, R ERA:	1.0	H	4	2	0	0	0	0	0	0	0	0	0	4	4	0.00	2.000										
64 Aaron Thompson, L ERA: 4.15	1.0	L	7	3	2	2	1	1	0	0	0	0	0	8	12	18.00	4.000										



Batter	1	2	3	4	5	6	7	8	9	AB	R	H	RBI	BB	SO	LOB	TOP
26 Brock Holt, L (1, 7) OBP: 0.444, SLG: 0.286 80 Manuel Margot, R (8, PR) (8, 7)										4	0	0	1	0	1	3	<p><b>Boston Red Sox @ Toronto Blue Jays</b>  <b>Florida Auto Exchange Stadium, Dunedin, FL</b>            Thu Mar 19 2015, 1:10 PM - 3:51 PM EDT            Att: 5,545 - Sunny - 80 F</p> <p>livebaseballscorecards.com</p> <p>AB 32 R 3 H 8 RBI 3 BB 1 SO 5 LOB 19</p>
29 Daniel Nava, S (1, 3) OBP: 0.414, SLG: 0.500 75 Shannon Wilkerson, R (8, PR) (8, 9)										4	1	2	1	0	0	1	
5 Allen Craig, R (1, 10) OBP: 0.300, SLG: 0.407										3	0	0	1	0	2	3	
70 Garin Cecchini, L (1, 5) OBP: 0.333, SLG: 0.400 16 Jeff Bianchi, R (7, 5) OBP: 0.364, SLG: 0.300										3	0	3	0	0	0	0	
73 Bryce Brentz, R (1, 9) OBP: 0.290, SLG: 0.429 72 Luke Montz, R (8, 3) OBP: 0.263, SLG: 0.444										3	0	0	0	0	0	3	
71 Blake Swihart, S (1, 2) OBP: 0.450, SLG: 0.556 40 Humberto Quintero, R (7, 2) OBP: 0.364, SLG: 0.333										3	0	0	0	0	1	2	
30 Jemile Weeks, S (1, 4) OBP: 0.357, SLG: 0.391										3	1	0	0	0	0	1	
25 Jackie Bradley Jr., L (1, 8) OBP: 0.387, SLG: 0.370 76 Blake Tekotte, L (7, 8) OBP: 0.400, SLG: 0.375										2	1	1	0	1	0	0	
64 Deven Marrero, R (1, 6) OBP: 0.389, SLG: 0.353 82 Mike Miller, R (8, PR) (8, 6)										3	0	1	0	0	0	3	
	R: 0 H: 0 E: 0 LOB: 0 K: 2 BB: 0 S: 7 P: 8	R: 0 H: 1 E: 0 LOB: 0 K: 0 BB: 0 S: 3 P: 3	R: 2 H: 1 E: 0 LOB: 1 K: 0 BB: 0 S: 5 P: 6	R: 0 H: 1 E: 0 LOB: 0 K: 1 BB: 0 S: 5 P: 5	R: 0 H: 0 E: 0 LOB: 1 K: 0 BB: 1 S: 3 P: 7	R: 1 H: 2 E: 0 LOB: 0 K: 0 BB: 0 S: 4 P: 5	R: 0 H: 0 E: 0 LOB: 0 K: 0 BB: 0 S: 3 P: 3	R: 0 H: 2 E: 0 LOB: 2 K: 1 BB: 0 S: 7 P: 7	R: 0 H: 1 E: 0 LOB: 1 K: 1 BB: 0 S: 6 P: 6	1B: 6 SF: 1 2B: 2 SAC: 0 3B: 0 DP: 2 HR: 0 HBP: 1	WP: 0 PA: 35 PB: 1 SB: 0 CS: 1						
PITCHER	IP WLS BF H R ER SO BB IBB HBP BLK WP HR S P ERA WHIP	PITCHER														ERA WHIP	
41 Aaron Sanchez, R (1, 1) ERA: 4.85 47 Bo Schultz, R (6, 1) ERA: 58 Todd Redmond, R (8, 1) ERA: 1.5 64 Chad Jenkins, R (9, 1) ERA: 9.0	5.1 W 21 4 3 3 3 1 0 0 0 0 0 25 32 5.06 0.938																

Batter	1	2	3	4	5	6	7	8	9	AB	R	H	RBI	BB	SO	LOB	BOTTOM
7 José Reyes, S (1, 6) OBP: 0.423, SLG: 0.625 17 Ryan Goins, L (7, 4) OBP: 0.379, SLG: 0.444										3	0	0	1	0	0	2	<p><b>Boston Red Sox @ Toronto Blue Jays</b>  <b>Florida Auto Exchange Stadium, Dunedin, FL</b>            Thu Mar 19 2015, 1:10 PM - 3:51 PM EDT            Att: 5,545 - Sunny - 80 F</p> <p>livebaseballscorecards.com</p> <p>AB 33 R 6 H 10 RBI 6 BB 2 SO 8 LOB 12</p>
55 Russell Martin, R (1, 2) OBP: 0.333, SLG: 0.227 22 Josh Thole, L (7, PR) (8, 2)										3	0	0	0	1	1	1	
19 José Bautista, R (1, 9) OBP: 0.493, SLG: 0.789 66 Munenori Kawasaki, L (7, 5) OBP: 0.500, SLG: 0.500										3	1	1	1	0	0	1	
20 Josh Donaldson, R (1, 5) OBP: 0.414, SLG: 0.462 3 Ezequiel Carrera, L (7, 9)										3	1	2	0	0	1	0	
23 Danny Valencia, R (1, 3) OBP: 0.318, SLG: 0.524 39 Caleb Gindl, L (6, 7) OBP: 0.455, SLG: 0.714										3	1	1	2	0	0	1	
24 Dayan Viciedo, R (1, 7) OBP: 0.304, SLG: 0.478										4	1	1	0	0	2	1	
18 Steve Tolleson, R (1, 10) OBP: 0.280, SLG: 0.391 69 Sean Ochinko, R (8, PH) (9, 10)										3	0	0	0	0	1	1	
45 Dalton Pompey, S (1, 8) OBP: 0.324, SLG: 0.424 49 Roemton Fields, L (7, 8)										3	2	2	0	0	1	1	
29 Devon Travis, R (1, 4) OBP: 0.400, SLG: 0.469 1 Jonathan Diaz, R (7, 6)										2	0	2	2	1	0	0	
	R: 1 H: 1 E: 0 LOB: 0 K: 1 BB: 0 S: 6 P: 7	R: 0 H: 0 E: 0 LOB: 0 K: 0 BB: 0 S: 3 P: 3	R: 1 H: 1 E: 0 LOB: 1 K: 0 BB: 1 S: 4 P: 9	R: 3 H: 4 E: 0 LOB: 1 K: 2 BB: 0 S: 11 P: 13	R: 0 H: 1 E: 0 LOB: 1 K: 1 BB: 0 S: 6 P: 6	R: 1 H: 2 E: 0 LOB: 1 K: 1 BB: 0 S: 6 P: 6	R: 0 H: 0 E: 0 LOB: 1 K: 2 BB: 1 S: 7 P: 11	R: 0 H: 1 E: 0 LOB: 1 K: 1 BB: 0 S: 6 P: 6	R: 0 H: 1 E: 0 LOB: 1 K: 1 BB: 0 S: 6 P: 6	1B: 5 SF: 0 2B: 3 SAC: 0 3B: 0 DP: 0 HR: 2 HBP: 0	WP: 1 PA: 35 PB: 0 SB: 1 CS: 0						
PITCHER	IP WLS BF H R ER SO BB IBB HBP BLK WP HR S P ERA WHIP	PITCHER														ERA WHIP	
76 Henry Owens, L (1, 1) ERA: 6.3 94 Daiter Hinojosa, R (4, 1) ERA: 12.0 78 Brian Johnson, L (5, 1) ERA: 2.35 31 Dana Eveland, L (7, 1) ERA: 3.0 51 Edwin Escobar, L (8, 1) ERA: 4.5	3.0 L 15 5 5 5 1 0 0 0 0 0 0 8 8 15.00 2.000																

Batter	1	2	3	4	5	6	7	8	9	AB	R	H	RBI	BB	SO	LOB	TOP					
1 Everth Cabrera, S (1, 6) OBP: 0.353, SLG: 0.400 79 Daniel Álvarez, R (7, FH) OBP: 0.391, SLG: 0.714 86 Julio Borbon, L (9, FH) OBP: 0.500, SLG: 0.667										3	1	1	0	0	0	2	<b>Baltimore Orioles @ Boston Red Sox</b> JetBlue Park, Ft. Myers, FL Fri Mar 20 2015, 1:08 PM - 4:10 PM EDT Att: 9,981 - Partly Cloudy - 81 F					
9 David Lough, L (1, 8) OBP: 0.231, SLG: 0.167 36 Caleb Joseph, R (7, FH) OBP: 0.313, SLG: 0.400										3	0	0	0	0	0	1						
38 Jimmy Paredes, S (1, 5) OBP: 0.462, SLG: 0.724 14 Nolan Reimold, R (6, 7) OBP: 0.481, SLG: 0.545										3	1	2	1	0	0	0						
23 Travis Snider, L (1, 7) OBP: 0.343, SLG: 0.313 85 Mike Yastrzemski, L (6, PR) (6, 9)										2	0	0	0	1	0	1						
51 Henry Urrutia, L (1, 9) OBP: 0.379, SLG: 0.520 57 Jayson Nix, R (6, 5) (6, 5)										3	0	0	0	0	0	3						
45 Steve Clevenger, L (1, 10) OBP: 0.280, SLG: 0.333 82 Sean Halton, R (8, FH) OBP: 1.000, SLG: 2.000 (8, 10)										3	0	2	1	0	0	0						
41 Chris Parmelee, L (1, 3) (1, 3)										2	2	0	0	3	1	3						
60 Ryan Lavanway, R (1, 2) OBP: 0.300, SLG: 0.368 6 Jonathan Schoop, R (7, 4) OBP: 0.250, SLG: 0.500										3	0	0	0	0	1	5						
3 Ryan Flaherty, L (1, 4) OBP: 0.310, SLG: 0.320 91 Osvaldo Martinez, R (7, 6) OBP: 0.460, SLG: 0.500										3	0	1	0	0	1	0						
<b>Inning Stats</b>	R: 1 E: 0 K: 0 S: 5	H: 2 LOB: 1 BB: 0 P: 6	R: 0 E: 0 K: 1 S: 6	H: 1 LOB: 2 BB: 1 P: 10	R: 0 E: 0 K: 0 S: 3	H: 0 LOB: 0 BB: 0 P: 3	R: 0 E: 0 K: 0 S: 3	H: 1 LOB: 1 BB: 1 P: 7	R: 0 E: 0 K: 1 S: 5	H: 0 LOB: 0 BB: 0 P: 5	R: 1 E: 0 K: 1 S: 7	H: 2 LOB: 2 BB: 1 P: 11	R: 1 E: 0 K: 1 S: 7	H: 2 LOB: 1 BB: 0 P: 8	R: 6 E: 0 K: 0 S: 7	H: 4 LOB: 1 BB: 3 P: 19		R: 2 E: 1 K: 1 S: 7	H: 2 LOB: 2 BB: 1 P: 12	1B: 9 2B: 5 3B: 0 HR: 0	SF: 1 SAC: 0 DP: 1 HBP: 1	WP: 0 PB: 0 SB: 1 CS: 0
<b>PITCHER</b>	IP WLS BF H R ER SO BB IBB HBP BLK WP HR S P ERA WHIP	4.0 17 3 4 1 1 1 2 0 0 0 0 0 0 5 5 2.25 1.500	5.0 17 3 4 1 1 1 0 0 0 0 0 0 7 11 9.00 3.000	1.0 6 2 1 1 1 1 0 0 0 0 0 0 7 8 9.00 2.000	0.0 L 3 0 3 3 0 3 0 0 0 0 0 0 0 12 =	1.0 B 7 4 3 3 0 0 0 0 0 0 7 7 27.00 4.000	0.1 5 2 2 2 0 1 0 0 0 0 0 0 3 8 54.00 9.000	0.2 2 0 0 0 0 1 0 0 0 0 0 0 0 4 4 0.00 0.000	<b>PITCHER</b>	IP WLS BF H R ER SO BB IBB HBP BLK WP HR S P ERA WHIP	62 Zeke Spruill, R (8, 1) ERA: 5.4 81 Mike McCarthy, R (9, 1) ERA: 54.0 Jess Todd, R (9, 1) ERA:	1.0 7 4 3 3 0 0 0 0 0 0 0 0 7 7 27.00 4.000	0.1 5 2 2 2 0 1 0 0 0 0 0 0 3 8 54.00 9.000	0.2 2 0 0 0 0 1 0 0 0 0 0 0 4 4 0.00 0.000								

Batter	1	2	3	4	5	6	7	8	9	AB	R	H	RBI	BB	SO	LOB	BOTTOM					
50 Mookie Betts, R (1, 8) OBP: 0.438, SLG: 0.719 38 Rusney Castillo, R (7, 8) OBP: 1.000, SLG: 4.000										3	1	1	0	0	0	0	<b>Baltimore Orioles @ Boston Red Sox</b> JetBlue Park, Ft. Myers, FL Fri Mar 20 2015, 1:08 PM - 4:10 PM EDT Att: 9,981 - Partly Cloudy - 81 F					
15 Dustin Pedroia, R (1, 4) OBP: 0.321, SLG: 0.464 66 Reed Gagnani, S (6, PR) OBP: 0.333, SLG: 0.333 (7, 4)										3	0	0	0	0	0	2						
48 Pablo Sandoval, S (1, 5) OBP: 0.214, SLG: 0.333 90 Mario Martinez, R (7, 5) (7, 5)										3	0	0	0	0	2	3						
13 Hanley Ramirez, R (1, 7) OBP: 0.286, SLG: 0.333 76 Blake Tekotte, L (6, PR) OBP: 0.455, SLG: 0.444 (7, 7)										3	0	2	1	0	0	1						
18 Shane Victorino, S (1, 9) OBP: 0.263, SLG: 0.188 52 Quintin Berry, L (7, 9) OBP: 0.333, SLG: 0.333										3	0	1	0	0	0	3						
26 Brock Holt, L (1, 3) OBP: 0.400, SLG: 0.250 72 Luke Montz, R (8, 3) OBP: 0.250, SLG: 0.421										3	1	0	0	0	0	2						
2 Xander Bogaerts, R (1, 6) OBP: 0.300, SLG: 0.480 80 Marco Hernández, L (8, 6) (8, 6)										2	0	0	1	0	1	1						
10 Ryan Hanigan, R (1, 2) OBP: 0.231, SLG: 0.231 81 Matt Spring, R (7, 2) OBP: 0.625, SLG: 1.286										2	0	0	0	0	0	1						
7 Christian Vázquez, R (1, 10) OBP: 0.263, SLG: 0.176										3	1	0	0	1	0	0						
<b>Inning Stats</b>	R: 0 E: 1 K: 1 S: 6	H: 0 LOB: 1 BB: 0 P: 6	R: 0 E: 0 K: 0 S: 4	H: 1 LOB: 1 BB: 0 P: 4	R: 0 E: 0 K: 0 S: 3	H: 0 LOB: 0 BB: 0 P: 3	R: 0 E: 0 K: 1 S: 6	H: 1 LOB: 1 BB: 0 P: 6	R: 0 E: 0 K: 1 S: 5	H: 0 LOB: 0 BB: 0 P: 5	R: 1 E: 1 K: 0 S: 5	H: 2 LOB: 1 BB: 0 P: 5	R: 4 E: 1 K: 1 S: 8	H: 2 LOB: 1 BB: 2 P: 19	R: 0 E: 0 K: 0 S: 3	H: 1 LOB: 0 BB: 0 P: 3		R: 0 E: 0 K: 0 S: 3	H: 0 LOB: 0 BB: 0 P: 3	1B: 6 2B: 0 3B: 0 HR: 1	SF: 1 SAC: 0 DP: 2 HBP: 0	WP: 0 PB: 0 SB: 0 CS: 0
<b>PITCHER</b>	IP WLS BF H R ER SO BB IBB HBP BLK WP HR S P ERA WHIP	4.0 15 3 4 0 0 2 0 0 0 0 0 0 5 5 0.00 0.500	1.0 H 3 0 0 0 1 0 0 0 0 0 0 6 6 18.00 2.000	1.0 W 6 2 3 2 1 2 0 0 0 0 1 7 18 18.00 4.000	2.0 6 1 0 0 0 0 0 0 0 0 0 6 6 0.00 0.500																	




Batter	1	2	3	4	5	6	7	8	9	AB	R	H	RBI	BB	SO	LOB	TOP						
38 Rusney Castillo, R OBP: 0.750, SLG: 2.000 52 Quintin Berry, L OBP: 0.400, SLG: 0.400	K2-3		1B		3B		1B		FC4-6 72 G5-3 76 1B	3	1	2	0	0	1	0	<b>Boston Red Sox @ Pittsburgh Pirates</b> McKechnie Field, Bradenton, FL Sat Mar 21 2015, 1:10 PM - 3:57 PM EDT Att: 8,963 - Partly Cloudy - 82 F						
29 Daniel Nava, S OBP: 0.424, SLG: 0.462 72 Luke Montz, R OBP: 0.238, SLG: 0.400	HBP		BB		L3		K		G5-3	2	0	0	0	1	1	2							
5 Allen Craig, R OBP: 0.324, SLG: 0.490 76 Blake Tekotte, L OBP: 0.500, SLG: 0.500	HBP		BB		K		K			3	0	1	1	1	2	3							
70 Garin Cecchini, L OBP: 0.314, SLG: 0.371	K		K		E6		K		F9	5	0	1	0	0	3	5							
30 Jemile Weeks, S OBP: 0.344, SLG: 0.407 82 Mike Miller, R OBP: 0.333, SLG: 0.333			F7		F7					4	0	1	0	0	1	2							
40 Humberto Quintero, R OBP: 0.286, SLG: 0.250 81 Matt Spring, R OBP: 0.556, SLG: 1.125	K		K		G4-3		K			3	0	0	0	0	2	0							
25 Jackie Bradley Jr., L OBP: 0.441, SLG: 0.448 73 Bryce Brentz, R OBP: 0.281, SLG: 0.414	1B						G6-3			2	0	2	0	1	0	0							
64 Deven Marrero, R OBP: 0.318, SLG: 0.286 89 Tzu-Wei Lin, L	G1-3				K2-3		G6-3			4	0	0	0	0	2	4							
16 Jeff Bianchi, R OBP: 0.346, SLG: 0.292 89 Carlos Asuaje, L			F9				G3-1			4	0	1	0	0	1	1							
										0	0	0	0	0	0	0							
<b>Inning Stats</b>	R: 0 E: 0 K: 2 S: 6	H: 0 LOB: 1 BB: 1 P: 11	R: 0 E: 0 K: 1 S: 6	H: 1 LOB: 1 BB: 0 P: 6	R: 0 E: 0 K: 2 S: 8	H: 1 LOB: 2 BB: 1 P: 12	R: 0 E: 0 K: 1 S: 5	H: 0 LOB: 1 BB: 1 P: 9	R: 1 E: 1 K: 2 S: 10	H: 3 LOB: 2 BB: 0 P: 10	R: 0 E: 0 K: 3 S: 6	H: 1 LOB: 1 BB: 0 P: 6	R: 0 E: 0 K: 3 S: 10	H: 1 LOB: 1 BB: 0 P: 11	R: 0 E: 0 K: 3 S: 10	H: 1 LOB: 1 BB: 0 P: 10	R: 1 E: 0 K: 0 S: 5	H: 2 LOB: 1 BB: 0 P: 5	1B: 7 2B: 2 3B: 1 HR: 0	SF: 0 SAC: 0 DP: 0 HBP: 1	WP: 0 PB: 0 SB: 2 CS: 0	PA: 40	
<b>PITCHER</b>	IP WLS BF H R ER SO BB IBB HBP BLK WP HR S P ERA WHIP	47 Francisco Liriano, L ERA: 10.38 64 Deolis Guerra, R ERA: 3.6 35 Mark Melancon, R ERA: 7.1 44 Tony Watson, L ERA: 7.5 59 Antonio Bastardo, L ERA: 7.5	1.0 4.0 17 2 0 0 6 3 0 0 0 0 0 25 38 0.00 1.250	1.0 6 3 1 1 2 0 0 0 0 0 0 6 6 0.00 1.000	1.0 4 1 0 0 3 0 0 0 0 0 0 10 11 0.00 1.000	1.0 H 4 1 0 0 3 0 0 0 0 0 10 10 0.00 1.000		<b>PITCHER</b> 38 Stolmy Pimentel, R ERA: 9.0	1.0 B 5 2 1 1 0 0 0 0 0 0 10 5 9.00 2.000														

AB	36
R	2
H	10
RBI	2
BB	3
SO	15
LOB	21



Batter	1	2	3	4	5	6	7	8	9	AB	R	H	RBI	BB	SO	LOB	BOTTOM						
31 Jose Tabata, R OBP: 0.185, SLG: 0.192 23 Steve Lombardozzi, S OBP: 0.333, SLG: 0.407	F9				K2-3		G6-3		P4	3	0	0	0	0	1	0	<b>Boston Red Sox @ Pittsburgh Pirates</b> McKechnie Field, Bradenton, FL Sat Mar 21 2015, 1:10 PM - 3:57 PM EDT Att: 8,963 - Partly Cloudy - 82 F						
18 Neil Walker, S OBP: 0.357, SLG: 0.615 38 Stolmy Pimentel, R	F9				F7		K		K	4	0	0	0	0	2	0							
6 Starling Marte, R OBP: 0.429, SLG: 0.647 74 Sebastian Valle, R OBP: 0.200, SLG: 0.300	G3-1				1B		1B		G5-3	3	1	2	0	0	0	0							
12 Corey Hart, R OBP: 0.533, SLG: 0.667					HBP		E6			3	0	1	1	0	2	0							
29 Francisco Cervelli, R OBP: 0.478, SLG: 0.647 44 Tony Watson, L					1B		1B			2	0	1	0	1	0	1							
15 Andrew Lambo, L OBP: 0.229, SLG: 0.303					BB		G3-1		F7	0	0	0	0	0	0	0							
3 Sean Rodriguez, R OBP: 0.182, SLG: 0.188 57 Delbinson Romero, R OBP: 0.190, SLG: 0.150					BB		G5-3		K	3	0	0	0	0	1	4							
70 Corkys Hernandez, R OBP: 0.391, SLG: 0.931 59 Antonio Bastardo, S							G6-3			3	1	1	0	0	0	0							
17 Pedro Florimon, S OBP: 0.308, SLG: 0.333							3B			0	0	0	0	0	0	0							
67 Gustavo Nunez, S OBP: 0.095, SLG: 0.050							BB			1	0	0	1	1	1	0							
47 Francisco Liriano, L OBP: 0.500, SLG: 0.500 64 Deolis Guerra, R							BB			1	0	0	0	0	1	0							
26 Tony Sanchez, R OBP: 0.338, SLG: 0.930 35 Mark Melancon, R							K			0	0	0	0	0	0	0							
14 Jaff Decker, L OBP: 0.357, SLG: 0.458							K			1	0	0	0	0	1	0							
<b>Inning Stats</b>	R: 0 E: 0 K: 0 S: 3	H: 0 LOB: 0 BB: 0 P: 3	R: 0 E: 0 K: 1 S: 4	H: 0 LOB: 0 BB: 1 P: 8	R: 0 E: 0 K: 2 S: 7	H: 0 LOB: 0 BB: 0 P: 7	R: 0 E: 0 K: 1 S: 7	H: 2 LOB: 3 BB: 0 P: 8	R: 0 E: 0 K: 1 S: 4	H: 0 LOB: 1 BB: 1 P: 8	R: 1 E: 1 K: 1 S: 8	H: 2 LOB: 1 BB: 0 P: 8	R: 1 E: 0 K: 2 S: 8	H: 1 LOB: 0 BB: 0 P: 8	R: 0 E: 0 K: 1 S: 5	H: 0 LOB: 0 BB: 0 P: 5	R: 0 E: 0 K: 2 S: 7	H: 0 LOB: 0 BB: 0 P: 7	1B: 4 2B: 0 3B: 1 HR: 0	SF: 0 SAC: 1 DP: 1 HBP: 1	WP: 0 PB: 0 SB: 1 CS: 0	PA: 33	
<b>PITCHER</b>	IP WLS BF H R ER SO BB IBB HBP BLK WP HR S P ERA WHIP	20 Wade Miley, L ERA: 3.27 68 Matt Barnes, R ERA: 7.27 31 Dana Eveland, L ERA: 2.7 28 Robbie Ross Jr., L ERA: 6.0 94 Dailier Hinojosa, R ERA: 9.0	5.0 18 3 2 2 2 0 0 0 0 0 0 13 13 10.80 1.800	0.1 1 0 0 0 1 0 0 0 0 0 0 3 3 0.00 0.000	1.0 3 0 0 0 1 0 0 0 0 0 0 5 5 0.00 0.000	1.0 3 0 0 0 2 0 0 0 0 0 0 7 7 0.00 0.000		<b>PITCHER</b>	IP WLS BF H R ER SO BB IBB HBP BLK WP HR S P ERA WHIP	5.0 B 8 3 2 2 2 0 0 0 0 0 0 13 13 10.80 1.800													



Batter	1	2	3	4	5	6	7	8	9	AB	R	H	RBI	BB	SO	LOB	TOP																				
2 Ben Revere, L (1,7) OBP: 0.209, SLG: 0.150 18 Darin Ruf, R (5,3) OBP: 0.231, SLG: 0.278	G4-3		G4-3		F8		FC5			3	0	0	0	0	0	2	<b>Philadelphia Phillies @ Boston Red Sox</b> JetBlue Park, Ft. Myers, FL Sun Mar 22 2015, 1:05 PM - 3:58 PM EDT Att: 9,869 - Partly Cloudy - 80 F																				
13 Freddy Galvis, S (1,6) OBP: 0.260, SLG: 0.250 4 Andrés Blanco, S (5,PH) OBP: 0.219, SLG: 0.438	F7		G1-3		L7		F8			2	0	0	0	0	0	1																					
25 Cody Asche, L (1,5) OBP: 0.415, SLG: 0.457 16 César Hernández, S (4,4) OBP: 0.211, SLG: 0.152	K				F8		FC5		F8	2	0	0	0	0	1	0																					
68 Russ Canzler, R (1,3) OBP: 0.259, SLG: 0.308		K			F8		F8		G6-3	4	0	1	0	1	1	0																					
24 Grady Sizemore, L (1,10) OBP: 0.281, SLG: 0.115 77 Chris McGuiness, L (9,PH) OBP: 0.500, SLG: 0.308		G1-3			F7		F7		FC5	2	0	0	0	1	0	0																					
3 Jeff Francoeur, R (1,9) OBP: 0.273, SLG: 0.364 17 Brian Bogusevic, L (7,9) OBP: 0.423, SLG: 0.840					FC5		K		FC5	4	0	1	0	0	1	5																					
37 Odúbel Herrera, L (1,8) OBP: 0.258, SLG: 0.395 15 Jordan Danks, L (7,8) OBP: 0.357, SLG: 0.480		FC6-4			FC4-6		G4-3		G4-3	2	1	0	0	1	0	3																					
71 Cord Phelps, S (1,4) OBP: 0.472, SLG: 0.483					F8		FC5		F8	4	1	2	0	1	0	1																					
29 Cameron Rupp, R (1,2) OBP: 0.474, SLG: 0.647 47 Koyie Hill, S (7,2)					F9		F8		F8	3	1	2	1	0	0	1																					
<b>Inning Stats</b>	R: 0 E: 0 K: 1 S: 5	H: 0 LOB: 0 BB: 0 P: 5	R: 0 E: 0 K: 1 S: 6	H: 1 LOB: 1 BB: 0 P: 6	R: 0 E: 0 K: 0 S: 4	H: 1 LOB: 1 BB: 0 P: 4	R: 0 E: 0 K: 0 S: 3	H: 0 LOB: 2 BB: 0 P: 11	R: 0 E: 0 K: 0 S: 3	H: 0 LOB: 1 BB: 0 P: 4	R: 0 E: 0 K: 0 S: 3	H: 0 LOB: 3 BB: 0 P: 3	R: 4 E: 1 K: 1 S: 8	H: 3 LOB: 3 BB: 2 P: 18	R: 0 E: 0 K: 0 S: 4	H: 1 LOB: 2 BB: 1 P: 8		R: 2 E: 0 K: 0 S: 5	H: 2 LOB: 1 BB: 1 P: 9	1B: 4 2B: 5 3B: 0 HR: 0	SF: 0 SAC: 0 DP: 0 HBP: 2	WP: 0 PB: 0 SB: 0 CS: 0	PA: 44														
<b>PITCHER</b>	IP	WLS	BF	H	R	ER	SO	BB	IBB	HBP	BLK	WP	HR	S	P	ERA	WHIP	<b>PITCHER</b>		IP	WLS	BF	H	R	ER	SO	BB	IBB	HBP	BLK	WP	HR	S	P	ERA	WHIP	
35 Steven Wright, R (1,1) ERA: 1.8	4.0	W	16	2	0	0	2	2	0	0	0	0	0	18	26	0.00	1.000	62 Zeke Spruill, R (9,1) ERA: 7.5		1.0	S	6	2	2	2	0	1	0	0	0	0	0	5	9	18.00	3.000	
46 Anthony Varvaro, R (5,1) ERA: 1.5	1.0		4	1	0	0	0	0	0	0	0	0	0	4	4	0.00	1.000																				
32 Craig Breslow, L (6,1) ERA: 1.5	1.0		3	0	0	0	0	0	0	0	0	0	0	3	3	0.00	0.000																				
37 Heath Hembree, R (7,1) ERA: 10.8	0.1	H	6	2	4	4	1	2	0	1	0	0	0	5	14	108.00	12.000																				
51 Edwin Escobar, L (7,1) ERA: 3.18	1.2		9	2	0	0	0	1	0	1	0	0	0	7	12	0.00	1.800																				

Batter	1	2	3	4	5	6	7	8	9	AB	R	H	RBI	BB	SO	LOB	BOTTOM																				
50 Mookie Betts, R (1,8) OBP: 0.471, SLG: 0.853 72 Cole Sturgeon, L (4,8)	FC4-6			K		F8		FC4-6		2	2	2	1	0	0	0	<b>Philadelphia Phillies @ Boston Red Sox</b> JetBlue Park, Ft. Myers, FL Sun Mar 22 2015, 1:05 PM - 3:58 PM EDT Att: 9,869 - Partly Cloudy - 80 F																				
15 Dustin Pedroia, R (1,4) OBP: 0.333, SLG: 0.467 66 Reed Gagnani, S (3,PR) OBP: 0.400, SLG: 0.400	1B		E3	1B		G4-3				2	0	1	1	0	0	0																					
48 Pablo Sandoval, S (1,5) OBP: 0.258, SLG: 0.387 70 Garin Cecchini, L (5,5) OBP: 0.306, SLG: 0.361	1B		HR	K		G1				3	1	2	0	0	1	2																					
13 Hanley Ramirez, R (1,7) OBP: 0.323, SLG: 0.467 73 Bryce Brentz, R (4,PR) OBP: 0.273, SLG: 0.400	K		HR	1B		K				1	0	0	0	0	1	0																					
5 Allen Craig, R (1,10) OBP: 0.324, SLG: 0.394 25 Jackie Bradley Jr., L (7,PH) OBP: 0.420, SLG: 0.433	G4-6-3		HR	1B		K				3	0	1	0	0	0	3																					
18 Shane Victorino, S (1,9) OBP: 0.273, SLG: 0.211 75 Kevin Heller, R (6,9) OBP: 0.500, SLG: 0.750	1B		HR	1B		K				1	0	0	0	0	1	0																					
26 Brock Holt, L (1,3) OBP: 0.394, SLG: 0.259 72 Luke Montz, R (6,3) OBP: 0.227, SLG: 0.381	K		1B			K				3	0	1	0	0	2	1																					
2 Xander Bogaerts, R (1,6) OBP: 0.333, SLG: 0.481 64 Deven Marrero, R (6,6) OBP: 0.304, SLG: 0.273	1B		1B			K				1	0	0	0	0	1	0																					
10 Ryan Hanigan, R (1,2) OBP: 0.250, SLG: 0.250 81 Matt Spring, R (7,2) OBP: 0.600, SLG: 1.125	G6-4-3		1B			K				3	1	1	0	0	0	3																					
<b>Inning Stats</b>	R: 1 E: 0 K: 1 S: 7	H: 3 LOB: 1 BB: 0 P: 8	R: 0 E: 0 K: 1 S: 6	H: 2 LOB: 1 BB: 0 P: 6	R: 4 E: 0 K: 0 S: 11	H: 5 LOB: 1 BB: 0 P: 12	R: 2 E: 0 K: 2 S: 10	H: 3 LOB: 1 BB: 0 P: 11	R: 0 E: 0 K: 1 S: 5	H: 0 LOB: 0 BB: 1 P: 9	R: 0 E: 0 K: 0 S: 3	H: 0 LOB: 0 BB: 0 P: 3	R: 0 E: 0 K: 2 S: 7	H: 0 LOB: 0 BB: 0 P: 7	R: 0 E: 0 K: 2 S: 7	H: 0 LOB: 1 BB: 0 P: 8		1B: 10 2B: 2 3B: 0 HR: 2	SF: 0 SAC: 0 DP: 3 HBP: 1	WP: 1 PB: 0 SB: 0 CS: 0	PA: 37																
<b>PITCHER</b>	IP	WLS	BF	H	R	ER	SO	BB	IBB	HBP	BLK	WP	HR	S	P	ERA	WHIP	<b>PITCHER</b>		IP	WLS	BF	H	R	ER	SO	BB	IBB	HBP	BLK	WP	HR	S	P	ERA	WHIP	
31 Jerome Williams, R (1,1) ERA: 5.73	3.0	L	17	10	5	4	2	0	0	0	0	0	1	0	14	19	10.80	2.400	62 Zeke Spruill, R (9,1) ERA: 7.5		1.0	S	6	2	2	2	0	1	0	0	0	5	9	18.00	3.000		
52 Andy Oliver, L (4,1) ERA: 2.16	1.2		9	3	2	2	3	1	0	0	0	1	0	14	19	10.80	2.400																				
46 Jeanmar Gómez, R (5,1) ERA: 1.35	1.1		4	0	0	0	0	0	0	0	0	0	0	4	4	0.00	0.000																				
57 Luis García, R (7,1) ERA: 2.08	1.0		3	0	0	0	2	0	0	0	0	0	0	7	7	0.00	0.000																				
59 Kevin Slowey, R (8,1) ERA: 2.08	1.0		4	0	0	0	2	0	0	1	0	0	0	7	8	0.00	0.000																				



Batter	1	2	3	4	5	6	7	8	9	AB R H RBI BB SO LOB	TOP																								
											<b>St. Louis Cardinals @ Boston Red Sox</b> JetBlue Park, Ft. Myers, FL Mon Mar 23 2015, 1:05 PM EDT <a href="http://livebaseballscorecards.com">livebaseballscorecards.com</a>																								
Inning Stats											AB 0 R 0 H 0 RBI 0 BB 0 SO 0 LOB 0																								
PITCHER	IP	WLS	BF	H	R	ER	SO	BB	IBB	HBP	BLK	WP	HR	S	P	ERA	WHIP	PITCHER	IP	WLS	BF	H	R	ER	SO	BB	IBB	HBP	BLK	WP	HR	S	P	ERA	WHIP



1B: 0 SF: 0 WP: 0 PA: 0  
 2B: 0 SAC: 0 PB: 0  
 3B: 0 DP: 0 SB: 0  
 HR: 0 HBP: 0 CS: 0

Batter	1	2	3	4	5	6	7	8	9	AB R H RBI BB SO LOB	BOTTOM																								
											<b>St. Louis Cardinals @ Boston Red Sox</b> JetBlue Park, Ft. Myers, FL Mon Mar 23 2015, 1:05 PM EDT <a href="http://livebaseballscorecards.com">livebaseballscorecards.com</a>																								
Inning Stats											AB 0 R 0 H 0 RBI 0 BB 0 SO 0 LOB 0																								
PITCHER	IP	WLS	BF	H	R	ER	SO	BB	IBB	HBP	BLK	WP	HR	S	P	ERA	WHIP	PITCHER	IP	WLS	BF	H	R	ER	SO	BB	IBB	HBP	BLK	WP	HR	S	P	ERA	WHIP



1B: 0 SF: 0 WP: 0 PA: 0  
 2B: 0 SAC: 0 PB: 0  
 3B: 0 DP: 0 SB: 0  
 HR: 0 HBP: 0 CS: 0

Batter	1	2	3	4	5	6	7	8	9	AB	R	H	RBI	BB	SO	LOB	TOP										
30 <b>Jemile Weeks, S</b> OBP: 0.333, SLG: 0.367 (1,5)	G3		13 5 2B		G6-3		CS	P6		3	1	0	0	1	0	0	<b>Boston Red Sox @ Miami Marlins</b> Roger Dean Stadium, Jupiter, FL Tue Mar 24 2015, 1:10 PM - 4:00 PM EDT Att: 6,619 - Partly Cloudy - 78 F										
15 <b>Dustin Pedroia, R</b> OBP: 0.303, SLG: 0.424 (1,4) 82 <b>Mike Miller, R</b> OBP: 0.250, SLG: 0.250 (5,4)	K2-3		K		F8			K		3	0	0	0	0	2	2											
13 <b>Hanley Ramirez, R</b> OBP: 0.353, SLG: 0.469 (1,7) 29 <b>Daniel Nava, S</b> OBP: 0.441, SLG: 0.462 (6,3)			5 2B		F8					2	1	1	0	0	0	0											
5 <b>Allen Craig, R</b> OBP: 0.325, SLG: 0.417 (1,3) 52 <b>Quintin Berry, L</b> OBP: 0.333, SLG: 0.333 (6,7)	F8		1B					BB		0	0	0	0	1	0	0											
70 <b>Garin Cecchini, L</b> OBP: 0.262, SLG: 0.333 (1,10) 40 <b>Humberto Quintero, R</b> (9, PH) OBP: 0.257, SLG: 0.231		K	F9					P6		3	0	0	0	0	1	1											
38 <b>Rusney Castillo, R</b> OBP: 0.375, SLG: 1.000 (1,8) (5,9)	G5-3		P4					G5-3		1	0	0	0	0	0	0											
2 <b>Xander Boogaerts, R</b> OBP: 0.333, SLG: 0.448 (1,6) 80 <b>Marco Hernández, L</b> (7,6) OBP: 0.333, SLG: 0.333	F8		25 64-6-3				L3	25 1B		2	0	0	0	1	0	0											
25 <b>Jackie Bradley Jr., L</b> OBP: 0.462, SLG: 0.471 (1,9) (5,8)					G4-6-3					4	1	3	0	0	0	1											
75 <b>Shannon Wilkerson, R</b> (9, PR) OBP: 1.000, SLG: 1.000			E 2B		1-2		30 CS	81 DI		0	0	0	0	0	0	0											
Blake Swihart, S (1,2) OBP: 0.435, SLG: 0.571 81 <b>Matt Spring, R</b> (9, PH) OBP: 0.545, SLG: 1.000			13 1B		G3			K		3	1	1	1	0	1	1											
			5 2B					1-2		1	0	0	0	0	1	2											
<b>Inning Stats</b>	R: 0 E: 0 K: 1 S: 5	H: 0 LOB: 1 BB: 0 P: 6	R: 0 E: 0 K: 1 S: 5	H: 0 LOB: 0 BB: 0 P: 5	R: 4 E: 1 K: 1 S: 9	H: 4 LOB: 1 BB: 1 P: 13	R: 0 E: 0 K: 0 S: 2	H: 0 LOB: 0 BB: 1 P: 6	R: 0 E: 0 K: 2 S: 7	H: 0 LOB: 0 BB: 0 P: 7	R: 0 E: 0 K: 1 S: 5	H: 1 LOB: 0 BB: 0 P: 6	R: 0 E: 0 K: 1 S: 5	H: 0 LOB: 1 BB: 1 P: 9	R: 0 E: 0 K: 1 S: 7	H: 2 LOB: 3 BB: 0 P: 8		1B: 5 2B: 2 3B: 0 HR: 0	SF: 0 SAC: 0 DP: 1 HBP: 1	WP: 0 PA: 37 PB: 0 SB: 0 CS: 1							
<b>PITCHER</b>	IP	WLS	BF	H	R	ER	SO	BB	IBB	HBP	BLK	WP	HR	S	P	ERA	WHIP	<b>PITCHER</b>									
34 <b>Tom Koehler, R</b> ERA: 5.14 (1,1)	6.0		24	4	4	4	5	2	0	1	0	0	0	31	40	6.00	1.000										
40 <b>Mike Dunn, L</b> ERA: 10.5 (7,1)	0.1	H	2	1	0	0	0	0	0	0	0	0	0	2	2	0.00	3.000										
44 <b>AJ Ramos, R</b> ERA: 1.35 (7,1)	0.2	H	1	0	0	0	1	0	0	0	0	0	0	3	4	0.00	0.000										
43 <b>Aaron Crow, R</b> ERA: 3.0 (8,1)	1.0	W	4	0	0	0	1	1	0	0	0	0	0	5	9	0.00	1.000										
57 <b>Bryan Morris, R</b> ERA: 2.69 (9,1)	1.0		5	2	0	0	1	0	0	0	0	0	0	7	8	0.00	2.000										
Batter	1	2	3	4	5	6	7	8	9	AB	R	H	RBI	BB	SO	LOB	BOTTOM										
5 <b>Reed Johnson, R</b> OBP: 0.242, SLG: 0.250 (1,7) 30 <b>Don Kelly, L</b> OBP: 0.344, SLG: 0.259 (7,7) (8,3)	K		2H 1B			P3		F9		3	0	1	1	0	1	0	<b>Boston Red Sox @ Miami Marlins</b> Roger Dean Stadium, Jupiter, FL Tue Mar 24 2015, 1:10 PM - 4:00 PM EDT Att: 6,619 - Partly Cloudy - 78 F										
10 <b>Jeff Baker, R</b> OBP: 0.258, SLG: 0.231 (1,4)	K		K			K		1 3B		4	1	1	2	0	3	1											
27 <b>Giancarlo Stanton, R</b> OBP: 0.334, SLG: 0.469 (1,9) 1 <b>Jordany Valdespin, L</b> OBP: 0.419, SLG: 0.586 (8,9)	G6-3		K			L9		28 1B		3	0	0	0	0	1	1											
38 <b>Michael Morse, R</b> OBP: 0.459, SLG: 0.774 (1,3) 28 <b>Cole Gillespie, R</b> OBP: 0.370, SLG: 0.435 (8,8)			14 66-4-3					17 1B		2	0	0	0	1	1	0											
14 <b>Martin Prado, R</b> OBP: 0.350, SLG: 0.351 (1,5) 17 <b>Donovan Solano, R</b> OBP: 0.333, SLG: 0.333 (8,5) (9,6)	G6-4-3		F8			F9		8 2B		3	0	0	0	0	0	1											
13 <b>Marcell Ozuna, R</b> OBP: 0.240, SLG: 0.304 (1,8) 26 <b>Tyler Colvin, L</b> OBP: 0.211, SLG: 0.176 (8,7)						F9		8 2B		1	1	1	0	0	0	0											
39 <b>Jarrod Saltalamacchia, R</b> (1,2) OBP: 0.333, SLG: 0.286 8 <b>Jhonatan Solano, R</b> OBP: 0.600, SLG: 0.778 (8,2)			L4			P6		28 1B		2	0	0	0	0	0	1											
3 <b>Adeiny Hechavarria, R</b> OBP: 0.258, SLG: 0.267 (1,6) 57 <b>Bryan Morris, L</b> (8,1)			34 5 1B			L5		29 2B		2	2	1	1	1	0	0											
34 <b>Tom Koehler, R</b> ERA: 2.38 (1,1) 40 <b>Mike Dunn, L</b> ERA: 10.5 (7,1) 44 <b>AJ Ramos, R</b> ERA: 1.35 (7,1) 43 <b>Aaron Crow, R</b> ERA: 3.0 (8,1) 29 <b>Scott Sizemore, R</b> OBP: 0.426, SLG: 0.533 (9,9)			SH1-4			G4-3		10 2B		1	0	0	0	0	0	0											
			5 1B					1-2 2-3		1	0	0	0	0	0	0											
<b>Inning Stats</b>	R: 0 E: 0 K: 2 S: 7	H: 0 LOB: 0 BB: 0 P: 7	R: 0 E: 0 K: 0 S: 2	H: 0 LOB: 2 BB: 2 P: 10	R: 1 E: 0 K: 2 S: 8	H: 1 LOB: 1 BB: 1 P: 12	R: 0 E: 0 K: 1 S: 5	H: 0 LOB: 0 BB: 0 P: 5	R: 0 E: 0 K: 1 S: 5	H: 0 LOB: 0 BB: 0 P: 5	R: 0 E: 0 K: 0 S: 3	H: 0 LOB: 0 BB: 0 P: 3	R: 0 E: 0 K: 1 S: 5	H: 7 LOB: 1 BB: 1 P: 14	R: 8 E: 1 K: 0 S: 10	H: 1 LOB: 1 BB: 1 P: 14		1B: 5 2B: 2 3B: 1 HR: 0	SF: 0 SAC: 2 DP: 1 HBP: 0	WP: 0 PA: 35 PB: 0 SB: 0 CS: 0							
<b>PITCHER</b>	IP	WLS	BF	H	R	ER	SO	BB	IBB	HBP	BLK	WP	HR	S	P	ERA		WHIP	<b>PITCHER</b>								
78 <b>Brian Johnson, L</b> ERA: 2.38 (1,1)	3.2		14	1	1	1	5	3	0	0	0	0	0	21	33	2.46	1.091										
94 <b>Dalier Hinojosa, R</b> ERA: 8.31 (4,1)	0.1	H	1	0	0	0	0	0	0	0	0	0	0	1	1	0.00	0.000										
28 <b>Robbie Ross Jr., L</b> ERA: 4.5 (5,1)	1.0	H	3	0	0	0	0	0	0	0	0	0	0	3	3	0.00	0.000										
68 <b>Matt Barnes, R</b> ERA: 6.52 (6,1)	1.0	H	3	0	0	0	1	0	0	0	0	0	0	5	5	0.00	0.000										
76 <b>Henry Owens, L</b> ERA: 8.74 (7,1)	1.1	L	10	4	6	5	0	1	0	0	0	0	0	9	13	33.75	3.750										





Batter	1	2	3	4	5	6	7	8	9	AB	R	H	RBI	BB	SO	LOB	TOP
50 Mookie Betts, R OBP: 0.512, SLG: 0.923	0-0 29 BB 5 S 1B	4-0 1-2 BB		1-1 1-H HR			0-0 G1-3			3	1	2	2	1	0	0	<b>Boston Red Sox @ Atlanta Braves</b> Champion Stadium, Lake Buena Vista, FL Fri Mar 27 2015, 1:09 PM - 3:29 PM EDT Att: 9,893 - Cloudy - 77 F <a href="http://livebaseballscorecards.com">livebaseballscorecards.com</a>
15 Dustin Pedroia, R OBP: 0.300, SLG: 0.385	0-0 P6	0-0 G6-3		0-0 P5			0-0 L5			4	0	0	0	0	0	3	
48 Pablo Sandoval, S OBP: 0.216, SLG: 0.306	0-0 F7		0-0 F7		0-0 F8					3	0	0	0	0	0	1	
5 Allen Craig, R OBP: 0.348, SLG: 0.400	4-0 29 BB 1-2 BB		0-0 FC4-6 1B		0-3 K					2	0	1	0	1	1	0	
29 Daniel Nava, S OBP: 0.432, SLG: 0.429	4-0 1-2 2-3 BB		0-0 FC4-6 38 FC6-4 1-2		0-0 F7					2	0	0	0	1	0	1	
38 Rusney Castillo, R OBP: 0.308, SLG: 0.523	0-0 F8		0-0 FC6-4 1-2		0-0 F9					3	0	0	0	0	0	4	
26 Brock Holt, L OBP: 0.447, SLG: 0.323		0-0 50 BB 1B		4-0 FC4-6 BB		0-0 S 1B				2	0	2	0	1	0	0	
Blake Swihart, S OBP: 0.385, SLG: 0.500		0-3 K		0-0 FC4-6 50 HR 1-2		1-0 P5 1-2				3	1	0	0	0	1	3	
16 Jeff Bianchi, R OBP: 0.290, SLG: 0.241		0-3 K		0-0 F7		0-0 G6-3				3	0	0	0	0	1	3	
<b>Inning Stats</b>	R: 0 E: 0 K: 0 S: 4	H: 1 LOB: 3 BB: 2 P: 12	R: 0 E: 0 K: 2 S: 8	H: 1 LOB: 2 BB: 1 P: 12	R: 0 E: 0 K: 0 S: 4	H: 1 LOB: 1 BB: 0 P: 4	R: 2 E: 0 K: 0 S: 5	H: 1 LOB: 0 BB: 1 P: 10	R: 0 E: 0 K: 1 S: 5	H: 0 LOB: 0 BB: 0 P: 5	R: 0 E: 0 K: 0 S: 2	H: 0 LOB: 0 BB: 0 P: 2	R: 0 E: 0 K: 0 S: 2	H: 0 LOB: 0 BB: 0 P: 2			
<b>PITCHER</b>	IP WLS BF H R ER SO BB IBB HBP BLK WP HR S P ERA WHIP																
49 Julio Teheran, R ERA: 5.79	(1, 1) 5.2 W 26 5 2 2 3 4 0 0 0 0 1 29 47 3.18 1.588																
78 John Cornely, R ERA:	(6, 1) 1.0 S 3 0 0 0 0 0 0 0 0 0 0 3 3 0.00 0.000																

AB	25
R	2
H	5
RBI	2
BB	4
SO	3
LOB	15



WP	0
PA	29
SB	0
CS	0
1B	4
2B	0
3B	0
HR	1
SF	0
SAC	0
DP	0
HBP	0

Batter	1	2	3	4	5	6	7	8	9	AB	R	H	RBI	BB	SO	LOB	BOTTOM
61 Pedro Ciriaco, R OBP: 0.375, SLG: 0.522	0-0 22 G6-3 1B	0-0 1-H 2-H 3-H 2B		0-3 K		0-0 G4-3				4	0	2	3	0	1	2	<b>Boston Red Sox @ Atlanta Braves</b> Champion Stadium, Lake Buena Vista, FL Fri Mar 27 2015, 1:09 PM - 3:29 PM EDT Att: 9,893 - Cloudy - 77 F <a href="http://livebaseballscorecards.com">livebaseballscorecards.com</a>
22 Nick Markakis, L OBP: 0.200, SLG: 0.300	0-0 G6-3	0-0 G5-3		0-0 P2		0-3 K				4	0	0	0	0	1	4	
98 Jose Constanza, L OBP: 0.286, SLG: 0.286	0-0 1-2					0-3 K				0	0	0	0	0	0	0	
5 Freddie Freeman, L OBP: 0.490, SLG: 0.634	0-0 1B		0-3 K		0-0 1 BB 15 1B	0-3 K				4	0	2	0	0	2	0	
96 Mycal Jones, R OBP: 0.400, SLG: 0.600	0-0 1B				0-0 F7					0	0	0	0	0	0	0	
7 Jonny Gomes, R OBP: 0.255, SLG: 0.298	0-3 K				0-0 F7					3	0	1	0	0	1	2	
14 Zoilo Almonte, S OBP: 0.295, SLG: 0.244	0-0 1-2		0-0 15 G3 1B		0-0 F7					0	0	0	0	0	0	0	
15 A.J. Pierzynski, L OBP: 0.469, SLG: 0.429		0-0 11 1B 61 2B 1B		0-0 G3		0-0 1 BB 1B				3	1	2	0	0	0	1	
23 Chris Johnson, R OBP: 0.302, SLG: 0.350		0-0 F9		0-3 K		0-3 K				3	0	0	0	0	2	4	
8 Jace Peterson, L OBP: 0.442, SLG: 0.386						0-3 K				0	0	0	0	0	0	0	
1 Alberto Callaspo, S OBP: 0.255, SLG: 0.245		0-0 11 1B 61 2B 1B		0-0 G3		0-0 1 BB 1B				2	1	2	0	1	0	0	
78 John Cornely, R ERA:	(6, 1) 1.0 S 3 0 0 0 0 0 0 0 0 0 0 3 3 0.00 0.000																
11 Phil Gosselin, R OBP: 0.294, SLG: 0.239	(1, 8) (7, 5) 5.0 L 27 12 4 4 6 1 0 0 0 0 0 0 7 7 0.00 0.000																
49 Julio Teheran, R ERA: 3.6	(1, 1) 5.0 L 27 12 4 4 6 1 0 0 0 0 0 0 7 7 0.00 0.000																
24 Kelly Johnson, L OBP: 0.354, SLG: 0.500	(6, 5) (7, 3) 1.0 3 0 0 0 0 2 0 0 0 0 0 0 7 7 0.00 0.000																
<b>Inning Stats</b>	R: 0 E: 0 K: 1 S: 6	H: 2 LOB: 1 BB: 0 P: 6	R: 3 E: 0 K: 1 S: 9	H: 4 LOB: 1 BB: 0 P: 9	R: 0 E: 0 K: 2 S: 8	H: 1 LOB: 1 BB: 0 P: 8	R: 0 E: 0 K: 1 S: 7	H: 2 LOB: 2 BB: 0 P: 7	R: 0 E: 0 K: 1 S: 7	H: 2 LOB: 3 BB: 1 P: 11	R: 1 E: 0 K: 2 S: 9	H: 1 LOB: 0 BB: 0 P: 12	R: 0 E: 0 K: 0 S: 2	H: 0 LOB: 0 BB: 0 P: 2			
<b>PITCHER</b>	IP WLS BF H R ER SO BB IBB HBP BLK WP HR S P ERA WHIP																
11 Clay Buchholz, R ERA: 3.6	(1, 1) 5.0 L 27 12 4 4 6 1 0 0 0 0 0 0 7 7 0.00 0.000																
28 Robbie Ross Jr., L ERA: 3.6	(6, 1) 1.0 3 0 0 0 0 2 0 0 0 0 0 0 7 7 0.00 0.000																

AB	28
R	4
H	12
RBI	4
BB	1
SO	8
LOB	19



WP	0
PA	30
SB	0
CS	0
1B	10
2B	1
3B	0
HR	1
SF	0
SAC	1
DP	1
HBP	0



Batter	1	2	3	4	5	6	7	8	9	10	AB	R	H	RBI	BB	SO	LOB	TOP	
20 Steven Souza Jr., R OBP: 0.200, SLG: 0.293 27 Thomas Milone, L OBP: 1.000, SLG: 1.000											3	1	0	0	1	1	5		
44 René Rivera, R OBP: 0.231, SLG: 0.538 78 Mayo Acosta, R (8, 2) 32 Taylor Hawkins, R (10, 2)											4	0	1	1	0	0	2		
11 Logan Forsythe, R OBP: 0.270, SLG: 0.599 48 Alexander Simon, S OBP: 0.500, SLG: 0.500											3	0	0	0	0	1	3		
3 Evan Longoria, R OBP: 0.326, SLG: 0.463 10 Alexi Casilla, S OBP: 0.303, SLG: 0.400											3	0	1	1	0	1	0		
65 Joey Butler, R OBP: 0.353, SLG: 0.433 35 Cade Gotta, R (7, 7)											3	0	1	0	1	1	1		
1 Tim Beckham, R OBP: 0.233, SLG: 0.250											5	0	1	0	0	0	3		
61 Juan Francisco, L OBP: 0.265, SLG: 0.367 53 Coty Blanchard, R (8, PR) (8, 10)											3	0	0	0	1	2	1		
39 Kevin Kiermaier, L OBP: 0.385, SLG: 0.412 64 Corey Brown, L OBP: 0.343, SLG: 0.484											3	1	2	0	0	0	0		
83 Jake Elmore, R OBP: 0.314, SLG: 0.154											3	0	2	0	1	0	1		
<b>Inning Stats</b>	R: 1 E: 0 K: 1 S: 7	H: 2 LOB: 2 BB: 1 P: 11	R: 1 E: 0 K: 0 S: 6	H: 3 LOB: 2 BB: 0 P: 6	R: 0 E: 0 K: 1 S: 5	H: 0 LOB: 1 BB: 1 P: 9	R: 0 E: 0 K: 1 S: 6	H: 1 LOB: 1 BB: 0 P: 6	R: 0 E: 0 K: 2 S: 7	H: 0 LOB: 0 BB: 0 P: 7	R: 0 E: 0 K: 1 S: 6	H: 1 LOB: 2 BB: 1 P: 10	R: 0 E: 0 K: 1 S: 6	H: 1 LOB: 1 BB: 0 P: 8	R: 0 E: 0 K: 1 S: 5	H: 2 LOB: 1 BB: 0 P: 4	1B: 10 2B: 2 3B: 0 HR: 0	SF: 0 SAC: 0 DP: 2 HBP: 0	WP: 0 PA: 43
<b>PITCHER</b>	IP 4.0	WLS 20	BF 6	H 2	R 2	ER 2	SO 3	BB 2	IBB 0	HBP 0	BLK 0	WP 0	HR 0	S 24	P 32	ERA 4.50	WHIP 2.000		
78 Brian Johnson, L ERA: 2.93 94 Daltier Hinojosa, R ERA: 5.68 54 Edward Mujica, R ERA: 6.0 59 Tommy Layne, L ERA: 1.29 36 Junichi Tazawa, R ERA: 1.5	(1, 1) (5, 1) (7, 1) (8, 1) (9, 1)	1.0 2.0 1.0 1.0 1.0	3 8 4 4 3	1 1 0 0 1	0 0 0 0 0	2 0 0 0 1	3 3 1 0 1	0 0 0 0 0	0 0 0 0 0	0 0 0 0 0	0 0 0 0 0	0 0 0 0 0	0 0 0 0 0	6 13 6 4 5	6 17 6 8 5	0.00 0.00 0.00 0.00 0.00	1.000 1.000 1.000 1.000 1.000		
<b>PITCHER</b>	IP 10.1	WLS 4	BF 24	H 2	R 0	ER 0	SO 0	BB 0	IBB 0	HBP 0	BLK 0	WP 0	HR 0	S 4	P 4	ERA 0.00	WHIP 2.000		
78 Brian Johnson, L ERA: 2.93 94 Daltier Hinojosa, R ERA: 5.68 54 Edward Mujica, R ERA: 6.0 59 Tommy Layne, L ERA: 1.29 36 Junichi Tazawa, R ERA: 1.5	(10, 1)	1.0 2.0 1.0 1.0 1.0	4 8 4 4 3	1 1 0 0 1	0 0 0 0 0	0 0 0 0 1	0 0 0 0 1	0 0 0 0 0	0 0 0 0 0	0 0 0 0 0	0 0 0 0 0	0 0 0 0 0	0 0 0 0 0	4 13 6 8 5	4 17 6 8 5	0.00 0.00 0.00 0.00 0.00	2.000 1.000 1.000 1.000 1.000		

Tampa Bay Rays @ Boston Red Sox  
JetBlue Park, Ft. Myers, FL  
Sun Mar 29 2015, 1:07 PM - 4:24 PM EDT  
Att: 9,916 - Sunny - 72 F

AB 39  
R 2  
H 11  
RBI 2  
BB 4  
SO 8  
LOB 22



Batter	1	2	3	4	5	6	7	8	9	10	AB	R	H	RBI	BB	SO	LOB	BOTTOM			
50 Mookie Betts, R OBP: 0.477, SLG: 0.857 25 Jackie Bradley Jr., L OBP: 0.455, SLG: 0.462											3	0	0	0	0	0	1				
15 Dustin Pedroia, R OBP: 0.326, SLG: 0.375 26 Brock Holt, L OBP: 0.455, SLG: 0.314											1	0	0	0	2	1	0				
34 David Ortiz, L OBP: 0.269, SLG: 0.333 29 Daniel Nava, S OBP: 0.462, SLG: 0.467											3	0	0	0	0	2	3				
13 Hanley Ramirez, R OBP: 0.318, SLG: 0.439 52 Quintin Berry, L OBP: 0.455, SLG: 0.545												3	0	1	0	0	0				
48 Pablo Sandoval, S OBP: 0.225, SLG: 0.333 38 Rusney Castillo, R OBP: 0.263, SLG: 0.684												3	1	1	0	0	1				
12 Mike Napoli, R OBP: 0.452, SLG: 0.750 5 Allen Craig, R OBP: 0.347, SLG: 0.381												1	0	1	1	0	0				
18 Shane Victorino, S OBP: 0.281, SLG: 0.214 16 Jeff Bianchi, R OBP: 0.294, SLG: 0.281												3	0	0	0	0	3				
2 Xander Bogaerts, R OBP: 0.356, SLG: 0.459 64 Deven Marrero, R OBP: 0.333, SLG: 0.308											2	0	1	0	1	0	1				
Blake Swihart, S OBP: 0.345, SLG: 0.444 81 Matt Spring, R OBP: 0.429, SLG: 0.750											3	0	0	0	0	1	2				
<b>Inning Stats</b>	R: 0 E: 0 K: 1 S: 5	H: 0 LOB: 0 BB: 0 P: 5	R: 0 E: 0 K: 1 S: 5	H: 0 LOB: 1 BB: 1 P: 9	R: 0 E: 0 K: 1 S: 5	H: 0 LOB: 2 BB: 1 P: 13	R: 1 E: 0 K: 0 S: 5	H: 2 LOB: 1 BB: 0 P: 5	R: 0 E: 0 K: 1 S: 5	H: 0 LOB: 1 BB: 1 P: 9	R: 0 E: 0 K: 1 S: 8	H: 3 LOB: 3 BB: 0 P: 8	R: 1 E: 1 K: 1 S: 6	H: 0 LOB: 1 BB: 1 P: 10	R: 0 E: 0 K: 1 S: 6	H: 1 LOB: 1 BB: 0 P: 6	R: 1 E: 0 K: 0 S: 4	H: 2 LOB: 1 BB: 0 P: 5	1B: 7 2B: 2 3B: 0 HR: 0	SF: 0 SAC: 0 DP: 0 HBP: 0	WP: 0 PA: 44
<b>PITCHER</b>	IP 1.0	WLS 4	BF 9	H 1	R 0	ER 0	SO 0	BB 1	IBB 0	HBP 0	BLK 0	WP 0	HR 0	S 12	P 16	ERA 0.00	WHIP 1.000				
26 Brad Boxberger, R ERA: 2.45 50 Grant Balfour, R ERA: 3.0 43 Ernesto Frieri, R ERA: 3.68 71 Jordan Norberto, L ERA: 4.82 49 Kirby Yates, R ERA: 3.0	(1, 1) (2, 1) (3, 1) (4, 1) (6, 1)	1.0 1.0 1.0 2.0 2.0	4 3 5 9 10	0 0 0 2 4	0 0 0 1 0	0 0 0 1 2	0 1 0 0 0	0 0 0 0 0	0 0 0 0 0	0 0 0 0 0	0 0 0 0 0	0 0 0 0 0	0 0 0 0 0	5 9 13 10 14	5 9 13 10 14	0.00 0.00 0.00 4.50 0.00	0.000 0.000 2.000 1.500 2.000				
<b>PITCHER</b>	IP 10.1	WLS 4	BF 24	H 2	R 1	ER 1	SO 0	BB 1	IBB 0	HBP 0	BLK 0	WP 0	HR 0	S 4	P 5	ERA 13.50	WHIP 3.000				
72 Jhan Maríñez, R ERA: 4.7 30 Jake Thompson, R ERA: 13.5	(6, 1) (10, 1)	2.0 0.2	9 4	1 2	0 1	0 1	0 0	1 1	0 0	0 0	0 0	0 0	0 0	12 4	16 5	0.00 13.50	1.000 3.000				

Tampa Bay Rays @ Boston Red Sox  
JetBlue Park, Ft. Myers, FL  
Sun Mar 29 2015, 1:07 PM - 4:24 PM EDT  
Att: 9,916 - Sunny - 72 F

AB 39  
R 3  
H 9  
RBI 3  
BB 5  
SO 8  
LOB 24



Batter	1	2	3	4	5	6	7	8	9	AB	R	H	RBI	BB	SO	LOB	TOP								
39 Danny Santana, S OBP: 0.346, SLG: 0.471 Aderling Mejia, S (5, 6)	G4-3		E4		G3			G5-3		3	0	0	0	0	0	1	<b>Minnesota Twins @ Boston Red Sox</b> JetBlue Park, Ft. Myers, FL Mon Mar 30 2015, 7:07 PM - 10:10 PM EDT Att: 10,064 - Clear - 73 F								
2 Brian Dozier, R OBP: 0.457, SLG: 0.756 James Beresford, L (6, PR) (6, 4)	F7		K			BB		K		2	0	0	0	1	1	1									
7 Jos Mauer, L OBP: 0.293, SLG: 0.368 Reynaldo Rodriguez, R (6, PR) (6, 3)	K			G3-1		E9		K		3	0	1	0	0	1	0									
48 Torii Hunter, R OBP: 0.378, SLG: 0.500 12 Chris Herrmann, L OBP: 0.342, SLG: 0.412		1B			2B	G6-4-3		1B		3	0	2	0	0	0	1									
19 Kennys Vargas, S OBP: 0.300, SLG: 0.473		1B			F7			G6-4-3		4	0	1	0	0	1	3									
24 Trevor Plouffe, R OBP: 0.283, SLG: 0.340 Jose Martinez, R OBP: 0.192, SLG: 0.231	F7			F8				G6-3		3	0	0	0	0	0	2									
31 Oswaldo Arcia, L OBP: 0.295, SLG: 0.477 26 Eric Fryer, R OBP: 0.323, SLG: 0.517	G3-1					K		1B		3	0	0	0	0	2	1									
8 Kurt Suzuki, R OBP: 0.417, SLG: 0.515 97 Travis Harrison, R (7, PR) (7, 7)			G6-3			K				3	0	1	0	0	1	0									
1 Jordan Schafer, L OBP: 0.333, SLG: 0.357 Eric Farris, R OBP: 0.214, SLG: 0.286	G4-3							G3		2	0	1	0	0	0	0									
										2	0	0	0	0	0	3									
<b>Inning Stats</b>	R: 0 E: 0 K: 1 S: 5	H: 0 LOB: 0 BB: 0 P: 5	R: 0 E: 0 K: 0 S: 4	H: 2 LOB: 1 BB: 0 P: 4	R: 0 E: 1 K: 1 S: 6	H: 0 LOB: 1 BB: 0 P: 6	R: 0 E: 0 K: 0 S: 4	H: 1 LOB: 1 BB: 0 P: 4	R: 0 E: 0 K: 2 S: 8	H: 1 LOB: 1 BB: 0 P: 8	R: 1 E: 0 K: 1 S: 5	H: 1 LOB: 1 BB: 1 P: 9	R: 0 E: 0 K: 1 S: 6	H: 1 LOB: 1 BB: 0 P: 6	R: 0 E: 0 K: 2 S: 7	H: 0 LOB: 0 BB: 0 P: 7	R: 1 E: 0 K: 0 S: 5	H: 3 LOB: 2 BB: 1 P: 10	1B: 7 2B: 1 3B: 1 HR: 0	SF: 0 SAC: 0 DP: 2 HBP: 0	WP: 0 PB: 0 SB: 1 CS: 0	PA: 36			
<b>PITCHER</b>	IP	WLS	BF	H	R	ER	SO	BB	IBB	HBP	BLK	WP	HR	S	P	ERA	WHIP								
63 Justin Masterson, R ERA: 3.5	5.2	W	22	5	1	0	4	1	0	0	0	0	0	29	33	0.00	1.059								
28 Robbie Ross Jr., L ERA: 2.84	1.1		5	1	0	0	2	0	0	0	0	0	0	9	9	0.00	0.750								
67 Brandon Workman, R ERA: 7.5	1.0		3	0	0	0	2	0	0	0	0	0	0	7	7	0.00	0.000								
31 Dana Eveland, L ERA: 6.0	1.0		6	3	1	1	0	1	0	0	0	0	0	5	10	9.00	4.000								

Batter	1	2	3	4	5	6	7	8	9	AB	R	H	RBI	BB	SO	LOB	BOTTOM								
50 Mookie Betts, R OBP: 0.500, SLG: 0.867 76 Blake Tekotte, L OBP: 0.500, SLG: 0.500	E6		1B	2B		BB		K		3	3	2	1	1	0	0	<b>Minnesota Twins @ Boston Red Sox</b> JetBlue Park, Ft. Myers, FL Mon Mar 30 2015, 7:07 PM - 10:10 PM EDT Att: 10,064 - Clear - 73 F								
15 Dustin Pedroia, R OBP: 0.382, SLG: 0.405 82 Mike Miller, R OBP: 0.200, SLG: 0.200	FC6-4		1B	2B		BB		F9		2	1	1	1	2	0	1									
34 David Ortiz, L OBP: 0.510, SLG: 0.370 90 Tim Roberson, R OBP: 0.500, SLG: 1.000	K		1B	1B		SF8		1B		3	0	2	2	0	1	1									
13 Hanley Ramirez, R OBP: 0.313, SLG: 0.444 52 Quintin Berry, L OBP: 0.417, SLG: 0.500	F8		G6-3	G4-6-3		2B		K		4	0	1	1	0	0	4									
48 Pablo Sandoval, S OBP: 0.205, SLG: 0.302 66 Reed Gragnani, S OBP: 0.500, SLG: 0.500	G6-3			G6-3	F9	K		1B		4	0	0	0	0	1	3									
12 Mike Napoli, R OBP: 0.500, SLG: 0.867 75 Sam Travis, R OBP: 0.600, SLG: 0.750				HR	BB			2B		4	0	0	0	0	1	3									
18 Shane Victorino, S OBP: 0.500, SLG: 0.500 75 Shannon Wilkerson, R OBP: 0.500, SLG: 0.500		F9		2B	G6-4-3			P3		4	1	1	0	0	0	3									
2 Xander Bogaerts, R OBP: 0.375, SLG: 0.500 16 Jeff Bianchi, R OBP: 0.333, SLG: 0.353	K			2B		1B		2B		3	2	2	1	0	1	1									
40 Humberto Quintero, R OBP: 0.273, SLG: 0.250 81 Matt Spring, R OBP: 0.467, SLG: 0.789			F9	1B		F8		F9		4	1	1	1	0	0	3									
										1	0	1	1	0	0	0									
<b>Inning Stats</b>	R: 0 E: 1 K: 1 S: 6	H: 0 LOB: 1 BB: 0 P: 6	R: 0 E: 0 K: 1 S: 6	H: 1 LOB: 1 BB: 0 P: 6	R: 1 E: 0 K: 0 S: 4	H: 2 LOB: 1 BB: 1 P: 8	R: 6 E: 0 K: 0 S: 10	H: 7 LOB: 1 BB: 0 P: 11	R: 0 E: 0 K: 0 S: 2	H: 0 LOB: 1 BB: 1 P: 6	R: 2 E: 0 K: 1 S: 7	H: 2 LOB: 3 BB: 2 P: 15	R: 1 E: 1 K: 0 S: 6	H: 2 LOB: 2 BB: 0 P: 6	R: 4 E: 0 K: 2 S: 12	H: 5 LOB: 1 BB: 0 P: 12	1B: 11 2B: 7 3B: 0 HR: 1	SF: 1 SAC: 0 DP: 3 HBP: 0	WP: 1 PB: 0 SB: 1 CS: 0	PA: 46					
<b>PITCHER</b>	IP	WLS	BF	H	R	ER	SO	BB	IBB	HBP	BLK	WP	HR	S	P	ERA	WHIP								
36 Blaine Boyer, R ERA: 1.46	1.2		7	1	0	0	1	0	0	0	0	0	0	5	9	0.00	0.600								
Cole Johnson, R ERA: 13.5	0.2	L	4	1	1	1	1	1	0	0	0	0	0	5	9	13.50	3.000								
52 Brian Duensing, L ERA: 8.0	1.0		10	8	6	6	0	0	0	0	1	1	1	11	12	54.00	8.000								
62 J.R. Graham, R ERA: 2.13	2.0		8	1	2	2	0	3	0	0	0	0	0	5	17	9.00	2.000								
56 Caleb Thielbar, L ERA: 5.73	2.0		13	6	4	3	2	0	0	0	0	0	0	17	17	13.50	3.000								

AB	34
R	2
H	9
RBI	1
BB	2
SO	8
LOB	12



AB	41
R	14
H	19
RBI	14
BB	4
SO	5
LOB	22





Batter	1	2	3	4	5	6	7	8	9	AB	R	H	RBI	BB	SO	LOB	TOP			
38 Rusney Castillo, R OBP: 0.310, SLG: 0.621 82 Forrest Ailday, L OBP: 0.500, SLG: 0.500	F9	F9			G6-3		F9		1B	4	0	1	1	0	0	0				
15 Dustin Pedroia, R OBP: 0.392, SLG: 0.422 89 Carlos Asuaje, L (8, PR)	1B	L3			1B			BB	K	3	0	2	0	1	0	1				
48 Pablo Sandoval, S OBP: 0.208, SLG: 0.298 Oscar Tejada, R (8, PR)	F8				K			1B	F7	4	0	1	0	0	1	2				
12 Mike Napoli, R OBP: 0.500, SLG: 0.818 91 Jantzen Witte, R (8, PR)	1B				BB			G6-4-3		3	0	1	0	1	0	3				
29 Daniel Nava, S OBP: 0.449, SLG: 0.421 75 Kevin Heller, R OBP: 0.500, SLG: 0.750	1B				K			G4-3		3	0	0	0	1	1	3				
2 Xander Bogaerts, R OBP: 0.385, SLG: 0.465 90 Mario Martinez, R (8, PR)	P4				P4					3	0	0	0	1	0	4				
64 Deven Marrero, R OBP: 0.344, SLG: 0.300									BB	0	0	0	0	0	0	0				
25 Jackie Bradley Jr., L OBP: 0.462, SLG: 0.444 72 Cole Sturgeon, L (8, PR)					K				BB	3	1	1	0	0	1	0				
Travis Shaw, L OBP: 0.333, SLG: 0.522					K				BB	3	1	0	0	1	2	1				
3 Sandy León, S OBP: 0.286, SLG: 0.308					P5				BB	3	0	0	1	0	0	1				
<b>Inning Stats</b>	R: 0 E: 0 K: 0 S: 5	H: 2 LOB: 3 BB: 1 P: 9	R: 1 E: 0 K: 1 S: 7	H: 2 LOB: 1 BB: 0 P: 7	R: 0 E: 0 K: 2 S: 7	H: 0 LOB: 1 BB: 1 P: 11	R: 0 E: 0 K: 2 S: 7	H: 0 LOB: 0 BB: 0 P: 7	R: 0 E: 0 K: 0 S: 4	H: 1 LOB: 1 BB: 0 P: 4	R: 0 E: 0 K: 0 S: 3	H: 0 LOB: 0 BB: 0 P: 3	R: 0 E: 0 K: 0 S: 3	H: 1 LOB: 2 BB: 1 P: 7	R: 3 E: 0 K: 1 S: 6	H: 1 LOB: 3 BB: 3 P: 18	1B: 6 2B: 1 3B: 0 HR: 0	SF: 1 SAC: 0 DP: 1 HBP: 0	WP: 0 PA: 39 PB: 0 SB: 1 CS: 0	
<b>PITCHER</b>	IP WLS BF H R ER SO	IP WLS BF H R ER SO	IP WLS BF H R ER SO	IP WLS BF H R ER SO	IP WLS BF H R ER SO	IP WLS BF H R ER SO	IP WLS BF H R ER SO	IP WLS BF H R ER SO	IP WLS BF H R ER SO	IP WLS BF H R ER SO	IP WLS BF H R ER SO	IP WLS BF H R ER SO	IP WLS BF H R ER SO	IP WLS BF H R ER SO	IP WLS BF H R ER SO	IP WLS BF H R ER SO	ERA WHIP	ERA WHIP		
45 Phil Hughes, R ERA: 5.28	4.0 18 4 1 1 5	1.0 3 1 0 0 0	1.0 3 0 0 0 0	1.0 3 0 0 0 0	1.0 3 0 0 0 0	1.0 3 0 0 0 0	1.0 3 0 0 0 0	1.0 3 0 0 0 0	1.0 3 0 0 0 0	1.0 3 0 0 0 0	1.0 3 0 0 0 0	1.0 3 0 0 0 0	1.0 3 0 0 0 0	1.0 3 0 0 0 0	1.0 3 0 0 0 0	1.0 3 0 0 0 0	2.25 1.500	0.00 0.000		
15 Glen Perkins, L ERA: 1.8	1.0 3 0 0 0 0	1.0 3 0 0 0 0	1.0 3 0 0 0 0	1.0 3 0 0 0 0	1.0 3 0 0 0 0	1.0 3 0 0 0 0	1.0 3 0 0 0 0	1.0 3 0 0 0 0	1.0 3 0 0 0 0	1.0 3 0 0 0 0	1.0 3 0 0 0 0	1.0 3 0 0 0 0	1.0 3 0 0 0 0	1.0 3 0 0 0 0	1.0 3 0 0 0 0	1.0 3 0 0 0 0	0.00 0.000	0.00 0.000		
22 Tim Lincecum, R ERA: 9.0	1.0 3 0 0 0 0	1.0 3 0 0 0 0	1.0 3 0 0 0 0	1.0 3 0 0 0 0	1.0 3 0 0 0 0	1.0 3 0 0 0 0	1.0 3 0 0 0 0	1.0 3 0 0 0 0	1.0 3 0 0 0 0	1.0 3 0 0 0 0	1.0 3 0 0 0 0	1.0 3 0 0 0 0	1.0 3 0 0 0 0	1.0 3 0 0 0 0	1.0 3 0 0 0 0	1.0 3 0 0 0 0	0.00 0.000	0.00 0.000		
50 Casey Fien, R ERA: 0.9	1.0 3 0 0 0 0	1.0 3 0 0 0 0	1.0 3 0 0 0 0	1.0 3 0 0 0 0	1.0 3 0 0 0 0	1.0 3 0 0 0 0	1.0 3 0 0 0 0	1.0 3 0 0 0 0	1.0 3 0 0 0 0	1.0 3 0 0 0 0	1.0 3 0 0 0 0	1.0 3 0 0 0 0	1.0 3 0 0 0 0	1.0 3 0 0 0 0	1.0 3 0 0 0 0	1.0 3 0 0 0 0	0.00 0.000	0.00 0.000		
Wilfredo Ledezma, L ERA: 20.25	1.0 3 0 0 0 0	1.0 3 0 0 0 0	1.0 3 0 0 0 0	1.0 3 0 0 0 0	1.0 3 0 0 0 0	1.0 3 0 0 0 0	1.0 3 0 0 0 0	1.0 3 0 0 0 0	1.0 3 0 0 0 0	1.0 3 0 0 0 0	1.0 3 0 0 0 0	1.0 3 0 0 0 0	1.0 3 0 0 0 0	1.0 3 0 0 0 0	1.0 3 0 0 0 0	1.0 3 0 0 0 0	27.00 5.000			
DJ Johnson, R ERA:	1.0 3 0 0 0 0	1.0 3 0 0 0 0	1.0 3 0 0 0 0	1.0 3 0 0 0 0	1.0 3 0 0 0 0	1.0 3 0 0 0 0	1.0 3 0 0 0 0	1.0 3 0 0 0 0	1.0 3 0 0 0 0	1.0 3 0 0 0 0	1.0 3 0 0 0 0	1.0 3 0 0 0 0	1.0 3 0 0 0 0	1.0 3 0 0 0 0	1.0 3 0 0 0 0	1.0 3 0 0 0 0	0.00 1.000			

Boston Red Sox @ Minnesota Twins  
CenturyLink Sports Complex, Fort Myers, FL  
Wed Apr 01 2015, 1:11 PM - 4:08 PM EDT  
Att: 6,596 - Sunny - 79 F

AB 32  
R 4  
H 7  
RBI 3  
BB 6  
SO 6  
LOB 18

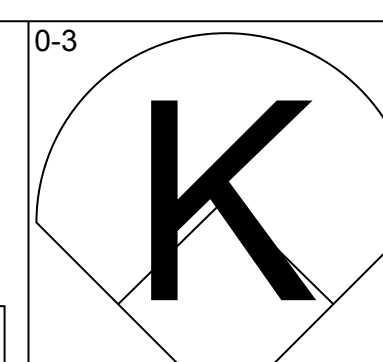
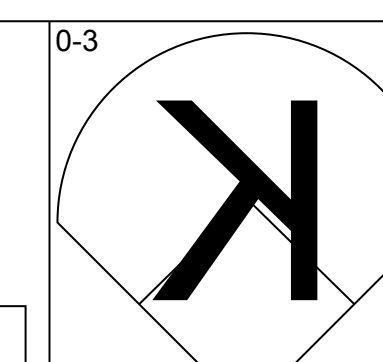
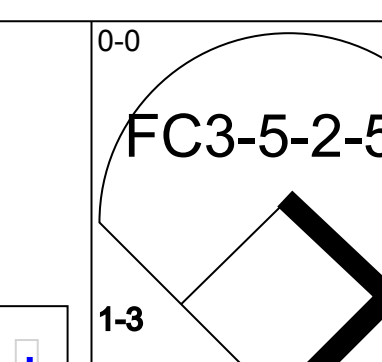
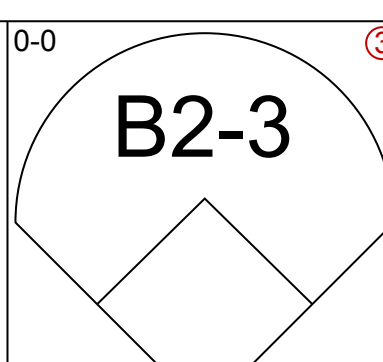
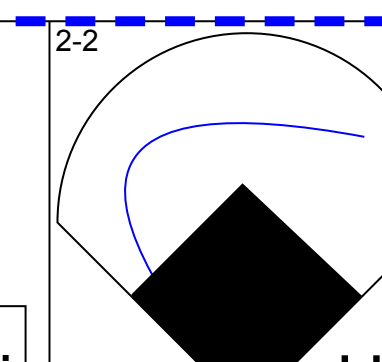
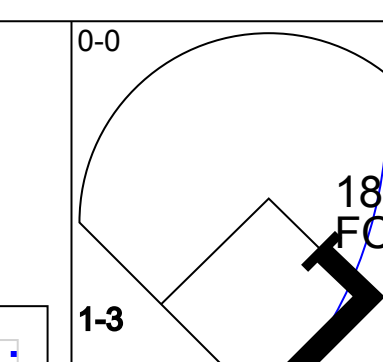
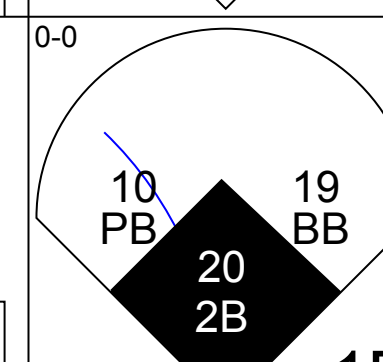
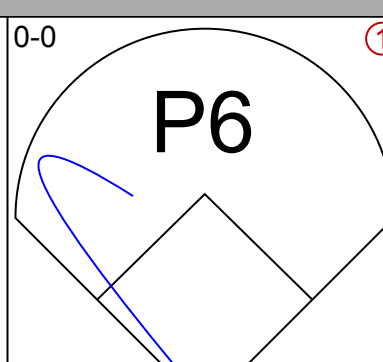
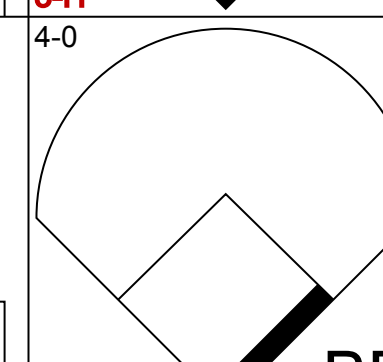
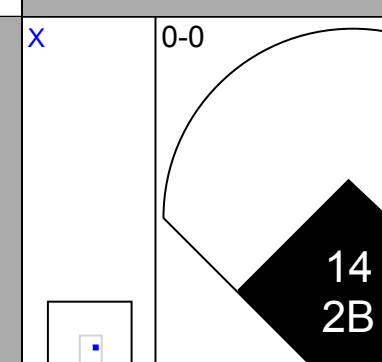
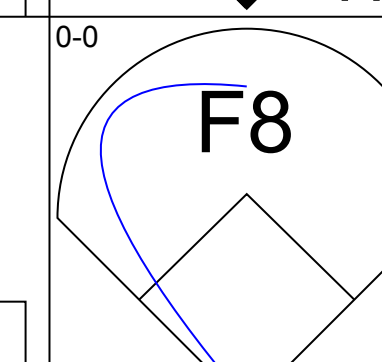
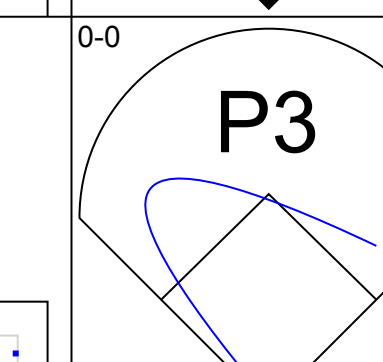
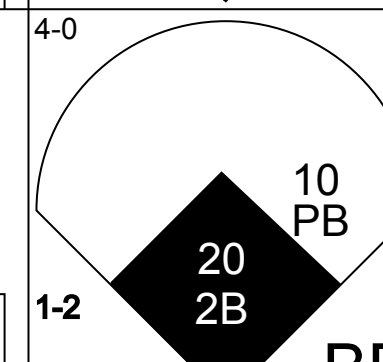
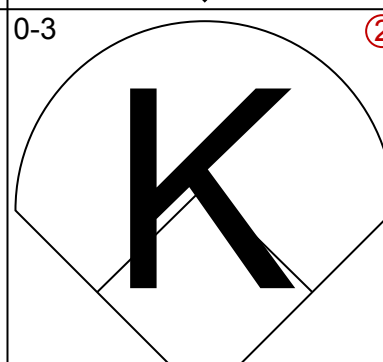
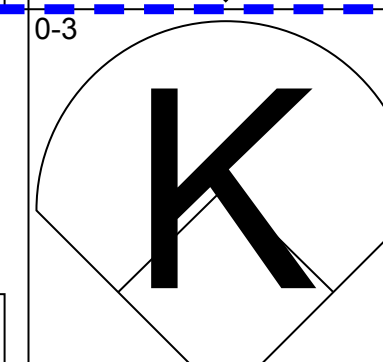
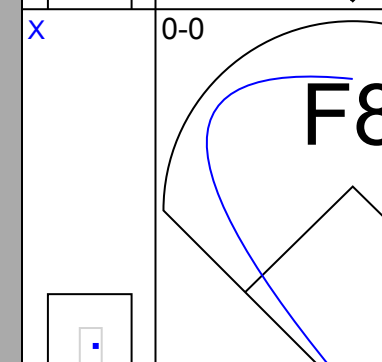
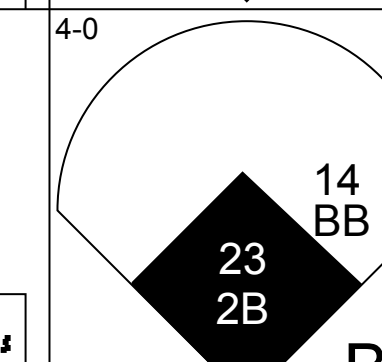
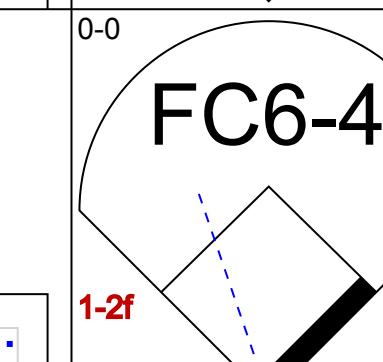
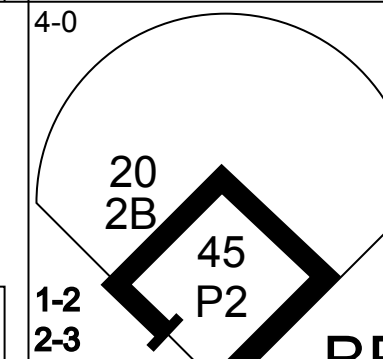
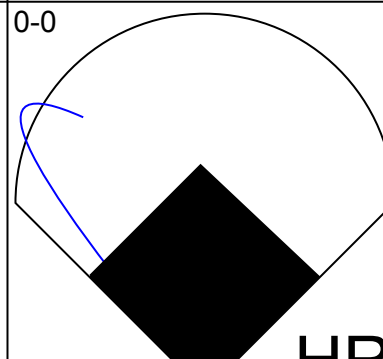
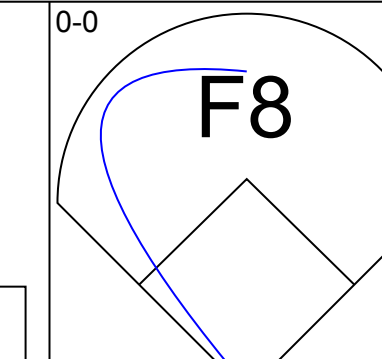
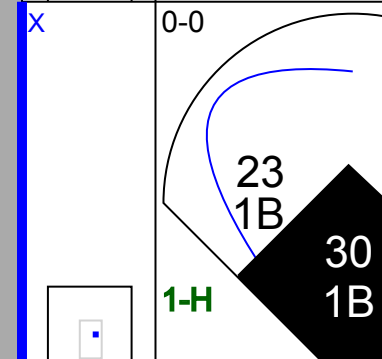
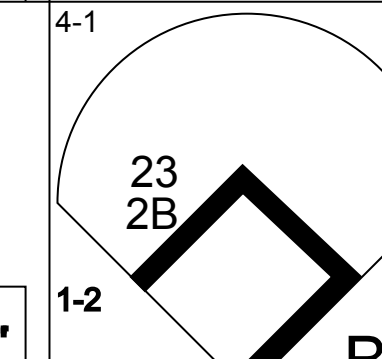
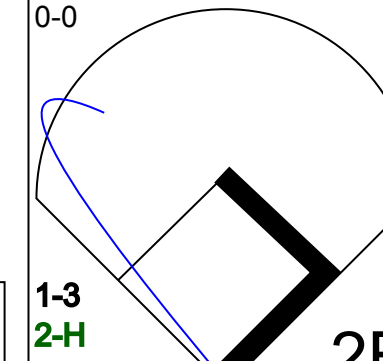
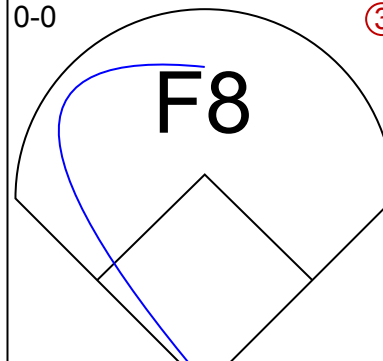
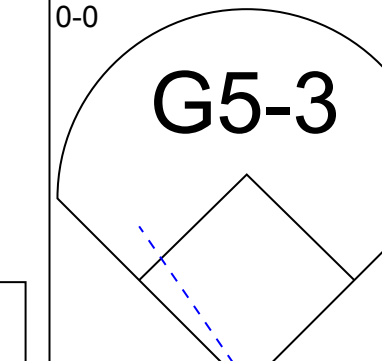
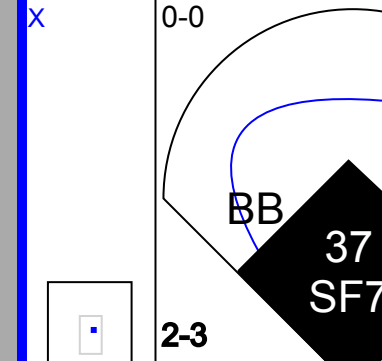
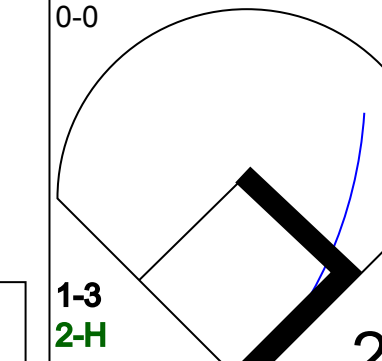
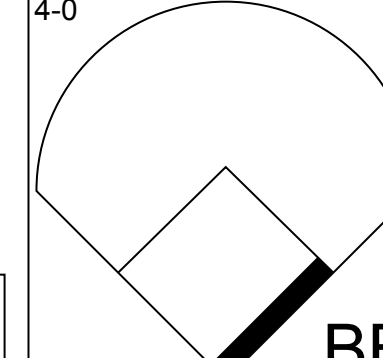

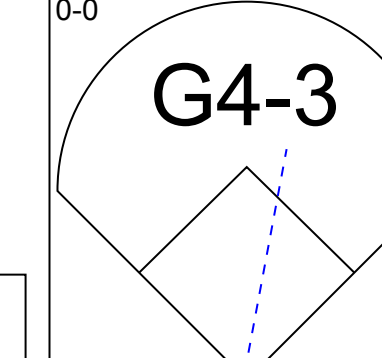
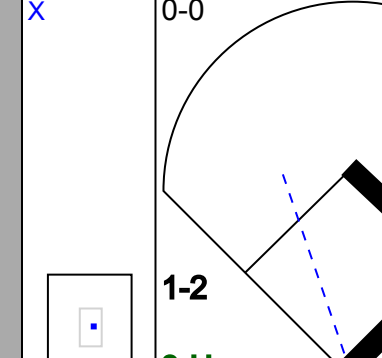
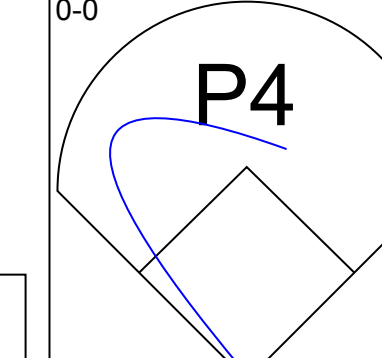
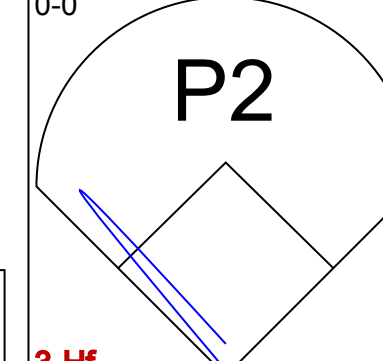


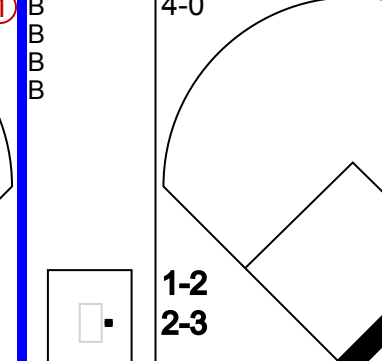
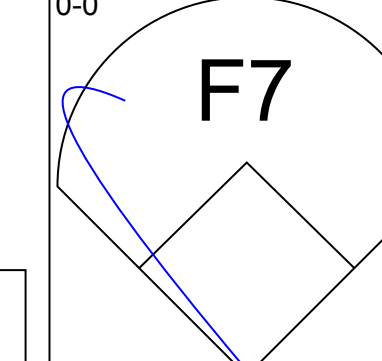
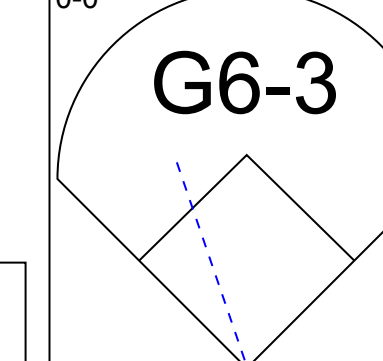
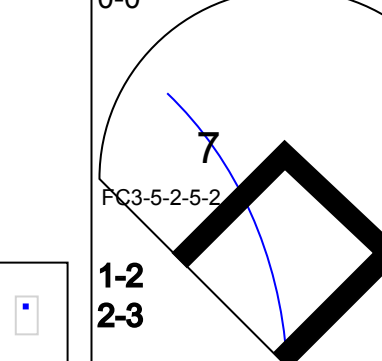
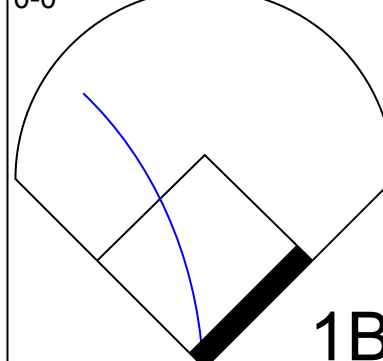
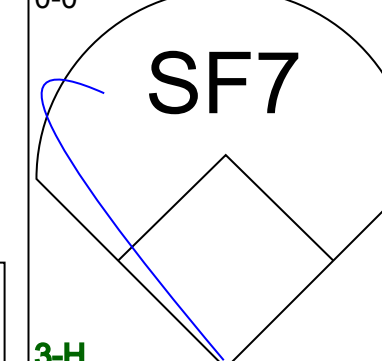
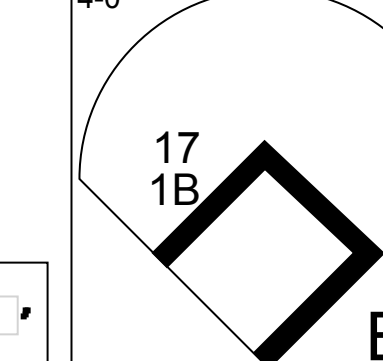



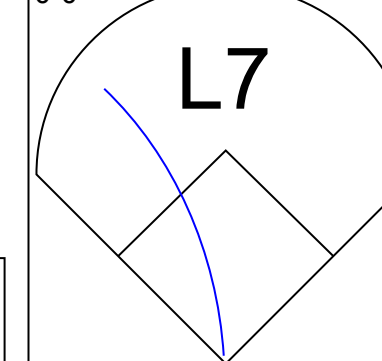
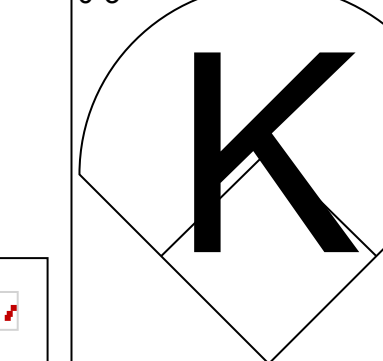


Batter	1	2	3	4	5	6	7	8	9	AB	R	H	RBI	BB	SO	LOB	BOTTOM			
39 Danny Santana, S OBP: 0.345, SLG: 0.463 Heiker Menezes, R OBP: 0.200, SLG: 0.200 Brock Peterson, R (8, PH)	L9		1B		K	F9		BB		3	0	1	0	0	1	0				
2 Brian Dozier, R OBP: 0.488, SLG: 0.767 Levi Michael, R OBP: 0.200, SLG: 0.400	F9		2B		BB	E6		BB		2	1	1	0	1	0	0				
7 Joe Mauer, L OBP: 0.341, SLG: 0.385 Jose Martinez, R OBP: 0.179, SLG: 0.214	1B		BB		BB	G1-3		BB		1	1	1	0	2	0	0				
48 Torii Hunter, R OBP: 0.400, SLG: 0.514 Danny Ortiz, L OBP: 0.093, SLG: 0.267	1B		BB		BB	F7				3	1	2	1	0	0	3				
19 Kennys Vargas, S OBP: 0.309, SLG: 0.460	K				1B					5	0	2	0	0	2	2				
24 Trevor Plouffe, R OBP: 0.263, SLG: 0.314					K					4	0	0	0	0	3	4				
17 Doug Bernier, R OBP: 0.343, SLG: 0.258					F9					1	0	1	0	0	0	0				
5 Eduardo Escobar, S OBP: 0.328, SLG: 0.596 97 Travis Harrison, R (6, PR)	F8				1B					3	0	2	2	0	0	0				
8 Kurt Suzuki, R OBP: 0.410, SLG: 0.500 12 Chris Herrmann, L OBP: 0.364, SLG: 0.410	K				F9					1	0	1	0	1	0	0				
1 Jordan Schafer, L OBP: 0.296, SLG: 0.313 Eric Farris, R OBP: 0.188, SLG: 0.250					G3					3	0	0	0	1	5					
<b>Inning Stats</b>	R: 0 E: 1 K: 1 S: 7	H: 0 LOB: 0 BB: 0 P: 7	R: 0 E: 0 K: 2 S: 7	H: 0 LOB: 0 BB: 0 P: 7	R: 0 E: 0 K: 1 S: 7	H: 2 LOB: 2 BB: 0 P: 7	R: 3 E: 0 K: 2 S: 11	H: 4 LOB: 3 BB: 2 P: 19	R: 0 E: 1 K: 0 S: 4	H: 0 LOB: 1 BB: 0 P: 4	R: 0 E: 0 K: 2 S: 7	H: 0 LOB: 0 BB: 0 P: 7	R: 0 E: 0 K: 0 S: 4	H: 1 LOB: 2 BB: 1 P: 8	R: 1 E: 0 K: 0 S: 6	H: 2 LOB: 2 BB: 1 P: 13	1B: 11 2B: 1 3B: 0 HR: 1	SF: 0 SAC: 0 DP: 1 HBP: 0	WP: 0 PA: 45 PB: 0 SB: 0 CS: 0	
<b>PITCHER</b>	IP WLS BF H R ER SO	IP WLS BF H R ER SO	IP WLS BF H R ER SO	IP WLS BF H R ER SO	IP WLS BF H R ER SO	IP WLS BF H R ER SO	IP WLS BF H R ER SO	IP WLS BF H R ER SO	IP WLS BF H R ER SO	IP WLS BF H R ER SO	IP WLS BF H R ER SO	IP WLS BF H R ER SO	IP WLS BF H R ER SO	IP WLS BF H R ER SO	IP WLS BF H R ER SO	IP WLS BF H R ER SO	ERA WHIP	ERA WHIP		
11 Clay Buchholz, R ERA: 2.84	4.0 18 6 4 3 1	0.2 8 4 3 3 1	1.1 5 0 0 0 1	1.1 5 0 0 0 2	1.0 3 0 0 0 0	1.0 3 0 0 0 0	1.0 3 0 0 0 0	1.0 3 0 0 0 0	1.0 3 0 0 0 0	1.0 3 0 0 0 0	1.0 3 0 0 0 0	1.0 3 0 0 0 0	1.0 3 0 0 0 0	1.0 3 0 0 0 0	1.0 3 0 0 0 0	1.0 3 0 0 0 0	0.00 1.750	40.50 9.000		
41 Alexi Ogando, R ERA: 7.54	0.2 8 4 3 3 1	0.2 8 4 3 3 1	0.2 8 4 3 3 1	0.2 8 4 3 3 1	0.2 8 4 3 3 1	0.2 8 4 3 3 1	0.2 8 4 3 3 1	0.2 8 4 3 3 1	0.2 8 4 3 3 1	0.2 8 4 3 3 1	0.2 8 4 3 3 1	0.2 8 4 3 3 1	0.2 8 4 3 3 1	0.2 8 4 3 3 1	0.2 8 4 3 3 1	0.2 8 4 3 3 1	0.00 0.000	0.00 0.000		
31 Dana Eveland, L ERA: 4.91	1.1 5 0 0 0 1	1.1 5 0 0 0 2	1.1 5 0 0 0 0	1.1 5 0 0 0 0	1.1 5 0 0 0 0	1.1 5 0 0 0 0	1.1 5 0 0 0 0	1.1 5 0 0 0 0	1.1 5 0 0 0 0	1.1 5 0 0 0 0	1.1 5 0 0 0 0	1.1 5 0 0 0 0	1.1 5 0 0 0 0	1.1 5 0 0 0 0	1.1 5 0 0 0 0	1.1 5 0 0 0 0	0.00 0.000	0.00 0.000		
77 Jonathan Aro, R ERA:	1.0 3 0 0 0 0	1.0 3 0 0 0 0	1.0 3 0 0 0 0	1.0 3 0 0 0 0	1.0 3 0 0 0 0	1.0 3 0 0 0 0	1.0 3 0 0 0 0	1.0 3 0 0 0 0	1.0 3 0 0 0 0	1.0 3 0 0 0 0	1.0 3 0 0 0 0	1.0 3 0 0 0 0	1.0 3 0 0 0 0	1.0 3 0 0 0 0	1.0 3 0 0 0 0	1.0 3 0 0 0 0	0.00 0.000	0.00 0.000		
Jess Todd, R ERA:	1.0 3 0 0 0 0	1.0 3 0 0 0 0	1.0 3 0 0 0 0	1.0 3 0 0 0 0	1.0 3 0 0 0 0	1.0 3 0 0 0 0	1.0 3 0 0 0 0	1.0 3 0 0 0 0	1.0 3 0 0 0 0	1.0 3 0 0 0 0	1.0 3 0 0 0 0	1.0 3 0 0 0 0	1.0 3 0 0 0 0	1.0 3 0 0 0 0	1.0 3 0 0 0 0	1.0 3 0 0 0 0	0.00 2.000			

Boston Red Sox @ Minnesota Twins  
CenturyLink Sports Complex, Fort Myers, FL  
Wed Apr 01 2015, 1:11 PM - 4:08 PM EDT  
Att: 6,596 - Sunny - 79 F

AB 40  
R 4  
H 13  
RBI 4  
BB 5  
SO 8  
LOB 26

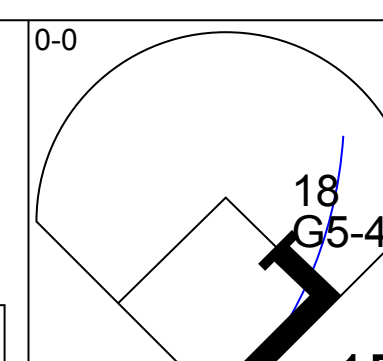
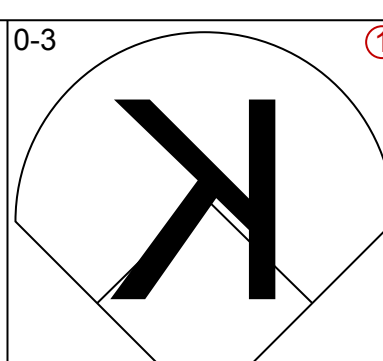
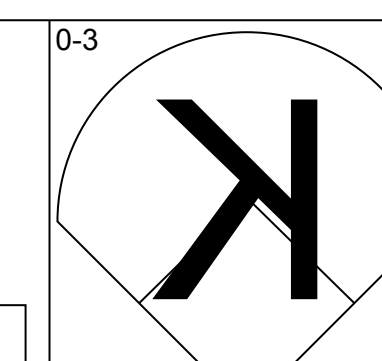
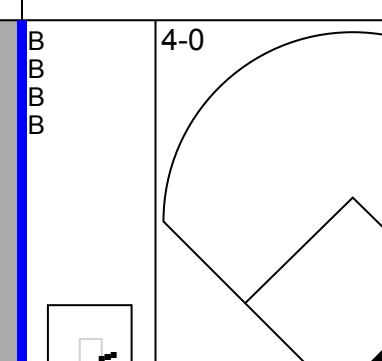
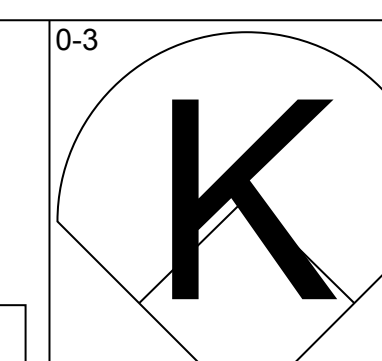
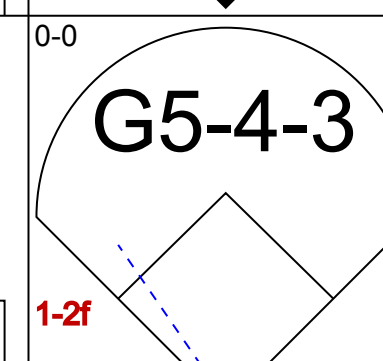
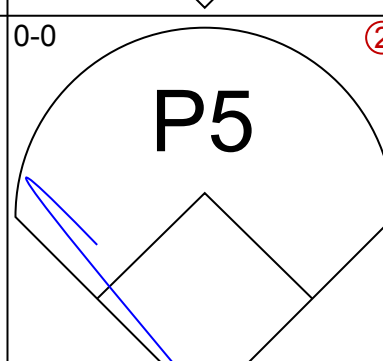
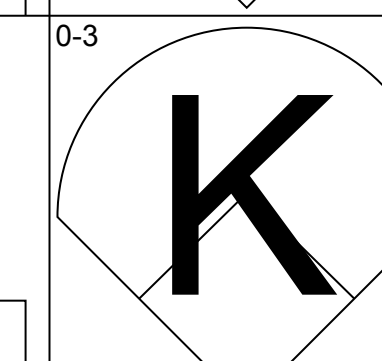
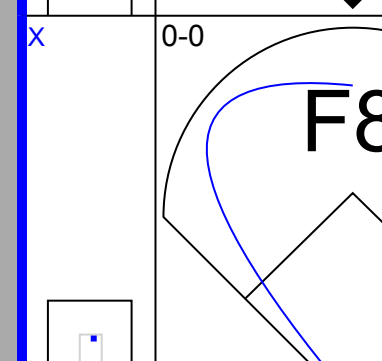
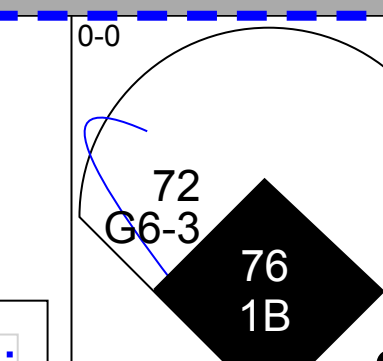
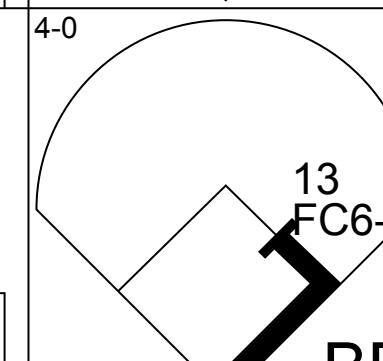
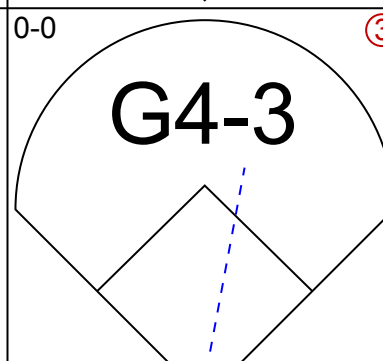

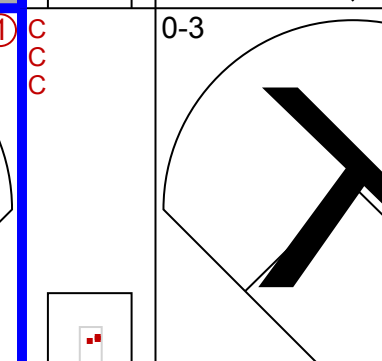
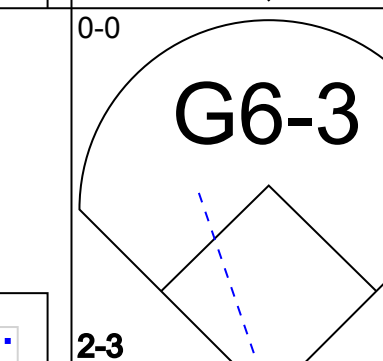
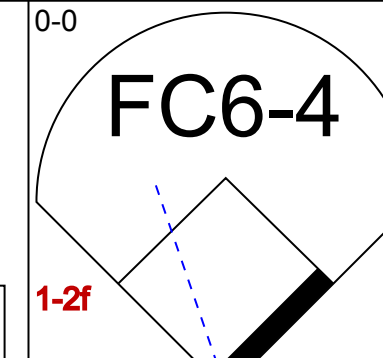
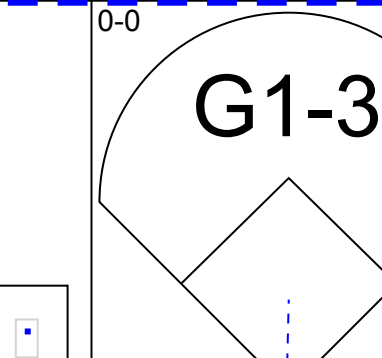
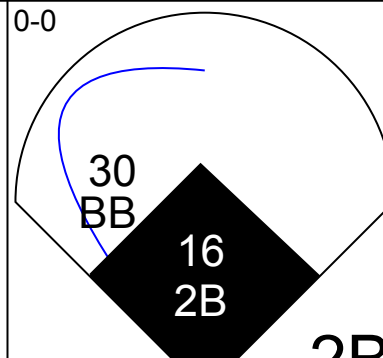
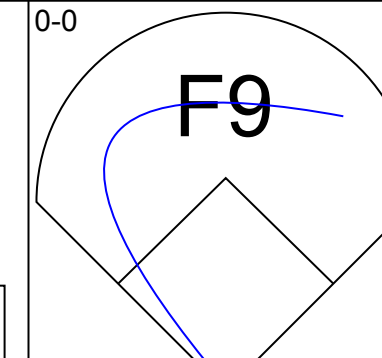
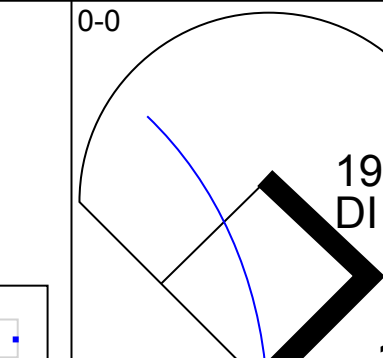
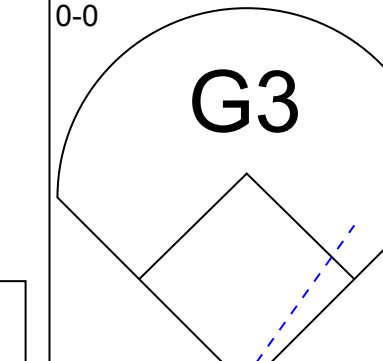
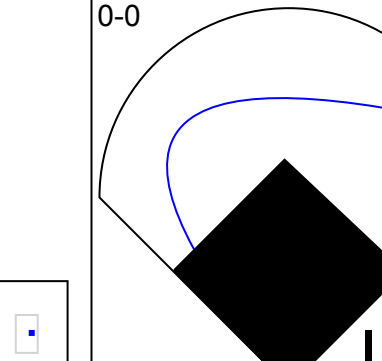
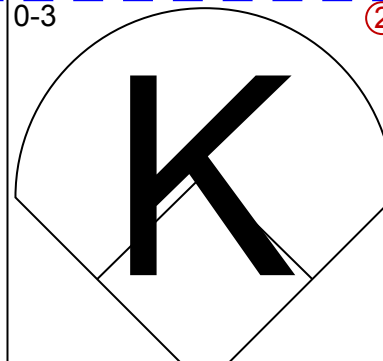
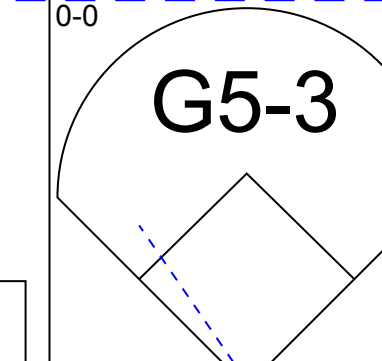
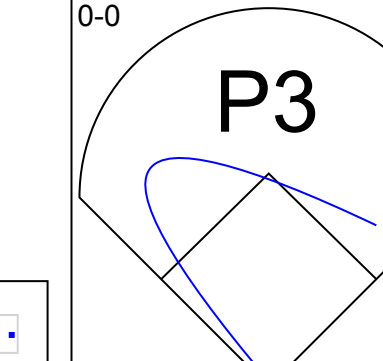



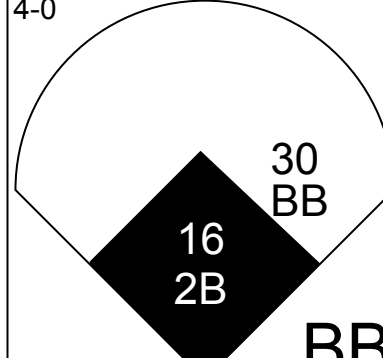

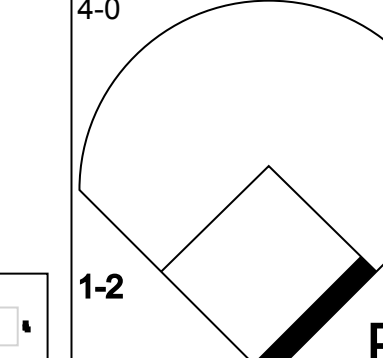



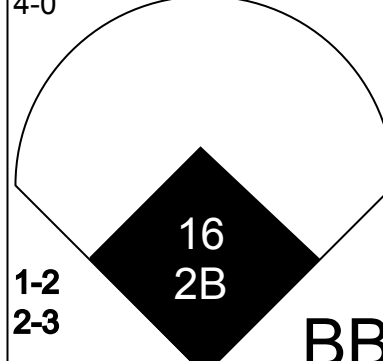

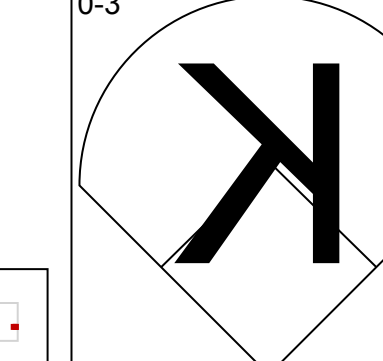

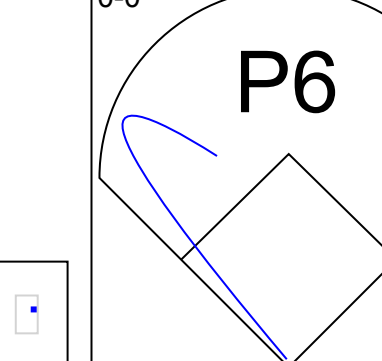
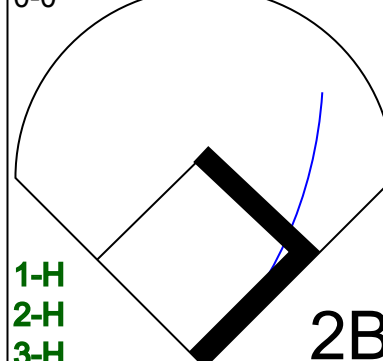


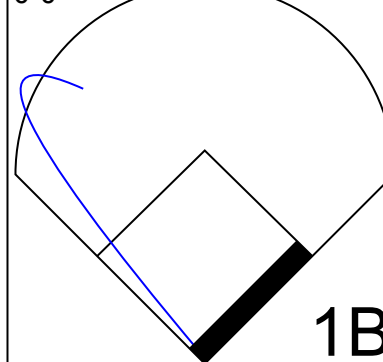
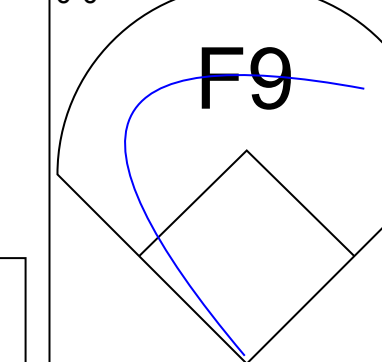
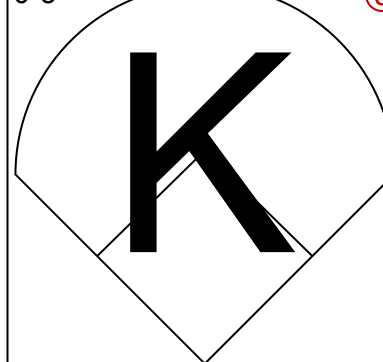
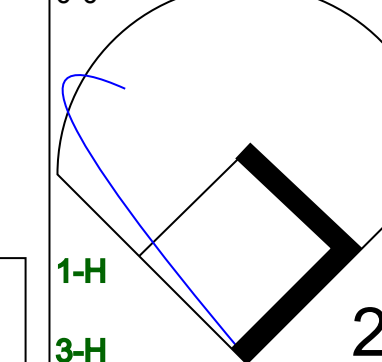


Batter	1	2	3	4	5	6	7	8	9	AB	R	H	RBI	BB	SO	LOB	TOP											
7 José Reyes, S OBP: 0.333, SLG: 0.549 17 Ryan Goins, L OBP: 0.379, SLG: 0.558										3	0	0	0	0	2	2												
55 Russell Martin, R OBP: 0.328, SLG: 0.300 59 D.J. Davis, L OBP: 0.250, SLG: 0.500										3	1	2	0	1	0	0												
19 José Bautista, R OBP: 0.420, SLG: 0.782 18 Steve Tolleson, R OBP: 0.342, SLG: 0.618										2	1	0	0	1	2	3												
10 Edwin Encarnación, R OBP: 0.346, SLG: 0.450 14 Justin Smoak, S OBP: 0.350, SLG: 0.500										2	1	1	1	1	0	0												
20 Josh Donaldson, R OBP: 0.411, SLG: 0.653 23 Danny Valencia, R OBP: 0.390, SLG: 0.667										3	0	1	2	0	0	0												
30 Dioner Navarro, S OBP: 0.333, SLG: 0.229 Jorge Flores, R OBP: 0.217, SLG: 0.100										3	1	1	1	1	1	0												
45 Dalton Pompey, S OBP: 0.469, SLG: 0.520 Munenori Kawasaki, L OBP: 0.299, SLG: 0.520										2	0	0	0	0	0	3												
11 Kevin Pillar, R OBP: 0.306, SLG: 0.468 37 David Harris, R OBP: 0.217, SLG: 0.100										3	0	2	0	0	0	0												
29 Devon Travis, R OBP: 0.375, SLG: 0.441 Jonathan Diaz, R OBP: 0.217, SLG: 0.100										2	0	0	1	0	1	1												
<b>Inning Stats</b>	R: 2 E: 0 K: 1 S: 6	H: 2 LOB: 3 BB: 3 P: 18	R: 0 E: 0 K: 1 S: 5	H: 0 LOB: 0 BB: 0 P: 5	R: 1 E: 0 K: 1 S: 6	H: 1 LOB: 0 BB: 0 P: 6	R: 1 E: 1 K: 2 S: 10	H: 1 LOB: 3 BB: 1 P: 14	R: 0 E: 0 K: 0 S: 3	H: 0 LOB: 0 BB: 0 P: 3	R: 0 E: 0 K: 1 S: 6	H: 1 LOB: 1 BB: 0 P: 6	R: 3 E: 0 K: 0 S: 7	H: 4 LOB: 1 BB: 1 P: 11	R: 2 E: 0 K: 0 S: 8	H: 2 LOB: 2 BB: 2 P: 18	R: 0 E: 0 K: 1 S: 6	H: 1 LOB: 2 BB: 1 P: 10	1B: 7 2B: 4 3B: 0 HR: 2	SF: 2 SAC: 1 DP: 1 HBP: 0	WP: 0 PB: 2 SB: 0 CS: 0	PA: 48						
<b>PITCHER</b>	IP	WLS	BF	H	R	ER	SO	BB	IBB	HBP	BLK	WP	HR	S	P	ERA	WHIP											
35 Steven Wright, R ERA: 2.6	3.2		20	4	4	3	4	4	0	0	0	0	0	1	24	40	7.36	2.182										
66 Noé Ramirez, R ERA: 3.39	1.1		4	0	0	0	1	0	0	0	0	0	0	6	6	0.00	0.000											
94 Daltier Hinojosa, R ERA: 7.56	2.0	L	12	5	3	3	1	1	0	0	0	0	0	13	17	13.50	3.000											
78 Robby Scott, L ERA: 18.0	1.0		7	2	2	2	0	2	0	0	0	0	1	8	18	18.00	4.000											
76 Kyle Kraus, R ERA:	1.0		5	1	0	0	1	1	0	0	0	0	0	6	10	0.00	2.000											

Toronto Blue Jays @ Boston Red Sox  
JetBlue Park, Ft. Myers, FL  
Wed Apr 01 2015, 1:10 PM - 4:31 PM EDT  
Att: 9,849 - Partly Cloudy - 79 F

AB	37
R	9
H	12
RBI	9
BB	8
SO	7
LOB	22



Batter	1	2	3	4	5	6	7	8	9	AB	R	H	RBI	BB	SO	LOB	BOTTOM										
50 Mookie Betts, R OBP: 0.490, SLG: 0.833 80 Manuel Margot, R OBP: 0.368, SLG: 0.444										3	0	1	0	0	2	1											
18 Shane Victorino, S OBP: 0.256, SLG: 0.229 52 Quintin Berry, L OBP: 0.368, SLG: 0.444										3	0	0	0	0	1	2											
34 David Ortiz, L OBP: 0.313, SLG: 0.345 72 Luke Montz, R OBP: 0.179, SLG: 0.296										2	0	0	0	1	0	1											
13 Hanley Ramirez, R OBP: 0.314, SLG: 0.458 76 Blake Tekotte, R OBP: 0.500, SLG: 0.500										3	0	1	0	0	0	1											
5 Allen Craig, R OBP: 0.339, SLG: 0.417 75 Sam Travis, R OBP: 0.429, SLG: 0.500										3	1	1	1	0	1	1											
26 Brock Holt, L OBP: 0.482, SLG: 0.317 19 Javy Guerra, L OBP: 1.000, SLG: 2.000										1	0	0	0	2	0	0											
30 Jemile Weeks, S OBP: 0.354, SLG: 0.375 82 Mike Miller, R OBP: 0.143, SLG: 0.143										2	0	1	0	1	0	1											
16 Jeff Bianchi, R OBP: 0.333, SLG: 0.378 66 Reed Gragnani, S OBP: 0.571, SLG: 0.500										3	0	1	3	0	0	2											
40 Humberto Quintero, R OBP: 0.280, SLG: 0.281 81 Matt Spring, R OBP: 0.500, SLG: 0.857										3	0	1	0	0	1	2											
<b>Inning Stats</b>	R: 0 E: 0 K: 0 S: 3	H: 1 LOB: 1 BB: 1 P: 7	R: 0 E: 0 K: 0 S: 5	H: 1 LOB: 0 BB: 0 P: 5	R: 0 E: 0 K: 1 S: 6	H: 1 LOB: 1 BB: 0 P: 6	R: 1 E: 0 K: 0 S: 4	H: 1 LOB: 1 BB: 1 P: 9	R: 0 E: 0 K: 2 S: 7	H: 0 LOB: 0 BB: 0 P: 7	R: 3 E: 0 K: 2 S: 9	H: 2 LOB: 2 BB: 2 P: 17	R: 0 E: 0 K: 1 S: 5	H: 0 LOB: 1 BB: 1 P: 9	R: 2 E: 0 K: 1 S: 7	H: 2 LOB: 1 BB: 1 P: 11	R: 1 E: 0 K: 1 S: 7	H: 2 LOB: 2 BB: 1 P: 11	1B: 4 2B: 5 3B: 0 HR: 1	SF: 0 SAC: 0 DP: 1 HBP: 0	WP: 0 PB: 0 SB: 2 CS: 0	PA: 43					
<b>PITCHER</b>	IP	WLS	BF	H	R	ER	SO	BB	IBB	HBP	BLK	WP	HR	S	P	ERA	WHIP										
36 Drew Hutchison, R ERA: 1.5	3.0		12	3	0	0	1	1	0	0	0	0	0	11	16	4.50	1.000										
25 Marco Estrada, R ERA: 7.11	2.0		8	1	1	1	2	1	0	0	0	0	0	4	8	13.50	4.500										
51 Miguel Castro, R ERA: 2.38	0.1	H	2	1	1	1	0	0	0	0	0	0	0	2	2	27.00	3.000										
52 Roberto Osuna, R ERA: 2.38	0.1	B	4	1	2	2	1	2	0	0	0	0	0	4	12	54.00	9.000										
49 Colt Hynes, L ERA:	1.1	W	5	0	0	0	2	1	0	0	0	0	0	8	12	0.00	0.750										
59 Bobby Korecky, R ERA: 20.25	1.0		6	2	2	2	1	1	0	0	0	0	0	4	8	13.50	4.500										
53 Dustin Antolin, R ERA: 13.5	0.2	H	5	2	1	1	0	0	0	0	0	0	0	3	3	0.00	0.000										
74 Wil Browning, R ERA:	0.1	S	1	0	0	0	1	0	0	0	0	0	0	3	3	0.00	0.000										

Toronto Blue Jays @ Boston Red Sox  
JetBlue Park, Ft. Myers, FL  
Wed Apr 01 2015, 1:10 PM - 4:31 PM EDT  
Att: 9,849 - Partly Cloudy - 79 F

AB	36
R	7
H	10
RBI	7
BB	7
SO	8
LOB	20



Batter	1	2	3	4	5	6	7	8	9	AB	R	H	RBI	BB	SO	LOB	TOP																					
50 Mookie Betts, R (1.8) OBP: 0.491, SLG: 0.804 82 Mike Miller, R (7.5) OBP: 0.125, SLG: 0.125	4-0 BB 15 L6-3			0-0 P3		0-0 15 2B 1B	0-3 K		0-0 G3-1	3	1	1	1	1	1	1																						
15 Dustin Pedroia, R (1.4) OBP: 0.382, SLG: 0.429 87 David Chester, R (7.3) OBP: 1.000, SLG: 1.000	0-0 L6-3 1-1			0-0 G3-1		0-0 34 2B 2B	0-0 G6-4-3			4	1	1	2	0	0	2																						
34 David Ortiz, L (1.10) OBP: 0.314, SLG: 0.375 72 Luke Montz, R (6. PR) OBP: 0.207, SLG: 0.429 (6, 10)	0-0 F8			0-0 L3		0-0 13 F9 48 2B 2B			0-0 HR	3	0	1	1	0	0	0																						
13 Hanley Ramirez, R (1.7) OBP: 0.291, SLG: 0.423 75 Kevin Heller, R (8.7) OBP: 0.500, SLG: 0.750		0-3 K				0-0 F9	0-0 F9		0-0 G6-3	4	0	0	0	0	1	1																						
48 Pablo Sandoval, S (1.5) OBP: 0.235, SLG: 0.340 52 Quintin Berry, L (7.8) OBP: 0.350, SLG: 0.421		0-0 G4-3				0-0 1B	0-0 12 HR 2B		0-3 K2-3	3	1	2	1	0	0	0																						
12 Mike Napoli, R (1.3) OBP: 0.488, SLG: 0.861 16 Jeff Bianchi, R (7.4) OBP: 0.350, SLG: 0.395		0-0 F9				0-0 F9	0-0 HR		0-0 30 FC5-4 1B	3	1	1	2	0	0	1																						
18 Shane Victorino, S (1.9) OBP: 0.236, SLG: 0.211 30 Lemile Weeks, S (7.6) OBP: 0.347, SLG: 0.366			0-0 P6			0-3 K	0-0 F7		0-0 FC5-4	3	0	0	0	0	1	2																						
2 Xander Bogaerts, R (1.6) OBP: 0.364, SLG: 0.457 76 Blake Tekotte, L (7.9) OBP: 0.471, SLG: 0.487		0-0 G5-3							0-0 G6-3	3	1	1	0	0	0	1																						
10 Ryan Hanigan, R (1.2) OBP: 0.304, SLG: 0.273		0-0 G6-3				0-0 15 2B 1B	4-0 15 G6-4-3 BB		0-0 G4-3	3	1	1	0	1	0	0																						
<b>Inning Stats</b>	R: 0 E: 0 K: 0 S: 2	H: 0 LOB: 0 BB: 1 P: 6	R: 0 E: 0 K: 1 S: 5	H: 0 LOB: 0 BB: 0 P: 5	R: 0 E: 0 K: 0 S: 3	H: 0 LOB: 0 BB: 0 P: 3	R: 0 E: 0 K: 0 S: 3	H: 0 LOB: 0 BB: 0 P: 3	R: 0 E: 0 K: 1 S: 6	H: 1 LOB: 1 BB: 0 P: 6	R: 7 E: 0 K: 0 S: 10	H: 7 LOB: 1 BB: 0 P: 10	R: 0 E: 0 K: 1 S: 4	H: 0 LOB: 1 BB: 1 P: 8	R: 1 E: 0 K: 1 S: 7	H: 2 LOB: 1 BB: 0 P: 7	R: 0 E: 0 K: 0 S: 3	H: 0 LOB: 0 BB: 0 P: 3	1B: 5 2B: 4 HR: 2	SF: 0 SAC: 0 DP: 2 HBP: 0	WP: 0 PB: 0 SB: 0 CS: 0	PA: 37																
<b>PITCHER</b>	IP	WLS	BF	H	R	ER	SO	BB	IBB	HBP	BLK	WP	HR	S	P	ERA	WHIP	<b>PITCHER</b>		IP	WLS	BF	H	R	ER	SO	BB	IBB	HBP	BLK	WP	HR	S	P	ERA	WHIP		
54 Ervin Santana, R (1.1) ERA: 1.89	5.0		16	1	0	0	2	1	0	0	0	0	0	19	23	0.00	0.400	22 Tim Stauffer, R (9.1) ERA: 8.31		1.0		3	0	0	0	0	0	0	0	0	0	0	3	3	0.00	0.000		
62 J.R. Graham, R (6.1) ERA: 6.23	0.1	L	7	6	6	6	0	0	0	0	0	0	0	7	7	162.00	18.000																					
Nick Burdi, R (6.1) ERA: 13.5	0.2		3	1	1	1	0	0	0	0	0	0	1	3	3	13.50	1.500																					
36 Blaine Boyer, R (7.1) ERA: 1.35	1.0		3	0	0	0	1	1	0	0	0	0	0	4	8	0.00	1.000																					
52 Brian Duensing, L (8.1) ERA: 8.1	1.0		5	2	1	1	1	0	0	0	0	0	1	7	7	9.00	2.000																					

**Boston Red Sox @ Minnesota Twins**  
CenturyLink Sports Complex, Fort Myers, FL  
Thu Apr 02 2015, 7:06 PM - 9:47 PM EDT  
Att: 7,259 - Partly Cloudy - 79 F

AB 35  
R 8  
H 10  
RBI 8  
BB 2  
SO 4  
LOB 9



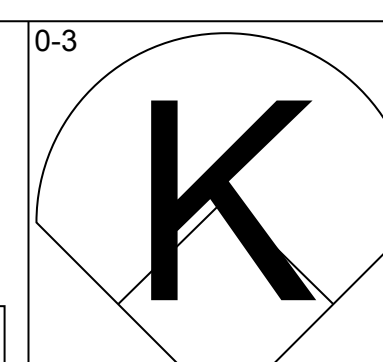
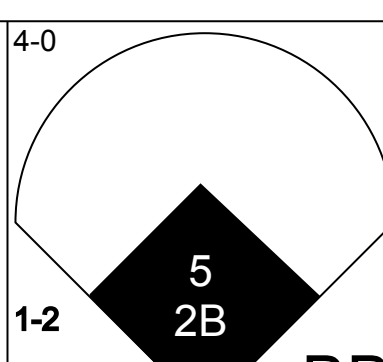
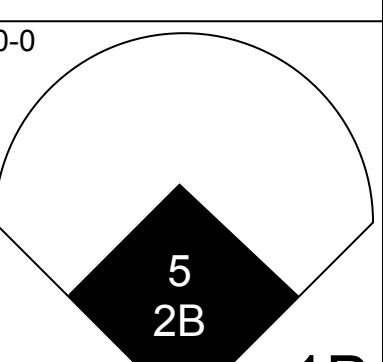
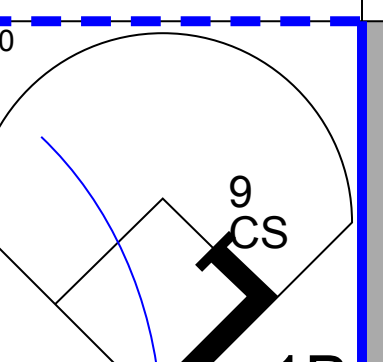
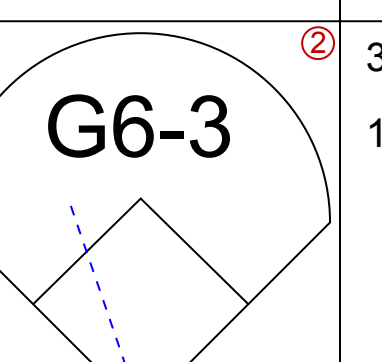
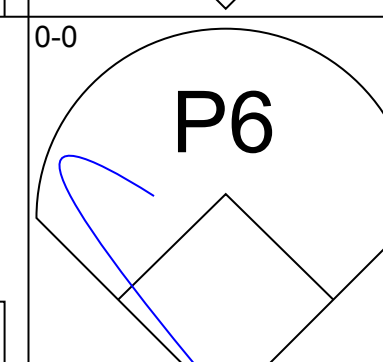
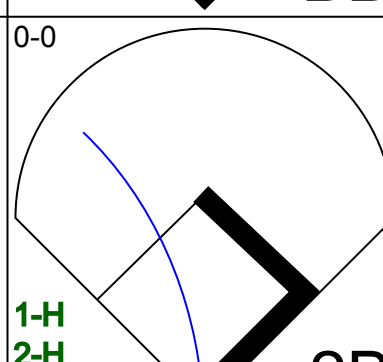
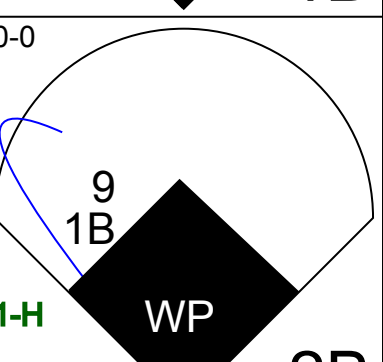
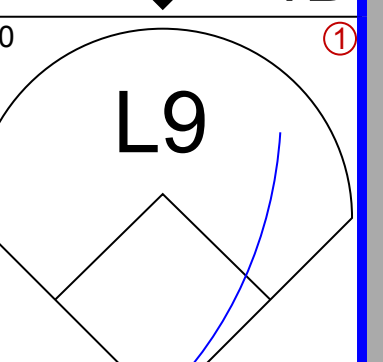
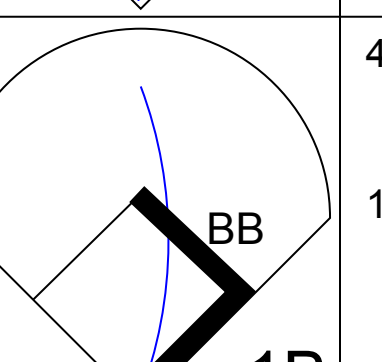
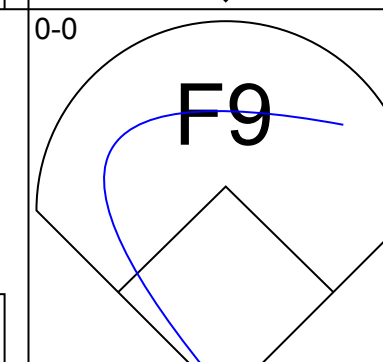
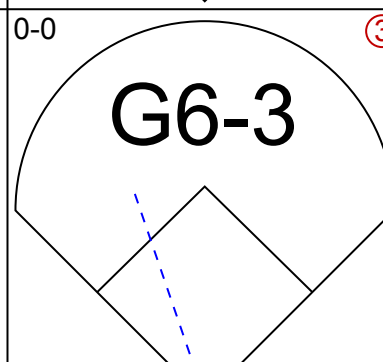
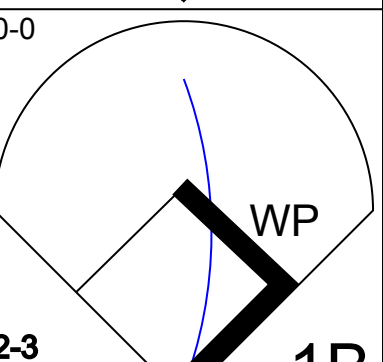
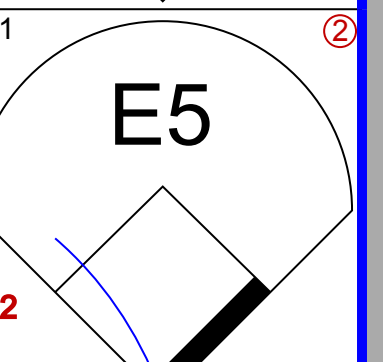
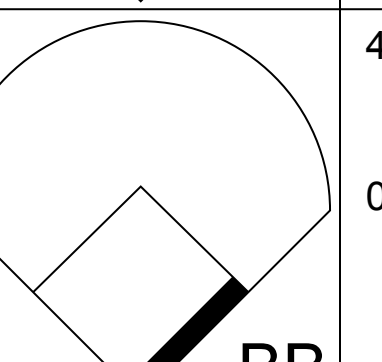
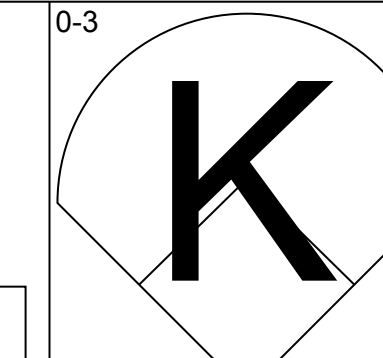
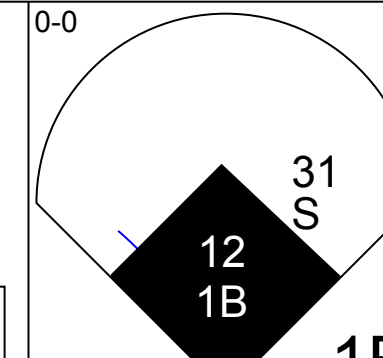
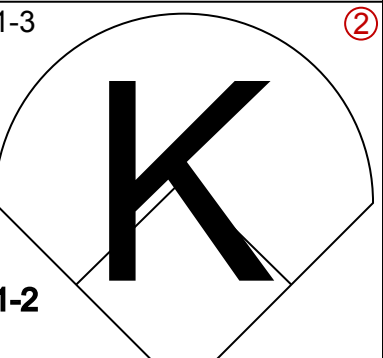
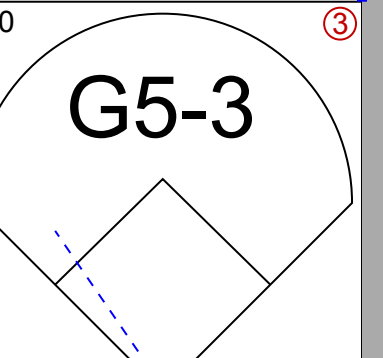
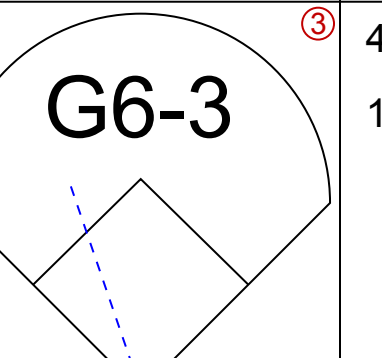
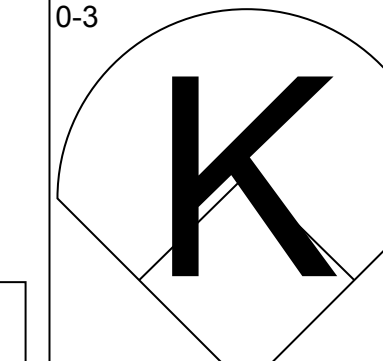
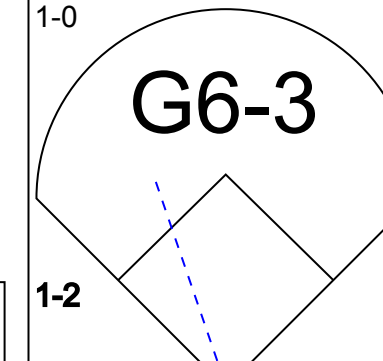
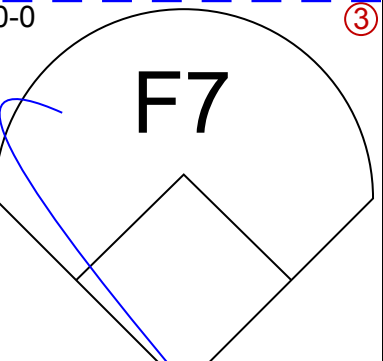

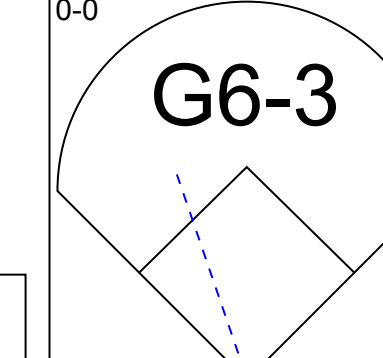
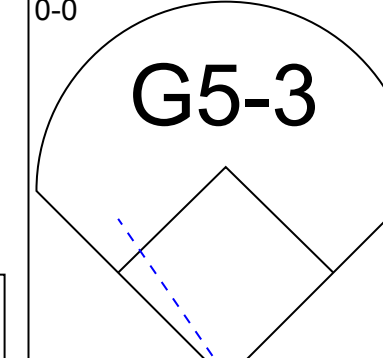
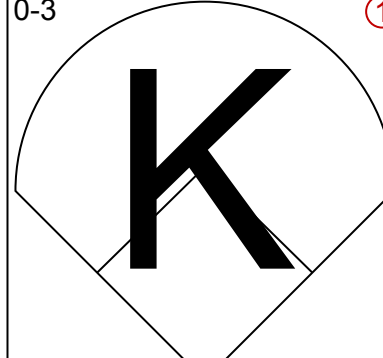
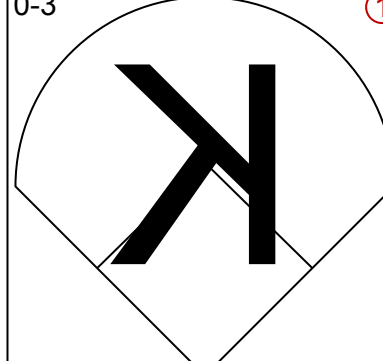
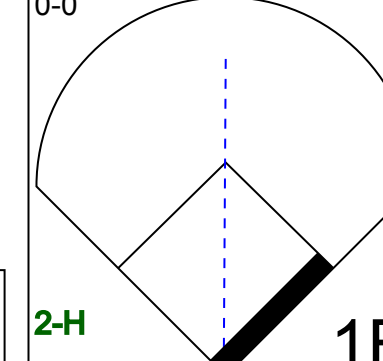
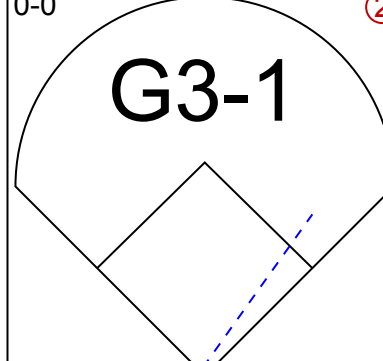
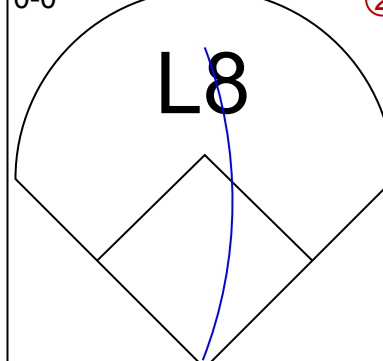
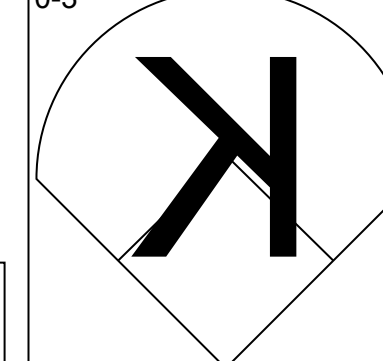
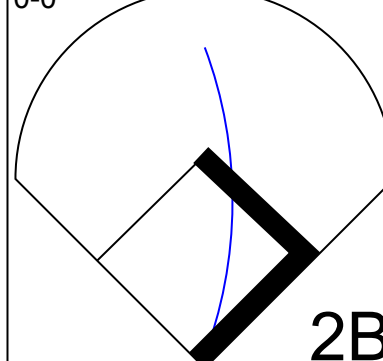
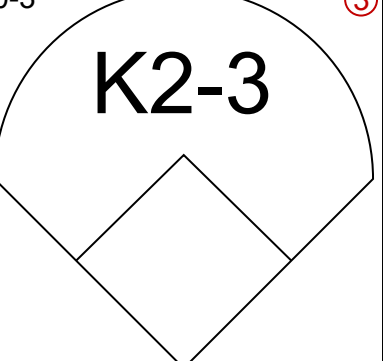
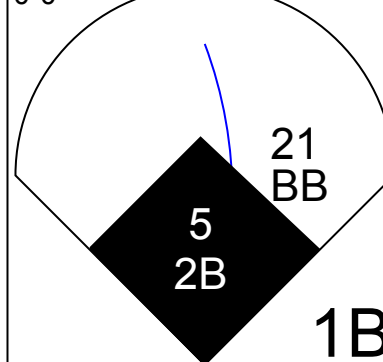
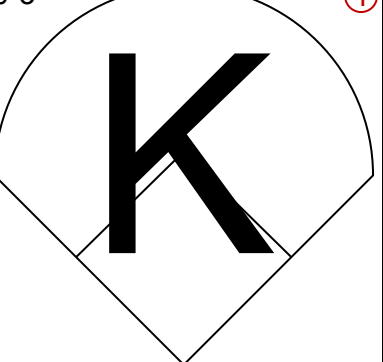
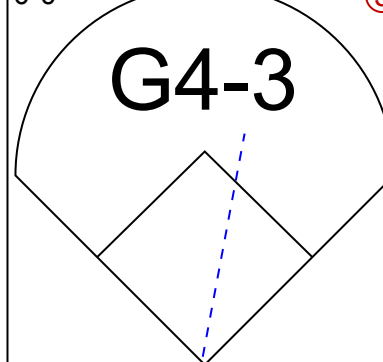
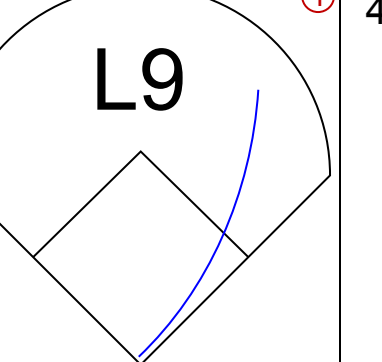
Batter	1	2	3	4	5	6	7	8	9	AB	R	H	RBI	BB	SO	LOB	BOTTOM																				
39 Danny Santana, S (1.6) OBP: 0.339, SLG: 0.456 89 Engelb Vielma, S (8.6) OBP: 1.000, SLG: 1.000	0-0 F7		0-0 SF7		0-0 G6-3		0-0 FC6-4 1B		1-0 DI E 1B	3	0	1	1	0	0	1																					
2 Brian Dozier, R (1.4) OBP: 0.434, SLG: 0.702 Aderling Mejia, S (8.4) ERA: 13.5	0-3 K		3-H K		1-0 E7 1B		0-0 FC6-4		1-0 E6	4	0	0	0	0	2	2																					
7 Joe Mauer, L (1.10) OBP: 0.340, SLG: 0.391 Adam Brett Walker, R (8. PH) OBP: 0.222, SLG: 0.667 (9, 10)	0-0 G5-3		0-0 F7		0-0 48 G5-4-3 1B		1-1 HR		0-3 K	3	0	1	0	0	0	1																					
48 Torii Hunter, R (1.9) OBP: 0.395, SLG: 0.500 85 Chad Christensen, R (8.9) OBP: 0.333, SLG: 0.333		0-0 G3		0-0 19 2B 1B		0-0 G5-4-3		0-0 F9		3	0	1	0	0	0	2																					
19 Kennys Vargas, S (1.3) OBP: 0.324, SLG: 0.485 12 Chris Herrmann, L (7.3) OBP: 0.356, SLG: 0.400		0-0 24 G4-3 1B		0-0 1-3 2B		0-0 G6-3		0-3 K		3	0	2	0	0	0	0																					
24 Trevor Plouffe, R (1.5) OBP: 0.250, SLG: 0.296 17 Doug Bernier, R (8.5) OBP: 0.333, SLG: 0.250		0-0 G4-3		0-0 P3		0-0 G5-3		0-3 K		3	0	0	0	0	3																						
31 Oswaldo Arcia, L (1.7) OBP: 0.277, SLG: 0.447 21 Shane Robinson, R (7.7) OBP: 0.333, SLG: 0.362		0-0 F8		0-3 K		0-3 K		0-0 G6-3		3	0	0	0	0	2	3																					
8 Kurt Suzuki, R (1.2) OBP: 0.415, SLG: 0.500 43 Josmil Pinto, R (6.2) OBP: 0.350, SLG: 0.368			0-0 1 1B 39 SF7 1B		0-0 L4		0-0 F7		0-0 F9	2	1	1	0	0	0	2																					
1 Jordan Schafer, L (1.8) OBP: 0.316, SLG: 0.353 Jason Kanzler, R (8.8) OBP: 0.500, SLG: 0.750			0-0 2 S 1B		0-0 2 WP 2 E 2B		0-0 F9		0-0 89 1B 89 DI E 1B	3	1	2	0	0	0	0																					
<b>Inning Stats</b>	R: 0 E: 0 K: 1 S: 5	H: 1 LOB: 1 BB: 0 P: 4	R: 1 E: 0 K: 1 S: 7	H: 2 LOB: 1 BB: 0 P: 8	R: 0 E: 0 K: 1 S: 7	H: 2 LOB: 2 BB: 0 P: 7	R: 1 E: 1 K: 0 S: 5	H: 2 LOB: 1 BB: 0 P: 6	R: 0 E: 0 K: 1 S: 5	H: 0 LOB: 0 BB: 0 P: 5	R: 0 E: 0 K: 2 S: 9	H: 1 LOB: 1 BB: 0 P: 10	R: 1 E: 1 K: 1 S: 8	H: 2 LOB: 1 BB: 0 P: 10	1B: 8 2B: 2 HR: 1	SF: 1 SAC: 0 DP: 1 HBP: 0	WP: 1 PB: 0 SB: 1 CS: 0	PA: 39																			
<b>PITCHER</b>	IP	WLS	BF	H	R	ER	SO	BB	IBB	HBP	BLK	WP	HR	S	P	ERA	WHIP	<b>PITCHER</b>		IP	WLS	BF	H	R	ER	SO	BB	IBB	HBP	BLK	WP	HR	S	P	ERA	WHIP	
22 Rick Porcello, R (1.1) ERA: 2.57	1.0	W	5	2	1	1	0	0	0	0	0	1	0	5	6	9.00	2.000	Pat Light, R (9.1) ERA:		1.0		6	2	2	0	1	0	0	0	0	8	10	0.00	2.000			
32 Craig Breslow, L (5.1) ERA: 15	1.0		3	0	0	0	1	0	0	0	0	0	0	5	5	0.00	0.000																				
28 Robbie Ross Jr., L (6.1) ERA: 2.45	1.0		4	1	0	0	0	0	0	0	0	0	0	4	4	0.00	1.000																				
67 Brandon Workman, R (7.1) ERA: 6.43	1.0		4	1	1	1	2	0	0	0	0	0	1	9	10	9.00	1.000																				
68 Matt Barnes, R (8.1) ERA: 5.64	1.0		4	1	1	1	2	0	0	0	0	0	1	9	10	9.00	1.000																				

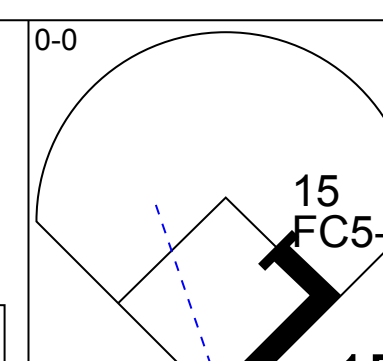
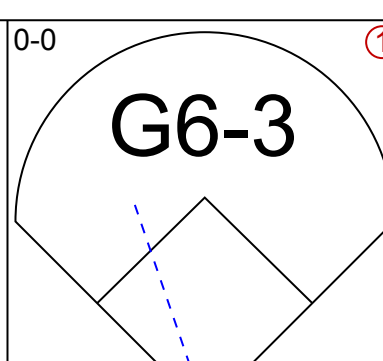
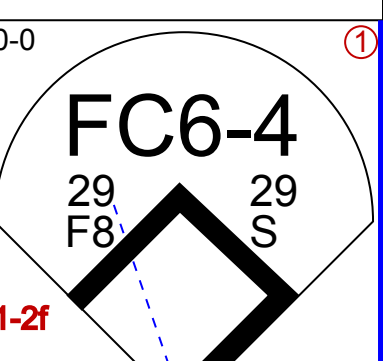
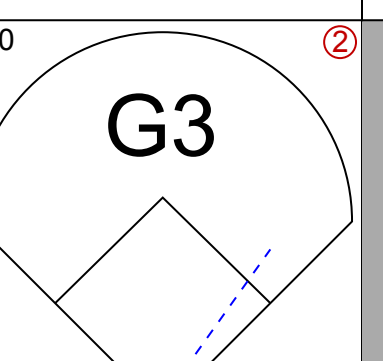
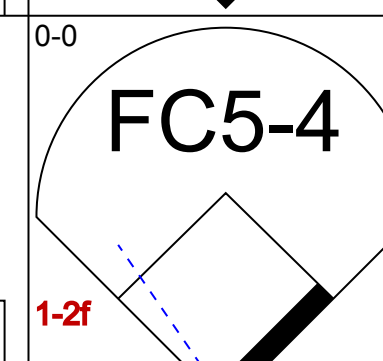
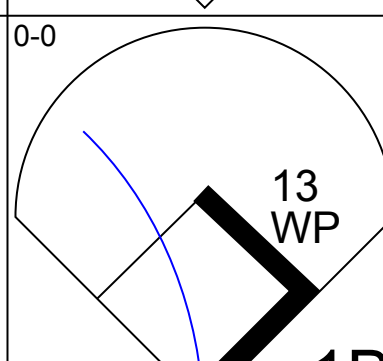
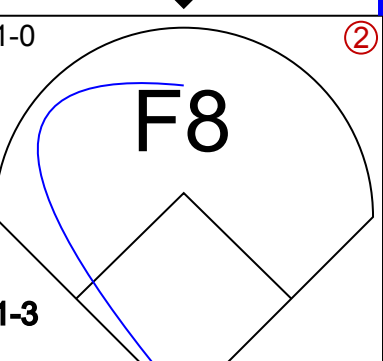
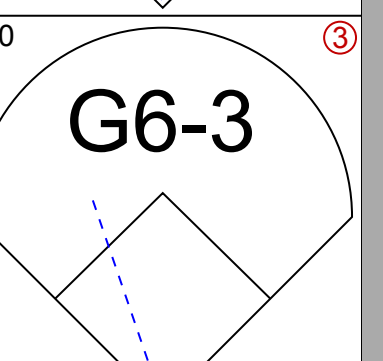
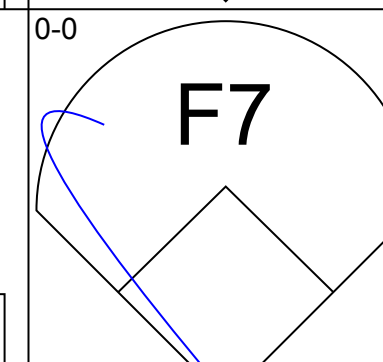
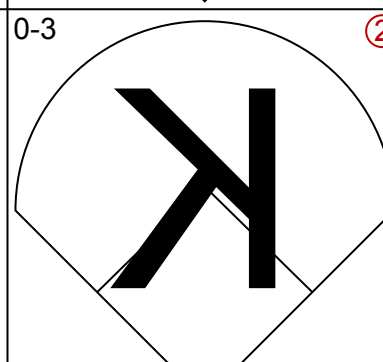
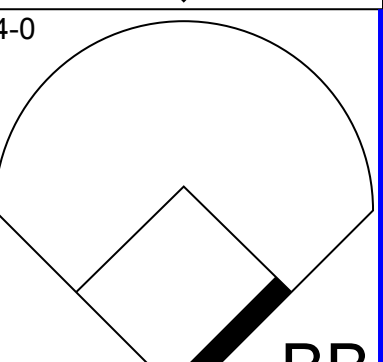
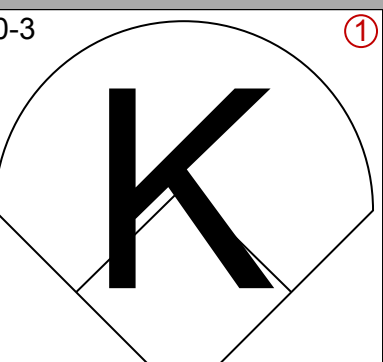
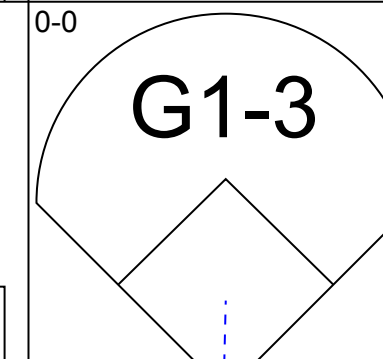
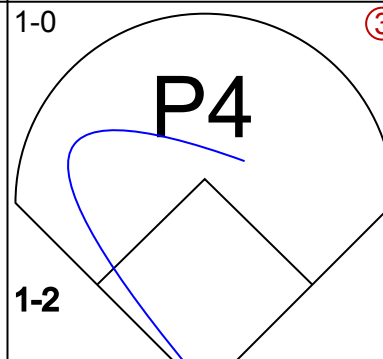
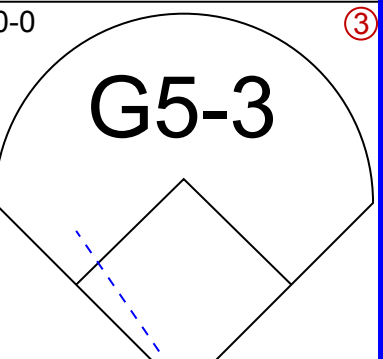
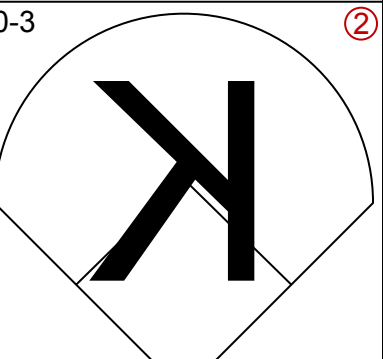
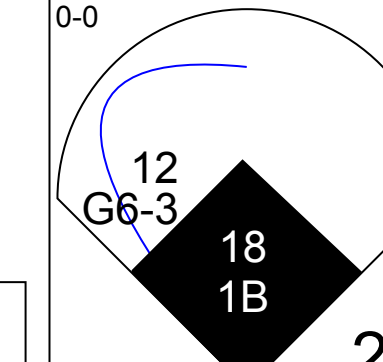
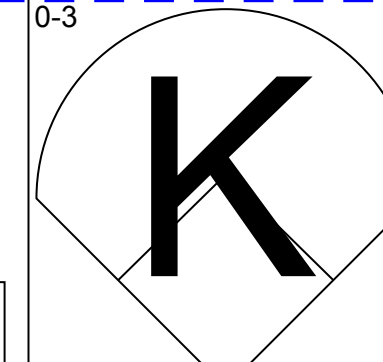
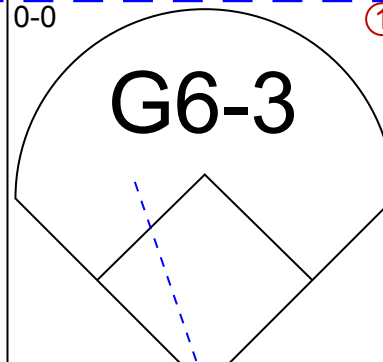
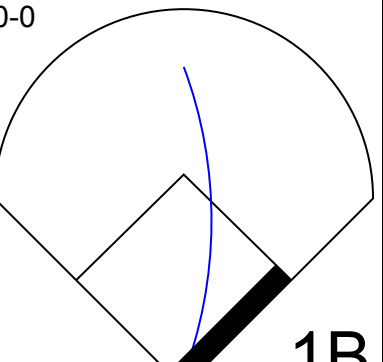
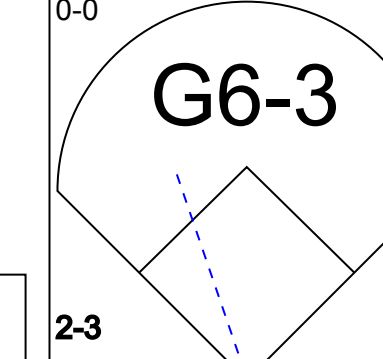

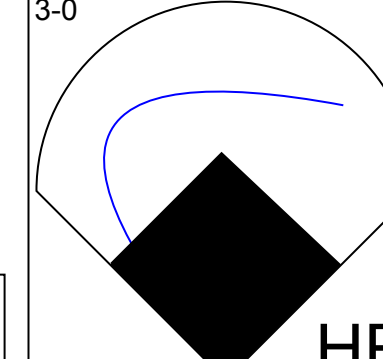
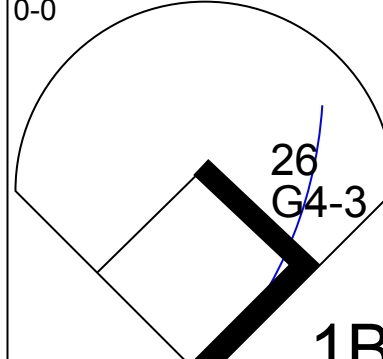
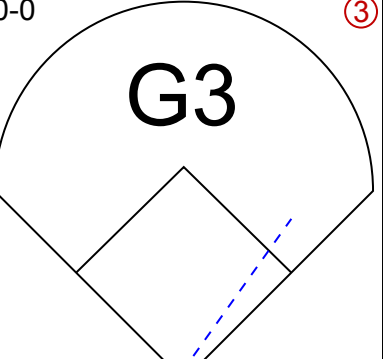
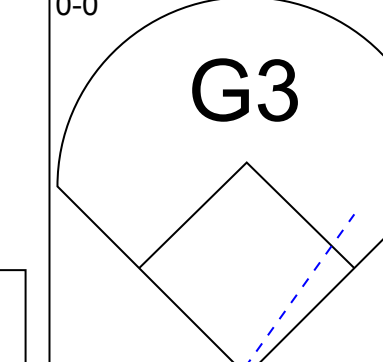

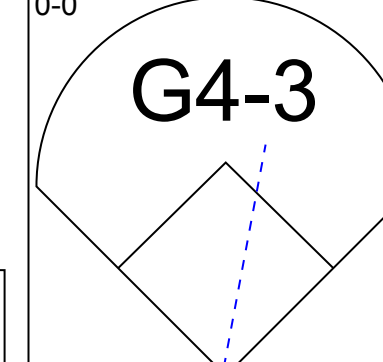
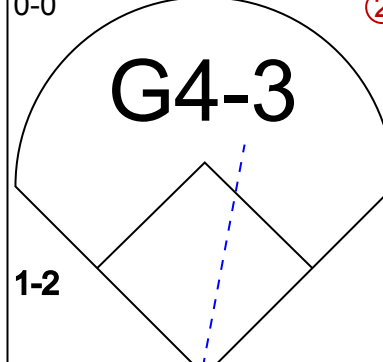
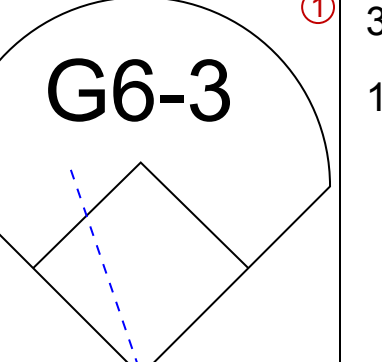
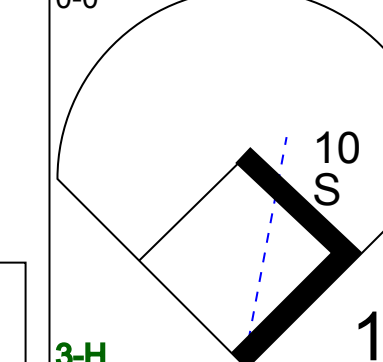
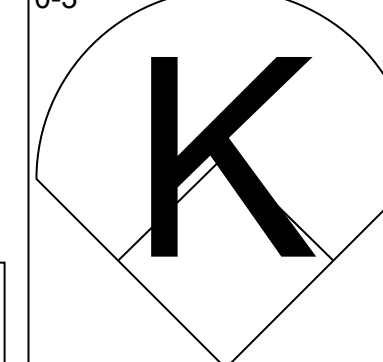
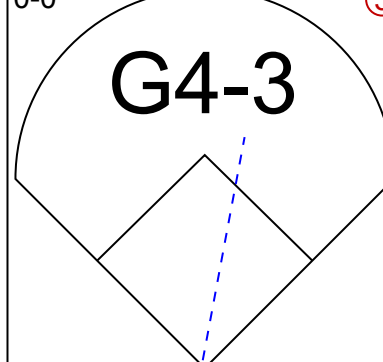
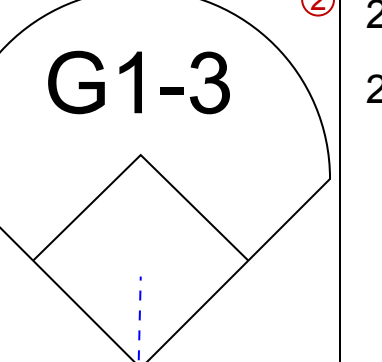
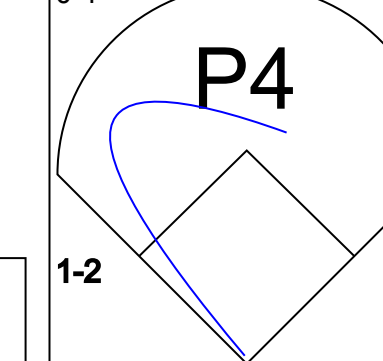

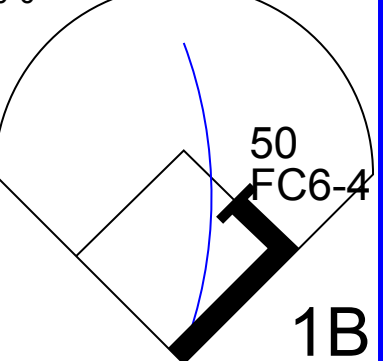
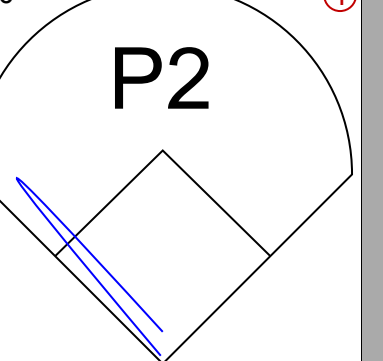
**Boston Red Sox @ Minnesota Twins**  
CenturyLink Sports Complex, Fort Myers, FL  
Thu Apr 02 2015, 7:06 PM - 9:47 PM EDT  
Att: 7,259 - Partly Cloudy - 79 F

AB 38  
R 5  
H 11  
RBI 2  
BB 0  
SO 7  
LOB 15






Batter	1	2	3	4	5	6	7	8	9	AB	R	H	RBI	BB	SO	LOB	TOP									
21 Shane Robinson, R Eric Farris, R OBP: 0.364, SLG: 0.380 OBP: 0.176, SLG: 0.235										3	2	2	0	1	1	0	<p><b>Minnesota Twins @ Boston Red Sox</b>  <b>JetBlue Park, Ft. Myers, FL</b>            Fri Apr 03 2015, 7:08 PM - 9:56 PM EDT            Att: 10,087 - Clear - 82 F</p>									
5 Eduardo Escobar, S Heiker Meneses, R OBP: 0.339, SLG: 0.623 OBP: 0.273, SLG: 0.273										4	1	2	3	0	0	1										
9 Eduardo Núñez, R Stephen Wickens, R OBP: 0.345, SLG: 0.462 OBP: 0.273, SLG: 0.273										4	0	1	0	0	0	2										
Wilkin Ramirez, R Danny Ortiz, L OBP: 0.200, SLG: 0.200 OBP: 0.059, SLG: 0.250										4	1	1	0	0	2	2										
31 Oswaldo Arcia, L 97 Travis Harrison, R OBP: 0.260, SLG: 0.420 OBP: 0.260, SLG: 0.420										3	0	0	0	0	1	2										
Reynaldo Rodríguez, R OBP: 0.160, SLG: 0.160										4	0	0	0	0	1	1										
12 Chris Herrmann, L Carlos Paulino, R OBP: 0.354, SLG: 0.395 OBP: 0.500, SLG: 0.500										3	0	1	1	0	1	0										
Mike Gonzales, L OBP: 0.200, SLG: 0.400										4	0	1	0	0	2	2										
17 Doug Bernier, R OBP: 0.325, SLG: 0.250										4	1	1	0	0	1	1										
<b>Inning Stats</b>	R: 0 E: 0 K: 1 S: 5	H: 0 LOB: 0 BB: 0 P: 5	R: 0 E: 0 K: 2 S: 7	H: 0 LOB: 0 BB: 0 P: 7	R: 2 E: 0 K: 1 S: 7	H: 2 LOB: 1 BB: 1 P: 11	R: 1 E: 0 K: 1 S: 7	H: 2 LOB: 1 BB: 0 P: 8	R: 2 E: 0 K: 2 S: 10	H: 3 LOB: 1 BB: 0 P: 11	R: 0 E: 0 K: 1 S: 6	H: 1 LOB: 1 BB: 0 P: 6	R: 0 E: 1 K: 0 S: 5	H: 1 LOB: 1 BB: 0 P: 5	R: 0 E: 0 K: 1 S: 6	H: 1 LOB: 1 BB: 0 P: 6		R: 0 E: 0 K: 0 S: 4	H: 1 LOB: 2 BB: 1 P: 8	1B: 8 2B: 3 3B: 0 HR: 0	SF: 0 SAC: 0 DP: 0 HBP: 0	WP: 1 PB: 0 SB: 1 CS: 1	PA: 40			
<b>PITCHER</b>	IP	WLS	BF	H	R	ER	SO	BB	IBB	HBP	BLK	WP	HR	S	P	ERA		WHIP								
78 Brian Johnson, L ERA: 4.5	4.2	L	22	7	5	5	7	1	0	0	0	1	0	35	41	9.64		1.714								
46 Anthony Varvaro, R ERA: 1.98	1.1		5	1	0	0	1	0	0	0	0	0	0	7	7	0.00		0.750								
54 Edward Mujica, R ERA: 4.5	1.0		4	1	0	0	0	0	0	0	0	0	0	5	5	0.00		1.000								
36 Junichi Tazawa, R ERA: 4.5	1.0		4	1	0	0	1	0	0	0	0	0	0	6	6	0.00		1.000								
59 Tommy Layne, L ERA: 1.0	1.0		5	1	0	0	0	1	0	0	0	0	0	4	8	0.00		2.000								

Batter	1	2	3	4	5	6	7	8	9	AB	R	H	RBI	BB	SO	LOB	BOTTOM									
50 Mookie Betts, R 52 Quintin Berry, L OBP: 0.483, SLG: 0.778 OBP: 0.333, SLG: 0.400										3	0	1	0	0	0	1	<p><b>Minnesota Twins @ Boston Red Sox</b>  <b>JetBlue Park, Ft. Myers, FL</b>            Fri Apr 03 2015, 7:08 PM - 9:56 PM EDT            Att: 10,087 - Clear - 82 F</p>									
15 Dustin Pedroia, R 29 Daniel Nava, S OBP: 0.386, SLG: 0.431 OBP: 0.431, SLG: 0.400										2	0	1	0	0	0	1										
34 David Ortiz, L 72 Luke Montz, R OBP: 0.316, SLG: 0.353 OBP: 0.200, SLG: 0.414										2	0	0	0	1	1	2										
13 Hanley Ramirez, R Manuel Margot, R OBP: 0.276, SLG: 0.400										3	0	0	0	0	0	4										
48 Pablo Sandoval, S 5 Allen Craig, R OBP: 0.245, SLG: 0.365 OBP: 0.345, SLG: 0.420										2	1	1	0	0	1	0										
12 Mike Napoli, R 30 Jemile Weeks, S OBP: 0.488, SLG: 0.921 OBP: 0.353, SLG: 0.372										2	1	1	1	0	0	1										
26 Brock Holt, L 66 Reed Gagnani, S OBP: 0.436, SLG: 0.295 OBP: 0.500, SLG: 0.429										3	0	0	0	0	0	2										
18 Shane Victorino, S 16 Jeff Bianchi, R OBP: 0.250, SLG: 0.225 OBP: 0.333, SLG: 0.375										2	0	1	1	0	1	0										
10 Ryan Hanigan, R 3 Sandy León, S OBP: 0.320, SLG: 0.292 OBP: 0.267, SLG: 0.286										2	0	1	0	0	0	1										
<b>Inning Stats</b>	R: 0 E: 0 K: 0 S: 4	H: 1 LOB: 1 BB: 0 P: 4	R: 1 E: 0 K: 0 S: 6	H: 2 LOB: 1 BB: 0 P: 6	R: 0 E: 0 K: 1 S: 6	H: 1 LOB: 1 BB: 0 P: 7	R: 1 E: 0 K: 2 S: 8	H: 1 LOB: 0 BB: 0 P: 11	R: 0 E: 0 K: 0 S: 4	H: 1 LOB: 1 BB: 0 P: 9	R: 0 E: 0 K: 0 S: 4	H: 1 LOB: 0 BB: 0 P: 4	R: 0 E: 0 K: 2 S: 8	H: 1 LOB: 1 BB: 0 P: 8	R: 0 E: 0 K: 0 S: 3	H: 0 LOB: 0 BB: 0 P: 3		R: 0 E: 0 K: 2 S: 8	H: 1 LOB: 1 BB: 0 P: 8	R: 0 E: 0 K: 0 S: 3	H: 0 LOB: 0 BB: 0 P: 3	1B: 6 2B: 1 3B: 0 HR: 1	SF: 0 SAC: 0 DP: 0 HBP: 0	WP: 1 PB: 0 SB: 2 CS: 0	PA: 36	
<b>PITCHER</b>	IP	WLS	BF	H	R	ER	SO	BB	IBB	HBP	BLK	WP	HR	S	P	ERA		WHIP								
47 Ricky Nolasco, R ERA: 3.97	3.0	W	13	4	1	1	1	2	0	0	0	0	1	8	11	9.00		1.000								
52 Brian Duensing, L ERA: 8.18	1.0	H	4	1	1	1	2	0	0	0	0	0	0	4	9	0.00		2.000								
36 Blaine Boyer, R ERA: 1.26	1.0	H	5	1	0	0	0	1	0	0	0	0	0	4	4	0.00		1.000								
62 J.R. Graham, R ERA: 5.79	1.0	H	4	1	0	0	0	0	0	0	0	0	0	4	4	0.00		1.000								
Lester Oliveros, R ERA:	2.0	H	7	1	0	0	2	0	0	0	0	0	0	11	11	0.00		0.500								


livebaseballscores.com

AB 38  
R 5  
H 11  
RBI 4  
BB 2  
SO 9  
LOB 13



livebaseballscores.com

AB 35  
R 2  
H 8  
RBI 2  
BB 1  
SO 5  
LOB 15



Batter	1	2	3	4	5	6	7	8	9	AB	R	H	RBI	BB	SO	LOB	TOP					
50 Mookie Betts, R (1, 8) OBP: 0.467, SLG: 0.750										2	0	0	0	0	0	0	<b>Boston Red Sox @ Minnesota Twins</b> CenturyLink Sports Complex, Fort Myers, FL Sat Apr 04 2015, 1:08 PM - 3:13 PM EDT Att: 6,147 - Sunny - 81 F					
52 Quintin Berry, L (3, 8) OBP: 0.333, SLG: 0.435										3	0	1	0	0	1	1						
15 Dustin Pedroia, R (1, 4) OBP: 0.390, SLG: 0.434										2	0	1	0	0	0	1						
30 Jemile Weeks, S (4, FR) OBP: 0.358, SLG: 0.386										1	1	1	1	0	0	0						
34 David Ortiz, L (1, 10) OBP: 0.300, SLG: 0.333										2	0	0	0	0	0	2						
72 Luke Montz, R (5, PH) OBP: 0.188, SLG: 0.387										2	0	0	0	0	2	2						
13 Hanley Ramirez, R (1, 7) OBP: 0.283, SLG: 0.404										2	1	1	0	0	0	0						
5 Allen Craig, R (4, 7) OBP: 0.333, SLG: 0.404										2	0	0	0	0	0	1						
Joseph Monge, R (8, 7)										0	0	0	0	0	0	0						
48 Pablo Sandoval, S (1, 5) OBP: 0.273, SLG: 0.389										2	0	2	1	0	0	0						
26 Brock Holt, L (4, FR) OBP: 0.421, SLG: 0.283										2	1	0	0	0	0	0						
89 Tzu-Wei Lin, L (8, 6)										0	0	0	0	0	0	0						
12 Mike Napoli, R (1, 3) OBP: 0.497, SLG: 0.875										2	0	0	1	0	0	2						
29 Daniel Nava, S (4, 3) OBP: 0.453, SLG: 0.439										1	0	1	0	0	0	0						
Noé Ramirez, R (9, 1)										0	0	0	0	0	0	0						
18 Shane Victorino, S (1, 9) OBP: 0.281, SLG: 0.286										2	0	1	1	0	0	1						
16 Jeff Bianchi, R (4, 5) OBP: 0.318, SLG: 0.357										2	0	0	0	0	1	2						
2 Xander Bogaerts, R (1, 6) OBP: 0.368, SLG: 0.458										2	0	1	0	0	0	3						
82 Forrest Allday, L (4, 9) OBP: 0.250, SLG: 0.250										2	0	0	0	0	0	1						
3 Sandy León, S (1, 2) OBP: 0.281, SLG: 0.300										2	1	1	0	0	0	1						
40 Humberto Quintero, R (6, 2) OBP: 0.256, SLG: 0.250										1	0	0	0	1	0	0						
<b>Inning Stats</b>	R: 0 E: 1 K: 0 S: 3	H: 0 LOB: 0 BB: 0 P: 3	R: 0 E: 0 K: 0 S: 4	H: 1 LOB: 1 BB: 0 P: 4	R: 0 E: 0 K: 0 S: 3	H: 1 LOB: 0 BB: 0 P: 3	R: 3 E: 1 K: 0 S: 7	H: 4 LOB: 3 BB: 0 P: 7	R: 1 E: 0 K: 1 S: 7	H: 2 LOB: 1 BB: 0 P: 7	R: 0 E: 0 K: 0 S: 4	H: 1 LOB: 1 BB: 0 P: 4	R: 0 E: 0 K: 2 S: 8	H: 1 LOB: 1 BB: 0 P: 8	R: 0 E: 0 K: 1 S: 5	H: 0 LOB: 1 BB: 0 P: 6	R: 0 E: 0 K: 0 S: 2	H: 0 LOB: 0 BB: 1 P: 6	1B: 7 2B: 2 3B: 1 HR: 0	SF: 1 SAC: 0 DP: 3 HBP: 1	WP: 0 PB: 0 SB: 0 CS: 0	PA: 37
<b>PITCHER</b>	IP WLS BF H R ER SO BB IBB HBP BLK WP HR S P ERA WHIP																					
44 Kyle Gibson, R (1, 1) ERA: 3.51	6.0 L 26 9 4 4 1 0 0 0 0 0 0 0 28 28 6.00 1.500																					
15 Glen Perkins, L (7, 1) ERA: 1.5	1.0 4 1 0 0 2 0 0 0 0 0 0 0 8 8 0.00 1.000																					
50 Casey Fien, R (8, 1) ERA: 0.82	1.0 4 0 0 0 1 0 0 0 1 0 0 0 5 6 0.00 0.000																					
64 Aaron Thompson, L (9, 1) ERA: 1.93	1.0 3 0 0 0 0 1 0 0 0 0 0 0 2 6 0.00 1.000																					

Batter	1	2	3	4	5	6	7	8	9	AB	R	H	RBI	BB	SO	LOB	BOTTOM					
39 Danny Santana, S (1, 6) OBP: 0.328, SLG: 0.441										2	0	0	0	0	0	0	<b>Boston Red Sox @ Minnesota Twins</b> CenturyLink Sports Complex, Fort Myers, FL Sat Apr 04 2015, 1:08 PM - 3:13 PM EDT Att: 6,147 - Sunny - 81 F					
Argenis Diaz, R (5, 6) OBP: 0.167, SLG: 0.182										3	0	0	0	0	2	0						
2 Brian Dozier, R (1, 4) OBP: 0.436, SLG: 0.694										2	0	1	0	0	1	1						
James Beresford, L (5, 4) OBP: 0.185, SLG: 0.083										2	0	0	0	0	0	0						
7 Joe Mauer, L (1, 3) OBP: 0.347, SLG: 0.409										2	1	1	0	0	0	1						
Brock Peterson, R (5, 3) OBP: 0.750, SLG: 0.500										1	1	1	0	1	0	0						
48 Torii Hunter, R (1, 9) OBP: 0.400, SLG: 0.524										2	0	1	1	0	0	1						
Danny Ortiz, L (5, 9) OBP: 0.105, SLG: 0.333										2	0	1	1	0	0	1						
19 Kennys Vargas, S (1, 10) OBP: 0.329, SLG: 0.485										2	0	1	0	0	0	1						
84 Trey Vavra, R (6, PH) OBP: 0.167, SLG: 0.182										1	0	0	0	0	0	0						
82 Tanner Vavra, R (7, 10) OBP: 0.167, SLG: 0.182										1	0	0	0	0	0	0						
24 Trevor Plouffe, R (1, 5) OBP: 0.258, SLG: 0.304										2	0	1	0	0	0	0						
96 Nate Hanson, R (5, 5) OBP: 0.105, SLG: 0.333										1	0	0	0	0	0	0						
Jose Martinez, R (9, 5) OBP: 0.172, SLG: 0.207										1	0	0	0	0	0	0						
31 Oswaldo Arcia, L (1, 7) OBP: 0.260, SLG: 0.423										2	0	1	0	0	0	2						
Reynaldo Rodriguez, R (5, 7) OBP: 0.182, SLG: 0.182										1	0	1	0	0	0	0						
97 Alex Swim, L (9, PH) OBP: 0.182, SLG: 0.182										1	0	0	0	0	0	0						
8 Kurt Suzuki, R (1, 2) OBP: 0.386, SLG: 0.463										3	0	0	0	0	0	4						
Eric Fryer, R (7, 2) OBP: 0.343, SLG: 0.515										1	0	1	0	0	0	0						
1 Jordan Schafer, L (1, 8) OBP: 0.305, SLG: 0.340										2	0	0	0	0	0	3						
Eric Farris, R (5, 8) OBP: 0.211, SLG: 0.263										2	0	1	0	0	0	0						
<b>Inning Stats</b>	R: 0 E: 0 K: 0 S: 4	H: 1 LOB: 1 BB: 0 P: 4	R: 0 E: 0 K: 0 S: 5	H: 2 LOB: 2 BB: 0 P: 5	R: 1 E: 1 K: 1 S: 7	H: 2 LOB: 1 BB: 0 P: 7	R: 0 E: 0 K: 0 S: 4	H: 1 LOB: 1 BB: 0 P: 4	R: 1 E: 0 K: 0 S: 3	H: 1 LOB: 1 BB: 1 P: 7	R: 0 E: 0 K: 1 S: 6	H: 1 LOB: 1 BB: 0 P: 6	R: 0 E: 0 K: 0 S: 3	H: 0 LOB: 0 BB: 0 P: 3	R: 0 E: 0 K: 1 S: 5	H: 1 LOB: 0 BB: 0 P: 5	R: 0 E: 0 K: 0 S: 5	H: 2 LOB: 2 BB: 0 P: 5	1B: 8 2B: 4 3B: 0 HR: 0	SF: 0 SAC: 0 DP: 1 HBP: 0	WP: 0 PB: 0 SB: 0 CS: 1	PA: 37
<b>PITCHER</b>	IP WLS BF H R ER SO BB IBB HBP BLK WP HR S P ERA WHIP																					
63 Justin Masterson, R (1, 1) ERA: 3.52	5.0 W 22 7 2 2 1 1 0 0 0 0 0 0 6 6 3.60 1.600																					
28 Robbie Ross Jr., L (6, 1) ERA: 2.16	1.0 H 4 1 0 0 1 0 0 0 0 0 0 0 3 3 0.00 1.000																					
77 Jonathan Aro, R (7, 1) ERA: 4.32	1.0 H 3 0 0 0 0 0 0 0 0 0 0 0 3 3 0.00 0.000																					
Dana Eveland, L (8, 1) ERA: 4.32	1.0 H 3 1 0 0 1 0 0 0 0 0 0 0 5 5 0.00 1.000																					
Noé Ramirez, R (9, 1) ERA: 2.45	1.0 S 5 2 0 0 0 0 0 0 0 0 0 0 5 5 0.00 2.000																					

AB 34  
R 4  
H 10  
RBI 4  
BB 1  
SO 4  
LOB 17







Batter	1	2	3	4	5	6	7	8	9	AB	R	H	RBI	BB	SO	LOB	TOP						
50 Mookie Betts, R OBP: 0.286, SLG: 0.462										5	0	1	0	0	0	3	<b>Boston Red Sox @ Philadelphia Phillies</b> Citizens Bank Park, Philadelphia, PA Thu Apr 09 2015, 7:07 PM - 10:16 PM EDT Att: 23,418 - Overcast - 42 F						
15 Dustin Pedroia, R OBP: 0.357, SLG: 0.750										5	0	0	0	0	2	1							
34 David Ortiz, L OBP: 0.143, SLG: 0.143 12 Mike Napoli, R										2	1	1	0	2	1	0							
13 Hanley Ramirez, R OBP: 0.357, SLG: 0.769										5	1	2	0	0	1	3							
48 Pablo Sandoval, S OBP: 0.286, SLG: 0.167										4	1	0	0	1	1	5							
18 Shane Victorino, S OBP: 0.400, SLG: 0.250											5	1	2	1	0	0							
10 Ryan Hanigan, R OBP: 0.417, SLG: 0.125											3	1	0	1	2	0							
2 Xander Bogaerts, R OBP: 0.462, SLG: 0.545											4	1	3	3	1	0							
63 Justin Masterson, R 5 Alton Castro, R 32 Craig Breslow, L 59 Tommy Layne, L 26 Brock Holt, L 54 Edward Mujica, R											3	0	2	1	0	1							
<b>Inning Stats</b>	R: 0 E: 0 K: 0 S: 18	H: 1 LOB: 2 BB: 1 P: 28	R: 0 E: 0 K: 1 S: 8	H: 1 LOB: 1 BB: 1 P: 15	R: 5 E: 1 K: 0 S: 18	H: 5 LOB: 1 BB: 2 P: 36	R: 0 E: 0 K: 1 S: 10	H: 0 LOB: 1 BB: 1 P: 19	R: 0 E: 1 K: 0 S: 14	H: 1 LOB: 2 BB: 0 P: 23	R: 0 E: 0 K: 2 S: 12	H: 0 LOB: 0 BB: 0 P: 18	R: 0 E: 0 K: 2 S: 20	H: 1 LOB: 2 BB: 1 P: 32	R: 0 E: 1 K: 1 S: 12	H: 1 LOB: 2 BB: 0 P: 17		R: 0 E: 0 K: 0 S: 9	H: 1 LOB: 1 BB: 0 P: 15	1B: 10 2B: 0 3B: 1 HR: 0	SF: 0 SAC: 0 DP: 1 HBP: 0	WP: 0 PB: 1 SB: 0 CS: 0	PA: 45
<b>PITCHER</b>	IP WLS BF H R ER SO BB IBB HBP BLK WP HR S P ERA WHIP	IP WLS BF H R ER SO BB IBB HBP BLK WP HR S P ERA WHIP	IP WLS BF H R ER SO BB IBB HBP BLK WP HR S P ERA WHIP	IP WLS BF H R ER SO BB IBB HBP BLK WP HR S P ERA WHIP	IP WLS BF H R ER SO BB IBB HBP BLK WP HR S P ERA WHIP	IP WLS BF H R ER SO BB IBB HBP BLK WP HR S P ERA WHIP	IP WLS BF H R ER SO BB IBB HBP BLK WP HR S P ERA WHIP	IP WLS BF H R ER SO BB IBB HBP BLK WP HR S P ERA WHIP	IP WLS BF H R ER SO BB IBB HBP BLK WP HR S P ERA WHIP	IP WLS BF H R ER SO BB IBB HBP BLK WP HR S P ERA WHIP	IP WLS BF H R ER SO BB IBB HBP BLK WP HR S P ERA WHIP	IP WLS BF H R ER SO BB IBB HBP BLK WP HR S P ERA WHIP	IP WLS BF H R ER SO BB IBB HBP BLK WP HR S P ERA WHIP	IP WLS BF H R ER SO BB IBB HBP BLK WP HR S P ERA WHIP	IP WLS BF H R ER SO BB IBB HBP BLK WP HR S P ERA WHIP	IP WLS BF H R ER SO BB IBB HBP BLK WP HR S P ERA WHIP	IP WLS BF H R ER SO BB IBB HBP BLK WP HR S P ERA WHIP	IP WLS BF H R ER SO BB IBB HBP BLK WP HR S P ERA WHIP	IP WLS BF H R ER SO BB IBB HBP BLK WP HR S P ERA WHIP	IP WLS BF H R ER SO BB IBB HBP BLK WP HR S P ERA WHIP	IP WLS BF H R ER SO BB IBB HBP BLK WP HR S P ERA WHIP	IP WLS BF H R ER SO BB IBB HBP BLK WP HR S P ERA WHIP	IP WLS BF H R ER SO BB IBB HBP BLK WP HR S P ERA WHIP

AB	39
R	6
H	11
RBI	6
BB	6
SO	7
LOB	18



Batter	1	2	3	4	5	6	7	8	9	AB	R	H	RBI	BB	SO	LOB	BOTTOM						
2 Ben Revere, L OBP: 0.083, SLG: 0.083											4	1	0	0	0	4	<b>Boston Red Sox @ Philadelphia Phillies</b> Citizens Bank Park, Philadelphia, PA Thu Apr 09 2015, 7:07 PM - 10:16 PM EDT Att: 23,418 - Overcast - 42 F						
51 Carlos Ruiz, R OBP: 0.083, SLG: 0.375											3	0	0	0	1	2							
26 Chase Utley, L OBP: 0.083, SLG: 0.091											4	0	1	1	0	1							
6 Ryan Howard, L OBP: 0.083, SLG: 0.167											4	0	0	0	0	1							
18 Darin Ruf, R										4	0	0	0	0	2	0							
25 Cody Asche, L OBP: 0.394, SLG: 0.300										3	0	2	0	1	1	0							
3 Jeff Francoeur, R OBP: 0.222, SLG: 0.556										4	0	0	0	0	2	3							
13 Freddy Galvis, S OBP: 0.200, SLG: 0.200										4	1	2	0	0	0	2							
55 David Buchanan, R 37 Odubel Herrera, L 40 Dustin McGowan, R 16 César Hernández, S 30 Justin De Fratus, S 4 Andrés Blanco, S 57 Luis García, R 63 Jake Diekman, R										0	0	0	0	0	0	0							
<b>Inning Stats</b>	R: 0 E: 0 K: 1 S: 7	H: 0 LOB: 0 BB: 0 P: 10	R: 0 E: 0 K: 2 S: 8	H: 0 LOB: 0 BB: 0 P: 13	R: 2 E: 0 K: 2 S: 20	H: 2 LOB: 2 BB: 2 P: 32	R: 0 E: 0 K: 0 S: 13	H: 1 LOB: 1 BB: 0 P: 17	R: 0 E: 0 K: 1 S: 8	H: 0 LOB: 0 BB: 0 P: 12	R: 0 E: 0 K: 1 S: 8	H: 0 LOB: 0 BB: 0 P: 11	R: 0 E: 0 K: 1 S: 14	H: 1 LOB: 2 BB: 1 P: 19	R: 0 E: 0 K: 1 S: 7	H: 0 LOB: 0 BB: 0 P: 12		R: 0 E: 0 K: 1 S: 10	H: 1 LOB: 1 BB: 0 P: 11	1B: 5 2B: 0 3B: 0 HR: 0	SF: 0 SAC: 0 DP: 0 HBP: 0	WP: 1 PB: 0 SB: 0 CS: 0	PA: 35
<b>PITCHER</b>	IP WLS BF H R ER SO BB IBB HBP BLK WP HR S P ERA WHIP	IP WLS BF H R ER SO BB IBB HBP BLK WP HR S P ERA WHIP	IP WLS BF H R ER SO BB IBB HBP BLK WP HR S P ERA WHIP	IP WLS BF H R ER SO BB IBB HBP BLK WP HR S P ERA WHIP	IP WLS BF H R ER SO BB IBB HBP BLK WP HR S P ERA WHIP	IP WLS BF H R ER SO BB IBB HBP BLK WP HR S P ERA WHIP	IP WLS BF H R ER SO BB IBB HBP BLK WP HR S P ERA WHIP	IP WLS BF H R ER SO BB IBB HBP BLK WP HR S P ERA WHIP	IP WLS BF H R ER SO BB IBB HBP BLK WP HR S P ERA WHIP	IP WLS BF H R ER SO BB IBB HBP BLK WP HR S P ERA WHIP	IP WLS BF H R ER SO BB IBB HBP BLK WP HR S P ERA WHIP	IP WLS BF H R ER SO BB IBB HBP BLK WP HR S P ERA WHIP	IP WLS BF H R ER SO BB IBB HBP BLK WP HR S P ERA WHIP	IP WLS BF H R ER SO BB IBB HBP BLK WP HR S P ERA WHIP	IP WLS BF H R ER SO BB IBB HBP BLK WP HR S P ERA WHIP	IP WLS BF H R ER SO BB IBB HBP BLK WP HR S P ERA WHIP	IP WLS BF H R ER SO BB IBB HBP BLK WP HR S P ERA WHIP	IP WLS BF H R ER SO BB IBB HBP BLK WP HR S P ERA WHIP	IP WLS BF H R ER SO BB IBB HBP BLK WP HR S P ERA WHIP	IP WLS BF H R ER SO BB IBB HBP BLK WP HR S P ERA WHIP	IP WLS BF H R ER SO BB IBB HBP BLK WP HR S P ERA WHIP	IP WLS BF H R ER SO BB IBB HBP BLK WP HR S P ERA WHIP	IP WLS BF H R ER SO BB IBB HBP BLK WP HR S P ERA WHIP

AB	32
R	2
H	5
RBI	1
BB	3
SO	10
LOB	13



Table of baseball game statistics for the top half of the game. It includes batter names (e.g., Mookie Betts, Dustin Pedroia), pitcher names (e.g., Nathan Eovaldi, David Carpenter), and various statistics like IP, WLS, BF, H, R, ER, SO, BB, IBB, HBP, BLK, WP, HR, S, P, ERA, WHIP, LOB, K, O, S, and P. The table also features 19 diamond diagrams representing individual at-bats with various annotations.

Inning Stats table showing cumulative statistics for each of the 9 innings, including runs, hits, errors, and other key metrics.

Pitcher statistics table for the top half of the game, listing individual pitcher names and their performance metrics such as IP, WLS, BF, H, R, ER, SO, BB, IBB, HBP, BLK, WP, HR, S, P, ERA, and WHIP.

Batter 1 2 3 4 5 6 7 8 9 10 11 12 13 14 15 16 17 18 19 AB R H RBI BB SO LOB BOTTOM

Table of baseball game statistics for the bottom half of the game. It includes batter names (e.g., Jacoby Ellsbury, Brett Gardner), pitcher names (e.g., Wade Miley, Anthony Varvaro), and various statistics like IP, WLS, BF, H, R, ER, SO, BB, IBB, HBP, BLK, WP, HR, S, P, ERA, WHIP, LOB, K, O, S, and P. The table also features 19 diamond diagrams representing individual at-bats.

Inning Stats table showing cumulative statistics for each of the 9 innings for the bottom half of the game.

Pitcher statistics table for the bottom half of the game, listing individual pitcher names and their performance metrics.

Boston Red Sox @ New York Yankees  
Yankee Stadium, Bronx, NY  
Fri Apr 10 2015, 7:10 PM - 2:13 AM EDT  
Att. 41,292 - Cloudy - 55 F

AB 71  
R 6  
H 18  
RBI 6  
BB 8  
SO 15  
LOB 35



WP 2 PA 83  
PB 1  
SB 1  
CS 0

Boston Red Sox @ New York Yankees  
Yankee Stadium, Bronx, NY  
Fri Apr 10 2015, 7:10 PM - 2:13 AM EDT  
Att. 41,292 - Cloudy - 55 F

AB 67  
R 14  
H 54  
RBI 5  
BB 6  
SO 13  
LOB 29



WP 0 PA 75  
PB 0  
SB 0  
CS 1








Batter	1	2	3	4	5	6	7	8	9	AB	R	H	RBI	BB	SO	LOB	TOP								
3 Michael Taylor, R OBP: 0.258, SLG: 0.379										4	0	0	0	0	1	1									
5 Yunel Escobar, R OBP: 0.367, SLG: 0.370										4	0	1	0	0	0	0									
34 Bryce Harper, L OBP: 0.300, SLG: 0.444										4	0	0	0	0	2	2									
28 Jayson Werth, R 4 Reed Johnson, R OBP: 0.250, SLG: 0.250										3	0	0	0	0	1	2									
11 Ryan Zimmerman, R OBP: 0.267, SLG: 0.385										3	2	1	1	1	0	0									
25 Clint Robinson, L OBP: 0.357, SLG: 0.571										4	1	1	0	0	2	2									
20 Ian Desmond, R OBP: 0.179, SLG: 0.192										4	0	0	1	0	1	2									
59 Jose Lobaton, S										2	0	0	0	1	1	0									
8 Danny Espinosa, S OBP: 0.286, SLG: 0.857										3	1	1	2	0	0	1									
<b>Inning Stats</b>	R: 0 H: 1 E: 0 K: 2 S: 11	H: 1 LOB: 1 BB: 0 P: 15	R: 0 H: 0 E: 0 K: 1 S: 7	H: 0 LOB: 0 BB: 0 P: 9	R: 0 H: 0 E: 0 K: 0 S: 7	H: 0 LOB: 0 BB: 0 P: 8	R: 0 H: 0 E: 1 K: 1 S: 8	H: 0 LOB: 0 BB: 0 P: 9	R: 2 H: 2 E: 0 K: 0 S: 14	H: 2 LOB: 1 BB: 1 P: 30	R: 0 H: 0 E: 0 K: 0 S: 5	H: 0 LOB: 0 BB: 0 P: 7	R: 1 H: 0 E: 1 K: 1 S: 10	H: 0 LOB: 0 BB: 0 P: 17	R: 1 H: 1 E: 0 K: 1 S: 13	H: 1 LOB: 1 BB: 0 P: 17	R: 0 H: 0 E: 0 K: 3 S: 16	H: 0 LOB: 1 BB: 1 P: 25	1B: 1 2B: 0 3B: 1 HR: 2	SF: 0 SAC: 0 DP: 1 HBP: 0	WP: 0 PB: 0 SB: 0 CS: 0	PA: 34			
<b>PITCHER</b>	IP	WLS	BF	H	R	ER	SO	BB	IBB	HBP	BLK	WP	HR	S	P	ERA	WHIP								
22 Rick Porcello, R ERA: 3.86	8.0	W	30	4	4	3	6	1	0	0	0	0	2	75	112	3.38	0.625								
36 Junichi Tazawa, R ERA:	1.0		4	0	0	0	3	1	0	0	0	0	0	16	25	0.00	1.000								

Washington Nationals @ Boston Red Sox  
Fenway Park, Boston, MA  
Mon Apr 13 2015, 3:14 PM - 6:14 PM EDT  
Att: 37,203 - Partly Cloudy - 69 F

AB 32  
R 4  
H 4  
RBI 4  
BB 2  
SO 9  
LOB 10



Batter	1	2	3	4	5	6	7	8	9	AB	R	H	RBI	BB	SO	LOB	BOTTOM								
50 Mookie Betts, R OBP: 0.294, SLG: 0.467										4	2	4	1	1	2										
15 Dustin Pedroia, R OBP: 0.316, SLG: 0.438										3	0	1	1	1	0	3									
34 David Ortiz, L OBP: 0.290, SLG: 0.407										4	1	2	2	0	0	3									
5 Allen Craig, R OBP: 0.222, SLG: 0.125										1	0	0	0	0	0	1									
13 Hanley Ramirez, R OBP: 0.375, SLG: 0.630										2	1	0	0	2	0	1									
29 Daniel Nava, S OBP: 0.492, SLG: 0.455										0	0	0	0	0	0	0									
Pablo Sandoval, S OBP: 0.378, SLG: 0.324										4	1	2	0	0	0	2									
12 Mike Napoli, R OBP: 0.241, SLG: 0.083										5	1	1	0	0	1	6									
18 Shane Victorino, S OBP: 0.217, SLG: 0.100										4	0	0	0	0	0	5									
2 Xander Bogaerts, R OBP: 0.500, SLG: 0.533										3	2	2	1	1	0	0									
3 Sandy Leon, S OBP: 0.444, SLG: 0.375										4	1	3	1	0	0	1									
<b>Inning Stats</b>	R: 1 H: 2 E: 0 K: 0 S: 10	H: 3 LOB: 2 BB: 1 P: 22	R: 3 H: 3 E: 1 K: 0 S: 13	H: 3 LOB: 0 BB: 0 P: 19	R: 4 H: 4 E: 0 K: 0 S: 23	H: 4 LOB: 2 BB: 0 P: 40	R: 0 H: 0 E: 0 K: 0 S: 7	H: 0 LOB: 0 BB: 0 P: 13	R: 0 H: 2 E: 0 K: 0 S: 13	H: 2 LOB: 2 BB: 0 P: 17	R: 1 H: 2 E: 0 K: 0 S: 10	H: 2 LOB: 1 BB: 1 P: 20	R: 0 H: 0 E: 0 K: 1 S: 6	H: 0 LOB: 0 BB: 1 P: 12	R: 0 H: 0 E: 0 K: 1 S: 11	H: 0 LOB: 2 BB: 2 P: 21	1B: 11 2B: 0 3B: 0 HR: 2	SF: 1 SAC: 0 DP: 3 HBP: 2	WP: 2 PB: 0 SB: 2 CS: 0	PA: 42					
<b>PITCHER</b>	IP	WLS	BF	H	R	ER	SO	BB	IBB	HBP	BLK	WP	HR	S	P	ERA	WHIP								
27 Jordan Zimmermann, R ERA: 6.44	2.1	L	19	9	8	7	0	1	0	2	0	0	1	40	70	27.00	4.286								
57 Tanner Roark, R ERA: 3.0	3.2		15	4	1	1	0	1	0	0	0	0	1	36	61	2.46	1.364								
30 Aaron Barrett, R ERA:	1.0		3	0	0	0	1	1	0	0	0	0	0	6	12	0.00	1.000								
29 Xavier Cedeño, L ERA: 6.0	1.0		5	0	0	0	1	2	0	0	0	1	0	11	21	0.00	2.000								

Washington Nationals @ Boston Red Sox  
Fenway Park, Boston, MA  
Mon Apr 13 2015, 3:14 PM - 6:14 PM EDT  
Att: 37,203 - Partly Cloudy - 69 F

AB 34  
R 9  
H 13  
RBI 9  
BB 5  
SO 2  
LOB 24



Batter	1	2	3	4	5	6	7	8	9	AB	R	H	RBI	BB	SO	LOB	TOP										
5 Yuliel Escobar, R OBP: 0.371, SLG: 0.375										5	0	2	0	0	1	2											
28 Jayson Werth, R (1.7)										4	1	0	0	0	2	2											
34 Bryce Harper, L OBP: 0.286, SLG: 0.406										5	1	1	0	0	3	1											
11 Ryan Zimmerman, R OBP: 0.286, SLG: 0.345										3	1	0	0	2	0	0											
25 Clint Robinson, L OBP: 0.316, SLG: 0.474										5	1	1	1	0	2	2											
40 Wilson Ramos, R OBP: 0.160, SLG: 0.333										4	0	0	1	0	0	2											
20 Ian Desmond, R OBP: 0.250, SLG: 0.300										4	1	3	2	0	1	0											
8 Danny Espinosa, S OBP: 0.455, SLG: 0.778										2	2	1	0	1	1	0											
3 Michael Taylor, R OBP: 0.286, SLG: 0.455										4	0	2	3	0	1	2											
<b>Inning Stats</b>	R: 0 E: 0 K: 2 S: 16	H: 1 LOB: 2 BB: 1 P: 27	R: 1 E: 0 K: 0 S: 10	H: 2 LOB: 1 BB: 1 P: 20	R: 0 E: 0 K: 1 S: 6	H: 0 LOB: 0 BB: 0 P: 11	R: 0 E: 0 K: 1 S: 10	H: 2 LOB: 2 BB: 0 P: 13	R: 5 E: 1 K: 1 S: 17	H: 4 LOB: 1 BB: 1 P: 31	R: 0 E: 0 K: 1 S: 10	H: 0 LOB: 0 BB: 0 P: 15	R: 0 E: 0 K: 1 S: 8	H: 0 LOB: 0 BB: 0 P: 12	R: 0 E: 0 K: 2 S: 11	H: 1 LOB: 1 BB: 0 P: 19	R: 0 E: 0 K: 2 S: 10	H: 0 LOB: 0 BB: 0 P: 14	1B: 8 2B: 1 3B: 1 HR: 0	SF: 0 SAC: 0 DP: 0 HBP: 2	WP: 1 PB: 0 SB: 1 CS: 2	PA: 41					
<b>PITCHER</b>	IP	WLS	BF	H	R	ER	SO	BB	IBB	HBP	BLK	WP	HR	S	P	ERA	WHIP										
63 Justin Masterson, R ERA: 7.59	4.2		26	8	7	7	4	3	0	2	1	0	0	52	93	13.50	2.357										
41 Alexi Ogando, R ERA: 6.75	1.1	W	5	1	0	0	2	0	0	0	0	0	0	17	24	0.00	0.750										
54 Edward Mujica, R ERA: 4.15	1.1		4	0	0	0	2	0	0	0	0	0	0	11	16	0.00	0.000										
36 Junichi Tazawa, R ERA:	0.2	H	3	1	0	0	1	0	0	0	0	1	0	8	15	0.00	1.500										
19 Koji Uehara, R ERA:	1.0	S	3	0	0	0	2	0	0	0	0	0	0	10	14	0.00	0.000										

Washington Nationals @ Boston Red Sox  
Fenway Park, Boston, MA  
Tue Apr 14 2015, 6:11 PM - 9:33 PM EDT  
Att: 35,258 - Cloudy - 63 F

AB	36
R	7
H	10
RBI	7
BB	3
SO	11
LOB	11



Batter	1	2	3	4	5	6	7	8	9	AB	R	H	RBI	BB	SO	LOB	BOTTOM										
50 Mookie Betts, R OBP: 0.282, SLG: 0.457										5	0	1	2	0	0	2											
15 Dustin Pedroia, R OBP: 0.342, SLG: 0.556										4	1	3	1	1	0	1											
34 David Ortiz, L OBP: 0.278, SLG: 0.375										5	0	1	0	0	1	3											
13 Hanley Ramirez, R OBP: 0.351, SLG: 0.563										5	2	1	0	0	1	2											
Pablo Sandoval, S OBP: 0.375, SLG: 0.306										2	0	0	0	0	0	2											
18 Shane Victorino, S OBP: 0.250, SLG: 0.100										0	1	0	0	0	0	0											
12 Mike Napoli, R OBP: 0.242, SLG: 0.107										4	2	1	0	0	0	4											
29 Daniel Nava, S OBP: 0.438, SLG: 0.429										3	0	1	1	0	1	1											
5 Allen Craig, R OBP: 0.300, SLG: 0.125										0	1	0	0	0	0	0											
10 Ryan Hanigan, R OBP: 0.346, SLG: 0.105										4	0	1	1	0	1	2											
26 Brock Holt, L OBP: 0.636, SLG: 0.727										4	1	2	1	0	1	3											
<b>Inning Stats</b>	R: 0 E: 0 K: 0 S: 16	H: 2 LOB: 2 BB: 0 P: 23	R: 2 E: 0 K: 1 S: 13	H: 3 LOB: 1 BB: 0 P: 18	R: 2 E: 0 K: 2 S: 23	H: 3 LOB: 2 BB: 0 P: 32	R: 1 E: 0 K: 1 S: 6	H: 1 LOB: 0 BB: 0 P: 11	R: 0 E: 0 K: 1 S: 10	H: 0 LOB: 0 BB: 0 P: 16	R: 0 E: 0 K: 0 S: 9	H: 1 LOB: 2 BB: 1 P: 18	R: 3 E: 2 K: 0 S: 11	H: 0 LOB: 1 BB: 0 P: 17	R: 0 E: 0 K: 0 S: 11	H: 1 LOB: 0 BB: 0 P: 15	1B: 9 2B: 1 3B: 0 HR: 1	SF: 0 SAC: 0 DP: 1 HBP: 3	WP: 0 PB: 0 SB: 1 CS: 0	PA: 40							
<b>PITCHER</b>	IP	WLS	BF	H	R	ER	SO	BB	IBB	HBP	BLK	WP	HR	S	P	ERA	WHIP										
37 Stephen Strasburg, R ERA: 6.75	5.1		27	10	5	5	5	0	0	1	0	0	0	3	7	0.00	3.000										
35 Craig Stammen, R ERA:	0.1	H	2	0	0	0	0	1	0	0	0	0	0	7	12	0.00	0.000										
46 Matt Thornton, L ERA:	0.2	H	4	0	2	0	0	0	0	1	0	0	0	16	22	0.00	0.600										
64 Blake Treinen, R ERA: 3.86	1.2	L	7	1	1	0	0	0	0	1	0	0	0	16	22	0.00	0.600										

Washington Nationals @ Boston Red Sox  
Fenway Park, Boston, MA  
Tue Apr 14 2015, 6:11 PM - 9:33 PM EDT  
Att: 35,258 - Cloudy - 63 F

AB	36
R	8
H	11
RBI	6
BB	1
SO	5
LOB	20



Batter	1	2	3	4	5	6	7	8	9	AB	R	H	RBI	BB	SO	LOB	TOP						
5 Yuliel Escobar, R OBP: 0.375, SLG: 0.343										3	1	0	0	2	0	2							
20 Ian Desmond, R OBP: 0.231, SLG: 0.382										4	1	1	1	1	0	1							
28 Jayson Werth, R OBP: 0.270, SLG: 0.091										4	1	1	0	1	0	3							
34 Bryce Harper, L OBP: 0.325, SLG: 0.444										4	2	2	1	1	0	3							
11 Ryan Zimmerman, R OBP: 0.300, SLG: 0.394										4	1	1	1	1	0	2							
40 Wilson Ramos, R OBP: 0.200, SLG: 0.379										5	2	2	3	0	1	1							
12 Tyler Moore, R OBP: 0.235, SLG: 0.333										5	1	2	2	0	2	1							
26 Dan Uggla, R OBP: 0.130, SLG: 0.217										5	1	1	1	0	0	1							
3 Michael Taylor, R OBP: 0.308, SLG: 0.486										4	0	2	1	0	2	1							
<b>Inning Stats</b>	R: 2 E: 0 K: 0 S: 18	H: 2 LOB: 1 BB: 1 P: 33	R: 0 E: 0 K: 1 S: 8	H: 0 LOB: 0 BB: 0 P: 12	R: 6 E: 0 K: 1 S: 22	H: 5 LOB: 1 BB: 2 P: 41	R: 0 E: 0 K: 0 S: 11	H: 1 LOB: 1 BB: 0 P: 18	R: 0 E: 0 K: 0 S: 9	H: 1 LOB: 0 BB: 0 P: 15	R: 0 E: 0 K: 0 S: 9	H: 0 LOB: 1 BB: 2 P: 19	R: 2 E: 0 K: 0 S: 18	H: 3 LOB: 1 BB: 0 P: 28	R: 0 E: 0 K: 0 S: 8	H: 0 LOB: 1 BB: 0 P: 17	R: 0 E: 0 K: 2 S: 9	H: 0 LOB: 0 BB: 0 P: 10	1B: 5 2B: 4 3B: 1 HR: 2	SF: 0 SAC: 0 DP: 1 HBP: 0	WP: 0 PB: 0 CS: 0	PA: 44	
<b>PITCHER</b>	IP ERA WLS BF H R ER SO BB IBB HBP BLK WP HR S P ERA WHIP	IP ERA WLS BF H R ER SO BB IBB HBP BLK WP HR S P ERA WHIP	IP ERA WLS BF H R ER SO BB IBB HBP BLK WP HR S P ERA WHIP	IP ERA WLS BF H R ER SO BB IBB HBP BLK WP HR S P ERA WHIP	IP ERA WLS BF H R ER SO BB IBB HBP BLK WP HR S P ERA WHIP	IP ERA WLS BF H R ER SO BB IBB HBP BLK WP HR S P ERA WHIP	IP ERA WLS BF H R ER SO BB IBB HBP BLK WP HR S P ERA WHIP	IP ERA WLS BF H R ER SO BB IBB HBP BLK WP HR S P ERA WHIP	IP ERA WLS BF H R ER SO BB IBB HBP BLK WP HR S P ERA WHIP	IP ERA WLS BF H R ER SO BB IBB HBP BLK WP HR S P ERA WHIP	IP ERA WLS BF H R ER SO BB IBB HBP BLK WP HR S P ERA WHIP	IP ERA WLS BF H R ER SO BB IBB HBP BLK WP HR S P ERA WHIP	IP ERA WLS BF H R ER SO BB IBB HBP BLK WP HR S P ERA WHIP	IP ERA WLS BF H R ER SO BB IBB HBP BLK WP HR S P ERA WHIP	IP ERA WLS BF H R ER SO BB IBB HBP BLK WP HR S P ERA WHIP	IP ERA WLS BF H R ER SO BB IBB HBP BLK WP HR S P ERA WHIP	IP ERA WLS BF H R ER SO BB IBB HBP BLK WP HR S P ERA WHIP	IP ERA WLS BF H R ER SO BB IBB HBP BLK WP HR S P ERA WHIP	IP ERA WLS BF H R ER SO BB IBB HBP BLK WP HR S P ERA WHIP	IP ERA WLS BF H R ER SO BB IBB HBP BLK WP HR S P ERA WHIP	IP ERA WLS BF H R ER SO BB IBB HBP BLK WP HR S P ERA WHIP	IP ERA WLS BF H R ER SO BB IBB HBP BLK WP HR S P ERA WHIP	IP ERA WLS BF H R ER SO BB IBB HBP BLK WP HR S P ERA WHIP

Washington Nationals @ Boston Red Sox  
Fenway Park, Boston, MA  
Wed Apr 15 2015, 1:39 PM - 4:47 PM EDT  
Att: 33,493 - Partly Cloudy - 66 F

AB 38  
R 10  
H 12  
RBI 10  
BB 6  
SO 5  
LOB 15



Batter	1	2	3	4	5	6	7	8	9	AB	R	H	RBI	BB	SO	LOB	BOTTOM						
50 Mookie Betts, R OBP: 0.273, SLG: 0.425										5	0	1	0	0	1	1							
15 Dustin Pedroia, R OBP: 0.383, SLG: 0.575										4	1	2	0	0	1	1							
13 Hanley Ramirez, R OBP: 0.341, SLG: 0.611										4	1	1	2	0	1	2							
5 Allen Craig, R OBP: 0.214, SLG: 0.083										4	0	0	0	0	2	2							
12 Mike Napoli, R OBP: 0.270, SLG: 0.194										3	2	1	0	1	2	0							
18 Shane Victorino, S OBP: 0.286, SLG: 0.130										3	1	1	1	1	1	1							
2 Xander Bogaerts, R OBP: 0.447, SLG: 0.471										4	0	0	0	0	2	3							
26 Brock Holt, L OBP: 0.533, SLG: 0.667										4	0	1	1	0	1	3							
3 Sandy León, S OBP: 0.333, SLG: 0.273										3	0	0	1	0	0	2							
29 Daniel Nava, S OBP: 0.412, SLG: 0.400										1	0	0	0	0	1	0							
<b>Inning Stats</b>	R: 0 E: 0 K: 1 S: 10	H: 1 LOB: 1 BB: 0 P: 14	R: 2 E: 1 K: 0 S: 12	H: 2 LOB: 1 BB: 0 P: 16	R: 0 E: 0 K: 1 S: 10	H: 0 LOB: 0 BB: 0 P: 16	R: 0 E: 0 K: 3 S: 10	H: 0 LOB: 1 BB: 1 P: 17	R: 2 E: 0 K: 1 S: 11	H: 2 LOB: 0 BB: 0 P: 17	R: 1 E: 0 K: 0 S: 13	H: 1 LOB: 1 BB: 1 P: 24	R: 0 E: 0 K: 2 S: 14	H: 1 LOB: 1 BB: 0 P: 19	R: 0 E: 0 K: 3 S: 11	H: 0 LOB: 0 BB: 0 P: 19	R: 0 E: 0 K: 1 S: 11	H: 0 LOB: 0 BB: 0 P: 16	1B: 3 2B: 2 3B: 1 HR: 1	SF: 0 SAC: 0 DP: 0 HBP: 0	WP: 0 PB: 0 CS: 0	PA: 37	
<b>PITCHER</b>	IP ERA WLS BF H R ER SO BB IBB HBP BLK WP HR S P ERA WHIP	IP ERA WLS BF H R ER SO BB IBB HBP BLK WP HR S P ERA WHIP	IP ERA WLS BF H R ER SO BB IBB HBP BLK WP HR S P ERA WHIP	IP ERA WLS BF H R ER SO BB IBB HBP BLK WP HR S P ERA WHIP	IP ERA WLS BF H R ER SO BB IBB HBP BLK WP HR S P ERA WHIP	IP ERA WLS BF H R ER SO BB IBB HBP BLK WP HR S P ERA WHIP	IP ERA WLS BF H R ER SO BB IBB HBP BLK WP HR S P ERA WHIP	IP ERA WLS BF H R ER SO BB IBB HBP BLK WP HR S P ERA WHIP	IP ERA WLS BF H R ER SO BB IBB HBP BLK WP HR S P ERA WHIP	IP ERA WLS BF H R ER SO BB IBB HBP BLK WP HR S P ERA WHIP	IP ERA WLS BF H R ER SO BB IBB HBP BLK WP HR S P ERA WHIP	IP ERA WLS BF H R ER SO BB IBB HBP BLK WP HR S P ERA WHIP	IP ERA WLS BF H R ER SO BB IBB HBP BLK WP HR S P ERA WHIP	IP ERA WLS BF H R ER SO BB IBB HBP BLK WP HR S P ERA WHIP	IP ERA WLS BF H R ER SO BB IBB HBP BLK WP HR S P ERA WHIP	IP ERA WLS BF H R ER SO BB IBB HBP BLK WP HR S P ERA WHIP	IP ERA WLS BF H R ER SO BB IBB HBP BLK WP HR S P ERA WHIP	IP ERA WLS BF H R ER SO BB IBB HBP BLK WP HR S P ERA WHIP	IP ERA WLS BF H R ER SO BB IBB HBP BLK WP HR S P ERA WHIP	IP ERA WLS BF H R ER SO BB IBB HBP BLK WP HR S P ERA WHIP	IP ERA WLS BF H R ER SO BB IBB HBP BLK WP HR S P ERA WHIP	IP ERA WLS BF H R ER SO BB IBB HBP BLK WP HR S P ERA WHIP	IP ERA WLS BF H R ER SO BB IBB HBP BLK WP HR S P ERA WHIP

Washington Nationals @ Boston Red Sox  
Fenway Park, Boston, MA  
Wed Apr 15 2015, 1:39 PM - 4:47 PM EDT  
Att: 33,493 - Partly Cloudy - 66 F

AB 35  
R 5  
H 7  
RBI 5  
BB 2  
SO 12  
LOB 15



Batter	1	2	3	4	5	6	7	8	9	AB	R	H	RBI	BB	SO	LOB	TOP										
12 Alejandro De Aza, L OBP: 0.300, SLG: 0.513	G5-3		K		L8		G4-3			4	0	0	0	0	1	1											
28 Steve Pearce, R OBP: 0.250, SLG: 0.314	F8		G5-3			E4 19 WP		G5-3		4	0	0	0	0	0	0											
23 Travis Snider, L OBP: 0.441, SLG: 0.464	L8					F9		K2-3		4	1	1	0	0	1	1											
10 Adam Jones, R OBP: 0.439, SLG: 0.778						F9		K2-3		4	0	1	0	0	2	1											
19 Chris Davis, L OBP: 0.297, SLG: 0.412										3	0	1	0	1	0	1											
13 Manny Machado, R OBP: 0.225, SLG: 0.257										4	0	0	0	0	2	3											
36 Caleb Joseph, R OBP: 0.452, SLG: 0.630										3	1	1	1	1	1	0											
1 Everth Cabrera, S OBP: 0.313, SLG: 0.276										3	0	1	0	0	1	2											
6 Jonathan Schoop, R OBP: 0.310, SLG: 0.630										3	0	0	0	0	0	1											
<b>Inning Stats</b>	R: 0 E: 0 K: 0 S: 10	H: 0 LOB: 0 BB: 0 P: 14	R: 0 E: 0 K: 2 S: 12	H: 1 LOB: 2 BB: 1 P: 24	R: 0 E: 0 K: 1 S: 14	H: 0 LOB: 0 BB: 0 P: 22	R: 1 E: 0 K: 0 S: 14	H: 2 LOB: 0 BB: 0 P: 24	R: 1 E: 0 K: 0 S: 10	H: 1 LOB: 2 BB: 1 P: 16	R: 0 E: 1 K: 1 S: 13	H: 0 LOB: 2 BB: 1 P: 25	R: 0 E: 0 K: 2 S: 10	H: 0 LOB: 0 BB: 0 P: 14	R: 0 E: 0 K: 2 S: 8	H: 0 LOB: 0 BB: 0 P: 10	1B: 3 2B: 1 3B: 0 HR: 1	SF: 0 SAC: 0 DP: 1 HBP: 0	WP: 1 PB: 0 SB: 1 CS: 0	PA: 34							
<b>PITCHER</b>	IP	WLS	BF	H	R	ER	SO	BB	IBB	HBP	BLK	WP	HR	S	P	ERA	WHIP										
56 Joe Kelly, R ERA: 2.13	5.2		23	4	2	2	3	2	0	0	0	1	1	69	118	3.18	1.059										
54 Edward Mujica, R ERA: 3.18	1.1		5	1	0	0	1	0	0	0	0	0	0	16	23	0.00	0.750										
36 Junichi Tazawa, R ERA:	1.0		3	0	0	0	2	0	0	0	0	0	0	10	14	0.00	0.000										
19 Koji Uehara, R ERA:	1.0	W	3	0	0	0	2	0	0	0	0	0	0	8	10	0.00	0.000										

**Baltimore Orioles @ Boston Red Sox**  
Fenway Park, Boston, MA  
Fri Apr 17 2015, 7:14 PM - 10:25 PM EDT  
Att: 34,341 - Cloudy - 64 F

AB 32  
R 2  
H 5  
RBI 1  
BB 2  
SO 8  
LOB 10



Batter	1	2	3	4	5	6	7	8	9	AB	R	H	RBI	BB	SO	LOB	BOTTOM										
50 Mookie Betts, R OBP: 0.271, SLG: 0.395	G4-3				K		G6-3			3	0	0	0	1	1	0											
15 Dustin Pedroia, R OBP: 0.373, SLG: 0.535										3	0	0	0	1	1	1											
34 David Ortiz, L OBP: 0.275, SLG: 0.343										3	0	0	0	1	0	1											
13 Hanley Ramirez, R OBP: 0.333, SLG: 0.564										3	0	0	0	1	0	1											
Pablo Sandoval, S OBP: 0.409, SLG: 0.316										2	0	1	0	1	0	2											
12 Mike Napoli, R OBP: 0.288, SLG: 0.176										3	1	0	0	1	1	4											
18 Shane Victorino, S OBP: 0.300, SLG: 0.125										1	0	0	0	1	0	0											
29 Daniel Nava, S OBP: 0.389, SLG: 0.375										1	0	0	0	0	0	2											
2 Xander Bogaerts, R OBP: 0.452, SLG: 0.474										4	1	2	1	0	0	2											
10 Ryan Hanigan, R OBP: 0.345, SLG: 0.273										3	1	1	2	0	2	0											
<b>Inning Stats</b>	R: 0 E: 0 K: 1 S: 8	H: 0 LOB: 0 BB: 0 P: 15	R: 0 E: 0 K: 0 S: 14	H: 0 LOB: 2 BB: 2 P: 28	R: 0 E: 0 K: 1 S: 5	H: 0 LOB: 0 BB: 1 P: 10	R: 0 E: 0 K: 0 S: 4	H: 0 LOB: 1 BB: 0 P: 8	R: 2 E: 0 K: 1 S: 14	H: 2 LOB: 2 BB: 0 P: 20	R: 0 E: 0 K: 1 S: 7	H: 1 LOB: 2 BB: 1 P: 14	R: 0 E: 0 K: 1 S: 11	H: 0 LOB: 0 BB: 0 P: 18	R: 0 E: 0 K: 0 S: 7	H: 0 LOB: 2 BB: 2 P: 17	R: 1 E: 0 K: 0 S: 3	H: 1 LOB: 1 BB: 1 P: 7	1B: 3 2B: 0 3B: 0 HR: 1	SF: 0 SAC: 1 DP: 2 HBP: 1	WP: 1 PB: 0 SB: 0 CS: 0	PA: 35					
<b>PITCHER</b>	IP	WLS	BF	H	R	ER	SO	BB	IBB	HBP	BLK	WP	HR	S	P	ERA	WHIP										
31 Ubaldo Jiménez, R ERA:	3.2		14	0	0	0	2	3	0	1	0	0	0	30	59	0.00	0.818										
39 Kevin Gausman, R ERA: 9.0	1.2		9	3	2	2	1	1	0	0	0	0	1	18	30	10.80	2.400										
56 Darren O'Day, R ERA: 1.5	1.2		5	0	0	0	2	0	0	0	0	0	0	15	24	0.00	0.000										
17 Brian Matusz, L ERA: 2.08	1.1	L	6	0	1	1	0	2	1	0	0	1	0	8	22	6.75	1.500										
29 Tommy Hunter, R ERA: 14.73	0.0		1	1	0	0	0	0	0	0	0	0	0	2	2	∞	∞										

**Baltimore Orioles @ Boston Red Sox**  
Fenway Park, Boston, MA  
Fri Apr 17 2015, 7:14 PM - 10:25 PM EDT  
Att: 34,341 - Cloudy - 64 F

AB 26  
R 3  
H 4  
RBI 3  
BB 7  
SO 5  
LOB 13



Batter	1	2	3	4	5	6	7	8	9	AB	R	H	RBI	BB	SO	LOB	TOP							
12 Alejandro De Aza, L OBP: 0.310, SLG: 0.455	F8		G4-3	K		G4-3			B1-3	5	0	0	0	0	1	3								
28 Steve Pearce, R OBP: 0.287, SLG: 0.325	1B		K	K		F8			1B	5	1	2	0	0	2	3								
19 Chris Davis, L 9 David Lough, L	K		K			1B			HR	5	1	2	2	0	3	1								
10 Adam Jones, R OBP: 0.457, SLG: 0.756	1B					1B			F8	5	1	3	0	0	0	0								
38 Jimmy Paredes, S OBP: 0.400, SLG: 0.600	FC3-6					1B			F9	5	1	2	0	0	0	2								
13 Manny Machado, R OBP: 0.227, SLG: 0.237		G5-3								3	0	0	1	1	0	4								
36 Caleb Joseph, R OBP: 0.457, SLG: 0.600		K							BB	3	0	1	1	1	1	1								
3 Ryan Flaherty, L OBP: 0.316, SLG: 0.412									L9	4	0	2	0	0	1	4								
1 Everth Cabrera, S OBP: 0.306, SLG: 0.273	G4-3								FC6	4	0	1	0	0	0	2								
<b>Inning Stats</b>	R: 0 E: 0 K: 1 S: 8	H: 2 LOB: 2 BB: 0 P: 12	R: 0 E: 0 K: 1 S: 10	H: 1 LOB: 1 BB: 0 P: 11	R: 0 E: 0 K: 2 S: 7	H: 0 LOB: 0 BB: 0 P: 11	R: 2 E: 0 K: 2 S: 21	H: 5 LOB: 3 BB: 0 P: 31	R: 0 E: 0 K: 1 S: 15	H: 3 LOB: 3 BB: 1 P: 24	R: 0 E: 0 K: 0 S: 8	H: 0 LOB: 0 BB: 0 P: 13	R: 0 E: 0 K: 1 S: 11	H: 0 LOB: 0 BB: 0 P: 19	R: 0 E: 0 K: 0 S: 6	H: 0 LOB: 1 BB: 1 P: 12	R: 2 E: 0 K: 0 S: 8	H: 2 LOB: 0 BB: 0 P: 12	1B: 11 2B: 1 3B: 0 HR: 1	SF: 0 SAC: 0 DP: 1 HBP: 0	WP: 0 PB: 0 SB: 0 CS: 0	PA: 41		
<b>PITCHER</b>	IP WLS BF H R ER SO BB IBB HBP BLK WP HR S P ERA WHIP	IP WLS BF H R ER SO BB IBB HBP BLK WP HR S P ERA WHIP	IP WLS BF H R ER SO BB IBB HBP BLK WP HR S P ERA WHIP	IP WLS BF H R ER SO BB IBB HBP BLK WP HR S P ERA WHIP	IP WLS BF H R ER SO BB IBB HBP BLK WP HR S P ERA WHIP	IP WLS BF H R ER SO BB IBB HBP BLK WP HR S P ERA WHIP	IP WLS BF H R ER SO BB IBB HBP BLK WP HR S P ERA WHIP	IP WLS BF H R ER SO BB IBB HBP BLK WP HR S P ERA WHIP	IP WLS BF H R ER SO BB IBB HBP BLK WP HR S P ERA WHIP	IP WLS BF H R ER SO BB IBB HBP BLK WP HR S P ERA WHIP	IP WLS BF H R ER SO BB IBB HBP BLK WP HR S P ERA WHIP	IP WLS BF H R ER SO BB IBB HBP BLK WP HR S P ERA WHIP	IP WLS BF H R ER SO BB IBB HBP BLK WP HR S P ERA WHIP	IP WLS BF H R ER SO BB IBB HBP BLK WP HR S P ERA WHIP	IP WLS BF H R ER SO BB IBB HBP BLK WP HR S P ERA WHIP	IP WLS BF H R ER SO BB IBB HBP BLK WP HR S P ERA WHIP	IP WLS BF H R ER SO BB IBB HBP BLK WP HR S P ERA WHIP	IP WLS BF H R ER SO BB IBB HBP BLK WP HR S P ERA WHIP	IP WLS BF H R ER SO BB IBB HBP BLK WP HR S P ERA WHIP	IP WLS BF H R ER SO BB IBB HBP BLK WP HR S P ERA WHIP	IP WLS BF H R ER SO BB IBB HBP BLK WP HR S P ERA WHIP	IP WLS BF H R ER SO BB IBB HBP BLK WP HR S P ERA WHIP	IP WLS BF H R ER SO BB IBB HBP BLK WP HR S P ERA WHIP	IP WLS BF H R ER SO BB IBB HBP BLK WP HR S P ERA WHIP
11 Clay Buchholz, R ERA: 6.06	6.0	L	29	11	2	2	7	1	0	0	0	0	0	0	0	0	0	0	69	102	3.00	2.000		
41 Alexi Ogando, R ERA: 5.4	1.0		3	0	0	0	1	0	0	0	0	0	0	0	0	0	0	0	11	19	0.00	0.000		
46 Anthony Varvaro, R ERA: 1.42	1.0		4	0	0	0	0	1	0	0	0	0	0	0	0	0	0	0	6	12	0.00	1.000		
28 Robbie Ross Jr., L ERA: 6.35	1.0		5	2	2	2	0	0	0	0	0	0	0	0	0	0	0	1	8	12	18.00	2.000		

**Baltimore Orioles @ Boston Red Sox**  
Fenway Park, Boston, MA  
Sat Apr 18 2015, 4:07 PM - 7:30 PM EDT  
Att: 37,655 - Sunny - 47 F

AB	39
R	4
H	13
RBI	4
BB	2
SO	8
LOB	20



Batter	1	2	3	4	5	6	7	8	9	AB	R	H	RBI	BB	SO	LOB	BOTTOM							
26 Brock Holt, L OBP: 0.579, SLG: 0.684	K									4	0	3	0	0	1	0								
15 Dustin Pedroia, R OBP: 0.345, SLG: 0.489	G4-3									4	0	0	0	0	2	5								
34 David Ortiz, L 50 Mookie Betts, R	1B								BB	3	1	3	0	1	0	0								
13 Hanley Ramirez, R OBP: 0.306, SLG: 0.512	G4-3								G1-4-3	4	0	0	0	0	1	3								
Pablo Sandoval, S OBP: 0.375, SLG: 0.286	F7								K	4	0	0	1	0	1	2								
12 Mike Napoli, R OBP: 0.287, SLG: 0.184	G6-3								G1-3	4	0	1	0	0	0	1								
29 Daniel Nava, S 5 Allen Craig, R	G4-3								K	3	0	0	0	0	1	2								
2 Xander Bogaerts, R OBP: 0.435, SLG: 0.439	BB								K	1	0	0	0	0	1	0								
10 Ryan Hanigan, R OBP: 0.344, SLG: 0.250	K									2	0	0	0	1	2	1								
<b>Inning Stats</b>	R: 0 E: 0 K: 1 S: 8	H: 1 LOB: 1 BB: 0 P: 12	R: 0 E: 0 K: 0 S: 5	H: 0 LOB: 0 BB: 0 P: 9	R: 0 E: 0 K: 1 S: 18	H: 1 LOB: 2 BB: 1 P: 29	R: 0 E: 0 K: 1 S: 14	H: 1 LOB: 1 BB: 0 P: 22	R: 0 E: 0 K: 2 S: 13	H: 1 LOB: 2 BB: 1 P: 24	R: 1 E: 1 K: 0 S: 11	H: 2 LOB: 1 BB: 0 P: 15	R: 0 E: 0 K: 2 S: 16	H: 1 LOB: 1 BB: 0 P: 25	R: 0 E: 0 K: 1 S: 6	H: 0 LOB: 1 BB: 1 P: 13	R: 0 E: 0 K: 2 S: 9	H: 0 LOB: 0 BB: 0 P: 14	1B: 6 2B: 1 3B: 0 HR: 0	SF: 0 SAC: 0 DP: 2 HBP: 0	WP: 1 PB: 0 SB: 1 CS: 0	PA: 35		
<b>PITCHER</b>	IP WLS BF H R ER SO BB IBB HBP BLK WP HR S P ERA WHIP	IP WLS BF H R ER SO BB IBB HBP BLK WP HR S P ERA WHIP	IP WLS BF H R ER SO BB IBB HBP BLK WP HR S P ERA WHIP	IP WLS BF H R ER SO BB IBB HBP BLK WP HR S P ERA WHIP	IP WLS BF H R ER SO BB IBB HBP BLK WP HR S P ERA WHIP	IP WLS BF H R ER SO BB IBB HBP BLK WP HR S P ERA WHIP	IP WLS BF H R ER SO BB IBB HBP BLK WP HR S P ERA WHIP	IP WLS BF H R ER SO BB IBB HBP BLK WP HR S P ERA WHIP	IP WLS BF H R ER SO BB IBB HBP BLK WP HR S P ERA WHIP	IP WLS BF H R ER SO BB IBB HBP BLK WP HR S P ERA WHIP	IP WLS BF H R ER SO BB IBB HBP BLK WP HR S P ERA WHIP	IP WLS BF H R ER SO BB IBB HBP BLK WP HR S P ERA WHIP	IP WLS BF H R ER SO BB IBB HBP BLK WP HR S P ERA WHIP	IP WLS BF H R ER SO BB IBB HBP BLK WP HR S P ERA WHIP	IP WLS BF H R ER SO BB IBB HBP BLK WP HR S P ERA WHIP	IP WLS BF H R ER SO BB IBB HBP BLK WP HR S P ERA WHIP	IP WLS BF H R ER SO BB IBB HBP BLK WP HR S P ERA WHIP	IP WLS BF H R ER SO BB IBB HBP BLK WP HR S P ERA WHIP	IP WLS BF H R ER SO BB IBB HBP BLK WP HR S P ERA WHIP	IP WLS BF H R ER SO BB IBB HBP BLK WP HR S P ERA WHIP	IP WLS BF H R ER SO BB IBB HBP BLK WP HR S P ERA WHIP	IP WLS BF H R ER SO BB IBB HBP BLK WP HR S P ERA WHIP	IP WLS BF H R ER SO BB IBB HBP BLK WP HR S P ERA WHIP	IP WLS BF H R ER SO BB IBB HBP BLK WP HR S P ERA WHIP
30 Chris Tillman, R ERA: 5.52	5.1	W	24	6	1	1	5	2	0	0	0	0	0	0	0	0	0	0	65	105	1.69	1.500		
35 Brad Brach, R ERA: 5.4	1.2	H	5	1	0	0	2	0	0	0	0	0	0	0	0	0	0	0	20	31	0.00	0.600		
56 Darren O'Day, R ERA: 1.29	1.0	H	3	0	0	0	1	1	0	0	0	0	0	0	0	0	0	0	6	13	0.00	1.000		
53 Zack Britton, L ERA: 1.42	1.0	S	3	0	0	0	2	0	0	0	0	0	0	0	0	0	0	0	9	14	0.00	0.000		

**Baltimore Orioles @ Boston Red Sox**  
Fenway Park, Boston, MA  
Sat Apr 18 2015, 4:07 PM - 7:30 PM EDT  
Att: 37,655 - Sunny - 47 F

AB	32
R	1
H	7
RBI	1
BB	3
SO	10
LOB	14



Batter	1	2	3	4	5	6	7	8	9	AB	R	H	RBI	BB	SO	LOB	TOP										
1 Everth Cabrera, S OBP: 0.293, SLG: 0.263	G4-3	K		G1-2-3			K			5	1	1	0	0	2	5	<b>Baltimore Orioles @ Boston Red Sox</b> Fenway Park, Boston, MA Sun Apr 19 2015, 1:40 PM - 4:52 PM EDT Att: 37,761 - Sunny - 49 F										
38 Jimmy Paredes, S OBP: 0.500, SLG: 0.600	1B			F9		1B		L7		5	3	3	0	0	0	0											
10 Adam Jones, R OBP: 0.490, SLG: 0.848	HR			K		1B		1B		5	1	4	5	0	1	0											
19 Chris Davis, L OBP: 0.477	K			2B		FC4-6		F9		5	1	1	0	0	2	4											
27 Delmon Young, R OBP: 0.333, SLG: 0.263 9 David Lough, L	P6			G4-3		FC4-6		F8		4	0	0	0	1	0	3											
23 Travis Snider, L OBP: 0.410, SLG: 0.424	K			K		BB		P6		0	0	0	0	0	0	0											
13 Manny Machado, R OBP: 0.245, SLG: 0.262	K			1B		SF8		K		5	0	1	1	0	2	1											
3 Ryan Flaherty, L OBP: 0.375, SLG: 0.619	HR			BB		F7		G6-4-3		4	0	2	1	0	2	0											
36 Caleb Joseph, R OBP: 0.487, SLG: 0.594	1B			BB				P4		4	1	2	1	1	0	3											
<b>Inning Stats</b>	R: 2 H: 2 E: 0 K: 1 S: 13	WLS: 2 BF: 30 LOB: 0 P: 22	R: 1 H: 2 E: 0 K: 3 S: 15	H: 2 LOB: 1 BB: 0 P: 23	R: 0 H: 1 E: 0 K: 1 S: 7	H: 1 LOB: 1 BB: 0 P: 13	R: 0 H: 1 E: 0 K: 1 S: 12	H: 1 LOB: 2 BB: 1 P: 23	R: 2 H: 3 E: 0 K: 0 S: 7	H: 3 LOB: 2 BB: 1 P: 15	R: 3 H: 3 E: 0 K: 1 S: 12	H: 3 LOB: 1 BB: 0 P: 18	R: 0 H: 1 E: 0 K: 2 S: 11	H: 1 LOB: 1 BB: 0 P: 13	R: 0 H: 1 E: 0 K: 0 S: 6	H: 1 LOB: 1 BB: 0 P: 11	R: 0 H: 1 E: 0 K: 0 S: 11	H: 1 LOB: 0 BB: 0 P: 15	1B: 10 2B: 3 3B: 0 HR: 2	SF: 1 2B: 3 DP: 2 HBP: 1	WP: 0 PB: 0 SB: 1 CS: 0	PA: 44					
<b>PITCHER</b>	IP	WLS	BF	H	R	ER	SO	BB	IBB	HBP	BLK	WP	HR	S	P	ERA	WHIP	<b>PITCHER</b>									
22 Rick Porcello, R ERA: 6.83	5.0	L	30	12	8	8	6	3	0	1	0	0	2	58	102	14.40	3.000										
32 Craig Breslow, L ERA:	3.0		11	2	0	0	3	0	0	0	0	0	0	25	36	0.00	0.667										
54 Edward Mujica, R ERA: 2.7	1.0		3	1	0	0	0	0	0	0	0	0	0	11	15	0.00	1.000										

AB	39
R	8
H	15
RBI	8
BB	3
SO	9
LOB	17



Batter	1	2	3	4	5	6	7	8	9	AB	R	H	RBI	BB	SO	LOB	BOTTOM										
26 Brock Holt, L OBP: 0.500, SLG: 0.583	1B	K		L7			G6-3		G1-3	5	1	1	0	0	1	2	<b>Baltimore Orioles @ Boston Red Sox</b> Fenway Park, Boston, MA Sun Apr 19 2015, 1:40 PM - 4:52 PM EDT Att: 37,761 - Sunny - 49 F										
50 Mookie Betts, R OBP: 0.250, SLG: 0.362	L9	G6-3		F9			K			4	0	0	0	0	1	3											
34 David Ortiz, L OBP: 0.348, SLG: 0.410 29 Daniel Nava, S OBP: 0.304, SLG: 0.286	BB			G6-3		G5-3		G4-3		1	1	0	0	1	0	0											
13 Hanley Ramirez, R OBP: 0.321, SLG: 0.574	HR			G5-3		1B		G3		4	1	2	3	0	0	0											
12 Mike Napoli, R OBP: 0.265, SLG: 0.190	K			1B		K		L9		4	0	1	0	0	2	1											
Pablo Sandoval, S OBP: 0.385, SLG: 0.311	BB			G3		G1-3		2B		3	0	1	0	1	0	2											
18 Shane Victorino, S OBP: 0.324, SLG: 0.148	BB			E6		P2		K		3	0	1	0	1	1	1											
2 Xander Bogaerts, R OBP: 0.400, SLG: 0.400	K			G6-3		G6-3		P3		4	0	0	0	0	1	3											
3 Sandy León, S OBP: 0.313, SLG: 0.214	K			BB		G4-3		F7		3	0	0	0	1	1	0											
<b>Inning Stats</b>	R: 3 H: 2 E: 0 K: 2 S: 16	H: 2 LOB: 2 BB: 3 P: 35	R: 0 H: 0 E: 0 K: 2 S: 11	H: 0 LOB: 0 BB: 0 P: 16	R: 0 H: 1 E: 0 K: 0 S: 8	H: 1 LOB: 1 BB: 0 P: 10	R: 0 H: 1 E: 1 K: 0 S: 11	H: 1 LOB: 2 BB: 1 P: 18	R: 0 H: 0 E: 0 K: 1 S: 10	H: 0 LOB: 0 BB: 0 P: 17	R: 0 H: 0 E: 0 K: 0 S: 6	H: 0 LOB: 0 BB: 0 P: 10	R: 0 H: 0 E: 0 K: 1 S: 6	H: 0 LOB: 0 BB: 0 P: 9	R: 0 H: 1 E: 0 K: 1 S: 11	H: 1 LOB: 0 BB: 0 P: 16	R: 0 H: 0 E: 0 K: 0 S: 11	H: 0 LOB: 0 BB: 0 P: 19	1B: 4 2B: 1 3B: 0 HR: 1	SF: 0 2B: 1 SAC: 0 DP: 0 HBP: 0	WP: 0 PB: 0 SB: 0 CS: 0	PA: 37					
<b>PITCHER</b>	IP	WLS	BF	H	R	ER	SO	BB	IBB	HBP	BLK	WP	HR	S	P	ERA	WHIP	<b>PITCHER</b>									
50 Miguel González, R ERA: 2.55	5.0	W	24	5	3	3	5	4	0	0	0	0	0	12	19	0.00	1.800										
29 Tommy Hunter, R ERA: 9.53	2.0		6	0	0	0	1	0	0	0	0	0	0	12	19	0.00	0.000										
39 Kevin Gausman, R ERA: 6.75	2.0		7	1	0	0	1	0	0	0	0	0	0	22	35	0.00	0.500										

AB	33
R	3
H	6
RBI	3
BB	4
SO	7
LOB	12




Batter	1	2	3	4	5	6	7	8	9	AB	R	H	RBI	BB	SO	LOB	TOP	
12 Alejandro De Aza, L OBP: 0.271, SLG: 0.435			B1-3							2	0	0	0	1	1	0	<p><b>Baltimore Orioles @ Boston Red Sox</b> Fenway Park, Boston, MA Mon Apr 20 2015, 11:05 AM - 1:25 PM EDT Att: 36,829 - Cloudy - 44 F</p>	
38 Jimmy Paredes, S OBP: 0.462, SLG: 0.815										3	0	1	0	0	1	1		
10 Adam Jones, R OBP: 0.481, SLG: 0.813										2	0	0	0	1	0	2		
19 Chris Davis, L OBP: 0.300, SLG: 0.457										2	0	0	0	1	1	1		
23 Travis Snider, L OBP: 0.405, SLG: 0.472			G4-3							3	1	1	0	0	0	2		
13 Manny Machado, R OBP: 0.231, SLG: 0.244		L6								3	0	0	0	0	1	1		
3 Ryan Flaherty, L OBP: 0.407, SLG: 0.667										3	0	2	1	0	0	0		
34 Ryan Lavarnway, R OBP: 0.200, SLG: 0.222										3	0	0	0	0	2	2		
1 Everth Cabrera, S OBP: 0.273, SLG: 0.244										3	0	0	0	0	1	2		
<b>Inning Stats</b>	R: 0 H: 0 E: 0 K: 2 S: 11	H: 0 LOB: 1 BB: 1 P: 22	R: 1 H: 2 E: 0 K: 1 S: 9	H: 2 LOB: 1 BB: 1 P: 13	R: 0 H: 1 E: 0 K: 0 S: 8	LOB: 1 BB: 1 P: 16	R: 0 H: 0 E: 0 K: 1 S: 7	H: 0 LOB: 0 BB: 0 P: 14	R: 0 H: 0 E: 0 K: 2 S: 18	LOB: 1 BB: 1 P: 28	R: 0 H: 1 E: 0 K: 1 S: 6	H: 1 LOB: 0 BB: 0 P: 9	R: 0 H: 0 E: 0 K: 0 S: 6	H: 0 LOB: 0 BB: 0 P: 11	R: 0 H: 1 E: 0 K: 0 S: 6	H: 1 LOB: 0 BB: 0 P: 9	1B: 1 SF: 0 2B: 2 SAC: 0 3B: 1 DP: 1 HR: 0 HBP: 0	WP: 0 PA: 27 PB: 0 SB: 1 CS: 0
<b>PITCHER</b>	IP WLS BF H R ER SO BB IBB HBP BLK WP HR S P ERA WHIP	63 Justin Masterson, R (1, 1) 5.0 W 21 3 1 1 6 3 0 0 0 0 0 0 53 93 1.80 1.200 36 Junichi Tazawa, R (6, 1) 1.1 5 1 0 0 1 0 0 0 0 0 0 0 13 18 0.00 0.750 28 Robbie Ross Jr., L (7, 1) 0.2 1 0 0 0 0 0 0 0 0 0 0 0 1 2 0.00 0.000																

Batter	1	2	3	4	5	6	7	8	9	AB	R	H	RBI	BB	SO	LOB	BOTTOM	
50 Mookie Betts, R OBP: 0.250, SLG: 0.353			E1							4	2	1	0	0	0	3	<p><b>Baltimore Orioles @ Boston Red Sox</b> Fenway Park, Boston, MA Mon Apr 20 2015, 11:05 AM - 1:25 PM EDT Att: 36,829 - Cloudy - 44 F</p>	
15 Dustin Pedroia, R OBP: 0.362, SLG: 0.520			SH3							3	1	2	1	0	1	1		
34 David Ortiz, L OBP: 0.340, SLG: 0.390			P5							2	0	0	1	1	0	4		
13 Hanley Ramirez, R OBP: 0.315, SLG: 0.563										1	0	0	0	0	0	0		
5 Allen Craig, R OBP: 0.276, SLG: 0.133			BB							2	1	1	1	1	1	0		
12 Mike Napoli, R OBP: 0.283, SLG: 0.182		P3								2	0	0	1	2	0	2		
18 Shane Victorino, S OBP: 0.297, SLG: 0.133			E5							3	0	0	0	0	1	2		
26 Brock Holt, L OBP: 0.481, SLG: 0.538										2	0	0	0	1	0	1		
2 Xander Bogaerts, R OBP: 0.396, SLG: 0.383										2	1	0	0	1	0	3		
10 Ryan Hanigan, R OBP: 0.400, SLG: 0.280										1	2	1	0	0	0	0		
<b>Inning Stats</b>	R: 1 H: 1 E: 0 K: 1 S: 12	H: 1 LOB: 0 BB: 0 P: 18	R: 0 H: 0 E: 0 K: 1 S: 7	H: 0 LOB: 0 BB: 0 P: 9	R: 4 H: 1 E: 2 K: 0 S: 19	H: 1 LOB: 3 BB: 4 P: 38	R: 0 H: 1 E: 0 K: 0 S: 12	H: 1 LOB: 1 BB: 0 P: 21	R: 0 H: 0 E: 0 K: 1 S: 8	LOB: 1 BB: 1 P: 16	R: 2 H: 2 E: 0 K: 0 S: 12	H: 2 LOB: 2 BB: 1 P: 26	R: 0 H: 0 E: 0 K: 0 S: 6	H: 0 LOB: 0 BB: 0 P: 11	R: 0 H: 1 E: 0 K: 0 S: 6	H: 1 LOB: 0 BB: 0 P: 9	1B: 4 SF: 1 2B: 1 SAC: 1 3B: 0 DP: 1 HR: 0 HBP: 2	WP: 0 PA: 32 PB: 0 SB: 1 CS: 0
<b>PITCHER</b>	IP WLS BF H R ER SO BB IBB HBP BLK WP HR S P ERA WHIP	16 Wei-Yin Chen, L (1, 1) 4.1 L 23 3 5 0 3 5 0 1 0 0 0 0 54 95 0.00 1.846 61 Jason Garcia, R (5, 1) 1.2 9 2 2 2 0 0 1 1 0 0 0 0 16 33 10.80 1.200																

Batter	1	2	3	4	5	6	7	8	9	AB	R	H	RBI	BB	SO	LOB	TOP										
50 Mookie Betts, R OBP: 0.282, SLG: 0.345	F8		FC1-4 BB				P5		F7	4	0	1	0	1	0	1	<b>Boston Red Sox @ Tampa Bay Rays</b> Tropicana Field, St. Petersburg, FL Tue Apr 21 2015, 7:09 PM - 9:57 PM EDT Att: 14,307 - Dome - 72 F <a href="http://livebaseballscorecards.com">livebaseballscorecards.com</a>										
15 Dustin Pedroia, R OBP: 0.339, SLG: 0.481	G5-3		FC1-4			K	G5-3			4	0	0	0	0	1	3											
34 David Ortiz, L OBP: 0.333, SLG: 0.364	L7		G3			K			BB	3	0	0	0	1	1	3											
13 Hanley Ramirez, R OBP: 0.282, SLG: 0.558		1B		1B		K			L8	4	0	2	0	0	1	1											
Pablo Sandoval, S OBP: 0.375, SLG: 0.306		K		K		1B			F7	4	0	1	0	0	2	3											
29 Daniel Nava, S OBP: 0.296, SLG: 0.280		K		K		1B			P5	4	0	1	0	0	2	3											
18 Shane Victorino, S OBP: 0.293, SLG: 0.176	P4			K		K				4	0	1	0	0	2	4											
26 Brock Holt, L OBP: 0.433, SLG: 0.483			L6			G4-3	F7		SH1-3 2B	3	0	0	0	0	0	2											
10 Ryan Hanigan, R OBP: 0.410, SLG: 0.310			1B			1B			K	4	1	2	0	0	2	1											
<b>Inning Stats</b>	R: 0 E: 0 K: 0 S: 10	H: 0 LOB: 0 BB: 0 P: 13	R: 0 E: 0 K: 2 S: 14	H: 1 LOB: 1 BB: 0 P: 21	R: 1 E: 1 K: 0 S: 14	H: 1 LOB: 1 BB: 1 P: 25	R: 0 E: 0 K: 3 S: 12	H: 1 LOB: 1 BB: 0 P: 15	R: 0 E: 0 K: 2 S: 14	H: 2 LOB: 2 BB: 0 P: 19	R: 0 E: 0 K: 2 S: 11	H: 2 LOB: 2 BB: 0 P: 18	R: 0 E: 0 K: 1 S: 7	H: 0 LOB: 0 BB: 0 P: 8	R: 0 E: 0 K: 0 S: 8	H: 0 LOB: 1 BB: 1 P: 15		R: 0 E: 0 K: 1 S: 12	H: 1 LOB: 1 BB: 0 P: 17	1B: 7 2B: 1 3B: 0 HR: 0	SF: 0 SAC: 1 DP: 0 HBP: 0	WP: 1 PB: 0 SB: 1 CS: 0	PA: 37				
<b>PITCHER</b>	IP	WLS	BF	H	R	ER	SO	BB	IBB	HBP	BLK	WP	HR	S	P	ERA	WHIP										
22 Chris Archer, R ERA: 1.07	5.2	L	25	7	1	0	9	1	0	0	0	1	0	72	106	0.00	1.412										
47 Brandon Gomes, R ERA:	1.1		4	0	0	0	1	0	0	0	0	0	0	10	13	0.00	0.000										
43 Ernesto Frieri, R ERA: 5.87	1.0		4	0	0	0	1	0	0	0	0	0	0	8	15	0.00	1.000										
52 José Domínguez, R ERA:	1.0		4	1	0	0	1	0	0	0	0	0	0	12	17	0.00	1.000										

Batter	1	2	3	4	5	6	7	8	9	AB	R	H	RBI	BB	SO	LOB	BOTTOM										
5 Brandon Guyer, R OBP: 0.353, SLG: 0.321	G4-3		G5-3					G4-3		4	0	1	0	0	0	1	<b>Boston Red Sox @ Tampa Bay Rays</b> Tropicana Field, St. Petersburg, FL Tue Apr 21 2015, 7:09 PM - 9:57 PM EDT Att: 14,307 - Dome - 72 F <a href="http://livebaseballscorecards.com">livebaseballscorecards.com</a>										
52 José Domínguez, R										0	0	0	0	0	0	0											
20 Steven Souza Jr., R OBP: 0.364, SLG: 0.560	L5			BB		FC5-4 BB		K		3	0	0	0	1	1	1											
11 Logan Forsythe, R OBP: 0.353, SLG: 0.467				F9		BB			G5-4-3 1B	3	0	1	0	1	1	1											
3 Evan Longoria, R OBP: 0.352, SLG: 0.349		F9		K		BB		G5-4-3		3	0	0	0	1	1	2											
8 Desmond Jennings, R OBP: 0.298, SLG: 0.188		F9		P4		BB		G5-3		4	0	0	0	0	0	4											
1 Tim Beckham, R OBP: 0.306, SLG: 0.500					L8			F7		2	0	0	0	1	0	0											
44 René Rivera, R OBP: 0.170, SLG: 0.178		G6-3			G4-6-3 1B			K		3	0	1	0	0	1	1											
29 Ryan Brett, R OBP: 0.750, SLG: 1.000					G4-6-3 1B			G6-3		1	0	1	0	0	0	0											
31 Altan Dykstra, L OBP: 0.258, SLG: 0.200										1	0	0	0	0	0	1											
13 Adrúbal Cabrera, S OBP: 0.219, SLG: 0.245										1	0	0	0	0	0	0											
46 Bobby Wilson, R OBP: 0.313, SLG: 0.214										2	0	0	0	0	1	1											
7 David DeJesus, L OBP: 0.464, SLG: 0.600										1	0	0	0	0	0	0											
<b>Inning Stats</b>	R: 0 E: 0 K: 1 S: 9	H: 0 LOB: 0 BB: 0 P: 11	R: 0 E: 0 K: 0 S: 10	H: 0 LOB: 1 BB: 1 P: 18	R: 0 E: 0 K: 1 S: 9	H: 1 LOB: 0 BB: 0 P: 13	R: 0 E: 0 K: 1 S: 9	H: 0 LOB: 1 BB: 1 P: 16	R: 0 E: 0 K: 0 S: 6	H: 1 LOB: 3 BB: 2 P: 10	R: 0 E: 0 K: 1 S: 6	H: 0 LOB: 0 BB: 0 P: 8	R: 0 E: 0 K: 1 S: 5	H: 0 LOB: 0 BB: 0 P: 6	R: 0 E: 0 K: 0 S: 7	H: 1 LOB: 0 BB: 0 P: 11	1B: 4 2B: 0 3B: 0 HR: 0	SF: 0 SAC: 0 DP: 2 HBP: 0	WP: 0 PB: 0 SB: 0 CS: 0	PA: 32							
<b>PITCHER</b>	IP	WLS	BF	H	R	ER	SO	BB	IBB	HBP	BLK	WP	HR	S	P	ERA	WHIP										
20 Wade Miley, L ERA: 6.08	5.2		22	3	0	0	3	4	0	0	0	0	0	8	10	0.00	1.235										
41 Alexi Ogando, R ERA: 4.5	1.0	H	3	0	0	0	1	0	0	0	0	0	0	8	10	0.00	0.000										
28 Robbie Ross Jr., L ERA: 5.4	0.1	H	1	0	0	0	0	0	0	0	0	0	0	1	2	0.00	0.000										
36 Junichi Tazawa, R ERA:	1.0	H	3	0	0	0	1	0	0	0	0	0	0	5	6	0.00	0.000										
19 Koji Uehara, R ERA:	1.0	S	3	1	0	0	0	0	0	0	0	0	0	7	11	0.00	1.000										




Batter	1	2	3	4	5	6	7	8	9	AB	R	H	RBI	BB	SO	LOB	TOP					
50 Mookie Betts, R (1,8) OBP: 0.273, SLG: 0.339	G5-3		15 HR BB	G6-3		15 F9-3 1B			P4	4	1	1	1	0	1							
15 Dustin Pedroia, R (1,4) OBP: 0.343, SLG: 0.525	F9		HR		L8	F9-3			1B	5	1	2	2	0	0	1						
34 David Ortiz, L (1,10) OBP: 0.339, SLG: 0.417			G4-3		HR				F7	4	1	1	1	1	1	1						
13 Hanley Ramirez, R (1,7) OBP: 0.333, SLG: 0.536	L8		12 1B BB		12 2B 1B				G4-3	4	1	1	0	1	1	2						
12 Mike Napoli, R (1,3) OBP: 0.316, SLG: 0.234		FC6-4 BB			2B				K	3	0	2	1	1	1	0						
Pablo Sandoval, S (1,5) OBP: 0.316, SLG: 0.283	FC6-4		G4-3		G4-3				K	4	0	0	0	0	1	4						
18 Shane Victorino, S (1,9) 5 Allen Craig, R (5, PH) (5,9) OBP: 0.250, SLG: 0.118					F7				E5	1	0	0	0	0	1	1	AB 35					
2 Xander Bogaerts, R (1,6) OBP: 0.368, SLG: 0.353					F9				K	4	0	0	0	0	3	3	R 5					
10 Ryan Hanigan, R (1,2) OBP: 0.395, SLG: 0.333			G5-3		F9				G4-3	4	1	1	0	0	0	2	H 8					
						50 WP 50 1B 2B											RBI 5					
																	BB 4					
																	SO 8					
																	LOB 17					
																						
<b>Inning Stats</b>	R: 0 E: 0 K: 0 S: 10	H: 0 LOB: 1 BB: 1 P: 16	R: 0 E: 0 K: 2 S: 12	H: 0 LOB: 1 BB: 2 P: 20	R: 3 E: 0 K: 0 S: 14	H: 2 LOB: 1 BB: 2 P: 28	R: 0 E: 0 K: 0 S: 8	H: 0 LOB: 1 BB: 0 P: 9	R: 1 E: 0 K: 1 S: 12	H: 3 LOB: 2 BB: 0 P: 18	R: 1 E: 0 K: 1 S: 10	H: 2 LOB: 0 BB: 0 P: 17	R: 0 E: 0 K: 3 S: 18	H: 0 LOB: 0 BB: 23 P: 23	R: 0 E: 1 K: 2 S: 15	H: 0 LOB: 1 BB: 0 P: 21	R: 0 E: 0 K: 0 S: 8	H: 1 LOB: 1 BB: 0 P: 14	1B: 4 2B: 3 3B: 0 HR: 2	SF: 0 SAC: 0 DP: 1 HBP: 1	WP: 1 PB: 0 SB: 1 CS: 0	PA: 40
<b>PITCHER</b>	IP WLS BF H R ER SO BB IBB HBP BLK WP HR S P ERA WHIP	6.0 29 7 5 5 3 4 0 1 0 1 2 66 108 7.50 1.833	1.0 3 0 0 0 3 0 0 0 0 0 0 18 23 0.00 0.000	1.0 4 0 0 0 2 0 0 0 0 0 0 15 21 0.00 0.000	1.0 1 0 0 0 0 0 0 0 0 0 0 8 14 0.00 1.000											IP WLS BF H R ER SO BB IBB HBP BLK WP HR S P ERA WHIP						
51 Nate Karns, R (1,1) ERA: 5.32																						
26 Brad Boxberger, R (7,1) ERA: 2.94																						
40 Kevin Jepsen, R (8,1) ERA: 1.29																						
54 Steve Geltz, R (9,1) ERA: 3.0																						

**Boston Red Sox @ Tampa Bay Rays**  
Tropicana Field, St. Petersburg, FL  
Wed Apr 22 2015, 7:11 PM - 10:20 PM EDT  
Att: 12,733 - Dome - 72 F

AB 35  
R 5  
H 8  
RBI 5  
BB 4  
SO 8  
LOB 17



Batter	1	2	3	4	5	6	7	8	9	AB	R	H	RBI	BB	SO	LOB	BOTTOM			
7 David DeJesus, L (1,10) OBP: 0.452, SLG: 0.556	K									2	0	0	0	0	2	0				
1 Tim Beckham, R (6, PH) (7,10) OBP: 0.289, SLG: 0.471										2	0	0	0	0	2	2				
20 Steven Souza Jr., R (1,9) OBP: 0.373, SLG: 0.577										4	1	2	1	0	1	3				
46 Bobby Wilson, R (7,2) OBP: 0.313, SLG: 0.214										0	0	0	0	0	0	0				
13 Asdrubal Cabrera, S (1,6) OBP: 0.237, SLG: 0.263										4	2	2	0	0	1	1				
3 Evan Longoria, R (1,5) OBP: 0.362, SLG: 0.362										4	1	2	0	0	1	0				
8 Desmond Jennings, R (1,7) (7,8) OBP: 0.311, SLG: 0.212		G1-3								4	1	2	0	0	0	1				
31 Allan Dykstra, L (1,3) OBP: 0.265, SLG: 0.214										3	0	1	1	0	1	1				
10 Jake Elmore, R (6, FR) (7,7) OBP: 1.000, SLG: 4.000										1	2	1	1	0	0	0				
11 Logan Forsythe, R (1,4) OBP: 0.382, SLG: 0.468										2	0	1	1	2	0	1				
39 Kevin Kiermaier, L (1,8) OBP: 0.317, SLG: 0.615										2	0	0	0	0	1	1				
5 Brandon Guyer, R (6, PH) (7,9) OBP: 0.389, SLG: 0.345										1	0	1	2	1	0	0				
44 René Rivera, R (1,2) (7,3) OBP: 0.157, SLG: 0.163										4	0	0	0	0	1	3				
																	AB 33			
																	R 7			
																	H 12			
																	RBI 6			
																	BB 3			
																	SO 10			
																	LOB 13			
																				
<b>Inning Stats</b>	R: 1 E: 0 K: 3 S: 11	H: 1 LOB: 0 BB: 0 P: 14	R: 0 E: 0 K: 1 S: 8	H: 1 LOB: 0 BB: 0 P: 12	R: 0 E: 0 K: 1 S: 10	H: 1 LOB: 1 BB: 0 P: 16	R: 0 E: 0 K: 0 S: 9	H: 1 LOB: 1 BB: 0 P: 15	R: 0 E: 0 K: 2 S: 8	H: 0 LOB: 0 BB: 0 P: 11	R: 4 E: 0 K: 2 S: 15	H: 5 LOB: 2 BB: 1 P: 27	R: 2 E: 0 K: 0 S: 14	H: 3 LOB: 0 BB: 1 P: 24	R: 0 E: 0 K: 1 S: 7	H: 0 LOB: 0 BB: 1 P: 15	1B: 9 2B: 2 3B: 0 HR: 2	SF: 0 SAC: 0 DP: 2 HBP: 1	WP: 0 PB: 0 SB: 0 CS: 1	PA: 38
<b>PITCHER</b>	IP WLS BF H R ER SO BB IBB HBP BLK WP HR S P ERA WHIP	5.0 25 8 5 5 7 1 0 1 0 0 0 8 9 9.00 1.800	0.2 3 1 0 0 1 0 0 0 0 0 0 8 9 0.00 1.500	1.0 6 3 2 2 1 1 0 0 0 0 1 17 27 18.00 4.000	1.1 3 0 0 0 1 1 0 0 0 0 0 7 16 0.00 0.750											IP WLS BF H R ER SO BB IBB HBP BLK WP HR S P ERA WHIP				
56 Joe Kelly, R (1,1) ERA: 4.08																				
32 Craig Breslow, L (6,1) ERA: 4.7																				
54 Edward Mujica, R (6,1) ERA: 4.7																				
46 Anthony Varvaro, R (7,1) ERA: 1.17																				

**Boston Red Sox @ Tampa Bay Rays**  
Tropicana Field, St. Petersburg, FL  
Wed Apr 22 2015, 7:11 PM - 10:20 PM EDT  
Att: 12,733 - Dome - 72 F

AB 33  
R 7  
H 12  
RBI 6  
BB 3  
SO 10  
LOB 13



Batter	1	2	3	4	5	6	7	8	9	AB	R	H	RBI	BB	SO	LOB	TOP										
50 Mookie Betts, R OBP: 0.271, SLG: 0.323	G4-3		BB		L8			F8		3	0	0	0	1	0	2											
15 Dustin Pedroia, R OBP: 0.324, SLG: 0.492	K		G6-3			F8		G6-3		4	0	0	0	0	1	1											
34 David Ortiz, L OBP: 0.317, SLG: 0.385	G4-3				K		F8	E3		4	0	0	0	0	1	0											
Pablo Sandoval, S OBP: 0.344, SLG: 0.298		2B			G3		F7	G6-3		4	1	1	0	0	0	1											
12 Mike Napoli, R OBP: 0.295, SLG: 0.216	G6-3				G6-3		F7		F9	4	0	0	0	0	0	1											
29 Daniel Nava, S OBP: 0.258, SLG: 0.250	SF8				K		F8		K	3	0	0	1	0	2	0											
5 Allen Craig, R OBP: 0.250, SLG: 0.143	P3				F8		1B		P4	4	0	1	0	0	0	0											
2 Xander Bogaerts, R OBP: 0.383, SLG: 0.358			F8		1B		BB			2	0	1	0	1	0	0											
3 Sandy León, S OBP: 0.333, SLG: 0.200			G3-1				K			1	0	0	0	1	0	0											
13 Hanley Ramirez, R (7, PH) OBP: 0.328, SLG: 0.526										1	0	0	0	0	1	2											
10 Ryan Hanigan, R OBP: 0.395, SLG: 0.333					BB					0	0	0	0	0	0	0											
<b>Inning Stats</b>	R: 0 H: 0 E: 0 K: 1 S: 7	H: 0 LOB: 0 BB: 0 P: 11	R: 1 H: 1 E: 0 K: 0 S: 12	H: 1 LOB: 0 BB: 0 P: 17	R: 0 H: 0 E: 0 K: 0 S: 7	H: 0 LOB: 1 BB: 1 P: 17	R: 0 H: 0 E: 0 K: 1 S: 11	H: 0 LOB: 0 BB: 0 P: 17	R: 0 H: 1 E: 0 K: 1 S: 9	H: 2 LOB: 0 BB: 1 P: 14	R: 0 H: 0 E: 0 K: 0 S: 5	H: 0 LOB: 0 BB: 0 P: 6	R: 0 H: 1 E: 0 K: 1 S: 9	H: 2 LOB: 2 BB: 1 P: 17	R: 0 H: 0 E: 1 K: 0 S: 9	H: 0 LOB: 1 BB: 0 P: 13	R: 0 H: 0 E: 0 K: 1 S: 11	H: 0 LOB: 0 BB: 0 P: 13	1B: 2 2B: 1 3B: 0 HR: 0	SF: 1 SAC: 0 DP: 0 HBP: 0	WP: 0 PB: 0 SB: 1 CS: 0	PA: 34					
<b>PITCHER</b>	IP	WLS	BF	H	R	ER	SO	BB	IBB	HBP	BLK	WP	HR	S	P	ERA	WHIP										
23 Jake Odorizzi, R ERA: 1.65	6.2		26	3	1	1	3	3	0	0	0	0	0	57	93	1.35	0.900										
47 Brandon Gomes, R ERA:	0.1		1	0	0	0	1	0	0	0	0	0	0	3	6	0.00	0.000										
40 Kevin Jepsen, R ERA: 1.13	1.0		4	0	0	0	0	0	0	0	0	0	0	9	13	0.00	0.000										
26 Brad Boxberger, R ERA: 2.45	1.0	W	3	0	0	0	1	0	0	0	0	0	0	11	13	0.00	0.000										

**Boston Red Sox @ Tampa Bay Rays**  
Tropicana Field, St. Petersburg, FL  
Thu Apr 23 2015, 7:11 PM - 10:11 PM EDT  
Att: 13,834 - Dome - 72 F

AB 30  
R 1  
H 3  
RBI 1  
BB 3  
SO 5  
LOB 7



Batter	1	2	3	4	5	6	7	8	9	AB	R	H	RBI	BB	SO	LOB	BOTTOM										
7 David DeJesus, L OBP: 0.429, SLG: 0.500	K		BB		G3		F7			3	0	0	0	1	1	1											
20 Steven Souza Jr., R OBP: 0.394, SLG: 0.636	G5-3		K		K			G6-3		4	0	0	0	0	2	1											
13 Asdrúbal Cabrera, S OBP: 0.294, SLG: 0.267	F8		K			BB		1B		3	0	1	0	1	1	1											
3 Evan Longoria, R OBP: 0.395, SLG: 0.373		2B	G4-3		K		K	F9		4	1	1	0	0	1	3											
8 Desmond Jennings, R OBP: 0.292, SLG: 0.196	G4-3				K		FC6-4	P6		4	0	0	0	0	1	3											
31 Allan Dykstra, L OBP: 0.289, SLG: 0.226					G3					3	0	1	0	0	1	1											
1 Tim Beckham, R (8, FR) OBP: 0.289, SLG: 0.471			HBP				K		1B	0	1	0	0	0	0	0											
11 Logan Forsythe, R OBP: 0.390, SLG: 0.460									1B	3	0	1	1	1	0	1											
39 Kevin Kiermaier, L OBP: 0.311, SLG: 0.581			K		K		G4-3			4	0	1	0	0	2	3											
44 René Rivera, R OBP: 0.182, SLG: 0.173	K						F8			3	0	1	1	1	1	2											
<b>Inning Stats</b>	R: 0 H: 0 E: 0 K: 1 S: 7	H: 2 LOB: 2 BB: 0 P: 12	R: 1 H: 2 E: 0 K: 2 S: 13	H: 2 LOB: 0 BB: 0 P: 21	R: 0 H: 0 E: 0 K: 2 S: 15	H: 0 LOB: 1 BB: 1 P: 24	R: 0 H: 0 E: 0 K: 2 S: 9	H: 0 LOB: 0 BB: 1 P: 16	R: 0 H: 0 E: 0 K: 1 S: 7	H: 0 LOB: 0 BB: 0 P: 10	R: 0 H: 0 E: 0 K: 2 S: 11	H: 0 LOB: 1 BB: 1 P: 21	R: 0 H: 0 E: 0 K: 0 S: 7	H: 0 LOB: 1 BB: 1 P: 15	R: 0 H: 1 E: 0 K: 0 S: 9	H: 3 LOB: 2 BB: 0 P: 13	R: 1 H: 3 E: 0 K: 0 S: 11	H: 3 LOB: 2 BB: 0 P: 14	1B: 5 2B: 1 3B: 0 HR: 0	SF: 0 SAC: 0 DP: 0 HBP: 1	WP: 0 PB: 0 SB: 0 CS: 0	PA: 36					
<b>PITCHER</b>	IP	WLS	BF	H	R	ER	SO	BB	IBB	HBP	BLK	WP	HR	S	P	ERA	WHIP										
11 Clay Buchholz, R ERA: 4.84	6.0		24	2	1	1	10	3	0	1	0	0	0	62	104	1.50	0.833										
41 Alexi Ogando, R ERA: 3.95	1.0		4	0	0	0	0	1	0	0	0	0	0	7	15	0.00	1.000										
36 Junichi Tazawa, R ERA:	1.0		4	1	0	0	0	0	0	0	0	0	0	9	13	0.00	1.000										
46 Anthony Varvaro, R ERA: 2.25	0.1	L	4	3	1	1	0	0	0	0	0	0	0	11	14	27.00	9.000										

**Boston Red Sox @ Tampa Bay Rays**  
Tropicana Field, St. Petersburg, FL  
Thu Apr 23 2015, 7:11 PM - 10:11 PM EDT  
Att: 13,834 - Dome - 72 F

AB 31  
R 2  
H 6  
RBI 2  
BB 4  
SO 10  
LOB 16



Batter	1	2	3	4	5	6	7	8	9	AB	R	H	RBI	BB	SO	LOB	TOP								
50 Mookie Betts, R OBP: 0.307, SLG: 0.338										3	1	2	0	1	0	0	<b>Boston Red Sox @ Baltimore Orioles</b> Oriole Park at Camden Yards, Baltimore, MD Fri Apr 24, 2015, 7:10 PM - 10:37 PM EDT Att: 37,359 - Clear - 57 F								
15 Dustin Pedroia, R OBP: 0.316, SLG: 0.471										5	1	1	0	0	0	3									
34 David Ortiz, L OBP: 0.324, SLG: 0.439										5	1	2	3	0	2	3									
13 Hanley Ramirez, R OBP: 0.333, SLG: 0.565										5	1	2	1	0	0	3									
2 Xander Bogaerts, R OBP: 0.353, SLG: 0.559										0	0	0	0	0	0	0									
12 Mike Napoli, R OBP: 0.273, SLG: 0.196										5	0	0	0	0	2	2									
Pablo Sandoval, S OBP: 0.388, SLG: 0.317										3	1	2	0	1	0										
29 Daniel Nava, S OBP: 0.235, SLG: 0.226										3	0	0	0	0	0	2									
5 Allen Craig, R OBP: 0.240, SLG: 0.136										1	1	0	0	0	0	1									
26 Brock Holt, L OBP: 0.441, SLG: 0.576										4	1	2	3	0	0	1									
10 Ryan Hanigan, R OBP: 0.362, SLG: 0.297										4	0	0	0	0	0	2									
<b>Inning Stats</b>	R: 0 E: 0 K: 0 S: 7	H: 1 LOB: 1 BB: 0 P: 12	R: 0 E: 0 K: 0 S: 15	H: 1 LOB: 1 BB: 0 P: 21	R: 0 E: 0 K: 0 S: 9	H: 1 LOB: 2 BB: 0 P: 14	R: 0 E: 0 K: 0 S: 8	H: 0 LOB: 0 BB: 0 P: 9	R: 4 E: 0 K: 1 S: 14	H: 3 LOB: 0 BB: 1 P: 25	R: 0 E: 0 K: 0 S: 7	H: 2 LOB: 1 BB: 0 P: 10	R: 0 E: 0 K: 1 S: 7	H: 1 LOB: 1 BB: 0 P: 8	R: 3 E: 1 K: 0 S: 18	H: 1 LOB: 0 BB: 1 P: 27	R: 0 E: 1 K: 2 S: 14	H: 1 LOB: 2 BB: 0 P: 20	1B: 8 2B: 1 3B: 0 HR: 3	SF: 0 SAC: 0 DP: 2 HBP: 1	WP: 0 PB: 0 SB: 0 CS: 1	PA: 41			
<b>PITCHER</b>	IP	WLS	BF	H	R	ER	SO	BB	IBB	HBP	BLK	WP	HR	S	P	ERA	WHIP								
50 Miguel González, R ERA: 3.42	6.0		27	8	4	4	1	1	0	1	0	0	2	60	13	6.00	1.500								
29 Tommy Hunter, R ERA: 6.49	1.2	5	1	0	0	0	1	0	0	0	0	0	0	11	3	0.00	0.600								
17 Brian Matusz, L ERA: 3.68	0.0	L	1	0	0	0	0	1	0	0	0	0	0	4	8	∞	∞								
56 Darren O'Day, R ERA: 1.08	0.1	3	1	3	0	0	0	0	0	0	0	0	1	10	14	0.00	3.000								
61 Jason Garcia, R ERA: 5.63	1.0	5	1	0	0	2	0	0	0	0	0	0	0	14	20	0.00	1.000								

Batter	1	2	3	4	5	6	7	8	9	AB	R	H	RBI	BB	SO	LOB	BOTTOM								
12 Alejandro De Aza, L OBP: 0.255, SLG: 0.396										3	0	0	0	0	1	1	<b>Boston Red Sox @ Baltimore Orioles</b> Oriole Park at Camden Yards, Baltimore, MD Fri Apr 24, 2015, 7:10 PM - 10:37 PM EDT Att: 37,359 - Clear - 57 F								
28 Steve Pearce, R OBP: 0.259, SLG: 0.292										1	0	1	0	1	0	0									
9 David Lough, L OBP: 0.222, SLG: 0.125										0	0	0	0	0	0	0									
13 Manny Machado, R OBP: 0.275, SLG: 0.400										5	1	1	0	0	2	5									
38 Jimmy Paredes, S OBP: 0.346, SLG: 0.640										5	1	1	2	0	2	3									
10 Adam Jones, R OBP: 0.457, SLG: 0.730										4	0	1	0	0	2	0									
19 Chris Davis, L OBP: 0.328, SLG: 0.458										3	2	1	1	1	1	1									
27 Delmon Young, R OBP: 0.382, SLG: 0.375										4	0	2	0	0	0	0									
43 Rey Navarro, S OBP: 0.333, SLG: 0.667										3	1	1	0	0	1	1									
36 Caleb Joseph, R OBP: 0.471, SLG: 0.512										2	0	1	0	2	0	1									
1 Everth Cabrera, S OBP: 0.259, SLG: 0.241										2	0	1	2	0	0	1									
23 Travis Snider, L OBP: 0.389, SLG: 0.447										1	0	0	0	0	1	1									
<b>Inning Stats</b>	R: 0 E: 0 K: 3 S: 9	H: 0 LOB: 0 BB: 0 P: 15	R: 0 E: 0 K: 2 S: 7	H: 0 LOB: 0 BB: 0 P: 14	R: 0 E: 0 K: 1 S: 9	H: 0 LOB: 1 BB: 1 P: 16	R: 2 E: 0 K: 0 S: 13	H: 3 LOB: 0 BB: 0 P: 23	R: 1 E: 0 K: 0 S: 8	H: 2 LOB: 1 BB: 0 P: 12	R: 0 E: 1 K: 1 S: 7	H: 0 LOB: 0 BB: 0 P: 11	R: 1 E: 0 K: 1 S: 13	H: 1 LOB: 3 BB: 3 P: 29	R: 1 E: 0 K: 0 S: 12	H: 2 LOB: 1 BB: 0 P: 18	R: 0 E: 0 K: 2 S: 16	H: 2 LOB: 2 BB: 0 P: 23	1B: 7 2B: 2 3B: 0 HR: 2	SF: 1 SAC: 1 DP: 3 HBP: 0	WP: 0 PB: 0 SB: 1 CS: 0	PA: 39			
<b>PITCHER</b>	IP	WLS	BF	H	R	ER	SO	BB	IBB	HBP	BLK	WP	HR	S	P	ERA	WHIP								
22 Rick Porcello, R ERA: 6.48	6.0		24	6	4	4	0	2	0	0	0	0	0	54	9	6.00	1.333								
32 Craig Breslow, L ERA: 3.68	0.2	B	3	0	0	0	0	0	1	0	0	0	0	3	8	0.00	0.000								
41 Alexi Ogando, R ERA: 3.68	0.1	W	2	0	0	0	1	1	0	0	0	0	0	9	15	0.00	3.000								
36 Junichi Tazawa, R ERA: 1.0	1.0	H	5	2	1	1	0	0	0	0	0	0	1	12	18	9.00	2.000								
19 Koji Uehara, R ERA: 1.0	1.0	S	5	2	0	0	2	0	0	0	0	0	0	16	23	0.00	2.000								

Batter	1	2	3	4	5	6	7	8	9	10	AB	R	H	RBI	BB	SO	LOB	TOP										
50 Mookie Betts, R OBP: 0.291, SLG: 0.319											4	0	0	0	0	2	0	<b>Boston Red Sox @ Baltimore Orioles</b> Oriole Park at Camden Yards, Baltimore, MD Sat Apr 25 2015, 7:08 PM - 10:05 PM EDT Att: 36,757 - Overcast - 51 F										
15 Dustin Pedroia, R OBP: 0.321, SLG: 0.451											3	1	0	0	2	0	0											
34 David Ortiz, L OBP: 0.301, SLG: 0.403											5	0	0	0	0	2	3											
13 Hanley Ramirez, R OBP: 0.356, SLG: 0.569											3	1	2	0	1	1	0											
12 Mike Napoli, R OBP: 0.300, SLG: 0.283											4	1	3	2	0	0	0											
Pablo Sandoval, S OBP: 0.347, SLG: 0.297											4	0	0	1	0	0	4											
5 Allen Craig, R OBP: 0.241, SLG: 0.154											4	0	1	0	0	1	2											
2 Xander Bogaerts, R OBP: 0.375, SLG: 0.404											4	1	1	1	0	1	0											
10 Ryan Hanigan, R OBP: 0.353, SLG: 0.293											4	0	1	0	0	0	0											
											4	0	1	0	0	0	0											
<b>Inning Stats</b>	R: 0 E: 0 K: 2 S: 7	H: 0 LOB: 0 BB: 0 P: 9	R: 2 E: 0 K: 0 S: 8	H: 1 LOB: 1 BB: 1 P: 18	R: 0 E: 0 K: 1 S: 9	H: 0 LOB: 0 BB: 0 P: 12	R: 0 E: 0 K: 1 S: 11	H: 3 LOB: 2 BB: 0 P: 17	R: 0 E: 0 K: 1 S: 10	H: 0 LOB: 0 BB: 0 P: 14	R: 0 E: 0 K: 0 S: 9	H: 0 LOB: 0 BB: 0 P: 11	R: 0 E: 0 K: 0 S: 6	H: 0 LOB: 0 BB: 0 P: 11	R: 1 E: 1 K: 2 S: 15	H: 2 LOB: 2 BB: 1 P: 26	R: 1 E: 0 K: 0 S: 5	H: 2 LOB: 1 BB: 1 P: 11	1B: 6 2B: 0 3B: 0 HR: 2	SF: 0 SAC: 1 DP: 1 HBP: 0	WP: 0 PA: 39 PB: 0 SB: 0 CS: 0							
<b>PITCHER</b>	IP 8.0	WLS 0	BF 28	H 4	R 2	ER 2	SO 5	BB 1	IBB 0	HBP 0	BLK 0	WP 0	HR 1	S 69	P 108	ERA 2.25	WHIP 0.625											
16 Wei-Yin Chen, L ERA: 2.78	(1, 1)																											
53 Zack Britton, L ERA: 2.16	(9, 1)	1.0	B	6	2	1	2	1	0	0	0	0	0	15	26	9.00	3.000											
35 Brad Brach, R ERA: 4.76	(10, 1)	0.1		4	2	1	1	0	1	0	0	0	0	1	4	9	27.00	9.000										
17 Brian Matusz, L ERA: 3.38	(10, 1)	0.2	W	1	0	0	0	0	0	0	0	0	0	0	1	2	0.00	0.000										
<b>Batter</b>	<b>1</b>	<b>2</b>	<b>3</b>	<b>4</b>	<b>5</b>	<b>6</b>	<b>7</b>	<b>8</b>	<b>9</b>	<b>10</b>	<b>AB</b>	<b>R</b>	<b>H</b>	<b>RBI</b>	<b>BB</b>	<b>SO</b>	<b>LOB</b>	<b>BOTTOM</b>										
12 Alejandro De Aza, L OBP: 0.267, SLG: 0.404											4	1	1	0	0	0	0	<b>Boston Red Sox @ Baltimore Orioles</b> Oriole Park at Camden Yards, Baltimore, MD Sat Apr 25 2015, 7:08 PM - 10:05 PM EDT Att: 36,757 - Overcast - 51 F										
38 Jimmy Paredes, S OBP: 0.419, SLG: 0.800											5	2	4	2	0	0	0											
10 Adam Jones, R OBP: 0.453, SLG: 0.735											5	1	2	0	0	0	3											
19 Chris Davis, L OBP: 0.319, SLG: 0.452											3	0	1	2	0	0	2											
23 Travis Snider, L OBP: 0.302, SLG: 0.412											4	0	0	0	0	1	3											
9 David Lough, L OBP: 0.300, SLG: 0.556											1	1	1	1	0	0	0											
13 Manny Machado, R OBP: 0.301, SLG: 0.429											3	0	2	0	1	0	0											
43 Rey Navarro, S OBP: 0.143, SLG: 0.286											4	0	0	0	0	2	4											
36 Caleb Joseph, R OBP: 0.436, SLG: 0.467											4	0	0	0	0	1	3											
1 Everth Cabrera, S OBP: 0.242, SLG: 0.224											4	0	0	0	0	0	1											
<b>Inning Stats</b>	R: 2 E: 0 K: 0 S: 9	H: 2 LOB: 0 BB: 0 P: 14	R: 0 E: 0 K: 0 S: 8	H: 1 LOB: 1 BB: 0 P: 10	R: 0 E: 0 K: 1 S: 10	H: 2 LOB: 2 BB: 0 P: 21	R: 0 E: 0 K: 2 S: 7	H: 0 LOB: 0 BB: 0 P: 12	R: 1 E: 0 K: 0 S: 5	H: 1 LOB: 0 BB: 0 P: 7	R: 0 E: 0 K: 0 S: 6	H: 0 LOB: 1 BB: 1 P: 12	R: 0 E: 0 K: 0 S: 8	H: 1 LOB: 2 BB: 0 P: 14	R: 0 E: 0 K: 0 S: 6	H: 2 LOB: 3 BB: 0 P: 19	R: 0 E: 0 K: 0 S: 6	H: 0 LOB: 0 BB: 0 P: 8	R: 2 E: 0 K: 0 S: 8	H: 2 LOB: 0 BB: 0 P: 14	1B: 5 2B: 3 3B: 1 HR: 2	SF: 2 SAC: 0 DP: 0 HBP: 1	WP: 1 PA: 41 PB: 0 SB: 1 CS: 0					
<b>PITCHER</b>	IP 7.0	WLS 0	BF 30	H 7	R 3	ER 3	SO 3	BB 1	IBB 0	HBP 0	BLK 1	WP 0	HR 1	S 90	P 90	ERA 3.86	WHIP 1.143											
63 Justin Masterson, R ERA: 5.16	(1, 1)																											
68 Matt Barnes, R ERA: 4.15	(8, 1)	2.0		8	2	0	0	1	0	0	0	0	0	19	27	0.00	1.000											
19 Koji Uehara, R ERA: 4.15	(10, 1)	0.1	L	3	2	2	0	0	0	0	0	0	1	8	14	54.00	6.000											



Batter	1	2	3	4	5	6	7	8	9	AB	R	H	RBI	BB	SO	LOB	TOP						
7 José Reyes, S OBP: 0.266, SLG: 0.300										4	1	1	0	0	2	3							
29 Devon Travis, R OBP: 0.419, SLG: 0.721										4	2	2	2	0	1	1							
20 Josh Donaldson, R OBP: 0.384, SLG: 0.564										3	1	0	0	1	2	0							
19 José Bautista, R OBP: 0.317, SLG: 0.400										3	0	0	0	1	2	2							
10 Edwin Encarnación, R OBP: 0.238, SLG: 0.347										4	0	0	0	0	1	3							
55 Russell Martin, R OBP: 0.333, SLG: 0.400										3	1	1	2	1	1	1							
21 Michael Saunders, L										3	0	0	0	1	2	1							
11 Kevin Pillar, R OBP: 0.269, SLG: 0.355										4	0	2	1	0	2	0							
45 Dalton Pompey, S OBP: 0.275, SLG: 0.370										4	0	0	0	0	1	3							
<b>Inning Stats</b>	R: 3 H: 3 E: 0 K: 1 S: 20	H: 3 LOB: 1 BB: 1 P: 33	R: 0 H: 0 E: 0 K: 3 S: 12	H: 0 LOB: 0 BB: 0 P: 14	R: 1 H: 1 E: 0 K: 3 S: 12	H: 1 LOB: 1 BB: 0 P: 17	R: 1 H: 1 E: 0 K: 0 S: 6	H: 1 LOB: 1 BB: 2 P: 16	R: 0 H: 0 E: 0 K: 2 S: 10	H: 0 LOB: 0 BB: 0 P: 14	R: 0 H: 0 E: 0 K: 1 S: 8	H: 0 LOB: 0 BB: 0 P: 10	R: 0 H: 1 E: 0 K: 1 S: 8	H: 1 LOB: 1 BB: 0 P: 13	R: 0 H: 0 E: 0 K: 1 S: 6	H: 0 LOB: 1 BB: 1 P: 12	R: 0 H: 0 E: 0 K: 2 S: 12	H: 0 LOB: 0 BB: 0 P: 16	1B: 3 2B: 2 3B: 0 HR: 1	SF: 0 SAC: 0 DP: 1 HBP: 0	WP: 0 PB: 0 SB: 1 CS: 0	PA: 36	
<b>PITCHER</b>	IP WLS BF H R ER SO BB IBB HBP BLK WP HR S P ERA WHIP	IP WLS BF H R ER SO BB IBB HBP BLK WP HR S P ERA WHIP	IP WLS BF H R ER SO BB IBB HBP BLK WP HR S P ERA WHIP	IP WLS BF H R ER SO BB IBB HBP BLK WP HR S P ERA WHIP	IP WLS BF H R ER SO BB IBB HBP BLK WP HR S P ERA WHIP	IP WLS BF H R ER SO BB IBB HBP BLK WP HR S P ERA WHIP	IP WLS BF H R ER SO BB IBB HBP BLK WP HR S P ERA WHIP	IP WLS BF H R ER SO BB IBB HBP BLK WP HR S P ERA WHIP	IP WLS BF H R ER SO BB IBB HBP BLK WP HR S P ERA WHIP	IP WLS BF H R ER SO BB IBB HBP BLK WP HR S P ERA WHIP	IP WLS BF H R ER SO BB IBB HBP BLK WP HR S P ERA WHIP	IP WLS BF H R ER SO BB IBB HBP BLK WP HR S P ERA WHIP	IP WLS BF H R ER SO BB IBB HBP BLK WP HR S P ERA WHIP	IP WLS BF H R ER SO BB IBB HBP BLK WP HR S P ERA WHIP	IP WLS BF H R ER SO BB IBB HBP BLK WP HR S P ERA WHIP	IP WLS BF H R ER SO BB IBB HBP BLK WP HR S P ERA WHIP	IP WLS BF H R ER SO BB IBB HBP BLK WP HR S P ERA WHIP	IP WLS BF H R ER SO BB IBB HBP BLK WP HR S P ERA WHIP	IP WLS BF H R ER SO BB IBB HBP BLK WP HR S P ERA WHIP	IP WLS BF H R ER SO BB IBB HBP BLK WP HR S P ERA WHIP	IP WLS BF H R ER SO BB IBB HBP BLK WP HR S P ERA WHIP	IP WLS BF H R ER SO BB IBB HBP BLK WP HR S P ERA WHIP	IP WLS BF H R ER SO BB IBB HBP BLK WP HR S P ERA WHIP

Toronto Blue Jays @ Boston Red Sox  
Fenway Park, Boston, MA  
Mon Apr 27 2015, 6:44 PM - 9:32 PM EDT  
Att: 34,739 - Cloudy - 49 F

AB 32  
R 5  
H 6  
RBI 5  
BB 4  
SO 14  
LOB 14



Batter	1	2	3	4	5	6	7	8	9	AB	R	H	RBI	BB	SO	LOB	BOTTOM							
50 Mookie Betts, R OBP: 0.303, SLG: 0.333										4	2	3	1	1	1	0								
15 Dustin Pedroia, R OBP: 0.392, SLG: 0.487										3	1	2	0	1	0	0								
34 David Ortiz, L OBP: 0.312, SLG: 0.415										3	1	1	0	1	0	1								
13 Hanley Ramirez, R OBP: 0.341, SLG: 0.616										3	0	0	1	0	2	2								
Pablo Sandoval, S OBP: 0.392, SLG: 0.412										2	1	2	3	0	0	0								
5 Allen Craig, R OBP: 0.194, SLG: 0.121										2	0	0	0	0	1	2								
29 Daniel Nava, S OBP: 0.205, SLG: 0.194										4	0	0	0	0	1	3								
26 Brock Holt, L OBP: 0.465, SLG: 0.538										4	0	0	0	0	2	0								
2 Xander Bogaerts, R OBP: 0.347, SLG: 0.369										4	1	1	0	0	1	0								
10 Ryan Hanigan, R OBP: 0.345, SLG: 0.289										4	0	1	0	0	1	0								
<b>Inning Stats</b>	R: 2 H: 2 E: 0 K: 2 S: 15	H: 2 LOB: 1 BB: 2 P: 31	R: 0 H: 0 E: 0 K: 2 S: 10	H: 0 LOB: 0 BB: 0 P: 16	R: 0 H: 0 E: 0 K: 1 S: 8	H: 0 LOB: 0 BB: 0 P: 13	R: 1 H: 1 E: 0 K: 1 S: 14	H: 1 LOB: 1 BB: 0 P: 19	R: 1 H: 2 E: 1 K: 1 S: 15	H: 2 LOB: 1 BB: 0 P: 21	R: 0 H: 0 E: 0 K: 0 S: 7	H: 0 LOB: 0 BB: 0 P: 9	R: 0 H: 0 E: 0 K: 0 S: 7	H: 0 LOB: 0 BB: 0 P: 8	R: 1 H: 2 E: 0 K: 1 S: 12	H: 2 LOB: 1 BB: 1 P: 25	R: 1 H: 3 E: 0 K: 1 S: 8	H: 3 LOB: 2 BB: 0 P: 14	1B: 7 2B: 2 3B: 0 HR: 1	SF: 1 SAC: 0 DP: 0 HBP: 0	WP: 2 PB: 0 SB: 0 CS: 1	PA: 37		
<b>PITCHER</b>	IP WLS BF H R ER SO BB IBB HBP BLK WP HR S P ERA WHIP	IP WLS BF H R ER SO BB IBB HBP BLK WP HR S P ERA WHIP	IP WLS BF H R ER SO BB IBB HBP BLK WP HR S P ERA WHIP	IP WLS BF H R ER SO BB IBB HBP BLK WP HR S P ERA WHIP	IP WLS BF H R ER SO BB IBB HBP BLK WP HR S P ERA WHIP	IP WLS BF H R ER SO BB IBB HBP BLK WP HR S P ERA WHIP	IP WLS BF H R ER SO BB IBB HBP BLK WP HR S P ERA WHIP	IP WLS BF H R ER SO BB IBB HBP BLK WP HR S P ERA WHIP	IP WLS BF H R ER SO BB IBB HBP BLK WP HR S P ERA WHIP	IP WLS BF H R ER SO BB IBB HBP BLK WP HR S P ERA WHIP	IP WLS BF H R ER SO BB IBB HBP BLK WP HR S P ERA WHIP	IP WLS BF H R ER SO BB IBB HBP BLK WP HR S P ERA WHIP	IP WLS BF H R ER SO BB IBB HBP BLK WP HR S P ERA WHIP	IP WLS BF H R ER SO BB IBB HBP BLK WP HR S P ERA WHIP	IP WLS BF H R ER SO BB IBB HBP BLK WP HR S P ERA WHIP	IP WLS BF H R ER SO BB IBB HBP BLK WP HR S P ERA WHIP	IP WLS BF H R ER SO BB IBB HBP BLK WP HR S P ERA WHIP	IP WLS BF H R ER SO BB IBB HBP BLK WP HR S P ERA WHIP	IP WLS BF H R ER SO BB IBB HBP BLK WP HR S P ERA WHIP	IP WLS BF H R ER SO BB IBB HBP BLK WP HR S P ERA WHIP	IP WLS BF H R ER SO BB IBB HBP BLK WP HR S P ERA WHIP	IP WLS BF H R ER SO BB IBB HBP BLK WP HR S P ERA WHIP	IP WLS BF H R ER SO BB IBB HBP BLK WP HR S P ERA WHIP	IP WLS BF H R ER SO BB IBB HBP BLK WP HR S P ERA WHIP

Toronto Blue Jays @ Boston Red Sox  
Fenway Park, Boston, MA  
Mon Apr 27 2015, 6:44 PM - 9:32 PM EDT  
Att: 34,739 - Cloudy - 49 F

AB 33  
R 6  
H 10  
RBI 5  
BB 3  
SO 9  
LOB 8





Batter	1	2	3	4	5	6	7	8	9	AB	R	H	RBI	BB	SO	LOB	TOP								
29 Devon Travis, R OBP: 0.405, SLG: 0.658										3	0	0	0	1	1	1									
20 Josh Donaldson, R OBP: 0.395, SLG: 0.575										4	0	0	0	0	1	2									
19 José Bautista, R OBP: 0.315, SLG: 0.431										4	0	0	0	0	2	2									
10 Edwin Encarnación, R OBP: 0.247, SLG: 0.345										4	0	1	0	0	3	1									
11 Kevin Pillar, R OBP: 0.299, SLG: 0.393										4	1	1	0	0	1	1									
21 Michael Saunders, L OBP: 0.283, SLG: 0.125										2	0	0	0	1	0	1									
55 Russell Martin, R OBP: 0.347, SLG: 0.390										1	0	0	0	0	1	0									
45 Dalton Pompey, S OBP: 0.277, SLG: 0.360										2	0	0	0	0	1	2									
22 Josh Thole, L OBP: 0.347, SLG: 0.390										3	0	0	1	0	0	4									
17 Ryan Goins, L OBP: 0.323, SLG: 0.345										3	0	1	0	0	0	2									
<b>Inning Stats</b>	R: 0 E: 0 K: 3 S: 12	H: 0 LOB: 1 BB: 1 P: 18	R: 1 E: 1 K: 0 S: 16	H: 1 LOB: 1 BB: 0 P: 21	R: 0 E: 0 K: 0 S: 7	H: 0 LOB: 0 BB: 0 P: 11	R: 0 E: 0 K: 1 S: 6	H: 0 LOB: 0 BB: 0 P: 9	R: 0 E: 0 K: 1 S: 7	H: 0 LOB: 0 BB: 0 P: 12	R: 0 E: 0 K: 1 S: 7	H: 0 LOB: 0 BB: 0 P: 9	R: 0 E: 0 K: 0 S: 12	H: 1 LOB: 2 BB: 1 P: 19	R: 0 E: 0 K: 1 S: 11	H: 1 LOB: 1 BB: 0 P: 19	R: 0 E: 0 K: 3 S: 10	H: 0 LOB: 0 BB: 0 P: 17	1B: 2 2B: 1 3B: 0 HR: 0	SF: 0 SAC: 0 DP: 1 HBP: 1	WP: 0 PB: 0 SB: 1 CS: 0	PA: 33			
<b>PITCHER</b>	IP	WLS	BF	H	R	ER	SO	BB	IBB	HBP	BLK	WP	HR	S	P	ERA	WHIP								
22 Rick Porcello, R ERA: 5.34	7.0	W	26	2	1	1	6	2	0	1	0	0	0	69	99	1.29	0.571								
36 Junichi Tazawa, R ERA: 1.99	1.0	H	4	1	0	0	1	0	0	0	0	0	0	11	19	0.00	1.000								
19 Koji Uehara, R ERA: 2.84	1.0	S	3	0	0	0	3	0	0	0	0	0	0	10	17	0.00	0.000								

Toronto Blue Jays @ Boston Red Sox  
Fenway Park, Boston, MA  
Wed Apr 29 2015, 6:13 PM - 8:53 PM EDT  
Att: 34,220 - Cloudy - 51 F

AB 30  
R 1  
H 3  
RBI 1  
BB 2  
SO 10  
LOB 16



Batter	1	2	3	4	5	6	7	8	9	AB	R	H	RBI	BB	SO	LOB	BOTTOM								
50 Mookie Betts, R OBP: 0.313, SLG: 0.345										4	0	1	1	0	1	1									
15 Dustin Pedroia, R OBP: 0.367, SLG: 0.477										4	0	2	0	0	0	1									
34 David Ortiz, L OBP: 0.337, SLG: 0.444										4	1	2	1	0	0	1									
13 Hanley Ramirez, R OBP: 0.341, SLG: 0.659										4	1	1	2	0	3	1									
Pablo Sandoval, S OBP: 0.398, SLG: 0.442										4	0	0	0	0	1	0									
12 Mike Napoli, R OBP: 0.289, SLG: 0.250										3	0	0	0	0	0	0									
26 Brock Holt, L OBP: 0.471, SLG: 0.500										2	1	1	0	0	0	0									
2 Xander Bogaerts, R OBP: 0.338, SLG: 0.356										3	0	1	0	0	0	1									
10 Ryan Hanigan, R OBP: 0.355, SLG: 0.294										2	1	1	0	0	1	0									
<b>Inning Stats</b>	R: 0 E: 0 K: 1 S: 11	H: 1 LOB: 1 BB: 0 P: 14	R: 0 E: 0 K: 0 S: 8	H: 0 LOB: 1 BB: 0 P: 15	R: 3 E: 0 K: 0 S: 24	H: 4 LOB: 0 BB: 0 P: 31	R: 0 E: 0 K: 0 S: 7	H: 0 LOB: 0 BB: 0 P: 11	R: 0 E: 0 K: 2 S: 10	H: 1 LOB: 1 BB: 0 P: 10	R: 0 E: 0 K: 1 S: 7	H: 0 LOB: 0 BB: 0 P: 10	R: 0 E: 0 K: 0 S: 14	H: 3 LOB: 1 BB: 0 P: 18	R: 0 E: 0 K: 2 S: 8	H: 0 LOB: 0 BB: 0 P: 12	R: 0 E: 0 K: 3 S: 10	H: 0 LOB: 0 BB: 0 P: 17	1B: 8 2B: 0 3B: 0 HR: 1	SF: 0 SAC: 1 DP: 0 HBP: 1	WP: 0 PB: 1 SB: 0 CS: 0	PA: 32			
<b>PITCHER</b>	IP	WLS	BF	H	R	ER	SO	BB	IBB	HBP	BLK	WP	HR	S	P	ERA	WHIP								
43 R.A. Dickey, R ERA: 5.23	7.0	L	29	9	4	4	4	0	0	1	0	0	0	81	109	5.14	1.286								
35 Jeff Francis, L ERA: 3.52	1.0		3	0	0	0	2	0	0	0	0	0	0	8	12	0.00	0.000								

Toronto Blue Jays @ Boston Red Sox  
Fenway Park, Boston, MA  
Wed Apr 29 2015, 6:13 PM - 8:53 PM EDT  
Att: 34,220 - Cloudy - 51 F

AB 30  
R 4  
H 9  
RBI 4  
BB 0  
SO 6  
LOB 5







Batter	1	2	3	4	5	6	7	8	9	AB	R	H	RBI	BB	SO	LOB	TOP										
22 Jacoby Ellsbury, L (1, 8) OBP: 0.400, SLG: 0.376										4	0	1	0	0	1	3	<b>New York Yankees @ Boston Red Sox</b> Fenway Park, Boston, MA Sat May 02 2015, 1:37 PM - 4:19 PM EDT Att: 36,611 - Partly Cloudy - 46 F										
11 Brett Gardner, L (1, 7) OBP: 0.405, SLG: 0.420										4	0	2	3	0	1	1											
13 Alex Rodriguez, R (1, 10) OBP: 0.371, SLG: 0.541										4	0	1	0	0	0	2											
25 Mark Teixeira, S (1, 3) OBP: 0.323, SLG: 0.563										4	0	0	0	0	0	2											
34 Brian McCann, L (1, 2) OBP: 0.390, SLG: 0.417										4	0	0	0	0	0	0											
24 Chris Young, R (1, 9) OBP: 0.386, SLG: 0.698										4	1	2	1	0	0	0											
12 Chase Headley, S (1, 5) OBP: 0.278, SLG: 0.396										4	1	1	0	0	1	1											
31 Gregorio Petit, R (1, 4) OBP: 0.265, SLG: 0.300										4	1	1	0	0	1	1											
18 Didi Gregorius, L (1, 6) OBP: 0.280, SLG: 0.250										2	1	1	0	0	0	0											
<b>Inning Stats</b>	R: 0 H: 1 E: 0 K: 1 S: 11	H: 1 LOB: 1 BB: 0 P: 18	R: 0 H: 0 E: 0 K: 0 S: 8	H: 1 LOB: 1 BB: 0 P: 15	R: 1 H: 2 E: 0 K: 1 S: 11	H: 2 LOB: 0 BB: 0 P: 16	R: 0 H: 0 E: 0 K: 0 S: 9	H: 0 LOB: 0 BB: 0 P: 11	R: 2 H: 3 E: 0 K: 0 S: 12	H: 3 LOB: 1 BB: 0 P: 23	R: 0 H: 0 E: 0 K: 0 S: 5	H: 0 LOB: 0 BB: 0 P: 11	R: 0 H: 0 E: 0 K: 1 S: 6	H: 0 LOB: 0 BB: 0 P: 8	R: 0 H: 1 E: 0 K: 0 S: 11	H: 1 LOB: 1 BB: 0 P: 19		R: 1 H: 1 E: 0 K: 1 S: 9	H: 1 LOB: 0 BB: 0 P: 15	1B: 5 2B: 3 3B: 0 HR: 1	SF: 0 SAC: 1 DP: 0 HBP: 0	WP: 1 PB: 0 SB: 1 CS: 0	PA: 35				
<b>PITCHER</b>	IP	WLS	BF	H	R	ER	SO	BB	IBB	HBP	BLK	WP	HR	S	P	ERA	WHIP										
20 Wade Miley, L (1, 1) ERA: 7.15	7.0	L	27	7	3	3	3	0	0	0	0	1	0	62	102	3.86	1.000										
59 Tommy Layne, L (8, 1) ERA: 4.29	0.2		2	0	0	0	0	0	0	0	0	0	0	4	9	0.00	0.000										
41 Alexi Ogando, R (8, 1) ERA: 3.38	1.1		6	2	1	1	1	0	0	0	0	0	1	16	25	6.75	1.500										

Batter	1	2	3	4	5	6	7	8	9	AB	R	H	RBI	BB	SO	LOB	BOTTOM										
50 Mookie Betts, R (1, 8) OBP: 0.296, SLG: 0.337										4	0	1	1	0	1	1	<b>New York Yankees @ Boston Red Sox</b> Fenway Park, Boston, MA Sat May 02 2015, 1:37 PM - 4:19 PM EDT Att: 36,611 - Partly Cloudy - 46 F										
15 Dustin Pedroia, R (1, 4) OBP: 0.374, SLG: 0.495										4	1	1	1	0	0	1											
34 David Ortiz, L (1, 10) OBP: 0.340, SLG: 0.438										4	0	2	0	0	0	0											
13 Hanley Ramirez, R (1, 7) OBP: 0.333, SLG: 0.618										3	0	1	0	1	0	2											
Pablo Sandoval, S (1, 5) OBP: 0.406, SLG: 0.447										4	0	2	0	0	1	1											
12 Mike Napoli, R (1, 3) OBP: 0.287, SLG: 0.253										4	0	0	0	0	1	5											
26 Brock Holt, L (1, 9) OBP: 0.429, SLG: 0.449										4	0	0	0	0	1	0											
2 Xander Bogaerts, R (1, 6) OBP: 0.330, SLG: 0.350										4	0	0	0	0	1	0											
23 Blake Swihart, S (1, 2) OBP: 0.500, SLG: 0.333										3	1	1	0	1	2	0											
<b>Inning Stats</b>	R: 0 H: 1 E: 0 K: 1 S: 11	H: 0 LOB: 0 BB: 0 P: 15	R: 0 H: 0 E: 0 K: 0 S: 11	H: 0 LOB: 0 BB: 0 P: 16	R: 1 H: 3 E: 0 K: 0 S: 8	H: 3 LOB: 1 BB: 0 P: 12	R: 0 H: 1 E: 0 K: 0 S: 16	H: 1 LOB: 0 BB: 0 P: 23	R: 0 H: 2 E: 0 K: 0 S: 10	H: 2 LOB: 2 BB: 0 P: 15	R: 1 H: 1 E: 0 K: 0 S: 9	H: 1 LOB: 1 BB: 1 P: 18	R: 0 H: 0 E: 0 K: 2 S: 11	H: 0 LOB: 0 BB: 1 P: 20	R: 0 H: 0 E: 0 K: 3 S: 9	H: 0 LOB: 0 BB: 0 P: 10		1B: 6 2B: 1 3B: 0 HR: 1	SF: 0 SAC: 0 DP: 1 HBP: 0	WP: 0 PB: 0 SB: 0 CS: 0	PA: 36						
<b>PITCHER</b>	IP	WLS	BF	H	R	ER	SO	BB	IBB	HBP	BLK	WP	HR	S	P	ERA	WHIP										
30 Nathan Eovaldi, R (1, 1) ERA: 3.81	6.2	W	27	7	2	2	2	1	0	0	0	0	0	2	11	2.70	1.200										
57 Chris Martin, R (7, 1) ERA: 2.39	0.1	H	2	1	0	0	0	0	0	0	0	0	0	2	6	0.00	3.000										
41 Justin Wilson, L (8, 1) ERA: 3.52	0.2	H	3	0	0	0	1	1	0	0	0	0	0	8	16	0.00	1.500										
68 Dellin Betances, R (8, 1) ERA:	1.1	S	4	0	0	0	4	0	0	0	0	0	0	12	14	0.00	0.000										

**AB 34**  
**R 4**  
**H 9**  
**RBI 4**  
**BB 0**  
**SO 4**  
**LOB 10**

**AB 34**  
**R 2**  
**H 8**  
**RBI 2**  
**BB 2**  
**SO 7**  
**LOB 10**

Batter	1	2	3	4	5	6	7	8	9	AB	R	H	RBI	BB	SO	LOB	TOP						
22 Jacoby Ellsbury, L (1, 8) OBP: 0.432, SLG: 0.402										4	2	4	0	1	0	0							
11 Brett Gardner, L (1, 7) OBP: 0.400, SLG: 0.453										6	2	2	3	0	1	6							
13 Alex Rodriguez, R (1, 10) OBP: 0.362, SLG: 0.519										5	1	1	0	0	1	5							
25 Mark Teixeira, S (1, 3) OBP: 0.327, SLG: 0.583										4	1	1	2	1	1	2							
34 Brian McCann, L (1, 2) OBP: 0.302, SLG: 0.416										5	1	1	2	0	0	3							
36 Carlos Beltrán, S (1, 9) OBP: 0.244, SLG: 0.316										4	0	2	1	0	0	0							
24 Chris Young, R (7, 9) OBP: 0.380, SLG: 0.688										1	0	0	0	0	1	0							
12 Chase Headley, S (1, 5) OBP: 0.294, SLG: 0.400										4	0	2	0	0	2	1							
14 Stephen Drew, L (1, 4) OBP: 0.244, SLG: 0.366										5	0	0	0	0	0	4							
18 Didi Gregorius, L (1, 6) OBP: 0.288, SLG: 0.250										4	1	1	0	1	0	1							
<b>Inning Stats</b>	R: 2 H: 2 E: 0 K: 0 S: 16	H: 2 LOB: 0 BB: 0 P: 22	R: 0 H: 1 E: 0 K: 0 S: 10	H: 1 LOB: 1 BB: 0 P: 11	R: 3 H: 4 E: 0 K: 2 S: 23	LOB: 4 BB: 0 P: 38	R: 0 H: 1 E: 1 K: 0 S: 9	H: 2 LOB: 2 BB: 0 P: 14	R: 0 H: 2 E: 0 K: 1 S: 15	H: 2 LOB: 2 BB: 0 P: 23	R: 3 H: 3 E: 0 K: 0 S: 16	H: 3 LOB: 0 BB: 0 P: 23	R: 0 H: 0 E: 0 K: 1 S: 6	H: 0 LOB: 0 BB: 0 P: 9	R: 0 H: 1 E: 0 K: 1 S: 10	H: 1 LOB: 3 BB: 1 P: 20	R: 0 H: 0 E: 0 K: 1 S: 13	H: 0 LOB: 3 BB: 2 P: 28	1B: 10 2B: 2 3B: 0 HR: 2	SF: 0 SAC: 0 DP: 0 HBP: 2	WP: 1 PB: 0 CS: 0	PA: 47	
<b>PITCHER</b>	IP WLS BF H R ER SO BB IBB HBP BLK WP HR S P ERA WHIP	IP WLS BF H R ER SO BB IBB HBP BLK WP HR S P ERA WHIP	IP WLS BF H R ER SO BB IBB HBP BLK WP HR S P ERA WHIP	IP WLS BF H R ER SO BB IBB HBP BLK WP HR S P ERA WHIP	IP WLS BF H R ER SO BB IBB HBP BLK WP HR S P ERA WHIP	IP WLS BF H R ER SO BB IBB HBP BLK WP HR S P ERA WHIP	IP WLS BF H R ER SO BB IBB HBP BLK WP HR S P ERA WHIP	IP WLS BF H R ER SO BB IBB HBP BLK WP HR S P ERA WHIP	IP WLS BF H R ER SO BB IBB HBP BLK WP HR S P ERA WHIP	IP WLS BF H R ER SO BB IBB HBP BLK WP HR S P ERA WHIP	IP WLS BF H R ER SO BB IBB HBP BLK WP HR S P ERA WHIP	IP WLS BF H R ER SO BB IBB HBP BLK WP HR S P ERA WHIP	IP WLS BF H R ER SO BB IBB HBP BLK WP HR S P ERA WHIP	IP WLS BF H R ER SO BB IBB HBP BLK WP HR S P ERA WHIP	IP WLS BF H R ER SO BB IBB HBP BLK WP HR S P ERA WHIP	IP WLS BF H R ER SO BB IBB HBP BLK WP HR S P ERA WHIP	IP WLS BF H R ER SO BB IBB HBP BLK WP HR S P ERA WHIP	IP WLS BF H R ER SO BB IBB HBP BLK WP HR S P ERA WHIP	IP WLS BF H R ER SO BB IBB HBP BLK WP HR S P ERA WHIP	IP WLS BF H R ER SO BB IBB HBP BLK WP HR S P ERA WHIP	IP WLS BF H R ER SO BB IBB HBP BLK WP HR S P ERA WHIP	IP WLS BF H R ER SO BB IBB HBP BLK WP HR S P ERA WHIP	IP WLS BF H R ER SO BB IBB HBP BLK WP HR S P ERA WHIP

**New York Yankees @ Boston Red Sox**  
Fenway Park, Boston, MA  
Sun May 03 2015, 8:11 PM - 12:00 AM EDT  
Att: 33,198 - Cloudy - 58 F

AB	42
R	8
H	14
RBI	8
BB	3
SO	6
LOB	22



Batter	1	2	3	4	5	6	7	8	9	AB	R	H	RBI	BB	SO	LOB	BOTTOM						
50 Mookie Betts, R (1, 8) OBP: 0.301, SLG: 0.343										4	0	1	0	1	0	0							
15 Dustin Pedroia, R (1, 4) OBP: 0.366, SLG: 0.480										5	1	1	0	0	1	3							
34 David Ortiz, L (1, 10) OBP: 0.343, SLG: 0.440										4	1	1	1	1	0	3							
13 Hanley Ramirez, R (1, 7) OBP: 0.340, SLG: 0.609										3	1	1	0	0	0	2							
Pablo Sandoval, S (1, 5) OBP: 0.400, SLG: 0.438										4	1	1	1	0	1	3							
12 Mike Napoli, R (1, 3) OBP: 0.276, SLG: 0.295										3	1	1	3	1	0	1							
29 Daniel Nava, S (1, 9) OBP: 0.217, SLG: 0.171										2	0	0	0	1	0	1							
5 Allen Craig, R (9, PH) OBP: 0.220, SLG: 0.216										0	0	0	0	1	0	0							
2 Xander Bogaerts, R (1, 6) OBP: 0.326, SLG: 0.345										4	0	1	0	0	2	1							
23 Blake Swihart, S (1, 2) OBP: 0.250, SLG: 0.143										4	0	0	0	0	2	3							
<b>Inning Stats</b>	R: 0 H: 0 E: 0 K: 0 S: 7	H: 0 LOB: 0 BB: 0 P: 11	R: 0 H: 0 E: 0 K: 1 S: 10	H: 0 LOB: 0 BB: 0 P: 15	R: 0 H: 1 E: 0 K: 1 S: 14	LOB: 1 BB: 1 P: 27	R: 0 H: 0 E: 0 K: 0 S: 8	H: 0 LOB: 2 BB: 1 P: 13	R: 5 H: 5 E: 0 K: 1 S: 19	H: 5 LOB: 2 BB: 1 P: 36	R: 0 H: 0 E: 0 K: 0 S: 5	H: 0 LOB: 0 BB: 0 P: 7	R: 0 H: 1 E: 0 K: 1 S: 6	H: 1 LOB: 0 BB: 0 P: 11	R: 0 H: 0 E: 0 K: 2 S: 18	H: 0 LOB: 3 BB: 2 P: 32	1B: 4 2B: 2 3B: 0 HR: 1	SF: 0 SAC: 0 DP: 2 HBP: 1	WP: 0 PB: 0 CS: 0	PA: 39			
<b>PITCHER</b>	IP WLS BF H R ER SO BB IBB HBP BLK WP HR S P ERA WHIP	IP WLS BF H R ER SO BB IBB HBP BLK WP HR S P ERA WHIP	IP WLS BF H R ER SO BB IBB HBP BLK WP HR S P ERA WHIP	IP WLS BF H R ER SO BB IBB HBP BLK WP HR S P ERA WHIP	IP WLS BF H R ER SO BB IBB HBP BLK WP HR S P ERA WHIP	IP WLS BF H R ER SO BB IBB HBP BLK WP HR S P ERA WHIP	IP WLS BF H R ER SO BB IBB HBP BLK WP HR S P ERA WHIP	IP WLS BF H R ER SO BB IBB HBP BLK WP HR S P ERA WHIP	IP WLS BF H R ER SO BB IBB HBP BLK WP HR S P ERA WHIP	IP WLS BF H R ER SO BB IBB HBP BLK WP HR S P ERA WHIP	IP WLS BF H R ER SO BB IBB HBP BLK WP HR S P ERA WHIP	IP WLS BF H R ER SO BB IBB HBP BLK WP HR S P ERA WHIP	IP WLS BF H R ER SO BB IBB HBP BLK WP HR S P ERA WHIP	IP WLS BF H R ER SO BB IBB HBP BLK WP HR S P ERA WHIP	IP WLS BF H R ER SO BB IBB HBP BLK WP HR S P ERA WHIP	IP WLS BF H R ER SO BB IBB HBP BLK WP HR S P ERA WHIP	IP WLS BF H R ER SO BB IBB HBP BLK WP HR S P ERA WHIP	IP WLS BF H R ER SO BB IBB HBP BLK WP HR S P ERA WHIP	IP WLS BF H R ER SO BB IBB HBP BLK WP HR S P ERA WHIP	IP WLS BF H R ER SO BB IBB HBP BLK WP HR S P ERA WHIP	IP WLS BF H R ER SO BB IBB HBP BLK WP HR S P ERA WHIP	IP WLS BF H R ER SO BB IBB HBP BLK WP HR S P ERA WHIP	IP WLS BF H R ER SO BB IBB HBP BLK WP HR S P ERA WHIP

**New York Yankees @ Boston Red Sox**  
Fenway Park, Boston, MA  
Sun May 03 2015, 8:11 PM - 12:00 AM EDT  
Att: 33,198 - Cloudy - 58 F

AB	33
R	5
H	7

Batter	1	2	3	4	5	6	7	8	9	AB	R	H	RBI	BB	SO	LOB	TOP						
39 Kevin Kiermaier, L (1, 8) OBP: 0.304, SLG: 0.500										5	0	0	0	0	1	0							
20 Steven Souza Jr., R (1, 9) OBP: 0.317, SLG: 0.396										3	1	2	0	1	1	0							
21 James Loney, L (1, 3) OBP: 0.326, SLG: 0.500										5	1	1	0	0	1	4							
3 Evan Longoria, R (1, 5) OBP: 0.387, SLG: 0.409										4	1	1	1	1	1	0							
7 David DeJesus, L (1, 7) OBP: 0.328, SLG: 0.345										4	0	2	2	0	0	0							
5 Brandon Guyer, R (9, PH) OBP: 0.364, SLG: 0.400										1	0	0	0	0	0	0							
11 Logan Forsythe, R (1, 4) OBP: 0.385, SLG: 0.484										4	0	2	0	1	0	1							
13 Asdrúbal Cabrera, S (1, 6) OBP: 0.260, SLG: 0.278										4	1	2	0	0	0	4							
9 Joey Butler, R (1, 10) OBP: 0.429, SLG: 0.833										3	1	1	2	1	1	3							
44 René Rivera, R (1, 2) OBP: 0.160, SLG: 0.192										4	0	0	0	0	2	3							
<b>Inning Stats</b>	R: 2 H: 3 E: 0 K: 1 S: 14	H: 3 LOB: 1 BB: 0 P: 20	R: 2 H: 2 E: 0 K: 0 S: 11	H: 2 LOB: 1 BB: 0 P: 18	R: 0 H: 2 E: 0 K: 2 S: 15	H: 2 LOB: 3 BB: 1 P: 24	R: 0 H: 0 E: 0 K: 1 S: 7	H: 0 LOB: 0 BB: 1 P: 12	R: 0 H: 1 E: 0 K: 0 S: 8	H: 1 LOB: 1 BB: 0 P: 13	R: 0 H: 0 E: 0 K: 3 S: 10	H: 0 LOB: 0 BB: 0 P: 15	R: 1 H: 2 E: 0 K: 0 S: 17	H: 2 LOB: 3 BB: 2 P: 34	R: 0 H: 1 E: 0 K: 0 S: 8	H: 1 LOB: 1 BB: 0 P: 12	R: 0 H: 0 E: 0 K: 0 S: 11	H: 0 LOB: 0 BB: 0 P: 14	1B: 6 2B: 4 3B: 0 HR: 1	SF: 0 SAC: 0 DP: 0 HBP: 1	WP: 0 PB: 0 SB: 0 CS: 1	PA: 42	
<b>PITCHER</b>	IP WLS BF H R ER SO BB IBB HBP BLK WP HR S P ERA WHIP	IP WLS BF H R ER SO BB IBB HBP BLK WP HR S P ERA WHIP	IP WLS BF H R ER SO BB IBB HBP BLK WP HR S P ERA WHIP	IP WLS BF H R ER SO BB IBB HBP BLK WP HR S P ERA WHIP	IP WLS BF H R ER SO BB IBB HBP BLK WP HR S P ERA WHIP	IP WLS BF H R ER SO BB IBB HBP BLK WP HR S P ERA WHIP	IP WLS BF H R ER SO BB IBB HBP BLK WP HR S P ERA WHIP	IP WLS BF H R ER SO BB IBB HBP BLK WP HR S P ERA WHIP	IP WLS BF H R ER SO BB IBB HBP BLK WP HR S P ERA WHIP	IP WLS BF H R ER SO BB IBB HBP BLK WP HR S P ERA WHIP	IP WLS BF H R ER SO BB IBB HBP BLK WP HR S P ERA WHIP	IP WLS BF H R ER SO BB IBB HBP BLK WP HR S P ERA WHIP	IP WLS BF H R ER SO BB IBB HBP BLK WP HR S P ERA WHIP	IP WLS BF H R ER SO BB IBB HBP BLK WP HR S P ERA WHIP	IP WLS BF H R ER SO BB IBB HBP BLK WP HR S P ERA WHIP	IP WLS BF H R ER SO BB IBB HBP BLK WP HR S P ERA WHIP	IP WLS BF H R ER SO BB IBB HBP BLK WP HR S P ERA WHIP	IP WLS BF H R ER SO BB IBB HBP BLK WP HR S P ERA WHIP	IP WLS BF H R ER SO BB IBB HBP BLK WP HR S P ERA WHIP	IP WLS BF H R ER SO BB IBB HBP BLK WP HR S P ERA WHIP	IP WLS BF H R ER SO BB IBB HBP BLK WP HR S P ERA WHIP	IP WLS BF H R ER SO BB IBB HBP BLK WP HR S P ERA WHIP	IP WLS BF H R ER SO BB IBB HBP BLK WP HR S P ERA WHIP

Tampa Bay Rays @ Boston Red Sox  
Fenway Park, Boston, MA  
Mon May 04 2015, 7:12 PM - 10:21 PM EDT  
Att: 34,541 - Partly Cloudy - 78 F

AB	37
R	5
H	11
RBI	5
BB	4
SO	7
LOB	15



Batter	1	2	3	4	5	6	7	8	9	AB	R	H	RBI	BB	SO	LOB	BOTTOM						
50 Mookie Betts, R (1, 8) OBP: 0.299, SLG: 0.350										4	0	1	0	0	0	0							
15 Dustin Pedroia, R (1, 4) OBP: 0.371, SLG: 0.485										3	0	1	0	1	1	1							
34 David Ortiz, L (1, 10) OBP: 0.340, SLG: 0.432										4	0	1	0	0	1	3							
13 Hanley Ramirez, R (1, 7) OBP: 0.340, SLG: 0.609										0	0	0	0	0	0	0							
5 Allen Craig, R (1, 7) OBP: 0.222, SLG: 0.220										4	0	1	0	0	2	3							
Pablo Sandoval, S (1, 5) OBP: 0.385, SLG: 0.419										4	0	0	0	0	1	2							
12 Mike Napoli, R (1, 3) OBP: 0.286, SLG: 0.280										4	0	0	0	0	0	1							
26 Brock Holt, L (1, 9) OBP: 0.433, SLG: 0.509										4	1	2	0	0	0	0							
2 Xander Bogaerts, R (1, 6) OBP: 0.326, SLG: 0.368										3	0	1	1	0	1	1							
3 Sandy León, S (1, 2) OBP: 0.269, SLG: 0.174										3	0	0	0	0	1	1							
<b>Inning Stats</b>	R: 0 H: 1 E: 0 K: 1 S: 16	H: 1 LOB: 1 BB: 0 P: 20	R: 1 H: 2 E: 0 K: 1 S: 14	H: 2 LOB: 1 BB: 0 P: 19	R: 0 H: 1 E: 0 K: 1 S: 10	H: 1 LOB: 1 BB: 0 P: 19	R: 0 H: 1 E: 0 K: 2 S: 12	H: 1 LOB: 0 BB: 0 P: 15	R: 0 H: 0 E: 0 K: 0 S: 11	H: 0 LOB: 0 BB: 0 P: 14	R: 0 H: 2 E: 0 K: 0 S: 6	H: 2 LOB: 1 BB: 0 P: 9	R: 0 H: 0 E: 0 K: 0 S: 9	H: 0 LOB: 0 BB: 0 P: 14	R: 0 H: 0 E: 0 K: 1 S: 10	H: 0 LOB: 1 BB: 1 P: 18	R: 0 H: 0 E: 0 K: 0 S: 7	H: 0 LOB: 0 BB: 0 P: 11	1B: 2 2B: 3 3B: 2 HR: 0	SF: 0 SAC: 0 DP: 1 HBP: 0	WP: 1 PB: 0 SB: 0 CS: 0	PA: 34	
<b>PITCHER</b>	IP WLS BF H R ER SO BB IBB HBP BLK WP HR S P ERA WHIP	IP WLS BF H R ER SO BB IBB HBP BLK WP HR S P ERA WHIP	IP WLS BF H R ER SO BB IBB HBP BLK WP HR S P ERA WHIP	IP WLS BF H R ER SO BB IBB HBP BLK WP HR S P ERA WHIP	IP WLS BF H R ER SO BB IBB HBP BLK WP HR S P ERA WHIP	IP WLS BF H R ER SO BB IBB HBP BLK WP HR S P ERA WHIP	IP WLS BF H R ER SO BB IBB HBP BLK WP HR S P ERA WHIP	IP WLS BF H R ER SO BB IBB HBP BLK WP HR S P ERA WHIP	IP WLS BF H R ER SO BB IBB HBP BLK WP HR S P ERA WHIP	IP WLS BF H R ER SO BB IBB HBP BLK WP HR S P ERA WHIP	IP WLS BF H R ER SO BB IBB HBP BLK WP HR S P ERA WHIP	IP WLS BF H R ER SO BB IBB HBP BLK WP HR S P ERA WHIP	IP WLS BF H R ER SO BB IBB HBP BLK WP HR S P ERA WHIP	IP WLS BF H R ER SO BB IBB HBP BLK WP HR S P ERA WHIP	IP WLS BF H R ER SO BB IBB HBP BLK WP HR S P ERA WHIP	IP WLS BF H R ER SO BB IBB HBP BLK WP HR S P ERA WHIP	IP WLS BF H R ER SO BB IBB HBP BLK WP HR S P ERA WHIP	IP WLS BF H R ER SO BB IBB HBP BLK WP HR S P ERA WHIP	IP WLS BF H R ER SO BB IBB HBP BLK WP HR S P ERA WHIP	IP WLS BF H R ER SO BB IBB HBP BLK WP HR S P ERA WHIP	IP WLS BF H R ER SO BB IBB HBP BLK WP HR S P ERA WHIP	IP WLS BF H R ER SO BB IBB HBP BLK WP HR S P ERA WHIP	IP WLS BF H R ER SO BB IBB HBP BLK WP HR S P ERA WHIP

Tampa Bay Rays @ Boston Red Sox  
Fenway Park, Boston, MA  
Mon May 04 2015, 7:12 PM - 10:21 PM EDT  
Att: 34,541 - Partly Cloudy - 78 F

AB	33
R	1
H	7
RBI	1
BB	1
SO	7
LOB	12



Batter	1	2	3	4	5	6	7	8	9	AB	R	H	RBI	BB	SO	LOB	TOP			
39 Kevin Kiermaier, L (1, 8) OBP: 0.301, SLG: 0.488										4	0	1	0	0	0	1				
20 Steven Souza Jr., R (1, 9) OBP: 0.324, SLG: 0.460										4	0	2	0	0	1	1				
21 James Loney, L (1, 3) OBP: 0.298, SLG: 0.455										4	0	0	0	0	0	4				
3 Evan Longoria, R (1, 5) OBP: 0.382, SLG: 0.402										4	0	1	0	0	1	1				
7 David DeJesus, L (1, 7) OBP: 0.332, SLG: 0.355										4	0	2	0	0	0	0				
11 Logan Forsythe, R (1, 4) OBP: 0.380, SLG: 0.483										4	0	1	0	0	0	3				
13 Asdrúbal Cabrera, S (1, 6) OBP: 0.290, SLG: 0.267										4	0	0	0	0	2	3				
9 Joey Butler, R (1, 10) OBP: 0.300, SLG: 0.556										3	0	0	0	0	1	1				
46 Bobby Wilson, R (1, 2) OBP: 0.233, SLG: 0.148										3	0	1	0	0	1	0				
<b>Inning Stats</b>	R: 0 H: 1 E: 1 K: 2 S: 12	H: 1 LOB: 1 BB: 0 P: 20	R: 0 H: 0 E: 0 K: 1 S: 9	H: 1 LOB: 1 BB: 0 P: 12	R: 0 H: 1 E: 0 K: 1 S: 9	H: 1 LOB: 1 BB: 0 P: 18	R: 0 H: 2 E: 0 K: 1 S: 10	H: 2 LOB: 1 BB: 0 P: 13	R: 0 H: 1 E: 0 K: 0 S: 10	H: 1 LOB: 1 BB: 0 P: 15	R: 0 H: 0 E: 0 K: 1 S: 7	H: 0 LOB: 0 BB: 0 P: 12	R: 0 H: 0 E: 0 K: 0 S: 8	H: 0 LOB: 0 BB: 0 P: 12	R: 0 H: 0 E: 0 K: 0 S: 8	H: 0 LOB: 0 BB: 0 P: 13	1B: 8 2B: 1 3B: 0 HR: 0	SF: 0 SAC: 0 DP: 1 HBP: 0	WP: 1 PB: 0 SB: 1 CS: 0	PA: 34
<b>PITCHER</b>	IP WLS BF ERA WHIP	WLS BF ERA WHIP	H R ER SO BB IBB HBP BLK WP HR S P ERA WHIP	H R ER SO BB IBB HBP BLK WP HR S P ERA WHIP	H R ER SO BB IBB HBP BLK WP HR S P ERA WHIP	H R ER SO BB IBB HBP BLK WP HR S P ERA WHIP	H R ER SO BB IBB HBP BLK WP HR S P ERA WHIP	H R ER SO BB IBB HBP BLK WP HR S P ERA WHIP	H R ER SO BB IBB HBP BLK WP HR S P ERA WHIP	H R ER SO BB IBB HBP BLK WP HR S P ERA WHIP	H R ER SO BB IBB HBP BLK WP HR S P ERA WHIP	H R ER SO BB IBB HBP BLK WP HR S P ERA WHIP	H R ER SO BB IBB HBP BLK WP HR S P ERA WHIP	H R ER SO BB IBB HBP BLK WP HR S P ERA WHIP	H R ER SO BB IBB HBP BLK WP HR S P ERA WHIP	H R ER SO BB IBB HBP BLK WP HR S P ERA WHIP	1B: 8 2B: 1 3B: 0 HR: 0	SF: 0 SAC: 0 DP: 1 HBP: 0	WP: 1 PB: 0 SB: 1 CS: 0	PA: 34

Tampa Bay Rays @ Boston Red Sox  
Fenway Park, Boston, MA  
Tue May 05 2015, 7:14 PM - 9:39 PM EDT  
Att: 33,688 - Cloudy - 57 F

AB	34
R	0
H	8
RBI	0
BB	0
SO	6
LOB	14



Batter	1	2	3	4	5	6	7	8	9	AB	R	H	RBI	BB	SO	LOB	BOTTOM			
50 Mookie Betts, R (1, 8) OBP: 0.306, SLG: 0.411										4	2	2	2	0	0	0				
15 Dustin Pedroia, R (1, 4) OBP: 0.367, SLG: 0.471										3	0	0	0	1	1	0				
34 David Ortiz, L (1, 10) OBP: 0.336, SLG: 0.435										4	0	1	0	0	1	1				
12 Mike Napoli, R (1, 3) OBP: 0.265, SLG: 0.279										4	0	1	0	0	2	2				
Pablo Sandoval, S (1, 5) OBP: 0.370, SLG: 0.402										4	0	0	0	0	2	3				
5 Allen Craig, R (1, 7) OBP: 0.250, SLG: 0.233										2	0	1	0	1	0	1				
26 Brock Holt, L (1, 9) OBP: 0.413, SLG: 0.482										3	0	0	0	0	1	1				
2 Xander Bogaerts, R (1, 6) OBP: 0.327, SLG: 0.360										2	0	0	0	1	1	1				
23 Blake Swihart, S (1, 2) OBP: 0.182, SLG: 0.100										3	0	0	0	0	0	1				
<b>Inning Stats</b>	R: 0 H: 0 E: 0 K: 1 S: 11	H: 0 LOB: 1 BB: 1 P: 20	R: 0 H: 0 E: 0 K: 1 S: 11	H: 0 LOB: 1 BB: 1 P: 18	R: 0 H: 0 E: 0 K: 1 S: 7	H: 0 LOB: 0 BB: 0 P: 8	R: 0 H: 0 E: 0 K: 1 S: 13	H: 0 LOB: 1 BB: 0 P: 18	R: 0 H: 0 E: 0 K: 1 S: 8	H: 0 LOB: 0 BB: 0 P: 9	R: 1 H: 2 E: 0 K: 1 S: 13	H: 2 LOB: 1 BB: 0 P: 19	R: 0 H: 1 E: 0 K: 0 S: 6	H: 1 LOB: 1 BB: 1 P: 11	R: 1 H: 2 E: 0 K: 0 S: 12	H: 2 LOB: 1 BB: 0 P: 17	1B: 2 2B: 1 3B: 0 HR: 2	SF: 0 SAC: 0 DP: 0 HBP: 0	WP: 0 PB: 0 SB: 1 CS: 0	PA: 32
<b>PITCHER</b>	IP WLS BF ERA WHIP	WLS BF ERA WHIP	H R ER SO BB IBB HBP BLK WP HR S P ERA WHIP	H R ER SO BB IBB HBP BLK WP HR S P ERA WHIP	H R ER SO BB IBB HBP BLK WP HR S P ERA WHIP	H R ER SO BB IBB HBP BLK WP HR S P ERA WHIP	H R ER SO BB IBB HBP BLK WP HR S P ERA WHIP	H R ER SO BB IBB HBP BLK WP HR S P ERA WHIP	H R ER SO BB IBB HBP BLK WP HR S P ERA WHIP	H R ER SO BB IBB HBP BLK WP HR S P ERA WHIP	H R ER SO BB IBB HBP BLK WP HR S P ERA WHIP	H R ER SO BB IBB HBP BLK WP HR S P ERA WHIP	H R ER SO BB IBB HBP BLK WP HR S P ERA WHIP	H R ER SO BB IBB HBP BLK WP HR S P ERA WHIP	H R ER SO BB IBB HBP BLK WP HR S P ERA WHIP	H R ER SO BB IBB HBP BLK WP HR S P ERA WHIP	1B: 2 2B: 1 3B: 0 HR: 2	SF: 0 SAC: 0 DP: 0 HBP: 0	WP: 0 PB: 0 SB: 1 CS: 0	PA: 32

Tampa Bay Rays @ Boston Red Sox  
Fenway Park, Boston, MA  
Tue May 05 2015, 7:14 PM - 9:39 PM EDT  
Att: 33,688 - Cloudy - 57 F

AB	29
R	2
H	5
RBI	2
BB	3
SO	6
LOB	10





Batter	1	2	3	4	5	6	7	8	9	AB	R	H	RBI	BB	SO	LOB	TOP				
50 Mookie Betts, R OBP: 0.308, SLG: 0.426										4	0	1	0	0	0	1	<b>Boston Red Sox @ Toronto Blue Jays</b> Rogers Centre, Toronto, ON Fri May 08 2015, 7:07 PM - 9:47 PM EDT Att: 30,430 - Partly Cloudy - 63 F				
15 Dustin Pedroia, R OBP: 0.364, SLG: 0.459										3	0	1	0	1	0	2					
Pablo Sandoval, S OBP: 0.362, SLG: 0.385										4	0	0	0	0	1	5					
12 Mike Napoli, R OBP: 0.264, SLG: 0.269										3	0	0	0	1	2	2					
29 Daniel Nava, S OBP: 0.235, SLG: 0.159										2	0	0	0	2	1	0					
5 Allen Craig, R OBP: 0.255, SLG: 0.208										3	0	0	0	0	1	1					
23 Blake Swihart, S OBP: 0.158, SLG: 0.167										4	0	0	0	0	2	4					
2 Xander Bogaerts, R OBP: 0.324, SLG: 0.365										3	0	0	0	0	0	3					
47 Travis Shaw, L OBP: 0.158, SLG: 0.167										2	0	0	0	1	0	1					
<b>Inning Stats</b>	R: 0 E: 0 K: 0 S: 4	H: 1 LOB: 0 BB: 0 P: 8	R: 0 E: 0 K: 1 S: 8	H: 0 LOB: 1 BB: 1 P: 16	R: 0 E: 1 K: 0 S: 12	H: 0 LOB: 2 BB: 1 P: 23	R: 0 E: 0 K: 1 S: 8	H: 0 LOB: 2 BB: 2 P: 20	R: 0 E: 0 K: 0 S: 7	H: 0 LOB: 0 BB: 0 P: 13	R: 0 E: 0 K: 1 S: 9	H: 0 LOB: 0 BB: 0 P: 13	R: 0 E: 0 K: 2 S: 11	H: 1 LOB: 2 BB: 1 P: 19	R: 0 E: 0 K: 2 S: 9	H: 0 LOB: 0 BB: 0 P: 14		1B: 2 2B: 0 3B: 0 HR: 0	SF: 0 SAC: 0 DP: 2 HBP: 1	WP: 0 PB: 0 SB: 0 CS: 0	PA: 34
<b>PITCHER</b>	IP WLS BF H R ER SO BB IBB HBP BLK WP HR S P ERA WHIP																				
41 Aaron Sanchez, R ERA: 3.62	7.0 W 28	2 0 0 3	5 0 1 0	0 0 59 108	0.00 1.000																
62 Aaron Loup, L ERA: 4.25	1.0 H 3	0 0 0 2	0 0 0 0	0 0 8 12	0.00 0.000																
50 Steve Delabar, R ERA:	1.0 3	0 0 0 2	0 0 0 0	0 0 9 14	0.00 0.000																

Batter	1	2	3	4	5	6	7	8	9	AB	R	H	RBI	BB	SO	LOB	BOTTOM					
29 Devon Travis, R OBP: 0.353, SLG: 0.552										4	0	0	0	0	1	0	<b>Boston Red Sox @ Toronto Blue Jays</b> Rogers Centre, Toronto, ON Fri May 08 2015, 7:07 PM - 9:47 PM EDT Att: 30,430 - Partly Cloudy - 63 F					
20 Josh Donaldson, R OBP: 0.374, SLG: 0.547										4	1	2	1	0	1	0						
19 José Bautista, R OBP: 0.346, SLG: 0.482										4	1	2	0	0	1	1						
10 Edwin Encarnación, R OBP: 0.286, SLG: 0.377										3	2	2	1	1	1	0						
14 Justin Smoak, S OBP: 0.340, SLG: 0.405										0	0	0	0	0	0	0						
55 Russell Martin, R OBP: 0.406, SLG: 0.625										4	2	2	0	0	1	2						
23 Danny Valencia, R OBP: 0.378, SLG: 0.472										3	0	2	1	0	0	2						
3 Ezequiel Carrera, L OBP: 0.467, SLG: 0.429										1	0	1	2	0	0	0						
11 Kevin Pillar, R OBP: 0.298, SLG: 0.391										3	0	0	1	0	2	2						
15 Chris Colabello, R OBP: 0.583, SLG: 1.000										4	1	1	1	0	3	2						
17 Ryan Goins, L OBP: 0.276, SLG: 0.327										4	0	0	0	0	1	1						
<b>Inning Stats</b>	R: 1 E: 0 K: 0 S: 16	H: 3 LOB: 2 BB: 0 P: 24	R: 1 E: 0 K: 3 S: 12	H: 1 LOB: 0 BB: 0 P: 19	R: 0 E: 0 K: 1 S: 6	H: 0 LOB: 0 BB: 0 P: 10	R: 0 E: 0 K: 2 S: 11	H: 1 LOB: 1 BB: 0 P: 18	R: 0 E: 0 K: 1 S: 9	H: 1 LOB: 1 BB: 0 P: 12	R: 2 E: 0 K: 1 S: 10	H: 2 LOB: 0 BB: 1 P: 21	R: 0 E: 0 K: 1 S: 8	H: 0 LOB: 0 BB: 0 P: 12	R: 3 E: 0 K: 2 S: 20	H: 4 LOB: 1 BB: 0 P: 34	1B: 7 2B: 3 3B: 1 HR: 2	SF: 1 SAC: 0 DP: 1 HBP: 0	WP: 0 PB: 0 SB: 0 CS: 0	PA: 36		
<b>PITCHER</b>	IP WLS BF H R ER SO BB IBB HBP BLK WP HR S P ERA WHIP																					
20 Wade Miley, L ERA: 6.91	6.0 L 26	4 4 4 8	0 0 0 1	0 0 0 0	0 0 64 104	6.00 1.500																
41 Alexi Ogando, R ERA: 3.29	1.0 3	0 0 0 1	0 0 0 0	0 0 8 12	0.00 0.000																	
28 Robbie Ross Jr., L ERA: 6.17	0.0 4	4 3 3 0	0 0 0 0	0 0 10 18	∞ ∞																	
32 Craig Breslow, L ERA: 2.81	1.0 3	0 0 0 2	0 0 0 0	0 0 10 16	0.00 0.000																	

Batter	1	2	3	4	5	6	7	8	9	AB	R	H	RBI	BB	SO	LOB	TOP				
50 Mookie Betts, R OBP: 0.311, SLG: 0.433	L6		1B				G3-1		F8	5	1	2	0	0	0	0					
15 Dustin Pedroia, R OBP: 0.361, SLG: 0.452	L7		K				G6-3			4	0	1	1	0	1	2					
34 David Ortiz, L OBP: 0.330, SLG: 0.414	K		F7				P5			4	0	1	0	0	1	2					
13 Hanley Ramirez, R OBP: 0.327, SLG: 0.583		E5					F9		G4-3	4	0	0	0	0	1	2					
Pablo Sandoval, S OBP: 0.375, SLG: 0.393		FC5-4								3	0	2	0	1	0	1					
12 Mike Napoli, R OBP: 0.284, SLG: 0.278	K						F9			4	0	1	0	0	2	5					
5 Allen Craig, R OBP: 0.237, SLG: 0.192	K									4	0	0	0	0	3	4					
2 Xander Bogaerts, R OBP: 0.321, SLG: 0.360							G6-3		G5-3	4	0	1	0	0	0	2					
23 Blake Swihart, S OBP: 0.130, SLG: 0.136			P5				F8			4	0	0	0	0	2	1					
<b>Inning Stats</b>	R: 0 E: 0 K: 1 S: 9	H: 0 LOB: 0 BB: 0 P: 14	R: 0 E: 1 K: 2 S: 12	H: 0 LOB: 1 BB: 1 P: 18	R: 0 E: 0 K: 1 S: 18	H: 2 LOB: 2 BB: 0 P: 25	R: 0 E: 0 K: 1 S: 14	H: 2 LOB: 2 BB: 0 P: 21	R: 1 E: 0 K: 1 S: 18	H: 3 LOB: 3 BB: 1 P: 28	R: 0 E: 0 K: 1 S: 7	H: 0 LOB: 0 BB: 0 P: 8	R: 0 E: 0 K: 2 S: 12	H: 1 LOB: 1 BB: 0 P: 18	R: 0 E: 0 K: 1 S: 9	H: 0 LOB: 0 BB: 0 P: 12	1B: 6 2B: 2 3B: 0 HR: 0	SF: 0 SAC: 0 DP: 0 HBP: 0	WP: 0 PB: 0 SB: 0 CS: 0	PA: 37	
<b>PITCHER</b>	IP	WLS	BF	H	R	ER	SO	BB	IBB	HBP	BLK	WP	HR	S	P	ERA	WHIP				
36 Drew Hutchison, R ERA: 6.69	5.0	W	24	7	1	1	6	1	0	0	0	0	0	71	106	1.80	1.600				
31 Liam Hendriks, R ERA: 3.45	3.0	H	10	1	0	0	3	0	0	0	0	0	0	25	34	0.00	0.333				
54 Roberto Osuna, R ERA: 1.1	1.0		3	0	0	0	1	0	0	0	0	0	0	9	12	0.00	0.000				

**Boston Red Sox @ Toronto Blue Jays**  
Rogers Centre, Toronto, ON  
Sat May 09 2015, 1:10 PM - 4:21 PM EDT  
Att: 42,917 - Partly Cloudy - 68 F

AB 36  
R 1  
H 8  
RBI 1  
BB 1  
SO 10  
LOB 19



Batter	1	2	3	4	5	6	7	8	9	AB	R	H	RBI	BB	SO	LOB	BOTTOM				
29 Devon Travis, R OBP: 0.358, SLG: 0.546	G5-3	E1				L8				4	1	1	1	1	0	1					
20 Josh Donaldson, R OBP: 0.382, SLG: 0.549	10 WP 55 SF9	10 BB			F9	19 WP 19 1B				5	2	3	1	0	1	3					
19 José Bautista, R OBP: 0.358, SLG: 0.477	55 SF9 10 WP	F8			10 HR	10 1B				3	1	1	1	2	0	2					
10 Edwin Encarnación, R OBP: 0.305, SLG: 0.410					10 HR	10 1B				3	1	2	3	2	1	0					
14 Justin Smoak, S OBP: 0.340, SLG: 0.405	11 S				10 HR					0	0	0	0	0	0	0					
55 Russell Martin, R OBP: 0.396, SLG: 0.609	SF9	K			G1-3	P4				4	0	1	1	0	1	5					
11 Kevin Pillar, R OBP: 0.294, SLG: 0.378	BB				G3	F7				4	0	0	0	1	0	1					
21 Michael Saunders, L OBP: 0.306, SLG: 0.194	G5-3				L9	G6-3				4	0	0	0	0	0	3					
15 Chris Colabello, R OBP: 0.533, SLG: 0.857					G6-3					2	1	0	0	1	1	0					
3 Ezequiel Carrera, L OBP: 0.500, SLG: 0.533		29 E 20 1B								1	1	1	0	0	0	0					
17 Ryan Goins, L OBP: 0.274, SLG: 0.310	F7				K	G1-3				3	0	0	0	1	1	1					
<b>Inning Stats</b>	R: 1 E: 1 K: 0 S: 13	H: 1 LOB: 3 BB: 3 P: 31	R: 1 E: 1 K: 1 S: 17	H: 1 LOB: 3 BB: 2 P: 34	R: 0 E: 0 K: 0 S: 7	H: 0 LOB: 0 BB: 0 P: 7	R: 3 E: 0 K: 1 S: 16	H: 1 LOB: 0 BB: 2 P: 25	R: 0 E: 0 K: 1 S: 5	H: 0 LOB: 0 BB: 0 P: 7	R: 1 E: 0 K: 0 S: 15	H: 3 LOB: 2 BB: 0 P: 20	R: 1 E: 0 K: 1 S: 18	H: 2 LOB: 2 BB: 1 P: 29	R: 0 E: 0 K: 1 S: 10	H: 1 LOB: 1 BB: 0 P: 16	1B: 7 2B: 1 3B: 0 HR: 1	SF: 1 SAC: 0 DP: 0 HBP: 0	WP: 2 PB: 0 SB: 3 CS: 0	PA: 42	
<b>PITCHER</b>	IP	WLS	BF	H	R	ER	SO	BB	IBB	HBP	BLK	WP	HR	S	P	ERA	WHIP				
56 Joe Kelly, R ERA: 6.35	5.2	L	29	4	6	6	3	1	0	0	0	1	0	65	113	9.53	1.941				
68 Matt Barnes, R ERA: 2.7	1.1		9	4	1	1	1	1	0	0	0	0	0	26	40	6.75	3.750				
59 Tommy Layne, L ERA: 3.52	1.0		4	1	0	0	1	0	0	0	0	0	0	10	16	0.00	1.000				

**Boston Red Sox @ Toronto Blue Jays**  
Rogers Centre, Toronto, ON  
Sat May 09 2015, 1:10 PM - 4:21 PM EDT  
Att: 42,917 - Partly Cloudy - 68 F

AB 33  
R 7  
H 9  
RBI 7  
BB 8  
SO 5  
LOB 16






Batter	1	2	3	4	5	6	7	8	9	AB	R	H	RBI	BB	SO	LOB	TOP					
50 Mookie Betts, R OBP: 0.314, SLG: 0.444										4	1	1	0	1	0	1						
15 Dustin Pedroia, R OBP: 0.358, SLG: 0.445										4	0	1	1	0	0	0						
34 David Ortiz, L OBP: 0.328, SLG: 0.402										3	0	0	0	1	0	2						
13 Hanley Ramirez, R OBP: 0.324, SLG: 0.570										4	2	1	0	0	0	1						
Pablo Sandoval, S OBP: 0.379, SLG: 0.432										4	2	2	2	0	0	0						
12 Mike Napoli, R OBP: 0.281, SLG: 0.313										2	1	1	3	2	1	0						
2 Xander Bogaerts, R OBP: 0.310, SLG: 0.346										4	0	0	0	0	0	2						
25 Jackie Bradley Jr., L OBP: 0.267, SLG: 0.185										4	0	0	0	0	1	0						
3 Sandy León, S OBP: 0.267, SLG: 0.185										4	0	1	0	0	0	0						
<b>Inning Stats</b>	R: 4 H: 3 E: 0 K: 0 S: 15	H: 3 LOB: 0 BB: 1 P: 27	R: 0 H: 2 E: 0 K: 0 S: 12	H: 2 LOB: 2 BB: 0 P: 21	R: 0 H: 0 E: 0 K: 0 S: 8	H: 0 LOB: 1 BB: 1 P: 15	R: 0 H: 0 E: 0 K: 0 S: 6	H: 0 LOB: 0 BB: 0 P: 9	R: 2 H: 2 E: 0 K: 0 S: 13	H: 2 LOB: 1 BB: 1 P: 20	R: 0 H: 0 E: 0 K: 0 S: 6	H: 0 LOB: 0 BB: 0 P: 11	R: 0 H: 0 E: 0 K: 1 S: 8	H: 0 LOB: 0 BB: 0 P: 12	R: 0 H: 0 E: 0 K: 1 S: 9	H: 0 LOB: 0 BB: 1 P: 16	1B: 3 2B: 1 3B: 1 HR: 2	SF: 0 SAC: 0 DP: 0 HBP: 0	WP: 0 PB: 0 SB: 0 CS: 0	PA: 38		
<b>PITCHER</b>	IP WLS BF H R ER SO BB IBB HBP BLK WP HR S P ERA WHIP	IP WLS BF H R ER SO BB IBB HBP BLK WP HR S P ERA WHIP	IP WLS BF H R ER SO BB IBB HBP BLK WP HR S P ERA WHIP	IP WLS BF H R ER SO BB IBB HBP BLK WP HR S P ERA WHIP	IP WLS BF H R ER SO BB IBB HBP BLK WP HR S P ERA WHIP	IP WLS BF H R ER SO BB IBB HBP BLK WP HR S P ERA WHIP	IP WLS BF H R ER SO BB IBB HBP BLK WP HR S P ERA WHIP	IP WLS BF H R ER SO BB IBB HBP BLK WP HR S P ERA WHIP	IP WLS BF H R ER SO BB IBB HBP BLK WP HR S P ERA WHIP	IP WLS BF H R ER SO BB IBB HBP BLK WP HR S P ERA WHIP	IP WLS BF H R ER SO BB IBB HBP BLK WP HR S P ERA WHIP	IP WLS BF H R ER SO BB IBB HBP BLK WP HR S P ERA WHIP	IP WLS BF H R ER SO BB IBB HBP BLK WP HR S P ERA WHIP	IP WLS BF H R ER SO BB IBB HBP BLK WP HR S P ERA WHIP	IP WLS BF H R ER SO BB IBB HBP BLK WP HR S P ERA WHIP	IP WLS BF H R ER SO BB IBB HBP BLK WP HR S P ERA WHIP	IP WLS BF H R ER SO BB IBB HBP BLK WP HR S P ERA WHIP	IP WLS BF H R ER SO BB IBB HBP BLK WP HR S P ERA WHIP	IP WLS BF H R ER SO BB IBB HBP BLK WP HR S P ERA WHIP	IP WLS BF H R ER SO BB IBB HBP BLK WP HR S P ERA WHIP	IP WLS BF H R ER SO BB IBB HBP BLK WP HR S P ERA WHIP	
43 R.A. Dickey, R ERA: 5.0	6.0 L 28 7 6 6 0 3 0 0 0 0 2 60 103 9.00 1.667	2.0 6 0 0 0 1 0 0 0 0 0 0 14 19 0.00 0.000	1.0 3 0 0 0 1 1 0 0 0 0 0 9 16 0.00 1.000																			
52 Ryan Tepera, R ERA: 3.6																						

**Boston Red Sox @ Toronto Blue Jays**  
Rogers Centre, Toronto, ON  
Sun May 10 2015, 1:10 PM - 3:46 PM EDT  
Att: 42,419 - Roof Closed - 68 F


**AB 33**  
**R 6**  
**H 7**  
**RBI 6**  
**BB 4**  
**SO 2**  
**LOB 6**



Batter	1	2	3	4	5	6	7	8	9	AB	R	H	RBI	BB	SO	LOB	BOTTOM				
29 Devon Travis, R OBP: 0.363, SLG: 0.550										3	1	1	1	1	0	0					
20 Josh Donaldson, R OBP: 0.379, SLG: 0.548										4	0	1	1	0	0	1					
19 José Bautista, R OBP: 0.363, SLG: 0.473										3	0	1	0	1	0	1					
10 Edwin Encarnación, R OBP: 0.311, SLG: 0.408										3	1	1	0	1	0	1					
11 Kevin Pillar, R OBP: 0.285, SLG: 0.366										4	0	0	0	0	1	3					
15 Chris Colabello, R OBP: 0.579, SLG: 0.833										4	0	3	1	0	1	0					
3 Ezequiel Carrera, L OBP: 0.421, SLG: 0.444										3	0	0	0	0	1	3					
23 Danny Valencia, R OBP: 0.368, SLG: 0.459										1	0	0	0	0	0	0					
22 Josh Thole, L OBP: 0.231, SLG: 0.250										3	1	1	0	1	0	1					
17 Ryan Goins, L OBP: 0.262, SLG: 0.295										3	0	0	0	0	1	1					
14 Justin Smoak, S OBP: 0.333, SLG: 0.395										1	0	0	0	0	0	1					
<b>Inning Stats</b>	R: 0 H: 0 E: 0 K: 0 S: 7	H: 1 LOB: 0 BB: 0 P: 12	R: 0 H: 0 E: 0 K: 0 S: 6	H: 0 LOB: 0 BB: 0 P: 8	R: 1 H: 2 E: 0 K: 0 S: 15	H: 2 LOB: 1 BB: 0 P: 19	R: 1 H: 2 E: 0 K: 1 S: 13	H: 2 LOB: 1 BB: 0 P: 19	R: 0 H: 1 E: 0 K: 1 S: 13	H: 1 LOB: 0 BB: 0 P: 15	R: 1 H: 1 E: 0 K: 0 S: 12	H: 1 LOB: 0 BB: 0 P: 18	R: 0 H: 1 E: 0 K: 0 S: 7	H: 1 LOB: 0 BB: 0 P: 10	R: 0 H: 0 E: 0 K: 1 S: 10	H: 0 LOB: 1 BB: 1 P: 15	1B: 5 2B: 3 3B: 0 HR: 0	SF: 0 SAC: 0 DP: 3 HBP: 0	WP: 0 PB: 0 SB: 0 CS: 0	PA: 36	
<b>PITCHER</b>	IP WLS BF H R ER SO BB IBB HBP BLK WP HR S P ERA WHIP	IP WLS BF H R ER SO BB IBB HBP BLK WP HR S P ERA WHIP	IP WLS BF H R ER SO BB IBB HBP BLK WP HR S P ERA WHIP	IP WLS BF H R ER SO BB IBB HBP BLK WP HR S P ERA WHIP	IP WLS BF H R ER SO BB IBB HBP BLK WP HR S P ERA WHIP	IP WLS BF H R ER SO BB IBB HBP BLK WP HR S P ERA WHIP	IP WLS BF H R ER SO BB IBB HBP BLK WP HR S P ERA WHIP	IP WLS BF H R ER SO BB IBB HBP BLK WP HR S P ERA WHIP	IP WLS BF H R ER SO BB IBB HBP BLK WP HR S P ERA WHIP	IP WLS BF H R ER SO BB IBB HBP BLK WP HR S P ERA WHIP	IP WLS BF H R ER SO BB IBB HBP BLK WP HR S P ERA WHIP	IP WLS BF H R ER SO BB IBB HBP BLK WP HR S P ERA WHIP	IP WLS BF H R ER SO BB IBB HBP BLK WP HR S P ERA WHIP	IP WLS BF H R ER SO BB IBB HBP BLK WP HR S P ERA WHIP	IP WLS BF H R ER SO BB IBB HBP BLK WP HR S P ERA WHIP	IP WLS BF H R ER SO BB IBB HBP BLK WP HR S P ERA WHIP	IP WLS BF H R ER SO BB IBB HBP BLK WP HR S P ERA WHIP	IP WLS BF H R ER SO BB IBB HBP BLK WP HR S P ERA WHIP	IP WLS BF H R ER SO BB IBB HBP BLK WP HR S P ERA WHIP	IP WLS BF H R ER SO BB IBB HBP BLK WP HR S P ERA WHIP	IP WLS BF H R ER SO BB IBB HBP BLK WP HR S P ERA WHIP
11 Clay Buchholz, R ERA: 5.73	6.1 W 27 7 3 3 3 3 0 0 0 0 0 69 102 4.26 1.579	1.2 5 1 0 0 0 0 0 0 0 0 0 12 19 0.00 0.600	1.0 S 4 0 0 0 1 1 0 0 0 0 10 15 0.00 1.000																		
36 Junichi Tazawa, R ERA: 1.8																					
19 Koji Uehara, R ERA: 2.16																					

**Boston Red Sox @ Toronto Blue Jays**  
Rogers Centre, Toronto, ON  
Sun May 10 2015, 1:10 PM - 3:46 PM EDT  
Att: 42,419 - Roof Closed - 68 F

**AB 32**  
**R 3**  
**H 8**  
**RBI 3**  
**BB 4**  
**SO 4**  
**LOB 12**





Batter	1	2	3	4	5	6	7	8	9	AB	R	H	RBI	BB	SO	LOB	TOP			
50 Mookie Betts, R OBP: 0.313, SLG: 0.429	G6-3			L9		G1-3			P5	4	0	0	0	0	0	0	<b>Boston Red Sox @ Oakland Athletics</b> O.co Coliseum, Oakland, CA Tue May 12 2015, 10:08 PM - 12:39 AM EDT Att: 24,605 - Cloudy - 54 F			
15 Dustin Pedroia, R OBP: 0.370, SLG: 0.444	L9			L9			E6		G4-3	3	1	2	0	0	0	0				
26 Brock Holt, L OBP: 0.382, SLG: 0.443	1B						13 G3-1			1	0	0	0	0	0	0				
34 David Ortiz, L OBP: 0.320, SLG: 0.396	L8			K					K	4	0	0	0	0	3	1				
13 Hanley Ramirez, R OBP: 0.311, SLG: 0.533		G6-3				K			G3-1	3	0	0	0	0	1	1				
12 Mike Napoli, R OBP: 0.287, SLG: 0.305		L7				L8				3	0	1	1	0	0	0				
Pablo Sandoval, S OBP: 0.384, SLG: 0.437		G2-3				F8				3	0	0	0	0	0	1				
18 Shane Victorino, S OBP: 0.260, SLG: 0.190				F7					F8	3	1	1	0	0	0	0				
29 Daniel Nava, S OBP: 0.235, SLG: 0.159						G6-3				0	0	0	0	0	0	0				
2 Xander Bogaerts, R OBP: 0.308, SLG: 0.342				P4		G6-3			L8	3	0	0	0	0	0	1				
23 Blake Swihart, S OBP: 0.161, SLG: 0.200				P2		G4-3			K2-3	3	0	0	1	0	1	0				
<b>Inning Stats</b>	R: 0 E: 0 K: 0 S: 9	H: 1 LOB: 0 BB: 0 P: 14	R: 0 E: 0 K: 0 S: 8	H: 0 LOB: 0 BB: 0 P: 13	R: 0 E: 0 K: 0 S: 7	H: 0 LOB: 0 BB: 0 P: 12	R: 0 E: 0 K: 1 S: 9	H: 0 LOB: 0 BB: 0 P: 15	R: 0 E: 0 K: 1 S: 5	H: 0 LOB: 0 BB: 0 P: 9	R: 1 E: 1 K: 1 S: 14	H: 2 LOB: 1 BB: 0 P: 22	R: 0 E: 0 K: 1 S: 8	H: 0 LOB: 0 BB: 0 P: 9	R: 0 E: 0 K: 1 S: 11	H: 0 LOB: 0 BB: 0 P: 17	1B: 3 2B: 1 3B: 0 HR: 0	SF: 0 SAC: 0 DP: 0 HBP: 0	WP: 0 PB: 0 SB: 0 CS: 0	PA: 30
<b>PITCHER</b>	IP WLS BF H R ER SO BB IBB HBP BLK WP HR S P ERA WHIP	IP WLS BF H R ER SO BB IBB HBP BLK WP HR S P ERA WHIP	IP WLS BF H R ER SO BB IBB HBP BLK WP HR S P ERA WHIP	IP WLS BF H R ER SO BB IBB HBP BLK WP HR S P ERA WHIP	IP WLS BF H R ER SO BB IBB HBP BLK WP HR S P ERA WHIP	IP WLS BF H R ER SO BB IBB HBP BLK WP HR S P ERA WHIP	IP WLS BF H R ER SO BB IBB HBP BLK WP HR S P ERA WHIP	IP WLS BF H R ER SO BB IBB HBP BLK WP HR S P ERA WHIP	IP WLS BF H R ER SO BB IBB HBP BLK WP HR S P ERA WHIP	IP WLS BF H R ER SO BB IBB HBP BLK WP HR S P ERA WHIP	IP WLS BF H R ER SO BB IBB HBP BLK WP HR S P ERA WHIP	IP WLS BF H R ER SO BB IBB HBP BLK WP HR S P ERA WHIP	IP WLS BF H R ER SO BB IBB HBP BLK WP HR S P ERA WHIP	IP WLS BF H R ER SO BB IBB HBP BLK WP HR S P ERA WHIP	IP WLS BF H R ER SO BB IBB HBP BLK WP HR S P ERA WHIP	IP WLS BF H R ER SO BB IBB HBP BLK WP HR S P ERA WHIP				
13 Drew Pomeroy, L ERA: 4.68	7.0	W	24	4	2	2	3	0	0	0	0	0	0	0	0	0	2.57	0.571		
33 Fernando Rodriguez Jr., R ERA: 4.44	1.0		3	0	0	0	1	0	0	0	0	0	0	0	0	0	0.00	0.000		
61 Dan Otero, R ERA: 4.4	1.0		3	0	0	0	1	0	0	0	0	0	0	0	0	0	0.00	0.000		

AB	30
R	2
H	4
RBI	2
BB	0
SO	5
LOB	4



Batter	1	2	3	4	5	6	7	8	9	AB	R	H	RBI	BB	SO	LOB	BOTTOM			
4 Coco Crisp, S	G4-3	G3-1	G4-3			G4-3			10 1B	4	1	0	0	1	0	3	<b>Boston Red Sox @ Oakland Athletics</b> O.co Coliseum, Oakland, CA Tue May 12 2015, 10:08 PM - 12:39 AM EDT Att: 24,605 - Cloudy - 54 F			
10 Marcus Semien, R OBP: 0.348, SLG: 0.511	22 1B	K				K			22 1B	5	2	3	1	0	2	1				
22 Josh Reddick, L OBP: 0.424, SLG: 0.587	16 G6-3					K			22 1B	5	2	4	3	0	1	0				
16 Billy Butler, R OBP: 0.308, SLG: 0.375	G6-3			F8		G6-3			G5-3	5	0	0	0	0	4					
21 Stephen Vogt, L OBP: 0.420, SLG: 0.673	HR			15 1B		P5			K	3	2	1	2	1	1	0				
50 Max Muncy, L OBP: 0.300, SLG: 0.294	F9			15 1B		K			G3	3	1	0	0	1	1	0				
15 Brett Lawrie, R OBP: 0.292, SLG: 0.351		23 G4-3		28 1B		G1-3			G6-3	4	1	2	0	0	0	0				
23 Sam Fuld, L OBP: 0.270, SLG: 0.310		G4-3		F6					G6-3	3	0	0	0	1	0	4				
28 Eric Sogard, L OBP: 0.284, SLG: 0.336		G3-1		FC6-4		FC6-4			G4-3	4	0	2	3	0	0	1				
<b>Inning Stats</b>	R: 3 E: 0 K: 0 S: 12	H: 3 LOB: 0 BB: 0 P: 23	R: 1 E: 0 K: 1 S: 13	H: 2 LOB: 1 BB: 0 P: 23	R: 3 E: 0 K: 0 S: 15	H: 3 LOB: 2 BB: 2 P: 28	R: 1 E: 0 K: 1 S: 9	H: 1 LOB: 0 BB: 0 P: 15	R: 0 E: 0 K: 1 S: 15	H: 0 LOB: 1 BB: 1 P: 23	R: 0 E: 0 K: 1 S: 12	H: 1 LOB: 1 BB: 0 P: 14	R: 0 E: 0 K: 1 S: 8	H: 0 LOB: 0 BB: 0 P: 11	R: 1 E: 0 K: 0 S: 18	H: 2 LOB: 2 BB: 1 P: 30		1B: 7 2B: 1 3B: 1 HR: 3	SF: 0 SAC: 0 DP: 0 HBP: 0	WP: 0 PB: 0 SB: 0 CS: 0
<b>PITCHER</b>	IP WLS BF H R ER SO BB IBB HBP BLK WP HR S P ERA WHIP	IP WLS BF H R ER SO BB IBB HBP BLK WP HR S P ERA WHIP	IP WLS BF H R ER SO BB IBB HBP BLK WP HR S P ERA WHIP	IP WLS BF H R ER SO BB IBB HBP BLK WP HR S P ERA WHIP	IP WLS BF H R ER SO BB IBB HBP BLK WP HR S P ERA WHIP	IP WLS BF H R ER SO BB IBB HBP BLK WP HR S P ERA WHIP	IP WLS BF H R ER SO BB IBB HBP BLK WP HR S P ERA WHIP	IP WLS BF H R ER SO BB IBB HBP BLK WP HR S P ERA WHIP	IP WLS BF H R ER SO BB IBB HBP BLK WP HR S P ERA WHIP	IP WLS BF H R ER SO BB IBB HBP BLK WP HR S P ERA WHIP	IP WLS BF H R ER SO BB IBB HBP BLK WP HR S P ERA WHIP	IP WLS BF H R ER SO BB IBB HBP BLK WP HR S P ERA WHIP	IP WLS BF H R ER SO BB IBB HBP BLK WP HR S P ERA WHIP	IP WLS BF H R ER SO BB IBB HBP BLK WP HR S P ERA WHIP	IP WLS BF H R ER SO BB IBB HBP BLK WP HR S P ERA WHIP	IP WLS BF H R ER SO BB IBB HBP BLK WP HR S P ERA WHIP				
63 Justin Masterson, R ERA: 6.37	2.1	L	14	6	6	1	1	0	0	0	0	0	0	0	0	0	23.14	3.000		
35 Steven Wright, R ERA: 4.22	5.2		26	6	3	3	4	3	0	0	0	0	0	0	0	0	4.76	1.588		



Batter	1	2	3	4	5	6	7	8	9	AB	R	H	RBI	BB	SO	LOB	TOP		
50 Mookie Betts, R OBP: 0.305, SLG: 0.416										4	0	0	0	0	3	2			
15 Dustin Pedroia, R OBP: 0.373, SLG: 0.446											4	0	2	0	0	0	0		
34 David Ortiz, L OBP: 0.311, SLG: 0.383										4	0	0	0	0	1	3			
13 Hanley Ramirez, R OBP: 0.317, SLG: 0.532											4	1	2	0	0	1	0		
Pablo Sandoval, S OBP: 0.353, SLG: 0.423										4	0	0	0	0	2	2			
26 Brock Holt, L OBP: 0.381, SLG: 0.415										4	0	0	0	0	3	2			
29 Daniel Nava, S OBP: 0.273, SLG: 0.191										3	1	2	1	1	0	0			
25 Jackie Bradley Jr., L OBP: 0.273, SLG: 0.191										4	0	0	0	0	1	4			
3 Sandy León, S OBP: 0.273, SLG: 0.172										2	0	0	0	0	0	0			
<b>Inning Stats</b>	R: 0 E: 0 K: 1 S: 10	H: 0 LOB: 0 BB: 0 P: 16	R: 1 E: 0 K: 2 S: 10	H: 2 LOB: 1 BB: 0 P: 16	R: 0 E: 0 K: 3 S: 11	H: 1 LOB: 1 BB: 0 P: 18	R: 0 E: 0 K: 3 S: 11	H: 0 LOB: 0 BB: 0 P: 13	R: 0 E: 0 K: 1 S: 10	H: 0 LOB: 0 BB: 0 P: 16	R: 0 E: 0 K: 1 S: 10	H: 0 LOB: 0 BB: 0 P: 9	R: 1 E: 1 K: 1 S: 15	H: 2 LOB: 2 BB: 1 P: 21	R: 0 E: 0 K: 1 S: 13	H: 1 LOB: 2 BB: 1 P: 21	1B: 6 2B: 0 3B: 0 HR: 0	SF: 0 SAC: 0 DP: 0 HBP: 1	WP: 1 PA: 35 PB: 0 SB: 0 CS: 0
<b>PITCHER</b>	IP WLS BF H R ER SO BB IBB HBP BLK WP HR S P ERA WHIP																		
54 Sonny Gray, R ERA: 1.61	7.0 L 24 3 1 1 9 0 0 0 0 1 0 64 99 1.29 0.429																		
58 Evan Scribner, R ERA: 2.79	0.2 5 2 1 0 1 0 0 0 1 0 0 12 17 0.00 3.000																		
56 Fernando Abad, L ERA: 5.4	0.1 1 0 0 0 0 0 0 0 0 0 0 3 4 0.00 0.000																		
36 Tyler Clippard, R ERA: 1.69	1.0 5 1 0 0 1 1 0 0 0 0 0 13 21 0.00 2.000																		

**Boston Red Sox @ Oakland Athletics**  
O.co Coliseum, Oakland, CA  
Wed May 13 2015, 3:39 PM - 6:12 PM EDT  
Att: 22,389 - Cloudy - 58 F

AB 33  
R 2  
H 6  
RBI 1  
BB 1  
SO 11  
LOB 13




Batter	1	2	3	4	5	6	7	8	9	AB	R	H	RBI	BB	SO	LOB	BOTTOM		
4 Coco Crisp, S OBP: 0.128, SLG: 0.036									3	0	1	0	1	0	2				
10 Marcus Semien, R OBP: 0.353, SLG: 0.521									3	0	1	0	1	0	1				
22 Josh Reddick, L OBP: 0.410, SLG: 0.565									4	0	0	0	0	1	3				
16 Billy Butler, R OBP: 0.307, SLG: 0.371									4	0	1	0	0	0	3				
15 Brett Lawrie, R OBP: 0.291, SLG: 0.343									3	0	0	0	1	1	3				
20 Mark Canha, R OBP: 0.308, SLG: 0.429									3	0	0	0	0	0	2				
17 Ike Davis, L OBP: 0.348, SLG: 0.427									2	0	1	0	1	1	2				
19 Josh Phegley, R OBP: 0.289, SLG: 0.285									2	0	1	0	1	1	2				
50 Max Muncy, L OBP: 0.286, SLG: 0.278									2	0	1	0	1	1	2				
1 Billy Burns, S OBP: 0.319, SLG: 0.333									2	0	1	0	1	1	2				
21 Stephen Vogt, L OBP: 0.425, SLG: 0.673									2	0	1	0	1	1	2				
28 Eric Sogard, L OBP: 0.274, SLG: 0.324									4	0	0	0	0	0	4				
<b>Inning Stats</b>	R: 0 E: 0 K: 0 S: 8	H: 0 LOB: 2 BB: 2 P: 20	R: 0 E: 0 K: 0 S: 12	H: 1 LOB: 1 BB: 1 P: 21	R: 0 E: 0 K: 0 S: 9	H: 1 LOB: 1 BB: 0 P: 14	R: 0 E: 0 K: 0 S: 6	H: 1 LOB: 1 BB: 0 P: 6	R: 0 E: 0 K: 0 S: 7	H: 1 LOB: 0 BB: 0 P: 11	R: 0 E: 0 K: 1 S: 13	H: 1 LOB: 2 BB: 1 P: 20	R: 0 E: 0 K: 2 S: 9	H: 0 LOB: 0 BB: 0 P: 10	R: 0 E: 0 K: 1 S: 8	H: 0 LOB: 1 BB: 1 P: 13	1B: 3 2B: 1 3B: 1 HR: 0	SF: 0 SAC: 0 DP: 1 HBP: 0	WP: 1 PA: 36 PB: 0 SB: 0 CS: 0
<b>PITCHER</b>	IP WLS BF H R ER SO BB IBB HBP BLK WP HR S P ERA WHIP																		
20 Wade Miley, L ERA: 5.6	6.2 W 28 5 0 0 2 4 0 0 0 0 0 60 99 0.00 1.350																		
36 Junichi Tazawa, R ERA: 1.59	1.1 H 4 0 0 0 2 0 0 0 0 0 0 10 11 0.00 0.000																		
19 Koji Uehara, R ERA: 1.8	1.0 S 4 0 0 0 1 1 0 0 0 1 0 8 13 0.00 1.000																		

**Boston Red Sox @ Oakland Athletics**  
O.co Coliseum, Oakland, CA  
Wed May 13 2015, 3:39 PM - 6:12 PM EDT  
Att: 22,389 - Cloudy - 58 F

AB 31  
R 0  
H 5  
RBI 0  
BB 5  
SO 4  
LOB 23




Batter	1	2	3	4	5	6	7	8	9	AB	R	H	RBI	BB	SO	LOB	TOP	
50 Mookie Betts, R OBP: 0.302, SLG: 0.411	L7		1B		P4		K		SF 15 G4-3	4	0	1	1	0	1	1	<b>Boston Red Sox @ Seattle Mariners</b> Safeco Field, Seattle, WA Thu May 14 2015, 7:12 PM - 10:02 PM PDT Att: 20,172 - Clear - 63 F	
15 Dustin Pedroia, R OBP: 0.368, SLG: 0.433	P3		P4		F8		BB		G4-3	4	0	0	0	1	0	3		
34 David Ortiz, L OBP: 0.307, SLG: 0.370	G6-3		F8		G6-3		L8		BB	4	0	0	0	1	0	3		
13 Hanley Ramirez, R OBP: 0.336, SLG: 0.552																		
25 Jackie Bradley Jr., L																		
12 Mike Napoli, R OBP: 0.278, SLG: 0.294																		
18 Shane Victorino, S OBP: 0.215, SLG: 0.289																		
26 Brock Holt, L OBP: 0.382, SLG: 0.441																		
2 Xander Bogaerts, R OBP: 0.309, SLG: 0.342																		
3 Sandy Leon, S OBP: 0.273, SLG: 0.172																		
23 Blake Swihart, S OBP: 0.152, SLG: 0.188																		
Pablo Sandoval, S OBP: 0.358, SLG: 0.423																		
																		
<b>Inning Stats</b>	R: 0 E: 0 K: 0 S: 9	H: 0 LOB: 0 BB: 0 P: 13	R: 0 E: 0 K: 1 S: 12	H: 3 LOB: 2 BB: 0 P: 16	R: 0 E: 0 K: 0 S: 5	H: 1 LOB: 1 BB: 0 P: 7	R: 1 E: 0 K: 0 S: 9	H: 2 LOB: 1 BB: 1 P: 15	R: 0 E: 0 K: 1 S: 4	H: 1 LOB: 2 BB: 1 P: 20	R: 0 E: 0 K: 1 S: 13	H: 1 LOB: 2 BB: 1 P: 21	R: 0 E: 0 K: 2 S: 8	H: 1 LOB: 0 BB: 0 P: 13	R: 1 E: 1 K: 0 S: 22	H: 1 LOB: 3 BB: 1 P: 31	1B: 7 2B: 2 3B: 0 HR: 1 SF: 1 SAC: 2 DP: 1 HBP: 1 WP: 0 PB: 0 SB: 0 CS: 1 PA: 40	
<b>PITCHER</b>	IP WLS BF H R ER SO BB IBB HBP BLK WP HR S P ERA WHIP	<b>PITCHER</b> IP WLS BF H R ER SO BB IBB HBP BLK WP HR S P ERA WHIP																
29 Roenis Elias, L ERA: 3.24	6.1	27	8	1	1	2	2	0	0	0	0	0	0	1	56	89	1.42	1.579
57 Mark Lowe, R ERA: 2.7	0.1	2	0	0	0	1	1	0	0	0	0	0	0	0	5	10	0.00	3.000
41 Charlie Furbush, L ERA: 1.8	0.1	1	0	0	0	0	0	0	0	0	0	0	0	2	2	0.00	0.000	
39 Carson Smith, R ERA: 1.08	1.0	3	1	0	0	2	0	0	0	0	0	0	0	8	13	0.00	1.000	
56 Fernando Rodney, R ERA: 5.65	1.0	L 7	1	1	1	0	1	0	1	0	0	0	0	22	31	9.00	2.000	

Batter	1	2	3	4	5	6	7	8	9	AB	R	H	RBI	BB	SO	LOB	BOTTOM	
7 Seth Smith, L OBP: 0.327, SLG: 0.456	F7		G3-1		L8		F9-3			3	0	0	0	0	0	0	<b>Boston Red Sox @ Seattle Mariners</b> Safeco Field, Seattle, WA Thu May 14 2015, 7:12 PM - 10:02 PM PDT Att: 20,172 - Clear - 63 F	
12 Justin Ruggiano, R OBP: 0.298, SLG: 0.317			G6-3		G6-3				G1-3	3	0	1	0	0	0	0		
5 Brad Miller, L OBP: 0.318, SLG: 0.424										3	0	1	0	0	0	0		
25 Rickie Weeks Jr., R OBP: 0.311, SLG: 0.327										1	0	0	0	0	0	0		
22 Robinson Cano, L OBP: 0.311, SLG: 0.370										4	0	1	0	0	0	1		
23 Nelson Cruz, R OBP: 0.414, SLG: 0.744										3	1	3	0	1	0	0		
15 Kyle Seager, L OBP: 0.299, SLG: 0.405										4	0	2	0	0	0	4		
20 Logan Morrison, L OBP: 0.313, SLG: 0.432										3	0	0	1	1	0	1		
3 Mike Zunino, R OBP: 0.245, SLG: 0.370										4	0	0	0	0	2	4		
13 Dustin Ackley, L OBP: 0.213, SLG: 0.326										4	0	0	0	0	0	3		
1 Chris Taylor, R OBP: 0.200, SLG: 0.143										2	0	0	0	1	0	0		
<b>Inning Stats</b>	R: 0 E: 0 K: 0 S: 8	H: 2 LOB: 2 BB: 0 P: 13	R: 0 E: 0 K: 0 S: 7	H: 0 LOB: 0 BB: 0 P: 9	R: 0 E: 0 K: 1 S: 12	H: 2 LOB: 3 BB: 1 P: 21	R: 0 E: 0 K: 0 S: 5	H: 0 LOB: 0 BB: 0 P: 7	R: 1 E: 0 K: 1 S: 13	H: 1 LOB: 1 BB: 1 P: 20	R: 0 E: 0 K: 0 S: 8	H: 0 LOB: 0 BB: 1 P: 15	R: 0 E: 0 K: 0 S: 9	H: 2 LOB: 1 BB: 0 P: 15	R: 0 E: 0 K: 0 S: 8	H: 0 LOB: 0 BB: 0 P: 12	1B: 7 2B: 1 3B: 0 HR: 0 SF: 0 SAC: 0 DP: 2 HBP: 0 WP: 1 PB: 0 SB: 0 CS: 0 PA: 35	
<b>PITCHER</b>	IP WLS BF H R ER SO BB IBB HBP BLK WP HR S P ERA WHIP	<b>PITCHER</b> IP WLS BF H R ER SO BB IBB HBP BLK WP HR S P ERA WHIP																
56 Joe Kelly, R ERA: 5.88	6.1	27	5	1	1	2	3	0	0	0	0	0	0	1	59	92	1.42	1.263
59 Tommy Layne, L ERA: 2.89	0.2	1	0	0	0	0	0	0	0	0	0	0	0	2	3	0.00	0.000	
68 Matt Barnes, R ERA: 1.42	1.0	W 4	2	0	0	0	0	0	0	0	0	0	0	9	15	0.00	2.000	
19 Koji Uehara, R ERA: 1.84	1.0	S 3	0	0	0	0	0	0	0	0	0	0	0	8	12	0.00	0.000	



Batter	1	2	3	4	5	6	7	8	9	AB	R	H	RBI	BB	SO	LOB	TOP	
50 Mookie Betts, R OBP: 0.294, SLG: 0.400	F8		G5-3		G6-3			P3		4	0	0	0	0	0	1	<b>Boston Red Sox @ Seattle Mariners</b> Safeco Field, Seattle, WA Fri May 15 2015, 7:12 PM - 9:42 PM PDT Att: 39,477 - Partly Cloudy - 64 F	
15 Dustin Pedroia, R OBP: 0.365, SLG: 0.423	F9		F8			BB		G6-3		3	0	0	0	1	0	1		
34 David Ortiz, L OBP: 0.312, SLG: 0.374			F8			G6-5-3				4	0	2	0	0	0	1		
13 Hanley Ramirez, R OBP: 0.326, SLG: 0.533	K				P6	P2				4	0	0	0	0	1	2		
12 Mike Napoli, R OBP: 0.277, SLG: 0.292		F9			F8	1B		K		4	0	1	0	0	2	1		
18 Shane Victorino, S OBP: 0.328, SLG: 0.306		2B			1B			K		4	1	2	0	0	1	1		
Pablo Sandoval, S OBP: 0.350, SLG: 0.413		L6			F8			F9		3	0	0	0	0	0	3		
2 Xander Bogaerts, R OBP: 0.317, SLG: 0.368					CS	G5-3				3	0	2	1	0	0	0		
3 Sandy León, S OBP: 0.257, SLG: 0.161			G6-3			F9		SH1-3		2	0	0	0	0	0	1		
<b>Inning Stats</b>	R: 0 H: 1 E: 0 K: 1 S: 13	H: 2 LOB: 1 BB: 0 P: 21	R: 0 H: 0 E: 0 K: 0 S: 14	H: 0 LOB: 0 BB: 0 P: 8	R: 0 H: 2 E: 0 K: 0 S: 14	H: 0 LOB: 1 BB: 0 P: 19	R: 0 H: 0 E: 0 K: 0 S: 7	H: 0 LOB: 0 BB: 1 P: 12	R: 0 H: 0 E: 0 K: 2 S: 8	H: 1 LOB: 1 BB: 0 P: 9	R: 0 H: 1 E: 0 K: 1 S: 8	H: 2 LOB: 1 BB: 0 P: 8	1B: 6 2B: 1 3B: 1 HR: 0	SF: 0 SAC: 1 DP: 1 HBP: 0	WP: 0 PB: 0 SB: 1 CS: 1	PA: 34		
<b>PITCHER</b>	IP WLS BF H R ER SO BB IBB HBP BLK WP HR S P ERA WHIP																	
33 J.A. Happ, L ERA: 2.98	7.0	25	5	1	1	3	1	0	0	0	0	0	0	0	68	103	1.29	0.857
54 Tom Wilhelmson, R ERA: 2.84	2.0	8	2	0	0	1	0	0	0	0	0	0	0	13	17	0.00	1.000	

Batter	1	2	3	4	5	6	7	8	9	AB	R	H	RBI	BB	SO	LOB	BOTTOM	
7 Seth Smith, L OBP: 0.327, SLG: 0.484	G4-3									3	1	1	1	0	1	0	<b>Boston Red Sox @ Seattle Mariners</b> Safeco Field, Seattle, WA Fri May 15 2015, 7:12 PM - 9:42 PM PDT Att: 39,477 - Partly Cloudy - 64 F	
8 Willie Bloomquist, R OBP: 0.222, SLG: 0.192			K			HR				1	0	0	0	0	0	0		
5 Brad Miller, L OBP: 0.316, SLG: 0.417	L3				F7					4	1	1	0	0	1	0		
22 Robinson Canó, L OBP: 0.309, SLG: 0.373					G4-3					4	0	1	0	0	1	1		
23 Nelson Cruz, R OBP: 0.409, SLG: 0.730			K		K					4	0	1	1	0	3	1		
15 Kyle Seager, L OBP: 0.300, SLG: 0.403		G3-1								3	0	1	0	0	0	0		
12 Justin Ruggiano, R OBP: 0.280, SLG: 0.295		L4			K					3	0	0	0	0	2	1		
20 Logan Morrison, L OBP: 0.306, SLG: 0.421		F8			G6-3					3	0	0	0	0	0	0		
25 Rickie Weeks Jr., R OBP: 0.297, SLG: 0.309			K							3	0	0	0	0	2	0		
3 Mike Zunino, R OBP: 0.239, SLG: 0.359			F9							3	0	0	0	0	1	0		
<b>Inning Stats</b>	R: 0 H: 1 E: 0 K: 1 S: 10	H: 0 LOB: 0 BB: 0 P: 13	R: 0 H: 0 E: 0 K: 2 S: 8	H: 0 LOB: 0 BB: 0 P: 14	R: 0 H: 0 E: 0 K: 1 S: 7	H: 0 LOB: 0 BB: 0 P: 10	R: 0 H: 0 E: 0 K: 3 S: 11	H: 1 LOB: 0 BB: 0 P: 15	R: 0 H: 1 E: 0 K: 3 S: 12	H: 0 LOB: 1 BB: 0 P: 14	R: 0 H: 0 E: 0 K: 0 S: 7	H: 2 LOB: 1 BB: 0 P: 15	1B: 3 2B: 1 3B: 0 HR: 1	SF: 0 SAC: 0 DP: 0 HBP: 0	WP: 0 PB: 0 SB: 0 CS: 0	PA: 31		
<b>PITCHER</b>	IP WLS BF H R ER SO BB IBB HBP BLK WP HR S P ERA WHIP																	
11 Clay Buchholz, R ERA: 4.93	27	3	1	1	1	11	0	0	0	0	0	0	0	0	71	102	1.12	0.375
59 Tommy Layne, L ERA: 3.5	0.2	L	3	1	1	1	0	0	0	0	0	5	9	13.50	1.500			
36 Junichi Tazawa, R ERA: 1.59	0.0	1	1	0	0	0	0	0	0	0	0	3	6	∞	∞			



Batter	1	2	3	4	5	6	7	8	9	AB	R	H	RBI	BB	SO	LOB	TOP						
26 Brock Holt, L OBP: 0.370, SLG: 0.417										4	0	0	1	1	1	2							
15 Dustin Pedroia, R OBP: 0.366, SLG: 0.423										5	0	2	0	0	0	2							
34 David Ortiz, L OBP: 0.321, SLG: 0.402										4	1	2	1	1	1	2							
13 Hanley Ramirez, R OBP: 0.321, SLG: 0.520										5	0	1	0	0	1	5							
50 Mookie Betts, R OBP: 0.294, SLG: 0.490										4	1	1	1	0	0	1							
Pablo Sandoval, S OBP: 0.347, SLG: 0.431										3	1	0	0	1	0	0							
2 Xander Bogaerts, R OBP: 0.315, SLG: 0.358										3	1	0	0	1	0	0							
29 Daniel Nava, S OBP: 0.271, SLG: 0.180										3	1	0	0	1	2	0							
23 Blake Swihart, S OBP: 0.189, SLG: 0.250										4	0	2	1	0	2	0							
25 Jackie Bradley Jr., L OBP: 0.271, SLG: 0.180										3	0	0	0	1	2	1							
<b>Inning Stats</b>	R: 0 E: 0 K: 1 S: 8	H: 0 LOB: 1 BB: 1 P: 13	R: 1 E: 0 K: 1 S: 8	H: 2 LOB: 1 BB: 0 P: 11	R: 1 E: 0 K: 0 S: 11	H: 2 LOB: 1 BB: 0 P: 15	R: 0 E: 0 K: 1 S: 7	H: 0 LOB: 0 BB: 0 P: 10	R: 0 E: 0 K: 2 S: 15	H: 2 LOB: 2 BB: 3 P: 23	R: 2 E: 0 K: 0 S: 13	H: 1 LOB: 2 BB: 3 P: 29	R: 0 E: 0 K: 1 S: 11	H: 0 LOB: 0 BB: 0 P: 16	R: 0 E: 0 K: 2 S: 9	H: 0 LOB: 0 BB: 0 P: 14	R: 0 E: 0 K: 1 S: 12	H: 1 LOB: 2 BB: 1 P: 19	1B: 5 2B: 1 3B: 0 HR: 2	SF: 0 SAC: 0 DP: 0 HBP: 0	WP: 0 PB: 0 SB: 0 CS: 0	PA: 40	
<b>PITCHER</b>	IP WLS BF H R ER SO BB IBB HBP BLK WP HR S P ERA WHIP	6.0 L 29 7 4 4 5 4 0 0 0 0 2 62 101 6.00 1.833	1.0 H 3 0 0 0 1 0 0 0 0 0 11 16 0.00 0.000	2.0 S 8 1 0 0 3 1 0 0 0 0 21 33 0.00 1.000																			

**Boston Red Sox @ Seattle Mariners**  
 Safeco Field, Seattle, WA  
 Sat May 16 2015, 6:12 PM - 8:59 PM PDT  
 Att: 45,055 - Overcast - 62 F

AB	35
R	4
H	8
RBI	4
BB	5
SO	9
LOB	13



Batter	1	2	3	4	5	6	7	8	9	AB	R	H	RBI	BB	SO	LOB	BOTTOM						
7 Seth Smith, L OBP: 0.315, SLG: 0.464											4	0	0	0	0	3	0						
5 Brad Miller, L OBP: 0.331, SLG: 0.481											3	2	2	2	1	1	0						
22 Robinson Canó, L OBP: 0.301, SLG: 0.363											4	0	0	0	0	0	1						
23 Nelson Cruz, R OBP: 0.399, SLG: 0.709											4	0	0	0	0	1	0						
15 Kyle Seager, L OBP: 0.299, SLG: 0.398											4	0	1	0	0	1	0						
20 Logan Morrison, L OBP: 0.304, SLG: 0.416											4	0	1	0	0	2	1						
13 Dustin Ackley, L OBP: 0.224, SLG: 0.337											3	0	1	0	1	0	1						
1 Chris Taylor, R OBP: 0.182, SLG: 0.129											3	0	0	0	0	0	3						
2 Jesús Sucre, R OBP: 0.067, SLG: 0.067										2	0	0	0	0	1	0							
8 Willie Bloomquist, R OBP: 0.214, SLG: 0.165										1	0	0	0	0	0	0							
3 Mike Zunino, R OBP: 0.239, SLG: 0.359										0	0	0	0	0	0	0							
<b>Inning Stats</b>	R: 1 E: 0 K: 2 S: 13	H: 1 LOB: 0 BB: 0 P: 18	R: 0 E: 0 K: 2 S: 9	H: 0 LOB: 1 BB: 1 P: 16	R: 0 E: 0 K: 2 S: 9	H: 0 LOB: 1 BB: 1 P: 15	R: 0 E: 0 K: 0 S: 9	H: 2 LOB: 2 BB: 0 P: 14	R: 1 E: 0 K: 0 S: 10	H: 1 LOB: 0 BB: 0 P: 15	R: 0 E: 0 K: 0 S: 10	H: 1 LOB: 1 BB: 0 P: 17	R: 0 E: 0 K: 1 S: 10	H: 0 LOB: 0 BB: 0 P: 15	R: 0 E: 0 K: 1 S: 8	H: 0 LOB: 0 BB: 0 P: 11	R: 0 E: 0 K: 1 S: 7	H: 0 LOB: 0 BB: 0 P: 14	1B: 2 2B: 1 3B: 0 HR: 2	SF: 0 SAC: 0 DP: 0 HBP: 0	WP: 0 PB: 0 SB: 0 CS: 0	PA: 34	
<b>PITCHER</b>	IP WLS BF H R ER SO BB IBB HBP BLK WP HR S P ERA WHIP	6.2 W 27 5 2 2 6 2 0 0 0 0 2 65 104 2.70 1.050	1.0 H 3 0 0 0 2 0 0 0 0 0 10 12 0.00 0.000	0.1 H 1 0 0 0 0 0 0 0 0 0 3 5 0.00 0.000	1.0 S 3 0 0 0 1 0 0 0 0 0 7 14 0.00 0.000																		

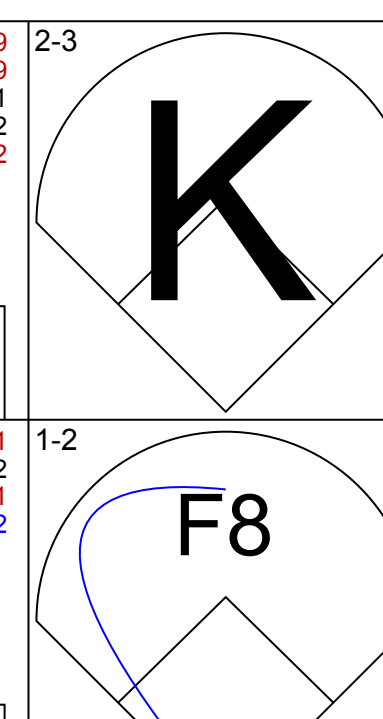
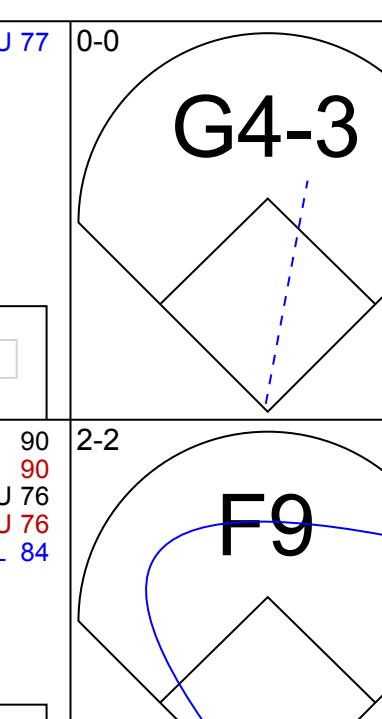
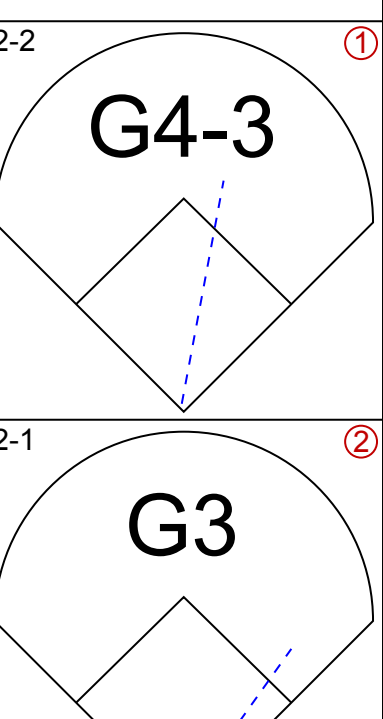
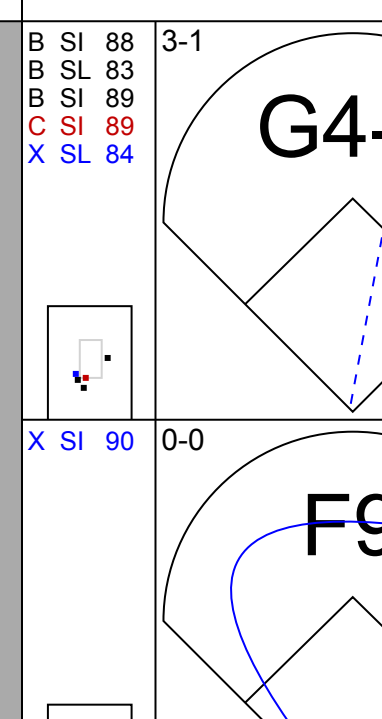
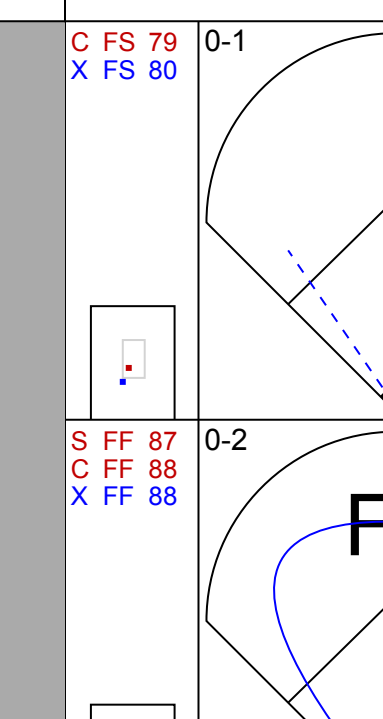
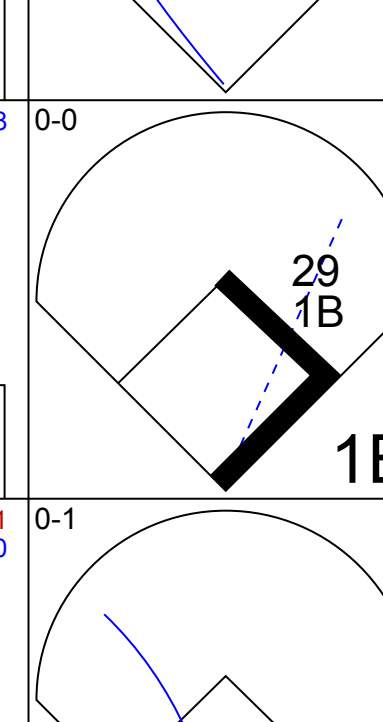
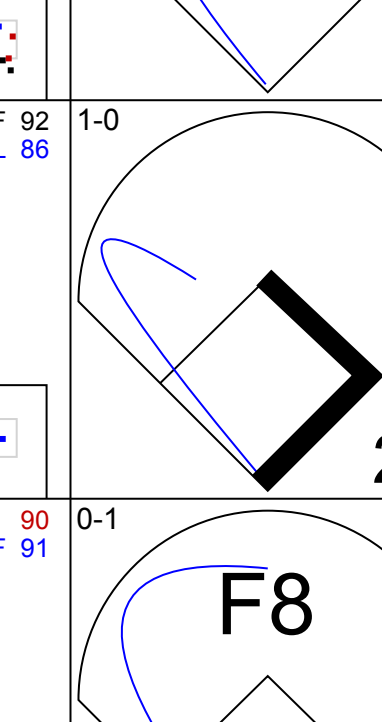
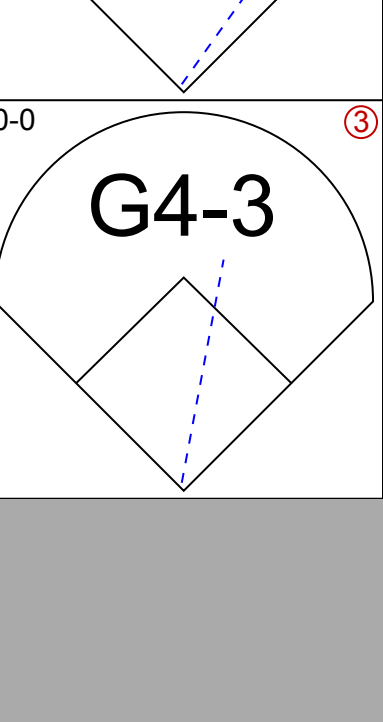
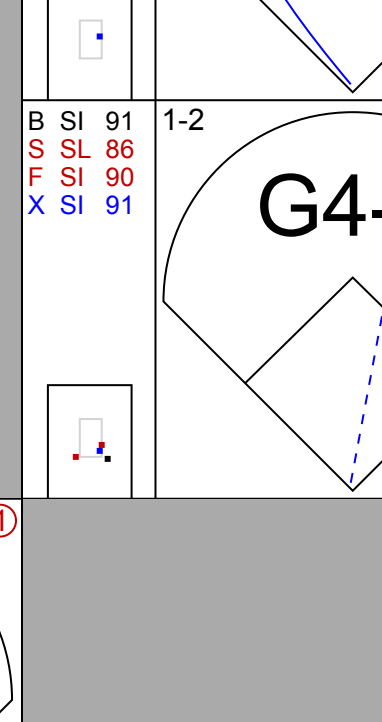
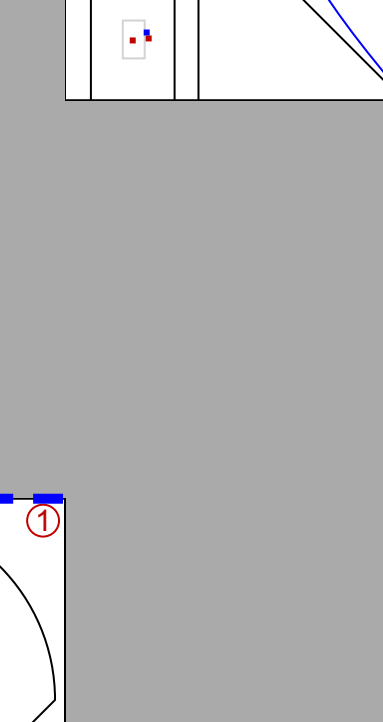
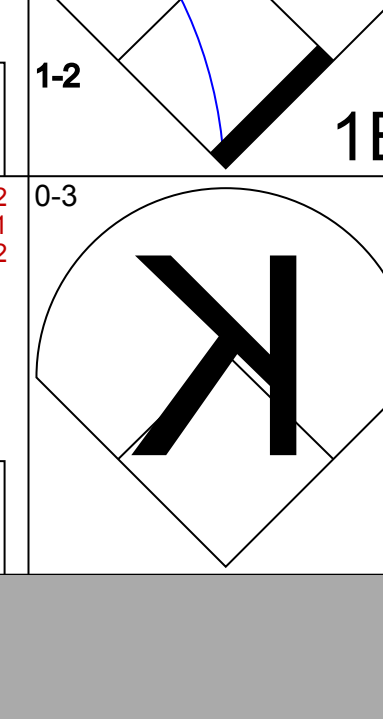





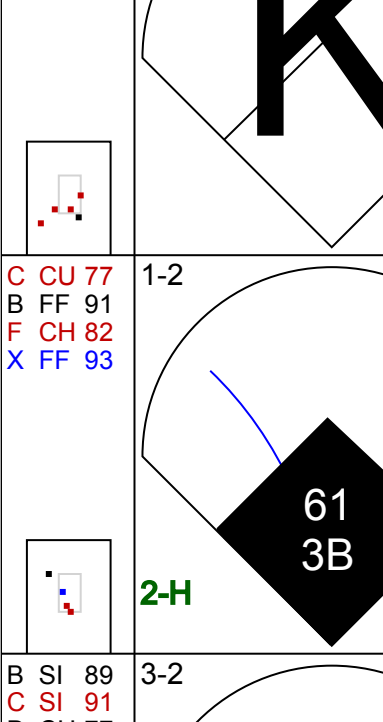
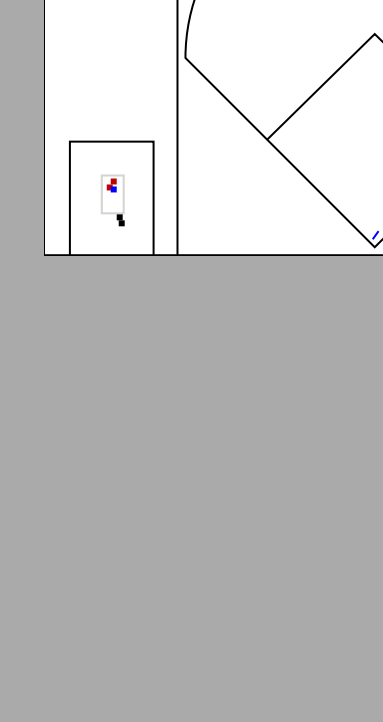

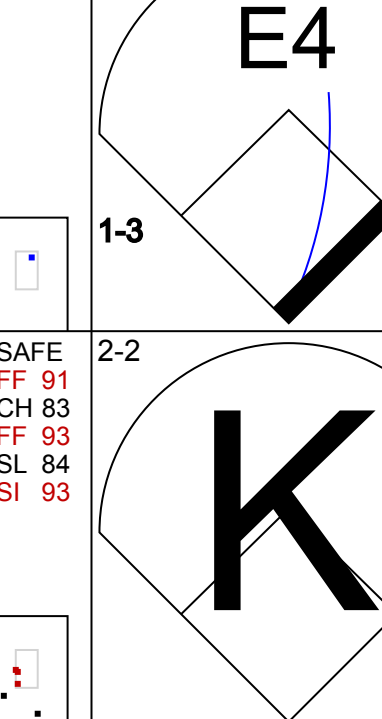
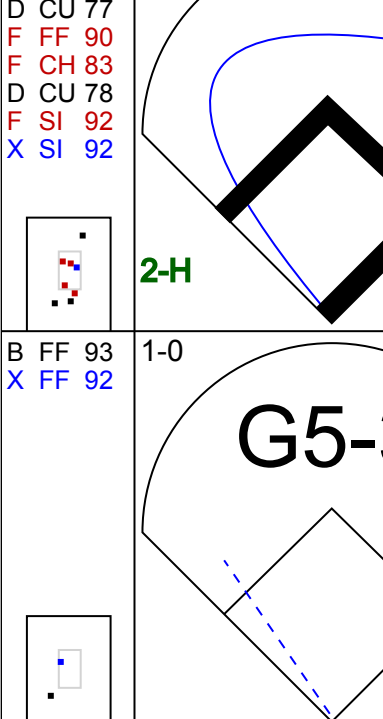

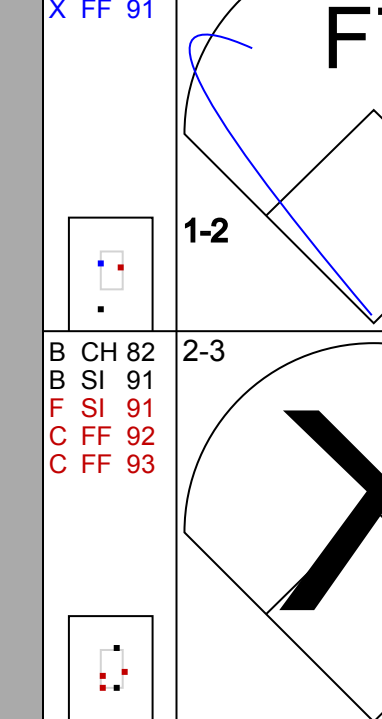
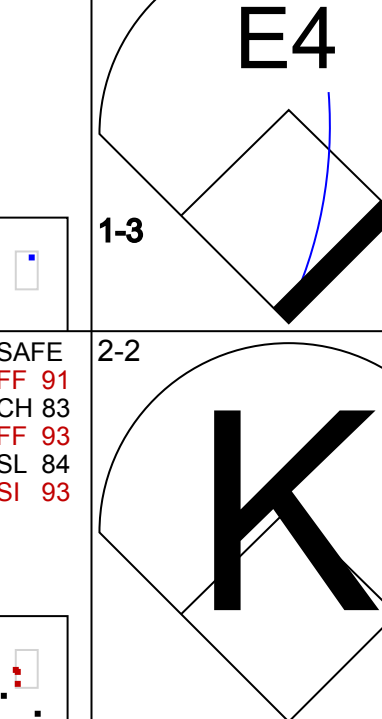
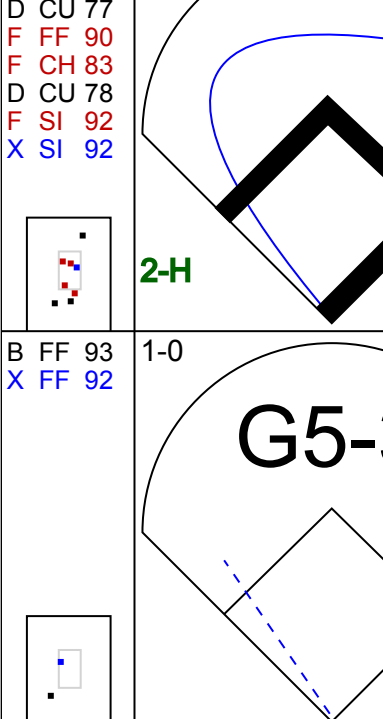

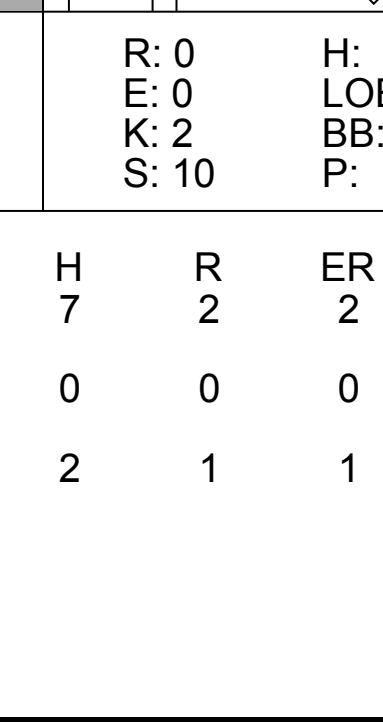
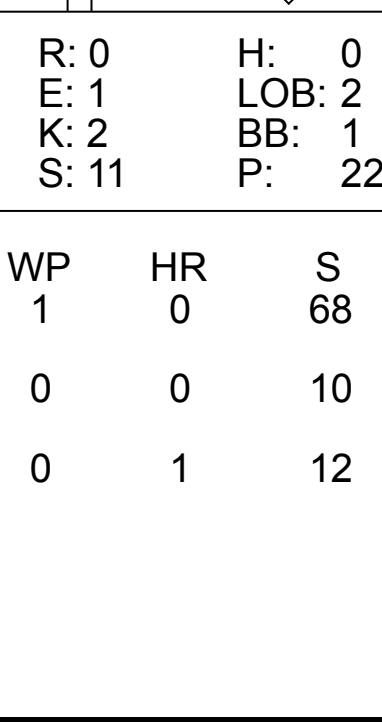
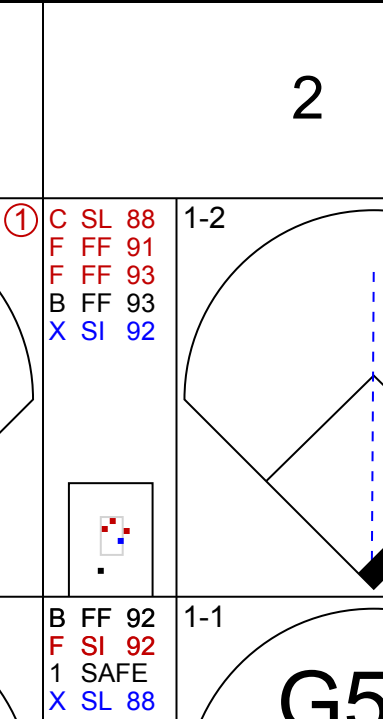
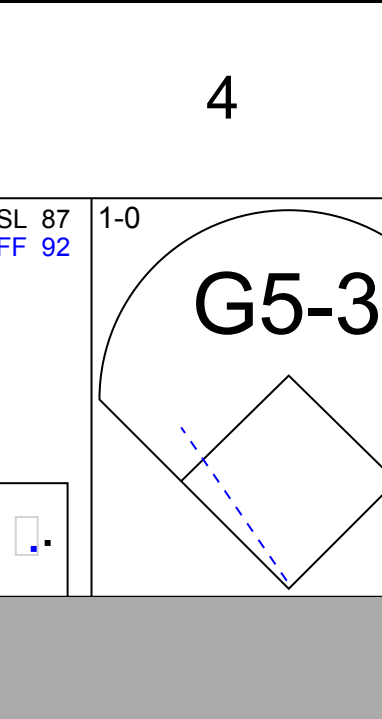
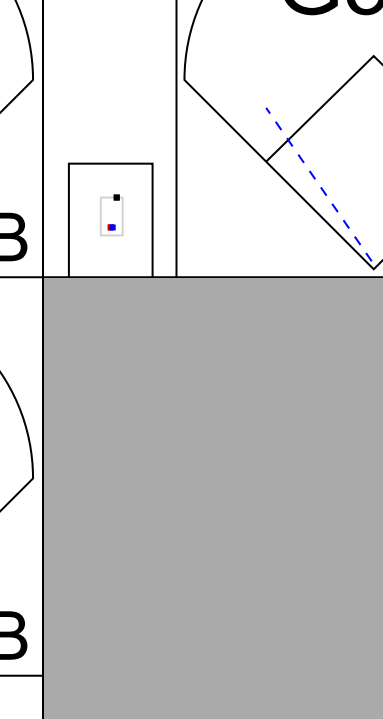

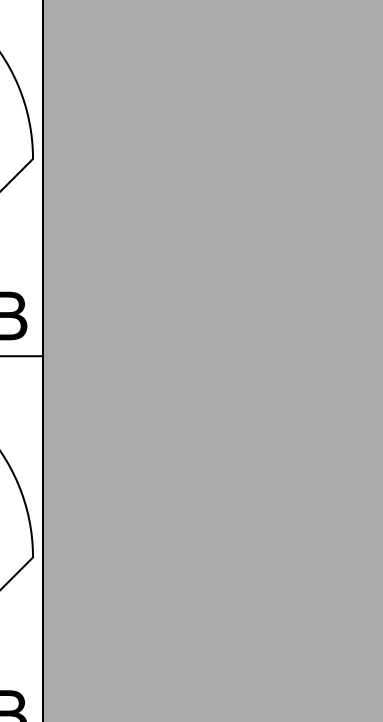

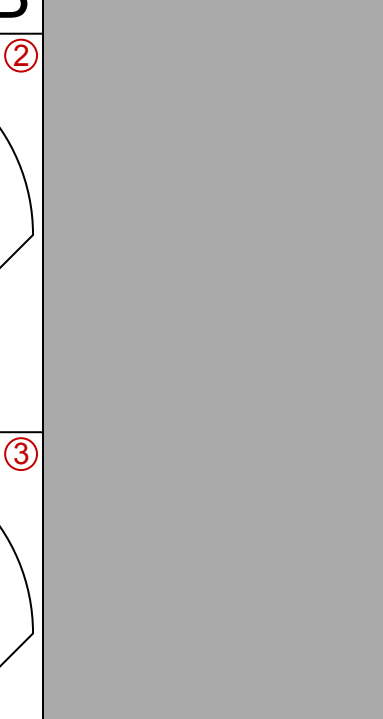
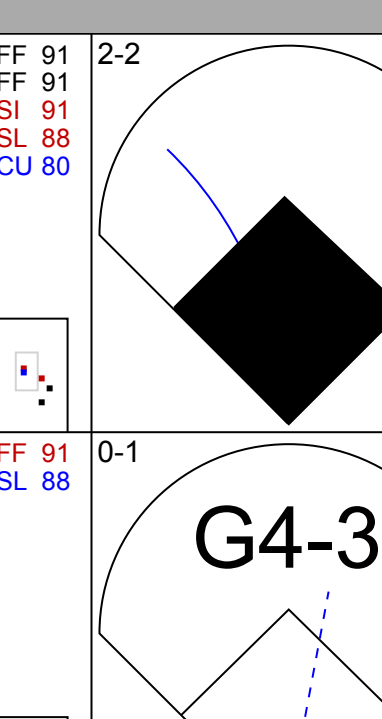
**Boston Red Sox @ Seattle Mariners**  
 Safeco Field, Seattle, WA  
 Sat May 16 2015, 6:12 PM - 8:59 PM PDT  
 Att: 45,055 - Overcast - 62 F

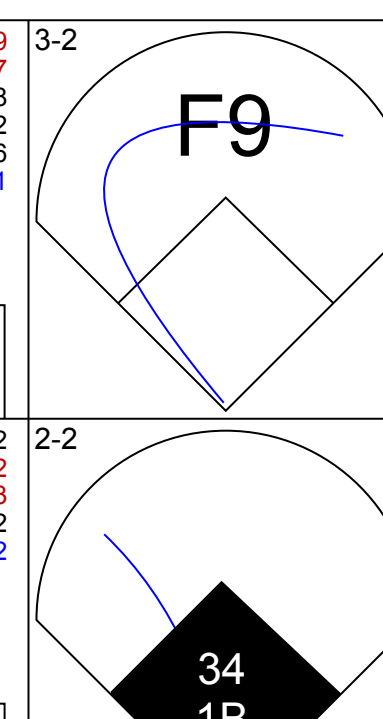

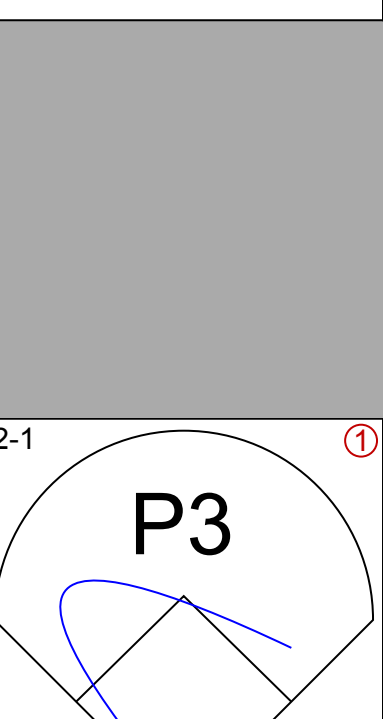

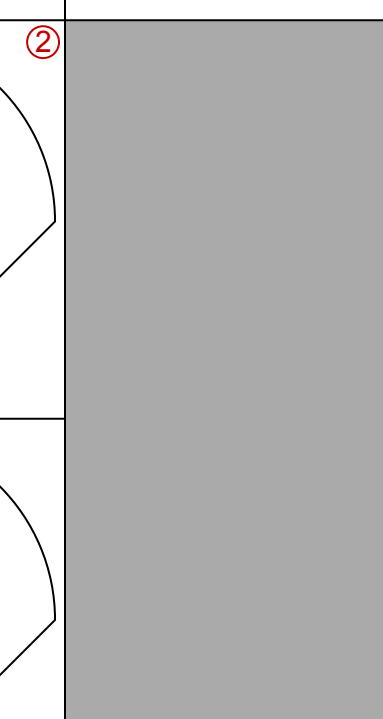
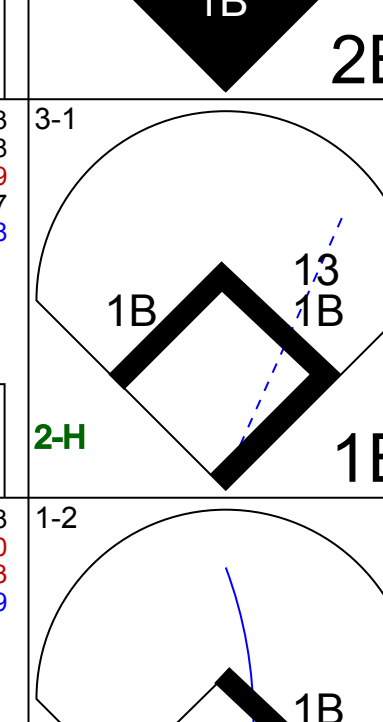
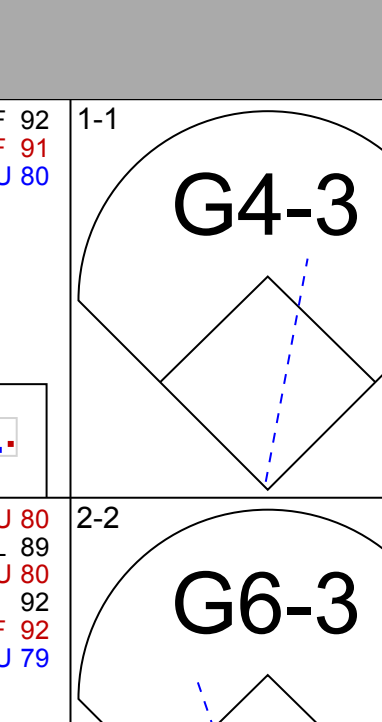
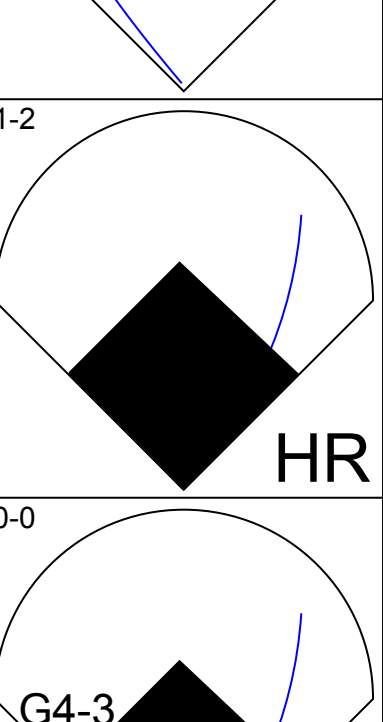
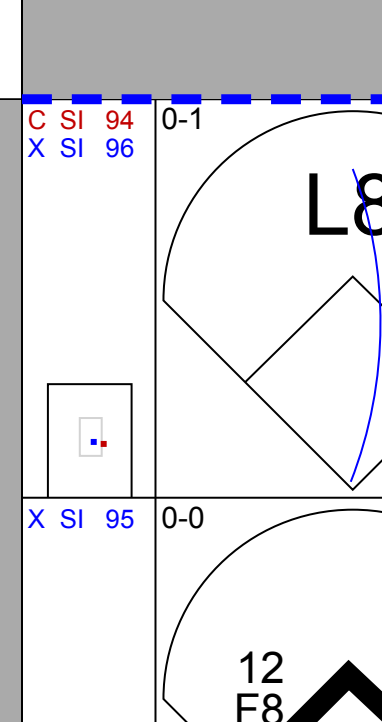
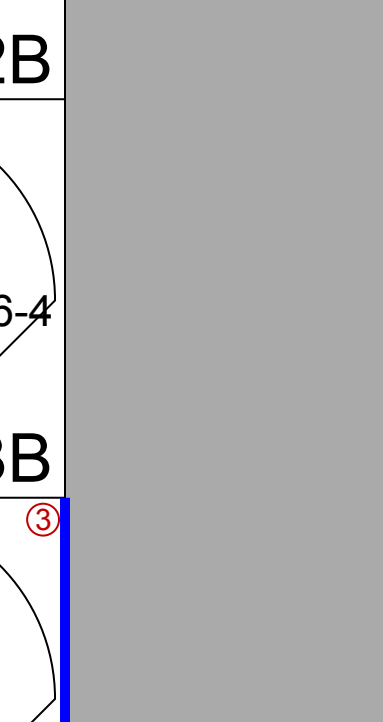
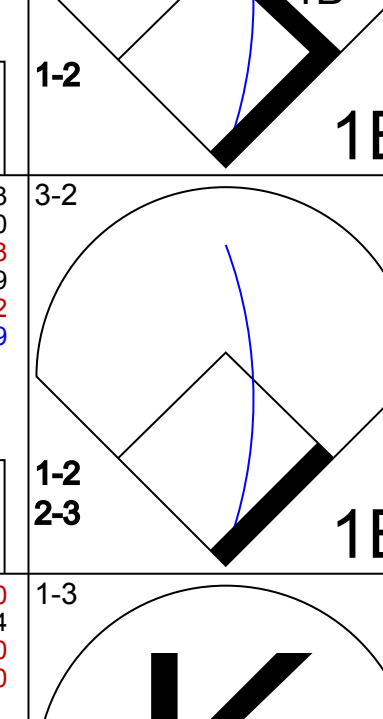
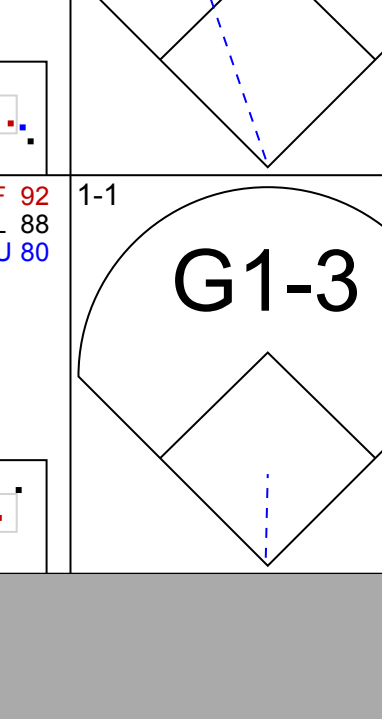
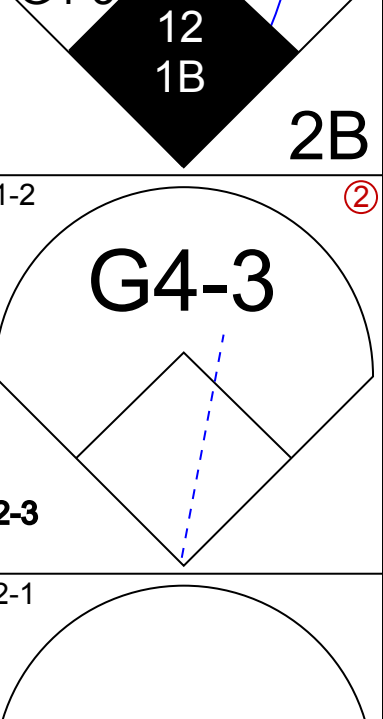
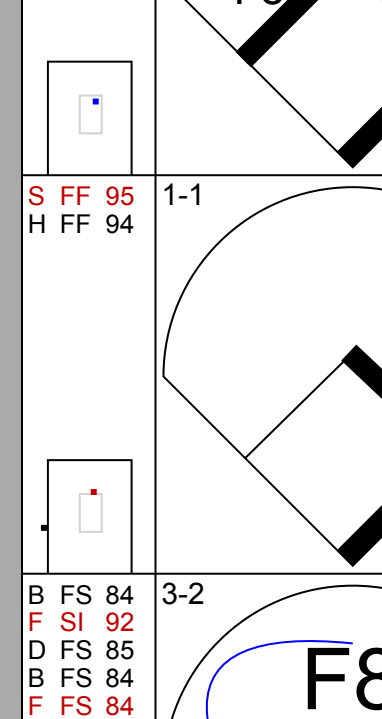

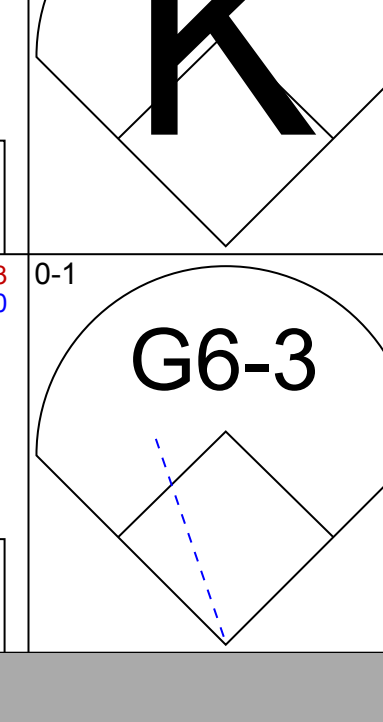

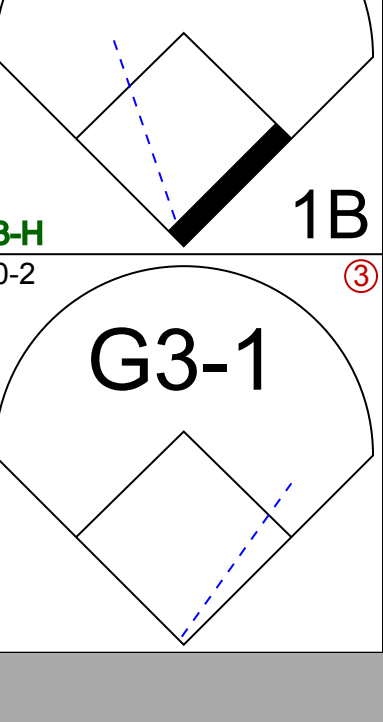
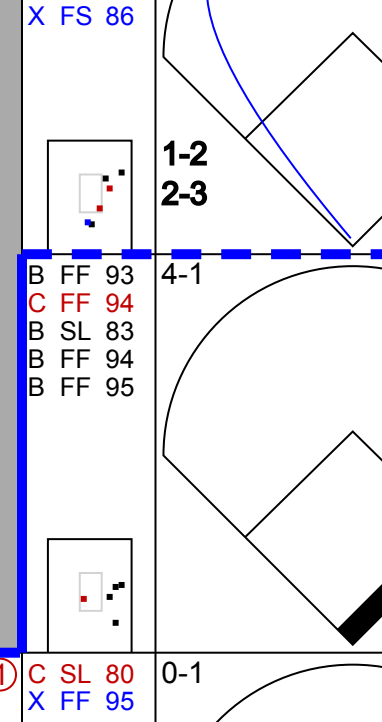




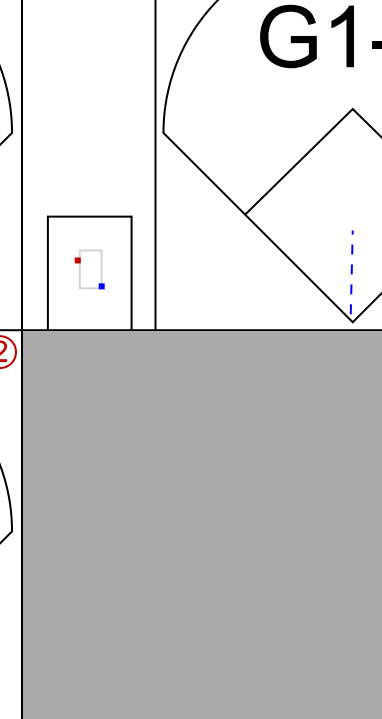
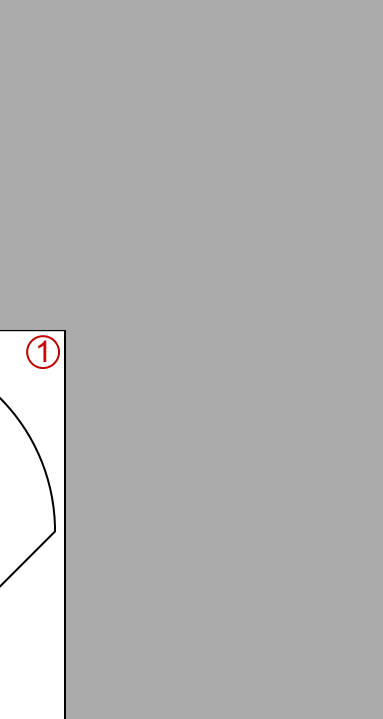
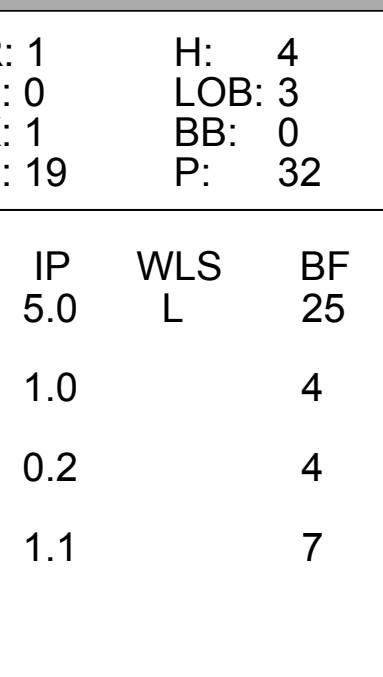
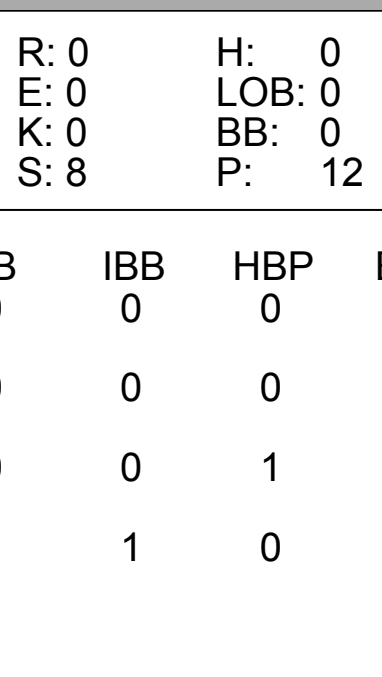
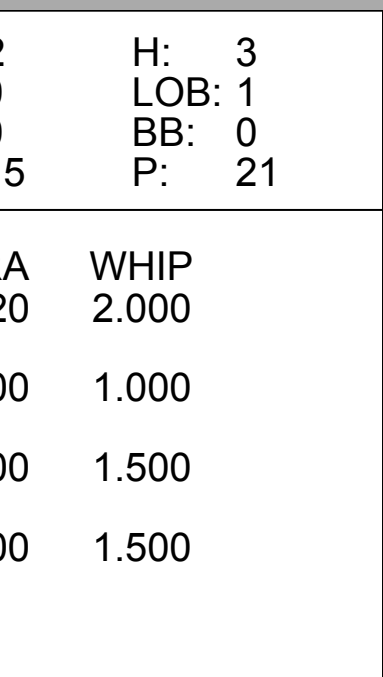
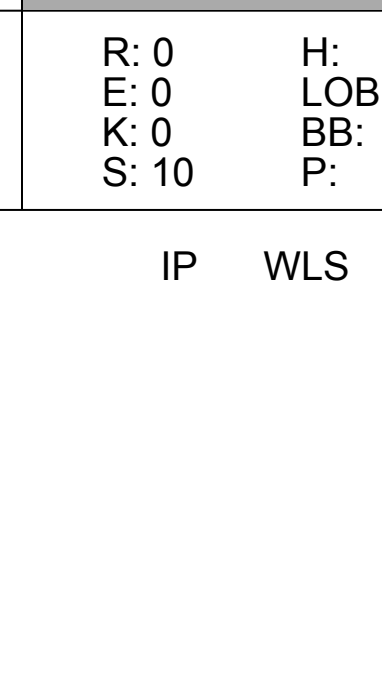
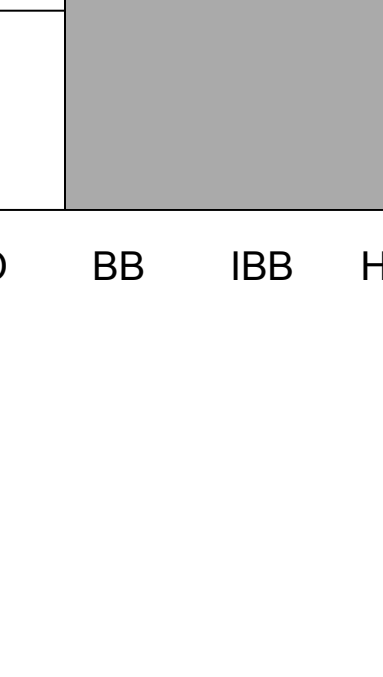
AB	32
R	2
H	5
RBI	2
BB	2
SO	9
LOB	6







Batter	1	2	3	4	5	6	7	8	9	AB	R	H	RBI	BB	SO	LOB	TOP						
17 Shin-Soo Choo, L (1,9) OBP: 0.327, SLG: 0.465										5	0	1	0	0	1	0	<b>Texas Rangers @ Boston Red Sox</b> Fenway Park, Boston, MA Tue May 19 2015, 7:12 PM - 10:01 PM EDT Att: 36,560 - Cloudy - 64 F						
1 Elvis Andrus, R (1,6) OBP: 0.297, SLG: 0.286										5	0	0	0	0	0	1							
84 Prince Fielder, L (1,10) OBP: 0.404, SLG: 0.503										4	0	2	0	0	0	0							
29 Adrian Beltré, R (1,5) OBP: 0.292, SLG: 0.421									4	0	1	0	0	0	1	1							
88 Kyle Blanks, R (1,7) OBP: 0.365, SLG: 0.542									4	1	1	0	0	2	2	2							
18 Mitch Moreland, L (1,3) OBP: 0.370, SLG: 0.464									3	0	1	0	1	1	1	1							
39 Tommy Field, R (1,4) OBP: 0.333, SLG: 0.500									3	1	1	1	0	2	2	<b>AB 37</b> <b>R 3</b> <b>H 9</b> <b>RBI 3</b> <b>BB 1</b> <b>SO 10</b> <b>LOB 13</b>							
2 Leonys Martin, L (9,PH) OBP: 0.246, SLG: 0.295									1	1	1	1	0	0	0								
61 Robinson Chirinos, R (1,2) OBP: 0.302, SLG: 0.413									4	0	1	1	0	0	2								
7 Delino DeShields, R (1,8) OBP: 0.379, SLG: 0.375									3	0	0	0	0	2	4								
43 Carlos Peguero, L (9,PH) OBP: 0.310, SLG: 0.414									1	0	0	0	0	1	0								
<b>Inning Stats</b>	R: 0 E: 0 K: 2 S: 12	H: 2 LOB: 2 BB: 0 P: 15	R: 0 E: 0 K: 2 S: 10	H: 1 LOB: 1 BB: 0 P: 16	R: 0 E: 0 K: 0 S: 7	H: 1 LOB: 1 BB: 0 P: 10	R: 0 E: 1 K: 2 S: 11	H: 0 LOB: 2 BB: 0 P: 22	R: 0 E: 0 K: 0 S: 6	H: 0 LOB: 0 BB: 0 P: 10	R: 2 E: 0 K: 1 S: 16	H: 3 LOB: 1 BB: 0 P: 23	R: 0 E: 0 K: 0 S: 6	H: 0 LOB: 0 BB: 0 P: 10	R: 0 E: 0 K: 2 S: 10	H: 0 LOB: 0 BB: 0 P: 15	R: 1 E: 0 K: 1 S: 12	H: 2 LOB: 1 BB: 0 P: 16	1B: 5 2B: 2 3B: 1 HR: 1	SF: 0 SAC: 0 DP: 0 HBP: 0	WP: 1 PB: 0 SB: 0 CS: 0	PA: 38	
<b>PITCHER</b>	IP WLS BF H R ER SO BB IBB HBP BLK WP HR S P ERA WHIP	IP WLS BF H R ER SO BB IBB HBP BLK WP HR S P ERA WHIP	IP WLS BF H R ER SO BB IBB HBP BLK WP HR S P ERA WHIP	IP WLS BF H R ER SO BB IBB HBP BLK WP HR S P ERA WHIP	IP WLS BF H R ER SO BB IBB HBP BLK WP HR S P ERA WHIP	IP WLS BF H R ER SO BB IBB HBP BLK WP HR S P ERA WHIP	IP WLS BF H R ER SO BB IBB HBP BLK WP HR S P ERA WHIP	IP WLS BF H R ER SO BB IBB HBP BLK WP HR S P ERA WHIP	IP WLS BF H R ER SO BB IBB HBP BLK WP HR S P ERA WHIP	IP WLS BF H R ER SO BB IBB HBP BLK WP HR S P ERA WHIP	IP WLS BF H R ER SO BB IBB HBP BLK WP HR S P ERA WHIP	IP WLS BF H R ER SO BB IBB HBP BLK WP HR S P ERA WHIP	IP WLS BF H R ER SO BB IBB HBP BLK WP HR S P ERA WHIP	IP WLS BF H R ER SO BB IBB HBP BLK WP HR S P ERA WHIP	IP WLS BF H R ER SO BB IBB HBP BLK WP HR S P ERA WHIP	IP WLS BF H R ER SO BB IBB HBP BLK WP HR S P ERA WHIP	IP WLS BF H R ER SO BB IBB HBP BLK WP HR S P ERA WHIP	IP WLS BF H R ER SO BB IBB HBP BLK WP HR S P ERA WHIP	IP WLS BF H R ER SO BB IBB HBP BLK WP HR S P ERA WHIP	IP WLS BF H R ER SO BB IBB HBP BLK WP HR S P ERA WHIP	IP WLS BF H R ER SO BB IBB HBP BLK WP HR S P ERA WHIP	IP WLS BF H R ER SO BB IBB HBP BLK WP HR S P ERA WHIP	IP WLS BF H R ER SO BB IBB HBP BLK WP HR S P ERA WHIP

Batter	1	2	3	4	5	6	7	8	9	AB	R	H	RBI	BB	SO	LOB	BOTTOM						
50 Mookie Betts, R (1,8) OBP: 0.291, SLG: 0.390										5	0	2	0	0	0	1	<b>Texas Rangers @ Boston Red Sox</b> Fenway Park, Boston, MA Tue May 19 2015, 7:12 PM - 10:01 PM EDT Att: 36,560 - Cloudy - 64 F						
15 Dustin Pedroia, R (1,4) OBP: 0.364, SLG: 0.427										5	1	2	0	0	0	2							
34 David Ortiz, L (1,10) OBP: 0.331, SLG: 0.427										4	1	2	2	1	0	0							
13 Hanley Ramirez, R (1,7) OBP: 0.322, SLG: 0.522										5	1	3	0	0	0	2							
25 Jackie Bradley Jr., L (9,7) OBP: 0.381, SLG: 0.440										0	0	0	0	0	0	0							
Pablo Sandoval, S (1,5) OBP: 0.342, SLG: 0.416										3	0	1	0	0	0	1							
26 Brock Holt, L (7,PR) OBP: 0.381, SLG: 0.440										0	0	0	0	0	0	0							
12 Mike Napoli, R (1,3) OBP: 0.275, SLG: 0.314										4	1	2	2	0	1	5							
29 Daniel Nava, S (1,9) OBP: 0.259, SLG: 0.170										3	0	0	0	0	0	4							
18 Shane Victorino, S (7,PH) OBP: 0.349, SLG: 0.308										0	0	0	0	1	0	0							
2 Xander Bogaerts, R (1,6) OBP: 0.314, SLG: 0.362										4	0	1	0	0	0	3							
23 Blake Swihart, S (1,2) OBP: 0.182, SLG: 0.233										4	0	0	0	0	2	1							
<b>Inning Stats</b>	R: 1 E: 0 K: 1 S: 19	H: 4 LOB: 3 BB: 0 P: 32	R: 0 E: 0 K: 0 S: 13	H: 1 LOB: 1 BB: 0 P: 18	R: 0 E: 0 K: 0 S: 8	H: 0 LOB: 0 BB: 0 P: 12	R: 1 E: 0 K: 1 S: 14	H: 2 LOB: 1 BB: 0 P: 19	R: 2 E: 0 K: 0 S: 15	H: 3 LOB: 1 BB: 0 P: 21	R: 0 E: 0 K: 1 S: 12	H: 1 LOB: 1 BB: 0 P: 17	R: 0 E: 0 K: 0 S: 10	H: 1 LOB: 3 BB: 1 P: 18	R: 0 E: 0 K: 0 S: 6	H: 1 LOB: 2 BB: 1 P: 16	R: 0 E: 0 K: 0 S: 12	H: 1 LOB: 2 BB: 1 P: 16	1B: 6 2B: 5 3B: 0 HR: 2	SF: 0 SAC: 0 DP: 0 HBP: 1	WP: 0 PB: 0 SB: 0 CS: 0	PA: 40	
<b>PITCHER</b>	IP WLS BF H R ER SO BB IBB HBP BLK WP HR S P ERA WHIP	IP WLS BF H R ER SO BB IBB HBP BLK WP HR S P ERA WHIP	IP WLS BF H R ER SO BB IBB HBP BLK WP HR S P ERA WHIP	IP WLS BF H R ER SO BB IBB HBP BLK WP HR S P ERA WHIP	IP WLS BF H R ER SO BB IBB HBP BLK WP HR S P ERA WHIP	IP WLS BF H R ER SO BB IBB HBP BLK WP HR S P ERA WHIP	IP WLS BF H R ER SO BB IBB HBP BLK WP HR S P ERA WHIP	IP WLS BF H R ER SO BB IBB HBP BLK WP HR S P ERA WHIP	IP WLS BF H R ER SO BB IBB HBP BLK WP HR S P ERA WHIP	IP WLS BF H R ER SO BB IBB HBP BLK WP HR S P ERA WHIP	IP WLS BF H R ER SO BB IBB HBP BLK WP HR S P ERA WHIP	IP WLS BF H R ER SO BB IBB HBP BLK WP HR S P ERA WHIP	IP WLS BF H R ER SO BB IBB HBP BLK WP HR S P ERA WHIP	IP WLS BF H R ER SO BB IBB HBP BLK WP HR S P ERA WHIP	IP WLS BF H R ER SO BB IBB HBP BLK WP HR S P ERA WHIP	IP WLS BF H R ER SO BB IBB HBP BLK WP HR S P ERA WHIP	IP WLS BF H R ER SO BB IBB HBP BLK WP HR S P ERA WHIP	IP WLS BF H R ER SO BB IBB HBP BLK WP HR S P ERA WHIP	IP WLS BF H R ER SO BB IBB HBP BLK WP HR S P ERA WHIP	IP WLS BF H R ER SO BB IBB HBP BLK WP HR S P ERA WHIP	IP WLS BF H R ER SO BB IBB HBP BLK WP HR S P ERA WHIP	IP WLS BF H R ER SO BB IBB HBP BLK WP HR S P ERA WHIP	IP WLS BF H R ER SO BB IBB HBP BLK WP HR S P ERA WHIP



Batter	1	2	3	4	5	6	7	8	9	AB	R	H	RBI	BB	SO	LOB	TOP										
17 Shin-Soo Choo, L OBP: 0.318, SLG: 0.451			G1-6-3		L1-3			L7		4	0	0	0	0	1	0	<b>Texas Rangers @ Boston Red Sox</b> Fenway Park, Boston, MA Wed May 20 2015, 7:11 PM - 10:23 PM EDT Att: 35,726 - Cloudy - 59 F										
7 Delino DeShields, R OBP: 0.386, SLG: 0.939	G3-4-1					G5-3		2B		3	0	1	0	1	0	0											
84 Prince Fielder, L OBP: 0.406, SLG: 0.590	G5-3									3	0	1	0	1	0	1											
9 Adam Rosales, R OBP: 0.208, SLG: 0.289			L7							0	0	0	0	0	0	0											
29 Adrián Beltré, R OBP: 0.297, SLG: 0.423		1B								4	1	2	0	0	2	3											
18 Mitch Moreland, L OBP: 0.365, SLG: 0.452										4	0	1	0	0	2	5											
1 Elvis Andrus, R OBP: 0.295, SLG: 0.287										3	0	1	1	0	1	0											
2 Leonys Martin, L OBP: 0.248, SLG: 0.302										4	0	1	0	0	0	2											
61 Robinson Chirinos, R OBP: 0.300, SLG: 0.440										4	1	1	1	0	2	1											
39 Tommy Field, R OBP: 0.300, SLG: 0.444										3	0	0	0	0	2	1											
<b>Inning Stats</b>	R: 0 H: 0 E: 0 K: 1 S: 8	H: 0 LOB: 0 BB: 0 P: 11	R: 1 H: 2 E: 0 K: 0 S: 10	H: 2 LOB: 0 BB: 0 P: 15	R: 1 H: 1 E: 0 K: 1 S: 15	H: 1 LOB: 1 BB: 1 P: 29	R: 0 H: 2 E: 0 K: 0 S: 6	H: 2 LOB: 1 BB: 0 P: 11	R: 0 H: 0 E: 0 K: 1 S: 7	H: 0 LOB: 0 BB: 0 P: 11	R: 0 H: 1 E: 0 K: 2 S: 10	H: 1 LOB: 1 BB: 0 P: 11	R: 0 H: 1 E: 1 K: 2 S: 11	H: 1 LOB: 3 BB: 1 P: 20	R: 0 H: 1 E: 0 K: 2 S: 11	H: 1 LOB: 0 BB: 0 P: 18	R: 0 H: 0 E: 0 K: 1 S: 7	H: 0 LOB: 0 BB: 0 P: 9	1B: 5 2B: 2 HR: 1	SF: 1 SAC: 0 HBP: 0	WP: 0 PB: 0 SB: 2 CS: 0	PA: 36					
<b>PITCHER</b>	IP	WLS	BF	H	R	ER	SO	BB	IBB	HBP	BLK	WP	HR	S	P	ERA	WHIP										
56 Joe Kelly, R ERA: 5.13	7.0	L	27	7	2	2	7	1	0	0	0	0	1	67	108	2.57	1.143										
59 Tommy Layne, L ERA: 3.18	0.1		3	1	0	0	0	1	0	0	0	0	0	5	11	0.00	6.000										
36 Junichi Tazawa, R ERA: 1.42	0.2		2	0	0	0	2	0	0	0	0	0	0	6	7	0.00	0.000										
68 Matt Barnes, R ERA: 1.08	1.0		3	0	0	0	1	0	0	0	0	0	0	7	9	0.00	0.000										

Batter	1	2	3	4	5	6	7	8	9	AB	R	H	RBI	BB	SO	LOB	BOTTOM										
50 Mookie Betts, R OBP: 0.294, SLG: 0.396	L8		L8		L8					5	0	2	0	0	0	1	<b>Texas Rangers @ Boston Red Sox</b> Fenway Park, Boston, MA Wed May 20 2015, 7:11 PM - 10:23 PM EDT Att: 35,726 - Cloudy - 59 F										
15 Dustin Pedroia, R OBP: 0.354, SLG: 0.413	K		P5		P3					5	0	0	0	0	1	3											
34 David Ortiz, L OBP: 0.340, SLG: 0.421	G4-3									2	0	0	0	3	1	0											
13 Hanley Ramirez, R OBP: 0.311, SLG: 0.504										5	0	0	0	0	0	5											
12 Mike Napoli, R OBP: 0.282, SLG: 0.320										4	0	2	0	0	0	1											
29 Daniel Nava, S OBP: 0.286, SLG: 0.200										2	0	1	0	0	1	1											
18 Shane Victorino, S OBP: 0.369, SLG: 0.333										2	0	2	0	0	0	0											
26 Brock Holt, L OBP: 0.364, SLG: 0.418										4	0	0	0	0	1	7											
2 Xander Bogaerts, R OBP: 0.312, SLG: 0.382										4	1	1	1	0	1	4											
23 Blake Swihart, S OBP: 0.188, SLG: 0.234										4	0	1	0	0	1	0											
<b>Inning Stats</b>	R: 0 H: 0 E: 0 K: 1 S: 8	H: 1 LOB: 1 BB: 0 P: 11	R: 0 H: 1 E: 0 K: 1 S: 11	H: 1 LOB: 0 BB: 0 P: 16	R: 0 H: 1 E: 0 K: 0 S: 8	H: 1 LOB: 1 BB: 0 P: 12	R: 0 H: 2 E: 0 K: 1 S: 16	H: 2 LOB: 0 BB: 0 P: 21	R: 1 H: 1 E: 0 K: 1 S: 6	H: 1 LOB: 0 BB: 0 P: 9	R: 0 H: 1 E: 0 K: 1 S: 22	H: 1 LOB: 3 BB: 1 P: 33	R: 0 H: 1 E: 0 K: 0 S: 10	H: 1 LOB: 2 BB: 1 P: 20	R: 0 H: 1 E: 0 K: 1 S: 14	H: 1 LOB: 0 BB: 0 P: 19	R: 0 H: 1 E: 0 K: 0 S: 10	H: 1 LOB: 2 BB: 1 P: 21	1B: 6 2B: 2 HR: 1	SF: 0 SAC: 0 HBP: 0	WP: 1 PB: 0 SB: 0 CS: 0	PA: 40					
<b>PITCHER</b>	IP	WLS	BF	H	R	ER	SO	BB	IBB	HBP	BLK	WP	HR	S	P	ERA	WHIP										
35 Phil Klein, R ERA: 4.5	5.1	W	23	5	1	1	4	1	0	0	0	0	0	11	15	0.00	3.000										
58 Alex Claudio, L ERA: 3.68	0.1	H	2	1	0	0	1	0	0	0	0	0	0	14	26	0.00	0.750										
52 Tanner Scheppers, R ERA: 6.14	1.1	H	6	1	0	0	0	0	1	0	0	1	0	14	26	0.00	0.750										
25 Ross Ohlendorf, R ERA: 3.44	1.0	H	4	1	0	0	1	0	0	0	0	0	0	14	19	0.00	1.000										
37 Shawn Tolleson, R ERA: 3.44	1.0	S	5	1	0	0	0	0	1	0	0	0	0	10	21	0.00	1.000										

livebaseballscores.com


AB 32  
R 2  
H 8  
RBI 2  
BB 2  
SO 10  
LOB 13

livebaseballscores.com

AB 37  
R 1  
H 9  
RBI 1  
BB 3  
SO 6  
LOB 22

Batter	1	2	3	4	5	6	7	8	9	AB	R	H	RBI	BB	SO	LOB	TOP										
17 Shin-Soo Choo, L (1,9) OBP: 0.316, SLG: 0.445										4	1	1	0	0	1	2	<b>Texas Rangers @ Boston Red Sox</b> Fenway Park, Boston, MA Thu May 21 2015, 7:13 PM - 10:01 PM EDT Att: 34,945 - Overcast - 64 F										
7 Delino DeShields, R (1,7) OBP: 0.466, SLG: 0.993										2	1	1	0	2	0	0											
84 Prince Fielder, L (1,10) OBP: 0.397, SLG: 0.488										4	0	0	0	0	1	5											
29 Adrián Beltré, R (1,5) OBP: 0.296, SLG: 0.416										3	0	0	0	1	0	0											
18 Mitch Moreland, L (1,3) OBP: 0.382, SLG: 0.506										4	1	3	2	0	0	1											
39 Tommy Field, R (9, PR) OBP: 0.300, SLG: 0.444										0	0	0	0	0	0	0											
1 Elvis Andrus, R (1,6) OBP: 0.289, SLG: 0.280										4	0	0	0	0	1	3											
2 Leonys Martín, L (1,8) OBP: 0.246, SLG: 0.308										4	0	1	0	0	1	0											
9 Adam Rosales, R (1,4) OBP: 0.212, SLG: 0.286										4	0	1	0	0	0	3											
3 Carlos Corporán, S (1,2) OBP: 0.290, SLG: 0.288										2	0	0	0	0	0	1											
<b>Inning Stats</b>	R: 2 H: 2 E: 1 K: 0 S: 11	H: 2 LOB: 1 BB: 1 P: 19	R: 0 H: 0 E: 0 K: 1 S: 9	H: 0 LOB: 0 BB: 0 P: 10	R: 0 H: 0 E: 0 K: 1 S: 8	H: 0 LOB: 0 BB: 1 P: 17	R: 1 H: 1 E: 0 K: 1 S: 13	H: 1 LOB: 0 BB: 0 P: 20	R: 0 H: 0 E: 1 K: 1 S: 10	H: 0 LOB: 1 BB: 1 P: 14	R: 0 H: 0 E: 0 K: 1 S: 10	H: 0 LOB: 0 BB: 0 P: 11	R: 0 H: 1 E: 0 K: 0 S: 5	H: 1 LOB: 2 BB: 0 P: 9	R: 0 H: 1 E: 0 K: 0 S: 9	H: 1 LOB: 2 BB: 0 P: 15	R: 0 H: 2 E: 0 K: 0 S: 9	H: 2 LOB: 3 BB: 0 P: 16	1B: 5 2B: 2 3B: 0 HR: 1	SF: 0 SAC: 1 DP: 3 HBP: 0	WP: 0 PB: 0 SB: 0 CS: 1	PA: 35					
<b>PITCHER</b>	IP	WLS	BF	H	R	ER	SO	BB	IBB	HBP	BLK	WP	HR	S	P	ERA	WHIP										
11 Clay Buchholz, R (1,1) ERA: 4.58	7.1	L	27	5	3	2	4	2	0	0	0	0	1	70	106	2.46	0.955										
59 Tommy Layne, L (8,1) ERA: 3.0	0.2		3	0	0	0	0	1	0	0	0	0	0	5	9	0.00	1.500										
41 Alexi Ogando, R (9,1) ERA: 3.18	1.0		5	2	0	0	0	0	0	0	0	0	0	9	16	0.00	2.000										

AB	31
R	3
H	7
RBI	2
BB	3
SO	4
LOB	15



Batter	1	2	3	4	5	6	7	8	9	AB	R	H	RBI	BB	SO	LOB	BOTTOM										
50 Mookie Betts, R (1,8) OBP: 0.293, SLG: 0.393										4	1	1	0	0	0	0	<b>Texas Rangers @ Boston Red Sox</b> Fenway Park, Boston, MA Thu May 21 2015, 7:13 PM - 10:01 PM EDT Att: 34,945 - Overcast - 64 F										
15 Dustin Pedroia, R (1,4) OBP: 0.352, SLG: 0.415										4	0	1	0	0	1	0											
34 David Ortiz, L (1,10) OBP: 0.338, SLG: 0.423										4	0	1	1	0	0	1											
13 Hanley Ramirez, R (1,7) OBP: 0.303, SLG: 0.490										4	0	0	0	0	2	2											
12 Mike Napoli, R (1,3) OBP: 0.274, SLG: 0.310										4	0	0	0	0	3	2											
26 Brock Holt, L (1,5) OBP: 0.359, SLG: 0.402										3	0	0	0	1	2	1											
2 Xander Bogaerts, R (1,6) OBP: 0.326, SLG: 0.391										2	0	2	0	1	0	0											
29 Daniel Nava, S (1,9) OBP: 0.269, SLG: 0.207										3	0	1	0	0	2	3											
3 Sandy León, S (1,2) OBP: 0.243, SLG: 0.152										2	0	0	0	0	1	2											
Pablo Sandoval, S (8, PH) OBP: 0.340, SLG: 0.413										1	0	0	0	0	1	0											
23 Blake Swihart, S (9,2) OBP: 0.188, SLG: 0.234										0	0	0	0	0	0	0											
<b>Inning Stats</b>	R: 0 H: 0 E: 0 K: 0 S: 12	H: 0 LOB: 0 BB: 0 P: 17	R: 0 H: 0 E: 0 K: 1 S: 10	H: 0 LOB: 0 BB: 0 P: 11	R: 0 H: 1 E: 0 K: 1 S: 10	H: 1 LOB: 1 BB: 0 P: 17	R: 1 H: 2 E: 0 K: 1 S: 11	H: 2 LOB: 1 BB: 0 P: 16	R: 0 H: 1 E: 0 K: 2 S: 10	H: 1 LOB: 1 BB: 1 P: 20	R: 0 H: 0 E: 0 K: 0 S: 8	H: 0 LOB: 0 BB: 0 P: 13	R: 0 H: 1 E: 0 K: 2 S: 17	H: 1 LOB: 2 BB: 1 P: 25	R: 0 H: 0 E: 0 K: 2 S: 10	H: 0 LOB: 0 BB: 0 P: 12	R: 0 H: 1 E: 0 K: 2 S: 11	H: 1 LOB: 1 BB: 0 P: 17	1B: 4 2B: 2 3B: 0 HR: 0	SF: 0 SAC: 0 DP: 1 HBP: 0	WP: 0 PB: 0 SB: 0 CS: 0	PA: 33					
<b>PITCHER</b>	IP	WLS	BF	H	R	ER	SO	BB	IBB	HBP	BLK	WP	HR	S	P	ERA	WHIP										
51 Wandy Rodríguez, L (1,1) ERA: 3.38	6.2	W	24	4	1	1	5	2	0	0	0	0	0	15	13	0.00	0.900										
50 Keone Kela, R (7,1) ERA: 2.25	1.1	H	5	1	0	0	3	0	0	0	0	0	0	15	18	0.00	0.750										
37 Shawn Tolleson, R (9,1) ERA: 3.26	1.0	S	4	1	0	0	2	0	0	0	0	0	0	11	17	0.00	1.000										

AB	31
R	1
H	6
RBI	1
BB	2
SO	10
LOB	11





Batter	1	2	3	4	5	6	7	8	9	AB	R	H	RBI	BB	SO	LOB	TOP	
2 Erick Aybar, S OBP: 0.320, SLG: 0.335										4	2	2	0	0	0	0	<b>Los Angeles Angels @ Boston Red Sox</b> Fenway Park, Boston, MA Sat May 23 2015, 7:17 PM - 10:25 PM EDT Att: 37,735 - Clear - 63 F	
27 Mike Trout, R OBP: 0.395, SLG: 0.553										4	0	1	1	0	1	1		
5 Albert Pujols, R OBP: 0.289, SLG: 0.438										4	1	1	0	0	0	1		
56 Kole Calhoun, L OBP: 0.347, SLG: 0.438											4	0	1	2	0	1		
6 David Freese, R OBP: 0.277, SLG: 0.430											4	0	0	0	0	1		
20 Matt Joyce, L OBP: 0.244, SLG: 0.254											2	0	1	0	2	0		
58 Carlos Pérez, R OBP: 0.243, SLG: 0.343											3	0	0	0	1	2		
39 Marc Krauss, L OBP: 0.133, SLG: 0.241											4	0	0	0	0	3		
12 Johnny Giavotella, R OBP: 0.310, SLG: 0.308											4	0	0	0	1	2		
<b>Inning Stats</b>	R: 2 E: 0 K: 0 S: 13	H: 3 LOB: 1 BB: 0 P: 16	R: 0 E: 0 K: 0 S: 6	H: 0 LOB: 0 BB: 0 P: 10	R: 0 E: 0 K: 1 S: 6	H: 1 LOB: 1 BB: 0 P: 10	R: 0 E: 0 K: 0 S: 6	H: 0 LOB: 0 BB: 0 P: 9	R: 0 E: 0 K: 1 S: 10	H: 0 LOB: 1 BB: 1 P: 18	R: 1 E: 0 K: 1 S: 13	H: 2 LOB: 1 BB: 0 P: 18	R: 0 E: 0 K: 1 S: 9	H: 0 LOB: 2 BB: 2 P: 18	1B: 3 2B: 3 HR: 0	SF: 0 SAC: 0 DP: 0 HBP: 0		WP: 0 PA: 36 PB: 0 SB: 0 CS: 0
<b>PITCHER</b>	IP WLS BF H R ER SO BB IBB HBP BLK WP HR S P ERA WHIP	IP WLS BF H R ER SO BB IBB HBP BLK WP HR S P ERA WHIP	IP WLS BF H R ER SO BB IBB HBP BLK WP HR S P ERA WHIP	IP WLS BF H R ER SO BB IBB HBP BLK WP HR S P ERA WHIP	IP WLS BF H R ER SO BB IBB HBP BLK WP HR S P ERA WHIP	IP WLS BF H R ER SO BB IBB HBP BLK WP HR S P ERA WHIP	IP WLS BF H R ER SO BB IBB HBP BLK WP HR S P ERA WHIP	IP WLS BF H R ER SO BB IBB HBP BLK WP HR S P ERA WHIP	IP WLS BF H R ER SO BB IBB HBP BLK WP HR S P ERA WHIP	IP WLS BF H R ER SO BB IBB HBP BLK WP HR S P ERA WHIP	IP WLS BF H R ER SO BB IBB HBP BLK WP HR S P ERA WHIP	IP WLS BF H R ER SO BB IBB HBP BLK WP HR S P ERA WHIP	IP WLS BF H R ER SO BB IBB HBP BLK WP HR S P ERA WHIP	IP WLS BF H R ER SO BB IBB HBP BLK WP HR S P ERA WHIP	IP WLS BF H R ER SO BB IBB HBP BLK WP HR S P ERA WHIP	IP WLS BF H R ER SO BB IBB HBP BLK WP HR S P ERA WHIP		IP WLS BF H R ER SO BB IBB HBP BLK WP HR S P ERA WHIP
35 Steven Wright, R ERA: 3.68	6.1 W 24 4 2 2 2 1 0 0 0 0 0 0 49 75 2.84 0.789	0.2 H 2 0 0 1 0 0 0 0 0 0 0 5 7 0.00 0.000	1.0 5 2 1 1 0 0 0 0 0 0 0 13 18 9.00 2.000	1.0 5 0 0 0 1 2 0 0 0 0 0 9 18 0.00 2.000														

Batter	1	2	3	4	5	6	7	8	9	AB	R	H	RBI	BB	SO	LOB	BOTTOM			
15 Dustin Pedroia, R OBP: 0.354, SLG: 0.414										5	0	1	0	0	2	2	<b>Los Angeles Angels @ Boston Red Sox</b> Fenway Park, Boston, MA Sat May 23 2015, 7:17 PM - 10:25 PM EDT Att: 37,735 - Clear - 63 F			
18 Shane Victorino, S OBP: 0.379, SLG: 0.345										1	0	1	0	0	0	0				
50 Mookie Betts, R OBP: 0.295, SLG: 0.390										4	1	2	2	0	0	1				
13 Hanley Ramirez, R OBP: 0.315, SLG: 0.486										4	1	2	0	1	0	2				
34 David Ortiz, L OBP: 0.325, SLG: 0.404										4	0	0	0	0	1	7				
2 Xander Bogaerts, R OBP: 0.322, SLG: 0.383										4	0	1	2	0	1	1				
12 Mike Napoli, R OBP: 0.292, SLG: 0.385										3	2	2	3	1	1	2				
38 Rusney Castillo, R OBP: 0.250, SLG: 0.250										4	0	1	0	0	1	1				
26 Brock Holt, L OBP: 0.380, SLG: 0.420										3	2	1	0	1	2	2				
23 Blake Swihart, S OBP: 0.214, SLG: 0.241										3	2	1	1	1	0	1				
<b>Inning Stats</b>	R: 0 E: 0 K: 1 S: 8	H: 1 LOB: 0 BB: 0 P: 14	R: 1 E: 0 K: 3 S: 13	H: 1 LOB: 0 BB: 0 P: 22	R: 1 E: 0 K: 0 S: 18	H: 3 LOB: 2 BB: 1 P: 27	R: 0 E: 0 K: 1 S: 7	H: 0 LOB: 1 BB: 1 P: 17	R: 0 E: 0 K: 0 S: 5	H: 0 LOB: 0 BB: 0 P: 8	R: 2 E: 0 K: 2 S: 15	H: 2 LOB: 2 BB: 1 P: 31	R: 2 E: 1 K: 2 S: 16	H: 2 LOB: 2 BB: 1 P: 23	R: 2 E: 0 K: 0 S: 18	H: 3 LOB: 1 BB: 0 P: 27		1B: 10 2B: 0 3B: 0 HR: 2	SF: 0 SAC: 0 DP: 2 HBP: 0	WP: 2 PA: 39 PB: 0 SB: 0 CS: 0
<b>PITCHER</b>	IP WLS BF H R ER SO BB IBB HBP BLK WP HR S P ERA WHIP	IP WLS BF H R ER SO BB IBB HBP BLK WP HR S P ERA WHIP	IP WLS BF H R ER SO BB IBB HBP BLK WP HR S P ERA WHIP	IP WLS BF H R ER SO BB IBB HBP BLK WP HR S P ERA WHIP	IP WLS BF H R ER SO BB IBB HBP BLK WP HR S P ERA WHIP	IP WLS BF H R ER SO BB IBB HBP BLK WP HR S P ERA WHIP	IP WLS BF H R ER SO BB IBB HBP BLK WP HR S P ERA WHIP	IP WLS BF H R ER SO BB IBB HBP BLK WP HR S P ERA WHIP	IP WLS BF H R ER SO BB IBB HBP BLK WP HR S P ERA WHIP	IP WLS BF H R ER SO BB IBB HBP BLK WP HR S P ERA WHIP	IP WLS BF H R ER SO BB IBB HBP BLK WP HR S P ERA WHIP	IP WLS BF H R ER SO BB IBB HBP BLK WP HR S P ERA WHIP	IP WLS BF H R ER SO BB IBB HBP BLK WP HR S P ERA WHIP	IP WLS BF H R ER SO BB IBB HBP BLK WP HR S P ERA WHIP	IP WLS BF H R ER SO BB IBB HBP BLK WP HR S P ERA WHIP	IP WLS BF H R ER SO BB IBB HBP BLK WP HR S P ERA WHIP		IP WLS BF H R ER SO BB IBB HBP BLK WP HR S P ERA WHIP		
33 C.J. Wilson, L ERA: 3.36	6.0 L 26 4 4 4 6 3 0 0 0 0 0 0 0 4 6.00 1.667	0.0 1 0 1 0 0 1 0 0 0 0 0 0 4 0.00 0.000	0.1 3 1 0 0 1 0 0 0 0 0 0 0 8 9 0.00 3.000	0.1 1 0 0 0 0 0 0 0 0 0 0 1 3 0.00 0.000	1.1 8 4 3 2 1 0 0 0 0 0 1 0 25 34 13.50 3.000															

AB	33
R	3
H	6
RBI	3
BB	3
SO	5
LOB	12



AB	35
R	8
H	12
RBI	8
BB	4
SO	8
LOB	19





Batter	1	2	3	4	5	6	7	8	9	AB	R	H	RBI	BB	SO	LOB	TOP								
15 Dustin Pedroia, R OBP: 0.360, SLG: 0.417										4	1	2	0	0	0	0									
50 Mookie Betts, R OBP: 0.293, SLG: 0.389										4	0	2	0	0	1	2									
34 David Ortiz, L OBP: 0.311, SLG: 0.383										4	0	0	1	0	0	4									
13 Hanley Ramirez, R OBP: 0.312, SLG: 0.474										4	0	1	1	0	0	2									
Pablo Sandoval, S OBP: 0.335, SLG: 0.406										4	0	0	0	0	1	1									
12 Mike Napoli, R OBP: 0.295, SLG: 0.423										4	0	2	0	0	1	0									
2 Xander Bogaerts, R OBP: 0.331, SLG: 0.396										4	0	0	0	0	1	2									
29 Daniel Nava, S OBP: 0.250, SLG: 0.190										3	0	0	0	0	1	1									
23 Blake Swihart, S OBP: 0.220, SLG: 0.246										3	1	1	0	0	1	0									
<b>Inning Stats</b>	R: 0 E: 0 K: 0 S: 7	H: 2 LOB: 1 BB: 0 P: 8	R: 0 E: 0 K: 1 S: 9	H: 1 LOB: 1 BB: 0 P: 15	R: 2 E: 0 K: 0 S: 14	H: 3 LOB: 1 BB: 0 P: 25	R: 0 E: 0 K: 2 S: 9	H: 0 LOB: 0 BB: 0 P: 12	R: 0 E: 0 K: 2 S: 9	H: 0 LOB: 0 BB: 0 P: 13	R: 0 E: 0 K: 0 S: 6	H: 0 LOB: 0 BB: 0 P: 11	R: 0 E: 0 K: 0 S: 6	H: 0 LOB: 0 BB: 0 P: 9	R: 0 E: 0 K: 0 S: 9	H: 1 LOB: 1 BB: 0 P: 13	R: 0 E: 0 K: 1 S: 13	H: 1 LOB: 1 BB: 0 P: 19	1B: 7 2B: 1 3B: 0 HR: 0	SF: 0 SAC: 0 DP: 1 HBP: 0	WP: 0 PB: 0 SB: 0 CS: 0	PA: 34			
<b>PITCHER</b>	IP	WLS	BF	H	R	ER	SO	BB	IBB	HBP	BLK	WP	HR	S	P	ERA	WHIP								
47 Ricky Nolasco, R ERA: 5.12	7.2	W	29	7	2	2	5	0	0	0	1	0	0	67	103	2.35	0.913								
64 Aaron Thompson, L ERA: 3.47	0.1		1	0	0	0	0	0	0	0	0	0	0	2	3	0.00	0.000								
36 Blaine Boyer, R ERA: 2.35	1.0		4	1	0	0	1	0	0	0	0	0	0	13	19	0.00	1.000								

**Boston Red Sox @ Minnesota Twins**  
Target Field, Minneapolis, MN  
Mon May 25 2015, 1:13 PM - 4:05 PM CDT  
Att: 29,472 - Cloudy - 63 F

AB 34  
R 2  
H 8  
RBI 2  
BB 0  
SO 6  
LOB 12



Batter	1	2	3	4	5	6	7	8	9	AB	R	H	RBI	BB	SO	LOB	BOTTOM								
2 Brian Dozier, R OBP: 0.332, SLG: 0.503										5	1	1	0	0	3	4									
48 Torii Hunter, R OBP: 0.331, SLG: 0.465										4	0	1	1	1	0	3									
7 Joe Mauer, L OBP: 0.335, SLG: 0.377										3	1	1	1	1	0	1									
24 Trevor Plouffe, R OBP: 0.353, SLG: 0.474										5	1	2	3	0	2	2									
8 Kurt Suzuki, R OBP: 0.314, SLG: 0.331										4	0	2	0	0	0	1									
5 Eduardo Escobar, S OBP: 0.282, SLG: 0.364										4	1	3	0	0	1	0									
9 Eduardo Nunez, R OBP: 0.424, SLG: 0.645										4	1	2	1	0	1	0									
20 Eddie Rosario, L OBP: 0.283, SLG: 0.364										4	1	2	1	0	1	3									
32 Aaron Hicks, S OBP: 0.261, SLG: 0.267										4	1	2	0	0	0	1									
<b>Inning Stats</b>	R: 1 E: 0 K: 0 S: 11	H: 2 LOB: 1 BB: 0 P: 16	R: 6 E: 0 K: 1 S: 33	H: 8 LOB: 3 BB: 1 P: 48	R: 0 E: 0 K: 2 S: 13	H: 2 LOB: 2 BB: 0 P: 20	R: 0 E: 0 K: 1 S: 7	H: 0 LOB: 0 BB: 0 P: 11	R: 0 E: 0 K: 1 S: 10	H: 1 LOB: 1 BB: 0 P: 15	R: 0 E: 0 K: 1 S: 11	H: 2 LOB: 2 BB: 0 P: 16	R: 0 E: 0 K: 2 S: 9	H: 1 LOB: 1 BB: 0 P: 13	R: 0 E: 0 K: 0 S: 6	H: 0 LOB: 0 BB: 1 P: 12	1B: 12 2B: 3 3B: 0 HR: 1	SF: 1 SAC: 0 DP: 1 HBP: 0	WP: 1 PB: 0 SB: 2 CS: 0	PA: 40					
<b>PITCHER</b>	IP	WLS	BF	H	R	ER	SO	BB	IBB	HBP	BLK	WP	HR	S	P	ERA	WHIP								
56 Joe Kelly, R ERA: 6.24	1.2	L	14	8	7	7	0	1	0	0	0	0	0	36	52	37.80	5.400								
68 Matt Barnes, R ERA: 2.25	3.1		15	5	0	0	5	0	0	0	0	0	0	38	58	0.00	1.500								
32 Craig Breslow, L ERA: 3.54	1.0		4	2	0	0	1	0	0	0	0	1	0	11	16	0.00	2.000								
59 Tommy Layne, L ERA: 2.77	1.0		4	1	0	0	2	0	0	0	0	0	0	9	13	0.00	1.000								
37 Heath Hembree, R ERA: 23.14	1.0		3	0	0	0	0	1	0	0	0	0	0	6	12	0.00	1.000								

**Boston Red Sox @ Minnesota Twins**  
Target Field, Minneapolis, MN  
Mon May 25 2015, 1:13 PM - 4:05 PM CDT  
Att: 29,472 - Cloudy - 63 F


AB 37  
R 7  
H 16  
RBI 7  
BB 2  
SO 8  
LOB 15



Batter	1	2	3	4	5	6	7	8	9	AB	R	H	RBI	BB	SO	LOB	TOP										
15 Dustin Pedroia, R OBP: 0.358, SLG: 0.413	G5-3		L8		G6-4-3			1B		4	0	1	0	0	0	2	Boston Red Sox @ Minnesota Twins Target Field, Minneapolis, MN Tue May 26 2015, 8:32 PM - 11:07 PM CDT Att: 23,268 - Overcast - 58 F										
50 Mookie Betts, R OBP: 0.297, SLG: 0.388	G6-4-3		F9		G6-3			1B		3	0	1	0	1	0	1											
Pablo Sandoval, S OBP: 0.333, SLG: 0.401	G6-4-3		F8		K			1B		4	0	1	0	0	1	2											
13 Hanley Ramirez, R OBP: 0.305, SLG: 0.463		P5			K			L9		4	0	0	0	0	1	3											
34 David Ortiz, L OBP: 0.309, SLG: 0.386		12 1B			F7			G6-3		4	1	1	0	0	0	0											
12 Mike Napoli, R OBP: 0.313, SLG: 0.421		38 FC4						G5-3		3	0	1	1	1	0	0											
2 Xander Bogaerts, R OBP: 0.323, SLG: 0.386								B2-3		4	0	0	0	0	1	2											
38 Rusney Castillo, R OBP: 0.200, SLG: 0.200								G1-3		3	0	0	0	0	1	1											
3 Sandy León, S OBP: 0.279, SLG: 0.205								G5-3		3	0	2	0	0	0	0											
<b>Inning Stats</b>	R: 0 E: 0 K: 0 S: 8	H: 1 LOB: 0 BB: 0 P: 11	R: 1 E: 0 K: 1 S: 20	H: 2 LOB: 1 BB: 0 P: 26	R: 0 E: 0 K: 0 S: 11	H: 1 LOB: 1 BB: 0 P: 18	R: 0 E: 0 K: 1 S: 10	H: 0 LOB: 1 BB: 1 P: 20	R: 0 E: 0 K: 1 S: 9	H: 1 LOB: 0 BB: 0 P: 12	R: 0 E: 0 K: 1 S: 5	H: 0 LOB: 0 BB: 0 P: 7	R: 0 E: 0 K: 0 S: 4	H: 0 LOB: 0 BB: 0 P: 6	R: 0 E: 0 K: 0 S: 16	H: 2 LOB: 3 BB: 1 P: 24	R: 0 E: 0 K: 0 S: 10	H: 0 LOB: 0 BB: 0 P: 15	1B: 6 2B: 1 3B: 0 HR: 0	SF: 0 SAC: 0 DP: 2 HBP: 0	WP: 1 PB: 0 SB: 0 CS: 0	PA: 34					
<b>PITCHER</b>	IP	WLS	BF	H	R	ER	SO	BB	IBB	HBP	BLK	WP	HR	S	P	ERA	WHIP										
37 Mike Pelfrey, R ERA: 2.77	7.0	W	25	5	1	1	4	1	0	0	0	0	0	67	100	1.29	0.857										
36 Blaine Boyer, R ERA: 2.29	0.2	H	4	1	0	0	0	1	0	0	0	1	0	12	18	0.00	3.000										
15 Glen Perkins, L ERA: 1.25	1.1	S	5	1	0	0	0	0	0	0	0	0	0	14	21	0.00	0.750										

Batter	1	2	3	4	5	6	7	8	9	AB	R	H	RBI	BB	SO	LOB	BOTTOM										
2 Brian Dozier, R OBP: 0.330, SLG: 0.503	G4-6-3		K		G5-3			K		4	1	1	0	0	2	1	Boston Red Sox @ Minnesota Twins Target Field, Minneapolis, MN Tue May 26 2015, 8:32 PM - 11:07 PM CDT Att: 23,268 - Overcast - 58 F										
48 Torii Hunter, R OBP: 0.335, SLG: 0.463	G4-6-3		F8		F9			7 FC6-4		3	0	1	0	1	0	1											
7 Joe Mauer, L OBP: 0.333, SLG: 0.371	G4-6-3		G4-3					FC6-4		3	0	0	0	0	0	3											
24 Trevor Plouffe, R OBP: 0.356, SLG: 0.481								P4		4	1	2	1	0	0	3											
8 Kurt Suzuki, R OBP: 0.312, SLG: 0.336								L9		4	0	1	1	0	0	2											
5 Eduardo Escobar, S OBP: 0.276, SLG: 0.355								L9		3	0	0	0	0	1	2											
21 Shane Robinson, R OBP: 0.316, SLG: 0.296								G4-3		0	0	0	0	0	0	0											
20 Eddie Rosario, L OBP: 0.286, SLG: 0.362								L9		3	0	1	0	0	0	0											
32 Aaron Hicks, S OBP: 0.245, SLG: 0.250								G3-1		3	0	0	0	0	0	3											
39 Danny Santana, S OBP: 0.255, SLG: 0.320								K		3	0	1	0	0	1	0											
<b>Inning Stats</b>	R: 2 E: 0 K: 1 S: 11	H: 3 LOB: 1 BB: 1 P: 23	R: 0 E: 0 K: 0 S: 6	H: 0 LOB: 0 BB: 0 P: 10	R: 0 E: 0 K: 1 S: 5	H: 0 LOB: 0 BB: 0 P: 8	R: 0 E: 0 K: 0 S: 9	H: 2 LOB: 2 BB: 0 P: 13	R: 0 E: 0 K: 0 S: 8	H: 1 LOB: 2 BB: 0 P: 15	R: 0 E: 0 K: 0 S: 6	H: 0 LOB: 0 BB: 0 P: 8	R: 0 E: 0 K: 2 S: 9	H: 0 LOB: 0 BB: 0 P: 14	R: 0 E: 0 K: 0 S: 14	H: 1 LOB: 1 BB: 0 P: 18	1B: 4 2B: 3 3B: 0 HR: 0	SF: 0 SAC: 0 DP: 2 HBP: 1	WP: 0 PB: 0 SB: 0 CS: 0	PA: 32							
<b>PITCHER</b>	IP	WLS	BF	H	R	ER	SO	BB	IBB	HBP	BLK	WP	HR	S	P	ERA	WHIP										
11 Clay Buchholz, R ERA: 4.33	7.1	L	30	7	2	2	4	1	0	1	0	0	0	62	102	2.46	1.091										
41 Alexi Ogando, R ERA: 2.95	0.2		2	0	0	0	0	0	0	0	0	0	0	6	7	0.00	0.000										

AB	32
R	1
H	7
RBI	1
BB	2
SO	4
LOB	11





Batter	1	2	3	4	5	6	7	8	9	AB	R	H	RBI	BB	SO	LOB	TOP										
15 Dustin Pedroia, R OBP: 0.361, SLG: 0.448	F8		HR		HR			F9		4	2	2	4	0	0	0	<b>Boston Red Sox @ Minnesota Twins</b> Target Field, Minneapolis, MN Wed May 27 2015, 12:11 PM - 2:39 PM CDT Att: 30,027 - Partly Cloudy - 73 F										
50 Mookie Betts, R OBP: 0.296, SLG: 0.385	1B		F8		L7			G5-3		4	0	1	0	0	0	0											
Pablo Sandoval, S OBP: 0.331, SLG: 0.397	L9		K				P6	1B		4	0	1	0	0	1	1											
13 Hanley Ramirez, R OBP: 0.303, SLG: 0.454	K				G5-3		L8			3	0	0	0	1	1	1											
34 David Ortiz, L OBP: 0.303, SLG: 0.377		G4-3			P2		G5-3			4	0	0	0	0	0	2											
12 Mike Napoli, R OBP: 0.306, SLG: 0.409	G1-3				F9					4	0	0	0	0	1	0											
2 Xander Bogaerts, R OBP: 0.315, SLG: 0.376	F9				G6-3		G1-3			4	0	0	0	0	0	0											
26 Brock Holt, L OBP: 0.383, SLG: 0.442			HR		L8			F8		4	1	2	0	0	0	0											
23 Blake Swihart, S OBP: 0.226, SLG: 0.250			G4-3		G4-3		F7			3	1	1	0	0	0	2											
<b>Inning Stats</b>	R: 0 H: 1 E: 0 K: 1 S: 12	H: 1 LOB: 1 BB: 0 P: 17	R: 0 H: 0 E: 0 K: 0 S: 7	H: 0 LOB: 0 BB: 0 P: 10	R: 2 H: 2 E: 0 K: 1 S: 10	H: 2 LOB: 0 BB: 0 P: 13	R: 0 H: 0 E: 0 K: 0 S: 6	H: 0 LOB: 0 BB: 0 P: 9	R: 2 H: 2 E: 0 K: 0 S: 12	H: 2 LOB: 0 BB: 0 P: 16	R: 0 H: 0 E: 0 K: 0 S: 10	H: 0 LOB: 0 BB: 0 P: 11	R: 0 H: 1 E: 0 K: 1 S: 15	H: 1 LOB: 1 BB: 0 P: 19	R: 0 H: 1 E: 0 K: 0 S: 8	H: 1 LOB: 2 BB: 1 P: 16		R: 0 H: 0 E: 0 K: 0 S: 14	H: 0 LOB: 0 BB: 0 P: 20	1B: 4 2B: 1 3B: 0 HR: 2	SF: 0 SAC: 0 DP: 0 HBP: 0	WP: 1 PB: 0 SB: 1 CS: 0	PA: 35				
<b>PITCHER</b>	IP	WLS	BF	H	R	ER	SO	BB	IBB	HBP	BLK	WP	HR	S	P	ERA	WHIP										
45 Phil Hughes, R ERA: 4.59	6.2	W	26	6	4	4	3	0	0	0	0	0	2	68	89	5.40	0.900										
52 Brian Duensing, L ERA: 8.1	0.1	H	1	0	0	0	0	0	0	0	0	1	0	4	6	0.00	0.000										
57 Ryan Pressly, R ERA: 3.97	0.2	H	2	0	0	0	0	0	0	0	0	0	0	4	7	0.00	0.000										
64 Aaron Thompson, L ERA: 3.47	0.0		1	1	0	0	0	0	0	0	0	0	0	2	2	∞	∞										
59 Michael Tonkin, R ERA: 5.14	0.1	H	2	0	0	0	0	1	0	0	0	0	0	2	7	0.00	3.000										

Batter	1	2	3	4	5	6	7	8	9	AB	R	H	RBI	BB	SO	LOB	BOTTOM										
2 Brian Dozier, R OBP: 0.328, SLG: 0.494	F8		BB		F9			F9		3	1	0	0	1	0	0	<b>Boston Red Sox @ Minnesota Twins</b> Target Field, Minneapolis, MN Wed May 27 2015, 12:11 PM - 2:39 PM CDT Att: 30,027 - Partly Cloudy - 73 F										
48 Torii Hunter, R OBP: 0.333, SLG: 0.457	F9		1B		G4-3			F8		4	0	1	2	0	0	0											
7 Joe Mauer, L OBP: 0.337, SLG: 0.374	G6-3		1B		K			G4-6-3		4	0	2	1	0	1	0											
24 Trevor Plouffe, R OBP: 0.348, SLG: 0.469	K		G6-4-3		G6-4-3		L9	G4-6-3		4	0	0	0	0	1	3											
5 Eduardo Escobar, S OBP: 0.277, SLG: 0.355	G5-3				F9			CS		3	0	1	0	0	0	0											
20 Eddie Rosario, L OBP: 0.288, SLG: 0.420	G4-3				L8			HR		3	1	1	1	0	0	0											
12 Chris Herrmann, L OBP: 0.220, SLG: 0.237			G4-3		G4-3		HR	G3-1		3	1	1	0	0	0	0											
32 Aaron Hicks, S OBP: 0.269, SLG: 0.320			BB		HR			F8		2	2	1	2	1	0	0											
39 Danny Santana, S OBP: 0.256, SLG: 0.321			BB		G5-3			G3		3	1	1	0	0	0	0											
<b>Inning Stats</b>	R: 0 H: 0 E: 0 K: 0 S: 5	H: 0 LOB: 0 BB: 0 P: 6	R: 0 H: 0 E: 0 K: 1 S: 8	H: 0 LOB: 0 BB: 0 P: 11	R: 3 H: 3 E: 0 K: 0 S: 20	H: 3 LOB: 1 BB: 2 P: 36	R: 2 H: 2 E: 0 K: 0 S: 11	H: 2 LOB: 0 BB: 0 P: 13	R: 0 H: 0 E: 0 K: 1 S: 9	H: 0 LOB: 0 BB: 0 P: 11	R: 1 H: 2 E: 0 K: 0 S: 7	H: 2 LOB: 0 BB: 0 P: 9	R: 0 H: 0 E: 0 K: 0 S: 6	H: 0 LOB: 0 BB: 0 P: 7	R: 0 H: 1 E: 0 K: 0 S: 6	H: 1 LOB: 0 BB: 0 P: 8		R: 0 H: 0 E: 0 K: 0 S: 14	H: 0 LOB: 0 BB: 0 P: 20	1B: 6 2B: 0 3B: 0 HR: 2	SF: 0 SAC: 0 DP: 2 HBP: 0	WP: 0 PB: 0 SB: 0 CS: 1	PA: 31				
<b>PITCHER</b>	IP	WLS	BF	H	R	ER	SO	BB	IBB	HBP	BLK	WP	HR	S	P	ERA	WHIP										
22 Rick Porcello, R ERA: 5.37	7.0	L	28	7	6	6	2	2	0	0	0	0	2	66	93	7.71	1.286										
36 Junichi Tazawa, R ERA: 1.71	1.0		3	1	0	0	0	0	0	0	0	0	0	6	8	0.00	1.000										

AB	34
R	4
H	7
RBI	4
BB	1
SO	3
LOB	6



Batter	1	2	3	4	5	6	7	8	9	AB	R	H	RBI	BB	SO	LOB	TOP								
15 Dustin Pedroia, R OBP: 0.366, SLG: 0.452										5	0	3	0	0	0	2									
50 Mookie Betts, R OBP: 0.327, SLG: 0.401										5	0	3	1	0	0	2									
Pablo Sandoval, S OBP: 0.391, SLG: 0.391										5	0	1	0	0	0	4									
13 Hanley Ramirez, R OBP: 0.311, SLG: 0.479										4	1	2	1	1	0	2									
12 Mike Napoli, R OBP: 0.314, SLG: 0.408										3	1	1	0	2	1	3									
26 Brock Holt, L OBP: 0.387, SLG: 0.433										2	1	0	0	1	0	2									
2 Xander Bogaerts, R OBP: 0.320, SLG: 0.376										0	0	0	0	0	0	0									
39 Carlos Peguero, L OBP: 0.310, SLG: 0.403										2	1	0	0	1	1	2									
23 Blake Swihart, S OBP: 0.242, SLG: 0.266										4	1	2	2	0	1	2									
38 Rusney Castillo, R OBP: 0.211, SLG: 0.211										4	0	1	1	0	2	1									
<b>Inning Stats</b>	R: 0 E: 0 K: 0 S: 7	H: 1 LOB: 1 BB: 0 P: 10	R: 0 E: 0 K: 0 S: 16	H: 0 LOB: 1 BB: 1 P: 24	R: 0 E: 0 K: 1 S: 10	H: 1 LOB: 0 BB: 0 P: 15	R: 0 E: 0 K: 1 S: 8	H: 1 LOB: 2 BB: 1 P: 14	R: 1 E: 0 K: 1 S: 9	H: 3 LOB: 1 BB: 0 P: 20	R: 1 E: 0 K: 1 S: 9	H: 2 LOB: 1 BB: 0 P: 13	R: 0 E: 0 K: 1 S: 11	H: 1 LOB: 1 BB: 0 P: 16	R: 3 E: 1 K: 0 S: 20	H: 3 LOB: 2 BB: 2 P: 34	R: 0 E: 0 K: 0 S: 9	H: 1 LOB: 1 BB: 1 P: 14	1B: 10 2B: 1 HR: 1	SF: 0 SAC: 0 DP: 5 HBP: 2	WP: 0 PB: 1 SB: 0 CS: 1	PA: 42			
<b>PITCHER</b>	IP	WLS	BF	H	R	ER	SO	BB	IBB	HBP	BLK	WP	HR	S	P	ERA	WHIP								
22 Nick Martinez, R ERA: 2.03	(1, 1)	7.0	L	29	9	2	5	2	0	1	0	0	1	74	112	2.57	1.571								
52 Tanner Scheppers, R ERA: 5.91	(8, 1)	0.2		3	1	1	0	1	0	0	0	0	0	10	15	13.50	3.000								
71 Sam Freeman, L ERA: 8.44	(8, 1)	0.0		4	2	2	2	0	0	1	0	0	0	6	14	∞	∞								
50 Keone Kela, R ERA: 2.01	(8, 1)	0.1		1	0	0	0	0	0	0	0	0	0	4	5	0.00	0.000								
58 Alex Claudio, L ERA: 2.84	(9, 1)	1.0		4	1	0	0	0	1	0	0	0	0	9	14	0.00	1.000								

**Boston Red Sox @ Texas Rangers**  
 Globe Life Park in Arlington, Arlington, TX  
 Thu May 28 2015, 8:07 PM - 10:56 PM EDT  
 Att: 34,085 - Cloudy - 82 F

AB 34  
 R 5  
 H 13  
 RBI 5  
 BB 5  
 SO 5  
 LOB 20



Batter	1	2	3	4	5	6	7	8	9	AB	R	H	RBI	BB	SO	LOB	BOTTOM								
7 Delino DeShields, R OBP: 0.373, SLG: 0.368										4	0	1	0	0	0	0									
17 Shin-Soo Choo, L OBP: 0.323, SLG: 0.437										4	0	1	0	0	1	2									
84 Prince Fielder, L OBP: 0.410, SLG: 0.577										4	0	0	0	0	1	1									
29 Adrián Beltré, R OBP: 0.301, SLG: 0.423										4	1	1	0	0	0	0									
32 Josh Hamilton, L OBP: 0.250, SLG: 0.267										4	0	2	1	0	1	0									
18 Mitch Moreland, L OBP: 0.353, SLG: 0.509										4	0	0	0	0	3	2									
1 Elvis Andrus, R OBP: 0.298, SLG: 0.316										3	0	0	0	1	1	2									
9 Adam Rosales, R OBP: 0.254, SLG: 0.339										3	0	0	0	0	2	1									
61 Robinson Chirinos, R OBP: 0.319, SLG: 0.452										2	0	0	0	1	0	0									
<b>Inning Stats</b>	R: 0 E: 0 K: 1 S: 11	H: 0 LOB: 0 BB: 0 P: 16	R: 0 E: 0 K: 1 S: 6	H: 1 LOB: 0 BB: 0 P: 8	R: 0 E: 0 K: 0 S: 4	H: 0 LOB: 0 BB: 0 P: 7	R: 0 E: 0 K: 0 S: 7	H: 0 LOB: 0 BB: 0 P: 12	R: 0 E: 0 K: 3 S: 12	H: 0 LOB: 1 BB: 1 P: 21	R: 0 E: 0 K: 0 S: 10	H: 1 LOB: 1 BB: 0 P: 13	R: 0 E: 0 K: 0 S: 10	H: 0 LOB: 0 BB: 0 P: 13	R: 0 E: 0 K: 3 S: 11	H: 1 LOB: 2 BB: 1 P: 18	R: 1 E: 0 K: 1 S: 10	H: 2 LOB: 1 BB: 0 P: 18	1B: 3 2B: 2 HR: 0	SF: 0 SAC: 0 DP: 0 HBP: 0	WP: 0 PB: 0 SB: 0 CS: 0	PA: 34			
<b>PITCHER</b>	IP	WLS	BF	H	R	ER	SO	BB	IBB	HBP	BLK	WP	HR	S	P	ERA	WHIP								
52 Eduardo Rodríguez, L ERA: 3.21	(1, 1)	7.2	W	28	3	0	7	2	0	0	0	0	0	68	105	0.00	0.652								
59 Tommy Layne, L ERA: 3.21	(8, 1)	1.0		5	2	1	1	0	0	0	0	0	0	12	20	9.00	2.000								
19 Koji Uehara, R ERA: 1.76	(9, 1)	0.1		1	0	0	0	0	0	0	0	0	0	1	1	0.00	0.000								


**Boston Red Sox @ Texas Rangers**  
 Globe Life Park in Arlington, Arlington, TX  
 Thu May 28 2015, 8:07 PM - 10:56 PM EDT  
 Att: 34,085 - Cloudy - 82 F

AB 32  
 R 1  
 H 5  
 RBI 1  
 SO 9  
 LOB 8



Batter	1	2	3	4	5	6	7	8	9	AB	R	H	RBI	BB	SO	LOB	TOP										
15 Dustin Pedroia, R OBP: 0.364, SLG: 0.448	G6-3				G4-3		K			4	0	1	0	0	1	0	<b>Boston Red Sox @ Texas Rangers</b> Globe Life Park in Arlington, Arlington, TX Fri May 29 2015, 8:07 PM - 11:06 PM EDT Att: 38,176 - Partly Cloudy - 79 F										
50 Mookie Betts, R OBP: 0.302, SLG: 0.398	K		L8		L8			13 HR		4	1	1	0	0	1	2											
Pablo Sandoval, S OBP: 0.326, SLG: 0.384			P3		K			F7		3	0	0	0	1	1	3											
13 Hanley Ramirez, R OBP: 0.316, SLG: 0.497	K			26 E 2 SF9		L8		HR		4	2	2	2	0	1	1											
12 Mike Napoli, R OBP: 0.318, SLG: 0.403 39 Carlos Peguero, L OBP: 0.310, SLG: 0.403	K			2 SF9 26 E 23 1B				K		2	1	0	0	2	2	0											
26 Brock Holt, L OBP: 0.374, SLG: 0.416	G5-3			FC1 23 1B				K2-3		0	0	0	0	0	0	0											
2 Xander Bogaerts, R OBP: 0.312, SLG: 0.369	G3-1			SF9		G4-3				4	0	0	0	0	2	3											
23 Blake Swihart, S OBP: 0.257, SLG: 0.269			L8					L5		3	0	1	1	1	0	0											
38 Rusney Castillo, R OBP: 0.217, SLG: 0.217				G4-6-3 15 1B		G4-3		F9		4	0	1	0	0	0	3											
<b>Inning Stats</b>	R: 0 E: 0 K: 2 S: 7	H: 0 LOB: 1 BB: 1 P: 14	R: 0 E: 0 K: 1 S: 11	H: 0 LOB: 0 BB: 0 P: 16	R: 0 E: 0 K: 0 S: 13	H: 2 LOB: 2 BB: 0 P: 18	R: 2 E: 1 K: 0 S: 14	H: 2 LOB: 1 BB: 1 P: 21	R: 0 E: 0 K: 1 S: 10	H: 0 LOB: 0 BB: 0 P: 18	R: 0 E: 0 K: 1 S: 7	H: 0 LOB: 0 BB: 1 P: 15	R: 2 E: 0 K: 2 S: 13	H: 2 LOB: 0 BB: 0 P: 22	R: 0 E: 0 K: 0 S: 7	H: 0 LOB: 0 BB: 0 P: 12		1B: 5 2B: 0 3B: 0 HR: 1	SF: 1 SAC: 0 DP: 2 HBP: 0	WP: 0 PB: 0 SB: 1 CS: 0	PA: 36						
<b>PITCHER</b>	IP	WLS	BF	H	R	ER	SO	BB	IBB	HBP	BLK	WP	HR	S	P	ERA	WHIP										
49 Yovani Gallardo, R ERA: 3.88	6.0	W	25	4	2	1	5	3	0	0	0	0	0	63	104	1.50	1.167										
36 Jon Edwards, R ERA:	1.0	H	3	0	0	0	1	1	0	0	0	0	0	7	15	0.00	1.000										
25 Ross Ohlendorf, R ERA: 4.76	1.0	H	5	2	2	2	2	0	0	0	0	0	1	13	22	18.00	2.000										
37 Shawn Tolleson, R ERA: 2.7	1.0	S	3	0	0	0	0	0	0	0	0	0	0	7	12	0.00	0.000										

Batter	1	2	3	4	5	6	7	8	9	AB	R	H	RBI	BB	SO	LOB	BOTTOM										
2 Leonys Martin, L OBP: 0.266, SLG: 0.338	K		G1-3							4	0	2	1	0	1	1	<b>Boston Red Sox @ Texas Rangers</b> Globe Life Park in Arlington, Arlington, TX Fri May 29 2015, 8:07 PM - 11:06 PM EDT Att: 38,176 - Partly Cloudy - 79 F										
17 Shin-Soo Choo, L OBP: 0.312, SLG: 0.429	K		F7							3	0	0	0	1	2	1											
84 Prince Fielder, L OBP: 0.412, SLG: 0.576 7 Delino DeShields, R OBP: 0.373, SLG: 0.368	G1-3									4	0	2	0	0	0	0											
29 Adrián Beltré, R OBP: 0.296, SLG: 0.414		F7		G6-3		L9		G5-4-3		4	0	0	0	0	0	3											
32 Josh Hamilton, L OBP: 0.350, SLG: 0.667		HR		HR		G5-3		18 1B 61 2B		3	3	2	2	1	0	2											
18 Mitch Moreland, L OBP: 0.358, SLG: 0.518		K		L8				61 1B 2B		4	1	2	0	0	1	0											
61 Robinson Chirinos, R OBP: 0.325, SLG: 0.464		K			P6			61 2B 1B		4	1	2	2	0	1	0											
9 Adam Rosales, R OBP: 0.268, SLG: 0.354					G5-3		L8			3	1	1	0	1	0	1											
68 Hanser Alberto, R OBP: 0.333, SLG: 1.000			SH1-4 17 WP		G6-3			F9		3	1	1	1	0	0	2											
<b>Inning Stats</b>	R: 0 E: 0 K: 2 S: 9	H: 0 LOB: 0 BB: 0 P: 15	R: 1 E: 0 K: 2 S: 10	H: 1 LOB: 0 BB: 0 P: 15	R: 1 E: 0 K: 0 S: 8	H: 1 LOB: 0 BB: 0 P: 13	R: 1 E: 0 K: 0 S: 11	H: 1 LOB: 0 BB: 0 P: 15	R: 0 E: 0 K: 0 S: 5	H: 2 LOB: 2 BB: 1 P: 20	R: 2 E: 0 K: 1 S: 14	H: 4 LOB: 1 BB: 0 P: 25	R: 2 E: 0 K: 0 S: 12	H: 3 LOB: 2 BB: 2 P: 26	1B: 6 2B: 3 3B: 1 HR: 2	SF: 0 SAC: 1 DP: 1 HBP: 0		WP: 1 PB: 0 SB: 0 CS: 1	PA: 36								
<b>PITCHER</b>	IP	WLS	BF	H	R	ER	SO	BB	IBB	HBP	BLK	WP	HR	S	P	ERA	WHIP										
35 Steven Wright, R ERA: 3.9	5.2	L	22	5	3	3	4	1	0	0	0	0	0	1	2	4.76	1.059										
59 Tommy Layne, L ERA: 3.14	0.1		1	0	0	0	0	0	0	0	0	0	0	1	2	0.00	0.000										
41 Alexi Ogando, R ERA: 3.79	0.2		4	3	2	2	0	0	0	0	0	0	0	7	13	27.00	4.500										
32 Craig Breslow, L ERA: 4.22	1.0		6	3	2	2	1	1	0	0	0	0	0	14	26	18.00	4.000										
68 Matt Barnes, R ERA: 2.19	0.1		3	1	0	0	0	1	0	0	0	0	0	5	12	0.00	6.000										



Batter	1	2	3	4	5	6	7	8	9	AB	R	H	RBI	BB	SO	LOB	TOP		
15 Dustin Pedroia, R OBP: 0.362, SLG: 0.444	G5-3		G5-3		F8					4	0	1	0	0	0	1			
50 Mookie Betts, R OBP: 0.307, SLG: 0.392	G4-3 BB		F9		G5-3		F8			3	0	0	0	1	0	2			
34 David Ortiz, L OBP: 0.301, SLG: 0.386	G4-3		G4-3							4	0	2	0	0	0	1			
13 Hanley Ramirez, R OBP: 0.309, SLG: 0.486										4	0	0	0	0	1	3			
2 Xander Bogaerts, R OBP: 0.312, SLG: 0.389										0	0	0	0	0	0	0			
Pablo Sandoval, S OBP: 0.318, SLG: 0.374		G1-3		G4-3		FC1-5 12 2B		F9		4	0	0	0	0	0	1			
12 Mike Napoli, R OBP: 0.330, SLG: 0.413										1	0	1	0	2	0	0			
39 Carlos Peguero, L OBP: 0.307, SLG: 0.397										1	0	0	0	0	0	0			
26 Brock Holt, L OBP: 0.370, SLG: 0.410										4	0	1	0	0	1	4			
3 Sandy León, S OBP: 0.277, SLG: 0.190										3	0	0	0	1	2	1			
38 Rusney Castillo, R OBP: 0.222, SLG: 0.192										3	0	0	0	1	1	3			
Inning Stats	R: 0 E: 0 K: 1 S: 11	H: 0 LOB: 1 BB: 1 P: 20	R: 0 E: 0 K: 1 S: 12	H: 0 LOB: 2 BB: 2 P: 22	R: 0 E: 0 K: 0 S: 7	H: 0 LOB: 0 BB: 0 P: 8	R: 0 E: 0 K: 0 S: 11	H: 2 LOB: 1 BB: 1 P: 16	R: 0 E: 0 K: 1 S: 14	H: 1 LOB: 1 BB: 0 P: 15	R: 0 E: 0 K: 0 S: 6	H: 1 LOB: 0 BB: 0 P: 7	R: 0 E: 0 K: 1 S: 10	H: 1 LOB: 1 BB: 0 P: 14	1B: 3 2B: 2 3B: 0 HR: 0	SF: 0 SAC: 0 DP: 1 HBP: 0	WP: 0 PB: 0 SB: 0 CS: 0	PA: 36	
PITCHER	IP	WLS	BF	H	R	ER	SO	BB	IBB	HBP	BLK	WP	HR	S	P	ERA	WHIP		
21 Chi Chi González, R ERA: 2.63	5.2	W	24	2	0	0	2	5	0	0	0	0	0	60	102	0.00	1.235		
52 Tanner Scheppers, R ERA: 5.25	1.1		5	1	0	0	2	0	0	0	0	0	0	17	23	0.00	0.750		
71 Sam Freeman, L ERA: 7.11	1.0		3	1	0	0	0	0	0	0	0	0	0	6	7	0.00	1.000		
58 Alex Claudio, L ERA: 2.63	1.0		4	1	0	0	1	0	0	0	0	0	0	10	14	0.00	1.000		

**Boston Red Sox @ Texas Rangers**  
 Globe Life Park in Arlington, Arlington, TX  
 Sat May 30 2015, 7:16 PM - 10:04 PM EDT  
 Att: 42,831 - Partly Cloudy - 76 F

AB 31  
 R 0  
 H 5  
 RBI 0  
 BB 5  
 SO 5  
 LOB 16



Batter	1	2	3	4	5	6	7	8	9	AB	R	H	RBI	BB	SO	LOB	BOTTOM			
7 Delino DeShields, R OBP: 0.383, SLG: 0.380	1B			E1 FC5-2		G5-3				5	1	3	1	0	1	1				
1 Elvis Andrus, R OBP: 0.296, SLG: 0.318	G4-3 FC1-5		F9	FC5-2		G6-3		F8		5	0	1	1	0	0	3				
84 Prince Fielder, L OBP: 0.412, SLG: 0.569	G4-3		F8	F9						4	0	1	0	0	0	4				
29 Adrián Beltré, R OBP: 0.289, SLG: 0.404				G6-3		E6 9 1B 2 BB FC6-5		FC5-4		5	1	0	0	0	0	3				
32 Josh Hamilton, L OBP: 0.360, SLG: 0.571	G6-3									3	1	0	0	2	2	2				
9 Adam Rosales, R OBP: 0.307, SLG: 0.391										4	2	4	0	0	0	0				
2 Leonys Martín, L OBP: 0.272, SLG: 0.349										4	2	2	2	0	1	3				
61 Robinson Chirinos, R OBP: 0.322, SLG: 0.465										4	1	1	2	0	1	3				
68 Hanser Alberto, R OBP: 0.286, SLG: 0.571										4	0	1	2	0	1	3				
Inning Stats	R: 1 E: 0 K: 0 S: 15	H: 2 LOB: 1 BB: 0 P: 23	R: 0 E: 0 K: 2 S: 10	H: 1 LOB: 0 BB: 0 P: 18	R: 0 E: 0 K: 0 S: 11	H: 1 LOB: 1 BB: 0 P: 18	R: 4 E: 1 K: 0 S: 14	H: 4 LOB: 2 BB: 1 P: 22	R: 1 E: 0 K: 1 S: 11	H: 1 LOB: 2 BB: 1 P: 21	R: 0 E: 0 K: 0 S: 7	H: 0 LOB: 1 BB: 0 P: 14	R: 2 E: 1 K: 2 S: 14	H: 3 LOB: 1 BB: 0 P: 18	R: 0 E: 0 K: 1 S: 8	H: 1 LOB: 1 BB: 0 P: 11	1B: 10 2B: 4 3B: 0 HR: 0	SF: 0 SAC: 0 DP: 1 HBP: 1	WP: 0 PB: 0 SB: 0 CS: 1	PA: 41
PITCHER	IP	WLS	BF	H	R	ER	SO	BB	IBB	HBP	BLK	WP	HR	S	P	ERA	WHIP			
20 Wade Miley, L ERA: 4.97	4.0	L	24	9	6	5	2	2	0	0	0	0	0	54	92	11.25	2.750			
28 Robbie Ross Jr., L ERA: 5.29	3.0		13	3	2	2	3	0	0	1	0	0	0	28	42	6.00	1.000			
68 Matt Barnes, R ERA: 2.03	1.0		4	1	0	0	1	0	0	0	0	0	0	8	11	0.00	1.000			

**Boston Red Sox @ Texas Rangers**  
 Globe Life Park in Arlington, Arlington, TX  
 Sat May 30 2015, 7:16 PM - 10:04 PM EDT  
 Att: 42,831 - Partly Cloudy - 76 F

AB 38  
 R 8  
 H 13  
 RBI 8  
 BB 2  
 SO 6  
 LOB 22



Batter	1	2	3	4	5	6	7	8	9	AB	R	H	RBI	BB	SO	LOB	TOP		
15 Dustin Pedroia, R OBP: 0.354, SLG: 0.433	L8	E5			K		F9		G6-3	5	0	0	0	0	1	2			
50 Mookie Betts, R OBP: 0.304, SLG: 0.389		FC6-4			G6-3				K	4	1	1	0	1	1	3			
34 David Ortiz, L OBP: 0.309, SLG: 0.382	G3-1				F7				G2-3	4	0	1	0	1	0	2			
13 Hanley Ramirez, R OBP: 0.311, SLG: 0.483					P4					5	1	2	1	0	0	4			
26 Brock Holt, L OBP: 0.370, SLG: 0.410									P3	0	0	0	0	0	0	0			
12 Mike Napoli, R OBP: 0.323, SLG: 0.403	L9				G6-4-3					4	0	0	0	0	2	3			
Pablo Sandoval, S OBP: 0.317, SLG: 0.371					G6-3					4	1	1	0	0	0	1			
2 Xander Bogaerts, R OBP: 0.322, SLG: 0.378		G4-3								4	0	3	1	0	0	1			
23 Blake Swihart, S OBP: 0.257, SLG: 0.268					K					4	0	1	0	0	2	3			
38 Rusney Castillo, R OBP: 0.258, SLG: 0.233					G3					4	0	2	0	0	0	3			
<b>Inning Stats</b>	R: 1 H: 2 E: 0 K: 0 S: 10	H: 2 LOB: 1 BB: 0 P: 17	R: 1 H: 2 E: 1 K: 1 S: 17	H: 2 LOB: 2 BB: 0 P: 25	R: 0 H: 1 E: 0 K: 0 S: 9	H: 1 LOB: 0 BB: 0 P: 15	R: 0 H: 1 E: 0 K: 1 S: 9	H: 1 LOB: 0 BB: 0 P: 14	R: 0 H: 0 E: 0 K: 1 S: 11	H: 3 LOB: 2 BB: 0 P: 27	R: 0 H: 0 E: 0 K: 0 S: 13	H: 0 LOB: 1 BB: 1 P: 21	R: 0 H: 1 E: 0 K: 1 S: 10	H: 1 LOB: 1 BB: 0 P: 16	R: 0 H: 1 E: 0 K: 1 S: 11	H: 2 LOB: 2 BB: 1 P: 21	1B: 11 2B: 0 3B: 0 HR: 0	SF: 0 SAC: 0 DP: 1 HBP: 0	WP: 0 PA: 40 PB: 0 SB: 4 CS: 0
<b>PITCHER</b>	IP	WLS	BF	H	R	ER	SO	BB	IBB	HBP	BLK	WP	HR	S	P	ERA	WHIP		
51 Wandy Rodriguez, L ERA: 3.55	5.2		26	9	3	2	4	0	0	0	0	0	0	72	109	3.18	1.588		
36 Jon Edwards, R ERA:	0.2		3	0	0	0	0	1	0	0	0	0	0	10	20	0.00	1.500		
71 Sam Freeman, L ERA: 6.75	0.1		1	0	0	0	0	0	0	0	0	0	0	3	4	0.00	0.000		
50 Keone Kela, R ERA: 1.9	1.1		5	1	0	0	1	0	0	0	0	0	0	13	19	0.00	0.750		
25 Ross Ohlendorf, R ERA: 4.05	1.0	W	5	1	0	0	1	0	1	0	0	0	0	11	21	0.00	1.000		

**Boston Red Sox @ Texas Rangers**  
Globe Life Park in Arlington, Arlington, TX  
Sun May 31 2015, 3:09 PM - 6:25 PM EDT  
Att: 32,848 - Sunny - 77 F

AB 38  
R 3  
H 11  
RBI 2  
BB 2  
SO 6  
LOB 22

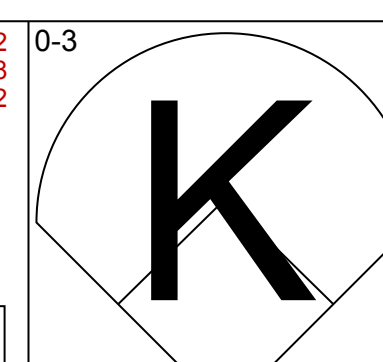
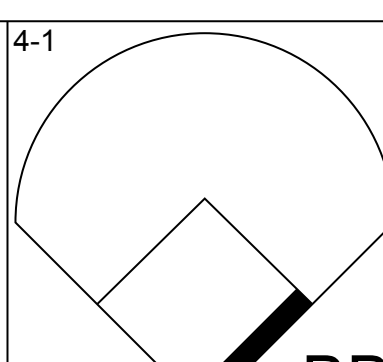
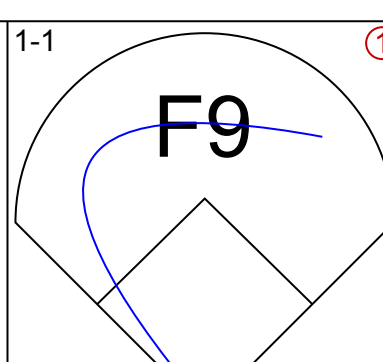
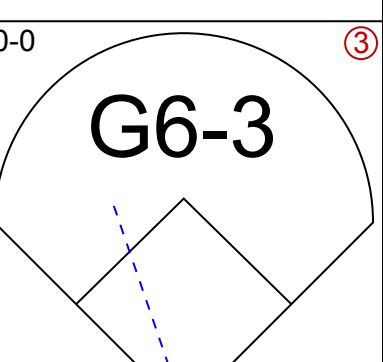
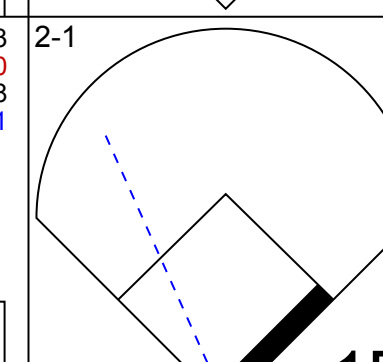
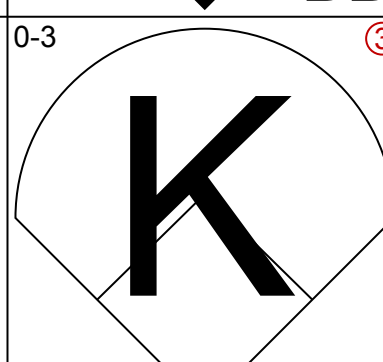
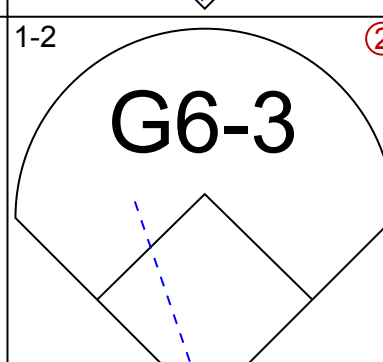

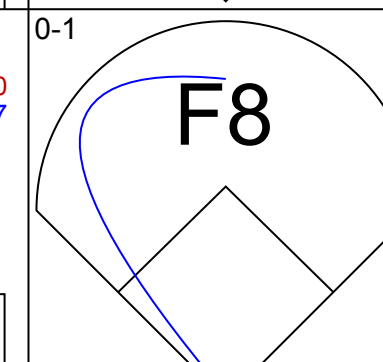
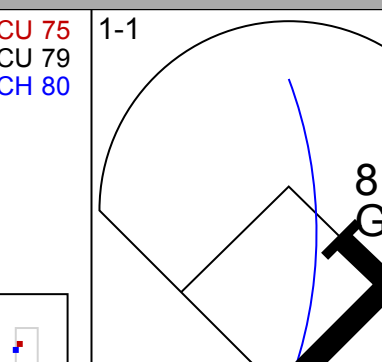
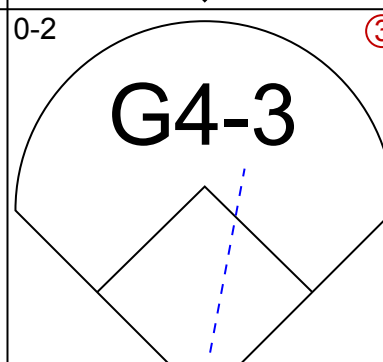

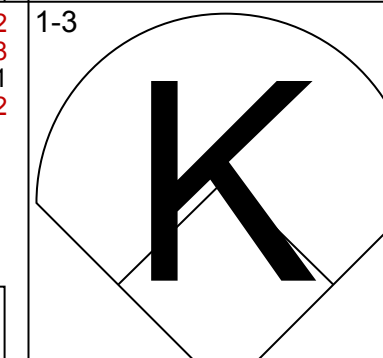
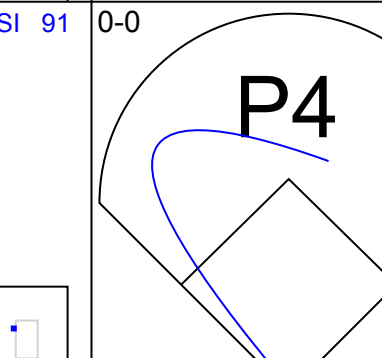
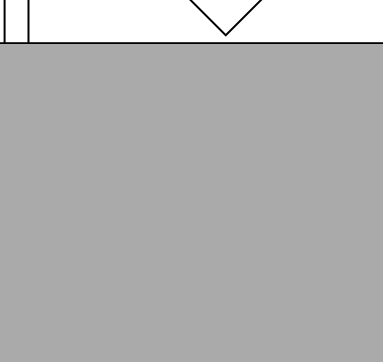
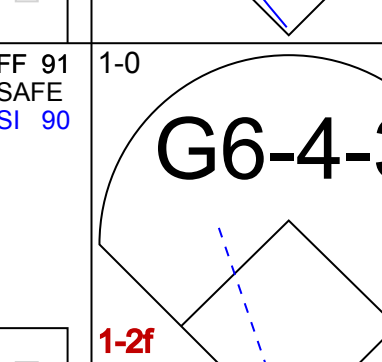

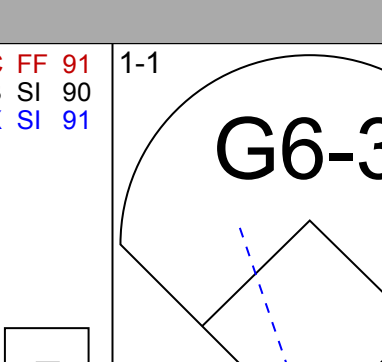
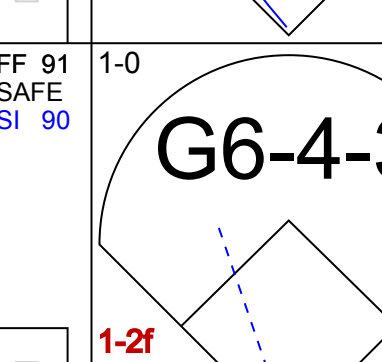
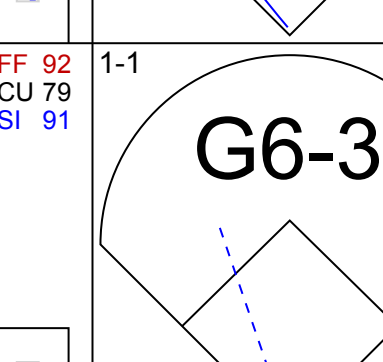

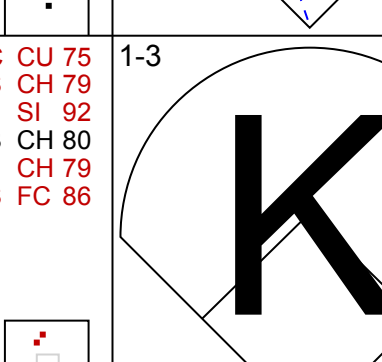
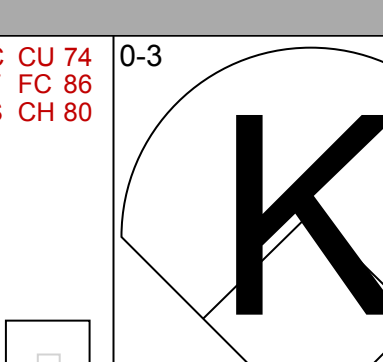
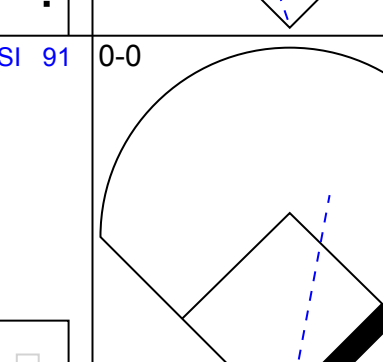
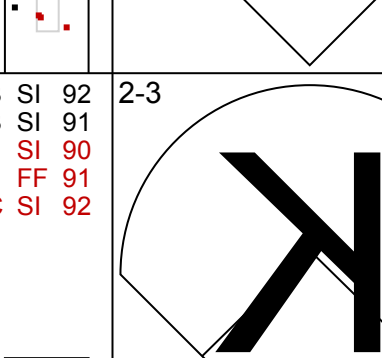
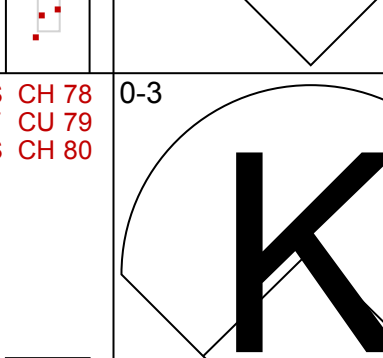
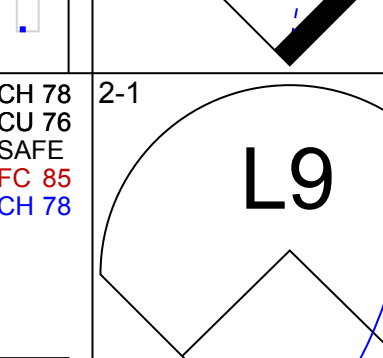
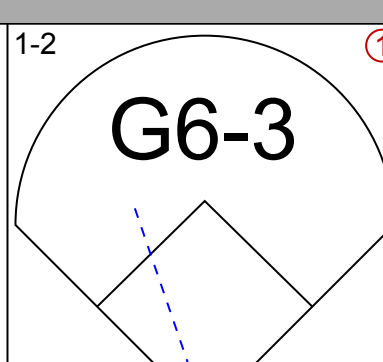
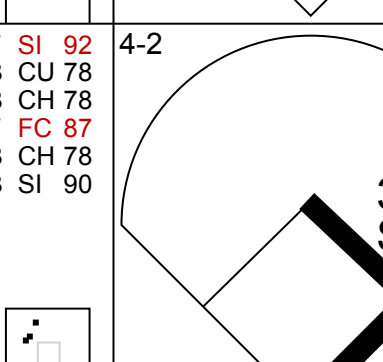
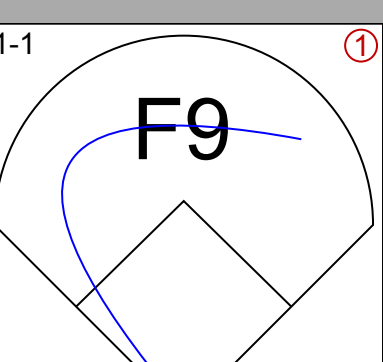
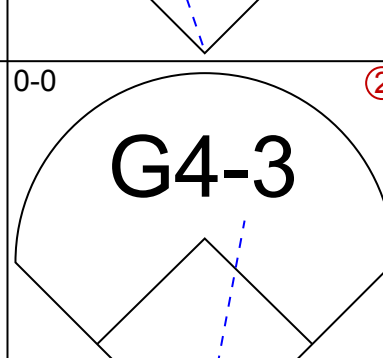
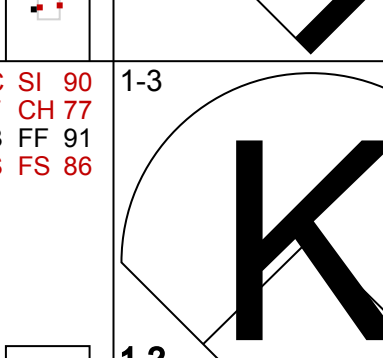
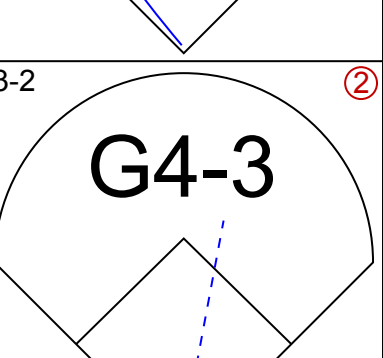


Batter	1	2	3	4	5	6	7	8	9	AB	R	H	RBI	BB	SO	LOB	BOTTOM				
7 Delino DeShields, R OBP: 0.379, SLG: 0.368			G4-3		F7				SH5-4	3	1	0	0	1	0	2					
17 Shin-Soo Choo, L OBP: 0.323, SLG: 0.425									G1-3	4	1	1	0	1	1	3					
84 Prince Fielder, L OBP: 0.412, SLG: 0.563										4	1	1	0	1	1	3					
29 Adrián Beltré, R OBP: 0.294, SLG: 0.408										4	1	1	0	1	1	3					
9 Adam Rosales, R OBP: 0.303, SLG: 0.386										3	0	2	2	0	0	1					
32 Josh Hamilton, L OBP: 0.385, SLG: 0.636										1	0	1	2	0	0	0					
18 Mitch Moreland, L OBP: 0.346, SLG: 0.500										4	0	0	0	0	1	4					
1 Elvis Andrus, R OBP: 0.290, SLG: 0.311										4	0	0	0	0	0	3					
2 Leonys Martin, L OBP: 0.265, SLG: 0.340										4	0	0	0	0	1	4					
3 Carlos Corporán, S OBP: 0.256, SLG: 0.265										4	0	1	0	0	2	0					
68 Hanser Alberto, R OBP: 0.364, SLG: 0.545										4	1	2	0	0	0	1					
<b>Inning Stats</b>	R: 1 H: 1 E: 0 K: 1 S: 14	H: 1 LOB: 1 BB: 1 P: 25	R: 0 H: 1 E: 0 K: 0 S: 6	H: 1 LOB: 0 BB: 0 P: 9	R: 1 H: 1 E: 2 K: 1 S: 18	H: 1 LOB: 3 BB: 1 P: 33	R: 0 H: 2 E: 0 K: 0 S: 10	H: 2 LOB: 0 BB: 0 P: 16	R: 0 H: 1 E: 0 K: 1 S: 12	H: 1 LOB: 2 BB: 0 P: 17	R: 0 H: 1 E: 0 K: 1 S: 9	H: 1 LOB: 0 BB: 0 P: 13	R: 0 H: 0 E: 0 K: 1 S: 5	H: 0 LOB: 0 BB: 0 P: 7	R: 0 H: 0 E: 0 K: 1 S: 8	H: 0 LOB: 0 BB: 0 P: 12	R: 2 H: 1 E: 1 K: 0 S: 7	H: 1 LOB: 1 BB: 1 P: 14	1B: 7 2B: 1 3B: 0 HR: 0	SF: 0 SAC: 1 DP: 0 HBP: 0	WP: 1 PA: 40 PB: 0 SB: 1 CS: 0
<b>PITCHER</b>	IP	WLS	BF	H	R	ER	SO	BB	IBB	HBP	BLK	WP	HR	S	P	ERA	WHIP				
56 Joe Kelly, R ERA: 5.83	5.0		25	6	2	1	3	0	0	0	0	0	0	60	100	1.80	1.600				
41 Alexi Ogando, R ERA: 3.66	0.2	H	3	1	0	0	1	0	0	0	0	0	0	7	9	0.00	1.500				
59 Tommy Layne, L ERA: 2.87	1.1	H	4	0	0	0	1	0	0	0	0	1	0	7	11	0.00	0.000				
36 Junichi Tazawa, R ERA: 1.84	1.0	H	3	0	0	0	1	0	0	0	0	0	0	8	12	0.00	0.000				
19 Koji Uehara, R ERA: 1.69	0.2	L	5	1	2	0	0	0	1	0	0	0	0	7	14	0.00	1.500				

**Boston Red Sox @ Texas Rangers**  
Globe Life Park in Arlington, Arlington, TX  
Sun May 31 2015, 3:09 PM - 6:25 PM EDT  
Att: 32,848 - Sunny - 77 F

AB 36  
R 4  
H 8  
RBI 4  
BB 3  
SO 6  
LOB 21

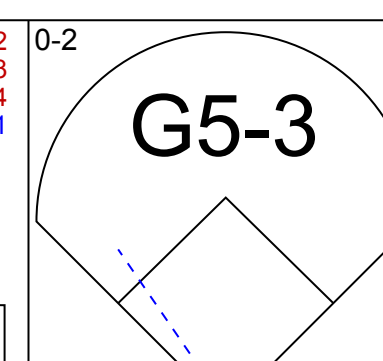
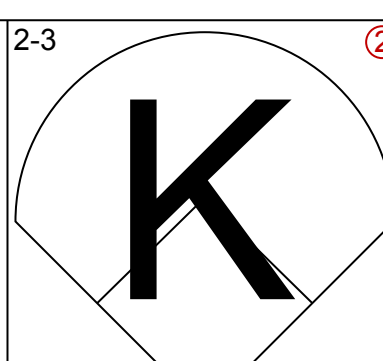
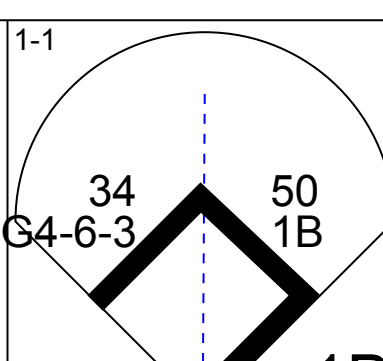
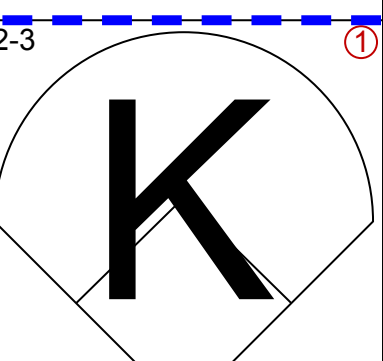
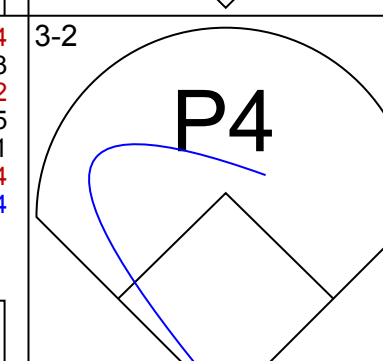
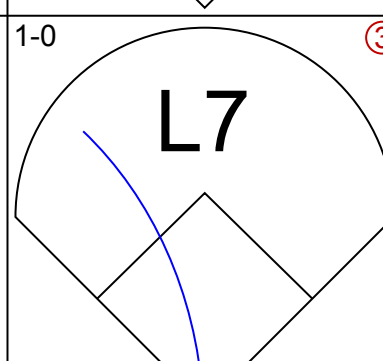
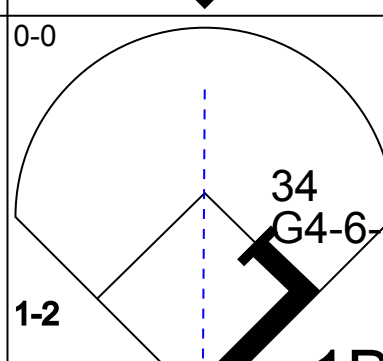
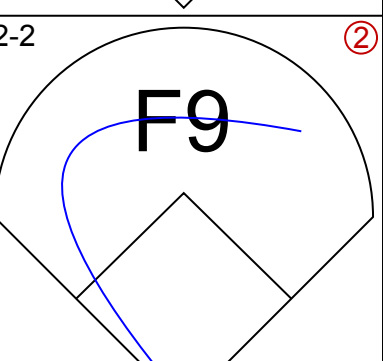
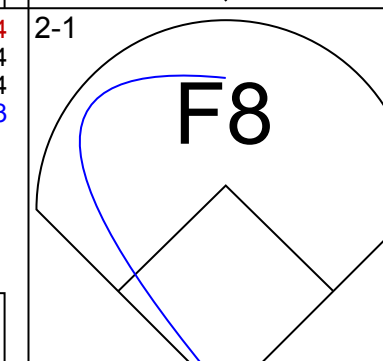
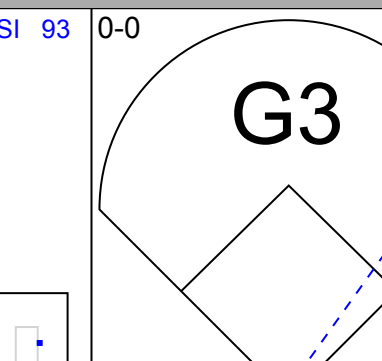
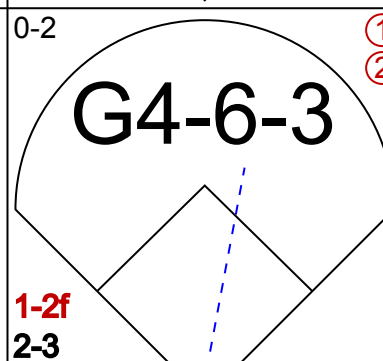
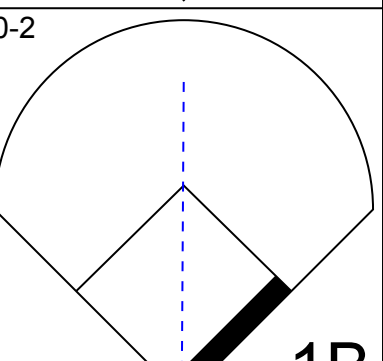
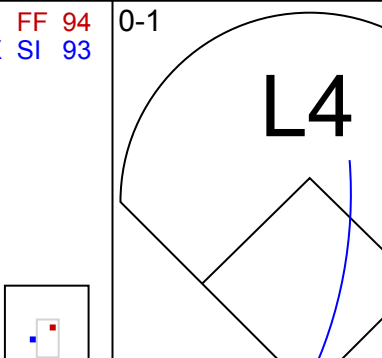
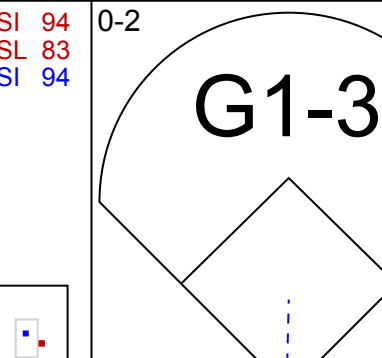
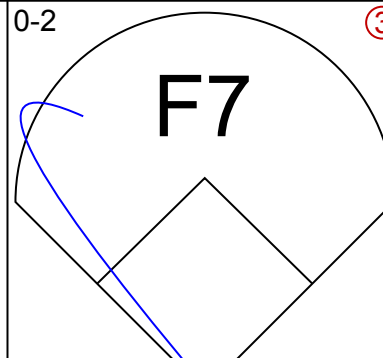
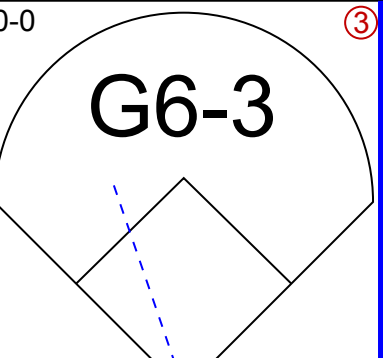
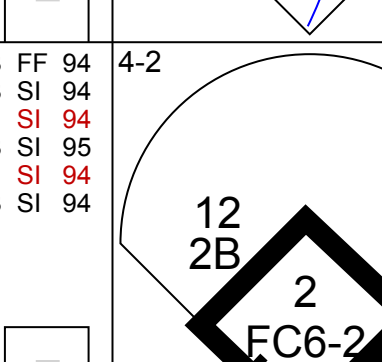
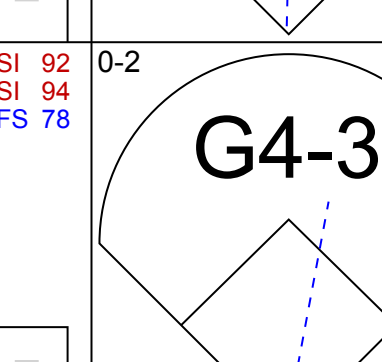
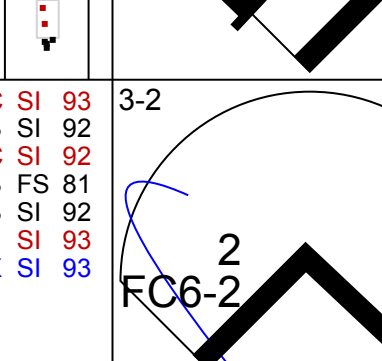
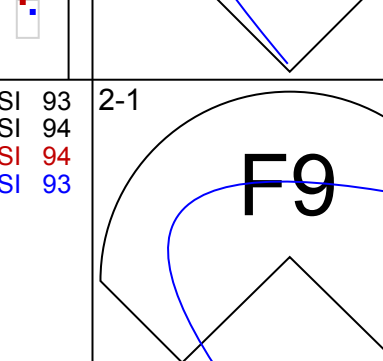
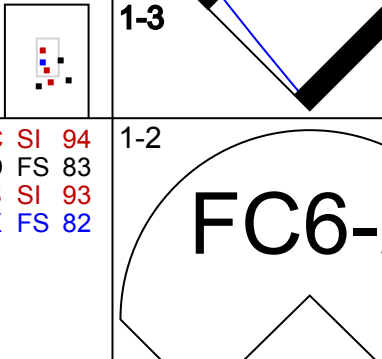
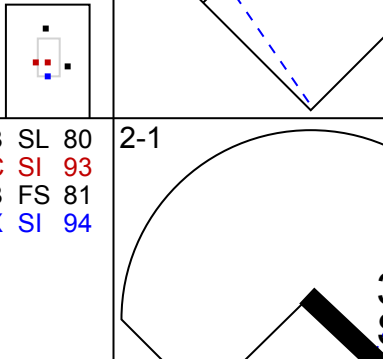
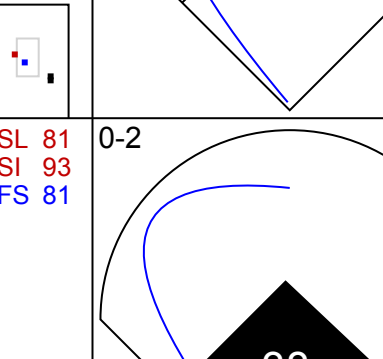
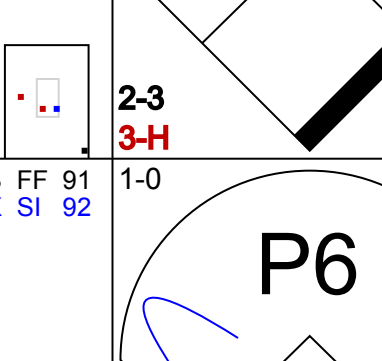
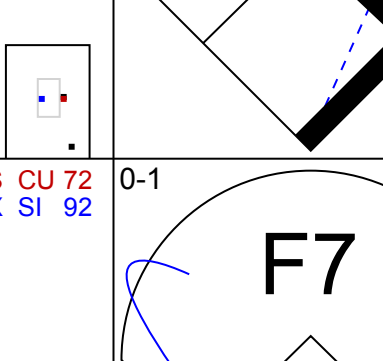
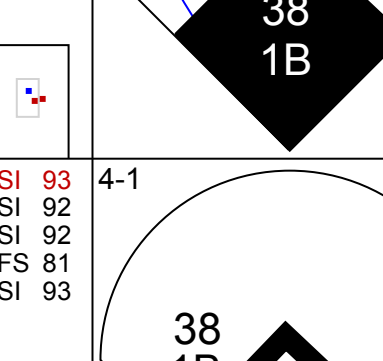
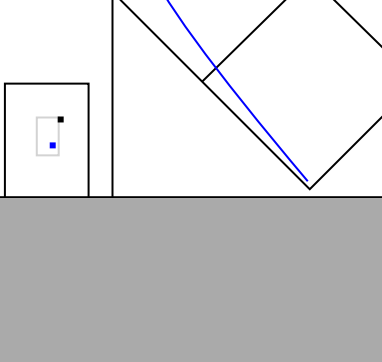
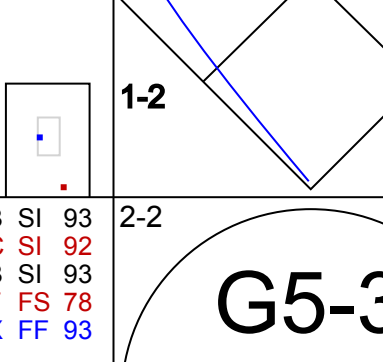
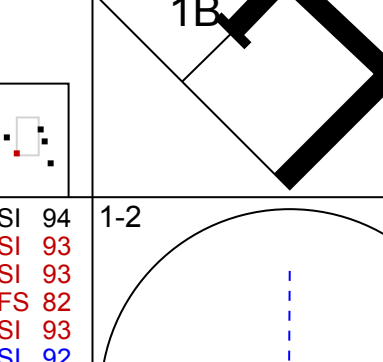
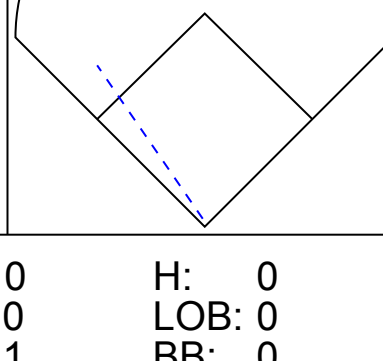
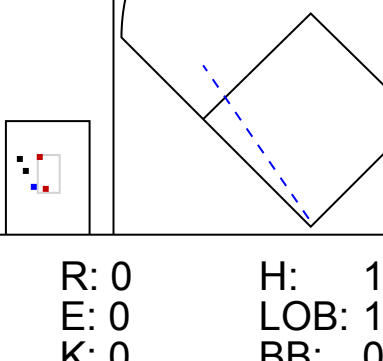
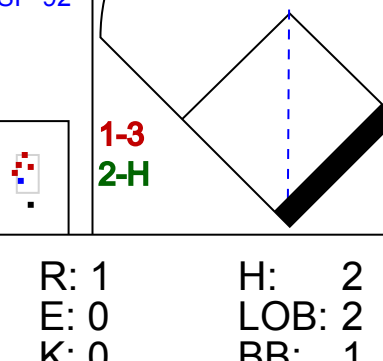


Batter	1	2	3	4	5	6	7	8	9	AB	R	H	RBI	BB	SO	LOB	TOP						
2 Brian Dozier, R OBP: 0.332, SLG: 0.508										3	0	0	0	1	1	0							
48 Toni Hunter, R OBP: 0.328, SLG: 0.455										4	0	1	0	0	1	1							
7 Joe Mauer, L OBP: 0.330, SLG: 0.370										4	0	1	0	0	1	1							
24 Trevor Plouffe, R OBP: 0.350, SLG: 0.480										3	0	0	0	1	1	2							
9 Eduardo Nunez, R OBP: 0.366, SLG: 0.526										0	0	0	0	0	0	0							
8 Kurt Suzuki, R OBP: 0.303, SLG: 0.319										4	0	0	0	0	0	2							
20 Eddie Rosario, L OBP: 0.317, SLG: 0.417										3	0	1	0	0	2	0							
5 Eduardo Escobar, S OBP: 0.257, SLG: 0.331										3	0	0	0	0	2	1							
32 Aaron Hicks, S OBP: 0.297, SLG: 0.317										2	0	0	0	1	0	0							
39 Danny Santana, S OBP: 0.240, SLG: 0.299										3	0	0	0	0	1	1							
<b>Inning Stats</b>	R: 0 H: 1 E: 0 K: 2 S: 10	H: 1 LOB: 1 BB: 0 P: 13	R: 0 H: 0 E: 0 K: 2 S: 10	H: 0 LOB: 0 BB: 0 P: 14	R: 0 H: 0 E: 0 K: 1 S: 8	H: 0 LOB: 1 BB: 1 P: 13	R: 0 H: 1 E: 0 K: 0 S: 4	H: 0 LOB: 0 BB: 0 P: 6	R: 0 H: 0 E: 0 K: 3 S: 11	H: 0 LOB: 1 BB: 1 P: 16	R: 0 H: 0 E: 0 K: 0 S: 8	H: 0 LOB: 0 BB: 0 P: 10	R: 0 H: 1 E: 0 K: 0 S: 7	H: 0 LOB: 1 BB: 0 P: 10	R: 0 H: 0 E: 0 K: 0 S: 6	H: 0 LOB: 0 BB: 0 P: 10	R: 0 H: 0 E: 0 K: 1 S: 12	H: 0 LOB: 1 BB: 1 P: 18	1B: 3 2B: 0 3B: 0 HR: 0	SF: 0 SAC: 0 DP: 1 HBP: 0	WP: 0 PB: 0 SB: 1 CS: 0	PA: 32	
<b>PITCHER</b>	IP WLS BF H R ER SO BB IBB HBP BLK WP HR S P ERA WHIP	8.0 W 28 3 0 0 8 2 0 0 0 0 0 64 92 0.00 0.625	1.0 S 4 0 0 0 1 1 0 0 0 0 0 12 18 0.00 1.000																				

Minnesota Twins @ Boston Red Sox  
Fenway Park, Boston, MA  
Tue Jun 02 2015, 7:12 PM - 9:33 PM EDT  
Att: 32,622 - Cloudy - 48 F

AB	29
R	0
H	3
RBI	0
BB	3
SO	9
LOB	8



Batter	1	2	3	4	5	6	7	8	9	AB	R	H	RBI	BB	SO	LOB	BOTTOM					
15 Dustin Pedroia, R OBP: 0.352, SLG: 0.429										4	0	1	0	0	2	0						
50 Mookie Betts, R OBP: 0.333, SLG: 0.386										4	0	1	0	0	0	0						
34 David Ortiz, L OBP: 0.308, SLG: 0.379										4	0	1	0	0	0	2						
13 Hanley Ramirez, R OBP: 0.305, SLG: 0.473										4	0	0	0	0	0	2						
26 Brock Holt, L OBP: 0.370, SLG: 0.410										0	0	0	0	0	0	0						
Pablo Sandoval, S OBP: 0.317, SLG: 0.367										2	0	0	0	1	0	0						
12 Mike Napoli, R OBP: 0.323, SLG: 0.407										3	0	1	0	0	0	0						
2 Xander Bogaerts, R OBP: 0.328, SLG: 0.389										3	1	2	0	0	0	2						
3 Sandy León, S OBP: 0.280, SLG: 0.182										2	0	0	0	1	0	3						
38 Rusney Castillo, R OBP: 0.265, SLG: 0.242										3	0	1	1	0	0	1						
<b>Inning Stats</b>	R: 0 H: 0 E: 0 K: 0 S: 10	H: 1 LOB: 0 BB: 0 P: 15	R: 0 H: 1 E: 0 K: 0 S: 12	H: 1 LOB: 2 BB: 1 P: 21	R: 0 H: 0 E: 0 K: 1 S: 6	H: 0 LOB: 0 BB: 0 P: 10	R: 0 H: 0 E: 0 K: 0 S: 7	H: 0 LOB: 0 BB: 0 P: 7	R: 0 H: 1 E: 0 K: 0 S: 10	H: 1 LOB: 1 BB: 0 P: 16	R: 0 H: 2 E: 0 K: 0 S: 9	H: 0 LOB: 1 BB: 0 P: 10	R: 1 H: 2 E: 0 K: 0 S: 13	H: 2 LOB: 2 BB: 1 P: 20	R: 0 H: 1 E: 0 K: 1 S: 10	H: 1 LOB: 1 BB: 0 P: 14	1B: 5 2B: 2 3B: 0 HR: 0	SF: 0 SAC: 0 DP: 1 HBP: 0	WP: 0 PB: 0 SB: 1 CS: 0	PA: 31		
<b>PITCHER</b>	IP WLS BF H R ER SO BB IBB HBP BLK WP HR S P ERA WHIP	7.0 L 27 6 1 1 1 2 0 0 0 0 0 67 99 1.29 1.143	1.0 4 1 0 0 1 0 0 0 0 0 0 0 10 14 0.00 1.000																			

Minnesota Twins @ Boston Red Sox  
Fenway Park, Boston, MA  
Tue Jun 02 2015, 7:12 PM - 9:33 PM EDT  
Att: 32,622 - Cloudy - 48 F

AB	29
R	1
H	7
RBI	1
BB	2
SO	2
LOB	10





Batter	1	2	3	4	5	6	7	8	9	AB	R	H	RBI	BB	SO	LOB	TOP				
2 Brian Dozier, R OBP: 0.338, SLG: 0.525										4	0	1	0	0	0	1					
48 Toni Hunter, R OBP: 0.325, SLG: 0.443										4	0	1	0	0	0	1					
7 Joe Mauer, L OBP: 0.322, SLG: 0.361										4	0	0	0	0	1	2					
24 Trevor Plouffe, R OBP: 0.337, SLG: 0.459										4	0	0	0	0	2	2					
20 Eddie Rosario, L OBP: 0.318, SLG: 0.413										3	1	1	0	0	0	0					
5 Eduardo Escobar, S OBP: 0.282, SLG: 0.343										3	0	0	0	0	2	1					
21 Shane Robinson, R OBP: 0.313, SLG: 0.286										0	0	0	0	0	0	0					
12 Chris Herrmann, L OBP: 0.234, SLG: 0.341										3	1	1	1	0	0	0					
32 Aaron Hicks, S OBP: 0.300, SLG: 0.318										3	0	1	0	0	1	0					
39 Danny Santana, S OBP: 0.239, SLG: 0.297										2	0	0	1	0	0	0					
<b>Inning Stats</b>	R: 0 E: 0 K: 2 S: 11	H: 1 LOB: 1 BB: 0 P: 17	R: 2 E: 0 K: 1 S: 14	H: 3 LOB: 1 BB: 0 P: 25	R: 0 E: 0 K: 0 S: 8	H: 0 LOB: 0 BB: 0 P: 11	R: 0 E: 0 K: 1 S: 5	H: 0 LOB: 0 BB: 0 P: 8	R: 0 E: 0 K: 0 S: 9	H: 1 LOB: 0 BB: 0 P: 12	R: 0 E: 0 K: 0 S: 6	H: 0 LOB: 0 BB: 0 P: 11	R: 0 E: 0 K: 1 S: 6	H: 0 LOB: 0 BB: 0 P: 9	R: 0 E: 0 K: 1 S: 10	H: 0 LOB: 0 BB: 0 P: 14	1B: 3 2B: 2 3B: 0 HR: 0	SF: 0 SAC: 1 DP: 1 HBP: 0	WP: 0 PB: 0 SB: 1 CS: 0	PA: 31	
<b>PITCHER</b>	IP WLS BF H R ER SO BB IBB HBP BLK WP HR S P ERA WHIP	IP WLS BF H R ER SO BB IBB HBP BLK WP HR S P ERA WHIP	IP WLS BF H R ER SO BB IBB HBP BLK WP HR S P ERA WHIP	IP WLS BF H R ER SO BB IBB HBP BLK WP HR S P ERA WHIP	IP WLS BF H R ER SO BB IBB HBP BLK WP HR S P ERA WHIP	IP WLS BF H R ER SO BB IBB HBP BLK WP HR S P ERA WHIP	IP WLS BF H R ER SO BB IBB HBP BLK WP HR S P ERA WHIP	IP WLS BF H R ER SO BB IBB HBP BLK WP HR S P ERA WHIP	IP WLS BF H R ER SO BB IBB HBP BLK WP HR S P ERA WHIP	IP WLS BF H R ER SO BB IBB HBP BLK WP HR S P ERA WHIP	IP WLS BF H R ER SO BB IBB HBP BLK WP HR S P ERA WHIP	IP WLS BF H R ER SO BB IBB HBP BLK WP HR S P ERA WHIP	IP WLS BF H R ER SO BB IBB HBP BLK WP HR S P ERA WHIP	IP WLS BF H R ER SO BB IBB HBP BLK WP HR S P ERA WHIP	IP WLS BF H R ER SO BB IBB HBP BLK WP HR S P ERA WHIP	IP WLS BF H R ER SO BB IBB HBP BLK WP HR S P ERA WHIP	IP WLS BF H R ER SO BB IBB HBP BLK WP HR S P ERA WHIP	IP WLS BF H R ER SO BB IBB HBP BLK WP HR S P ERA WHIP	IP WLS BF H R ER SO BB IBB HBP BLK WP HR S P ERA WHIP	IP WLS BF H R ER SO BB IBB HBP BLK WP HR S P ERA WHIP	IP WLS BF H R ER SO BB IBB HBP BLK WP HR S P ERA WHIP

Minnesota Twins @ Boston Red Sox  
Fenway Park, Boston, MA  
Wed Jun 03 2015, 7:13 PM - 9:26 PM EDT  
Att: 33,291 - Partly Cloudy - 60 F

AB	30
R	2
H	5
RBI	2
BB	0
SO	6
LOB	7



Batter	1	2	3	4	5	6	7	8	9	AB	R	H	RBI	BB	SO	LOB	BOTTOM					
15 Dustin Pedroia, R OBP: 0.360, SLG: 0.439										4	0	1	0	0	0	0						
26 Brock Holt, L OBP: 0.385, SLG: 0.396										3	0	0	0	0	0	2						
13 Hanley Ramirez, R (PH)										1	0	0	0	0	1	0						
34 David Ortiz, L OBP: 0.307, SLG: 0.387										3	0	0	0	0	0	0						
12 Mike Napoli, R OBP: 0.316, SLG: 0.414										3	0	0	0	0	3	0						
Pablo Sandoval, S OBP: 0.312, SLG: 0.360										3	0	0	0	0	1	0						
2 Xander Bogaerts, R OBP: 0.332, SLG: 0.391										3	0	0	0	0	1	0						
50 Mookie Betts, R OBP: 0.297, SLG: 0.374										3	0	0	0	0	2	0						
23 Blake Swihart, S OBP: 0.247, SLG: 0.257										3	0	0	0	0	2	0						
39 Carlos Peguero, L OBP: 0.311, SLG: 0.400																						
38 Rusney Castillo, R (PH)										2	0	1	0	0	0	0						
<b>Inning Stats</b>	R: 0 E: 0 K: 0 S: 7	H: 0 LOB: 0 BB: 0 P: 10	R: 0 E: 0 K: 3 S: 11	H: 0 LOB: 0 BB: 0 P: 18	R: 0 E: 0 K: 2 S: 13	H: 2 LOB: 2 BB: 0 P: 15	R: 0 E: 0 K: 1 S: 14	H: 0 LOB: 0 BB: 0 P: 21	R: 0 E: 0 K: 2 S: 9	H: 0 LOB: 0 BB: 0 P: 12	R: 0 E: 0 K: 0 S: 7	H: 0 LOB: 0 BB: 0 P: 10	R: 0 E: 0 K: 1 S: 9	H: 0 LOB: 0 BB: 0 P: 10	R: 0 E: 0 K: 0 S: 4	H: 0 LOB: 0 BB: 0 P: 6	R: 0 E: 0 K: 2 S: 8	H: 0 LOB: 0 BB: 0 P: 13	1B: 1 2B: 1 3B: 0 HR: 0	SF: 0 SAC: 0 DP: 0 HBP: 0	WP: 0 PB: 0 SB: 0 CS: 0	PA: 29
<b>PITCHER</b>	IP WLS BF H R ER SO BB IBB HBP BLK WP HR S P ERA WHIP	IP WLS BF H R ER SO BB IBB HBP BLK WP HR S P ERA WHIP	IP WLS BF H R ER SO BB IBB HBP BLK WP HR S P ERA WHIP	IP WLS BF H R ER SO BB IBB HBP BLK WP HR S P ERA WHIP	IP WLS BF H R ER SO BB IBB HBP BLK WP HR S P ERA WHIP	IP WLS BF H R ER SO BB IBB HBP BLK WP HR S P ERA WHIP	IP WLS BF H R ER SO BB IBB HBP BLK WP HR S P ERA WHIP	IP WLS BF H R ER SO BB IBB HBP BLK WP HR S P ERA WHIP	IP WLS BF H R ER SO BB IBB HBP BLK WP HR S P ERA WHIP	IP WLS BF H R ER SO BB IBB HBP BLK WP HR S P ERA WHIP	IP WLS BF H R ER SO BB IBB HBP BLK WP HR S P ERA WHIP	IP WLS BF H R ER SO BB IBB HBP BLK WP HR S P ERA WHIP	IP WLS BF H R ER SO BB IBB HBP BLK WP HR S P ERA WHIP	IP WLS BF H R ER SO BB IBB HBP BLK WP HR S P ERA WHIP	IP WLS BF H R ER SO BB IBB HBP BLK WP HR S P ERA WHIP	IP WLS BF H R ER SO BB IBB HBP BLK WP HR S P ERA WHIP	IP WLS BF H R ER SO BB IBB HBP BLK WP HR S P ERA WHIP	IP WLS BF H R ER SO BB IBB HBP BLK WP HR S P ERA WHIP	IP WLS BF H R ER SO BB IBB HBP BLK WP HR S P ERA WHIP	IP WLS BF H R ER SO BB IBB HBP BLK WP HR S P ERA WHIP	IP WLS BF H R ER SO BB IBB HBP BLK WP HR S P ERA WHIP	

Minnesota Twins @ Boston Red Sox  
Fenway Park, Boston, MA  
Wed Jun 03 2015, 7:13 PM - 9:26 PM EDT  
Att: 33,291 - Partly Cloudy - 60 F

AB	29
R	0
H	2
RBI	0
BB	0
SO	11
LOB	2





Batter	1	2	3	4	5	6	7	8	9	AB	R	H	RBI	BB	SO	LOB	TOP								
<b>2 Brian Dozier, R</b> OBP: 0.339, SLG: 0.522										5	2	2	0	0	2	2									
<b>48 Toni Hunter, R</b> OBP: 0.332, SLG: 0.463										5	2	3	3	0	1	1									
<b>7 Joe Mauer, L</b> OBP: 0.320, SLG: 0.354										4	1	0	0	1	0	2									
<b>24 Trevor Plouffe, R</b> OBP: 0.333, SLG: 0.452										5	1	1	1	0	1	4									
<b>20 Eddie Rosario, L</b> OBP: 0.296, SLG: 0.382										5	0	0	0	0	2	4									
<b>5 Eduardo Escobar, S</b> OBP: 0.265, SLG: 0.345										5	1	1	1	0	1	2									
<b>8 Kurt Suzuki, R</b> OBP: 0.317, SLG: 0.324									3	1	3	1	2	0	0										
<b>21 Shane Robinson, R</b> OBP: 0.307, SLG: 0.275										3	0	0	1	1	0	3									
<b>32 Aaron Hicks, S</b> OBP: 0.293, SLG: 0.310										5	0	1	0	0	0	6									
<b>Inning Stats</b>	R: 0 E: 0 K: 1 S: 9	H: 0 LOB: 0 BB: 0 P: 14	R: 0 E: 0 K: 1 S: 5	H: 0 LOB: 0 BB: 0 P: 7	R: 0 E: 0 K: 0 S: 10	H: 1 LOB: 1 BB: 0 P: 13	R: 0 E: 0 K: 0 S: 14	H: 1 LOB: 2 BB: 0 P: 20	R: 3 E: 0 K: 0 S: 16	H: 3 LOB: 0 BB: 0 P: 24	R: 1 E: 1 K: 0 S: 12	H: 1 LOB: 1 BB: 0 P: 14	R: 0 E: 0 K: 3 S: 12	H: 0 LOB: 2 BB: 1 P: 21	R: 0 E: 0 K: 2 S: 8	H: 0 LOB: 2 BB: 1 P: 19	R: 4 E: 4 K: 0 S: 25	H: 4 LOB: 2 BB: 1 P: 37	1B: 9 2B: 1 3B: 0 HR: 1	SF: 1 SAC: 0 DP: 0 HBP: 0	WP: 0 PB: 0 SB: 1 CS: 0	PA: 45			
<b>PITCHER</b>	IP: 6.0 ERA: 4.01	WLS: 5 ERA: 1.5	BF: 26	H: 6 R: 4 ER: 3 SO: 2	BB: 0 IBB: 0 HBP: 0 BLK: 0	WP: 0 HR: 1 S: 66 P: 92	ERA: 4.50 WHIP: 1.000	<b>PITCHER</b>	IP: 1.0 ERA: 4.03	WLS: 1	BF: 5	H: 1 R: 0 ER: 0 SO: 0	BB: 0 IBB: 1 HBP: 0 BLK: 0	WP: 0 HR: 0 S: 8 P: 15	ERA: 0.00 WHIP: 1.000										
<b>35 Steven Wright, R</b> ERA: 4.01																									
<b>36 Junichi Tazawa, R</b> ERA: 1.5																									
<b>59 Tommy Layne, L</b> ERA: 2.76																									
<b>68 Matt Barnes, R</b> ERA: 1.98																									
<b>19 Koji Uehara, R</b> ERA: 2.65																									

**Minnesota Twins @ Boston Red Sox**  
Fenway Park, Boston, MA  
Thu Jun 04 2015, 4:07 PM - 7:19 PM EDT  
Att: 33,615 - Partly Cloudy - 56 F

AB	40
R	8
H	11
RBI	7
BB	4
SO	7
LOB	24



Batter	1	2	3	4	5	6	7	8	9	AB	R	H	RBI	BB	SO	LOB	BOTTOM								
<b>15 Dustin Pedroia, R</b> OBP: 0.365, SLG: 0.454										4	2	2	1	1	1	0									
<b>13 Hanley Ramirez, R</b> OBP: 0.310, SLG: 0.469										5	0	2	0	0	0	1									
<b>34 David Ortiz, L</b> OBP: 0.300, SLG: 0.376										5	0	0	0	0	0	3									
<b>12 Mike Napoli, R</b> OBP: 0.320, SLG: 0.416										4	0	2	0	0	0	1									
<b>2 Xander Bogaerts, R</b> OBP: 0.340, SLG: 0.399										4	0	3	0	0	0	3									
<b>Pablo Sandoval, S</b> OBP: 0.306, SLG: 0.352										4	0	0	0	0	0	4									
<b>50 Mookie Betts, R</b> OBP: 0.300, SLG: 0.381										4	1	2	0	0	0	0									
<b>23 Blake Swihart, S</b> OBP: 0.247, SLG: 0.295									4	1	1	1	0	0	2										
<b>38 Rusney Castillo, R</b> OBP: 0.209, SLG: 0.190									4	0	0	0	0	0	2										
<b>Inning Stats</b>	R: 0 E: 0 K: 0 S: 15	H: 3 LOB: 3 BB: 0 P: 22	R: 2 E: 2 K: 0 S: 17	H: 3 LOB: 3 BB: 1 P: 25	R: 1 E: 0 K: 0 S: 8	H: 1 LOB: 0 BB: 0 P: 13	R: 1 E: 0 K: 0 S: 10	H: 1 LOB: 0 BB: 0 P: 17	R: 0 E: 0 K: 1 S: 8	H: 0 LOB: 0 BB: 0 P: 9	R: 0 E: 0 K: 0 S: 12	H: 2 LOB: 2 BB: 0 P: 18	R: 0 E: 0 K: 0 S: 8	H: 1 LOB: 1 BB: 0 P: 15	R: 0 E: 0 K: 0 S: 8	H: 0 LOB: 0 BB: 0 P: 11	1B: 9 2B: 1 3B: 0 HR: 2	SF: 0 SAC: 0 DP: 0 HBP: 0	WP: 0 PB: 0 SB: 0 CS: 1	PA: 39					
<b>PITCHER</b>	IP: 5.0 ERA: 4.55	WLS: 4	BF: 25	H: 9 R: 4 ER: 2 SO: 1	BB: 1 IBB: 0 HBP: 0 BLK: 0	WP: 0 HR: 2 S: 62 P: 97	ERA: 3.60 WHIP: 2.000	<b>PITCHER</b>	IP: 1.0 ERA: 1.73	WLS: 3	BF: 3	H: 0 R: 0 ER: 0 SO: 0	BB: 0 IBB: 0 HBP: 0 BLK: 0	WP: 0 HR: 0 S: 8 P: 11	ERA: 0.00 WHIP: 0.000										
<b>33 Tommy Milone, L</b> ERA: 4.55																									
<b>57 Ryan Pressly, R</b> ERA: 2.79																									
<b>52 Brian Duensing, L</b> ERA: 7.36																									
<b>50 Casey Fien, R</b> ERA: 3.21																									
<b>64 Aaron Thompson, L</b> ERA: 3.28																									


**Minnesota Twins @ Boston Red Sox**  
Fenway Park, Boston, MA  
Thu Jun 04 2015, 4:07 PM - 7:19 PM EDT  
Att: 33,615 - Partly Cloudy - 56 F

AB	38
R	4
H	12
RBI	2
BB	1
SO	1
LOB	16

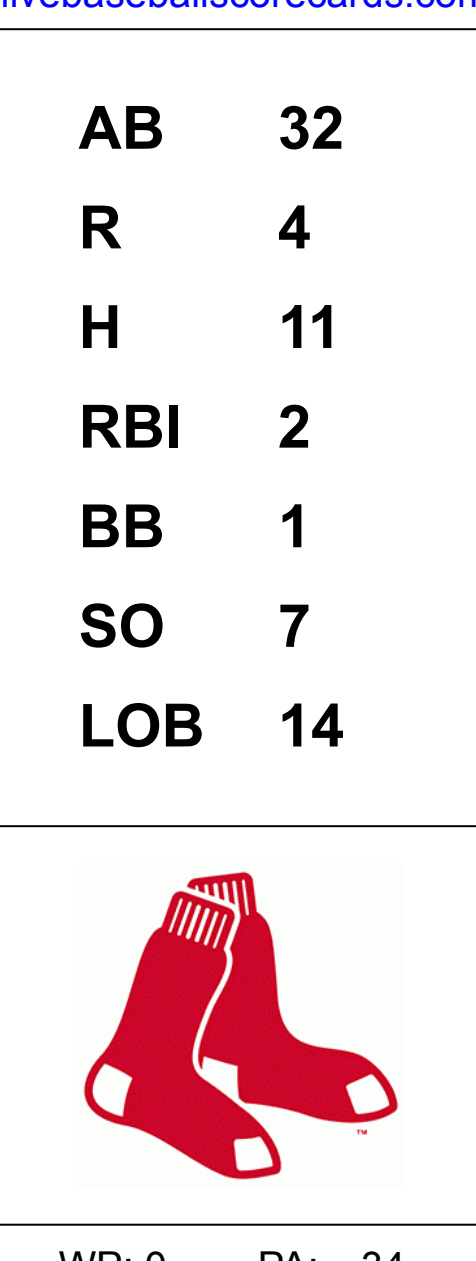


Batter	1	2	3	4	5	6	7	8	9	AB	R	H	RBI	BB	SO	LOB	TOP								
1 Billy Burns, S OBP: 0.365, SLG: 0.430	G3			10 G4-6-3 1B		K		P5		4	0	1	0	0	1	1	<b>Oakland Athletics @ Boston Red Sox</b> Fenway Park, Boston, MA Fri Jun 05 2015, 7:11 PM - 9:43 PM EDT Att: 34,910 - Cloudy - 56 F								
10 Marcus Semien, R OBP: 0.319, SLG: 0.431	K			G4-6-3				K		3	0	1	0	0	1	1									
21 Stephen Vogt, L OBP: 0.403, SLG: 0.575	K			1-2				K		1	0	0	0	0	1	1									
12 Andy Parrino, S OBP: 0.369, SLG: 0.369	G5-3			G5-3				G5-3		3	0	0	0	1	0	1									
16 Billy Butler, R OBP: 0.308, SLG: 0.364	G6-3			G5-3		G4-6-3		K		4	0	0	0	0	1	2									
15 Brett Lawrie, R OBP: 0.319, SLG: 0.419	G4-3			19 20 1B				19 2B		4	2	3	1	0	0	0									
22 Josh Reddick, L OBP: 0.369, SLG: 0.495	G4-3			K				P5		4	0	0	0	0	1	2									
19 Josh Phegley, R OBP: 0.343, SLG: 0.422	K			20 1B				2B		4	0	2	0	0	2	0									
20 Mark Canha, R OBP: 0.310, SLG: 0.388	G4-3			K				F7		4	0	1	1	0	0	2									
28 Eric Sogard, L OBP: 0.283, SLG: 0.291	G4-3			K				HBP		2	0	0	0	0	1	2									
<b>Inning Stats</b>	R: 0 E: 0 K: 1 S: 7	H: 0 LOB: 0 BB: 0 P: 8	R: 0 E: 0 K: 0 S: 7	H: 0 LOB: 0 BB: 0 P: 12	R: 0 E: 0 K: 1 S: 6	H: 0 LOB: 0 BB: 0 P: 8	R: 0 E: 0 K: 0 S: 9	H: 1 LOB: 0 BB: 0 P: 9	R: 1 E: 0 K: 2 S: 16	H: 3 LOB: 2 BB: 0 P: 20	R: 0 E: 0 K: 1 S: 11	H: 1 LOB: 1 BB: 1 P: 18	R: 1 E: 0 K: 1 S: 10	H: 1 LOB: 0 BB: 0 P: 15	R: 0 E: 0 K: 1 S: 9	H: 0 LOB: 1 BB: 0 P: 14	R: 0 E: 0 K: 1 S: 14	H: 2 LOB: 2 BB: 0 P: 18	1B: 6 2B: 1 3B: 0 HR: 1	SF: 0 SAC: 0 DP: 2 HBP: 1	WP: 0 PB: 0 SB: 0 CS: 0	PA: 35			
<b>PITCHER</b>	IP	WLS	BF	H	R	ER	SO	BB	IBB	HBP	BLK	WP	HR	S	P	ERA	WHIP								
20 Wade Miley, L ERA: 4.67	7.1	W	28	6	2	2	6	1	0	1	0	0	1	69	96	2.46	0.955								
36 Junichi Tazawa, R ERA: 1.46	0.2	H	2	0	0	0	1	0	0	0	0	0	0	6	8	0.00	0.000								
19 Koji Uehara, R ERA: 2.5	1.0	S	5	2	0	0	1	0	0	0	0	0	0	14	18	0.00	2.000								

AB	33
R	2
H	8
RBI	2
BB	1
SO	8
LOB	12




Batter	1	2	3	4	5	6	7	8	9	AB	R	H	RBI	BB	SO	LOB	BOTTOM								
15 Dustin Pedroia, R OBP: 0.371, SLG: 0.464	26 2B			26 FC6-4 1B		FC4				4	2	3	0	0	0	1	<b>Oakland Athletics @ Boston Red Sox</b> Fenway Park, Boston, MA Fri Jun 05 2015, 7:11 PM - 9:43 PM EDT Att: 34,910 - Cloudy - 56 F								
26 Brock Holt, L OBP: 0.369, SLG: 0.409	E7			FC6-4 13 E				G3		4	0	2	1	0	0	2									
13 Hanley Ramirez, R OBP: 0.308, SLG: 0.467	K			SF9				K		3	0	1	1	0	2	2									
12 Mike Napoli, R OBP: 0.314, SLG: 0.407	K			F9				G1-3		4	0	0	0	0	1	4									
2 Xander Bogaerts, R OBP: 0.344, SLG: 0.403	F9			50 E				G4-6-3		3	1	1	0	1	0	1									
50 Mookie Betts, R OBP: 0.299, SLG: 0.378	F8			E5				F9		4	0	1	0	0	1	2									
23 Blake Swihart, S OBP: 0.235, SLG: 0.280	L6			G5-4-3				K		4	0	0	0	0	1	1									
31 Alejandro De Aza, L OBP: 0.278, SLG: 0.358	G4-3			G5-3				K		3	0	1	0	0	1	0									
38 Rusney Castillo, R OBP: 0.239, SLG: 0.222	K			26 FC6-4 15 1B				15 FC4 1B		3	1	2	0	0	1	1									
<b>Inning Stats</b>	R: 1 E: 1 K: 2 S: 13	H: 2 LOB: 1 BB: 0 P: 16	R: 0 E: 0 K: 0 S: 7	H: 0 LOB: 0 BB: 0 P: 8	R: 1 E: 1 K: 0 S: 8	H: 2 LOB: 1 BB: 0 P: 12	R: 1 E: 1 K: 1 S: 9	H: 3 LOB: 1 BB: 0 P: 16	R: 1 E: 0 K: 2 S: 17	H: 2 LOB: 2 BB: 1 P: 30	R: 0 E: 0 K: 1 S: 8	H: 1 LOB: 1 BB: 0 P: 10	R: 0 E: 0 K: 0 S: 7	H: 1 LOB: 0 BB: 0 P: 10	R: 0 E: 0 K: 1 S: 11	H: 0 LOB: 0 BB: 0 P: 18	1B: 8 2B: 3 3B: 0 HR: 0	SF: 1 SAC: 0 DP: 2 HBP: 0	WP: 0 PB: 0 SB: 1 CS: 0	PA: 34					
<b>PITCHER</b>	IP	WLS	BF	H	R	ER	SO	BB	IBB	HBP	BLK	WP	HR	S	P	ERA	WHIP								
26 Scott Kazmir, L ERA: 3.14	4.2	L	23	4	1	0	0	1	0	0	0	0	0	51	77	5.79	2.143								
33 Fernando Rodriguez Jr., R ERA: 5.54	0.1		1	0	0	0	1	0	0	0	0	0	0	3	5	0.00	0.000								
39 Eric O'Flaherty, L ERA: 10.13	1.0		4	1	0	0	1	0	0	0	0	0	0	8	10	0.00	1.000								
29 Pat Venditte, S ERA:	2.0		6	1	0	0	1	0	0	0	0	0	0	18	28	0.00	0.500								



Batter	1	2	3	4	5	6	7	8	9	AB	R	H	RBI	BB	SO	LOB	TOP			
1 Billy Burns, S OBP: 0.362, SLG: 0.439	G5-3		1-H 3B		G1		G4-3			4	0	1	1	0	0	0	<b>Oakland Athletics @ Boston Red Sox</b> Fenway Park, Boston, MA Sat Jun 06 2015, 4:08 PM - 7:16 PM EDT Att: 36,713 - Cloudy - 62 F			
18 Ben Zobrist, S OBP: 0.300, SLG: 0.356	G5-3		G3		G6-3			15 BB	3	0	0	0	1	0	1					
21 Stephen Vogt, L OBP: 0.395, SLG: 0.561	K		K		G4-3			K	4	0	0	0	0	3	2					
16 Billy Butler, R OBP: 0.303, SLG: 0.357	L8		G6-3		L9			K	4	0	0	0	0	1	1					
22 Josh Reddick, L OBP: 0.373, SLG: 0.500	K		K		2B			BB	2	0	1	0	1	1	0					
15 Brett Lawrie, R OBP: 0.322, SLG: 0.419								BB	0	0	0	0	1	0	0					
23 Sam Fuld, L OBP: 0.260, SLG: 0.281								BB	0	0	0	0	0	0	0					
10 Marcus Semien, R OBP: 0.322, SLG: 0.429	1B				K			K	3	0	1	0	1	2	3					
50 Max Muncy, L OBP: 0.303, SLG: 0.386	K				K			K	4	0	0	0	0	3	3					
20 Mark Canha, R OBP: 0.309, SLG: 0.406			G3-1		L9			F9	4	1	1	1	0	0	2					
28 Eric Sogard, L OBP: 0.283, SLG: 0.290			1 3B		1B			G4-3	4	1	1	0	0	0	0					
<b>Inning Stats</b>	R: 0 E: 0 K: 1 S: 9	H: 0 LOB: 0 BB: 0 P: 14	R: 0 E: 0 K: 2 S: 10	H: 1 LOB: 1 BB: 0 P: 16	R: 1 E: 0 K: 1 S: 12	H: 2 LOB: 1 BB: 0 P: 17	R: 0 E: 0 K: 1 S: 13	H: 1 LOB: 2 BB: 1 P: 25	R: 0 E: 0 K: 1 S: 9	H: 0 LOB: 0 BB: 1 P: 18	R: 1 E: 0 K: 0 S: 11	H: 1 LOB: 0 BB: 0 P: 18	R: 0 E: 0 K: 3 S: 13	H: 0 LOB: 2 BB: 2 P: 24	R: 0 E: 0 K: 1 S: 7	H: 0 LOB: 0 BB: 0 P: 12	1B: 2 2B: 1 3B: 1 HR: 1	SF: 0 SAC: 0 DP: 0 HBP: 0	WP: 0 PB: 0 SB: 0 CS: 0	PA: 36
<b>PITCHER</b>	IP WLS BF H R ER SO	IP WLS BF H R ER SO	IP WLS BF H R ER SO	IP WLS BF H R ER SO	IP WLS BF H R ER SO	IP WLS BF H R ER SO	IP WLS BF H R ER SO	IP WLS BF H R ER SO	IP WLS BF H R ER SO	IP WLS BF H R ER SO	IP WLS BF H R ER SO	IP WLS BF H R ER SO	IP WLS BF H R ER SO	IP WLS BF H R ER SO	IP WLS BF H R ER SO	IP WLS BF H R ER SO	ERA WHIP	ERA WHIP		
56 Joe Kelly, R ERA: 5.4	6.0	W	24	4	1	1	6	2	0	0	0	0	0	0	0	0	1.50	1.000		
41 Alexi Ogando, R ERA: 4.37	1.0	H	5	1	1	1	0	1	0	0	0	0	1	12	23	9.00	2.000			
59 Tommy Layne, L ERA: 2.65	0.2	H	3	0	0	0	2	1	0	0	0	0	0	9	15	0.00	1.500			
68 Matt Barnes, R ERA: 1.93	0.1	H	1	0	0	0	1	0	0	0	0	0	0	3	4	0.00	0.000			
19 Koji Uehara, R ERA: 2.37	1.0	S	3	0	0	0	1	0	0	0	0	0	0	7	12	0.00	0.000			

Batter	1	2	3	4	5	6	7	8	9	AB	R	H	RBI	BB	SO	LOB	BOTTOM			
15 Dustin Pedroia, R OBP: 0.375, SLG: 0.462	K		G4-3		1B		26 WP			3	0	1	0	2	1	0	<b>Oakland Athletics @ Boston Red Sox</b> Fenway Park, Boston, MA Sat Jun 06 2015, 4:08 PM - 7:16 PM EDT Att: 36,713 - Cloudy - 62 F			
26 Brock Holt, L OBP: 0.378, SLG: 0.407	13 HR		L6		L7		IBB			3	1	1	0	2	0	2				
13 Hanley Ramirez, R OBP: 0.315, SLG: 0.465	HR		34 2B		1B		G4-3			5	2	3	2	0	0	5				
38 Rusney Castillo, R OBP: 0.239, SLG: 0.222	HR		12 1B		2B		G4-3			0	0	0	0	0	0	0				
34 David Ortiz, L OBP: 0.299, SLG: 0.379	K		12 1B		2B		K			4	1	1	1	0	3	1				
12 Mike Napoli, R OBP: 0.322, SLG: 0.417	K		1B		BB		K			3	0	2	1	1	1	0				
2 Xander Bogaerts, R OBP: 0.342, SLG: 0.400	31 1B		G4-3		K		K			4	0	1	0	0	2	3				
50 Mookie Betts, R OBP: 0.298, SLG: 0.373	P4		G3		G3		26 WP 15 S			3	0	0	0	1	0	2				
31 Alejandro De Aza, L OBP: 0.277, SLG: 0.355	23 G4-6-3		L9		L8		BB			4	0	1	0	0	0	1				
23 Blake Swihart, S OBP: 0.236, SLG: 0.291	G4-6-3		15 1B		2B		K			4	0	1	0	0	1	3				
<b>Inning Stats</b>	R: 2 E: 0 K: 3 S: 14	H: 2 LOB: 0 BB: 0 P: 24	R: 0 E: 0 K: 0 S: 9	H: 2 LOB: 1 BB: 0 P: 12	R: 2 E: 0 K: 0 S: 19	H: 3 LOB: 1 BB: 0 P: 27	R: 0 E: 0 K: 0 S: 13	H: 2 LOB: 2 BB: 0 P: 18	R: 0 E: 0 K: 2 S: 11	H: 1 LOB: 1 BB: 1 P: 17	R: 0 E: 0 K: 1 S: 11	H: 0 LOB: 3 BB: 3 P: 26	R: 0 E: 0 K: 2 S: 16	H: 1 LOB: 1 BB: 0 P: 17	R: 0 E: 0 K: 0 S: 9	H: 0 LOB: 2 BB: 2 P: 21	1B: 7 2B: 3 3B: 0 HR: 1	SF: 0 SAC: 0 DP: 1 HBP: 0	WP: 1 PB: 0 SB: 1 CS: 1	PA: 39
<b>PITCHER</b>	IP WLS BF H R ER SO	IP WLS BF H R ER SO	IP WLS BF H R ER SO	IP WLS BF H R ER SO	IP WLS BF H R ER SO	IP WLS BF H R ER SO	IP WLS BF H R ER SO	IP WLS BF H R ER SO	IP WLS BF H R ER SO	IP WLS BF H R ER SO	IP WLS BF H R ER SO	IP WLS BF H R ER SO	IP WLS BF H R ER SO	IP WLS BF H R ER SO	IP WLS BF H R ER SO	IP WLS BF H R ER SO	ERA WHIP	ERA WHIP		
30 Jesse Chavez, R ERA: 2.91	5.0	L	24	10	4	4	5	1	0	0	0	0	0	0	0	0	7.20	2.200		
13 Drew Pomeranz, L ERA: 4.17	1.1		7	0	0	0	2	2	1	0	0	0	1	0	14	29	0.00	1.500		
58 Evan Scribner, R ERA: 2.01	0.2		3	1	0	0	1	0	0	0	0	0	0	13	14	0.00	1.500			
39 Eric O'Flaherty, L ERA: 9.35	0.2		4	0	0	0	0	2	0	0	0	0	0	6	15	0.00	3.000			
33 Fernando Rodriguez Jr., R ERA: 5.4	0.1		1	0	0	0	0	0	0	0	0	0	0	3	6	0.00	0.000			

**AB 32**  
**R 2**  
**H 5**  
**RBI 2**  
**BB 4**  
**SO 10**  
**LOB 12**



**AB 33**  
**R 4**  
**H 11**  
**RBI 4**  
**BB 6**  
**SO 8**  
**LOB 17**



Batter	1	2	3	4	5	6	7	8	9	AB	R	H	RBI	BB	SO	LOB	TOP										
<b>1</b> Billy Burns, S (1,8) OBP: 0.356, SLG: 0.431										5	0	1	0	0	2	2											
<b>10</b> Marcus Semien, R (1,6) OBP: 0.321, SLG: 0.423										3	0	0	0	1	1	5											
<b>12</b> Andy Parrino, S (8,6)										0	0	0	0	0	0	0											
<b>18</b> Ben Zobrist, S (9,PH) OBP: 0.297, SLG: 0.352										1	0	0	0	0	1	0											
<b>21</b> Stephen Vogt, L (1,3) OBP: 0.385, SLG: 0.544										5	0	0	0	0	2	4											
<b>16</b> Billy Butler, R (1,10) OBP: 0.301, SLG: 0.354										5	1	1	0	0	0	3											
<b>22</b> Josh Reddick, L (1,9) OBP: 0.380, SLG: 0.511										4	1	3	0	0	1	0											
<b>15</b> Brett Lawrie, R (1,5) OBP: 0.317, SLG: 0.411										4	0	0	0	0	1	4											
<b>20</b> Mark Canha, R (1,7) OBP: 0.319, SLG: 0.429										4	2	3	1	0	0	1											
<b>19</b> Josh Phegley, R (1,2) OBP: 0.365, SLG: 0.463										3	0	2	1	1	0	0											
<b>28</b> Eric Sogard, L (1,4) OBP: 0.287, SLG: 0.291										3	0	1	1	1	0	2											
<b>Inning Stats</b>	R: 0 E: 0 K: 0 S: 10	H: 0 LOB: 0 BB: 0 P: 16	R: 3 E: 0 K: 1 S: 18	H: 4 LOB: 2 BB: 1 P: 31	R: 0 E: 0 K: 0 S: 7	H: 1 LOB: 1 BB: 0 P: 9	R: 1 E: 0 K: 2 S: 20	H: 3 LOB: 3 BB: 1 P: 31	R: 0 E: 0 K: 1 S: 16	H: 2 LOB: 2 BB: 0 P: 21	R: 0 E: 0 K: 0 S: 6	H: 0 LOB: 0 BB: 1 P: 14	R: 0 E: 0 K: 1 S: 9	H: 1 LOB: 1 BB: 0 P: 16	R: 0 E: 0 K: 1 S: 6	H: 0 LOB: 0 BB: 0 P: 8	R: 0 E: 0 K: 2 S: 9	H: 0 LOB: 0 BB: 0 P: 13	1B: 6 2B: 5 3B: 0 HR: 0	SF: 0 SAC: 0 DP: 0 HBP: 0	WP: 1 PB: 0 SB: 1 CS: 1	PA: 41					
<b>PITCHER</b>	IP	WLS	BF	H	R	ER	SO	BB	IBB	HBP	BLK	WP	HR	S	P	ERA	WHIP										
<b>11</b> Clay Buchholz, R (1,1) ERA: 4.07	4.2		26	10	4	4	4	2	0	0	0	1	0	66	102	7.71	2.571										
<b>35</b> Steven Wright, R (5,1) ERA: 3.85	3.1	W	11	1	0	0	2	1	0	0	0	0	0	26	44	0.00	0.600										
<b>59</b> Tommy Layne, L (9,1) ERA: 2.5	1.0	S	3	0	0	0	2	0	0	0	0	0	0	9	13	0.00	0.000										

Oakland Athletics @ Boston Red Sox  
Fenway Park, Boston, MA  
Sun Jun 07 2015, 1:37 PM - 4:47 PM EDT  
Att: 36,913 - Sunny - 61 F

AB	37
R	4
H	11
RBI	3
BB	3
SO	8
LOB	21



Batter	1	2	3	4	5	6	7	8	9	AB	R	H	RBI	BB	SO	LOB	BOTTOM										
<b>15</b> Dustin Pedroia, R (1,4) OBP: 0.376, SLG: 0.461										5	1	2	0	0	1	2											
<b>26</b> Brock Holt, L (1,9) OBP: 0.388, SLG: 0.413										3	1	2	0	1	0	0											
<b>13</b> Hanley Ramirez, R (1,7) OBP: 0.318, SLG: 0.490										4	1	2	1	0	0	2											
<b>23</b> Blake Swihart, S (9,2) OBP: 0.236, SLG: 0.291										0	0	0	0	0	0	0											
<b>34</b> David Ortiz, L (1,10) OBP: 0.298, SLG: 0.375										2	0	0	1	1	1	1											
<b>12</b> Mike Napoli, R (1,3) OBP: 0.316, SLG: 0.408										4	0	0	0	0	2	3											
<b>Pablo Sandoval, S</b> (1,5) OBP: 0.310, SLG: 0.356										4	0	2	0	0	0	0											
<b>50</b> Mookie Betts, R (8,FR) OBP: 0.298, SLG: 0.373										0	1	0	0	0	0	0											
<b>2</b> Xander Bogaerts, R (1,6) OBP: 0.340, SLG: 0.402										4	1	1	2	0	1	1											
<b>3</b> Sandy Leon, S (1,2) OBP: 0.268, SLG: 0.200										3	0	1	0	0	1	0											
<b>31</b> Alejandro De Aza, L (8,PH) OBP: 0.283, SLG: 0.360										1	1	1	1	0	0	0											
<b>38</b> Rusney Castillo, R (9,9) OBP: 0.260, SLG: 0.306										4	1	2	2	0	1	2											
<b>Inning Stats</b>	R: 0 E: 0 K: 2 S: 11	H: 1 LOB: 1 BB: 1 P: 17	R: 0 E: 0 K: 1 S: 14	H: 2 LOB: 2 BB: 0 P: 19	R: 0 E: 0 K: 1 S: 9	H: 2 LOB: 1 BB: 1 P: 15	R: 0 E: 0 K: 1 S: 9	H: 0 LOB: 0 BB: 0 P: 14	R: 0 E: 0 K: 1 S: 7	H: 0 LOB: 0 BB: 0 P: 10	R: 0 E: 0 K: 0 S: 5	H: 0 LOB: 0 BB: 0 P: 9	R: 0 E: 0 K: 0 S: 8	H: 0 LOB: 0 BB: 0 P: 11	R: 7 E: 0 K: 1 S: 27	H: 8 LOB: 2 BB: 0 P: 38	R: 0 E: 0 K: 1 S: 2	H: 0 LOB: 0 BB: 0 P: 1	1B: 9 2B: 3 3B: 0 HR: 1	SF: 1 SAC: 0 DP: 1 HBP: 0	WP: 0 PB: 1 SB: 1 CS: 0	PA: 37					
<b>PITCHER</b>	IP	WLS	BF	H	R	ER	SO	BB	IBB	HBP	BLK	WP	HR	S	P	ERA	WHIP										
<b>31</b> Kendall Graveman, R (1,1) ERA: 4.85	7.0		27	6	1	1	6	2	0	0	0	0	0	66	101	1.29	1.143										
<b>58</b> Evan Scribner, R (8,1) ERA: 2.87	0.0		3	3	1	1	0	0	0	0	0	0	0	6	8	-	-										
<b>13</b> Drew Pomeranz, L (8,1) ERA: 4.14	0.1	H	1	0	1	1	0	0	0	0	0	0	0	1	1	27.00	0.000										
<b>36</b> Tyler Clippard, R (8,1) ERA: 3.33	0.1	L	5	4	4	4	1	0	0	0	0	0	0	14	19	108.00	12.000										
<b>29</b> Pat Venditte, S (8,1) ERA:	0.1		1	0	0	0	0	0	0	0	0	0	0	3	4	0.00	0.000										

Oakland Athletics @ Boston Red Sox  
Fenway Park, Boston, MA  
Sun Jun 07 2015, 1:37 PM - 4:47 PM EDT  
Att: 36,913 - Sunny - 61 F

AB	34
R	7
H	13
RBI	7
BB	2
SO	7
LOB	11



Batter	1	2	3	4	5	6	7	8	9	AB	R	H	RBI	BB	SO	LOB	TOP					
15 Dustin Pedroia, R OBP: 0.374, SLG: 0.455	F7		F9		G6-3			FC2-5 HBP		3	0	0	0	0	0	1	<b>Boston Red Sox @ Baltimore Orioles</b> Oriole Park at Camden Yards, Baltimore, MD Tue Jun 09 2015, 7:06 PM - 10:15 PM EDT Att: 28,460 - Partly Cloudy - 82 F					
26 Brock Holt, L OBP: 0.392, SLG: 0.419	G6-3							BB		3	0	1	0	1	1							
13 Hanley Ramirez, R OBP: 0.320, SLG: 0.498	G4-3									1	0	0	0	1	0	0						
38 Rusney Castillo, R OBP: 0.250, SLG: 0.294			BB							2	0	0	0	0	0	3						
34 David Ortiz, L OBP: 0.297, SLG: 0.372		1B	L7							4	0	1	0	0	1	4						
12 Mike Napoli, R OBP: 0.315, SLG: 0.404					G4-3					4	0	1	0	0	2	3						
Pablo Sandoval, S OBP: 0.303, SLG: 0.348	F8				G3-1					4	0	0	0	0	0	2						
2 Xander Bogaerts, R OBP: 0.343, SLG: 0.401																						
50 Mookie Betts, R OBP: 0.298, SLG: 0.368	F9				F9					3	0	0	0	1	1	3						
23 Blake Swihart, S OBP: 0.237, SLG: 0.300			L8							4	0	1	0	0	1	1						
<b>Inning Stats</b>	R: 0 E: 0 K: 0 S: 8	H: 0 LOB: 0 BB: 0 P: 10	R: 0 E: 0 K: 1 S: 16	H: 2 LOB: 2 BB: 0 P: 23	R: 0 E: 0 K: 0 S: 17	H: 1 LOB: 2 BB: 1 P: 27	R: 0 E: 0 K: 0 S: 13	H: 0 LOB: 1 BB: 1 P: 20	R: 0 E: 0 K: 1 S: 10	H: 1 LOB: 0 BB: 0 P: 18	R: 0 E: 0 K: 0 S: 5	H: 1 LOB: 0 BB: 0 P: 6	R: 0 E: 0 K: 2 S: 11	H: 0 LOB: 0 BB: 0 P: 15	R: 0 E: 0 K: 2 S: 13	H: 0 LOB: 2 BB: 1 P: 22	R: 0 E: 0 K: 0 S: 12	H: 0 LOB: 1 BB: 1 P: 18	1B: 3 2B: 2 3B: 0 HR: 0	SF: 0 SAC: 0 DP: 1 HBP: 1	WP: 0 PB: 0 SB: 0 CS: 0	PA: 36
<b>PITCHER</b>	IP WLS BF H R ER SO BB IBB HBP BLK WP HR S P ERA WHIP																					
50 Miguel González, R ERA: 3.33	4.1	19	4	0	0	1	2	0	0	0	0	0	0	0	60	89	0.00	1.385				
66 T.J. McFarland, L ERA: 2.16	1.2	5	1	0	0	1	0	0	0	0	0	0	0	9	15	0.00	0.600					
65 Chaz Roe, R ERA: 0.75	1.1	W	6	0	0	2	1	0	1	0	0	0	0	17	27	0.00	0.750					
53 Zack Britton, L ERA: 1.82	1.2	S	6	0	0	0	1	0	0	0	0	0	0	19	28	0.00	0.600					
<b>Batter</b>	<b>1</b>	<b>2</b>	<b>3</b>	<b>4</b>	<b>5</b>	<b>6</b>	<b>7</b>	<b>8</b>	<b>9</b>	<b>AB</b>	<b>R</b>	<b>H</b>	<b>RBI</b>	<b>BB</b>	<b>SO</b>	<b>LOB</b>	<b>BOTTOM</b>					
13 Manny Machado, R OBP: 0.321, SLG: 0.450	BB		F9		FC6-5		G6-3			4	0	1	0	0	0	3	<b>Boston Red Sox @ Baltimore Orioles</b> Oriole Park at Camden Yards, Baltimore, MD Tue Jun 09 2015, 7:06 PM - 10:15 PM EDT Att: 28,460 - Partly Cloudy - 82 F					
27 Delmon Young, R OBP: 0.309, SLG: 0.361										4	0	0	0	0	2	4						
9 David Lough, L OBP: 0.262, SLG: 0.276			F9							0	0	0	0	0	0	0						
10 Adam Jones, R OBP: 0.346, SLG: 0.502										3	0	0	0	1	2	2						
32 Matt Wieters, S OBP: 0.353, SLG: 0.750										4	0	1	0	0	2	2						
19 Chris Davis, L OBP: 0.304, SLG: 0.459	F7									4	0	0	0	0	1	3						
14 Nolan Reimold, R OBP: 0.278, SLG: 0.357										2	0	0	0	1	0	0						
28 Steve Pearce, R OBP: 0.278, SLG: 0.357										2	1	1	0	1	0	2						
2 J.J. Hardy, R OBP: 0.228, SLG: 0.276										3	0	2	0	0	1	1						
3 Ryan Flaherty, L OBP: 0.349, SLG: 0.432										1	0	0	0	0	0	1						
<b>Inning Stats</b>	R: 0 E: 0 K: 2 S: 16	H: 1 LOB: 2 BB: 1 P: 27	R: 0 E: 0 K: 1 S: 10	H: 0 LOB: 1 BB: 1 P: 16	R: 0 E: 0 K: 0 S: 7	H: 0 LOB: 0 BB: 0 P: 13	R: 0 E: 0 K: 1 S: 9	H: 1 LOB: 1 BB: 1 P: 17	R: 0 E: 0 K: 2 S: 13	H: 1 LOB: 2 BB: 0 P: 19	R: 0 E: 0 K: 1 S: 6	H: 0 LOB: 0 BB: 0 P: 10	R: 1 E: 0 K: 0 S: 13	H: 2 LOB: 1 BB: 0 P: 21	R: 0 E: 0 K: 1 S: 7	H: 0 LOB: 0 BB: 0 P: 10	1B: 4 2B: 1 3B: 0 HR: 0	SF: 0 SAC: 1 DP: 1 HBP: 1	WP: 1 PB: 0 SB: 0 CS: 0	PA: 32		
<b>PITCHER</b>	IP WLS BF H R ER SO BB IBB HBP BLK WP HR S P ERA WHIP																					
52 Eduardo Rodríguez, L ERA: 0.44	6.0	24	3	0	0	7	3	0	1	0	0	0	0	0	61	102	0.00	1.000				
68 Matt Barnes, R ERA: 2.4	1.0	L	5	2	1	1	0	0	0	0	0	0	0	1	13	21	9.00	2.000				
36 Junichi Tazawa, R ERA: 1.4	1.0		3	0	0	0	1	0	0	0	0	0	0	7	10	0.00	0.000					

Batter	1	2	3	4	5	6	7	8	9	AB	R	H	RBI	BB	SO	LOB	TOP					
15 Dustin Pedroia, R OBP: 0.376, SLG: 0.460										4	2	2	0	0	1	0	<b>Boston Red Sox @ Baltimore Orioles</b> Oriole Park at Camden Yards, Baltimore, MD Wed Jun 10 2015, 7:10 PM - 9:45 PM EDT Att: 22,201 - Partly Cloudy - 82 F					
26 Brock Holt, L OBP: 0.395, SLG: 0.430										4	0	2	1	0	1	0						
13 Hanley Ramirez, R OBP: 0.319, SLG: 0.483										4	0	1	0	0	2	3						
12 Mike Napoli, R OBP: 0.309, SLG: 0.396										4	0	0	1	0	2	2						
2 Xander Bogaerts, R OBP: 0.341, SLG: 0.398										4	0	1	0	0	2	1						
Pablo Sandoval, S OBP: 0.304, SLG: 0.348										3	0	1	0	0	1	0						
50 Mookie Betts, R OBP: 0.294, SLG: 0.364										3	0	0	0	0	0	0						
23 Blake Swihart, S OBP: 0.240, SLG: 0.293										2	0	0	0	1	0	0						
38 Rusney Castillo, R OBP: 0.241, SLG: 0.283										2	0	0	0	0	1	1						
31 Alejandro De Aza, L OBP: 0.281, SLG: 0.357										1	0	0	0	0	0	0						
<b>Inning Stats</b>	R: 0 E: 0 K: 2 S: 13	H: 1 LOB: 1 BB: 0 P: 19	R: 0 E: 0 K: 0 S: 11	H: 2 LOB: 0 BB: 0 P: 16	R: 1 E: 0 K: 1 S: 14	H: 2 LOB: 1 BB: 0 P: 21	R: 0 E: 0 K: 2 S: 12	H: 0 LOB: 0 BB: 0 P: 18	R: 0 E: 0 K: 0 S: 7	H: 0 LOB: 0 BB: 1 P: 13	R: 1 E: 0 K: 1 S: 10	H: 2 LOB: 1 BB: 0 P: 11	R: 0 E: 0 K: 0 S: 6	H: 0 LOB: 0 BB: 0 P: 10	R: 0 E: 0 K: 1 S: 8	H: 0 LOB: 0 BB: 0 P: 12	R: 0 E: 0 K: 3 S: 9	H: 0 LOB: 0 BB: 0 P: 12	1B: 5 2B: 2 3B: 0 HR: 0	SF: 0 SAC: 0 DP: 1 HBP: 0	WP: 0 PB: 0 SB: 0 CS: 0	PA: 32
<b>PITCHER</b>	IP WLS BF H R ER SO BB IBB HBP BLK WP HR S P ERA WHIP																					
16 Wei-Yin Chen, L ERA: 3.21	5.0 W 20 7 2 2 5 1 0 0 0 0 0 0 61 91 3.60 1.600																					
29 Tommy Hunter, R ERA: 3.75	2.0 H 6 0 0 0 1 0 0 0 0 0 0 0 12 17 0.00 0.000																					
56 Darren O'Day, R ERA: 1.17	2.0 S 6 0 0 0 4 0 0 0 0 0 0 0 17 24 0.00 0.000																					

Batter	1	2	3	4	5	6	7	8	9	AB	R	H	RBI	BB	SO	LOB	BOTTOM			
13 Manny Machado, R OBP: 0.324, SLG: 0.455										4	1	2	0	0	1	0	<b>Boston Red Sox @ Baltimore Orioles</b> Oriole Park at Camden Yards, Baltimore, MD Wed Jun 10 2015, 7:10 PM - 9:45 PM EDT Att: 22,201 - Partly Cloudy - 82 F			
38 Jimmy Paredes, S OBP: 0.323, SLG: 0.469										4	0	0	0	0	2	1				
10 Adam Jones, R OBP: 0.345, SLG: 0.498										4	0	1	1	0	1	0				
19 Chris Davis, L OBP: 0.312, SLG: 0.462										3	1	2	0	1	0	1				
27 Delmon Young, R OBP: 0.308, SLG: 0.358										4	2	1	0	0	0	3				
23 Travis Snider, L OBP: 0.340, SLG: 0.341									3	0	1	1	1	0	1					
9 David Lough, L OBP: 0.262, SLG: 0.276									0	0	0	0	0	0	0					
2 J.J. Hardy, R OBP: 0.229, SLG: 0.287										3	1	1	2	0	1	1				
3 Ryan Flaherty, L OBP: 0.360, SLG: 0.442										3	0	2	1	0	1	1				
36 Caleb Joseph, R OBP: 0.314, SLG: 0.369										3	0	0	0	0	3	3				
<b>Inning Stats</b>	R: 0 E: 0 K: 3 S: 10	H: 0 LOB: 0 BB: 0 P: 11	R: 2 E: 0 K: 1 S: 18	H: 3 LOB: 1 BB: 0 P: 20	R: 1 E: 0 K: 0 S: 7	H: 2 LOB: 1 BB: 0 P: 11	R: 0 E: 0 K: 1 S: 10	H: 1 LOB: 0 BB: 0 P: 17	R: 0 E: 0 K: 0 S: 5	H: 1 LOB: 0 BB: 0 P: 7	R: 2 E: 0 K: 2 S: 15	H: 3 LOB: 1 BB: 0 P: 22	R: 0 E: 0 K: 1 S: 9	H: 0 LOB: 0 BB: 0 P: 11	R: 0 E: 0 K: 1 S: 7	H: 0 LOB: 1 BB: 2 P: 16	1B: 8 2B: 2 3B: 0 HR: 0	SF: 1 SAC: 0 DP: 1 HBP: 0	WP: 0 PB: 0 SB: 0 CS: 0	PA: 34
<b>PITCHER</b>	IP WLS BF H R ER SO BB IBB HBP BLK WP HR S P ERA WHIP																			
22 Rick Porcello, R ERA: 5.26	5.1 L 25 10 0 0 5 0 0 0 0 0 0 0 59 80 8.44 1.875																			
59 Tommy Layne, L ERA: 2.41	0.2 2 0 0 0 2 0 0 0 0 0 0 6 8 0.00 0.000																			
41 Alexi Ogando, R ERA: 4.01	2.0 7 0 0 0 2 2 0 0 0 0 0 0 16 27 0.00 1.000																			

AB	31
R	2
H	7
RBI	2
BB	1
SO	10
LOB	7



AB	31
R	5
H	10
RBI	5
BB	2
SO	9
LOB	11



Batter	1	2	3	4	5	6	7	8	9	AB	R	H	RBI	BB	SO	LOB	TOP										
15 Dustin Pedroia, R OBP: 0.373, SLG: 0.455	F7			26 1B 12 SF8 1B	G5-3		F7		K	5	1	1	0	0	1	2											
26 Brock Holt, L OBP: 0.391, SLG: 0.424	F7			13 BB 2B 1B	G6-3		K			4	1	1	0	0	1	1											
13 Hanley Ramirez, R OBP: 0.322, SLG: 0.479	G5-3			2B BB				F9		2	2	0	0	2	0	0											
34 David Ortiz, L OBP: 0.296, SLG: 0.385	K			F7			F7		HR	4	1	1	1	0	1	4											
12 Mike Napoli, R OBP: 0.304, SLG: 0.390	G6-3			SF8			P5		K	3	0	0	1	0	1	1											
Pablo Sandoval, S OBP: 0.308, SLG: 0.356	G3-1			2B			2B 1B		F8	4	0	2	2	0	0	0											
2 Xander Bogaerts, R OBP: 0.340, SLG: 0.395	L7			G1-3			1B		G1-3	4	0	1	1	0	0	1											
50 Mookie Betts, R OBP: 0.293, SLG: 0.366	P4						K		G6-3	4	0	1	0	0	1	2											
23 Blake Swihart, S OBP: 0.240, SLG: 0.292	F7									4	0	1	0	0	1	1											
31 Alejandro De Aza, L OBP: 0.281, SLG: 0.357	F7						G4-3		1B	0	0	0	0	0	0	0											
<b>Inning Stats</b>	R: 0 H: 0 E: 0 K: 0 S: 10	H: 0 LOB: 0 BB: 0 P: 15	R: 0 H: 0 E: 0 K: 1 S: 9	H: 0 LOB: 0 BB: 0 P: 14	R: 0 H: 0 E: 0 K: 0 S: 8	H: 0 LOB: 0 BB: 0 P: 12	R: 3 H: 3 E: 0 K: 0 S: 14	H: 3 LOB: 1 BB: 1 P: 23	R: 0 H: 1 E: 0 K: 1 S: 15	H: 2 LOB: 2 BB: 1 P: 29	R: 0 H: 0 E: 0 K: 1 S: 10	H: 0 LOB: 0 BB: 0 P: 14	R: 1 H: 1 E: 0 K: 1 S: 13	H: 1 LOB: 0 BB: 0 P: 18	R: 0 H: 1 E: 0 K: 1 S: 10	H: 1 LOB: 1 BB: 0 P: 11	1B: 5 2B: 2 3B: 0 HR: 1	SF: 1 SAC: 0 DP: 0 HBP: 0	WP: 0 PA: 37 PB: 0 SB: 0 CS: 0								
<b>PITCHER</b>	IP	WLS	BF	H	R	ER	SO	BB	IBB	HBP	BLK	WP	HR	S	P	ERA	WHIP										
30 Chris Tillman, R ERA: 5.88	5.2	W	24	5	4	4	2	2	0	0	0	0	0	69	108	6.35	1.235										
35 Brad Brach, R ERA: 4.03	1.1	H	5	1	0	0	2	0	0	0	0	0	0	14	21	0.00	0.750										
65 Chaz Roe, R ERA: 1.38	1.0	H	4	1	1	1	1	0	0	0	0	0	1	13	18	9.00	1.000										
53 Zack Britton, L ERA: 1.75	1.0	S	4	1	0	0	1	0	0	0	0	0	0	10	11	0.00	1.000										

**Boston Red Sox @ Baltimore Orioles**  
 Oriole Park at Camden Yards, Baltimore, MD  
 Thu Jun 11 2015, 7:07 PM - 9:45 PM EDT  
 Att: 22,840 - Clear - 90 F

AB 34  
 R 5  
 H 8  
 RBI 5  
 BB 2  
 SO 6  
 LOB 12



Batter	1	2	3	4	5	6	7	8	9	AB	R	H	RBI	BB	SO	LOB	BOTTOM										
13 Manny Machado, R OBP: 0.327, SLG: 0.469	14 F9 1B	P3		HR			E5 10 L7 32 SF9			4	2	2	1	0	0	2											
14 Nolan Reimold, R OBP: 0.429, SLG: 0.800	F9			K						3	1	1	1	1	1	1											
10 Adam Jones, R OBP: 0.351, SLG: 0.518	HR			32 G4-3 27 1B 2B			L7			3	2	2	1	1	0	2											
32 Matt Wieters, S OBP: 0.286, SLG: 0.632	K			G4-3			SF9			3	0	0	1	0	2	2											
27 Delmon Young, R OBP: 0.313, SLG: 0.368	F9			1B			F8			4	0	2	1	0	0	1											
9 David Lough, L OBP: 0.262, SLG: 0.276				1B						0	0	0	0	0	0	0											
19 Chris Davis, L OBP: 0.311, SLG: 0.458				F9			G4-3			4	1	1	0	0	0	2											
2 J.J. Hardy, R OBP: 0.229, SLG: 0.286	FC1-6 3 1B 28 1B 1B			K			K2-3			4	0	1	0	0	2	1											
28 Steve Pearce, R OBP: 0.277, SLG: 0.353	3 FC1-6 1B			G5-3			F8			4	0	1	1	0	0	0											
3 Ryan Flaherty, L OBP: 0.348, SLG: 0.425	FC1-6			G3			G1-3			3	0	0	0	0	0	2											
<b>Inning Stats</b>	R: 1 H: 2 E: 0 K: 1 S: 9	H: 3 LOB: 2 BB: 0 P: 12	R: 2 H: 3 E: 0 K: 1 S: 14	H: 3 LOB: 1 BB: 0 P: 21	R: 1 H: 1 E: 0 K: 1 S: 8	H: 1 LOB: 0 BB: 0 P: 11	R: 0 H: 1 E: 0 K: 1 S: 9	H: 0 LOB: 0 BB: 1 P: 15	R: 0 H: 0 E: 0 K: 1 S: 11	H: 0 LOB: 1 BB: 1 P: 16	R: 0 H: 0 E: 0 K: 0 S: 5	H: 0 LOB: 0 BB: 0 P: 6	R: 1 H: 1 E: 0 K: 0 S: 11	H: 0 LOB: 1 BB: 1 P: 16	R: 0 H: 0 E: 0 K: 0 S: 5	H: 0 LOB: 0 BB: 0 P: 6	1B: 5 2B: 2 3B: 0 HR: 3	SF: 1 SAC: 0 DP: 0 HBP: 0	WP: 0 PA: 35 PB: 0 SB: 0 CS: 0								
<b>PITCHER</b>	IP	WLS	BF	H	R	ER	SO	BB	IBB	HBP	BLK	WP	HR	S	P	ERA	WHIP										
20 Wade Miley, L ERA: 5.07	4.0	L	20	9	5	5	3	0	0	0	0	0	0	28	42	0.00	1.125										
35 Steven Wright, R ERA: 3.4	2.2		11	1	1	0	2	2	0	0	0	0	0	6	7	0.00	0.000										
36 Junichi Tazawa, R ERA: 1.33	1.1		4	0	0	0	0	0	0	0	0	0	0	6	7	0.00	0.000										

**Boston Red Sox @ Baltimore Orioles**  
 Oriole Park at Camden Yards, Baltimore, MD  
 Thu Jun 11 2015, 7:07 PM - 9:45 PM EDT  
 Att: 22,840 - Clear - 90 F

AB 32  
 R 6  
 H 10  
 RBI 6  
 BB 2  
 SO 5  
 LOB 13











Batter	1	2	3	4	5	6	7	8	9	AB	R	H	RBI	BB	SO	LOB	TOP								
8 Jace Peterson, L (1.4) OBP: 0.354, SLG: 0.379										4	0	1	1	0	1	0	<b>Atlanta Braves @ Boston Red Sox</b> Fenway Park, Boston, MA Mon Jun 15 2015, 7:13 PM - 10:05 PM EDT Att: 34,439 - Drizzlie - 54 F								
25 Cameron Maybin, R (1.8) OBP: 0.394, SLG: 0.406										4	0	0	0	0	1	3									
5 Freddie Freeman, L (1.3) OBP: 0.375, SLG: 0.528										4	1	1	0	0	1	0									
22 Nick Markakis, L (1.9) OBP: 0.396, SLG: 0.369										4	1	2	1	0	0	0									
2 Juan Uribe, R (1.5) OBP: 0.325, SLG: 0.368										4	1	2	0	0	0	1									
24 Kelly Johnson, L (1.10) OBP: 0.327, SLG: 0.500										4	1	1	0	0	2	4									
15 A.J. Pierzynski, L (1.2) OBP: 0.313, SLG: 0.408										4	0	2	1	0	0	2									
7 Jonny Gomes, R (1.7) OBP: 0.285, SLG: 0.330										3	0	0	0	1	2	2									
19 Andrelton Simmons, R (1.6) OBP: 0.327, SLG: 0.372										3	0	0	0	0	0	1									
<b>Inning Stats</b>	R: 0 E: 0 K: 1 S: 8	H: 0 LOB: 0 BB: 0 P: 11	R: 0 E: 0 K: 1 S: 12	H: 1 LOB: 1 BB: 0 P: 16	R: 0 E: 0 K: 0 S: 4	H: 0 LOB: 0 BB: 0 P: 6	R: 3 E: 0 K: 2 S: 18	H: 4 LOB: 1 BB: 0 P: 29	R: 0 E: 0 K: 1 S: 8	H: 0 LOB: 0 BB: 0 P: 11	R: 0 E: 0 K: 0 S: 6	H: 0 LOB: 2 BB: 0 P: 11	R: 1 E: 0 K: 0 S: 13	H: 2 LOB: 2 BB: 1 P: 22	R: 0 E: 0 K: 1 S: 10	H: 1 LOB: 1 BB: 0 P: 12	R: 0 E: 0 K: 1 S: 6	H: 1 LOB: 0 BB: 0 P: 9	1B: 9 2B: 0 3B: 0 HR: 0	SF: 0 SAC: 0 DP: 2 HBP: 1	WP: 2 PB: 0 SB: 1 CS: 0	PA: 36			
<b>PITCHER</b>	IP WLS BF H R ER SO BB IBB HBP BLK WP HR S P ERA WHIP	IP WLS BF H R ER SO BB IBB HBP BLK WP HR S P ERA WHIP	IP WLS BF H R ER SO BB IBB HBP BLK WP HR S P ERA WHIP	IP WLS BF H R ER SO BB IBB HBP BLK WP HR S P ERA WHIP	IP WLS BF H R ER SO BB IBB HBP BLK WP HR S P ERA WHIP	IP WLS BF H R ER SO BB IBB HBP BLK WP HR S P ERA WHIP	IP WLS BF H R ER SO BB IBB HBP BLK WP HR S P ERA WHIP	IP WLS BF H R ER SO BB IBB HBP BLK WP HR S P ERA WHIP	IP WLS BF H R ER SO BB IBB HBP BLK WP HR S P ERA WHIP	IP WLS BF H R ER SO BB IBB HBP BLK WP HR S P ERA WHIP	IP WLS BF H R ER SO BB IBB HBP BLK WP HR S P ERA WHIP	IP WLS BF H R ER SO BB IBB HBP BLK WP HR S P ERA WHIP	IP WLS BF H R ER SO BB IBB HBP BLK WP HR S P ERA WHIP	IP WLS BF H R ER SO BB IBB HBP BLK WP HR S P ERA WHIP	IP WLS BF H R ER SO BB IBB HBP BLK WP HR S P ERA WHIP	IP WLS BF H R ER SO BB IBB HBP BLK WP HR S P ERA WHIP	IP WLS BF H R ER SO BB IBB HBP BLK WP HR S P ERA WHIP	IP WLS BF H R ER SO BB IBB HBP BLK WP HR S P ERA WHIP	IP WLS BF H R ER SO BB IBB HBP BLK WP HR S P ERA WHIP	IP WLS BF H R ER SO BB IBB HBP BLK WP HR S P ERA WHIP	IP WLS BF H R ER SO BB IBB HBP BLK WP HR S P ERA WHIP	IP WLS BF H R ER SO BB IBB HBP BLK WP HR S P ERA WHIP	IP WLS BF H R ER SO BB IBB HBP BLK WP HR S P ERA WHIP	IP WLS BF H R ER SO BB IBB HBP BLK WP HR S P ERA WHIP	IP WLS BF H R ER SO BB IBB HBP BLK WP HR S P ERA WHIP



Batter	1	2	3	4	5	6	7	8	9	AB	R	H	RBI	BB	SO	LOB	BOTTOM								
15 Dustin Pedroia, R (1.4) OBP: 0.376, SLG: 0.459										3	0	2	0	1	0	0	<b>Atlanta Braves @ Boston Red Sox</b> Fenway Park, Boston, MA Mon Jun 15 2015, 7:13 PM - 10:05 PM EDT Att: 34,439 - Drizzlie - 54 F								
26 Brock Holt, L (1.9) OBP: 0.388, SLG: 0.401										3	0	1	0	1	1	2									
13 Hanley Ramirez, R (1.7) OBP: 0.320, SLG: 0.465										4	0	0	0	0	0	4									
34 David Ortiz, L (1.10) OBP: 0.311, SLG: 0.411										4	0	1	0	0	1	1									
2 Xander Bogaerts, R (1.6) OBP: 0.330, SLG: 0.399										4	1	1	1	0	0	1									
Pablo Sandoval, S (1.5) OBP: 0.317, SLG: 0.401										4	1	2	0	0	0	0									
12 Mike Napoli, R (1.3) OBP: 0.292, SLG: 0.373										4	0	0	0	0	1	2									
50 Mookie Betts, R (1.8) OBP: 0.303, SLG: 0.388										4	0	3	1	0	0	1									
3 Sandy León, S (1.2) OBP: 0.238, SLG: 0.175										3	0	0	0	0	2	2									
31 Alejandro De Aza, L (0.9) OBP: 0.297, SLG: 0.336										1	0	0	0	0	0	2									
<b>Inning Stats</b>	R: 0 E: 0 K: 0 S: 7	H: 1 LOB: 0 BB: 0 P: 11	R: 0 E: 0 K: 0 S: 8	H: 1 LOB: 0 BB: 0 P: 13	R: 0 E: 0 K: 1 S: 7	H: 1 LOB: 0 BB: 0 P: 8	R: 0 E: 0 K: 0 S: 8	H: 1 LOB: 1 BB: 0 P: 14	R: 0 E: 0 K: 0 S: 7	H: 0 LOB: 0 BB: 0 P: 9	R: 0 E: 0 K: 1 S: 10	H: 1 LOB: 2 BB: 2 P: 24	R: 1 E: 0 K: 1 S: 13	H: 2 LOB: 1 BB: 0 P: 20	R: 0 E: 0 K: 2 S: 11	H: 1 LOB: 1 BB: 0 P: 14	R: 1 E: 1 K: 0 S: 20	H: 2 LOB: 2 BB: 0 P: 25	1B: 7 2B: 2 3B: 0 HR: 1	SF: 0 SAC: 0 DP: 3 HBP: 0	WP: 1 PB: 0 SB: 0 CS: 0	PA: 36			
<b>PITCHER</b>	IP WLS BF H R ER SO BB IBB HBP BLK WP HR S P ERA WHIP	IP WLS BF H R ER SO BB IBB HBP BLK WP HR S P ERA WHIP	IP WLS BF H R ER SO BB IBB HBP BLK WP HR S P ERA WHIP	IP WLS BF H R ER SO BB IBB HBP BLK WP HR S P ERA WHIP	IP WLS BF H R ER SO BB IBB HBP BLK WP HR S P ERA WHIP	IP WLS BF H R ER SO BB IBB HBP BLK WP HR S P ERA WHIP	IP WLS BF H R ER SO BB IBB HBP BLK WP HR S P ERA WHIP	IP WLS BF H R ER SO BB IBB HBP BLK WP HR S P ERA WHIP	IP WLS BF H R ER SO BB IBB HBP BLK WP HR S P ERA WHIP	IP WLS BF H R ER SO BB IBB HBP BLK WP HR S P ERA WHIP	IP WLS BF H R ER SO BB IBB HBP BLK WP HR S P ERA WHIP	IP WLS BF H R ER SO BB IBB HBP BLK WP HR S P ERA WHIP	IP WLS BF H R ER SO BB IBB HBP BLK WP HR S P ERA WHIP	IP WLS BF H R ER SO BB IBB HBP BLK WP HR S P ERA WHIP	IP WLS BF H R ER SO BB IBB HBP BLK WP HR S P ERA WHIP	IP WLS BF H R ER SO BB IBB HBP BLK WP HR S P ERA WHIP	IP WLS BF H R ER SO BB IBB HBP BLK WP HR S P ERA WHIP	IP WLS BF H R ER SO BB IBB HBP BLK WP HR S P ERA WHIP	IP WLS BF H R ER SO BB IBB HBP BLK WP HR S P ERA WHIP	IP WLS BF H R ER SO BB IBB HBP BLK WP HR S P ERA WHIP	IP WLS BF H R ER SO BB IBB HBP BLK WP HR S P ERA WHIP	IP WLS BF H R ER SO BB IBB HBP BLK WP HR S P ERA WHIP	IP WLS BF H R ER SO BB IBB HBP BLK WP HR S P ERA WHIP	IP WLS BF H R ER SO BB IBB HBP BLK WP HR S P ERA WHIP	IP WLS BF H R ER SO BB IBB HBP BLK WP HR S P ERA WHIP



Batter	1	2	3	4	5	6	7	8	9	AB	R	H	RBI	BB	SO	LOB	TOP							
8 Jace Peterson, L (1,4) OBP: 0.347, SLG: 0.370										5	0	0	0	0	3	4								
25 Cameron Maybin, R (1,8) OBP: 0.394, SLG: 0.403										4	1	1	0	1	1	0								
5 Freddie Freeman, L (1,3) OBP: 0.371, SLG: 0.526										5	1	1	1	0	1	2								
7 Jonny Gomes, R (1,7) OBP: 0.291, SLG: 0.331										3	0	1	0	1	1	1								
22 Nick Markakis, L (1,9) OBP: 0.394, SLG: 0.367										4	0	1	1	0	1	2								
23 Chris Johnson, R (1,10) OBP: 0.295, SLG: 0.338										4	0	0	0	0	2	1								
2 Juan Uribe, R (1,5) OBP: 0.335, SLG: 0.385										4	1	3	0	0	1	1								
13 Pedro Ciriaco, R (1,6) OBP: 0.244, SLG: 0.359										4	1	2	1	0	0	1								
30 Ryan Lavarnway, R (1,2) OBP: 0.206, SLG: 0.133										2	0	0	0	0	1	1								
15 A.J. Pierzynski, L (7,PH) OBP: 0.315, SLG: 0.416										2	0	1	1	0	0	2								
<b>Inning Stats</b>	R: 0 E: 0 K: 1 S: 6	H: 0 LOB: 0 BB: 0 P: 10	R: 0 E: 0 K: 3 S: 13	H: 1 LOB: 1 BB: 0 P: 22	R: 0 E: 0 K: 1 S: 7	H: 0 LOB: 0 BB: 0 P: 12	R: 2 E: 0 K: 0 S: 11	H: 1 LOB: 0 BB: 1 P: 24	R: 0 E: 0 K: 2 S: 9	H: 1 LOB: 1 BB: 0 P: 17	R: 0 E: 0 K: 0 S: 5	H: 0 LOB: 1 BB: 1 P: 13	R: 0 E: 0 K: 1 S: 13	H: 2 LOB: 2 BB: 0 P: 16	R: 0 E: 0 K: 2 S: 11	H: 1 LOB: 1 BB: 0 P: 18	R: 2 E: 0 K: 1 S: 13	H: 4 LOB: 2 BB: 0 P: 18	1B: 6 2B: 4 3B: 0 HR: 0	SF: 0 SAC: 0 DP: 0 HBP: 0	WP: 1 PB: 0 SB: 0 CS: 0	PA: 39		
<b>PITCHER</b>	IP WLS BF H R ER SO BB IBB HBP BLK WP HR S P ERA WHIP	IP WLS BF H R ER SO BB IBB HBP BLK WP HR S P ERA WHIP	IP WLS BF H R ER SO BB IBB HBP BLK WP HR S P ERA WHIP	IP WLS BF H R ER SO BB IBB HBP BLK WP HR S P ERA WHIP	IP WLS BF H R ER SO BB IBB HBP BLK WP HR S P ERA WHIP	IP WLS BF H R ER SO BB IBB HBP BLK WP HR S P ERA WHIP	IP WLS BF H R ER SO BB IBB HBP BLK WP HR S P ERA WHIP	IP WLS BF H R ER SO BB IBB HBP BLK WP HR S P ERA WHIP	IP WLS BF H R ER SO BB IBB HBP BLK WP HR S P ERA WHIP	IP WLS BF H R ER SO BB IBB HBP BLK WP HR S P ERA WHIP	IP WLS BF H R ER SO BB IBB HBP BLK WP HR S P ERA WHIP	IP WLS BF H R ER SO BB IBB HBP BLK WP HR S P ERA WHIP	IP WLS BF H R ER SO BB IBB HBP BLK WP HR S P ERA WHIP	IP WLS BF H R ER SO BB IBB HBP BLK WP HR S P ERA WHIP	IP WLS BF H R ER SO BB IBB HBP BLK WP HR S P ERA WHIP	IP WLS BF H R ER SO BB IBB HBP BLK WP HR S P ERA WHIP	IP WLS BF H R ER SO BB IBB HBP BLK WP HR S P ERA WHIP	IP WLS BF H R ER SO BB IBB HBP BLK WP HR S P ERA WHIP	IP WLS BF H R ER SO BB IBB HBP BLK WP HR S P ERA WHIP	IP WLS BF H R ER SO BB IBB HBP BLK WP HR S P ERA WHIP	IP WLS BF H R ER SO BB IBB HBP BLK WP HR S P ERA WHIP	IP WLS BF H R ER SO BB IBB HBP BLK WP HR S P ERA WHIP	IP WLS BF H R ER SO BB IBB HBP BLK WP HR S P ERA WHIP	IP WLS BF H R ER SO BB IBB HBP BLK WP HR S P ERA WHIP

Atlanta Braves @ Boston Red Sox  
Fenway Park, Boston, MA  
Tue Jun 16 2015, 4:07 PM - 6:43 PM EDT  
Att: 35,662 - Cloudy - 63 F

AB 37  
R 4  
H 10  
RBI 4  
BB 2  
SO 11  
LOB 15



Batter	1	2	3	4	5	6	7	8	9	AB	R	H	RBI	BB	SO	LOB	BOTTOM							
26 Brock Holt, L (1,4) OBP: 0.400, SLG: 0.454										5	2	4	2	0	0	0								
50 Mookie Betts, R (1,8) OBP: 0.305, SLG: 0.404										5	2	3	1	0	0	1								
34 David Ortiz, L (1,10) OBP: 0.315, SLG: 0.410										3	0	1	0	1	0	1								
2 Xander Bogaerts, R (1,6) OBP: 0.333, SLG: 0.401										4	0	2	1	0	0	2								
Pablo Sandoval, S (1,5) OBP: 0.320, SLG: 0.408										4	2	2	0	0	0	2								
12 Mike Napoli, R (1,3) OBP: 0.295, SLG: 0.380										4	1	2	0	0	1	2								
31 Alejandro De Aza, L (1,7) OBP: 0.273, SLG: 0.364										4	1	2	3	0	0	1								
23 Blake Swihart, S (1,2) OBP: 0.263, SLG: 0.296										4	0	1	0	0	2	2								
38 Rusney Castillo, R (1,9) OBP: 0.264, SLG: 0.290										4	1	1	1	0	0	1								
<b>Inning Stats</b>	R: 2 E: 0 K: 1 S: 14	H: 3 LOB: 1 BB: 1 P: 21	R: 0 E: 0 K: 0 S: 6	H: 1 LOB: 0 BB: 0 P: 9	R: 0 E: 0 K: 0 S: 7	H: 0 LOB: 0 BB: 0 P: 9	R: 0 E: 0 K: 0 S: 10	H: 1 LOB: 1 BB: 0 P: 16	R: 0 E: 0 K: 1 S: 8	H: 1 LOB: 0 BB: 0 P: 13	R: 3 E: 0 K: 1 S: 15	H: 5 LOB: 1 BB: 0 P: 23	R: 1 E: 0 K: 0 S: 11	H: 3 LOB: 1 BB: 0 P: 15	R: 3 E: 0 K: 0 S: 12	H: 4 LOB: 1 BB: 0 P: 18	1B: 9 2B: 5 3B: 3 HR: 1	SF: 0 SAC: 0 DP: 3 HBP: 0	WP: 0 PB: 0 SB: 0 CS: 1	PA: 39				
<b>PITCHER</b>	IP WLS BF H R ER SO BB IBB HBP BLK WP HR S P ERA WHIP	IP WLS BF H R ER SO BB IBB HBP BLK WP HR S P ERA WHIP	IP WLS BF H R ER SO BB IBB HBP BLK WP HR S P ERA WHIP	IP WLS BF H R ER SO BB IBB HBP BLK WP HR S P ERA WHIP	IP WLS BF H R ER SO BB IBB HBP BLK WP HR S P ERA WHIP	IP WLS BF H R ER SO BB IBB HBP BLK WP HR S P ERA WHIP	IP WLS BF H R ER SO BB IBB HBP BLK WP HR S P ERA WHIP	IP WLS BF H R ER SO BB IBB HBP BLK WP HR S P ERA WHIP	IP WLS BF H R ER SO BB IBB HBP BLK WP HR S P ERA WHIP	IP WLS BF H R ER SO BB IBB HBP BLK WP HR S P ERA WHIP	IP WLS BF H R ER SO BB IBB HBP BLK WP HR S P ERA WHIP	IP WLS BF H R ER SO BB IBB HBP BLK WP HR S P ERA WHIP	IP WLS BF H R ER SO BB IBB HBP BLK WP HR S P ERA WHIP	IP WLS BF H R ER SO BB IBB HBP BLK WP HR S P ERA WHIP	IP WLS BF H R ER SO BB IBB HBP BLK WP HR S P ERA WHIP	IP WLS BF H R ER SO BB IBB HBP BLK WP HR S P ERA WHIP	IP WLS BF H R ER SO BB IBB HBP BLK WP HR S P ERA WHIP	IP WLS BF H R ER SO BB IBB HBP BLK WP HR S P ERA WHIP	IP WLS BF H R ER SO BB IBB HBP BLK WP HR S P ERA WHIP	IP WLS BF H R ER SO BB IBB HBP BLK WP HR S P ERA WHIP	IP WLS BF H R ER SO BB IBB HBP BLK WP HR S P ERA WHIP	IP WLS BF H R ER SO BB IBB HBP BLK WP HR S P ERA WHIP	IP WLS BF H R ER SO BB IBB HBP BLK WP HR S P ERA WHIP	IP WLS BF H R ER SO BB IBB HBP BLK WP HR S P ERA WHIP

Atlanta Braves @ Boston Red Sox  
Fenway Park, Boston, MA  
Tue Jun 16 2015, 4:07 PM - 6:43 PM EDT  
Att: 35,662 - Cloudy - 63 F

AB 37  
R 9  
H 18  
RBI 8  
BB 1  
SO 3  
LOB 12



Batter	1	2	3	4	5	6	7	8	9	AB	R	H	RBI	BB	SO	LOB	TOP							
15 Dustin Pedroia, R OBP: 0.369, SLG: 0.451										5	0	0	0	0	1	4								
26 Brock Holt, L OBP: 0.402, SLG: 0.455										4	0	2	0	0	2	0								
2 Xander Bogaerts, R OBP: 0.328, SLG: 0.394										4	0	0	0	0	1	2								
13 Hanley Ramirez, R OBP: 0.319, SLG: 0.461										4	1	1	0	0	0	1								
Pablo Sandoval, S OBP: 0.323, SLG: 0.409										4	0	2	0	0	1	1								
12 Mike Napoli, R OBP: 0.319, SLG: 0.393										3	1	1	1	1	0	3								
50 Mookie Betts, R OBP: 0.309, SLG: 0.403										3	0	1	0	0	0	2								
23 Blake Swihart, S OBP: 0.263, SLG: 0.288										3	0	0	0	1	3	3								
56 Joe Kelly, R OBP: 0.268, SLG: 0.290										2	0	1	1	0	0	2								
28 Robbie Ross Jr., L ERA: 4.66										0	0	0	0	0	0	0								
41 Alexi Ogando, R ERA: 3.62										0	0	0	0	0	0	0								
36 Junichi Tazawa, R ERA: 3.07										0	0	0	0	0	0	0								
59 Tommy Layne, L ERA: 3.0										0	0	0	0	0	0	0								
32 Craig Breslow, L ERA: 3.0										0	0	0	0	0	0	0								
34 David Ortiz, L OBP: 0.373, SLG: 0.408										1	0	0	0	0	0	1								
<b>Inning Stats</b>	R: 0 E: 0 K: 1 S: 10	H: 1 LOB: 1 BB: 0 P: 12	R: 0 E: 0 K: 1 S: 8	H: 1 LOB: 2 BB: 1 P: 14	R: 0 E: 0 K: 2 S: 7	H: 0 LOB: 0 BB: 0 P: 8	R: 1 E: 1 K: 0 S: 16	H: 2 LOB: 3 BB: 1 P: 25	R: 0 E: 0 K: 1 S: 14	H: 0 LOB: 0 BB: 0 P: 21	R: 1 E: 0 K: 2 S: 13	H: 1 LOB: 0 BB: 1 P: 15	R: 0 E: 0 K: 0 S: 8	H: 1 LOB: 1 BB: 0 P: 11	R: 0 E: 0 K: 0 S: 9	H: 1 LOB: 0 BB: 0 P: 10	R: 0 E: 0 K: 1 S: 9	H: 1 LOB: 1 BB: 0 P: 13	1B: 7 2B: 0 3B: 0 HR: 1	SF: 0 SAC: 1 DP: 1 HBP: 0	WP: 0 PB: 0 SB: 0 CS: 0	PA: 37		
<b>PITCHER</b>	IP WLS BF H R ER SO BB IBB HBP BLK WP HR S P ERA WHIP	6.0 W 4 1 0 0 0 0 0 0 0 0 0 0 1 68 95 1.50 1.167	7.1 1.0 W 4 1 0 0 0 0 0 0 0 0 0 0 8 11 0.00 1.000	8.1 1.0 H 3 1 0 0 0 0 0 0 0 0 0 0 9 10 0.00 1.000	9.1 1.0 S 4 1 0 0 1 0 0 0 0 0 0 0 9 13 0.00 1.000																			

**Boston Red Sox @ Atlanta Braves**  
Turner Field, Atlanta, GA  
Wed Jun 17 2015, 7:11 PM - 10:19 PM EDT  
Att: 28,982 - Partly Cloudy - 93 F

AB 34  
R 2  
H 8  
RBI 2  
BB 2  
SO 8  
LOB 19



Batter	1	2	3	4	5	6	7	8	9	AB	R	H	RBI	BB	SO	LOB	BOTTOM					
8 Jace Peterson, L OBP: 0.350, SLG: 0.374										3	0	1	0	1	0	0						
25 Cameron Maybin, R OBP: 0.395, SLG: 0.403										5	1	2	1	0	0	2						
5 Freddie Freeman, L OBP: 0.367, SLG: 0.526										3	0	0	0	0	0	2						
51 Nick Masset, R ERA: 3.0										0	0	0	0	0	0	0						
14 Daniel Castro, R ERA: 2.87										1	0	0	0	0	0	0						
53 Jim Johnson, R OBP: 0.297, SLG: 0.333										0	0	0	0	0	0	0						
39 Jason Grilli, R ERA: 2.96										0	0	0	0	0	0	0						
22 Nick Markakis, L OBP: 0.394, SLG: 0.365										4	2	1	1	1	1	3						
2 Juan Uribe, R OBP: 0.345, SLG: 0.391										3	1	2	0	1	1	0						
24 Kelly Johnson, L OBP: 0.315, SLG: 0.481										4	0	0	0	0	1	6						
15 A.J. Pierzynski, L OBP: 0.319, SLG: 0.411										2	0	0	1	2	0	3						
13 Pedro Ciriaco, R OBP: 0.289, SLG: 0.419										4	0	3	2	0	0	3						
40 Alex Wood, R OBP: 0.174, SLG: 0.174										2	0	0	0	0	1	3						
7 Jonny Gomes, R OBP: 0.294, SLG: 0.328										1	1	0	0	1	1	2						
<b>Inning Stats</b>	R: 0 E: 1 K: 0 S: 9	H: 1 LOB: 1 BB: 0 P: 13	R: 0 E: 0 K: 1 S: 13	H: 1 LOB: 1 BB: 1 P: 23	R: 0 E: 0 K: 0 S: 13	H: 0 LOB: 1 BB: 1 P: 20	R: 1 E: 0 K: 1 S: 11	H: 2 LOB: 1 BB: 0 P: 16	R: 0 E: 0 K: 1 S: 8	H: 0 LOB: 0 BB: 0 P: 15	R: 1 E: 0 K: 2 S: 19	H: 2 LOB: 2 BB: 1 P: 30	R: 2 E: 0 K: 0 S: 14	H: 3 LOB: 3 BB: 2 P: 32	R: 1 E: 0 K: 1 S: 7	H: 1 LOB: 1 BB: 1 P: 15	1B: 8 2B: 2 3B: 0 HR: 0	SF: 0 SAC: 1 DP: 0 HBP: 0	WP: 0 PB: 0 SB: 1 CS: 0	PA: 40		
<b>PITCHER</b>	IP WLS BF H R ER SO BB IBB HBP BLK WP HR S P ERA WHIP	5.0 R 2 2 3 0 0 0 0 0 0 0 0 4 6 0.00 0.000	6.1 B 2 1 0 0 1 0 0 0 0 0 0 6 8 0.00 3.000	7.1 L 6 3 2 2 0 1 0 0 0 0 0 0 11 22 27.00 6.000	8.1 2 0 0 0 0 1 0 0 0 0 0 3 10 0.00 3.000																	

**Boston Red Sox @ Atlanta Braves**  
Turner Field, Atlanta, GA  
Wed Jun 17 2015, 7:11 PM - 10:19 PM EDT  
Att: 28,982 - Partly Cloudy - 93 F

AB 33  
R 5  
H 10  
RBI 5  
BB 6  
SO 6  
LOB 25



Batter	1	2	3	4	5	6	7	8	9	AB	R	H	RBI	BB	SO	LOB	TOP										
26 Brock Holt, L OBP: 0.408, SLG: 0.469										4	3	2	0	1	1	1	<b>Boston Red Sox @ Atlanta Braves</b> Turner Field, Atlanta, GA Thu Jun 18 2015, 7:57 PM - 10:59 PM EDT Att: 31,783 - Overcast - 75 F										
50 Mookie Betts, R OBP: 0.310, SLG: 0.407										5	1	2	1	0	0	2											
34 David Ortiz, L OBP: 0.314, SLG: 0.407										3	0	1	1	1	0	0											
12 Mike Napoli, R OBP: 0.299, SLG: 0.393										0	0	0	0	0	0	0											
13 Hanley Ramirez, R OBP: 0.314, SLG: 0.453										4	0	0	0	0	1	4											
19 Koji Uehara, R										0	0	0	0	0	0	0											
2 Xander Bogaerts, R OBP: 0.327, SLG: 0.391										4	1	1	1	0	0	0											
31 Alejandro De Azá, L OBP: 0.280, SLG: 0.376										4	0	2	1	0	1	0											
47 Travis Shaw, L										4	0	0	0	0	1	2											
3 Sandy León, S OBP: 0.254, SLG: 0.183										3	0	1	0	1	1	0											
11 Clay Buchholz, L										3	0	0	0	0	2	2											
59 Tommy Layne, L										0	0	0	0	0	0	0											
38 Rusney Castillo, R OBP: 0.257, SLG: 0.282										1	0	0	0	0	1	1											
<b>Inning Stats</b>	R: 0 E: 0 K: 1 S: 8	H: 0 LOB: 0 BB: 0 P: 11	R: 0 E: 0 K: 0 S: 7	H: 0 LOB: 0 BB: 0 P: 10	R: 0 E: 0 K: 2 S: 9	H: 0 LOB: 0 BB: 0 P: 17	R: 1 E: 0 K: 0 S: 9	H: 1 LOB: 0 BB: 0 P: 13	R: 0 E: 0 K: 1 S: 16	H: 1 LOB: 2 BB: 1 P: 28	R: 3 E: 0 K: 0 S: 20	H: 5 LOB: 1 BB: 0 P: 29	R: 1 E: 0 K: 1 S: 10	H: 1 LOB: 2 BB: 2 P: 22	R: 0 E: 0 K: 2 S: 9	H: 0 LOB: 0 BB: 0 P: 13	R: 0 E: 0 K: 1 S: 12	H: 1 LOB: 1 BB: 0 P: 18	1B: 6 2B: 2 3B: 1 HR: 0	SF: 0 SAC: 0 DP: 1 HBP: 0	WP: 0 PB: 0 SB: 1 CS: 0	PA: 38					
<b>PITCHER</b>	IP WLS BF H R ER SO BB IBB HBP BLK WP HR S P ERA WHIP	5.2 L 24 7 4 1 4 0 1 0 0 0 0 0 3 3 1.59 1.235	0.1 1 0 0 0 0 0 0 0 0 0 0 0 3 2 0.00 0.000	1.0 6 1 1 1 1 1 1 0 0 0 0 0 10 22 9.00 2.000	1.0 3 0 0 0 2 0 0 0 0 0 0 9 13 0.00 0.000	1.0 4 1 0 0 1 0 0 0 0 0 0 0 12 18 0.00 1.000	<b>PITCHER</b>										IP WLS BF H R ER SO BB IBB HBP BLK WP HR S P ERA WHIP										
17 Shelby Miller, R ERA: 1.99											5.2	L	24	7	4	1	4	0	1	0	0	0	0	3	3	1.59	1.235
56 Dana Eveland, L ERA: 5.4											0.1		1	0	0	0	0	0	0	0	0	0	0	3	2	0.00	0.000
32 David Aardsma, R ERA: 2.45											1.0		6	1	1	1	1	1	0	0	0	0	10	22	9.00	2.000	
43 Luis Avilán, L ERA: 3.67											1.0		3	0	0	0	2	0	0	0	0	0	9	13	0.00	0.000	
50 Brandon Cunniff, R ERA: 4.5											1.0		4	1	0	0	1	0	0	0	0	0	12	18	0.00	1.000	
<b>Batter</b>	<b>1</b>	<b>2</b>	<b>3</b>	<b>4</b>	<b>5</b>	<b>6</b>	<b>7</b>	<b>8</b>	<b>9</b>	<b>AB</b>	<b>R</b>	<b>H</b>	<b>RBI</b>	<b>BB</b>	<b>SO</b>	<b>LOB</b>	<b>BOTTOM</b>										
8 Jace Peterson, L OBP: 0.352, SLG: 0.378										3	0	1	0	0	0	0	<b>Boston Red Sox @ Atlanta Braves</b> Turner Field, Atlanta, GA Thu Jun 18 2015, 7:57 PM - 10:59 PM EDT Att: 31,783 - Overcast - 75 F										
25 Cameron Maybin, R OBP: 0.398, SLG: 0.405										4	1	2	0	0	0	3											
22 Nick Markakis, L OBP: 0.395, SLG: 0.363										2	1	0	0	2	1	2											
2 Juan Uribe, R OBP: 0.343, SLG: 0.387										4	0	1	0	0	1	2											
15 A.J. Pierzynski, L OBP: 0.312, SLG: 0.400										4	0	0	0	0	1	2											
19 Andrelton Simmons, R OBP: 0.322, SLG: 0.367										4	0	0	0	0	0	3											
24 Kelly Johnson, L OBP: 0.313, SLG: 0.472										4	0	1	0	0	1	0											
14 Eury Pérez, R OBP: 0.250, SLG: 0.250										4	0	1	0	0	1	1											
17 Shelby Miller, R OBP: 0.286, SLG: 0.289										1	0	0	0	0	1	0											
56 Dana Eveland, L										0	0	0	0	0	0	0											
23 Chris Johnson, R										1	0	0	0	0	0	0											
32 David Aardsma, R										0	0	0	0	0	0	0											
13 Pedro Ciraco, R OBP: 0.283, SLG: 0.283										1	0	0	0	0	0	1											
43 Luis Avilán, L										0	0	0	0	0	0	0											
50 Brandon Cunniff, R										0	0	0	0	0	0	0											
7 Jonny Gomes, R OBP: 0.295, SLG: 0.325										1	0	0	0	0	1	0											
<b>Inning Stats</b>	R: 0 E: 0 K: 1 S: 8	H: 1 LOB: 1 BB: 0 P: 11	R: 0 E: 0 K: 0 S: 7	H: 0 LOB: 0 BB: 0 P: 10	R: 0 E: 0 K: 1 S: 6	H: 0 LOB: 0 BB: 0 P: 7	R: 0 E: 0 K: 0 S: 7	H: 1 LOB: 0 BB: 0 P: 9	R: 0 E: 0 K: 0 S: 8	H: 1 LOB: 1 BB: 0 P: 12	R: 2 E: 0 K: 0 S: 15	H: 2 LOB: 2 BB: 1 P: 23	R: 0 E: 0 K: 1 S: 12	H: 1 LOB: 2 BB: 0 P: 20	R: 0 E: 0 K: 2 S: 12	H: 0 LOB: 1 BB: 1 P: 21	R: 0 E: 0 K: 2 S: 9	H: 0 LOB: 0 BB: 0 P: 13	1B: 5 2B: 1 3B: 0 HR: 0	SF: 0 SAC: 0 DP: 1 HBP: 1	WP: 0 PB: 0 SB: 0 CS: 0	PA: 36					
<b>PITCHER</b>	IP WLS BF H R ER SO BB IBB HBP BLK WP HR S P ERA WHIP	7.0 W 29 6 2 0 3 1 0 0 0 0 0 12 21 0.00 1.000	1.0 H 4 0 0 0 2 1 0 0 0 0 0 0 12 21 0.00 1.000	1.0 S 3 0 0 0 2 0 0 0 0 0 0 0 9 13 0.00 0.000	<b>PITCHER</b>										IP WLS BF H R ER SO BB IBB HBP BLK WP HR S P ERA WHIP												
11 Clay Buchholz, R ERA: 3.87											7.0	W	29	6	2	0	3	1	0	0	0	0	12	21	0.00	1.000	
59 Tommy Layne, L ERA: 2.99											1.0	H	4	0	0	0	2	1	0	0	0	0	12	21	0.00	1.000	
19 Koji Uehara, R ERA: 2.86											1.0	S	3	0	0	0	2	0	0	0	0	0	9	13	0.00	0.000	

Batter	1	2	3	4	5	6	7	8	9	AB	R	H	RBI	BB	SO	LOB	TOP					
26 Brock Holt, L OBP: 0.402, SLG: 0.457	P3	G4-3	G1-3	G1-3	G1-3	G1-3	BB	K		4	1	0	0	1	1	3						
50 Mookie Betts, R OBP: 0.319, SLG: 0.415	G3-6-3	1B	1B	1B	1B	1B	1B	F7		5	0	4	1	0	0	0						
34 David Ortiz, L OBP: 0.314, SLG: 0.403	G3-6-3	G3	G3-6	G3-6	G3-6	G3-6	L8	1B	1B	5	0	1	0	0	0	5						
13 Hanley Ramirez, R OBP: 0.317, SLG: 0.466	L7	L7	F8	F8	F8	F8	FC5-2	1B	1B	4	1	2	2	0	0	0						
38 Rusney Castillo, R OBP: 0.287, SLG: 0.292	L7	L7	F8	F8	F8	F8	FC5-2	1B	1B	1	0	1	0	0	0	0						
2 Xander Bogaerts, R OBP: 0.324, SLG: 0.387	2B	1B	F8	F8	F8	F8	FC5-2	G1-6-3		5	1	1	0	0	0	4						
Pablo Sandoval, S OBP: 0.326, SLG: 0.416	1B	1B	1B	1B	1B	1B	K2-3			4	1	2	0	0	1	2						
12 Mike Napoli, R OBP: 0.306, SLG: 0.402	1B	1B	F8	F8	F8	F8	BB	BB		3	1	2	2	1	0	1						
31 Alejandro De Aza, L OBP: 0.286, SLG: 0.375	2B	2B	F8	F8	F8	F8	E6			3	1	1	0	1	0	1						
23 Blake Swihart, S OBP: 0.270, SLG: 0.304	2B	2B	F8	F8	F8	F8	G6-4-3	G6-4-3		4	1	2	2	0	0	4						
<b>Inning Stats</b>	R: 0 E: 0 K: 0 S: 5	H: 1 LOB: 0 BB: 0 P: 6	R: 5 E: 0 K: 0 S: 21	H: 5 LOB: 1 BB: 1 P: 31	R: 0 E: 0 K: 0 S: 11	H: 1 LOB: 0 BB: 0 P: 15	R: 0 E: 0 K: 0 S: 8	H: 1 LOB: 0 BB: 0 P: 11	R: 1 E: 0 K: 0 S: 6	H: 2 LOB: 1 BB: 0 P: 9	R: 0 E: 0 K: 0 S: 7	H: 2 LOB: 1 BB: 0 P: 9	R: 1 E: 0 K: 1 S: 14	H: 2 LOB: 2 BB: 1 P: 25	R: 0 E: 1 K: 1 S: 11	H: 0 LOB: 1 BB: 1 P: 21	R: 0 E: 0 K: 0 S: 8	H: 2 LOB: 1 BB: 0 P: 9	1B: 12 2B: 3 3B: 0 HR: 1	SF: 0 SAC: 0 DP: 5 HBP: 0	WP: 0 PB: 0 SB: 2 CS: 1	PA: 41
<b>PITCHER</b>	IP	WLS	BF	H	R	ER	SO	BB	IBB	HBP	BLK	WP	HR	S	P	ERA	WHIP					
63 Yohan Pino, R ERA: 3.28	5.1	L	25	11	6	6	0	1	0	0	0	0	1	54	76	10.12	2.250					
27 Brandon Finnegan, L ERA: 2.03	2.2		12	3	1	1	2	2	0	0	0	0	0	29	51	3.38	1.875					
44 Luke Hochevar, R ERA: 6.55	1.0		4	2	0	0	0	0	0	0	0	0	0	8	9	0.00	2.000					

**Boston Red Sox @ Kansas City Royals**  
Kauffman Stadium, Kansas City, MO  
Fri Jun 19 2015, 7:11 PM - 10:07 PM CDT  
Att: 38,190 - Clear - 84 F

AB 38  
R 7  
H 16  
RBI 7  
BB 3  
SO 2  
LOB 20



Batter	1	2	3	4	5	6	7	8	9	AB	R	H	RBI	BB	SO	LOB	BOTTOM					
2 Alcides Escobar, R OBP: 0.303, SLG: 0.387	K		BB	BB	2B		P5		2B	3	0	1	1	1	1	2						
24 Christian Colón, R OBP: 0.338, SLG: 0.329	K		BB	BB	2B		P5		2B	1	1	1	0	0	0	0						
8 Mike Moustakas, L OBP: 0.377, SLG: 0.460	P6	P6	F8	F8	G4-3	G4-3	G4-3	G4-3	WP	5	0	1	1	0	0	2						
6 Lorenzo Cain, R OBP: 0.336, SLG: 0.433	L3	L3	G5-3	G5-3	G6-3	G6-3	G1-3	G5-3		5	0	0	0	0	0	1						
35 Eric Hosmer, L OBP: 0.368, SLG: 0.475	4 HBP	1B	K	K	G1-6-3	G1-6-3	HR			4	1	2	1	0	1	0						
25 Kendrys Morales, S OBP: 0.346, SLG: 0.453	F8	F8	1B	1B	K	K	9 WP	4 BB		4	0	2	0	0	1	1						
4 Alex Gordon, L OBP: 0.387, SLG: 0.453	G4-6-3	HBP	G5-3	G5-3	G4-3	G4-3	1B	BB		2	0	1	0	1	0	1						
13 Salvador Perez, R ERA: 4.87	G4-6-3	G4-6-3	G4-3	G4-3	G4-3	F7	K2-3			3	0	0	0	0	0	3						
9 Drew Butera, R OBP: 0.162, SLG: 0.189	G4-6-3	G4-6-3	G4-3	G4-3	G4-3	F7	K2-3			1	0	0	0	0	1	2						
15 Alex Rios, R OBP: 0.244, SLG: 0.291	K	K	K	K	G6-3	G6-3	G4-3	G3		4	0	1	0	0	1	0						
14 Omar Infante, R OBP: 0.236, SLG: 0.314	K	K	K	K	2B	2B	G4-3	F8		4	1	1	0	0	1	2						
<b>Inning Stats</b>	R: 0 E: 0 K: 1 S: 8	H: 0 LOB: 0 BB: 0 P: 13	R: 0 E: 0 K: 0 S: 8	H: 1 LOB: 1 BB: 0 P: 13	R: 0 E: 0 K: 2 S: 10	H: 0 LOB: 1 BB: 1 P: 20	R: 0 E: 0 K: 1 S: 8	H: 1 LOB: 0 BB: 0 P: 14	R: 1 E: 0 K: 0 S: 11	H: 2 LOB: 1 BB: 0 P: 18	R: 0 E: 0 K: 1 S: 10	H: 0 LOB: 0 BB: 0 P: 13	R: 0 E: 0 K: 0 S: 13	H: 2 LOB: 2 BB: 0 P: 21	R: 1 E: 0 K: 1 S: 16	H: 2 LOB: 1 BB: 1 P: 28	R: 1 E: 0 K: 0 S: 11	H: 2 LOB: 1 BB: 0 P: 22	1B: 5 2B: 4 3B: 0 HR: 1	SF: 0 SAC: 0 DP: 1 HBP: 1	WP: 2 PB: 0 SB: 0 CS: 0	PA: 39
<b>PITCHER</b>	IP	WLS	BF	H	R	ER	SO	BB	IBB	HBP	BLK	WP	HR	S	P	ERA	WHIP					
52 Eduardo Rodriguez, L ERA: 3.13	6.1	W	26	6	1	1	5	1	0	0	0	0	0	63	104	1.42	1.105					
41 Alexi Ogando, R ERA: 3.54	0.2		2	0	0	0	0	0	0	0	0	0	0	5	8	0.00	0.000					
28 Robbie Ross Jr., L ERA: 4.87	1.0		6	2	1	1	1	1	0	0	0	1	1	16	28	9.00	3.000					
35 Steven Wright, R ERA: 4.01	1.0		5	2	1	1	0	0	0	0	0	1	0	11	22	9.00	2.000					

**Boston Red Sox @ Kansas City Royals**  
Kauffman Stadium, Kansas City, MO  
Fri Jun 19 2015, 7:11 PM - 10:07 PM CDT  
Att: 38,190 - Clear - 84 F

AB 36  
R 3  
H 10  
RBI 3  
BB 2  
SO 6  
LOB 14



Batter	1	2	3	4	5	6	7	8	9	AB	R	H	RBI	BB	SO	LOB	TOP			
50 Mookie Betts, R OBP: 0.322, SLG: 0.427			SH1-3			K2-3			G4-3	4	2	2	1	0	1	1	<b>Boston Red Sox @ Kansas City Royals</b> Kauffman Stadium, Kansas City, MO Sat Jun 20 2015, 6:12 PM - 9:20 PM CDT Att: 39,115 - Clear - 94 F			
26 Brock Holt, L OBP: 0.402, SLG: 0.458	P6		G6-3		FC3-5		K			4	1	1	1	1	1	2				
15 Dustin Pedroia, R OBP: 0.363, SLG: 0.442	F9		G6-3		G2-3		G4-3			5	0	0	1	0	1	3				
34 David Ortiz, L OBP: 0.317, SLG: 0.402	G6-3		G6-3							3	0	1	0	1	0	1				
38 Rusney Castillo, R OBP: 0.293, SLG: 0.288			G6-3							1	0	0	0	0	0	1				
13 Hanley Ramirez, R OBP: 0.319, SLG: 0.467		G4-3								4	0	2	1	0	0	1				
Pablo Sandoval, S OBP: 0.322, SLG: 0.410	G4-3									3	0	0	0	0	0	3				
47 Travis Shaw, L										1	0	0	0	0	0	0				
12 Mike Napoli, R OBP: 0.305, SLG: 0.396										3	0	0	0	1	1	1				
31 Alejandro De Aza, L OBP: 0.291, SLG: 0.393										4	0	2	0	0	0	2				
23 Blake Swihart, S OBP: 0.282, SLG: 0.325										2	1	2	0	0	0	0				
3 Sandy León, S OBP: 0.246, SLG: 0.177										2	0	0	0	0	1	2				
<b>Inning Stats</b>	R: 1 E: 0 K: 0 S: 11	H: 1 LOB: 0 BB: 0 P: 16	R: 0 E: 0 K: 0 S: 10	H: 0 LOB: 1 BB: 1 P: 15	R: 1 E: 0 K: 0 S: 12	H: 2 LOB: 1 BB: 0 P: 17	R: 0 E: 0 K: 0 S: 10	H: 1 LOB: 1 BB: 0 P: 13	R: 2 E: 0 K: 0 S: 15	H: 3 LOB: 2 BB: 1 P: 20	R: 0 E: 0 K: 2 S: 12	H: 1 LOB: 1 BB: 0 P: 17	R: 0 E: 0 K: 1 S: 12	H: 1 LOB: 1 BB: 0 P: 18	R: 0 E: 0 K: 1 S: 8	H: 0 LOB: 1 BB: 1 P: 17	1B: 6 2B: 2 HR: 1	SF: 0 SAC: 1 HBP: 0	WP: 0 PB: 0 SB: 0 CS: 0	PA: 40
<b>PITCHER</b>	IP WLS BF H R ER SO BB IBB HBP BLK WP HR S P ERA WHIP	IP WLS BF H R ER SO BB IBB HBP BLK WP HR S P ERA WHIP																		
36 Edinson Volquez, R ERA: 3.35	(1, 1) 5.1 W 26 8 4 4 0 2 0 0 0 0 0 1 63 88 6.75 1.875																			
47 Franklin Morales, L ERA: 2.89	(6, 1) 0.1 H 1 0 0 0 1 0 0 0 0 0 0 0 4 6 0.00 0.000																			
46 Ryan Madson, R ERA: 1.91	(6, 1) 0.1 H 1 0 0 0 1 0 0 0 0 0 0 3 4 0.00 0.000																			
40 Kelvin Herrera, R ERA: 2.08	(7, 1) 1.0 H 4 1 0 0 1 0 0 0 0 0 0 0 12 17 0.00 1.000																			
17 Wade Davis, R ERA: 0.3	(8, 1) 1.0 H 4 1 0 0 1 0 0 0 0 0 0 0 12 18 0.00 1.000																			

AB	36
R	4
H	10
RBI	4
BB	3
SO	5
LOB	17



Batter	1	2	3	4	5	6	7	8	9	AB	R	H	RBI	BB	SO	LOB	BOTTOM			
2 Alcides Escobar, R OBP: 0.309, SLG: 0.369										4	1	2	1	0	0	1	<b>Boston Red Sox @ Kansas City Royals</b> Kauffman Stadium, Kansas City, MO Sat Jun 20 2015, 6:12 PM - 9:20 PM CDT Att: 39,115 - Clear - 94 F			
8 Mike Moustakas, L OBP: 0.379, SLG: 0.467	G4-6-3									3	0	2	2	0	0	1				
6 Lorenzo Cain, R OBP: 0.342, SLG: 0.436										3	1	2	0	1	0	2				
35 Eric Hosmer, L OBP: 0.366, SLG: 0.469										3	0	0	0	1	1	5				
25 Kendrys Morales, S OBP: 0.345, SLG: 0.462	CS									4	1	1	2	0	0	0				
4 Alex Gordon, L OBP: 0.385, SLG: 0.446										3	0	0	0	1	2	0				
13 Salvador Perez, R OBP: 0.291, SLG: 0.466										4	1	1	1	0	0	1				
15 Alex Rios, R OBP: 0.266, SLG: 0.303										3	2	2	0	0	0	0				
14 Omar Infante, R OBP: 0.236, SLG: 0.313										4	1	1	0	0	0	2				
<b>Inning Stats</b>	R: 0 E: 0 K: 0 S: 10	H: 1 LOB: 1 BB: 1 P: 19	R: 1 E: 0 K: 1 S: 8	H: 1 LOB: 0 BB: 0 P: 15	R: 0 E: 0 K: 1 S: 9	H: 2 LOB: 2 BB: 0 P: 17	R: 0 E: 0 K: 0 S: 9	H: 0 LOB: 0 BB: 0 P: 12	R: 5 E: 1 K: 0 S: 13	H: 4 LOB: 1 BB: 1 P: 24	R: 1 E: 0 K: 0 S: 10	H: 2 LOB: 2 BB: 1 P: 21	R: 0 E: 0 K: 1 S: 6	H: 0 LOB: 0 BB: 0 P: 11	R: 0 E: 0 K: 0 S: 5	H: 1 LOB: 0 BB: 0 P: 8		1B: 8 2B: 2 HR: 2	SF: 1 SAC: 0 HBP: 2	WP: 0 PB: 0 SB: 0 CS: 1
<b>PITCHER</b>	IP WLS BF H R ER SO BB IBB HBP BLK WP HR S P ERA WHIP	IP WLS BF H R ER SO BB IBB HBP BLK WP HR S P ERA WHIP																		
22 Rick Porcello, R ERA: 5.61	(1, 1) 5.0 L 25 8 6 6 2 0 0 0 0 0 0 0 2 49 87 10.80 2.000																			
35 Steven Wright, R ERA: 4.15	(6, 1) 0.2 3 1 1 1 0 0 0 0 0 0 0 6 11 13.50 1.500																			
59 Tommy Layne, L ERA: 2.82	(6, 1) 0.1 3 1 0 0 0 1 0 0 0 0 0 0 4 10 0.00 6.000																			
32 Craig Breslow, L ERA: 3.91	(7, 1) 2.0 6 1 0 0 1 0 0 0 0 0 0 0 11 19 0.00 0.500																			

AB	31
R	7
H	11
RBI	6
BB	3
SO	3
LOB	12





Batter	1	2	3	4	5	6	7	8	9	AB R H RBI BB SO LOB	TOP											
50 Mookie Betts, R OBP: 0.329, SLG: 0.453	G6-3								F8	5 3 3 2 1 0 1	<b>Boston Red Sox @ Kansas City Royals</b> Kauffman Stadium, Kansas City, MO Sun Jun 21 2015, 1:13 PM - 4:11 PM CDT Att: 37,975 - Overcast - 76 F											
26 Brock Holt, L OBP: 0.407, SLG: 0.486			F8		G1-3					5 2 3 2 0 0 1												
15 Dustin Pedroia, R OBP: 0.367, SLG: 0.453 47 Travis Shaw, L										5 2 3 2 0 0 2 0 0 0 0 0 0 0												
34 David Ortiz, L OBP: 0.322, SLG: 0.416										4 2 2 2 1 0 2												
13 Hanley Ramirez, R OBP: 0.322, SLG: 0.478 38 Rusney Castillo, R OBP: 0.260, SLG: 0.284										3 2 1 1 1 1 1 1 0 0 0 0 0 1												
2 Xander Bogaerts, R OBP: 0.329, SLG: 0.404										5 1 3 3 0 0 0												
12 Mike Napoli, R OBP: 0.299, SLG: 0.387										5 0 0 0 0 0 3												
31 Alejandro De Aza, L OBP: 0.282, SLG: 0.379										5 0 0 0 0 3 2												
3 Sandy León, S OBP: 0.257, SLG: 0.182										4 1 1 1 1 1 1												
<b>Inning Stats</b>	R: 0 E: 0 K: 0 S: 7	H: 1 LOB: 1 BB: 0 P: 13	R: 1 E: 0 K: 0 S: 11	H: 1 LOB: 0 BB: 0 P: 17	R: 0 E: 0 K: 1 S: 11	H: 1 LOB: 0 BB: 0 P: 16	R: 1 E: 0 K: 1 S: 11	H: 1 LOB: 0 BB: 0 P: 14	R: 5 E: 0 K: 0 S: 15	H: 3 LOB: 1 BB: 3 P: 32		R: 3 E: 0 K: 1 S: 22	H: 3 LOB: 1 BB: 1 P: 36	R: 0 E: 0 K: 1 S: 9	H: 1 LOB: 1 BB: 0 P: 16	R: 2 E: 0 K: 0 S: 10	H: 3 LOB: 1 BB: 0 P: 13	R: 1 E: 0 K: 1 S: 9	H: 2 LOB: 1 BB: 0 P: 12	1B: 3 2B: 8 3B: 2 HR: 3	SF: 0 SAC: 0 DP: 1 HBP: 0	WP: 0 PB: 0 SB: 0 CS: 0
<b>PITCHER</b>	IP WLS BF H R ER SO BB IBB HBP BLK WP HR S P ERA WHIP											IP WLS BF H R ER SO BB IBB HBP BLK WP HR S P ERA WHIP										
32 Chris Young, R ERA: 2.83	4.2 L 24 7 7 7 2 3 0 0 0 0 0 3 52 86 13.50 2.143																					
54 Jason Frasor, R ERA: 1.59	1.0 7 3 3 3 1 1 0 0 0 0 0 22 36 27.00 4.000																					
62 Aaron Brooks, R ERA: 6.23	3.1 15 6 3 3 2 0 0 0 0 0 0 31 47 8.10 1.800																					

AB 42  
R 13  
H 16  
RBI 13  
BB 4  
SO 5  
LOB 14



Batter	1	2	3	4	5	6	7	8	9	AB R H RBI BB SO LOB	BOTTOM											
2 Alcides Escobar, R OBP: 0.311, SLG: 0.364	G4-3		L8							3 0 0 0 2 1 2	<b>Boston Red Sox @ Kansas City Royals</b> Kauffman Stadium, Kansas City, MO Sun Jun 21 2015, 1:13 PM - 4:11 PM CDT Att: 37,975 - Overcast - 76 F											
6 Lorenzo Cain, R OBP: 0.347, SLG: 0.445										4 0 2 2 1 2 1												
35 Eric Hosmer, L OBP: 0.367, SLG: 0.468										5 0 2 0 0 0 4												
25 Kendrys Morales, S OBP: 0.347, SLG: 0.463										4 0 2 0 0 1 3												
4 Alex Gordon, L OBP: 0.390, SLG: 0.449 1 Jarrod Dyson, L OBP: 0.282, SLG: 0.373										1 0 1 0 1 0 0 2 0 0 0 0 1 1												
15 Alex Rios, R OBP: 0.295, SLG: 0.290										4 0 0 0 0 0 6												
14 Omar Infante, R OBP: 0.237, SLG: 0.312										4 1 1 0 0 0 2												
24 Christian Colón, R OBP: 0.321, SLG: 0.311										4 0 0 0 0 0 3												
9 Drew Butera, R OBP: 0.171, SLG: 0.195										4 1 1 0 0 0 0												
<b>Inning Stats</b>	R: 0 E: 0 K: 1 S: 10	H: 2 LOB: 3 BB: 1 P: 17	R: 0 E: 0 K: 0 S: 8	H: 0 LOB: 0 BB: 0 P: 9	R: 0 E: 0 K: 0 S: 7	H: 0 LOB: 1 BB: 1 P: 15	R: 0 E: 0 K: 0 S: 18	H: 2 LOB: 2 BB: 0 P: 28	R: 0 E: 0 K: 1 S: 9	H: 1 LOB: 2 BB: 1 P: 20		R: 0 E: 0 K: 0 S: 8	H: 0 LOB: 0 BB: 0 P: 12	R: 0 E: 0 K: 1 S: 6	H: 0 LOB: 1 BB: 1 P: 12	R: 0 E: 0 K: 1 S: 11	H: 1 LOB: 1 BB: 0 P: 14	R: 2 E: 0 K: 1 S: 15	H: 3 LOB: 1 BB: 0 P: 20	1B: 8 2B: 0 3B: 1 HR: 0	SF: 0 SAC: 0 DP: 0 HBP: 0	WP: 0 PB: 0 SB: 0 CS: 0
<b>PITCHER</b>	IP WLS BF H R ER SO BB IBB HBP BLK WP HR S P ERA WHIP											IP WLS BF H R ER SO BB IBB HBP BLK WP HR S P ERA WHIP										
20 Wade Miley, L ERA: 4.5	6.0 W 25 5 0 0 0 2 3 0 0 0 0 0 60 101 0.00 1.333																					
41 Alexi Ogando, R ERA: 3.41	1.0 4 0 0 0 0 1 1 0 0 0 0 0 6 12 0.00 1.000																					
36 Junichi Tazawa, R ERA: 2.97	1.0 4 1 0 0 0 1 0 0 0 0 0 0 11 14 0.00 1.000																					
19 Koji Uehara, R ERA: 3.52	1.0 6 3 2 2 1 0 0 0 0 0 0 0 15 20 18.00 3.000																					

AB 35  
R 2  
H 9  
RBI 2  
SO 5  
LOB 22





Batter	1	2	3	4	5	6	7	8	9	AB	R	H	RBI	BB	SO	LOB	TOP		
13 Manny Machado, R (1.5) OBP: 0.361, SLG: 0.518										4	0	1	0	0	0	1			
41 Chris Parmelee, L (1.9) OBP: 0.400, SLG: 0.815										4	1	1	0	0	2	1			
38 Jimmy Paredes, S (1.10) OBP: 0.323, SLG: 0.486										4	0	2	0	0	1	1			
19 Chris Davis, L (1.3) OBP: 0.325, SLG: 0.461										3	0	1	1	1	1	1			
2 J.J. Hardy, R (1.6) OBP: 0.259, SLG: 0.307										4	0	0	0	0	0	3			
23 Travis Snider, L (1.7) OBP: 0.352, SLG: 0.393										4	0	1	0	0	2	1			
3 Ryan Flaherty, L (1.4) OBP: 0.336, SLG: 0.415										4	0	2	0	0	1	1			
36 Caleb Joseph, R (1.2) OBP: 0.311, SLG: 0.385										3	0	0	0	0	2	2			
9 David Lough, L (1.8) OBP: 0.253, SLG: 0.368										3	0	0	0	0	2	2			
<b>Inning Stats</b>	R: 0 E: 0 K: 0 S: 14	H: 2 LOB: 2 BB: 1 P: 21	R: 0 E: 0 K: 2 S: 10	H: 1 LOB: 1 BB: 0 P: 15	R: 0 E: 0 K: 1 S: 8	H: 1 LOB: 1 BB: 0 P: 10	R: 0 E: 0 K: 0 S: 5	H: 0 LOB: 0 BB: 0 P: 6	R: 0 E: 0 K: 1 S: 11	H: 2 LOB: 1 BB: 0 P: 18	R: 0 E: 0 K: 3 S: 10	H: 0 LOB: 0 BB: 0 P: 14	R: 0 E: 0 K: 1 S: 9	H: 0 LOB: 0 BB: 0 P: 14	1B: 6 2B: 2 3B: 0 HR: 0	SF: 0 SAC: 0 DP: 1 HBP: 0	WP: 0 PB: 0 SB: 0 CS: 1	PA: 34	
<b>PITCHER</b>	IP: 7.0 WLS: W BF: 28	H: 8 R: 1 ER: 1 SO: 7	BB: 1 IBB: 0 HBP: 0 BLK: 0	WP: 0 HR: 0 S: 71 P: 100	ERA: 1.29 WHIP: 1.286	<b>PITCHER</b>	IP: 1.0 WLS: L BF: 3	H: 0 R: 0 ER: 0 SO: 3	BB: 0 IBB: 0 HBP: 0 BLK: 0	WP: 0 HR: 0 S: 10 P: 14	ERA: 0.00 WHIP: 0.000	<b>PITCHER</b>	IP: 1.0 WLS: L BF: 3	H: 0 R: 0 ER: 0 SO: 1	BB: 0 IBB: 0 HBP: 0 BLK: 0	WP: 0 HR: 0 S: 9 P: 14	ERA: 0.00 WHIP: 0.000		

**Baltimore Orioles @ Boston Red Sox**  
Fenway Park, Boston, MA  
Wed Jun 24, 2015, 7:11 PM - 9:48 PM EDT  
Att: 37,762 - Partly Cloudy - 81 F

AB 33  
R 1  
H 8  
RBI 1  
BB 1  
SO 11  
LOB 13



Batter	1	2	3	4	5	6	7	8	9	AB	R	H	RBI	BB	SO	LOB	BOTTOM			
50 Mookie Betts, R (1.8) OBP: 0.332, SLG: 0.453										4	1	1	1	0	0	1				
26 Brock Holt, L (1.3) OBP: 0.399, SLG: 0.467										3	0	0	0	1	0	3				
15 Dustin Pedroia, R (1.4) OBP: 0.367, SLG: 0.452										3	0	1	2	0	0	1				
47 Travis Shaw, L (6.7) OBP: 0.292, SLG: 0.377										4	1	1	2	0	1	1				
34 David Ortiz, L (1.10) OBP: 0.319, SLG: 0.419										2	0	2	0	0	0	0				
13 Hanley Ramirez, R (1.7) OBP: 0.330, SLG: 0.482										2	0	2	0	0	0	0				
12 Mike Napoli, R (6.3) OBP: 0.292, SLG: 0.377										2	0	0	0	0	2	1				
2 Xander Bogaerts, R (1.6) OBP: 0.328, SLG: 0.401										3	0	2	0	0	0	1				
Pablo Sandoval, S (1.5) OBP: 0.325, SLG: 0.410										3	0	0	0	0	0	2				
31 Alejandro De Aza, L (1.9) OBP: 0.283, SLG: 0.374										2	1	0	0	0	0	0				
3 Sandy León, S (1.2) OBP: 0.250, SLG: 0.181										2	1	0	0	0	2	1				
<b>Inning Stats</b>	R: 0 E: 0 K: 0 S: 7	H: 0 LOB: 0 BB: 0 P: 11	R: 0 E: 0 K: 1 S: 9	H: 1 LOB: 0 BB: 0 P: 15	R: 0 E: 0 K: 1 S: 9	H: 0 LOB: 0 BB: 0 P: 13	R: 0 E: 0 K: 0 S: 6	H: 0 LOB: 1 BB: 1 P: 12	R: 0 E: 0 K: 0 S: 6	H: 2 LOB: 0 BB: 0 P: 7	R: 5 E: 2 K: 1 S: 19	H: 4 LOB: 1 BB: 0 P: 34	R: 0 E: 0 K: 1 S: 14	H: 0 LOB: 0 BB: 0 P: 24	R: 0 E: 0 K: 1 S: 8	H: 0 LOB: 0 BB: 0 P: 11	1B: 6 2B: 0 3B: 0 HR: 1	SF: 0 SAC: 1 DP: 2 HBP: 1	WP: 0 PB: 1 SB: 0 CS: 0	PA: 32
<b>PITCHER</b>	IP: 5.2 WLS: L BF: 24	H: 7 R: 5 ER: 0 SO: 3	BB: 1 IBB: 0 HBP: 1 BLK: 0	WP: 0 HR: 0 S: 53 P: 89	ERA: 0.00 WHIP: 1.412	<b>PITCHER</b>	IP: 1.1 WLS: L BF: 5	H: 0 R: 0 ER: 0 SO: 1	BB: 0 IBB: 0 HBP: 0 BLK: 0	WP: 0 HR: 0 S: 17 P: 27	ERA: 0.00 WHIP: 0.000	<b>PITCHER</b>	IP: 1.0 WLS: L BF: 3	H: 0 R: 0 ER: 0 SO: 1	BB: 0 IBB: 0 HBP: 0 BLK: 0	WP: 0 HR: 0 S: 8 P: 11	ERA: 0.00 WHIP: 0.000			

**Baltimore Orioles @ Boston Red Sox**  
Fenway Park, Boston, MA  
Wed Jun 24, 2015, 7:11 PM - 9:48 PM EDT  
Att: 37,762 - Partly Cloudy - 81 F

AB 29  
R 5  
H 7  
RBI 5  
BB 1  
SO 5  
LOB 11





Batter	1	2	3	4	5	6	7	8	9	10	AB	R	H	RBI	BB	SO	LOB	TOP		
50 Mookie Betts, R OBP: 0.328, SLG: 0.447	(1,8) K	(1,3) G6-3			(1,8) F9		(1,2) FC4-6			(1,2) 26 1B	5	1	1	0	0	1	1	<b>Boston Red Sox @ Tampa Bay Rays</b> Tropicana Field, St. Petersburg, FL Fri Jun 26 2015, 7:11 PM - 10:33 PM EDT Att. 17,508 - Dome - 72 F		
26 Brock Holt, L OBP: 0.390, SLG: 0.450	(1,4) BB		(1,2) F8		(1,2) G4-3		(1,3) K		(1,1) 4 0 1 1 1 1 1	(1,1) 1B	4	0	1	1	1	1	1			
2 Xander Bogaerts, R OBP: 0.327, SLG: 0.405	(1,6) P3		(1,1) F9		(2,1) 1B			(0,1) G6-3		(2,3) K	5	0	1	0	0	1	1			
34 David Ortiz, L OBP: 0.319, SLG: 0.414	(1,10) BB		(2,0) 1B		(1,2) L7			(1,2) G5-3		(1,1) 1B	4	0	2	0	1	0	1			
Pablo Sandoval, S OBP: 0.322, SLG: 0.403	(1,5) P5		(0,0) F8			(0,1) P5		(2,2) F7		(0,0) 1B	5	0	1	0	0	0	3			
12 Mike Napoli, R OBP: 0.309, SLG: 0.386		(4,2) 31 2B		(4,2) 23 1B		(4,1) 31 S				(1,2) 1B	2	2	1	0	3	1	2			
31 Alejandro De Azza, L OBP: 0.287, SLG: 0.400	(1,7) G4-3	(1,2) 23 SF7		(0,1) F9		(0,2) F7			(1,1) K		4	1	1	1	0	1	3			
23 Blake Swihart, S OBP: 0.288, SLG: 0.328	(1,2) G4-3		(0,1) F8		(0,0) F8				(1,0) F8		4	0	1	0	0	0	3			
25 Jackie Bradley Jr., L OBP: 0.238, SLG: 0.167	(1,9) SF7		(0,3) 1B		(1,2) K		(1,1) 50 FC4-6		(0,3) K		3	0	1	1	0	2	2			
<b>Inning Stats</b>	R: 0 E: 0 K: 1 S: 10	H: 0 LOB: 2 BB: 2 P: 21	R: 2 E: 0 K: 0 S: 14	H: 1 LOB: 0 BB: 1 P: 21	R: 0 E: 0 K: 1 S: 7	H: 1 LOB: 1 BB: 0 P: 11	R: 1 E: 0 K: 1 S: 9	H: 0 LOB: 1 BB: 1 P: 13	R: 0 E: 0 K: 0 S: 11	H: 0 LOB: 0 BB: 0 P: 17	R: 0 E: 0 K: 1 S: 8	H: 1 LOB: 1 BB: 0 P: 11	R: 0 E: 0 K: 2 S: 10	H: 1 LOB: 1 BB: 0 P: 14	R: 1 E: 0 K: 2 S: 15	H: 4 LOB: 2 BB: 20 P: 20	1B: 8 2B: 2 3B: 0 HR: 0		SF: 1 SAC: 0 DP: 0 HBP: 0	WP: 0 PB: 0 SB: 2 CS: 2
<b>PITCHER</b>	IP ERA: 4.5	WLS BF H R ER SO	BB IBB HBP BLK	WP HR S P	ERA WHIP	<b>PITCHER</b>	IP ERA: 3.26	WLS BF H R ER SO	BB IBB HBP BLK	WP HR S P	ERA WHIP									
37 Alex Colomé, R	(1,1) 6.0	26 4 3 3 2	5 0 0 0	0 0 58 94	4.50 1.500	49 Kirby Yates, R	(10,1) 0.1	1 0 0 0 1	0 0 0 0	0 0 3 5	0.00 0.000									
40 Kevin Jepsen, R	(7,1) 1.0	3 1 0 0 1	0 0 0 0	0 0 8 13	0.00 1.000															
57 Jake McGee, L	(8,1) 1.0	3 0 0 0 0	0 0 0 0	0 0 10 13	0.00 0.000															
26 Brad Boxberger, R	(9,1) 1.0	4 1 0 0 2	0 0 0 0	0 0 10 14	0.00 1.000															
54 Steve Geltz, R	(10,1) 0.2	L 4 3 1 1 1	0 0 0 0	0 0 11 14	13.50 4.500															

Batter	1	2	3	4	5	6	7	8	9	10	AB	R	H	RBI	BB	SO	LOB	BOTTOM				
39 Kevin Kiermaier, L OBP: 0.301, SLG: 0.430	(1,8) K		(0,2) G3-1		(2,3) G6-3					(1,0) G4-3	5	0	1	0	0	1	4	<b>Boston Red Sox @ Tampa Bay Rays</b> Tropicana Field, St. Petersburg, FL Fri Jun 26 2015, 7:11 PM - 10:33 PM EDT Att. 17,508 - Dome - 72 F				
9 Joey Butler, R OBP: 0.368, SLG: 0.497	(1,10) BB		(2,2) K		(1,0) 3 2B		(0,3) K		(1,2) F9		4	1	1	0	1	2	3					
3 Evan Longoria, R OBP: 0.357, SLG: 0.412	(1,5) G4-6-3		(0,3) K		(0,0) 7 SF9		(1,3) 11 WP		(0,1) 11 FC6-5		5	1	2	0	0	2	1					
7 David DeJesus, L OBP: 0.340, SLG: 0.420	(1,7) L8		(1,1) G6-3		(1,0) SF9			(0,0) F8		(0,3) K	4	0	0	1	0	1	1					
11 Logan Forsythe, R OBP: 0.378, SLG: 0.453	(1,4) 13 1B		(2,1) 13 CS		(2,1) 20 FC6			(3,1) FC6-5		(0,2) G6-3	5	1	3	0	0	0	1					
20 Steven Souza Jr., R OBP: 0.317, SLG: 0.441	(1,9) K		(0,0) P6		(1,2) FC6			(1,3) K			4	0	0	0	0	2	4					
13 Asdrubal Cabrera, S OBP: 0.269, SLG: 0.337	(1,6) 36 2B		(3,2) CS		(0,1) F8			(0,0) F8		(0,0) 39 G4-3	4	0	3	0	0	0	1					
36 Marc Krauss, L OBP: 0.225, SLG: 0.324	(1,3) 36 2B		(0,2) K		(2,3) K			(0,2) G4-3		(4,0) 39 G4-3	2	0	1	1	0	1	1					
10 Jake Elmore, R OBP: 0.294, SLG: 0.323	(7,PH) K		(1,3) K		(1,2) K			(1,3) K		(2,3) 39 IBB	1	0	0	0	1	0	0					
19 Curt Casali, R OBP: 0.313, SLG: 0.467	(1,2) G6-3		(1,2) G6-3		(1,2) 39 G6-3			(3,2) G6-3		(2,3) K	4	0	1	0	0	1	4					
<b>Inning Stats</b>	R: 0 E: 0 K: 1 S: 6	H: 0 LOB: 0 BB: 1 P: 14	R: 1 E: 0 K: 1 S: 20	H: 3 LOB: 2 BB: 0 P: 28	R: 0 E: 0 K: 2 S: 11	H: 0 LOB: 0 BB: 0 P: 13	R: 0 E: 0 K: 0 S: 6	H: 1 LOB: 0 BB: 0 P: 8	R: 0 E: 0 K: 1 S: 8	H: 2 LOB: 1 BB: 0 P: 12	R: 2 E: 0 K: 0 S: 9	H: 3 LOB: 1 BB: 0 P: 14	R: 0 E: 0 K: 1 S: 11	H: 1 LOB: 1 BB: 0 P: 14	R: 0 E: 0 K: 1 S: 8	H: 1 LOB: 1 BB: 0 P: 12	R: 0 E: 0 K: 1 S: 9	H: 0 LOB: 0 BB: 10 P: 10	1B: 9 2B: 3 3B: 0 HR: 0	SF: 1 SAC: 0 DP: 2 HBP: 0	WP: 2 PB: 0 SB: 0 CS: 1	PA: 42
<b>PITCHER</b>	IP ERA: 5.54	WLS BF H R ER SO	BB IBB HBP BLK	WP HR S P	ERA WHIP	<b>PITCHER</b>	IP ERA: 3.24	WLS BF H R ER SO	BB IBB HBP BLK	WP HR S P	ERA WHIP											
22 Rick Porcello, R	(1,1) 6.0	25 9 3 3 5	1 0 0 0	1 0 60 89	4.50 1.667	19 Koji Uehara, R	(10,1) 1.0	3 0 0 0 2	0 0 0 0	0 0 9 10	0.00 0.000											
59 Tommy Layne, L	(7,1) 0.2	3 1 0 0 0	0 0 0 0	0 0 8 11	0.00 1.500																	
36 Junichi Tazawa, R	(7,1) 1.1	5 1 0 0 2	0 0 0 0	1 0 11 15	0.00 0.750																	
32 Craig Breslow, L	(9,1) 0.2	4 1 0 0 1	0 1 0 0	0 0 5 12	0.00 1.500																	
41 Alex Ogando, R	(9,1) 0.1	W 1 0 0 0	0 0 0 0	0 0 4 5	0.00 0.000																	

AB	36
R	4
H	10
RBI	3
BB	5
SO	7
LOB	17



Batter	1	2	3	4	5	6	7	8	9	AB	R	H	RBI	BB	SO	LOB	TOP										
50 Mookie Betts, R OBP: 0.324, SLG: 0.441										4	0	0	0	0	0	0	Boston Red Sox @ Tampa Bay Rays Tropicana Field, St. Petersburg, FL Sat Jun 27 2015, 4:10 PM - 6:31 PM EDT Att: 23,876 - Dome - 72 F										
26 Brock Holt, L OBP: 0.387, SLG: 0.446										4	0	1	0	0	2	0											
2 Xander Bogaerts, R OBP: 0.326, SLG: 0.402										4	0	1	0	0	1	1											
34 David Ortiz, L OBP: 0.316, SLG: 0.409										3	0	0	0	0	2	1											
Pablo Sandoval, S OBP: 0.318, SLG: 0.398										3	0	0	0	0	1	0											
12 Mike Napoli, R OBP: 0.305, SLG: 0.381										3	0	0	0	0	0	0											
31 Alejandro De Aza, L OBP: 0.289, SLG: 0.418										3	1	1	1	0	0	0											
3 Sandy León, S OBP: 0.241, SLG: 0.173										3	0	0	0	0	2	0											
25 Jackie Bradley Jr., L OBP: 0.208, SLG: 0.143										3	0	0	0	0	1	0											
<b>Inning Stats</b>	R: 0 E: 0 K: 1 S: 7	H: 0 LOB: 0 BB: 0 P: 11	R: 0 E: 0 K: 1 S: 6	H: 0 LOB: 0 BB: 0 P: 12	R: 0 E: 0 K: 2 S: 10	H: 0 LOB: 0 BB: 0 P: 13	R: 0 E: 0 K: 1 S: 12	H: 1 LOB: 1 BB: 0 P: 18	R: 0 E: 0 K: 0 S: 6	H: 0 LOB: 0 BB: 0 P: 8	R: 0 E: 0 K: 0 S: 7	H: 0 LOB: 0 BB: 0 P: 8	R: 0 E: 0 K: 1 S: 14	H: 0 LOB: 0 BB: 0 P: 23	R: 1 E: 0 K: 2 S: 9	H: 1 LOB: 0 BB: 0 P: 12	R: 0 E: 0 K: 1 S: 16	H: 1 LOB: 1 BB: 0 P: 19	1B: 2 2B: 0 3B: 0 HR: 1	SF: 0 SAC: 0 DP: 0 HBP: 0	WP: 0 PB: 0 SB: 0 CS: 0	PA: 30					
<b>PITCHER</b>	IP	WLS	BF	H	R	ER	SO	BB	IBB	HBP	BLK	WP	HR	S	P	ERA	WHIP										
35 Matt Andriese, R ERA: 3.24	6.0	W	19	1	0	0	5	0	0	0	0	0	0	48	70	0.00	0.167										
57 Jake McGee, L ERA: 1.59	1.0	H	3	0	0	0	1	0	0	0	0	0	0	14	23	0.00	0.000										
40 Kevin Jepsen, R ERA: 2.73	1.0	H	4	1	1	1	2	0	0	0	0	0	1	9	12	9.00	1.000										
26 Brad Boxberger, R ERA: 2.64	1.0	S	4	1	0	0	1	0	0	0	0	0	0	16	19	0.00	1.000										

AB 30  
R 1  
H 3  
RBI 1  
BB 0  
SO 9  
LOB 2



Batter	1	2	3	4	5	6	7	8	9	AB	R	H	RBI	BB	SO	LOB	BOTTOM										
5 Brandon Guyer, R OBP: 0.364, SLG: 0.375										1	0	0	0	2	1	0	Boston Red Sox @ Tampa Bay Rays Tropicana Field, St. Petersburg, FL Sat Jun 27 2015, 4:10 PM - 6:31 PM EDT Att: 23,876 - Dome - 72 F										
9 Joey Butler, R OBP: 0.360, SLG: 0.485										4	0	0	0	0	3	3											
3 Evan Longoria, R OBP: 0.359, SLG: 0.429										4	1	2	1	0	2	0											
11 Logan Forsythe, R OBP: 0.379, SLG: 0.456										3	0	1	0	1	1	0											
20 Steven Souza Jr., R OBP: 0.312, SLG: 0.434										4	0	0	0	0	3	3											
13 Adrián Cabrera, S OBP: 0.273, SLG: 0.348										4	1	2	0	0	0	1											
7 David DeJesus, L OBP: 0.335, SLG: 0.413										3	0	0	0	0	0	2											
10 Jake Elmore, R OBP: 0.295, SLG: 0.353										3	1	1	2	0	1	1											
44 René Rivera, R OBP: 0.205, SLG: 0.278										3	1	1	1	0	1	0											
<b>Inning Stats</b>	R: 0 E: 0 K: 3 S: 10	H: 1 LOB: 2 BB: 1 P: 18	R: 0 E: 0 K: 0 S: 5	H: 1 LOB: 0 BB: 0 P: 9	R: 0 E: 0 K: 0 S: 8	H: 0 LOB: 0 BB: 0 P: 13	R: 0 E: 0 K: 2 S: 11	H: 0 LOB: 0 BB: 0 P: 17	R: 2 E: 0 K: 2 S: 17	H: 2 LOB: 1 BB: 1 P: 27	R: 0 E: 0 K: 1 S: 11	H: 1 LOB: 1 BB: 0 P: 17	R: 1 E: 0 K: 2 S: 13	H: 1 LOB: 1 BB: 1 P: 21	R: 1 E: 0 K: 2 S: 9	H: 1 LOB: 0 BB: 0 P: 12	1B: 1 2B: 2 3B: 1 HR: 3	SF: 0 SAC: 0 DP: 2 HBP: 1	WP: 0 PB: 0 SB: 2 CS: 0	PA: 33							
<b>PITCHER</b>	IP	WLS	BF	H	R	ER	SO	BB	IBB	HBP	BLK	WP	HR	S	P	ERA	WHIP										
20 Wade Miley, L ERA: 4.38	6.1	L	25	5	2	2	8	2	0	1	0	0	1	65	106	2.84	1.105										
68 Matt Barnes, R ERA: 4.82	1.2		8	2	2	2	4	1	0	0	0	0	2	19	28	10.80	1.800										

AB 29  
R 4  
H 7  
RBI 4  
BB 3  
SO 12  
LOB 10



Batter	1	2	3	4	5	6	7	8	9	AB	R	H	RBI	BB	SO	LOB	TOP					
50 Mookie Betts, R OBP: 0.323, SLG: 0.436	(1, 8) F9		(2) G5-3				(3) F8										3 0 0 0 1 0 0					
26 Brock Holt, L OBP: 0.381, SLG: 0.437	(1, 4) K		(3) G3-1														4 0 0 0 0 2 2					
2 Xander Bogaerts, R OBP: 0.329, SLG: 0.408	(1, 6) K																4 2 2 0 0 1 0					
34 David Ortiz, L OBP: 0.318, SLG: 0.420			(1) G4-3														3 1 1 2 1 0 0					
Pablo Sandoval, S OBP: 0.321, SLG: 0.414																	3 1 2 2 0 1 0					
12 Mike Napoli, R OBP: 0.304, SLG: 0.380																	1 0 0 0 0 1 0					
16 Deven Marrero, R (2, 4)																	3 0 0 0 0 2 2					
31 Alejandro De Aza, L OBP: 0.293, SLG: 0.438																	4 1 2 1 0 1 0					
23 Blake Swihart, S OBP: 0.287, SLG: 0.333																	4 0 1 0 0 2 1					
25 Jackie Bradley Jr., L OBP: 0.179, SLG: 0.120																	4 0 0 0 0 1 1					
<b>Inning Stats</b>	R: 0 H: 0 E: 0 K: 2 S: 9	H: 0 LOB: 0 BB: 0 P: 13	R: 2 H: 2 E: 0 K: 2 S: 14	H: 2 LOB: 0 BB: 0 P: 22	R: 0 H: 0 E: 0 K: 0 S: 10	H: 0 LOB: 0 BB: 0 P: 17	R: 2 H: 2 E: 0 K: 3 S: 14	H: 2 LOB: 0 BB: 0 P: 21	R: 0 H: 0 E: 0 K: 1 S: 9	H: 0 LOB: 0 BB: 0 P: 12	R: 1 H: 1 E: 0 K: 2 S: 12	H: 1 LOB: 1 BB: 1 P: 22	R: 0 H: 1 E: 0 K: 0 S: 12	H: 1 LOB: 2 BB: 1 P: 26	R: 0 H: 1 E: 0 K: 0 S: 11	H: 1 LOB: 1 BB: 0 P: 15	R: 0 H: 1 E: 0 K: 1 S: 8	H: 1 LOB: 0 BB: 0 P: 14	1B: 3 2B: 2 3B: 0 HR: 3	SF: 1 SAC: 0 DP: 0 HBP: 0	WP: 1 PB: 0 SB: 0 CS: 1	PA: 36
<b>PITCHER</b>	IP WLS BF H R ER SO BB IBB HBP BLK WP HR S P ERA WHIP																					
22 Chris Archer, R ERA: 2.31	(1, 1) 6.0 L 24 5 5 5 10 1 0 0 0 1 3 68 107 7.50 1.000																					
31 Xavier Cedeño, L ERA: 3.1	(7, 1) 1.0 5 1 0 0 0 0 0 1 0 0 0 0 12 26 0.00 1.000																					
56 Ronald Belisario, R ERA: 4.76	(8, 1) 1.0 4 1 0 0 0 0 0 0 0 0 0 0 11 15 0.00 1.000																					
49 Kirby Yates, R ERA: 3.18	(9, 1) 1.0 3 1 0 0 1 0 0 0 0 0 0 0 8 14 0.00 1.000																					

**Boston Red Sox @ Tampa Bay Rays**  
Tropicana Field, St. Petersburg, FL  
Sun Jun 28 2015, 1:11 PM - 4:13 PM EDT  
Att: 21,963 - Dome - 72 F

AB 33  
R 5  
H 8  
RBI 5  
BB 2  
SO 11  
LOB 6



Batter	1	2	3	4	5	6	7	8	9	AB	R	H	RBI	BB	SO	LOB	BOTTOM					
13 Asdrúbal Cabrera, S OBP: 0.279, SLG: 0.356	(1, 6) 24 CS		(2) G3														5 1 3 2 0 0 0					
24 Grady Sizemore, L OBP: 0.303, SLG: 0.320	(1, 10) G3-1																5 0 3 1 0 0 2					
3 Evan Longoria, R OBP: 0.359, SLG: 0.426	(1, 5) 1B																4 0 1 0 1 1 3					
7 David DeJesus, L OBP: 0.333, SLG: 0.410	(1, 7) G4-3																4 0 1 0 0 2 2					
11 Logan Forsythe, R OBP: 0.381, SLG: 0.452																	2 0 0 0 0 1 2					
20 Steven Souza Jr., R OBP: 0.338, SLG: 0.427	(1, 9) K																4 0 0 0 0 3 4					
36 Marc Krauss, L OBP: 0.202, SLG: 0.300	(1, 3) K																3 0 0 0 0 2 3					
9 Joey Butler, R OBP: 0.358, SLG: 0.482	(6, PH) K																1 0 0 0 0 1 1					
10 Jake Elmore, R OBP: 0.295, SLG: 0.353	(9, 3) K																0 0 0 0 0 0 0					
5 Brandon Guyer, R OBP: 0.367, SLG: 0.385	(1, 8) F8																4 2 2 0 0 0 2					
44 René Rivera, R OBP: 0.202, SLG: 0.274	(1, 2) K																3 0 0 0 0 1 2					
39 Kevin Kiermaier, L OBP: 0.300, SLG: 0.429	(9, PH) K																1 0 0 0 0 1 0					
<b>Inning Stats</b>	R: 0 H: 2 E: 0 K: 0 S: 9	H: 0 LOB: 1 BB: 0 P: 14	R: 0 H: 0 E: 0 K: 2 S: 9	H: 0 LOB: 0 BB: 0 P: 16	R: 0 H: 1 E: 0 K: 2 S: 11	H: 1 LOB: 1 BB: 0 P: 18	R: 0 H: 0 E: 0 K: 2 S: 13	H: 0 LOB: 0 BB: 0 P: 19	R: 1 H: 2 E: 0 K: 0 S: 12	H: 2 LOB: 1 BB: 0 P: 17	R: 0 H: 1 E: 0 K: 2 S: 12	H: 1 LOB: 2 BB: 1 P: 22	R: 2 H: 3 E: 1 K: 1 S: 16	H: 3 LOB: 1 BB: 0 P: 29	R: 0 H: 0 E: 0 K: 2 S: 11	H: 0 LOB: 1 BB: 0 P: 18	R: 0 H: 1 E: 0 K: 1 S: 12	H: 1 LOB: 1 BB: 0 P: 16	1B: 7 2B: 3 3B: 0 HR: 0	SF: 0 SAC: 0 DP: 0 HBP: 2	WP: 3 PB: 1 SB: 0 CS: 1	PA: 39
<b>PITCHER</b>	IP WLS BF H R ER SO BB IBB HBP BLK WP HR S P ERA WHIP																					
63 Justin Masterson, R ERA: 5.58	(1, 1) 5.0 W 20 5 1 0 0 6 1 0 0 0 0 1 0 54 84 0.00 1.000																					
41 Alexi Ogando, R ERA: 3.0	(6, 1) 1.0 5 1 0 0 2 1 0 0 0 0 0 0 12 22 0.00 2.000																					
65 Jonathan Aro, R ERA: 16.2	(7, 1) 0.1 3 2 2 2 0 0 0 0 0 0 0 0 9 17 54.00 6.000																					
36 Junichi Tazawa, R ERA: 2.62	(7, 1) 1.2 H 7 1 0 0 3 0 0 0 1 0 1 0 18 30 0.00 0.600																					
19 Koji Uehara, R ERA: 3.12	(9, 1) 1.0 S 4 1 0 0 1 0 0 0 0 0 1 0 12 16 0.00 1.000																					

**Boston Red Sox @ Tampa Bay Rays**  
Tropicana Field, St. Petersburg, FL  
Sun Jun 28 2015, 1:11 PM - 4:13 PM EDT  
Att: 21,963 - Dome - 72 F

AB 36  
R 3  
H 10  
RBI 3  
BB 1  
SO 12  
LOB 21







Batter	1	2	3	4	5	6	7	8	9	AB	R	H	RBI	BB	SO	LOB	TOP			
50 Mookie Betts, R OBP: 0.326, SLG: 0.447	E4 BB 12 BB	G6-3				G4-3			G3-1 26 G3-1 2B	5	1	2	0	0	0	1	<b>Boston Red Sox @ Toronto Blue Jays</b> Rogers Centre, Toronto, ON Tue Jun 30 2015, 7:08 PM - 10:11 PM EDT Att: 28,942 - Roof Closed - 68 F			
26 Brock Holt, L OBP: 0.379, SLG: 0.429	F8	F8		P6					G3-1 2-3	5	0	1	0	0	0	3				
2 Xander Bogaerts, R OBP: 0.325, SLG: 0.403		F9		F9					F8	4	1	0	0	1	0	2				
34 David Ortiz, L OBP: 0.313, SLG: 0.422	F8			HR		P2			G6-3	4	1	1	1	0	0	3				
Pablo Sandoval, S OBP: 0.315, SLG: 0.402				F7		F7			G4-3	3	0	0	0	1	0	1				
12 Mike Napoli, R OBP: 0.374, SLG: 0.374						G5-3				3	0	1	1	1	1	0				
31 Alejandro De Aza, L OBP: 0.309, SLG: 0.456										3	0	1	1	1	0	0				
23 Blake Swihart, S OBP: 0.279, SLG: 0.323										4	0	0	0	0	1	5				
25 Jackie Bradley Jr., L OBP: 0.229, SLG: 0.233										3	1	1	1	1	1	2				
<b>Inning Stats</b>	R: 2 H: 0 E: 1 K: 1 S: 17	H: 0 LOB: 3 BB: 4 P: 38	R: 1 H: 1 E: 0 K: 0 S: 15	H: 1 LOB: 0 BB: 0 P: 24	R: 1 H: 3 E: 0 K: 0 S: 21	H: 0 LOB: 2 BB: 0 P: 26	R: 0 H: 1 E: 0 K: 0 S: 6	H: 0 LOB: 0 BB: 0 P: 10	R: 0 H: 0 E: 0 K: 0 S: 5	H: 0 LOB: 1 BB: 1 P: 16	R: 0 H: 1 E: 0 K: 0 S: 9	H: 0 LOB: 0 BB: 0 P: 15	R: 0 H: 0 E: 0 K: 1 S: 9	H: 0 LOB: 0 BB: 0 P: 14	R: 0 H: 1 E: 0 K: 1 S: 9	H: 1 LOB: 1 BB: 0 P: 12	1B: 4 2B: 1 3B: 0 HR: 2	SF: 0 SAC: 0 DP: 0 HBP: 0	WP: 0 PB: 0 SB: 0 CS: 1	PA: 39
<b>PITCHER</b>	IP WLS BF H R ER SO BB IBB HBP BLK WP HR S P ERA WHIP																			
25 Marco Estrada, R ERA: 3.58	2.1 L 15 3 4 2 1 4 0 0 0 0 0 2 42 73 7.71 3.000																			
56 Todd Redmond, R ERA: 7.5	3.1 12 2 0 0 0 1 0 0 0 0 0 0 27 45 0.00 0.900																			
47 Bo Schultz, R ERA: 1.26	2.1 8 1 0 0 1 0 0 0 0 0 0 0 20 31 0.00 0.429																			
50 Steve Delabar, R ERA: 1.31	1.0 4 1 0 0 1 0 0 0 0 0 0 0 9 12 0.00 1.000																			

Batter	1	2	3	4	5	6	7	8	9	AB	R	H	RBI	BB	SO	LOB	BOTTOM					
7 José Reyes, S OBP: 0.302, SLG: 0.386										4	1	2	2	0	0	1	<b>Boston Red Sox @ Toronto Blue Jays</b> Rogers Centre, Toronto, ON Tue Jun 30 2015, 7:08 PM - 10:11 PM EDT Att: 28,942 - Roof Closed - 68 F					
20 Josh Donaldson, R OBP: 0.355, SLG: 0.532										4	0	0	0	0	2	2						
19 José Bautista, R OBP: 0.383, SLG: 0.492										3	0	0	0	1	0	1						
10 Edwin Encarnación, R OBP: 0.324, SLG: 0.470										4	1	1	0	0	0	2						
15 Chris Colabello, R OBP: 0.376, SLG: 0.497										4	0	1	1	0	1	2						
23 Danny Valencia, R OBP: 0.336, SLG: 0.538										4	0	0	0	0	2	1						
30 Dioner Navarro, S OBP: 0.292, SLG: 0.351										3	0	0	0	1	0	0						
11 Kevin Pillar, R OBP: 0.302, SLG: 0.391										4	1	1	0	0	0	2						
29 Devon Travis, R OBP: 0.333, SLG: 0.497										3	0	1	0	0	0	1						
<b>Inning Stats</b>	R: 0 H: 1 E: 0 K: 0 S: 10	H: 0 LOB: 2 BB: 1 P: 18	R: 0 H: 0 E: 0 K: 1 S: 8	H: 0 LOB: 0 BB: 0 P: 13	R: 0 H: 0 E: 0 K: 1 S: 7	H: 0 LOB: 0 BB: 0 P: 11	R: 1 H: 2 E: 0 K: 0 S: 13	H: 2 LOB: 2 BB: 1 P: 23	R: 0 H: 1 E: 0 K: 1 S: 13	H: 0 LOB: 0 BB: 0 P: 21	R: 0 H: 0 E: 0 K: 1 S: 8	H: 0 LOB: 0 BB: 0 P: 11	R: 2 H: 2 E: 0 K: 0 S: 10	H: 2 LOB: 0 BB: 0 P: 17	R: 0 H: 0 E: 0 K: 1 S: 9	H: 0 LOB: 0 BB: 0 P: 14	R: 0 H: 0 E: 0 K: 0 S: 9	H: 0 LOB: 0 BB: 0 P: 12	1B: 3 2B: 2 3B: 0 HR: 1	SF: 0 SAC: 0 DP: 0 HBP: 0	WP: 0 PB: 0 SB: 0 CS: 0	PA: 35
<b>PITCHER</b>	IP WLS BF H R ER SO BB IBB HBP BLK WP HR S P ERA WHIP																					
52 Eduardo Rodríguez, L ERA: 3.92	6.0 W 24 4 1 1 4 2 0 0 0 0 0 1 7 11 27.00 3.000																					
59 Tommy Layne, L ERA: 3.7	0.2 H 4 2 2 2 0 0 0 0 0 0 0 1 7 11 27.00 3.000																					
41 Alexi Ogando, R ERA: 2.68	1.1 H 4 0 0 0 1 0 0 0 0 0 0 0 12 20 0.00 0.000																					
19 Koji Uehara, R ERA: 2.89	1.0 S 3 0 0 0 0 0 0 0 0 0 0 0 9 12 0.00 0.000																					



Batter	1	2	3	4	5	6	7	8	9	AB	R	H	RBI	BB	SO	LOB	TOP										
50 Mookie Betts, R OBP: 0.325, SLG: 0.454 25 Jackie Bradley Jr., L OBP: 0.229, SLG: 0.233	L8		L7			F9		HR		4	1	1	1	0	0	0	<b>Boston Red Sox @ Toronto Blue Jays</b> Rogers Centre, Toronto, ON Wed Jul 01 2015, 1:18 PM - 3:36 PM EDT Att: 45,392 - Overcast - 70 F										
2 Xander Bogaerts, R OBP: 0.324, SLG: 0.404	K			G4-3		G4-3		K		4	0	1	0	0	2	0											
34 David Ortiz, L OBP: 0.313, SLG: 0.419	1B			K		G3			G3	4	0	1	0	0	1	1											
13 Hanley Ramirez, R OBP: 0.329, SLG: 0.486	G1-3			G6-3		G6-3		3B		4	1	1	0	0	0	2											
Pablo Sandoval, S OBP: 0.314, SLG: 0.400	K			G4-3		G6-3		1B		4	0	1	1	0	1	1											
12 Mike Napoli, R OBP: 0.302, SLG: 0.368	G4-3			K		P3		K		4	0	0	0	0	2	1											
31 Alejandro De Aza, L OBP: 0.309, SLG: 0.485	K			3B		G4-3				3	0	1	0	0	1	0											
16 Deven Marrero, R OBP: 0.222, SLG: 0.159	L8			K		P5		K		3	0	0	0	0	1	1											
3 Sandy León, S OBP: 0.222, SLG: 0.159	K			G3		K				3	0	0	0	0	2	1											
<b>Inning Stats</b>	R: 0 H: 1 E: 0 K: 1 S: 11	H: 1 LOB: 1 BB: 0 P: 14	R: 0 H: 0 E: 0 K: 2 S: 12	H: 0 LOB: 0 BB: 0 P: 18	R: 0 H: 0 E: 0 K: 1 S: 10	H: 0 LOB: 0 BB: 0 P: 16	R: 0 H: 1 E: 0 K: 1 S: 7	H: 1 LOB: 1 BB: 0 P: 9	R: 0 H: 0 E: 0 K: 0 S: 10	H: 0 LOB: 0 BB: 0 P: 17	R: 1 H: 1 E: 0 K: 0 S: 11	H: 1 LOB: 0 BB: 0 P: 15	R: 1 H: 1 E: 0 K: 2 S: 12	H: 1 LOB: 0 BB: 0 P: 20	R: 0 H: 1 E: 0 K: 1 S: 9	H: 1 LOB: 0 BB: 0 P: 13	1B: 2 2B: 1 3B: 2 HR: 1	SF: 0 SAC: 0 DP: 0 HBP: 0	WP: 0 PB: 0 SB: 0 CS: 0	PA: 33							
<b>PITCHER</b>	IP	WLS	BF	H	R	ER	SO	BB	IBB	HBP	BLK	WP	HR	S	P	ERA	WHIP										
56 Mark Buehrle, L ERA: 3.64	7.0	W	25	4	1	1	7	0	0	0	0	0	0	72	106	1.29	0.571										
62 Aaron Loup, L ERA: 5.1	1.0		4	1	1	1	2	0	0	0	0	0	1	12	20	9.00	1.000										
27 Brett Cecil, L ERA: 5.19	1.0		4	1	0	0	1	0	0	0	0	0	0	9	13	0.00	1.000										

Batter	1	2	3	4	5	6	7	8	9	AB	R	H	RBI	BB	SO	LOB	BOTTOM											
7 José Reyes, S OBP: 0.314, SLG: 0.396	10 HR 10 WP 10 HR	19 HR		G6-3		20 HR 19 SF9		20 HR		5	4	4	0	0	0	0	<b>Boston Red Sox @ Toronto Blue Jays</b> Rogers Centre, Toronto, ON Wed Jul 01 2015, 1:18 PM - 3:36 PM EDT Att: 45,392 - Overcast - 70 F											
20 Josh Donaldson, R OBP: 0.358, SLG: 0.546	10 HR	K		G6-3		19 SF9		HR		5	2	3	2	0	1	1												
19 José Bautista, R OBP: 0.385, SLG: 0.510	K	HR		2B		SF9		F9		3	1	2	3	0	1	2												
23 Danny Valencia, R OBP: 0.336, SLG: 0.533	HR	G4-3		K		F8		G6-3		1	0	0	0	0	0	0												
10 Edwin Encarnación, R OBP: 0.322, SLG: 0.476	HR	G4-3		K		F8		G6-3		5	1	1	3	0	1	2												
55 Russell Martin, R OBP: 0.352, SLG: 0.481	14 HR		G6-3		E3	14 G4-3		F9		3	1	0	0	0	0	0												
14 Justin Smoak, S OBP: 0.336, SLG: 0.513	HR	HR		HR		G4-6-3		1B		4	2	3	3	0	0	1												
11 Kevin Pillar, R OBP: 0.307, SLG: 0.399	2B	L7		L7		FC6		1B		4	0	3	0	0	0	0												
3 Ezequiel Carrera, L OBP: 0.345, SLG: 0.362	L8			BB		FC6		L3-6		3	0	0	0	1	0	4												
17 Ryan Goins, L OBP: 0.260, SLG: 0.312	K	L8		L8		K		G6-3		4	0	0	0	0	2	1												
<b>Inning Stats</b>	R: 5 H: 5 E: 0 K: 1 S: 15	H: 5 LOB: 0 BB: 0 P: 27	R: 2 H: 2 E: 0 K: 2 S: 14	H: 2 LOB: 0 BB: 0 P: 17	R: 1 H: 1 E: 0 K: 0 S: 11	H: 1 LOB: 1 BB: 1 P: 19	R: 0 H: 1 E: 0 K: 1 S: 10	H: 1 LOB: 1 BB: 0 P: 14	R: 0 H: 1 E: 1 K: 0 S: 9	H: 1 LOB: 1 BB: 0 P: 16	R: 1 H: 2 E: 0 K: 1 S: 13	H: 2 LOB: 1 BB: 0 P: 17	R: 0 H: 2 E: 0 K: 0 S: 12	H: 2 LOB: 1 BB: 0 P: 13	R: 2 H: 2 E: 0 K: 0 S: 11	H: 2 LOB: 0 BB: 0 P: 14	1B: 8 2B: 4 3B: 0 HR: 5	SF: 1 SAC: 0 DP: 2 HBP: 1	WP: 1 PB: 0 SB: 0 CS: 0	PA: 40								
<b>PITCHER</b>	IP	WLS	BF	H	R	ER	SO	BB	IBB	HBP	BLK	WP	HR	S	P	ERA	WHIP											
22 Rick Porcello, R ERA: 6.08	2.0	L	13	7	7	7	3	0	0	0	0	0	1	3	29	44	31.50	3.500										
28 Robbie Ross Jr., L ERA: 4.28	3.0		13	3	1	1	1	1	0	0	0	0	1	30	49	3.00	1.333											
65 Jonathan Aro, R ERA: 11.57	3.0		14	6	3	3	1	0	0	0	0	0	1	36	44	9.00	2.000											



Batter	1	2	3	4	5	6	7	8	9	AB	R	H	RBI	BB	SO	LOB	TOP					
50 Mookie Betts, R OBP: 0.328, SLG: 0.455										6	1	3	2	0	1	1	<b>Boston Red Sox @ Toronto Blue Jays</b> Rogers Centre, Toronto, ON Thu Jul 02 2015, 7:08 PM - 10:41 PM EDT Att: 29,758 - Clear - 66 F					
26 Brock Holt, L OBP: 0.386, SLG: 0.436										6	1	4	0	0	1	2						
2 Xander Bogaerts, R OBP: 0.331, SLG: 0.410 16 Deven Marrero, R (9, 6)										6	1	4	2	0	0	2						
34 David Ortiz, L OBP: 0.313, SLG: 0.426										5	1	1	3	1	0	4						
13 Hanley Ramirez, R OBP: 0.326, SLG: 0.492 25 Jackie Bradley Jr., L OBP: 0.229, SLG: 0.233										5	1	1	1	0	2	4						
Pablo Sandoval, S OBP: 0.315, SLG: 0.400										5	2	2	0	0	1	3						
12 Mike Napoli, R OBP: 0.303, SLG: 0.371										4	2	1	0	1	1	1						
31 Alejandro De Aza, L OBP: 0.315, SLG: 0.486										5	2	3	4	0	1	0						
10 Ryan Hanigan, R OBP: 0.343, SLG: 0.293										4	1	0	0	1	0	2						
Inning Stats	R: 8 K: 0 S: 31	H: 9 LOB: 1 BB: 1 P: 47	R: 0 K: 0 S: 4	H: 0 LOB: 0 BB: 0 P: 8	R: 0 K: 0 S: 7	H: 0 LOB: 0 BB: 0 P: 9	R: 0 K: 3 S: 17	H: 2 LOB: 3 BB: 1 P: 26	R: 0 K: 2 S: 12	H: 1 LOB: 1 BB: 0 P: 19	R: 3 K: 1 S: 24	H: 4 LOB: 2 BB: 1 P: 35	R: 1 K: 0 S: 10	H: 2 LOB: 1 BB: 0 P: 13	R: 0 K: 0 S: 10	H: 1 LOB: 1 BB: 0 P: 15		1B: 14 2B: 2 3B: 1 HR: 2	SF: 0 SAC: 0 DP: 0 HBP: 0	WP: 4 PB: 0 SB: 2 CS: 0	PA: 49	
PITCHER	IP WLS BF H R ER SO BB IBB HBP BLK WP HR S P ERA WHIP																PITCHER	IP WLS BF H R ER SO BB IBB HBP BLK WP HR S P ERA WHIP				
46 Matthew Boyd, L ERA: 14.85	0.0 0 7 6 7 0 0 1 0 0 0 0 1 2 16 28																27 Brett Cecil, L ERA: 5.13	0.1 2 1 0 0 0 0 0 0 0 0 0 0 0 5 6				
31 Liam Hendriks, R ERA: 2.59	3.0 11 3 1 1 0 0 0 0 0 0 0 0 0 26 36																54 Roberto Osuna, R ERA: 2.21	1.0 5 2 1 1 0 0 0 0 0 0 0 0 0 10 13				
47 Bo Schultz, R ERA: 1.1	2.0 10 2 0 0 4 1 0 0 0 0 0 0 0 28 42																58 Todd Redmond, R ERA: 7.31	1.0 4 1 0 0 0 0 0 0 0 0 0 0 0 10 15				
62 Aaron Loup, L ERA: 4.94	1.0 4 1 0 0 2 0 0 0 0 0 0 0 0 12 19																					
50 Steve Delabar, R ERA: 2.53	0.2 6 3 3 3 1 1 0 0 0 0 2 0 19 29																					
Batter	1	2	3	4	5	6	7	8	9	AB	R	H	RBI	BB	SO	LOB	BOTTOM					
7 José Reyes, S OBP: 0.305, SLG: 0.385										6	0	0	0	0	2	9	<b>Boston Red Sox @ Toronto Blue Jays</b> Rogers Centre, Toronto, ON Thu Jul 02 2015, 7:08 PM - 10:41 PM EDT Att: 29,758 - Clear - 66 F					
20 Josh Donaldson, R OBP: 0.358, SLG: 0.541										5	0	1	1	1	0	3						
19 José Bautista, R OBP: 0.391, SLG: 0.512										3	0	2	2	2	0	0						
10 Edwin Encarnación, R OBP: 0.326, SLG: 0.473										2	0	0	0	3	1	3						
15 Chris Colabello, R OBP: 0.371, SLG: 0.489										5	1	1	0	0	2	9						
55 Russell Martin, R OBP: 0.353, SLG: 0.489										4	2	1	1	1	1	0						
23 Danny Valencia, R OBP: 0.348, SLG: 0.560										4	1	2	1	1	0	2						
11 Kevin Pillar, R OBP: 0.315, SLG: 0.409										5	1	4	0	0	0	0						
29 Devon Travis, R OBP: 0.341, SLG: 0.500										5	1	3	1	0	0	3						
Inning Stats	R: 0 K: 0 S: 12	H: 0 LOB: 1 BB: 1 P: 22	R: 4 K: 0 S: 15	H: 4 LOB: 3 BB: 3 P: 33	R: 0 K: 0 S: 7	H: 0 LOB: 0 BB: 0 P: 8	R: 0 K: 1 S: 11	H: 1 LOB: 2 BB: 2 P: 23	R: 0 K: 1 S: 12	H: 2 LOB: 2 BB: 1 P: 17	R: 0 K: 1 S: 11	H: 0 LOB: 1 BB: 1 P: 16	R: 0 K: 2 S: 12	H: 2 LOB: 2 BB: 0 P: 18	R: 0 K: 1 S: 8	H: 2 LOB: 1 BB: 0 P: 11		R: 2 K: 0 S: 11	H: 3 LOB: 1 BB: 0 P: 17	1B: 11 2B: 1 3B: 0 HR: 2	SF: 0 SAC: 0 DP: 2 HBP: 0	WP: 0 PB: 0 SB: 0 CS: 0
PITCHER	IP WLS BF H R ER SO BB IBB HBP BLK WP HR S P ERA WHIP																PITCHER	IP WLS BF H R ER SO BB IBB HBP BLK WP HR S P ERA WHIP				
20 Wade Miley, L ERA: 4.53	5.0 0 28 7 4 4 2 7 0 0 0 0 0 0 57 103																					
41 Alexi Ogando, R ERA: 2.72	2.0 9 2 0 0 3 1 0 0 0 0 0 0 0 23 34																					
68 Matt Barnes, R ERA: 4.58	1.0 4 2 0 0 1 0 0 0 0 0 0 0 8 11																					
32 Craig Breslow, L ERA: 4.03	1.0 6 3 2 2 0 0 0 0 0 0 0 2 11 17																					



Batter	1	2	3	4	5	6	7	8	9	AB	R	H	RBI	BB	SO	LOB	TOP	
27 Jose Altuve, R OBP: 0.347, SLG: 0.422										4	1	1	0	0	1	1	<b>Houston Astros @ Boston Red Sox</b> Fenway Park, Boston, MA Sat Jul 04 2015, 1:36 PM - 4:37 PM EDT Att: 36,703 - Cloudy - 70 F	
20 Preston Tucker, L OBP: 0.311, SLG: 0.409										4	0	0	0	0	0	2		
1 Carlos Correa, R OBP: 0.318, SLG: 0.558										4	0	1	0	0	1	1		
18 Luis Valbuena, L OBP: 0.281, SLG: 0.440										4	0	2	1	0	0	1		
Evan Gattis, R OBP: 0.272, SLG: 0.447										4	0	1	0	0	0	2		
28 Colby Rasmus, L OBP: 0.317, SLG: 0.477										3	0	0	0	0	3	2		
21 Jon Singleton, L OBP: 0.238, SLG: 0.211										3	0	0	0	0	1	1		
16 Hank Conger, L OBP: 0.330, SLG: 0.422										3	0	1	0	0	0	0		
3 Alex Presley, L OBP: 0.250, SLG: 0.250										3	0	0	0	0	2	1		
<b>Inning Stats</b>	R: 0 E: 0 K: 1 S: 6	H: 0 LOB: 0 BB: 0 P: 9	R: 0 E: 0 K: 2 S: 12	H: 1 LOB: 1 BB: 0 P: 15	R: 0 E: 0 K: 2 S: 13	H: 0 LOB: 0 BB: 0 P: 16	R: 0 E: 0 K: 0 S: 5	H: 0 LOB: 0 BB: 0 P: 7	R: 0 E: 0 K: 1 S: 6	H: 2 LOB: 1 BB: 0 P: 13	R: 0 E: 0 K: 1 S: 9	H: 0 LOB: 3 BB: 0 P: 10	R: 1 E: 0 K: 0 S: 13	H: 2 LOB: 1 BB: 0 P: 18	1B: 5 2B: 1 3B: 0 HR: 0	SF: 0 SAC: 0 DP: 1 HBP: 0	WP: 2 PB: 0 SB: 0 CS: 0	PA: 32
<b>PITCHER</b> 11 Clay Buchholz, R ERA: 3.27	IP: 9.0 WLS: W BF: 32	H: 6 R: 1 ER: 1 SO: 8	BB: 0 IBB: 0 HBP: 0 BLK: 0	WP: 2 HR: 0 S: 80 P: 110	ERA: 1.00 WHIP: 0.667	<b>PITCHER</b> IP: WLS: BF: H: R: ER: SO: BB: IBB: HBP: BLK: WP: HR: S: P: ERA: WHIP												

AB	32
R	1
H	6
RBI	1
BB	0
SO	8
LOB	11



Batter	1	2	3	4	5	6	7	8	9	AB	R	H	RBI	BB	SO	LOB	BOTTOM	
50 Mookie Betts, R OBP: 0.332, SLG: 0.461										3	1	2	3	1	0	1	<b>Houston Astros @ Boston Red Sox</b> Fenway Park, Boston, MA Sat Jul 04 2015, 1:36 PM - 4:37 PM EDT Att: 36,703 - Cloudy - 70 F	
26 Brock Holt, L OBP: 0.386, SLG: 0.429										4	1	1	0	1	0	3		
2 Xander Bogaerts, R OBP: 0.340, SLG: 0.416										4	0	2	2	1	0	4		
34 David Ortiz, L OBP: 0.322, SLG: 0.428										3	0	0	0	2	0	4		
13 Hanley Ramirez, R OBP: 0.323, SLG: 0.493										4	0	0	0	0	0	4		
31 Alejandro De Aza, L OBP: 0.316, SLG: 0.476										1	0	1	1	0	0	0		
Pablo Sandoval, S OBP: 0.311, SLG: 0.393										5	0	0	0	0	1	7		
12 Mike Napoli, R OBP: 0.294, SLG: 0.358										4	0	0	0	0	1	2		
18 Shane Victorino, S OBP: 0.386, SLG: 0.356										4	2	2	0	0	0	0		
3 Sandy Leon, S OBP: 0.245, SLG: 0.186										4	2	3	0	0	0	0		
<b>Inning Stats</b>	R: 1 E: 0 K: 1 S: 14	H: 2 LOB: 2 BB: 1 P: 26	R: 1 E: 0 K: 0 S: 9	H: 2 LOB: 2 BB: 1 P: 16	R: 0 E: 0 K: 0 S: 8	H: 0 LOB: 0 BB: 0 P: 13	R: 0 E: 1 K: 0 S: 9	H: 0 LOB: 1 BB: 0 P: 13	R: 1 E: 0 K: 0 S: 18	H: 2 LOB: 2 BB: 1 P: 30	R: 0 E: 0 K: 1 S: 9	H: 0 LOB: 0 BB: 0 P: 14	R: 2 E: 0 K: 0 S: 20	H: 4 LOB: 3 BB: 1 P: 28	1B: 8 2B: 3 3B: 0 HR: 0	SF: 1 SAC: 0 DP: 0 HBP: 0	WP: 0 PB: 0 SB: 0 CS: 0	PA: 42
<b>PITCHER</b> 31 Collin McHugh, R ERA: 4.54	IP: 5.1 WLS: L BF: 28	H: 7 R: 4 ER: 3 SO: 1	BB: 3 IBB: 0 HBP: 0 BLK: 0	WP: 0 HR: 0 S: 61 P: 104	ERA: 5.06 WHIP: 1.875	<b>PITCHER</b> IP: WLS: BF: H: R: ER: SO: BB: IBB: HBP: BLK: WP: HR: S: P: ERA: WHIP												
56 Roberto Hernandez, R ERA: 4.46	IP: 2.2 WLS: L BF: 14	H: 4 R: 2 ER: 2 SO: 1	BB: 1 IBB: 1 HBP: 0 BLK: 0	WP: 0 HR: 0 S: 39 P: 60	ERA: 6.75 WHIP: 1.875	<b>PITCHER</b> IP: WLS: BF: H: R: ER: SO: BB: IBB: HBP: BLK: WP: HR: S: P: ERA: WHIP												





Batter	1	2	3	4	5	6	7	8	9	AB	R	H	RBI	BB	SO	LOB	TOP										
9 Dee Strange-Gordon, L OBP: 0.356, SLG: 0.413										4	0	0	0	0	1	3											
21 Christian Yelich, L OBP: 0.341, SLG: 0.376										4	0	3	2	0	0	0											
3 Adeiny Hechavarria, R OBP: 0.324, SLG: 0.392										4	0	1	0	0	2	3											
38 Michael Morse, R OBP: 0.266, SLG: 0.280										3	0	0	0	1	1												
48 Justin Bour, L OBP: 0.335, SLG: 0.490										4	0	0	0	0	1	2											
10 Jeff Baker, R OBP: 0.288, SLG: 0.375										1	0	0	0	0	1	0											
51 Ichiro Suzuki, L OBP: 0.305, SLG: 0.287										3	0	0	0	0	2	2											
20 J.T. Realmuto, R OBP: 0.276, SLG: 0.370										4	1	1	0	0	2	0											
28 Cole Gillespie, R OBP: 0.381, SLG: 0.526										4	2	2	1	0	1	0											
19 Miquel Rojas, R OBP: 0.222, SLG: 0.313										1	0	0	0	1	1												
32 Derek Dietrich, L OBP: 0.304, SLG: 0.460										1	0	0	0	0	0	0											
<b>Inning Stats</b>	R: 0 H: 1 E: 0 K: 0 S: 9	H: 1 LOB: 1 BB: 0 P: 14	R: 0 H: 0 E: 0 K: 2 S: 9	H: 0 LOB: 0 BB: 0 P: 13	R: 1 H: 2 E: 0 K: 3 S: 18	H: 2 LOB: 1 BB: 0 P: 26	R: 0 H: 0 E: 0 K: 2 S: 10	H: 0 LOB: 0 BB: 0 P: 15	R: 0 H: 0 E: 0 K: 0 S: 7	H: 0 LOB: 1 BB: 1 P: 12	R: 0 H: 1 E: 0 K: 2 S: 11	H: 2 LOB: 2 BB: 1 P: 18	R: 2 H: 3 E: 0 K: 0 S: 8	H: 3 LOB: 1 BB: 0 P: 11	R: 0 H: 0 E: 0 K: 1 S: 7	H: 0 LOB: 0 BB: 0 P: 12	R: 0 H: 0 E: 0 K: 2 S: 8	H: 0 LOB: 0 BB: 0 P: 11	1B: 3 2B: 4 3B: 0 HR: 0	SF: 0 SAC: 1 DP: 0 HBP: 0	WP: 0 PB: 0 SB: 0 CS: 0	PA: 36					
<b>PITCHER</b>	IP	WLS	BF	H	R	ER	SO	BB	IBB	HBP	BLK	WP	HR	S	P	ERA	WHIP										
20 Wade Miley, L ERA: 4.5	(1, 1)	6.2	29	7	3	3	9	2	0	0	0	0	0	71	107	4.05	1.350										
36 Junichi Tazawa, R ERA: 2.45	(7, 1)	1.1	W	4	0	0	1	0	0	0	0	0	0	8	14	0.00	0.000										
19 Koji Uehara, R ERA: 2.61	(9, 1)	1.0	S	3	0	0	2	0	0	0	0	0	0	8	11	0.00	0.000										

Miami Marlins @ Boston Red Sox  
Fenway Park, Boston, MA  
Tue Jul 07 2015, 7:11 PM - 9:55 PM EDT  
Att: 36,863 - Cloudy - 80 F

AB 33  
R 3  
H 7  
RBI 3  
BB 2  
SO 12  
LOB 12



Batter	1	2	3	4	5	6	7	8	9	AB	R	H	RBI	BB	SO	LOB	BOTTOM										
50 Mookie Betts, R OBP: 0.332, SLG: 0.457										4	1	0	0	0	0	4											
26 Brock Holt, L OBP: 0.381, SLG: 0.421										4	0	1	0	0	1	3											
2 Xander Bogaerts, R OBP: 0.341, SLG: 0.418										4	0	2	3	0	1	1											
34 David Ortiz, L OBP: 0.323, SLG: 0.420										2	0	0	0	2	1	2											
13 Hanley Ramirez, R OBP: 0.321, SLG: 0.495										4	0	0	0	0	3	6											
31 Alejandro De Aza, L OBP: 0.316, SLG: 0.470										0	0	0	0	0	0	0											
Pablo Sandoval, S OBP: 0.313, SLG: 0.396										4	0	0	0	0	1	2											
18 Shane Victorino, S OBP: 0.364, SLG: 0.533										4	1	1	0	0	2	0											
47 Travis Shaw, L OBP: 0.286, SLG: 0.231										4	1	3	0	0	0	0											
10 Ryan Hanigan, R OBP: 0.378, SLG: 0.324										2	1	1	1	1	0	1											
<b>Inning Stats</b>	R: 0 H: 0 E: 1 K: 2 S: 15	H: 3 LOB: 2 BB: 1 P: 26	R: 1 H: 3 E: 0 K: 0 S: 14	H: 3 LOB: 1 BB: 0 P: 22	R: 0 H: 2 E: 0 K: 1 S: 9	H: 2 LOB: 0 BB: 0 P: 15	R: 0 H: 1 E: 0 K: 0 S: 8	H: 1 LOB: 0 BB: 0 P: 12	R: 0 H: 0 E: 0 K: 0 S: 9	H: 0 LOB: 0 BB: 0 P: 9	R: 3 H: 2 E: 1 K: 3 S: 18	H: 2 LOB: 2 BB: 2 P: 34	R: 0 H: 0 E: 0 K: 1 S: 11	H: 0 LOB: 0 BB: 0 P: 14	R: 0 H: 0 E: 0 K: 1 S: 7	H: 0 LOB: 0 BB: 0 P: 11	1B: 7 2B: 1 3B: 0 HR: 0	SF: 0 SAC: 0 DP: 2 HBP: 0	WP: 0 PB: 1 SB: 0 CS: 0	PA: 35							
<b>PITCHER</b>	IP	WLS	BF	H	R	ER	SO	BB	IBB	HBP	BLK	WP	HR	S	P	ERA	WHIP										
15 Dan Haren, R ERA: 3.34	(1, 1)	6.0	L	4	1	3	0	1	0	0	0	0	0	7	14	0.00	6.000										
31 Steve Cishek, R ERA: 5.14	(7, 1)	0.1	H	1	0	0	1	0	0	0	0	0	0	3	5	0.00	0.000										
40 Mike Dunn, L ERA: 4.67	(7, 1)	0.1	B	3	1	0	1	1	0	0	0	0	0	8	15	0.00	6.000										
22 Carter Capps, R ERA: 1.54	(7, 1)	0.1		0	0	0	1	0	0	0	0	0	0	11	14	0.00	0.000										
57 Bryan Morris, R ERA: 3.45	(8, 1)	1.0		0	0	0	1	0	0	0	0	0	0	11	14	0.00	0.000										

Miami Marlins @ Boston Red Sox  
Fenway Park, Boston, MA  
Tue Jul 07 2015, 7:11 PM - 9:55 PM EDT  
Att: 36,863 - Cloudy - 80 F

AB 32  
R 4  
H 8  
RBI 4  
BB 3  
SO 9  
LOB 19



Batter	1	2	3	4	5	6	7	8	9	AB	R	H	RBI	BB	SO	LOB	TOP					
9 Dee Strange-Gordon, L (1.4)	B3		FC5-2	FC5-2			K		K	5	0	1	0	0	2	3						
21 Christian Yelich, L (1.7)	L7		1B	G1-3			L5			3	0	0	0	1	0	3						
3 Adeiny Hechavarria, R (1.6)	G4-3		G1-3	G1-3					L8	4	0	0	0	0	1	2						
48 Justin Bour, L (1.3)		FC1-4		G4-3	G6-3				F8	4	0	1	0	0	0	0						
38 Michael Morse, R (1.10)		FC1-4		G6-3	G6-3				HR	4	2	2	1	0	0	1						
32 Derek Dietrich, L (1.5)				1B	1B		G1-3		1B	4	1	3	0	0	0	0						
20 J.T. Realmuto, R (1.2)		G5-4-3		1B	1B		K		P6	4	0	1	1	0	1	3						
28 Cole Gillespie, R (1.8)			G6-3	FC5-2	1B		K		G4-3	3	0	1	1	0	1	0						
1 Jordany Valdespin, L (9. PH)				1B	1B		K			1	0	0	0	0	0	0						
51 Ichiro Suzuki, L (1.9)			K	FC5-2	1B		G1-3		F8	4	0	1	0	0	1	0						
Inning Stats	R: 0 E: 0 K: 0 S: 5	H: 0 LOB: 0 BB: 0 P: 9	R: 0 E: 0 K: 0 S: 7	H: 2 LOB: 1 BB: 0 P: 9	R: 0 E: 0 K: 1 S: 17	H: 1 LOB: 2 BB: 1 P: 29	R: 2 E: 0 K: 0 S: 16	H: 5 LOB: 3 BB: 0 P: 24	R: 0 E: 0 K: 1 S: 7	H: 0 LOB: 0 BB: 0 P: 8	R: 0 E: 0 K: 2 S: 11	H: 0 LOB: 0 BB: 0 P: 16	R: 0 E: 0 K: 1 S: 10	H: 0 LOB: 1 BB: 0 P: 13	R: 1 E: 0 K: 0 S: 15	H: 2 LOB: 1 BB: 0 P: 19	R: 0 E: 0 K: 1 S: 10	H: 0 LOB: 0 BB: 0 P: 11	1B: 9 2B: 0 3B: 0 HR: 1	SF: 0 SAC: 0 DP: 1 HBP: 0	WP: 0 PB: 0 SB: 1 CS: 0	PA: 37
PITCHER	IP	WLS	BF	H	R	ER	SO	BB	IBB	HBP	BLK	WP	HR	S	P	ERA	WHIP					
22 Rick Porcello, R (1.1)	6.0	W	26	8	2	2	4	1	0	0	0	0	0	63	95	3.00	1.500					
28 Robbie Ross Jr., L (7.1)	1.0	H	3	0	0	0	1	0	0	0	0	0	0	10	13	0.00	0.000					
68 Matt Barnes, R (8.1)	1.0	S	3	0	0	0	1	0	0	0	0	0	1	15	19	9.00	2.000					
19 Koji Uehara, R (9.1)	1.0	S	3	0	0	0	1	0	0	0	0	0	0	10	11	0.00	0.000					

Miami Marlins @ Boston Red Sox  
Fenway Park, Boston, MA  
Wed Jul 08 2015, 7:10 PM - 9:51 PM EDT  
Att: 37,009 - Cloudy - 85 F

AB 36  
R 3  
H 10  
RBI 3  
BB 1  
SO 6  
LOB 12



Batter	1	2	3	4	5	6	7	8	9	AB	R	H	RBI	BB	SO	LOB	BOTTOM					
50 Mookie Betts, R (1.8)	F8		E1		FC5-4		K			4	1	0	0	0	1	2						
26 Brock Holt, L (1.4)	1B		G4-3		L9		G5-3			4	0	1	1	0	0	2						
2 Xander Bogaerts, R (1.6)	K		HR		L9				G5-3	4	1	1	1	0	1	2						
34 David Ortiz, L (1.3)			1B						G4-3	4	2	2	2	0	1	1						
47 Travis Shaw, L (9.3)			HR							0	0	0	0	0	0	0						
13 Hanley Ramirez, R (1.10)		L8	L9						K	4	0	1	0	0	1	0						
Pablo Sandoval, S (1.5)		F8		G6-3			G6-4-3			3	0	0	0	0	0	1						
18 Shane Victorino, S (1.9)		L4		G1-3			P6			3	0	0	0	0	0	0						
31 Alejandro De Aza, L (1.7)			G4-3		F8				E1	3	1	0	0	0	0	0						
10 Ryan Hanigan, R (1.2)			BB				G4-3			1	1	0	0	2	0	1						
Inning Stats	R: 0 E: 0 K: 2 S: 13	H: 1 LOB: 1 BB: 0 P: 22	R: 0 E: 0 K: 0 S: 10	H: 0 LOB: 0 BB: 0 P: 14	R: 4 E: 0 K: 0 S: 17	H: 2 LOB: 0 BB: 1 P: 29	R: 0 E: 0 K: 0 S: 6	H: 0 LOB: 0 BB: 0 P: 8	R: 0 E: 0 K: 0 S: 8	H: 0 LOB: 0 BB: 1 P: 15	R: 1 E: 0 K: 0 S: 9	H: 2 LOB: 0 BB: 0 P: 16	R: 1 E: 2 K: 1 S: 12	H: 0 LOB: 0 BB: 0 P: 16	R: 0 E: 0 K: 1 S: 7	H: 0 LOB: 0 BB: 0 P: 11	1B: 3 2B: 1 3B: 0 HR: 1	SF: 0 SAC: 0 DP: 1 HBP: 0	WP: 1 PB: 0 SB: 1 CS: 0	PA: 32		
PITCHER	IP	WLS	BF	H	R	ER	SO	BB	IBB	HBP	BLK	WP	HR	S	P	ERA	WHIP					
34 Tom Koehler, R (1.1)	6.0	L	25	5	5	1	2	2	0	0	0	0	0	12	16	0.00	0.000					
36 Sam Dyson, R (7.1)	1.0		4	0	1	0	1	0	0	0	0	0	0	7	11	0.00	0.000					
44 AJ Ramos, R (8.1)	1.0		3	0	0	0	1	0	0	0	0	0	0	7	11	0.00	0.000					

Miami Marlins @ Boston Red Sox  
Fenway Park, Boston, MA  
Wed Jul 08 2015, 7:10 PM - 9:51 PM EDT  
Att: 37,009 - Cloudy - 85 F

AB 30  
R 6  
H 5  
RBI 4  
BB 2  
SO 4  
LOB 9





Batter	1	2	3	4	5	6	7	8	9	AB	R	H	RBI	BB	SO	LOB	TOP										
22 Jacoby Ellsbury, L (1, 8) OBP: 0.402, SLG: 0.360	F8		G6-3	E4 13 BB 11 1B		K				5	0	1	1	0	1	2	<b>New York Yankees @ Boston Red Sox</b> Fenway Park, Boston, MA Fri Jul 10 2015, 7:12 PM - 10:14 PM EDT Att: 37,984 - Partly Cloudy - 76 F										
11 Brett Gardner, L (1, 7) OBP: 0.376, SLG: 0.485	P6		K				G4-3	G4-3		5	0	1	1	0	1	2											
13 Alex Rodriguez, R (1, 10) OBP: 0.385, SLG: 0.509	HR						K		G6-3	4	1	2	2	1	1	0											
25 Mark Teixeira, S (1, 3) OBP: 0.352, SLG: 0.536	L5		L9	P6					P6	5	0	1	0	0	0	4											
34 Brian McCann, L (1, 2) OBP: 0.331, SLG: 0.458		K		18 2B 22 E	K				G6-3	5	1	1	0	0	3	1											
33 Garrett Jones, L (1, 9) OBP: 0.277, SLG: 0.395										3	0	1	0	0	1	1											
24 Chris Young, R (7, 9) OBP: 0.298, SLG: 0.446										0	0	0	0	1	0	0											
18 Didi Gregorius, L (1, 6) OBP: 0.297, SLG: 0.331		L9		22 E 11 1B						3	2	1	0	0	0	1											
14 Stephen Drew, L (1, 4) OBP: 0.257, SLG: 0.372										4	1	1	0	0	0	4											
40 Cole Figueroa, L (1, 5) OBP: 0.250, SLG: 0.500										4	0	0	0	0	0	7											
<b>Inning Stats</b>	R: 1 H: 1 E: 0 K: 0 S: 9	H: 1 LOB: 0 BB: 0 P: 14	R: 0 H: 2 E: 0 K: 1 S: 14	H: 2 LOB: 2 BB: 0 P: 19	R: 0 H: 1 E: 0 K: 1 S: 11	H: 1 LOB: 1 BB: 0 P: 14	R: 3 H: 3 E: 2 K: 1 S: 23	H: 3 LOB: 3 BB: 1 P: 38	R: 0 H: 0 E: 0 K: 1 S: 11	H: 0 LOB: 0 BB: 0 P: 13	R: 0 H: 0 E: 0 K: 1 S: 5	H: 0 LOB: 0 BB: 0 P: 8	R: 0 H: 1 E: 0 K: 2 S: 14	H: 1 LOB: 1 BB: 0 P: 22	R: 1 H: 1 E: 0 K: 0 S: 12	H: 1 LOB: 2 BB: 1 P: 19	R: 0 H: 0 E: 0 K: 0 S: 6	H: 0 LOB: 0 BB: 0 P: 9	1B: 7 2B: 1 3B: 0 HR: 1	SF: 0 SAC: 0 DP: 0 HBP: 1	WP: 0 PB: 0 SB: 0 CS: 0	PA: 41					
<b>PITCHER</b>	IP	WLS	BF	H	R	ER	SO	BB	IBB	HBP	BLK	WP	HR	S	P	ERA	WHIP										
11 Clay Buchholz, R (1, 1) ERA: 3.26	3.1	L	16	6	3	1	3	0	0	0	0	0	1	41	57	2.70	1.800										
28 Robbie Ross Jr., L (4, 1) ERA: 3.66	3.2		16	2	1	0	4	1	0	0	0	0	0	46	71	0.00	0.818										
68 Matt Barnes, R (8, 1) ERA: 5.64	0.0		2	0	1	1	0	1	0	1	0	0	0	5	11	∞	∞										
32 Craig Breslow, L (8, 1) ERA: 4.02	1.0		4	1	0	0	0	0	0	0	0	0	0	7	8	0.00	1.000										
63 Justin Masterson, R (9, 1) ERA: 6.0	1.0		3	0	0	0	0	0	0	0	0	0	0	6	9	0.00	0.000										

Batter	1	2	3	4	5	6	7	8	9	AB	R	H	RBI	BB	SO	LOB	BOTTOM										
50 Mookie Betts, R (1, 8) OBP: 0.328, SLG: 0.458	K		P4							4	1	1	1	0	2	2	<b>New York Yankees @ Boston Red Sox</b> Fenway Park, Boston, MA Fri Jul 10 2015, 7:12 PM - 10:14 PM EDT Att: 37,984 - Partly Cloudy - 76 F										
26 Brock Holt, L (1, 4) OBP: 0.377, SLG: 0.415	G4-3									4	0	1	0	0	1	0											
2 Xander Bogaerts, R (1, 6) OBP: 0.338, SLG: 0.414										4	0	1	0	0	2	2											
34 David Ortiz, L (1, 10) OBP: 0.321, SLG: 0.430	G3									4	0	0	0	0	1	1											
13 Hanley Ramirez, R (1, 7) OBP: 0.316, SLG: 0.484		G4-3								4	0	0	0	0	1	0											
Pablo Sandoval, S (1, 5) OBP: 0.309, SLG: 0.389		G4-3								4	0	1	0	0	1	1											
12 Mike Napoli, R (1, 3) OBP: 0.297, SLG: 0.357										3	0	1	0	0	0	1											
31 Alejandro De Aza, L (1, 9) OBP: 0.311, SLG: 0.461										3	0	1	0	0	2	3											
18 Shane Victorino, S (9, PH) OBP: 0.346, SLG: 0.314										1	0	0	0	0	1	1											
3 Sandy León, S (1, 2) OBP: 0.247, SLG: 0.191										3	0	1	0	0	0	1											
<b>Inning Stats</b>	R: 0 H: 1 E: 0 K: 1 S: 11	H: 0 LOB: 1 BB: 0 P: 15	R: 0 H: 0 E: 0 K: 1 S: 10	H: 0 LOB: 0 BB: 0 P: 15	R: 0 H: 2 E: 0 K: 3 S: 14	H: 2 LOB: 2 BB: 0 P: 15	R: 1 H: 1 E: 0 K: 1 S: 10	H: 1 LOB: 0 BB: 0 P: 13	R: 0 H: 0 E: 0 K: 0 S: 7	H: 0 LOB: 0 BB: 0 P: 9	R: 0 H: 1 E: 1 K: 1 S: 15	H: 1 LOB: 1 BB: 0 P: 20	R: 0 H: 0 E: 0 K: 2 S: 9	H: 0 LOB: 0 BB: 0 P: 12	R: 0 H: 0 E: 1 K: 2 S: 12	H: 0 LOB: 1 BB: 0 P: 17	1B: 6 2B: 0 3B: 0 HR: 1	SF: 0 SAC: 0 DP: 1 HBP: 1	WP: 0 PB: 0 SB: 0 CS: 0	PA: 35							
<b>PITCHER</b>	IP	WLS	BF	H	R	ER	SO	BB	IBB	HBP	BLK	WP	HR	S	P	ERA	WHIP										
35 Michael Pineda, R (1, 1) ERA: 3.64	6.2	W	27	7	1	1	6	0	0	0	0	0	0	7	8	0.00	0.000										
41 Justin Wilson, L (7, 1) ERA: 2.84	0.1	H	1	0	0	0	1	0	0	0	0	0	0	7	8	0.00	0.000										
68 Dellin Betances, R (8, 1) ERA: 1.58	1.0		3	0	0	0	2	0	0	0	0	0	0	9	12	0.00	0.000										
48 Andrew Miller, L (9, 1) ERA: 1.59	1.0		4	0	0	0	2	0	0	0	0	0	0	12	17	0.00	0.000										

Batter	1	2	3	4	5	6	7	8	9	AB	R	H	RBI	BB	SO	LOB	TOP					
22 Jacoby Ellsbury, L (1, 8) OBP: 0.410, SLG: 0.388	P5		11 CS 1B			HR		11 2B 1B		4	2	3	1	0	0	0						
11 Brett Gardner, L (1, 7) OBP: 0.377, SLG: 0.486	G3		CS	F8		L8		1-H 2B		4	0	1	1	0	0	0						
13 Alex Rodriguez, R (1, 10) OBP: 0.384, SLG: 0.516	HR			G5-3		G4-3		G4-3		4	1	1	1	0	0	1						
25 Mark Teixeira, S (1, 3) OBP: 0.351, SLG: 0.530	P5			BB				G6-3		3	0	0	0	1	1	0						
24 Chris Young, R (1, 9) OBP: 0.302, SLG: 0.451		12 CS 1B		G4-3				P3		4	0	2	0	0	0	1						
12 Chase Headley, S (1, 5) OBP: 0.305, SLG: 0.367	K							K		4	0	1	0	0	2	2						
66 John Ryan Murphy, R (1, 2) 34 Brian McCann, L (7, PH) OBP: 0.329, SLG: 0.454	G5-3							K		2	0	0	0	0	1	0						
18 Didi Gregorius, L (1, 6) OBP: 0.297, SLG: 0.331			64 G4-3 1B							3	0	1	0	0	0	0						
64 Rob Refsnyder, R (1, 4) OBP: 0.337, SLG: 0.412	G4-6-3					L9		P3		3	0	0	0	0	0	1						
<b>Inning Stats</b>	R: 1 E: 0 K: 0 S: 13	H: 1 LOB: 0 BB: 0 P: 19	R: 0 E: 0 K: 1 S: 7	H: 1 LOB: 0 BB: 0 P: 11	R: 0 E: 0 K: 0 S: 9	H: 2 LOB: 0 BB: 0 P: 13	R: 0 E: 0 K: 0 S: 14	H: 0 LOB: 1 BB: 1 P: 23	R: 0 E: 0 K: 1 S: 7	H: 0 LOB: 0 BB: 0 P: 10	R: 1 E: 0 K: 0 S: 10	H: 1 LOB: 0 BB: 0 P: 13	R: 0 E: 0 K: 1 S: 12	H: 1 LOB: 1 BB: 0 P: 20	R: 1 E: 0 K: 0 S: 12	H: 2 LOB: 1 BB: 0 P: 17	R: 0 E: 0 K: 2 S: 12	H: 1 LOB: 1 BB: 0 P: 18	1B: 5 2B: 3 3B: 0 HR: 2	SF: 0 SAC: 0 DP: 2 HBP: 0	WP: 0 PB: 0 SB: 0 CS: 2	PA: 35
<b>PITCHER</b>	IP	WLS	BF	H	R	ER	SO	BB	IBB	HBP	BLK	WP	HR	S	P	ERA	WHIP					
52 Eduardo Rodriguez, L (1, 1) ERA: 3.59	6.1	W	22	5	2	2	2	1	0	0	0	0	2	63	95	2.84	0.947					
36 Junichi Tazawa, R (7, 1) ERA: 2.58	1.2	H	8	3	1	1	1	0	0	0	0	0	0	21	31	5.40	1.800					
19 Koji Uehara, R (9, 1) ERA: 2.45	1.0	S	4	1	0	0	2	0	0	0	0	0	0	12	18	0.00	1.000					

**New York Yankees @ Boston Red Sox**  
 Fenway Park, Boston, MA  
 Sat Jul 11 2015, 7:16 PM - 10:27 PM EDT  
 Att: 38,047 - Clear - 80 F

AB	33
R	3
H	9
RBI	3
BB	1
SO	5
LOB	7



Batter	1	2	3	4	5	6	7	8	9	AB	R	H	RBI	BB	SO	LOB	BOTTOM					
50 Mookie Betts, R (1, 8) OBP: 0.330, SLG: 0.467	G6-3		F7		26 G4-3 2B		2 1B 3B			4	1	2	1	0	0	0						
26 Brock Holt, L (1, 4) OBP: 0.379, SLG: 0.414	K				G4-3		34 BB 2 1B BB			3	0	1	0	1	1	1						
2 Xander Bogaerts, R (1, 6) OBP: 0.337, SLG: 0.412	G3		G3		F9		34 BB 1B			4	0	1	1	0	0	2						
34 David Ortiz, L (1, 10) OBP: 0.326, SLG: 0.435		13 1B 2B				L7				3	1	2	0	1	0	0						
13 Hanley Ramirez, R (1, 7) OBP: 0.318, SLG: 0.495										4	1	2	2	0	2	3						
18 Shane Victorino, S (8, 9) OBP: 0.346, SLG: 0.314			12 G5-4-3 1B			K		K		0	0	0	0	0	0	0						
Pablo Sandoval, S (1, 5) OBP: 0.308, SLG: 0.388	P6				P6					4	0	1	0	0	0	2						
12 Mike Napoli, R (1, 3) OBP: 0.293, SLG: 0.352	G5-4-3				G5-3			K		4	0	0	0	0	1	3						
31 Alejandro De Aza, L (1, 9) OBP: 0.314, SLG: 0.462			10 E 10 S G4-3 1B		G1-3			F7		4	2	2	0	0	0	1						
10 Ryan Hanigan, R (1, 2) OBP: 0.371, SLG: 0.301	G4-3				G6-3			G6-3		4	0	0	1	0	1	2						
<b>Inning Stats</b>	R: 0 E: 0 K: 1 S: 9	H: 2 LOB: 1 BB: 0 P: 7	R: 0 E: 0 K: 0 S: 5	H: 2 LOB: 1 BB: 0 P: 7	R: 1 E: 0 K: 0 S: 9	H: 2 LOB: 1 BB: 0 P: 18	R: 2 E: 0 K: 0 S: 9	H: 2 LOB: 0 BB: 0 P: 13	R: 0 E: 0 K: 1 S: 7	H: 0 LOB: 0 BB: 0 P: 11	R: 2 E: 0 K: 2 S: 29	H: 3 LOB: 3 BB: 2 P: 49	R: 0 E: 0 K: 1 S: 11	H: 1 LOB: 1 BB: 0 P: 18	1B: 7 2B: 2 3B: 1 HR: 1	SF: 0 SAC: 0 DP: 1 HBP: 0	WP: 1 PB: 0 SB: 1 CS: 0	PA: 36				
<b>PITCHER</b>	IP	WLS	BF	H	R	ER	SO	BB	IBB	HBP	BLK	WP	HR	S	P	ERA	WHIP					
47 Ivan Nova, R (1, 1) ERA: 3.42	6.2	L	27	8	4	4	4	0	0	0	0	0	1	57	86	5.40	1.200					
43 Adam Warren, R (7, 1) ERA: 3.57	0.0		3	2	1	1	0	1	0	0	0	0	0	12	20	∞	∞					
45 Chasen Shreve, L (7, 1) ERA: 2.02	0.1		3	1	0	0	1	1	0	0	0	0	0	10	17	0.00	6.000					
55 Bryan Mitchell, R (8, 1) ERA: 2.89	1.0		3	0	0	0	1	0	0	0	0	1	0	9	16	0.00	0.000					

**New York Yankees @ Boston Red Sox**  
 Fenway Park, Boston, MA  
 Sat Jul 11 2015, 7:16 PM - 10:27 PM EDT  
 Att: 38,047 - Clear - 80 F

AB	34
R	5
H	11
RBI	5
BB	2
SO	5
LOB	14



Batter	1	2	3	4	5	6	7	8	9	AB R H RBI BB SO LOB	TOP									
22 Jacoby Ellsbury, L (1, 8) OBP: 0.399, SLG: 0.376	G3		G3		L8		FC4-6 11 1B		K	5 0 0 0 0 1 2	<b>New York Yankees @ Boston Red Sox</b> Fenway Park, Boston, MA Sun Jul 12 2015, 1:41 PM - 5:17 PM EDT Att: 37,283 - Partly Cloudy - 86 F									
11 Brett Gardner, L (1, 7) OBP: 0.377, SLG: 0.484	P5		K			13 2B	13 1B		F8	5 1 2 0 0 1 0										
13 Alex Rodriguez, R (1, 10) OBP: 0.382, SLG: 0.515	F8			G6-3		24 2B	L4-3			4 1 1 1 0 0 2										
25 Mark Teixeira, S (1, 3) OBP: 0.350, SLG: 0.526		34 HR		G3		L6			K	4 1 1 0 0 1 1										
24 Chris Young, R (1, 9) OBP: 0.301, SLG: 0.452	F9			G6-3		34 12 2B			K	4 1 1 1 0 1 1										
34 Brian McCann, L (1, 2) OBP: 0.331, SLG: 0.471	HR				12 1B	G6-3			F8	4 2 2 2 0 0 1										
12 Chase Headley, S (1, 5) OBP: 0.310, SLG: 0.373					18 BLK															
18 Didi Gregorius, L (1, 6) OBP: 0.293, SLG: 0.326	F8				F8	G4-3			F8	3 1 2 1 1 1 0										
64 Rob Refsnyder, R (1, 4) OBP: 0.286, SLG: 0.714			G6-3		FC1-6-5		22 FC4-6		HR	4 1 2 2 0 0 1										
<b>Inning Stats</b>	R: 0 E: 0 K: 0 S: 7	H: 0 LOB: 0 BB: 0 P: 13	R: 2 E: 0 K: 1 S: 10	H: 2 LOB: 0 BB: 0 P: 18	R: 0 E: 0 K: 1 S: 10	H: 0 LOB: 0 BB: 0 P: 17	R: 0 E: 0 K: 0 S: 7	H: 0 LOB: 0 BB: 0 P: 11	R: 1 E: 0 K: 0 S: 11	H: 2 LOB: 1 BB: 0 P: 18		R: 3 E: 0 K: 0 S: 18	H: 4 LOB: 1 BB: 0 P: 30	R: 0 E: 0 K: 2 S: 7	H: 0 LOB: 0 BB: 0 P: 10	R: 2 E: 0 K: 1 S: 12	H: 1 LOB: 0 BB: 1 P: 20	1B: 5 2B: 5 3B: 0 HR: 2	SF: 0 SAC: 0 DP: 1 HBP: 0	WP: 0 PB: 1 SB: 0 CS: 0
<b>PITCHER</b>	IP WLS BF H R ER SO BB IBB HBP BLK WP HR S P ERA WHIP											IP WLS BF H R ER SO BB IBB HBP BLK WP HR S P ERA WHIP								
20 Wade Miley, L (1, 1) ERA: 4.8	5.1 L 23 7 6 6 2 0 0 0 0 0 0 1 54 93 10.12 1.312																			
59 Tommy Layne, L (6, 1) ERA: 3.33	1.0 6 3 0 0 0 0 0 0 0 0 0 13 18 0.00 3.000																			
41 Alexi Ogando, R (7, 1) ERA: 3.57	2.1 8 1 2 2 3 1 0 0 0 0 0 1 21 31 7.71 0.857																			
32 Craig Breslow, L (9, 1) ERA: 3.98	0.1 1 0 0 0 0 0 0 0 0 0 0 1 3 0.00 0.000																			

Batter	1	2	3	4	5	6	7	8	9	AB R H RBI BB SO LOB	BOTTOM											
50 Mookie Betts, R (1, 8) OBP: 0.328, SLG: 0.464	P6		2 1B			F9			K	5 1 1 0 0 2 4	<b>New York Yankees @ Boston Red Sox</b> Fenway Park, Boston, MA Sun Jul 12 2015, 1:41 PM - 5:17 PM EDT Att: 37,283 - Partly Cloudy - 86 F											
26 Brock Holt, L (1, 4) OBP: 0.379, SLG: 0.412	G4-3 2 WP		K		K				K	4 1 1 0 1 3 2												
2 Xander Bogaerts, R (1, 6) OBP: 0.338, SLG: 0.411	G4-3		13 1B		F9				K	5 1 2 1 0 1 2												
Pablo Sandoval, S (1, 5) OBP: 0.307, SLG: 0.384	G1-3		31 13 1B		F7				P2	5 0 1 1 0 0 3												
16 Deven Marrero, R (9, PR)			31 13 1B						E2 13 SF9	0 1 0 0 0 0 0												
13 Hanley Ramirez, R (1, 10) OBP: 0.320, SLG: 0.497	F9		31 G6-3			18 1B			FC1 31 DI	5 1 2 1 0 1 2												
31 Alejandro De Aza, L (1, 7) OBP: 0.318, SLG: 0.462					G6-3				SF9	4 0 2 1 0 0 3												
18 Shane Victorino, S (1, 9) OBP: 0.337, SLG: 0.507	K		G6-3			50 12 1B			P6	5 0 1 1 0 1 6												
47 Travis Shaw, L (1, 3) OBP: 0.250, SLG: 0.200					L9					2 0 0 0 0 0 1												
12 Mike Napoli, R (6, PH) OBP: 0.294, SLG: 0.353	F8					50 1B			P3	2 0 1 0 0 0 1												
10 Ryan Hanigan, R (1, 2) OBP: 0.376, SLG: 0.303			50 2 1B		G5-3					3 1 1 0 1 1 2												
<b>Inning Stats</b>	R: 0 E: 0 K: 0 S: 13	H: 1 LOB: 1 BB: 0 P: 18	R: 0 E: 0 K: 1 S: 17	H: 1 LOB: 0 BB: 0 P: 24	R: 3 E: 0 K: 1 S: 22	H: 5 LOB: 2 BB: 0 P: 30	R: 0 E: 0 K: 1 S: 10	H: 0 LOB: 0 BB: 0 P: 15	R: 0 E: 0 K: 1 S: 10	H: 0 LOB: 0 BB: 0 P: 15	R: 1 E: 0 K: 1 S: 16	H: 3 LOB: 2 BB: 0 P: 25	R: 0 E: 0 K: 2 S: 9	H: 1 LOB: 1 BB: 0 P: 13	R: 0 E: 0 K: 1 S: 10	H: 1 LOB: 2 BB: 1 P: 18	R: 2 E: 0 K: 1 S: 17	H: 0 LOB: 2 BB: 1 P: 25	1B: 11 2B: 1 3B: 0 HR: 0	SF: 1 SAC: 0 DP: 0 HBP: 0	WP: 1 PB: 0 SB: 3 CS: 0	PA: 43
<b>PITCHER</b>	IP WLS BF H R ER SO BB IBB HBP BLK WP HR S P ERA WHIP											IP WLS BF H R ER SO BB IBB HBP BLK WP HR S P ERA WHIP										
30 Nathan Eovaldi, R (1, 1) ERA: 4.5	5.0 W 22 7 3 3 4 0 0 0 0 0 0 5 72 10 27.00 6.000																					
43 Adam Warren, R (6, 1) ERA: 3.65	0.1 H 3 2 1 1 0 0 0 0 0 0 0 5 10 27.00 6.000																					
41 Justin Wilson, L (6, 1) ERA: 2.73	1.1 H 6 2 0 0 2 0 0 0 0 0 0 17 25 0.00 1.500																					
68 Dellin Betances, R (7, 1) ERA: 1.53	1.1 H 6 1 0 0 2 1 0 0 0 0 0 13 21 0.00 1.500																					
48 Andrew Miller, L (9, 1) ERA: 1.53	1.0 6 0 2 0 1 1 0 0 0 0 0 17 25 0.00 1.000																					



Batter	1	2	3	4	5	6	7	8	9	AB	R	H	RBI	BB	SO	LOB	TOP			
50 Mookie Betts, R (1, 8) OBP: 0.325, SLG: 0.458	F7		F7		L8			F8		4	0	0	0	0	0	2	<b>Boston Red Sox @ Los Angeles Angels</b> Angel Stadium of Anaheim, Anaheim, CA Fri Jul 17 2015, 7:10 PM - 9:33 PM PDT Att: 43,234 - Clear - 81 F			
15 Dustin Pedroia, R (1, 4) OBP: 0.363, SLG: 0.446	F9		F9			G4-3		F7		4	0	0	0	0	1					
2 Xander Bogaerts, R (1, 6) OBP: 0.340, SLG: 0.416	2B		FC6-4			K				4	0	2	0	0	1					
34 David Ortiz, L (1, 10) OBP: 0.328, SLG: 0.436	L5							L7		4	0	2	0	0	2					
13 Hanley Ramirez, R (1, 7) OBP: 0.316, SLG: 0.490	F8									4	0	0	0	1	2					
Pablo Sandoval, S (1, 5) OBP: 0.306, SLG: 0.380										3	0	0	0	1	0					
12 Mike Napoli, R (1, 3) OBP: 0.294, SLG: 0.349										3	0	0	0	1	1					
18 Shane Victorino, S (1, 9) OBP: 0.337, SLG: 0.308										3	0	1	0	0	1					
10 Ryan Hanigan, R (1, 2) OBP: 0.375, SLG: 0.295										2	0	0	0	1	1					
<b>Inning Stats</b>	R: 0 H: 1 E: 0 K: 0 S: 12	H: 1 LOB: 1 BB: 0 P: 17	R: 0 H: 0 E: 0 K: 2 S: 11	H: 0 LOB: 1 BB: 1 P: 20	R: 0 H: 0 E: 0 K: 0 S: 6	H: 0 LOB: 1 BB: 1 P: 12	R: 0 H: 1 E: 0 K: 0 S: 6	H: 1 LOB: 0 BB: 0 P: 10	R: 0 H: 1 E: 0 K: 1 S: 10	H: 1 LOB: 1 BB: 0 P: 13	R: 0 H: 1 E: 0 K: 1 S: 9	H: 0 LOB: 1 BB: 1 P: 10	R: 0 H: 0 E: 0 K: 1 S: 7	H: 0 LOB: 0 BB: 0 P: 12	R: 0 H: 0 E: 0 K: 1 S: 7	H: 0 LOB: 0 BB: 0 P: 10		1B: 4 2B: 1 3B: 0 HR: 0	SF: 0 SAC: 0 DP: 1 HBP: 0	WP: 1 PB: 1 CS: 0
<b>PITCHER</b>	IP WLS BF H R ER SO BB IBB HBP BLK WP HR S P ERA WHIP	8.0 3 31 5 0 0 4 3 0 0 0 1 0 7 111 0.00 1.000	1.0 W 3 0 0 0 1 0 0 0 0 0 0 7 10 0.00 0.000	<b>PITCHER</b>																

Batter	1	2	3	4	5	6	7	8	9	AB	R	H	RBI	BB	SO	LOB	BOTTOM			
12 Johnny Giavotella, R (1, 4) OBP: 0.318, SLG: 0.358	G1-3				L9			FC6-4		4	0	0	0	0	0	1	<b>Boston Red Sox @ Los Angeles Angels</b> Angel Stadium of Anaheim, Anaheim, CA Fri Jul 17 2015, 7:10 PM - 9:33 PM PDT Att: 43,234 - Clear - 81 F			
56 Kole Calhoun, L (1, 9) OBP: 0.319, SLG: 0.408					F7					4	0	1	0	0	2					
27 Mike Trout, R (1, 8) OBP: 0.403, SLG: 0.619										4	1	1	1	0	1					
5 Albert Pujols, R (1, 3) OBP: 0.320, SLG: 0.527										3	0	0	0	0	1					
2 Erick Aybar, S (1, 6) OBP: 0.320, SLG: 0.352										3	0	0	0	0	1					
6 David Freese, R (1, 5) OBP: 0.310, SLG: 0.397										2	0	0	0	1	0					
8 Taylor Featherston, R (8, PR) OBP: 0.194, SLG: 0.197										0	0	0	0	0	0					
24 C.J. Cron, R (1, 10) OBP: 0.288, SLG: 0.412										3	0	0	0	0	0					
17 Chris Iannetta, R (1, 2) OBP: 0.304, SLG: 0.303										2	0	0	0	1	1					
44 Daniel Robertson, R (1, 7) OBP: 0.286, SLG: 0.255										3	0	0	0	0	1					
<b>Inning Stats</b>	R: 0 H: 0 E: 0 K: 1 S: 8	H: 0 LOB: 0 BB: 0 P: 13	R: 0 H: 0 E: 0 K: 1 S: 6	H: 0 LOB: 0 BB: 0 P: 10	R: 0 H: 0 E: 0 K: 2 S: 9	H: 0 LOB: 0 BB: 0 P: 15	R: 0 H: 0 E: 0 K: 1 S: 9	H: 0 LOB: 0 BB: 0 P: 17	R: 0 H: 0 E: 0 K: 0 S: 8	H: 0 LOB: 1 BB: 1 P: 15	R: 0 H: 0 E: 0 K: 0 S: 5	H: 1 LOB: 1 BB: 0 P: 9	R: 0 H: 0 E: 0 K: 0 S: 10	H: 0 LOB: 1 BB: 1 P: 19	R: 1 H: 1 E: 0 K: 1 S: 8	H: 0 LOB: 0 BB: 0 P: 12	1B: 0 2B: 1 3B: 0 HR: 1	SF: 0 SAC: 0 DP: 0 HBP: 0	WP: 0 PB: 0 CS: 0	PA: 30
<b>PITCHER</b>	IP WLS BF H R ER SO BB IBB HBP BLK WP HR S P ERA WHIP	7.0 24 3 0 0 0 0 2 0 0 0 0 6 11 0.00 0.429	1.0 L 3 1 1 1 1 0 0 0 0 0 1 8 12 13.50 1.500	<b>PITCHER</b>																


Batter	1	2	3	4	5	6	7	8	9	AB	R	H	RBI	BB	SO	LOB	TOP					
50 Mookie Betts, R OBP: 0.321, SLG: 0.453										4	0	0	0	0	2	0	<b>Boston Red Sox @ Los Angeles Angels</b> Angel Stadium of Anaheim, Anaheim, CA Sat Jul 18 2015, 6:09 PM - 8:45 PM PDT Att: 43,631 - Cloudy - 70 F					
15 Dustin Pedroia, R OBP: 0.358, SLG: 0.439										4	0	0	0	0	1	0						
2 Xander Bogaerts, R OBP: 0.336, SLG: 0.410										4	0	0	0	0	1	0						
34 David Ortiz, L OBP: 0.326, SLG: 0.432										3	0	0	0	0	0	0						
13 Hanley Ramirez, R OBP: 0.313, SLG: 0.485										3	0	0	0	0	0	0						
Pablo Sandoval, S OBP: 0.309, SLG: 0.387										3	0	2	0	0	0	0						
31 Alejandro De Aza, L OBP: 0.317, SLG: 0.458										2	0	0	0	1	1	1						
26 Brock Holt, L OBP: 0.375, SLG: 0.407										3	0	0	0	0	1	3						
10 Ryan Hanigan, R OBP: 0.364, SLG: 0.284										3	0	0	0	0	0	1						
<b>Inning Stats</b>	R: 0 E: 0 K: 2 S: 10	H: 0 LOB: 0 BB: 0 P: 13	R: 0 E: 0 K: 1 S: 10	H: 1 LOB: 2 BB: 1 P: 19	R: 0 E: 0 K: 1 S: 8	H: 0 LOB: 0 BB: 0 P: 12	R: 0 E: 0 K: 0 S: 10	H: 0 LOB: 0 BB: 0 P: 13	R: 0 E: 0 K: 1 S: 12	H: 1 LOB: 1 BB: 0 P: 14	R: 0 E: 0 K: 0 S: 5	H: 0 LOB: 0 BB: 0 P: 6	R: 0 E: 0 K: 0 S: 9	H: 0 LOB: 0 BB: 0 P: 14	R: 0 E: 0 K: 0 S: 8	H: 0 LOB: 0 BB: 0 P: 13		R: 0 E: 0 K: 1 S: 7	H: 0 LOB: 0 BB: 0 P: 9	1B: 1 2B: 1 3B: 0 HR: 0	SF: 0 SAC: 0 DP: 0 HBP: 0	WP: 0 PB: 0 SB: 0 CS: 0
<b>PITCHER</b> 43 Garrett Richards, R ERA: 3.24	IP: 9.0 WLS: W BF: 30	H: 2 R: 0 ER: 0 SO: 6	BB: 1 IBB: 0 HBP: 0 BLK: 0	WP: 0 HR: 0 S: 79 P: 113	ERA: 0.00 WHIP: 0.333	<b>PITCHER</b> IP: WLS: BF: H: R: ER: SO: BB: IBB: HBP: BLK: WP: HR: S: P: ERA: WHIP																

AB	29
R	0
H	2
RBI	0
BB	1
SO	6
LOB	5



Batter	1	2	3	4	5	6	7	8	9	AB	R	H	RBI	BB	SO	LOB	BOTTOM					
12 Johnny Giavotella, R OBP: 0.314, SLG: 0.353										4	0	0	0	0	1	3	<b>Boston Red Sox @ Los Angeles Angels</b> Angel Stadium of Anaheim, Anaheim, CA Sat Jul 18 2015, 6:09 PM - 8:45 PM PDT Att: 43,631 - Cloudy - 70 F					
56 Kole Calhoun, L OBP: 0.326, SLG: 0.431										3	2	3	2	1	0	0						
27 Mike Trout, R OBP: 0.399, SLG: 0.611										4	0	0	0	0	2	2						
5 Albert Pujols, R OBP: 0.320, SLG: 0.524										4	0	1	0	0	0	1						
2 Erick Aybar, S OBP: 0.319, SLG: 0.348										3	0	0	0	1	2	1						
6 David Freese, R OBP: 0.309, SLG: 0.393										3	1	0	0	0	1	2						
8 Taylor Featherston, R OBP: 0.194, SLG: 0.197										0	0	0	0	0	0	0						
24 C.J. Cron, R OBP: 0.289, SLG: 0.417										3	0	1	0	0	1	2						
20 Matt Joyce, L OBP: 0.282, SLG: 0.316										2	0	0	0	1	0	2						
44 Daniel Robertson, R OBP: 0.286, SLG: 0.255										0	0	0	0	0	0	0						
58 Carlos Pérez, R OBP: 0.244, SLG: 0.305										3	0	0	0	0	2	4						
<b>Inning Stats</b>	R: 0 E: 0 K: 2 S: 11	H: 0 LOB: 1 BB: 1 P: 19	R: 1 E: 1 K: 0 S: 12	H: 0 LOB: 2 BB: 2 P: 26	R: 1 E: 0 K: 2 S: 15	H: 2 LOB: 1 BB: 0 P: 22	R: 0 E: 0 K: 1 S: 10	H: 1 LOB: 1 BB: 0 P: 18	R: 1 E: 0 K: 0 S: 9	H: 1 LOB: 0 BB: 0 P: 17	R: 0 E: 0 K: 2 S: 9	H: 0 LOB: 1 BB: 0 P: 12	R: 0 E: 0 K: 0 S: 6	H: 1 LOB: 0 BB: 0 P: 11	R: 0 E: 0 K: 2 S: 10	H: 0 LOB: 0 BB: 0 P: 11	R: 0 E: 0 K: 2 S: 10	H: 0 LOB: 0 BB: 0 P: 11	1B: 2 2B: 1 3B: 0 HR: 2	SF: 0 SAC: 0 DP: 1 HBP: 1	WP: 1 PB: 0 SB: 0 CS: 0	PA: 33
<b>PITCHER</b> 22 Rick Porcello, R ERA: 5.79	IP: 5.0 WLS: L BF: 23	H: 4 R: 3 ER: 2 SO: 3	BB: 3 IBB: 0 HBP: 0 BLK: 0	WP: 1 HR: 2 S: 2 P: 102	ERA: 3.60 WHIP: 1.400	<b>PITCHER</b> IP: WLS: BF: H: R: ER: SO: BB: IBB: HBP: BLK: WP: HR: S: P: ERA: WHIP																
63 Justin Masterson, R ERA: 5.63	IP: 3.0 WLS: L BF: 10	H: 1 R: 0 ER: 0 SO: 4	BB: 0 IBB: 0 HBP: 1 BLK: 0	WP: 0 HR: 0 S: 25 P: 34	ERA: 0.00 WHIP: 0.333																	

AB	29
R	3
H	5
RBI	2
BB	3
SO	9
LOB	17





Batter	1	2	3	4	5	6	7	8	9	AB	R	H	RBI	BB	SO	LOB	TOP						
50 Mookie Betts, R OBP: 0.316, SLG: 0.443										3	0	0	0	1	0	1	<b>Boston Red Sox @ Los Angeles Angels</b> Angel Stadium of Anaheim, Anaheim, CA Mon Jul 20 2015, 7:07 PM - 9:38 PM PDT Att: 38,042 - Clear - 81 F						
15 Dustin Pedroia, R OBP: 0.354, SLG: 0.431										4	0	0	0	0	0	3							
2 Xander Bogaerts, R OBP: 0.341, SLG: 0.415										3	1	2	1	0	1	0							
34 David Ortiz, L OBP: 0.327, SLG: 0.440										4	1	2	2	0	1	1							
13 Hanley Ramirez, R OBP: 0.306, SLG: 0.474										4	0	0	0	0	0	2							
Pablo Sandoval, S OBP: 0.308, SLG: 0.383										4	0	0	0	0	1	0							
18 Shane Victorino, S 31 Alejandro De Aza, L OBP: 0.314, SLG: 0.453										3	0	0	0	0	0	0							
12 Mike Napoli, R 26 Brock Holt, L OBP: 0.372, SLG: 0.403										3	0	2	0	0	0	0							
23 Blake Swihart, S OBP: 0.280, SLG: 0.319										2	1	0	0	1	1	2							
<b>Inning Stats</b>	R: 0 E: 0 K: 0 S: 8	H: 1 LOB: 1 BB: 0 P: 10	R: 0 E: 0 K: 0 S: 8	H: 0 LOB: 0 BB: 0 P: 12	R: 0 E: 0 K: 1 S: 9	H: 1 LOB: 1 BB: 0 P: 12	R: 0 E: 0 K: 2 S: 10	H: 0 LOB: 0 BB: 0 P: 16	R: 0 E: 0 K: 1 S: 9	H: 1 LOB: 1 BB: 0 P: 15	R: 2 E: 0 K: 0 S: 15	H: 2 LOB: 0 BB: 0 P: 23	R: 0 E: 0 K: 0 S: 6	H: 0 LOB: 0 BB: 0 P: 8	R: 1 E: 0 K: 0 S: 11	H: 1 LOB: 2 BB: 2 P: 23		R: 0 E: 0 K: 1 S: 10	H: 0 LOB: 0 BB: 0 P: 14	1B: 4 2B: 1 3B: 0 HR: 1	SF: 1 2B: 1 SAC: 0 DP: 0 HBP: 0	WP: 0 PB: 0 SB: 0 CS: 0	PA: 35
<b>PITCHER</b>	IP	WLS	BF	H	R	ER	SO	BB	IBB	HBP	BLK	WP	HR	S	P	ERA	WHIP						
28 Andrew Heaney, L ERA: 1.57	(1, 1)	7.0	W	26	5	2	2	4	0	0	0	0	0	1	65	96	2.57	0.714					
62 Trevor Gott, R ERA: 3.29	(8, 1)	0.2		5	1	1	1	0	2	0	0	0	0	0	9	19	13.50	4.500					
38 Joe Smith, R ERA: 2.56	(8, 1)	1.1	S	4	0	0	0	1	0	0	0	0	0	0	12	18	0.00	0.000					

AB	32
R	3
H	6
RBI	3
BB	2
SO	5
LOB	9



Batter	1	2	3	4	5	6	7	8	9	AB	R	H	RBI	BB	SO	LOB	BOTTOM						
12 Johnny Giavotella, R OBP: 0.315, SLG: 0.349										3	1	0	0	1	0	1	<b>Boston Red Sox @ Los Angeles Angels</b> Angel Stadium of Anaheim, Anaheim, CA Mon Jul 20 2015, 7:07 PM - 9:38 PM PDT Att: 38,042 - Clear - 81 F						
56 Kole Calhoun, L OBP: 0.328, SLG: 0.438										4	1	1	0	0	1	1							
27 Mike Trout, R OBP: 0.400, SLG: 0.614										3	2	1	1	1	2	0							
5 Albert Pujols, R OBP: 0.326, SLG: 0.552										3	3	2	3	1	0	0							
2 Erick Aybar, S OBP: 0.324, SLG: 0.356										4	0	2	2	0	0	0							
20 Matt Joyce, L OBP: 0.280, SLG: 0.310										3	0	0	0	0	1	1							
44 Daniel Robertson, R OBP: 0.281, SLG: 0.273										4	0	1	1	0	0	1							
58 Carlos Pérez, R OBP: 0.244, SLG: 0.303										4	0	1	0	0	0	3							
8 Taylor Featherston, R OBP: 0.171, SLG: 0.200										3	0	0	0	0	1	0							
<b>Inning Stats</b>	R: 0 E: 0 K: 1 S: 7	H: 0 LOB: 0 BB: 0 P: 13	R: 1 E: 0 K: 1 S: 14	H: 1 LOB: 0 BB: 0 P: 20	R: 4 E: 0 K: 0 S: 15	H: 3 LOB: 3 BB: 3 P: 33	R: 0 E: 0 K: 1 S: 8	H: 0 LOB: 0 BB: 0 P: 11	R: 1 E: 0 K: 0 S: 13	H: 2 LOB: 1 BB: 0 P: 21	R: 0 E: 0 K: 0 S: 9	H: 1 LOB: 1 BB: 0 P: 14	R: 1 E: 0 K: 1 S: 11	H: 1 LOB: 0 BB: 0 P: 17	R: 0 E: 0 K: 1 S: 8	H: 0 LOB: 0 BB: 0 P: 11		1B: 4 2B: 1 3B: 0 HR: 3	SF: 0 2B: 1 SAC: 1 DP: 0 HBP: 1	WP: 0 PB: 2 SB: 0 CS: 0	PA: 36		
<b>PITCHER</b>	IP	WLS	BF	H	R	ER	SO	BB	IBB	HBP	BLK	WP	HR	S	P	ERA	WHIP						
35 Steven Wright, R ERA: 4.84	(1, 1)	5.0	L	25	6	6	3	0	0	0	0	0	0	2	57	98	10.80	1.800					
59 Tommy Layne, L ERA: 3.21	(6, 1)	1.0		4	1	0	0	0	0	0	0	0	0	0	9	14	0.00	1.000					
41 Alexi Ogando, R ERA: 3.7	(7, 1)	1.0		4	1	1	1	1	0	0	0	0	1	11	17	9.00	1.000						
32 Craig Breslow, L ERA: 3.74	(8, 1)	1.0		3	0	0	0	1	0	0	0	0	0	8	11	0.00	0.000						

AB	31
R	7
H	8
RBI	7
BB	3
SO	5
LOB	7







Batter	1	2	3	4	5	6	7	8	9	AB	R	H	RBI	BB	SO	LOB	TOP																					
15 Dustin Pedroia, R OBP: 0.348, SLG: 0.426	G1-3		K2-3				P2			4	1	1	1	0	1	2																						
26 Brock Holt, L OBP: 0.370, SLG: 0.404	G5-3			L7			K			4	0	1	0	0	1	2																						
2 Xander Bogaerts, R OBP: 0.342, SLG: 0.417	K			G4-3						4	0	1	1	0	2	0																						
34 David Ortiz, L OBP: 0.322, SLG: 0.430		G4-3		G3-1			F4			3	0	0	0	1	0	2																						
13 Hanley Ramirez, R OBP: 0.308, SLG: 0.470							K			3	0	1	0	1	1	3																						
31 Alejandro De Aza, L OBP: 0.317, SLG: 0.450							F7			3	0	0	0	0	1	4																						
18 Shane Victorino, S OBP: 0.330, SLG: 0.503							F8			4	0	1	0	0	0	3																						
12 Mike Napoli, R OBP: 0.296, SLG: 0.353				F8			G5-4-3			4	0	1	0	0	0	2																						
23 Blake Swihart, S OBP: 0.279, SLG: 0.317				G4-3			FC1-5			4	1	1	0	0	0	2																						
<b>Inning Stats</b>	R: 0 H: 0 E: 0 K: 1 S: 9	H: 0 LOB: 0 BB: 0 P: 12	R: 0 H: 0 E: 0 K: 0 S: 7	H: 0 LOB: 1 BB: 1 P: 14	R: 0 H: 0 E: 0 K: 1 S: 6	H: 0 LOB: 0 BB: 0 P: 6	R: 0 H: 0 E: 0 K: 0 S: 9	H: 0 LOB: 0 BB: 0 P: 12	R: 0 H: 1 E: 0 K: 0 S: 9	H: 1 LOB: 0 BB: 0 P: 14	R: 2 H: 4 E: 0 K: 1 S: 20	H: 2 LOB: 2 BB: 0 P: 23	R: 0 H: 0 E: 0 K: 2 S: 12	H: 0 LOB: 1 BB: 1 P: 17	R: 0 H: 0 E: 0 K: 0 S: 9	H: 0 LOB: 0 BB: 0 P: 11	1B: 6 2B: 1 3B: 0 HR: 0	SF: 0 SAC: 0 DP: 1 HBP: 1	WP: 0 PB: 2 SB: 0 CS: 0	PA: 36																		
<b>PITCHER</b>	IP	WLS	BF	H	R	ER	SO	BB	IBB	HBP	BLK	WP	HR	S	P	ERA	WHIP	<b>PITCHER</b>				IP	WLS	BF	H	R	ER	SO	BB	IBB	HBP	BLK	WP	HR	S	P	ERA	WHIP
31 Collin McHugh, R ERA: 4.25	7.0	W	29	7	2	2	4	1	0	1	0	0	0	72	98	2.57	1.143					7.0	W	29	7	2	2	4	1	0	1	0	0	0	72	98	2.57	1.143
37 Pat Neshek, R ERA: 2.72	1.0	H	4	0	0	0	2	1	0	0	0	0	0	9	14	0.00	1.000					1.0	H	4	0	0	0	2	1	0	0	0	0	9	14	0.00	1.000	
44 Luke Gregerson, R ERA: 3.06	1.0	S	3	0	0	0	0	0	0	0	0	0	0	8	11	0.00	0.000					1.0	S	3	0	0	0	0	0	0	0	0	0	8	11	0.00	0.000	

**Boston Red Sox @ Houston Astros**  
Minute Maid Park, Houston, TX  
Wed Jul 22 2015, 7:13 PM - 9:57 PM CDT  
Att: 31,104 - Roof Closed - 73 F

AB 33  
R 2  
H 7  
RBI 2  
BB 2  
SO 6  
LOB 20



Batter	1	2	3	4	5	6	7	8	9	AB	R	H	RBI	BB	SO	LOB	BOTTOM																					
27 Jose Altuve, R OBP: 0.344, SLG: 0.418	L4		HBP				FC1			3	1	1	0	0	0	1																						
20 Preston Tucker, L OBP: 0.324, SLG: 0.466	HR		P5				FC3-6			4	2	2	3	0	0	3																						
1 Carlos Correa, R OBP: 0.327, SLG: 0.526	K		P4				G6-4-3			4	0	1	0	0	1	3																						
18 Luis Valbuena, L OBP: 0.284, SLG: 0.425			CS							3	0	0	0	0	2	1																						
9 Marwin Gonzalez, S OBP: 0.298, SLG: 0.409	K									1	0	0	0	0	0	0																						
Evan Gattis, R OBP: 0.272, SLG: 0.450		G3					P3			4	1	1	1	0	1	0																						
28 Colby Rasmus, L OBP: 0.303, SLG: 0.458							K			4	0	1	0	0	1	0																						
21 Jon Singleton, L OBP: 0.304, SLG: 0.237							L9			2	0	1	0	1	0	0																						
6 Jake Marisnick, R OBP: 0.268, SLG: 0.370		B3					G6-3			3	0	0	0	0	1	3																						
15 Jason Castro, L OBP: 0.279, SLG: 0.353							K			3	0	1	0	0	2	2																						
<b>Inning Stats</b>	R: 1 H: 1 E: 0 K: 2 S: 12	H: 1 LOB: 0 BB: 0 P: 19	R: 0 H: 1 E: 0 K: 1 S: 9	H: 1 LOB: 2 BB: 1 P: 19	R: 0 H: 0 E: 0 K: 0 S: 5	H: 0 LOB: 0 BB: 0 P: 9	R: 1 H: 1 E: 0 K: 0 S: 7	H: 1 LOB: 0 BB: 0 P: 10	R: 2 H: 3 E: 0 K: 3 S: 17	H: 3 LOB: 1 BB: 0 P: 26	R: 0 H: 1 E: 0 K: 1 S: 9	H: 1 LOB: 1 BB: 0 P: 12	R: 0 H: 1 E: 0 K: 0 S: 14	H: 1 LOB: 1 BB: 0 P: 18	R: 0 H: 0 E: 0 K: 1 S: 11	H: 0 LOB: 0 BB: 0 P: 16	1B: 4 2B: 1 3B: 0 HR: 3	SF: 0 SAC: 0 DP: 1 HBP: 1	WP: 1 PB: 0 SB: 0 CS: 1	PA: 34																		
<b>PITCHER</b>	IP	WLS	BF	H	R	ER	SO	BB	IBB	HBP	BLK	WP	HR	S	P	ERA	WHIP	<b>PITCHER</b>				IP	WLS	BF	H	R	ER	SO	BB	IBB	HBP	BLK	WP	HR	S	P	ERA	WHIP
56 Joe Kelly, R ERA: 5.74	5.1	L	23	6	4	4	6	1	0	1	0	0	0	8	10	0.00	1.500					5.1	L	23	6	4	4	6	1	0	1	0	0	8	10	0.00	1.500	
28 Robbie Ross Jr., L ERA: 3.28	0.2		3	1	0	0	1	0	0	0	0	0	0	0	0	0	0.00	1.000					0.2		3	1	0	0	1	0	0	0	0	0	0	0	0.00	1.000
41 Alexi Ogando, R ERA: 3.61	1.0		4	1	0	0	0	0	0	0	0	0	0	0	0	0	0.00	1.000					1.0		4	1	0	0	0	0	0	0	0	0	0	0	0.00	1.000
59 Tommy Layne, L ERA: 3.0	1.0		3	0	0	0	1	0	0	0	0	0	0	0	0	0	0.00	0.000					1.0		3	0	0	0	1	0	0	0	0	0	0	0	0.00	0.000

**Boston Red Sox @ Houston Astros**  
Minute Maid Park, Houston, TX  
Wed Jul 22 2015, 7:13 PM - 9:57 PM CDT  
Att: 31,104 - Roof Closed - 73 F

AB 31  
R 4  
H 8  
RBI 4  
BB 1  
SO 8  
LOB 13





Batter	1	2	3	4	5	6	7	8	9	10	11	AB	R	H	RBI	BB	SO	LOB	TOP								
3 Ian Kinsler, R OBP: 0.348, SLG: 0.412	F9		41 S 1B			F8		3B			41 CS 52 WP 1B	5	0	3	1	0	0	0									
52 Yoenis Cespedes, R OBP: 0.320, SLG: 0.483	G6-3		L9			K		K			BB	4	0	0	0	1	2	2									
41 Victor Martinez, S OBP: 0.325, SLG: 0.391	K		F9			F7				F7	K	5	0	0	0	0	2	3									
28 J.D. Martinez, R OBP: 0.343, SLG: 0.553		13 WVP 1B				9 CS 65-4-3 1B		K		F7		4	0	2	0	0	1	0									
9 Nick Castellanos, R OBP: 0.292, SLG: 0.379		F8				G5-4-3		F9		K		4	0	0	0	0	1	2									
13 Alex Avila, L OBP: 0.341, SLG: 0.292		K				L7				K		4	0	1	0	0	2	1									
57 Marc Krauss, L OBP: 0.173, SLG: 0.256		P6						F8		G4-3		4	0	0	0	0	1	2									
1 Jose Iglesias, R OBP: 0.371, SLG: 0.406						L9		F8		F9		4	1	1	0	0	0	0									
12 Anthony Gose, L OBP: 0.318, SLG: 0.380			12 G4-3 3 1B			G4-3		F9			K	4	0	0	0	0	2	1									
<b>Inning Stats</b>	R: 0 E: 0 K: 1 S: 9	H: 0 LOB: 0 BB: 0 P: 14	R: 0 E: 0 K: 1 S: 11	H: 1 LOB: 1 BB: 0 P: 20	R: 1 E: 0 K: 0 S: 10	H: 2 LOB: 1 BB: 0 P: 18	R: 0 E: 0 K: 0 S: 10	H: 1 LOB: 0 BB: 0 P: 13	R: 0 E: 0 K: 2 S: 9	H: 0 LOB: 0 BB: 0 P: 12	R: 0 E: 0 K: 1 S: 12	H: 1 LOB: 1 BB: 0 P: 15	R: 0 E: 0 K: 1 S: 13	H: 1 LOB: 1 BB: 0 P: 22	R: 0 E: 0 K: 1 S: 7	H: 0 LOB: 0 BB: 0 P: 11	R: 0 E: 0 K: 1 S: 11	H: 0 LOB: 0 BB: 0 P: 18	R: 0 E: 0 K: 2 S: 11	H: 1 LOB: 2 BB: 1 P: 19	1B: 5 2B: 2 3B: 1 HR: 0	SF: 0 SAC: 0 DP: 2 HBP: 0	WP: 2 PB: 0 SB: 1 CS: 1	PA: 39			
<b>PITCHER</b>	IP 7.0	WLS 1.0	BF 25	H 4	R 1	ER 1	SO 6	BB 0	IBB 0	HBP 0	BLK 0	WP 0	HR 0	S 71	P 105	ERA 1.29	WHIP 0.714										
22 Rick Porcello, R ERA: 5.51											IP 1.0	WLS 0	BF 4	H 1	R 0	ER 0	SO 1	BB 0	IBB 0	HBP 0	BLK 0	WP 0	HR 0	S 13	P 22	ERA 0.00	WHIP 1.000
36 Junichi Tazawa, R ERA: 2.81											IP 2.0	WLS 0	BF 6	H 0	R 0	ER 0	SO 2	BB 0	IBB 0	HBP 0	BLK 0	WP 0	HR 0	S 18	P 29	ERA 0.00	WHIP 0.000
19 Koji Uehara, R ERA: 2.52											IP 1.0	WLS W	BF 4	H 1	R 0	ER 0	SO 2	BB 1	IBB 0	HBP 0	BLK 0	WP 1	HR 0	S 11	P 19	ERA 0.00	WHIP 2.000
63 Justin Masterson, R ERA: 5.86																											

**Detroit Tigers @ Boston Red Sox**  
Fenway Park, Boston, MA  
Fri Jul 24 2015, 7:12 PM - 10:51 PM EDT  
Att: 37,650 - Cloudy - 69 F

livebaseballscorecards.com

AB 38  
R 1  
H 7  
RBI 1  
BB 1  
SO 11  
LOB 11




Batter	1	2	3	4	5	6	7	8	9	10	11	AB	R	H	RBI	BB	SO	LOB	BOTTOM								
50 Mookie Betts, R OBP: 0.318, SLG: 0.442	L9		K			L9		P3			26 SH1-3 2 1B BB	4	1	0	0	1	1	2									
26 Brock Holt, L OBP: 0.368, SLG: 0.398	G3-1		1-3 2H 1B			F9		P5			SH1-3	4	0	1	1	0	0	0									
2 Xander Bogaerts, R OBP: 0.341, SLG: 0.414	K		F8			G6-4-3 1B					13 G1-3 1B	5	0	3	1	0	1	2									
Pablo Sandoval, S OBP: 0.300, SLG: 0.370		K				P5		G6-4-3		F7		4	0	0	0	0	1	2									
13 Hanley Ramirez, R OBP: 0.309, SLG: 0.466		G6-3				12 1B		P6		G1-3		4	0	1	0	0	0	1									
12 Mike Napoli, R OBP: 0.361, SLG: 0.375		L7				31 G4-6-3 1B		F7		L1		4	0	1	0	0	0	1									
31 Alejandro De Aza, L OBP: 0.311, SLG: 0.438		F7				G4-6-3				1B		4	0	1	0	0	1	2									
18 Shane Victorino, S OBP: 0.327, SLG: 0.301						10 1B		F7		P4		4	1	1	0	0	0	1									
10 Ryan Hanigan, R OBP: 0.351, SLG: 0.284						26 1B		F8		G6-3		4	0	1	0	0	1	0									
<b>Inning Stats</b>	R: 0 E: 0 K: 1 S: 13	H: 0 LOB: 0 BB: 0 P: 15	R: 0 E: 0 K: 1 S: 9	H: 0 LOB: 0 BB: 0 P: 13	R: 1 E: 0 K: 1 S: 21	H: 3 LOB: 2 BB: 0 P: 29	R: 0 E: 0 K: 0 S: 8	H: 2 LOB: 1 BB: 0 P: 10	R: 0 E: 0 K: 0 S: 8	H: 0 LOB: 0 BB: 0 P: 13	R: 0 E: 0 K: 0 S: 7	H: 1 LOB: 1 BB: 0 P: 8	R: 0 E: 0 K: 0 S: 6	H: 0 LOB: 0 BB: 0 P: 12	R: 0 E: 0 K: 0 S: 9	H: 1 LOB: 1 BB: 0 P: 12	R: 0 E: 0 K: 2 S: 8	H: 0 LOB: 0 BB: 0 P: 9	R: 1 E: 0 K: 0 S: 8	H: 1 LOB: 1 BB: 1 P: 14	1B: 9 2B: 0 3B: 0 HR: 0	SF: 0 SAC: 1 DP: 2 HBP: 0	WP: 0 PB: 0 SB: 0 CS: 0	PA: 39			
<b>PITCHER</b>	IP 8.0	WLS 1.0	BF 29	H 7	R 1	ER 1	SO 3	BB 0	IBB 0	HBP 0	BLK 0	WP 0	HR 0	S 9	P 111	ERA 1.12	WHIP 0.875										
35 Justin Verlander, R ERA: 5.57											IP 1.0	WLS 0	BF 4	H 1	R 0	ER 0	SO 0	BB 0	IBB 0	HBP 0	BLK 0	WP 0	HR 0	S 12	P 9	ERA 0.00	WHIP 1.000
62 Al Alburquerque, R ERA: 3.19											IP 1.0	WLS 0	BF 3	H 0	R 0	ER 0	SO 2	BB 0	IBB 0	HBP 0	BLK 0	WP 0	HR 0	S 8	P 9	ERA 0.00	WHIP 0.000
43 Bruce Rondón, R ERA: 7.36											IP 0.1	WLS L	BF 3	H 1	R 1	ER 1	SO 0	BB 1	IBB 0	HBP 0	BLK 0	WP 0	HR 0	S 14	P 8	ERA 27.00	WHIP 6.000
65 Blaine Hardy, L ERA: 2.6																											

**Detroit Tigers @ Boston Red Sox**  
Fenway Park, Boston, MA  
Fri Jul 24 2015, 7:12 PM - 10:51 PM EDT  
Att: 37,650 - Cloudy - 69 F

livebaseballscorecards.com

AB 37  
R 2  
H 9  
RBI 2  
BB 1  
SO 5  
LOB 11





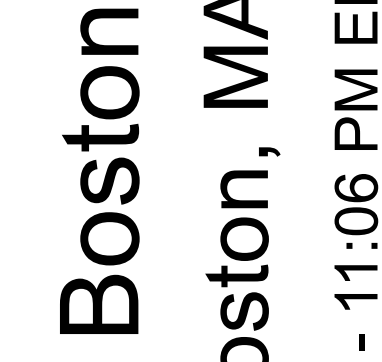


Batter	1	2	3	4	5	6	7	8	9	AB	R	H	RBI	BB	SO	LOB	TOP													
1 Adam Eaton, L OBP: 0.329, SLG: 0.407										6	1	3	2	0	2	3	<b>Chicago White Sox @ Boston Red Sox</b> Fenway Park, Boston, MA Mon Jul 27 2015, 7:12 PM - 11:06 PM EDT Att: 37,401 - Cloudy - 78 F													
18 Tyler Saladino, R OBP: 0.317, SLG: 0.464										5	1	1	1	0	1	2														
53 Melky Cabrera, S OBP: 0.313, SLG: 0.376										5	2	2	1	0	2	1														
79 José Abreu, R OBP: 0.346, SLG: 0.477										3	2	2	1	1	1	0														
26 Avisail García, R OBP: 0.319, SLG: 0.371										4	1	2	0	1	0	3														
20 JB Shuck, L OBP: 0.337, SLG: 0.337										3	1	1	1	1	0	3														
10 Alexei Ramirez, R OBP: 0.255, SLG: 0.311										4	0	0	0	1	1	6														
21 Tyler Flowers, R OBP: 0.258, SLG: 0.350										5	1	2	2	0	1	3														
5 Yolmer Sánchez, S OBP: 0.260, SLG: 0.314										5	1	2	0	0	0	3														
<b>Inning Stats</b>	R: 4 H: 4 E: 1 K: 0 S: 13	LOB: 1 BB: 0 P: 19	R: 0 H: 0 E: 0 K: 1 S: 10	LOB: 0 BB: 0 P: 15	R: 1 H: 2 E: 0 K: 1 S: 16	LOB: 1 BB: 0 P: 30	R: 0 H: 1 E: 0 K: 0 S: 9	LOB: 1 BB: 0 P: 13	R: 1 H: 1 E: 0 K: 2 S: 12	LOB: 2 BB: 2 P: 27	R: 1 H: 2 E: 0 K: 1 S: 13	LOB: 2 BB: 1 P: 22	R: 2 H: 3 E: 0 K: 0 S: 16	LOB: 1 BB: 0 P: 20	R: 0 H: 0 E: 0 K: 2 S: 9	LOB: 0 BB: 0 P: 15		R: 1 H: 2 E: 0 K: 1 S: 7	LOB: 2 BB: 1 P: 14	1B: 6 2B: 7 HR: 0	SF: 0 SAC: 1 DP: 1 HBP: 1	WP: 0 PB: 1 SB: 0 CS: 0	PA: 46							
<b>PITCHER</b>	IP WLS BF H R ER SO BB IBB HBP BLK WP HR S P ERA WHIP	IP WLS BF H R ER SO BB IBB HBP BLK WP HR S P ERA WHIP	IP WLS BF H R ER SO BB IBB HBP BLK WP HR S P ERA WHIP	IP WLS BF H R ER SO BB IBB HBP BLK WP HR S P ERA WHIP	IP WLS BF H R ER SO BB IBB HBP BLK WP HR S P ERA WHIP	IP WLS BF H R ER SO BB IBB HBP BLK WP HR S P ERA WHIP	IP WLS BF H R ER SO BB IBB HBP BLK WP HR S P ERA WHIP	IP WLS BF H R ER SO BB IBB HBP BLK WP HR S P ERA WHIP	IP WLS BF H R ER SO BB IBB HBP BLK WP HR S P ERA WHIP	56 Joe Kelly, R ERA: 5.94	32 Craig Breslow, L ERA: 3.65	41 Alexi Ogando, R ERA: 3.86	28 Robbie Ross Jr., L ERA: 3.72	36 Junichi Tazawa, R ERA: 2.74	59 Tommy Layne, L ERA: 3.16	59 Tommy Layne, L ERA: 3.16	59 Tommy Layne, L ERA: 3.16	59 Tommy Layne, L ERA: 3.16	59 Tommy Layne, L ERA: 3.16	59 Tommy Layne, L ERA: 3.16	59 Tommy Layne, L ERA: 3.16	59 Tommy Layne, L ERA: 3.16	59 Tommy Layne, L ERA: 3.16	59 Tommy Layne, L ERA: 3.16	59 Tommy Layne, L ERA: 3.16	59 Tommy Layne, L ERA: 3.16	59 Tommy Layne, L ERA: 3.16	59 Tommy Layne, L ERA: 3.16		
Batter	1	2	3	4	5	6	7	8	9	AB	R	H	RBI	BB	SO	LOB	BOTTOM													
50 Mookie Betts, R OBP: 0.318, SLG: 0.440										5	0	3	2	0	1	1	<b>Chicago White Sox @ Boston Red Sox</b> Fenway Park, Boston, MA Mon Jul 27 2015, 7:12 PM - 11:06 PM EDT Att: 37,401 - Cloudy - 78 F													
13 Hanley Ramirez, R OBP: 0.309, SLG: 0.462										5	0	0	1	0	0	5														
2 Xander Bogaerts, R OBP: 0.341, SLG: 0.412										5	1	0	0	0	1	5														
34 David Ortiz, L OBP: 0.330, SLG: 0.473										5	1	1	2	0	0	3														
12 Mike Napoli, R OBP: 0.305, SLG: 0.376										1	0	0	0	0	1	0														
29 Daniel Nava, S OBP: 0.260, SLG: 0.182										2	1	0	0	1	0	0														
Pablo Sandoval, S OBP: 0.305, SLG: 0.372										5	1	2	1	0	0	1														
38 Rusney Castillo, R OBP: 0.275, SLG: 0.269										2	2	1	0	1	0	1														
31 Alejandro De Aza, L OBP: 0.133, SLG: 0.433										1	0	1	0	1	0	0														
10 Ryan Hanigan, R OBP: 0.353, SLG: 0.300										5	2	2	0	0	1	4														
30 Jemile Weeks, S OBP: 0.500, SLG: 0.500										4	0	2	1	0	1	1														
<b>Inning Stats</b>	R: 2 H: 2 E: 0 K: 1 S: 15	LOB: 0 BB: 0 P: 21	R: 2 H: 2 E: 0 K: 0 S: 13	LOB: 1 BB: 1 P: 20	R: 0 H: 0 E: 0 K: 0 S: 6	LOB: 0 BB: 0 P: 7	R: 2 H: 4 E: 1 K: 1 S: 18	LOB: 3 BB: 0 P: 23	R: 1 H: 1 E: 1 K: 0 S: 10	LOB: 1 BB: 0 P: 18	R: 0 H: 1 E: 0 K: 0 S: 11	LOB: 1 BB: 0 P: 16	R: 0 H: 1 E: 0 K: 1 S: 13	LOB: 2 BB: 0 P: 23	R: 0 H: 0 E: 0 K: 2 S: 11	LOB: 0 BB: 0 P: 13	R: 1 H: 1 E: 0 K: 0 S: 21	LOB: 2 BB: 2 P: 33	1B: 8 2B: 3 HR: 1	SF: 0 SAC: 0 DP: 0 HBP: 1	WP: 0 PB: 0 SB: 0 CS: 0	PA: 44								
<b>PITCHER</b>	IP WLS BF H R ER SO BB IBB HBP BLK WP HR S P ERA WHIP	IP WLS BF H R ER SO BB IBB HBP BLK WP HR S P ERA WHIP	IP WLS BF H R ER SO BB IBB HBP BLK WP HR S P ERA WHIP	IP WLS BF H R ER SO BB IBB HBP BLK WP HR S P ERA WHIP	IP WLS BF H R ER SO BB IBB HBP BLK WP HR S P ERA WHIP	IP WLS BF H R ER SO BB IBB HBP BLK WP HR S P ERA WHIP	IP WLS BF H R ER SO BB IBB HBP BLK WP HR S P ERA WHIP	IP WLS BF H R ER SO BB IBB HBP BLK WP HR S P ERA WHIP	IP WLS BF H R ER SO BB IBB HBP BLK WP HR S P ERA WHIP	IP WLS BF H R ER SO BB IBB HBP BLK WP HR S P ERA WHIP	50 John Danks, L ERA: 4.97	34 Matt Albers, R ERA: 0.92	33 Zach Duke, L ERA: 3.32	52 Jake Petricka, R ERA: 3.06	30 David Robertson, R ERA: 2.63	50 John Danks, L ERA: 4.97	34 Matt Albers, R ERA: 0.92	33 Zach Duke, L ERA: 3.32	52 Jake Petricka, R ERA: 3.06	30 David Robertson, R ERA: 2.63	50 John Danks, L ERA: 4.97	34 Matt Albers, R ERA: 0.92	33 Zach Duke, L ERA: 3.32	52 Jake Petricka, R ERA: 3.06	30 David Robertson, R ERA: 2.63	50 John Danks, L ERA: 4.97	34 Matt Albers, R ERA: 0.92	33 Zach Duke, L ERA: 3.32	52 Jake Petricka, R ERA: 3.06	30 David Robertson, R ERA: 2.63

AB 40  
R 10  
H 15  
RBI 8  
BB 4  
SO 8  
LOB 24



AB 40  
R 8  
H 12  
RBI 7  
BB 3  
SO 5  
LOB 21









Batter	1	2	3	4	5	6	7	8	9	AB	R	H	RBI	BB	SO	LOB	TOP										
1 Adam Eaton, L (1.8) OBP: 0.339, SLG: 0.418										3	1	2	0	1	1	0	Chicago White Sox @ Boston Red Sox Fenway Park, Boston, MA Thu Jul 30 2015, 8:02 PM - 10:41 PM EDT Att: 36,215 - Cloudy - 78 F										
18 Tyler Saladino, R (1.5) OBP: 0.320, SLG: 0.412										4	0	1	0	0	2	3											
53 Melky Cabrera, S (1.7) OBP: 0.321, SLG: 0.393										3	0	0	0	1	3	2											
79 José Abreu, R (1.3) OBP: 0.349, SLG: 0.492										4	1	1	2	0	1	2											
25 Adam LaRoche, L (1.10) OBP: 0.304, SLG: 0.342										4	0	0	0	0	0	0											
10 Alexei Ramirez, R (1.6) OBP: 0.299, SLG: 0.329										4	0	2	0	0	1	0											
20 JB Shuck, L (1.9) OBP: 0.333, SLG: 0.333										4	0	1	0	0	0	2											
21 Tyler Flowers, R (1.2) OBP: 0.257, SLG: 0.347										3	0	0	0	0	0	1											
27 Leury García, S (9, PH) OBP: 0.500, SLG: 0.500										1	0	0	0	0	1	1											
5 Yolmer Sánchez, S (1.4) OBP: 0.264, SLG: 0.329										4	0	0	0	0	2	1											
<b>Inning Stats</b>	R: 2 E: 0 K: 2 S: 14	H: 2 LOB: 0 BB: 0 P: 20	R: 0 E: 0 K: 1 S: 13	H: 0 LOB: 0 BB: 0 P: 18	R: 0 E: 0 K: 2 S: 9	H: 1 LOB: 2 BB: 1 P: 19	R: 0 E: 0 K: 0 S: 11	H: 1 LOB: 1 BB: 0 P: 16	R: 0 E: 0 K: 2 S: 11	H: 0 LOB: 1 BB: 1 P: 18	R: 0 E: 0 K: 0 S: 10	H: 1 LOB: 1 BB: 0 P: 14	R: 0 E: 0 K: 1 S: 9	H: 1 LOB: 1 BB: 0 P: 11	R: 0 E: 0 K: 2 S: 10	H: 0 LOB: 0 BB: 0 P: 11	R: 0 E: 0 K: 1 S: 9	H: 1 LOB: 1 BB: 0 P: 16	1B: 5 2B: 1 HR: 1	SF: 0 SAC: 0 DP: 0 HBP: 0	WP: 0 PB: 0 SB: 1 CS: 0	PA: 36					
<b>PITCHER</b>	IP	WLS	BF	H	R	ER	SO	BB	IBB	HBP	BLK	WP	HR	S	P	ERA	WHIP										
35 Steven Wright, R (1.1) ERA: 4.53	7.0	W	29	6	2	2	8	2	0	0	0	0	1	77	116	2.57	1.143										
28 Robbie Ross Jr., L (8.1) ERA: 3.63	1.0		3	0	0	0	2	0	0	0	0	0	0	10	11	0.00	0.000										
36 Junichi Tazawa, R (9.1) ERA: 2.68	1.0		4	1	0	0	1	0	0	0	0	0	0	9	16	0.00	1.000										

Batter	1	2	3	4	5	6	7	8	9	AB	R	H	RBI	BB	SO	LOB	BOTTOM										
26 Brock Holt, L (1.4) OBP: 0.363, SLG: 0.393										5	1	1	2	0	2	1	Chicago White Sox @ Boston Red Sox Fenway Park, Boston, MA Thu Jul 30 2015, 8:02 PM - 10:41 PM EDT Att: 36,215 - Cloudy - 78 F										
2 Xander Bogaerts, R (1.6) OBP: 0.343, SLG: 0.412										4	2	3	1	0	0	0											
13 Hanley Ramirez, R (1.7) OBP: 0.306, SLG: 0.454										5	0	1	1	0	2	2											
34 David Ortiz, L (1.10) OBP: 0.335, SLG: 0.474										3	0	3	2	1	0	0											
12 Mike Napoli, R (1.3) OBP: 0.306, SLG: 0.383										3	0	0	0	1	2	5											
38 Rusney Castillo, R (1.9) OBP: 0.289, SLG: 0.349										4	2	2	1	0	0	2											
Pablo Sandoval, S (1.5) OBP: 0.307, SLG: 0.379										2	0	0	0	0	2	2											
30 Josh Rutledge, R (5.5)										1	1	0	0	0	0	0											
23 Blake Swihart, S (1.2) OBP: 0.276, SLG: 0.329										4	1	2	0	0	1	0											
25 Jackie Bradley Jr., L (1.8) OBP: 0.238, SLG: 0.222										3	1	1	1	0	1	0											
<b>Inning Stats</b>	R: 1 E: 0 K: 3 S: 13	H: 2 LOB: 1 BB: 0 P: 20	R: 0 E: 0 K: 1 S: 8	H: 1 LOB: 0 BB: 0 P: 12	R: 0 E: 0 K: 2 S: 9	H: 1 LOB: 1 BB: 0 P: 9	R: 0 E: 0 K: 1 S: 8	H: 1 LOB: 2 BB: 1 P: 12	R: 2 E: 0 K: 0 S: 15	H: 3 LOB: 2 BB: 0 P: 26	R: 4 E: 0 K: 1 S: 17	H: 4 LOB: 2 BB: 1 P: 26	R: 1 E: 0 K: 1 S: 7	H: 1 LOB: 0 BB: 0 P: 7	R: 0 E: 0 K: 1 S: 10	H: 0 LOB: 0 BB: 0 P: 16	1B: 11 2B: 1 3B: 0 HR: 1	SF: 1 SAC: 0 DP: 0 HBP: 2	WP: 1 PB: 0 SB: 1 CS: 0	PA: 39							
<b>PITCHER</b>	IP	WLS	BF	H	R	ER	SO	BB	IBB	HBP	BLK	WP	HR	S	P	ERA	WHIP										
49 Chris Sale, L (1.1) ERA: 3.2	5.0	L	28	12	7	7	7	1	0	0	0	0	0	65	95	12.60	2.600										
34 Matt Albers, R (6.1) ERA: 1.39	2.0		8	1	1	1	2	0	1	0	0	0	1	12	17	4.50	0.500										
43 Dan Jennings, L (8.1) ERA: 5.97	1.0		3	0	0	0	1	0	0	0	0	0	0	10	16	0.00	0.000										



Batter	1	2	3	4	5	6	7	8	9	AB	R	H	RBI	BB	SO	LOB	TOP				
28 John Jaso, L (1, 10) OBP: 0.412, SLG: 0.492										4	2	3	0	1	1	0	<b>Tampa Bay Rays @ Boston Red Sox</b> Fenway Park, Boston, MA Sat Aug 01 2015, 1:35 PM - 5:14 PM EDT Att: 35,944 - Cloudy - 87 F				
20 Steven Souza Jr., R (1, 9) OBP: 0.303, SLG: 0.403 5 Brandon Guyer, R (6, PH) OBP: 0.349, SLG: 0.368										2	2	1	0	0	0	1					
3 Evan Longoria, R (1, 5) OBP: 0.342, SLG: 0.418										4	1	1	1	1	2	2					
21 James Loney, L (1, 3) OBP: 0.309, SLG: 0.337										5	0	2	1	0	0	1					
11 Logan Forsythe, R (1, 4) OBP: 0.367, SLG: 0.442										5	1	2	3	0	2	2					
24 Grady Sizemore, L (1, 7) OBP: 0.285, SLG: 0.318										5	0	0	0	0	1	4					
13 Asdrubal Cabrera, S (1, 6) OBP: 0.292, SLG: 0.373										4	1	1	0	0	0	2					
39 Kevin Kiermaier, L (1, 8) OBP: 0.280, SLG: 0.403										4	0	2	1	0	0	2					
19 Curt Casali, R (1, 2) OBP: 0.292, SLG: 0.650										4	0	0	0	0	2	2					
<b>Inning Stats</b>	R: 0 E: 0 K: 1 S: 9	H: 1 LOB: 1 BB: 0 P: 11	R: 0 E: 0 K: 1 S: 5	H: 0 LOB: 0 BB: 0 P: 9	R: 0 E: 0 K: 2 S: 10	H: 0 LOB: 0 BB: 0 P: 14	R: 2 E: 0 K: 1 S: 18	H: 3 LOB: 2 BB: 1 P: 30	R: 2 E: 0 K: 1 S: 16	H: 3 LOB: 1 BB: 0 P: 24	R: 0 E: 0 K: 0 S: 6	H: 2 LOB: 2 BB: 0 P: 7	R: 0 E: 0 K: 1 S: 14	H: 2 LOB: 2 BB: 0 P: 19	R: 1 E: 0 K: 0 S: 11	H: 1 LOB: 0 BB: 0 P: 15	1B: 10 2B: 2 3B: 0 HR: 1	SF: 0 SAC: 0 DP: 0 HBP: 1	WP: 1 PB: 0 SB: 0 CS: 1	PA: 42	
<b>PITCHER</b>	IP WLS BF H R ER SO BB IBB HBP BLK WP HR S P ERA WHIP	5.0 W 26 9 6 6 6 1 0 1 0 0 0 62 94 10.80 2.000	6.1 H 4 1 0 0 2 1 0 0 0 1 0 13 22 0.00 2.000	7.1 H 7 2 0 0 0 0 0 0 0 0 0 16 20 0.00 1.200	8.1 S 5 1 1 1 1 0 0 0 0 0 1 15 21 6.75 0.750	<b>PITCHER</b>															

Batter	1	2	3	4	5	6	7	8	9	AB	R	H	RBI	BB	SO	LOB	BOTTOM				
26 Brock Holt, L (1, 4) OBP: 0.364, SLG: 0.396										3	1	1	1	1	0	2	<b>Tampa Bay Rays @ Boston Red Sox</b> Fenway Park, Boston, MA Sat Aug 01 2015, 1:35 PM - 5:14 PM EDT Att: 35,944 - Cloudy - 87 F				
2 Xander Bogaerts, R (1, 6) OBP: 0.345, SLG: 0.415										5	0	4	3	0	1	0					
34 David Ortiz, L (1, 10) OBP: 0.335, SLG: 0.467										4	1	1	0	1	2	4					
13 Hanley Ramirez, R (1, 7) OBP: 0.305, SLG: 0.451										4	1	1	1	0	1	3					
12 Mike Napoli, R (1, 3) OBP: 0.307, SLG: 0.387										5	0	0	0	0	2	4					
47 Travis Shaw, L (1, 5) OBP: 0.429, SLG: 0.737										4	5	4	3	1	0	0					
38 Rusney Castillo, R (1, 9) OBP: 0.296, SLG: 0.362										4	1	3	3	0	0	0					
10 Ryan Hanigan, R (1, 2) OBP: 0.352, SLG: 0.312										5	1	2	0	0	0	2					
25 Jackie Bradley Jr., L (1, 8) OBP: 0.240, SLG: 0.190										2	1	0	0	2	0	2					
<b>Inning Stats</b>	R: 1 E: 0 K: 1 S: 14	H: 2 LOB: 1 BB: 0 P: 19	R: 4 E: 0 K: 1 S: 16	H: 4 LOB: 1 BB: 1 P: 27	R: 1 E: 0 K: 0 S: 16	H: 3 LOB: 2 BB: 0 P: 24	R: 0 E: 0 K: 2 S: 10	H: 1 LOB: 1 BB: 0 P: 15	R: 1 E: 0 K: 0 S: 11	H: 2 LOB: 2 BB: 2 P: 23	R: 2 E: 0 K: 0 S: 11	H: 1 LOB: 1 BB: 2 P: 26	R: 0 E: 0 K: 1 S: 16	H: 1 LOB: 0 BB: 0 P: 21	R: 2 E: 0 K: 1 S: 18	H: 2 LOB: 0 BB: 0 P: 25	1B: 11 2B: 3 3B: 0 HR: 2	SF: 2 SAC: 1 DP: 0 HBP: 0	WP: 2 PB: 0 SB: 0 CS: 0	PA: 44	
<b>PITCHER</b>	IP WLS BF H R ER SO BB IBB HBP BLK WP HR S P ERA WHIP	3.0 L 19 3 1 1 2 2 0 0 0 0 0 21 38 4.50 2.500	4.1 3 1 1 2 0 2 0 0 0 1 0 11 26 18.00 3.000	7.1 4 1 0 0 1 0 0 0 0 1 0 16 21 0.00 1.000	8.1 2 2 2 1 0 0 0 0 0 0 1 18 25 18.00 2.000	<b>PITCHER</b>															

Batter	1	2	3	4	5	6	7	8	9	AB R H RBI BB SO LOB	TOP																									
5 Brandon Guyer, R OBP: 0.353, SLG: 0.382 (1, 9)										3 1 1 1 2 0 1	<b>Tampa Bay Rays @ Boston Red Sox</b> Fenway Park, Boston, MA Sun Aug 02 2015, 1:37 PM - 4:45 PM EDT Att: 35,699 - Sunny - 85 F																									
9 Joey Butler, R OBP: 0.336, SLG: 0.411 (1, 10)										4 0 0 0 0 1 5 1 0 1 0 0 0 0																										
28 John Jaso, L OBP: 0.420, SLG: 0.517 (9, PH)										4 1 1 0 1 1 10																										
3 Evan Longoria, R OBP: 0.343, SLG: 0.419 (1, 5)										5 0 0 0 0 1 3																										
11 Logan Forsythe, R OBP: 0.363, SLG: 0.436 (1, 4)										4 2 2 1 0 1 0																										
13 Asdrubal Cabrera, S OBP: 0.285, SLG: 0.378 (1, 6)										4 0 2 2 0 0 0																										
21 James Loney, L OBP: 0.313, SLG: 0.345 (1, 3)										4 0 0 0 0 0 2																										
27 Mikie Mahtook, R OBP: 0.258, SLG: 0.429 (1, 7)										4 0 1 0 0 2 1																										
39 Kevin Kiermaier, L OBP: 0.279, SLG: 0.407 (1, 8)										2 0 1 0 0 1 0 1 0 0 0 0 1 0																										
44 René Rivera, R OBP: 0.210, SLG: 0.287 (7, PH)										WP: 1 PA: 40 PB: 0 SB: 0 CS: 0																										
19 Curt Casali, R OBP: 0.299, SLG: 0.639 (7, 2)																																				
<b>Inning Stats</b>	R: 1 E: 0 K: 1 S: 11	H: 1 LOB: 0 BB: 0 P: 17	R: 0 E: 0 K: 1 S: 6	H: 0 LOB: 0 BB: 0 P: 10	R: 0 E: 0 K: 1 S: 13	H: 1 LOB: 1 BB: 0 P: 22	R: 1 E: 0 K: 0 S: 15	H: 2 LOB: 1 BB: 0 P: 23	R: 0 E: 0 K: 1 S: 10	H: 0 LOB: 0 BB: 1 P: 21	R: 0 E: 0 K: 0 S: 9	H: 0 LOB: 0 BB: 0 P: 14	R: 0 E: 0 K: 1 S: 14	H: 1 LOB: 3 BB: 1 P: 27	R: 2 E: 0 K: 1 S: 12	H: 3 LOB: 1 BB: 0 P: 16	R: 0 E: 0 K: 2 S: 12	H: 1 LOB: 2 BB: 1 P: 17	1B: 3 2B: 4 3B: 1 HR: 1	SF: 0 SAC: 0 DP: 0 HBP: 1	AB: 36 R: 4 H: 9 RBI: 4 BB: 3 SO: 8 LOB: 12															
<b>PITCHER</b>	IP: 6.2 WLS: 0 BF: 26 ERA: 4.55	WLS: H BF: 3 ERA: 3.98	H: 5 R: 2 ER: 2 SO: 4	R: 0 ER: 0 SO: 1	BB: 1 IBB: 0 HBP: 0 BLK: 0	IBB: 0 HBP: 1 BLK: 0	WP: 0 HR: 1 S: 71 P: 120	HR: 1 S: 71 P: 120	ERA: 2.70 WHIP: 0.900	IP: 7.1 WLS: 0 BF: 30 ERA: 3.98	WLS: H BF: 3 ERA: 2.93	H: 3 R: 0 ER: 0 SO: 1	R: 0 ER: 0 SO: 2	BB: 1 IBB: 0 HBP: 0 BLK: 0	IBB: 0 HBP: 0 BLK: 0	WP: 0 HR: 0 S: 12 P: 17	HR: 0 S: 12 P: 17	ERA: 2.00 WHIP: 2.000	IP: 1.0 WLS: 0 BF: 5 ERA: 2.33	WLS: L BF: 6 ERA: 2.93	H: 2 R: 2 ER: 1 SO: 1	R: 1 ER: 0 SO: 1	BB: 0 IBB: 0 HBP: 0 BLK: 0	IBB: 0 HBP: 0 BLK: 0	WP: 0 HR: 0 S: 12 P: 17	HR: 0 S: 12 P: 17	ERA: 18.00 WHIP: 3.000	IP: 1.0 WLS: 0 BF: 5 ERA: 2.33	WLS: L BF: 5 ERA: 2.33	H: 1 R: 0 ER: 0 SO: 2	R: 0 ER: 0 SO: 2	BB: 0 IBB: 0 HBP: 0 BLK: 0	IBB: 0 HBP: 0 BLK: 0	WP: 0 HR: 0 S: 12 P: 17	HR: 0 S: 12 P: 17	ERA: 0.00 WHIP: 0.000


Batter	1	2	3	4	5	6	7	8	9	AB R H RBI BB SO LOB	BOTTOM																
26 Brock Holt, L OBP: 0.360, SLG: 0.390 (1, 4)										4 0 0 0 0 3 0	<b>Tampa Bay Rays @ Boston Red Sox</b> Fenway Park, Boston, MA Sun Aug 02 2015, 1:37 PM - 4:45 PM EDT Att: 35,699 - Sunny - 85 F																
2 Xander Bogaerts, R OBP: 0.346, SLG: 0.415 (1, 6)										3 2 1 0 0 0 0																	
34 David Ortiz, L OBP: 0.337, SLG: 0.469 (1, 10)										3 0 1 1 1 1 1																	
13 Hanley Ramirez, R OBP: 0.307, SLG: 0.455 (8, PR)										4 1 2 1 0 0 2 0 0 0 0 0 0 0																	
31 Alejandro De Aza, L OBP: 0.319, SLG: 0.437 (9, 7)										4 0 1 1 0 3 2																	
12 Mike Napoli, R OBP: 0.306, SLG: 0.386 (1, 3)										4 0 2 0 0 1 1																	
47 Travis Shaw, L OBP: 0.440, SLG: 0.696 (1, 5)										4 0 0 0 0 1 2																	
38 Rusney Castillo, R OBP: 0.284, SLG: 0.347 (1, 9)										3 0 1 0 0 0 2 1 0 0 0 0 1 0																	
10 Ryan Hanigan, R OBP: 0.351, SLG: 0.313 (9, PH)										3 0 0 0 0 0 2 1 0 0 0 0 1 0																	
25 Jackie Bradley Jr., L OBP: 0.228, SLG: 0.178 (9, PH)										WP: 0 PA: 36 PB: 0 SB: 1 CS: 0																	
23 Blake Swihart, S OBP: 0.260, SLG: 0.338 (9, PH)																											
<b>Inning Stats</b>	R: 2 E: 0 K: 2 S: 15	H: 3 LOB: 1 BB: 0 P: 26	R: 0 E: 0 K: 0 S: 9	H: 1 LOB: 0 BB: 0 P: 14	R: 1 E: 0 K: 2 S: 14	H: 1 LOB: 1 BB: 0 P: 20	R: 0 E: 0 K: 0 S: 8	H: 1 LOB: 1 BB: 0 P: 15	R: 0 E: 0 K: 1 S: 14	H: 0 LOB: 0 BB: 1 P: 21	R: 0 E: 0 K: 1 S: 10	H: 0 LOB: 0 BB: 0 P: 15	R: 0 E: 0 K: 2 S: 13	H: 1 LOB: 1 BB: 0 P: 18	R: 0 E: 0 K: 3 S: 10	H: 0 LOB: 0 BB: 0 P: 12	1B: 6 2B: 2 3B: 0 HR: 0	SF: 0 SAC: 0 DP: 0 HBP: 1	AB: 34 R: 3 H: 8 RBI: 3 BB: 1 SO: 11 LOB: 12								
<b>PITCHER</b>	IP: 6.0 WLS: 0 BF: 27 ERA: 2.86	WLS: W BF: 1 ERA: 3.42	H: 7 R: 3 ER: 3 SO: 5	R: 0 ER: 0 SO: 3	BB: 1 IBB: 0 HBP: 0 BLK: 0	IBB: 0 HBP: 0 BLK: 0	WP: 0 HR: 0 S: 68 P: 113	HR: 0 S: 68 P: 113	ERA: 4.50 WHIP: 1.333	IP: 7.1 WLS: 0 BF: 30 ERA: 2.93	WLS: W BF: 1 ERA: 3.42	H: 1 R: 0 ER: 0 SO: 2	R: 0 ER: 0 SO: 3	BB: 0 IBB: 0 HBP: 0 BLK: 0	IBB: 0 HBP: 0 BLK: 0	WP: 0 HR: 0 S: 12 P: 17	HR: 0 S: 12 P: 17	ERA: 0.00 WHIP: 0.000	IP: 1.0 WLS: 0 BF: 5 ERA: 2.33	WLS: S BF: 3 ERA: 2.33	H: 0 R: 0 ER: 0 SO: 3	R: 0 ER: 0 SO: 3	BB: 0 IBB: 0 HBP: 0 BLK: 0	IBB: 0 HBP: 0 BLK: 0	WP: 0 HR: 0 S: 12 P: 17	HR: 0 S: 12 P: 17	ERA: 0.00 WHIP: 0.000

Batter	1	2	3	4	5	6	7	8	9	AB	R	H	RBI	BB	SO	LOB	TOP								
26 Brock Holt, L OBP: 0.355, SLG: 0.385	F7		L9		F7		K2-3			4	0	0	0	0	1	3									
2 Xander Bogaerts, R OBP: 0.343, SLG: 0.410	G6-3			F9	F9			G4-3		4	0	0	0	0	0	0									
34 David Ortiz, L OBP: 0.336, SLG: 0.465	F8			G3		BB		G4-3		3	0	0	0	1	0	0									
13 Hanley Ramirez, R OBP: 0.304, SLG: 0.450		G6-3		K		L1-3		G5-3		4	0	0	0	0	1	1									
Pablo Sandoval, S OBP: 0.305, SLG: 0.385		K			G4-3			G4-3		4	1	1	1	0	1	0									
12 Mike Napoli, R OBP: 0.308, SLG: 0.393		2B				K		F7		4	1	2	0	0	1	0									
31 Alejandro De Aza, L OBP: 0.298, SLG: 0.360	G6-3					2B				2	1	1	0	0	0	1									
38 Rusney Castillo, R OBP: 0.298, SLG: 0.360						1B				2	0	2	0	0	0	0									
23 Blake Swihart, S OBP: 0.279, SLG: 0.335			K				P3			4	0	1	1	0	1	2									
25 Jackie Bradley Jr., L OBP: 0.232, SLG: 0.174		L8			SF7					1	0	0	1	1	0	0									
Inning Stats	R: 0 E: 0 K: 0 S: 7	H: 0 LOB: 0 BB: 7	R: 0 E: 0 K: 1 S: 11	H: 1 LOB: 1 BB: 0 P: 16	R: 0 E: 0 K: 1 S: 9	H: 0 LOB: 0 BB: 0 P: 14	R: 0 E: 0 K: 1 S: 6	H: 0 LOB: 0 BB: 0 P: 10	R: 2 E: 0 K: 0 S: 11	H: 3 LOB: 1 BB: 0 P: 20	R: 0 E: 0 K: 0 S: 5	H: 0 LOB: 0 BB: 1 P: 13	R: 1 E: 0 K: 2 S: 23	H: 2 LOB: 2 BB: 1 P: 34	R: 0 E: 0 K: 0 S: 7	H: 0 LOB: 0 BB: 0 P: 9	R: 0 E: 0 K: 0 S: 13	H: 1 LOB: 1 BB: 0 P: 20	1B: 4 2B: 3 3B: 0 HR: 1	SF: 1 SAC: 0 DP: 1 HBP: 0	WP: 1 PB: 0 SB: 2 CS: 0	PA: 35			
PITCHER	IP	WLS	BF	H	R	ER	SO	BB	IBB	HBP	BLK	WP	HR	S	P	ERA	WHIP								
19 Masahiro Tanaka, R ERA: 3.84	6.0	W	23	5	3	3	3	1	0	0	0	0	1	56	88	4.50	1.000								
41 Justin Wilson, L ERA: 2.51	0.2	H	3	1	0	0	1	0	0	0	0	0	0	11	15	0.00	1.500								
68 Dellin Betances, R ERA: 1.31	0.1	H	2	0	0	0	1	1	0	0	0	1	0	5	11	0.00	3.000								
57 Branden Pinder, R ERA: 2.45	1.0		3	0	0	0	0	0	0	0	0	0	0	7	9	0.00	0.000								
53 Nick Rumbelow, R ERA: 1.69	1.0		4	1	0	0	0	0	0	0	0	0	0	13	20	0.00	1.000								

**Boston Red Sox @ New York Yankees**  
 Yankee Stadium, Bronx, NY  
 Tue Aug 04 2015, 7:10 PM - 10:35 PM EDT  
 Att: 48,522 - Partly Cloudy - 87 F

livebaseballscorecards.com

AB 32  
 R 3  
 H 7  
 RBI 3  
 BB 2  
 SO 5  
 LOB 7




Batter	1	2	3	4	5	6	7	8	9	AB	R	H	RBI	BB	SO	LOB	BOTTOM								
22 Jacoby Ellsbury, L OBP: 0.353, SLG: 0.370	K	P6			K					5	2	1	1	0	2	1									
24 Chris Young, R OBP: 0.325, SLG: 0.500	BB					BB				4	4	3	3	1	1	0									
13 Alex Rodriguez, R OBP: 0.388, SLG: 0.539	BB		F8							3	2	2	1	2	0	0									
25 Mark Teixeira, S OBP: 0.373, SLG: 0.582	BB									5	1	2	2	0	2	3									
66 John Ryan Murphy, R OBP: 0.327, SLG: 0.598	BB		G6-3							0	0	0	0	0	0	0									
34 Brian McCann, L OBP: 0.325, SLG: 0.477	F8			G3				G4-3		5	1	2	4	0	0	2									
36 Carlos Beltrán, S OBP: 0.314, SLG: 0.431	P2			P4		G5-3		P5		5	1	1	1	0	0	3									
12 Chase Headley, S OBP: 0.330, SLG: 0.400		BB		F8		G1-3		G3		5	1	2	1	0	0	1									
18 Didi Gregorius, L OBP: 0.308, SLG: 0.348		K			K					3	0	0	0	1	2	2									
17 Brendan Ryan, R OBP: 0.333, SLG: 0.476	F7				G4-3					3	1	0	0	1	1	3									
Inning Stats	R: 1 E: 0 K: 1 S: 18	H: 2 LOB: 2 BB: 1 P: 34	R: 0 E: 0 K: 1 S: 11	H: 1 LOB: 1 BB: 0 P: 17	R: 0 E: 0 K: 1 S: 7	H: 0 LOB: 0 BB: 0 P: 13	R: 0 E: 0 K: 0 S: 6	H: 0 LOB: 0 BB: 0 P: 9	R: 0 E: 0 K: 2 S: 10	H: 0 LOB: 0 BB: 0 P: 14	R: 3 E: 0 K: 1 S: 21	H: 4 LOB: 2 BB: 1 P: 33	R: 9 E: 1 K: 2 S: 26	H: 6 LOB: 3 BB: 3 P: 52	R: 0 E: 0 K: 0 S: 8	H: 0 LOB: 0 BB: 0 P: 12	1B: 7 2B: 4 3B: 0 HR: 2	SF: 0 SAC: 0 DP: 0 HBP: 0	WP: 0 PB: 0 SB: 0 CS: 0	PA: 43					
PITCHER	IP	WLS	BF	H	R	ER	SO	BB	IBB	HBP	BLK	WP	HR	S	P	ERA	WHIP								
60 Henry Owens, L ERA: 5.4	5.0		21	5	3	3	5	1	0	0	0	0	0	59	96	5.40	1.200								
28 Robbie Ross Jr., L ERA: 4.14	0.2	B	5	2	1	1	0	1	0	0	0	0	0	11	20	13.50	4.500								
64 Jean Machi, R ERA: 5.65	0.1		4	1	3	2	1	1	0	0	0	0	0	10	18	54.00	6.000								
32 Craig Breslow, L ERA: 4.25	0.2		7	4	3	3	1	1	0	0	0	0	1	15	28	40.50	7.500								
41 Alexi Ogando, R ERA: 3.97	1.1		6	1	3	3	1	1	0	0	0	0	1	12	22	20.25	1.500								

**Boston Red Sox @ New York Yankees**  
 Yankee Stadium, Bronx, NY  
 Tue Aug 04 2015, 7:10 PM - 10:35 PM EDT  
 Att: 48,522 - Partly Cloudy - 87 F

livebaseballscorecards.com

AB 38  
 R 13  
 H 13  
 RBI 13  
 BB 5  
 SO 8  
 LOB 15



Batter	1	2	3	4	5	6	7	8	9	AB	R	H	RBI	BB	SO	LOB	TOP			
26 Brock Holt, L OBP: 0.391, SLG: 0.380	G3		K			F7		P6		4	0	0	0	0	1	0	<b>Boston Red Sox @ New York Yankees</b> Yankee Stadium, Bronx, NY Wed Aug 05 2015, 7:10 PM - 10:00 PM EDT Att: 47,489 - Partly Cloudy - 82 F			
2 Xander Bogaerts, R OBP: 0.340, SLG: 0.406	K		P6			L9		B2		4	0	0	0	0	1	0				
34 David Ortiz, L OBP: 0.335, SLG: 0.471	L4-3				HR	G3-1		F7		4	1	1	1	0	0	0				
13 Hanley Ramirez, R OBP: 0.301, SLG: 0.445		P4			K			G1-3		4	0	0	0	0	2	0				
Pablo Sandoval, S OBP: 0.307, SLG: 0.392		G3			G3-1			38 BB		4	0	2	0	0	0	0				
12 Mike Napoli, R OBP: 0.310, SLG: 0.391		E5			K			38 BB		2	1	0	0	1	1	0				
31 Alejandro De Aza, L OBP: 0.303, SLG: 0.441																				
38 Rusney Castillo, R OBP: 0.305, SLG: 0.360																				
23 Blake Swihart, S OBP: 0.273, SLG: 0.327																				
25 Jackie Bradley Jr., L OBP: 0.220, SLG: 0.163																				
<b>Inning Stats</b>	R: 0 E: 0 K: 1 S: 9	H: 0 LOB: 0 BB: 0 P: 17	R: 1 E: 1 K: 1 S: 16	H: 1 LOB: 1 BB: 0 P: 25	R: 0 E: 0 K: 2 S: 8	H: 0 LOB: 0 BB: 0 P: 12	R: 1 E: 0 K: 2 S: 15	H: 1 LOB: 0 BB: 0 P: 25	R: 0 E: 0 K: 0 S: 5	H: 0 LOB: 0 BB: 0 P: 6	R: 0 E: 0 K: 2 S: 17	H: 1 LOB: 2 BB: 0 P: 26	R: 0 E: 0 K: 0 S: 5	H: 0 LOB: 0 BB: 0 P: 9	R: 0 E: 0 K: 1 S: 14	H: 1 LOB: 3 BB: 2 P: 30	1B: 0 2B: 3 3B: 0 HR: 1	SF: 0 SAC: 0 DP: 0 HBP: 1	WP: 0 PB: 0 SB: 0 CS: 0	PA: 35
<b>PITCHER</b>	IP WLS BF H R ER SO BB IBB HBP BLK WP HR S P ERA WHIP	IP WLS BF H R ER SO BB IBB HBP BLK WP HR S P ERA WHIP	IP WLS BF H R ER SO BB IBB HBP BLK WP HR S P ERA WHIP	IP WLS BF H R ER SO BB IBB HBP BLK WP HR S P ERA WHIP	IP WLS BF H R ER SO BB IBB HBP BLK WP HR S P ERA WHIP	IP WLS BF H R ER SO BB IBB HBP BLK WP HR S P ERA WHIP	IP WLS BF H R ER SO BB IBB HBP BLK WP HR S P ERA WHIP	IP WLS BF H R ER SO BB IBB HBP BLK WP HR S P ERA WHIP	IP WLS BF H R ER SO BB IBB HBP BLK WP HR S P ERA WHIP	IP WLS BF H R ER SO BB IBB HBP BLK WP HR S P ERA WHIP	IP WLS BF H R ER SO BB IBB HBP BLK WP HR S P ERA WHIP	IP WLS BF H R ER SO BB IBB HBP BLK WP HR S P ERA WHIP	IP WLS BF H R ER SO BB IBB HBP BLK WP HR S P ERA WHIP	IP WLS BF H R ER SO BB IBB HBP BLK WP HR S P ERA WHIP	IP WLS BF H R ER SO BB IBB HBP BLK WP HR S P ERA WHIP	IP WLS BF H R ER SO BB IBB HBP BLK WP HR S P ERA WHIP	IP WLS BF H R ER SO BB IBB HBP BLK WP HR S P ERA WHIP			

AB	32
R	2
H	4
RBI	2
BB	2
SO	10
LOB	8



Batter	1	2	3	4	5	6	7	8	9	AB	R	H	RBI	BB	SO	LOB	BOTTOM					
22 Jacoby Ellsbury, L OBP: 0.348, SLG: 0.364	K		K					G1-6-3		4	0	0	0	0	3	3	<b>Boston Red Sox @ New York Yankees</b> Yankee Stadium, Bronx, NY Wed Aug 05 2015, 7:10 PM - 10:00 PM EDT Att: 47,489 - Partly Cloudy - 82 F					
11 Brett Gardner, L OBP: 0.385, SLG: 0.451			G4-3			F7		P6		3	0	0	0	1	0	0						
13 Alex Rodriguez, R OBP: 0.384, SLG: 0.533						G5-3		G5-3		4	0	0	0	0	1	1						
25 Mark Teixeira, S OBP: 0.372, SLG: 0.578						F9				4	0	1	0	0	2	1						
24 Chris Young, R OBP: 0.325, SLG: 0.500										0	0	0	0	0	0	0						
36 Carlos Beltrán, S OBP: 0.316, SLG: 0.441						P4				3	1	1	1	1	0	1						
12 Chase Headley, S OBP: 0.329, SLG: 0.397										3	0	0	0	1	1	1						
18 Didi Gregorius, L OBP: 0.309, SLG: 0.348										3	0	1	0	0	1	1						
34 Brian McCann, L OBP: 0.324, SLG: 0.476										1	0	0	0	0	0	2						
14 Stephen Drew, L OBP: 0.266, SLG: 0.386										3	0	0	0	0	1	2						
66 John Ryan Murphy, R OBP: 0.336, SLG: 0.406										3	0	2	0	0	0	0						
<b>Inning Stats</b>	R: 0 E: 0 K: 3 S: 14	H: 0 LOB: 1 BB: 1 P: 25	R: 0 E: 0 K: 2 S: 10	H: 0 LOB: 1 BB: 1 P: 17	R: 0 E: 0 K: 1 S: 8	H: 0 LOB: 0 BB: 0 P: 14	R: 0 E: 0 K: 0 S: 7	H: 0 LOB: 0 BB: 0 P: 9	R: 0 E: 0 K: 1 S: 11	H: 2 LOB: 2 BB: 0 P: 16	R: 0 E: 0 K: 1 S: 7	H: 0 LOB: 0 BB: 0 P: 7	R: 1 E: 0 K: 1 S: 8	H: 1 LOB: 0 BB: 0 P: 11	R: 0 E: 0 K: 0 S: 7	H: 1 LOB: 0 BB: 0 P: 9	R: 0 E: 0 K: 0 S: 12	H: 1 LOB: 2 BB: 1 P: 21	1B: 4 2B: 0 3B: 0 HR: 1	SF: 0 SAC: 0 DP: 1 HBP: 0	WP: 1 PB: 1 SB: 0 CS: 0	PA: 34
<b>PITCHER</b>	IP WLS BF H R ER SO BB IBB HBP BLK WP HR S P ERA WHIP	IP WLS BF H R ER SO BB IBB HBP BLK WP HR S P ERA WHIP	IP WLS BF H R ER SO BB IBB HBP BLK WP HR S P ERA WHIP	IP WLS BF H R ER SO BB IBB HBP BLK WP HR S P ERA WHIP	IP WLS BF H R ER SO BB IBB HBP BLK WP HR S P ERA WHIP	IP WLS BF H R ER SO BB IBB HBP BLK WP HR S P ERA WHIP	IP WLS BF H R ER SO BB IBB HBP BLK WP HR S P ERA WHIP	IP WLS BF H R ER SO BB IBB HBP BLK WP HR S P ERA WHIP	IP WLS BF H R ER SO BB IBB HBP BLK WP HR S P ERA WHIP	IP WLS BF H R ER SO BB IBB HBP BLK WP HR S P ERA WHIP	IP WLS BF H R ER SO BB IBB HBP BLK WP HR S P ERA WHIP	IP WLS BF H R ER SO BB IBB HBP BLK WP HR S P ERA WHIP	IP WLS BF H R ER SO BB IBB HBP BLK WP HR S P ERA WHIP	IP WLS BF H R ER SO BB IBB HBP BLK WP HR S P ERA WHIP	IP WLS BF H R ER SO BB IBB HBP BLK WP HR S P ERA WHIP	IP WLS BF H R ER SO BB IBB HBP BLK WP HR S P ERA WHIP	IP WLS BF H R ER SO BB IBB HBP BLK WP HR S P ERA WHIP					

AB	31
R	1
H	5
RBI	1
BB	3
SO	9
LOB	12











Batter	1	2	3	4	5	6	7	8	9	AB	R	H	RBI	BB	SO	LOB	TOP				
26 Brock Holt, L OBP: 0.348, SLG: 0.375	F8	F8			F8		G1-4-3	3B BB 1B		5	0	2	2	0	0	0	<b>Boston Red Sox @ Detroit Tigers</b> Comerica Park, Detroit, MI Sun Aug 09 2015, 1:12 PM - 4:58 PM EDT Att: 38,766 - Partly Cloudy - 77 F				
38 Rusney Castillo, R OBP: 0.304, SLG: 0.345	P4	G5-3			K		G6-3	BB		4	0	0	0	1	1	3					
2 Xander Bogaerts, R OBP: 0.339, SLG: 0.405	K		G5-3				K	G4-3		5	0	1	0	0	2	2					
34 David Ortiz, L OBP: 0.341, SLG: 0.485		K						G4-3		4	1	2	0	1	1	0					
47 Travis Shaw, L OBP: 0.350, SLG: 0.500										4	1	1	0	1	2	3					
31 Alejandro De Aza, L OBP: 0.321, SLG: 0.434										4	1	0	0	0	1	2					
23 Blake Swihart, S OBP: 0.281, SLG: 0.333										4	1	0	0	0	1	3					
30 Josh Rutledge, R OBP: 0.280, SLG: 0.143										3	1	1	0	1	2	0					
25 Jackie Bradley Jr., L OBP: 0.280, SLG: 0.279										3	2	2	5	1	0	0					
<b>Inning Stats</b>	R: 0 E: 0 K: 1 S: 11	H: 0 LOB: 0 BB: 0 P: 13	R: 2 E: 1 K: 1 S: 18	H: 2 LOB: 3 BB: 2 P: 33	R: 0 E: 0 K: 1 S: 12	H: 1 LOB: 1 BB: 0 P: 15	R: 0 E: 0 K: 1 S: 14	H: 0 LOB: 0 BB: 0 P: 19	R: 0 E: 0 K: 2 S: 14	H: 1 LOB: 2 BB: 1 P: 22	R: 1 E: 0 K: 1 S: 9	H: 1 LOB: 0 BB: 0 P: 15	R: 4 E: 0 K: 1 S: 20	H: 4 LOB: 2 BB: 2 P: 35	R: 0 E: 0 K: 1 S: 9	H: 0 LOB: 0 BB: 0 P: 11		1B: 6 2B: 1 3B: 1 HR: 1	SF: 0 SAC: 1 DP: 0 HBP: 0	WP: 0 PB: 0 SB: 0 CS: 0	PA: 42
<b>PITCHER</b>	IP WLS BF H R ER SO	IP WLS BF H R ER SO	IP WLS BF H R ER SO	IP WLS BF H R ER SO	IP WLS BF H R ER SO	IP WLS BF H R ER SO	IP WLS BF H R ER SO	IP WLS BF H R ER SO	IP WLS BF H R ER SO	IP WLS BF H R ER SO	IP WLS BF H R ER SO	IP WLS BF H R ER SO	IP WLS BF H R ER SO	IP WLS BF H R ER SO	IP WLS BF H R ER SO	IP WLS BF H R ER SO	ERA WHIP	ERA WHIP			
35 Justin Verlander, R ERA: 4.57	6.0	L	26	4	2	0	7	2	1	0	0	0	0	0	0	0	0	0.00	1.000		
32 Tom Gorzelanny, L ERA: 6.66	0.1		2	1	1	1	0	0	0	0	0	0	0	0	0	0	1	4	9	27.00	3.000
39 Neftali Feliz, R ERA: 7.62	0.2		2	0	0	0	1	0	0	0	0	0	0	0	0	0	5	6	0.00	0.000	
46 Ian Krol, L ERA: 6.75	0.2		7	4	4	4	1	0	1	0	0	0	0	0	0	0	17	27	54.00	6.000	
62 Al Alburquerque, R ERA: 3.04	1.1		5	0	0	0	1	1	0	0	0	0	0	0	0	0	12	19	0.00	0.750	

AB 36  
R 7  
H 9  
RBI 7  
BB 5  
SO 10  
LOB 13



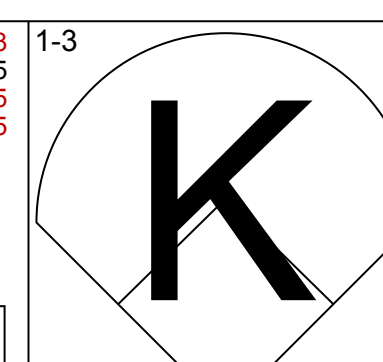
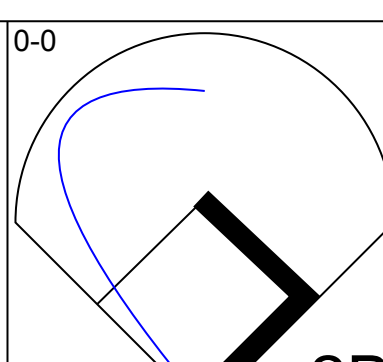
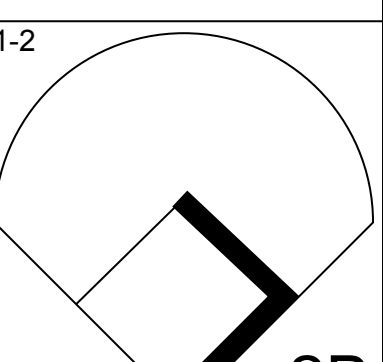
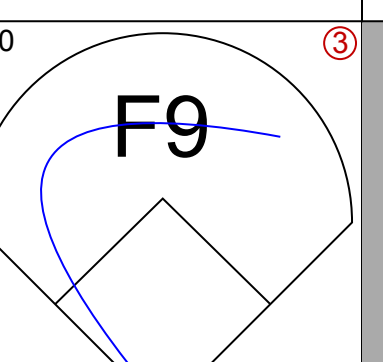
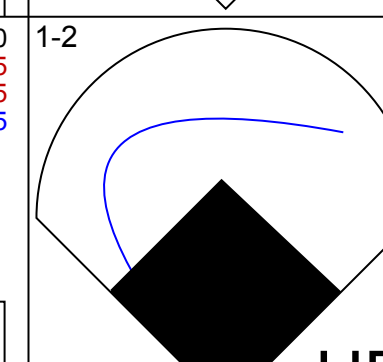
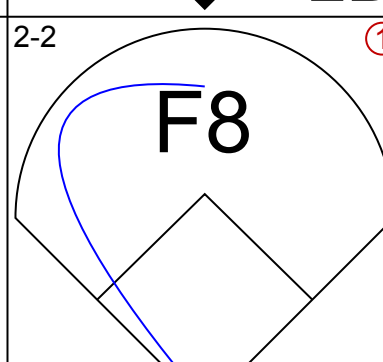
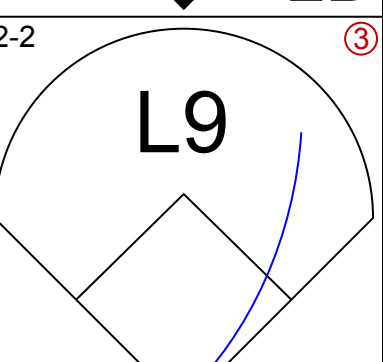

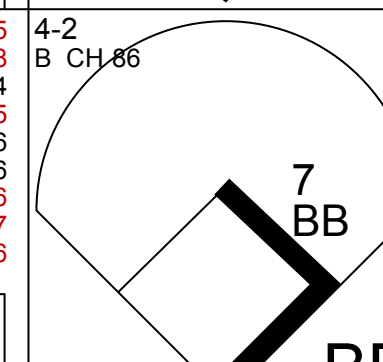
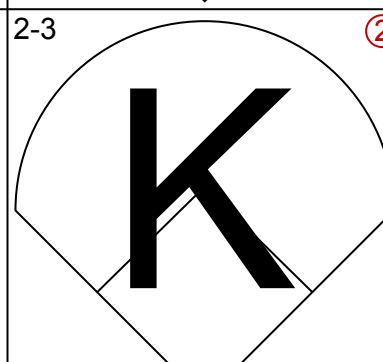


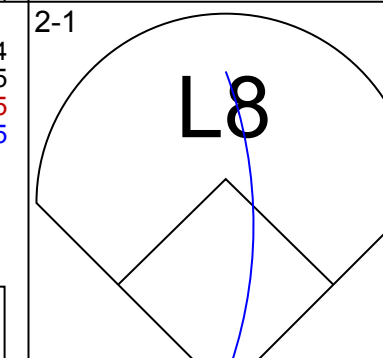
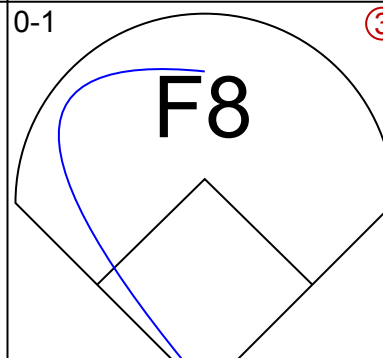


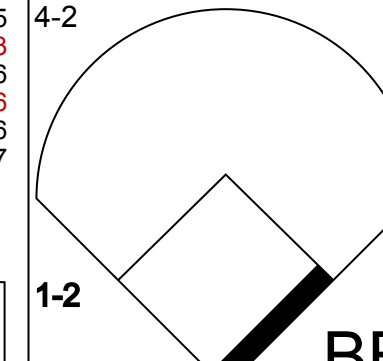


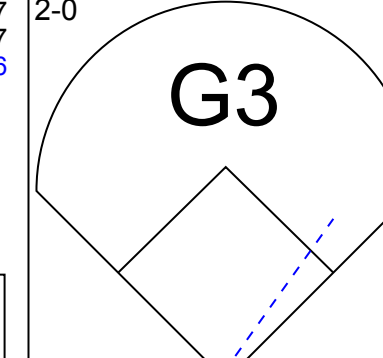


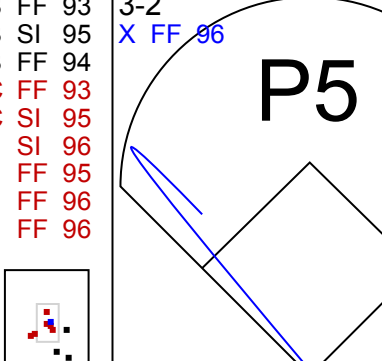

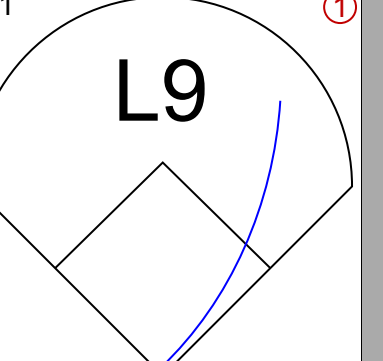
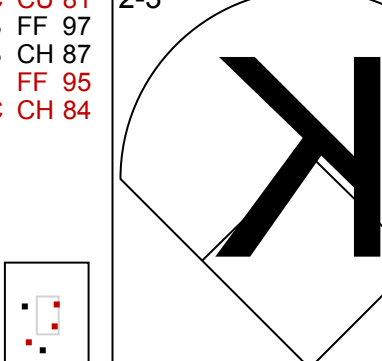
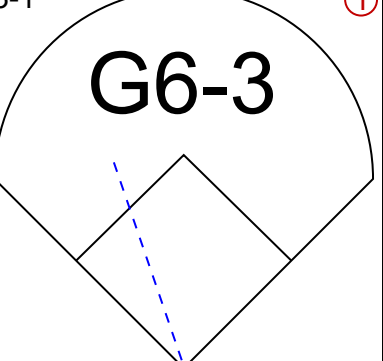
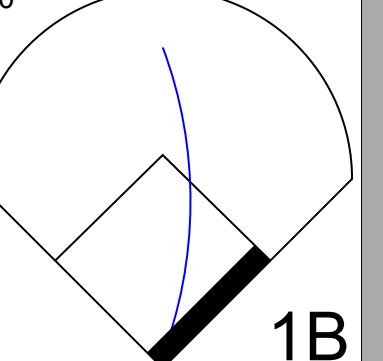
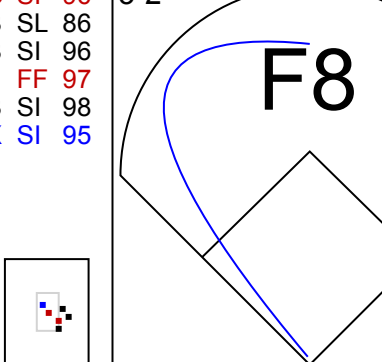
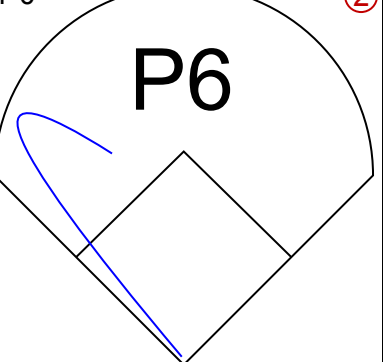
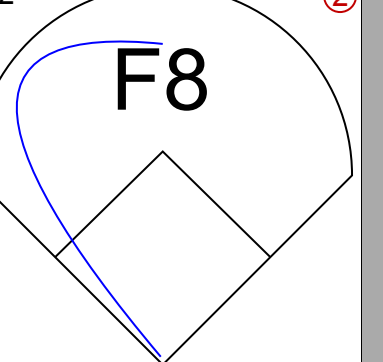
Batter	1	2	3	4	5	6	7	8	9	AB	R	H	RBI	BB	SO	LOB	BOTTOM					
20 Rajai Davis, R OBP: 0.305, SLG: 0.410	K				P3		G5-3			3	1	0	0	1	1	1	<b>Boston Red Sox @ Detroit Tigers</b> Comerica Park, Detroit, MI Sun Aug 09 2015, 1:12 PM - 4:58 PM EDT Att: 38,766 - Partly Cloudy - 77 F					
1 Jose Iglesias, R OBP: 0.348, SLG: 0.384	B1-3				P3		G3-1			4	0	0	0	0	0	2						
3 Ian Kinsler, R OBP: 0.360, SLG: 0.431					P3					4	0	2	0	0	0	1						
41 Victor Martinez, S OBP: 0.309, SLG: 0.382										4	0	1	1	0	1	2						
28 J.D. Martinez, R OBP: 0.350, SLG: 0.561										3	0	0	0	1	1	2						
9 Nick Castellanos, R OBP: 0.295, SLG: 0.393										2	0	0	0	2	0	1						
34 James McCann, R OBP: 0.319, SLG: 0.429										3	0	0	0	1	1	3						
55 Jefry Marte, R OBP: 0.310, SLG: 0.526										4	1	1	1	0	0	3						
12 Anthony Gose, L OBP: 0.307, SLG: 0.358										3	0	0	0	1	2	3						
<b>Inning Stats</b>	R: 0 E: 0 K: 2 S: 9	H: 1 LOB: 1 BB: 0 P: 13	R: 0 E: 0 K: 0 S: 12	H: 0 LOB: 2 BB: 2 P: 23	R: 1 E: 0 K: 0 S: 16	H: 1 LOB: 1 BB: 1 P: 26	R: 0 E: 0 K: 0 S: 4	H: 0 LOB: 0 BB: 0 P: 6	R: 0 E: 0 K: 0 S: 7	H: 0 LOB: 0 BB: 1 P: 13	R: 0 E: 0 K: 1 S: 8	H: 1 LOB: 2 BB: 1 P: 13	R: 1 E: 0 K: 1 S: 13	H: 1 LOB: 0 BB: 0 P: 21	R: 0 E: 0 K: 0 S: 5	H: 0 LOB: 0 BB: 0 P: 7		R: 0 E: 0 K: 2 S: 10	H: 0 LOB: 1 BB: 1 P: 17	1B: 1 2B: 2 3B: 0 HR: 1	SF: 0 SAC: 0 DP: 0 HBP: 0	WP: 1 PB: 0 SB: 1 CS: 1
<b>PITCHER</b>	IP WLS BF H R ER SO	IP WLS BF H R ER SO	IP WLS BF H R ER SO	IP WLS BF H R ER SO	IP WLS BF H R ER SO	IP WLS BF H R ER SO	IP WLS BF H R ER SO	IP WLS BF H R ER SO	IP WLS BF H R ER SO	IP WLS BF H R ER SO	IP WLS BF H R ER SO	IP WLS BF H R ER SO	IP WLS BF H R ER SO	IP WLS BF H R ER SO	IP WLS BF H R ER SO	IP WLS BF H R ER SO	ERA WHIP	ERA WHIP				
60 Henry Owens, L ERA: 3.6	5.0	W	21	4	1	1	2	4	0	0	0	0	0	0	0	0	0	1.80	1.400			
63 Justin Masterson, R ERA: 5.61	1.0	H	5	1	1	1	1	1	0	0	0	0	0	0	0	0	1	9	16	9.00	2.000	
28 Robbie Ross Jr., L ERA: 0.85	1.0	H	3	0	0	0	0	0	0	0	0	0	0	0	0	0	0	15	0.00	0.000		
36 Junichi Tazawa, R ERA: 3.19	1.0		3	0	0	0	0	0	0	0	0	0	0	0	0	0	5	7	0.00	0.000		
64 Jean Machi, R ERA: 5.38	1.0		4	0	0	0	2	1	0	0	0	0	0	0	0	0	10	17	0.00	1.000		

AB 30  
R 2  
H 4  
RBI 2  
BB 6  
SO 6  
LOB 18





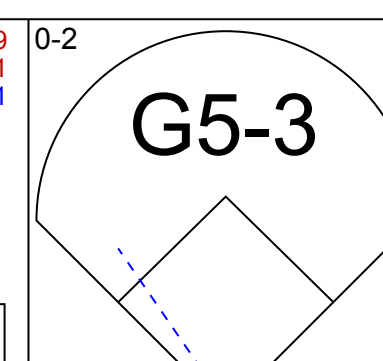
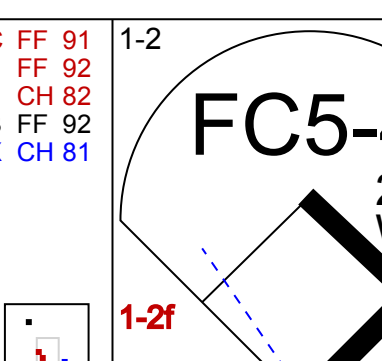
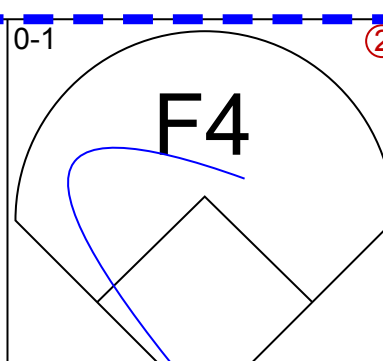
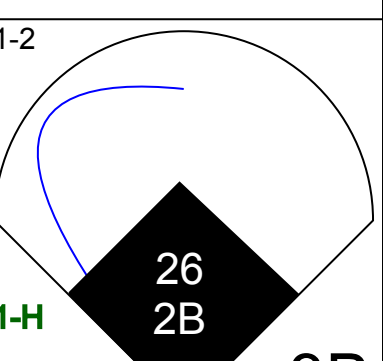

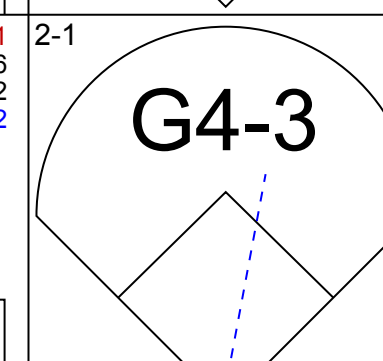
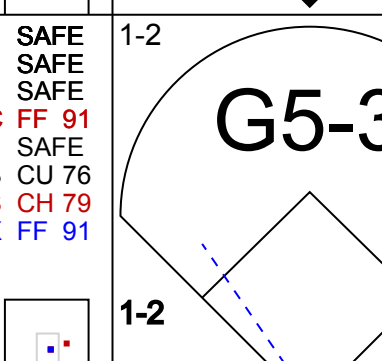
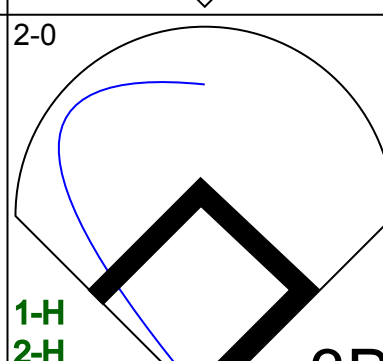
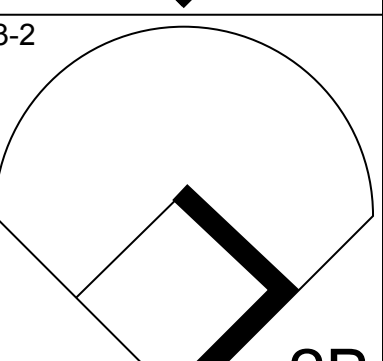
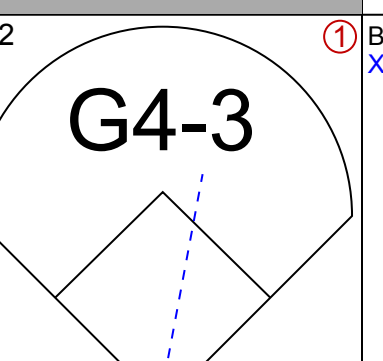
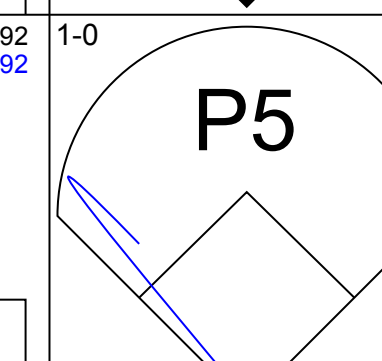
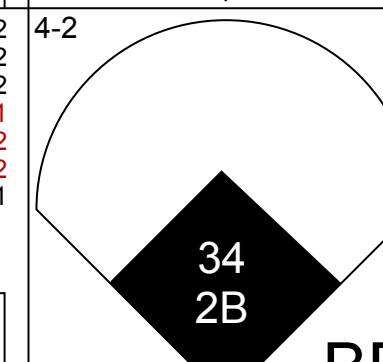
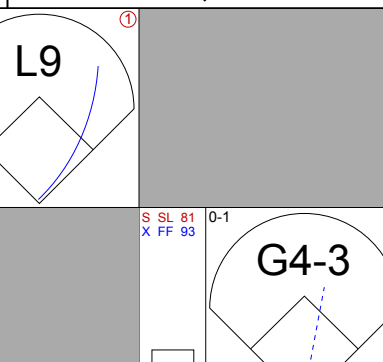
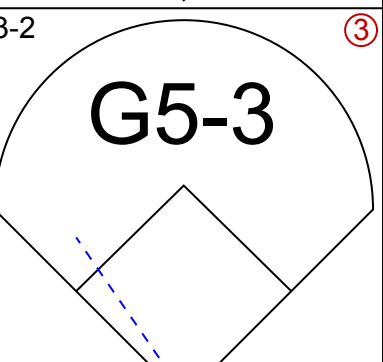
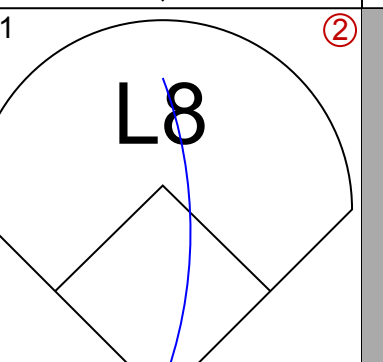
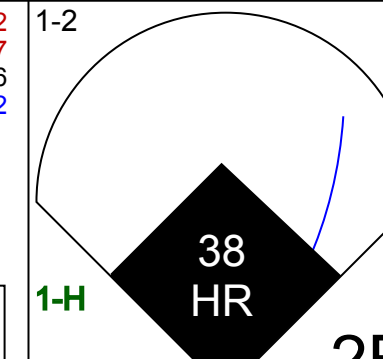
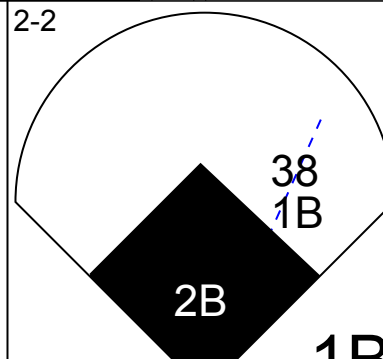
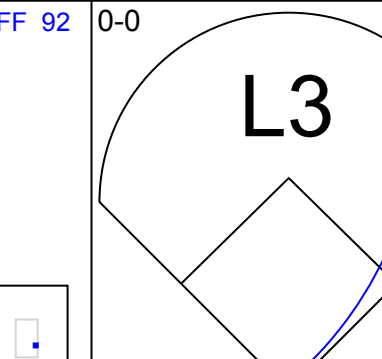
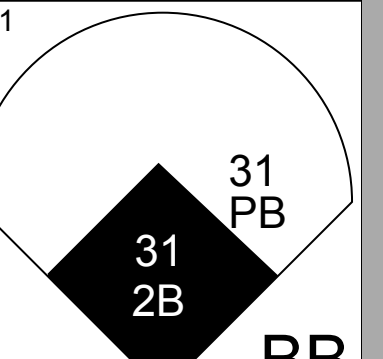

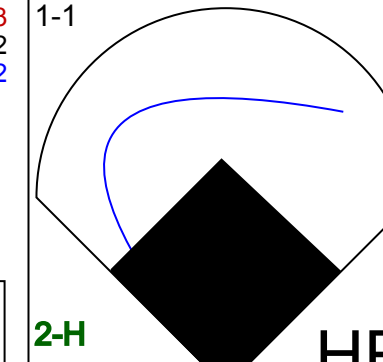
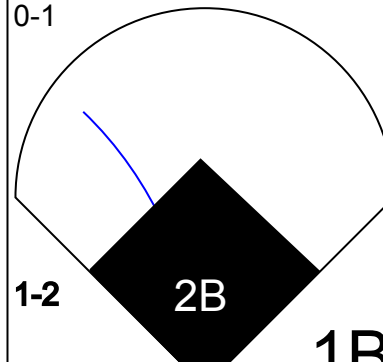

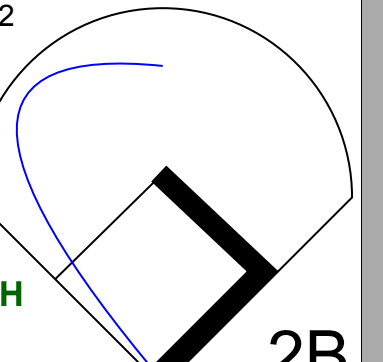
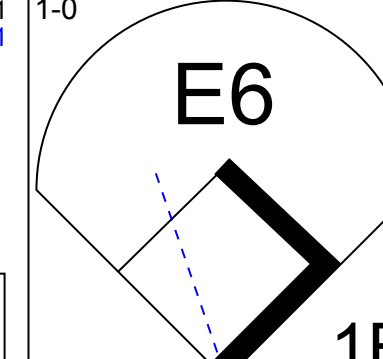
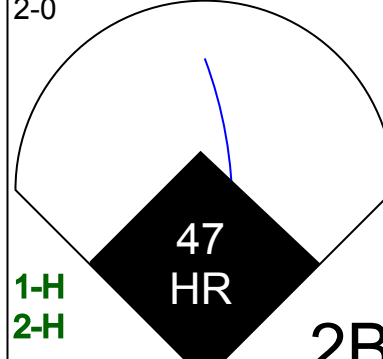
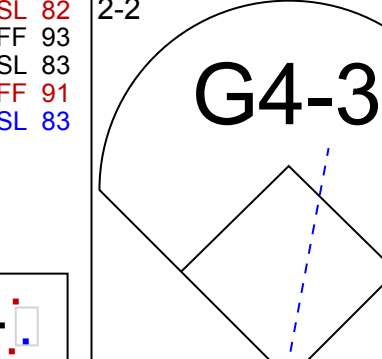
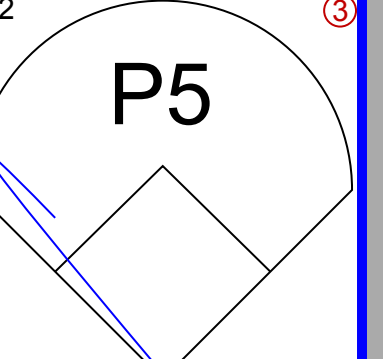

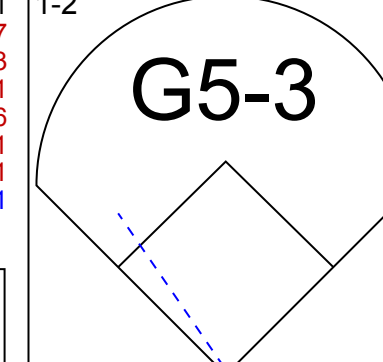
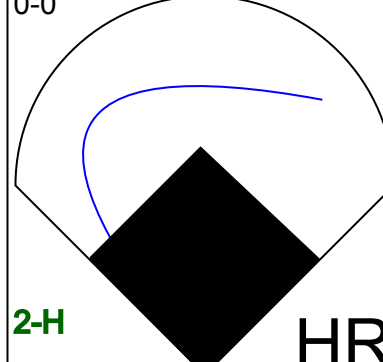

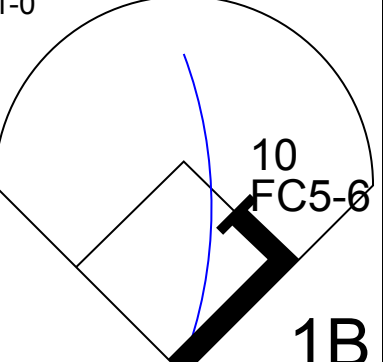


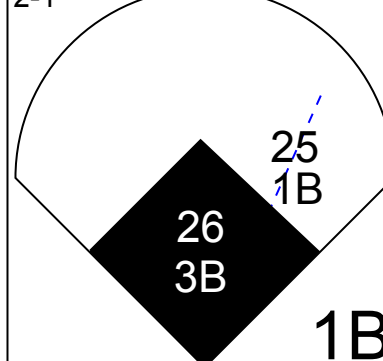

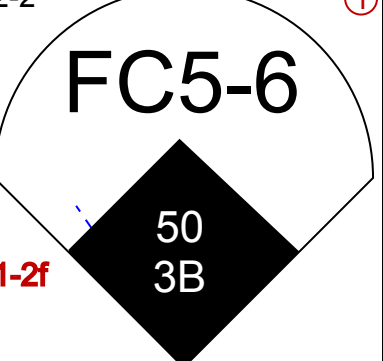

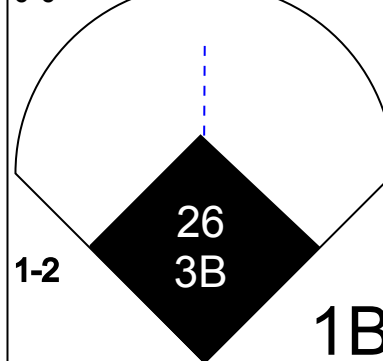
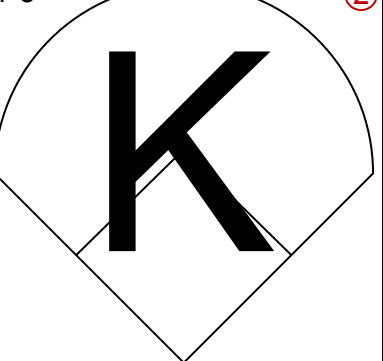

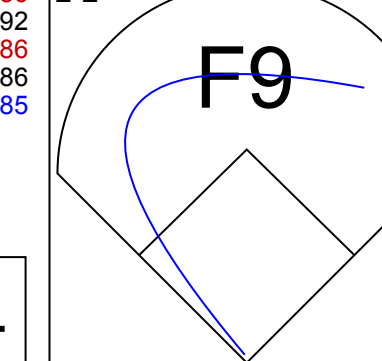
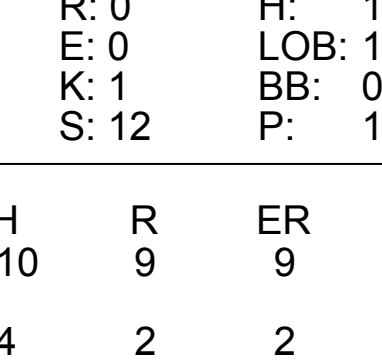
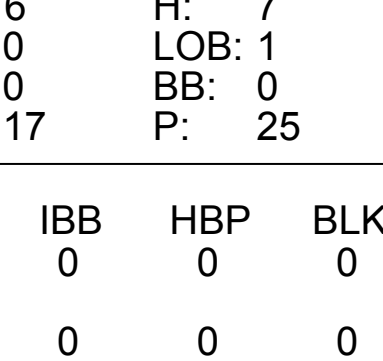
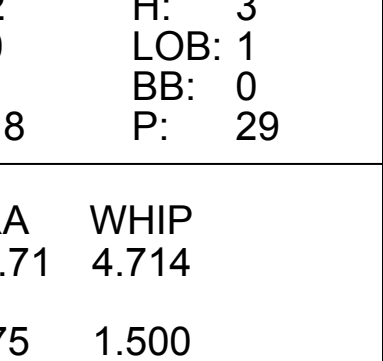
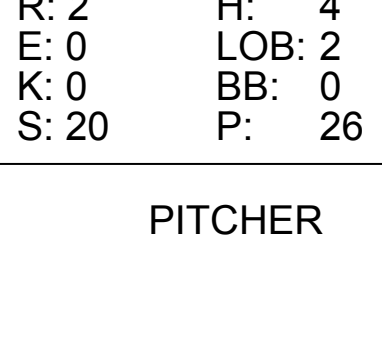
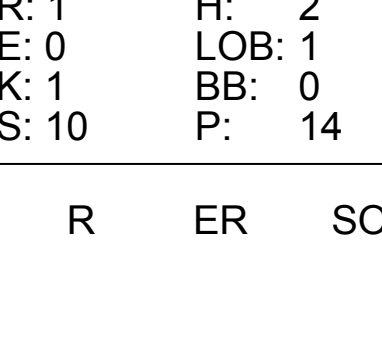


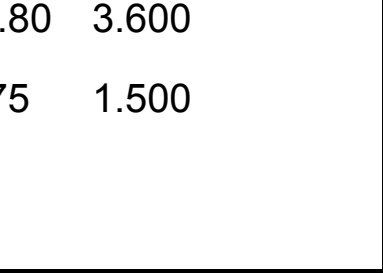




Batter	1	2	3	4	5	6	7	8	9	AB	R	H	RBI	BB	SO	LOB	TOP		
16 Austin Jackson, R OBP: 0.297, SLG: 0.363										4	0	2	0	0	1	1			
15 Kyle Seager, L OBP: 0.322, SLG: 0.439										4	1	1	1	0	0	2			
23 Nelson Cruz, R OBP: 0.388, SLG: 0.605										3	0	0	0	1	2	1			
22 Robinson Cano, L OBP: 0.314, SLG: 0.418										3	0	1	0	0	0	2			
4 Ketel Marte, S OBP: 0.356, SLG: 0.237										1	0	1	0	0	0	0			
7 Seth Smith, L OBP: 0.325, SLG: 0.437										3	0	0	0	1	3	2			
63 Jesus Montero, R OBP: 0.306, SLG: 0.469										4	0	0	0	0	0	3			
20 Logan Morrison, L OBP: 0.295, SLG: 0.366										4	0	1	0	0	0	0			
5 Brad Miller, L OBP: 0.326, SLG: 0.403										4	0	1	0	0	1	1			
2 Jesús Sucre, R OBP: 0.196										4	0	0	0	0	1	2			
<b>Inning Stats</b>	R: 1 H: 1 E: 0 K: 1 S: 17	H: 1 LOB: 2 BB: 2 P: 31	R: 0 H: 0 E: 0 K: 1 S: 13	H: 0 LOB: 0 BB: 0 P: 21	R: 0 H: 1 E: 0 K: 1 S: 9	H: 1 LOB: 1 BB: 0 P: 13	R: 0 H: 0 E: 0 K: 1 S: 7	H: 0 LOB: 0 BB: 0 P: 10	R: 0 H: 1 E: 0 K: 2 S: 10	H: 1 LOB: 1 BB: 0 P: 15	R: 0 H: 1 E: 0 K: 1 S: 14	H: 1 LOB: 1 BB: 0 P: 20	R: 0 H: 1 E: 0 K: 1 S: 12	H: 1 LOB: 1 BB: 0 P: 19	1B: 2 2B: 4 3B: 0 HR: 1	SF: 0 SAC: 0 DP: 0 HBP: 0	WP: 0 PB: 0 SB: 0 CS: 0	PA: 36	
<b>PITCHER</b>	IP WLS BF H R ER SO BB IBB HBP BLK WP HR S P ERA WHIP																		
56 Joe Kelly, R ERA: 5.69	6.0 W 24 4 1 1 6 2 0 0 0 0 0 1 65 106 1.50 1.000																		
32 Craig Breslow, L ERA: 4.23	2.0 8 2 0 0 1 0 0 0 0 0 0 0 21 35 0.00 1.000																		
64 Jean Machi, R ERA: 5.09	1.0 4 1 0 0 1 0 0 0 0 0 0 0 12 19 0.00 1.000																		

Seattle Mariners @ Boston Red Sox  
Fenway Park, Boston, MA  
Fri Aug 14 2015, 7:14 PM - 10:43 PM EDT  
Att: 37,678 - Clear - 83 F

AB 34  
R 1  
H 7  
RBI 1  
BB 2  
SO 8  
LOB 14



Batter	1	2	3	4	5	6	7	8	9	AB	R	H	RBI	BB	SO	LOB	BOTTOM			
50 Mookie Betts, R OBP: 0.317, SLG: 0.441										6	1	2	1	0	0	5				
26 Brock Holt, L OBP: 0.351, SLG: 0.381										6	0	2	3	0	0	2				
2 Xander Bogaerts, R OBP: 0.339, SLG: 0.405										4	1	0	0	1	0	2				
34 David Ortiz, L OBP: 0.349, SLG: 0.505										4	3	2	1	1	0	0				
38 Rusney Castillo, R OBP: 0.309, SLG: 0.385										3	2	2	2	0	1	0				
31 Alejandro De Aza, L OBP: 0.327, SLG: 0.446										2	1	2	1	0	0	0				
Pablo Sandoval, S OBP: 0.307, SLG: 0.385										5	2	3	3	0	0	1				
30 Josh Rutledge, R OBP: 0.250, SLG: 0.143										0	0	0	0	0	0	0				
47 Travis Shaw, L OBP: 0.362, SLG: 0.628										5	2	3	3	0	0	2				
10 Ryan Hanigan, R OBP: 0.357, SLG: 0.317										5	2	2	0	0	2	1				
25 Jackie Bradley Jr., L OBP: 0.307, SLG: 0.351										5	1	3	1	0	1	1				
<b>Inning Stats</b>	R: 3 H: 3 E: 1 K: 0 S: 21	H: 3 LOB: 1 BB: 1 P: 31	R: 0 H: 1 E: 0 K: 1 S: 12	H: 1 LOB: 1 BB: 0 P: 15	R: 6 H: 7 E: 0 K: 0 S: 17	H: 7 LOB: 1 BB: 0 P: 25	R: 0 H: 0 E: 0 K: 1 S: 9	H: 0 LOB: 0 BB: 0 P: 14	R: 2 H: 3 E: 0 K: 1 S: 18	H: 3 LOB: 1 BB: 0 P: 29	R: 2 H: 4 E: 0 K: 0 S: 20	H: 4 LOB: 2 BB: 0 P: 26	R: 1 H: 1 E: 0 K: 0 S: 15	H: 1 LOB: 1 BB: 1 P: 27	R: 1 H: 2 E: 0 K: 1 S: 10	H: 2 LOB: 1 BB: 0 P: 14	1B: 10 2B: 6 3B: 2 HR: 3	SF: 0 SAC: 0 DP: 0 HBP: 0	WP: 1 PB: 1 SB: 0 CS: 0	PA: 47
<b>PITCHER</b>	IP WLS BF H R ER SO BB IBB HBP BLK WP HR S P ERA WHIP																			
37 Mike Montgomery, L ERA: 4.14	2.1 L 18 10 9 9 1 1 0 0 0 0 0 0 32 64 7.75 1.500																			
59 David Rollins, L ERA: 7.53	2.2 4 2 2 2 0 0 0 0 0 0 0 0 32 50 6.75 1.500																			
53 Mayckol Guaipe, R ERA: 7.5	1.2 11 5 3 2 0 1 0 0 0 0 0 0 31 47 10.80 3.600																			
50 Rob Rasmussen, L ERA: 12.0	1.1 6 2 1 1 1 0 0 0 0 0 0 1 14 20 6.75 1.500																			

Seattle Mariners @ Boston Red Sox  
Fenway Park, Boston, MA  
Fri Aug 14 2015, 7:14 PM - 10:43 PM EDT  
Att: 37,678 - Clear - 83 F


AB 45  
R 15  
H 21  
RBI 15  
BB 2  
SO 4  
LOB 14



Batter	1	2	3	4	5	6	7	8	9	AB	R	H	RBI	BB	SO	LOB	TOP										
4 Ketel Marte, S OBP: 0.360, SLG: 0.279	G5-3		2B		K2-3			23 HR	G4-3	5	1	2	1	0	1	0											
15 Kyle Seager, L OBP: 0.319, SLG: 0.435	L8							F9		4	0	0	0	0	1	3											
5 Brad Miller, L OBP: 0.328, SLG: 0.405			K						22 1B, 23 WP	1	1	1	0	0	0	0											
23 Nelson Cruz, R OBP: 0.392, SLG: 0.612	K								20 PB, 22 1B	3	2	2	3	2	1	0											
22 Robinson Canó, L OBP: 0.313, SLG: 0.416		E6	FC4-6						20 PB, 20 1B	5	1	1	0	0	1	3											
30 Franklin Gutierrez, R OBP: 0.341, SLG: 0.562	G6-4-3									3	1	1	0	1	1	2											
20 Logan Morrison, L OBP: 0.256, SLG: 0.355										1	0	0	1	0	0	1											
16 Austin Jackson, R OBP: 0.298, SLG: 0.372	K									5	1	2	3	0	2	2											
35 Mark Trumbo, R OBP: 0.295, SLG: 0.429										4	1	2	0	1	0	1											
63 Jesus Montero, R OBP: 0.286, SLG: 0.434			K							4	0	0	0	0	2	3											
3 Mike Zunino, R OBP: 0.230, SLG: 0.308							L8			4	2	2	1	0	1	0											
<b>Inning Stats</b>	R: 0 E: 0 K: 1 S: 7	H: 0 LOB: 0 BB: 0 P: 10	R: 0 E: 1 K: 1 S: 6	H: 0 LOB: 0 BB: 0 P: 11	R: 2 E: 0 K: 2 S: 15	H: 3 LOB: 2 BB: 1 P: 28	R: 0 E: 0 K: 0 S: 11	H: 1 LOB: 1 BB: 0 P: 20	R: 0 E: 0 K: 1 S: 5	H: 0 LOB: 0 BB: 0 P: 6	R: 0 E: 0 K: 2 S: 11	H: 0 LOB: 0 BB: 0 P: 19	R: 0 E: 0 K: 1 S: 13	H: 0 LOB: 0 BB: 0 P: 19	R: 4 E: 0 K: 2 S: 24	H: 5 LOB: 1 BB: 0 P: 38	R: 4 E: 0 K: 0 S: 22	H: 4 LOB: 1 BB: 1 P: 39	1B: 9 2B: 1 3B: 0 HR: 3	SF: 0 SAC: 0 DP: 2 HBP: 0	WP: 2 PB: 1 SB: 0 CS: 0	PA: 43					
<b>PITCHER</b>	IP	WLS	BF	H	R	ER	SO	BB	IBB	HBP	BLK	WP	HR	S	P	ERA	WHIP										
20 Wade Miley, L ERA: 4.58	7.0	W	27	4	2	2	8	3	0	0	0	1	0	68	113	2.57	1.000										
59 Tommy Layne, L ERA: 4.37	0.2		5	3	3	1	0	0	0	0	0	0	1	14	25	40.50	4.500										
46 Ryan Cook, R ERA: 19.89	0.2		8	5	5	1	1	0	0	0	0	1	2	24	39	67.50	9.000										
28 Robbie Ross Jr., L ERA: 4.08	0.2		3	1	0	0	0	0	0	0	0	0	0	8	13	0.00	1.500										

Seattle Mariners @ Boston Red Sox  
Fenway Park, Boston, MA  
Sat Aug 15 2015, 1:35 PM - 4:56 PM EDT  
Att: 36,027 - Cloudy - 84 F

AB 39  
R 10  
H 13  
RBI 9  
BB 4  
SO 10  
LOB 15



Batter	1	2	3	4	5	6	7	8	9	AB	R	H	RBI	BB	SO	LOB	BOTTOM										
50 Mookie Betts, R OBP: 0.321, SLG: 0.443	G1-6-3	26 1B	26 S		G4-3			26 1B		5	2	3	2	1	0	2											
26 Brock Holt, L OBP: 0.356, SLG: 0.386	G1-6-3	2 1B	34 SF7			F7		F8		6	2	3	2	1	0	2											
2 Xander Bogaerts, R OBP: 0.343, SLG: 0.407	34 1B					L7		F8		7	0	4	2	0	0	4											
34 David Ortiz, L OBP: 0.352, SLG: 0.512										3	0	3	3	0	0	0											
29 Garin Cecchini, L OBP: 0.321, SLG: 0.551										1	0	0	0	0	0	1											
47 Travis Shaw, L OBP: 0.321, SLG: 0.551	G3-1	F8	F7		G4-3			F7		6	0	0	0	0	0	7											
Pablo Sandoval, S OBP: 0.311, SLG: 0.395										1	2	1	1	0	0	0											
30 Josh Rutledge, R OBP: 0.400, SLG: 0.250										2	4	2	0	2	0	0											
31 Alejandro De Aza, L OBP: 0.327, SLG: 0.455										5	3	1	2	1	1	3											
23 Blake Swihart, S OBP: 0.291, SLG: 0.347										5	4	4	3	1	1	0											
25 Jackie Bradley Jr., L OBP: 0.340, SLG: 0.500										6	5	5	7	0	1	1											
<b>Inning Stats</b>	R: 0 E: 0 K: 0 S: 11	H: 3 LOB: 2 BB: 0 P: 15	R: 5 E: 0 K: 1 S: 20	H: 6 LOB: 1 BB: 0 P: 27	R: 5 E: 0 K: 1 S: 14	H: 4 LOB: 1 BB: 1 P: 23	R: 1 E: 0 K: 1 S: 11	H: 1 LOB: 1 BB: 1 P: 20	R: 0 E: 0 K: 0 S: 7	H: 1 LOB: 1 BB: 0 P: 9	R: 4 E: 1 K: 0 S: 17	H: 3 LOB: 2 BB: 2 P: 32	R: 4 E: 0 K: 0 S: 16	H: 3 LOB: 1 BB: 2 P: 25	R: 3 E: 0 K: 0 S: 15	H: 5 LOB: 2 BB: 0 P: 19	1B: 15 2B: 7 3B: 0 HR: 4	SF: 3 SAC: 0 DP: 1 HBP: 1	WP: 1 PB: 0 SB: 1 CS: 0	PA: 57							
<b>PITCHER</b>	IP	WLS	BF	H	R	ER	SO	BB	IBB	HBP	BLK	WP	HR	S	P	ERA	WHIP										
34 Félix Hernández, R ERA: 3.85	2.1	L	20	12	10	10	2	1	0	0	0	0	0	40	59	38.57	5.571										
40 Danny Farquhar, R ERA: 5.0	2.2		12	3	1	1	1	1	0	0	0	0	0	23	35	3.38	1.500										
97 Joe Beimel, L ERA: 3.62	0.1		6	2	4	2	0	2	0	0	0	0	0	11	25	54.00	12.000										
50 Rob Rasmussen, L ERA: 16.2	0.2		7	3	4	4	0	2	0	0	0	1	0	15	24	54.00	7.500										
54 Tom Wilhelmsen, R ERA: 4.17	1.0		4	1	0	0	0	0	0	0	0	0	0	7	8	0.00	1.000										

Seattle Mariners @ Boston Red Sox  
Fenway Park, Boston, MA  
Sat Aug 15 2015, 1:35 PM - 4:56 PM EDT  
Att: 36,027 - Cloudy - 84 F

AB 47  
R 22  
H 26  
RBI 22  
BB 6  
SO 3  
LOB 20











Batter	1	2	3	4	5	6	7	8	9	AB	R	H	RBI	BB	SO	LOB	TOP										
22 Jason Kipnis, L (1,4) OBP: 0.396, SLG: 0.470										5	0	0	0	0	3	3											
12 Francisco Lindor, S (1,6) OBP: 0.324, SLG: 0.395										4	0	1	0	0	1	0											
23 Michael Brantley, L (1,10) OBP: 0.390, SLG: 0.473										4	1	3	0	0	0	0											
41 Carlos Santana, S (1,3)										4	0	0	0	0	1	4											
8 Lonnie Chisenhall, L (1,9) OBP: 0.296, SLG: 0.389										1	1	1	0	2	0	0											
40 Jerry Sands, R (8,PH) OBP: 0.301, SLG: 0.388										0	1	0	0	1	0	0											
10 Yan Gomes, R (1,2) OBP: 0.288, SLG: 0.383										4	1	1	3	0	1	4											
35 Abraham Almonte, S (1,8) OBP: 0.280, SLG: 0.384										4	0	1	0	0	0	1											
39 Gio Urshela, R (1,5) OBP: 0.277, SLG: 0.340										3	0	0	0	1	1												
11 José Ramírez, S (1,7) OBP: 0.273, SLG: 0.272										4	0	1	0	0	0	1											
<b>Inning Stats</b>	R: 0 E: 0 K: 1 S: 7	H: 0 LOB: 0 BB: 0 P: 14	R: 0 E: 0 K: 0 S: 9	H: 0 LOB: 0 BB: 1 P: 17	R: 0 E: 0 K: 0 S: 11	H: 0 LOB: 0 BB: 0 P: 19	R: 0 E: 0 K: 0 S: 5	H: 2 LOB: 1 BB: 0 P: 9	R: 1 E: 0 K: 1 S: 13	H: 2 LOB: 2 BB: 1 P: 22	R: 0 E: 0 K: 1 S: 12	H: 1 LOB: 2 BB: 1 P: 19	R: 0 E: 1 K: 2 S: 18	H: 1 LOB: 0 BB: 0 P: 22	R: 3 E: 0 K: 2 S: 18	H: 2 LOB: 0 BB: 1 P: 32	R: 0 E: 0 K: 0 S: 9	H: 0 LOB: 0 BB: 0 P: 15	1B: 6 2B: 1 3B: 0 HR: 1	SF: 0 SAC: 0 DP: 3 HBP: 0	WP: 1 PB: 0 SB: 0 CS: 0	PA: 37					
<b>PITCHER</b>	IP	WLS	BF	H	R	ER	SO	BB	IBB	HBP	BLK	WP	HR	S	P	ERA	WHIP										
56 Joe Kelly, R (1,1) ERA: 5.37	6.0	W	24	5	1	0	3	3	0	0	0	1	0	57	100	0.00	1.333										
41 Alexi Ogando, R (7,1) ERA: 3.53	1.0		4	1	0	0	2	0	0	0	0	0	0	18	22	0.00	1.000										
59 Tommy Layne, L (8,1) ERA: 4.58	0.2		3	1	1	1	2	0	0	0	0	0	0	9	15	13.50	1.500										
64 Jean Machi, R (8,1) ERA: 5.23	0.1		3	1	2	2	0	1	0	0	0	0	1	9	17	54.00	6.000										
36 Junichi Tazawa, R (9,1) ERA: 3.19	1.0	S	3	0	0	0	0	0	0	0	0	0	0	9	15	0.00	0.000										

**Cleveland Indians @ Boston Red Sox**  
Fenway Park, Boston, MA  
Wed Aug 19 2015, 7:14 PM - 10:21 PM EDT  
Att: 32,465 - Clear - 82 F

AB 33  
R 4  
H 8  
RBI 3  
BB 4  
SO 7  
LOB 14

Batter	1	2	3	4	5	6	7	8	9	AB	R	H	RBI	BB	SO	LOB	BOTTOM										
31 Alejandro De Aza, L (1,7) OBP: 0.323, SLG: 0.447										4	0	0	0	0	1	1											
26 Brock Holt, L (1,6) OBP: 0.359, SLG: 0.398										4	0	0	0	0	1	1											
Pablo Sandoval, S (1,5) OBP: 0.308, SLG: 0.392										4	1	1	0	0	1	0											
34 David Ortiz, L (1,10) OBP: 0.355, SLG: 0.518										4	1	2	1	0	2	1											
47 Travis Shaw, L (1,3) OBP: 0.408, SLG: 0.677										3	1	1	1	1	1	2											
38 Rusney Castillo, R (1,9) OBP: 0.313, SLG: 0.359										4	1	1	0	0	2	2											
25 Jackie Bradley Jr., L (1,8) OBP: 0.349, SLG: 0.517										3	1	1	3	0	0	1											
10 Ryan Hanigan, R (1,2) OBP: 0.353, SLG: 0.333										2	1	1	1	0	1	0											
30 Josh Rutledge, R (1,4) OBP: 0.308, SLG: 0.190										3	0	0	0	0	1	1											
<b>Inning Stats</b>	R: 0 E: 0 K: 1 S: 8	H: 0 LOB: 0 BB: 0 P: 11	R: 2 E: 0 K: 2 S: 13	H: 2 LOB: 0 BB: 0 P: 19	R: 0 E: 0 K: 1 S: 6	H: 0 LOB: 0 BB: 0 P: 6	R: 4 E: 0 K: 2 S: 19	H: 4 LOB: 0 BB: 0 P: 27	R: 0 E: 0 K: 1 S: 6	H: 0 LOB: 0 BB: 1 P: 11	R: 0 E: 0 K: 2 S: 9	H: 0 LOB: 1 BB: 1 P: 18	R: 0 E: 0 K: 1 S: 10	H: 0 LOB: 1 BB: 0 P: 13	R: 0 E: 0 K: 0 S: 7	H: 1 LOB: 1 BB: 0 P: 10	1B: 2 2B: 1 3B: 0 HR: 4	SF: 0 SAC: 0 DP: 0 HBP: 1	WP: 0 PB: 0 SB: 0 CS: 0	PA: 33							
<b>PITCHER</b>	IP	WLS	BF	H	R	ER	SO	BB	IBB	HBP	BLK	WP	HR	S	P	ERA	WHIP										
28 Corey Kluber, R (1,1) ERA: 3.52	6.0	L	25	6	0	6	9	1	0	0	0	0	4	61	92	9.00	1.167										
34 Zach McAllister, R (7,1) ERA: 3.09	1.0		4	0	0	0	1	0	0	1	0	0	0	10	13	0.00	0.000										
57 Kyle Crockett, L (8,1) ERA: 2.61	0.2		3	1	0	0	0	0	0	0	0	0	0	4	4	0.00	1.500										
27 Bryan Shaw, R (8,1) ERA: 2.88	0.1		1	0	0	0	0	0	0	0	0	0	0	3	6	0.00	0.000										

**Cleveland Indians @ Boston Red Sox**  
Fenway Park, Boston, MA  
Wed Aug 19 2015, 7:14 PM - 10:21 PM EDT  
Att: 32,465 - Clear - 82 F

AB 31  
R 6  
H 7  
RBI 6  
BB 1  
SO 10  
LOB 9

Batter	1	2	3	4	5	6	7	8	9	AB	R	H	RBI	BB	SO	LOB	TOP								
2 Alcides Escobar, R OBP: 0.310, SLG: 0.333										4	0	1	0	0	1	2	<b>Kansas City Royals @ Boston Red Sox</b> Fenway Park, Boston, MA Thu Aug 20 2015, 7:11 PM - 9:59 PM EDT Att: 35,458 - Partly Cloudy - 73 F								
18 Ben Zobrist, S OBP: 0.376, SLG: 0.482										4	0	0	0	0	1	2									
6 Lorenzo Cain, R OBP: 0.363, SLG: 0.495										3	0	0	0	1	2	0									
35 Eric Hosmer, L OBP: 0.379, SLG: 0.484										4	0	0	0	0	2	2									
25 Kendrys Morales, S OBP: 0.350, SLG: 0.455											4	0	1	0	0	2		0							
8 Mike Moustakas, L OBP: 0.336, SLG: 0.413											4	1	1	1	0	0		1							
13 Salvador Perez, R OBP: 0.288, SLG: 0.428											4	0	2	0	0	0		0							
15 Alex Rios, R OBP: 0.272, SLG: 0.303											3	0	1	0	0	0		3							
16 Paulo Orlando, R OBP: 0.267, SLG: 0.410											3	0	0	0	0	0		2							
<b>Inning Stats</b>	R: 0 H: 1 E: 0 K: 1 S: 11	WLS: 1 BF: 16 LOB: 0 BB: 0 P: 16	R: 0 H: 0 E: 0 K: 2 S: 10	WLS: 0 BF: 14 LOB: 0 BB: 0 P: 14	R: 0 H: 1 E: 0 K: 0 S: 9	WLS: 1 BF: 11 LOB: 1 BB: 0 P: 11	R: 0 H: 0 E: 0 K: 1 S: 8	WLS: 0 BF: 12 LOB: 0 BB: 0 P: 12	R: 1 H: 2 E: 0 K: 0 S: 13	WLS: 2 BF: 17 LOB: 1 BB: 0 P: 17	R: 0 H: 0 E: 0 K: 1 S: 7	WLS: 0 BF: 10 LOB: 0 BB: 0 P: 10	R: 0 H: 2 E: 0 K: 0 S: 15	WLS: 2 BF: 22 LOB: 0 BB: 0 P: 22	R: 0 H: 0 E: 1 K: 2 S: 15	WLS: 0 BF: 30 LOB: 2 BB: 1 P: 30		R: 0 H: 0 E: 0 K: 1 S: 9	WLS: 0 BF: 10 LOB: 0 BB: 0 P: 10	1B: 5 2B: 0 3B: 0 HR: 1	SF: 0 SAC: 0 DP: 1 HBP: 0	WP: 1 PB: 0 SB: 0 CS: 0	PA: 34		
<b>PITCHER</b>	IP: 7.1 WLS: 1 BF: 28 ERA: 4.41	WLS: 2 BF: 16 LOB: 0 BB: 0 P: 16	H: 6 R: 1 ER: 1 SO: 6 BB: 0 IBB: 0 HBP: 0 BLK: 0	H: 0 R: 0 ER: 0 SO: 6 BB: 0 IBB: 0 HBP: 0 BLK: 0	H: 1 R: 0 ER: 0 SO: 1 BB: 0 IBB: 0 HBP: 0 BLK: 0	H: 0 R: 0 ER: 0 SO: 6 BB: 0 IBB: 0 HBP: 0 BLK: 0	H: 1 R: 0 ER: 0 SO: 3 BB: 0 IBB: 0 HBP: 0 BLK: 0	H: 0 R: 0 ER: 0 SO: 12 BB: 0 IBB: 0 HBP: 0 BLK: 0	H: 2 R: 0 ER: 0 SO: 6 BB: 0 IBB: 0 HBP: 0 BLK: 0	H: 1 R: 0 ER: 0 SO: 16 BB: 0 IBB: 0 HBP: 0 BLK: 0	H: 0 R: 0 ER: 0 SO: 12 BB: 0 IBB: 0 HBP: 0 BLK: 0	H: 0 R: 0 ER: 0 SO: 6 BB: 0 IBB: 0 HBP: 0 BLK: 0	H: 2 R: 0 ER: 0 SO: 22 BB: 0 IBB: 0 HBP: 0 BLK: 0	H: 0 R: 0 ER: 1 SO: 15 BB: 1 P: 30	H: 0 R: 0 ER: 0 SO: 10 BB: 0 P: 10	H: 0 R: 0 ER: 0 SO: 10 BB: 0 P: 10	ERA: 1.23 WHIP: 0.818	ERA: 0.00 WHIP: 3.000	ERA: 0.00 WHIP: 0.000	ERA: 0.00 WHIP: 0.000	ERA: 0.00 WHIP: 0.000	ERA: 0.00 WHIP: 0.000	ERA: 0.00 WHIP: 0.000	ERA: 0.00 WHIP: 0.000	ERA: 0.00 WHIP: 0.000

Batter	1	2	3	4	5	6	7	8	9	AB	R	H	RBI	BB	SO	LOB	BOTTOM							
50 Mookie Betts, R OBP: 0.320, SLG: 0.438										4	1	2	0	0	1	1	<b>Kansas City Royals @ Boston Red Sox</b> Fenway Park, Boston, MA Thu Aug 20 2015, 7:11 PM - 9:59 PM EDT Att: 35,458 - Partly Cloudy - 73 F							
Pablo Sandoval, S OBP: 0.308, SLG: 0.390									4	0	1	0	0	0	2									
2 Xander Bogaerts, R OBP: 0.342, SLG: 0.411									4	0	2	0	0	0	2									
34 David Ortiz, L OBP: 0.354, SLG: 0.515									3	0	0	0	1	1	3									
13 Hanley Ramirez, R OBP: 0.298, SLG: 0.437									4	1	0	0	0	1	6									
31 Alejandro De Aza, L OBP: 0.323, SLG: 0.467									0	0	0	0	0	0	0									
47 Travis Shaw, L OBP: 0.427, SLG: 0.691									3	1	2	1	1	0	0									
10 Ryan Hanigan, R OBP: 0.351, SLG: 0.331									4	1	1	2	0	0	4									
25 Jackie Bradley Jr., L OBP: 0.345, SLG: 0.527									4	0	1	1	0	1	0									
30 Josh Rutledge, R OBP: 0.310, SLG: 0.208									3	0	1	0	0	1	1									
<b>Inning Stats</b>	R: 1 H: 2 E: 0 K: 1 S: 14	WLS: 2 BF: 27 LOB: 3 BB: 2 P: 27	R: 0 H: 1 E: 0 K: 1 S: 17	WLS: 1 BF: 23 LOB: 0 BB: 0 P: 23	R: 3 H: 4 E: 0 K: 1 S: 21	WLS: 4 BF: 28 LOB: 1 BB: 0 P: 28	R: 0 H: 0 E: 0 K: 0 S: 7	WLS: 0 BF: 8 LOB: 0 BB: 0 P: 8	R: 0 H: 0 E: 0 K: 0 S: 8	WLS: 0 BF: 12 LOB: 0 BB: 0 P: 12	R: 0 H: 0 E: 0 K: 1 S: 8	WLS: 0 BF: 12 LOB: 0 BB: 0 P: 12	R: 0 H: 2 E: 0 K: 0 S: 13	WLS: 2 BF: 20 LOB: 0 BB: 0 P: 20	R: 0 H: 1 E: 0 K: 1 S: 9	WLS: 1 BF: 16 LOB: 0 BB: 0 P: 16	1B: 8 2B: 1 3B: 1 HR: 0	SF: 0 SAC: 0 DP: 1 HBP: 0	WP: 0 PB: 0 SB: 0 CS: 0	PA: 35				
<b>PITCHER</b>	IP: 5.0 WLS: 1 BF: 24 ERA: 4.18	WLS: 3 BF: 27 LOB: 3 BB: 2 P: 27	H: 7 R: 4 ER: 4 SO: 4 BB: 2 IBB: 0 HBP: 0 BLK: 0	H: 1 R: 0 ER: 0 SO: 3 BB: 0 IBB: 0 HBP: 0 BLK: 0	H: 4 R: 0 ER: 0 SO: 12 BB: 0 IBB: 0 HBP: 0 BLK: 0	H: 1 R: 0 ER: 0 SO: 6 BB: 0 IBB: 0 HBP: 0 BLK: 0	H: 0 R: 0 ER: 0 SO: 3 BB: 0 IBB: 0 HBP: 0 BLK: 0	H: 0 R: 0 ER: 0 SO: 12 BB: 0 IBB: 0 HBP: 0 BLK: 0	H: 0 R: 0 ER: 0 SO: 6 BB: 0 IBB: 0 HBP: 0 BLK: 0	H: 2 R: 0 ER: 0 SO: 20 BB: 0 IBB: 0 HBP: 0 BLK: 0	H: 0 R: 0 ER: 0 SO: 16 BB: 0 IBB: 0 HBP: 0 BLK: 0	H: 0 R: 0 ER: 0 SO: 10 BB: 0 IBB: 0 HBP: 0 BLK: 0	H: 2 R: 0 ER: 0 SO: 13 BB: 0 IBB: 0 HBP: 0 BLK: 0	H: 1 R: 0 ER: 0 SO: 9 BB: 0 IBB: 0 HBP: 0 BLK: 0	H: 0 R: 0 ER: 0 SO: 10 BB: 0 IBB: 0 HBP: 0 BLK: 0	H: 0 R: 0 ER: 0 SO: 10 BB: 0 IBB: 0 HBP: 0 BLK: 0	ERA: 7.20 WHIP: 1.800	ERA: 0.00 WHIP: 1.000	ERA: 0.00 WHIP: 0.000	ERA: 0.00 WHIP: 0.000	ERA: 0.00 WHIP: 0.000	ERA: 0.00 WHIP: 0.000	ERA: 0.00 WHIP: 0.000	ERA: 0.00 WHIP: 0.000

livebaseballscores.com

AB 33  
R 1  
H 6  
RBI 1  
BB 1  
SO 8  
LOB 12

livebaseballscores.com

AB 33  
R 4  
H 10  
RBI 4  
BB 2  
SO 5  
LOB 19

Batter	1	2	3	4	5	6	7	8	9	AB	R	H	RBI	BB	SO	LOB	TOP							
2 Alcides Escobar, R OBP: 0.312, SLG: 0.340										3	1	1	1	1	0	0								
18 Ben Zobrist, S OBP: 0.374, SLG: 0.482										4	1	1	0	0	1	1								
6 Lorenzo Cain, R OBP: 0.360, SLG: 0.490										4	0	0	0	0	1	2								
35 Eric Hosmer, L OBP: 0.378, SLG: 0.482										4	0	1	0	0	1	1								
25 Kendrys Morales, S OBP: 0.348, SLG: 0.452										3	0	0	0	0	0	1								
13 Salvador Perez, R OBP: 0.286, SLG: 0.425										3	0	0	0	0	1	0								
15 Alex Rios, R OBP: 0.273, SLG: 0.303										3	0	1	0	0	0	0								
16 Paulo Orlando, R OBP: 0.262, SLG: 0.403										3	0	0	0	0	0	1								
14 Omar Infante, R OBP: 0.230, SLG: 0.295										3	0	0	0	0	1	1								
<b>Inning Stats</b>	R: 0 H: 0 E: 0 K: 1 S: 8	H: 0 LOB: 1 BB: 1 P: 14	R: 0 H: 0 E: 0 K: 0 S: 6	H: 0 LOB: 0 BB: 0 P: 11	R: 0 H: 0 E: 0 K: 0 S: 9	H: 0 LOB: 0 BB: 0 P: 13	R: 1 H: 2 E: 0 K: 1 S: 11	H: 2 LOB: 0 BB: 0 P: 13	R: 0 H: 1 E: 0 K: 1 S: 9	H: 1 LOB: 1 BB: 0 P: 18	R: 1 H: 1 E: 0 K: 0 S: 8	H: 1 LOB: 0 BB: 0 P: 15	R: 0 H: 0 E: 0 K: 1 S: 7	H: 0 LOB: 0 BB: 0 P: 9	R: 0 H: 0 E: 0 K: 0 S: 6	H: 0 LOB: 0 BB: 0 P: 10	R: 0 H: 0 E: 0 K: 1 S: 10	H: 0 LOB: 0 BB: 0 P: 17	1B: 2 2B: 1 3B: 0 HR: 1	SF: 0 SAC: 0 DP: 1 HBP: 0	WP: 0 PB: 0 SB: 0 CS: 0	PA: 31		
<b>PITCHER</b>	IP WLS BF H R ER SO BB IBB HBP BLK WP HR S P ERA WHIP	8.0 W 28 4 2 1 4 1 0 0 0 0 1 64 103 1.12 0.625	1.0 3 0 0 0 1 0 0 0 0 0 0 10 17 0.00 0.000																					

Kansas City Royals @ Boston Red Sox  
Fenway Park, Boston, MA  
Fri Aug 21 2015, 7:11 PM - 9:41 PM EDT  
Att: 35,203 - Partly Cloudy - 80 F

AB	30
R	2
H	4
RBI	1
BB	1
SO	5
LOB	7



Batter	1	2	3	4	5	6	7	8	9	AB	R	H	RBI	BB	SO	LOB	BOTTOM						
50 Mookie Betts, R OBP: 0.323, SLG: 0.442										5	0	3	1	0	0	1							
Pablo Sandoval, S OBP: 0.306, SLG: 0.390										5	0	1	0	0	0	5							
2 Xander Bogaerts, R OBP: 0.341, SLG: 0.410										4	0	1	0	0	0	2							
34 David Ortiz, L OBP: 0.351, SLG: 0.510										4	0	0	0	0	1	2							
13 Hanley Ramirez, R OBP: 0.296, SLG: 0.433										4	0	0	0	0	1	1							
25 Jackie Bradley Jr., L OBP: 0.346, SLG: 0.527										0	0	0	0	0	0	0							
47 Travis Shaw, L OBP: 0.418, SLG: 0.681										4	1	1	0	0	3	1							
38 Rusney Castillo, R OBP: 0.318, SLG: 0.415										4	2	2	0	0	0	1							
23 Blake Swihart, S OBP: 0.315, SLG: 0.368										4	3	4	2	0	0	0							
30 Josh Rutledge, R OBP: 0.333, SLG: 0.357										4	1	2	2	0	1	2							
<b>Inning Stats</b>	R: 0 H: 1 E: 0 K: 0 S: 11	H: 5 LOB: 1 BB: 0 P: 22	R: 0 H: 0 E: 0 K: 1 S: 7	H: 0 LOB: 0 BB: 0 P: 10	R: 2 H: 3 E: 1 K: 1 S: 13	H: 3 LOB: 1 BB: 0 P: 20	R: 0 H: 1 E: 0 K: 1 S: 8	H: 1 LOB: 1 BB: 0 P: 8	R: 2 H: 3 E: 0 K: 0 S: 13	H: 3 LOB: 1 BB: 0 P: 18	R: 0 H: 0 E: 0 K: 2 S: 13	H: 0 LOB: 1 BB: 0 P: 20	R: 0 H: 1 E: 0 K: 1 S: 10	H: 1 LOB: 1 BB: 0 P: 15	R: 0 H: 0 E: 0 K: 1 S: 10	H: 0 LOB: 0 BB: 0 P: 15	1B: 7 2B: 5 3B: 1 HR: 1	SF: 0 SAC: 0 DP: 1 HBP: 0	WP: 1 PB: 0 SB: 0 CS: 0	PA: 38			
<b>PITCHER</b>	IP WLS BF H R ER SO BB IBB HBP BLK WP HR S P ERA WHIP	6.0 L 30 13 7 6 3 0 0 0 0 0 1 66 96 9.00 2.167	2.0 8 1 0 0 3 0 0 0 0 0 1 0 23 35 0.00 0.500																				

Kansas City Royals @ Boston Red Sox  
Fenway Park, Boston, MA  
Fri Aug 21 2015, 7:11 PM - 9:41 PM EDT  
Att: 35,203 - Partly Cloudy - 80 F


AB	38
R	7
H	14
RBI	5
BB	0
SO	6
LOB	15



Batter	1	2	3	4	5	6	7	8	9	AB	R	H	RBI	BB	SO	LOB	TOP	
2 Alcides Escobar, R OBP: 0.309, SLG: 0.336	L5	G6-3			P6	P3		K		5	0	0	0	0	1	5		
18 Ben Zobrist, S OBP: 0.372, SLG: 0.478	L8		G4-3			F9		G1-3		5	0	1	0	0	0	4		
6 Lorenzo Cain, R OBP: 0.361, SLG: 0.489	1B		G3-1		G6-4-3			F9		5	1	2	0	0	0	1		
35 Eric Hosmer, L OBP: 0.378, SLG: 0.481	1B					G5-3		F8		5	1	2	0	0	0	1		
25 Kendrys Morales, S OBP: 0.348, SLG: 0.453	2B		K				G4-3		G1-3	4	1	1	2	1	1	1		
8 Mike Moustakas, L OBP: 0.348, SLG: 0.412	P2			L8						3	2	1	0	1	0	1		
13 Salvador Perez, R OBP: 0.289, SLG: 0.432		HBP		L8				FC5		3	1	1	3	0	0	1		
15 Alex Rios, R OBP: 0.279, SLG: 0.310		G1-3								4	0	3	1	0	0	1		
14 Omar Infante, R OBP: 0.230, SLG: 0.295		L7						P4		4	0	1	0	0	1	4		
<b>Inning Stats</b>	R: 2 H: 3 E: 0 K: 0 S: 13	H: 3 LOB: 1 BB: 0 P: 16	R: 0 H: 0 E: 0 K: 0 S: 8	H: 0 LOB: 1 BB: 0 P: 14	R: 0 H: 1 E: 0 K: 1 S: 13	H: 1 LOB: 1 BB: 0 P: 21	R: 0 H: 1 E: 0 K: 1 S: 10	H: 1 LOB: 1 BB: 0 P: 15	R: 0 H: 1 E: 0 K: 0 S: 6	H: 0 LOB: 0 BB: 0 P: 12	R: 1 H: 1 E: 1 K: 1 S: 20	H: 1 LOB: 2 BB: 1 P: 32	R: 0 H: 1 E: 0 K: 0 S: 10	H: 1 LOB: 0 BB: 0 P: 15	1B: 10 2B: 1 3B: 0 HR: 1	SF: 0 SAC: 0 DP: 2 HBP: 1	WP: 1 PA: 41 PB: 0 SB: 0 CS: 0	
<b>PITCHER</b>	IP WLS BF H R ER SO	IP WLS BF H R ER SO	IP WLS BF H R ER SO	IP WLS BF H R ER SO	IP WLS BF H R ER SO	IP WLS BF H R ER SO	IP WLS BF H R ER SO	IP WLS BF H R ER SO	IP WLS BF H R ER SO	IP WLS BF H R ER SO	IP WLS BF H R ER SO	IP WLS BF H R ER SO	IP WLS BF H R ER SO	IP WLS BF H R ER SO	IP WLS BF H R ER SO	IP WLS BF H R ER SO	ERA WHIP	
68 Matt Barnes, R ERA: 6.89	5.1 L 25 8 5 5 2																	8.44 1.688
37 Heath Hembree, R ERA: 5.91	1.0 5 2 0 0 0																	0.00 2.000
32 Craig Breslow, L ERA: 4.28	1.2 8 1 1 0 1																	0.00 1.200
59 Tommy Layne, L ERA: 4.46	1.0 3 1 0 0 0																	0.00 1.000

**Kansas City Royals @ Boston Red Sox**  
Fenway Park, Boston, MA  
Sat Aug 22 2015, 7:11 PM - 10:39 PM EDT  
Att: 37,135 - Cloudy - 69 F


**AB 38**  
**R 6**  
**H 12**  
**RBI 6**  
**BB 2**  
**SO 3**  
**LOB 19**



Batter	1	2	3	4	5	6	7	8	9	AB	R	H	RBI	BB	SO	LOB	BOTTOM				
50 Mookie Betts, R OBP: 0.322, SLG: 0.446	L9		F8		K2-3				FC5-4	5	2	1	1	0	1	2					
Pablo Sandoval, S OBP: 0.308, SLG: 0.391				K				F9		4	0	1	0	1	2	1					
2 Xander Bogaerts, R OBP: 0.342, SLG: 0.410	L9		G4-3							5	1	2	1	0	0	2					
34 David Ortiz, L OBP: 0.397, SLG: 0.512										2	0	2	0	3	0	0					
31 Alejandro De Aza, L OBP: 0.323, SLG: 0.447										0	0	0	0	0	0	0					
47 Travis Shaw, L OBP: 0.393, SLG: 0.636	F7									5	0	0	1	0	1	8					
13 Hanley Ramirez, R OBP: 0.294, SLG: 0.433		G4-3								4	0	1	0	0	0	2					
23 Blake Swihart, S OBP: 0.313, SLG: 0.366		G3								4	0	1	0	0	0	3					
25 Jackie Bradley Jr., L OBP: 0.333, SLG: 0.505			K2-3							4	0	0	0	0	3	2					
30 Josh Rutledge, R OBP: 0.351, SLG: 0.355										3	0	1	0	0	1	0					
<b>Inning Stats</b>	R: 0 H: 1 E: 0 K: 0 S: 14	H: 1 LOB: 2 BB: 1 P: 22	R: 0 H: 0 E: 0 K: 1 S: 7	H: 0 LOB: 0 BB: 0 P: 12	R: 0 H: 1 E: 0 K: 1 S: 10	H: 1 LOB: 1 BB: 0 P: 11	R: 0 H: 2 E: 0 K: 3 S: 12	H: 2 LOB: 2 BB: 0 P: 21	R: 0 H: 0 E: 0 K: 3 S: 13	H: 0 LOB: 0 BB: 0 P: 19	R: 1 H: 2 E: 0 K: 0 S: 14	H: 2 LOB: 1 BB: 0 P: 23	R: 1 H: 1 E: 0 K: 1 S: 12	H: 1 LOB: 0 BB: 0 P: 18	R: 0 H: 1 E: 0 K: 1 S: 15	H: 1 LOB: 2 BB: 1 P: 25	R: 1 H: 1 E: 0 K: 0 S: 17	H: 1 LOB: 3 BB: 2 P: 30	1B: 6 2B: 2 3B: 0 HR: 1	SF: 0 SAC: 0 DP: 0 HBP: 1	WP: 0 PA: 41 PB: 0 SB: 0 CS: 0
<b>PITCHER</b>	IP WLS BF H R ER SO	IP WLS BF H R ER SO	IP WLS BF H R ER SO	IP WLS BF H R ER SO	IP WLS BF H R ER SO	IP WLS BF H R ER SO	IP WLS BF H R ER SO	IP WLS BF H R ER SO	IP WLS BF H R ER SO	IP WLS BF H R ER SO	IP WLS BF H R ER SO	IP WLS BF H R ER SO	IP WLS BF H R ER SO	IP WLS BF H R ER SO	IP WLS BF H R ER SO	IP WLS BF H R ER SO	ERA WHIP				
30 Yordano Ventura, R ERA: 4.64	6.0 W 25 6 1 1 1																	1.50 1.167			
46 Ryan Madson, R ERA: 2.45	1.0 4 1 1 1 1																	9.00 1.000			
17 Wade Davis, R ERA: 1.07	1.0 5 1 0 0 1																	0.00 2.000			
40 Kelvin Herrera, R ERA: 2.09	0.2 4 0 1 1 0																	13.50 1.500			
56 Greg Holland, R ERA: 3.55	0.1 S 3 1 0 0																	0.00 6.000			

**Kansas City Royals @ Boston Red Sox**  
Fenway Park, Boston, MA  
Sat Aug 22 2015, 7:11 PM - 10:39 PM EDT  
Att: 37,135 - Cloudy - 69 F

**AB 36**  
**R 3**  
**H 9**  
**RBI 3**  
**BB 4**  
**SO 8**  
**LOB 20**





Batter	1	2	3	4	5	6	7	8	9	AB	R	H	RBI	BB	SO	LOB	TOP			
50 Mookie Betts, R OBP: 0.320, SLG: 0.439										4	0	1	0	1	1	2				
Pablo Sandoval, S OBP: 0.305, SLG: 0.389										5	0	1	0	0	3	3				
2 Xander Bogaerts, R OBP: 0.342, SLG: 0.408										4	0	1	0	0	0	0				
34 David Ortiz, L OBP: 0.353, SLG: 0.504										4	0	0	0	1	1	2				
47 Travis Shaw, L OBP: 0.376, SLG: 0.600										5	0	0	0	0	3	4				
13 Hanley Ramirez, R OBP: 0.298, SLG: 0.435										3	2	1	0	0	0	2				
25 Jackie Bradley Jr., L OBP: 0.347, SLG: 0.535										0	0	0	0	0	0	0				
26 Brock Holt, L OBP: 0.363, SLG: 0.400										3	2	2	0	1	1	0				
38 Rusney Castillo, R OBP: 0.340, SLG: 0.455										4	1	3	5	0	1	1				
10 Ryan Hanigan, R OBP: 0.352, SLG: 0.333										4	0	2	0	0	1	2				
<b>Inning Stats</b>	R: 0 E: 0 K: 1 S: 9	H: 0 LOB: 0 BB: 0 P: 12	R: 3 E: 0 K: 0 S: 13	H: 3 LOB: 1 BB: 0 P: 22	R: 0 E: 0 K: 1 S: 11	H: 1 LOB: 2 BB: 0 P: 15	R: 0 E: 0 K: 3 S: 13	H: 1 LOB: 1 BB: 0 P: 14	R: 0 E: 0 K: 1 S: 12	H: 0 LOB: 0 BB: 0 P: 14	R: 0 E: 0 K: 2 S: 11	H: 0 LOB: 0 BB: 0 P: 17	R: 0 E: 0 K: 1 S: 15	H: 1 LOB: 1 BB: 0 P: 20	R: 0 E: 0 K: 1 S: 9	H: 2 LOB: 2 BB: 1 P: 19	1B: 8 2B: 2 3B: 0 HR: 1	SF: 0 SAC: 0 DP: 0 HBP: 2	WP: 0 PB: 1 SB: 2 CS: 0	PA: 41
<b>PITCHER</b>	IP WLS BF H R ER SO BB IBB HBP BLK WP HR S P ERA WHIP	IP WLS BF H R ER SO BB IBB HBP BLK WP HR S P ERA WHIP	IP WLS BF H R ER SO BB IBB HBP BLK WP HR S P ERA WHIP	IP WLS BF H R ER SO BB IBB HBP BLK WP HR S P ERA WHIP	IP WLS BF H R ER SO BB IBB HBP BLK WP HR S P ERA WHIP	IP WLS BF H R ER SO BB IBB HBP BLK WP HR S P ERA WHIP	IP WLS BF H R ER SO BB IBB HBP BLK WP HR S P ERA WHIP	IP WLS BF H R ER SO BB IBB HBP BLK WP HR S P ERA WHIP	IP WLS BF H R ER SO BB IBB HBP BLK WP HR S P ERA WHIP	IP WLS BF H R ER SO BB IBB HBP BLK WP HR S P ERA WHIP	IP WLS BF H R ER SO BB IBB HBP BLK WP HR S P ERA WHIP	IP WLS BF H R ER SO BB IBB HBP BLK WP HR S P ERA WHIP	IP WLS BF H R ER SO BB IBB HBP BLK WP HR S P ERA WHIP	IP WLS BF H R ER SO BB IBB HBP BLK WP HR S P ERA WHIP	IP WLS BF H R ER SO BB IBB HBP BLK WP HR S P ERA WHIP	IP WLS BF H R ER SO BB IBB HBP BLK WP HR S P ERA WHIP	IP WLS BF H R ER SO BB IBB HBP BLK WP HR S P ERA WHIP	IP WLS BF H R ER SO BB IBB HBP BLK WP HR S P ERA WHIP	IP WLS BF H R ER SO BB IBB HBP BLK WP HR S P ERA WHIP	IP WLS BF H R ER SO BB IBB HBP BLK WP HR S P ERA WHIP

**Boston Red Sox @ Chicago White Sox**  
 U.S. Cellular Field, Chicago, IL  
 Mon Aug 24 2015, 8:11 PM - 11:21 PM EDT  
 Att: 18,051 - Overcast - 68 F

livebaseballscorecards.com

AB 36  
 R 5  
 H 11  
 RBI 5  
 BB 3  
 SO 11  
 LOB 16

Batter	1	2	3	4	5	6	7	8	9	AB	R	H	RBI	BB	SO	LOB	BOTTOM					
1 Adam Eaton, L OBP: 0.342, SLG: 0.409										4	1	1	0	0	0	1						
79 José Abreu, R OBP: 0.354, SLG: 0.519										4	2	2	1	0	0	1						
53 Melky Cabrera, S OBP: 0.311, SLG: 0.383										4	0	0	1	0	1	1						
26 Avisail García, R OBP: 0.318, SLG: 0.385										4	1	2	1	0	0	0						
25 Adam LaRoche, L OBP: 0.297, SLG: 0.356										4	0	1	0	0	1	0						
15 Gordon Beckham, R9, PR OBP: 0.249, SLG: 0.298										0	0	0	0	0	0	0						
10 Alexei Ramirez, R OBP: 0.289, SLG: 0.349										3	0	1	1	1	0	1						
5 Yolmer Sánchez, S OBP: 0.274, SLG: 0.341										4	0	0	0	0	1	3						
21 Tyler Flowers, R OBP: 0.274, SLG: 0.348										3	0	1	0	0	0	2						
18 Tyler Saladino, R OBP: 0.278, SLG: 0.344										3	0	0	0	0	1	2						
<b>Inning Stats</b>	R: 1 E: 0 K: 1 S: 14	H: 1 LOB: 0 BB: 0 P: 24	R: 0 E: 0 K: 0 S: 8	H: 0 LOB: 1 BB: 1 P: 17	R: 0 E: 0 K: 0 S: 7	H: 0 LOB: 0 BB: 0 P: 9	R: 0 E: 0 K: 0 S: 6	H: 0 LOB: 0 BB: 0 P: 8	R: 0 E: 0 K: 0 S: 9	H: 1 LOB: 0 BB: 0 P: 13	R: 1 E: 0 K: 0 S: 8	H: 2 LOB: 1 BB: 0 P: 12	R: 0 E: 0 K: 2 S: 9	H: 0 LOB: 0 BB: 0 P: 14	R: 0 E: 0 K: 1 S: 10	H: 1 LOB: 0 BB: 0 P: 13	R: 2 E: 0 K: 0 S: 9	H: 3 LOB: 1 BB: 0 P: 11	1B: 4 2B: 3 3B: 0 HR: 1	SF: 0 SAC: 0 DP: 1 HBP: 0	WP: 0 PB: 0 SB: 0 CS: 0	PA: 34
<b>PITCHER</b>	IP WLS BF H R ER SO BB IBB HBP BLK WP HR S P ERA WHIP	IP WLS BF H R ER SO BB IBB HBP BLK WP HR S P ERA WHIP	IP WLS BF H R ER SO BB IBB HBP BLK WP HR S P ERA WHIP	IP WLS BF H R ER SO BB IBB HBP BLK WP HR S P ERA WHIP	IP WLS BF H R ER SO BB IBB HBP BLK WP HR S P ERA WHIP	IP WLS BF H R ER SO BB IBB HBP BLK WP HR S P ERA WHIP	IP WLS BF H R ER SO BB IBB HBP BLK WP HR S P ERA WHIP	IP WLS BF H R ER SO BB IBB HBP BLK WP HR S P ERA WHIP	IP WLS BF H R ER SO BB IBB HBP BLK WP HR S P ERA WHIP	IP WLS BF H R ER SO BB IBB HBP BLK WP HR S P ERA WHIP	IP WLS BF H R ER SO BB IBB HBP BLK WP HR S P ERA WHIP	IP WLS BF H R ER SO BB IBB HBP BLK WP HR S P ERA WHIP	IP WLS BF H R ER SO BB IBB HBP BLK WP HR S P ERA WHIP	IP WLS BF H R ER SO BB IBB HBP BLK WP HR S P ERA WHIP	IP WLS BF H R ER SO BB IBB HBP BLK WP HR S P ERA WHIP	IP WLS BF H R ER SO BB IBB HBP BLK WP HR S P ERA WHIP	IP WLS BF H R ER SO BB IBB HBP BLK WP HR S P ERA WHIP	IP WLS BF H R ER SO BB IBB HBP BLK WP HR S P ERA WHIP	IP WLS BF H R ER SO BB IBB HBP BLK WP HR S P ERA WHIP	IP WLS BF H R ER SO BB IBB HBP BLK WP HR S P ERA WHIP		

**Boston Red Sox @ Chicago White Sox**  
 U.S. Cellular Field, Chicago, IL  
 Mon Aug 24 2015, 8:11 PM - 11:21 PM EDT  
 Att: 18,051 - Overcast - 68 F

livebaseballscorecards.com

AB 33  
 R 4  
 H 8  
 RBI 4  
 BB 1  
 SO 4  
 LOB 11





Batter	1	2	3	4	5	6	7	8	9	AB	R	H	RBI	BB	SO	LOB	TOP		
50 Mookie Betts, R OBP: 0.320, SLG: 0.440	L5		26 G1-3 1B		F9		F8		K	5	0	1	0	0	1	1	<b>Boston Red Sox @ Chicago White Sox</b> U.S. Cellular Field, Chicago, IL Wed Aug 26 2015, 8:11 PM - 10:41 PM EDT Att: 17,812 - Cloudy - 64 F		
26 Brock Holt, L OBP: 0.359, SLG: 0.396	G6-3		G1-3		K		P4			4	0	0	0	0	1	2			
2 Xander Bogaerts, R OBP: 0.345, SLG: 0.408	1B		BB		P3		47 HR 1B			3	1	2	0	1	0	0			
13 Hanley Ramirez, R OBP: 0.291, SLG: 0.426	K		K		G6-3		K			4	0	0	0	0	3	5			
47 Travis Shaw, L OBP: 0.356, SLG: 0.591	G5-3		K		F8		HR			4	1	1	2	0	1	0			
38 Rusney Castillo, R OBP: 0.337, SLG: 0.449	K		23 CS 1B		F7		G5-3			4	0	1	0	0	1	0			
23 Blake Swihart, S OBP: 0.317, SLG: 0.362	F8		25 BB HBP		G5-3					2	1	0	0	1	0	0			
25 Jackie Bradley Jr., L OBP: 0.344, SLG: 0.514	K		30 FC3-6 BB		K		G6-3		25 G6-3 30 SF9 25 WP BB	3	0	0	0	1	2	1			
30 Josh Rutledge, R OBP: 0.383, SLG: 0.400	26 G1-3 50 1B 1B		FC3-6		K		SF9			3	0	2	1	0	0	2			
<b>Inning Stats</b>	R: 0 H: 1 E: 0 K: 1 S: 15	H: 1 LOB: 1 BB: 0 P: 19	R: 0 H: 0 E: 0 K: 1 S: 9	H: 0 LOB: 0 BB: 0 P: 14	R: 0 H: 2 E: 0 K: 2 S: 14	H: 2 LOB: 3 BB: 1 P: 23	R: 0 H: 1 E: 0 K: 1 S: 10	H: 1 LOB: 2 BB: 1 P: 20	R: 0 H: 0 E: 0 K: 0 S: 10	H: 0 LOB: 0 BB: 0 P: 13	R: 0 H: 1 E: 0 K: 1 S: 12	H: 1 LOB: 1 BB: 0 P: 19	R: 2 H: 2 E: 0 K: 1 S: 11	H: 2 LOB: 0 BB: 1 P: 15	R: 1 H: 0 E: 0 K: 1 S: 8	H: 0 LOB: 0 BB: 1 P: 16	1B: 6 2B: 0 3B: 0 HR: 1	SF: 1 2B: 0 SAC: 0 DP: 0 HBP: 1	WP: 1 PA: 37 PB: 0 SB: 0 CS: 1
<b>PITCHER</b>	IP WLS BF H R ER SO BB IBB HBP BLK WP HR S P ERA WHIP	IP WLS BF H R ER SO BB IBB HBP BLK WP HR S P ERA WHIP	IP WLS BF H R ER SO BB IBB HBP BLK WP HR S P ERA WHIP	IP WLS BF H R ER SO BB IBB HBP BLK WP HR S P ERA WHIP	IP WLS BF H R ER SO BB IBB HBP BLK WP HR S P ERA WHIP	IP WLS BF H R ER SO BB IBB HBP BLK WP HR S P ERA WHIP	IP WLS BF H R ER SO BB IBB HBP BLK WP HR S P ERA WHIP	IP WLS BF H R ER SO BB IBB HBP BLK WP HR S P ERA WHIP	IP WLS BF H R ER SO BB IBB HBP BLK WP HR S P ERA WHIP	IP WLS BF H R ER SO BB IBB HBP BLK WP HR S P ERA WHIP	IP WLS BF H R ER SO BB IBB HBP BLK WP HR S P ERA WHIP	IP WLS BF H R ER SO BB IBB HBP BLK WP HR S P ERA WHIP	IP WLS BF H R ER SO BB IBB HBP BLK WP HR S P ERA WHIP	IP WLS BF H R ER SO BB IBB HBP BLK WP HR S P ERA WHIP	IP WLS BF H R ER SO BB IBB HBP BLK WP HR S P ERA WHIP	IP WLS BF H R ER SO BB IBB HBP BLK WP HR S P ERA WHIP	IP WLS BF H R ER SO BB IBB HBP BLK WP HR S P ERA WHIP		
49 Chris Sale, L ERA: 3.2	7.0	L	5	2	2	1	0	0	0	0	1	11	15	18.00	2.000				
65 Nate Jones, R ERA: 2.45	1.0		4	0	1	1	1	1	0	0	0	0	0	9.00	1.000				
57 Zach Putnam, R ERA: 3.07	1.0		4	0	1	1	1	1	0	0	0	0	0	9.00	1.000				

Batter	1	2	3	4	5	6	7	8	9	AB	R	H	RBI	BB	SO	LOB	BOTTOM
1 Adam Eaton, L OBP: 0.338, SLG: 0.404	F9		K		K		G5-3			4	0	0	0	0	2	0	<b>Boston Red Sox @ Chicago White Sox</b> U.S. Cellular Field, Chicago, IL Wed Aug 26 2015, 8:11 PM - 10:41 PM EDT Att: 17,812 - Cloudy - 64 F
79 José Abreu, R OBP: 0.352, SLG: 0.515	G6-3		P3		25 WP 53 1B 1B		G6-3			4	0	1	0	0	0	0	
53 Melky Cabrera, S OBP: 0.316, SLG: 0.389	L7		2B		25 WP 1B		1B			4	0	3	0	0	0	0	
26 Avisail García, R OBP: 0.317, SLG: 0.381	K		L9		K		FC5-4 10 DI 1-2			4	0	0	0	0	2	4	
25 Adam LaRoche, L OBP: 0.297, SLG: 0.357	F8		10 G5-3 2B		F8		F8			4	0	1	0	0	0	3	
10 Alexei Ramírez, R OBP: 0.297, SLG: 0.345	G1-3		G5-3		G5-3		G6-3			4	0	0	0	0	0	2	
5 Yolmer Sánchez, S OBP: 0.275, SLG: 0.343	F7		1B		G3		G3			3	0	1	0	0	0	0	
21 Tyler Flowers, R OBP: 0.271, SLG: 0.344	K		F9		G6-3		G6-3			3	0	0	0	0	1	2	
18 Tyler Saladino, R OBP: 0.273, SLG: 0.337	G5-3		G4-3		K		K			3	0	0	0	0	1	2	
<b>Inning Stats</b>	R: 0 H: 0 E: 0 K: 0 S: 11	H: 0 LOB: 0 BB: 0 P: 15	R: 0 H: 0 E: 0 K: 1 S: 9	H: 0 LOB: 0 BB: 0 P: 12	R: 0 H: 1 E: 0 K: 1 S: 15	H: 1 LOB: 1 BB: 0 P: 20	R: 0 H: 2 E: 0 K: 2 S: 12	H: 2 LOB: 2 BB: 0 P: 16	R: 0 H: 0 E: 0 K: 0 S: 5	H: 0 LOB: 0 BB: 0 P: 8	R: 0 H: 0 E: 0 K: 1 S: 6	H: 0 LOB: 0 BB: 0 P: 9	R: 0 H: 1 E: 0 K: 0 S: 9	H: 1 LOB: 1 BB: 0 P: 17	1B: 4 2B: 2 3B: 0 HR: 0	SF: 0 2B: 2 SAC: 0 DP: 0 HBP: 0	WP: 1 PA: 33 PB: 0 SB: 0 CS: 0
<b>PITCHER</b>	IP WLS BF H R ER SO BB IBB HBP BLK WP HR S P ERA WHIP	IP WLS BF H R ER SO BB IBB HBP BLK WP HR S P ERA WHIP	IP WLS BF H R ER SO BB IBB HBP BLK WP HR S P ERA WHIP	IP WLS BF H R ER SO BB IBB HBP BLK WP HR S P ERA WHIP	IP WLS BF H R ER SO BB IBB HBP BLK WP HR S P ERA WHIP	IP WLS BF H R ER SO BB IBB HBP BLK WP HR S P ERA WHIP	IP WLS BF H R ER SO BB IBB HBP BLK WP HR S P ERA WHIP	IP WLS BF H R ER SO BB IBB HBP BLK WP HR S P ERA WHIP	IP WLS BF H R ER SO BB IBB HBP BLK WP HR S P ERA WHIP	IP WLS BF H R ER SO BB IBB HBP BLK WP HR S P ERA WHIP	IP WLS BF H R ER SO BB IBB HBP BLK WP HR S P ERA WHIP	IP WLS BF H R ER SO BB IBB HBP BLK WP HR S P ERA WHIP	IP WLS BF H R ER SO BB IBB HBP BLK WP HR S P ERA WHIP	IP WLS BF H R ER SO BB IBB HBP BLK WP HR S P ERA WHIP	IP WLS BF H R ER SO BB IBB HBP BLK WP HR S P ERA WHIP	IP WLS BF H R ER SO BB IBB HBP BLK WP HR S P ERA WHIP	
22 Rick Porcello, R ERA: 5.47	7.0	W	26	5	0	0	0	0	0	0	0	6	9	0.00	0.000		
28 Robbie Ross Jr., L ERA: 3.83	1.0	H	3	0	0	0	1	0	0	0	0	6	9	0.00	0.000		
36 Junichi Tazawa, R ERA: 3.67	1.0	S	4	1	0	0	0	0	0	0	0	9	17	0.00	1.000		

Batter	1	2	3	4	5	6	7	8	9	10	AB	R	H	RBI	BB	SO	LOB	TOP				
50 Mookie Betts, R OBP: 0.319, SLG: 0.439	G4-3		F9			G5-3		P3		30 SF9 2 1B	5	1	1	0	0	0	0					
Pablo Sandoval, S OBP: 0.304, SLG: 0.387																						
30 Josh Rutledge, R OBP: 0.375, SLG: 0.400	2B					G6-3		G2		SF9	3	0	0	0	1	0	0					
2 Xander Bogaerts, R OBP: 0.345, SLG: 0.408																						
34 David Ortiz, L OBP: 0.352, SLG: 0.507																						
47 Travis Shaw, L OBP: 0.350, SLG: 0.579	G1-6-3																					
26 Brock Holt, L OBP: 0.356, SLG: 0.391																						
38 Rusney Castillo, R OBP: 0.329, SLG: 0.438																						
23 Blake Swihart, S OBP: 0.320, SLG: 0.379																						
25 Jackie Bradley Jr., L OBP: 0.349, SLG: 0.541																						
60 Henry Owens, L 37 Heath Hembree, R 28 Robbie Ross Jr., L 41 Alex Ogando, R 64 Jean Machi, R 30 Michael Conforto, L 33 Matt Harvey, R 35 Logan Verrett, R 46 Tyler Clippard, R 27 Jeury Familia, R 72 Carlos Torres, R																						
<b>Inning Stats</b>	R: 0 E: 0 K: 0 S: 8	H: 1 LOB: 1 BB: 1 P: 17	R: 0 E: 0 K: 2 S: 12	H: 0 LOB: 0 BB: 0 P: 19	R: 0 E: 0 K: 1 S: 10	H: 0 LOB: 0 BB: 0 P: 15	R: 0 E: 0 K: 1 S: 10	H: 1 LOB: 1 BB: 0 P: 12	R: 0 E: 0 K: 3 S: 13	H: 0 LOB: 0 BB: 0 P: 18	R: 3 E: 0 K: 2 S: 14	H: 3 LOB: 0 BB: 0 P: 21	R: 0 E: 0 K: 0 S: 9	H: 0 LOB: 0 BB: 0 P: 13	R: 0 E: 0 K: 2 S: 9	H: 0 LOB: 0 BB: 0 P: 12	R: 3 E: 0 K: 18 S: 26	H: 4 LOB: 1 BB: 0 P: 26	1B: 5 2B: 1 3B: 0 HR: 3	SF: 1 SAC: 0 DP: 1 HBP: 0	WP: 1 PB: 0 SB: 2 CS: 0	PA: 40
<b>PITCHER</b>	IP WLS BF H R ER SO BB IBB HBP BLK WP HR S P ERA WHIP	33 Matt Harvey, R ERA: 2.48	35 Logan Verrett, R ERA: 3.06	46 Tyler Clippard, R ERA: 2.13	27 Jeury Familia, R ERA: 1.7	72 Carlos Torres, R ERA: 4.13	<b>PITCHER</b>	IP WLS BF H R ER SO BB IBB HBP BLK WP HR S P ERA WHIP	44 Eric O'Flaherty, L ERA: 7.9													

**Boston Red Sox @ New York Mets**  
Citi Field, Flushing, NY  
Fri Aug 28 2015, 7:11 PM - 11:09 PM EDT  
Att: 39,401 - Clear - 79 F

AB 38  
R 6  
H 9  
RBI 6  
BB 1  
SO 12  
LOB 6



Batter	1	2	3	4	5	6	7	8	9	10	AB	R	H	RBI	BB	SO	LOB	BOTTOM						
12 Juan Lagares, R OBP: 0.287, SLG: 0.360	K		F9			P6		K		3 BB	5	0	0	0	0	3	3							
2 Juan Uribe, R OBP: 0.314, SLG: 0.410																								
3 Curtis Granderson, L OBP: 0.354, SLG: 0.457	BB																							
52 Yoenis Cespedes, R OBP: 0.328, SLG: 0.521	F9		F9																					
5 David Wright, R OBP: 0.379, SLG: 0.434	P4		F9																					
23 Michael Cuddyer, R OBP: 0.313, SLG: 0.405																								
4 Wilmer Flores, R OBP: 0.298, SLG: 0.416	L7																							
7 Travis d'Arnaud, R OBP: 0.355, SLG: 0.544																								
11 Rubén Tejada, R OBP: 0.338, SLG: 0.342																								
33 Matt Harvey, R 35 Logan Verrett, R 46 Tyler Clippard, R 27 Jeury Familia, R 72 Carlos Torres, R 64 Jean Machi, R 30 Michael Conforto, L																								
<b>Inning Stats</b>	R: 0 E: 0 K: 1 S: 9	H: 0 LOB: 1 BB: 1 P: 18	R: 0 E: 0 K: 2 S: 17	H: 1 LOB: 2 BB: 1 P: 27	R: 0 E: 0 K: 0 S: 9	H: 0 LOB: 1 BB: 1 P: 17	R: 1 E: 0 K: 2 S: 17	H: 2 LOB: 2 BB: 1 P: 27	R: 1 E: 1 K: 1 S: 13	H: 2 LOB: 1 BB: 0 P: 19	R: 0 E: 0 K: 1 S: 9	H: 1 LOB: 1 BB: 0 P: 14	R: 1 E: 0 K: 0 S: 14	H: 1 LOB: 3 BB: 3 P: 32	R: 0 E: 0 K: 1 S: 10	H: 0 LOB: 0 BB: 0 P: 13	R: 0 E: 0 K: 0 S: 5	H: 0 LOB: 0 BB: 1 P: 10	R: 1 E: 0 K: 0 S: 14	H: 1 LOB: 3 BB: 4 P: 33	1B: 7 2B: 1 3B: 0 HR: 0	SF: 0 SAC: 0 DP: 2 HBP: 0	WP: 0 PB: 0 SB: 0 CS: 0	PA: 48
<b>PITCHER</b>	IP WLS BF H R ER SO BB IBB HBP BLK WP HR S P ERA WHIP	60 Henry Owens, L ERA: 4.03	37 Heath Hembree, R ERA: 3.81	28 Robbie Ross Jr., L ERA: 3.81	41 Alex Ogando, R ERA: 3.83	64 Jean Machi, R ERA: 5.32	<b>PITCHER</b>	IP WLS BF H R ER SO BB IBB HBP BLK WP HR S P ERA WHIP	59 Tommy Layne, L ERA: 4.2															

**Boston Red Sox @ New York Mets**  
Citi Field, Flushing, NY  
Fri Aug 28 2015, 7:11 PM - 11:09 PM EDT  
Att: 39,401 - Clear - 79 F

AB 36  
R 4  
H 8  
RBI 3  
BB 12  
SO 8  
LOB 24



Batter	1	2	3	4	5	6	7	8	9	AB R H RBI BB SO LOB	TOP											
50 Mookie Betts, R (1, 8) OBP: 0.319, SLG: 0.445	G4-3			E6 2 G5-3		WP 2B 1B	HR		K	5 2 2 1 0 1 1	<b>Boston Red Sox @ New York Mets</b> Citi Field, Flushing, NY Sat Aug 29 2015, 4:10 PM - 7:00 PM EDT Att: 43,255 - Sunny - 85 F											
Pablo Sandoval, S (1, 5) OBP: 0.303, SLG: 0.388	K			K		L8	P6		G1-3	5 1 1 1 0 2 2												
2 Xander Bogaerts, R (1, 6) OBP: 0.343, SLG: 0.405	F9			G5-3		L8			K	4 0 0 0 0 1 2												
47 Travis Shaw, L (1, 3) OBP: 0.355, SLG: 0.582				K		26 FC3-6 BB			26 G4-3 2B	3 0 1 0 1 2 1												
26 Brock Holt, L (1, 4) OBP: 0.355, SLG: 0.390	K			K		25 WP 1B	FC3-6 23 1B		G4-3	4 0 1 1 0 1 2												
23 Blake Swihart, S (1, 2) OBP: 0.323, SLG: 0.379	K			K		1B			25 S BB	3 0 1 0 1 2 1												
25 Jackie Bradley Jr., L (1, 9) OBP: 0.339, SLG: 0.522				G3		K	K		K2-3	4 0 0 0 0 3 5												
31 Alejandro De Aza, L (1, 7) OBP: 0.329, SLG: 0.441				G3-1		BB			K	3 0 0 0 1 2 0												
56 Joe Kelly, R (1, 1) OBP: 0.200, SLG: 0.200				K		B1-3			2B	3 0 0 0 0 2 2												
59 Tommy Layne, L (8, 1) 34 David Ortiz, L (9, PH) OBP: 0.353, SLG: 0.510 38 Rusney Castillo, R (9, PR) OBP: 0.329, SLG: 0.438 64 Jean Machi, R (9, 1)				K						0 0 0 0 0 0 0 1 0 1 0 0 0 0 0 0 0 0 0 0 0 0 0 0 0 0 0 0												
<b>Inning Stats</b>	R: 0 E: 0 K: 1 S: 11	H: 0 LOB: 0 BB: 0 P: 13	R: 0 E: 0 K: 3 S: 12	H: 0 LOB: 0 BB: 0 P: 19	R: 0 E: 0 K: 1 S: 7	H: 0 LOB: 0 BB: 0 P: 11	R: 0 E: 1 K: 2 S: 14	H: 0 LOB: 1 BB: 0 P: 19	R: 0 E: 0 K: 2 S: 14	H: 1 LOB: 2 BB: 1 P: 23	R: 2 E: 0 K: 1 S: 16	H: 3 LOB: 2 BB: 1 P: 24	R: 1 E: 0 K: 2 S: 12	H: 1 LOB: 0 BB: 0 P: 14	R: 0 E: 0 K: 2 S: 11	H: 1 LOB: 2 BB: 1 P: 22	R: 0 E: 0 K: 2 S: 10	H: 1 LOB: 1 BB: 0 P: 11	1B: 3 2B: 3 3B: 0 HR: 1	SF: 0 SAC: 0 DP: 0 HBP: 0	WP: 2 PB: 0 SB: 1 CS: 0	PA: 38
<b>PITCHER</b>	IP WLS BF H R ER SO BB IBB HBP BLK WP HR S P ERA WHIP											<b>PITCHER</b>	IP WLS BF H R ER SO BB IBB HBP BLK WP HR S P ERA WHIP									
48 Jacob deGrom, R (1, 1) ERA: 2.32	6.0 L 25 4 2 2 10 2 0 0 0 0 2 0 74 109 3.00 1.000																					
47 Hansel Robles, R (7, 1) ERA: 3.5	1.0 4 1 1 1 2 0 0 0 0 0 0 1 12 14 9.00 1.000																					
44 Eric O'Flaherty, L (8, 1) ERA: 7.62	1.0 5 1 0 0 2 1 0 0 0 0 0 0 11 22 0.00 2.000																					
40 Bartolo Colon, R (9, 1) ERA: 4.65	1.0 4 1 0 0 2 0 0 0 0 0 0 0 10 11 0.00 1.000																					

Batter	1	2	3	4	5	6	7	8	9	AB R H RBI BB SO LOB	BOTTOM											
3 Curtis Granderson, L (1, 9) OBP: 0.355, SLG: 0.459	52 F9 2B			52 G4-3 1B		F7			K	4 0 2 0 0 1 0	<b>Boston Red Sox @ New York Mets</b> Citi Field, Flushing, NY Sat Aug 29 2015, 4:10 PM - 7:00 PM EDT Att: 43,255 - Sunny - 85 F											
52 Yoenis Cespedes, R (1, 8) OBP: 0.327, SLG: 0.518	F9			G4-3		G1-3			BB	3 0 0 0 1 0 2												
28 Daniel Murphy, L (1, 3) OBP: 0.328, SLG: 0.434	K			F7		F9			P6	4 0 0 0 0 1 2												
7 Travis d'Arnaud, R (1, 2) OBP: 0.353, SLG: 0.533				F9		G5-3			G1-3	3 0 0 0 1 0 0												
55 Kelly Johnson, L (1, 4) OBP: 0.306, SLG: 0.432				G6-3		2 2B 1B			G3	4 1 1 0 0 1 2												
2 Juan Uribe, R (1, 5) OBP: 0.316, SLG: 0.414				G3-1		G3-1			G6-3	4 0 2 1 0 0 0												
30 Michael Conforto, L (1, 7) OBP: 0.369, SLG: 0.491				G4-3		4 G4-3 BB				2 0 0 0 1 0 2 0 0 0 0 0 0 0 0 0 0 0 0 0 0												
44 Eric O'Flaherty, L (8, 1) 40 Bartolo Colon, R (9, 1) OBP: 0.146, SLG: 0.152				G4-3		4 G4-3 BB				0 0 0 0 0 0 0 0 0 0 0 0 0 0												
4 Wilmer Flores, R (1, 6) OBP: 0.296, SLG: 0.414				G4-3		G4-6-3			G5-3	3 0 0 0 0 0 3												
48 Jacob deGrom, L (1, 1) OBP: 0.196, SLG: 0.184 47 Hansel Robles, R (7, 1) 23 Michael Cuddyer, R (8, 7) OBP: 0.312, SLG: 0.404				G4-3		L7			G6-3	2 0 0 0 0 0 1 0 0 0 0 0 0 0 1 0 0 0 0 0 0												
<b>Inning Stats</b>	R: 0 E: 0 K: 2 S: 17	H: 1 LOB: 2 BB: 1 P: 30	R: 0 E: 0 K: 0 S: 9	H: 1 LOB: 0 BB: 0 P: 15	R: 0 E: 0 K: 0 S: 7	H: 1 LOB: 0 BB: 0 P: 10	R: 0 E: 0 K: 0 S: 8	H: 0 LOB: 0 BB: 0 P: 11	R: 0 E: 0 K: 0 S: 8	H: 0 LOB: 0 BB: 1 P: 8	R: 0 E: 0 K: 0 S: 8	H: 0 LOB: 0 BB: 0 P: 13	R: 1 E: 0 K: 0 S: 11	H: 2 LOB: 1 BB: 0 P: 11	R: 0 E: 0 K: 1 S: 9	H: 0 LOB: 1 BB: 1 P: 17	R: 0 E: 0 K: 0 S: 7	H: 0 LOB: 0 BB: 0 P: 11	1B: 3 2B: 2 3B: 0 HR: 0	SF: 0 SAC: 0 DP: 2 HBP: 0	WP: 0 PB: 0 SB: 0 CS: 0	PA: 33
<b>PITCHER</b>	IP WLS BF H R ER SO BB IBB HBP BLK WP HR S P ERA WHIP											<b>PITCHER</b>	IP WLS BF H R ER SO BB IBB HBP BLK WP HR S P ERA WHIP									
56 Joe Kelly, R (1, 1) ERA: 4.94	7.1 W 27 5 1 1 2 2 0 0 0 0 0 0 7 13 0.00 1.500																					
59 Tommy Layne, L (8, 1) ERA: 4.14	0.2 H 3 0 0 0 1 1 0 0 0 0 0 0 7 13 0.00 1.500																					
64 Jean Machi, R (9, 1) ERA: 5.21	1.0 S 3 0 0 0 0 0 0 0 0 0 0 0 7 11 0.00 0.000																					





Batter	1	2	3	4	5	6	7	8	9	AB	R	H	RBI	BB	SO	LOB	TOP										
22 Jacoby Ellsbury, L OBP: 0.339, SLG: 0.379	CI 13 1B 24 E 36 SF7	F7		L7-2		F8		G1-6-3		4	1	0	0	0	0	7											
24 Chris Young, R OBP: 0.306, SLG: 0.460 14 Stephen Drew, L OBP: 0.276, SLG: 0.387	FC5 13 1B		G5-3		L7		BB		34 WP 12 BB	3	0	0	0	1	0	1											
13 Alex Rodriguez, R OBP: 0.394, SLG: 0.497 66 John Ryan Murphy, R OBP: 0.311, SLG: 0.385			F8		K		F8		12 BB	4	0	1	0	1	1	2											
36 Carlos Beltrán, S OBP: 0.345, SLG: 0.482	SF7		L8		12 BB		34 G6-3		12 BB	3	0	1	1	1	1	2											
34 Brian McCann, L OBP: 0.324, SLG: 0.472	F9			33 1B 12 1B	12 BB		G6-3		12 BB	2	1	0	0	3	0	3											
12 Chase Headley, S OBP: 0.341, SLG: 0.404	K			18 1B 17 FC1-2 33 1B	12 BB		G6-3		12 BB	3	0	1	1	2	1	2											
33 Greg Bird, L OBP: 0.328, SLG: 0.393	F8			17 FC1-2 22 L7-2 18 1B	K		G4-3		K	5	0	1	0	0	2	6											
18 Didi Gregorius, L OBP: 0.318, SLG: 0.364				17 FC1-2					11 1B 11 WP	5	0	4	1	0	0	3											
17 Brendan Ryan, R OBP: 0.257, SLG: 0.343 11 Brett Gardner, L OBP: 0.358, SLG: 0.417				FC1-2					22 G1-6-3	3	0	0	0	0	2	5											
<b>Inning Stats</b>	R: 1 H: 1 E: 2 K: 1 S: 16	H: 1 LOB: 2 BB: 0 P: 24	R: 0 H: 0 E: 0 K: 1 S: 10	H: 1 LOB: 1 BB: 0 P: 13	R: 0 H: 0 E: 0 K: 0 S: 4	H: 0 LOB: 0 BB: 0 P: 8	R: 1 H: 3 E: 0 K: 0 S: 13	H: 3 LOB: 2 BB: 1 P: 22	R: 0 H: 1 E: 0 K: 2 S: 16	H: 1 LOB: 3 BB: 2 P: 29	R: 0 H: 1 E: 0 K: 1 S: 8	H: 1 LOB: 2 BB: 1 P: 14	R: 0 H: 0 E: 0 K: 0 S: 7	H: 2 LOB: 1 BB: 0 P: 14	R: 0 H: 2 E: 0 K: 0 S: 9	H: 1 LOB: 3 BB: 3 P: 33	R: 1 H: 1 E: 0 K: 2 S: 15	H: 1 LOB: 3 BB: 3 P: 33	1B: 9 2B: 2 3B: 0 HR: 0	SF: 1 SAC: 0 DP: 3 HBP: 0	WP: 2 PA: 44 PB: 0 SB: 0 CS: 0						
<b>PITCHER</b>	IP	WLS	BF	H	R	ER	SO	BB	IBB	HBP	BLK	WP	HR	S	P	ERA	WHIP										
52 Eduardo Rodriguez, L ERA: 4.25	5.0	W	26	7	2	1	4	3	0	0	0	0	0	61	99	1.80	2.000										
28 Robbie Ross Jr., L ERA: 3.86	1.0	H	4	0	0	0	1	1	0	0	0	0	0	7	14	0.00	1.000										
41 Alexi Ogando, R ERA: 3.76	1.0	H	3	0	0	0	0	1	0	0	0	0	0	7	14	0.00	1.000										
36 Junichi Tazawa, R ERA: 3.72	1.0	H	4	2	0	0	0	0	0	0	0	1	0	9	13	0.00	2.000										
64 Jean Machi, R ERA: 5.29	1.0	S	7	1	1	1	2	3	0	0	0	1	0	15	33	9.00	4.000										

**New York Yankees @ Boston Red Sox**  
Fenway Park, Boston, MA  
Mon Aug 31 2015, 7:13 PM - 10:54 PM EDT  
Att: 36,148 - Cloudy - 86 F

AB	34
R	3
H	10
RBI	3
BB	8
SO	7
LOB	31



Batter	1	2	3	4	5	6	7	8	9	AB	R	H	RBI	BB	SO	LOB	BOTTOM										
50 Mookie Betts, R OBP: 0.320, SLG: 0.454	G6-3		HR		FC2-5		34 BB G3			4	1	2	2	0	0	2											
Pablo Sandoval, S OBP: 0.298, SLG: 0.380	K		G6-3		F6		G3			4	0	0	1	0	1	3											
2 Xander Bogaerts, R OBP: 0.345, SLG: 0.405			G3		L5		34 BB			3	0	1	0	1	0	2											
34 David Ortiz, L OBP: 0.356, SLG: 0.525	G4-3			HR		10 2-5				3	1	2	1	1	0	1											
47 Travis Shaw, L OBP: 0.348, SLG: 0.559	G4-3		K		K		L7			3	0	0	0	1	1	3											
38 Rusney Castillo, R OBP: 0.320, SLG: 0.424	G6-3		L7							4	0	0	0	0	2	2											
26 Brock Holt, L OBP: 0.350, SLG: 0.384	G4-3		G1-4-3		F7		G4-3			4	0	0	0	0	2												
10 Ryan Hanigan, R OBP: 0.345, SLG: 0.333	G6-3		G6-3		50 FC2-5 25 1B		2-5			4	0	1	0	0	1	0											
25 Jackie Bradley Jr., L OBP: 0.358, SLG: 0.555	50 HR		50 FC2-5				50 1B G3			3	2	3	0	0	0	0											
<b>Inning Stats</b>	R: 0 H: 1 E: 0 K: 1 S: 9	H: 0 LOB: 0 BB: 0 P: 15	R: 0 H: 0 E: 0 K: 0 S: 10	H: 0 LOB: 0 BB: 0 P: 15	R: 2 H: 2 E: 0 K: 0 S: 10	H: 2 LOB: 0 BB: 0 P: 15	R: 1 H: 1 E: 0 K: 1 S: 9	H: 1 LOB: 0 BB: 0 P: 12	R: 0 H: 2 E: 0 K: 0 S: 12	H: 2 LOB: 2 BB: 0 P: 16	R: 0 H: 1 E: 0 K: 1 S: 11	H: 1 LOB: 2 BB: 1 P: 19	R: 1 H: 2 E: 0 K: 1 S: 23	H: 2 LOB: 3 BB: 2 P: 39	R: 0 H: 0 E: 0 K: 1 S: 8	H: 0 LOB: 0 BB: 0 P: 11	R: 0 H: 0 E: 0 K: 1 S: 8	H: 0 LOB: 0 BB: 0 P: 11	1B: 5 2B: 2 3B: 0 HR: 2	SF: 0 SAC: 0 DP: 0 HBP: 0	WP: 0 PA: 35 PB: 0 SB: 0 CS: 0						
<b>PITCHER</b>	IP	WLS	BF	H	R	ER	SO	BB	IBB	HBP	BLK	WP	HR	S	P	ERA	WHIP										
47 Iván Nova, R ERA: 4.5	6.0	L	26	7	3	3	3	1	0	0	0	0	0	61	92	4.50	1.333										
43 Adam Warren, R ERA: 3.29	0.1		3	2	1	1	1	0	0	0	0	0	0	9	14	27.00	6.000										
45 Chasen Shreve, L ERA: 1.89	1.2		7	0	0	0	1	2	0	0	0	0	0	22	36	0.00	1.200										

**New York Yankees @ Boston Red Sox**  
Fenway Park, Boston, MA  
Mon Aug 31 2015, 7:13 PM - 10:54 PM EDT  
Att: 36,148 - Cloudy - 86 F

AB	32
R	4
H	9
RBI	4
BB	3
SO	5
LOB	15






Batter	1	2	3	4	5	6	7	8	9	AB	R	H	RBI	BB	SO	LOB	TOP							
11 Brett Gardner, L (1, 8) OBP: 0.358, SLG: 0.423										4	1	1	0	1	1	1	<b>New York Yankees @ Boston Red Sox</b> Fenway Park, Boston, MA Wed Sep 02 2015, 4:07 PM - 7:39 PM EDT Att: 34,416 - Sunny - 90 F							
24 Chris Young, R (1, 7) OBP: 0.311, SLG: 0.461										4	1	2	1	1	0	0								
13 Alex Rodriguez, R (1, 10) OBP: 0.361, SLG: 0.482										5	1	1	2	0	2	3								
36 Carlos Beltrán, S (1, 9) 70 Rico Noel, R (7, 9) 63 José Pirela, R (8, PH) OBP: 0.243, SLG: 0.313										4	1	1	2	0	1	1								
12 Chase Headley, S (1, 5) OBP: 0.341, SLG: 0.400										4	1	1	0	1	1	1								
33 Greg Bird, L (1, 3) OBP: 0.333, SLG: 0.429										4	2	2	2	1	1	0								
66 John Ryan Murphy, R (1, 2) OBP: 0.307, SLG: 0.402										5	1	1	1	0	0	3								
18 Didi Gregorius, L (1, 6) OBP: 0.321, SLG: 0.372										4	3	2	1	1	0	2								
14 Stephen Drew, L (1, 4) OBP: 0.281, SLG: 0.404										4	2	3	3	0	0	2								
<b>Inning Stats</b>	R: 0 E: 0 K: 1 S: 8	H: 0 LOB: 0 BB: 0 P: 12	R: 8 E: 0 K: 1 S: 23	H: 7 LOB: 0 BB: 2 P: 44	R: 3 E: 0 K: 0 S: 18	H: 1 LOB: 0 BB: 2 P: 32	R: 0 E: 0 K: 2 S: 9	H: 0 LOB: 0 BB: 0 P: 12	R: 1 E: 0 K: 1 S: 13	H: 2 LOB: 1 BB: 0 P: 18	R: 0 E: 0 K: 1 S: 5	H: 1 LOB: 0 BB: 0 P: 10	R: 0 E: 0 K: 0 S: 10	H: 2 LOB: 2 BB: 0 P: 15	R: 1 E: 0 K: 0 S: 12	H: 2 LOB: 1 BB: 1 P: 18	R: 0 E: 0 K: 0 S: 5	H: 0 LOB: 0 BB: 0 P: 7	1B: 8 2B: 2 HR: 5	SF: 0 SAC: 0 DP: 2 HBP: 0	WP: 0 PB: 0 SB: 0 CS: 0	PA: 44		
<b>PITCHER</b>	IP WLS BF H R ER SO BB IBB HBP BLK WP HR S P ERA WHIP	IP WLS BF H R ER SO BB IBB HBP BLK WP HR S P ERA WHIP	IP WLS BF H R ER SO BB IBB HBP BLK WP HR S P ERA WHIP	IP WLS BF H R ER SO BB IBB HBP BLK WP HR S P ERA WHIP	IP WLS BF H R ER SO BB IBB HBP BLK WP HR S P ERA WHIP	IP WLS BF H R ER SO BB IBB HBP BLK WP HR S P ERA WHIP	IP WLS BF H R ER SO BB IBB HBP BLK WP HR S P ERA WHIP	IP WLS BF H R ER SO BB IBB HBP BLK WP HR S P ERA WHIP	IP WLS BF H R ER SO BB IBB HBP BLK WP HR S P ERA WHIP	IP WLS BF H R ER SO BB IBB HBP BLK WP HR S P ERA WHIP	IP WLS BF H R ER SO BB IBB HBP BLK WP HR S P ERA WHIP	IP WLS BF H R ER SO BB IBB HBP BLK WP HR S P ERA WHIP	IP WLS BF H R ER SO BB IBB HBP BLK WP HR S P ERA WHIP	IP WLS BF H R ER SO BB IBB HBP BLK WP HR S P ERA WHIP	IP WLS BF H R ER SO BB IBB HBP BLK WP HR S P ERA WHIP	IP WLS BF H R ER SO BB IBB HBP BLK WP HR S P ERA WHIP	IP WLS BF H R ER SO BB IBB HBP BLK WP HR S P ERA WHIP	IP WLS BF H R ER SO BB IBB HBP BLK WP HR S P ERA WHIP	IP WLS BF H R ER SO BB IBB HBP BLK WP HR S P ERA WHIP	IP WLS BF H R ER SO BB IBB HBP BLK WP HR S P ERA WHIP	IP WLS BF H R ER SO BB IBB HBP BLK WP HR S P ERA WHIP	IP WLS BF H R ER SO BB IBB HBP BLK WP HR S P ERA WHIP	IP WLS BF H R ER SO BB IBB HBP BLK WP HR S P ERA WHIP	IP WLS BF H R ER SO BB IBB HBP BLK WP HR S P ERA WHIP

**New York Yankees @ Boston Red Sox**  
 Fenway Park, Boston, MA  
 Wed Sep 02 2015, 4:07 PM - 7:39 PM EDT  
 Att: 34,416 - Sunny - 90 F

livebaseballscorecards.com



AB 39  
R 13  
H 15  
RBI 13  
BB 5  
SO 6  
LOB 13

Batter	1	2	3	4	5	6	7	8	9	AB	R	H	RBI	BB	SO	LOB	BOTTOM							
50 Mookie Betts, R (1, 8) OBP: 0.319, SLG: 0.454										2	1	1	1	0	0	0	<b>New York Yankees @ Boston Red Sox</b> Fenway Park, Boston, MA Wed Sep 02 2015, 4:07 PM - 7:39 PM EDT Att: 34,416 - Sunny - 90 F							
5 Allen Craig, R (6, 9) OBP: 0.262, SLG: 0.192										4	0	0	1	0	1	4								
Pablo Sandoval, S (1, 5) OBP: 0.294, SLG: 0.376										4	0	0	1	0	1	4								
2 Xander Bogaerts, R (1, 6) OBP: 0.349, SLG: 0.414										5	1	3	2	0	1	4								
34 David Ortiz, L (1, 10) OBP: 0.353, SLG: 0.521										3	0	1	1	0	1	1								
3 Sandy León, S (7, PH) OBP: 0.235, SLG: 0.209										2	1	1	0	0	0	2								
47 Travis Shaw, L (1, 3) OBP: 0.339, SLG: 0.541										5	1	2	1	0	1	1								
38 Rusney Castillo, R (1, 7) OBP: 0.321, SLG: 0.416										5	1	2	0	0	1	1								
26 Brock Holt, L (1, 4) OBP: 0.345, SLG: 0.378										5	0	0	0	0	1	4								
23 Blake Swihart, S (1, 2) OBP: 0.335, SLG: 0.387										3	2	2	1	2	0	1								
25 Jackie Bradley Jr., L (1, 9) OBP: 0.366, SLG: 0.563										4	1	1	1	1	1	4								
<b>Inning Stats</b>	R: 1 E: 0 K: 1 S: 11	H: 2 LOB: 1 BB: 0 P: 16	R: 0 E: 0 K: 1 S: 12	H: 1 LOB: 0 BB: 0 P: 16	R: 0 E: 0 K: 0 S: 11	H: 1 LOB: 1 BB: 0 P: 15	R: 0 E: 0 K: 2 S: 8	H: 0 LOB: 0 BB: 0 P: 10	R: 1 E: 0 K: 0 S: 9	H: 1 LOB: 0 BB: 0 P: 11	R: 1 E: 0 K: 1 S: 9	H: 1 LOB: 0 BB: 0 P: 14	R: 2 E: 0 K: 0 S: 21	H: 1 LOB: 2 BB: 3 P: 35	R: 2 E: 0 K: 1 S: 23	H: 4 LOB: 3 BB: 1 P: 37	R: 1 E: 0 K: 1 S: 16	H: 2 LOB: 2 BB: 1 P: 25	1B: 7 2B: 5 HR: 1	SF: 2 SAC: 0 DP: 0 HBP: 0	WP: 2 PB: 0 SB: 1 CS: 0	PA: 45		
<b>PITCHER</b>	IP WLS BF H R ER SO BB IBB HBP BLK WP HR S P ERA WHIP	IP WLS BF H R ER SO BB IBB HBP BLK WP HR S P ERA WHIP	IP WLS BF H R ER SO BB IBB HBP BLK WP HR S P ERA WHIP	IP WLS BF H R ER SO BB IBB HBP BLK WP HR S P ERA WHIP	IP WLS BF H R ER SO BB IBB HBP BLK WP HR S P ERA WHIP	IP WLS BF H R ER SO BB IBB HBP BLK WP HR S P ERA WHIP	IP WLS BF H R ER SO BB IBB HBP BLK WP HR S P ERA WHIP	IP WLS BF H R ER SO BB IBB HBP BLK WP HR S P ERA WHIP	IP WLS BF H R ER SO BB IBB HBP BLK WP HR S P ERA WHIP	IP WLS BF H R ER SO BB IBB HBP BLK WP HR S P ERA WHIP	IP WLS BF H R ER SO BB IBB HBP BLK WP HR S P ERA WHIP	IP WLS BF H R ER SO BB IBB HBP BLK WP HR S P ERA WHIP	IP WLS BF H R ER SO BB IBB HBP BLK WP HR S P ERA WHIP	IP WLS BF H R ER SO BB IBB HBP BLK WP HR S P ERA WHIP	IP WLS BF H R ER SO BB IBB HBP BLK WP HR S P ERA WHIP	IP WLS BF H R ER SO BB IBB HBP BLK WP HR S P ERA WHIP	IP WLS BF H R ER SO BB IBB HBP BLK WP HR S P ERA WHIP	IP WLS BF H R ER SO BB IBB HBP BLK WP HR S P ERA WHIP	IP WLS BF H R ER SO BB IBB HBP BLK WP HR S P ERA WHIP	IP WLS BF H R ER SO BB IBB HBP BLK WP HR S P ERA WHIP	IP WLS BF H R ER SO BB IBB HBP BLK WP HR S P ERA WHIP	IP WLS BF H R ER SO BB IBB HBP BLK WP HR S P ERA WHIP	IP WLS BF H R ER SO BB IBB HBP BLK WP HR S P ERA WHIP	IP WLS BF H R ER SO BB IBB HBP BLK WP HR S P ERA WHIP

**New York Yankees @ Boston Red Sox**  
 Fenway Park, Boston, MA  
 Wed Sep 02 2015, 4:07 PM - 7:39 PM EDT  
 Att: 34,416 - Sunny - 90 F

livebaseballscorecards.com



AB 38  
R 8  
H 13  
RBI 8  
BB 5  
SO 7  
LOB 22





Batter	1	2	3	4	5	6	7	8	9	AB	R	H	RBI	BB	SO	LOB	TOP					
37 Odúbel Herrera, L (1, 8) OBP: 0.334, SLG: 0.426										4	0	1	0	0	3	0	Philadelphia Phillies @ Boston Red Sox Fenway Park, Boston, MA Sat Sep 05 2015, 4:08 PM - 6:31 PM EDT Att: 36,534 - Sunny - 74 F					
16 César Hernández, S (1, 4) OBP: 0.342, SLG: 0.344										4	0	1	0	0	0	1						
40 Aaron Altherr, R (1, 9) OBP: 0.310, SLG: 0.500										4	0	0	0	0	1	2						
3 Jeff Francoeur, R (1, 10) OBP: 0.301, SLG: 0.462										4	1	1	0	0	1	2						
24 Darnell Sweeney, S (1, 7) OBP: 0.351, SLG: 0.581										4	1	1	0	0	0	1						
4 Andrés Blanco, S (1, 5) OBP: 0.374, SLG: 0.518										3	0	0	0	0	0	2						
18 Darin Ruf, R (1, 3) OBP: 0.286, SLG: 0.395										3	0	0	0	0	0	2						
51 Carlos Ruiz, R (1, 2) OBP: 0.299, SLG: 0.298										3	0	1	2	0	1	0						
13 Freddy Galvis, S (1, 6) OBP: 0.302, SLG: 0.351										3	0	0	0	0	2	1						
<b>Inning Stats</b>	R: 0 E: 0 K: 2 S: 7	H: 0 LOB: 0 BB: 0 P: 10	R: 0 E: 0 K: 1 S: 9	H: 0 LOB: 0 BB: 0 P: 13	R: 0 E: 0 K: 2 S: 8	H: 0 LOB: 0 BB: 0 P: 12	R: 0 E: 0 K: 1 S: 8	H: 0 LOB: 1 BB: 0 P: 14	R: 2 E: 0 K: 0 S: 11	H: 3 LOB: 1 BB: 0 P: 12	R: 0 E: 0 K: 0 S: 9	H: 1 LOB: 0 BB: 0 P: 14	R: 0 E: 0 K: 0 S: 6	H: 0 LOB: 0 BB: 0 P: 8	R: 0 E: 0 K: 2 S: 12	H: 0 LOB: 0 BB: 0 P: 17	R: 0 E: 0 K: 0 S: 9	H: 1 LOB: 1 BB: 0 P: 10	1B: 3 2B: 2 3B: 0 HR: 0	SF: 0 SAC: 0 DP: 0 HBP: 0	WP: 0 PB: 0 SB: 0 CS: 0	PA: 32
<b>PITCHER</b> 20 Wade Miley, L (1, 1) ERA: 4.43	IP: 9.0 WLS: W BF: 32	H: 5 R: 2 ER: 2 SO: 8	BB: 0 IBB: 0 HBP: 0 BLK: 0	WP: 0 HR: 0 S: 79 P: 110	ERA: 2.00 WHIP: 0.556	<b>PITCHER</b>										IP: 9.0 WLS: W BF: 32	H: 5 R: 2 ER: 2 SO: 8	BB: 0 IBB: 0 HBP: 0 BLK: 0	WP: 0 HR: 0 S: 79 P: 110	ERA: 2.00 WHIP: 0.556		

AB	32
R	2
H	5
RBI	2
BB	0
SO	8
LOB	11



Batter	1	2	3	4	5	6	7	8	9	AB	R	H	RBI	BB	SO	LOB	BOTTOM					
50 Mookie Betts, R (1, 8) OBP: 0.327, SLG: 0.464										4	1	3	0	1	0	0	Philadelphia Phillies @ Boston Red Sox Fenway Park, Boston, MA Sat Sep 05 2015, 4:08 PM - 6:31 PM EDT Att: 36,534 - Sunny - 74 F					
26 Brock Holt, L (1, 5) OBP: 0.349, SLG: 0.382										3	1	1	0	2	0	4						
2 Xander Bogaerts, R (1, 6) OBP: 0.348, SLG: 0.414										5	1	1	4	0	0	6						
34 David Ortiz, L (1, 10) OBP: 0.352, SLG: 0.526										5	2	2	1	0	1	4						
47 Travis Shaw, L (1, 3) OBP: 0.326, SLG: 0.513										4	0	0	0	0	0	1						
38 Rusney Castillo, R (1, 7) OBP: 0.313, SLG: 0.403										4	1	1	0	0	0	0						
23 Blake Swihart, S (1, 2) OBP: 0.337, SLG: 0.393										4	1	2	1	0	2	0						
30 Josh Rutledge, R (1, 4) OBP: 0.385, SLG: 0.409										4	0	2	0	0	0	0						
25 Jackie Bradley Jr., L (1, 9) OBP: 0.373, SLG: 0.586										4	2	2	2	0	0	2						
<b>Inning Stats</b>	R: 0 E: 0 K: 1 S: 12	H: 1 LOB: 1 BB: 0 P: 19	R: 0 E: 0 K: 1 S: 8	H: 0 LOB: 0 BB: 0 P: 14	R: 0 E: 0 K: 0 S: 8	H: 1 LOB: 2 BB: 1 P: 17	R: 0 E: 0 K: 0 S: 23	H: 7 LOB: 0 BB: 1 P: 39	R: 0 E: 0 K: 0 S: 8	H: 2 LOB: 1 BB: 0 P: 13	R: 0 E: 0 K: 0 S: 8	H: 1 LOB: 1 BB: 0 P: 15	R: 0 E: 0 K: 1 S: 7	H: 0 LOB: 0 BB: 0 P: 13	R: 1 E: 0 K: 0 S: 12	H: 2 LOB: 2 BB: 1 P: 21	R: 0 E: 0 K: 0 S: 9	H: 1 LOB: 1 BB: 0 P: 10	1B: 8 2B: 5 3B: 0 HR: 1	SF: 0 SAC: 0 DP: 1 HBP: 0	WP: 0 PB: 0 SB: 1 CS: 0	PA: 40
<b>PITCHER</b> 49 Alec Asher, R (1, 1) ERA: 10.61	IP: 3.2 WLS: L BF: 21	H: 8 R: 7 ER: 7 SO: 2	BB: 2 IBB: 0 HBP: 0 BLK: 0	WP: 0 HR: 0 S: 47 P: 83	ERA: 17.18 WHIP: 2.727	<b>PITCHER</b>										IP: 3.2 WLS: L BF: 21	H: 8 R: 7 ER: 7 SO: 2	BB: 2 IBB: 0 HBP: 0 BLK: 0	WP: 0 HR: 0 S: 47 P: 83	ERA: 17.18 WHIP: 2.727		
31 Jerome Williams, R (4, 1) ERA: 5.99	IP: 3.1 WLS: L BF: 13	H: 4 R: 1 ER: 1 SO: 1	BB: 0 IBB: 0 HBP: 0 BLK: 0	WP: 0 HR: 1 S: 27 P: 47	ERA: 2.70 WHIP: 1.200	<b>PITCHER</b>										IP: 3.1 WLS: L BF: 13	H: 4 R: 1 ER: 1 SO: 1	BB: 0 IBB: 0 HBP: 0 BLK: 0	WP: 0 HR: 1 S: 27 P: 47	ERA: 2.70 WHIP: 1.200		
21 Adam Loewen, L (8, 1) ERA: 9.53	IP: 0.1 WLS: L BF: 4	H: 2 R: 1 ER: 1 SO: 0	BB: 1 IBB: 0 HBP: 0 BLK: 0	WP: 0 HR: 0 S: 8 P: 14	ERA: 27.00 WHIP: 9.000	<b>PITCHER</b>										IP: 0.1 WLS: L BF: 4	H: 2 R: 1 ER: 1 SO: 0	BB: 1 IBB: 0 HBP: 0 BLK: 0	WP: 0 HR: 0 S: 8 P: 14	ERA: 27.00 WHIP: 9.000		
53 Ken Giles, R (8, 1) ERA: 1.52	IP: 0.2 WLS: L BF: 2	H: 0 R: 0 ER: 0 SO: 0	BB: 0 IBB: 0 HBP: 0 BLK: 0	WP: 0 HR: 0 S: 4 P: 7	ERA: 0.00 WHIP: 0.000	<b>PITCHER</b>										IP: 0.2 WLS: L BF: 2	H: 0 R: 0 ER: 0 SO: 0	BB: 0 IBB: 0 HBP: 0 BLK: 0	WP: 0 HR: 0 S: 4 P: 7	ERA: 0.00 WHIP: 0.000		

AB	37
R	9
H	14
RBI	8
BB	3
SO	3
LOB	17







Batter	1	2	3	4	5	6	7	8	9	10	AB	R	H	RBI	BB	SO	LOB	TOP																	
7 Ben Revere, L OBP: 0.343, SLG: 0.365 13 Justin Smoak, S OBP: 0.296, SLG: 0.458 3 Ezequiel Carrera, L OBP: 0.323, SLG: 0.376	(1, 7) C FF 90 1-1 H FF 88 10 S 20 WP G4-3 HBP		(3, 3) B FF 87 3-3 S CH 77 1 F FF 89 C FF 87 S CH 77 B CH 77 F FF 88 F CH 77 S CH 76	(4, 1) B FF 88 4-1 B FF 87 C FF 87 F FF 89 S CH 77 B CH 77 F FF 88 F CH 77 S CH 76	(0, 1) S SI 91 0-1 X FF 90 L7	(2, 2) C CU 77 2-2 S FF 94 B FF 94 B FF 93 X CU 75	(0, 1) C CU 77 0-1 S FF 94 B FF 94 B FF 93 X CU 75	(0, 1) C CU 77 0-1 S FF 94 B FF 94 B FF 93 X CU 75	(2, 2) C CU 77 2-2 S FF 94 B FF 94 B FF 93 X CU 75	(0, 1) S FF 96 0-1 X FF 96 2 1B	1 1 0 0 1 1 0 1 0 0 0 0 0 1 1 0 0 0 0 0 0																								
20 Josh Donaldson, R OBP: 0.372, SLG: 0.592	(1, 5) C FF 90 1-2 S CH 80 F FF 91 B FF 90 F FF 92 X CU 73		(4, 2) B FF 90 4-2 F FF 89 S CH 72 B CU 72 S CH 79 F FF 91 B FF 90 F FF 92 X CU 73	(0, 1) F FF 89 0-1 1 SAFE X CH 76	(0, 1) F FF 89 0-1 1 SAFE X CH 76	(0, 1) F FF 89 0-1 1 SAFE X CH 76	(0, 1) F FF 89 0-1 1 SAFE X CH 76	(0, 1) F FF 89 0-1 1 SAFE X CH 76	(0, 1) F FF 89 0-1 1 SAFE X CH 76	(0, 1) S FF 96 0-1 X FF 96 2 1B	4 1 1 0 1 0 3																								
19 José Bautista, R OBP: 0.369, SLG: 0.528	(1, 9) C CU 71 4-2 B FF 90 B FF 90 B SL 78 B FF 91		(2, 3) F FF 88 2-3 F FF 89 C CU 73 1 SAFE F FF 89 D CH 78 S SL 77	(0, 0) X FF 90 0-0	(0, 0) X FF 90 0-0	(0, 0) X FF 90 0-0	(0, 0) X FF 90 0-0	(0, 0) X FF 90 0-0	(0, 0) X FF 90 0-0	(1, 1) B FF 90 1-1 X FF 95 F FF 95	4 0 0 0 1 1 2																								
10 Edwin Encarnación, R OBP: 0.360, SLG: 0.520 45 Dalton Pompey, S OBP: 0.264, SLG: 0.337	(1, 10) B FF 90 2-2 C FF 91 S CH 76 D CH 78 X CH 78		(1, 0) 1 SAFE X CH 77	(1, 0) B FF 87 1-0 X CH 77 F7	(1, 0) B FF 87 1-0 X CH 77 F7	(1, 0) B FF 87 1-0 X CH 77 F7	(1, 0) B FF 87 1-0 X CH 77 F7	(1, 0) B FF 87 1-0 X CH 77 F7	(1, 0) B FF 87 1-0 X CH 77 F7	(4, 0) B FF 90 4-0 S CH 87 F FF 97 B SL 78 B FF 96	3 0 0 1 1 0 2 0 1 0 0 0 0 0																								
2 Troy Tulowitzki, R OBP: 0.338, SLG: 0.441	(1, 6) S FF 90 2-2 B FF 89 D CH 79 F FF 91 X FF 91		(1, 0) H FF 88 1-0 FC5-4 11 1B HBP	(0, 0) X FF 88 0-0 15 WP 15 BLK 1B	(0, 0) X FF 88 0-0 15 WP 15 BLK 1B	(0, 0) X FF 88 0-0 15 WP 15 BLK 1B	(0, 0) X FF 88 0-0 15 WP 15 BLK 1B	(0, 0) X FF 88 0-0 15 WP 15 BLK 1B	(0, 0) X FF 88 0-0 15 WP 15 BLK 1B	(2, 3) B SI 91 2-3 B SI 90 F SI 90 S CH 84	4 1 2 1 0 1 3																								
15 Chris Colabello, R OBP: 0.374, SLG: 0.524	(1, 3) B CH 77 1-0 X FF 89 2B		(3, 3) B CH 77 3-3 D CH 79 S CH 77 B FF 89 S SL 77 C CH 75	(4, 0) B CH 77 4-0 B SL 76 B FF 89 B FF 89	(4, 0) B CH 77 4-0 B SL 76 B FF 89 B FF 89	(4, 0) B CH 77 4-0 B SL 76 B FF 89 B FF 89	(4, 0) B CH 77 4-0 B SL 76 B FF 89 B FF 89	(4, 0) B CH 77 4-0 B SL 76 B FF 89 B FF 89	(4, 0) B CH 77 4-0 B SL 76 B FF 89 B FF 89	(1, 2) B FF 96 1-2 B FF 95 X FF 96	4 1 2 1 1 2 3																								
11 Kevin Pillar, R OBP: 0.301, SLG: 0.377	(1, 8) B FF 89 3-2 S FF 88 C FF 90 D CU 72 F FF 89 B FF 91 X FF 90		(1, 0) 1 SAFE X FF 89	(1, 1) C FF 93 1-1 1 SAFE B CH 86 X FF 93	(1, 1) C FF 93 1-1 1 SAFE B CH 86 X FF 93	(1, 1) C FF 93 1-1 1 SAFE B CH 86 X FF 93	(1, 1) C FF 93 1-1 1 SAFE B CH 86 X FF 93	(1, 1) C FF 93 1-1 1 SAFE B CH 86 X FF 93	(1, 1) C FF 93 1-1 1 SAFE B CH 86 X FF 93	(2, 2) C FF 93 2-2 P FF 93 D CU 76 F FF 94 X FF 87	4 0 1 1 0 0 5																								
9 Cliff Pennington, S OBP: 0.292, SLG: 0.253	(1, 4) B FF 91 2-0 B FF 90 X FF 90		(0, 2) F FF 89 0-2 X CH 78 FC5-4 1B	(1, 0) B FF 93 1-0 X FF 92 G6-3	(1, 0) B FF 93 1-0 X FF 92 G6-3	(1, 0) B FF 93 1-0 X FF 92 G6-3	(1, 0) B FF 93 1-0 X FF 92 G6-3	(1, 0) B FF 93 1-0 X FF 92 G6-3	(1, 0) B FF 93 1-0 X FF 92 G6-3	(1, 3) B CH 87 1-3 S CH 89 F FF 96 S SI 94	5 0 0 0 0 1 4																								
22 Josh Thole, L OBP: 0.275, SLG: 0.270 55 Russell Martin, R OBP: 0.327, SLG: 0.430	(1, 2) C FF 89 0-2 X FF 91 F7		(1, 2) C FF 89 0-2 X FF 91 P5	(4, 2) C SI 92 4-2 B SI 91 B SI 91 B SL 87 B SL 87 T FF 94	(4, 2) C SI 92 4-2 B SI 91 B SI 91 B SL 87 B SL 87 T FF 94	(4, 2) C SI 92 4-2 B SI 91 B SI 91 B SL 87 B SL 87 T FF 94	(4, 2) C SI 92 4-2 B SI 91 B SI 91 B SL 87 B SL 87 T FF 94	(4, 2) C SI 92 4-2 B SI 91 B SI 91 B SL 87 B SL 87 T FF 94	(4, 2) C SI 92 4-2 B SI 91 B SI 91 B SL 87 B SL 87 T FF 94	(3, 2) B FF 94 3-2 C CU 77 S FF 94 B SL 87 T FF 94	2 0 0 0 0 0 3 1 0 0 0 1 1 0																								
<b>Inning Stats</b>	R: 1 E: 0 K: 0 S: 15	H: 0 LOB: 1 BB: 1 P: 25	R: 0 E: 0 K: 0 S: 9	H: 1 LOB: 1 BB: 0 P: 15	R: 0 E: 0 K: 2 S: 14	H: 0 LOB: 1 BB: 0 P: 24	R: 0 E: 0 K: 1 S: 10	H: 1 LOB: 2 BB: 0 P: 16	R: 0 E: 0 K: 0 S: 4	H: 0 LOB: 0 BB: 1 P: 8	R: 0 E: 0 K: 0 S: 4	H: 1 LOB: 1 BB: 1 P: 10	R: 0 E: 0 K: 0 S: 7	H: 0 LOB: 1 BB: 1 P: 12	R: 0 E: 0 K: 1 S: 9	H: 0 LOB: 0 BB: 0 P: 15	R: 4 E: 0 K: 1 S: 15	H: 3 LOB: 1 BB: 1 P: 24	1B: 4 2B: 1 3B: 1 HR: 0	SF: 1 SAC: 0 DP: 2 HBP: 3	WP: 3 PB: 0 SB: 4 CS: 0	PA: 44													
<b>PITCHER</b>	IP 5.1	WLS 24	BF 3	H 1	R 1	ER 1	SO 3	BB 4	IBB 0	HBP 2	BLK 1	WP 2	HR 0	S 54	P 95	ERA 1.69	WHIP 1.312	<b>PITCHER</b>	IP 1.0	WLS 3	BF 0	H 0	R 0	ER 0	SO 1	BB 0	IBB 0	HBP 0	BLK 0	WP 0	HR 0	S 9	P 15	ERA 0.00	WHIP 0.000
60 Henry Owens, L ERA: 5.25 64 Jean Machi, R ERA: 5.60 59 Tommy Layne, L ERA: 4.04 66 Noé Ramirez, R ERA: 3.68 36 Junichi Tazawa, R ERA: 3.95	(1, 1) (6, 1) (7, 1) (7, 1) (8, 1)	1.0 0.1 0.2 0.2	2 2 2 2	0 0 0 0	0 0 0 0	0 0 1 0	0 0 0 1	0 0 0 0	0 0 0 0	0 0 0 0	0 0 0 0	0 0 0 0	0 0 0 0	0 4 7 7	5 8 10 12	0.00 0.00 0.00 0.00	0.000 3.000 0.000 0.000	28 Robbie Ross Jr., L ERA: 3.86 41 Alexi Ogando, R ERA: 4.14	(9, 1) (10, 1)	1.0 1.0	L 7	3 3	4 4	4 4	1 1	0 0	1 0	1 1	0 0	15 24	36.00 3.000	0.000 3.000			

Toronto Blue Jays @ Boston Red Sox  
Fenway Park, Boston, MA  
Tue Sep 08 2015, 7:11 PM - 10:34 PM EDT  
Att: 33,492 - Cloudy - 78 F

AB	34
R	5
H	6
RBI	4
BB	6
SO	7
LOB	26



Batter	1	2	3	4	5	6	7	8	9	10	AB	R	H	RBI	BB	SO	LOB	BOTTOM																	
50 Mookie Betts, R OBP: 0.330, SLG: 0.463	(1, 8) C FF 82 0-2 X KN 78 G4-3		(1, 2) C KN 79 1-2 F FF 80 S KN 80 F FF 80 B KN 80 X KN 80			(0, 0) X KN 75 0-0 G5-3		(2, 3) S SL 88 2-3 S FF 97 S SL 88 B KN 88 S SL 88			4 0 1 0 0 1 0																								
15 Dustin Pedroia, R OBP: 0.347, SLG: 0.427 30 Josh Rutledge, R OBP: 0.375, SLG: 0.383	(1, 4) B KN 75 1-3 B KN 76 T KN 76 S KN 79		(0, 1) C KN 74 0-1 1 SAFE X KN 78			(1, 0) B FF 84 1-0 X KN 74 G5-3		(0, 1) C FF 96 0-1 X SL 86 G5-3			4 0 1 0 0 1 1 0 0 0 0 0 0 0																								
2 Xander Bogaerts, R OBP: 0.347, SLG: 0.411	(1, 6) C FF 84 0-2 X KN 78 G5-3		(3, 2) B KN 78 3-2 C KN 76 F KN 80 B KN 78 B KN 78 X KN 78			(4, 1) D KN 78 4-1 B KN 78 C KN 77 B KN 78 B KN 78		(1, 1) C SI 97 1-1 X CU 80 G5-3			3 0 0 0 1 0 0																								
34 David Ortiz, L OBP: 0.354, SLG: 0.535 38 Rusney Castillo, R OBP: 0.314, SLG: 0.407	(1, 10) B KN 75 2-0 B KN 74 X KN 74		(2, 3) B KN 75 2-3 B KN 82 B KN 80 F KN 81 S KN 80 S KN 80			(2, 2) B KN 80 2-2 B KN 78 C KN 77 B KN 78 B KN 78		(4, 2) B CU 82 4-2 S FF 97 S FF 97 B SI 97 F FF 98 F SI 97 F CU 80 B SI 97			3 0 0 0 1 1 2 0 0 0 0 0 0 0																								
47 Travis Shaw, L OBP: 0.317, SLG: 0.530	(1, 3) X FF 83 0-0 HR		(0, 1) C KN 79 0-1 X KN 80 G1-3			(3, 1) B KN 81 3-1 B KN 78 C KN 74 X KN 75		(3, 2) C FF 96 3-2 B FF 96 B FF 96 B SI 96 B SI 96 X SI 96			4 1 1 1 0 0 3																								
Pablo Sandoval, S OBP: 0.295, SLG: 0.376	(1, 5) X KN 77 0-0 L6		(1, 1) C KN 77 0-1 B KN 80 G6-3			(1, 1) C KN 79 1-1 B KN 80 X KN 78		(0, 6) X CU 84 0-6 G6-3			4 0 1 0 0 0 0																								
26 Brock Holt, L OBP: 0.349, SLG: 0.379	(1, 7) B KN 75 3-1 B FF 83 C FF 82 B KN 74 X FF 82		(1, 1) B KN 79 1-1 C KN 78 X KN 78			(2, 3) C SI 92 2-3 B CU 85 C CU 95		(1, 1) C SI 90 1-1 B CU 85 C CU 95			4 0 0 0 0 1 1																								
23 Blake Swihart, S OBP: 0.332, SLG: 0.386	(1, 2) B KN 76 1-3 B KN 78 F KN 79 C FF 84		(0, 0) X KN 80 0-0 L7			(3, 3) B SI 92 3-3 B CU 85 B CU 85 S CU 84		(3, 3) B SI 92 3-3 B CU 85 B CU 85 S CU 84			4 0 0 0 0 3 1																								
25 Jackie Bradley Jr., L OBP: 0.378, SLG: 0.616	(1, 9) C KN 77 0-3 S KN 87 S KN 79		(1, 0) B KN 81 1-0 X KN 80 G3			(3, 3) B CU 83 3-3 S SI 92 S FF 90 B FF 89 C FF 90		(3, 3) B CU 83 3-3 S SI 92 S FF 90 B FF 89 C FF 90			3 0 0 0 0 2 1																								
<b>Inning Stats</b>	R: 0 E: 0 K: 1 S: 12	H: 0 LOB: 0 BB: 0 P: 13	R: 1 E: 0 K: 0 S: 5	H: 1 LOB: 0 BB: 0 P: 10	R: 0 E: 0 K: 2 S: 13	H: 1 LOB: 1 BB: 0 P: 15	R: 0 E: 0 K: 1 S: 9	H: 0 LOB: 0 BB: 0 P: 14	R: 0 E: 0 K: 0 S: 6	H: 1 LOB: 1 BB: 0 P: 9	R: 0 E: 0 K: 0 S: 7	H: 0 LOB: 0 BB: 0 P: 12	R: 0 E: 0 K: 2 S: 7	H: 0 LOB: 0 BB: 0 P: 13	R: 0 E: 0 K: 0 S: 9	H: 0 LOB: 1 BB: 0 P: 17	R: 0 E: 0 K: 1 S: 7	H: 0 LOB: 0 BB: 0 P: 10	1B: 1 2B: 2 3B: 0 HR: 1	SF: 0 SAC: 0 DP: 0 HBP: 0	WP: 0 PB: 0 SB: 0 CS: 1	PA: 35													
<b>PITCHER</b>	IP 6.0	WLS 23	BF 4	H 1	R 1	ER 1	SO 4	BB 1	IBB 0	HBP 0	BLK 0	WP 0	HR 1	S 54	P 80	ERA 1.50	WHIP 0.833	<b>PITCHER</b>	IP 1.0	WLS 3	BF 0	H 0	R 0	ER 0	SO 1	BB 0	IBB 0	HBP 0	BLK 0	WP 0	HR 0	S 9	P 15	ERA 0.00	WHIP 0.000
43 R.A. Dickey, R ERA: 4.01 27 Brett Cecil, L ERA: 3.0 57 Mark Lowe, R ERA: 1.74 41 Aaron Sanchez, R ERA: 2.98 54 Roberto Osuna, R ERA: 2.00	(1, 1) (7, 1) (8, 1) (9, 1) (10, 1)	1.1 0.2 1.0 1.0	4 2 3 3	0 0 0 0	1 0 0 0	1 0 0 1	0 0 0 1	0 0 0 0	0 0 0 0	0 0 0 0	0 0 0 0	0 0 0 0	0 5 9 7	10 7 17 10	0.00 0.000 0.000 0.000	0.000 1.000 0.000 0.000																			

Toronto Blue Jays @ Boston Red Sox  
Fenway Park, Boston, MA  
Tue Sep 08 2015, 7:11 PM - 10:34 PM EDT  
Att: 33,492 - Cloudy - 78 F

AB	33
R	1
H	4
RBI	1
BB	2
SO	9
LOB	9





Batter	1	2	3	4	5	6	7	8	9	AB	R	H	RBI	BB	SO	LOB	TOP							
50 Mookie Betts, R OBP: 0.332, SLG: 0.469	G3		K		BB		L8			4	0	1	0	1	1	2								
26 Brock Holt, L OBP: 0.347, SLG: 0.376	G6-3		K		F7		SH1-3			3	0	0	0	0	1	1								
30 Josh Rutledge, R OBP: 0.379, SLG: 0.388							SH1-3		K	1	0	0	0	0	1	0								
2 Xander Bogaerts, R OBP: 0.351, SLG: 0.416	34 2B		K				P4		47 DI 1B	5	2	3	0	0	1	1								
34 David Ortiz, L OBP: 0.358, SLG: 0.542	1-H 2B				G4-3		47 2B 1B		K	4	1	2	1	1	1	1								
47 Travis Shaw, L OBP: 0.331, SLG: 0.532					K		IBB		K	4	1	2	1	1	2	2								
Pablo Sandoval, S OBP: 0.297, SLG: 0.376					38 FC6-4 1B		38 F8 2B		F7	5	0	2	1	0	1	4								
38 Rusney Castillo, R OBP: 0.316, SLG: 0.408			K		FC6-4		F8		25 S BB	3	0	0	0	1	1	3								
10 Ryan Hanigan, R OBP: 0.353, SLG: 0.350			K				G1-3		K	3	0	0	1	0	2	1								
25 Jackie Bradley Jr., L OBP: 0.372, SLG: 0.593			K				P6		G6-3	3	0	0	0	1	1	1								
<b>Inning Stats</b>	R: 1 E: 0 K: 1 S: 20	H: 2 LOB: 2 BB: 1 P: 33	R: 0 E: 0 K: 3 S: 10	H: 0 LOB: 0 BB: 0 P: 15	R: 0 E: 0 K: 3 S: 9	H: 0 LOB: 0 BB: 0 P: 15	R: 0 E: 0 K: 1 S: 13	H: 1 LOB: 1 BB: 0 P: 17	R: 0 E: 0 K: 0 S: 14	H: 0 LOB: 1 BB: 1 P: 22	R: 3 E: 0 K: 0 S: 15	H: 4 LOB: 1 BB: 0 P: 20	R: 0 E: 0 K: 1 S: 18	H: 1 LOB: 2 BB: 1 P: 27	R: 0 E: 0 K: 1 S: 12	H: 0 LOB: 2 BB: 0 P: 24	R: 0 E: 0 K: 2 S: 15	H: 2 LOB: 0 BB: 0 P: 23	1B: 8 2B: 2 3B: 0 HR: 0	SF: 1 SAC: 1 DP: 0 HBP: 0	WP: 0 PB: 0 SB: 1 CS: 0	PA: 42		
<b>PITCHER</b>	IP WLS BF H R ER SO BB IBB HBP BLK WP HR S P ERA WHIP	IP WLS BF H R ER SO BB IBB HBP BLK WP HR S P ERA WHIP	IP WLS BF H R ER SO BB IBB HBP BLK WP HR S P ERA WHIP	IP WLS BF H R ER SO BB IBB HBP BLK WP HR S P ERA WHIP	IP WLS BF H R ER SO BB IBB HBP BLK WP HR S P ERA WHIP	IP WLS BF H R ER SO BB IBB HBP BLK WP HR S P ERA WHIP	IP WLS BF H R ER SO BB IBB HBP BLK WP HR S P ERA WHIP	IP WLS BF H R ER SO BB IBB HBP BLK WP HR S P ERA WHIP	IP WLS BF H R ER SO BB IBB HBP BLK WP HR S P ERA WHIP	IP WLS BF H R ER SO BB IBB HBP BLK WP HR S P ERA WHIP	IP WLS BF H R ER SO BB IBB HBP BLK WP HR S P ERA WHIP	IP WLS BF H R ER SO BB IBB HBP BLK WP HR S P ERA WHIP	IP WLS BF H R ER SO BB IBB HBP BLK WP HR S P ERA WHIP	IP WLS BF H R ER SO BB IBB HBP BLK WP HR S P ERA WHIP	IP WLS BF H R ER SO BB IBB HBP BLK WP HR S P ERA WHIP	IP WLS BF H R ER SO BB IBB HBP BLK WP HR S P ERA WHIP	IP WLS BF H R ER SO BB IBB HBP BLK WP HR S P ERA WHIP	IP WLS BF H R ER SO BB IBB HBP BLK WP HR S P ERA WHIP	IP WLS BF H R ER SO BB IBB HBP BLK WP HR S P ERA WHIP	IP WLS BF H R ER SO BB IBB HBP BLK WP HR S P ERA WHIP	IP WLS BF H R ER SO BB IBB HBP BLK WP HR S P ERA WHIP	IP WLS BF H R ER SO BB IBB HBP BLK WP HR S P ERA WHIP	IP WLS BF H R ER SO BB IBB HBP BLK WP HR S P ERA WHIP	IP WLS BF H R ER SO BB IBB HBP BLK WP HR S P ERA WHIP

**Boston Red Sox @ Tampa Bay Rays**  
Tropicana Field, St. Petersburg, FL  
Fri Sep 11 2015, 7:12 PM - 10:36 PM EDT  
Att: 14,796 - Dome - 72 F

AB 35  
R 4  
H 10  
RBI 4  
BB 5  
SO 12  
LOB 16



Batter	1	2	3	4	5	6	7	8	9	AB	R	H	RBI	BB	SO	LOB	BOTTOM							
5 Brandon Guyer, R OBP: 0.361, SLG: 0.407	27 E 2B	FC1-4 27 HBP			F8		FC5-2		K	5	1	1	0	0	1	2								
27 Mikie Mahtook, R OBP: 0.333, SLG: 0.547	E8 3 2B	FC6-4 3 HBP			L1		F7			3	1	1	1	0	0	1								
3 Evan Longoria, R OBP: 0.337, SLG: 0.441	F8 20 1B	FC6-4			F9				11 1B	4	2	2	1	0	0	2								
11 Logan Forsythe, R OBP: 0.362, SLG: 0.452	F8				K		K		13 WP 1B	4	1	1	1	0	2	1								
13 Asdrubal Cabrera, S OBP: 0.319, SLG: 0.427	G1-3				G5-3		20 FC6-4 1B		HR	4	1	2	2	0	0	1								
20 Steven Souza Jr., R OBP: 0.366, SLG: 0.464	36 FC5-4 1B				K		FC6-4		36 S 40 WP 1B	4	1	2	1	0	1	1								
36 Richie Shaffer, R OBP: 0.304, SLG: 0.375	FC5-4				G6-3		K		K	4	0	0	0	0	2	3								
39 Kevin Kiermaier, L OBP: 0.300, SLG: 0.422		FC1-4 5 1B			P6				L5	4	0	2	0	0	0	1								
44 René Rivera, R OBP: 0.212, SLG: 0.278					F8					2	0	0	0	0	0	1								
40 J.P. Arencibia, R OBP: 0.371, SLG: 0.912					G5-3				HR	2	1	1	2	0	1	1								
<b>Inning Stats</b>	R: 3 E: 1 K: 0 S: 20	H: 4 LOB: 1 BB: 0 P: 30	R: 0 E: 0 K: 0 S: 10	H: 1 LOB: 2 BB: 0 P: 12	R: 0 E: 0 K: 2 S: 7	H: 0 LOB: 0 BB: 0 P: 12	R: 0 E: 0 K: 0 S: 6	H: 0 LOB: 0 BB: 0 P: 8	R: 0 E: 0 K: 0 S: 8	H: 1 LOB: 1 BB: 0 P: 18	R: 0 E: 0 K: 1 S: 10	H: 1 LOB: 1 BB: 0 P: 17	R: 0 E: 0 K: 2 S: 11	H: 1 LOB: 1 BB: 0 P: 18	R: 0 E: 0 K: 1 S: 10	H: 1 LOB: 1 BB: 0 P: 17	R: 5 E: 0 K: 2 S: 20	H: 5 LOB: 0 BB: 0 P: 30	1B: 6 2B: 4 3B: 0 HR: 2	SF: 0 SAC: 0 DP: 0 HBP: 1	WP: 3 PB: 0 SB: 1 CS: 0	PA: 37		
<b>PITCHER</b>	IP WLS BF H R ER SO BB IBB HBP BLK WP HR S P ERA WHIP	IP WLS BF H R ER SO BB IBB HBP BLK WP HR S P ERA WHIP	IP WLS BF H R ER SO BB IBB HBP BLK WP HR S P ERA WHIP	IP WLS BF H R ER SO BB IBB HBP BLK WP HR S P ERA WHIP	IP WLS BF H R ER SO BB IBB HBP BLK WP HR S P ERA WHIP	IP WLS BF H R ER SO BB IBB HBP BLK WP HR S P ERA WHIP	IP WLS BF H R ER SO BB IBB HBP BLK WP HR S P ERA WHIP	IP WLS BF H R ER SO BB IBB HBP BLK WP HR S P ERA WHIP	IP WLS BF H R ER SO BB IBB HBP BLK WP HR S P ERA WHIP	IP WLS BF H R ER SO BB IBB HBP BLK WP HR S P ERA WHIP	IP WLS BF H R ER SO BB IBB HBP BLK WP HR S P ERA WHIP	IP WLS BF H R ER SO BB IBB HBP BLK WP HR S P ERA WHIP	IP WLS BF H R ER SO BB IBB HBP BLK WP HR S P ERA WHIP	IP WLS BF H R ER SO BB IBB HBP BLK WP HR S P ERA WHIP	IP WLS BF H R ER SO BB IBB HBP BLK WP HR S P ERA WHIP	IP WLS BF H R ER SO BB IBB HBP BLK WP HR S P ERA WHIP	IP WLS BF H R ER SO BB IBB HBP BLK WP HR S P ERA WHIP	IP WLS BF H R ER SO BB IBB HBP BLK WP HR S P ERA WHIP	IP WLS BF H R ER SO BB IBB HBP BLK WP HR S P ERA WHIP	IP WLS BF H R ER SO BB IBB HBP BLK WP HR S P ERA WHIP	IP WLS BF H R ER SO BB IBB HBP BLK WP HR S P ERA WHIP	IP WLS BF H R ER SO BB IBB HBP BLK WP HR S P ERA WHIP	IP WLS BF H R ER SO BB IBB HBP BLK WP HR S P ERA WHIP	IP WLS BF H R ER SO BB IBB HBP BLK WP HR S P ERA WHIP

**Boston Red Sox @ Tampa Bay Rays**  
Tropicana Field, St. Petersburg, FL  
Fri Sep 11 2015, 7:12 PM - 10:36 PM EDT  
Att: 14,796 - Dome - 72 F

AB 36  
R 8  
H 12  
RBI 8  
SO 7  
LOB 14





Batter	1	2	3	4	5	6	7	8	9	10	11	12	13	AB	R	H	RBI	BB	SO	LOB	TOP				
50 Mookie Betts, R OBP: 0.356, SLG: 0.475														6	0	3	0	0	1	0					
15 Dustin Pedroia, R OBP: 0.345, SLG: 0.435														6	1	2	0	0	1	4					
2 Xander Bogaerts, R OBP: 0.352, SLG: 0.414														5	1	2	0	1	1	1					
47 Travis Shaw, L OBP: 0.327, SLG: 0.530														6	0	1	0	0	2	4					
38 Rusney Castillo, R OBP: 0.323, SLG: 0.412														5	0	3	2	1	2	0					
5 Allen Craig, R OBP: 0.227, SLG: 0.167														6	0	1	0	0	3	5					
16 Deven Marrero, R OBP: 0.286, SLG: 0.286														5	0	2	0	0	2	1					
3 Sandy León, S OBP: 0.240, SLG: 0.198														5	0	0	0	0	4	4					
25 Jackie Bradley Jr., L OBP: 0.365, SLG: 0.576														5	0	0	0	0	3	3					
<b>Inning Stats</b>	R: 0 E: 0 K: 3 S: 13	H: 1 LOB: 1 P: 19	R: 0 E: 0 K: 2 S: 13	H: 1 LOB: 1 P: 21	R: 0 E: 0 K: 1 S: 10	H: 1 LOB: 2 P: 19	R: 0 E: 0 K: 2 S: 10	H: 0 LOB: 0 P: 11	R: 0 E: 0 K: 1 S: 7	H: 2 LOB: 2 P: 17	R: 0 E: 0 K: 0 S: 7	H: 1 LOB: 0 P: 8	R: 0 E: 0 K: 2 S: 12	H: 2 LOB: 2 P: 12	R: 0 E: 0 K: 2 S: 12	H: 1 LOB: 1 P: 14	R: 0 E: 0 K: 1 S: 12	H: 0 LOB: 0 P: 16	R: 2 E: 0 K: 0 S: 11	H: 4 LOB: 1 P: 15	1B: 13 2B: 1 3B: 0 HR: 0	SF: 0 SAC: 0 DP: 2 HBP: 0	W/P: 0 P/B: 0 SB: 3 CS: 2	PA: 52	
<b>PITCHER</b>	IP: 6.0 ERA: 3.14	WLS: 22 BF: 4	H: 4 R: 0 ER: 0 SO: 11	BB: 2 IBB: 0 HBP: 0 BLK: 0	WP: 0 HR: 0 S: 60 P: 97	ERA: 0.00 WHIP: 1.000		<b>PITCHER</b>	IP: 1.1 ERA: 5.32	WLS: 7 BF: 3	H: 3 R: 2 ER: 2 SO: 1	BB: 0 IBB: 0 HBP: 0 BLK: 0	WP: 0 HR: 0 S: 18 P: 25	ERA: 13.50 WHIP: 2.250		<b>PITCHER</b>	IP: 0.2 ERA: 1.1	WLS: 2 BF: 1	H: 0 R: 0 ER: 0 SO: 0	BB: 0 IBB: 0 HBP: 0 BLK: 0	WP: 0 HR: 0 S: 5 P: 6	ERA: 0.00 WHIP: 1.500			

Boston Red Sox @ Tampa Bay Rays  
Tropicana Field, St. Petersburg, FL  
Sun Sep 13 2015, 1:10 PM - 5:14 PM EDT  
Att. 15,402 - Dome - 72 F

AB 49  
R 2  
H 14  
RBI 2  
BB 2  
SO 19  
LOB 22



Batter	1	2	3	4	5	6	7	8	9	10	11	12	13	AB	R	H	RBI	BB	SO	LOB	BOTTOM				
5 Brandon Guyer, R OBP: 0.356, SLG: 0.401														4	0	0	0	1	2						
24 Grady Sizemore, L (11, PH) OBP: 0.284, SLG: 0.355														2	0	0	0	0	1	0					
27 Mikie Mahtook, R OBP: 0.323, SLG: 0.399														3	0	0	0	0	1	1					
13 Adrián Cabrera, S OBP: 0.316, SLG: 0.423														5	0	0	0	0	1	2					
3 Evan Longoria, R OBP: 0.334, SLG: 0.438														5	0	0	0	0	2	0					
11 Logan Forsythe, R OBP: 0.361, SLG: 0.447														5	0	0	0	0	2	0					
20 Steven Souza Jr., R OBP: 0.304, SLG: 0.403														4	0	1	0	1	2	0					
1 Tim Beckham, R OBP: 0.289, SLG: 0.467														3	0	0	0	1	1	1					
28 John Jaso, L (12, PH) OBP: 0.373, SLG: 0.438														0	0	0	0	1	0	0					
2 Nick Franklin, S OBP: 0.198, SLG: 0.240														0	0	0	0	0	0	0					
36 Richie Shaffer, R OBP: 0.320, SLG: 0.442														2	0	0	0	0	2	1					
21 James Loney, L (10, PH) OBP: 0.318, SLG: 0.355														2	0	0	0	0	0	3					
39 Kevin Kiermaier, L OBP: 0.300, SLG: 0.417														4	0	0	1	0	1						
40 J.P. Arenchibia, R OBP: 0.359, SLG: 0.842														2	0	1	0	0	1	1					
7 Daniel Nava, S OBP: 0.213, SLG: 0.244														1	0	0	0	0	1	0					
44 René Rivera, R OBP: 0.212, SLG: 0.278														0	0	0	0	0	0	0					
9 Joey Butler, R OBP: 0.325, SLG: 0.394														1	0	0	0	0	1	2					
46 Luke Maile, R OBP: 0.100, SLG: 0.200														1	0	0	0	0	0	0					
<b>Inning Stats</b>	R: 0 E: 0 K: 1 S: 8	H: 0 LOB: 0 P: 13	R: 0 E: 0 K: 2 S: 9	H: 0 LOB: 1 P: 19	R: 0 E: 0 K: 1 S: 10	H: 1 LOB: 2 P: 21	R: 0 E: 0 K: 2 S: 10	H: 0 LOB: 0 P: 13	R: 0 E: 0 K: 1 S: 7	H: 0 LOB: 0 P: 12	R: 0 E: 0 K: 1 S: 9	H: 0 LOB: 2 P: 14	R: 0 E: 0 K: 2 S: 12	H: 0 LOB: 2 P: 12	R: 0 E: 0 K: 1 S: 12	H: 1 LOB: 1 P: 16	R: 0 E: 0 K: 1 S: 12	H: 0 LOB: 0 P: 16	R: 2 E: 0 K: 0 S: 11	H: 4 LOB: 1 P: 15	1B: 2 2B: 1 3B: 0 HR: 0	SF: 0 SAC: 0 DP: 1 HBP: 2	W/P: 0 P/B: 0 SB: 0 CS: 0	PA: 47	
<b>PITCHER</b>	IP: 7.0 ERA: 4.5	WLS: 25 BF: 1	H: 1 R: 0 ER: 0 SO: 10	BB: 1 IBB: 0 HBP: 2 BLK: 0	WP: 0 HR: 0 S: 68 P: 109	ERA: 0.00 WHIP: 0.286		<b>PITCHER</b>	IP: 1.0 ERA: 4.5	WLS: 4 BF: 1	H: 0 R: 0 ER: 0 SO: 0	BB: 0 IBB: 1 HBP: 0 BLK: 0	WP: 0 HR: 0 S: 7 P: 12	ERA: 0.00 WHIP: 1.000		<b>PITCHER</b>	IP: 1.0 ERA: 3.73	WLS: 4 BF: 1	H: 0 R: 0 ER: 0 SO: 1	BB: 0 IBB: 0 HBP: 0 BLK: 0	WP: 0 HR: 0 S: 9 P: 11	ERA: 0.00 WHIP: 1.000			

Boston Red Sox @ Tampa Bay Rays  
Tropicana Field, St. Petersburg, FL  
Sun Sep 13 2015, 1:10 PM - 5:14 PM EDT  
Att. 15,402 - Dome - 72 F

AB 41  
R 0  
H 3  
RBI 0  
BB 4  
SO 14  
LOB 14





Batter	1	2	3	4	5	6	7	8	9	AB	R	H	RBI	BB	SO	LOB	TOP			
50 Mookie Betts, R (1, 8) OBP: 0.335, SLG: 0.472	G6-3		F9		K			26 BB		3	0	0	0	1	1	1	<b>Boston Red Sox @ Baltimore Orioles</b> Oriole Park at Camden Yards, Baltimore, MD Mon Sep 14 2015, 7:09 PM - 10:05 PM EDT Att: 19,666 - Clear - 76 F			
30 Josh Rutledge, R (1, 4) OBP: 0.377, SLG: 0.373			G6-3		P4			1B		2	0	0	0	1	0	1				
26 Brock Holt, L (8, PH) OBP: 0.348, SLG: 0.378	FC5-4 BB									1	0	1	0	0	0	0				
2 Xander Bogaerts, R (1, 6) OBP: 0.351, SLG: 0.413	FC5-4 34 BB				1B			K		4	0	1	0	0	2	4				
34 David Ortiz, L (1, 10) OBP: 0.360, SLG: 0.553					K			L8		3	0	0	0	1	1	3				
47 Travis Shaw, L (1, 3) OBP: 0.325, SLG: 0.520					1B			G3		3	0	0	0	1	2	4				
Pablo Sandoval, S (1, 5) OBP: 0.293, SLG: 0.371					BB					4	0	1	0	0	2	0				
38 Rusney Castillo, R (1, 7) OBP: 0.317, SLG: 0.405					1B					4	0	0	0	0	0	3				
23 Blake Swihart, S (1, 2) OBP: 0.324, SLG: 0.376					F8			G4-3		4	0	0	0	0	0	3				
25 Jackie Bradley Jr., L (1, 9) OBP: 0.364, SLG: 0.599					K					2	0	0	0	1	2	0				
<b>Inning Stats</b>	R: 0 H: 0 E: 0 K: 1 S: 16	H: 0 LOB: 2 BB: 2 P: 29	R: 0 H: 0 E: 0 K: 0 S: 9	H: 0 LOB: 0 BB: 0 P: 14	R: 0 H: 0 E: 0 K: 1 S: 9	H: 0 LOB: 0 BB: 0 P: 12	R: 0 H: 2 E: 0 K: 1 S: 13	H: 2 LOB: 3 BB: 1 P: 21	R: 0 H: 0 E: 0 K: 2 S: 10	H: 0 LOB: 0 BB: 0 P: 13	R: 0 H: 0 E: 0 K: 1 S: 7	H: 0 LOB: 0 BB: 0 P: 13	R: 0 H: 1 E: 0 K: 1 S: 11	H: 1 LOB: 2 BB: 1 P: 16	R: 0 H: 0 E: 0 K: 1 S: 7	H: 0 LOB: 0 BB: 0 P: 9	1B: 3 2B: 0 3B: 0 HR: 0	SF: 0 SAC: 0 DP: 0 HBP: 0	WP: 0 PB: 0 SB: 0 CS: 0	PA: 35
<b>PITCHER</b>	IP WLS BF H R ER SO BB IBB HBP BLK WP HR S P ERA WHIP	IP WLS BF H R ER SO BB IBB HBP BLK WP HR S P ERA WHIP																		
39 Kevin Gausman, R (1, 1) ERA: 4.15	6.0 W 24 2 0 0 7 4 0 0 0 0 0 67 109 0.00 1.000																			
35 Brad Brach, R (7, 1) ERA: 2.5	1.0 H 3 0 0 0 1 0 0 0 0 0 0 7 13 0.00 0.000																			
56 Darren O'Day, R (8, 1) ERA: 1.62	0.1 H 3 1 0 0 1 1 0 0 0 0 0 7 11 0.00 6.000																			
17 Brian Matusz, L (8, 1) ERA: 2.72	0.2 H 2 0 0 0 0 0 0 0 0 0 0 4 5 0.00 0.000																			
53 Zack Britton, L (9, 1) ERA: 1.93	1.0 S 3 0 0 0 1 0 0 0 0 0 0 7 9 0.00 0.000																			

AB 30  
R 0  
H 3  
RBI 0  
BB 5  
SO 10  
LOB 19



Batter	1	2	3	4	5	6	7	8	9	AB	R	H	RBI	BB	SO	LOB	BOTTOM			
14 Nolan Reimold, R (1, 10) OBP: 0.347, SLG: 0.413	19 F8 10 E 13 BB 1B				K					4	1	1	0	0	3	3	<b>Boston Red Sox @ Baltimore Orioles</b> Oriole Park at Camden Yards, Baltimore, MD Mon Sep 14 2015, 7:09 PM - 10:05 PM EDT Att: 19,666 - Clear - 76 F			
13 Manny Machado, R (1, 5) OBP: 0.361, SLG: 0.495					K					3	0	0	0	1	2	2				
19 Chris Davis, L (1, 3) OBP: 0.357, SLG: 0.559	F8				K					4	1	1	0	0	2	2				
10 Adam Jones, R (1, 8) OBP: 0.315, SLG: 0.491	E4				G3					4	0	1	2	0	1	1				
28 Steve Pearce, R (1, 7) OBP: 0.293, SLG: 0.400	K									3	0	0	0	1	2	3				
6 Jonathan Schoop, R (1, 4) OBP: 0.321, SLG: 0.516	G1-3				K					4	0	1	0	0	2	3				
36 Caleb Joseph, R (1, 2) OBP: 0.309, SLG: 0.419										4	0	3	0	0	0	1				
2 J.J. Hardy, R (1, 6) OBP: 0.249, SLG: 0.308					G6-4-3					3	0	1	0	1	1	2				
12 Daniel Álvarez, R (1, 9) OBP: 0.333, SLG: 0.474										2	0	1	0	0	0	2				
18 Gerardo Parra, L (6, PH) OBP: 0.331, SLG: 0.468										2	0	0	0	0	0	3				
<b>Inning Stats</b>	R: 1 H: 1 E: 1 K: 1 S: 16	H: 1 LOB: 2 BB: 1 P: 27	R: 0 H: 1 E: 0 K: 2 S: 11	H: 1 LOB: 2 BB: 1 P: 17	R: 0 H: 0 E: 0 K: 2 S: 14	H: 0 LOB: 1 BB: 1 P: 23	R: 0 H: 2 E: 0 K: 1 S: 9	H: 2 LOB: 0 BB: 0 P: 14	R: 0 H: 0 E: 0 K: 3 S: 11	H: 0 LOB: 0 BB: 0 P: 16	R: 0 H: 2 E: 0 K: 0 S: 17	H: 2 LOB: 2 BB: 0 P: 24	R: 1 H: 2 E: 0 K: 2 S: 14	H: 2 LOB: 1 BB: 0 P: 19	R: 0 H: 1 E: 0 K: 2 S: 9	H: 1 LOB: 0 BB: 0 P: 12	1B: 7 2B: 2 3B: 0 HR: 0	SF: 0 SAC: 0 DP: 1 HBP: 0	WP: 1 PB: 0 SB: 0 CS: 0	PA: 36
<b>PITCHER</b>	IP WLS BF H R ER SO BB IBB HBP BLK WP HR S P ERA WHIP	IP WLS BF H R ER SO BB IBB HBP BLK WP HR S P ERA WHIP																		
52 Eduardo Rodriguez, L (1, 1) ERA: 3.94	5.1 L 24 5 1 0 1 3 0 0 0 0 0 18 26 0.00 0.750																			
68 Matt Barnes, R (6, 1) ERA: 6.43	1.1 5 1 0 0 1 0 0 0 0 0 0 0 4 5 ∞ ∞																			
59 Tommy Layne, L (7, 1) ERA: 4.15	0.0 1 1 0 0 0 0 0 0 0 0 0 0 4 5 ∞ ∞																			
64 Jean Machi, R (7, 1) ERA: 5.23	1.1 6 2 1 1 3 0 0 0 0 0 0 0 13 17 6.75 1.500																			

AB 33  
R 2  
H 9  
RBI 2  
BB 3  
SO 13  
LOB 22



Batter	1	2	3	4	5	6	7	8	9	10	11	12	13	AB	R	H	RBI	BB	SO	LOB	TOP					
50 Mookie Betts, R OBP: 0.351, SLG: 0.471	G5-3		1B		1B				F8			K		6	2	2	0	0	2	1						
15 Dustin Pedroia, R OBP: 0.351, SLG: 0.439	G5-3		1B		2B							K		6	1	3	0	0	2	0						
2 Xander Bogaerts, R OBP: 0.352, SLG: 0.415	BB		P3		1B				1B					5	1	2	1	1	1	3						
34 David Ortiz, L OBP: 0.360, SLG: 0.549	K		BB		1B				G4-3					3	0	0	1	2	2	1						
47 Travis Shaw, L OBP: 0.331, SLG: 0.532		HBP	BB		K				HR					4	1	1	2	1	2	3						
Pablo Sandoval, S OBP: 0.294, SLG: 0.371	F8		L7						L7					5	0	2	1	0	0	4						
16 Devlen Marrero, R (10, PR) OBP: 0.333, SLG: 0.333														1	0	1	0	0	0	0						
38 Rusney Castillo, R OBP: 0.313, SLG: 0.403	FC6-4				K				K					6	0	1	0	0	2	2						
10 Ryan Hanigan, R OBP: 0.342, SLG: 0.337	G5-3				G5-3				P5					6	0	0	0	0	1	3						
25 Jackie Bradley Jr., L OBP: 0.354, SLG: 0.552			G4-3		K				K					5	0	0	0	0	3	1						
<b>Inning Stats</b>	R: 0 E: 0 K: 1 S: 14	H: 0 LOB: 1 BB: 1 P: 25	R: 0 E: 0 K: 0 S: 6	H: 0 LOB: 0 BB: 8 P: 8	R: 1 E: 0 K: 0 S: 16	H: 2 LOB: 3 BB: 2 P: 28	R: 0 E: 0 K: 2 S: 9	H: 0 LOB: 0 BB: 0 P: 11	R: 3 E: 0 K: 1 S: 13	H: 4 LOB: 1 BB: 0 P: 19	R: 0 E: 0 K: 2 S: 9	H: 1 LOB: 1 BB: 0 P: 20	R: 0 E: 0 K: 1 S: 11	H: 1 LOB: 0 BB: 0 P: 17	R: 0 E: 0 K: 2 S: 7	H: 0 LOB: 0 BB: 0 P: 10	R: 0 E: 0 K: 2 S: 10	H: 1 LOB: 2 BB: 1 P: 19	R: 0 E: 0 K: 0 S: 8	H: 1 LOB: 0 BB: 0 P: 14	1B: 8 2B: 3 3B: 0 HR: 1	SF: 1 SAC: 0 DP: 1 HBP: 1	W/P: 0 PB: 0 SB: 1 CS: 1	PA: 54		
<b>PITCHER</b>	IP 5.0	WLS 24	H 6	R 4	ER 4	SO 4	BB 3	IBB 0	HBP 1	BLK 0	WP 0	HR 0	S 58	P 91	ERA 7.20	WHIP 1.800										
31 Ubaldo Jiménez, R ERA: 4.31	5.0	24	6	4	4	4	3	0	1	0	0	0	0	91	7.20	1.800										
60 Mychal Givens, R ERA: 2.06	1.2	6	1	0	0	3	0	0	0	0	0	0	0	20	0.00	0.600										
17 Brian Matusz, L ERA: 2.87	0.2	3	1	1	1	0	0	0	0	0	0	0	1	7	13.50	1.500										
56 Darren O'Day, R ERA: 1.57	1.2	6	1	0	0	3	0	0	0	0	0	0	0	17	0.00	0.600										
53 Zack Britton, L ERA: 1.8	1.0	3	1	0	0	2	0	0	0	0	0	0	0	13	0.00	1.000										

Boston Red Sox @ Baltimore Orioles  
 Oriole Park at Camden Yards, Baltimore, MD  
 Tue Sep 15 2015, 7:08 PM - 11:28 PM EDT  
 Att. 21,260 - Clear - 78 F

AB 47  
 R 5  
 H 12  
 RBI 5  
 BB 4  
 SO 15  
 LOB 18



Batter	1	2	3	4	5	6	7	8	9	10	11	12	13	AB	R	H	RBI	BB	SO	LOB	BOTTOM						
18 Gerardo Parra, L OBP: 0.331, SLG: 0.465	F8		1B		K							L7		5	1	1	0	1	2	0							
13 Manny Machado, R OBP: 0.352, SLG: 0.499	BB		1B		HR							G5-3		5	2	2	1	1	1	1							
19 Chris Davis, L OBP: 0.357, SLG: 0.557	K		1B		K				F7			G3-1		6	1	2	1	0	2	1							
10 Adam Jones, R OBP: 0.314, SLG: 0.489	FC6-4		1B		G4-3				K			K		5	0	1	0	0	2	1							
32 Matt Wieters, S OBP: 0.299, SLG: 0.399	K		1B		F7				G6-3			BB		3	0	0	1	1	1	0							
6 Jonathan Schoop, R OBP: 0.318, SLG: 0.510	K		K		L9				1B			P3		5	0	1	0	0	2	2							
45 Steve Clevenger, L (1, 10) OBP: 0.319, SLG: 0.435	K				F7				G6-3			L7		5	0	0	0	0	1	1							
2 J.J. Hardy, R OBP: 0.248, SLG: 0.307			1B		L7				G6-3			G1-3		5	1	1	0	0	0	1							
28 Steve Pearce, R OBP: 0.291, SLG: 0.409	HR		1B		P3				K			G6-3		5	1	1	2	0	1	0							
<b>Inning Stats</b>	R: 0 E: 0 K: 1 S: 9	H: 0 LOB: 1 BB: 1 P: 16	R: 0 E: 0 K: 3 S: 10	H: 0 LOB: 0 BB: 0 P: 17	R: 4 E: 1 K: 1 S: 21	H: 5 LOB: 1 BB: 0 P: 31	R: 0 E: 0 K: 0 S: 5	H: 0 LOB: 0 BB: 0 P: 8	R: 1 E: 0 K: 0 S: 11	H: 1 LOB: 0 BB: 0 P: 16	R: 0 E: 0 K: 2 S: 5	H: 0 LOB: 0 BB: 0 P: 7	R: 0 E: 0 K: 1 S: 12	H: 0 LOB: 0 BB: 0 P: 14	R: 0 E: 0 K: 0 S: 7	H: 1 LOB: 1 BB: 1 P: 15	R: 0 E: 0 K: 0 S: 7	H: 0 LOB: 0 BB: 0 P: 8	R: 1 E: 0 K: 0 S: 4	H: 2 LOB: 2 BB: 1 P: 12	1B: 7 2B: 0 3B: 0 HR: 2	SF: 1 SAC: 0 DP: 0 HBP: 0	W/P: 1 PB: 0 SB: 0 CS: 0	PA: 48			
<b>PITCHER</b>	IP 2.1	WLS 13	H 5	R 4	ER 3	SO 4	BB 1	IBB 0	HBP 0	BLK 0	WP 0	HR 1	S 33	P 53	ERA 11.57	WHIP 2.571											
56 Joe Kelly, R ERA: 4.82	2.1	13	5	4	3	4	1	0	0	0	0	1	33	53	11.57	2.571											
32 Craig Breslow, L ERA: 4.61	1.1	4	1	1	1	3	0	0	0	0	0	0	7	9	0.00	0.000											
37 Heath Hembree, R ERA: 4.19	1.1	4	0	0	0	3	0	0	0	0	0	0	0	16	23	0.00	0.000										
66 Noé Ramirez, R ERA: 3.6	0.1	1	0	0	0	0	0	0	0	0	0	0	0	1	1	0.00	0.000										
59 Tommy Layne, L ERA: 4.12	0.1	1	0	0	0	0	0	0	0	0	0	0	0	1	1	0.00	0.000										
<b>PITCHER</b>	IP 1.1	WLS 5	H 1	R 0	ER 0	SO 1	BB 0	IBB 0	HBP 0	BLK 0	WP 0	HR 0	S 10	P 15	ERA 0.00	WHIP 0.750											
41 Alexi Ogando, R ERA: 3.98	1.1	5	1	0	0	1	0	0	0	0	0	0	10	15	0.00	0.750											
64 Jean Machi, R ERA: 5.13	1.0	3	0	0	0	0	0	0	0	0	0	0	3	4	0.00	0.000											
65 Jonathan Aro, R ERA: 3.49	2.0	9	1	1	1	1	2	0	0	0	0	0	18	31	4.50	1.500											
28 Robbie Ross Jr., L (13, 1) ERA: 3.79	0.0	1	1	0	0	0	0	0	0	0	0	0	2	4	=	=											

Boston Red Sox @ Baltimore Orioles  
 Oriole Park at Camden Yards, Baltimore, MD  
 Tue Sep 15 2015, 7:08 PM - 11:28 PM EDT  
 Att. 21,260 - Clear - 78 F

AB 44  
 R 6  
 H 9  
 RBI 5  
 BB 3  
 SO 12  
 LOB 7





Batter	1	2	3	4	5	6	7	8	9	AB	R	H	RBI	BB	SO	LOB	TOP								
50 Mookie Betts, R OBP: 0.336, SLG: 0.473										4	0	2	0	0	1	2	<b>Boston Red Sox @ Toronto Blue Jays</b> Rogers Centre, Toronto, ON Fri Sep 18 2015, 7:09 PM - 9:40 PM EDT Att.: 47,126 - Roof Closed - 68 F								
26 Brock Holt, L OBP: 0.348, SLG: 0.377										4	0	1	0	0	1	1									
2 Xander Bogaerts, R OBP: 0.352, SLG: 0.413										4	0	1	0	0	1	1									
34 David Ortiz, L OBP: 0.360, SLG: 0.552										4	0	1	0	0	0	1									
47 Travis Shaw, L OBP: 0.331, SLG: 0.515										3	0	1	0	1	0	1									
38 Rusney Castillo, R OBP: 0.306, SLG: 0.391										4	1	0	0	0	1	3									
23 Blake Swihart, S OBP: 0.322, SLG: 0.375										3	0	1	0	0	0	1									
30 Josh Rutledge, R OBP: 0.375, SLG: 0.370										3	0	1	1	0	1	0									
25 Jackie Bradley Jr., L OBP: 0.347, SLG: 0.532										3	0	0	0	0	2	2									
<b>Inning Stats</b>	R: 0 E: 0 K: 1 S: 10	H: 0 LOB: 0 BB: 0 P: 14	R: 0 E: 0 K: 0 S: 11	H: 0 LOB: 1 BB: 1 P: 17	R: 0 E: 0 K: 1 S: 11	H: 1 LOB: 0 BB: 0 P: 18	R: 0 E: 0 K: 0 S: 5	H: 1 LOB: 0 BB: 0 P: 5	R: 1 E: 0 K: 1 S: 15	H: 3 LOB: 2 BB: 0 P: 19	R: 0 E: 0 K: 0 S: 9	H: 1 LOB: 0 BB: 0 P: 12	R: 0 E: 0 K: 0 S: 8	H: 0 LOB: 0 BB: 0 P: 11	R: 0 E: 0 K: 2 S: 13	H: 1 LOB: 1 BB: 0 P: 17	R: 0 E: 0 K: 2 S: 11	H: 1 LOB: 1 BB: 0 P: 18	1B: 7 2B: 1 3B: 0 HR: 0	SF: 0 SAC: 0 DP: 2 HBP: 0	WP: 1 PB: 0 SB: 0 CS: 1	PA: 34			
<b>PITCHER</b>	IP WLS BF H R ER SO BB IBB HBP BLK WP HR S P ERA WHIP	IP WLS BF H R ER SO BB IBB HBP BLK WP HR S P ERA WHIP	IP WLS BF H R ER SO BB IBB HBP BLK WP HR S P ERA WHIP	IP WLS BF H R ER SO BB IBB HBP BLK WP HR S P ERA WHIP	IP WLS BF H R ER SO BB IBB HBP BLK WP HR S P ERA WHIP	IP WLS BF H R ER SO BB IBB HBP BLK WP HR S P ERA WHIP	IP WLS BF H R ER SO BB IBB HBP BLK WP HR S P ERA WHIP	IP WLS BF H R ER SO BB IBB HBP BLK WP HR S P ERA WHIP	IP WLS BF H R ER SO BB IBB HBP BLK WP HR S P ERA WHIP	IP WLS BF H R ER SO BB IBB HBP BLK WP HR S P ERA WHIP	IP WLS BF H R ER SO BB IBB HBP BLK WP HR S P ERA WHIP	IP WLS BF H R ER SO BB IBB HBP BLK WP HR S P ERA WHIP	IP WLS BF H R ER SO BB IBB HBP BLK WP HR S P ERA WHIP	IP WLS BF H R ER SO BB IBB HBP BLK WP HR S P ERA WHIP	IP WLS BF H R ER SO BB IBB HBP BLK WP HR S P ERA WHIP	IP WLS BF H R ER SO BB IBB HBP BLK WP HR S P ERA WHIP	IP WLS BF H R ER SO BB IBB HBP BLK WP HR S P ERA WHIP	IP WLS BF H R ER SO BB IBB HBP BLK WP HR S P ERA WHIP	IP WLS BF H R ER SO BB IBB HBP BLK WP HR S P ERA WHIP	IP WLS BF H R ER SO BB IBB HBP BLK WP HR S P ERA WHIP	IP WLS BF H R ER SO BB IBB HBP BLK WP HR S P ERA WHIP	IP WLS BF H R ER SO BB IBB HBP BLK WP HR S P ERA WHIP	IP WLS BF H R ER SO BB IBB HBP BLK WP HR S P ERA WHIP	IP WLS BF H R ER SO BB IBB HBP BLK WP HR S P ERA WHIP	IP WLS BF H R ER SO BB IBB HBP BLK WP HR S P ERA WHIP

Batter	1	2	3	4	5	6	7	8	9	AB	R	H	RBI	BB	SO	LOB	BOTTOM								
7 Ben Revere, L OBP: 0.342, SLG: 0.370										4	0	0	1	0	1	1	<b>Boston Red Sox @ Toronto Blue Jays</b> Rogers Centre, Toronto, ON Fri Sep 18 2015, 7:09 PM - 9:40 PM EDT Att.: 47,126 - Roof Closed - 68 F								
20 Josh Donaldson, R OBP: 0.397, SLG: 0.581										4	0	2	0	0	0	0									
19 José Bautista, R OBP: 0.373, SLG: 0.530										2	1	1	0	2	0	1									
10 Edwin Encarnación, R OBP: 0.367, SLG: 0.542										4	1	0	0	0	1	5									
13 Justin Smoak, S OBP: 0.303, SLG: 0.473										4	1	2	2	0	2	1									
55 Russell Martin, R OBP: 0.328, SLG: 0.448										4	1	1	0	0	1	1									
17 Ryan Goins, L OBP: 0.318, SLG: 0.353										4	1	2	1	0	1	0									
11 Kevin Pillar, R OBP: 0.296, SLG: 0.371										4	1	1	0	0	0	4									
9 Cliff Pennington, S OBP: 0.299, SLG: 0.285										1	0	0	1	0	0	1									
<b>Inning Stats</b>	R: 0 E: 0 K: 1 S: 12	H: 2 LOB: 1 BB: 0 P: 19	R: 0 E: 0 K: 1 S: 7	H: 0 LOB: 0 BB: 0 P: 13	R: 1 E: 0 K: 0 S: 8	H: 1 LOB: 0 BB: 0 P: 12	R: 3 E: 1 K: 1 S: 15	H: 2 LOB: 1 BB: 1 P: 29	R: 0 E: 0 K: 0 S: 8	H: 0 LOB: 1 BB: 1 P: 15	R: 2 E: 0 K: 0 S: 16	H: 3 LOB: 1 BB: 0 P: 23	R: 0 E: 0 K: 1 S: 11	H: 1 LOB: 0 BB: 0 P: 13	R: 0 E: 0 K: 1 S: 8	H: 0 LOB: 0 BB: 0 P: 13	R: 0 E: 0 K: 1 S: 8	H: 0 LOB: 0 BB: 0 P: 13	1B: 6 2B: 2 3B: 1 HR: 0	SF: 1 SAC: 1 DP: 1 HBP: 0	WP: 1 PB: 0 SB: 0 CS: 0	PA: 35			
<b>PITCHER</b>	IP WLS BF H R ER SO BB IBB HBP BLK WP HR S P ERA WHIP	IP WLS BF H R ER SO BB IBB HBP BLK WP HR S P ERA WHIP	IP WLS BF H R ER SO BB IBB HBP BLK WP HR S P ERA WHIP	IP WLS BF H R ER SO BB IBB HBP BLK WP HR S P ERA WHIP	IP WLS BF H R ER SO BB IBB HBP BLK WP HR S P ERA WHIP	IP WLS BF H R ER SO BB IBB HBP BLK WP HR S P ERA WHIP	IP WLS BF H R ER SO BB IBB HBP BLK WP HR S P ERA WHIP	IP WLS BF H R ER SO BB IBB HBP BLK WP HR S P ERA WHIP	IP WLS BF H R ER SO BB IBB HBP BLK WP HR S P ERA WHIP	IP WLS BF H R ER SO BB IBB HBP BLK WP HR S P ERA WHIP	IP WLS BF H R ER SO BB IBB HBP BLK WP HR S P ERA WHIP	IP WLS BF H R ER SO BB IBB HBP BLK WP HR S P ERA WHIP	IP WLS BF H R ER SO BB IBB HBP BLK WP HR S P ERA WHIP	IP WLS BF H R ER SO BB IBB HBP BLK WP HR S P ERA WHIP	IP WLS BF H R ER SO BB IBB HBP BLK WP HR S P ERA WHIP	IP WLS BF H R ER SO BB IBB HBP BLK WP HR S P ERA WHIP	IP WLS BF H R ER SO BB IBB HBP BLK WP HR S P ERA WHIP	IP WLS BF H R ER SO BB IBB HBP BLK WP HR S P ERA WHIP	IP WLS BF H R ER SO BB IBB HBP BLK WP HR S P ERA WHIP	IP WLS BF H R ER SO BB IBB HBP BLK WP HR S P ERA WHIP	IP WLS BF H R ER SO BB IBB HBP BLK WP HR S P ERA WHIP	IP WLS BF H R ER SO BB IBB HBP BLK WP HR S P ERA WHIP	IP WLS BF H R ER SO BB IBB HBP BLK WP HR S P ERA WHIP	IP WLS BF H R ER SO BB IBB HBP BLK WP HR S P ERA WHIP	IP WLS BF H R ER SO BB IBB HBP BLK WP HR S P ERA WHIP





Batter	1	2	3	4	5	6	7	8	9	AB	R	H	RBI	BB	SO	LOB	TOP								
50 Mookie Betts, R OBP: 0.334, SLG: 0.467										4	1	0	0	1	1	3									
15 Dustin Pedroia, R OBP: 0.355, SLG: 0.460										5	0	2	0	0	0	1									
2 Xander Bogaerts, R OBP: 0.353, SLG: 0.419										5	2	2	0	0	1	3									
34 David Ortiz, L OBP: 0.357, SLG: 0.544										4	0	0	0	1	1	3									
47 Travis Shaw, L OBP: 0.347, SLG: 0.520										4	0	3	2	0	1	1									
Pablo Sandoval, S OBP: 0.292, SLG: 0.366										4	1	0	0	0	0	4									
16 Deven Marrero, R OBP: 0.421, SLG: 0.421										0	0	0	0	0	0	0									
38 Rusney Castillo, R OBP: 0.307, SLG: 0.391										4	0	1	0	0	0	2									
3 Sandy León, S OBP: 0.239, SLG: 0.198										4	0	1	0	0	0	3									
25 Jackie Bradley Jr., L OBP: 0.348, SLG: 0.551										3	0	1	1	0	1	0									
<b>Inning Stats</b>	R: 0 H: 1 E: 0 K: 0 S: 11	H: 1 LOB: 1 BB: 1 P: 21	R: 0 H: 0 E: 0 K: 0 S: 11	H: 1 LOB: 1 BB: 0 P: 15	R: 0 H: 0 E: 0 K: 1 S: 6	H: 0 LOB: 0 BB: 0 P: 8	R: 1 H: 3 E: 1 K: 0 S: 9	H: 3 LOB: 2 BB: 0 P: 13	R: 2 H: 3 E: 0 K: 0 S: 13	H: 3 LOB: 1 BB: 1 P: 23	R: 0 H: 0 E: 1 K: 0 S: 8	H: 0 LOB: 1 BB: 0 P: 11	R: 0 H: 1 E: 0 K: 3 S: 12	H: 1 LOB: 0 BB: 0 P: 15	R: 1 H: 1 E: 1 K: 1 S: 16	H: 1 LOB: 2 BB: 0 P: 28	R: 0 H: 0 E: 0 K: 0 S: 6	H: 0 LOB: 0 BB: 0 P: 9	1B: 9 2B: 1 3B: 0 HR: 0	SF: 1 DP: 1 HBP: 0	WP: 0 PB: 0 SB: 1 CS: 0	PA: 40			
<b>PITCHER</b>	IP WLS BF H R ER SO BB IBB HBP BLK WP HR S P ERA WHIP	IP WLS BF H R ER SO BB IBB HBP BLK WP HR S P ERA WHIP	IP WLS BF H R ER SO BB IBB HBP BLK WP HR S P ERA WHIP	IP WLS BF H R ER SO BB IBB HBP BLK WP HR S P ERA WHIP	IP WLS BF H R ER SO BB IBB HBP BLK WP HR S P ERA WHIP	IP WLS BF H R ER SO BB IBB HBP BLK WP HR S P ERA WHIP	IP WLS BF H R ER SO BB IBB HBP BLK WP HR S P ERA WHIP	IP WLS BF H R ER SO BB IBB HBP BLK WP HR S P ERA WHIP	IP WLS BF H R ER SO BB IBB HBP BLK WP HR S P ERA WHIP	IP WLS BF H R ER SO BB IBB HBP BLK WP HR S P ERA WHIP	IP WLS BF H R ER SO BB IBB HBP BLK WP HR S P ERA WHIP	IP WLS BF H R ER SO BB IBB HBP BLK WP HR S P ERA WHIP	IP WLS BF H R ER SO BB IBB HBP BLK WP HR S P ERA WHIP	IP WLS BF H R ER SO BB IBB HBP BLK WP HR S P ERA WHIP	IP WLS BF H R ER SO BB IBB HBP BLK WP HR S P ERA WHIP	IP WLS BF H R ER SO BB IBB HBP BLK WP HR S P ERA WHIP	IP WLS BF H R ER SO BB IBB HBP BLK WP HR S P ERA WHIP	IP WLS BF H R ER SO BB IBB HBP BLK WP HR S P ERA WHIP	IP WLS BF H R ER SO BB IBB HBP BLK WP HR S P ERA WHIP	IP WLS BF H R ER SO BB IBB HBP BLK WP HR S P ERA WHIP	IP WLS BF H R ER SO BB IBB HBP BLK WP HR S P ERA WHIP	IP WLS BF H R ER SO BB IBB HBP BLK WP HR S P ERA WHIP	IP WLS BF H R ER SO BB IBB HBP BLK WP HR S P ERA WHIP	IP WLS BF H R ER SO BB IBB HBP BLK WP HR S P ERA WHIP	IP WLS BF H R ER SO BB IBB HBP BLK WP HR S P ERA WHIP
56 Mark Buehrle, L ERA: 3.69	6.0	28	8	3	3	1	2	0	0	0	0	0	0	0	0	0	0	0	0	58	91	4.50	1.667		
31 Liam Hendriks, R ERA: 2.52	0.1	2	1	0	0	1	0	0	0	0	0	0	0	0	0	0	0	0	0	6	6	0.00	3.000		
27 Brett Cecil, L ERA: 2.77	0.2	3	0	1	0	2	0	0	0	0	0	0	0	0	0	0	0	0	0	10	14	0.00	0.000		
57 Mark Lowe, R ERA: 1.53	1.0	4	1	0	0	1	0	0	0	0	0	0	0	0	0	0	0	0	0	12	23	0.00	1.000		
32 LaTroy Hawkins, R ERA: 3.22	1.0	3	0	0	0	0	0	0	0	0	0	0	0	0	0	0	0	0	0	6	9	0.00	0.000		

**Boston Red Sox @ Toronto Blue Jays**  
Rogers Centre, Toronto, ON  
Sun Sep 20 2015, 1:07 PM - 3:59 PM EDT  
Att: 46,743 - Sunny - 60 F

livebaseballscorecards.com

AB 37  
R 4  
H 10  
RBI 3  
BB 2  
SO 5  
LOB 20

Batter	1	2	3	4	5	6	7	8	9	AB	R	H	RBI	BB	SO	LOB	BOTTOM					
7 Ben Revere, L OBP: 0.342, SLG: 0.370										4	0	1	1	0	2	0						
20 Josh Donaldson, R OBP: 0.397, SLG: 0.575										4	0	0	0	0	3	2						
19 José Bautista, R OBP: 0.374, SLG: 0.533										4	0	1	0	0	0	0						
10 Edwin Encarnación, R OBP: 0.370, SLG: 0.548										4	1	2	0	0	2	1						
45 Dalton Pompey, S OBP: 0.258, SLG: 0.329										0	0	0	0	0	0	0						
15 Chris Colabello, R OBP: 0.373, SLG: 0.519										4	0	0	0	0	2	2						
30 Dioner Navarro, S OBP: 0.309, SLG: 0.372										4	1	2	2	0	0	0						
11 Kevin Pillar, R OBP: 0.296, SLG: 0.369										4	1	1	0	0	0	1						
17 Ryan Goins, L OBP: 0.317, SLG: 0.350										3	0	1	0	0	0	1						
55 Russell Martin, R OBP: 0.326, SLG: 0.447										1	0	1	0	0	0	0						
3 Ezequiel Carrera, L OBP: 0.320, SLG: 0.370										0	0	0	0	0	0	0						
9 Cliff Pennington, S OBP: 0.291, SLG: 0.276										2	0	0	0	0	1	3						
23 Matt Hague, R OBP: 0.400, SLG: 0.600										1	0	0	0	0	1	0						
18 Darwin Barney, R OBP: 0.301, SLG: 0.469										0	0	0	0	0	0	0						
13 Justin Smoak, S OBP: 0.301, SLG: 0.469										1	0	0	0	0	1	1						
<b>Inning Stats</b>	R: 0 H: 0 E: 0 K: 1 S: 10	H: 5 LOB: 2 BB: 0 P: 11	R: 3 H: 3 E: 0 K: 3 S: 19	H: 5 LOB: 0 BB: 0 P: 24	R: 0 H: 0 E: 0 K: 2 S: 11	H: 0 LOB: 0 BB: 0 P: 14	R: 0 H: 1 E: 0 K: 0 S: 16	H: 1 LOB: 1 BB: 0 P: 23	R: 0 H: 1 E: 0 K: 3 S: 15	H: 1 LOB: 1 BB: 0 P: 22	R: 0 H: 0 E: 0 K: 0 S: 5	H: 0 LOB: 0 BB: 0 P: 5	R: 0 H: 0 E: 0 K: 1 S: 8	H: 0 LOB: 0 BB: 0 P: 8	R: 0 H: 1 E: 1 K: 1 S: 11	H: 1 LOB: 2 BB: 0 P: 16	R: 0 H: 1 E: 0 K: 1 S: 15	H: 1 LOB: 1 BB: 0 P: 20	1B: 7 2B: 1 3B: 0 HR: 1	SF: 0 DP: 0 HBP: 0	WP: 0 PB: 0 SB: 1 CS: 0	PA: 36
<b>PITCHER</b>	IP WLS BF H R ER SO BB IBB HBP BLK WP HR S P ERA WHIP	IP WLS BF H R ER SO BB IBB HBP BLK WP HR S P ERA WHIP	IP																			

Batter	1	2	3	4	5	6	7	8	9	AB	R	H	RBI	BB	SO	LOB	TOP													
5 Brandon Guyer, R OBP: 0.358, SLG: 0.416										4	2	3	1	1	0	2														
27 Mikie Mahtook, R OBP: 0.356, SLG: 0.532										3	1	1	0	0	1	1														
24 Grady Sizemore, L OBP: 0.301, SLG: 0.367										1	0	1	2	1	0	0														
44 René Rivera, R OBP: 0.214, SLG: 0.279										0	0	0	0	0	0	0														
3 Evan Longoria, R OBP: 0.332, SLG: 0.433										4	1	2	1	1	0	1														
11 Logan Forsythe, R OBP: 0.363, SLG: 0.449										2	0	1	2	2	0	0														
13 Asdrúbal Cabrera, S OBP: 0.310, SLG: 0.413										5	0	0	0	0	1	8														
21 James Loney, L OBP: 0.327, SLG: 0.368										5	0	0	0	0	0	6														
36 Richie Shaffer, R OBP: 0.364, SLG: 0.481										4	2	2	1	0	0	1														
39 Kevin Kiermaier, L OBP: 0.294, SLG: 0.406										4	0	0	0	0	2	2														
1 Tim Beckham, R OBP: 0.294, SLG: 0.464										1	0	0	0	0	0	0														
40 J.P. Arencibia, R OBP: 0.333, SLG: 0.655										3	0	1	0	0	1	0														
28 John Jaso, L OBP: 0.300, SLG: 0.457										0	1	0	0	1	0	0														
20 Steven Souza Jr., R OBP: 0.312, SLG: 0.394										1	0	0	0	0	1	0														
<b>Inning Stats</b>	R: 3 E: 0 K: 0 S: 11	H: 4 LOB: 1 BB: 0 P: 17	R: 0 E: 0 K: 2 S: 12	H: 0 LOB: 1 BB: 1 P: 18	R: 0 E: 0 K: 0 S: 7	H: 0 LOB: 0 BB: 0 P: 13	R: 0 E: 0 K: 0 S: 10	H: 1 LOB: 2 BB: 0 P: 13	R: 0 E: 0 K: 1 S: 9	H: 0 LOB: 0 BB: 1 P: 17	R: 0 E: 0 K: 1 S: 9	H: 0 LOB: 0 BB: 0 P: 13	R: 0 E: 1 K: 0 S: 8	H: 1 LOB: 3 BB: 2 P: 16	R: 3 E: 0 K: 1 S: 20	H: 3 LOB: 2 BB: 2 P: 37	R: 1 E: 0 K: 1 S: 12	H: 1 LOB: 0 BB: 0 P: 18	1B: 7 2B: 2 3B: 0 HR: 2	SF: 1 SAC: 0 DP: 0 HBP: 1	WP: 0 PB: 0 SB: 0 CS: 1	PA: 45								
<b>PITCHER</b>	IP: 6.0 WLS: 1 BF: 27 ERA: 3.97	H: 6 R: 3 ER: 3 SO: 4	BB: 2 IBB: 0 HBP: 0 BLK: 0	WP: 0 HR: 1 S: 58 P: 91	ERA: 4.50 WHIP: 1.333	IP: 1.0 WLS: 0 BF: 4 ERA: 4.06	H: 1 R: 1 ER: 1 SO: 1	BB: 0 IBB: 0 HBP: 0 BLK: 0	WP: 0 HR: 1 S: 12 P: 18	ERA: 9.00 WHIP: 1.000	IP: 7.0 WLS: 2 BF: 30 ERA: 3.86	H: 3 R: 0 ER: 0 SO: 4	BB: 1 IBB: 0 HBP: 0 BLK: 0	WP: 0 HR: 0 S: 15 P: 15	ERA: 3.00 WHIP: 3.000	IP: 7.0 WLS: 2 BF: 30 ERA: 4.2	H: 3 R: 1 ER: 1 SO: 4	BB: 2 IBB: 0 HBP: 0 BLK: 0	WP: 0 HR: 0 S: 12 P: 18	ERA: 1.500	IP: 8.1 WLS: 0 BF: 4 ERA: 4.28	H: 2 R: 1 ER: 1 SO: 1	BB: 1 IBB: 0 HBP: 0 BLK: 0	WP: 0 HR: 0 S: 11 P: 21	ERA: =	IP: 8.1 WLS: 2 BF: 30 ERA: 5.04	H: 0 R: 1 ER: 1 SO: 1	BB: 0 IBB: 0 HBP: 0 BLK: 0	WP: 0 HR: 0 S: 10 P: 10	ERA: 13.50 WHIP: 0.000
50 Mookie Betts, R OBP: 0.338, SLG: 0.468										3	2	2	0	2	0	0														
15 Dustin Pedroia, R OBP: 0.361, SLG: 0.464										4	2	3	0	1	0	1														
2 Xander Bogaerts, R OBP: 0.353, SLG: 0.426										5	2	2	5	0	2	4														
34 David Ortiz, L OBP: 0.354, SLG: 0.539										5	0	0	1	0	0	5														
16 Deven Marrero, R OBP: 0.421, SLG: 0.421										0	0	0	0	0	0	0														
47 Travis Shaw, L OBP: 0.349, SLG: 0.523										3	1	1	1	1	0	1														
38 Rusney Castillo, R OBP: 0.306, SLG: 0.386										3	0	0	0	1	2	1														
26 Brock Holt, L OBP: 0.350, SLG: 0.383										4	0	2	1	0	1	2														
10 Ryan Hanigan, R OBP: 0.340, SLG: 0.331										3	0	0	0	1	2	2														
25 Jackie Bradley Jr., L OBP: 0.346, SLG: 0.541										3	1	0	0	0	0	2														
<b>Inning Stats</b>	R: 0 E: 0 K: 0 S: 9	H: 0 LOB: 1 BB: 2 P: 19	R: 0 E: 0 K: 0 S: 8	H: 0 LOB: 2 BB: 2 P: 17	R: 0 E: 0 K: 1 S: 12	H: 0 LOB: 1 BB: 1 P: 20	R: 1 E: 0 K: 1 S: 15	H: 2 LOB: 1 BB: 0 P: 24	R: 0 E: 0 K: 1 S: 13	H: 1 LOB: 2 BB: 0 P: 19	R: 0 E: 0 K: 1 S: 13	H: 0 LOB: 0 BB: 1 P: 23	R: 3 E: 0 K: 1 S: 13	H: 3 LOB: 0 BB: 0 P: 16	R: 4 E: 1 K: 2 S: 20	H: 3 LOB: 2 BB: 0 P: 32	R: 1 E: 0 K: 1 S: 12	H: 1 LOB: 0 BB: 0 P: 18	1B: 7 2B: 3 3B: 0 HR: 1	SF: 1 SAC: 0 DP: 2 HBP: 1	WP: 3 PB: 1 SB: 1 CS: 0	PA: 41								
<b>PITCHER</b>	IP: 5.0 WLS: 1 BF: 22 ERA: 2.92	H: 5 R: 1 ER: 0 SO: 1	BB: 1 IBB: 0 HBP: 0 BLK: 0	WP: 1 HR: 0 S: 57 P: 99	ERA: 1.80 WHIP: 1.600	IP: 0.1 WLS: 0 BF: 1 ERA: 7.15	H: 0 R: 0 ER: 0 SO: 0	BB: 0 IBB: 0 HBP: 0 BLK: 0	WP: 0 HR: 0 S: 4 P: 6	ERA: 0.00 WHIP: 0.000	IP: 1.0 WLS: 0 BF: 5 ERA: 3.99	H: 1 R: 3 ER: 3 SO: 1	BB: 0 IBB: 0 HBP: 0 BLK: 0	WP: 0 HR: 0 S: 13 P: 16	ERA: 27.00 WHIP: 3.000	IP: 1.0 WLS: 0 BF: 4 ERA: 2.32	H: 0 R: 0 ER: 0 SO: 0	BB: 0 IBB: 0 HBP: 0 BLK: 0	WP: 0 HR: 0 S: 4 P: 6	ERA: 13.50 WHIP: 0.000	IP: 8.1 WLS: 4 BF: 33 ERA: 3.63	H: 3 R: 0 ER: 0 SO: 0	BB: 0 IBB: 0 HBP: 0 BLK: 0	WP: 0 HR: 1 S: 14 P: 14	ERA: =	IP: 0.1 WLS: 0 BF: 1 ERA: 7.15	H: 0 R: 0 ER: 0 SO: 0	BB: 0 IBB: 0 HBP: 0 BLK: 0	WP: 0 HR: 0 S: 4 P: 6	ERA: 0.00 WHIP: 0.000

Tampa Bay Rays @ Boston Red Sox  
Fenway Park, Boston, MA  
Mon Sep 21 2015, 7:23 PM - 11:09 PM EDT  
Att: 33,673 - Cloudy - 60 F

AB 37  
R 7  
H 11  
RBI 7  
BB 6  
SO 6  
LOB 21



Tampa Bay Rays @ Boston Red Sox  
Fenway Park, Boston, MA  
Mon Sep 21 2015, 7:23 PM - 11:09 PM EDT  
Att: 33,673 - Cloudy - 60 F

AB 33  
R 8  
H 10  
RBI 8  
BB 6  
SO 7  
LOB 18



Batter	1	2	3	4	5	6	7	8	9	AB	R	H	RBI	BB	SO	LOB	TOP			
5 Brandon Guyer, R OBP: 0.360, SLG: 0.419	F8			P3		HBP		27 HR		3	2	1	0	0	0	0	<b>Tampa Bay Rays @ Boston Red Sox</b> Fenway Park, Boston, MA Tue Sep 22 2015, 7:11 PM - 9:54 PM EDT Att: 33,673 - Cloudy - 61 F			
27 Mikie Mahtook, R OBP: 0.363, SLG: 0.566	G5-3			F8		1B		2B		4	1	2	2	0	0					
3 Evan Longoria, R OBP: 0.331, SLG: 0.432	G5-3			F9		SF9		1B		3	0	1	1	0	0					
11 Logan Forsythe, R OBP: 0.362, SLG: 0.450		K			13 B2-3 20 SF9	K		F9		4	1	1	0	0	2					
13 Asdrúbal Cabrera, S OBP: 0.309, SLG: 0.412		F9			B2-3			G4-3		4	0	1	0	0	0					
20 Steven Souza Jr., R OBP: 0.311, SLG: 0.382		K			SF9			K		2	0	0	1	1	2					
21 James Loney, L OBP: 0.329, SLG: 0.370				F7		F7				4	0	2	0	0	0					
36 Richie Shaffer, R OBP: 0.357, SLG: 0.456				K				K		3	1	0	0	1	2					
46 Luke Maile, R OBP: 0.053, SLG: 0.105				K		P6		G6-4-3		4	0	0	0	0	1					
<b>Inning Stats</b>	R: 0 H: 0 E: 0 K: 0 S: 4	H: 0 LOB: 0 BB: 0 P: 7	R: 0 H: 0 E: 0 K: 2 S: 7	H: 0 LOB: 0 BB: 0 P: 11	R: 0 H: 0 E: 0 K: 2 S: 8	H: 0 LOB: 0 BB: 0 P: 10	R: 1 H: 1 E: 0 K: 0 S: 6	H: 1 LOB: 0 BB: 0 P: 7	R: 2 H: 1 E: 1 K: 1 S: 9	H: 1 LOB: 1 BB: 1 P: 14	R: 0 H: 2 E: 0 K: 0 S: 10	H: 2 LOB: 2 BB: 1 P: 17	R: 2 H: 3 E: 0 K: 1 S: 15	H: 1 LOB: 1 BB: 0 P: 22	R: 0 H: 1 E: 0 K: 1 S: 15	H: 1 LOB: 0 BB: 0 P: 23	1B: 5 2B: 2 3B: 0 HR: 1	SF: 2 SAC: 0 DP: 2 HBP: 1	WP: 0 PB: 0 SB: 0 CS: 0	PA: 36
<b>PITCHER</b>	IP WLS BF H R ER SO BB IBB HBP BLK WP HR S P ERA WHIP	IP WLS BF H R ER SO BB IBB HBP BLK WP HR S P ERA WHIP	IP WLS BF H R ER SO BB IBB HBP BLK WP HR S P ERA WHIP	IP WLS BF H R ER SO BB IBB HBP BLK WP HR S P ERA WHIP	IP WLS BF H R ER SO BB IBB HBP BLK WP HR S P ERA WHIP	IP WLS BF H R ER SO BB IBB HBP BLK WP HR S P ERA WHIP	IP WLS BF H R ER SO BB IBB HBP BLK WP HR S P ERA WHIP	IP WLS BF H R ER SO BB IBB HBP BLK WP HR S P ERA WHIP	IP WLS BF H R ER SO BB IBB HBP BLK WP HR S P ERA WHIP	IP WLS BF H R ER SO BB IBB HBP BLK WP HR S P ERA WHIP	IP WLS BF H R ER SO BB IBB HBP BLK WP HR S P ERA WHIP	IP WLS BF H R ER SO BB IBB HBP BLK WP HR S P ERA WHIP	IP WLS BF H R ER SO BB IBB HBP BLK WP HR S P ERA WHIP	IP WLS BF H R ER SO BB IBB HBP BLK WP HR S P ERA WHIP	IP WLS BF H R ER SO BB IBB HBP BLK WP HR S P ERA WHIP	IP WLS BF H R ER SO BB IBB HBP BLK WP HR S P ERA WHIP				

AB	31
R	5
H	8
RBI	4
BB	2
SO	7
LOB	14



Batter	1	2	3	4	5	6	7	8	9	AB	R	H	RBI	BB	SO	LOB	BOTTOM			
50 Mookie Betts, R OBP: 0.339, SLG: 0.470	34 BB 47 1B				G6-3			F8		4	1	2	0	0	0	0	<b>Tampa Bay Rays @ Boston Red Sox</b> Fenway Park, Boston, MA Tue Sep 22 2015, 7:11 PM - 9:54 PM EDT Att: 33,673 - Cloudy - 61 F			
30 Josh Rutledge, R OBP: 0.373, SLG: 0.368										3	0	1	0	0	2					
26 Brock Holt, L OBP: 0.349, SLG: 0.382	K									1	0	0	0	0	1					
2 Xander Bogaerts, R OBP: 0.356, SLG: 0.429	34 BB 47 1B									3	1	2	0	1	1					
34 David Ortiz, L OBP: 0.353, SLG: 0.536	47 1B				F7-6					3	0	0	0	1	0					
47 Travis Shaw, L OBP: 0.362, SLG: 0.531	23 WP									3	0	3	2	1	0					
38 Rusney Castillo, R OBP: 0.301, SLG: 0.380	K				FC4					4	0	0	0	0	1					
23 Blake Swihart, S OBP: 0.317, SLG: 0.368	K				G5-3					4	0	0	0	0	2					
16 Deven Marrero, R OBP: 0.348, SLG: 0.348	L8				K					4	0	0	0	0	3					
25 Jackie Bradley Jr., L OBP: 0.341, SLG: 0.533	G5-3				G4-3					3	0	0	0	0	0					
<b>Inning Stats</b>	R: 2 H: 2 E: 0 K: 3 S: 19	H: 2 LOB: 2 BB: 2 P: 32	R: 0 H: 1 E: 0 K: 1 S: 13	H: 1 LOB: 1 BB: 0 P: 19	R: 0 H: 2 E: 0 K: 0 S: 10	H: 2 LOB: 1 BB: 0 P: 14	R: 0 H: 0 E: 0 K: 1 S: 6	H: 0 LOB: 0 BB: 0 P: 7	R: 0 H: 1 E: 0 K: 1 S: 9	H: 1 LOB: 1 BB: 0 P: 12	R: 0 H: 0 E: 0 K: 0 S: 5	H: 0 LOB: 0 BB: 0 P: 8	R: 0 H: 1 E: 0 K: 1 S: 8	H: 1 LOB: 0 BB: 0 P: 10	R: 0 H: 0 E: 0 K: 2 S: 15	H: 0 LOB: 1 BB: 1 P: 20	1B: 6 2B: 3 3B: 0 HR: 0	SF: 0 SAC: 0 DP: 2 HBP: 0	WP: 1 PB: 1 SB: 0 CS: 0	PA: 35
<b>PITCHER</b>	IP WLS BF H R ER SO BB IBB HBP BLK WP HR S P ERA WHIP	IP WLS BF H R ER SO BB IBB HBP BLK WP HR S P ERA WHIP	IP WLS BF H R ER SO BB IBB HBP BLK WP HR S P ERA WHIP	IP WLS BF H R ER SO BB IBB HBP BLK WP HR S P ERA WHIP	IP WLS BF H R ER SO BB IBB HBP BLK WP HR S P ERA WHIP	IP WLS BF H R ER SO BB IBB HBP BLK WP HR S P ERA WHIP	IP WLS BF H R ER SO BB IBB HBP BLK WP HR S P ERA WHIP	IP WLS BF H R ER SO BB IBB HBP BLK WP HR S P ERA WHIP	IP WLS BF H R ER SO BB IBB HBP BLK WP HR S P ERA WHIP	IP WLS BF H R ER SO BB IBB HBP BLK WP HR S P ERA WHIP	IP WLS BF H R ER SO BB IBB HBP BLK WP HR S P ERA WHIP	IP WLS BF H R ER SO BB IBB HBP BLK WP HR S P ERA WHIP	IP WLS BF H R ER SO BB IBB HBP BLK WP HR S P ERA WHIP	IP WLS BF H R ER SO BB IBB HBP BLK WP HR S P ERA WHIP	IP WLS BF H R ER SO BB IBB HBP BLK WP HR S P ERA WHIP	IP WLS BF H R ER SO BB IBB HBP BLK WP HR S P ERA WHIP				

AB	32
R	2
H	8
RBI	2
BB	3
SO	10
LOB	14







Batter	1	2	3	4	5	6	7	8	9	AB	R	H	RBI	BB	SO	LOB	TOP								
5 Brandon Guyer, R OBP: 0.356, SLG: 0.413	G5-3		G5-3			G6-3	G4-3			4	0	0	0	0	0	1	<b>Tampa Bay Rays @ Boston Red Sox</b> Fenway Park, Boston, MA Thu Sep 24 2015, 7:11 PM - 9:50 PM EDT Att: 34,916 - Partly Cloudy - 63 F								
27 Mikie Mahtook, R OBP: 0.347, SLG: 0.540	G6-3		P4			G5-3	L6			3	0	0	0	0	0	0									
28 John Jaso, L OBP: 0.379, SLG: 0.456	G6-3									1	0	0	0	0	0	1									
3 Evan Longoria, R OBP: 0.333, SLG: 0.439	K									4	1	3	1	0	1	0									
11 Logan Forsythe, R OBP: 0.362, SLG: 0.451										4	1	2	0	0	0	2									
13 Asdrúbal Cabrera, S OBP: 0.313, SLG: 0.425										4	1	2	1	0	0	2									
20 Steven Souza Jr., R OBP: 0.316, SLG: 0.468										4	0	1	1	0	1	3									
39 Kevin Kiermaier, L OBP: 0.301, SLG: 0.416										3	1	2	1	1	0	0									
36 Richie Shaffer, R OBP: 0.338, SLG: 0.426										3	0	0	0	0	1	2									
21 James Loney, L OBP: 0.325, SLG: 0.365										1	0	0	0	0	1	1									
46 Luke Maile, R OBP: 0.087, SLG: 0.174										4	0	1	0	0	1	0									
<b>Inning Stats</b>	R: 0 E: 0 K: 1 S: 9	H: 0 LOB: 0 BB: 0 P: 16	R: 0 E: 0 K: 0 S: 5	H: 1 LOB: 2 BB: 1 P: 11	R: 0 E: 0 K: 1 S: 7	H: 0 LOB: 0 BB: 0 P: 11	R: 0 E: 0 K: 0 S: 11	H: 1 LOB: 1 BB: 0 P: 17	R: 0 E: 0 K: 0 S: 6	H: 0 LOB: 0 BB: 0 P: 9	R: 3 E: 0 K: 0 S: 19	H: 4 LOB: 1 BB: 0 P: 26	R: 1 E: 0 K: 0 S: 10	H: 2 LOB: 1 BB: 0 P: 18	R: 0 E: 0 K: 1 S: 12	H: 2 LOB: 1 BB: 0 P: 17	R: 0 E: 0 K: 1 S: 6	H: 1 LOB: 0 BB: 0 P: 11	1B: 4 2B: 5 HR: 2	SF: 0 SAC: 0 DP: 1 HBP: 0	WP: 0 PB: 0 SB: 0 CS: 1	PA: 36			
<b>PITCHER</b>	IP WLS BF H R ER SO BB IBB HBP BLK WP HR S P ERA WHIP	IP WLS BF H R ER SO BB IBB HBP BLK WP HR S P ERA WHIP	IP WLS BF H R ER SO BB IBB HBP BLK WP HR S P ERA WHIP	IP WLS BF H R ER SO BB IBB HBP BLK WP HR S P ERA WHIP	IP WLS BF H R ER SO BB IBB HBP BLK WP HR S P ERA WHIP	IP WLS BF H R ER SO BB IBB HBP BLK WP HR S P ERA WHIP	IP WLS BF H R ER SO BB IBB HBP BLK WP HR S P ERA WHIP	IP WLS BF H R ER SO BB IBB HBP BLK WP HR S P ERA WHIP	IP WLS BF H R ER SO BB IBB HBP BLK WP HR S P ERA WHIP	IP WLS BF H R ER SO BB IBB HBP BLK WP HR S P ERA WHIP	IP WLS BF H R ER SO BB IBB HBP BLK WP HR S P ERA WHIP	IP WLS BF H R ER SO BB IBB HBP BLK WP HR S P ERA WHIP	IP WLS BF H R ER SO BB IBB HBP BLK WP HR S P ERA WHIP	IP WLS BF H R ER SO BB IBB HBP BLK WP HR S P ERA WHIP	IP WLS BF H R ER SO BB IBB HBP BLK WP HR S P ERA WHIP	IP WLS BF H R ER SO BB IBB HBP BLK WP HR S P ERA WHIP	IP WLS BF H R ER SO BB IBB HBP BLK WP HR S P ERA WHIP	IP WLS BF H R ER SO BB IBB HBP BLK WP HR S P ERA WHIP	IP WLS BF H R ER SO BB IBB HBP BLK WP HR S P ERA WHIP	IP WLS BF H R ER SO BB IBB HBP BLK WP HR S P ERA WHIP	IP WLS BF H R ER SO BB IBB HBP BLK WP HR S P ERA WHIP	IP WLS BF H R ER SO BB IBB HBP BLK WP HR S P ERA WHIP	IP WLS BF H R ER SO BB IBB HBP BLK WP HR S P ERA WHIP	IP WLS BF H R ER SO BB IBB HBP BLK WP HR S P ERA WHIP	IP WLS BF H R ER SO BB IBB HBP BLK WP HR S P ERA WHIP

AB	35
R	4
H	11
RBI	4
BB	1
SO	5
LOB	12



Batter	1	2	3	4	5	6	7	8	9	AB	R	H	RBI	BB	SO	LOB	BOTTOM								
50 Mookie Betts, R OBP: 0.340, SLG: 0.469	G6-3		F8			G4-3		F8		4	1	1	0	0	0	1	<b>Tampa Bay Rays @ Boston Red Sox</b> Fenway Park, Boston, MA Thu Sep 24 2015, 7:11 PM - 9:50 PM EDT Att: 34,916 - Partly Cloudy - 63 F								
15 Dustin Pedroia, R OBP: 0.358, SLG: 0.456	G6-3		G6-3			G2-3				4	0	1	0	0	0	1									
2 Xander Bogaerts, R OBP: 0.355, SLG: 0.425	K					G1-3				3	0	0	0	1	1	2									
34 David Ortiz, L OBP: 0.355, SLG: 0.538										4	1	2	2	0	1	1									
47 Travis Shaw, L OBP: 0.354, SLG: 0.522	K					G3-5				3	0	0	0	0	1	1									
38 Rusney Castillo, R OBP: 0.297, SLG: 0.373						G4-3				3	0	0	0	0	1	0									
26 Brock Holt, L OBP: 0.347, SLG: 0.379						G4-3				3	0	0	0	0	1	0									
10 Ryan Hanigan, R OBP: 0.337, SLG: 0.328										2	0	0	0	0	2	0									
23 Blake Swihart, S OBP: 0.314, SLG: 0.382										1	0	0	0	0	0	0									
25 Jackie Bradley Jr., L OBP: 0.339, SLG: 0.521										3	0	1	0	0	0	0									
<b>Inning Stats</b>	R: 2 E: 0 K: 2 S: 13	H: 2 LOB: 0 BB: 0 P: 17	R: 0 E: 0 K: 2 S: 10	H: 0 LOB: 0 BB: 0 P: 12	R: 0 E: 0 K: 0 S: 8	H: 0 LOB: 0 BB: 0 P: 11	R: 0 E: 0 K: 0 S: 8	H: 1 LOB: 0 BB: 0 P: 9	R: 0 E: 0 K: 1 S: 10	H: 0 LOB: 0 BB: 0 P: 13	R: 0 E: 0 K: 0 S: 11	H: 1 LOB: 1 BB: 0 P: 18	R: 0 E: 0 K: 1 S: 9	H: 0 LOB: 0 BB: 0 P: 12	R: 0 E: 0 K: 1 S: 10	H: 1 LOB: 1 BB: 0 P: 16	R: 0 E: 0 K: 0 S: 5	H: 0 LOB: 0 BB: 1 P: 14	1B: 4 2B: 0 3B: 0 HR: 1	SF: 0 SAC: 0 DP: 2 HBP: 0	WP: 0 PB: 0 SB: 0 CS: 0	PA: 31			
<b>PITCHER</b>	IP WLS BF H R ER SO BB IBB HBP BLK WP HR S P ERA WHIP	IP WLS BF H R ER SO BB IBB HBP BLK WP HR S P ERA WHIP	IP WLS BF H R ER SO BB IBB HBP BLK WP HR S P ERA WHIP	IP WLS BF H R ER SO BB IBB HBP BLK WP HR S P ERA WHIP	IP WLS BF H R ER SO BB IBB HBP BLK WP HR S P ERA WHIP	IP WLS BF H R ER SO BB IBB HBP BLK WP HR S P ERA WHIP	IP WLS BF H R ER SO BB IBB HBP BLK WP HR S P ERA WHIP	IP WLS BF H R ER SO BB IBB HBP BLK WP HR S P ERA WHIP	IP WLS BF H R ER SO BB IBB HBP BLK WP HR S P ERA WHIP	IP WLS BF H R ER SO BB IBB HBP BLK WP HR S P ERA WHIP	IP WLS BF H R ER SO BB IBB HBP BLK WP HR S P ERA WHIP	IP WLS BF H R ER SO BB IBB HBP BLK WP HR S P ERA WHIP	IP WLS BF H R ER SO BB IBB HBP BLK WP HR S P ERA WHIP	IP WLS BF H R ER SO BB IBB HBP BLK WP HR S P ERA WHIP	IP WLS BF H R ER SO BB IBB HBP BLK WP HR S P ERA WHIP	IP WLS BF H R ER SO BB IBB HBP BLK WP HR S P ERA WHIP	IP WLS BF H R ER SO BB IBB HBP BLK WP HR S P ERA WHIP	IP WLS BF H R ER SO BB IBB HBP BLK WP HR S P ERA WHIP	IP WLS BF H R ER SO BB IBB HBP BLK WP HR S P ERA WHIP	IP WLS BF H R ER SO BB IBB HBP BLK WP HR S P ERA WHIP	IP WLS BF H R ER SO BB IBB HBP BLK WP HR S P ERA WHIP	IP WLS BF H R ER SO BB IBB HBP BLK WP HR S P ERA WHIP	IP WLS BF H R ER SO BB IBB HBP BLK WP HR S P ERA WHIP	IP WLS BF H R ER SO BB IBB HBP BLK WP HR S P ERA WHIP	IP WLS BF H R ER SO BB IBB HBP BLK WP HR S P ERA WHIP

AB	30
R	2
H	5
RBI	2
BB	1
SO	7
LOB	6



Batter	1	2	3	4	5	6	7	8	9	AB	R	H	RBI	BB	SO	LOB	TOP					
14 Nolan Reimold, R OBP: 0.333, SLG: 0.390										3	0	1	0	1	1	1						
13 Manny Machado, R OBP: 0.360, SLG: 0.489										4	0	0	0	0	1	4						
19 Chris Davis, L OBP: 0.356, SLG: 0.549										4	0	0	0	0	2	2						
28 Steve Pearce, R OBP: 0.298, SLG: 0.437										3	0	0	0	0	0	0						
6 Jonathan Schoop, R OBP: 0.302, SLG: 0.481										3	0	0	0	0	1	0						
36 Caleb Joseph, R OBP: 0.305, SLG: 0.405										3	0	0	0	0	1	0						
2 J.J. Hardy, R OBP: 0.248, SLG: 0.309										3	0	0	0	0	1	0						
34 Christian Walker, R OBP: 0.444, SLG: 0.167										3	0	0	0	0	2	0						
12 Daniel Álvarez, R OBP: 0.300, SLG: 0.393										3	0	1	0	0	1	0						
<b>Inning Stats</b>	R: 0 E: 0 K: 0 S: 8	H: 1 LOB: 0 BB: 0 P: 11	R: 0 E: 0 K: 0 S: 7	H: 0 LOB: 0 BB: 0 P: 11	R: 0 E: 0 K: 3 S: 10	H: 0 LOB: 2 BB: 1 P: 15	R: 0 E: 0 K: 1 S: 9	H: 0 LOB: 0 BB: 0 P: 14	R: 0 E: 0 K: 2 S: 11	H: 0 LOB: 0 BB: 1 P: 18	R: 0 E: 1 K: 1 S: 11	H: 0 LOB: 2 BB: 1 P: 15	R: 0 E: 0 K: 1 S: 6	H: 0 LOB: 0 BB: 0 P: 9	R: 0 E: 0 K: 1 S: 9	H: 0 LOB: 0 BB: 0 P: 11	R: 0 E: 0 K: 1 S: 10	H: 1 LOB: 1 BB: 0 P: 12	1B: 2 2B: 0 3B: 0 HR: 0	SF: 0 SAC: 0 DP: 1 HBP: 0	WP: 0 PB: 0 SB: 0 CS: 0	PA: 30
<b>PITCHER</b> 62 Rich Hill, L ERA: 1.17	IP: 9.0 WLS: W BF: 30	H: 2 R: 0 ER: 0 SO: 10	BB: 1 IBB: 0 HBP: 0 BLK: 0	WP: 0 HR: 0 S: 81 P: 116	ERA: 0.00 WHIP: 0.333																	

**Baltimore Orioles @ Boston Red Sox**  
Fenway Park, Boston, MA  
Fri Sep 25 2015, 7:12 PM - 9:53 PM EDT  
Att: 32,411 - Cloudy - 63 F

AB 29  
R 0  
H 2  
RBI 0  
BB 1  
SO 10  
LOB 7



Batter	1	2	3	4	5	6	7	8	9	AB	R	H	RBI	BB	SO	LOB	BOTTOM												
50 Mookie Betts, R OBP: 0.340, SLG: 0.467										3	1	0	0	1	1	0													
15 Dustin Pedroia, R OBP: 0.359, SLG: 0.455										3	1	1	0	1	1	0													
2 Xander Bogaerts, R OBP: 0.358, SLG: 0.429										4	2	3	1	0	0	0													
34 David Ortiz, L OBP: 0.357, SLG: 0.546										4	1	3	3	0	0	0													
30 Josh Rutledge, R OBP: 0.373, SLG: 0.368										0	1	0	0	0	0	0													
47 Travis Shaw, L OBP: 0.348, SLG: 0.511										4	0	0	0	0	2	3													
16 Deven Marrero, R OBP: 0.290, SLG: 0.290										4	0	0	0	0	3	3													
26 Brock Holt, L OBP: 0.350, SLG: 0.384										3	1	2	2	1	0	1													
3 Sandy León, S OBP: 0.232, SLG: 0.192										3	0	0	0	0	2	3													
25 Jackie Bradley Jr., L OBP: 0.335, SLG: 0.513										3	0	0	0	0	1	1													
<b>Inning Stats</b>	R: 0 E: 0 K: 0 S: 8	H: 0 LOB: 0 BB: 0 P: 15	R: 0 E: 0 K: 2 S: 13	H: 1 LOB: 1 BB: 0 P: 23	R: 1 E: 0 K: 2 S: 13	H: 2 LOB: 2 BB: 1 P: 25	R: 0 E: 0 K: 1 S: 6	H: 0 LOB: 0 BB: 0 P: 7	R: 1 E: 0 K: 0 S: 6	H: 0 LOB: 1 BB: 1 P: 12	R: 3 E: 0 K: 1 S: 18	H: 3 LOB: 1 BB: 1 P: 29	R: 0 E: 0 K: 2 S: 8	H: 0 LOB: 0 BB: 0 P: 12	R: 2 E: 0 K: 2 S: 18	H: 3 LOB: 2 BB: 0 P: 25	1B: 4 2B: 5 3B: 0 HR: 0	SF: 0 SAC: 1 DP: 0 HBP: 0	WP: 1 PB: 0 SB: 0 CS: 0	PA: 35									
<b>PITCHER</b> 39 Kevin Gausman, R ERA: 4.49	IP: 5.0 WLS: L BF: 22	H: 5 R: 5 ER: 5 SO: 5	BB: 3 IBB: 0 HBP: 0 BLK: 0	WP: 1 HR: 0 S: 56 P: 99	ERA: 9.00 WHIP: 1.600																								
66 T.J. McFarland, L ERA: 5.13	1.1	5	1	0	0	1	0	0	0	0	0	10	15	0.00	0.750														
61 Jason Garcia, R ERA: 4.4	0.2	3	1	1	1	2	0	0	0	0	0	9	13	13.50	1.500														
17 Brian Matusz, L ERA: 3.0	1.0	5	2	1	1	2	0	0	0	0	0	15	21	9.00	2.000														

**Baltimore Orioles @ Boston Red Sox**  
Fenway Park, Boston, MA  
Fri Sep 25 2015, 7:12 PM - 9:53 PM EDT  
Att: 32,411 - Cloudy - 63 F

AB 31  
R 7  
H 9  
RBI 6  
BB 3  
SO 10  
LOB 11





Batter	1	2	3	4	5	6	7	8	9	AB	R	H	RBI	BB	SO	LOB	TOP			
14 Nolan Reimold, R OBP: 0.329, SLG: 0.375	G6-3		E6			L9		G6-3		4	0	0	0	0	0	0	<b>Baltimore Orioles @ Boston Red Sox</b> Fenway Park, Boston, MA Sun Sep 27 2015, 1:37 PM - 4:04 PM EDT Att: 33,306 - Sunny - 64 F			
13 Manny Machado, R OBP: 0.361, SLG: 0.489	K		K			1B		2B		4	0	2	0	0	2	1				
19 Chris Davis, L OBP: 0.353, SLG: 0.543	1B		P6			P6		K		4	0	1	0	0	1	3				
10 Adam Jones, R OBP: 0.308, SLG: 0.474	L8				G5-3				K	4	0	1	0	0	1	1				
28 Steve Pearce, R OBP: 0.293, SLG: 0.425		F8			F9				K	4	0	0	0	0	1	2				
6 Jonathan Schoop, R OBP: 0.301, SLG: 0.475		F9			K					4	0	1	0	0	1	0				
18 Gerardo Parra, L OBP: 0.334, SLG: 0.453										2	0	0	0	1	0	0				
34 Christian Walker, R OBP: 0.400, SLG: 0.143										1	0	0	0	0	0	1				
36 Caleb Joseph, R OBP: 0.302, SLG: 0.401										3	0	0	0	0	2	1				
15 Paul Janish, R OBP: 0.250, SLG: 0.333										3	0	0	0	0	0	0				
<b>Inning Stats</b>	R: 0 H: 1 E: 0 K: 1 S: 9	H: 1 LOB: 1 BB: 0 P: 17	R: 0 H: 0 E: 0 K: 0 S: 6	H: 0 LOB: 1 BB: 1 P: 15	R: 0 H: 0 E: 1 K: 1 S: 13	H: 0 LOB: 0 BB: 0 P: 16	R: 0 H: 0 E: 0 K: 1 S: 7	H: 0 LOB: 0 BB: 0 P: 8	R: 0 H: 2 E: 0 K: 1 S: 18	H: 0 LOB: 2 BB: 0 P: 27	R: 0 H: 0 E: 0 K: 1 S: 6	H: 0 LOB: 0 BB: 0 P: 9	R: 0 H: 1 E: 0 K: 2 S: 10	H: 1 LOB: 1 BB: 0 P: 14	R: 0 H: 1 E: 0 K: 2 S: 11	H: 1 LOB: 1 BB: 0 P: 17	1B: 4 2B: 1 3B: 0 HR: 0	SF: 0 SAC: 0 DP: 0 HBP: 0	WP: 0 PB: 0 SB: 1 CS: 0	PA: 34
<b>PITCHER</b>	IP WLS BF H R ER SO BB IBB HBP BLK WP HR S P ERA WHIP																			
60 Henry Owens, L ERA: 3.84	7.2 W 28 3 0 0 5 1 0 0 0 0 0 0 70 110 0.00 0.522																			
66 Noé Ramirez, R ERA: 4.39	0.0 1 1 0 0 0 0 0 0 0 0 0 2 2 ∞ ∞																			
59 Tommy Layne, L ERA: 4.08	0.1 H 1 0 0 0 1 0 0 0 0 0 0 3 4 0.00 0.000																			
28 Robbie Ross Jr., L ERA: 3.99	1.0 S 4 1 0 0 2 0 0 0 0 0 0 0 11 17 0.00 1.000																			
<b>Batter</b>	<b>1</b>	<b>2</b>	<b>3</b>	<b>4</b>	<b>5</b>	<b>6</b>	<b>7</b>	<b>8</b>	<b>9</b>	<b>AB</b>	<b>R</b>	<b>H</b>	<b>RBI</b>	<b>BB</b>	<b>SO</b>	<b>LOB</b>	<b>BOTTOM</b>			
50 Mookie Betts, R OBP: 0.341, SLG: 0.469	K2-3		P3			1B		K		4	0	1	0	0	2	1	<b>Baltimore Orioles @ Boston Red Sox</b> Fenway Park, Boston, MA Sun Sep 27 2015, 1:37 PM - 4:04 PM EDT Att: 33,306 - Sunny - 64 F			
26 Brock Holt, L OBP: 0.353, SLG: 0.383	2B 34 WP BB		G1-3			G4-3		FC6-4 1B		3	1	1	0	1	0	3				
2 Xander Bogaerts, R OBP: 0.356, SLG: 0.426	1B		K			1B		FC6-4		4	0	2	0	0	1	2				
34 David Ortiz, L OBP: 0.355, SLG: 0.542	F7					G4-5-3		1B		3	0	0	0	0	0	1				
47 Travis Shaw, L OBP: 0.335, SLG: 0.490						P3				3	0	0	0	0	1	0				
38 Rusney Castillo, R OBP: 0.300, SLG: 0.378										3	0	1	0	0	0	0				
5 Allen Craig, R OBP: 0.241, SLG: 0.200										3	0	1	0	0	1	1				
23 Blake Swihart, S OBP: 0.317, SLG: 0.373										3	1	1	1	0	1	1				
25 Jackie Bradley Jr., L OBP: 0.333, SLG: 0.503										3	0	1	0	0	1	1				
<b>Inning Stats</b>	R: 1 H: 1 E: 0 K: 1 S: 14	H: 1 LOB: 0 BB: 1 P: 22	R: 0 H: 0 E: 0 K: 2 S: 11	H: 0 LOB: 0 BB: 0 P: 16	R: 1 H: 2 E: 0 K: 1 S: 13	H: 2 LOB: 1 BB: 0 P: 17	R: 0 H: 0 E: 1 K: 0 S: 6	H: 0 LOB: 0 BB: 0 P: 9	R: 0 H: 1 E: 0 K: 0 S: 8	H: 1 LOB: 0 BB: 0 P: 9	R: 0 H: 1 E: 0 K: 1 S: 11	H: 1 LOB: 1 BB: 0 P: 17	R: 0 H: 1 E: 0 K: 1 S: 11	H: 1 LOB: 1 BB: 0 P: 14	R: 0 H: 1 E: 0 K: 2 S: 11	H: 1 LOB: 1 BB: 0 P: 17		1B: 7 2B: 0 3B: 0 HR: 1	SF: 0 SAC: 0 DP: 2 HBP: 0	WP: 1 PB: 0 SB: 0 CS: 0
<b>PITCHER</b>	IP WLS BF H R ER SO BB IBB HBP BLK WP HR S P ERA WHIP																			
31 Ubaldo Jiménez, R ERA: 4.1	7.0 L 26 7 2 2 2 2 1 0 0 0 0 0 71 102 2.57 1.143																			
53 Zack Britton, L ERA: 2.01	1.0 4 1 0 0 1 0 0 0 0 0 0 0 11 17 0.00 1.000																			









Batter	1	2	3	4	5	6	7	8	9	AB	R	H	RBI	BB	SO	LOB	TOP					
50 Mookie Betts, R (1, 8) OBP: 0.345, SLG: 0.488	F7		25 BB 1B		25 G4-3 1B		F7			4	0	2	1	0	0	1	<b>Boston Red Sox @ New York Yankees</b> Yankee Stadium, Bronx, NY Thu Oct 01 2015, 7:11 PM - 10:20 PM EDT Att: 40,033 - Rain - 60 F					
25 Jackie Bradley, Jr., L (1, 7) OBP: 0.336, SLG: 0.565	K		2 G4-6-3 BB		G4-3		K			3	0	0	0	1	2	3						
2 Xander Bogaerts, R (1, 6) OBP: 0.356, SLG: 0.423	BB		G4-6-3		IBB		G5-3			2	0	0	0	2	0	3						
47 Travis Shaw, L (1, 3) OBP: 0.331, SLG: 0.500	K2-3		38 G5-4-3 1B		F8		K			4	0	1	0	0	2	4						
38 Rusney Castillo, R (1, 9) OBP: 0.296, SLG: 0.373	F9		G5-4-3		G3		G6-3			4	0	0	0	0	0	1						
5 Allen Craig, R (1, 10) OBP: 0.232, SLG: 0.192	1B		G4-3		K		L6			4	0	1	0	0	1	0						
16 Deven Marrero, R (1, 5) OBP: 0.271, SLG: 0.319	L8		3 1B 50 1B		BB		K			3	1	1	0	1	1	1						
3 Sandy León, S (1, 2) OBP: 0.233, SLG: 0.194	G5-3		25 G4-3 50 1B		G1-3		P5			4	0	1	0	0	0	2						
30 Josh Rutledge, R (1, 4) OBP: 0.342, SLG: 0.348	K		K		B2		K			4	0	1	0	0	2	2						
<b>Inning Stats</b>	R: 0 E: 0 K: 2 S: 13	H: 0 LOB: 1 BB: 1 P: 22	R: 0 E: 0 K: 0 S: 11	H: 1 LOB: 1 BB: 0 P: 14	R: 0 E: 0 K: 1 S: 10	H: 1 LOB: 1 BB: 1 P: 19	R: 0 E: 0 K: 0 S: 12	H: 1 LOB: 0 BB: 0 P: 18	R: 1 E: 0 K: 0 S: 13	H: 3 LOB: 3 BB: 1 P: 23	R: 0 E: 0 K: 1 S: 11	H: 0 LOB: 1 BB: 1 P: 20	R: 0 E: 0 K: 1 S: 14	H: 1 LOB: 1 BB: 0 P: 19	R: 0 E: 0 K: 1 S: 8	H: 0 LOB: 0 BB: 0 P: 12		R: 0 E: 0 K: 2 S: 10	H: 0 LOB: 0 BB: 0 P: 16	1B: 7 2B: 0 3B: 0 HR: 0	SF: 0 SAC: 0 DP: 2 HBP: 0	WP: 0 PB: 0 SB: 0 CS: 0
<b>PITCHER</b>	IP WLS BF H R ER SO BB IBB HBP BLK WP HR S P ERA WHIP	5.0 W 22 6 1 1 3 2 1 0 0 0 0 59 96 1.80 1.600	3.0 H 11 1 0 0 3 1 0 0 0 0 33 51 0.00 0.667	1.0 S 3 0 0 0 2 0 0 0 0 0 10 16 0.00 0.000	<b>PITCHER</b>										IP WLS BF H R ER SO BB IBB HBP BLK WP HR S P ERA WHIP							
52 CC Sabathia, L (1, 1) ERA: 4.73											6.0 L 23 4 2 2 6 3 0 0 0 0 67 102 3.00 1.167											
43 Adam Warren, R (6, 1) ERA: 3.29											1.0 5 2 1 1 2 0 0 0 0 1 13 9.00 2.000											
68 Dellin Betances, R (9, 1) ERA: 1.41											1.0 6 2 1 1 0 2 0 0 0 0 1 10 9.00 4.000											

AB 32  
R 1  
H 7  
RBI 1  
BB 4  
SO 8  
LOB 17



Batter	1	2	3	4	5	6	7	8	9	AB	R	H	RBI	BB	SO	LOB	BOTTOM					
11 Brett Gardner, L (1, 8) OBP: 0.346, SLG: 0.405	G4-3		64 G5-4-3 1B		K		K			4	0	1	0	0	2	3	<b>Boston Red Sox @ New York Yankees</b> Yankee Stadium, Bronx, NY Thu Oct 01 2015, 7:11 PM - 10:20 PM EDT Att: 40,033 - Rain - 60 F					
64 Rob Refsnyder, R (1, 4) OBP: 0.342, SLG: 0.514	G6-3		F8		G5-4-3		HR			4	1	1	1	0	0	1						
13 Alex Rodriguez, R (1, 10) OBP: 0.357, SLG: 0.491	K		36 G6-4-3 BB		K		36 CS 1B			3	0	1	0	1	2	0						
70 Rico Noel, R (9, 10) OBP: 0.400, SLG: 0.696	K		G6-4-3		K		G4-3			0	0	0	0	0	0	0						
36 Carlos Beltrán, S (1, 9) OBP: 0.333, SLG: 0.470	HR		G6-4-3		K		G4-3			4	1	1	1	0	1	2						
71 Slade Heathcott, L (9, 8) OBP: 0.400, SLG: 0.696	HR		G6-4-3		K		G4-3			0	0	0	0	0	0	0						
24 Chris Young, R (1, 7) OBP: 0.318, SLG: 0.448	L8		66 F9 2B		K		66 BB BB			3	0	1	0	1	1	0						
66 John Ryan Murphy, R (1, 2) OBP: 0.326, SLG: 0.614	18 BB 17 BB BB		F9		F9		G5-3			2	1	0	0	2	0	1						
33 Greg Bird, L (1, 3) OBP: 0.337, SLG: 0.530	L6		F9		F9		HR			4	1	1	1	0	0	4						
18 Didi Gregorius, L (1, 6) OBP: 0.317, SLG: 0.364	17 BB BB		K		K		17 S 1B			2	0	1	0	1	1	1						
17 Brendan Ryan, R (1, 5) OBP: 0.276, SLG: 0.337	1-2 2H 1B		G6-3		G6-3		K			3	0	1	1	0	1	1						
<b>Inning Stats</b>	R: 0 E: 0 K: 1 S: 6	H: 2 LOB: 2 BB: 2 P: 9	R: 2 E: 0 K: 1 S: 20	H: 2 LOB: 2 BB: 2 P: 37	R: 0 E: 0 K: 0 S: 14	H: 0 LOB: 0 BB: 1 P: 21	R: 0 E: 0 K: 1 S: 10	H: 1 LOB: 1 BB: 0 P: 15	R: 0 E: 0 K: 0 S: 7	H: 1 LOB: 0 BB: 0 P: 8	R: 0 E: 0 K: 3 S: 10	H: 0 LOB: 0 BB: 0 P: 12	R: 1 E: 0 K: 2 S: 13	H: 2 LOB: 1 BB: 0 P: 20	R: 1 E: 0 K: 0 S: 10	H: 2 LOB: 2 BB: 2 P: 20	R: 1 E: 0 K: 2 S: 10	H: 2 LOB: 2 BB: 2 P: 20	1B: 4 2B: 1 3B: 0 HR: 3	SF: 0 SAC: 0 DP: 2 HBP: 0	WP: 0 PB: 0 SB: 1 CS: 1	PA: 34
<b>PITCHER</b>	IP WLS BF H R ER SO BB IBB HBP BLK WP HR S P ERA WHIP	6.0 L 23 4 2 2 6 3 0 0 0 0 67 102 3.00 1.167	1.0 5 2 1 1 2 0 0 0 0 1 13 9.00 2.000	1.0 6 2 1 1 0 2 0 0 0 0 1 10 9.00 4.000	<b>PITCHER</b>										IP WLS BF H R ER SO BB IBB HBP BLK WP HR S P ERA WHIP							
62 Rich Hill, L (1, 1) ERA: 1.55											6.0 L 23 4 2 2 6 3 0 0 0 0 67 102 3.00 1.167											
64 Jean Machi, R (7, 1) ERA: 5.12											1.0 5 2 1 1 2 0 0 0 0 1 13 9.00 2.000											
37 Heath Hembree, R (8, 1) ERA: 3.7											1.0 6 2 1 1 0 2 0 0 0 0 1 10 9.00 4.000											

AB 29  
R 4  
H 8  
RBI 4  
BB 5  
SO 8  
LOB 13







