Boston Red Sox - 2019

Batter	1	2	3	4	5	6	7	8	9	AB	R	H	RBI	BB	SO	LOB
6 Cam Walsh, L (1, 8)	G6-3		K 2-3			K				2	0	0	0	0	1	1
8 Jared Dupere, L (5, 8)										1	0	0	0	0	1	1
31 Ryan Solomon, R (1, 5)	P3			K		G4-3 1-2				3	0	0	0	0	1	1
18 Jake Farrell, L (1, 3)	K			G3		G3				3	0	0	0	0	1	1
15 John Mazza, R (1, 10) OBP: 0.333, SLG: 0.333		13 G2-3 1B		G4-3			G5-3			3	0	1	0	0	0	0
28 Scott Holzwasser, R (1, 6) OBP: 0.333, SLG: 0.333 (4, 4)		K			K		35 E 1B			3	0	1	0	0	2	1
13 Michael Geaslen, R (1, 2)		G2-3 1-2			BB		E4 5 G6-4-3 1-2			1	0	0	0	1	0	1
33 Teddy Beaudet, R (5, 2)										0	0	0	0	0	0	0
35 Owen Batchelder, L (7, PH)										1	0	0	0	0	0	1
19 Kyle Peterson, L (1, 7)		L6								2	0	0	0	0	1	2
1 Danny Crossen, R (5, 7)					K		G6-4-3 1-2f			0	0	0	0	0	0	0
5 Jeff Costello, R (7, PH)										2	0	0	0	0	0	2
3 Jake Rosen, R (1, 4)			K		P6					1	0	0	0	0	1	0
22 Spenser Smith, L (4, 6)										1	0	0	0	0	0	1
5 Jeff Costello, R (1, 9)			E5 6 CS							2	0	0	0	0	0	2
10 Corey DiLoreto, R (5, 9) OBP: 1.000, SLG: 1.000						31 S 1B				1	0	1	0	0	0	0
Inning Stats	R: 0 E: 0 K: 1 S: 6 H: 0 LOB: 0 BB: 0 P: 6	R: 0 E: 0 K: 1 S: 6 H: 1 LOB: 1 BB: 0 P: 6	R: 0 E: 1 K: 2 S: 7 H: 0 LOB: 1 BB: 0 P: 7	R: 0 E: 0 K: 1 S: 5 H: 0 LOB: 0 BB: 0 P: 5	R: 0 E: 0 K: 2 S: 7 H: 0 LOB: 1 BB: 1 P: 11	R: 0 E: 0 K: 1 S: 6 H: 1 LOB: 1 BB: 0 P: 6	R: 0 E: 1 K: 0 S: 4 H: 1 LOB: 1 BB: 0 P: 4			1B: 3 2B: 1 3B: 0 HR: 0	SF: 0 SAC: 0 DP: 2 HBP: 0					

TOP

Northeastern Huskies @ Boston Red Sox

JetBlue Park, Ft. Myers, FL

Fri Feb 22 2019, 1:08 PM - 2:59 PM EST

Att. 7,492 - Partly Cloudy - 85 F

livebaseballscorecards.com

AB	24
R	0
H	3
RBI	0
BB	1
SO	8
LOB	12



PITCHER		IP	WLS	BF	H	R	ER	SO	BB	IBB	HBP	BLK	WP	HR	S	P	ERA	WHIP
91 Mike Shawaryn, R ERA:	(1, 1)	2.0	W	7	1	0	0	2	0	0	0	0	0	0	12	12	0.00	0.500
80 Darwinzon Hernández, L ERA:	(3, 1)	2.0	H	6	0	0	0	3	0	0	0	0	0	0	12	12	0.00	0.000
75 Domingo Tapia, R ERA:	(5, 1)	1.0		4	0	0	0	2	1	0	0	0	0	0	7	11	0.00	1.000
81 Josh Taylor, L ERA:	(6, 1)	2.0		8	2	0	0	1	0	0	0	0	0	0	10	10	0.00	1.000

PITCHER	IP	WLS	BF	H	R	ER	SO	BB	IBB	HBP	BLK	WP	HR	S	P	ERA	WHIP

WP: 0	PA: 25
PB: 0	
SB: 1	
CS: 1	

Batter	1	2	3	4	5	6	7	8	9	AB	R	H	RBI	BB	SO	LOB
5 Tzu-Wei Lin, L (1, 6) 90 C.J. Chatham, R (5, 6)	G1-3		G4-3 3-H		P4	F7				2 0 0 1 0 0 0 2 0 0 0 0 0 2						
23 Blake Swihart, S (1, 2) 77 Óscar Hernández, R (5, 2)	G1-3		F7		G5-3					2 0 0 0 0 0 0 1 0 0 0 0 0 0						
7 Christian Vázquez, R (1, 10) 68 Juan Centeno, L (5, PH) (6, 10) OBP: 1.000, SLG: 1.000	G6-3		F9		1B					2 0 0 0 0 0 0 1 0 1 0 0 0 0						
83 Bobby Dalbec, R (1, 5) OBP: 1.000, SLG: 4.000 18 Nick Lovullo, R (5, 5)		HR		74 FC6-4 59 1B 38 2B HBP	F9					1 2 1 1 0 0 0 1 0 0 0 0 0 1						
59 Sam Travis, R (1, 3) OBP: 0.500, SLG: 0.500 85 Josh Ockimey, L (5, 3)		P3		74 FC6-4 1-2 1B		F7				2 0 1 0 0 0 0 1 0 0 0 0 0 0						
74 Chad De La Guerra, L (1, 4) 65 Michael Chavis, R (5, 4)		K		FC6-4 38 2B 41 G4-3 1-2f 2-3		P5				2 1 0 0 0 1 2 1 0 0 0 0 0 0						
38 Tate Matheny, R (1, 8) OBP: 0.500, SLG: 1.000 39 Joseph Monge, R (5, 9) (6, 8)		K		41 G4-3 1-3 3-H 2B		E5 36 3B				2 0 1 1 0 1 0 1 1 0 0 0 0 0						
41 Cole Sturgeon, L (1, 9) OBP: 0.500, SLG: 1.000 36 Tyler Dearden, L (6, 9) OBP: 1.000, SLG: 3.000			2 3B 2B	G4-3 2-3 3-H		1-H 3B				2 1 1 1 0 0 1 1 0 1 1 0 0 0						
2 Jagger Rusconi, S (1, 7) OBP: 0.500, SLG: 1.500 22 Jordan Wren, L (5, 7)			5 G4-3 2-H 3B	F7		BB				2 1 1 1 0 0 1 0 0 0 0 1 0 0						
Inning Stats	R: 0 H: 0 E: 0 LOB: 0 K: 0 BB: 0 S: 3 P: 3	R: 1 H: 1 E: 0 LOB: 0 K: 2 BB: 0 S: 9 P: 10	R: 2 H: 2 E: 0 LOB: 0 K: 0 BB: 0 S: 5 P: 5	R: 2 H: 2 E: 0 LOB: 1 K: 0 BB: 0 S: 5 P: 6	R: 0 H: 1 E: 0 LOB: 1 K: 0 BB: 0 S: 4 P: 4	R: 1 H: 1 E: 1 LOB: 2 K: 0 BB: 1 S: 5 P: 9				1B: 2 SF: 0 2B: 2 SAC: 0 3B: 2 DP: 0 HR: 1 HBP: 1	WP: 0 PA: 28 PB: 0 SB: 0 CS: 0					

PITCHER		IP	WLS	BF	H	R	ER	SO	BB	IBB	HBP	BLK	WP	HR	S	P	ERA	WHIP
27 Kyle Murphy, R ERA:	(1, 1)	1.0		3	0	0	0	0	0	0	0	0	0	0	3	3	0.00	0.000
34 David Stiehl, R ERA: 9.0	(2, 1)	1.0	L	4	1	1	1	2	0	0	0	0	0	1	9	10	9.00	1.000
45 Tom Githens, R ERA: 18.0	(3, 1)	2.0		11	4	4	4	0	0	0	1	0	0	0	10	11	18.00	2.000
32 Sam Jacobsak, R ERA:	(5, 1)	1.0		4	1	0	0	0	0	0	0	0	0	0	4	4	0.00	1.000
9 Owen Langan, R ERA:	(6, 1)	1.0		6	1	1	0	0	1	0	0	0	0	0	5	9	0.00	2.000

PITCHER	IP	WLS	BF	H	R	ER	SO	BB	IBB	HBP	BLK	WP	HR	S	P	ERA	WHIP

BOTTOM

Northeastern Huskies @ Boston Red Sox

JetBlue Park, Ft. Myers, FL

Fri Feb 22 2019, 1:08 PM - 2:59 PM EST

Att. 7,492 - Partly Cloudy - 85 F

livebaseballscorecards.com

AB	26
R	6
H	7
RBI	6
BB	1
SO	2
LOB	7

Batter	1	2	3	4	5	6	7	8	9	AB	R	H	RBI	BB	SO	LOB
31 Aaron Hicks, S (1, 8) OBP: 0.500, SLG: 1.000	B C C C 1-3 ① K	X 0-0 2-H 2B			X 0-0 90 FC5-4 1B		S F S 0-3 ② K	X 0-0 ③ G4-3		2	0	1	1	0	1	0
92 Estevan Florial, L (4, 8) OBP: 0.333, SLG: 0.333										3	0	1	0	0	1	3
25 Gleyber Torres, R (1, 4) OBP: 0.500, SLG: 2.000	B S C X 1-2 HR	X 0-0 ② F9			X 0-0 ① FC5-4 89 1B 1-2f		X 0-0 ③ G4-3		B B B B 4-0 86 WP BB	2	1	1	1	0	0	1
90 Thairo Estrada, R (4, 4)										2	0	0	0	1	0	1
41 Miguel Andujar, R (1, 5)	X 0-0 ② P2	X 0-0 ③ G6-3			X 0-0 1-2 1B			X 0-0 ① F8	S S S 0-3 ① K	2	0	0	0	0	0	1
89 Angel Aguilar, R (4, 5) OBP: 0.333, SLG: 0.333										3	0	1	0	0	1	1
33 Greg Bird, L (1, 3) OBP: 1.000, SLG: 1.500	X 0-0 77 1B 2B		X 0-0 95 G6-3 1B		X 0-0 ② P4			X 0-0 HR	B B B B 4-0 1-2 BB	2	0	2	0	0	0	0
86 Ryan McBroom, R (4, 3) OBP: 0.667, SLG: 2.000										2	1	1	1	1	0	2
77 Clint Frazier, R (1, 7) OBP: 0.333, SLG: 0.333	X 0-0 2-3 1B		S S S 0-3 ① K		X 0-0 ③ F9			X 0-0 72 1B 2B	X 0-0 ② F8	3	0	1	0	0	1	3
94 Trey Amburgey, R (5, 7) OBP: 0.500, SLG: 1.000										2	1	1	0	0	0	2
95 Mike Ford, L (1, 10) OBP: 0.333, SLG: 0.333	X 0-0 ③ G4-3		X 0-0 ② ③ G6-3 1-2f			X 0-0 78 G3-6 1B		X 0-0 ② F8	X 0-0 ③ F7	3	0	1	0	0	0	3
80 Jorge Saez, R (8, PH) (8, 10)										2	0	0	0	0	0	3
66 Kyle Higashioka, R (1, 2)		X 0-0 ① P4		X 0-0 ① F8		X 0-0 ① ② G3-6 1-2f		B B B B 4-0 72 1B BB		2	0	0	0	0	0	0
78 Kellin Deglan, L (5, 2)										1	0	0	0	1	0	1
14 Tyler Wade, L (1, 6) OBP: 0.500, SLG: 1.000		X 0-0 96 S 96 2B 2B		S S C 0-3 ② K		X 0-0 ③ G3		X 0-0 1-3 2-H 75 BB 1B		2	1	1	0	0	1	0
72 Kyle Holder, L (5, 6) OBP: 0.500, SLG: 0.500										2	0	1	1	0	0	0
96 Matt Lipka, R (1, 9) OBP: 0.333, SLG: 0.667		S X 0-1 2-H 31 2B 2B		X 0-0 ③ F8			S C S 0-3 ① K	B B B B 4-0 1-2 BB		3	1	1	1	0	1	0
75 Jeff Hendrix, L (7, 9)										0	0	0	0	1	0	0
Inning Stats	R: 1 E: 0 K: 1 S: 10 H: 3 LOB: 2 BB: 0 P: 12	R: 2 E: 0 K: 0 S: 7 H: 3 LOB: 1 BB: 0 P: 7	R: 0 E: 0 K: 1 S: 5 H: 1 LOB: 0 BB: 0 P: 5	R: 0 E: 0 K: 1 S: 5 H: 0 LOB: 0 BB: 0 P: 5	R: 0 E: 0 K: 0 S: 5 H: 2 LOB: 2 BB: 0 P: 5	R: 0 E: 0 K: 0 S: 3 H: 1 LOB: 0 BB: 0 P: 3	R: 0 E: 0 K: 2 S: 7 H: 0 LOB: 0 BB: 0 P: 7	R: 2 E: 0 K: 0 S: 6 H: 3 LOB: 3 BB: 2 P: 14	R: 0 E: 0 K: 1 S: 5 H: 0 LOB: 2 BB: 2 P: 13	1B: 6 2B: 5 3B: 0 HR: 2	SF: 0 SAC: 0 DP: 2 HBP: 0						

TOP

New York Yankees @ Boston Red Sox

JetBlue Park, Ft. Myers, FL

Sat Feb 23 2019, 1:09 PM - 4:13 PM EST

Att. 9,884 - Partly Cloudy - 87 F

livebaseballscorecards.com

AB	38
R	5
H	13
RBI	5
BB	4
SO	6
LOB	21

WP: 1 PB: 0 SB: 1 CS: 0 PA: 42

PITCHER		IP	WLS	BF	H	R	ER	SO	BB	IBB	HBP	BLK	WP	HR	S	P	ERA	WHIP
71 Josh Smith, R ERA: 16.2	(1, 1)	1.2		11	6	3	3	1	0	0	0	0	0	1	16	18	16.20	3.600
54 Trevor Kelley, R ERA:	(2, 1)	0.1		1	0	0	0	0	0	0	0	0	0	0	1	1	0.00	0.000
64 Marcus Walden, R ERA:	(3, 1)	2.0	W	6	1	0	0	2	0	0	0	0	0	0	10	10	0.00	0.500
78 Travis Lakins Sr., R ERA:	(5, 1)	2.0	H	8	3	0	0	0	0	0	0	0	0	0	8	8	0.00	1.500
31 Erasmo Ramírez, R ERA:	(7, 1)	1.0	H	3	0	0	0	2	0	0	0	0	0	0	7	7	0.00	0.000
52 Kyle Hart, L ERA: 27.0	(8, 1)	0.2	H	7	3	2	2	0	2	0	0	0	0	1	5	13	27.00	7.500
86 Adam Lau, R ERA:	(8, 1)	0.1	H	1	0	0	0	0	0	0	0	0	0	0	1	1	0.00	0.000
49 Brian Ellington, R ERA:	(9, 1)	1.0	S	5	0	0	0	1	2	0	0	0	1	0	5	13	0.00	2.000

Batter	1	2	3	4	5	6	7	8	9	AB	R	H	RBI	BB	SO	LOB
48 Gorkys Hernández, R (1, 7) OBP: 0.333, SLG: 0.333 38 Tate Matheny, R (6, 7)	G5-3		3 1B; 11 1B; 1B	G6-3		F9		K		3 2	1 0	1 0	0 0	0 0	0 1	0 2
3 Sandy León, S (1, 2) OBP: 0.500, SLG: 0.500 68 Juan Centeno, L (4, PH) OBP: 0.667, SLG: 0.500 (5, 2)	F7		11 1B; 54 1B; 1-3; 1B	G4-3		BB		2-H 3-H; 1B		2 2	1 0	1 1	0 2	0 1	0 0	0 0
11 Rafael Devers, L (1, 10) OBP: 0.667, SLG: 0.667 77 Óscar Hernández, R (6, PH) (7, 10)	K		54 1B; 65 HR; 1-2; 3-H; 1B	1B		G4-3		P3		3 2	1 0	2 0	1 0	0 0	1 0	0 2
38 Rusney Castillo, R (1, 8) 16 Kervin Suarez, S (6, 8)		G4-3	K	G5-3			F8	K		3 2	0 0	0 0	0 0	0 0	1 1	3 1
54 Bryce Brentz, R (1, 9) OBP: 0.667, SLG: 0.667 41 Cole Sturgeon, L (6, 9)		5 E; 65 1B; 1B	65 HR; 1-3; 2-H; 1B		K		G3			3 1	2 0	2 0	1 0	0 0	1 0	0 0
65 Michael Chavis, R (1, 5) OBP: 0.667, SLG: 1.667 83 Bobby Dalbec, R (6, 5)		5 1B; 5 E; 1-2; 1B	3-2; 1-H; 3-H; HR	G5-3			BB			3 0	1 0	2 0	3 0	0 1	0 0	0 0
5 Tzu-Wei Lin, L (1, 4) OBP: 0.667, SLG: 1.000 43 Tony Renda, R (6, 4)		E2; 1-3; 2-H; 1B	2B	E4			G4-3			3 1	0 0	2 0	1 0	0 0	0 0	0 1
85 Josh Ockimey, L (1, 3) 59 Sam Travis, R (6, 3) OBP: 1.000, SLG: 1.000		K	BB	G3				11 2B; 68 1B; 1B		2 1	0 1	0 1	0 0	1 0	1 0	2 0
90 C.J. Chatham, R (1, 6) 11 Jeremy Rivera, S (6, 6) OBP: 0.500, SLG: 1.000		G4-3; G1-3				K		68 1B; 1-3; 2B		2 2	0 1	0 1	0 0	0 0	0 1	2 0
Inning Stats	R: 0 E: 0 K: 1 S: 5 / H: 0 LOB: 0 BB: 0 P: 5	R: 1 E: 1 K: 1 S: 7 / H: 3 LOB: 1 BB: 0 P: 7	R: 5 E: 0 K: 1 S: 13 / H: 6 LOB: 2 BB: 1 P: 20	R: 0 E: 0 K: 0 S: 4 / H: 1 LOB: 1 BB: 0 P: 4	R: 0 E: 1 K: 1 S: 6 / H: 0 LOB: 1 BB: 0 P: 6	R: 0 E: 0 K: 1 S: 5 / H: 0 LOB: 1 BB: 1 P: 9	R: 0 E: 0 K: 0 S: 3 / H: 0 LOB: 1 BB: 1 P: 7	R: 2 E: 0 K: 2 S: 10 / H: 3 LOB: 1 BB: 0 P: 10		1B: 10 2B: 2 3B: 0 HR: 1	SF: 0 SAC: 0 DP: 0 HBP: 0						

BOTTOM

New York Yankees @ Boston Red Sox

JetBlue Park, Ft. Myers, FL

Sat Feb 23 2019, 1:09 PM - 4:13 PM EST

Att. 9,884 - Partly Cloudy - 87 F

livebaseballscorecards.com

AB	37
R	8
H	13
RBI	8
BB	3
SO	7
LOB	13

WP: 0 PB: 0 SB: 0 CS: 0 PA: 40

PITCHER		IP	WLS	BF	H	R	ER	SO	BB	IBB	HBP	BLK	WP	HR	S	P	ERA	WHIP
76 Nestor Cortes, L ERA: 13.5	(1, 1)	2.2	L	13	6	4	4	3	0	0	0	0	0	0	19	19	13.50	2.250
39 Drew Hutchison, R ERA: 18.0	(3, 1)	1.0	B	7	3	2	2	0	1	0	0	0	0	1	8	15	18.00	4.000
62 Danny Coulombe, L ERA:	(4, 1)	1.1		6	1	0	0	1	0	0	0	0	0	0	8	8	0.00	0.750
91 Cale Coshow, R ERA:	(6, 1)	1.0		4	0	0	0	1	1	0	0	0	0	0	5	9	0.00	1.000
55 Rex Brothers, L ERA:	(7, 1)	1.0		4	0	0	0	0	1	0	0	0	0	0	3	7	0.00	1.000
74 Joe Harvey, R ERA: 27.0	(8, 1)	0.2		5	3	2	2	1	0	0	0	0	0	0	7	7	27.00	4.500
82 Phillip Diehl, L ERA:	(8, 1)	0.1		1	0	0	0	1	0	0	0	0	0	0	3	3	0.00	0.000

Minnesota Twins @ Boston Red Sox

JetBlue Park, Ft. Myers, FL

Sun Feb 24 2019, 1:09 PM - 3:55 PM EST

Att. 9,985 - Partly Cloudy - 82 F

TOP

livebaseballscorecards.com

Batter	1	2	3	4	5	6	7	8	9	AB	R	H	RBI	BB	SO	LOB
26 Max Kepler, L (1, 9) OBP: 1.000, SLG: 4.000 17 Jon Kemmer, L (6, 9)	HR	HR			BB		P5		BB	2 1	2 0	2 0	2 0	1 1	0 0	0 0
19 Ronald Torreyes, R (1, 6) OBP: 0.167, SLG: 0.167 40 Drew Maggi, R (6, 4)	L4	F7			G6-4-3		K		G4-3	3 2	0 0	0 0	0 0	0 0	0 1	1 3
18 Mitch Garver, R (1, 2) OBP: 0.333, SLG: 0.667 78 Ben Rortvedt, L (7, 2)	73 2B 2B	G5-3			K			P5		3 1	1 0	1 0	0 0	0 0	1 0	0 0
27 Lucas Duda, L (1, 3) OBP: 0.333, SLG: 0.200 13 Jordan Gore, S (6, 6) OBP: 0.333, SLG: 0.333	F7		K			G3		G4-3		3 1	0 0	0 0	0 0	0 0	1 0	1 0
66 Brent Rooker, R (1, 10) OBP: 0.500, SLG: 1.000 56 Tomás Telis, S (8, PH) (8, 10)	73 2B HBP		K			57 SF8 3B		K		2 1	1 0	1 0	0 0	0 0	1 1	0 0
73 LaMonte Wade Jr., L (1, 7) OBP: 0.600, SLG: 0.667 57 Luke Raley, L (6, PH) OBP: 0.500, SLG: 0.667 (6, 8)	1-3 2-H 2B		K2-3			SF8 3-H			17 BB 89 BB 1B	2 1	0 0	1 1	1 1	0 0	1 0	0 0
8 Zack Granite, L (1, 8) 50 Jimmy Kerrigan, S (6, PH) (6, 7)	G1-3			K2-3		E4			F7	2 2	0 0	0 0	0 0	0 0	1 0	2 1
72 Randy César, R (1, 5) OBP: 0.333, SLG: 0.800 89 Alex Perez, L (6, 5) OBP: 1.000, SLG: 1.000		HR		K		F8			17 BB 1-2 BB	3 0	1 0	1 0	1 0	0 0	1 1	1 0
1 Nick Gordon, L (1, 4) OBP: 0.400, SLG: 0.400 81 Wynston Sawyer, R (6, 3) OBP: 0.250, SLG: 0.250		F9		K			K		K	2 2	0 0	0 0	0 0	0 0	1 2	0 2

	AB	R	H	RBI	BB	SO	LOB
TOP	33	5	7	5	3	11	11

Inning Stats										
	R: 2 E: 0 K: 0 S: 8	H: 3 LOB: 2 BB: 0 P: 10	R: 2 E: 0 K: 0 S: 5	H: 2 LOB: 0 BB: 0 P: 6	R: 0 E: 0 K: 3 S: 9	H: 0 LOB: 0 BB: 0 P: 9	R: 0 E: 0 K: 3 S: 9	H: 0 LOB: 0 BB: 0 P: 9	R: 0 E: 0 K: 1 S: 4	H: 0 LOB: 0 BB: 1 P: 8
	R: 1 E: 1 K: 0 S: 5	H: 1 LOB: 1 BB: 0 P: 5	R: 0 E: 0 K: 2 S: 7	H: 0 LOB: 0 BB: 0 P: 7	R: 0 E: 0 K: 1 S: 5	H: 0 LOB: 0 BB: 0 P: 5	R: 0 E: 0 K: 1 S: 6	H: 1 LOB: 3 BB: 2 P: 14	1B: 1 2B: 2 3B: 1 HR: 3	SF: 1 SAC: 0 DP: 1 HBP: 1

	WP: 0	PA: 38
	PB: 0	
	SB: 0	
	CS: 0	

PITCHER		IP	WLS	BF	H	R	ER	SO	BB	IBB	HBP	BLK	WP	HR	S	P	ERA	WHIP
73 Ryan Weber, R	(1, 1)	1.0		7	3	2	2	0	0	0	1	0	0	1	8	10	18.00	3.000
ERA: 18.0																		
53 Dedgar Jimenez, L	(2, 1)	1.0		5	2	2	2	0	0	0	0	0	0	2	5	6	18.00	2.000
ERA: 18.0																		
44 Brandon Workman, R	(3, 1)	1.0		3	0	0	0	3	0	0	0	0	0	0	9	9	0.00	0.000
ERA:																		
72 Colten Brewer, R	(4, 1)	1.0		3	0	0	0	3	0	0	0	0	0	0	9	9	0.00	0.000
ERA:																		
79 Denyi Reyes, R	(5, 1)	2.0		8	1	1	1	1	1	0	0	0	0	0	9	13	4.50	1.000
ERA: 4.5																		

PITCHER		IP	WLS	BF	H	R	ER	SO	BB	IBB	HBP	BLK	WP	HR	S	P	ERA	WHIP
47 Mark Montgomery, R	(7, 1)	1.0		3	0	0	0	2	0	0	0	0	0	0	7	7	0.00	0.000
ERA:																		
71 Matthew Gorst, R	(8, 1)	1.0	W	3	0	0	0	1	0	0	0	0	0	0	5	5	0.00	0.000
ERA:																		
47 Kutter Crawford, R	(9, 1)	1.0	S	6	1	0	0	1	2	0	0	0	0	0	6	14	0.00	3.000
ERA:																		

Minnesota Twins @ Boston Red Sox

JetBlue Park, Ft. Myers, FL

Sun Feb 24 2019, 1:09 PM - 3:55 PM EST

Att. 9,985 - Partly Cloudy - 82 F

BOTTOM

Batter	1	2	3	4	5	6	7	8	9	AB	R	H	RBI	BB	SO	LOB
16 Andrew Benintendi, L (1, 7) 83 Bobby Dalbec, R (5, 5) OBP: 1.000, SLG: 1.000	G5-3		G3			BB: 38 WP, 43 WP, 38 HR	HBP	1B: 1-2, 3-H		2 0 0 0 0 0 0 1 1 1 1 1 0 0						
19 Jackie Bradley Jr., L (1, 8) OBP: 0.500, SLG: 2.000 43 Tony Renda, R (5, 6)	HR		G3			K: 1-2	G1-3	G5-3		2 1 1 1 0 0 0 3 0 0 0 0 1 5						
11 Rafael Devers, L (1, 5) OBP: 0.400, SLG: 0.400 38 Tate Matheny, R (5, 8) OBP: 0.500, SLG: 1.250	G5-3		G4-3			HR: 2-H		1B: 74 BB, 65 HR		2 0 0 0 0 0 0 2 2 2 2 0 0 0						
2 Xander Bogaerts, R (1, 6) 74 Chad De La Guerra, L (5, 4) OBP: 1.000, SLG: 2.000	G6-3			K		2B		BB: 65 HR, 1-2		2 0 0 0 0 1 0 1 1 1 0 1 0 0						
12 Brock Holt, L (1, 4) 22 Jordan Wren, L (5, 7)		G1-3		F9		P5		K		2 0 0 0 0 0 0 2 0 0 0 0 1 3						
36 Eduardo Núñez, R (1, 10) OBP: 0.500, SLG: 1.000 68 Juan Centeno, L (6, PH) OBP: 0.400, SLG: 0.250 (7, 10)		2B: 59 1B		P4		F7		K		2 1 1 0 0 0 0 2 0 0 0 0 1 3						
7 Christian Vázquez, R (1, 2) 65 Michael Chavis, R (6, 3) OBP: 0.600, SLG: 1.800		F8		F9			K	HR: 1-H, 2-H		2 0 0 0 0 0 1 2 1 1 3 0 1 0						
59 Sam Travis, R (1, 3) OBP: 0.667, SLG: 0.667 77 Óscar Hernández, R (6, 2) OBP: 0.500, SLG: 0.333 2 Jagger Rusconi, S (8, PR) 59 Jhon Nuñez, S (9, 2)		1B: 2-H		G4-3			1B: 40 G5-3	BB: 40 1B, 83 1B		2 0 1 1 0 0 0 1 0 1 0 1 0 0 0 1 0 0 0 0 0 0 0 0 0 0 0 0						
41 Cole Sturgeon, L (1, 9) 40 Danny Mars, S (6, 9) OBP: 0.500, SLG: 0.500		G4-3		K			G5-3	1B: 83 1B, 1-3		2 0 0 0 0 1 1 2 0 1 0 0 0 1						
Inning Stats	R: 1 E: 0 K: 0 S: 5 H: 1 LOB: 0 BB: 0 P: 5	R: 1 E: 0 K: 0 S: 5 H: 2 LOB: 1 BB: 0 P: 5	R: 0 E: 0 K: 0 S: 3 H: 0 LOB: 0 BB: 0 P: 3	R: 0 E: 0 K: 1 S: 5 H: 0 LOB: 0 BB: 0 P: 5	R: 0 E: 0 K: 1 S: 5 H: 0 LOB: 0 BB: 0 P: 5	R: 2 E: 0 K: 1 S: 9 H: 2 LOB: 1 BB: 1 P: 15	R: 0 E: 0 K: 1 S: 6 H: 1 LOB: 2 BB: 0 P: 7	R: 4 E: 0 K: 2 S: 11 H: 4 LOB: 2 BB: 2 P: 19		1B: 5 2B: 2 3B: 0 HR: 3	SF: 0 SAC: 0 DP: 0 HBP: 1			WP: 2 PB: 0 SB: 0 CS: 0	PA: 38		

livebaseballscorecards.com

AB	34
R	8
H	10
RBI	8
BB	3
SO	6
LOB	14

PITCHER		IP	WLS	BF	H	R	ER	SO	BB	IBB	HBP	BLK	WP	HR	S	P	ERA	WHIP
33 Martín Pérez, L ERA: 9.0	(1, 1)	2.0		9	3	2	2	0	0	0	0	0	0	1	10	10	9.00	1.500
38 Blake Parker, R ERA:	(3, 1)	1.0	H	3	0	0	0	0	0	0	0	0	0	0	3	3	0.00	0.000
43 Addison Reed, R ERA:	(4, 1)	1.0	H	3	0	0	0	1	0	0	0	0	0	0	5	5	0.00	0.000
65 Trevor May, R ERA:	(5, 1)	1.0	H	3	0	0	0	1	0	0	0	0	0	0	5	5	0.00	0.000
Tim Collins, L ERA: 18.0	(6, 1)	1.0	H	6	2	2	2	1	1	0	0	0	2	1	9	15	18.00	3.000

PITCHER		IP	WLS	BF	H	R	ER	SO	BB	IBB	HBP	BLK	WP	HR	S	P	ERA	WHIP
64 Austin Adams, R ERA:	(7, 1)	1.0	H	5	1	0	0	1	0	0	1	0	0	0	6	7	0.00	1.000
96 Pat Dean, L ERA: 54.0	(8, 1)	0.2	L	6	2	4	4	2	2	0	0	0	0	1	8	16	54.00	6.000
27 Kevin Comer, R ERA:	(8, 1)	0.1		3	2	0	0	0	0	0	0	0	0	0	3	3	0.00	6.000

Batter	1	2	3	4	5	6	7	8	9	AB	R	H	RBI	BB	SO	LOB
48 Gorkys Hernández, R (1, 8) OBP: 0.333, SLG: 0.333	C X 0-1 ① F9		X 0-0 ① 23 S 1-3 1B		X 0-0 ① F9		C C C 0-3 ① K		X 0-0 ③ P3	3	0	1	0	0	0	0
65 Michael Chavis, R (6, 5) OBP: 0.429, SLG: 1.286										2	0	0	0	0	1	0
23 Blake Swihart, S (1, 2)	B B B B 4-0 3 G4-6-3 BB		S S S 0-3 ② K 1-2		S S C 0-3 ② K		X 0-0 ② G3			2	0	0	0	1	2	2
85 Josh Ockimey, L (6, 3)										1	0	0	0	0	0	0
3 Sandy León, S (1, 10) OBP: 0.200, SLG: 0.200	X 0-0 ②③ G4-6-3 1-2f		C C S 0-3 ③ K		S S S 0-3 ③ K		X 0-0 1B			3	0	0	0	0	2	3
74 Chad De La Guerra, L (7, PH) OBP: 1.000, SLG: 1.500										1	0	1	0	0	0	0
(7, 10)																
59 Sam Travis, R (1, 3) OBP: 0.500, SLG: 0.400		X 0-0 ① G5-3		H 1-0 54 BB 83 BB HBP		X 0-0 ① G1-3	X 0-0 ③ F8			2	0	0	0	0	0	0
41 Cole Sturgeon, L (6, 8)										1	0	0	0	0	0	1
83 Bobby Dalbec, R (1, 5) OBP: 0.714, SLG: 0.333		X 0-0 ② P4		B B B B 4-0 54 BB 1-2 BB		X 0-0 ② F8		X 0-0 ① P2		2	0	0	0	1	0	0
77 Óscar Hernández, R (6, 2) OBP: 0.400, SLG: 0.250										1	0	0	0	0	0	0
54 Bryce Brentz, R (1, 7) OBP: 0.833, SLG: 1.500		B X 1-0 HR		B B B 4-0 1-2 2-3 BB		B B B B 4-0 5 1B 38 E1 BB		X 0-0 ② F9		1	1	1	1	2	0	0
90 C.J. Chatham, R (6, PR)										1	1	0	0	0	0	0
(6, 6)																
5 Tzu-Wei Lin, L (1, 6) OBP: 0.500, SLG: 0.667		S S C 0-3 ③ K		X 0-0 ① F5		X 0-0 43 BB 38 E 1-3 1B		C C C 0-3 ③ K		3	1	1	0	0	1	3
31 Cole Brannen, L (6, 7)										1	0	0	0	0	1	0
43 Tony Renda, R (1, 4)			H 1-0 48 1B HBP	S S S 0-3 ② K		B B B B 4-0 38 E1 38 E 1-2 BB			X 0-0 ① G6-3	1	0	0	0	1	1	3
11 Jeremy Rivera, S (6, 4) OBP: 0.333, SLG: 0.667										1	0	0	0	0	0	0
38 Tate Matheny, R (1, 9) OBP: 0.286, SLG: 0.714			S S S 0-3 ① K	X 0-0 ③ F8		X 0-0 ③ E1 1-3 2-H 3-H			X 0-0 ② G3-1	3	0	0	0	0	1	5
39 Joseph Monge, R (6, 9)										1	0	0	0	0	0	0
Inning Stats	R: 0 E: 0 K: 0 S: 3 H: 0 LOB: 0 BB: 1 P: 7	R: 1 E: 0 K: 1 S: 6 H: 1 LOB: 0 BB: 0 P: 7	R: 0 E: 0 K: 3 S: 10 H: 1 LOB: 2 BB: 0 P: 11	R: 0 E: 0 K: 1 S: 5 H: 0 LOB: 3 BB: 2 P: 14	R: 0 E: 0 K: 2 S: 7 H: 0 LOB: 0 BB: 0 P: 7	R: 2 E: 1 K: 0 S: 4 H: 1 LOB: 3 BB: 2 P: 12	R: 0 E: 0 K: 1 S: 6 H: 1 LOB: 1 BB: 0 P: 6	R: 0 E: 0 K: 1 S: 5 H: 0 LOB: 0 BB: 0 P: 5	R: 0 E: 0 K: 0 S: 3 H: 0 LOB: 0 BB: 0 P: 3	1B: 3 2B: 0 3B: 0 HR: 1 SF: 0 SAC: 0 DP: 1 HBP: 2						

TOP

Boston Red Sox @ Pittsburgh Pirates

LECOM Park, Bradenton, FL

Mon Feb 25 2019, 1:06 PM - 4:06 PM EST

Att. 6,551 - Cloudy - 73 F

livebaseballscorecards.com

AB	30
R	3
H	4
RBI	1
BB	5
SO	9
LOB	17

WP: 0 PB: 0 SB: 1 CS: 0 PA: 37

PITCHER	IP	WLS	BF	H	R	ER	SO	BB	IBB	HBP	BLK	WP	HR	S	P	ERA	WHIP
31 Jordan Lyles, R (1, 1) ERA: 4.5	2.0		7	1	1	1	1	1	0	0	0	0	1	9	14	4.50	1.000
60 Jesús Liranzo, R (3, 1) ERA:	1.2		10	1	0	0	4	2	0	2	0	0	0	14	24	0.00	1.800
71 Brandon Waddell, L (4, 1) ERA:	1.1		4	0	0	0	2	0	0	0	0	0	0	8	8	0.00	0.000
81 Elvis Escobar, L (6, 1) ERA:	1.0		6	1	2	0	0	2	0	0	0	0	0	4	12	0.00	3.000
80 Eduardo Vera, R (7, 1) ERA:	2.0	W	7	1	0	0	2	0	0	0	0	0	0	11	11	0.00	0.500

PITCHER	IP	WLS	BF	H	R	ER	SO	BB	IBB	HBP	BLK	WP	HR	S	P	ERA	WHIP
83 Montana DuRapau, R (9, 1) ERA:	1.0	S	3	0	0	0	0	0	0	0	0	0	0	3	3	0.00	0.000

BOTTOM

Batter	1	2	3	4	5	6	7	8	9	AB	R	H	RBI	BB	SO	LOB
53 Melky Cabrera, S (1, 7) OBP: 0.200, SLG: 0.400 88 Logan Hill, R (6, 7)	0-0 2B		0-3 K			0-3 K		4-0 82 BB, 17 1B, 91 BB BB		2 0 1 0 0 1 0 1 1 0 0 1 1 0						
6 Starling Marte, R (1, 8) 17 JB Shuck, L (6, 8) OBP: 0.250, SLG: 0.250	0-3 K		0-0 G3			0-0 P6		0-0 91 BB, 82 BB, 92 FC6-5 1-2 1B		2 0 0 0 0 1 1 2 1 1 0 0 0 0						
29 Francisco Cervelli, R (1, 3) OBP: 0.250, SLG: 0.250 82 Jerrick Suiter, R (6, 3)	0-0 G5-3			0-0 19 G6-3, 55 1B 1B		4-0 BB		4-0 92 FC6-5, 91 BB 1-2 2-3 BB		2 0 1 0 0 0 1 0 0 0 0 2 0 0						
55 Josh Bell, S (1, 10) OBP: 0.250, SLG: 0.250 91 Oneil Cruz, L (6, PH) (7, 10)	0-3 K			0-0 19 G6-3 1-2 1B		0-0 G4-3		4-0 92 FC6-5, 80 1B 1-2 2-3 3-H BB		2 0 1 0 0 1 1 1 1 0 1 1 0 1						
19 Colin Moran, L (1, 5) OBP: 0.250, SLG: 0.500 92 Dylan Busby, R (6, 5)		0-0 36 WP, 27 SF9 2B		0-0 G6-3 1-2f 2-3			0-0 G4-3	0-0 FC6-5, 80 1B 1-2 2-3f 3-H		2 1 1 0 0 0 2 2 0 0 1 0 0 2						
36 José Osuna, R (1, 9) 80 Lolo Sanchez, R (6, 9) OBP: 0.500, SLG: 0.333		B X 1-0 G6-3 2-3		0-3 K			4-0 3 CS BB	0-0 1-2 2-H 1B		2 0 0 0 0 1 2 1 0 1 1 1 0 0						
27 Kevin Newman, R (1, 6) OBP: 0.200, SLG: 0.500 3 Cole Tucker, S (6, 6)		0-0 SF9 3-H			0-0 G6-3		1 SAFE 1 SAFE 0-0 E2 1-2	0-0 G4-3		1 0 0 1 0 0 0 2 0 0 0 0 0 3						
15 Pablo Reyes, R (1, 4) OBP: 0.286, SLG: 0.429 79 Alfredo Reyes, R (6, 4)	0-0 G5-3				0-0 F9		0-3 K			2 0 0 0 0 0 0 1 0 0 0 0 1 1						
58 Jacob Stallings, R (1, 2) 74 Christian Kelley, R (6, 2)			0-0 F9		0-0 G5-3			0-0 F8		2 0 0 0 0 0 0 1 0 0 0 0 0 0						
Inning Stats	R: 0 H: 1 E: 0 LOB: 1 K: 2 BB: 0 S: 8 P: 8	R: 1 H: 1 E: 0 LOB: 0 K: 0 BB: 0 S: 4 P: 5	R: 0 H: 0 E: 0 LOB: 0 K: 1 BB: 0 S: 5 P: 5	R: 0 H: 2 E: 0 LOB: 1 K: 1 BB: 0 S: 6 P: 6	R: 0 H: 0 E: 0 LOB: 0 K: 0 BB: 0 S: 3 P: 3	R: 0 H: 0 E: 0 LOB: 1 K: 1 BB: 1 S: 5 P: 9	R: 0 H: 0 E: 1 LOB: 1 K: 1 BB: 1 S: 5 P: 9	R: 3 H: 2 E: 0 LOB: 2 K: 0 BB: 3 S: 5 P: 17		1B: 4 SF: 1 2B: 2 SAC: 0 3B: 0 DP: 1 HR: 0 HBP: 0				WP: 1 PA: 34 PB: 0 SB: 0 CS: 1		

PITCHER		IP	WLS	BF	H	R	ER	SO	BB	IBB	HBP	BLK	WP	HR	S	P	ERA	WHIP
61 Brian Johnson, L ERA: 4.5	(1, 1)	2.0		8	2	1	1	2	0	0	0	0	1	0	12	13	4.50	1.000
66 Bobby Poyner, L ERA:	(3, 1)	1.0		3	0	0	0	1	0	0	0	0	0	0	5	5	0.00	0.000
75 Domingo Tapia, R ERA:	(4, 1)	2.0		7	2	0	0	1	0	0	0	0	0	0	9	9	0.00	1.000
22 Jordan Weems, R ERA:	(6, 1)	1.0		4	0	0	0	1	1	0	0	0	0	0	5	9	0.00	1.000
50 Daniel McGrath, L ERA:	(7, 1)	1.0		4	0	0	0	1	1	0	0	0	0	0	5	9	0.00	1.000

PITCHER		IP	WLS	BF	H	R	ER	SO	BB	IBB	HBP	BLK	WP	HR	S	P	ERA	WHIP
89 Jhonathan Diaz, L ERA: 40.5	(8, 1)	0.2	L	6	1	3	3	0	3	0	0	0	0	0	3	15	40.50	6.000
51 Hunter Smith, R ERA:	(8, 1)	0.1		2	1	0	0	0	0	0	0	0	0	0	2	2	0.00	3.000

Boston Red Sox @ Pittsburgh Pirates

LECOM Park, Bradenton, FL

Mon Feb 25 2019, 1:06 PM - 4:06 PM EST

Att. 6,551 - Cloudy - 73 F

livebaseballscorecards.com

AB	28
R	4
H	6
RBI	4
BB	5
SO	6
LOB	14

Batter	1	2	3	4	5	6	7	8	9	AB	R	H	RBI	BB	SO	LOB
Inning Stats																

Boston Red Sox @ Toronto Blue Jays

Dunedin Stadium, Dunedin, FL

Tue Feb 26 2019, 1:07 PM EST

Partly Cloudy - 68 F

TOP

livebaseballscorecards.com

AB	0
R	0
H	0
RBI	0
BB	0
SO	0
LOB	0

1B: 0	SF: 0																	
2B: 0	SAC: 0																	
3B: 0	DP: 0																	
HR: 0	HBP: 0																	

WP: 0	PA: 0																	
PB: 0																		
SB: 0																		
CS: 0																		

PITCHER	IP	WLS	BF	H	R	ER	SO	BB	IBB	HBP	BLK	WP	HR	S	P	ERA	WHIP

PITCHER	IP	WLS	BF	H	R	ER	SO	BB	IBB	HBP	BLK	WP	HR	S	P	ERA	WHIP

Batter	1	2	3	4	5	6	7	8	9	AB	R	H	RBI	BB	SO	LOB
Inning Stats										1B: 0 2B: 0 3B: 0 HR: 0		SF: 0 SAC: 0 DP: 0 HBP: 0					

PITCHER	IP	WLS	BF	H	R	ER	SO	BB	IBB	HBP	BLK	WP	HR	S	P	ERA	WHIP

PITCHER	IP	WLS	BF	H	R	ER	SO	BB	IBB	HBP	BLK	WP	HR	S	P	ERA	WHIP

BOTTOM

Boston Red Sox @ Toronto Blue Jays

Dunedin Stadium, Dunedin, FL

Tue Feb 26 2019, 1:07 PM EST

Partly Cloudy - 68 F

livebaseballscorecards.com

AB	**0**
R	**0**
H	**0**
RBI	**0**
BB	**0**
SO	**0**
LOB	**0**

WP: 0 PA: 0
PB: 0
SB: 0
CS: 0

Baltimore Orioles @ Boston Red Sox

JetBlue Park, Ft. Myers, FL

Wed Feb 27 2019, 1:08 PM - 4:05 PM EST

Att. 9,293 - Overcast - 80 F

TOP

livebaseballscorecards.com

Batter	1	2	3	4	5	6	7	8	9	AB	R	H	RBI	BB	SO	LOB
3 Cedric Mullins, L (1, 8) OBP: 0.300, SLG: 0.333 75 Mike Yastrzemski, L (6, 8)	B S C C 1-3 ① K	X 0-0 ③ G5-3		S S S 0-3 ③ K		X 0-0 ① F7		X 0-0 ② P6		4 1	0 0	0 0	0 0	0 0	2 0	1 0
28 Eric Young Jr., S (1, 7) OBP: 0.286, SLG: 0.714 68 Christopher Bostick, R (5, 7) OBP: 0.143, SLG: 0.143	X 0-0 25 FC5-4 39 1B 1B		S S S 0-3 ① K		S S C 0-3 ① K	B S S S 1-3 ② K 1-2		X 0-0 ③ F9		3 2	0 0	1 0	0 0	0 0	2 1	0 1
39 Renato Núñez, R (1, 5) OBP: 0.250, SLG: 0.286 76 Ryan Mountcastle, R (5, 5) OBP: 0.200, SLG: 0.222	X 0-0 25 FC5-4 ② 1B 1-2		S S C 0-3 ② K		X 0-0 14 BB 1 2B 1B	S S S 0-3 ③ K2-3			X 0-0 ① F8	3 2	1 0	2 0	0 0	0 0	1 1	0 1
25 Anthony Santander, S (1, 9) OBP: 0.333, SLG: 0.444 24 DJ Stewart, L (6, 9) OBP: 0.125, SLG: 0.250	X 0-0 ② FC5-4 1-2f 2-3	X 0-0 1B		S S S 0-3 ② K			X 0-0 6 S 2B		X 0-0 ② G3	3 2	0 0	1 1	0 0	0 0	1 0	3 0
14 Rio Ruiz, L (1, 3) OBP: 0.500, SLG: 0.857 12 Stevie Wilkerson, S (6, 3) OBP: 0.273, SLG: 0.222	S S S 0-3 ③ K	X 0-0 ③ F8		B B B B 4-0 1 2B 1-2 BB			X 0-0 ① G5-3		H 1-0 6 FC6-4 HBP	2 1	1 0	0 0	0 0	1 0	1 0	3 1
1 Richie Martin, R (1, 6) OBP: 0.500, SLG: 0.571 6 Drew Jackson, R (6, 6) OBP: 0.333, SLG: 0.250		B B B B 4-0 15 HR BB		X 0-0 15 HR 1B	X 0-0 15 S 15 1B 1-H 2-H 2B		B S S S 1-3 ② K 2-3		X 0-0 ③ FC6-4 1-2f	2 2	3 0	2 0	2 0	1 0	0 1	0 2
15 Chance Sisco, L (1, 10) OBP: 0.714, SLG: 2.167 72 Martin Cervenka, R (7, PH) (7, 10)	S C X 0-2 1-H HR	X 0-0 1-H HR	B X 1-0 2-H 1B			B B B B 4-0 81 WP BB				3 0	2 0	3 0	5 0	0 1	0 0	0 0
74 Carlos Pérez, R (1, 2) OBP: 0.200, SLG: 0.400 81 Cael Brockmeyer, R (6, 2) OBP: 0.500, SLG: 0.500	X 0-0 ① G4-3	X 0-0 ① P2	X 0-0 ③ F8			B X 1-0 ③ G4-3 1-2				3 1	0 0	0 0	0 0	0 0	0 0	1 2
69 Jack Reinheimer, R (1, 4) OBP: 0.571, SLG: 0.714 71 Zach Vincej, R (6, 4) OBP: 0.250, SLG: 0.250	S C C 0-3 ② K	X 0-0 ② P3				X 0-0 68 S 1B		X 0-0 ① F9		3 1	0 0	1 0	0 0	0 0	1 0	0 0
Inning Stats	R: 0 E: 0 K: 2 S: 9 H: 2 LOB: 2 BB: 0 P: 10	R: 2 E: 0 K: 1 S: 8 H: 1 LOB: 0 BB: 1 P: 12	R: 0 E: 0 K: 2 S: 8 H: 1 LOB: 1 BB: 0 P: 8	R: 2 E: 0 K: 1 S: 7 H: 2 LOB: 0 BB: 0 P: 7	R: 3 E: 0 K: 2 S: 10 H: 3 LOB: 1 BB: 1 P: 15	R: 0 E: 0 K: 2 S: 8 H: 1 LOB: 1 BB: 0 P: 9	R: 0 E: 0 K: 1 S: 6 H: 1 LOB: 2 BB: 1 P: 12	R: 0 E: 0 K: 0 S: 3 H: 0 LOB: 0 BB: 0 P: 3	R: 0 E: 0 K: 0 S: 3 H: 0 LOB: 1 BB: 0 P: 4	1B: 7 2B: 2 3B: 0 HR: 2 SF: 0 SAC: 0 DP: 0 HBP: 1						

AB	38
R	7
H	11
RBI	7
BB	3
SO	11
LOB	15

WP: 1 PB: 0 SB: 3 CS: 0 PA: 42

PITCHER	IP	WLS	BF	H	R	ER	SO	BB	IBB	HBP	BLK	WP	HR	S	P	ERA	WHIP
57 Eduardo Rodriguez, L (1, 1) ERA: 9.0	2.0		10	3	2	2	3	1	0	0	0	0	1	17	22	9.00	2.000
44 Brandon Workman, R (3, 1) ERA:	1.0		4	1	0	0	2	0	0	0	0	0	0	8	8	0.00	1.000
47 Tyler Thornburg, R (4, 1) ERA: 18.0	1.0		5	2	2	2	1	0	0	0	0	0	1	7	7	18.00	2.000
72 Colten Brewer, R (5, 1) ERA: 13.5	1.0	L	7	3	3	3	2	1	0	0	0	0	0	10	15	27.00	4.000
80 Darwinzon Hernández, L (6, 1) ERA:	2.0		9	2	0	0	3	1	0	0	0	1	0	14	21	0.00	1.500

PITCHER	IP	WLS	BF	H	R	ER	SO	BB	IBB	HBP	BLK	WP	HR	S	P	ERA	WHIP
64 Marcus Walden, R (8, 1) ERA:	2.0		7	0	0	0	0	0	0	1	0	0	0	6	7	0.00	0.000

Baltimore Orioles @ Boston Red Sox

JetBlue Park, Ft. Myers, FL

Wed Feb 27 2019, 1:08 PM - 4:05 PM EST

Att. 9,293 - Overcast - 80 F

BOTTOM

Batter	1	2	3	4	5	6	7	8	9	AB	R	H	RBI	BB	SO	LOB
19 Jackie Bradley Jr., L (1, 8) OBP: 0.600, SLG: 1.800	S C X 0-2 HR		S S S 0-3 ① K	X 0-0 1B		S S S 0-3 ③ K			X 0-0 ① F9	3	1	2	1	0	1	0
38 Tate Matheny, R (5, 8) OBP: 0.222, SLG: 0.556										2	0	0	0	0	1	1
50 Mookie Betts, R (1, 9)	X 0-0 ① G5-3		S S S 0-3 ② K	X 0-0 ③ G1-3			S S S 0-3 ① K		X 0-0 7 E 7 S 5 2B 1B	3	0	0	0	0	1	1
5 Jarren Duran, L (5, 9) OBP: 0.500, SLG: 0.500										2	1	1	0	0	1	0
36 Eduardo Núñez, R (1, 4) OBP: 0.600, SLG: 0.800	X 0-0 1B		X 0-0 1B		X 0-0 ① P6		X 0-0 ② G5-3		B X 1-0 ② F7 1-3	3	0	2	0	0	0	0
7 Brett Netzer, L (6, 4)										2	0	0	0	0	0	1
2 Xander Bogaerts, R (1, 6)	S C 0-3 ② K		X 0-0 ③ F9		B B B B 4-0 3 BB BB		X 0-0 E4 77 1B		X 0-0 77 2B 3-H 2B	2	0	0	0	0	1	2
5 Tzu-Wei Lin, L (5, 6) OBP: 0.556, SLG: 0.750										2	1	1	1	1	0	0
3 Sandy León, S (1, 2) OBP: 0.375, SLG: 0.286	X 0-0 ③ G1-3			X 0-0 83 1B 65 HR 1B	B B B B 4-0 83 G6-4-3 1-2 BB		X 0-0 1-3 1B		X 0-0 2-H 2B	2	1	1	0	1	0	1
77 Óscar Hernández, R (6, 2) OBP: 0.571, SLG: 0.667										2	0	2	1	0	0	0
11 Jeremy Rivera, S (9, PR) OBP: 0.333, SLG: 0.667										0	0	0	0	0	0	0
83 Bobby Dalbec, R (1, 3) OBP: 0.700, SLG: 0.500		X 0-0 65 G5-3 1B		X 0-0 65 HR 1-2 1B	X 0-0 ② ③ G6-4-3 1-2f		S S S 0-3 ③ K		X 0-0 ③ P6	3	1	2	0	0	0	2
12 Pedro Castellanos, R (6, 3)										2	0	0	0	0	1	3
65 Michael Chavis, R (1, 5) OBP: 0.500, SLG: 1.444		X 0-0 ① G5-3 1-2		B X 1-0 1-H 2-H HR	B B B B 4-0 BB			B B B B 4-0 48 G6-4-3 BB		2	1	1	3	1	0	1
5 Mike Miller, R (7, 5)										0	0	0	0	1	0	0
54 Bryce Brentz, R (1, 7) OBP: 0.556, SLG: 0.857		X 0-0 ② L5-3		X 0-0 ① G4-3	X 0-0 ① P4			C S C 0-3 ① K		3	0	0	0	0	0	2
2 Jagger Rusconi, S (7, 7)										1	0	0	0	0	1	1
48 Marino Campana, R (1, 10)		S S S 0-3 ③ K		X 0-0 ② G6-3		S S S 0-3 ② K		X 0-0 ② ③ G6-4-3 1-2f		4	0	0	0	0	2	3
Inning Stats	R: 1 E: 0 K: 1 S: 9 H: 2 LOB: 1 BB: 0 P: 9	R: 0 E: 0 K: 1 S: 6 H: 1 LOB: 1 BB: 0 P: 6	R: 0 E: 0 K: 2 S: 8 H: 1 LOB: 1 BB: 0 P: 8	R: 3 E: 0 K: 0 S: 7 H: 4 LOB: 1 BB: 0 P: 8	R: 0 E: 0 K: 0 S: 2 H: 0 LOB: 1 BB: 2 P: 10	R: 0 E: 0 K: 2 S: 7 H: 0 LOB: 1 BB: 1 P: 11	R: 0 E: 1 K: 2 S: 9 H: 1 LOB: 2 BB: 0 P: 9	R: 0 E: 0 K: 1 S: 4 H: 0 LOB: 0 BB: 1 P: 8	R: 2 E: 0 K: 0 S: 6 H: 3 LOB: 1 BB: 0 P: 7	1B: 8 2B: 2 3B: 0 HR: 2 SF: 0 SAC: 0 DP: 2 HBP: 0							

livebaseballscorecards.com

AB	38
R	6
H	12
RBI	6
BB	4
SO	9
LOB	18

WP: 0 PB: 0 SB: 1 CS: 0 PA: 42

PITCHER		IP	WLS	BF	H	R	ER	SO	BB	IBB	HBP	BLK	WP	HR	S	P	ERA	WHIP
64 Gabriel Ynoa, R ERA: 4.5	(1, 1)	2.0		9	3	1	1	2	0	0	0	0	0	1	15	15	4.50	1.500
58 Evan Phillips, R ERA:	(3, 1)	1.0	H	4	1	0	0	2	0	0	0	0	0	0	8	8	0.00	1.000
73 Bo Schultz, R ERA: 13.5	(4, 1)	1.0	W	7	4	3	3	0	0	0	0	0	0	1	7	8	27.00	4.000
51 Paul Fry, L ERA:	(5, 1)	1.0	H	4	0	0	0	0	2	0	0	0	0	0	2	10	0.00	2.000
52 Branden Kline, R ERA:	(6, 1)	1.0	H	4	0	0	0	2	1	0	0	0	0	0	7	11	0.00	1.000

PITCHER		IP	WLS	BF	H	R	ER	SO	BB	IBB	HBP	BLK	WP	HR	S	P	ERA	WHIP
66 Tanner Scott, L ERA: 27.0	(7, 1)	1.0	H	5	1	0	0	2	0	0	0	0	0	0	9	9	0.00	1.000
55 Dillon Tate, R ERA: 6.0	(8, 1)	2.0	S	9	3	2	2	1	1	0	0	0	0	0	10	15	9.00	2.000

Boston Red Sox @ Tampa Bay Rays

Charlotte Sports Park, Port Charlotte, FL

Wed Feb 27 2019, 1:05 PM - 3:53 PM EST

Att. 4,215 - Partly Cloudy - 75 F

livebaseballscorecards.com

Batter	1	2	3	4	5	6	7	8	9	AB	R	H	RBI	BB	SO	LOB
16 Andrew Benintendi, L (1, 7) OBP: 0.200, SLG: 0.400	1-0 12 1B 11 1B 2B	0-0 G4-3		0-0 G4-6-3 1-2f			0-0 L4		4-0 11 FC6-4 BB	3	1	1	0	0	0	2
22 Jordan Wren, L (5, 7)										1	0	0	0	1	0	0
12 Brock Holt, L (1, 4) OBP: 0.400, SLG: 0.400	0-0 7 WP 11 1B 2-3 1B	0-3 K		0-0 11 1B 1B			0-2 HR		0-0 F8	3	0	2	0	0	1	0
43 Tony Renda, R (5, PR) OBP: 0.333, SLG: 0.571 (5, 4)										2	1	1	1	0	0	1
11 Rafael Devers, L (1, 5) OBP: 0.625, SLG: 1.000	0-0 7 WP 1-2 3-H 1B	0-0 HR		0-0 1-2 1B			0-0 G3-1		0-0 FC6-4 68 1B 1-2f	3	1	3	2	0	0	0
11 Josh Tobias, S (5, PR) (5, 5)										2	0	0	0	0	0	1
7 Christian Vázquez, R (1, 2)	1-3 K 1-2 2-3	0-0 G5-3		0-3 K			0-3 K		0-0 1-3 1B	3	0	0	0	0	2	4
68 Juan Centeno, L (5, 2) OBP: 0.429, SLG: 0.333										2	0	1	0	0	1	0
46 Keith Curcio, L (9, PR)										0	0	0	0	0	0	0
48 Gorkys Hernández, R (1, 8) OBP: 0.222, SLG: 0.222	0-0 G4-3	0-0 P5		0-0 F3				4-0 85 F8 19 1B BB	0-0 G4-3	3	0	0	0	0	0	4
16 Kervin Suarez, S (5, 8)										1	0	0	0	1	0	2
59 Sam Travis, R (1, 3) OBP: 0.444, SLG: 0.286	1-0 HBP			0-2 K	0-0 G6-3			0-0 74 WP 1-2 1B		2	0	0	0	0	1	2
19 Jantzen Witte, L (5, 3) OBP: 1.000, SLG: 1.000										1	0	1	0	0	0	0
85 Josh Ockimey, L (1, 10) OBP: 0.250, SLG: 0.143	0-0 G3			0-0 41 1B 90 1B 1B		0-0 F7		0-0 F8 2-3		4	1	1	0	0	0	5
41 Cole Sturgeon, L (1, 9) OBP: 0.143, SLG: 0.143		0-0 F9		0-0 90 1B 1-2 1B		0-3 K		0-3 K		3	0	1	0	0	1	0
30 Tyler Esplin, L (6, 9)										1	0	0	0	0	1	2
90 C.J. Chatham, R (1, 6) OBP: 0.167, SLG: 0.167		0-3 K		0-0 16 G4-6-3 1-2 2-H 1B		0-3 K		1-3 K 1-2		3	0	1	1	0	2	0
74 Chad De La Guerra, L (6, 6) OBP: 0.750, SLG: 1.000										1	0	0	0	0	1	2
Inning Stats	R: 1 E: 0 K: 1 S: 8 H: 3 LOB: 3 BB: 0 P: 11	R: 0 E: 0 K: 1 S: 5 H: 0 LOB: 0 BB: 0 P: 5	R: 1 E: 0 K: 1 S: 6 H: 1 LOB: 0 BB: 0 P: 6	R: 1 E: 0 K: 1 S: 7 H: 3 LOB: 1 BB: 0 P: 7	R: 0 E: 0 K: 1 S: 7 H: 2 LOB: 2 BB: 0 P: 7	R: 0 E: 0 K: 2 S: 7 H: 0 LOB: 0 BB: 0 P: 7	R: 1 E: 0 K: 1 S: 8 H: 1 LOB: 0 BB: 0 P: 8	R: 0 E: 0 K: 2 S: 8 H: 1 LOB: 2 BB: 1 P: 13	R: 0 E: 0 K: 0 S: 4 H: 1 LOB: 2 BB: 1 P: 8	1B: 9 2B: 1 3B: 0 HR: 2	SF: 0 SAC: 0 DP: 1 HBP: 1						

	AB	R	H	RBI	BB	SO	LOB
TOP	38	4	12	4	2	10	25

PITCHER		IP	WLS	BF	H	R	ER	SO	BB	IBB	HBP	BLK	WP	HR	S	P	ERA	WHIP
70 Ricardo Pinto, R ERA: 3.86	(1, 1)	1.0		7	3	1	1	1	0	0	1	0	1	0	8	11	9.00	3.000
88 Tyler Cloyd, R ERA: 3.0	(2, 1)	2.0		7	1	1	1	2	0	0	0	0	0	1	11	11	4.50	0.500
76 Mike Franco, R ERA: 4.5	(4, 1)	1.0	B	5	3	1	1	1	0	0	0	0	0	0	7	7	9.00	3.000
60 Hoby Milner, L ERA:	(5, 1)	1.0	H	5	2	0	0	1	0	0	0	0	0	0	7	7	0.00	2.000
55 Ryne Stanek, R ERA: 13.5	(6, 1)	1.0	H	3	0	0	0	2	0	0	0	0	0	0	7	7	0.00	0.000

PITCHER		IP	WLS	BF	H	R	ER	SO	BB	IBB	HBP	BLK	WP	HR	S	P	ERA	WHIP
34 Jake Faria, R ERA: 2.45	(7, 1)	2.0	W	9	2	1	1	3	1	0	0	0	1	1	16	21	4.50	1.500
92 Ian Gardeck, R ERA:	(9, 1)	1.0	S	5	1	0	0	0	1	0	0	0	0	0	4	8	0.00	2.000

PA:	41
WP:	2
PB:	0
SB:	0
CS:	0

Batter	1	2	3	4	5	6	7	8	9	AB	R	H	RBI	BB	SO	LOB
2 Yandy Díaz, R (1, 5) OBP: 0.300, SLG: 0.125 84 Mike Brosseau, R (6, 5) OBP: 0.429, SLG: 0.400	B B B B 4-0 BB	x 0-0 ③ F9			S S S 0-3 ① K		x 0-0 ③ FC4-6 1-2f			2	0	0	0	1	1	1
										1	0	0	0	0	0	1
29 Tommy Pham, R (1, 7) OBP: 0.417, SLG: 0.583 80 Kean Wong, L (6, 7)	x 0-0 ① L4		x 0-0 ① L3		x 0-0 79 G6-5-3 1B			B B B B 4-0 65 F7 88 S 64 1B BB		3	0	1	0	0	0	1
										0	1	0	0	1	0	0
79 Nathaniel Lowe, L (1, 3) OBP: 0.182, SLG: 0.545 88 Kevin Padlo, R (8, 3)	C C C 0-3 ② K		S S X 0-2 HR		x 0-0 ②③ G6-5-3 1-2f			B B B B 4-0 64 1B 1-2 BB		3	1	1	1	0	1	2
										0	0	0	0	1	0	0
24 Avisaíl García, R (1, 9) 65 Jesús Sánchez, L (6, PR) OBP: 0.333, SLG: 0.800 (7, 9)	S S S 0-3 ③ K		S S S 0-3 ② K			B B B B 4-0 39 G6-3 BB		x 0-0 ① F7 2-3		2	0	0	0	1	2	1
										1	0	0	0	0	0	2
18 Joey Wendle, L (1, 4) OBP: 0.250, SLG: 0.143 64 Emilio Bonifácio, S (6, 4) OBP: 0.333, SLG: 0.333		x 0-0 28 S 39 E 28 2B 1B	S S T 0-2 ③ K			x 0-0 ① F7		x 0-0 1-3 3-H 1B		2	1	1	0	0	1	0
										2	0	1	1	0	0	1
39 Kevin Kiermaier, L (1, 8) OBP: 0.125, SLG: 0.250 11 Andrew Velazquez, S (7, 8) OBP: 0.429, SLG: 0.429	x 0-0 FC4 28 S 28 2B 1-2			S S S 0-3 ① K	x 0-0 ②③ G6-3 1-2f			S S S 0-3 ② K		3	1	0	0	0	1	2
										1	0	0	0	0	1	2
28 Daniel Robertson, R (1, 6) OBP: 0.500, SLG: 1.000 81 Jake Cronenworth, L (6, 6)	B X 1-0 10 F8 1-H 2-H 2B		B B B S S X 3-2 HR			B B B B 4-0 78 FC6-4 BB	x 0-0 ③ F8			2	1	2	3	0	0	0
										1	0	0	0	1	0	2
10 Mike Zunino, R (1, 2) OBP: 0.222, SLG: 0.556 78 Mac James, R (6, 2) OBP: 0.500, SLG: 0.333	x 0-0 ① F8 2-3		x 0-0 ② P4				x 0-0 ① FC6-4 84 FC4-6 1-2f			2	0	0	0	0	0	1
										1	0	0	0	0	0	1
7 Michael Pérez, L (1, 10) 17 Austin Meadows, L (7, PH) OBP: 0.286, SLG: 0.857 (8, 10)	S S S 0-3 ② K		C C C 0-3 ③ K				x 0-0 ② F7			2	0	0	0	0	2	1
										1	0	0	0	0	0	1
Inning Stats	R: 0 H: 0 E: 0 LOB: 1 K: 2 BB: 1 S: 7 P: 11	R: 2 H: 2 E: 1 LOB: 1 K: 1 BB: 0 S: 8 P: 9	R: 1 H: 1 E: 0 LOB: 0 K: 2 BB: 0 S: 10 P: 10	R: 1 H: 1 E: 0 LOB: 0 K: 2 BB: 0 S: 10 P: 13	R: 0 H: 1 E: 0 LOB: 0 K: 1 BB: 0 S: 5 P: 5	R: 0 H: 0 E: 0 LOB: 1 K: 0 BB: 1 S: 2 P: 6	R: 0 H: 0 E: 0 LOB: 1 K: 0 BB: 1 S: 3 P: 7	R: 1 H: 1 E: 0 LOB: 2 K: 1 BB: 2 S: 6 P: 14		1B: 3 SF: 0 2B: 1 SAC: 0 3B: 0 DP: 2 HR: 2 HBP: 0				WP: 0 PA: 34 PB: 0 SB: 3 CS: 0		

BOTTOM

Boston Red Sox @ Tampa Bay Rays

Charlotte Sports Park, Port Charlotte, FL

Wed Feb 27 2019, 1:05 PM - 3:53 PM EST

Att. 4,215 - Partly Cloudy - 75 F

livebaseballscorecards.com

AB	29
R	5
H	6
RBI	5
BB	5
SO	9
LOB	19

PITCHER		IP	WLS	BF	H	R	ER	SO	BB	IBB	HBP	BLK	WP	HR	S	P	ERA	WHIP
91 Mike Shawaryn, R ERA: 9.0	(1, 1)	1.0		7	2	2	1	2	1	0	0	0	0	0	10	15	9.00	3.000
54 Trevor Kelley, R ERA:	(2, 1)	1.0		3	0	0	0	1	0	0	0	0	0	0	5	5	0.00	0.000
31 Erasmo Ramírez, R ERA: 6.0	(3, 1)	2.0		8	2	2	2	4	0	0	0	0	0	2	20	23	9.00	1.000
78 Travis Lakins Sr., R ERA:	(5, 1)	2.0		6	1	0	0	1	1	0	0	0	0	0	7	11	0.00	1.000
81 Josh Taylor, L ERA:	(7, 1)	1.0		4	0	0	0	0	1	0	0	0	0	0	3	7	0.00	1.000

PITCHER		IP	WLS	BF	H	R	ER	SO	BB	IBB	HBP	BLK	WP	HR	S	P	ERA	WHIP
49 Brian Ellington, R ERA: 4.5	(8, 1)	1.0	L	6	1	1	1	1	2	0	0	0	0	0	6	14	9.00	3.000

Batter	1	2	3	4	5	6	7	8	9	AB	R	H	RBI	BB	SO	LOB
16 Victor Robles, R (1, 8) OBP: 0.333, SLG: 0.125 14 Matt Reynolds, R (6, 4) OBP: 0.444, SLG: 0.167	C X 0-1 ① P6	S C C 0-3 ③ K		B B B 4-0 22 1B BB		S C C 0-3 ② K		S C C 0-3 ③ K		3 0 0 0 1 2 1 1 0 0 0 0 1 0						
22 Juan Soto, L (1, 7) OBP: 0.500, SLG: 0.455 68 Chuck Taylor, S (6, PR) OBP: 0.455, SLG: 0.800 (6, 9)	X 0-0 ② F8		B B B B 4-0 28 1B 15 2B BB	X 0-0 28 G5-4-3 1-3 1B		X 0-0 27 BB 1B			S C C 0-3 ① K	3 1 2 0 1 0 0 1 0 0 0 0 1 0						
28 Kurt Suzuki, R (1, 2) OBP: 0.200, SLG: 0.200 27 Spencer Kieboom, R (4, 2) OBP: 0.400, SLG: 1.000 73 Tres Barrera, R (7, 2)	X 0-0 ③ G5-3		X 0-0 ② ③ 15 2B 8 SF7 1-3 1B	X 0-0 ② ③ G5-4-3 1-2f		B B B B 4-0 1-2 BB			C S S 0-3 ② K	3 1 1 0 0 0 2 0 0 0 0 1 0 0 1 0 0 0 0 1 0						
15 Matt Adams, L (1, 3) OBP: 0.273, SLG: 0.700 39 Brandon Snyder, R (5, 3) OBP: 0.250, SLG: 0.455		B B C S B X 3-2 HR	X 0-0 ① 1 WP 1-3 3-H 2B		X 0-0 ① P6	S S S 0-3 ③ K			B B B B 4-0 BB	3 1 2 2 0 0 0 1 0 0 0 1 1 2						
71 Jake Noll, R (1, 5) OBP: 0.833, SLG: 1.375 48 Jacob Wilson, R (7, 5) OBP: 0.400, SLG: 0.750		X 0-0 67 1B 29 2B 2B	B B B B 4-0 1 WP BB	H 1-0 1 1B HBP			X 0-0 ① G4-3		S S S 0-3 ③ K	2 1 1 0 1 0 0 1 0 0 0 0 1 1						
8 Carter Kieboom, R (1, 6) OBP: 0.545, SLG: 0.571 17 Andrew Stevenson, L (6, 8) OBP: 0.200, SLG: 0.300		X 0-0 ① F8	X 0-0 ① SF7 3-H	X 0-0 ② F9			X 0-0 ② F7			2 0 0 1 0 0 2 1 0 0 0 0 0 0						
1 Wilmer Difo, S (1, 4) OBP: 0.300, SLG: 0.222 5 Adrián Sanchez, R (6, 6) OBP: 0.583, SLG: 0.625		S C S 0-3 ② K	B X 1-0 ② G3 1-2 2-3	X 0-0 67 S 1-3 1B			X 0-0 ③ F9			3 0 1 0 0 1 3 1 0 0 0 0 0 0						
67 Hunter Jones, R (1, 9) OBP: 0.417, SLG: 0.300 55 José Marmolejos, L (6, 7)		X 0-0 29 2B 2-3 1B	X 0-0 G5-3	B X 1-0 ③ F9 1-2				X 0-0 ① F9		3 1 1 0 0 0 4 1 0 0 0 0 0 0						
29 Pedro Severino, R (1, 10) OBP: 0.625, SLG: 0.833 63 Luis García Jr., L (8, PH) OBP: 0.273, SLG: 0.111 (8, 10)		X 0-0 1-H 3-H 2B		X 0-0 ① F7		X 0-0 ① P6		S S S 0-3 ② K		3 0 1 2 0 0 0 1 0 0 0 0 1 0						
Inning Stats	R: 0 E: 0 K: 0 S: 4 H: 0 LOB: 0 BB: 0 P: 4	R: 3 E: 0 K: 2 S: 13 H: 4 LOB: 1 BB: 0 P: 16	R: 2 E: 0 K: 0 S: 5 H: 2 LOB: 2 BB: 2 P: 14	R: 0 E: 0 K: 0 S: 3 H: 1 LOB: 1 BB: 1 P: 7	R: 0 E: 0 K: 0 S: 4 H: 1 LOB: 2 BB: 0 P: 6	R: 0 E: 0 K: 2 S: 8 H: 1 LOB: 2 BB: 1 P: 12	R: 0 E: 0 K: 0 S: 3 H: 0 LOB: 0 BB: 0 P: 3	R: 0 E: 0 K: 2 S: 7 H: 0 LOB: 0 BB: 0 P: 7	R: 0 E: 0 K: 3 S: 9 H: 0 LOB: 1 BB: 1 P: 13	1B: 5 2B: 3 3B: 0 HR: 1 SF: 1 SAC: 0 DP: 1 HBP: 1						

PITCHER		IP	WLS	BF	H	R	ER	SO	BB	IBB	HBP	BLK	WP	HR	S	P	ERA	WHIP
76 Hector Velázquez, R ERA: 13.5	(1, 1)	2.0		10	4	3	3	2	0	0	0	0	0	1	17	20	13.50	2.000
79 Denyi Reyes, R ERA: 6.75	(3, 1)	2.0		11	3	2	2	0	3	0	0	0	1	0	8	21	9.00	3.000
73 Ryan Weber, R ERA: 6.0	(5, 1)	2.0	W	10	2	0	0	2	1	0	1	0	0	0	12	18	0.00	1.500
71 Josh Smith, R ERA: 7.36	(7, 1)	2.0		6	0	0	0	2	0	0	0	0	0	0	10	10	0.00	0.000
58 Jenrry Mejia, R ERA:	(9, 1)	1.0		4	0	0	0	3	1	0	0	0	0	0	9	13	0.00	1.000

PITCHER	IP	WLS	BF	H	R	ER	SO	BB	IBB	HBP	BLK	WP	HR	S	P	ERA	WHIP

TOP

Washington Nationals @ Boston Red Sox

JetBlue Park, Ft. Myers, FL

Thu Feb 28 2019, 1:08 PM - 8:08 AM EST

Att. 9,568 - Sunny - 77 F

livebaseballscorecards.com

AB	34
R	5
H	9
RBI	5
BB	5
SO	9
LOB	15

WP: 1 PA: 41
PB: 0
SB: 1
CS: 0

BOTTOM

Batter	1	2	3	4	5	6	7	8	9	AB	R	H	RBI	BB	SO	LOB
16 Andrew Benintendi, L (1, 7) OBP: 0.250, SLG: 0.375 38 Tate Matheny, R (5, PR) OBP: 0.273, SLG: 0.545 (6, 8)	F7		K		19 WP 50 BB 19 1B 1B 41 3B 1B	K				3	0	1	0	0	1	0
										2	2	1	1	0	1	1
50 Mookie Betts, R (1, 9) 41 Cole Sturgeon, L (5, PR) OBP: 0.222, SLG: 0.444 (6, 9)	G4-3			G4-3	2 2B 19 1B BB 3B		K			2	0	0	0	1	0	0
										2	1	1	2	0	1	0
19 Jackie Bradley Jr., L (1, 8) OBP: 0.750, SLG: 1.625 74 Chad De La Guerra, L (5, PR) OBP: 0.667, SLG: 0.800 (6, 6)	1B			2 1B 12 1B 2B	2 2B 12 HR 1B K		1B			3	1	3	1	0	0	0
										2	1	1	0	0	1	3
2 Xander Bogaerts, R (1, 6) OBP: 0.286, SLG: 0.429 54 Bryce Brentz, R (5, PR) OBP: 0.545, SLG: 0.889 (6, 7)	P3			12 1B 23 1B 1B	12 HR 2B	65 BB 89 1B 2B	K			3	1	2	1	0	0	1
										2	2	1	0	0	1	1
12 Brock Holt, L (1, 4) OBP: 0.500, SLG: 0.875 43 Tony Renda, R (6, 4) OBP: 0.273, SLG: 0.444		K		7 F9 23 1B 1B	HR	K	K			3	1	2	4	0	1	0
										2	0	0	0	0	2	2
23 Blake Swihart, S (1, 10) OBP: 0.400, SLG: 0.250 59 Sam Travis, R (4, PR) OBP: 0.417, SLG: 0.222 (5, 10)		G3-1		85 FC5 83 BB 1B	K	89 1B 65 BB BB		G4-3		2	0	1	1	0	0	0
										2	1	0	0	1	1	2
7 Christian Vázquez, R (1, 2) 65 Michael Chavis, R (6, 3) OBP: 0.500, SLG: 1.300		G6-3		F9	G3	89 1B 11 G4-3 BB		G6-3		3	0	0	0	0	0	4
										1	1	0	0	1	0	0
83 Bobby Dalbec, R (1, 5) OBP: 0.692, SLG: 0.429 89 Austin Rei, R (6, 2) OBP: 0.500, SLG: 0.500			K	BB	85 1B 38 1B BB	11 G4-3 1B		P3		1	1	0	0	2	1	0
										2	0	1	2	0	0	0
85 Josh Ockimey, L (1, 3) OBP: 0.273, SLG: 0.200 11 Jeremy Rivera, S (6, 5) OBP: 0.250, SLG: 0.500			K	FC5	38 1B 41 3B 1B	G4-3				3	1	1	0	0	1	3
										1	0	0	1	0	0	1
Inning Stats	R: 0 E: 0 K: 0 S: 4 H: 1 LOB: 1 BB: 0 P: 4	R: 0 E: 0 K: 1 S: 5 H: 0 LOB: 0 BB: 0 P: 5	R: 0 E: 0 K: 3 S: 9 H: 0 LOB: 0 BB: 0 P: 9	R: 2 E: 0 K: 0 S: 7 H: 4 LOB: 3 BB: 1 P: 11	R: 8 E: 0 K: 2 S: 15 H: 7 LOB: 3 BB: 2 P: 26	R: 3 E: 0 K: 2 S: 9 H: 2 LOB: 1 BB: 2 P: 17	R: 0 E: 0 K: 3 S: 10 H: 1 LOB: 1 BB: 0 P: 10	R: 0 E: 0 K: 0 S: 3 H: 0 LOB: 0 BB: 0 P: 3		1B: 10 2B: 3 3B: 1 HR: 1 SF: 0 SAC: 0 DP: 0 HBP: 0						

PITCHER		IP	WLS	BF	H	R	ER	SO	BB	IBB	HBP	BLK	WP	HR	S	P	ERA	WHIP
31 Max Scherzer, R ERA: 1.8	(1, 1)	3.0		10	1	0	0	4	0	0	0	0	0	0	18	18	0.00	0.333
23 Erick Fedde, R ERA: 18.0	(4, 1)	1.0	L	12	7	7	7	0	2	0	0	0	1	0	10	19	63.00	9.000
61 Kyle McGowin, R ERA: 12.0	(5, 1)	1.0	B	8	4	3	3	2	1	0	0	0	0	1	12	18	27.00	5.000
56 Ronald Peña, R ERA: 19.29	(6, 1)	0.1		5	2	3	3	1	2	0	0	0	0	0	5	13	81.00	12.000
40 J.J. Hoover, R ERA: 27.0	(6, 1)	0.2		2	0	0	0	1	0	0	0	0	0	0	4	4	0.00	0.000

PITCHER		IP	WLS	BF	H	R	ER	SO	BB	IBB	HBP	BLK	WP	HR	S	P	ERA	WHIP
50 Austin Voth, R ERA: 2.25	(7, 1)	2.0		7	1	0	0	3	0	0	0	0	0	0	13	13	0.00	0.500

Washington Nationals @ Boston Red Sox

JetBlue Park, Ft. Myers, FL

Thu Feb 28 2019, 1:08 PM - 8:08 AM EST

Att. 9,568 - Sunny - 77 F

livebaseballscorecards.com

AB	39
R	13
H	15
RBI	13
BB	5
SO	11
LOB	18

Batter	1	2	3	4	5	6	7	8	9	AB	R	H	RBI	BB	SO	LOB
5 Tzu-Wei Lin, L (1, 8) OBP: 0.500, SLG: 0.727	B X 1-0 ① F8		X 0-0 ② 2B		X 0-0 ② F9		X 0-0 ③ F8			3	0	1	0	0	0	0
83 Bobby Dalbec, R (6, 5) OBP: 0.643, SLG: 0.375 (7, 3)										1	0	0	0	0	0	0
36 Eduardo Núñez, R (1, 6) OBP: 0.571, SLG: 0.714	X 0-0 1B		X 0-0 ③ F8		X 0-0 ③ F9			C S S 0-3 ① K		2	0	1	0	0	0	1
90 C.J. Chatham, R (4, 6) OBP: 0.125, SLG: 0.125										2	0	0	0	0	1	0
11 Rafael Devers, L (1, 5) OBP: 0.545, SLG: 0.909	X 0-0 ② L3			X 0-0 3 HR 2B		X 0-0 ① G4-3		X 0-0 ② G2-3		3	1	1	0	0	0	1
68 Juan Centeno, L (6, 2) OBP: 0.375, SLG: 0.286										1	0	0	0	0	0	0
48 Gorkys Hernández, R (1, 9) OBP: 0.167, SLG: 0.167	X 0-0 ③ G5-3			X 0-0 ① G6-3		S C S 0-3 ② K		X 0-0 ③ F7		3	0	0	0	0	1	2
41 Cole Sturgeon, L (6, 9) OBP: 0.200, SLG: 0.400										1	0	0	0	0	0	0
3 Sandy León, S (1, 2) OBP: 0.455, SLG: 0.667		X 0-0 ① G4-3		B X 1-0 2-H HR		B B B B 4-0 BB			S S S 0-3 ① K	2	1	1	2	1	0	0
38 Tate Matheny, R (6, PR) OBP: 0.250, SLG: 0.500 (6, 8)										1	0	0	0	0	1	0
59 Sam Travis, R (1, 7) OBP: 0.333, SLG: 0.167		X 0-0 ② G6-3		X 0-0 ② P4		X 0-0 ③ G5-3			X 0-0 ② L4	3	0	0	0	0	0	1
39 Joseph Monge, R (6, 7)										1	0	0	0	0	0	0
54 Bryce Brentz, R (1, 10) OBP: 0.571, SLG: 1.167	S S C 0-3 ③ K			X 0-0 2B			B S X 1-1 HR		S S S 0-3 ③ K	3	1	2	1	0	1	0
40 Danny Mars, S (9, PH) OBP: 0.333, SLG: 0.333										1	0	0	0	0	1	0
65 Michael Chavis, R (1, 3) OBP: 0.400, SLG: 1.000			S S S 0-3 ① K	S S C 0-3 ③ K			X 0-0 ① F8			3	0	0	0	0	2	1
5 Mike Miller, R (7, 5)										0	0	0	0	0	0	0
43 Tony Renda, R (1, 4) OBP: 0.214, SLG: 0.333			X 0-0 ② G6-3		C S C 0-3 ① K		X 0-0 ② P3			3	0	0	0	0	1	0
74 Chad De La Guerra, L (7, 4) OBP: 0.667, SLG: 0.800										0	0	0	0	0	0	0
Inning Stats	R: 0 E: 0 K: 0 S: 4 H: 1 LOB: 1 BB: 0 P: 5	R: 0 E: 0 K: 1 S: 5 H: 0 LOB: 0 BB: 0 P: 5	R: 0 E: 0 K: 1 S: 6 H: 1 LOB: 1 BB: 0 P: 6	R: 2 E: 0 K: 1 S: 8 H: 3 LOB: 1 BB: 0 P: 9	R: 0 E: 0 K: 1 S: 5 H: 0 LOB: 0 BB: 0 P: 5	R: 0 E: 0 K: 1 S: 5 H: 0 LOB: 1 BB: 1 P: 9	R: 1 E: 0 K: 0 S: 5 H: 1 LOB: 0 BB: 0 P: 6	R: 0 E: 0 K: 1 S: 5 H: 0 LOB: 0 BB: 0 P: 5	R: 0 E: 0 K: 2 S: 7 H: 0 LOB: 0 BB: 0 P: 7	1B: 1 2B: 3 3B: 0 HR: 2 SF: 0 SAC: 0 DP: 0 HBP: 0						

PITCHER		IP	WLS	BF	H	R	ER	SO	BB	IBB	HBP	BLK	WP	HR	S	P	ERA	WHIP
35 Michael Pineda, R ERA:	(1, 1)	2.0		7	1	0	0	1	0	0	0	0	0	0	9	10	0.00	0.500
38 Blake Parker, R ERA:	(3, 1)	1.0		4	1	0	0	1	0	0	0	0	0	0	6	6	0.00	1.000
43 Addison Reed, R ERA: 9.0	(4, 1)	1.0		6	3	2	2	1	0	0	0	0	0	1	8	9	18.00	3.000
65 Trevor May, R ERA: 3.0	(5, 1)	1.0		3	0	0	0	1	0	0	0	0	0	0	5	5	0.00	0.000
55 Taylor Rogers, L ERA:	(6, 1)	1.0		4	0	0	0	1	1	0	0	0	0	0	5	9	0.00	1.000
21 Tyler Duffey, R ERA: 2.25	(7, 1)	1.0		4	1	1	1	0	0	0	0	0	0	1	5	6	9.00	1.000
39 Trevor Hildenberger, R ERA:	(8, 1)	1.0	W	3	0	0	0	1	0	0	0	0	0	0	5	5	0.00	0.000
70 Ryne Harper, R ERA:	(9, 1)	1.0	S	3	0	0	0	2	0	0	0	0	0	0	7	7	0.00	0.000

TOP

Boston Red Sox @ Minnesota Twins

CenturyLink Sports Complex, Fort Myers, FL

Fri Mar 01 2019, 1:06 PM - 3:56 PM EST

Att. 7,905 - Partly Cloudy - 81 F

livebaseballscorecards.com

AB	33
R	3
H	6
RBI	3
BB	1
SO	8
LOB	6

BOTTOM

Boston Red Sox @ Minnesota Twins

CenturyLink Sports Complex, Fort Myers, FL

Fri Mar 01 2019, 1:06 PM - 3:56 PM EST

Att. 7,905 - Partly Cloudy - 81 F

livebaseballscorecards.com

Batter	1	2	3	4	5	6	7	8	9	AB	R	H	RBI	BB	SO	LOB
26 Max Kepler, L (1, 9) OBP: 0.667, SLG: 1.500	E3 9 G3-6-3		F9		BB		F7 2-3			2	0	0	0	1	0	1
1 Nick Gordon, L (7, 6) OBP: 0.222, SLG: 0.222										1	0	0	0	0	0	1
11 Jorge Polanco, S (1, 6) OBP: 0.250, SLG: 0.333	K		F9		G3		BB			3	0	0	0	0	1	3
78 Ben Rortvedt, L (7, 2)										0	0	0	0	1	0	0
9 Marwin Gonzalez, S (1, 5)	G3-6-3 1-2f			F7		25 BB 20 1B BB	K			2	0	0	0	0	0	1
25 Mike Olt, R (5, 5) OBP: 0.500, SLG: 0.333										1	0	0	0	1	1	2
20 Eddie Rosario, L (1, 7) OBP: 0.667, SLG: 1.167		K		HR		25 BB 1-2 1B	G4-3			3	1	2	1	0	1	0
50 Jimmy Kerrigan, S (6, PR) (7, 7)										1	0	0	0	0	0	2
18 Mitch Garver, R (1, 10) OBP: 0.222, SLG: 0.250		K		F9		P5		73 WP 96 S 73 1B 1B		3	0	0	0	0	1	2
91 Aaron Whitefield, R (8, PH) OBP: 0.400, SLG: 0.400 (9, 10)										1	1	1	0	0	0	0
15 Jason Castro, L (1, 2) OBP: 0.500, SLG: 0.250		BB		K		L4		F7 1-2		2	0	0	0	1	1	2
96 Zander Wiel, R (7, 3)										1	0	0	0	0	0	1
25 Byron Buxton, R (1, 8) OBP: 0.636, SLG: 1.600		F9			HR	31 FC4-6 1-2 2-3 BB		73 WP 73 1B HBP		2	1	1	1	1	0	1
23 Jordany Valdespin, L (7, 4)										0	1	0	0	0	0	0
31 Tyler Austin, R (1, 3) OBP: 0.231, SLG: 0.308			2B		K	FC4-6 1-2f		K		3	0	1	0	0	1	3
17 Jon Kemmer, L (7, 9)										1	0	0	0	0	1	2
36 Adam Rosales, R (1, 4) OBP: 0.333, SLG: 0.625			P6		F8		1 WP 2B	1-H 2-H 1B		2	0	0	0	0	0	1
73 LaMonte Wade Jr., L (7, 8) OBP: 0.583, SLG: 0.700										2	0	2	2	0	0	0
Inning Stats	R: 0 E: 1 K: 1 S: 5 H: 0 LOB: 0 BB: 0 P: 5	R: 0 E: 0 K: 2 S: 7 H: 0 LOB: 1 BB: 1 P: 11	R: 0 E: 0 K: 0 S: 4 H: 1 LOB: 1 BB: 0 P: 4	R: 1 E: 0 K: 1 S: 7 H: 1 LOB: 0 BB: 0 P: 9	R: 1 E: 0 K: 1 S: 8 H: 1 LOB: 1 BB: 1 P: 13	R: 0 E: 0 K: 0 S: 4 H: 1 LOB: 3 BB: 2 P: 12	R: 0 E: 0 K: 1 S: 6 H: 1 LOB: 2 BB: 1 P: 11	R: 2 E: 0 K: 1 S: 7 H: 2 LOB: 2 BB: 0 P: 9		1B: 3 2B: 2 3B: 0 HR: 2	SF: 0 SAC: 0 DP: 1 HBP: 1					

AB	30
R	4
H	7
RBI	4
BB	5
SO	7
LOB	22

WP: 2 PB: 0 SB: 1 CS: 0 PA: 36

PITCHER	IP	WLS	BF	H	R	ER	SO	BB	IBB	HBP	BLK	WP	HR	S	P	ERA	WHIP
81 Josh Taylor, L (1, 1) ERA:	2.0		7	0	0	0	3	1	0	0	0	0	0	12	16	0.00	0.500
66 Bobby Poyner, L (3, 1) ERA: 3.0	2.0		8	2	1	1	1	0	0	0	0	0	1	11	13	4.50	1.000
75 Domingo Tapia, R (5, 1) ERA: 2.45	1.2	B	10	2	1	1	1	3	0	0	0	0	1	11	24	5.40	3.000
54 Trevor Kelley, R (6, 1) ERA:	0.1		1	0	0	0	0	0	0	0	0	0	0	1	1	0.00	0.000
48 Dan Runzler, L (7, 1) ERA:	1.0		5	1	0	0	1	1	0	0	0	1	0	6	11	0.00	2.000

PITCHER	IP	WLS	BF	H	R	ER	SO	BB	IBB	HBP	BLK	WP	HR	S	P	ERA	WHIP
47 Mark Montgomery, R (8, 1) ERA: 9.0	1.0	L	5	2	2	2	1	0	0	1	0	1	0	7	9	18.00	2.000

Baltimore Orioles @ Boston Red Sox

JetBlue Park, Ft. Myers, FL

Sat Mar 02 2019, 1:08 PM - 4:19 PM EST

Att. 9,676 - Sunny - 82 F

TOP

livebaseballscorecards.com

Batter	1	2	3	4	5	6	7	8	9	AB	R	H	RBI	BB	SO	LOB
3 Cedric Mullins, L (1, 8) OBP: 0.235, SLG: 0.200	G6-3	K		F9	G6-3		76 1B, 24 2B, HBP		94 1B, 71 1B, BB	4	0	0	0	0	1	3
(4, 9)										0	2	0	0	1	0	0
78 Ryan McKenna, R (5, 9)																
28 Eric Young Jr., S (1, 10)	BB, 14 FC4-6, 16 BB, BB	BB, BB		24 1B, 1B	24 G3, 1 1B, 1B	24 2B, 1B			K	1	0	1	0	2	0	0
OBP: 0.615, SLG: 0.900										3	2	2	0	0	1	1
76 Ryan Mountcastle, R (4, PR) OBP: 0.278, SLG: 0.250																
(4, 10)																
16 Trey Mancini, R (1, 7) OBP: 0.500, SLG: 0.400	BB, 14 FC4-6	K		1B	G3	71 F8, 2B			71 1B, 1B	1	0	0	0	1	1	2
24 DJ Stewart, L (4, PH) OBP: 0.333, SLG: 0.600										3	0	2	2	0	0	1
(4, 7)																
94 Zach Jarrett, R (9, PH) OBP: 0.500, SLG: 0.500										1	0	1	0	0	0	0
(9, 7)																
14 Rio Ruiz, L (1, 5) OBP: 0.294, SLG: 0.429	FC4-6		F9	F7		G6-3	F8			4	0	0	0	0	0	6
71 Zach Vincej, R (6, 5) OBP: 0.222, SLG: 0.222									1B	2	0	1	1	0	0	1
1 Richie Martin, R (1, 6) OBP: 0.533, SLG: 0.615	G4-3		BB		P6	87 1B, 6 1B, 1B	F9		L3	3	1	1	1	1	0	2
69 Jack Reinheimer, R (6, 6) OBP: 0.400, SLG: 0.500										2	0	0	0	0	0	3
29 Jace Peterson, L (1, 3) OBP: 0.417, SLG: 0.364		BB, 12 PB, 12 1B, 6 1B	1B, 6 CS		74 2B, 6 1B, 1B	1B, 6 1B		F7	F7	2	2	2	0	1	0	0
87 J.C. Escarra, L (5, 3) OBP: 0.333, SLG: 0.333										3	0	1	0	0	0	2
6 Drew Jackson, R (1, 4) OBP: 0.412, SLG: 0.333		1B, 12 PB, 12 1B	G5-3		74 2B, 1B	1B		E4		4	2	3	1	0	0	2
(4, 8)										1	0	0	0	0	0	0
75 Mike Yastrzemski, L (7, 8)																
12 Stevie Wilkerson, S (1, 9) OBP: 0.294, SLG: 0.214	1B, 74 S			HBP, 24 1B, 28 1B	K	F8		K		2	0	1	2	0	1	2
(4, 4)										2	0	0	0	0	1	3
68 Christopher Bostick, R (5, 4) OBP: 0.077, SLG: 0.077																
74 Carlos Pérez, R (1, 2) OBP: 0.200, SLG: 0.400	K			F7	2B		G3-1	K		4	0	1	2	0	1	2
81 Cael Brockmeyer, R (7, 2) OBP: 0.250, SLG: 0.250										1	0	0	0	0	1	1

Inning Stats	1	2	3	4	5	6	7	8	9
R:	0	2	0	0	2	2	2	0	1
E:	0	0	0	0	0	0	0	1	0
K:	0	3	0	5	1	0	0	2	1
S:	4	11	3	5	8	7	5	8	7
H:	0	2	1	2	3	4	2	0	2
LOB:	2	2	1	3	1	2	1	1	2
BB:	2	2	1	0	0	0	0	0	1
P:	12	21	8	6	8	7	6	8	11

1B:	14
2B:	2
3B:	0
HR:	0
SF:	0
SAC:	0
DP:	0
HBP:	2

WP:	0
PB:	1
SB:	1
CS:	1
PA:	51

AB	43
R	9
H	16
RBI	9
BB	6
SO	7
LOB	31

PITCHER		IP	WLS	BF	H	R	ER	SO	BB	IBB	HBP	BLK	WP	HR	S	P	ERA	WHIP
72 Colten Brewer, R ERA: 12.0	(1, 1)	1.0	L	8	2	2	1	0	3	0	0	0	0	0	6	19	9.00	5.000
86 Adam Lau, R ERA:	(2, 1)	1.0		4	0	0	0	3	1	0	0	0	0	0	9	14	0.00	1.000
78 Travis Lakins Sr., R ERA:	(3, 1)	1.0		4	1	0	0	0	1	0	0	0	0	0	3	8	0.00	2.000
53 Dedgar Jimenez, L ERA: 12.0	(4, 1)	2.0		12	5	2	2	1	0	0	1	0	0	0	13	14	9.00	2.500
47 Kutter Crawford, R ERA: 15.43	(6, 1)	1.1		11	6	4	4	0	0	0	1	0	0	0	10	11	27.00	4.500

PITCHER		IP	WLS	BF	H	R	ER	SO	BB	IBB	HBP	BLK	WP	HR	S	P	ERA	WHIP
71 Matthew Gorst, R ERA:	(7, 1)	0.2		2	0	0	0	0	0	0	0	0	0	0	2	2	0.00	0.000
49 Brian Ellington, R ERA: 3.0	(8, 1)	1.0		4	0	0	0	2	0	0	0	0	0	0	8	8	0.00	0.000
55 Daniel Schlereth, L ERA: 13.5	(9, 1)	0.2		5	2	1	1	1	1	0	0	0	0	0	6	10	13.50	4.500
50 Daniel McGrath, L ERA:	(9, 1)	0.1		1	0	0	0	0	0	0	0	0	0	0	1	1	0.00	0.000

Baltimore Orioles @ Boston Red Sox

JetBlue Park, Ft. Myers, FL

Sat Mar 02 2019, 1:08 PM - 4:19 PM EST

Att. 9,676 - Sunny - 82 F

BOTTOM

livebaseballscorecards.com

Batter	1	2	3	4	5	6	7	8	9	AB	R	H	RBI	BB	SO	LOB
48 Gorkys Hernández, R (1, 7) OBP: 0.267, SLG: 0.267	0-0 50 CS 1B		0-0 50 1B 1B		0-0 ③ G6-3			0-0 ② G4-3		3	0	2	0	0	0	0
54 Bryce Brentz, R (6, 7) OBP: 0.533, SLG: 1.077										1	0	0	0	0	0	0
50 Mookie Betts, R (1, 9) OBP: 0.375, SLG: 0.167	B B B B 4-0 ① 1-2 BB		0-0 1-3 1B			0-0 3B		0-0 G4-3		1	0	1	0	1	0	0
41 Cole Sturgeon, L (4, 9) OBP: 0.250, SLG: 0.583										2	0	1	0	0	0	0
19 Jackie Bradley Jr., L (1, 8) OBP: 0.600, SLG: 1.300	S S S 0-3 ② K		0-0 ③ F9			0-0 ① G5-3			0-0 85 FC3-6 1B	2	0	0	0	0	1	3
65 Michael Chavis, R (5, 5) OBP: 0.412, SLG: 0.933										2	0	1	0	0	0	1
28 J.D. Martinez, R (1, 10)	0-0 ③ P3			0-0 ① G5-3		0-0 ② P5			0-0 ① FC3-6 43 G4-6-3 1-2f	2	0	0	0	0	0	1
85 Josh Ockimey, L (6, PH) OBP: 0.231, SLG: 0.167 (7, 10)										2	0	0	0	0	0	2
2 Xander Bogaerts, R (1, 6) OBP: 0.333, SLG: 0.778		0-0 ① G6-3	B B 2-0 HR			0-0 ③ G6-3			0-0 ② ③ G4-6-3 1-2f	2	1	1	1	0	0	0
43 Tony Renda, R (5, 4) OBP: 0.188, SLG: 0.286										2	0	0	0	0	0	2
12 Brock Holt, L (1, 4) OBP: 0.400, SLG: 0.700		0-0 ② F7		0-0 ② F7			0-3 ① K			2	0	0	0	0	0	0
38 Tate Matheny, R (5, 8) OBP: 0.231, SLG: 0.462										1	0	0	0	0	1	0
36 Eduardo Núñez, R (1, 5) OBP: 0.444, SLG: 0.556		0-0 ③ G6-3		0-3 ③ K			0-0 ② G4-3			2	0	0	0	0	1	0
90 C.J. Chatham, R (5, 6) OBP: 0.111, SLG: 0.111										1	0	0	0	0	0	0
7 Christian Vázquez, R (1, 2)			0-0 ① G6-3		0-0 ① F8		0-3 ③ K			2	0	0	0	0	0	0
77 Óscar Hernández, R (6, 2) OBP: 0.500, SLG: 0.571										1	0	0	0	0	1	0
83 Bobby Dalbec, R (1, 3) OBP: 0.563, SLG: 0.300			C S S 0-3 ② K		S C S 0-3 ② K			0-0 ① F9		2	0	0	0	0	2	0
59 Sam Travis, R (6, 3) OBP: 0.313, SLG: 0.154										1	0	0	0	0	0	0

	AB	31
	R	1
	H	6
	RBI	1
	BB	1
	SO	6
	LOB	9

Inning Stats	1	2	3	4	5	6	7	8	9	1B: 4	SF: 0	WP: 0	PA: 32
R:	0	0	0	1	0	0	0	0	0	2B: 0	SAC: 0	PB: 0	
E:	0	0	0	0	0	0	0	0	0	3B: 1	DP: 1	SB: 0	
K:	1	0	1	1	1	0	2	0	0	HR: 1	HBP: 0	CS: 1	
S:	5	3	7	6	5	4	7	3	3				
H:	1	0	2	1	0	1	0	1	1				
LOB:	1	0	2	0	0	1	0	0	0				
BB:	1	0	0	0	0	0	0	0	0				
P:	9	3	7	8	5	4	7	3	3				

PITCHER		IP	WLS	BF	H	R	ER	SO	BB	IBB	HBP	BLK	WP	HR	S	P	ERA	WHIP
43 Mike Wright Jr., R ERA:	(1, 1)	3.0	W	12	3	0	0	2	1	0	0	0	0	0	15	19	0.00	1.333
32 Yefry Ramírez, R ERA: 2.57	(4, 1)	3.0	H	11	2	1	1	2	0	0	0	0	0	1	15	17	3.00	0.667
51 Paul Fry, L ERA:	(7, 1)	1.0		3	0	0	0	2	0	0	0	0	0	0	7	7	0.00	0.000
58 Evan Phillips, R ERA:	(8, 1)	2.0		6	1	0	0	0	0	0	0	0	0	0	6	6	0.00	0.500

PITCHER	IP	WLS	BF	H	R	ER	SO	BB	IBB	HBP	BLK	WP	HR	S	P	ERA	WHIP

Batter	1	2	3	4	5	6	7	8	9	AB	R	H	RBI	BB	SO	LOB
13 Ehire Adrianza, S (1, 5) OBP: 0.429, SLG: 0.714 1 Nick Gordon, L (6, 6) OBP: 0.231, SLG: 0.231	G1-3		60 G6-3; 64 1B 2B		27 1B 2B		K	FC6 1-2f		3 2 2 0 0 0 0 2 0 0 0 0 1 1						
60 Jake Cave, L (1, 8) OBP: 0.263, SLG: 0.176 50 Jimmy Kerrigan, S (7, PR) OBP: 0.200, SLG: 0.200 (7, 8)	K		G6-3 2-3		K		1B		79 HR 1B	4 0 1 0 0 2 2 1 1 1 0 0 0 0						
64 Willians Astudillo, R (1, 2) OBP: 0.333, SLG: 0.538 79 Brian Navarreto, R (7, PH) OBP: 0.286, SLG: 0.714 (7, 2)	P3		27 FC6-5 1B 3-H		G5-3		F8		1-1 1-H HR	3 0 1 1 0 0 1 2 1 1 2 0 0 1						
27 Alex Kirilloff, L (1, 10) OBP: 0.182, SLG: 0.182 95 Ryan Jeffers, R (7, PH) OBP: 0.200, SLG: 0.200 (7, 10)		K	FC6-5 1-2f		2-H 1B		K		G5-3	3 0 1 1 0 1 1 2 0 0 0 0 1 1						
31 Tyler Austin, R (1, 3) OBP: 0.250, SLG: 0.313 81 Wynston Sawyer, R (6, 3) OBP: 0.200, SLG: 0.300		73 G3; 19 BB 1B	K		G5-3			94 F9; 96 SF8 2B	L3	3 0 1 0 0 1 2 2 1 1 0 0 0 0						
19 Ronald Torreyes, R (1, 6) OBP: 0.235, SLG: 0.250 23 Jordany Valdespin, L (6, 4)		73 G3 1-2 BB		K		1B		96 SF8; 94 F9; 46 1B BB	K	2 0 1 0 1 1 0 1 1 0 0 1 1 0						
73 LaMonte Wade Jr., L (1, 7) OBP: 0.444, SLG: 0.467 94 Brian Schales, R (6, 5) OBP: 0.500, SLG: 0.500		G3 1-2 2-3		G6-3	K			F9 1-2 2-3		3 0 0 0 0 1 3 1 0 0 0 0 0 2						
36 Adam Rosales, R (1, 4) OBP: 0.417, SLG: 0.900 96 Zander Wiel, R (6, 7)		BB	HR		F9			SF8 2-3 3-H		2 1 1 1 1 0 1 0 0 0 1 0 0 0						
57 Luke Raley, L (1, 9) OBP: 0.231, SLG: 0.333 46 Jaylin Davis, R (6, 9) OBP: 0.500, SLG: 0.500			P3		G4-3			1 FC6 1B 3-H		3 0 0 0 0 1 4 1 0 1 1 0 0 0						
Inning Stats	R: 0 H: 0 E: 0 LOB: 0 K: 1 BB: 0 S: 5 P: 5	R: 0 H: 1 E: 0 LOB: 3 K: 2 BB: 2 S: 8 P: 16	R: 1 H: 2 E: 0 LOB: 1 K: 1 BB: 0 S: 7 P: 7	R: 1 H: 1 E: 0 LOB: 0 K: 1 BB: 0 S: 6 P: 7	R: 1 H: 2 E: 0 LOB: 1 K: 1 BB: 0 S: 7 P: 7	R: 0 H: 1 E: 0 LOB: 1 K: 1 BB: 0 S: 6 P: 6	R: 0 H: 1 E: 0 LOB: 1 K: 2 BB: 0 S: 8 P: 8	R: 2 H: 2 E: 0 LOB: 0 K: 0 BB: 1 S: 5 P: 9	R: 2 H: 2 E: 0 LOB: 0 K: 1 BB: 0 S: 8 P: 9	1B: 7 SF: 1 2B: 3 SAC: 0 3B: 0 DP: 0 HR: 2 HBP: 0						

PITCHER	IP	WLS	BF	H	R	ER	SO	BB	IBB	HBP	BLK	WP	HR	S	P	ERA	WHIP
80 Darwinzon Hernández, L (1, 1) ERA:	2.0		9	1	0	0	3	2	0	0	0	0	0	13	21	0.00	1.500
47 Tyler Thornburg, R (3, 1) ERA: 13.5	1.0		5	2	1	1	1	0	0	0	0	0	0	7	7	9.00	2.000
31 Erasmo Ramírez, R (4, 1) ERA: 7.2	2.0		9	3	2	2	2	0	0	0	0	0	1	13	14	9.00	1.500
64 Marcus Walden, R (6, 1) ERA:	2.0	W	8	2	0	0	3	0	0	0	0	0	0	14	14	0.00	1.000
22 Jordan Weems, R (8, 1) ERA: 9.0	1.0		6	2	2	2	0	1	0	0	0	0	0	5	9	18.00	3.000

PITCHER	IP	WLS	BF	H	R	ER	SO	BB	IBB	HBP	BLK	WP	HR	S	P	ERA	WHIP
48 Dan Runzler, L (9, 1) ERA: 9.0	1.0		5	2	2	2	1	0	0	0	0	0	1	8	9	18.00	2.000

TOP

Minnesota Twins @ Boston Red Sox

JetBlue Park, Ft. Myers, FL

Sun Mar 03 2019, 1:06 PM - 4:03 PM EST

Att. 9,576 - Partly Cloudy - 82 F

livebaseballscorecards.com

AB	38
R	7
H	12
RBI	7
BB	3
SO	10
LOB	19

WP: 0	PA: 42					
PB: 0						
SB: 0						
CS: 0						

BOTTOM

Minnesota Twins @ Boston Red Sox

JetBlue Park, Ft. Myers, FL

Sun Mar 03 2019, 1:06 PM - 4:03 PM EST

Att. 9,576 - Partly Cloudy - 82 F

livebaseballscorecards.com

Batter	1	2	3	4	5	6	7	8	9	AB	R	H	RBI	BB	SO	LOB
16 Andrew Benintendi, L (1, 7) OBP: 0.182, SLG: 0.273	F8		K		G4-3	5 BB	K			3	0	0	0	0	1	0
2 Jagger Rusconi, S (6, 9) OBP: 0.333, SLG: 0.333						90 2B 1B 1-3				2	1	1	0	0	1	1
50 Mookie Betts, R (1, 9) OBP: 0.500, SLG: 0.625	2B		18 1B 2B		F8	BB 1-2		K		2	1	2	0	0	0	0
5 Tzu-Wei Lin, L (5, 9) OBP: 0.500, SLG: 0.667										1	1	0	0	1	0	0
(6, 8)																
16 Kervin Suarez, S (8, PH)										1	0	0	0	0	1	0
(9, 8)																
18 Mitch Moreland, L (1, 10) OBP: 0.500, SLG: 0.500	K		2 G4-3 1B 2-H		F7	K		K		2	0	1	1	0	1	1
77 Óscar Hernández, R (3, PR) OBP: 0.364, SLG: 0.400										3	0	0	0	0	2	3
(4, 10)																
2 Xander Bogaerts, R (1, 6) OBP: 0.364, SLG: 0.700	BB		G4-3 1-2			74 1B 85 1B 1B 2B		BB		1	0	0	0	1	0	1
90 C.J. Chatham, R (6, 6) OBP: 0.333, SLG: 0.364										2	1	2	3	1	0	0
19 Jackie Bradley Jr., L (1, 8) OBP: 0.500, SLG: 1.083	F7		G3-1			43 WP 74 1B 43 HR 1B 1-2 BB		1-2 BB		2	0	0	0	0	0	4
85 Josh Ockimey, L (6, 3) OBP: 0.375, SLG: 0.231										1	1	1	0	2	0	0
36 Eduardo Núñez, R (1, 5) OBP: 0.364, SLG: 0.455		P6		F9		43 WP 43 HR 1B 1-2 2-H K		K		2	0	0	0	0	0	0
74 Chad De La Guerra, L (5, 5) OBP: 0.556, SLG: 0.625										3	1	1	1	0	2	4
12 Brock Holt, L (1, 4) OBP: 0.333, SLG: 0.583		G4-3		G3-1		1-H 2-H HR	E5 89 FC5			2	0	0	0	0	0	0
43 Tony Renda, R (5, 4) OBP: 0.222, SLG: 0.500										2	1	1	3	0	0	0
3 Sandy León, S (1, 2) OBP: 0.429, SLG: 0.545		65 FC6-4 BB		G4-3		G4-3 1	FC5 2-3 1			2	0	0	0	1	0	0
89 Austin Rei, R (7, 2) OBP: 0.333, SLG: 0.333										1	0	0	0	0	0	1
65 Michael Chavis, R (1, 3) OBP: 0.421, SLG: 1.059		FC6-4 1-2f			HR	2 1B 90 2B 1B	K			2	1	1	1	0	0	1
31 Cole Brannen, L (6, 7) OBP: 0.333, SLG: 0.333										2	1	1	0	0	1	1
Inning Stats	R: 0 E: 0 K: 1 S: 6 H: 1 LOB: 2 BB: 1 P: 10	R: 0 E: 0 K: 0 S: 3 H: 0 LOB: 1 BB: 1 P: 7	R: 1 E: 0 K: 1 S: 7 H: 2 LOB: 2 BB: 0 P: 7	R: 0 E: 0 K: 0 S: 3 H: 0 LOB: 0 BB: 0 P: 3	R: 1 E: 0 K: 0 S: 4 H: 1 LOB: 0 BB: 0 P: 4	R: 7 E: 0 K: 2 S: 15 H: 7 LOB: 2 BB: 2 P: 24	R: 0 E: 1 K: 2 S: 8 H: 0 LOB: 1 BB: 0 P: 8	R: 0 E: 0 K: 3 S: 9 H: 0 LOB: 2 BB: 2 P: 17		1B: 6 2B: 3 3B: 0 HR: 2 SF: 0 SAC: 0 DP: 0 HBP: 0						

AB	36
R	9
H	11
RBI	9
BB	6
SO	9
LOB	17

WP: 1 PB: 0 SB: 0 CS: 0 PA: 42

PITCHER		IP	WLS	BF	H	R	ER	SO	BB	IBB	HBP	BLK	WP	HR	S	P	ERA	WHIP
59 Stephen Gonsalves, L ERA: 3.6	(1, 1)	3.0		14	3	1	1	2	2	0	0	0	0	0	16	24	3.00	1.667
61 Chase De Jong, R ERA: 16.88	(4, 1)	2.1	L	14	7	7	7	0	0	0	0	0	1	2	15	16	27.00	3.000
62 Dario Álvarez, L ERA: 13.5	(6, 1)	0.2		5	1	1	1	2	2	0	0	0	0	0	7	15	13.50	4.500
51 Mike Morin, R ERA:	(7, 1)	1.0		4	0	0	0	2	0	0	0	0	0	0	8	8	0.00	0.000
62 Andrew Vasquez, L ERA:	(8, 1)	1.0		5	0	0	0	3	2	0	0	0	0	0	9	17	0.00	2.000

PITCHER	IP	WLS	BF	H	R	ER	SO	BB	IBB	HBP	BLK	WP	HR	S	P	ERA	WHIP

Boston Red Sox @ New York Mets

First Data Field, Port St. Lucie, FL

Mon Mar 04 2019, 1:11 PM - 4:22 PM EST

Att. 6,574 - Partly Cloudy - 87 F

TOP

livebaseballscorecards.com

Batter	1	2	3	4	5	6	7	8	9	AB	R	H	RBI	BB	SO	LOB
48 Gorkys Hernández, R (1, 8) OBP: 0.333, SLG: 0.500	0-0 11 FC5-6 1B	2-1 1-H 3-H HR		0-0 F7		0-0 E5 68 G4-3 5 1B	0-0 F8			3	1	2	3	0	0	0
65 Michael Chavis, R (5, 5) OBP: 0.381, SLG: 0.947										2	1	0	0	0	0	2
11 Rafael Devers, L (1, 5) OBP: 0.571, SLG: 0.857	0-0 FC5-6 1-2f	0-0 28 FC6-4 1B			0-0 7 59 1B 1B	0-0 G4-3 1-2 3-H		0-0 F9		3	1	2	0	0	0	1
68 Juan Centeno, L (5, 2) OBP: 0.300, SLG: 0.222										2	0	0	1	0	0	1
28 J.D. Martinez, R (1, 10)	0-0 F8	0-0 FC6-4 1-2f			0-3 K	4-0 5 1B BB		0-3 K		3	0	0	0	0	1	3
85 Josh Ockimey, L (6, PH) OBP: 0.389, SLG: 0.214 (6, 10)										1	0	0	0	1	1	0
7 Christian Vázquez, R (1, 2) OBP: 0.077, SLG: 0.077	0-3 K		0-0 P4		0-0 38 1B 59 1B 43 G6-3 1-2 1B	0-0 1-2 2-H 1B		0-3 K		3	1	1	0	0	1	1
5 Jarren Duran, L (5, 7) OBP: 0.500, SLG: 0.500										2	0	1	1	0	1	0
59 Sam Travis, R (1, 3) OBP: 0.368, SLG: 0.200		4-0 43 74 1B BB	0-0 G6-3		0-0 43 G6-3 38 1B 1-2 2-H 1B	0-3 K			0-0 49 BLK 40 1B 2B	2	1	1	1	1	0	0
83 Bobby Dalbec, R (6, PH) OBP: 0.556, SLG: 0.417 (6, 3)										2	1	1	0	0	1	2
38 Tate Matheny, R (1, 7) OBP: 0.313, SLG: 0.500 (5, 8)	0-3 K		0-0 1B		0-0 43 G6-3 1-2 2-3 1B	0-0 L4			0-3 K 2-3	3	0	2	0	0	1	1
90 C.J. Chatham, R (6, PH) OBP: 0.308, SLG: 0.333 (6, 6)										1	0	0	0	0	0	2
49 Roldani Baldwin, R (9, PH)										1	0	0	0	0	1	1
11 Jeremy Rivera, S (9, 6) OBP: 0.250, SLG: 0.500										0	0	0	0	0	0	0
43 Tony Renda, R (1, 4) OBP: 0.238, SLG: 0.444	4-0 74 1B 48 HR 1-2 BB	0-0 L7		0-0 G6-3 1-2 2-3 3-H		0-0 F9		0-0 P6		2	1	0	1	1	0	3
7 Brett Netzer, L (6, 4)										2	0	0	0	0	0	1
41 Cole Sturgeon, L (1, 9) OBP: 0.200, SLG: 0.467	0-0 F7		0-0 P6	0-0 F8		0-0 39 WP 1B		0-0 3-H 1B		3	0	0	0	0	0	4
40 Danny Mars, S (6, 9) OBP: 0.600, SLG: 0.600										2	0	2	1	0	0	0
74 Chad De La Guerra, L (1, 6) OBP: 0.583, SLG: 0.818	0-0 48 HR 1-3 2-H 1B		0-3 K			0-0 68 G4-3 3B	1-3 K 1-2		0-0 G1-3	3	2	2	1	0	1	0
39 Joseph Monge, R (6, 8)										2	0	0	0	0	1	2
Inning Stats	R: 0 E: 0 K: 1 S: 6 H: 1 LOB: 1 BB: 0 P: 6	R: 4 E: 0 K: 1 S: 9 H: 3 LOB: 1 BB: 2 P: 19	R: 0 E: 0 K: 0 S: 4 H: 1 LOB: 1 BB: 0 P: 4	R: 0 E: 0 K: 1 S: 5 H: 0 LOB: 0 BB: 0 P: 5	R: 2 E: 0 K: 1 S: 9 H: 4 LOB: 2 BB: 0 P: 9	R: 2 E: 1 K: 1 S: 8 H: 2 LOB: 2 BB: 1 P: 12	R: 0 E: 0 K: 1 S: 6 H: 1 LOB: 1 BB: 0 P: 7	R: 0 E: 0 K: 2 S: 7 H: 0 LOB: 0 BB: 0 P: 7	R: 1 E: 0 K: 1 S: 7 H: 2 LOB: 1 BB: 0 P: 7	1B: 11 2B: 1 3B: 1 HR: 1	SF: 0 SAC: 0 DP: 0 HBP: 0						

AB	42
R	9
H	14
RBI	9
BB	3
SO	9
LOB	24

WP: 1 PB: 0 SB: 0 CS: 0 PA: 45

PITCHER		IP	WLS	BF	H	R	ER	SO	BB	IBB	HBP	BLK	WP	HR	S	P	ERA	WHIP
32 Steven Matz, L ERA: 9.64	(1, 1)	2.2	L	15	5	4	4	2	2	0	0	0	0	1	18	28	13.50	2.625
26 Arquimedes Caminero, R ERA: 19.29	(3, 1)	0.1		1	0	0	0	0	0	0	0	0	0	0	1	1	0.00	0.000
27 Jeurys Familia, R ERA: 6.0	(4, 1)	1.0		3	0	0	0	1	0	0	0	0	0	0	5	5	0.00	0.000
38 Justin Wilson, L ERA: 15.0	(5, 1)	1.0		7	4	2	2	1	0	0	0	0	0	0	9	9	18.00	4.000
70 Eric Hanhold, R ERA: 4.5	(6, 1)	1.0		7	2	2	1	1	1	0	0	0	0	0	8	12	9.00	3.000

PITCHER		IP	WLS	BF	H	R	ER	SO	BB	IBB	HBP	BLK	WP	HR	S	P	ERA	WHIP
67 Seth Lugo, R ERA:	(7, 1)	2.0		7	1	0	0	3	0	0	0	0	1	0	13	14	0.00	0.500
73 Daniel Zamora, L ERA: 6.0	(9, 1)	1.0		5	2	1	1	1	0	0	0	1	0	0	7	7	9.00	2.000

Boston Red Sox @ New York Mets

First Data Field, Port St. Lucie, FL

Mon Mar 04 2019, 1:11 PM - 4:22 PM EST

Att. 6,574 - Partly Cloudy - 87 F

BOTTOM

Batter	1	2	3	4	5	6	7	8	9	AB	R	H	RBI	BB	SO	LOB
9 Brandon Nimmo, L (1, 10) OBP: 0.125, SLG: 0.125	C C C 0-3 ① K		S S S 0-3 ① K	S S 0-3 ③ K		X 0-0 ② 1-3 2-H 2B		B B B B 4-0 72 2B BB		3	0	0	0	0	3	1
91 Juan Uriarte, R (6, PH) OBP: 1.000, SLG: 2.000 (7, 10)										1	0	1	0	1	0	0
1 Amed Rosario, R (1, 6) OBP: 0.533, SLG: 0.846	X 0-0 ② L8		X 0-0 30 HBP 40 1B 1B		H 1-0 40 F8 24 1B HBP	X 0-0 ③ G4-3		X 0-0 1-3 2B		2	1	1	0	0	0	0
72 Andrés Giménez, L (5, PR) OBP: 0.286, SLG: 0.250 (6, 6)										2	0	1	0	0	0	2
24 Robinson Canó, L (1, 4) OBP: 0.400, SLG: 0.400	X 0-0 1B		S S S 0-3 ② K		X 0-0 1-2 1B		X 0-0 ① G1-3	X 0-0 ② F8		3	0	2	0	0	1	1
15 Luis Guillorme, L (7, 4) OBP: 0.500, SLG: 0.714										2	0	0	0	0	0	2
30 Michael Conforto, L (1, 9) OBP: 0.368, SLG: 0.500	S S S 0-3 ③ K		H 1-0 40 1B 1-2 HBP		X 0-0 ① F8		X 0-0 ② G3-1	X 0-0 ③ L8		3	0	0	0	0	1	3
93 Stanley Consuegra, R (8, 9)										1	0	0	0	0	0	2
40 Wilson Ramos, R (1, 2) OBP: 0.538, SLG: 0.769		X 0-0 ① G4-3	X 0-0 28 FC5-4 1-2 2-H 1B		X 0-0 ② F8 2-3		X 0-0 28 2B 1B		X 0-0 ① G3-1	3	0	1	1	0	0	2
76 Patrick Mazeika, L (6, 2) OBP: 0.143, SLG: 0.143										2	1	1	0	0	0	0
28 J.D. Davis, R (1, 5) OBP: 0.304, SLG: 0.522		X 0-0 ② G1-3	X 0-0 ③ FC5-4 1-2f		S S S 0-3 ③ K		X 0-0 1-H 22 2B 2B		S S S 0-3 ② K2-3	4	1	1	1	0	1	4
83 Arismendy Alcántara, S (8, 5) OBP: 0.214, SLG: 0.091										1	0	0	0	0	1	0
22 Dominic Smith, L (1, 3) OBP: 0.565, SLG: 0.700		X 0-0 23 1B 1B		S S S 0-3 ① K		S S S 0-3 ① K	X 0-0 2-H 2B		B B B B 4-0 BB	4	0	2	1	0	2	0
89 Jeremy Vasquez, L (8, 3)										0	0	0	0	1	0	0
23 Keon Broxton, R (1, 8) OBP: 0.357, SLG: 0.182		X 0-0 1-2 1B		S S S 0-3 ② K		B B B 4-0 15 1B 91 2B BB	X 0-0 ③ F7		X 0-0 ③ F7	3	0	1	0	1	1	1
86 Quinn Brodey, L (8, 8)										1	0	0	0	0	0	1
15 Tim Tebow, L (1, 7) OBP: 0.300, SLG: 0.222		X 0-0 ③ G1-3		X 0-0 1B		X 0-0 91 2B 1-2 1B		X 0-0 ① L6		3	0	2	0	0	0	2
93 Braxton Lee, L (8, 7) OBP: 0.300, SLG: 0.125										1	0	0	0	0	0	0

Inning Stats	1	2	3	4	5	6	7	8	9
	R: 0 E: 0 K: 2 S: 8 H: 1 LOB: 1 BB: 0 P: 8	R: 0 E: 0 K: 0 S: 5 H: 2 LOB: 2 BB: 0 P: 5	R: 1 E: 0 K: 2 S: 9 H: 2 LOB: 2 BB: 0 P: 10	R: 0 E: 0 K: 3 S: 10 H: 1 LOB: 1 BB: 0 P: 10	R: 0 E: 0 K: 1 S: 6 H: 1 LOB: 2 BB: 0 P: 7	R: 0 E: 0 K: 1 S: 6 H: 2 LOB: 2 BB: 1 P: 10	R: 2 E: 0 K: 0 S: 6 H: 3 LOB: 1 BB: 0 P: 6	R: 0 E: 0 K: 0 S: 4 H: 1 LOB: 2 BB: 1 P: 8	R: 0 E: 0 K: 1 S: 5 H: 0 LOB: 1 BB: 1 P: 9

1B: 9	SF: 0
2B: 4	SAC: 0
3B: 0	DP: 0
HR: 0	HBP: 2

WP: 0	PA: 44
PB: 0	
SB: 0	
CS: 0	

AB	**39**
R	**3**
H	**13**
RBI	**3**
BB	**3**
SO	**10**
LOB	**21**

livebaseballscorecards.com

PITCHER		IP	WLS	BF	H	R	ER	SO	BB	IBB	HBP	BLK	WP	HR	S	P	ERA	WHIP
57 Eduardo Rodriguez, L ERA: 4.5	(1, 1)	2.0	W	9	3	0	0	2	0	0	0	0	0	0	13	13	0.00	1.500
44 Brandon Workman, R ERA: 3.0	(3, 1)	1.0		6	2	1	1	2	0	0	1	0	0	0	9	10	9.00	2.000
91 Mike Shawaryn, R ERA: 2.7	(4, 1)	2.1	H	11	2	0	0	5	1	0	1	0	0	0	19	24	0.00	1.286
86 Adam Lau, R ERA:	(6, 1)	0.2		3	2	0	0	0	0	0	0	0	0	0	3	3	0.00	3.000
79 Denyi Reyes, R ERA: 9.0	(7, 1)	1.0		6	3	2	2	0	0	0	0	0	0	0	6	6	18.00	3.000

PITCHER		IP	WLS	BF	H	R	ER	SO	BB	IBB	HBP	BLK	WP	HR	S	P	ERA	WHIP
71 Matthew Gorst, R ERA:	(8, 1)	1.0		5	1	0	0	0	1	0	0	0	0	0	4	8	0.00	2.000
49 Brian Ellington, R ERA: 2.25	(9, 1)	1.0		4	0	0	0	1	1	0	0	0	0	0	5	9	0.00	1.000

Boston Red Sox @ Washington Nationals

TEAM Ballpark of the Palm Beaches, West Palm Beach, FL

Tue Mar 05 2019, 1:07 PM - 9:43 AM EST

Att. 7,105 - Partly Cloudy - 82 F

TOP

livebaseballscorecards.com

Batter	1	2	3	4	5	6	7	8	9	AB	R	H	RBI	BB	SO	LOB
5 Tzu-Wei Lin, L (1, 8) OBP: 0.500, SLG: 0.813 3 Chris Madera, R (6, 9)	P4			HR 1B		L6		K		4 1	1 0	2 0	3 0	0 0	0 1	1 0
23 Blake Swihart, S (1, 3) OBP: 0.444, SLG: 0.375 85 Josh Ockimey, L (7, 3) OBP: 0.368, SLG: 0.200	F8			1B P3			89 S 77 2B 1B	F7		4 1	2 0	2 0	0 0	0 0	0 0	2 0
28 J.D. Martinez, R (1, 10) 89 Austin Rei, R (7, PH) OBP: 0.400, SLG: 0.400 (7, 10)	G6-3			BB K			K 1-2		1B	2 2	1 0	0 1	0 0	1 0	1 1	2 1
7 Christian Vázquez, R (1, 2) OBP: 0.063, SLG: 0.063 41 Cole Sturgeon, L (6, 8) OBP: 0.235, SLG: 0.438		G6-3		K	F7		BB 77 2B		F7	3 1	0 0	0 0	0 0	0 1	1 0	2 1
48 Gorkys Hernández, R (1, 7) OBP: 0.333, SLG: 0.476 77 Óscar Hernández, R (6, 2) OBP: 0.385, SLG: 0.500		K		1B 74 PB 83 1B 74 1B 1-2 2-3	K		2B 1-3 2-H		K	3 2	1 0	1 1	0 1	0 0	2 1	0 1
83 Bobby Dalbec, R (1, 5) OBP: 0.524, SLG: 0.400 65 Michael Chavis, R (6, 4) OBP: 0.348, SLG: 0.857		K2-3		1B 74 1B 74 PB 38 1B 1-2 2-3 3-H	K		L9		K	3 2	1 0	1 0	1 0	0 0	2 1	0 3
74 Chad De La Guerra, L (1, 4) OBP: 0.533, SLG: 0.714 5 Mike Miller, R (6, 5)			K 1B 90 1B 38 1B 5 1B 1-3 2-H 3-H	K		K	BB			3 0	1 0	1 0	1 0	0 1	2 0	0 0
38 Tate Matheny, R (1, 9) OBP: 0.316, SLG: 0.474 22 Jordan Wren, L (6, 7)		L4		1B 90 1B 5 1B 1-2 3-H	K		F7			3 1	1 0	1 0	1 0	0 0	1 0	0 3
90 C.J. Chatham, R (1, 6) OBP: 0.353, SLG: 0.438		F7		1B 5 1B 1-2 2-3		E9	2B	G5-3		4	0	2	0	0	0	0
Inning Stats	R: 0 E: 0 K: 0 S: 4 H: 0 LOB: 0 BB: 0 P: 4	R: 0 E: 0 K: 2 S: 7 H: 0 LOB: 0 BB: 0 P: 7	R: 0 E: 0 K: 1 S: 5 H: 0 LOB: 0 BB: 0 P: 5	R: 7 E: 0 K: 2 S: 15 H: 8 LOB: 2 BB: 1 P: 20	R: 0 E: 0 K: 2 S: 7 H: 0 LOB: 0 BB: 0 P: 7	R: 0 E: 1 K: 2 S: 8 H: 1 LOB: 1 BB: 0 P: 8	R: 1 E: 0 K: 1 S: 7 H: 2 LOB: 3 BB: 2 P: 15	R: 0 E: 0 K: 1 S: 5 H: 0 LOB: 0 BB: 0 P: 5	R: 0 E: 0 K: 2 S: 8 H: 1 LOB: 1 BB: 0 P: 8	1B: 9 2B: 2 3B: 0 HR: 1 SF: 0 SAC: 0 DP: 0 HBP: 0						

	AB	39
	R	8
	H	12
	RBI	7
	BB	3
	SO	13
	LOB	16

WP: 0 PB: 1 SB: 1 CS: 0 PA: 42

PITCHER		IP	WLS	BF	H	R	ER	SO	BB	IBB	HBP	BLK	WP	HR	S	P	ERA	WHIP
31 Max Scherzer, R ERA: 6.48	(1, 1)	3.1	L	15	4	5	5	4	1	0	0	0	0	0	23	27	13.50	1.500
45 Vidal Nuño, L ERA: 6.0	(4, 1)	0.2		6	4	2	2	1	0	0	0	0	0	0	8	9	27.00	6.000
36 Sammy Solís, L ERA: 2.25	(5, 1)	1.0		3	0	0	0	2	0	0	0	0	0	0	7	7	0.00	0.000
50 Austin Voth, R ERA: 3.18	(6, 1)	1.2		10	3	1	1	3	2	0	0	0	0	0	14	22	5.40	3.000
61 Kyle McGowin, R ERA: 8.31	(7, 1)	1.1		4	0	0	0	1	0	0	0	0	0	0	6	6	0.00	0.000

PITCHER		IP	WLS	BF	H	R	ER	SO	BB	IBB	HBP	BLK	WP	HR	S	P	ERA	WHIP
49 Scott Copeland, R ERA:	(9, 1)	1.0		4	1	0	0	2	0	0	0	0	0	0	8	8	0.00	1.000

Batter	1	2	3	4	5	6	7	8	9	AB	R	H	RBI	BB	SO	LOB
7 Trea Turner, R (1, 6) OBP: 0.444, SLG: 0.429	C C C 0-3 ① K		X 0-0 47 S, 47 1B 2B		X 0-0 ① ② G4-6-3, 1-2f		X 0-0 ② G3-1		X 0-0 ② G6-3, 1-2	3	1	1	0	0	1	1
17 Andrew Stevenson, L (7, 7) OBP: 0.263, SLG: 0.294										2	0	0	0	0	0	1
22 Juan Soto, L (1, 7) OBP: 0.476, SLG: 0.471	S S S 0-3 ② K		X 0-0 ① F7		B B B 4-0 BB		X 0-0 ③ F8		X 0-0 ③ L8	2	0	0	0	1	1	1
68 Chuck Taylor, S (7, 9) OBP: 0.368, SLG: 0.556										2	0	0	0	0	0	1
47 Howie Kendrick, R (1, 3) OBP: 0.333, SLG: 0.200	H 1-0 9 2B HBP		C X 0-1 2-H 1B		S S S 0-3 ③ K			X 0-0 65 FC4 1B		1	0	1	1	0	0	0
48 Jacob Wilson, R (3, PR) OBP: 0.400, SLG: 0.846										2	0	1	0	0	1	1
(4, 3)																
9 Brian Dozier, R (1, 4) OBP: 0.353, SLG: 0.533	X 0-0 1-3 2B		X 0-0 ② F9			B B B B 4-0 16 1B, 39 1B BB		S S S 0-3 ① K		2	0	1	0	1	0	1
8 Carter Kieboom, R (6, PR) OBP: 0.444, SLG: 0.462										1	1	0	0	0	1	1
(7, 4)																
16 Victor Robles, R (1, 8) OBP: 0.435, SLG: 0.556	X 0-0 ③ G4-3		X 0-0 ③ P2			X 0-0 39 1B 1-3 1B		S S S 0-3 ② K		3	0	1	0	0	0	3
67 Hunter Jones, R (6, PR) OBP: 0.421, SLG: 0.313										1	1	0	0	0	1	1
(7, 8)																
39 Brandon Snyder, R (1, 9) OBP: 0.381, SLG: 0.684		X 0-0 ① G5-3		X 0-0 ① G5-3		X 0-0 5 G4-6-3 2-H 3-H 1B		X 0-0 ③ FC4 1-2f		3	0	1	2	0	0	0
65 Raudy Read, R (7, 2) OBP: 0.375, SLG: 0.286										1	0	0	0	0	0	1
5 Adrián Sanchez, R (1, 5) OBP: 0.333, SLG: 0.313		X 0-0 ② F7		X 0-0 ② F9		X 0-0 ① ② G4-6-3 1-2f			X 0-0 71 WP, 71 1B 1B	3	0	0	0	0	0	2
(7, 6)																
63 Luis García Jr., L (9, 6) OBP: 0.267, SLG: 0.154										1	1	1	0	0	0	0
29 Pedro Severino, R (1, 2) OBP: 0.500, SLG: 0.600		X 0-0 1B	C C C 0-3 ③ K			X 0-0 ③ G5-3			X 0-0 ① F9	3	0	1	0	0	1	2
71 Jake Noll, R (7, 5) OBP: 0.632, SLG: 0.867										2	0	1	1	0	0	0
31 Max Scherzer, R (1, 1)		C C C 0-3 ③ K		X 0-0 7 G4-6-3 1B			X 0-0 ① G5-3		B X 1-0 17 G6-3 1-H 1B	1	0	0	0	0	1	1
45 Vidal Nuño, L (4, 1)										0	0	0	0	0	0	0
36 Sammy Solís, R (5, 1)										0	0	0	0	0	0	0
15 Matt Adams, L (5, PH) OBP: 0.278, SLG: 0.500										1	0	1	0	0	0	0
50 Austin Voth, R (6, 1)										0	0	0	0	0	0	0
61 Kyle McGowin, R (7, 1)										0	0	0	0	0	0	0
49 Scott Copeland, R (9, 1)										0	0	0	0	0	0	0
27 Spencer Kieboom, R (9, PH) OBP: 0.333, SLG: 0.750										1	0	0	0	0	0	1
Inning Stats	R: 0 E: 0 K: 2 S: 8 H: 1 LOB: 2 BB: 0 P: 9	R: 0 E: 0 K: 1 S: 6 H: 1 LOB: 1 BB: 0 P: 6	R: 1 E: 0 K: 0 S: 6 H: 2 LOB: 0 BB: 0 P: 6	R: 0 E: 0 K: 1 S: 5 H: 0 LOB: 0 BB: 0 P: 5	R: 0 E: 0 K: 1 S: 5 H: 1 LOB: 1 BB: 1 P: 9	R: 2 E: 0 K: 0 S: 4 H: 2 LOB: 2 BB: 1 P: 8	R: 0 E: 0 K: 0 S: 3 H: 0 LOB: 0 BB: 0 P: 3	R: 0 E: 0 K: 2 S: 8 H: 1 LOB: 1 BB: 0 P: 8	R: 1 E: 0 K: 0 S: 5 H: 2 LOB: 1 BB: 0 P: 6	1B: 8 2B: 2 3B: 0 HR: 0		SF: 0 SAC: 0 DP: 2 HBP: 1				

PITCHER		IP	WLS	BF	H	R	ER	SO	BB	IBB	HBP	BLK	WP	HR	S	P	ERA	WHIP
76 Hector Velázquez, R ERA: 7.71	(1, 1)	2.2		13	4	1	1	3	0	0	1	0	0	0	19	20	3.38	1.500
54 Trevor Kelley, R ERA:	(3, 1)	0.1	W	1	0	0	0	0	0	0	0	0	0	0	1	1	0.00	0.000
66 Bobby Poyner, L ERA: 2.25	(4, 1)	1.0		3	0	0	0	1	0	0	0	0	0	0	5	5	0.00	0.000
78 Travis Lakins Sr., R ERA:	(5, 1)	1.0		4	1	0	0	1	1	0	0	0	0	0	5	9	0.00	2.000
58 Jenrry Mejia, R ERA: 9.0	(6, 1)	1.0		5	2	2	2	0	1	0	0	0	0	0	4	8	18.00	3.000

PITCHER		IP	WLS	BF	H	R	ER	SO	BB	IBB	HBP	BLK	WP	HR	S	P	ERA	WHIP
75 Domingo Tapia, R ERA: 1.93	(7, 1)	1.0		3	0	0	0	0	0	0	0	0	0	0	3	3	0.00	0.000
81 Josh Taylor, L ERA: 1.8	(8, 1)	2.0		9	3	1	1	2	0	0	0	0	1	0	13	14	4.50	1.500

BOTTOM

Boston Red Sox @ Washington Nationals

LOANDEPOT PARK ALTITEAM Ballpark of the Palm Beaches, West Palm Beach, FL

Tue Mar 05 2019, 1:07 PM - 9:43 AM EST
Att. 7,105 - Partly Cloudy - 82 F

livebaseballscorecards.com

AB	35
R	4
H	10
RBI	4
BB	2
SO	7
LOB	18

1B: 8 SF: 0
2B: 2 SAC: 0
3B: 0 DP: 2
HR: 0 HBP: 1

WP: 1 PA: 38
PB: 0
SB: 1
CS: 0

Batter	1	2	3	4	5	6	7	8	9	AB	R	H	RBI	BB	SO	LOB
15 Pablo Reyes, R (1, 8) OBP: 0.333, SLG: 0.700	P2	16 S 1B		G1-3		BB		77 2B; 75 SF8 1B	BB	3	0	1	0	0	0	0
68 Bryan Reynolds, S (6, PH) OBP: 0.409, SLG: 0.294 (6, 8)										1	1	1	0	2	0	0
16 Jung Ho Kang, R (1, 5) OBP: 0.353, SLG: 0.857	19 S; 19 1B BB	K		K		K		75 SF8 2B	K	2	1	0	0	1	2	1
77 Ke'Bryan Hayes, R (6, PH) OBP: 0.444, SLG: 1.118 (6, 5)										3	0	1	1	0	2	4
19 Colin Moran, L (1, 10) OBP: 0.263, SLG: 0.250	17 1B; 27 FC5; 36 1B 1B		17 BB; 44 1B; 36 1B BB		17 1B 1B		3 1B; 79 1B BB	K		2	2	2	1	1	0	0
84 Arden Pabst, R (7, PH) OBP: 0.444, SLG: 0.500 (7, 10)										1	1	0	0	1	1	3
36 José Osuna, R (1, 3) OBP: 0.333, SLG: 0.333	27 FC5; 17 1B 1B		27 P5-4; 17 BB 1B		P6		F8	SF8		3	0	2	0	0	0	1
75 Will Craig, R (6, 3) OBP: 0.455, SLG: 0.471										1	0	0	1	0	0	1
17 JB Shuck, L (1, 9) OBP: 0.450, SLG: 0.778	27 FC5 1B		44 1B BB		1 SAFE; 27 S 1B		K	BB		2	0	2	0	1	0	0
80 Brett Kinneman, L (6, 9)										1	0	0	0	1	1	1
27 Kevin Newman, R (1, 6) OBP: 0.250, SLG: 0.286	FC5		P5-4		G1-3		79 1B 1B	P4		3	0	0	1	0	0	6
3 Cole Tucker, S (6, 6) OBP: 0.400, SLG: 0.385										2	0	1	0	0	0	2
44 Kevin Kramer, L (1, 4) OBP: 0.200, SLG: 0.400	K		1-2 3-H 1B			K	1-3 2-H 1B		F9	3	0	1	1	0	2	2
79 Alfredo Reyes, R (6, 4) OBP: 0.267, SLG: 0.154										2	0	1	1	0	0	0
51 Jason Martin, L (1, 7) OBP: 0.353, SLG: 0.824		K	G4-3			3B	F9		G5-3	3	0	1	0	0	1	2
82 Bralin Jackson, R (6, PR) (6, 7)										2	0	0	0	0	0	2
61 Steven Baron, R (1, 2) OBP: 0.357, SLG: 0.250		F8		K		G6-3		68 1B; 77 2B 1B	68 BB BB	4	0	1	0	0	1	1
74 Christian Kelley, R (8, PR) OBP: 0.462, SLG: 0.250 (8, 2)										0	1	0	0	1	0	0
Inning Stats	R: 2 E: 0 K: 1 S: 8 H: 3 LOB: 2 BB: 1 P: 13	R: 0 E: 0 K: 2 S: 8 H: 1 LOB: 1 BB: 0 P: 9	R: 1 E: 0 K: 0 S: 4 H: 2 LOB: 2 BB: 2 P: 12	R: 0 E: 0 K: 2 S: 7 H: 0 LOB: 0 BB: 0 P: 7	R: 0 E: 0 K: 0 S: 4 H: 2 LOB: 1 BB: 0 P: 5	R: 0 E: 0 K: 2 S: 8 H: 1 LOB: 2 BB: 1 P: 12	R: 1 E: 0 K: 1 S: 7 H: 2 LOB: 2 BB: 1 P: 11	R: 2 E: 0 K: 1 S: 8 H: 3 LOB: 2 BB: 1 P: 12	R: 0 E: 0 K: 1 S: 5 H: 0 LOB: 2 BB: 2 P: 13	1B: 12 2B: 2 3B: 1 HR: 0 SF: 1 SAC: 0 DP: 1 HBP: 0							

PITCHER		IP	WLS	BF	H	R	ER	SO	BB	IBB	HBP	BLK	WP	HR	S	P	ERA	WHIP
71 Josh Smith, R ERA: 7.94	(1, 1)	2.0	L	11	4	2	2	3	1	0	0	0	0	0	16	22	9.00	2.500
47 Tyler Thornburg, R ERA: 12.0	(3, 1)	1.0		6	2	1	1	0	2	0	0	0	0	0	4	12	9.00	4.000
72 Colten Brewer, R ERA: 9.0	(4, 1)	1.0		3	0	0	0	2	0	0	0	0	0	0	7	7	0.00	0.000
73 Ryan Weber, R ERA: 3.6	(5, 1)	2.0		9	3	0	0	2	1	0	0	0	0	0	12	17	0.00	2.000
49 Brian Ellington, R ERA: 3.6	(7, 1)	1.0		6	2	1	1	1	1	0	0	0	0	0	7	11	9.00	3.000

PITCHER		IP	WLS	BF	H	R	ER	SO	BB	IBB	HBP	BLK	WP	HR	S	P	ERA	WHIP
48 Dan Runzler, L ERA: 13.5	(8, 1)	0.2		6	3	2	2	1	1	0	0	0	0	0	7	11	27.00	6.000
86 Adam Lau, R ERA:	(8, 1)	1.1		6	0	0	0	1	2	0	0	0	0	0	6	14	0.00	1.500

TOP

Pittsburgh Pirates @ Boston Red Sox

JetBlue Park, Ft. Myers, FL

Wed Mar 06 2019, 1:07 PM - 4:10 PM EST

Att. 10,126 - Sunny - 61 F

livebaseballscorecards.com

AB	38
R	6
H	14
RBI	6
BB	8
SO	10
LOB	26

1B: 12	SF: 1	WP: 0	PA: 47
2B: 2	SAC: 0	PB: 0	
3B: 1	DP: 1	SB: 3	
HR: 0	HBP: 0	CS: 0	

BOTTOM

Pittsburgh Pirates @ Boston Red Sox

JetBlue Park, Ft. Myers, FL

Wed Mar 06 2019, 1:07 PM - 4:10 PM EST

Att. 10,126 - Sunny - 61 F

livebaseballscorecards.com

Batter	1	2	3	4	5	6	7	8	9	AB	R	H	RBI	BB	SO	LOB
16 Andrew Benintendi, L (1, 7) OBP: 0.214, SLG: 0.286	F9			11 G4-6-3 50 1B 1B	K			K		3	0	1	0	0	1	2
2 Jagger Rusconi, S (6, 7) OBP: 0.250, SLG: 0.250										1	0	0	0	0	1	0
50 Mookie Betts, R (1, 9) OBP: 0.500, SLG: 0.600	P4			11 G4-6-3 1-2 1B		F7			G6-3	2	0	1	0	0	0	0
5 Tzu-Wei Lin, L (6, 6) OBP: 0.450, SLG: 0.722										2	0	0	0	0	0	0
11 Rafael Devers, L (1, 5) OBP: 0.500, SLG: 0.750	G3			G4-6-3 1-2f 2-3		K			E6	2	0	0	0	0	0	2
83 Bobby Dalbec, R (6, 5) OBP: 0.478, SLG: 0.353										2	0	0	0	0	1	0
2 Xander Bogaerts, R (1, 6) OBP: 0.308, SLG: 0.583		K		F7		F7			P6	2	0	0	0	0	1	1
68 Juan Centeno, L (6, 2) OBP: 0.250, SLG: 0.182										2	0	0	0	0	0	1
18 Mitch Moreland, L (1, 10) OBP: 0.500, SLG: 0.333		K			HBP 25 G6-4-3		G5-3		K	1	0	0	0	0	1	0
89 Austin Rei, R (5, PR) OBP: 0.286, SLG: 0.286										2	0	0	0	0	1	1
(6, 10)																
25 Steve Pearce, R (1, 3)		F8			G6-4-3 1-2f		F9			2	0	0	0	0	0	1
85 Josh Ockimey, L (6, 3) OBP: 0.350, SLG: 0.188										1	0	0	0	0	0	0
19 Jackie Bradley Jr., L (1, 8) OBP: 0.500, SLG: 1.000			K		36 BB 3 1B BB		K			1	1	0	0	1	1	0
38 Tate Matheny, R (6, 8) OBP: 0.300, SLG: 0.450										1	0	0	0	0	1	0
36 Eduardo Núñez, R (1, 4) OBP: 0.385, SLG: 0.417			G5-3		3 1B 1-2 BB			K		1	0	0	0	1	0	0
5 Jarren Duran, L (6, 9) OBP: 0.400, SLG: 0.400										1	0	0	0	0	1	0
3 Sandy León, S (1, 2) OBP: 0.438, SLG: 0.538			P6		1-3 2-H 1B			G6-3		2	0	1	1	0	0	0
11 Jeremy Rivera, S (5, PR) OBP: 0.200, SLG: 0.400										1	0	0	0	0	0	0
(6, 4)																
Inning Stats	R: 0 E: 0 K: 0 S: 3 H: 0 LOB: 0 BB: 0 P: 3	R: 0 E: 0 K: 2 S: 7 H: 0 LOB: 0 BB: 0 P: 7	R: 0 E: 0 K: 1 S: 5 H: 0 LOB: 0 BB: 0 P: 5	R: 0 E: 0 K: 0 S: 4 H: 2 LOB: 1 BB: 0 P: 4	R: 1 E: 0 K: 1 S: 5 H: 1 LOB: 2 BB: 2 P: 14	R: 0 E: 0 K: 1 S: 5 H: 0 LOB: 0 BB: 0 P: 5	R: 0 E: 0 K: 1 S: 5 H: 0 LOB: 0 BB: 0 P: 5	R: 0 E: 0 K: 2 S: 7 H: 0 LOB: 0 BB: 0 P: 7	R: 0 E: 1 K: 1 S: 6 H: 0 LOB: 1 BB: 0 P: 6	1B: 3 2B: 0 3B: 0 HR: 0	SF: 0 SAC: 0 DP: 2 HBP: 1						

AB	29
R	1
H	3
RBI	1
BB	2
SO	9
LOB	8

WP: 0 PB: 0 SB: 0 CS: 0 PA: 32

PITCHER		IP	WLS	BF	H	R	ER	SO	BB	IBB	HBP	BLK	WP	HR	S	P	ERA	WHIP
49 Nick Kingham, R ERA: 5.0	(1, 1)	4.0	W	13	2	0	0	3	0	0	0	0	0	0	19	19	0.00	0.500
30 Kyle Crick, R ERA: 6.75	(5, 1)	0.2	H	5	1	1	1	0	2	0	1	0	0	0	2	11	13.50	4.500
83 Montana DuRapau, R ERA:	(5, 1)	0.1	H	1	0	0	0	1	0	0	0	0	0	0	3	3	0.00	0.000
48 Richard Rodríguez, R ERA:	(6, 1)	1.0	H	3	0	0	0	1	0	0	0	0	0	0	5	5	0.00	0.000
70 Tyler Lyons, L ERA: 3.0	(7, 1)	1.0	H	3	0	0	0	1	0	0	0	0	0	0	5	5	0.00	0.000

PITCHER		IP	WLS	BF	H	R	ER	SO	BB	IBB	HBP	BLK	WP	HR	S	P	ERA	WHIP
66 Dovydas Neverauskas, R ERA: 6.23	(8, 1)	1.0		3	0	0	0	2	0	0	0	0	0	0	7	7	0.00	0.000
60 Jesús Liranzo, R ERA:	(9, 1)	1.0		4	0	0	0	1	0	0	0	0	0	0	6	6	0.00	0.000

Minnesota Twins @ Boston Red Sox

JetBlue Park, Ft. Myers, FL

Thu Mar 07 2019, 1:07 PM - 4:13 PM EST

Att. 9,864 - Sunny - 72 F

TOP

livebaseballscorecards.com

Batter	1	2	3	4	5	6	7	8	9	AB	R	H	RBI	BB	SO	LOB
64 Willians Astudillo, R (1, 2) OBP: 0.273, SLG: 0.400	L5	L5 3-3		L6		16 G6-3 60 1B 2B	G5-3	F9		3	0	0	0	0	0	2
18 Mitch Garver, R (6, PH) (6, 3) OBP: 0.167, SLG: 0.235										3	1	1	0	0	0	3
40 Drew Maggi, R (9, 5) OBP: 0.250, SLG: 0.250										0	0	0	0	0	0	0
16 Jonathan Schoop, R (1, 4) OBP: 0.316, SLG: 0.412	1B		BBBB 60 1B 19 1B BB	G6-3		G6-3 2-3	BBBB 3-H BB		BBBB 56 G6-4-3 BB	3	1	1	0	1	0	2
2 Luis Arraez, L (6, 4) OBP: 0.353, SLG: 0.083										0	0	0	0	2	0	0
24 C.J. Cron, R (1, 3) OBP: 0.421, SLG: 0.667	F8		F9	K		SSS K	F9		G6-4-3 1-2f	4	0	0	0	0	2	4
56 Tomás Telis, S (6, 2) OBP: 0.091, SLG: 0.091										2	0	0	0	0	0	3
60 Jake Cave, L (1, 7) OBP: 0.346, SLG: 0.417	G4-3		19 1B 1-3 1B		27 F9 19 G6-3 36 2B 1B	19 1B 3-H 1B		F8	SSC K	4	1	3	1	0	0	1
27 Alex Kirilloff, L (7, 9) OBP: 0.188, SLG: 0.188										2	0	0	0	0	1	0
19 Ronald Torreyes, R (1, 6) OBP: 0.360, SLG: 0.417		73 F9 27 1B 36 1B 1B	1-2 3-H 1B		G6-3 1-2	1-3 1B		BBBB 66 HR BB		4	1	3	1	0	0	1
1 Nick Gordon, L (6, 6) OBP: 0.333, SLG: 0.357										0	1	0	0	1	0	0
27 Lucas Duda, L (1, 10) OBP: 0.440, SLG: 0.400		SSS 36 1B 57 3B 1-2 1B	SSS K		F9 2-3	SCS K		SSC K		4	1	1	0	0	2	5
78 Ben Rortvedt, L (8, PH) (8, 10) OBP: 0.333, SLG: 0.375										1	0	0	0	0	1	1
73 LaMonte Wade Jr., L (1, 8) OBP: 0.391, SLG: 0.368		F9 2-3	F9		H 1-0 36 2B HBP		E4 36 2B 57 SF9	SX 1-H HR		3	1	0	0	0	0	4
66 Brent Rooker, R (7, 7) OBP: 0.235, SLG: 0.688										1	1	1	2	0	0	0
36 Adam Rosales, R (1, 5) OBP: 0.526, SLG: 1.000		57 3B 1-2 3-H 1B		57 2B 1B	1-3 3-H 2B		57 SF9 2 WP 1-3 2B	BBSSX HR	2-2	4	2	4	2	0	0	0
50 Jimmy Kerrigan, S (7, PR) (7, 8) OBP: 0.286, SLG: 0.714										1	2	1	1	0	0	0
57 Luke Raley, L (1, 9) OBP: 0.250, SLG: 0.500		64 L5 1-H 2-H 3B		1-H 2B	SSS K		SF9 2-3 3-H	1B		3	0	2	4	0	1	2
25 Mike Olt, R (7, 5) (9, 3) OBP: 0.500, SLG: 0.400										1	0	1	0	0	0	0
Inning Stats	R: 0 E: 0 K: 0 S: 4 H: 1 LOB: 1 BB: 0 P: 4	R: 3 E: 0 K: 0 S: 6 H: 4 LOB: 0 BB: 0 P: 6	R: 1 E: 0 K: 1 S: 7 H: 2 LOB: 2 BB: 1 P: 11	R: 1 E: 0 K: 1 S: 7 H: 2 LOB: 1 BB: 0 P: 7	R: 1 E: 0 K: 1 S: 7 H: 2 LOB: 2 BB: 0 P: 8	R: 1 E: 0 K: 2 S: 10 H: 3 LOB: 2 BB: 0 P: 10	R: 2 E: 1 K: 0 S: 5 H: 1 LOB: 2 BB: 1 P: 9	R: 3 E: 0 K: 1 S: 11 H: 3 LOB: 1 BB: 1 P: 17	R: 0 E: 0 K: 1 S: 4 H: 0 LOB: 0 BB: 1 P: 8	1B: 11 2B: 5 3B: 1 HR: 2 SF: 1 SAC: 0 DP: 2 HBP: 1							

AB	43
R	12
H	18
RBI	11
BB	4
SO	7
LOB	28

WP: 1 PA: 49
PB: 0
SB: 0
CS: 0

PITCHER		IP	WLS	BF	H	R	ER	SO	BB	IBB	HBP	BLK	WP	HR	S	P	ERA	WHIP
61 Brian Johnson, L ERA: 10.8	(1, 1)	1.1	L	9	5	3	3	0	0	0	0	0	0	0	9	9	20.25	3.750
54 Trevor Kelley, R ERA:	(2, 1)	0.2		1	0	0	0	0	0	0	0	0	0	0	1	1	0.00	0.000
44 Brandon Workman, R ERA: 4.5	(3, 1)	1.0		6	2	1	1	1	1	0	0	0	0	0	7	11	9.00	3.000
31 Erasmo Ramírez, R ERA: 7.71	(4, 1)	2.0		11	4	2	2	2	0	0	1	0	0	0	14	15	9.00	2.000
64 Marcus Walden, R ERA: 1.29	(6, 1)	1.0		6	3	1	1	2	0	0	0	0	0	0	10	10	9.00	3.000

PITCHER		IP	WLS	BF	H	R	ER	SO	BB	IBB	HBP	BLK	WP	HR	S	P	ERA	WHIP
71 Matthew Gorst, R ERA:	(7, 1)	1.0		6	1	2	0	0	1	0	0	0	1	0	5	9	0.00	2.000
51 Jake Thompson, R ERA: 27.0	(8, 1)	1.0		7	3	3	3	1	1	0	0	0	0	2	11	17	27.00	4.000
55 Daniel Schlereth, L ERA: 5.4	(9, 1)	1.0		3	0	0	0	1	1	0	0	0	0	0	4	8	0.00	1.000

BOTTOM

Batter	1	2	3	4	5	6	7	8	9	AB	R	H	RBI	BB	SO	LOB
15 Dustin Pedroia, R (1, 4) OBP: 1.000, SLG: 1.000	0-0 50 WP 11 2B 1B		0-0 ② G3		0-0 ③ G3		0-0 ③ 2-H 1B			1	1	1	0	0	0	0
5 Tzu-Wei Lin, L (3, 4) OBP: 0.435, SLG: 0.667 (6, 8)										3	0	1	0	0	0	1
50 Mookie Betts, R (1, 9) OBP: 0.429, SLG: 0.500	B S S S 1-3 ① K 1-2		0-0 ③ F9			B B B B 4-0 77 WP BB		0-0 ① G6-3		2	0	0	0	0	1	1
41 Cole Sturgeon, L (6, 7) OBP: 0.263, SLG: 0.412										1	0	0	0	1	0	0
11 Rafael Devers, L (1, 5) OBP: 0.500, SLG: 0.778	0-0 28 FC4-5 2-H 2B			0-0 ① G4-3		S S C 0-3 ① K		0-0 ② F8		2	0	1	1	0	0	0
83 Bobby Dalbec, R (6, 5) OBP: 0.440, SLG: 0.316										2	0	0	0	0	1	1
28 J.D. Martinez, R (1, 10)	0-0 ② FC4-5 2-3			0-0 ② F8		0-0 ② F8		S S C 0-3 ③ K		3	0	0	0	0	0	2
89 Austin Rei, R (8, PH) (9, 10) OBP: 0.250, SLG: 0.250										1	0	0	0	0	1	0
2 Xander Bogaerts, R (1, 6) OBP: 0.333, SLG: 0.643	0-0 ③ P4			0-0 2B		B B B B 4-0 1-3 BB			0-0 ① F9	2	0	1	0	0	0	1
77 Óscar Hernández, R (6, 2) OBP: 0.429, SLG: 0.500										0	0	0	0	1	0	0
36 Jake Romanski, R (9, 2)										1	0	0	0	0	0	0
18 Mitch Moreland, L (1, 3) OBP: 0.333, SLG: 0.200	0-0 ① G3-1			0-0 ③ G4-3		0-0 ③ G1-3			S S C 0-3 ② K	2	0	0	0	0	0	1
74 Chad De La Guerra, L (6, 4) OBP: 0.471, SLG: 0.625										2	0	0	0	0	1	2
19 Jackie Bradley Jr., L (1, 8) OBP: 0.500, SLG: 0.929	0-0 ② G6-3				H 1-0 HBP		S S S 0-3 ① K		0-0 ③ G6-3	1	0	0	0	0	0	0
38 Tate Matheny, R (6, 9) OBP: 0.286, SLG: 0.429										1	0	0	0	0	1	0
39 Joseph Monge, R (9, PH)										1	0	0	0	0	0	0
12 Brock Holt, L (1, 7) OBP: 0.286, SLG: 0.500	S S S 0-3 ③ K				S S S 0-3 ① K		0-0 ② G4-3			2	0	0	0	0	2	1
85 Josh Ockimey, L (6, 3) OBP: 0.333, SLG: 0.176										1	0	0	0	0	0	0
23 Blake Swihart, S (1, 2) OBP: 0.364, SLG: 0.300			S S S 0-3 ① K		0-0 ② F7		0-0 5 1B 2B			2	0	0	0	0	1	1
90 C.J. Chatham, R (6, 6) OBP: 0.389, SLG: 0.529										1	0	1	0	0	0	0
Inning Stats	R: 1 H: 2 E: 0 LOB: 1 K: 1 BB: 0 S: 7 P: 8		R: 0 H: 0 E: 0 LOB: 0 K: 1 BB: 0 S: 5 P: 5	R: 0 H: 1 E: 0 LOB: 1 K: 0 BB: 0 S: 4 P: 4	R: 0 H: 0 E: 0 LOB: 1 K: 1 BB: 0 S: 5 P: 6	R: 0 H: 0 E: 0 LOB: 2 K: 1 BB: 2 S: 5 P: 13	R: 0 H: 2 E: 0 LOB: 2 K: 1 BB: 0 S: 6 P: 6	R: 0 H: 0 E: 0 LOB: 0 K: 1 BB: 0 S: 5 P: 5	R: 0 H: 0 E: 0 LOB: 0 K: 1 BB: 0 S: 5 P: 5	1B: 2 SF: 0 2B: 3 SAC: 0 3B: 0 DP: 0 HR: 0 HBP: 1						

PITCHER	IP	WLS	BF	H	R	ER	SO	BB	IBB	HBP	BLK	WP	HR	S	P	ERA	WHIP
53 Kohl Stewart, R (1, 1) ERA: 5.4	2.0	W	8	2	1	1	2	0	0	0	0	1	0	12	13	4.50	1.000
65 Trevor May, R (3, 1) ERA: 1.8	1.0	H	3	0	0	0	1	0	0	0	0	0	0	5	5	0.00	0.000
21 Tyler Duffey, R (4, 1) ERA: 6.35	1.0		4	1	0	0	0	0	0	0	0	0	0	4	4	0.00	1.000
74 Jake Reed, R (5, 1) ERA: 4.91	1.0		4	0	0	0	1	0	0	1	0	0	0	5	6	0.00	0.000
52 Zack Littell, R (6, 1) ERA:	1.0		5	0	0	0	1	2	0	0	0	1	0	5	13	0.00	2.000

PITCHER	IP	WLS	BF	H	R	ER	SO	BB	IBB	HBP	BLK	WP	HR	S	P	ERA	WHIP
62 Andrew Vasquez, L (7, 1) ERA:	1.0		4	2	0	0	1	0	0	0	0	0	0	6	6	0.00	2.000
71 Lewis Thorpe, L (8, 1) ERA: 11.57	1.0		3	0	0	0	1	0	0	0	0	0	0	5	5	0.00	0.000
47 Eric Karch, R (9, 1) ERA:	1.0		3	0	0	0	1	0	0	0	0	0	0	5	5	0.00	0.000

Minnesota Twins @ Boston Red Sox

JetBlue Park, Ft. Myers, FL

Thu Mar 07 2019, 1:07 PM - 4:13 PM EST

Att. 9,864 - Sunny - 72 F

livebaseballscorecards.com

AB	31
R	1
H	5
RBI	1
BB	2
SO	8
LOB	11

1B: 2 SF: 0
2B: 3 SAC: 0
3B: 0 DP: 0
HR: 0 HBP: 1

WP: 3 PA: 34
PB: 0
SB: 0
CS: 0

Batter	1	2	3	4	5	6	7	8	9	AB	R	H	RBI	BB	SO	LOB
16 Andrew Benintendi, L (1, 7) OBP: 0.176, SLG: 0.235	F X 0-1 ① G4-3		X 0-0 ① F7		S S T 0-2 ③ K			X 0-0 ② G6-3		3	0	0	0	0	1	0
54 Bryce Brentz, R (5, 7) OBP: 0.500, SLG: 1.000										1	0	0	0	0	0	0
36 Eduardo Núñez, R (1, 5) OBP: 0.375, SLG: 0.400	X 0-0 ② L4		X 0-0 ② G5-3			X 0-0 1B		X 0-0 ③ F7		3	0	1	0	0	0	0
74 Chad De La Guerra, L (6, PR) OBP: 0.444, SLG: 0.588 (6, 4)										1	0	0	0	0	0	0
12 Brock Holt, L (1, 4) OBP: 0.294, SLG: 0.438	X 0-0 ③ G4-3		B B B B 4-0 BB			X 0-0 ① F7			X 0-0 ① F8	2	0	0	0	1	0	1
83 Bobby Dalbec, R (6, 5) OBP: 0.423, SLG: 0.300										1	0	0	0	0	0	0
25 Steve Pearce, R (1, 3)		X 0-0 ① P6	S S S 0-3 ③ K			C C C 0-3 ② K			S S S 0-3 ② K	3	0	0	0	0	2	2
85 Josh Ockimey, L (6, 3) OBP: 0.318, SLG: 0.167										1	0	0	0	0	1	0
7 Christian Vázquez, R (1, 2) OBP: 0.053, SLG: 0.053	S S S 0-3 ② K			X 0-0 ① F8		X 0-0 ③ G4-3			B B B B 4-0 59 DI 59 E BB	3	0	0	0	0	1	1
89 Austin Rei, R (6, 2) OBP: 0.333, SLG: 0.250										0	1	0	0	1	0	0
3 Sandy León, S (1, 10) OBP: 0.421, SLG: 0.467	B B B 4-0 48 BB 5 2B BB			S S S 0-3 ② K			X 0-0 ① F9		B X 1-0 1-H E5	2	1	0	0	1	1	0
59 Sam Travis, R (9, PH) OBP: 0.350, SLG: 0.188										1	0	0	0	0	0	0
48 Gorkys Hernández, R (1, 8) OBP: 0.333, SLG: 0.435	B B B 4-0 5 2B 1-2 BB			X 0-0 ③ F7			X 0-0 ② G1-3		X 0-0 ③ G4-3	2	0	0	0	1	0	0
90 C.J. Chatham, R (7, 6) OBP: 0.368, SLG: 0.500										1	0	0	0	0	0	1
5 Tzu-Wei Lin, L (1, 6) OBP: 0.423, SLG: 0.667	X 0-0 1-3 2-H 2B				X 0-0 ① G4-3		X 0-0 ③ F7			3	0	1	1	0	0	0
40 Danny Mars, S (7, 9) OBP: 0.600, SLG: 0.600										0	0	0	0	0	0	0
38 Tate Matheny, R (1, 9) OBP: 0.261, SLG: 0.391	S S S 0-3 ③ K				X 0-0 ② F8			S S S 0-3 ① K		2	0	0	0	0	1	2
41 Cole Sturgeon, L (7, 8) OBP: 0.250, SLG: 0.389										1	0	0	0	0	1	0
Inning Stats	R: 0 H: 0 E: 0 LOB: 0 K: 0 BB: 0 S: 4 P: 4	R: 1 H: 1 E: 0 LOB: 2 K: 2 BB: 2 S: 8 P: 16	R: 0 H: 0 E: 0 LOB: 1 K: 1 BB: 1 S: 5 P: 9	R: 0 H: 0 E: 0 LOB: 0 K: 1 BB: 0 S: 5 P: 5	R: 0 H: 0 E: 0 LOB: 0 K: 1 BB: 0 S: 5 P: 5	R: 0 H: 1 E: 0 LOB: 1 K: 1 BB: 0 S: 6 P: 6	R: 0 H: 0 E: 0 LOB: 0 K: 0 BB: 0 S: 3 P: 3	R: 0 H: 0 E: 0 LOB: 0 K: 1 BB: 0 S: 5 P: 5	R: 1 H: 0 E: 1 LOB: 1 K: 1 BB: 1 S: 6 P: 11	1B: 1 SF: 0 2B: 1 SAC: 0 3B: 0 DP: 0 HR: 0 HBP: 0						WP: 0 PA: 34 PB: 0 SB: 0 CS: 0	

PITCHER		IP	WLS	BF	H	R	ER	SO	BB	IBB	HBP	BLK	WP	HR	S	P	ERA	WHIP
54 Andrew Cashner, R ERA: 9.64	(1, 1)	1.2		8	1	1	1	1	2	0	0	0	0	0	9	17	5.40	1.800
91 Jay Flaa, R ERA: 45.0	(2, 1)	0.1		1	0	0	0	1	0	0	0	0	0	0	3	3	0.00	0.000
36 Nate Karns, R ERA: 4.91	(3, 1)	1.0		4	0	0	0	1	1	0	0	0	0	0	5	9	0.00	1.000
64 Gabriel Ynoa, R ERA: 1.13	(4, 1)	4.0	W	13	1	0	0	3	0	0	0	0	0	0	19	19	0.00	0.250
70 Josh Lucas, R ERA: 7.36	(8, 1)	1.0	H	3	0	0	0	1	0	0	0	0	0	0	5	5	0.00	0.000

PITCHER		IP	WLS	BF	H	R	ER	SO	BB	IBB	HBP	BLK	WP	HR	S	P	ERA	WHIP
63 Sean Gilmartin, L ERA: 9.0	(9, 1)	1.0	S	5	0	1	0	1	1	0	0	0	0	0	6	11	0.00	1.000

TOP

Boston Red Sox @ Baltimore Orioles

Ed Smith Stadium, Sarasota, FL

Fri Mar 08 2019, 1:07 PM - 3:50 PM EST

Att. 7,752 - Sunny - 76 F

livebaseballscorecards.com

AB	30
R	2
H	2
RBI	1
BB	4
SO	8
LOB	7

Boston Red Sox @ Baltimore Orioles

Ed Smith Stadium, Sarasota, FL

Fri Mar 08 2019, 1:07 PM - 3:50 PM EST

Att. 7,752 - Sunny - 76 F

BOTTOM

livebaseballscorecards.com

Batter	1	2	3	4	5	6	7	8	9	AB	R	H	RBI	BB	SO	LOB
3 Cedric Mullins, L (1, 8) OBP: 0.259, SLG: 0.375	BBBB 4-0 39 CS 16 S BB		X 0-0 ① FC6-4 16 G6-3 1-2f		X 0-0 ① SH1-3 1-2		X 0-0 ① F7			1	0	0	0	1	0	1
80 Yusniel Díaz, R (6, 8) OBP: 0.393, SLG: 0.607										1	0	0	0	0	0	1
16 Trey Mancini, R (1, 7) OBP: 0.333, SLG: 0.200	BSSS 1-3 ① K 1-2		X 0-0 ②③ G6-3 1-2f		SSS 0-3 ② K		CBX 1-1 84 F9 1-H 2B			3	0	0	0	0	2	3
25 Anthony Santander, S (6, 7) OBP: 0.522, SLG: 1.000										1	0	1	1	0	0	0
24 DJ Stewart, L (1, 9) OBP: 0.286, SLG: 0.360	H 1-0 39 CS HBP			X 0-0 ① G5-3	X 0-0 ③ G3		X 0-0 ② F9 2-3			2	0	0	0	0	0	1
84 Jaycob Brugman, L (7, 9)										1	0	0	0	0	0	1
39 Renato Núñez, R (1, 3) OBP: 0.304, SLG: 0.550	BH 2-0 ② 1-2 2-3 HBP			SSX 0-2 HR		H 1-0 57 E 57 2B HBP	BBBB 4-0 BB			1	1	1	1	0	0	0
87 J.C. Escarra, L (6, PR) (7, 3) OBP: 0.500, SLG: 0.333										0	1	0	0	1	0	0
57 Hanser Alberto, R (1, 5) OBP: 0.294, SLG: 0.286	SSS 0-3 ③ K			X 0-0 ② L7		B X 1-0 15 1B 1-H 2B	X 0-0 ③ F9			3	0	1	1	0	1	2
76 Ryan Mountcastle, R (6, PR) OBP: 0.308, SLG: 0.261										1	1	0	0	0	0	2
										7 (5)						
40 Jesús Sucre, R (1, 2)		X 0-0 ① G4-3		BBBB 4-0 29 1B BB		X 0-0 29 G4-6-3 2-H 1B		CCC 0-3 ① K		1	0	0	0	0	0	0
15 Chance Sisco, L (4, 2) OBP: 0.600, SLG: 1.286										2	0	1	1	1	1	0
29 Jace Peterson, L (1, 4) OBP: 0.478, SLG: 0.368		CCC 0-3 ② K		X 0-0 1-3 1B		X 0-0 ①② G4-6-3 1-2f		SSS 0-3 ② K		3	0	1	0	0	1	2
68 Christopher Bostick, R (7, 4) OBP: 0.174, SLG: 0.261										1	0	0	0	0	1	0
1 Richie Martin, R (1, 6) OBP: 0.440, SLG: 0.565		SSS 0-3 ③ K		X 0-0 ③ P3		X 0-0 ③ G5-3		X 0-0 ③ F9		3	0	0	0	0	1	4
69 Jack Reinheimer, R (7, 6) OBP: 0.375, SLG: 0.625										1	0	0	0	0	0	0
6 Drew Jackson, R (1, 10) OBP: 0.444, SLG: 0.458			X 0-0 3 FC6-4 1B		X 0-0 3 SH1-3 1B		X 0-0 25 WP 25 S 25 2B 1B			3	1	3	0	0	0	0
Inning Stats	R: 0 H: 0 E: 0 LOB: 2 K: 2 BB: 1 S: 6 P: 14	R: 0 H: 0 E: 0 LOB: 0 K: 2 BB: 0 S: 7 P: 7	R: 0 H: 1 E: 0 LOB: 0 K: 0 BB: 0 S: 3 P: 3	R: 1 H: 2 E: 0 LOB: 2 K: 0 BB: 1 S: 7 P: 11	R: 0 H: 1 E: 0 LOB: 1 K: 1 BB: 0 S: 6 P: 6	R: 2 H: 2 E: 0 LOB: 2 K: 0 BB: 0 S: 4 P: 6	R: 1 H: 2 E: 0 LOB: 2 K: 0 BB: 1 S: 6 P: 11	R: 0 H: 0 E: 0 LOB: 0 K: 2 BB: 0 S: 7 P: 7		1B: 5 SF: 0 2B: 2 SAC: 1 3B: 0 DP: 2 HR: 1 HBP: 3						

	AB	28
	R	4
	H	8
	RBI	4
	BB	3
	SO	7
	LOB	17

WP: 1 PA: 35
PB: 0
SB: 2
CS: 2

PITCHER		IP	WLS	BF	H	R	ER	SO	BB	IBB	HBP	BLK	WP	HR	S	P	ERA	WHIP
80 Darwinzon Hernández, L ERA:	(1, 1)	3.0		11	1	0	0	4	1	0	2	0	0	0	16	24	0.00	0.667
66 Bobby Poyner, L ERA: 3.0	(4, 1)	2.0	B	10	3	1	1	1	1	0	0	0	0	1	13	17	4.50	2.000
78 Travis Lakins Sr., R ERA: 2.57	(6, 1)	1.0	L	5	2	2	2	0	0	0	1	0	0	0	4	6	18.00	2.000
91 Mike Shawaryn, R ERA: 4.15	(7, 1)	1.0		6	2	1	1	0	1	0	0	0	1	0	6	11	9.00	3.000
58 Jenrry Mejia, R ERA: 6.0	(8, 1)	1.0		3	0	0	0	2	0	0	0	0	0	0	7	7	0.00	0.000

PITCHER	IP	WLS	BF	H	R	ER	SO	BB	IBB	HBP	BLK	WP	HR	S	P	ERA	WHIP

Batter	1	2	3	4	5	6	7	8	9	AB	R	H	RBI	BB	SO	LOB
9 Brandon Nimmo, L (1, 8) OBP: 0.211, SLG: 0.316	G1-3		1B		23 WP 3B	P4		G3		4	1	2	2	0	0	1
15 Tim Tebow, L (6, 7) OBP: 0.313, SLG: 0.214			3-H		2-H					1	0	0	0	0	0	2
23 Keon Broxton, R (1, 7) OBP: 0.458, SLG: 0.235	K		K		88 G3-6-1		K	1B		3	0	1	0	0	2	1
(6, 8)					3-H 1B			2-H 3-H								
93 Braxton Lee, L (6, 9) OBP: 0.308, SLG: 0.182										2	0	1	2	0	1	0
88 Danny Espinosa, S (1, 4) OBP: 0.217, SLG: 0.211	K			G6-3	G3-6-1		P4	F9		5	0	0	0	0	1	2
74 Ali Sánchez, R (8, 2)					1-2f					0	0	0	0	0	0	0
20 Pete Alonso, R (1, 3) OBP: 0.464, SLG: 0.885		G4-3		G4-3		HR			G6-3	4	1	2	1	0	0	0
92 Dario Pizzano, L (7, PR) OBP: 0.429, SLG: 0.800										1	0	0	0	0	0	0
(7, 3)																
28 J.D. Davis, R (1, 5) OBP: 0.378, SLG: 0.471		3 G5-4-3				15 1B 68 1B 11 WP 1B	K		F8	4	1	3	0	0	1	1
83 Arismendy Alcántara, S (7, 5) OBP: 0.200, SLG: 0.083		1B		1B						1	0	0	0	0	0	0
3 Tomás Nido, R (1, 2) OBP: 0.200, SLG: 0.267		G5-4-3		F9		K		15 BB 11 2B 1B	F7	4	1	1	0	0	1	3
16 Dilson Herrera, R (8, 4) OBP: 0.345, SLG: 0.217		1-2f								1	0	0	0	0	0	0
68 Rymer Liriano, R (1, 10) OBP: 0.241, SLG: 0.346			11 G5-3 15 SH4-3 9 1B BB		15 2B 2B	11 WP 15 1B 11 SF9 1B		F9		3	3	2	0	1	0	1
						1-2										
15 Luis Guillorme, L (1, 6) OBP: 0.520, SLG: 0.667			SH4-3		9 3B 2B	11 SF9 11 WP 1B		11 2B 93 1B BB		2	2	2	1	1	0	0
			1-2		2-H	1-2 2-3		1-2								
11 Rajai Davis, R (1, 9) OBP: 0.364, SLG: 0.611			G5-3		K	SF9		93 1B 2B		3	1	1	2	0	1	2
(6, 8)			2-3			1-3 2-H 3-H		1-3 2-H								
Inning Stats	R: 0 E: 0 K: 2 S: 8 H: 0 LOB: 0 BB: 0 P: 8	R: 0 E: 0 K: 0 S: 3 H: 1 LOB: 0 BB: 0 P: 3	R: 1 E: 0 K: 1 S: 6 H: 1 LOB: 1 BB: 1 P: 10	R: 0 E: 0 K: 0 S: 4 H: 1 LOB: 1 BB: 0 P: 4	R: 3 E: 0 K: 1 S: 8 H: 4 LOB: 0 BB: 0 P: 9	R: 3 E: 0 K: 1 S: 9 H: 4 LOB: 1 BB: 0 P: 10	R: 0 E: 0 K: 2 S: 8 H: 1 LOB: 1 BB: 0 P: 8	R: 3 E: 0 K: 0 S: 6 H: 3 LOB: 1 BB: 1 P: 10	R: 0 E: 0 K: 0 S: 3 H: 0 LOB: 0 BB: 0 P: 3	1B: 10 2B: 3 3B: 1 HR: 1 SF: 1 SAC: 1 DP: 2 HBP: 0						

PITCHER		IP	WLS	BF	H	R	ER	SO	BB	IBB	HBP	BLK	WP	HR	S	P	ERA	WHIP
57 Eduardo Rodriguez, L ERA: 3.38	(1, 1)	4.0	L	15	3	1	1	3	1	0	0	0	0	0	21	25	2.25	1.000
32 Matt Barnes, R ERA: 27.0	(5, 1)	1.0		6	4	3	3	1	0	0	0	0	1	0	8	9	27.00	4.000
47 Tyler Thornburg, R ERA: 15.75	(6, 1)	1.0		7	4	3	3	1	0	0	0	0	1	1	9	10	27.00	4.000
81 Josh Taylor, L ERA: 5.14	(7, 1)	2.0		11	4	3	3	2	1	0	0	0	0	0	14	18	13.50	2.500
75 Domingo Tapia, R ERA: 1.59	(9, 1)	1.0		3	0	0	0	0	0	0	0	0	0	0	3	3	0.00	0.000

PITCHER	IP	WLS	BF	H	R	ER	SO	BB	IBB	HBP	BLK	WP	HR	S	P	ERA	WHIP

TOP

New York Mets @ Boston Red Sox

JetBlue Park, Ft. Myers, FL

Sat Mar 09 2019, 1:09 PM - 3:44 PM EST

Att. 9,625 - Partly Cloudy - 83 F

livebaseballscorecards.com

AB	38
R	10
H	15
RBI	8
BB	2
SO	7
LOB	13

1B: 10	SF: 1	WP: 2	PA: 42
2B: 3	SAC: 1	PB: 0	
3B: 1	DP: 2	SB: 0	
HR: 1	HBP: 0	CS: 0	

New York Mets @ Boston Red Sox

JetBlue Park, Ft. Myers, FL

Sat Mar 09 2019, 1:09 PM - 3:44 PM EST

Att. 9,625 - Partly Cloudy - 83 F

BOTTOM

Batter	1	2	3	4	5	6	7	8	9	AB	R	H	RBI	BB	SO	LOB
16 Andrew Benintendi, L (1, 7)	S S S 0-3 ① K		x 0-0 ③ G3		x 0-0 ③ 2-3 3-H 1B			x 0-0 1B		3	0	1	1	0	1	1
68 Juan Centeno, L (6, 2) OBP: 0.308, SLG: 0.250										1	0	1	0	0	0	0
50 Mookie Betts, R (1, 8)	x 0-0 ② G5-3			x 0-0 ① P5		x 0-0 ① G5-3		x 0-0 ② F9		3	0	0	0	0	0	0
83 Bobby Dalbec, R (7, 5) OBP: 0.407, SLG: 0.286										1	0	0	0	0	0	1
11 Rafael Devers, L (1, 5)	x 0-0 ③ G4-3			x 0-0 ② F9		x 0-0 3B		S S S 0-3 ③ K		3	0	1	0	0	0	0
38 Tate Matheny, R (7, 8) OBP: 0.250, SLG: 0.375										1	0	0	0	0	1	1
28 J.D. Martinez, R (1, 9)		x 0-0 ① G5-3		S C C 0-3 ③ K		S S S 0-3 ② K			x 0-0 ① F7	3	0	0	0	0	2	1
41 Cole Sturgeon, L (7, 9) OBP: 0.238, SLG: 0.368										1	0	0	0	0	0	0
2 Xander Bogaerts, R (1, 6)		x 0-0 ② G5-3			x 0-0 ① G6-3	x 0-0 ③ P6			S C C 0-3 ② K	2	0	0	0	0	0	0
54 Bryce Brentz, R (6, 7) OBP: 0.444, SLG: 0.875										2	0	0	0	0	1	1
15 Dustin Pedroia, R (1, 4) OBP: 0.500, SLG: 0.500		x 0-0 ③ G5-3			x 0-0 ② G3-1		x 0-0 ① F8		S S S 0-3 ③ K	1	0	0	0	0	0	0
74 Chad De La Guerra, L (3, 4) OBP: 0.381, SLG: 0.500										3	0	0	0	0	1	0
18 Mitch Moreland, L (1, 3)			x 0-0 ① F8		x 0-0 23 1B 2B		x 0-0 ② P6			2	0	1	0	0	0	0
59 Sam Travis, R (5, PR) OBP: 0.333, SLG: 0.176 (6, 3)										1	1	0	0	0	0	0
23 Blake Swihart, S (1, 2)			S S S 0-3 ② K		x 0-0 7 2B 16 1B 2-H 1B		x 0-0 ③ F9			2	1	1	1	0	1	0
90 C.J. Chatham, R (6, 6) OBP: 0.350, SLG: 0.474										1	0	0	0	0	0	0
7 Christian Vázquez, R (1, 10) OBP: 0.136, SLG: 0.182			x 0-0 1B		x 0-0 1-3 2B			S S S 0-3 ① K		3	0	2	0	0	1	0
Inning Stats	R: 0 E: 0 K: 1 S: 5 H: 0 LOB: 0 BB: 0 P: 5	R: 0 E: 0 K: 0 S: 3 H: 0 LOB: 0 BB: 0 P: 3	R: 0 E: 0 K: 1 S: 6 H: 1 LOB: 1 BB: 0 P: 6	R: 0 E: 0 K: 1 S: 5 H: 0 LOB: 0 BB: 0 P: 5	R: 2 E: 0 K: 0 S: 6 H: 4 LOB: 3 BB: 0 P: 6	R: 0 E: 0 K: 1 S: 6 H: 1 LOB: 1 BB: 0 P: 6	R: 0 E: 0 K: 0 S: 3 H: 0 LOB: 0 BB: 0 P: 3	R: 0 E: 0 K: 2 S: 8 H: 1 LOB: 1 BB: 0 P: 8	R: 0 E: 0 K: 2 S: 7 H: 0 LOB: 0 BB: 0 P: 7	1B: 4 2B: 2 3B: 1 HR: 0 SF: 0 SAC: 0 DP: 0 HBP: 0							

livebaseballscorecards.com

AB	33
R	2
H	7
RBI	2
BB	0
SO	8
LOB	5

WP: 0 PB: 0 SB: 0 CS: 0 PA: 33

PITCHER		IP	WLS	BF	H	R	ER	SO	BB	IBB	HBP	BLK	WP	HR	S	P	ERA	WHIP
45 Zack Wheeler, R	(1, 1)	4.0	W	13	1	0	0	3	0	0	0	0	0	0	19	19	0.00	0.250
ERA: 4.05																		
33 Kyle Dowdy, R	(5, 1)	1.0		6	4	2	2	0	0	0	0	0	0	0	6	6	18.00	4.000
ERA: 12.46																		
49 Tyler Bashlor, R	(6, 1)	2.0		7	1	0	0	1	0	0	0	0	0	0	9	9	0.00	0.500
ERA: 1.5																		
35 Jacob Rhame, R	(8, 1)	1.0		4	1	0	0	2	0	0	0	0	0	0	8	8	0.00	1.000
ERA: 5.79																		
63 Tim Peterson, R	(9, 1)	1.0		3	0	0	0	2	0	0	0	0	0	0	7	7	0.00	0.000
ERA:																		

PITCHER	IP	WLS	BF	H	R	ER	SO	BB	IBB	HBP	BLK	WP	HR	S	P	ERA	WHIP

Boston Red Sox @ Tampa Bay Rays

Charlotte Sports Park, Port Charlotte, FL

Sun Mar 10 2019, 1:07 PM - 4:03 PM EDT

Att. 6,983 - Partly Cloudy - 81 F

livebaseballscorecards.com

Batter	1	2	3	4	5	6	7	8	9	AB	R	H	RBI	BB	SO	LOB
19 Jackie Bradley Jr., L (1, 8) OBP: 0.421, SLG: 0.765 41 Cole Sturgeon, L (6, 9) OBP: 0.227, SLG: 0.350	G4-3		K			G4-1		K		3 1	0 0	0 0	0 0	0 0	1 1	1 0
50 Mookie Betts, R (1, 9) OBP: 0.300, SLG: 0.333 74 Chad De La Guerra, L (6, 6) OBP: 0.409, SLG: 0.524	P2			G5-3		F9			83 FC6-4 1B	3 1	0 0	0 1	0 0	0 0	0 0	0 0
11 Rafael Devers, L (1, 5) OBP: 0.478, SLG: 0.783 15 Aneury Tavárez, L (6, 8) OBP: 0.500, SLG: 1.000	K2-3			2 G1-3 1B			25 WP 25 G6-3 2B		K	2 2	0 1	1 1	0 0	0 0	1 1	0 1
2 Xander Bogaerts, R (1, 6) OBP: 0.263, SLG: 0.500 83 Bobby Dalbec, R (6, 5) OBP: 0.379, SLG: 0.261 (7, 3)		K		G1-3 1-2			G6-3		FC6-4 1-2f	2 2	0 0	0 0	0 0	0 0	1 0	1 2
25 Steve Pearce, R (1, 3) 11 Jeremy Rivera, S (7, 5) OBP: 0.167, SLG: 0.333		P3		K			G6-3 2-H		K	3 1	0 0	0 0	1 0	0 0	1 1	1 1
36 Eduardo Núñez, R (1, 4) OBP: 0.444, SLG: 0.500 7 Brett Netzer, L (5, PR) OBP: 0.200, SLG: 0.400 (5, 4)		3 CS 2B			3 G6-4-3 BB		2B			1 1	0 0	1 1	0 0	1 0	0 0	0 0
3 Sandy León, S (1, 2) OBP: 0.381, SLG: 0.412 77 Óscar Hernández, R (6, 2) OBP: 0.400, SLG: 0.462	CS 2-3		K		G6-4-3 1-2f		G6-3			2 1	0 0	0 0	0 0	0 0	1 0	1 1
48 Gorkys Hernández, R (1, 7) OBP: 0.308, SLG: 0.400 54 Bryce Brentz, R (6, 7) OBP: 0.421, SLG: 0.824		G6-3			F9			G4-3		2 1	0 0	0 0	0 0	0 0	0 0	1 0
59 Sam Travis, R (1, 10) OBP: 0.348, SLG: 0.211 65 Michael Chavis, R (8, PH) OBP: 0.333, SLG: 0.818 (8, 10)			1B			P3		K2-3		2 1	0 0	1 0	0 0	0 0	0 1	0 0
Inning Stats	R: 0 E: 0 K: 1 S: 5 H: 0 LOB: 0 BB: 0 P: 6	R: 0 E: 0 K: 1 S: 5 H: 1 LOB: 0 BB: 0 P: 6	R: 0 E: 0 K: 2 S: 8 H: 1 LOB: 1 BB: 0 P: 8	R: 0 E: 0 K: 1 S: 6 H: 1 LOB: 1 BB: 0 P: 6	R: 0 E: 0 K: 0 S: 2 H: 0 LOB: 1 BB: 1 P: 6	R: 0 E: 0 K: 0 S: 3 H: 0 LOB: 0 BB: 0 P: 3	R: 1 E: 0 K: 0 S: 5 H: 2 LOB: 1 BB: 0 P: 6	R: 0 E: 0 K: 2 S: 7 H: 0 LOB: 0 BB: 0 P: 7	R: 0 E: 0 K: 2 S: 8 H: 1 LOB: 1 BB: 0 P: 8	1B: 3 2B: 3 3B: 0 HR: 0 SF: 0 SAC: 0 DP: 1 HBP: 0	WP: 1 PB: 0 SB: 0 CS: 1 PA: 33					

PITCHER		IP	WLS	BF	H	R	ER	SO	BB	IBB	HBP	BLK	WP	HR	S	P	ERA	WHIP
73 Casey Sadler, R ERA: 4.15	(1, 1)	1.2		6	1	0	0	2	0	0	0	0	0	0	10	11	0.00	0.600
45 Austin Pruitt, R ERA: 5.68	(2, 1)	1.1	W	4	1	0	0	2	0	0	0	0	0	0	8	9	0.00	0.750
15 Emilio Pagán, R ERA: 6.75	(4, 1)	1.0	H	4	1	0	0	1	0	0	0	0	0	0	6	6	0.00	1.000
37 Colin Poche, L ERA: 9.64	(5, 1)	1.0		3	0	0	0	0	1	0	0	0	0	0	2	6	0.00	1.000
88 Tyler Cloyd, R ERA: 2.57	(6, 1)	1.0		3	0	0	0	0	0	0	0	0	0	0	3	3	0.00	0.000
63 Diego Castillo, R ERA: 5.06	(7, 1)	1.0		5	2	1	1	0	0	0	0	0	1	0	5	6	9.00	2.000
46 José Alvarado, L ERA:	(8, 1)	1.0		3	0	0	0	2	0	0	0	0	0	0	7	7	0.00	0.000
55 Ryne Stanek, R ERA: 8.44	(9, 1)	1.0		4	1	0	0	2	0	0	0	0	0	0	8	8	0.00	1.000

TOP

AB	31
R	1
H	6
RBI	1
BB	1
SO	9
LOB	10

BOTTOM

Boston Red Sox @ Tampa Bay Rays

Charlotte Sports Park, Port Charlotte, FL

Sun Mar 10 2019, 1:07 PM - 4:03 PM EDT

Att. 6,983 - Partly Cloudy - 81 F

livebaseballscorecards.com

Batter	1	2	3	4	5	6	7	8	9	AB	R	H	RBI	BB	SO	LOB
17 Austin Meadows, L (1, 7) OBP: 0.357, SLG: 0.731	F7		P5	10 S 10 2B 1B		G5-3		79 BB 1-2 1B		3	1	1	0	0	0	0
31 Jason Coats, R (6, 7) OBP: 0.273, SLG: 0.550										2	0	1	0	0	0	0
10 Mike Zunino, R (1, 10) OBP: 0.304, SLG: 0.636	G5-3		HR	1-H 26 1B 2B		K		K		3	1	2	2	0	0	0
76 Connor Hollis, R (4, PR) (5, 10)										2	1	0	0	0	2	2
26 Ji Man Choi, L (1, 3) OBP: 0.538, SLG: 0.611	E5		18 E 1B	2-H 1B		HR		BB 1-2 2-3		3	0	2	1	0	0	0
79 Nathaniel Lowe, L (6, 3) OBP: 0.138, SLG: 0.357										1	1	1	1	1	0	0
24 Avisaíl García, R (1, 9) OBP: 0.429, SLG: 0.722	K		F8		HR	1B		K		3	1	1	1	0	1	2
82 Carl Chester, R (6, 9) OBP: 0.500, SLG: 0.500										2	0	1	0	0	1	3
18 Joey Wendle, L (1, 4) OBP: 0.308, SLG: 0.542		HR	E4 2 FC5-4 1-2		80 G3-4-3 1B	K		P4		3	1	2	1	0	0	1
84 Mike Brosseau, R (6, 5) OBP: 0.429, SLG: 0.313										2	0	0	0	0	1	4
2 Yandy Díaz, R (1, 5) OBP: 0.333, SLG: 0.391		G6-3	FC5-4 1-2f		G3-4-3 1-2		81 G3-6 BB			2	0	0	0	0	0	2
80 Kean Wong, L (4, 5) OBP: 0.429, SLG: 0.438										1	0	0	0	1	0	1
28 Daniel Robertson, R (1, 6) OBP: 0.407, SLG: 0.565		G4-3		F8	K		G3-6 1-2f			3	0	0	0	0	1	1
81 Jake Cronenworth, L (6, 6) OBP: 0.412, SLG: 0.667										1	0	0	0	0	0	1
7 Michael Pérez, L (1, 2) OBP: 0.350, SLG: 0.471		3B		F7	K		G1-6-3			3	0	1	0	0	1	1
67 Anthony Bemboom, L (6, 2) OBP: 0.273, SLG: 0.636										0	0	0	0	0	0	0
81 Julio Meza, R (7, 2)										1	0	0	0	0	0	0
54 Guillermo Heredia, R (1, 8) OBP: 0.364, SLG: 0.789		G5-3		HR		HR		79 BB 31 1B 1B		3	2	2	2	0	0	1
64 Emilio Bonifácio, S (7, 8) OBP: 0.316, SLG: 0.316										1	0	1	0	0	0	0
Inning Stats	R: 0 H: 0 E: 1 LOB: 1 K: 1 BB: 0 S: 6 P: 6	R: 1 H: 2 E: 0 LOB: 1 K: 0 BB: 0 S: 7 P: 8	R: 1 H: 2 E: 1 LOB: 2 K: 0 BB: 0 S: 7 P: 7	R: 3 H: 4 E: 0 LOB: 2 K: 0 BB: 0 S: 6 P: 7	R: 1 H: 2 E: 0 LOB: 1 K: 2 BB: 0 S: 11 P: 13	R: 2 H: 3 E: 0 LOB: 1 K: 2 BB: 0 S: 12 P: 18	R: 0 H: 0 E: 0 LOB: 0 K: 0 BB: 1 S: 2 P: 6	R: 0 H: 2 E: 0 LOB: 3 K: 2 BB: 1 S: 9 P: 13		1B: 7 SF: 0 2B: 1 SAC: 0 3B: 1 DP: 1 HR: 6 HBP: 0						

AB	39
R	8
H	15
RBI	8
BB	2
SO	7
LOB	19

WP: 0 PA: 41
PB: 0
SB: 1
CS: 0

PITCHER		IP	WLS	BF	H	R	ER	SO	BB	IBB	HBP	BLK	WP	HR	S	P	ERA	WHIP
22 Rick Porcello, R ERA: 6.0	(1, 1)	3.0	L	15	4	2	2	1	0	0	0	0	0	2	20	21	6.00	1.333
76 Hector Velázquez, R ERA: 10.8	(4, 1)	2.0		11	6	4	4	2	0	0	0	0	0	2	17	20	18.00	3.000
44 Brandon Workman, R ERA: 7.2	(6, 1)	1.0		6	3	2	2	2	0	0	0	0	0	2	12	18	18.00	3.000
72 Colten Brewer, R ERA: 7.2	(7, 1)	1.0		3	0	0	0	0	1	0	0	0	0	0	2	6	0.00	1.000
49 Brian Ellington, R ERA: 3.0	(8, 1)	1.0		6	2	0	0	2	1	0	0	0	0	0	9	13	0.00	3.000

PITCHER	IP	WLS	BF	H	R	ER	SO	BB	IBB	HBP	BLK	WP	HR	S	P	ERA	WHIP

Batter	1	2	3	4	5	6	7	8	9	AB	R	H	RBI	BB	SO	LOB
1 Josh Harrison, R (1, 4) OBP: 0.522, SLG: 0.444 60 Ronny Rodríguez, R (5, 4) OBP: 0.313, SLG: 0.600	B X 1-0 ① 1B		B B B B 4-0 7 HR BB		B B B B 4-0 28 G5-3 BB	X 0-0 ③ FC6-4 1-2f		S S S 0-3 ③ K		1 2	1 0	1 0	0 0	2 0	0 1	0 2
7 Jordy Mercer, R (1, 6) OBP: 0.370, SLG: 0.583 33 Pete Kozma, R (5, 6) OBP: 0.182, SLG: 0.381	C S C 0-3 ② K		B X 1-0 1-H HR		X 0-0 ① F9		X 0-0 E6 83 G5-3 73 BB 84 SF8		X 0-0 ① F9	3 2	1 1	1 0	2 0	0 0	1 0	1 0
28 Niko Goodrum, S (1, 3) OBP: 0.406, SLG: 0.633 73 Daniel Pinero, R (5, 3)	S S S 0-3 ③ K		X 0-0 ③ G5-3		X 0-0 ② G5-3 1-2		B B B B 4-0 83 G5-3 1-2 BB		X 0-0 ② F9	3 1	0 0	0 0	0 1	0 0	1 0	1 0
14 Christin Stewart, L (1, 10) OBP: 0.343, SLG: 0.545 83 Cameron Rupp, R (7, PH) OBP: 0.385, SLG: 0.500 (7, 10)		X 0-0 ① P6		X 0-0 ① F8	S S S 0-3 ③ K		X 0-0 ① G5-3 1-2 2-3		X 0-0 1B	3 2	0 0	0 1	0 0	0 0	1 0	1 2
55 John Hicks, R (1, 2) OBP: 0.276, SLG: 0.296 84 Jake Rogers, R (6, 2) OBP: 0.188, SLG: 0.214		S S S 0-3 ② K		B B B B 4-0 29 BB 21 1B BB		S S S 0-3 ① K	X 0-0 ② SF8 3-H		X 0-0 ③ P5	2 1	0 0	0 0	0 1	1 0	2 0	0 1
8 Mikie Mahtook, R (1, 7) OBP: 0.400, SLG: 0.567 13 Dustin Peterson, R (6, PH) OBP: 0.429, SLG: 0.484 (6, 7)		B B B B 4-0 21 FC4-6 BB		S S S 0-3 ② K		X 0-0 ② F8	B B B B 4-0 BB			1 1	0 0	0 0	0 1	1 0	1 0	1 0
21 JaCoby Jones, R (1, 8) OBP: 0.394, SLG: 0.536 75 Daz Cameron, R (6, PH) OBP: 0.448, SLG: 0.720 (6, 8) 84 Derek Hill, R (7, 8)		X 0-0 ③ FC4-6 1-2f		X 0-0 29 BB 1-2 1B		B B B B 4-0 82 2B BB	S S S 0-3 ③ K			2 1 0	0 1 0	1 1 0	0 0 0	0 1 0	0 1 0	1 2 0
29 Gordon Beckham, R (1, 5) OBP: 0.400, SLG: 0.379 82 Kody Eaves, L (6, PH) OBP: 0.286, SLG: 0.278 (6, 5)			S S S 0-3 ① K	B B B B 4-0 1-2 2-3 BB		X 0-0 1-H 2B		X 0-0 ① F7		1 2	0 0	0 1	0 1	1 0	1 0	0 0
22 Victor Reyes, S (1, 9) OBP: 0.172, SLG: 0.179 85 Brock Deatherage, L (6, PH) (6, 9)			X 0-0 ② B2-3	S S S 0-3 ③ K		H 1-0 60 FC6-4 HBP		X 0-0 ② G4-3		2 1	0 0	0 0	0 0	0 0	1 0	3 0
Inning Stats	R: 0 H: 1 E: 0 LOB: 0 K: 2 BB: 0 S: 7 P: 8	R: 0 H: 0 E: 0 LOB: 1 K: 1 BB: 1 S: 5 P: 9	R: 2 H: 1 E: 0 LOB: 0 K: 1 BB: 1 S: 6 P: 11	R: 0 H: 1 E: 0 LOB: 3 K: 2 BB: 2 S: 8 P: 16	R: 0 H: 0 E: 0 LOB: 1 K: 1 BB: 1 S: 5 P: 9	R: 1 H: 1 E: 0 LOB: 2 K: 1 BB: 1 S: 6 P: 11	R: 1 H: 0 E: 1 LOB: 2 K: 1 BB: 2 S: 6 P: 14	R: 0 H: 0 E: 0 LOB: 0 K: 1 BB: 0 S: 5 P: 5	R: 0 H: 1 E: 0 LOB: 1 K: 0 BB: 0 S: 4 P: 4	1B: 3 SF: 1 2B: 1 SAC: 0 3B: 0 DP: 0 HR: 1 HBP: 1						

PITCHER		IP	WLS	BF	H	R	ER	SO	BB	IBB	HBP	BLK	WP	HR	S	P	ERA	WHIP
10 David Price, L ERA: 6.0	(1, 1)	3.0	L	12	2	2	2	4	2	0	0	0	0	1	18	28	6.00	1.333
32 Matt Barnes, R ERA: 13.5	(4, 1)	1.0		6	1	0	0	2	2	0	0	0	0	0	8	16	0.00	3.000
66 Bobby Poyner, L ERA: 2.57	(5, 1)	1.0		4	0	0	0	1	1	0	0	0	0	0	5	9	0.00	1.000
80 Darwinzon Hernández, L ERA: 1.13	(6, 1)	1.0		6	1	1	1	1	1	0	1	0	0	0	6	11	9.00	2.000
64 Marcus Walden, R ERA: 1.13	(7, 1)	1.0		6	0	1	0	1	2	0	0	0	0	0	6	14	0.00	2.000

PITCHER		IP	WLS	BF	H	R	ER	SO	BB	IBB	HBP	BLK	WP	HR	S	P	ERA	WHIP
31 Erasmo Ramírez, R ERA: 6.75	(8, 1)	1.0		3	0	0	0	1	0	0	0	0	0	0	5	5	0.00	0.000
58 Jenrry Mejia, R ERA: 4.5	(9, 1)	1.0		4	1	0	0	0	0	0	0	0	0	0	4	4	0.00	1.000

TOP

Detroit Tigers @ Boston Red Sox

JetBlue Park, Ft. Myers, FL

Tue Mar 12 2019, 1:08 PM - 3:59 PM EDT

Att. 10,029 - Sunny - 82 F

livebaseballscorecards.com

AB	31
R	4
H	5
RBI	4
BB	8
SO	10
LOB	15

1B: 3	SF: 1	WP: 0	PA: 41
2B: 1	SAC: 0	PB: 0	
3B: 0	DP: 0	SB: 0	
HR: 1	HBP: 1	CS: 0	

Batter	1	2	3	4	5	6	7	8	9	AB	R	H	RBI	BB	SO	LOB
16 Andrew Benintendi, L (1, 7) OBP: 0.174, SLG: 0.217	S S S 0-3 ① K	x 0-0 ③ G3			x 0-0 ① P5		x 0-0 ③ G4-3		x 0-0 ② G6-3 3-H	3	0	0	0	0	1	2
48 Gorkys Hernández, R (6, 8) OBP: 0.286, SLG: 0.370										2	0	0	1	0	0	2
50 Mookie Betts, R (1, 8) OBP: 0.304, SLG: 0.333	x 0-0 E4 28 1B		x 0-0 2 BB 1B		x 0-0 ② F9			x 0-0 ① G6-3	S S S 0-3 ③ K	3	0	1	0	0	0	0
54 Bryce Brentz, R (6, 7) OBP: 0.381, SLG: 0.737										2	0	0	0	0	1	1
11 Rafael Devers, L (1, 5) OBP: 0.423, SLG: 0.692	S S S 0-3 ② K		x 0-0 ① F9		S S S 0-3 ③ K			x 0-0 ② F7		3	0	0	0	0	2	2
83 Bobby Dalbec, R (6, 5) OBP: 0.367, SLG: 0.250										1	0	0	0	0	0	0
28 J.D. Martinez, R (1, 9) OBP: 0.118, SLG: 0.063	x 0-0 1-3 1B		x 0-0 ② F9			x 0-0 ① F9		x 0-0 ③ F8		3	0	1	0	0	0	1
38 Tate Matheny, R (7, 9) OBP: 0.240, SLG: 0.360										1	0	0	0	0	0	0
2 Xander Bogaerts, R (1, 6) OBP: 0.273, SLG: 0.450	x 0-0 ③ G6-3		B B B B 4-0 1-2 BB			x 0-0 ② P3			B B B B 4-0 59 HBP 5 1B BB	2	0	0	0	1	0	2
90 C.J. Chatham, R (7, 6) OBP: 0.381, SLG: 0.474										0	1	0	0	1	0	0
18 Mitch Moreland, L (1, 3) OBP: 0.300, SLG: 0.333		x 0-0 ① G4-3	x 0-0 ③ P4			S C C 0-3 ③ K			H 1-0 5 1B 23 2B 1-2 HBP	2	0	0	0	0	0	2
59 Sam Travis, R (5, 3) OBP: 0.360, SLG: 0.200										1	1	0	0	0	1	0
15 Dustin Pedroia, R (1, 4) OBP: 0.500, SLG: 0.500		x 0-0 7 1B 1B		x 0-0 ① L4			x 0-0 23 G6-4-3 68 1B 1B		x 0-0 23 2B 48 G6-3 1-2 2-H 1B	2	0	1	0	0	0	0
5 Mike Miller, R (5, 4) OBP: 1.000, SLG: 1.000										2	1	2	1	0	0	0
19 Jackie Bradley Jr., L (1, 10) OBP: 0.381, SLG: 0.684		S S S 0-3 ② K		S S S 0-3 ② K			x 0-0 23 G6-4-3 1-2 1B		x 0-0 ① F7	2	0	0	0	0	2	1
68 Juan Centeno, L (7, PH) OBP: 0.333, SLG: 0.286 (8, 10)										2	0	1	0	0	0	2
7 Christian Vázquez, R (1, 2) OBP: 0.167, SLG: 0.208		x 0-0 1-2 1B		x 0-0 ③ F9			x 0-0 ① ② G6-4-3 1-2f 2-3		x 0-0 1-3 2-H 2B	2	0	1	0	0	0	0
23 Blake Swihart, S (6, 2) OBP: 0.400, SLG: 0.429										2	0	1	1	0	0	2
Inning Stats	R: 0 E: 1 K: 2 S: 9 H: 1 LOB: 2 BB: 0 P: 9	R: 0 E: 0 K: 1 S: 7 H: 2 LOB: 2 BB: 0 P: 7	R: 0 E: 0 K: 0 S: 4 H: 1 LOB: 2 BB: 1 P: 8	R: 0 E: 0 K: 1 S: 5 H: 0 LOB: 0 BB: 0 P: 5	R: 0 E: 0 K: 1 S: 5 H: 0 LOB: 0 BB: 0 P: 5	R: 0 E: 0 K: 1 S: 5 H: 0 LOB: 0 BB: 0 P: 5	R: 0 E: 0 K: 0 S: 4 H: 2 LOB: 1 BB: 0 P: 4	R: 0 E: 0 K: 0 S: 3 H: 0 LOB: 0 BB: 0 P: 3	R: 3 E: 0 K: 1 S: 7 H: 2 LOB: 1 BB: 1 P: 12	1B: 7 2B: 1 3B: 0 HR: 0		SF: 0 SAC: 0 DP: 1 HBP: 1		WP: 0 PB: 0 SB: 0 CS: 0		PA: 38	

PITCHER		IP	WLS	BF	H	R	ER	SO	BB	IBB	HBP	BLK	WP	HR	S	P	ERA	WHIP
44 Daniel Norris, L ERA: 3.52	(1, 1)	3.0	W	15	4	0	0	3	1	0	0	0	0	0	20	24	0.00	1.667
61 Shane Greene, R ERA: 1.5	(4, 1)	1.0	H	3	0	0	0	1	0	0	0	0	0	0	5	5	0.00	0.000
77 Joe Jiménez, R ERA: 1.5	(5, 1)	1.0	H	3	0	0	0	1	0	0	0	0	0	0	5	5	0.00	0.000
36 Blaine Hardy, L ERA:	(6, 1)	1.0		3	0	0	0	1	0	0	0	0	0	0	5	5	0.00	0.000
45 Buck Farmer, R ERA: 6.0	(7, 1)	1.0		4	2	0	0	0	0	0	0	0	0	0	4	4	0.00	2.000

PITCHER		IP	WLS	BF	H	R	ER	SO	BB	IBB	HBP	BLK	WP	HR	S	P	ERA	WHIP
76 Kyle Funkhouser, R ERA: 11.25	(8, 1)	1.0		6	1	3	3	0	1	0	1	0	0	0	4	9	27.00	2.000
57 José Manuel Fernández, L ERA:	(9, 1)	1.0	S	4	1	0	0	1	0	0	0	0	0	0	6	6	0.00	1.000

BOTTOM

Detroit Tigers @ Boston Red Sox

JetBlue Park, Ft. Myers, FL

Tue Mar 12 2019, 1:08 PM - 3:59 PM EDT

Att. 10,029 - Sunny - 82 F

livebaseballscorecards.com

AB	35
R	3
H	8
RBI	3
BB	2
SO	7
LOB	17

Batter	1	2	3	4	5	6	7	8	9	AB	R	H	RBI	BB	SO	LOB
9 Marwin Gonzalez, S (1, 5) OBP: 0.091, SLG: 0.091	F S S 0-3 ① K		X 0-0 ③ G4-3			X 0-0 24 2B 20 1B 1B	X 0-0 ① ② F8-3 1-1		B S C X 1-2 1-H HR	3	1	1	0	0	1	0
36 Adam Rosales, R (6, 4) OBP: 0.429, SLG: 0.962										2	1	1	2	0	0	1
(8, 5)																
24 C.J. Cron, R (1, 3) OBP: 0.414, SLG: 0.640	X 0-0 ② G5-3			X 0-0 23 E 20 FC4-6 2B		X 0-0 20 1B 79 HR 1-3 2B	X 0-0 ③ F7		H 1-0 HBP	4	2	2	0	0	0	1
23 Jordany Valdespin, L (8, 4) OBP: 0.833, SLG: 1.667										0	0	0	0	0	0	0
23 Nelson Cruz, R (1, 10) OBP: 0.364, SLG: 0.125	X 0-0 ③ G6-3			X 0-0 E6 20 FC4-6 2-3		X 0-0 ① G6-3		X 0-0 50 1B 50 WP 79 G3-6 1B	X 0-0 ③ G4-3	3	0	0	0	0	0	3
56 Tomás Telis, S (8, PH) OBP: 0.188, SLG: 0.188										2	1	1	0	0	0	1
(8, 10)																
20 Eddie Rosario, L (1, 7) OBP: 0.414, SLG: 0.741		B B B 4-0 18 G4-6-3 BB		X 0-0 ① FC4-6 16 S 18 HBP 1-2f 3-H		X 0-0 79 HR 2-3 3-H 1B		B X 1-0 79 G3-6 1-3 1B		2	1	1	2	1	0	1
50 Jimmy Kerrigan, S (7, 8) OBP: 0.500, SLG: 0.778										1	0	1	0	0	0	0
18 Mitch Garver, R (1, 2) OBP: 0.179, SLG: 0.308		X 0-0 ① ② G4-6-3 1-2f		H 1-0 16 G6-4-3 HBP 1-2		B B S C X 2-2 1-H HR 3-H		X 0-0 ① ② G3-6 1-2f 3-H		1	0	0	0	0	0	1
79 Brian Navarreto, R (4, PR) OBP: 0.214, SLG: 0.692										2	1	1	3	0	0	1
(4, 2)																
16 Jonathan Schoop, R (1, 4) OBP: 0.267, SLG: 0.333		X 0-0 ③ G5-3		B X 1-0 ② ③ G6-4-3 1-2f 2-3		S S S 0-3 ② K		X 0-0 ③ P3		3	0	0	0	0	1	2
72 Randy César, R (6, 5) OBP: 0.238, SLG: 0.368										1	0	0	0	0	0	0
(8, 3)																
25 Byron Buxton, R (1, 8) OBP: 0.444, SLG: 1.000			B S X 1-1 HR	X 0-0 ① G3-1	X 0-0 2B				X 0-0 ① G6-3	3	1	2	1	0	0	0
96 Zander Wiel, R (7, 7)										1	0	0	0	0	0	0
13 Ehire Adrianza, S (1, 6) OBP: 0.364, SLG: 0.591			X 0-0 ① B2-3	X 0-0 ② G6-3	S C S 0-3 ③ K				X 0-0 ② G6-3	2	0	0	0	0	0	0
19 Ronald Torreyes, R (6, PH) OBP: 0.314, SLG: 0.382										2	0	0	0	0	1	1
(6, 6)																
60 Jake Cave, L (1, 9) OBP: 0.324, SLG: 0.382			X 0-0 ② G4-3	S C C 0-3 ③ K			B B B B 4-0 36 F8-3 BB		B B B B 4-0 36 HR BB	2	0	0	0	1	1	0
91 Aaron Whitefield, R (7, PR) OBP: 0.333, SLG: 0.250										0	1	0	0	1	0	0
(7, 9)																
Inning Stats	R: 0 E: 0 K: 1 S: 5 H: 0 LOB: 0 P: 5	R: 0 E: 0 K: 0 S: 2 H: 0 LOB: 0 BB: 1 P: 6	R: 1 E: 0 K: 0 S: 5 H: 1 LOB: 0 BB: 0 P: 6	R: 1 E: 1 K: 0 S: 4 H: 1 LOB: 2 BB: 0 P: 6	R: 0 E: 0 K: 1 S: 5 H: 0 LOB: 0 BB: 0 P: 5	R: 4 E: 0 K: 2 S: 14 H: 5 LOB: 1 BB: 0 P: 16	R: 0 E: 0 K: 0 S: 2 H: 0 LOB: 1 BB: 1 P: 6	R: 1 E: 0 K: 0 S: 4 H: 2 LOB: 0 BB: 0 P: 5	R: 2 E: 0 K: 0 S: 6 H: 1 LOB: 1 BB: 1 P: 12	1B: 4 2B: 4 3B: 0 HR: 3 SF: 0 SAC: 0 DP: 4 HBP: 2						

TOP

Minnesota Twins @ Boston Red Sox

JetBlue Park, Ft. Myers, FL

Wed Mar 13 2019, 1:07 PM - 4:02 PM EDT

Att. 10,091 - Sunny - 83 F

livebaseballscorecards.com

AB	34
R	9
H	10
RBI	8
BB	3
SO	4
LOB	12

WP: 1 PA: 39
PB: 0
SB: 1
CS: 0

PITCHER		IP	WLS	BF	H	R	ER	SO	BB	IBB	HBP	BLK	WP	HR	S	P	ERA	WHIP
17 Nathan Eovaldi, R ERA: 3.0	(1, 1)	3.0		10	1	1	1	1	1	0	0	0	0	1	12	17	3.00	0.667
72 Colten Brewer, R ERA: 6.0	(4, 1)	1.0	B	5	1	1	0	0	0	0	1	0	0	0	4	6	0.00	1.000
61 Brian Johnson, L ERA: 14.4	(5, 1)	1.2	L	9	4	4	4	2	0	0	0	0	0	1	15	17	21.60	2.400
86 Adam Lau, R ERA:	(6, 1)	0.1		2	1	0	0	1	0	0	0	0	0	0	4	4	0.00	3.000
71 Josh Smith, R ERA: 7.04	(7, 1)	2.0		7	2	1	1	0	1	0	0	0	1	0	6	11	4.50	1.500

PITCHER		IP	WLS	BF	H	R	ER	SO	BB	IBB	HBP	BLK	WP	HR	S	P	ERA	WHIP
48 Dan Runzler, L ERA: 14.73	(9, 1)	1.0		6	1	2	2	0	1	0	1	0	0	1	6	12	18.00	2.000

Minnesota Twins @ Boston Red Sox

JetBlue Park, Ft. Myers, FL

Wed Mar 13 2019, 1:07 PM - 4:02 PM EDT

Att. 10,091 - Sunny - 83 F

BOTTOM

livebaseballscorecards.com

Batter	1	2	3	4	5	6	7	8	9	AB	R	H	RBI	BB	SO	LOB
19 Jackie Bradley Jr., L (1, 8) OBP: 0.333, SLG: 0.591	G6-3		K		K		K		3B (1-H, 3-H)	3	0	0	0	0	2	0
38 Tate Matheny, R (6, 8) OBP: 0.259, SLG: 0.444										2	0	1	2	0	1	0
50 Mookie Betts, R (1, 9) OBP: 0.308, SLG: 0.333	P3		1B (2, 1B)		K		G5-6-3		G4-3	3	0	1	0	0	1	0
90 C.J. Chatham, R (6, 6) OBP: 0.348, SLG: 0.429					K					2	0	0	0	0	0	1
18 Mitch Moreland, L (1, 3) OBP: 0.231, SLG: 0.250	G6-3		K		F8			K		3	0	0	0	0	1	1
39 Joseph Monge, R (6, 7) OBP: 0.333, SLG: 0.182										1	0	0	0	0	1	0
2 Xander Bogaerts, R (1, 6) OBP: 0.333, SLG: 0.500		1B (12 BB, 23 2B)	1B (1-3)			K		F8		2	1	2	0	0	0	0
59 Sam Travis, R (6, 3) OBP: 0.333, SLG: 0.182										2	0	0	0	0	1	0
25 Steve Pearce, R (1, 10)		F7	P6			P3		L5		3	0	0	0	0	0	3
77 Óscar Hernández, R (8, PH) OBP: 0.375, SLG: 0.429 (9, 10)										1	0	0	0	0	0	0
36 Eduardo Núñez, R (1, 5) OBP: 0.429, SLG: 0.444		L4		P4		BB (4-0, 12 2B)			1B (74 1B, 68 G5-3, 38 3B)	2	1	0	0	1	0	1
83 Bobby Dalbec, R (7, 5) OBP: 0.387, SLG: 0.280										1	1	1	0	0	0	0
12 Brock Holt, L (1, 4) OBP: 0.350, SLG: 0.500	BB (1-2, 23 2B)			K		2B (1-H)			G5-3 (1-2)	2	1	1	1	1	1	0
68 Juan Centeno, L (7, 2) OBP: 0.313, SLG: 0.267										1	0	0	0	0	0	1
23 Blake Swihart, S (1, 2) OBP: 0.444, SLG: 0.588	2B (1-H, 2-H)		2B			G6-3			1B (38 3B) (2-3)	3	0	2	2	0	0	1
74 Chad De La Guerra, L (7, 4) OBP: 0.435, SLG: 0.545										1	1	1	0	0	0	0
54 Bryce Brentz, R (1, 7) OBP: 0.348, SLG: 0.667		G5-3		F8			K		K	2	0	0	0	0	0	2
41 Cole Sturgeon, L (6, 9) OBP: 0.208, SLG: 0.318										2	0	0	0	0	2	2
Inning Stats	R: 0 E: 0 K: 0 S: 3 H: 0 LOB: 0 BB: 0 P: 3	R: 2 E: 0 K: 0 S: 5 H: 2 LOB: 1 BB: 1 P: 9	R: 0 E: 0 K: 2 S: 9 H: 2 LOB: 2 BB: 0 P: 9	R: 0 E: 0 K: 1 S: 6 H: 1 LOB: 1 BB: 0 P: 6	R: 0 E: 0 K: 2 S: 7 H: 0 LOB: 0 BB: 0 P: 7	R: 1 E: 0 K: 1 S: 6 H: 1 LOB: 1 BB: 1 P: 10	R: 0 E: 0 K: 2 S: 7 H: 0 LOB: 0 BB: 0 P: 7	R: 0 E: 0 K: 1 S: 5 H: 0 LOB: 0 BB: 0 P: 5	R: 2 E: 0 K: 1 S: 8 H: 3 LOB: 1 BB: 0 P: 8	1B: 5 2B: 3 3B: 1 HR: 0	SF: 0 SAC: 0 DP: 0 HBP: 0						

AB	36
R	5
H	9
RBI	5
BB	2
SO	10
LOB	12

WP: 0 PB: 0 SB: 0 CS: 0 PA: 38

PITCHER		IP	WLS	BF	H	R	ER	SO	BB	IBB	HBP	BLK	WP	HR	S	P	ERA	WHIP
17 José Berríos, R ERA: 5.73	(1, 1)	3.1		15	4	2	2	2	1	0	0	0	0	0	18	22	5.40	1.500
96 Pat Dean, L ERA: 15.43	(4, 1)	0.2		3	1	0	0	1	0	0	0	0	0	0	5	5	0.00	1.500
38 Blake Parker, R ERA: 1.5	(5, 1)	1.0	W	3	0	0	0	2	0	0	0	0	0	0	7	7	0.00	0.000
68 Matt Magill, R ERA: 9.53	(6, 1)	1.0		5	1	1	1	1	1	0	0	0	0	0	6	10	9.00	2.000
51 Mike Morin, R ERA:	(7, 1)	1.0	H	3	0	0	0	2	0	0	0	0	0	0	7	7	0.00	0.000
Tim Collins, L ERA: 6.35	(8, 1)	1.2		7	2	2	2	2	0	0	0	0	0	0	11	11	10.80	1.200
46 Dusten Knight, R ERA:	(9, 1)	0.1		2	1	0	0	0	0	0	0	0	0	0	2	2	0.00	3.000

Boston Red Sox @ Detroit Tigers

Publix Field at Joker Marchant Stadium, Lakeland, FL

Thu Mar 14 2019, 1:08 PM - 3:52 PM EDT

Att. 9,952 - Partly Cloudy - 79 F

livebaseballscorecards.com

TOP

Batter	1	2	3	4	5	6	7	8	9	AB	R	H	RBI	BB	SO	LOB
16 Andrew Benintendi, L (1, 7) OBP: 0.154, SLG: 0.192 38 Tate Matheny, R (6, 7) OBP: 0.250, SLG: 0.429	G4-3			P6	K			G6-3		3 1	0 0	0 0	0 0	0 0	1 0	1 0
11 Rafael Devers, L (1, 5) OBP: 0.448, SLG: 0.690 59 Sam Travis, R (6, 3) OBP: 0.321, SLG: 0.174	25 G5-4-3 1B			25 HR 1B		G4-3		P6		3 1	1 0	2 0	0 0	0 0	0 0	0 0
25 Steve Pearce, R (1, 3) OBP: 0.143, SLG: 0.571 77 Óscar Hernández, R (6, 2) OBP: 0.353, SLG: 0.400	G5-4-3 1-2f			3-1 1-H HR		1-0 HR		K		3 1	2 0	2 0	3 0	0 0	0 1	1 0
23 Blake Swihart, S (1, 10) OBP: 0.381, SLG: 0.500 18 Nick Lovullo, R (9, PH) (9, 10)		L8		P4		F8			G5-3	3 1	0 0	0 0	0 0	0 0	0 0	0 0
3 Sandy León, S (1, 2) OBP: 0.333, SLG: 0.350 83 Bobby Dalbec, R (6, 5) OBP: 0.375, SLG: 0.269		G4-3		F9		P5			P4	3 1	0 0	0 0	0 0	0 0	0 0	0 0
48 Gorkys Hernández, R (1, 8) OBP: 0.323, SLG: 0.414 15 Aneury Tavárez, L (7, 8) OBP: 0.333, SLG: 0.667		F7			74 G4-3 90 1B 2B		4-0 74 S BB		E6 40 BB 5 S	2 1	1 0	1 0	0 0	1 0	0 0	0 0
54 Bryce Brentz, R (1, 9) OBP: 0.346, SLG: 0.609 5 Mike Miller, R (7, 6) OBP: 1.000, SLG: 1.000			4-0 90 G6-4-3 BB		0-3 K		0-3 K		4-0 40 BB 1-2 BB	2 0	0 0	0 0	0 0	1 1	2 0	2 0
74 Chad De La Guerra, L (1, 4) OBP: 0.385, SLG: 0.480 40 Danny Mars, S (7, 9) OBP: 0.667, SLG: 0.600			0-3 K		0-0 G4-3 2-3		2-3 K 1-3		4-0 1-2 2-3 BB	3 0	0 0	0 0	0 0	0 1	2 0	3 0
90 C.J. Chatham, R (1, 6) OBP: 0.346, SLG: 0.417 7 Brett Netzer, L (7, 4) OBP: 0.167, SLG: 0.333			G6-4-3 1-2f		0-0 3-H 1B		0-3 K		P6	3 1	0 0	1 0	1 0	0 0	1 0	2 3
Inning Stats	R: 0 E: 0 K: 0 S: 3 H: 1 LOB: 0 BB: 0 P: 3	R: 0 E: 0 K: 0 S: 3 H: 0 LOB: 0 BB: 0 P: 3	R: 0 E: 0 K: 1 S: 4 H: 0 LOB: 0 BB: 1 P: 8	R: 2 E: 0 K: 0 S: 6 H: 2 LOB: 0 BB: 0 P: 9	R: 1 E: 0 K: 2 S: 9 H: 2 LOB: 1 BB: 0 P: 9	R: 1 E: 0 K: 0 S: 4 H: 1 LOB: 0 BB: 0 P: 5	R: 0 E: 0 K: 3 S: 9 H: 0 LOB: 1 BB: 1 P: 15	R: 0 E: 0 K: 1 S: 5 H: 0 LOB: 0 BB: 0 P: 5	R: 0 E: 1 K: 0 S: 4 H: 0 LOB: 3 BB: 2 P: 12	1B: 3 2B: 1 3B: 0 HR: 2 SF: 0 SAC: 0 DP: 2 HBP: 0	WP: 0 PB: 0 SB: 3 CS: 0 PA: 36					

	AB	32
	R	4
	H	6
	RBI	4
	BB	4
	SO	7
	LOB	12

PITCHER		IP	WLS	BF	H	R	ER	SO	BB	IBB	HBP	BLK	WP	HR	S	P	ERA	WHIP
48 Matthew Boyd, L ERA: 5.4	(1, 1)	5.0		19	5	3	3	3	1	0	0	0	0	1	25	32	5.40	1.200
58 Victor Alcántara, R ERA: 5.14	(6, 1)	1.0		4	1	1	1	0	0	0	0	0	0	1	4	5	9.00	1.000
68 Daniel Stumpf, L ERA: 4.26	(7, 1)	1.0		4	0	0	0	3	1	0	0	0	0	0	9	15	0.00	1.000
19 Louis Coleman, R ERA: 6.0	(8, 1)	1.0		3	0	0	0	1	0	0	0	0	0	0	5	5	0.00	0.000
50 Reed Garrett, R ERA: 2.7	(9, 1)	0.2		5	0	0	0	0	2	0	0	0	0	0	3	11	0.00	3.000

PITCHER		IP	WLS	BF	H	R	ER	SO	BB	IBB	HBP	BLK	WP	HR	S	P	ERA	WHIP
26 Zac Reininger, R ERA: 4.26	(9, 1)	0.1		1	0	0	0	0	0	0	0	0	0	0	1	1	0.00	0.000

Boston Red Sox @ Detroit Tigers

Publix Field at Joker Marchant Stadium, Lakeland, FL

Thu Mar 14 2019, 1:08 PM - 3:52 PM EDT

Att. 9,952 - Partly Cloudy - 79 F

livebaseballscorecards.com

BOTTOM

Batter	1	2	3	4	5	6	7	8	9	AB	R	H	RBI	BB	SO	LOB
1 Josh Harrison, R (1, 4) OBP: 0.500, SLG: 0.429 29 Gordon Beckham, R (7, 4) OBP: 0.432, SLG: 0.433	F7	K			1B			60 2B 2B	13 CS BB	3 0 1 0 0 1 1 1 1 1 0 1 0 0						
14 Christin Stewart, L (1, 7) OBP: 0.316, SLG: 0.500 13 Dustin Peterson, R (7, 7) OBP: 0.417, SLG: 0.469	K		K		K			P2	1 SAFE CS 1-2	3 0 0 0 0 3 1 1 0 0 0 0 0 1						
24 Miguel Cabrera, R (1, 3) OBP: 0.419, SLG: 0.577 12 Brandon Dixon, R (6, PR) OBP: 0.323, SLG: 0.500 (7, 3)	F8		K			E5 28 WP		G6-3		3 0 0 0 0 1 0 1 0 0 0 0 0 1						
28 Niko Goodrum, S (1, 10) OBP: 0.400, SLG: 0.594 83 Cameron Rupp, R (8, PH) OBP: 0.429, SLG: 0.500 81 Luke Burch, L (8, PR) (9, 10)		46 2B BB	K			K 1-2		60 2B BB		2 1 0 0 1 2 1 0 0 0 0 1 0 0 0 0 0 0 0 0 0						
46 Jeimer Candelario, S (1, 5) OBP: 0.314, SLG: 0.467 60 Ronny Rodríguez, R (7, 5) OBP: 0.333, SLG: 0.645		8 F8 17 2B 1-H 2B		G6-3		L3		1-3 2-H 2B		3 1 1 1 0 0 2 1 0 1 1 0 0 0						
8 Mikie Mahtook, R (1, 9) OBP: 0.368, SLG: 0.515 88 Cam Gibson, L (7, 9)		F8 2-3		G5-3		K		33 FC6-4 BB		3 0 0 0 0 1 3 0 0 0 0 1 0 0						
7 Jordy Mercer, R (1, 6) OBP: 0.367, SLG: 0.538 33 Pete Kozma, R (8, 6) OBP: 0.174, SLG: 0.364		17 2B BB		K			K2-3	FC6-4 1-2f		2 1 0 0 1 2 0 1 0 0 0 0 0 3						
17 Grayson Greiner, R (1, 2) OBP: 0.400, SLG: 0.636 63 Héctor Sánchez, S (7, 2) OBP: 0.214, SLG: 0.167		1-H 3-H 2B			K		K		K	2 0 1 2 0 1 0 2 0 0 0 0 2 0						
21 JaCoby Jones, R (1, 8) OBP: 0.361, SLG: 0.484 70 Harold Castro, L (8, 8) OBP: 0.320, SLG: 0.583		F9			G5-3		K		K	3 0 0 0 0 1 1 1 0 0 0 0 1 0						
Inning Stats	R: 0 H: 0 E: 0 LOB: 0 K: 1 BB: 0 S: 5 P: 5	R: 3 H: 2 E: 0 LOB: 1 K: 1 BB: 2 S: 7 P: 15	R: 0 H: 0 E: 0 LOB: 0 K: 3 BB: 0 S: 9 P: 9	R: 0 H: 0 E: 0 LOB: 0 K: 1 BB: 0 S: 5 P: 5	R: 0 H: 1 E: 0 LOB: 1 K: 2 BB: 0 S: 8 P: 8	R: 0 H: 0 E: 1 LOB: 2 K: 2 BB: 0 S: 8 P: 9	R: 0 H: 0 E: 0 LOB: 0 K: 3 BB: 0 S: 9 P: 9	R: 1 H: 2 E: 0 LOB: 3 K: 0 BB: 2 S: 5 P: 13	R: 0 H: 0 E: 0 LOB: 0 K: 2 BB: 1 S: 6 P: 10	1B: 1 SF: 0 2B: 4 SAC: 0 3B: 0 DP: 0 HR: 0 HBP: 0							WP: 1 PA: 38 PB: 0 SB: 0 CS: 1

	AB	32
	R	4
	H	5
	RBI	4
	BB	5
	SO	15
	LOB	14

PITCHER		IP	WLS	BF	H	R	ER	SO	BB	IBB	HBP	BLK	WP	HR	S	P	ERA	WHIP
57 Eduardo Rodriguez, L ERA: 4.15	(1, 1)	5.0		20	3	3	3	8	2	0	0	0	0	0	34	42	5.40	1.000
44 Brandon Workman, R ERA: 6.0	(6, 1)	1.0	H	4	0	0	0	2	0	0	0	0	1	0	8	9	0.00	0.000
37 Heath Hembree, R ERA:	(7, 1)	1.0	H	3	0	0	0	3	0	0	0	0	0	0	9	9	0.00	0.000
75 Domingo Tapia, R ERA: 2.7	(8, 1)	1.0	B	7	2	1	1	0	2	0	0	0	0	0	5	13	9.00	4.000
70 Durbin Feltman, R ERA:	(9, 1)	1.0		3	0	0	0	2	1	0	0	0	0	0	6	10	0.00	1.000

PITCHER	IP	WLS	BF	H	R	ER	SO	BB	IBB	HBP	BLK	WP	HR	S	P	ERA	WHIP

Batter	1	2	3	4	5	6	7	8	9	AB	R	H	RBI	BB	SO	LOB
16 Andrew Benintendi, L (1, 7) OBP: 0.207, SLG: 0.241 10 Ryan Fitzgerald, L (6, 6)	0-0 28 WP 11 WP 1B	0-3 ② K	0-0 28 1B 11 1B 59 G6-4-3 1B	0-3 ② K		3 1 2 0 0 1 0 1 0 0 0 0 1 0
11 Rafael Devers, L (1, 5) OBP: 0.438, SLG: 0.656 3 Chris Madera, R (6, 7)	1-3 ① K 1-2	0-3 ③ K	0-0 59 G6-4-3 28 1B 1-2 1B	0-3 ③ K		3 0 1 0 0 2 1 1 0 0 0 0 0 1
28 J.D. Martinez, R (1, 9) OBP: 0.150, SLG: 0.105 5 Jarren Duran, L (6, PR) OBP: 0.333, SLG: 0.333 (6, 9)	1-0 ② G5-3 2-3	0-0 ① G6-3	0-0 59 G6-4-3 1-2 2-3 1B	0-0 1B		3 0 1 0 0 0 1 1 0 0 0 0 1 0
25 Steve Pearce, R (1, 3) OBP: 0.188, SLG: 0.625 59 Sam Travis, R (4, PR) OBP: 0.300, SLG: 0.160 (4, 3)	0-0 ③ F8	0-0 ① 2B	0-0 ① G6-4-3 ② 1-2f 2-3 3-H	0-0 ② F9		2 0 1 0 0 0 1 2 0 0 0 0 0 3
23 Blake Swihart, S (1, 2) OBP: 0.333, SLG: 0.435 11 Josh Tobias, S (6, 5) OBP: 0.333, SLG: 0.333	0-3 ① K	0-3 ② K	0-0 ③ G6-3	0-0 ② L8		3 0 0 0 0 2 3 1 0 1 0 0 0 0
3 Sandy León, S (1, 10) OBP: 0.333, SLG: 0.318 83 Bobby Dalbec, R (9, PH) OBP: 0.364, SLG: 0.259	4-0 BB	0-3 ③ K	0-0 ① F9	0-0 ③ P5		2 0 0 0 1 1 1 1 0 0 0 0 0 1
48 Gorkys Hernández, R (1, 8) OBP: 0.303, SLG: 0.387 41 Cole Sturgeon, L (6, 8) OBP: 0.200, SLG: 0.304	0-0 ② F8	0-3 ① K	0-3 ② K2-3			2 0 0 0 0 1 1 1 0 0 0 0 1 0
90 C.J. Chatham, R (1, 6) OBP: 0.321, SLG: 0.385 68 Juan Centeno, L (6, 2) OBP: 0.294, SLG: 0.250	0-0 ③ G3-1	0-0 ② L9	0-0 ③ G6-3			2 0 0 0 0 0 1 1 0 0 0 0 0 0
74 Chad De La Guerra, L (1, 4) OBP: 0.357, SLG: 0.444 11 Jeremy Rivera, S (6, 4) OBP: 0.143, SLG: 0.286	0-0 ① G4-3	0-0 ③ L5	0-0 ① P4			2 0 0 0 0 0 0 1 0 0 0 0 0 0
Inning Stats	R: 0 H: 1 E: 0 LOB: 1 K: 1 BB: 0 S: 6 P: 8	R: 0 H: 0 E: 0 LOB: 1 K: 1 BB: 1 S: 5 P: 9	R: 0 H: 0 E: 0 LOB: 0 K: 2 BB: 0 S: 7 P: 7	R: 0 H: 1 E: 0 LOB: 1 K: 2 BB: 0 S: 8 P: 8	R: 0 H: 0 E: 0 LOB: 0 K: 1 BB: 0 S: 5 P: 5	R: 1 H: 3 E: 0 LOB: 2 K: 0 BB: 0 S: 5 P: 5	R: 0 H: 0 E: 0 LOB: 0 K: 1 BB: 0 S: 5 P: 5	R: 0 H: 0 E: 0 LOB: 0 K: 2 BB: 0 S: 7 P: 7	R: 0 H: 1 E: 0 LOB: 1 K: 0 BB: 0 S: 4 P: 4	1B: 5 SF: 0 2B: 1 SAC: 0 3B: 0 DP: 1 HR: 0 HBP: 0						

PITCHER	IP	WLS	BF	H	R	ER	SO	BB	IBB	HBP	BLK	WP	HR	S	P	ERA	WHIP
63 Domingo Germán, R (1, 1) ERA: 1.54	4.0	W	15	2	0	0	6	1	0	0	0	2	0	26	32	0.00	0.750
54 Aroldis Chapman, L (5, 1) ERA: 2.08	0.1		1	0	0	0	1	0	0	0	0	0	0	3	3	0.00	0.000
56 Jonathan Holder, R (5, 1) ERA: 1.23	0.2		2	0	0	0	0	0	0	0	0	0	0	2	2	0.00	0.000
0 Adam Ottavino, R (6, 1) ERA: 4.05	1.0		5	3	1	1	0	0	0	0	0	0	0	5	5	9.00	3.000
71 Stephen Tarpley, L (7, 1) ERA:	2.0		6	0	0	0	3	0	0	0	0	0	0	12	12	0.00	0.000

PITCHER	IP	WLS	BF	H	R	ER	SO	BB	IBB	HBP	BLK	WP	HR	S	P	ERA	WHIP
81 James Reeves, L (9, 1) ERA:	1.0		4	1	0	0	0	0	0	0	0	0	0	4	4	0.00	1.000

TOP

Boston Red Sox @ New York Yankees

George M. Steinbrenner Field, Tampa, FL

Fri Mar 15 2019, 1:09 PM - 4:02 PM EDT

Att. 10,457 - Partly Cloudy - 82 F

livebaseballscorecards.com

AB	32
R	1
H	6
RBI	0
BB	1
SO	10
LOB	14

Batter	1	2	3	4	5	6	7	8	9	AB	R	H	RBI	BB	SO	LOB
11 Brett Gardner, L (1, 8) OBP: 0.480, SLG: 0.900 35 Billy Burns, S (4, PR) OBP: 0.160, SLG: 0.091 (5, 8)	G6-3	SF9 2-3 3-H		27 2B 45 2B 2-3 1B	FC1-2 96 FC5 94 1B 1-2 2-3 3-Hf		G3			2 2	0 1	1 0	1 0	0 0	0 0	0 3
99 Aaron Judge, R (1, 9) OBP: 0.406, SLG: 1.000 94 Trey Amburgey, R (4, 9) OBP: 0.280, SLG: 0.364	2B	1-H 3-H HR		SF8 3-H	96 FC5 94 1B 1-2 2-3 3-H 1B		K			2 2	1 1	2 1	3 2	0 0	0 1	0 0
27 Giancarlo Stanton, R (1, 7) OBP: 0.424, SLG: 0.571 96 Matt Lipka, R (4, PR) OBP: 0.323, SLG: 0.320 (5, 7)	F8	K		45 2B 1-3 2B	FC5 94 1B 1-2 2-3f 3-H			P4		3 2	0 1	1 0	0 1	0 0	1 0	1 2
45 Luke Voit, R (1, 3) OBP: 0.394, SLG: 0.536 94 Chris Gittens, R (5, PH) OBP: 0.600, SLG: 0.750 (6, 3)	G5-3		G5-3	41 1B 2-H 3-H 2B	1-2 2-H 1B			70 F8 30 2B 2B		3 2	1 1	1 2	2 1	0 0	0 0	1 0
41 Miguel Andujar, R (1, 5) OBP: 0.441, SLG: 0.485 70 Gio Urshela, R (4, PR) OBP: 0.364, SLG: 0.727 (5, 5)		33 BB 24 1B 26 E 1B	K	2-H 1B	F8 1B			F8 2-3		3 2	1 0	2 0	1 0	0 0	1 0	0 3
24 Gary Sánchez, R (1, 2) OBP: 0.250, SLG: 0.364 30 Ryan Lavarnway, R (7, 2) OBP: 0.400, SLG: 0.385		26 E 33 BB 11 SF9 1-2 1B	G1-3	P4		K		3-H 2B		4 1	1 0	1 1	0 1	0 0	1 0	2 0
33 Greg Bird, L (1, 10) OBP: 0.447, SLG: 0.516 79 Francisco Diaz, S (8, PH) (9, 10)	11 SF9 26 E 99 HR 1-2 2-3 BB			P6	E1 72 BB 14 1B 35 FC1-2	L9		F7		3 1	1 0	0 0	0 0	1 0	0 0	0 1
12 Troy Tulowitzki, R (1, 6) OBP: 0.296, SLG: 0.522 14 Tyler Wade, L (4, PR) OBP: 0.382, SLG: 0.581 (5, 6)	K			26 2B BB	35 FC1-2 72 BB 94 1B 1-2 1B	G4-3				1 2	0 2	0 1	0 0	1 0	1 0	3 0
26 DJ LeMahieu, R (1, 4) OBP: 0.235, SLG: 0.281 72 Kyle Holder, L (4, PR) OBP: 0.385, SLG: 0.409 (5, 4)	E5 99 HR 1-2 2-3 3-H			11 1B 94 SF8 1-H 2B	94 1B 35 FC1-2 96 FC5 1-2 2-3 BB		F7			2 1	1 2	1 0	2 0	0 1	0 0	2 0
Inning Stats	R: 0 E: 0 K: 0 S: 4 H: 1 LOB: 1 BB: 0 P: 4	R: 5 E: 1 K: 2 S: 11 H: 3 LOB: 0 BB: 1 P: 15	R: 0 E: 0 K: 1 S: 5 H: 0 LOB: 0 BB: 0 P: 5	R: 5 E: 0 K: 0 S: 8 H: 5 LOB: 2 BB: 1 P: 12	R: 3 E: 1 K: 0 S: 7 H: 3 LOB: 2 BB: 1 P: 11	R: 0 E: 0 K: 1 S: 5 H: 0 LOB: 0 BB: 0 P: 5	R: 0 E: 0 K: 1 S: 5 H: 0 LOB: 0 BB: 0 P: 5	R: 1 E: 0 K: 0 S: 5 H: 2 LOB: 1 BB: 0 P: 5		1B: 7 2B: 6 3B: 0 HR: 1 SF: 2 SAC: 0 DP: 0 HBP: 0				WP: 0 PB: 0 SB: 0 CS: 0 PA: 43	

PITCHER		IP	WLS	BF	H	R	ER	SO	BB	IBB	HBP	BLK	WP	HR	S	P	ERA	WHIP
76 Hector Velázquez, R ERA: 9.72	(1, 1)	1.2	L	10	3	4	2	1	1	0	0	0	0	0	11	15	10.80	2.400
86 Adam Lau, R ERA: 2.25	(2, 1)	0.1		2	1	1	0	1	0	0	0	0	0	1	4	4	0.00	3.000
58 Jenrry Mejia, R ERA: 3.6	(3, 1)	1.0		3	0	0	0	1	0	0	0	0	0	0	5	5	0.00	0.000
66 Bobby Poyner, L ERA: 8.22	(4, 1)	0.2		7	4	5	5	0	1	0	0	0	0	0	6	10	67.50	7.500
22 Jordan Weems, R ERA: 7.71	(4, 1)	0.1		2	1	0	0	0	0	0	0	0	0	0	2	2	0.00	3.000

PITCHER		IP	WLS	BF	H	R	ER	SO	BB	IBB	HBP	BLK	WP	HR	S	P	ERA	WHIP
31 Erasmo Ramírez, R ERA: 5.4	(5, 1)	2.0		11	3	3	0	1	1	0	0	0	0	0	12	16	0.00	2.000
73 Ryan Weber, R ERA: 3.86	(7, 1)	2.0		8	2	1	1	1	0	0	0	0	0	0	10	10	4.50	1.000

BOTTOM

Boston Red Sox @ New York Yankees

George M. Steinbrenner Field, Tampa, FL

Fri Mar 15 2019, 1:09 PM - 4:02 PM EDT

Att. 10,457 - Partly Cloudy - 82 F

livebaseballscorecards.com

AB	38
R	14
H	14
RBI	14
BB	3
SO	5
LOB	18

Batter	1	2	3	4	5	6	7	8	9	AB	R	H	RBI	BB	SO	LOB
1 Ozzie Albies, S (1, 4) OBP: 0.368, SLG: 0.333	B X 1-0 23 CS 1B			X 0-0 23 FC5-4 1B		X 0-0 ② F9 2-3		X 0-0 ② G4-3 2-3		3	0	2	0	0	0	1
60 Luis Valenzuela, L (6, 4) OBP: 0.286, SLG: 0.286										1	0	0	0	0	0	1
17 Johan Camargo, S (1, 9) OBP: 0.278, SLG: 0.324	X 0-0 ① F7			X 0-0 ① P3		X 0-0 3-H 1B		X 0-0 ③ F7		3	0	1	1	0	0	2
57 Garrison Schwartz, L (7, 9) OBP: 0.200, SLG: 0.444										1	0	0	0	0	0	1
23 Adam Duvall, R (1, 7) OBP: 0.308, SLG: 0.344	S S S 0-3 ②③ K 1-2			X 0-0 ② FC5-4 1-2f		S S S 0-3 ③ K			X 0-0 78 G4-3 87 WP 1B	3	0	0	0	0	2	3
69 Rafael Ortega, L (6, 7) OBP: 0.259, SLG: 0.200										1	0	1	0	0	0	0
25 Tyler Flowers, R (1, 2) OBP: 0.304, SLG: 0.444		C C C 0-3 ① K		S S S 0-3 ③ K			X 0-0 ① F8		B X 1-0 ① G1-3 1-2	3	0	0	0	0	2	1
87 Jonathan Morales, R (8, 2)										1	0	0	0	0	0	1
8 Charlie Culberson, R (1, 5) OBP: 0.242, SLG: 0.233		C C C 0-3 ② K			X 0-0 74 CS 1B		X 0-0 ② G5-3		X 0-0 ② G4-3 2-3	3	0	1	0	0	1	0
78 Sean Kazmar Jr., R (7, 5) OBP: 0.444, SLG: 0.750										1	0	0	0	0	0	1
7 Dansby Swanson, R (1, 6) OBP: 0.267, SLG: 0.154		S S S 0-3 ③ K			S S S 0-3 ① K		B B B B 4-0 BB		S S S 0-3 ③ K	2	0	0	0	1	2	1
77 Luke Jackson, R (7, 1)										0	0	0	0	0	0	0
67 Wes Parsons, R (8, 1)										0	0	0	0	0	0	0
94 Ray-Patrick Didder, R (9, PH) OBP: 0.385, SLG: 0.545										1	0	0	0	0	1	1
74 Austin Riley, R (1, 3) OBP: 0.318, SLG: 0.275			S S S 0-3 ① K2-3		S C C 0-3 ②③ K 1-2		S S S 0-3 ③ K			3	0	0	0	0	3	2
68 Ryan LaMarre, R (1, 8) OBP: 0.348, SLG: 0.278			X 0-0 ② L6			X 0-0 1 F9 51 SH2-3 17 1B 1B		X 0-0 60 G4-3 2B		2	1	1	0	0	0	0
77 Cristian Pache, R (7, 8) OBP: 0.500, SLG: 0.885										1	0	1	0	0	0	0
65 Kyle Wright, R (1, 1)			S S S 0-3 ③ K			X 0-0 ① SH2-3 1-2		X 0-0 ① G4-3		1	0	0	0	0	1	0
51 Shane Carle, R (5, 1)										0	0	0	0	0	0	0
50 Pedro Florimón, S (7, 6) OBP: 0.313, SLG: 0.483										1	0	0	0	0	0	1
Inning Stats	R: 0 E: 0 K: 1 S: 5 H: 1 LOB: 1 BB: 0 P: 6	R: 0 E: 0 K: 3 S: 9 H: 0 LOB: 0 BB: 0 P: 9	R: 0 E: 0 K: 2 S: 7 H: 0 LOB: 0 BB: 0 P: 7	R: 0 E: 0 K: 1 S: 6 H: 1 LOB: 1 BB: 0 P: 6	R: 0 E: 0 K: 2 S: 7 H: 1 LOB: 1 BB: 0 P: 7	R: 1 E: 0 K: 1 S: 7 H: 2 LOB: 1 BB: 0 P: 7	R: 0 E: 0 K: 1 S: 5 H: 0 LOB: 1 BB: 1 P: 9	R: 0 E: 0 K: 0 S: 4 H: 1 LOB: 1 BB: 0 P: 4	R: 0 E: 0 K: 1 S: 6 H: 1 LOB: 1 BB: 0 P: 7	1B: 6 2B: 3 3B: 0 HR: 0	SF: 0 SAC: 1 DP: 2 HBP: 0					

TOP

Atlanta Braves @ Boston Red Sox

JetBlue Park, Ft. Myers, FL

Sat Mar 16 2019, 1:06 PM - 3:42 PM EDT

Att. 9,971 - Cloudy - 78 F

livebaseballscorecards.com

AB	31
R	1
H	7
RBI	1
BB	1
SO	12
LOB	16

WP: 1 PA: 33
PB: 0
SB: 0
CS: 2

PITCHER		IP	WLS	BF	H	R	ER	SO	BB	IBB	HBP	BLK	WP	HR	S	P	ERA	WHIP
41 Chris Sale, L ERA:	(1, 1)	4.0	W	13	2	0	0	7	0	0	0	0	0	0	27	28	0.00	0.500
32 Matt Barnes, R ERA: 9.0	(5, 1)	1.0	H	3	1	0	0	2	0	0	0	0	0	0	7	7	0.00	1.000
70 Ryan Brasier, R ERA: 9.0	(6, 1)	1.0	H	5	2	1	1	1	0	0	0	0	0	0	7	7	9.00	2.000
47 Tyler Thornburg, R ERA: 12.6	(7, 1)	1.0	H	4	0	0	0	1	1	0	0	0	0	0	5	9	0.00	1.000
80 Darwinzon Hernández, L ERA: 0.9	(8, 1)	2.0		8	2	0	0	1	0	0	0	0	1	0	10	11	0.00	1.000

PITCHER	IP	WLS	BF	H	R	ER	SO	BB	IBB	HBP	BLK	WP	HR	S	P	ERA	WHIP

BOTTOM

Batter	1	2	3	4	5	6	7	8	9	AB	R	H	RBI	BB	SO	LOB
15 Dustin Pedroia, R (1, 4) OBP: 0.286, SLG: 0.286 74 Chad De La Guerra, L (6, 4) OBP: 0.345, SLG: 0.444	P4		F9		F7		SF8 3-H			3 0 0 0 0 0 0 0 0 0 1 0 0 0						
50 Mookie Betts, R (1, 9) OBP: 0.345, SLG: 0.481 59 Sam Travis, R (7, 3) OBP: 0.290, SLG: 0.154	18 2B 28 SF9 1B		K 18 CS			HR	G5-3			3 2 2 1 0 1 0 1 0 0 0 0 0 1						
18 Mitch Moreland, L (1, 3) OBP: 0.250, SLG: 0.333 38 Tate Matheny, R (7, 9) OBP: 0.241, SLG: 0.414 (8, 8)	28 SF9 1-3 2 2B 2B		K 1-2			F8		G5-3		3 1 1 0 0 1 1 1 0 0 0 0 0 0						
28 J.D. Martinez, R (1, 10) OBP: 0.174, SLG: 0.100 68 Juan Centeno, L (8, PH) OBP: 0.333, SLG: 0.294 (9, 10)	SF9 2-3 3-H			BB		G1-3		90 G4-6-3 1B		1 0 0 1 1 0 0 1 0 1 0 0 0 0						
2 Xander Bogaerts, R (1, 6) OBP: 0.333, SLG: 0.520 90 C.J. Chatham, R (7, 6) OBP: 0.310, SLG: 0.370	3-H 2B			K		G6-3		G4-6-3 1-2f		3 0 1 1 0 1 1 1 0 0 0 0 0 1						
12 Brock Holt, L (1, 7) OBP: 0.348, SLG: 0.450 54 Bryce Brentz, R (8, 7) OBP: 0.346, SLG: 0.609	G4-3			F7						2 1 0 0 1 0 2 0 0 0 0 0 0 0						
36 Eduardo Núñez, R (1, 5) OBP: 0.417, SLG: 0.476 83 Bobby Dalbec, R (7, PR) OBP: 0.364, SLG: 0.259 (8, 5)		K		G4-3			36 2B BB 19 2B 1-H 2B			3 0 1 1 0 1 1 0 1 0 0 0 0 0						
19 Jackie Bradley Jr., L (1, 8) OBP: 0.333, SLG: 0.600 41 Cole Sturgeon, L (8, 9) OBP: 0.200, SLG: 0.304		K			K		3 S 74 SF8 2-H 2B			3 1 1 1 0 2 0 0 0 0 0 0 0 0						
7 Christian Vázquez, R (1, 2) OBP: 0.154, SLG: 0.192 3 Sandy León, S (6, 2) OBP: 0.321, SLG: 0.304		F7			G3		G4-3 2-3			2 0 0 0 0 0 0 1 0 0 0 0 0 1						
Inning Stats	R: 2 H: 3 E: 0 LOB: 1 K: 0 BB: 0 S: 6 P: 6		R: 0 H: 0 E: 0 LOB: 0 K: 2 BB: 0 S: 7 P: 7	R: 0 H: 0 E: 1 LOB: 1 K: 2 BB: 0 S: 7 P: 7	R: 0 H: 0 E: 0 LOB: 1 K: 1 BB: 1 S: 5 P: 9	R: 0 H: 0 E: 0 LOB: 0 K: 1 BB: 0 S: 5 P: 5	R: 1 H: 1 E: 0 LOB: 0 K: 0 BB: 0 S: 5 P: 8	R: 3 H: 2 E: 0 LOB: 1 K: 0 BB: 1 S: 5 P: 10	R: 0 H: 1 E: 0 LOB: 0 K: 0 BB: 0 S: 3 P: 3		1B: 2 SF: 2 2B: 5 SAC: 0 3B: 0 DP: 2 HR: 1 HBP: 0		WP: 0 PA: 32 PB: 0 SB: 1 CS: 1				

PITCHER		IP	WLS	BF	H	R	ER	SO	BB	IBB	HBP	BLK	WP	HR	S	P	ERA	WHIP
65 Kyle Wright, R ERA: 3.0	(1, 1)	4.0	L	16	3	2	2	5	1	0	0	0	0	0	25	29	4.50	1.000
51 Shane Carle, R ERA: 3.24	(5, 1)	2.0		7	1	1	1	1	0	0	0	0	0	1	10	13	4.50	0.500
77 Luke Jackson, R ERA: 8.22	(7, 1)	1.0		6	2	3	3	0	1	0	0	0	0	0	5	10	27.00	3.000
67 Wes Parsons, R ERA:	(8, 1)	1.0		3	1	0	0	0	0	0	0	0	0	0	3	3	0.00	1.000

PITCHER	IP	WLS	BF	H	R	ER	SO	BB	IBB	HBP	BLK	WP	HR	S	P	ERA	WHIP

Atlanta Braves @ Boston Red Sox

JetBlue Park, Ft. Myers, FL

Sat Mar 16 2019, 1:06 PM - 3:42 PM EDT

Att. 9,971 - Cloudy - 78 F

livebaseballscorecards.com

AB	28
R	6
H	7
RBI	6
BB	2
SO	6
LOB	8

Boston Red Sox @ Pittsburgh Pirates

LECOM Park, Bradenton, FL

Sun Mar 17 2019, 1:07 PM - 3:48 PM EDT

Att. 8,346 - Cloudy - 74 F

TOP

livebaseballscorecards.com

Batter	1	2	3	4	5	6	7	8	9	AB	R	H	RBI	BB	SO	LOB
19 Jackie Bradley Jr., L (1, 8) OBP: 0.333, SLG: 0.607	S X 0-1 ① P2		F F C 0-3 ① K			X 0-0 2B		X 0-0 ③ F9		3	0	1	0	0	1	0
38 Tate Matheny, R (6, 8) OBP: 0.233, SLG: 0.400										1	0	0	0	0	0	0
50 Mookie Betts, R (1, 9) OBP: 0.313, SLG: 0.433	X 0-0 E5 3 1B		X 0-0 ② G6-3			X 0-0 ① L8			X 0-0 12 G5-4-3 1B	3	1	0	0	0	0	1
5 Jarren Duran, L (6, 9) OBP: 0.429, SLG: 0.429										1	0	1	0	0	0	0
25 Steve Pearce, R (1, 3) OBP: 0.176, SLG: 0.588	X 0-0 ② G6-3		X 0-0 ③ G4-3			X 0-0 ② P1			X 0-0 ①② G5-4-3 1-2f	1	0	0	0	0	0	1
12 Pedro Castellanos, R (1, 3)										3	0	0	0	0	0	2
3 Sandy León, S (1, 2) OBP: 0.355, SLG: 0.346	X 0-0 2-H 1B			X 0-0 83 G5-4-3 1B		S F C 0-3 ③ K			X 0-0 ③ F7	3	0	2	1	0	1	1
77 Óscar Hernández, R (6, 2) OBP: 0.333, SLG: 0.375										1	0	0	0	0	0	0
54 Bryce Brentz, R (1, 7) OBP: 0.310, SLG: 0.538	S S S 0-3 ③ K			C C C 0-3 ① K			X 0-0 ① F9			3	0	0	0	0	2	2
16 Kervin Suarez, S (7, 7)										0	0	0	0	0	0	0
83 Bobby Dalbec, R (1, 5) OBP: 0.333, SLG: 0.233		C S C 0-3 ① K		X 0-0 ②③ G5-4-3 1-2f			X 0-0 ② G5-3			3	0	0	0	0	1	1
11 Josh Tobias, S (7, 5) OBP: 0.333, SLG: 0.333										0	0	0	0	0	0	0
59 Sam Travis, R (1, 10) OBP: 0.294, SLG: 0.172		X 0-0 1B			X 0-0 ① G4-3		S S S 0-3 ③ K			3	0	1	0	0	1	0
74 Chad De La Guerra, L (1, 4) OBP: 0.355, SLG: 0.448		S S C 0-3 ② K			X 0-0 90 G5-4-3 1B			X 0-0 ① G4-3		2	0	1	0	0	1	1
3 Deiner Lopez, S (6, 4)										1	0	0	0	0	0	0
90 C.J. Chatham, R (1, 6) OBP: 0.290, SLG: 0.345		S S S 0-3 ③ K			X 0-0 ②③ G5-4-3 1-2f			X 0-0 ② P5		2	0	0	0	0	1	2
11 Jeremy Rivera, S (6, 6) OBP: 0.125, SLG: 0.250										1	0	0	0	0	0	0
Inning Stats	R: 1 E: 1 K: 1 S: 8 H: 1 LOB: 1 BB: 0 P: 8	R: 0 E: 0 K: 3 S: 10 H: 1 LOB: 1 BB: 0 P: 10	R: 0 E: 0 K: 1 S: 5 H: 0 LOB: 0 BB: 0 P: 5	R: 0 E: 0 K: 1 S: 5 H: 1 LOB: 0 BB: 0 P: 5	R: 0 E: 0 K: 0 S: 3 H: 1 LOB: 0 BB: 0 P: 3	R: 0 E: 0 K: 1 S: 6 H: 1 LOB: 1 BB: 0 P: 6	R: 0 E: 0 K: 1 S: 5 H: 0 LOB: 0 BB: 0 P: 5	R: 0 E: 0 K: 0 S: 3 H: 0 LOB: 0 BB: 0 P: 3	R: 0 E: 0 K: 0 S: 3 H: 1 LOB: 0 BB: 0 P: 3	1B: 5 2B: 1 3B: 0 HR: 0	SF: 0 SAC: 0 DP: 3 HBP: 0			WP: 0 PB: 0 SB: 0 CS: 0		PA: 31	

	AB	31
	R	1
	H	6
	RBI	1
	BB	0
	SO	8
	LOB	11

PITCHER		IP	WLS	BF	H	R	ER	SO	BB	IBB	HBP	BLK	WP	HR	S	P	ERA	WHIP
50 Jameson Taillon, R ERA: 3.0	(1, 1)	5.0	W	18	4	1	0	6	0	0	0	0	0	0	31	31	0.00	0.800
47 Francisco Liriano, L ERA: 5.14	(6, 1)	1.0	H	4	1	0	0	1	0	0	0	0	0	0	6	6	0.00	1.000
57 Nick Burdi, R ERA: 2.16	(7, 1)	2.0		6	0	0	0	1	0	0	0	0	0	0	8	8	0.00	0.000
38 Brandon Maurer, R ERA: 4.91	(9, 1)	1.0		3	1	0	0	0	0	0	0	0	0	0	3	3	0.00	1.000

PITCHER	IP	WLS	BF	H	R	ER	SO	BB	IBB	HBP	BLK	WP	HR	S	P	ERA	WHIP

Batter	1	2	3	4	5	6	7	8	9	AB	R	H	RBI	BB	SO	LOB
26 Adam Frazier, L (1, 4) OBP: 0.440, SLG: 0.714 44 Kevin Kramer, L (8, 4) OBP: 0.258, SLG: 0.345	G3		K	6 S BB		6 HR BB		17 G3 1B 1-2 2-H		2 1	1 0	0 1	0 1	2 0	1 0	0 0
6 Starling Marte, R (1, 8) OBP: 0.385, SLG: 0.773 17 JB Shuck, L (8, 8) OBP: 0.406, SLG: 0.600	12 S BB BBBB		G5-3	K 1-2		HR 1-H 3-H		G3 1-2 2-3		3 1	1 0	1 0	3 0	1 0	1 0	2 2
12 Corey Dickerson, L (1, 7) OBP: 0.500, SLG: 0.952 57 Nick Burdi, R (7, 1) 82 Daniel Amaral, R (8, PH) OBP: 0.333, SLG: 0.333 38 Brandon Maurer, R (9, 1)	K 1-2 BSST		HR BCFX		29 FC6-4 1B	K SSS		F8		4 0 1 0	1 0 0 0	2 0 0 0	1 0 0 0	0 0 0 0	2 0 0 0	1 0 2 0
55 Josh Bell, S (1, 3) OBP: 0.184, SLG: 0.351 75 Will Craig, R (8, 3) OBP: 0.438, SLG: 0.375	L8		F9		K		F8			4 0	0 0	0 0	0 0	0 0	1 0	2 0
29 Francisco Cervelli, R (1, 2) OBP: 0.316, SLG: 0.394 61 Steven Baron, R (7, PR) OBP: 0.333, SLG: 0.250 (8, 2)		F7	5 2B 16 G5-3 1B		FC6-4 1-2f		5 G6-4-3 BB BBBB			3 0	1 0	1 0	0 0	1 0	0 0	1 0
5 Lonnie Chisenhall, L (1, 9) OBP: 0.370, SLG: 0.318 36 José Osuna, R (8, 9) OBP: 0.303, SLG: 0.286		4-0 2 G5-3 16 E 50 1B BB BBBB	0-0 2 2B 1-3		0-3 K		G6-4-3 1-2f			3 0	2 0	1 0	0 0	1 0	1 0	2 0
16 Jung Ho Kang, R (1, 5) OBP: 0.281, SLG: 0.714 77 Ke'Bryan Hayes, R (8, 5) OBP: 0.357, SLG: 0.808		E5 2 G5-3 50 1B 1-2	G5-3 3-H			G6-3		46 HBP 44 1B		3 1	0 1	0 1	1 0	0 0	0 0	2 0
2 Erik González, R (1, 6) OBP: 0.303, SLG: 0.367 15 Pablo Reyes, R (8, 6) OBP: 0.314, SLG: 0.500		G5-3 1-2 2-3	50 G4-3 2-H			26 S 74 S 6 HR BB BBBB		F8		2 1	1 0	1 0	1 0	1 0	0 0	2 1
50 Jameson Taillon, R (1, 1) OBP: 0.333, SLG: 0.333 47 Francisco Liriano, L (6, 1) 74 Christian Kelley, R (6, PH) OBP: 0.300, SLG: 0.143 46 Patrick Kivlehan, R (7, 7) OBP: 0.361, SLG: 0.545		2-H 3-H 1B	G4-3 2-3			L8 1-2 BX		17 G3 44 1B HBP 1-2 H		2 0 1 0	0 0 0 0	1 0 0 0	1 0 0 0	0 0 0 0	0 0 0 0	1 0 1 0
Inning Stats	R: 0 E: 0 K: 1 S: 5 H: 0 LOB: 1 BB: 1 P: 10	R: 1 E: 1 K: 0 S: 4 H: 1 LOB: 3 BB: 1 P: 8	R: 1 E: 0 K: 1 S: 8 H: 1 LOB: 0 BB: 0 P: 9	R: 2 E: 0 K: 1 S: 8 H: 3 LOB: 2 BB: 1 P: 13	R: 0 E: 0 K: 2 S: 8 H: 1 LOB: 1 BB: 0 P: 8	R: 3 E: 0 K: 1 S: 6 H: 1 LOB: 0 BB: 2 P: 15	R: 0 E: 0 K: 0 S: 2 H: 0 LOB: 1 BB: 1 P: 6	R: 1 E: 0 K: 0 S: 5 H: 2 LOB: 2 BB: 0 P: 6		1B: 5 2B: 2 3B: 0 HR: 2	SF: 0 SAC: 0 DP: 1 HBP: 1			WP: 0 PB: 0 SB: 4 CS: 0	PA: 39		

PITCHER		IP	WLS	BF	H	R	ER	SO	BB	IBB	HBP	BLK	WP	HR	S	P	ERA	WHIP
64 Marcus Walden, R ERA: 1.69	(1, 1)	2.2	L	12	2	2	1	2	2	0	0	0	0	1	16	26	3.38	1.500
50 Daniel McGrath, L ERA:	(3, 1)	0.1		1	0	0	0	0	0	0	0	0	0	0	1	1	0.00	0.000
71 Josh Smith, R ERA: 7.45	(4, 1)	2.0		11	4	2	2	3	1	0	0	0	0	0	16	21	9.00	2.500
75 Domingo Tapia, R ERA: 5.19	(6, 1)	2.0		9	1	3	3	1	3	0	0	0	0	1	8	21	13.50	2.000
11 Joan Martinez, R ERA: 9.0	(8, 1)	1.0		6	2	1	1	0	0	0	1	0	0	0	5	6	9.00	2.000

PITCHER	IP	WLS	BF	H	R	ER	SO	BB	IBB	HBP	BLK	WP	HR	S	P	ERA	WHIP

BOTTOM

Boston Red Sox @ Pittsburgh Pirates

LECOM Park, Bradenton, FL

Sun Mar 17 2019, 1:07 PM - 3:48 PM EDT

Att. 8,346 - Cloudy - 74 F

livebaseballscorecards.com

AB	32
R	8
H	9
RBI	8
BB	6
SO	6
LOB	19

Tampa Bay Rays @ Boston Red Sox

JetBlue Park, Ft. Myers, FL

Sun Mar 17 2019, 1:06 PM - 3:59 PM EDT

Att. 9,952 - Overcast - 77 F

TOP

livebaseballscorecards.com

Batter	1	2	3	4	5	6	7	8	9	AB	R	H	RBI	BB	SO	LOB
28 Daniel Robertson, R (1, 5) OBP: 0.359, SLG: 0.424 88 Kevin Padlo, R (7, 5)	F9		29 G1-3 24 1B 1B	BB			K		K2-3	3 1	1 0	1 0	0 0	1 0	1 1	0 0
29 Tommy Pham, R (1, 10) OBP: 0.400, SLG: 0.429 9 Jake Smolinski, R (7, PH) OBP: 0.313, SLG: 0.533 (7, 10)	G6-3		G1-3 1-2	G5-3			F7		F7	3 2	0 0	0 0	0 0	0 0	0 0	4 0
2 Yandy Díaz, R (1, 3) OBP: 0.410, SLG: 0.515 78 Mac James, R (6, 3) OBP: 0.389, SLG: 0.313	BB		K		24 G4-6-3 1B			K		2 1	0 0	1 0	0 0	1 0	1 1	1 0
24 Avisaíl García, R (1, 9) OBP: 0.364, SLG: 0.643 31 Jason Coats, R (6, 9) OBP: 0.258, SLG: 0.448	G4-3		2-H 1B		G4-6-3 1-2f			K		3 1	0 0	1 0	1 0	0 0	0 1	2 0
1 Willy Adames, R (1, 6) OBP: 0.297, SLG: 0.419 78 Taylor Walls, S (6, 6) OBP: 0.333, SLG: 0.667		54 WP 10 E 18 G3 BB	F8		G6-3			87 WP 2B		2 1	1 0	0 1	0 0	1 0	0 0	1 0
10 Mike Zunino, R (1, 2) OBP: 0.286, SLG: 0.588 90 Ronaldo Hernández, R (7, 2)		E6 18 G3 1-2		G4-3		F8		87 BB BB		3 0	0 0	0 0	0 0	0 1	0 0	1 0
54 Guillermo Heredia, R (1, 8) OBP: 0.375, SLG: 0.667 87 Emilio Gustave, R (7, 8)		K 2-3		8 S 18 BB BB		18 CS BB		1-2 2-3 BB		1 0	0 0	0 0	0 0	2 1	1 0	2 0
18 Joey Wendle, L (1, 4) OBP: 0.306, SLG: 0.485 75 Jim Haley, R (8, 4) OBP: 0.333, SLG: 0.333		G3 1-2 3-H		8 S 1-2 BB		G3-1 1-2		F7		3 0	0 0	0 0	1 0	1 0	0 0	5 0
8 Brandon Lowe, L (1, 7) OBP: 0.410, SLG: 0.694 82 Carl Chester, R (7, 7) OBP: 0.600, SLG: 1.000		K		K 1-2 2-3			F8		K	3 1	0 0	0 0	0 0	0 0	2 1	3 0

Inning Stats	1	2	3	4	5	6	7	8	9
R	0	1	1	0	0	0	0	0	0
E	0	1	0	0	0	0	0	0	0
K	0	2	1	1	0	0	1	2	2
S	3	8	7	5	3	2	5	8	7
H	0	0	2	0	1	0	0	1	0
LOB	1	1	0	3	0	0	0	3	0
BB	1	1	0	3	0	1	0	2	0
P	7	13	7	17	3	7	5	16	7

1B	3	SF	0	WP	2	PA	38
2B	1	SAC	0	PB	0		
3B	0	DP	1	SB	2		
HR	0	HBP	0	CS	1		

AB	30
R	2
H	4
RBI	2
BB	8
SO	9
LOB	19

PITCHER		IP	WLS	BF	H	R	ER	SO	BB	IBB	HBP	BLK	WP	HR	S	P	ERA	WHIP
61 Brian Johnson, L ERA: 10.57	(1, 1)	2.2		13	2	2	1	3	2	0	0	0	1	0	17	26	3.38	1.500
54 Trevor Kelley, R ERA:	(3, 1)	0.1		1	0	0	0	0	0	0	0	0	0	0	1	1	0.00	0.000
37 Heath Hembree, R ERA:	(4, 1)	0.2		5	0	0	0	1	3	0	0	0	0	0	4	16	0.00	4.500
86 Adam Lau, R ERA: 2.08	(4, 1)	0.1		1	0	0	0	0	0	0	0	0	0	0	1	1	0.00	0.000
72 Colten Brewer, R ERA: 4.5	(5, 1)	2.0		6	1	0	0	0	1	0	0	0	0	0	5	10	0.00	1.000

PITCHER		IP	WLS	BF	H	R	ER	SO	BB	IBB	HBP	BLK	WP	HR	S	P	ERA	WHIP
58 Jenrry Mejia, R ERA: 3.0	(7, 1)	1.0		3	0	0	0	1	0	0	0	0	0	0	5	5	0.00	0.000
70 Durbin Feltman, R ERA:	(8, 1)	0.2		5	1	0	0	2	2	0	0	0	1	0	7	15	0.00	4.500
51 Hunter Smith, R ERA:	(8, 1)	0.1	W	1	0	0	0	0	0	0	0	0	0	0	1	1	0.00	0.000
89 Eduard Bazardo, R ERA:	(9, 1)	1.0	S	3	0	0	0	2	0	0	0	0	0	0	7	7	0.00	0.000

Tampa Bay Rays @ Boston Red Sox

JetBlue Park, Ft. Myers, FL

Sun Mar 17 2019, 1:06 PM - 3:59 PM EDT

Att. 9,952 - Overcast - 77 F

livebaseballscorecards.com

BOTTOM

Batter	1	2	3	4	5	6	7	8	9	AB	R	H	RBI	BB	SO	LOB
12 Brock Holt, L (1, 4) OBP: 0.346, SLG: 0.478 7 Brett Netzer, L (6, 4) OBP: 0.143, SLG: 0.286	11 G4-3 28 2B 2B	F8			G4-3			F8		3 1	1 0	1 0	0 0	0 0	0 0	2 0
36 Eduardo Núñez, R (1, 10) OBP: 0.385, SLG: 0.435 19 Jantzen Witte, R (5, PH) OBP: 0.667, SLG: 1.000 (6, 10)	F7	F8		P4				40 E 2B		2 2	0 1	0 1	0 0	0 0	0 0	1 0
11 Rafael Devers, L (1, 5) OBP: 0.400, SLG: 0.600 2 Jagger Rusconi, S (7, 9) OBP: 0.200, SLG: 0.200	G4-3 2-3	G3				K		K		3 1	0 0	0 0	0 0	0 0	1 1	1 1
28 J.D. Martinez, R (1, 9) OBP: 0.192, SLG: 0.174 40 Danny Mars, S (7, 7) OBP: 0.714, SLG: 0.667	3-H 2B	K				F8		E9 10 2B 2-H 1B		3 1	0 1	1 1	1 1	0 0	1 0	0 0
2 Xander Bogaerts, R (1, 6) OBP: 0.300, SLG: 0.464 10 Ryan Fitzgerald, L (7, 6) OBP: 0.500, SLG: 1.000	G6-3			P3		F8		2-H 2B		3 1	0 0	0 1	0 1	0 0	0 0	1 0
18 Mitch Moreland, L (1, 3) OBP: 0.278, SLG: 0.353 19 Triston Casas, L (5, 3)		23 1B 1B		G3			BBB 4-0 BB	K		2 1	0 0	1 0	0 0	0 1	0 1	0 1
23 Blake Swihart, S (1, 2) OBP: 0.385, SLG: 0.480 7 Christian Vázquez, R (6, 2) OBP: 0.148, SLG: 0.185		1-2 1B		1B			F8			2 1	0 0	2 0	0 0	0 0	0 0	0 1
48 Gorkys Hernández, R (1, 8) OBP: 0.286, SLG: 0.364 15 Aneury Tavárez, L (7, 8) OBP: 0.250, SLG: 0.500		L5		K			F7			2 1	0 0	0 0	0 0	0 0	1 0	3 1
41 Cole Sturgeon, L (1, 7) OBP: 0.185, SLG: 0.280 5 Mike Miller, R (7, 5) OBP: 0.833, SLG: 0.667		F7			G1-3		F8			2 1	0 0	0 0	0 0	0 0	0 0	2 1
Inning Stats	R: 1 H: 2 E: 0 LOB: 1 K: 0 BB: 0 S: 5 P: 5	R: 0 H: 2 E: 0 LOB: 2 K: 0 BB: 0 S: 5 P: 5	R: 0 H: 0 E: 0 LOB: 0 K: 1 BB: 0 S: 5 P: 5	R: 0 H: 1 E: 0 LOB: 1 K: 1 BB: 0 S: 6 P: 6	R: 0 H: 0 E: 0 LOB: 0 K: 0 BB: 0 S: 3 P: 3	R: 0 H: 0 E: 0 LOB: 0 K: 1 BB: 0 S: 5 P: 5	R: 0 H: 0 E: 0 LOB: 1 K: 0 BB: 1 S: 3 P: 7	R: 2 H: 3 E: 1 LOB: 1 K: 2 BB: 0 S: 10 P: 10		1B: 4 2B: 4 3B: 0 HR: 0	SF: 0 SAC: 0 DP: 0 HBP: 0			WP: 0 PB: 0 SB: 0 CS: 0	PA: 33	

	AB	R	H	RBI	BB	SO	LOB
	32	3	8	3	1	5	15

PITCHER		IP	WLS	BF	H	R	ER	SO	BB	IBB	HBP	BLK	WP	HR	S	P	ERA	WHIP
73 Ryan Merritt, L ERA: 3.0	(1, 1)	2.0		10	4	1	1	0	0	0	0	0	0	0	10	10	4.50	2.000
74 Cole Sulser, R ERA:	(3, 1)	1.0	H	3	0	0	0	1	0	0	0	0	0	0	5	5	0.00	0.000
44 Hunter Wood, R ERA: 0.96	(4, 1)	2.0	H	7	1	0	0	1	0	0	0	0	0	0	9	9	0.00	0.500
60 Hoby Milner, L ERA: 1.93	(6, 1)	1.0	H	3	0	0	0	1	0	0	0	0	0	0	5	5	0.00	0.000
15 Emilio Pagán, R ERA: 4.66	(7, 1)	1.0	H	4	0	0	0	0	1	0	0	0	0	0	3	7	0.00	1.000
37 Colin Poche, L ERA: 10.29	(8, 1)	1.0	L	6	3	2	2	2	0	0	0	0	0	0	10	10	18.00	3.000

Batter	1	2	3	4	5	6	7	8	9	AB	R	H	RBI	BB	SO	LOB
16 Andrew Benintendi, L (1, 7) OBP: 0.212, SLG: 0.242 18 Nick Lovullo, R (7, 4)	P5	L4			F9		1-2 1B		F8	4 1	0 0	1 0	0 0	0 0	0 0	1 1
50 Mookie Betts, R (1, 9) OBP: 0.343, SLG: 0.419 3 Sandy León, S (6, 2) OBP: 0.344, SLG: 0.333	4-0 11 1B 28 1B BB		F8		4-0 BB		0-3 K			1 1	1 0	0 0	0 0	2 0	0 1	0 2
11 Rafael Devers, L (1, 5) OBP: 0.395, SLG: 0.579 5 Mike Miller, R (6, 5) OBP: 0.714, SLG: 0.500	1-3 28 1B 1B		F7		0-3 K			0-3 K		3 1	0 0	1 0	0 0	0 0	1 1	1 0
28 J.D. Martinez, R (1, 10) OBP: 0.276, SLG: 0.240 19 Jantzen Witte, R (6, PR) OBP: 0.500, SLG: 0.750 (6, 10)	1-2 3-H 1B		1B			4-0 18 G3-6-3 BB		G5-3		2 1	0 0	2 0	1 0	1 0	0 0	0 0
2 Xander Bogaerts, R (1, 6) OBP: 0.273, SLG: 0.419 11 Jeremy Rivera, S (6, 6) OBP: 0.222, SLG: 0.444	K		FC6-4 1-			0-3 K		2B		3 1	0 0	0 1	0 0	0 0	2 0	4 0
18 Mitch Moreland, L (1, 3) OBP: 0.238, SLG: 0.300 3 Chris Madera, R (6, 9)	F7	F8				G3-6-3 1-2f		K		3 1	0 0	0 0	0 0	0 0	0 1	3 1
12 Brock Holt, L (1, 4) OBP: 0.310, SLG: 0.423 48 Gorkys Hernández, R (7, 7) OBP: 0.278, SLG: 0.353		K	K				F8		K	3 1	0 0	0 0	0 0	0 0	2 1	0 0
19 Jackie Bradley Jr., L (1, 8) OBP: 0.333, SLG: 0.567 15 Aneury Tavárez, L (7, 8) OBP: 0.200, SLG: 0.400		4-0 BB	G4-3				G3		G5-3	2 1	0 0	0 0	0 0	1 0	0 0	0 0
7 Christian Vázquez, R (1, 2) OBP: 0.138, SLG: 0.172 59 Sam Travis, R (6, 3) OBP: 0.333, SLG: 0.258		K			G4-3		16 1B 1B		2B	2 2	0 0	0 2	0 0	0 0	1 0	1 0
Inning Stats	R: 1 E: 0 K: 1 S: 7 H: 2 LOB: 2 BB: 1 P: 12	R: 0 E: 0 K: 2 S: 7 H: 0 LOB: 1 BB: 1 P: 11	R: 0 E: 0 K: 0 S: 4 H: 1 LOB: 1 BB: 0 P: 4	R: 0 E: 0 K: 1 S: 5 H: 0 LOB: 0 BB: 0 P: 5	R: 0 E: 0 K: 1 S: 5 H: 0 LOB: 1 BB: 1 P: 9	R: 0 E: 0 K: 1 S: 4 H: 0 LOB: 1 BB: 1 P: 8	R: 0 E: 0 K: 1 S: 7 H: 2 LOB: 2 BB: 0 P: 7	R: 0 E: 0 K: 2 S: 8 H: 1 LOB: 1 BB: 0 P: 8	R: 0 E: 0 K: 1 S: 6 H: 1 LOB: 1 BB: 0 P: 6	1B: 5 2B: 2 3B: 0 HR: 0 SF: 0 SAC: 0 DP: 1 HBP: 0						

PITCHER	IP	WLS	BF	H	R	ER	SO	BB	IBB	HBP	BLK	WP	HR	S	P	ERA	WHIP
17 José Berríos, R (1, 1) ERA: 4.6	4.2	W	20	3	1	1	4	3	0	0	0	0	0	25	38	1.93	1.286
55 Taylor Rogers, L (5, 1) ERA: 3.68	1.1		4	0	0	0	2	1	0	0	0	0	0	7	11	0.00	0.750
65 Trevor May, R (7, 1) ERA: 2.45	1.0	H	5	2	0	0	1	0	0	0	0	0	0	7	7	0.00	2.000
39 Trevor Hildenberger, R (8, 1) ERA: 3.52	1.0	H	4	1	0	0	2	0	0	0	0	0	0	8	8	0.00	1.000
70 Ryne Harper, R (9, 1) ERA:	1.0	S	4	1	0	0	1	0	0	0	0	0	0	6	6	0.00	1.000

PITCHER	IP	WLS	BF	H	R	ER	SO	BB	IBB	HBP	BLK	WP	HR	S	P	ERA	WHIP

Boston Red Sox @ Minnesota Twins

CenturyLink Sports Complex, Fort Myers, FL

Mon Mar 18 2019, 1:06 PM - 3:44 PM EDT

Att. 9,013 - Overcast - 70 F

TOP

livebaseballscorecards.com

AB	33
R	1
H	7
RBI	1
BB	4
SO	10
LOB	14

WP: 0 PB: 0 SB: 0 CS: 0 PA: 37

BOTTOM

Batter	1	2	3	4	5	6	7	8	9	AB	R	H	RBI	BB	SO	LOB
26 Max Kepler, L (1, 9) OBP: 0.412, SLG: 0.586	P6	K			P4 1-3	F9				4	0	0	0	0	1	5
30 Michael Reed, R (7, 9) OBP: 0.294, SLG: 0.500										0	0	0	0	0	0	0
11 Jorge Polanco, S (1, 6) OBP: 0.345, SLG: 0.407	20 HR 2B	K 1-2			23 2B 1B 3-H		G5-3			3	2	2	1	0	1	2
75 Royce Lewis, R (6, 6)										1	0	0	0	0	0	0
23 Nelson Cruz, R (1, 10) OBP: 0.389, SLG: 0.357	F9		G6-3		2B 1-H		P6			3	0	1	1	0	0	1
27 Lucas Duda, L (7, PH) OBP: 0.395, SLG: 0.355 (8, 10)										1	0	0	0	0	0	0
20 Eddie Rosario, L (1, 7) OBP: 0.400, SLG: 0.848	HR 2-H		G3-1		F7		K			3	1	1	2	0	0	1
13 Ehire Adrianza, S (7, 7) OBP: 0.441, SLG: 0.844										1	0	0	0	0	1	0
9 Marwin Gonzalez, S (1, 5) OBP: 0.111, SLG: 0.059	BB		K		K			G5-3		2	0	0	0	1	2	1
19 Ronald Torreyes, R (7, 5) OBP: 0.333, SLG: 0.429										1	0	0	0	0	0	0
24 C.J. Cron, R (1, 3) OBP: 0.405, SLG: 0.576	F9			P4		F8		K		3	0	0	0	0	0	1
18 Mitch Garver, R (7, 3) OBP: 0.250, SLG: 0.500										1	0	0	0	0	1	0
16 Jonathan Schoop, R (1, 4) OBP: 0.306, SLG: 0.394		25 1B 15 G4-3 1B		F7		K		K		3	0	1	0	0	1	0
36 Adam Rosales, R (7, 4) OBP: 0.351, SLG: 0.735										1	0	0	0	0	1	0
15 Jason Castro, L (1, 2) OBP: 0.296, SLG: 0.478		G4-3 1-2		G4-3		25 1B 1B				3	0	1	0	0	0	1
64 Willians Astudillo, R (8, 2) OBP: 0.250, SLG: 0.421										0	0	0	0	0	0	0
25 Byron Buxton, R (1, 8) OBP: 0.485, SLG: 0.966		11 S 1B 2-3			E6 26 P4 26 S 11 1B	1B 1-2				3	1	2	0	0	0	0
50 Jimmy Kerrigan, S (7, 8) OBP: 0.500, SLG: 0.778										0	0	0	0	0	0	0
Inning Stats	R: 2 E: 0 K: 0 S: 7 H: 2 LOB: 1 BB: 1 P: 11	R: 0 E: 0 K: 2 S: 9 H: 2 LOB: 2 BB: 0 P: 10	R: 0 E: 0 K: 1 S: 5 H: 0 LOB: 0 BB: 0 P: 5	R: 0 E: 0 K: 0 S: 3 H: 0 LOB: 0 BB: 0 P: 3	R: 2 E: 1 K: 1 S: 8 H: 2 LOB: 1 BB: 0 P: 9	R: 0 E: 0 K: 1 S: 7 H: 2 LOB: 2 BB: 0 P: 7	R: 0 E: 0 K: 1 S: 5 H: 0 LOB: 0 BB: 0 P: 5	R: 0 E: 0 K: 2 S: 7 H: 0 LOB: 0 BB: 0 P: 7		1B: 5 2B: 2 3B: 0 HR: 1 SF: 0 SAC: 0 DP: 0 HBP: 0						

PITCHER	IP	WLS	BF	H	R	ER	SO	BB	IBB	HBP	BLK	WP	HR	S	P	ERA	WHIP
17 Nathan Eovaldi, R (1, 1) ERA: 3.86	4.0	L	17	4	2	2	3	1	0	0	0	0	1	24	29	4.50	1.250
32 Matt Barnes, R (5, 1) ERA: 9.0	1.0		6	2	2	1	1	0	0	0	0	0	0	8	9	9.00	2.000
44 Brandon Workman, R (6, 1) ERA: 5.14	1.0		5	2	0	0	1	0	0	0	0	0	0	7	7	0.00	2.000
73 Ryan Weber, R (7, 1) ERA: 3.0	2.0		6	0	0	0	3	0	0	0	0	0	0	12	12	0.00	0.000

PITCHER	IP	WLS	BF	H	R	ER	SO	BB	IBB	HBP	BLK	WP	HR	S	P	ERA	WHIP

Boston Red Sox @ Minnesota Twins

CenturyLink Sports Complex, Fort Myers, FL

Mon Mar 18 2019, 1:06 PM - 3:44 PM EDT

Att. 9,013 - Overcast - 70 F

livebaseballscorecards.com

AB	33
R	4
H	8
RBI	4
BB	1
SO	8
LOB	12

WP: 0 PB: 0 SB: 2 CS: 0 PA: 34

Batter	1	2	3	4	5	6	7	8	9	AB	R	H	RBI	BB	SO	LOB
Inning Stats										1B: 0 2B: 0 3B: 0 HR: 0		SF: 0 SAC: 0 DP: 0 HBP: 0		WP: 0 PB: 0 SB: 0 CS: 0		PA: 0	

TOP

Toronto Blue Jays @ Boston Red Sox

JetBlue Park, Ft. Myers, FL

Tue Mar 19 2019, 1:05 PM EDT

livebaseballscorecards.com

AB	**0**
R	**0**
H	**0**
RBI	**0**
BB	**0**
SO	**0**
LOB	**0**

PITCHER	IP	WLS	BF	H	R	ER	SO	BB	IBB	HBP	BLK	WP	HR	S	P	ERA	WHIP

PITCHER	IP	WLS	BF	H	R	ER	SO	BB	IBB	HBP	BLK	WP	HR	S	P	ERA	WHIP

Batter	1	2	3	4	5	6	7	8	9	AB	R	H	RBI	BB	SO	LOB
Inning Stats										1B: 0 2B: 0 3B: 0 HR: 0		SF: 0 SAC: 0 DP: 0 HBP: 0					

PITCHER	IP	WLS	BF	H	R	ER	SO	BB	IBB	HBP	BLK	WP	HR	S	P	ERA	WHIP

PITCHER	IP	WLS	BF	H	R	ER	SO	BB	IBB	HBP	BLK	WP	HR	S	P	ERA	WHIP

BOTTOM

Toronto Blue Jays @ Boston Red Sox

JetBlue Park, Ft. Myers, FL

Tue Mar 19 2019, 1:05 PM EDT

livebaseballscorecards.com

AB	**0**
R	**0**
H	**0**
RBI	**0**
BB	**0**
SO	**0**
LOB	**0**

WP: 0 PA: 0
PB: 0
SB: 0
CS: 0

Batter	1	2	3	4	5	6	7	8	9	AB	R	H	RBI	BB	SO	LOB
16 Andrew Benintendi, L (1, 7) OBP: 0.250, SLG: 0.278	11 S 1B		36 G5-4-3 1-2 2-3 1B			F9		G4-3	F8	3	0	2	0	0	0	0
5 Jarren Duran, L (7, 7) OBP: 0.333, SLG: 0.333										2	0	0	0	0	0	1
36 Eduardo Núñez, R (1, 6) OBP: 0.345, SLG: 0.385	F9		G5-4-3 1-2f 2-3 3-H			G6-3		5 PB 19 FC4-6 2B	K 1-2	3	0	0	0	0	0	3
15 Aneury Tavárez, L (7, 8) OBP: 0.286, SLG: 0.571										2	1	1	0	0	1	1
11 Rafael Devers, L (1, 5) OBP: 0.390, SLG: 0.561	1 SAFE K 1-2		K			1B		SAFE 19 FC4-6 7 BB 11 WP 2-3 BB		3	0	1	0	0	2	2
5 Mike Miller, R (7, 5) OBP: 0.750, SLG: 0.500										0	1	0	0	1	0	0
18 Mitch Moreland, L (1, 3) OBP: 0.208, SLG: 0.261	F9			F8		1 SAFE K		19 FC4-6 1-2 BB		3	0	0	0	0	1	2
7 Brett Netzer, L (7, 4) OBP: 0.250, SLG: 0.286										0	0	0	0	1	0	0
12 Brock Holt, L (1, 4) OBP: 0.281, SLG: 0.379		G3		G4-3			G1-3	FC4-6 11 WP 11 S 3 PB 1-2f 2-3 3-H		3	0	0	0	0	0	0
19 Jantzen Witte, R (7, 3) OBP: 0.400, SLG: 0.600										1	1	0	1	0	0	2
19 Jackie Bradley Jr., L (1, 8) OBP: 0.361, SLG: 0.563		F7		7 CS 1B			48 FC6-4 3 BB 59 WP HBP	3 E 3 1B 1-3 3-H		2	1	1	0	0	0	0
11 Jeremy Rivera, S (7, 6) OBP: 0.200, SLG: 0.400										1	1	0	0	0	1	1
7 Christian Vázquez, R (1, 2) OBP: 0.129, SLG: 0.161		G3-1		1 SAFE 1-0 CS 1-2	F8		4-0 48 FC6-4 1-2 BB	1-0 1-H 3-H 1B		2	0	0	0	0	0	0
3 Sandy León, S (6, 2) OBP: 0.382, SLG: 0.357										1	0	1	1	1	0	0
48 Gorkys Hernández, R (1, 9) OBP: 0.282, SLG: 0.351			16 1B 59 1B 36 G5-4-3 1B		K		FC6-4 59 WP 1-2f 2-3	K		3	1	1	0	0	1	2
2 Jagger Rusconi, S (7, 9) OBP: 0.167, SLG: 0.167										1	0	0	0	0	1	1
59 Sam Travis, R (1, 10) OBP: 0.333, SLG: 0.265			1 SAFE 36 G5-4-3 16 1B 1-2 1B		F9		K 1-2 3-H		15 CS BB	3	0	1	0	0	1	1
68 Juan Centeno, L (9, PH) (9, 10) OBP: 0.368, SLG: 0.294										0	0	0	0	1	0	0
Inning Stats	R: 0 E: 0 K: 1 S: 6 H: 1 LOB: 1 BB: 0 P: 6	R: 0 E: 0 K: 0 S: 3 H: 0 LOB: 0 BB: 0 P: 3	R: 1 E: 0 K: 1 S: 7 H: 3 LOB: 1 BB: 0 P: 7	R: 0 E: 0 K: 0 S: 3 H: 1 LOB: 0 BB: 0 P: 4	R: 0 E: 0 K: 1 S: 5 H: 0 LOB: 0 BB: 0 P: 5	R: 0 E: 0 K: 1 S: 6 H: 1 LOB: 1 BB: 0 P: 6	R: 1 E: 0 K: 1 S: 5 H: 0 LOB: 1 BB: 1 P: 11	R: 4 E: 0 K: 2 S: 10 H: 2 LOB: 1 BB: 2 P: 20	R: 0 E: 0 K: 1 S: 4 H: 0 LOB: 1 BB: 1 P: 8	1B: 7 2B: 2 3B: 0 HR: 0	SF: 0 SAC: 0 DP: 2 HBP: 1						

TOP

Boston Red Sox @ Baltimore Orioles

Ed Smith Stadium, Sarasota, FL

Wed Mar 20 2019, 6:06 PM - 8:52 PM EDT

Att. 8,623 - Cloudy - 72 F

livebaseballscorecards.com

AB	33
R	6
H	8
RBI	2
BB	4
SO	8
LOB	16

WP: 2 PA: 39
PB: 2
SB: 2
CS: 2

PITCHER		IP	WLS	BF	H	R	ER	SO	BB	IBB	HBP	BLK	WP	HR	S	P	ERA	WHIP
37 Dylan Bundy, R ERA: 7.94	(1, 1)	5.1		19	5	1	1	3	0	0	0	0	0	0	25	26	1.69	0.938
48 Richard Bleier, L ERA: 2.08	(6, 1)	0.2		3	1	0	0	1	0	0	0	0	0	0	5	5	0.00	1.500
66 Tanner Scott, L ERA: 10.29	(7, 1)	1.0	H	5	0	1	1	1	1	0	1	0	1	0	5	11	9.00	1.000
31 Jimmy Yacabonis, R ERA: 5.4	(8, 1)	0.2	L	7	2	4	3	1	2	0	0	0	1	0	7	17	40.50	6.000
38 Pedro Araújo, R ERA: 6.14	(8, 1)	1.1		4	0	0	0	2	1	0	0	0	0	0	7	11	0.00	0.750

PITCHER	IP	WLS	BF	H	R	ER	SO	BB	IBB	HBP	BLK	WP	HR	S	P	ERA	WHIP

Boston Red Sox @ Baltimore Orioles

Ed Smith Stadium, Sarasota, FL

Wed Mar 20 2019, 6:06 PM - 8:52 PM EDT

Att. 8,623 - Cloudy - 72 F

BOTTOM

Batter	1	2	3	4	5	6	7	8	9	AB	R	H	RBI	BB	SO	LOB
3 Cedric Mullins, L (1, 8) OBP: 0.265, SLG: 0.455	C S X 0-2 HR		X 0-0 2 FC4-6 1B			1 SAFE X 0-0 2 1-3 2B	X 0-0 ③ F8			4	2	3	1	0	0	1
95 Robert Neustrom, L (8, 9)										0	0	0	0	0	0	0
2 Jonathan Villar, S (1, 4) OBP: 0.395, SLG: 0.382	B B B B 4-0 19 FC4-6 BB		X 0-0 ② FC4-6 45 PO 1-2f			X 0-0 2-H 3-H 2B		X 0-0 ① G3		2	0	1	2	1	0	1
69 Jack Reinheimer, R (6, PR) OBP: 0.414, SLG: 0.571										1	0	0	0	0	0	0
(7, 4)																
45 Mark Trumbo, R (1, 10) OBP: 0.273, SLG: 0.200	1 SAFE X 0-0 ① F8		1 SAFE 1 SAFE 0-0 ③ PO 1-2	X 0-0 16 G1-4-3 1B		S S S 0-3 ① K		S S S 0-3 ② K		2	0	1	0	0	0	1
29 Jace Peterson, L (4, PR) OBP: 0.436, SLG: 0.424										2	0	0	0	0	2	1
(5, 10)																
19 Chris Davis, L (1, 3) OBP: 0.310, SLG: 0.292	1 SAFE X 0-0 ② FC4-6 1-2f			X 0-0 ① F9		C C C 0-3 ② K		X 0-0 ③ P5		3	0	0	0	0	1	3
74 Carlos Pérez, R (7, 2) OBP: 0.300, SLG: 0.700										1	0	0	0	0	0	0
16 Trey Mancini, R (1, 7) OBP: 0.344, SLG: 0.333	C C C 0-3 ③ K			X 0-0 ② ③ G1-4-3 1-2f		X 0-0 ③ G1-3			X 0-0 1B	3	0	0	0	0	1	3
87 J.C. Escarra, L (7, 3) OBP: 0.571, SLG: 1.200										1	0	1	0	0	0	0
14 Rio Ruiz, L (1, 5) OBP: 0.375, SLG: 0.500		X 0-0 ① G6-3			X 0-0 ① F7		X 0-0 ① G6-3		C C C 0-3 ① K	3	0	0	0	0	0	0
6 Drew Jackson, R (8, 5) OBP: 0.362, SLG: 0.419										1	0	0	0	0	1	1
40 Jesús Sucre, R (1, 2) OBP: 0.250, SLG: 0.333		X 0-0 1 G6-3 1B			X 0-0 ② G4-3		B B C F X 2-2 HR		X 0-0 ② F7	2	0	1	0	0	0	0
35 Dwight Smith Jr., L (7, 7) OBP: 0.321, SLG: 0.500										2	1	1	1	0	0	1
1 Richie Martin, R (1, 6) OBP: 0.311, SLG: 0.366		X 0-0 ② ③ G6-3 1-2f			X 0-0 ③ G5-3		X 0-0 ② G6-3		S S S 0-3 ③ K	4	0	0	0	0	1	2
28 Eric Young Jr., S (1, 9) OBP: 0.462, SLG: 0.452			X 0-0 ① G6-3			X 0-0 3 2B 2 2B 1B	X 0-0 1B			3	1	2	0	0	0	0
88 T.J. Nichting, S (7, PR) OBP: 0.500, SLG: 0.500										0	0	0	0	0	0	0
(8, 8)																
Inning Stats	R: 1 E: 0 K: 1 S: 8 H: 1 LOB: 1 BB: 1 P: 12	R: 0 E: 0 K: 0 S: 3 H: 1 LOB: 0 BB: 0 P: 3	R: 0 E: 0 K: 0 S: 3 H: 1 LOB: 0 BB: 0 P: 3	R: 0 E: 0 K: 0 S: 3 H: 1 LOB: 1 BB: 0 P: 3	R: 0 E: 0 K: 0 S: 3 H: 0 LOB: 0 BB: 0 P: 3	R: 2 E: 0 K: 2 S: 10 H: 3 LOB: 1 BB: 0 P: 10	R: 1 E: 0 K: 0 S: 7 H: 2 LOB: 1 BB: 0 P: 9	R: 0 E: 0 K: 1 S: 5 H: 0 LOB: 0 BB: 0 P: 5	R: 0 E: 0 K: 2 S: 8 H: 1 LOB: 1 BB: 0 P: 8	1B: 6 2B: 2 3B: 0 HR: 2	SF: 0 SAC: 0 DP: 2 HBP: 0						

livebaseballscorecards.com

AB	34
R	4
H	10
RBI	4
BB	1
SO	6
LOB	14

WP: 0 PB: 0 SB: 0 CS: 0 PA: 36

PITCHER		IP	WLS	BF	H	R	ER	SO	BB	IBB	HBP	BLK	WP	HR	S	P	ERA	WHIP
22 Rick Porcello, R ERA: 3.38	(1, 1)	5.0		17	4	1	1	1	1	0	0	0	0	1	20	24	1.80	1.000
58 Jenrry Mejia, R ERA: 5.14	(6, 1)	1.0		6	3	2	2	2	0	0	0	0	0	0	10	10	18.00	3.000
37 Heath Hembree, R ERA: 3.38	(7, 1)	1.0	W	5	2	1	1	0	0	0	0	0	0	1	7	9	9.00	2.000
66 Bobby Poyner, L ERA: 6.52	(8, 1)	2.0	S	7	1	0	0	3	0	0	0	0	0	0	13	13	0.00	0.500

PITCHER	IP	WLS	BF	H	R	ER	SO	BB	IBB	HBP	BLK	WP	HR	S	P	ERA	WHIP

Tampa Bay Rays @ Boston Red Sox

JetBlue Park, Ft. Myers, FL

Thu Mar 21 2019, 6:08 PM - 9:00 PM EDT

Att. 9,948 - Clear - 70 F

TOP

livebaseballscorecards.com

Batter	1	2	3	4	5	6	7	8	9	AB	R	H	RBI	BB	SO	LOB
17 Austin Meadows, L (1, 9) OBP: 0.372, SLG: 0.615	C X 0-1 G4-3		B B B B 4-0 2 F9 26 S BB		B B B B 4-0 18 BB 26 BB BB		X 0-0 G5-3		S S S 0-3 K2-3	1	0	0	0	2	0	0
81 Thomas Milone, L (6, 9)										2	0	0	0	0	1	0
26 Ji Man Choi, L (1, 3) OBP: 0.467, SLG: 0.471	X 0-0 F9		B B B B 4-0 18 BB 1-2 BB		B B B B 4-0 18 BB 1-2 BB		S S S 0-3 K			2	0	0	0	2	1	0
75 Jim Haley, R (7, 3) OBP: 0.333, SLG: 0.333										0	0	0	0	0	0	0
2 Yandy Díaz, R (1, 5) OBP: 0.413, SLG: 0.513	X 0-0 2B		X 0-0 F9 2-3		X 0-0 F8		X 0-0 G5-3			4	0	1	0	0	0	4
74 Tyler Frank, L (7, 5)										0	0	0	0	0	0	0
18 Joey Wendle, L (1, 4) OBP: 0.326, SLG: 0.447	X 0-0 G1		B B B B 4-0 1-2 BB		B B B B 4-0 1-2 2-3 BB			S S S 0-3 K2-3		2	0	0	0	2	1	1
87 Ford Proctor, L (8, 4)										0	0	0	0	0	0	0
39 Kevin Kiermaier, L (1, 8) OBP: 0.325, SLG: 0.389		X 0-0 F7	X 0-0 G4-3		S S S 0-3 K			X 0-0 1B		3	0	0	0	0	1	6
82 Carl Chester, R (6, 8) OBP: 0.667, SLG: 1.000										1	0	1	0	0	0	0
1 Willy Adames, R (1, 6) OBP: 0.273, SLG: 0.368		X 0-0 G6-3		S S S 0-3 K		S S S 0-3 K		S S C 0-3 K		3	0	0	0	0	2	0
86 Lucius Fox, S (6, 6) OBP: 0.353, SLG: 0.353										1	0	0	0	0	1	1
7 Michael Pérez, L (1, 2) OBP: 0.290, SLG: 0.357		X 0-0 64 WP 1B		S S S 0-3 K		S S S 0-3 K		X 0-0 G1-3		4	0	1	0	0	2	1
77 Zac Law, R (8, 2)										0	0	0	0	0	0	0
64 Emilio Bonifácio, S (1, 7) OBP: 0.333, SLG: 0.333		B X 1-0 G4-3 1-2		S S S 0-3 K		X 0-0 1B			X 0-0 G6-3	4	0	1	0	0	1	1
69 Moisés Gómez, R (1, 10) OBP: 0.154, SLG: 0.167			X 0-0 F8		S S S 0-3 K	S C C 0-3 K			X 0-0 F8	3	0	0	0	0	2	1
22 Michael Russell, R (9, PH)										1	0	0	0	0	0	0
Inning Stats	R: 0 E: 0 K: 0 S: 5 H: 1 LOB: 1 BB: 0 P: 5	R: 0 E: 0 K: 0 S: 4 H: 1 LOB: 1 BB: 0 P: 5	R: 0 E: 0 K: 0 S: 3 H: 0 LOB: 3 BB: 3 P: 15	R: 0 E: 0 K: 3 S: 9 H: 0 LOB: 0 BB: 0 P: 9	R: 0 E: 0 K: 2 S: 7 H: 0 LOB: 3 BB: 3 P: 19	R: 0 E: 0 K: 3 S: 10 H: 1 LOB: 1 BB: 0 P: 10	R: 0 E: 0 K: 1 S: 5 H: 0 LOB: 0 BB: 0 P: 5	R: 0 E: 0 K: 2 S: 8 H: 1 LOB: 1 BB: 0 P: 8	R: 0 E: 0 K: 1 S: 5 H: 0 LOB: 0 BB: 0 P: 5	1B: 3 2B: 1 3B: 0 HR: 0 SF: 0 SAC: 0 DP: 0 HBP: 0						

	AB	31
	R	0
	H	4
	RBI	0
	BB	6
	SO	12
	LOB	15

WP: 1 PB: 0 SB: 1 CS: 0 PA: 37

PITCHER		IP	WLS	BF	H	R	ER	SO	BB	IBB	HBP	BLK	WP	HR	S	P	ERA	WHIP
76 Hector Velázquez, R ERA: 7.84	(1, 1)	2.0	W	8	2	0	0	0	0	0	0	0	1	0	9	10	0.00	1.000
80 Darwinzon Hernández, L ERA: 0.82	(3, 1)	1.0	H	6	0	0	0	0	3	0	0	0	0	0	3	15	0.00	3.000
32 Matt Barnes, R ERA: 7.2	(4, 1)	1.0		3	0	0	0	3	0	0	0	0	0	0	9	9	0.00	0.000
47 Tyler Thornburg, R ERA: 10.5	(5, 1)	1.0		6	0	0	0	2	3	0	0	0	0	0	7	19	0.00	3.000
72 Colten Brewer, R ERA: 4.0	(6, 1)	1.0		4	1	0	0	3	0	0	0	0	0	0	10	10	0.00	1.000

PITCHER		IP	WLS	BF	H	R	ER	SO	BB	IBB	HBP	BLK	WP	HR	S	P	ERA	WHIP
64 Marcus Walden, R ERA: 1.42	(7, 1)	2.0		7	1	0	0	3	0	0	0	0	0	0	13	13	0.00	0.500
70 Durbin Feltman, R ERA:	(9, 1)	1.0		3	0	0	0	1	0	0	0	0	0	0	5	5	0.00	0.000

BOTTOM

Tampa Bay Rays @ Boston Red Sox

JetBlue Park, Ft. Myers, FL

Thu Mar 21 2019, 6:08 PM - 9:00 PM EDT

Att. 9,948 - Clear - 70 F

Batter	1	2	3	4	5	6	7	8	9	AB	R	H	RBI	BB	SO	LOB
16 Andrew Benintendi, L (1, 7) OBP: 0.256, SLG: 0.282 3 Sandy León, S (6, 2) OBP: 0.371, SLG: 0.345	50 1B; 11 G6-3; 1B		P2	F8		G5-3				3 1	1 0	1 0	0 0	0 0	0 0	2 2
50 Mookie Betts, R (1, 9) OBP: 0.342, SLG: 0.412 48 Gorkys Hernández, R (6, 9) OBP: 0.275, SLG: 0.342	11 G6-3; 1-3; 1B		G6-3; 1-2 2-3	F8		P3				3 1	0 0	1 0	0 0	0 0	0 0	2 2
11 Rafael Devers, L (1, 5) OBP: 0.409, SLG: 0.605 59 Sam Travis, R (6, 3) OBP: 0.325, SLG: 0.257	G6-3; 1-2f 3-H		28 2B; 2-H 3-H; 3B		BBB; 2 G5-3; BB	G6-3				2 1	1 0	1 0	2 0	1 0	0 0	1 2
28 J.D. Martinez, R (1, 10) OBP: 0.273, SLG: 0.276	CSS; K		2 1B; 12 E; 3-H; 2B		SSS; K		F8			4	1	1	1	0	2	1
2 Xander Bogaerts, R (1, 6) OBP: 0.278, SLG: 0.412 16 Kervin Suarez, S (6, 7)		F9; 1-2	12 E; 15 1B; 2-3; 1B		G5-3; 1-2		G4-3			3 1	1 0	1 0	0 0	0 0	0 0	1 0
12 Brock Holt, L (1, 3) OBP: 0.257, SLG: 0.344 19 Jantzen Witte, R (6, 5) OBP: 0.333, SLG: 0.500		G6-3	E4; 15 1B; 1-3; 3-H		G4-3		G6-3			3 1	0 0	0 0	0 0	0 0	0 0	2 0
15 Dustin Pedroia, R (1, 4) OBP: 0.400, SLG: 0.400 5 Tzu-Wei Lin, L (7, 4) OBP: 0.407, SLG: 0.640	SCS; K		1-2; 3-H; 1B			19 1B; 10 2B; 1B	F8			3 1	1 0	2 0	1 0	0 0	1 0	0 0
19 Jackie Bradley Jr., L (1, 8) OBP: 0.359, SLG: 0.543 39 Joseph Monge, R (6, PR) (7, 8)			E6; 50 G6-3; 23 1B; 11 3B; L6			1-2; 10 2B; 1B	G4-3			3 1	1 1	1 0	0 0	0 0	0 0	2 0
23 Blake Swihart, S (1, 2) OBP: 0.393, SLG: 0.481 10 Ryan Fitzgerald, L (6, 6) OBP: 0.500, SLG: 1.000			50 G6-3; 11 3B; 1-2; 1B	SSS; K		1-H 2-H; 2B	SSS; K			2 2	1 0	1 1	0 2	0 0	1 1	0 0
Inning Stats	R: 1 E: 0 K: 1 S: 6 H: 2 LOB: 0 BB: 0 P: 6	R: 0 E: 0 K: 1 S: 5 H: 0 LOB: 0 BB: 0 P: 5	R: 5 E: 2 K: 0 S: 10 H: 5 LOB: 2 BB: 0 P: 10	R: 0 E: 0 K: 1 S: 5 H: 0 LOB: 0 BB: 0 P: 5	R: 0 E: 0 K: 1 S: 5 H: 0 LOB: 1 BB: 1 P: 9	R: 2 E: 0 K: 0 S: 6 H: 3 LOB: 2 BB: 0 P: 6	R: 0 E: 0 K: 0 S: 3 H: 0 LOB: 0 BB: 0 P: 3	R: 0 E: 0 K: 1 S: 5 H: 0 LOB: 0 BB: 0 P: 5		1B: 7 2B: 2 3B: 1 HR: 0	SF: 0 SAC: 0 DP: 1 HBP: 0			WP: 0 PB: 0 SB: 0 CS: 0	PA: 36	

livebaseballscorecards.com

	AB	35
	R	8
	H	10
	RBI	6
	BB	1
	SO	5
	LOB	17

PITCHER		IP	WLS	BF	H	R	ER	SO	BB	IBB	HBP	BLK	WP	HR	S	P	ERA	WHIP
44 Hunter Wood, R ERA: 1.59	(1, 1)	2.0	L	7	2	1	1	2	0	0	0	0	0	0	11	11	4.50	1.000
56 Adam Kolarek, L ERA: 10.57	(3, 1)	0.2		5	2	3	0	0	0	0	0	0	0	0	5	5	0.00	3.000
15 Emilio Pagán, R ERA: 4.09	(3, 1)	1.1		8	3	2	0	1	0	0	0	0	0	0	10	10	0.00	2.250
47 Oliver Drake, R ERA: 2.25	(5, 1)	1.0		4	0	0	0	1	1	0	0	0	0	0	5	9	0.00	1.000
60 Hoby Milner, L ERA: 3.48	(6, 1)	1.0		6	3	2	2	0	0	0	0	0	0	0	6	6	18.00	3.000

PITCHER		IP	WLS	BF	H	R	ER	SO	BB	IBB	HBP	BLK	WP	HR	S	P	ERA	WHIP
74 Cole Sulser, R ERA:	(7, 1)	1.0		3	0	0	0	0	0	0	0	0	0	0	3	3	0.00	0.000
92 Ian Gardeck, R ERA:	(8, 1)	1.0		3	0	0	0	1	0	0	0	0	0	0	5	5	0.00	0.000

Boston Red Sox @ Minnesota Twins

CenturyLink Sports Complex, Fort Myers, FL

Fri Mar 22 2019, 6:06 PM - 9:55 PM EDT

Att. 9,022 - Clear - 71 F

TOP

livebaseballscorecards.com

Batter	1	2	3	4	5	6	7	8	9	AB	R	H	RBI	BB	SO	LOB
16 Andrew Benintendi, L (1, 7) OBP: 0.275, SLG: 0.375	HR	G6-3	36 1B / 11 1B 2B		E6 36 BLK / 36 G3-1		G6-3		1-2 2-3 HBP	1	1	1	1	0	0	0
15 Aneury Tavárez, L (1, 7) OBP: 0.333, SLG: 0.545										4	2	1	0	0	0	1
36 Eduardo Núñez, R (1, 4) OBP: 0.364, SLG: 0.400	28 WP / 11 1B / 2 1B 1B	G4-3	28 FC5 / 11 1B 2-3 1B		G3-1 2-H			G6-3	S S S / 0-3 K	4	1	2	1	0	0	0
5 Tzu-Wei Lin, L (5, 4) OBP: 0.379, SLG: 0.593										2	0	0	0	0	1	3
11 Rafael Devers, L (1, 5) OBP: 0.417, SLG: 0.596	2 1B 28 WP / 19 1B 1-2 1B	P2	1-2 3-H 1B		F9			59 WP / 5 E 1B	S S S / 0-3 K	4	1	2	1	0	0	0
11 Jeremy Rivera, S (5, 6) OBP: 0.250, SLG: 0.417										2	1	1	0	0	1	3
28 J.D. Martinez, R (1, 9) OBP: 0.297, SLG: 0.281	19 1B 2 1B 1-2 2-3 BB		2 E 1B / FC5 2-3#			S S S / 0-3 K		B X / 1-0 G5-3 1-2		3	0	1	0	1	1	2
59 Sam Travis, R (6, 3) OBP: 0.317, SLG: 0.250										1	0	0	0	0	0	1
2 Xander Bogaerts, R (1, 6) OBP: 0.308, SLG: 0.432	19 1B 1-2 2-3 3-H 1B		0-0 E5 19 HR 1-3 1B	F9		G6-3		0-0 E7 2-H 1B		3	1	2	1	0	0	0
5 Mike Miller, R (5, 5) OBP: 0.700, SLG: 0.500										2	0	1	1	0	0	0
18 Mitch Moreland, L (1, 3) OBP: 0.214, SLG: 0.259	S S S / 0-3 K		0-0 G4-3-5-2 3-	0-0 1B		S C C / 0-3 K		S S S / 0-3 K		4	0	1	0	0	2	5
2 Jagger Rusconi, S (6, 9) OBP: 0.143, SLG: 0.143										1	0	0	0	0	1	1
19 Jackie Bradley Jr., L (1, 8) OBP: 0.390, SLG: 0.649	1-2 2-3 3-H 1B		B B S S S X / 2-2 2-H HR	S S S / 0-3 K			S S S / 0-3 K		15 HBP / 3 BB 1B	2	1	2	3	0	0	0
5 Jarren Duran, L (3, 8) OBP: 0.333, SLG: 0.333										3	0	1	0	0	2	1
7 Christian Vázquez, R (1, 2) OBP: 0.147, SLG: 0.265	S S S / 0-3 K		B B B S S X / 3-1 HR	0-0 G2-3			X / 0-0 G4-3		B B B B / 4-0 15 HBP 1-2 BB	3	1	1	1	0	1	4
3 Sandy León, S (4, 2) OBP: 0.378, SLG: 0.333										1	0	0	0	1	0	0
48 Gorkys Hernández, R (1, 10) OBP: 0.279, SLG: 0.415	G4-3		B S S S B B X / 3-2 HR		S S S / 0-3 K		X / 0-0 1B		S S S / 0-3 K	3	1	1	1	0	1	3
18 Nick Lovullo, R (7, PH) (7, 10) OBP: 0.333, SLG: 0.333										1	0	1	0	0	0	0
36 Jake Romanski, R (9, PH) (9, 10)										1	0	0	0	0	1	2
Inning Stats	R: 3 E: 0 K: 2 S: 12 H: 5 LOB: 3 BB: 1 P: 16	R: 0 E: 0 K: 0 S: 3 H: 0 LOB: 0 BB: 0 P: 3	R: 5 E: 1 K: 0 S: 15 H: 8 LOB: 2 BB: 0 P: 23	R: 0 E: 0 K: 1 S: 6 H: 1 LOB: 1 BB: 0 P: 6	R: 1 E: 1 K: 1 S: 6 H: 0 LOB: 0 BB: 0 P: 6	R: 0 E: 0 K: 2 S: 7 H: 0 LOB: 0 BB: 0 P: 7	R: 0 E: 0 K: 1 S: 6 H: 1 LOB: 1 BB: 0 P: 6	R: 1 E: 1 K: 1 S: 7 H: 2 LOB: 1 BB: 0 P: 8	R: 0 E: 0 K: 3 S: 10 H: 1 LOB: 3 BB: 1 P: 15	1B: 13 2B: 2 3B: 0 HR: 4 SF: 0 SAC: 0 DP: 1 HBP: 1							

	AB	45
	R	10
	H	18
	RBI	10
	BB	2
	SO	11
	LOB	26

WP: 2 PB: 0 SB: 0 CS: 0 PA: 48

PITCHER		IP	WLS	BF	H	R	ER	SO	BB	IBB	HBP	BLK	WP	HR	S	P	ERA	WHIP
44 Kyle Gibson, R ERA: 5.87	(1, 1)	2.2	L	16	8	5	5	2	1	0	0	0	1	2	21	27	16.88	3.375
95 DJ Baxendale, R ERA: 6.0	(3, 1)	1.0		9	6	3	3	1	0	0	0	0	0	2	14	20	27.00	6.000
70 Ryne Harper, R ERA:	(4, 1)	2.0		7	0	1	0	2	0	0	0	1	0	0	11	11	0.00	0.000
55 Taylor Rogers, L ERA: 3.52	(6, 1)	0.1		1	0	0	0	1	0	0	0	0	0	0	3	3	0.00	0.000
38 Blake Parker, R ERA: 3.12	(7, 1)	1.0		4	1	0	0	1	0	0	0	0	0	0	6	6	0.00	1.000

PITCHER		IP	WLS	BF	H	R	ER	SO	BB	IBB	HBP	BLK	WP	HR	S	P	ERA	WHIP
39 Trevor Hildenberger, R ERA: 4.15	(8, 1)	1.0		5	2	1	1	1	0	0	0	0	1	0	7	8	9.00	2.000
54 Preston Guilmet, R ERA: 4.15	(9, 1)	1.0		6	1	0	0	3	1	0	1	0	0	0	10	15	0.00	2.000

BOTTOM

Batter	1	2	3	4	5	6	7	8	9	AB	R	H	RBI	BB	SO	LOB
26 Max Kepler, L (1, 9) OBP: 0.390, SLG: 0.514 64 Willians Astudillo, R (7, 2) OBP: 0.304, SLG: 0.477	BBBB 4-0 23 G6-3 11 SH2-3 BB	x 0-0 ③ 1-3 2-H 3-H 1B			x 0-0 ② F7		x 0-0 23 1B 1B		x 0-0 ① P6	2 2	0 0	1 1	2 0	1 0	0 0	0 0
11 Jorge Polanco, S (1, 6) OBP: 0.343, SLG: 0.394 13 Ehire Adrianza, S (7, 5) OBP: 0.432, SLG: 0.829	x 0-0 ① SH2-3 1-2		SSC 0-3 ① K		x 0-0 1B	CCC 0-3 ① K			x 0-0 18 WP BB 2B	2 2	0 1	1 1	0 0	0 1	1 1	0 1
23 Nelson Cruz, R (1, 10) OBP: 0.360, SLG: 0.333 94 Brian Schales, R (7, PR) OBP: 0.333, SLG: 0.333 (8, 10)	x 0-0 ② G6-3 2-3		x 0-0 1B		x 0-0 ③ G5-3		x 0-0 1-2 1B		SSS 0-3 ② K	4 1	0 0	2 0	0 0	0 0	0 1	2 1
20 Eddie Rosario, L (1, 7) OBP: 0.341, SLG: 0.718 18 Mitch Garver, R (7, 7) OBP: 0.263, SLG: 0.486	x 0-0 ③ F8		x 0-0 ② F8			x 0-0 ① G6-3	x 0-0 ② P6		BBBBB 4-0 BB 31 BB 19 1B 2-3 BB	3 1	0 1	0 1	0 0	0 1	0 0	2 2
24 C.J. Cron, R (1, 3) OBP: 0.442, SLG: 0.632 31 Tyler Austin, R (7, 3) OBP: 0.386, SLG: 0.628		BBBB 4-0 25 1B 9 BB 26 1B BB	SSS 0-3 ③ K			x 0-0 9 E 2B	x 0-0 ③ F9		BBBB 4-0 19 1B BB 1-2 BB	2 1	2 0	1 0	0 0	1 1	1 0	1 2
9 Marwin Gonzalez, S (1, 5) OBP: 0.208, SLG: 0.136 Michael Reed, R (7, 9) OBP: 0.300, SLG: 0.444	BBBB 4-0 25 1B 26 1B 1-2 BB	SCC 0-3 ① K			x 0-0 E8 15 2B 2-H 1B			x 0-0 ① P3	BBBB 4-0 19 1B 1-2 2-3 3-H BB	2 1	2 0	1 0	1 1	1 1	1 0	0 0
16 Jonathan Schoop, R (1, 4) OBP: 0.333, SLG: 0.487 19 Ronald Torreyes, R (7, 6) OBP: 0.354, SLG: 0.467	SSS 0-3 ① K	SSS 0-3 ② K			x 0-0 ② F7			x 0-0 2B	x 0-0 1-2 2-3 3-H 1B	3 2	0 0	0 2	0 1	0 0	2 0	3 0
15 Jason Castro, L (1, 2) OBP: 0.300, SLG: 0.500 Adam Rosales, R (7, 4) OBP: 0.350, SLG: 0.694	SSS 0-3 ② K	SSS 0-3 ③ K			x 0-0 2-H 2B			x 0-0 ② G6-3	x 0-0 ③ F8	3 2	0 0	1 0	1 0	0 0	2 0	2 4
25 Byron Buxton, R (1, 8) OBP: 0.486, SLG: 0.909 60 Jake Cave, L (3, 8) OBP: 0.306, SLG: 0.356	x 0-0 26 1B 1-2 2-3 1B			x 0-0 ① G6-3	SSS 0-3 ③ K			x 0-0 ③ G3-1		1 3	0 0	1 0	0 0	0 0	0 1	0 2
Inning Stats	R: 0 E: 0 K: 0 S: 3 H: 0 LOB: 1 BB: 1 P: 7	R: 2 E: 0 K: 2 S: 8 H: 2 LOB: 3 BB: 2 P: 16	R: 0 E: 0 K: 2 S: 8 H: 1 LOB: 1 BB: 0 P: 8	R: 0 E: 0 K: 3 S: 9 H: 0 LOB: 0 BB: 0 P: 9	R: 0 E: 0 K: 0 S: 4 H: 1 LOB: 1 BB: 0 P: 4	R: 2 E: 1 K: 1 S: 8 H: 3 LOB: 1 BB: 0 P: 8	R: 0 E: 0 K: 1 S: 7 H: 2 LOB: 2 BB: 0 P: 7	R: 0 E: 0 K: 0 S: 4 H: 1 LOB: 1 BB: 0 P: 4	R: 2 E: 0 K: 1 S: 7 H: 2 LOB: 3 BB: 3 P: 19	1B: 8 2B: 4 3B: 0 HR: 0 SF: 0 SAC: 1 DP: 0 HBP: 0							

PITCHER		IP	WLS	BF	H	R	ER	SO	BB	IBB	HBP	BLK	WP	HR	S	P	ERA	WHIP
48 Dan Runzler, L ERA: 13.5	(1, 1)	1.2	W	8	0	2	2	2	3	0	0	0	0	0	9	21	10.80	1.800
54 Trevor Kelley, R ERA:	(2, 1)	0.1	H	2	2	0	0	0	0	0	0	0	0	0	2	2	0.00	6.000
70 Ryan Brasier, R ERA: 4.5	(3, 1)	1.0		4	1	0	0	2	0	0	0	0	0	0	8	8	0.00	1.000
44 Brandon Workman, R ERA: 4.5	(4, 1)	1.0		3	0	0	0	3	0	0	0	0	0	0	9	9	0.00	0.000
72 Colten Brewer, R ERA: 3.6	(5, 1)	1.0		4	1	0	0	0	0	0	0	0	0	0	4	4	0.00	1.000
58 Jenrry Mejia, R ERA: 6.75	(6, 1)	1.0		6	3	2	2	1	0	0	0	0	0	0	8	8	18.00	3.000
56 Andrew Schwaab, R ERA:	(7, 1)	1.0		5	2	0	0	1	0	0	0	0	0	0	7	7	0.00	2.000
86 Adam Lau, R ERA: 1.69	(8, 1)	1.0		4	1	0	0	0	0	0	0	0	0	0	4	4	0.00	1.000
51 Hunter Smith, R ERA: 13.5	(9, 1)	0.2		7	2	2	2	1	3	0	0	0	1	0	6	18	27.00	7.500
50 Daniel McGrath, L ERA:	(9, 1)	0.1	S	1	0	0	0	0	0	0	0	0	0	0	1	1	0.00	0.000

Boston Red Sox @ Minnesota Twins

CenturyLink Sports Complex, Fort Myers, FL

Fri Mar 22 2019, 6:06 PM - 9:55 PM EDT

Att. 9,022 - Clear - 71 F

livebaseballscorecards.com

AB	37
R	6
H	12
RBI	6
BB	6
SO	10
LOB	22

WP: 1 PB: 0 SB: 0 CS: 0 PA: 44

Batter	1	2	3	4	5	6	7	8	9	AB	R	H	RBI	BB	SO	LOB
27 Kevin Newman, R (1, 4) OBP: 0.233, SLG: 0.325	C X	0-1 ① F9	1 SAFE 1 SAFE	0-0 ③ PO 1-2	X	0-0 ① G6-3	C C C	0-3 ① K	X	0-0 ③ G4-3	X	0-0 ③ G4-3	3	0	0	0	0	1	2
93 Mitchell Tolman, L (6, 4)							X	0-0 G4-3					2	0	0	0	0	0	5
77 Ke'Bryan Hayes, R (1, 5) OBP: 0.344, SLG: 0.833	S S S	0-3 ② K		X	0-0 ② F9	X	0-0 1-H 2-H HR	C S C	0-3 ① K				4	1	1	3	0	2	0
19 Colin Moran, L (1, 3) OBP: 0.300, SLG: 0.318	X	0-0 ③ G6-3		X	0-0 ③ F7	X	0-0 ② G3-1	X	0-0 ② G6-3				3	0	0	0	0	0	0
82 Jerrick Suiter, R (6, 3) OBP: 0.625, SLG: 1.000													1	0	0	0	0	0	0
61 Steven Baron, R (1, 2) OBP: 0.286, SLG: 0.231		S S S 0-3 ① K			X	0-0 1B	S S S	0-3 ③ K	X	0-0 1B				3	0	1	0	0	2	0
74 Christian Kelley, R (6, 2) OBP: 0.333, SLG: 0.200														1	0	1	0	0	0	0
68 Bryan Reynolds, S (1, 7) OBP: 0.419, SLG: 0.346		X	0-0 87 G4-6-3 1B		S C C	0-3 ① K		X	0-0 79 BB 84 1B 1B	S S S	0-3 ③ K2-3				3	0	2	0	0	1	1
81 Trayvon Robinson, S (8, PH) (8, 7)														1	0	0	0	0	1	1
87 Jared Oliva, R (1, 8) OBP: 0.167, SLG: 0.333		X	0-0 ② G4-6-3 ③ 1-2f		C C C	0-3 ② K	S S S	0-3 ① K	S S S	0-3 ① K				4	0	0	0	0	3	3
84 Lucas Tancas, R (1, 10) OBP: 0.400, SLG: 0.400			S S S 0-3 ① K		S S S	0-3 ③ K	X	0-0 79 BB 1-2 1B	B B B B	4-0 79 1B BB				3	0	1	0	0	2	1
82 Stephen Alemais, R (9, PH)														0	0	0	0	1	0	0
83 Bligh Madris, L (1, 9) OBP: 0.375, SLG: 0.286			X	0-0 ② G3-1		X 79 1B 77 HR 1B	X	0-0 ② F7	X	0-0 ② P3				3	1	1	0	0	0	2
82 Hunter Owen, R (9, PH)														1	0	0	0	0	0	1
79 Alfredo Reyes, R (1, 6) OBP: 0.400, SLG: 0.250			B B B B 4-0 27 PO BB			X 1-2 77 HR 1B	B B B B 1-2 2-3 4-0 BB		X 1-2 0-0 1B					2	1	2	0	2	0	0
Inning Stats	R: 0 E: 0 K: 1 S: 6 H: 0 LOB: 0 BB: 0 P: 6	R: 0 E: 0 K: 1 S: 5 H: 1 LOB: 0 BB: 0 P: 5	R: 0 E: 0 K: 1 S: 4 H: 0 LOB: 0 BB: 1 P: 8	R: 0 E: 0 K: 0 S: 3 H: 0 LOB: 0 BB: 0 P: 3	R: 0 E: 0 K: 3 S: 10 H: 1 LOB: 1 BB: 0 P: 10	R: 3 E: 0 K: 2 S: 10 H: 3 LOB: 0 BB: 0 P: 10	R: 0 E: 0 K: 1 S: 7 H: 2 LOB: 3 BB: 1 P: 11	R: 0 E: 0 K: 2 S: 8 H: 1 LOB: 1 BB: 0 P: 8	R: 0 E: 0 K: 1 S: 6 H: 1 LOB: 2 BB: 1 P: 10	1B: 8 2B: 0 3B: 0 HR: 1 SF: 0 SAC: 0 DP: 1 HBP: 0						

PITCHER		IP	WLS	BF	H	R	ER	SO	BB	IBB	HBP	BLK	WP	HR	S	P	ERA	WHIP
41 Chris Sale, L	(1, 1)	5.0	W	16	2	0	0	6	1	0	0	0	0	0	28	32	0.00	0.600
ERA:																		
37 Heath Hembree, R	(6, 1)	1.0		6	3	3	3	2	0	0	0	0	0	1	10	10	27.00	3.000
ERA: 9.82																		
61 Brian Johnson, L	(7, 1)	3.0	S	15	4	0	0	4	2	0	0	0	0	0	21	29	0.00	2.000
ERA: 7.59																		

PITCHER	IP	WLS	BF	H	R	ER	SO	BB	IBB	HBP	BLK	WP	HR	S	P	ERA	WHIP

Pittsburgh Pirates @ Boston Red Sox

JetBlue Park, Ft. Myers, FL

Sat Mar 23 2019, 1:07 PM - 3:48 PM EDT

Att. 10,163 - Sunny - 72 F

TOP

livebaseballscorecards.com

AB	34
R	3
H	9
RBI	3
BB	3
SO	12
LOB	16

WP: 0	PA: 38
PB: 0	
SB: 0	
CS: 0	

BOTTOM

Pittsburgh Pirates @ Boston Red Sox

JetBlue Park, Ft. Myers, FL

Sat Mar 23 2019, 1:07 PM - 3:48 PM EDT

Att. 10,163 - Sunny - 72 F

livebaseballscorecards.com

Batter	1	2	3	4	5	6	7	8	9	AB	R	H	RBI	BB	SO	LOB
16 Andrew Benintendi, L (1, 7) OBP: 0.244, SLG: 0.268 3 Chris Madera, R (5, 7) OBP: 0.167, SLG: 0.333	P5	K			G5-3		F7	15 2B 1-H 2-H 2B		2 0 0 0 0 1 1 3 1 1 2 0 0 0						
50 Mookie Betts, R (1, 9) OBP: 0.341, SLG: 0.405 15 Aneury Tavárez, L (6, 9) OBP: 0.357, SLG: 0.615 (7, 8)	15 2B 28 1B 1B		G6-3		K		K	2-H 2B		3 1 1 0 0 1 0 2 0 1 1 0 1 0						
15 Dustin Pedroia, R (1, 4) OBP: 0.385, SLG: 0.462 59 Sam Travis, R (7, 3) OBP: 0.302, SLG: 0.237	28 1B 2 SF7 1-3 2B		F9		K			G6-3 F8		3 1 1 0 0 1 0 2 0 0 0 0 0 1						
28 J.D. Martinez, R (1, 10) OBP: 0.308, SLG: 0.294 68 Juan Centeno, L (6, PH) OBP: 0.333, SLG: 0.263 (7, 10)	2-3 3-H 1B		F8			G3		F8		2 0 1 1 0 0 0 2 0 0 0 0 0 0						
2 Xander Bogaerts, R (1, 6) OBP: 0.317, SLG: 0.500 23 Blake Swihart, S (6, 2) OBP: 0.433, SLG: 0.517	SF7 3-H			19 2B 3B		19 S 19 BB 19 E 1B		5 1B 19 2B 1B		1 1 1 1 0 0 0 2 2 2 0 0 0 0						
19 Jackie Bradley Jr., L (1, 8) OBP: 0.409, SLG: 0.667 5 Mike Miller, R (7, 6) OBP: 0.727, SLG: 0.571	K			12 WP 12 2B 3-H 2B		19 S 1-2 BB		19 2B 1-3 1B		2 2 1 1 1 1 1 1 1 1 0 0 0 0						
36 Eduardo Núñez, R (1, 5) OBP: 0.371, SLG: 0.406 19 Jantzen Witte, R (5, 5) OBP: 0.375, SLG: 0.625		7 P4 12 1B 1B		G6-3		K 1-H 2-H		39 1B 1-H 3-H 2B		2 0 1 0 0 0 1 2 1 1 2 0 1 0						
12 Brock Holt, L (1, 3) OBP: 0.289, SLG: 0.400 39 Joseph Monge, R (7, 9) OBP: 0.125, SLG: 0.125		1-2 1B		2-H 2B		P6		3 2B BB 2-H 1B		3 0 2 1 0 0 0 1 1 1 1 0 0 0						
7 Christian Vázquez, R (1, 2) OBP: 0.139, SLG: 0.250 Tzu-Wei Lin, L (6, 6) OBP: 0.387, SLG: 0.571 (7, 4)		2 SAFE 2 SAFE P4 2-3		K			P5	3 2B 1-2 BB		2 0 0 0 0 1 2 1 1 0 0 1 0 0						
Inning Stats	R: 2 H: 3 E: 0 LOB: 1 K: 1 BB: 0 S: 8 P: 8	R: 0 H: 2 E: 0 LOB: 1 K: 1 BB: 0 S: 6 P: 6	R: 0 H: 0 E: 0 LOB: 0 K: 0 BB: 0 S: 3 P: 3	R: 2 H: 3 E: 0 LOB: 0 K: 1 BB: 0 S: 7 P: 8	R: 0 H: 0 E: 0 LOB: 0 K: 2 BB: 0 S: 7 P: 7	R: 2 H: 1 E: 0 LOB: 0 K: 1 BB: 1 S: 6 P: 11	R: 0 H: 0 E: 0 LOB: 0 K: 1 BB: 0 S: 5 P: 5	R: 6 H: 6 E: 0 LOB: 1 K: 0 BB: 1 S: 9 P: 13		1B: 8 SF: 1 2B: 6 SAC: 0 3B: 1 DP: 0 HR: 0 HBP: 0						

	AB	36
	R	12
	H	15
	RBI	10
	BB	2
	SO	7
	LOB	6

PITCHER		IP	WLS	BF	H	R	ER	SO	BB	IBB	HBP	BLK	WP	HR	S	P	ERA	WHIP
50 Jameson Taillon, R ERA: 4.85	(1, 1)	4.0	L	18	8	4	4	3	0	0	0	0	1	0	24	25	9.00	2.000
70 Tyler Lyons, L ERA: 8.38	(5, 1)	1.0		3	0	0	0	2	0	0	0	0	0	0	7	7	0.00	0.000
97 Vicente Campos, R ERA:	(6, 1)	2.0		8	1	2	0	2	1	0	0	0	0	0	11	16	0.00	1.000
39 Beau Sulser, R ERA: 54.0	(8, 1)	0.2		6	4	4	4	0	0	0	0	0	0	0	6	6	54.00	6.000
81 Mike Wallace, R ERA: 54.0	(8, 1)	0.1		4	2	2	2	0	1	0	0	0	0	0	3	7	54.00	9.000

PITCHER	IP	WLS	BF	H	R	ER	SO	BB	IBB	HBP	BLK	WP	HR	S	P	ERA	WHIP

Boston Red Sox @ Chicago Cubs

Sloan Park, Mesa, AZ

Mon Mar 25 2019, 9:06 PM - 11:35 PM EDT

Att. 16,100 - Clear - 85 F

TOP

livebaseballscorecards.com

Batter	1	2	3	4	5	6	7	8	9	AB	R	H	RBI	BB	SO	LOB
16 Andrew Benintendi, L (1, 7) OBP: 0.273, SLG: 0.364 48 Gorkys Hernández, R (7, 7) OBP: 0.273, SLG: 0.405 (8, 8)	1B		HR			K		G3		3 1	1 0	2 0	1 0	0 0	1 0	0 0
50 Mookie Betts, R (1, 9) OBP: 0.318, SLG: 0.375 12 Brock Holt, L (7, 6) OBP: 0.282, SLG: 0.389	K		G6-3			K		K		3 1	0 0	0 0	0 0	0 0	2 1	1 0
11 Rafael Devers, L (1, 5) OBP: 0.392, SLG: 0.560 83 Bobby Dalbec, R (7, 5) OBP: 0.324, SLG: 0.226	P6		G3-1			L7		K		3 1	0 0	0 0	0 0	0 0	0 1	1 0
28 J.D. Martinez, R (1, 10) OBP: 0.279, SLG: 0.263	L8			F9			G6-3		K	4	0	0	0	0	1	1
2 Xander Bogaerts, R (1, 6) OBP: 0.341, SLG: 0.537 5 Mike Miller, R (7, 4) OBP: 0.667, SLG: 0.500		18 G3 2B		F8			18 1B 36 1B 1B		P4	3 1	1 0	2 0	0 0	0 0	0 0	0 0
18 Mitch Moreland, L (1, 3) OBP: 0.226, SLG: 0.267 59 Sam Travis, R (7, PR) OBP: 0.295, SLG: 0.231 (7, 3)	G3 2-3			K			19 1B 36 1B 1-3 1B		G5-3	3 1	0 0	1 0	0 0	0 0	1 0	1 0
36 Eduardo Núñez, R (1, 4) OBP: 0.368, SLG: 0.400 15 Aneury Tavárez, L (7, 9) OBP: 0.357, SLG: 0.615	G1-3				L7		23 G5-3 19 1B 1-2 3-H 1B			3 0	0 0	1 0	1 0	0 0	0 0	1 0
19 Jackie Bradley Jr., L (1, 8) OBP: 0.404, SLG: 0.643 38 Tate Matheny, R (8, 7) OBP: 0.233, SLG: 0.400	G4-3				G6-3		1-2 2-3 1B			3 0	0 0	1 0	0 0	0 0	0 0	1 0
7 Christian Vázquez, R (1, 2) OBP: 0.132, SLG: 0.237 23 Blake Swihart, S (5, 2) OBP: 0.419, SLG: 0.500			F9		F9		G5-3 2-3f			2 1	0 0	0 0	0 0	0 0	0 0	0 3
Inning Stats	R: 0 E: 0 K: 1 S: 6 H: 1 LOB: 1 BB: 0 P: 6	R: 0 E: 0 K: 0 S: 4 H: 1 LOB: 1 BB: 0 P: 4	R: 1 E: 0 K: 0 S: 6 H: 1 LOB: 0 BB: 0 P: 8	R: 0 E: 0 K: 1 S: 5 H: 0 LOB: 0 BB: 0 P: 5	R: 0 E: 0 K: 0 S: 3 H: 0 LOB: 0 BB: 0 P: 3	R: 0 E: 0 K: 2 S: 7 H: 0 LOB: 0 BB: 0 P: 7	R: 1 E: 0 K: 0 S: 6 H: 4 LOB: 2 BB: 0 P: 6	R: 0 E: 0 K: 2 S: 7 H: 0 LOB: 0 BB: 0 P: 7	R: 0 E: 0 K: 1 S: 5 H: 0 LOB: 0 BB: 0 P: 5	1B: 5 2B: 1 3B: 0 HR: 1 SF: 0 SAC: 0 DP: 1 HBP: 0						

	AB	33
	R	2
	H	7
	RBI	2
	BB	0
	SO	7
	LOB	9

WP: 0 PB: 0 SB: 0 CS: 0 PA: 33

PITCHER		IP	WLS	BF	H	R	ER	SO	BB	IBB	HBP	BLK	WP	HR	S	P	ERA	WHIP
35 Cole Hamels, L ERA: 4.5	(1, 1)	5.0		18	3	1	1	2	0	0	0	0	0	1	24	26	1.80	0.600
46 Pedro Strop, R ERA: 3.38	(6, 1)	1.0	H	3	0	0	0	2	0	0	0	0	0	0	7	7	0.00	0.000
41 Steve Cishek, R ERA: 10.8	(7, 1)	0.1	B	4	3	1	1	0	0	0	0	0	0	0	4	4	27.00	9.000
47 Randy Rosario, L ERA: 6.3	(7, 1)	1.2	W	5	1	0	0	2	0	0	0	0	0	0	9	9	0.00	0.600
56 Kyle Ryan, L ERA: 2.84	(9, 1)	1.0	S	3	0	0	0	1	0	0	0	0	0	0	5	5	0.00	0.000

PITCHER	IP	WLS	BF	H	R	ER	SO	BB	IBB	HBP	BLK	WP	HR	S	P	ERA	WHIP

BOTTOM

Batter	1	2	3	4	5	6	7	8	9	AB	R	H	RBI	BB	SO	LOB
18 Ben Zobrist, S (1, 4) (7, 7) OBP: 0.265, SLG: 0.333 58 Connor Myers, R (8, 7) OBP: 0.600, SLG: 1.000	P6		F9		44 CS 1B		FC4-6 3 CS 59 BB 1-2f			4	0	1	0	0	0	1
										0	0	0	0	0	0	0
17 Kris Bryant, R (1, 5) OBP: 0.347, SLG: 0.375 59 Christian Donahue, L (7, 5) OBP: 0.429, SLG: 1.000 (7, 4)	L5		44 2B HBP		K		1-2 BB			2	1	0	0	0	1	1
										0	0	0	0	1	0	0
44 Anthony Rizzo, L (1, 3) OBP: 0.431, SLG: 0.644 3 Daniel Descalso, L (7, PH) OBP: 0.211, SLG: 0.176 65 Vimael Machín, L (8, 3) OBP: 0.231, SLG: 0.091	G3-1		1-H 2B		CS 1-2	40 BB HBP	K 2-3			2	0	1	1	0	0	0
										1	0	0	0	0	1	2
										0	0	0	0	0	0	0
9 Javier Báez, R (1, 6) OBP: 0.340, SLG: 0.479 63 Aramis Ademan, L (8, 6) OBP: 0.250, SLG: 0.250		L7	F7			K		K		3	0	0	0	0	1	2
										1	0	0	0	0	1	0
12 Kyle Schwarber, L (1, 7) OBP: 0.426, SLG: 0.395 47 Randy Rosario, L (7, 1) 2 Mark Zagunis, R (8, PH) OBP: 0.431, SLG: 0.721 (9, 9)		K		L4		K		K		3	0	0	0	0	2	1
										0	0	0	0	0	0	0
										1	0	0	0	0	1	0
40 Willson Contreras, R (1, 2) OBP: 0.442, SLG: 0.622 Taylor Davis, R (8, 2) OBP: 0.387, SLG: 0.429	1B			2B		22 FC6 BB		G6-3		2	0	2	0	1	0	0
						1-2				1	0	0	0	0	0	0
22 Jason Heyward, L (1, 9) OBP: 0.214, SLG: 0.184 56 Kyle Ryan, L (9, 1)		L6		K		FC6 1-2f				3	0	0	0	0	1	4
										0	0	0	0	0	0	0
35 Cole Hamels, L (1, 1) OBP: 0.400, SLG: 1.000 46 Pedro Strop, R (6, 1) 41 Steve Cishek, R (7, 1) 13 David Bote, R (7, 5) OBP: 0.547, SLG: 0.738			HR	K			HR			2	1	1	1	0	1	1
										0	0	0	0	0	0	0
										0	0	0	0	0	0	0
										1	1	1	1	0	0	0
5 Albert Almora Jr., R (1, 8) OBP: 0.385, SLG: 0.588 0 Wynton Bernard, R (8, 8) OBP: 0.385, SLG: 0.476			L8		G1-3		18 FC4-6 BB			2	0	0	0	1	0	0
										0	0	0	0	0	0	0
Inning Stats	R: 0 E: 0 K: 0 S: 3 H: 0 LOB: 0 BB: 0 P: 3	R: 0 E: 0 K: 1 S: 6 H: 1 LOB: 1 BB: 0 P: 6	R: 2 E: 0 K: 0 S: 6 H: 2 LOB: 1 BB: 0 P: 8	R: 0 E: 0 K: 2 S: 8 H: 1 LOB: 1 BB: 0 P: 8	R: 0 E: 0 K: 1 S: 5 H: 1 LOB: 0 BB: 0 P: 6	R: 0 E: 0 K: 2 S: 7 H: 0 LOB: 2 BB: 1 P: 12	R: 1 E: 0 K: 1 S: 6 H: 1 LOB: 2 BB: 2 P: 16	R: 0 E: 0 K: 2 S: 7 H: 0 LOB: 0 BB: 0 P: 7		1B: 2 2B: 3 3B: 0 HR: 2	SF: 0 SAC: 0 DP: 1 HBP: 2			WP: 0 PB: 0 SB: 0 CS: 2	PA: 34		

PITCHER		IP	WLS	BF	H	R	ER	SO	BB	IBB	HBP	BLK	WP	HR	S	P	ERA	WHIP
22 Rick Porcello, R ERA: 3.75	(1, 1)	4.0		17	4	2	2	3	0	0	1	0	0	1	23	25	4.50	1.000
57 Eduardo Rodriguez, L ERA: 3.6	(5, 1)	2.0		8	1	0	0	3	1	0	1	0	0	0	12	18	0.00	1.000
76 Hector Velázquez, R ERA: 7.94	(7, 1)	1.0	L	5	1	1	1	1	2	0	0	0	0	1	6	16	9.00	3.000
32 Matt Barnes, R ERA: 6.75	(8, 1)	0.1		1	0	0	0	1	0	0	0	0	0	0	3	3	0.00	0.000
70 Ryan Brasier, R ERA: 3.38	(8, 1)	0.2		2	0	0	0	1	0	0	0	0	0	0	4	4	0.00	0.000

PITCHER	IP	WLS	BF	H	R	ER	SO	BB	IBB	HBP	BLK	WP	HR	S	P	ERA	WHIP

Boston Red Sox @ Chicago Cubs

Sloan Park, Mesa, AZ

Mon Mar 25 2019, 9:06 PM - 11:35 PM EDT

Att. 16,100 - Clear - 85 F

livebaseballscorecards.com

AB	28
R	3
H	6
RBI	3
BB	3
SO	9
LOB	12

Boston Red Sox @ Chicago Cubs

Sloan Park, Mesa, AZ

Tue Mar 26 2019, 3:07 PM - 6:15 PM EDT

Att. 15,913 - Partly Cloudy - 80 F

TOP

livebaseballscorecards.com

Batter	1	2	3	4	5	6	7	8	9	AB	R	H	RBI	BB	SO	LOB
16 Andrew Benintendi, L (1, 10) OBP: 0.261, SLG: 0.348 83 Bobby Dalbec, R (6, PH) OBP: 0.333, SLG: 0.219 (6, 10) (7, 5)	F9		K			G4-3		59 HR 38 1B BB 1-2 2-3		2 1	0 1	0 1	0 1	0 0	1 0	0 0
50 Mookie Betts, R (1, 9) OBP: 0.304, SLG: 0.357 (3, 8) 36 Eduardo Núñez, R (4, 6) OBP: 0.395, SLG: 0.417 73 Ryan Weber, R (7, 1) 38 Tate Matheny, R (8, PH) OBP: 0.258, SLG: 0.419 (8, 7)	K		L7			59 2B 1B		59 HR 1B 1-2 2-3 3-H		2 1 0 1	0 1 0 1	0 1 0 1	0 1 0 1	0 0 0 0	1 0 0 0	0 0 0 0
11 Rafael Devers, L (1, 5) OBP: 0.396, SLG: 0.558 59 Sam Travis, R (4, 7) OBP: 0.326, SLG: 0.366 (5, 3)	28 WP 1B			G1-3		1-H 2B		1-H 2-H 3-H HR		2 2	0 1	1 2	0 5	0 0	0 0	0 0
28 J.D. Martinez, R (1, 7) OBP: 0.267, SLG: 0.250 48 Gorkys Hernández, R (4, 8) OBP: 0.283, SLG: 0.395	L6 1-2			G4-3		K		15 G6-4-3 HBP		2 1	0 0	0 0	0 0	0 0	0 1	1 1
2 Xander Bogaerts, R (1, 6) OBP: 0.326, SLG: 0.512 15 Aneury Tavárez, L (4, 9) OBP: 0.313, SLG: 0.533		L8		P2			G6-3	G6-4-3 1-2f		2 2	0 0	0 0	0 0	0 0	0 0	0 1
18 Mitch Moreland, L (1, 3) OBP: 0.212, SLG: 0.250 41 Cole Sturgeon, L (5, 7) OBP: 0.172, SLG: 0.259 70 Durbin Feltman, R (8, 1)		K			P6		F8	F9		2 2 0	0 0 0	0 0 0	0 0 0	0 0 0	1 0 0	0 0 0
15 Dustin Pedroia, R (1, 4) OBP: 0.333, SLG: 0.400 68 Juan Centeno, L (6, 2) OBP: 0.304, SLG: 0.238		L9			L9		F7		F7	2 2	0 0	0 0	0 0	0 0	0 0	0 0
19 Jackie Bradley Jr., L (1, 8) OBP: 0.396, SLG: 0.628 12 Brock Holt, L (3, 9) OBP: 0.286, SLG: 0.385 (4, 5) (7, 6)			G4-3		K			83 BB 38 1B 5 BB 1B	P6	1 3	0 1	0 1	0 0	0 0	0 1	0 0
23 Blake Swihart, S (1, 2) OBP: 0.424, SLG: 0.594 5 Mike Miller, R (6, 4) OBP: 0.643, SLG: 0.444			HR			K		38 1B 59 HR 83 BB 1-2 BB	G6-3	2 1	1 1	1 0	1 0	0 1	1 0	0 0
Inning Stats	R: 0 E: 0 K: 1 S: 6 H: 1 LOB: 1 BB: 0 P: 7	R: 0 E: 0 K: 1 S: 5 H: 0 LOB: 0 BB: 0 P: 5	R: 1 E: 0 K: 1 S: 7 H: 1 LOB: 0 BB: 0 P: 7	R: 0 E: 0 K: 0 S: 3 H: 0 LOB: 0 BB: 0 P: 3	R: 0 E: 0 K: 1 S: 5 H: 0 LOB: 0 BB: 0 P: 5	R: 1 E: 0 K: 2 S: 9 H: 2 LOB: 1 BB: 0 P: 9	R: 0 E: 0 K: 0 S: 3 H: 0 LOB: 0 BB: 0 P: 3	R: 5 E: 0 K: 0 S: 6 H: 3 LOB: 0 BB: 2 P: 16	R: 0 E: 0 K: 0 S: 3 H: 0 LOB: 0 BB: 0 P: 3	1B: 4 2B: 1 3B: 0 HR: 2	SF: 0 SAC: 0 DP: 1 HBP: 1						

AB	33
R	7
H	7
RBI	7
BB	2
SO	6
LOB	3

WP: 1 PB: 0 SB: 0 CS: 0 PA: 36

PITCHER		IP	WLS	BF	H	R	ER	SO	BB	IBB	HBP	BLK	WP	HR	S	P	ERA	WHIP
6 Carl Edwards Jr., R ERA: 3.0	(1, 1)	1.0		4	1	0	0	1	0	0	0	0	1	0	6	7	0.00	1.000
20 Brandon Kintzler, R ERA: 3.12	(2, 1)	1.0		3	0	0	0	1	0	0	0	0	0	0	5	5	0.00	0.000
Tim Collins, L ERA: 4.82	(3, 1)	1.0	W	4	1	1	1	1	0	0	0	0	0	1	7	7	9.00	1.000
30 George Kontos, R ERA: 6.43	(4, 1)	1.0	H	3	0	0	0	0	0	0	0	0	0	0	3	3	0.00	0.000
Rowan Wick, R ERA: 6.0	(5, 1)	1.0		3	0	0	0	1	0	0	0	0	0	0	5	5	0.00	0.000

PITCHER		IP	WLS	BF	H	R	ER	SO	BB	IBB	HBP	BLK	WP	HR	S	P	ERA	WHIP
James Norwood, R ERA: 1.8	(6, 1)	1.0		5	2	1	1	2	0	0	0	0	0	0	9	9	9.00	2.000
78 Matt Carasiti, R ERA: 4.66	(7, 1)	1.0		3	0	0	0	0	0	0	0	0	0	0	3	3	0.00	0.000
82 Ian Clarkin, L ERA: 27.0	(8, 1)	0.0		5	3	5	5	0	2	0	0	0	0	1	4	13	∞	∞
67 Scott Effross, R ERA:	(8, 1)	1.0		3	0	0	0	0	0	0	1	0	0	0	2	3	0.00	0.000
69 Brad Markey, R ERA: 6.75	(9, 1)	1.0		3	0	0	0	0	0	0	0	0	0	0	3	3	0.00	0.000

Boston Red Sox @ Chicago Cubs

Sloan Park, Mesa, AZ

Tue Mar 26 2019, 3:07 PM - 6:15 PM EDT

Att. 15,913 - Partly Cloudy - 80 F

livebaseballscorecards.com

BOTTOM

Batter	1	2	3	4	5	6	7	8	9	AB	R	H	RBI	BB	SO	LOB
5 Albert Almora Jr., R (1, 8) OBP: 0.389, SLG: 0.604 0 Wynton Bernard, R (4, 8) OBP: 0.433, SLG: 0.640	C S C 0-3 K ①		B X 1-0 44 1B 1-H 2B	B X 1-0 83 BB 2-H 1B	X 0-0 37 1B 81 2B 1-2 2-3 1B	X 0-0 E4 2-H		B F B X 2-1 2-H HR		2 4	1 2	1 3	1 3	0 0	1 0	0 0
18 Ben Zobrist, S (1, 9) OBP: 0.275, SLG: 0.326 83 Johnny Field, R (4, 9) OBP: 0.397, SLG: 0.508	X 0-0 F8 ②		B B B B 4-0 44 1B BB	D B B D 4-0 1-2 BB	C S S 0-3 K ②	C S S 0-3 K ③		X 0-0 G5-3 ③		1 3	0 0	0 0	0 0	1 1	0 2	0 4
44 Anthony Rizzo, L (1, 3) OBP: 0.434, SLG: 0.638 37 James Adduci, L (3, PR) OBP: 0.288, SLG: 0.367 (4, 3) 63 Jared Young, L (8, 3) OBP: 0.296, SLG: 0.560	X 0-0 G1-5-3 ③		X 0-0 7 G1-4-3 1-2 2-H 1B	S F S 0-3 K ③	X 0-0 7 BB 81 2B 1-3 2-H 3-H 1B		X 0-0 G4-3 ①			2 3 0	0 1 0	1 1 0	1 2 0	0 0 0	0 1 0	0 2 0
40 Willson Contreras, R (1, 2) OBP: 0.432, SLG: 0.605 7 Victor Caratini, S (3, PH) OBP: 0.420, SLG: 0.581 (4, 2) 90 Erick Castillo, R (8, 2)		X 0-0 F8 ①	X 0-0 G1-4-3 ② ③ 1-2f		3 BB 81 BB 2 1B HBP 4-0 81 2B 1-2 BB		X 0-0 G3 ②			1 2 0	0 2 0	0 2 0	0 0 0	0 1 0	0 0 0	0 2 0
13 David Bote, R (1, 5) OBP: 0.545, SLG: 0.721 81 Phillip Evans, R (5, 5) OBP: 0.413, SLG: 0.614		B B B B 4-0 BB	X 0-0 G6-3 ①	4-0 3 BB 2 1B 1-2 BB 0-0 2B 1-H 2-H 3-H			X 0-0 1B			1 2	0 1	0 2	0 3	0 1	1 0	0 0
3 Daniel Descalso, L (1, 4) OBP: 0.227, SLG: 0.158 91 Zack Short, R (5, PR) OBP: 0.364, SLG: 0.269 (6, 4)		X 0-0 L7 ②	X 0-0 G3-1 ②	4-0 2 1B 1-2 2-3 BB 0-3 K ③			X 0-0 F8 ③			2 2	0 1	0 0	0 0	1 0	0 1	1 3
12 Kyle Schwarber, L (1, 10) OBP: 0.429, SLG: 0.467 92 Andy Weber, L (5, PH) OBP: 0.429, SLG: 0.500 (6, 10)	F C S 0-3 K ③		X 0-0 HR	C F S 0-3 K ①	F F C 0-3 ①			H 1-0 54 WP 0 HR HBP		2 2	1 1	1 0	1 0	0 0	1 2	1 3
2 Mark Zagunis, R (1, 7) OBP: 0.444, SLG: 0.761 54 Charcer Burks, R (5, PR) OBP: 0.280, SLG: 0.417 (6, 7)			X 0-0 F9 ①	X 0-0 2B 3B	X 0-0 0 1B 37 1B 1B 1-2 2-H 3-H 1B	X 0-0 0 E 2B		B F S C 1-3 1-2 ①		3 2	1 2	2 1	2 0	0 0	0 1	0 1
Addison Russell, R (1, 6) OBP: 0.395, SLG: 0.529 65 Nico Hoerner, R (5, PR) OBP: 0.550, SLG: 1.059 (6, 6)			X 0-0 5 S 5 2B 1B	X 0-0 0 WP 0 1B 3-H 2B	X 0-0 0 1B 37 1B 1-2 2-H 1B	X 0-0 P2 ②		X 0-0 G6-3 ②		3 2	2 1	3 0	2 0	0 0	0 0	0 2
Inning Stats	R: 0 E: 0 K: 1 S: 5 H: 0 LOB: 0 BB: 0 P: 5	R: 0 E: 0 K: 1 S: 5 H: 0 LOB: 1 BB: 1 P: 9	R: 2 E: 0 K: 0 S: 5 H: 3 LOB: 2 BB: 1 P: 10	R: 3 E: 0 K: 1 S: 9 H: 4 LOB: 2 BB: 1 P: 14	R: 8 E: 0 K: 3 S: 14 H: 5 LOB: 2 BB: 3 P: 27	R: 1 E: 1 K: 2 S: 9 H: 1 LOB: 1 BB: 0 P: 9	R: 0 E: 0 K: 0 S: 4 H: 1 LOB: 1 BB: 0 P: 4	R: 2 E: 0 K: 1 S: 7 H: 1 LOB: 0 BB: 0 P: 11		1B: 8 2B: 4 3B: 1 HR: 2	SF: 0 SAC: 0 DP: 1 HBP: 2				WP: 2 PB: 0 SB: 1 CS: 0	PA: 47	

	AB	39
	R	16
	H	15
	RBI	15
	BB	6
	SO	9
	LOB	19

PITCHER		IP	WLS	BF	H	R	ER	SO	BB	IBB	HBP	BLK	WP	HR	S	P	ERA	WHIP
10 David Price, L ERA: 9.45	(1, 1)	3.2	L	18	6	5	5	2	2	0	0	0	0	1	20	29	12.27	2.182
54 Trevor Kelley, R ERA:	(4, 1)	0.1		3	1	0	0	1	1	0	0	0	1	0	4	9	0.00	6.000
37 Heath Hembree, R ERA: 17.18	(5, 1)	0.0		3	0	3	3	0	2	0	1	0	0	0	0	9	∞	∞
44 Brandon Workman, R ERA: 6.48	(5, 1)	0.1		3	2	0	0	1	0	0	0	0	0	0	5	5	0.00	6.000
86 Adam Lau, R ERA: 6.0	(5, 1)	0.2		6	3	5	5	2	1	0	0	0	0	0	9	13	67.50	6.000

PITCHER		IP	WLS	BF	H	R	ER	SO	BB	IBB	HBP	BLK	WP	HR	S	P	ERA	WHIP
47 Tyler Thornburg, R ERA: 9.45	(6, 1)	0.2		3	1	1	0	1	0	0	0	0	0	0	5	5	0.00	1.500
72 Colten Brewer, R ERA: 3.48	(6, 1)	0.1		2	0	0	0	1	0	0	0	0	0	0	4	4	0.00	0.000
73 Ryan Weber, R ERA: 2.7	(7, 1)	1.0		4	1	0	0	0	0	0	0	0	0	0	4	4	0.00	1.000
70 Durbin Feltman, R ERA: 4.91	(8, 1)	1.0		5	1	2	2	1	0	0	1	0	1	1	7	11	18.00	1.000

Batter	1	2	3	4	5	6	7	8	9	AB	R	H	RBI	BB	SO	LOB
16 Andrew Benintendi, L (1, 7) OBP: 0.200, SLG: 0.250	X FF 89 0-0 ① G3	B FF 88 B CU 77 B FC 85 C FF 88 X FF 89 3-1 ② SF5 2-3 3-H		C FC 85 F FF 89 X CH 80 0-2 ③ F9		D CU 76 F FF 95 F SI 94 D CU 77 X CU 76 2-2 2-H 1B			F SI 94 B CH 85 S CH 85 F CH 86 S CH 85 1-3 ① K	4	0	1	2	0	1	0
50 Mookie Betts, R (1, 9) OBP: 0.600, SLG: 0.600	C FF 89 B CH 81 B CH 81 B FC 85 X FF 89 3-1 11 1B 28 1B 1B	C FC 85 D CH 81 X CH 81 1-1 ③ P3			B CH 80 B FF 88 C FC 84 C FF 89 B FC 86 X CH 80 3-2 11 FC6-4 1B	C FF 95 B CH 87 X CH 87 1-1 ② F8			B SI 95 B CH 84 B SI 94 C SI 94 X SI 94 3-1 1B	5	1	3	0	0	0	2
11 Rafael Devers, L (1, 5) OBP: 0.200, SLG: 0.200	S FC 86 B FC 86 1 SAFE B FF 88 X CU 76 2-1 2 FC4-6 28 1B 1-2 1B		F FF 88 X FF 88 0-1 ① L7		C FC 85 1 SAFE B FF 89 X FF 88 1-1 ① FC6-4 28 1B 1-2f	S SI 94 S FF 94 S FF 94 0-3 ③ K			S SI 94 C SI 94 D CH 84 S CH 84 1-3 ② K	5	0	1	0	0	2	3
28 J.D. Martinez, R (1, 10) OBP: 0.400, SLG: 0.400	X CU 76 0-0 2 FC4-6 1-2 2-H 1B		B FF 88 F FF 88 B FC 85 C FC 84 B FC 85 S FC 85 3-3 ② K		F FC 85 X CH 81 0-1 1-2 1B		X SL 83 0-0 ① L8		X SI 95 0-0 ③ G4-3	5	0	2	1	0	1	1
2 Xander Bogaerts, R (1, 6) OBP: 0.250, SLG: 0.500	B FF 89 C FF 89 C CU 76 X FC 85 1-2 ② FC4-6 1-2f 2-3		F FF 89 S FC 84 X FF 88 0-2 2B		C CU 76 X FF 89 1-1 ② L8		C FF 91 B SL 84 F SL 85 F SL 84 B SL 85 C SI 92 2-3 ② K			4	0	1	0	0	1	4
18 Mitch Moreland, L (1, 3)	S FC 85 X CU 76 0-1 ③ G4-3		C FF 88 B FF 88 B CH 80 B FF 87 B FC 84 4-1 BB		F FF 88 B FC 84 X FC 83 1-1 ③ G6-3		F SI 93 B CH 85 F CH 86 F SL 83 B SI 92 X CH 86 2-2 ③ G1-3			3	0	0	0	1	0	4
36 Eduardo Núñez, R (1, 4) OBP: 0.250, SLG: 0.500		B FF 89 S CH 81 F CH 81 B FC 86 B FF 89 X FC 84 3-2 E3 7 S 19 1B 16 SF5	F CU 76 F FC 84 S CH 81 0-3 ③ K			X CH 80 0-0 7 BLK 7 2B 2B		X SI 95 0-0 ① L9		4	2	1	0	0	1	2
19 Jackie Bradley Jr., L (1, 8) OBP: 0.250, SLG: 0.250		C FF 89 1 SAFE X FF 88 0-1 16 SF5 7 S 1-2 1B		B FF 88 X CU 74 1-0 ① F9		F FC 84 B FC 83 C FF 88 F FF 88 S CH 80 1-3 ① K		C SI 95 F SI 95 B CH 86 X CH 84 1-2 E6 7 G6-3		4	0	1	0	0	1	1
7 Christian Vázquez, R (1, 2) OBP: 0.250, SLG: 0.500		B CU 76 B FF 89 C FC 85 B FC 86 F FF 89 F FC 85 F FF 89 S CU 77 3-3 ① K 1-2 2-3		C CU 75 X CH 80 0-1 ② L5		C FC 86 F FF 88 B FF 88 X CU 75 1-2 16 1B 2-H 2B		C FF 95 C SI 95 D SL 88 X CH 84 1-2 ②③ G6-3 1-2f		4	1	1	1	0	1	3
Inning Stats	R: 1 H: 3 E: 0 LOB: 2 K: 0 BB: 0 S: 11 P: 17	R: 1 H: 1 E: 1 LOB: 1 K: 1 BB: 0 S: 14 P: 24	R: 0 H: 1 E: 0 LOB: 2 K: 2 BB: 1 S: 12 P: 19	R: 0 H: 0 E: 0 LOB: 0 K: 0 BB: 0 S: 6 P: 7	R: 0 H: 2 E: 0 LOB: 2 K: 0 BB: 0 S: 11 P: 17	R: 2 H: 3 E: 0 LOB: 1 K: 2 BB: 0 S: 16 P: 21	R: 0 H: 0 E: 0 LOB: 0 K: 1 BB: 0 S: 9 P: 13	R: 0 H: 0 E: 1 LOB: 0 K: 0 BB: 0 S: 7 P: 9	R: 0 H: 1 E: 0 LOB: 1 K: 2 BB: 0 S: 10 P: 15	1B: 8 SF: 1 2B: 3 SAC: 0 3B: 0 DP: 1 HR: 0 HBP: 0						

PITCHER		IP	WLS	BF	H	R	ER	SO	BB	IBB	HBP	BLK	WP	HR	S	P	ERA	WHIP
7 Marco Gonzales, L ERA: 4.76	(1, 1)	5.1	W	27	9	4	3	4	1	0	0	1	0	0	62	94	5.06	1.875
55 Roenis Elías, L ERA: 6.75	(6, 1)	0.2		3	1	0	0	1	0	0	0	0	0	0	8	11	0.00	1.500
35 Cory Gearrin, R ERA:	(7, 1)	1.0		3	0	0	0	1	0	0	0	0	0	0	9	13	0.00	0.000
65 Brandon Brennan, R ERA:	(8, 1)	2.0		7	1	0	0	2	0	0	0	0	0	0	17	24	0.00	0.500

PITCHER	IP	WLS	BF	H	R	ER	SO	BB	IBB	HBP	BLK	WP	HR	S	P	ERA	WHIP

TOP

Boston Red Sox @ Seattle Mariners

T-Mobile Park, Seattle, WA

Thu Mar 28 2019, 4:11 PM - 7:45 PM PDT

Att. 45,600 - Sunny - 61 F

livebaseballscorecards.com

AB	38
R	4
H	11
RBI	4
BB	1
SO	8
LOB	20

WP: 0	PA: 40				
PB: 0					
SB: 2					
CS: 0					

BOTTOM

Boston Red Sox @ Seattle Mariners

T-Mobile Park, Seattle, WA

Thu Mar 28 2019, 4:11 PM - 7:45 PM PDT

Att. 45,600 - Sunny - 61 F

Batter	1	2	3	4	5	6	7	8	9	AB	R	H	RBI	BB	SO	LOB
17 Mitch Haniger, R (1, 9) OBP: 0.438, SLG: 0.750	C SI 90 C SL 77 B FF 91 B SL 78 F FF 94 S SL 79 2-3 ① K	F CH 82 H SL 80 1-1 16 2B 1-2 2-3 HBP		C FF 90 S CH 86 B CH 85 B CH 85 X SI 92 2-2 ① G5-3		B CH 86 B CH 84 C SI 91 F SI 92 F SI 92 B CH 85 X CH 87 3-2 16 1B 32 BB 1B	S FF 94 F FF 96 B CU 81 X FF 94 1-2 16 HR 2B			4	2	2	0	0	1	0
16 Domingo Santana, R (1, 7) OBP: 0.375, SLG: 0.867	S CH 84 B SL 79 B CH 85 C CH 85 F SL 80 B FF 94 S SL 78 3-3 ② K	C SL 79 F SL 81 B FF 92 B SL 80 F SL 80 X SL 80 2-2 ③ 1-H 2-H 3-H 2B		B CH 86 B CH 85 F SI 91 B CH 86 C SI 91 S CH 85 3-3 ② K		F SI 90 F FF 91 1 SAFE D CH 87 F CH 85 X CH 85 1-2 32 BB 10 HBP 1 E 1-3 1B	F CU 80 F FF 94 B FF 95 F CH 86 X CH 86 1-2 2-H HR			5	2	3	4	0	2	0
10 Edwin Encarnación, R (1, 10) OBP: 0.500, SLG: 0.500	C SI 92 B CH 87 S SL 79 B FF 94 X SL 80 2-2 E5		B CH 83 S CH 83 B SL 76 F CH 83 F SL 80 B FF 90 X CH 84 3-2 HR	B CH 86 F SI 91 B CU 79 X CH 85 2-1 1B		H CH 87 1-0 1 E 32 BB 1-2 HBP	C FF 94 B CH 87 B CH 84 F FF 94 F CU 79 X FF 94 2-2 ③ F9			4	1	2	1	0	0	0
32 Jay Bruce, L (1, 3) OBP: 0.200, SLG: 0.083 25 Dylan Moore, R (7, 5)	C FF 94 S SL 79 B FF 92 F SL 80 B CH 86 S SL 79 2-3 ③ K		F SL 75 S CH 84 B FF 92 S CH 85 1-3 ① K	D CU 77 F CH 85 S CH 86 X FF 91 1-2 P5		D CU 78 D FF 91 B SL 85 B SL 86 4-0 1 E 1-2 2-3 3-H BB		B CU 75 B FF 90 F FF 89 F FF 90 F CU 76 B CU 76 F CU 75 D SL 77 4-2 1 G5-3 BB		3 0	0 0	0 0	1 0	1 1	2 0	2 0
27 Ryon Healy, R (1, 5) OBP: 0.357, SLG: 0.923 (7, 3)		B SI 90 B CH 84 C FF 92 C FF 91 X SL 79 2-2 ① F9	B SL 76 S CH 84 B FF 91 B SL 76 B CH 84 4-1 1 HR BB	C CU 77 X CU 78 0-1 HR		F FF 93 X FF 91 0-1 ② F3		C FF 89 D CU 76 S CU 74 D CU 76 B CU 76 C FF 90 3-3 ① K		4	2	1	1	1	1	4
1 Tim Beckham, R (1, 6) OBP: 0.643, SLG: 1.417		C CH 85 B FF 92 F CH 85 X FF 93 1-2 HR	X FF 92 0-0 1-H HR	C SI 90 B SI 91 B CH 86 X CH 86 2-1 ① G5-3		S CU 79 B SL 86 B SL 87 X SL 86 2-1 1-2 2-3 3-H E4		D CU 76 C FF 92 X CU 76 1-1 ② 1-2 G5-3		5	2	2	3	0	0	3
0 Mallex Smith, L (1, 8) OBP: 0.200, SLG: 0.600		C FF 92 B SL 79 B FF 93 F FF 92 X SL 80 2-2 ② G6-3	B SL 76 X FF 93 1-0 36 SF9 3B	C CH 85 B CH 86 C FF 91 B FF 92 S FF 92 2-3 ② K		B CU 80 B FF 93 B FF 93 C FF 91 S SL 86 F SL 86 S SL 86 3-3 ③ K		B FF 90 X FF 90 1-0 ③ F7		5	1	1	0	0	2	4
36 David Freitas, R (1, 2)		F SI 91 B FF 90 B SI 92 S CH 85 B FF 93 B FF 91 4-2 17 HBP 9 1B 16 2B BB	X FF 92 0-0 3-H SF9	C SI 92 X SI 92 0-1 ③ G4-3			B FF 94 B FF 94 X FF 94 2-0 ① F8			2	1	0	1	1	0	0
9 Dee Strange-Gordon, L (1, 4) OBP: 0.286, SLG: 0.286		X FF 94 0-0 17 HBP 16 2B 1-2 1B	S SL 75 B SL 77 X FF 93 1-1 ③ G4-3			C CH 86 B FF 92 C CH 86 B CH 86 X FF 92 2-2 ① P5	C CH 85 B FF 94 C CH 86 B CU 81 F FF 94 F FF 95 T CU 80 2-2 ② K			4	1	1	0	0	1	0
Inning Stats	R: 0 E: 1 K: 3 S: 15 H: 0 LOB: 1 BB: 0 P: 24	R: 3 E: 0 K: 0 S: 17 H: 3 LOB: 2 BB: 1 P: 29	R: 4 E: 0 K: 1 S: 13 H: 3 LOB: 0 BB: 1 P: 23	R: 0 E: 0 K: 1 S: 11 H: 1 LOB: 1 BB: 0 P: 19	R: 1 E: 0 K: 1 S: 9 H: 1 LOB: 0 BB: 0 P: 13	R: 2 E: 1 K: 1 S: 19 H: 2 LOB: 3 BB: 1 P: 35	R: 2 E: 0 K: 1 S: 17 H: 2 LOB: 0 BB: 0 P: 25	R: 0 E: 0 K: 1 S: 10 H: 0 LOB: 1 BB: 1 P: 19		1B: 4 2B: 2 3B: 1 HR: 5 SF: 1 SAC: 0 DP: 0 HBP: 2						

livebaseballscorecards.com

AB	36
R	12
H	12
RBI	11
BB	4
SO	9
LOB	13

WP: 0 PA: 43
PB: 0
SB: 0
CS: 0

PITCHER		IP	WLS	BF	H	R	ER	SO	BB	IBB	HBP	BLK	WP	HR	S	P	ERA	WHIP
41 Chris Sale, L ERA: 21.0	(1, 1)	3.0	L	18	6	7	7	4	2	0	1	0	0	3	45	76	21.00	2.667
76 Hector Velázquez, R ERA: 7.71	(4, 1)	2.1		12	4	3	2	2	0	0	1	0	0	1	31	50	7.71	1.714
37 Heath Hembree, R ERA:	(6, 1)	0.2		4	0	0	0	1	1	0	0	0	0	0	8	17	0.00	1.500
47 Tyler Thornburg, R ERA: 18.0	(7, 1)	1.0		5	2	2	2	1	0	0	0	0	0	1	17	25	18.00	2.000
61 Brian Johnson, L ERA:	(8, 1)	1.0		4	0	0	0	1	1	0	0	0	0	0	10	19	0.00	1.000

PITCHER	IP	WLS	BF	H	R	ER	SO	BB	IBB	HBP	BLK	WP	HR	S	P	ERA	WHIP

Boston Red Sox @ Seattle Mariners

T-Mobile Park, Seattle, WA

Fri Mar 29 2019, 7:12 PM - 10:31 PM PDT

Att. 29,002 - Cloudy - 58 F

livebaseballscorecards.com

TOP

Batter	1	2	3	4	5	6	7	8	9	AB	R	H	RBI	BB	SO	LOB
16 Andrew Benintendi, L (1, 7) OBP: 0.200, SLG: 0.125	C FF 93 B SL 87 F FF 92 B FF 94 S SL 87 2-3 ① K		B FF 92 B FF 92 F FF 92 X SL 87 2-1 ② F7			C CU 75 X FF 93 0-1 ① G4-3		B SL 87 B SL 88 B SI 92 B FF 93 4-0 50 1B 36 G1-2-3 BB	B FF 95 T FF 95 S FF 95 X FF 95 1-2 ② F8	4	0	0	0	1	1	0
50 Mookie Betts, R (1, 9) OBP: 0.400, SLG: 0.400	B CU 77 C CU 76 B FF 94 X FF 94 2-1 ② F9		B CU 76 F FF 94 B SL 88 X CU 75 2-1 ③ G5-3			C FF 92 C SL 88 X CU 79 0-2 ② L9		1 SAFE B SL 84 C SL 84 1 SAFE F SL 84 1 SAFE F SL 84 B SL 86 1 SAFE 3-2 B SL 86 X SL 87 2 BB 1-3 1B	B CU 77 B CH 87 C FF 95 C FF 96 S SI 96 2-3 ③ K	5	0	1	0	0	1	0
28 J.D. Martinez, R (1, 10) OBP: 0.333, SLG: 0.667	C FF 94 X FF 94 0-1 ③ F9			B CU 74 X FF 93 1-0 ① L9		X FF 94 0-0 HR		S SL 84 S SL 85 D SL 84 1 SAFE C FF 92 1-3 ① K		4	1	1	1	0	1	2
2 Xander Bogaerts, R (1, 6) OBP: 0.375, SLG: 0.857		B FF 93 X FF 91 1-0 HR		C SL 88 B CH 86 C CU 75 X CH 87 1-2 ② G6-3		C CU 76 B CH 84 C CU 77 B SL 87 S SL 88 2-3 ③ K		1 SAFE B SL 84 F FF 91 B SL 84 B SL 84 B SL 86 4-1 1-2 BB		3	1	1	1	1	1	0
36 Eduardo Núñez, R (1, 4) OBP: 0.125, SLG: 0.250		B CU 74 B CU 74 B FF 93 C FF 91 C FF 92 S SL 86 3-3 ① K		B FF 93 B CU 75 F FF 92 X SL 87 2-1 ③ P4			B SL 86 C SL 86 F FF 93 F SL 88 X SL 86 1-2 ① L6	C FF 92 X SL 85 0-1 ②③ G1-2-3 3-Hf		4	0	0	0	0	1	3
11 Rafael Devers, L (1, 5) OBP: 0.333, SLG: 0.375		C CU 76 B FF 94 F SL 86 B SL 87 S FF 93 2-3 ② K			C FF 90 B FF 94 C FF 94 B FF 95 B SL 85 F FF 94 F FF 95 X FF 93 3-2 59 1B 19 G6-3		B SL 88 B SI 94 B SI 93 B SI 92 4-0 59 FC4-6 BB	B SI 96 F SI 96 X SI 96 1-1 23 PB 19 FC3-2 2B	3	1	1	0	1	1	0
59 Sam Travis, R (1, 3) OBP: 0.667, SLG: 0.667 23 Blake Swihart, S (9, PH) (9, 2)		B FF 94 C CU 75 S SL 88 B SL 85 X FF 94 2-2 1B			B FF 91 C CU 74 1 SAFE X SL 85 1-1 19 G6-3 1-3 1B		C SL 87 S SL 88 X SL 86 0-2 ② FC4-6 19 WP 1-2f	B FF 95 H SL 86 2-0 19 FC3-2 18 HR 2-3 HBP	3 0 2 0 0 0 1 0 1 0 0 0 0 0						
19 Jackie Bradley Jr., L (1, 8) OBP: 0.125, SLG: 0.125		C FF 94 S SL 85 S SL 85 0-3 ③ K			C CU 73 C SL 86 B FF 94 F FF 93 F SL 86 X FF 93 1-2 ①② G6-3 1-2f 3-H		B SL 86 C SI 92 B SL 88 S SL 88 S SL 88 2-3 ③ K 1-2	F SI 95 S SI 95 B SL 84 X SL 84 1-2 ① FC3-2 18 HR 1-2 3-H	4	1	0	0	0	2	5
7 Christian Vázquez, R (1, 2) OBP: 0.286, SLG: 0.857 18 Mitch Moreland, L (9, PH) OBP: 0.400, SLG: 1.000 (9, 3)			B CU 74 C FF 92 B FF 93 S SL 86 X SL 88 2-2 ① F8		B FF 94 B FF 92 X FF 92 2-0 ③ P4			B SL 88 B FF 92 X SI 92 2-0 HR	B SL 85 B SL 85 X SI 95 2-0 1-H 2-H HR	3 1 1 1 0 0 0 1 1 1 3 0 0 0						
Inning Stats	R: 0 E: 0 K: 1 S: 7 H: 0 LOB: 0 BB: 0 P: 11	R: 1 E: 0 K: 3 S: 13 H: 2 LOB: 1 BB: 0 P: 21	R: 0 E: 0 K: 0 S: 7 H: 0 LOB: 0 BB: 0 P: 13	R: 0 E: 0 K: 0 S: 6 H: 0 LOB: 0 BB: 0 P: 10	R: 1 E: 1 K: 0 S: 13 H: 1 LOB: 0 BB: 0 P: 20	R: 1 E: 0 K: 1 S: 9 H: 1 LOB: 0 BB: 0 P: 11	R: 0 E: 0 K: 1 S: 10 H: 0 LOB: 1 BB: 1 P: 17	R: 1 E: 0 K: 1 S: 11 H: 2 LOB: 2 BB: 2 P: 25	R: 3 E: 0 K: 1 S: 12 H: 2 LOB: 0 BB: 0 P: 21	1B: 3 2B: 1 3B: 0 HR: 4 SF: 0 SAC: 0 DP: 2 HBP: 1						

	AB	34
	R	7
	H	8
	RBI	6
	BB	3
	SO	8
	LOB	11

WP: 1 PB: 1 SB: 0 CS: 0 PA: 38

PITCHER		IP	WLS	BF	H	R	ER	SO	BB	IBB	HBP	BLK	WP	HR	S	P	ERA	WHIP
18 Yusei Kikuchi, L ERA: 2.53	(1, 1)	6.0		22	4	3	2	5	0	0	0	0	0	2	55	86	3.00	0.667
67 Matt Festa, R ERA:	(7, 1)	0.2	H	3	0	0	0	0	1	0	0	0	0	0	7	12	0.00	1.500
59 Zac Rosscup, L ERA: 4.5	(7, 1)	0.1	H	3	1	1	1	1	1	0	0	0	1	1	4	12	27.00	6.000
35 Cory Gearrin, R ERA:	(8, 1)	1.0	H	4	1	0	0	1	1	0	0	0	0	0	10	18	0.00	2.000
43 Hunter Strickland, R ERA: 11.57	(9, 1)	0.1	L	4	2	3	3	0	0	0	1	0	0	1	6	12	81.00	6.000

PITCHER		IP	WLS	BF	H	R	ER	SO	BB	IBB	HBP	BLK	WP	HR	S	P	ERA	WHIP
55 Roenis Elías, L ERA: 5.4	(9, 1)	0.2		2	0	0	0	1	0	0	0	0	0	0	6	9	0.00	0.000

Batter	1	2	3	4	5	6	7	8	9	AB	R	H	RBI	BB	SO	LOB
0 Mallex Smith, L (1, 8) OBP: 0.300, SLG: 0.875	C FF 97 X FC 96 0-1 HR		X FF 97 0-0 ① F7	X FF 96 0-0 ② SF8 3-H		B CU 84 B FC 92 B CH 90 B FC 93 4-0 17 S BB		C SL 78 B SL 77 C FF 90 F SL 78 S FF 90 1-3 ③ K		3	1	1	2	1	1	0
17 Mitch Haniger, R (1, 9) OBP: 0.381, SLG: 0.588	C FF 99 B FC 95 B SL 88 C FF 99 F FF 98 B SL 88 F FF 100 F FC 94 C FF 99 3-3 ① K		B FC 93 S FS 88 X FF 98 1-1 ② F8	B SL 82 C FC 92 B FF 98 X FC 92 2-1 16 BB 1B		1 SAFE C FC 93 1 SAFE C FC 94 B FC 92 C CU 83 1-3 ② K 1-2			S KC 84 B KC 85 B KC 84 B CH 85 X FF 97 3-1 ① G6-3	5	0	1	0	0	2	1
16 Domingo Santana, R (1, 7) OBP: 0.476, SLG: 1.000	B FC 96 B FC 95 F FF 99 F FC 93 F SL 85 X SL 84 2-2 HR		B FS 88 F FF 98 B FF 96 X FC 92 2-1 32 BB 1B	B FF 97 B FF 96 C FF 96 D FS 86 C FF 97 B FF 96 4-2 1-2 BB		D CU 84 F CU 83 D CU 85 D CU 83 B CU 82 4-1 BB			B KC 86 F FF 96 S KC 86 C FF 96 1-3 ② K	3	1	2	1	2	1	0
32 Jay Bruce, L (1, 3) OBP: 0.211, SLG: 0.067 25 Dylan Moore, R (8, 5) 20 Daniel Vogelbach, L (9, PH)	S CU 78 X SL 84 0-1 ② P5		D CU 78 D FC 92 B FC 90 B FC 96 4-0 10 FC5-4 1-2 BB	X FS 84 0-0 ③ G6-3		C CU 82 S CU 83 X CU 83 0-2 ③ G4-3			C KC 84 C FF 97 T KC 84 0-2 ③ K	3 0 1	0 0 0	0 0 0	0 0 0	1 0 0	0 0 1	4 0 0
10 Edwin Encarnación, R (1, 10) OBP: 0.400, SLG: 0.357	C FF 98 C FF 97 X FS 86 0-2 ③ L5		B FF 95 X FC 93 1-0 ③ FC5-4 1-2f		C FF 94 X FS 86 0-1 E3		C KC 77 X FF 91 0-1 ① L7			4	0	0	0	0	0	2
1 Tim Beckham, R (1, 6) OBP: 0.556, SLG: 1.188		S SL 85 C FF 97 X SL 87 0-2 ① L7		C FS 86 B CU 79 B FS 86 X FC 92 2-1 22 1B 27 2B 2B	C FF 93 F CU 78 B FC 91 B FS 85 F FF 95 F CU 78 C FF 96 2-3 ① K		B KC 81 C KC 79 X FC 86 1-1 ② F9			4	1	1	0	0	1	1
22 Omar Narváez, L (1, 2) OBP: 0.214, SLG: 0.385		S FS 88 S FF 97 F FS 88 F FS 86 X FF 98 0-2 HR		C FS 86 C FF 97 F FF 95 X FC 89 0-2 27 2B 9 SF8 2-3 1B	X FS 85 0-0 ② F9		C FC 84 B KC 79 F KC 81 B FF 91 B KC 81 S KC 81 3-3 ③ K2-3			4	2	2	1	0	1	1
27 Ryon Healy, R (1, 5) OBP: 0.333, SLG: 0.824 (8, 3)		C FF 98 F FS 88 B SL 85 X FF 97 1-2 ② L8		B FC 92 C FF 96 C FC 91 X FS 88 1-2 9 SF8 0 SF8 1-3 3-H 2B	C FF 95 S SL 84 S FS 84 0-3 ③ K			C CU 75 B SL 76 F CU 76 B CU 76 S FF 92 2-3 ① K		4	1	1	1	0	2	1
9 Dee Strange-Gordon, L (1, 4) OBP: 0.222, SLG: 0.235		C FF 98 B FF 97 X FS 86 1-1 ③ G6-3		X FS 87 0-0 ① SF8 2-3 3-H		B FC 92 X CH 88 1-0 ① G4-3		B SL 76 S SL 77 B SL 78 B SL 78 C SL 78 C FF 91 3-3 ② K		3	0	0	1	0	1	0
Inning Stats	R: 2 E: 0 K: 1 S: 17 H: 2 LOB: 0 BB: 0 P: 22	R: 1 E: 0 K: 0 S: 13 H: 1 LOB: 0 BB: 0 P: 15	R: 0 E: 0 K: 0 S: 6 H: 1 LOB: 2 BB: 1 P: 14	R: 3 E: 0 K: 0 S: 16 H: 4 LOB: 2 BB: 1 P: 25	R: 0 E: 1 K: 2 S: 11 H: 0 LOB: 1 BB: 0 P: 13	R: 0 E: 0 K: 1 S: 8 H: 0 LOB: 2 BB: 2 P: 18	R: 0 E: 0 K: 1 S: 7 H: 0 LOB: 0 BB: 0 P: 11	R: 0 E: 0 K: 3 S: 10 H: 0 LOB: 0 BB: 0 P: 16	R: 0 E: 0 K: 2 S: 8 H: 0 LOB: 0 BB: 0 P: 12	1B: 3 2B: 2 3B: 0 HR: 3	SF: 2 SAC: 0 DP: 0 HBP: 0		WP: 0 PB: 0 SB: 1 CS: 0	PA: 40		

PITCHER		IP	WLS	BF	H	R	ER	SO	BB	IBB	HBP	BLK	WP	HR	S	P	ERA	WHIP
17 Nathan Eovaldi, R ERA: 10.8	(1, 1)	5.0		26	8	6	6	3	2	0	0	0	0	3	63	89	10.80	2.000
Colten Brewer, R ERA:	(6, 1)	1.0		5	0	0	0	1	2	0	0	0	0	0	8	18	0.00	2.000
44 Brandon Workman, R ERA:	(7, 1)	1.0		3	0	0	0	1	0	0	0	0	0	0	7	11	0.00	0.000
61 Brian Johnson, L ERA:	(8, 1)	1.0	W	3	0	0	0	3	0	0	0	0	0	0	10	16	0.00	0.000
32 Matt Barnes, R ERA:	(9, 1)	1.0	S	3	0	0	0	2	0	0	0	0	0	0	8	12	0.00	0.000

PITCHER	IP	WLS	BF	H	R	ER	SO	BB	IBB	HBP	BLK	WP	HR	S	P	ERA	WHIP

BOTTOM

Boston Red Sox @ Seattle Mariners

T-Mobile Park, Seattle, WA

Fri Mar 29 2019, 7:12 PM - 10:31 PM PDT

Att. 29,002 - Cloudy - 58 F

livebaseballscorecards.com

AB	34
R	6
H	8
RBI	6
BB	4
SO	10
LOB	10

Batter	1	2	3	4	5	6	7	8	9	AB	R	H	RBI	BB	SO	LOB
16 Andrew Benintendi, L (1, 7) OBP: 0.267, SLG: 0.167	B SI 88 F FC 87 B CH 84 X CH 82 2-1 G4-3	C SI 89 B FF 88 F FC 88 S FC 87 1-3 K			F KC 77 B CH 83 B CH 84 X SI 89 2-1 11 1B		C SI 94 F SI 95 F SI 96 T CH 84 0-2 K		B FF 92 B FF 92 B SL 87 C FF 91 S FF 93 B FF 93 4-2 50 E 11 E BB	4	1	1	0	1	2	2
50 Mookie Betts, R (1, 9) OBP: 0.267, SLG: 0.267	C SI 88 F FF 88 T SL 82 0-2 K		B FF 86 X FC 84 1-0 F7		1 SAFE 1 SAFE B SI 88 B FF 89 F FC 86 1 SAFE 1 SAFE B SL 81 X FF 88 3-1 P2		C SI 94 X CH 85 0-1 G5-3		C FF 92 D SL 88 X SI 93 1-1 E5 11 E 28 E 1-3 2-H	5	1	0	0	0	1	2
11 Rafael Devers, L (1, 5) OBP: 0.429, SLG: 0.417	C SI 89 X CH 85 0-1 1B		B SI 88 B FC 86 F SI 89 B CH 84 B FC 87 4-1 28 S 28 1B BB		F SI 86 C FC 87 F FF 89 B FC 87 X SI 86 1-2 1-2 1B		B FF 96 X CH 85 1-0 G4-3		D SL 87 F FF 91 X FF 92 1-1 E5 28 E 2-3 3-H	4	1	2	0	1	0	1
28 J.D. Martinez, R (1, 10) OBP: 0.357, SLG: 0.571	S SL 79 X SI 89 0-1 L7		B FC 88 B FC 87 B SI 90 C SI 89 S SL 81 X SI 90 3-2 1-H 1B		B SI 89 C FC 86 X FC 87 1-1 L8			F SI 94 S CH 84 B CH 85 X CH 84 1-2 18 G4-5-3 1B	C SL 82 F SL 81 X SL 84 0-2 E5 1-3 3-H	5	0	2	1	0	0	4
2 Xander Bogaerts, R (1, 6) OBP: 0.231, SLG: 0.500		B FF 86 C FC 85 X FF 89 1-1 P4 C SL 80 F FF 88 X CH 84 0-2 F9			B FC 85 F FF 88 F SL 80 B SI 86 S FC 87 2-3 K			C SI 94 F SI 94 S CH 85 0-3 K	C FF 95 C SL 82 C SL 84 0-3 K	5	0	0	0	0	3	6
18 Mitch Moreland, L (1, 3) OBP: 0.333, SLG: 0.750		F FF 87 B CH 84 B FF 88 X FC 87 2-1 23 G4-3 19 1B 2B F FC 86 F FC 87 X FC 87 0-2 G5-3				B SI 87 B CH 83 F FC 85 X CH 85 2-1 G6-3		S CH 84 B CH 84 X SI 95 1-1 G4-5-3 1-2f		4	1	1	0	0	0	2
23 Blake Swihart, S (1, 2) 7 Christian Vázquez, R (9, PH) OBP: 0.375, SLG: 0.875		B CH 83 X SI 89 1-0 G4-3 2-3		B FF 86 B CH 82 F FC 83 F CH 83 T FC 86 2-2 K		C KC 78 S CH 84 B KC 78 B FC 86 T CH 85 2-2 K			B SL 86 S FF 92 B SL 87 C SL 86 X SL 86 2-2 36 G6-3 50 E 1B	3 1	0 1	0 1	0 0	0 0	2 0	1 0
19 Jackie Bradley Jr., L (1, 8) OBP: 0.250, SLG: 0.250	X SI 90 0-0 12 BB 3-H 1B			S KC 78 B FC 86 F SI 89 X FF 90 1-2 L8		B FF 89 X CH 84 1-0 12 WP 1B			S SL 86 C SI 92 T SL 86 0-2 K	4	0	2	1	0	1	1
12 Brock Holt, L (1, 4) 36 Eduardo Núñez, R (9, PH) OBP: 0.111, SLG: 0.222		B CH 84 B FC 87 B FF 88 B SI 88 4-0 1-2 BB		C CH 84 C FC 86 T CH 85 0-2 K		S FC 86 B CH 85 F CH 85 C SL 81 1-3 1-2			C SL 86 D SL 87 D SL 86 X SI 92 2-1 G6-3 1-2	2 1	0 0	0 0	0 0	1 0	2 0	1 1
Inning Stats	R: 0 E: 0 K: 1 S: 9 H: 1 LOB: 1 BB: 0 P: 11	R: 1 E: 0 K: 1 S: 9 H: 2 LOB: 2 BB: 1 P: 18	R: 1 E: 0 K: 0 S: 11 H: 1 LOB: 1 BB: 1 P: 19	R: 0 E: 0 K: 2 S: 9 H: 0 LOB: 0 BB: 0 P: 12	R: 0 E: 0 K: 1 S: 13 H: 2 LOB: 2 BB: 0 P: 22	R: 0 E: 0 K: 2 S: 9 H: 1 LOB: 1 BB: 0 P: 15	R: 0 E: 0 K: 1 S: 7 H: 0 LOB: 0 BB: 0 P: 8	R: 0 E: 0 K: 1 S: 8 H: 1 LOB: 0 BB: 0 P: 10	R: 3 E: 3 K: 2 S: 20 H: 1 LOB: 2 BB: 1 P: 30	1B: 8 2B: 1 3B: 0 HR: 0 SF: 0 SAC: 0 DP: 1 HBP: 0				WP: 1 PB: 0 SB: 1 CS: 0	PA: 41	

TOP

Boston Red Sox @ Seattle Mariners

T-Mobile Park, Seattle, WA

Sat Mar 30 2019, 6:11 PM - 9:20 PM PDT

Att. 34,933 - Clear - 64 F

livebaseballscorecards.com

AB	38
R	5
H	9
RBI	2
BB	3
SO	11
LOB	21

PITCHER	IP	WLS	BF	H	R	ER	SO	BB	IBB	HBP	BLK	WP	HR	S	P	ERA	WHIP
8 Mike Leake, R (1, 1) ERA: 3.0	6.0	W	27	7	2	2	7	2	0	0	0	1	0	60	97	3.00	1.500
65 Brandon Brennan, R (7, 1) ERA:	2.0		6	1	0	0	2	0	0	0	0	0	0	15	18	0.00	0.500
59 Zac Rosscup, L (9, 1) ERA: 3.38	0.2		6	1	3	0	1	1	0	0	0	0	0	14	24	0.00	3.000
52 Nick Rumbelow, R (9, 1) ERA: 40.5	0.1	S	2	0	0	0	1	0	0	0	0	0	0	6	6	0.00	0.000

PITCHER	IP	WLS	BF	H	R	ER	SO	BB	IBB	HBP	BLK	WP	HR	S	P	ERA	WHIP

Batter	1	2	3	4	5	6	7	8	9	AB	R	H	RBI	BB	SO	LOB
17 Mitch Haniger, R (1, 8) OBP: 0.346, SLG: 0.500	C FF 91 C FF 91 B CH 87 B FC 86 B CH 87 F FC 88 X FF 94 3-2 10 G5-3 1 1B 1B	C FF 93 B FC 88 F FC 88 B SL 82 B CH 88 X CH 89 3-2 ③ G4-3		C FC 87 S CH 87 B CH 87 B SL 81 B FF 93 S CH 88 3-3 ③ K 1-3		X FF 93 0-0 ① G5-3		C SI 91 B SI 92 C SI 91 F SI 91 S SI 91 1-3 ② K		5	1	1	0	0	2	1
16 Domingo Santana, R (1, 7) OBP: 0.423, SLG: 0.826	C FC 85 S FF 92 B SI 92 S SI 91 1-3 ① K	B FF 90 X FF 91 1-0 ① F9	F FF 89 B FC 87 C FC 85 X SL 77 1-2 E3 10 1B 32 HR		B FF 94 B SL 89 S SL 87 C FF 94 B SL 90 X SL 88 3-2 10 S 1B			B SI 92 X SI 92 1-0 ③ G5-3		5	1	1	0	0	1	1
10 Edwin Encarnación, R (1, 10) OBP: 0.417, SLG: 0.389	C CH 87 C FC 86 X CH 87 0-2 ② G5-3 1-2	C FF 92 S CH 87 B SI 92 X CH 87 1-2 1B	C FC 89 B CH 85 X CH 85 1-1 32 HR 1-2 1B		D CU 79 C FF 93 S CU 80 B SL 87 S FF 94 2-3 ② K 1-2					4	1	2	0	0	1	2
32 Jay Bruce, L (1, 9) OBP: 0.261, SLG: 0.278	B SI 91 B SI 91 B FC 88 B SI 91 4-0 1 1B 27 2B BB	S FF 91 X FF 92 0-1 ② P5	X FF 91 0-0 1-H 2-H HR		X CU 80 0-0 ③ L9					3	2	1	3	1	0	2
1 Tim Beckham, R (1, 6) OBP: 0.545, SLG: 1.053	S CH 88 B CH 87 B FC 87 F CH 87 X CH 88 2-2 27 2B 1-3 2-H 1B	B FC 87 F FF 92 C FF 92 F SL 81 B FF 92 B FC 87 S FF 93 3-3 ③ K	C FC 86 B FC 86 B FF 91 B FF 92 B FC 87 4-1 2 1B BB				C CU 78 C CH 87 B FF 95 B CU 78 B FF 94 S CH 86 3-3 ① K			3	0	1	1	1	2	1
27 Ryon Healy, R (1, 3) OBP: 0.364, SLG: 0.857	C FC 88 X FF 93 0-1 1-3 3-H 2B	F FF 91 B FF 93 X FF 93 1-1 25 G6-4-3 9 1B 2B	C FC 86 B FC 84 B FC 86 B FF 90 S FC 86 X FC 86 3-2 ① F7				B CU 79 B FF 95 F FF 95 B FF 95 F FF 94 X FF 95 3-2 ② P3			4	1	2	1	0	0	1
2 Tom Murphy, R (1, 2) OBP: 0.750, SLG: 0.500	B CH 88 B FF 94 B CH 89 C FF 94 C FC 88 S FC 88 3-3 ③ K			B FF 91 B CH 86 B FC 87 B FF 91 4-0 25 G6-4-3 BB	B FF 93 B FF 93 S FF 93 1 SAFE F SL 88 D FF 94 X SL 86 3-2 1-3 1B		C FF 94 B CU 80 F FF 94 B FF 95 F CU 80 B CU 78 F FF 94 F FF 94 F CH 84 4-2 B FF 93 BB			2	0	1	0	2	1	2
25 Dylan Moore, R (1, 5)		S FF 91 C FF 92 S FF 91 0-3 ① K	B FF 90 S FF 92 F FF 92 F FC 87 F FC 88 B SI 91 B CH 87 F FC 86 F FC 87 3-2 ① ② X CH 87 G6-4-3 1-2f 2-3		S FF 94 F FF 94 B CU 81 S SL 88 1-3 ② K		C CU 77 F CH 85 S FF 95 0-3 ③ K			4	0	0	0	0	3	5
9 Dee Strange-Gordon, L (1, 4) OBP: 0.227, SLG: 0.238		F SI 91 B SI 90 B SI 90 F FF 94 X FC 88 2-2 ② G3		B FF 93 C FF 93 X SI 91 1-1 17 E 17 S 3-H 1B	B FF 95 X FF 93 1-0 ③ F9			S FF 90 B FF 91 F CH 86 B CH 88 X CH 85 2-2 ① G4-3		4	0	1	1	0	0	2
Inning Stats	R: 2 H: 3 E: 0 LOB: 2 K: 2 BB: 1 S: 18 P: 31	R: 0 H: 0 E: 0 LOB: 0 K: 1 BB: 0 S: 9 P: 14	R: 0 H: 1 E: 0 LOB: 1 K: 1 BB: 0 S: 10 P: 15	R: 1 H: 2 E: 0 LOB: 1 K: 1 BB: 1 S: 14 P: 26	R: 3 H: 3 E: 1 LOB: 2 K: 1 BB: 1 S: 17 P: 31	R: 0 H: 1 E: 0 LOB: 1 K: 1 BB: 0 S: 8 P: 13	R: 0 H: 0 E: 0 LOB: 1 K: 2 BB: 1 S: 15 P: 25	R: 0 H: 0 E: 0 LOB: 0 K: 1 BB: 0 S: 8 P: 12		1B: 7 SF: 0 2B: 2 SAC: 0 3B: 0 DP: 1 HR: 1 HBP: 0						

BOTTOM

Boston Red Sox @ Seattle Mariners

T-Mobile Park, Seattle, WA

Sat Mar 30 2019, 6:11 PM - 9:20 PM PDT

Att. 34,933 - Clear - 64 F

livebaseballscorecards.com

AB	34
R	6
H	10
RBI	6
BB	4
SO	10
LOB	17

PITCHER		IP	WLS	BF	H	R	ER	SO	BB	IBB	HBP	BLK	WP	HR	S	P	ERA	WHIP
57 Eduardo Rodriguez, L ERA: 10.38	(1, 1)	4.1	L	24	8	6	5	5	3	0	0	0	0	1	61	105	10.38	2.538
37 Heath Hembree, R ERA:	(5, 1)	1.2		7	2	0	0	2	0	0	0	0	0	0	15	25	0.00	1.200
47 Tyler Thornburg, R ERA: 9.0	(7, 1)	1.0		4	0	0	0	2	1	0	0	0	0	0	15	25	0.00	1.000
76 Hector Velázquez, R ERA: 5.4	(8, 1)	1.0		3	0	0	0	1	0	0	0	0	0	0	8	12	0.00	0.000

PITCHER		IP	WLS	BF	H	R	ER	SO	BB	IBB	HBP	BLK	WP	HR	S	P	ERA	WHIP

WP: 0 PA: 38
PB: 0
SB: 2
CS: 0

Boston Red Sox @ Seattle Mariners

T-Mobile Park, Seattle, WA

Sun Mar 31 2019, 1:11 PM - 4:49 PM PDT

Att. 33,393 - Sunny - 54 F

TOP

livebaseballscorecards.com

Batter	1	2	3	4	5	6	7	8	9	AB	R	H	RBI	BB	SO	LOB
50 Mookie Betts, R (1, 9) OBP: 0.300, SLG: 0.421	G6-3	F8		FC5-4 11 1B 28 HR 1-2f		HR		BB		4	2	1	1	1	0	1
11 Rafael Devers, L (1, 5) OBP: 0.421, SLG: 0.471	28 1B 2B	G3		28 HR 1-2 1B		L8		L7		5	2	2	0	0	0	2
28 J.D. Martinez, R (1, 7) OBP: 0.474, SLG: 0.765	59 E 2 BB 36 1B 2-H 1B		18 2B BB	1-H 2-H HR		L9			18 BB 16 BB 23 BB BB	3	3	2	4	2	0	0
2 Xander Bogaerts, R (1, 6) OBP: 0.278, SLG: 0.438	59 E 36 1B 1-2 BB	F9	1B				K		F9	4	1	1	0	1	1	2
59 Sam Travis, R (1, 10) OBP: 0.286, SLG: 0.286 16 Andrew Benintendi, L (9, PH) OBP: 0.313, SLG: 0.167	FC5 36 1B 1-2 2-3	F8	L9				G4-3		23 BB 18 BB 1-2 BB	4 0	0 0	0 0	0 0	0 1	0 0	4 0
18 Mitch Moreland, L (1, 3) OBP: 0.357, SLG: 0.667 12 Brock Holt, L (9, PR)	F7	2B 1-3	F7			K		23 BB 1-2 2-3 BB		4 0	0 0	1 0	0 0	1 0	1 0	3 0
36 Eduardo Núñez, R (1, 4) OBP: 0.154, SLG: 0.231 23 Blake Swihart, S (9, PH)	1B 1-2 2-H 3-H	F9	G6-3			P4		23 BB 1-2 2-3 3-H BB		4 0	0 0	1 0	2 1	0 1	0 0	2 0
7 Christian Vázquez, R (1, 2) OBP: 0.308, SLG: 0.583	F8		50 FC5-4 BB	L9		G5-3		K		4	0	0	0	1	1	5
19 Jackie Bradley Jr., L (1, 8) OBP: 0.235, SLG: 0.294		G3-1	K	G3-1				2B	G4-3	5	0	1	0	0	1	4
Inning Stats	R: 3 H: 3 E: 1 LOB: 2 K: 0 BB: 1 S: 17 P: 28	R: 0 H: 0 E: 0 LOB: 0 K: 0 BB: 0 S: 9 P: 12	R: 0 H: 1 E: 0 LOB: 2 K: 0 BB: 1 S: 9 P: 17	R: 3 H: 3 E: 0 LOB: 1 K: 1 BB: 1 S: 10 P: 16	R: 0 H: 0 E: 0 LOB: 0 K: 0 BB: 0 S: 6 P: 9	R: 1 H: 1 E: 0 LOB: 0 K: 0 BB: 0 S: 12 P: 21	R: 0 H: 0 E: 0 LOB: 0 K: 2 BB: 0 S: 9 P: 13	R: 0 H: 1 E: 0 LOB: 2 K: 0 BB: 1 S: 12 P: 20	R: 1 H: 0 E: 0 LOB: 3 K: 1 BB: 4 S: 12 P: 30	1B: 4 SF: 0 2B: 3 SAC: 0 3B: 0 DP: 0 HR: 2 HBP: 0						

	AB	37
	R	8
	H	9
	RBI	8
	BB	8
	SO	4
	LOB	23

WP: 0 PA: 45
PB: 0
SB: 0
CS: 0

PITCHER		IP	WLS	BF	H	R	ER	SO	BB	IBB	HBP	BLK	WP	HR	S	P	ERA	WHIP
49 Wade LeBlanc, L ERA: 6.75	(1, 1)	5.1	W	27	7	6	4	1	3	0	0	0	0	1	56	90	6.75	1.875
52 Nick Rumbelow, R ERA: 27.0	(6, 1)	0.2		3	1	1	1	0	0	0	0	0	0	1	7	13	13.50	1.500
67 Matt Festa, R ERA:	(7, 1)	1.2	H	7	1	0	0	2	1	0	0	0	0	0	18	29	0.00	1.200
55 Roenis Elías, L ERA: 4.91	(8, 1)	0.1	H	1	0	0	0	0	0	0	0	0	0	0	3	4	0.00	0.000
35 Cory Gearrin, R ERA: 2.7	(9, 1)	0.1	H	4	0	1	1	0	3	0	0	0	0	0	4	16	27.00	9.000

PITCHER		IP	WLS	BF	H	R	ER	SO	BB	IBB	HBP	BLK	WP	HR	S	P	ERA	WHIP
60 Chasen Bradford, R ERA:	(9, 1)	0.2	S	3	0	0	0	1	1	0	0	0	0	0	8	14	0.00	1.500

BOTTOM

Boston Red Sox @ Seattle Mariners

T-Mobile Park, Seattle, WA

Sun Mar 31 2019, 1:11 PM - 4:49 PM PDT

Att. 33,393 - Sunny - 54 F

livebaseballscorecards.com

Batter	1	2	3	4	5	6	7	8	9	AB	R	H	RBI	BB	SO	LOB
0 Mallex Smith, L (1, 8) OBP: 0.267, SLG: 0.615	C FF 87 B CU 71 F CU 70 F FF 90 S CH 79 1-3 ① K	C CU 75 X FF 90 0-1 ③ G3-1	C FF 89 F FF 89 D CU 74 X SI 88 1-2 17 2B 1-2 2-H 1B		C FF 89 X SL 75 0-1 ② F7		C FC 92 X FC 93 0-1 ① P5			5	1	1	1	0	1	3
17 Mitch Haniger, R (1, 9) OBP: 0.355, SLG: 0.519	C FF 88 X FF 88 0-1 ② F7		B CH 85 2-0 B FF 88 X SL 82 E7 16 F7 22 HR B FF 90 1-0 1-H 2-H 2B		C CH 84 T FF 88 B SL 78 X CU 76 1-2 16 BB 1B		1 SAFE 1 SAFE C FC 94 B FC 92 C CU 83 B FC 92 D CU 84 S CU 84 3-3 K 16 BB 1-3			5	1	2	2	0	1	1
16 Domingo Santana, R (1, 7) OBP: 0.419, SLG: 0.731	F SI 87 B SI 89 B FF 91 B SI 89 F SL 86 C SI 90 3-3 ③ K		X SI 88 0-0 F7 2-3 B CU 73 X CU 72 1-0 ③ F8		B FF 86 B SL 76 D SL 77 F FF 89 F CU 75 F FF 90 F FF 89 B FF 89 4-2 1-2 BB		1 SAFE B FC 95 B FC 93 B FF 96 B FC 94 4-0 1-2 BB			3	0	0	0	2	1	2
32 Jay Bruce, L (1, 3) OBP: 0.321, SLG: 0.500		C FF 89 X CU 72 0-1 22 1B 9 1B 2B	B FF 91 B FF 90 B SL 86 B SL 84 4-0 22 HR BB	B FF 87 F SL 75 X SL 76 1-1 HR	T FF 88 D CH 85 B CU 74 S CU 74 B FF 91 S SL 78 3-3 ③ K		C FC 93 F CU 83 F CU 83 S CU 84 0-3 ② K			4	3	2	1	1	2	5
22 Omar Narváez, L (1, 2) OBP: 0.263, SLG: 0.556		C FF 91 D CH 80 X CH 80 1-1 20 BB 9 1B 2-3 1B	C FF 90 X SL 84 0-1 1-H 3-H HR	C FF 88 B CU 75 F CU 74 B FF 89 B SL 77 X SL 77 3-2 ① F8		C FF 90 B FF 91 B KC 80 X KC 79 2-1 ① L7	F FC 95 F CU 83 S CU 84 0-3 ③ K			5	2	2	3	0	1	3
1 Tim Beckham, R (1, 6) OBP: 0.519, SLG: 0.913	B SI 90 C CU 73 F FF 90 F SL 83 B FF 91 D CH 81 F SL 83 F SI 90 C FF 92 3-3 ① K	C FF 88 B CH 80 B CH 79 B SL 81 S SL 83 B SL 84 4-2 27 1B 9 SF7 BB	C FU 75 B CU 75 X SL 75 1-1 ② G6-3		S FC 85 S KC 80 C FF 91 0-3 ② K			C SL 86 B SL 84 F FF 96 X CH 87 1-2 1B		4	1	1	0	1	2	2
27 Ryon Healy, R (1, 5) OBP: 0.407, SLG: 0.840	S SI 91 X CU 75 0-1 ② P5	C SI 88 B SI 88 B SI 88 S SL 84 X SI 88 2-2 20 BB 0 1B 1-3 1B	C FF 90 B SL 76 X FF 89 1-1 2B		B KC 77 S FC 84 B FC 86 F KC 78 B FC 85 F KC 80 F FC 84 B FF 92 4-2 BB			1 SAFE F SI 96 1 SAFE X SL 86 0-1 ① L8		4	1	2	0	1	0	3
20 Daniel Vogelbach, L (1, 10)	S FF 93 S FF 92 B FF 93 F FF 93 D CU 78 F FF 91 D CU 77 D CH 83 4-2 9 1B 1-2 BB	C CU 74 B FF 90 B FF 89 D CH 81 C FF 89 B FF 90 4-2 0 1B 17 2B BB	C FF 88 X SL 76 0-1 ③ F7				C KC 77 F FF 90 B FF 90 F KC 79 F KC 80 S KC 79 1-3 ③ K	1 SAFE S SL 85 1 SAFE S SL 85 F FF 96 T FF 96 0-2 ② K		3	1	0	0	2	2	3
9 Dee Strange-Gordon, L (1, 4) OBP: 0.259, SLG: 0.280	X FF 90 0-0 1-2 2-H 3-H 1B	B CH 82 X FF 88 1-0 ② SF7 3-H		X SL 76 0-0 ① F8		B FC 92 B FC 91 C FC 93 B FC 92 C FC 93 X FC 92 3-2 17 K 17 S 1B	B FF 97 S FF 96 1 SAFE S FF 97 B FF 97 S FF 96 2-3 ③ K			4	0	2	3	0	1	1
Inning Stats	R: 0 E: 0 K: 2 S: 9 H: 0 LOB: 0 BB: 0 P: 13	R: 2 E: 0 K: 1 S: 19 H: 3 LOB: 2 BB: 1 P: 27	R: 7 E: 1 K: 0 S: 17 H: 4 LOB: 1 BB: 3 P: 36	R: 1 E: 0 K: 0 S: 11 H: 2 LOB: 1 BB: 0 P: 17	R: 0 E: 0 K: 1 S: 13 H: 1 LOB: 2 BB: 1 P: 21	R: 0 E: 0 K: 2 S: 14 H: 0 LOB: 1 BB: 1 P: 21	R: 0 E: 0 K: 3 S: 15 H: 1 LOB: 3 BB: 1 P: 25	R: 0 E: 0 K: 2 S: 12 H: 1 LOB: 1 BB: 0 P: 15		1B: 7 2B: 3 3B: 0 HR: 2 SF: 1 SAC: 0 DP: 0 HBP: 0						

AB	37
R	10
H	12
RBI	10
BB	7
SO	11
LOB	23

WP: 1 PA: 45
PB: 0
SB: 1
CS: 0

PITCHER		IP	WLS	BF	H	R	ER	SO	BB	IBB	HBP	BLK	WP	HR	S	P	ERA	WHIP
22 Rick Porcello, R ERA: 13.5	(1, 1)	2.2	L	19	6	9	4	3	4	0	0	0	0	1	43	73	13.50	3.750
61 Brian Johnson, L ERA: 2.08	(3, 1)	2.1		12	4	1	1	1	1	0	0	0	0	1	26	41	3.86	2.143
44 Brandon Workman, R ERA:	(6, 1)	1.0		4	0	0	0	2	1	0	0	0	0	0	14	21	0.00	1.000
Colten Brewer, R ERA:	(7, 1)	1.0		6	1	0	0	3	1	0	0	0	1	0	15	25	0.00	2.000
70 Ryan Brasier, R ERA:	(8, 1)	1.0		4	1	0	0	2	0	0	0	0	0	0	12	15	0.00	1.000

PITCHER	IP	WLS	BF	H	R	ER	SO	BB	IBB	HBP	BLK	WP	HR	S	P	ERA	WHIP

Batter	1	2	3	4	5	6	7	8	9	AB	R	H	RBI	BB	SO	LOB
50 Mookie Betts, R (1, 9) OBP: 0.250, SLG: 0.348	C FF 92 X FF 92 0-1 ① F8		C SI 93 C KC 81 B FF 93 B SL 87 B SL 87 S CH 86 3-3 ③ K			C FF 94 C FF 94 B SL 87 B SL 81 B CH 85 X SI 93 3-2 ③ G6-3			B SI 92 C SI 91 C CH 81 B FF 94 S CH 83 2-3 ① K	4	0	0	0	0	2	0
16 Andrew Benintendi, L (1, 7) OBP: 0.250, SLG: 0.125	S FF 92 B FF 92 F CH 86 S SL 86 1-3 ② K			F KC 78 B FF 91 F SL 84 B SI 93 F CH 87 B SL 86 F FF 93 F FF 92 X CH 85 3-2 ① L7			X FF 91 0-0 ① G3		C CH 82 X SI 93 0-1 ② F7	4	0	0	0	0	1	0
11 Rafael Devers, L (1, 5) OBP: 0.391, SLG: 0.400	C CH 86 C FF 94 B SI 92 B SL 86 S FF 94 2-3 ③ K			B FF 92 F FF 93 F KC 80 F SI 94 C SI 92 1-3 ② K			C FF 92 S FF 93 B FF 93 B FF 93 F FF 92 C FF 93 2-3 ② K		B FF 94 S CH 82 B CH 82 B CH 81 B SI 94 4-1 BB	3	0	0	0	1	3	0
28 J.D. Martinez, R (1, 10) OBP: 0.435, SLG: 0.667		B FF 92 X SL 85 1-0 ① L8		S SL 86 X SI 93 0-1 ③ G6-3			C FF 94 S FF 95 X FF 95 0-2 2 1B 1B		S CH 82 F FF 93 D CH 82 F CH 83 S FF 92 1-3 ③ K	4	0	1	0	0	1	1
2 Xander Bogaerts, R (1, 6) OBP: 0.333, SLG: 0.526		C FF 93 S KC 78 B SL 87 X FF 94 1-2 18 1B 2B			B KC 77 S SL 85 C SI 92 S SL 86 1-3 ① K		C SL 88 C FF 95 D SL 88 F SL 88 F CU 83 X FF 95 1-2 1-2 1B			3	0	2	0	0	1	0
18 Mitch Moreland, L (1, 3) OBP: 0.412, SLG: 0.643		C CH 84 B FF 91 F FF 93 F SL 86 X CH 85 1-2 ② 36 FC1-6-4 2-H 1B			S CH 86 F FF 93 B SI 92 B SI 93 B SL 86 B FF 93 4-2 36 G1-6-3 BB		S FF 95 B FF 94 C SI 95 X FF 96 1-2 ③ P4			2	0	1	0	1	0	2
36 Eduardo Núñez, R (1, 4) OBP: 0.125, SLG: 0.188		C SI 91 X SI 92 0-1 ③ FC1-6-4 1-2f			F SL 84 C SI 92 X SI 92 0-2 ② ③ G1-6-3 1-2f			B FF 94 C FF 93 X FF 94 1-1 ① G6-3		3	0	0	0	0	0	2
19 Jackie Bradley Jr., L (1, 8) OBP: 0.200, SLG: 0.250			B SL 84 C CH 85 X CH 86 1-1 ① L8			S FF 91 F SL 85 B SI 92 B FF 92 F CH 86 B SI 92 F SL 84 F FF 92 F FF 93 3-2 ① F7		T FF 95 S CH 86 B FF 95 B CU 80 S CH 86 2-3 ② K		3	0	0	0	0	1	0
7 Christian Vázquez, R (1, 2) OBP: 0.250, SLG: 0.467			B SL 86 X SI 92 1-0 ② F9			B KC 80 C SL 85 F SI 93 B FF 94 S SI 94 2-3 ② K		F FF 94 B CH 87 B CH 85 F FF 94 T FF 94 2-2 ③ K		3	0	0	0	0	2	0
Inning Stats	R: 0 E: 0 K: 2 S: 8 H: 0 LOB: 0 BB: 0 P: 11	R: 0 E: 0 K: 0 S: 10 H: 2 LOB: 1 BB: 0 P: 13	R: 0 E: 0 K: 1 S: 6 H: 0 LOB: 0 BB: 0 P: 11	R: 0 E: 0 K: 1 S: 12 H: 0 LOB: 0 BB: 0 P: 16	R: 0 E: 0 K: 1 S: 8 H: 0 LOB: 0 BB: 1 P: 13	R: 0 E: 0 K: 1 S: 14 H: 0 LOB: 0 BB: 0 P: 22	R: 0 E: 0 K: 1 S: 16 H: 2 LOB: 2 BB: 0 P: 20	R: 0 E: 0 K: 2 S: 8 H: 0 LOB: 0 BB: 0 P: 13	R: 0 E: 0 K: 2 S: 10 H: 0 LOB: 1 BB: 1 P: 17	1B: 3 2B: 1 3B: 0 HR: 0 SF: 0 SAC: 0 DP: 1 HBP: 0						

TOP

Boston Red Sox @ Oakland Athletics

Oakland Coliseum, Oakland, CA

Mon Apr 01 2019, 7:08 PM - 9:51 PM PDT

Att. 12,417 - Cloudy - 62 F

livebaseballscorecards.com

AB	29
R	0
H	4
RBI	0
BB	2
SO	11
LOB	5

WP: 0 PB: 0 SB: 0 CS: 0 PA: 31

PITCHER		IP	WLS	BF	H	R	ER	SO	BB	IBB	HBP	BLK	WP	HR	S	P	ERA	WHIP
35 Aaron Brooks, R ERA:	(1, 1)	6.0	W	19	2	0	0	6	1	0	0	0	0	0	58	86	0.00	0.500
52 Ryan Buchter, L ERA: 6.75	(7, 1)	0.2		2	0	0	0	1	0	0	0	0	0	0	5	7	0.00	0.000
16 Liam Hendriks, R ERA: 2.7	(7, 1)	0.1		3	2	0	0	0	0	0	0	0	0	0	11	13	0.00	6.000
57 J.B. Wendelken, R ERA: 2.08	(8, 1)	1.0		3	0	0	0	2	0	0	0	0	0	0	8	13	0.00	0.000
56 Fernando Rodney, R ERA: 4.91	(9, 1)	1.0		4	0	0	0	2	1	0	0	0	0	0	10	17	0.00	1.000

PITCHER	IP	WLS	BF	H	R	ER	SO	BB	IBB	HBP	BLK	WP	HR	S	P	ERA	WHIP

BOTTOM

Boston Red Sox @ Oakland Athletics

Oakland Coliseum, Oakland, CA

Mon Apr 01 2019, 7:08 PM - 9:51 PM PDT

Att. 12,417 - Cloudy - 62 F

livebaseballscorecards.com

Batter	1	2	3	4	5	6	7	8	9	AB	R	H	RBI	BB	SO	LOB
10 Marcus Semien, R (1, 6) OBP: 0.448, SLG: 0.577	C FF 91 B FC 88 F FF 92 S SI 92 1-3 ① K		B FC 89 X CH 84 1-0 2B		F SI 92 X SI 92 0-1 ② G3		B FF 92 X CU 76 1-0 ③ F7			4	0	1	0	0	1	0
26 Matt Chapman, R (1, 5) OBP: 0.452, SLG: 0.654	F FC 90 S CH 85 C FF 94 0-3 ② K		B CH 85 B FC 91 X CH 84 2-0 ② F7		C KC 79 B CH 85 X CH 84 1-1 ③ F8			B FF 91 B FF 92 X SL 85 2-0 HR		4	1	1	1	0	1	1
25 Stephen Piscotty, R (1, 9) OBP: 0.267, SLG: 0.357	C CH 85 B FF 93 X SI 93 1-1 ③ F8		C CH 85 C FF 92 B SI 95 B SI 94 F CH 85 X SI 94 2-2 ③ G3			B KC 78 F SI 90 B CH 83 S CH 84 S CH 84 2-3 ① K		B CU 78 X FF 93 1-0 2 E 12 1B 1B		4	1	1	0	0	1	1
2 Khris Davis, R (1, 10) OBP: 0.300, SLG: 0.786		B CH 83 X CH 83 1-0 HR		B FC 89 F FF 92 B FC 89 F FF 93 S SI 94 2-3 ① K		X SI 92 0-0 ② G4-3		S CU 79 S SL 88 X FF 92 0-2 E5 12 1B 18 1B 1-2		4	2	1	1	0	1	1
20 Mark Canha, R (1, 3) OBP: 0.500, SLG: 0.571 12 Kendrys Morales, S (8, PH) OBP: 0.400, SLG: 0.250 (9, 3)		C FF 91 B FF 92 C SI 93 S CH 85 1-3 ① K		B KC 79 C FF 93 B KC 81 B FF 93 F CH 85 F SI 93 B FC 91 4-2 18 FC5-4 BB		B FC 81 C FF 91 B SI 92 C FF 92 B CH 85 B FF 92 4-2 18 HR BB		B FF 93 C CU 80 T FF 93 X CU 82 1-2 18 1B 1-2 2-H 1B		1 1	1 0	0 1	0 1	2 0	1 0	0 0
18 Chad Pinder, R (1, 7) OBP: 0.227, SLG: 0.476		F CH 85 F FF 92 S SI 94 0-3 ② K		X CH 85 0-0 ② FC5-4 23 1B 1-2f		X CH 84 0-0 1-H HR		F SL 86 B CU 81 X SL 86 1-1 1-2 2-H 1B		4	1	2	3	0	1	1
23 Jurickson Profar, S (1, 4) OBP: 0.167, SLG: 0.241		S KC 80 B CH 85 C FF 92 F CH 86 B CH 87 B SI 92 S SI 93 3-3 ③ K		C FF 94 B FC 91 D CH 84 S CH 85 B SI 93 X FF 94 3-2 1-2 1B		C FF 91 B FF 92 F FC 89 X SI 91 1-2 ③ L7		X FF 93 0-0 ① F6		4	0	1	0	0	1	2
22 Ramón Laureano, R (1, 8) OBP: 0.167, SLG: 0.292			X FF 91 0-0 HR	C CH 85 S CH 85 B SI 94 F SI 93 D CH 84 S CH 86 2-3 ③ K			B CU 77 B FF 93 C FF 93 S FF 92 S CU 78 2-3 ① K	B SL 87 S FF 94 T FF 94 S FF 94 1-3 ② K		4	1	1	1	0	3	4
3 Nick Hundley, R (1, 2) OBP: 0.154, SLG: 0.154			F KC 78 X FC 88 0-1 ① G6-3		F KC 78 C SI 91 F CH 84 F CH 84 F SI 92 S KC 78 0-3 ① K		F FF 93 B FF 93 F CU 76 X CU 76 1-2 ② P3	S FF 94 X FF 94 0-1 ③ F8		4	0	0	0	0	1	2
Inning Stats	R: 0 E: 0 K: 2 S: 8 H: 0 LOB: 0 BB: 0 P: 10	R: 1 E: 0 K: 3 S: 11 H: 1 LOB: 0 BB: 0 P: 16	R: 1 E: 0 K: 0 S: 9 H: 2 LOB: 1 BB: 0 P: 14	R: 0 E: 0 K: 2 S: 14 H: 1 LOB: 2 BB: 1 P: 25	R: 0 E: 0 K: 1 S: 10 H: 0 LOB: 0 BB: 0 P: 11	R: 2 E: 0 K: 1 S: 10 H: 1 LOB: 0 BB: 1 P: 17	R: 0 E: 0 K: 1 S: 7 H: 0 LOB: 0 BB: 0 P: 11	R: 3 E: 1 K: 1 S: 16 H: 4 LOB: 2 BB: 0 P: 22		1B: 4 2B: 1 3B: 0 HR: 4	SF: 0 SAC: 0 DP: 0 HBP: 0		WP: 0 PB: 0 SB: 0 CS: 0	PA: 36	

	AB	34
	R	7
	H	9
	RBI	7
	BB	2
	SO	11
	LOB	12

PITCHER		IP	WLS	BF	H	R	ER	SO	BB	IBB	HBP	BLK	WP	HR	S	P	ERA	WHIP
10 David Price, L ERA: 6.0	(1, 1)	6.0	L	25	5	4	4	9	2	0	0	0	0	3	62	93	6.00	1.167
47 Tyler Thornburg, R ERA: 6.0	(7, 1)	1.0		3	0	0	0	1	0	0	0	0	0	0	7	11	0.00	0.000
37 Heath Hembree, R ERA: 5.4	(8, 1)	1.0		8	4	3	2	1	0	0	0	0	0	1	16	22	18.00	4.000

PITCHER	IP	WLS	BF	H	R	ER	SO	BB	IBB	HBP	BLK	WP	HR	S	P	ERA	WHIP

Batter	1	2	3	4	5	6	7	8	9	AB	R	H	RBI	BB	SO	LOB
50 Mookie Betts, R (1, 9) OBP: 0.250, SLG: 0.370	C FF 89 C SL 86 F SL 87 B FF 90 F FF 91 X CH 84 1-2 ① L8		C CH 84 B FF 88 C SI 88 X FF 90 1-2 2B		C SI 88 B CU 72 X CU 72 1-1 ③ F8			F FF 97 B CU 78 C CU 79 S FC 92 1-3 ① K		4	0	1	0	0	1	0
16 Andrew Benintendi, L (1, 7) OBP: 0.250, SLG: 0.150	X FF 90 0-0 ② L3		B CU 72 B CH 85 C SI 88 D CU 73 X SI 89 3-1 ③ G4-3			X SL 84 0-0 28 G4-3 11 S 1B		S CH 88 X FC 92 0-1 ② G4-3		4	0	1	0	0	0	1
11 Rafael Devers, L (1, 5) OBP: 0.370, SLG: 0.375	C CU 71 F CH 83 B FF 90 B FF 89 F FF 90 X CU 72 2-2 ③ G4-3			B FF 89 S SL 86 B SL 86 F SL 88 F FF 90 X CU 73 2-2 18 1B 1B		1 SAFE F CH 87 B CH 84 S CH 82 X SL 84 1-2 ① P5 1-2		F FF 98 C CU 79 F FF 98 F FC 92 X FF 97 0-2 ③ G4-3		4	0	1	0	0	0	1
28 J.D. Martinez, R (1, 10) OBP: 0.407, SLG: 0.600		X FF 88 0-0 1B		1 SAFE S CU 72 B SI 89 X SI 90 1-1 ① F8		X SL 85 0-0 ② G4-3 2-3			C SI 98 F FC 96 F SL 89 S FF 98 0-3 ① K	4	0	1	0	0	1	2
2 Xander Bogaerts, R (1, 6) OBP: 0.320, SLG: 0.522		B FF 88 X FF 86 1-0 ① F9		C SL 86 1 SAFE X CU 72 0-1 ② F9		F SI 88 1 SAFE S SI 89 F SI 89 F CH 81 S CU 74 1-3 ③ K			S FC 95 F SI 96 X SL 89 0-2 ② 2B	4	0	1	0	0	1	3
18 Mitch Moreland, L (1, 3) OBP: 0.429, SLG: 0.588 36 Eduardo Núñez, R (9, PR) OBP: 0.125, SLG: 0.188		C CU 71 B SI 89 F CU 73 F CU 74 1 SAFE B FF 89 S CH 83 2-3 ② K		B CU 71 B SL 87 1 SAFE X SL 87 2-0 1-3 1B			B FF 92 S FC 90 C FF 93 S CU 81 1-3 ① K		B FC 94 S FC 92 B FF 98 B FC 93 C FF 97 B FC 94 4-2 12 S BB	3 0	0 0	1 0	0 0	1 0	2 0	1 0
12 Brock Holt, L (1, 4)		C CH 84 B CU 72 T CU 72 C FF 91 1-3 ③ K		C SL 86 X CU 72 0-1 ③ G3			B FF 93 C FF 92 C FF 93 S FF 94 1-3 ② K		F SI 96 1 SAFE F FC 93 B FF 97 S FF 98 1-3 ③ K 1-2	4	0	0	0	0	3	4
7 Christian Vázquez, R (1, 2) OBP: 0.263, SLG: 0.500			C SL 82 B CU 70 C FF 89 B SL 84 X CH 83 2-2 ① G5-3		C CU 71 F SL 83 X CU 72 0-2 ① G5-3		X FF 93 0-0 19 S 2B			3	0	1	0	0	0	0
19 Jackie Bradley Jr., L (1, 8) OBP: 0.174, SLG: 0.217			X CU 72 0-0 ② P4		C SI 88 B CH 83 B CH 83 T CH 83 B FF 89 X SL 85 3-2 ② F8		T FC 90 B FF 92 S CU 80 B FF 92 S FF 93 2-3 ③ K 2-3			3	0	0	0	0	1	1
Inning Stats	R: 0 E: 0 K: 0 S: 10 H: 0 LOB: 0 BB: 0 P: 13	R: 0 E: 0 K: 2 S: 9 H: 1 LOB: 1 BB: 0 P: 13	R: 0 E: 0 K: 0 S: 9 H: 1 LOB: 1 BB: 0 P: 15	R: 0 E: 0 K: 0 S: 11 H: 2 LOB: 2 BB: 0 P: 16	R: 0 E: 0 K: 0 S: 8 H: 0 LOB: 0 BB: 0 P: 12	R: 0 E: 0 K: 1 S: 10 H: 1 LOB: 1 BB: 0 P: 12	R: 0 E: 0 K: 3 S: 10 H: 1 LOB: 1 BB: 0 P: 14	R: 0 E: 0 K: 1 S: 10 H: 0 LOB: 0 BB: 0 P: 11	R: 0 E: 0 K: 2 S: 12 H: 1 LOB: 2 BB: 1 P: 17	1B: 4 2B: 3 3B: 0 HR: 0	SF: 0 SAC: 0 DP: 0 HBP: 0	WP: 0 PB: 0 SB: 3 CS: 0	PA: 34				

TOP

Boston Red Sox @ Oakland Athletics

Oakland Coliseum, Oakland, CA

Tue Apr 02 2019, 7:10 PM - 9:49 PM PDT

Att. 12,721 - Cloudy - 56 F

livebaseballscorecards.com

AB	33
R	0
H	7
RBI	0
BB	1
SO	9
LOB	13

PITCHER		IP	WLS	BF	H	R	ER	SO	BB	IBB	HBP	BLK	WP	HR	S	P	ERA	WHIP
50 Mike Fiers, R ERA: 3.0	(1, 1)	6.0	W	23	5	0	0	3	0	0	0	0	0	0	57	81	0.00	0.833
52 Ryan Buchter, L ERA: 3.86	(7, 1)	1.0	H	4	1	0	0	3	0	0	0	0	0	0	10	14	0.00	1.000
62 Lou Trivino, R ERA:	(8, 1)	1.0	H	3	0	0	0	1	0	0	0	0	0	0	10	11	0.00	0.000
39 Blake Treinen, R ERA:	(9, 1)	1.0	S	4	1	0	0	2	1	0	0	0	0	0	12	17	0.00	2.000

PITCHER	IP	WLS	BF	H	R	ER	SO	BB	IBB	HBP	BLK	WP	HR	S	P	ERA	WHIP

BOTTOM

Boston Red Sox @ Oakland Athletics

Oakland Coliseum, Oakland, CA

Tue Apr 02 2019, 7:10 PM - 9:49 PM PDT

Att. 12,721 - Cloudy - 56 F

livebaseballscorecards.com

Batter	1	2	3	4	5	6	7	8	9	AB	R	H	RBI	BB	SO	LOB
10 Marcus Semien, R (1, 6) OBP: 0.394, SLG: 0.500	C FF 88 C FF 88 B FF 88 X SL 77 1-2 ① F8		C CH 82 F FF 88 X SL 77 0-2 ① F9		C SI 91 F SL 78 B CH 87 F FF 90 F CH 86 F SL 80 X CH 83 1-2 ② G5-3 1-2			C SL 84 S SI 95 B SL 85 F SL 85 B SL 86 S CH 86 2-3 ① K		4	0	0	0	0	1	1
26 Matt Chapman, R (1, 5) OBP: 0.457, SLG: 0.724	C CH 83 B FF 88 B CH 85 B SL 77 S CH 83 F FF 91 X FF 89 3-2 HR		B SL 75 C CH 83 B SI 90 X SL 75 2-1 ② P6		B SI 90 X CH 84 1-0 ③ G6-3			C FF 95 B SL 85 B FF 95 B FF 95 C FF 95 D CH 87 4-2 25 G4-3 BB		3	1	1	1	1	0	1
25 Stephen Piscotty, R (1, 9) OBP: 0.265, SLG: 0.344	C SL 76 C FF 89 T SL 78 0-2 ② K		C SL 76 F SL 77 X SL 78 0-2 1B			C CH 82 B FF 89 X CH 83 1-1 ① G6-3		B FF 95 1 SAFE D SL 84 S FF 95 F FF 95 F FF 96 X SI 96 2-2 ②③ G4-3 1-2f		4	0	1	0	0	1	1
2 Khris Davis, R (1, 10) OBP: 0.333, SLG: 0.759	S SL 76 B CH 85 B SL 75 B FF 89 S SL 76 F SL 78 F SL 76 B FF 90 4-2 12 FC5-4 BB		B CH 83 X SL 78 1-0 ③ F8			H SL 78 1-0 20 FC5-4 HBP				1	0	0	0	1	0	1
12 Kendrys Morales, S (1, 3) OBP: 0.308, SLG: 0.182	B CH 83 C CH 83 F FF 91 X SL 77 1-2 ③ FC5-4 1-2f			C SL 76 X CH 84 0-1 ① G6-3		F FF 91 B SL 79 F FF 91 B CH 85 X CH 82 2-2 ② L9				3	0	0	0	0	0	2
20 Mark Canha, R (1, 7) OBP: 0.467, SLG: 0.444 18 Chad Pinder, R (9, 7) OBP: 0.227, SLG: 0.476		B SL 73 B FF 88 B SL 76 C FF 89 B FF 90 4-1 22 FC5-4 BB		C FF 88 X FF 92 0-1 ② F8		B SI 91 B FF 92 C CH 85 X CH 84 2-1 ③ FC5-4 1-2f				2	0	0	0	1	0	1
										0	0	0	0	0	0	0
23 Jurickson Profar, S (1, 4) OBP: 0.152, SLG: 0.219		S CH 82 C CH 84 X FF 89 0-2 ① F7		C CH 81 X CH 84 0-1 ③ G1-3			B KC 77 B KC 78 F FC 85 F FC 85 F KC 80 S KC 80 2-3 ① K			3	0	0	0	0	1	1
22 Ramón Laureano, R (1, 8) OBP: 0.148, SLG: 0.259		F CH 85 X CH 84 0-1 ② FC5-4 1-2f			C SL 75 S CH 84 B FF 89 F SL 78 X SL 80 1-2 ① G4-3		F FC 85 X KC 79 0-1 ② G5-3			3	0	0	0	0	0	1
19 Josh Phegley, R (1, 2) OBP: 0.154, SLG: 0.154		C FF 90 1 SAFE 1 SAFE B SL 76 D CH 83 C CH 83 X SL 76 2-2 ③ P6			X CH 85 0-0 10 G5-3 1B		C KC 79 B FF 91 S FC 85 S KC 79 1-3 ③ K			3	0	1	0	0	1	1

Inning Stats	1	2	3	4	5	6	7	8	9
	R: 1 E: 0 K: 1 S: 17 H: 1 LOB: 1 BB: 1 P: 26	R: 0 E: 0 K: 0 S: 9 H: 0 LOB: 1 BB: 1 P: 15	R: 0 E: 0 K: 0 S: 9 H: 1 LOB: 1 BB: 0 P: 12	R: 0 E: 0 K: 0 S: 6 H: 0 LOB: 0 BB: 0 P: 6	R: 0 E: 0 K: 0 S: 12 H: 1 LOB: 1 BB: 0 P: 15	R: 0 E: 0 K: 0 S: 7 H: 0 LOB: 1 BB: 0 P: 13	R: 0 E: 0 K: 2 S: 9 H: 0 LOB: 0 BB: 0 P: 12	R: 0 E: 0 K: 1 S: 10 H: 0 LOB: 0 BB: 1 P: 18	

1B: 2 SF: 0 WP: 0 PA: 30
2B: 0 SAC: 0 PB: 0
3B: 0 DP: 1 SB: 0
HR: 1 HBP: 1 CS: 0

	AB	26
	R	1
	H	3
	RBI	1
	BB	3
	SO	4
	LOB	10

PITCHER	IP	WLS	BF	H	R	ER	SO	BB	IBB	HBP	BLK	WP	HR	S	P	ERA	WHIP
41 Chris Sale, L (1, 1) ERA: 8.0	6.0	L	24	3	1	1	1	2	0	1	0	0	1	60	87	1.50	0.833
44 Brandon Workman, R (7, 1) ERA:	1.0		3	0	0	0	2	0	0	0	0	0	0	9	12	0.00	0.000
70 Ryan Brasier, R (8, 1) ERA:	1.0		3	0	0	0	1	1	0	0	0	0	0	10	18	0.00	1.000

PITCHER	IP	WLS	BF	H	R	ER	SO	BB	IBB	HBP	BLK	WP	HR	S	P	ERA	WHIP

Batter	1	2	3	4	5	6	7	8	9	AB	R	H	RBI	BB	SO	LOB
50 Mookie Betts, R (1, 9) OBP: 0.273, SLG: 0.387	B FF 86 B FF 86 C FF 87 B CH 76 X FF 88 3-1 ① G5-3		C FC 85 B FF 88 X CH 74 1-1 ② G5-3			B CH 76 B CH 76 B FC 84 C FF 87 B FF 89 4-1 11 E, 18 2B, BB	D CU 81 C FF 94 X CH 86 1-1 ② L8		B SI 95 B CH 84 F CH 84 S SI 95 B FF 96 F CH 85 F CH 84 X CH 84 3-2 1-H 2-H 16 3B, 2B	4	2	1	2	1	0	1
16 Andrew Benintendi, L (1, 7) OBP: 0.241, SLG: 0.240	F FF 87 C FF 88 X FF 87 0-2 ② G1-3		C CU 76 X FF 88 0-1 ③ P4			C FF 87 B FF 88 S CH 76 1 SAFE S CH 77 1-3 ① K	B CH 86 1 SAFE X FF 94 1-0 ③ P5		X FF 87 0-0 2-H 3B	5	0	1	1	0	1	2
11 Rafael Devers, L (1, 5) OBP: 0.313, SLG: 0.310	B FF 88 S CH 76 S FF 88 B FF 88 T CH 76 2-2 ③ K			F FF 87 B CH 76 S CH 75 F CH 76 B FF 88 X FF 88 2-2 ① P5		B FF 88 B FF 88 B CH 77 C FF 88 1 SAFE F FF 88 F FF 88 1 SAFE F CH 76 3-2 FC4, 28 BB, 18 2B 1-3		B FF 93 X FF 91 1-0 ① F8	B CU 76 B FF 89 X CH 81 2-0 ③ F7	5	1	0	0	0	1	2
28 J.D. Martinez, R (1, 10) OBP: 0.419, SLG: 0.571		B FC 84 F FF 87 B CH 76 X CH 77 2-1 12 HBP, 1B		B FF 88 X FF 89 1-0 ② F7		C FF 88 B FF 88 D CH 76 B FF 88 D CH 76 4-1 18 2B 1-2 BB		C FF 92 B SI 94 B CU 74 B SL 84 F FF 92 F FF 93 C FF 94 3-3 ② K		3	0	1	0	1	1	0
18 Mitch Moreland, L (1, 3) OBP: 0.400, SLG: 0.571		B FF 87 X CH 75 1-0 ① P5		C CU 77 B CH 76 B FF 88 B FF 88 X CH 77 3-1 ③ P5		X FF 92 0-0 1-3 2-H 3-H 2B		B CU 70 S FF 92 F FF 93 F SI 93 F CU 71 B CH 87 S CH 86 2-3 ③ K		4	0	1	2	0	1	1
36 Eduardo Núñez, R (1, 4) OBP: 0.150, SLG: 0.200		S CH 74 F FF 87 B FF 87 F FF 87 X CH 75 1-2 ② L8			B FF 88 B FC 83 S FF 88 X CH 76 2-1 ① P5	S FF 94 B FF 95 X CU 80 1-1 ② G5-3			C CH 82 F SI 94 B SL 85 B SL 84 B SI 94 X FF 93 3-2 12 CS, 1B	4	0	1	0	0	0	3
12 Brock Holt, L (1, 6)		C FF 88 C FF 87 F FF 88 B CH 74 B FF 88 H FF 88 3-2 1-2 HBP			S CH 75 F FF 88 X CU 76 0-2 ② G6-3	C CH 86 F FF 95 F FF 97 B FF 95 X CU 80 1-2 ③ G3-1			1 SAFE B SI 93 1 SAFE F SI 93 1 SAFE B SI 90 B SI 94 S CH 82 F SI 93 3-3 ① ② F CH 84 S CH 83 K 1-2	3	0	0	0	0	1	3
23 Blake Swihart, S (1, 2) OBP: 0.556, SLG: 0.857		X CH 76 0-0 ③ F8			B FF 88 X CH 76 1-0 HR		B CU 79 F FF 94 B CU 80 F FF 95 B FF 95 X CH 86 3-2 1B		B SI 94 F SI 93 F SI 94 B CH 84 X SI 92 2-2 50 WP, 19 1B, 50 2B, 1B	4	2	3	1	0	0	2
19 Jackie Bradley Jr., L (1, 8) OBP: 0.185, SLG: 0.222			B CU 74 F CH 74 C FF 88 B CH 76 X FF 88 2-2 ① P5		C FF 89 B FF 88 B FF 88 S FF 88 S CH 76 2-3 ③ K		C FF 94 1 SAFE C FF 94 B FF 94 F CU 80 B FF 95 S CH 86 2-3 ① K		B SI 94 C SI 93 B CH 84 X SI 93 2-1 1-2 50 WP, 50 2B, 1B	4	1	1	0	0	2	1
Inning Stats	R: 0 E: 0 K: 1 S: 8 H: 0 LOB: 0 BB: 0 P: 13	R: 0 E: 0 K: 0 S: 11 H: 1 LOB: 2 BB: 0 P: 18	R: 0 E: 0 K: 0 S: 7 H: 0 LOB: 0 BB: 0 P: 10	R: 0 E: 0 K: 0 S: 7 H: 0 LOB: 0 BB: 0 P: 13	R: 1 E: 0 K: 1 S: 9 H: 1 LOB: 0 BB: 0 P: 14	R: 2 E: 1 K: 1 S: 18 H: 1 LOB: 2 BB: 2 P: 32	R: 0 E: 0 K: 1 S: 10 H: 1 LOB: 1 BB: 0 P: 17	R: 0 E: 0 K: 2 S: 10 H: 0 LOB: 0 BB: 0 P: 16	R: 3 E: 0 K: 1 S: 20 H: 5 LOB: 1 BB: 0 P: 35	1B: 5 2B: 2 3B: 1 HR: 1 SF: 0 SAC: 0 DP: 0 HBP: 1						

PITCHER		IP	WLS	BF	H	R	ER	SO	BB	IBB	HBP	BLK	WP	HR	S	P	ERA	WHIP
21 Marco Estrada, R ERA: 2.76	(1, 1)	5.1		22	2	3	2	3	2	0	1	0	0	1	53	91	3.38	0.750
52 Ryan Buchter, L ERA: 3.86	(6, 1)	0.0	B	1	1	0	0	0	0	0	0	0	0	0	1	1	∞	∞
57 J.B. Wendelken, R ERA: 1.5	(6, 1)	1.2		6	1	0	0	1	0	0	0	0	0	0	16	25	0.00	0.600
48 Joakim Soria, R ERA: 11.25	(8, 1)	1.0		3	0	0	0	2	0	0	0	0	0	0	10	16	0.00	0.000
56 Fernando Rodney, R ERA: 10.38	(9, 1)	0.2	L	5	4	3	3	1	0	0	0	0	1	0	18	31	40.50	6.000

PITCHER		IP	WLS	BF	H	R	ER	SO	BB	IBB	HBP	BLK	WP	HR	S	P	ERA	WHIP
36 Yusmeiro Petit, R ERA:	(9, 1)	0.1		2	1	0	0	0	0	0	0	0	0	0	2	4	0.00	3.000

TOP

Boston Red Sox @ Oakland Athletics

Oakland Coliseum, Oakland, CA

Wed Apr 03 2019, 7:09 PM - 10:29 PM PDT

Att. 14,207 - Cloudy - 58 F

livebaseballscorecards.com

AB	36
R	6
H	9
RBI	6
BB	2
SO	7
LOB	15

WP: 1 PA: 39
PB: 0
SB: 0
CS: 1

BOTTOM

Boston Red Sox @ Oakland Athletics

Oakland Coliseum, Oakland, CA

Wed Apr 03 2019, 7:09 PM - 10:29 PM PDT

Att. 14,207 - Cloudy - 58 F

livebaseballscorecards.com

Batter	1	2	3	4	5	6	7	8	9	AB	R	H	RBI	BB	SO	LOB
8 Robbie Grossman, S (1, 7) OBP: 0.250, SLG: 0.211	B FF 98 C FF 98 B FF 99 B FS 86 F FF 98 F FC 92 C FC 93 3-3 ① K	X FF 93 0-0 ② F8		C FF 96 C FS 85 B FF 96 X FC 92 1-2 ② G3			X FC 92 0-0 ① F8		C FF 95 C FF 95 B FF 95 B CH 88 F FF 96 F FF 96 X FF 96 2-2 ① FC4-5 1-2f	5	0	0	0	0	1	4
26 Matt Chapman, R (1, 5) OBP: 0.425, SLG: 0.636	C CU 79 F FC 93 B FF 97 H FS 86 2-2 ② 2 G5-3 25 BB HBP	F FC 94 X SL 85 0-1 ③ FC6-4 1-2f		C FC 92 B FS 86 B FF 97 B SL 83 X FC 91 3-1 ③ G5-3			B FC 93 C FC 92 X FC 92 1-1 ② G6-3		B SL 85 B SL 84 C FF 95 S FF 95 F FF 95 X FF 94 2-2 ② F8	4	0	0	0	0	0	4
25 Stephen Piscotty, R (1, 9) OBP: 0.282, SLG: 0.314	B FF 97 B FF 96 B FC 93 C FC 94 F FF 96 B FC 94 4-2 1-2 BB	X FF 96 0-0 ① L8			B FF 96 X FC 92 1-0 ① G6-3		B CU 83 B CU 80 B CU 82 D FC 93 4-0 BB		S FF 95 X CH 87 0-1 ③ G6-3	3	0	0	0	2	0	1
2 Khris Davis, R (1, 10) OBP: 0.297, SLG: 0.667	B SL 85 C FC 94 B FF 99 B SL 86 F FC 94 X SL 84 3-2 ②③ G5-3 2-3f		C FC 91 F SL 84 S FF 98 0-3 ② K		X CU 80 0-0 ② L5		S KC 85 D KC 85 F FF 96 S KC 86 1-3 ③ K2-3			4	0	0	0	0	2	3
12 Kendrys Morales, S (1, 3) OBP: 0.353, SLG: 0.214		B FF 97 B FF 97 B FC 91 C FF 97 X FC 91 3-1 23 1B 3 1B 1B	B FC 92 S FC 92 F CU 81 B FF 97 B FS 87 F FC 92 B FF 97 4-2 BB		C FF 96 B FS 89 C SL 83 B FF 95 X CU 80 2-2 ③ G3-1			B KC 84 B KC 84 S FF 95 B FF 95 C FF 94 S KC 85 3-3 ① K		3	1	1	0	1	1	0
23 Jurickson Profar, S (1, 4) OBP: 0.162, SLG: 0.222		C CU 79 B FF 95 B FS 85 C FF 96 F FC 91 X FS 84 2-2 3 1B 10 BB 1-3 1B	F FC 91 S CU 80 B FF 95 F CU 79 F SL 81 B FC 90 X FS 84 2-2 ③ G5-3			C CU 82 B FC 92 B CU 81 T FC 92 S FC 93 2-3 ① K		C FF 96 B KC 86 B KC 86 X FF 96 2-1 ② F7		4	0	1	0	0	1	1
10 Marcus Semien, R (1, 6) OBP: 0.432, SLG: 0.500		B FC 92 B FF 98 F FC 91 B FF 97 1 SAFE B FC 93 4-1 3 1B 1-2 BB		B FF 95 B FC 92 B FF 97 B FF 96 4-0 22 HR BB		X FC 93 0-0 ② G4-3		B KC 86 B CH 87 X FF 96 2-0 22 E 22 S 1B		2	1	1	0	2	0	0
22 Ramón Laureano, R (1, 8) OBP: 0.161, SLG: 0.355		B SL 85 B FC 94 F SL 86 F FC 92 B FF 98 S SL 85 3-3 ① K		1 SAFE B CU 78 1 SAFE X CU 84 1-0 1-H HR		B CU 82 B FC 92 C FC 93 F FC 94 S SL 88 2-3 K 3 FC6-4		B FF 95 1 SAFE 1 SAFE C FF 96 B KC 85 X KC 84 2-1 ③ G6-3 1-3		4	1	1	2	0	2	4
3 Nick Hundley, R (1, 2) OBP: 0.188, SLG: 0.188 18 Chad Pinder, R (9, PH) OBP: 0.261, SLG: 0.476		X SL 85 0-0 26 FC6-4 1-2 2-3 3-H 1B		B FC 91 B FF 97 B FC 92 C FF 97 S FC 92 X FF 96 3-2 ① G4-3		D CU 82 1 SAFE 1 SAFE B FC 94 B FC 93 C FC 94 X FC 94 3-1 ③ FC6-4 1-2f			B SL 87 B FF 95 B FF 95 C FF 95 H SI 95 4-1 8 FC4-5 HBP	3 0	0 0	1 0	1 0	0 0	0 0	1 0
Inning Stats	R: 0 E: 0 K: 1 S: 11 H: 0 LOB: 1 BB: 1 P: 23	R: 1 E: 0 K: 1 S: 14 H: 3 LOB: 3 BB: 1 P: 26	R: 0 E: 0 K: 1 S: 12 H: 0 LOB: 1 BB: 1 P: 18	R: 2 E: 0 K: 0 S: 9 H: 1 LOB: 0 BB: 1 P: 21	R: 0 E: 0 K: 0 S: 5 H: 0 LOB: 0 BB: 0 P: 8	R: 0 E: 0 K: 2 S: 9 H: 0 LOB: 1 BB: 0 P: 16	R: 0 E: 0 K: 1 S: 6 H: 0 LOB: 1 BB: 1 P: 12	R: 0 E: 0 K: 1 S: 8 H: 1 LOB: 1 BB: 0 P: 17	R: 0 E: 0 K: 0 S: 12 H: 0 LOB: 1 BB: 0 P: 20	1B: 4 2B: 0 3B: 0 HR: 1	SF: 0 SAC: 0 DP: 1 HBP: 2	WP: 1 PB: 0 SB: 1 CS: 0	PA: 39			

	AB	32
	R	3
	H	5
	RBI	3
	BB	5
	SO	7
	LOB	18

PITCHER		IP	WLS	BF	H	R	ER	SO	BB	IBB	HBP	BLK	WP	HR	S	P	ERA	WHIP
17 Nathan Eovaldi, R ERA: 8.1	(1, 1)	5.0		23	4	3	3	3	4	0	1	0	0	1	51	96	5.40	1.600
Colten Brewer, R ERA:	(6, 1)	1.2		7	0	0	0	2	1	0	0	0	1	0	12	24	0.00	0.600
32 Matt Barnes, R ERA:	(7, 1)	1.1	W	5	1	0	0	2	0	0	0	0	0	0	11	21	0.00	0.750
70 Ryan Brasier, R ERA:	(9, 1)	1.0	S	4	0	0	0	0	0	0	1	0	0	0	12	20	0.00	0.000

PITCHER	IP	WLS	BF	H	R	ER	SO	BB	IBB	HBP	BLK	WP	HR	S	P	ERA	WHIP

Batter	1	2	3	4	5	6	7	8	9	AB	R	H	RBI	BB	SO	LOB
50 Mookie Betts, R (1, 9) OBP: 0.316, SLG: 0.382	B SI 90 X SI 90 1-0 28 1B 16 SH 2 BB 1B	C SL 78 B SL 83 F CH 84 C SI 92 1-3 ② K		0-0 16 1B IBB		B FC 92 C FF 97 D CU 78 T SI 97 1 SAFE F FC 92 1 SAFE F CH 87 F FF 97 3-3 ② B FC 90 C FC 91 1-2 K			B FF 94 B FF 94 B FF 94 C FF 93 B FF 94 4-1 16 1B BB	3	1	1	0	2	2	1
16 Andrew Benintendi, L (1, 7) OBP: 0.273, SLG: 0.276	1 SAFE B SI 90 X SI 90 1-0 SH 2 BB 28 1B 12 BB 1-2	B SI 92 B SI 91 C CH 83 B SL 84 F SI 90 X CH 84 3-2 ③ F7		C SL 82 X SI 91 0-1 1-2 2-3 1B		B CH 87 B SI 96 C FC 92 F FC 93 C CU 78 2-3 ③ K			1 SAFE B FF 93 F FF 94 B SL 88 X FF 95 2-1 ① 1-3 1B	4	1	2	0	0	1	1
25 Steve Pearce, R (1, 3) OBP: 0.250, SLG: 0.250 18 Mitch Moreland, L (9, PH) OBP: 0.385, SLG: 0.545	C CH 82 B SI 91 C SL 82 B SL 82 S SI 90 2-3 ① K	X KC 76 0-0 ① 1B	F SI 91 S CH 84 B SL 83 S SL 83 1-3 ③ K				B FF 89 F FF 93 S CU 74 B SL 85 C FF 90 2-3 ① K		S SL 89 D SL 89 F FF 96 B FF 96 X CU 84 2-2 ② L9	4 1	0 0	1 0	0 0	0 0	3 0	5 1
28 J.D. Martinez, R (1, 10) OBP: 0.417, SLG: 0.636	X SI 91 0-0 12 BB 2 BB 1-2 2-3 1B	C CH 81 B FF 90 C FF 92 X SI 92 1-2 HR			C CH 80 B SL 80 X SL 80 1-1 ① F8		F SL 84 B FF 92 F FF 92 B CU 72 X CU 74 2-2 ② F7		B FF 96 B FF 96 F FF 96 B FF 97 F FF 97 X SL 87 3-2 ③ G5-3	5	1	2	1	0	0	1
2 Xander Bogaerts, R (1, 6) OBP: 0.379, SLG: 0.520	C SL 81 B FF 92 D SL 82 B FF 91 B SI 91 4-1 12 BB 1-2 2-3 3-H BB	B SI 91 B CH 82 C FF 91 B SL 83 S CH 84 B SL 83 4-2 36 G6-4-3 BB			B KC 75 C CH 81 X SL 81 1-1 1B		B FF 93 C FF 94 X CU 74 1-1 ③ P4			2	0	1	1	2	0	0
36 Eduardo Núñez, R (1, 5) OBP: 0.130, SLG: 0.174 23 Blake Swihart, S (8, PH) OBP: 0.600, SLG: 0.875 (8, 2)	B SI 89 X CH 83 1-0 ② P3	L SI 91 X CH 82 0-1 ② ③ G6-4-3 1-2f			B SL 81 C CH 82 F SI 90 B CH 82 B SL 81 1 SAFE X SL 82 3-2 ② P3			C FF 95 X SL 88 0-1 11 FC5-4 1B		3 1	0 0	0 1	0 0	0 0	0 0	5 0
12 Brock Holt, L (1, 4) OBP: 0.267, SLG: 0.083	C SL 82 B FF 92 D SI 89 B SI 91 B SL 82 4-1 7 FC4-6 1-2 2-3 3-H BB			C SI 86 C CH 79 B SI 89 B CH 81 F SL 82 X SL 82 2-2 16 1B 7 G5-3 1B	B SI 89 F SI 90 C SI 91 B SI 92 F SI 92 F CH 82 F SI 92 X SI 91 2-2 ③ G3			X FF 94 0-0 ① F7	3	0	1	1	1	0	2
7 Christian Vázquez, R (1, 2) OBP: 0.227, SLG: 0.429 11 Rafael Devers, L (8, PH) OBP: 0.303, SLG: 0.300 (8, 5)	C CH 84 F SL 83 X SL 82 0-2 ③ FC4-6 1-2f			1 SAFE 1 SAFE B CH 80 B SI 89 F SI 90 F SL 82 X CH 83 2-2 ① G5-3 1-2		F CH 86 F KC 78 X CH 82 0-2 ① L8			B FF 95 1 SAFE F FF 95 F FF 96 X SI 95 1-2 ② FC5-4 1-2f	3 1	0 0	0 0	0 0	0 0	0 0	4 1
19 Jackie Bradley Jr., L (1, 8) OBP: 0.194, SLG: 0.226		B SI 89 C SI 90 F SI 91 B SL 82 B SI 92 X SI 92 3-2 ① G4-3		F SI 90 B SL 80 X SI 90 1-1 ② F7		C CH 79 F CH 80 B SI 91 X SI 90 1-2 50 S 1B		S SL 89 B SL 88 F FF 96 B FF 97 S CU 85 2-3 ③ K2-3		4	0	1	0	0	1	2
Inning Stats	R: 2 E: 0 K: 1 S: 12 H: 2 LOB: 3 BB: 2 P: 25	R: 0 E: 0 K: 1 S: 9 H: 0 LOB: 0 BB: 0 P: 16	R: 1 E: 0 K: 0 S: 8 H: 2 LOB: 0 BB: 1 P: 13	R: 0 E: 0 K: 1 S: 14 H: 2 LOB: 3 BB: 1 P: 20	R: 0 E: 0 K: 0 S: 13 H: 1 LOB: 1 BB: 0 P: 20	R: 0 E: 0 K: 2 S: 15 H: 1 LOB: 1 BB: 0 P: 21	R: 0 E: 0 K: 1 S: 8 H: 0 LOB: 0 BB: 0 P: 13	R: 0 E: 0 K: 1 S: 9 H: 1 LOB: 1 BB: 0 P: 12	R: 0 E: 0 K: 0 S: 9 H: 1 LOB: 1 BB: 1 P: 20	1B: 9 2B: 0 3B: 0 HR: 1 SF: 0 SAC: 1 DP: 1 HBP: 0						

TOP

Boston Red Sox @ Oakland Athletics

Oakland Coliseum, Oakland, CA

Thu Apr 04 2019, 12:37 PM - 3:53 PM PDT

Att. 15,095 - Cloudy - 60 F

livebaseballscorecards.com

AB	34
R	3
H	10
RBI	3
BB	5
SO	7
LOB	23

WP: 0 PA: 40
PB: 0
SB: 1
CS: 0

PITCHER		IP	WLS	BF	H	R	ER	SO	BB	IBB	HBP	BLK	WP	HR	S	P	ERA	WHIP
30 Brett Anderson, L ERA: 2.38	(1, 1)	5.1	W	27	8	3	3	3	3	1	0	0	0	1	62	101	5.06	2.062
62 Lou Trivino, R ERA:	(6, 1)	0.2	H	2	0	0	0	2	0	0	0	0	0	0	9	14	0.00	0.000
48 Joakim Soria, R ERA: 9.0	(7, 1)	1.0		3	0	0	0	1	0	0	0	0	0	0	8	13	0.00	0.000
16 Liam Hendriks, R ERA: 1.69	(8, 1)	2.0		8	2	0	0	1	1	0	0	0	0	0	18	32	0.00	1.500

PITCHER	IP	WLS	BF	H	R	ER	SO	BB	IBB	HBP	BLK	WP	HR	S	P	ERA	WHIP

BOTTOM

Boston Red Sox @ Oakland Athletics

Oakland Coliseum, Oakland, CA

Thu Apr 04 2019, 12:37 PM - 3:53 PM PDT

Att. 15,095 - Cloudy - 60 F

livebaseballscorecards.com

Batter	1	2	3	4	5	6	7	8	9	AB	R	H	RBI	BB	SO	LOB
8 Robbie Grossman, S (1, 7) OBP: 0.240, SLG: 0.250	C FF 90 B FF 92 B FF 92 X FF 92 2-1 ① F9		B FF 92 X FF 91 1-0 ① F9 2-3	B CH 87 F FC 88 X FF 91 1-1 25 2B 1-3 2-H 2B		C FF 92 B FF 93 B FF 92 S FF 92 S FF 93 2-3 ② K		F FF 92 B FF 94 S FF 94 B FF 93 X FF 93 2-2 ① F7		5	1	1	1	0	1	1
10 Marcus Semien, R (1, 6) OBP: 0.429, SLG: 0.472	C FF 92 X FF 93 0-1 ② L9		S SI 92 B FF 92 B FF 93 C FC 89 F FF 93 B FC 88 B SI 93 4-2 25 HR BB	C FC 88 B FF 92 X FC 89 1-1 ② F8		F SL 83 X SI 92 0-1 25 1B 2 1B 1B		C CU 80 X CU 82 0-1 ② L9		4	2	1	0	1	0	2
25 Stephen Piscotty, R (1, 9) OBP: 0.364, SLG: 0.487	B FF 93 B FF 93 F FF 93 C FF 94 X FC 88 2-2 1B		D CH 87 B CH 87 X FF 92 2-0 1-H 3-H HR	X SI 93 0-0 18 FC5 2-H 3-H 2B		C SI 92 1 SAFE X SI 89 0-1 2 1B 1-2 1B		F FF 95 F FF 93 B FF 94 B FF 93 B CU 83 B CU 81 4-2 BB		4	1	4	5	1	0	0
2 Khris Davis, R (1, 10) OBP: 0.333, SLG: 0.649	C FF 92 C FF 93 S SI 92 0-3 ③ K		X FC 87 0-0 1B	B SI 90 B CH 87 B SI 92 3-0 IBB		B CH 87 C FF 90 B CH 88 X CH 88 2-1 1-2 2-H 1B		1 SAFE B FF 94 F FF 92 F FF 94 S FF 94 1-3 ③ K		4	0	2	1	1	2	2
18 Chad Pinder, R (1, 5) (8, 4) OBP: 0.259, SLG: 0.440		C CH 85 B SI 91 F CH 86 B SI 92 F SI 92 B SI 92 X CH 86 3-2 23 FC6-4 1B	C FF 91 S FC 87 B CH 88 F SI 92 D SL 78 B CH 87 F SI 91 X SI 92 3-2 ② F9	F SI 90 B SI 90 X SI 90 1-1 ③ FC5 2-3f		X FF 91 0-0 ③ P3				4	0	1	0	0	0	5
20 Mark Canha, R (1, 3) OBP: 0.421, SLG: 0.385		C FF 92 B FF 93 C SI 92 X FC 87 1-2 ① P3	X FF 93 0-0 ③ F9		B SI 91 F SI 91 B SI 91 C SI 92 B CH 88 F SI 92 F SI 91 X SI 89 3-2 23 G4-6-3 1B		X FF 92 0-0 ① F7			4	0	1	0	0	0	2
23 Jurickson Profar, S (1, 4) OBP: 0.146, SLG: 0.200 26 Matt Chapman, R (8, 5) OBP: 0.425, SLG: 0.636		C FF 92 X CH 87 0-1 ② FC6-4 1-2f	B FF 90 C FF 91 B FC 88 F FF 92 C SI 92 2-3 ① K	F SI 92 F FF 92 1 SAFE X CH 87 0-2 ①② G4-6-3 1-2f			B FF 94 C SL 87 B FF 95 X FF 92 2-1 ② L9			4 0	0 0	0 0	0 0	0 0	1 0	2 0
22 Ramón Laureano, R (1, 8) OBP: 0.200, SLG: 0.353		B CH 87 C SI 92 X CH 87 1-1 ③ G1-3	F FF 92 S SI 91 B SI 93 F SI 92 B SL 80 B SI 94 B CH 88 4-2 19 1B 8 2B BB	C SI 90 B SI 91 F FF 92 X SL 82 1-2 ③ F9			S FF 94 B FF 94 B CU 82 X SL 88 2-1 19 S 1B			3	1	1	0	1	0	1
19 Josh Phegley, R (1, 2) OBP: 0.235, SLG: 0.294			B FF 91 F FF 91 F FC 88 B SI 92 B SI 92 F SI 92 X SI 92 3-2 8 F9 25 HR 2B	F FC 87 S FC 88 X FF 91 0-2 8 2B 1-2 25 2B 1B		X SI 91 0-0 ① P3	B FF 94 C CU 80 T FF 95 S FF 95 1-3 ③ K 1-2			4	2	2	0	0	1	1
Inning Stats	R: 0 E: 0 K: 1 S: 10 H: 1 LOB: 1 BB: 0 P: 14	R: 0 E: 0 K: 0 S: 11 H: 1 LOB: 1 BB: 0 P: 16	R: 3 E: 0 K: 0 S: 16 H: 3 LOB: 1 BB: 1 P: 29	R: 3 E: 0 K: 1 S: 16 H: 3 LOB: 2 BB: 2 P: 28	R: 0 E: 0 K: 0 S: 11 H: 1 LOB: 0 BB: 0 P: 15	R: 1 E: 0 K: 1 S: 11 H: 3 LOB: 2 BB: 0 P: 15	R: 0 E: 0 K: 1 S: 8 H: 1 LOB: 1 BB: 0 P: 13	R: 0 E: 0 K: 1 S: 10 H: 0 LOB: 1 BB: 1 P: 17		1B: 9 2B: 3 3B: 0 HR: 1 SF: 0 SAC: 0 DP: 1 HBP: 0					WP: 0 PB: 0 SB: 1 CS: 0 PA: 40	

	AB	36
	R	7
	H	13
	RBI	7
	BB	4
	SO	5
	LOB	16

PITCHER		IP	WLS	BF	H	R	ER	SO	BB	IBB	HBP	BLK	WP	HR	S	P	ERA	WHIP
57 Eduardo Rodriguez, L ERA: 12.38	(1, 1)	3.2	L	22	8	6	6	2	2	1	0	0	0	1	51	84	14.73	2.727
76 Hector Velázquez, R ERA: 4.76	(4, 1)	2.1		10	4	1	1	1	0	0	0	0	0	0	24	33	3.86	1.714
37 Heath Hembree, R ERA: 3.38	(7, 1)	2.0		8	1	0	0	2	1	0	0	0	0	0	18	30	0.00	1.000

PITCHER	IP	WLS	BF	H	R	ER	SO	BB	IBB	HBP	BLK	WP	HR	S	P	ERA	WHIP

Boston Red Sox @ Arizona Diamondbacks

Chase Field, Phoenix, AZ

Fri Apr 05 2019, 4:12 PM - 7:34 PM MST

Att. 48,338 - Roof Closed - 81 F

livebaseballscorecards.com

TOP

Batter	1	2	3	4	5	6	7	8	9	AB	R	H	RBI	BB	SO	LOB
16 Andrew Benintendi, L (1, 7) OBP: 0.289, SLG: 0.324	F SI 89 F SI 88 B KC 82 S KC 82 1-3 ① **K**		F FC 88 B SI 89 B SI 89 F KC 80 F KC 82 X SI 89 2-2 50 1B 3-H 2B			B SI 88 S KC 81 C FC 88 F KC 81 F SI 88 F CH 81 B KC 81 F KC 82 F KC 81 2-3 S FC 89 ① **K**		B FF 92 C FF 93 B FC 89 X FF 93 2-1 50 HR 1B	B FF 91 B FC 88 B FF 91 C FF 91 F FF 91 X FC 88 3-2 ① FC3-6 50 2B 1-2f 18 HR	5	2	2	1	0	2	1
50 Mookie Betts, R (1, 8) OBP: 0.372, SLG: 0.526	C SI 89 X FC 89 0-1 ② **F8**		B SI 87 X SI 88 1-0 2-3 1B			B SI 89 B SI 89 B FC 88 B FC 87 4-0 18 WP BB		D FF 92 B FF 92 C FF 91 X FC 89 2-1 1-H HR	F FF 90 B CH 85 X FF 90 1-1 1-3 18 HR 2B	4	2	3	2	1	0	0
18 Mitch Moreland, L (1, 3) OBP: 0.355, SLG: 0.593	B SI 90 X SI 89 1-0 ③ **F7**		S KC 80 B SI 88 X SI 89 1-1 ③ **G4-3**			C SI 88 B SI 88 F KC 81 B KC 81 F SI 88 B KC 80 S KC 80 3-3 ② 1-3 **K**		S FF 93 X CH 87 0-1 ① **G4-3**	B CH 85 F FC 88 F CH 86 X FF 92 1-2 2-H 3-H HR	5	1	1	3	0	1	3
28 J.D. Martinez, R (1, 9) OBP: 0.415, SLG: 0.595		B SI 89 X SI 89 1-0 ① **G5-3**		B FC 88 C SI 90 B SI 89 B KC 80 X SI 90 3-1 ① **G6-3**		S FC 88 S FC 86 B FC 88 B KC 81 F FC 88 D KC 80 B SI 88 4-2 2 BB BB		C FF 92 F FC 88 F FC 87 X FC 87 0-2 ② **G6-3**	X FF 94 0-0 2 G4-3 1B	4	0	1	0	1	0	0
2 Xander Bogaerts, R (1, 6) OBP: 0.382, SLG: 0.483		B SI 90 B SI 89 C KC 80 X FC 89 2-1 ② **F9**		C KC 80 S FC 88 B KC 81 B KC 82 X KC 81 2-2 ② **G5-3**		B FC 85 B SI 86 C KC 77 B FC 88 B KC 80 4-1 1-2 BB		C FF 93 B FC 89 B CH 86 X FF 93 2-1 11 1B 23 2B 1B	C FF 96 B SL 82 F SL 83 X FF 96 1-2 ② ③ **G4-3** 1-2f	4	1	1	0	1	0	1
11 Rafael Devers, L (1, 5) OBP: 0.297, SLG: 0.294		B SI 90 C KC 82 X SI 89 1-1 ③ **G4-3**		F KC 81 F KC 80 B SI 90 B CH 83 F KC 82 F SI 91 B FC 88 S KC 82 3-3 ③ **K**		D SL 84 S SL 84 X SL 83 1-1 ③ **G1-3**		B FC 90 C FC 88 B CH 86 S FF 92 X FF 92 2-2 1-2 23 2B 1B		4	1	1	0	0	1	3
23 Blake Swihart, S (1, 2) OBP: 0.571, SLG: 0.833			C SI 89 C KC 81 X KC 81 0-2 22 G3 12 G3-1 16 2B 1B		C SI 89 X SI 89 0-1 ① **G6-3**		C FF 93 F FC 91 X FC 87 0-2 ① **G4-3**	F FF 92 F FC 89 B FF 94 F FF 92 X FC 88 1-2 1-H 2-H 2B		4	1	2	2	0	0	0
12 Brock Holt, L (1, 4) OBP: 0.211, SLG: 0.063			B KC 81 S SI 88 D KC 81 B KC 81 C KC 81 X SI 90 3-2 ① **G3-1** 1-2		C SI 89 F KC 81 B KC 82 S KC 81 1-3 ② **K**		B FF 94 C FF 93 X CH 87 1-1 ② **G6-3**	C CH 86 D CU 80 B FF 93 F CH 86 F FF 93 B CU 80 X FC 89 3-2 ③ **G4-3**		4	0	0	0	0	1	2
22 Rick Porcello, R (1, 1) 61 Brian Johnson, L (5, 1) 19 Jackie Bradley Jr., L (7, PH) OBP: 0.188, SLG: 0.219 47 Tyler Thornburg, R (7, 1) 36 Eduardo Núñez, R (8, 1) OBP: 0.167, SLG: 0.208			S SI 89 S KC 81 X KC 80 0-2 ② **G3** 2-3		B SI 89 B SI 89 S KC 80 B KC 80 C KC 80 X KC 80 3-2 ③ **G5-3**		B FC 92 F FF 93 B FC 90 S FC 90 X FF 94 2-2 ③ **G6-3**		F FF 91 C FC 87 X FC 85 0-2 16 FC3-6 1B	2 0 1 0 1	0 0 0 0 0	0 0 0 0 1	0 0 0 0 0	0 0 0 0 0	0 0 0 0 0	1 0 0 0 0

Inning Stats	1	2	3	4	5	6	7	8	9
	R: 0 E: 0 K: 1 S: 6 H: 0 LOB: 0 BB: 0 P: 8	R: 0 E: 0 K: 0 S: 5 H: 0 LOB: 0 BB: 0 P: 9	R: 1 E: 0 K: 0 S: 16 H: 3 LOB: 2 BB: 0 P: 23	R: 0 E: 0 K: 1 S: 10 H: 0 LOB: 0 BB: 0 P: 18	R: 0 E: 0 K: 1 S: 8 H: 0 LOB: 0 BB: 0 P: 12	R: 0 E: 0 K: 2 S: 18 H: 0 LOB: 3 BB: 3 P: 36	R: 0 E: 0 K: 0 S: 8 H: 0 LOB: 0 BB: 0 P: 11	R: 4 E: 0 K: 0 S: 23 H: 5 LOB: 1 BB: 0 P: 35	R: 3 E: 0 K: 0 S: 15 H: 4 LOB: 0 BB: 0 P: 21

| | | |

BOTTOM

Batter	1	2	3	4	5	6	7	8	9	AB	R	H	RBI	BB	SO	LOB
1 Jarrod Dyson, L (1, 8) OBP: 0.529, SLG: 0.643	F FF 92 X FF 92 0-1 ① G5-3		C FF 92 B SL 89 L CH 82 X FF 92 1-2 6 G4-6-3 5 BB 1-2 1B	B CH 81 F CH 82 F FF 91 B FF 92 X CH 81 2-2 5 G3 1-3 2-H 1B		C CU 72 B SL 75 X SL 76 1-1 5 10 1B 2B 1B C FF 90 X SL 75 0-1 ③ G4-3				5	1	3	1	0	0	0
5 Eduardo Escobar, S (1, 5) OBP: 0.147, SLG: 0.152	C FF 93 F FF 93 F FF 93 S FF 93 0-3 ② K		B FF 92 B FF 92 S FF 91 B FF 92 B FF 92 4-1 6 G4-6-3 1-2 2-3 BB	1 SAFE 1 SAFE B FF 91 D CH 82 X CH 82 2-0 ② G3 1-2 3-H		1 SAFE C CU 73 B FF 86 X CU 75 1-1 10 2B 4 HR 1-2 1B	C FF 92 B CH 85 B FF 93 F CH 81 B CU 78 F FF 93 X FF 94 3-2 ① L9			4	1	1	1	1	1	1
6 David Peralta, L (1, 7) OBP: 0.447, SLG: 0.711	C FF 94 B SI 92 F FF 92 B FF 93 X FF 93 2-2 53 FC5 10 CI 1B		B CH 83 F SL 89 B FF 93 X CH 82 2-1 ① ② G4-6-3 1-2f 2-3 3-H	B CU 77 D CH 82 F CH 80 S FF 90 F CU 76 X CH 80 2-2 ③ F7		C FF 88 F SL 75 S SL 77 0-3 ① K	B CH 86 S CH 85 X FF 94 1-1 10 FC5-4 1B			5	0	2	0	0	1	5
10 Adam Jones, R (1, 9) OBP: 0.405, SLG: 0.833	F SI 91 0-1 CI 1-2		C FF 94 F SI 92 B FF 92 D SL 88 F SI 91 F FF 93 D CU 77 B SI 92 4-2 53 CS BB		S CH 79 T SL 84 B CU 73 F FF 90 X SI 90 1-2 HR	B CU 74 X CU 74 1-0 4 HR 1-3 2-H 2B	B FF 93 S CH 85 X FF 94 1-1 ② FC5-4 1-2f			3	2	2	2	1	0	1
53 Christian Walker, R (1, 3) OBP: 0.360, SLG: 0.783	B CU 77 B SI 92 X SL 89 2-0 ③ FC5 2-3f		B SL 86 1-0 ③ CS 1-2	X SI 91 0-0 ① G4-3	C SL 84 S SI 88 C SI 89 0-3 ① K	0-0 4 HR IBB	B FF 94 C FF 93 B CH 87 F FF 94 S CH 87 2-3 ③ K			4	1	0	0	1	2	3
4 Ketel Marte, S (1, 4) (7, 6) OBP: 0.297, SLG: 0.639		C FF 92 F FF 92 C SI 92 0-3 ① K	B SL 87 B CH 79 X SL 84 2-0 HR	F CH 80 C FF 90 B CH 82 C SI 88 1-3 ② K	C CH 84 F FF 91 X CU 75 0-2 1-H 2-H 3-H HR			C CU 77 X CU 80 0-1 ① G4-3		5	2	2	5	0	2	0
13 Nick Ahmed, R (1, 6) OBP: 0.333, SLG: 0.469 55 Matt Koch, L (7, 1) 50 Yoan López, R (9, 1)		C SL 88 C SI 92 F FF 94 B CU 79 B FF 91 X SL 87 2-2 ② G6-3	B SL 87 X SL 86 1-0 31 WP 52 1B 2B	F SL 85 B SI 89 X FF 90 1-1 31 2B 1B	C FF 89 B FF 87 C FF 77 C SI 89 F CU 75 B CU 74 F CH 84 F SL 77 X FF 90 3-2 31 G4-3 15 HR 2B			C CH 82 B CU 64 F CH 83 X CU 61 1-2 ② F8		4 1 0	3 0 0	3 0 0	0 0 0	0 0 0	0 0 0	0 0 0
31 Alex Avila, L (1, 2) OBP: 0.550, SLG: 0.857		C CH 84 B FF 92 F FF 92 C SI 92 1-3 ③ K	B CU 78 B CH 82 B CH 83 B FF 92 4-0 52 1B 1 1B 2-3 BB	B CH 81 X CH 81 1-0 1-H 2B	B CU 74 B FF 88 C CU 73 F FF 89 X SL 78 2-2 ② G4-3 2-3			C CU 63 S CU 60 B CH 85 B CU 66 X CH 85 2-2 HR		4	2	2	2	1	1	1
52 Zack Godley, R (1, 1) OBP: 0.400, SLG: 0.400 40 Andrew Chafin, R (6, 1) 15 Ildemaro Vargas, S (6, PH) OBP: 0.250, SLG: 0.750 (7, 4)			C SI 90 S SI 90 X FF 91 0-2 5 BB 1 1B 6 G4-6-3 1B	C SI 90 B SI 91 L SI 89 X SL 87 1-2 1 1B 5 G3 1-2 3-H 1B	B FF 88 S FF 88 C FF 90 S CU 77 1-3 ③ K	B CU 74 B FF 90 C CU 74 C CU 76 X FF 88 2-2 HR 3-H		B CH 83 B CH 80 X CH 82 2-0 ③ F8		3 0 2	2 0 1	2 0 1	1 0 2	0 0 0	1 0 0	1 0 0
Inning Stats	R: 0 E: 1 K: 1 S: 11 H: 1 LOB: 2 BB: 0 P: 15	R: 0 E: 0 K: 2 S: 10 H: 0 LOB: 0 BB: 0 P: 13	R: 1 E: 0 K: 0 S: 13 H: 2 LOB: 1 BB: 2 P: 25	R: 4 E: 0 K: 0 S: 14 H: 4 LOB: 1 BB: 1 P: 28	R: 2 E: 0 K: 3 S: 16 H: 3 LOB: 1 BB: 0 P: 21	R: 7 E: 0 K: 1 S: 25 H: 6 LOB: 0 BB: 1 P: 35	R: 0 E: 0 K: 1 S: 11 H: 1 LOB: 1 BB: 0 P: 18	R: 1 E: 0 K: 0 S: 9 H: 1 LOB: 0 BB: 0 P: 14		1B: 9 2B: 4 3B: 0 HR: 5 SF: 0 SAC: 0 DP: 1 HBP: 0						

PITCHER		IP	WLS	BF	H	R	ER	SO	BB	IBB	HBP	BLK	WP	HR	S	P	ERA	WHIP
22 Rick Porcello, R ERA: 13.5	(1, 1)	4.2	L	26	10	7	7	5	3	0	0	0	1	2	61	98	13.50	2.786
61 Brian Johnson, L ERA: 12.71	(5, 1)	1.1		11	6	7	7	2	0	1	0	0	0	2	28	39	47.25	4.500
47 Tyler Thornburg, R ERA: 4.5	(7, 1)	1.0		4	1	0	0	1	0	0	0	0	0	0	11	18	0.00	1.000
36 Eduardo Núñez, R ERA: 9.0	(8, 1)	1.0		4	1	1	1	0	0	0	0	0	0	1	9	14	9.00	1.000

PITCHER	IP	WLS	BF	H	R	ER	SO	BB	IBB	HBP	BLK	WP	HR	S	P	ERA	WHIP

Boston Red Sox @ Arizona Diamondbacks

Chase Field, Phoenix, AZ

Fri Apr 05 2019, 4:12 PM - 7:34 PM MST

Att. 48,338 - Roof Closed - 81 F

livebaseballscorecards.com

AB	40
R	15
H	18
RBI	14
BB	4
SO	8
LOB	12

WP: 1 PA: 46
PB: 0
SB: 0
CS: 1

Boston Red Sox @ Arizona Diamondbacks

Chase Field, Phoenix, AZ

Sat Apr 06 2019, 5:11 PM - 8:30 PM MST

Att. 35,969 - Roof Closed - 76 F

livebaseballscorecards.com

Batter	1	2	3	4	5	6	7	8	9	AB	R	H	RBI	BB	SO	LOB
16 Andrew Benintendi, L (1, 7) OBP: 0.333, SLG: 0.378	B FF 94 C FF 95 F FF 94 X CH 86 1-2 G4-3	B CH 86 S FF 94 X FF 94 1-1 1-3 2-H 2B			B CU 80 X FF 93 1-0 50 G6-4-3 1B		S SL 84 B FF 93 D SL 84 S SL 83 F SL 84 1 SAFE D SL 85 F SL 84 D SL 83 4-2 18 BB 1-2 BB		B CU 77 C CU 78 X FF 94 1-1 G6-3	3	0	2	1	1	0	0
44 Brandon Workman, R (7, 1)										0	0	0	0	0	0	0
70 Ryan Brasier, R (8, 1)										0	0	0	0	0	0	0
5 Tzu-Wei Lin, L (9, PH)										1	0	0	0	0	0	0
Colten Brewer, R (9, 1)										0	0	0	0	0	0	0
50 Mookie Betts, R (1, 9) OBP: 0.333, SLG: 0.476	C FF 94 B SL 85 C FF 95 B FF 94 F CH 84 F FF 96 F FF 96 B CH 86 C CH 85 3-3 K	B FF 94 F CU 81 C CH 85 B FF 95 B FF 96 X FF 96 3-2 G6-3			1 SAFE C SL 84 B FF 91 X SL 84 1-1 G6-4-3 1-2f		C KC 81 B FF 96 F KC 82 X FF 96 1-2 SF9 2-3 3-H		C FF 93 B FF 93 C FF 93 S SL 86 1-3 K	4	0	0	1	0	2	3
25 Steve Pearce, R (1, 3) OBP: 0.143, SLG: 0.143	B CU 79 B FF 95 C FF 95 X FF 95 2-1 L4		C FF 93 B FF 92 F CU 78 X FF 96 1-2 G4-3		C FF 93 B FF 92 B CH 84 S CH 85 C FF 95 2-3 K		B FF 95 B FF 96 B KC 83 C FF 95 B FF 95 4-1 2 FC6-4 1-2 BB			3	0	0	0	0	1	0
18 Mitch Moreland, L (7, PH) OBP: 0.375, SLG: 0.593										0	0	0	0	1	0	0
(7, 3)																
2 Xander Bogaerts, R (1, 6) OBP: 0.368, SLG: 0.438		C SL 84 B FF 93 B CH 85 B FF 94 C FF 93 F CH 85 B FF 95 4-2 11 1B 36 G4-3 BB	B CU 80 C SL 86 B FF 92 C SL 85 X FF 94 2-2 G6-3			B SL 84 B SL 80 C FF 95 C FF 95 X FF 95 2-2 P3	B KC 83 C FF 96 F FF 96 B FF 97 X FF 97 2-2 FC6-4 1-2f			3	1	0	0	1	0	3
11 Rafael Devers, L (1, 5) OBP: 0.317, SLG: 0.297		1 SAFE X FF 94 0-0 19 L8 36 G4-3 10 1B 1-3 1B	B FF 94 B CH 85 C FF 94 B CH 86 X FF 94 3-1 G6-3			X FF 96 0-0 L8		B KC 81 C FF 94 B FF 94 B FF 95 B FF 96 4-1 36 SH3-4 BB		3	1	1	0	1	0	0
36 Eduardo Núñez, R (1, 4) OBP: 0.185, SLG: 0.222		F FF 93 X FF 95 0-1 G4-3 1-2 3-H		B FF 91 C SL 83 X FF 94 1-1 19 FC3-6 1B		X FF 96 0-0 G1-4-3		T FF 95 X FF 95 0-1 SH3-4 1-2		3	0	1	1	0	0	1
19 Jackie Bradley Jr., L (1, 8) OBP: 0.194, SLG: 0.200		D CU 81 S CH 86 S CH 84 B CH 85 F FF 95 X CH 85 2-2 L8 2-3		C FF 92 1 SAFE B CH 84 F CH 84 F FF 94 1 SAFE D CH 85 X FF 94 2-2 FC3-6 1-2f			B FS 84 S FS 84 T FS 84 B FS 83 B FS 83 B FS 83 4-2 28 1B 50 SF9 BB	C KC 82 D KC 84 S KC 83 D KC 84 F FF 94 D KC 85 T FF 95 3-2 K		3	1	0	0	1	1	3
7 Christian Vázquez, R (1, 2) OBP: 0.231, SLG: 0.375		0-0 10 1B 16 2B IBB		1 SAFE C SL 85 S FF 94 1 SAFE B FF 96 B FF 96 T SL 85 2-2 K			1 SAFE B FF 89 C FF 89 S FS 82 S FS 84 1-3 K	C FF 95 X KC 84 0-1 F7		3	1	0	0	1	2	3
10 David Price, L (1, 1) OBP: 0.500, SLG: 0.500		X FF 92 0-0 16 2B 1-2 3-H 1B		C CU 79 F FF 94 S CH 84 0-3 K			C FF 92 D FS 84 X FF 92 1-1 50 SF9 16 BB 1-3 1B		S SL 85 S SL 86 X SL 85 0-2 F9	2	0	1	1	0	1	1
28 J.D. Martinez, R (7, PH) OBP: 0.419, SLG: 0.590										2	0	1	0	0	0	0
(7, 7)																

Inning Stats																																		
	R: 0	H: 0	E: 0	LOB: 0	K: 1	BB: 0	S: 11	P: 17	R: 3	H: 3	E: 0	LOB: 2	K: 0	BB: 2	S: 16	P: 26	R: 0	H: 0	E: 0	LOB: 0	K: 0	BB: 0	S: 8	P: 14	R: 0	H: 1	E: 0	LOB: 1	K: 2	BB: 0	S: 12	P: 17	R: 0	H: 1	E: 0	LOB: 0	K: 1	BB: 0	S: 6	P: 10
	R: 0	H: 0	E: 0	LOB: 0	K: 0	BB: 0	S: 5	P: 7	R: 1	H: 1	E: 0	LOB: 3	K: 1	BB: 3	S: 18	P: 35	R: 0	H: 0	E: 0	LOB: 1	K: 1	BB: 1	S: 9	P: 16	R: 0	H: 0	E: 0	LOB: 0	K: 1	BB: 0	S: 8	P: 10	1B: 5	SF: 1	2B: 1	SAC: 1	3B: 0	DP: 1	HR: 0	HBP: 0	WP: 0	PA: 38	PB: 0	SB: 0	CS: 0

PITCHER		IP	WLS	BF	H	R	ER	SO	BB	IBB	HBP	BLK	WP	HR	S	P	ERA	WHIP
24 Luke Weaver, R ERA: 6.75	(1, 1)	5.0		21	5	3	3	4	1	1	0	0	0	0	53	84	5.40	1.200
50 Yoan López, R ERA:	(6, 1)	1.0	H	3	0	0	0	0	0	0	0	0	0	0	5	7	0.00	0.000
66 Yoshihisa Hirano, R ERA: 9.0	(7, 1)	0.1	H	3	1	1	1	1	1	0	0	0	0	0	7	13	27.00	6.000
40 Andrew Chafin, L ERA: 6.75	(7, 1)	0.0		1	0	0	0	0	1	0	0	0	0	0	4	8	∞	∞
25 Archie Bradley, R ERA:	(7, 1)	1.2	B	7	0	0	0	1	2	0	0	0	0	0	16	30	0.00	1.200

PITCHER		IP	WLS	BF	H	R	ER	SO	BB	IBB	HBP	BLK	WP	HR	S	P	ERA	WHIP
56 Greg Holland, R ERA:	(9, 1)	1.0	W	3	0	0	0	1	0	0	0	0	0	0	8	10	0.00	0.000

AB	30
R	4
H	6
RBI	4
BB	6
SO	7
LOB	14

BOTTOM

Boston Red Sox @ Arizona Diamondbacks

Chase Field, Phoenix, AZ

Sat Apr 06 2019, 5:11 PM - 8:30 PM MST

Att. 35,969 - Roof Closed - 76 F

livebaseballscorecards.com

Batter	1	2	3	4	5	6	7	8	9	AB	R	H	RBI	BB	SO	LOB
10 Adam Jones, R (1, 9) OBP: 0.415, SLG: 0.800	G6-3	2-H 1B			FC6-4 1B			P6		4	0	2	1	0	0	0
4 Ketel Marte, S (1, 8) (7, 4) OBP: 0.293, SLG: 0.600	F9		K		FC6-4 1-2f			1B		4	0	1	0	0	1	1
41 Wilmer Flores, R (1, 4) (7, 3) OBP: 0.292, SLG: 0.318	L7		BB		K			F8		3	0	0	0	1	1	2
6 David Peralta, L (1, 7) OBP: 0.429, SLG: 0.667		1B	G4-6-3 1-2f			G4-3		G3-1		4	1	1	0	0	0	2
53 Christian Walker, R (1, 3) OBP: 0.321, SLG: 0.692		P3	G6-3			L8			K	3	0	0	0	0	0	1
56 Greg Holland, R (9, 1)										0	0	0	0	0	0	0
31 Alex Avila, L (9, PH) OBP: 0.524, SLG: 0.800										1	0	0	0	0	1	0
5 Eduardo Escobar, S (1, 5) OBP: 0.211, SLG: 0.243	13 1B 18 2B 1-3 2B			1B		F7		13 PB 13 1B	1B	4	1	3	0	0	0	0
13 Nick Ahmed, R (1, 6) OBP: 0.350, SLG: 0.472	18 2B 2-3 3-H 1B			F9			K		1-H 18 1B	4	2	2	1	0	1	1
18 Carson Kelly, R (1, 2) OBP: 0.357, SLG: 0.462	10 1B 1-H 3-H 2B			K			F7		2-H 1B	4	1	2	3	0	1	1
24 Luke Weaver, R (1, 1) OBP: 0.333, SLG: 1.333	K				G6-3		G4-3			1	0	0	0	0	1	1
15 Ildemaro Vargas, S (5, PH) OBP: 0.222, SLG: 0.667										1	0	0	0	0	0	0
50 Yoan Lopez, R (6, 1)										0	0	0	0	0	0	0
66 Yoshihisa Hirano, R (7, 1)										0	0	0	0	0	0	0
40 Andrew Chafin, R (7, 1)										0	0	0	0	0	0	0
1 Jarrod Dyson, L (7, 8) OBP: 0.500, SLG: 0.600										1	0	0	0	0	0	0
25 Archie Bradley, R (7, 1)										0	0	0	0	0	0	0

Inning Stats	1	2	3	4	5	6	7	8	9
	R: 0 H: 0 E: 0 LOB: 0 K: 0 BB: 0 S: 6 P: 8	R: 4 H: 5 E: 0 LOB: 2 K: 1 BB: 0 S: 18 P: 28	R: 0 H: 0 E: 0 LOB: 0 K: 1 BB: 1 S: 7 P: 12	R: 0 H: 1 E: 0 LOB: 1 K: 1 BB: 0 S: 12 P: 18	R: 0 H: 1 E: 0 LOB: 1 K: 1 BB: 0 S: 9 P: 11	R: 0 H: 0 E: 0 LOB: 0 K: 0 BB: 0 S: 5 P: 6	R: 0 H: 0 E: 0 LOB: 0 K: 1 BB: 0 S: 9 P: 13	R: 0 H: 1 E: 0 LOB: 1 K: 0 BB: 0 S: 8 P: 12	R: 1 H: 3 E: 0 LOB: 1 K: 1 BB: 0 S: 10 P: 17

1B: 9 SF: 0
2B: 2 SAC: 0
3B: 0 DP: 1
HR: 0 HBP: 0

WP: 0 PA: 35
PB: 1
SB: 0
CS: 0

	AB	34
	R	5
	H	11
	RBI	5
	BB	1
	SO	6
	LOB	9

PITCHER		IP	WLS	BF	H	R	ER	SO	BB	IBB	HBP	BLK	WP	HR	S	P	ERA	WHIP
10 David Price, L	(1, 1)	6.0		24	7	4	4	4	1	0	0	0	0	0	57	83	6.00	1.333
ERA: 6.0																		
44 Brandon Workman, R	(7, 1)	1.0		3	0	0	0	1	0	0	0	0	0	0	9	13	0.00	0.000
ERA:																		
70 Ryan Brasier, R	(8, 1)	1.0		4	1	0	0	0	0	0	0	0	0	0	8	12	0.00	1.000
ERA:																		
Colten Brewer, R	(9, 1)	0.2	L	4	3	1	1	1	0	0	0	0	0	0	10	17	13.50	4.500
ERA: 2.08																		

PITCHER	IP	WLS	BF	H	R	ER	SO	BB	IBB	HBP	BLK	WP	HR	S	P	ERA	WHIP

Boston Red Sox @ Arizona Diamondbacks

Chase Field, Phoenix, AZ

Sun Apr 07 2019, 1:11 PM - 3:39 PM MST

Att. 31,565 - Roof Closed - 76 F

livebaseballscorecards.com

TOP

Batter	1	2	3	4	5	6	7	8	9	AB	R	H	RBI	BB	SO	LOB
16 Andrew Benintendi, L (1, 7) OBP: 0.348, SLG: 0.390	C FF 92 F FC 90 F FF 94 X CU 82 0-2 ① G3-1		X CU 80 0-0 1-3 1B			B FF 91 B FF 91 F CH 86 F CU 81 T FF 93 2-2 ② K			C SI 92 B FF 93 B FF 93 F SI 93 X CH 86 2-2 11 BB 18 WP 1B	4	0	2	0	0	1	0
2 Xander Bogaerts, R (1, 6) OBP: 0.357, SLG: 0.417	C FC 90 X SI 92 0-1 18 G4-5-3 1B		C CU 81 1 SAFE F FC 90 X FF 93 0-2 ③ P4			B FC 90 C FF 93 X FC 90 1-1 ③ F9			X SL 83 0-0 ① L8	4	0	1	0	0	0	3
18 Mitch Moreland, L (1, 3) OBP: 0.361, SLG: 0.645	C CU 80 B CH 86 C FF 94 B FF 94 X CH 87 2-2 ② ③ G4-5-3 1-2f			C CU 80 C CU 81 B FF 92 B FF 93 B FF 94 S CH 86 3-3 ① K			X FC 88 0-0 HR		B SI 94 X SI 92 1-0 ② F8 1-2	4	1	1	1	0	1	2
28 J.D. Martinez, R (1, 9) OBP: 0.404, SLG: 0.548 70 Ryan Brasier, R (9, 1)		X FF 92 0-0 ① G6-3		F FF 93 X SI 92 0-1 ② G6-3			B FC 88 F FC 89 B CU 81 X FF 92 2-1 ① F9		0-0 11 BB IBB	3 0	0 0	0 0	0 0	1 0	0 0	0 0
11 Rafael Devers, L (1, 5) OBP: 0.311, SLG: 0.275		C FF 92 X FC 90 0-1 ② G6-3		B CH 87 X CH 86 1-0 ③ G4-3			B CU 79 B CU 79 T FF 92 B FF 93 F CH 86 T CH 85 3-2 ② K		S KC 79 F FF 93 D KC 82 B KC 80 F FF 93 D KC 80 F FF 95 B FF 95 4-2 1-2 2-3 BB	3	0	0	0	1	1	0
23 Blake Swihart, S (1, 2) OBP: 0.444, SLG: 0.625		C FF 92 C CU 82 F CU 82 S FF 93 0-3 ③ K			F FC 88 S FF 91 F FF 93 F CU 82 X FC 89 0-2 ① L9		B CH 85 X FF 91 1-0 ③ F7		F SI 93 S FF 94 S KC 82 0-3 ③ K	4	0	0	0	0	2	3
36 Eduardo Núñez, R (1, 4) OBP: 0.167, SLG: 0.200			C FC 89 X CU 80 0-1 ① G5-3		B CU 80 B FC 90 X FC 90 2-0 ② F9			B FC 86 F FF 89 F FF 90 S CU 79 1-3 ① K2-3		3	0	0	0	0	1	0
19 Jackie Bradley Jr., L (1, 8) OBP: 0.205, SLG: 0.211			S FF 92 C CU 81 F CU 81 B CU 82 X FF 93 1-2 16 1B 1B		B CH 86 C CU 80 F FF 93 F FF 93 B CH 87 F CH 88 X CH 87 2-2 ③ F8			F CU 77 B CH 84 C CU 80 S FF 91 1-3 ② K		3	0	1	0	0	1	0
76 Hector Velázquez, R (1, 1) 44 Brandon Workman, R (4, 1) 64 Marcus Walden, R (5, 1) 32 Matt Barnes, R (7, 1) 50 Mookie Betts, R (9, 9) OBP: 0.333, SLG: 0.476			C FC 88 L FC 89 B CU 80 L FC 88 1-3 ② K			C FF 90 B FF 90 C FF 90 C FF 91 1-3 ① K		C FF 90 C FF 90 C FF 91 0-3 ③ K	1 0 1 1 0	0 0 0 0 0	0 0 0 0 0	0 0 0 0 0	1 0 1 1 0	1 0 0 0 0	1 0 0 0 0
Inning Stats	R: 0 E: 0 K: 0 S: 9 H: 1 LOB: 0 BB: 0 P: 11	R: 0 E: 0 K: 1 S: 7 H: 0 LOB: 0 BB: 0 P: 7	R: 0 E: 0 K: 1 S: 13 H: 2 LOB: 2 BB: 0 P: 15	R: 0 E: 0 K: 1 S: 6 H: 0 LOB: 0 BB: 0 P: 10	R: 0 E: 0 K: 0 S: 11 H: 0 LOB: 0 BB: 0 P: 15	R: 0 E: 0 K: 2 S: 8 H: 0 LOB: 0 BB: 0 P: 12	R: 1 E: 0 K: 1 S: 7 H: 1 LOB: 0 BB: 0 P: 13	R: 0 E: 0 K: 3 S: 9 H: 0 LOB: 0 BB: 0 P: 11	R: 0 E: 0 K: 1 S: 12 H: 1 LOB: 3 BB: 2 P: 19	1B: 4 2B: 0 3B: 0 HR: 1 SF: 0 SAC: 0 DP: 1 HBP: 0						

	AB	31
	R	1
	H	5
	RBI	1
	BB	2
	SO	10
	LOB	9

WP: 1 PA: 33
PB: 0
SB: 0
CS: 0

PITCHER		IP	WLS	BF	H	R	ER	SO	BB	IBB	HBP	BLK	WP	HR	S	P	ERA	WHIP
29 Merrill Kelly, R ERA: 2.57	(1, 1)	8.0	L	27	4	1	1	9	0	0	0	0	0	1	70	94	1.12	0.500
57 Jon Duplantier, R ERA:	(9, 1)	1.0		6	1	0	0	1	1	1	0	0	1	0	12	19	0.00	2.000

PITCHER		IP	WLS	BF	H	R	ER	SO	BB	IBB	HBP	BLK	WP	HR	S	P	ERA	WHIP

Boston Red Sox @ Arizona Diamondbacks

Chase Field, Phoenix, AZ

Sun Apr 07 2019, 1:11 PM - 3:39 PM MST

Att. 31,565 - Roof Closed - 76 F

livebaseballscorecards.com

BOTTOM

Batter	1	2	3	4	5	6	7	8	9	AB	R	H	RBI	BB	SO	LOB
1 Jarrod Dyson, L (1, 8) OBP: 0.409, SLG: 0.474	C FF 90 B FF 93 S CH 87 X CH 88 1-2 ① G3		B CH 87 B FF 93 C CH 85 C SI 93 S CH 86 2-3 ③ K			X FF 94 0-0 ② G6-3			C SL 85 B FF 95 B FF 96 S FF 96 B FF 95 F FF 95 F FF 95 S SL 86 3-3 ① K	4	0	0	0	0	2	1
5 Eduardo Escobar, S (1, 5) OBP: 0.214, SLG: 0.225	B FF 92 B SI 92 S FF 93 S FF 92 B FF 93 X CH 87 3-2 ② L7			C KC 79 B FF 91 B KC 80 B KC 77 X FF 90 3-1 ① F7		B SL 85 B FC 91 B FC 90 B SI 93 4-0 BB			C CH 86 B CH 88 X FF 95 1-1 ② P5	3	0	0	0	1	0	0
6 David Peralta, L (1, 7) OBP: 0.413, SLG: 0.652 16 Tim Locastro, R (9, PR)	X SI 89 0-0 ③ G6-3			C FC 86 S KC 81 X KC 80 0-2 ② L9		1 SAFE C SL 86 B FC 90 B SI 94 C SL 86 1 SAFE B SI 94 F SL 85 S FC 93 3-3 ③ K			F CH 87 B FF 95 X FF 95 1-1 2B	4 0	0 0	1 0	0 0	0 0	1 0	1 0
10 Adam Jones, R (1, 9) OBP: 0.378, SLG: 0.727		B SL 83 B SL 82 C SI 91 B SI 93 F CH 88 F SI 93 X SL 82 3-2 ① P5		B FC 87 C KC 80 S FC 86 S KC 81 1-3 ③ K			C KC 84 B KC 85 X FF 96 1-1 ① G5-3		X SL 85 0-0 ③ G6-3	4	0	0	0	0	1	1
53 Christian Walker, R (1, 3) OBP: 0.323, SLG: 0.690		C SI 92 F FF 93 S FF 94 0-3 ② K			X FF 94 0-0 4 G3-1 13 FC6-2 2B		B FF 96 B KC 85 C KC 85 T FF 96 F FF 96 F KC 86 F KC 86 F FF 97 S CH 88 2-3 ② K			3	0	1	0	0	2	0
4 Ketel Marte, S (1, 4) OBP: 0.273, SLG: 0.558		B FF 94 S CH 84 F SI 89 C FF 94 1-3 ③ K			X SL 87 0-0 ① G3-1 2-3		B KC 84 X KC 85 1-0 ③ G5-3			3	0	0	0	0	1	1
13 Nick Ahmed, R (1, 6) OBP: 0.326, SLG: 0.436			C SI 90 B CH 87 C SI 92 B FF 92 X SI 93 2-2 ① F8		B SL 86 X SI 94 1-0 ② FC6-2 3-H			X KC 83 0-0 ① G6-3		3	0	0	0	0	0	1
36 John Ryan Murphy, R (1, 2) OBP: 0.308, SLG: 0.455			B SL 83 X SI 92 1-0 29 SH3-4 1B		S SL 85 1 SAFE B SL 85 B SL 87 B FC 91 F FC 92 X SL 88 3-2 ③ P4			C KC 83 S KC 83 B KC 84 B KC 84 F KC 84 S FF 96 2-3 ② K		3	0	1	0	0	1	1
29 Merrill Kelly, R (1, 1) 41 Wilmer Flores, R (8, PH) OBP: 0.280, SLG: 0.304 57 Jon Duplantier, L (9, 1)			L CH 89 X SI 91 0-1 ② SH3-4 1-2			C FC 91 X FC 91 0-1 ① G1-3		S KC 86 F KC 84 B KC 86 X FF 97 1-2 ③ G6-3		1 1 0	0 0 0	0 0 0	0 0 0	0 0 0	0 0 0	0 0 0
Inning Stats	R: 0 E: 0 K: 0 S: 7 H: 0 LOB: 0 BB: 0 P: 11	R: 0 E: 0 K: 2 S: 10 H: 0 LOB: 0 BB: 0 P: 14	R: 0 E: 0 K: 1 S: 9 H: 1 LOB: 1 BB: 0 P: 14	R: 0 E: 0 K: 1 S: 8 H: 0 LOB: 0 BB: 0 P: 12	R: 0 E: 0 K: 0 S: 6 H: 1 LOB: 1 BB: 0 P: 10	R: 0 E: 0 K: 1 S: 7 H: 0 LOB: 1 BB: 1 P: 14	R: 0 E: 0 K: 1 S: 10 H: 0 LOB: 0 BB: 0 P: 14	R: 0 E: 0 K: 1 S: 8 H: 0 LOB: 0 BB: 0 P: 11	R: 0 E: 0 K: 1 S: 10 H: 1 LOB: 1 BB: 0 P: 15	1B: 1 2B: 2 3B: 0 HR: 0 SF: 0 SAC: 1 DP: 0 HBP: 0						

	AB	29
	R	0
	H	3
	RBI	0
	BB	1
	SO	8
	LOB	6

PITCHER		IP	WLS	BF	H	R	ER	SO	BB	IBB	HBP	BLK	WP	HR	S	P	ERA	WHIP
76 Hector Velázquez, R ERA: 3.12	(1, 1)	3.0		10	1	0	0	3	0	0	0	0	0	0	26	39	0.00	0.333
44 Brandon Workman, R ERA:	(4, 1)	1.0		3	0	0	0	1	0	0	0	0	0	0	8	12	0.00	0.000
64 Marcus Walden, R ERA:	(5, 1)	2.0	W	8	1	0	0	1	1	0	0	0	0	0	13	24	0.00	1.000
32 Matt Barnes, R ERA:	(7, 1)	2.0	H	6	0	0	0	2	0	0	0	0	0	0	18	25	0.00	0.000
70 Ryan Brasier, R ERA:	(9, 1)	1.0	S	4	1	0	0	1	0	0	0	0	0	0	10	15	0.00	1.000

PITCHER	IP	WLS	BF	H	R	ER	SO	BB	IBB	HBP	BLK	WP	HR	S	P	ERA	WHIP

Batter	1	2	3	4	5	6	7	8	9	AB	R	H	RBI	BB	SO	LOB
16 Freddy Galvis, S (1, 6) OBP: 0.381, SLG: 0.641	B SI 92 C FF 93 S CH 85 F FF 94 X SL 79 1-2 ① F9		X CH 85 0-0 ① 1-3 2-H 1B	F FF 91 S SL 77 B FF 93 B FF 95 D CH 87 X FF 91 3-2 ③ G4-3			C CU 81 B FF 94 B FF 94 F SL 87 B CU 83 X FF 95 3-2 ② F8		1 SAFE F FF 93 F FF 93 F FF 95 1 SAFE B KC 85 F KC 83 D KC 84 X FF 95 2-2 3 S 1-H 2B	5	0	2	2	0	0	1
37 Teoscar Hernández, R (1, 7) OBP: 0.298, SLG: 0.256	B CH 85 B FF 90 C CH 85 F FF 91 X SL 78 2-2 ② G6-3		S CH 85 B FF 91 B FF 92 B CH 87 X CH 85 3-1 ② SF8 3-H		C FF 94 B FF 95 B CH 86 C FF 94 F FF 94 X FF 95 2-2 ① L9		B FF 93 S FF 94 B FF 94 B FF 94 B FF 94 4-1 3 S 15 1B BB		C KC 85 B FF 95 S KC 85 D KC 85 C KC 84 2-3 ① K	3	1	0	1	1	1	1
3 Brandon Drury, R (1, 5) OBP: 0.200, SLG: 0.233	B SL 75 X CH 83 1-0 ③ F8		C SL 76 1 SAFE X SL 76 0-1 ③ G5-3		S FF 96 S CU 80 B CU 80 F FF 94 B CU 81 S FF 94 2-3 ② K		1 SAFE B FF 88 C KC 78 B FF 88 B FC 85 D KC 81 4-1 15 1B 1-2 BB		F KC 84 B FF 95 B KC 85 C KC 84 B FF 96 S FF 96 3-3 ② K 2-3	4	0	0	0	1	2	2
15 Randal Grichuk, R (1, 8) OBP: 0.261, SLG: 0.476		C CH 82 B FF 88 B SL 74 X CH 84 2-1 ① G5-3		F SL 72 F FF 89 B SL 78 F SL 78 B CH 83 F FF 91 X SL 75 2-2 13 PB 9 1B 13 1B 1B	C FF 94 B CH 88 B CH 87 C FF 94 C FF 95 2-3 ③ K		B FC 87 S KC 78 B KC 79 X FC 84 2-1 1-2 2-H 1B		F FC 92 X CU 81 0-1 ③ P4	5	1	2	1	0	1	1
9 Danny Jansen, R (1, 2) OBP: 0.206, SLG: 0.188		C FF 91 S SL 78 X SL 78 0-2 ② L7		C CH 83 S CH 83 X FF 90 0-2 7 SH3 13 1B 28 PB 1-2 1B		X FF 93 0-0 ① L8	D KC 78 D KC 79 B FF 88 C FF 90 F FC 86 X KC 79 3-2 ③ G5-3			4	1	1	0	0	0	2
13 Lourdes Gurriel Jr., R (1, 10) OBP: 0.182, SLG: 0.194		C FF 92 C FF 93 B FF 93 F SL 81 B CH 85 C FF 95 2-3 ③ K		B CH 84 1 SAFE L SL 76 S SL 76 F SL 79 B FF 92 B SL 79 X CH 85 3-2 28 PB 7 SH3 28 S 1-2 2-H 1B		C FF 93 B CU 79 F FF 94 B CU 80 B CU 78 X FF 93 3-2 7 G3 2B		S FF 94 B SL 87 X FF 94 1-1 ① P3		4	1	2	1	0	1	0
7 Richard Urena, S (1, 4) OBP: 0.381, SLG: 0.500			C SI 91 F CH 85 B FF 92 C FF 93 1-3 ① K	L SL 76 L SL 75 X FF 92 0-2 ① SH3 1-2 2-3		D CU 78 X FF 93 1-0 ② G3 2-3		S SL 87 C SL 85 F FF 95 S SL 86 0-3 ② K2-3		3	0	0	0	0	2	1
1 Alen Hanson, S (1, 3) OBP: 0.231, SLG: 0.167			M CH 85 S SL 76 X SL 77 0-2 28 1B 16 1B 1B	S SL 77 S SL 78 S FF 90 0-3 ② K		B FF 92 C FF 93 X CU 79 1-1 ③ G6-3		F SL 86 F SL 86 S SL 86 0-3 ③ K		4	1	1	0	0	2	3
28 Billy McKinney, L (1, 9) OBP: 0.342, SLG: 0.281			C FF 93 X SI 89 0-1 16 1B 37 SF8 1-2 1B	B CH 82 F SL 75 B F FF 94 X SL 81 2-2 2-H 3-H 1B			C FF 94 X FF 94 0-1 ① G6-3		H KC 83 1-0 16 WP 16 2B HBP	3	2	2	0	0	0	0
Inning Stats	R: 0 E: 0 K: 0 S: 8 H: 0 LOB: 0 BB: 0 P: 12	R: 0 E: 0 K: 1 S: 9 H: 0 LOB: 0 BB: 0 P: 13	R: 2 E: 0 K: 1 S: 13 H: 3 LOB: 1 BB: 0 P: 17	R: 3 E: 0 K: 1 S: 24 H: 4 LOB: 1 BB: 0 P: 34	R: 0 E: 0 K: 2 S: 11 H: 0 LOB: 0 BB: 0 P: 17	R: 0 E: 0 K: 0 S: 7 H: 1 LOB: 1 BB: 0 P: 12	R: 1 E: 0 K: 0 S: 12 H: 1 LOB: 2 BB: 2 P: 28	R: 0 E: 0 K: 2 S: 9 H: 0 LOB: 0 BB: 0 P: 10	R: 1 E: 0 K: 2 S: 13 H: 1 LOB: 1 BB: 0 P: 21	1B: 8 2B: 2 3B: 0 HR: 0 SF: 1 SAC: 1 DP: 0 HBP: 1						

PITCHER		IP	WLS	BF	H	R	ER	SO	BB	IBB	HBP	BLK	WP	HR	S	P	ERA	WHIP
41 Chris Sale, L ERA: 9.0	(1, 1)	4.0	L	19	7	5	5	3	0	0	0	0	0	0	54	76	11.25	1.750
47 Tyler Thornburg, R ERA: 3.0	(5, 1)	2.0		7	1	0	0	2	0	0	0	0	0	0	18	29	0.00	0.500
37 Heath Hembree, R ERA: 4.5	(7, 1)	0.2		3	0	1	1	0	1	0	0	0	0	0	6	13	13.50	1.500
44 Brandon Workman, R ERA:	(7, 1)	0.1		3	1	0	0	0	1	0	0	0	0	0	6	15	0.00	6.000
64 Marcus Walden, R ERA:	(8, 1)	1.0		3	0	0	0	2	0	0	0	0	0	0	9	10	0.00	0.000

PITCHER		IP	WLS	BF	H	R	ER	SO	BB	IBB	HBP	BLK	WP	HR	S	P	ERA	WHIP
32 Matt Barnes, R ERA: 1.8	(9, 1)	0.2		4	1	1	1	2	0	0	1	0	1	0	11	19	13.50	1.500
Colten Brewer, R ERA: 1.93	(9, 1)	0.1		1	0	0	0	0	0	0	0	0	0	0	2	2	0.00	0.000

TOP

Toronto Blue Jays @ Boston Red Sox

Fenway Park, Boston, MA

Tue Apr 09 2019, 2:13 PM - 5:48 PM EDT

Att. 36,179 - Cloudy - 41 F

livebaseballscorecards.com

AB	35
R	7
H	10
RBI	5
BB	2
SO	9
LOB	11

WP: 1 PB: 2 SB: 3 CS: 0 PA: 40

Batter	1	2	3	4	5	6	7	8	9	AB	R	H	RBI	BB	SO	LOB
16 Andrew Benintendi, L (1, 7) OBP: 0.314, SLG: 0.348	B FF 91 C FF 91 F SL 82 B SI 93 S FS 83 2-3 ① **K**		F SL 82 C SI 89 F SI 89 X FS 86 0-2 ① **F8**		X FS 83 0-0 ③ **P5**		F SL 88 C CH 88 C CH 88 0-3 ③ **K**		B SL 87 X SL 86 1-0 ② **F8**	5	0	0	0	0	2	3
50 Mookie Betts, R (1, 9) OBP: 0.321, SLG: 0.511	C FF 92 B SL 82 B SL 82 X FS 83 2-1 ② **G5-3**		C SL 81 C SI 91 F SI 92 F FS 86 D FS 85 B FS 86 X SL 82 2-2 ②③ **G6-3** 1-2			B FF 88 F SL 81 B FS 82 B FF 90 C FF 89 X FF 90 3-2 **HR**		B FC 87 B SI 95 F SI 95 B FC 87 X SI 95 3-1 ① **L6**	C FF 98 D SL 87 B FF 98 B FF 97 C SL 86 S SL 87 3-3 ③ **K**	5	1	1	1	0	1	3
18 Mitch Moreland, L (1, 3) OBP: 0.350, SLG: 0.686	C SI 92 B SI 92 F FS 84 B SI 93 X FS 85 2-2 **HR**			C SI 88 F SI 89 B SI 90 F SI 91 B SI 91 X SI 91 2-2 ① **F8**		C SL 81 S FS 84 C SI 91 0-3 ① **K**		B CU 79 F SI 95 B SI 94 X CH 88 2-1 ② **G6-3**		4	1	1	1	0	1	0
28 J.D. Martinez, R (1, 10) OBP: 0.392, SLG: 0.543	B SL 82 B SI 90 F FF 92 F FF 92 B FS 86 S FS 85 3-3 ③ **K**			B SL 82 X SI 91 1-0 ② **F9**		X SL 82 0-0 ② **G3-1**		C SI 95 B FC 88 X FC 88 1-1 **2** **2B** **2B**		4	1	1	0	0	1	0
2 Xander Bogaerts, R (1, 6) OBP: 0.391, SLG: 0.447		C FF 89 C SL 81 X SL 81 0-2 **E1** **11** **1B** **15** **G6-4-3**		B FS 83 S FS 83 S FS 84 B FS 85 B FS 83 B SI 92 4-2 **11** **1B** **BB**		B SL 81 C SL 81 F FS 83 F SI 92 B FS 82 B FS 85 B SL 82 4-2 **11** **E** **BB**		C FC 88 B SI 95 B SI 95 S SI 96 X SI 96 2-2 **2-H** **2B**		2	2	1	1	2	0	0
11 Rafael Devers, L (1, 5) OBP: 0.327, SLG: 0.295		B SI 91 X FS 83 1-0 **15** **G6-4-3** **1-3** **1B**		B SI 89 1 SAFE X SI 88 1-0 **1-3** **1B**		D SL 86 B SL 85 C FF 92 X SL 87 2-1 **E7** **1-H**		C SI 95 D CH 88 D FC 88 D FC 88 F CH 87 F FC 87 X SI 94 3-2 ③ **G4-3**		4	0	2	0	0	0	1
15 Dustin Pedroia, R (1, 4) OBP: 0.250, SLG: 0.250		B SL 82 X SI 90 1-0 ①② **G6-4-3** **1-2f** **3-H**		C SL 82 F SL 82 X FS 86 0-2 ③ **G6-3**		B FF 95 C FF 96 B SL 88 X FF 95 2-1 ③ **L9**			C SL 86 B FF 98 S SL 87 F FF 97 B SL 87 X SI 99 2-2 **19** **BB** **1B**	4	0	1	0	0	0	4
19 Jackie Bradley Jr., L (1, 8) OBP: 0.209, SLG: 0.195		B SL 77 C SI 90 B SI 90 S FS 84 S FS 85 2-3 ③ **K**		B FS 80 B SI 88 B SI 88 C FF 88 X FF 89 3-1 ① **G3**		B FF 95 C SL 88 B FF 95 F FF 95 X SL 87 2-2 ① **L9**		B SL 86 B FF 97 C SL 86 S SL 86 B SL 86 F SL 87 D SL 87 4-2 **1-2** **BB**		3	0	0	0	1	1	0
7 Christian Vázquez, R (1, 2) OBP: 0.241, SLG: 0.370 23 Blake Swihart, S (9, PH) OBP: 0.421, SLG: 0.588			C FF 89 B SI 90 X SL 81 1-1 **50** **CS** **1B**		C FF 89 C SI 89 B SL 81 B FS 85 X FS 83 2-2 ② **G1-6-3**		C FF 95 B FF 96 F FF 95 C FF 96 1-3 ② **K**		X SL 86 0-0 ① **F8**	3 1	0 0	1 0	0 0	0 0	1 0	0 2
Inning Stats	R: 1 H: 1 E: 0 LOB: 0 K: 2 BB: 0 S: 11 P: 20	R: 1 H: 1 E: 1 LOB: 0 K: 1 BB: 0 S: 8 P: 12	R: 0 H: 1 E: 0 LOB: 0 K: 0 BB: 0 S: 11 P: 14	R: 0 H: 1 E: 0 LOB: 2 K: 0 BB: 1 S: 11 P: 19	R: 0 H: 0 E: 0 LOB: 0 K: 0 BB: 0 S: 6 P: 11	R: 2 H: 1 E: 1 LOB: 1 K: 1 BB: 1 S: 14 P: 25	R: 0 H: 0 E: 0 LOB: 0 K: 2 BB: 0 S: 9 P: 12	R: 1 H: 2 E: 0 LOB: 1 K: 0 BB: 0 S: 14 P: 25	R: 0 H: 1 E: 0 LOB: 2 K: 1 BB: 1 S: 12 P: 22	1B: 4 SF: 0 2B: 2 SAC: 0 3B: 0 DP: 1 HR: 2 HBP: 0						

PITCHER	IP	WLS	BF	H	R	ER	SO	BB	IBB	HBP	BLK	WP	HR	S	P	ERA	WHIP
34 Matt Shoemaker, R (1, 1) ERA: 0.92	5.2	W	23	5	4	2	4	2	0	0	0	0	2	57	93	3.18	1.235
58 Tim Mayza, L (6, 1) ERA: 5.4	0.0		1	0	0	0	0	0	0	0	0	0	0	2	4	∞	∞
46 Daniel Hudson, R (6, 1) ERA: 7.94	1.1	H	4	0	0	0	2	0	0	0	0	0	0	11	16	0.00	0.000
31 Joe Biagini, R (8, 1) ERA: 3.18	1.0	H	5	2	1	1	0	0	0	0	0	0	0	14	25	9.00	2.000
51 Ken Giles, R (9, 1) ERA:	1.0	S	5	1	0	0	1	1	0	0	0	0	0	12	22	0.00	2.000

PITCHER	IP	WLS	BF	H	R	ER	SO	BB	IBB	HBP	BLK	WP	HR	S	P	ERA	WHIP

BOTTOM

Toronto Blue Jays @ Boston Red Sox

Fenway Park, Boston, MA

Tue Apr 09 2019, 2:13 PM - 5:48 PM EDT

Att. 36,179 - Cloudy - 41 F

livebaseballscorecards.com

AB	35
R	5
H	8
RBI	3
BB	3
SO	7
LOB	13

WP: 0 PA: 38
PB: 0
SB: 0
CS: 1

Batter	1	2	3	4	5	6	7	8	9	AB	R	H	RBI	BB	SO	LOB
28 Billy McKinney, L (1, 7) OBP: 0.302, SLG: 0.243	C FF 99 B FF 99 F FF 98 B CU 82 S FF 99 2-3 ① **K**		B FS 86 S FF 98 X FF 98 1-1 ② F7		F FS 90 B CU 82 X FF 96 1-1 ① F9			F FF 96 B SL 83 S SL 85 F SL 84 B CH 88 F FF 96 S SL 87 2-3 ① **K**	B FF 94 B FC 92 X FF 95 2-0 ③ G3	5	0	0	0	0	2	4
16 Freddy Galvis, S (1, 6) OBP: 0.435, SLG: 0.744	X FF 100 0-0 14 BB 1B		F FS 87 B FC 92 S FF 99 X FF 97 1-2 14 HR 1B 1-3		C FC 91 B FS 89 B FC 91 S FF 97 B FF 96 X FC 93 3-2 14 G3 1B			B FF 95 X CH 88 1-0 HR		4	2	4	1	0	0	0
14 Justin Smoak, S (1, 10) OBP: 0.316, SLG: 0.424	B FF 98 C FC 91 D FS 85 F FC 94 1 SAFE B FC 92 F FC 90 B FF 98 4-2 15 G1-6-4-3 BB 1-2		B FC 92 B FS 85 C FF 98 C FC 91 B CU 79 F FC 92 F FF 98 F FC 92 X FF 99 3-2 HR 1-H 3-H		F FC 92 1 SAFE F FF 96 X FC 92 0-2 ② ③ G3 1-2f			B FF 95 F FF 96 B CH 87 X FF 96 2-1 ② G3		3	1	1	3	1	0	1
15 Randal Grichuk, R (1, 8) OBP: 0.260, SLG: 0.444	F FC 93 D CU 79 X FC 94 1-1 ② ③ G1-6-4-3 1-2f		C SL 83 B FS 90 B FC 92 B FC 92 B FC 92 4-1 44 HR BB			B FF 92 X FF 92 1-0 ① P4		B SL 84 S SL 85 X SL 84 1-1 ③ G5-3		3	1	0	0	1	0	2
44 Rowdy Tellez, L (1, 3) OBP: 0.371, SLG: 0.552		B CU 79 C FF 98 F CU 79 B FF 97 S FF 98 2-3 ① **K**	1 SAFE S FF 97 D CU 79 X FC 92 1-1 1-H HR			B FF 95 B CU 80 C FF 93 F FF 94 F CU 82 B FF 93 S SL 86 3-3 ② **K**			X SL 84 0-0 13 BB 9 HBP 1B	4	1	2	2	0	2	0
9 Danny Jansen, R (1, 2) OBP: 0.237, SLG: 0.176		C CU 81 S FF 98 B FF 98 B CU 82 B FC 93 B FC 92 4-2 3 G6-4-3 BB	B FC 91 B FF 96 C FF 98 S CU 81 B FF 97 S FF 98 3-3 ③ **K**			B CU 80 C FF 94 S SL 88 S FF 94 1-3 ③ **K**			F FF 95 B SI 95 B SI 95 B FC 92 C FC 92 F FF 95 H FF 95 4-2 13 BB 1-2 HBP	2	0	0	0	1	2	0
3 Brandon Drury, R (1, 5) OBP: 0.184, SLG: 0.213		C FC 92 B FF 100 X FF 98 1-1 ② ③ G6-4-3 1-2f		C CU 79 F FF 97 C FC 93 0-3 ① **K**			C FC 93 B CU 83 S CU 82 X FC 95 1-2 ① G4-3		B SL 85 F FC 92 C FF 95 X FF 95 1-2 ① F4	4	0	0	0	0	1	3
13 Lourdes Gurriel Jr., R (1, 4) OBP: 0.243, SLG: 0.212			B FF 98 F FF 97 B CU 81 B FF 99 B FC 93 4-1 38 FC5-4 BB	C FC 94 B FF 98 S FS 91 X FC 92 1-2 38 G4-6-3 1B			S CU 83 B CU 84 F FC 94 B CU 83 F FC 95 S CU 83 2-3 ② **K**		B SL 87 B SL 86 B FF 95 C FC 92 B FF 96 4-1 1-2 2-3 BB	2	0	1	0	2	1	0
38 Sócrates Brito, L (1, 9)			1 SAFE X FS 87 0-0 ① FC5-4 16 1B 14 HR 1-2f	C FF 97 1 SAFE B CU 78 B FS 87 X FC 89 2-1 ② ③ G4-6-3 1-2f			C CU 82 S CU 83 S CU 83 0-3 ③ **K**		F SL 86 F FF 95 S SL 86 0-3 ② **K**	4	1	0	0	0	2	5

TOP

Toronto Blue Jays @ Boston Red Sox

Fenway Park, Boston, MA

Thu Apr 11 2019, 7:11 PM - 10:31 PM EDT

Att. 36,510 - Cloudy - 46 F

livebaseballscorecards.com

AB	31
R	6
H	8
RBI	6
BB	5
SO	10
LOB	15

Inning Stats	1	2	3	4	5	6	7	8	9	1B	SF	PA
	R: 0 E: 0 K: 1 S: 9 H: 1 LOB: 1 BB: 1 P: 16	R: 0 E: 0 K: 1 S: 7 H: 0 LOB: 0 BB: 1 P: 14	R: 5 E: 0 K: 1 S: 19 H: 3 LOB: 0 BB: 2 P: 36	R: 0 E: 0 K: 1 S: 8 H: 1 LOB: 0 BB: 0 P: 11	R: 0 E: 0 K: 0 S: 8 H: 1 LOB: 0 BB: 0 P: 12	R: 0 E: 0 K: 2 S: 8 H: 0 LOB: 0 BB: 0 P: 13	R: 0 E: 0 K: 2 S: 10 H: 0 LOB: 0 BB: 0 P: 13	R: 1 E: 0 K: 1 S: 10 H: 1 LOB: 0 BB: 0 P: 16	R: 0 E: 0 K: 1 S: 12 H: 1 LOB: 3 BB: 1 P: 23	1B: 5 2B: 0 3B: 0 HR: 3	SF: 0 SAC: 0 DP: 4 HBP: 1	PA: 37

PITCHER		IP	WLS	BF	H	R	ER	SO	BB	IBB	HBP	BLK	WP	HR	S	P	ERA	WHIP
17 Nathan Eovaldi, R ERA: 8.4	(1, 1)	5.0		21	6	5	5	4	4	0	0	0	0	2	51	89	9.00	2.000
37 Heath Hembree, R ERA: 3.86	(6, 1)	1.0		3	0	0	0	2	0	0	0	0	0	0	8	13	0.00	0.000
Colten Brewer, R ERA: 1.59	(7, 1)	1.0		3	0	0	0	2	0	0	0	0	0	0	10	13	0.00	0.000
70 Ryan Brasier, R ERA: 1.5	(8, 1)	1.0		4	1	1	1	1	0	0	0	0	0	1	10	16	9.00	1.000
64 Marcus Walden, R ERA:	(9, 1)	1.0	W	6	1	0	0	1	1	0	1	0	0	0	12	23	0.00	2.000

PITCHER		IP	WLS	BF	H	R	ER	SO	BB	IBB	HBP	BLK	WP	HR	S	P	ERA	WHIP

Batter	1	2	3	4	5	6	7	8	9	AB	R	H	RBI	BB	SO	LOB
16 Andrew Benintendi, L (1, 7) OBP: 0.321, SLG: 0.340	B FF 94 B FF 94 F SI 94 F FF 94 F SI 96 B CU 80 X FF 96 3-2 28 WP 50 HBP 1B	C FF 93 X CH 88 0-1 ③ FC4-6 1-2f		B CU 78 B CU 80 F CH 88 B CH 87 C FF 93 B CH 88 4-2 BB		C FF 92 B SL 88 X SL 88 1-1 ③ G6-3			B FF 98 B SL 85 S FF 97 X FF 98 2-1 ① G4-3	4	0	1	0	1	0	1
50 Mookie Betts, R (1, 9) OBP: 0.328, SLG: 0.480	B FF 94 B SI 94 H SI 94 3-0 28 WP 1-2 HBP		C FF 92 C SI 94 X CU 79 0-2 E8 28 2B	C FF 94 1 SAFE F FF 95 B FF 95 1 SAFE B CH 89 1 SAFE F SI 94 S CU 80 2-3 ② 1 SAFE K			B FC 85 C SI 94 B SI 93 F SI 94 S FC 87 2-3 ① K2-3		C SL 88 B FF 98 B SL 87 B FF 97 F FF 97 B FF 99 4-2 18 2B BB	3	2	0	0	1	2	1
18 Mitch Moreland, L (1, 3) OBP: 0.356, SLG: 0.750 36 Eduardo Núñez, R (9, PR) OBP: 0.167, SLG: 0.200	C SI 95 C SI 95 F CU 82 S CU 80 0-3 ① K		S FF 94 C CH 89 S FF 95 0-3 ① K	F SI 94 B CH 88 F FF 93 X CU 80 1-2 ③ G4-3			C CU 78 S CH 86 B FF 93 F FC 87 F CH 87 B SI 94 B CH 87 X SI 94 3-2 HR		**B FF 98** **S FF 97** **1 SAFE** **C FF 97** **1 SAFE** **F FF 98** 1 SAFE 1 SAFE B SL 87 2-2 F FF 88 X FF 97 2 S 11 1B 1-H 2B	5 0	1 1	2 0	2 0	0 0	2 0	4 0
28 J.D. Martinez, R (1, 10) OBP: 0.411, SLG: 0.551	B SI 96 B FF 96 C SI 95 F SI 96 F SI 96 B CU 81 F FF 96 B FF 95 4-2 1-2 2-3 BB		B FF 95 X FF 95 1-0 11 2B 1-H 2B		F FF 92 X FF 94 0-1 ① G6-3		X FC 87 0-0 ② F8		0-0 11 1B 2 BB IBB	3	1	1	1	2	0	0
2 Xander Bogaerts, R (1, 6) OBP: 0.412, SLG: 0.439	C SI 95 B CU 80 F SI 95 S CU 80 1-3 ② K		B SI 94 B FF 94 F FF 95 D CU 81 X SI 94 3-1 ② L7		B FF 94 C SI 95 X CH 89 1-1 11 BB 15 WP 1B		C SI 94 S FC 86 B FC 86 B FC 87 B FC 86 B SI 94 4-2 BB		C SL 86 B FF 96 B SL 86 B FF 95 B SL 86 4-1 11 1B 1-2 2-3 BB	3	1	1	0	2	1	4
11 Rafael Devers, L (1, 5) OBP: 0.352, SLG: 0.333	F FF 94 X CH 89 0-1 ③ G6-3		D CH 88 B FF 94 X CH 87 2-0 15 1B 2-H 2B		B FF 93 B SI 92 F SI 92 F SI 92 F FF 94 D CU 79 B FF 93 4-2 15 WP 15 F8-2 1-2 BB		X CU 73 0-0 ③ P5		B SL 85 F FF 95 B SL 86 X FF 95 2-1 1-2 2-3 3-H 1B	4	1	2	2	1	0	4
15 Dustin Pedroia, R (1, 4) OBP: 0.250, SLG: 0.250		F FF 92 C SI 93 T CU 80 0-2 ① K	B FF 92 C SI 93 X SI 93 1-1 2-H 1B	C FF 94 F CU 78 B CU 79 B CU 79 F CU 79 X FF 94 2-2 ②③ F8-2 1-H 2-H				B CU 79 F SL 86 X FF 94 1-1 ① F8		4	0	1	1	0	1	1
19 Jackie Bradley Jr., L (1, 8) OBP: 0.213, SLG: 0.182		B CU 80 B FF 94 B FF 95 B FF 93 4-0 23 FC3-5 BB	C CH 87 B FF 93 X CH 87 1-1 ③ G6-3			C SL 85 B SL 86 S SL 86 B SL 86 S SL 86 2-3 ① K		B CU 78 C FF 93 S SL 83 C FF 95 1-3 ② K		3	0	0	0	1	2	1
23 Blake Swihart, S (1, 2) OBP: 0.348, SLG: 0.476		1 SAFE B SI 93 C CH 85 S CH 85 1 SAFE X CH 85 1-2 ② FC3-5 16 FC4-6 1-2f		S FF 91 B CU 79 X CH 87 1-1 ① G5-3		C SL 86 C FF 92 S FF 93 0-3 ② K		C SL 85 B FF 94 X CU 78 1-1 ③ G6-3		4	0	0	0	0	1	1
Inning Stats	R: 0 E: 0 K: 2 S: 17 H: 1 LOB: 3 BB: 1 P: 28	R: 0 E: 0 K: 1 S: 8 H: 0 LOB: 1 BB: 1 P: 13	R: 3 E: 1 K: 1 S: 14 H: 3 LOB: 1 BB: 0 P: 22	R: 0 E: 0 K: 1 S: 11 H: 0 LOB: 1 BB: 1 P: 19	R: 1 E: 0 K: 0 S: 11 H: 1 LOB: 0 BB: 1 P: 18	R: 0 E: 0 K: 2 S: 8 H: 0 LOB: 0 BB: 0 P: 11	R: 1 E: 0 K: 1 S: 12 H: 1 LOB: 1 BB: 1 P: 21	R: 0 E: 0 K: 1 S: 7 H: 0 LOB: 0 BB: 0 P: 10	R: 2 E: 0 K: 0 S: 12 H: 2 LOB: 3 BB: 3 P: 26	1B: 4 2B: 4 3B: 0 HR: 1 SF: 0 SAC: 0 DP: 1 HBP: 1						WP: 3 PB: 0 SB: 1 CS: 0 PA: 42	

PITCHER	IP	WLS	BF	H	R	ER	SO	BB	IBB	HBP	BLK	WP	HR	S	P	ERA	WHIP
41 Aaron Sanchez, R (1, 1) ERA: 1.69	5.0		25	5	4	1	5	4	0	1	0	2	0	61	100	1.80	1.800
58 Tim Mayza, L (6, 1) ERA: 4.5	1.0	H	3	0	0	0	2	0	0	0	0	0	0	8	11	0.00	0.000
31 Joe Biagini, R (7, 1) ERA: 4.26	0.2	B	4	1	1	1	1	1	0	0	0	0	1	11	20	13.50	3.000
45 Thomas Pannone, L (7, 1) ERA: 5.63	0.1		1	0	0	0	0	0	0	0	0	0	0	1	1	0.00	0.000
48 Javy Guerra, R (8, 1) ERA: 1.35	1.0	H	3	0	0	0	1	0	0	0	0	0	0	7	10	0.00	0.000

PITCHER	IP	WLS	BF	H	R	ER	SO	BB	IBB	HBP	BLK	WP	HR	S	P	ERA	WHIP
51 Ken Giles, R (9, 1) ERA: 3.0	0.1	L	6	2	2	2	0	2	1	0	0	0	0	12	26	54.00	12.000

BOTTOM

Toronto Blue Jays @ Boston Red Sox

Fenway Park, Boston, MA

Thu Apr 11 2019, 7:11 PM - 10:31 PM EDT

Att. 36,510 - Cloudy - 46 F

livebaseballscorecards.com

AB	33
R	7
H	8
RBI	6
BB	8
SO	9
LOB	17

Batter	1	2	3	4	5	6	7	8	9	AB	R	H	RBI	BB	SO	LOB
2 Jonathan Villar, S (1, 4) (8, 6) OBP: 0.311, SLG: 0.508	B FF 94 C FF 95 X FF 95 1-1 ① G6-3			B SL 79 S CH 87 T CH 88 X FF 94 1-2 ① L8		S CH 87 X CH 88 0-1 ②③ G4-6-3 1-2f		B KC 80 B KC 80 B FC 85 C FF 92 S FC 86 B KC 82 4-2 BB		3	0	0	0	1	0	1
23 Joey Rickard, R (1, 9) OBP: 0.286, SLG: 0.351	C FF 96 S FF 95 S FF 95 0-3 ② K			B SL 80 C FF 94 F FC 89 B SI 94 S CH 88 2-3 ② K			C SL 78 X CH 86 0-1 ① G6-3	X FC 85 0-0 ③ F8		4	0	0	0	0	2	1
16 Trey Mancini, R (1, 3) OBP: 0.383, SLG: 0.722	B FF 95 B FF 96 C FF 95 S FF 96 S FF 95 2-3 ③ K			F CH 89 B CH 89 C FC 88 S CH 88 1-3 ③ K2-3			X FF 92 0-0 35 HR 2B		B FF 94 B FF 94 C FF 94 C FF 94 B FF 95 B FF 95 4-2 39 HR BB	3	2	1	0	1	2	0
39 Renato Núñez, R (1, 10) OBP: 0.313, SLG: 0.409		B FF 93 B FF 94 X FF 94 2-0 ① F8			C FC 87 B SL 79 B FF 92 X FF 93 2-1 ① G5-3		S FF 91 B FF 92 S CH 87 F CH 88 F FF 91 S FC 87 1-3 ② K		C FF 94 D CU 79 X FF 94 1-1 1-H HR	4	1	1	2	0	1	1
35 Dwight Smith Jr., L (1, 7) OBP: 0.304, SLG: 0.444		B SI 92 C FF 94 S FF 94 F FF 94 B FC 89 B CH 88 X FF 94 3-2 ② G6-3			B SL 80 S SI 92 B SI 92 S CH 85 F SI 93 S CH 85 2-3 ② K		C FF 90 2 SAFE F CH 85 B FC 86 X CH 86 1-2 2-H HR		C CU 78 B CH 87 X FF 94 1-1 ① L6	4	1	1	2	0	1	0
57 Hanser Alberto, R (1, 5) (8, 4) OBP: 0.355, SLG: 0.367		S CH 89 F FF 94 B FF 94 B CH 90 X FC 89 2-2 ③ G6-3			B FF 93 B FC 88 X CH 88 2-0 1B		S KC 85 B FF 96 C FF 95 F KC 85 S KC 86 1-3 K		C FF 96 X FF 96 0-1 ② B1-3	4	0	1	0	0	1	0
40 Jesús Sucre, R (1, 2) OBP: 0.250, SLG: 0.235 19 Chris Davis, L (9, PH)			C FF 93 B FF 93 F FF 93 C SI 93 1-3 ① K		B FF 92 B CH 87 B FF 92 C FF 92 X FF 92 3-1 ③ F9		B FF 97 1 SAFE F FF 95 D KC 85 F FF 97 F FF 98 1 SAFE F FF 96 1 SAFE 2-2 T KC 85 ③ K		B SL 86 C SL 86 F SL 85 B SL 86 B FF 95 X FF 96 3-2 ③ L4	3 1	0 0	0 0	0 0	0 0	2 0	2 0
1 Richie Martin, R (1, 6) OBP: 0.237, SLG: 0.206 14 Rio Ruiz, L (8, PH) (8, 5) OBP: 0.295, SLG: 0.324			B CH 88 T FF 94 X FF 94 1-1 ② G4-3			B FF 92 C FF 92 F FF 92 S SI 92 1-3 ① K		C KC 80 F KC 81 C FF 93 0-3 ① K		2 1	0 0	0 0	0 0	0 0	1 1	0 0
3 Cedric Mullins, L (1, 8) OBP: 0.238, SLG: 0.229			B FF 94 T FF 95 B FC 90 C FF 94 F FF 93 X CH 89 2-2 ③ G5-3			B SL 80 C FF 93 S CH 88 X FF 93 1-2 E6 2 G4-6-3		C FC 89 C KC 81 B KC 81 S FF 92 1-3 ② K		3	0	0	0	0	1	0
Inning Stats	R: 0 E: 0 K: 2 S: 8 H: 0 LOB: 0 BB: 0 P: 11	R: 0 E: 0 K: 0 S: 8 H: 0 LOB: 0 BB: 0 P: 15	R: 0 E: 0 K: 1 S: 9 H: 0 LOB: 0 BB: 0 P: 13	R: 0 E: 0 K: 2 S: 9 H: 0 LOB: 0 BB: 0 P: 13	R: 0 E: 0 K: 1 S: 9 H: 1 LOB: 1 BB: 0 P: 18	R: 0 E: 1 K: 1 S: 8 H: 0 LOB: 0 BB: 0 P: 10	R: 2 E: 0 K: 3 S: 20 H: 2 LOB: 1 BB: 0 P: 25	R: 0 E: 0 K: 2 S: 9 H: 0 LOB: 1 BB: 1 P: 14	R: 2 E: 0 K: 0 S: 11 H: 1 LOB: 0 BB: 1 P: 20	1B: 1 2B: 1 3B: 0 HR: 2 SF: 0 SAC: 0 DP: 1 HBP: 0						

TOP

Baltimore Orioles @ Boston Red Sox

Fenway Park, Boston, MA

Fri Apr 12 2019, 7:11 PM - 10:06 PM EDT

Att. 33,664 - Cloudy - 52 F

livebaseballscorecards.com

AB	32
R	4
H	4
RBI	4
BB	2
SO	12
LOB	5

WP: 1 PA: 34
PB: 0
SB: 0
CS: 0

PITCHER		IP	WLS	BF	H	R	ER	SO	BB	IBB	HBP	BLK	WP	HR	S	P	ERA	WHIP
57 Eduardo Rodriguez, L ERA: 7.98	(1, 1)	6.2	W	23	3	2	2	8	0	0	0	0	0	1	62	93	2.70	0.450
32 Matt Barnes, R ERA: 1.69	(7, 1)	0.1	H	2	0	0	0	2	0	0	0	0	1	0	9	12	0.00	0.000
44 Brandon Workman, R ERA:	(8, 1)	1.0	H	4	0	0	0	2	1	0	0	0	0	0	9	14	0.00	1.000
47 Tyler Thornburg, R ERA: 5.68	(9, 1)	0.1		3	1	2	2	0	1	0	0	0	0	1	6	12	54.00	6.000
70 Ryan Brasier, R ERA: 1.35	(9, 1)	0.2	S	2	0	0	0	0	0	0	0	0	0	0	5	8	0.00	0.000

PITCHER	IP	WLS	BF	H	R	ER	SO	BB	IBB	HBP	BLK	WP	HR	S	P	ERA	WHIP

BOTTOM

Baltimore Orioles @ Boston Red Sox

Fenway Park, Boston, MA

Fri Apr 12 2019, 7:11 PM - 10:06 PM EDT

Att. 33,664 - Cloudy - 52 F

livebaseballscorecards.com

Batter	1	2	3	4	5	6	7	8	9	AB	R	H	RBI	BB	SO	LOB
16 Andrew Benintendi, L (1, 7) OBP: 0.333, SLG: 0.407	S FF 93 C FF 93 X FF 92 0-2 ① P5		B CU 78 X CH 86 1-0 HR		B SI 92 F FF 92 F FF 91 F FF 93 B FF 92 X FF 92 2-2 ② G6-3		B SL 83 B SL 85 X FF 91 2-0 50 WP 1-3 1B			4	1	2	1	0	0	0
50 Mookie Betts, R (1, 9) OBP: 0.323, SLG: 0.453	B FF 94 B FF 93 X FF 93 2-0 ② F8		B FF 92 X SL 83 1-0 ③ F8		B SL 82 X SL 80 1-0 ③ P2		D SL 84 C SL 83 B FF 94 B SL 84 B SL 84 4-1 18 S 2-3 3-H BB			3	0	0	0	1	0	0
18 Mitch Moreland, L (1, 3) OBP: 0.367, SLG: 0.750	B SI 94 B CH 85 X FF 93 2-0 2B			B SL 83 B CH 85 B FF 92 X FF 92 3-0 2 2B 1B		B SL 83 B CH 84 B SL 83 F SI 92 F CH 84 C FF 92 3-3 ① K	S FF 94 S FF 95 S FF 96 0-3 ③ K 1-2			4	1	2	0	0	2	2
28 J.D. Martinez, R (1, 10) OBP: 0.400, SLG: 0.547	X FF 93 0-0 ③ F8			C SL 82 F SI 92 D SL 82 X CH 83 1-2 ① L7		B FF 93 F SL 82 B SL 83 X SI 92 2-1 ② F7		F FF 94 F FF 95 X FF 95 0-2 11 SH1-3 36 1B 2B		4	1	1	0	0	0	2
2 Xander Bogaerts, R (1, 6) OBP: 0.436, SLG: 0.489		C FF 93 C SI 92 X FF 93 0-2 ① P4		D SL 83 C CH 83 X FF 93 1-1 1-H 36 1B 2B		C FF 92 B SI 92 B SL 84 F SL 81 B SI 92 X FF 93 3-2 1B		C FF 94 S FF 94 X SL 83 0-2 36 1B 11 SH1-3 19 SF7 1B		4	2	3	1	0	0	0
11 Rafael Devers, L (1, 5) OBP: 0.333, SLG: 0.314		B CU 79 X CH 85 1-0 ② G3-1		B SI 93 C CH 85 T FF 92 S CH 84 1-3 ② K		C SL 83 D SL 85 B FF 91 1 SAFE X SL 85 2-1 ③ G5-3		X FF 95 0-0 ① SH1-3 1-2 2-3		3	0	0	0	0	1	2
36 Eduardo Núñez, R (1, 4) OBP: 0.206, SLG: 0.235		F FF 93 F SL 84 B SL 83 B FF 92 S FF 94 2-3 ③ K		C FF 93 F FF 92 F SL 82 F FF 94 X CH 81 0-2 2-H 1B			C SL 82 B FF 90 B FF 89 F SL 83 F SL 84 B FF 92 X SL 82 3-2 ① L7	C FF 95 3 SAFE X SL 84 0-1 2-3 3-H 1B		4	0	2	2	0	1	0
19 Jackie Bradley Jr., L (1, 8) OBP: 0.196, SLG: 0.170			B FF 93 B SI 93 S SI 93 B FF 93 X FF 94 3-1 ① G3	1 SAFE B FF 93 X SL 82 1-0 ③ F9			C SL 83 B FF 91 B SL 84 B SL 82 X FF 91 3-1 ② G4-3	B FF 94 B FF 94 D FF 93 C FF 94 1 SAFE X FF 93 3-1 ② SF7 3-H		3	0	0	1	0	0	1
7 Christian Vázquez, R (1, 2) OBP: 0.242, SLG: 0.355			B FF 93 B SL 82 C SL 83 F FF 93 X SI 93 2-2 ② G6-3		X FF 92 0-0 ① G4-3		C FF 91 X FF 90 0-1 16 1B 16 WP 50 WP 1B	B CH 88 B FF 91 F FF 92 B SI 90 X FF 92 3-1 ③ F9		4	1	1	0	0	0	1

Inning Stats	1	2	3	4	5	6	7	8	9
	R: 0 E: 0 K: 0 S: 6	R: 0 E: 0 K: 1 S: 7	R: 1 E: 0 K: 0 S: 7	R: 2 E: 0 K: 1 S: 15	R: 0 E: 0 K: 0 S: 6	R: 0 E: 0 K: 1 S: 10	R: 1 E: 0 K: 1 S: 13	R: 2 E: 0 K: 0 S: 13	
	H: 1 LOB: 1 BB: 0 P: 10	H: 0 LOB: 0 BB: 0 P: 10	H: 1 LOB: 0 BB: 0 P: 14	H: 3 LOB: 1 BB: 0 P: 22	H: 0 LOB: 0 BB: 0 P: 9	H: 1 LOB: 1 BB: 0 P: 20	H: 2 LOB: 2 BB: 1 P: 25	H: 3 LOB: 1 BB: 0 P: 19	

1B: 7 SF: 1
2B: 3 SAC: 1
3B: 0 DP: 0
HR: 1 HBP: 0

WP: 2 PA: 36
PB: 0
SB: 1
CS: 0

PITCHER		IP	WLS	BF	H	R	ER	SO	BB	IBB	HBP	BLK	WP	HR	S	P	ERA	WHIP
41 David Hess, R ERA: 3.32	(1, 1)	5.2	L	23	6	3	3	3	0	0	0	0	0	1	49	81	4.76	1.059
51 Paul Fry, L ERA: 2.7	(6, 1)	1.0		5	2	1	1	0	0	0	0	0	1	0	11	21	9.00	2.000
58 Evan Phillips, R ERA: 4.5	(7, 1)	1.0		7	3	2	2	1	1	0	0	0	1	0	15	22	18.00	4.000
43 Mike Wright Jr., R ERA: 12.15	(8, 1)	0.1		1	0	0	0	0	0	0	0	0	0	0	2	5	0.00	0.000

PITCHER	IP	WLS	BF	H	R	ER	SO	BB	IBB	HBP	BLK	WP	HR	S	P	ERA	WHIP

Baltimore Orioles @ Boston Red Sox

Fenway Park, Boston, MA

Sat Apr 13 2019, 1:08 PM - 4:46 PM EDT

Att. 35,823 - Cloudy - 64 F

TOP

livebaseballscorecards.com

Batter	1	2	3	4	5	6	7	8	9	AB	R	H	RBI	BB	SO	LOB
2 Jonathan Villar, S (1, 6) (9, 4) OBP: 0.343, SLG: 0.508	C FF 91 B FF 92 F FF 91 X FF 92 1-2 G1-3 ①	B FF 91 F FF 92 F FF 92 1 SAFE X FF 92 1-2 16 G5-3 1-2 1B		F FF 92 S FF 91 F FF 92 B FF 92 B FF 92 D CU 79 F FF 93 X FF 92 3-2 G3-1 ② 2-3		B FC 94 F FC 93 C CU 82 B CU 82 B FC 95 B FC 92 4-2 16 1B 39 1B BB	L FC 93 B FC 92 1 SAFE C FC 93 B FF 95 B FF 95 F FF 94 B FC 93 4-2 35 E 39 E 1-2 BB		X FF 93 0-0 35 CS 16 WP 1B	4	2	2	0	2	0	1
16 Trey Mancini, R (1, 9) OBP: 0.394, SLG: 0.712 23 Joey Rickard, R (9, 9) OBP: 0.286, SLG: 0.351	B SI 92 X SI 91 1-0 14 BB 19 1B 2B	X SI 92 0-0 G5-3 ② 1-2 2-3		C CU 75 B FF 90 C CH 82 F SL 86 B FF 90 D CH 81 B SL 85 4-2 BB		B FF 94 1 SAFE B FC 93 B FC 94 C FC 95 F FC 94 1 SAFE X FC 94 3-2 39 1B 35 BB 14 1B 1-3 1B	F SI 96 S FC 93 S SL 89 0-3 K ①		C SI 93 B CH 88 F SI 93 B FF 92 C SL 82 2-3 K ① 1-2	5 0	2 0	2 0	0 0	1 0	2 0	5 0
35 Dwight Smith Jr., L (1, 7) OBP: 0.323, SLG: 0.421	B CU 79 D CH 82 B CU 78 B FF 92 4-0 14 BB 19 1B BB	S CH 83 B FF 92 3 SAFE B CH 83 D CH 82 D SL 87 4-1 BB		S CH 82 B FF 91 B CH 82 F FF 89 S CH 82 2-3 K ③		B CU 82 B CU 84 D CU 83 B FC 95 4-0 39 1B 14 1B 1-2 BB	X SL 88 0-0 E3 39 E5 39 E 1-3 2-H		D CH 86 B CH 86 C CH 88 B CH 84 C SI 93 C FF 92 3-3 K ② ③ 2-3	3	2	0	0	3	2	4
39 Renato Núñez, R (1, 10) OBP: 0.321, SLG: 0.408	C SI 92 C CU 76 F FF 92 S SL 87 0-3 K ②	B SI 91 F SI 91 B SI 90 S SL 84 X FF 92 2-2 P4 ③			C CU 74 X FF 90 0-1 14 1B 19 2B 1B	S SL 91 S CU 83 X CU 84 0-2 14 1B 19 FC6 1-2 2-3 3-H 1B	B SI 95 C SL 86 B SI 95 F SI 96 D SL 88 F SI 96 X SI 96 3-2 E5 ② 1-3 3-H			5	2	2	2	0	1	6
14 Rio Ruiz, L (1, 5) OBP: 0.327, SLG: 0.341	B CU 75 B CU 77 B CU 77 C FF 91 D CH 83 4-1 57 FC5 19 1B 1-2 2-3 BB		B SL 83 S SI 89 B CH 80 B CH 81 X FF 90 3-1 G4-3 ①		F CH 81 B CH 82 S FF 91 D CH 82 B CH 81 X FF 92 3-2 19 2B 1-2 1B	C FC 95 X CU 83 0-1 19 FC6 1-3 2-H 3-H 1B	F FF 95 B SL 85 X FF 94 1-1 L8 ③			4	0	2	2	1	0	1
19 Chris Davis, L (1, 3) OBP: 0.186, SLG: 0.132	B CH 83 X FF 93 1-0 1-2 2-H 3-H 1B		X FF 91 0-0 G3 ②		X FF 93 0-0 1-3 2-H 2B	D SL 87 S FC 93 X FC 93 1-1 FC6 ① 1-2f 3-H		C CU 76 S FF 95 B FF 94 B CU 78 X FF 94 2-2 3 WP 2B		5	0	3	4	0	0	1
57 Hanser Alberto, R (1, 4) OBP: 0.306, SLG: 0.314 1 Richie Martin, R (9, 6) OBP: 0.237, SLG: 0.206	B SI 91 B SI 90 X SL 86 2-0 FC5 ③ 2-3f		B SI 90 X SL 84 1-0 P4 ③		F FF 95 X SL 89 0-1 F9 ①	S SI 95 F SI 95 B SI 95 F SI 95 S SL 88 1-3 K ②		C CU 78 B FF 95 C CH 85 S CU 79 1-3 K ①		5 0	0 0	0 0	0 0	0 0	2 0	6 0
28 Pedro Severino, R (1, 2) OBP: 0.273, SLG: 0.250		C SI 89 C CU 73 B SL 84 B FF 90 F SL 84 F SI 91 X CU 76 2-2 P5 ①		C SI 89 X SI 89 0-1 2 G3-1 3 SH1-3 1B	L FF 93 B FF 95 F SL 89 S FF 96 1-3 K ②	X SI 96 0-0 P3 ③		B CU 76 F CH 85 B CU 77 X CH 84 2-1 P5 ②		5	0	1	0	0	1	4
3 Cedric Mullins, L (1, 8) OBP: 0.261, SLG: 0.237		C SI 91 B FF 91 B SI 90 B FF 91 B SI 88 4-1 16 G5-3 2 1B BB		X SI 89 0-0 SH1-3 ① 1-2	F CU 82 B FF 95 F FF 94 X FF 95 1-2 F9 ③		B SI 94 S FC 93 F SL 87 B FF 96 X FF 93 2-2 2 E 35 E 1B	C FF 94 S CU 79 B FF 94 F CU 78 F CH 84 B CU 78 X FF 93 2-2 G4-3 ③ 2-3		3	1	1	0	1	0	3
Inning Stats	R: 2 H: 2 E: 0 LOB: 2 K: 1 BB: 2 S: 11 P: 24	R: 0 H: 1 E: 0 LOB: 3 K: 0 BB: 2 S: 14 P: 27	R: 0 H: 0 E: 0 LOB: 0 K: 0 BB: 0 S: 4 P: 8	R: 0 H: 1 E: 0 LOB: 2 K: 1 BB: 1 S: 14 P: 23	R: 1 H: 3 E: 0 LOB: 2 K: 1 BB: 0 S: 14 P: 19	R: 4 H: 3 E: 0 LOB: 1 K: 1 BB: 2 S: 17 P: 30	R: 2 H: 1 E: 3 LOB: 1 K: 1 BB: 1 S: 16 P: 26	R: 0 H: 1 E: 0 LOB: 1 K: 1 BB: 0 S: 13 P: 20	R: 0 H: 1 E: 0 LOB: 0 K: 2 BB: 0 S: 7 P: 12	1B: 10 SF: 0 2B: 3 SAC: 1 3B: 0 DP: 0 HR: 0 HBP: 0						

AB	39	WP: 2	PA: 48
R	9	PB: 0	
H	13	SB: 0	
RBI	8	CS: 1	
BB	8		
SO	8		
LOB	31		

PITCHER		IP	WLS	BF	H	R	ER	SO	BB	IBB	HBP	BLK	WP	HR	S	P	ERA	WHIP
22 Rick Porcello, R ERA: 11.12	(1, 1)	4.0	L	23	6	3	3	2	5	0	0	0	0	0	48	90	6.75	2.750
37 Heath Hembree, R ERA: 3.38	(5, 1)	1.0		4	1	0	0	1	0	0	0	0	0	0	9	11	0.00	1.000
Colten Brewer, R ERA: 7.94	(6, 1)	0.0		5	3	4	4	0	2	0	0	0	0	0	10	21	∞	∞
64 Marcus Walden, R ERA:	(6, 1)	2.0		9	1	2	0	2	1	0	0	0	0	0	23	35	0.00	1.000
47 Tyler Thornburg, R ERA: 4.91	(8, 1)	1.0		4	1	0	0	1	0	0	0	0	1	0	13	20	0.00	1.000

PITCHER		IP	WLS	BF	H	R	ER	SO	BB	IBB	HBP	BLK	WP	HR	S	P	ERA	WHIP
76 Hector Velázquez, R ERA: 2.79	(9, 1)	1.0		3	1	0	0	2	0	0	0	0	1	0	7	12	0.00	1.000

Batter	1	2	3	4	5	6	7	8	9	AB	R	H	RBI	BB	SO	LOB
16 Andrew Benintendi, L (1, 7) OBP: 0.359, SLG: 0.429	B SI 89 B FF 91 B CH 82 C FF 91 F FF 92 D SL 86 4-2 50 CS BB		X FF 94 0-0 ② F8			C FF 91 B FF 91 X CH 83 1-1 50 1B 18 G4-6-3 2B	B FF 97 B FF 96 B FF 98 B FF 98 4-0 BB			2	1	1	0	2	0	0
50 Mookie Betts, R (1, 8) OBP: 0.333, SLG: 0.446	S FF 94 F SL 86 B FF 93 X FF 95 1-2 ①② F8 1-2		B CH 86 C FF 94 C SI 93 B SI 93 F CU 81 B FF 96 B SL 86 4-2 BB			B FF 93 X SI 91 1-0 18 G4-6-3 2-3 1B	B FF 96 B FF 97 C FF 98 D SL 89 X FF 97 3-1 ③ F8			3	0	1	0	1	0	3
18 Mitch Moreland, L (1, 10) OBP: 0.346, SLG: 0.702 36 Eduardo Núñez, R (8, PH) OBP: 0.200, SLG: 0.229 (9, 10)	C CU 81 S FF 95 B CU 81 X FF 95 1-2 ③ G3		S CH 85 S CU 82 D CU 80 1 SAFE B CH 84 F CH 86 F FF 95 C FF 94 2-3 ③ K			B SI 95 S CH 89 F CH 90 D SL 85 X CH 90 2-2 ①② G4-6-3 1-2f 3-H		B FF 96 B FF 96 C FF 97 X FF 97 2-1 ① F9		3 1	0 0	0 0	0 0	0 0	1 0	2 0
28 J.D. Martinez, R (1, 9) OBP: 0.391, SLG: 0.526		C SI 91 B FF 94 B FF 94 C SL 85 X CU 82 2-2 ① G6-3		B SL 84 B FF 93 X SL 84 2-0 ① F8		B SI 96 S SL 82 C SI 96 B SL 82 X SL 82 2-2 ③ G2-3		X FF 96 0-0 23 PB 1B		4	0	1	0	0	0	0
2 Xander Bogaerts, R (1, 6) OBP: 0.407, SLG: 0.449		B FF 94 C SL 84 F CH 84 S FF 96 1-3 ② K		X FF 94 0-0 ② F8			B SI 94 C SI 95 X SI 95 1-1 ① L4	B SL 86 F FF 94 F FF 95 F FF 91 S CH 84 1-3 ② K		4	0	0	0	0	2	1
25 Steve Pearce, R (1, 3) OBP: 0.100, SLG: 0.100 23 Blake Swihart, S (8, PH) OBP: 0.333, SLG: 0.455 (9, 3)		C FF 95 B CU 83 S SL 86 B SL 85 X FF 94 2-2 ③ G3		F SI 92 B FF 94 S SL 84 X CU 83 1-2 ③ L8			C SI 95 B SL 84 B SI 95 X SI 94 2-1 ② P1	F CH 84 F FF 95 B SL 88 F CH 85 S FF 96 1-3 ③ K 1-2		3 1	0 0	0 0	0 0	0 0	0 1	0 1
11 Rafael Devers, L (1, 5) OBP: 0.344, SLG: 0.315			B CU 80 B FF 94 B CH 84 B FF 92 4-0 15 G4-6-3 7 HR BB		C CH 82 F FF 92 X CU 79 0-2 ① G3-1		B SI 96 S CH 88 X SI 95 1-1 15 BB 7 2B 1B		C FF 95 F FF 96 S FF 95 0-3 ① K	3	2	1	0	1	1	0
15 Dustin Pedroia, R (1, 4) OBP: 0.250, SLG: 0.182			B FF 94 S FF 94 F FF 94 B FF 96 B CU 81 X CH 84 3-2 ① G4-6-3 1-2		B SL 84 F SL 83 X FF 91 1-1 ② G6-3		B SI 95 C SI 95 B SL 83 B SI 96 B SI 96 4-1 7 2B 1-2 BB		B FF 95 X FF 96 1-0 ② G6-3	3	1	0	0	1	0	1
7 Christian Vázquez, R (1, 2) OBP: 0.270, SLG: 0.486			B FF 96 C SL 86 B SL 85 B SL 86 X CU 82 3-1 2-H HR		F FF 95 C SI 93 B FF 95 X CH 84 1-2 ③ G6-3		C SI 96 B SI 96 2 SAFE X SL 82 1-1 1-H 2-H 2B		C FF 95 S FF 95 B FF 94 C FF 96 1-3 ③ K	4	1	2	4	0	1	0
Inning Stats	R: 0 E: 0 K: 0 S: 8 H: 0 LOB: 0 BB: 1 P: 14	R: 0 E: 0 K: 1 S: 9 H: 0 LOB: 0 BB: 0 P: 14	R: 2 E: 0 K: 1 S: 14 H: 1 LOB: 1 BB: 2 P: 30	R: 0 E: 0 K: 0 S: 5 H: 0 LOB: 0 BB: 0 P: 8	R: 0 E: 0 K: 0 S: 8 H: 0 LOB: 0 BB: 0 P: 10	R: 1 E: 0 K: 0 S: 9 H: 2 LOB: 0 BB: 0 P: 15	R: 2 E: 0 K: 0 S: 11 H: 2 LOB: 2 BB: 2 P: 27	R: 0 E: 0 K: 2 S: 11 H: 1 LOB: 1 BB: 0 P: 15	R: 0 E: 0 K: 2 S: 7 H: 0 LOB: 0 BB: 0 P: 9	1B: 3 2B: 2 3B: 0 HR: 1 SF: 0 SAC: 0 DP: 1 HBP: 0						

PITCHER	IP	WLS	BF	H	R	ER	SO	BB	IBB	HBP	BLK	WP	HR	S	P	ERA	WHIP
54 Andrew Cashner, R (1, 1) ERA: 5.31	5.0	W	20	3	3	3	2	3	0	0	0	0	1	47	81	5.40	1.200
31 Jimmy Yacabonis, R (6, 1) ERA: 3.72	1.2		7	2	2	2	0	1	0	0	0	0	0	15	28	10.80	1.800
66 Tanner Scott, L (7, 1) ERA:	0.2		4	1	0	0	0	1	0	0	0	0	0	5	14	0.00	3.000
60 Mychal Givens, R (8, 1) ERA: 4.91	1.2		5	0	0	0	4	0	0	0	0	0	0	15	19	0.00	0.000

PITCHER	IP	WLS	BF	H	R	ER	SO	BB	IBB	HBP	BLK	WP	HR	S	P	ERA	WHIP

BOTTOM

Baltimore Orioles @ Boston Red Sox

Fenway Park, Boston, MA

Sat Apr 13 2019, 1:08 PM - 4:46 PM EDT

Att. 35,823 - Cloudy - 64 F

livebaseballscorecards.com

AB	31
R	5
H	6
RBI	4
BB	5
SO	6
LOB	8

Baltimore Orioles @ Boston Red Sox

Fenway Park, Boston, MA

Sun Apr 14 2019, 1:07 PM - 4:12 PM EDT

Att. 36,023 - Partly Cloudy - 63 F

TOP

livebaseballscorecards.com

Batter	1	2	3	4	5	6	7	8	9	AB	R	H	RBI	BB	SO	LOB
2 Jonathan Villar, S (1, 4) (8, 6) OBP: 0.338, SLG: 0.493	F SI 91 B CH 85 S CH 86 F SI 93 B SI 94 X FC 88 2-2 ① P3	M CH 85 F SI 93 F FF 94 X SI 92 0-2 ③ L8			C FC 89 S FF 92 S FF 92 2 SAFE 0-3 ② K	B FF 96 1 SAFE C FF 97 B SL 84 B CH 88 F CH 87 X FF 95 3-2 1-3 1B		4	0	1	0	0	1	1
23 Joey Rickard, R (1, 9) OBP: 0.267, SLG: 0.325 35 Dwight Smith Jr., L (8, PH) OBP: 0.317, SLG: 0.414 (8, 7)	B SI 93 B SI 93 F SI 93 T SI 93 B FF 94 S FC 89 3-3 ② K			C CH 82 B SI 90 S KC 79 X CH 84 1-2 E5 39 CS	B CH 86 X CH 84 1-0 ③ L5	B CH 85 S SL 86 X SL 83 1-1 ③ L8		3 1	0 0	0 0	0 0	0 0	1 0	1 2
16 Trey Mancini, R (1, 7) (8, 9) OBP: 0.400, SLG: 0.710	C FC 89 X SI 94 0-1 ③ L6			S CH 84 B CH 85 F CH 85 S SI 92 1-3 ① K			X SI 90 0-0 2B		C FF 95 B CH 87 S CH 87 B FF 95 F KC 84 B KC 86 B CH 87 4-2 40 G5-3 57 1B BB	3	0	1	0	1	1	1
39 Renato Núñez, R (1, 10) OBP: 0.316, SLG: 0.396		C SI 92 X FC 88 0-1 1B		C SI 92 F CH 86 B FF 92 S KC 80 1-3 ②③ K2-3 2-3			C CH 83 S FF 90 D CH 85 X SI 91 1-2 ① F8		C KC 83 F KC 86 C KC 84 0-3 ① K	4	0	1	0	0	2	3
57 Hanser Alberto, R (1, 5) (8, 4) OBP: 0.300, SLG: 0.308		B FC 88 F FF 92 S FC 89 D CH 86 F SI 93 1 SAFE B FC 89 X SI 93 3-2 ① F9			C SI 89 B FC 86 B CH 83 X SI 91 2-1 ① F9		S CH 84 B SI 91 X SI 92 1-1 ② G1-3		B FF 97 C FF 96 F KC 86 X FF 96 1-2 40 G5-3 1-2 1B	4	0	1	0	0	0	2
40 Jesús Sucre, R (1, 2) OBP: 0.225, SLG: 0.211		F SI 93 F FF 93 X SI 93 0-2 ② F9			B SI 91 X CH 84 1-0 ② P3		X SI 91 0-0 ③ P3		F FF 97 C KC 86 F KC 86 X KC 86 0-2 ② G5-3 1-2 2-3	4	0	0	0	0	0	4
19 Chris Davis, L (1, 3) OBP: 0.170, SLG: 0.119		C SI 93 B CH 85 X SI 93 1-1 ③ G3			B SI 90 T SI 89 S CH 85 B CH 86 F CH 85 B FC 88 F SI 92 X KC 81 3-2 ③ P4			S SL 88 C SL 85 S SL 86 0-3 ① K	C KC 84 C KC 84 F KC 84 B KC 86 F KC 85 C FF 98 1-3 ③ K	4	0	0	0	0	2	3
1 Richie Martin, R (1, 6) OBP: 0.250, SLG: 0.250 14 Rio Ruiz, L (8, PH) OBP: 0.340, SLG: 0.341 (8, 5)			B SI 91 B SI 91 C SI 92 F SI 91 T SI 92 2-2 ① K			S CH 82 B CH 84 C CH 84 X SI 91 1-2 2B		B FF 95 S CH 86 B CH 88 B FF 96 B FF 95 4-1 2 1B BB		2 0	0 0	1 0	0 0	0 1	1 0	0 0
3 Cedric Mullins, L (1, 8) OBP: 0.245, SLG: 0.220			B SI 92 C CH 84 B CH 85 S SI 92 B SI 93 S FC 89 3-3 ② K			B SI 92 L SI 92 L CH 85 C FC 89 1-3 ① K		1 SAFE 1 SAFE C FF 96 1 SAFE X FF 96 0-1 ② F8		3	0	0	0	0	2	2

	AB	32
	R	0
	H	5
	RBI	0
	BB	2
	SO	10
	LOB	19

Inning Stats																																
	R: 0	H: 0	E: 0	LOB: 0	K: 1	BB: 0	S: 9	P: 14	R: 0	H: 1	E: 0	LOB: 1	K: 0	BB: 0	S: 11	P: 15	R: 0	H: 0	E: 0	LOB: 0	K: 2	BB: 0	S: 10	P: 15	R: 0	H: 0	E: 1	LOB: 0	K: 2	BB: 0	S: 9	P: 12
	R: 0	H: 0	E: 0	LOB: 0	K: 0	BB: 0	S: 8	P: 14	R: 0	H: 1	E: 0	LOB: 1	K: 2	BB: 0	S: 10	P: 13	R: 0	H: 1	E: 0	LOB: 1	K: 0	BB: 0	S: 7	P: 9	R: 0	H: 1	E: 0	LOB: 2	K: 1	BB: 1	S: 11	P: 19
	R: 0	H: 1	E: 0	LOB: 1	K: 2	BB: 1	S: 18	P: 24	1B: 3	SF: 0	2B: 2	SAC: 0	3B: 0	DP: 0	HR: 0	HBP: 0	WP: 0	PA: 34	PB: 0	SB: 0	CS: 1											

PITCHER		IP	WLS	BF	H	R	ER	SO	BB	IBB	HBP	BLK	WP	HR	S	P	ERA	WHIP
10 David Price, L ERA: 3.79	(1, 1)	7.0	W	24	3	0	0	7	0	0	0	0	0	0	64	92	0.00	0.429
70 Ryan Brasier, R ERA: 1.17	(8, 1)	1.0	H	5	1	0	0	1	1	0	0	0	0	0	11	19	0.00	2.000
32 Matt Barnes, R ERA: 1.42	(9, 1)	1.0		5	1	0	0	2	1	0	0	0	0	0	18	24	0.00	2.000

PITCHER		IP	WLS	BF	H	R	ER	SO	BB	IBB	HBP	BLK	WP	HR	S	P	ERA	WHIP

Baltimore Orioles @ Boston Red Sox

Fenway Park, Boston, MA

Sun Apr 14 2019, 1:07 PM - 4:12 PM EDT

Att. 36,023 - Partly Cloudy - 63 F

livebaseballscorecards.com

BOTTOM

Batter	1	2	3	4	5	6	7	8	9	AB	R	H	RBI	BB	SO	LOB
16 Andrew Benintendi, L (1, 7) OBP: 0.364, SLG: 0.448	B FF 89 C FF 90 B FF 92 2-3 K		B FF 93 F FF 93 B FF 92 F FF 92 F FF 92 X FF 92 2-2 2B		C SV 76 B FF 92 S CH 79 B CH 78 X CH 78 2-2 G5-3		C SL 85 C SL 84 S FF 92 0-3 K			2	0	1	0	0	1	0
23 Blake Swihart, S (4, 7) OBP: 0.308, SLG: 0.417										2	0	0	0	0	1	0
50 Mookie Betts, R (1, 8) OBP: 0.329, SLG: 0.433	C FF 92 F FF 92 B CH 82 F FF 92 X CH 81 1-2 G1-3		C CH 79 F FF 92 X FF 92 0-2 F8		F FF 92 F FF 91 B FF 90 X CH 78 1-2 G6-3			B SL 83 C SL 82 S FF 90 X SL 83 1-2 2 HR 28 1B		4	1	1	0	0	0	1
25 Steve Pearce, R (1, 3) OBP: 0.214, SLG: 0.154	B FF 92 S CH 80 B FF 93 S CH 80 B FF 92 F FF 93 S CH 82 3-3 K			B FF 90 X FF 91 1-0 2 SF8 28 2B 1B		C SL 82 B SL 85 T FF 94 H FF 94 2-2 15 E HBP		C SI 91 C SI 92 F FF 92 S SL 85 0-3 K		3	1	1	0	0	2	1
28 J.D. Martinez, R (1, 9) OBP: 0.412, SLG: 0.550		B SV 73 F CH 80 H FF 90 2-1 2 1B HBP		B FF 90 X CH 79 1-0 2 SF8 1-3 15 FC1-2-5-1-2 2B		S FF 94 S FF 95 D SL 84 D SL 83 S SL 83 2-3 K		F SI 92 B SI 92 1 SAFE S SL 85 X SL 84 1-2 2 HR 1B		3	1	2	0	0	1	1
2 Xander Bogaerts, R (1, 6) OBP: 0.413, SLG: 0.519		C FF 90 B FF 91 B CH 80 F CH 81 B FF 92 X FF 92 3-2 36 G6-4-3 1-3 1B		B FF 89 C SV 76 F FF 91 B FF 90 X CH 78 2-2 SF8 2-3 3-H		B FF 94 1 SAFE F SL 84 F FF 93 D SL 84 C FF 94 2-3 K		C SL 85 B SI 92 X SL 85 1-1 1-H 2-H HR		3	1	2	4	0	1	1
15 Dustin Pedroia, R (1, 10) OBP: 0.188, SLG: 0.133		B FF 91 3 SAFE X CH 80 1-0 F9		B FF 91 X CH 79 1-0 FC1-2-5-1-2 3-H		C FF 93 S FF 94 1 SAFE F FF 94 B SL 85 X FF 94 1-2 E6 1-3		C SI 98 B SI 99 F SL 84 C SI 98 1-3 K		4	0	0	0	0	1	4
36 Eduardo Núñez, R (1, 4) OBP: 0.205, SLG: 0.211		X CH 80 0-0 G6-4-3 1-2f		B FF 91 C CH 82 B CH 80 B FF 92 B CH 83 4-1 BB		B SL 83 B SL 83 B FF 95 C FF 95 F FF 95 S SL 85 3-3 K		B SL 86 X SI 98 1-0 F7		3	0	0	0	1	1	4
11 Rafael Devers, L (1, 5) OBP: 0.328, SLG: 0.298			C FF 92 B SL 85 B SL 84 F FF 91 B CH 80 X CH 82 3-2 P6	C SV 78 D FF 92 X CH 79 1-1 G6-3			B SL 84 F SL 83 S FF 91 X SL 83 1-2 G3-1			3	0	0	0	0	0	2
7 Christian Vázquez, R (1, 2) OBP: 0.250, SLG: 0.447			C FF 93 B FF 92 B CH 80 B FF 93 S FF 93 S FF 93 3-3 K		B FF 90 B FF 90 X FF 91 2-0 F7		C FF 91 S FF 91 F FF 93 X FF 92 0-2 G4-3			3	0	0	0	0	1	0
Inning Stats	R: 0 E: 0 K: 2 S: 12 H: 0 LOB: 0 BB: 0 P: 18	R: 0 E: 0 K: 0 S: 6 H: 1 LOB: 1 BB: 0 P: 12	R: 0 E: 0 K: 1 S: 13 H: 1 LOB: 1 BB: 0 P: 21	R: 1 E: 0 K: 0 S: 9 H: 2 LOB: 2 BB: 1 P: 19	R: 0 E: 0 K: 0 S: 7 H: 0 LOB: 0 BB: 0 P: 12	R: 0 E: 1 K: 3 S: 15 H: 0 LOB: 2 BB: 0 P: 25	R: 0 E: 0 K: 1 S: 10 H: 0 LOB: 0 BB: 0 P: 11	R: 3 E: 0 K: 2 S: 16 H: 3 LOB: 0 BB: 0 P: 21		1B: 4 2B: 2 3B: 0 HR: 1 SF: 1 SAC: 0 DP: 1 HBP: 2					

	AB	30
	R	4
	H	7
	RBI	4
	BB	1
	SO	9
	LOB	14

WP: 0 PB: 0 SB: 0 CS: 0 PA: 34

PITCHER		IP	WLS	BF	H	R	ER	SO	BB	IBB	HBP	BLK	WP	HR	S	P	ERA	WHIP
67 John Means, L ERA: 1.98	(1, 1)	5.0	L	20	4	1	1	3	1	0	1	0	0	0	47	82	1.80	1.000
58 Evan Phillips, R ERA: 3.6	(6, 1)	1.0		5	0	0	0	3	0	0	1	0	0	0	15	25	0.00	0.000
51 Paul Fry, L ERA: 3.52	(7, 1)	1.0		4	1	1	1	1	0	0	0	0	0	0	13	15	9.00	1.000
70 Josh Lucas, R ERA: 7.71	(8, 1)	0.1		3	2	2	2	1	0	0	0	0	0	1	9	11	54.00	6.000
50 Miguel Castro, R ERA: 10.57	(8, 1)	0.2		2	0	0	0	1	0	0	0	0	0	0	4	6	0.00	0.000

PITCHER	IP	WLS	BF	H	R	ER	SO	BB	IBB	HBP	BLK	WP	HR	S	P	ERA	WHIP

Batter	1	2	3	4	5	6	7	8	9	AB	R	H	RBI	BB	SO	LOB
42 Jonathan Villar, S (1, 4) OBP: 0.355, SLG: 0.486	C SI 93 B CH 86 B CH 85 B CH 87 F SI 93 F SI 92 B FF 93 4-2 42 G4-6-3 BB	X SL 84 0-0 ③ P3			F FF 93 X SL 84 0-1 42 S 42 HR 2-H 1B		C KC 77 C KC 80 B KC 81 B FF 92 F KC 81 S FF 91 2-3 ① K		B CH 85 C CU 77 B FF 95 B CH 83 F FF 94 B FF 95 4-2 42 2B 42 2B BB	3	2	1	1	2	1	3
42 Trey Mancini, R (1, 9) OBP: 0.400, SLG: 0.701 42 Joey Rickard, R (9, 9) OBP: 0.267, SLG: 0.325	S CH 85 1 SAFE S CH 85 F CH 86 1 SAFE 1 SAFE B FF 93 1 SAFE P CH 88 2-2 ① F CH 86 1 SAFE X SL 82 P3	B SL 82 B SI 91 C SI 92 X SI 92 2-1 42 G6-3 1B		F SL 85 F FF 94 S SL 86 0-3 ② K	B FC 87 X FC 86 1-0 ② G5-3		C CU 77 X CU 79 0-1 42 2B 1-3 2B	5 0	1 0	2 0	0 0	0 0	1 0	2 0
42 Dwight Smith Jr., L (1, 7) OBP: 0.324, SLG: 0.476	B CH 86 X CH 85 1-0 ② ③ G4-6-3 1-2f	X CH 86 0-0 ① ② G6-3 1-2f		B SL 84 1 SAFE B SL 85 C FC 91 C FC 90 X SL 86 2-2 1-H HR	B FC 80 B KC 79 C KC 79 X FC 86 2-1 ③ G2		F FF 93 B CH 85 X FF 94 1-1 42 G1-3 2-H 3-H 2B	5	1	2	4	0	0	2
42 Rio Ruiz, L (1, 5) OBP: 0.327, SLG: 0.311		B SI 90 B SI 90 B SI 90 C FF 90 B FF 92 4-1 WP 1B BB	B FF 92 B CH 86 X SI 91 2-0 ③ F8		B FF 94 B FC 90 F FC 92 C FF 94 C FC 91 2-3 ③ K			X FF 93 0-0 ① G3	D CU 77 C CH 86 B CU 78 B FF 93 F FF 93 X CH 84 3-2 ② G1-3 2-3	4	1	0	0	1	1	1
Renato Núñez, R (1, 10) OBP: 0.339, SLG: 0.431		C SI 92 C SI 93 F FF 93 B SL 83 1 SAFE B CH 87 F CH 86 X SI 93 2-2 ① 1-H 1B		S SL 86 F FF 95 B SL 86 F FC 92 T SI 94 1-2 ① K	B FC 93 B CU 82 C FC 94 B CU 82 X FC 93 3-1 42 1B 42 FC1-5 1B			C SL 88 X CU 82 0-1 42 HR 2B	B FF 93 B FF 94 B CU 78 C FF 93 F FF 93 S CU 79 3-3 ③ K	5	1	3	1	0	2	1
42 Chris Davis, L (1, 3) OBP: 0.196, SLG: 0.200		B CH 85 S CH 84 B CH 85 B FF 92 F FF 91 B CH 85 4-2 42 BB 42 E BB		S SL 86 B SL 86 F FC 92 B SL 87 B FF 95 S FC 93 3-3 ② K	C CU 82 S CU 83 C CU 83 0-3 ① K			B CU 80 B CU 80 B FF 94 C FF 94 C FF 94 X SL 88 3-2 2-H HR		3	1	1	2	1	2	1
42 Jesús Sucre, R (1, 2) OBP: 0.250, SLG: 0.220		C SI 91 F SL 83 F SL 84 B CH 87 D CH 88 X CH 88 2-2 FC5 42 BB 1-2		C SL 86 S FC 91 F FF 93 B SL 87 F FF 94 S SL 87 1-3 ③ K	B CU 82 B FC 93 B FC 92 C FC 94 X FC 94 3-1 42 FC1-5 1-3 1B		C SL 88 B FF 93 S CU 82 F FF 94 B FF 95 F SL 87 B FF 94 F CU 83 B SL 88 4-2 42 L7-6-3 BB		3	0	1	0	1	1	1
42 Richie Martin, R (1, 6) OBP: 0.273, SLG: 0.237		B CH 86 B FF 91 B FF 91 B SI 92 4-0 1-2 2-3 BB			B FF 93 B FC 90 F FC 92 F FC 92 B FF 95 F FC 92 D FF 93 4-2 42 G4-3 42 1B BB	B FC 94 X FC 94 1-0 ② FC1-5 1-2 3-H		C FF 93 B SL 89 X CU 83 1-1 ② ③ L7-6-3 1-1		2	1	0	0	2	0	3
42 Cedric Mullins, L (1, 8) OBP: 0.226, SLG: 0.200		C SI 92 D CH 87 F FF 93 S FF 92 1-3 ② K			B FF 94 X FC 91 1-0 ① G4-3 1-2	X FC 93 0-0 ③ F7			C FF 93 X CU 77 0-1 ① G5-3	4	0	0	0	0	1	6

| Inning Stats | | |

Batter	1	2	3	4	5	6	7	8	9	AB	R	H	RBI	BB	SO	LOB
42 Dustin Pedroia, R (1, 10) OBP: 0.150, SLG: 0.105	B FF 88 X FF 90 1-0 G6-3 ①		C FF 90 C FF 91 B CH 85 B FF 91 X CH 84 2-2 F7 ③			C SI 94 B SL 81 X SI 94 1-1 F8 ①		F SL 83 B FF 94 B FF 95 B FF 94 X FF 94 3-1 G6-4-3 ②③ 1-2f		4	0	0	0	0	0	1
42 Mookie Betts, R (1, 8) OBP: 0.324, SLG: 0.413	C FF 90 B CH 84 S CH 84 X FF 91 1-2 L1 ②			C FF 88 B FF 90 B FF 90 C CH 83 S FF 91 2-3 K ①		C SL 82 B SL 83 X SI 95 1-1 P4 ②			B SI 97 C SI 97 B SL 85 B SI 95 F SI 96 F SI 96 B SI 96 4-2 42 G4-6-3 BB	3	0	0	0	1	1	0
42 Mitch Moreland, L (1, 3) OBP: 0.321, SLG: 0.647	B FF 90 C FF 90 B CH 85 S CH 85 X FF 90 2-2 G1-3 ③			B CU 77 S CH 83 B FF 90 X CH 84 2-1 G6-3 ②		X SI 93 0-0 F8 ③			X SI 96 0-0 G4-6-3 ①② 1-2f	4	0	0	0	0	0	1
42 J.D. Martinez, R (1, 9) OBP: 0.417, SLG: 0.563		C SL 82 B CH 83 C FF 90 X CH 83 1-2 G5-3 ①		B SL 82 S CH 84 S CH 85 B SL 84 X FF 91 2-2 L8 ③			B SL 81 X SI 93 1-0 2B		X SI 97 0-0 1B	4	0	2	0	0	0	0
42 Xander Bogaerts, R (1, 6) OBP: 0.403, SLG: 0.500		F FF 91 B CH 84 B CH 83 F SL 84 X FF 91 2-2 F7 ②			B FF 89 C CH 84 X FF 90 1-1 42 1B 42 FC5-4 1B		B SI 94 C SI 93 F SL 81 S SL 82 1-3 K ①		F SI 96 B SI 96 X SL 84 1-1 F8 ③	4	1	1	0	0	1	2
42 Rafael Devers, L (1, 5) OBP: 0.343, SLG: 0.305	B FF 90 B CH 83 F FF 91 F FF 90 B FF 91 F FF 90 F CH 84 D SL 84 4-2 BB				B FF 90 D CH 83 B CH 83 F FF 90 F FF 90 1 SAFE X FF 89 3-2 42 FC5-4 1-3 1B		X SL 82 0-0 L7 ②			2	0	1	0	1	0	1
42 Steve Pearce, R (1, 7) OBP: 0.176, SLG: 0.125	C SL 84 S CH 83 B FF 90 S CH 84 1-3 K ③				C SL 83 D CH 84 F CH 84 B SL 84 D CH 84 X CH 84 3-2 FC5-4 ① 1-2f 3-H		B FF 90 C SL 83 B FF 90 F SL 83 B FF 90 S SL 84 3-3 K ③			3	0	0	1	0	2	3
42 Blake Swihart, S (1, 2) OBP: 0.310, SLG: 0.385			F FF 88 B FF 90 B CH 84 X FF 90 2-1 L7 ①		C FF 89 F CH 84 F FF 90 B FF 90 F CH 83 F SL 84 F CH 84 1 SAFE B CH 84 2-2 X SL 85 L9 ②			B FF 90 S SL 83 C FF 90 B FF 89 B SL 83 F FF 89 B SL 83 4-2 42 G6-4-3 BB		2	0	0	0	1	0	1
42 Christian Vázquez, R (1, 4) OBP: 0.233, SLG: 0.415			B FF 90 B FF 90 X FF 90 2-0 G6-3 ②		F FF 90 B FF 90 B CH 83 X FF 89 2-1 G1-3 ③			C FF 94 T FF 94 B FF 95 X FF 95 1-2 L9 ①		3	0	0	0	0	0	2
Inning Stats	R: 0 E: 0 K: 0 S: 7 H: 0 LOB: 0 BB: 0 P: 11	R: 0 E: 0 K: 1 S: 13 H: 0 LOB: 1 BB: 1 P: 21	R: 0 E: 0 K: 0 S: 6 H: 0 LOB: 0 BB: 0 P: 12	R: 0 E: 0 K: 1 S: 8 H: 0 LOB: 0 BB: 0 P: 14	R: 1 E: 0 K: 0 S: 17 H: 2 LOB: 1 BB: 0 P: 28	R: 0 E: 0 K: 0 S: 5 H: 0 LOB: 0 BB: 0 P: 7	R: 0 E: 0 K: 2 S: 8 H: 1 LOB: 1 BB: 0 P: 13	R: 0 E: 0 K: 0 S: 8 H: 0 LOB: 0 BB: 1 P: 16	R: 0 E: 0 K: 0 S: 7 H: 1 LOB: 1 BB: 1 P: 12	1B: 3 2B: 1 3B: 0 HR: 0 SF: 0 SAC: 0 DP: 2 HBP: 0						

PITCHER	IP	WLS	BF	H	R	ER	SO	BB	IBB	HBP	BLK	WP	HR	S	P	ERA	WHIP
42 Dan Straily, R (1, 1) ERA: 10.24	5.0	W	18	2	1	1	2	1	0	0	0	0	0	51	86	1.80	0.600
42 Jimmy Yacabonis, R (6, 1) ERA: 3.27	1.1	H	5	1	0	0	1	0	0	0	0	0	0	9	13	0.00	0.750
42 Paul Fry, L (7, 1) ERA: 3.24	0.2	H	3	0	0	0	1	1	0	0	0	0	0	7	14	0.00	1.500
42 Evan Phillips, R (8, 1) ERA: 3.0	1.0		2	0	0	0	0	0	0	0	0	0	0	5	9	0.00	0.000
42 Miguel Castro, R (9, 1) ERA: 9.35	1.0		4	1	0	0	0	1	0	0	0	0	0	7	12	0.00	2.000

PITCHER	IP	WLS	BF	H	R	ER	SO	BB	IBB	HBP	BLK	WP	HR	S	P	ERA	WHIP

BOTTOM

Baltimore Orioles @ Boston Red Sox

Fenway Park, Boston, MA

Mon Apr 15 2019, 11:09 AM - 2:23 PM EDT

Att. 35,860 - Cloudy - 56 F

livebaseballscorecards.com

AB	29
R	1
H	4
RBI	1
BB	3
SO	4
LOB	11

WP: 0 PA: 32
PB: 0
SB: 0
CS: 0

Boston Red Sox @ New York Yankees

Yankee Stadium, Bronx, NY

Tue Apr 16 2019, 6:41 PM - 9:02 PM EDT

Att. 45,008 - Partly Cloudy - 63 F

TOP

livebaseballscorecards.com

Batter	1	2	3	4	5	6	7	8	9	AB	R	H	RBI	BB	SO	LOB
42 Mookie Betts, R (1, 9) OBP: 0.321, SLG: 0.394	B FF 97 C FF 96 B FF 97 F FF 97 F KC 83 C FF 98 2-3 ① K			B FF 97 B FF 97 S FF 97 S FF 97 F FF 98 B FC 90 F FF 98 B FF 98 4-2 42 2B BB		B FF 96 F FF 96 B FF 97 F FF 96 X FC 92 2-2 ① G5-3		F FF 97 B FF 97 B FF 97 C FC 89 B FF 98 F FF 98 X FF 97 3-2 ③ F9		3	0	0	0	1	1	1
42 Xander Bogaerts, R (1, 6) OBP: 0.394, SLG: 0.500	C FF 97 S FF 98 X FF 98 0-2 ② L7			C FC 89 B FF 97 X FF 97 1-1 1-3 2B		B FF 97 C FF 97 S FC 89 F FC 90 F FF 98 X KC 83 1-2 ② G5-3			C FF 95 C FF 94 B SL 86 X FF 94 1-2 ① G6-3	4	0	1	0	0	0	0
42 J.D. Martinez, R (1, 7) OBP: 0.408, SLG: 0.544	B FF 98 X FF 97 1-0 ③ L7			S FF 97 X FF 98 0-1 ① F9		B FF 97 F FC 90 C FF 98 S KC 83 1-3 ③ K2-3			B FF 94 C FF 96 B FF 96 F FF 95 F FF 95 B SL 87 X FF 94 3-2 1B	4	0	1	0	0	1	2
42 Steve Pearce, R (1, 10) OBP: 0.143, SLG: 0.100		B FF 96 C FF 96 B FC 89 S FF 97 F FF 98 S FC 91 2-3 ① K2-3		F FF 97 F FC 89 X FF 99 0-2 ② L9			B FF 96 C FF 96 S FF 96 C KC 83 1-3 ① K		X FF 95 0-0 ② F7	4	0	0	0	0	2	3
42 Mitch Moreland, L (1, 3) OBP: 0.300, SLG: 0.600		B FF 97 F FF 98 B FF 97 S FC 91 S FC 90 2-3 ② K		C FF 98 F FC 90 B FC 92 B FF 99 S FC 91 2-3 ③ K			C FF 96 F FF 97 S FC 89 0-3 ② K		F FF 94 X FF 94 0-1 ③ F9	4	0	0	0	0	3	3
42 Eduardo Núñez, R (1, 4) OBP: 0.190, SLG: 0.195		F FF 98 B FF 98 C FC 89 S FF 99 1-3 ③ K			X FF 94 0-0 ① F9		C FF 98 C FC 88 B FF 97 B FC 91 S KC 83 2-3 ③ K2-3			3	0	0	0	0	2	0
42 Rafael Devers, L (1, 5) OBP: 0.343, SLG: 0.295			F FF 96 C FF 97 F FC 92 F FF 99 X FC 92 0-2 ① G4-3		B FC 88 B FF 95 S FF 96 H FF 95 3-1 HBP			B FF 95 C FF 95 S FC 90 B FC 89 C FF 97 2-3 ① K		2	0	0	0	0	1	0
42 Sandy León, S (1, 2)			B FF 99 X FF 98 1-0 ② L4		F FF 96 F FF 96 S FC 92 0-3 ② K			C FF 97 F FF 97 S KC 83 0-3 ② K		3	0	0	0	0	2	1
42 Jackie Bradley Jr., L (1, 8) OBP: 0.204, SLG: 0.200			C FF 98 X FF 96 0-1 ③ G4-3		B FF 95 S FF 97 X FF 96 1-1 ③ F7			X FF 97 0-0 2B		3	0	1	0	0	0	1
Inning Stats	R: 0 E: 0 K: 1 S: 8 H: 0 LOB: 0 BB: 0 P: 11	R: 0 E: 0 K: 3 S: 10 H: 0 LOB: 0 BB: 0 P: 15	R: 0 E: 0 K: 0 S: 8 H: 0 LOB: 0 BB: 0 P: 9	R: 0 E: 0 K: 1 S: 14 H: 1 LOB: 2 BB: 1 P: 21	R: 0 E: 0 K: 1 S: 7 H: 0 LOB: 1 BB: 0 P: 11	R: 0 E: 0 K: 1 S: 11 H: 0 LOB: 0 BB: 0 P: 15	R: 0 E: 0 K: 3 S: 9 H: 0 LOB: 0 BB: 0 P: 12	R: 0 E: 0 K: 2 S: 11 H: 1 LOB: 1 BB: 0 P: 16	R: 0 E: 0 K: 0 S: 10 H: 1 LOB: 1 BB: 0 P: 14	1B: 1 2B: 2 3B: 0 HR: 0 SF: 0 SAC: 0 DP: 0 HBP: 1						

	AB	30
	R	0
	H	3
	RBI	0
	BB	1
	SO	12
	LOB	11

WP: 0 PA: 32
PB: 0
SB: 0
CS: 0

PITCHER		IP	WLS	BF	H	R	ER	SO	BB	IBB	HBP	BLK	WP	HR	S	P	ERA	WHIP
65 James Paxton, L ERA: 3.91	(1, 1)	8.0	W	28	2	0	0	12	1	0	1	0	0	0	78	110	0.00	0.375
74 Joe Harvey, R ERA:	(9, 1)	1.0		4	1	0	0	0	0	0	0	0	0	0	10	14	0.00	1.000

PITCHER		IP	WLS	BF	H	R	ER	SO	BB	IBB	HBP	BLK	WP	HR	S	P	ERA	WHIP

BOTTOM

Boston Red Sox @ New York Yankees

Yankee Stadium, Bronx, NY

Tue Apr 16 2019, 6:41 PM - 9:02 PM EDT

Att. 45,008 - Partly Cloudy - 63 F

livebaseballscorecards.com

Batter	1	2	3	4	5	6	7	8	9	AB	R	H	RBI	BB	SO	LOB
26 DJ LeMahieu, R (1, 4) OBP: 0.433, SLG: 0.472	C SI 93 F SL 78 B SL 81 S FF 94 1-3 K ①		S SL 79 B FF 97 F FF 98 F FF 98 X FF 98 1-2 99 BB 45 1B 1B 3-H ①	B CH 86 F SL 78 B SL 79 C CH 85 F SL 81 C FF 95 2-3 K ③		X SI 91 0-0 G1-3 ②		C SI 90 X CH 84 0-1 G5-3 ②		5	1	1	1	0	2	1
99 Aaron Judge, R (1, 9) OBP: 0.425, SLG: 0.517	B SL 78 B SL 77 S CH 86 X FF 94 2-1 F8 ②		B SL 80 F FF 97 S SL 82 B SL 80 B SL 80 B FF 97 4-2 45 1B 1-2 BB		C FF 94 B SL 78 C SL 80 X FF 95 1-2 45 E 45 S 1B	C SI 90 C CH 83 B FC 86 X FF 91 1-2 45 FC6-4 1B		S CH 84 B FF 91 S SI 91 B SI 92 C CH 83 2-3 K ③		4	0	2	0	1	1	0
45 Luke Voit, R (1, 3) OBP: 0.324, SLG: 0.431	X CH 87 0-0 L8 ③		F FF 97 X FF 96 0-1 1-2 2-H 1B		F SL 79 F SL 78 S SL 82 0-3 K ① 1-3	B SI 90 S CH 81 X SI 91 1-1 FC6-4 ③ 1-2f				4	0	1	1	0	1	2
25 Gleyber Torres, R (1, 6) OBP: 0.343, SLG: 0.548		S CH 85 B SL 79 C SL 76 B SL 80 S SL 79 2-3 K ①	S SL 79 S SL 81 B SL 79 F FF 96 S SL 81 1-3 K ③		F SI 96 B FF 95 F SL 81 B FF 94 B FF 96 F CH 86 X SL 80 3-2 L7 ②		X FC 86 0-0 HR			4	1	1	1	0	2	3
77 Clint Frazier, R (1, 10) OBP: 0.311, SLG: 0.585		C SI 93 B FF 96 B FF 96 X SL 78 2-1 G6-3 ②		B CH 83 X CH 82 1-0 HR	C SL 78 C SL 78 D SL 78 F SL 78 B FF 95 B FF 95 X SL 79 3-2 G5-3 ③		B SI 90 B SI 90 X SI 90 2-0 G5-3 ①			4	1	1	1	0	0	1
29 Gio Urshela, R (1, 5) OBP: 0.417, SLG: 0.450		C SL 78 F FF 95 F FF 97 X SL 81 0-2 G5-3 ③		C SI 94 F FF 93 F SL 80 F SL 79 X CH 86 0-2 G5-3 ①		B SI 91 X FC 87 1-0 28 SH1-3 39 HR 2B	B SI 91 X CH 82 1-0 P6 ②			4	1	1	0	0	0	0
11 Brett Gardner, L (1, 8) OBP: 0.304, SLG: 0.400			B FF 94 X FF 95 1-0 28 F8 26 1B 2B	B FF 95 C SL 77 X SL 78 1-1 F8 ②		B SI 89 B CH 82 D FC 86 B SI 89 4-0 28 SH1-3 39 HR BB	S CU 79 H FF 92 1-1 HBP			2	2	1	0	1	0	0
28 Austin Romine, R (1, 2) OBP: 0.238, SLG: 0.381			S SL 78 X SL 80 0-1 F8 ① 2-3	C SL 76 X FF 95 0-1 39 2B 1B		F SI 90 X SI 90 0-1 SH1-3 ① 1-2 2-3	X SI 90 0-0 G5-3 ③			3	1	1	0	0	0	2
39 Mike Tauchman, L (1, 7) OBP: 0.273, SLG: 0.500			D SL 79 C SI 95 C SL 81 B FF 96 F FF 97 B SL 84 S SL 79 3-3 K ②	F FF 95 B SL 80 X SL 77 1-1 1-H 2B		B CH 84 B FC 86 X FC 85 2-0 2-H 3-H HR		C CU 77 B CH 83 B CH 82 F SI 90 B SI 90 X FC 86 3-2 P6 ①		4	1	2	4	0	1	1

Inning Stats	1	2	3	4	5	6	7	8	9
	R: 0 E: 0 K: 1 S: 6 H: 0 LOB: 0 BB: 0 P: 9	R: 0 E: 0 K: 1 S: 9 H: 0 LOB: 0 BB: 0 P: 13	R: 2 E: 0 K: 2 S: 19 H: 3 LOB: 2 BB: 1 P: 29	R: 2 E: 0 K: 1 S: 16 H: 3 LOB: 1 BB: 0 P: 21	R: 0 E: 1 K: 1 S: 14 H: 1 LOB: 1 BB: 0 P: 21	R: 3 E: 0 K: 0 S: 10 H: 3 LOB: 1 BB: 1 P: 19	R: 1 E: 0 K: 0 S: 5 H: 1 LOB: 1 BB: 0 P: 9	R: 0 E: 0 K: 1 S: 8 H: 0 LOB: 0 BB: 0 P: 13	

	AB	34
	R	8
	H	11
	RBI	8
	BB	2
	SO	7
	LOB	10

	1B: 5	SF: 0	WP: 0	PA: 38
	2B: 3	SAC: 1	PB: 0	
	3B: 0	DP: 0	SB: 1	
	HR: 3	HBP: 1	CS: 0	

PITCHER		IP	WLS	BF	H	R	ER	SO	BB	IBB	HBP	BLK	WP	HR	S	P	ERA	WHIP
42 Chris Sale, L ERA: 8.5	(1, 1)	5.0	L	23	7	4	4	6	1	0	0	0	0	1	64	93	7.20	1.600
Erasmo Ramírez, R ERA: 12.0	(6, 1)	3.0		15	4	4	4	1	1	0	1	0	0	2	23	41	12.00	1.667

PITCHER	IP	WLS	BF	H	R	ER	SO	BB	IBB	HBP	BLK	WP	HR	S	P	ERA	WHIP

Batter	1	2	3	4	5	6	7	8	9	AB	R	H	RBI	BB	SO	LOB
50 Mookie Betts, R (1, 9) OBP: 0.305, SLG: 0.371	B FF 92 C FF 92 X SI 89 1-1 G6-3		C SI 88 S CH 85 X SL 82 0-2 F8		B SI 90 C SI 88 B CH 86 C FF 92 X SL 84 2-2 F7			B FC 88 C SI 93 B ST 83 S FC 87 F SI 95 C SI 93 2-3 K		4	0	0	0	0	1	0
2 Xander Bogaerts, R (1, 6) OBP: 0.387, SLG: 0.484	B SI 89 C FF 92 B FF 91 B SI 89 X FF 92 3-1 P4		B SL 84 B SI 89 C SI 89 X SI 88 2-1 1B		C SI 90 B SL 82 X SI 90 1-1 G6-3			F FF 94 C ST 82 X FC 87 0-2 F9		4	0	1	0	0	0	0
28 J.D. Martinez, R (1, 7) OBP: 0.425, SLG: 0.592	X FF 92 0-0 HR		S SI 89 B SL 83 F SI 90 F FF 92 T SL 82 1-2 K			F SI 89 B FF 91 F SL 81 F SI 90 F SL 83 B SL 82 F SL 82 B FF 91 F SL 83 4-2 B FF 92 25 G5-4-3 BB		F FC 89 B ST 84 X ST 82 1-1 18 BB 25 1B 1B		3	1	2	1	1	1	1
25 Steve Pearce, R (1, 3) OBP: 0.160, SLG: 0.125	F SI 90 S CU 82 B CU 82 X FF 92 1-2 P4		S SI 90 B SI 91 F SL 83 D SL 83 F SI 90 1 SAFE S SL 83 2-3 K			B SI 90 C SI 88 B SL 82 B SI 90 X SI 89 3-1 G5-4-3 1-2f		X FC 87 0-0 18 BB 1-2 1B		4	0	1	0	0	1	2
18 Mitch Moreland, L (1, 10) OBP: 0.313, SLG: 0.586		S SI 90 B SL 87 B SI 90 X SI 90 2-1 7 HR 1B		X SL 85 0-0 F8		X SI 90 0-0 G3		D SI 95 B SI 94 S SI 95 T ST 82 B FF 95 D ST 83 4-2 1-2 2-3 BB		3	1	1	0	1	0	0
15 Dustin Pedroia, R (1, 4) OBP: 0.143, SLG: 0.100 36 Eduardo Núñez, R (2, 4) OBP: 0.178, SLG: 0.182		C SI 90 F SI 90 X SL 83 0-2 F9		C FF 92 X SI 90 0-1 G6-3			C SI 88 B CH 87 F CH 87 S FF 91 1-3 K	X ST 84 0-0 F9		1 3	0 0	0 0	0 0	0 0	0 1	1 3
11 Rafael Devers, L (1, 5) OBP: 0.351, SLG: 0.308		T SI 90 C SL 87 S SI 90 0-3 K		B SL 87 X SI 89 1-0 1B			F SL 85 F SI 89 X SL 83 0-2 7 G6-3 7 S 1B		C FF 98 B FF 99 B SL 85 X FF 97 2-1 L6	4	0	2	0	0	1	1
7 Christian Vázquez, R (1, 2) OBP: 0.234, SLG: 0.467		B SI 91 X FF 92 1-0 1-H HR		X SI 90 0-0 L7			B FF 96 X FF 97 1-0 G6-3 1-3		C SL 87 B SL 86 X FF 98 1-1 F9	4	1	1	2	0	0	2
19 Jackie Bradley Jr., L (1, 8) OBP: 0.190, SLG: 0.185		S SI 91 B SL 86 X SI 89 1-1 G6-3			X SL 86 0-0 G6-3		C FF 97 B CH 89 S FF 97 S FF 98 1-3 K		C FF 99 B FF 100 S SL 86 B SL 88 S FF 99 2-3 K	4	0	0	0	0	2	1
Inning Stats	R: 1 E: 0 K: 0 S: 8 H: 1 LOB: 0 BB: 0 P: 13	R: 2 E: 0 K: 1 S: 11 H: 2 LOB: 0 BB: 0 P: 15	R: 0 E: 0 K: 2 S: 13 H: 1 LOB: 1 BB: 0 P: 18	R: 0 E: 0 K: 0 S: 5 H: 1 LOB: 1 BB: 0 P: 6	R: 0 E: 0 K: 0 S: 6 H: 0 LOB: 0 BB: 0 P: 9	R: 0 E: 0 K: 0 S: 9 H: 0 LOB: 0 BB: 1 P: 16	R: 0 E: 0 K: 2 S: 10 H: 1 LOB: 1 BB: 0 P: 13	R: 0 E: 0 K: 1 S: 13 H: 2 LOB: 3 BB: 1 P: 20	R: 0 E: 0 K: 1 S: 7 H: 0 LOB: 0 BB: 0 P: 12	1B: 6 2B: 0 3B: 0 HR: 2 SF: 0 SAC: 0 DP: 1 HBP: 0						

PITCHER		IP	WLS	BF	H	R	ER	SO	BB	IBB	HBP	BLK	WP	HR	S	P	ERA	WHIP
34 J.A. Happ, L ERA: 7.23	(1, 1)	6.1		25	6	3	3	4	1	0	0	0	0	2	58	84	4.26	1.105
48 Tommy Kahnle, R ERA: 3.38	(7, 1)	0.2	W	2	0	0	0	1	0	0	0	0	0	0	4	6	0.00	0.000
0 Adam Ottavino, R ERA: 1.0	(8, 1)	1.0	H	6	2	0	0	1	1	0	0	0	0	0	13	20	0.00	3.000
54 Aroldis Chapman, L ERA: 2.57	(9, 1)	1.0	S	3	0	0	0	1	0	0	0	0	0	0	7	12	0.00	0.000

PITCHER	IP	WLS	BF	H	R	ER	SO	BB	IBB	HBP	BLK	WP	HR	S	P	ERA	WHIP

TOP

Boston Red Sox @ New York Yankees

Yankee Stadium, Bronx, NY

Wed Apr 17 2019, 6:39 PM - 9:34 PM EDT

Att. 44,106 - Partly Cloudy - 56 F

livebaseballscorecards.com

AB	34
R	3
H	8
RBI	3
BB	2
SO	7
LOB	11

Boston Red Sox @ New York Yankees

Yankee Stadium, Bronx, NY

Wed Apr 17 2019, 6:39 PM - 9:34 PM EDT

Att. 44,106 - Partly Cloudy - 56 F

livebaseballscorecards.com

BOTTOM

Batter	1	2	3	4	5	6	7	8	9	AB	R	H	RBI	BB	SO	LOB
11 Brett Gardner, L (1, 8) OBP: 0.301, SLG: 0.438	X FF 99 0-0 ① F7		B FF 100 B FF 99 C FC 97 C FF 99 F CU 80 B FF 99 X FC 92 3-2 ② G3-1		B FF 97 C CU 78 F FC 92 X FS 88 1-2 ② G4-3		C SL 84 F SL 85 X FF 97 0-2 1-H 2-H 3-H HR			4	1	1	4	0	0	0
99 Aaron Judge, R (1, 9) OBP: 0.403, SLG: 0.484	C FF 98 S FS 91 S SL 85 0-3 ② K		F FS 90 B SL 87 C FF 99 B FS 88 X FF 99 2-2 ③ G4-3		C FF 97 S FC 95 B FS 88 B FF 94 X SL 84 2-2 ③ F9		S SL 85 B SL 84 B FF 96 S SL 86 F FF 95 B FF 96 C FF 96 3-3 ② K			4	0	0	0	0	2	0
45 Luke Voit, R (1, 3) OBP: 0.333, SLG: 0.443	X FF 99 0-0 2B			B FF 97 B SL 87 C FC 92 B FS 88 S FC 93 B FF 100 4-2 25 E 77 2B BB		B FC 93 F FS 88 B FS 88 B FC 94 C FF 96 C FF 98 3-3 ① K	F SL 84 F FF 95 B FF 95 S FF 95 1-3 ③ K			3	1	1	0	1	2	0
25 Gleyber Torres, R (1, 6) OBP: 0.324, SLG: 0.515	D SL 86 F FC 93 F FC 95 B FF 97 F CU 81 S FS 88 2-3 ③ K			C CU 80 X FS 87 0-1 77 2B 1-2 FC6		B FS 90 F SL 85 C FF 96 F FF 97 F FS 86 F FF 97 X FC 91 1-2 ② G5-3		B FF 92 S SL 87 F FF 93 B CU 81 X SL 89 2-2 ① L7		4	0	0	0	0	1	2
26 DJ LeMahieu, R (1, 4) OBP: 0.406, SLG: 0.439		B FF 94 B FF 97 C FC 91 F FF 98 B FC 93 X FF 98 3-2 ① G1-4-3		C FC 92 S FF 96 F FS 87 C FC 92 0-3 ① K		C CU 78 F FS 87 B FF 95 C FF 98 1-3 ③ K		X FF 94 0-0 ② G4-3		4	0	0	0	0	2	2
77 Clint Frazier, R (1, 10) OBP: 0.347, SLG: 0.622		B CU 79 B CU 80 C FC 92 X FS 87 2-1 1B		S FS 88 B FF 96 F FS 88 X FC 93 1-2 1-3 2-H 2B			X KC 79 0-0 28 BB 39 BB 11 HR 1B	C FF 95 B FF 94 B SL 89 S SL 88 C FF 94 2-3 ③ K		4	1	3	1	0	1	0
39 Mike Tauchman, L (1, 7) OBP: 0.280, SLG: 0.455		S FF 97 B FC 92 B FF 97 D FS 89 X FC 93 3-1 ② F8		C FS 88 S FF 97 B FF 97 F FC 94 D FS 88 B FC 93 S FS 88 3-3 ② K			B FF 91 C FC 88 B FF 92 B FC 87 B FF 93 4-1 28 BB 11 HR 1-2 BB			2	1	0	0	1	1	3
29 Gio Urshela, R (1, 5) OBP: 0.370, SLG: 0.391		B FF 96 B SL 85 X FC 92 2-0 ③ P3		C FF 96 C FC 93 F FF 98 D FS 89 B FC 92 X FC 94 2-2 ③ G3-1			C FC 87 B FF 92 C FF 92 S KC 81 1-3 ① K			3	0	0	0	0	1	5
28 Austin Romine, R (1, 2) OBP: 0.250, SLG: 0.348			C FC 91 B FC 96 F FF 97 F CU 80 B FF 99 X FS 84 2-2 ① P2		F CU 76 X FF 95 0-1 ① F9		B FF 92 B FF 92 S FC 87 B FC 86 B FC 86 4-1 11 HR 1-2 2-3 BB			2	1	0	0	1	0	0
Inning Stats	R: 0 E: 0 K: 2 S: 9 H: 1 LOB: 1 BB: 0 P: 11	R: 0 E: 0 K: 0 S: 8 H: 1 LOB: 1 BB: 0 P: 18	R: 0 E: 0 K: 0 S: 11 H: 0 LOB: 0 BB: 0 P: 18	R: 1 E: 1 K: 2 S: 19 H: 1 LOB: 2 BB: 1 P: 29	R: 0 E: 0 K: 0 S: 8 H: 0 LOB: 0 BB: 0 P: 11	R: 0 E: 0 K: 2 S: 12 H: 0 LOB: 0 BB: 0 P: 17	R: 4 E: 0 K: 3 S: 16 H: 2 LOB: 0 BB: 2 P: 29	R: 0 E: 0 K: 1 S: 7 H: 0 LOB: 0 BB: 0 P: 11		1B: 2 2B: 2 3B: 0 HR: 1 SF: 0 SAC: 0 DP: 0 HBP: 0						

	AB	30
	R	5
	H	5
	RBI	5
	BB	3
	SO	10
	LOB	12

WP: 0 PA: 33
PB: 0
SB: 0
CS: 0

PITCHER		IP	WLS	BF	H	R	ER	SO	BB	IBB	HBP	BLK	WP	HR	S	P	ERA	WHIP
17 Nathan Eovaldi, R ERA: 6.0	(1, 1)	6.0		23	3	1	0	6	1	0	0	0	0	0	67	104	0.00	0.667
44 Brandon Workman, R ERA: 3.52	(7, 1)	0.1	L	4	1	3	3	1	2	0	0	0	0	0	6	15	81.00	9.000
70 Ryan Brasier, R ERA: 2.16	(7, 1)	0.2	B	3	1	1	1	2	0	0	0	0	0	1	10	14	13.50	1.500
37 Heath Hembree, R ERA: 4.5	(8, 1)	1.0		3	0	0	0	1	0	0	0	0	0	0	7	11	0.00	0.000

PITCHER	IP	WLS	BF	H	R	ER	SO	BB	IBB	HBP	BLK	WP	HR	S	P	ERA	WHIP

Batter	1	2	3	4	5	6	7	8	9	AB	R	H	RBI	BB	SO	LOB
16 Andrew Benintendi, L (1, 7) OBP: 0.357, SLG: 0.426	F FF 98 B FF 98 B FF 97 B FF 98 B FF 97 4-1 50 G5-4-3 BB			S FC 81 B FF 86 F CU 73 S FF 89 1-3 ① K	1 SAFE 1 SAFE F FF 86 C CU 76 1 SAFE B FF 86 F CU 76 S FF 89 1-3 ③ K		X SI 88 0-0 ③ L8			3	0	0	0	1	2	1
50 Mookie Betts, R (1, 9) OBP: 0.314, SLG: 0.432	X FF 97 0-0 ① ② G5-4-3 1-2f			C FF 87 F FF 89 B FF 90 X CH 80 1-2 ② G6-3		B FF 93 C SI 93 C CU 75 B SL 85 B FF 96 X SL 83 3-2 18 1B 28 1B 2B		B SL 86 B SI 96 C SL 88 X SI 97 2-1 HR		4	2	2	1	0	0	1
18 Mitch Moreland, L (1, 3) OBP: 0.324, SLG: 0.629	X FF 98 0-0 ③ F8			C FF 89 F FC 85 B CU 75 B CU 74 F FF 90 B FF 90 F FF 90 S FC 86 3-3 ③ K		S FF 94 B FF 94 S CU 75 X CU 77 1-2 28 1B 2-3 1B		S SI 98 B SL 90 X SI 98 1-1 HR		4	1	2	1	0	1	0
28 J.D. Martinez, R (1, 10) OBP: 0.429, SLG: 0.581		X FF 97 0-0 ① G6-3			B FC 82 S FC 84 B FF 87 F FF 87 B CH 81 B FF 89 4-2 11 2B BB	D SL 85 B FF 93 S SI 92 F FF 93 X SI 94 2-2 1-2 3-H 1B		B SI 92 S FC 89 B FC 90 X FC 91 2-1 ① F9		3	1	1	1	1	0	0
2 Xander Bogaerts, R (1, 6) OBP: 0.380, SLG: 0.471		B FF 97 C SL 90 X FF 97 1-1 ② F9			C CH 79 F CH 79 X FC 84 0-2 ① L8	B SL 88 S SI 93 C SL 88 F SL 87 S SL 88 1-3 ① K		B SI 94 C SI 94 B FC 89 X FC 89 2-1 11 G4-6-3 1B		4	0	1	0	0	1	3
11 Rafael Devers, L (1, 5) OBP: 0.346, SLG: 0.319		B FF 97 B FF 96 X FF 98 2-0 ③ G4-3			B FC 83 X FF 88 1-0 7 HR 1-H 2B	C CU 76 S FF 94 D SL 86 S FF 95 1-3 ② K		S SI 93 S FC 90 X CU 82 0-2 ② ③ G4-6-3 1-2f		4	1	1	1	0	1	3
7 Christian Vázquez, R (1, 2) OBP: 0.255, SLG: 0.531			F FF 86 C FF 88 B CH 79 F FF 88 S FC 84 1-3 ① K		B FF 86 B FC 84 C FC 84 X FF 87 2-1 2-H HR	F SI 93 F SL 86 S SL 88 0-3 ③ K			B SI 93 X SI 92 1-0 19 G4-5-3 1B	4	1	2	2	0	2	2
19 Jackie Bradley Jr., L (1, 8) OBP: 0.177, SLG: 0.172			C CU 75 B CU 73 X FF 88 1-1 ② G6-3		C FF 87 F FF 87 F CU 74 S CU 76 0-3 ② K		S SI 86 S SI 86 B SL 73 F SI 88 B SI 88 F SL 73 X SI 89 2-2 ① G4-3		L FC 89 F CU 80 F SI 93 X CU 80 0-2 ① ② G4-5-3 1-2f	4	0	0	0	0	1	1
5 Tzu-Wei Lin, L (1, 4) OBP: 0.200, SLG: 0.200			S FF 89 S FF 88 B CU 76 B CU 74 S FF 89 2-3 ③ K		C FF 87 X FC 83 0-1 1B		B SI 88 B SI 87 C SI 88 F SI 88 X SI 88 2-2 ② G3-1		X FC 89 0-0 ③ G3	4	0	1	0	0	1	0
Inning Stats	R: 0 E: 0 K: 0 S: 3 H: 0 LOB: 0 BB: 1 P: 7	R: 0 E: 0 K: 0 S: 4 H: 0 LOB: 0 BB: 0 P: 7	R: 0 E: 0 K: 2 S: 9 H: 0 LOB: 0 BB: 0 P: 13	R: 0 E: 0 K: 2 S: 11 H: 0 LOB: 0 BB: 0 P: 16	R: 3 E: 0 K: 2 S: 18 H: 3 LOB: 1 BB: 1 P: 26	R: 1 E: 0 K: 3 S: 19 H: 3 LOB: 2 BB: 0 P: 27	R: 0 E: 0 K: 0 S: 9 H: 0 LOB: 0 BB: 0 P: 13	R: 2 E: 0 K: 0 S: 11 H: 3 LOB: 0 BB: 0 P: 18	R: 0 E: 0 K: 0 S: 6 H: 1 LOB: 0 BB: 0 P: 7	1B: 5 2B: 2 3B: 0 HR: 3 SF: 0 SAC: 0 DP: 3 HBP: 0						

PITCHER		IP	WLS	BF	H	R	ER	SO	BB	IBB	HBP	BLK	WP	HR	S	P	ERA	WHIP
55 Ryne Stanek, R ERA: 1.59	(1, 1)	2.0		6	0	0	0	0	1	0	0	0	0	0	7	14	0.00	0.500
48 Ryan Yarbrough, L ERA: 5.84	(3, 1)	3.0		13	3	3	3	6	1	0	0	0	0	1	38	55	9.00	1.333
62 Wilmer Font, R ERA: 7.45	(6, 1)	1.0		6	3	1	1	3	0	0	0	0	0	0	19	27	9.00	3.000
56 Adam Kolarek, L ERA: 1.04	(7, 1)	1.0		3	0	0	0	0	0	0	0	0	0	0	9	13	0.00	0.000
63 Diego Castillo, R ERA: 2.45	(8, 1)	0.0	L	2	2	2	2	0	0	0	0	0	0	2	4	7	∞	∞

PITCHER		IP	WLS	BF	H	R	ER	SO	BB	IBB	HBP	BLK	WP	HR	S	P	ERA	WHIP
65 Casey Sadler, R ERA:	(8, 1)	2.0		6	2	0	0	0	0	0	0	0	0	0	13	18	0.00	1.000

TOP

Boston Red Sox @ Tampa Bay Rays

Tropicana Field, St. Petersburg, FL

Fri Apr 19 2019, 7:11 PM - 10:14 PM EDT

Att. 21,343 - Dome - 72 F

livebaseballscorecards.com

AB	34
R	6
H	10
RBI	6
BB	2
SO	9
LOB	11

Boston Red Sox @ Tampa Bay Rays

Tropicana Field, St. Petersburg, FL

Fri Apr 19 2019, 7:11 PM - 10:14 PM EDT

Att. 21,343 - Dome - 72 F

BOTTOM

Batter	1	2	3	4	5	6	7	8	9	AB	R	H	RBI	BB	SO	LOB
2 Yandy Díaz, R (1, 3) OBP: 0.400, SLG: 0.523	B FF 93 C FF 93 B FF 93 B FF 94 F FF 94 B SI 93 4-2 29 1B BB		B FF 92 B FC 87 X FF 93 2-0 24 3B 1B		B CH 87 C FC 86 S CH 88 B SI 93 B FC 87 X SI 93 3-2 29 G5-4-3 1B		C FC 85 B FF 92 B KC 79 C KC 79 F KC 79 B FF 90 X KC 79 3-2 ① ② G6-4-3 1-2f			3	1	2	0	1	0	1
29 Tommy Pham, R (1, 7) OBP: 0.404, SLG: 0.411	C FF 92 B FF 92 C FC 87 B SI 92 X CH 88 2-2 1-2 1B		B CH 86 C FF 92 S FF 92 B FF 92 C SI 92 2-3 ① K		X CH 87 0-0 ② ③ G5-4-3 1-2f		B FF 91 F FF 92 B FC 86 B FC 87 B KC 80 4-1 17 CS BB			3	0	1	0	1	1	2
17 Austin Meadows, L (1, 10) OBP: 0.423, SLG: 0.671	C SI 92 D FC 84 S SI 92 F FC 84 B FF 93 D FC 83 C FC 86 3-3 ① K		B FF 92 F SI 91 S FC 88 B FF 92 S FC 88 2-3 ② K			B FF 91 S FC 85 B FC 86 F SI 90 B CH 84 X FC 86 3-2 24 E 28 2B 1B	1 SAFE C KC 78 1 SAFE B FF 91 F FF 90 1 SAFE B KC 78 2-2 ③ CS 1-2	C KC 83 B FF 94 B FF 96 X KC 84 2-1 ① G3-1		4	1	1	0	0	2	3
24 Avisaíl García, R (1, 9) OBP: 0.357, SLG: 0.523	F FF 92 F FF 93 X FF 92 0-2 ② F9		S FF 92 B FF 93 X FF 93 1-1 1-H 3B			F CH 86 X CH 86 0-1 FC 28 2B 1-2		S FF 95 F FF 96 S KC 86 0-3 ② K1-3		4	1	1	1	0	1	3
28 Daniel Robertson, R (1, 5) OBP: 0.232, SLG: 0.176	B FF 94 S FF 93 F FC 88 C FC 88 S FF 93 2-3 ③ K		C FC 86 B FF 94 F SI 93 B SI 94 F FC 88 X SI 94 2-2 ③ F9			B FC 88 B FF 91 C FC 86 S CH 86 X FC 86 2-2 1-H 2-H 2B		C FF 96 C FF 96 F FF 96 S KC 86 0-3 ③ K2-3		4	0	1	2	0	2	3
54 Guillermo Heredia, R (1, 8) OBP: 0.389, SLG: 0.533 39 Kevin Kiermaier, L (9, PH) OBP: 0.324, SLG: 0.523		S CH 86 B FF 92 B FC 86 F CH 87 S FF 94 2-3 ① K		X FC 85 0-0 ① F7		S CH 86 H FF 91 1-1 1 G6-4-3 HBP			C SL 83 X SL 87 0-1 ① F9	2 1	0 0	0 0	0 0	1 0	0 0	0 0
8 Brandon Lowe, L (1, 4) OBP: 0.329, SLG: 0.594		X SL 81 0-0 HR		C SI 91 S FC 88 B FC 88 C FC 86 1-3 ② K		S FC 88 B FC 86 X CH 89 1-1 ① L3			F FF 94 S CH 88 X SL 85 0-2 ② P5	4	1	1	1	0	1	2
1 Willy Adames, R (1, 6) OBP: 0.301, SLG: 0.343 26 Ji Man Choi, L (9, PH) OBP: 0.384, SLG: 0.410		X FC 87 0-0 ② G6-3		B FF 92 X CH 87 1-0 ③ G4-3		C FF 90 X FC 85 0-1 ② ③ G6-4-3 1-2f			F FF 96 H FF 96 1-1 7 WP HBP	3 0	0 0	0 0	0 0	0 0	0 0	2 0
7 Michael Pérez, L (1, 2) OBP: 0.333, SLG: 0.348		B FF 93 X FF 94 1-0 ③ F8			C FC 84 S FC 86 B FF 92 B FC 87 X FC 85 2-2 ① G6-3		C KC 78 B FF 91 B FC 86 B KC 79 B FC 86 4-1 2 G6-4-3 BB		B CH 85 C CH 86 B FF 97 S SL 84 B SL 87 S CH 87 3-3 ③ K 1-2	3	0	0	0	1	1	1
Inning Stats	R: 0 E: 0 K: 2 S: 15 H: 1 LOB: 2 BB: 1 P: 26	R: 1 E: 0 K: 1 S: 6 H: 1 LOB: 0 BB: 0 P: 9	R: 1 E: 0 K: 2 S: 13 H: 2 LOB: 1 BB: 0 P: 22	R: 0 E: 0 K: 1 S: 5 H: 0 LOB: 0 BB: 0 P: 7	R: 0 E: 0 K: 0 S: 7 H: 1 LOB: 0 BB: 0 P: 12	R: 2 E: 1 K: 0 S: 13 H: 2 LOB: 1 BB: 0 P: 20	R: 0 E: 0 K: 0 S: 8 H: 0 LOB: 0 BB: 2 P: 21	R: 0 E: 0 K: 2 S: 9 H: 0 LOB: 0 BB: 0 P: 11	R: 0 E: 0 K: 1 S: 9 H: 0 LOB: 1 BB: 0 P: 13	1B: 4 2B: 1 3B: 1 HR: 1 SF: 0 SAC: 0 DP: 3 HBP: 2						

livebaseballscorecards.com

AB	31
R	4
H	7
RBI	4
BB	3
SO	9
LOB	17

WP: 1 PA: 37
PB: 0
SB: 0
CS: 1

PITCHER		IP	WLS	BF	H	R	ER	SO	BB	IBB	HBP	BLK	WP	HR	S	P	ERA	WHIP
57 Eduardo Rodriguez, L ERA: 7.2	(1, 1)	5.1		25	7	4	3	6	1	0	1	0	0	1	57	94	5.06	1.500
44 Brandon Workman, R ERA: 2.89	(6, 1)	1.2	W	4	0	0	0	0	2	0	0	0	0	0	10	23	0.00	1.200
32 Matt Barnes, R ERA: 1.23	(8, 1)	1.0	H	3	0	0	0	2	0	0	0	0	0	0	9	11	0.00	0.000
70 Ryan Brasier, R ERA: 1.93	(9, 1)	1.0	S	4	0	0	0	1	0	0	1	0	1	0	9	13	0.00	0.000

PITCHER	IP	WLS	BF	H	R	ER	SO	BB	IBB	HBP	BLK	WP	HR	S	P	ERA	WHIP

Batter	1	2	3	4	5	6	7	8	9	AB	R	H	RBI	BB	SO	LOB
16 Andrew Benintendi, L (1, 7) OBP: 0.347, SLG: 0.462	C FF 95 F FF 95 F FF 96 B CU 78 F CU 79 S FF 96 1-3 ① **K**	X FF 96 0-0 **HR** 1-H 2-H 3-H		C FF 94 C CU 78 F CU 79 X SI 93 0-2 ③ **G3**			X FF 93 0-0 ② **F7**		B SI 99 F SI 96 X FC 92 1-1 ② **SF9** 2-3 3-H	4	1	1	5	0	1	0
50 Mookie Betts, R (1, 9) OBP: 0.330, SLG: 0.436	F FF 96 B SI 95 C CU 78 B FC 86 F FF 96 X CU 78 2-2 ② **G5-3**	C FF 94 B CU 80 B CU 79 F FC 89 F FF 95 B CU 77 X SI 94 3-2 **1B**			C FF 92 F FC 85 F FF 94 X CU 78 0-2 **1B**		C FF 94 B SL 84 B SL 85 C FF 94 S SL 84 2-3 ③ **K**		0-0 **IBB**	4	0	2	0	1	1	0
18 Mitch Moreland, L (1, 3) OBP: 0.314, SLG: 0.609 25 Steve Pearce, R (3, 3) OBP: 0.179, SLG: 0.185	B FF 96 B FC 88 B FF 96 C FF 95 F FF 96 S FF 96 3-3 ③ **K**	F CU 77 T FF 94 F CU 79 B FF 95 S CU 79 1-3 ③ **K**			B SI 93 1 SAFE C FC 84 B CU 77 S FC 84 1 SAFE S CU 78 2-3 ① **K**			C FF 93 S FF 92 B FS 83 B FF 94 F FF 94 B SL 84 X FF 94 3-2 2 G4-6-3 **2B**	B SI 98 B SI 98 F SI 98 X SI 97 2-1 ③ **F9**	2 3	0 0	0 1	0 0	0 0	2 1	1 3
28 J.D. Martinez, R (1, 10) OBP: 0.432, SLG: 0.571		B FF 93 S FF 94 X SI 94 1-1 19 BB 2 BB 3 HBP **1B**	C CU 77 S CU 78 F CU 78 B FF 94 S FS 84 1-3 ① **K**		B CU 78 S FC 84 F SI 92 F CU 78 B FF 95 1 SAFE S CU 78 2-3 ② **K**			C FF 94 F FF 94 B FF 93 B SL 84 F SL 84 F FF 95 D FS 83 B SL 84 4-2 2 G4-6-3 **BB**		3	1	1	0	1	2	1
2 Xander Bogaerts, R (1, 6) OBP: 0.373, SLG: 0.451		B SI 93 C FC 87 B CU 77 B CU 78 B SI 94 4-1 3 HBP 19 BB 16 HR **BB** 1-2	C CU 77 S SI 93 S CU 79 0-3 ② **K**		F SI 94 X SI 93 0-1 ③ **G6-3**			C FF 93 C SL 84 X FF 92 0-2 ① ② **G4-6-3** 1-2f 2-3		3	1	0	0	1	1	3
11 Rafael Devers, L (1, 5) OBP: 0.341, SLG: 0.329		X FF 94 0-0 ① **P5**	C FC 84 S CU 78 X SI 93 0-2 **2B**			B CU 78 C CU 78 B FF 93 F FC 87 F FF 93 X CU 79 2-2 ① **G3**		S FS 83 D FS 83 X SL 82 1-1 ③ **P6**		4	0	1	0	0	0	3
19 Jackie Bradley Jr., L (1, 8) OBP: 0.197, SLG: 0.180		B FC 86 B CU 78 B FF 94 B FF 94 4-0 3 HBP 16 HR **BB** 1-2 2-3	X FF 93 0-0 ③ **P5**			B FS 83 B CU 77 C FC 84 C SI 92 S CU 79 2-3 ② **K**			X SI 98 0-0 23 2B 16 SF9 **1B**	3	2	1	0	1	1	1
5 Tzu-Wei Lin, L (1, 4) OBP: 0.111, SLG: 0.111		C FF 95 S FC 85 C CU 79 0-3 ② **K**		C FS 84 S CU 77 X CU 78 0-2 ① **F7**		F FF 93 T CU 79 X CU 79 0-2 ③ **G6-3**			C SI 98 1 SAFE L SI 98 B SI 98 L SI 99 1-3 ① **K**	4	0	0	0	0	2	4
3 Sandy León, S (1, 2) 23 Michael Chavis, R (9, PH) OBP: 1.000, SLG: 2.000 7 Christian Vázquez, R (9, 2) OBP: 0.255, SLG: 0.531		H FC 86 1-0 16 HR **HBP** 1-2 2-3 3-H		X FF 92 0-0 ② **G6-3**			F FF 94 B FF 94 B SL 82 F FF 93 F FF 94 X FF 94 2-2 ① **G4-3**		C SI 98 B SI 99 S FC 92 F SI 98 X SI 99 1-2 16 SF9 **2B** 1-3	2 1 0	1 0 0	0 1 0	1 0 0	0 0 0	0 0 0	0 0 0

Inning Stats	1	2	3	4	5	6	7	8	9
	R: 0 E: 0 K: 2 S: 12 H: 0 LOB: 0 BB: 0 P: 18	R: 5 E: 0 K: 2 S: 16 H: 3 LOB: 1 BB: 2 P: 30	R: 0 E: 0 K: 2 S: 11 H: 1 LOB: 1 BB: 0 P: 12	R: 0 E: 0 K: 0 S: 8 H: 0 LOB: 0 BB: 0 P: 8	R: 0 E: 0 K: 2 S: 13 H: 1 LOB: 1 BB: 0 P: 17	R: 0 E: 0 K: 1 S: 10 H: 0 LOB: 0 BB: 0 P: 14	R: 0 E: 0 K: 1 S: 8 H: 0 LOB: 0 BB: 0 P: 12	R: 0 E: 0 K: 0 S: 13 H: 1 LOB: 1 BB: 1 P: 21	R: 1 E: 0 K: 1 S: 12 H: 2 LOB: 2 BB: 1 P: 17

PITCHER		IP	WLS	BF	H	R	ER	SO	BB	IBB	HBP	BLK	WP	HR	S	P	ERA	WHIP
50 Charlie Morton, R ERA: 3.38	(1, 1)	6.0		26	5	5	5	9	2	0	1	0	0	1	70	99	7.50	1.167
34 Jake Faria, R ERA:	(7, 1)	2.0		7	1	0	0	1	1	0	0	0	0	0	21	33	0.00	1.000
46 José Alvarado, L ERA: 0.87	(9, 1)	1.0	L	6	2	1	1	1	0	1	0	0	0	0	12	17	9.00	2.000

PITCHER IP WLS BF H R ER SO BB IBB HBP BLK WP HR S P ERA WHIP

TOP

Boston Red Sox @ Tampa Bay Rays

Tropicana Field, St. Petersburg, FL

Sat Apr 20 2019, 6:11 PM - 9:22 PM EDT

Att. 22,940 - Dome - 72 F

livebaseballscorecards.com

AB	33
R	6
H	8
RBI	6
BB	4
SO	11
LOB	16

1B: 4	SF: 1	WP: 0	PA: 39
2B: 3	SAC: 0	PB: 0	
3B: 0	DP: 1	SB: 0	
HR: 1	HBP: 1	CS: 0	

Batter	1	2	3	4	5	6	7	8	9	AB	R	H	RBI	BB	SO	LOB
17 Austin Meadows, L (1, 9) OBP: 0.422, SLG: 0.676	S SI 91 B FF 92 B CH 81 F CH 83 B SI 92 F SL 85 S FF 94 3-3 K ①		B CU 75 C FF 91 B SI 91 X FF 91 2-1 F7 ①		B CH 82 C CH 82 C FF 90 F FF 92 H CU 79 2-2 1-2 HBP		C FF 90 C FF 91 B FF 91 X FF 91 1-2 1-H 3-H 3B		C CH 87 S CH 88 1 SAFE 1 SAFE S FF 95 0-3 K ②	4	0	1	2	0	2	2
29 Tommy Pham, R (1, 7) OBP: 0.404, SLG: 0.410	X SI 92 0-0 26 FC3-5 1B		C SI 90 C SI 91 F FF 92 B SL 85 B SI 90 X SI 91 2-2 G4-3 ②③ 1-2f		X SI 90 0-0 G5-3 ②③ 2-3f		B SI 95 F SI 95 C SI 95 B SL 88 C SL 86 2-3 K ②		C FF 96 B FF 96 B SL 87 B FF 96 X FF 96 3-1 1 PO 1B 1-2	5	0	2	0	0	1	4
26 Ji Man Choi, L (1, 3) OBP: 0.387, SLG: 0.444 1 Willy Adames, R (6, 6) OBP: 0.293, SLG: 0.333	B FF 93 B CH 82 F FF 93 C FF 92 X CU 76 2-2 FC3-5 ② 1-2f			F SI 90 C FF 91 B FF 91 X SI 91 1-2 8 3B 3B		C SI 88 X SI 89 0-1 L8 ①	S SL 87 F SL 86 B FF 95 S FF 95 1-3 K ③		F SL 85 B FF 95 1 SAFE 1-1 PO ③ 1-2	2 2	1 0	1 0	0 0	0 0	0 1	1 1
2 Yandy Díaz, R (1, 5) OBP: 0.393, SLG: 0.551 (6, 3)	B SI 91 C SI 91 C SI 92 S FF 92 1-3 K ③			F SI 92 F SI 91 B SL 88 F FF 92 B SI 91 X SI 92 2-2 G5-3 ①		S CU 76 B SI 90 B SI 89 C SI 90 C SL 85 2-3 K ②		C KC 82 F FF 95 B FF 96 X FF 96 1-2 HR		4	1	1	1	0	2	2
8 Brandon Lowe, L (1, 4) OBP: 0.338, SLG: 0.616		B SI 90 F SI 90 B FF 92 X CH 81 2-1 F9 ①		S FF 92 F FF 91 B FF 92 B CU 75 F SL 83 X FF 92 2-2 3-H 3B	X CU 76 0-0 1B			B KC 84 C KC 84 S KC 85 F KC 85 F FF 96 S KC 86 1-3 K2-3 ①		4	0	2	1	0	1	0
24 Avisaíl García, R (1, 10) OBP: 0.351, SLG: 0.551		C SL 85 B CU 76 B CU 76 X FF 92 2-1 HR		F SL 86 S SI 90 D SL 86 S SL 86 1-3 K ②	1 SAFE C FF 95 F FF 95 X FF 96 0-2 P4 ③			S KC 85 S KC 85 B KC 86 S KC 86 1-3 K ②		4	1	1	1	0	2	2
39 Kevin Kiermaier, L (1, 8) OBP: 0.320, SLG: 0.536		C CH 82 C FF 92 B FF 92 F CU 77 C SL 85 1-3 K ②		F CU 76 X CH 82 0-1 G1-3 ③			B CU 80 B FF 94 X FF 94 2-0 17 3B 3B	S KC 84 C FF 97 B KC 85 S KC 85 1-3 K2-3 ③		4	1	1	0	0	2	1
28 Daniel Robertson, R (1, 6) OBP: 0.233, SLG: 0.182 (6, 5)		F SI 91 B SI 91 X SI 91 1-1 G1-3 ③			C SL 82 X SI 89 0-1 G6-3 ①		B FF 94 B FF 94 S SL 89 X FF 94 2-1 P4 ①		C SL 84 B SL 87 S FF 96 X SL 84 1-2 29 1B 1B	4	0	1	0	0	0	1
7 Michael Pérez, L (1, 2) OBP: 0.379, SLG: 0.375 54 Guillermo Heredia, R (7, PH) OBP: 0.421, SLG: 0.533 19 Nick Ciuffo, L (8, 2)			B SI 90 X CH 81 1-0 29 G4-3 1B		C CU 76 B CU 77 F FF 90 F FF 91 B SL 82 B CH 83 F SL 85 B SI 89 4-2 29 G5-3 17 HBP BB		B FF 90 S CH 83 B FF 90 S FF 90 F FF 91 B FF 90 B CH 82 4-2 17 3B BB		1 SAFE 1 SAFE C FF 96 1 SAFE 1 SAFE F FF 96 1 SAFE B FF 96 B FF 95 2-2 X SL 86 F9 ① 1-2	1 0 1	0 1 0	1 0 0	0 0 0	1 1 0	0 0 0	0 0 1
Inning Stats	R: 0 H: 1 E: 0 LOB: 1 K: 2 BB: 0 S: 11 P: 17	R: 1 H: 1 E: 0 LOB: 0 K: 1 BB: 0 S: 10 P: 16	R: 0 H: 1 E: 0 LOB: 0 K: 0 BB: 0 S: 7 P: 12	R: 1 H: 2 E: 0 LOB: 1 K: 1 BB: 0 S: 16 P: 22	R: 0 H: 0 E: 0 LOB: 1 K: 0 BB: 1 S: 10 P: 16	R: 0 H: 1 E: 0 LOB: 1 K: 1 BB: 0 S: 9 P: 11	R: 2 H: 2 E: 0 LOB: 1 K: 2 BB: 1 S: 15 P: 27	R: 1 H: 1 E: 0 LOB: 0 K: 3 BB: 0 S: 14 P: 18	R: 0 H: 2 E: 0 LOB: 1 K: 1 BB: 0 S: 12 P: 19	1B: 5 SF: 0 2B: 0 SAC: 0 3B: 4 DP: 2 HR: 2 HBP: 1						WP: 0 PA: 39 PB: 0 SB: 0 CS: 0

PITCHER		IP	WLS	BF	H	R	ER	SO	BB	IBB	HBP	BLK	WP	HR	S	P	ERA	WHIP
22 Rick Porcello, R ERA: 8.47	(1, 1)	5.2		23	6	2	2	5	1	0	1	0	0	1	60	91	3.18	1.235
37 Heath Hembree, R ERA: 5.06	(6, 1)	0.2	H	3	1	1	1	0	0	0	0	0	0	0	6	10	13.50	1.500
66 Bobby Poyner, L ERA:	(7, 1)	0.0		2	1	1	1	0	1	0	0	0	0	0	6	11	∞	∞
64 Marcus Walden, R ERA: 3.12	(7, 1)	0.2	H	2	0	0	0	2	0	0	0	0	0	0	6	9	0.00	0.000
32 Matt Barnes, R ERA: 2.16	(8, 1)	1.0	W	4	1	1	1	3	0	0	0	0	0	1	14	18	9.00	1.000

PITCHER		IP	WLS	BF	H	R	ER	SO	BB	IBB	HBP	BLK	WP	HR	S	P	ERA	WHIP
70 Ryan Brasier, R ERA: 1.74	(9, 1)	1.0	S	4	2	0	0	1	0	0	0	0	0	0	12	19	0.00	2.000

BOTTOM

Boston Red Sox @ Tampa Bay Rays

Tropicana Field, St. Petersburg, FL

Sat Apr 20 2019, 6:11 PM - 9:22 PM EDT

Att. 22,940 - Dome - 72 F

livebaseballscorecards.com

AB	35
R	5
H	11
RBI	5
BB	2
SO	11
LOB	15

Batter	1	2	3	4	5	6	7	8	9	10	11	AB	R	H	RBI	BB	SO	LOB
16 Andrew Benintendi, L (1, 7) OBP: 0.346, SLG: 0.451	K		K2-3			G4-3	1B			1B	G4-3	6	0	2	0	0	2	1
50 Mookie Betts, R (1, 9) OBP: 0.344, SLG: 0.439	28 1B 18 G3 BB		G6-3			28 BB 25 BB 2 1B 1B	1B			P3		4	1	2	0	1	0	1
18 Mitch Moreland, L (1, 3) OBP: 0.319, SLG: 0.652 25 Steve Pearce, R (6, PH) OBP: 0.194, SLG: 0.172 (6, 3)	G3			HR		28 BB 2 1B BB	F9			K		2	1	1	1	0	0	1
												2	1	0	0	1	1	3
28 J.D. Martinez, R (1, 10) OBP: 0.441, SLG: 0.563	2 S 1B			F8		2 1B BB		K		IBB		3	0	1	0	2	1	0
2 Xander Bogaerts, R (1, 6) OBP: 0.364, SLG: 0.434	P4			K		11 BB 1B		G6-3		K		5	0	1	2	0	2	4
11 Rafael Devers, L (1, 5) OBP: 0.356, SLG: 0.329		19 CS 23 S BB		G1		23 G6-4-3 BB		K			19 SH1-4 7 SF8 23 BB 1B	3	1	1	0	2	1	0
23 Michael Chavis, R (1, 4) OBP: 0.333, SLG: 0.400 5 Tzu-Wei Lin, L (11, 4) OBP: 0.111, SLG: 0.111	G4-3		F9			G6-4-3			K		7 SF8 19 SH1-4 BB	4	0	0	0	1	1	4
												0	0	0	0	0	0	0
19 Jackie Bradley Jr., L (1, 8) OBP: 0.200, SLG: 0.172	K			7 L6-3 BB			F7		K2-3		SH1-4	3	0	0	0	1	2	1
7 Christian Vázquez, R (1, 2) OBP: 0.232, SLG: 0.491			K		L6-3		F7		K		SF8	4	0	0	1	0	2	1
Inning Stats	R: 0 E: 0 K: 1 S: 13 H: 1 LOB: 2 BB: 1 P: 22	R: 0 E: 0 K: 1 S: 6 H: 0 LOB: 0 BB: 1 P: 12	R: 0 E: 0 K: 2 S: 11 H: 0 LOB: 0 BB: 0 P: 13	R: 1 E: 0 K: 1 S: 7 H: 1 LOB: 0 BB: 0 P: 9	R: 0 E: 0 K: 0 S: 6 H: 0 LOB: 0 BB: 1 P: 14	R: 2 E: 0 K: 0 S: 13 H: 2 LOB: 2 BB: 3 P: 27	R: 0 E: 0 K: 0 S: 9 H: 2 LOB: 2 BB: 0 P: 13	R: 0 E: 0 K: 2 S: 10 H: 0 LOB: 0 BB: 0 P: 11	R: 0 E: 0 K: 3 S: 9 H: 0 LOB: 0 BB: 0 P: 14	R: 0 E: 0 K: 2 S: 14 H: 1 LOB: 2 BB: 1 P: 18	R: 1 E: 0 K: 0 S: 7 H: 1 LOB: 1 BB: 1 P: 18	1B: 7 2B: 1 3B: 0 HR: 1 SF: 1 SAC: 1 DP: 2 HBP: 0						

TOP

Boston Red Sox @ Tampa Bay Rays

Tropicana Field, St. Petersburg, FL

Sun Apr 21 2019, 2:11 PM - 6:18 PM EDT

Att. 18,740 - Dome - 72 F

livebaseballscorecards.com

AB	36
R	4
H	8
RBI	4
BB	8
SO	12
LOB	16

PITCHER		IP	WLS	BF	H	R	ER	SO	BB	IBB	HBP	BLK	WP	HR	S	P	ERA	WHIP
20 Tyler Glasnow, R ERA: 1.53	(1, 1)	5.1		20	3	2	2	5	3	0	0	0	0	1	49	76	3.38	1.125
56 Adam Kolarek, L ERA: 2.08	(6, 1)	0.0		1	0	0	0	0	1	0	0	0	0	0	1	5	∞	∞
52 Chaz Roe, R ERA: 4.5	(6, 1)	0.2	B	4	1	1	1	0	2	0	0	0	0	0	6	16	13.50	4.500
55 Ryne Stanek, R ERA: 1.46	(7, 1)	1.0		5	2	0	0	0	0	0	0	0	0	0	9	13	0.00	2.000
15 Emilio Pagán, R ERA: 2.25	(8, 1)	1.0		3	0	0	0	2	0	0	0	0	0	0	10	11	0.00	0.000

PITCHER		IP	WLS	BF	H	R	ER	SO	BB	IBB	HBP	BLK	WP	HR	S	P	ERA	WHIP
63 Diego Castillo, R ERA: 2.08	(9, 1)	2.0		8	1	0	0	5	0	1	0	0	0	0	23	32	0.00	0.500
46 José Alvarado, L ERA: 1.59	(11, 1)	1.0	L	5	1	1	1	0	1	0	0	0	0	0	7	18	9.00	2.000

Boston Red Sox @ Tampa Bay Rays

Tropicana Field, St. Petersburg, FL

Sun Apr 21 2019, 2:11 PM - 6:18 PM EDT

Att. 18,740 - Dome - 72 F

livebaseballscorecards.com

Batter	1	2	3	4	5	6	7	8	9	10	11	AB	R	H	RBI	BB	SO	LOB
2 Yandy Díaz, R (1, 3) OBP: 0.404, SLG: 0.548	C SI 91 C FF 91 B CH 87 B SI 92 B CH 86 F SI 92 B FF 93 4-2 28 BB BB		F FC 89 C FF 93 B SI 94 F CH 86 S SI 93 1-3 ① K		F CH 84 F CH 84 B FF 92 B FF 92 F SI 93 F SI 92 B FF 92 X FF 93 3-2 29 FC4-6 1B			B KC 85 B KC 83 X KC 82 2-0 ① G3-1		B SI 93 C SL 85 F SI 94 X SL 86 1-2 29 G6-3 1B		4	0	2	0	1	1	2
29 Tommy Pham, R (1, 7) OBP: 0.394, SLG: 0.434	B FF 93 C FC 90 B CH 87 S FF 93 B SI 91 S SI 94 3-3 ① K		S FF 93 B FF 93 F FC 90 B FF 93 B SI 93 S SI 94 3-3 ② K		X CH 85 0-0 ② FC4-6 1-2f			C KC 84 B KC 85 B FF 96 X KC 83 2-1 HR		S SI 94 B SI 94 X SI 94 1-1 ② G6-3 1-2		5	1	1	1	0	2	5
28 Daniel Robertson, R (1, 5) OBP: 0.262, SLG: 0.207	F SI 94 B FF 93 B FC 90 B SI 90 B FF 93 4-1 24 G5-4-3 1-2 BB		B FF 94 B FF 94 C FC 90 C SI 94 B FF 94 X SI 93 3-2 1-H 2-H 2B		B FC 88 S CH 83 F FF 92 B FF 92 F CH 85 F FF 93 1 SAFE S CH 86 2-3 ③ K			B FF 97 C FF 97 B KC 86 B KC 83 B FF 96 4-1 BB		B SI 94 X SI 94 1-0 ③ G6-3		3	0	1	2	2	1	2
24 Avisaíl García, R (1, 10) OBP: 0.329, SLG: 0.514	F FF 94 F FF 93 B SI 93 X FF 94 1-2 ② ③ G5-4-3 1-2f		C CH 86 F CH 87 S FF 93 0-3 ③ K			C KC 80 B FF 91 B KC 80 X KC 79 2-1 ① P4		1 SAFE 1 SAFE S FF 96 F FF 95 B FF 95 S KC 84 1-3 ② K			S SL 86 S SL 86 B SL 86 B FF 97 S FF 96 2-3 ① K	5	0	0	0	0	3	4
18 Joey Wendle, L (1, 4)		X SI 90 0-0 ① F8		B SI 91 C CH 84 F KC 81 F CH 86 B KC 82 X KC 81 2-2 ① G4-3		B KC 78 B KC 80 C KC 78 X KC 78 2-1 ② L7		B KC 84 1 SAFE F KC 82 1 SAFE F KC 84 B FF 95 S KC 85 2-3 ③ K2-3			S SL 87 X SL 84 0-1 ② F8	5	0	0	0	0	1	1
54 Guillermo Heredia, R (1, 9) OBP: 0.364, SLG: 0.444 8 Brandon Lowe, L (9, PH) OBP: 0.329, SLG: 0.600 (10, 9)		C CH 84 B CH 86 B CH 84 B SI 92 C SI 92 F SI 89 F CH 87 F SI 92 T FF 93 3-2 ② K		C CH 84 C SI 92 C SI 93 0-3 ② K		C FC 84 F KC 81 B KC 80 S KC 80 1-3 ③ K			B SL 86 S SL 85 S SL 85 S SL 86 1-3 ① K		F SL 85 B CH 87 X SL 85 1-1 ③ G3	3 2	0 0	0 0	0 0	0 0	3 1	0 0
39 Kevin Kiermaier, L (1, 8) OBP: 0.316, SLG: 0.521		F FF 94 S SI 93 B CH 87 S CH 88 1-3 ③ K		F CH 86 F CH 86 X KC 81 0-2 1B			C CU 82 X FC 93 0-1 ① G3-1		C SL 84 B FF 95 X SL 86 1-1 ② G4-3			4	0	1	0	0	1	0
1 Willy Adames, R (1, 6) OBP: 0.291, SLG: 0.329			C CH 82 X SI 91 0-1 7 1B 28 2B 1B	C CH 86 S FF 92 B FF 92 F FF 94 B FF 93 B SI 93 S CH 86 3-3 ③ K			S FC 92 S FC 94 B CU 84 B CU 81 X FC 94 2-2 ② G6-3		C SL 86 B FF 94 X SL 87 1-1 ③ G5-3			4	1	1	0	0	1	1
7 Michael Pérez, L (1, 2) OBP: 0.364, SLG: 0.357			B FF 93 B SI 90 X SI 92 2-0 28 2B 1-2 1B		F SI 89 S CH 84 B FF 92 C SI 92 1-3 ① K			B CU 82 B FC 92 C CU 82 S CU 82 S CU 82 2-3 ③ K2-3		C FC 90 S SL 86 B SL 86 F SL 86 F SL 87 T FF 94 1-2 ① K		4	1	1	0	0	3	0
Inning Stats	R: 0 E: 0 K: 1 S: 10 H: 0 LOB: 1 BB: 2 P: 22	R: 0 E: 0 K: 2 S: 10 H: 0 LOB: 0 BB: 0 P: 14	R: 2 E: 0 K: 3 S: 16 H: 3 LOB: 1 BB: 0 P: 25	R: 0 E: 0 K: 2 S: 14 H: 1 LOB: 1 BB: 0 P: 19	R: 0 E: 0 K: 2 S: 14 H: 1 LOB: 1 BB: 1 P: 20	R: 0 E: 0 K: 1 S: 7 H: 0 LOB: 0 BB: 0 P: 12	R: 0 E: 0 K: 1 S: 8 H: 0 LOB: 0 BB: 0 P: 12	R: 1 E: 0 K: 2 S: 10 H: 1 LOB: 1 BB: 1 P: 21	R: 0 E: 0 K: 1 S: 7 H: 0 LOB: 0 BB: 0 P: 10	R: 0 E: 0 K: 1 S: 11 H: 1 LOB: 1 BB: 0 P: 15	R: 0 E: 0 K: 1 S: 7 H: 0 LOB: 0 BB: 0 P: 10	1B: 5 2B: 1 3B: 0 HR: 1 SF: 0 SAC: 0 DP: 1 HBP: 0	WP: 0 PB: 0 SB: 0 CS: 0 PA: 42					

PITCHER		IP	WLS	BF	H	R	ER	SO	BB	IBB	HBP	BLK	WP	HR	S	P	ERA	WHIP
10 David Price, L ERA: 3.75	(1, 1)	5.0		21	5	2	2	10	2	0	0	0	0	0	64	100	3.60	1.400
44 Brandon Workman, R ERA: 2.61	(6, 1)	1.0	H	3	0	0	0	1	0	0	0	0	0	0	7	12	0.00	0.000
54 Colten Brewer, R ERA: 5.87	(7, 1)	1.0	H	3	0	0	0	1	0	0	0	0	0	0	8	12	0.00	0.000
32 Matt Barnes, R ERA: 2.89	(8, 1)	1.0	B	5	1	1	1	2	1	0	0	0	0	1	10	21	9.00	2.000
64 Marcus Walden, R ERA: 2.53	(9, 1)	2.0	W	7	1	0	0	2	0	0	0	0	0	0	18	25	0.00	0.500

PITCHER		IP	WLS	BF	H	R	ER	SO	BB	IBB	HBP	BLK	WP	HR	S	P	ERA	WHIP
70 Ryan Brasier, R ERA: 1.59	(11, 1)	1.0	S	3	0	0	0	1	0	0	0	0	0	0	7	10	0.00	0.000

AB	39
R	3
H	7
RBI	3
BB	3
SO	17
LOB	15

Batter	1	2	3	4	5	6	7	8	9	AB	R	H	RBI	BB	SO	LOB
46 Jeimer Candelario, S (1, 5) OBP: 0.298, SLG: 0.293	B SI 92 C CH 84 F SL 78 F SL 80 B FF 94 S FF 94 2-3 **K** ①		C SL 77 B SL 77 F SL 78 X CH 86 1-2 **G4-3** ②		B SL 78 C SL 76 B SL 77 C FF 92 1 SAFE 1 SAFE 1 SAFE T FF 92 2-2 **K** ①		B CU 76 B CH 85 C CH 85 F FF 93 C FF 94 2-3 **K** ①		C FF 89 B FF 89 F CH 82 B FF 90 B FF 89 F FF 91 B FF 90 4-2 9 1B; 24 1B **BB**	4	1	0	0	1	3	1
9 Nick Castellanos, R (1, 10) OBP: 0.309, SLG: 0.392	B SL 75 F SL 77 C FF 94 B FF 95 F FF 94 F SL 80 F CH 85 F FF 93 X FF 94 2-2 **L8** ②		F SI 93 B FF 92 B FF 91 F SL 77 F SL 75 F SL 79 B FF 93 S SL 80 3-3 **K** ③		S SL 77 F SL 77 X SL 78 0-2 **F8** ②		F FF 95 F FF 94 B CU 80 B CU 78 F CU 80 F CH 87 B FF 94 X CU 78 3-2 **G1-3** ②		F CH 81 B FF 90 X CH 82 1-1 24 1B; 28 L9-2 1-2 1B	5	0	1	0	0	1	1
24 Miguel Cabrera, R (1, 3) OBP: 0.363, SLG: 0.329 12 Brandon Dixon, R (9, PR) OBP: 0.667, SLG: 0.667 (9, 3)	B SL 78 B FF 92 B CH 86 C SI 92 B CH 86 4-1 **BB**			C SL 78 X FF 91 0-1 **F9** ①	X SL 78 0-0 **2B** 1-3		B CU 78 X CU 78 1-0 **F9** ③		C FF 89 B FF 89 C FF 90 X FF 90 1-2 28 L9-2 1-3 2-H 1B	4	0	2	1	1	0	0
										0	0	0	0	0	0	0
28 Niko Goodrum, S (1, 9) OBP: 0.382, SLG: 0.484	C CH 85 C SL 79 S SL 80 0-3 **K** ③			B SI 90 S SI 91 B SL 78 B FF 92 C CH 84 B SL 76 4-2 13 S; 60 2B **BB**	C SL 80 B FF 94 S FF 92 B SL 81 C SL 80 2-3 **K** ③			B SL 90 S SL 90 B CU 81 F SL 91 B CU 84 B FC 93 4-2 60 2B; 1 2B **BB**	F CU 76 C FF 90 B CU 78 X FF 89 1-2 **L9-2** ① ② 1-2 3-H	3	2	0	0	2	2	5
13 Dustin Peterson, R (1, 7) OBP: 0.220, SLG: 0.231		C SI 91 S SI 91 B FF 90 F SL 79 B FF 93 F SL 78 F SL 80 F FF 95 F FF 94 2-2 X CH 85 1B		C SL 78 C SL 79 S FF 93 0-3 **K** ② 1-2		B FF 93 X SL 87 1-0 **G6-3** ①		D CU 82 1 SAFE X FC 94 1-0 **F9** ①	F FF 88 B FF 90 X CH 82 1-1 **P2** ③	5	0	1	0	0	1	3
60 Ronny Rodríguez, R (1, 6) OBP: 0.500, SLG: 1.100		C SL 76 S SL 80 S SL 79 0-3 **K** ①		C SL 78 F FF 94 X FF 93 0-2 2-H **2B**		C FF 93 X CU 81 0-1 **HR**		1 SAFE S FC 94 X FC 93 0-1 1-3 1 2B; **2B**		4	2	3	2	0	1	1
1 Josh Harrison, R (1, 4) OBP: 0.209, SLG: 0.218		B CH 85 F CH 85 X SL 79 1-1 **F8** ②		F SL 78 S SL 78 S SL 81 0-3 **K** ③		B FF 94 F SL 87 S FF 95 F FF 95 X FF 94 1-2 17 CS; **1B**		B CU 83 F CU 84 B FC 93 F FC 94 X CU 83 2-2 17 1B; 2-H 3-H **2B**		4	1	2	2	0	1	2
17 Grayson Greiner, R (1, 2) OBP: 0.295, SLG: 0.386		B SL 77 F SI 92 F SI 94 F SL 79 C SL 81 1-3 **K** ③		C SL 76 B SL 79 X FF 92 1-1 **HR**		F SL 89 B FF 93 B FF 95 B FF 94 S SL 89 B SL 89 4-2 1-2 **BB** ②		S FC 94 X FC 95 0-1 21 G5-4-3; 2-H **1B**		3	1	2	2	1	1	1
21 JaCoby Jones, R (1, 8) OBP: 0.242, SLG: 0.167			C CH 84 C SL 77 C SI 90 0-3 **K** ①		S CH 84 C SL 78 F SL 79 X FF 94 0-2 24 2B; **1B**		B CU 76 S CH 83 F FF 92 B FF 93 S FF 94 2-3 **K** ③		C CU 84 B FC 94 F FC 93 B FC 94 F FC 94 X CU 82 2-2 **G5-4-3** ② ③ 1-2f	4	0	1	0	0	2	2

Inning Stats																								
	R: 0	H: 0	R: 0	H: 1	R: 0	H: 0	R: 1	H: 1	R: 1	H: 3	R: 1	H: 2	R: 0	H: 0	R: 3	H: 3	R: 1	H: 2	1B: 6	SF: 0	WP: 0	PA: 41
	E: 0	LOB: 1	E: 0	LOB: 1	E: 0	LOB: 0	E: 0	LOB: 1	E: 0	LOB: 2	E: 0	LOB: 1	E: 0	LOB: 0	E: 0	LOB: 0	E: 0	LOB: 1	2B: 5	SAC: 0	PB: 0	
	K: 2	BB: 1	K: 2	BB: 0	K: 2	BB: 0	K: 2	BB: 1	K: 2	BB: 0	K: 1	BB: 1	S: 9	BB: 0	K: 0	BB: 1	K: 0	BB: 1	3B: 0	DP: 2	SB: 1	
	S: 15	P: 23	S: 17	P: 21	S: 11	P: 15	S: 13	P: 17	S: 16	P: 21	S: 12	P: 20		P: 15	S: 14	P: 23	S: 13	P: 21	HR: 2	HBP: 0	CS: 1	

PITCHER		IP	WLS	BF	H	R	ER	SO	BB	IBB	HBP	BLK	WP	HR	S	P	ERA	WHIP
41 Chris Sale, L ERA: 7.43	(1, 1)	5.0		22	5	2	2	10	2	0	0	0	0	1	72	97	3.60	1.400
37 Heath Hembree, R ERA: 5.56	(6, 1)	0.2		4	2	1	1	0	1	0	0	0	0	1	9	15	13.50	4.500
47 Tyler Thornburg, R ERA: 5.59	(6, 1)	1.1		4	0	0	0	2	0	0	0	0	0	0	12	20	0.00	0.000
54 Colten Brewer, R ERA: 8.31	(8, 1)	1.0	L	6	3	3	3	0	1	0	0	0	0	0	14	23	27.00	4.000
66 Bobby Poyner, L ERA: 18.0	(9, 1)	1.0		5	2	1	1	0	1	0	0	0	0	0	13	21	9.00	3.000

PITCHER	IP	WLS	BF	H	R	ER	SO	BB	IBB	HBP	BLK	WP	HR	S	P	ERA	WHIP

TOP

Detroit Tigers @ Boston Red Sox

Fenway Park, Boston, MA

Tue Apr 23 2019, 1:10 PM - 4:03 PM EDT

Att. 30,015 - Cloudy - 54 F

livebaseballscorecards.com

AB	36
R	7
H	12
RBI	7
BB	5
SO	12
LOB	16

Detroit Tigers @ Boston Red Sox

Fenway Park, Boston, MA

Tue Apr 23 2019, 1:10 PM - 4:03 PM EDT

Att. 30,015 - Cloudy - 54 F

BOTTOM

Batter	1	2	3	4	5	6	7	8	9	AB	R	H	RBI	BB	SO	LOB
16 Andrew Benintendi, L (1, 7) OBP: 0.341, SLG: 0.432	B FF 92 S FF 92 S SI 89 B SL 80 B FF 93 B SL 78 4-2 28 G6-4-3 BB		X SL 81 0-0 ② G1-3		C CU 71 X SL 81 0-1 ③ F8			S FF 90 F SL 80 C FF 91 0-3 ① K		3	0	0	0	1	1	4
50 Mookie Betts, R (1, 8) OBP: 0.340, SLG: 0.430	C FF 93 1 SAFE X FF 92 0-1 ① L8		C FF 93 X CU 73 0-1 2-H 3-H 1B			B SL 79 B SL 79 C FF 91 X FF 90 2-1 ① L5		C SI 93 X SI 93 0-1 ②③ G5-4-3 1-2f		4	0	1	2	0	0	2
28 J.D. Martinez, R (1, 9) OBP: 0.423, SLG: 0.536	F FF 92 X SL 82 0-1 ②③ G6-4-3 1-2f		S SL 83 B FF 92 C FF 92 S SL 80 1-3 ③ K			B FF 92 B FF 91 S SL 80 B FF 90 F SL 80 F FF 92 X FF 92 3-2 ② P4			B SI 92 F SL 84 C SI 93 F SL 86 S CU 82 1-3 ① K	4	0	0	0	0	2	2
2 Xander Bogaerts, R (1, 6) OBP: 0.370, SLG: 0.513		X FF 90 0-0 ① G5-3		C FF 90 S SL 80 B SL 80 F FF 91 X SL 80 1-2 ① P4		B CU 73 B SL 80 F FF 89 X FF 89 2-1 HR			B SL 88 B SI 93 C SI 95 X SI 92 2-1 HR	4	2	2	2	0	0	0
25 Steve Pearce, R (1, 3) OBP: 0.182, SLG: 0.161 18 Mitch Moreland, L (9, PH) OBP: 0.315, SLG: 0.642		C FF 91 X FF 92 0-1 ② P6		S SL 81 B FF 92 B FF 91 F FF 92 F SL 82 F FF 92 B CH 79 F SL 81 3-2 CI 23 G6-4-3		S SL 81 F FF 92 S SL 82 0-3 ③ K			X SI 94 0-0 ② G6-3	2 1	0 0	0 0	0 0	0 0	1 0	0 0
23 Michael Chavis, R (1, 5) OBP: 0.200, SLG: 0.222		X FF 90 0-0 ③ F8		C SL 79 B SL 80 S FF 92 B FF 92 F SL 80 F SL 82 F FF 93 X SI 92 2-2 ②③ G6-4-3 1-2f			S CU 72 X FF 90 0-1 ① P4		C SL 87 B CU 80 S SL 85 B SL 88 F SL 86 F CU 80 C FF 94 2-3 ③ K	4	0	0	0	0	1	1
7 Christian Vázquez, R (1, 10) OBP: 0.237, SLG: 0.473 (9, 2)			B FF 89 B FF 91 B SL 77 B FF 89 4-0 5 2B 50 1B BB		B SL 78 F FF 89 B CH 78 X SL 80 2-1 E5		B CU 71 B FF 90 B SL 76 X FF 88 3-0 ② P4			2	1	0	0	1	0	0
5 Tzu-Wei Lin, L (1, 4) OBP: 0.167, SLG: 0.250			C FF 89 S SL 78 X SL 80 0-2 50 1B 1-3 2B		C FF 90 S SL 80 D SL 81 S SL 81 1-3 ① K		F SL 78 X CU 72 0-1 ③ F9			3	1	1	0	0	1	1
3 Sandy León, S (1, 2) 11 Rafael Devers, L (8, PH) OBP: 0.364, SLG: 0.338 66 Bobby Poyner, L (9, 1)			X SL 80 0-0 ① G5-3		C FF 90 X FF 91 0-1 ② F9			C SL 79 X SL 81 0-1 50 G5-4-3 1B		2 1 0	0 0 0	0 1 0	0 0 0	0 0 0	0 0 0	3 0 0
Inning Stats	R: 0 E: 0 K: 0 S: 6 H: 0 LOB: 0 BB: 1 P: 10	R: 0 E: 0 K: 0 S: 4 H: 0 LOB: 0 BB: 0 P: 4	R: 2 E: 0 K: 1 S: 10 H: 2 LOB: 1 BB: 1 P: 15	R: 0 E: 1 K: 0 S: 15 H: 0 LOB: 0 BB: 0 P: 21	R: 0 E: 1 K: 1 S: 9 H: 0 LOB: 1 BB: 0 P: 12	R: 1 E: 0 K: 1 S: 11 H: 1 LOB: 0 BB: 0 P: 18	R: 0 E: 0 K: 0 S: 5 H: 0 LOB: 0 BB: 0 P: 8	R: 0 E: 0 K: 1 S: 7 H: 1 LOB: 0 BB: 0 P: 7	R: 1 E: 0 K: 2 S: 12 H: 1 LOB: 0 BB: 0 P: 17	1B: 2 2B: 1 3B: 0 HR: 2	SF: 0 SAC: 0 DP: 3 HBP: 0		WP: 0 PB: 0 SB: 0 CS: 0		PA: 33		

livebaseballscorecards.com

AB	30
R	4
H	5
RBI	4
BB	2
SO	6
LOB	13

PITCHER		IP	WLS	BF	H	R	ER	SO	BB	IBB	HBP	BLK	WP	HR	S	P	ERA	WHIP
48 Matthew Boyd, L ERA: 3.16	(1, 1)	7.0	W	26	3	3	3	3	2	0	0	0	0	1	60	88	3.86	0.714
68 Daniel Stumpf, L ERA: 3.86	(8, 1)	0.1	H	2	1	0	0	1	0	0	0	0	0	0	5	5	0.00	3.000
58 Victor Alcántara, R ERA: 2.16	(8, 1)	0.2	H	1	0	0	0	0	0	0	0	0	0	0	2	2	0.00	0.000
54 Drew VerHagen, R ERA: 4.91	(9, 1)	1.0		4	1	1	1	2	0	0	0	0	0	1	12	17	9.00	1.000

PITCHER	IP	WLS	BF	H	R	ER	SO	BB	IBB	HBP	BLK	WP	HR	S	P	ERA	WHIP

Batter	1	2	3	4	5	6	7	8	9	AB	R	H	RBI	BB	SO	LOB
46 Jeimer Candelario, S (1, 5) OBP: 0.315, SLG: 0.313	C SI 91 B CH 85 F CH 85 F FF 92 B FF 93 F FF 92 X FF 93 2-2 9 CS 1B			C SL 80 B SL 80 B CH 88 X CH 87 2-1 28 BB 24 1B 12 2B 1B	B SL 81 S FF 95 F FF 95 B FF 96 T FF 96 2-2 ③ K		C FF 94 S CU 82 D CU 84 S FF 94 1-3 ② K		D CU 81 F FF 92 C CU 82 X FF 93 1-2 ③ 2-H 1B	5	1	3	0	0	2	3
9 Nick Castellanos, R (1, 9) OBP: 0.294, SLG: 0.372	F SI 92 F SL 80 1 SAFE B FF 93 B CH 86 S CH 86 ① ② 2-3 K 1-2			F SL 82 F SL 83 T SL 81 0-2 ① K		B CU 75 F FF 94 S FF 94 S SL 82 1-3 ① K	B FF 94 B FC 89 X FC 90 2-0 ③ G3-1			4	0	0	0	0	3	4
24 Miguel Cabrera, R (1, 10) OBP: 0.368, SLG: 0.329	B SI 90 C SI 90 C SL 81 B CH 87 F CH 86 X SL 82 2-2 ③ G6-3			1 SAFE F SI 91 X CH 85 0-1 28 BB 12 2B 1-2 1B		B SL 83 F FF 93 F FF 94 F FF 94 B SL 83 B FF 95 B FF 94 4-2 12 2B BB		B FF 92 B FC 88 B FC 89 C FF 93 F FC 88 X FF 93 3-2 ① F9		3	1	1	0	1	0	0
28 Niko Goodrum, S (1, 7) OBP: 0.375, SLG: 0.463		C SL 80 F SL 82 B SI 93 C FF 94 1-3 ① K		B SL 82 S SL 83 D SL 83 S SL 84 F FF 92 B FF 94 2 SAFE B SL 81 4-2 12 2B 1-2 2-3 BB		B SL 83 C FF 93 C SL 81 F FF 94 S SL 82 1-3 ② K		B CU 82 X FF 92 1-0 ② G6-3		3	1	0	0	1	2	1
12 Brandon Dixon, R (1, 3) OBP: 0.714, SLG: 1.000		C SI 92 F FF 92 F SL 81 S SI 92 0-3 ② K		B SL 85 C SL 85 X SL 85 1-1 ② 1-H 2-H 3-H 2B		F FF 94 X SL 82 0-1 1-3 2B		S FF 93 B FC 89 S FF 93 X CU 84 1-2 ③ 1B		4	0	3	3	0	1	0
60 Ronny Rodríguez, R (1, 6) OBP: 0.438, SLG: 0.929		B CH 85 S SL 82 C SI 92 T FF 93 1-2 ③ K		C FC 91 X SI 94 0-1 ③ G5-3		F SL 81 S SL 83 S SL 84 0-3 ③ K			M FC 89 X FC 90 0-1 55 2B 2B	4	1	1	0	0	2	2
1 Josh Harrison, R (1, 4) OBP: 0.222, SLG: 0.244			X CH 85 0-0 ① G5-3		B FF 97 S FF 95 B SL 84 X FF 96 2-1 2B		B CU 76 F FF 93 X FF 95 1-1 55 1B 1B		S FF 92 B FF 93 X FF 94 1-1 ① F7	4	0	2	0	0	0	1
55 John Hicks, R (1, 2) OBP: 0.311, SLG: 0.452			C SI 91 B SI 92 C SI 92 B FF 92 B SL 80 B CH 85 4-2 21 G6-3 BB		F FF 94 B FF 94 S FF 93 D SL 83 F FF 94 X FF 95 2-2 ① P3		B FF 93 X FF 93 1-0 1-3 1B		C FF 93 B FF 93 X FF 93 1-1 46 1B 2-H 2B	3	0	2	1	1	0	1
21 JaCoby Jones, R (1, 8) OBP: 0.216, SLG: 0.147			F CH 85 X SI 92 0-1 ② ③ G6-3 1-2f		B FF 95 B FF 94 F FF 93 X SL 81 2-1 ② P3		C SL 82 F FF 93 B SL 83 D SL 84 X FF 94 2-2 ① F9		F FF 93 F FC 90 C FF 93 0-3 ② K	4	0	0	0	0	1	5
Inning Stats	R: 0 E: 0 K: 1 S: 12 H: 1 LOB: 0 BB: 0 P: 18	R: 0 E: 0 K: 3 S: 10 H: 0 LOB: 0 BB: 0 P: 12	R: 0 E: 0 K: 0 S: 5 H: 0 LOB: 0 BB: 1 P: 9	R: 3 E: 0 K: 1 S: 14 H: 3 LOB: 0 BB: 1 P: 21	R: 0 E: 0 K: 1 S: 11 H: 1 LOB: 1 BB: 0 P: 19	R: 0 E: 0 K: 3 S: 15 H: 1 LOB: 2 BB: 1 P: 21	R: 0 E: 0 K: 1 S: 10 H: 2 LOB: 2 BB: 0 P: 17	R: 0 E: 0 K: 0 S: 7 H: 1 LOB: 1 BB: 0 P: 12	R: 1 E: 0 K: 1 S: 12 H: 3 LOB: 2 BB: 0 P: 15	1B: 7 2B: 5 3B: 0 HR: 0 SF: 0 SAC: 0 DP: 1 HBP: 0						

PITCHER		IP	WLS	BF	H	R	ER	SO	BB	IBB	HBP	BLK	WP	HR	S	P	ERA	WHIP
76 Hector Velázquez, R ERA: 3.94	(1, 1)	3.1	L	13	3	3	3	5	2	0	0	0	0	0	37	55	8.10	1.500
64 Marcus Walden, R ERA: 2.38	(4, 1)	0.2		2	1	0	0	0	0	0	0	0	0	0	4	5	0.00	1.500
63 Darwinzon Hernández, L ERA:	(5, 1)	2.1		12	4	0	0	4	1	0	0	0	0	0	32	50	0.00	2.143
65 Travis Lakins Sr., R ERA: 3.38	(7, 1)	2.2		10	4	1	1	2	0	0	0	0	0	0	23	34	3.38	1.500

PITCHER	IP	WLS	BF	H	R	ER	SO	BB	IBB	HBP	BLK	WP	HR	S	P	ERA	WHIP

TOP

Detroit Tigers @ Boston Red Sox

Fenway Park, Boston, MA

Tue Apr 23 2019, 7:13 PM - 10:40 PM EDT

Att. 30,578 - Cloudy - 47 F

livebaseballscorecards.com

AB	34
R	4
H	12
RBI	4
BB	3
SO	11
LOB	17

WP: 0	PA: 37		
PB: 0			
SB: 0			
CS: 1			

Batter	1	2	3	4	5	6	7	8	9	AB	R	H	RBI	BB	SO	LOB
16 Andrew Benintendi, L (1, 7) OBP: 0.367, SLG: 0.449	S SI 95 F SI 94 F FF 95 F SL 88 H SL 89 1-2 18 FC4-6 50 BB HBP		B CU 80 B SI 95 S SI 96 X SI 96 2-1 ① L8		B SI 94 S CH 87 B SI 95 B SI 94 X FF 95 3-1 18 FC4-6 50 BB 1B		X FF 93 0-0 18 1B 2 1B 1B	X SL 88 0-0 1B		4	1	3	0	0	0	1
50 Mookie Betts, R (1, 9) OBP: 0.352, SLG: 0.420	1 SAFE F FF 94 B SL 89 F FF 95 D SL 90 1 SAFE B SI 96 D FF 96 4-2 18 FC4-6 1-2 BB		1 SAFE C FF 95 B SL 87 B SI 97 B FF 95 B FF 96 4-1 18 FC4-6 1-2 BB		B FF 94 B SL 87 C FF 94 B FF 92 F FF 94 B FF 96 4-2 18 FC4-6 1-2 BB		B FF 95 C FF 96 B SL 86 X FF 95 2-1 ① F8	1 SAFE B FF 94 X FF 94 1-0 ③ P4		2	0	0	0	3	0	2
18 Mitch Moreland, L (1, 3) OBP: 0.308, SLG: 0.611	C FF 95 B FF 95 X CH 90 1-1 ① FC4-6 28 G5-4-3 1-2f 2-3		B FF 95 F CH 85 C FF 96 B SL 88 X FF 96 2-2 ② FC4-6 28 HBP 1-2f 2-3		F FF 96 D CH 87 S FF 96 B FF 95 X FF 97 2-2 ② FC4-6 1-2f 2-3		B FF 95 X CH 87 1-0 2 1B 1B 1-2		B SI 93 B FC 89 F SI 93 F FC 89 B SI 94 S FC 90 3-3 ① K	5	0	1	0	0	1	6
28 J.D. Martinez, R (1, 10) OBP: 0.422, SLG: 0.523	T FF 95 F SL 89 B SI 97 X CU 83 1-2 ②③ G5-4-3 1-2f		H SI 96 1-0 1-2 HBP		C FF 96 B SL 89 C FF 95 B FF 95 B CU 83 S FF 95 3-3 ③ K		C FF 96 B FF 96 F SL 87 F FF 96 S FF 96 1-3 ② K		F SI 94 X ST 81 0-1 1B	4	0	1	0	0	2	6
2 Xander Bogaerts, R (1, 6) OBP: 0.371, SLG: 0.500		C FF 94 B FF 92 C CU 81 B SL 90 X FF 95 2-2 ① G4-3	C SL 87 F FF 95 F SL 88 B SL 86 X FF 94 1-2 ③ P6		B SL 81 F FF 94 B CH 85 B CH 86 F FF 95 B CH 87 4-2 23 PB 11 G4-1 BB		C SL 87 B SL 87 F FF 95 F SL 87 X FF 96 1-2 1-3 2-H 1B		S FC 86 B FC 88 F ST 80 S SI 94 1-3 ② K	4	0	1	1	1	1	4
11 Rafael Devers, L (1, 5) OBP: 0.363, SLG: 0.329 25 Steve Pearce, R (7, PH) OBP: 0.176, SLG: 0.156 5 Tzu-Wei Lin, L (8, 4) OBP: 0.154, SLG: 0.231		B FF 94 B FF 95 B SI 96 B SI 94 4-0 23 1B BB	B FF 93 S FF 93 X CH 86 1-1 ① F7		C FF 95 X CH 87 0-1 ① G4-1 1-2		C SL 80 C FF 92 D SL 82 F SL 83 B FF 92 B FF 92 S SL 82 3-3 ③ K		B SI 91 C SI 93 B SI 92 X FC 88 2-1 ③ G4-3	2 1 1	0 0 0	0 0 0	0 0 0	1 1 0	0 1 0	1 2 1
23 Michael Chavis, R (1, 4) OBP: 0.286, SLG: 0.538 (8, 5)	C FF 95 B SL 88 S SL 87 F SL 87 B FF 96 X SL 88 2-2 19 G6-3 1-2 1B		C FF 93 X CU 81 0-1 ② G1-3		B CH 86 S SL 82 D SL 83 C FF 95 D SL 83 S 3-3 ② K 2-3			B SI 92 F SI 90 B SI 91 C SI 91 F SI 92 X CH 85 2-2 HR		4	1	2	1	0	1	1
19 Jackie Bradley Jr., L (1, 8) OBP: 0.203, SLG: 0.164	C FF 95 B CH 88 X FF 96 1-1 ②③ G6-3 1-2f		B SI 94 F SI 93 F FF 95 X SL 87 1-2 ③ G6-3		B FF 96 S FF 95 B FF 95 B FF 96 B FF 96 4-1 BB			X SI 92 0-0 ① G3-1		3	0	0	0	1	0	2
7 Christian Vázquez, R (1, 2) OBP: 0.238, SLG: 0.458			B FF 93 B FF 94 X FF 94 2-0 18 FC4-6 50 BB 1B		C FF 93 F SL 85 B FF 94 S SL 86 1-3 ① K		X FF 96 0-0 ③ F8	B SI 92 B SI 92 B SI 92 C SI 92 C SI 92 X SI 92 3-2 ② L9		4	0	1	0	0	1	2
Inning Stats	R: 0 E: 0 K: 0 S: 11 H: 0 LOB: 1 BB: 1 P: 18	R: 0 E: 0 K: 0 S: 9 H: 1 LOB: 1 BB: 1 P: 18	R: 0 E: 0 K: 0 S: 11 H: 1 LOB: 3 BB: 1 P: 23	R: 0 E: 0 K: 0 S: 7 H: 0 LOB: 0 BB: 0 P: 9	R: 0 E: 0 K: 2 S: 13 H: 1 LOB: 2 BB: 1 P: 26	R: 0 E: 0 K: 1 S: 9 H: 0 LOB: 2 BB: 2 P: 20	R: 1 E: 0 K: 2 S: 17 H: 3 LOB: 2 BB: 0 P: 25	R: 1 E: 0 K: 0 S: 10 H: 2 LOB: 1 BB: 0 P: 16	R: 0 E: 0 K: 2 S: 10 H: 1 LOB: 1 BB: 0 P: 16	1B: 8 2B: 0 3B: 0 HR: 1 SF: 0 SAC: 0 DP: 2 HBP: 2						

BOTTOM

Detroit Tigers @ Boston Red Sox

Fenway Park, Boston, MA

Tue Apr 23 2019, 7:13 PM - 10:40 PM EDT

Att. 30,578 - Cloudy - 47 F

livebaseballscorecards.com

AB	34
R	2
H	9
RBI	2
BB	6
SO	7
LOB	28

PITCHER		IP	WLS	BF	H	R	ER	SO	BB	IBB	HBP	BLK	WP	HR	S	P	ERA	WHIP
56 Spencer Turnbull, R ERA: 2.77	(1, 1)	5.0	W	22	3	0	0	2	4	0	2	0	0	0	51	94	0.00	1.400
45 Buck Farmer, R ERA: 1.17	(6, 1)	1.0	H	5	0	0	0	1	2	0	0	0	0	0	9	20	0.00	2.000
77 Joe Jiménez, R ERA: 5.4	(7, 1)	0.2	H	5	3	1	1	1	0	0	0	0	0	0	13	18	13.50	4.500
68 Daniel Stumpf, L ERA: 3.6	(7, 1)	0.1	H	1	0	0	0	1	0	0	0	0	0	0	4	7	0.00	0.000
58 Victor Alcántara, R ERA: 3.0	(8, 1)	0.2	H	3	1	1	1	0	0	0	0	0	0	1	8	13	13.50	1.500

PITCHER		IP	WLS	BF	H	R	ER	SO	BB	IBB	HBP	BLK	WP	HR	S	P	ERA	WHIP
57 José Manuel Fernández, L ERA:	(8, 1)	0.0		1	1	0	0	0	0	0	0	0	0	0	1	1	∞	∞
26 Zac Reininger, R ERA:	(8, 1)	0.1	H	1	0	0	0	0	0	0	0	0	0	0	1	2	0.00	0.000
61 Shane Greene, R ERA: 1.38	(9, 1)	1.0	S	4	1	0	0	2	0	0	0	0	0	0	10	16	0.00	1.000

WP: 0	PA: 42		
PB: 1			
SB: 0			
CS: 0			

Detroit Tigers @ Boston Red Sox

Fenway Park, Boston, MA

Wed Apr 24 2019, 7:12 PM - 10:34 PM EDT

Att. 31,763 - Partly Cloudy - 58 F

livebaseballscorecards.com

Batter	1	2	3	4	5	6	7	8	9	AB	R	H	RBI	BB	SO	LOB
46 Jeimer Candelario, S (1, 5) OBP: 0.319, SLG: 0.321	F FF 93 F CU 80 B CU 80 X FF 95 1-2 ① G6-3		C CU 79 T CH 89 F FF 94 B SI 94 X SI 94 1-2 ③ F9			B FF 91 X FF 91 1-0 24 F8 28 SF9 2B		B KC 84 C KC 84 B KC 86 C KC 85 B FF 96 T FF 96 3-2 ① K	B FF 92 S CH 84 B CH 85 B CH 85 C FF 92 B FF 93 4-2 9 1B 13 2B 1-2 BB	4	2	1	0	1	1	0
9 Nick Castellanos, R (1, 9) OBP: 0.311, SLG: 0.370	B CU 79 B FC 89 B FF 95 B FF 94 4-0 BB			B CH 87 B FF 92 C FF 93 X FF 94 2-1 ① L9		B FC 86 B CU 77 B FF 92 C CU 78 C FF 92 B CU 78 4-2 BB		B FF 98 B FF 98 C FF 98 F FF 96 F KC 86 S KC 86 2-3 ② K	X FF 93 0-0 13 2B 1-3 2-H 1B	3	1	1	1	2	1	0
24 Miguel Cabrera, R (1, 3) OBP: 0.364, SLG: 0.326 13 Dustin Peterson, R (9, PH) OBP: 0.238, SLG: 0.275	B FF 94 C FF 94 C FF 94 B FF 93 X CU 79 2-2 ② L9			F FF 94 F FF 95 S FF 94 0-3 ② K		X FF 92 0-0 ① F8 2-3		B FF 96 C FF 98 X FF 97 1-1 12 1B 28 BB 1B	X CH 85 0-0 1-H 3-H 2B	4 1	0 0	1 1	0 2	0 0	1 0	3 0
28 Niko Goodrum, S (1, 7) OBP: 0.365, SLG: 0.443	B FC 88 C FF 94 S CU 79 D CU 82 S CH 89 2-3 ③ K			X CU 78 0-0 ③ G5-3		X CU 78 0-0 ② SF9 3-H		F KC 86 B KC 85 C KC 85 F KC 85 B FF 97 D KC 86 F KC 85 B KC 83 4-2 12 1B 1-2 BB	C CU 77 F CU 78 C FF 94 0-3 ③ K	3	0	0	1	1	2	2
12 Brandon Dixon, R (1, 10) OBP: 0.636, SLG: 0.800		B FF 92 S FF 93 X CH 88 1-1 ① G6-3			B CH 88 B CH 88 B FF 94 C FF 94 C FF 94 F FF 94 B FF 95 4-2 29 1B BB	S CH 87 B FF 92 S CH 88 D CH 88 B FF 93 X CH 88 3-2 ③ P3		C FF 98 X FF 98 0-1 1-2 2-3 1B		3	0	1	0	1	0	1
60 Ronny Rodríguez, R (1, 6) OBP: 0.350, SLG: 0.722		C FF 93 B FC 90 S CH 89 B CH 89 S CH 88 2-3 ② K			X FF 93 0-0 ① F9		C FC 87 B FC 87 B KC 81 F FC 87 S KC 82 2-3 ① K2-3	C KC 86 S KC 85 S KC 84 0-3 ③ K		4	0	0	0	0	3	4
29 Gordon Beckham, R (1, 4) OBP: 0.359, SLG: 0.618		S FF 94 S FF 94 S FF 94 0-3 ③ K			S FF 93 X FF 94 0-1 1-2 1B		C KC 81 B FF 93 B FC 88 B KC 80 C FC 86 B FC 87 4-2 BB		B FF 93 F FF 92 B FF 94 B CH 84 F FF 93 B FF 93 4-2 46 BB 9 1B BB	2	1	1	0	2	1	0
17 Grayson Greiner, R (1, 2) OBP: 0.277, SLG: 0.361			C FF 92 F CU 77 B CU 78 B CH 88 B CH 88 X FC 87 3-2 ① G5-3		F SL 81 S FF 93 B FF 94 D CU 81 B CH 89 S FF 93 3-3 ② K		B FC 86 S FF 92 F FF 92 1 SAFE S KC 82 1-3 ② K		D CU 78 C FF 92 X FF 93 1-1 ① F8	4	0	0	0	0	2	4
21 JaCoby Jones, R (1, 8) OBP: 0.195, SLG: 0.132			F FF 94 S SI 93 B FF 93 C SI 93 1-3 ② K		F FF 94 T FF 93 B FF 93 D CU 82 F FF 93 S CH 88 2-3 ③ K		F FF 91 C FF 90 D KC 80 S KC 82 1-3 ③ K2-3		X FF 93 0-0 ② F9	4	0	0	0	0	3	4
Inning Stats	R: 0 H: 0 E: 0 LOB: 1 K: 1 BB: 1 S: 9 P: 18	R: 0 H: 0 E: 0 LOB: 0 K: 2 BB: 0 S: 8 P: 11	R: 0 H: 0 E: 0 LOB: 0 K: 1 BB: 0 S: 10 P: 15	R: 0 H: 0 E: 0 LOB: 0 K: 1 BB: 0 S: 6 P: 8	R: 0 H: 1 E: 0 LOB: 2 K: 2 BB: 1 S: 13 P: 22	R: 1 H: 1 E: 0 LOB: 1 K: 0 BB: 1 S: 8 P: 16	R: 0 H: 0 E: 0 LOB: 1 K: 3 BB: 1 S: 11 P: 19	R: 0 H: 2 E: 0 LOB: 3 K: 3 BB: 1 S: 18 P: 28	R: 3 H: 2 E: 0 LOB: 1 K: 1 BB: 2 S: 12 P: 21	1B: 4 SF: 1 2B: 2 SAC: 0 3B: 0 DP: 0 HR: 0 HBP: 0						

TOP	
AB	32
R	4
H	6
RBI	4
BB	7
SO	14
LOB	18

WP: 0 PA: 40
PB: 0
SB: 0
CS: 0

PITCHER		IP	WLS	BF	H	R	ER	SO	BB	IBB	HBP	BLK	WP	HR	S	P	ERA	WHIP
57 Eduardo Rodriguez, L ERA: 5.88	(1, 1)	6.0	W	23	2	1	1	7	3	0	0	0	0	0	54	90	1.50	0.833
44 Brandon Workman, R ERA: 2.38	(7, 1)	1.0	H	4	0	0	0	3	1	0	0	0	0	0	11	19	0.00	1.000
32 Matt Barnes, R ERA: 2.61	(8, 1)	1.0	H	6	2	0	0	3	1	0	0	0	0	0	18	28	0.00	3.000
47 Tyler Thornburg, R ERA: 7.59	(9, 1)	1.0		7	2	3	3	1	2	0	0	0	0	0	12	21	27.00	4.000

PITCHER		IP	WLS	BF	H	R	ER	SO	BB	IBB	HBP	BLK	WP	HR	S	P	ERA	WHIP

Batter	1	2	3	4	5	6	7	8	9	AB	R	H	RBI	BB	SO	LOB
16 Andrew Benintendi, L (1, 7) OBP: 0.368, SLG: 0.451	B FF 90 F FC 89 B FF 90 C FC 89 B SL 83 F FF 90 F SL 84 S FC 91 3-3 ① K	X FC 87 0-0 ③ L8			B FC 90 F FF 88 L SL 82 B FC 89 B FC 86 B FC 91 4-2 50 2B BB	X CU 84 0-0 ③ F9		X SL 89 0-0 18 BB 2 BB 2-H 2B		4	2	1	1	1	1	3
50 Mookie Betts, R (1, 9) OBP: 0.364, SLG: 0.435	C FC 90 F FF 89 B FC 90 B SL 85 F FF 92 C FC 90 2-3 ② K		C FF 89 C SL 82 F SL 83 C FC 88 0-3 ① K		X FF 89 0-0 28 1B 1-H 2B		X FF 95 0-0 2 1B 1B	B CU 80 1-0 2 BB 18 BB 11 BB IBB		4	2	2	1	1	2	0
18 Mitch Moreland, L (1, 3) OBP: 0.313, SLG: 0.587 3 Sandy León, S (9, 2)	X FF 91 0-0 ③ G4-3		B FF 89 B SL 82 C FF 90 S FC 87 F FC 89 B FC 90 X FC 88 3-2 ② G4-3		B SL 86 B FF 90 F FF 90 B FF 87 C FC 90 F FF 90 B SL 84 4-2 28 1B BB		X FF 95 0-0 ① F8	B SL 89 S FF 92 F FF 93 B CU 83 B FF 92 F FF 92 F FF 92 D SL 89 4-2 11 BB 2 BB 23 BB 1-2 2-3 BB		3 0	1 0	0 0	0 0	2 0	0 0	1 0
28 J.D. Martinez, R (1, 10) OBP: 0.430, SLG: 0.538		B FC 89 S FC 87 X FC 90 1-1 2 G6-3 11 1B 1B	F SL 84 B FC 88 X SL 85 1-1 2B		B FF 87 B FC 90 F FF 90 B FF 89 X FF 88 3-1 1-2 2-H 1B		B CU 85 F FF 94 F CU 84 X FF 95 1-2 ② F9	F SL 85 F SI 93 T CU 80 0-2 ② K		5	1	3	1	0	1	4
2 Xander Bogaerts, R (1, 6) OBP: 0.373, SLG: 0.489 5 Tzu-Wei Lin, L (9, 6) OBP: 0.154, SLG: 0.231		C FF 88 B SL 83 D FC 88 B FC 90 F FC 88 F FC 91 X FC 89 3-2 ① G6-3 1-2	X FC 88 0-0 ③ G5-3		B SL 84 C FC 86 C FC 89 F FF 90 B FF 88 F SL 83 F FC 90 B FC 90 S FC 92 3-3 ② K		B FF 96 F FF 95 F FF 95 B FF 94 1 SAFE 1 SAFE F CU 85 X CU 84 2-2 1-2 1B	B SL 85 B SL 87 B SI 91 B SI 93 4-0 23 BB 11 BB 19 1B 1-2 2-3 3-H BB		4 0	1 0	1 0	1 0	1 0	1 0	4 0
11 Rafael Devers, L (1, 5) OBP: 0.365, SLG: 0.325		C FC 87 F FF 90 F SL 83 F FC 90 F SL 84 B FC 90 X FC 87 1-2 23 CS 2-H 1B		B SL 81 X FF 88 1-0 ① G5-3	X FF 91 0-0 ③ F7		B SL 87 S FF 92 B CU 82 C FF 93 B FF 93 F FF 91 X FF 93 3-2 ③ G1-4-3	B CU 79 B FF 92 D SL 87 C SI 92 B CH 90 4-1 23 BB 19 1B 1-2 2-3 3-H BB		4	1	1	2	1	0	4
23 Michael Chavis, R (1, 4) OBP: 0.421, SLG: 0.500	C SL 83 S FC 89 B SL 83 B FF 90 B FC 89 B FC 90 4-2 ② 19 1B 7 1B 1-2 BB		C FF 90 B SL 83 F FC 87 B FF 90 F FF 88 B FC 91 S FC 90 3-3 ② K			F FF 96 C CU 85 B FF 96 B FF 96 B CU 85 B FF 96 4-2 7 CS BB	C FF 92 S CU 82 H FF 94 1-2 7 S 7 1B HBP B SL 86 S FF 92 S SI 91 S SI 93 4-0 19 1B 1-2 2-3 3-H BB		1	2	0	1	3	1	0
19 Jackie Bradley Jr., L (1, 8) OBP: 0.215, SLG: 0.181		B FC 89 X FF 89 1-0 7 1B 1-3 1B	X SL 82 0-0 ③ L9			X FF 96 0-0 ① F8		L SL 88 C FF 92 S CU 82 0-3 ① K C FF 94 B CH 86 S FF 94 B FF 95 A FF 86 1-2 1-3 2-H 3-H 1B		5	0	2	2	0	1	2
7 Christian Vázquez, R (1, 2) OBP: 0.265, SLG: 0.460 (9, 3)		C FF 89 1 SAFE X FC 83 0-1 1-3 3-H 1B			X FC 88 0-0 ① F9	C FF 95 B CU 84 1 SAFE 1 SAFE P FS 90 B CU 86 B FF 94 4-1 ② 1-2 BB		B FF 93 X CU 82 X FF 92 2-0 1-H 16 2B 1B 0 SL 82 C FF 95 S FF 95 A FF 95 2-1 ③ G4-3		4	1	2	2	1	0	2
Inning Stats	R: 0 E: 0 K: 2 S: 10 H: 0 LOB: 0 BB: 0 P: 15	R: 2 E: 0 K: 0 S: 18 H: 4 LOB: 2 BB: 1 P: 28	R: 0 E: 0 K: 1 S: 11 H: 1 LOB: 1 BB: 0 P: 15	R: 0 E: 0 K: 1 S: 6 H: 0 LOB: 0 BB: 0 P: 10	R: 2 E: 0 K: 1 S: 16 H: 2 LOB: 2 BB: 2 P: 30	R: 0 E: 0 K: 0 S: 6 H: 0 LOB: 1 BB: 2 P: 13	R: 0 E: 0 K: 0 S: 13 H: 2 LOB: 2 BB: 0 P: 19	R: 7 E: 0 K: 2 S: 20 H: 3 LOB: 2 BB: 5 P: 45		1B: 9 2B: 3 3B: 0 HR: 0 SF: 0 SAC: 0 DP: 0 HBP: 1					

PITCHER		IP	WLS	BF	H	R	ER	SO	BB	IBB	HBP	BLK	WP	HR	S	P	ERA	WHIP
38 Tyson Ross, R ERA: 4.03	(1, 1)	5.0	L	24	7	4	4	5	3	0	0	0	0	0	61	98	7.20	2.000
50 Reed Garrett, R ERA: 1.04	(6, 1)	1.2		8	2	0	0	0	2	0	0	0	0	0	15	25	0.00	2.400
57 José Manuel Fernández, L ERA: 67.5	(7, 1)	0.2		7	2	5	5	1	1	1	1	0	0	0	15	26	67.50	4.500
54 Drew VerHagen, R ERA: 9.0	(8, 1)	0.1		4	0	0	0	1	3	0	0	0	0	0	4	16	0.00	9.000
45 Buck Farmer, R ERA: 1.13	(8, 1)	0.1		2	1	2	2	0	0	0	0	0	0	0	5	10	54.00	3.000

PITCHER	IP	WLS	BF	H	R	ER	SO	BB	IBB	HBP	BLK	WP	HR	S	P	ERA	WHIP

BOTTOM

Detroit Tigers @ Boston Red Sox

Fenway Park, Boston, MA

Wed Apr 24 2019, 7:12 PM - 10:34 PM EDT

Att. 31,763 - Partly Cloudy - 58 F

livebaseballscorecards.com

AB	34
R	11
H	12
RBI	11
BB	10
SO	7
LOB	20

WP: 0 PA: 45
PB: 0
SB: 1
CS: 2

Batter	1	2	3	4	5	6	7	8	9	AB	R	H	RBI	BB	SO	LOB
46 Jeimer Candelario, S (1, 5) OBP: 0.323, SLG: 0.318	X SI 89 0-0 ① F8		C FF 92 B FF 92 X CU 73 1-1 9 HR 3-H 1B		C FF 89 F FF 90 B FF 90 X FF 92 1-2 ① G1-3		B CU 82 B CU 81 B FF 93 B FF 94 4-0 BB		C SL 86 X CH 86 0-1 ③ F9 1-2	4	1	1	1	1	0	1
9 Nick Castellanos, R (1, 9) OBP: 0.319, SLG: 0.412	C SI 91 F SL 83 B FF 92 F SL 85 X SI 91 1-2 E5 24 F9 1B		B SI 91 X SI 92 1-0 1-H HR		C FF 92 B CU 76 X FF 91 1-1 ② F8		S CU 83 B FF 95 S FF 94 B CU 84 F CU 82 X CU 83 2-2 ② F8			4	1	2	2	0	0	1
24 Miguel Cabrera, R (1, 10) OBP: 0.350, SLG: 0.311	F SL 86 X SI 91 0-1 ② F9 2-3		F SI 91 C SI 91 F SL 86 B FF 92 S SL 85 1-3 ① K		F SL 87 S SI 90 B CU 78 X CU 74 1-2 ③ F9		F FF 93 F FF 95 B SL 88 S FF 95 1-3 ③ K			4	0	0	0	0	2	2
28 Niko Goodrum, S (1, 7) OBP: 0.371, SLG: 0.438	B CU 74 B CU 73 B CH 82 B FF 91 4-0 BB		B SI 90 B SL 84 C SI 90 F FF 91 B SL 84 X CH 81 3-2 ② G4-3			F FF 90 X FF 89 0-1 29 BB 1B		C FC 93 B CU 82 F FC 93 X FC 94 1-2 ① G4-3		3	0	1	0	1	0	0
12 Brandon Dixon, R (1, 3) OBP: 0.467, SLG: 0.571	X SI 92 0-0 ③ F9		B SL 84 C SL 83 S FF 92 S SL 83 1-3 ③ K			F SI 90 B SI 90 X SL 86 1-1 ① F9		B CU 82 B FC 94 B FC 92 C FC 92 F FC 94 X FC 93 3-2 ② G5-3		4	0	0	0	0	1	3
29 Gordon Beckham, R (1, 6) OBP: 0.349, SLG: 0.568		C SL 83 B FF 91 S SL 84 S FF 92 1-3 ① K		C FF 90 X CU 72 0-1 ① G5-3		S SL 83 S FF 91 B FF 91 F SL 85 B FF 90 B SL 83 B SL 83 4-2 55 FC6-4 1-2 BB		B CU 81 X FC 94 1-0 ③ L8		3	0	0	0	1	1	0
1 Josh Harrison, R (1, 4) OBP: 0.223, SLG: 0.244		C SI 90 S SI 91 X SI 91 0-2 ② L4		C FF 89 F SL 84 X SL 83 0-2 ② F9		S SI 90 S SI 90 S SI 91 0-3 ② K			F FF 96 X FF 96 0-1 55 FC5-4 1B	4	0	1	0	0	1	2
55 John Hicks, R (1, 2) OBP: 0.306, SLG: 0.435		B SI 91 F SI 90 F FF 91 C CU 74 1-3 ③ K		B CU 72 B CU 72 F SI 90 S SL 84 B FF 91 X SL 85 3-2 1B		S CU 76 B SI 90 F SI 90 B FF 91 X FF 92 2-2 ③ FC6-4 1-2f			B SL 84 B SL 81 F FF 95 X SL 82 2-1 ① FC5-4 46 DI 1-2f	4	0	1	0	0	1	3
21 JaCoby Jones, R (1, 8) OBP: 0.200, SLG: 0.167			C SI 89 X SL 84 0-1 E8 46 1B 2B	B SI 91 C SI 89 X SI 89 1-1 ③ P2			B FF 95 X FF 95 1-0 ① F9		F FF 96 S SL 86 B FF 96 X FF 96 1-2 ② F7	4	1	1	0	0	0	2
Inning Stats	R: 0 E: 1 K: 0 S: 8 H: 1 LOB: 2 BB: 1 P: 13	R: 0 E: 0 K: 2 S: 9 H: 0 LOB: 0 BB: 0 P: 11	R: 3 E: 1 K: 2 S: 15 H: 3 LOB: 0 BB: 0 P: 22	R: 0 E: 0 K: 0 S: 10 H: 1 LOB: 1 BB: 0 P: 14	R: 0 E: 0 K: 0 S: 8 H: 0 LOB: 0 BB: 0 P: 11	R: 0 E: 0 K: 1 S: 13 H: 1 LOB: 2 BB: 1 P: 20	R: 0 E: 0 K: 1 S: 8 H: 0 LOB: 1 BB: 1 P: 16	R: 0 E: 0 K: 0 S: 7 H: 0 LOB: 0 BB: 0 P: 12	R: 0 E: 0 K: 0 S: 9 H: 1 LOB: 1 BB: 0 P: 12	1B: 5 2B: 1 3B: 0 HR: 1 SF: 0 SAC: 0 DP: 0 HBP: 0						

PITCHER		IP	WLS	BF	H	R	ER	SO	BB	IBB	HBP	BLK	WP	HR	S	P	ERA	WHIP
22 Rick Porcello, R ERA: 7.43	(1, 1)	6.0	W	26	6	3	3	5	2	0	0	0	0	1	63	91	4.50	1.333
37 Heath Hembree, R ERA: 5.11	(7, 1)	1.0		4	0	0	0	1	1	0	0	0	0	0	8	16	0.00	1.000
54 Colten Brewer, R ERA: 7.45	(8, 1)	1.0		3	0	0	0	0	0	0	0	0	0	0	7	12	0.00	0.000
70 Ryan Brasier, R ERA: 1.46	(9, 1)	1.0		4	1	0	0	0	0	0	0	0	0	0	9	12	0.00	1.000

PITCHER	IP	WLS	BF	H	R	ER	SO	BB	IBB	HBP	BLK	WP	HR	S	P	ERA	WHIP

TOP

Detroit Tigers @ Boston Red Sox

Fenway Park, Boston, MA

Thu Apr 25 2019, 7:10 PM - 9:50 PM EDT

Att. 34,165 - Partly Cloudy - 52 F

livebaseballscorecards.com

AB	34
R	3
H	7
RBI	3
BB	3
SO	6
LOB	14

WP: 0 PA: 37
PB: 0
SB: 0
CS: 0

Detroit Tigers @ Boston Red Sox

Fenway Park, Boston, MA

Thu Apr 25 2019, 7:10 PM - 9:50 PM EDT

Att. 34,165 - Partly Cloudy - 52 F

livebaseballscorecards.com

BOTTOM

Batter	1	2	3	4	5	6	7	8	9	AB	R	H	RBI	BB	SO	LOB
16 Andrew Benintendi, L (1, 7) OBP: 0.384, SLG: 0.482	B FF 90 C FF 88 B CU 81 B FF 91 F FF 90 F SL 87 F FF 91 B FF 91 4-2 50 FC6-4 BB		B FF 89 X CH 88 1-0 ① G3-1	X FF 94 0-0 50 2B 2B		B SI 95 X SI 93 1-0 2-H 2B				3	1	2	1	1	0	0
50 Mookie Betts, R (1, 9) OBP: 0.368, SLG: 0.458	1 SAFE 1 SAFE B FF 90 F FF 91 S SL 87 1 SAFE B SL 86 X SL 87 2-2 ① FC6-4 18 G5-6-3 1-2f		B FF 89 B SL 86 F FF 89 B SL 86 X SL 85 3-1 18 WP 28 1B 2B	D SL 81 B FF 93 C CH 86 F CH 87 F FF 94 D CH 87 X FF 95 3-2 2-H 2B		C SI 93 B SI 94 B SI 94 B SI 94 C SI 94 X SI 95 3-2 ② L7				4	1	2	1	0	0	2
18 Mitch Moreland, L (1, 3) OBP: 0.310, SLG: 0.564	C FF 90 B SL 87 X SI 89 1-1 ②③ G5-6-3 1-2f		F FF 89 F FF 90 D CH 88 B SL 85 B CU 80 F CU 82 B FF 90 4-2 2 FC6-4 28 1B 11 2B 2-3 BB	C FF 94 X CH 87 0-1 ③ G3-1		B CH 88 X SI 94 1-0 ③ G4-3				3	1	0	0	1	0	3
28 J.D. Martinez, R (1, 10) OBP: 0.423, SLG: 0.526		B CU 80 B FF 90 C FF 90 F FF 90 B SL 86 X CU 81 3-2 ① G5-3	X CU 80 0-0 2 FC6-4 1-2 3-H 1B		F SI 94 S SI 94 X SI 92 0-2 ① P4		B SL 84 B SL 85 S FF 95 S FF 96 X FF 96 2-2 ① F9			4	0	1	1	0	0	0
2 Xander Bogaerts, R (1, 6) OBP: 0.368, SLG: 0.478		B FF 91 B FF 91 B FF 92 C FF 91 F SL 87 X CU 80 3-2 23 HR 1B	C FF 88 X CU 80 0-1 ② FC6-4 11 2B 1-2f 2-3		B SI 93 B SI 94 X SI 94 2-0 ② F7		B SL 86 B FF 94 C FF 95 B SL 86 F FF 93 C FF 96 3-3 ② K			4	2	1	0	0	1	2
11 Rafael Devers, L (1, 5) OBP: 0.370, SLG: 0.345		S FF 90 B CH 88 S FF 91 F FF 90 B CU 80 1 SAFE X FF 90 2-2 ② P2	B FF 89 1 SAFE B SL 86 B CH 88 F FF 90 F CH 88 X CU 80 3-2 1-H 3-H 2B		B SI 94 B SI 93 X SI 93 2-0 1B		B FF 96 F CH 87 S FF 95 S FF 96 1-3 ③ K			4	0	2	2	0	1	1
23 Michael Chavis, R (1, 4) OBP: 0.391, SLG: 0.611 5 Tzu-Wei Lin, L (9, 4) OBP: 0.154, SLG: 0.231		F SL 86 X SL 85 0-1 1-H HR	C FF 89 B FF 90 F SL 86 D FF 89 S SL 84 2-3 ③ K		X SI 94 0-0 ③ G4-3			C FF 90 F FF 91 B SL 82 S FF 91 1-3 ① K		4 0	1 0	1 0	2 0	0 0	2 0	2 0
19 Jackie Bradley Jr., L (1, 8) OBP: 0.217, SLG: 0.173		S FF 91 C FF 91 B SL 86 B FF 91 B CU 81 F CU 80 F FF 90 B SL 86 4-2 BB		B FF 93 B CH 85 S FF 94 B CH 85 F FF 94 X FF 94 3-2 ① L6		B SI 94 X SI 94 1-0 ① G4-3		S SL 81 B SL 81 C FF 91 F SL 82 B FF 92 S SL 82 2-3 ② K		3	0	0	0	1	1	0
3 Sandy León, S (1, 2) OBP: 0.167, SLG: 0.182		C FF 90 1 SAFE F FF 90 F FF 89 1 SAFE S CU 81 0-3 ③ K		C FF 94 B FF 94 B SL 80 X FF 94 2-1 ② G5-3		B SI 93 X SI 93 1-0 16 2B 2B		X FF 91 0-0 ③ P4		4	1	1	0	0	1	1
Inning Stats	R: 0 E: 0 K: 0 S: 10 H: 0 LOB: 0 BB: 1 P: 17	R: 2 E: 0 K: 1 S: 20 H: 2 LOB: 1 BB: 1 P: 32	R: 3 E: 0 K: 1 S: 15 H: 3 LOB: 1 BB: 1 P: 28	R: 1 E: 0 K: 0 S: 12 H: 2 LOB: 1 BB: 0 P: 20	R: 0 E: 0 K: 0 S: 6 H: 1 LOB: 1 BB: 0 P: 10	R: 1 E: 0 K: 2 S: 7 H: 2 LOB: 1 BB: 0 P: 14	R: 0 E: 0 K: 2 S: 9 H: 0 LOB: 0 BB: 0 P: 15	R: 0 E: 0 K: 2 S: 8 H: 0 LOB: 0 BB: 0 P: 11		1B: 3 2B: 6 3B: 0 HR: 1 SF: 0 SAC: 0 DP: 1 HBP: 0				WP: 1 PB: 0 SB: 0 CS: 0 PA: 36		

	AB	33
	R	7
	H	10
	RBI	7
	BB	3
	SO	6
	LOB	11

PITCHER		IP	WLS	BF	H	R	ER	SO	BB	IBB	HBP	BLK	WP	HR	S	P	ERA	WHIP
27 Jordan Zimmermann, R ERA: 5.93	(1, 1)	3.0	L	16	5	5	5	2	3	0	0	0	1	1	45	77	15.00	2.667
45 Buck Farmer, R ERA: 2.0	(4, 1)	1.0		5	2	1	1	0	0	0	0	0	0	0	12	20	9.00	2.000
58 Victor Alcántara, R ERA: 3.27	(5, 1)	2.0		9	3	1	1	0	0	0	0	0	0	0	13	24	4.50	1.500
77 Joe Jiménez, R ERA: 4.82	(7, 1)	1.0		3	0	0	0	2	0	0	0	0	0	0	9	15	0.00	0.000
68 Daniel Stumpf, L ERA: 3.0	(8, 1)	1.0		3	0	0	0	2	0	0	0	0	0	0	8	11	0.00	0.000

PITCHER	IP	WLS	BF	H	R	ER	SO	BB	IBB	HBP	BLK	WP	HR	S	P	ERA	WHIP

Batter	1	2	3	4	5	6	7	8	9	AB	R	H	RBI	BB	SO	LOB
2 Yandy Díaz, R (1, 3) OBP: 0.381, SLG: 0.570	F FF 92 X FF 92 0-1 HR		C FC 90 X CH 87 0-1 ③ G1-3		C CH 84 B FF 90 B CH 83 F SI 91 B FC 89 B SI 92 4-2 29 G4-6-3 BB		B SI 93 C SL 86 S SI 93 X SL 87 1-2 ③ FC6-4 1-2f			3	1	1	1	1	0	2
29 Tommy Pham, R (1, 10) OBP: 0.422, SLG: 0.463	B FF 92 B CH 85 C FC 89 B CH 85 B CH 87 4-1 28 G4-3 BB			B FC 87 F FC 91 X CH 85 1-1 10 1B 2B	S SI 92 X SI 92 0-1 ② ③ G4-6-3 1-2f			B SI 93 X SI 93 1-0 ① F9		3	1	1	0	1	0	1
28 Daniel Robertson, R (1, 4) OBP: 0.263, SLG: 0.211	F FC 90 X FF 93 0-1 ① ② G4-3 1-2f			C FF 92 B SI 91 B FF 93 F FC 88 B CH 86 F FC 90 F SI 94 B FF 94 4-2 39 1B 10 1B BB		B CH 87 B CH 87 X SI 90 2-1 ① G5-3		B SI 93 F SI 92 B SI 92 B SI 93 B FC 92 4-1 24 FC6-4 BB		2	0	0	0	2	0	1
24 Avisaíl García, R (1, 9) OBP: 0.305, SLG: 0.455	B CH 86 B CH 86 S CH 86 X FF 94 2-1 ③ G4-3			S FF 93 B FF 93 B SI 93 B CH 88 S FF 94 S FF 94 3-3 ① K		B CH 83 B SI 91 S CH 84 B SI 91 X FC 88 3-1 ② G5-3		D SL 85 B SL 84 X SI 93 2-0 ② FC6-4 10 FC6-4 1-2f		4	0	0	0	0	1	3
10 Mike Zunino, R (1, 2) OBP: 0.273, SLG: 0.444		B CH 85 S CH 84 B CH 85 F FC 88 S CH 85 2-3 ① K		S CH 88 S FF 93 B FF 93 X CH 88 1-2 1 FC5 39 1B 1-2 2-H 1B		X SI 90 0-0 ③ G4-3		F FC 93 S FC 92 X FC 94 0-2 ③ FC6-4 1-2f		4	0	1	1	0	1	1
39 Kevin Kiermaier, L (1, 8) OBP: 0.305, SLG: 0.466		C SI 91 X SI 93 0-1 ② G3-1		C FF 94 F SI 93 B FF 94 X SI 93 1-2 1-2 2-3 1B			C KC 79 F FF 92 S KC 79 0-3 ① K		B KC 83 X KC 83 1-0 ① G3	4	0	1	0	0	1	0
54 Guillermo Heredia, R (1, 7) OBP: 0.333, SLG: 0.364		C CH 86 T FF 93 B CH 87 C FC 90 1-3 ③ K		S CH 86 S FF 93 F SI 93 B FF 92 B FC 89 S CH 86 2-3 ② K			B FC 86 S FC 85 S FF 93 S FF 92 1-3 ② K		X KC 82 0-0 ② B1	4	0	0	0	0	3	3
1 Willy Adames, R (1, 6) OBP: 0.277, SLG: 0.314			B SI 91 F FF 92 C FF 92 B SI 93 B CH 86 F FC 90 S FF 93 3-3 ① K	X CH 86 0-0 ③ FC5 2-3f			C FF 93 S FC 86 B FF 92 F KC 80 B FC 88 B KC 80 B FC 86 4-2 22 S BB		B KC 81 B KC 83 B FF 96 C FF 95 C FF 96 S FF 97 3-3 ③ K	3	0	0	0	1	2	3
22 Christian Arroyo, R (1, 5) OBP: 0.333, SLG: 0.273		C KC 81 S CH 86 B SI 93 F SI 93 B FC 90 S CH 86 2-3 ② K			C FC 83 S CH 81 B SI 90 C FC 87 1-3 ① K		S FF 91 B FF 92 F KC 80 1 SAFE 1 SAFE B FF 92 F KC 81 B FF 92 F KC 79 4-2 F KC 80 D KC 81 2 FC6-4 1-2 BB			2	0	0	0	1	2	0
Inning Stats	R: 1 E: 0 K: 0 S: 7 H: 1 LOB: 0 BB: 1 P: 13	R: 0 E: 0 K: 2 S: 8 H: 0 LOB: 0 BB: 0 P: 11	R: 0 E: 0 K: 2 S: 10 H: 0 LOB: 0 BB: 0 P: 15	R: 1 E: 0 K: 2 S: 20 H: 3 LOB: 3 BB: 1 P: 32	R: 0 E: 0 K: 1 S: 7 H: 0 LOB: 0 BB: 1 P: 12	R: 0 E: 0 K: 0 S: 5 H: 0 LOB: 0 BB: 0 P: 10	R: 0 E: 0 K: 2 S: 17 H: 0 LOB: 2 BB: 2 P: 27	R: 0 E: 0 K: 0 S: 6 H: 0 LOB: 1 BB: 1 P: 13	R: 0 E: 0 K: 1 S: 5 H: 0 LOB: 0 BB: 0 P: 9	1B: 2 2B: 1 3B: 0 HR: 1 SF: 0 SAC: 0 DP: 2 HBP: 0						

PITCHER		IP	WLS	BF	H	R	ER	SO	BB	IBB	HBP	BLK	WP	HR	S	P	ERA	WHIP
10 David Price, L ERA: 3.6	(1, 1)	6.0	L	23	4	2	2	7	3	0	0	0	0	1	57	93	3.00	1.167
44 Brandon Workman, R ERA: 2.25	(7, 1)	0.2		4	0	0	0	2	2	0	0	0	0	0	14	23	0.00	3.000
64 Marcus Walden, R ERA: 2.19	(7, 1)	1.0		4	0	0	0	0	1	0	0	0	0	0	6	14	0.00	1.000
54 Colten Brewer, R ERA: 7.2	(8, 1)	0.1		1	0	0	0	0	0	0	0	0	0	0	3	3	0.00	0.000
32 Matt Barnes, R ERA: 2.38	(9, 1)	1.0		3	0	0	0	1	0	0	0	0	0	0	5	9	0.00	0.000

PITCHER	IP	WLS	BF	H	R	ER	SO	BB	IBB	HBP	BLK	WP	HR	S	P	ERA	WHIP

TOP

Tampa Bay Rays @ Boston Red Sox

Fenway Park, Boston, MA

Sat Apr 27 2019, 4:07 PM - 7:27 PM EDT

Att. 34,773 - Cloudy - 53 F

livebaseballscorecards.com

AB	29
R	2
H	4
RBI	2
BB	6
SO	10
LOB	14

Batter	1	2	3	4	5	6	7	8	9	AB	R	H	RBI	BB	SO	LOB
16 Andrew Benintendi, L (1, 7) OBP: 0.375, SLG: 0.461	F FF 95 F SI 93 B CU 80 X CU 80 1-2 ① P5		C SI 93 B SI 95 B CU 79 F FC 84 F CU 79 T FF 96 2-2 ① K		F FF 94 C CU 79 F CU 79 H CU 80 1-2 HBP		F SI 89 B SI 90 F SI 90 S SI 90 1-3 ③ K		B FF 96 C FF 96 1 SAFE B FF 95 F FF 96 C FF 96 2-3 ① K	4	0	0	0	0	3	2
50 Mookie Betts, R (1, 9) OBP: 0.370, SLG: 0.485	C FF 96 X FC 84 0-1 ② G6-3		B FS 86 C SI 93 B CU 80 F SI 94 B FF 95 X SI 94 3-2 E6 2 WP 1B		C FC 85 1 SAFE B SI 93 B FC 86 C SI 93 S CU 79 2-3 ③ K			F SI 99 X SL 90 0-1 HR	P FF 94 X FF 96 1-0 ② FC3-6 1-2f	5	1	2	1	0	1	2
18 Mitch Moreland, L (1, 3) OBP: 0.293, SLG: 0.530	X FS 85 0-0 E4		B SI 94 S FS 84 C CU 79 X FF 95 1-2 ② F7			C FF 94 S SI 94 B CU 78 F FF 94 B CU 80 B FC 87 X FC 88 3-2 ① G6-3		C SI 100 X SI 100 0-1 ① F7	B FF 96 F FF 96 F FF 96 B FF 96 S FC 87 2-3 ③ K	5	0	0	0	0	1	2
2 Xander Bogaerts, R (1, 6) OBP: 0.373, SLG: 0.484	C FC 85 B SI 94 C FC 86 D CU 78 D CU 79 X FF 95 3-2 ③ F9		C FC 85 B CU 78 B CU 79 C FF 95 S SI 94 2-3 ③ K 2-3			B FC 87 F FC 86 X SI 92 1-1 2B		B SL 91 B SI 99 B SL 91 B SL 91 4-0 11 1B BB		3	0	1	0	1	1	2
11 Rafael Devers, L (1, 5) OBP: 0.375, SLG: 0.344		B FF 94 X FS 85 1-0 ① G3		B FF 93 B SI 92 B FF 92 C FF 92 S SI 93 F FF 94 B SI 95 4-2 23 BB BB		F FF 94 F FF 95 S FF 94 0-3 ② K		X SI 97 0-0 25 BB 1-3 1B		3	0	1	0	1	1	1
23 Michael Chavis, R (1, 4) OBP: 0.407, SLG: 0.550		B SI 93 B FC 88 S SI 94 F SI 94 B FF 95 B FC 87 4-2 25 FC4 BB		1 SAFE C FF 93 S SI 92 B CU 78 B CU 79 1 SAFE F SI 93 B CU 79 1 SAFE 4-2 ① 25 G6-4-3 1-2 BB		B SI 93 C FC 86 X SI 92 1-1 ③ F7		C FF 98 D FC 92 S FC 92 S FC 92 1-3 ② K		2	0	0	0	2	1	3
25 Steve Pearce, R (1, 10) OBP: 0.184, SLG: 0.143		D SI 94 C SI 94 X SI 94 1-1 FC4 1-2		F FC 85 X SI 92 0-1 ② ③ G6-4-3 1-2f			C FF 92 B ST 81 S ST 82 B ST 82 C SI 93 2-3 ① K	B SI 99 D FC 92 C SI 98 D SI 98 S FC 94 F FC 91 F CU 88 F FF 100 B FC 90 4-2 1-2 BB		3	0	0	0	1	1	2
19 Jackie Bradley Jr., L (1, 8) OBP: 0.230, SLG: 0.169		F SI 95 S FF 94 B FF 95 T CU 79 1-2 ② K			B FC 85 C FS 82 B SI 93 B FF 93 B SI 93 4-1 7 G4-6-3 BB		B FF 93 B SI 91 C SI 92 B SI 92 B SI 93 4-1 BB	C FC 92 D SI 99 D CU 87 S SI 99 F FC 94 D SI 99 S FC 92 3-3 ③ K		2	0	0	0	2	2	5
7 Christian Vázquez, R (1, 2) OBP: 0.264, SLG: 0.448 5 Tzu-Wei Lin, L (9, PR) OBP: 0.154, SLG: 0.231		B SI 95 F SI 94 F SI 94 B CU 79 X CU 78 2-2 ③ G6-3			C SI 92 1 SAFE X SI 92 0-1 ① ② G4-6-3 1-2f		C ST 81 X ST 81 0-1 ② L9		F FF 95 F FF 95 B FC 89 F FF 97 X FC 88 1-2 50 FC3-6 1B	4 0	0 0	1 0	0 0	0 0	0 0	4 0
Inning Stats	R: 0 H: 0 E: 1 LOB: 1 K: 0 BB: 0 S: 9 P: 13	R: 0 H: 0 E: 0 LOB: 2 K: 1 BB: 1 S: 11 P: 20	R: 0 H: 1 E: 1 LOB: 1 K: 2 BB: 0 S: 13 P: 21	R: 0 H: 0 E: 0 LOB: 0 K: 0 BB: 2 S: 8 P: 16	R: 0 H: 0 E: 0 LOB: 1 K: 1 BB: 1 S: 9 P: 16	R: 0 H: 1 E: 0 LOB: 1 K: 1 BB: 0 S: 11 P: 16	R: 0 H: 0 E: 0 LOB: 1 K: 2 BB: 1 S: 9 P: 16	R: 1 H: 2 E: 0 LOB: 3 K: 2 BB: 2 S: 17 P: 29	R: 0 H: 1 E: 0 LOB: 1 K: 2 BB: 0 S: 12 P: 17	1B: 3 SF: 0 2B: 1 SAC: 0 3B: 0 DP: 2 HR: 1 HBP: 1						WP: 1 PA: 39 PB: 0 SB: 0 CS: 0

PITCHER		IP	WLS	BF	H	R	ER	SO	BB	IBB	HBP	BLK	WP	HR	S	P	ERA	WHIP
50 Charlie Morton, R ERA: 2.76	(1, 1)	6.0	W	24	2	0	0	5	4	0	1	0	1	0	61	102	0.00	1.000
52 Chaz Roe, R ERA: 3.52	(7, 1)	0.2	H	3	0	0	0	1	1	0	0	0	0	0	6	12	0.00	1.500
56 Adam Kolarek, L ERA: 1.74	(7, 1)	0.1	H	1	0	0	0	1	0	0	0	0	0	0	3	4	0.00	0.000
63 Diego Castillo, R ERA: 2.7	(8, 1)	0.1	H	3	1	1	1	0	1	0	0	0	0	1	4	8	27.00	6.000
46 José Alvarado, L ERA: 1.5	(8, 1)	0.2	H	4	1	0	0	2	1	0	0	0	0	0	13	21	0.00	3.000

PITCHER		IP	WLS	BF	H	R	ER	SO	BB	IBB	HBP	BLK	WP	HR	S	P	ERA	WHIP
15 Emilio Pagán, R ERA: 1.29	(9, 1)	1.0	S	4	1	0	0	2	0	0	0	0	0	0	12	17	0.00	1.000

BOTTOM

Tampa Bay Rays @ Boston Red Sox

Fenway Park, Boston, MA

Sat Apr 27 2019, 4:07 PM - 7:27 PM EDT

Att. 34,773 - Cloudy - 53 F

livebaseballscorecards.com

AB	31
R	1
H	5
RBI	1
BB	7
SO	11
LOB	23

Batter	1	2	3	4	5	6	7	8	9	AB	R	H	RBI	BB	SO	LOB
2 Yandy Díaz, R (1, 3) OBP: 0.385, SLG: 0.600	C FF 90 B SL 78 B SL 77 X CH 84 2-1 28 HR 2B	S SL 76 B SL 81 X SL 80 1-1 1-H 2-H 3B			B SL 77 B FF 92 X SL 75 2-0 ② G6-3			S SL 85 B SI 94 B SI 95 B SL 86 F FC 92 C FF 95 3-3 ① K		4	1	2	2	0	1	0
29 Tommy Pham, R (1, 7) OBP: 0.417, SLG: 0.449	C FF 92 B FF 92 F FF 93 F FF 91 C SL 79 1-3 ① K	B FF 91 B FF 92 C SL 75 C SL 78 F FF 92 B SL 74 F SL 78 F FF 92 X FF 90 3-2 ③ F9			C FF 91 F FF 91 B FF 92 B SL 82 B SL 80 F FF 93 B SL 78 4-2 BB			X SI 94 0-0 ② G4-3		3	0	0	0	1	1	2
28 Daniel Robertson, R (1, 4) OBP: 0.274, SLG: 0.257	X FF 92 0-0 2-H HR		B SL 75 C CH 83 B FF 90 B SL 77 B CH 83 4-1 10 G6-4-3 BB		1 SAFE S SL 78 1 SAFE B FF 92 F SL 78 F SL 80 B FF 93 S SL 79 2-3 ③ K			X SI 94 0-0 ③ G3-1		3	1	1	2	1	1	1
24 Avisaíl García, R (1, 10) OBP: 0.303, SLG: 0.457	C CH 83 C SL 75 B FF 90 X SL 80 1-2 ② P3		F SL 76 S FF 92 X SL 80 0-2 ① P4			B CH 83 C SL 78 B SL 79 S CH 85 S FF 92 2-3 ① K			B CU 82 X CU 81 1-0 54 E 2B	4	1	1	0	0	1	1
10 Mike Zunino, R (1, 2) OBP: 0.257, SLG: 0.418	F SL 75 S SL 81 S SL 76 0-3 ③ K		C SL 78 X FF 91 0-1 ② ③ G6-4-3 1-2f			B SL 75 B CH 85 C SL 77 F SL 78 F FF 93 F SL 80 F SL 80 S FF 91 2-3 ② K			C FF 93 S FF 94 F FF 96 S FF 95 0-3 ① K	4	0	0	0	0	3	2
39 Kevin Kiermaier, L (1, 8) OBP: 0.313, SLG: 0.462		C SI 88 X SL 78 0-1 ① F7		X SI 89 0-0 54 FC5-4 1B		B SL 75 X SI 89 1-0 ③ G3-1			0-0 54 FC6-4 IBB	3	0	1	0	1	0	0
54 Guillermo Heredia, R (1, 9) OBP: 0.323, SLG: 0.320		B CH 84 B CH 84 B SI 89 C FF 90 F SI 91 B SL 76 4-2 1 E 2 3B BB		X CH 86 0-0 ① FC5-4 1 G6-4-3 1-2f			B CH 82 F FF 91 X CH 84 1-1 ① G6-3		B FF 94 C FF 94 B FF 96 X FF 93 2-1 ② FC6-4 1-2f 2-H	3	1	0	0	1	0	2
1 Willy Adames, R (1, 6) OBP: 0.265, SLG: 0.300		C CH 85 C SL 78 B FF 92 F FF 91 B SL 79 B SL 79 F SL 76 1 SAFE X SL 78 3-2 FC 2 3B 1-2		B SL 78 S CH 84 B FF 91 X CH 84 2-1 ② ③ G6-4-3 1-2f			B SL 75 F CH 84 S FF 92 X SL 81 1-2 ② G6-3		S FF 95 1 SAFE B FF 95 F FF 96 B FF 95 S FF 95 2-3 ③ K	4	1	0	0	0	1	3
22 Christian Arroyo, R (1, 5) OBP: 0.267, SLG: 0.214		C SL 78 C SL 80 S FF 92 0-3 ② K			C CH 83 B SL 78 B FF 91 S SL 78 B SL 80 C FF 94 3-3 ① K		C FF 91 S CH 86 S FF 92 0-3 ③ K			3	0	0	0	0	3	2
Inning Stats	R: 2 E: 0 K: 2 S: 13 H: 2 LOB: 0 BB: 0 P: 17	R: 2 E: 1 K: 1 S: 20 H: 1 LOB: 1 BB: 1 P: 31	R: 0 E: 0 K: 0 S: 6 H: 0 LOB: 0 BB: 1 P: 10	R: 0 E: 0 K: 0 S: 4 H: 1 LOB: 0 BB: 0 P: 6	R: 0 E: 0 K: 2 S: 11 H: 0 LOB: 1 BB: 1 P: 22	R: 0 E: 0 K: 2 S: 10 H: 0 LOB: 0 BB: 0 P: 15	R: 0 E: 0 K: 1 S: 8 H: 0 LOB: 0 BB: 0 P: 10	R: 0 E: 0 K: 1 S: 5 H: 0 LOB: 0 BB: 0 P: 8	R: 1 E: 1 K: 2 S: 10 H: 1 LOB: 1 BB: 1 P: 15	1B: 1 2B: 2 3B: 1 HR: 1 SF: 0 SAC: 0 DP: 2 HBP: 0						

PITCHER		IP	WLS	BF	H	R	ER	SO	BB	IBB	HBP	BLK	WP	HR	S	P	ERA	WHIP
41 Chris Sale, L ERA: 6.3	(1, 1)	7.0	L	27	4	4	2	8	3	0	0	0	0	1	72	111	2.57	1.000
64 Marcus Walden, R ERA: 2.03	(8, 1)	1.0		3	0	0	0	1	0	0	0	0	0	0	5	8	0.00	0.000
37 Heath Hembree, R ERA: 4.73	(9, 1)	1.0		5	1	1	0	2	0	1	0	0	0	0	10	15	0.00	1.000

PITCHER	IP	WLS	BF	H	R	ER	SO	BB	IBB	HBP	BLK	WP	HR	S	P	ERA	WHIP

TOP

Tampa Bay Rays @ Boston Red Sox

Fenway Park, Boston, MA

Sun Apr 28 2019, 1:06 PM - 3:36 PM EDT

Att. 33,823 - Cloudy - 52 F

livebaseballscorecards.com

AB	31
R	5
H	5
RBI	4
BB	4
SO	11
LOB	13

WP: 0 PA: 35
PB: 0
SB: 0
CS: 0

Tampa Bay Rays @ Boston Red Sox

Fenway Park, Boston, MA

Sun Apr 28 2019, 1:06 PM - 3:36 PM EDT

Att. 33,823 - Cloudy - 52 F

BOTTOM

livebaseballscorecards.com

Batter	1	2	3	4	5	6	7	8	9	AB	R	H	RBI	BB	SO	LOB
16 Andrew Benintendi, L (1, 7) OBP: 0.361, SLG: 0.441	B FF 97 F FF 97 S FF 98 B FF 99 S CU 83 2-3 K ①		B FF 96 B FF 95 S CH 93 C CH 91 B FF 97 T FF 96 3-2 K ③			B FF 96 C FF 97 C CH 92 B CU 83 B CH 90 F FF 97 C FF 96 3-3 K ①		S SI 97 B FC 92 X SI 97 1-1 F9 ①		4	0	0	0	0	3	1
50 Mookie Betts, R (1, 9) OBP: 0.374, SLG: 0.490	C FF 97 F FF 98 B CU 84 B CU 84 B FF 99 F FF 97 X FF 98 3-2 P5 ②			B FF 95 B FF 94 B FF 93 C FF 94 F FF 95 B FF 95 4-2 BB		B FF 96 X FF 95 1-0 18 SF8 1-3 2B		C SI 98 C SI 98 X CU 87 0-2 F7 ②		3	0	1	0	1	0	0
18 Mitch Moreland, L (1, 3) OBP: 0.281, SLG: 0.512	C FF 99 X CH 94 0-1 G1-3 ③			B FF 96 S CH 90 1 SAFE X FF 96 1-1 F8 ①		B FF 96 D FF 95 X FF 95 2-0 SF8 ② 2-3 3-H		B SI 99 X SI 98 1-0 F8 ③		3	0	0	1	0	0	1
2 Xander Bogaerts, R (1, 6) OBP: 0.360, SLG: 0.465		C FF 96 B CU 82 B CU 81 X FF 96 2-1 G1-3 ①		C FF 97 1 SAFE X FF 95 0-1 P4 ②		B FF 95 C FF 95 F CU 82 D CU 84 S FF 96 2-3 K ③			F SI 98 B SI 99 F SL 91 F SI 99 B SL 91 S SL 91 2-3 K ①	4	0	0	0	0	2	2
11 Rafael Devers, L (1, 5) OBP: 0.380, SLG: 0.351		B FF 98 C FF 96 B CH 94 F FF 97 B CU 86 X FF 98 3-2 23 G1-3 1B		B FF 95 C CH 92 C CU 82 S CU 84 1-3 K2-3 ③			F FF 94 C FF 96 C FF 95 0-3 K ①		X SI 100 0-0 1B	4	0	2	0	0	2	1
23 Michael Chavis, R (1, 4) OBP: 0.419, SLG: 0.667		C FF 98 B FF 96 X FF 98 1-1 G1-3 ② 1-2			B FF 93 C FF 94 S CU 82 X CU 83 1-2 25 G6-4-3 1B		X FF 95 0-0 HR		X SI 97 0-0 P3 ②	4	1	2	1	0	0	2
25 Steve Pearce, R (1, 10) OBP: 0.167, SLG: 0.128		B FF 98 X FF 98 1-0 G5-3 ③			C FF 94 X FF 95 0-1 ① ② G6-4-3 1-2f		C CU 82 B FF 94 C CU 82 B CU 82 C FF 96 2-3 K ②		B FF 98 D SL 89 F SI 97 X SI 98 2-1 G5-3 ③	4	0	0	0	0	1	3
19 Jackie Bradley Jr., L (1, 8) OBP: 0.233, SLG: 0.188			B FF 95 F FF 97 F FF 97 F CU 83 F FF 97 C CU 84 1-3 K ①		F FF 95 C CH 94 B CU 86 X CH 94 1-2 G6-3 ③		X FF 96 0-0 2B			3	0	1	0	0	1	0
7 Christian Vázquez, R (1, 2) OBP: 0.267, SLG: 0.443			S FF 97 B FF 96 C FF 98 S FF 97 1-3 K ②			C FF 95 B CU 83 F FF 97 B CU 84 X CU 83 2-2 50 2B 18 SF8 1B	B FF 94 B FF 95 F FF 94 X FF 95 2-1 F8 ③			3	1	1	0	0	1	1
Inning Stats	R: 0 E: 0 K: 1 S: 9 H: 0 LOB: 0 BB: 0 P: 14	R: 0 E: 0 K: 0 S: 8 H: 1 LOB: 1 BB: 0 P: 15	R: 0 E: 0 K: 3 S: 11 H: 0 LOB: 0 BB: 0 P: 16	R: 0 E: 0 K: 1 S: 9 H: 0 LOB: 1 BB: 1 P: 15	R: 0 E: 0 K: 0 S: 8 H: 1 LOB: 0 BB: 0 P: 10	R: 1 E: 0 K: 2 S: 12 H: 2 LOB: 1 BB: 0 P: 22	R: 1 E: 0 K: 2 S: 10 H: 2 LOB: 1 BB: 0 P: 14	R: 0 E: 0 K: 0 S: 6 H: 0 LOB: 0 BB: 0 P: 8	R: 0 E: 0 K: 1 S: 8 H: 1 LOB: 1 BB: 0 P: 12	1B: 4 2B: 2 3B: 0 HR: 1 SF: 1 SAC: 0 DP: 1 HBP: 0						WP: 0 PB: 0 SB: 0 CS: 0 PA: 34	

PITCHER		IP	WLS	BF	H	R	ER	SO	BB	IBB	HBP	BLK	WP	HR	S	P	ERA	WHIP
20 Tyler Glasnow, R ERA: 1.75	(1, 1)	6.2	W	26	6	2	2	9	1	0	0	0	0	1	65	102	2.70	1.050
15 Emilio Pagán, R ERA: 1.23	(7, 1)	0.1	H	1	0	0	0	0	0	0	0	0	0	0	2	4	0.00	0.000
46 José Alvarado, L ERA: 1.38	(8, 1)	1.0	H	3	0	0	0	0	0	0	0	0	0	0	6	8	0.00	0.000
63 Diego Castillo, R ERA: 2.51	(9, 1)	1.0	S	4	1	0	0	1	0	0	0	0	0	0	8	12	0.00	1.000

PITCHER	IP	WLS	BF	H	R	ER	SO	BB	IBB	HBP	BLK	WP	HR	S	P	ERA	WHIP

AB	32
R	2
H	7
RBI	2
BB	1
SO	10
LOB	11

Oakland Athletics @ Boston Red Sox

Fenway Park, Boston, MA

Mon Apr 29 2019, 7:12 PM - 10:34 PM EDT

Att. 30,866 - Partly Cloudy - 61 F

livebaseballscorecards.com

Batter	1	2	3	4	5	6	7	8	9	AB	R	H	RBI	BB	SO	LOB
10 Marcus Semien, R (1, 6) OBP: 0.400, SLG: 0.492	C FF 92 B FF 93 B CH 88 F FF 93 C SI 93 2-3 ① K	C FC 88 B CH 89 F FF 93 B FF 93 C FC 89 2-3 ② K			C CH 86 S FC 89 X SI 92 0-2 26 CS 1B		C FC 86 B FF 93 B FF 92 D KC 81 B FC 87 4-1 25 WP 1-2 BB		C SI 90 B SL 79 X SI 92 1-1 26 BB 1-2 1B	4	0	2	0	1	2	1
26 Matt Chapman, R (1, 5) OBP: 0.394, SLG: 0.585	C FF 94 B CH 88 C FF 94 F CU 81 X FF 94 1-2 1B	B FF 92 B FF 92 B FF 92 C FF 92 F FF 93 X FF 93 3-2 1-H 2B			C FC 87 C FF 92 F FC 87 B FF 92 B CH 87 F FF 93 B SI 92 F FC 87 F SI 93 3-2 ① ② 1 SAFE 1 SAFE F CH 88 X CH 89 G5-3 1-2		C FC 87 F KC 80 C FF 91 0-3 ① K		S SL 82 D SL 83 B SI 92 B SI 90 B SI 90 4-1 2 FC6-4 1-2 2-3 BB	4	0	2	1	1	1	3
25 Stephen Piscotty, R (1, 9) OBP: 0.333, SLG: 0.424	S FF 92 B FF 92 C FC 88 S FF 94 1-3 ② K	X CH 88 0-0 ③ G5-3			C SL 80 F FF 94 X SI 94 0-2 2 1B 1B		C KC 82 B KC 82 S FF 92 F KC 81 B FF 92 S KC 80 2-3 ② K 1-2 2-3		X KC 85 0-0 ② F7	5	0	1	0	0	2	7
2 Khris Davis, R (1, 10) OBP: 0.286, SLG: 0.500	X FF 93 0-0 ③ L9		C FF 91 B FF 92 B FF 93 F FF 93 S SI 93 2-3 ① K		X FF 94 0-0 18 FC6-4 1-2 1B		B SL 84 F SL 83 S SL 85 S SL 87 1-3 ③ K2-3		X FF 95 0-0 ③ FC6-4 1-2f	5	0	1	0	0	2	6
18 Chad Pinder, R (1, 7) OBP: 0.326, SLG: 0.465		C FF 92 C FC 88 B CH 88 B FF 93 F SL 81 B FC 88 B SI 94 4-2 22 FC6-4 12 BB 23 1B BB	F CH 87 S FC 89 B SI 93 X CU 82 1-2 ② L7		C FF 94 S FF 96 X FF 94 0-2 ③ FC6-4 1-2f			F FF 96 X FF 96 0-1 ① L9		3	1	0	0	1	0	2
12 Kendrys Morales, S (1, 3) OBP: 0.298, SLG: 0.229		F FC 88 S CU 80 D CU 81 B CH 88 B CH 87 B CU 82 4-2 22 FC6-4 1-2 BB	B FF 93 F FF 93 T FC 90 C SI 94 1-3 ③ K			C FC 94 C CU 82 X CU 82 0-2 ① G4-3		B CH 88 B CH 88 X FF 95 2-0 ② F9		3	0	0	0	1	1	0
22 Ramón Laureano, R (1, 8) OBP: 0.289, SLG: 0.356		F FC 88 B FF 93 F CH 88 B FF 93 B FC 89 X FF 93 3-2 ① FC6-4 23 S 23 1B 1-2f 2-3		B FC 87 C FF 92 F FF 93 F CH 88 B SI 93 C FC 89 2-3 ① K		B CU 83 B SI 96 S SI 95 B SI 96 B FC 95 4-1 23 G3-6-3 BB		B FF 96 X FF 96 1-0 ③ F7		3	1	0	0	1	1	2
23 Jurickson Profar, S (1, 4) OBP: 0.223, SLG: 0.272		F CH 88 1 SAFE C FF 93 X CU 80 0-2 19 WP 19 1B 1-H 3-H 1B		B FF 94 C FF 94 B CH 88 S FF 91 C SI 95 2-3 ② K		C FC 93 F FC 95 D CU 84 F CU 84 1 SAFE X FC 95 1-2 ② ③ G3-6-3 1-2f		X FF 92 0-0 ① F8		4	1	1	2	0	1	1
19 Josh Phegley, R (1, 2) OBP: 0.294, SLG: 0.477 8 Robbie Grossman, S (7, PH) OBP: 0.318, SLG: 0.338 3 Nick Hundley, R (7, 2) OBP: 0.220, SLG: 0.179		B FC 89 B CH 87 X FF 93 2-0 26 2B 1-H 1B		B FF 95 S CH 89 X SI 93 1-1 ③ G4-3			C KC 81 B FF 93 B KC 82 C KC 80 F FF 93 B KC 82 B FF 93 4-2 25 WP 10 BB BB		B SL 80 B SL 80 B SI 91 B SI 90 4-0 26 BB 10 1B BB	2 0 0	1 0 0	1 0 0	1 0 0	0 1 1	0 0 0	0 0 0
Inning Stats	R: 0 E: 0 K: 2 S: 11 H: 1 LOB: 1 BB: 0 P: 15	R: 4 E: 0 K: 1 S: 19 H: 3 LOB: 1 BB: 2 P: 37	R: 0 E: 0 K: 2 S: 9 H: 0 LOB: 0 BB: 0 P: 13	R: 0 E: 0 K: 2 S: 9 H: 0 LOB: 0 BB: 0 P: 14	R: 0 E: 0 K: 0 S: 18 H: 3 LOB: 2 BB: 0 P: 21	R: 0 E: 0 K: 0 S: 8 H: 0 LOB: 0 BB: 1 P: 13	R: 0 E: 0 K: 3 S: 14 H: 0 LOB: 2 BB: 2 P: 25	R: 0 E: 0 K: 0 S: 4 H: 0 LOB: 0 BB: 0 P: 7	R: 0 E: 0 K: 0 S: 6 H: 1 LOB: 3 BB: 2 P: 15	1B: 7 2B: 1 3B: 0 HR: 0 SF: 0 SAC: 0 DP: 1 HBP: 0						

TOP

AB	33
R	4
H	8
RBI	4
BB	7
SO	10
LOB	22

WP: 2 PB: 0 SB: 1 CS: 1 PA: 40

PITCHER		IP	WLS	BF	H	R	ER	SO	BB	IBB	HBP	BLK	WP	HR	S	P	ERA	WHIP
57 Eduardo Rodriguez, L ERA: 6.16	(1, 1)	4.2		22	7	4	4	7	2	0	0	0	1	0	63	97	7.71	1.929
37 Heath Hembree, R ERA: 4.61	(5, 1)	0.1		1	0	0	0	0	0	0	0	0	0	0	3	3	0.00	0.000
54 Colten Brewer, R ERA: 6.55	(6, 1)	1.0	H	3	0	0	0	0	1	0	0	0	0	0	8	13	0.00	1.000
44 Brandon Workman, R ERA: 2.13	(7, 1)	0.2	H	4	0	0	0	2	2	0	0	0	1	0	11	21	0.00	3.000
70 Ryan Brasier, R ERA: 1.32	(7, 1)	1.1	W	4	0	0	0	1	0	0	0	0	0	0	7	11	0.00	0.000
76 Hector Velázquez, R ERA: 3.86	(9, 1)	0.1		4	1	0	0	0	2	0	0	0	0	0	4	13	0.00	9.000
32 Matt Barnes, R ERA: 2.25	(9, 1)	0.2	S	2	0	0	0	0	0	0	0	0	0	0	2	2	0.00	0.000

Oakland Athletics @ Boston Red Sox

Fenway Park, Boston, MA

Mon Apr 29 2019, 7:12 PM - 10:34 PM EDT

Att. 30,866 - Partly Cloudy - 61 F

BOTTOM

livebaseballscorecards.com

Batter	1	2	3	4	5	6	7	8	9	AB	R	H	RBI	BB	SO	LOB
16 Andrew Benintendi, L (1, 7) OBP: 0.354, SLG: 0.429	S SI 97 X FF 98 0-1 ① L7		F SI 96 D SL 88 F SL 87 F SI 98 D SL 86 D SI 96 X SI 96 3-2 E1 (28 1B, 50 1B, 2 2B) 1-2 2-3	C FS 83 B SL 88 B SI 95 1 SAFE C FS 84 S SL 86 2-3 ② K	X FF 92 0-0 ③ F8			F FF 92 C FF 91 F SL 83 F SL 82 B FF 91 B FF 90 X FF 92 2-2 (50 1B, 28 SF8) 1B		5	2	1	0	0	1	6
50 Mookie Betts, R (1, 9) OBP: 0.391, SLG: 0.500	C FF 97 C SL 89 X SL 87 0-2 (28 G6-3) 1B		B SL 86 F FF 96 C SI 97 B SI 96 X SI 98 2-2 (28 1B, 2 2B) 1B 1-2 2-3 3-H	C SL 85 B SL 86 D SL 85 F SI 95 D FS 86 B SL 87 4-2 (28 FC6-4) BB 1-2		C FC 84 X FF 89 0-1 ① G5-3		B SL 82 1 SAFE S SL 82 X FF 92 1-1 (28 SF8) 1B 1-2		4	1	3	1	1	0	0
28 J.D. Martinez, R (1, 10) OBP: 0.414, SLG: 0.515	C FF 96 B FF 96 X SL 87 1-1 ② ③ G6-3 1-2f		B FF 97 X SI 97 1-0 (2 2B, 23 1B) 1B 1-2 2-3 3-H	F FF 96 S SI 97 X SL 88 0-2 ③ FC6-4 1-2f 2-3		X FF 88 0-0 ② G4-3		C FF 92 B FF 90 C FF 90 B FF 90 B SL 84 F FF 91 X FF 90 3-2 ① ② SF8 1-2 2-H		4	1	1	2	0	0	3
2 Xander Bogaerts, R (1, 6) OBP: 0.361, SLG: 0.481		C SI 96 X FF 97 0-1 ① F9	B SL 87 X FF 96 1-0 (23 1B) 2B 1-3 2-H 3-H		C SI 94 B FS 85 B FS 86 F SI 96 C SI 98 2-3 ① K	C FF 89 X FF 89 0-1 ③ F7		F SL 84 S SL 82 B SL 82 B SL 83 F FF 90 B SL 83 X FF 90 3-2 2B		5	1	2	2	0	1	0
11 Rafael Devers, L (1, 5) OBP: 0.389, SLG: 0.367		B SI 96 B FS 86 X FF 96 2-0 (23 G5-4-3) 1B	X SL 89 0-0 ② G4-3		C SI 96 X FS 85 0-1 (23 1B) 2B		C SI 93 B FF 93 B SI 94 B SI 93 B SI 94 4-1 (23 S, 19 1B) BB	F FF 91 C FF 91 X FF 90 0-2 ③ F8		4	2	2	0	1	0	3
23 Michael Chavis, R (1, 3) OBP: 0.429, SLG: 0.643		X FF 95 0-0 ② ③ G5-4-3 1-2f	C SL 86 X SL 87 0-1 2-H 3-H 1B		X SI 95 0-0 (5 BB, 7 WP) 2-H 1B		C SI 94 1 SAFE B SI 94 F SI 93 B FF 95 S CH 83 2-3 ① K 1-2			4	0	2	3	0	1	2
19 Jackie Bradley Jr., L (1, 8) OBP: 0.234, SLG: 0.190			G5-3 K		B FF 91 F FF 91 F FF 92 B CU 80 C CU 79 2-3 ② K		X SI 94 0-0 (7 S) 2-H 1B			4	0	1	1	0	2	2
7 Christian Vázquez, R (1, 2) OBP: 0.278, SLG: 0.431			B SI 96 S FF 97 F FF 98 F FF 98 B SL 88 B SL 87 B FF 98 4-2 (16 E, 5 E, 50 1B) BB	X FF 97 0-0 ① P4	B FF 91 B FF 92 2-0 (5 BB) 1-2 IBB		1 SAFE C SI 94 1 SAFE B SL 87 C SI 93 X CH 83 1-2 ② P5 1-2			2	1	0	0	2	0	1
5 Tzu-Wei Lin, L (1, 4) OBP: 0.176, SLG: 0.188			X SI 96 0-0 FC4 (50 1B, 16 E, 28 1B) 1-2	C SL 87 B FS 86 F SI 97 S FS 87 1-3 K (28 PB, 50 S)	B FF 92 C FF 92 B FF 92 B FC 89 B FF 92 4-1 1-2 2-3 BB		C CH 83 X CH 81 0-1 ③ G3			3	1	0	0	1	1	2
Inning Stats	R: 0 E: 0 K: 0 S: 7 H: 1 LOB: 0 BB: 0 P: 8	R: 0 E: 0 K: 0 S: 4 H: 1 LOB: 0 BB: 0 P: 6	R: 6 E: 2 K: 1 S: 21 H: 4 LOB: 1 BB: 1 P: 34	R: 0 E: 0 K: 2 S: 12 H: 0 LOB: 2 BB: 1 P: 19	R: 1 E: 0 K: 2 S: 11 H: 2 LOB: 3 BB: 2 P: 21	R: 0 E: 0 K: 0 S: 5 H: 0 LOB: 0 BB: 0 P: 5	R: 1 E: 0 K: 1 S: 10 H: 1 LOB: 1 BB: 1 P: 17	R: 1 E: 0 K: 0 S: 18 H: 3 LOB: 1 BB: 0 P: 27		1B: 9 2B: 3 3B: 0 HR: 0 SF: 1 SAC: 0 DP: 2 HBP: 0						

	AB	35
	R	9
	H	12
	RBI	9
	BB	5
	SO	6
	LOB	19

WP: 2 PB: 1 SB: 3 CS: 0 PA: 41

PITCHER	IP	WLS	BF	H	R	ER	SO	BB	IBB	HBP	BLK	WP	HR	S	P	ERA	WHIP
47 Frankie Montas, R (1, 1) ERA: 2.97	4.1	L	24	8	7	1	4	2	0	0	0	1	0	50	75	2.08	2.308
52 Ryan Buchter, L (5, 1) ERA: 6.48	0.2		4	0	0	0	1	1	1	0	0	1	0	5	13	0.00	1.500
36 Yusmeiro Petit, R (6, 1) ERA: 2.76	1.0		3	0	0	0	0	0	0	0	0	0	0	5	5	0.00	0.000
56 Fernando Rodney, R (7, 1) ERA: 6.75	1.0		5	1	1	1	1	1	0	0	0	0	0	10	17	9.00	2.000
66 Ryan Dull, R (8, 1) ERA: 10.5	1.0		5	3	1	1	0	0	0	0	0	0	0	18	27	9.00	3.000

PITCHER	IP	WLS	BF	H	R	ER	SO	BB	IBB	HBP	BLK	WP	HR	S	P	ERA	WHIP

Batter	1	2	3	4	5	6	7	8	9	AB	R	H	RBI	BB	SO	LOB
10 Marcus Semien, R (1, 6) OBP: 0.388, SLG: 0.475	C SI 90 C CU 76 F SL 86 X FF 92 0-2 ① P3		X CU 75 0-0 ② L5		B SL 86 C SI 89 F SI 90 S SL 84 1-3 ③ K			C SL 85 C SL 84 B SL 84 F FF 90 B SI 90 B SL 85 X FF 89 3-2 ③ L9		4	0	0	0	0	1	2
8 Robbie Grossman, S (1, 7) OBP: 0.326, SLG: 0.377	X FF 92 0-0 ② F8		1 SAFE 1 SAFE B SL 83 B CH 81 B SL 85 C SI 89 C FF 91 B SI 90 4-2 26 FC6-4 1-2 BB			C SI 87 B CH 80 F FF 89 B SI 89 X FF 90 2-2 ① P6			B FF 93 B FF 92 C FF 93 B FF 93 C FF 92 X FF 93 3-2 HR	3	1	1	1	1	0	0
26 Matt Chapman, R (1, 5) OBP: 0.382, SLG: 0.564	C FF 92 F SI 92 C SL 87 0-3 ③ K		C SI 91 F SI 90 B SI 90 B SL 85 X SL 85 2-2 ③ FC6-4 1-2f			C CU 75 C SL 85 X SL 84 0-2 ② P5			B CU 79 X FF 94 1-0 ① F8	4	0	0	0	0	1	2
2 Khris Davis, R (1, 10) OBP: 0.285, SLG: 0.487		F SL 85 X SI 90 0-1 ① F8		B SL 84 C SL 84 F SL 84 B FF 90 B SL 84 S FF 91 3-3 ① K		S SI 90 F FF 90 X SL 83 0-2 ③ P3			F CH 87 B FF 95 B FF 94 F FF 93 F CU 80 F CU 78 B FF 94 B CH 86 4-2 12 FC5-6 BB	3	0	0	0	1	1	0
25 Stephen Piscotty, R (1, 9) OBP: 0.331, SLG: 0.413		B SI 92 C SI 90 F FF 92 B SL 88 F SI 92 B SL 88 F SL 84 B FF 91 4-2 BB		B SL 83 C FF 90 S SL 84 B FF 92 X SL 85 2-2 ② P4			C SL 84 B SI 88 X FF 89 1-1 ① G5-3		S FF 93 F FF 95 F CU 79 F CU 79 B FF 94 B FF 94 T CU 78 2-2 ② K	3	0	0	0	1	1	1
12 Kendrys Morales, S (1, 3) OBP: 0.284, SLG: 0.216		C SI 91 X FF 92 0-1 ② P5		C SI 90 F CU 75 F SL 87 F FF 90 F FF 91 B CH 82 B CH 81 S SL 85 2-3 ③ K			C CH 82 B CH 80 X SL 84 1-1 ② G1-3		X CH 86 0-0 ③ FC5-6 1-2f	4	0	0	0	0	1	2
18 Chad Pinder, R (1, 4) OBP: 0.316, SLG: 0.449		C SI 90 F SI 91 B FF 92 B SL 84 1 SAFE B SI 90 F SI 90 C SI 90 3-3 ③ K		X SI 87 0-0 ① G6-3			F SI 88 X SL 83 0-1 ③ G6-3			3	0	0	0	0	1	1
22 Ramón Laureano, R (1, 8) OBP: 0.291, SLG: 0.355			C SI 89 F SI 89 B SL 86 F SL 84 X SI 90 1-2 8 BB 1B	C SI 86 F SI 88 B SL 84 C FF 90 1-3 ② K				S SL 83 F SI 88 B SL 83 C SL 83 1-3 ① K		3	0	1	0	0	2	0
3 Nick Hundley, R (1, 2) OBP: 0.227, SLG: 0.214			C SI 90 F SI 92 B FF 91 S SL 86 1-3 ① K	B SI 90 C SI 88 X SI 89 1-1 ② 2B				B CU 73 F SL 82 B FF 91 B SL 84 X SI 88 3-1 ② G6-3		3	0	1	0	0	1	1
Inning Stats	R: 0 E: 0 K: 1 S: 8 H: 0 LOB: 0 BB: 0 P: 8	R: 0 E: 0 K: 1 S: 12 H: 0 LOB: 1 BB: 1 P: 19	R: 0 E: 0 K: 1 S: 13 H: 1 LOB: 2 BB: 1 P: 21	R: 0 E: 0 K: 2 S: 12 H: 0 LOB: 0 BB: 0 P: 19	R: 0 E: 0 K: 2 S: 9 H: 1 LOB: 1 BB: 0 P: 12	R: 0 E: 0 K: 0 S: 9 H: 0 LOB: 0 BB: 0 P: 11	R: 0 E: 0 K: 0 S: 6 H: 0 LOB: 0 BB: 0 P: 8	R: 0 E: 0 K: 1 S: 9 H: 0 LOB: 0 BB: 0 P: 16	R: 1 E: 0 K: 1 S: 14 H: 1 LOB: 1 BB: 1 P: 24	1B: 1 2B: 1 3B: 0 HR: 1	SF: 0 SAC: 0 DP: 0 HBP: 0					

PITCHER	IP	WLS	BF	H	R	ER	SO	BB	IBB	HBP	BLK	WP	HR	S	P	ERA	WHIP
22 Rick Porcello, R (1, 1) ERA: 5.52	8.0	W	28	2	0	0	8	2	0	0	0	0	0	78	114	0.00	0.500
47 Tyler Thornburg, R (9, 1) ERA: 7.71	1.0		5	1	1	1	1	1	0	0	0	0	1	14	24	9.00	2.000

PITCHER	IP	WLS	BF	H	R	ER	SO	BB	IBB	HBP	BLK	WP	HR	S	P	ERA	WHIP

TOP

Oakland Athletics @ Boston Red Sox

Fenway Park, Boston, MA

Tue Apr 30 2019, 7:12 PM - 9:45 PM EDT

Att. 31,754 - Cloudy - 52 F

livebaseballscorecards.com

AB	30
R	1
H	3
RBI	1
BB	3
SO	9
LOB	9

PA: 33

WP: 0 PB: 0 SB: 0 CS: 0

Oakland Athletics @ Boston Red Sox

Fenway Park, Boston, MA

Tue Apr 30 2019, 7:12 PM - 9:45 PM EDT

Att. 31,754 - Cloudy - 52 F

livebaseballscorecards.com

BOTTOM

Batter	1	2	3	4	5	6	7	8	9	AB	R	H	RBI	BB	SO	LOB
16 Andrew Benintendi, L (1, 7) OBP: 0.342, SLG: 0.412	C SI 91 B FF 92 X FF 92 1-1 ① G6-3	D CH 86 S CH 85 B FF 93 X CH 86 2-1 ③ G6-3		F FF 92 X KC 79 0-1 ③ G4-3		B CU 84 T FF 96 X SL 88 1-1 ③ F7				4	0	0	0	0	0	3
50 Mookie Betts, R (1, 9) OBP: 0.394, SLG: 0.527	B FF 93 X FF 93 1-0 HR		B FF 90 C CH 84 B SL 86 C SL 83 F SI 92 X SI 92 2-2 ① G5-3		C CH 85 F SI 92 X SL 86 0-2 ① G6-3		S SL 88 B SL 88 C SL 87 F SL 87 B SL 89 F FF 95 X FF 96 2-2 1B			4	1	2	1	0	0	0
28 J.D. Martinez, R (1, 10) OBP: 0.400, SLG: 0.495	C SL 86 B SI 92 X SI 92 1-1 ② G6-3		S CH 86 X SI 92 0-1 ② G5-3		X SI 91 0-0 E8 11 2B		B FF 94 C FF 95 X FF 95 1-1 ① F9			4	1	0	0	0	0	1
2 Xander Bogaerts, R (1, 6) OBP: 0.358, SLG: 0.467	C SL 86 S SL 87 S SL 85 0-3 ③ K		C SI 92 B SL 85 C SI 93 F FF 92 B SL 87 F SI 92 B CH 86 T SI 93 3-2 ③ K		B FF 92 B SL 85 S SL 86 F FF 91 B SL 86 B CH 82 4-2 11 2B BB		1 SAFE D SL 88 X FF 95 1-0 ② F9			3	0	0	0	1	2	1
11 Rafael Devers, L (1, 5) OBP: 0.385, SLG: 0.373		X CH 85 0-0 ① L8		C KC 77 X FF 90 0-1 ① F9	F SI 91 D CH 85 B SI 90 F SI 91 X FF 91 2-2 1-3 2-H 2B		C FF 91 B CU 77 1 SAFE C FF 92 B FF 93 1 SAFE S CU 78 2-3 ③ K			4	0	1	1	0	1	1
23 Michael Chavis, R (1, 4) OBP: 0.436, SLG: 0.625		C FF 93 F FF 91 B SI 92 B SL 87 X FF 92 2-2 19 FC4-6 3 1B 18 BB 1B		B KC 78 B SL 86 X SI 92 2-0 18 HR 1B	B SL 86 S FF 95 S FF 94 F FF 94 S SL 87 1-3 ② K			C FF 93 B FF 93 C FF 91 B CU 73 S SI 94 2-3 ① K		4	2	2	0	0	2	2
18 Mitch Moreland, L (1, 3) OBP: 0.290, SLG: 0.539		C SI 91 C FF 92 B SI 92 B FF 92 F SL 87 F SI 90 B SI 92 1 SAFE B SL 85 4-2 19 FC4-6 1-2 BB		F FF 93 B FF 92 B SI 91 B CH 85 X SI 89 3-1 1-H HR	F FF 95 X FF 94 0-1 ③ F7			F FF 92 B FF 93 F FF 93 B CU 73 X FF 92 2-2 ② G6-3		3	1	1	2	1	0	2
19 Jackie Bradley Jr., L (1, 8) OBP: 0.224, SLG: 0.182		X CH 86 0-0 ② FC4-6 3 1B 1-2f 2-3		B SL 86 S SL 83 S CH 87 B SL 87 F CH 87 X SI 92 2-2 ② G6-3		S SL 86 B SL 86 C FF 94 S FF 95 1-3 ① K		F CH 87 F FF 92 B CU 73 S CU 72 1-3 ③ K		4	0	0	0	0	2	2
3 Sandy León, S (1, 2) OBP: 0.267, SLG: 0.231		B FF 91 X SI 90 1-0 1-2 3-H 1B		B CH 86 B CH 87 B SI 92 C FF 92 B FF 93 4-1 BB		B FF 95 X FF 94 1-0 ② L1-4-3				2	0	1	1	1	0	0
Inning Stats	R: 1 E: 0 K: 1 S: 8 H: 1 LOB: 0 BB: 0 P: 11	R: 1 E: 0 K: 0 S: 12 H: 2 LOB: 2 BB: 1 P: 21	R: 0 E: 0 K: 1 S: 11 H: 0 LOB: 0 BB: 0 P: 16	R: 2 E: 0 K: 0 S: 12 H: 2 LOB: 1 BB: 1 P: 23	R: 1 E: 1 K: 1 S: 15 H: 1 LOB: 2 BB: 1 P: 22	R: 0 E: 0 K: 1 S: 6 H: 0 LOB: 0 BB: 0 P: 9	R: 0 E: 0 K: 1 S: 11 H: 1 LOB: 1 BB: 0 P: 17	R: 0 E: 0 K: 2 S: 9 H: 0 LOB: 0 BB: 0 P: 14		1B: 4 2B: 1 3B: 0 HR: 2 SF: 0 SAC: 0 DP: 0 HBP: 0						

AB	32
R	5
H	7
RBI	5
BB	3
SO	7
LOB	12

PITCHER		IP	WLS	BF	H	R	ER	SO	BB	IBB	HBP	BLK	WP	HR	S	P	ERA	WHIP
35 Aaron Brooks, R ERA: 5.74	(1, 1)	4.1	L	23	6	5	4	2	3	0	0	0	0	2	52	86	8.31	2.077
16 Liam Hendriks, R ERA: 2.08	(5, 1)	2.1		8	1	0	0	2	0	0	0	0	0	0	20	28	0.00	0.429
52 Ryan Buchter, L ERA: 6.23	(7, 1)	0.1		1	0	0	0	1	0	0	0	0	0	0	3	5	0.00	0.000
48 Joakim Soria, R ERA: 6.28	(8, 1)	1.0		3	0	0	0	2	0	0	0	0	0	0	9	14	0.00	0.000

PITCHER	IP	WLS	BF	H	R	ER	SO	BB	IBB	HBP	BLK	WP	HR	S	P	ERA	WHIP

Batter	1	2	3	4	5	6	7	8	9	AB	R	H	RBI	BB	SO	LOB
10 Marcus Semien, R (1, 6) OBP: 0.378, SLG: 0.460	C SI 89 C CH 88 B FF 92 B CH 88 F CH 89 F SL 82 X SL 82 2-2 ① L8		B FF 94 S FF 93 B SL 84 F FF 92 C SI 93 2-3 ① K		X SL 85 0-0 ③ G4-3			B FF 95 C FF 93 C FF 94 B CU 85 T SL 90 2-2 ② K		4	0	0	0	0	2	0
8 Robbie Grossman, S (1, 7) OBP: 0.312, SLG: 0.358	B SL 80 C SI 92 F SL 81 B SI 93 B CH 84 X CH 85 3-2 ② P5		C SL 84 C SL 84 F FF 94 X SL 86 0-2 ② L7			C KC 79 C FC 86 X KC 81 0-2 ① G3		X FF 94 0-0 ③ L3		4	0	0	0	0	0	0
26 Matt Chapman, R (1, 5) OBP: 0.385, SLG: 0.570	F SI 91 B SL 84 F SL 81 F FF 93 B SI 93 B CH 85 S CH 84 3-3 ③ K		B SL 85 X FC 92 1-0 1B			C FC 85 B FC 86 F KC 80 F KC 80 B FF 92 X FC 85 2-2 ② G5-3			X CU 78 0-0 2 2B 2B	4	1	2	0	0	1	0
2 Khris Davis, R (1, 10) OBP: 0.291, SLG: 0.496		C SL 82 C SL 82 B SL 83 F SL 80 X SI 92 1-2 25 HBP 22 1B 1B	S SL 85 C SL 85 B SL 85 X SL 86 1-2 ③ F9			C FF 90 S FC 86 S KC 80 0-3 ③ K2-3			C CU 78 X CH 85 0-1 12 G6-3 18 2B 2-H 2B	4	2	2	1	0	1	1
25 Stephen Piscotty, R (1, 9) OBP: 0.329, SLG: 0.403		H CH 88 1-0 22 1B 1-2 HBP		F SL 85 X SI 94 0-1 ① G6-3			B FC 95 X SL 89 1-1 ① G2-3		F FF 94 S FC 94 S FF 94 0-3 ① K	3	0	0	0	0	1	1
12 Kendrys Morales, S (1, 3) OBP: 0.272, SLG: 0.205		C SL 81 B SL 85 F SI 92 C FF 92 1-3 ① K		C FF 92 S SL 86 S SL 84 0-3 ② K			B CU 84 C FC 94 F FC 94 B CU 84 X CU 84 2-2 ② G3-1		C CU 79 X CU 79 0-1 ② G6-3 2-3	4	0	0	0	0	2	3
18 Chad Pinder, R (1, 4) OBP: 0.323, SLG: 0.462		F CH 88 B CH 88 F SI 89 F CH 84 S SL 82 1-3 ② K		X SI 92 0-0 ③ P4			B FC 96 X FF 96 1-0 1B		B FF 94 F CU 80 C CU 79 F CU 78 X CU 80 1-2 3-H 2B	4	0	2	1	0	1	2
22 Ramón Laureano, R (1, 8) OBP: 0.289, SLG: 0.351		F CH 88 B SL 83 F SI 89 B SL 81 B CH 85 F SI 93 X SI 90 3-2 1-3 2-H 1B			C SI 93 S SL 85 B SL 86 S SL 84 1-3 ① K		B CU 84 B FF 96 S FC 95 X FC 95 2-1 ③ P5		B FF 94 B CU 79 F FF 94 C FF 94 F FF 94 X FF 94 2-2 ③ G6-3	4	0	1	1	0	1	2
19 Josh Phegley, R (1, 2) OBP: 0.282, SLG: 0.456		X SL 83 0-0 ③ P5			C SL 84 B SI 93 B SI 93 B SI 93 X FC 91 3-1 ② P3			C FF 94 C CU 82 F FF 94 X FF 94 0-2 ① L7		3	0	0	0	0	0	2
Inning Stats	R: 0 E: 0 K: 1 S: 12 H: 0 LOB: 0 BB: 0 P: 20	R: 1 E: 0 K: 2 S: 16 H: 2 LOB: 2 BB: 0 P: 23	R: 0 E: 0 K: 1 S: 11 H: 1 LOB: 1 BB: 0 P: 15	R: 0 E: 0 K: 1 S: 6 H: 0 LOB: 0 BB: 0 P: 6	R: 0 E: 0 K: 1 S: 6 H: 0 LOB: 0 BB: 0 P: 10	R: 0 E: 0 K: 1 S: 10 H: 0 LOB: 0 BB: 0 P: 12	R: 0 E: 0 K: 0 S: 8 H: 1 LOB: 1 BB: 0 P: 14	R: 0 E: 0 K: 1 S: 8 H: 0 LOB: 0 BB: 0 P: 10	R: 2 E: 0 K: 1 S: 16 H: 3 LOB: 1 BB: 0 P: 19	1B: 4 2B: 3 3B: 0 HR: 0 SF: 0 SAC: 0 DP: 0 HBP: 1						

PITCHER		IP	WLS	BF	H	R	ER	SO	BB	IBB	HBP	BLK	WP	HR	S	P	ERA	WHIP
76 Hector Velázquez, R ERA: 3.93	(1, 1)	2.0		9	2	1	1	3	0	0	1	0	0	0	28	43	4.50	1.000
64 Marcus Walden, R ERA: 1.65	(3, 1)	3.0	W	10	1	0	0	3	0	0	0	0	0	0	23	31	0.00	0.333
44 Brandon Workman, R ERA: 1.98	(6, 1)	1.0	H	3	0	0	0	1	0	0	0	0	0	0	10	12	0.00	0.000
54 Colten Brewer, R ERA: 6.0	(7, 1)	1.0		4	1	0	0	0	0	0	0	0	0	0	8	14	0.00	1.000
37 Heath Hembree, R ERA: 4.3	(8, 1)	1.0		3	0	0	0	1	0	0	0	0	0	0	8	10	0.00	0.000

PITCHER		IP	WLS	BF	H	R	ER	SO	BB	IBB	HBP	BLK	WP	HR	S	P	ERA	WHIP
47 Tyler Thornburg, R ERA: 8.53	(9, 1)	1.0		6	3	2	2	1	0	0	0	0	0	0	16	19	18.00	3.000

Oakland Athletics @ Boston Red Sox

Fenway Park, Boston, MA

Wed May 01 2019, 1:08 PM - 4:00 PM EDT

Att. 33,708 - Cloudy - 52 F

TOP

livebaseballscorecards.com

AB	34
R	3
H	7
RBI	3
BB	0
SO	9
LOB	11

WP: 0	PA: 35
PB: 0	
SB: 0	
CS: 0	

Oakland Athletics @ Boston Red Sox

Fenway Park, Boston, MA

Wed May 01 2019, 1:08 PM - 4:00 PM EDT

Att. 33,708 - Cloudy - 52 F

livebaseballscorecards.com

BOTTOM

Batter	1	2	3	4	5	6	7	8	9	AB	R	H	RBI	BB	SO	LOB
16 Andrew Benintendi, L (1, 7) OBP: 0.339, SLG: 0.406	B FF 90 X FF 89 1-0 F7 ①		X CU 72 0-0 G4-3 ①		X SL 87 0-0 SH1-3 ① 2-3	B CU 80 F CH 88 F FF 96 X FF 95 1-2 50 S 1-3 2-H 3-H 1B		C FF 92 B SL 81 B FF 92 D CH 86 X FF 91 3-1 F8 ②		4	0	1	2	0	0	1
50 Mookie Betts, R (1, 9) OBP: 0.394, SLG: 0.518	B FF 90 B SL 87 F FF 91 X CH 85 2-1 P3 ②		B SL 84 B CH 84 H SI 90 3-0 HBP		B FF 90 C SL 87 X SL 86 1-1 SF8 ② 3-H	F FF 96 1 SAFE B FC 94 B FC 93 F SI 97 B FC 92 B SI 98 4-2 1-2 BB		C FF 92 B SL 83 B SL 83 F FF 92 X CH 86 2-2 G5-3 ③ 1-2		2	0	0	1	1	0	1
28 J.D. Martinez, R (1, 10) OBP: 0.387, SLG: 0.477	X FF 91 0-0 F8 ③		1 SAFE X SI 90 0-0 L7 ②		C FF 94 B FF 92 F CH 86 B FF 93 X FF 92 2-2 G6-3 ③	S SI 97 S CU 81 B SI 98 X SI 97 1-2 P4 ③				4	0	0	0	0	0	4
11 Rafael Devers, L (1, 5) OBP: 0.388, SLG: 0.377		X FF 89 0-0 23 1B 18 SF7 1B	1 SAFE C CU 74 1 SAFE X CH 85 0-1 G4-3 ③			B FF 95 B CH 86 X CH 85 2-0 19 BB 23 BB 5 1B 1B B FF 90 F CH 82 C FF 91 X CU 77 1-2 P5 ①				4	2	2	0	0	0	1
23 Michael Chavis, R (1, 4) OBP: 0.442, SLG: 0.600		1 SAFE B SL 86 F FF 91 C SI 90 1 SAFE 1 SAFE X SL 85 1-2 19 1B 18 SF7 5 K 1-3 1B		S FF 91 F CU 74 S FF 90 0-3 K ①		B FF 97 B CU 79 T FF 95 S FF 95 F FF 96 B FF 95 1 SAFE B FF 94 4-2 5 1B 19 BB 16 1B 1-2 BB S FC 87 C FF 90 F CU 78 B FF 90 S FF 91 1-3 K ②				3	1	1	0	1	2	0
18 Mitch Moreland, L (1, 3) OBP: 0.288, SLG: 0.565		B SI 90 B FF 89 B FF 88 X FF 89 3-0 SF7 ① 1-2 3-H		C CU 73 F FF 92 F FF 92 B CU 76 B CH 84 F CH 85 X SI 89 2-2 HR		X FF 94 0-0 F7 ① C CH 82 C FF 90 B CH 82 B CU 76 F FF 91 F FF 90 B CH 82 S CH 82 3-3 K ③				3	1	1	2	0	1	2
7 Christian Vázquez, R (1, 2) OBP: 0.289, SLG: 0.467		C FF 92 B FF 92 B SL 87 D SL 86 B SI 92 4-1 19 1B BB		C CU 75 B FF 93 C FF 92 B CU 74 C FF 92 2-3 K ②		D CU 81 B FF 94 X FF 95 2-0 F8 ②		X FF 91 0-0 HR		3	1	1	1	1	1	2
19 Jackie Bradley Jr., L (1, 8) OBP: 0.245, SLG: 0.189		F FF 91 X CU 74 0-1 1-2 2-3 1B		C FF 91 C CU 76 X FF 92 0-2 L3 ③		B FF 95 C CU 80 C FF 95 D CU 80 F FF 96 B CH 88 B FF 94 4-2 5 1B 16 1B 1-2 2-3 BB		F CH 87 H SL 84 1-1 50 WP HBP		2	1	1	0	1	0	0
5 Tzu-Wei Lin, L (1, 6) OBP: 0.238, SLG: 0.300		F SL 88 F FF 89 B FF 92 F FF 92 S FF 92 1-3 K ②③ 3-H			C FF 90 X CU 74 0-1 16 SH1-3 50 SF8 2B	F FF 94 X CH 87 0-1 16 1B 1-2 2-3 3-H 1B		F FF 92 D CH 87 F FF 91 B CH 85 B FF 91 F FF 92 F FF 91 X FF 91 3-2 P5 ①		4	1	2	1	0	1	4
Inning Stats	R: 0 E: 0 K: 0 S: 4 H: 0 LOB: 0 BB: 0 P: 7	R: 1 E: 0 K: 1 S: 12 H: 3 LOB: 3 BB: 1 P: 21	R: 0 E: 0 K: 0 S: 4 H: 0 LOB: 1 BB: 0 P: 7	R: 1 E: 0 K: 2 S: 14 H: 1 LOB: 0 BB: 0 P: 18	R: 1 E: 0 K: 0 S: 8 H: 1 LOB: 0 BB: 0 P: 11	R: 3 E: 0 K: 0 S: 19 H: 3 LOB: 3 BB: 3 P: 37	R: 0 E: 0 K: 2 S: 12 H: 0 LOB: 0 BB: 0 P: 17	R: 1 E: 0 K: 0 S: 12 H: 1 LOB: 0 BB: 0 P: 21		1B: 6 2B: 1 3B: 0 HR: 2 SF: 2 SAC: 1 DP: 0 HBP: 2						

	AB	29
	R	7
	H	9
	RBI	7
	BB	4
	SO	5
	LOB	15

WP: 1 PA: 38
PB: 0
SB: 1
CS: 0

PITCHER		IP	WLS	BF	H	R	ER	SO	BB	IBB	HBP	BLK	WP	HR	S	P	ERA	WHIP
50 Mike Fiers, R ERA: 6.81	(1, 1)	5.0	L	21	5	3	3	3	1	0	1	0	0	1	42	64	5.40	1.200
57 J.B. Wendelken, R ERA: 4.74	(6, 1)	0.2		7	3	3	3	0	2	0	0	0	0	0	14	27	40.50	7.500
62 Lou Trivino, R ERA: 1.38	(6, 1)	0.1		2	0	0	0	0	1	0	0	0	0	0	5	10	0.00	3.000
36 Yusmeiro Petit, R ERA: 2.6	(7, 1)	1.0		3	0	0	0	2	0	0	0	0	0	0	12	17	0.00	0.000
66 Ryan Dull, R ERA: 10.29	(8, 1)	1.0		5	1	1	1	0	0	0	1	0	1	1	12	21	9.00	1.000

PITCHER	IP	WLS	BF	H	R	ER	SO	BB	IBB	HBP	BLK	WP	HR	S	P	ERA	WHIP

Boston Red Sox @ Chicago White Sox

Guaranteed Rate Field, Chicago, IL

Thu May 02 2019, 7:12 PM - 10:43 PM CDT

Att. 15,118 - Cloudy - 43 F

TOP

livebaseballscorecards.com

Batter	1	2	3	4	5	6	7	8	9	AB	R	H	RBI	BB	SO	LOB
16 Andrew Benintendi, L (1, 7) OBP: 0.349, SLG: 0.436	B FF 95 S FF 95 F FF 96 F FF 96 S CH 84 1-3 K		F CU 79 X CU 79 0-1 HR	B FF 94 F CH 82 F FF 94 X SL 86 1-2 50 WP 1B			B FF 93 B FC 89 F FC 88 B FC 87 B FC 88 4-1 50 1B 28 FC6-4 BB		F CH 92 B FC 89 B FC 90 X SI 95 2-1 G6-3	4	2	2	1	1	1	0
50 Mookie Betts, R (1, 9) OBP: 0.401, SLG: 0.521	X FF 96 0-0 2 BB 11 SF7 28 1B 1B		B FF 94 B CH 82 X FF 94 2-0 28 1B 11 G4-3 1B	B FF 93 F CH 81 C SL 85 B SL 84 X FF 94 2-2 L8 1-2			1 SAFE B SI 92 B SI 93 C SI 94 S CH 86 B CH 86 1 SAFE X SI 94 3-2 28 FC6-4 1-3 1B		B FC 87 C CH 86 B FF 94 X CH 86 2-1 L8	5	2	3	0	0	0	1
28 J.D. Martinez, R (1, 10) OBP: 0.403, SLG: 0.487	B FF 94 S CH 82 S CH 83 X FF 94 1-2 2 BB 1-2 1B		D SL 86 C SL 84 X FF 94 1-1 11 G4-3 2 G5-3 1-3 1B		F SL 81 X CU 80 0-1 1B		B FF 93 C CH 86 B SI 94 X FF 93 2-1 FC6-4 2 WP 1-2f 3-H		B FC 88 B FC 88 S CH 86 B FF 93 B CH 85 4-1 2 BB BB	4	0	3	1	1	0	1
2 Xander Bogaerts, R (1, 6) OBP: 0.359, SLG: 0.455	D SL 86 B FF 94 C FF 95 C CH 82 B CH 82 B CH 83 4-2 1-2 2-3 BB		X FF 94 0-0 G5-3 1-2		C FF 93 B FF 93 F FF 93 X CH 80 1-2 P4		S SI 93 S CH 87 B CH 87 C SI 94 1-3 1-2		B CH 87 B CH 87 C FF 94 B FC 89 B FF 94 4-1 1-2 BB	3	0	0	0	2	1	4
11 Rafael Devers, L (1, 5) OBP: 0.381, SLG: 0.367	B FF 94 S FF 95 F FF 94 F FF 96 B FF 94 X CH 83 2-2 SF7 3-H		B FF 92 F FF 93 B SL 86 X CH 81 2-1 G4-3 2-3 3-H		B FF 92 S CH 82 F CH 80 S FF 94 1-3 K		0-0 IBB		S CH 87 X CH 87 0-1 F7	3	0	0	2	1	1	4
23 Michael Chavis, R (1, 4) OBP: 0.426, SLG: 0.553 5 Tzu-Wei Lin, L (9, 4) OBP: 0.238, SLG: 0.300	S SL 85 S SL 86 F SL 86 S FF 95 0-3 K		C FF 93 F FF 92 D SL 87 D SL 85 B FF 93 F FF 94 B FF 94 4-2 18 S BB		F CH 81 F FF 93 S SL 85 0-3 K		B SI 93 B CH 87 F SI 93 X CH 87 2-1 F8			3 0	0 0	0 0	0 0	1 0	2 0	5 0
18 Mitch Moreland, L (1, 3) OBP: 0.278, SLG: 0.542		B FF 93 F FF 93 C CU 80 X CU 80 1-2 L8	C FF 92 F CH 81 1 SAFE B FF 92 1 SAFE B FF 93 B CH 81 X CH 82 3-2 F8 1-2			C FC 91 B FC 90 S FC 90 B FC 90 B FC 91 F FC 91 C FC 90 3-3 K		B FC 91 B SI 95 C SI 96 B SI 96 X SI 96 3-1 G6-3	4	0	0	0	0	1	2
7 Christian Vázquez, R (1, 2) OBP: 0.287, SLG: 0.449		B FF 94 B FF 94 C FF 94 F CH 83 S SL 85 2-3 K		C FF 93 B CU 80 C FF 93 C FF 95 1-3 K		B FF 95 B FC 90 B FC 89 B FC 89 4-0 19 G4-6-3 BB		B SI 95 C SI 96 S FC 91 X SI 95 1-2 G3	3	0	0	0	1	2	0
19 Jackie Bradley Jr., L (1, 8) OBP: 0.236, SLG: 0.181		B FF 93 T FF 94 B FF 95 X FF 94 2-1 G3		B CH 82 S CH 81 S CH 82 B CH 84 F CH 82 B FF 94 S FF 95 3-3 K		F FC 89 F FC 88 X FC 88 0-2 G4-6-3 1-2f		C SI 97 B SI 96 F SI 94 S FC 89 1-3 K	4	0	0	0	0	2	1

Inning Stats										
	R: 1	H: 2	R: 0	H: 0	R: 2	H: 3	R: 0	H: 1	R: 0	H: 1
	E: 0	LOB: 2	E: 0	LOB: 0	E: 0	LOB: 2	E: 0	LOB: 1	E: 0	LOB: 1
	K: 2	BB: 1	K: 1	BB: 0	K: 0	BB: 1	K: 2	BB: 0	K: 2	BB: 0
	S: 18	P: 26	S: 8	P: 13	S: 14	P: 26	S: 13	P: 20	S: 11	P: 13

Inning Stats										
	R: 0	H: 0	R: 1	H: 1	R: 0	H: 0	R: 0	H: 0	1B: 7	SF: 1
	E: 0	LOB: 0	E: 0	LOB: 2	E: 0	LOB: 0	E: 0	LOB: 2	2B: 0	SAC: 0
	K: 1	BB: 1	K: 1	BB: 2	K: 1	BB: 0	K: 0	BB: 2	3B: 0	DP: 1
	S: 7	P: 14	S: 11	P: 23	S: 8	P: 13	S: 8	P: 20	HR: 1	HBP: 0

AB	33
R	4
H	8
RBI	4
BB	7
SO	10
LOB	18

WP: 2	PA: 41
PB: 0	
SB: 1	
CS: 0	

PITCHER		IP	WLS	BF	H	R	ER	SO	BB	IBB	HBP	BLK	WP	HR	S	P	ERA	WHIP
27 Lucas Giolito, R ERA: 5.32	(1, 1)	5.0		24	7	3	3	7	2	0	0	0	1	1	64	98	5.40	1.800
64 Josh Osich, L ERA: 3.38	(6, 1)	1.0		4	0	1	1	1	2	0	0	0	0	0	8	19	9.00	2.000
43 Evan Marshall, R ERA:	(7, 1)	1.0		5	1	0	0	1	0	1	0	0	1	0	10	18	0.00	1.000
39 Aaron Bummer, L ERA:	(8, 1)	1.1		4	0	0	0	1	0	0	0	0	0	0	10	17	0.00	0.000
51 Carson Fulmer, R ERA: 4.5	(9, 1)	0.2	W	4	0	0	0	0	2	0	0	0	0	0	6	16	0.00	3.000

PITCHER	IP	WLS	BF	H	R	ER	SO	BB	IBB	HBP	BLK	WP	HR	S	P	ERA	WHIP

BOTTOM

Batter	1	2	3	4	5	6	7	8	9	AB	R	H	RBI	BB	SO	LOB
28 Leury García, S (1, 7) (8, 9) OBP: 0.333, SLG: 0.378	C CH 87 B FC 85 X SI 89 1-1 79 G5-3 33 HR 2B		C FC 83 F KC 78 F CH 82 X SI 89 0-2 7 FC5-4 1B		X FF 91 0-0 ② ③ G6-3 1-2f		B KC 81 C KC 79 F FF 91 S KC 80 1-3 ③ K			4	1	2	0	0	1	1
7 Tim Anderson, R (1, 6) OBP: 0.369, SLG: 0.565	C FC 87 S CH 82 B FC 88 S CH 82 1-3 ① K		S SI 89 B FF 90 X FC 85 1-1 ② FC5-4 1-2f			B CH 81 S CH 83 B FC 86 F FF 91 B SI 91 X CH 85 3-2 ① G6-3		F KC 84 B KC 86 L KC 85 B FF 96 S KC 86 2-3 ① K2-3		4	0	0	0	0	2	2
79 José Abreu, R (1, 10) OBP: 0.359, SLG: 0.517	B CH 83 F CH 82 F FF 90 X CH 85 1-2 ② G5-3 2-3		1 SAFE 1 SAFE X CH 80 0-0 ③ F8			C KC 82 S FC 88 B FC 90 F CH 86 B FF 92 F KC 80 B FC 86 D CH 86 4-2 33 2B BB		B FF 96 B KC 86 S KC 85 F KC 85 S FF 97 2-3 ② K		3	0	0	0	1	1	2
33 James McCann, R (1, 2) OBP: 0.412, SLG: 0.587	D FF 90 S FF 91 B FF 92 C SI 92 X SI 91 2-2 3-H HR			B FC 82 B FC 83 B CH 80 C CH 88 F CH 82 B FC 87 4-2 BB		C SI 92 C FC 88 B FF 92 F SI 92 F FF 93 F KC 80 X SI 93 1-2 ② 10 1B 20 1B 1-H 2B		C FF 96 S FF 96 B KC 85 C KC 85 1-3 ③ K		3	2	2	2	1	1	0
10 Yoán Moncada, S (1, 5) OBP: 0.364, SLG: 0.530	B CH 83 F CH 82 X CH 82 1-1 ③ P6			C FC 85 B FF 91 F FC 87 F SI 90 B FC 87 C CH 83 2-3 ① K		C FF 92 X FF 93 0-1 17 WP 20 1B 2-3 1B			S SL 87 S FF 97 B SL 86 B SL 88 S FF 96 2-3 ① K	4	0	1	0	0	2	1
20 José Rondón, R (1, 4) OBP: 0.292, SLG: 0.435		B FC 84 C CH 88 X CH 81 1-1 ① L8		C FF 90 C FC 86 S FF 93 0-3 ② K		C FC 89 X CH 86 0-1 17 WP 1-2 3-H 1B			F FF 96 F FF 96 F FF 96 B FF 96 B FF 97 X SL 86 2-2 E5 17 1B 30 HR	4	1	1	1	0	1	1
17 Yonder Alonso, L (1, 3) OBP: 0.301, SLG: 0.371		B FF 90 S CH 82 F FF 90 F CH 84 B CH 83 C SI 91 2-3 ② K		B CH 84 F FF 92 X FF 92 1-1 ③ L7		S CH 86 B CH 86 X SI 91 1-1 ③ G3 1-2 2-3			C SL 84 1 SAFE 1 SAFE D SL 87 B FF 96 X FF 96 2-1 30 HR 1-3 1B	4	1	1	0	0	1	3
49 Ryan Cordell, R (1, 9) OBP: 0.333, SLG: 0.409 30 Nicky Delmonico, L (7, PH) (8, 7) OBP: 0.300, SLG: 0.444		C FF 91 B CH 83 B CH 84 S FC 86 B CH 84 S FC 91 3-3 ③ K			X FC 84 0-0 28 G6-3 1B		C KC 79 C KC 80 X KC 79 0-2 ① G4-3		F SL 84 X SL 83 0-1 1-H 3-H HR	2	0	1	0	0	1	0
										2	1	1	3	0	0	0
15 Adam Engel, R (1, 8) OBP: 0.269, SLG: 0.367			B CH 79 X CH 87 1-0 ① P3		L FF 90 B FC 86 1 SAFE B FF 92 B FC 87 X FC 91 3-1 ① P6		C KC 80 B FF 92 F FF 91 F KC 80 F KC 80 X FF 93 1-2 ② P5			3	0	0	0	0	0	1

Inning Stats	1	2	3	4	5	6	7	8	9
	R: 2 E: 0 K: 1 S: 13 H: 2 LOB: 0 BB: 0 P: 19	R: 0 E: 0 K: 2 S: 9 H: 0 LOB: 0 BB: 0 P: 15	R: 0 E: 0 K: 0 S: 8 H: 1 LOB: 1 BB: 0 P: 10	R: 0 E: 0 K: 2 S: 11 H: 0 LOB: 1 BB: 1 P: 18	R: 0 E: 0 K: 0 S: 4 H: 1 LOB: 0 BB: 0 P: 7	R: 1 E: 0 K: 0 S: 19 H: 3 LOB: 2 BB: 1 P: 28	R: 0 E: 0 K: 1 S: 11 H: 0 LOB: 0 BB: 0 P: 13	R: 0 E: 0 K: 3 S: 9 H: 0 LOB: 0 BB: 0 P: 14	R: 3 E: 1 K: 1 S: 11 H: 2 LOB: 0 BB: 0 P: 17

1B: 5 SF: 0 WP: 1 PA: 35
2B: 2 SAC: 0 PB: 0
3B: 0 DP: 1 SB: 0
HR: 2 HBP: 0 CS: 0

PITCHER		IP	WLS	BF	H	R	ER	SO	BB	IBB	HBP	BLK	WP	HR	S	P	ERA	WHIP
10 David Price, L ERA: 3.75	(1, 1)	6.0		25	7	3	3	5	2	0	0	0	1	1	64	97	4.50	1.500
44 Brandon Workman, R ERA: 1.84	(7, 1)	1.0	H	3	0	0	0	1	0	0	0	0	0	0	11	13	0.00	0.000
32 Matt Barnes, R ERA: 2.08	(8, 1)	1.0	H	3	0	0	0	3	0	0	0	0	0	0	9	14	0.00	0.000
70 Ryan Brasier, R ERA: 2.57	(9, 1)	0.1	L	4	2	3	2	1	0	0	0	0	0	1	11	17	54.00	6.000

PITCHER	IP	WLS	BF	H	R	ER	SO	BB	IBB	HBP	BLK	WP	HR	S	P	ERA	WHIP

Boston Red Sox @ Chicago White Sox

Guaranteed Rate Field, Chicago, IL

Thu May 02 2019, 7:12 PM - 10:43 PM CDT

Att. 15,118 - Cloudy - 43 F

livebaseballscorecards.com

AB	33
R	6
H	9
RBI	6
BB	2
SO	10
LOB	11

Boston Red Sox @ Chicago White Sox

Guaranteed Rate Field, Chicago, IL

Fri May 03 2019, 7:12 PM - 10:26 PM CDT

Att. 17,504 - Cloudy - 45 F

TOP

livebaseballscorecards.com

Batter	1	2	3	4	5	6	7	8	9	AB	R	H	RBI	BB	SO	LOB
16 Andrew Benintendi, L (1, 7) (2, 8) OBP: 0.351, SLG: 0.435	S FF 94 X FF 94 0-1 L7 B CH 82 F CH 82 S CH 83 X FF 94 1-2 1B				C FF 90 S FF 93 B SL 81 S SL 81 1-3 K D SL 85 B FF 97 F FF 97 B FF 97 X FF 96 3-1 50 BB 1-2 2-3 1B		B FF 94 S FC 87 B FC 87 F FC 88 X FC 93 2-2 G6-3		5	0	2	0	0	1	1
50 Mookie Betts, R (1, 9) OBP: 0.395, SLG: 0.504	C FF 95 S SL 84 C FF 96 0-3 K C SL 80 X CH 83 0-1 G6-3				F FF 94 C CU 81 F FF 96 B SL 82 F FF 96 B FF 94 S SL 82 2-3 K B FF 97 B FF 96 F FF 96 B FF 96 B FF 95 4-1 28 G6-4-3 1-2 2-3 3-H BB			C B B X 2-1 F8	4	0	0	1	1	2	1
28 J.D. Martinez, R (1, 10) OBP: 0.410, SLG: 0.500	C FF 96 B SL 85 X FF 97 1-1 2 1B 11 HR 2B		C CH 82 B FF 93 B FF 95 X CH 83 2-1 F8		F FF 94 X FF 95 0-1 1B S SL 89 F SL 88 B FF 98 X SL 87 1-2 G6-4-3 1-2f				B SL 58 X 1-0 2 1B 1B	5	1	3	0	0	0	3
2 Xander Bogaerts, R (1, 6) OBP: 0.361, SLG: 0.452	B FF 95 B CH 83 C FF 95 C FF 95 X FF 96 2-2 11 HR 2-3 1B		C FF 95 S SL 84 B FF 97 X SL 83 1-2 L8		F SL 80 B FF 94 B SL 83 S CH 83 X FF 96 2-2 G4-3		B FF 98 B SL 88 C FF 95 B FF 96 S FF 96 F FF 98 X FF 95 3-2 F8		B SL 51 B B CU 59 C X 3-1 1-2 1B	5	1	2	0	0	0	1
11 Rafael Devers, L (1, 5) OBP: 0.382, SLG: 0.395	X FF 94 0-0 1-H 3-H HR		C CH 83 S FF 96 X FF 97 0-2 G6-3			B CH 80 S CH 82 C CH 82 F FF 94 X SL 82 1-2 23 HR 1B	B FC 88 S FC 86 X FC 87 1-1 G4-3		C D X 1-1 F4	5	2	2	3	0	0	2
23 Michael Chavis, R (1, 4) OBP: 0.442, SLG: 0.619	B FF 93 B CH 85 C FF 95 F FF 94 B SL 85 X FF 96 3-2 1B		B FF 93 C CH 82 F SL 81 B FF 95 B CH 83 B FF 94 4-2 BB			X SL 79 0-0 1-H HR	C FC 86 C FC 85 F FC 86 X FC 84 0-2 F8		X SL 54 0-0 L5	4	1	2	2	1	0	2
18 Mitch Moreland, L (1, 3) OBP: 0.277, SLG: 0.525	S CH 84 F CH 85 B FF 93 S FF 95 1-3 K		S CH 82 F FF 93 S SL 82 0-3 K			B FF 91 B CH 83 B FF 92 C FF 92 B FF 92 4-1 16 1B 25 WP 50 BB BB		B FC 91 X FC 92 1-0 L5		3	1	0	0	1	2	2
5 Tzu-Wei Lin, L (1, 8) OBP: 0.273, SLG: 0.300 25 Steve Pearce, R (2, 7) OBP: 0.200, SLG: 0.125		B FF 91 C CH 81 F FF 92 B FF 93 B FF 94 F FF 92 F FF 94 F SL 80 B FF 94 4-2 3 CS BB	D CH 82 C FF 93 F SL 82 X FF 96 1-2 L7			B FF 98 C FF 97 C FF 96 B FF 97 B SL 88 B FF 98 4-2 50 BB 16 1B 1-2 BB		B CH 92 S FC 89 B FC 90 B FF 93 B FF 94 4-1 BB	0 1	0 0	0 0	0 0	1 2	0 0	0 1
3 Sandy León, S (1, 2) OBP: 0.211, SLG: 0.176		B CH 81 B CH 83 B FF 91 C FF 92 F FF 93 S FF 93 3-3 K 1-2	C CH 82 C FF 92 D SL 84 F FF 94 D CH 84 B FF 95 X FF 95 3-2 P5		B FF 96 X FF 96 1-0 L9		S FC 89 S FC 88 B FC 89 S FC 87 1-3 K	4	0	0	0	0	2	5
Inning Stats	R: 3 E: 0 K: 2 S: 17 H: 4 LOB: 1 BB: 0 P: 24	R: 0 E: 0 K: 1 S: 13 H: 1 LOB: 1 BB: 1 P: 21	R: 0 E: 0 K: 0 S: 8 H: 0 LOB: 0 BB: 0 P: 11	R: 0 E: 0 K: 1 S: 12 H: 0 LOB: 1 BB: 1 P: 20	R: 0 E: 0 K: 2 S: 13 H: 1 LOB: 1 BB: 0 P: 18	R: 3 E: 0 K: 0 S: 15 H: 3 LOB: 2 BB: 3 P: 33	R: 0 E: 0 K: 0 S: 10 H: 0 LOB: 0 BB: 0 P: 14	R: 0 E: 0 K: 1 S: 8 H: 0 LOB: 1 BB: 1 P: 16	R: 0 E: 0 K: 0 S: 8 H: 2 LOB: 2 BB: 0 P: 15	1B: 8 2B: 2 3B: 0 HR: 2 SF: 0 SAC: 0 DP: 2 HBP: 0						

	AB	36
	R	6
	H	11
	RBI	6
	BB	6
	SO	7
	LOB	18

WP: 1 PA: 42
PB: 0
SB: 0
CS: 1

PITCHER		IP	WLS	BF	H	R	ER	SO	BB	IBB	HBP	BLK	WP	HR	S	P	ERA	WHIP
40 Reynaldo López, R ERA: 6.69	(1, 1)	5.0	L	25	8	6	6	6	3	0	0	0	0	2	69	105	10.80	2.200
66 José Ruiz, R ERA: 6.75	(6, 1)	1.1		6	1	0	0	0	2	0	0	0	1	0	13	29	0.00	2.250
64 Josh Osich, L ERA: 3.0	(7, 1)	0.2		2	0	0	0	0	0	0	0	0	0	0	6	7	0.00	0.000
48 Alex Colomé, R ERA: 1.98	(8, 1)	1.0		4	0	0	0	1	1	0	0	0	0	0	8	16	0.00	1.000
20 José Rondón, R ERA:	(9, 1)	1.0		5	2	0	0	0	0	0	0	0	0	0	8	15	0.00	2.000

PITCHER		IP	WLS	BF	H	R	ER	SO	BB	IBB	HBP	BLK	WP	HR	S	P	ERA	WHIP

Batter	1	2	3	4	5	6	7	8	9	AB	R	H	RBI	BB	SO	LOB
28 Leury García, S (1, 7) (8, 9) OBP: 0.323, SLG: 0.365	C SI 90 B SL 77 S CH 85 F SL 79 C FF 94 1-3 K ①		X CH 87 0-0 FC5-4 ② 1-2f		B SI 93 B SI 94 C CH 86 C SL 79 S FF 94 2-3 K ③			C FC 95 F CU 83 C CU 82 0-3 K ①		4	0	0	0	0	3	4
7 Tim Anderson, R (1, 6) OBP: 0.365, SLG: 0.550	B SI 90 F CH 87 B FF 93 X SI 95 2-1 G6-3 ②		F SL 80 X FF 94 0-1 P3 ③			C SI 89 F FF 92 B SL 77 S SL 81 1-3 K ①		B CU 83 B FC 94 B FF 95 B FC 94 4-0 33 1B 1-2 BB		3	0	0	0	1	1	1
79 José Abreu, R (1, 3) OBP: 0.356, SLG: 0.504	B SL 76 C FF 93 F SL 80 B FF 94 B FF 94 F SL 80 F FF 92 F FF 95 B SI 92 4-2 BB			B SL 78 C CH 85 C SL 78 B SI 93 X FF 93 2-2 G6-3 ①		C SI 90 S FF 91 B SL 80 F FF 94 X CH 86 1-2 G6-3 ②		C FC 94 D CU 84 C CU 82 X FC 95 1-2 F9 ② 2-3		3	0	0	0	1	0	2
33 James McCann, R (1, 10) OBP: 0.417, SLG: 0.597 5 Yolmer Sánchez, S (9, 4) OBP: 0.313, SLG: 0.268	C CH 85 B SL 80 F FF 92 B SL 80 S SL 80 2-3 K ③			B SI 93 B FF 92 B CH 85 C FF 92 S SI 93 F SL 80 F FF 94 F FF 92 F SL 81 3-3 C SL 78 ②		B SL 74 B CH 84 F SI 92 C CH 85 B SL 81 X SL 78 3-2 2B		B CU 83 C CU 82 B FC 94 S CU 83 F FC 95 B CU 83 X CU 83 3-2 1-3 3-H 1B		4 0	0 0	2 0	1 0	0 0	2 0	1 0
10 Yoán Moncada, S (1, 5) OBP: 0.361, SLG: 0.521		B SI 91 C CH 83 C FF 92 X FF 93 1-2 G4-3 ①		C CH 85 C FF 94 B SL 82 X FF 96 1-2 20 CS 1B		F CH 83 S CH 87 B FF 95 B SL 81 C SL 82 2-3 K ③		B FC 95 C FC 94 X FC 94 1-1 G4-3 ③		4	0	1	0	0	1	3
20 José Rondón, R (1, 4) (9, 1) OBP: 0.288, SLG: 0.440		C CH 86 F SL 80 X FF 94 0-2 L4 ②	F SL 76 B SL 81 B SL 81 B CH 87 3-1 CS ③ 1-2		C FF 90 B FF 91 X FF 92 1-1 2B		C FF 94 S FF 93 S FF 96 0-3 K ①		B FF 90 S FF 90 S FF 92 X SL 87 1-2 G4-3 ①	4	0	1	0	0	1	0
21 Welington Castillo, R (1, 2) OBP: 0.324, SLG: 0.321		S SI 93 F FF 93 B FF 94 S SL 82 1-3 K ③			C SI 93 H SL 81 1-1 HBP		B SL 90 F FF 95 X FF 95 1-1 F8 ②		C SL 86 B SL 85 C FF 92 B FF 91 F FF 92 X FF 92 2-2 G6-3 ②	3	0	0	0	0	1	0
49 Ryan Cordell, R (1, 9) OBP: 0.321, SLG: 0.391 30 Nicky Delmonico, L (7, PH) (8, 7) OBP: 0.318, SLG: 0.450			C SL 75 B SL 80 F SL 80 F FF 95 S FF 95 1-3 K ①		B SL 78 C SL 79 S FF 94 C SL 78 1-3 K ①		B FF 95 F FF 94 F FF 94 S FF 96 1-3 K ③		C CH 82 B SL 86 X FF 92 1-1 1B	2 2	0 0	0 1	0 0	0 0	2 1	2 0
15 Adam Engel, R (1, 8) OBP: 0.286, SLG: 0.353			S SL 74 H FF 93 1-1 28 FC5-4 HBP		C SL 81 F SL 80 S FF 92 0-3 K ②			B FC 94 B FC 93 B FC 93 C FC 94 B FC 92 4-1 79 F9 7 BB 33 1B BB	S FF 91 F FF 90 S FF 91 0-3 K ③	2	1	0	0	1	2	3
Inning Stats	R: 0 E: 0 K: 2 S: 14 H: 0 LOB: 1 BB: 1 P: 23	R: 0 E: 0 K: 1 S: 9 H: 0 LOB: 0 BB: 0 P: 11	R: 0 E: 1 K: 1 S: 8 H: 0 LOB: 1 BB: 0 P: 10	R: 0 E: 0 K: 1 S: 14 H: 1 LOB: 0 BB: 0 P: 23	R: 0 E: 0 K: 3 S: 12 H: 1 LOB: 2 BB: 0 P: 17	R: 0 E: 0 K: 2 S: 13 H: 1 LOB: 1 BB: 0 P: 20	R: 0 E: 0 K: 2 S: 8 H: 0 LOB: 0 BB: 0 P: 10	R: 1 E: 0 K: 1 S: 13 H: 1 LOB: 2 BB: 2 P: 26	R: 0 E: 0 K: 1 S: 12 H: 1 LOB: 1 BB: 0 P: 16	1B: 3 2B: 2 3B: 0 HR: 0	SF: 0 SAC: 0 DP: 0 HBP: 2	WP: 0 PB: 0 SB: 0 CS: 1	PA: 37				

PITCHER	IP	WLS	BF	H	R	ER	SO	BB	IBB	HBP	BLK	WP	HR	S	P	ERA	WHIP
41 Chris Sale, L (1, 1) ERA: 5.25	6.0	W	23	3	0	0	10	1	0	2	0	0	0	70	104	0.00	0.667
37 Heath Hembree, R (7, 1) ERA: 4.02	1.0		3	0	0	0	2	0	0	0	0	0	0	8	10	0.00	0.000
54 Colten Brewer, R (8, 1) ERA: 6.23	1.0		6	1	1	1	1	2	0	0	0	0	0	13	26	9.00	3.000
67 Josh Smith, R (9, 1) ERA:	1.0		4	1	0	0	1	0	0	0	0	0	0	12	16	0.00	1.000

PITCHER	IP	WLS	BF	H	R	ER	SO	BB	IBB	HBP	BLK	WP	HR	S	P	ERA	WHIP

BOTTOM

Boston Red Sox @ Chicago White Sox

Guaranteed Rate Field, Chicago, IL

Fri May 03 2019, 7:12 PM - 10:26 PM CDT

Att. 17,504 - Cloudy - 45 F

livebaseballscorecards.com

AB	31
R	1
H	5
RBI	1
BB	3
SO	14
LOB	16

Batter	1	2	3	4	5	6	7	8	9	AB	R	H	RBI	BB	SO	LOB
16 Andrew Benintendi, L (1, 8) OBP: 0.365, SLG: 0.450	B FF 91 X FF 90 1-0 ① L8		1-2 1B B FF 92 4-1 BB	F FC 86 B FF 92 F FC 87 X FC 86 1-2 3-H 2B		F FF 96 B FF 96 F FF 96 B FF 97 X SL 89 2-2 ① 50 BB 1-3 1B		C FF 93 C FF 94 X CH 87 0-2 ①② G5-6-3 1-2f		5	1	3	1	1	0	1
50 Mookie Betts, R (1, 9) OBP: 0.399, SLG: 0.508	C FF 91 T SI 91 F FF 92 F CU 79 F SL 83 B SI 90 S SL 85 1-3 ② K		0-2 1-H 2-H 2B X FC 88 0-0 ③ F9	C FC 86 B FF 92 B FF 93 B FC 87 C FC 87 X FC 87 3-2 ③ F9		B FF 97 F SL 90 B SL 90 B FF 97 B FF 96 4-1 1-2 BB		B FF 94 X CH 87 1-0 3 1B		5	1	2	2	1	1	3
28 J.D. Martinez, R (1, 10) OBP: 0.410, SLG: 0.500 3 Sandy León, S (8, PH) OBP: 0.250, SLG: 0.222 (8, 2)	B FF 91 F SL 84 B CH 82 S SL 84 S SL 86 2-3 ③ K		C SL 86 X CU 79 0-1 2 HR 2-H 2B	B FF 91 B FC 87 B FF 93 C FF 93 F FF 92 D FC 89 4-2 2 BB 23 1B BB	F FC 88 B FF 93 F FC 87 F CH 83 X FC 87 1-2 ① G4-3	B FF 97 S FF 96 X FF 95 1-1 ② L6		B FF 94 S CH 88 X FF 94 1-1 1-2 1B		4 1	2 0	1 1	1 0	1 0	1 0	3 0
2 Xander Bogaerts, R (1, 6) OBP: 0.360, SLG: 0.467 47 Tyler Thornburg, R (8, 1) 76 Hector Velázquez, R (9, 1)		B FF 90 C CH 81 X SI 90 1-1 ① G6-3	C CU 79 B SL 87 X FF 92 1-1 2-H HR	B FF 93 B CH 87 D FF 93 B FF 93 4-0 23 1B 11 E 1-2 BB	C FC 87 B CH 83 B FC 87 S FC 88 B FC 90 F FC 89 S FC 88 3-3 ② K	C FF 96 X FF 96 0-1 ③ F7		C FF 94 S SI 94 S CH 88 0-3 ③ K		5 0 0	2 0 0	1 0 0	2 0 0	1 0 0	2 0 0	5 0 0
23 Michael Chavis, R (1, 3) OBP: 0.466, SLG: 0.771		B SI 91 X FF 91 1-0 ② F8	B SI 92 S CH 82 S CH 83 B SL 86 B CH 84 X SL 85 3-2 HR	D FC 89 C FF 93 F FF 93 X FC 87 1-2 11 E 25 1B 1-3 2-H 1B	F FC 88 B CH 84 X FC 87 1-1 HR		X CU 80 0-0 25 F9 2B		B SI 94 B SI 93 F CH 86 X CH 88 2-1 ① P3	6	3	4	3	0	0	0
11 Rafael Devers, L (1, 5) OBP: 0.387, SLG: 0.403		F FF 92 X SI 91 0-1 ③ G3	F SL 87 X CU 79 0-1 25 1B 2B	C CH 86 C FF 92 D CU 84 F FC 86 X CH 88 1-2 E3 36 FC3 25 1B 36 E 1-2 3-H	C FC 89 F FC 90 X FF 95 0-2 1B		F FF 95 C FF 95 F SL 89 F FF 96 S FF 94 0-3 ① K		B CH 89 S SI 96 S CH 90 F CH 88 B SI 96 F CH 88 B FF 96 B CH 89 4-2 BB	5	2	2	1	1	1	2
25 Steve Pearce, R (1, 7) OBP: 0.216, SLG: 0.152			F FF 91 C SL 84 X SI 91 3-3 ① K F FF 92 X CU 80 0-1 36 HR 2-H 1B	B CH 86 B FF 93 C FF 92 S CH 87 F CH 88 X FC 86 2-2 7 G5-4-3 16 2B 36 E 1-2 2-H 1B	D FC 89 C FC 88 C FC 87 B FC 90 F FC 87 X FC 89 2-2 ③ F9		D SL 90 F FF 94 X FF 95 1-1 ② F9 2-3		C FC 90 S FF 94 F SL 84 S CH 90 0-3 ② K	6	2	2	2	0	2	3
36 Eduardo Núñez, R (1, 4) OBP: 0.176, SLG: 0.240 (8, 6)			C CU 78 X SI 93 0-1 P3 B CH 85 F SL 88 X FF 91 1-1 2-H HR	X FC 87 0-0 FC3 7 G5-4-3 1-2 2-H		C FF 97 F FF 98 F FF 96 S SL 90 0-3 ① K D SL 91 X FF 96 1-0 ③ G4-3		X FF 96 0-0 ③ P4		6	1	1	2	0	1	3
7 Christian Vázquez, R (1, 2) OBP: 0.315, SLG: 0.470 (8, 4)			F SL 84 X SI 91 0-1 16 1B 50 2B 1B C SI 93 B FF 91 B FF 90 X CH 84 2-1 16 BB 1B	C FC 85 B FC 85 X FC 86 1-1 ① G5-4-3 1-2f 2-3		C FF 97 B SL 90 B SL 88 S FF 96 X FF 97 2-2 16 1B 1B		X SI 93 0-0 16 G5-6-3 1B		5	1	4	0	0	0	2
Inning Stats	R: 0 E: 0 K: 2 S: 10 H: 0 LOB: 0 BB: 0 P: 14	R: 0 E: 0 K: 0 S: 5 H: 0 LOB: 0 BB: 0 P: 7	R: 9 E: 0 K: 1 S: 30 H: 10 LOB: 2 BB: 1 P: 46	R: 5 E: 2 K: 0 S: 22 H: 3 LOB: 1 BB: 2 P: 39	R: 1 E: 0 K: 1 S: 17 H: 2 LOB: 1 BB: 0 P: 24	R: 0 E: 0 K: 1 S: 15 H: 2 LOB: 2 BB: 1 P: 24	R: 0 E: 0 K: 1 S: 9 H: 1 LOB: 1 BB: 0 P: 11	R: 0 E: 0 K: 1 S: 10 H: 3 LOB: 2 BB: 0 P: 12	R: 0 E: 0 K: 1 S: 11 H: 0 LOB: 1 BB: 1 P: 17	1B: 12 2B: 5 3B: 0 HR: 4 SF: 0 SAC: 0 DP: 2 HBP: 0						

TOP

Boston Red Sox @ Chicago White Sox

Guaranteed Rate Field, Chicago, IL

Sat May 04 2019, 6:10 PM - 9:44 PM CDT
Att. 30,068 - Partly Cloudy - 59 F

livebaseballscorecards.com

AB	48
R	15
H	21
RBI	14
BB	5
SO	8
LOB	22

WP: 0 PA: 53
PB: 0
SB: 0
CS: 0

PITCHER		IP	WLS	BF	H	R	ER	SO	BB	IBB	HBP	BLK	WP	HR	S	P	ERA	WHIP
58 Manny Bañuelos, L ERA: 5.96	(1, 1)	2.2	L	18	10	9	9	3	0	0	0	0	0	3	43	61	30.38	3.750
51 Carson Fulmer, R ERA: 6.97	(3, 1)	0.1		8	2	5	3	0	3	0	0	0	0	0	16	32	81.00	15.000
64 Josh Osich, L ERA: 3.38	(4, 1)	2.0		8	3	1	1	1	0	0	0	0	0	1	25	37	4.50	1.500
66 José Ruiz, R ERA: 5.4	(6, 1)	2.0		10	3	0	0	2	1	0	0	0	0	0	24	35	0.00	2.000
43 Evan Marshall, R ERA:	(8, 1)	1.0		5	3	0	0	1	0	0	0	0	0	0	10	12	0.00	3.000

PITCHER		IP	WLS	BF	H	R	ER	SO	BB	IBB	HBP	BLK	WP	HR	S	P	ERA	WHIP
41 Kelvin Herrera, R ERA: 2.76	(9, 1)	1.0		4	0	0	0	1	1	0	0	0	0	0	11	17	0.00	1.000

Batter	1	2	3	4	5	6	7	8	9	AB	R	H	RBI	BB	SO	LOB
28 Leury García, S (1, 8) OBP: 0.331, SLG: 0.373 15 Adam Engel, R (7, 8) OBP: 0.281, SLG: 0.346	C FF 91 B CH 86 B FF 93 X FF 92 2-1 7 G5-3 79 1B 1B	X CH 88 0-0 ③ FC4-6 1-2f			X CH 87 0-0 7 BB 1-2 1B			B FF 92 S FF 92 F FF 93 F FF 94 B CU 78 F FF 93 C FF 94 2-3 ① K		3 1	1 0	2 0	0 0	0 0	0 1	3 0
7 Tim Anderson, R (1, 6) OBP: 0.364, SLG: 0.540 5 Yolmer Sánchez, S (8, 4) OBP: 0.309, SLG: 0.264	B FC 88 X CH 86 1-0 ① G5-3 1-2		B FF 91 B FF 91 C FC 87 X FF 93 2-1 ① G3		C FC 89 B CH 87 B FF 92 B CH 87 S FF 93 B FF 93 4-2 79 G4-6-3 1-2 2-3 BB			B FF 93 B FF 93 C FF 93 B FF 93 F FF 93 C FF 93 3-3 ② K		2 1	0 0	0 0	0 0	1 0	0 1	1 0
79 José Abreu, R (1, 3) OBP: 0.360, SLG: 0.528	B FF 92 X CH 86 1-0 33 G4-6-3 2-H 1B		C FC 88 S CH 87 F FF 93 X CH 88 0-2 ② G4-3		C FC 89 B FC 89 X CH 88 1-1 ② ③ G4-6-3 1-2f			C FF 93 S CH 87 X FF 94 0-2 HR		4	1	2	2	0	0	3
33 James McCann, R (1, 2) OBP: 0.395, SLG: 0.563	F FF 92 C FF 92 B FC 88 B FF 93 F CH 87 X CH 88 2-2 ② ③ G4-6-3 1-2f		B CU 79 F FC 89 B FC 88 X CH 87 2-1 ③ G3			C CH 84 B FC 88 F FF 92 B FC 88 F SI 93 B FF 93 X SI 93 3-2 ① G6-3		F FF 93 B CH 88 S CH 86 S CH 86 1-3 ③ K		4	0	0	0	0	1	1
10 Yoán Moncada, S (1, 5) OBP: 0.358, SLG: 0.512		F FF 93 B CH 87 B CH 88 X CH 89 2-1 30 1B 49 1B 1B		B FF 91 B FF 91 C FC 88 C FF 92 B FC 88 F SI 92 F SI 92 S FC 88 3-3 ① K		C FF 93 F FC 89 B CH 86 B FC 88 B FC 88 S CH 85 2-3 ② K			S FF 92 C FF 93 B CH 88 F CH 88 B SL 81 S CH 86 2-3 ① K	4	0	1	0	0	3	0
20 José Rondón, R (1, 4) OBP: 0.268, SLG: 0.407 (8, 6)		C FC 89 1 SAFE B FF 92 F FF 93 C SI 92 1-3 ① K		B CU 80 C FF 93 F FC 89 F FF 92 B CH 88 C SI 94 2-3 ② K		B CU 80 B FF 93 C FF 93 F FF 93 F FC 87 X CH 86 2-2 ③ G5-3			X SI 91 0-0 ② L1-4-3	4	0	0	0	0	2	1
17 Yonder Alonso, L (1, 10) OBP: 0.299, SLG: 0.360		F SI 91 F FC 89 B FC 89 1 SAFE S CH 86 1-3 ② K		X SI 92 0-0 ③ G6-3			C FF 93 F CH 85 B CU 78 B CU 77 B FF 92 X CH 83 3-2 ① F9		B CH 86 B FF 92 S SI 92 F CH 86 B SL 81 F CH 86 B FF 92 4-2 BB	3	0	0	0	1	1	1
49 Ryan Cordell, R (1, 9) OBP: 0.333, SLG: 0.388		B FC 89 B FF 92 C FC 88 F CH 88 B SI 93 X FC 88 3-2 30 1B 1-2 1B			C CU 77 B CH 83 S CH 84 F SI 92 B SI 92 B SI 92 B FC 88 4-2 7 BB 28 1B BB			F FF 94 B CH 86 S FF 94 1-3 ② K	F SI 91 X CH 84 0-1 ③ G5-3	3	0	1	0	1	1	1
30 Nicky Delmonico, L (1, 7) OBP: 0.320, SLG: 0.435		B SI 93 X SI 92 1-0 28 FC4-6 1-2 2-3 1B			S FF 92 F SI 92 S CH 86 0-3 ① K			B FF 93 B CH 85 S CH 85 S FF 94 B CH 86 X FF 94 3-2 ③ P5		3	0	1	0	0	1	1
Inning Stats	R: 1 E: 0 K: 0 S: 8 H: 2 LOB: 0 BB: 0 P: 14	R: 0 E: 0 K: 2 S: 13 H: 3 LOB: 3 BB: 0 P: 21	R: 0 E: 0 K: 0 S: 8 H: 0 LOB: 0 BB: 0 P: 12	R: 0 E: 0 K: 2 S: 10 H: 0 LOB: 0 BB: 0 P: 15	R: 0 E: 0 K: 1 S: 11 H: 1 LOB: 2 BB: 2 P: 20	R: 0 E: 0 K: 1 S: 11 H: 0 LOB: 0 BB: 0 P: 18	R: 0 E: 0 K: 1 S: 9 H: 0 LOB: 0 BB: 0 P: 16	R: 1 E: 0 K: 3 S: 14 H: 1 LOB: 0 BB: 0 P: 20	R: 0 E: 0 K: 1 S: 10 H: 0 LOB: 1 BB: 1 P: 16	1B: 6 2B: 0 3B: 0 HR: 1 SF: 0 SAC: 0 DP: 2 HBP: 0						WP: 0 PB: 0 SB: 0 CS: 0 PA: 35	

PITCHER		IP	WLS	BF	H	R	ER	SO	BB	IBB	HBP	BLK	WP	HR	S	P	ERA	WHIP
57 Eduardo Rodriguez, L ERA: 5.4	(1, 1)	6.0	W	24	6	1	1	6	2	0	0	0	0	0	61	100	1.50	1.333
47 Tyler Thornburg, R ERA: 7.98	(7, 1)	2.0		7	1	1	1	4	0	0	0	0	0	1	23	36	4.50	0.500
47 Tyler Thornburg, R ERA: 7.98	(8, 1)	2.0		7	1	1	1	4	0	0	0	0	0	1	23	36	4.50	0.500
76 Hector Velázquez, R ERA: 3.72	(9, 1)	1.0		4	0	0	0	1	1	0	0	0	0	0	10	16	0.00	1.000

PITCHER	IP	WLS	BF	H	R	ER	SO	BB	IBB	HBP	BLK	WP	HR	S	P	ERA	WHIP

BOTTOM

Boston Red Sox @ Chicago White Sox

Guaranteed Rate Field, Chicago, IL

Sat May 04 2019, 6:10 PM - 9:44 PM CDT

Att. 30,068 - Partly Cloudy - 59 F

livebaseballscorecards.com

AB	32
R	2
H	7
RBI	2
BB	3
SO	11
LOB	12

Batter	1	2	3	4	5	6	7	8	9	AB	R	H	RBI	BB	SO	LOB
16 Andrew Benintendi, L (1, 7) OBP: 0.380, SLG: 0.451	X SI 96 0-0 ① F7		X FS 86 0-0 1B		0-0 28 1B IBB		D FC 90 F SI 94 F SI 93 B FC 90 B SI 95 B SI 94 4-2 2 G4-6-3 1-2 BB	B SL 84 B FF 95 D SL 84 B FF 91 4-0 2 HR 1-2 2-3 3-H BB		2	1	1	1	3	0	0
2 Xander Bogaerts, R (1, 6) OBP: 0.354, SLG: 0.480	B SI 95 S SI 95 B SI 96 X SI 96 2-1 ② G5-3		C FC 91 X SI 94 0-1 ③ F9		X FC 91 0-0 ② F7		C CU 80 B FC 91 B FC 90 C CU 81 D FC 89 X CU 81 3-2 ②③ G4-6-3 1-2f	C FF 94 X CH 87 0-1 1-H 2-H 3-H HR		5	1	1	4	0	0	5
28 J.D. Martinez, R (1, 9) OBP: 0.403, SLG: 0.488	C SI 96 S FC 93 B FS 88 S FC 92 1-3 ③ K			X FC 92 0-0 ① L7	B FC 91 C FC 92 S FC 92 B FC 91 F FC 92 F FS 88 X SI 95 2-2 1-3 2-H 1B			L9 K		5	0	1	1	0	2	0
11 Rafael Devers, L (1, 5) OBP: 0.387, SLG: 0.411		B SI 94 X FC 92 1-0 23 F7 18 1B 2B		C SI 94 S FS 86 B FC 92 X FS 86 1-2 ② F7	B SI 94 X SI 95 1-0 ③ F7			B SI 96 S FC 93 B SI 97 X FC 93 2-1 E6 18 1B 1B	B FF 95 C CH 88 F SL 85 B FF 94 X CH 89 2-2 ① F8	5	2	2	0	0	0	2
23 Michael Chavis, R (1, 4) OBP: 0.460, SLG: 0.725		C FC 92 D FS 87 B FC 91 F FC 92 D FS 88 X FS 87 3-2 ① F7 2-3		F SI 94 F SI 95 B FS 87 F FC 91 F FS 85 B FF 96 F SI 96 F SI 95 B CU 85 4-2 D FS 88 18 BB BB		C FC 89 F FC 86 F SI 97 C SI 97 0-3 ① K		B SI 96 B SI 95 F CH 90 B FF 98 B FF 94 4-1 18 1B 36 1B BB	S FF 93 F FF 94 B FF 94 C CU 86 1-3 ② K	3	1	0	0	2	2	1
18 Mitch Moreland, L (1, 3) OBP: 0.299, SLG: 0.529		S SI 95 B FF 96 X FC 92 1-1 25 G4-6-3 3-H 1B		B FF 94 D FS 86 B FC 91 B SI 93 4-0 1-2 BB		C SI 96 F FC 89 B FC 86 S FC 88 1-3 ② K		X CH 89 0-0 36 1B 19 S 16 BB 1-3 3-H 1B	B FF 93 B CH 88 S FF 95 B FF 94 F FF 95 B FF 94 4-2 BB	3	1	2	2	2	1	0
25 Steve Pearce, R (1, 10) OBP: 0.196, SLG: 0.137		F SI 95 F FC 92 D FS 87 B SI 96 D FS 87 X SI 96 3-2 ②③ G4-6-3 1-2f		C SI 95 C FC 92 D FS 88 D CU 85 X FC 92 2-2 ③ G6-3		B SI 97 S FC 87 B FC 86 F FC 91 F FC 87 F FC 89 F SI 95 F FC 90 S SI 96 2-3 ③ K		B FF 96 C SI 95 T FC 94 F FF 97 S CH 88 1-3 ② K	B FF 94 B FF 93 S FF 93 B FF 93 F FF 93 S FF 93 3-3 ③ K	5	0	0	0	0	3	6
19 Jackie Bradley Jr., L (1, 8) OBP: 0.245, SLG: 0.186			B FF 94 F FC 91 C SI 94 F FS 86 X FS 87 1-2 ① L6		B SI 93 S SI 94 B FF 94 X FC 92 2-1 3 SH3-4 28 1B 1B		B CU 79 F CU 79 B SI 92 C FC 87 B FC 88 C SI 92 3-3 ① K	S FF 97 B FF 95 B CH 90 B CH 89 B SI 95 4-1 16 BB 36 1B 1-2 2 HR BB		3	2	1	0	1	1	0
3 Sandy León, S (1, 2) OBP: 0.273, SLG: 0.211 36 Eduardo Núñez, R (8, PH) OBP: 0.192, SLG: 0.255 7 Christian Vázquez, R (8, 2) OBP: 0.315, SLG: 0.470			C FC 92 T SI 94 B SI 95 T FF 92 1-2 ② K		B SI 94 X SI 94 1-0 ① SH3-4 1-2		B CU 80 B CU 78 F FC 90 B FC 89 B FC 90 4-1 16 BB BB	B FC 92 F SI 95 X FC 92 1-1 16 BB 2 HR 1-2 2-3 3-H 1B		1 1 0	0 1 0	0 1 0	0 1 0	1 0 0	1 0 0	0 0 0
Inning Stats	R: 0 E: 0 K: 1 S: 6 H: 0 LOB: 0 BB: 0 P: 9	R: 1 E: 0 K: 0 S: 9 H: 2 LOB: 0 BB: 0 P: 17	R: 0 E: 0 K: 1 S: 10 H: 1 LOB: 1 BB: 0 P: 12	R: 0 E: 0 K: 0 S: 13 H: 0 LOB: 2 BB: 2 P: 24	R: 1 E: 0 K: 0 S: 10 H: 2 LOB: 2 BB: 1 P: 16	R: 0 E: 0 K: 3 S: 14 H: 0 LOB: 0 BB: 0 P: 17	R: 0 E: 0 K: 1 S: 9 H: 0 LOB: 1 BB: 2 P: 23	R: 7 E: 1 K: 2 S: 18 H: 4 LOB: 0 BB: 3 P: 36	R: 0 E: 0 K: 2 S: 12 H: 0 LOB: 1 BB: 1 P: 22	1B: 7 2B: 1 3B: 0 HR: 1 SF: 0 SAC: 1 DP: 2 HBP: 0						

PITCHER		IP	WLS	BF	H	R	ER	SO	BB	IBB	HBP	BLK	WP	HR	S	P	ERA	WHIP
68 Dylan Covey, R ERA: 4.5	(1, 1)	4.2		21	5	2	2	2	2	1	0	0	0	0	47	76	3.86	1.500
39 Aaron Bummer, L ERA:	(5, 1)	1.1		4	0	0	0	3	0	0	0	0	0	0	15	19	0.00	0.000
57 Jace Fry, L ERA: 5.68	(7, 1)	1.0		4	0	0	0	1	2	0	0	0	0	0	9	23	0.00	2.000
41 Kelvin Herrera, R ERA: 5.29	(8, 1)	0.2	L	7	3	5	5	1	2	0	0	0	0	0	12	24	67.50	7.500
53 Caleb Frare, L ERA: 10.13	(8, 1)	0.0		1	0	0	0	0	1	0	0	0	0	0	0	4	∞	∞

PITCHER		IP	WLS	BF	H	R	ER	SO	BB	IBB	HBP	BLK	WP	HR	S	P	ERA	WHIP
37 Juan Minaya, R ERA: 6.75	(8, 1)	1.1		6	1	2	2	3	1	0	0	0	0	1	18	30	13.50	1.500

TOP

Boston Red Sox @ Chicago White Sox

Guaranteed Rate Field, Chicago, IL

Sun May 05 2019, 1:12 PM - 4:44 PM CDT

Att. 36,553 - Sunny - 69 F

livebaseballscorecards.com

AB	33
R	9
H	9
RBI	9
BB	9
SO	10
LOB	14

WP: 0 PA: 43
PB: 0
SB: 1
CS: 0

BOTTOM

Boston Red Sox @ Chicago White Sox

Guaranteed Rate Field, Chicago, IL

Sun May 05 2019, 1:12 PM - 4:44 PM CDT

Att. 36,553 - Sunny - 69 F

Batter	1	2	3	4	5	6	7	8	9	AB	R	H	RBI	BB	SO	LOB
28 Leury García, S (1, 8) OBP: 0.336, SLG: 0.377	F SI 90 F FF 92 F FF 91 F FF 93 F SL 85 F FF 92 X CH 81 0-2 17 S 1B		B SI 90 F SI 90 S SL 85 B SL 85 B SI 90 S CH 82 3-3 ② K		S FF 92 B CU 79 F FF 92 F FF 92 C SL 85 1-3 ③ K			C FF 94 S SL 86 B SL 86 X SL 86 1-2 1B		4	0	2	0	0	2	0
10 Yoán Moncada, S (1, 5) OBP: 0.348, SLG: 0.496	B SI 91 F CH 82 F FF 92 S FF 93 1-3 ① K		C CU 78 X FF 92 0-1 ③ G1-3			B CU 75 F CH 77 X FF 90 1-1 ① G6-3		C FC 92 B SL 85 F SL 86 F FC 94 X SL 86 1-2 ① P4		4	0	0	0	0	1	2
79 José Abreu, R (1, 3) OBP: 0.364, SLG: 0.551	1 SAFE B SI 91 C SI 91 B FF 93 F SL 88 F FF 93 1 SAFE B CH 82 X CH 82 3-2 ② F9			C SI 88 B SL 84 X SI 90 1-1 30 BLK 1B		C FF 92 B FF 92 F FF 90 B SL 84 F FF 91 X CH 81 2-2 HR		B SI 95 F SI 94 X SI 95 1-1 ② L8		4	1	2	1	0	0	2
17 Yonder Alonso, L (1, 10) OBP: 0.289, SLG: 0.346	B CH 81 1 SAFE B SL 86 B CH 82 C FF 92 F FF 93 X FF 92 3-2 ③ F9 1-2			C CU 77 S FF 90 B FF 91 F CH 81 B SL 86 F SL 86 F FF 92 F FF 92 B SL 87 3-2 ① X FF 92 L7		F FF 92 B CU 78 B SL 85 X CH 81 2-1 ② F9		C SL 85 C FC 92 D SL 86 B FC 90 C FC 92 2-3 ③ K		4	0	0	0	0	1	3
7 Tim Anderson, R (1, 6) OBP: 0.361, SLG: 0.530		C SI 89 C SI 90 F FF 93 X FF 93 0-2 5 S 1B		X SL 84 0-0 ② L7		C SI 89 X FF 91 0-1 ③ F9			B CU 84 X FC 95 1-0 ① G1-3	4	0	1	0	0	0	1
30 Nicky Delmonico, L (1, 7) OBP: 0.310, SLG: 0.385		B FF 92 L FF 92 F FF 92 S FF 92 1-3 ① K		C FF 92 S FF 92 S FF 93 0-3 ③ K 1-2			C KC 79 B FF 92 B KC 82 B KC 79 B FF 90 4-1 BB		B FC 95 B FC 92 C FC 95 F FC 95 B FC 92 S FC 92 3-3 ② K	3	0	0	0	1	3	2
21 Welington Castillo, R (1, 2) OBP: 0.306, SLG: 0.300		1 SAFE 1 SAFE F SI 90 F SI 91 S FF 91 1 SAFE 0-3 ② K			C SI 87 F SI 88 B CU 75 B SL 84 C SL 83 2-3 ① K		1 SAFE S FC 86 C FF 90 C KC 81 0-3 ① K		C FC 95 C CU 85 F FC 96 B SL 90 F CU 84 S CU 84 1-3 K 49 WP 5 HBP	4	0	0	0	0	4	2
5 Yolmer Sánchez, S (1, 4) OBP: 0.306, SLG: 0.253		C SI 90 S FF 92 1 SAFE B FF 91 F FF 92 F FF 92 B SL 85 F FF 91 X CH 80 2-2 ③ F9 1-2			B CU 73 B FF 90 F SI 90 F FF 88 X SL 84 2-2 ② G1-3		F FF 91 C KC 80 X KC 80 0-2 ② F7		B FC 94 C FC 92 F FC 95 H CU 84 2-2 49 WP 1-2 HBP	3	0	0	0	0	0	2
49 Ryan Cordell, R (1, 9) OBP: 0.328, SLG: 0.434			B SI 90 C SI 89 X SI 89 1-1 ① G6-3		X SI 90 0-0 HR		X KC 80 0-0 ③ G4-3		C FC 96 F FC 96 B CU 84 B FC 96 F FC 97 B CU 84 X FC 96 3-2 ③ F7 1-2 2-3	4	1	1	1	0	0	3
Inning Stats	R: 0 E: 0 K: 1 S: 17 H: 1 LOB: 1 BB: 0 P: 24	R: 0 E: 0 K: 2 S: 16 H: 1 LOB: 1 BB: 0 P: 19	R: 0 E: 0 K: 1 S: 7 H: 0 LOB: 0 BB: 0 P: 11	R: 0 E: 0 K: 1 S: 13 H: 1 LOB: 1 BB: 0 P: 17	R: 1 E: 0 K: 2 S: 11 H: 1 LOB: 0 BB: 0 P: 16	R: 1 E: 0 K: 0 S: 10 H: 1 LOB: 0 BB: 0 P: 15	R: 0 E: 0 K: 1 S: 8 H: 0 LOB: 1 BB: 1 P: 12	R: 0 E: 0 K: 1 S: 12 H: 1 LOB: 1 BB: 0 P: 17	R: 0 E: 0 K: 2 S: 15 H: 0 LOB: 2 BB: 0 P: 25	1B: 4 2B: 0 3B: 0 HR: 2 SF: 0 SAC: 0 DP: 0 HBP: 1						

livebaseballscorecards.com

AB	34
R	2
H	6
RBI	2
BB	1
SO	11
LOB	17

WP: 2 PA: 36
PB: 0
SB: 2
CS: 0

PITCHER		IP	WLS	BF	H	R	ER	SO	BB	IBB	HBP	BLK	WP	HR	S	P	ERA	WHIP
22 Rick Porcello, R ERA: 5.11	(1, 1)	6.0		23	5	2	2	7	0	0	0	1	0	2	74	102	3.00	0.833
44 Brandon Workman, R ERA: 1.72	(7, 1)	1.0	W	4	0	0	0	1	1	0	0	0	0	0	8	12	0.00	1.000
64 Marcus Walden, R ERA: 1.56	(8, 1)	1.0		4	1	0	0	1	0	0	0	0	0	0	12	17	0.00	1.000
54 Colten Brewer, R ERA: 5.79	(9, 1)	1.0		5	0	0	0	2	0	0	1	0	2	0	15	25	0.00	0.000

PITCHER	IP	WLS	BF	H	R	ER	SO	BB	IBB	HBP	BLK	WP	HR	S	P	ERA	WHIP

Batter	1	2	3	4	5	6	7	8	9	AB	R	H	RBI	BB	SO	LOB
50 Mookie Betts, R (1, 9) OBP: 0.389, SLG: 0.492	C FF 92 B CH 79 B FF 91 C CH 80 X CH 80 2-2 F8		X CH 78 0-0 FC5-4 2 FC6-4 1-2f			B SV 74 B SV 75 C FF 92 F CH 79 B SL 84 F FF 92 X CH 81 3-2 L9		C SL 84 F FF 94 B FF 96 B FF 95 S SL 88 2-3 K		4	0	0	0	0	1	2
2 Xander Bogaerts, R (1, 6) OBP: 0.345, SLG: 0.465	C FF 92 B SL 85 F CH 80 B SL 84 F FF 93 X CH 80 2-2 G6-3		B SV 76 C SL 84 C FF 92 B SL 85 X FF 92 2-2 FC6-4 1-2f			C SL 84 B SL 85 B FF 92 C CH 81 S CH 82 2-3 K			F FF 92 B FF 93 X SL 86 1-1 G5-3	4	0	0	0	0	1	1
28 J.D. Martinez, R (1, 7) OBP: 0.392, SLG: 0.473	C FF 92 S SL 85 S FF 92 0-3 K			C SV 74 B CH 81 X CH 79 1-1 G6-3		B CH 80 B SL 84 B FF 93 C FF 93 X CH 82 3-1 F8			X SL 86 0-0 L8	4	0	0	0	0	1	0
23 Michael Chavis, R (1, 4) OBP: 0.433, SLG: 0.673		B FF 91 S CH 79 X FF 91 1-1 G3		X CH 79 0-0 G1-3			B FF 90 B FF 91 X CH 81 2-0 G6-3		C FF 94 B FF 95 S SL 87 B FF 95 B FF 95 S FF 94 3-3 K	4	0	0	0	0	1	0
11 Rafael Devers, L (1, 10) OBP: 0.379, SLG: 0.402		C FF 92 X SL 83 0-1 G6-3		B FF 92 F SL 84 B FF 92 S FF 92 B FF 94 X CH 83 3-2 G3			F SL 86 C FF 92 S FF 91 0-3 K			3	0	0	0	0	1	0
7 Christian Vázquez, R (1, 2) OBP: 0.326, SLG: 0.488		T FF 92 C FF 93 X CH 82 0-2 1B			X SL 82 0-0 25 F9 36 SF8 2B		B FF 92 C FF 92 B FF 93 T FF 93 F FF 92 F FF 93 F FF 94 B FF 93 X FF 93 3-2 G6-3			3	1	2	0	0	0	0
25 Steve Pearce, R (1, 3) OBP: 0.186, SLG: 0.130		B CH 78 B SL 83 S CH 82 D FF 91 X FF 92 3-1 G3-1			C FF 90 X CH 81 0-1 F9 2-3			C FF 89 B SL 84 C FF 90 B SL 84 B SL 83 F FF 91 X FF 91 3-2 G6-3		3	0	0	0	0	0	2
36 Eduardo Núñez, R (1, 5) OBP: 0.200, SLG: 0.264			B FF 91 F FF 91 C SL 82 B FF 92 X CH 80 2-2 50 FC5-4 1B		B FF 90 B FF 90 X CH 81 2-0 SF8 3-H			B FF 90 F FF 90 F SL 83 F FF 90 F FF 92 X SL 84 1-2 E5 19 G4-3		2	0	1	1	0	0	0
19 Jackie Bradley Jr., L (1, 8) OBP: 0.239, SLG: 0.180			C SL 83 B SL 84 B FF 91 X SL 82 2-1 F7		C FF 92 B FF 92 B SL 85 S CH 82 B SL 84 S SL 84 3-3 K			C FF 91 F FF 91 B FF 90 F SL 84 X SL 84 1-2 G4-3 1-2		3	0	0	0	0	1	2
Inning Stats	R: 0 E: 0 K: 1 S: 10 H: 0 LOB: 0 BB: 0 P: 14	R: 0 E: 0 K: 0 S: 9 H: 1 LOB: 1 BB: 0 P: 13	R: 0 E: 0 K: 0 S: 9 H: 1 LOB: 1 BB: 0 P: 15	R: 0 E: 0 K: 0 S: 6 H: 0 LOB: 0 BB: 0 P: 10	R: 1 E: 0 K: 1 S: 7 H: 1 LOB: 0 BB: 0 P: 12	R: 0 E: 0 K: 1 S: 9 H: 0 LOB: 0 BB: 0 P: 17	R: 0 E: 0 K: 1 S: 10 H: 0 LOB: 0 BB: 0 P: 15	R: 0 E: 1 K: 1 S: 16 H: 0 LOB: 1 BB: 0 P: 23	R: 0 E: 0 K: 1 S: 6 H: 0 LOB: 0 BB: 0 P: 10	1B: 2 2B: 1 3B: 0 HR: 0 SF: 1 SAC: 0 DP: 0 HBP: 0						

TOP

Boston Red Sox @ Baltimore Orioles

Oriole Park at Camden Yards, Baltimore, MD

Mon May 06 2019, 7:07 PM - 9:45 PM EDT

Att. 11,042 - Partly Cloudy - 75 F

livebaseballscorecards.com

AB	30
R	1
H	3
RBI	1
BB	0
SO	6
LOB	7

PITCHER		IP	WLS	BF	H	R	ER	SO	BB	IBB	HBP	BLK	WP	HR	S	P	ERA	WHIP
67 John Means, L ERA: 2.48	(1, 1)	7.0	W	24	3	1	1	4	0	0	0	0	0	0	60	96	1.29	0.429
51 Paul Fry, L ERA: 3.77	(8, 1)	0.2	H	3	0	0	0	0	0	0	0	0	0	0	13	18	0.00	0.000
42 Mychal Givens, R ERA: 3.45	(8, 1)	1.1	S	4	0	0	0	2	0	0	0	0	0	0	9	15	0.00	0.000

PITCHER	IP	WLS	BF	H	R	ER	SO	BB	IBB	HBP	BLK	WP	HR	S	P	ERA	WHIP

BOTTOM

Batter	1	2	3	4	5	6	7	8	9	AB	R	H	RBI	BB	SO	LOB
2 Jonathan Villar, S (1, 4) OBP: 0.327, SLG: 0.434	T FF 91 B FF 91 F CU 78 X FF 92 1-2 ① F	X CU 78 0-0 1-H 2-H 3-H HR		X FF 93 0-0 ③ F9			S FF 89 B SL 78 F SL 79 F SI 90 B FF 89 S SL 79 2-3 ② K			4	1	1	4	0	1	3
16 Trey Mancini, R (1, 9) OBP: 0.384, SLG: 0.560 23 Joey Rickard, R (9, 9) OBP: 0.269, SLG: 0.333	B SI 91 B SI 90 B SL 86 C FF 90 B SL 88 4-1 BB	C CU 79 S SI 91 B CU 80 X FF 92 1-2 ③ F9			C SI 89 X CH 80 0-1 ① G6-3		B SI 88 F SI 88 X CH 81 1-1 ③ G5-3			3 0	0 0	0 0	0 0	1 0	0 0	1 0
35 Dwight Smith Jr., L (1, 7) OBP: 0.338, SLG: 0.496	C CU 77 B CU 78 F SL 88 S CU 77 1-3 ② K		B FF 89 F CU 78 C CH 81 B SL 86 F CU 78 F SL 86 X CU 75 2-2 ① L7		C CU 77 F CH 81 B CU 79 B FF 90 X CH 82 2-2 ② F8			B CH 79 C SL 77 C CH 80 F CU 76 B SI 88 X SI 88 2-2 ① G4-3		4	0	0	0	0	1	1
39 Renato Núñez, R (1, 10) OBP: 0.288, SLG: 0.420	C CU 78 B SL 87 B SI 90 X CU 77 2-1 ③ P4		B SL 87 F SL 86 B CH 80 X CH 80 2-1 ② P5		F SI 89 S SL 79 B FC 83 C SI 91 1-3 ③ K			C CH 80 B SL 80 X SI 88 1-1 14 1B 12 FC3-2 1B		4	0	1	0	0	1	1
14 Rio Ruiz, L (1, 5) OBP: 0.322, SLG: 0.327		F CU 77 B CH 81 X SL 87 1-1 19 BB 2 HR 12 1B 1B	C CH 81 S SL 88 X CH 81 0-2 ③ G6-3			B CH 80 X CH 81 1-0 ① L4		B CH 80 C CH 80 X CU 77 1-1 19 HBP 12 FC3-2 1-3 1B		4	1	2	0	0	0	0
12 Stevie Wilkerson, S (1, 8) OBP: 0.300, SLG: 0.500		B FF 91 B CH 82 B FF 90 C FF 90 X FF 92 3-1 19 BB 2 HR 1-2 1B		C CH 79 B FF 91 C FF 91 B CU 76 X FF 90 2-2 1 P3 19 1B 1B		C CU 76 S FC 82 B FF 89 C SI 89 1-3 ② K		B CH 82 C CU 76 B CH 81 C SI 89 X SI 89 2-2 ② FC3-2 19 HBP 1-2 3-H		4	1	2	0	0	1	2
19 Chris Davis, L (1, 3) OBP: 0.267, SLG: 0.325		C CU 78 B FF 92 B FF 92 D CU 77 B FF 92 4-1 2 HR 1-2 2-3 BB		F FF 91 X FF 90 0-1 1-2 1B		C CU 77 C CU 77 C SI 90 0-3 ③ K		H CU 77 1-0 1-2 2-3 HBP		2	1	1	0	1	1	0
28 Pedro Severino, R (1, 2) OBP: 0.328, SLG: 0.519		C SI 91 S CU 79 C SI 92 0-3 ① K		B FF 90 C SL 87 B CH 81 S SL 84 D CU 78 X SL 86 3-2 ① L8			C SI 88 B CH 80 B CH 80 X SI 88 2-1 1 SH1-4 2B	C SI 88 X CH 80 0-1 ③ P6		4	0	1	0	0	1	8
1 Richie Martin, R (1, 6) OBP: 0.259, SLG: 0.260		S SI 91 F FF 92 B FF 90 1 SAFE D CU 78 S FF 91 2-3 ② K		F FF 93 B FF 94 X FF 93 1-1 ② P3 2-3			B FF 87 2 SAFE X CH 79 1-0 ① SH1-4 2-3			2	0	0	0	0	1	5
Inning Stats	R: 0 E: 0 K: 1 S: 9 H: 0 LOB: 1 BB: 1 P: 17	R: 4 E: 0 K: 2 S: 15 H: 3 LOB: 0 BB: 1 P: 26	R: 0 E: 0 K: 0 S: 10 H: 0 LOB: 0 BB: 0 P: 14	R: 0 E: 0 K: 0 S: 11 H: 2 LOB: 2 BB: 0 P: 17	R: 0 E: 0 K: 1 S: 8 H: 0 LOB: 0 BB: 0 P: 11	R: 0 E: 0 K: 2 S: 7 H: 0 LOB: 0 BB: 0 P: 9	R: 0 E: 0 K: 1 S: 9 H: 1 LOB: 1 BB: 0 P: 15	R: 0 E: 0 K: 0 S: 13 H: 2 LOB: 3 BB: 0 P: 20		1B: 6 2B: 1 3B: 0 HR: 1 SF: 0 SAC: 1 DP: 0 HBP: 1		WP: 0 PB: 0 SB: 0 CS: 0 PA: 35				

PITCHER		IP	WLS	BF	H	R	ER	SO	BB	IBB	HBP	BLK	WP	HR	S	P	ERA	WHIP
67 Josh Smith, R	(1, 1)	3.1	L	17	5	4	4	3	2	0	0	0	0	1	42	70	10.80	2.100
ERA: 8.31																		
37 Heath Hembree, R	(4, 1)	0.2		2	0	0	0	0	0	0	0	0	0	0	3	4	0.00	0.000
ERA: 3.86																		
65 Ryan Weber, R	(5, 1)	4.0		16	3	0	0	4	0	0	1	0	0	0	37	55	0.00	0.750
ERA:																		

PITCHER	IP	WLS	BF	H	R	ER	SO	BB	IBB	HBP	BLK	WP	HR	S	P	ERA	WHIP

Boston Red Sox @ Baltimore Orioles

Oriole Park at Camden Yards, Baltimore, MD

Mon May 06 2019, 7:07 PM - 9:45 PM EDT

Att. 11,042 - Partly Cloudy - 75 F

livebaseballscorecards.com

AB	31
R	4
H	8
RBI	4
BB	2
SO	7
LOB	21

Boston Red Sox @ Baltimore Orioles

Oriole Park at Camden Yards, Baltimore, MD

Tue May 07 2019, 7:07 PM - 10:27 PM EDT

Att. 10,703 - Partly Cloudy - 77 F

livebaseballscorecards.com

Batter	1	2	3	4	5	6	7	8	9	AB	R	H	RBI	BB	SO	LOB
16 Andrew Benintendi, L (1, 7) OBP: 0.374, SLG: 0.437	F FF 92 C FF 92 B FF 92 F SL 84 X FF 93 1-2 G6-3 ①		C FF 91 F CU 76 B FF 91 B FF 91 F SL 82 B FF 93 F FF 93 F FF 92 F SL 82 3-3 F FF 93 S FF 93 K ①	S CU 79 B FF 92 S SL 83 D SL 84 T FF 92 2-2 K ③		F CU 81 C FF 93 F SI 94 F SL 82 F CH 87 F SL 84 B SI 94 D SL 84 X SI 94 2-2 1-2f G4-6-3 ②③			H SL 83 1-0 1-2 2-3 50 BB HBP	4	0	0	0	0	2	3
50 Mookie Betts, R (1, 9) OBP: 0.401, SLG: 0.493	B FF 92 B SL 84 C SL 82 B FF 92 B FF 93 4-1 28 HR BB		B SL 82 F FF 92 B CH 83 F SL 82 X FF 93 2-2 G4-3 ②		C FF 95 C FF 97 B SL 88 X SL 87 1-2 28 WP 18 HR 1B		B FF 93 C FF 94 B FF 94 B FF 94 B FF 94 4-1 28 CS BB		F FF 94 B FF 94 B SL 85 B SL 84 F FF 94 F FF 94 F FF 94 B SL 84 4-2 1-2 2-3 3-H BB	2	2	1	1	3	0	0
28 J.D. Martinez, R (1, 10) OBP: 0.399, SLG: 0.496	X FF 92 0-0 1-H HR		C FF 94 B SL 84 B FF 92 B SL 82 C SL 82 B SL 82 4-2 BB		C SL 88 B FF 96 F FF 96 D SL 90 B SL 90 B SL 89 4-2 1-2 18 HR BB		T FF 93 F FF 94 B SL 84 B SL 84 F SI 94 D SL 84 1 SAFE S FF 94 3-3 1-2 K ①②		S SL 84 X SL 85 0-1 3-H SF7 ①	2	2	1	3	2	1	1
18 Mitch Moreland, L (1, 3) OBP: 0.295, SLG: 0.542	C CU 77 B FF 93 S FF 93 X FF 94 1-2 F7 ②		B FF 92 B FF 92 C CH 84 F SL 83 B FF 93 F SL 81 C FF 92 3-3 K ③		B FF 96 F FF 96 X FF 95 1-1 1-H 2-H HR		C CU 81 X FF 93 0-1 G3 ③		C SI 98 B CH 90 C SI 96 S SL 85 1-3 K ②	5	1	1	3	0	2	3
2 Xander Bogaerts, R (1, 6) OBP: 0.340, SLG: 0.478	B SL 82 F FF 92 F FF 92 B SL 82 X SL 82 2-2 P2 ③			C SL 80 B FF 88 B SL 80 X FF 91 2-1 HR	C FF 97 C FF 96 B SL 88 X FF 96 1-2 L8 ①			F FF 92 B FF 92 C CH 83 B SL 82 F SL 81 S FF 93 2-3 K ①	B SI 98 C SI 98 B SI 96 D SL 86 C SI 98 F SI 98 X SI 99 3-2 G3 ③	5	1	1	1	0	1	2
11 Rafael Devers, L (1, 5) OBP: 0.383, SLG: 0.400		B FF 91 B CU 74 B FF 91 B FF 92 4-0 BB		S CU 77 B CH 84 B FF 91 X FF 91 2-1 19 SH5-3 23 BB 1B	F SL 87 B SL 88 B FF 96 F SL 88 C FF 97 2-3 K ②			X CU 79 0-0 F8 ②		3	0	1	0	1	1	0
23 Michael Chavis, R (1, 4) OBP: 0.423, SLG: 0.638		C FF 92 F SL 81 B FF 91 1 SAFE S FF 92 1-3 K ①	B FF 92 1 SAFE S SL 82 1 SAFE F SL 81 B FF 91 B FF 92 B FF 93 4-2 19 SH5-3 1-2 BB	B FF 96 B FF 96 T SL 89 C FF 96 S FF 96 2-3 K ③			B FF 93 X CU 80 1-0 P5 ③		3	0	0	0	1	2	1
19 Jackie Bradley Jr., L (1, 8) OBP: 0.241, SLG: 0.176		F FF 93 S SL 82 S SL 82 0-3 K ②	C FF 92 B CU 79 X FF 92 1-1 SH5-3 ① 1-2 2-3			B CU 79 F FF 93 S SL 83 B CH 87 B SI 95 S FF 94 3-3 K ①		B FF 94 B FF 94 B FF 93 D FF 94 4-0 16 HBP 7 1B 50 BB BB	2	1	0	0	1	2	1
7 Christian Vázquez, R (1, 2) OBP: 0.333, SLG: 0.489		F FF 94 C SL 80 B FF 93 D SL 84 F FF 94 X FF 94 2-2 L9 ③	B FF 91 3 SAFE S SL 83 F SL 81 X FF 92 1-2 G3-4 ②			C FF 95 B SI 94 X FF 94 1-1 16 G4-6-3 1B		1 SAFE S FF 94 B FF 94 1 SAFE F FF 94 D SL 84 F FF 93 X FF 95 2-2 1-2 50 BB 16 HBP 28 SF7 1B	4	1	2	0	0	0	3

Inning Stats	1	2	3	4	5	6	7	8	9
	R: 2 E: 0 K: 0 S: 12 H: 1 LOB: 0 BB: 1 P: 20	R: 0 E: 0 K: 2 S: 10 H: 0 LOB: 1 BB: 1 P: 17	R: 0 E: 0 K: 2 S: 17 H: 0 LOB: 1 BB: 1 P: 29	R: 1 E: 0 K: 1 S: 14 H: 2 LOB: 2 BB: 1 P: 26	R: 3 E: 0 K: 2 S: 16 H: 2 LOB: 0 BB: 1 P: 27	R: 0 E: 0 K: 1 S: 12 H: 1 LOB: 0 BB: 0 P: 18	R: 0 E: 0 K: 1 S: 7 H: 0 LOB: 0 BB: 1 P: 14	R: 0 E: 0 K: 1 S: 6 H: 0 LOB: 0 BB: 0 P: 9	R: 2 E: 0 K: 1 S: 17 H: 1 LOB: 2 BB: 2 P: 32

1B: 4	SF: 1	WP: 1
2B: 1	SAC: 1	PB: 0
3B: 0	DP: 2	SB: 0
HR: 3	HBP: 1	CS: 1
		PA: 41

	AB	30
	R	8
	H	7
	RBI	8
	BB	8
	SO	11
	LOB	14

PITCHER		IP	WLS	BF	H	R	ER	SO	BB	IBB	HBP	BLK	WP	HR	S	P	ERA	WHIP
41 David Hess, R ERA: 5.5	(1, 1)	4.0		19	3	3	3	5	4	0	0	0	0	2	53	92	6.75	1.750
52 Branden Kline, R ERA: 7.5	(5, 1)	1.0	L	6	2	3	3	2	1	0	0	0	1	1	16	27	27.00	3.000
64 Gabriel Ynoa, R ERA: 0.79	(6, 1)	3.0		9	1	0	0	3	1	0	0	0	0	0	25	41	0.00	0.667
58 Evan Phillips, R ERA: 6.55	(9, 1)	0.0		4	1	2	2	0	2	0	1	0	0	0	8	19	∞	∞
50 Miguel Castro, R ERA: 7.88	(9, 1)	1.0		3	0	0	0	1	0	0	0	0	0	0	9	13	0.00	0.000

PITCHER		IP	WLS	BF	H	R	ER	SO	BB	IBB	HBP	BLK	WP	HR	S	P	ERA	WHIP

BOTTOM

Boston Red Sox @ Baltimore Orioles

Oriole Park at Camden Yards, Baltimore, MD

Tue May 07 2019, 7:07 PM - 10:27 PM EDT

Att. 10,703 - Partly Cloudy - 77 F

livebaseballscorecards.com

Batter	1	2	3	4	5	6	7	8	9	AB	R	H	RBI	BB	SO	LOB
2 Jonathan Villar, S (1, 6) OBP: 0.319, SLG: 0.422	C CH 85 S SL 85 B FF 93 F FF 92 X CH 86 1-2 G2 ①	X SL 87 0-0 F7 ③			C FF 92 B SL 86 F FC 92 B FC 90 C FC 91 2-3 K ①			X FF 96 0-0 F8 ①		4	0	0	0	0	1	2
16 Trey Mancini, R (1, 9) OBP: 0.380, SLG: 0.550	B CH 87 F CH 88 B FF 91 S CH 87 B CH 87 F CH 86 X SI 92 3-2 G6-3 ②		C SL 81 B CH 83 F CH 85 F CH 85 X SI 92 1-2 G6-3 ①		X SI 93 0-0 G6-3 ②			C FF 97 B FF 96 X SI 96 1-1 35 2B 1B		4	1	1	0	0	0	0
35 Dwight Smith Jr., L (1, 10) OBP: 0.343, SLG: 0.504	B SI 92 C SL 84 B FF 92 X CH 87 2-1 14 HR 1B		F SI 92 C FF 94 F FF 93 X CH 87 0-2 G1-3 ②		B SL 83 C SL 83 F FC 90 S SL 84 1-3 K ③			B SL 86 F SL 87 X SL 87 1-1 14 G3-1 19 1B 1-H 2B		4	2	2	1	0	1	0
14 Rio Ruiz, L (1, 5) OBP: 0.320, SLG: 0.351	D SI 91 1 SAFE C CH 85 X FF 91 1-1 1-H HR		X CH 85 0-0 G1-3 ③			C SL 84 B SL 86 B FF 93 F SL 84 B FC 90 F FC 92 X FC 92 3-2 L8 ①		X CH 86 0-0 G3-1 ② 2-3		4	1	1	2	0	0	1
19 Chris Davis, L (1, 3) OBP: 0.266, SLG: 0.321	X SL 86 0-0 L9 ③			S SL 83 S SL 85 S SL 86 0-3 K ①		B SL 85 F FF 94 C SL 85 X FF 94 1-2 G3 ②		C FF 97 B FF 96 3 SAFE F FF 96 B FF 95 X FF 96 2-2 3-H 1B		4	0	1	1	0	1	0
12 Stevie Wilkerson, S (1, 8) OBP: 0.273, SLG: 0.455		C SI 89 S FF 91 B FF 91 X CH 82 1-2 F8 ①		B SL 85 C FC 92 C SL 85 F FF 95 B SL 85 F SL 84 X FF 94 2-2 L8 ②		B FF 94 B SL 85 B FC 91 C FF 94 F FC 90 X FC 92 3-2 L9 ③		B KC 85 F KC 85 B KC 85 B KC 84 C KC 85 S FF 97 3-3 K ③		4	0	0	0	0	1	1
57 Hanser Alberto, R (1, 4) OBP: 0.315, SLG: 0.384		C SL 83 B SL 82 X SI 90 1-1 L4 ②		B FF 94 F SI 93 X SI 93 1-1 HR			B KC 81 B FC 87 C FC 86 X KC 81 2-1 F9 ①		B FF 95 C FF 96 F CH 87 F KC 86 X KC 87 1-2 G5-3 ①	4	1	1	1	0	0	0
23 Joey Rickard, R (1, 7) OBP: 0.287, SLG: 0.354		C SI 91 B SL 83 B SL 82 X CH 87 2-1 2B		X FF 94 0-0 1B			C KC 81 B FF 92 C FF 92 B KC 81 F KC 82 B FF 94 X KC 80 3-2 G5-3 ②		C FF 97 B KC 88 B FF 97 B KC 86 C FF 97 B FF 97 4-2 39 G6-4-3 BB	3	0	2	0	1	0	0
61 Austin Wynns, R (1, 2) OBP: 0.143, SLG: 0.077 39 Renato Núñez, R (9, PH) OBP: 0.286, SLG: 0.417		B CH 83 B SI 91 B SL 81 B CH 87 4-0 BB		B SL 85 B SI 92 C FC 91 X FC 92 2-1 L9 ③			B FF 93 C FC 87 C FF 93 B KC 80 B KC 82 F FC 88 C FC 87 3-3 K ③		C FF 96 B FF 97 X KC 86 1-1 1-2f G6-4-3 ②③	2 1	0 0	0 0	0 0	1 0	1 0	0 1

Inning Stats	1	2	3	4	5	6	7	8	9
	R: 2 E: 0 K: 0 S: 13 H: 2 LOB: 0 BB: 0 P: 20	R: 0 E: 0 K: 0 S: 8 H: 1 LOB: 2 BB: 1 P: 16	R: 0 E: 0 K: 0 S: 9 H: 0 LOB: 0 BB: 0 P: 10	R: 1 E: 0 K: 1 S: 13 H: 2 LOB: 1 BB: 0 P: 18	R: 0 E: 0 K: 2 S: 7 H: 0 LOB: 0 BB: 0 P: 10	R: 0 E: 0 K: 0 S: 10 H: 0 LOB: 0 BB: 0 P: 17	R: 0 E: 0 K: 1 S: 10 H: 0 LOB: 0 BB: 0 P: 18	R: 2 E: 0 K: 1 S: 12 H: 3 LOB: 1 BB: 0 P: 19	R: 0 E: 0 K: 0 S: 8 H: 0 LOB: 0 BB: 1 P: 14

	AB	R	H	RBI	BB	SO	LOB
AB	34						
R	5						
H	8						
RBI	5						
BB	2						
SO	5						
LOB	6						

	1B	SF	WP	PA
	4	0	0	36
	2B: 2	SAC: 0	PB: 0	
	3B: 0	DP: 1	SB: 0	
	HR: 2	HBP: 0	CS: 0	

PITCHER		IP	WLS	BF	H	R	ER	SO	BB	IBB	HBP	BLK	WP	HR	S	P	ERA	WHIP
76 Hector Velázquez, R ERA: 4.03	(1, 1)	3.0		13	3	2	2	0	1	0	0	0	0	1	30	46	6.00	1.333
64 Marcus Walden, R ERA: 1.77	(4, 1)	3.0	W	11	2	1	1	3	0	0	0	0	0	1	30	45	3.00	0.667
44 Brandon Workman, R ERA: 1.62	(7, 1)	1.0	H	3	0	0	0	1	0	0	0	0	0	0	10	18	0.00	0.000
70 Ryan Brasier, R ERA: 3.68	(8, 1)	0.2	H	5	3	2	2	0	0	0	0	0	0	0	9	13	27.00	4.500
32 Matt Barnes, R ERA: 1.88	(8, 1)	1.1	S	4	0	0	0	1	1	0	0	0	0	0	11	20	0.00	0.750

PITCHER		IP	WLS	BF	H	R	ER	SO	BB	IBB	HBP	BLK	WP	HR	S	P	ERA	WHIP

Batter	1	2	3	4	5	6	7	8	9	10	11	12	AB	R	H	RBI	BB	SO	LOB
16 Andrew Benintendi, L (1, 7) OBP: 0.366, SLG: 0.447	B FF 91 B FF 91 X CH 83 2-0 E7 50 L8		X FF 93 0-0 ② G6-3		C CU 80 B FF 94 D CH 83 C CH 84 F CU 81 S FF 94 2-3 ① K		X FF 90 0-0 ③ FC4-6 1-2f			S SL 80 B FF 92 F FC 86 B FF 93 F SL 82 X FF 92 2-2 ① L8		B FF 93 B SL 89 C CH 86 X FF 93 2-1 HR	6	1	1	1	0	1	2
50 Mookie Betts, R (1, 9) OBP: 0.405, SLG: 0.507	B FF 92 B FF 94 C SL 87 X FF 93 2-1 ① L8 2-3		B FF 93 X CH 84 1-0 HR		B FF 93 C FF 94 B SI 92 B FF 94 F SL 87 C FF 96 3-3 ② K			B FF 92 B SL 84 B FF 92 B FF 91 4-0 2 1B BB		B FF 93 C FC 87 C FF 92 F FC 87 C FF 93 1-3 ② K		B SL 90 B SL 89 B FF 93 T FF 93 C FF 94 F SL 90 B FF 93 4-2 28 S BB	4	1	1	1	2	2	2
28 J.D. Martinez, R (1, 10) OBP: 0.384, SLG: 0.475	T FF 93 X CU 80 0-1 ② G5-3		B CU 81 S FF 94 F FF 93 F CU 81 B FF 94 S SL 86 2-3 ③ K		S FF 94 B CU 82 X CU 80 1-1 ③ P4			S SL 86 B FF 94 1 SAFE 1 SAFE X FF 93 1-1 ① F9		S FC 87 B FF 92 X SL 82 1-1 ③ G5-3		B FF 93 B SL 88 B SL 89 C FF 94 C FF 93 X CH 88 3-2 ③ F9 1-2	6	0	0	0	0	1	4
18 Mitch Moreland, L (1, 3) OBP: 0.299, SLG: 0.527	B FF 93 S FF 94 D CH 84 B CU 82 S FF 95 S CH 84 3-3 ③ K			B CH 82 S CH 82 B FF 91 B CU 80 D FF 92 4-1 2 FC5-4 BB		C CU 79 F FF 92 B CH 81 X FF 94 1-2 ① P5		C SL 85 1 SAFE F FF 95 S FF 94 0-3 ② K			C SL 80 B SL 80 B FF 90 B SL 80 F FF 90 B FC 87 4-2 11 F9 11 WP BB		3	0	0	0	2	2	2
2 Xander Bogaerts, R (1, 6) OBP: 0.335, SLG: 0.468		B SL 84 C SI 90 B CH 83 X SI 91 2-1 ① G5-3		B FF 92 C SI 91 B SL 86 C SI 91 B SI 93 X CU 92 3-2 ① FC5-4 11 1B 1-2f		C FF 92 C SL 86 X FF 94 0-2 ② F9		C SL 85 1 SAFE X FF 93 0-1 ③ 1-3 1B			C FC 86 F FF 92 T FF 92 0-2 ① K		5	0	1	0	0	1	2
11 Rafael Devers, L (1, 5) OBP: 0.383, SLG: 0.400		C FF 92 S CU 80 F FF 94 F CH 83 F CU 79 X CU 78 0-2 ② G3-1		S FF 93 B FF 94 X CH 82 1-1 1-3 1B		B FF 93 F CU 80 B FF 94 B CH 84 X FF 94 3-1 ③ G4-3			B CH 84 X FF 95 1-0 36 CS 1B		B FC 86 S FF 92 F FF 92 B FF 90 F FF 92 F FC 85 X FF 92 2-2 ② F9 1-3		5	0	2	0	0	0	1
36 Eduardo Núñez, R (1, 4) OBP: 0.200, SLG: 0.259		B FF 93 B SL 84 X SI 91 2-0 1B		1 SAFE B FF 92 3 SAFE X SI 92 1-0 ② L6			B FF 91 C SL 82 X FF 92 1-1 ① P6		L FF 93 S FF 94 S SL 87 0-3 ①② K 1-2		B FC 87 B FF 92 B FF 92 F FF 92 S FF 92 X FF 92 3-2 ③ P5		5	0	1	0	0	1	4
19 Jackie Bradley Jr., L (1, 8) OBP: 0.240, SLG: 0.170		B FF 93 X CH 83 1-0 ③ G3		B FF 93 F FF 94 B FF 94 S CH 83 B CU 79 F CH 84 T FF 96 3-2 ③ K			B SL 82 C SL 83 F FF 91 S SL 84 1-3 ② K		S CH 84 B CH 85 S CH 84 B CH 84 B FF 96 B CH 84 4-2 BB		C CH 85 B FF 91 S CH 86 B FF 94 F CH 87 B FF 93 X CH 87 3-2 ① G3	4	0	0	0	1	2	3
3 Sandy León, S (1, 2) OBP: 0.296, SLG: 0.250			B CU 79 C FF 91 B CH 83 C FF 92 F CU 80 B SL 86 X CH 84 3-2 ① L8		F FF 90 B FF 92 B CU 79 F FF 91 F FF 93 F CH 83 B CU 80 X FF 94 3-2 1B		C FF 92 B CH 88 C SL 84 X SL 85 1-2 16 FC4-6 1B		C FF 96 F CH 85 F FF 96 F FF 98 B FF 96 F FF 96 F CH 87 B FF 97 X CH 85 2-2 ③ G5-3		S CH 86 F FF 92 S FF 93 0-3 ② K	5	0	2	0	0	1	1

Inning Stats												
	R: 0 E: 1 K: 1 S: 8	H: 0 LOB: 1 BB: 0 P: 15	R: 0 E: 0 K: 0 S: 10	H: 1 LOB: 1 BB: 0 P: 15	R: 1 E: 0 K: 1 S: 10	H: 1 LOB: 0 BB: 0 P: 16	R: 0 E: 0 K: 1 S: 11	H: 1 LOB: 2 BB: 1 P: 23	R: 0 E: 0 K: 2 S: 14	H: 1 LOB: 1 BB: 0 P: 23	R: 0 E: 0 K: 0 S: 8	H: 0 LOB: 0 BB: 0 P: 12
	R: 0 E: 0 K: 1 S: 9	H: 1 LOB: 1 BB: 0 P: 12	R: 0 E: 0 K: 1 S: 7	H: 1 LOB: 2 BB: 1 P: 12	R: 0 E: 0 K: 1 S: 13	H: 1 LOB: 1 BB: 1 P: 20	R: 0 E: 0 K: 1 S: 10	H: 0 LOB: 0 BB: 0 P: 14	R: 0 E: 0 K: 1 S: 13	H: 0 LOB: 1 BB: 1 P: 22	R: 1 E: 0 K: 1 S: 15	H: 1 LOB: 1 BB: 1 P: 27

PITCHER	IP	WLS	BF	H	R	ER	SO	BB	IBB	HBP	BLK	WP	HR	S	P	ERA	WHIP
54 Andrew Cashner, R (1, 1) ERA: 4.25	6.0		24	4	1	1	5	1	0	0	0	0	1	61	104	1.50	0.833
51 Paul Fry, L (7, 1) ERA: 3.52	1.0		4	1	0	0	1	0	0	0	0	0	0	9	12	0.00	1.000
42 Mychal Givens, R (8, 1) ERA: 3.06	2.0		8	2	0	0	2	2	0	0	0	0	0	20	32	0.00	2.000
43 Shawn Armstrong, R (10, 1) ERA: 7.04	2.0		7	0	0	0	2	1	0	0	0	1	0	23	36	0.00	0.500
32 Yefry Ramírez, R (12, 1) ERA: 5.14	1.0	L	5	1	1	1	1	1	0	0	0	0	1	15	27	9.00	2.000

PITCHER	IP	WLS	BF	H	R	ER	SO	BB	IBB	HBP	BLK	WP	HR	S	P	ERA	WHIP

TOP

Boston Red Sox @ Baltimore Orioles

Oriole Park at Camden Yards, Baltimore, MD

Wed May 08 2019, 7:08 PM - 11:08 PM EDT

Att. 12,451 - Cloudy - 65 F

livebaseballscorecards.com

AB	43
R	2
H	8
RBI	2
BB	5
SO	11
LOB	21

1B: 6	SF: 0	WP: 1	PA: 48
2B: 1	SAC: 0	PB: 0	
3B: 0	DP: 1	SB: 1	
HR: 2	HBP: 0	CS: 1	

Batter	1	2	3	4	5	6	7	8	9	10	11	12	AB	R	H	RBI	BB	SO	LOB
2 Jonathan Villar, S (1, 4) OBP: 0.309, SLG: 0.408	C SI 90 C FF 91 B SL 79 S SL 82 1-3 K ①		C FF 92 F SL 80 S FF 95 0-3 K ③			X SL 80 0-0 L6 ②		1 SAFE B SL 80 S FF 94 1 SAFE B FF 92 1 SAFE S FF 95 S FF 96 2-3 1-2 K ②		B FF 94 C FF 93 S FF 94 B FF 94 S FC 88 2-3 K2-3 ③			5	0	0	0	0	4	2
23 Joey Rickard, R (1, 9) OBP: 0.295, SLG: 0.354 19 Chris Davis, L (11, PH) OBP: 0.263, SLG: 0.318 (12, 3)	B CH 84 F SI 91 F SL 78 S FF 93 1-3 K ②			H SL 78 1-0 57 S HBP		B FF 93 F FF 91 X SL 79 1-1 16 2B 1B		F SI 95 S FF 94 B FF 94 2 SAFE S FF 94 1-3 K ③			C SL 88 S FF 96 B FF 97 C SL 86 1-3 K ①		3 1	1 0	1 0	0 0	0 0	2 1	1 0
16 Trey Mancini, R (1, 3) OBP: 0.381, SLG: 0.560 (12, 9)	B SL 77 C SL 79 X CH 87 1-1 G4-3 ③			C FF 92 B FF 92 S FF 93 B SL 82 F SL 82 F FF 96 F FF 96 1 SAFE X FF 94 2-2 F9 ①		1 SAFE B SL 80 C SL 78 X CH 85 1-1 1-H 2B			C KC 83 B FF 94 X FF 96 1-1 14 1B 2B		C CH 89 S FF 96 X FF 93 0-2 F8 ②		5	0	2	1	0	0	1
39 Renato Núñez, R (1, 10) OBP: 0.276, SLG: 0.401		B SL 76 C SL 77 S SL 80 X SL 81 1-2 P5 ①		C SI 92 S SL 82 B FF 93 C FF 93 1-3 K ②		F SL 81 B SL 80 C FF 94 D SL 81 F SL 77 X SL 81 2-2 G4-3 ③			T FF 95 B FF 96 B FF 95 X KC 85 2-1 G5-3 ①		B CH 89 B CH 88 S SL 87 S FF 96 S SL 86 2-3 K ③		5	0	0	0	0	2	3
57 Hanser Alberto, R (1, 5) OBP: 0.304, SLG: 0.371 14 Rio Ruiz, L (9, PH) OBP: 0.323, SLG: 0.354 (10, 5)		C CH 86 X FF 91 0-1 F9 ②		C SL 76 F SL 81 S SL 79 0-3 K ③ 1-2			F SL 78 F SL 79 S FF 92 0-3 K ①		X KC 86 0-0 35 G1-3 2-3 1B			B CU 82 S CU 83 C FF 95 B FF 96 S FF 95 2-3 K ①	3 2	0 0	0 1	0 0	0 1	2 0	1 0
35 Dwight Smith Jr., L (1, 7) OBP: 0.331, SLG: 0.485		B FF 93 B SL 79 X FF 95 2-0 P6 ③			B SL 75 B SI 91 F FF 93 F FF 93 X SL 82 2-2 G4-3 ①		T SI 90 S SL 81 S SL 81 0-3 K2-3 ②		B KC 86 F KC 85 X KC 84 1-1 G1-3 ② 1-2			C FF 95 B CU 84 F FF 96 B FF 96 T FF 95 2-2 K ②	5	0	0	0	0	2	2
12 Stevie Wilkerson, S (1, 8) OBP: 0.265, SLG: 0.417			C CH 83 H SL 80 1-1 HBP		B CH 84 F CH 88 C SL 79 F SL 81 S FF 94 1-3 K ②		C SI 94 S FF 94 S FF 96 0-3 K ③		F KC 85 B FF 96 B FF 97 F KC 86 T FF 97 2-2 K ③			C FF 96 F FF 95 B FF 96 C FF 96 1-3 K ③	4	0	0	0	0	4	2
28 Pedro Severino, R (1, 2) OBP: 0.323, SLG: 0.500			C CH 85 S SL 78 F FF 92 B FF 94 S SL 81 1-3 K ①		C CH 86 F FF 92 B FF 92 S FF 93 1-3 K ③			B SL 77 C SL 78 B SL 79 F CH 87 X SL 80 2-2 1 FC1-6 1B		C KC 82 C FF 93 B KC 81 B FF 94 F KC 81 X KC 82 2-2 L8 ①			4	0	1	0	0	2	1
1 Richie Martin, R (1, 6) OBP: 0.247, SLG: 0.247			C SL 77 1 SAFE B FF 93 B FF 92 B SL 77 C CH 86 F FF 94 F SL 79 F FF 93 3-3 S FF 93 K ②			S SI 93 X FF 91 0-1 P6 ①		X SI 93 0-0 FC1-6 2 S 1-2f ①		S FC 88 B KC 82 F FC 87 B FF 93 F FF 92 S KC 82 2-3 K ②			4	0	0	0	0	2	2
Inning Stats	R: 0 E: 0 K: 2 S: 8 H: 0 LOB: 0 BB: 0 P: 11	R: 0 E: 0 K: 0 S: 6 H: 0 LOB: 0 BB: 0 P: 9	R: 0 E: 0 K: 3 S: 14 H: 0 LOB: 1 BB: 0 P: 19	R: 0 E: 0 K: 2 S: 12 H: 0 LOB: 1 BB: 0 P: 16	R: 0 E: 0 K: 2 S: 10 H: 0 LOB: 0 BB: 0 P: 14	R: 1 E: 0 K: 0 S: 11 H: 2 LOB: 1 BB: 0 P: 15	R: 0 E: 0 K: 3 S: 9 H: 0 LOB: 0 BB: 0 P: 9	R: 0 E: 0 K: 2 S: 10 H: 1 LOB: 1 BB: 0 P: 15	R: 0 E: 0 K: 1 S: 10 H: 2 LOB: 2 BB: 0 P: 16	R: 0 E: 0 K: 2 S: 11 H: 0 LOB: 0 BB: 0 P: 17	R: 0 E: 0 K: 2 S: 9 H: 0 LOB: 0 BB: 0 P: 12	R: 0 E: 0 K: 3 S: 9 H: 0 LOB: 0 BB: 0 P: 14	1B: 3 2B: 2 3B: 0 HR: 0 SF: 0 SAC: 0 DP: 0 HBP: 2			WP: 0 PB: 0 SB: 2 CS: 0	PA: 43		

PITCHER		IP	WLS	BF	H	R	ER	SO	BB	IBB	HBP	BLK	WP	HR	S	P	ERA	WHIP
41 Chris Sale, L ERA: 4.5	(1, 1)	8.0		29	3	1	1	14	0	0	2	0	0	0	80	108	1.12	0.375
32 Matt Barnes, R ERA: 1.76	(9, 1)	1.0		5	2	0	0	1	0	0	0	0	0	0	10	16	0.00	2.000
44 Brandon Workman, R ERA: 1.53	(10, 1)	1.0		3	0	0	0	2	0	0	0	0	0	0	11	17	0.00	0.000
70 Ryan Brasier, R ERA: 3.45	(11, 1)	1.0	W	3	0	0	0	2	0	0	0	0	0	0	9	12	0.00	0.000
37 Heath Hembree, R ERA: 3.63	(12, 1)	1.0	S	3	0	0	0	3	0	0	0	0	0	0	9	14	0.00	0.000

PITCHER	IP	WLS	BF	H	R	ER	SO	BB	IBB	HBP	BLK	WP	HR	S	P	ERA	WHIP

BOTTOM

Boston Red Sox @ Baltimore Orioles

Oriole Park at Camden Yards, Baltimore, MD

Wed May 08 2019, 7:08 PM - 11:08 PM EDT

Att. 12,451 - Cloudy - 65 F

livebaseballscorecards.com

AB	41
R	1
H	5
RBI	1
BB	0
SO	22
LOB	15

Batter	1	2	3	4	5	6	7	8	9	AB	R	H	RBI	BB	SO	LOB
17 Mitch Haniger, R (1, 9) OBP: 0.313, SLG: 0.488	C FF 93 X SI 92 0-1 L9		C FF 92 F FF 92 S FF 92 0-3 K			B FF 89 B CH 84 X FF 90 2-0 F8		C FF 93 B CH 87 F FF 94 X CU 79 1-2 L5		4	0	0	0	0	1	1
16 Domingo Santana, R (1, 7) OBP: 0.354, SLG: 0.506	C CU 81 X CH 87 0-1 G1-3			C SI 91 S FF 91 X CH 84 0-2 32 1B 1B		X FC 88 0-0 2B		B CH 85 F FF 93 X FF 93 1-1 10 2B 3B		4	1	3	0	0	0	0
10 Edwin Encarnación, R (1, 10) OBP: 0.380, SLG: 0.534	C FF 94 C FC 89 F FF 94 B FC 89 X SI 93 1-2 G5-3			C FC 88 D CH 87 B CH 87 F FC 89 X FC 88 2-2 L8		S FF 91 B FC 88 S CH 85 X SI 91 1-2 L7		B FF 94 B CH 84 X FF 94 2-0 3-H 2B		4	0	1	1	0	0	2
27 Ryon Healy, R (1, 5) OBP: 0.301, SLG: 0.486		B FC 88 B FF 91 F FF 92 S FC 89 X SI 94 2-2 G4-3		B FF 92 F FF 92 X FC 89 1-1 F8		F FC 87 B FF 90 X FC 88 1-1 F9		C CU 78 F FF 94 S CU 80 0-3 K		4	0	0	0	0	1	3
32 Jay Bruce, L (1, 3) OBP: 0.261, SLG: 0.512		C FF 94 X FC 89 0-1 L9		D SI 91 X FF 92 1-0 1-3 1B			B FF 90 B CH 88 B FC 88 B FF 91 4-0 2 1B BB	B FF 94 F FF 94 F FF 93 F CU 79 B FF 92 F CU 78 B CU 78 X FF 93 3-2 F8		3	0	1	0	1	0	1
1 Tim Beckham, R (1, 4) OBP: 0.316, SLG: 0.486		B FC 89 C FF 93 B FC 90 F FC 90 X CH 87 2-2 G1-3		C FC 88 S CH 87 B FF 92 F SI 92 B SI 93 X CH 87 2-2 G4-3			C FF 91 F FF 92 F CH 85 S CH 85 0-3 K		C SI 89 B SI 89 F SI 89 B SI 90 X SI 88 2-2 G5-3	4	0	0	0	0	1	3
3 J.P. Crawford, L (1, 6) OBP: 0.500, SLG: 0.500			B FF 92 B FF 92 C FF 92 F FC 89 X FC 88 2-2 5 G5-3 1B		C FF 91 B CH 83 X CH 84 1-1 L3		F FC 87 X FC 88 0-1 F7		B CU 76 X CU 75 1-0 1B	4	0	2	0	0	0	1
2 Tom Murphy, R (1, 2) OBP: 0.357, SLG: 0.538			B CU 79 F CH 86 S CH 86 B CH 87 B SI 93 S CH 87 3-3 K		B FF 93 F FF 92 B FF 93 S FC 89 S CH 88 2-3 K		C FF 91 X CH 86 0-1 1-3 1B		C SI 88 B SL 77 F SI 89 S SI 90 1-3 K	4	0	1	0	0	3	2
5 Braden Bishop, R (1, 8) OBP: 0.100, SLG: 0.100			C FF 93 B FF 93 F CH 88 F SI 93 B FC 88 B CH 87 X CH 87 3-2 G5-3 1-2		B CU 80 S CH 87 S FC 90 B CH 87 B FC 90 X FF 93 3-2 G1-4-3		C FF 91 B FF 92 C FC 87 B FF 92 S CH 87 2-3 K		C SL 77 C SI 89 C FF 90 0-3 K	4	0	0	0	0	2	4
Inning Stats	R: 0 E: 0 K: 0 S: 8 H: 0 LOB: 0 BB: 0 P: 9	R: 0 E: 0 K: 0 S: 8 H: 0 LOB: 0 BB: 0 P: 12	R: 0 E: 0 K: 2 S: 13 H: 1 LOB: 1 BB: 0 P: 21	R: 0 E: 0 K: 0 S: 13 H: 2 LOB: 2 BB: 0 P: 19	R: 0 E: 0 K: 1 S: 8 H: 0 LOB: 0 BB: 0 P: 14	R: 0 E: 0 K: 0 S: 7 H: 1 LOB: 1 BB: 0 P: 11	R: 0 E: 0 K: 2 S: 11 H: 1 LOB: 2 BB: 1 P: 17	R: 1 E: 0 K: 1 S: 14 H: 2 LOB: 1 BB: 0 P: 21	R: 0 E: 0 K: 2 S: 10 H: 1 LOB: 1 BB: 0 P: 14	1B: 5 2B: 2 3B: 1 HR: 0 SF: 0 SAC: 0 DP: 0 HBP: 0						WP: 0 PB: 0 SB: 0 CS: 0 PA: 36

TOP

Seattle Mariners @ Boston Red Sox

Fenway Park, Boston, MA

Fri May 10 2019, 7:11 PM - 10:14 PM EDT

Att. 33,731 - Cloudy - 66 F

livebaseballscorecards.com

AB	35
R	1
H	8
RBI	1
BB	1
SO	8
LOB	17

PITCHER		IP	WLS	BF	H	R	ER	SO	BB	IBB	HBP	BLK	WP	HR	S	P	ERA	WHIP
57 Eduardo Rodriguez, L ERA: 4.53	(1, 1)	7.0	W	27	5	0	0	5	1	0	0	0	0	0	68	103	0.00	0.857
47 Tyler Thornburg, R ERA: 8.04	(8, 1)	1.0		5	2	1	1	1	0	0	0	0	0	0	14	21	9.00	2.000
65 Ryan Weber, R ERA:	(9, 1)	1.0		4	1	0	0	2	0	0	0	0	0	0	10	14	0.00	1.000

PITCHER	IP	WLS	BF	H	R	ER	SO	BB	IBB	HBP	BLK	WP	HR	S	P	ERA	WHIP

BOTTOM

Seattle Mariners @ Boston Red Sox

Fenway Park, Boston, MA

Fri May 10 2019, 7:11 PM - 10:14 PM EDT

Att. 33,731 - Cloudy - 66 F

livebaseballscorecards.com

Batter	1	2	3	4	5	6	7	8	9	AB	R	H	RBI	BB	SO	LOB
16 Andrew Benintendi, L (1, 7) OBP: 0.373, SLG: 0.474	B FF 94 S FF 93 X CH 86 1-1 ① L7		C FF 94 S FF 95 B FF 96 S FF 96 1-3 ② K		B CH 85 F FF 92 B FF 94 S CH 85 X CH 87 2-2 18 2B 1B	F SL 86 B FF 94 X FF 93 1-1 HR		C SI 92 B SL 86 B FF 92 S SL 86 B CH 85 X SL 88 3-2 36 1B 50 BB 25 E 1B		5	3	3	1	0	1	1
50 Mookie Betts, R (1, 9) OBP: 0.410, SLG: 0.504	B FF 94 C FF 94 B SL 83 F SL 80 X FF 96 2-2 ② F9		C FF 94 S FF 95 X FF 96 0-2 28 1B 18 HR 1B 3-H		X FF 92 0-0 ① F8	B SL 88 C SL 87 B SL 88 B SI 93 F SL 87 B FF 93 4-2 BB		C SI 93 B FF 94 D SL 90 F FF 93 F FF 94 F SL 88 B FF 95 B SL 91 4-2 25 E 36 1B 2 FC5 1-2 BB		3	2	1	1	2	0	1
28 J.D. Martinez, R (1, 10) OBP: 0.380, SLG: 0.469 36 Eduardo Núñez, R (8, PH) OBP: 0.213, SLG: 0.271 (9, 10)	F FF 93 X CH 87 0-1 E5		B SL 83 F SL 84 1 SAFE B FF 95 F FF 91 X CH 86 2-2 18 HR 1-3 1B		C FF 93 F FF 93 B SL 81 F FF 94 1 SAFE S FF 93 1-3 ② K	B SL 87 S SL 86 D SL 86 C FF 91 X SL 87 2-2 ③ L9		X SL 89 0-0 2 FC5 25 E 1-2 2-3 1B		4 1	1 0	1 1	0 0	0 0	1 0	2 0
18 Mitch Moreland, L (1, 3) OBP: 0.308, SLG: 0.566 25 Steve Pearce, R (7, PH) OBP: 0.197, SLG: 0.161 (8, 3)	C FF 93 B FF 94 D CH 86 X FF 92 2-1 ③ G4-1		X FF 93 0-0 1-H 3-H HR		B FF 92 C CH 85 B FF 93 F SL 82 X CH 86 2-2 2 1B 11 1B 1-H 2B		B FF 92 B SL 85 F SI 93 C SL 86 B SL 87 X SL 88 3-2 2 2B 2B	X SL 89 0-0 E6 2 FC5 11 2B 1-2 2-3 3-H		3 2	2 2	2 1	4 1	0 0	0 0	1 2
2 Xander Bogaerts, R (1, 6) OBP: 0.337, SLG: 0.472		B FF 93 C FF 92 C FF 92 B SL 84 B SL 84 X FF 95 3-2 ① G4-3	B SL 84 F SL 81 F FF 92 F FF 94 B FF 93 B CH 86 S SL 82 3-3 ③ K		C FF 92 F FF 93 X SL 86 0-2 11 1B 2-3 1B		B FF 92 C SL 82 B SL 85 X SI 93 2-1 11 G4-3 23 G6-3 2-H 2B	C FF 93 S FF 94 F FF 94 B SL 90 D SL 91 X FF 94 2-2 ① FC5 11 2B 1-2 2-3f 3-H		5	2	2	2	0	1	2
11 Rafael Devers, L (1, 5) OBP: 0.390, SLG: 0.436		X FF 94 0-0 ② G4-3		C CH 84 S SL 82 F FF 94 B CH 84 F SL 82 X CH 84 1-2 HR	X FF 93 0-0 1-3 3-H 1B		D SL 87 X SL 84 1-0 ① G4-3 2-3	X CH 83 0-0 23 G4-3 1-H 2-H 2B		5	1	3	4	0	0	1
23 Michael Chavis, R (1, 4) OBP: 0.395, SLG: 0.587		C FF 94 B FF 95 C FF 95 B FF 95 S FF 95 2-3 ③ K		S FF 93 B FF 93 B FF 94 B SL 80 X FF 90 3-1 ① P3	D SI 93 F FF 93 S SL 87 1-3 ③ K		C SL 85 B SI 92 S SI 92 D SL 86 B SL 86 X SL 87 3-2 ② G6-3 3-H	X SI 93 0-0 ② G4-3 2-3		5	0	0	1	0	2	3
19 Jackie Bradley Jr., L (1, 8) OBP: 0.246, SLG: 0.182			X FF 92 0-0 7 G4-3 50 1B 2B	B FF 91 B FF 92 X FF 91 2-0 ② L4		B FF 93 B SL 86 F FF 93 B FF 94 F FF 93 X SL 85 3-2 ① G4-3	B SI 92 B SL 83 B SL 85 B SI 92 4-0 BB	B FF 93 B SL 89 F FF 92 F FF 93 B FF 93 T FF 93 3-2 ③ K		4	1	1	0	1	1	1
7 Christian Vázquez, R (1, 2) OBP: 0.320, SLG: 0.468			C FF 92 C FF 93 X SL 85 0-2 ① G4-3 2-3	X FF 92 0-0 ③ F9		X SL 85 0-0 ② P2	C FF 92 S SL 88 D SL 88 D SI 93 B FF 95 S SL 89 3-3 ③ K			4	0	0	0	0	1	2
Inning Stats	R: 0 E: 1 K: 0 S: 9 H: 0 LOB: 1 BB: 0 P: 14	R: 0 E: 0 K: 1 S: 7 H: 0 LOB: 0 BB: 0 P: 12	R: 4 E: 0 K: 2 S: 18 H: 4 LOB: 0 BB: 0 P: 24	R: 1 E: 0 K: 0 S: 9 H: 1 LOB: 0 BB: 0 P: 15	R: 2 E: 0 K: 2 S: 18 H: 4 LOB: 2 BB: 0 P: 24	R: 1 E: 0 K: 0 S: 11 H: 1 LOB: 1 BB: 1 P: 21	R: 2 E: 0 K: 1 S: 12 H: 2 LOB: 1 BB: 1 P: 28	R: 4 E: 1 K: 1 S: 18 H: 3 LOB: 1 BB: 1 P: 30		1B: 7 2B: 5 3B: 0 HR: 3 SF: 0 SAC: 0 DP: 0 HBP: 0						

	AB	41
	R	14
	H	15
	RBI	14
	BB	3
	SO	7
	LOB	16

WP: 0 PA: 44
PB: 0
SB: 0
CS: 0

PITCHER		IP	WLS	BF	H	R	ER	SO	BB	IBB	HBP	BLK	WP	HR	S	P	ERA	WHIP
50 Erik Swanson, R ERA: 6.35	(1, 1)	4.2	L	22	7	7	7	4	0	0	0	0	0	2	54	81	13.50	1.500
30 Anthony Swarzak, R ERA: 6.17	(5, 1)	1.1		8	3	1	1	1	1	0	0	0	0	1	18	29	6.75	3.000
59 Zac Rosscup, L ERA: 3.0	(7, 1)	0.2		5	2	2	2	0	1	0	0	0	0	0	9	22	27.00	4.500
41 Mike Wright Jr., R ERA: 8.24	(7, 1)	1.1		9	3	4	3	2	1	0	0	0	0	0	21	36	20.25	3.000

PITCHER	IP	WLS	BF	H	R	ER	SO	BB	IBB	HBP	BLK	WP	HR	S	P	ERA	WHIP

Seattle Mariners @ Boston Red Sox

Fenway Park, Boston, MA

Sat May 11 2019, 1:07 PM - 4:21 PM EDT

Att. 36,024 - Sunny - 67 F

TOP

livebaseballscorecards.com

Batter	1	2	3	4	5	6	7	8	9	AB	R	H	RBI	BB	SO	LOB
17 Mitch Haniger, R (1, 8) OBP: 0.312, SLG: 0.479	C SI 90 S FF 90 F FF 90 S SL 84 0-3 ① **K**	C SI 90 X SL 82 0-1 ② F8			B CU 74 F SL 82 B FF 91 F FF 91 X FF 91 2-2 ① F9		B FC 87 B KC 80 B KC 80 B FF 91 4-0 **1-2** BB			3	0	0	0	1	1	0
3 J.P. Crawford, L (1, 6) OBP: 0.375, SLG: 0.375	C SI 91 F FF 92 B FF 92 X FF 92 1-2 20 2B 1B	C SI 89 B CH 80 C CU 76 B FF 91 F SL 83 X FF 91 2-2 ③ F8			C CH 82 X SL 87 0-1 ② P5		C FF 92 B FF 92 B FF 91 F KC 81 X KC 81 2-2 ③ G3			4	1	1	0	0	0	2
10 Edwin Encarnación, R (1, 3) OBP: 0.371, SLG: 0.519	**B SI 91** **F CH 81** **1 SAFE** 1 SAFE **B SL 84** **T FF 91** 1 SAFE F FF 92 X SL 83 2-2 ② F9		C CU 74 B SL 83 F SL 83 F SI 92 X SL 84 1-2 E1		C SL 85 B SL 85 B CH 82 C FF 92 B SL 86 X SL 83 3-2 ③ G5-3			S SL 86 F FF 96 B SL 87 B SL 85 X SL 84 2-2 ① F9		4	0	0	0	0	0	1
20 Daniel Vogelbach, L (1, 10) OBP: 0.398, SLG: 0.588	S SI 91 B FF 91 B CU 77 B FF 91 X SL 84 3-1 **1-H** 16 2B 2B		C CU 75 F FF 91 S FF 92 0-3 ① **K**			B CH 79 C CH 80 C FF 91 X FF 92 1-2 ① G3-1		C CH 87 B CH 87 X SL 85 1-1 ② G5-3		4	1	1	1	0	1	1
16 Domingo Santana, R (1, 7) OBP: 0.352, SLG: 0.506	C FF 92 X SI 90 0-1 **2-H** 32 HR 2B		C SL 84 S FF 92 S SL 82 0-3 ② **K**			C FF 91 S SL 84 S FF 92 0-3 ② **K**		B FF 96 B FF 96 S FF 95 S FF 96 F FF 96 S FF 96 2-3 ③ **K**		4	1	1	1	0	3	1
32 Jay Bruce, L (1, 9) OBP: 0.261, SLG: 0.528	X FF 90 0-0 **2-H** HR		C CH 81 F CU 75 B SL 83 F FF 91 B CH 82 B SI 90 X CH 81 3-2 ③ G3			B SI 90 X SI 91 1-0 ③ P5			C FC 93 S FC 92 B FC 91 C CU 81 1-3 ① **K**	4	1	1	2	0	1	1
22 Omar Narváez, L (1, 2) OBP: 0.383, SLG: 0.486	F FF 91 F FF 90 B FF 90 B CH 80 F CH 80 F FF 90 B SI 91 X CH 80 3-2 27 FC6-4 1B			C SI 88 C CU 74 B FF 90 X FF 91 1-2 ① F8			C SI 89 B FF 90 F FF 90 F SL 84 F FF 92 X CH 82 1-2 ① F9		C FC 92 X FC 94 0-1 HR	4	1	2	1	0	0	0
27 Ryon Healy, R (1, 5) OBP: 0.294, SLG: 0.472	C CU 76 X SI 90 0-1 ③ FC6-4 **1-2f**			B SI 89 C SL 83 S CU 74 T FF 91 1-2 ② **K**			F FF 91 X CU 76 0-1 ② F8		B CU 83 C FC 93 X FC 94 1-1 ② G6-3	4	0	0	0	0	1	1
39 Shed Long Jr., L (1, 4)		X SI 89 0-0 ① G4-3		B SI 89 B CH 81 F FF 91 X CH 82 2-1 ③ F8			B FF 90 B FF 89 F SI 88 F FF 90 B CU 77 B FF 92 4-2 17 BB BB		C FC 94 B CU 82 C CU 82 S CU 82 1-3 ③ **K**	3	0	0	0	1	1	0
Inning Stats	R: 4 E: 0 K: 1 S: 23 H: 5 LOB: 1 BB: 0 P: 32	R: 0 E: 0 K: 0 S: 7 H: 0 LOB: 0 BB: 0 P: 9	R: 0 E: 1 K: 2 S: 14 H: 0 LOB: 1 BB: 0 P: 18	R: 0 E: 0 K: 1 S: 8 H: 0 LOB: 0 BB: 0 P: 12	R: 0 E: 0 K: 0 S: 8 H: 0 LOB: 0 BB: 0 P: 13	R: 0 E: 0 K: 1 S: 7 H: 0 LOB: 0 BB: 0 P: 9	R: 0 E: 0 K: 0 S: 12 H: 0 LOB: 2 BB: 2 P: 23	R: 0 E: 0 K: 1 S: 9 H: 0 LOB: 0 BB: 0 P: 14	R: 1 E: 0 K: 2 S: 10 H: 1 LOB: 0 BB: 0 P: 13	1B: 2 2B: 2 3B: 0 HR: 2 SF: 0 SAC: 0 DP: 0 HBP: 0						

	AB	34
	R	5
	H	6
	RBI	5
	BB	2
	SO	8
	LOB	7

WP: 0 PA: 36
PB: 0
SB: 0
CS: 0

PITCHER		IP	WLS	BF	H	R	ER	SO	BB	IBB	HBP	BLK	WP	HR	S	P	ERA	WHIP
22 Rick Porcello, R ERA: 5.15	(1, 1)	6.2	W	27	5	4	4	5	1	0	0	0	0	1	76	107	5.40	0.900
44 Brandon Workman, R ERA: 1.5	(7, 1)	0.1		2	0	0	0	0	1	0	0	0	0	0	3	9	0.00	3.000
70 Ryan Brasier, R ERA: 3.24	(8, 1)	1.0		3	0	0	0	1	0	0	0	0	0	0	9	14	0.00	0.000
54 Colten Brewer, R ERA: 6.0	(9, 1)	1.0		4	1	1	1	2	0	0	0	0	0	1	10	13	9.00	1.000

PITCHER	IP	WLS	BF	H	R	ER	SO	BB	IBB	HBP	BLK	WP	HR	S	P	ERA	WHIP

Batter	1	2	3	4	5	6	7	8	9	AB	R	H	RBI	BB	SO	LOB
16 Andrew Benintendi, L (1, 7) OBP: 0.368, SLG: 0.461	C SI 88 B CU 77 X CH 82 1-1 G3		B CU 76 2-2 C CH 84 F CU 78 B FF 85 F CU 84 X CH 84 L9 S FF 84 2-3 B CU 75 C FF 94 F CH 88 F CH 88 S FF 94 K		S FF 93 F SL 90 B FF 95 S FF 95 1-3 K		B SI 90 B SI 92 C SL 84 B SL 85 B SI 91 4-1 28 FC3-6 50 1B BB			4	0	0	0	1	2	2
50 Mookie Betts, R (1, 9) OBP: 0.410, SLG: 0.497	C FF 89 X SL 84 0-1 G6-3		B CU 78 4-1 B CU 80 B SI 91 C SI 88 B FF 90 18 1B 28 1B 2 1B BB B CH 87 1-0 X SI 80 G4-3		B SL 89 C SL 89 B FF 95 F SL 88 C SL 88 2-3 K		B SL 83 F SI 92 X SL 84 1-1 28 FC3-6 1-2 1B			4	1	1	0	1	1	2
28 J.D. Martinez, R (1, 10) OBP: 0.387, SLG: 0.466	B CU 78 F CU 79 S SL 85 B SI 90 S SL 84 2-3 K		F SL 84 X CH 84 0-1 2 1B 18 1B 11 1B 1-2 1B	C CU 75 B FF 94 B CH 88 B SI 94 B FF 95 4-1 18 FC3-6 BB	B SL 88 B SL 89 B SL 88 D FF 95 4-0 1-2 2-3 BB		S SL 86 S SL 85 F SL 85 X SL 84 0-2 FC3-6 18 BB 1-2f 2-3			3	1	1	0	2	1	2
18 Mitch Moreland, L (1, 3) OBP: 0.319, SLG: 0.590		C CU 78 X FF 91 0-1 HR	S CH 86 D CH 86 S CU 81 F CU 80 B CH 86 F CU 81 D CU 81 F CU 80 3-2 X FF 82 2 1B 11 1B 1-2 2-3 1B	C FF 95 B CU 78 B FF 96 F FF 95 X CU 78 2-2 FC3-6 11 BB 1-2f	X SL 89 0-0 G3		B SL 85 B SL 84 S SL 85 B SL 85 S SI 92 B SL 86 4-2 1-2 BB			4	2	2	1	1	0	4
2 Xander Bogaerts, R (1, 6) OBP: 0.339, SLG: 0.466		B FF 91 C CU 80 S SL 84 B CH 86 B SL 86 B CU 80 4-2 11 1B BB	S SL 84 B SL 85 F CU 79 B SL 84 X FF 91 2-2 11 1B 19 1B 1-2 2-3 3-H 1B	S CH 88 F FF 96 C CU 78 0-3 K		C SL 83 B SL 86 S SI 91 X SL 86 1-2 F7	C SI 93 B SL 82 B SL 86 F SI 93 F SL 86 X SI 92 2-2 G6-3			4	1	1	1	1	1	4
11 Rafael Devers, L (1, 5) OBP: 0.402, SLG: 0.444		F CU 79 X FF 91 0-1 1-3 1B	F CH 86 X CH 87 0-1 23 S 19 1B 1-3 2-H 3-H 1B	B FF 95 B FF 95 C FF 95 F CH 88 F FF 96 F FF 96 D CH 88 4-2 1-2 BB		C FF 92 F CH 87 B SL 86 F CH 86 F SI 91 B CH 88 B FF 91 X SI 92 2-2 G1-3		X SI 95 0-0 23 G4-3 1B		4	1	3	2	1	0	0
23 Michael Chavis, R (1, 4) OBP: 0.395, SLG: 0.561		S CU 80 F SL 83 D CU 82 1 SAFE F CU 81 C SI 92 1-3 K	B FF 92 F SI 90 B SL 85 F SL 84 1 SAFE B SI 91 B FF 90 4-2 19 1B 3 HR 1-2 BB	F FF 95 B FF 94 B FF 94 X CH 88 2-1 F9		C FF 92 S SL 87 B SI 94 B SI 92 F SL 89 B SI 94 F SL 86 B SL 87 4-2 19 WP BB		X SI 94 0-0 G4-3 1-2f		3	1	0	0	2	1	5
19 Jackie Bradley Jr., L (1, 8) OBP: 0.252, SLG: 0.184		S CH 86 B CH 86 D CU 80 F CU 80 S CH 87 2-3 K	D FF 94 X FF 94 1-0 3 HR 1-3 2-H 3-H 1B		B CH 93 S CH 88 B CH 88 B FF 94 B SL 90 4-1 28 BB 3 BB BB		C SI 91 B CH 86 X SI 92 1-1 G1-3 1-2		F SI 95 S CH 85 C CH 85 0-3 K	4	1	1	2	1	2	3
3 Sandy León, S (1, 2) OBP: 0.323, SLG: 0.370		D CU 80 X CU 79 1-0 P5	L FF 93 B FF 94 1 SAFE C CH 87 X FF 94 1-2 1-H 3-H HR		B SI 94 C SL 90 F SL 90 F FF 95 B SL 88 B SL 88 B FF 94 4-2 28 BB 1-2 BB		S SL 84 F SL 86 X SL 84 0-2 F8			3	1	1	3	1	0	2
Inning Stats	R: 0 E: 0 K: 1 S: 7 H: 0 LOB: 0 BB: 0 P: 10	R: 1 E: 0 K: 2 S: 14 H: 2 LOB: 2 BB: 1 P: 22	R: 8 E: 0 K: 1 S: 30 H: 6 LOB: 0 BB: 2 P: 50	R: 0 E: 0 K: 1 S: 14 H: 0 LOB: 2 BB: 2 P: 26	R: 0 E: 0 K: 2 S: 11 H: 0 LOB: 3 BB: 3 P: 26	R: 0 E: 0 K: 0 S: 15 H: 0 LOB: 1 BB: 1 P: 23	R: 0 E: 0 K: 0 S: 16 H: 1 LOB: 3 BB: 2 P: 27	R: 0 E: 0 K: 1 S: 5 H: 1 LOB: 0 BB: 0 P: 5		1B: 8 2B: 0 3B: 0 HR: 2 SF: 0 SAC: 0 DP: 1 HBP: 0						

BOTTOM

Seattle Mariners @ Boston Red Sox

Fenway Park, Boston, MA

Sat May 11 2019, 1:07 PM - 4:21 PM EDT

Att. 36,024 - Sunny - 67 F

livebaseballscorecards.com

AB	33
R	9
H	10
RBI	9
BB	11
SO	8
LOB	24

PITCHER		IP	WLS	BF	H	R	ER	SO	BB	IBB	HBP	BLK	WP	HR	S	P	ERA	WHIP
34 Félix Hernández, R ERA: 6.52	(1, 1)	2.1	L	16	6	7	7	3	3	0	0	0	0	1	42	68	27.00	3.857
55 Roenis Elías, L ERA: 3.1	(3, 1)	1.2		9	2	2	2	2	2	0	0	0	0	1	23	40	10.80	2.400
54 Connor Sadzeck, R ERA: 2.7	(5, 1)	1.0		6	0	0	0	2	3	0	0	0	0	0	11	26	0.00	3.000
35 Cory Gearrin, R ERA: 3.86	(6, 1)	1.0		4	0	0	0	0	1	0	0	0	1	0	15	23	0.00	1.000
59 Zac Rosscup, L ERA: 2.77	(7, 1)	1.0		6	1	0	0	0	2	0	0	0	0	0	16	27	0.00	3.000

PITCHER		IP	WLS	BF	H	R	ER	SO	BB	IBB	HBP	BLK	WP	HR	S	P	ERA	WHIP
65 Brandon Brennan, R ERA: 2.11	(8, 1)	1.0		3	1	0	0	1	0	0	0	0	0	0	5	5	0.00	1.000

Batter	1	2	3	4	5	6	7	8	9	AB	R	H	RBI	BB	SO	LOB
17 Mitch Haniger, R (1, 8) OBP: 0.316, SLG: 0.476	B SI 89 B SI 90 C SI 90 B SI 91 B SI 91 4-1 3 2B 10 SF7 BB		X SL 85 0-0 ① P3			C FF 92 F SL 85 F FC 90 B SL 85 S SL 86 1-3 ① K		S SL 85 X FF 90 0-1 3 E 1B		3	1	1	0	1	1	1
3 J.P. Crawford, L (1, 6) OBP: 0.333, SLG: 0.417	B SI 92 C FF 91 X CH 86 1-1 1-3 2B		B SI 90 F FF 91 B FF 92 B CH 85 1 SAFE F SI 92 S CH 84 3-3 ②③ K 1-2			C SL 85 B SL 84 X FF 93 1-1 ② L8		X CH 81 0-0 E3 1-2		4	0	1	0	0	1	2
10 Edwin Encarnación, R (1, 10) OBP: 0.363, SLG: 0.507	D CH 85 S CH 85 D SL 83 X CH 85 2-1 ① SF7 3-H			C SL 80 B SI 90 X SL 81 1-1 ① P3		C SI 92 F SI 93 X SL 85 0-2 ③ G6-3		B FF 90 F SL 85 C CH 80 B SL 84 B CH 81 S SL 87 3-3 ③ K		3	0	0	1	0	1	2
20 Daniel Vogelbach, L (1, 3) OBP: 0.386, SLG: 0.566	C CH 86 C FF 93 B FF 92 X SL 81 1-2 ② L4			X CH 85 0-0 ② F8			C SL 85 F SL 84 S FC 90 0-3 ① K		B CU 77 B SL 87 C FF 89 F FF 90 B FF 91 F SL 87 X SL 86 3-2 ① G3-1	4	0	0	0	0	1	1
16 Domingo Santana, R (1, 7) OBP: 0.344, SLG: 0.494	C SL 84 X CH 87 0-1 ③ G6-3			F SI 91 S SL 82 F SI 91 B SI 92 X SI 92 1-2 ③ L9			B SL 85 B FC 90 F SL 85 B SI 92 F FF 93 F SL 84 X FC 90 3-2 ② L7		C FF 90 S SL 86 F FF 90 B FF 91 F CU 77 F CU 76 F CH 80 B SI 91 F SL 86 2-2 ② X SI 91 G6-3	4	0	0	0	0	0	1
22 Omar Narváez, L (1, 2) OBP: 0.386, SLG: 0.522		C FF 90 B SI 92 C SI 91 B FF 92 C CH 87 2-3 ① K			B SI 91 B CH 83 X CH 85 2-0 HR		B SI 93 F FF 93 F FF 94 B FC 90 X FF 92 2-2 2B		X CH 82 0-0 ③ G4-3	4	1	2	1	0	1	0
32 Jay Bruce, L (1, 9) OBP: 0.255, SLG: 0.516		B SI 92 X CH 85 1-0 ② F8			F FF 92 F FF 93 B CH 86 S CH 86 1-3 ① K		S SL 84 S SL 85 S SL 84 0-3 ③ K			3	0	0	0	0	2	1
1 Tim Beckham, R (1, 5) OBP: 0.310, SLG: 0.476		B SL 85 X SL 84 1-0 ③ G4-3			S SL 82 X SL 84 0-1 ② L8			C FF 89 F FC 89 B CU 77 B CU 75 F SL 81 F FF 90 B FF 90 X FF 90 3-2 ① G6-3		3	0	0	0	0	0	0
39 Shed Long Jr., L (1, 4)			B SI 90 B SI 91 B FF 91 C SI 90 B SI 90 4-1 3 CS BB		F FF 91 S FF 92 B CH 86 B CH 85 F CH 86 X FF 93 2-2 ③ F8			C CU 74 B FF 89 S SL 86 B SL 84 X CU 76 3-2 ② L5		2	0	0	0	1	0	0
Inning Stats	R: 1 E: 0 K: 0 S: 10 H: 1 LOB: 1 BB: 1 P: 18	R: 0 E: 0 K: 1 S: 5 H: 0 LOB: 0 BB: 0 P: 9	R: 0 E: 0 K: 1 S: 5 H: 0 LOB: 1 BB: 1 P: 12	R: 0 E: 0 K: 0 S: 7 H: 0 LOB: 0 BB: 0 P: 9	R: 1 E: 0 K: 1 S: 10 H: 1 LOB: 0 BB: 0 P: 15	R: 0 E: 0 K: 1 S: 9 H: 0 LOB: 0 BB: 0 P: 11	R: 0 E: 0 K: 2 S: 13 H: 1 LOB: 1 BB: 0 P: 18	R: 0 E: 1 K: 1 S: 14 H: 1 LOB: 2 BB: 0 P: 23	R: 0 E: 0 K: 0 S: 13 H: 0 LOB: 0 BB: 0 P: 18	1B: 1 2B: 3 3B: 0 HR: 1 SF: 1 SAC: 0 DP: 1 HBP: 0						

PITCHER		IP	WLS	BF	H	R	ER	SO	BB	IBB	HBP	BLK	WP	HR	S	P	ERA	WHIP
76 Hector Velázquez, R ERA: 3.95	(1, 1)	5.0	W	18	2	2	2	3	2	0	0	0	0	1	37	63	3.60	0.800
64 Marcus Walden, R ERA: 1.61	(6, 1)	2.0		7	1	0	0	3	0	0	0	0	0	0	22	29	0.00	0.500
67 Josh Smith, R ERA: 5.68	(8, 1)	2.0		8	1	0	0	1	0	0	0	0	0	0	27	41	0.00	0.500

PITCHER	IP	WLS	BF	H	R	ER	SO	BB	IBB	HBP	BLK	WP	HR	S	P	ERA	WHIP

TOP

Seattle Mariners @ Boston Red Sox

Fenway Park, Boston, MA

Sun May 12 2019, 1:08 PM - 4:29 PM EDT

Att. 33,069 - Rain - 45 F

livebaseballscorecards.com

AB	30
R	2
H	4
RBI	2
BB	2
SO	7
LOB	8

WP: 0	PB: 0	SB: 0	CS: 1
PA: 33			

Batter	1	2	3	4	5	6	7	8	9	AB	R	H	RBI	BB	SO	LOB
16 Andrew Benintendi, L (1, 7) OBP: 0.363, SLG: 0.448	B FF 88 F FC 85 B FC 86 S FF 89 B FC 85 F FF 90 F CH 81 S FC 86 3-3 **K** ①	B CU 77 B FF 88 B CH 82 C FF 88 F FF 89 B FC 84 4-2 50 E **BB**	F FF 87 X FF 87 0-1 **F8** ③	S SL 85 S SL 86 T FF 93 0-2 **K** ③	B SI 91 F CH 84 C FF 94 B CH 86 F CH 84 B SI 93 F SI 93 S SL 89 3-3 **K** ②	4	1	0	0	1	3	1
50 Mookie Betts, R (1, 8) OBP: 0.410, SLG: 0.497	C FF 90 B CH 81 C CH 82 F FC 86 F FF 89 B FC 86 F CH 81 F FC 86 X FF 90 2-2 **G6-3** ②	C CH 81 X CH 80 0-1 **E9** **1-H**	C SL 83 B SL 83 B SL 84 X FF 96 2-1 **L9** ①	B FF 92 B SL 86 B FF 91 C FF 93 B FF 92 4-1 2 BB 28 BB 11 G3 **BB**	C FF 93 X SL 89 0-1 28 HR **2B**	4	2	1	0	1	0	0
28 J.D. Martinez, R (1, 9) OBP: 0.393, SLG: 0.507	B CU 74 X FC 85 1-0 **HR**	C FF 88 F FC 86 X FF 89 0-2 **F8** ③	C SL 83 S SL 84 X SL 83 0-2 **G6-3** ②	B SL 87 D SL 88 B FF 95 C FF 96 F FF 94 F FF 96 F FF 96 1 SAFE D SL 88 4-2 11 G3 2 BB 23 1B **1-2** **BB**	X CH 84 0-0 **2-H** **HR**	4	3	2	3	1	0	1
2 Xander Bogaerts, R (1, 6) OBP: 0.358, SLG: 0.470	B CH 81 B FF 89 S CH 81 B CH 81 B FF 90 4-1 11 1B 23 1B **BB**	B CU 74 B CH 80 B CH 81 C FF 88 C FF 88 F FF 89 F FC 85 B CH 80 4-2 11 FC4-6 **BB**	B SI 96 B SL 83 F SI 95 B SI 96 B SI 96 4-1 11 2B 23 1B **BB**	B FF 97 B FF 95 B FF 96 B FF 93 4-0 11 G3 23 1B **1-2** **2-3** **BB**	B SI 94 X FF 93 1-0 11 1B **1B**	1	3	1	0	4	0	0
11 Rafael Devers, L (1, 5) OBP: 0.408, SLG: 0.456	B FC 85 B FF 89 B FC 87 S FF 88 F FF 89 X CH 82 3-2 23 1B 7 PB **1-3** **1B**	C FF 88 B FC 84 C FF 88 B CH 80 F FF 88 X FC 85 2-2 **FC4-6** ① 23 G6-4-3 **1-2f**	B FF 95 S SL 83 S SL 84 X SL 84 1-2 23 1B **1-3** **2B**	C SL 88 X SL 90 0-1 **G3** ① **1-2** **2-3** **3-H**	X SL 90 0-0 **1-2** **1B**	5	2	3	1	0	0	3
23 Michael Chavis, R (1, 4) OBP: 0.407, SLG: 0.563	C CH 82 X CH 82 0-1 7 PB **1-3** **3-H** **1B**	C FF 87 X CH 80 0-1 ② G6-4-3 ③ **1-2f**	D SI 96 T SL 81 X SI 95 1-1 7 1B **2-H** **3-H** **1B**	B FF 96 D SL 90 C FF 95 S FF 95 X SL 88 2-2 7 BB **2-H** **3-H** **1B**	S SL 90 D SL 89 F SI 92 B SI 93 B SI 94 S FF 94 3-3 **K** ③	5	0	3	5	0	1	3
7 Christian Vázquez, R (1, 2) OBP: 0.336, SLG: 0.485	B CU 77 B FF 88 C CH 81 B FC 85 F FF 88 F FC 86 F FF 89 X FC 84 3-2 **P6** ③ **1-2** **3-H**	X CH 79 0-0 36 G6-3 **2B**	B SL 85 B SI 94 X SI 94 2-0 25 CS **1-3** **1B**	C FF 96 B SL 89 F FF 95 D SL 89 B FF 95 F FF 94 B FF 95 4-2 25 G6-4-3 **1-2** **BB**	3	0	2	0	1	0	1
25 Steve Pearce, R (1, 3) OBP: 0.185, SLG: 0.150	B CH 81 C CH 80 C FF 89 X CH 82 1-2 **G5-3** ①	B FC 86 C CH 78 F CH 79 B CH 78 S FC 84 2-3 **K** ① C SL 84 C SL 83 0-2 **CS** ③ **1-2**	B SL 85 C SL 84 F FF 92 F SL 86 B FF 93 S SL 86 2-3 **K** ①	B SL 89 B FF 93 F FF 93 F FF 94 B SL 90 X SL 90 3-2 **G6-4-3** ② ③ **1-2f**	4	0	0	0	0	2	3
36 Eduardo Núñez, R (1, 10) OBP: 0.200, SLG: 0.254	S CH 80 B FF 88 F FC 86 F CH 81 B FC 84 F CU 76 F FF 89 F FC 84 F FF 88 2-3 **K** ②	B FC 81 B CH 79 C FF 88 B FF 87 S CH 79 X CH 79 3-2 **G6-3** ② **2-3**	B SL 86 F SL 86 X FF 94 1-1 **P3** ②	X SL 88 0-0 **G6-3** ①	4	0	0	0	0	1	1
Inning Stats	R: 3 E: 0 K: 1 S: 24 H: 3 LOB: 1 BB: 1 P: 40	R: 1 E: 1 K: 1 S: 18 H: 0 LOB: 1 BB: 1 P: 25	R: 0 E: 0 K: 0 S: 10 H: 0 LOB: 0 BB: 1 P: 16	R: 0 E: 0 K: 1 S: 9 H: 1 LOB: 1 BB: 0 P: 14	R: 2 E: 0 K: 0 S: 14 H: 3 LOB: 1 BB: 1 P: 24	R: 0 E: 0 K: 2 S: 9 H: 0 LOB: 0 BB: 0 P: 12	R: 3 E: 0 K: 0 S: 16 H: 1 LOB: 1 BB: 4 P: 37	R: 2 E: 0 K: 2 S: 14 H: 4 LOB: 2 BB: 0 P: 21		1B: 7 2B: 3 3B: 0 HR: 2 SF: 0 SAC: 0 DP: 2 HBP: 0				WP: 0 PB: 1 SB: 0 CS: 1 PA: 43	

BOTTOM

Seattle Mariners @ Boston Red Sox

Fenway Park, Boston, MA

Sun May 12 2019, 1:08 PM - 4:29 PM EDT

Att. 33,069 - Rain - 45 F

livebaseballscorecards.com

AB	34
R	11
H	12
RBI	9
BB	8
SO	7
LOB	13

PITCHER		IP	WLS	BF	H	R	ER	SO	BB	IBB	HBP	BLK	WP	HR	S	P	ERA	WHIP
7 Marco Gonzales, L ERA: 3.18	(1, 1)	4.0	L	19	4	4	2	3	3	0	0	0	0	1	61	95	4.50	1.750
37 Parker Markel, R ERA: 18.0	(5, 1)	1.0		6	3	2	2	0	1	0	0	0	0	0	14	24	18.00	4.000
30 Anthony Swarzak, R ERA: 5.68	(6, 1)	1.0		3	0	0	0	2	0	0	0	0	0	0	9	12	0.00	0.000
53 Dan Altavilla, R ERA: 40.5	(7, 1)	0.1		6	1	3	3	0	4	0	0	0	0	0	13	31	81.00	15.000
41 Mike Wright Jr., R ERA: 8.44	(7, 1)	1.2		8	4	2	2	2	0	0	0	0	0	1	17	27	10.80	2.400

PITCHER	IP	WLS	BF	H	R	ER	SO	BB	IBB	HBP	BLK	WP	HR	S	P	ERA	WHIP

Batter	1	2	3	4	5	6	7	8	9	10	11	AB	R	H	RBI	BB	SO	LOB
19 Charlie Blackmon, L (1, 9) OBP: 0.364, SLG: 0.580	B FF 91 C FF 93 B SI 91 S SI 90 C SI 92 2-3 K ①			C SL 75 F SL 80 F SL 80 B FF 92 B SL 80 F SL 79 X SL 79 2-2 G5-3 ①		S SI 91 C SI 91 C FF 96 0-3 K ③		D KC 83 B FF 93 X KC 81 2-0 2-H HR			B SI 96 1 SAFE F SI 97 F FF 97 F FF 97 F FF 96 X FF 97 1-2 F8 ①	5	1	1	2	0	2	1
27 Trevor Story, R (1, 6) OBP: 0.342, SLG: 0.497	B SL 76 S SL 78 C FF 93 B FF 93 B FF 94 S SL 80 3-3 K ②			C CH 86 F SL 82 F SL 81 B FF 94 B FF 94 C FF 93 2-3 K ②			S SI 92 X SL 78 0-1 28 HR 1B	B FC 88 S FF 94 F FF 93 S KC 83 1-3 K ③			C SL 87 1 SAFE 1 SAFE C FF 97 D SL 88 1 SAFE F SL 85 D SL 87 X FF 97 1-2f 2-2 FC6-4 28 BB 12 1B ②	5	2	1	0	0	3	1
28 Nolan Arenado, R (1, 5) OBP: 0.365, SLG: 0.604	C SI 93 B FF 93 B SL 80 F SL 79 F FF 96 B FF 93 S CH 86 3-3 K ③			B CH 86 F SI 92 X FF 94 1-1 P5 ③			B SI 90 S CH 85 B SI 92 X SI 92 2-1 1-H HR		B FF 94 F FF 94 B KC 85 X KC 84 2-1 G5-3 ①		B SL 86 D SL 87 B SL 84 B SL 86 4-0 12 1B 1-2 BB	4	1	1	2	1	1	0
12 Mark Reynolds, R (1, 3) OBP: 0.319, SLG: 0.403		C CH 83 S SL 77 F SL 79 S SL 80 0-3 K ①			C SL 78 B FF 92 X CH 85 1-1 2B		C SL 77 C FF 93 B FF 93 C FF 94 1-3 K ①		F KC 85 B FF 95 S FF 95 F FF 94 S KC 85 1-3 K ②		C FF 97 S FF 96 X SI 96 0-2 1-2 2-H 1B	5	0	2	1	0	3	0
15 Raimel Tapia, L (1, 7) OBP: 0.336, SLG: 0.596		B FF 93 F FF 92 C SL 79 B FF 93 S FF 95 2-3 K ②			B SL 76 C SL 80 X FF 95 1-1 L7 ①		S SL 78 S SL 81 B SL 83 S SL 82 1-3 K ②		B FF 96 S KC 84 S KC 85 S KC 85 1-3 K2-3 ③		F FF 96 X FF 97 0-1 G6-3 ③	5	0	0	0	0	3	3
20 Ian Desmond, R (1, 10) OBP: 0.273, SLG: 0.400 9 Daniel Murphy, L (10, PH) OBP: 0.269, SLG: 0.383 (10, 10)		S SL 77 B FF 94 C SL 81 B SL 82 C FF 96 2-3 K ③			F SI 93 C FF 92 T SL 83 0-2 K ②		B CH 87 S SI 95 C SL 83 S SL 83 1-3 K ③			C FF 94 F FF 94 B FF 94 S KC 85 1-3 K2-3 ①		3 1	0 0	0 0	0 0	0 0	3 1	1 0
26 David Dahl, L (1, 8) OBP: 0.354, SLG: 0.513			B SI 90 B FF 92 F FF 92 X SI 88 2-1 G4-3 ①		S SI 90 C SL 80 F SL 82 D SL 83 S FF 95 1-3 K ③			C KC 81 B FF 93 S FF 94 X FF 94 1-2 G4-3 ①		S FF 95 S KC 84 S KC 85 0-3 K2-3 ②		4	0	0	0	0	2	1
22 Chris Iannetta, R (1, 2) OBP: 0.353, SLG: 0.500			S CH 84 B SI 92 F SL 78 C SL 82 1-3 K ②		S SI 91 F SL 78 B FF 92 B FF 94 F FF 92 C CH 84 3-3 K ①			C FC 88 B FF 93 B KC 83 X KC 80 2-1 19 HR 2B		F FF 95 B KC 84 B KC 85 C KC 84 B FF 96 C KC 85 3-3 K ③		4	1	1	0	0	3	0
4 Pat Valaika, R (1, 4) OBP: 0.182, SLG: 0.103 24 Ryan McMahon, L (8, PH) OBP: 0.321, SLG: 0.354 (8, 4)			B SI 92 C CH 85 S SL 81 B FF 92 B FF 93 F CH 85 S SL 77 3-3 K ③		C SL 76 S CH 85 C FF 94 0-3 K ②			F FF 92 D KC 80 S FF 94 C FF 94 1-3 K ②			B SI 96 C SI 97 B CH 87 B CH 85 B FF 97 4-1 27 FC6-4 BB	2 1	0 0	0 0	0 1	0 1	2 1	0 1
Inning Stats	R: 0 E: 0 K: 3 S: 10 H: 0 LOB: 0 BB: 0 P: 18	R: 0 E: 0 K: 3 S: 10 H: 0 LOB: 0 BB: 0 P: 14	R: 0 E: 0 K: 2 S: 9 H: 0 LOB: 0 BB: 0 P: 15	R: 0 E: 0 K: 1 S: 11 H: 0 LOB: 0 BB: 0 P: 16	R: 0 E: 0 K: 2 S: 11 H: 1 LOB: 1 BB: 0 P: 14	R: 0 E: 0 K: 3 S: 10 H: 0 LOB: 0 BB: 0 P: 13	R: 2 E: 0 K: 3 S: 13 H: 2 LOB: 0 BB: 0 P: 18	R: 2 E: 0 K: 2 S: 13 H: 2 LOB: 0 BB: 0 P: 20	R: 0 E: 0 K: 2 S: 9 H: 0 LOB: 0 BB: 0 P: 13	R: 0 E: 0 K: 3 S: 9 H: 0 LOB: 0 BB: 0 P: 13	R: 1 E: 0 K: 0 S: 15 H: 1 LOB: 2 BB: 2 P: 26	1B: 2 2B: 2 3B: 0 HR: 2 SF: 0 SAC: 0 DP: 0 HBP: 0						

PITCHER	IP	WLS	BF	H	R	ER	SO	BB	IBB	HBP	BLK	WP	HR	S	P	ERA	WHIP
41 Chris Sale, L (1, 1) ERA: 4.24	7.0		24	3	2	2	17	0	0	0	0	0	1	74	108	2.57	0.429
44 Brandon Workman, R (8, 1) ERA: 2.37	1.0	B	5	2	2	2	2	0	0	0	0	0	1	13	20	18.00	2.000
32 Matt Barnes, R (9, 1) ERA: 1.56	2.0		6	0	0	0	5	0	0	0	0	0	0	18	26	0.00	0.000
70 Ryan Brasier, R (11, 1) ERA: 3.57	1.0	L	6	1	1	1	0	2	0	0	0	0	0	15	26	9.00	3.000

PITCHER	IP	WLS	BF	H	R	ER	SO	BB	IBB	HBP	BLK	WP	HR	S	P	ERA	WHIP

TOP

Colorado Rockies @ Boston Red Sox

Fenway Park, Boston, MA

Tue May 14 2019, 7:13 PM - 10:54 PM EDT

Att. 35,804 - Cloudy - 44 F

livebaseballscorecards.com

AB	39
R	5
H	6
RBI	5
BB	2
SO	24
LOB	8

WP: 0 PB: 0 SB: 0 CS: 0 PA: 41

Colorado Rockies @ Boston Red Sox

Fenway Park, Boston, MA

Tue May 14 2019, 7:13 PM - 10:54 PM EDT

Att. 35,804 - Cloudy - 44 F

BOTTOM

livebaseballscorecards.com

Batter	1	2	3	4	5	6	7	8	9	10	11	AB	R	H	RBI	BB	SO	LOB
16 Andrew Benintendi, L (1, 7) OBP: 0.351, SLG: 0.430	C FF 90 B FF 91 B SL 86 S FF 91 F SL 86 C FF 92 2-3 K ①	C FF 92 F SL 86 S SL 86 0-3 K ③		S SI 91 C SL 86 S SL 84 0-3 K ③			B FC 92 X FC 91 1-0 F8 ①		S FF 97 1 SAFE 1 SAFE D SL 87 1 SAFE F FF 95 B FF 97 S FF 96 2-3 K ①		B FF 93 B FF 93 C FC 89 X FF 94 2-1 F7 ③	6	0	0	0	0	4	4
50 Mookie Betts, R (1, 8) OBP: 0.399, SLG: 0.481	C FF 92 S CH 87 B SL 86 C SI 90 1-3 K ②		S CH 85 B SL 87 C SI 90 F SL 87 F FF 91 F CH 86 C SI 91 1-3 K ①		X SL 85 0-0 F9 ①		B SL 82 C FC 92 B SL 82 X SL 80 2-1 F8 ②		1 SAFE B SL 87 X FF 98 1-0 F9 ②			5	0	0	0	0	2	1
28 J.D. Martinez, R (1, 9) OBP: 0.393, SLG: 0.523	B FF 92 B CH 87 F FF 92 X FF 91 2-1 2 BB 1B		B CH 86 X CH 85 1-0 HR		B CH 86 F FF 91 X FF 91 1-1 L9 ②		F SL 80 B FC 92 B FC 92 F FC 93 X CH 84 2-2 F8 ③		1 SAFE B SL 89 X FF 96 1-0 P4 ③			5	1	2	1	0	0	1
2 Xander Bogaerts, R (1, 6) OBP: 0.365, SLG: 0.467	C SI 90 F CH 86 B SL 84 F SI 91 D SL 85 B CH 87 B SL 84 4-2 1-2 BB		C CU 82 B SI 90 B SL 86 F FF 93 B FF 92 X SI 91 3-2 G5-3 ②		B CU 82 C CU 80 B FF 90 S SL 85 B SL 85 B SI 91 4-2 BB			C FF 94 B SL 86 C FF 93 B SL 85 X SL 85 2-2 E5 11 FC5-6		C FF 97 C SL 87 X FF 98 0-2 23 G6-4-3 1B		3	0	1	0	2	0	0
11 Rafael Devers, L (1, 5) OBP: 0.402, SLG: 0.468	B SL 85 T SL 86 F SL 86 F SL 86 X CU 83 1-2 L3 ③		X SL 85 0-0 HR		F FF 91 S FF 91 B FF 90 X SL 86 1-2 F9 ③			B FF 94 C FF 94 C FF 94 B FF 95 B SL 86 X FF 94 3-2 FC5-6 23 1B 18 1B 1-2f ①		B SL 84 F SL 82 1 SAFE F FF 90 S SL 85 1-3 K ①		5	2	1	1	0	1	5
23 Michael Chavis, R (1, 4) OBP: 0.407, SLG: 0.592		B FF 90 X FF 90 1-0 HR	S CH 87 C SL 85 F SL 86 S SL 86 0-3 K ③			B CH 85 F SL 85 S SL 86 X SL 86 1-2 F8 ①		B SL 87 S SL 86 D SL 88 F FF 95 X SL 86 2-2 18 1B 1-2 1B		B SL 82 1 SAFE B SL 84 X SL 83 2-0 G6-4-3 1-2f ② ③		5	1	2	1	0	1	1
25 Steve Pearce, R (1, 3) OBP: 0.176, SLG: 0.143 18 Mitch Moreland, L (8, PH) OBP: 0.321, SLG: 0.588 (9, 3)	B FF 91 S SL 85 S CH 86 F SL 86 B CH 87 T SL 85 2-2 K ①			S SL 85 C SL 84 B SL 86 X SI 90 1-2 E5		F FF 93 S SL 84 B SL 85 X SI 92 1-2 F8 ②		B SL 86 B FF 93 S SL 86 F FF 94 F SL 86 D SL 86 X FF 94 3-2 36 L4-3 1-3 2-H 1B		C FF 93 X KC 82 0-1 G4-3 ①		3 2	0 0	0 1	0 1	0 0	1 0	0 0
36 Eduardo Núñez, R (1, 10) OBP: 0.214, SLG: 0.269	B CH 87 X SI 90 1-0 2B			X CH 87 0-0 L9 ①		B SI 91 B CH 86 F SL 86 B FF 92 D SL 87 4-1 3 S BB		F SL 86 X SL 86 0-1 L4-3 ② ③ 1-1		F FF 93 C FF 94 B FF 94 B FC 90 S FC 90 2-3 K ②		4	0	1	0	1	1	3
3 Sandy León, S (1, 2) OBP: 0.294, SLG: 0.333 19 Jackie Bradley Jr., L (9, PH) OBP: 0.258, SLG: 0.184 7 Christian Vázquez, R (10, 2) OBP: 0.343, SLG: 0.490	B CH 87 F SL 86 B CH 88 S SL 86 X SL 85 2-2 L8 ②			X FF 90 0-0 P3 ②		B SI 90 C SL 86 F SL 86 X SL 86 1-2 L8 ③ 1-2			F FF 97 B SL 88 F FF 97 B FF 98 B FF 98 F FF 98 B FF 98 4-2 BB		C KC 83 F FC 88 X FF 95 0-2 1B	3 0 1	0 0 0	0 0 1	0 1 0	0 0 0	0 0 0	3 0 0
Inning Stats	R: 0 H: 1 E: 0 LOB: 2 K: 2 BB: 1 S: 16 P: 26	R: 1 H: 2 E: 0 LOB: 1 K: 2 BB: 0 S: 12 P: 18	R: 2 H: 2 E: 0 LOB: 0 K: 2 BB: 0 S: 15 P: 20	R: 0 H: 0 E: 1 LOB: 1 K: 1 BB: 0 S: 8 P: 9	R: 0 H: 0 E: 0 LOB: 1 K: 0 BB: 1 S: 8 P: 14	R: 0 H: 0 E: 0 LOB: 1 K: 0 BB: 1 S: 10 P: 17	R: 0 H: 0 E: 0 LOB: 0 K: 0 BB: 0 S: 6 P: 11	R: 1 H: 2 E: 1 LOB: 1 K: 0 BB: 0 S: 15 P: 25	R: 0 H: 0 E: 0 LOB: 0 K: 1 BB: 1 S: 8 P: 16	R: 0 H: 1 E: 0 LOB: 0 K: 1 BB: 0 S: 7 P: 10	R: 0 H: 1 E: 0 LOB: 1 K: 1 BB: 0 S: 10 P: 14	1B: 5 2B: 2 3B: 0 HR: 3	SF: 0 SAC: 0 DP: 2 HBP: 0					WP: 0 PB: 0 SB: 1 CS: 0	PA: 46

PITCHER	IP	WLS	BF	H	R	ER	SO	BB	IBB	HBP	BLK	WP	HR	S	P	ERA	WHIP
21 Kyle Freeland, L (1, 1) ERA: 5.68	6.0		27	5	3	3	7	3	0	0	0	0	3	69	104	4.50	1.333
29 Bryan Shaw, R (7, 1) ERA: 2.16	1.0		3	0	0	0	0	0	0	0	0	0	0	6	11	0.00	0.000
45 Scott Oberg, R (8, 1) ERA: 2.0	1.0	B	5	2	1	0	0	0	0	0	0	0	0	15	25	0.00	2.000
54 Carlos Estévez, R (9, 1) ERA: 3.72	1.0		5	1	0	0	1	1	0	0	0	0	0	11	19	0.00	2.000
38 Mike Dunn, L (10, 1) ERA: 5.11	1.0	W	2	0	0	0	1	0	0	0	0	0	0	4	7	0.00	0.000

PITCHER	IP	WLS	BF	H	R	ER	SO	BB	IBB	HBP	BLK	WP	HR	S	P	ERA	WHIP
71 Wade Davis, R (11, 1) ERA: 2.45	1.0	S	4	1	0	0	1	0	0	0	0	0	0	10	14	0.00	1.000

AB	42
R	4
H	9
RBI	4
BB	4
SO	10
LOB	18

Batter	1	2	3	4	5	6	7	8	9	10	AB	R	H	RBI	BB	SO	LOB
19 Charlie Blackmon, L (1, 9) OBP: 0.359, SLG: 0.566	C FF 93 B SI 90 F SI 91 F CH 86 B FF 93 B SI 93 F SI 94 S FF 94 3-3 K ①		B FF 93 F FF 93 S FF 93 B FF 93 S SI 92 2-3 K ① F SI 92 C SI 92 X SI 93 0-2 F9 ③				S CH 90 H FF 90 1-1 27 1B 9 G4-3 HBP		B FF 94 F FF 94 C FC 91 B FF 94 S FF 93 2-3 K ②		4	1	0	0	0	3	2
27 Trevor Story, R (1, 6) OBP: 0.344, SLG: 0.494 4 Pat Valaika, R (9, 6) OBP: 0.182, SLG: 0.103	C FF 93 C FF 94 B CH 88 X CH 89 1-2 1B		B CH 88 F FF 93 B FF 93 S CH 88 F SI 93 F SI 94 S CH 88 2-3 K ② F FC 88 S CH 86 B FF 92 B CH 87 S FC 88 2-3 K ①				B FF 95 D KC 84 X KC 84 2-0 9 G4-3 1B 1-3 2-H 3-H		B FC 91 C SL 86 B SL 86 X FC 92 2-1 P3 ③		5 0	0 0	2 0	2 0	0 0	2 0	0 0
28 Nolan Arenado, R (1, 5) OBP: 0.360, SLG: 0.598	B FF 92 F FF 93 C FF 92 B FF 92 F CH 88 T CH 88 2-2 K ②		F CH 87 B FC 90 B CH 89 X CH 89 2-1 G6-3 ③		F FC 89 X CH 87 0-1 L9 ②		B FF 96 S FF 96 B FF 96 1 SAFE B FF 96 F KC 85 F FF 95 S FF 95 3-3 K ①			B FF 94 F FF 94 F FF 95 B FF 95 X CU 82 2-2 2B	5	0	1	0	0	2	3
12 Mark Reynolds, R (1, 3) OBP: 0.320, SLG: 0.400 9 Daniel Murphy, L (7, PH) OBP: 0.261, SLG: 0.371 (7, 3)	B CH 87 B SL 87 C CH 87 X CH 88 2-1 P4 ③			C FF 90 X CH 85 0-1 15 FC4-6 1B	F FF 92 B FC 88 S CH 87 S CH 87 1-3 K ③		1 SAFE S FF 95 1 SAFE B FF 96 D KC 86 1 SAFE B FF 96 C KC 84 X KC 85 3-2 G4-3 ② 1-2 3-H			F FF 94 B FF 93 X FF 94 1-1 P4 ①	3 2	0 0	1 0	0 1	0 0	1 2	1 2
15 Raimel Tapia, L (1, 7) OBP: 0.330, SLG: 0.578		B FF 92 S SL 80 B SL 83 F SI 91 X FC 86 2-2 24 1B 1B		S CU 81 X CU 80 0-1 FC4-6 20 2B 26 SF8 ① 1-2f		B CH 84 S FC 88 C FF 91 F SI 91 S CU 80 1-3 K ① D SL 86 F SL 87 F SL 86 S SL 85 1-3 K ③			B FF 94 F FF 93 S FF 93 B FF 94 X FF 95 2-2 F7 ②	5	1	1	0	0	2	3
20 Ian Desmond, R (1, 10) OBP: 0.285, SLG: 0.411		B CH 87 C CH 87 T CH 88 F FF 92 S FF 92 1-3 K ①		X CH 86 0-0 24 PB 14 2B 1-3 2B		F FC 88 X CH 86 0-1 24 CS 1B		B SL 86 S SL 84 B SL 85 C FC 92 B SL 86 C FC 93 3-3 K ①		B FF 94 B FF 94 C FF 93 B FF 93 B FF 94 4-1 BB ③	4	1	2	0	1	2	1
26 David Dahl, L (1, 8) OBP: 0.341, SLG: 0.496		C FF 92 F FF 90 C CU 81 0-3 K ②		C CU 80 F FF 91 B FF 91 B FC 87 X CH 83 2-2 SF8 ② 3-H		F CH 89 F CH 89 B FC 87 C SI 91 1-3 K ②		X FC 92 0-0 P5 ②		C KC 80 S FF 93 B FF 95 D KC 82 S KC 82 2-3 K ③	4	0	0	1	0	3	4
24 Ryan McMahon, L (1, 4) OBP: 0.336, SLG: 0.364		X FF 90 0-0 1-3 1B		S SL 82 B FF 91 D SL 82 B CH 89 B SI 90 4-1 14 2B 2-3 BB		B FC 86 C FF 91 T FC 87 1-2 CS ③ 1-2	S CU 80 X CH 88 0-1 14 2B 27 1B 1B	F SL 85 X FC 92 0-1 G4-3 ③			3	1	2	0	1	0	0
14 Tony Wolters, L (1, 2) OBP: 0.361, SLG: 0.414		X SI 91 0-0 G3 ③		D SL 83 B SL 84 X CH 90 2-0 1-3 3-H 2B			B FF 91 F CH 88 X FC 88 1-1 27 1B 1-3 2B		S FC 91 F SL 84 F FC 92 F SL 84 B FC 91 F SL 86 F FF 93 S SL 86 1-3 K ①		4	1	2	1	0	1	2
Inning Stats	R: 0 E: 0 K: 2 S: 14 H: 1 LOB: 1 BB: 0 P: 22	R: 0 E: 0 K: 2 S: 12 H: 2 LOB: 2 BB: 0 P: 15	R: 0 E: 0 K: 2 S: 10 H: 0 LOB: 0 BB: 0 P: 16	R: 2 E: 0 K: 0 S: 13 H: 3 LOB: 2 BB: 1 P: 21	R: 0 E: 0 K: 2 S: 8 H: 0 LOB: 0 BB: 0 P: 11	R: 0 E: 0 K: 2 S: 11 H: 1 LOB: 0 BB: 0 P: 14	R: 3 E: 0 K: 2 S: 16 H: 3 LOB: 1 BB: 0 P: 27	R: 0 E: 0 K: 1 S: 6 H: 0 LOB: 0 BB: 0 P: 9	R: 0 E: 0 K: 2 S: 12 H: 0 LOB: 0 BB: 0 P: 17	R: 0 E: 0 K: 1 S: 12 H: 1 LOB: 2 BB: 1 P: 23	1B: 7 2B: 4 3B: 0 HR: 0	SF: 1 SAC: 0 DP: 0 HBP: 1	WP: 0 PB: 1 SB: 0 CS: 1	PA: 44				

PITCHER		IP	WLS	BF	H	R	ER	SO	BB	IBB	HBP	BLK	WP	HR	S	P	ERA	WHIP
57 Eduardo Rodriguez, L ERA: 4.89	(1, 1)	6.0		28	9	5	5	10	1	0	1	0	0	0	73	106	7.50	1.667
32 Matt Barnes, R ERA: 1.5	(7, 1)	0.2	B	3	1	0	0	1	0	0	0	0	0	0	8	16	0.00	1.500
64 Marcus Walden, R ERA: 1.46	(7, 1)	2.1		7	0	0	0	4	0	0	0	0	0	0	21	30	0.00	0.000
37 Heath Hembree, R ERA: 3.5	(10, 1)	0.2		4	1	0	0	0	1	0	0	0	0	0	9	18	0.00	3.000
44 Brandon Workman, R ERA: 2.33	(10, 1)	0.1	W	1	0	0	0	1	0	0	0	0	0	0	3	5	0.00	0.000

PITCHER	IP	WLS	BF	H	R	ER	SO	BB	IBB	HBP	BLK	WP	HR	S	P	ERA	WHIP

TOP

Colorado Rockies @ Boston Red Sox

Fenway Park, Boston, MA

Wed May 15 2019, 7:14 PM - 10:55 PM EDT
Att. 37,032 - Partly Cloudy - 59 F

livebaseballscorecards.com

AB	39
R	5
H	11
RBI	5
BB	2
SO	16
LOB	18

Batter	1	2	3	4	5	6	7	8	9	10	AB	R	H	RBI	BB	SO	LOB
16 Andrew Benintendi, L (1, 7) OBP: 0.358, SLG: 0.445	F FF 94 B FF 95 F SI 94 F KC 84 X FF 94 1-2 50 1B 28 1B 1B		F FF 96 B FF 96 B KC 84 X FF 96 2-1 50 1B 3B		X FF 93 0-0 ① F7		B SL 83 C SL 82 S SL 83 F FF 91 D SL 84 S CU 74 2-3 ② K		B FC 92 B FC 92 B FC 92 B FC 92 4-0 50 2B BB		4	2	2	0	1	1	3
50 Mookie Betts, R (1, 9) OBP: 0.404, SLG: 0.491	F FF 96 C FF 96 X SI 96 0-2 28 1B 18 G4-6-3 1-3 1B		S KC 86 C SL 89 X KC 86 0-2 28 HR 3-H 1B		B FF 94 C SL 87 B FF 95 B SI 93 F SI 95 S SL 86 3-3 ② K		X FF 98 0-0 ③ P2		C FC 92 B FC 92 B FC 93 X CU 80 2-1 1-3 2B		5	2	3	1	0	1	3
28 J.D. Martinez, R (1, 10) OBP: 0.399, SLG: 0.541	B SL 88 1 SAFE F SI 96 1 SAFE X SL 89 1-1 18 G4-6-3 1-3 3-H 1B		1 SAFE 1 SAFE 1 SAFE F FF 97 X SL 86 0-1 1-H HR		F SI 96 D FF 95 C FF 96 F KC 83 1 SAFE B SL 87 D KC 84 S KC 84 3-3 ③ K 1-2			C FF 94 X FF 92 0-1 ① L8	0-0 36 FC6-4 IBB		4	1	2	3	1	1	1
18 Mitch Moreland, L (1, 3) OBP: 0.319, SLG: 0.574 36 Eduardo Núñez, R (8, PR) OBP: 0.211, SLG: 0.265 (9, 4)	F FF 97 B KC 84 X SL 88 1-1 ① G4-6-3 ② 1-2f 3-H		B SL 88 F FF 94 X CH 90 1-1 ② G6-3			B FF 92 B SI 91 X FF 93 2-0 ① L9		C CH 88 B SL 87 B SL 85 B FF 94 C FF 94 F FF 92 D CH 88 4-2 11 F9 2 BB BB	B FC 92 F FC 92 X FC 92 1-1 ③ FC6-4 1-2f		3 1	0 0	0 0	0 0	1 0	0 0	1 3
2 Xander Bogaerts, R (1, 6) OBP: 0.366, SLG: 0.468	C SI 96 X KC 86 0-1 ③ F7		X SI 95 0-0 ③ G5-3			B SI 93 C SI 93 F SI 93 X SL 85 1-2 ② L8		C FF 95 B FF 95 D SL 87 D SL 86 B FF 95 4-1 1-2 BB		X FF 93 0-0 23 1B 2B	4	1	1	0	1	0	0
11 Rafael Devers, L (1, 5) OBP: 0.397, SLG: 0.456		C SI 95 F CH 88 F KC 84 S KC 85 0-3 ① K2-3		B SI 93 B CH 88 B CH 88 X FF 95 3-0 ① G4-3		F FF 94 X SI 93 0-1 ③ G4-3		B FF 93 X CH 86 1-0 ② F9 2-3		X FC 87 0-0 23 1B IBB	4	0	0	0	1	1	2
23 Michael Chavis, R (1, 4) OBP: 0.406, SLG: 0.580 (9, 3)		C SL 88 S KC 83 B SL 87 S KC 85 1-3 ② K		X SL 86 0-0 ② G5-3			C FF 92 S KC 79 B KC 82 B SL 85 B SL 88 F SL 86 X SL 86 3-2 7 1B 1B	C FF 94 X SL 87 0-1 ③ G2-3		X FC 87 0-0 1-2 2-H 1B	5	0	2	1	0	1	3
19 Jackie Bradley Jr., L (1, 8) OBP: 0.257, SLG: 0.186		X SI 95 0-0 ③ 1B		C SL 87 B CH 89 F CH 88 B KC 85 X KC 82 2-2 ③ L3			C FF 94 1 SAFE F FF 95 C KC 82 0-3 ① K		F FC 91 S CU 80 B FC 94 B CU 82 S FC 92 2-3 ① K		4	0	1	0	0	2	1
7 Christian Vázquez, R (1, 2) OBP: 0.348, SLG: 0.490			C FF 95 F KC 84 B KC 84 S SL 88 1-3 ① K	X SI 93 0-0 28 WP 1B			X SI 94 0-0 1-2 1B		C CU 80 B SL 82 F FC 93 X FC 92 1-2 ② F9		4	0	2	0	0	1	0
Inning Stats	R: 2 E: 0 K: 0 S: 13 H: 3 LOB: 0 BB: 0 P: 16	R: 0 E: 0 K: 2 S: 8 H: 1 LOB: 1 BB: 0 P: 9	R: 3 E: 0 K: 1 S: 13 H: 3 LOB: 0 BB: 0 P: 17	R: 0 E: 0 K: 0 S: 5 H: 0 LOB: 0 BB: 0 P: 10	R: 0 E: 0 K: 2 S: 9 H: 1 LOB: 1 BB: 0 P: 15	R: 0 E: 0 K: 0 S: 6 H: 0 LOB: 0 BB: 0 P: 9	R: 0 E: 0 K: 2 S: 13 H: 2 LOB: 2 BB: 0 P: 18	R: 0 E: 0 K: 0 S: 9 H: 0 LOB: 3 BB: 2 P: 18	R: 0 E: 0 K: 1 S: 10 H: 1 LOB: 3 BB: 2 P: 20	R: 1 E: 0 K: 0 S: 2 H: 2 LOB: 2 BB: 1 P: 2	1B: 9 2B: 2 3B: 1 HR: 1	SF: 0 SAC: 0 DP: 1 HBP: 0	WP: 1 PB: 0 SB: 0 CS: 0	PA: 43		

PITCHER	IP	WLS	BF	H	R	ER	SO	BB	IBB	HBP	BLK	WP	HR	S	P	ERA	WHIP
48 Germán Márquez, R (1, 1) ERA: 3.8	6.1		27	10	5	5	6	0	0	0	0	1	1	62	87	7.11	1.579
38 Mike Dunn, L (7, 1) ERA: 4.97	0.1		1	0	0	0	1	0	0	0	0	0	0	4	6	0.00	0.000
54 Carlos Estévez, R (7, 1) ERA: 3.66	0.1		1	0	0	0	0	0	0	0	0	0	0	1	1	0.00	0.000
45 Scott Oberg, R (8, 1) ERA: 1.89	1.0		5	0	0	0	0	2	0	0	0	0	0	9	18	0.00	2.000
29 Bryan Shaw, R (9, 1) ERA: 2.08	1.0		6	1	0	0	1	1	1	0	0	0	0	10	20	0.00	2.000

PITCHER	IP	WLS	BF	H	R	ER	SO	BB	IBB	HBP	BLK	WP	HR	S	P	ERA	WHIP
35 Chad Bettis, R (10, 1) ERA: 6.56	0.0	L	3	2	1	1	0	0	1	0	0	0	0	2	2	∞	∞

BOTTOM

Colorado Rockies @ Boston Red Sox

Fenway Park, Boston, MA

Wed May 15 2019, 7:14 PM - 10:55 PM EDT

Att. 37,032 - Partly Cloudy - 59 F

livebaseballscorecards.com

AB	38
R	6
H	13
RBI	5
BB	5
SO	8
LOB	17

Batter	1	2	3	4	5	6	7	8	9	AB	R	H	RBI	BB	SO	LOB
4 George Springer, R (1, 10) OBP: 0.402, SLG: 0.663	C SI 91 F SI 91 S SL 86 0-3 K		X SL 86 0-0 G4-3		B SI 90 F SI 90 D CH 83 B CH 82 B SL 86 4-1 2 FC6-4 BB			X CH 81 0-0 2-H HR		3	1	1	2	1	1	0
2 Alex Bregman, R (1, 5) OBP: 0.376, SLG: 0.571	B SI 92 C SI 91 X FF 92 1-1 1B		C SI 91 B CU 76 C SI 91 B SL 86 X SL 86 2-2 G5-3		B SL 86 C SI 90 X CH 82 1-1 FC6-4 1-2f			X FF 97 0-0 F7		4	0	1	0	0	0	2
23 Michael Brantley, L (1, 7) OBP: 0.376, SLG: 0.565	C SI 91 F FF 93 B FF 92 F FF 91 S SL 86 1-3 K		B FF 92 C CH 80 X FF 92 1-1 F8			B FF 90 C FF 90 F SL 85 X FF 91 1-2 F9		B SL 89 B FF 96 B FF 96 C FF 96 B SL 85 4-1 1 WP 1 PB 22 SF9 BB		3	1	0	0	1	1	1
1 Carlos Correa, R (1, 6) OBP: 0.358, SLG: 0.572	X SL 86 0-0 F9			B SL 84 B SL 85 X SI 91 2-0 F7		B CU 76 B CU 76 C SI 91 X SL 84 2-1 G6-3		F SL 85 B FF 96 S SL 84 B SL 87 B FF 96 F FF 95 B FF 96 4-2 1-3 BB		3	0	0	0	1	0	1
22 Josh Reddick, L (1, 9) OBP: 0.377, SLG: 0.435		C FF 92 C FF 91 B SL 85 F FF 92 B SL 87 X CH 82 2-2 F8		C SI 90 B SL 85 X CH 81 1-1 F9		C FF 91 C SI 90 B SL 84 F SL 85 X FF 90 1-2 F7		S FF 96 T FF 96 1 SAFE 1 SAFE X FF 95 0-2 SF9 3-H		3	0	0	1	0	0	0
10 Yuli Gurriel, R (1, 3) OBP: 0.306, SLG: 0.419		B SI 91 X SI 90 1-0 6 WP 16 1B 1B		B CU 77 X SI 90 1-0 P4			S SL 84 S SL 83 X SL 83 0-2 G6-3	B SL 84 X SL 85 1-0 P3		4	0	1	0	0	0	1
16 Aledmys Díaz, R (1, 4) OBP: 0.307, SLG: 0.519 18 Tony Kemp, L (2, 4) OBP: 0.286, SLG: 0.404		B CU 77 C SI 91 X SL 85 1-1 6 WP 1-2 1B			B FF 90 X FF 89 1-0 G4-3		C SI 89 F FF 91 B SL 82 B SL 84 B CH 78 X FF 90 3-2 F7		B FF 94 B FF 93 C FF 93 B FF 94 F FF 93 C FF 94 3-3 K	1 3	0 0	1 0	0 0	0 0	0 1	0 0
28 Robinson Chirinos, R (1, 2) OBP: 0.394, SLG: 0.535		B SI 90 B SI 90 C FF 92 C SI 90 C FF 92 2-3 K			C SI 89 B SI 89 X SI 90 1-1 6 G1-3 1B		B FF 91 B SI 87 X FF 90 2-0 P4		F FF 95 F FF 94 B FF 96 S SL 91 1-3 K	4	0	1	0	0	2	2
6 Jake Marisnick, R (1, 8) OBP: 0.355, SLG: 0.592		C FF 92 F FF 92 F SL 83 B FF 92 B SL 85 F FF 92 X FF 92 2-2 L8 1-2 2-3			X SI 91 0-0 G1-3 1-2			B SL 83 C SL 82 X SL 83 1-1 4 HR 2B	B FF 96 B FF 95 S FF 93 C FF 93 S FF 94 2-3 K	4	1	1	0	0	1	3
Inning Stats	R: 0 E: 0 K: 2 S: 10 H: 1 LOB: 1 BB: 0 P: 12	R: 0 E: 0 K: 1 S: 15 H: 2 LOB: 2 BB: 0 P: 23	R: 0 E: 0 K: 0 S: 6 H: 0 LOB: 0 BB: 0 P: 9	R: 0 E: 0 K: 0 S: 4 H: 0 LOB: 0 BB: 0 P: 8	R: 0 E: 0 K: 0 S: 7 H: 1 LOB: 2 BB: 1 P: 14	R: 0 E: 0 K: 0 S: 9 H: 0 LOB: 0 BB: 0 P: 13	R: 0 E: 0 K: 0 S: 7 H: 0 LOB: 0 BB: 0 P: 12	R: 3 E: 0 K: 0 S: 12 H: 2 LOB: 1 BB: 2 P: 22	R: 0 E: 0 K: 3 S: 9 H: 0 LOB: 0 BB: 0 P: 15	1B: 4 2B: 1 3B: 0 HR: 1 SF: 1 SAC: 0 DP: 0 HBP: 0						

PITCHER		IP	WLS	BF	H	R	ER	SO	BB	IBB	HBP	BLK	WP	HR	S	P	ERA	WHIP
22 Rick Porcello, R ERA: 4.8	(1, 1)	7.0	L	28	6	2	2	3	1	0	0	0	1	1	61	95	2.57	1.000
70 Ryan Brasier, R ERA: 3.38	(8, 1)	1.0		5	0	1	0	0	2	0	0	0	1	0	9	18	0.00	2.000
37 Heath Hembree, R ERA: 3.32	(9, 1)	1.0		3	0	0	0	3	0	0	0	0	0	0	9	15	0.00	0.000

PITCHER	IP	WLS	BF	H	R	ER	SO	BB	IBB	HBP	BLK	WP	HR	S	P	ERA	WHIP

TOP

Houston Astros @ Boston Red Sox

Fenway Park, Boston, MA

Fri May 17 2019, 7:11 PM - 10:10 PM EDT

Att. 35,558 - Partly Cloudy - 60 F

livebaseballscorecards.com

AB	32
R	3
H	6
RBI	3
BB	3
SO	6
LOB	10

WP: 2	PA: 36		
PB: 1			
SB: 0			
CS: 0			

BOTTOM

Houston Astros @ Boston Red Sox

Fenway Park, Boston, MA

Fri May 17 2019, 7:11 PM - 10:10 PM EDT

Att. 35,558 - Partly Cloudy - 60 F

livebaseballscorecards.com

Batter	1	2	3	4	5	6	7	8	9	AB	R	H	RBI	BB	SO	LOB
16 Andrew Benintendi, L (1, 7) OBP: 0.359, SLG: 0.440	F FF 95 F FF 96 B FF 98 B KC 82 F KC 83 B FF 97 T FF 98 3-2 ① **K**		C KC 82 S SL 90 F SI 97 B FF 97 B SL 91 F KC 83 X FF 99 2-2 ① **G4-3**		X KC 83 0-0 50 1B 1B		C FC 92 B CU 82 F CU 82 S FC 92 1-3 ① **K**		B CH 85 D CH 86 B FF 96 B FF 91 4-0 **BB**	4	0	1	0	1	2	0
50 Mookie Betts, R (1, 8) OBP: 0.399, SLG: 0.482	B FF 97 C SL 88 X SL 90 1-1 ② **L5**		F FF 96 X KC 84 0-1 ② **L8**		C SL 90 1 SAFE B FF 97 C FF 98 F FF 100 B FF 99 1 SAFE 1 SAFE F FF 100 3-2 1 SAFE D SL 91 X SL 90 28 S 1-3 1B		X FC 91 0-0 ② **F9**		C FF 96 F FF 97 F CH 86 B FF 98 X SL 87 1-2 ③ **L7**	5	0	1	0	0	0	2
28 J.D. Martinez, R (1, 9) OBP: 0.401, SLG: 0.543	C SL 88 X FF 96 0-1 **2B**		B KC 82 B FF 96 C SL 87 B FF 97 B FF 98 4-1 **BB**		S SL 90 F FF 98 B FF 98 1 SAFE B KC 82 B FF 97 F SL 90 S SL 90 3-3 ② **K** 1-2		C FC 92 C FC 92 S CU 82 0-3 ③ **K**			3	0	1	0	1	2	2
18 Mitch Moreland, L (1, 3) OBP: 0.310, SLG: 0.556	C KC 80 S FF 97 B SL 90 D KC 84 F FF 100 X SL 90 2-2 ③ **L7**		D CH 91 B FF 97 X FF 98 2-0 ③ **F8**		F SI 100 S FF 99 B KC 86 S FF 98 1-3 ③ **K2-3**			C FF 96 B CU 84 T CU 83 F SL 91 C FF 97 1-3 ① **K**		4	0	0	0	0	2	4
2 Xander Bogaerts, R (1, 6) OBP: 0.374, SLG: 0.481		C FF 95 F FF 95 B FF 95 B SL 89 X SL 90 2-2 7 2B 1B		B SL 89 B SL 90 X FF 96 2-0 **2B**		B SL 86 B SL 86 B FF 96 C FF 96 C FF 97 F FF 98 F SL 87 F SI 97 F SL 87 3-2 X FF 97 23 K2-3 11 S 7 1B 1B			X FF 96 0-0 ② **F7**		4	1	3	0	0	0	0
11 Rafael Devers, L (1, 5) OBP: 0.388, SLG: 0.444		F FF 95 B FF 96 C KC 82 X CH 89 1-2 ① **L8**		B KC 82 C KC 83 S FF 98 D SL 91 2 SAFE B KC 83 F FF 99 S FF 99 3-3 ① **K**		D FF 96 S SL 86 1 SAFE F FF 96 B FF 95 1 SAFE S SL 86 2-3 ① **K** 1-2			C CU 83 B FF 98 B FF 95 S CU 84 X CU 84 2-2 ③ **G1-3**	4	0	0	0	0	2	3
23 Michael Chavis, R (1, 4) OBP: 0.390, SLG: 0.553		B FF 97 S FF 97 F FF 97 S FF 98 1-3 ② **K**		T FF 99 T FF 98 F FF 98 S FF 99 0-3 ② **K**		S FF 95 S FF 96 B FF 97 S SL 84 1-3 ② **K2-3** 2-3			F FF 95 S FF 96 F FF 98 F FF 97 X SL 87 0-2 ① **G5-3**	4	0	0	0	0	3	3
7 Christian Vázquez, R (1, 2) OBP: 0.362, SLG: 0.519		B FF 97 D SL 90 X FF 97 2-0 1-3 2B		C FF 99 S SL 89 D SL 91 X SL 91 1-2 ③ **G4-3**		C SI 96 B FF 97 X SI 96 1-1 36 FC6-4 3-H 1B			X SI 97 0-0 **2B**	4	0	3	1	0	0	1
36 Eduardo Núñez, R (1, 10) OBP: 0.200, SLG: 0.250		B SI 98 C FF 98 B FF 99 B FF 98 F FF 98 X FF 99 3-2 ③ **G4-3**			B SL 90 F FF 96 F FF 97 S KC 83 1-3 ① **K**	B SL 88 X FF 97 1-0 ③ **FC6-4** 1-2f			X FF 97 0-0 ② **G5-3**	4	0	0	0	0	1	4

	AB	36
	R	1
	H	9
	RBI	1
	BB	2
	SO	12
	LOB	19

Inning Stats	1	2	3	4	5	6	7	8	9
	R: 0 E: 0 K: 1 S: 12 H: 1 LOB: 1 BB: 0 P: 18	R: 0 E: 0 K: 1 S: 13 H: 2 LOB: 2 BB: 0 P: 22	R: 0 E: 0 K: 0 S: 9 H: 0 LOB: 1 BB: 1 P: 17	R: 0 E: 0 K: 2 S: 12 H: 1 LOB: 1 BB: 0 P: 18	R: 0 E: 0 K: 3 S: 16 H: 2 LOB: 2 BB: 0 P: 24	R: 1 E: 0 K: 2 S: 16 H: 2 LOB: 1 BB: 0 P: 24	R: 0 E: 0 K: 2 S: 7 H: 0 LOB: 0 BB: 0 P: 8	R: 0 E: 0 K: 1 S: 8 H: 0 LOB: 0 BB: 0 P: 11	R: 0 E: 0 K: 0 S: 11 H: 1 LOB: 2 BB: 1 P: 16

1B: 5 SF: 0 WP: 0 PA: 38
2B: 4 SAC: 0 PB: 0
3B: 0 DP: 0 SB: 2
HR: 0 HBP: 0 CS: 0

PITCHER		IP	WLS	BF	H	R	ER	SO	BB	IBB	HBP	BLK	WP	HR	S	P	ERA	WHIP
45 Gerrit Cole, R ERA: 3.56	(1, 1)	5.0		22	6	0	0	7	1	0	0	0	0	0	62	99	0.00	1.400
30 Héctor Rondón, R ERA: 2.51	(6, 1)	1.0		5	2	1	1	2	0	0	0	0	0	0	16	24	9.00	2.000
36 Will Harris, R ERA: 1.23	(7, 1)	1.0	W	3	0	0	0	2	0	0	0	0	0	0	7	8	0.00	0.000
55 Ryan Pressly, R ERA:	(8, 1)	1.0	H	3	0	0	0	1	0	0	0	0	0	0	8	11	0.00	0.000
54 Roberto Osuna, R ERA: 0.47	(9, 1)	1.0	S	5	1	0	0	0	1	0	0	0	0	0	11	16	0.00	2.000

PITCHER	IP	WLS	BF	H	R	ER	SO	BB	IBB	HBP	BLK	WP	HR	S	P	ERA	WHIP

Batter	1	2	3	4	5	6	7	8	9	AB	R	H	RBI	BB	SO	LOB
4 George Springer, R (1, 9) OBP: 0.402, SLG: 0.665	X SI 91 0-0 23 2B 3B	B CU 80 X CU 82 1-0 ① F8		B SL 78 F SI 89 X CH 80 1-1 ① G5-3	X SI 89 0-0 ② FC5-2 2 FC4 1-2 2-3 3-Hf		S CH 85 B CH 87 F FF 93 D CH 88 B FF 94 B FF 95 4-2 1-2 2-3 BB			4	1	1	0	1	0	3
2 Alex Bregman, R (1, 5) OBP: 0.381, SLG: 0.572	D CH 84 C SL 81 S CH 86 B SL 82 F SI 93 B SL 83 B CH 87 4-2 23 2B 22 SF7 BB	C FC 96 B SL 88 B FC 94 X CU 83 2-1 23 1B 1 SF8 2B		B SI 90 B CH 82 C SI 90 B CH 83 B SI 90 4-1 23 G3 BB	C SL 79 F SI 90 B SL 79 X SI 90 1-2 ③ FC4 1-2f		B CH 86 S CH 86 B FF 92 F CH 86 X FF 94 2-2 ② ③ L8-2-6-2-5 3-H			3	2	1	0	2	0	6
23 Michael Brantley, L (1, 7) OBP: 0.382, SLG: 0.571	B FF 93 B SI 92 1 SAFE C SI 92 1 SAFE B SI 92 F FF 93 X FF 92 3-2 1-3 3-H 10 1B 2B	B FC 93 C FC 93 C FC 94 X FC 93 1-2 2-3 1B		C SI 90 F FF 90 B CH 82 B CH 83 X SI 90 2-2 ② G3 1-2		B CU 74 C SI 87 C CH 80 F SL 78 X CU 76 1-2 ① G5-3		B CU 76 C CU 76 B FF 92 X CH 86 2-1 1 G5-4-3 1B		5	1	3	1	0	0	1
1 Carlos Correa, R (1, 6) OBP: 0.359, SLG: 0.568	F SL 83 S SL 83 B CH 87 B CH 86 D SL 83 F SL 82 B SI 93 4-2 10 1B 13 2B BB	C CU 82 F CU 82 X CU 81 0-2 SF8 3-H		X SI 90 0-0 ③ G1-3		B SL 79 F SI 88 S SL 80 F SI 88 F CH 80 B SI 89 F SI 90 F SI 88 X CH 80 2-2 1B		F FF 92 C CU 77 X CH 86 0-2 ① ② G5-4-3 1-2f		3	1	1	1	1	0	2
22 Josh Reddick, L (1, 10) OBP: 0.372, SLG: 0.451	C CH 87 D CH 86 X SI 91 1-1 ① SF7 3-H	X FC 95 0-0 ③ G4-3			F CH 83 B FF 89 C SI 89 F FF 90 B CH 82 F SI 90 B CH 83 F SI 90 X CH 82 3-2 HR	F SI 88 B CU 75 B FF 87 X CU 76 2-1 ② L7		B FF 93 B FF 92 C FF 93 X FF 94 2-1 ③ F7		4	1	1	2	0	0	2
10 Yuli Gurriel, R (1, 4) OBP: 0.309, SLG: 0.415	C SI 90 B SL 84 F SI 90 B SI 91 B SL 84 X SI 91 3-2 1-2 2-H 13 2B 1B		C SL 89 F FF 94 B CU 81 B CU 81 F SL 88 B CU 82 D FC 94 4-2 12 G4-3 13 WP BB		C SI 89 F SL 79 B SL 80 C SI 90 1-3 ① K	1 SAFE F SI 88 X SL 78 0-1 ③ F8			F CU 77 X SL 82 0-1 ① G6-3	4	1	1	1	1	1	1
13 Tyler White, R (1, 3) OBP: 0.337, SLG: 0.304	X FC 95 0-0 1-H 2-H 2B	B CU 82 1 SAFE B CU 83 X FC 94 2-0 ① G6-3 1-2			C SI 90 X CU 78 0-1 E6 6 1B 12 1B 4 FC5-2		C CU 76 F FF 94 F CU 78 B FF 95 X CU 78 1-2 6 FC5-4-6 12 BB 1B		C SL 88 B CH 84 C FF 92 B FF 92 F SL 85 B FF 92 F FF 92 F FF 92 X SI 92 3-2 ② L8	5	0	2	2	0	0	1
12 Max Stassi, R (1, 2) OBP: 0.222, SLG: 0.220	C CU 83 D CU 83 B FC 94 B CU 83 C FC 95 X FC 95 3-2 ② G5-3		C FC 95 X FC 95 0-1 ② G4-3 2-3		C SI 90 C SI 90 B SL 80 B SI 90 F SI 91 X SI 90 2-2 4 FC5-2 6 1B 1-2 1B		C FF 93 B FF 94 F FF 93 D CU 80 B CH 85 D CH 86 4-2 4 BB 6 FC5-4-6 2 L8-2-6-2-5 1-2 BB		S SL 87 X SL 84 0-1 1B	4	0	2	0	1	0	2
6 Jake Marisnick, R (1, 8) OBP: 0.346, SLG: 0.566	F FC 94 S CU 84 S CU 84 0-3 ③ K		S CU 82 B CU 82 S CU 83 S CU 83 1-3 ③ K		C SL 78 C SI 90 X SL 80 0-2 4 FC5-2 1-2 2-3 1B		D CU 79 S CU 77 X CU 77 1-1 ① FC5-4-6 4 BB 1-2 2-3f		S SL 88 S CU 79 B FF 93 C FF 92 1-3 ③ K	5	0	1	0	0	3	5
Inning Stats	R: 5 E: 0 K: 1 S: 22 H: 4 LOB: 1 BB: 2 P: 40	R: 1 E: 0 K: 0 S: 10 H: 2 LOB: 1 BB: 0 P: 14	R: 0 E: 0 K: 1 S: 9 H: 0 LOB: 1 BB: 1 P: 16	R: 0 E: 0 K: 0 S: 7 H: 0 LOB: 1 BB: 1 P: 14	R: 1 E: 1 K: 1 S: 22 H: 3 LOB: 3 BB: 0 P: 29	R: 0 E: 0 K: 0 S: 15 H: 1 LOB: 1 BB: 0 P: 20	R: 0 E: 0 K: 0 S: 13 H: 1 LOB: 2 BB: 2 P: 25	R: 0 E: 0 K: 0 S: 7 H: 1 LOB: 0 BB: 0 P: 11	R: 0 E: 0 K: 1 S: 13 H: 1 LOB: 1 BB: 0 P: 17	1B: 8 2B: 4 3B: 1 HR: 1 SF: 2 SAC: 0 DP: 2 HBP: 0						

PITCHER		IP	WLS	BF	H	R	ER	SO	BB	IBB	HBP	BLK	WP	HR	S	P	ERA	WHIP
76 Hector Velázquez, R ERA: 5.53	(1, 1)	0.1	L	6	3	5	5	0	2	0	0	0	0	0	15	30	135.00	15.000
54 Colten Brewer, R ERA: 5.6	(1, 1)	2.2		12	3	1	1	2	1	0	0	0	1	0	26	40	3.38	1.500
65 Ryan Weber, R ERA: 1.13	(4, 1)	3.0		15	4	1	1	1	1	0	0	0	0	1	44	63	3.00	1.667
47 Tyler Thornburg, R ERA: 7.13	(7, 1)	2.0		8	2	0	0	0	2	0	0	0	0	0	20	36	0.00	2.000
67 Josh Smith, R ERA: 4.91	(9, 1)	1.0		4	1	0	0	1	0	0	0	0	0	0	13	17	0.00	1.000

PITCHER	IP	WLS	BF	H	R	ER	SO	BB	IBB	HBP	BLK	WP	HR	S	P	ERA	WHIP

TOP

Houston Astros @ Boston Red Sox

Fenway Park, Boston, MA

Sat May 18 2019, 7:16 PM - 10:46 PM EDT

Att. 36,887 - Clear - 62 F

livebaseballscorecards.com

AB	37
R	7
H	13
RBI	7
BB	6
SO	4
LOB	23

Houston Astros @ Boston Red Sox

Fenway Park, Boston, MA

Sat May 18 2019, 7:16 PM - 10:46 PM EDT

Att. 36,887 - Clear - 62 F

BOTTOM

Batter	1	2	3	4	5	6	7	8	9	AB	R	H	RBI	BB	SO	LOB
16 Andrew Benintendi, L (1, 7) OBP: 0.356, SLG: 0.436	C FF 95 B CH 86 F FF 95 B FF 96 B CH 87 F FF 94 F FF 94 X FF 95 3-2 ① L8		X FF 94 0-0 ① P5		B CU 81 F FF 92 B FF 94 X CU 82 2-1 28 F8 50 1B 1B		C CU 78 S CH 88 B FF 97 F FF 96 B FF 97 B CH 91 X FF 94 3-2 ① F8			4	0	1	0	0	0	0
50 Mookie Betts, R (1, 9) OBP: 0.401, SLG: 0.479	B FF 95 C FF 95 X CU 83 1-1 ② P3		B FF 94 B CU 82 B FF 94 B FF 94 4-0 18 2B BB		B SL 88 1 SAFE 1 SAFE B FF 94 X FF 93 2-0 18 S 1-2 1B		C SL 83 B SL 83 F SL 82 B CH 91 F FF 98 C FF 98 2-3 ② K			3	1	1	0	1	1	0
28 J.D. Martinez, R (1, 10) OBP: 0.398, SLG: 0.533	B FF 95 B FF 96 B FF 95 B FF 95 4-0 2 BB 18 BB 11 PB BB		X CU 83 0-0 ② F9		C SL 82 S SL 84 X SL 84 0-2 ① F8 2-3		S SL 84 C SL 84 B FF 98 X SL 84 1-2 ③ G1-3			3	1	0	0	1	0	3
18 Mitch Moreland, L (1, 3) OBP: 0.322, SLG: 0.563	C CU 83 B FF 96 B CU 83 B FF 96 F FF 95 B FF 96 4-2 11 PB 2 BB 1-2 BB		1 SAFE C CU 83 B FF 92 1 SAFE 1 SAFE X CU 84 1-1 1-H 2B		F FF 97 B CH 90 F CH 89 F SL 83 B FF 99 B FF 98 B SL 83 4-2 1-2 BB			C FC 91 B CU 82 X FC 91 1-1 ① G3		2	0	1	1	2	0	0
2 Xander Bogaerts, R (1, 6) OBP: 0.372, SLG: 0.472	B CU 83 C FF 94 S FF 96 B CU 85 B FF 97 B FF 96 4-2 11 PB 1-2 2-3 BB		C FF 95 B CU 83 S FF 95 B CH 88 F FF 96 B SL 89 X FF 96 3-2 ③ G3-1		C FF 98 B SL 83 C FF 98 C FF 99 1-3 ② K			C FC 91 X FC 93 0-1 ② F8		3	0	0	0	1	1	4
11 Rafael Devers, L (1, 5) OBP: 0.380, SLG: 0.434	B CH 88 F FF 96 B FF 96 B FF 95 X FF 94 3-1 ③ F7 1-2 2-3 3-H			F CU 82 B FF 94 X CH 86 1-1 ① G5-3	F FF 98 B FF 98 B SL 84 C FF 98 F FF 99 B FF 100 X FF 100 3-2 ③ G5-3			C FC 91 S CU 82 F CU 82 B CU 82 B FC 92 F CU 82 S FC 92 2-3 ③ K		4	0	0	0	0	1	5
23 Michael Chavis, R (1, 4) OBP: 0.385, SLG: 0.539			X FF 94 0-0 ① G6-3	B FF 94 X CH 87 1-0 ② 1B		B FF 95 X FF 95 1-0 ① F9			C FF 95 X FF 95 0-1 ① L8	4	0	1	0	0	0	0
7 Christian Vázquez, R (1, 2) OBP: 0.358, SLG: 0.536			C FF 94 B FF 95 B CH 87 X FF 95 2-1 ② G4-3	C FF 95 F CU 85 X FF 95 0-2 HR		C SL 81 X SL 82 0-1 ② G5-3			B FF 97 C SL 86 F SL 88 X SL 86 1-2 ② G5-3	4	1	1	1	0	0	0
19 Jackie Bradley Jr., L (1, 8) OBP: 0.250, SLG: 0.180			C FF 94 X FF 94 0-1 ③ G4-3	C CU 83 S FF 94 B FF 94 X CU 83 1-2 ③ F8		B FF 97 B FF 97 F FF 94 F FF 96 B FF 98 X FF 96 3-2 ③ P5			F SL 91 B CH 84 B FF 95 X FF 95 2-1 ③ G3	4	0	0	0	0	0	0
Inning Stats	R: 1 E: 0 K: 0 S: 13 H: 0 LOB: 2 BB: 3 P: 32		R: 0 E: 0 K: 0 S: 5 H: 0 LOB: 0 BB: 0 P: 7	R: 1 E: 0 K: 0 S: 8 H: 1 LOB: 1 BB: 1 P: 16	R: 1 E: 0 K: 0 S: 9 H: 2 LOB: 0 BB: 0 P: 12	R: 0 E: 0 K: 1 S: 16 H: 2 LOB: 3 BB: 1 P: 28	R: 0 E: 0 K: 0 S: 6 H: 0 LOB: 0 BB: 0 P: 10	R: 0 E: 0 K: 1 S: 11 H: 0 LOB: 0 BB: 0 P: 17	R: 0 E: 0 K: 1 S: 9 H: 0 LOB: 0 BB: 0 P: 12	R: 0 E: 0 K: 0 S: 7 H: 0 LOB: 0 BB: 0 P: 10							

livebaseballscorecards.com

AB	31
R	3
H	5
RBI	2
BB	5
SO	3
LOB	12

PITCHER		IP	WLS	BF	H	R	ER	SO	BB	IBB	HBP	BLK	WP	HR	S	P	ERA	WHIP
29 Corbin Martin, R ERA: 3.86	(1, 1)	4.0		20	5	3	2	0	4	0	0	0	0	1	38	74	4.50	2.250
39 Josh James, R ERA: 4.56	(5, 1)	3.0	W	10	0	0	0	2	1	0	0	0	0	0	30	48	0.00	0.333
36 Will Harris, R ERA: 1.15	(8, 1)	1.0		3	0	0	0	1	0	0	0	0	0	0	9	12	0.00	0.000
54 Roberto Osuna, R ERA: 0.44	(9, 1)	1.0		3	0	0	0	0	0	0	0	0	0	0	7	10	0.00	0.000

PITCHER	IP	WLS	BF	H	R	ER	SO	BB	IBB	HBP	BLK	WP	HR	S	P	ERA	WHIP

1B: 3	SF: 0	WP: 0	PA: 36
2B: 1	SAC: 0	PB: 1	
3B: 0	DP: 0	SB: 1	
HR: 1	HBP: 0	CS: 0	

Houston Astros @ Boston Red Sox

Fenway Park, Boston, MA

Sun May 19 2019, 2:01 PM - 5:02 PM EDT

Att. 35,796 - Cloudy - 59 F

TOP

livebaseballscorecards.com

Batter	1	2	3	4	5	6	7	8	9	AB	R	H	RBI	BB	SO	LOB
4 George Springer, R (1, 9) OBP: 0.396, SLG: 0.654	F SI 93 S FF 94 B FF 94 S SL 81 1-3 K	B SL 81 C SL 81 B SL 81 S SL 81 S FF 95 2-3 K 1-2 2-3 3-H		S SL 81 F FF 95 D SL 83 S FF 95 1-3 K 2-3			B FF 95 F FC 92 B SL 85 F FC 92 X FC 91 2-2 G6-3		X FF 93 0-0 L8	3	0	0	0	0	3	3
18 Tony Kemp, L (5, 7) OBP: 0.277, SLG: 0.390										2	0	0	0	0	0	1
2 Alex Bregman, R (1, 5) OBP: 0.389, SLG: 0.569	C CH 87 B SL 82 B SI 95 S SI 90 F SL 84 B SL 76 D SI 90 4-2 1 FC5-4 BB		C SI 92 B FF 94 B SL 81 B SI 94 F SI 94 F SL 81 B FF 96 4-2 1 HR BB		B SL 77 F CH 88 B SI 94 B CH 86 T FF 95 C SL 83 3-3 K		C SI 94 B SL 86 B SL 86 B SI 94 B SL 84 4-1 23 G4-6-3 BB			1	1	0	0	3	1	0
23 Michael Brantley, L (1, 10) OBP: 0.374, SLG: 0.559	C FF 96 F FF 94 S SL 82 0-3 K		X SL 78 0-0 F9		B FF 96 X FF 94 1-0 F7		1 SAFE C FC 92 X FC 92 0-1 G4-6-3 1-2f			4	0	0	0	0	1	3
1 Carlos Correa, R (1, 6) OBP: 0.357, SLG: 0.578	B SL 80 1 SAFE C FF 96 S SL 83 B SL 82 X SL 81 2-2 FC5-4 1-2f		B SL 77 1 SAFE S FF 94 X FF 94 1-1 1-H HR		C SL 82 X SL 81 0-1 F8			F KC 84 B KC 85 F FF 96 B FF 96 F KC 87 F KC 87 F KC 87 B FF 97 F FF 97 3-3 K		4	1	1	2	0	1	1
10 Yuli Gurriel, R (1, 4) OBP: 0.313, SLG: 0.419		B SL 77 B SL 79 B SL 79 B FF 90 4-0 22 2B 4 WP BB	C SL 76 S SL 82 F SL 78 S SL 83 0-3 K			B SL 78 C FF 94 X SL 80 1-1 22 BB 2B		C CH 88 B KC 87 X KC 86 1-1 L4		3	1	1	0	1	1	0
13 Tyler White, R (1, 3) OBP: 0.323, SLG: 0.289		C FF 95 C SL 80 S FF 94 0-3 K	X CH 87 0-0 L9			B FF 95 C SL 79 F SL 82 S FF 94 1-3 K		F FF 97 B FF 96 B KC 87 C KC 86 F KC 87 X FF 97 2-2 F7		4	0	0	0	0	2	2
28 Robinson Chirinos, R (1, 2) OBP: 0.389, SLG: 0.519		B CH 87 C SI 94 B FF 96 S FF 95 X FF 95 2-2 P4		B FF 91 T FF 94 B FF 93 B FF 93 C CH 86 F FF 94 C SL 79 3-3 K		B SL 80 B SL 80 B FF 94 B FF 95 4-0 22 BB BB			B FF 92 F FC 87 B FF 93 S KC 81 S FF 94 2-3 K	3	0	0	0	1	2	1
22 Josh Reddick, L (1, 7) (5, 9) OBP: 0.388, SLG: 0.472		B FF 96 B SL 78 X FF 96 2-0 4 WP 1-3 2B		B SI 92 F SL 78 F SI 94 X SL 83 1-2 4 S 2B		B SI 92 F SI 93 B FF 94 F SI 95 B SL 78 B SL 80 4-2 6 G6-3 1-2 2-3 BB			B KC 82 B FC 89 B FF 94 F FC 89 B KC 82 4-1 BB	2	0	2	0	2	0	0
6 Jake Marisnick, R (1, 8) OBP: 0.341, SLG: 0.544		S SL 80 S SL 82 H SL 66 1-2 4 WP HBP		C SL 80 B FF 96 C SL 81 F SL 82 F FF 96 S SL 83 1-3 K		F SL 87 B SI 96 S SL 86 B SL 87 F SL 87 X SL 86 2-2 G6-3 1-2f			C KC 82 1 SAFE D KC 82 B FC 88 F KC 82 S KC 82 2-3 K	3	0	0	0	0	2	5

	AB	29
	R	3
	H	4
	RBI	2
	BB	7
	SO	13
	LOB	16

Inning Stats																								
	R: 0 E: 0 K: 2 S: 12	H: 0 LOB: 1 BB: 1 P: 19	R: 1 E: 0 K: 2 S: 12	H: 1 LOB: 2 BB: 1 P: 23	R: 2 E: 0 K: 1 S: 11	H: 1 LOB: 0 BB: 1 P: 16	R: 0 E: 0 K: 3 S: 15	H: 1 LOB: 1 BB: 0 P: 21	R: 0 E: 0 K: 1 S: 6	H: 0 LOB: 0 BB: 0 P: 10	R: 0 E: 0 K: 1 S: 11	H: 1 LOB: 2 BB: 2 P: 23	R: 0 E: 0 K: 0 S: 6	H: 0 LOB: 0 BB: 1 P: 12	R: 0 E: 0 K: 1 S: 14	H: 0 LOB: 0 BB: 0 P: 20	R: 0 E: 0 K: 2 S: 8	H: 0 LOB: 1 BB: 1 P: 16	1B: 0 2B: 3 3B: 0 HR: 1	SF: 0 SAC: 0 DP: 2 HBP: 1	WP: 1 PB: 0 SB: 1 CS: 0	PA: 37		

PITCHER		IP	WLS	BF	H	R	ER	SO	BB	IBB	HBP	BLK	WP	HR	S	P	ERA	WHIP
41 Chris Sale, L ERA: 4.31	(1, 1)	5.1		26	4	3	3	10	5	0	1	0	1	1	63	106	5.06	1.688
64 Marcus Walden, R ERA: 1.37	(6, 1)	1.2	W	4	0	0	0	0	1	0	0	0	0	0	10	18	0.00	0.600
32 Matt Barnes, R ERA: 1.42	(8, 1)	1.0	H	3	0	0	0	1	0	0	0	0	0	0	14	20	0.00	0.000
44 Brandon Workman, R ERA: 2.21	(9, 1)	1.0	S	4	0	0	0	2	1	0	0	0	0	0	8	16	0.00	1.000

PITCHER		IP	WLS	BF	H	R	ER	SO	BB	IBB	HBP	BLK	WP	HR	S	P	ERA	WHIP

BOTTOM

Houston Astros @ Boston Red Sox

Fenway Park, Boston, MA

Sun May 19 2019, 2:01 PM - 5:02 PM EDT

Att. 35,796 - Cloudy - 59 F

Batter	1	2	3	4	5	6	7	8	9	AB	R	H	RBI	BB	SO	LOB
23 Michael Chavis, R (1, 4) OBP: 0.389, SLG: 0.570	B FC 86 X FC 88 1-0 ① L6		X FF 92 0-0 ② G6-3		X FC 88 0-0 HR		S CU 80 X FF 94 0-1 50 FC3-6 1B			4	1	2	1	0	0	0
50 Mookie Betts, R (1, 9) OBP: 0.408, SLG: 0.491	C SI 90 B CU 78 B CH 83 X CH 82 2-1 28 WP 2 E 28 G6-3 1B		C FF 92 C FC 89 B FC 86 B FF 93 X FC 89 2-2 1B		B SI 91 B CH 82 F CH 82 F FF 93 F FF 94 B FC 89 X FC 86 3-2 2 1B 2B		C SI 92 B CU 79 1 SAFE D CU 81 S SI 91 B SI 92 1 SAFE X SI 93 3-2 ② FC3-6 1-2f 2 2B			4	3	3	0	0	0	1
2 Xander Bogaerts, R (1, 6) OBP: 0.374, SLG: 0.479	C FC 87 D CU 77 X FC 86 1-1 FC5 28 WP 1-2		C FC 87 B CH 82 X CH 81 1-1 ③ G5-3		F FC 89 D CU 78 B FC 86 C CH 83 F FC 90 F FF 93 B CH 82 X FC 91 3-2 2-H 1B		B SI 92 C SI 92 X SI 93 1-1 1-H 2B			4	0	2	2	0	0	2
28 J.D. Martinez, R (1, 7) OBP: 0.390, SLG: 0.521	B CU 78 F FC 86 F FC 88 B FF 90 F FF 92 F FF 92 X FC 90 2-2 ② G6-3 1-2 2-H			B SI 90 B FC 86 X FC 88 2-0 ① F8	D FC 86 D CH 83 S CH 81 B FC 86 F FC 89 C FC 87 3-3 ③ K		D SL 87 B FF 97 S FF 97 X SI 97 2-1 ③ G1-3			4	0	0	1	0	1	3
7 Christian Vázquez, R (1, 2) OBP: 0.363, SLG: 0.535	D FC 86 B CH 82 X CH 81 2-0 ③ G6-3			C FC 84 B FC 89 S FC 88 X FC 84 1-2 1B		F SI 92 B SI 92 B CU 79 X SI 92 2-1 ① G6-3		X CH 90 0-0 11 G6-5-3 1B		4	0	2	0	0	0	1
25 Steve Pearce, R (1, 3) OBP: 0.183, SLG: 0.152 18 Mitch Moreland, L (8, PH) OBP: 0.320, SLG: 0.558 (9, 3)		B FC 86 F FC 87 F FC 88 B FC 87 X CU 77 2-2 ① L7		1 SAFE F FC 88 S FC 87 X FC 88 0-2 ② F7		B SI 93 B SI 92 B SI 92 C FF 94 C FF 94 X SI 91 3-2 36 FC4-6 1B		C FF 97 F SI 98 D SL 86 X SL 86 1-2 ① F9		3 1	0 0	1 0	0 0	0 0	0 0	1 1
11 Rafael Devers, L (1, 5) OBP: 0.377, SLG: 0.429		B SI 91 B FC 88 X FC 88 2-0 36 K 1B		X SI 92 0-0 ③ L3		S SI 92 T SI 93 S CU 80 0-3 ② K		B FF 97 C FF 97 C SL 86 X FF 98 1-2 ② ③ G6-5-3 1-2f		4	0	1	0	0	1	3
36 Eduardo Núñez, R (1, 10) OBP: 0.192, SLG: 0.240		1 SAFE L FC 86 F FC 89 F CH 81 F FC 87 B FC 85 S FC 90 1-3 ② ③ K 1-2			B FC 84 F FC 87 B FC 88 F FC 89 X FC 86 2-2 ① P5	X SI 93 0-0 ③ FC4-6 1-2f				3	0	0	0	0	1	2
19 Jackie Bradley Jr., L (1, 8) OBP: 0.245, SLG: 0.176			B FC 86 B SI 89 S FC 87 X FC 87 2-1 ① G4-3		B FC 87 B SI 90 C FC 87 C FC 87 X FC 86 2-2 ② G4-3		C SI 92 S CU 78 X CU 79 0-2 ① G4-3			3	0	0	0	0	0	0
Inning Stats	R: 1 H: 1 E: 1 LOB: 1 K: 0 BB: 0 S: 11 P: 19	R: 0 H: 1 E: 0 LOB: 0 K: 1 BB: 0 S: 9 P: 14	R: 0 H: 1 E: 0 LOB: 1 K: 0 BB: 0 S: 8 P: 13	R: 0 H: 1 E: 0 LOB: 1 K: 0 BB: 0 S: 8 P: 11	R: 2 H: 3 E: 0 LOB: 1 K: 1 BB: 0 S: 19 P: 32	R: 0 H: 1 E: 0 LOB: 1 K: 1 BB: 0 S: 9 P: 14	R: 1 H: 2 E: 0 LOB: 1 K: 0 BB: 0 S: 12 P: 18	R: 0 H: 1 E: 0 LOB: 0 K: 0 BB: 0 S: 7 P: 9		1B: 8 SF: 0 2B: 2 SAC: 0 3B: 0 DP: 1 HR: 1 HBP: 0						WP: 1 PA: 34 PB: 0 SB: 0 CS: 0

livebaseballscorecards.com

	AB	34
	R	4
	H	11
	RBI	4
	BB	0
	SO	3
	LOB	14

PITCHER		IP	WLS	BF	H	R	ER	SO	BB	IBB	HBP	BLK	WP	HR	S	P	ERA	WHIP
20 Wade Miley, L ERA: 3.51	(1, 1)	5.0		22	7	3	2	2	0	0	0	0	1	1	55	89	3.60	1.400
59 Framber Valdez, L ERA: 4.42	(6, 1)	1.2	L	8	3	1	1	1	0	0	0	0	0	0	19	28	5.40	1.800
30 Héctor Rondón, R ERA: 2.3	(7, 1)	1.1		4	1	0	0	0	0	0	0	0	0	0	9	13	0.00	0.750

PITCHER	IP	WLS	BF	H	R	ER	SO	BB	IBB	HBP	BLK	WP	HR	S	P	ERA	WHIP

Boston Red Sox @ Toronto Blue Jays

Rogers Centre, Toronto, ON

Mon May 20 2019, 1:08 PM - 4:04 PM EDT

Att. 26,794 - Roof Closed - 68 F

TOP

livebaseballscorecards.com

Batter	1	2	3	4	5	6	7	8	9	AB	R	H	RBI	BB	SO	LOB
16 Andrew Benintendi, L (1, 7) OBP: 0.356, SLG: 0.429	F9		50 FC6-4 BB	K		P6		50 1B 1B	P5	5	0	1	0	1	1	4
50 Mookie Betts, R (1, 9) OBP: 0.403, SLG: 0.483	G6-3		FC6-4 18 2B 2 1B 1-2f	FC5-4 1-2f		G3		18 G6-3 1B 1-2		5	1	1	0	0	0	3
18 Mitch Moreland, L (1, 3) OBP: 0.329, SLG: 0.575	2 1B 11 1B 1B		2 1B 1-3 2B		L9		2 G6-3 11 1B 2B	G6-3 1-2f		5	3	3	0	0	0	2
2 Xander Bogaerts, R (1, 6) OBP: 0.380, SLG: 0.500	11 1B 23 E 1-2 1B		23 HR 2-H 3-H 1B		K		G6-3 2-3		HR	5	3	3	3	0	1	1
11 Rafael Devers, L (1, 5) OBP: 0.383, SLG: 0.451	23 S 1-3 2-H 1B		L8		F8		23 1B 25 SF8 3-H 1B		HR	5	2	3	3	0	0	1
23 Michael Chavis, R (1, 4) OBP: 0.389, SLG: 0.592	K 1-2 3-H		HR			L8			K	5	1	2	2	0	2	1
25 Steve Pearce, R (1, 10) OBP: 0.197, SLG: 0.174		G1-3	L9			19 HR BB	SF8 3-H		2B	3	1	1	1	1	0	0
19 Jackie Bradley Jr., L (1, 8) OBP: 0.243, SLG: 0.200		G3		K		1-H HR	P2		K	5	1	1	2	0	2	2
3 Sandy León, S (1, 2) OBP: 0.333, SLG: 0.333		P4		50 FC5-4 1B		BB		L9	BB	3	0	1	0	2	0	0

AB	41
R	12
H	16
RBI	11
BB	4
SO	6
LOB	14

Inning Stats	1	2	3	4	5	6	7	8	9
	R: 2 E: 0 K: 1 S: 16	H: 3 LOB: 1 BB: 0 P: 24	R: 0 E: 0 K: 0 S: 9	H: 0 LOB: 0 BB: 0 P: 14	R: 4 E: 0 K: 0 S: 16	H: 3 LOB: 0 BB: 1 P: 24	R: 0 E: 0 K: 2 S: 9	H: 1 LOB: 1 BB: 0 P: 17	R: 0 E: 0 K: 1 S: 6	H: 0 LOB: 0 BB: 0 P: 9
	R: 2 E: 0 K: 0 S: 14	H: 1 LOB: 1 BB: 2 P: 28	R: 2 E: 0 K: 0 S: 8	H: 3 LOB: 1 BB: 0 P: 12	R: 0 E: 0 K: 0 S: 14	H: 2 LOB: 1 BB: 0 P: 20	R: 2 E: 0 K: 2 S: 18	H: 3 LOB: 2 BB: 1 P: 26		

| | | |

Batter	1	2	3	4	5	6	7	8	9	AB	R	H	RBI	BB	SO	LOB
49 Jonathan Davis, R (1, 8) OBP: 0.091, SLG: 0.091	B FF 90 C FF 92 C FC 89 B SI 92 X CH 86 2-2 14 1B 1B	S CH 85 F FC 90 B SI 92 X KC 82 1-2 ③ L8			C SI 93 S CH 86 F FF 95 F SI 94 C FF 90 0-3 ③			B SL 84 F SL 83 B FF 96 T FF 96 F FF 96 F FF 96 B SL 85 F FF 95 X FF 95 3-2 ② P3		4	0	1	0	0	1	0
3 Brandon Drury, R (1, 5) OBP: 0.235, SLG: 0.366	C FF 93 F FF 93 F SI 94 B FC 89 B SI 91 B FC 89 F CH 87 X FF 94 3-2 ① F7		B SI 91 B FF 88 F FF 92 X CH 86 2-1 ① G1-3			S FC 85 B KC 79 B FF 90 S KC 79 X KC 79 2-2 ① G5-3		B SI 96 C SI 85 C SI 95 F FF 95 X SL 86 1-2 ③ G1-3		4	0	0	0	0	0	1
14 Justin Smoak, S (1, 3) OBP: 0.374, SLG: 0.380	B CH 85 X CH 85 1-0 15 G2-3 1-3 1B		C FC 88 B CH 86 X KC 83 1-1 ② G4-3			B FF 90 B KC 80 C FC 85 B FF 89 S FC 86 S KC 81 3-3 ② K			B SI 92 B CH 86 F SI 92 S CH 87 B CH 85 S SL 87 3-3 ① K	4	0	1	0	0	2	0
15 Randal Grichuk, R (1, 9) OBP: 0.297, SLG: 0.418	C FC 89 X CH 87 0-1 ② G2-3 1-2		F CH 87 C FF 94 C FC 89 0-3 ③ K			C KC 79 B FC 86 S KC 80 S FF 91 1-3 ③ K			S SL 85 B SI 92 B SI 92 T SI 92 S SL 82 2-3 ② K	4	0	0	0	0	3	2
16 Freddy Galvis, S (1, 6) OBP: 0.293, SLG: 0.431	B FC 89 B FC 88 X CH 85 2-0 ③ F9			B CH 84 X FC 88 1-0 ① G6-3			B FF 93 B SL 88 C FF 94 B FF 92 B FF 93 4-1 7 WP BB		B SL 87 C CH 88 S FF 93 S FF 93 1-3 ③ K	3	0	0	0	1	1	2
9 Danny Jansen, R (1, 10) OBP: 0.263, SLG: 0.276		C SI 91 B KC 81 B CH 84 F CH 85 B SI 92 S FC 89 3-3 ① K		X FC 89 0-0 ② L9			C SL 88 X FF 94 0-1 ① L8			3	0	0	0	0	1	1
28 Billy McKinney, L (1, 7) OBP: 0.279, SLG: 0.389		C FF 92 X SI 92 0-1 E4 7 G4-3 21 HR		B KC 83 X SI 92 1-0 ③ G4-3			S FF 93 B FF 94 X FF 94 1-1 ② F7			3	1	0	0	0	0	1
7 Richard Urena, S (1, 4) OBP: 0.282, SLG: 0.342		C FC 89 C FF 92 B SI 93 F FC 90 X FF 94 1-2 ② G4-3 1-2			F FC 87 S FF 93 S FF 94 0-3 ① K		S CU 85 F FF 94 B FF 96 F FF 94 S CU 85 1-3 ③ K2-3 1-2			3	0	0	0	0	2	2
21 Luke Maile, R (1, 2) OBP: 0.193, SLG: 0.278		C CH 86 X FF 93 0-1 2-H HR			C KC 82 C FC 90 B FF 95 F CH 88 X KC 83 1-2 ② G5-3			B FF 96 C FF 96 X SL 84 1-1 ① G1-3		3	1	1	2	0	0	0
Inning Stats	R: 0 E: 0 K: 0 S: 12 H: 2 LOB: 2 BB: 0 P: 20	R: 2 E: 1 K: 1 S: 14 H: 1 LOB: 0 BB: 0 P: 19	R: 0 E: 0 K: 1 S: 7 H: 0 LOB: 0 BB: 0 P: 10	R: 0 E: 0 K: 0 S: 3 H: 0 LOB: 0 BB: 0 P: 5	R: 0 E: 0 K: 2 S: 12 H: 0 LOB: 0 BB: 0 P: 13	R: 0 E: 0 K: 2 S: 9 H: 0 LOB: 0 BB: 0 P: 15	R: 0 E: 0 K: 1 S: 9 H: 0 LOB: 1 BB: 1 P: 15	R: 0 E: 0 K: 0 S: 12 H: 0 LOB: 0 BB: 0 P: 17	R: 0 E: 0 K: 3 S: 9 H: 0 LOB: 0 BB: 0 P: 15	1B: 2 2B: 0 3B: 0 HR: 1 SF: 0 SAC: 0 DP: 0 HBP: 0						

BOTTOM

Boston Red Sox @ Toronto Blue Jays

Rogers Centre, Toronto, ON

Mon May 20 2019, 1:08 PM - 4:04 PM EDT

Att. 26,794 - Roof Closed - 68 F

livebaseballscorecards.com

AB	31
R	2
H	3
RBI	2
BB	1
SO	10
LOB	9

PITCHER		IP	WLS	BF	H	R	ER	SO	BB	IBB	HBP	BLK	WP	HR	S	P	ERA	WHIP
10 David Price, L ERA: 3.29	(1, 1)	5.0	W	19	3	2	0	4	0	0	0	0	0	1	48	67	0.00	0.600
44 Brandon Workman, R ERA: 2.11	(6, 1)	1.0		3	0	0	0	2	0	0	0	0	0	0	9	15	0.00	0.000
37 Heath Hembree, R ERA: 3.15	(7, 1)	1.0		4	0	0	0	1	1	0	0	0	1	0	9	15	0.00	1.000
70 Ryan Brasier, R ERA: 3.2	(8, 1)	1.0		3	0	0	0	0	0	0	0	0	0	0	12	17	0.00	0.000
76 Hector Velázquez, R ERA: 5.34	(9, 1)	1.0		3	0	0	0	3	0	0	0	0	0	0	9	15	0.00	0.000

PITCHER	IP	WLS	BF	H	R	ER	SO	BB	IBB	HBP	BLK	WP	HR	S	P	ERA	WHIP

Batter	1	2	3	4	5	6	7	8	9	AB	R	H	RBI	BB	SO	LOB
16 Andrew Benintendi, L (1, 7) OBP: 0.357, SLG: 0.424	F SI 94 C SV 85 C SV 85 0-3 ① K		B SI 93 D SV 87 S SI 93 X SI 93 2-1 50 BB 1-2 1B		X SV 88 0-0 ② F7		F SI 93 S SI 94 B SL 88 F SI 95 F SI 96 B SL 89 B SI 95 B SI 94 4-2 1-2 2-3 BB		C SL 83 B CH 81 S SL 84 X SL 85 1-2 ① F8	4	0	1	0	1	1	1
50 Mookie Betts, R (1, 9) OBP: 0.398, SLG: 0.472	B SI 94 B SV 86 C SI 92 X FC 91 2-1 ② P4		B SV 89 F SI 93 C FC 92 B SV 89 B SV 89 B SV 89 4-2 1-2 2-3 BB		C FC 91 B SI 93 C FC 91 F FC 91 D FC 90 X FC 91 2-2 ③ G6-3		B SI 94 B SI 94 C SI 94 F SI 93 S SI 95 2-3 ① K		C SI 89 B SL 84 B SL 86 F SI 89 S SL 84 2-3 ② K	4	0	0	0	1	2	4
18 Mitch Moreland, L (1, 10) OBP: 0.331, SLG: 0.587	B SI 93 B SI 94 F SV 83 X SI 93 2-1 ③ G3		C SI 93 B SI 93 S SI 93 S SI 93 1-3 ② K			C SV 83 B CH 85 X SI 93 1-1 HR	B FF 95 C SI 95 S SL 89 B SL 89 S SL 89 2-3 ② K		B CU 81 F SL 84 F CH 83 B SL 86 B SL 85 B SI 90 4-2 BB	4	1	1	1	1	2	6
2 Xander Bogaerts, R (1, 6) OBP: 0.376, SLG: 0.489		C SI 94 B FC 90 B SV 87 C SV 85 B SV 88 B SI 93 4-2 23 G6-4-3 11 1B BB	D SV 89 C SI 93 F SV 87 S SV 88 1-3 ③ K			B SV 88 X FC 91 1-0 ① L8	C FF 95 D FC 88 F FC 88 D FC 89 X FC 88 2-2 ③ G6-3		F SI 90 S SI 90 B SL 85 S SL 86 1-3 ③ K	4	0	0	0	1	2	7
11 Rafael Devers, L (1, 5) OBP: 0.390, SLG: 0.472		X FC 91 0-0 23 G6-4-3 1-2 1B		B SI 91 B SI 93 B SI 93 X SI 93 3-0 ① G3-1		B SI 93 B SI 93 F SV 85 F SI 93 B FC 92 B SV 86 4-2 23 BB BB		X CU 78 0-0 HR		3	1	2	1	1	0	0
23 Michael Chavis, R (1, 4) OBP: 0.385, SLG: 0.574		B SI 94 B SI 94 S SV 86 X FC 92 2-1 ① ② G6-4-3 1-2f 2-3		B SV 87 F SV 83 X SV 88 1-1 E5 7 G4-6-3		B FC 91 B FC 90 D SV 88 B FC 91 4-0 7 G4-6-3 1-2 BB		C SI 94 S FC 88 F FC 88 F FC 94 B FC 88 S FC 88 1-3 ① K		3	0	0	0	1	1	2
7 Christian Vázquez, R (1, 2) OBP: 0.352, SLG: 0.517		S SV 88 F FC 92 X SV 88 0-2 ③ G1-3		F SI 94 X SI 93 0-1 ② ③ G4-6-3 1-2f		C SV 87 X SI 92 0-1 ② ③ G4-6-3 1-2f		B SI 88 X SI 89 1-0 ② L8		4	0	0	0	0	0	4
19 Jackie Bradley Jr., L (1, 8) OBP: 0.250, SLG: 0.231			C SI 92 B SV 85 C SV 85 B SV 84 S SI 93 2-3 ① K		B SV 84 C SI 92 B SV 85 S SI 92 X SI 93 2-2 ① G4-3		X SI 91 0-0 16 BB 25 BB 1B	B CU 80 X SI 88 1-0 HR		4	1	2	1	0	1	0
25 Steve Pearce, R (1, 3) OBP: 0.225, SLG: 0.183			C SI 93 B FC 90 B SV 86 F SV 87 B SV 86 B SI 93 4-2 50 BB 16 1B BB		B SI 92 C SI 93 B SI 93 F SI 92 X SV 88 2-2 1B		B SI 92 S SI 92 F SI 92 B FC 91 F SI 93 B FC 91 B SI 92 4-2 1-2 16 BB BB	C SI 89 S SL 84 S SL 84 0-3 ③ K		2	0	1	0	2	1	0
Inning Stats	R: 0 E: 0 K: 1 S: 7 H: 0 LOB: 0 BB: 0 P: 11	R: 0 E: 0 K: 0 S: 8 H: 1 LOB: 1 BB: 1 P: 14	R: 0 E: 0 K: 3 S: 15 H: 1 LOB: 3 BB: 2 P: 29	R: 0 E: 1 K: 0 S: 5 H: 0 LOB: 0 BB: 0 P: 9	R: 0 E: 0 K: 0 S: 11 H: 1 LOB: 1 BB: 0 P: 17	R: 1 E: 0 K: 0 S: 7 H: 1 LOB: 1 BB: 2 P: 17	R: 0 E: 0 K: 2 S: 17 H: 1 LOB: 3 BB: 2 P: 31	R: 2 E: 0 K: 2 S: 11 H: 2 LOB: 0 BB: 0 P: 14	R: 0 E: 0 K: 2 S: 11 H: 0 LOB: 1 BB: 1 P: 19	1B: 4 2B: 0 3B: 0 HR: 3 SF: 0 SAC: 0 DP: 3 HBP: 0						

PITCHER		IP	WLS	BF	H	R	ER	SO	BB	IBB	HBP	BLK	WP	HR	S	P	ERA	WHIP
6 Marcus Stroman, R ERA: 2.81	(1, 1)	6.0	W	27	5	1	1	4	6	0	0	0	0	1	57	105	1.50	1.833
58 Tim Mayza, L ERA: 3.48	(7, 1)	0.2		3	0	0	0	2	1	0	0	0	0	0	10	18	0.00	1.500
31 Joe Biagini, R ERA: 3.54	(7, 1)	0.2		3	1	1	1	1	0	0	0	0	0	1	9	12	13.50	1.500
43 Sam Gaviglio, R ERA: 1.95	(8, 1)	1.2		7	1	1	1	3	1	0	0	0	0	1	16	26	5.40	1.200

PITCHER		IP	WLS	BF	H	R	ER	SO	BB	IBB	HBP	BLK	WP	HR	S	P	ERA	WHIP

TOP

Boston Red Sox @ Toronto Blue Jays

Rogers Centre, Toronto, ON

Tue May 21 2019, 7:08 PM - 10:25 PM EDT

Att. 14,407 - Roof Closed - 68 F

livebaseballscorecards.com

AB	32
R	3
H	7
RBI	3
BB	8
SO	10
LOB	24

Batter	1	2	3	4	5	6	7	8	9	AB	R	H	RBI	BB	SO	LOB
49 Jonathan Davis, R (1, 8) OBP: 0.111, SLG: 0.111	C FF 91 S FF 92 X FF 93 0-2 27 L4-3 1B	C CH 86 B FC 88 S CH 85 S CH 86 1-3 ③ K	F FF 92 B FC 89 X FF 93 1-1 ② F9	B FF 94 C FF 93 F FF 94 B FF 94 C CU 78 2-3 ① K	S CU 82 C CU 83 D CU 84 B CU 83 F CU 82 X FC 95 2-2 ③ G5-3					5	0	1	0	0	2	4
27 Vladimir Guerrero Jr., R (1, 5) OBP: 0.329, SLG: 0.438	C FF 92 F CH 84 X CH 86 0-2 ①② L4-3 1-1			X CH 86 0-0 44 HR 1B	B FC 88 B FF 92 F FC 88 X FC 89 2-1 44 WP 14 BB 44 HR 1B	C FF 94 S CH 88 T FF 94 0-2 ② K		X SL 88 0-0 ① G4-3		5	2	2	0	0	1	3
14 Justin Smoak, S (1, 3) OBP: 0.375, SLG: 0.372	B FC 89 S CH 87 S CH 88 B CH 87 X FC 89 2-2 ③ L9			C FF 91 B FC 87 B CH 85 D CH 85 X FC 88 3-1 ① F8	B FF 92 B FF 92 C FF 91 B FF 92 D FF 92 4-1 44 WP 44 HR 1-2 BB	B CU 78 C CU 78 F FF 94 C CU 79 H CU 80 2-2 1-2 2-3 HBP		B CU 82 C CU 81 B CU 83 B CU 82 F FC 94 X CU 82 3-2 ② G3-1		3	1	0	0	1	0	1
44 Rowdy Tellez, L (1, 10) OBP: 0.302, SLG: 0.467		S SI 90 F SI 91 B FF 91 F CH 84 B SL 82 F CH 86 F FF 92 X SI 92 2-2 ① F9		X CH 83 0-0 1-H HR	F FF 91 B FC 89 F FF 93 B SI 93 X SL 82 2-2 1-H 2-H HR	F FF 94 F FF 93 B FF 93 B FF 93 C CU 77 3-3 ③ K		B FC 93 B CU 83 F CU 82 C CU 82 C CU 82 2-3 ③ K		5	2	2	5	0	2	3
15 Randal Grichuk, R (1, 9) OBP: 0.301, SLG: 0.436		S CH 86 C CH 86 C FC 89 0-3 ② K		B FC 90 X CH 87 1-0 HR	C FF 92 B FF 92 S FC 89 X FF 93 1-2 ③ F8		X FC 93 0-0 16 1B 3 2B 1B			4	2	2	1	0	1	0
16 Freddy Galvis, S (1, 6) OBP: 0.303, SLG: 0.432		C FF 93 B CH 87 B CH 87 B FC 88 F FF 92 F FC 89 X CH 88 3-2 ③ G6-3		B FF 94 B FF 93 S FF 92 F CH 88 B SI 94 B FF 94 4-2 BB		C CU 78 B FF 94 B FF 95 B FF 94 B FF 94 4-1 28 BB 9 1B BB	B FC 94 B FC 94 X FC 93 2-0 1-2 3 2B 1B			2	2	1	0	2	0	0
28 Billy McKinney, L (1, 7) OBP: 0.278, SLG: 0.381			B FF 90 F CH 88 F CH 89 S FF 90 1-3 ① K	F SI 92 B SI 92 C FF 92 B SI 90 F FC 84 C SI 92 2-3 ② K		B CU 78 B FF 93 F FF 94 F CU 78 1 SAFE B FF 94 F FF 93 1 SAFE B CH 84 4-2 9 1B 3 1B 1-2 BB	D CU 82 D FC 93 B FC 94 C FC 94 C FC 94 C FC 95 3-3 ① K			3	1	0	0	1	3	3
9 Danny Jansen, R (1, 2) OBP: 0.262, SLG: 0.275			B CH 85 B FC 88 C CH 86 B CH 86 X FF 92 3-1 ② F9	C FF 93 D FF 93 B CH 87 F FF 93 S FF 92 2-3 ③ K		C CH 85 B FF 94 F FF 94 X CU 80 1-2 14 HBP 3 1B 1-2 2-H 1B	X FC 95 0-0 ② P3			4	0	1	1	0	1	3
3 Brandon Drury, R (1, 4) OBP: 0.248, SLG: 0.378			B FF 92 B SI 92 B FF 92 C SI 92 B FF 92 4-1 BB		X FF 91 0-0 ① P4	B FF 95 C CH 87 F FF 94 B FF 95 X CH 86 2-2 14 HBP 1-2 2-H 1B	B CU 83 X FC 95 1-0 1-H 2-H 2B			3	0	2	3	1	0	0
Inning Stats	R: 0 E: 0 K: 0 S: 9 H: 1 LOB: 0 BB: 0 P: 11	R: 0 E: 0 K: 1 S: 13 H: 0 LOB: 0 BB: 0 P: 18	R: 0 E: 0 K: 2 S: 9 H: 0 LOB: 1 BB: 1 P: 18	R: 3 E: 0 K: 2 S: 14 H: 3 LOB: 1 BB: 1 P: 26	R: 3 E: 0 K: 0 S: 12 H: 2 LOB: 0 BB: 1 P: 22	R: 2 E: 0 K: 3 S: 22 H: 2 LOB: 3 BB: 2 P: 40	R: 2 E: 0 K: 1 S: 11 H: 3 LOB: 1 BB: 0 P: 19	R: 0 E: 0 K: 1 S: 7 H: 0 LOB: 0 BB: 0 P: 12							

1B: 7 SF: 0 WP: 1 PA: 40
2B: 2 SAC: 0 PB: 0
3B: 0 DP: 1 SB: 0
HR: 3 HBP: 1 CS: 0

PITCHER		IP	WLS	BF	H	R	ER	SO	BB	IBB	HBP	BLK	WP	HR	S	P	ERA	WHIP
57 Eduardo Rodriguez, L ERA: 5.43	(1, 1)	5.0	L	23	6	6	6	5	3	0	0	0	1	3	57	95	10.80	1.800
47 Tyler Thornburg, R ERA: 7.71	(6, 1)	1.0		8	2	2	2	3	2	0	1	0	0	0	22	40	18.00	4.000
54 Colten Brewer, R ERA: 5.95	(7, 1)	2.0		9	3	2	2	2	0	0	0	0	0	0	18	31	9.00	1.500

PITCHER	IP	WLS	BF	H	R	ER	SO	BB	IBB	HBP	BLK	WP	HR	S	P	ERA	WHIP

BOTTOM

Boston Red Sox @ Toronto Blue Jays

Rogers Centre, Toronto, ON

Tue May 21 2019, 7:08 PM - 10:25 PM EDT
Att. 14,407 - Roof Closed - 68 F

livebaseballscorecards.com

AB	34
R	10
H	11
RBI	10
BB	5
SO	10
LOB	17

Batter	1	2	3	4	5	6	7	8	9	10	11	12	13	AB	R	H	RBI	BB	SO	LOB
16 Andrew Benintendi, L (1, 7) OBP: 0.356, SLG: 0.418	B SI 95 S FF 95 X CH 90 1-1 18 G4-6-3 50 BB 1B		F FF 94 B SI 95 S FF 95 F SI 95 B CU 81 T SI 96 2-2 K ②		F SI 94 B CH 89 S CH 89 B SI 95 B SI 95 C CU 80 3-3 K ②		B FF 96 D CH 88 B SI 95 F FF 97 S FF 96 F FF 96 B FF 97 4-2 18 G4-3 50 BB BB		C CU 76 F CH 84 B SL 86 B SL 87 F SL 87 F CH 88 F SL 83 B FF 95 F SL 86 3-2 X SL 84 G1-3 ②			C CU 77 B FC 88 S SI 94 X FC 88 1-2 L6 ②		5	0	1	0	1	2	1
50 Mookie Betts, R (1, 9)	B SI 95 C SI 96 1 SAFE D CU 78 B SI 94 B SI 95 4-1 18 G4-6-3 1-2 BB		B SI 94 C CH 89 B FF 94 C SI 95 F FF 95 B CU 82 F SI 96 D CU 82 4-2 2 S 18 1B 2 1B 2-3 BB		C FF 94 C FF 94 X CH 89 0-2 F7 ③		B FF 97 B FF 97 C FF 97 B FF 96 B SL 85 4-1 18 G4-3 1-2 2-3 BB		C FF 95 F SL 84 B SL 87 F SL 84 T FF 94 1-2 K ③			C FC 87 B SI 94 B FC 88 B SI 94 X SI 94 3-1 HR		3	2	1	1	3	1	0
18 Mitch Moreland, L (1, 3) OBP: 0.331, SLG: 0.573	S CU 79 X CU 79 0-1 G4-6-3 ① ② 1-2f 2-3		S CH 90 B SI 95 X CU 79 1-1 2 1B 1-2 3-H 1B			B SI 94 S FF 94 F FF 94 S CH 90 1-3 K ① C SI 94 X CU 79 0-1 23 HBP 1B	B SI 96 B SI 95 F FF 96 X FF 96 2-1 G4-3 1-2 2-3 3-H C FF 97 F FF 96 F FF 97 S SL 83 0-3 K ③			B SL 86 B SL 85 T FF 98 F FF 99 B SL 86 X FF 99 1-1 L3 ① 3-2 23 CS 1B			B SI 94 B CH 87 B SI 95 B SI 94 4-0 BB B FF 97 X FF 95 1-0 L5 ③		5 6	0 0	1 3	2 1	1 0	1 1	4 4
2 Xander Bogaerts, R (1, 6) OBP: 0.379, SLG: 0.489	X SI 95 0-0 G4-3 ③		C FF 95 C CH 90 X FF 95 0-2 1-2 2-H 1B																	
11 Rafael Devers, L (1, 5) OBP: 0.383, SLG: 0.478		S CH 88 C SI 94 X CU 78 0-2 G1-3 ①	S SI 95 B CH 89 F CH 89 X CU 80 1-2 F8 ③			B CH 89 1 SAFE B CH 87 C SI 94 1 SAFE F SI 93 X CH 88 2-2 F8 ②			S SL 84 B CH 86 X FF 94 1-1 HR				X SI 96 0-0 L7 ①	6	1	1	1	0	1	4
23 Michael Chavis, R (1, 4) OBP: 0.382, SLG: 0.585		B FF 96 B SI 91 C FF 96 S CU 78 B FF 96 C FF 96 3-3 K ②		S CU 77 C FF 94 B FF 94 X CU 79 1-2 G6-3 ①		T SI 94 H FF 92 1-1 1-2 HBP			F FF 95 B FF 95 S SL 85 X SL 85 1-2 G5-3 ①		1 SAFE F SL 87 B FF 98 1-1 CS ③ 1-2	B SI 93 S FC 87 B FC 86 B SI 94 F SI 94 X FC 88 3-2 G5-3 ①		C FC 89 B FF 98 C FC 90 X FC 91 1-2 HR	5	1	1	1	0	1	0
7 Christian Vázquez, R (1, 10) OBP: 0.343, SLG: 0.500		C SI 95 F FF 95 B FF 94 C SI 96 1-3 K ③		C CU 78 B SI 93 C CH 88 B CU 79 F SI 94 X CH 88 2-2 G6-3 ②		B SI 93 C SI 94 S FF 94 X SI 94 1-2 G6-3 ③			C CU 76 B FF 95 C SL 84 X SL 88 1-2 G6-3 ②			B SI 93 B FC 88 S FC 88 F FC 88 F FC 88 B SI 95 B FC 88 F SI 94 X SI 94 3-2 L9 ②		C FF 97 B FC 92 B FF 98 F SI 98 X SL 86 2-2 19 G6-5-3 1B	6	0	1	0	0	1	2
19 Jackie Bradley Jr., L (1, 8) OBP: 0.253, SLG: 0.237			S FF 93 S CU 78 H CU 80 1-2 50 WP 3 G3 18 1B HBP X CH 88 0-0 G4-3 ③				B FF 96 X FF 96 1-0 50 BB 18 G4-3 2B B CU 77 C CH 86 F SL 84 B SL 85 T FF 94 2-2 K ③				X CU 79 0-0 G4-3 ③		C SL 85 S SI 96 X SL 84 0-2 G6-5-3 ② ③ 1-2f	5	2	1	0	0	1	1
3 Sandy León, S (1, 2) OBP: 0.295, SLG: 0.289			X CH 89 0-0 G3 ① 1-2		B FF 92 X CH 87 1-0 P4 ①		X FF 95 0-0 B5 ①		C FF 91 X CH 84 0-1 G6-3 ①			B SI 93 B SI 94 F SI 93 X SI 94 2-1 G4-3 ①		5	0	0	0	0	0	2
Inning Stats	R: 0 E: 0 K: 0 S: 6 H: 1 LOB: 1 BB: 1 P: 11	R: 0 E: 0 K: 2 S: 9 H: 0 LOB: 0 BB: 0 P: 13	R: 2 E: 0 K: 1 S: 19 H: 2 LOB: 2 BB: 1 P: 28	R: 0 E: 0 K: 0 S: 8 H: 0 LOB: 0 BB: 0 P: 11	R: 0 E: 0 K: 1 S: 7 H: 0 LOB: 0 BB: 0 P: 11	R: 0 E: 0 K: 1 S: 12 H: 1 LOB: 2 BB: 0 P: 17	R: 1 E: 0 K: 1 S: 12 H: 1 LOB: 2 BB: 2 P: 23	R: 1 E: 0 K: 1 S: 11 H: 1 LOB: 0 BB: 0 P: 16	R: 0 E: 0 K: 1 S: 13 H: 0 LOB: 0 BB: 0 P: 17	R: 0 E: 0 K: 1 S: 9 H: 1 LOB: 0 BB: 0 P: 16	R: 0 E: 0 K: 0 S: 10 H: 0 LOB: 0 BB: 0 P: 16	R: 1 E: 0 K: 0 S: 8 H: 1 LOB: 1 BB: 1 P: 19	R: 1 E: 0 K: 0 S: 10 H: 2 LOB: 0 BB: 0 P: 13	1B: 6 2B: 1 3B: 0 HR: 3 SF: 0 SAC: 0 DP: 2 HBP: 2						

PITCHER		IP	WLS	BF	H	R	ER	SO	BB	IBB	HBP	BLK	WP	HR	S	P	ERA	WHIP
41 Aaron Sanchez, R ERA: 3.79	(1, 1)	6.0		25	4	2	2	5	2	0	2	0	1	0	61	91	3.00	1.000
46 Daniel Hudson, R ERA: 3.57	(7, 1)	1.0		6	1	1	1	1	2	0	0	0	0	0	12	23	9.00	3.000
64 Derek Law, R ERA: 5.4	(8, 1)	2.0		7	1	1	1	2	0	0	0	0	0	1	24	33	4.50	0.500
51 Ken Giles, R ERA: 1.31	(10, 1)	1.0		3	1	0	0	1	0	0	0	0	0	0	9	16	0.00	1.000
31 Joe Biagini, R ERA: 3.68	(11, 1)	1.2		7	1	1	1	0	1	0	0	0	0	1	17	33	5.40	1.200

PITCHER		IP	WLS	BF	H	R	ER	SO	BB	IBB	HBP	BLK	WP	HR	S	P	ERA	WHIP
66 Jimmy Cordero, R ERA: 6.75	(12, 1)	1.1	L	5	2	1	1	0	0	0	0	0	0	1	11	15	6.75	1.500

TOP

Boston Red Sox @ Toronto Blue Jays

Rogers Centre, Toronto, ON

Wed May 22 2019, 7:08 PM - 11:37 PM EDT

Att. 18,285 - Roof Closed - 68 F

livebaseballscorecards.com

AB	46
R	6
H	10
RBI	6
BB	5
SO	9
LOB	18

Batter	1	2	3	4	5	6	7	8	9	10	11	12	13	AB	R	H	RBI	BB	SO	LOB
5 Eric Sogard, L (1, 4) OBP: 0.370, SLG: 0.479	C SI 90 B FF 91 F FF 90 S FF 91 1-3 **K** ①		X SI 90 0-0 **F9** ③			C SI 88 B CH 80 X CH 80 1-1 **G3** ②	B KC 80 C KC 79 B FF 91 C KC 81 X KC 81 2-2 **G4-3** ③		C FC 93 D SL 86 F SL 86 B FF 95 B FC 92 X SL 86 3-2 **G3** ③		S CH 87 T SL 86 B FF 97 X FF 96 1-2 **F7** ③			6	0	0	0	0	1	4
27 Vladimir Guerrero Jr., R (1, 5) OBP: 0.330, SLG: 0.468	F FF 91 F SI 90 B SL 86 B FF 92 X SL 85 2-2 **L8** ②			S CU 73 B SI 88 B SI 89 X FF 91 2-1 **HR**		B CU 74 S CU 73 B FF 89 X CH 79 2-1 **1B**		B KC 85 S KC 85 F KC 85 F FF 96 B KC 86 F KC 86 B FF 96 X FF 96 3-2 **G3-1** ①		S SL 84 B SL 85 C SL 84 S SL 85 1-3 **K** ①		B FF 85 X CU 84 1-0 **F8** ①		6	1	2	1	0	1	0
14 Justin Smoak, S (1, 3) OBP: 0.376, SLG: 0.400 7 Richard Urena, S (10, PR) OBP: 0.275, SLG: 0.333 (11, 7)	X SI 91 0-0 **G3-1** ③			B CU 76 C CU 75 B SL 85 X CH 80 2-1 **G3** ①		C CU 74 F SL 85 D CU 78 1 SAFE B FF 90 B CH 80 X SL 82 3-2 **P5** ③		B KC 85 C CH 88 B KC 86 C KC 85 X KC 85 2-2 **HR**		C FC 90 B FC 91 S SL 85 B FF 93 X SL 83 2-2 15 1B **2B**		F FF 96 F FF 95 F FF 95 F FF 95 S CU 86 0-3 **K** ②		5 1	1 0	2 0	1 0	0 0	0 1	1 0
44 Rowdy Tellez, L (1, 10) OBP: 0.310, SLG: 0.486		C FF 90 S FF 91 F FF 91 X FF 92 0-2 3 FC6-4 **1B**		C CU 74 B CH 80 X CH 80 1-1 **G6-3** ②			C KC 81 S FF 93 S KC 81 0-3 **K** ①	C FF 96 F KC 85 S FF 97 0-3 **K** ②		0-0 15 1B **IBB**		B CU 83 B CU 83 C CU 84 X FF 94 2-1 **HR**		5	1	2	1	1	2	0
15 Randal Grichuk, R (1, 9) OBP: 0.297, SLG: 0.428 (8, 8)		B SI 90 S SI 88 B CU 75 F SI 90 X FF 92 2-2 **L8** ①		B CU 76 F SI 89 F SI 88 B CU 75 S CU 75 2-3 **K** ③			C KC 81 X KC 80 0-1 **L4** ②	B KC 86 B KC 86 C KC 85 X FF 98 2-1 **G6-3** ③		D FC 91 X FF 92 1-0 **1B** 1-2 2-3		B FF 96 X CU 83 1-0 **G5-3** ③		6	0	1	0	0	1	1
16 Freddy Galvis, S (1, 6) OBP: 0.299, SLG: 0.423		C CU 77 B FF 90 T FF 90 F SL 83 F FF 92 X FF 92 1-2 **F8** ②	B CH 79 F SL 82 X FF 90 1-1 **P6** ①			B KC 79 C KC 81 F FF 92 X FF 93 1-2 3 2B 21 BB **1B**		M SL 85 S SL 87 S SL 86 0-3 **K** ①	D FF 93 S SL 85 S SL 86 S SL 85 1-3 **K** ②			F CU 81 T FF 94 S CU 84 0-3 **K** ①	6	1	1	0	0	3	4
3 Brandon Drury, R (1, 7) OBP: 0.252, SLG: 0.390 (11, 9)	C SI 90 S CU 75 F FF 91 D CU 75 B SL 85 X SI 90 2-2 **FC6-4** ③ 1-2f		B CH 79 F SL 82 X FF 90 1-1 **F9** ②			1 SAFE C KC 81 C KC 80 D KC 80 D KC 81 X KC 79 2-2 21 BB **2B** 1-3		C SL 87 B SI 94 X SL 87 1-1 28 G4-3 9 1B **2B**	F FC 92 B SL 86 F FF 94 X SL 84 1-2 **F7** ③			B FF 94 B FF 94 S SL 88 C FF 95 B SL 89 T FF 95 3-2 **K** ②	6	1	2	0	0	1	4
49 Jonathan Davis, R (1, 8) OBP: 0.103, SLG: 0.103 28 Billy McKinney, L (7, PH) OBP: 0.277, SLG: 0.372 (8, 9) (11, 3)	C SI 88 C SI 89 X SL 83 0-2 **G6-3** ①		F SI 89 B CU 75 F SI 88 F SL 84 S CU 73 2-3 **K** ③				B KC 80 B FF 91 B KC 81 D KC 80 4-0 21 BB **BB**		C FF 93 B FF 95 X FF 96 1-1 **G4-3** 2-3 ②		F SL 86 B SL 86 B FF 96 B FF 97 F FF 96 F SL 84 X FF 96 3-2 **P3** ①		C FF 96 B FF 95 X CU 84 1-1 **F7** ③	2 3	0 0	0 0	0 0	0 1	1 0	0 1
21 Luke Maile, R (1, 2) OBP: 0.200, SLG: 0.268 9 Danny Jansen, R (9, PH) OBP: 0.266, SLG: 0.279 (10, 2)	C SI 89 F SI 89 B CU 77 T CU 71 1-2 **K** ②					X CU 72 0-0 **G5-3** ①	B FC 86 C KC 79 B FF 93 B FF 92 B FC 88 4-1 1-2 2-3 3-H **BB**		D SL 87 F SL 87 X SI 95 1-1 3-H **1B**		S FF 97 C FF 96 B FF 97 B SI 95 B FF 96 C SL 86 3-3 **K** ②			2 2	0 0	0 1	1 1	1 0	1 1	0 0
Inning Stats	R: 0 E: 0 K: 1 S: 7 H: 0 LOB: 0 BB: 0 P: 10	R: 0 E: 0 K: 0 S: 16 H: 1 LOB: 1 BB: 0 P: 21	R: 0 E: 0 K: 1 S: 7 H: 0 LOB: 0 BB: 0 P: 8	R: 1 E: 0 K: 1 S: 9 H: 1 LOB: 0 BB: 0 P: 16	R: 0 E: 0 K: 1 S: 7 H: 0 LOB: 0 BB: 0 P: 11	R: 0 E: 0 K: 0 S: 8 H: 1 LOB: 1 BB: 0 P: 14	R: 1 E: 0 K: 1 S: 15 H: 2 LOB: 3 BB: 2 P: 28	R: 1 E: 0 K: 1 S: 13 H: 1 LOB: 0 BB: 0 P: 20	R: 1 E: 0 K: 1 S: 12 H: 2 LOB: 1 BB: 0 P: 18	R: 0 E: 0 K: 2 S: 13 H: 2 LOB: 3 BB: 1 P: 19	R: 0 E: 0 K: 1 S: 10 H: 0 LOB: 0 BB: 0 P: 17	R: 1 E: 0 K: 1 S: 9 H: 1 LOB: 0 BB: 0 P: 13	R: 0 E: 0 K: 2 S: 8 H: 0 LOB: 0 BB: 0 P: 12	1B: 5 2B: 3 3B: 0 HR: 3	SF: 0 SAC: 0 DP: 0 HBP: 0	WP: 0 PB: 0 SB: 0 CS: 0	PA: 53						

PITCHER	IP	WLS	BF	H	R	ER	SO	BB	IBB	HBP	BLK	WP	HR	S	P	ERA	WHIP
22 Rick Porcello, R (1, 1) ERA: 4.45	6.0		21	3	1	1	4	0	0	0	0	0	1	54	80	1.50	0.500
44 Brandon Workman, R (7, 1) ERA: 2.42	1.0	H	7	2	1	1	1	2	0	0	0	0	0	15	28	9.00	4.000
32 Matt Barnes, R (8, 1) ERA: 1.8	1.0	H	4	1	1	1	1	0	0	0	0	0	1	13	20	9.00	1.000
64 Marcus Walden, R (9, 1) ERA: 1.59	2.0	B	11	4	1	1	3	0	1	0	0	0	0	25	37	4.50	2.000
70 Ryan Brasier, R (11, 1) ERA: 3.05	1.0		3	0	0	0	1	0	0	0	0	0	0	10	17	0.00	0.000

PITCHER	IP	WLS	BF	H	R	ER	SO	BB	IBB	HBP	BLK	WP	HR	S	P	ERA	WHIP
37 Heath Hembree, R (12, 1) ERA: 3.27	2.0	W	7	1	1	1	3	0	0	0	0	0	1	17	25	4.50	0.500

BOTTOM

Boston Red Sox @ Toronto Blue Jays

Rogers Centre, Toronto, ON

Wed May 22 2019, 7:08 PM - 11:37 PM EDT

Att. 18,285 - Roof Closed - 68 F

livebaseballscorecards.com

AB	50
R	5
H	11
RBI	5
BB	3
SO	13
LOB	15

Boston Red Sox @ Toronto Blue Jays

Rogers Centre, Toronto, ON

Thu May 23 2019, 12:38 PM - 3:37 PM EDT

Att. 36,526 - Roof Closed - 68 F

livebaseballscorecards.com

Batter	1	2	3	4	5	6	7	8	9	AB	R	H	RBI	BB	SO	LOB
23 Michael Chavis, R (1, 3) OBP: 0.375, SLG: 0.568	B SI 91 S SI 91 B SL 80 B SI 91 F SI 90 S SL 80 3-3 ① K		B SL 75 X SI 90 1-0 ② G5-3 3-H		1 SAFE X SI 88 0-0 ② P4		X FF 94 0-0 50 2B 2-3 1B	C KN 76 S KN 73 S KN 75 0-3 ③ K		5	0	1	1	0	2	2
50 Mookie Betts, R (1, 10) OBP: 0.405, SLG: 0.487	B SI 92 B SI 80 B SI 91 B SI 91 4-0 2 E BB		C SL 77 B SL 80 X SI 90 1-1 ③ L9		B SI 88 C SI 89 1 SAFE B SI 90 S SL 83 X SI 89 2-2 ③ G6-3		D SL 84 C SL 83 X SL 84 1-1 1-3 3-H 2B		B KN 74 C FF 86 X KN 76 1-1 ① F9	4	0	1	1	1	0	1
2 Xander Bogaerts, R (1, 6) OBP: 0.380, SLG: 0.492	B SL 78 1 SAFE X SI 91 1-0 ② F9 1-3			B SI 90 B SI 89 X SI 90 2-0 ① F8		B SL 84 S SL 84 B SL 85 S SL 84 X SI 91 2-2 11 2B 1B	C FF 93 F SL 83 S CH 87 0-3 ① K		B KN 76 B KN 75 B KN 74 C FF 85 X FF 86 3-1 11 1B 2B	5	2	2	0	0	1	3
11 Rafael Devers, L (1, 5) OBP: 0.384, SLG: 0.481	C SI 91 X SL 81 0-1 ③ L9			F SL 78 X SI 90 0-1 ② G5-3		B SL 81 B SI 87 B SL 84 C SI 87 F SL 82 X SI 89 3-2 25 1B 1-H 2B	B CH 88 F FF 92 S FF 93 B CH 88 F CH 88 T FF 93 2-2 ② K		T KN 76 S KN 76 X KN 76 0-2 25 HR 2-H 1B	5	2	2	2	0	1	3
25 Steve Pearce, R (1, 7) OBP: 0.247, SLG: 0.250		C SI 90 S SL 80 F SL 80 S SL 82 0-3 ① K		F SI 91 X SI 90 0-1 16 HBP 1B		X SL 84 0-0 16 F8 2-H 1B	F FF 93 F CH 88 B SL 84 X FF 94 1-2 ③ F9		1 SAFE B KN 75 F KN 76 X KN 75 1-1 1-H HR	5	1	3	3	0	1	2
16 Andrew Benintendi, L (1, 8) OBP: 0.362, SLG: 0.417		C SI 91 C SL 80 B SL 80 B SL 79 B SL 81 B SI 92 4-2 7 G4-6-3 BB		B SI 90 F SI 89 F SL 78 H SL 78 2-2 1-2 HBP		L SL 84 D SL 84 B SL 89 S SI 87 X SL 83 2-2 ① F8 2-3		B CH 86 S FF 93 B SL 84 F FF 93 F CH 88 F FF 94 X FF 93 2-2 36 S 7 WP 36 1B 1B	C KN 75 F KN 76 B KN 74 X KN 76 1-2 ② F7	3	1	1	0	1	0	1
7 Christian Vázquez, R (1, 2) OBP: 0.338, SLG: 0.488		B SI 91 X SI 91 1-0 ② ③ G4-6-3 1-2f		X SI 90 0-0 ③ P2		C SL 83 S SL 83 B SL 83 S SL 83 1-3 ② K		1 SAFE B FF 93 F SL 83 D SL 83 F FF 93 D SL 83 X SL 84 3-2 ① F7 1-2	B KN 75 X KN 75 1-0 1B	5	0	1	0	0	1	5
36 Eduardo Núñez, R (1, 4) OBP: 0.205, SLG: 0.250			B SI 89 B SI 90 F SI 90 B SI 90 F SI 90 F SI 89 F SL 79 F SI 91 F SL 80 3-2 ③ X SI 91 19 G6-3 23 G5-3 19 BLK 1B		B SI 88 B SL 82 S SL 84 C SI 89 X SL 84 2-2 ① G6-3	B SI 89 F SL 82 X SI 89 1-1 ③ L4		C SL 82 D SL 85 B FF 93 F FF 93 X SL 83 2-2 2-H 1B	F KN 75 F KN 70 X KN 74 0-2 ③ G5-3	5	1	2	1	0	0	2
19 Jackie Bradley Jr., L (1, 9) OBP: 0.259, SLG: 0.252			1 SAFE X SI 90 0-0 ① G6-3 1-3		X CU 79 0-0 1B		B FF 94 X CH 88 1-0 23 1B 50 2B 2B	1 SAFE B KN 75 S KN 75 1 SAFE F KN 75 T KN 77 1-2 ② K		4	1	2	0	0	1	2

Inning Stats										
	R: 0 E: 1 K: 1 S: 6	H: 0 LOB: 1 BB: 1 P: 14	R: 0 E: 0 K: 1 S: 7	H: 0 LOB: 0 BB: 1 P: 12	R: 1 E: 0 K: 0 S: 11	H: 1 LOB: 0 BB: 0 P: 16	R: 0 E: 0 K: 0 S: 8	H: 1 LOB: 2 BB: 0 P: 12	R: 0 E: 0 K: 0 S: 8	H: 1 LOB: 1 BB: 0 P: 12
	R: 2 E: 0 K: 1 S: 15	H: 3 LOB: 1 BB: 0 P: 24	R: 1 E: 0 K: 2 S: 14	H: 3 LOB: 2 BB: 0 P: 19	R: 1 E: 0 K: 2 S: 17	H: 2 LOB: 1 BB: 0 P: 25	R: 3 E: 0 K: 0 S: 16	H: 4 LOB: 1 BB: 0 P: 23	1B: 10 2B: 4 3B: 0 HR: 1	SF: 0 SAC: 0 DP: 1 HBP: 1

	AB	41
	R	8
	H	15
	RBI	8
	BB	2
	SO	7
	LOB	21

PITCHER		IP	WLS	BF	H	R	ER	SO	BB	IBB	HBP	BLK	WP	HR	S	P	ERA	WHIP
2 Clayton Richard, L ERA: 2.25	(1, 1)	4.0		16	2	1	1	2	2	0	1	1	0	0	32	54	2.25	1.000
43 Sam Gaviglio, R ERA: 2.36	(5, 1)	2.0	L	10	4	2	2	1	0	0	0	0	0	0	23	36	9.00	2.000
65 Elvis Luciano, R ERA: 7.32	(7, 1)	1.1		9	5	2	2	2	0	0	0	0	1	0	25	37	13.50	3.750
60 Ryan Feierabend, L ERA: 11.12	(8, 1)	1.2		9	4	3	3	2	0	0	0	0	0	1	22	30	16.20	2.400

PITCHER		IP	WLS	BF	H	R	ER	SO	BB	IBB	HBP	BLK	WP	HR	S	P	ERA	WHIP

WP: 1	PA: 44			
PB: 0				
SB: 1				
CS: 0				

Boston Red Sox @ Toronto Blue Jays

Rogers Centre, Toronto, ON

Thu May 23 2019, 12:38 PM - 3:37 PM EDT

Att. 36,526 - Roof Closed - 68 F

BOTTOM

Batter	1	2	3	4	5	6	7	8	9	AB	R	H	RBI	BB	SO	LOB
5 Eric Sogard, L (1, 4) OBP: 0.357, SLG: 0.459	B SI 88 C SI 88 B CU 78 S SI 88 F SL 78 B SI 90 F SI 89 C SI 89 3-3 ① K		C SI 87 F CU 76 B FF 88 X SL 79 1-2 ① G5-3		C CH 81 C SL 79 F SI 88 B CU 78 B SL 78 X SI 88 2-2 ③ P2			C FF 96 B FF 96 B SL 87 X FF 96 2-1 ② L8		4	0	0	0	0	1	0
27 Vladimir Guerrero Jr., R (1, 5) OBP: 0.315, SLG: 0.446	B SI 89 B CU 75 X SI 88 2-0 ② G5-3		X CU 78 0-0 ② F8			C SI 86 B CH 79 F CH 79 X SL 80 1-2 ① G5-3		C CH 85 C SI 96 F FF 96 F CH 88 S FF 95 0-3 ③ K		4	0	0	0	0	1	0
14 Justin Smoak, S (1, 10) OBP: 0.373, SLG: 0.416	B CU 77 X CH 82 1-0 ③ G4-3		C SI 88 C SI 88 B CH 81 B CU 78 C SI 89 2-3 ③ K			B SI 87 B CU 74 B SI 88 C SI 87 F SI 88 F SI 88 F SI 89 T CU 75 3-2 ② K			C FF 93 B SI 89 B CH 87 X CH 87 2-1 HR	4	1	1	1	0	2	0
44 Rowdy Tellez, L (1, 3) OBP: 0.314, SLG: 0.490		B CH 80 B CU 75 C CH 81 X CH 82 2-1 16 2B 2B		C SL 77 C FF 88 F SL 78 H SI 89 1-2 3 F7 HBP		C CU 75 F SL 78 B FF 88 F FF 88 B SL 78 X CH 80 2-2 ③ L9			X SL 81 0-0 ① P3	3	1	1	0	0	0	0
3 Brandon Drury, R (1, 7) OBP: 0.257, SLG: 0.399		B SI 89 X SI 88 1-0 16 2B 1B		B SI 88 1 SAFE X SI 88 1-0 ① F7 1-2			X FC 91 0-0 16 G4-6-3 2B		C SI 92 B SI 93 B SL 80 F CH 85 F SI 94 X SI 93 2-2 ② P4	4	0	2	0	0	0	1
16 Freddy Galvis, S (1, 6) OBP: 0.299, SLG: 0.427 7 Richard Urena, S (9, PH) OBP: 0.268, SLG: 0.325		C CH 82 B CU 74 F CH 82 D SL 79 B SI 89 X CH 81 3-2 1-3 2-H 2B		C CU 75 S SL 77 B SI 89 C SI 89 1-3 ② K			C FF 94 F FF 94 B FF 95 X CU 82 1-2 ① G4-6-3 2-3		S SI 92 X FF 94 0-1 ③ G6-3	3 1	0 0	1 0	1 0	0 0	1 0	2 0
28 Billy McKinney, L (1, 9) OBP: 0.272, SLG: 0.364		X CH 82 0-0 ① F9		C CH 79 B FF 88 X SL 79 1-1 ③ G3-1			C FF 94 3 SAFE S FC 91 S FC 93 0-3 ② K			3	0	0	0	0	1	4
9 Danny Jansen, R (1, 2) OBP: 0.260, SLG: 0.272		S SI 88 X SI 89 0-1 ② P4			C SL 77 B SL 77 F SI 87 F CH 79 B SI 89 F SI 89 X SI 88 2-2 ① G6-3		B FF 95 X CU 84 1-0 ③ G5-3			3	0	0	0	0	0	3
49 Jonathan Davis, R (1, 8) OBP: 0.094, SLG: 0.094		B SI 88 B SI 90 S SI 89 B SI 90 C SI 89 X SI 89 3-2 ③ G5-3			C SI 90 B SI 89 B SI 88 F SI 89 X SI 89 2-2 ② G1-3			B FF 96 C FF 96 B FF 96 F FF 96 F FF 96 F SL 85 F SL 86 B SL 86 X FF 96 3-2 ① G6-3		3	0	0	0	0	0	2
Inning Stats	R: 0 E: 0 K: 1 S: 7 H: 0 LOB: 0 BB: 0 P: 13	R: 1 E: 0 K: 0 S: 12 H: 3 LOB: 2 BB: 0 P: 21	R: 0 E: 0 K: 1 S: 7 H: 0 LOB: 0 BB: 0 P: 10	R: 0 E: 0 K: 1 S: 9 H: 0 LOB: 1 BB: 0 P: 13	R: 0 E: 0 K: 0 S: 12 H: 0 LOB: 0 BB: 0 P: 18	R: 0 E: 0 K: 1 S: 12 H: 0 LOB: 0 BB: 0 P: 18	R: 0 E: 0 K: 1 S: 8 H: 1 LOB: 1 BB: 0 P: 10	R: 0 E: 0 K: 1 S: 13 H: 0 LOB: 0 BB: 0 P: 18	R: 1 E: 0 K: 0 S: 9 H: 1 LOB: 0 BB: 0 P: 13	1B: 1 2B: 3 3B: 0 HR: 1 SF: 0 SAC: 0 DP: 0 HBP: 1						

livebaseballscorecards.com

AB	32
R	2
H	5
RBI	2
BB	0
SO	6
LOB	12

PITCHER		IP	WLS	BF	H	R	ER	SO	BB	IBB	HBP	BLK	WP	HR	S	P	ERA	WHIP
65 Ryan Weber, R ERA: 1.29	(1, 1)	6.0	W	22	3	1	1	4	0	0	1	0	0	0	59	93	1.50	0.500
56 Travis Lakins Sr., R ERA: 2.45	(7, 1)	1.0	H	4	1	0	0	1	0	0	0	0	0	0	8	10	0.00	1.000
70 Ryan Brasier, R ERA: 2.91	(8, 1)	1.0		3	0	0	0	1	0	0	0	0	0	0	13	18	0.00	0.000
76 Hector Velázquez, R ERA: 5.46	(9, 1)	1.0		4	1	1	1	0	0	0	0	0	0	1	9	13	9.00	1.000

PITCHER	IP	WLS	BF	H	R	ER	SO	BB	IBB	HBP	BLK	WP	HR	S	P	ERA	WHIP

Batter	1	2	3	4	5	6	7	8	9	AB	R	H	RBI	BB	SO	LOB
23 Michael Chavis, R (1, 4) OBP: 0.364, SLG: 0.548	C FF 85 S CH 82 S FF 92 0-3 K ①			S CH 80 X CH 80 0-1 G1-3 ①	X FC 86 0-0 L8 ③			S CU 84 B SL 93 F FF 96 B CU 86 S CU 83 2-3 K ①		4	0	0	0	0	2	3
50 Mookie Betts, R (1, 9) OBP: 0.407, SLG: 0.492	B SI 91 C SI 91 B CU 78 B FC 88 X FC 87 3-1 F9 ②			B SI 90 B FC 87 X FF 92 2-0 2B		C FC 87 X CH 80 0-1 F9 ①		B SL 91 B SL 91 C FF 96 B CU 84 X FF 96 3-1 28 BB 1B		4	0	2	0	0	0	0
2 Xander Bogaerts, R (1, 6) OBP: 0.382, SLG: 0.505	B SI 91 B FC 87 B CH 83 C FC 89 F FC 85 X FF 93 3-2 P4 ③			C FC 88 B CH 82 B FC 87 F FC 90 F CH 81 B FC 90 D FC 87 4-2 28 G4-6-3 BB		B SI 91 B SI 89 C CH 81 X FF 90 2-1 HR		C SL 90 F FF 97 F FF 97 C CU 83 0-3 K ②		3	1	1	1	1	1	1
28 J.D. Martinez, R (1, 10) OBP: 0.387, SLG: 0.512		B FC 85 S CU 77 F FF 91 F FF 92 B CU 76 S CU 79 2-3 K ①		D CU 77 C FC 88 D CH 81 C FC 86 X FC 89 2-2 G4-6-3 ②③ 1-2f		B FC 87 B FC 88 C FC 88 X CU 77 2-1 G5-3 ②		B FF 96 B FF 95 B SL 89 B FF 95 4-0 1-2 BB		3	0	0	0	1	1	2
25 Steve Pearce, R (1, 3) OBP: 0.250, SLG: 0.253 18 Mitch Moreland, L (8, PH) OBP: 0.329, SLG: 0.569 (8, 3)		B FC 88 C CH 83 F FF 93 B FC 88 B CU 78 S CH 82 3-3 K ②			C FC 84 B CH 75 S FC 87 F CU 78 B FF 91 F CU 77 F FF 92 F FF 92 X FC 89 2-2 3 BB 36 1B 1B	B CH 80 S CH 81 F FC 86 B CU 78 F FC 87 B CH 82 S FC 87 3-3 K ③		B CU 83 B CU 83 C FF 96 F FF 97 C FF 97 2-3 K ③		3 1	0 0	1 0	0 0	0 0	2 1	0 2
16 Andrew Benintendi, L (1, 7) OBP: 0.355, SLG: 0.408		C FC 88 B FC 88 F SI 92 C FC 88 1-3 K ③			1 SAFE F SI 90 B FC 89 B FC 90 X FC 88 2-1 L8 ①		C CU 81 F FC 92 B FC 91 B FC 93 F FC 93 F FC 92 S CU 82 2-3 K ①		B FF 97 X FF 97 1-0 F8 ①	4	0	0	0	0	2	1
36 Eduardo Núñez, R (1, 5) OBP: 0.207, SLG: 0.250			X SI 88 0-0 F8 ①		B FC 88 T CH 81 B CH 81 C FC 87 F FF 94 X CU 78 2-2 3 BB 1-2 1B		B FC 91 S CU 82 X CU 83 1-1 G5-3 ②		B FF 98 B FC 93 S FC 93 F SI 97 F CH 86 S FC 89 2-3 K ②	4	0	1	0	0	1	0
3 Sandy León, S (1, 2) OBP: 0.298, SLG: 0.275 7 Christian Vázquez, R (9, PH) OBP: 0.343, SLG: 0.515			C SI 88 F FF 91 S CU 77 0-3 K ②		B FC 86 B FC 87 B FC 88 B FC 88 4-0 1-2 2-3 BB		C CU 82 B FC 92 X FC 92 1-1 P5 ③		B CH 85 C FF 98 B FC 94 T FC 94 B FC 92 X FC 93 3-2 HR	2 1	0 1	0 1	0 1	1 0	1 0	0 0
19 Jackie Bradley Jr., L (1, 8) OBP: 0.259, SLG: 0.272			C FF 91 B FC 88 F FC 89 B FF 90 S FF 92 2-3 K ③		C FF 93 B FC 90 F FC 89 B FF 92 S FF 93 2-3 K ②			X FF 95 0-0 HR	F FF 98 C FF 98 S CH 86 0-3 K ③	4	1	1	1	0	3	3
Inning Stats	R: 0 E: 0 K: 1 S: 8 H: 0 LOB: 0 BB: 0 P: 14	R: 0 E: 0 K: 3 S: 10 H: 0 LOB: 0 BB: 0 P: 16	R: 0 E: 0 K: 2 S: 7 H: 0 LOB: 0 BB: 0 P: 9	R: 0 E: 0 K: 0 S: 9 H: 1 LOB: 1 BB: 1 P: 17	R: 0 E: 0 K: 1 S: 17 H: 2 LOB: 3 BB: 1 P: 29	R: 1 E: 0 K: 1 S: 10 H: 1 LOB: 0 BB: 0 P: 17	R: 0 E: 0 K: 1 S: 9 H: 0 LOB: 0 BB: 0 P: 13	R: 1 E: 0 K: 3 S: 13 H: 2 LOB: 2 BB: 1 P: 24	R: 1 E: 0 K: 2 S: 11 H: 1 LOB: 0 BB: 0 P: 17	1B: 3 2B: 1 3B: 0 HR: 3	SF: 0 SAC: 0 DP: 1 HBP: 0			WP: 0 PB: 0 SB: 0 CS: 0	PA: 36	

PITCHER		IP	WLS	BF	H	R	ER	SO	BB	IBB	HBP	BLK	WP	HR	S	P	ERA	WHIP
20 Wade Miley, L ERA: 3.32	(1, 1)	6.0	W	23	4	1	1	8	2	0	0	0	0	1	61	102	1.50	1.000
36 Will Harris, R ERA: 1.02	(7, 1)	1.0	H	3	0	0	0	1	0	0	0	0	0	0	9	13	0.00	0.000
55 Ryan Pressly, R ERA: 0.41	(8, 1)	1.0	H	6	2	1	1	3	1	0	0	0	0	1	13	24	9.00	3.000
54 Roberto Osuna, R ERA: 0.81	(9, 1)	1.0	S	4	1	1	1	2	0	0	0	0	0	1	11	17	9.00	1.000

PITCHER	IP	WLS	BF	H	R	ER	SO	BB	IBB	HBP	BLK	WP	HR	S	P	ERA	WHIP

TOP

Boston Red Sox @ Houston Astros

Minute Maid Park, Houston, TX

Fri May 24 2019, 7:10 PM - 9:58 PM CDT

Att. 35,606 - Roof Closed - 73 F

livebaseballscorecards.com

AB	33
R	3
H	7
RBI	3
BB	3
SO	14
LOB	12

BOTTOM

Batter	1	2	3	4	5	6	7	8	9	AB	R	H	RBI	BB	SO	LOB
4 George Springer, R (1, 9) OBP: 0.389, SLG: 0.643	F FF 92 C FF 92 B SL 80 B FF 94 X FF 93 2-2 F8		X SI 95 0-0 L9	X CH 88 0-0 SF7 3-H			X FC 92 0-0 FC4-6 2 FC4-6 1-2f			3	0	0	1	0	0	1
18 Tony Kemp, L (8, 7) OBP: 0.304, SLG: 0.408										0	0	0	0	0	0	0
2 Alex Bregman, R (1, 5) OBP: 0.388, SLG: 0.551	B CH 85 B SL 80 F SI 93 X SL 78 2-1 L7		C SI 93 B FF 93 F FF 94 B FF 95 B SL 82 F CH 87 B FF 94 4-2 10 E BB	X SI 93 0-0 F9			C FC 93 X FF 95 0-1 FC4-6 1 FC4-6 1-2f			3	0	0	0	1	0	2
1 Carlos Correa, R (1, 6) OBP: 0.346, SLG: 0.546	X SL 75 0-0 F7		B FF 93 C CH 88 F FF 93 B FF 94 F FF 94 B FF 93 F SL 77 C FF 94 3-3 K		F CH 86 B FF 92 S FF 92 B SL 82 X SL 79 2-2 L6		F SI 95 S SI 95 D SL 86 B FC 92 X SL 86 2-2 FC4-6 1-2f			4	0	0	0	0	1	2
10 Yuli Gurriel, R (1, 3) OBP: 0.297, SLG: 0.410		X SL 75 0-0 F7	1 SAFE X SI 91 0-0 FC6 1-2		B SI 93 C SI 94 X CH 88 1-1 G6-3			B CU 83 X FF 93 1-0 F8		4	0	0	0	0	0	1
16 Aledmys Díaz, R (1, 4) OBP: 0.311, SLG: 0.489		C SI 89 X FF 92 0-1 28 WP 22 E 1B	B SI 91 C SI 94 F SL 80 S FF 91 1-3 K		S SL 76 F SL 77 S FF 95 0-3 K			B SL 90 B SL 89 B SL 89 C FF 94 F FF 93 B CU 85 4-2 22 F8 28 BB BB		3	1	1	0	1	2	2
28 Robinson Chirinos, R (1, 2) OBP: 0.384, SLG: 0.483		C CH 86 B SL 77 C SL 79 B FF 93 S FF 94 2-3 K 1-2	C SL 76 B FF 91 F SL 76 B SL 80 B FF 93 B SL 75 4-2 22 1B 6 E BB			X SI 92 0-0 P4		B FF 95 B FF 94 B SL 89 B FF 94 4-0 13 BB 1-2 BB		2	1	0	0	2	1	1
22 Josh Reddick, L (1, 7) OBP: 0.383, SLG: 0.453 (8, 9)		B SI 90 X FF 92 1-0 E3 2-H	B SL 76 F SL 77 D SI 91 X SI 94 2-1 6 E 6 FC6 4 SF7 1-3 1B			C FF 92 B FF 92 F SL 78 B SL 82 X SL 80 2-2 P6		C FF 94 B FF 95 X FF 94 1-1 F8 2-3		4	1	1	0	0	0	2
13 Tyler White, R (1, 10) OBP: 0.318, SLG: 0.312		B FF 92 F FF 92 B FF 91 B SL 77 X CH 84 3-1 P4	C CH 86 S FF 96 F FF 93 S FF 95 0-3 K			C SL 77 B SL 79 B SL 80 X FF 95 2-1 F9		B FF 96 C FF 95 S FF 94 F FF 96 B FF 95 B CU 86 D SL 90 4-2 1-2 BB		3	0	0	0	1	1	3
6 Jake Marisnick, R (1, 8) OBP: 0.340, SLG: 0.558			C CH 84 B FF 91 B FF 93 C SL 76 X SL 81 2-2 HR	X CH 87 0-0 FC6 1-3 3-H			B FC 92 S SL 85 B SL 88 X SL 85 2-1 4 FC4-6 1B	B SL 90 F FF 94 F FF 94 S FF 95 1-3 K		4	1	2	2	0	1	4
Inning Stats	R: 0 E: 0 K: 0 S: 6 H: 0 LOB: 0 BB: 0 P: 10	R: 1 E: 1 K: 1 S: 9 H: 1 LOB: 1 BB: 0 P: 15	R: 1 E: 1 K: 2 S: 16 H: 1 LOB: 2 BB: 1 P: 26	R: 2 E: 1 K: 1 S: 11 H: 1 LOB: 1 BB: 1 P: 17	R: 0 E: 0 K: 1 S: 8 H: 0 LOB: 0 BB: 0 P: 11	R: 0 E: 0 K: 0 S: 6 H: 0 LOB: 0 BB: 0 P: 10	R: 0 E: 0 K: 0 S: 8 H: 1 LOB: 1 BB: 0 P: 12	R: 0 E: 0 K: 1 S: 11 H: 0 LOB: 3 BB: 3 P: 26		1B: 3 2B: 0 3B: 0 HR: 1 SF: 1 SAC: 0 DP: 0 HBP: 0		WP: 1 PB: 0 SB: 0 CS: 0 PA: 36			

PITCHER		IP	WLS	BF	H	R	ER	SO	BB	IBB	HBP	BLK	WP	HR	S	P	ERA	WHIP
41 Chris Sale, L ERA: 4.19	(1, 1)	6.0	L	26	3	4	2	5	2	0	0	0	1	1	56	89	3.00	0.833
64 Marcus Walden, R ERA: 1.53	(7, 1)	1.0		4	1	0	0	0	0	0	0	0	0	0	8	12	0.00	1.000
37 Heath Hembree, R ERA: 3.13	(8, 1)	1.0		6	0	0	0	1	3	0	0	0	0	0	11	26	0.00	3.000

PITCHER	IP	WLS	BF	H	R	ER	SO	BB	IBB	HBP	BLK	WP	HR	S	P	ERA	WHIP

Boston Red Sox @ Houston Astros

Minute Maid Park, Houston, TX

Fri May 24 2019, 7:10 PM - 9:58 PM CDT

Att. 35,606 - Roof Closed - 73 F

livebaseballscorecards.com

AB	30
R	4
H	4
RBI	3
BB	5
SO	6
LOB	18

Boston Red Sox @ Houston Astros

Minute Maid Park, Houston, TX

Sat May 25 2019, 6:16 PM - 9:43 PM CDT

Att. 40,722 - Roof Closed - 73 F

livebaseballscorecards.com

Batter	1	2	3	4	5	6	7	8	9	AB	R	H	RBI	BB	SO	LOB
16 Andrew Benintendi, L (1, 7) OBP: 0.361, SLG: 0.415	B FF 92 B FF 93 B SI 92 B FF 91 4-0 2 S BB		C ST 83 B KC 80 X FF 93 1-1 50 1B 2B		B CH 84 B CH 84 B SI 92 F SI 92 X SI 91 3-1 ② G4-1		X CU 82 0-0 1-2 2-H 1B		C FF 98 D CH 86 X CH 86 1-1 ② P5	4	0	2	1	1	0	2
50 Mookie Betts, R (1, 9) OBP: 0.407, SLG: 0.487	C ST 81 F SI 92 B ST 82 S FF 93 1-3 ① K		X ST 82 0-0 2-3 1B		C SI 92 X CH 83 0-1 ③ G5-3		D CU 83 1-0 ③ 2-3-5 2-2	C FF 94 B SL 91 S FF 94 X FF 96 1-2 ① F9	F FF 96 B FF 96 B CH 84 B CH 87 B CH 86 4-1 1-2 BB	4	0	1	0	1	1	1
18 Mitch Moreland, L (1, 3) OBP: 0.320, SLG: 0.550 32 Matt Barnes, R (9, 1)	C FF 94 F KC 78 B FF 94 C CH 82 1-3 ② K		B FF 94 C SI 92 3 SAFE F SI 94 F FF 94 F KC 79 S KC 82 1-3 ② K			B FF 92 S FF 91 X SI 92 1-1 ① F7		B FF 94 X FF 95 1-0 ② G3-1	F FF 98 B FF 97 F FF 97 X SL 88 1-2 ③ G1-3	5 0	0 0	0 0	0 0	0 0	2 0	6 0
2 Xander Bogaerts, R (1, 6) OBP: 0.375, SLG: 0.495	C SI 92 B SI 92 F ST 82 S ST 83 1-3 ③ K 1-2		1 SAFE C SI 93 C SI 93 C FF 94 0-3 ③ K			C SI 92 X ST 81 0-1 ② F8		B CU 82 C CU 83 S CU 83 S CU 84 1-3 ③ K		4	0	0	0	0	3	3
11 Rafael Devers, L (1, 5) OBP: 0.391, SLG: 0.492		B KC 76 C FF 93 B KC 80 B SI 92 S FF 93 F FF 93 X ST 82 3-2 2B		X KC 78 0-0 23 G3 1B		F FF 93 B FF 91 F FF 93 B FF 92 F KC 81 S FF 93 2-3 ③ K			X FF 96 0-0 19 HBP 7 1B 23 1B 1B	4	1	3	0	0	1	0
23 Michael Chavis, R (1, 4) OBP: 0.368, SLG: 0.546		B FF 93 B SI 92 C SI 93 F FF 93 F SI 93 F ST 82 C FF 94 2-3 ① K		F SI 92 B FF 92 X ST 81 1-1 ① G3 1-2			B SL 86 B FF 96 F FF 96 S FF 97 B FF 97 F FF 97 X FF 97 3-2 28 BB 16 1B 1B		X SL 87 0-0 19 HBP 1-2 7 1B 1B	4	2	2	0	0	1	2
19 Jackie Bradley Jr., L (1, 8) OBP: 0.259, SLG: 0.267		C KC 79 F FF 93 D KC 80 F FF 94 B FF 93 X FF 94 2-2 ② F8		B KC 80 B CH 84 F SI 94 S FF 93 F FF 94 B KC 81 F ST 83 X SI 93 3-2 ② F7			B FF 96 F FF 97 S SL 87 F SL 86 B FF 96 B FF 96 X FF 96 3-2 ① F8		H FF 96 1-0 7 1B 1-2 2-3 HBP	3	0	0	0	0	0	3
7 Christian Vázquez, R (1, 10) OBP: 0.340, SLG: 0.507 (7, 2)		C ST 82 B ST 82 X SI 92 1-1 ③ G6-3		C ST 82 B ST 84 B ST 82 F ST 82 S SI 93 2-3 ③ K			C FF 95 X SL 87 0-1 ② F8		B FF 96 X SL 88 1-0 50 BB 1-3 2-H 3-H 1B	4	0	1	2	0	1	3
3 Sandy León, S (1, 2) OBP: 0.286, SLG: 0.262 28 J.D. Martinez, R (7, PH) OBP: 0.390, SLG: 0.512 76 Hector Velázquez, R (7, 1) 25 Steve Pearce, R (9, PH) OBP: 0.247, SLG: 0.250 (9, 3)			C FF 92 F KC 78 X FF 94 0-2 ① G4-3		B FF 92 B FF 92 X FF 90 2-0 ① P6		B FF 97 B FF 97 S SL 87 B FF 96 C FF 97 B FF 97 4-2 50 2-3-5 16 1B 1-2 BB		B SL 88 C SL 86 S SL 88 C FC 91 1-3 ① K	2 0 0 1	0 0 0 0	0 0 0 0	0 0 0 0	0 1 0 0	0 0 0 0	0 0 0 2
Inning Stats	R: 0 E: 0 K: 3 S: 9 H: 0 LOB: 1 BB: 1 P: 16	R: 0 E: 0 K: 1 S: 15 H: 1 LOB: 1 BB: 0 P: 23	R: 0 E: 0 K: 2 S: 14 H: 2 LOB: 2 BB: 0 P: 16	R: 0 E: 0 K: 1 S: 11 H: 1 LOB: 1 BB: 0 P: 17	R: 0 E: 0 K: 0 S: 5 H: 0 LOB: 0 BB: 0 P: 10	R: 0 E: 0 K: 1 S: 8 H: 0 LOB: 0 BB: 0 P: 11	R: 1 E: 0 K: 0 S: 13 H: 2 LOB: 2 BB: 1 P: 24	R: 0 E: 0 K: 1 S: 7 H: 0 LOB: 0 BB: 0 P: 10	R: 2 E: 0 K: 1 S: 12 H: 3 LOB: 3 BB: 1 P: 21	1B: 7 2B: 2 3B: 0 HR: 0 SF: 0 SAC: 0 DP: 0 HBP: 1						

	AB	35
	R	3
	H	9
	RBI	3
	BB	3
	SO	10
	LOB	22

WP: 0 PB: 0 SB: 1 CS: 0 PA: 39

PITCHER		IP	WLS	BF	H	R	ER	SO	BB	IBB	HBP	BLK	WP	HR	S	P	ERA	WHIP
41 Brad Peacock, R ERA: 3.19	(1, 1)	6.0		23	4	0	0	8	1	0	0	0	0	0	62	93	0.00	0.833
30 Héctor Rondón, R ERA: 2.6	(7, 1)	0.2	H	4	1	1	1	0	1	0	0	0	0	0	12	22	13.50	3.000
55 Ryan Pressly, R ERA: 0.39	(7, 1)	1.1	H	5	1	0	0	1	0	0	0	0	0	0	8	12	0.00	0.750
54 Roberto Osuna, R ERA: 1.54	(9, 1)	1.0	W	8	3	2	2	1	1	0	1	0	0	0	12	21	18.00	4.000

PITCHER	IP	WLS	BF	H	R	ER	SO	BB	IBB	HBP	BLK	WP	HR	S	P	ERA	WHIP

Boston Red Sox @ Houston Astros

Minute Maid Park, Houston, TX

Sat May 25 2019, 6:16 PM - 9:43 PM CDT

Att. 40,722 - Roof Closed - 73 F

livebaseballscorecards.com

Batter	1	2	3	4	5	6	7	8	9	AB	R	H	RBI	BB	SO	LOB
16 Aledmys Díaz, R (1, 4) OBP: 0.315, SLG: 0.505	X CH 86 0-0 ① F9		M SL 89 S CU 82 B CU 82 X CU 82 1-2 ① F8		B FC 90 B FF 94 X FC 90 2-0 ② L9		X SL 86 0-0 23 FC4-6 10 1B 2B		B KC 84 X KC 83 1-0 23 BB 1 1B 2B	5	2	2	0	0	0	0
2 Alex Bregman, R (1, 5) OBP: 0.393, SLG: 0.547	B CH 84 B FC 85 C CH 85 B CH 80 C CH 86 F FC 87 S CH 82 3-3 ② K		C FC 93 B SL 88 B SL 90 B CU 81 F FC 95 X CU 82 3-2 23 FC5-6 1B		B CU 81 C FC 89 X CU 82 1-1 ③ G5-3		B FF 90 B SI 91 B FF 91 C SI 90 B SL 87 4-1 23 FC4-6 BB		B FF 96 B FF 97 B FF 97 C FF 97 B KC 86 4-1 1 1B 23 BB BB	3	0	1	0	2	1	0
23 Michael Brantley, L (1, 7) OBP: 0.375, SLG: 0.548	B FF 90 S FF 90 S KC 81 F FF 90 B SI 91 B CH 84 X CH 87 3-2 1 1B 1B		C CU 82 X FC 93 0-1 ② FC5-6 1 1B 1-2f			F FC 91 B FC 91 F CU 82 B FC 87 X FF 94 2-2 ① G6-3	X SL 86 0-0 ① FC4-6 10 1B 1-2f 2-3		B FF 97 B FF 97 F FF 96 S FF 97 D KC 86 B FF 96 4-2 1 1B 1-2 2-3 BB	4	0	1	0	1	0	3
1 Carlos Correa, R (1, 6) OBP: 0.357, SLG: 0.551	B FC 92 F SL 87 S SI 94 X FC 91 1-2 1B		B SI 95 B SI 94 C FC 92 X SI 93 2-1 1B			B FC 90 B FF 95 F FC 89 B FF 95 B FF 94 4-1 10 1B 22 1B BB	B SI 90 C SI 92 F SL 89 S SI 94 1-3 ② K		D FF 96 F FF 96 B FF 97 C KC 85 X FF 97 2-2 1-2 2-3 3-H 1B	4	1	3	1	1	1	2
10 Yuli Gurriel, R (1, 3) OBP: 0.302, SLG: 0.412	C FC 93 B CU 81 B FC 93 X SL 88 2-1 ③ F8		X SL 88 0-0 ③ L9			F FF 94 B FC 87 X FC 88 1-1 22 1B 13 1B 1-2 1B	B SL 85 B CH 87 C SI 92 X SI 93 2-1 1-2 3-H 1B			4	1	2	1	0	0	4
22 Josh Reddick, L (1, 9) OBP: 0.386, SLG: 0.455		C FC 93 F CU 82 B FC 94 X FC 94 1-2 12 G6-4-3 13 1B 1B		B FC 92 X CU 81 1-0 ① G3-1		B FF 95 C FF 94 F FF 94 B FF 94 B CU 82 X FC 90 3-2 13 1B 1-3 2-H 1B	X CH 86 0-0 ③ L4			4	0	2	1	0	0	2
13 Tyler White, R (1, 10) OBP: 0.324, SLG: 0.320		B SL 90 F CU 81 B FC 92 F FC 93 F CU 81 1 SAFE F FC 95 X FC 94 2-2 12 G6-4-3 1-2 1B		F FF 94 F FF 94 B FC 89 X FC 88 1-2 ② G5-3		X FF 93 0-0 1-2 3-H 1B		C SI 90 C CH 85 X CH 86 0-2 ① G5-3		4	0	2	1	0	0	0
12 Max Stassi, R (1, 2) OBP: 0.237, SLG: 0.222 28 Robinson Chirinos, R (5, 2) OBP: 0.378, SLG: 0.475		S FC 93 X FC 94 0-1 ① ② G6-4-3 1-2f 2-3		S FC 92 B CU 84 F FF 94 B FF 95 B FC 87 X CU 82 3-2 ③ G6-3		X FF 94 0-0 ② F8		C SI 91 S SI 92 F CH 86 B SI 92 S SL 82 1-3 ② K		2 2	0 0	0 0	0 0	0 0	0 1	2 2
18 Tony Kemp, L (1, 8) OBP: 0.289, SLG: 0.387		B CU 82 B CU 81 F FC 94 C CU 82 F FC 94 B CU 82 C CU 82 3-3 ③ K			C FC 91 B CU 82 S FC 90 S CU 82 1-3 ① K	C FF 93 F FF 94 X FF 94 0-2 ③ G4-3		B FF 91 X SI 91 1-0 ③ F7		4	0	0	0	0	2	3
Inning Stats	R: 0 E: 0 K: 1 S: 14 H: 2 LOB: 2 BB: 0 P: 23	R: 0 E: 0 K: 1 S: 14 H: 2 LOB: 1 BB: 0 P: 20	R: 0 E: 0 K: 0 S: 11 H: 2 LOB: 2 BB: 0 P: 17	R: 0 E: 0 K: 0 S: 7 H: 0 LOB: 0 BB: 0 P: 12	R: 0 E: 0 K: 1 S: 6 H: 0 LOB: 0 BB: 0 P: 10	R: 2 E: 0 K: 0 S: 14 H: 3 LOB: 2 BB: 1 P: 24	R: 1 E: 0 K: 1 S: 9 H: 2 LOB: 2 BB: 1 P: 16	R: 0 E: 0 K: 1 S: 8 H: 0 LOB: 0 BB: 0 P: 10	R: 1 E: 0 K: 0 S: 7 H: 2 LOB: 3 BB: 2 P: 18	1B: 11 2B: 2 3B: 0 HR: 0 SF: 0 SAC: 0 DP: 1 HBP: 0						

BOTTOM	
AB	36
R	4
H	13
RBI	4
BB	4
SO	5
LOB	18

WP: 0 PB: 0 SB: 0 CS: 0 PA: 40

PITCHER		IP	WLS	BF	H	R	ER	SO	BB	IBB	HBP	BLK	WP	HR	S	P	ERA	WHIP
10 David Price, L ERA: 3.24	(1, 1)	0.2		3	1	0	0	1	0	0	0	0	0	0	9	15	0.00	1.500
54 Colten Brewer, R ERA: 5.32	(1, 1)	2.1		11	5	0	0	1	0	0	0	0	0	0	30	45	0.00	2.143
56 Travis Lakins Sr., R ERA: 4.5	(4, 1)	2.1		10	2	2	2	1	1	0	0	0	0	0	22	41	7.71	1.286
37 Heath Hembree, R ERA: 3.04	(6, 1)	0.2		3	1	0	0	0	0	0	0	0	0	0	5	5	0.00	1.500
76 Hector Velázquez, R ERA: 5.4	(7, 1)	2.0		9	2	1	1	2	1	0	0	0	0	0	17	26	4.50	1.500

PITCHER		IP	WLS	BF	H	R	ER	SO	BB	IBB	HBP	BLK	WP	HR	S	P	ERA	WHIP
32 Matt Barnes, R ERA: 2.25	(9, 1)	0.0	L	4	2	1	1	0	2	0	0	0	0	0	7	18	∞	∞

Boston Red Sox @ Houston Astros

Minute Maid Park, Houston, TX

Sun May 26 2019, 1:11 PM - 4:16 PM CDT

Att. 41,502 - Roof Closed - 73 F

TOP

livebaseballscorecards.com

Batter	1	2	3	4	5	6	7	8	9	AB	R	H	RBI	BB	SO	LOB
16 Andrew Benintendi, L (1, 7) OBP: 0.353, SLG: 0.406	F FF 94 C CU 78 S CU 81 0-3 K		B FF 95 C FF 94 S FF 96 B CU 81 D CU 83 F SL 89 X CU 81 3-2 SF8 1-2 3-H		S FF 94 X FF 94 0-1 E4 50 E 50 S 2-H		B CH 86 T FF 94 F CU 80 B CU 81 F FF 96 F FF 95 X CH 88 2-2 L8		X SI 94 0-0 F9	4	0	0	1	0	1	0
50 Mookie Betts, R (1, 9) OBP: 0.400, SLG: 0.477	B FF 94 C FF 94 C SL 88 X SL 89 1-2 F9		C FF 95 B FF 96 F CU 79 D SL 89 X SL 88 2-2 P3		1 SAFE F FF 93 B FF 95 B SL 88 C SL 89 B CH 89 X FF 96 3-2 E5 11 S 1-3			C FF 95 B SL 83 B CH 89 X FF 97 2-1 F9		4	0	0	0	0	0	2
11 Rafael Devers, L (1, 5) OBP: 0.393, SLG: 0.508	S FF 94 X FF 94 0-1 F8			B FF 93 X FF 94 1-0 HR	S FF 96 S CU 80 X FF 96 0-2 P6 1-2			X FF 97 0-0 23 S 1B		4	1	2	1	0	0	2
28 J.D. Martinez, R (1, 10) OBP: 0.387, SLG: 0.506		F FF 93 C SL 87 B FF 94 S SL 88 1-3 K		T SL 87 B FF 95 C FF 95 B FF 96 F FF 96 F CU 82 B SL 89 F SL 88 X SL 89 3-2 1B	C FF 96 X FF 94 0-1 P3			C FF 97 F FF 97 S FF 97 0-3 K		4	0	1	0	0	2	3
23 Michael Chavis, R (1, 4) OBP: 0.364, SLG: 0.533		B FF 96 B FF 96 B FF 95 C FF 94 S FF 96 C FF 96 3-3 K		B FF 95 B FF 95 C FF 95 S FF 95 C FF 96 2-3 K		F FF 94 F FF 95 S FF 95 0-3 K		S FF 98 F FF 98 B FF 99 B FF 97 B SL 85 B FF 98 4-2 1-2 BB		3	0	0	0	1	3	1
7 Christian Vázquez, R (1, 2) OBP: 0.331, SLG: 0.493		C FF 94 B SL 89 F SL 88 B CH 87 T CH 88 2-2 K		C CU 78 X SL 88 0-1 F9		X SL 87 0-0 L8		D SL 84 D CH 90 S FF 96 S SL 85 S SL 84 2-3 K		4	0	0	0	0	2	3
25 Steve Pearce, R (1, 3) OBP: 0.247, SLG: 0.250			F FF 94 S CU 78 X SL 87 0-2 19 G3-1 19 WP 16 SF8 1B	C SL 88 X CU 78 0-1 L5		X SL 88 0-0 G5-3			C SI 93 B CU 82 S CU 80 X CU 80 1-2 L9	4	1	1	0	0	0	1
19 Jackie Bradley Jr., L (1, 8) OBP: 0.259, SLG: 0.261			B CU 78 D CU 78 X FF 95 2-0 G3-1 1-3		C CH 87 F CH 87 F SL 88 F CU 81 X SL 89 0-2 F8		X CU 78 0-0 P6		F CU 79 B SI 94 S SI 94 B SI 96 B FF 96 B SI 93 4-2 36 PB 36 BLK 36 G4-3 BB	3	1	0	0	1	0	1
36 Eduardo Núñez, R (1, 6) OBP: 0.220, SLG: 0.273			C CU 79 S SL 88 D CU 82 X CU 82 1-2 16 WP 1B		B FF 94 B FF 94 X FF 94 2-0 16 E 2B		C FF 93 F FF 93 X CU 81 0-2 G5-3		B SI 94 B CU 80 B FF 94 X FF 95 3-0 G4-3 1-H	4	1	2	1	0	0	0

Inning Stats	1	2	3	4	5	6	7	8	9
	R: 0 E: 0 K: 1 S: 8 H: 0 LOB: 0 BB: 0 P: 9	R: 0 E: 0 K: 3 S: 9 H: 0 LOB: 0 BB: 0 P: 15	R: 1 E: 0 K: 0 S: 14 H: 2 LOB: 1 BB: 0 P: 22	R: 1 E: 0 K: 1 S: 14 H: 2 LOB: 1 BB: 0 P: 20	R: 1 E: 2 K: 0 S: 16 H: 1 LOB: 2 BB: 0 P: 21	R: 0 E: 0 K: 1 S: 5 H: 0 LOB: 0 BB: 0 P: 5	R: 0 E: 0 K: 0 S: 9 H: 0 LOB: 0 BB: 0 P: 11	R: 0 E: 0 K: 2 S: 11 H: 1 LOB: 2 BB: 1 P: 19	R: 1 E: 0 K: 0 S: 7 H: 0 LOB: 0 BB: 1 P: 15

| | | |

BOTTOM

Boston Red Sox @ Houston Astros

Minute Maid Park, Houston, TX

Sun May 26 2019, 1:11 PM - 4:16 PM CDT

Att. 41,502 - Roof Closed - 73 F

livebaseballscorecards.com

Batter	1	2	3	4	5	6	7	8	9	AB	R	H	RBI	BB	SO	LOB
16 Aledmys Díaz, R (1, 4) OBP: 0.321, SLG: 0.510 13 Tyler White, R (2, 3) OBP: 0.319, SLG: 0.313 18 Tony Kemp, L (8, PH) OBP: 0.298, SLG: 0.387 (9, 4)	C FF 92 S FF 93 F FF 93 X FF 94 0-2 2 G5-3 1 1B 1B	F FC 88 S FC 89 B SI 93 S FC 90 1-3 ③ K			B CH 87 C FC 89 S FF 93 F SI 93 B FC 88 B CH 87 F SI 94 F SI 93 F FC 90 3-3 ② K			B KC 85 C KC 83 B CH 90 S KC 85 B FF 96 B FF 96 4-2 BB		1	1	1	0	0	0	0
										2	0	0	0	0	2	2
										0	0	0	0	1	0	0
2 Alex Bregman, R (1, 5) OBP: 0.390, SLG: 0.546	B FF 93 F FF 93 C FC 90 B FF 92 F SI 93 F CH 88 X CH 88 2-2 ① G5-3 1-2	S CH 86 B FC 88 C FF 92 F CH 85 X CH 86 1-2 23 G4-3 2B			S FC 90 F FF 94 X SI 94 0-2 ③ L8			B FF 97 C FF 97 1 SAFE C FF 97 B FF 98 F KC 86 F KC 87 X KC 86 2-2 ② F8		4	0	1	0	0	0	2
23 Michael Brantley, L (1, 10) OBP: 0.368, SLG: 0.537	C FF 93 B FF 93 F FF 93 X SI 92 1-2 ② G6-3	B FF 92 B FF 92 X FF 92 2-0 ① G4-3 2-3				C SI 92 B CH 86 B FC 88 X FF 94 2-1 ① G6-3		F FF 97 1 SAFE S KC 86 B FF 96 B FF 96 F KC 86 D KC 86 C KC 85 3-3 ③ K		4	0	0	0	0	1	3
1 Carlos Correa, R (1, 6) OBP: 0.360, SLG: 0.547	B FF 93 C FC 88 B FF 93 X FC 88 2-1 10 PB 2-H 1B	B CU 82 X CU 81 1-0 ② G5-3				B FF 90 B FF 94 C FF 93 F CH 88 B FC 90 B FC 89 4-2 10 P4 BB			C FF 95 X SI 95 0-1 ① G6-3	3	0	1	1	1	0	1
10 Yuli Gurriel, R (1, 3) OBP: 0.296, SLG: 0.403 (2, 4) (9, 3)	C FC 88 C FF 93 B FC 88 C SI 94 1-3 ③ K 2-3	B FC 88 C FF 94 F FF 93 X SI 94 1-2 ③ F7				F FC 89 F FC 89 B FF 92 1 SAFE X FF 93 1-2 ②③ P4 1-2			F FF 95 B SI 94 F SI 94 F SL 85 S SL 86 1-3 ② K	4	0	0	0	0	2	3
22 Josh Reddick, L (1, 9) OBP: 0.378, SLG: 0.444		C FF 92 C FF 92 B FC 89 X SI 92 1-2 ① G6-3		C FF 92 B SI 92 B FC 89 X FF 93 2-1 ① F8			C KC 78 B FC 87 F FF 92 F FC 87 B FF 92 F KC 79 X FF 93 2-2 ① F7		C FF 94 X SL 86 0-1 ③ F9	4	0	0	0	0	0	0
28 Robinson Chirinos, R (1, 2) OBP: 0.371, SLG: 0.463		B FF 92 C FF 93 F FF 93 F SI 93 S FC 88 1-3 ② K		B CH 86 S CH 87 B FF 94 B CH 88 C FF 93 C FF 94 3-3 ② K			F FC 87 B FF 92 B FC 88 C KC 81 S KC 81 2-3 ② K			3	0	0	0	0	3	0
6 Jake Marisnick, R (1, 8) OBP: 0.340, SLG: 0.546		C FC 90 B CH 88 B CH 89 H FC 90 3-1 21 1B HBP		X CU 82 0-0 ③ F9			C KC 79 B KC 81 F KC 80 B FF 93 C FF 91 2-3 ③ K			2	0	0	0	0	1	0
21 Derek Fisher, L (1, 7) OBP: 0.250, SLG: 0.250		B FF 93 X FF 92 1-0 1-2 1B			C FF 91 B FC 87 B SI 90 X FC 88 2-1 ① G3			C KC 84 S KC 85 S KC 85 0-3 ① K		3	0	1	0	0	1	0

Inning Stats	1	2	3	4	5	6	7	8	9
	R: 1 E: 0 K: 1 S: 17	R: 0 E: 0 K: 2 S: 12	R: 0 E: 0 K: 0 S: 9	R: 0 E: 0 K: 1 S: 6	R: 0 E: 0 K: 1 S: 12	R: 0 E: 0 K: 0 S: 7	R: 0 E: 0 K: 2 S: 11	R: 0 E: 0 K: 2 S: 14	R: 0 E: 0 K: 1 S: 8
	H: 2 LOB: 1 BB: 0 P: 23	H: 1 LOB: 2 BB: 0 P: 19	H: 1 LOB: 1 BB: 0 P: 14	H: 0 LOB: 0 BB: 0 P: 11	H: 0 LOB: 0 BB: 0 P: 17	H: 0 LOB: 0 BB: 1 P: 14	H: 0 LOB: 0 BB: 0 P: 17	H: 0 LOB: 1 BB: 1 P: 23	H: 0 LOB: 0 BB: 0 P: 9

	AB	30
	R	1
	H	4
	RBI	1
	BB	2
	SO	10
	LOB	11

	1B: 3	SF: 0	WP: 0	PA: 33
	2B: 1	SAC: 0	PB: 1	
	3B: 0	DP: 0	SB: 0	
	HR: 0	HBP: 1	CS: 0	

PITCHER		IP	WLS	BF	H	R	ER	SO	BB	IBB	HBP	BLK	WP	HR	S	P	ERA	WHIP
57 Eduardo Rodriguez, L ERA: 5.04	(1, 1)	6.0	W	23	4	1	1	5	1	0	1	0	0	0	63	98	1.50	0.833
44 Brandon Workman, R ERA: 2.31	(7, 1)	1.0	H	3	0	0	0	2	0	0	0	0	0	0	11	17	0.00	0.000
32 Matt Barnes, R ERA: 2.14	(8, 1)	1.0	H	4	0	0	0	2	1	0	0	0	0	0	14	23	0.00	1.000
64 Marcus Walden, R ERA: 1.48	(9, 1)	1.0	S	3	0	0	0	1	0	0	0	0	0	0	8	9	0.00	0.000

PITCHER	IP	WLS	BF	H	R	ER	SO	BB	IBB	HBP	BLK	WP	HR	S	P	ERA	WHIP

Cleveland Indians @ Boston Red Sox

Fenway Park, Boston, MA

Mon May 27 2019, 4:10 PM - 7:41 PM EDT

Att. 37,113 - Partly Cloudy - 61 F

TOP

livebaseballscorecards.com

Batter	1	2	3	4	5	6	7	8	9	AB	R	H	RBI	BB	SO	LOB
12 Francisco Lindor, S (1, 6) OBP: 0.344, SLG: 0.466	C SI 89 X FF 91 0-1 35 E 22 1B 1B	B SI 90 X SL 84 1-0 ③ L6		0-0 35 S IBB		C SI 88 X FF 90 0-1 ③ G6-3		F CH 88 F CH 88 B SL 86 B SL 83 B SL 86 X FF 96 3-2 ② P3		4	1	1	0	1	0	0
35 Óscar Mercado, R (1, 9) OBP: 0.417, SLG: 0.516	B SI 89 M SI 89 B SI 90 1 SAFE 1 SAFE S SL 81 X SL 84 2-2 FC6 22 1B 41 S 55 FC6-4 1-3		B SI 89 S SL 82 X SI 88 1-1 22 SH1-3 41 S 10 G4-3 1B	B SL 85 F SL 84 T FF 92 F FF 93 B SL 84 B SL 84 F SI 90 F SI 90 D CU 76 4-2 BB 1-2			C SI 88 F SI 88 B SL 82 B CU 73 F CH 79 X SI 88 2-2 22 2B 55 1B 1B	F SI 97 F FF 96 F FF 96 B FF 97 F FF 96 B SL 86 X SL 84 2-2 ③ F7		4	3	2	0	1	0	1
41 Carlos Santana, S (1, 3) OBP: 0.400, SLG: 0.481	C CU 77 B CU 78 C FF 92 T FF 93 1-2 ① K 1-2		C CH 80 F FF 90 B FF 91 1 SAFE D CU 76 B FF 92 B CH 80 4-2 10 G4-3 22 SH1-3 BB 1-2	D CH 81 C FF 91 C FF 92 X FF 92 1-2 ③ F9			C SI 88 C CU 75 C SI 89 0-3 ① K		F SI 93 B SL 86 B SL 86 B CH 86 F SI 92 X FF 93 3-2 ① G6-3	4	0	0	0	1	2	6
22 Jason Kipnis, L (1, 4) OBP: 0.296, SLG: 0.333	C FF 92 X FF 92 0-1 55 FC6-4 10 HBP 2-3 3-H 1B		X CH 81 0-0 ① SH1-3 1-2 2-3		C SI 87 B CU 74 F SL 83 X FF 90 1-2 ① L9		C CH 80 X SL 83 0-1 55 1B 6 2B 1-3 2B		C SI 92 B CH 86 X SI 92 1-1 ② G1-3	4	1	2	1	0	0	0
10 Jake Bauers, L (1, 10) OBP: 0.310, SLG: 0.344	L CU 75 H CU 76 1-1 55 FC6-4 1-2 HBP		D CU 76 F CU 76 C FF 91 B FF 92 X FF 92 2-2 ② G4-3 2-3 3-H		C SI 89 X SL 84 0-1 2B		T FF 91 B FF 90 F FF 92 B FF 91 C FF 92 2-3 ② K		B SI 93 B CH 83 S SI 92 B CH 86 B FF 94 4-1 BB	3	0	1	1	1	1	3
55 Roberto Pérez, R (1, 2) OBP: 0.326, SLG: 0.405	S SI 90 X SI 90 0-1 ② FC6-4 1-2f 2-3 3-H		F FF 91 F SI 90 B FF 90 C SI 90 1-3 ③ K		B SI 89 B SI 90 B FF 90 F SI 89 X SI 89 3-1 ② P4		C SI 90 C SI 89 B FF 93 B FF 92 X SI 91 2-2 6 2B 2-3 3-H 1B		C SI 91 F SL 83 B FF 93 F CH 85 C SL 83 1-3 ③ K	5	0	1	2	0	2	5
6 Mike Freeman, L (1, 5) OBP: 0.400, SLG: 0.294	F FF 91 B FF 90 F FF 91 X FF 91 1-2 ③ F7			B CU 72 X CH 79 1-0 2 G6-3 1 SH1-3 1B	B FF 91 X FF 92 1-0 ③ G4-3		C FF 94 X FF 93 0-1 1-3 3-H 2B			4	0	2	1	0	0	3
1 Greg Allen, S (1, 7) OBP: 0.146, SLG: 0.136		B SI 89 F SI 88 B FF 90 X FF 90 2-1 ① P6		X SI 89 0-0 ① SH1-3 1-2		C CH 85 B FF 89 X CH 88 1-1 ① F8	B CU 81 B FF 93 B FF 93 C FF 93 F FF 93 F FF 94 X FF 94 3-2 ③ F8			3	0	0	0	0	0	2
2 Leonys Martin, L (1, 8) OBP: 0.305, SLG: 0.361		F SI 90 B FF 92 B CU 74 F CH 81 X FF 92 2-2 ② P5		B CU 73 F FF 92 X FF 91 1-1 ② G6-3 2-3		X SI 88 0-0 ② G4-3		B FF 96 S FF 97 X FF 96 1-1 ① F9		4	0	0	0	0	0	1
Inning Stats	R: 2 E: 1 K: 1 S: 16 H: 2 LOB: 2 BB: 0 P: 21	R: 0 E: 0 K: 0 S: 6 H: 0 LOB: 0 BB: 0 P: 11	R: 1 E: 0 K: 1 S: 11 H: 1 LOB: 1 BB: 1 P: 19	R: 0 E: 0 K: 0 S: 12 H: 1 LOB: 3 BB: 2 P: 19	R: 0 E: 0 K: 0 S: 8 H: 1 LOB: 1 BB: 0 P: 13	R: 0 E: 0 K: 0 S: 5 H: 0 LOB: 0 BB: 0 P: 6	R: 2 E: 0 K: 2 S: 21 H: 4 LOB: 2 BB: 0 P: 30	R: 0 E: 0 K: 0 S: 10 H: 0 LOB: 0 BB: 0 P: 16	R: 0 E: 0 K: 1 S: 10 H: 0 LOB: 1 BB: 1 P: 19	1B: 6 2B: 3 3B: 0 HR: 0	SF: 0 SAC: 2 DP: 0 HBP: 1						

	AB	35
	R	5
	H	9
	RBI	5
	BB	4
	SO	5
	LOB	21

WP: 0 PB: 0 SB: 3 CS: 0 PA: 42

PITCHER		IP	WLS	BF	H	R	ER	SO	BB	IBB	HBP	BLK	WP	HR	S	P	ERA	WHIP
22 Rick Porcello, R ERA: 4.41	(1, 1)	6.2	W	33	8	5	3	4	2	1	1	0	0	0	73	110	4.05	1.500
37 Heath Hembree, R ERA: 3.0	(7, 1)	0.1		2	1	0	0	0	0	0	0	0	0	0	6	9	0.00	3.000
70 Ryan Brasier, R ERA: 2.78	(8, 1)	1.0		3	0	0	0	0	0	0	0	0	0	0	10	16	0.00	0.000
76 Hector Velázquez, R ERA: 5.23	(9, 1)	1.0		4	0	0	0	1	1	0	0	0	0	0	10	19	0.00	1.000

PITCHER		IP	WLS	BF	H	R	ER	SO	BB	IBB	HBP	BLK	WP	HR	S	P	ERA	WHIP

Batter	1	2	3	4	5	6	7	8	9	AB	R	H	RBI	BB	SO	LOB
16 Andrew Benintendi, L (1, 7) OBP: 0.354, SLG: 0.400	C FF 91 F CU 80 S CU 82 0-3 ① K		F SI 94 B FF 94 C CU 80 F SI 96 F CU 82 F CU 81 F SI 96 B CU 82 B CU 83 4-2 B SI 95 50 S 50 E BB	F FF 94 T SI 97 S SI 95 0-3 ③ K	S SI 91 B SI 91 S SL 80 B SL 79 X SL 77 2-2 ③ G6-3		F SI 90 B FF 91 F SL 81 F SL 81 B FF 92 B FF 92 B FF 90 4-2 BB			3	1	0	0	2	2	3
50 Mookie Betts, R (1, 9) OBP: 0.400, SLG: 0.475	B FF 92 C FF 93 B FF 95 F SI 91 X CU 80 2-2 ② G6-3		C SI 93 C SI 94 D CU 83 X SI 94 1-2 E9 11 WP 1-H 1B		C CU 80 X CU 81 0-1 11 BLK 11 2B 1B	C SI 91 C SI 90 B SI 91 F SI 90 S SI 90 1-3 ① K	B FF 89 B SL 81 C SL 79 C FF 91 F FF 91 B FF 91 F SL 80 C FF 91 3-3 ③ K			5	2	2	1	0	2	2
11 Rafael Devers, L (1, 5) OBP: 0.388, SLG: 0.505	B CU 81 C CU 79 F CU 80 S CU 82 1-3 ③ K		F SI 93 B CH 89 S CU 83 X CU 84 1-2 ③ G3-1 3-H		F SI 94 X FF 93 0-1 2 2B 1-H 2B	B SL 79 F SI 91 F SL 80 X FF 91 1-2 ② F8		B SL 74 X FF 84 1-0 ① G3		5	1	1	1	0	1	0
28 J.D. Martinez, R (1, 10) OBP: 0.388, SLG: 0.536		C FF 93 B CU 80 X SI 94 1-1 ① G6-3		F FF 91 B CH 88 C CU 82 C FF 94 1-3 ① K	T FF 94 B FF 92 B FF 93 B SI 94 F FF 94 X SI 93 3-2 ① L8	B SI 91 F SI 90 B SI 92 X SI 91 2-1 HR		X SL 74 0-0 HR		5	2	2	2	0	1	1
2 Xander Bogaerts, R (1, 6) OBP: 0.376, SLG: 0.497		C CU 80 F CU 80 B SI 96 S CU 82 1-3 ② K		C SI 94 X SI 94 0-1 23 1B 12 1B 1B	B SI 93 B FF 93 B FF 93 C FF 94 C FF 94 F SI 94 X SI 94 3-2 ① 12 FC3-6 19 2B 2-H 2B	F SL 79 F SI 90 B SI 90 B SI 89 F SI 90 X SI 91 2-2 ③ G6-3		C SI 83 X SI 84 0-1 ② G6-3		5	2	2	1	0	1	0
23 Michael Chavis, R (1, 3) OBP: 0.379, SLG: 0.536		B FF 93 X CU 81 1-0 12 WP 1B		D SI 94 F SI 92 B SI 94 X SI 91 2-1 12 1B 1-3 1B	0-0 12 FC3-6 IBB		C FF 92 B SL 81 C FF 92 F SL 83 H FF 93 2-2 12 FC3-6 HBP	F SI 84 F FF 84 F FF 89 F SL 77 S SL 77 0-3 ③ K		3	0	2	0	1	1	0
12 Brock Holt, L (1, 4) OBP: 0.217, SLG: 0.100		B FF 93 B FF 92 X SI 91 2-0 ③ G3 1-2		C SI 92 C CH 88 X CH 88 0-2 19 BB 2-3 3-H 1B	B SI 92 X SI 92 1-0 FC3-6 19 2B 3 HR 1-2f 2-3 ②		C FF 91 F SI 90 F FF 92 F FF 91 X SL 81 0-2 ① FC3-6 19 2B 1-2f			4	2	1	1	0	0	4
19 Jackie Bradley Jr., L (1, 8) OBP: 0.270, SLG: 0.282			B FF 92 C CH 85 F CH 88 B FF 93 B CU 80 X FF 92 3-2 ① G6-3	S CU 80 D CU 82 F CU 80 F FF 94 B FF 93 F CU 81 B CU 82 B SI 95 4-2 1-2 BB	B SL 78 X SI 92 1-0 3 HR 1-3 3-H 2B		B SI 90 C FF 90 S SL 81 B SL 81 B FF 91 X FF 91 3-2 1-H 2B			3	1	2	2	1	0	0
3 Sandy León, S (1, 2) OBP: 0.283, SLG: 0.326			C FF 93 S CU 82 F CU 80 B FF 96 C FF 94 1-3 ② K	B SI 93 B SI 93 C FF 93 F FF 94 F FF 94 B CU 84 X FF 94 3-2 ② F7	B SL 78 F SL 79 B SL 79 F SL 78 D SL 80 F SI 92 X SL 78 3-2 2-H 3-H HR		C FF 91 B FF 92 F FF 92 C SL 80 1-3 ② K			4	1	1	3	0	2	4
Inning Stats	R: 0 E: 0 K: 2 S: 9 H: 0 LOB: 0 BB: 0 P: 12	R: 0 E: 0 K: 1 S: 7 H: 1 LOB: 1 BB: 0 P: 12	R: 2 E: 1 K: 1 S: 19 H: 1 LOB: 0 BB: 1 P: 29	R: 1 E: 0 K: 2 S: 21 H: 3 LOB: 3 BB: 1 P: 31	R: 6 E: 0 K: 0 S: 20 H: 5 LOB: 0 BB: 1 P: 33	R: 1 E: 0 K: 1 S: 13 H: 1 LOB: 0 BB: 0 P: 19	R: 1 E: 0 K: 2 S: 22 H: 1 LOB: 2 BB: 1 P: 35	R: 1 E: 0 K: 1 S: 9 H: 1 LOB: 0 BB: 0 P: 10		1B: 6 2B: 4 3B: 0 HR: 3 SF: 0 SAC: 0 DP: 0 HBP: 1					

PITCHER		IP	WLS	BF	H	R	ER	SO	BB	IBB	HBP	BLK	WP	HR	S	P	ERA	WHIP
68 Jefry Rodriguez, R ERA: 4.99	(1, 1)	4.1	L	24	8	7	6	6	2	1	0	1	2	0	67	101	12.46	2.308
39 Oliver Pérez, L ERA: 4.73	(5, 1)	0.2		4	2	2	2	0	0	0	0	0	0	1	9	16	27.00	3.000
61 Dan Otero, R ERA: 3.27	(6, 1)	1.0		4	1	1	1	1	0	0	0	0	0	1	13	19	9.00	1.000
63 Josh Smith, L ERA: 3.38	(7, 1)	1.0		6	1	1	1	2	1	0	1	0	0	0	22	35	9.00	2.000
90 Adam Cimber, R ERA: 3.54	(8, 1)	1.0		4	1	1	1	1	0	0	0	0	0	1	9	10	9.00	1.000

PITCHER	IP	WLS	BF	H	R	ER	SO	BB	IBB	HBP	BLK	WP	HR	S	P	ERA	WHIP

BOTTOM

Cleveland Indians @ Boston Red Sox

Fenway Park, Boston, MA

Mon May 27 2019, 4:10 PM - 7:41 PM EDT

Att. 37,113 - Partly Cloudy - 61 F

livebaseballscorecards.com

AB	37
R	12
H	13
RBI	11
BB	4
SO	10
LOB	14

WP: 2 PA: 42
PB: 0
SB: 1
CS: 0

Cleveland Indians @ Boston Red Sox

Fenway Park, Boston, MA

Tue May 28 2019, 7:11 PM - 12:24 AM EDT

Att. 32,984 - Drizzle - 53 F

livebaseballscorecards.com

TOP

Batter	1	2	3	4	5	6	7	8	9	AB	R	H	RBI	BB	SO	LOB
12 Francisco Lindor, S (1, 6) OBP: 0.353, SLG: 0.471	S SI 90 X FC 88 0-1 F9 ①		C FC 89 X CH 84 0-1 G5-3 ③			C SI 91 C SI 92 B KC 82 F FF 93 B SI 92 B FC 88 B SI 93 4-2 35 G5-3 BB		B SL 85 S SL 85 S SL 85 B FF 95 X SL 85 2-2 1-H 2-H 2B	B FC 89 C FF 92 1 SAFE D FC 90 C FC 90 B FF 93 F FC 91 D FC 90 4-2 41 BB 35 FC3-5 8 2B 1-2 BB	3	1	1	2	2	0	0
35 Óscar Mercado, R (1, 8) OBP: 0.390, SLG: 0.472	C SI 90 X FF 88 0-1 G6-3 ②			F CH 83 F CH 83 X SI 91 0-2 41 G6-3 1B		B FC 89 1 SAFE B SI 92 X SI 93 2-0 G5-3 1-2 ②		L SL 84 D SL 85 X FC 92 1-1 P6 ①	B FC 89 X FF 93 1-0 FC3-5 ① 41 BB 8 2B 1-2 2-3f	5	1	1	0	0	0	4
41 Carlos Santana, S (1, 10) OBP: 0.400, SLG: 0.473	C FF 92 F CH 83 B KC 82 F FC 89 B CH 85 C SI 92 2-3 K ③			C FC 89 F CH 86 F FF 93 B FC 91 B CH 85 X SI 92 2-2 G6-3 ①② 1-2f		F CH 86 F CH 84 B FF 92 C SI 92 1-3 K ③		D KC 85 D KC 84 C KC 84 B KC 85 B KC 85 4-1 BB	B CU 83 B CU 82 B CU 82 B FC 91 4-0 8 2B 55 FC5-2 1-2 2-3 BB	3	0	0	0	2	2	2
8 Jordan Luplow, R (1, 9) OBP: 0.298, SLG: 0.500		C FC 86 C CH 84 F FF 92 B SI 93 B CH 84 F FF 90 X CH 86 2-2 G6-3 ①		B FC 89 F CH 85 B KC 83 C FC 90 X CH 87 2-2 G6-3 ③			X KC 81 0-0 B1-3 ①	F KC 85 B FF 95 S FF 96 F FF 96 S KC 87 1-3 K ②	D CU 83 B FC 89 F FC 90 X FC 90 2-1 55 FC5-2 1-3 2-H 3-H 2B	5	0	1	2	0	1	2
11 José Ramírez, S (1, 5) OBP: 0.308, SLG: 0.301		B CH 84 T SI 91 F FF 92 F SI 92 B SI 92 X CH 86 2-2 1B			C KC 80 F FF 88 B FF 91 B SI 92 B FC 90 X FC 90 3-2 10 S 1B		B KC 81 C KC 82 C KC 81 B FF 94 B KC 82 B KC 81 4-2 55 G6-3 55 S BB	B KC 84 X KC 86 1-0 G6-3 ③	0-0 55 FC5-2 IBB	3	0	2	0	2	0	2
55 Roberto Pérez, R (1, 2) OBP: 0.321, SLG: 0.422		B FC 89 C FC 89 B CH 84 C FF 93 C FC 90 2-3 K ②			S FC 90 B FC 90 C SI 94 S FF 94 1-3 K ①		S FC 87 1 SAFE B FC 88 C KC 80 X KC 82 1-2 G6-3 ② 1-3		HR 1-0 FC5-2 1-2 2-3 3-HF	5	1	1	1	0	2	6
10 Jake Bauers, L (1, 3) OBP: 0.307, SLG: 0.335		D SI 91 F SI 91 F SI 90 T FF 94 1-2 K ③			C SI 94 C FF 93 B CH 86 B SI 93 X FF 90 2-2 P2 ② 1-2		B KC 83 C KC 81 B FF 94 X KC 81 2-1 G4-3 ③		4-2 1 HR BB 3-1 L9	4	1	0	0	1	1	6
1 Greg Allen, S (1, 7) OBP: 0.173, SLG: 0.213			B FF 90 C SI 90 F FF 91 B SI 91 B FC 88 F FC 89 X FF 92 3-2 L4 ①		B CH 85 F CH 86 B FF 92 F SI 94 B FC 90 F SI 93 X FC 89 3-2 L9 ③			B SL 83 F FF 92 B FF 94 F FC 91 B FC 91 B FF 93 4-2 6 1B 12 2B BB	S FF 95 X FF 94 0-1 1-H HR	3	2	1	2	1	0	1
6 Mike Freeman, L (1, 4) OBP: 0.408, SLG: 0.297			X SI 91 0-0 G5-3 ②			C FF 90 B SI 90 C SI 91 S CH 84 1-3 K ①		B FF 93 B FF 94 C FC 92 X FC 92 2-1 12 2B 1-2 1B	H CU 79 1-0 35 FC3-5 12 BB HBP	3	1	1	0	0	1	0
Inning Stats	R: 0 E: 0 K: 1 S: 8 H: 0 LOB: 0 BB: 0 P: 10	R: 0 E: 0 K: 2 S: 15 H: 1 LOB: 1 BB: 0 P: 22	R: 0 E: 0 K: 0 S: 7 H: 0 LOB: 0 BB: 0 P: 10	R: 0 E: 0 K: 0 S: 10 H: 1 LOB: 0 BB: 0 P: 14	R: 0 E: 0 K: 1 S: 13 H: 1 LOB: 1 BB: 0 P: 22	R: 0 E: 0 K: 2 S: 10 H: 0 LOB: 1 BB: 1 P: 18	R: 0 E: 0 K: 0 S: 8 H: 0 LOB: 1 BB: 1 P: 15	R: 2 E: 0 K: 1 S: 15 H: 2 LOB: 2 BB: 2 P: 30	R: 5 E: 0 K: 0 S: 19 H: 3 LOB: 3 BB: 4 P: 42	1B: 4 2B: 2 3B: 0 HR: 2 SF: 0 SAC: 0 DP: 1 HBP: 1						WP: 0 PB: 0 SB: 2 CS: 0 PA: 43

	AB	34
	R	7
	H	8
	RBI	7
	BB	8
	SO	7
	LOB	23

PITCHER		IP	WLS	BF	H	R	ER	SO	BB	IBB	HBP	BLK	WP	HR	S	P	ERA	WHIP
10 David Price, L ERA: 2.83	(1, 1)	6.0		21	3	0	0	6	1	0	0	0	0	0	63	96	0.00	0.667
44 Brandon Workman, R ERA: 2.22	(7, 1)	1.0	H	4	0	0	0	0	1	0	0	0	0	0	8	15	0.00	1.000
64 Marcus Walden, R ERA: 2.05	(8, 1)	0.1	H	4	2	2	2	0	1	0	0	0	0	0	9	18	54.00	9.000
32 Matt Barnes, R ERA: 2.08	(8, 1)	0.2	H	3	0	0	0	1	1	0	0	0	0	0	6	12	0.00	1.500
70 Ryan Brasier, R ERA: 3.97	(9, 1)	0.0	B	3	2	3	3	0	1	0	0	0	0	2	10	17	∞	∞

PITCHER		IP	WLS	BF	H	R	ER	SO	BB	IBB	HBP	BLK	WP	HR	S	P	ERA	WHIP
56 Travis Lakins Sr., R ERA: 6.43	(9, 1)	1.0	L	8	1	2	2	0	2	1	1	0	0	0	9	25	18.00	3.000

Batter	1	2	3	4	5	6	7	8	9	AB	R	H	RBI	BB	SO	LOB
50 Mookie Betts, R (1, 9) OBP: 0.396, SLG: 0.466	B FF 93 X FF 94 1-0 G5-3 ①		B FF 94 B FF 94 F FF 94 C FF 94 X FF 95 2-2 F8 ①			C CU 75 B SL 83 B SL 82 S CH 85 F FF 95 B FF 94 X FF 94 3-2 G5-3 ①	B SI 89 X FF 90 1-0 F8 ② 2-3		C ST 80 F FF 94 B FF 94 B ST 81 B ST 82 B FF 93 4-2 11 1B BB	4	0	0	0	1	0	2
11 Rafael Devers, L (1, 5) OBP: 0.389, SLG: 0.512	B FF 93 C CH 86 B CH 86 B CH 86 S FF 94 T FF 94 3-2 K ②		B CH 87 1 SAFE F CH 87 B CU 80 B CH 86 X CH 87 3-1 G4-3 ②③ 1-2			F CU 76 B FF 94 S FF 94 B CH 85 F FF 94 B CU 79 X CH 86 3-2 2 1B 3B	D CH 79 B SI 90 X CH 79 2-0 P5 ③		F FF 93 B ST 82 B ST 80 F FF 93 B FF 93 X FF 94 3-2 1-2 1B	5	1	2	0	0	1	2
2 Xander Bogaerts, R (1, 6) OBP: 0.376, SLG: 0.500	C FF 94 C FF 94 X CH 85 0-2 F8 ③			C CU 75 X CH 84 0-1 F9 ①		C FF 95 F FF 96 B SL 85 F FF 96 X SL 84 1-2 28 2B 12 E 3-H 1B		C FF 92 X FF 93 0-1 23 1B 2B	C ST 82 B ST 82 T ST 81 T ST 81 1-2 K ②	5	2	2	1	0	1	2
28 J.D. Martinez, R (1, 10) OBP: 0.388, SLG: 0.543		X FF 94 0-0 12 1B 2B		C FF 94 F FF 93 B CU 79 B FF 94 X FF 94 2-2 G4-3 ②		X SL 84 0-0 12 E 1-3 2B		X SL 83 0-0 F7 ① C ST 82 B ST 82 F ST 82 F ST 82 F FF 94 S ST 82 1-3 K ③	5	1	2	0	0	1	3
23 Michael Chavis, R (1, 4) OBP: 0.376, SLG: 0.527		F FF 94 C FF 94 X CH 86 0-2 P6 ①		F FF 94 S SL 86 X FF 94 0-2 P4 ③		S SL 84 F SL 83 S FF 96 0-3 K ②		B FF 93 C FF 91 B FF 92 X FF 93 2-1 25 2B 2-H 1B	4	1	1	1	0	1	3
12 Brock Holt, L (1, 7) OBP: 0.222, SLG: 0.125		B FF 94 B FF 95 C FF 94 C FF 94 F FF 93 X CH 87 2-2 2-3 1B			C CH 84 C FF 93 B FF 93 X CH 85 1-2 F7 ① D FF 95 C FF 94 F FF 95 B FF 95 X FF 96 2-2 E4 2-H 3-H			F FF 92 X FF 91 0-1 F9 ②	4	0	1	0	0	0	1
25 Steve Pearce, R (1, 3) OBP: 0.247, SLG: 0.261		C FF 95 F FF 94 F FF 95 D CU 82 F FF 95 1 SAFE F CH 86 B FF 96 X CH 87 2-2 F9 ②			F CU 79 X SL 85 0-1 G5-3 ② S FF 96 1 SAFE F FF 94 T FF 96 0-2 K ③			F FF 91 C FF 91 F FF 92 B FF 92 X FF 92 1-2 1-H 2B	4	0	1	1	0	1	3
19 Jackie Bradley Jr., L (1, 8) OBP: 0.275, SLG: 0.278		B CH 86 B CH 86 X CH 87 2-0 G4-3 ③			B CH 84 B FF 94 B CH 84 C FF 92 S CH 84 F FF 92 B FF 93 4-2 BB		F CH 80 H FF 90 1-1 50 F8 7 WP HBP	S CH 86 B CH 85 F FF 91 F CH 86 X CH 86 1-2 G6-3 ③	2	0	0	0	1	0	3
7 Christian Vázquez, R (1, 2) OBP: 0.329, SLG: 0.486			X SL 84 0-0 11 G4-3 1B		C FF 94 F FF 94 F FF 94 B CH 85 F FF 94 S FF 94 1-3 K ③		1 SAFE B SI 90 F SI 91 1 SAFE F FS 83 F FF 91 B FS 82 X CH 78 2-2 F7 ① 1-2		F FF 92 S ST 80 F ST 80 B FF 94 B FF 93 S ST 81 2-3 K ①	4	0	1	0	0	2	2
Inning Stats	R: 0 E: 0 K: 1 S: 7 H: 0 LOB: 0 BB: 0 P: 11	R: 0 E: 0 K: 0 S: 15 H: 2 LOB: 2 BB: 0 P: 21	R: 0 E: 0 K: 0 S: 6 H: 1 LOB: 0 BB: 0 P: 11	R: 0 E: 0 K: 0 S: 8 H: 0 LOB: 0 BB: 0 P: 10	R: 0 E: 0 K: 1 S: 13 H: 0 LOB: 1 BB: 1 P: 19	R: 3 E: 1 K: 2 S: 22 H: 3 LOB: 1 BB: 0 P: 31	R: 0 E: 0 K: 0 S: 7 H: 0 LOB: 1 BB: 0 P: 13	R: 2 E: 0 K: 0 S: 15 H: 3 LOB: 1 BB: 0 P: 19	R: 0 E: 0 K: 3 S: 17 H: 1 LOB: 2 BB: 1 P: 28	1B: 5 2B: 4 3B: 1 HR: 0 SF: 0 SAC: 0 DP: 0 HBP: 1					WP: 1 PB: 0 SB: 0 CS: 0	PA: 40	

PITCHER		IP	WLS	BF	H	R	ER	SO	BB	IBB	HBP	BLK	WP	HR	S	P	ERA	WHIP
65 Zach Plesac, R ERA: 1.69	(1, 1)	5.1		20	4	1	1	2	1	0	0	0	0	0	57	86	1.69	0.938
34 A.J. Cole, R ERA: 1.08	(6, 1)	0.2		5	2	2	0	2	0	0	0	0	0	0	14	17	0.00	3.000
36 Tyler Clippard, R ERA: 2.92	(7, 1)	1.0		4	0	0	0	0	0	0	1	0	1	0	7	13	0.00	0.000
62 Nick Wittgren, R ERA: 2.29	(8, 1)	1.0	W	6	3	2	2	0	0	0	0	0	0	0	15	19	18.00	3.000
33 Brad Hand, L ERA: 1.23	(9, 1)	1.0	S	5	1	0	0	3	1	0	0	0	0	0	17	28	0.00	2.000

PITCHER	IP	WLS	BF	H	R	ER	SO	BB	IBB	HBP	BLK	WP	HR	S	P	ERA	WHIP

BOTTOM

Cleveland Indians @ Boston Red Sox

Fenway Park, Boston, MA

Tue May 28 2019, 7:11 PM - 12:24 AM EDT

Att. 32,984 - Drizzle - 53 F

livebaseballscorecards.com

AB	37
R	5
H	10
RBI	3
BB	2
SO	7
LOB	21

Cleveland Indians @ Boston Red Sox

Fenway Park, Boston, MA

Wed May 29 2019, 6:11 PM - 9:52 PM EDT

Att. 34,824 - Overcast - 52 F

TOP

livebaseballscorecards.com

Batter	1	2	3	4	5	6	7	8	9	AB	R	H	RBI	BB	SO	LOB
12 Francisco Lindor, S (1, 6) OBP: 0.358, SLG: 0.472	G4-3	L7	CS	F7		22 L1-3 / 41 BB / 11 2B / 1B	35 1B / 41 2B / 1B		35 1B / 1B	6	2	3	1	0	0	2
35 Óscar Mercado, R (1, 9) OBP: 0.404, SLG: 0.476	41 3B / 1B	K		G5-3		K	41 2B / 1B		1B	6	2	3	0	0	2	3
41 Carlos Santana, S (1, 3) OBP: 0.411, SLG: 0.511	22 WP / 3B		11 FC3-6 / 22 1B / 10 1B / BB	HR		11 2B / BB	2B			4	4	3	5	2	1	2
22 Jason Kipnis, L (1, 4) OBP: 0.291, SLG: 0.326	P6		11 FC3-6 / 1B	G6-3		L1-3	K		K	6	0	1	0	0	2	5
11 José Ramírez, S (1, 5) OBP: 0.310, SLG: 0.313	K		FC3-6 / 10 1B / 1 3B		10 G6-3 / 27 2B / 2B	2B	G4-3			5	2	2	2	0	1	3
10 Jake Bauers, L (1, 10) OBP: 0.310, SLG: 0.343		27 1B / 2B	1 3B / 1B		G6-3	G3		K		5	2	2	1	0	1	2
1 Greg Allen, S (1, 7) OBP: 0.211, SLG: 0.314		27 1B / HBP	3B		F8		12 1B / 3B	L8		4	1	2	2	0	0	1
27 Kevin Plawecki, R (1, 2) OBP: 0.261, SLG: 0.311		1B	G5-3		K		35 1B / 12 1B / 41 2B / BB	K		4	1	2	2	1	1	1
2 Leonys Martin, L (1, 8) OBP: 0.302, SLG: 0.353		F7	12 CS / BB		K		K		P5	4	0	0	0	1	2	5
Inning Stats	R: 2 E: 0 K: 1 S: 11 H: 2 LOB: 0 BB: 0 P: 20	R: 1 E: 0 K: 1 S: 13 H: 2 LOB: 2 BB: 0 P: 20	R: 3 E: 0 K: 0 S: 19 H: 3 LOB: 1 BB: 2 P: 31	R: 1 E: 0 K: 0 S: 7 H: 1 LOB: 0 BB: 0 P: 11	R: 1 E: 0 K: 1 S: 11 H: 2 LOB: 1 BB: 0 P: 18	R: 2 E: 0 K: 1 S: 16 H: 2 LOB: 1 BB: 1 P: 22	R: 4 E: 0 K: 2 S: 16 H: 4 LOB: 1 BB: 1 P: 27	R: 0 E: 0 K: 2 S: 10 H: 0 LOB: 0 BB: 0 P: 18	R: 0 E: 0 K: 2 S: 15 H: 2 LOB: 2 BB: 0 P: 22	1B: 9 2B: 5 3B: 3 HR: 1	SF: 0 SAC: 0 DP: 0 HBP: 1						

AB	44
R	14
H	18
RBI	13
BB	4
SO	10
LOB	24

WP: 1 PB: 0 SB: 0 CS: 1 PA: 50

PITCHER		IP	WLS	BF	H	R	ER	SO	BB	IBB	HBP	BLK	WP	HR	S	P	ERA	WHIP
65 Ryan Weber, R (1, 1) ERA: 4.5		4.0	L	22	8	7	7	2	2	0	1	0	1	1	50	82	15.75	2.500
72 Josh Taylor, L (5, 1) ERA: 9.0		1.0		5	2	1	1	1	0	0	0	0	0	0	11	18	9.00	2.000
54 Colten Brewer, R (6, 1) ERA: 5.87		1.0		6	2	2	2	1	1	0	0	0	0	0	16	22	18.00	3.000
76 Hector Velázquez, R (7, 1) ERA: 5.97		2.0		11	4	4	4	4	1	0	0	0	0	0	26	45	18.00	2.500
37 Heath Hembree, R (9, 1) ERA: 2.88		1.0		5	2	0	0	2	0	0	0	0	0	0	15	22	0.00	2.000

PITCHER	IP	WLS	BF	H	R	ER	SO	BB	IBB	HBP	BLK	WP	HR	S	P	ERA	WHIP

Batter	1	2	3	4	5	6	7	8	9	AB	R	H	RBI	BB	SO	LOB
16 Andrew Benintendi, L (1, 7) OBP: 0.355, SLG: 0.420	X FF 93 0-0 ① G3-1	F KC 82 F FF 93 D KC 83 D KC 83 X KC 83 2-2 1-3 3-H 2B		X FF 93 0-0 1-H HR			C SL 77 L SL 79 B SL 78 F SI 92 S SL 78 1-3 ① K	B CU 75 F FF 86 D CU 74 F FF 87 S CU 74 2-3 ③ K		5	1	2	3	0	2	1
50 Mookie Betts, R (1, 9) OBP: 0.396, SLG: 0.479	B FF 92 B SL 85 C FF 93 C SL 84 F KC 82 F FF 94 B CH 88 X FF 93 3-2 HR	D SL 85 D SL 84 S SL 84 C FF 94 C FF 93 2-3 ③ K		B SL 85 C SL 84 B SL 85 C SL 84 X FF 93 2-2 ③ P3			C SI 92 F FF 92 F SI 93 B SL 78 B SL 78 F FF 93 X FF 92 2-2 ② F8		C FF 87 C CH 81 B CU 74 F CH 83 B FF 87 X CU 75 2-2 2 BB 11 1B 1B	5	1	2	1	0	1	2
11 Rafael Devers, L (1, 5) OBP: 0.385, SLG: 0.505	S KC 82 S KC 83 B KC 83 S KC 82 1-3 ② K		B FF 92 X CH 86 1-0 ① G6-3		C KC 82 B KC 82 T CH 87 F KC 82 S FF 93 1-3 ① K		C SL 79 B FF 90 B SI 92 X SL 78 2-1 ③ F7		C CU 74 X CU 75 0-1 23 FC5 2 BB 1-2 1B	5	0	1	0	0	2	0
28 J.D. Martinez, R (1, 10) OBP: 0.379, SLG: 0.529	B SL 85 F SL 84 S KC 82 B KC 83 C FF 94 2-3 ③ K		C FF 92 F FF 93 X FF 93 0-2 ② L9		B KC 84 X SL 84 1-0 ② G5-3			B FF 94 C FF 94 B FF 95 F FF 95 F FF 95 X SL 86 2-2 E5 2 HR	F SL 82 C SL 83 B SL 84 C FF 92 1-3 ① K	5	1	0	0	0	2	2
2 Xander Bogaerts, R (1, 6) OBP: 0.381, SLG: 0.514		B FF 93 C KC 82 S SL 85 X KC 82 1-2 12 2B 1B	C FF 93 F FF 93 X FF 93 0-2 ③ F9		X SL 84 0-0 ③ F8			X FF 95 0-0 1-H HR	B SL 84 B SL 84 B FF 93 C FF 92 C FF 91 B FF 93 4-2 1-2 2-3 BB	4	2	2	2	1	0	0
12 Brock Holt, L (1, 4) OBP: 0.226, SLG: 0.179 36 Eduardo Núñez, R (9, PH) OBP: 0.217, SLG: 0.270		C FF 93 X SL 85 0-1 7 1B 16 2B 1-H 2B		B FF 93 X CH 88 1-0 ① G4-3		B SL 77 B SI 90 C SI 89 C SI 90 X SL 80 2-2 ① G4-3		C SL 80 B CH 88 C FF 94 S SL 80 1-3 ① K	C ST 79 D SI 91 F ST 79 F ST 80 B FF 93 X ST 80 2-2 ② P5	4 1	1 0	1 0	1 0	0 0	1 0	0 3
23 Michael Chavis, R (1, 3) OBP: 0.364, SLG: 0.507		F FF 93 S SL 86 F SL 85 X KC 83 0-2 ① F8		S SL 86 B FF 94 F FF 94 S SL 85 1-3 ② K		C FF 88 F SL 78 T SL 79 0-2 ② K		F SL 85 F SL 84 X SL 84 0-2 ② F7	C FF 92 X ST 80 0-1 ③ FC5 2-3f	5	0	0	0	0	2	4
19 Jackie Bradley Jr., L (1, 8) OBP: 0.285, SLG: 0.315		C KC 81 C FF 93 F KC 82 S KC 82 0-3 ② K2-3		X FF 93 0-0 HR		F SL 78 B SL 79 X SI 92 1-1 1B		B SL 80 X CU 80 1-0 7 2B 2B		4	2	3	1	0	1	1
7 Christian Vázquez, R (1, 2) OBP: 0.340, SLG: 0.500		C SL 84 B FF 93 D SL 85 X SL 84 2-1 16 2B 2-3 1B		F SL 84 X FF 94 0-1 16 HR 1B		C FF 92 C SI 93 S FF 93 0-3 ③ K		X FF 95 0-0 2-H 2B		4	1	3	1	0	1	1
Inning Stats	R: 1 E: 0 K: 2 S: 12 H: 1 LOB: 0 BB: 0 P: 18	R: 2 E: 0 K: 2 S: 21 H: 4 LOB: 2 BB: 0 P: 28	R: 0 E: 0 K: 0 S: 7 H: 0 LOB: 0 BB: 0 P: 8	R: 3 E: 0 K: 1 S: 11 H: 3 LOB: 0 BB: 0 P: 15	R: 0 E: 0 K: 1 S: 6 H: 0 LOB: 0 BB: 0 P: 8	R: 0 E: 0 K: 2 S: 11 H: 1 LOB: 1 BB: 0 P: 14	R: 0 E: 0 K: 1 S: 11 H: 0 LOB: 0 BB: 0 P: 16	R: 3 E: 1 K: 2 S: 16 H: 3 LOB: 1 BB: 0 P: 22	R: 0 E: 0 K: 1 S: 17 H: 2 LOB: 3 BB: 1 P: 26	1B: 6 2B: 4 3B: 0 HR: 4 SF: 0 SAC: 0 DP: 0 HBP: 0						

PITCHER		IP	WLS	BF	H	R	ER	SO	BB	IBB	HBP	BLK	WP	HR	S	P	ERA	WHIP
57 Shane Bieber, R ERA: 3.67	(1, 1)	5.0	W	23	8	6	6	6	0	0	0	0	0	3	57	77	10.80	1.600
39 Oliver Pérez, L ERA: 4.11	(6, 1)	2.0		7	1	0	0	3	0	0	0	0	0	0	22	30	0.00	0.500
34 A.J. Cole, R ERA: 2.0	(8, 1)	0.2		6	3	3	1	1	0	0	0	0	0	1	13	17	13.50	4.500
49 Tyler Olson, L ERA: 3.52	(8, 1)	0.1		3	2	0	0	1	0	0	0	0	0	0	9	13	0.00	6.000
62 Nick Wittgren, R ERA: 2.25	(9, 1)	0.1		2	0	0	0	1	1	0	0	0	0	0	5	10	0.00	3.000

PITCHER		IP	WLS	BF	H	R	ER	SO	BB	IBB	HBP	BLK	WP	HR	S	P	ERA	WHIP
33 Brad Hand, L ERA: 1.19	(9, 1)	0.2	S	2	0	0	0	0	0	0	0	0	0	0	6	8	0.00	0.000

BOTTOM

Cleveland Indians @ Boston Red Sox

Fenway Park, Boston, MA

Wed May 29 2019, 6:11 PM - 9:52 PM EDT

Att. 34,824 - Overcast - 52 F

livebaseballscorecards.com

AB	42
R	9
H	14
RBI	9
BB	1
SO	12
LOB	14

Batter	1	2	3	4	5	6	7	8	9	AB	R	H	RBI	BB	SO	LOB
50 Mookie Betts, R (1, 9) OBP: 0.394, SLG: 0.472	B FF 92 B SI 89 C FF 92 X SI 90 2-1 G6-3		B SL 82 B CH 87 C FF 91 B CH 86 X SI 88 3-1 G6-3		B SI 91 D SI 90 B FF 93 3-0 IBB			B SI 94 C SI 95 B SI 96 X SI 95 2-1 L6		3	0	0	0	1	0	0
16 Andrew Benintendi, L (1, 7) OBP: 0.357, SLG: 0.416	B FF 92 F SI 89 F SI 90 B SL 87 F SI 90 F FF 93 F SI 90 B SI 89 F FF 92 4-2 F SI 91 B SL 84 BB		X SL 84 0-0 G4-3		C SI 89 B SI 90 B SL 86 2 SAFE 2-1 PO 2-3	C ST 84 B SI 94 S SI 95 S SI 94 1-3 K		C SI 95 B SL 81 T SI 95 B SL 81 B SI 96 B SI 96 4-2 28 G4-6-3 BB		2	0	0	0	2	1	0
28 J.D. Martinez, R (1, 10) OBP: 0.372, SLG: 0.518	F SL 83 F SI 89 D SI 89 B FF 92 S SL 82 2-3 K		B SI 89 S FF 91 F SI 88 S FF 92 1-3 K			C SI 95 S ST 84 B SI 96 F SI 95 F ST 85 B FC 88 F ST 84 X ST 85 2-2 L7		C SI 96 F SI 96 X SI 96 0-2 G4-6-3 1-2f		4	0	0	0	0	2	2
2 Xander Bogaerts, R (1, 6) OBP: 0.379, SLG: 0.509	B SL 83 C CH 87 1 SAFE 1 SAFE F SL 83 S FF 93 1-3 K			B FF 91 C SI 88 X FF 91 1-1 G5-3		C ST 82 B SI 95 F SI 94 X ST 82 1-2 1B			B FF 98 B FF 98 X FF 97 2-0 G5-3	4	0	1	0	0	1	1
11 Rafael Devers, L (1, 5) OBP: 0.382, SLG: 0.514		B FF 91 B SI 88 F FF 91 B FF 91 S FF 91 X FF 92 3-2 HR		C SI 87 B SI 88 B SI 89 B SL 84 F SI 89 X SL 83 3-2 G4-3		X SI 95 0-0 P5			F FF 101 C SI 101 B SL 88 B SL 88 F FF 101 C SL 85 2-3 K	4	1	1	1	0	1	1
25 Steve Pearce, R (1, 3) OBP: 0.245, SLG: 0.258 23 Michael Chavis, R (2, 3) OBP: 0.357, SLG: 0.496		X SI 89 0-0 P3		F SI 88 B CH 85 X FF 91 1-1 F8			S FF 97 S SL 85 B FF 98 S CH 92 1-3 K		C FF 99 B FF 100 F SL 86 S SI 100 1-3 K	1 3	0 0	0 0	0 0	0 0	0 2	0 0
36 Eduardo Núñez, R (1, 4) OBP: 0.221, SLG: 0.272		B SI 89 F FF 92 B FF 90 F CH 84 B FF 92 X SI 89 3-2 G4-3			B CH 87 X CH 84 1-0 16 PO 19 G3 1B		B FF 98 B FF 97 X FF 98 2-0 G4-3			3	0	1	0	0	0	0
19 Jackie Bradley Jr., L (1, 8) OBP: 0.291, SLG: 0.321		B SL 83 X CH 87 1-0 1B			F SI 89 X SI 89 0-1 G3 1-2		X FF 97 0-0 1B			3	0	2	0	0	0	1
3 Sandy León, S (1, 2) OBP: 0.273, SLG: 0.313 7 Christian Vázquez, R (7, PH) OBP: 0.338, SLG: 0.497 (7, 2)		C SL 80 B FF 91 B CH 84 F SI 89 B FF 92 S SI 88 3-3 K			C FF 91 D SI 88 B SI 89 B SI 88 F FF 90 F FF 93 S FF 92 3-3 K		C FF 97 B FF 96 C CH 89 F FF 97 X CH 92 1-2 L8			2 1	0 0	0 0	0 0	0 0	2 0	2 1
Inning Stats	R: 0 H: 0 E: 0 LOB: 1 K: 2 BB: 1 S: 15 P: 24	R: 1 H: 2 E: 0 LOB: 1 K: 1 BB: 0 S: 11 P: 21	R: 0 H: 0 E: 0 LOB: 0 K: 1 BB: 0 S: 6 P: 10	R: 0 H: 0 E: 0 LOB: 0 K: 0 BB: 0 S: 7 P: 12	R: 0 H: 1 E: 0 LOB: 1 K: 1 BB: 1 S: 8 P: 17	R: 0 H: 1 E: 0 LOB: 1 K: 1 BB: 0 S: 13 P: 17	R: 0 H: 1 E: 0 LOB: 1 K: 1 BB: 0 S: 9 P: 13	R: 0 H: 0 E: 0 LOB: 0 K: 0 BB: 1 S: 7 P: 13	R: 0 H: 0 E: 0 LOB: 0 K: 2 BB: 0 S: 8 P: 13	1B: 4 SF: 0 2B: 0 SAC: 0 3B: 0 DP: 1 HR: 1 HBP: 0					WP: 0 PA: 34 PB: 0 SB: 0 CS: 0	

PITCHER		IP	WLS	BF	H	R	ER	SO	BB	IBB	HBP	BLK	WP	HR	S	P	ERA	WHIP
34 J.A. Happ, L ERA: 4.83	(1, 1)	5.0	W	19	3	1	1	5	1	1	0	0	0	1	47	84	1.80	0.800
0 Adam Ottavino, R ERA: 1.32	(6, 1)	1.0	H	4	1	0	0	1	0	0	0	0	0	0	13	17	0.00	1.000
48 Tommy Kahnle, R ERA: 1.57	(7, 1)	1.0	H	4	1	0	0	1	0	0	0	0	0	0	9	13	0.00	1.000
53 Zack Britton, L ERA: 2.13	(8, 1)	1.0	H	3	0	0	0	0	1	0	0	0	0	0	7	13	0.00	1.000
54 Aroldis Chapman, L ERA: 1.59	(9, 1)	1.0	S	3	0	0	0	2	0	0	0	0	0	0	8	13	0.00	0.000

PITCHER	IP	WLS	BF	H	R	ER	SO	BB	IBB	HBP	BLK	WP	HR	S	P	ERA	WHIP

TOP

Boston Red Sox @ New York Yankees

Yankee Stadium, Bronx, NY

Fri May 31 2019, 7:08 PM - 9:58 PM EDT

Att. 45,556 - Partly Cloudy - 78 F

livebaseballscorecards.com

AB	30
R	1
H	5
RBI	1
BB	3
SO	9
LOB	8

Batter	1	2	3	4	5	6	7	8	9	AB	R	H	RBI	BB	SO	LOB
26 DJ LeMahieu, R (1, 4) OBP: 0.368, SLG: 0.462	B SI 90 C SI 92 S SL 79 S SL 80 1-3 ① K		B SI 95 C SI 94 X SL 81 1-1 31 1B 1-3 2-H 2B		C CH 85 B SI 93 X FF 92 1-1 HR		1 SAFE B SI 96 1 SAFE 1 SAFE F FF 96 1 SAFE S FF 97 F SL 85 X SL 85 1-2 ② L9			4	2	2	2	0	1	1
45 Luke Voit, R (1, 3) OBP: 0.371, SLG: 0.505	S SL 77 C FF 93 S SL 82 0-3 ② K		C FF 96 B FF 95 S FF 95 S SL 82 1-3 ② K		B SL 80 B SL 78 X SI 90 2-0 ② G5-3		C SL 84 F SL 85 B FF 96 B FF 96 F SL 85 C SL 84 2-3 ③ K			4	0	0	0	0	3	3
31 Aaron Hicks, S (1, 8) OBP: 0.327, SLG: 0.283	B CH 86 F SL 78 S SL 80 F SL 81 B CH 86 S SL 76 2-3 ③ K		F SL 81 F FF 95 B SL 82 B SL 80 B FF 97 F FF 97 X SL 82 3-2 2-H 3-H 1B		B CH 87 B SL 76 C SI 95 B FF 96 T CH 84 B SL 80 4-2 24 FC5-4 BB			C FF 97 B FF 96 F SL 90 S FF 96 1-3 ① K		3	0	1	2	1	2	0
24 Gary Sánchez, R (1, 2) OBP: 0.333, SLG: 0.646		S CH 84 F SL 79 B SL 71 F SL 80 X FF 94 1-2 36 G6-4-3 1B	C SL 77 S FF 93 S SI 93 0-3 ③ K		X SL 77 0-0 ③ FC5-4 1-2f			F SL 90 T SL 88 B SL 90 X FF 96 1-2 ② F9		4	0	1	0	0	1	2
25 Gleyber Torres, R (1, 6) OBP: 0.324, SLG: 0.541		B SL 78 B SL 77 C CH 85 F FF 94 F SL 82 X SL 77 2-2 ① F9		F SI 92 B FF 93 B FF 92 S SL 80 B SL 82 F SL 78 F FF 96 F CH 83 S SL 80 3-3 ① K		C SL 75 C FF 91 B FF 93 F SI 95 F SL 81 F FF 94 S FF 96 1-3 ① K		B FF 97 S SL 88 B FF 96 X SL 88 2-1 36 CS 1B		4	0	1	0	0	2	1
36 Kendrys Morales, S (1, 10) OBP: 0.305, SLG: 0.245		B SL 78 X CH 85 1-0 ② ③ G6-4-3 1-2f		B SL 75 B FF 93 C CH 86 C FF 93 F SL 81 T FF 96 2-2 ② K		B SL 77 B SL 80 C CH 88 X SL 79 2-1 ② G5-3		1 SAFE C FF 97 F FF 95 B FF 95 1-2 ③ CS 1-2		3	0	0	0	0	1	1
29 Gio Urshela, R (1, 5) OBP: 0.390, SLG: 0.482			X CH 86 0-0 11 1B 26 2B 1B	F SI 94 B FF 95 C SL 82 X SL 81 1-2 2B		F SL 80 B FF 96 T FF 93 C FF 98 1-3 ③ K				3	1	2	0	0	1	0
38 Cameron Maybin, R (1, 9) OBP: 0.372, SLG: 0.365			S CH 85 L SL 79 S SL 79 0-3 ① K B SL 78 B SL 79 C CH 88 B FF 95 X CH 86 3-1 ③ F7				B FF 96 C FF 96 C FF 96 B SL 86 T FF 97 2-2 ① K			3	0	0	0	0	2	2
11 Brett Gardner, L (1, 7) OBP: 0.321, SLG: 0.451			C FF 94 S SL 82 B SL 81 X SL 80 1-2 26 2B 31 1B 1-2 1B		C SL 76 B SI 90 B SI 94 B FF 93 X FF 93 3-1 ① G3-1		B FF 97 C FF 96 B FF 98 B FF 98 S FF 97 F FF 97 B FF 96 4-2 BB			2	1	1	0	1	0	0
Inning Stats	R: 0 E: 0 K: 3 S: 10 H: 0 LOB: 0 BB: 0 P: 13	R: 0 E: 0 K: 0 S: 9 H: 1 LOB: 0 BB: 0 P: 13	R: 3 E: 0 K: 3 S: 19 H: 4 LOB: 1 BB: 0 P: 25	R: 0 E: 0 K: 2 S: 15 H: 1 LOB: 1 BB: 0 P: 24	R: 1 E: 0 K: 0 S: 8 H: 1 LOB: 1 BB: 1 P: 18	R: 0 E: 0 K: 2 S: 11 H: 0 LOB: 0 BB: 0 P: 15	R: 0 E: 0 K: 2 S: 14 H: 0 LOB: 1 BB: 1 P: 23	R: 0 E: 0 K: 1 S: 10 H: 1 LOB: 0 BB: 0 P: 15		1B: 5 2B: 2 3B: 0 HR: 1 SF: 0 SAC: 0 DP: 1 HBP: 0		WP: 0 PB: 0 SB: 0 CS: 1 PA: 33				

BOTTOM

Boston Red Sox @ New York Yankees

Yankee Stadium, Bronx, NY

Fri May 31 2019, 7:08 PM - 9:58 PM EDT

Att. 45,556 - Partly Cloudy - 78 F

livebaseballscorecards.com

AB	30
R	4
H	8
RBI	4
BB	2
SO	13
LOB	10

PITCHER		IP	WLS	BF	H	R	ER	SO	BB	IBB	HBP	BLK	WP	HR	S	P	ERA	WHIP
41 Chris Sale, L ERA: 4.35	(1, 1)	6.0	L	25	7	4	4	10	1	0	0	0	0	1	72	108	6.00	1.333
70 Ryan Brasier, R ERA: 3.8	(7, 1)	1.0		4	0	0	0	2	1	0	0	0	0	0	14	23	0.00	1.000
72 Josh Taylor, L ERA: 4.5	(8, 1)	1.0		3	1	0	0	1	0	0	0	0	0	0	10	15	0.00	1.000

PITCHER	IP	WLS	BF	H	R	ER	SO	BB	IBB	HBP	BLK	WP	HR	S	P	ERA	WHIP

Boston Red Sox @ New York Yankees

Yankee Stadium, Bronx, NY

Sat Jun 01 2019, 7:17 PM - 10:35 PM EDT

Att. 46,307 - Partly Cloudy - 72 F

livebaseballscorecards.com

Batter	1	2	3	4	5	6	7	8	9	AB	R	H	RBI	BB	SO	LOB
50 Mookie Betts, R (1, 9) OBP: 0.394, SLG: 0.468	B FF 95 B FF 93 F FF 94 C FF 95 F CU 83 X SI 95 2-2 L8 ①	B CU 84 C CH 90 F SI 94 D CU 83 S FF 96 2-3 K ③		F CU 84 D CU 84 B FF 94 X CH 88 2-1 F4 ②		B SL 84 X CH 92 1-0 1-2 1B			C FF 97 B FF 99 B FF 98 B SL 83 B FF 96 4-1 28 G6-4-3 16 1B BB	4	0	1	0	1	1	4
16 Andrew Benintendi, L (1, 7) OBP: 0.354, SLG: 0.411 (8, 8)	C CU 82 B FF 96 B CH 90 S CU 83 S CU 83 2-3 K ②		B CH 88 T FF 93 C CU 82 B CU 85 T FF 95 2-2 K ①	X FF 96 0-0 L8 ③		C CH 91 B FF 99 X CH 89 1-1 F8 ②			1 SAFE B FF 95 1 SAFE 1 SAFE B FF 97 C SL 84 X SL 83 2-1 1-2 28 G6-4-3 1B	5	0	1	0	0	2	4
28 J.D. Martinez, R (1, 10) OBP: 0.373, SLG: 0.513	B SI 96 F CH 89 B CU 84 F CU 84 B SI 96 B CU 85 4-2 BB		B SI 94 S CU 83 F SI 95 B FF 95 X FF 96 2-2 G4-3 ②		X FF 97 0-0 2 2B 1B	B FC 88 C FC 90 F ST 83 F SI 97 S ST 86 1-3 K ③			B FF 98 X SL 84 1-0 G6-4-3 ① ② 1-2f 2-3	4	0	1	0	1	1	4
11 Rafael Devers, L (1, 5) OBP: 0.374, SLG: 0.502	S FF 95 C CH 90 S CU 83 0-3 K2-3 ③		C CU 84 S FF 95 B FF 95 B CU 84 B FF 96 S CU 84 3-3 K ③		F FF 98 F SL 87 B FF 98 F FF 98 F FF 98 F SL 88 1 SAFE X SL 86 1-2 F8 ①		F FF 91 C FC 85 X FF 92 0-2 F7 ①		X SL 86 0-0 G3-1 ③	5	0	0	0	0	2	3
2 Xander Bogaerts, R (1, 6) OBP: 0.385, SLG: 0.532		C FF 93 S CU 83 F FF 94 B CU 83 B CU 84 X CU 83 2-2 12 1B 3 1B 1B		C CU 82 B SI 94 X CH 89 1-1 HR	C FF 98 X FF 97 0-1 1-3 2B		B FC 87 C FC 85 F FF 93 X FF 92 1-2 F8 ②			4	2	3	1	0	0	0
12 Brock Holt, L (1, 4) OBP: 0.257, SLG: 0.219 (8, 7)		1 SAFE C CU 82 X SI 94 0-1 1-2 3 1B 1B		B CU 83 C CH 88 F CU 82 X CU 83 1-2 23 BB 3 1B 1B	B SL 86 C SL 87 S SL 86 F SL 86 S FF 98 1-3 ② K		B FC 85 B CH 86 F FF 91 C FF 92 B CH 87 C FF 93 3-3 K ③			4	1	2	0	0	2	2
23 Michael Chavis, R (1, 3) OBP: 0.354, SLG: 0.486		C CU 83 B FF 95 S FF 95 2 SAFE S FF 95 1-3 K ①		S CU 83 1 SAFE B CU 83 B CU 84 B FF 94 F CH 88 F CU 83 B FF 95 4-2 3 1B 1-2 BB	B FF 97 C FF 96 S FF 98 S FF 98 1-3 ③ K			C SI 95 B SI 96 F SI 96 B SI 96 S SI 95 2-3 K ①		3	0	0	0	1	3	4
19 Jackie Bradley Jr., L (1, 8) OBP: 0.286, SLG: 0.315 36 Eduardo Núñez, R (8, PH) OBP: 0.229, SLG: 0.272 (8, 4)		S CU 83 D CU 82 S CH 89 S CU 83 1-3 K ②		B CU 82 S CU 81 S CH 88 S CH 89 1-3 K ①		B CH 91 S CH 93 S CH 92 S CH 92 1-3 K ①			B SI 96 B SI 96 B SI 96 C SI 96 B SI 95 4-1 7 G4-6-3 BB	3 0	0 0	0 0	0 0	0 1	3 0	4 0
3 Sandy León, S (1, 2) OBP: 0.310, SLG: 0.353 7 Christian Vázquez, R (8, PH) OBP: 0.335, SLG: 0.493 (8, 2)		X CH 90 0-0 1-3 2-H 1B		S CU 83 B FF 95 F CH 88 F CU 83 D CU 84 B FF 95 X CH 88 3-2 1-2 2-H 1B		C FF 100 B FF 98 S CH 92 F FF 98 F CH 92 X CH 91 1-2 50 1B 1B			C SI 96 F SI 96 B SI 96 X SI 97 1-2 G4-6-3 ② ③ 1-2f	3 1	0 0	3 0	2 0	0 0	0 0	0 1
Inning Stats	R: 0 E: 0 K: 2 S: 12 H: 0 LOB: 1 BB: 1 P: 20	R: 1 E: 0 K: 3 S: 16 H: 3 LOB: 2 BB: 0 P: 22	R: 0 E: 0 K: 2 S: 9 H: 0 LOB: 0 BB: 0 P: 16	R: 2 E: 0 K: 1 S: 18 H: 3 LOB: 3 BB: 1 P: 30	R: 0 E: 0 K: 2 S: 16 H: 2 LOB: 2 BB: 0 P: 19	R: 0 E: 0 K: 2 S: 15 H: 2 LOB: 2 BB: 0 P: 20	R: 0 E: 0 K: 1 S: 9 H: 0 LOB: 0 BB: 0 P: 13	R: 0 E: 0 K: 1 S: 7 H: 0 LOB: 0 BB: 1 P: 14	R: 0 E: 0 K: 0 S: 5 H: 1 LOB: 1 BB: 1 P: 12	1B: 9 2B: 1 3B: 0 HR: 1 SF: 0 SAC: 0 DP: 2 HBP: 0						

	AB	36
	R	3
	H	11
	RBI	3
	BB	4
	SO	14
	LOB	26

WP: 0 PB: 0 SB: 0 CS: 0 PA: 40

PITCHER	IP	WLS	BF	H	R	ER	SO	BB	IBB	HBP	BLK	WP	HR	S	P	ERA	WHIP
55 Domingo Germán, R (1, 1) ERA: 3.66	3.2		19	6	3	3	8	2	0	0	0	0	1	54	87	7.36	2.182
57 Chad Green, R (4, 1) ERA: 9.72	1.1	W	6	2	0	0	2	0	0	0	0	0	0	17	20	0.00	1.500
48 Tommy Kahnle, R (6, 1) ERA: 1.52	0.2	H	4	2	0	0	1	0	0	0	0	0	0	11	15	0.00	3.000
0 Adam Ottavino, R (6, 1) ERA: 1.3	0.1	H	1	0	0	0	1	0	0	0	0	0	0	4	5	0.00	0.000
56 Jonathan Holder, R (7, 1) ERA: 4.4	1.0	H	3	0	0	0	1	0	0	0	0	0	0	9	13	0.00	0.000

PITCHER	IP	WLS	BF	H	R	ER	SO	BB	IBB	HBP	BLK	WP	HR	S	P	ERA	WHIP
53 Zack Britton, L (8, 1) ERA: 2.05	1.0	H	3	0	0	0	1	1	0	0	0	0	0	7	14	0.00	1.000
54 Aroldis Chapman, L (9, 1) ERA: 1.52	1.0	S	4	1	0	0	0	1	0	0	0	0	0	5	12	0.00	2.000

BOTTOM

Batter	1	2	3	4	5	6	7	8	9	AB	R	H	RBI	BB	SO	LOB
26 DJ LeMahieu, R (1, 4) OBP: 0.364, SLG: 0.456	C SI 90 S SL 86 X SL 86 0-2 ① G4-3	C SI 92 X SI 91 0-1 1-2 2-H 3-H 1B			B SI 89 C FF 90 F SL 83 X SL 84 1-2 ① F8	C FC 92 B SL 86 F FF 94 C FC 90 1-3 ② K		X KC 87 0-0 ③ G4-3		5	0	1	2	0	1	0
45 Luke Voit, R (1, 3) OBP: 0.378, SLG: 0.510	F SL 85 F SI 91 F FF 92 B SL 86 X SL 86 1-2 1B	F SI 91 F SL 84 C FF 92 0-3 ② K			B CH 81 X SL 84 1-0 31 G5-3 24 HR 1B	B FF 94 X FC 93 1-0 1B				4	1	3	0	0	1	2
31 Aaron Hicks, S (1, 8) OBP: 0.305, SLG: 0.260	X SI 91 0-0 ② F7	B CU 75 X FF 91 1-0 ③ L8			X CH 81 0-0 ② G5-3 1-2	B FC 91 C FC 91 F SL 85 B FF 94 B FF 94 X FC 91 3-2 ③ G3-1				4	0	0	0	0	0	5
24 Gary Sánchez, R (1, 2) OBP: 0.331, SLG: 0.655	C SL 86 B CU 75 B CU 75 C CH 82 S SL 85 2-3 ③ K		C SL 84 X CU 76 0-1 ① G5-3		C FF 91 S FF 92 B SL 86 B SL 84 X SL 84 2-2 2-H HR		B KC 83 C KC 82 F FF 93 X FF 94 1-2 ① P5			4	1	1	2	0	1	1
25 Gleyber Torres, R (1, 6) OBP: 0.328, SLG: 0.538		C FF 92 B FF 91 S FF 92 B SL 85 X FF 92 2-2 36 1B 29 1B 1B	F SL 83 X SI 90 0-1 ② G5-3		C FF 92 B SL 85 B CU 73 B FF 90 F CH 81 F SL 84 B SL 82 4-2 77 HBP 36 1B BB		B FF 94 B FF 93 S FC 89 F FF 93 F KC 81 B FF 94 F FF 94 S FF 94 3-3 ② K			3	1	1	0	1	1	0
36 Kendrys Morales, S (1, 10) OBP: 0.315, SLG: 0.258		C CH 82 F FF 92 F FF 92 B SL 85 F SL 86 F CH 82 D CH 83 X FF 92 2-2 11 1B 29 1B 26 1B 1-3 1B	C SI 91 B SL 86 B CU 76 C FF 91 F SL 84 F SI 92 F SL 85 B CH 81 F CH 83 3-2 ③ G3 X SI 91		C SI 90 C FF 91 X FF 92 0-2 77 HBP 1-2 1B		C KC 83 B FF 94 X KC 82 1-1 1B			4	1	3	0	0	0	0
77 Clint Frazier, R (1, 9) OBP: 0.314, SLG: 0.517 38 Cameron Maybin, R (6, 9) OBP: 0.368, SLG: 0.360		C SI 90 B SI 91 B SL 85 B SI 90 F SL 85 C SL 84 3-3 ① K	C SL 84 B FF 90 C SI 89 B SL 85 S SL 84 2-3 ① K		C SI 93 B SI 94 C SI 94 F SL 87 H SI 94 2-2 1-2 2-3 HBP		C KC 81 C KC 81 F FF 94 F FC 88 F FF 94 S KC 81 0-3 ③ K			2 1	0 0	0 0	0 0	0 0	2 1	2 1
29 Gio Urshela, R (1, 5) OBP: 0.386, SLG: 0.476		F SI 90 B FF 92 B SL 83 X SI 92 2-1 11 1B 26 1B 1-2 3-H 1B	S FF 91 B CU 76 X SL 84 1-1 ② G6-3		B SI 93 B SL 85 F SI 94 X SL 86 2-1 ③ G5-3			S KC 85 B KC 85 F KC 87 B FF 97 S FF 97 2-3 ① K		4	1	1	1	0	1	3
11 Brett Gardner, L (1, 7) OBP: 0.319, SLG: 0.447		B CU 74 B CH 81 X SI 91 2-0 26 1B 1-2 2-3 1B	C SI 89 C FF 92 S FF 92 0-3 ③ K			B FC 90 C FC 91 X SL 85 1-1 ① F8		C FF 96 B KC 87 F FF 98 B FF 98 C FF 98 2-3 ② K		4	0	1	0	0	2	0
Inning Stats	R: 0 E: 0 K: 1 S: 11 H: 1 LOB: 1 BB: 0 P: 14	R: 3 E: 0 K: 2 S: 21 H: 5 LOB: 2 BB: 0 P: 33	R: 0 E: 0 K: 0 S: 11 H: 0 LOB: 0 BB: 0 P: 14	R: 0 E: 0 K: 2 S: 8 H: 0 LOB: 0 BB: 0 P: 11	R: 2 E: 0 K: 0 S: 19 H: 3 LOB: 3 BB: 1 P: 31	R: 0 E: 0 K: 1 S: 10 H: 1 LOB: 1 BB: 0 P: 16	R: 0 E: 0 K: 2 S: 16 H: 1 LOB: 1 BB: 0 P: 21	R: 0 E: 0 K: 2 S: 7 H: 0 LOB: 0 BB: 0 P: 11		1B: 10 2B: 0 3B: 0 HR: 1 SF: 0 SAC: 0 DP: 0 HBP: 1						

PITCHER	IP	WLS	BF	H	R	ER	SO	BB	IBB	HBP	BLK	WP	HR	S	P	ERA	WHIP
22 Rick Porcello, R (1, 1) ERA: 4.76	4.2	L	24	9	5	5	5	1	0	0	0	0	1	65	94	9.64	2.143
64 Marcus Walden, R (5, 1) ERA: 1.97	1.1		6	1	0	0	1	0	0	1	0	0	0	15	25	0.00	0.750
44 Brandon Workman, R (7, 1) ERA: 2.13	1.0		4	1	0	0	2	0	0	0	0	0	0	16	21	0.00	1.000
32 Matt Barnes, R (8, 1) ERA: 1.99	1.0		3	0	0	0	2	0	0	0	0	0	0	7	11	0.00	0.000

PITCHER	IP	WLS	BF	H	R	ER	SO	BB	IBB	HBP	BLK	WP	HR	S	P	ERA	WHIP

Boston Red Sox @ New York Yankees

Yankee Stadium, Bronx, NY

Sat Jun 01 2019, 7:17 PM - 10:35 PM EDT

Att. 46,307 - Partly Cloudy - 72 F

livebaseballscorecards.com

AB	35
R	5
H	11
RBI	5
BB	1
SO	10
LOB	14

Batter	1	2	3	4	5	6	7	8	9	AB	R	H	RBI	BB	SO	LOB
50 Mookie Betts, R (1, 8) (9, 9) OBP: 0.387, SLG: 0.458	B SI 89 B FC 86 C SI 88 F FC 88 S SL 79 2-3 ① K		B FC 87 B SL 78 X FC 88 2-0 ① F8		B SL 79 C FC 90 X SL 78 1-1 ③ F9		1 SAFE F FF 95 X SL 85 0-1 ② P4		B FF 93 B FF 94 X SI 93 2-0 ① G5-3	5	0	0	0	0	1	1
16 Andrew Benintendi, L (1, 7) OBP: 0.355, SLG: 0.410	B FC 90 B SL 77 X FF 89 2-0 ② G3		B SL 79 C FC 89 S SL 78 F SI 90 F SL 79 S SL 79 1-3 ② K			F SL 78 X FC 90 0-1 11 CS 28 1B 1B	B FF 95 F FF 96 C CH 88 X SL 84 1-2 1-H 1B		F SI 94 B CH 84 X SI 94 1-1 ② G4-3	5	0	2	1	0	1	0
28 J.D. Martinez, R (1, 9) OBP: 0.373, SLG: 0.525 19 Jackie Bradley Jr., L (9, 8) OBP: 0.286, SLG: 0.315	C FC 88 X FC 88 0-1 HR		F SL 79 B CH 83 B CH 82 S FC 89 X SL 79 2-2 ③ G6-3			B SL 76 F FC 88 X SL 78 1-1 1-2 1B	C SL 86 F SI 96 D SL 87 F SI 96 B SL 86 B SL 86 X SL 86 3-2 ③ G6-3		C FF 93 B SI 93 X SI 93 1-1 ③ G1-3	5	1	2	1	0	0	1
										0	0	0	0	0	0	0
2 Xander Bogaerts, R (1, 6) OBP: 0.386, SLG: 0.550	C SI 89 S CH 83 X FC 88 0-2 ③ F9			C SL 77 B FC 89 B CH 83 F CH 82 F FC 89 X SL 78 2-2 HR		C SI 88 F SI 88 F SL 78 S FC 89 0-3 ① K		B SI 94 C FF 93 S SL 84 F SL 85 F SI 94 B SL 84 B SL 85 X SL 84 3-2 11 1B 2B		4	2	2	1	0	1	2
11 Rafael Devers, L (1, 5) OBP: 0.372, SLG: 0.498		F SL 79 F SI 89 B SL 79 X SI 89 1-2 ① P3		S FF 88 C SI 89 B SL 80 F SI 89 S SL 79 1-3 ① K		B SL 79 F SL 79 S SI 90 1-3 ②③ 2-3 K		B FF 95 C FF 96 X CH 88 1-1 7 G2-3 23 3B 2-H 1B		4	1	1	1	0	2	2
7 Christian Vázquez, R (1, 2) OBP: 0.340, SLG: 0.490		F FC 89 X CH 82 0-1 23 1B 36 1B 1B		S FC 86 X CH 83 0-1 ② G4-3			B SI 93 B SI 94 C FF 95 B SL 85 F FF 93 B SL 85 4-2 23 FC6-4 BB	B SI 94 C SI 94 B CH 82 1 SAFE X SI 94 2-1 ① G2-3 1-2		3	1	1	0	1	0	1
23 Michael Chavis, R (1, 4) OBP: 0.358, SLG: 0.500 (7, 3)		S SL 78 B FC 88 X FC 87 1-1 36 1B 1-3 1B		S CH 83 F CH 83 X FC 89 0-2 ③ F8			B FF 94 X SI 95 1-0 ① FC6-4 36 1B 36 E 1-2f	D CU 85 B SI 94 X SI 94 2-0 2-H 3B		4	1	2	1	0	0	1
36 Eduardo Núñez, R (1, 10) OBP: 0.240, SLG: 0.281		X SI 89 0-0 ② 1-3 3-H 1B			C FC 85 F FC 87 S SL 78 0-3 ① K		1 SAFE B SI 94 D SI 94 B FF 95 C FF 94 F FF 96 X FF 96 3-2 E9 12 1B 1-H 1B	C SI 95 C SI 95 X CU 84 0-2 ② G1-3		4	1	2	1	0	1	1
59 Sam Travis, R (1, 3) OBP: 0.222, SLG: 0.222 12 Brock Holt, L (7, PH) (7, 4) OBP: 0.270, SLG: 0.235		C SL 78 C SL 78 B SL 77 B FC 86 D SL 78 S SL 78 3-3 ③ K			B FC 86 F CH 82 F FC 89 B SL 79 S CH 83 2-3 ② K		S SL 86 B SL 87 B FF 94 X SL 86 2-1 16 1B 16 1B 3-H 1B	B FF 95 C CH 83 D CH 83 C FF 95 F CH 84 F FF 95 F FF 95 D CU 85 X FF 95 3-2 ③ F7		2	0	0	0	0	2	1
										2	1	1	1	0	0	1

| Inning Stats | | | | | | | | | |

Boston Red Sox @ New York Yankees

Yankee Stadium, Bronx, NY

Sun Jun 02 2019, 7:09 PM - 10:37 PM EDT

Att. 40,068 - Partly Cloudy - 75 F

livebaseballscorecards.com

BOTTOM

Batter	1	2	3	4	5	6	7	8	9	AB	R	H	RBI	BB	SO	LOB
26 DJ LeMahieu, R (1, 4) OBP: 0.361, SLG: 0.450	C FF 90 X FC 87 0-1 ① F9			B FC 86 B FC 87 C FF 91 C FC 87 B SI 92 X FC 90 3-2 ① G5-3		C FF 91 B SI 92 S CH 84 C SI 91 1-3 ① K		B FF 94 B KC 84 C FF 95 B FF 96 F FF 96 F FF 95 F FF 96 F FF 95 F FF 97 3-2 X FF 95 24 BB, 45 BB, 31 BLK, 1B	D FC 89 F KC 82 X FF 93 1-1 ③ G3	5	1	1	0	0	1	1
45 Luke Voit, R (1, 3) OBP: 0.379, SLG: 0.521	B FC 88 S FC 88 B FF 90 S CH 84 S FF 91 2-3 ② K			F FF 92 B FF 91 X FC 88 1-1 HR		S CH 86 F CH 86 C FC 90 0-3 ② K		B KC 86 B KC 84 B FF 96 B FF 97 4-0 31 BLK, 24 BB, 31 G3, 1-2, BB		3	2	1	1	1	2	0
24 Gary Sánchez, R (1, 10) OBP: 0.341, SLG: 0.653	C FC 88 B FF 92 B KC 82 B FC 89 X CH 84 3-1 ③ G1-3			B FC 88 B SI 93 C CH 86 C FC 89 X CH 86 2-2 25 1B, 31 1B, 29 SF8, 1B		C FF 92 B CH 85 B FC 89 B FC 89 4-1 BB		B FF 97 B FF 96 C FF 96 B KC 84 B CH 88 4-1 31 G3, 31 BLK, 25 SF9, 1-2, 2-3, BB		2	2	1	0	2	0	0
31 Aaron Hicks, S (1, 8) OBP: 0.302, SLG: 0.259		C FC 86 S CH 83 X FF 90 0-2 ① P3		X FC 89 0-0 29 SF8, 25 1B, 77 CS, 1-2, 1B		C SI 92 X FF 92 0-1 ③ F8		C KC 84 B FF 97 S KC 87 D KC 86 D KC 86 X KC 84 3-2 ① G3, 1-3, 2-H, 3-H		4	0	1	1	0	0	2
25 Gleyber Torres, R (1, 6) OBP: 0.330, SLG: 0.540		C FC 86 B FF 90 B FC 87 F CH 85 F SI 92 S FC 88 2-3 ② K		X FC 88 0-0 1-2, 2-3, 1B			B CH 81 B CH 81 F FF 87 S CH 82 F SI 90 F SI 90 F FF 91 X FC 89 2-2 77 1B, 1B	D FF 96 C FF 96 B FF 95 X KC 84 2-1 ② SF9, 3-H		3	0	2	1	0	1	0
29 Gio Urshela, R (1, 5) OBP: 0.377, SLG: 0.466		X CH 84 0-0 ③ L7		B CH 84 B FC 88 S FC 88 F CH 85 B FF 91 F FC 90 F SI 92 X CH 86 3-2 ② SF8, 2-3, 3-H			D SI 91 X FC 88 1-0 ① F9	C KC 84 F KC 84 S KC 84 0-3 ③ K2-3		3	0	0	1	0	1	1
77 Clint Frazier, R (1, 9) OBP: 0.319, SLG: 0.517			C FC 87 S FF 91 S CH 85 0-3 ① K	C FC 90 B FF 93 F FC 89 B FF 92 2-2 ③ CS, 3-H	X KC 78 0-0 ① F7		B FC 88 D CH 83 C FC 88 C FC 88 F SI 92 B FC 89 X FC 89 3-2 1-2, 1B		X KC 82 0-0 E6, 36, G1, 1B	4	0	2	0	0	1	0
28 Austin Romine, R (1, 2) OBP: 0.218, SLG: 0.267 36 Kendrys Morales, S (9, PH) OBP: 0.313, SLG: 0.257			X FC 88 0-0 ② G5-3		C SI 92 F CH 84 B FF 89 B FF 92 F KC 81 S FC 89 2-3 ② K		B FF 95 F FF 94 B FF 95 S FF 95 T FF 94 2-2 ② K		B KC 82 B KC 81 C KC 82 X KC 82 2-1 ① G1, 2-3	3 1	0 0	0 0	0 0	0 0	2 0	2 1
11 Brett Gardner, L (1, 7) OBP: 0.313, SLG: 0.438			C FF 91 B SI 91 S FC 88 X CH 86 1-2 ③ L8		B FC 88 B FC 88 X FF 91 2-0 ③ G3		C FF 95 F FF 94 B FF 97 2 SAFE F FF 97 F FF 94 F FF 96 B FF 96 F FF 95 2-2 F FF 96 X FF 95 ③ G3		C KC 81 C KC 82 T FF 94 0-2 ② K	4	0	0	0	0	1	3
Inning Stats	R: 0 E: 0 K: 1 S: 7 H: 0 LOB: 0 BB: 0 P: 12	R: 0 E: 0 K: 1 S: 8 H: 0 LOB: 0 BB: 0 P: 10	R: 0 E: 0 K: 1 S: 7 H: 0 LOB: 0 BB: 0 P: 8	R: 2 E: 0 K: 0 S: 17 H: 4 LOB: 1 BB: 0 P: 28	R: 0 E: 0 K: 1 S: 6 H: 0 LOB: 0 BB: 0 P: 10	R: 0 E: 0 K: 2 S: 9 H: 0 LOB: 1 BB: 1 P: 14	R: 0 E: 0 K: 1 S: 22 H: 2 LOB: 2 BB: 0 P: 32	R: 3 E: 0 K: 1 S: 16 H: 1 LOB: 0 BB: 2 P: 32	R: 0 E: 1 K: 1 S: 8 H: 1 LOB: 1 BB: 0 P: 11	1B: 7 2B: 0 3B: 0 HR: 1	SF: 2 SAC: 0 DP: 0 HBP: 0	WP: 0 PB: 0 SB: 0 CS: 1	PA: 38			

PITCHER		IP	WLS	BF	H	R	ER	SO	BB	IBB	HBP	BLK	WP	HR	S	P	ERA	WHIP
10 David Price, L ERA: 2.83	(1, 1)	6.1	W	25	6	2	2	6	1	0	0	0	0	1	65	99	2.84	1.105
37 Heath Hembree, R ERA: 2.81	(7, 1)	0.2	H	2	0	0	0	1	0	0	0	0	0	0	11	15	0.00	0.000
32 Matt Barnes, R ERA: 3.04	(8, 1)	1.0		6	1	3	3	1	2	0	0	1	0	0	16	32	27.00	3.000
44 Brandon Workman, R ERA: 2.05	(9, 1)	1.0	S	4	1	0	0	1	0	0	0	0	0	0	8	11	0.00	1.000

PITCHER	IP	WLS	BF	H	R	ER	SO	BB	IBB	HBP	BLK	WP	HR	S	P	ERA	WHIP

AB	32
R	5
H	8
RBI	4
BB	3
SO	9
LOB	10

Boston Red Sox @ Kansas City Royals

Kauffman Stadium, Kansas City, MO

Tue Jun 04 2019, 7:17 PM - 10:24 PM CDT

Att. 13,184 - Partly Cloudy - 85 F

livebaseballscorecards.com

Batter	1	2	3	4	5	6	7	8	9	AB	R	H	RBI	BB	SO	LOB
50 Mookie Betts, R (1, 9) OBP: 0.387, SLG: 0.459	C FF 94 X FF 94 0-1 ① F9		C FF 92 X CU 77 0-1 ② F7			B CH 85 B FF 93 C FF 93 F FF 93 B FF 95 F FF 94 X FF 94 3-2 28 3B 2B	B SL 84 B SL 85 B FF 90 B FF 90 4-0 BB		C CU 83 C SI 92 B CU 84 X SI 91 1-2 ② G3	4	1	1	0	1	0	0
16 Andrew Benintendi, L (1, 7) OBP: 0.356, SLG: 0.412	C FF 94 F FF 94 X CU 81 0-2 28 G4-3 2B		X FF 93 0-0 ③ F8			S FF 92 F FF 93 F FF 93 F FF 93 F CH 86 X FF 93 0-2 ① F8	S FF 90 1 SAFE 1 SAFE F FF 89 S FF 91 0-3 ③ K		B CH 85 B SI 90 B SI 90 B SI 90 4-0 28 1B 11 2B BB	4	1	1	0	1	1	2
28 J.D. Martinez, R (1, 10) OBP: 0.378, SLG: 0.536	F FF 94 B FF 92 F FF 94 B CU 80 X FF 95 2-2 ② G4-3 2-3			X CU 78 0-0 ① L7		C SL 85 X SL 84 0-1 2 SF9 2-H 3B		S FF 96 C FF 96 B FF 96 B FF 96 X SL 86 2-2 11 FC4-6 1B	X CU 84 0-0 11 2B 1-3 1B	5	2	3	1	0	0	1
11 Rafael Devers, L (1, 5) OBP: 0.373, SLG: 0.498	B FF 94 F FF 94 B FF 95 D CH 87 S FF 94 F FF 94 F FF 95 F CU 81 X FF 94 3-2 ③ G4-3			B FF 94 B CU 79 F FF 93 X FF 92 2-1 ② G6-3		F FF 97 B FF 97 B FF 97 F SL 85 B FF 97 B FF 97 4-2 12 2B BB		B FF 95 F SL 84 X SL 85 1-1 ① FC4-6 2 1B 1-2f 36 HR	F CH 85 X SI 91 0-1 1-H 3-H 2B	4	2	1	2	1	0	2
2 Xander Bogaerts, R (1, 6) OBP: 0.383, SLG: 0.545		C FF 92 B FF 94 F CU 78 B FF 96 F FF 94 F CH 88 F FF 95 F FF 96 X CU 79 2-2 ① G5-3		B FF 94 C FF 94 F CH 86 B CH 86 X FF 96 2-2 ③ G5-3		B SL 85 D SL 87 C SL 85 B FF 96 X SL 85 3-1 ② SF9 3-H		C SL 84 C SI 95 X FF 96 0-2 36 HR 1-3 1B	C SI 92 S SI 92 B CH 85 S SI 92 1-3 ③ K	4	1	1	1	0	1	1
12 Brock Holt, L (1, 4) 36 Eduardo Núñez, R (8, PH) (8, 4) OBP: 0.325, SLG: 0.306		B FF 94 B FF 94 C FF 94 B CH 85 B FF 94 4-1 23 G1 BB	C FF 92 B CH 86 C FF 92 X CU 79 1-2 1B		1 SAFE C FF 95 X CU 77 0-1 1-H 2B		C FF 96 S FF 95 B SI 94 X SL 85 1-2 1-H 3-H HR		2 0 2 1 1 0 0 1 1 1 3 0 0 0						
23 Michael Chavis, R (1, 3) OBP: 0.349, SLG: 0.486		C FF 94 S FF 93 X FF 93 0-2 ② G1 1-2	F CU 76 B FF 93 S FF 93 F FF 94 S CU 79 1-3 ① K	C FF 96 S FF 96 B FF 94 X SL 82 1-2 ③ L7		F SL 85 C SL 84 B FF 95 C FF 94 1-3 ② K		4	0	0	0	0	2	3
7 Christian Vázquez, R (1, 2) OBP: 0.331, SLG: 0.477		C FF 92 X FF 93 0-1 ③ G6-3	1 SAFE C CU 78 F FF 92 C CH 87 0-3 ② K			S SL 82 F FF 90 B CH 78 C FF 92 1-3 ① K	X SL 83 0-0 ③ F8		4	0	0	0	0	2	2
19 Jackie Bradley Jr., L (1, 8) OBP: 0.281, SLG: 0.308			X CU 76 0-0 ① F7	C FF 94 B FF 94 X FC 86 1-1 ③ F8		X SL 83 0-0 ② G4-3		F SI 92 B CH 85 X CH 84 1-1 ① G4-3	4	0	0	0	0	0	1

AB	36
R	8
H	10
RBI	8
BB	4
SO	6
LOB	12

Inning Stats	1	2	3	4	5	6	7	8	9	1B	SF	WP	PA
R	0	0	0	0	0	3	0	3	2	4	1	0	41
E	0	0	0	0	0	0	0	0	0	2B 4	SAC 0	PB 0	
K	0	0	0	0	2	0	2	1	1	3B 1	DP 0	SB 0	
S	14	13	4	6	12	21	7	15	11	HR 1	HBP 0	CS 0	
H	1	0	0	0	1	3	0	3	2				
LOB	1	1	0	0	1	1	1	0	1				
BB	0	1	0	0	0	1	1	0	1				
P	19	19	4	10	15	32	12	20	18				

PITCHER		IP	WLS	BF	H	R	ER	SO	BB	IBB	HBP	BLK	WP	HR	S	P	ERA	WHIP
57 Glenn Sparkman, R ERA: 3.77	(1, 1)	5.1		20	3	1	1	2	1	0	0	0	0	0	59	80	1.69	0.750
58 Scott Barlow, R ERA: 4.97	(6, 1)	0.2	L	5	2	2	2	0	1	0	0	0	0	0	11	19	27.00	4.500
26 Brad Boxberger, R ERA: 5.16	(7, 1)	1.0		4	0	0	0	2	1	0	0	0	0	0	7	12	0.00	1.000
40 Jake Diekman, L ERA: 4.1	(8, 1)	1.0		6	3	3	3	1	0	0	0	0	0	1	15	20	27.00	3.000
61 Kevin McCarthy, R ERA: 7.71	(9, 1)	1.0		6	2	2	2	1	1	0	0	0	0	0	11	18	18.00	3.000

PITCHER	IP	WLS	BF	H	R	ER	SO	BB	IBB	HBP	BLK	WP	HR	S	P	ERA	WHIP

BOTTOM

Boston Red Sox @ Kansas City Royals

Kauffman Stadium, Kansas City, MO

Tue Jun 04 2019, 7:17 PM - 10:24 PM CDT

Att. 13,184 - Partly Cloudy - 85 F

livebaseballscorecards.com

Batter	1	2	3	4	5	6	7	8	9	AB	R	H	RBI	BB	SO	LOB
15 Whit Merrifield, R (1, 9) OBP: 0.347, SLG: 0.494	C FF 92 C FF 94 C SI 94 0-3 ① K		1 SAFE C FF 92 1 SAFE B FF 91 1 SAFE X CH 86 1-1 ① L7		S FC 87 S FF 91 X FF 92 0-2 ②③ F8-6 1-2			C FF 91 B FC 87 T FC 87 B FC 87 F FF 92 X FC 89 2-2 ① G3		4	0	0	0	0	1	2
1 Nicky Lopez, L (1, 4) OBP: 0.268, SLG: 0.276	S FF 94 S FF 94 X SI 94 0-2 ② G2-3		S FF 91 B FF 92 B FF 92 1 SAFE X FF 92 2-1 ② F7			B FF 91 C FF 92 F FC 89 C FC 87 1-3 ① K		C KC 80 F KC 81 B KC 81 F FF 94 B KC 82 T FC 87 2-2 ② K		4	0	0	0	0	2	1
27 Adalberto Mondesi, S (1, 6) OBP: 0.320, SLG: 0.485	C CH 88 B CH 88 C FC 89 S FF 94 1-3 ③ K		S FF 91 F FF 92 S FF 92 0-3 ③ K			C CH 85 B CH 86 C FC 89 F FF 93 B SI 93 X SL 89 2-2 4 S 1B		X KC 80 0-0 ③ G3-1		4	0	1	0	0	2	1
4 Alex Gordon, L (1, 7) OBP: 0.367, SLG: 0.495		X FF 92 0-0 19 HR 2B		B SI 90 B SI 91 F SI 91 F SI 92 B CH 87 X SI 93 3-2 E4 12 1B		B SI 92 C SI 92 B SI 93 S FC 88 D CH 86 F FC 88 C SI 93 3-3 ② K 1-2			C FF 96 B CH 87 B CH 86 X FF 96 2-1 12 F9 19 G6-3 2B	4	2	2	0	0	1	1
12 Jorge Soler, R (1, 10) OBP: 0.293, SLG: 0.496		B CH 87 F CH 86 C CH 87 B FF 92 B CH 87 X CH 88 3-2 ① F9		D CH 87 C FC 88 S SL 87 B FF 91 B SL 87 X CH 88 3-2 47 G4-6-3 1-2 1B		B FF 95 B FF 94 S FF 96 X FF 96 2-1 ③ F8			F FF 96 B FF 96 C FF 96 B FF 96 F FF 96 X FF 96 2-2 ① F9 2-3	4	0	1	0	0	0	3
19 Cheslor Cuthbert, R (1, 3) OBP: 0.375, SLG: 0.750		C FC 88 X FC 89 0-1 2-H HR		C FF 92 S CH 87 B FF 92 C SI 92 1-3 ① K			X SL 83 0-0 ① G6-3		B SL 86 C SL 85 B SL 86 X FF 96 2-1 ② G6-3 3-H	4	1	1	3	0	1	2
47 Kelvin Gutiérrez, R (1, 5) OBP: 0.297, SLG: 0.367		B FF 93 C FF 94 S CH 88 B CH 88 B SL 89 X FC 89 3-2 ② G5-3		C SL 87 D CH 87 D CH 88 B FC 88 T FF 92 X FF 93 3-2 ②③ G4-6-3 1-2f			B SI 94 S SI 95 B SL 86 B SI 94 B FC 93 4-1 BB		C FF 97 C FF 97 S SL 84 0-3 ③ K2-3	3	0	0	0	1	1	2
16 Martín Maldonado, R (1, 2) OBP: 0.303, SLG: 0.283		C FF 94 B FF 93 F FF 93 X SI 93 1-2 ③ G5-3			F FF 91 F CH 86 T FF 92 0-2 ① K		B SI 94 F FF 94 T FF 95 B SI 94 T FF 95 2-2 ② K			3	0	0	0	0	2	1
6 Billy Hamilton, S (1, 8) OBP: 0.303, SLG: 0.281			C FF 92 X FF 92 0-1 1B		B FF 92 B FF 92 X FF 92 2-0 15 F8-6 1B		B FF 95 C FF 94 C FF 94 X FF 95 1-2 ③ G5-3			3	0	2	0	0	0	1

Inning Stats	1	2	3	4	5	6	7	8	9
	R: 0 E: 0 K: 2 S: 9	H: 0 LOB: 0 BB: 0 P: 10	R: 2 E: 0 K: 0 S: 12	H: 2 LOB: 0 BB: 0 P: 19	R: 0 E: 0 K: 1 S: 9	H: 1 LOB: 1 BB: 0 P: 12	R: 0 E: 1 K: 1 S: 12	H: 1 LOB: 1 BB: 0 P: 22	R: 0 E: 0 K: 1 S: 7	H: 1 LOB: 0 BB: 0 P: 9	R: 0 E: 0 K: 2 S: 13	H: 1 LOB: 1 BB: 0 P: 21	R: 0 E: 0 K: 1 S: 8	H: 0 LOB: 1 BB: 1 P: 15	R: 0 E: 0 K: 1 S: 9	H: 0 LOB: 0 BB: 0 P: 13	R: 1 E: 0 K: 1 S: 11	H: 1 LOB: 0 BB: 0 P: 17

	AB	33
	R	3
	H	7
	RBI	3
	BB	1
	SO	10
	LOB	14

	1B: 4	SF: 0	WP: 0	PA: 34
	2B: 3	SAC: 0	PB: 0	
	3B: 0	DP: 2	SB: 1	
	HR: 1	HBP: 0	CS: 0	

PITCHER		IP	WLS	BF	H	R	ER	SO	BB	IBB	HBP	BLK	WP	HR	S	P	ERA	WHIP
57 Eduardo Rodriguez, L ERA: 4.88	(1, 1)	5.2	W	22	6	2	2	7	0	0	0	0	0	1	60	89	3.18	1.059
37 Heath Hembree, R ERA: 2.77	(6, 1)	0.1	H	1	0	0	0	0	0	0	0	0	0	0	2	4	0.00	0.000
64 Marcus Walden, R ERA: 1.91	(7, 1)	1.0	H	4	0	0	0	1	1	0	0	0	0	0	8	15	0.00	1.000
44 Brandon Workman, R ERA: 1.98	(8, 1)	1.0		3	0	0	0	1	0	0	0	0	0	0	9	13	0.00	0.000
70 Ryan Brasier, R ERA: 4.01	(9, 1)	1.0		4	1	1	1	1	0	0	0	0	0	0	11	17	9.00	1.000

PITCHER		IP	WLS	BF	H	R	ER	SO	BB	IBB	HBP	BLK	WP	HR	S	P	ERA	WHIP

Batter	1	2	3	4	5	6	7	8	9	AB	R	H	RBI	BB	SO	LOB
50 Mookie Betts, R (1, 9) OBP: 0.384, SLG: 0.451	F FF 91 B FF 92 B CU 81 B SL 81 B FF 92 4-1 16 1B 16 WP 11 FC1-6 BB	F FF 92 X SL 83 0-1 ② F9		1 SAFE 1 SAFE X SL 83 0-0 ③ FC5-4 1-2f		B FF 95 F FF 95 S FF 95 X CH 89 1-2 ① G6-3	B FF 94 F SI 94 F SI 94 T KC 81 1-2 ③ K			4	1	0	0	1	1	4
16 Andrew Benintendi, L (1, 7) OBP: 0.364, SLG: 0.423	B FF 92 C CU 80 C SL 83 F SL 84 X FF 93 1-2 11 FC1-6 1-3 1B	D SL 82 B SL 83 X FF 93 2-0 2-3 1B			F FF 90 B FF 90 F SL 82 X SL 84 1-2 11 2B 2B	X FF 96 0-0 ② G3		B CU 75 B SL 77 B FF 93 B FF 92 4-0 28 G6-4-3 BB		4	1	3	0	1	0	0
28 J.D. Martinez, R (1, 10) OBP: 0.370, SLG: 0.523	D SL 82 B SI 92 X SL 81 2-0 F7 ①	S SL 84 F SI 92 1 SAFE X SL 85 0-2 ③ G3-1			F SL 82 X SI 91 0-1 ① F9	B FF 95 X KC 82 1-0 ③ L9		B FF 93 C SL 82 B FF 93 C FF 93 X FF 94 2-2 ① ② G6-4-3 1-2f		5	0	0	0	0	0	6
11 Rafael Devers, L (1, 5) OBP: 0.374, SLG: 0.513	X SL 82 0-0 ② FC1-6 2 E 2 S 12 1B 1-2f 3-H	C SL 82 X FF 92 0-1 ① F7			C FF 93 F CH 86 B SL 83 X FF 93 1-2 12 1B 19 2B 2-H 2B		X FF 95 0-0 HR	B FF 92 X CH 82 1-0 ③ P3		5	3	2	3	0	0	1
2 Xander Bogaerts, R (1, 6) OBP: 0.379, SLG: 0.535	B FF 93 C FF 92 B SL 84 S SL 84 B SI 93 X SL 85 3-2 E3 12 1B 1-3	B SL 82 S SL 82 X SL 83 1-1 ② G5-3			B SL 83 S SL 84 B FF 93 B FF 93 B SL 84 4-1 12 1B 19 2B BB		C KC 83 C FF 96 B SI 96 B CH 90 F FF 95 B KC 84 X SI 95 3-2 ① F8		B FF 94 C FF 95 B FF 95 F FC 92 T FF 95 2-2 ① K	4	1	0	0	1	1	1
12 Brock Holt, L (1, 4) OBP: 0.356, SLG: 0.341	C 1 SAFE B FF 93 X SL 84 1-1 1-2 3-H 1B	F FF 92 B FF 92 C SL 82 B SL 83 B CH 85 C SL 82 3-3 ③ K			C FF 91 C FF 92 F FF 93 F SL 85 B SI 93 X SI 93 1-2 19 2B 1-2 2-3 1B		C KC 83 B SL 90 X SI 94 1-1 19 BB 23 1B 3 SF8 1B		S FF 94 F FF 95 B FF 95 B KC 82 X FF 94 3-2 ② G6-3	5	2	3	1	0	1	0
23 Michael Chavis, R (1, 3) OBP: 0.345, SLG: 0.477	C SL 83 B FF 93 B FF 93 S SL 84 S SL 85 2-3 ③ K			B SL 83 B SL 81 X CU 80 2-0 ① G1-3	B SL 83 C SL 84 S SL 84 F SL 85 S SL 85 1-3 ② K		B KC 82 B KC 81 C FF 94 C SL 90 D KC 82 X SI 94 3-2 3 SF8 19 BB 1-2 1B		C FF 95 B FC 92 B FF 95 C FF 95 B FF 95 F FF 95 C FF 96 3-3 ③ K	5	0	1	0	0	3	5
19 Jackie Bradley Jr., L (1, 8) OBP: 0.290, SLG: 0.316		C CU 80 F FF 92 B FF 92 S SL 82 1-3 ① K		B CU 79 B FF 92 B FF 91 C CH 87 B CU 80 4-1 50 FC5-4 BB	C SL 81 B SL 84 X SL 83 1-1 1-H 2-H 3-H 2B		S KC 82 B FF 94 C FF 94 D KC 82 B KC 81 B FF 94 4-2 1-2 2-3 BB			2	0	1	3	2	1	0
3 Sandy León, S (1, 2) OBP: 0.306, SLG: 0.370		B CU 79 B CU 80 B FF 90 C FF 88 X FF 89 3-1 16 1B 2B		1 SAFE 1 SAFE C CU 80 B FF 90 B SL 82 F SL 82 1 SAFE C SL 83 2-3 ② K	C SL 85 F FF 90 B CH 76 X SL 83 1-2 ③ L5		C KC 80 B KC 80 X FF 95 1-1 ② SF8 2-3 3-H			3	0	1	1	0	1	2
Inning Stats	R: 2 E: 1 K: 1 S: 15 H: 2 LOB: 2 BB: 1 P: 28	R: 0 E: 0 K: 1 S: 11 H: 2 LOB: 2 BB: 0 P: 17	R: 0 E: 0 K: 1 S: 7 H: 0 LOB: 0 BB: 0 P: 11	R: 0 E: 0 K: 1 S: 6 H: 0 LOB: 1 BB: 1 P: 14	R: 4 E: 0 K: 1 S: 23 H: 4 LOB: 1 BB: 1 P: 33	R: 0 E: 0 K: 0 S: 5 H: 0 LOB: 0 BB: 0 P: 7	R: 2 E: 0 K: 1 S: 17 H: 3 LOB: 2 BB: 1 P: 30	R: 0 E: 0 K: 0 S: 4 H: 0 LOB: 0 BB: 1 P: 11	R: 0 E: 0 K: 2 S: 10 H: 0 LOB: 0 BB: 0 P: 18	1B: 6 2B: 4 3B: 0 HR: 1 SF: 1 SAC: 0 DP: 1 HBP: 0						

PITCHER		IP	WLS	BF	H	R	ER	SO	BB	IBB	HBP	BLK	WP	HR	S	P	ERA	WHIP
65 Jakob Junis, R ERA: 5.63	(1, 1)	4.2	L	26	8	6	5	5	3	0	0	0	1	0	59	99	9.64	2.357
26 Brad Boxberger, R ERA: 5.09	(5, 1)	0.1		1	0	0	0	0	0	0	0	0	0	0	3	4	0.00	0.000
28 Jorge López, R ERA: 6.75	(6, 1)	2.0		10	3	2	2	1	1	0	0	0	0	1	22	37	9.00	2.000
43 Wily Peralta, R ERA: 4.61	(8, 1)	1.0		3	0	0	0	0	1	0	0	0	0	0	4	11	0.00	1.000
31 Ian Kennedy, R ERA: 4.01	(9, 1)	1.0		3	0	0	0	2	0	0	0	0	0	0	10	18	0.00	0.000

PITCHER	IP	WLS	BF	H	R	ER	SO	BB	IBB	HBP	BLK	WP	HR	S	P	ERA	WHIP

TOP

Boston Red Sox @ Kansas City Royals

Kauffman Stadium, Kansas City, MO

Wed Jun 05 2019, 7:16 PM - 9:54 PM CDT

Att. 15,523 - Cloudy - 90 F

livebaseballscorecards.com

AB	37
R	8
H	11
RBI	8
BB	5
SO	8
LOB	19

PA: 43

WP: 1
PB: 0
SB: 1
CS: 0

BOTTOM

Boston Red Sox @ Kansas City Royals
Kauffman Stadium, Kansas City, MO
Wed Jun 05 2019, 7:16 PM - 9:54 PM CDT
Att. 15,523 - Cloudy - 90 F

livebaseballscorecards.com

Batter	1	2	3	4	5	6	7	8	9	AB	R	H	RBI	BB	SO	LOB
15 Whit Merrifield, R (1, 9) OBP: 0.347, SLG: 0.492 0 Terrance Gore, R (8, 9) OBP: 0.333, SLG: 0.400	C SI 90 F SL 76 B CH 84 S SL 79 1-3 ① **K**		B CH 85 X CH 83 1-0 ① 27 PO 1B			C SI 90 C FF 93 B SL 82 S FF 96 1-3 ② **K**			B SI 94 S SI 92 S FF 94 B SL 81 S SL 78 2-3 ② **K**	3 1	0 0	1 0	0 0	0 0	2 1	0 0
27 Adalberto Mondesi, S (1, 6) OBP: 0.316, SLG: 0.477	F CH 83 X SL 78 0-1 ② **G6-3**		1 SAFE C SL 78 B FF 91 1 SAFE 1-1 ③ **PO** 1-2	X CH 85 0-0 ① **G5-3**		B SI 91 B SI 94 F CH 84 S FF 96 S FF 96 2-3 ③ **K**			F SL 76 B FF 96 X FF 92 1-1 ③ **L7**	4	0	0	0	0	1	0
4 Alex Gordon, L (1, 7) OBP: 0.363, SLG: 0.488 66 Ryan O'Hearn, L (8, 7) OBP: 0.301, SLG: 0.341	C SI 89 B SI 91 X SL 79 1-1 ③ **G3**			C CH 86 B SI 90 F SI 92 S FF 96 1-3 ② **K**			C FF 92 B SL 80 B SL 79 B SI 92 X FF 95 3-1 ① **G4-3**			3 0	0 0	0 0	0 0	0 0	1 0	0 0
12 Jorge Soler, R (1, 10) OBP: 0.289, SLG: 0.489		C CH 83 B FF 90 C SL 77 F FF 92 B FF 94 B FF 92 C SL 77 3-3 ① **K**		F SL 75 S CH 87 X SI 93 0-2 ③ **L8**			C CH 86 C SL 80 F SL 81 X CH 85 0-2 ② **F9**			3	0	0	0	0	1	0
19 Cheslor Cuthbert, R (1, 3) OBP: 0.368, SLG: 0.684		X SI 91 0-0 ② **G5-3**			C SI 92 C SL 80 X SL 80 0-2 ① 47 FC5-4 1B		X CH 85 0-0 ③ **G5-3**			3	0	1	0	0	0	0
47 Kelvin Gutiérrez, R (1, 5) OBP: 0.299, SLG: 0.365		C CH 89 B FF 91 F CH 84 B FF 94 F SL 81 X FF 96 2-2 ① 1B			B CH 85 X CH 85 1-0 ① FC5-4 1 FC4-6 1-2f			C CH 85 S FF 94 C SL 82 0-3 ① **K**		3	0	1	0	0	1	1
1 Nicky Lopez, L (1, 4) OBP: 0.259, SLG: 0.266		B FF 93 C FF 93 X SL 78 1-1 ③ **G4-3**			C SL 80 B SL 80 X SL 80 1-1 ② **FC4-6** 1-2f			C SL 78 F FF 96 C SL 84 0-3 ② **K**		3	0	0	0	0	1	2
16 Martín Maldonado, R (1, 2) OBP: 0.298, SLG: 0.277			M CH 85 B FF 92 S SL 76 F FF 92 B FF 94 S SL 82 2-3 ① **K**		B SI 92 C FF 95 B SL 80 B CH 85 F CH 85 S SL 79 3-3 ③ **K**			C SL 80 C SL 81 S FF 98 0-3 ③ **K**		3	0	0	0	0	3	1
6 Billy Hamilton, S (1, 8) OBP: 0.298, SLG: 0.276			F CH 84 B FF 92 C SL 77 B SL 83 C FF 93 2-3 ② **K**			X CH 85 0-0 ① **G5-3**			C CH 84 X SL 78 0-1 ① **P3**	3	0	0	0	0	1	0
Inning Stats	R: 0 E: 0 K: 1 S: 7 H: 0 LOB: 0 BB: 0 P: 9	R: 0 E: 0 K: 1 S: 11 H: 1 LOB: 1 BB: 0 P: 17	R: 0 E: 0 K: 2 S: 9 H: 1 LOB: 0 BB: 0 P: 15	R: 0 E: 0 K: 1 S: 7 H: 0 LOB: 0 BB: 0 P: 8	R: 0 E: 0 K: 1 S: 9 H: 1 LOB: 1 BB: 0 P: 14	R: 0 E: 0 K: 2 S: 7 H: 0 LOB: 0 BB: 0 P: 10	R: 0 E: 0 K: 0 S: 7 H: 0 LOB: 0 BB: 0 P: 10	R: 0 E: 0 K: 3 S: 9 H: 0 LOB: 0 BB: 0 P: 9	R: 0 E: 0 K: 1 S: 7 H: 0 LOB: 0 BB: 0 P: 10	1B: 3 2B: 0 3B: 0 HR: 0	SF: 0 SAC: 0 DP: 0 HBP: 0	WP: 0 PB: 0 SB: 0 CS: 0	PA: 30			

PITCHER	IP	WLS	BF	H	R	ER	SO	BB	IBB	HBP	BLK	WP	HR	S	P	ERA	WHIP
41 Chris Sale, L (1, 1) ERA: 3.84	9.0	W	29	3	0	0	12	0	0	0	0	0	0	73	102	0.00	0.333

PITCHER	IP	WLS	BF	H	R	ER	SO	BB	IBB	HBP	BLK	WP	HR	S	P	ERA	WHIP

AB	29
R	0
H	3
RBI	0
BB	0
SO	12
LOB	4

Boston Red Sox @ Kansas City Royals

Kauffman Stadium, Kansas City, MO

Thu Jun 06 2019, 12:16 PM - 3:41 PM CDT

Att. 19,928 - Cloudy - 76 F

livebaseballscorecards.com

Batter	1	2	3	4	5	6	7	8	9	AB	R	H	RBI	BB	SO	LOB
50 Mookie Betts, R (1, 9) OBP: 0.387, SLG: 0.462	B SI 93 B SI 93 B SI 92 C FF 92 B FF 92 4-1 BB		C FF 91 1 SAFE F FF 92 F SL 84 X CH 84 0-2 1-H HR	B SL 82 B SL 82 B SL 82 B SI 92 4-0 16 FC4-6 BB		D CU 79 C SL 85 F SL 83 B FF 97 B SL 87 X SL 86 3-2 ③ F7		F SI 91 X CU 83 0-1 ② L7		3	1	1	2	2	0	3
16 Andrew Benintendi, L (1, 7) OBP: 0.361, SLG: 0.418	C SL 85 C FF 94 1 SAFE F FF 96 D SL 85 F FF 95 1 SAFE S FF 94 1-3 ① K		S SL 84 B SL 84 X FF 94 1-1 28 2B 11 1B 1B	X FF 92 0-0 ③ FC4-6 1-2f			B SL 85 T FF 96 S CU 78 S FF 96 1-3 ① K	B SI 91 B CH 84 B CH 82 X SI 92 3-0 ③ F7		5	1	1	0	0	2	4
2 Xander Bogaerts, R (1, 6) OBP: 0.380, SLG: 0.530	C CU 76 C FF 94 F SL 84 X FF 95 0-2 ② L6		C CU 74 B SL 85 F FF 93 C FF 93 1-3 ① K		C SI 88 X SL 80 0-1 59 G5-4-3 1B		B FF 97 S FF 95 B SL 87 C FF 96 B CU 77 F FF 96 B SL 84 4-2 59 S 7 3B BB		F SI 90 F CH 84 X SI 91 0-2 ① G5-3	4	1	1	0	1	1	2
28 J.D. Martinez, R (1, 10) OBP: 0.371, SLG: 0.528 59 Sam Travis, R (5, PH) OBP: 0.167, SLG: 0.167 (5, 10)	B SL 84 X FF 93 1-0 ③ F8		1 SAFE 1 SAFE B FF 92 B FF 94 X CU 74 2-0 11 1B 1-3 2B		X SL 80 0-0 ①② G5-4-3 1-2f		1 SAFE S FF 95 F FF 95 1 SAFE C SL 82 0-3 ② K 1-2		B CU 83 C SI 91 X SI 90 1-1 ② G6-3	2 3	1 0	1 0	0 0	0 0	0 1	1 2
11 Rafael Devers, L (1, 5) OBP: 0.378, SLG: 0.511		B FF 92 B FF 91 B FF 92 B FF 93 4-0 23 FC5-4 BB	B SL 85 B SL 86 B SL 87 S FF 94 C FF 94 X FF 95 3-2 7 G4-6-3 2-H 3-H 1B		C SI 90 B SI 89 B SL 82 F SL 81 F SI 89 X FF 90 2-2 ③ G6-3		0-0 7 3B IBB		B SI 90 F SI 91 X SI 91 1-1 ③ G6-3	3	1	1	2	2	0	0
7 Christian Vázquez, R (1, 2) OBP: 0.329, SLG: 0.484		B SI 93 C CU 76 B FF 93 B FF 93 X FF 93 3-1 ① L9	F SI 90 1 SAFE F SI 90 F SL 82 X SI 91 0-2 ②③ G4-6-3 1-2f			X SI 87 0-0 ① G3	C SL 84 F FF 95 X FF 96 0-2 23 WP 1-H 2-H 3B			4	1	1	2	0	0	2
23 Michael Chavis, R (1, 3) OBP: 0.337, SLG: 0.465		S CU 76 B FF 93 X CH 84 1-1 ② FC5-4 1-2f		F SI 89 B SI 90 F SL 84 B SI 91 F SI 92 T SL 83 2-2 ① K		C SI 86 B FF 88 B SL 79 B SI 88 F SI 88 S SI 89 3-3 ② K	S FF 95 B CU 80 B SL 84 F FF 95 F CU 78 F FF 94 S CU 78 2-3 ③ K 3-H			4	0	0	0	0	3	1
36 Eduardo Núñez, R (1, 4) OBP: 0.267, SLG: 0.337		X FF 93 0-0 ③ G1-3		F SI 91 B SI 92 F SL 81 X SI 93 1-2 19 S 1B		C SL 80 B SI 88 X SI 91 1-2 19 BB 1B		F SI 90 F SI 91 B CU 82 X SI 92 1-2 19 G1-3 1B		4	0	3	0	0	0	1
19 Jackie Bradley Jr., L (1, 8) OBP: 0.294, SLG: 0.313			H FF 91 1-0 50 HR HBP	C SL 81 F SL 83 D SL 83 C SL 82 1-3 ② K 1-2		D SI 89 1 SAFE B FF 90 B FF 90 F FF 91 B FF 91 4-1 1-2 BB		F SI 92 1 SAFE B SI 92 S CH 85 B SI 93 X CH 85 2-2 ① G1-3 1-2		2	1	0	0	1	1	2

Inning Stats																		
	R: 0 E: 0 K: 1 S: 11	H: 0 LOB: 1 BB: 1 P: 17	R: 0 E: 0 K: 0 S: 5	H: 0 LOB: 1 BB: 1 P: 13	R: 4 E: 0 K: 1 S: 17	H: 4 LOB: 0 BB: 0 P: 25	R: 0 E: 0 K: 2 S: 11	H: 1 LOB: 2 BB: 1 P: 19	R: 0 E: 0 K: 0 S: 7	H: 1 LOB: 0 BB: 0 P: 9	R: 0 E: 0 K: 1 S: 11	H: 1 LOB: 2 BB: 1 P: 22	R: 3 E: 0 K: 3 S: 17	H: 1 LOB: 0 BB: 2 P: 24	R: 0 E: 0 K: 0 S: 9	H: 1 LOB: 1 BB: 0 P: 15	R: 0 E: 0 K: 0 S: 7	H: 0 LOB: 0 BB: 0 P: 9

1B: 6	SF: 0	WP: 1	PA: 41
2B: 1	SAC: 0	PB: 0	
3B: 1	DP: 2	SB: 2	
HR: 1	HBP: 1	CS: 0	

TOP	
AB	34
R	7
H	9
RBI	6
BB	6
SO	8
LOB	18

PITCHER		IP	WLS	BF	H	R	ER	SO	BB	IBB	HBP	BLK	WP	HR	S	P	ERA	WHIP
41 Danny Duffy, L ERA: 4.68	(1, 1)	2.1	L	14	4	4	4	2	2	0	1	0	0	1	29	51	15.43	2.571
33 Brian Flynn, L ERA: 1.17	(3, 1)	3.1		13	3	0	0	3	2	0	0	0	0	0	30	48	0.00	1.500
58 Scott Barlow, R ERA: 5.64	(6, 1)	1.1		7	1	3	3	3	1	1	0	0	1	0	20	30	20.25	1.500
61 Kevin McCarthy, R ERA: 6.59	(8, 1)	2.0		7	1	0	0	0	0	0	0	0	0	0	16	24	0.00	0.500

PITCHER	IP	WLS	BF	H	R	ER	SO	BB	IBB	HBP	BLK	WP	HR	S	P	ERA	WHIP

Batter	1	2	3	4	5	6	7	8	9	AB	R	H	RBI	BB	SO	LOB
15 Whit Merrifield, R (1, 9) OBP: 0.344, SLG: 0.486	F SI 88 X SL 78 0-1 ① F9	C SL 84 F SL 85 B SL 86 S SL 88 1-3 ② K		B SL 83 X FC 93 1-0 ② F9		F FF 96 X FF 96 0-1 27 WP 1-2 1B		C FF 94 B SL 88 F FF 93 B FF 95 F CU 84 B FF 94 F SL 88 S SL 89 3-3 ③ K		5	0	1	0	0	2	6
27 Adalberto Mondesi, S (1, 6) OBP: 0.310, SLG: 0.468	F SI 88 C SI 89 S SI 88 0-3 ② K	C CU 80 X FC 93 0-1 ③ F8		F FF 95 F FF 95 S SL 86 0-3 ③ K		S SL 83 F SL 84 F FF 95 S SL 84 0-3 ③ K 1-2 2-3			C KC 84 S KC 85 B KC 84 X KC 85 1-2 ① G3	5	0	0	0	0	3	7
4 Alex Gordon, L (1, 7) OBP: 0.368, SLG: 0.505	F SI 89 B CH 82 B CU 77 F SI 89 F SL 78 B SI 89 X SI 89 3-2 12 FC5-4 1B		C CU 80 S CU 81 S CU 82 0-3 ① K2-3		C SL 85 T FC 92 B FC 91 B SL 85 B FC 92 F FF 94 S FC 92 3-3 ① K		S SL 87 B SI 95 B SL 89 X FF 95 2-1 HR		C KC 85 B KC 86 B FF 97 X KC 85 2-1 12 2B 1B	5	2	3	1	0	2	0
12 Jorge Soler, R (1, 10) OBP: 0.291, SLG: 0.504	C SI 89 C SI 88 F FF 88 B SL 81 X SI 89 1-2 ③ FC5-4 1-2f		C SL 88 S FC 94 X CU 82 0-2 ② G6-3		B SI 95 B SL 85 C SL 84 S SL 86 F SL 85 X FF 94 2-2 HR		F SL 88 S SL 88 B SL 87 B SL 89 X FF 96 2-2 ① G6-3		C KC 87 B FF 96 X KC 86 1-1 1-H 2B	5	1	2	2	0	0	1
66 Ryan O'Hearn, L (1, 3) OBP: 0.293, SLG: 0.331		B CU 76 X SI 88 1-0 ① G1-3	C FC 93 C CU 83 B CU 83 F CU 83 X FC 95 1-2 ③ G6-3		C SL 85 X FC 91 0-1 ② L6		S FF 96 B SL 91 S SL 88 T FF 95 1-2 ② K		D KC 86 S KC 87 B KC 85 F KC 84 S KC 87 2-3 ② K	5	0	0	0	0	2	1
19 Cheslor Cuthbert, R (1, 5) OBP: 0.375, SLG: 0.750		C SL 77 B SL 79 X SI 89 1-1 HR		C SL 86 B SL 87 C CU 81 B CU 83 B SL 88 X CU 82 3-2 6 1B 1 G6-3 1B	B SL 86 X FC 90 1-0 ③ G5-3		X SL 87 0-0 ③ F9		C KC 86 B FF 98 S FF 98 S KC 87 1-3 ③ K2-3	5	1	2	1	0	1	1
1 Nicky Lopez, L (1, 4) OBP: 0.270, SLG: 0.289		C SI 88 F CU 77 B SI 89 X SI 89 1-2 36 1B 6 2B 1B		C FC 94 X CU 82 0-1 ① G6-3 1-2		C FF 95 F FF 96 B SL 85 X SL 85 1-2 ① L8		F FF 94 X FF 94 0-1 36 S 2B		4	1	2	0	0	0	1
36 Cam Gallagher, R (1, 2) OBP: 0.235, SLG: 0.206		C SI 89 B SL 77 1 SAFE 1 SAFE X SI 89 1-1 6 2B 1-3 1B		B CU 82 D CU 83 B SL 90 B FC 92 4-0 6 1B BB		F FF 96 X FF 96 0-1 27 WP 15 1B 1B		B FF 94 C FF 94 C FF 93 B FF 95 X FF 96 2-2 ① L9 2-3		3	0	2	0	1	0	1
6 Billy Hamilton, S (1, 8) OBP: 0.303, SLG: 0.287		B SI 89 B SI 89 L SI 88 X SI 89 2-1 1-3 3-H 2B		C CU 82 T FC 93 X CU 83 0-2 1-2 2-3 1B		D SL 85 F FF 95 B FF 96 F FF 96 S FF 95 2-3 ② K		B FF 95 F FF 93 B FF 92 X FF 94 2-1 ② P5		4	0	2	1	0	1	2
Inning Stats	R: 0 E: 0 K: 1 S: 13 H: 1 LOB: 1 BB: 0 P: 17	R: 2 E: 0 K: 1 S: 15 H: 4 LOB: 2 BB: 0 P: 22	R: 0 E: 0 K: 1 S: 10 H: 0 LOB: 0 BB: 0 P: 11	R: 0 E: 0 K: 1 S: 12 H: 2 LOB: 3 BB: 1 P: 20	R: 1 E: 0 K: 1 S: 11 H: 1 LOB: 0 BB: 0 P: 17	R: 0 E: 0 K: 2 S: 14 H: 2 LOB: 2 BB: 0 P: 17	R: 1 E: 0 K: 1 S: 9 H: 1 LOB: 0 BB: 0 P: 14	R: 0 E: 0 K: 1 S: 12 H: 1 LOB: 1 BB: 0 P: 19	R: 1 E: 0 K: 2 S: 13 H: 2 LOB: 1 BB: 0 P: 20	1B: 8 2B: 3 3B: 0 HR: 3 SF: 0 SAC: 0 DP: 0 HBP: 0						

PITCHER		IP	WLS	BF	H	R	ER	SO	BB	IBB	HBP	BLK	WP	HR	S	P	ERA	WHIP
65 Ryan Weber, R ERA: 5.12	(1, 1)	1.1		9	5	2	2	1	0	0	0	0	0	1	23	33	13.50	3.750
54 Colten Brewer, R ERA: 5.4	(2, 1)	2.0	W	9	2	0	0	2	1	0	0	0	0	0	23	32	0.00	1.500
64 Marcus Walden, R ERA: 2.08	(4, 1)	1.2	H	6	1	1	1	2	0	0	0	0	0	1	15	22	5.40	0.600
70 Ryan Brasier, R ERA: 3.86	(6, 1)	1.0	H	5	2	0	0	2	0	0	0	0	1	0	14	17	0.00	2.000
72 Josh Taylor, L ERA: 6.0	(7, 1)	1.0		5	2	1	1	1	0	0	0	0	0	1	11	16	9.00	2.000

PITCHER		IP	WLS	BF	H	R	ER	SO	BB	IBB	HBP	BLK	WP	HR	S	P	ERA	WHIP
37 Heath Hembree, R ERA: 2.67	(8, 1)	1.0	S	3	0	0	0	1	0	0	0	0	0	0	10	17	0.00	0.000
32 Matt Barnes, R ERA: 3.28	(9, 1)	1.0	S	5	2	1	1	2	0	0	0	0	0	0	13	20	9.00	2.000

BOTTOM

Boston Red Sox @ Kansas City Royals

Kauffman Stadium, Kansas City, MO

Thu Jun 06 2019, 12:16 PM - 3:41 PM CDT

Att. 19,928 - Cloudy - 76 F

livebaseballscorecards.com

AB	41
R	5
H	14
RBI	5
BB	1
SO	11
LOB	20

WP: 1 PA: 42
PB: 0
SB: 1
CS: 0

Tampa Bay Rays @ Boston Red Sox

Fenway Park, Boston, MA

Fri Jun 07 2019, 7:11 PM - 9:53 PM EDT

Att. 36,803 - Partly Cloudy - 72 F

TOP

livebaseballscorecards.com

Batter	1	2	3	4	5	6	7	8	9	AB	R	H	RBI	BB	SO	LOB
17 Austin Meadows, L (1, 7) OBP: 0.418, SLG: 0.632	B SI 91 C FF 91 B FF 91 X SI 91 2-1 ① F7		F SI 91 F FF 92 F FF 92 B FF 92 X CU 77 1-2 ② G3-1		C CU 75 B CU 73 X FF 91 1-1 ② G3-1		B SL 87 F SI 94 S SI 95 B SL 89 B SI 95 X SI 95 3-2 8 CS 1B		B SL 85 B FF 92 S CU 81 B FF 91 C CU 80 F FF 92 S CU 80 3-3 ③ K	5	0	1	0	0	1	0
29 Tommy Pham, R (1, 10) OBP: 0.403, SLG: 0.464	C SI 91 F SI 92 B FF 92 X SI 89 1-2 ② G6-3		C SL 86 B SI 90 C FF 91 S SL 85 1-3 ③ K		B SI 89 C SL 82 B SI 89 B FF 91 B SL 84 4-1 BB		**B FF 95** **F FF 95** **B FF 94** **1 SAFE** 1 SAFE S FF 94 1 SAFE F FF 94 S SL 87 2-3 ① K			3	0	0	0	1	2	1
8 Brandon Lowe, L (1, 4) OBP: 0.330, SLG: 0.515	C SI 91 F CU 76 B FF 92 X FF 93 1-2 2B			F CU 75 B FF 91 B CU 75 F FF 91 B FF 93 X SI 91 3-2 26 WP 24 1B 39 1B 1B	C FF 90 C FF 92 F FF 91 F FF 91 D CU 75 X CU 76 1-2 ③ F9		B FF 94 B SL 89 X FF 94 **1-2** 2-0 ② ③ L8			4	1	2	0	0	0	2
24 Avisaíl García, R (1, 9) OBP: 0.360, SLG: 0.529 54 Guillermo Heredia, R (8, 9) OBP: 0.329, SLG: 0.353	F SL 85 C SI 91 X SI 91 0-2 ③ G4-3			X SI 90 0-0 **1-2** 26 WP 39 1B 1B		F SI 89 S FF 89 B FF 90 X SI 91 1-2 26 1B 39 1B 1B		B CU 81 B FF 91 X FF 90 2-0 ① P4		4 0	2 0	2 0	0 0	0 0	0 0	1 0
26 Ji Man Choi, L (1, 3) OBP: 0.353, SLG: 0.438		C SI 91 B FF 91 C CU 75 B FF 91 B SL 85 X CH 81 3-2 HR		B FF 93 B FF 92 B FF 92 C FF 92 X FF 91 3-1 ① F7 **1-2** **2-3**		C CU 75 1 SAFE 1 SAFE X SI 91 0-1 1 G3-4-1 39 1B **1-3** 1B		C FF 93 B FF 94 B FF 93 S SL 86 S FF 93 2-3 ② K		4	1	2	1	0	1	2
2 Yandy Díaz, R (1, 5) OBP: 0.343, SLG: 0.469		C SI 90 X SI 91 0-1 ① G4-3		F SI 90 S FF 91 F FF 92 S SL 84 0-3 ② K		X SI 89 0-0 ① L9		B FF 94 B FF 94 B FF 94 C FF 93 X FF 92 3-1 ③ L4		4	0	0	0	0	1	4
39 Kevin Kiermaier, L (1, 8) OBP: 0.316, SLG: 0.454		F FF 92 B CU 76 X FF 92 1-1 ② G6-3		B FF 92 F FF 92 B FF 92 B CU 76 S FF 92 X SL 85 3-2 **2-H** **3-H** 1B		X FF 92 0-0 **1-2** 1 G3-4-1 **3-H** 1B			C CU 82 F FF 92 F SL 86 X SL 85 0-2 HR	4	1	3	4	0	0	0
1 Willy Adames, R (1, 6) OBP: 0.315, SLG: 0.394		C FF 91 B SL 86 X SL 85 1-1 ③ L9		F FF 91 1 SAFE B FF 91 F SL 83 S FF 90 1-3 ③ K		X SI 88 0-0 ② G3-4-1 **1-2** **2-3**			B FF 92 B FF 92 B FF 92 C FF 92 S FF 90 C SL 86 3-3 ① K	4	0	0	0	0	2	3
10 Mike Zunino, R (1, 2) OBP: 0.233, SLG: 0.339			B SI 89 C CU 74 X SI 89 1-1 ① G4-3		F CU 73 F FF 90 B FF 90 C FF 92 1-3 ① K	B SI 88 F FF 91 F SI 90 F FF 92 B FF 93 X FF 92 2-2 ③ F8			B SL 85 C FF 92 S FF 91 F SL 85 S FF 92 1-3 ② K	4	0	0	0	0	2	2
Inning Stats	R: 0 E: 0 K: 0 S: 11 H: 1 LOB: 1 BB: 0 P: 15	R: 1 E: 0 K: 0 S: 9 H: 1 LOB: 0 BB: 0 P: 14	R: 0 E: 0 K: 1 S: 9 H: 0 LOB: 0 BB: 0 P: 12	R: 2 E: 0 K: 2 S: 16 H: 3 LOB: 1 BB: 0 P: 26	R: 0 E: 0 K: 1 S: 11 H: 0 LOB: 1 BB: 1 P: 18	R: 1 E: 0 K: 0 S: 12 H: 3 LOB: 2 BB: 0 P: 15	R: 0 E: 0 K: 1 S: 8 H: 1 LOB: 0 BB: 0 P: 15	R: 0 E: 0 K: 1 S: 6 H: 0 LOB: 0 BB: 0 P: 13	R: 1 E: 0 K: 3 S: 15 H: 1 LOB: 0 BB: 0 P: 22	1B: 7 2B: 1 3B: 0 HR: 2 SF: 0 SAC: 0 DP: 0 HBP: 0						

	AB	36
	R	5
	H	10
	RBI	5
	BB	1
	SO	9
	LOB	15

	WP: 1	PA: 37
	PB: 0	
	SB: 0	
	CS: 1	

PITCHER		IP	WLS	BF	H	R	ER	SO	BB	IBB	HBP	BLK	WP	HR	S	P	ERA	WHIP
22 Rick Porcello, R ERA: 4.86	(1, 1)	6.0	L	27	8	4	4	4	1	0	0	0	1	1	68	100	6.00	1.500
72 Josh Taylor, L ERA: 4.5	(7, 1)	1.0		3	1	0	0	1	0	0	0	0	0	0	8	15	0.00	1.000
73 Mike Shawaryn, R ERA: 4.5	(8, 1)	2.0		7	1	1	1	4	0	0	0	0	0	1	21	35	4.50	0.500

PITCHER	IP	WLS	BF	H	R	ER	SO	BB	IBB	HBP	BLK	WP	HR	S	P	ERA	WHIP

Tampa Bay Rays @ Boston Red Sox

Fenway Park, Boston, MA

Fri Jun 07 2019, 7:11 PM - 9:53 PM EDT

Att. 36,803 - Partly Cloudy - 72 F

BOTTOM

livebaseballscorecards.com

Batter	1	2	3	4	5	6	7	8	9	AB	R	H	RBI	BB	SO	LOB
50 Mookie Betts, R (1, 9) OBP: 0.385, SLG: 0.456	C SI 92 B SL 87 C SI 94 X FS 85 1-2 G6-3 ①			B SI 91 C SI 93 B SI 94 X SI 92 2-1 G6-3 ①		B SI 95 C SL 86 B SI 96 B SI 96 B SL 90 4-1 1-2 2-3 BB		B SL 86 C SI 94 B FS 85 F SI 95 X FS 86 2-2 F9 ③		3	0	0	0	1	0	0
16 Andrew Benintendi, L (1, 7) OBP: 0.360, SLG: 0.419	B SI 91 F SI 91 F FS 83 B SI 95 B FS 85 X SI 94 3-2 L9 ②			S SI 92 B FS 86 B SI 93 X SI 93 2-1 P2 ②		S FS 86 D FS 87 F SI 96 B FS 88 C SI 97 2-3 K ②			F FF 95 X FF 97 0-1 2 2B 2B	4	1	1	0	0	1	3
11 Rafael Devers, L (1, 5) OBP: 0.372, SLG: 0.502	X SI 92 0-0 B1-3 ③			C FS 85 S FS 86 S FS 85 0-3 K2-3 ③		S FS 87 D SI 89 F SI 97 S FS 88 1-3 K ③			F FF 96 F FC 89 S FF 97 0-3 K ①	4	0	0	0	0	3	4
2 Xander Bogaerts, R (1, 6) OBP: 0.381, SLG: 0.534		B SI 93 C SL 84 F SL 87 X SI 94 1-2 G5-3 ①			F SL 83 X SL 88 0-1 G4-3 ①		B SI 92 C SI 91 B SL 82 X SI 94 2-1 1B		C FC 89 F FF 97 F FC 90 X FF 98 0-2 2-H 2B	4	0	2	1	0	0	0
18 Mitch Moreland, L (1, 3) OBP: 0.316, SLG: 0.543 23 Michael Chavis, R (7, 3) OBP: 0.333, SLG: 0.459		B SI 92 X SI 93 1-0 G4-3 ②			B FS 82 X SI 90 1-0 G4-3 ②		X SI 94 0-0 L4 ①		X FC 90 0-0 F7 ②	2 2	0 0	0 0	0 0	0 0	0 0	0 2
36 Eduardo Núñez, R (1, 10) OBP: 0.257, SLG: 0.324		C SL 87 B SI 95 C SI 93 B FS 86 B SI 95 X SI 95 3-2 G4-3 ③			C SL 86 L SI 95 X FS 86 0-2 P6 ③		C SL 88 B SL 88 C SI 94 S FS 87 1-3 K ②		F FF 97 B FF 96 F FF 96 X FC 89 1-2 G5-3 ③	4	0	0	0	0	1	2
12 Brock Holt, L (1, 4) OBP: 0.354, SLG: 0.326			B SI 91 B SI 92 X SI 90 2-0 G6-3 ①			C SI 90 B FS 83 B SI 92 B SI 91 B SI 92 4-1 50 BB 19 1B BB	B SI 93 F SI 92 B SI 94 X SI 94 2-1 G1-3 ③			2	0	0	0	1	0	1
19 Jackie Bradley Jr., L (1, 8) OBP: 0.295, SLG: 0.313			C SI 93 F FS 84 B FS 84 C SI 95 1-3 K ②			F SI 93 X SI 93 0-1 1-2 50 BB 1B		B SI 92 F SI 93 C FS 83 F FS 85 S FS 84 1-3 K ①		3	0	1	0	0	2	0
3 Sandy León, S (1, 2) OBP: 0.302, SLG: 0.364 7 Christian Vázquez, R (6, PH) OBP: 0.326, SLG: 0.478 (7, 2)			B SI 93 X SI 93 1-0 G4-3 ③			C SI 93 B SI 94 B SL 88 X SI 95 2-1 F9 ①		C SI 94 F FS 86 X SI 96 0-2 G4-3 ②		1 2	0 0	0 0	0 0	0 0	0 0	0 2
Inning Stats	R: 0 H: 0 E: 0 LOB: 0 K: 0 BB: 0 S: 7 P: 11	R: 0 H: 0 E: 0 LOB: 0 K: 0 BB: 0 S: 7 P: 12	R: 0 H: 0 E: 0 LOB: 0 K: 1 BB: 0 S: 5 P: 9	R: 0 H: 0 E: 0 LOB: 0 K: 1 BB: 0 S: 7 P: 11	R: 0 H: 0 E: 0 LOB: 0 K: 0 BB: 0 S: 6 P: 7	R: 0 H: 1 E: 0 LOB: 3 K: 2 BB: 2 S: 12 P: 25	R: 0 H: 1 E: 0 LOB: 1 K: 1 BB: 0 S: 8 P: 13	R: 0 H: 0 E: 0 LOB: 0 K: 1 BB: 0 S: 10 P: 13	R: 1 H: 2 E: 0 LOB: 1 K: 1 BB: 0 S: 13 P: 14	1B: 2 SF: 0 2B: 2 SAC: 0 3B: 0 DP: 0 HR: 0 HBP: 0						PA: 33 WP: 0 PB: 0 SB: 0 CS: 0

	AB	31
	R	1
	H	4
	RBI	1
	BB	2
	SO	7
	LOB	14

PITCHER		IP	WLS	BF	H	R	ER	SO	BB	IBB	HBP	BLK	WP	HR	S	P	ERA	WHIP
72 Yonny Chirinos, R ERA: 2.87	(1, 1)	8.0	W	28	2	0	0	6	2	0	0	0	0	0	62	101	0.00	0.500
15 Emilio Pagán, R ERA: 0.83	(9, 1)	1.0		5	2	1	1	1	0	0	0	0	0	0	13	14	9.00	2.000

PITCHER	IP	WLS	BF	H	R	ER	SO	BB	IBB	HBP	BLK	WP	HR	S	P	ERA	WHIP

Batter	1	2	3	4	5	6	7	8	9	AB	R	H	RBI	BB	SO	LOB
17 Austin Meadows, L (1, 9) (3, 7) OBP: 0.423, SLG: 0.629	B FF 91 B FF 91 C FF 91 X FC 89 2-1 29 S 1B	B CU 78 C CH 82 X FF 93 1-1 29 HBP 8 1B 1B			B CU 82 C CU 81 C CU 82 B CU 83 B FC 93 B CU 82 4-2 8 E 54 BB 24 PB BB		B CH 84 C CU 81 X FF 92 1-1 ① F9		D CU 80 1 SAFE 1 SAFE C SL 86 C FF 95 S FF 94 1-3 ① K	4	2	2	0	1	1	1
29 Tommy Pham, R (1, 7) OBP: 0.404, SLG: 0.462 54 Guillermo Heredia, R (3, 9) OBP: 0.354, SLG: 0.362	B SI 92 C SI 92 1 SAFE S SI 93 B FF 93 B FF 93 C FC 89 3-3 ① K 1-2	1 SAFE B SI 92 1 SAFE B SI 91 B FF 93 F SL 88 H SI 90 4-2 8 1B 1-2 HBP			B FC 94 C FC 94 F CU 82 1 SAFE B SL 88 F CU 84 B FC 94 D CU 84 4-2 24 PB 8 E 1-2 BB		C CU 81 B SL 86 C SL 86 B SL 86 B FF 93 F SL 86 H FF 91 4-2 8 HBP HBP		S SL 87 D SL 87 D SL 87 1 SAFE X SL 88 2-1 24 FC5-4 8 1B 26 1B 1-3 1B	1 1	0 1	0 1	0 0	0 1	1 0	1 0
8 Brandon Lowe, L (1, 4) OBP: 0.336, SLG: 0.514	S CU 79 X CU 78 0-1 ② F9	B CU 79 F SL 88 S CU 78 B FF 91 X FF 91 2-2 ③ 1-3 2-H 1B			S CU 83 S CU 85 F CU 84 X FC 94 0-2 FC3 24 PB 1-2 2-3		C SL 85 B FF 91 B FF 92 B CU 79 S SL 84 1 SAFE F SL 84 H CU 81 4-2 1-2 HBP		X SL 87 0-0 24 FC5-4 1-2 3-H 1B	4	0	2	2	0	0	3
24 Avisaíl García, R (1, 10) OBP: 0.352, SLG: 0.517	S CU 80 F FF 93 S FF 94 0-3 ③ K	B SL 84 X CH 78 1-0 ① L7			S FC 94 S CU 84 S CU 84 0-3 ① K 1-2 2-3 3-H		X SL 84 0-0 ② F9		F FF 94 F FF 95 B SL 88 X SL 87 1-2 ② FC5-4 26 1B 2 1B 1-2f 2-3	5	1	0	0	0	2	7
26 Ji Man Choi, L (1, 3) OBP: 0.359, SLG: 0.440		C CU 76 B CU 78 X FF 93 1-1 1 BB 37 HR 1B	B CU 74 B CU 76 C SL 88 C CU 77 F CU 77 S SL 88 2-3 ② K		B FC 93 C CU 82 C CU 82 B CU 84 B FC 94 B CU 84 4-2 2 G4-6-3 BB		F SL 85 B CU 78 B SL 83 B CU 82 F SL 86 S SL 84 3-3 ③ K		B SL 87 B FF 93 C SL 86 F SL 87 B FF 94 X SL 86 3-2 2 1B 39 1B 1-3 1B 3-H	4	2	2	1	1	2	2
2 Yandy Díaz, R (1, 5) OBP: 0.344, SLG: 0.467		B SI 92 X SI 93 1-0 ① F9	B SL 91 X SL 86 1-0 ③ 1B		B FC 95 B FC 94 X FC 94 2-0 ② ③ G4-6-3 1-2f			B SI 95 B SI 96 F FF 96 F FF 96 F FF 96 F FF 96 X SL 84 2-2 ① P3	B SL 86 S SL 85 D SL 85 X SL 85 2-1 39 1B 1-2 1B 3-H	5	0	2	1	0	0	4
39 Kevin Kiermaier, L (1, 8) OBP: 0.314, SLG: 0.448		1 SAFE B CU 78 C CU 79 B CU 77 S SL 89 B FF 93 F SL 89 F SL 90 F CU 78 3-2 ② F SL 87 F FF 92 X SL 87 L9		C SL 87 S FF 91 B FF 91 F SL 89 X CU 76 1-2 ① F7		F CU 82 F FF 93 S FF 92 0-3 ① K		F CH 87 B CH 86 B SL 86 C SL 83 F FF 96 F FF 96 B SL 85 X FF 95 3-2 ② L7	C FF 95 X SL 87 0-1 1-3 2-H 1B	5	0	1	1	0	1	1
1 Willy Adames, R (1, 6) OBP: 0.317, SLG: 0.391		C CU 79 B FF 91 B FF 92 F SL 84 B SI 94 B SI 93 4-2 37 HR 1-2 BB		C SU 78 B CU 77 S CU 78 B FF 91 B FF 92 X CU 79 3-2 ② 1B		C SL 86 B CU 81 B SL 86 X SL 86 2-1 ② L9		S FF 96 X SI 95 0-1 ③ G4-3	C FF 95 S FF 93 B FF 94 B FF 93 D SL 87 C SL 88 3-3 ③ K	4	1	1	0	1	1	2
37 Travis d'Arnaud, R (1, 2) OBP: 0.265, SLG: 0.338		C FF 93 B FF 92 F FF 93 B FF 93 B SL 88 X SL 88 3-2 1-H 2-H HR		C FF 92 B FF 92 B FF 92 S SL 88 X FF 91 2-2 ③ G6-3		C SL 87 B FF 92 S FF 93 B CU 82 C CU 81 2-3 ③ K			F FF 94 B SL 85 F SL 86 B FF 93 X FF 95 2-2 54 1B 8 1B 1B	4	2	2	3	0	1	0
Inning Stats	R: 0 H: 1 E: 0 LOB: 1 K: 2 BB: 0 S: 10 P: 15	R: 4 H: 4 E: 0 LOB: 2 K: 0 BB: 1 S: 23 P: 42	R: 0 H: 1 E: 0 LOB: 1 K: 1 BB: 0 S: 6 P: 10	R: 0 H: 1 E: 0 LOB: 0 K: 0 BB: 0 S: 10 P: 16	R: 1 H: 0 E: 1 LOB: 2 K: 1 BB: 3 S: 15 P: 29	R: 0 H: 0 E: 0 LOB: 0 K: 2 BB: 0 S: 8 P: 12	R: 0 H: 0 E: 0 LOB: 2 K: 1 BB: 0 S: 12 P: 24	R: 0 H: 0 E: 0 LOB: 0 K: 0 BB: 0 S: 12 P: 17	R: 4 H: 6 E: 0 LOB: 2 K: 2 BB: 0 S: 22 P: 36	1B: 12 SF: 0 2B: 0 SAC: 0 3B: 0 DP: 1 HR: 1 HBP: 3						

PITCHER		IP	WLS	BF	H	R	ER	SO	BB	IBB	HBP	BLK	WP	HR	S	P	ERA	WHIP
67 Josh Smith, R ERA: 6.35	(1, 1)	4.0	L	18	7	4	4	3	1	0	1	0	0	1	49	83	9.00	2.000
54 Colten Brewer, R ERA: 5.19	(5, 1)	1.0		6	0	1	0	1	3	0	0	0	0	0	15	29	0.00	3.000
73 Mike Shawaryn, R ERA: 2.25	(6, 1)	2.0		8	0	0	0	3	0	0	2	0	0	0	20	36	0.00	0.000
70 Ryan Brasier, R ERA: 3.71	(8, 1)	1.0		3	0	0	0	0	0	0	0	0	0	0	12	17	0.00	0.000
72 Josh Taylor, L ERA: 10.8	(9, 1)	1.0		9	6	4	4	2	0	0	0	0	0	0	22	36	36.00	6.000

PITCHER	IP	WLS	BF	H	R	ER	SO	BB	IBB	HBP	BLK	WP	HR	S	P	ERA	WHIP

TOP

Tampa Bay Rays @ Boston Red Sox

Fenway Park, Boston, MA

Sat Jun 08 2019, 1:08 PM - 4:40 PM EDT

Att. 35,564 - Sunny - 69 F

livebaseballscorecards.com

AB	37
R	9
H	13
RBI	8
BB	4
SO	9
LOB	21

Tampa Bay Rays @ Boston Red Sox

Fenway Park, Boston, MA

Sat Jun 08 2019, 1:08 PM - 4:40 PM EDT

Att. 35,564 - Sunny - 69 F

livebaseballscorecards.com

BOTTOM

Batter	1	2	3	4	5	6	7	8	9	AB	R	H	RBI	BB	SO	LOB
50 Mookie Betts, R (1, 9) OBP: 0.380, SLG: 0.449	B FF 87 C FF 86 C CH 80 X FC 84 1-2 ① F9		C CU 72 S CH 79 B CH 79 F FF 90 B FF 91 X FF 90 2-2 ① G4-3			C FC 83 B FC 85 B FC 84 X CH 78 2-1 ① G6-3		B CU 79 F FF 96 C FF 97 B FF 98 X FC 90 2-2 ③ P4		4	0	0	0	0	0	0
23 Michael Chavis, R (1, 3) OBP: 0.337, SLG: 0.460	B FC 86 S CH 80 T FC 86 S CH 80 1-3 ② K		B CH 81 F FF 90 S FF 89 B FC 87 T FF 90 2-2 ② K			S CH 79 B FC 84 X FC 85 1-1 2 G6-4-3 1B			B FC 89 X SI 92 1-0 40 2B 1B	4	0	2	0	0	2	0
2 Xander Bogaerts, R (1, 6) OBP: 0.377, SLG: 0.527 40 Marco Hernández, L (9, PH) OBP: 1.000, SLG: 2.000	C CU 73 X FC 84 0-1 ③ G6-3		B FF 88 C CH 80 S CH 80 C FC 85 1-3 ③ K			B FF 88 C FF 88 F FC 85 X CH 79 1-2 ②③ G6-4-3 1-2f			F SI 92 S CU 83 B CU 81 X CU 81 1-2 1-3 2B	3 1	0 0	0 1	0 0	0 0	1 0	1 0
11 Rafael Devers, L (1, 5) OBP: 0.367, SLG: 0.494		B FF 86 C FF 87 S CU 73 F CU 71 X CH 80 1-2 ① G4-3		B FF 88 F FF 89 F FF 88 X CU 74 1-2 ① L8			C CU 71 S CU 70 B CU 72 B CH 79 F FF 88 X CU 74 2-2 E6 36 G6-4-3		X SI 94 0-0 ① G1-3	4	0	0	0	0	0	2
7 Christian Vázquez, R (1, 10) OBP: 0.324, SLG: 0.473		B FF 88 F FF 89 S FC 84 B FC 85 F CH 79 F FC 84 B FF 90 F FF 88 X CH 80 3-2 36 E 59 1B 1B		B CU 71 C FF 89 B CH 81 B FF 90 F FC 85 F FC 83 T FC 86 3-2 ② K			F FC 82 B FF 88 C FC 84 S CH 80 1-3 ① K		B SI 94 D SI 94 X SI 94 2-0 ② F7	4	1	1	0	0	2	3
36 Eduardo Núñez, R (1, 4) OBP: 0.248, SLG: 0.312		C FF 88 X FC 84 0-1 E4 59 1B 1-3		X CU 75 0-0 ③ F7			B FC 83 X SI 88 1-0 ②③ G6-4-3 1-2f		S SI 93 F SI 94 D CU 84 F CU 82 F SI 94 S FC 91 1-3 ③ K	4	0	0	0	0	1	4
59 Sam Travis, R (1, 7) OBP: 0.200, SLG: 0.200		B FC 86 B FC 85 X CH 80 2-0 1-3 3-H 1B			B FC 84 F FC 82 S CH 79 B FC 84 X FF 89 2-2 ① G6-3			X CH 79 0-0 ① G5-3		3	0	1	1	0	0	0
19 Jackie Bradley Jr., L (1, 8) OBP: 0.295, SLG: 0.330		B CU 75 C CU 74 S CU 74 F CU 72 X CH 80 1-2 ② F9			B FF 88 S CU 76 B FF 89 X FF 89 2-1 ② G1-3			C FC 84 B FF 87 X CU 72 1-1 HR		3	1	1	1	0	0	2
3 Sandy León, S (1, 2) OBP: 0.288, SLG: 0.345		C FC 85 B FC 84 F FC 86 S CH 80 1-3 ③ K			B CU 71 C CU 70 F CH 79 C FC 84 1-3 ③ K			F FC 81 B FC 83 F CH 79 B CH 77 X FC 84 2-2 ② G3		3	0	0	0	0	2	2

| Inning Stats | | |

Batter	1	2	3	4	5	6	7	8	9	AB	R	H	RBI	BB	SO	LOB
28 Daniel Robertson, R (1, 4) OBP: 0.307, SLG: 0.291	X FF 91 0-0 ① F8		F KC 82 B CH 84 C SI 92 F CH 85 B FF 93 S FC 89 2-3 ③ K		C FF 94 S FC 91 B FF 94 B SI 93 S CH 86 2-3 ③ K2-3		B FF 94 B KC 84 B KC 80 C FF 94 F FF 94 F FF 94 F FF 94 S FC 90 3-3 ③ K			4	0	0	0	0	3	2
2 Yandy Díaz, R (1, 3) OBP: 0.343, SLG: 0.462	B SI 91 X SI 90 1-0 ② G6-3			B FC 87 B SI 90 C FF 91 X SI 91 2-1 ① G3-1		B FC 88 C SI 92 F FF 92 X SI 93 1-2 10 BB 24 1B 1B		B FF 95 C SI 94 B SI 94 F SI 94 F FF 96 F SI 95 X SL 85 2-2 ① G2-3		4	0	1	0	0	0	0
17 Austin Meadows, L (1, 10) OBP: 0.420, SLG: 0.626	B SI 91 C SI 92 B SI 92 C SI 92 B CH 86 C SI 93 3-3 ③ K			C FF 91 F CH 85 B FF 90 B CH 85 B SI 92 F FF 93 F FC 89 F CH 87 F SI 93 3-3 ② K		C SI 92 B FF 93 F SI 93 B SI 94 S CH 87 2-3 ① K		S SL 86 F SL 84 X SL 86 0-2 2B		4	0	1	0	0	3	1
24 Avisaíl García, R (1, 9) OBP: 0.351, SLG: 0.512		S CH 83 S CH 83 B SI 91 B FF 90 B CH 84 C FF 90 3-3 ① K		C FC 90 B CH 85 S CH 86 C SI 94 1-3 ③ K		S SI 94 B FF 95 X CH 83 1-1 10 BB 1-2 1B		S SI 95 X SL 86 0-1 ② F9		4	0	1	0	0	2	1
1 Willy Adames, R (1, 6) OBP: 0.316, SLG: 0.386		C FC 90 C CH 84 C SI 92 0-3 ② K			B KC 82 B FC 88 B SI 90 B FF 91 4-0 10 G3 10 BLK 39 FC BB	F FC 90 S FC 90 B FF 94 C FF 94 1-3 ② K		B SI 95 S SI 95 F SI 95 F SL 86 X SL 86 1-2 ③ G4-3		3	0	0	0	1	2	3
10 Mike Zunino, R (1, 2) OBP: 0.242, SLG: 0.339		X SI 92 0-0 1B			C FF 90 F SI 92 1 SAFE B FF 93 B FF 91 X SI 94 2-2 ① G3 1-3	S CH 84 B CH 84 B FC 90 S CH 85 B FF 93 D FF 91 4-2 1-2 2-3 BB			F FF 96 B FF 96 S FF 96 B FF 96 C KC 85 2-3 ① K	3	0	1	0	1	1	1
39 Kevin Kiermaier, L (1, 8) OBP: 0.308, SLG: 0.439		B FF 92 B SI 92 1 SAFE F SI 91 X SI 93 2-1 ③ G5-3			X SI 93 0-0 ② FC 22 E 22 1B 54 2B 3-H	C SI 92 B SI 93 S SI 93 F CH 87 D CH 87 B FF 94 X SI 93 3-2 ③ P6			C KC 86 F FF 97 X KC 86 0-2 E1	4	1	0	0	0	0	5
22 Christian Arroyo, R (1, 5) OBP: 0.298, SLG: 0.405			S CH 82 X FF 88 0-1 ① F8		S CH 84 1 SAFE C SI 93 X SI 94 0-2 54 2B E5 1-3 1B		B KC 82 B KC 81 S FF 92 C FF 94 B KC 83 F FF 93 C FF 94 3-3 ① K		F KC 86 B FF 97 F KC 86 B FF 97 F FF 98 F FF 98 S KC 88 2-3 ② K2-3	4	0	1	0	0	2	1
54 Guillermo Heredia, R (1, 7) OBP: 0.349, SLG: 0.370			C SI 90 B CH 83 S CH 84 C FC 90 1-3 ② K		B FC 90 C FF 93 X CH 87 1-1 1-3 3-H 2B		S FF 94 X FC 90 0-1 ② L9		C KC 86 D KC 87 S KC 86 B FF 97 B KC 86 X FF 98 3-2 ③ G6-3	4	0	1	1	0	1	1
Inning Stats	R: 0 E: 0 K: 1 S: 5 H: 0 LOB: 0 BB: 0 P: 9	R: 0 E: 0 K: 2 S: 9 H: 1 LOB: 1 BB: 0 P: 14	R: 0 E: 0 K: 2 S: 9 H: 0 LOB: 0 BB: 0 P: 12	R: 0 E: 0 K: 2 S: 12 H: 0 LOB: 0 BB: 0 P: 18	R: 1 E: 1 K: 1 S: 12 H: 2 LOB: 2 BB: 1 P: 21	R: 0 E: 0 K: 2 S: 17 H: 2 LOB: 3 BB: 1 P: 29	R: 0 E: 0 K: 2 S: 12 H: 0 LOB: 0 BB: 0 P: 18	R: 0 E: 0 K: 0 S: 14 H: 1 LOB: 1 BB: 0 P: 17	R: 0 E: 1 K: 2 S: 14 H: 0 LOB: 1 BB: 0 P: 21	1B: 4 2B: 2 3B: 0 HR: 0 SF: 0 SAC: 0 DP: 0 HBP: 0						WP: 0 PB: 0 SB: 0 CS: 0 PA: 36	

PITCHER		IP	WLS	BF	H	R	ER	SO	BB	IBB	HBP	BLK	WP	HR	S	P	ERA	WHIP
10 David Price, L ERA: 2.7	(1, 1)	6.0	W	25	5	1	1	10	2	0	0	1	0	0	64	103	1.50	1.167
44 Brandon Workman, R ERA: 1.91	(7, 1)	1.0		3	0	0	0	2	0	0	0	0	0	0	12	18	0.00	0.000
64 Marcus Walden, R ERA: 2.02	(8, 1)	1.0		4	1	0	0	0	0	0	0	0	0	0	14	17	0.00	1.000
32 Matt Barnes, R ERA: 3.16	(9, 1)	1.0		4	0	0	0	2	0	0	0	0	0	0	14	21	0.00	0.000

PITCHER	IP	WLS	BF	H	R	ER	SO	BB	IBB	HBP	BLK	WP	HR	S	P	ERA	WHIP

TOP

Tampa Bay Rays @ Boston Red Sox

Fenway Park, Boston, MA

Sat Jun 08 2019, 6:12 PM - 9:32 PM EDT

Att. 37,048 - Clear - 71 F

livebaseballscorecards.com

AB	34
R	1
H	6
RBI	1
BB	2
SO	14
LOB	15

Batter	1	2	3	4	5	6	7	8	9	AB	R	H	RBI	BB	SO	LOB
50 Mookie Betts, R (1, 10) OBP: 0.385, SLG: 0.455	C FF 97 T FF 97 B FS 88 B FS 88 F FF 98 B FF 98 F FF 98 C SL 91 3-3 ① K		C FF 90 F FF 93 F FF 94 X FS 84 0-2 16 1B 23 2B 1B		B FF 91 C FF 92 B SL 86 X CU 80 2-1 16 G3-1 2 SF9 2B	B FF 92 S FF 93 B FF 93 B SL 89 B FF 93 4-1 BB				3	2	2	0	1	1	0
16 Andrew Benintendi, L (1, 7) OBP: 0.358, SLG: 0.416	B FF 98 F FF 97 F FF 97 X FS 88 1-2 ② F9		F FF 93 S FF 92 X FF 93 0-2 1-2 23 2B 1B		B FF 93 X CH 86 1-0 ① G3-1 2-3	C CH 88 C FF 93 F CU 85 B FF 93 F CH 87 B FF 92 F CU 82 F SL 88 S FF 92 2-3 ② K				4	1	1	0	0	1	4
2 Xander Bogaerts, R (1, 6) OBP: 0.375, SLG: 0.523	B FF 98 B FF 96 B FF 98 B FF 97 4-0 BB		C FF 93 F FF 92 S FF 94 0-3 ① K		C SL 87 X SL 87 0-1 ② SF9 3-H	C FF 93 F FF 93 B SL 87 X FF 93 1-2 ③ G4-3				2	0	0	1	1	1	5
11 Rafael Devers, L (1, 5) OBP: 0.361, SLG: 0.486	X FF 97 0-0 ③ G4-3		S FF 91 S FF 93 B FF 93 B FF 93 C FF 92 2-3 ② K		B CH 86 B FF 92 B FF 92 C FF 92 F CH 88 S FF 94 3-3 ③ K		X FF 90 0-0 ① G4-3			4	0	0	0	0	2	3
23 Michael Chavis, R (1, 3) OBP: 0.340, SLG: 0.464		S FF 96 B FF 96 B FF 97 S FF 96 B FS 88 S FF 97 3-3 ① K	X SL 87 0-0 1-H 2-H 2B			B FF 91 B FF 91 S FF 92 F FF 92 B CU 82 B FF 92 4-2 7 SH1-3 12 1B 40 2B BB	B FF 91 S SL 88 X SL 86 1-1 ② G4-3			3	1	1	2	1	1	0
12 Brock Holt, L (1, 9) OBP: 0.365, SLG: 0.326		B FF 96 S FF 96 B FF 97 S FF 97 B FF 98 B FF 97 4-2 7 BB BB	B FF 93 B FF 92 F FF 93 S CH 88 S CU 83 2-3 ③ K			C CH 86 1 SAFE B FF 92 D CH 86 1 SAFE X FF 92 2-1 7 SH1-3 1-2 40 2B 1B	C FF 92 B CU 82 B CH 85 L FF 91 F SL 86 X FF 91 2-2 ③ G3			3	1	1	0	1	1	1
7 Christian Vázquez, R (1, 2) OBP: 0.324, SLG: 0.467		F SL 89 B FF 96 S FF 96 F FS 87 1 SAFE B SL 90 F FF 98 B FS 86 B FF 97 4-2 1-2 BB	C FF 91 B SL 86 C FF 93 B CU 81 S SL 87 2-3 ① K			X SL 85 0-0 ① SH1-3 1-2 2-3		X SL 89 0-0 ① G6-3		2	0	0	0	1	1	0
19 Jackie Bradley Jr., L (1, 8) OBP: 0.294, SLG: 0.324		C FF 92 S FF 94 B FF 94 F FF 93 F SL 82 X FF 94 1-2 ② F7	C FF 92 C FF 92 B CU 82 X CH 88 1-2 ② G5-3			B CH 85 B CH 87 B FF 92 3-0 40 2B IBB		S SL 89 C FF 90 B SL 86 S SL 87 1-3 ② K		3	0	0	0	1	1	2
40 Marco Hernández, L (1, 4) OBP: 0.400, SLG: 0.800		S FF 93 S FF 94 S FF 94 0-3 ③ K	C FF 92 B CH 86 B CH 87 X FF 93 2-1 ③ G3			B CU 81 D CH 87 S FF 93 X FF 93 2-1 1-3 2-H 3-H 2B		X FF 91 0-0 ③ G4-3		4	0	1	2	0	1	2
Inning Stats	R: 0 E: 0 K: 1 S: 9 H: 0 LOB: 1 BB: 1 P: 17	R: 0 E: 0 K: 2 S: 17 H: 0 LOB: 2 BB: 2 P: 29	R: 2 E: 0 K: 3 S: 17 H: 3 LOB: 1 BB: 0 P: 21	R: 0 E: 0 K: 1 S: 8 H: 0 LOB: 0 BB: 0 P: 13	R: 1 E: 0 K: 1 S: 8 H: 1 LOB: 0 BB: 0 P: 14	R: 2 E: 0 K: 1 S: 18 H: 2 LOB: 3 BB: 3 P: 36	R: 0 E: 0 K: 0 S: 7 H: 0 LOB: 0 BB: 0 P: 10	R: 0 E: 0 K: 1 S: 5 H: 0 LOB: 0 BB: 0 P: 6		1B: 3 2B: 3 3B: 0 HR: 0 SF: 1 SAC: 1 DP: 0 HBP: 0					

PITCHER		IP	WLS	BF	H	R	ER	SO	BB	IBB	HBP	BLK	WP	HR	S	P	ERA	WHIP
55 Ryne Stanek, R ERA: 2.78	(1, 1)	1.1		7	0	0	0	2	3	0	0	0	0	0	18	37	0.00	2.250
38 Colin Poche, L ERA: 13.5	(2, 1)	1.1	L	6	2	2	2	3	0	0	0	0	0	0	21	24	13.50	1.500
45 Austin Pruitt, R ERA: 6.39	(3, 1)	5.1		23	4	3	3	5	2	1	0	0	0	0	50	85	5.06	1.125

PITCHER	IP	WLS	BF	H	R	ER	SO	BB	IBB	HBP	BLK	WP	HR	S	P	ERA	WHIP

BOTTOM

Tampa Bay Rays @ Boston Red Sox

Fenway Park, Boston, MA

Sat Jun 08 2019, 6:12 PM - 9:32 PM EDT

Att. 37,048 - Clear - 71 F

livebaseballscorecards.com

AB	28
R	5
H	6
RBI	5
BB	6
SO	10
LOB	17

Tampa Bay Rays @ Boston Red Sox

Fenway Park, Boston, MA

Sun Jun 09 2019, 1:07 PM - 4:39 PM EDT

Att. 34,643 - Sunny - 72 F

TOP

livebaseballscorecards.com

Batter	1	2	3	4	5	6	7	8	9	AB	R	H	RBI	BB	SO	LOB
2 Yandy Díaz, R (1, 10) OBP: 0.353, SLG: 0.487	F FF 93 X FF 93 0-1 29 8 1B 1B	S FC 89 F FF 93 B CH 88 B FC 90 C SI 93 2-3 ③ K			B CH 88 X FC 90 1-0 29 FC6-4 1B		F SI 93 B SI 94 X SI 93 1-1 HR	C FC 93 S SL 89 X CU 83 0-2 29 FC6-5 1-2 1B		5	2	4	1	0	1	0
29 Tommy Pham, R (1, 7) OBP: 0.400, SLG: 0.456	C FC 87 B CH 88 B CH 87 B SL 86 X FF 93 3-1 ① 1-3 1B	F FC 87 C FF 93 B FF 93 C SI 93 1-3 ① K			B CH 88 X FC 90 1-0 ③ FC6-4 1-2f		S FC 90 F SI 94 X SL 83 0-2 ① G5-3	B SL 90 S SL 87 B FC 93 B FC 93 C FC 94 X SL 91 3-2 ② FC6-5 1-2 2-3f		5	0	1	0	0	1	3
8 Brandon Lowe, L (1, 3) (6, 4) OBP: 0.342, SLG: 0.544	B SI 92 F CH 87 B FF 93 F SI 92 B SI 93 X SI 94 3-2 24 1B 37 SF9 3-H 1B	F CU 84 S FF 93 F FF 93 B CH 86 C FF 93 1-3 ② K				X FF 92 0-0 HR	C SL 85 B SL 86 X SL 85 1-1 HR	C CU 82 B FC 94 C FC 94 S CU 83 1-3 ③ K		5	3	3	3	0	2	2
24 Avisaíl García, R (1, 9) OBP: 0.356, SLG: 0.512	X CH 88 0-0 1-3 1B	X FC 90 0-0 ③ G6-3				F FC 89 B FF 93 B SI 92 B CH 88 F FC 89 B FC 88 4-2 54 HBP 22 BB BB	B FC 92 B SL 86 C FC 92 B SI 94 C FC 93 X FC 91 3-2 22 FC5 37 1B 1B		X SL 86 0-0 ① G5-3	4	0	2	0	1	0	0
37 Travis d'Arnaud, R (1, 2) OBP: 0.273, SLG: 0.359	C FC 87 F FF 93 B SI 93 X FC 87 1-2 ② SF9 3-H			B CU 80 B CH 85 C FF 92 S FC 90 X CH 86 2-2 ① G1-3		C CH 87 S FF 92 B CH 86 C SI 92 1-3 ① K	C FC 92 B SL 87 B CU 80 X SL 86 2-1 1-2 1B		S FF 96 F FF 96 X FF 96 0-2 2B	4	0	2	1	0	1	1
1 Willy Adames, R (1, 6) OBP: 0.309, SLG: 0.377	F CH 89 B FC 89 S FF 93 B FF 92 C SI 93 2-3 ③ K			F FC 90 F FF 93 B CH 88 B SL 88 F SI 94 B SI 94 F FC 89 S FF 94 3-3 ② K		B CH 87 B CH 87 C FC 87 X FF 93 2-1 ② L9	F FC 92 B CU 81 T CU 81 S CU 82 1-3 ② K		C FF 96 F SL 85 F FF 96 F FF 97 B SL 86 F SL 86 F SL 86 S FF 97 1-3 ② K	5	0	0	0	0	4	5
22 Christian Arroyo, R (1, 5) OBP: 0.288, SLG: 0.370		C FF 92 X CH 86 0-1 ① G3		F FC 88 B FF 93 X CH 89 1-1 ③ G1-3		F FC 88 B SI 93 B FF 92 S FC 88 B SI 93 F SI 92 F FC 87 B SI 93 4-2 54 HBP 1-2 BB	B CU 81 S SL 88 X CU 81 1-1 ③ FC5 2-3f		F SL 85 X FF 96 0-1 ③ F9	4	0	0	0	1	0	3
54 Guillermo Heredia, R (1, 8) OBP: 0.356, SLG: 0.408		B CU 78 C FC 86 B SI 93 B CH 87 X FC 86 3-1 HR			F CH 85 B FC 90 X FC 89 1-1 ① F7	H FF 94 1-0 1-2 2-3 HBP		B SL 87 B FC 94 X SL 87 2-0 ① G5-3		3	1	1	1	0	0	0
28 Daniel Robertson, R (1, 4) OBP: 0.304, SLG: 0.287 26 Ji Man Choi, L (6, PH) OBP: 0.360, SLG: 0.440 (6, 3)		X CH 88 0-0 ② G4-3			C FC 88 F FF 93 F FF 94 B SI 94 F CH 88 F SI 94 B FF 93 B SL 83 C SI 94 3-3 ② K	C FF 93 F FF 94 B FF 95 B FF 94 S FF 94 2-3 ③ K		C CU 82 X CU 83 0-1 29 FC6-5 2 1B 1B		2 2	0 0	0 1	0 0	0 1	1 3	0 3
Inning Stats	R: 2 E: 0 K: 1 S: 14 H: 4 LOB: 1 BB: 0 P: 23	R: 1 E: 0 K: 1 S: 8 H: 1 LOB: 0 BB: 0 P: 13	R: 0 E: 0 K: 2 S: 8 H: 0 LOB: 0 BB: 0 P: 10	R: 0 E: 0 K: 1 S: 10 H: 0 LOB: 0 BB: 0 P: 16	R: 0 E: 0 K: 1 S: 10 H: 1 LOB: 1 BB: 0 P: 16	R: 1 E: 0 K: 2 S: 15 H: 1 LOB: 3 BB: 2 P: 29	R: 2 E: 0 K: 1 S: 17 H: 4 LOB: 2 BB: 0 P: 26	R: 0 E: 0 K: 1 S: 12 H: 2 LOB: 2 BB: 0 P: 18	R: 0 E: 0 K: 1 S: 13 H: 1 LOB: 1 BB: 0 P: 14	1B: 9 2B: 1 3B: 0 HR: 4 SF: 1 SAC: 0 DP: 0 HBP: 1						

PITCHER		IP	WLS	BF	H	R	ER	SO	BB	IBB	HBP	BLK	WP	HR	S	P	ERA	WHIP
57 Eduardo Rodriguez, L ERA: 5.0	(1, 1)	5.2	L	25	7	4	4	7	2	0	0	0	0	2	62	101	6.35	1.588
37 Heath Hembree, R ERA: 2.63	(6, 1)	0.1		2	0	0	0	1	0	0	1	0	0	0	3	6	0.00	0.000
64 Marcus Walden, R ERA: 2.5	(7, 1)	0.1		4	3	2	2	0	0	0	0	0	0	2	10	15	54.00	9.000
54 Colten Brewer, R ERA: 4.88	(7, 1)	1.2		8	3	0	0	2	0	0	0	0	0	0	19	29	0.00	1.800
70 Ryan Brasier, R ERA: 3.58	(9, 1)	1.0		4	1	0	0	1	0	0	0	0	0	0	13	14	0.00	1.000

PITCHER	IP	WLS	BF	H	R	ER	SO	BB	IBB	HBP	BLK	WP	HR	S	P	ERA	WHIP

AB	39
R	6
H	14
RBI	6
BB	2
SO	11
LOB	17

WP: 0 PA: 43
PB: 0
SB: 0
CS: 0

Tampa Bay Rays @ Boston Red Sox

Fenway Park, Boston, MA

Sun Jun 09 2019, 1:07 PM - 4:39 PM EDT

Att. 34,643 - Sunny - 72 F

livebaseballscorecards.com

BOTTOM

Batter	1	2	3	4	5	6	7	8	9	AB	R	H	RBI	BB	SO	LOB
50 Mookie Betts, R (1, 9) OBP: 0.382, SLG: 0.450	C FF 94 B CH 86 C CH 87 X CU 83 1-2 2 WP 7 BB 1B	B CU 81 C CH 87 D CH 86 X FF 97 2-1 ③ P3			C FF 96 B FF 96 F FF 96 X CU 80 1-2 ② P6		C FF 93 B FF 94 C FS 84 B FF 94 B FF 95 S FS 83 3-3 ② K		C SI 92 C SI 91 B SI 91 C FF 95 1-3 ③ K	5	0	1	0	0	2	4
7 Christian Vázquez, R (1, 10) OBP: 0.322, SLG: 0.459	B CH 86 C FF 96 1 SAFE 1 SAFE B FF 96 B CH 85 B CH 87 4-1 2 WP 1-2 BB	B CU 78 B FF 96 C CH 84 X CH 86 2-1 ① G5-3			S FF 96 S CU 82 B FF 96 B CU 82 F CH 84 S FF 97 2-3 ③ K		F FF 94 C FS 85 X FS 84 0-2 ③ P5			3	0	0	0	1	1	2
2 Xander Bogaerts, R (1, 6) OBP: 0.374, SLG: 0.516	F FF 97 S FF 97 B FF 97 S FF 97 B CH 86 F FF 97 S CU 82 3-3 ① K 1-2 2-3	S CU 82 B CH 85 B CH 85 S CH 86 X FF 98 2-2 ② F9				C FF 94 B CH 83 X FF 96 1-1 E9		B FF 92 B FS 83 B FF 92 C FF 93 B FF 92 4-1 BB		3	0	0	0	1	1	2
23 Michael Chavis, R (1, 3) OBP: 0.333, SLG: 0.453	S FF 97 S FF 97 F FF 96 F FF 97 S CU 82 0-3 ② K2-3	S SL 83 S CU 84 F FF 98 C FF 97 0-3 ③ K				D CH 82 B CH 84 S CH 85 S FF 95 S FF 96 2-3 ① K		D FS 84 X FS 84 1-0 ① P4		4	0	0	0	0	3	4
36 Eduardo Núñez, R (1, 5) OBP: 0.239, SLG: 0.301	F FF 97 S CU 83 S CU 81 0-3 ③ K			B CU 80 F CU 81 C CU 81 X CU 80 1-2 ① G4-3		B CH 84 B CH 84 B CH 86 C FF 96 X FF 97 3-1 ② L8		B FS 83 F FS 83 B FS 83 S FS 83 C FF 93 2-3 ② K		4	0	0	0	0	2	4
59 Sam Travis, R (1, 7) OBP: 0.211, SLG: 0.211		C FF 97 B CH 85 X FF 97 1-1 19 1B 40 1B 1B		B FF 96 B CH 86 B CH 85 C FF 97 X CH 86 3-1 ② G5-3		B FF 96 C FF 96 C FF 96 B FF 96 D CU 82 X FF 97 3-2 ③ G6-3		C FS 83 S FS 84 B FF 94 T FF 93 1-2 ③ K		4	1	1	0	0	1	2
19 Jackie Bradley Jr., L (1, 8) OBP: 0.298, SLG: 0.333		C FF 96 X SL 88 0-1 40 CS 1-3 1B		T FF 97 C FF 96 B FF 97 B FF 97 X CU 81 2-2 2B			C FS 83 B FS 82 F FS 83 F FF 94 T FF 94 1-2 ① K		B SI 89 X SI 89 1-0 ① G4-3	4	0	2	0	0	1	0
3 Sandy León, S (1, 2) OBP: 0.300, SLG: 0.355		B FF 96 C FF 96 D CU 83 F FF 97 S CU 83 2-3 ① K		F CU 80 X CU 82 0-1 ③ F7			B FS 84 C FS 83 T FF 95 B FS 85 X FF 94 2-2 40 1B 1B		F SI 90 B CH 82 B SI 92 X SI 91 2-1 40 G5-3 40 DI 1B	4	0	2	0	0	1	3
40 Marco Hernández, L (1, 4) OBP: 0.444, SLG: 0.667		B FF 97 1 SAFE B FF 98 X FF 96 2-0 ② 1-2 3-H 1B			B SL 86 B SL 86 F SL 86 F SL 87 B FF 96 X CU 81 3-2 ① G4-3		C FS 84 S FS 83 X FS 83 0-2 1-2 1B		B SI 90 C SI 90 X SI 91 1-1 ② G5-3 1-3	4	0	2	1	0	0	1

Inning Stats	1	2	3	4	5	6	7	8	9
	R: 0 H: 1 E: 0 LOB: 2 K: 3 BB: 1 S: 16 P: 24	R: 1 H: 3 E: 0 LOB: 1 K: 1 BB: 0 S: 10 P: 17	R: 0 H: 0 E: 0 LOB: 0 K: 1 BB: 0 S: 9 P: 13	R: 0 H: 1 E: 0 LOB: 1 K: 0 BB: 0 S: 10 P: 16	R: 0 H: 0 E: 0 LOB: 0 K: 1 BB: 0 S: 10 P: 16	R: 0 H: 0 E: 1 LOB: 1 K: 1 BB: 0 S: 10 P: 19	R: 0 H: 2 E: 0 LOB: 2 K: 2 BB: 0 S: 16 P: 22	R: 0 H: 0 E: 0 LOB: 1 K: 2 BB: 1 S: 8 P: 16	R: 0 H: 1 E: 0 LOB: 1 K: 1 BB: 0 S: 8 P: 13

1B: 7	SF: 0	
2B: 1	SAC: 0	
3B: 0	DP: 0	
HR: 0	HBP: 0	
WP: 1	PA: 37	
PB: 0		
SB: 0		
CS: 1		

AB	35
R	1
H	8
RBI	1
BB	2
SO	12
LOB	22

PITCHER		IP	WLS	BF	H	R	ER	SO	BB	IBB	HBP	BLK	WP	HR	S	P	ERA	WHIP
4 Blake Snell, L ERA: 3.5	(1, 1)	6.0	W	24	5	1	1	7	1	0	0	0	1	0	65	105	1.50	1.000
47 Oliver Drake, R ERA: 0.96	(7, 1)	2.0		9	2	0	0	4	1	0	0	0	0	0	24	38	0.00	1.500
56 Adam Kolarek, L ERA: 4.15	(9, 1)	1.0		4	1	0	0	1	0	0	0	0	0	0	8	13	0.00	1.000

PITCHER	IP	WLS	BF	H	R	ER	SO	BB	IBB	HBP	BLK	WP	HR	S	P	ERA	WHIP

Batter	1	2	3	4	5	6	7	8	9	10	11	AB	R	H	RBI	BB	SO	LOB
3 Delino DeShields, R (1, 8) OBP: 0.350, SLG: 0.308	C SI 91 B SL 77 X SL 75 1-1 G5-3 ①			C SI 91 F FF 91 B FF 90 F FF 94 S SL 81 1-3 K2-3 ①		B SL 78 C SL 78 1 SAFE B FF 93 T FF 95 1 SAFE C FF 95 2-3 K ②			X FF 96 0-0 B2 ① C FF 94 S FF 94 B FF 95 F FF 97 B CU 82 B SL 88 S FF 94 3-3 K ③		5	0	0	0	0	3	1
38 Danny Santana, S (1, 7) OBP: 0.342, SLG: 0.500	C CH 82 B FF 91 F FF 93 S SL 80 1-3 K ②			B SL 75 X CH 84 1-0 1 CS 2B		1 SAFE C SL 80 B FF 94 B FF 92 S FF 95 B SL 83 X SL 83 3-2 1 PB 1-H 1B			C FF 97 B KC 86 X KC 86 1-1 1 2B 30 1B 1B		C SL 84 B SL 86 S FF 97 B SL 86 F FF 97 F FF 97 X FF 97 2-2 1 1B 2B	5	2	4	1	0	1	0
1 Elvis Andrus, R (1, 6) OBP: 0.340, SLG: 0.459	C CH 84 F SL 78 F FF 95 S SL 80 0-3 K ③			B FF 94 C FF 93 B SL 79 F SL 78 X FF 94 2-2 F9 ②③ 2-3		B SL 78 C FF 95 F FF 96 S SL 83 1-3 K ③ 1-2			X FF 98 0-0 30 1B 1-3 2B		B FF 96 B FF 96 X FF 97 2-0 24 G4-3 2-H 1B	5	1	2	1	0	2	2
30 Nomar Mazara, L (1, 9) OBP: 0.319, SLG: 0.445		B CH 89 C SI 90 X SI 92 1-1 G6-3 ①			C SI 91 S SL 80 B SL 80 F SL 81 C FF 94 1-3 K ①		S SL 79 B SL 80 B SI 91 F SI 93 F SL 82 X SL 82 2-2 F8 ①		B FF 98 S KC 86 D KC 87 B KC 88 X KC 86 3-1 24 WP 2-H 3-H 1B		F FF 97 B SL 86 F FF 94 1 SAFE 1 SAFE F CH 88 S CH 88 1-3 K ①	5	0	1	2	0	2	1
24 Hunter Pence, R (1, 10) OBP: 0.333, SLG: 0.569		C SL 74 B FF 91 S FF 93 F FF 94 B SL 81 B SL 76 F SL 76 X FF 90 3-2 G5-3 ②			X SL 79 0-0 2B		B CH 86 B FF 94 X SI 94 2-0 G4-3 ②		C KC 87 B KC 87 S KC 87 S KC 87 1-3 K2-3 ② 1-2		1 SAFE 1 SAFE S FF 97 B FF 96 F FF 96 B SL 88 F FF 97 X FF 97 2-2 G4-3 ②③ 1-2f	5	0	1	0	0	1	2
14 Asdrúbal Cabrera, S (1, 5) OBP: 0.339, SLG: 0.457		B SL 78 F SL 77 X CH 84 1-1 G6-3 ③			C FF 93 B FF 92 F SL 81 X FF 95 1-2 L3 ②		C SI 95 F FF 97 B FF 97 F FF 97 S SL 84 1-3 K ③		D KC 87 B KC 87 B KC 86 3-0 IBB			3	0	0	0	1	1	1
41 Logan Forsythe, R (1, 3) OBP: 0.378, SLG: 0.433			C SI 91 B FF 91 C FF 91 X FF 92 1-2 F9 ①		C SL 79 B FF 94 S FF 94 C FF 96 1-3 K ③			C FF 92 B FF 94 B KC 83 B KC 82 C FC 89 X FF 94 3-2 L3 ① C FF 94 F FF 92 S FF 95 0-3 K ③				4	0	0	0	0	2	3
12 Rougned Odor, L (1, 4) OBP: 0.246, SLG: 0.328			C SL 77 B SI 90 S SI 93 S SL 82 1-3 K ②		F SI 90 B SL 82 B SL 76 C SL 76 B FF 96 B SL 78 4-2 38 E 38 S 38 1B BB		B KC 82 C KC 82 B FF 94 B KC 82 C KC 83 X KC 82 3-2 G3-1 ②			B CU 81 C CU 79 X FF 92 1-1 P5 ①		3	1	0	0	1	1	0
2 Jeff Mathis, R (1, 2) OBP: 0.216, SLG: 0.198 17 Shin-Soo Choo, L (8, PH) OBP: 0.378, SLG: 0.520 50 Tim Federowicz, R (8, 2) OBP: 0.375, SLG: 0.714			X CH 85 0-0 G6-3 ③		C SI 94 S FF 96 B FF 95 C SL 82 1-3 K ①			B FF 93 X KC 82 1-0 L1-3 ③		F FF 93 C FF 94 B FF 95 B FF 94 B FF 95 S SL 89 3-3 K ②		2 1 1	0 0 0	0 0 0	0 0 0	0 0 0	1 0 1	1 0 0
Inning Stats	R: 0 E: 0 K: 2 S: 9 H: 0 LOB: 0 BB: 0 P: 11	R: 0 E: 0 K: 0 S: 9 H: 0 LOB: 0 BB: 0 P: 14	R: 0 E: 0 K: 1 S: 7 H: 0 LOB: 0 BB: 0 P: 9	R: 0 E: 0 K: 1 S: 8 H: 1 LOB: 0 BB: 0 P: 12	R: 0 E: 0 K: 2 S: 11 H: 1 LOB: 1 BB: 0 P: 14	R: 1 E: 0 K: 3 S: 14 H: 1 LOB: 1 BB: 1 P: 25	R: 0 E: 0 K: 1 S: 9 H: 0 LOB: 0 BB: 0 P: 14	R: 0 E: 0 K: 0 S: 7 H: 0 LOB: 0 BB: 0 P: 14	R: 2 E: 0 K: 2 S: 12 H: 3 LOB: 2 BB: 1 P: 20	R: 0 E: 0 K: 2 S: 9 H: 0 LOB: 0 BB: 0 P: 16	R: 1 E: 0 K: 1 S: 14 H: 2 LOB: 0 BB: 0 P: 21	1B: 4 2B: 4 3B: 0 HR: 0 SF: 0 SAC: 0 DP: 1 HBP: 0			WP: 1 PB: 1 SB: 1 CS: 1	PA: 41		

PITCHER		IP	WLS	BF	H	R	ER	SO	BB	IBB	HBP	BLK	WP	HR	S	P	ERA	WHIP
41 Chris Sale, L ERA: 3.52	(1, 1)	7.0		24	3	1	0	10	1	0	0	0	0	0	67	99	0.00	0.571
44 Brandon Workman, R ERA: 1.84	(8, 1)	1.0	H	3	0	0	0	0	0	0	0	0	0	0	7	14	0.00	0.000
32 Matt Barnes, R ERA: 3.76	(9, 1)	0.2	B	6	3	2	2	1	0	1	0	0	1	0	9	17	27.00	4.500
37 Heath Hembree, R ERA: 2.51	(9, 1)	1.1		4	0	0	0	3	0	0	0	0	0	0	12	19	0.00	0.000
70 Ryan Brasier, R ERA: 3.77	(11, 1)	1.0	L	4	2	1	1	1	0	0	0	0	0	0	14	21	9.00	2.000

PITCHER	IP	WLS	BF	H	R	ER	SO	BB	IBB	HBP	BLK	WP	HR	S	P	ERA	WHIP

TOP

Texas Rangers @ Boston Red Sox

Fenway Park, Boston, MA

Mon Jun 10 2019, 7:11 PM - 10:35 PM EDT

Att. 34,422 - Partly Cloudy - 70 F

livebaseballscorecards.com

AB	39
R	4
H	8
RBI	4
BB	2
SO	15
LOB	11

Batter	1	2	3	4	5	6	7	8	9	10	11	AB	R	H	RBI	BB	SO	LOB
50 Mookie Betts, R (1, 9) OBP: 0.386, SLG: 0.453	C FF 92 B FF 92 B SL 87 B CH 86 B FF 93 4-1 16 HR BB		C FF 94 B FF 93 C CH 87 X CH 88 1-2 16 F9 2B		C KC 81 B FF 92 S SL 86 B FF 92 F SL 86 S SL 88 2-3 ② K 2-3			F SL 86 B SL 86 F FF 90 B CH 88 F SL 86 X SL 86 2-2 ② G5-3		B SI 91 B SL 87 D SI 91 B FC 90 4-0 23 BB 1-2 BB		3	1	1	0	2	1	1
16 Andrew Benintendi, L (1, 7) OBP: 0.355, SLG: 0.424	B FF 93 1 SAFE X FF 93 1-0 1-H HR		B FF 94 C SL 88 B SL 88 X SL 87 2-1 ② F9 2-3		S FF 94 B FF 92 X FF 92 1-1 ③ G4-3			C SL 85 B FF 91 B FF 92 S SL 85 B FF 92 S SL 84 3-3 ③ K		C SI 92 F SL 85 B SI 91 B SI 91 F SL 86 F SI 91 F FC 89 C SI 90 2-3 ② K		5	1	1	2	0	2	4
28 J.D. Martinez, R (1, 10) OBP: 0.378, SLG: 0.530 23 Michael Chavis, R (9, PR) OBP: 0.337, SLG: 0.453 (10, 10)	X FF 94 0-0 ① G6-3		B FF 93 C SL 86 F SL 87 B FF 93 B KC 82 B CH 88 4-2 BB			C KC 79 B SL 84 B SL 85 S CH 85 X FF 92 2-2 2 G4-6-3 1B			B FF 92 X SL 81 1-0 11 G4-3-6-3 2 1B 12 1B 1B	B FC 89 B SI 91 B SL 86 B SI 92 4-0 1-2 2-3 BB		3 0	0 1	2 0	0 0	1 1	0 0	0 0
2 Xander Bogaerts, R (1, 6) OBP: 0.371, SLG: 0.510	B FF 92 B CH 86 B CH 86 C FF 93 X FF 93 3-1 ② G6-3		X CH 86 0-0 ③ G4-3			B FF 92 C CH 85 B CH 86 S FF 92 X CH 86 2-2 ①② G4-6-3 1-2f			C SL 81 S SL 81 X SL 83 0-2 11 G4-3-6-3 1-2 1B	C SL 88 B FC 89 C SI 92 X SL 87 1-2 ③ L8		5	0	1	0	0	0	6
11 Rafael Devers, L (1, 5) OBP: 0.355, SLG: 0.476	C SL 87 X FF 93 0-1 ③ L5			T FF 92 C KC 81 S FF 92 0-3 ① K		X SL 86 0-0 ③ F8			B FF 92 B FF 93 F SL 82 X SL 83 2-1 ①② G4-3-6-3 1-2f 2-3		C FF 96 X FS 90 0-1 ① G3	5	0	0	0	0	1	2
59 Sam Travis, R (1, 3) OBP: 0.182, SLG: 0.182 12 Brock Holt, L (9, PH) OBP: 0.370, SLG: 0.333 (10, 3)		C FF 92 F FF 93 B FF 92 S SL 88 1-3 ① K	B CH 86 X FF 92 1-0 ② G6-3				B KC 79 C CH 85 C SL 85 X SL 87 1-2 ① P4		F FF 93 B FF 93 X FF 94 1-1 40 2B 3-H 1B		C FF 97 F FC 92 B FF 97 B FF 96 B FS 90 C FF 98 3-3 ② K	3 2	0 0	0 1	0 1	0 0	1 1	0 0
36 Eduardo Núñez, R (1, 4) OBP: 0.233, SLG: 0.293 40 Marco Hernández, L (9, PH) OBP: 0.455, SLG: 0.727 (10, 4)		C FF 93 S SL 86 S SL 88 0-3 ② K	B SL 86 F CH 86 C FF 92 S SL 87 1-3 ③ K				B SL 84 X FF 91 1-0 ② G6-3		B SL 82 B SL 81 C SL 83 X FF 92 2-1 ③ 1-H 2B		B FF 97 S FF 96 S FF 97 S FF 97 1-3 ③ K	3 2	0 0	0 1	0 0	0 1	2 0	0 0
19 Jackie Bradley Jr., L (1, 8) OBP: 0.297, SLG: 0.332		B KC 82 C SL 87 X FF 92 1-1 ③ G1-3		X KC 78 0-0 50 S 3 SH1-3 1B			B SL 85 C SL 86 S FF 92 B SL 86 F SL 86 X FF 92 2-2 ③ G4-3			B SL 87 C FF 92 X FC 88 1-1 ① P6		4	0	1	0	0	0	0
3 Sandy León, S (1, 2) OBP: 0.301, SLG: 0.354 7 Christian Vázquez, R (10, PR) OBP: 0.322, SLG: 0.459 (11, 2)		C FF 92 C FF 92 B CH 88 B SL 87 B SL 87 X FF 94 3-2 ① G5-3	B FF 91 1 SAFE B CH 85 X CH 84 2-0 ① SH1-3 1-2					C KC 78 F FF 91 B SL 86 F SL 85 B CH 86 X SL 85 2-2 ① L6		B SI 91 C FC 87 B CH 86 C SI 92 X FC 89 2-2 23 BB 50 BB 1B		3 0	0 0	1 0	0 0	0 0	0 0	0 0
Inning Stats	R: 2 H: 1 E: 0 LOB: 0 K: 0 BB: 1 S: 7 P: 15	R: 0 H: 0 E: 0 LOB: 0 K: 2 BB: 0 S: 8 P: 10	R: 0 H: 1 E: 0 LOB: 2 K: 0 BB: 1 S: 11 P: 21	R: 0 H: 0 E: 0 LOB: 0 K: 2 BB: 0 S: 7 P: 9	R: 0 H: 1 E: 0 LOB: 1 K: 1 BB: 0 S: 8 P: 13	R: 0 H: 1 E: 0 LOB: 0 K: 0 BB: 0 S: 7 P: 11	R: 0 H: 0 E: 0 LOB: 0 K: 0 BB: 0 S: 8 P: 12	R: 0 H: 0 E: 0 LOB: 0 K: 1 BB: 0 S: 11 P: 18	R: 1 H: 4 E: 0 LOB: 3 K: 0 BB: 0 S: 10 P: 16	R: 0 H: 1 E: 0 LOB: 3 K: 1 BB: 2 S: 14 P: 28	R: 0 H: 0 E: 0 LOB: 0 K: 2 BB: 0 S: 8 P: 12	1B: 6 2B: 2 3B: 0 HR: 1	SF: 0 SAC: 1 DP: 2 HBP: 0			WP: 0 PB: 0 SB: 1 CS: 0	PA: 43		

PITCHER		IP	WLS	BF	H	R	ER	SO	BB	IBB	HBP	BLK	WP	HR	S	P	ERA	WHIP
23 Mike Minor, L ERA: 2.52	(1, 1)	8.0		29	4	2	2	6	2	0	0	0	0	1	67	109	2.25	0.750
27 Shawn Kelley, R ERA: 2.66	(9, 1)	1.0	B	5	4	1	1	0	0	0	0	0	0	0	10	16	9.00	4.000
53 Jesse Chavez, R ERA: 3.41	(10, 1)	1.0	W	6	1	0	0	1	2	0	0	0	0	0	14	28	0.00	3.000
31 Chris Martin, R ERA: 3.55	(11, 1)	1.0	S	3	0	0	0	2	0	0	0	0	0	0	8	12	0.00	0.000

PITCHER	IP	WLS	BF	H	R	ER	SO	BB	IBB	HBP	BLK	WP	HR	S	P	ERA	WHIP

BOTTOM

Texas Rangers @ Boston Red Sox

Fenway Park, Boston, MA

Mon Jun 10 2019, 7:11 PM - 10:35 PM EDT

Att. 34,422 - Partly Cloudy - 70 F

livebaseballscorecards.com

AB	38
R	3
H	9
RBI	3
BB	4
SO	9
LOB	13

Texas Rangers @ Boston Red Sox

Fenway Park, Boston, MA

Tue Jun 11 2019, 7:12 PM - 10:51 PM EDT

Att. 35,121 - Sunny - 77 F

TOP

livebaseballscorecards.com

Batter	1	2	3	4	5	6	7	8	9	AB	R	H	RBI	BB	SO	LOB
17 Shin-Soo Choo, L (1, 7) OBP: 0.378, SLG: 0.515 3 Delino DeShields, R (9, 8) OBP: 0.350, SLG: 0.308	C FF 95 B SL 82 C SL 83 S FF 98 1-3 K		C FF 94 B SL 84 B FF 94 X FF 94 3-1 F7	B CU 80 B CU 81 B FC 92 C FC 92 F FC 93 B FC 93 4-2 1-2 2-3 BB	X FF 89 2-3 0-0 FC5-6		B SL 84 B SL 81 C FF 88 S SL 82 X FF 88 2-2 1B			4 0	0 0	1 0	0 0	1 0	1 0	1 0
38 Danny Santana, S (1, 8) OBP: 0.338, SLG: 0.490 (9, 7)	B FF 96 C FF 97 F SL 84 S FF 97 1-3 K		F CU 75 B FF 95 B FF 96 B FF 94 B FF 95 4-1 24 BB 1 BB 14 1B BB	B CU 80 X CU 82 1-0 SF7 3-H		C CH 83 F FF 88 X CH 83 0-2 G6-3	B FF 89 S FF 88 S CH 84 B FF 89 T FF 90 2-2 K			3	1	0	1	1	2	1
1 Elvis Andrus, R (1, 6) OBP: 0.341, SLG: 0.460	C CU 78 B FF 96 F SL 81 F SL 85 S SL 85 1-3 K		B FF 94 B FF 94 D FF 93 C FF 96 B FF 94 4-1 24 BB 14 1B 1-2 BB	C SL 87 F FC 94 S CU 83 0-3 K		F FF 89 B CH 83 F FF 89 B FF 89 X FF 90 2-2 30 E 2B		C CU 80 B FF 92 C FF 91 B CU 82 F FF 91 X CU 82 2-2 G6-3		4	2	1	0	1	2	2
30 Nomar Mazara, L (1, 9) OBP: 0.317, SLG: 0.440		C SL 80 S FF 95 B SL 84 B SL 86 C FF 96 2-3 K	B SL 80 B FF 96 C FF 96 C FF 95 F SL 84 S FF 96 2-3 K	F FC 95 C CU 83 D CU 82 B CU 84 S CU 82 2-3 K		B SL 84 X FF 90 1-0 E8 24 IHR 2-H 1B		C CU 80 F CU 80 B FF 92 F CU 81 S CU 80 1-3 K		5	1	1	1	0	4	4
24 Hunter Pence, R (1, 10) OBP: 0.345, SLG: 0.585		B FF 96 F FF 96 B FF 96 B FF 95 F FF 95 F FF 97 B FF 96 4-2 14 BB 12 2B BB	B FF 95 B FF 94 B FF 95 B FF 96 4-0 14 1B 1-2 2-3 BB		C FF 90 B CH 83 F FF 90 B FF 90 B CH 83 B FF 90 4-2 12 BB 11 2B BB	X FF 90 0-0 2-H IHR		C SL 86 F SL 85 B CU 81 F FF 93 F SI 91 F SL 86 S CU 81 1-3 K		2	3	1	2	3	1	0
14 Asdrúbal Cabrera, S (1, 5) OBP: 0.345, SLG: 0.458		B FF 94 B SL 81 B FF 94 B FF 94 4-0 12 2B 1-2 BB	B FF 95 B SL 79 B FF 94 C FF 95 C FF 95 X FF 95 3-2 1-3 2-H 3-H 1B		B FF 90 X FF 91 1-0 F9	S SL 83 C SL 84 F FF 89 X FF 90 0-2 1B			B CU 79 B FF 90 S SL 84 C SL 85 C FF 92 2-3 K	4	0	2	2	1	1	1
12 Rougned Odor, L (1, 4) OBP: 0.250, SLG: 0.332		D SL 81 B FF 96 X FF 95 2-0 1-3 2-H 2B	1 SAFE B FF 95 D SL 81 1 SAFE T FF 93 C FF 94 S FF 95 2-3 K		B FF 90 1 SAFE S SL 85 F SL 85 B FF 90 F FF 90 B FF 90 B SL 85 4-2 11 2B 1-2 BB	C CH 82 T FF 89 B SL 85 X FF 89 1-2 G6-3			F CU 82 B FF 92 F SL 84 X CU 80 1-2 F9	4	1	1	1	1	1	2
11 Ronald Guzmán, L (1, 3) OBP: 0.294, SLG: 0.472		C FF 98 C SL 85 B FF 92 F FF 93 F SL 82 S FF 94 1-3 K		B FF 93 F FF 92 B FF 92 B FF 92 X FF 92 3-1 E5 17 BB 50 1B 38 SF7	D SL 84 X SL 83 1-0 17 FC5-6 1-H 2-H 2B		B FF 87 X CH 82 1-0 F8		C SL 85 B FF 91 S CU 81 B SI 92 B CU 80 F CU 80 S SL 85 3-3 K	5	1	1	2	0	2	2
50 Tim Federowicz, R (1, 2) OBP: 0.333, SLG: 0.545		X FF 94 0-0 F9		1 SAFE 1 SAFE B FF 92 C FF 93 B FF 91 B FF 93 F FF 91 X FF 92 3-2 17 BB 1-2 1B	C CH 84 B FF 90 C SL 82 B FF 90 F FF 90 F SL 84 S FF 90 2-3 K		C CH 81 B FF 89 X FF 88 1-1 F7			4	0	1	0	0	1	3
Inning Stats	R: 0 E: 0 K: 3 S: 10 H: 0 LOB: 0 BB: 0 P: 13	R: 1 E: 0 K: 2 S: 13 H: 1 LOB: 2 BB: 2 P: 26	R: 2 E: 0 K: 2 S: 14 H: 1 LOB: 2 BB: 3 P: 36	R: 1 E: 1 K: 2 S: 14 H: 1 LOB: 2 BB: 1 P: 27	R: 2 E: 0 K: 1 S: 13 H: 1 LOB: 1 BB: 2 P: 25	R: 3 E: 1 K: 0 S: 15 H: 4 LOB: 0 BB: 0 P: 19	R: 0 E: 0 K: 1 S: 9 H: 1 LOB: 1 BB: 0 P: 15	R: 0 E: 0 K: 2 S: 14 H: 0 LOB: 0 BB: 0 P: 18	R: 0 E: 0 K: 2 S: 10 H: 0 LOB: 0 BB: 0 P: 16	1B: 5 2B: 3 3B: 0 HR: 1 SF: 1 SAC: 0 DP: 0 HBP: 0	WP: 0 PB: 0 SB: 0 CS: 0 PA: 44					

PITCHER	IP	WLS	BF	H	R	ER	SO	BB	IBB	HBP	BLK	WP	HR	S	P	ERA	WHIP
63 Darwinzon Hernández, L (1, 1) ERA: 5.06	3.0	L	18	3	4	3	7	5	0	0	0	0	0	42	86	9.00	2.667
54 Colten Brewer, R (4, 1) ERA: 4.71	1.0		4	0	0	0	2	1	0	0	0	0	0	9	16	0.00	1.000
66 Bobby Poyner, L (5, 1) ERA: 15.75	3.0		16	6	5	5	2	2	0	0	0	0	0	37	59	15.00	2.667
73 Mike Shawaryn, R (8, 1) ERA: 1.5	2.0		6	0	0	0	4	0	0	0	0	0	0	24	34	0.00	0.000

PITCHER	IP	WLS	BF	H	R	ER	SO	BB	IBB	HBP	BLK	WP	HR	S	P	ERA	WHIP

AB	35
R	9
H	9
RBI	9
BB	8
SO	15
LOB	16

Batter	1	2	3	4	5	6	7	8	9	AB	R	H	RBI	BB	SO	LOB
50 Mookie Betts, R (1, 9) (6, 8) OBP: 0.386, SLG: 0.461	C SI 93 B FF 92 B CH 85 B SI 92 B SI 93 4-1 BB		C SL 86 B CH 86 X SI 91 1-1 ② F8		C FF 92 B SI 92 X SL 86 1-1 ① F8		D FF 96 C SL 81 F CH 89 F SL 83 F FF 98 D CH 91 F FF 98 X SL 84 2-2 ① G5-3		X FF 96 0-0 HR	4	1	1	1	1	0	1
16 Andrew Benintendi, L (1, 8) OBP: 0.355, SLG: 0.421 59 Sam Travis, R (6, 7) OBP: 0.167, SLG: 0.167	1 SAFE X SI 91 0-0 ① F8		B FF 93 F FF 93 B CU 81 F FF 93 B SL 86 D FF 94 4-2 28 BB 11 3B BB		C FF 92 X CH 85 0-1 ② G6-3		D SL 83 B SL 83 F FF 98 S FF 98 F FF 98 F SL 85 S SL 84 2-3 ② K		F FF 96 B SI 96 B FC 93 B FF 97 C FF 97 F FF 97 F FF 96 S FF 96 3-3 ① K	2 2	1 0	0 0	0 0	1 0	0 2	1 1
28 J.D. Martinez, R (1, 10) OBP: 0.382, SLG: 0.538	F SI 91 F CH 85 1 SAFE S SI 93 0-3 ② K		B FF 93 1 SAFE D SI 92 B SI 92 B FF 93 4-0 11 3B 1-2 BB		F CU 79 S SL 84 B FF 93 X SI 92 1-2 2B		B FF 98 F CH 90 F FF 98 X SL 83 1-2 11 WP 2-H 2B		S SI 95 X SI 95 0-1 ② G4-3	4	1	2	1	1	1	1
11 Rafael Devers, L (1, 5) OBP: 0.352, SLG: 0.479	1 SAFE B FF 92 X FF 92 1-0 ③ P6		C CU 79 S FF 93 X FF 93 0-2 1-H 2-H 3B		B CH 86 X SI 92 1-0 ③ L6		S CH 90 F FF 98 F FF 98 B CH 92 B SL 85 B FF 99 F SL 85 S SL 84 3-3 ③ K 2-3		F FS 89 F FC 92 B FF 97 B FS 91 F FF 97 F SI 95 F FF 96 X SL 87 2-2 ③ G3	5	0	1	2	0	1	3
2 Xander Bogaerts, R (1, 6) OBP: 0.376, SLG: 0.524		B SI 92 B SL 86 C SI 91 X SI 92 2-1 HR	B SL 86 C SL 85 F SI 92 C SL 86 1-3 ③ K			C FF 93 F SL 84 B CH 85 B SL 88 F SL 87 F SI 92 X SL 87 2-2 1B		B FF 97 B FF 96 C SL 88 B SL 88 C FF 98 F SL 88 B FF 98 4-2 7 1B 7 WP BB		3	1	2	1	1	1	1
12 Brock Holt, L (1, 7) OBP: 0.345, SLG: 0.308 (6, 9)		C FF 94 B CU 80 B FF 94 F CH 86 S FF 93 2-3 ① K		C FF 90 B CH 83 X SI 91 1-1 ① G3		C CU 80 B FF 92 B SI 92 X SI 92 2-1 ① F8		C SL 88 C SL 89 S SL 89 0-3 ① K	4	0	0	0	0	2	2
7 Christian Vázquez, R (1, 2) OBP: 0.326, SLG: 0.460		X SI 93 0-0 ② G1-3		C FF 92 F SL 86 B SL 84 X SI 92 1-2 40 FC6-4 1B		C SI 92 B FF 93 B SI 93 F SI 92 D SL 87 F SI 92 F SI 93 X SI 92 3-2 ② L9		S SL 89 D SL 89 S FF 95 F SL 89 B FF 98 F FF 98 B SL 88 F SL 89 X SL 89 3-2 1-3 1B	4	0	2	0	0	0	1
40 Marco Hernández, L (1, 4) OBP: 0.333, SLG: 0.533		C SI 93 S CH 85 B FF 93 S SI 92 1-3 ③ K		X SI 91 0-0 ② FC6-4 1-2f		B SI 94 F CH 87 S FF 94 S SI 92 1-3 ③ K		C FF 96 B FF 96 B SL 88 C FF 96 C FF 97 2-3 ② K	4	0	0	0	0	3	4
23 Michael Chavis, R (1, 3) OBP: 0.335, SLG: 0.454			C FF 92 B SI 93 X SI 92 1-1 ① G5-3	F SI 91 S SL 85 D SL 84 C SI 92 1-3 ③ K			B SL 80 X SL 80 1-0 28 2B 2B	C FF 96 F FF 97 B FF 99 B FF 97 T SL 89 2-2 ③ K		4	1	1	0	0	2	3
Inning Stats	R: 0 E: 0 K: 1 S: 6 H: 0 LOB: 1 BB: 1 P: 11	R: 1 E: 0 K: 2 S: 9 H: 1 LOB: 0 BB: 0 P: 14	R: 2 E: 0 K: 1 S: 12 H: 1 LOB: 1 BB: 2 P: 23	R: 0 E: 0 K: 1 S: 9 H: 1 LOB: 1 BB: 0 P: 12	R: 0 E: 0 K: 0 S: 8 H: 1 LOB: 1 BB: 0 P: 11	R: 0 E: 0 K: 1 S: 15 H: 1 LOB: 1 BB: 0 P: 23	R: 1 E: 0 K: 2 S: 20 H: 2 LOB: 1 BB: 0 P: 29	R: 0 E: 0 K: 3 S: 18 H: 1 LOB: 2 BB: 1 P: 29	R: 1 E: 0 K: 1 S: 14 H: 1 LOB: 0 BB: 0 P: 19	1B: 3 2B: 3 3B: 1 HR: 2	SF: 0 SAC: 0 DP: 0 HBP: 0	WP: 2 PB: 0 SB: 0 CS: 0	PA: 40			

PITCHER		IP	WLS	BF	H	R	ER	SO	BB	IBB	HBP	BLK	WP	HR	S	P	ERA	WHIP
57 Ariel Jurado, R ERA: 3.02	(1, 1)	6.0	W	26	5	3	3	6	3	0	0	0	0	1	59	94	4.50	1.333
25 José Leclerc, R ERA: 5.28	(7, 1)	1.0		5	2	1	1	2	0	0	0	0	1	0	20	29	9.00	2.000
46 Pete Fairbanks, R ERA:	(8, 1)	1.0		5	1	0	0	3	1	0	0	0	1	0	18	29	0.00	2.000
31 Chris Martin, R ERA: 3.76	(9, 1)	1.0		4	1	1	1	1	0	0	0	0	0	1	14	19	9.00	1.000

PITCHER	IP	WLS	BF	H	R	ER	SO	BB	IBB	HBP	BLK	WP	HR	S	P	ERA	WHIP

BOTTOM

Texas Rangers @ Boston Red Sox

Fenway Park, Boston, MA

Tue Jun 11 2019, 7:12 PM - 10:51 PM EDT

Att. 35,121 - Sunny - 77 F

livebaseballscorecards.com

AB	36
R	5
H	9
RBI	5
BB	4
SO	12
LOB	18

Batter	1	2	3	4	5	6	7	8	9	AB	R	H	RBI	BB	SO	LOB
17 Shin-Soo Choo, L (1, 10) OBP: 0.376, SLG: 0.508	X FF 91 0-0 ① F9		B SI 89 B SL 85 C SI 89 S SL 85 C SL 86 2-3 ① K			B SI 85 F SL 84 C SI 86 B FF 90 B SL 83 F SI 86 C FF 92 3-3 ① K		C FC 88 H FC 89 1-1 3 SH 1 SF9 HBP		3	1	0	0	0	2	0
3 Delino DeShields, R (1, 8) OBP: 0.343, SLG: 0.300	C SI 89 B SI 91 F SI 90 X SL 85 1-2 ② G6-3		C SI 90 X FF 91 0-1 ② P2			B SL 82 C SL 84 C SL 82 B SL 84 C SI 90 2-3 ② K		X FC 88 0-0 SH 1 SF9 1-3		3	0	0	0	0	1	0
1 Elvis Andrus, R (1, 6) OBP: 0.344, SLG: 0.466	C SI 89 F SI 91 X SI 89 0-2 30 2B 24 2B 1B		C SI 91 X SL 86 0-1 ③ F9			B CU 74 B SL 85 B SL 84 C SI 88 F SL 83 X SL 83 3-2 2B		B FC 88 X FC 89 1-0 ② SF9 2-3 3-H		3	1	2	1	0	0	0
30 Nomar Mazara, L (1, 9) OBP: 0.320, SLG: 0.443	X FF 91 0-0 24 2B 1-3 2B			B SI 88 B SL 82 F SI 85 C SL 83 F SL 84 B SI 87 S FF 92 3-3 ① K		X CU 76 0-0 ③ F9		0-0 24 S IBB		3	1	1	0	1	1	1
24 Hunter Pence, R (1, 7) OBP: 0.343, SLG: 0.583	C SI 92 B SI 91 F SI 92 B FF 92 B SL 86 F FF 94 X FF 93 3-2 2-H 3-H 2B			B SI 91 C SI 90 B SL 82 S SL 83 F SL 82 B SI 90 S SL 83 3-3 ② K			F SL 83 F SI 89 B SL 83 X SL 84 1-2 ① G4-3	B FC 89 C KC 81 C KC 82 F KC 83 S FF 94 1-3 ③ K 1-2		4	0	1	2	0	2	2
14 Asdrúbal Cabrera, S (1, 5) OBP: 0.339, SLG: 0.449	B SL 86 B SL 86 C SI 92 C FF 92 F FF 92 X SL 85 2-2 ③ P6			X SI 86 0-0 ③ G6-3			B FF 90 B CH 84 C SL 84 F SI 87 S FF 91 2-3 ② K		F KC 84 B FF 96 T FF 96 B FF 97 F KC 86 S FF 98 2-3 ① K	4	0	0	0	0	2	1
12 Rougned Odor, L (1, 4) OBP: 0.250, SLG: 0.330		B SL 83 X SL 85 1-0 ① P5			B SL 84 B CH 83 C SI 86 X SL 84 2-1 ① L3		L CU 75 L SI 85 F FF 91 B SI 86 X SL 84 1-2 1B		B CH 90 X CH 88 1-0 ② G3	4	0	1	0	0	0	0
11 Ronald Guzmán, L (1, 3) OBP: 0.293, SLG: 0.460		B SI 89 C SL 84 X SL 85 1-1 ② G6-3			B SI 86 S SL 83 C SI 86 B FF 90 X SL 82 2-2 ② G3		1 SAFE B FF 93 C KC 81 S FF 95 S FF 94 1-3 ③ K		S KC 86 B KC 86 B FF 97 B KC 86 B CH 88 4-1 50 WP BB	3	0	0	0	1	1	1
2 Jeff Mathis, R (1, 2) OBP: 0.212, SLG: 0.194 38 Danny Santana, S (8, PH) OBP: 0.335, SLG: 0.486 50 Tim Federowicz, R (8, 2) OBP: 0.308, SLG: 0.500		X SI 89 0-0 ③ G5-3			B SI 88 C SI 88 F SI 88 F SL 84 B SL 85 X SL 84 2-2 ③ F7			B FF 93 C KC 81 X KC 82 1-1 ① G5-3	F FF 98 C FF 98 B FF 98 B KC 87 S KC 86 2-3 ③ K 1-2	2 1 1	0 0 0	0 0 0	0 0 0	0 0 1	0 0 1	0 0 1

TOP

Texas Rangers @ Boston Red Sox

Fenway Park, Boston, MA

Wed Jun 12 2019, 4:05 PM - 6:59 PM EDT

Att. 34,330 - Sunny - 72 F

livebaseballscorecards.com

AB	31
R	3
H	5
RBI	3
BB	2
SO	10
LOB	6

Inning Stats	1	2	3	4	5	6	7	8	9
	R: 2 E: 0 K: 0 S: 16	H: 3 LOB: 1 BB: 0 P: 22	R: 0 E: 0 K: 0 S: 4	H: 0 LOB: 0 BB: 0 P: 6	R: 0 E: 0 K: 1 S: 7	H: 0 LOB: 0 BB: 0 P: 9	R: 0 E: 0 K: 2 S: 9	H: 0 LOB: 0 BB: 0 P: 15	R: 0 E: 0 K: 0 S: 9	H: 0 LOB: 0 BB: 0 P: 15	R: 0 E: 0 K: 2 S: 11	H: 1 LOB: 1 BB: 0 P: 19	R: 0 E: 0 K: 2 S: 14	H: 1 LOB: 1 BB: 0 P: 19	R: 1 E: 1 K: 1 S: 9	H: 0 LOB: 2 BB: 1 P: 13	R: 0 E: 0 K: 2 S: 9	H: 0 LOB: 1 BB: 1 P: 18

| | | |

Batter	1	2	3	4	5	6	7	8	9	AB	R	H	RBI	BB	SO	LOB
50 Mookie Betts, R (1, 9) OBP: 0.383, SLG: 0.454	C FF 94 B CU 81 S SI 93 B SI 93 F FF 95 F SI 94 B FC 90 X FF 96 3-2 ① F9		1 SAFE C FC 88 B FF 95 B SI 93 S FF 95 S FF 96 2-3 ② K 1-2		X FC 88 0-0 ② F9		B SL 85 B FF 96 C CU 81 X SI 94 2-1 ③ FC5-4 1-2f		F FC 89 B SI 92 B FC 89 B FC 90 B SI 93 4-1 BB 1-2 2-3 3-H	4	0	0	1	1	1	3
16 Andrew Benintendi, L (1, 7) OBP: 0.360, SLG: 0.443	B FF 95 X SI 94 1-0 11 WP 11 1B 2B		S FC 92 B FF 96 X FF 96 1-1 2-H 3B		X CU 80 0-0 1-H 2B			C SL 84 B SL 86 S SL 86 X SL 86 1-2 ① P4		4	1	3	2	0	0	0
28 J.D. Martinez, R (1, 10) OBP: 0.376, SLG: 0.529	B SI 94 B SI 94 F FF 96 F SI 94 D CU 83 S SI 95 3-3 ② K		S CU 82 F FF 95 B FF 97 S CU 81 1-3 ③ K		C SI 94 B SI 94 C FF 96 C SI 93 1-3 ③ K			B FF 93 S CU 81 B FF 94 F FF 93 S SL 85 2-3 ② K		4	0	0	0	0	4	3
11 Rafael Devers, L (1, 5) OBP: 0.354, SLG: 0.483	C FC 90 F FF 96 B FC 89 F FF 97 B SI 94 F FC 90 X CU 82 2-2 2 CS 2-H 1B			B SI 91 B SI 90 B FF 94 C FF 93 X SI 93 3-1 ① G4-3		X CH 83 0-0 ① L3		B SL 83 X SL 85 1-0 2B		4	0	2	1	0	0	0
2 Xander Bogaerts, R (1, 6) OBP: 0.374, SLG: 0.518	C FF 96 B FF 96 F SI 93 B SI 94 2-2 ③ CS 1-2	C FF 93 X FF 94 0-1 ① L8		C FC 88 T CU 81 B FF 94 X SI 94 1-2 ② G6-3		C CU 78 F FC 88 C FF 95 0-3 ② K		0-0 36 FC6 IBB		3	0	0	0	1	1	0
12 Brock Holt, L (1, 4) OBP: 0.344, SLG: 0.345 36 Eduardo Núñez, R (8, PH) OBP: 0.231, SLG: 0.291 (9, 4)		B FF 93 C FF 94 B FC 89 C FF 94 X SI 94 2-2 ② G3	B SI 93 B SI 92 C FF 93 F FF 94 F FC 91 B SI 95 X FF 94 3-2 3B		C SI 94 B CH 86 C CH 85 B CU 81 X SI 94 2-2 ③ G4-3			X FC 87 0-0 ③ FC6 1-2f		3 1	0 0	1 0	0 0	0 0	0 0	0 2
7 Christian Vázquez, R (1, 2) OBP: 0.330, SLG: 0.466 40 Marco Hernández, L (9, PR) OBP: 0.333, SLG: 0.533		C FF 95 B FC 88 B FC 87 C FF 94 C FF 96 2-3 ③ K	X FC 88 0-0 ③ F9				C CU 80 X SL 86 0-1 50 FC5-4 1B		S SL 87 B SI 92 B FC 88 X SL 87 2-1 19 1B 50 BB 2B	4 0	0 1	2 0	0 0	0 0	1 0	1 0
19 Jackie Bradley Jr., L (1, 8) OBP: 0.301, SLG: 0.332			F FF 93 S FC 89 B FC 87 B SI 94 B FF 95 B FF 94 4-2 50 S 16 3B BB		S FC 89 B FC 87 F FF 94 S CU 80 1-3 ① K		B SL 83 1 SAFE C FF 94 F SL 84 S FF 94 1-3 ① K		B FC 89 C SL 87 X SL 87 1-1 50 BB 23 DI 2-3 1B	3	1	1	0	1	2	1
23 Michael Chavis, R (1, 3) OBP: 0.338, SLG: 0.452			B SI 93 C SI 93 B SI 92 S FF 94 C FF 96 2-3 ① K		S CU 80 X SI 93 0-1 16 2B 1B		B FF 94 C CU 80 S FF 95 B FF 96 S SL 86 2-3 ② K		B SI 92 B SI 91 B SL 87 B SL 87 4-0 50 BB 1-2 BB	3	1	1	0	1	2	2
Inning Stats	R: 1 E: 0 K: 1 S: 16 H: 2 LOB: 0 BB: 0 P: 27	R: 0 E: 0 K: 1 S: 8 H: 0 LOB: 0 BB: 0 P: 12	R: 1 E: 0 K: 3 S: 13 H: 1 LOB: 1 BB: 1 P: 23	R: 0 E: 0 K: 0 S: 10 H: 1 LOB: 1 BB: 0 P: 17	R: 1 E: 0 K: 2 S: 10 H: 2 LOB: 1 BB: 0 P: 12	R: 0 E: 0 K: 1 S: 7 H: 0 LOB: 0 BB: 0 P: 9	R: 0 E: 0 K: 2 S: 10 H: 1 LOB: 1 BB: 0 P: 15	R: 0 E: 0 K: 1 S: 8 H: 1 LOB: 2 BB: 1 P: 12	R: 1 E: 0 K: 0 S: 5 H: 2 LOB: 3 BB: 2 P: 16	1B: 4 2B: 4 3B: 2 HR: 0	SF: 0 SAC: 0 DP: 0 HBP: 0						

PITCHER		IP	WLS	BF	H	R	ER	SO	BB	IBB	HBP	BLK	WP	HR	S	P	ERA	WHIP
35 Lance Lynn, R ERA: 4.4	(1, 1)	6.0		24	6	3	3	8	1	0	0	0	1	0	64	100	4.50	1.167
59 Brett Martin, L ERA: 5.4	(7, 1)	1.2		8	2	0	0	3	0	1	0	0	0	0	17	26	0.00	1.200
53 Jesse Chavez, R ERA: 3.62	(8, 1)	0.1	L	5	2	1	1	0	2	0	0	0	0	0	6	17	27.00	12.000

PITCHER	IP	WLS	BF	H	R	ER	SO	BB	IBB	HBP	BLK	WP	HR	S	P	ERA	WHIP

BOTTOM

Texas Rangers @ Boston Red Sox

Fenway Park, Boston, MA

Wed Jun 12 2019, 4:05 PM - 6:59 PM EDT

Att. 34,330 - Sunny - 72 F

livebaseballscorecards.com

AB	33
R	4
H	10
RBI	4
BB	4
SO	11
LOB	12

1B: 4	SF: 0	WP: 1	PA: 38
2B: 4	SAC: 0	PB: 0	
3B: 2	DP: 0	SB: 1	
HR: 0	HBP: 0	CS: 1	

Texas Rangers @ Boston Red Sox

Fenway Park, Boston, MA

Thu Jun 13 2019, 7:13 PM - 11:17 PM EDT

Att. 35,841 - Cloudy - 56 F

TOP

livebaseballscorecards.com

Batter	1	2	3	4	5	6	7	8	9	AB	R	H	RBI	BB	SO	LOB
17 Shin-Soo Choo, L (1, 10) OBP: 0.386, SLG: 0.506	B SI 89 B SI 89 S FF 89 B SI 90 H SI 90 4-1 3 BB 1 1B HBP	B CH 82 F FF 90 F SI 90 H CH 83 2-2 3 2B 1 1B HBP		C FF 89 B SL 84 F FF 91 B CU 81 B CU 80 B SL 84 4-2 1 S 3 E BB		M SI 94 C SL 86 F FF 94 B SL 86 C FC 92 1-3 ① K	B FC 88 B FF 93 B KC 80 C KC 81 B FC 88 4-1 1-2 2-3 BB		2 SAFE 0-0 IBB	1	2	0	0	3	1	0
3 Delino DeShields, R (1, 8) OBP: 0.349, SLG: 0.306	B SI 91 C FF 91 B FC 88 1 SAFE C FF 91 B FF 90 F FF 92 F SI 91 1 SAFE 4-2 B FF 89 1 1B 24 2B 1-2 BB	X FF 91 0-0 1 1B 1-3 2B		M FF 91 S FF 91 1 SAFE B CU 80 B FF 91 B FF 91 B FF 90 4-2 1 S 1-2 BB		C FC 92 B SI 94 B SL 86 F FF 94 F FF 94 F SI 94 X SL 85 2-2 ② F8	B FC 88 D KC 81 B FC 88 C FF 93 C FC 88 S KC 82 3-3 ③ K		C SL 87 B SL 85 X SL 87 1-1 ③ F8	4	2	1	0	2	1	5
1 Elvis Andrus, R (1, 6) OBP: 0.349, SLG: 0.469	B FF 89 X FF 92 1-0 24 2B 41 1B 1-2 2-H 1B	B FC 89 X CH 84 1-0 2-H 1B		S SL 85 D CU 80 S SL 84 F FF 88 B CU 80 B SL 84 S SL 84 3-3 ② K 1-2 2-3		C FC 93 B SI 94 C SI 94 B SL 85 B FF 94 X FC 93 3-2 24 1B 1B		C FF 96 B KC 86 B FF 98 F KC 87 F FF 94 X FF 97 2-2 ① G3		5	1	3	3	0	1	2
24 Hunter Pence, R (1, 7) OBP: 0.354, SLG: 0.597	B FF 92 F SI 92 B SI 92 F CH 83 X SI 91 2-2 41 1B 1-3 2-H 2B	B FF 92 C CU 81 X CU 80 1-1 ② G6-3		B SL 86 B SL 87 S CU 80 S CU 82 B CU 82 D CU 83 4-2 BB		B FF 93 F FC 92 1 SAFE S FC 91 X FF 94 1-2 1B		C KC 86 B FF 97 S KC 86 B KC 86 B KC 88 X FF 97 3-2 14 K2-3 2B		4	1	3	1	1	0	1
14 Asdrúbal Cabrera, S (1, 5) OBP: 0.332, SLG: 0.439	S CH 81 B FF 90 B FC 88 F CH 82 D FF 91 F FC 89 X SI 91 3-2 ① G5-3	C FF 92 B FF 92 X CU 80 1-1 ③ F7		C CU 81 X FC 93 0-1 ③ P5		C FC 92 S SL 87 D SL 87 X SL 85 1-2 ③ L7		D KC 88 F FF 97 C FF 97 S KC 87 1-3 ② K2-3 2-3		5	0	0	0	0	1	9
38 Danny Santana, S (1, 9) OBP: 0.331, SLG: 0.474	S FF 91 B FF 90 B FF 91 B CH 84 F FF 92 S FF 92 3-3 ② K		C FF 92 B FF 91 X SL 85 1-1 ① F7		B CU 80 F FF 93 B CU 82 F FF 93 F FF 93 F FF 92 B FC 89 B FF 94 4-2 12 CS BB		C FC 88 B KC 82 X KC 82 1-1 ① G4-3	B FF 97 F FF 96 S FF 97 S KC 87 1-3 ③ K2-3		4	0	0	0	1	2	3
41 Logan Forsythe, R (1, 3) OBP: 0.381, SLG: 0.431 11 Ronald Guzmán, L (9, PH) OBP: 0.298, SLG: 0.460	B FF 92 C FF 92 C CH 83 X SI 91 1-2 2-H 3-H 1B		B FF 91 B FF 92 B SL 85 C FF 90 X FF 91 3-1 ② G6-3		C FF 93 B FF 94 B FC 90 S FF 94 C FC 90 2-3 ① K		B FC 88 B FC 87 C KC 81 C KC 82 B KC 83 F KC 81 B KC 81 4-2 17 BB 12 1B BB		C CU 76 H SL 87 1-1 12 FC4-5 HBP	3 0	0 0	1 0	2 0	1 0	1 0	1 0
12 Rougned Odor, L (1, 4) OBP: 0.253, SLG: 0.328	X CH 82 0-0 G4-3		C CU 81 B FF 92 F SL 86 S FF 92 1-3 ③ K		1 SAFE B FF 94 F FC 91 B FF 93 B FC 91 4-1 ② 1-2 BB		B FC 87 1 SAFE C KC 82 F FC 88 X FF 94 1-2 17 BB 1-2 1B		S CU 78 B CU 77 F SL 87 D SL 81 F SL 87 B CH 83 1 SAFE X SL 88 3-2 ① FC4-5 30 S 1-2f	4	0	1	0	1	1	2
2 Jeff Mathis, R (1, 2) OBP: 0.205, SLG: 0.187 30 Nomar Mazara, L (9, PH) OBP: 0.318, SLG: 0.441		B SI 88 C FF 89 S CH 81 C FF 90 1-3 ① K		X FF 90 0-0 ① F9	T FF 94 X FF 94 0-1 ③ G1-3		B FC 89 C KC 81 S KC 82 B FF 94 F KC 83 F FC 88 T KC 82 2-2 ② K		1 SAFE B SL 88 F CU 78 S SL 85 F SL 87 2 SAFE B FF 91 B CH 81 C SL 89 3-3 ② K 1-2	4 1	0 0	0 0	0 0	0 0	2 1	3 1
Inning Stats	R: 4 E: 0 K: 1 S: 20 H: 3 LOB: 1 BB: 1 P: 38	R: 2 E: 0 K: 1 S: 11 H: 2 LOB: 1 BB: 0 P: 17	R: 0 E: 0 K: 1 S: 7 H: 0 LOB: 0 BB: 0 P: 12	R: 0 E: 1 K: 1 S: 13 H: 0 LOB: 3 BB: 3 P: 28	R: 0 E: 0 K: 1 S: 10 H: 0 LOB: 1 BB: 2 P: 20	R: 0 E: 0 K: 1 S: 18 H: 2 LOB: 2 BB: 0 P: 26	R: 0 E: 0 K: 2 S: 17 H: 1 LOB: 3 BB: 2 P: 32	R: 0 E: 0 K: 2 S: 13 H: 1 LOB: 1 BB: 0 P: 20	R: 0 E: 0 K: 1 S: 11 H: 0 LOB: 2 BB: 1 P: 19	1B: 6 2B: 3 3B: 0 HR: 0 SF: 0 SAC: 0 DP: 0 HBP: 3	WP: 0 PB: 0 SB: 3 CS: 1 PA: 47					

PITCHER		IP	WLS	BF	H	R	ER	SO	BB	IBB	HBP	BLK	WP	HR	S	P	ERA	WHIP
10 David Price, L ERA: 3.52	(1, 1)	1.1		12	5	6	6	2	1	0	2	0	0	0	27	49	40.50	4.500
73 Mike Shawaryn, R ERA: 1.08	(2, 1)	2.1		9	0	0	0	2	2	0	0	0	0	0	20	38	0.00	0.857
54 Colten Brewer, R ERA: 4.66	(4, 1)	0.1		2	0	0	0	0	1	0	0	0	0	0	4	8	0.00	3.000
56 Travis Lakins Sr., R ERA: 5.63	(5, 1)	1.0		4	0	0	0	1	2	0	0	0	0	0	10	20	0.00	2.000
64 Marcus Walden, R ERA: 2.43	(6, 1)	1.0		5	2	0	0	1	0	0	0	0	0	0	18	26	0.00	2.000

PITCHER		IP	WLS	BF	H	R	ER	SO	BB	IBB	HBP	BLK	WP	HR	S	P	ERA	WHIP
44 Brandon Workman, R ERA: 1.71	(7, 1)	1.0	W	6	1	0	0	2	2	0	0	0	0	0	17	32	0.00	3.000
32 Matt Barnes, R ERA: 3.49	(8, 1)	1.0	H	4	1	0	0	2	0	0	0	0	0	0	13	20	0.00	1.000
67 Josh Smith, R ERA: 5.84	(9, 1)	1.0	S	5	0	0	0	1	0	1	1	0	0	0	11	19	0.00	0.000

AB	35
R	6
H	9
RBI	6
BB	9
SO	11
LOB	27

Texas Rangers @ Boston Red Sox

Fenway Park, Boston, MA

Thu Jun 13 2019, 7:13 PM - 11:17 PM EDT

Att. 35,841 - Cloudy - 56 F

livebaseballscorecards.com

BOTTOM

Batter	1	2	3	4	5	6	7	8	9	AB	R	H	RBI	BB	SO	LOB
50 Mookie Betts, R (1, 9) OBP: 0.384, SLG: 0.453	C SI 90 X SI 90 0-1 ① F8	C SL 84 X CH 87 0-1 1B		B SL 83 B SI 92 F SI 93 X SI 92 2-1 ③ L5		B FF 98 D SL 91 C FF 96 B FF 96 B SL 89 4-1 BB				3	0	1	0	1	0	0
16 Andrew Benintendi, L (1, 7) OBP: 0.355, SLG: 0.435	B SI 92 X CH 87 1-0 ② F7	X CH 87 0-0 ③ F8			B CH 88 F CH 86 X SI 92 1-1 ① F7	T SL 90 X FF 96 0-1 ③ G4-3				4	0	0	0	0	0	3
28 J.D. Martinez, R (1, 10) OBP: 0.374, SLG: 0.537	C SL 83 B SL 85 B SI 92 F SI 92 F SI 92 B SL 82 F SI 93 F SI 93 X SI 93 3-2 HR		B SI 92 X CH 87 1-0 ① P4		B SI 93 F SI 92 B SL 83 S SL 83 B SL 84 S SL 84 3-3 ② K		C FF 96 B FF 96 S SL 89 F SL 99 S SL 89 1-3 ① K			4	1	1	1	0	2	0
11 Rafael Devers, L (1, 5) OBP: 0.353, SLG: 0.491	F SL 83 S SL 83 X SI 92 0-2 ③ G6-3		C SI 93 B SI 92 C CH 87 X SL 83 1-2 E4		F SL 84 F SL 84 X SL 82 0-2 HR		B FF 96 X SL 88 1-0 ② L3			4	1	1	1	0	0	0
2 Xander Bogaerts, R (1, 6) OBP: 0.379, SLG: 0.531		B SI 92 C SI 91 X SI 92 1-1 7 1B 19 HR 1B	C SL 84 F SI 93 1 SAFE 1 SAFE S CH 88 0-3 ② K		B SI 93 B SL 84 B SL 86 B SI 93 4-0 7 FC6-4 BB		S SL 90 X SL 89 0-1 HR			3	2	2	1	1	1	1
7 Christian Vázquez, R (1, 2) OBP: 0.328, SLG: 0.462		B SL 82 F SI 92 F SL 83 D SL 83 X SI 93 2-2 19 HR 1-2 1B	F SI 93 F SI 93 D SL 83 B SL 82 1 SAFE X SL 84 2-2 ③ L9		B SL 84 1 SAFE B SI 93 X SI 92 2-0 ③ FC6-4 1-2f		B FF 98 B FF 96 S FF 96 X SL 88 2-1 ③ F8			4	1	1	0	0	0	2
19 Jackie Bradley Jr., L (1, 8) OBP: 0.304, SLG: 0.355		B SL 81 C CH 87 S SI 92 D SL 82 F SL 83 F SL 83 X SI 92 2-2 1-H 2-H HR		B CH 86 C CH 86 S SL 81 S SL 84 1-3 ① K		F SL 81 F FF 92 X SL 85 0-2 2B		C FF 95 F FF 96 B CU 78 B FF 96 S CH 89 2-3 ① K		4	1	2	3	0	2	0
23 Michael Chavis, R (1, 3) OBP: 0.337, SLG: 0.464		B SI 92 C SI 91 X SI 91 1-1 ① F9		C SI 92 B SL 84 F SI 93 X SL 81 1-2 HR		B FF 93 D FF 92 F CH 81 S FF 92 F FF 92 B FF 92 F FF 92 S CH 81 3-3 ① K		F SI 96 B SI 96 X SL 82 1-1 ② G5-3		4	1	1	1	0	1	1
40 Marco Hernández, L (1, 4) OBP: 0.294, SLG: 0.471 36 Eduardo Núñez, R (6, PH) OBP: 0.228, SLG: 0.286 (7, 4)		C SI 93 B CH 88 S CH 87 F SI 92 F CH 86 S SL 83 1-3 ② K		L CH 87 S SL 84 B SL 81 F CH 88 S SI 91 1-3 ② K		D SL 86 C SL 86 B SL 89 S FF 96 F FF 98 X SL 89 2-2 ② G5-3		X SL 81 0-0 ③ L8		2 2	0 0	0 0	0 0	0 0	2 0	0 1
Inning Stats	R: 1 E: 0 K: 0 S: 12 H: 1 LOB: 0 BB: 0 P: 16	R: 3 E: 0 K: 1 S: 20 H: 4 LOB: 1 BB: 0 P: 27	R: 0 E: 1 K: 1 S: 10 H: 0 LOB: 1 BB: 0 P: 14	R: 1 E: 0 K: 2 S: 12 H: 1 LOB: 0 BB: 0 P: 17	R: 1 E: 0 K: 1 S: 9 H: 1 LOB: 1 BB: 1 P: 19	R: 0 E: 0 K: 1 S: 15 H: 1 LOB: 2 BB: 1 P: 24	R: 1 E: 0 K: 1 S: 9 H: 1 LOB: 0 BB: 0 P: 13	R: 0 E: 0 K: 1 S: 6 H: 0 LOB: 0 BB: 0 P: 9		1B: 3 2B: 1 3B: 0 HR: 5 SF: 0 SAC: 0 DP: 0 HBP: 0				WP: 0 PB: 0 SB: 0 CS: 0 PA: 36	

	AB	34
	R	7
	H	9
	RBI	7
	BB	2
	SO	8
	LOB	8

PITCHER		IP	WLS	BF	H	R	ER	SO	BB	IBB	HBP	BLK	WP	HR	S	P	ERA	WHIP
52 Adrian Sampson, R ERA: 4.21	(1, 1)	5.0		24	7	6	6	5	1	0	0	0	0	4	63	93	10.80	1.600
54 Jeffrey Springs, L ERA: 5.4	(6, 1)	0.1		2	1	0	0	1	0	0	0	0	0	0	8	11	0.00	3.000
46 Pete Fairbanks, R ERA: 1.93	(6, 1)	1.2	L	7	1	1	1	1	1	0	0	0	0	1	16	26	5.40	1.200
25 José Leclerc, R ERA: 5.1	(8, 1)	1.0		3	0	0	0	1	0	0	0	0	0	0	6	9	0.00	0.000

PITCHER	IP	WLS	BF	H	R	ER	SO	BB	IBB	HBP	BLK	WP	HR	S	P	ERA	WHIP

Batter	1	2	3	4	5	6	7	8	9	AB	R	H	RBI	BB	SO	LOB
23 Michael Chavis, R (1, 3) OBP: 0.341, SLG: 0.478	C SI 95 S FF 94 B SL 85 B SL 86 B FF 95 X SI 96 3-2 G3-1		X FF 94 0-0 ① L8	B FF 91 F CH 84 T FF 92 X CH 84 1-2 16 G4-3 28 HR 2-H 1B	D SL 84 C FF 91 X SL 84 1-1 1-H HR	B FF 91 B SL 80 F SL 81 S CH 84 B SL 81 B CH 85 4-2 16 1B BB		S CH 80 C FF 87 B FF 88 F SL 78 F CH 81 X FF 88 1-2 ②③ G5-4-3 1-2f		5	2	2	3	1	0	1
16 Andrew Benintendi, L (1, 7) OBP: 0.352, SLG: 0.429	C SI 94 F FF 95 B SI 89 F CU 80 B FF 94 F SI 95 S SL 87 2-3 ② K		B FF 92 B FF 94 B FF 94 X FF 94 3-0 ② P5	F FF 91 B FF 92 B FF 92 X CH 83 2-1 ② G4-3 1-2	C FF 92 C SL 85 B FF 92 S SL 84 1-3 ② K	C SL 80 B SL 80 C FF 91 F SL 83 X SL 81 1-2 1-2 2-H 3-H 1B			S FF 88 B FF 89 C FF 88 X FF 88 1-2 ① G6-3	6	0	1	2	0	2	1
28 J.D. Martinez, R (1, 9) OBP: 0.384, SLG: 0.566	B SL 87 S SI 89 B SI 93 S SL 86 F FF 96 B SI 88 B SL 86 4-2 BB		B FF 95 B SL 87 F FF 94 F CU 81 B CH 88 B FF 95 4-2 2 BB 11 1B BB	F FF 92 2 SAFE B FF 92 D CH 85 X CH 84 2-1 2-H HR	B FF 92 X FF 92 1-0 HR	C FF 88 X SL 81 0-1 ③ F7			B FF 89 B CH 83 S SL 80 X SL 80 2-1 3 FC6-4 1B	4	2	3	3	2	0	2
11 Rafael Devers, L (1, 5) OBP: 0.360, SLG: 0.494 3 Sandy León, S (7, 2) OBP: 0.297, SLG: 0.348	X FF 95 0-0 ③ F8		C FF 95 X SL 86 0-1 2 BB 1-2 1B	B FF 91 F FF 91 X SL 85 1-1 2 FC5-4 1B	B FF 90 B SL 79 C FF 90 B FF 91 F FF 90 F FF 92 X SL 84 3-2 1B		F CH 79 S FF 87 F FF 89 H FF 88 1-2 HBP		B FF 88 B CH 83 B FF 87 C FF 89 F SI 87 X CH 80 3-2 ② FC6-4 1-2f	4 1	0 0	3 0	0 0	0 0	0 0	1 1
2 Xander Bogaerts, R (1, 6) OBP: 0.381, SLG: 0.527 40 Marco Hernández, L (6, 4) OBP: 0.263, SLG: 0.421		B FF 95 B SL 86 B FF 94 C FF 94 B FF 94 4-1 12 HR BB	D SL 87 B CH 88 B FF 96 C FF 95 B FF 93 4-1 1-2 2-3 BB	F FF 92 F FF 92 F FF 93 F SL 86 X FF 92 0-2 ③ FC5-4 1-2f	C FF 90 S FF 91 B CH 82 B SL 82 B CH 80 X FF 88 3-2 ③ L6		F SL 78 X SL 78 0-1 ① F7		S FF 89 B CH 82 X FF 87 1-1 ③ F7	2 2	1 0	0 0	0 0	2 0	0 0	2 2
12 Brock Holt, L (1, 4) OBP: 0.364, SLG: 0.407 (6, 6)		X FF 92 0-0 1-H HR	B CH 88 F CH 87 B CH 88 C CH 87 F CU 81 F CU 80 F CH 89 F FF 93 C CU 80 2-3 ③ K		C FF 90 H SL 85 1-1 19 HR HBP	X FF 89 0-0 36 G4-3 16 1B 7 1B 1B	D SL 80 B SL 78 B FF 88 C FF 88 C FF 88 X FF 89 3-2 ② F8			4	3	2	2	0	1	4
7 Christian Vázquez, R (1, 2) OBP: 0.330, SLG: 0.476 (7, 5)		C FF 95 C FF 95 F FF 96 F SL 87 B CH 89 C SL 81 1-3 ① K		F SL 84 X FF 92 0-1 HR	B FF 90 C FF 92 F FF 92 F SL 85 B FF 91 C SL 85 2-3 ① K	B SL 78 F SL 79 F CU 77 X CH 82 1-2 36 G4-3 16 1B 1-2 1B	X SL 79 0-0 ③ F7			5	2	2	1	0	2	2
19 Jackie Bradley Jr., L (1, 8) OBP: 0.311, SLG: 0.377		B FF 95 B CH 88 B FF 95 B FF 94 4-0 36 G6-4-3 BB		B CU 79 B CH 86 B SI 91 C FF 94 T FF 94 F CU 80 X CU 80 3-2 23 1B 2B	S FF 91 C FF 92 X FF 91 0-2 1-H HR	B SL 79 F SL 80 F CH 83 C SL 82 1-3 ① K		T CH 78 B FF 88 X SL 79 1-1 ① F8		4	2	2	2	1	1	2
36 Eduardo Núñez, R (1, 10) OBP: 0.234, SLG: 0.285		B FF 93 C CU 81 F FF 94 1 SAFE B SL 85 F CU 80 X FF 92 2-2 ②③ G6-4-3 1-2f		X CH 86 0-0 ① L8	X FF 92 0-0 23 HR 1B	F CU 77 C SL 80 B FF 90 X SL 80 1-2 ② G4-3 1-2 2-3		B FF 88 B SL 79 B FF 87 B FF 89 4-0 23 G5-4-3 BB		4	1	1	0	1	0	4

TOP

Boston Red Sox @ Baltimore Orioles

Oriole Park at Camden Yards, Baltimore, MD

Fri Jun 14 2019, 7:10 PM - 10:33 PM EDT
Att. 19,383 - Clear - 75 F

livebaseballscorecards.com

AB	41
R	13
H	16
RBI	13
BB	7
SO	6
LOB	22

Inning Stats	1	2	3	4	5	6	7	8	9	1B: 9	SF: 0	WP: 0	PA: 50
	R: 0 E: 0 K: 1 S: 12 H: 0 LOB: 1 BB: 1 P: 21	R: 2 E: 0 K: 1 S: 11 H: 1 LOB: 0 BB: 2 P: 22	R: 0 E: 0 K: 1 S: 14 H: 1 LOB: 3 BB: 2 P: 27	R: 4 E: 0 K: 0 S: 21 H: 5 LOB: 1 BB: 0 P: 30	R: 5 E: 0 K: 2 S: 22 H: 5 LOB: 1 BB: 0 P: 34	R: 2 E: 0 K: 1 S: 18 H: 3 LOB: 2 BB: 1 P: 26	R: 0 E: 0 K: 0 S: 9 H: 0 LOB: 1 BB: 0 P: 13	R: 0 E: 0 K: 0 S: 7 H: 0 LOB: 0 BB: 1 P: 13	R: 0 E: 0 K: 0 S: 10 H: 1 LOB: 1 BB: 0 P: 17	2B: 1 3B: 0 HR: 6	SAC: 0 DP: 2 HBP: 2	PB: 0 SB: 0 CS: 0	

PITCHER		IP	WLS	BF	H	R	ER	SO	BB	IBB	HBP	BLK	WP	HR	S	P	ERA	WHIP
59 Luis Ortiz, R ERA: 10.8	(1, 1)	3.1	L	18	4	4	4	3	5	0	0	0	0	2	44	80	10.80	2.700
53 Dan Straily, R ERA: 9.13	(4, 1)	1.1		12	7	7	7	2	0	0	1	0	0	4	29	41	47.25	5.250
65 Josh Rogers, L ERA: 7.88	(5, 1)	4.1		20	5	2	2	1	2	0	1	0	0	0	51	82	4.15	1.615

PITCHER	IP	WLS	BF	H	R	ER	SO	BB	IBB	HBP	BLK	WP	HR	S	P	ERA	WHIP

BOTTOM

Boston Red Sox @ Baltimore Orioles

Oriole Park at Camden Yards, Baltimore, MD

Fri Jun 14 2019, 7:10 PM - 10:33 PM EDT

Att. 19,383 - Clear - 75 F

livebaseballscorecards.com

Batter	1	2	3	4	5	6	7	8	9	AB	R	H	RBI	BB	SO	LOB
57 Hanser Alberto, R (1, 5) OBP: 0.320, SLG: 0.380 14 Rio Ruiz, L (5, 5) OBP: 0.299, SLG: 0.321	B FF 91 C FF 93 X FC 87 1-1 G5-3 ①	F FF 94 S FF 94 X SI 94 0-2 F8 ③			S FF 92 S FF 92 B FC 87 B FF 92 B SI 92 F FF 93 F FF 93 F FF 94 F FF 94 3-2 X FF 94 G5-3 ③			B FC 89 B FC 90 X FF 93 2-0 G4-3 ①		2 2	0 0	0 0	0 0	0 0	0 0	2 0
16 Trey Mancini, R (1, 9) OBP: 0.358, SLG: 0.564 12 Stevie Wilkerson, S (9, 9) OBP: 0.273, SLG: 0.371	S SI 93 B CH 86 B FC 88 B CH 88 X SL 88 3-1 HR		C CH 84 S FF 92 F FF 92 B FF 92 X CH 87 1-2 G6-3 ①			C FF 90 F FF 90 B FF 90 B SI 91 B CH 85 X SI 93 3-2 28 2B 25 L9-2 1B		C CU 82 B FC 90 B FC 90 F CU 82 F FF 93 X FC 90 2-2 G4-1 ②		4 0	1 0	2 0	1 0	0 0	0 0	0 0
39 Renato Núñez, R (1, 10) OBP: 0.295, SLG: 0.483	X FC 89 0-0 F7 ②		C FF 93 B CH 88 F FC 89 F FF 92 B FF 92 X FC 89 2-2 P3 ②			B FF 91 X CH 86 1-0 P6 ①		B FC 91 C FC 90 F CU 82 X FF 94 1-2 F7 ③		4	0	0	0	0	0	1
28 Pedro Severino, R (1, 2) OBP: 0.360, SLG: 0.529	F CH 88 B SI 93 F FF 93 B FF 93 B SI 94 X SI 94 3-2 1B		B FC 90 B FC 90 B CH 88 C CH 87 C FC 90 F FF 94 X SI 93 3-2 L9 ③			C FC 86 X FF 91 0-1 1-3 2B			C FF 90 S CU 76 S CU 77 0-3 K ①	4	0	2	0	0	1	0
25 Anthony Santander, S (1, 7) OBP: 0.441, SLG: 0.567	B FF 93 B FC 90 F CH 88 X FF 93 2-1 G5-3 ③			C FF 90 F CH 85 F FF 91 F FF 92 F FC 88 B CH 88 F CH 88 F FF 93 F FC 89 1-2 X CU 84 G5-3 ①		B FC 89 B FF 93 B FF 92 C FF 93 X FC 89 3-1 L9-2 ②③ 3-H			C FF 92 B FF 91 B SL 90 F SL 88 B SL 87 X CU 77 3-2 19 1B 9 1B 2B	4	1	1	0	0	0	3
2 Jonathan Villar, S (1, 4) OBP: 0.309, SLG: 0.401		C FF 91 B CH 86 B CH 86 B FF 92 F FF 93 X FF 94 3-2 9 SH3-4 19 HBP 1B		C CH 88 F FF 93 S FF 93 0-3 K ②			S FF 92 X FF 92 0-1 P3 ①		F FF 92 X FF 92 0-1 F7 ②	4	0	1	0	0	1	1
19 Chris Davis, L (1, 3) OBP: 0.257, SLG: 0.301		H FF 91 1-0 9 SH3-4 1-2 HBP		C FF 94 B CH 84 B FC 88 X FC 90 2-1 P5 ③			C CU 82 B FF 92 F FF 93 B FF 92 C FC 88 2-3 K ②		X FF 92 0-0 9 1B 2-3 1B	3	0	1	0	0	1	0
9 Keon Broxton, R (1, 8) OBP: 0.227, SLG: 0.288		X FC 88 0-0 SH3-4 ① 1-2 2-3			X FF 90 0-0 F9 ①		B CH 86 X FF 93 1-0 1B		B CU 80 F CU 78 B FF 92 F FF 92 X SI 92 2-2 1-2 3-H 1B	3	0	2	1	0	0	0
1 Richie Martin, R (1, 6) OBP: 0.237, SLG: 0.303		C FF 92 3 SAFE B FF 92 B FF 93 F FF 93 S FF 94 2-3 K ②			C FF 91 B FF 91 F FF 92 T FF 91 1-2 K ②		B FC 88 B FF 92 S FF 92 B FF 92 X FF 92 3-1 F8 ③		C CU 80 B FF 92 S FF 92 B FF 92 S CU 76 2-3 K ③	4	0	0	0	0	3	5

	AB	R	H	RBI	BB	SO	LOB
	34	2	9	2	0	6	12

Inning Stats	1	2	3	4	5	6	7	8	9
R:	1	0	0	0	0	0	0	0	1
E:	0	0	0	0	0	0	0	0	0
K:	0	1	0	1	0	1	0	0	2
S:	10	10	12	14	11	8	8	8	15
H:	2	1	0	0	0	2	1	0	3
LOB:	1	2	0	0	0	1	1	0	2
BB:	0	0	0	0	0	0	0	0	0
P:	19	16	18	17	15	15	14	13	22

	1B	SF	WP	PA
	6	0	0	36
	2B	SAC	PB	
	3	1	0	
	3B	DP	SB	
	0	1	0	
	HR	HBP	CS	
	1	1	0	

PITCHER		IP	WLS	BF	H	R	ER	SO	BB	IBB	HBP	BLK	WP	HR	S	P	ERA	WHIP
57 Eduardo Rodriguez, L ERA: 4.67	(1, 1)	7.0	W	27	6	1	1	4	0	0	1	0	0	1	73	114	1.29	0.857
56 Travis Lakins Sr., R ERA: 5.0	(8, 1)	1.0		3	0	0	0	0	0	0	0	0	0	0	8	13	0.00	0.000
67 Josh Smith, R ERA: 6.08	(9, 1)	1.0		6	3	1	1	2	0	0	0	0	0	0	15	22	9.00	3.000

PITCHER	IP	WLS	BF	H	R	ER	SO	BB	IBB	HBP	BLK	WP	HR	S	P	ERA	WHIP

Boston Red Sox @ Baltimore Orioles

Oriole Park at Camden Yards, Baltimore, MD

Sat Jun 15 2019, 4:07 PM - 7:27 PM EDT

Att. 30,050 - Partly Cloudy - 83 F

livebaseballscorecards.com

TOP

Batter	1	2	3	4	5	6	7	8	9	AB	R	H	RBI	BB	SO	LOB
50 Mookie Betts, R (1, 9) OBP: 0.382, SLG: 0.446	G4-3	K			L9	G5-4-3 1-2f			BB	4	1	0	0	1	1	5
16 Andrew Benintendi, L (1, 7) OBP: 0.352, SLG: 0.429	1B		K		G6-3		F7		1B	5	1	2	0	0	1	0
28 J.D. Martinez, R (1, 10) OBP: 0.381, SLG: 0.571	F8 1-2		K		K		HR		F3	5	1	1	1	0	2	3
11 Rafael Devers, L (1, 5) OBP: 0.361, SLG: 0.493	K		G4-3			2B 1B	K		1B	5	2	2	0	0	2	1
2 Xander Bogaerts, R (1, 6) OBP: 0.384, SLG: 0.531		K		BB		1-H 2B	BB		SF8 2-3 3-H	2	1	1	2	2	1	0
12 Brock Holt, L (1, 4) OBP: 0.380, SLG: 0.422		L9		1B 1-2		19 G3-1 3 E 1B 3-H	K		23 S 1B 1-3 3-H	5	1	3	2	0	1	1
23 Michael Chavis, R (1, 3) OBP: 0.343, SLG: 0.476		19 1B 1B		F7 1-2 2-3		19 G3-1 1B 1-2		K	G6-3 1-2 3-H	5	0	2	0	0	1	3
19 Jackie Bradley Jr., L (1, 8) OBP: 0.310, SLG: 0.375		3 BB 1B 1-3		K		G3-1 1-2 2-3		K		4	0	1	0	0	2	4
3 Sandy León, S (1, 2) OBP: 0.295, SLG: 0.333		BB 1-2		K		E5 50 G5-4-3 3-H		G3-1		3	0	0	0	1	1	3

Inning Stats	R: 0 E: 0 K: 1 S: 8	H: 1 LOB: 1 BB: 0 P: 11	R: 0 E: 0 K: 2 S: 19	H: 2 LOB: 3 BB: 1 P: 30	R: 0 E: 0 K: 2 S: 10	H: 0 LOB: 0 BB: 0 P: 15	R: 0 E: 0 K: 2 S: 11	H: 1 LOB: 2 BB: 1 P: 21	R: 0 E: 0 K: 1 S: 7	H: 0 LOB: 0 BB: 0 P: 7	R: 3 E: 1 K: 0 S: 16	H: 4 LOB: 1 BB: 0 P: 22	R: 1 E: 0 K: 2 S: 14	H: 1 LOB: 1 BB: 1 P: 21	R: 0 E: 0 K: 2 S: 8	H: 0 LOB: 0 BB: 0 P: 13	R: 3 E: 0 K: 0 S: 15	H: 3 LOB: 1 BB: 1 P: 24	1B: 10 2B: 1 3B: 0 HR: 1	SF: 1 SAC: 0 DP: 1 HBP: 0	WP: 0 PB: 0 SB: 1 CS: 0	PA: 43

	AB	38
	R	7
	H	12
	RBI	5
	BB	4
	SO	12
	LOB	20

PITCHER	IP	WLS	BF	H	R	ER	SO	BB	IBB	HBP	BLK	WP	HR	S	P	ERA	WHIP
37 Dylan Bundy, R (1, 1) ERA: 4.44	5.0	L	25	8	3	2	8	2	0	0	0	0	0	66	98	3.60	2.000
48 Richard Bleier, L (6, 1) ERA: 7.11	1.2		6	1	1	1	1	0	0	0	0	0	1	12	17	5.40	0.600
43 Shawn Armstrong, R (7, 1) ERA: 3.98	0.2		3	0	0	0	2	1	0	0	0	0	0	10	18	0.00	1.500
51 Paul Fry, L (8, 1) ERA: 4.66	0.2		2	0	0	0	1	0	0	0	0	0	0	5	7	0.00	0.000
50 Miguel Castro, R (9, 1) ERA: 6.19	1.0		7	3	3	2	0	1	0	0	0	0	0	15	24	18.00	4.000

PITCHER	IP	WLS	BF	H	R	ER	SO	BB	IBB	HBP	BLK	WP	HR	S	P	ERA	WHIP

Boston Red Sox @ Baltimore Orioles

Oriole Park at Camden Yards, Baltimore, MD

Sat Jun 15 2019, 4:07 PM - 7:27 PM EDT

Att. 30,050 - Partly Cloudy - 83 F

livebaseballscorecards.com

BOTTOM

Batter	1	2	3	4	5	6	7	8	9	AB	R	H	RBI	BB	SO	LOB
57 Hanser Alberto, R (1, 5) (8, 4) OBP: 0.322, SLG: 0.381	F SI 90 F SL 78 X FF 91 0-2 16 1B 1B		C SL 78 X SL 78 0-1 ② G6-3			C CH 84 C FF 89 X SL 78 0-2 28 L9 16 1B 39 2B 1B	C SL 85 S SI 93 X SL 82 0-2 ② F8		C FC 88 F FF 93 X FF 94 0-2 ② L9	5	1	2	0	0	0	2
16 Trey Mancini, R (1, 3) (9, 9) OBP: 0.359, SLG: 0.561	B SL 76 B SL 79 X CH 88 2-0 1-2 1B		S SI 91 B SL 80 F SL 80 S FF 94 1-3 ③ K			C SL 79 F FF 92 B FF 93 X FF 94 1-2 39 2B 2 SF9 1-2 1B	C SL 84 D FC 91 F SL 84 B SL 85 F SL 85 S FF 92 2-3 ③ K		C KC 81 B FC 89 B FC 88 F KC 81 X KC 82 2-2 ③ FC5-4 1-2f	5	1	2	0	0	2	2
28 Pedro Severino, R (1, 2) OBP: 0.350, SLG: 0.512	X SI 92 0-0 ① F8			B SL 79 B SL 78 C CH 84 S SL 78 S CH 86 C FF 94 3-3 ① K		C CH 85 B SL 80 F SL 80 D SL 81 X FF 95 2-2 ① L9 2-3		B KC 84 C FF 96 F FF 96 F KC 86 S KC 87 1-3 ① K		4	0	0	0	0	2	4
39 Renato Núñez, R (1, 10) OBP: 0.298, SLG: 0.488	B SL 77 C FF 93 S FF 92 B SL 80 X SL 79 2-2 ② F3			C SL 79 S SL 81 F SL 81 B SL 78 F FF 95 B SL 81 T FF 94 2-2 ② K		T SL 78 X FF 93 0-1 2 SF9 1-3 3-H 2B		B FF 97 B FF 98 F FF 97 X KC 87 2-1 2 WP 25 WP 1B		4	0	2	1	0	1	2
25 Anthony Santander, S (1, 9) (9, 7) OBP: 0.447, SLG: 0.545	C FF 93 B FF 94 C SL 81 T FF 95 1-2 ③ K			B SI 92 C SL 77 B FF 92 F SL 76 X FF 95 2-2 1B		T SL 80 B FF 93 B FF 94 B FF 94 B SL 79 4-1 BB		B FF 97 B FF 98 F FF 97 S KC 86 B KC 87 F FF 97 T FF 98 3-2 ② K 1-2		3	0	1	0	1	2	3
2 Jonathan Villar, S (1, 4) (8, 6) OBP: 0.308, SLG: 0.398		S CH 88 B SL 76 F FF 90 B FF 92 X FF 93 2-2 ① F9		X SI 92 0-0 ③ G3		B FF 93 B SI 94 F SI 94 B SL 80 X SI 94 3-1 ② SF9 2-3 3-H		B FF 98 C FF 97 S FF 97 B FF 97 B KC 88 B FF 96 4-2 2-3 BB		2	0	0	1	1	0	1
9 Keon Broxton, R (1, 8) OBP: 0.221, SLG: 0.280 19 Chris Davis, L (8, PH) (9, 3) OBP: 0.256, SLG: 0.299		C CH 82 S SL 80 F SL 79 F SL 81 B FF 95 S FF 94 1-3 ② K			B CH 86 F SL 77 B FF 94 F FF 92 F FF 96 F SL 80 S FF 94 2-3 ① K	B SL 80 1 SAFE B SL 81 F SL 78 S SL 80 S SL 83 2-3 ③ K		C KC 86 B FF 98 C FF 97 C KC 85 1-3 ③ K		3	0	0	0	0	3	2
										1	0	0	0	0	1	2
12 Stevie Wilkerson, S (1, 7) (9, 8) OBP: 0.266, SLG: 0.361		B SL 74 C SI 92 F FF 91 C SL 81 1-3 ③ K			S SL 76 S FF 92 B FF 92 S FF 93 1-3 ② K		C FC 90 S SL 85 S SL 85 0-3 ① K		B FF 92 X FF 92 1-0 ① G3	4	0	0	0	0	3	0
1 Richie Martin, R (1, 6) OBP: 0.234, SLG: 0.299 14 Rio Ruiz, L (7, PH) (8, 5) OBP: 0.306, SLG: 0.325			B CH 84 X CH 84 1-0 ① G5-3		C SL 75 F SL 81 B SL 78 B FF 96 S FF 93 2-3 ③ K		X FC 90 0-0 1B		B FF 92 B FC 87 B FF 91 C FF 91 S FF 92 B KC 80 4-2 16 FC5-4 BB	2	0	0	0	0	1	0
										1	0	1	0	1	0	0
Inning Stats	R: 0 E: 0 K: 1 S: 11 H: 2 LOB: 2 BB: 0 P: 16	R: 0 E: 0 K: 2 S: 11 H: 0 LOB: 0 BB: 0 P: 15	R: 0 E: 0 K: 1 S: 6 H: 0 LOB: 0 BB: 0 P: 8	R: 0 E: 0 K: 2 S: 12 H: 1 LOB: 1 BB: 0 P: 19	R: 0 E: 0 K: 3 S: 11 H: 0 LOB: 0 BB: 0 P: 16	R: 2 E: 0 K: 1 S: 17 H: 3 LOB: 2 BB: 1 P: 29	R: 0 E: 0 K: 2 S: 11 H: 1 LOB: 1 BB: 0 P: 13	R: 0 E: 0 K: 3 S: 15 H: 1 LOB: 2 BB: 1 P: 26	R: 0 E: 0 K: 0 S: 9 H: 0 LOB: 1 BB: 1 P: 16	1B: 7 2B: 1 3B: 0 HR: 0 SF: 1 SAC: 0 DP: 0 HBP: 0					WP: 2 PB: 0 SB: 0 CS: 0	PA: 38	

PITCHER	IP	WLS	BF	H	R	ER	SO	BB	IBB	HBP	BLK	WP	HR	S	P	ERA	WHIP
41 Chris Sale, L (1, 1) ERA: 3.49	6.0	W	25	6	2	2	10	1	0	0	0	0	0	68	103	3.00	1.167
64 Marcus Walden, R (7, 1) ERA: 2.37	1.0	H	4	1	0	0	2	0	0	0	0	0	0	11	13	0.00	1.000
32 Matt Barnes, R (8, 1) ERA: 3.38	1.0	H	5	1	0	0	3	1	0	0	0	2	0	15	26	0.00	2.000
44 Brandon Workman, R (9, 1) ERA: 1.65	1.0		4	0	0	0	0	1	0	0	0	0	0	9	16	0.00	1.000

PITCHER	IP	WLS	BF	H	R	ER	SO	BB	IBB	HBP	BLK	WP	HR	S	P	ERA	WHIP

Batter	1	2	3	4	5	6	7	8	9	10	AB	R	H	RBI	BB	SO	LOB
50 Mookie Betts, R (1, 9) OBP: 0.387, SLG: 0.456	C FF 91 B FF 92 C SL 82 X CH 82 1-2 28 G4-6-3 1B		C SL 82 B FF 91 B FF 92 D SV 78 F CH 82 X SL 81 3-2 ② P5		B SV 76 B FF 92 C CH 80 B SL 82 B FF 91 4-1 28 WP 7 WP BB		X FF 92 0-0 ② F9		C FF 95 B FF 96 F SL 89 F FF 97 B SL 90 X FF 97 2-2 3B	C SL 84 X CH 86 0-1 7 S 7 1B 1-3 2-H 3-H 1B	5	1	3	2	1	0	1
7 Christian Vázquez, R (1, 2) OBP: 0.330, SLG: 0.472	F FF 91 B FF 92 F CH 80 X SL 85 1-2 ① F8		B SL 82 B CH 81 S FF 92 F FF 92 1 SAFE X SL 84 2-2 ③ L9		S SV 76 B FF 90 B FF 90 S SV 78 F SV 78 F SL 84 D CH 81 X CH 81 3-2 ② F8 1-2		B FF 92 F FC 89 B FC 90 X FF 92 2-1 28 FC5-4 1B		B FF 96 S FF 96 F FF 98 S FF 98 1-3 ② K	B FF 89 F FF 93 D FF 93 B FF 94 C SL 84 F FF 94 F FF 93 F FF 93 X SL 84 3-2 1-H 3-H 1B	6	0	2	2	0	1	4
28 J.D. Martinez, R (1, 7) OBP: 0.376, SLG: 0.559	C FF 92 B CH 81 B FF 91 X FF 91 2-1 ② G4-6-3 1-2f			F CH 79 B FF 92 B FF 92 B SL 82 F CH 81 F SL 82 T CH 81 3-2 ① K	C FF 91 D SV 77 F FF 90 B SV 77 B FF 92 B SL 83 4-2 2-3 BB		F FF 93 X FF 92 0-1 ③ FC5-4 1-2f		S FF 98 F FF 98 T FF 98 0-2 ③ K	F SI 92 X FF 92 0-1 ③ F9	5	0	0	0	1	2	4
11 Rafael Devers, L (1, 5) OBP: 0.362, SLG: 0.502		B SL 82 X SL 83 1-0 ① L3		B FF 92 B FF 93 C SL 82 B CH 82 F FF 93 X CH 82 3-2 2 2B 1B	B FF 90 F FF 91 X SL 84 1-1 ③ F8			B FF 92 X FC 88 1-0 ① G6-3		B FF 94 X FF 94 1-0 HR	5	2	2	1	0	0	2
2 Xander Bogaerts, R (1, 6) OBP: 0.391, SLG: 0.536		B FF 92 C SV 76 F FF 92 B SL 83 B CH 82 X CH 82 3-2 1B		B SL 82 C SV 75 B FF 92 C SL 81 X FF 92 2-2 1-H 23 1B 2B		C SI 94 B SL 83 S SL 82 B SL 83 F SL 84 F SL 82 B SI 94 B SL 83 4-2 23 FC1-4 BB		F FC 89 S FF 93 B FF 93 B SL 82 B FF 93 F FF 93 B FC 90 4-2 BB	C FF 95 X SL 88 0-1 E5 23 1B 50 1B	3	1	2	1	2	0	0
23 Michael Chavis, R (1, 3) OBP: 0.344, SLG: 0.474		B FF 91 B FF 91 X CH 82 2-0 ② F9		B FF 92 X FF 92 1-0 ② 19 2B 2-H 1B		X SI 94 0-0 ① FC1-4 19 G6-3 1-2f		S FF 93 S FF 93 S FF 93 0-3 ② K	S FF 96 F FF 95 B FF 98 F FF 97 X SL 89 1-2 50 1B 1-3 1B	5	2	2	0	0	1	3
19 Jackie Bradley Jr., L (1, 8) OBP: 0.307, SLG: 0.376		B FF 92 B SL 84 S CH 82 B FF 92 F FF 91 X CH 83 3-2 ③ F8		S SL 83 D FF 92 X SL 83 1-1 2-H 2B		B SI 88 C SI 88 B SI 88 X SI 87 2-1 ② G6-3 2-3		C FF 90 C FF 91 S FF 91 0-3 ③ K	X FF 92 0-0 ① F8	5	0	1	1	0	1	5
36 Eduardo Núñez, R (1, 10) OBP: 0.237, SLG: 0.286 12 Brock Holt, L (9, PH) OBP: 0.384, SLG: 0.415 (9, 10)			B FF 91 F SV 77 C SL 79 B FF 93 B CH 81 F FF 93 F FF 93 X FF 93 3-2 1B	C FF 91 F FF 91 D SL 84 B SL 82 X SV 78 2-2 ③ G5-3		C SI 89 X FC 89 0-1 ③ G5-3			B FF 95 C FF 95 F FF 96 F FF 97 F CH 86 F CH 86 X FF 98 1-2 ① L9	B CH 87 B FF 92 B CH 87 B FF 93 4-0 50 1B 7 1B BB	3 1	0 1	1 1	0 0	0 1	0 0	2 0
40 Marco Hernández, L (1, 4) OBP: 0.250, SLG: 0.500			L FF 91 F FF 91 S SL 85 0-3 ① K		B FF 91 X SL 82 1-0 ① G4-3		M SI 89 B FC 86 X SI 88 1-1 ① G5-3		S CH 85 B CH 85 X CH 85 1-1 HR	X FF 93 0-0 ② P6	5	1	1	1	0	1	4
Inning Stats	R: 0 E: 0 K: 0 S: 8 H: 1 LOB: 0 BB: 0 P: 12	R: 0 E: 0 K: 0 S: 8 H: 1 LOB: 1 BB: 0 P: 17	R: 0 E: 0 K: 1 S: 14 H: 1 LOB: 1 BB: 0 P: 22	R: 2 E: 0 K: 1 S: 16 H: 4 LOB: 1 BB: 0 P: 28	R: 0 E: 0 K: 0 S: 11 H: 0 LOB: 2 BB: 2 P: 24	R: 0 E: 1 K: 0 S: 9 H: 0 LOB: 1 BB: 1 P: 15	R: 0 E: 0 K: 0 S: 7 H: 1 LOB: 1 BB: 0 P: 10	R: 0 E: 0 K: 2 S: 10 H: 0 LOB: 1 BB: 1 P: 15	R: 1 E: 0 K: 2 S: 18 H: 2 LOB: 1 BB: 0 P: 23	R: 5 E: 1 K: 0 S: 19 H: 4 LOB: 1 BB: 1 P: 28	1B: 9 2B: 2 3B: 1 HR: 2 SF: 0 SAC: 0 DP: 1 HBP: 0						

PITCHER	IP	WLS	BF	H	R	ER	SO	BB	IBB	HBP	BLK	WP	HR	S	P	ERA	WHIP
67 John Means, L (1, 1) ERA: 2.67	5.0		22	7	2	2	2	2	0	0	0	2	0	57	103	3.60	1.800
31 Jimmy Yacabonis, R (6, 1) ERA: 6.0	0.1		2	0	0	0	0	1	0	0	0	0	0	5	9	0.00	3.000
48 Richard Bleier, L (6, 1) ERA: 6.75	1.0		3	0	0	0	0	0	0	0	0	0	0	6	9	0.00	0.000
43 Shawn Armstrong, R (7, 1) ERA: 3.74	1.1		6	1	0	0	1	1	0	0	0	0	0	12	19	0.00	1.500
51 Paul Fry, L (8, 1) ERA: 4.6	0.1		1	0	0	0	1	0	0	0	0	0	0	3	3	0.00	0.000

PITCHER	IP	WLS	BF	H	R	ER	SO	BB	IBB	HBP	BLK	WP	HR	S	P	ERA	WHIP
42 Mychal Givens, R (9, 1) ERA: 5.28	1.0	L	8	4	4	4	2	0	0	0	0	0	2	25	32	36.00	4.000
41 David Hess, R (10, 1) ERA: 6.95	1.0		6	2	2	0	0	1	0	0	0	0	0	12	19	0.00	3.000

TOP

Boston Red Sox @ Baltimore Orioles

Oriole Park at Camden Yards, Baltimore, MD

Sun Jun 16 2019, 1:08 PM - 5:50 PM EDT

Att. 27,964 - Overcast - 81 F

livebaseballscorecards.com

AB	43
R	8
H	14
RBI	8
BB	5
SO	6
LOB	25

Boston Red Sox @ Baltimore Orioles

Oriole Park at Camden Yards, Baltimore, MD

Sun Jun 16 2019, 1:08 PM - 5:50 PM EDT

Att. 27,964 - Overcast - 81 F

livebaseballscorecards.com

Batter	1	2	3	4	5	6	7	8	9	10	AB	R	H	RBI	BB	SO	LOB
57 Hanser Alberto, R (1, 5) (9, 4) OBP: 0.327, SLG: 0.384	B FF 90 C FF 87 F FF 89 F FF 88 X FF 90 1-2 28 G6-4-3 16 WP 1B		X CU 75 0-0 16 FC6-4 3-H 1B		C SL 86 F FF 93 F CU 81 X CU 82 0-2 ① G6-3	F FF 95 1 SAFE X FF 94 0-1 ③ F8		C FF 96 L FC 93 F FF 95 X FF 95 0-2 16 FC6-4 3-H 1B		C FF 91 F SL 84 B CH 80 X SL 87 1-2 ② L8	6	0	3	2	0	0	1
16 Trey Mancini, R (1, 9) OBP: 0.365, SLG: 0.571	B FF 87 B FF 88 D CU 76 C FF 88 F FF 88 F CU 77 B FF 88 4-2 28 G6-4-3 1-2 BB		B SL 75 1 SAFE B SL 82 C CU 74 D CU 74 X CU 74 3-1 ② FC6-4 28 WP 1-2f		B CU 82 B FF 93 B SL 83 C SL 86 F CU 81 B SL 86 4-2 28 1B BB		F SL 84 X SI 93 0-1 28 WP 1B	B FC 92 B FC 93 C FC 92 B FF 95 X FC 92 3-1 ③ FC6-4 1-2f		C FF 90 S SL 82 F CH 80 F FF 92 F CU 76 X SL 83 0-2 HR	4	1	2	1	2	0	2
28 Pedro Severino, R (1, 2) OBP: 0.356, SLG: 0.508	B CU 74 F SL 78 C CU 75 B FF 87 X SL 78 2-2 ① ② G6-4-3 1-2f 2-3		S CU 75 S CU 74 B FF 87 B CU 75 D CU 75 F SL 76 B SL 77 4-2 39 FC5-4 1-2 BB		D SI 90 B SL 86 F SL 85 B SL 86 X SL 87 3-1 25 BB 1-3 1B		B SI 93 F SL 84 S SL 85 F FF 94 C FF 93 1-3 ① K 1-2		X KC 81 0-0 39 FC5-4 1B	B CU 76 C SL 84 S CH 79 B CU 77 B FF 92 F CU 77 X SL 85 3-2 ③ G3-1	5	0	2	0	1	1	3
39 Renato Núñez, R (1, 10) OBP: 0.293, SLG: 0.478	C FF 90 B SL 80 S FF 90 D CU 77 S SL 80 2-3 ③ K		D CU 74 X CU 74 1-0 ③ FC5-4 1-2f		C FF 93 S FF 92 B SL 84 F FF 92 B SL 83 S SL 86 2-3 ② K		S SL 85 X SL 85 0-1 ② F9		C FC 87 B FF 93 B FC 87 1 SAFE B KC 80 C KC 81 F KC 82 X KC 82 3-2 ① FC5-4 1-2f		5	0	0	0	0	2	7
25 Anthony Santander, S (1, 7) OBP: 0.442, SLG: 0.514		B CU 74 T FF 90 C FF 91 S CU 78 1-3 ① K		C CH 82 S SL 79 B CU 75 X CU 74 1-2 19 FC3-6 2 1B 1B	S FF 93 B FF 92 F SL 85 F SL 83 F CU 82 B FF 93 D CU 80 F CU 80 B CU 81 4-2 2 FC6-4 1-2 BB		C FF 94 F SL 86 B FF 94 2 SAFE X FC 91 1-2 ③ G4-3		C KC 82 F FC 88 B FF 95 1 SAFE X KC 81 1-2 ② F7		4	0	1	0	1	1	2
2 Jonathan Villar, S (1, 4) (9, 6) OBP: 0.310, SLG: 0.396		X FF 89 0-0 ② B3-4		B FF 88 F CU 74 D SL 77 X CH 82 2-1 19 FC3-6 1-2 1B	B FF 96 F FF 96 X FF 96 1-1 ③ FC6-4 1-2f			B FF 93 F FF 93 S FF 94 B FC 90 B FC 90 B FF 94 4-2 19 S 14 WP BB	B FC 88 F FF 93 B FF 93 F FC 89 S FF 93 2-3 ③ K		4	1	1	0	1	1	4
19 Chris Davis, L (1, 3) OBP: 0.249, SLG: 0.289	C FF 90 B CU 75 B CU 74 F SL 78 F SL 78 B FF 92 F SL 80 F FF 89 X FF 89 3-2 ③ F9			C CU 79 B FC 91 X CU 80 1-1 ① FC3-6 1-2f 2-3		F SL 86 B FF 94 S SL 87 B SL 87 F FF 96 F FF 96 B FF 95 S SL 88 3-3 ① K		F SL 84 1 SAFE B FF 93 S SL 85 C SL 85 1-3 ① K 1-3		B FF 91 C FF 90 F CU 76 F CU 77 B FF 92 B FF 90 X FF 90 3-2 E3 14 FC4-5	5	0	0	0	0	2	3
9 Keon Broxton, R (1, 8) OBP: 0.224, SLG: 0.291 14 Rio Ruiz, L (8, PH) OBP: 0.303, SLG: 0.321 (9, 5)			C CU 72 S SL 77 B FF 87 B CU 75 B FF 90 X SL 78 3-2 1 F9 57 1B 2B	C CU 80 X SL 86 0-1 ② B1-3		F FF 96 B FF 95 C SL 86 F FF 95 F FF 95 B SL 88 C FF 95 2-3 ② K		C FF 94 F FF 93 B SL 86 B FC 92 B FC 91 X SL 84 3-2 ② G4-3 3-H		D SI 91 C FF 89 S SL 87 B FF 90 F SL 86 B FF 91 F SL 85 X FF 90 3-2 ① FC4-5 12 HR 1-2f	3	1	1	0	0	1	2
											2	1	0	0	0	0	1
1 Richie Martin, R (1, 6) OBP: 0.230, SLG: 0.293 12 Stevie Wilkerson, S (8, PH) OBP: 0.276, SLG: 0.404 (9, 8)			C CU 73 D CU 74 C FF 88 B FF 86 X FF 89 2-2 ① F9 2-3	F SI 94 S CU 83 F CU 82 B SL 90 B CU 84 S FC 91 2-3 ③ K		S CU 81 S SL 85 F FF 95 B FF 94 B SL 89 F FF 94 F FF 96 X FF 96 3-2 E5		B FF 94 C FC 90 C FC 92 B FF 94 X FC 92 2-2 57 1B 3B		B CU 74 F FF 89 S CU 77 X SI 91 1-2 1-H HR	3	0	0	0	0	1	3
											2	2	2	2	0	0	0

	AB	43
	R	6
	H	12
	RBI	5
	BB	5
	SO	9
	LOB	28

Inning Stats																						
	R: 0	E: 0	K: 1	S: 13	H: 1	LOB: 1	BB: 1	P: 22	R: 0	E: 0	K: 1	S: 10	H: 0	LOB: 0	BB: 0	P: 14	R: 1	E: 0	K: 0	S: 13	H: 2	LOB: 2	BB: 1	P: 26
	R: 0	E: 0	K: 1	S: 13	H: 2	LOB: 2	BB: 0	P: 19	R: 0	E: 0	K: 1	S: 19	H: 1	LOB: 3	BB: 2	P: 33	R: 0	E: 1	K: 2	S: 18	H: 0	LOB: 1	BB: 0	P: 26
	R: 0	E: 0	K: 1	S: 11	H: 1	LOB: 1	BB: 0	P: 13	R: 2	E: 0	K: 1	S: 17	H: 2	LOB: 1	BB: 1	P: 30	R: 0	E: 0	K: 1	S: 11	H: 1	LOB: 1	BB: 0	P: 17
	R: 3	E: 1	K: 0	S: 25	H: 2	LOB: 0	BB: 0	P: 36	1B: 8	2B: 1	3B: 1	HR: 2	SF: 0	SAC: 0	DP: 1	HBP: 0	WP: 4	PB: 0	SB: 2	CS: 0	PA: 48			

PITCHER		IP	WLS	BF	H	R	ER	SO	BB	IBB	HBP	BLK	WP	HR	S	P	ERA	WHIP
61 Brian Johnson, L ERA: 9.35	(1, 1)	3.0		15	5	1	1	2	2	0	0	0	2	0	41	70	3.00	2.333
54 Colten Brewer, R ERA: 4.5	(4, 1)	1.0		3	0	0	0	1	0	0	0	0	0	0	8	11	0.00	0.000
73 Mike Shawaryn, R ERA: 1.0	(5, 1)	0.2	H	5	1	0	0	1	2	0	0	0	0	0	17	30	0.00	4.500
72 Josh Taylor, L ERA: 8.53	(5, 1)	1.1	H	5	0	0	0	2	0	0	0	0	0	0	20	29	0.00	0.000
64 Marcus Walden, R ERA: 2.5	(7, 1)	1.2	B	7	1	1	1	2	1	0	0	0	2	0	19	29	5.40	1.200

PITCHER		IP	WLS	BF	H	R	ER	SO	BB	IBB	HBP	BLK	WP	HR	S	P	ERA	WHIP
56 Travis Lakins Sr., R ERA: 5.79	(8, 1)	0.1		3	2	1	1	0	0	0	0	0	0	0	9	14	27.00	6.000
44 Brandon Workman, R ERA: 1.6	(9, 1)	1.0	W	4	1	0	0	1	0	0	0	0	0	0	11	17	0.00	1.000
67 Josh Smith, R ERA: 6.28	(10, 1)	1.0		6	2	3	1	0	0	0	0	0	0	2	25	36	9.00	2.000

Boston Red Sox @ Minnesota Twins

Target Field, Minneapolis, MN

Mon Jun 17 2019, 7:12 PM - 9:53 PM CDT

Att. 27,970 - Partly Cloudy - 71 F

livebaseballscorecards.com

Batter	1	2	3	4	5	6	7	8	9	AB	R	H	RBI	BB	SO	LOB
50 Mookie Betts, R (1, 9) OBP: 0.385, SLG: 0.453	C FF 94 B FF 95 B CH 84 F FF 95 F SV 84 X SV 84 2-2 16 1B 28 1B 1B		C SI 95 B CH 85 X CH 84 1-1 ② L8			C SV 84 X CH 82 0-1 ② G4-3		1 SAFE 1 SAFE B SV 84 B SI 94 S SI 94 F CH 84 1 SAFE B SI 93 F CH 85 3-3 C SI 95 K 1-2		4	1	1	0	0	1	1
16 Andrew Benintendi, L (1, 7) OBP: 0.351, SLG: 0.426	1 SAFE B FF 93 B SV 80 S FF 93 1 SAFE M FF 94 1 SAFE X SV 81 2-2 ① 1-3 1B		S SV 83 F FF 94 B SI 95 S SI 95 1-3 ③ K			B SV 82 B CH 83 S FF 94 B SV 82 S SI 94 X SV 84 3-2 ③ F9			C FS 80 B FF 92 X FS 80 1-1 ① L7	4	0	1	0	0	1	0
28 J.D. Martinez, R (1, 10) OBP: 0.378, SLG: 0.562	B SI 94 C FF 94 B SI 94 X SV 82 2-1 3-H 1B			F SI 94 X SI 94 0-1 ① F9			C FF 94 X CH 84 0-1 ① F8		X CU 76 0-0 2 2B 2B	4	1	2	1	0	0	0
11 Rafael Devers, L (1, 5) OBP: 0.357, SLG: 0.495	F FF 94 X FF 94 0-1 ② P6			B SI 94 B CH 85 F SI 95 S CH 85 S FF 95 2-3 ② K			S FF 94 S FF 94 X CH 83 0-2 ② L9		C FS 81 F FS 81 X FF 93 0-2 ② F7	4	0	0	0	0	1	2
2 Xander Bogaerts, R (1, 6) OBP: 0.392, SLG: 0.539	B FF 93 C SV 81 B SI 93 X SI 94 2-1 ③ G4-3			C SI 95 X FF 94 0-1 ③ G6-3			C FF 94 C SV 83 X CH 81 0-2 1B		F FF 93 X FF 93 0-2 2-H 2B	4	0	2	1	0	0	1
12 Brock Holt, L (1, 4) OBP: 0.364, SLG: 0.391		C SI 92 X SI 92 0-1 ① L8			C SI 93 B SI 92 S SV 83 F FF 95 S SV 83 1-3 ① K		F SI 93 B FF 93 C SV 82 F FF 95 1 SAFE X SI 93 1-2 ③ G6-3		B FF 94 C FS 81 C CU 77 B FS 81 B FS 80 X FF 92 3-2 ③ G3-1	4	0	0	0	0	1	2
23 Michael Chavis, R (1, 3) OBP: 0.344, SLG: 0.472		C SI 94 F SI 92 S FF 96 0-3 ② K			F CH 83 S CH 76 F FF 94 C SI 94 0-3 ② K			B FF 93 X SI 92 1-0 19 FC4-6 1B		3	0	1	0	0	2	0
19 Jackie Bradley Jr., L (1, 8) OBP: 0.304, SLG: 0.370		B FF 94 C FF 93 F SV 82 X CH 84 1-2 ③ G3			F SV 83 B FF 94 S FF 94 F SI 94 F FF 94 F CH 84 F SI 94 S SV 77 1-3 ③ K			S FF 93 B FF 93 X CH 82 1-1 ① FC4-6 50 S 1-2f		3	0	0	0	0	1	1
3 Sandy León, S (1, 2) OBP: 0.284, SLG: 0.319			F FF 93 C CH 82 B FF 94 S FF 95 1-3 ① K			C SV 82 S FF 93 F SV 84 F FF 95 S CH 84 0-3 ① K		1 SAFE F SV 81 1 SAFE B FF 93 F CH 82 S FF 94 1-3 ② K		3	0	0	0	0	3	1

Inning Stats	1	2	3	4	5	6	7	8	9
	R: 1 E: 0 K: 0 S: 13	R: 0 E: 0 K: 1 S: 8	R: 0 E: 0 K: 2 S: 8	R: 0 E: 0 K: 1 S: 7	R: 0 E: 0 K: 3 S: 15	R: 0 E: 0 K: 1 S: 10	R: 0 E: 0 K: 0 S: 12	R: 0 E: 0 K: 2 S: 10	R: 1 E: 0 K: 0 S: 12
	H: 3 LOB: 1 BB: 0 P: 21	H: 0 LOB: 0 BB: 0 P: 9	H: 0 LOB: 0 BB: 0 P: 11	H: 0 LOB: 0 BB: 0 P: 9	H: 0 LOB: 0 BB: 0 P: 17	H: 0 LOB: 0 BB: 0 P: 13	H: 1 LOB: 1 BB: 0 P: 13	H: 1 LOB: 1 BB: 0 P: 16	H: 2 LOB: 1 BB: 0 P: 16

1B: 5 SF: 0
2B: 2 SAC: 0
3B: 0 DP: 0
HR: 0 HBP: 0

WP: 0 PA: 33
PB: 0
SB: 1
CS: 0

	AB	33
	R	2
	H	7
	RBI	2
	BB	0
	SO	10
	LOB	8

PITCHER		IP	WLS	BF	H	R	ER	SO	BB	IBB	HBP	BLK	WP	HR	S	P	ERA	WHIP
17 José Berríos, R ERA: 2.86	(1, 1)	8.0	L	28	5	1	1	10	0	0	0	0	0	0	83	109	1.12	0.625
38 Blake Parker, R ERA: 4.44	(9, 1)	1.0		5	2	1	1	0	0	0	0	0	0	0	12	16	9.00	2.000

PITCHER		IP	WLS	BF	H	R	ER	SO	BB	IBB	HBP	BLK	WP	HR	S	P	ERA	WHIP

BOTTOM

Boston Red Sox @ Minnesota Twins

Target Field, Minneapolis, MN

Mon Jun 17 2019, 7:12 PM - 9:53 PM CDT

Att. 27,970 - Partly Cloudy - 71 F

livebaseballscorecards.com

Batter	1	2	3	4	5	6	7	8	9	AB	R	H	RBI	BB	SO	LOB
26 Max Kepler, L (1, 8) OBP: 0.356, SLG: 0.553	X FF 90 0-0 ① P5		C SL 86 B FF 91 B SL 86 F FF 92 S FF 92 2-3 ③ K			B SI 87 F FF 91 F FF 91 X FF 93 1-2 ② G3		F CU 82 B CU 82 C FC 94 F CU 82 B CU 83 F FC 95 B FC 96 F CU 83 B CU 84 4-2 11 SH1-4 1-2 BB		3	0	0	0	1	1	0
11 Jorge Polanco, S (1, 6) OBP: 0.394, SLG: 0.555	C SI 90 C FF 91 F FF 92 B SL 87 F FF 92 X FF 92 1-2 ② G4-3			B CU 76 C SL 84 B CU 75 F FF 90 F SL 86 X FF 91 2-2 ① P5		C SI 87 F SL 85 F FF 92 B CU 78 X CU 73 1-2 1B		B FC 94 X FC 95 1-0 ① SH1-4 1-2 2-3		3	0	1	0	0	0	0
23 Nelson Cruz, R (1, 10) OBP: 0.364, SLG: 0.573	X SI 91 0-0 2B			F FF 92 B FF 91 C FF 90 B SL 84 B SL 84 F SL 84 F SI 90 X SL 84 3-2 ② G1-3		D CU 74 S SL 84 B FF 92 S CU 76 B CU 73 S FF 91 3-3 ③ K		F FC 95 F CU 82 X FC 95 0-2 ② FC1-2-5 3-H		4	0	1	0	0	1	3
20 Eddie Rosario, L (1, 7) OBP: 0.293, SLG: 0.509	B SL 86 X SI 87 1-0 ③ F7			B SI 89 X SL 85 1-0 ③ F9			B SI 86 T SI 86 B CU 75 F SI 90 X FF 92 2-2 ① G4-3	B FC 94 B CU 84 S CU 81 X CU 82 2-1 ③ G3		4	0	0	0	0	0	3
24 C.J. Cron, R (1, 3) OBP: 0.335, SLG: 0.536		C SL 83 X FF 90 0-1 ① F9			X SL 84 0-0 1B		B CU 76 C FF 91 F SI 90 X FF 91 1-2 2B		B FF 96 C FF 96 X SL 86 1-1 ① F7	4	0	2	0	0	0	0
9 Marwin Gonzalez, S (1, 9) OBP: 0.325, SLG: 0.424		F SI 91 F SL 86 C FF 92 0-3 ② K			F CU 75 F SL 84 S FF 92 0-3 ① K		X FF 90 0-0 ② F7		S CH 86 B CH 88 X CH 87 1-1 ② G4-3	4	0	0	0	0	2	2
22 Miguel Sanó, R (1, 5) OBP: 0.337, SLG: 0.585		B SL 86 S SL 84 F SI 91 S CU 75 1-3 ③ K			X SL 83 0-0 ② P6		C FF 91 F CU 74 D CU 76 B CU 75 B FF 91 F FF 91 F FF 92 D SL 85 4-2 BB		C FF 97 C FF 96 B SL 87 B FF 97 S FF 98 2-3 ③ K	3	0	0	0	1	2	1
15 Jason Castro, L (1, 2) OBP: 0.342, SLG: 0.533			C FF 90 B SL 86 F SL 85 S FF 91 1-3 ① K		S FF 91 C FF 92 F FF 93 T FF 91 0-2 ③ K		F FF 91 X FF 91 0-1 ③ F7			3	0	0	0	0	2	3
16 Jonathan Schoop, R (1, 4) OBP: 0.309, SLG: 0.480			F SI 90 F FF 90 S CU 75 0-3 ② K2-3			B CU 74 B FF 91 X FF 91 2-0 ① P3		B CU 82 X FC 93 1-0 11 SH1-4 26 BB 23 FC1-2-5 1B		3	0	1	0	0	1	0

	AB	31
	R	0
	H	5
	RBI	0
	BB	2
	SO	9
	LOB	12

Inning Stats	1	2	3	4	5	6	7	8	9
	R: 0 E: 0 K: 0 S: 8 H: 1 LOB: 1 BB: 0 P: 10	R: 0 E: 0 K: 2 S: 8 H: 0 LOB: 0 BB: 0 P: 9	R: 0 E: 0 K: 3 S: 9 H: 0 LOB: 0 BB: 0 P: 12	R: 0 E: 0 K: 0 S: 10 H: 0 LOB: 0 BB: 0 P: 16	R: 0 E: 0 K: 2 S: 9 H: 1 LOB: 1 BB: 0 P: 9	R: 0 E: 0 K: 1 S: 11 H: 1 LOB: 1 BB: 0 P: 18	R: 0 E: 0 K: 0 S: 13 H: 1 LOB: 2 BB: 1 P: 20	R: 0 E: 0 K: 0 S: 12 H: 1 LOB: 2 BB: 1 P: 20	R: 0 E: 0 K: 1 S: 7 H: 0 LOB: 0 BB: 0 P: 11

	1B: 3	SF: 0	WP: 0	PA: 34
	2B: 2	SAC: 1	PB: 0	
	3B: 0	DP: 0	SB: 0	
	HR: 0	HBP: 0	CS: 0	

PITCHER		IP	WLS	BF	H	R	ER	SO	BB	IBB	HBP	BLK	WP	HR	S	P	ERA	WHIP
22 Rick Porcello, R ERA: 4.31	(1, 1)	7.0	W	26	4	0	0	8	1	0	0	0	0	0	68	94	0.00	0.714
54 Colten Brewer, R ERA: 4.35	(8, 1)	1.0	H	5	1	0	0	0	1	0	0	0	0	0	12	20	0.00	2.000
70 Ryan Brasier, R ERA: 3.64	(9, 1)	1.0	S	3	0	0	0	1	0	0	0	0	0	0	7	11	0.00	0.000

PITCHER	IP	WLS	BF	H	R	ER	SO	BB	IBB	HBP	BLK	WP	HR	S	P	ERA	WHIP

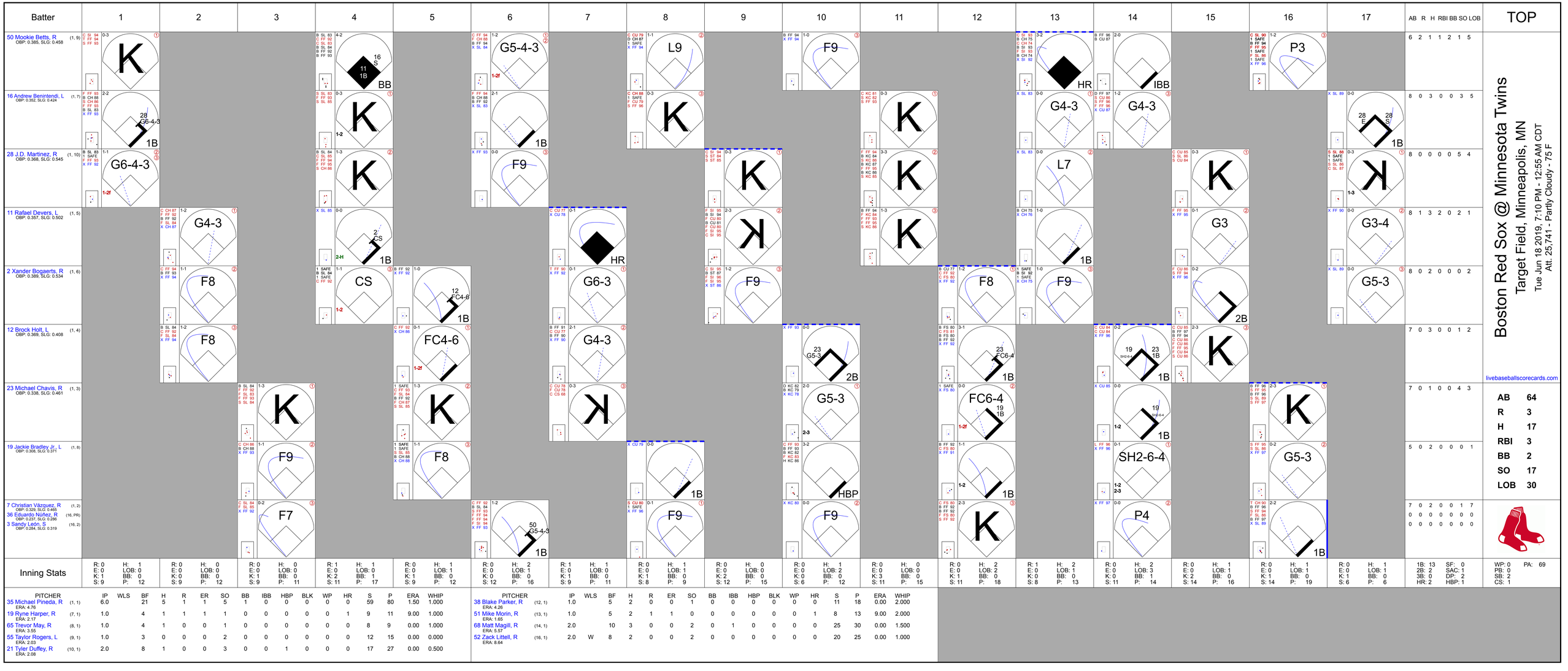
Batter
1
2
3
4
5
6
7
8
9
10
11
12
13
14
15
16
17
AB R H RBI BB SO LOB
TOP
50 Mookie Betts, R (1, 9) OBP: 0.385, SLG: 0.458
16 Andrew Benintendi, L (1, 7) OBP: 0.352, SLG: 0.424
28 J.D. Martinez, R (1, 10) OBP: 0.368, SLG: 0.545
11 Rafael Devers, L (1, 5) OBP: 0.357, SLG: 0.502
2 Xander Bogaerts, R (1, 6) OBP: 0.389, SLG: 0.534
12 Brock Holt, L (1, 4) OBP: 0.369, SLG: 0.408
23 Michael Chavis, R (1, 3) OBP: 0.338, SLG: 0.461
19 Jackie Bradley Jr., L (1, 8) OBP: 0.308, SLG: 0.371
7 Christian Vázquez, R (1, 2) OBP: 0.329, SLG: 0.465
36 Eduardo Núñez, R (16, PR) OBP: 0.237, SLG: 0.286
3 Sandy León, S (16, 2) OBP: 0.284, SLG: 0.319
Inning Stats
Boston Red Sox @ Minnesota Twins
Target Field, Minneapolis, MN
Tue Jun 18 2019, 7:10 PM - 12:55 AM CDT
Att: 25,741 - Partly Cloudy - 75 F
livebaseballscorecards.com
AB 64
R 3
H 17
RBI 3
BB 2
SO 17
LOB 30
1B: 13 SF: 0
2B: 2 SAC: 1
3B: 0 DP: 2
HR: 2 HBP: 1
WP: 0 PA: 69
PB: 0
SB: 2
CS: 1
PITCHER IP WLS BF H R ER SO BB IBB HBP BLK WP HR S P ERA WHIP
35 Michael Pineda, R (1, 1) ERA: 4.76 6.0 21 5 1 1 5 1 0 0 0 0 0 0 2 0 0 1 59 80 1.50 1.000
19 Ryne Harper, R (7, 1) ERA: 2.17 1.0 4 1 1 1 1 0 0 0 0 0 1 0 9 11 9.00 1.000
65 Trevor May, R (8, 1) ERA: 3.55 1.0 4 1 0 0 1 0 0 0 0 0 0 0 8 9 0.00 1.000
55 Taylor Rogers, L (9, 1) ERA: 2.03 1.0 3 0 0 0 2 0 0 0 0 0 0 0 12 15 0.00 0.000
21 Tyler Duffey, R (10, 1) ERA: 2.08 2.0 8 1 0 0 3 0 0 1 0 0 0 0 17 27 0.00 0.500
PITCHER IP WLS BF H R ER SO BB IBB HBP BLK WP HR S P ERA WHIP
38 Blake Parker, R (12, 1) ERA: 4.26 1.0 5 2 0 0 1 0 0 0 0 0 0 0 11 18 0.00 2.000
51 Mike Morin, R (13, 1) ERA: 1.65 1.0 5 2 1 1 0 0 0 0 0 0 1 0 8 13 9.00 2.000
68 Matt Magill, R (14, 1) ERA: 5.57 2.0 10 3 0 0 2 0 1 0 0 0 0 0 25 30 0.00 1.500
52 Zack Littell, R (16, 1) ERA: 8.64 2.0 W 8 2 0 0 2 0 0 0 0 0 0 0 20 25 0.00 1.000

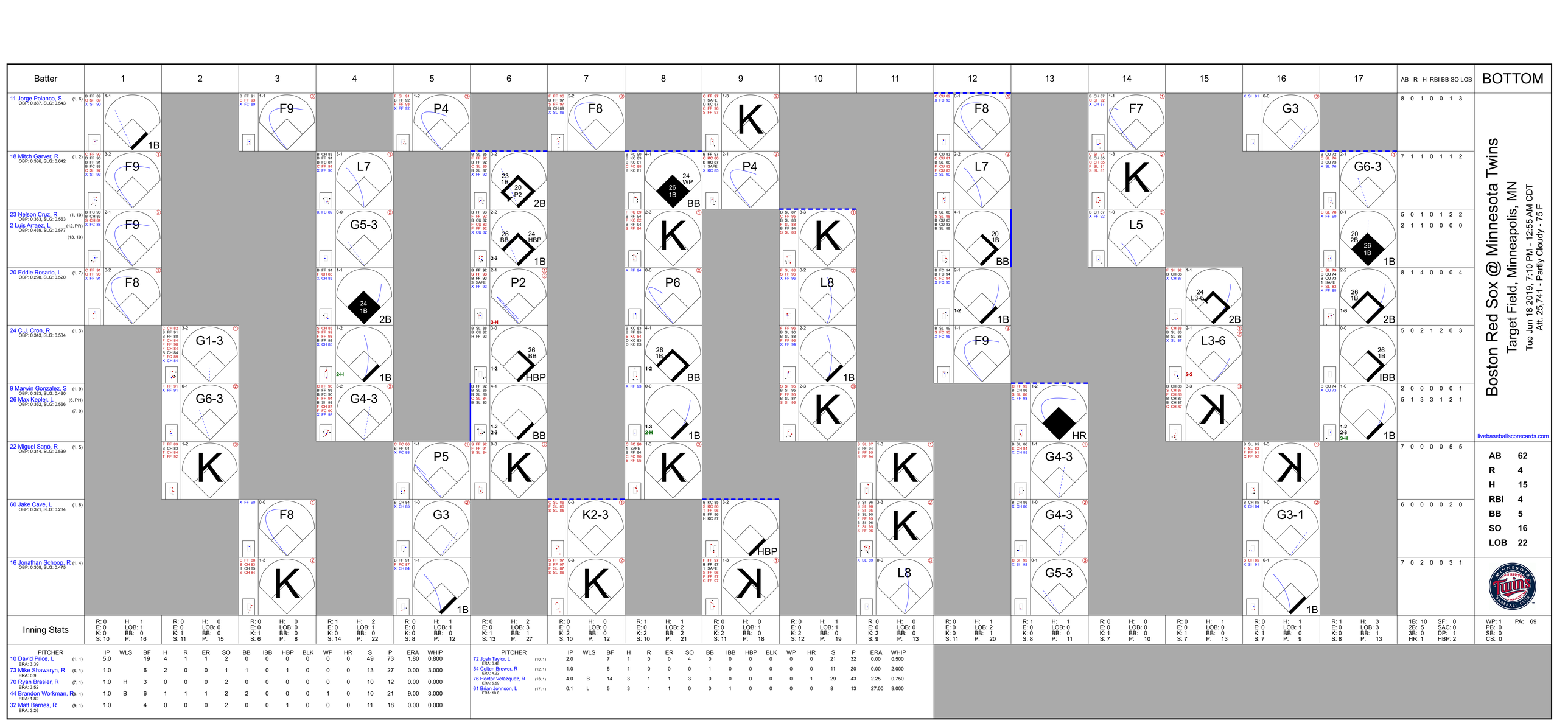
Batter
1
2
3
4
5
6
7
8
9
10
11
12
13
14
15
16
17
AB R H RBI BB SO LOB
BOTTOM
11 Jorge Polanco, S (1, 6)
OBP: 0.387, SLG: 0.543
8 0 1 0 0 1 3
18 Mitch Garver, R (1, 2)
OBP: 0.386, SLG: 0.642
7 1 1 0 1 1 2
23 Nelson Cruz, R (1, 10)
OBP: 0.363, SLG: 0.563
2 Luis Arraez, L (12, PR) (13, 10)
OBP: 0.469, SLG: 0.577
5 0 1 0 1 2 2
2 1 1 0 0 0 0
20 Eddie Rosario, L (1, 7)
OBP: 0.298, SLG: 0.520
8 1 4 0 0 0 4
24 C.J. Cron, R (1, 3)
OBP: 0.343, SLG: 0.534
5 0 2 1 2 0 3
9 Marwin Gonzalez, S (1, 9)
OBP: 0.323, SLG: 0.420
26 Max Kepler, L (6, PH) (7, 9)
OBP: 0.362, SLG: 0.566
2 0 0 0 0 0 1
5 1 3 3 1 2 1
22 Miguel Sanó, R (1, 5)
OBP: 0.314, SLG: 0.539
7 0 0 0 0 5 5
60 Jake Cave, L (1, 8)
OBP: 0.321, SLG: 0.234
6 0 0 0 0 2 0
16 Jonathan Schoop, R (1, 4)
OBP: 0.308, SLG: 0.475
7 0 2 0 0 3 1
Boston Red Sox @ Minnesota Twins
Target Field, Minneapolis, MN
Tue Jun 18 2019, 7:10 PM - 12:55 AM CDT
Att. 25,741 - Partly Cloudy - 75 F
livebaseballscorecards.com
AB 62
R 4
H 15
RBI 4
BB 5
SO 16
LOB 22
Inning Stats
R: 0 E: 0 K: 0 S: 10 H: 1 LOB: 1 BB: 0 P: 16
R: 0 E: 0 K: 1 S: 11 H: 0 LOB: 0 BB: 0 P: 15
R: 0 E: 0 K: 1 S: 6 H: 0 LOB: 0 BB: 0 P: 8
R: 1 E: 0 K: 0 S: 14 H: 2 LOB: 1 BB: 0 P: 22
R: 0 E: 0 K: 1 S: 8 H: 1 LOB: 1 BB: 0 P: 12
R: 0 E: 0 K: 1 S: 13 H: 2 LOB: 3 BB: 1 P: 27
R: 0 E: 0 K: 2 S: 10 H: 0 LOB: 0 BB: 0 P: 12
R: 1 E: 0 K: 2 S: 10 H: 1 LOB: 2 BB: 2 P: 21
R: 0 E: 0 K: 2 S: 11 H: 0 LOB: 1 BB: 0 P: 18
R: 0 E: 0 K: 2 S: 12 H: 1 LOB: 1 BB: 0 P: 19
R: 0 E: 0 K: 2 S: 9 H: 0 LOB: 0 BB: 0 P: 13
R: 0 E: 0 K: 0 S: 11 H: 1 LOB: 2 BB: 1 P: 20
R: 1 E: 0 K: 0 S: 8 H: 1 LOB: 0 BB: 0 P: 11
R: 0 E: 0 K: 1 S: 7 H: 0 LOB: 0 BB: 0 P: 10
R: 0 E: 0 K: 1 S: 7 H: 1 LOB: 0 BB: 0 P: 13
R: 0 E: 0 K: 1 S: 7 H: 1 LOB: 1 BB: 0 P: 9
R: 1 E: 0 K: 0 S: 8 H: 3 LOB: 3 BB: 1 P: 13
1B: 10 2B: 5 3B: 0 HR: 1 SF: 0 SAC: 0 DP: 1 HBP: 2
WP: 1 PB: 0 SB: 0 CS: 0 PA: 69
PITCHER IP WLS BF H R ER SO BB IBB HBP BLK WP HR S P ERA WHIP
10 David Price, L (1, 1) ERA: 3.39 5.0 19 4 1 1 2 0 0 0 0 0 0 49 73 1.80 0.800
73 Mike Shawaryn, R (6, 1) ERA: 0.9 1.0 6 2 0 0 1 1 0 1 0 0 0 13 27 0.00 3.000
70 Ryan Brasier, R (7, 1) ERA: 3.62 1.0 H 3 0 0 0 2 0 0 0 0 0 0 10 12 0.00 0.000
44 Brandon Workman, R (8, 1) ERA: 1.82 1.0 B 6 1 1 1 2 2 0 0 0 1 0 10 21 9.00 3.000
32 Matt Barnes, R (9, 1) ERA: 3.26 1.0 4 0 0 0 2 0 0 1 0 0 0 11 18 0.00 0.000
PITCHER IP WLS BF H R ER SO BB IBB HBP BLK WP HR S P ERA WHIP
72 Josh Taylor, L (10, 1) ERA: 6.48 2.0 7 1 0 0 4 0 0 0 0 0 0 21 32 0.00 0.500
54 Colten Brewer, R (12, 1) ERA: 4.22 1.0 5 1 0 0 1 0 0 0 0 0 0 11 20 0.00 2.000
76 Hector Velázquez, R (13, 1) ERA: 5.59 4.0 B 14 3 1 1 3 0 0 0 0 0 1 29 43 2.25 0.750
61 Brian Johnson, L (17, 1) ERA: 10.0 0.1 L 5 3 1 1 0 0 1 0 0 0 0 0 8 13 27.00 9.000

Batter	1	2	3	4	5	6	7	8	9	AB	R	H	RBI	BB	SO	LOB
50 Mookie Betts, R (1, 10) OBP: 0.387, SLG: 0.464	B SI 94 X SI 93 1-0 ① G6-3	C SI 94 B CH 86 F SL 85 B SI 95 X SL 85 2-2 1-2 2-3 3-H 1B		1 SAFE B SL 85 B SI 94 B SI 95 B SI 95 4-0 1-2 BB	C CU 76 F FF 90 D CS 72 B CU 79 S CS 72 2-3 ③ K			B SL 83 C SI 96 X SL 84 1-1 16 2B 3B	C SI 94 X SL 83 0-1 ③ G6-3	5	1	2	1	1	1	3
16 Andrew Benintendi, L (1, 7) OBP: 0.352, SLG: 0.425	S FF 94 B SL 84 X SL 85 1-1 ② P4	B FF 95 F FF 95 X FF 94 1-1 ② P5		F FF 94 F FF 93 D CU 81 B FF 94 X CH 85 2-2 ③ G3-1		B SI 96 B SI 95 B SI 95 B SI 96 4-0 28 G6-4-3 BB		B SI 94 X SI 93 1-0 28 1B 3-H 2B		4	1	1	1	1	0	5
28 J.D. Martinez, R (1, 9) OBP: 0.368, SLG: 0.540	C SL 85 B FF 96 B SI 95 X CU 82 2-1 ③ G5-3	S SL 85 D SL 85 B SI 95 X SI 95 2-1 ③ G4-3			C CU 80 S CH 86 B SL 85 B CU 82 B SI 94 B SI 94 4-2 11 1B 2 2B BB	C SL 84 C SI 97 X SL 84 0-2 ① ② G6-4-3 1-2f		B SL 85 C SI 95 F SI 95 F SI 96 X SL 84 1-2 36 2B 12 BB 2-H 1B		4	2	1	1	1	0	4
11 Rafael Devers, L (1, 5) OBP: 0.360, SLG: 0.503 36 Eduardo Núñez, R (5, PR) OBP: 0.248, SLG: 0.313 (5, 5)		B FF 93 B FF 93 X SI 91 2-0 2 BB 12 1B 1B	X SL 83 0-0 ① F9		B FF 95 X CH 86 1-0 2 2B 12 SF8 1-2 1B	B SL 84 B SI 97 X SI 96 2-0 2B		B SI 95 C SL 83 B SL 83 X SL 84 2-1 12 BB 1-3 2B		3 2	1 1	2 2	0 0	0 0	0 0	0 0
2 Xander Bogaerts, R (1, 6) OBP: 0.392, SLG: 0.536		C SI 93 S SL 83 F CU 79 D CU 79 1 SAFE B SI 94 B SI 93 B SI 94 4-2 12 1B 23 1B 1-2 BB	C SI 93 S CU 81 0-3 ② K		B SL 85 S SL 84 B SI 94 S CU 82 F CU 82 D CU 82 X CU 81 3-2 12 SF8 1-3 2-H 23 1B 2B	B SI 94 B SI 95 C SI 95 S SL 85 X SL 83 2-2 ③ G6-3		B SI 94 B SI 85 B SI 94 B SI 95 4-0 12 BB BB		3	2	1	1	2	1	1
12 Brock Holt, L (1, 4) OBP: 0.382, SLG: 0.410		C CU 80 B FF 92 X SI 94 1-1 19 BB 23 1B 50 1B 1-2 2-H 1B	X FF 95 0-0 ③ G6-3		B CU 81 S CU 82 D SI 92 D CH 85 C SI 93 X SL 84 3-2 ① SF8 2-3 3-H		B SI 94 B SI 95 B SI 94 C SI 95 C CH 84 B SL 84 4-2 23 G4-3-6 BB	C SL 85 B CH 84 B SL 84 C SI 94 F SI 96 F SL 86 B SI 96 F SI 96 F SI 96 4-2 B SI 96 1-2 2-3 3-H 23 G4-3 BB		2	1	1	3	2	0	0
23 Michael Chavis, R (1, 3) OBP: 0.339, SLG: 0.460		C SI 94 X SI 93 0-1 50 1B 19 BB 1-2 2-H 1B	S SI 93 B SI 92 F CH 86 B SI 93 S CU 82 2-3 ① K	C FF 94 X FF 94 0-1 3 BB 3-H 1B			S SL 84 X SI 94 0-1 ① ② G4-3-6 1-2f	B SI 95 X SL 85 1-0 ② ③ G4-3 1-2f		5	0	2	2	0	1	4
19 Jackie Bradley Jr., L (1, 8) OBP: 0.310, SLG: 0.366		C SI 93 D SL 85 D SL 84 F CH 86 B FF 94 B FF 94 4-2 50 1B 1-2 2-3 BB	B FF 95 B SL 85 B FF 94 B SI 93 4-0 50 BB BB	X CU 77 0-0 ② F9			C SI 96 C SL 84 S SI 96 0-3 ③ K		B SL 84 B SI 94 F SI 93 X SI 93 2-1 ① L7	3	0	0	0	2	1	2
3 Sandy León, S (1, 2) OBP: 0.279, SLG: 0.303		B CH 86 F FF 95 B FF 94 F CH 87 S SL 85 2-3 ① K	1 SAFE X SI 93 0-0 ② F8	B FF 90 C CU 74 B CU 78 B FF 89 F FF 89 B CU 76 4-2 1-2 BB				B SI 94 C SL 84 S CH 84 S SL 84 1-3 ① K	C SL 83 B CH 84 B CH 83 X SI 93 2-1 ② F8	4	0	0	0	1	2	4
Inning Stats	R: 0 E: 0 K: 0 S: 5 H: 0 LOB: 0 BB: 0 P: 9	R: 3 E: 0 K: 1 S: 20 H: 4 LOB: 3 BB: 2 P: 38	R: 0 E: 0 K: 1 S: 5 H: 0 LOB: 0 BB: 0 P: 5	R: 0 E: 0 K: 1 S: 7 H: 0 LOB: 2 BB: 2 P: 19	R: 3 E: 0 K: 1 S: 18 H: 3 LOB: 3 BB: 2 P: 35	R: 0 E: 0 K: 0 S: 7 H: 1 LOB: 1 BB: 1 P: 15	R: 0 E: 0 K: 1 S: 7 H: 0 LOB: 0 BB: 1 P: 11	R: 3 E: 0 K: 1 S: 19 H: 4 LOB: 2 BB: 2 P: 34	R: 0 E: 0 K: 0 S: 6 H: 0 LOB: 0 BB: 0 P: 10	1B: 7 2B: 4 3B: 1 HR: 0 SF: 1 SAC: 0 DP: 3 HBP: 0						

PITCHER	IP	WLS	BF	H	R	ER	SO	BB	IBB	HBP	BLK	WP	HR	S	P	ERA	WHIP
44 Kyle Gibson, R (1, 1) ERA: 4.18	4.1	L	25	7	6	6	3	5	0	0	0	0	0	49	94	12.46	2.769
19 Ryne Harper, R (5, 1) ERA: 2.12	0.2		3	0	0	0	1	1	0	0	0	0	0	6	12	0.00	1.500
71 Sean Poppen, R (6, 1) ERA: 6.75	4.0		18	5	3	3	2	4	0	0	0	0	0	39	70	6.75	2.250

PITCHER	IP	WLS	BF	H	R	ER	SO	BB	IBB	HBP	BLK	WP	HR	S	P	ERA	WHIP

TOP

Boston Red Sox @ Minnesota Twins

Target Field, Minneapolis, MN

Wed Jun 19 2019, 7:11 PM - 10:33 PM CDT

Att. 31,835 - Partly Cloudy - 76 F

livebaseballscorecards.com

AB	35
R	9
H	12
RBI	9
BB	10
SO	6
LOB	23

Batter	1	2	3	4	5	6	7	8	9	AB	R	H	RBI	BB	SO	LOB
26 Max Kepler, L (1, 9) OBP: 0.359, SLG: 0.570	C FF 92 B SI 92 F FF 93 B FF 93 X SL 88 2-2 ① P3	S CH 88 C FF 93 S CH 89 0-3 ③ K		F FF 92 F CH 88 F SL 87 X SL 86 0-2 HR		C SI 94 S SI 94 B CH 89 S CH 90 1-3 ③ K			S FC 92 B SL 86 B SL 87 X FF 93 2-1 ① G4-3	5	1	1	1	0	2	2
24 C.J. Cron, R (1, 3) OBP: 0.341, SLG: 0.527	B FC 90 B FC 90 X FF 94 2-0 23 2B 1B		S CH 88 B FC 90 X CH 89 1-1 ① G1-3	X CH 90 0-0 ② G4-3			C FC 90 B FF 94 S FF 94 X FF 94 1-2 ① G6-3		B FC 92 X SI 95 1-0 ② G5-3	5	0	1	0	0	0	0
23 Nelson Cruz, R (1, 10) OBP: 0.364, SLG: 0.561	B CH 88 X FF 94 1-0 ② 20 1B 1-H 2B		B FC 91 B FF 95 B FC 91 B FF 95 4-0 22 BB 2 1B BB	B CH 89 B CH 89 F FC 92 C FF 95 X CH 89 2-2 ③ G5-3			B CH 89 B CH 89 F FC 91 C FF 95 B CH 89 C FC 89 3-3 ② K		B FF 93 S SL 87 B SL 88 F SI 95 B FC 92 S FC 93 3-3 ③ K	4	2	1	0	1	2	0
20 Eddie Rosario, L (1, 7) OBP: 0.301, SLG: 0.519	F FF 95 C FF 95 X FF 95 0-2 3-H 1B		F CH 89 S SI 93 S FC 86 0-3 ② K		F CH 85 B CH 86 F SI 91 X FF 93 1-2 2 G4-3 1B		B CH 90 B SI 94 F CH 89 X FF 96 2-1 ③ G6-3			4	0	2	1	0	1	1
22 Miguel Sanó, R (1, 5) OBP: 0.311, SLG: 0.522	S FF 94 B FF 94 F FF 94 S FF 94 1-3 ③ K		C FF 94 B FF 94 F FF 94 B CH 88 B FC 90 F SI 95 B SI 94 4-2 2 1B 1-2 BB		C FF 93 B FF 93 B FF 93 F CH 88 B FF 92 1 SAFE S FF 93 3-3 ① K			B FF 96 B FF 97 B FF 98 C FF 98 X FF 98 3-1 ① G6-3		3	0	0	0	1	2	2
2 Luis Arraez, L (1, 6) OBP: 0.500, SLG: 0.571		B SI 92 B FF 92 C FF 92 B FF 94 B FF 93 4-1 64 1B BB	F CH 89 B SI 93 X FF 94 1-1 1-2 2-H 1B		X SI 92 0-0 ② G4-3 1-2			C FF 98 B FF 97 B KC 87 F FF 98 F FF 98 B KC 86 4-2 60 FC3-6 BB		2	0	1	1	2	0	1
60 Jake Cave, L (1, 8) OBP: 0.300, SLG: 0.216		F FF 92 B SI 92 F SI 92 S CH 86 1-3 ① K	S CH 89 F CH 89 C SI 94 0-3 ③ K		B FF 93 S CH 88 F SI 93 S FF 94 1-3 ③ K			B KC 84 S KC 85 C KC 87 X KC 86 1-2 ② FC3-6 64 1B 1-2f		4	0	0	0	0	3	5
64 Willians Astudillo, R (1, 4) OBP: 0.288, SLG: 0.397		X CH 88 0-0 1-2 1B		X FF 93 0-0 HR		B CH 87 X FF 93 1-0 ① F9		F KC 86 D KC 87 X KC 87 1-1 1-2 1B		4	1	3	1	0	0	0
15 Jason Castro, L (1, 2) OBP: 0.331, SLG: 0.514		C FF 94 B FF 95 F SI 93 F CH 88 X FF 94 1-2 ② F7		B CH 88 F FF 94 X SI 92 1-1 ① L5		S CH 88 C FF 95 B FF 94 X FF 94 1-2 ② F8		B FF 98 C FF 97 X FF 97 1-1 ③ F7		4	0	0	0	0	0	4
Inning Stats	R: 1 H: 3 E: 0 LOB: 1 K: 1 BB: 0 S: 11 P: 17	R: 0 H: 1 E: 0 LOB: 2 K: 2 BB: 1 S: 12 P: 18	R: 1 H: 1 E: 0 LOB: 2 K: 2 BB: 2 S: 13 P: 23	R: 2 H: 2 E: 0 LOB: 0 K: 0 BB: 0 S: 11 P: 14	R: 0 H: 1 E: 0 LOB: 1 K: 2 BB: 0 S: 10 P: 15	R: 0 H: 0 E: 0 LOB: 0 K: 1 BB: 0 S: 7 P: 10	R: 0 H: 0 E: 0 LOB: 0 K: 1 BB: 0 S: 8 P: 14	R: 0 H: 1 E: 0 LOB: 2 K: 0 BB: 1 S: 12 P: 22	R: 0 H: 0 E: 0 LOB: 0 K: 1 BB: 0 S: 6 P: 12	1B: 6 SF: 0 2B: 1 SAC: 0 3B: 0 DP: 0 HR: 2 HBP: 0						

PITCHER		IP	WLS	BF	H	R	ER	SO	BB	IBB	HBP	BLK	WP	HR	S	P	ERA	WHIP
57 Eduardo Rodriguez, L ERA: 4.71	(1, 1)	7.0	W	31	8	4	4	9	3	0	0	0	0	2	72	111	5.14	1.571
32 Matt Barnes, R ERA: 3.16	(8, 1)	1.0		5	1	0	0	0	1	0	0	0	0	0	12	22	0.00	2.000
64 Marcus Walden, R ERA: 2.43	(9, 1)	1.0		3	0	0	0	1	0	0	0	0	0	0	6	12	0.00	0.000

PITCHER	IP	WLS	BF	H	R	ER	SO	BB	IBB	HBP	BLK	WP	HR	S	P	ERA	WHIP

BOTTOM

Boston Red Sox @ Minnesota Twins

Target Field, Minneapolis, MN

Wed Jun 19 2019, 7:11 PM - 10:33 PM CDT

Att. 31,835 - Partly Cloudy - 76 F

livebaseballscorecards.com

AB	35
R	4
H	9
RBI	4
BB	4
SO	10
LOB	15

1B: 6	SF: 0	WP: 0	PA: 39
2B: 1	SAC: 0	PB: 0	
3B: 0	DP: 0	SB: 0	
HR: 2	HBP: 0	CS: 0	

Toronto Blue Jays @ Boston Red Sox

Fenway Park, Boston, MA

Fri Jun 21 2019, 7:15 PM - 11:09 PM EDT

Att. 36,911 - Cloudy - 72 F

livebaseballscorecards.com

Batter	1	2	3	4	5	6	7	8	9	10	AB	R	H	RBI	BB	SO	LOB
5 Eric Sogard, L (1, 4) (10, 5) OBP: 0.379, SLG: 0.508	B FF 92 C FF 91 B SI 90 B SI 92 C FF 93 F FF 94 F FF 94 F FF 93 F FF 95 3-2 F FF 92 X FF 93 15 BB 37 S 16 E 1B	C FF 93 C SL 77 B SL 82 F FF 96 B FF 95 X SI 92 2-2 27 1B 1B		B SL 76 C FF 90 B SL 79 F FF 91 X SL 79 2-2 ① G6-3		C FC 93 B FC 92 B CU 80 S CU 82 B CU 81 F SL 86 X FC 92 3-2 27 G4-6-3 1B		C CH 87 C CH 87 X SI 97 0-2 1-3 1B		B KC 81 F KC 80 X KC 82 1-1 ③ G1-3	6	1	4	0	0	0	2
27 Vladimir Guerrero Jr., R (1, 10) OBP: 0.316, SLG: 0.420	S SL 78 D SL 80 B SL 78 X CH 85 2-1 ① L8	X SL 81 0-0 1-2 1B		C FF 93 C FF 93 B FF 93 B SL 82 S FF 95 2-3 ② K		B SL 89 X CU 81 1-0 ②③ G4-6-3 1-2f		B SL 85 B FF 97 F FF 97 F FF 96 B FF 96 X SL 84 3-2 ③ F9			5	0	1	0	0	1	4
13 Lourdes Gurriel Jr., R (1, 7) OBP: 0.327, SLG: 0.555	B CH 86 X SL 78 1-0 ② F9	X SI 94 0-0 ③ G3-1		C SI 90 B FF 92 C FF 91 B FF 94 S FF 93 2-3 ③ K			C CU 80 F FC 92 B FC 93 B SL 89 X CU 82 2-2 ① F9		B FF 96 F KC 85 B FF 96 C FF 97 B FF 96 F FF 97 C FF 97 3-3 ① K		5	0	0	0	0	2	3
37 Teoscar Hernández, R (1, 8) OBP: 0.281, SLG: 0.375	C SI 91 B FF 91 1 SAFE B FF 93 S SL 80 B SL 80 B SL 80 4-2 15 BB 16 1B 1-2 BB		B SI 92 B CH 89 C CH 85 B FF 93 X CH 85 3-1 E5 15 HR		F SL 78 X FF 92 0-1 ① F8		B FC 94 B FC 92 S SL 87 S CU 82 B CU 82 B CU 81 4-2 15 WP 15 1B BB		C FF 97 B FF 97 C KC 87 S FF 96 1-3 ② K		3	3	0	0	2	1	0
15 Randal Grichuk, R (1, 9) OBP: 0.287, SLG: 0.425	B SL 79 S CH 88 B FF 93 F SL 79 F SL 84 B FF 95 B CH 87 4-2 16 E 16 1B 1-2 2-3 BB		B CH 87 X CH 87 1-0 1-H HR		B SI 92 B SI 90 X SI 92 2-0 16 1B 1B		C SL 88 1 SAFE B FC 93 1 SAFE S CU 82 1 SAFE B CU 83 B CU 81 X SL 89 3-2 16 G6-4-3 1-H 1B		C KC 87 B FF 97 X FF 97 1-1 ③ F8		4	1	3	3	1	0	0
16 Freddy Galvis, S (1, 6) OBP: 0.297, SLG: 0.423	C SL 80 F SI 94 X SL 82 0-2 E7 1-3 2-H 3-H 1B		C SI 93 F FF 92 F FF 95 B CH 88 B FF 94 C FF 94 2-3 ① K		X SL 78 0-0 1-2 1B		1 SAFE F FF 96 C FF 96 D SL 88 X SL 88 1-2 ②③ G6-4-3 1-2f			B KC 80 C KC 80 F KC 83 B FF 95 T FF 95 2-2 ① K	5	0	2	2	0	2	1
9 Danny Jansen, R (1, 2) OBP: 0.253, SLG: 0.237 8 Cavan Biggio, L (10, PH) OBP: 0.356, SLG: 0.449 (10, 4)	S CH 88 S CH 87 C FF 95 0-3 ③ K		S CH 85 X FF 92 0-1 ② P4		C CH 85 F CH 87 B FF 91 X FF 92 1-2 ② F9			B SL 86 B SL 87 F SL 87 B FF 95 C FF 95 S FF 94 3-3 ① K		B KC 82 B KC 82 B KC 80 C FF 94 F KC 82 D KC 84 4-2 28 S BB	4 0	0 0	0 0	0 0	0 1	2 0	4 0
28 Billy McKinney, L (1, 3) OBP: 0.274, SLG: 0.379		C SI 91 F CH 89 B SL 82 S SL 78 1-3 ① K	H SL 74 1-0 HBP		C SI 91 F SI 91 S SL 81 0-3 ③ K			F SI 95 F SI 96 F FF 95 B SI 96 S SL 89 1-3 ② K		F FC 89 B FF 94 C KC 81 1 SAFE S FF 94 1-3 ② K 1-2	4	0	0	0	0	4	3
3 Brandon Drury, R (1, 5) OBP: 0.248, SLG: 0.356 44 Rowdy Tellez, L (10, PH) OBP: 0.274, SLG: 0.440 21 Luke Maile, R (10, 2) OBP: 0.221, SLG: 0.258		C CH 86 B SL 82 F SL 78 C FF 93 1-3 ② K	S SI 92 B FF 92 B FF 93 C CH 85 C FF 95 2-3 ③ K			C SL 86 F CU 80 C CU 80 0-3 ① K		C SL 85 X SI 97 0-1 5 1B 1B		B KC 80 B FF 93 2-0 IBB	4 0 0	0 0 0	1 0 0	0 1 0	0 0 0	3 0 0	1 0 0
Inning Stats	R: 2 E: 1 K: 1 S: 22 H: 2 LOB: 2 BB: 2 P: 36	R: 0 E: 0 K: 2 S: 12 H: 2 LOB: 2 BB: 0 P: 16	R: 2 E: 1 K: 2 S: 12 H: 1 LOB: 1 BB: 0 P: 21	R: 0 E: 0 K: 2 S: 9 H: 0 LOB: 0 BB: 0 P: 15	R: 0 E: 0 K: 1 S: 10 H: 2 LOB: 2 BB: 0 P: 13	R: 0 E: 0 K: 1 S: 8 H: 1 LOB: 0 BB: 0 P: 12	R: 1 E: 0 K: 0 S: 11 H: 1 LOB: 0 BB: 1 P: 21	R: 0 E: 0 K: 2 S: 15 H: 2 LOB: 2 BB: 0 P: 22	R: 0 E: 0 K: 2 S: 9 H: 0 LOB: 0 BB: 0 P: 14	R: 0 E: 0 K: 2 S: 10 H: 0 LOB: 2 BB: 2 P: 20	1B: 10 2B: 0 3B: 0 HR: 1	SF: 0 SAC: 0 DP: 2 HBP: 1	WP: 1 PB: 0 SB: 2 CS: 0	PA: 46			

TOP

AB	40
R	5
H	11
RBI	5
BB	5
SO	15
LOB	18

PITCHER		IP	WLS	BF	H	R	ER	SO	BB	IBB	HBP	BLK	WP	HR	S	P	ERA	WHIP
41 Chris Sale, L ERA: 3.59	(1, 1)	5.0		26	7	4	3	8	2	0	1	0	0	1	65	101	5.40	1.800
54 Colten Brewer, R ERA: 4.32	(6, 1)	1.1		6	2	1	1	1	1	0	0	0	1	0	16	29	6.75	2.250
72 Josh Taylor, L ERA: 5.59	(7, 1)	1.1		3	0	0	0	2	0	0	0	0	0	0	10	15	0.00	0.000
70 Ryan Brasier, R ERA: 3.48	(8, 1)	0.1		3	2	0	0	0	0	0	0	0	0	0	8	11	0.00	6.000
32 Matt Barnes, R ERA: 3.06	(9, 1)	1.0		3	0	0	0	2	0	0	0	0	0	0	9	14	0.00	0.000

PITCHER		IP	WLS	BF	H	R	ER	SO	BB	IBB	HBP	BLK	WP	HR	S	P	ERA	WHIP
44 Brandon Workman, R ERA: 1.77	(10, 1)	1.0	W	5	0	0	0	2	1	1	0	0	0	0	10	20	0.00	1.000

Batter	1	2	3	4	5	6	7	8	9	10	AB	R	H	RBI	BB	SO	LOB
50 Mookie Betts, R (1, 9) OBP: 0.384, SLG: 0.466	C FF 93 B SL 82 X SI 92 1-1 L7 ①	C FF 95 B FC 91 C FC 91 S SL 82 1-3 K ③			C SL 81 S FC 88 B SL 82 B SL 81 S FF 94 2-3 K ①		F FF 94 B FF 94 X SL 79 1-1 16 1B 3B	B FF 92 X FC 89 1-0 P4 ③			5	1	1	0	0	2	3
16 Andrew Benintendi, L (1, 7) OBP: 0.356, SLG: 0.427	B FF 94 B FF 94 B SL 83 B FF 92 4-0 28 1B BB		B FF 93 B SL 81 X FF 93 2-0 28 1B 12 SF8 1B		C SL 81 X FF 93 0-1 P6 ②		S SL 87 F SI 94 D SL 86 X SL 89 1-2 2 2B 3-H 1B		C SL 85 F FF 97 T FF 97 0-2 K ①		4	2	2	1	1	1	0
2 Xander Bogaerts, R (1, 6) OBP: 0.392, SLG: 0.535	C FF 94 T FF 95 S FF 94 0-3 K ②		C SL 80 X FC 90 0-1 F8 ①		B FF 95 C SL 82 X SL 81 1-1 G5-3 ③		1 SAFE B CU 74 C SI 95 1 SAFE S FC 89 D FC 89 1 SAFE X SI 95 2-2 28 WP 28 1B 1-H 2B		B SL 87 C SL 87 B FF 97 B FF 94 B FF 95 4-1 BB		4	1	1	1	1	1	2
28 J.D. Martinez, R (1, 10) OBP: 0.372, SLG: 0.541	C SL 82 1 SAFE X SI 94 0-1 1-2 1B		B FC 89 B FC 90 F FF 93 X FF 93 2-1 1-3 1B			X FF 92 0-0 F9 ①	B FF 95 B CH 91 X FC 89 2-0 12 G4-6-3 2-H 1B		F FF 94 B FF 93 F FF 94 S FF 96 1-3 K ②		5	0	3	1	0	1	1
12 Brock Holt, L (1, 4) OBP: 0.372, SLG: 0.402 (9, 5)	C FF 94 B SL 81 C FF 93 F FF 94 F SL 81 C SL 81 1-3 K ③		B SL 80 B FF 93 B FF 93 C FF 94 X FF 92 3-1 SF8 ② 3-H			C SL 78 B FF 91 B FF 93 X FF 92 2-1 19 G6-3 23 1B 1B	C SI 94 F FF 94 X FC 89 0-2 G4-6-3 ②③ 1-2f		1 SAFE T FF 94 F FF 96 B FF 94 F SL 86 B FF 96 F SL 85 F SL 85 F FF 94 2-3 S FF 94 K ③		4	0	1	1	0	2	4
23 Michael Chavis, R (1, 3) OBP: 0.340, SLG: 0.458		B FF 93 B FF 94 X SL 82 2-0 36 1B 1B	1 SAFE S SL 80 F FF 93 B FF 94 F SL 81 1 SAFE S SL 82 1-3 K ③			1 SAFE F FF 92 B SL 81 B FF 92 1 SAFE X FC 88 2-1 19 G6-3 1-2 1B		B FC 89 C FC 89 B FF 92 B FC 89 S FF 92 S FF 93 3-3 K ①	B FF 95 S FF 95 S FF 93 S SL 86 1-3 K ①		5	0	2	0	0	3	1
19 Jackie Bradley Jr., L (1, 8) OBP: 0.308, SLG: 0.371		C FF 93 D CH 84 X FF 93 1-1 P6 ①		X SL 81 0-0 G3-1 ①		B SL 80 F FF 93 S CH 83 D SL 81 X CH 81 2-2 G6-3 ② 1-2 2-3		X KC 80 0-0 11 1B 3B	B FF 96 C FF 94 F SL 85 F FF 96 S FF 94 1-3 K ②		5	1	1	0	0	1	3
36 Eduardo Núñez, R (1, 5) OBP: 0.250, SLG: 0.313 11 Rafael Devers, L (8, PH) OBP: 0.362, SLG: 0.505 40 Marco Hernández, L (8, PR) OBP: 0.280, SLG: 0.500 (9, 4)		X FF 94 0-0 1-2 1B		B SL 81 X SL 80 1-0 G6-3 ②		B FF 95 F FC 87 B FF 94 S SL 80 F SL 81 S SL 81 2-3 K2-3 ③		C FC 90 B FF 92 F FC 90 D KC 82 X KC 81 2-2 3-H 1B	F FF 94 S FF 95 H FF 95 1-2 7 HR HBP		3 1 0	0 0 1	1 1 0	0 1 0	0 1 0	1 0 0	2 0 0
3 Sandy León, S (1, 2) OBP: 0.270, SLG: 0.291 7 Christian Vázquez, R (8, PH) OBP: 0.330, SLG: 0.480 (9, 2)		B SL 82 F FF 93 C FF 93 D SL 81 X FF 93 2-2 F6 ②		B FF 92 C SL 80 C FF 94 B SL 80 F FF 93 X FF 95 2-2 F8 ③			C SL 78 C SL 80 B FF 91 F FF 93 B SL 79 F FF 92 C SL 82 2-3 K ①	C FC 89 1 SAFE B FF 91 1 SAFE P FF 90 B FC 88 F FF 91 1 SAFE X FF 92 3-2 L8 ②	B FF 94 C SL 84 B SL 83 F FF 92 F SL 84 D SL 85 X FF 93 3-2 1-H HR		3 2	0 1	0 1	0 2	0 0	1 0	2 1
Inning Stats	R: 0 E: 0 K: 2 S: 12 H: 1 LOB: 2 BB: 1 P: 18	R: 0 E: 0 K: 1 S: 10 H: 2 LOB: 2 BB: 0 P: 16	R: 1 E: 0 K: 1 S: 11 H: 2 LOB: 1 BB: 0 P: 19	R: 0 E: 0 K: 0 S: 6 H: 0 LOB: 0 BB: 0 P: 9	R: 0 E: 0 K: 1 S: 7 H: 0 LOB: 0 BB: 0 P: 10	R: 0 E: 0 K: 1 S: 12 H: 2 LOB: 2 BB: 0 P: 20	R: 3 E: 0 K: 1 S: 17 H: 4 LOB: 0 BB: 0 P: 25	R: 1 E: 0 K: 1 S: 12 H: 2 LOB: 1 BB: 0 P: 20	R: 0 E: 0 K: 3 S: 14 H: 0 LOB: 1 BB: 1 P: 21	R: 2 E: 0 K: 2 S: 13 H: 1 LOB: 0 BB: 0 P: 19	1B: 10 2B: 1 3B: 2 HR: 1 SF: 1 SAC: 0 DP: 1 HBP: 1	WP: 1 PB: 0 SB: 0 CS: 0 PA: 45					

PITCHER		IP	WLS	BF	H	R	ER	SO	BB	IBB	HBP	BLK	WP	HR	S	P	ERA	WHIP
57 Trent Thornton, R ERA: 4.25	(1, 1)	6.1		28	8	2	2	7	1	0	0	0	0	0	65	102	2.84	1.421
58 Tim Mayza, L ERA: 4.78	(7, 1)	0.0		1	1	0	0	0	0	0	0	0	0	0	3	4	∞	∞
31 Joe Biagini, R ERA: 3.62	(7, 1)	0.2	H	3	2	2	2	0	0	0	0	0	1	0	7	11	27.00	3.000
35 David Phelps, R ERA: 6.0	(8, 1)	1.0	B	5	2	1	1	1	0	0	0	0	0	0	12	20	9.00	2.000
68 Jordan Romano, R ERA: 5.06	(9, 1)	1.2	L	8	1	2	2	5	1	0	1	0	0	1	27	40	10.80	1.200

PITCHER	IP	WLS	BF	H	R	ER	SO	BB	IBB	HBP	BLK	WP	HR	S	P	ERA	WHIP

BOTTOM

Toronto Blue Jays @ Boston Red Sox

Fenway Park, Boston, MA

Fri Jun 21 2019, 7:15 PM - 11:09 PM EDT

Att. 36,911 - Cloudy - 72 F

livebaseballscorecards.com

AB	41
R	7
H	14
RBI	7
BB	2
SO	13
LOB	19

Batter	1	2	3	4	5	6	7	8	9	AB	R	H	RBI	BB	SO	LOB
5 Eric Sogard, L (1, 10) OBP: 0.375, SLG: 0.497	X FF 89 0-0 ① F9		B FF 89 C FF 88 B FF 89 F FF 89 B SL 79 F SL 77 X FF 89 3-2 ③ P2		B FF 88 C FF 89 B SL 79 B SL 80 X SL 78 3-1 ③ F9		C SL 84 F FC 92 B FF 95 C FC 92 1-3 ② K	B SL 83 D SL 83 B FF 96 B FF 94 4-0 27 BB 1-2 2-3 3-H BB		4	0	0	1	1	1	1
27 Vladimir Guerrero Jr., R (1, 5) OBP: 0.323, SLG: 0.421	B FF 89 X CU 75 1-0 ② G5-3			C CU 74 B FF 86 X CU 75 1-1 13 WP 13 E 1B		B SL 86 C CU 82 F FF 91 S SL 86 1-3 ① K	B SI 95 S SL 86 B SI 95 B SI 94 S SL 86 S SL 85 F SL 86 X FC 94 3-2 13 WP 1-3 1B	C SL 85 B FF 96 F SL 83 B FF 96 F FF 96 F FF 95 D SL 84 B FF 96 4-2 1-2 2-3 3-H BB		4	1	2	1	1	1	0
13 Lourdes Gurriel Jr., R (1, 7) OBP: 0.329, SLG: 0.549	C CU 76 B FF 89 C SL 80 B CU 78 X CU 75 2-2 E7 1B			F FF 88 B FF 88 F FF 88 B FF 87 F SL 80 B CU 76 X CU 75 3-2 E6 37 1B 1-H 1B		S SL 82 B FF 92 B SL 84 S FF 93 2-3 ② K	S SL 86 B FC 92 D SI 95 F SL 85 S FF 95 2-3 ③ K 1-2 3-H	B FF 95 X SL 82 1-0 ③ P3		5	0	2	0	0	2	4
15 Randal Grichuk, R (1, 9) OBP: 0.283, SLG: 0.417	F CU 75 B FF 89 D CU 76 F CU 76 X SL 80 2-2 ③ L7			S SL 78 S FF 87 B FF 87 S CU 76 1-3 ① K		C FF 92 C FF 93 B CU 81 X SL 87 1-2 ③ G4-3		B FF 96 C FF 96 B KC 84 C KC 84 F KC 86 F FF 96 F FF 97 C FF 97 2-3 ① K	F SL 85 S FF 92 B FF 90 C FF 91 1-3 ① K	5	0	0	0	0	3	2
37 Teoscar Hernández, R (1, 8) OBP: 0.284, SLG: 0.376		S CU 75 F CU 75 B FF 87 B FF 87 B CU 77 F SL 79 S FF 90 3-3 ① K		C CU 76 1 SAFE B CH 83 F SL 81 B FF 91 D CU 76 X CU 77 3-2 1-2 1B			C CU 82 B CU 82 B FF 92 X SL 84 2-1 ① P4	F FF 98 S FF 96 B FF 97 B KC 86 X KC 86 2-2 8 WP 8 1B 1B	B CU 79 B SL 84 C SL 88 S FF 92 S FF 92 2-3 ② K	5	1	2	0	0	2	0
8 Cavan Biggio, L (1, 4) OBP: 0.359, SLG: 0.446		C FF 90 B SL 81 B SL 79 C CU 75 F FF 92 X SL 79 2-2 ② G4-3		D SL 78 C SL 76 C FF 86 S SL 78 1-3 ② K			B SL 87 X SL 86 1-0 16 HR 1B	C FF 97 B FF 98 D KC 87 C KC 86 1 SAFE F FF 96 F FF 98 B KC 87 X KC 87 3-2 28 WP 44 BB 1-H 5 BB 1B	B CU 77 B FF 92 F SL 89 C SL 88 C SL 88 2-3 ③ K	5	2	2	1	0	2	2
16 Freddy Galvis, S (1, 6) OBP: 0.297, SLG: 0.431		X SI 90 0-0 ③ F8		X CU 75 0-0 ③ P4			B FF 91 X FF 92 1-0 1-H HR	1 SAFE 1 SAFE B FF 97 X KC 86 1-0 ② F7		4	1	1	2	0	0	3
44 Rowdy Tellez, L (1, 3) OBP: 0.277, SLG: 0.452			C CH 85 B CU 74 X CU 74 1-1 ① G4-3		B CU 73 C CU 73 B CU 76 X CU 72 2-1 ① F8		C CU 81 B FF 91 S FF 92 B FF 92 X CU 82 2-2 HR	F FF 97 B FF 97 1 SAFE B FF 96 F KC 86 B FF 97 B KC 85 4-2 5 BB 28 WP 27 BB 1-2 BB		3	2	1	1	1	0	0
21 Luke Maile, R (1, 2) OBP: 0.224, SLG: 0.253 28 Billy McKinney, L (8, PH) OBP: 0.278, SLG: 0.379 9 Danny Jansen, R (8, 2) OBP: 0.253, SLG: 0.237			C CU 73 B SL 78 B FF 88 B FF 89 C SL 77 F FF 89 X FF 89 3-2 ② P4		C CU 74 B FF 88 B SL 78 C CU 75 S CU 74 2-3 ② K		B FC 92 B FF 94 B FC 92 C FF 94 F FF 95 F FC 91 B FC 90 4-2 27 1B 13 WP BB	S FF 97 B FF 96 B FF 96 F FF 97 F KC 86 B KC 86 B FF 98 4-2 27 BB 5 BB 1-2 2-3 BB		2 0 0	1 0 0	0 0 0	1 1 0	1 0 0	0 0 0
Inning Stats	R: 0 E: 1 K: 0 S: 8 H: 1 LOB: 1 BB: 0 P: 13	R: 0 E: 0 K: 1 S: 9 H: 0 LOB: 0 BB: 0 P: 14	R: 0 E: 0 K: 0 S: 10 H: 0 LOB: 0 BB: 0 P: 17	R: 1 E: 1 K: 2 S: 16 H: 3 LOB: 2 BB: 0 P: 25	R: 0 E: 0 K: 1 S: 7 H: 0 LOB: 0 BB: 0 P: 14	R: 0 E: 0 K: 2 S: 9 H: 0 LOB: 0 BB: 0 P: 13	R: 4 E: 0 K: 2 S: 21 H: 4 LOB: 1 BB: 1 P: 37	R: 3 E: 0 K: 1 S: 25 H: 2 LOB: 3 BB: 4 P: 50	R: 0 E: 0 K: 3 S: 9 H: 0 LOB: 0 BB: 0 P: 14	1B: 8 2B: 0 3B: 0 HR: 2 SF: 0 SAC: 0 DP: 0 HBP: 0						

PITCHER		IP	WLS	BF	H	R	ER	SO	BB	IBB	HBP	BLK	WP	HR	S	P	ERA	WHIP
61 Brian Johnson, L ERA: 6.43	(1, 1)	5.0		19	4	1	0	4	0	0	0	0	1	0	50	83	0.00	0.800
73 Mike Shawaryn, R ERA: 3.18	(6, 1)	1.1		7	3	3	3	2	0	0	0	0	0	2	16	26	20.25	2.250
64 Marcus Walden, R ERA: 2.61	(7, 1)	0.2	H	4	1	1	1	2	1	0	0	0	1	0	14	24	13.50	3.000
32 Matt Barnes, R ERA: 3.82	(8, 1)	0.2	L	6	2	3	3	1	2	0	0	0	2	0	20	36	40.50	6.000
70 Ryan Brasier, R ERA: 3.45	(8, 1)	0.1		3	0	0	0	0	2	0	0	0	0	0	5	14	0.00	6.000

PITCHER		IP	WLS	BF	H	R	ER	SO	BB	IBB	HBP	BLK	WP	HR	S	P	ERA	WHIP
67 Josh Smith, R ERA: 5.87	(9, 1)	1.0		3	0	0	0	3	0	0	0	0	0	0	9	14	0.00	0.000

TOP

Toronto Blue Jays @ Boston Red Sox

Fenway Park, Boston, MA

Sat Jun 22 2019, 4:30 PM - 8:20 PM EDT

Att. 36,712 - Partly Cloudy - 76 F

livebaseballscorecards.com

AB	37
R	8
H	10
RBI	6
BB	5
SO	12
LOB	12

Batter	1	2	3	4	5	6	7	8	9	AB	R	H	RBI	BB	SO	LOB
50 Mookie Betts, R (1, 9) OBP: 0.387, SLG: 0.463	F FF 93 C FF 93 B SL 82 F SL 83 F CH 85 X FF 94 1-2 ① G4-3	B SI 89 B SI 89 2 SAFE C SI 90 B SL 85 B SI 91 4-1 16 2B BB		1 SAFE X SL 82 0-0 ①② G4-3 1-2f		C FF 91 B FC 91 F FF 91 B FC 90 B FF 92 B FF 91 4-2 BB			B SL 85 B SL 86 B FF 98 C FF 97 B FF 98 4-1 16 S 2 2B BB	2	2	0	0	3	0	1
16 Andrew Benintendi, L (1, 7) OBP: 0.357, SLG: 0.433	F SL 82 S CH 85 B CH 86 B CU 76 B CU 76 X SL 82 3-2 ② G4-3	F SL 84 X SL 84 0-1 1-H 2-H 2B		C SI 88 F SL 83 X CU 78 0-2 2B		B FF 92 B CH 86 X FF 92 2-0 ③ F7			F FF 97 1 SAFE 1 SAFE C SL 87 1 SAFE B SL 86 S FF 98 1-3 ② K 1-2	5	0	2	2	0	1	2
2 Xander Bogaerts, R (1, 6) OBP: 0.389, SLG: 0.533	C SL 82 F FF 95 B FF 94 B SL 85 X FF 93 2-2 ③ G6-3	B SI 90 C SL 84 F SL 85 F SI 88 F SL 85 X SI 90 1-2 ③ G4-3		S SL 84 F SI 90 X SI 90 0-2 ③ G5-3			B FC 90 B KC 78 C FF 91 X FF 91 2-1 ① P6		B FF 97 F FF 97 C SL 87 X FF 98 1-2 2-H 2B	5	0	1	1	0	0	2
28 J.D. Martinez, R (1, 10) OBP: 0.369, SLG: 0.533		B FF 94 C FF 93 B FF 93 B FF 94 B SL 86 4-1 12 G1-3 19 2B BB	X SI 90 0-0 ① G3-1	C SL 84 S SI 89 B SI 90 B SI 90 B SL 84 C SI 89 3-3 ① K			C FF 92 B FF 91 B FF 92 C FC 91 S CH 84 2-3 ② K		S FF 98 B FF 98 F SL 86 B SL 87 S FF 98 2-3 ③ K	4	1	0	0	1	3	1
12 Brock Holt, L (1, 4) OBP: 0.367, SLG: 0.395		B CU 75 F FF 92 B FF 91 F CH 86 F FF 94 X FF 94 2-2 ① G1-3 1-2	C CU 80 B SI 88 X CH 81 1-1 ② L8	B CU 80 B SI 89 X SL 84 2-0 ③ 7 FC6-4 1B			F CH 86 F CH 85 B FF 92 F FC 92 S FF 91 1-3 ③ K			4	0	1	0	0	1	1
7 Christian Vázquez, R (1, 2) OBP: 0.333, SLG: 0.493		B FF 93 B CU 76 B FF 93 C FF 93 B SL 84 4-1 19 2B BB	C SI 91 F SL 84 B CU 79 B CH 84 F SI 89 X SL 84 2-2 HR	C SL 84 D SL 84 1 SAFE F SI 87 X SI 90 1-2 ② FC6-4 1-2f				B SL 86 C FF 95 B SL 88 X FF 96 2-1 ① F9		3	2	1	1	1	0	1
19 Jackie Bradley Jr., L (1, 8) OBP: 0.311, SLG: 0.378		C FF 93 X FF 91 0-1 23 1B 1-H 2-H 2B	F CU 80 X CH 83 0-1 1B	B SI 88 B SI 89 D SL 85 C SI 87 X SL 82 3-1 ③ G3				C FF 96 B CH 88 F FF 96 X SI 96 1-2 ② F7		4	1	2	2	0	0	1
23 Michael Chavis, R (1, 3) OBP: 0.339, SLG: 0.455		C FF 93 D SL 85 C FF 92 B FF 94 F CH 86 B SL 83 X FF 92 3-2 36 G1-3 16 2B 2-H 1B	C SI 90 B SI 88 X SL 84 1-1 ③ P3			C FF 92 B FF 92 S FC 92 B FF 92 F FF 93 S KC 81 2-3 ① K		C FF 96 B SL 87 S FF 96 F FF 96 B FF 96 F FF 95 F SL 86 S SL 87 2-3 ③ K		4	1	1	1	0	2	1
36 Eduardo Núñez, R (1, 5) OBP: 0.252, SLG: 0.313 11 Rafael Devers, L (9, PH) OBP: 0.361, SLG: 0.503		C SI 90 B SI 91 1 SAFE X SI 89 1-1 ② G1-3 1-2	X SI 90 0-0 50 G4-3 1B			C KC 80 F FF 91 B KC 82 X FC 91 1-2 ② G3			S FF 98 S FF 99 B FF 98 F SL 87 F FF 99 S SL 87 1-3 ① K	3 1	0 0	1 0	0 0	0 0	0 1	1 0
Inning Stats	R: 0 E: 0 K: 0 S: 11 H: 0 LOB: 0 BB: 0 P: 17	R: 5 E: 0 K: 0 S: 22 H: 3 LOB: 1 BB: 3 P: 41	R: 1 E: 0 K: 0 S: 11 H: 2 LOB: 1 BB: 0 P: 15	R: 0 E: 0 K: 0 S: 8 H: 2 LOB: 1 BB: 0 P: 8	R: 0 E: 0 K: 1 S: 9 H: 1 LOB: 1 BB: 0 P: 18	R: 0 E: 0 K: 1 S: 10 H: 0 LOB: 1 BB: 1 P: 19	R: 0 E: 0 K: 2 S: 9 H: 0 LOB: 0 BB: 0 P: 14	R: 0 E: 0 K: 1 S: 11 H: 0 LOB: 0 BB: 0 P: 16	R: 1 E: 0 K: 3 S: 15 H: 1 LOB: 1 BB: 1 P: 24	1B: 4 2B: 4 3B: 0 HR: 1 SF: 0 SAC: 0 DP: 1 HBP: 0						WP: 0 PB: 0 SB: 1 CS: 0 PA: 40	

BOTTOM

Toronto Blue Jays @ Boston Red Sox

Fenway Park, Boston, MA

Sat Jun 22 2019, 4:30 PM - 8:20 PM EDT

Att. 36,712 - Partly Cloudy - 76 F

livebaseballscorecards.com

AB	35
R	7
H	9
RBI	7
BB	5
SO	8
LOB	11

PITCHER		IP	WLS	BF	H	R	ER	SO	BB	IBB	HBP	BLK	WP	HR	S	P	ERA	WHIP
64 Derek Law, R ERA: 6.38	(1, 1)	1.1		8	2	4	4	0	2	0	0	0	0	0	23	42	27.00	3.000
43 Sam Gaviglio, R ERA: 4.5	(2, 1)	3.2		17	6	2	2	1	1	0	0	0	0	1	38	57	4.91	1.909
66 Nick Kingham, R ERA: 9.07	(6, 1)	2.0	W	7	0	0	0	3	1	0	0	0	0	0	19	33	0.00	0.500
46 Daniel Hudson, R ERA: 2.94	(8, 1)	1.0	H	3	0	0	0	1	0	0	0	0	0	0	11	16	0.00	0.000
51 Ken Giles, R ERA: 1.33	(9, 1)	1.0	S	5	1	1	1	3	1	0	0	0	0	0	15	24	9.00	2.000

PITCHER	IP	WLS	BF	H	R	ER	SO	BB	IBB	HBP	BLK	WP	HR	S	P	ERA	WHIP

Batter	1	2	3	4	5	6	7	8	9	AB	R	H	RBI	BB	SO	LOB
5 Eric Sogard, L (1, 4) OBP: 0.371, SLG: 0.505	B SI 86 F SI 89 X FF 89 1-1 ① G6-3		C FF 88 B CU 72 C FF 89 X SL 83 1-2 ① L8		X SI 87 0-0 ① L4	B CU 74 D SI 88 F FF 89 X SI 89 2-1 ② F7		C FF 92 B SL 89 B CH 83 X FC 90 2-1 HR		5	1	1	1	0	0	2
27 Vladimir Guerrero Jr., R (1, 10) OBP: 0.315, SLG: 0.410	F SI 90 B SI 91 F SI 89 F SL 82 X FF 91 1-2 ② G4-3		F SI 91 X FF 90 0-1 ② L8		C CU 73 B FF 89 B CU 74 S SL 82 X SI 89 2-2 ② G1-3	B FF 91 S SL 83 D SL 83 B FF 91 F SL 84 S SI 89 3-3 ③ K		B CU 80 F CU 79 B SI 93 S SL 85 C FF 93 2-3 ③ K		5	0	0	0	0	2	2
13 Lourdes Gurriel Jr., R (1, 7) OBP: 0.338, SLG: 0.558	C FF 90 B FF 91 X SI 89 1-1 1B		C FF 91 S CU 75 X FF 91 0-2 8 2B 1B		L CU 72 S SL 82 X SL 81 0-2 ③ L7		X SL 83 0-0 8 F9 2B		B SL 86 B CU 80 X SL 87 2-0 ① P3	5	1	3	0	0	0	0
8 Cavan Biggio, L (1, 9) OBP: 0.361, SLG: 0.449 (9, 3)	C SI 90 F FF 90 F FF 92 B FF 92 S SL 84 1-3 ③ K		B FF 90 X FF 90 1-0 1-H 2B			C CU 73 B CH 84 B SL 82 B CH 83 C SI 85 B FF 90 4-2 16 2B 15 BLK BB	F CU 77 B FF 92 X SL 89 1-1 ① F9 2-3		B CU 78 B FC 90 B CH 83 C FF 92 F SL 90 X CU 79 3-2 ② L9	4	1	1	1	1	1	2
16 Freddy Galvis, S (1, 6) OBP: 0.302, SLG: 0.434		B FF 88 S FF 89 X SL 83 1-1 ① B2-3	B SL 85 B SL 85 B FF 90 C FF 90 F FF 91 B FF 89 4-2 BB			1 SAFE 1 SAFE F CH 84 X FF 90 0-1 15 BLK 9 1B 1-3 2B	B FF 92 B FF 92 C SL 89 F SL 90 B SL 88 B FC 89 4-2 BB		B CH 83 S CU 78 S CH 83 B SL 89 F CH 83 C SL 88 2-3 ③ K	3	1	1	0	2	1	0
15 Randal Grichuk, R (1, 8) OBP: 0.279, SLG: 0.412 (9, 9)		B SI 89 X SI 88 1-0 ② G6-3	B CU 72 C CU 75 S SI 89 B FF 91 B CU 72 X SI 91 3-2 ③ G1-3			B CU 72 F SI 89 F SI 89 F FF 90 B SL 84 X CU 75 2-2 ① G4-3 2-3 3-H	B SI 93 C SL 89 C FF 93 S CU 80 1-3 ② K			4	0	0	0	0	1	5
44 Rowdy Tellez, L (1, 3) OBP: 0.285, SLG: 0.459 37 Teoscar Hernández, R (9, 8) OBP: 0.284, SLG: 0.376		L FF 90 F FF 91 B CU 74 X SL 85 1-2 3 1B 2B		C CU 73 B CH 83 X FF 88 1-1 9 G6-4-3 1B		0-0 3 BB 9 1B IBB	C FF 93 1 SAFE B CH 84 X CH 84 1-1 ③ G3			3 0	2 0	2 0	0 0	1 0	0 0	2 0
3 Brandon Drury, R (1, 5) OBP: 0.252, SLG: 0.356		B SL 83 X SI 89 1-0 9 FC6-4 2-H 1B		X SI 88 0-0 ① L5		F SI 89 B FF 91 B SI 90 D SL 84 B SL 81 4-1 9 1B 1-2 BB		C CU 78 B SL 87 C CU 78 C SI 92 1-3 ① K		3	0	1	1	1	1	1
9 Danny Jansen, R (1, 2) OBP: 0.253, SLG: 0.237		B SI 89 X FF 90 1-0 ③ FC6-4 1-2f		C SI 89 X SI 90 0-1 ② ③ G6-4-3 1-2f		F SI 90 X SI 90 0-1 1-2 2-H 3-H 1B		B CU 78 B SL 88 X SL 88 2-0 ② G5-3		4	0	1	2	0	0	2
Inning Stats	R: 0 H: 1 E: 0 LOB: 1 K: 1 BB: 0 S: 12 P: 16	R: 1 H: 2 E: 0 LOB: 1 K: 0 BB: 0 S: 8 P: 13	R: 1 H: 2 E: 0 LOB: 2 K: 0 BB: 1 S: 14 P: 23	R: 0 H: 1 E: 0 LOB: 0 K: 0 BB: 0 S: 5 P: 6	R: 0 H: 0 E: 0 LOB: 0 K: 0 BB: 0 S: 7 P: 9	R: 3 H: 2 E: 0 LOB: 2 K: 1 BB: 3 S: 16 P: 31	R: 0 H: 1 E: 0 LOB: 2 K: 1 BB: 1 S: 10 P: 17	R: 1 H: 1 E: 0 LOB: 0 K: 2 BB: 0 S: 9 P: 16	R: 0 H: 0 E: 0 LOB: 0 K: 1 BB: 0 S: 8 P: 15	1B: 5 SF: 0 2B: 4 SAC: 0 3B: 0 DP: 1 HR: 1 HBP: 0						

PITCHER	IP	WLS	BF	H	R	ER	SO	BB	IBB	HBP	BLK	WP	HR	S	P	ERA	WHIP
22 Rick Porcello, R (1, 1) ERA: 4.52	6.0	L	29	8	5	5	2	3	1	0	1	0	0	62	98	7.50	1.833
67 Josh Smith, R (7, 1) ERA: 5.4	3.0		12	2	1	1	4	1	0	0	0	0	1	27	48	3.00	1.000

PITCHER	IP	WLS	BF	H	R	ER	SO	BB	IBB	HBP	BLK	WP	HR	S	P	ERA	WHIP

TOP

Toronto Blue Jays @ Boston Red Sox

Fenway Park, Boston, MA

Sun Jun 23 2019, 1:09 PM - 4:12 PM EDT

Att. 36,495 - Sunny - 84 F

livebaseballscorecards.com

AB	36
R	6
H	10
RBI	5
BB	5
SO	6
LOB	16

WP: 0 PA: 41
PB: 0
SB: 0
CS: 0

Toronto Blue Jays @ Boston Red Sox

Fenway Park, Boston, MA

Sun Jun 23 2019, 1:09 PM - 4:12 PM EDT

Att. 36,495 - Sunny - 84 F

BOTTOM

Batter	1	2	3	4	5	6	7	8	9	AB	R	H	RBI	BB	SO	LOB
50 Mookie Betts, R (1, 9) OBP: 0.388, SLG: 0.463	F8		2 G3 / 16 BB / 1B		G5-3			1B		4	0	2	0	0	0	0
16 Andrew Benintendi, L (1, 7) OBP: 0.359, SLG: 0.432	G6-3		1-2: 2 G3 / BB			36 WP / 1B		P5		3	0	1	0	1	0	1
2 Xander Bogaerts, R (1, 6) OBP: 0.385, SLG: 0.526	P6		G3			P4		F9		4	0	0	0	0	0	4
28 J.D. Martinez, R (1, 10) OBP: 0.365, SLG: 0.526		F9	G5-3			K		G3		4	0	0	0	0	1	4
12 Brock Holt, L (1, 5) OBP: 0.374, SLG: 0.402 36 Eduardo Núñez, R (4, 5) OBP: 0.254, SLG: 0.321		7 1B / 19 1B / 1B		P4		K			19 E / 2B	1 3	0 1	1 1	0 0	0 0	0 1	0 1
7 Christian Vázquez, R (1, 2) OBP: 0.332, SLG: 0.488		1-2: 19 1B / 1B		K			K		K	4	0	1	0	0	3	1
19 Jackie Bradley Jr., L (1, 8) OBP: 0.314, SLG: 0.377		1-2 2-H: 1B		K			HBP		2-H: E1	3	0	1	0	0	1	0
23 Michael Chavis, R (1, 3) OBP: 0.333, SLG: 0.446		G4-3			K		K		K	4	0	0	0	0	3	4
40 Marco Hernández, L (1, 4) OBP: 0.241, SLG: 0.429			K		G1-3		G6-3		G4-3	4	0	0	0	0	1	2

	AB	34
	R	1
	H	7
	RBI	0
	BB	1
	SO	10
	LOB	17

livebaseballscorecards.com

Inning Stats									
	R: 0 E: 0 K: 0 S: 8	H: 0 LOB: 0 BB: 0 P: 10	R: 0 E: 0 K: 0 S: 12	H: 3 LOB: 2 BB: 0 P: 21	R: 0 E: 0 K: 1 S: 16	H: 1 LOB: 2 BB: 1 P: 23	R: 0 E: 0 K: 2 S: 9	H: 0 LOB: 0 BB: 0 P: 14	R: 0 E: 0 K: 1 S: 6	H: 0 LOB: 0 BB: 0 P: 13
	R: 0 E: 0 K: 2 S: 15	H: 1 LOB: 1 BB: 0 P: 23	R: 0 E: 0 K: 2 S: 7	H: 0 LOB: 1 BB: 0 P: 11	R: 0 E: 0 K: 0 S: 8	H: 1 LOB: 1 BB: 0 P: 16	R: 1 E: 1 K: 2 S: 10	H: 1 LOB: 1 BB: 0 P: 14	1B: 6 2B: 1 3B: 0 HR: 0	SF: 0 SAC: 0 DP: 0 HBP: 1	WP: 1 PB: 0 SB: 0 CS: 0	PA: 36		

PITCHER		IP	WLS	BF	H	R	ER	SO	BB	IBB	HBP	BLK	WP	HR	S	P	ERA	WHIP
6 Marcus Stroman, R ERA: 3.04	(1, 1)	6.0	W	23	5	0	0	6	1	0	0	0	1	0	66	104	0.00	1.000
58 Tim Mayza, L ERA: 4.61	(7, 1)	1.0		4	0	0	0	2	0	0	1	0	0	0	7	11	0.00	0.000
35 David Phelps, R ERA: 4.5	(8, 1)	1.0		4	1	0	0	0	0	0	0	0	0	0	8	16	0.00	1.000
31 Joe Biagini, R ERA: 3.51	(9, 1)	1.0		5	1	1	0	2	0	0	0	0	0	0	10	14	0.00	1.000

PITCHER	IP	WLS	BF	H	R	ER	SO	BB	IBB	HBP	BLK	WP	HR	S	P	ERA	WHIP

Batter	1	2	3	4	5	6	7	8	9	AB	R	H	RBI	BB	SO	LOB
28 Leury García, S (1, 8) OBP: 0.322, SLG: 0.386	B FF 93 S FF 93 F FF 94 B CH 90 C SI 95 2-3 K ①		B CH 89 F FF 94 F FF 94 X FF 94 1-2 F9 ②			X FF 91 0-0 L8 ① B FC 86 S CH 87 F CH 87 C SI 94 1-3 K ②	S SL 86 C SL 86 B FF 96 C FF 96 1-3 K ② S SI 96 F SL 86 B FF 96 S SL 87 1-3 K ③		B CU 83 S SL 89 B SL 88 B FF 95 B SL 86 4-1 7 S BB	4	0	0	0	1	2	2
7 Tim Anderson, R (1, 6) OBP: 0.338, SLG: 0.485	F CH 88 B CH 89 F FC 90 B SI 94 C FC 89 2-3 K ②		C FC 88 S FF 94 X FF 95 0-2 P4 ③						F FF 93 1 SAFE B FF 94 B KC 83 S FC 88 C KC 81 2-3 K ③ 1-2	5	0	0	0	0	4	3
79 José Abreu, R (1, 3) OBP: 0.298, SLG: 0.500	X CH 89 0-0 G1-3 ③			C FF 94 B FF 93 B CH 89 S CH 90 X FF 95 2-2 L9 ① B FF 95 S FF 95 C FF 95 B CH 91 X SL 88 2-2 1B		B FC 87 S CH 89 X FF 94 1-1 HR		B CU 80 C SL 87 S CU 83 F CU 83 C CU 82 1-3 K ①		4	1	1	1	0	1	0
33 James McCann, R (1, 2) OBP: 0.389, SLG: 0.508		F CH 87 C FF 93 B CH 88 B CH 88 X FF 94 2-2 P4 ①				B CH 88 B CH 88 F CH 88 F FF 93 F FF 95 B CH 89 X CH 89 3-2 G5-3 ③		C CU 82 B FC 95 F CU 82 B SL 90 X CU 82 2-2 45 S 1B		4	0	2	0	0	0	0
74 Eloy Jiménez, R (1, 7) OBP: 0.313, SLG: 0.479		C CH 89 S CH 89 X FF 94 0-2 45 G4-3 10 HR 2B		S CH 89 S CH 89 B CH 90 S CH 90 1-3 K ②			C CH 86 B CH 87 B FF 92 B CH 87 B CH 88 4-1 45 SH3 17 1B BB	B SL 88 X FC 93 1-0 F9 ②		3	2	1	0	1	1	2
45 Jon Jay, L (1, 9)		C CH 88 B SI 93 B SI 92 S FF 94 B FF 93 F SI 94 F SI 94 F SI 94 X CH 89 3-2 G4-3 ② 2-3		B SI 93 X SI 94 1-0 G4-3 ③			X SI 92 0-0 SH3 ① 1-2	1 SAFE C FC 94 S CU 81 B FC 94 B CU 82 D CU 84 B SI 94 4-2 1-2 BB		2	0	0	0	1	0	2
10 Yoán Moncada, S (1, 5) OBP: 0.352, SLG: 0.522		X FC 92 0-0 3-H HR			C FF 93 B FF 94 F FC 87 B FF 93 B CH 89 X CH 89 3-2 17 G6-3 1B		0-0 17 1B 5 1B IBB	B FF 95 C FF 96 F FF 96 D SL 90 D SL 87 C SL 87 3-3 K ③		3	2	2	2	1	1	2
17 Yonder Alonso, L (1, 10) OBP: 0.276, SLG: 0.303		B SI 94 X SI 94 1-0 G4-3 ③			B FF 93 F FF 93 F SI 94 B SI 94 B CH 88 F CH 89 X SI 94 3-2 G6-3 ①② 1-2f		X SI 92 0-0 5 1B 1-3 2-H 1B		S SL 88 B SI 94 X SL 89 1-1 P3 ①	4	0	1	1	0	0	1
20 José Rondón, R (1, 4) OBP: 0.265, SLG: 0.287 5 Yolmer Sánchez, S (7, PH) OBP: 0.323, SLG: 0.305 (7, 4)			C FF 92 B FC 87 X CH 88 1-1 G4-3 ①		B CH 88 F CH 89 C FF 95 F SI 95 F FF 94 B FF 94 X CH 90 2-2 G1-3 ③		S FC 93 X FC 92 0-1 1-2 3-H 1B		B SL 88 C SL 87 F FF 95 B FF 95 F FF 96 B FF 94 S SL 87 3-3 K ②	2 2	0 0	0 1	0 1	0 0	0 1	0 0

Inning Stats										
	R: 0 E: 0 K: 2 S: 7	H: 0 LOB: 0 BB: 0 P: 11	R: 2 E: 0 K: 0 S: 14	H: 2 LOB: 0 BB: 0 P: 20	R: 0 E: 0 K: 0 S: 8	H: 0 LOB: 0 BB: 0 P: 10	R: 0 E: 0 K: 1 S: 10	H: 1 LOB: 1 BB: 0 P: 16	R: 0 E: 0 K: 0 S: 12	H: 1 LOB: 0 BB: 0 P: 20
	R: 1 E: 0 K: 1 S: 10	H: 1 LOB: 0 BB: 0 P: 15	R: 2 E: 0 K: 2 S: 11	H: 2 LOB: 2 BB: 2 P: 17	R: 0 E: 0 K: 2 S: 13	H: 1 LOB: 2 BB: 1 P: 24	R: 0 E: 0 K: 2 S: 10	H: 0 LOB: 1 BB: 1 P: 20	1B: 5 2B: 1 3B: 0 HR: 2	SF: 0 SAC: 1 DP: 1 HBP: 0

PITCHER		IP	WLS	BF	H	R	ER	SO	BB	IBB	HBP	BLK	WP	HR	S	P	ERA	WHIP
57 Eduardo Rodriguez, L ERA: 4.87	(1, 1)	6.1		26	6	5	5	4	1	1	0	0	0	2	64	99	7.11	1.105
64 Marcus Walden, R ERA: 2.57	(7, 1)	0.2		3	1	0	0	2	0	0	0	0	0	0	8	10	0.00	1.500
54 Colten Brewer, R ERA: 4.24	(8, 1)	0.2		3	1	0	0	1	0	0	0	0	0	0	8	12	0.00	1.500
72 Josh Taylor, L ERA: 5.06	(8, 1)	1.0		5	0	0	0	2	2	0	0	0	0	0	12	27	0.00	2.000
44 Brandon Workman, R ERA: 1.75	(9, 1)	0.1	W	1	0	0	0	1	0	0	0	0	0	0	3	5	0.00	0.000

PITCHER	IP	WLS	BF	H	R	ER	SO	BB	IBB	HBP	BLK	WP	HR	S	P	ERA	WHIP

TOP

Chicago White Sox @ Boston Red Sox

Fenway Park, Boston, MA

Mon Jun 24 2019, 7:13 PM - 10:48 PM EDT

Att. 36,117 - Partly Cloudy - 70 F

livebaseballscorecards.com

AB	33
R	5
H	8
RBI	5
BB	4
SO	10
LOB	12

PA: 38

WP: 0 PB: 0 SB: 2 CS: 0

Batter	1	2	3	4	5	6	7	8	9	AB	R	H	RBI	BB	SO	LOB
50 Mookie Betts, R (1, 9) OBP: 0.386, SLG: 0.469	C FF 94 B SL 86 S SL 86 B CH 83 F FF 96 C FF 95 2-3 ① K		C FF 95 F FF 96 X FF 95 0-2 ② F9		C SL 84 B FF 94 B FF 94 F FF 94 S FF 95 2-3 ② K		X SI 92 0-0 HR	1 SAFE C FF 96 B CH 87 B CH 89 B CH 89 C FF 96 X FF 97 3-2 ③ G6-3		5	1	1	1	0	2	2
16 Andrew Benintendi, L (1, 7) OBP: 0.359, SLG: 0.438	B CH 83 F FF 95 B CH 83 X CH 82 2-1 2B		S SL 86 F FF 97 F CU 81 F SL 87 F FF 96 B FF 96 S FF 96 1-3 ③ K		F FF 94 1 SAFE B FF 94 X FF 94 1-1 ③ F7		F FC 88 B SI 96 B SI 94 X SI 95 2-1 ① L7		C FC 87 X CU 78 0-1 11 G3 40 1B 2B	5	1	2	0	0	1	1
28 J.D. Martinez, R (1, 10) OBP: 0.362, SLG: 0.518	B SL 86 X FF 94 1-0 ② G6-3			B CH 80 B SL 84 B FF 94 B FF 95 4-0 11 FC4-6 BB		F FF 95 B FF 95 X FF 94 1-1 ① F9	B SI 97 X SI 96 1-0 ② G6-3		F FC 87 D FC 88 B FC 88 S FC 89 S FC 88 2-3 ① K	4	0	0	0	1	1	2
11 Rafael Devers, L (1, 5) OBP: 0.362, SLG: 0.503	C CH 82 C FF 95 S FF 95 0-3 ③ K			X SL 84 0-0 ① FC4-6 19 WP 19 F7-6 2 1B 1-2f		C CH 82 S SL 85 B FF 96 F FF 94 B FF 95 B FF 94 B CH 84 4-2 2 2B 23 BB BB	S FF 94 B FC 88 B FC 90 X SI 95 2-1 2B		D FC 87 B SI 93 F FC 88 F FC 88 F SI 94 F FC 89 F FC 87 B FC 89 X FC 89 3-2 ② G3 2-3	4	1	1	0	1	1	3
2 Xander Bogaerts, R (1, 6) OBP: 0.388, SLG: 0.529		C FF 93 B SL 86 B FF 96 X FF 95 2-1 ① P3		B FF 94 C FF 95 D SL 86 X SL 86 2-1 19 WP 1-2 1B		B FF 93 C FF 93 X FF 94 1-1 23 BB 1-3 2B	B SI 97 B SI 97 C FF 95 C SI 94 F SI 96 X SI 94 2-2 ③ G5-3		0-0 40 1B 19 S IBB	4	0	2	0	1	0	1
19 Jackie Bradley Jr., L (1, 8) OBP: 0.322, SLG: 0.391		X FF 94 0-0 HR	F CH 82 2 SAFE B CH 83 B FF 95 X CH 82 2-1 ② ③ F7-6 1-2 2-H			0-0 23 BB IBB		B SI 95 F SI 95 F FC 87 B SI 96 F SI 96 B FC 87 F SI 94 B SI 96 4-2 7 CS BB	B FC 88 D FC 88 B FC 89 C FC 88 3-1 40 1B 1-2 IBB	2	1	1	1	3	0	2
7 Christian Vázquez, R (1, 2) 40 Marco Hernández, L (8, PR) OBP: 0.267, SLG: 0.448 (9, 4)		C FF 95 C FF 95 B SL 89 S SL 86 1-3 ② K			S SL 84 X SL 85 0-1 ① G5-3	D SL 87 D SL 85 F FF 93 F FF 94 C FF 94 2-3 ② K		1 SAFE F FF 95 S SI 94 B SL 80 B SL 82 B SI 96 X FF 97 3-2 ① 23 WP 36 1B 1-2 1B	B FC 88 X FC 88 1-0 1-2 2-3 3-H 1B	4 1	0 1	1 1	0 1	0 0	2 0	3 0
23 Michael Chavis, R (1, 3) OBP: 0.336, SLG: 0.449		F FF 95 B CU 80 S SL 86 B FF 96 C FF 96 2-3 ③ K			B SL 85 X CH 83 1-0 36 1B 2B	B FF 95 C FF 94 D SL 87 B FF 94 B FF 94 4-1 1-2 2-3 3-H BB		C SI 94 B FF 94 B SL 82 C SI 96 X CH 88 2-2 ② G6-3 1-2		3	1	1	1	1	1	1
36 Eduardo Núñez, R (1, 4) OBP: 0.260, SLG: 0.326 3 Sandy León, S (9, 2) OBP: 0.270, SLG: 0.291			B SL 84 B FF 94 C FF 94 X SL 86 2-1 ① G5-3		C FF 94 B FF 95 2 SAFE F FF 94 B SL 87 X SL 85 2-2 2-H 1B	S SI 93 F CH 86 S SI 92 0-3 ③ K		F SI 97 X SI 95 0-1 2-H 1B		4 0	0 0	2 0	2 0	0 0	1 0	3 0
Inning Stats	R: 0 E: 0 K: 2 S: 10 H: 1 LOB: 1 BB: 0 P: 15	R: 1 E: 0 K: 2 S: 9 H: 1 LOB: 0 BB: 0 P: 14	R: 0 E: 0 K: 1 S: 11 H: 0 LOB: 0 BB: 0 P: 14	R: 0 E: 0 K: 0 S: 5 H: 1 LOB: 1 BB: 1 P: 13	R: 1 E: 0 K: 1 S: 11 H: 2 LOB: 1 BB: 0 P: 17	R: 1 E: 0 K: 2 S: 14 H: 1 LOB: 3 BB: 3 P: 26	R: 1 E: 0 K: 0 S: 10 H: 2 LOB: 1 BB: 0 P: 17	R: 1 E: 0 K: 0 S: 15 H: 2 LOB: 1 BB: 1 P: 27	R: 1 E: 0 K: 1 S: 13 H: 2 LOB: 3 BB: 2 P: 22	1B: 5 2B: 6 3B: 0 HR: 2 SF: 0 SAC: 0 DP: 1 HBP: 0						

PITCHER		IP	WLS	BF	H	R	ER	SO	BB	IBB	HBP	BLK	WP	HR	S	P	ERA	WHIP
27 Lucas Giolito, R ERA: 2.87	(1, 1)	5.2		26	6	3	3	7	3	1	0	0	1	1	57	96	4.76	1.588
43 Evan Marshall, R ERA: 1.5	(6, 1)	0.1		2	1	1	1	1	0	0	0	0	0	1	4	4	27.00	3.000
39 Aaron Bummer, L ERA: 1.8	(7, 1)	1.0	H	5	1	1	1	0	1	0	0	0	0	0	13	24	9.00	2.000
41 Kelvin Herrera, R ERA: 6.83	(8, 1)	1.0	B	4	2	0	0	0	0	0	0	0	1	0	11	19	0.00	2.000
57 Jace Fry, L ERA: 5.54	(9, 1)	0.2	L	6	2	1	1	1	0	2	0	0	0	0	13	22	13.50	3.000

PITCHER	IP	WLS	BF	H	R	ER	SO	BB	IBB	HBP	BLK	WP	HR	S	P	ERA	WHIP

BOTTOM

Chicago White Sox @ Boston Red Sox

Fenway Park, Boston, MA

Mon Jun 24 2019, 7:13 PM - 10:48 PM EDT

Att. 36,117 - Partly Cloudy - 70 F

livebaseballscorecards.com

AB	36
R	6
H	12
RBI	6
BB	7
SO	9
LOB	18

WP: 2 PA: 43
PB: 0
SB: 1
CS: 1

Batter	1	2	3	4	5	6	7	8	9	AB	R	H	RBI	BB	SO	LOB
28 Leury García, S (1, 8) (5, 6) OBP: 0.323, SLG: 0.390	X FF 91 0-0 ① F9		C SI 90 C CH 82 B CH 84 B SI 90 X FF 92 2-2 ① G3-1		C CH 82 C FC 88 B KC 81 X SI 92 1-2 7 1B 1B		C KC 86 S KC 87 S KC 87 0-3 ① K		B KC 81 B FC 87 C FF 92 B FF 93 S FF 91 X FC 88 3-2 2B	5	0	2	0	0	1	1
7 Tim Anderson, R (1, 6) OBP: 0.342, SLG: 0.491 49 Ryan Cordell, R (5, 8) OBP: 0.285, SLG: 0.333 22 Charles Tilson, L (9, PH) OBP: 0.318, SLG: 0.322	C FF 91 S CH 83 B FF 90 F CH 85 B FC 89 C SI 92 2-3 ② K		X FF 91 0-0 33 2B 2B		B CH 84 F FC 89 X CH 83 1-1 ① 1-3 1B		F FF 96 S FF 96 S KC 86 0-3 ② K		C KC 81 B KC 81 F KC 81 S KC 84 1-3 ③ K	3 1 1	1 0 0	2 0 0	0 0 0	0 0 0	1 1 1	0 1 1
79 José Abreu, R (1, 3) OBP: 0.295, SLG: 0.493	C FC 89 B FF 94 B FF 94 S CH 85 S CH 86 2-3 ③ K		F CH 85 B FC 89 X CH 84 1-1 ② G5-3		F FC 90 B FF 93 F FF 90 F SI 93 S CH 86 1-3 ② K		D KC 88 B FF 97 F FF 97 S KC 86 F FF 97 X KC 86 2-2 ③ F8			4	0	0	0	0	2	3
33 James McCann, R (1, 10) OBP: 0.387, SLG: 0.508		C FF 91 B CH 82 S CH 84 X CH 85 1-2 E6 74 WP 45 1B	C SI 94 F CH 86 B CH 85 B FF 93 B SI 93 F CH 84 X CH 86 3-2 74 1B 2-H 2B		B FC 90 B SI 92 C SI 93 C FC 90 S SI 93 2-3 ③ K			S FF 95 F FF 95 F FF 96 S SL 83 0-3 ① K		4	2	1	1	0	2	1
74 Eloy Jiménez, R (1, 7) OBP: 0.311, SLG: 0.474		B KC 82 F CH 84 B CH 85 B FF 92 S FF 93 C SI 92 3-3 ① K 2-3	X CH 85 0-0 ② G6-3 2-H 1B			C CH 82 C FC 88 B CH 84 B FF 89 X SI 91 2-2 ① L9		X FF 95 0-0 ② G6-3		4	0	1	1	0	1	1
45 Jon Jay, L (1, 9) OBP: 0.571, SLG: 0.667		C FF 93 X SI 93 0-1 ③ 10 1B 3-H 1B	S FF 90 F SI 92 F FF 92 X CH 85 0-2 ③ L7			S FF 91 F SI 92 B FF 93 X SI 92 1-2 10 FC6-4 1B		C FF 95 B CH 88 C FF 96 B SL 86 F FF 95 F FF 95 X CH 88 2-2 2B		4	0	3	1	0	0	1
10 Yoán Moncada, S (1, 5) OBP: 0.351, SLG: 0.518		X FF 93 0-0 1-2 1B		C CH 81 B FF 91 F SI 91 F FC 88 F SI 91 F SI 91 S CH 82 1-3 ① K	C CH 85 X FC 89 0-1 ② FC6-4 1-2f			C FF 96 B FF 95 C FF 96 S SL 87 1-3 ③ K		4	0	1	0	0	2	2
20 José Rondón, R (1, 4) OBP: 0.256, SLG: 0.277		C CH 85 C FF 93 F SI 93 X CH 85 0-2 ② L8	C FF 91 S KC 81 S KC 81 0-3 ② K		B SI 93 B FF 93 X SI 93 2-0 ③ L9			B KC 80 C FF 92 C KC 81 B FF 94 B FF 94 S FC 88 3-3 ① K		4	0	0	0	0	2	3
38 Zack Collins, L (1, 2) OBP: 0.214, SLG: 0.333		S SI 92 S CH 85 S SI 94 0-3 ③ K	C CH 83 S SI 91 S CH 84 0-3 ③ K				B FF 95 B FF 96 S FF 97 F FF 95 B KC 85 F FF 96 B FF 96 4-2 BB		C KC 83 S FC 88 F FC 88 B KC 84 X KC 82 1-2 ② G4-3	3	0	0	0	1	2	2
Inning Stats	R: 0 E: 0 K: 2 S: 8 H: 0 LOB: 0 BB: 0 P: 12	R: 1 E: 1 K: 2 S: 16 H: 2 LOB: 2 BB: 0 P: 20	R: 2 E: 0 K: 0 S: 15 H: 3 LOB: 1 BB: 0 P: 21	R: 0 E: 0 K: 3 S: 12 H: 0 LOB: 0 BB: 0 P: 13	R: 0 E: 0 K: 2 S: 12 H: 2 LOB: 1 BB: 0 P: 17	R: 0 E: 0 K: 0 S: 9 H: 1 LOB: 1 BB: 0 P: 14	R: 0 E: 0 K: 2 S: 13 H: 0 LOB: 1 BB: 1 P: 19	R: 0 E: 0 K: 2 S: 13 H: 1 LOB: 1 BB: 0 P: 16	R: 0 E: 0 K: 2 S: 13 H: 1 LOB: 1 BB: 0 P: 21	1B: 6 2B: 4 3B: 0 HR: 0 SF: 0 SAC: 0 DP: 0 HBP: 0						

PITCHER	IP	WLS	BF	H	R	ER	SO	BB	IBB	HBP	BLK	WP	HR	S	P	ERA	WHIP
10 David Price, L (1, 1) ERA: 3.36	6.0	W	26	8	3	2	9	0	0	0	0	1	0	72	97	3.00	1.333
32 Matt Barnes, R (7, 1) ERA: 3.71	1.0	H	4	0	0	0	2	1	0	0	0	0	0	13	19	0.00	1.000
70 Ryan Brasier, R (8, 1) ERA: 3.34	1.0	H	4	1	0	0	2	0	0	0	0	0	0	13	16	0.00	1.000
44 Brandon Workman, R (9, 1) ERA: 1.7	1.0	S	4	1	0	0	2	0	0	0	0	0	0	13	21	0.00	1.000

PITCHER	IP	WLS	BF	H	R	ER	SO	BB	IBB	HBP	BLK	WP	HR	S	P	ERA	WHIP

TOP

Chicago White Sox @ Boston Red Sox

Fenway Park, Boston, MA

Tue Jun 25 2019, 7:34 PM - 10:58 PM EDT

Att. 34,740 - Cloudy - 72 F

livebaseballscorecards.com

AB	37
R	3
H	10
RBI	3
BB	1
SO	15
LOB	16

PA: 38

WP: 1
PB: 0
SB: 0
CS: 0

Chicago White Sox @ Boston Red Sox

Fenway Park, Boston, MA

Tue Jun 25 2019, 7:34 PM - 10:58 PM EDT

Att. 34,740 - Cloudy - 72 F

livebaseballscorecards.com

BOTTOM

Batter	1	2	3	4	5	6	7	8	9	AB	R	H	RBI	BB	SO	LOB
50 Mookie Betts, R (1, 9) OBP: 0.384, SLG: 0.466	B FF 94 S FF 94 F FF 95 F FC 87 X FC 89 1-2 E6 11 2B 1B		B FF 92 B FF 93 X FF 92 2-0 ① P6 C FF 93 F FF 94 B CH 90 S CH 89 1-3 ③ K			1 SAFE S SL 86 F FF 96 B SL 88 X SL 87 1-2 ②③ G5-4-3 1-2f				4	1	1	0	0	1	1
11 Rafael Devers, L (1, 5) OBP: 0.369, SLG: 0.520	F FF 94 X CH 86 0-1 2-H 2B		F FF 92 C SL 83 F CH 87 B FF 94 X CH 89 1-2 28 1B 2 HBP 7 1B 1B		C FF 96 X SL 89 0-1 2 HR 2B		S FC 91 B FC 91 B FC 90 X FC 90 2-1 2B			4	2	4	1	0	0	0
2 Xander Bogaerts, R (1, 6) OBP: 0.389, SLG: 0.537	B CU 84 C FC 88 X FC 88 1-1 ① G5-3		B CU 82 B SL 84 H FF 91 3-0 28 1B 7 1B 1-2 HBP		C SL 86 X FF 97 0-1 2-H HR		B FC 90 C FC 90 S FC 89 D FC 90 X FC 89 2-2 ① G5-3			3	2	1	2	0	0	2
28 J.D. Martinez, R (1, 7) OBP: 0.364, SLG: 0.516	D FF 93 B FF 95 B CH 86 C FF 95 T FF 95 B FC 89 4-2 BB		F FF 93 B FF 93 2 SAFE D FF 94 X SL 83 2-1 7 1B 1-2 2-3 1B		B FF 98 F FF 96 X SL 88 1-1 ① G6-3		B FC 89 B FC 90 D FC 88 C FC 89 X FC 89 3-1 ② F9			3	0	1	0	1	0	1
19 Jackie Bradley Jr., L (1, 8) OBP: 0.318, SLG: 0.384	S FC 90 S CH 87 B CH 88 C FF 95 1-3 ② K		B SL 83 C FF 94 S FF 94 B CH 89 X CH 86 2-2 ② F8		B CH 86 S SL 88 X FF 96 1-1 ② G5-3		B FC 90 S FC 91 B FC 91 S FC 91 B FC 90 F FC 90 X FC 90 3-2 ③ F7			4	0	0	0	0	1	6
7 Christian Vázquez, R (1, 2) OBP: 0.329, SLG: 0.479	B FF 95 B FF 94 X FC 90 2-0 ③ G4-3		C CU 83 D FF 94 B SL 84 F FF 94 F CH 88 F FF 93 X SL 83 2-2 1-2 2-H 3-H 1B		B FF 96 F FF 97 B SL 88 F SL 89 C SL 86 2-3 ③ K			F FC 89 B FC 92 X FC 90 1-1 ① G5-3		4	0	1	2	0	1	2
23 Michael Chavis, R (1, 3) OBP: 0.335, SLG: 0.446		S FC 88 F FC 88 B FF 94 F FF 94 F FC 88 B FF 95 S CU 84 2-3 ① K	B SL 84 F FF 94 S FF 93 F CH 87 D SL 84 T FF 93 2-2 ③ K			B SL 85 C SL 84 B FF 95 B FF 95 F FF 96 X FF 96 3-2 40 1B 36 SF8 1B		C SL 82 B FC 89 X FC 89 1-1 ② G6-3		4	1	1	0	0	2	2
40 Marco Hernández, L (1, 4) OBP: 0.265, SLG: 0.424		C FF 93 X CH 88 0-1 ② L6		C FF 93 C FF 94 B SL 85 B FF 94 S CH 88 2-3 ① K		S SL 91 1 SAFE D SL 89 1 SAFE 1 SAFE X CH 86 1-1 50 G5-4-3 1-3 1B		S FC 90 F FC 90 F FC 91 B FF 95 X FC 90 1-2 ③ G1		4	0	1	0	0	1	0
36 Eduardo Núñez, R (1, 10) OBP: 0.255, SLG: 0.322		C FF 95 B FF 94 F FC 88 S FF 94 1-3 ③ K		B FF 94 X CU 84 1-0 ② F7		B FF 94 B FF 94 S SL 86 1 SAFE F SL 85 X SL 87 2-2 ① SF8 3-H				2	0	0	1	0	1	0
Inning Stats	R: 1 E: 1 K: 1 S: 14 H: 2 LOB: 2 BB: 1 P: 23	R: 0 E: 0 K: 2 S: 10 H: 0 LOB: 0 BB: 0 P: 13	R: 2 E: 0 K: 1 S: 19 H: 3 LOB: 2 BB: 0 P: 33	R: 0 E: 0 K: 2 S: 7 H: 0 LOB: 0 BB: 0 P: 11	R: 2 E: 0 K: 1 S: 11 H: 2 LOB: 0 BB: 0 P: 15	R: 1 E: 0 K: 0 S: 11 H: 2 LOB: 0 BB: 0 P: 18	R: 0 E: 0 K: 0 S: 11 H: 1 LOB: 1 BB: 0 P: 21	R: 0 E: 0 K: 0 S: 8 H: 0 LOB: 0 BB: 0 P: 11		1B: 6 2B: 3 3B: 0 HR: 1 SF: 1 SAC: 0 DP: 1 HBP: 1						

	AB	32
	R	6
	H	10
	RBI	6
	BB	1
	SO	7
	LOB	14

PITCHER		IP	WLS	BF	H	R	ER	SO	BB	IBB	HBP	BLK	WP	HR	S	P	ERA	WHIP
51 Carson Fulmer, R ERA: 5.4	(1, 1)	2.0		9	2	1	0	3	1	0	0	0	0	0	24	36	0.00	1.500
37 Juan Minaya, R ERA: 2.96	(3, 1)	2.0		10	3	2	2	3	0	0	1	0	0	0	26	44	9.00	1.500
66 José Ruiz, R ERA: 6.3	(5, 1)	2.0	L	9	4	3	3	1	0	0	0	0	0	1	22	33	13.50	2.000
64 Josh Osich, L ERA: 4.78	(7, 1)	2.0		7	1	0	0	0	0	0	0	0	0	0	19	32	0.00	0.500

PITCHER	IP	WLS	BF	H	R	ER	SO	BB	IBB	HBP	BLK	WP	HR	S	P	ERA	WHIP

Chicago White Sox @ Boston Red Sox

Fenway Park, Boston, MA

Wed Jun 26 2019, 1:07 PM - 4:44 PM EDT

Att. 36,823 - Partly Cloudy - 71 F

TOP

livebaseballscorecards.com

Batter	1	2	3	4	5	6	7	8	9	AB	R	H	RBI	BB	SO	LOB
28 Leury García, S (1, 6) OBP: 0.328, SLG: 0.397	F SI 91 B SL 79 S SL 80 F SL 81 X FF 94 1-2 10 HBP 79 2B 1B	B CH 85 X SI 92 1-0 ① F9		B SL 77 B CH 84 S CH 86 B FF 95 C FF 95 C FF 96 3-3 ① K			C FC 91 X SL 85 0-1 5 SH1-4 79 1B 2B		B KC 84 B FF 97 F FF 96 B FF 97 F FF 97 X FF 96 3-2 5 CS 1B	5	2	3	0	0	1	0
10 Yoán Moncada, S (1, 5) OBP: 0.353, SLG: 0.518 5 Yolmer Sánchez, S (1, PR) OBP: 0.324, SLG: 0.305 (1, 4)	C CH 87 S CH 88 H SL 83 1-2 79 2B 33 1B 1-2 HBP	C SI 92 B FF 91 C FF 92 S FF 92 1-3 ② K		B CH 88 X FF 95 1-0 ② G6-3			B SL 84 L FC 91 B FF 94 2 SAFE X FC 92 2-1 ① SH1-4 2-3		1 SAFE B FF 96 1 SAFE S FF 96 T FF 97 B KC 87 F FF 97 F FF 98 X KC 87 2-2 ① 79 HR 1-2 1B	0 3	0 2	0 1	0 0	0 0	0 1	0 0
79 José Abreu, R (1, 3) OBP: 0.299, SLG: 0.508	D SL 79 X CH 88 1-0 33 1B 45 1B 1-3 2-H 2B	X CH 85 0-0 ③ G4-3		B FF 96 C FF 96 F FF 96 F FF 96 F FF 97 C FF 97 1-3 ③ K			B SI 94 X SI 94 1-0 33 G5-3 3-H 1B		D KC 87 1 SAFE 1 SAFE S FF 98 F FF 97 F FF 97 F KC 86 D KC 88 F FF 99 2-2 F KC 87 F FF 97 X FF 97 1-H HR	5	2	3	4	0	1	0
33 James McCann, R (1, 2) OBP: 0.387, SLG: 0.520	B FF 94 C FF 94 X SL 81 1-1 20 BB 45 1B 2-3 3-H 1B	B FF 91 C FF 91 S FF 93 F FF 92 F FF 93 X SL 80 1-2 HR	B CH 86 F CH 86 B FF 95 S FF 96 B FF 96 F SI 95 S FF 96 3-3 ① K				C FC 93 S FF 95 B FF 96 D SL 85 X SL 84 2-2 ② G5-3 1-2		C SL 86 B FF 94 F FF 94 B FF 94 S FF 95 2-3 ② K	5	1	2	2	0	2	1
74 Eloy Jiménez, R (1, 7) OBP: 0.304, SLG: 0.462	C CH 88 F FF 94 S FF 95 0-3 ① K	C SL 80 F CH 88 F FF 94 S SL 82 0-3 ① K			B SL 80 C SL 75 X CH 88 1-1 ② G6-3		B SL 86 F SL 86 S SL 85 S FF 95 1-3 ③ K		S SL 88 F SL 89 B FF 95 B FF 94 S FF 95 2-3 ③ K	5	0	0	0	0	4	3
45 Jon Jay, L (1, 10) OBP: 0.545, SLG: 0.556 (7, 9)	F FF 96 F SL 80 B FF 94 X SL 80 1-2 20 BB 1-2 3-H 1B	B SI 93 B SL 79 F FF 94 H SI 91 3-1 20 SH1-3 49 1B HBP			C SL 80 X SL 81 0-1 ③ G6-3			B KN 74 C KN 74 B KN 73 C KN 73 F KN 75 F CU 70 B KN 75 C KN 76 3-3 ① K		3	1	1	1	0	1	0
20 José Rondón, R (1, 4) OBP: 0.266, SLG: 0.274 (1, 5)	C SL 79 B FF 94 B FF 94 S FF 95 B FF 96 B SL 79 4-2 1-2 2-3 BB	X SL 80 0-0 ② SH1-3 1-2				F SL 78 B FF 95 B FF 94 S FF 92 C FF 96 2-3 ① K		B KN 74 C FF 83 B KN 74 F KN 74 H KN 75 3-2 49 1B HBP		1	0	0	0	1	1	0
49 Ryan Cordell, R (1, 8) OBP: 0.291, SLG: 0.338	C FF 94 T FF 95 F FF 96 T FF 96 0-2 ② K	B SL 81 B SL 79 X CH 86 2-0 2-H 1B				S CH 86 S FF 95 B SL 83 S SL 81 1-3 ② K		D KN 75 X KN 75 1-0 17 G4-6-3 1-3 1B		4	0	2	1	0	2	3
22 Charles Tilson, L (1, 9) OBP: 0.311, SLG: 0.314 39 Aaron Bummer, L (7, 1) 17 Yonder Alonso, L (8, PH) OBP: 0.275, SLG: 0.301 57 Jace Fry, L (8, 1) 43 Evan Marshall, R (8, 1) 48 Alex Colomé, R (8, 1)	B SI 92 C SI 94 S SL 81 X SL 82 1-2 ③ G5-3	S SI 97 C SI 98 X SL 84 0-2 ③ G4-3				F SL 80 B FF 97 S SI 94 S FF 97 1-3 ③ K		F KN 74 B CU 70 X KN 75 1-1 ②③ G4-6-3 1-2f		3 0 1 0 0 0	0 0 0 0 0 0	0 0 0 0 0 0	0 0 0 0 0 0	0 0 0 0 0 0	1 0 0 0 0 0	4 0 2 0 0 0
Inning Stats	R: 3 E: 0 K: 2 S: 24 H: 4 LOB: 3 BB: 1 P: 34	R: 0 E: 0 K: 1 S: 5 H: 0 LOB: 0 BB: 0 P: 7	R: 2 E: 0 K: 1 S: 15 H: 2 LOB: 1 BB: 0 P: 21	R: 0 E: 0 K: 2 S: 9 H: 0 LOB: 0 BB: 0 P: 14	R: 0 E: 0 K: 1 S: 9 H: 0 LOB: 0 BB: 0 P: 13	R: 0 E: 0 K: 3 S: 9 H: 0 LOB: 0 BB: 0 P: 13	R: 1 E: 0 K: 1 S: 11 H: 2 LOB: 1 BB: 0 P: 17	R: 0 E: 0 K: 1 S: 10 H: 1 LOB: 1 BB: 0 P: 18	R: 2 E: 0 K: 2 S: 22 H: 3 LOB: 0 BB: 0 P: 33	1B: 8 2B: 2 3B: 0 HR: 2 SF: 0 SAC: 2 DP: 1 HBP: 3						

AB	35
R	8
H	12
RBI	8
BB	1
SO	14
LOB	13

WP: 0 PB: 0 SB: 0 CS: 1 PA: 41

PITCHER		IP	WLS	BF	H	R	ER	SO	BB	IBB	HBP	BLK	WP	HR	S	P	ERA	WHIP
41 Chris Sale, L ERA: 3.82	(1, 1)	6.0		27	6	5	5	10	1	0	2	0	0	1	71	102	7.50	1.167
64 Marcus Walden, R ERA: 2.72	(7, 1)	1.0		5	2	1	1	1	0	0	0	0	0	0	11	17	9.00	2.000
35 Steven Wright, R ERA:	(8, 1)	1.0		4	1	0	0	1	0	0	1	0	0	0	10	18	0.00	1.000
32 Matt Barnes, R ERA: 4.19	(9, 1)	0.1	L	3	3	2	2	0	0	0	0	0	0	1	16	23	54.00	9.000
72 Josh Taylor, L ERA: 4.76	(9, 1)	0.2		2	0	0	0	2	0	0	0	0	0	0	6	10	0.00	0.000

PITCHER	IP	WLS	BF	H	R	ER	SO	BB	IBB	HBP	BLK	WP	HR	S	P	ERA	WHIP

Batter	1	2	3	4	5	6	7	8	9	AB	R	H	RBI	BB	SO	LOB
50 Mookie Betts, R (1, 9) OBP: 0.379, SLG: 0.459	C FF 93 C CU 78 X FF 94 0-2 ① G4-3	B SL 87 C SL 85 B FF 96 F FF 96 S SL 86 2-3 ③ K		D SL 87 X FF 94 1-0 ② F8			B SI 96 B SI 94 C SI 94 C FF 94 X SI 97 2-2 ① G6-3	B FC 92 B FC 92 C FC 91 B FC 92 C FC 91 X FC 92 3-2 FC5 (11 G1-3; 2 1B) 3-H		5	1	0	1	0	1	2
11 Rafael Devers, L (1, 5) OBP: 0.373, SLG: 0.524	C FF 95 T FF 95 B FF 96 F FF 96 B CU 78 B CH 83 X FF 95 3-2 28 HR 1B		C CU 74 S CH 84 B FF 94 F FF 94 X CH 86 1-2 19 E; 23 WP 2B	X FF 96 0-0 ③ P3			B SI 96 S FC 90 X SI 96 1-1 28 2B 1B	X FC 91 0-0 ② G1-3 1-2 2-3		5	3	3	0	0	0	3
2 Xander Bogaerts, R (1, 6) OBP: 0.389, SLG: 0.534	C FF 94 B CH 83 F FF 94 S CU 79 1-3 ② K		B FF 96 C SL 84 X SL 86 1-1 ① G6-3		C CU 76 F SL 85 X FF 96 0-2 28 G6-4-3 1B		C FF 94 B FF 93 C SI 94 S SI 96 1-3 ② K	B FC 92 F FC 92 B FF 95 F FC 92 X FC 91 2-2 28 FC6-4 1B 2-H 3-H		5	0	2	2	0	2	3
28 J.D. Martinez, R (1, 7) OBP: 0.364, SLG: 0.528	B CU 77 C CU 79 X CH 82 1-1 1-H HR		S FF 96 F FF 96 F FF 97 F SL 87 B SL 88 F FF 97 F FF 97 T SL 86 1-2 ② K		X FF 95 0-0 ① ② G6-4-3 1-2f		X SI 97 0-0 19 1B 1-H 2B	C FF 95 B FC 91 X CH 91 1-1 ③ FC6-4 1-2f		5	1	2	3	0	1	4
19 Jackie Bradley Jr., L (1, 8) OBP: 0.326, SLG: 0.388	C CU 78 X FF 95 0-1 23 2B 1B		F CH 85 B CH 88 B FF 96 2 SAFE D CH 85 D CH 86 4-1 23 1B; 23 WP 2-3 BB		C CU 79 X SL 86 0-1 ③ G6-3		B SI 96 B SI 96 S SI 94 X SI 95 2-1 2-3 1B		C FC 92 B FC 92 B FC 92 B FC 91 S FF 96 D FC 91 4-2 BB	3	0	2	0	2	0	0
23 Michael Chavis, R (1, 3) OBP: 0.336, SLG: 0.449	S FF 96 1 SAFE B FF 96 F FF 96 F FF 97 X CU 81 1-2 1-3 2B		B FF 97 F FF 96 B SL 87 F SL 86 F FF 97 F FF 97 B SL 88 F FF 97 X FF 97 3-2 1-3 3-H 1B			B CU 76 F CU 78 F FF 94 F SL 86 F FF 94 X FF 97 1-2 ① G6-3	B FC 90 F SI 96 X SI 95 1-1 ③ F9		X FC 91 0-0 ① F8	5	0	2	0	0	0	3
40 Marco Hernández, L (1, 4) OBP: 0.270, SLG: 0.417 7 Christian Vázquez, R (8, PH) OBP: 0.326, SLG: 0.475 (9, 2)	F FF 95 S FF 95 F FF 96 X FF 96 0-2 ③ F7		X FF 94 0-0 ③ P5			C CU 80 X FF 96 0-1 1B		C CU 77 B SI 90 B FC 86 B FC 89 S FC 88 X FC 88 3-2 ① L9	C FC 91 1 SAFE B FC 91 F FC 90 X FC 91 1-2 ② L4	3 2	0 0	1 0	0 0	0 0	0 0	4 1
36 Eduardo Núñez, R (1, 10) OBP: 0.253, SLG: 0.318 (9, 4)		X FF 95 0-0 ① F8		C FF 93 F CU 77 F FF 96 X FF 96 0-2 ① L4			D FF 94 X FF 95 1-0 ② P4	B CU 83 C CU 84 X CU 83 1-1 12 2B; 50 FC5 1B	X FC 92 0-0 ③ G4-3	5	1	1	0	0	0	2
3 Sandy León, S (1, 2) OBP: 0.272, SLG: 0.293 12 Brock Holt, L (8, PH) OBP: 0.380, SLG: 0.420 61 Brian Johnson, L (8, PR) 32 Matt Barnes, R (9, 1) 72 Josh Taylor, L (9, 1)		C FF 96 C FF 95 B SL 83 F FF 96 B FF 96 F FF 96 X CH 84 2-2 ② G5-3		B FF 95 B CH 83 B FF 96 C FF 96 X FF 94 3-1 1B			F FF 95 1 SAFE D CU 78 X FF 94 1-1 ③ F8	X FF 94 0-0 11 G1-3; 2 1B 1-3 2B		3 1 0 0 0	0 0 1 0 0	1 1 0 0 0	0 0 0 0 0	0 0 0 0 0	1 0 0 0 0	1 0 0 0 0
Inning Stats	R: 2 E: 0 K: 1 S: 22 H: 4 LOB: 2 BB: 0 P: 28	R: 0 E: 0 K: 1 S: 9 H: 0 LOB: 0 BB: 0 P: 13	R: 1 E: 1 K: 1 S: 21 H: 2 LOB: 2 BB: 1 P: 31	R: 0 E: 0 K: 0 S: 8 H: 1 LOB: 1 BB: 0 P: 12	R: 0 E: 0 K: 0 S: 6 H: 1 LOB: 0 BB: 0 P: 6	R: 0 E: 0 K: 0 S: 10 H: 1 LOB: 1 BB: 0 P: 13	R: 1 E: 0 K: 1 S: 13 H: 3 LOB: 2 BB: 0 P: 20	R: 3 E: 0 K: 0 S: 15 H: 3 LOB: 2 BB: 0 P: 25	R: 0 E: 0 K: 0 S: 7 H: 0 LOB: 1 BB: 1 P: 12	1B: 10 2B: 4 3B: 0 HR: 1		SF: 0 SAC: 0 DP: 1 HBP: 0		WP: 1 PB: 0 SB: 0 CS: 0		PA: 44

PITCHER		IP	WLS	BF	H	R	ER	SO	BB	IBB	HBP	BLK	WP	HR	S	P	ERA	WHIP
40 Reynaldo López, R ERA: 6.12	(1, 1)	6.0		27	9	3	3	3	1	0	0	0	1	1	76	103	4.50	1.667
39 Aaron Bummer, L ERA: 2.08	(7, 1)	1.0	H	6	3	1	1	1	0	0	0	0	0	0	13	20	9.00	3.000
57 Jace Fry, L ERA: 5.47	(8, 1)	0.1	H	1	0	0	0	0	0	0	0	0	0	0	3	6	0.00	0.000
43 Evan Marshall, R ERA: 2.5	(8, 1)	0.0		2	2	0	0	0	0	0	0	0	0	0	3	4	∞	∞
48 Alex Colomé, R ERA: 2.32	(8, 1)	1.2	W	8	1	3	3	0	1	0	0	0	0	0	16	27	16.20	1.200

PITCHER	IP	WLS	BF	H	R	ER	SO	BB	IBB	HBP	BLK	WP	HR	S	P	ERA	WHIP

BOTTOM

Chicago White Sox @ Boston Red Sox

Fenway Park, Boston, MA

Wed Jun 26 2019, 1:07 PM - 4:44 PM EDT

Att. 36,823 - Partly Cloudy - 71 F

livebaseballscorecards.com

AB	42
R	7
H	15
RBI	6
BB	2
SO	4
LOB	23

Batter	1	2	3	4	5	6	7	8	9	AB	R	H	RBI	BB	SO	LOB
26 DJ LeMahieu, R (1, 5) (5, 3) OBP: 0.390, SLG: 0.528	S SI 88 X SI 90 0-1 24 45 2B 1B B FC 92 D CU 80 C SL 89 B SL 87 C SL 88 3-3 K		X KN 74 0-0 99 BB 1B	B CU 79 C CU 80 F CU 80 X CU 80 1-2 99 HR 1-H 2-H 3-H 2B	B FF 95 F SL 88 B FF 95 X SL 88 2-1 1-2 2-H 3-H 1B			B SI 92 C SL 81 X CH 87 1-1 ② L1-3-1		6	2	4	5	0	1	1
99 Aaron Judge, R (1, 9) OBP: 0.404, SLG: 0.537 39 Mike Tauchman, L (7, 9) OBP: 0.303, SLG: 0.390	S SL 85 X SL 84 0-1 ① F8	B KN 76 B KN 75 C KN 73 C KN 76 X KN 76 2-2 45 1B 1B	B KN 75 C KN 75 B KN 74 B KN 74 B KN 75 4-1 1-2 BB	S SL 87 X FF 93 0-1 2-H HR	D FF 96 B FF 95 B FF 96 C FF 96 X FF 95 3-1 ③ F9			C CU 73 S FF 94 B FF 94 S FF 95 1-3 ③ K		4 1	1 0	2 0	2 0	1 0	0 1	3 0
24 Gary Sánchez, R (1, 2) OBP: 0.329, SLG: 0.597 28 Austin Romine, R (7, 2) OBP: 0.231, SLG: 0.304	C SI 90 B FF 92 B SL 84 S FF 92 F FF 92 F FF 93 B SL 83 B SL 83 4-2 45 2B 18 2B 1-2 BB	C KN 73 B KN 74 B KN 69 S KN 72 T KN 73 2-2 ① K	C KN 74 C KN 73 B KN 75 B CU 70 B KN 76 X KN 75 3-2 ③ G5-3	C SL 86 B CU 80 B CU 81 C CU 81 F FF 92 S CU 82 2-3 ③ K		C SL 83 S FF 96 B SL 87 B SL 83 X FF 96 2-2 ① F8		C FC 91 B SI 95 B SI 94 X SI 95 2-1 ① G4-3		4 1	1 0	0 0	0 0	1 0	2 0	3 0
45 Luke Voit, R (1, 3) OBP: 0.393, SLG: 0.509 29 Gio Urshela, R (5, PR) (5, 5) OBP: 0.356, SLG: 0.463	F SL 83 B FF 91 B SL 84 X SL 83 2-1 18 2B 1-3 2-H 2B	B KN 73 C KN 73 D CU 69 X KN 76 2-1 18 G6-3 1-2 1B		X SL 87 0-0 25 1B 11 BB 2B	C SL 86 B SL 86 S FF 91 B CU 80 B CU 81 X SL 86 3-2 18 WP 18 1B 2B	B FF 97 X FF 96 1-0 ② L1			X SI 95 0-0 18 G4-3 2B	4 2	2 1	4 1	1 0	0 0	0 0	0 0
18 Didi Gregorius, L (1, 6) OBP: 0.313, SLG: 0.406	S FF 92 B FF 92 F FF 92 B FF 92 D SL 85 X FF 92 3-2 30 2B 2-H 3-H 2B	B KN 75 X KN 72 1-0 ② ③ G6-3 1-2f		C FF 93 D CU 81 F FF 93 B CU 80 F SL 87 B FF 94 B CU 81 4-2 11 BB 25 1B 26 2B BB	S SL 86 B CU 81 X SL 86 1-1 25 WP 31 1B 26 1B 2-H 1B	C FF 96 B FF 96 B CH 87 F FF 96 X FF 94 2-2 ③ F8		X FC 92 0-0 ② G4-3 2-3	5	3	2	3	1	0	3
30 Edwin Encarnación, R (1, 10) OBP: 0.342, SLG: 0.518	C SL 83 B SL 84 C SI 91 B SL 84 X SI 90 2-2 31 HR 2-H 2B		C KN 75 S CU 69 C CU 66 0-3 ① K	S SL 87 F SL 87 F CU 82 B FF 93 S CU 82 1-3 ① K	F FF 92 F SL 85 B CU 81 S FF 92 1-3 ① K		B CU 72 F SI 91 C SI 92 S FF 93 1-3 ① K		B SL 82 S FC 92 D SL 86 S SL 87 B FC 91 S SL 87 3-3 ③ K	6	1	1	1	0	5	5
31 Aaron Hicks, S (1, 8) OBP: 0.310, SLG: 0.387	S SI 89 B SL 85 F SI 85 F FF 92 B SL 84 X SI 85 2-2 2-H HR		C KN 73 B KN 75 F KN 72 X KN 77 1-2 ② L8	B FF 93 S CU 79 C SL 85 F FF 94 F CU 81 X FF 93 1-2 ② F7	C FF 94 X FF 94 0-1 25 WP 26 1B 1-2 1B		B CH 84 S SI 93 B FF 95 C FF 93 C SL 80 2-3 ② K			5	2	2	2	0	1	2
25 Gleyber Torres, R (1, 4) OBP: 0.361, SLG: 0.550	C CU 80 B FC 91 B CU 80 B SL 87 B SL 89 4-1 11 G1-3 BB	B KN 72 X KN 72 1-0 11 HR 1B	B FF 93 F CU 81 X FF 92 1-1 11 BB 26 2B 1-2 2-3 1B	S SL 86 B FF 95 B CU 82 B FF 95 B FF 94 4-1 26 1B 1-2 2-3 BB			C CU 72 X SL 80 0-1 ③ G3-1			3	2	2	0	2	0	0
11 Brett Gardner, L (1, 7) OBP: 0.314, SLG: 0.440	C FC 92 D CU 80 F FC 93 X CU 80 1-2 ② G1-3 1-2	B KN 73 F KN 74 X KN 72 1-1 1-H HR	C FF 93 D CU 81 S CU 80 B CU 80 B SL 86 B SL 86 4-2 26 2B 1-2 2-3 3-H BB	F FF 95 F SL 87 B SL 88 D SL 90 F FF 95 C SL 89 2-3 ② K				B SL 71 B SI 92 X 2-0 ① F8		4	2	1	3	1	1	4
Inning Stats	R: 6 E: 0 K: 1 S: 27 H: 5 LOB: 1 BB: 2 P: 48	R: 0 E: 0 K: 1 S: 9 H: 2 LOB: 1 BB: 0 P: 16	R: 2 E: 0 K: 1 S: 14 H: 3 LOB: 2 BB: 1 P: 24	R: 6 E: 0 K: 2 S: 26 H: 4 LOB: 0 BB: 2 P: 40	R: 3 E: 0 K: 2 S: 19 H: 4 LOB: 2 BB: 1 P: 35	R: 0 E: 0 K: 0 S: 7 H: 0 LOB: 0 BB: 0 P: 12	R: 0 E: 0 K: 2 S: 8 H: 0 LOB: 0 BB: 0 P: 11	R: 0 E: 0 K: 1 S: 6 H: 0 LOB: 0 BB: 0 P: 10	R: 0 E: 0 K: 1 S: 7 H: 1 LOB: 1 BB: 0 P: 12	1B: 9 2B: 7 3B: 0 HR: 3 SF: 0 SAC: 0 DP: 1 HBP: 0						

PITCHER		IP	WLS	BF	H	R	ER	SO	BB	IBB	HBP	BLK	WP	HR	S	P	ERA	WHIP
22 Rick Porcello, R ERA: 5.07	(1, 1)	0.1		7	5	6	6	0	1	0	0	0	0	1	20	33	162.00	18.000
54 Colten Brewer, R ERA: 4.15	(1, 1)	0.2		3	0	0	0	1	1	0	0	0	0	0	7	15	0.00	1.500
35 Steven Wright, R ERA: 6.0	(2, 1)	2.0	L	11	5	2	2	2	1	0	0	0	0	1	23	40	9.00	3.000
73 Mike Shawaryn, R ERA: 8.53	(4, 1)	1.1		12	6	9	9	3	2	0	0	0	1	1	34	53	60.75	6.000
72 Josh Taylor, L ERA: 5.25	(5, 1)	0.2		5	2	0	0	1	1	0	0	0	1	0	11	22	0.00	4.500

PITCHER		IP	WLS	BF	H	R	ER	SO	BB	IBB	HBP	BLK	WP	HR	S	P	ERA	WHIP
70 Ryan Brasier, R ERA: 3.24	(6, 1)	1.0		3	0	0	0	0	0	0	0	0	0	0	7	12	0.00	0.000
76 Hector Velázquez, R ERA: 5.31	(7, 1)	2.0		6	0	0	0	3	0	0	0	0	0	0	14	21	0.00	0.000
64 Marcus Walden, R ERA: 2.66	(9, 1)	1.0		4	1	0	0	1	0	0	0	0	0	0	7	12	0.00	1.000

TOP

New York Yankees @ Boston Red Sox

London Stadium, London

Sat Jun 29 2019, 1:10 PM - 5:52 PM EDT

Att. 59,659 - Clear - 92 F

livebaseballscorecards.com

AB	45
R	17
H	19
RBI	17
BB	6
SO	11
LOB	21

Batter	1	2	3	4	5	6	7	8	9	AB	R	H	RBI	BB	SO	LOB
50 Mookie Betts, R (1, 9) OBP: 0.381, SLG: 0.456	2-2: 11 2B 1B 2-0: FC6-4		C FF 93, F FF 94, B SI 94, D CU 81, F SI 94, F SI 92, B FF 94, C FF 93 3-3: K			F FF 90, F SI 89, B CH 83, B FF 92, C SI 90 2-3: K	B FF 94, B FF 95, B CH 91, B FF 96 4-0: 40 1B, 40 WP, 2 WP, 1-2, BB	D SI 96, B SI 95, C SI 95, D SI 95, B SI 94 4-1: 1-2, BB		4	2	1	0	2	2	2
11 Rafael Devers, L (1, 5) OBP: 0.374, SLG: 0.530 40 Marco Hernández, L (7, 4) OBP: 0.282, SLG: 0.421	X SL 82 0-0: 28 BB, 7 SF9, 1-H, 2B	B FF 96, T FF 97, F FF 98, F FF 96, B SL 88, X SL 88 2-2: 28 1B, 2B		C FF 91, B CH 79, B SI 93, B, F, F SI 93, X SI 94 3-2: F8		C SL 84, B FF 89, B FF 92, F SL 77, X SL 84 2-2: G5-3	B CH 91, C FF 98, X CH 90 1-1: 2 WP, 28 2B, 1-3, 2-H, 1B	C SI 95, S SI 96, X SI 96 0-2: G5-3		4 2	1 1	2 1	1 1	0 0	0 0	0 3
2 Xander Bogaerts, R (1, 6) OBP: 0.392, SLG: 0.532 36 Eduardo Núñez, R (8, 6) OBP: 0.252, SLG: 0.315	B SL 81, C SL 80, B FF 91, D SL 82, D FS 87 4-1: 28 BB, 12 1B, BB	C FF 97, F FF 97, X SL 87 0-2: L8		C FF 92, F SI 91, X FF 93 0-2: 1B		C SL 83, B CH 84, B SL 82, B FF 92, C SL 79, F SI 90, C CU 73 3-3: K	S FF 96, S FF 96, F FF 96, F CH 91, F FF 97, B CH 91, B CH 90, B CH 90 4-2: 28 2B, 1-2, 3-H, BB		F FF 97, B FF 99, X FF 96 1-1: G5-3	3 1	1 0	1 0	0 0	2 0	1 0	1 0
28 J.D. Martinez, R (1, 10) OBP: 0.370, SLG: 0.533	B FS 87, F FF 92, F FF 91, D SL 84, F FF 92, D FS 87, B FF 92 4-2: 12 1B, 23 HR, 1-2, 2-3, BB	F FF 97, F FF 97, B FF 96, F FF 96, B FS 88, X FF 98 2-2: 7 FC6-4, 2-3, 1B		S CH 82, X SI 91 0-1: L6			F FF 90, B SL 83, B SL 84, T FF 90, C FF 91 2-3: K 1-0: 1-3, 2-H, 2B		B FF 99, X FF 98 1-0: 59 G6-4-3, 1B	5	1	3	1	1	1	1
16 Andrew Benintendi, L (1, 7) OBP: 0.356, SLG: 0.434 59 Sam Travis, R (7, 7) OBP: 0.148, SLG: 0.148	F SL 83, F FS 88, F SL 84, X FF 92 0-2: F6	S FF 98, B FF 97, F SL 87, B FF 98, S FF 98 2-3: K		F FF 89, X SI 90 0-1: P5			L9 P3		B FF 98, C FF 96, X SL 86 1-1: G6-4-3, 1-2f	3 3	0 0	0 0	0 0	0 0	1 0	6 3
7 Christian Vázquez, R (1, 2) OBP: 0.324, SLG: 0.471 (7, 5)	C SL 83, C FF 92, F SL 84, F FF 92, X FS 88 0-2: SF9, 3-H	B FF 97, F FF 97, X FF 97 1-1: FC6-4, 1-2f	C SL 67, B, X FF 89 1-1: G2-3				F SL 84, B FF 90, B SI 89, X SL 76 2-1: 3 1B, 23 HR, 1B	B ST 80, X ST 82 1-0: F9		4	1	1	1	0	0	2
12 Brock Holt, L (1, 4) OBP: 0.379, SLG: 0.418 3 Sandy León, S (7, 2) OBP: 0.287, SLG: 0.310	C FF 92, B FF 92, F FS 87, F SL 84, X FS 87 1-2: 23 HR, 1-2, 2-H, 1B		B FF 95, C FF 96, C FF 96, B FF 96, F FF 96, F FF 96, X FF 98 2-2: L7				X FF 90 0-0: 23 HR, 1-2, 1B	C SI 94, B ST 81, S ST 81, X SI 95 1-2: 19 FC4-6, 23 BB, 1B		3 2	1 1	1 2	1 0	0 0	0 0	0 0
23 Michael Chavis, R (1, 3) OBP: 0.341, SLG: 0.475	B SL 82, F SL 83, T FF 92, B FF 92, X SL 83 2-2: 1-H, 2-H, HR		C FF 96, S FF 96, X FF 96 0-2: F9			B FF 91, C SL 83, B FF 90, S FF 92, B SI 90, X SI 89 3-2: G6-3	F SL 84, F FF 90, B SI 91, F FF 89, B FF 92, X CU 73 2-2: 1-H, 2-H, HR	B ST 79, C ST 80, B SI 94, S SI 94, B SI 94, B SI 94 4-2: 19 FC4-6, 1-2, BB		4	2	2	6	1	0	0
19 Jackie Bradley Jr., L (1, 8) OBP: 0.334, SLG: 0.408	B FF 97, B FF 96, C FF 97, X FF 96 2-1: 50 FC6-4, 1B		S SL 89, B FF 97, X FF 96 1-1: 1B			X FF 89 0-0: HR	C SL 85, B FF 91, F SL 85, B FF 90, F FF 92, X CH 86 2-2: 40 WP, 50 BB, 40 1B, 1B	C SI 94, F SI 93, D SL 81, D SI 94, X SI 94 2-2: 1-2f, 2-3, FC4-6, 50 BB		5	2	4	1	0	0	2
Inning Stats	R: 6 E: 0 K: 0 S: 27 H: 5 LOB: 1 BB: 2 P: 44	R: 0 E: 0 K: 1 S: 17 H: 2 LOB: 2 BB: 0 P: 24	R: 0 E: 0 K: 1 S: 15 H: 1 LOB: 1 BB: 0 P: 21	R: 0 E: 0 K: 0 S: 12 H: 1 LOB: 1 BB: 0 P: 15	R: 0 E: 0 K: 0 S: 8 H: 0 LOB: 0 BB: 0 P: 13	R: 1 E: 0 K: 2 S: 11 H: 1 LOB: 0 BB: 0 P: 18	R: 6 E: 0 K: 1 S: 25 H: 6 LOB: 2 BB: 2 P: 46	R: 0 E: 0 K: 0 S: 13 H: 1 LOB: 3 BB: 2 P: 25	R: 0 E: 0 K: 0 S: 5 H: 1 LOB: 0 BB: 0 P: 8	1B: 12 2B: 3 3B: 0 HR: 3	SF: 1 SAC: 0 DP: 1 HBP: 0			WP: 2 PB: 0 SB: 0 CS: 0	PA: 50		

PITCHER		IP	WLS	BF	H	R	ER	SO	BB	IBB	HBP	BLK	WP	HR	S	P	ERA	WHIP
19 Masahiro Tanaka, R ERA: 3.74	(1, 1)	0.2		8	4	6	6	0	2	0	0	0	0	1	24	37	81.00	9.000
57 Chad Green, R ERA: 6.04	(1, 1)	2.0	W	10	4	0	0	1	0	0	0	0	0	0	30	44	0.00	2.000
75 David Hale, R ERA: 3.04	(3, 1)	1.0	H	4	1	0	0	1	0	0	0	0	0	0	15	21	0.00	1.000
67 Nestor Cortes, L ERA: 5.22	(4, 1)	3.0	H	14	5	5	5	3	0	0	0	0	0	2	36	58	15.00	1.667
48 Tommy Kahnle, R ERA: 3.48	(7, 1)	0.0		3	1	1	1	0	2	0	0	0	2	0	7	16	∞	∞

PITCHER		IP	WLS	BF	H	R	ER	SO	BB	IBB	HBP	BLK	WP	HR	S	P	ERA	WHIP
0 Adam Ottavino, R ERA: 1.49	(7, 1)	0.2		5	2	1	1	0	1	0	0	0	0	0	9	17	13.50	4.500
53 Zack Britton, L ERA: 2.57	(8, 1)	0.2	H	3	0	0	0	0	1	0	0	0	0	0	7	13	0.00	1.500
54 Aroldis Chapman, L ERA: 1.41	(9, 1)	1.0		3	1	0	0	0	0	0	0	0	0	0	5	8	0.00	1.000

BOTTOM

New York Yankees @ Boston Red Sox

London Stadium, London

Sat Jun 29 2019, 1:10 PM - 5:52 PM EDT

Att. 59,659 - Clear - 92 F

livebaseballscorecards.com

AB	43
R	13
H	18
RBI	12
BB	6
SO	5
LOB	20

Batter	1	2	3	4	5	6	7	8	9	AB	R	H	RBI	BB	SO	LOB
26 DJ LeMahieu, R (1, 3) OBP: 0.392, SLG: 0.534	C FF 94 B FC 90 B FF 93 S FF 94 S FF 94 2-3 **K** ①	S FF 94 S FF 94 B FF 94 B SI 94 F FF 95 X FF 94 2-2 **F8** ②		B FC 89 C SL 88 B CH 89 F FF 95 B FF 94 F FC 90 X FC 90 3-2 **L8** ③			F FF 96 B FF 96 F FF 96 F SL 87 X FF 96 1-2 **1B** 1-2		6	2	3	2	0	1	2
99 Aaron Judge, R (1, 9) OBP: 0.420, SLG: 0.536 39 Mike Tauchman, L (7, 9) OBP: 0.300, SLG: 0.387	S CH 90 F CH 90 B FF 94 B FF 95 C SI 94 2-3 **K** ②	B SL 89 B CH 90 C FC 89 B CH 89 C FC 90 B SL 89 4-2 **BB** 1-2 2-3			B CH 88 C FC 88 B SI 94 X FF 94 2-1 **1B**		B SI 95 B FC 93 B FC 95 B FF 95 B SI 96 4-2 **BB**	S SL 84 S SL 85 B FF 96 S SL 86 1-3 **K** ③		2 1	1 0	1 0	0 0	3 0	1 1	0 2
31 Aaron Hicks, S (1, 8) OBP: 0.311, SLG: 0.395	B FC 91 C SL 90 B CH 91 X CH 90 2-1 **1B**	S FF 95 F FF 95 B FF 95 S FF 95 1-3 **K** ③			F SL 87 1 SAFE B FF 94 X FF 94 1-1 **P6** ①		B SL 86 T SL 86 B FC 93 B SI 93 X SL 85 1-2 **2B**		C KN 76 B KN 76 S KN 76 X KN 77 1-2 **P6** ①	5	1	2	2	0	1	4
24 Gary Sánchez, R (1, 2) OBP: 0.330, SLG: 0.588 28 Austin Romine, R (9, 2) OBP: 0.231, SLG: 0.304	B FF 95 C FF 95 B FF 94 B FC 89 S CH 90 X SI 95 3-2 **F8** ③		C FC 88 F CH 88 B FF 95 B SI 95 F SI 94 B SL 87 B SI 96 4-2 **18 FC5-6 BB**		1 SAFE B FF 94 B FF 94 C FF 94 C FF 94 1 SAFE X FF 94 3-2 **P3** ②		B SL 87 B FC 93 B FF 94 B SL 86 2-2 25 1B 30 BB 29 1B 1B 2-H 3-H E3 30 FC6-4 1-2 3-H		C KN 76 B KN 76 S KN 76 F KN 76 X KN 76 1-2 **G6-3** ②	5 0	1 0	1 0	2 0	1 0	0 0	3 0
30 Edwin Encarnación, R (1, 10) OBP: 0.342, SLG: 0.511		C SL 86 B FF 93 F FF 93 B SI 93 B SI 94 B SI 95 4-2 25 BB 18 1B 29 FC6-4 **BB**	B FF 95 B CH 89 X CH 89 2-0 **F9** ①		B SL 87 F FF 94 F FF 95 X FF 94 1-2 **P3** ③		B FF 97 C FF 97 B FF 97 B CU 86 B FF 97 1-2 29 1B 25 1B **BB** 1-1 FC6-4 1-2f		B KN 75 B KN 77 C KN 75 S KN 76 F KN 77 S CU 67 2-3 **K** ③	4	2	0	0	2	1	4
18 Didi Gregorius, L (1, 6) OBP: 0.319, SLG: 0.449		X SI 93 0-0 29 FC6-4 25 BB 11 1B 1-2 **1B**	F SI 94 X SI 94 0-1 **FC5-6** ② 1-2f			C SI 92 F SI 92 B FC 90 F SI 92 F SI 93 B SL 87 S SI 94 2-3 **K** ①	F CU 85 D CU 86 F FF 97 F FF 98 S CU 87 1-3 **K** ①	F SL 86 B SL 86 X FF 96 1-1 **HR**		5	2	2	1	0	2	3
25 Gleyber Torres, R (1, 4) OBP: 0.365, SLG: 0.548		B CH 89 C FF 94 B FF 94 B FF 94 F CH 90 B CH 90 4-2 29 FC6-4 1-2 2-3 **BB**	C FF 94 B SI 94 S FF 95 B FF 94 B SL 88 S SL 89 3-3 **K** ③			S SL 89 C CU 81 B CU 81 F CU 83 B FC 95 B CU 83 F FC 95 B SL 88 4-2 **BB**	B FF 98 F FF 98 B FF 98 S FF 97 X CU 86 2-2 11 BB 29 1B 26 2B 1-2 2-3 **1B**	B FF 96 F FF 96 X SI 95 1-1 **G5-3** ①		3	1	1	0	2	1	1
29 Gio Urshela, R (1, 5) OBP: 0.352, SLG: 0.457		F FF 95 F FF 96 B SI 95 F FF 95 B CH 90 X CH 90 2-2 **FC6-4** ① 99 BB 11 1B 1-2f 2-3 3-H		F SI 93 B SI 93 B FF 94 B SL 88 X FF 94 3-1 **P4** ①		F FF 93 F SI 94 1 SAFE S SL 90 0-3 **K** ②	D CU 86 B CU 86 T FF 97 X FF 97 2-1 11 BB 26 2B 1-2 2-H 3-H **1B**	F SI 96 S FF 96 B SL 86 F SL 84 X SI 97 1-2 **L6** ②		5	1	1	3	0	1	3
11 Brett Gardner, L (1, 7) OBP: 0.319, SLG: 0.441		B FC 91 X SI 94 1-0 99 BB 1-2 3-H **1B**		C FF 95 F FC 90 F FF 94 X SL 87 0-2 **G4-3** ②		B CU 81 C CU 82 S CU 82 B FC 93 F CU 83 S CU 83 2-3 **K** ③	B SL 86 B CU 80 B CU 80 B FF 94 4-0 26 2B 31 SF9 1-2 2-3 **BB**	B SL 84 S FF 96 X CH 87 1-1 26 1B **1B**		4	1	2	1	1	1	1
Inning Stats	R: 0 E: 0 K: 2 S: 11 H: 1 LOB: 1 BB: 0 P: 20	R: 2 E: 0 K: 1 S: 19 H: 2 LOB: 3 BB: 3 P: 37	R: 0 E: 0 K: 1 S: 9 H: 0 LOB: 1 BB: 1 P: 18	R: 0 E: 0 K: 0 S: 10 H: 0 LOB: 0 BB: 0 P: 16	R: 0 E: 0 K: 0 S: 10 H: 1 LOB: 1 BB: 0 P: 17	R: 0 E: 0 K: 3 S: 16 H: 0 LOB: 1 BB: 1 P: 24	R: 9 E: 1 K: 1 S: 33 H: 6 LOB: 2 BB: 4 P: 59	R: 1 E: 0 K: 1 S: 17 H: 3 LOB: 2 BB: 0 P: 23	R: 0 E: 0 K: 1 S: 11 H: 0 LOB: 0 BB: 0 P: 15	1B: 9 2B: 3 3B: 0 HR: 1 SF: 1 SAC: 0 DP: 0 HBP: 0	WP: 0 PB: 0 SB: 0 CS: 0 PA: 50					

PITCHER		IP	WLS	BF	H	R	ER	SO	BB	IBB	HBP	BLK	WP	HR	S	P	ERA	WHIP
57 Eduardo Rodriguez, L ERA: 4.79	(1, 1)	5.1		24	4	2	2	5	4	0	0	0	0	0	64	115	3.38	1.500
54 Colten Brewer, R ERA: 4.08	(6, 1)	0.2	H	3	0	0	0	2	1	0	0	0	0	0	11	17	0.00	1.500
64 Marcus Walden, R ERA: 3.48	(7, 1)	0.0	L	4	3	4	4	0	1	0	0	0	0	0	11	20	∞	∞
32 Matt Barnes, R ERA: 4.93	(7, 1)	0.1		4	2	1	1	1	1	0	0	0	0	0	12	21	27.00	9.000
72 Josh Taylor, L ERA: 5.68	(7, 1)	0.2		6	1	4	3	0	1	1	0	0	0	0	10	18	40.50	3.000

PITCHER		IP	WLS	BF	H	R	ER	SO	BB	IBB	HBP	BLK	WP	HR	S	P	ERA	WHIP
70 Ryan Brasier, R ERA: 3.41	(8, 1)	1.0		6	3	1	1	1	0	0	0	0	0	1	17	23	9.00	3.000
35 Steven Wright, R ERA: 4.5	(9, 1)	1.0		3	0	0	0	1	0	0	0	0	0	0	11	15	0.00	0.000

TOP

New York Yankees @ Boston Red Sox

London Stadium, London

Sun Jun 30 2019, 10:12 AM - 2:34 PM EDT

Att. 59,059 - Partly Cloudy - 75 F

livebaseballscorecards.com

AB	40
R	12
H	13
RBI	11
BB	9
SO	10
LOB	23

BOTTOM

New York Yankees @ Boston Red Sox

London Stadium, London

Sun Jun 30 2019, 10:12 AM - 2:34 PM EDT

Att. 59,059 - Partly Cloudy - 75 F

livebaseballscorecards.com

Batter	1	2	3	4	5	6	7	8	9	AB	R	H	RBI	BB	SO	LOB
50 Mookie Betts, R (1, 9) OBP: 0.381, SLG: 0.453	G6-3	G5-4-3			2 G6-4-3 1B		K	1-2 BB		4	0	1	0	1	1	1
11 Rafael Devers, L (1, 5) OBP: 0.372, SLG: 0.525	2 HR 1B		F9		F7			G4-3	G3	5	1	1	0	0	0	4
2 Xander Bogaerts, R (1, 6) OBP: 0.392, SLG: 0.540 40 Marco Hernández, L (8, 4) OBP: 0.317, SLG: 0.475	1-H HR		G6-3		G6-4-3 1-2f			7 WP 7 1B 28 1B 1B	2B	3 2	1 1	1 2	2 0	0 0	0 0	1 0
28 J.D. Martinez, R (1, 10) OBP: 0.374, SLG: 0.549	HR		2B			CI	K	7 WP 7 1B 1-2 1B	K	4	2	3	1	0	1	1
23 Michael Chavis, R (1, 3) OBP: 0.335, SLG: 0.465	F7		K			K	K	F9	K	5	0	0	0	0	3	5
7 Christian Vázquez, R (1, 2) OBP: 0.325, SLG: 0.482	HR			P4		K		19 1B 36 2B 1-H 2-H 1B	K	5	2	2	3	0	2	2
19 Jackie Bradley Jr., L (1, 8) OBP: 0.337, SLG: 0.409	G3			59 E 1B		F8		36 2B 59 1B 1-3 1B		4	1	2	0	0	0	1
36 Eduardo Núñez, R (1, 4) OBP: 0.252, SLG: 0.320 (8, 6)		F7		F8			P3	59 1B 1-3 3-H 2B		4	0	1	1	0	0	1
59 Sam Travis, R (1, 7) OBP: 0.194, SLG: 0.194		50 G5-4-3 1B		K 1-2			G6-3	50 BB 2-3 3-H 1B		4	0	2	1	0	1	1
Inning Stats	R: 4 E: 0 K: 0 S: 12 H: 4 LOB: 0 BB: 0 P: 23	R: 0 E: 0 K: 0 S: 9 H: 1 LOB: 0 BB: 0 P: 16	R: 0 E: 0 K: 1 S: 10 H: 1 LOB: 1 BB: 0 P: 12	R: 0 E: 1 K: 1 S: 9 H: 1 LOB: 1 BB: 0 P: 11	R: 0 E: 0 K: 0 S: 7 H: 1 LOB: 0 BB: 0 P: 9	R: 0 E: 1 K: 2 S: 10 H: 0 LOB: 1 BB: 0 P: 11	R: 0 E: 0 K: 1 S: 9 H: 0 LOB: 0 BB: 0 P: 11	R: 4 E: 0 K: 0 S: 22 H: 6 LOB: 3 BB: 1 P: 40	R: 0 E: 0 K: 3 S: 10 H: 1 LOB: 1 BB: 0 P: 12	1B: 9 2B: 3 3B: 0 HR: 3	SF: 0 SAC: 0 DP: 2 HBP: 0					

	AB	40
	R	8
	H	15
	RBI	8
	BB	1
	SO	8
	LOB	17

WP: 1 PA: 42
PB: 0
SB: 0
CS: 0

PITCHER		IP	WLS	BF	H	R	ER	SO	BB	IBB	HBP	BLK	WP	HR	S	P	ERA	WHIP
71 Stephen Tarpley, L ERA: 9.64	(1, 1)	1.0		7	4	4	4	0	0	0	0	0	0	3	12	23	36.00	4.000
85 Luis Cessa, R ERA: 4.61	(2, 1)	4.0		14	4	0	0	2	0	0	0	0	0	0	35	48	0.00	1.000
0 Adam Ottavino, R ERA: 1.45	(6, 1)	1.0	W	4	0	0	0	2	0	0	0	0	0	0	10	11	0.00	0.000
48 Tommy Kahnle, R ERA: 3.38	(7, 1)	1.0		3	0	0	0	1	0	0	0	0	0	0	9	11	0.00	0.000
35 Chance Adams, R ERA: 6.75	(8, 1)	0.2		7	5	4	4	0	0	0	0	0	1	0	15	26	54.00	7.500

PITCHER		IP	WLS	BF	H	R	ER	SO	BB	IBB	HBP	BLK	WP	HR	S	P	ERA	WHIP
53 Zack Britton, L ERA: 2.55	(8, 1)	0.1		3	1	0	0	0	1	0	0	0	0	0	7	14	0.00	6.000
54 Aroldis Chapman, L ERA: 1.36	(9, 1)	1.0		4	1	0	0	3	0	0	0	0	0	0	10	12	0.00	1.000

Batter	1	2	3	4	5	6	7	8	9	AB	R	H	RBI	BB	SO	LOB
50 Mookie Betts, R (1, 9) OBP: 0.387, SLG: 0.455	C FF 93 X FC 89 0-1 11 HR 1B	B FF 93 X SL 81 1-0 11 1B 11 S 2 FC4-6 1B	B SL 79 B SI 92 F SL 79 B FF 93 B SL 80 4-1 11 1B BB			C FF 93 X FF 92 0-1 ① L7		B SI 93 B FC 87 B SI 93 B SI 93 4-0 11 HR BB		3	3	2	0	2	0	0
11 Rafael Devers, L (1, 5) OBP: 0.378, SLG: 0.548	X FF 93 0-0 1-H HR	C SL 79 1 SAFE B FC 89 1 SAFE B FC 89 B SL 82 X SL 79 3-1 2 FC4-6 1-3 1B	T FF 93 X CH 82 0-1 1-3 2-H 3-H 1B			B FF 94 C FF 93 S FF 94 F FF 95 C FF 95 1-3 ② K		1 SAFE B SI 93 B CH 87 S CH 87 1 SAFE 1 SAFE F SI 94 1 SAFE F FC 88 2-2 F FF 93 1 SAFE X FC 88 1-H HR		5	2	4	6	0	1	0
2 Xander Bogaerts, R (1, 6) OBP: 0.392, SLG: 0.541	B SL 82 C SL 80 S FF 94 F SL 80 B SL 82 B FF 94 X FF 94 3-2 16 F9 7 2B 2B	C FF 92 X SL 81 0-1 ② FC4-6 28 1B 1-2f 3-H	F SL 83 D SL 84 X SL 82 1-1 ③ G6-3			C FF 94 B SL 84 C SL 84 X FF 95 1-2 ③ G4-3		C SI 93 X SI 93 0-1 28 FC4 1B		5	1	2	1	0	0	3
28 J.D. Martinez, R (1, 10) OBP: 0.372, SLG: 0.543	C FF 93 C FF 93 B FF 94 X SL 80 1-2 ① G6-3	1 SAFE X SL 79 0-0 1-2 1B		B FF 93 S CU 80 F FF 91 F FF 92 X CU 79 1-2 ① L8			X FF 90 0-0 ① G3	F SI 93 F FC 88 X SI 93 0-2 ③ FC4 1-2f		5	0	1	0	0	0	2
16 Andrew Benintendi, L (1, 7) OBP: 0.351, SLG: 0.427	F SL 81 B FC 88 X CH 82 1-1 ② F9 2-3	X SL 78 0-0 ③ F9		C SL 84 S FF 93 B FF 94 F FF 94 B SL 86 B CU 80 F FF 94 S FF 94 3-3 ② K			B SL 82 C SL 81 F CH 86 S CH 86 1-3 ② K		B SL 84 F FF 95 F FF 97 C SL 86 1-3 ① K	5	0	0	0	0	3	3
7 Christian Vázquez, R (1, 2) OBP: 0.331, SLG: 0.502	B FF 94 C SL 79 B FF 94 X FC 87 2-1 19 1B 3-H 2B		F FF 92 X SL 79 0-1 19 2B 11 1B 1B	B SL 85 S SL 84 X FF 92 1-1 ③ F8			C SL 83 B CH 88 B FF 95 F SL 83 F SL 85 X SL 82 2-2 HR		C SL 87 F FF 97 B SL 86 S FF 97 1-3 ② K	5	3	3	2	0	1	0
19 Jackie Bradley Jr., L (1, 8) OBP: 0.338, SLG: 0.413	B FF 92 S CH 81 S CH 82 F FF 94 X SL 79 1-2 2-H 1B		F FF 92 S SL 78 D SL 80 F CH 80 B FF 93 F SL 80 X FC 88 2-2 11 1B 1-3 2B		B FF 94 C CH 86 T FF 94 B FF 95 B FF 94 S SL 84 3-3 ① K		F CU 75 B CH 87 C FF 93 X CH 88 1-2 ③ G4-3		C FF 96 F SL 87 X FF 97 0-2 ③ F7	5	1	2	1	0	1	0
23 Michael Chavis, R (1, 3) OBP: 0.333, SLG: 0.462	X FF 89 0-0 ③ P4		S SL 80 B FF 93 B FF 93 S SL 81 F SL 80 S SL 80 2-3 ① K		B SL 85 B FF 92 S SL 83 X SL 84 2-1 ② G5-3			S FC 86 S FC 86 B FF 92 B FC 87 X FC 87 2-2 12 G6-3 1B		4	0	1	0	0	1	3
12 Brock Holt, L (1, 4) OBP: 0.364, SLG: 0.400		C SI 88 X FC 89 0-1 ① G3-1	B FC 86 X FF 93 1-0 ② P2		B CU 80 C SL 84 S CH 87 S FF 95 1-3 ③ K			D SI 94 F FC 88 X CH 87 1-1 ①② G6-3 1-2f		4	0	0	0	0	1	3
Inning Stats	R: 4 E: 0 K: 0 S: 19 H: 5 LOB: 1 BB: 0 P: 27	R: 1 E: 0 K: 0 S: 9 H: 3 LOB: 2 BB: 0 P: 13	R: 2 E: 0 K: 1 S: 17 H: 3 LOB: 2 BB: 1 P: 27	R: 0 E: 0 K: 1 S: 11 H: 0 LOB: 0 BB: 0 P: 16	R: 0 E: 0 K: 2 S: 8 H: 0 LOB: 0 BB: 0 P: 14	R: 0 E: 0 K: 1 S: 9 H: 0 LOB: 0 BB: 0 P: 11	R: 1 E: 0 K: 1 S: 11 H: 1 LOB: 0 BB: 0 P: 15	R: 2 E: 0 K: 0 S: 15 H: 3 LOB: 1 BB: 1 P: 24	R: 0 E: 0 K: 2 S: 9 H: 0 LOB: 0 BB: 0 P: 11	1B: 9 2B: 3 3B: 0 HR: 3 SF: 0 SAC: 0 DP: 1 HBP: 0						

PITCHER		IP	WLS	BF	H	R	ER	SO	BB	IBB	HBP	BLK	WP	HR	S	P	ERA	WHIP
57 Trent Thornton, R ERA: 5.18	(1, 1)	2.2	L	20	11	7	7	1	1	0	0	0	0	1	43	64	23.62	4.500
54 Sean Reid-Foley, R ERA: 3.55	(3, 1)	3.1		10	0	0	0	4	0	0	0	0	0	0	30	44	0.00	0.000
64 Derek Law, R ERA: 6.91	(7, 1)	1.0		4	1	1	1	1	0	0	0	0	0	1	11	15	9.00	1.000
31 Joe Biagini, R ERA: 3.79	(8, 1)	1.0		6	3	2	2	0	1	0	0	0	0	1	15	24	18.00	4.000
51 Ken Giles, R ERA: 1.24	(9, 1)	1.0		3	0	0	0	2	0	0	0	0	0	0	9	11	0.00	0.000

PITCHER	IP	WLS	BF	H	R	ER	SO	BB	IBB	HBP	BLK	WP	HR	S	P	ERA	WHIP

TOP

Boston Red Sox @ Toronto Blue Jays

Rogers Centre, Toronto, ON

Tue Jul 02 2019, 7:09 PM - 10:27 PM EDT

Att. 18,415 - Partly Cloudy - 72 F

livebaseballscorecards.com

AB	41
R	10
H	15
RBI	10
BB	2
SO	8
LOB	14

WP: 0	PA: 43					
PB: 0						
SB: 1						
CS: 0						

BOTTOM

Batter	1	2	3	4	5	6	7	8	9	AB	R	H	RBI	BB	SO	LOB
5 Eric Sogard, L (1, 10) OBP: 0.380, SLG: 0.498	C FF 90 C SI 90 C SI 92 0-3 ① K	B SI 92 F FF 93 C SI 93 B SI 94 B FF 94 F SI 94 B SI 93 4-2 BB			F FF 92 X FC 88 0-1 ② L8		C CU 82 B FC 92 F CU 82 F CU 81 B CU 82 S CU 81 2-3 ① K		C SL 83 F SL 82 B SI 90 F SL 84 B SI 88 F SI 88 F SI 90 F SL 84 F SI 89 4-2 D CU 78 F SL 83 B SI 90 1-2 27 2B BB	3	1	0	0	2	2	0
27 Vladimir Guerrero Jr., R (1, 5) OBP: 0.331, SLG: 0.424	C FC 88 B CH 84 B CH 86 B FC 89 B FF 93 4-1 13 G1-3 BB	B SI 93 C CH 84 B FF 93 X FF 93 2-1 ③ F8			C SI 92 C CH 83 C SI 93 0-3 ③ K		B FC 92 F FC 92 B SL 89 S CU 81 S CU 83 2-3 ② K		F SL 84 B SI 90 B CU 80 F SL 83 X SI 90 2-2 13 WP 13 SF8 1-H 2-H 2B	4	1	1	2	1	2	3
13 Lourdes Gurriel Jr., R (1, 7) OBP: 0.367, SLG: 0.635	S CH 85 X CH 86 0-1 ② G1-3 1-2		C FC 89 S CH 82 S SI 91 0-3 ① K			C SI 90 B FF 91 B CH 83 F CH 83 B FF 93 F SI 92 B SI 92 4-2 8 G4-3 15 1B 16 1B BB	B CU 82 B FC 93 B CU 80 C FC 92 B FC 92 4-1 BB		F SI 89 B CU 81 X SL 84 1-1 ② SF8 2-H	2	1	0	1	2	1	1
14 Justin Smoak, S (1, 3) OBP: 0.355, SLG: 0.430	B SI 92 C FC 89 D CH 84 S CH 85 C SI 93 2-3 ③ K		X SI 92 0-0 ② F8			B SI 93 X SI 92 1-0 ① P4	D CU 82 B FC 93 C FC 93 X FC 94 2-1 ③ G4-3		B SL 83 B SI 89 C SL 82 B SL 82 F SI 89 C SI 88 3-3 ③ K	5	0	0	0	0	2	3
15 Randal Grichuk, R (1, 8) OBP: 0.294, SLG: 0.422		B FC 87 X FF 91 1-0 ① F8	C SI 91 T CH 82 B FF 89 B SI 92 S CH 83 2-3 ③ K			C SI 93 T FF 89 B FF 92 X SI 93 1-2 16 1B 8 G4-3 1-2 1B		F SL 86 B FF 94 B FF 94 B FF 95 X FF 95 3-1 ① F9		4	0	1	0	0	1	0
8 Cavan Biggio, L (1, 4) OBP: 0.374, SLG: 0.477		C FF 92 X SI 91 0-1 16 F9 9 2B 2B		T FF 90 X CH 82 0-1 ① G3	S CH 84 T CH 85 X CH 86 0-2 ② G4-3 1-2 2-3			B FF 95 C FF 95 X SI 94 1-1 16 G4-6-3 1B		4	1	2	0	0	0	2
16 Freddy Galvis, S (1, 6) OBP: 0.302, SLG: 0.450		X CH 84 0-0 ② F9 2-3		B CH 81 C CH 83 B SI 91 C SI 91 F CH 84 B FC 90 F SI 93 C FF 92 3-3 ② K		B FC 89 B SI 92 F SI 92 X CH 84 2-1 2-3 3-H 1B		C SL 88 B FF 94 B FF 94 T FF 94 X SL 87 2-2 ②③ G4-6-3 1-2f		4	0	1	1	0	1	2
3 Brandon Drury, R (1, 9) OBP: 0.254, SLG: 0.343		S FF 93 B FF 92 B FF 93 B SI 93 B CH 86 4-1 9 2B BB		B KC 80 X FF 93 1-0 ③ G6-3	S SI 91 C FF 93 F SI 94 S FF 93 0-3 ③ K				C SI 88 B SI 88 B SI 89 B SI 89 X SI 88 3-1 ① F8	3	0	0	0	1	1	2
9 Danny Jansen, R (1, 2) OBP: 0.273, SLG: 0.314		B SI 93 B FC 89 C CH 84 X CH 84 2-1 1-3 3-H 2B			C SI 90 F CH 83 X SI 92 0-2 ① F8		B SL 85 B SL 89 C SL 90 B SL 90 X FC 91 3-1 HR		F SL 84 X CU 78 0-1 5 BB 27 2B 1B	4	2	3	2	0	0	0
Inning Stats	R: 0 E: 0 K: 2 S: 9 H: 0 LOB: 1 BB: 1 P: 15	R: 1 E: 0 K: 0 S: 12 H: 2 LOB: 3 BB: 2 P: 25	R: 0 E: 0 K: 2 S: 7 H: 0 LOB: 0 BB: 0 P: 9	R: 0 E: 0 K: 1 S: 8 H: 0 LOB: 0 BB: 0 P: 12	R: 0 E: 0 K: 1 S: 8 H: 0 LOB: 0 BB: 0 P: 8	R: 1 E: 0 K: 1 S: 16 H: 2 LOB: 2 BB: 1 P: 24	R: 1 E: 0 K: 2 S: 12 H: 1 LOB: 1 BB: 1 P: 25	R: 0 E: 0 K: 0 S: 7 H: 1 LOB: 0 BB: 0 P: 13	R: 3 E: 0 K: 1 S: 20 H: 2 LOB: 0 BB: 1 P: 33	1B: 4 2B: 3 3B: 0 HR: 1 SF: 1 SAC: 0 DP: 1 HBP: 0						WP: 1 PB: 0 SB: 0 CS: 0 PA: 40

PITCHER		IP	WLS	BF	H	R	ER	SO	BB	IBB	HBP	BLK	WP	HR	S	P	ERA	WHIP
10 David Price, L ERA: 3.33	(1, 1)	6.0	W	26	4	2	2	7	4	0	0	0	0	0	60	93	3.00	1.333
54 Colten Brewer, R ERA: 4.21	(7, 1)	1.0		5	1	1	1	2	1	0	0	0	0	1	12	25	9.00	2.000
72 Josh Taylor, L ERA: 5.27	(8, 1)	1.0		3	1	0	0	0	0	0	0	0	0	0	7	13	0.00	1.000
71 Trevor Kelley, R ERA: 27.0	(9, 1)	1.0		6	2	3	3	1	1	0	0	0	1	0	20	33	27.00	3.000

PITCHER	IP	WLS	BF	H	R	ER	SO	BB	IBB	HBP	BLK	WP	HR	S	P	ERA	WHIP

Boston Red Sox @ Toronto Blue Jays

Rogers Centre, Toronto, ON

Tue Jul 02 2019, 7:09 PM - 10:27 PM EDT

Att. 18,415 - Partly Cloudy - 72 F

livebaseballscorecards.com

AB	33
R	6
H	8
RBI	6
BB	6
SO	10
LOB	13

Batter	1	2	3	4	5	6	7	8	9	AB	R	H	RBI	BB	SO	LOB
50 Mookie Betts, R (1, 9) OBP: 0.388, SLG: 0.457	C FF 91 B KC 79 B SI 91 B KC 80 C FF 90 B FC 88 4-2 11 G3-6-3 BB		C FF 94 X SI 92 0-1 ② FC5-2-5-3 11 1B 1-3 3-H		C SL 86 B FF 95 X FF 94 1-1 2B		C FF 97 B SL 88 S FF 97 S SL 87 1-3 ③ K2-3			3	1	1	0	1	1	4
11 Rafael Devers, L (1, 5) OBP: 0.376, SLG: 0.544	S FC 88 X FC 88 0-1 ① ② G3-6-3 1-2f		X FF 94 0-0 2-H 3-H 1B		F FC 91 C CH 85 S FF 95 0-3 ③ K			C FF 96 B FF 96 S FF 96 X FF 97 1-2 ① F8		4	0	1	2	0	1	2
2 Xander Bogaerts, R (1, 6) OBP: 0.388, SLG: 0.534	C FF 92 S FC 87 F FF 93 B KC 78 C FC 89 1-3 ③ K		B CU 79 C FC 90 F FF 95 S FF 95 1-3 ③ K			B SI 91 B SL 86 F SL 84 S SI 92 S FC 90 2-3 ① K		C SL 86 F FF 96 F FF 97 S SL 87 0-3 ② K		4	0	0	0	0	4	1
28 J.D. Martinez, R (1, 10) OBP: 0.370, SLG: 0.539		C FF 93 B FC 91 F FF 92 S FF 94 1-3 ① K		F FC 90 B FF 92 S FF 92 F FF 94 F CU 81 F FF 94 X CU 82 1-2 ① F9		S SL 85 B SI 93 F FC 91 X SL 87 1-2 ② G6-3		F FF 96 B FF 96 B FF 95 F FF 96 X SL 84 2-2 1B		4	0	1	0	0	1	0
16 Andrew Benintendi, L (1, 7) OBP: 0.347, SLG: 0.421		B FF 94 C FC 90 X CH 86 1-1 ② G1-3		C FF 94 B FC 91 S FF 94 B CU 81 F FC 92 X SL 84 2-2 ② F9		B CU 83 B CH 87 C FC 90 F FF 94 B FF 96 X FF 95 3-2 ③ G1-3		F SL 87 B FF 96 X FF 96 1-1 ③ F9		4	0	0	0	0	0	1
7 Christian Vázquez, R (1, 2) OBP: 0.333, SLG: 0.515		F FF 94 B CU 81 F FF 94 F FF 94 X FF 95 1-2 ③ F9		X FC 90 0-0 HR			F SI 91 S SI 92 X SL 86 0-2 23 2B 1B		C SL 85 F FF 97 B SL 86 F SL 86 B FF 96 B SL 87 S SL 86 3-3 ① K	4	1	2	1	0	1	0
19 Jackie Bradley Jr., L (1, 8) OBP: 0.333, SLG: 0.407			B FF 93 X FC 89 1-0 ① G4-3 X CU 78 0-0 ③ P3				F SI 93 F SI 94 B SL 88 S SI 96 1-3 ① K		X FF 97 0-0 ② G3-1	4	0	0	0	0	1	1
23 Michael Chavis, R (1, 3) OBP: 0.336, SLG: 0.470			B FF 92 F FF 93 X CU 82 1-1 12 1B 50 FC5-2-5-3 2B		S FF 93 F FF 94 F FF 95 B SL 87 X SL 84 1-2 ① G5-3		X SI 95 0-0 1-3 2B		S SL 84 X SL 85 0-1 ③ F9	4	0	2	0	0	0	0
12 Brock Holt, L (1, 4) OBP: 0.367, SLG: 0.402 36 Eduardo Núñez, R (7, PH) OBP: 0.250, SLG: 0.318 (7, 4)			B FF 93 S FC 91 X FC 91 1-1 50 FC5-2-5-3 11 1B 2-3 1B		C SL 85 B FF 94 F SL 86 X FC 91 1-2 ② G5-3		B FF 97 X SL 86 1-0 ② F7			2 1	1 0	1 0	0 0	0 0	0 0	0 2
Inning Stats	R: 0 E: 0 K: 1 S: 8 H: 0 LOB: 0 BB: 1 P: 13	R: 0 E: 0 K: 1 S: 9 H: 0 LOB: 0 BB: 0 P: 12	R: 2 E: 0 K: 1 S: 11 H: 3 LOB: 1 BB: 0 P: 15	R: 1 E: 0 K: 0 S: 12 H: 1 LOB: 0 BB: 0 P: 15	R: 0 E: 0 K: 1 S: 12 H: 1 LOB: 1 BB: 0 P: 15	R: 0 E: 0 K: 1 S: 9 H: 0 LOB: 0 BB: 0 P: 15	R: 0 E: 0 K: 2 S: 11 H: 2 LOB: 2 BB: 0 P: 14	R: 0 E: 0 K: 1 S: 12 H: 1 LOB: 1 BB: 0 P: 16	R: 0 E: 0 K: 1 S: 7 H: 0 LOB: 0 BB: 0 P: 10	1B: 4 2B: 3 3B: 0 HR: 1 SF: 0 SAC: 0 DP: 1 HBP: 0						

TOP

Boston Red Sox @ Toronto Blue Jays

Rogers Centre, Toronto, ON

Wed Jul 03 2019, 7:10 PM - 10:09 PM EDT

Att. 16,883 - Clear - 80 F

livebaseballscorecards.com

AB	34
R	3
H	8
RBI	3
BB	1
SO	9
LOB	11

PITCHER		IP	WLS	BF	H	R	ER	SO	BB	IBB	HBP	BLK	WP	HR	S	P	ERA	WHIP
35 David Phelps, R ERA: 3.12	(1, 1)	1.0		3	0	0	0	1	1	0	0	0	0	0	8	13	0.00	1.000
62 Jacob Waguespack, R ERA: 5.0	(2, 1)	5.0	W	21	6	3	3	4	0	0	0	0	0	1	56	75	5.40	1.200
58 Tim Mayza, L ERA: 4.45	(7, 1)	0.1	H	2	1	0	0	1	0	0	0	0	0	0	4	5	0.00	3.000
46 Daniel Hudson, R ERA: 2.79	(7, 1)	1.2	H	6	1	0	0	2	0	0	0	0	0	0	16	22	0.00	0.600
51 Ken Giles, R ERA: 1.2	(9, 1)	1.0	S	3	0	0	0	1	0	0	0	0	0	0	7	10	0.00	0.000

PITCHER		IP	WLS	BF	H	R	ER	SO	BB	IBB	HBP	BLK	WP	HR	S	P	ERA	WHIP

Batter	1	2	3	4	5	6	7	8	9	AB	R	H	RBI	BB	SO	LOB
16 Freddy Galvis, S (1, 6) OBP: 0.309, SLG: 0.459	X SI 90 0-0 2B		B CH 84 X CH 86 1-0 27 G1-4-3 1B	B FF 96 B FF 96 B SL 80 C FF 92 C FF 92 F SL 78 F FF 92 B SL 81 4-2 1-2 BB		X SL 84 0-0 1B		S KN 73 X KN 75 0-1 ② SF7 3-H		3	0	3	1	1	0	0
27 Vladimir Guerrero Jr., R (1, 5) OBP: 0.328, SLG: 0.416	F FF 91 F FF 92 B FF 93 B FF 95 F FF 94 S SL 81 2-3 ① K		B FF 94 B FF 94 F SL 79 X FF 94 2-1 ①② G1-4-3 1-2f	F FF 95 B FF 94 F FF 96 S SL 82 1-3 ③ K		D SI 94 S SL 87 1 SAFE D SI 94 X SL 84 2-1 ③ G5-3		B KN 75 B KN 76 B KN 76 S KN 76 F KN 76 F KN 72 D KN 78 4-2 BB		4	0	0	0	1	2	5
13 Lourdes Gurriel Jr., R (1, 7) OBP: 0.363, SLG: 0.639	B CH 87 B FF 92 F FF 94 F FF 94 S SL 80 2-3 ② K		B FF 92 X FF 93 1-0 HR		S SL 78 X SI 91 0-1 ① G1-3		C SI 94 B SL 85 S SI 93 F FF 95 X FF 94 1-2 ① G4-3	C KN 76 F KN 77 C CU 68 0-3 ③ K		5	1	1	1	0	2	3
8 Cavan Biggio, L (1, 4) OBP: 0.370, SLG: 0.464	B SI 92 C FF 95 F FF 94 B SL 81 B FF 96 S FF 97 3-3 ③ K		X SI 94 0-0 ③ G3		C SL 78 B FF 90 B SL 79 X SI 91 2-1 ② G3		B FF 93 B FF 94 B SL 86 B FF 94 4-0 14 S BB			3	0	0	0	1	1	1
15 Randal Grichuk, R (1, 8) OBP: 0.291, SLG: 0.417		F CH 85 B FF 91 X FF 93 1-1 ① G6-3		C FF 93 C SL 80 S SL 80 0-3 ① K	C SL 76 S SL 76 F SL 80 F FF 93 F SL 79 F SL 79 B FF 93 F SL 80 F SL 82 2-2 F SI 94 B SI 91 F SL 79 X SL 82 ③ G5-3		1 SAFE F SI 94 F SI 93 F FF 94 F FF 93 S SL 84 0-3 ② K			4	0	0	0	0	2	1
14 Justin Smoak, S (1, 10) OBP: 0.360, SLG: 0.431		C SI 90 S SL 78 B SL 81 X FF 94 1-2 44 2B 1B		B SL 77 B SI 93 B SI 95 B FF 94 4-0 9 HR BB		S CH 84 S SL 79 H SL 79 1-2 9 G5-4-3 HBP	C FC 91 S FF 94 B FC 90 1 SAFE B FC 92 S SL 85 2-3 ③ K 1-2			2	1	1	0	1	1	1
9 Danny Jansen, R (1, 2) OBP: 0.273, SLG: 0.328		X FF 94 0-0 ② P5		X FF 95 0-0 1-H HR		X CH 86 0-0 ①② G5-4-3 1-2f		X KN 75 0-0 ① G5-3		4	1	1	2	0	0	2
44 Rowdy Tellez, L (1, 3) OBP: 0.286, SLG: 0.449		D SI 92 B FF 95 B FF 95 C FF 95 X FF 96 3-1 1-3 2B		B SL 80 F SI 93 C SI 95 X SL 83 1-2 ② L9		B SL 80 C SI 90 X SL 80 1-1 3 HR 1B		B KN 73 B KN 74 B KN 73 B SI 81 4-0 3 2B 16 SF7 BB		3	2	2	0	1	0	0
3 Brandon Drury, R (1, 9) OBP: 0.262, SLG: 0.368		C FF 95 B FF 94 S FF 95 B FF 95 F FF 96 F SL 82 F SL 80 X FF 95 2-2 ③ L9		C SL 80 F FF 96 X SL 82 0-2 16 BB 1B		S CH 85 B FF 94 X FF 90 1-1 1-H HR		B KN 73 C FF 83 C KN 70 X KN 75 1-2 1-3 2B		4	1	3	2	0	0	2
Inning Stats	R: 0 E: 0 K: 3 S: 11 H: 1 LOB: 1 BB: 0 P: 18	R: 0 E: 0 K: 0 S: 14 H: 2 LOB: 2 BB: 0 P: 21	R: 1 E: 0 K: 0 S: 5 H: 2 LOB: 0 BB: 0 P: 9	R: 2 E: 0 K: 2 S: 17 H: 2 LOB: 2 BB: 2 P: 27	R: 0 E: 0 K: 0 S: 15 H: 0 LOB: 0 BB: 0 P: 19	R: 2 E: 0 K: 2 S: 10 H: 3 LOB: 1 BB: 0 P: 15	R: 0 E: 0 K: 0 S: 12 H: 0 LOB: 1 BB: 1 P: 19	R: 1 E: 0 K: 1 S: 12 H: 1 LOB: 2 BB: 2 P: 21		1B: 5 2B: 3 3B: 0 HR: 3 SF: 1 SAC: 0 DP: 2 HBP: 1						

PITCHER		IP	WLS	BF	H	R	ER	SO	BB	IBB	HBP	BLK	WP	HR	S	P	ERA	WHIP
41 Chris Sale, L ERA: 4.04	(1, 1)	5.2	L	27	9	5	5	5	2	0	1	0	0	3	69	104	7.94	1.941
64 Marcus Walden, R ERA: 3.38	(6, 1)	1.1		6	1	0	0	2	1	0	0	0	0	0	15	24	0.00	1.500
35 Steven Wright, R ERA: 5.4	(8, 1)	1.0		6	1	1	1	1	2	0	0	0	0	0	12	21	9.00	3.000

PITCHER	IP	WLS	BF	H	R	ER	SO	BB	IBB	HBP	BLK	WP	HR	S	P	ERA	WHIP

BOTTOM

Boston Red Sox @ Toronto Blue Jays

Rogers Centre, Toronto, ON

Wed Jul 03 2019, 7:10 PM - 10:09 PM EDT

Att. 16,883 - Clear - 80 F

livebaseballscorecards.com

AB	32
R	6
H	11
RBI	6
BB	5
SO	8
LOB	15

WP: 0 PB: 0 SB: 1 CS: 0 PA: 39

Batter	1	2	3	4	5	6	7	8	9	AB	R	H	RBI	BB	SO	LOB
50 Mookie Betts, R (1, 9) OBP: 0.386, SLG: 0.452	X FF 93 0-0 ① G4-3		C CU 73 B FF 91 X FF 90 1-1 ② L4			B CU 73 B CH 81 B FF 90 C FF 87 B FF 90 4-1 11 1B 2 1B BB	B SI 93 X FC 86 1-0 ① L7		C FF 97 F FF 97 X FF 96 0-2 ② L4	4	1	0	0	1	0	0
11 Rafael Devers, L (1, 5) OBP: 0.382, SLG: 0.554	B FF 94 C CH 86 B FF 93 B FF 94 X CH 86 3-1 HR		B FF 90 B FF 90 S FF 90 C FF 90 T FF 91 2-2 ③ K			**B FF 89** **C FF 89** **F CU 73** **F FF 89** **F FF 89** **F FF 90** 1 SAFE F FF 90 1 SAFE 2-2 B CU 74 F FF 91 X FF 90 2 1B 28 1B **1-3** 1B	B SI 94 B SI 94 B CH 88 C SI 94 B SI 93 4-1 28 FC6-4 BB	S SL 86 B FF 96 B SL 86 F FF 97 B SL 87 B FF 97 4-2 BB	3	2	2	1	2	1	0
2 Xander Bogaerts, R (1, 6) OBP: 0.385, SLG: 0.529	C SL 83 B FF 94 B SL 84 X SL 84 2-1 ② G5-3			B FF 88 C FF 88 X CH 84 1-1 ① G4-3		B FF 89 S FF 88 S FF 87 B FF 89 X FF 88 2-2 7 WP 28 1B 19 FC6-4 **1-3** **3-H** 1B	C FC 88 1 SAFE S SI 94 F SI 94 1 SAFE F SI 94 C FC 89 0-3 ② K		B SL 86 X FF 96 1-0 ③ L9	5	1	1	1	0	1	2
28 J.D. Martinez, R (1, 7) OBP: 0.375, SLG: 0.542	B FF 91 B FF 94 X SL 84 2-0 1B			F FF 90 B FF 90 X FF 91 1-1 7 WP 1B		F FF 89 C CH 85 B FF 89 X CU 75 1-2 19 FC6-4 23 HR **1-2** **3-H** 1B	F SI 94 B FC 87 D SI 94 S SI 94 X SI 95 2-2 ③ FC6-4 **1-2f**			4	1	3	1	0	0	1
12 Brock Holt, L (1, 4) OBP: 0.360, SLG: 0.394 36 Eduardo Núñez, R (6, PH) OBP: 0.247, SLG: 0.314 (6, 4) 44 Brandon Workman, R (9, 1)	B FF 91 C FF 90 D CU 74 B FF 91 X FF 91 3-1 ③ F8			B CU 73 C FF 91 F FF 89 X FF 89 1-2 ② F7		B SL 86 F FF 92 F SI 94 F SL 87 F SI 94 X SL 86 1-2 ① P2		B KC 78 B KC 80 B FC 92 C FC 91 X FF 92 3-1 ① P4		2 2 0	0 0 0	0 0 0	0 0 0	0 0 0	0 0 0	2 2 0
7 Christian Vázquez, R (1, 10) OBP: 0.332, SLG: 0.508 (9, 2)		B FF 90 X FF 90 1-0 ① G5-3		1 SAFE C CU 73 B FF 88 B FF 90 X CU 72 2-1 ③ G5-3 **1-2**		C SI 96 D SL 88 F SL 86 B SL 88 B FF 94 B FF 95 4-2 19 FC6-4 **1-2** **2-3** BB		B KC 80 T FF 93 C FF 92 B KC 80 F CH 86 B FC 91 X FF 93 3-2 ② G1-3		3	0	0	0	1	0	1
19 Jackie Bradley Jr., L (1, 8) OBP: 0.329, SLG: 0.401		C FF 91 C CU 74 F FF 91 S FF 91 0-3 ② K			F FF 89 C CU 73 S CU 74 0-3 ① K	C SI 93 X SI 93 0-1 ② FC6-4 23 HR **1-2f** **2-3** **3-H**		B FF 93 B CH 85 F FF 92 C CH 86 S KC 80 2-3 ③ K		4	1	0	1	0	3	2
23 Michael Chavis, R (1, 3) OBP: 0.335, SLG: 0.479		B FF 91 F CH 84 X FF 90 1-1 ③ P3			S CH 82 F FF 90 F FF 90 F FF 87 B CU 75 B CH 83 T FF 90 2-2 ② K	B FF 94 B SI 94 S SL 88 S SL 88 X SL 87 2-2 **1-H** **3-H** HR			B FF 97 F SL 85 B FF 98 B FF 96 C FF 96 F FF 97 S FF 98 3-3 ① K	4	1	1	3	0	2	0
3 Sandy León, S (1, 2) OBP: 0.278, SLG: 0.299 40 Marco Hernández, L (9, PH) OBP: 0.333, SLG: 0.561 (9, 4)			B FF 90 B CH 83 B FF 90 C FF 89 X FF 90 3-1 ① P3		X FF 88 0-0 ③ P3	C SI 94 B FF 93 B SI 91 F SI 93 B FF 92 X SI 92 3-2 ③ L8			B FF 96 X FF 96 1-0 HR	3 1	0 1	0 1	0 1	0 0	0 0	0 0
Inning Stats	R: 1 E: 0 K: 0 S: 8 H: 2 LOB: 1 BB: 0 P: 18	R: 0 E: 0 K: 1 S: 7 H: 0 LOB: 0 BB: 0 P: 9	R: 0 E: 0 K: 1 S: 7 H: 0 LOB: 0 BB: 0 P: 13	R: 0 E: 0 K: 0 S: 9 H: 1 LOB: 1 BB: 0 P: 14	R: 0 E: 0 K: 2 S: 9 H: 0 LOB: 0 BB: 0 P: 11	R: 6 E: 0 K: 0 S: 30 H: 4 LOB: 0 BB: 2 P: 49	R: 0 E: 0 K: 1 S: 10 H: 0 LOB: 1 BB: 1 P: 17	R: 0 E: 0 K: 1 S: 9 H: 0 LOB: 0 BB: 0 P: 17	R: 1 E: 0 K: 1 S: 11 H: 1 LOB: 1 BB: 1 P: 20	1B: 5 2B: 0 3B: 0 HR: 3 SF: 0 SAC: 0 DP: 0 HBP: 0						

PITCHER		IP	WLS	BF	H	R	ER	SO	BB	IBB	HBP	BLK	WP	HR	S	P	ERA	WHIP
64 Derek Law, R ERA: 7.07	(1, 1)	0.2		4	2	1	1	0	0	0	0	0	0	1	6	13	13.50	3.000
45 Thomas Pannone, L ERA: 6.18	(1, 1)	4.1		18	4	4	4	4	1	0	0	0	1	0	49	76	8.31	1.154
58 Tim Mayza, L ERA: 4.88	(6, 1)	1.0	B	5	1	2	2	0	1	0	0	0	1	1	15	25	18.00	2.000
31 Joe Biagini, R ERA: 3.69	(7, 1)	1.0		4	0	0	0	1	1	0	0	0	0	0	10	17	0.00	1.000
66 Nick Kingham, R ERA: 8.54	(8, 1)	1.0		3	0	0	0	1	0	0	0	0	0	0	9	17	0.00	0.000

PITCHER		IP	WLS	BF	H	R	ER	SO	BB	IBB	HBP	BLK	WP	HR	S	P	ERA	WHIP
51 Ken Giles, R ERA: 1.45	(9, 1)	1.0	L	5	1	1	1	1	1	0	0	0	0	1	11	20	9.00	2.000

TOP

Boston Red Sox @ Toronto Blue Jays

Rogers Centre, Toronto, ON

Thu Jul 04 2019, 7:08 PM - 10:43 PM EDT

Att. 22,217 - Clear - 77 F

livebaseballscorecards.com

AB	35
R	8
H	8
RBI	8
BB	4
SO	7
LOB	10

WP: 2 PA: 39
PB: 0
SB: 0
CS: 0

Batter	1	2	3	4	5	6	7	8	9	AB	R	H	RBI	BB	SO	LOB
5 Eric Sogard, L (1, 9) OBP: 0.376, SLG: 0.495	C FF 92 F CH 84 B FF 93 F FF 92 C FF 94 1-3 ① K	B CH 86 X SI 92 1-0 ① F9		C FC 94 F SL 90 B CU 85 F FC 94 F CU 84 F CU 83 B FC 94 B FC 94 F CU 84 3-2 ① F SL 91 X FC 95 G6-3 2-3		B CH 88 B SL 83 X FF 96 2-0 ② F9		D KC 83 X KC 80 1-0 2-H 2B		5	0	1	1	0	1	2
16 Freddy Galvis, S (1, 6) OBP: 0.311, SLG: 0.470	F CU 72 S CH 86 X CH 85 0-2 13 F9 44 1B 2B	S FF 93 B FF 94 B SL 87 1 SAFE B FF 94 S SL 86 F FF 93 1 SAFE F FF 92 3-2 ② X SL 86 F9		X FC 94 0-0 3-H HR		C FF 97 F FF 96 S FF 96 0-3 ③ K		S FF 94 B FF 94 S KC 81 F KC 82 S KC 81 1-3 ③ K		5	2	2	2	0	2	2
13 Lourdes Gurriel Jr., R (1, 7) OBP: 0.354, SLG: 0.622	X SL 86 0-0 2-3 ② F9	1 SAFE 1 SAFE X SI 92 0-0 ③ FC5-4 1-2f		B FC 94 X FC 93 1-0 ② G1-3			C FF 96 B FF 96 C FF 97 B KC 86 C KC 86 2-3 ① K		C FF 93 S FF 93 B KC 83 X FF 94 1-2 ① P6	5	0	0	0	0	1	2
8 Cavan Biggio, L (1, 4) OBP: 0.379, SLG: 0.456	B CH 86 F FF 93 B FF 93 D CH 87 D CH 88 4-1 14 BB 44 1B BB		B SL 85 B SI 91 F CH 86 B FF 92 X SI 91 3-1 ① F7	B CU 82 B FC 93 C SL 88 T SL 90 S CU 84 2-3 ③ K			B FF 97 B FF 97 F FF 97 C FF 97 B KC 87 B FF 97 4-2 44 WP BB			B KC 82 C FF 94 B FF 94 S FF 94 B KC 84 B KC 81 4-2 14 BB BB	2	1	0	0	3	1	0
14 Justin Smoak, S (1, 3) OBP: 0.365, SLG: 0.434	B CU 78 B SL 86 1 SAFE B FF 93 C FF 92 S SL 86 B SL 86 4-2 44 1B 1-2 BB		B FF 93 X SI 92 1-0 2B		C SL 84 S SL 86 S SL 86 0-3 ① K		C FF 98 1 SAFE X FF 98 0-1 ② F8		B KC 81 B FC 88 1 SAFE B KC 81 B FC 88 4-0 1-2 BB	3	0	1	0	2	1	1
44 Rowdy Tellez, L (1, 10) OBP: 0.285, SLG: 0.444	B CH 87 X CH 87 1-0 37 FC6-4 1-3 2-H 3-H 1B		C CU 81 C CU 82 F SL 89 B CU 82 X FC 94 1-2 ② G1-6-3		X SL 85 0-0 ② G3		S KC 87 B KC 85 B KC 87 C KC 86 S KC 86 2-3 ③ K 1-3		S FF 92 X KC 81 0-1 ② F7	5	0	1	2	0	1	4
37 Teoscar Hernández, R (1, 8) 27 Vladimir Guerrero Jr., R (9, PH) OBP: 0.270, SLG: 0.364 OBP: 0.326, SLG: 0.414	X SI 91 0-0 ③ FC6-4 1-2f		B CU 80 C FC 94 B FC 94 D CU 83 X FC 92 3-1 ③ P3		C FF 94 B FF 93 F FF 94 B SL 86 B SL 89 F SL 87 X FF 96 3-2 1B			B KC 81 X KC 80 1-0 ① G5-3	C FF 93 B FF 94 B KC 82 B FF 93 X KC 81 3-1 ③ G5-3	4 1	0 0	1 0	0 0	0 0	0 0	3 2
9 Danny Jansen, R (1, 2) OBP: 0.281, SLG: 0.371		B SI 91 B SL 85 F SI 91 S SI 91 B SI 92 X SI 92 3-2 HR		X SL 89 0-0 HR	X SL 87 0-0 ③ P5			X KC 81 0-0 5 2B 2B		4	3	3	2	0	0	1
3 Brandon Drury, R (1, 5) OBP: 0.266, SLG: 0.374		B SL 87 C CH 85 X SI 89 1-1 13 FC5-4 1B		B CU 84 C CU 82 X CU 82 1-1 5 WP 16 HR 2B		F FF 95 B FF 96 C FF 96 X SL 84 1-2 ① P4		B FF 94 B FF 93 C FC 87 B FF 92 F FF 92 F KC 82 X FF 94 3-2 ② F7		4	1	2	0	0	0	1
Inning Stats	R: 2 E: 0 K: 1 S: 13 H: 2 LOB: 2 BB: 2 P: 23	R: 1 E: 0 K: 0 S: 12 H: 2 LOB: 1 BB: 0 P: 20	R: 0 E: 0 K: 0 S: 9 H: 1 LOB: 1 BB: 0 P: 17	R: 3 E: 0 K: 1 S: 16 H: 3 LOB: 0 BB: 0 P: 23	R: 0 E: 0 K: 1 S: 9 H: 1 LOB: 1 BB: 0 P: 12	R: 0 E: 0 K: 1 S: 7 H: 0 LOB: 0 BB: 0 P: 10	R: 0 E: 0 K: 2 S: 10 H: 0 LOB: 1 BB: 1 P: 18	R: 1 E: 0 K: 1 S: 11 H: 2 LOB: 1 BB: 0 P: 17	R: 0 E: 0 K: 0 S: 9 H: 0 LOB: 2 BB: 2 P: 21	1B: 3 2B: 5 3B: 0 HR: 3 SF: 0 SAC: 0 DP: 0 HBP: 0						

PITCHER		IP	WLS	BF	H	R	ER	SO	BB	IBB	HBP	BLK	WP	HR	S	P	ERA	WHIP
76 Hector Velázquez, R ERA: 5.65	(1, 1)	2.1		14	5	3	3	1	2	0	0	0	0	1	28	50	11.57	3.000
54 Colten Brewer, R ERA: 4.74	(3, 1)	1.2		8	3	3	3	1	0	0	0	0	1	2	22	33	16.20	1.800
72 Josh Taylor, L ERA: 4.91	(5, 1)	1.0		4	1	0	0	1	0	0	0	0	0	0	9	12	0.00	1.000
70 Ryan Brasier, R ERA: 3.31	(6, 1)	1.0	H	3	0	0	0	1	0	0	0	0	0	0	7	10	0.00	0.000
32 Matt Barnes, R ERA: 4.79	(7, 1)	1.0	H	4	0	0	0	2	1	0	0	0	1	0	10	18	0.00	1.000

PITCHER		IP	WLS	BF	H	R	ER	SO	BB	IBB	HBP	BLK	WP	HR	S	P	ERA	WHIP
44 Brandon Workman, R ERA: 1.85	(8, 1)	2.0	W	10	2	1	1	1	2	0	0	0	0	0	20	38	4.50	2.000
44 Brandon Workman, R ERA: 1.85	(9, 1)	2.0	W	10	2	1	1	1	2	0	0	0	0	0	20	38	4.50	2.000

BOTTOM

Boston Red Sox @ Toronto Blue Jays

Rogers Centre, Toronto, ON

Thu Jul 04 2019, 7:08 PM - 10:43 PM EDT

Att. 22,217 - Clear - 77 F

livebaseballscorecards.com

AB	38
R	7
H	11
RBI	7
BB	5
SO	7
LOB	18

1B: 3	SF: 0	WP: 3	PA: 43
2B: 5	SAC: 0	PB: 0	
3B: 0	DP: 0	SB: 0	
HR: 3	HBP: 0	CS: 0	

Boston Red Sox @ Detroit Tigers

Comerica Park, Detroit, MI

Fri Jul 05 2019, 7:13 PM - 12:36 AM EDT

Att. 27,181 - Cloudy - 84 F

livebaseballscorecards.com

Batter	1	2	3	4	5	6	7	8	9	AB	R	H	RBI	BB	SO	LOB
50 Mookie Betts, R (1, 9) OBP: 0.388, SLG: 0.458	C SI 91 F CH 84 F CU 77 F SL 81 B FF 92 B CU 77 B SI 92 X SL 82 3-2 11 G6-3 2 G6-3 2B		B SI 90 X FF 91 1-0 11 HR 1B	X SI 89 0-0 ③ FC5-4 1-2f		B FF 97 C SL 89 S SL 87 X SL 88 1-2 ② SF8 3-H		B SL 85 B SL 85 F SL 85 C SL 85 B FF 96 X FF 96 3-2 11 BB 2 HR 1B		4	3	3	1	0	0	1
11 Rafael Devers, L (1, 5) OBP: 0.385, SLG: 0.561	C FF 92 F FF 92 B SL 84 X FF 92 1-2 ① G6-3 2-3		X SL 81 0-0 1-H HR		F FF 88 C CH 81 B FF 89 X SL 80 1-2 ① G3	B FF 96 B FF 96 S FF 97 B SL 83 S FF 97 F FF 97 F SL 86 F FF 98 4-2 B FF 97 1-2 BB		B FF 96 1 SAFE 1 SAFE S SL 86 B FF 96 1 SAFE B SL 83 1 SAFE F SL 85 4-2 B FF 84 2 HR 1-2 BB		3	2	1	2	2	0	1
2 Xander Bogaerts, R (1, 6) OBP: 0.385, SLG: 0.535	X SI 92 0-0 ② G6-3 3-H		C FF 90 X CH 83 0-1 ① L8		B SI 90 B CU 74 B CH 80 B SI 89 4-0 28 G6-4-3 BB	C FF 97 S SL 87 C FF 97 0-3 ③		D FF 96 B SL 87 X FF 97 2-0 1-H 2-H HR		4	1	1	4	1	1	2
28 J.D. Martinez, R (1, 7) OBP: 0.372, SLG: 0.537	C SL 83 F SI 92 S SL 82 0-3 ③ K		C FF 90 F SL 80 B FF 90 B SL 81 B SL 81 X FF 91 3-2 1B		B FF 89 F SL 81 X SL 80 1-1 ②③ G6-4-3 1-2f		B SI 97 F SI 97 F SI 97 S SI 98 1-3 ① K	B SL 86 S SL 87 B SL 86 X FF 96 2-1 ② G1-3		5	0	1	0	0	2	1
7 Christian Vázquez, R (1, 10) OBP: 0.333, SLG: 0.510		B SI 91 X SI 91 1-0 36 1B 1B	C CU 75 B FF 90 B CU 75 B SL 80 S SL 81 F SL 81 F FF 90 F SL 81 F FF 90 3-2 ② F9			S FF 95 C FF 96 X FF 97 0-2 23 1B 19 2B 2B	C SI 99 B SL 87 B SI 96 B SI 96 C SI 95 F SI 98 X SI 97 3-2 ② L8	X FF 97 0-0 ③ F9		5	1	2	0	0	0	1
23 Michael Chavis, R (1, 3) OBP: 0.336, SLG: 0.477		C SI 91 S CH 83 F SL 81 S SL 81 0-3 ① K	X SI 90 0-0 ③ G1-3			C FF 97 B FF 97 S FF 94 F SL 86 X FF 96 1-2 19 2B 3 E 2-3 1B	F SI 98 F SI 96 F SI 97 F SI 98 F SI 97 X SI 97 0-2 19 1B 1B		S FC 88 X CH 79 0-1 ① G6-3	5	1	2	0	0	1	2
19 Jackie Bradley Jr., L (1, 8) OBP: 0.333, SLG: 0.406		S CU 75 S CU 76 F CU 76 S SL 82 0-3 ② K		B CU 71 C FF 89 F CU 74 F SL 81 S SL 82 1-3 K		C SI 95 B SI 97 F SL 86 B SI 96 B FF 97 X FF 96 2-2 3 E 50 SF8 1-3 3-H 2B	C SI 97 S SL 86 B SI 96 D SL 87 X SI 96 2-2 36 FC6-4 1-2 1B		B FC 84 B FC 84 B FC 87 C FF 89 B SI 90 4-1 36 G5-3 BB	4	1	2	1	1	2	1
36 Eduardo Núñez, R (1, 4) OBP: 0.246, SLG: 0.311		C SI 91 X SL 81 0-1 1-3 1B		X FF 91 0-0 ② P4		X SL 87 0-0 ① G5-3	C SI 96 X SI 95 0-1 ③ FC6-4 1-2f		B CH 79 B CH 79 B FC 88 X FF 89 3-0 ② G5-3 1-2	5	0	1	0	0	0	5
3 Sandy León, S (1, 2) OBP: 0.275, SLG: 0.293		C FF 91 C FF 91 X CU 77 0-2 ③ F8		B SI 90 C FF 90 B CH 80 F FF 90 F CU 76 F FF 89 F SL 81 X CH 82 2-2 50 FC5-4 1B		C SL 83 X SI 97 0-1 E5 11 BB 2-3 3-H		C SL 85 B FF 96 B SL 87 B FF 96 F FF 95 F SL 85 X SL 86 3-2 ① G1-3	C FC 87 X CH 79 0-1 ③ F7	5	0	1	0	0	0	4

Inning Stats																								
	R: 1	H: 1	R: 0	H: 2	R: 2	H: 3	R: 0	H: 1	R: 0	H: 0	R: 3	H: 3	R: 0	H: 2	R: 3	H: 2	R: 0	H: 0	1B: 9	SF: 1	WP: 0	PA: 45
	E: 0	LOB: 0	E: 0	LOB: 2	E: 0	LOB: 1	E: 0	LOB: 2	E: 0	LOB: 0	E: 1	LOB: 2	E: 0	LOB: 0	E: 0	LOB: 1	E: 0	LOB: 1	2B: 3	SAC: 0	PB: 0	
	K: 1	BB: 0	K: 2	BB: 0	K: 0	BB: 1	K: 1	BB: 0	K: 0	BB: 1	K: 1	BB: 1	K: 1	BB: 0	K: 0	BB: 1	K: 0	BB: 1	3B: 0	DP: 1	SB: 0	
	S: 12	P: 16	S: 14	P: 15	S: 16	P: 23	S: 12	P: 15	S: 5	P: 11	S: 25	P: 33	S: 18	P: 24	S: 13	P: 27	S: 6	P: 13	HR: 2	HBP: 0	CS: 0	

	AB	40
	R	9
	H	14
	RBI	8
	BB	4
	SO	6
	LOB	18

PITCHER		IP	WLS	BF	H	R	ER	SO	BB	IBB	HBP	BLK	WP	HR	S	P	ERA	WHIP
31 Ryan Carpenter, L ERA: 8.36	(1, 1)	5.0	L	22	7	3	3	4	1	0	0	0	0	1	59	80	5.40	1.600
67 José Cisnero, R ERA: 3.86	(6, 1)	1.0		8	3	3	1	1	1	0	0	0	0	0	25	33	9.00	4.000
65 Gregory Soto, L ERA: 8.06	(7, 1)	1.0		5	2	0	0	1	0	0	0	0	0	0	18	24	0.00	2.000
50 Austin Adams, R ERA: 6.89	(8, 1)	1.0		6	2	3	3	0	1	0	0	0	0	1	13	27	27.00	3.000
63 Nick Ramirez, L ERA: 4.5	(9, 1)	1.0		4	0	0	0	0	1	0	0	0	0	0	6	13	0.00	1.000

PITCHER		IP	WLS	BF	H	R	ER	SO	BB	IBB	HBP	BLK	WP	HR	S	P	ERA	WHIP

BOTTOM

Batter	1	2	3	4	5	6	7	8	9	AB	R	H	RBI	BB	SO	LOB
22 Victor Reyes, S (1, 8) OBP: 0.300, SLG: 0.263	B FF 92 C FF 93 F FF 94 X FF 94 1-2 9 G5-4-3 1B		B CH 88 F FF 93 F FF 94 F FF 94 B CH 89 B SL 88 X CH 89 3-2 ③ G4-3		F SI 94 F FC 90 X FF 94 0-2 ③ G6-3		B FF 95 C FF 95 F FF 96 B FF 95 X FF 95 2-2 ① G1-3		B FF 93 F FF 91 S CU 82 X FF 92 1-2 ② F7	5	0	1	0	0	0	2
9 Nick Castellanos, R (1, 9) OBP: 0.342, SLG: 0.469	B FC 89 X CH 88 1-0 ① ② G5-4-3 1-2f			B FC 88 B FF 93 F FF 94 F FF 94 B SI 94 X CH 89 3-2 ① G5-3		B FC 91 X SL 84 1-0 ① G5-3	B FF 95 C FF 95 B CH 86 X FF 96 2-1 ② F9		B SL 87 C FF 91 F FF 93 F FF 93 S CU 83 1-3 ③ K	5	0	0	0	0	1	1
24 Miguel Cabrera, R (1, 10) OBP: 0.367, SLG: 0.399	B FF 95 C FF 95 B FC 92 C FF 95 C SI 95 2-3 ③ K			B FC 90 X CH 89 1-0 ② G4-3		B FC 91 B SI 93 S FC 92 S SL 85 B FC 91 D SL 87 4-2 12 1B 46 E BB	B SL 84 X FF 96 1-0 1B			3	1	1	0	1	1	0
12 Brandon Dixon, R (1, 3) OBP: 0.269, SLG: 0.459		C FF 94 X FF 94 0-1 ① F9		B CH 90 X CH 89 1-0 46 2B 1B		S FC 92 F SL 85 X FF 93 0-2 46 E 30 SF 1-2 1B	S FF 95 X FF 95 0-1 ③ L8			4	2	2	0	0	0	1
46 Jeimer Candelario, S (1, 5) OBP: 0.307, SLG: 0.333		F CH 88 F FC 90 F FF 94 B SI 94 B SI 94 X SI 95 2-2 ② G1-3		C FC 89 B FF 93 1 SAFE X CH 88 1-1 1-H 2B		C FC 91 B FF 94 B FC 91 S SL 86 X SL 84 2-2 E9 30 SF 1-3 2-H 1B		C FF 95 S FF 96 B KC 85 F KC 85 C KC 86 1-3 ① K		4	1	2	2	0	1	0
30 Harold Castro, L (1, 7) OBP: 0.288, SLG: 0.354		F SI 93 F SI 94 B FF 95 B SI 94 X SI 94 2-2 ③ G6-3		C SI 93 F SI 93 B FF 93 T FF 93 1-2 ③ K		B FC 90 F FC 91 F SL 85 F FF 94 B FF 94 F SL 85 X SL 84 2-2 SF 55 1B 2-H 3-H		B FF 97 S FF 98 F FF 96 B FF 97 X KC 86 2-2 ② G5-3		3	1	0	1	0	1	1
28 Niko Goodrum, S (1, 4) OBP: 0.321, SLG: 0.400			B CH 86 B FC 86 B FF 93 C FF 92 X FF 94 3-1 2B		C FC 86 X FC 88 0-1 ① G5-3	B FF 94 S FF 96 B FF 96 F FF 97 F FF 96 X SL 86 2-2 ② P6		C KC 85 C FF 95 S KC 86 0-3 ③ K		4	0	1	0	0	1	1
55 John Hicks, R (1, 2) OBP: 0.233, SLG: 0.329			F FF 92 S FF 94 S FF 93 0-3 ① K		T CH 88 S FF 94 F FF 94 B FF 93 B FC 87 B FF 94 B FC 86 4-2 7 G4-3 BB	S FF 96 X SL 87 0-1 2-H 1B			B FF 91 C FF 92 X FF 92 1-1 HR	3	1	2	2	1	1	1
7 Jordy Mercer, R (1, 6) OBP: 0.256, SLG: 0.293			B SL 87 F CH 88 2 SAFE B FF 93 F FF 94 C SL 86 2-3 ② K		S CH 88 S CH 89 X FC 87 0-2 ② G4-3 1-2	F FF 96 F FF 95 S SL 84 0-3 ③ K			B FF 93 C SL 86 F FF 92 F FF 93 T FF 92 1-2 ① K	4	0	0	0	0	3	3

| Inning Stats | | |

Boston Red Sox @ Detroit Tigers

Comerica Park, Detroit, MI

Sat Jul 06 2019, 8:16 PM - 12:06 AM EDT

Att. 28,114 - Cloudy - 76 F

TOP

livebaseballscorecards.com

Batter	1	2	3	4	5	6	7	8	9	AB	R	H	RBI	BB	SO	LOB
50 Mookie Betts, R (1, 9) OBP: 0.392, SLG: 0.469	C FF 90 X FF 91 0-1 11 G4-3 3B	C SL 87 B SL 86 X SL 86 1-1 7 1B 2-H 3-H 2B	C CU 81 2 SAFE S CU 79 F CU 80 B FF 91 B FF 91 F CU 81 D FF 91 X FF 91 3-2 ③ L5		X FF 87 0-0 ② G5-3		C FF 94 B SL 83 B SL 84 C FF 94 F FF 95 B CH 89 F FF 96 F CH 89 F FF 95 4-2 F CH 89 B CH 88 11 E 1-2 2-3 BB		D SL 86 X FF 95 1-0 1-2 1B	5	2	3	2	1	0	2
11 Rafael Devers, L (1, 5) OBP: 0.382, SLG: 0.554	B FF 90 X SL 87 1-0 ① G4-3 3-H	C FF 91 X FF 91 0-1 ② P4		F FF 90 B CH 86 X FF 90 1-1 7 2B 16 2B 1B	C CU 77 B CH 78 X CH 78 1-1 ③ G4-3		C FF 96 F CH 89 X CH 89 0-2 FC1 7 G5-4-3 1-2 2-3 3-H		X FF 95 0-0 ① F7 2-3	6	1	1	1	0	0	5
7 Christian Vázquez, R (1, 10) OBP: 0.333, SLG: 0.512	B SL 86 B SL 86 X FF 91 2-0 ② G6-3	B FF 92 X SL 86 1-0 16 1B 2-H 1B		X SL 86 0-0 16 2B 12 SF8 1-3 2B		C SI 93 B CH 86 F FF 94 S FF 95 1-3 ① K	B FF 95 C CH 88 X CH 88 1-1 ② ③ G5-4-3 1-2f		F SL 87 1 SAFE S SL 85 1 SAFE X SL 85 0-2 ② SF7 3-H	5	1	2	2	0	1	3
16 Andrew Benintendi, L (1, 7) OBP: 0.352, SLG: 0.435	C FF 90 B SI 91 B SL 87 F FF 91 X FF 91 2-2 23 1B 3B	B FF 91 C FF 91 X SL 87 1-1 1-2 1B		C FF 90 F SL 87 D CU 82 F CU 81 B FF 90 X CU 80 2-2 12 SF8 2-3 3-H 2B		X SL 82 0-0 ② F9		F FF 93 B CH 86 B CH 87 S CH 87 B CH 88 X CH 87 3-2 19 S 36 1B 1B	C FF 96 D CH 89 B SL 85 1 SAFE X FF 96 2-1 ③ G6-3	6	2	4	1	0	0	1
23 Michael Chavis, R (1, 3) OBP: 0.337, SLG: 0.474	C FF 91 B SL 88 X SL 86 1-1 3-H 1B	C FF 91 B FF 91 C FF 92 B FF 91 F FF 90 S SL 86 2-3 ③ K		B FF 90 X SL 86 1-0 ① L4		B FF 95 B FF 93 B FF 94 B FF 94 4-0 BB		C FF 95 F FF 96 B FF 94 1 SAFE B FF 94 F FF 96 S CH 89 2-3 ① K		4	0	1	1	1	2	5
19 Jackie Bradley Jr., L (1, 8) OBP: 0.331, SLG: 0.400	F FF 90 X FF 91 0-1 ③ L8		B CU 79 B FF 90 X FF 90 2-0 ① L8	D CU 76 F CU 75 F CH 79 B FF 88 B FC 88 F CH 79 F FF 90 B FF 89 4-2 BB		B FF 92 B SL 83 S FF 91 B SI 92 F FF 93 X SL 84 3-2 ③ F7		C FF 95 F FF 96 B FF 96 S CH 89 1-3 ② K 1-2		4	0	0	0	1	1	3
12 Brock Holt, L (1, 6) OBP: 0.368, SLG: 0.406 36 Eduardo Núñez, R (7, PH) OBP: 0.249, SLG: 0.313 (7, 6)		C FF 90 S CU 81 X CU 82 0-2 3 SH5-3 40 1B 50 2B 1B	C CU 80 B FF 91 X FF 90 1-1 40 1B 1B	B CU 77 F FF 88 D CU 78 X FF 90 2-1 ② SF8 2-3 3-H			C FF 92 F FF 93 F FF 93 B FF 93 B SL 82 X FF 94 2-2 G4-3 C SL 83 B FF 95 C CH 88 X FF 95 1-2 2-H 1B		2 1 2 1 0 0 0 2 0 1 1 0 0 0						
40 Marco Hernández, L (1, 4) OBP: 0.362, SLG: 0.565		B SL 86 F SL 86 1 SAFE S FF 91 X CU 80 1-2 3 SH5-3 50 2B 1B	B FF 90 S SL 86 1 SAFE B FF 90 F FF 90 B FF 91 X CU 80 3-2 1-2 1B	C FF 89 X CU 76 0-1 ③ P6			F SL 81 X FF 94 0-1 50 BB 3 E 11 E 1B B FF 95 S CH 89 D CH 88 B FF 95 F FF 95 S CH 89 3-3 ③ K		5 2 3 0 0 1 3						
3 Sandy León, S (1, 2) OBP: 0.274, SLG: 0.284		X FF 91 0-0 ① SH5-3 1-2 2-3	C FF 90 B SL 86 S CU 80 D CU 80 S CU 81 2-3 ② K		B FF 85 B CH 78 B FF 86 C FF 86 F FF 87 F CH 78 X CH 79 3-2 ① G6-3		B FF 93 1 SAFE 1 SAFE 1 SAFE C FF 92 B FF 93 1 SAFE 1 SAFE B FF 93 3-1 X FF 92 E6 11 E 50 BB 1-2		B FF 94 B SL 85 C FF 96 B FF 95 B FF 95 4-1 11 F7 50 1B 7 SF7 BB	3	1	0	0	1	1	3
Inning Stats	R: 2 E: 0 K: 0 S: 11 H: 3 LOB: 1 BB: 0 P: 17	R: 3 E: 0 K: 1 S: 18 H: 5 LOB: 2 BB: 0 P: 24	R: 0 E: 0 K: 1 S: 14 H: 2 LOB: 2 BB: 0 P: 25	R: 2 E: 0 K: 0 S: 16 H: 3 LOB: 2 BB: 1 P: 26	R: 0 E: 0 K: 0 S: 7 H: 0 LOB: 0 BB: 0 P: 11	R: 0 E: 0 K: 1 S: 7 H: 0 LOB: 1 BB: 1 P: 15	R: 1 E: 2 K: 0 S: 20 H: 1 LOB: 2 BB: 1 P: 30	R: 1 E: 0 K: 3 S: 16 H: 2 LOB: 1 BB: 0 P: 26	R: 1 E: 0 K: 0 S: 8 H: 1 LOB: 1 BB: 1 P: 15	1B: 12 2B: 3 3B: 2 HR: 0 SF: 2 SAC: 1 DP: 1 HBP: 0						

	AB	42
	R	10
	H	17
	RBI	9
	BB	4
	SO	6
	LOB	25

	WP: 0	PA: 49
	PB: 0	
	SB: 1	
	CS: 0	

PITCHER		IP	WLS	BF	H	R	ER	SO	BB	IBB	HBP	BLK	WP	HR	S	P	ERA	WHIP
27 Jordan Zimmermann, R ERA: 6.29	(1, 1)	3.1	L	23	13	7	7	2	0	0	0	0	0	0	51	78	18.90	3.900
36 Blaine Hardy, L ERA: 4.0	(4, 1)	1.2		6	0	0	0	0	1	0	0	0	0	0	15	25	0.00	0.600
66 Eduardo Jiménez, R ERA: 8.1	(6, 1)	1.0		4	0	0	0	1	1	0	0	0	0	0	7	15	0.00	1.000
68 Daniel Stumpf, L ERA: 4.76	(7, 1)	0.1		3	1	1	0	0	0	0	0	0	0	0	8	13	0.00	3.000
45 Buck Farmer, R ERA: 4.33	(7, 1)	1.2		8	2	1	1	3	1	0	0	0	0	0	28	43	5.40	1.800

PITCHER		IP	WLS	BF	H	R	ER	SO	BB	IBB	HBP	BLK	WP	HR	S	P	ERA	WHIP
50 Austin Adams, R ERA: 7.02	(9, 1)	1.0		5	1	1	1	0	1	0	0	0	0	0	8	15	9.00	2.000

Batter	1	2	3	4	5	6	7	8	9	AB	R	H	RBI	BB	SO	LOB
22 Victor Reyes, S (1, 8) OBP: 0.280, SLG: 0.333	C SI 89 F CU 76 F FF 92 B FF 91 F FF 91 X SL 85 1-2 ① G5-3		C CH 80 X SL 84 0-1 ② G3		C CU 75 X CH 79 0-1 ① P5	C CU 80 F CU 81 F CU 81 B FC 93 B FC 92 B CU 81 F CU 83 X CU 81 3-2 1-H 3B		B KC 79 S FF 91 B FF 92 X FC 88 2-1 ② G3		5	0	1	1	0	0	0
9 Nick Castellanos, R (1, 9) OBP: 0.340, SLG: 0.465	B SL 84 B SL 84 F SI 91 F CH 81 X SL 86 2-2 ② G5-3		S SL 84 X SI 90 0-1 E8 1B		B FF 88 B CH 79 X SL 84 2-0 ② F8	B SL 90 S CU 82 S CU 83 D CU 82 F FC 95 F CU 84 B FC 95 S CU 90 3-3 ③ K		B FC 88 C KC 78 F FF 94 B KC 81 S FC 86 2-3 ③ K		5	0	1	0	0	2	1
24 Miguel Cabrera, R (1, 10) OBP: 0.368, SLG: 0.399 12 Brandon Dixon, R (9, PR) OBP: 0.269, SLG: 0.459	C SI 90 F SI 91 B SL 83 B SL 83 C SI 90 2-3 ③ K		S SL 84 F FF 91 S SL 85 0-3 ③ K		B CU 74 C SL 82 B SL 83 F FF 89 X FF 91 2-2 ③ G4-3		B SL 88 B SL 87 C FF 95 F FF 95 B FF 96 X FF 95 3-2 30 1B 14 1B 28 FC1-2 1B		B S KN 77 X KN 77 1-1 14 FC3-6 1B	5 0	0 0	2 0	0 0	0 0	2 0	1 0
14 Christin Stewart, L (1, 7) OBP: 0.314, SLG: 0.389		C SI 89 B CU 76 C CU 75 F FF 91 F FF 92 F FF 93 F CU 77 X CH 83 1-2 28 BB 1B	C CH 79 B CU 75 B SL 84 X FF 90 2-1 46 HR 1B		B CU 75 S CH 79 F SL 84 F CH 80 B FF 91 T SL 84 2-2 ① K	X SL 88 0-0 28 FC1-2 30 1B 1-2 1B		C KN 74 X KN 75 0-1 ① FC3-6 46 FC1-5 1-2f	5	1	3	0	0	1	1
46 Jeimer Candelario, S (1, 5) OBP: 0.309, SLG: 0.366		B FF 91 C CH 80 B FF 90 C FF 90 S FF 91 2-3 ① K	B CU 75 S CH 79 F FF 90 X SL 83 1-2 1-H HR		F FF 90 X CU 76 0-1 HR	F FF 96 S FF 96 F FF 96 B FF 94 B SL 89 S SL 89 2-3 ① K		B KN 74 F KN 75 F KN 75 F KN 74 F KN 71 X KN 76 1-2 ② FC1-5 30 DI 1-2f	5	2	2	3	0	2	4
30 Harold Castro, L (1, 3) OBP: 0.312, SLG: 0.388		X CH 81 0-0 ② F7	C CH 79 X FF 90 0-1 3B		B CH 80 F CH 79 F SL 84 B CH 80 X CH 79 2-2 28 FC4-6 1B	F SI 96 B SL 90 S SI 95 F SL 90 X SL 89 1-2 28 FC1-2 1-2 2-3 1B		B KN 74 B KN 76 B KN 75 C SI 82 B SI 83 4-1 28 DI 1-3 BB	4	0	3	0	1	0	1
28 Niko Goodrum, S (1, 6) OBP: 0.319, SLG: 0.394		B CU 73 C CH 81 B FF 91 F FF 91 B CU 76 B CH 82 4-2 1-2 BB	X CU 75 0-0 ① F8		X SL 83 0-0 ② FC4-6 37 WP 29 1B 37 1B 1-2f 1B	D SL 88 C SL 89 X FF 96 1-1 ② FC1-2 1-2 2-3 3-H<u>f</u>		B KN 75 B KN 76 B KN 77 C SI 83 X SI 83 3-1 ③ P5 1-2	4	1	0	0	1	0	7
29 Gordon Beckham, R (1, 4) OBP: 0.298, SLG: 0.397		B SI 90 F SI 91 B FF 92 T FF 91 F FF 92 F FF 92 S SL 84 2-3 ③ K	B SL 82 X FF 90 1-0 ② F7		C SL 81 X SI 89 0-1 37 WP 37 1B 1-2 1B	C KC 84 S KC 86 S KC 87 0-3 ③ K2-3			4	1	1	0	0	2	6
37 Bobby Wilson, R (1, 2) OBP: 0.172, SLG: 0.179 55 John Hicks, R (8, PH) OBP: 0.232, SLG: 0.327 (9, 2)			C SI 88 X SI 88 0-1 ① G6-3	B FF 91 S FF 90 S FF 91 F FF 92 F FF 91 D CU 77 F FF 92 D SL 83 X FF 92 3-2 ③ G6-3	B CU 75 B SI 88 F FF 91 F SI 88 X FF 92 2-2 22 3B 1-H 2-H 1B		C FF 91 B FF 92 B FF 92 C KC 81 F KC 81 X KC 82 2-2 ① G4-3		3 1	1 0	1 0	2 0	0 0	0 0	1 0
Inning Stats	R: 0 E: 0 K: 1 S: 11 H: 0 LOB: 0 BB: 0 P: 16	R: 0 E: 0 K: 2 S: 18 H: 1 LOB: 2 BB: 1 P: 27	R: 0 E: 1 K: 1 S: 9 H: 1 LOB: 1 BB: 0 P: 9	R: 2 E: 0 K: 0 S: 16 H: 3 LOB: 1 BB: 0 P: 23	R: 0 E: 0 K: 0 S: 6 H: 0 LOB: 0 BB: 0 P: 10	R: 4 E: 0 K: 2 S: 26 H: 5 LOB: 1 BB: 0 P: 38	R: 0 E: 0 K: 2 S: 17 H: 3 LOB: 3 BB: 0 P: 24	R: 0 E: 0 K: 1 S: 9 H: 0 LOB: 0 BB: 0 P: 15	R: 0 E: 0 K: 0 S: 12 H: 1 LOB: 3 BB: 1 P: 21	1B: 10 2B: 0 3B: 2 HR: 2 SF: 0 SAC: 0 DP: 0 HBP: 0						

PITCHER		IP	WLS	BF	H	R	ER	SO	BB	IBB	HBP	BLK	WP	HR	S	P	ERA	WHIP
22 Rick Porcello, R ERA: 5.33	(1, 1)	5.2	W	27	9	6	6	5	1	0	0	0	1	2	75	106	9.53	1.765
54 Colten Brewer, R ERA: 4.7	(6, 1)	0.1	H	2	1	0	0	1	0	0	0	0	0	0	11	17	0.00	3.000
72 Josh Taylor, L ERA: 4.7	(7, 1)	0.2	H	5	3	0	0	1	0	0	0	0	0	0	14	21	0.00	4.500
32 Matt Barnes, R ERA: 4.62	(7, 1)	0.1	H	1	0	0	0	1	0	0	0	0	0	0	3	3	0.00	0.000
44 Brandon Workman, R ERA: 1.8	(8, 1)	1.0	H	3	0	0	0	1	0	0	0	0	0	0	9	15	0.00	0.000

PITCHER		IP	WLS	BF	H	R	ER	SO	BB	IBB	HBP	BLK	WP	HR	S	P	ERA	WHIP
35 Steven Wright, R ERA: 4.5	(9, 1)	1.0		5	1	0	0	0	1	0	0	0	0	0	12	21	0.00	2.000

BOTTOM

Boston Red Sox @ Detroit Tigers

Comerica Park, Detroit, MI

Sat Jul 06 2019, 8:16 PM - 12:06 AM EDT

Att. 28,114 - Cloudy - 76 F

livebaseballscorecards.com

AB	41
R	6
H	14
RBI	6
BB	2
SO	9
LOB	22

Batter	1	2	3	4	5	6	7	8	9	AB	R	H	RBI	BB	SO	LOB
50 Mookie Betts, R (1, 9) OBP: 0.392, SLG: 0.467	C SI 96 B SI 95 B SI 94 T SI 94 B SI 94 X SI 93 3-2 ① F8	C SI 94 D SL 85 F SI 94 B SI 96 X SL 84 2-2 ③ P4			B FC 88 B CH 80 C CH 79 B CH 79 B CH 79 D CH 79 4-1 2 2B 1-2 BB		C FF 96 C CH 90 B FF 96 X SL 89 1-2 11 L3 1B		B FF 95 F FF 95 1 SAFE 1 SAFE F FF 96 C FF 96 1-3 ② K	4	1	1	0	1	1	3
11 Rafael Devers, L (1, 5) OBP: 0.377, SLG: 0.546	F SI 96 B SL 86 S SL 85 F SI 97 X SL 85 1-2 ② G4-3		B FF 89 S CH 78 X CH 79 1-1 ① P5		F FC 84 F KC 78 T FF 93 0-2 ② K		F SI 96 B CH 92 B SI 96 F SL 85 B FF 97 1 SAFE F SL 86 X SL 85 3-2 ① ② L3 1-1		B CH 89 X FF 95 1-0 ③ F9 1-2	5	0	0	0	0	1	4
2 Xander Bogaerts, R (1, 6) OBP: 0.384, SLG: 0.535	C SI 97 B CH 88 X SI 96 1-1 ③ L9		C FF 90 B FF 91 B CH 78 C CH 78 S FC 88 2-3 ② K		C FF 91 B CH 80 X CH 80 1-1 16 WP 16 1B 1-H 2-H 2B		B FF 97 B SL 90 C SL 86 C FF 97 F FF 97 F FF 98 X FF 98 2-2 ③ F7			4	1	1	2	0	1	0
28 J.D. Martinez, R (1, 10) OBP: 0.376, SLG: 0.541		C SI 94 B SI 94 B SI 93 C SI 93 X SI 96 2-2 7 HR 1B	B FC 88 S CH 79 B FF 90 S CH 79 S CH 78 2-3 ③ K			0-0 16 1B IBB		X FF 93 0-0 16 F8 19 WP 2B		3	2	2	0	1	1	0
16 Andrew Benintendi, L (1, 7) OBP: 0.351, SLG: 0.433		B SL 83 F SI 94 F SL 84 B SI 94 F SI 94 F SL 83 S SL 84 2-3 ① K		S FF 91 F KC 78 X FC 85 0-2 ① F7	B KC 79 C FC 88 X FC 88 1-1 1-2 2-H 1B			L FF 92 F SL 83 D SL 86 X FF 93 1-2 ① F8 2-3		4	0	1	1	0	1	2
7 Christian Vázquez, R (1, 2) OBP: 0.332, SLG: 0.520		C SI 94 F CH 86 X SL 82 0-2 1-H HR		B FC 89 B FC 88 C CH 80 X CH 80 2-1 ② F9	B FC 86 S CH 79 B CH 80 B FC 89 X CH 80 3-1 ③ F8			F SL 86 T FF 94 X SL 86 0-2 ② G3		4	1	1	2	0	0	3
19 Jackie Bradley Jr., L (1, 8) OBP: 0.330, SLG: 0.398		C SI 95 X SI 94 0-1 40 E 1B		B KC 79 B FC 87 S FC 89 C SI 91 X SI 93 2-2 ③ G5-3		B FF 95 F FF 96 B SL 84 F SL 86 B FF 97 S FF 96 3-3 ① K		C FF 94 B SL 85 S SL 83 F SL 85 B SL 82 B FF 95 X SL 83 3-2 ③ P6 3-H		4	0	1	0	0	1	0
23 Michael Chavis, R (1, 3) OBP: 0.332, SLG: 0.467		B CH 87 B SI 92 X SI 92 2-0 ② F8			B FC 88 S CH 79 S CH 80 F CH 79 F CH 79 B SI 93 S CH 80 2-3 ① K	C FF 97 F FF 97 B SL 87 X SL 86 1-2 ② P3			B FF 96 C FF 94 B FF 95 F FF 95 B FF 96 S FF 94 3-3 ① K	4	0	0	0	0	2	1
40 Marco Hernández, L (1, 4) OBP: 0.373, SLG: 0.560		S SI 94 X SI 93 0-1 E4 1-3			C KC 80 X FF 91 0-1 50 S 2 2B 1B	X CH 91 0-0 ③ G6-3			C FF 95 X CH 90 0-1 11 BLK 1B	4	1	2	0	0	0	1
Inning Stats	R: 0 E: 0 K: 0 S: 9 H: 0 LOB: 0 BB: 0 P: 14	R: 2 E: 1 K: 1 S: 19 H: 3 LOB: 2 BB: 0 P: 27	R: 0 E: 0 K: 2 S: 8 H: 0 LOB: 0 BB: 0 P: 13	R: 0 E: 0 K: 0 S: 8 H: 0 LOB: 0 BB: 0 P: 12	R: 3 E: 0 K: 2 S: 17 H: 3 LOB: 2 BB: 2 P: 28	R: 0 E: 0 K: 1 S: 7 H: 0 LOB: 0 BB: 0 P: 11	R: 0 E: 0 K: 0 S: 12 H: 1 LOB: 0 BB: 0 P: 18	R: 1 E: 0 K: 0 S: 11 H: 1 LOB: 0 BB: 0 P: 15	R: 0 E: 0 K: 2 S: 9 H: 1 LOB: 1 BB: 0 P: 14	1B: 6 2B: 3 3B: 0 HR: 1 SF: 0 SAC: 0 DP: 1 HBP: 0						

PITCHER	IP	WLS	BF	H	R	ER	SO	BB	IBB	HBP	BLK	WP	HR	S	P	ERA	WHIP
65 Gregory Soto, L (1, 1) ERA: 8.14	2.0	L	10	3	2	2	1	0	0	0	0	0	1	0	28	41	9.00	1.500
63 Nick Ramirez, L (3, 1) ERA: 4.85	3.0		14	3	3	3	4	1	1	0	0	1	0	0	33	53	9.00	1.333
67 José Cisnero, R (6, 1) ERA: 3.0	2.0		6	1	0	0	1	0	0	0	0	0	0	0	19	29	0.00	0.500
66 Eduardo Jiménez, R (8, 1) ERA: 8.31	1.0		4	1	1	1	0	0	0	0	0	1	0	0	11	15	9.00	1.000
77 Joe Jiménez, R (9, 1) ERA: 4.81	1.0		4	1	0	0	2	0	0	0	1	0	0	0	9	14	0.00	1.000

PITCHER	IP	WLS	BF	H	R	ER	SO	BB	IBB	HBP	BLK	WP	HR	S	P	ERA	WHIP

TOP

Boston Red Sox @ Detroit Tigers

Comerica Park, Detroit, MI

Sun Jul 07 2019, 1:11 PM - 4:40 PM EDT

Att. 23,187 - Partly Cloudy - 77 F

livebaseballscorecards.com

AB	36
R	6
H	9
RBI	5
BB	2
SO	8
LOB	14

Batter	1	2	3	4	5	6	7	8	9	AB	R	H	RBI	BB	SO	LOB
22 Victor Reyes, S (1, 8) OBP: 0.300, SLG: 0.296	B FF 88 B SI 88 B FF 89 C FF 90 B SI 90 4-1 9 2B BB		C CH 82 L FF 92 B FC 90 B FC 89 F SI 92 B FF 93 S CH 85 3-3 ② K		X CH 84 0-0 ① G6-3			B FF 94 B FF 95 B FF 95 B FF 96 4-0 12 HR BB	C FF 92 S FF 94 B FF 91 B FF 94 F FF 93 B FF 93 F FF 93 S SL 87 3-3 ③ 1-2 K	3	2	0	0	2	2	2
9 Nick Castellanos, R (1, 9) OBP: 0.342, SLG: 0.468	B FF 90 X CH 83 1-0 1-H 2B		B FC 88 B SI 93 B FF 92 C FF 92 X FC 89 3-1 1B		C SI 91 D CH 84 F FF 92 B SI 92 F CH 84 F SI 94 X FF 93 2-2 ② G6-3			C FF 96 C FF 96 B FF 96 D SL 87 F SI 96 C FF 96 2-3 ① K		4	0	2	1	0	1	2
24 Miguel Cabrera, R (1, 10) OBP: 0.367, SLG: 0.398 29 Gordon Beckham, R (3, PH) OBP: 0.292, SLG: 0.388 (4, 10)	F FF 92 F FF 91 F SI 91 B SI 92 C SI 92 1-3 ① K		F FF 91 F FF 92 B SI 92 F SI 93 C FF 93 1-3 ③ K		B FF 93 C SI 92 F FF 93 X SI 92 1-2 ③ L6			C FF 96 1 SAFE F FF 95 B FF 95 S FF 95 1-3 ② K		1 3	0 0	0 0	0 0	0 0	1 2	1 3
12 Brandon Dixon, R (1, 3) OBP: 0.274, SLG: 0.473	C FF 92 F FF 92 F FF 92 T SI 92 0-2 ② K			B CH 86 B FF 91 S SI 90 B CH 82 F SI 91 F SI 92 F CH 83 F FC 90 F CH 84 4-2 F FF 92 B SI 92 28 FC5-4 BB		F FF 94 B FF 94 B FF 95 S SL 87 C FF 95 2-3 ① K		S SI 96 C CH 87 B CH 88 B FF 95 F FF 94 X SL 84 3-2 1-H HR		3	1	1	2	1	2	1
46 Jeimer Candelario, S (1, 5) OBP: 0.308, SLG: 0.360	B FF 92 B CH 83 C CH 84 S CH 83 F SI 92 X SI 92 2-2 ③ F8			C FF 92 F FC 89 B FF 94 F FF 93 X SI 93 1-2 ① F9		X FF 96 0-0 ② F9		B FF 95 S FF 96 B CH 87 F FF 95 B SL 84 F SL 85 B FF 94 4-2 BB		3	0	0	0	1	0	2
28 Niko Goodrum, S (1, 4) OBP: 0.315, SLG: 0.389		C CH 79 B CH 80 B CH 85 F CH 80 F FF 91 S CH 82 2-3 ① K		S FF 92 B FF 93 D CH 84 S FF 93 X FF 94 2-2 ② FC5-4 14 1B 1-2f		C SL 86 S FF 95 B FF 95 B SL 87 F FF 94 S SL 88 2-3 ③ K		C KC 79 D KC 80 B KC 79 B KC 80 F KC 79 X KC 78 3-2 ③ G3		4	0	0	0	0	2	2
14 Christin Stewart, L (1, 7) OBP: 0.313, SLG: 0.386		B CH 81 B CH 81 C FF 90 F CH 83 F CH 83 X CH 83 2-2 ② L9		X FF 93 0-0 ① 1-2 1B			C SL 88 B SI 94 B SL 89 S SL 88 S SL 88 2-3 ① K		B FF 92 C FF 91 X FF 90 1-1 ① F7	4	0	1	0	0	1	0
55 John Hicks, R (1, 2) OBP: 0.232, SLG: 0.326		S FC 88 C FF 92 B CH 84 C FC 89 1-3 ③ K		F CH 84 S CH 85 X CH 85 0-2 ③ F9			F CU 78 B FF 94 F FF 94 B FF 95 F FF 95 S SL 88 2-3 ② K		C FF 94 F FF 93 B SL 89 F SL 94 F FF 93 F FF 94 F SL 90 X SL 88 1-2 22 DI 1B	4	0	1	0	0	2	2
7 Jordy Mercer, R (1, 6) OBP: 0.256, SLG: 0.304			B FF 89 B SI 89 F FF 90 B FC 90 X SI 91 3-1 ① P3		C SI 89 X SI 90 0-1 2B		C SI 95 S SL 87 B FF 94 B SL 88 X SL 87 2-2 ③ P3		C FF 92 B FF 92 B FF 92 C SL 86 B FF 92 F SL 87 X FF 92 3-2 ② P5	4	0	1	0	0	0	1
Inning Stats	R: 1 E: 0 K: 2 S: 14 H: 1 LOB: 1 BB: 1 P: 22	R: 0 E: 0 K: 2 S: 11 H: 0 LOB: 0 BB: 0 P: 16	R: 0 E: 0 K: 2 S: 12 H: 1 LOB: 1 BB: 0 P: 22	R: 0 E: 0 K: 0 S: 18 H: 1 LOB: 2 BB: 1 P: 25	R: 0 E: 0 K: 0 S: 11 H: 1 LOB: 1 BB: 0 P: 14	R: 0 E: 0 K: 2 S: 8 H: 0 LOB: 0 BB: 0 P: 12	R: 0 E: 0 K: 2 S: 10 H: 0 LOB: 0 BB: 0 P: 16	R: 2 E: 0 K: 2 S: 17 H: 1 LOB: 1 BB: 2 P: 34	R: 0 E: 0 K: 1 S: 18 H: 1 LOB: 1 BB: 0 P: 26	1B: 3 2B: 2 3B: 0 HR: 1	SF: 0 SAC: 0 DP: 0 HBP: 0	WP: 0 PB: 0 SB: 0 CS: 0	PA: 37			

PITCHER		IP	WLS	BF	H	R	ER	SO	BB	IBB	HBP	BLK	WP	HR	S	P	ERA	WHIP
10 David Price, L ERA: 3.24	(1, 1)	5.0	W	21	4	1	1	6	2	0	0	0	0	0	66	99	1.80	1.200
72 Josh Taylor, L ERA: 4.15	(6, 1)	2.0		6	0	0	0	4	0	0	0	0	0	0	18	28	0.00	0.000
70 Ryan Brasier, R ERA: 3.58	(8, 1)	0.2		5	1	2	2	2	2	0	0	0	0	1	14	28	27.00	4.500
44 Brandon Workman, R ERA: 1.79	(8, 1)	0.1	H	1	0	0	0	0	0	0	0	0	0	0	3	6	0.00	0.000
37 Heath Hembree, R ERA: 2.64	(9, 1)	1.0	S	4	1	0	0	1	0	0	0	0	0	0	18	26	0.00	1.000

PITCHER	IP	WLS	BF	H	R	ER	SO	BB	IBB	HBP	BLK	WP	HR	S	P	ERA	WHIP

BOTTOM

Boston Red Sox @ Detroit Tigers

Comerica Park, Detroit, MI

Sun Jul 07 2019, 1:11 PM - 4:40 PM EDT

Att. 23,187 - Partly Cloudy - 77 F

livebaseballscorecards.com

AB	33
R	3
H	6
RBI	3
BB	4
SO	13
LOB	16

Batter	1	2	3	4	5	6	7	8	9	AB	R	H	RBI	BB	SO	LOB
5 Corey Seager, L (1, 6) OBP: 0.354, SLG: 0.461	X SI 92 0-0 ① F7		F SI 92 S CH 86 F FF 92 F FF 92 B CH 87 B CH 88 T CH 88 2-2 ① K		X SI 92 0-0 ③ G4-3		S CH 87 X CH 87 0-1 ③ G4-3			4	0	0	0	0	1	3
10 Justin Turner, R (1, 5) OBP: 0.371, SLG: 0.440	B FF 92 B FF 93 X FF 93 2-0 ② P4		C SL 87 F FF 93 F FF 93 X SI 93 0-2 ② F9			B CH 86 X CH 86 1-0 ① G5-3		C FF 95 B FF 94 C FF 95 B FF 95 S FF 96 2-3 ① K		4	0	0	0	0	1	0
25 David Freese, R (1, 10) OBP: 0.403, SLG: 0.577	B FF 94 B FF 93 C SI 93 B FF 93 B FC 89 4-1 35 BB BB		B FF 93 S FF 92 C FF 94 X FF 93 1-2 ③ F8			C FC 86 C CH 86 S FF 92 0-3 ② K		F FF 96 X FF 95 0-1 ② F8		3	0	0	0	1	1	0
35 Cody Bellinger, L (1, 9) OBP: 0.433, SLG: 0.688	F SI 92 B SI 91 B SI 92 F SI 92 D CH 86 F CH 88 B FC 89 4-2 1-2 BB			B SI 91 T SI 91 S CH 87 B CH 88 S CH 89 2-3 ① K		B CH 87 X SI 92 1-0 ② 1B		F SI 96 B SL 89 B SI 96 F SI 95 B FF 96 X SI 96 3-2 ③ F7		3	0	1	0	1	1	0
13 Max Muncy, L (1, 3) OBP: 0.362, SLG: 0.524	C SI 93 B FF 93 D CH 88 T FC 91 D CH 88 F FC 91 S FF 94 3-3 ③ K			F FF 94 F FF 93 B FF 93 S CH 88 1-3 ② K		C FF 93 B FC 89 B FC 88 B SI 92 X FF 93 3-1 ③ F8			C FF 90 X CH 86 0-1 ① G3	4	0	0	0	0	2	3
11 AJ Pollock, R (1, 8) OBP: 0.286, SLG: 0.327		C FF 90 C FC 86 S FF 91 0-3 ① K		X CH 88 0-0 ③ G5-3			B FF 91 F FF 91 B FF 91 S CH 86 B FF 92 F CH 87 X CH 88 3-2 14 1B 1B		C SI 90 F FF 91 T FF 91 0-2 ② K	4	0	1	0	0	2	0
27 Alex Verdugo, L (1, 7) OBP: 0.352, SLG: 0.500		C CH 86 S FF 93 F FF 92 B FC 89 X SL 87 1-2 HR			X SI 91 0-0 1B		B SI 92 C FF 91 S CH 86 B SI 91 S CH 87 2-3 ① K		B CH 87 B FF 92 X CH 84 2-0 ③ P5	4	1	2	1	0	1	1
14 Enrique Hernández, R (1, 4) OBP: 0.286, SLG: 0.408		C CH 87 B FF 93 B CH 86 S CH 88 T SI 92 2-2 ② K			B CH 86 X FC 87 1-0 ① P3		B FF 92 F SI 92 X FF 93 1-1 1-2 1B			3	0	1	0	0	1	1
15 Austin Barnes, R (1, 2) OBP: 0.297, SLG: 0.339		X FC 88 0-0 ③ G5-3			B CH 86 B CH 88 B FF 93 C FF 92 S FF 92 S FF 92 3-3 ② K		S CH 87 F CH 87 B FF 92 S FF 92 1-3 ② K			3	0	0	0	0	2	3
Inning Stats	R: 0 E: 0 K: 1 S: 10 H: 0 LOB: 2 BB: 2 P: 23	R: 1 E: 0 K: 2 S: 11 H: 1 LOB: 0 BB: 0 P: 14	R: 0 E: 0 K: 1 S: 12 H: 0 LOB: 0 BB: 0 P: 15	R: 0 E: 0 K: 2 S: 7 H: 0 LOB: 0 BB: 0 P: 10	R: 0 E: 0 K: 1 S: 6 H: 1 LOB: 1 BB: 0 P: 10	R: 0 E: 0 K: 1 S: 7 H: 1 LOB: 1 BB: 0 P: 12	R: 0 E: 0 K: 2 S: 14 H: 2 LOB: 2 BB: 0 P: 21	R: 0 E: 0 K: 1 S: 8 H: 0 LOB: 0 BB: 0 P: 13	R: 0 E: 0 K: 1 S: 6 H: 0 LOB: 0 BB: 0 P: 8	1B: 4 2B: 0 3B: 0 HR: 1	SF: 0 SAC: 0 DP: 0 HBP: 0			WP: 0 PB: 0 SB: 0 CS: 0	PA: 34	

PITCHER		IP	WLS	BF	H	R	ER	SO	BB	IBB	HBP	BLK	WP	HR	S	P	ERA	WHIP
57 Eduardo Rodriguez, L ERA: 4.43	(1, 1)	7.0	W	28	5	1	1	10	2	0	0	0	0	1	67	105	1.29	1.000
72 Josh Taylor, L ERA: 3.93	(8, 1)	1.0		3	0	0	0	1	0	0	0	0	0	0	8	13	0.00	0.000
76 Hector Velázquez, R ERA: 5.52	(9, 1)	1.0		3	0	0	0	1	0	0	0	0	0	0	6	8	0.00	0.000

PITCHER	IP	WLS	BF	H	R	ER	SO	BB	IBB	HBP	BLK	WP	HR	S	P	ERA	WHIP

TOP

Los Angeles Dodgers @ Boston Red Sox

Fenway Park, Boston, MA

Fri Jul 12 2019, 7:11 PM - 11:03 PM EDT

Att. 36,579 - Partly Cloudy - 73 F

livebaseballscorecards.com

AB	32
R	1
H	5
RBI	1
BB	2
SO	12
LOB	11

Batter	1	2	3	4	5	6	7	8	9	AB	R	H	RBI	BB	SO	LOB
50 Mookie Betts, R (1, 9) OBP: 0.391, SLG: 0.468	B FF 92 B SL 82 C FF 91 F SL 83 X SL 83 2-2 ① P3		B FF 92 C FF 92 F FF 92 B FF 92 F SL 84 X SL 84 2-2 ② P4			X SL 84 0-0 11 2B 2B	C FF 96 B FF 96 D SL 88 X SL 86 2-1 ② SF8 3-H			3	1	1	1	0	0	0
11 Rafael Devers, L (1, 5) OBP: 0.381, SLG: 0.559	F FF 92 L FF 92 X FF 94 0-2 HR		S CU 80 B CU 79 S FS 86 S FS 86 1-3 ③ K			X CU 78 0-0 28 L8 2-H 2B	0-0 2 HR IBB			3	2	2	2	1	1	0
2 Xander Bogaerts, R (1, 6) OBP: 0.383, SLG: 0.540	C FF 92 C SL 83 F SL 83 B SL 83 B SL 83 B FF 93 S SL 83 3-3 ② K			F SL 81 B FF 92 C SL 83 S SL 84 1-3 ① K		C SL 83 F SL 82 X SL 83 0-2 ① P4	C SL 86 B SL 88 X SL 87 1-1 1-H 2-H HR			4	1	1	3	0	2	1
28 J.D. Martinez, R (1, 10) OBP: 0.372, SLG: 0.534	C FF 93 F FF 93 B SL 84 X SL 84 1-2 ③ F7			S SL 84 S SL 85 B SL 84 F FF 94 T SL 84 1-2 ② K		B FF 91 X SL 83 1-0 ② L8 2-3	B SI 96 F SI 97 B SL 88 F FF 97 B SL 90 C SL 86 3-3 ③ K			4	0	0	0	0	2	1
16 Andrew Benintendi, L (1, 7) OBP: 0.347, SLG: 0.428		B FF 91 X FS 84 1-0 ① F7		B FF 92 F FS 86 F FS 86 B FS 86 T FS 86 2-2 ③ K		B FF 96 X CH 86 1-0 ③ G4-3		B FF 92 S SL 86 B SL 85 F FF 92 B SL 87 X SI 92 3-2 ① G3		4	0	0	0	0	1	1
7 Christian Vázquez, R (1, 2) OBP: 0.335, SLG: 0.535		B FF 91 B FF 93 B FS 84 C FF 92 C FF 93 F FF 92 F FF 93 F FF 92 X FS 86 3-2 ① HR			F FF 92 B CU 78 C FF 92 X FS 86 1-2 ① G6-3		C FF 96 X CH 86 0-1 ① L8	C FF 92 S SL 86 F SL 87 X FF 93 0-2 2B		4	1	2	1	0	0	0
19 Jackie Bradley Jr., L (1, 8) OBP: 0.335, SLG: 0.399		B SL 81 S FS 84 F FS 84 S FS 86 1-3 ② K			F CU 77 B FS 85 B FS 85 B FS 85 B SL 80 4-1 BB		S FF 96 F CH 87 B CH 86 B FF 95 F CH 87 X CH 86 2-2 23 FC2 12 2B 1B	D SL 85 B SL 86 B FF 93 B SI 92 4-0 23 G5-4-3 BB		2	1	1	0	2	1	0
23 Michael Chavis, R (1, 3) OBP: 0.328, SLG: 0.460		C FF 92 C FF 93 F FF 92 B SL 85 F FF 93 S FS 85 1-3 ③ K			X FF 92 0-0 ② F9	B FF 97 F FF 96 1 SAFE S FF 97 1 SAFE B FF 97 X CH 87 2-2 FC2 12 2B 50 SF8 1-2		X SL 87 0-0 ② ③ G5-4-3 1-2f		4	1	0	0	0	1	4
12 Brock Holt, L (1, 4) OBP: 0.368, SLG: 0.413			B CU 76 X FF 91 1-0 ① G6-3		1 SAFE C FF 92 1 SAFE S FS 85 1 SAFE D FS 85 X FS 85 1-2 ③ G4-3		X FF 96 0-0 2 HR 1-3 2-H 2B			3	1	1	1	0	0	1
Inning Stats	R: 1 E: 0 K: 1 S: 13 H: 1 LOB: 0 BB: 0 P: 19	R: 1 E: 0 K: 2 S: 15 H: 1 LOB: 0 BB: 0 P: 21	R: 0 E: 0 K: 1 S: 8 H: 0 LOB: 0 BB: 0 P: 12	R: 0 E: 0 K: 3 S: 10 H: 0 LOB: 0 BB: 0 P: 14	R: 0 E: 0 K: 0 S: 8 H: 0 LOB: 1 BB: 1 P: 14	R: 1 E: 0 K: 0 S: 7 H: 2 LOB: 1 BB: 0 P: 9	R: 5 E: 0 K: 1 S: 17 H: 3 LOB: 0 BB: 1 P: 27	R: 0 E: 0 K: 0 S: 8 H: 1 LOB: 1 BB: 1 P: 15		1B: 1 2B: 4 3B: 0 HR: 3	SF: 1 SAC: 0 DP: 1 HBP: 0		WP: 0 PB: 0 SB: 0 CS: 0	PA: 35		

PITCHER		IP	WLS	BF	H	R	ER	SO	BB	IBB	HBP	BLK	WP	HR	S	P	ERA	WHIP
18 Kenta Maeda, R ERA: 3.82	(1, 1)	5.2	L	22	4	3	3	7	1	0	0	0	0	2	60	87	4.76	0.882
52 Pedro Báez, R ERA: 3.32	(6, 1)	0.2		5	2	3	3	0	0	0	0	0	0	0	11	16	40.50	3.000
47 JT Chargois, R ERA: 4.82	(7, 1)	0.2		4	1	2	2	1	0	1	0	0	0	1	7	13	27.00	1.500
59 Zac Rosscup, L ERA: 5.0	(8, 1)	1.0		4	1	0	0	0	1	0	0	0	0	0	8	15	0.00	2.000

PITCHER	IP	WLS	BF	H	R	ER	SO	BB	IBB	HBP	BLK	WP	HR	S	P	ERA	WHIP

BOTTOM

Los Angeles Dodgers @ Boston Red Sox

Fenway Park, Boston, MA

Fri Jul 12 2019, 7:11 PM - 11:03 PM EDT

Att. 36,579 - Partly Cloudy - 73 F

livebaseballscorecards.com

AB	31
R	8
H	8
RBI	8
BB	3
SO	8
LOB	8

Los Angeles Dodgers @ Boston Red Sox

Fenway Park, Boston, MA

Sat Jul 13 2019, 7:20 PM - 10:58 PM EDT

Att. 36,607 - Clear - 87 F

TOP

livebaseballscorecards.com

Batter	1	2	3	4	5	6	7	8	9	AB	R	H	RBI	BB	SO	LOB
3 Chris Taylor, R (1, 7) OBP: 0.334, SLG: 0.459	C SI 93 B FF 94 B FF 95 B CH 88 C SI 95 B FF 97 4-2 35 1B 11 1B BB		S CH 84 B FF 91 S SL 78 F SL 79 B FF 92 F FF 94 F SL 81 F FF 90 X FF 95 2-2 ① L3		C FF 92 X FF 93 0-1 ① L8 2-3	D CU 81 S SL 88 B SL 90 F SL 90 B CU 81 D CU 82 4-2 BB	X SL 86 0-0 ③ G6-3		C SI 93 B CH 86 S CH 89 B FF 94 T SL 84 2-2 ③ K	4	1	0	0	2	1	4
10 Justin Turner, R (1, 5) OBP: 0.374, SLG: 0.460	C CH 87 B FF 96 S FF 96 B FF 95 S SL 81 2-3 ① K		X SI 91 0-0 HR		F FF 94 B FF 94 F FF 92 B FF 94 X SL 82 2-2 25 2B 1-3 3-H 2B	B FC 95 X CU 80 1-0 ③ P3		S FF 97 X SI 97 0-1 31 F9 35 SF8 2B		5	3	3	2	0	1	3
25 David Freese, R (1, 10) OBP: 0.401, SLG: 0.579 31 Joc Pederson, L (7, PH) OBP: 0.331, SLG: 0.517 (7, 10)	B FF 96 F SL 80 S FF 97 F FF 95 C FF 95 1 SAFE 1-3 ② K		B SL 78 C SL 77 F FF 94 B SL 78 C SL 77 2-3 ② K		B FF 93 F FF 93 B FF 94 F FF 94 F FF 94 X FF 93 2-2 35 L9 2-H 3-H 2B		C KN 77 B KN 77 X KN 77 1-1 ① F7	C FF 96 S FF 97 X FF 96 0-2 ① F9 2-3		3 2	0 0	1 0	2 0	0 0	2 0	1 1
35 Cody Bellinger, L (1, 9) OBP: 0.433, SLG: 0.695 27 Alex Verdugo, L (9, 9) OBP: 0.352, SLG: 0.500	B SL 80 X SL 80 1-0 11 1B 1-2 1B		X SI 93 0-0 ③ G5-3		B SI 93 B SI 94 X FF 93 2-0 ② L9 2-3		B KN 75 X KN 76 1-0 HR	X CH 88 0-0 ② SF8 3-H		4 0	1 0	2 0	2 0	0 0	0 0	1 0
11 AJ Pollock, R (1, 8) OBP: 0.298, SLG: 0.360	X CH 87 0-0 1-3 2-H 1B			S SL 76 B SL 78 B SL 76 F SL 75 B FF 92 C FF 92 3-3 ① K	C FF 93 B FF 92 T FF 93 F FF 94 H FF 94 2-2 HBP		B KN 75 B KN 75 C KN 75 S KN 73 X KN 73 2-2 HR	S SL 85 B SL 87 X SL 84 1-1 ③ G6-3		4	1	2	2	0	1	0
13 Max Muncy, L (1, 3) OBP: 0.365, SLG: 0.535	B SI 98 S SI 98 C SL 82 B SL 82 S SL 78 2-3 ③ K			C SI 91 B SI 92 F SI 90 B FF 93 X SL 81 2-2 5 G3-6-3 1B	B FF 93 C FF 94 1 SAFE S CU 81 B FF 96 S FF 92 2-3 ③ K		B KN 73 B KN 76 F SI 82 B KN 74 S KN 76 F KN 77 X KN 76 3-2 5 G1-3 5 E 1B		B FF 93 B CH 88 F FF 94 B FF 94 C FF 94 X CH 89 3-2 HR	5	2	3	1	0	2	4
5 Corey Seager, L (1, 6) OBP: 0.348, SLG: 0.451		S SL 74 B SI 90 X SI 93 1-1 ① G3-1		X SI 93 0-0 ②③ G3-6-3 1-2f		C CU 79 B SL 90 X CU 80 1-1 ① G4-3	C FC 93 F FF 96 B SL 87 F SL 87 B FC 91 F SL 86 X FC 94 2-2 ② G1-3 1-H		B CU 75 B FF 94 F FF 94 F FF 93 S FF 94 2-3 ① K	5	0	0	0	0	1	1
14 Enrique Hernández, R (1, 4) OBP: 0.294, SLG: 0.410		B SI 95 B SL 78 C CH 85 S FF 94 F FF 95 B SL 80 S SL 77 3-3 ② K			S SL 76 B FF 91 X FF 92 1-1 3 L8 15 HBP 10 2B 1B	B SL 88 B SL 88 F FC 92 B CU 81 B SL 90 4-1 15 WP BB	C SL 87 B SI 94 B SI 95 B FF 96 F SL 86 F FF 95 F FC 92 F SI 95 4-2 B FF 95 15 3B BB		C FF 92 B SL 81 B SL 83 X SI 93 2-1 1B	3	2	2	0	2	1	0
15 Austin Barnes, R (1, 2) OBP: 0.300, SLG: 0.348		C SI 94 S SL 80 B SL 82 F SL 75 B FF 95 F FF 96 F FF 92 B FF 97 S SL 79 3-3 ③ K			D CH 87 H SL 80 2-0 10 2B 25 2B 1-2 HBP	D CU 80 F SL 88 C CU 80 B CU 83 S CU 81 2-3 ② K 1-2	F FC 93 C SL 86 B SL 86 B FF 95 D SL 87 F FC 92 F FC 93 X SL 86 3-2 1-H 3B		C SI 92 C SI 93 C FF 94 0-3 ② K	4	1	1	1	0	3	2

Inning Stats	1	2	3	4	5	6	7	8	9
	R: 1 E: 0 K: 3 S: 14	R: 0 E: 0 K: 2 S: 12	R: 1 E: 0 K: 1 S: 12	R: 0 E: 0 K: 1 S: 7	R: 3 E: 0 K: 1 S: 18	R: 0 E: 0 K: 1 S: 9	R: 4 E: 1 K: 0 S: 27	R: 1 E: 0 K: 0 S: 8	R: 1 E: 0 K: 3 S: 14
	H: 2 LOB: 2 BB: 1 P: 24	H: 0 LOB: 0 BB: 0 P: 19	H: 1 LOB: 0 BB: 0 P: 16	H: 1 LOB: 0 BB: 0 P: 12	H: 3 LOB: 2 BB: 0 P: 31	H: 0 LOB: 2 BB: 2 P: 21	H: 4 LOB: 1 BB: 1 P: 43	H: 1 LOB: 0 BB: 0 P: 9	H: 2 LOB: 1 BB: 0 P: 23

1B: 6	SF: 1
2B: 3	SAC: 0
3B: 1	DP: 1
HR: 4	HBP: 2

WP: 1	PA: 46
PB: 0	
SB: 0	
CS: 0	

AB	39
R	11
H	14
RBI	10
BB	4
SO	12
LOB	17

PITCHER		IP	WLS	BF	H	R	ER	SO	BB	IBB	HBP	BLK	WP	HR	S	P	ERA	WHIP
41 Chris Sale, L ERA: 4.27	(1, 1)	4.2	L	22	7	5	5	7	1	0	1	0	0	1	57	92	9.64	1.714
37 Heath Hembree, R ERA: 2.61	(5, 1)	0.1		2	0	0	0	1	0	0	1	0	0	0	6	10	0.00	0.000
54 Colten Brewer, R ERA: 4.58	(6, 1)	1.0		5	0	0	0	1	2	0	0	0	1	0	9	21	0.00	2.000
35 Steven Wright, R ERA: 8.53	(7, 1)	0.1		4	3	3	3	0	0	0	0	0	0	2	10	17	81.00	9.000
64 Marcus Walden, R ERA: 3.88	(7, 1)	0.2		4	1	1	1	0	1	0	0	0	0	0	17	26	13.50	3.000
70 Ryan Brasier, R ERA: 3.72	(8, 1)	1.0		4	1	1	1	0	0	0	0	0	0	0	8	9	9.00	1.000
76 Hector Velázquez, R ERA: 5.6	(9, 1)	1.0		5	2	1	1	3	0	0	0	0	0	1	14	23	9.00	2.000

Batter	1	2	3	4	5	6	7	8	9	AB	R	H	RBI	BB	SO	LOB
50 Mookie Betts, R (1, 9) OBP: 0.390, SLG: 0.466	B FF 90 B FF 91 F FC 89 S FF 90 B FF 92 X FF 91 3-2 ① F8		C KC 78 F FF 89 1 SAFE B FF 92 B FF 91 D SL 87 F FC 92 F SL 88 C FF 93 3-3 ③ K 1-2			C SI 98 X SI 100 0-1 2 E 2 S 2 1B 1B		C FF 95 B FF 95 T FF 95 C FF 97 1-3 ① K		4	1	1	0	0	2	1
11 Rafael Devers, L (1, 5) OBP: 0.380, SLG: 0.557 23 Michael Chavis, R (8, PH) OBP: 0.327, SLG: 0.458 (9, 5)	C CH 84 X FF 90 0-1 28 CS 1B			F CH 82 X KC 78 0-1 ① G3		F KC 88 B SI 100 S SI 100 X SI 101 1-2 ① F8		X FF 97 0-0 ② G5-3		3 1	0 0	1 0	0 0	0 0	0 0	1 0
2 Xander Bogaerts, R (1, 6) OBP: 0.385, SLG: 0.550 40 Marco Hernández, L (8, PH) OBP: 0.365, SLG: 0.549 (9, 4)	C FF 91 C KC 80 C KC 80 0-3 ② K			C FF 90 X KC 79 0-1 HR		B SI 100 B KC 90 C KC 89 1 SAFE D KC 91 S SI 100 X SI 101 3-2 7 WP 28 G4-3 1-H 1B		S FF 97 T FF 97 T SI 98 0-2 ③ K		3 1	1 0	2 0	2 0	0 0	1 1	1 0
28 J.D. Martinez, R (1, 10) OBP: 0.368, SLG: 0.528	F FF 89 1 SAFE C KC 79 B FF 91 1-2 ③ CS 1-2	B KC 77 F KC 77 X FC 88 1-1 ① F9		F FF 89 F FF 90 B FF 91 C FF 93 1-3 ② K		C KC 87 X FF 99 0-1 ② G4-3 1-2			B FF 97 B FF 96 X SL 87 2-0 ① G6-3	4	0	0	0	0	1	1
16 Andrew Benintendi, L (1, 7) OBP: 0.346, SLG: 0.424		B FF 88 X CH 82 1-0 ② G3		B CH 83 B FF 90 B CH 83 C FF 90 S CH 83 S FF 93 3-3 ③ K		B SI 98 B SI 98 C SI 99 C SI 98 B SI 99 B SI 99 4-2 7 WP BB			F SL 88 C SI 98 X SL 89 0-2 ② F7	3	0	0	0	1	1	0
7 Christian Vázquez, R (1, 3) OBP: 0.330, SLG: 0.527		B FF 90 C KC 78 B CH 83 F KC 79 S FF 93 2-3 ③ K			C FF 87 B CH 81 F KC 78 S CH 82 1-3 ① K	C SI 99 T SI 100 F KC 89 B SI 99 D KC 89 B SI 99 F SI 99 F KC 88 S FF 98 3-3 ③ K 1-2 2-3			S SI 97 X SI 98 0-1 ③ G3-1	4	0	0	0	0	3	2
12 Brock Holt, L (1, 4) OBP: 0.378, SLG: 0.425 36 Eduardo Núñez, R (7, PH) OBP: 0.247, SLG: 0.311 (8, 4) (9, 6)			X FF 89 0-0 19 FC5-6 1B		C KC 77 B FF 91 X CH 82 1-1 1B		F FF 96 X CH 83 0-1 ① G4-3			2 1	0 0	2 0	0 0	0 0	0 0	0 0
3 Sandy León, S (1, 2) OBP: 0.266, SLG: 0.276			B FF 88 C KC 78 C KC 78 F KC 80 S CH 83 1-3 ① K		B KC 78 B CH 80 X FF 91 2-0 ② L9		C FF 97 B FF 96 C CH 82 F FF 95 B FF 96 X CH 82 2-2 ② G5-3			3	0	0	0	0	1	2
19 Jackie Bradley Jr., L (1, 8) OBP: 0.332, SLG: 0.394			C CH 81 B FF 88 1 SAFE S CH 82 X CH 82 1-2 ② FC5-6 50 S 1-2f		C FF 89 X CH 82 0-1 ③ G1-3		C FF 97 S FF 96 X FF 94 0-2 ③ F9			3	0	0	0	0	0	2
Inning Stats	R: 0 E: 0 K: 1 S: 10 H: 1 LOB: 0 BB: 0 P: 14	R: 0 E: 0 K: 1 S: 6 H: 0 LOB: 0 BB: 0 P: 10	R: 0 E: 0 K: 2 S: 13 H: 1 LOB: 1 BB: 0 P: 18	R: 1 E: 0 K: 2 S: 10 H: 1 LOB: 0 BB: 0 P: 14	R: 0 E: 0 K: 1 S: 8 H: 1 LOB: 1 BB: 0 P: 12	R: 1 E: 0 K: 1 S: 18 H: 2 LOB: 2 BB: 1 P: 29	R: 0 E: 0 K: 0 S: 9 H: 0 LOB: 0 BB: 0 P: 11	R: 0 E: 0 K: 2 S: 7 H: 0 LOB: 0 BB: 0 P: 8	R: 0 E: 0 K: 0 S: 6 H: 0 LOB: 0 BB: 0 P: 8	1B: 5 2B: 0 3B: 0 HR: 1	SF: 0 SAC: 0 DP: 0 HBP: 0					

PITCHER		IP	WLS	BF	H	R	ER	SO	BB	IBB	HBP	BLK	WP	HR	S	P	ERA	WHIP
68 Ross Stripling, R ERA: 3.65	(1, 1)	5.0	W	18	4	1	1	7	0	0	0	0	0	1	47	68	1.80	0.800
17 Joe Kelly, R ERA: 5.4	(6, 1)	1.0		6	2	1	1	1	1	0	0	0	1	0	18	29	9.00	3.000
7 Julio Urías, L ERA: 2.36	(7, 1)	2.0		6	0	0	0	2	0	0	0	0	0	0	16	19	0.00	0.000
47 JT Chargois, R ERA: 4.35	(9, 1)	1.0		3	0	0	0	0	0	0	0	0	0	0	6	8	0.00	0.000

PITCHER	IP	WLS	BF	H	R	ER	SO	BB	IBB	HBP	BLK	WP	HR	S	P	ERA	WHIP

BOTTOM

Los Angeles Dodgers @ Boston Red Sox

Fenway Park, Boston, MA

Sat Jul 13 2019, 7:20 PM - 10:58 PM EDT

Att. 36,607 - Clear - 87 F

livebaseballscorecards.com

AB	32
R	2
H	6
RBI	2
BB	1
SO	10
LOB	10

WP: 1	PA: 34		
PB: 0			
SB: 2			
CS: 1			

Los Angeles Dodgers @ Boston Red Sox

Fenway Park, Boston, MA

Sun Jul 14 2019, 7:13 PM - 12:50 AM EDT

Att. 36,700 - Partly Cloudy - 88 F

livebaseballscorecards.com

TOP

Batter	1	2	3	4	5	6	7	8	9	10	11	12	AB	R	H	RBI	BB	SO	LOB
3 Chris Taylor, R (1, 6) OBP: 0.334, SLG: 0.452	B FF 91 F CH 83 T SI 92 B CH 84 B FF 93 B SI 93	S SI 93 F FF 94 B SI 94 F SI 92 S FF 94		C FF 92 X CH 83	B FC 93 C SL 88 X SL 87		C FC 88 F FC 88 S KC 83		B FF 91 F FF 93 H FF 92		C SI 91 S SL 82 F SL 82 T SI 92		4	1	0	0	1	2	2
(11, 4)	4-2 10 E 11 HR BB	1-3 K		0-1 G4-3	1-1 F9		0-3 K		2-1 10 1B 1-2 HBP		0-2 K								
15 Austin Barnes, R (12, PH) OBP: 0.298, SLG: 0.346													1	0	0	0	0	1	2
51 Dylan Floro, L (12, 1)													0	0	0	0	0	0	0
17 Joe Kelly, R (12, 1)													0	0	0	0	0	0	0
10 Justin Turner, R (1, 10) OBP: 0.374, SLG: 0.461	B FF 93 D FF 85 F SI 93 X SI 93	C CH 84 F SI 93 B SI 93 S CH 83			B CH 81 C FF 90 C FC 88 B SI 92 F FF 93 S FC 89		C FC 94 S FC 93 B FC 93 B CU 82 X CU 82		S FF 94 F FF 94 F FF 94 B KC 82 B FF 94 B KC 82 F KC 82 C KC 80		F SL 84 B FF 90 X SL 86		6	1	2	0	0	3	2
(12, 5)	2-1 E6 11 HR 1-2	1-3 K			2-3 K		2-2 25 G4-3 2B		3-3 K		1-1 1-2 2-H 1B								
25 David Freese, R (1, 3) OBP: 0.401, SLG: 0.580	S FF 93 C FF 94 F SI 94 S FF 94	S FC 88 F CH 83 B FF 94 S FC 90			S FC 89 S FF 92 B SI 93 X FC 90		C FC 94 S FC 93 X FC 93			B FF 96 C FF 96 B FF 97 X FF 96		B FF 92 C FF 92 F FF 93 B FF 92 B CH 85 B CH 89	5	1	2	0	0	2	3
31 Joc Pederson, L (10, PR) OBP: 0.333, SLG: 0.517	0-3 K	2-3 K			1-2 35 G6-3 11 1B		0-2 G4-3 2-3			2-1 1B		4-2 11 1B 35 E 13 BB BB	0	1	1	0	0	1	0
(10, 7)					2B														
35 Cody Bellinger, L (1, 9) OBP: 0.432, SLG: 0.689	C SI 93 C FF 93 F CH 85 X CH 85	C CH 84 B CH 85 B CH 84 B SI 93 F SI 94 B CH 86			F SI 92 B SI 92 F SI 92 X FF 93		0-0 IBB			S FF 96 C FF 96 D KC 86 B FF 96 B FF 97 F KC 86 F KC 85 F KC 85 X KC 85		B FF 93 S CH 85 B SI 93 1 SAFE D CH 86 X CH 84	4	1	0	0	2	0	5
(10, 3)	0-2 P5	4-2 BB			1-2 G6-3 2-3					3-2 F7		3-1 E1 13 BB 11 1B 27 1B 1-2							
11 AJ Pollock, R (1, 8) OBP: 0.308, SLG: 0.393	D CH 86 C CH 85 X SI 94	D CH 86 1 SAFE C SI 93 F FF 93 B SI 93 C FC 91			F CH 85 B FF 94 B FF 94 F FC 90 F SI 93 X FF 94		S FC 94 B FC 94 B FC 94 X FC 94			C KC 86 S FF 97 D KC 86 S KC 85		B SI 90 L SI 91 B SI 91 2 SAFE X SI 91	6	2	3	4	0	2	4
	1-1 1-H 2-H HR	2-3 K			2-2 3-H 1B		2-1 L9			1-3 K		2-1 27 1B 13 BB 55 FC6-4 1-2 2-3 1B							
13 Max Muncy, L (1, 5) OBP: 0.365, SLG: 0.528	H CH 84	F FF 94 X SI 94			B SI 93 B SI 91 S FF 91 S FF 93 F FF 93 F FF 93 S CH 84			B FF 96 B FF 97 C CH 88 S FF 96 F FF 96 B SL 85 X SL 82		C FF 97 1 SAFE F FF 97 S FF 98 F FF 97 F FF 97 F FF 97 S KC 86		T FF 92 B FF 93 B SI 93 D CH 86 B SI 93	4	0	0	1	1	2	3
(12, 4)	1-0 14 FC6-4 HBP	0-1 L6			3-3 K			3-2 G6-3		1-3 K2-3		4-1 55 FC6-4 27 1B 1-2 2-3 3-H BB							
14 Enrique Hernández, R (1, 4) OBP: 0.291, SLG: 0.405	C SI 89 S CH 84 B SI 93 X FF 93	C FC 87 C FF 92 F CH 81 F FC 88 F CH 82 X SI 92		C SL 88 B FF 94 F SL 89 B SL 87 X FF 95				S FF 96 B FF 96 F FF 96 T SL 85			F FF 92 C FF 92 F SL 86 B FF 93 F FF 93 B FF 94 X CU 80	B FF 92 B CH 84 F CH 85 X CH 86	4	0	0	0	0	1	1
5 Corey Seager, L (11, PH) OBP: 0.345, SLG: 0.448	2-2 FC6-4	0-2 P3		2-2 G6-3				1-2 K			2-2 G3	2-1 F5	2	0	0	0	0	0	3
(11, 6)	1-2f																		
27 Alex Verdugo, L (1, 7) OBP: 0.355, SLG: 0.498		C SI 88 B CH 82 F SI 90 B FF 90 X CH 83		X SI 92	C SI 95 B FF 95 B SL 89 B SI 95 F SI 95 X SI 96			B CH 88 X CH 86			B FF 95 B CU 81 B FF 91 C SL 85 C FF 92 F SL 86 F FF 92 B FF 93	F CH 87 F FF 92 X FF 93	5	0	2	1	1	0	0
(10, 9)		2-2 G3		0-0 1B				1-0 G4-3			4-2 3 HBP 10 1B BB	0-2 55 FC6-4 1-2 2-3 3-H 1B							
55 Russell Martin, R (1, 2) OBP: 0.353, SLG: 0.302		C CH 82 B FC 89 S CH 82 B FF 92 B SI 92 F CH 84 F CH 83 B FF 94		B FC 88 B FF 91 C FC 88 B SI 92 F FC 89 X FF 93	C SL 89 B FF 95 S FF 96 B SL 89 B SL 91 X SL 88				C FC 88 B FF 94 G KC 82 B FF 94 C FF 94		C SL 87 C FF 92 F FF 92 F FF 93 1 SAFE B SL 87 S SL 87	C SL 81 B CH 84 F SI 92 F SI 92 X SL 82	5	0	0	1	1	2	4
		4-2 BB		3-2 F9	3-2 P6				2-3 K		1-3 K	1-2 FC6-4 1-2f 2-3 3-H							

Inning Stats																								
	R: 3	H: 1	R: 0	H: 0	R: 0	H: 0	R: 0	H: 1	R: 1	H: 2	R: 0	H: 0	R: 0	H: 1	R: 0	H: 0	R: 0	H: 0	R: 0	H: 1	R: 0	H: 1	R: 3	H: 2
	E: 1	LOB: 1	E: 0	LOB: 1	E: 0	LOB: 1	E: 0	LOB: 1	E: 0	LOB: 1	E: 0	LOB: 0	E: 0	LOB: 2	E: 0	LOB: 0	E: 0	LOB: 0	E: 0	LOB: 2	E: 0	LOB: 2	E: 1	LOB: 2
	K: 1	BB: 1	K: 2	BB: 1	K: 2	BB: 1	K: 0	BB: 0	K: 2	BB: 0	K: 0	BB: 0	K: 0	BB: 1	K: 1	BB: 0	K: 1	BB: 0	K: 3	BB: 0	K: 2	BB: 1	K: 1	BB: 2
	S: 17	P: 27	S: 14	P: 22	S: 10	P: 18	S: 14	P: 17	S: 20	P: 29	S: 9	P: 17	S: 10	P: 15	S: 8	P: 13	S: 11	P: 16	S: 17	P: 24	S: 17	P: 27	S: 20	P: 36

PITCHER		IP	WLS	BF	H	R	ER	SO	BB	IBB	HBP	BLK	WP	HR	S	P	ERA	WHIP
10 David Price, L	(1, 1)	5.0		24	4	4	1	7	3	0	1	0	0	1	75	113	1.80	1.400
ERA: 3.16																		
72 Josh Taylor, L	(6, 1)	1.0		3	0	0	0	0	0	0	0	0	0	0	9	17	0.00	0.000
ERA: 3.72																		
54 Colten Brewer, R	(7, 1)	1.0		5	1	0	0	0	0	1	0	0	0	0	10	15	0.00	1.000
ERA: 4.46																		
70 Ryan Brasier, R	(8, 1)	1.0		3	0	0	0	1	0	0	0	0	0	0	8	13	0.00	0.000
ERA: 3.63																		
44 Brandon Workman, R	(9, 1)	1.0		3	0	0	0	3	0	0	0	0	0	0	11	16	0.00	0.000
ERA: 1.74																		

PITCHER		IP	WLS	BF	H	R	ER	SO	BB	IBB	HBP	BLK	WP	HR	S	P	ERA	WHIP
32 Matt Barnes, R	(10, 1)	1.0		4	1	0	0	2	0	0	0	0	0	0	17	24	0.00	1.000
ERA: 4.5																		
37 Heath Hembree, R	(11, 1)	1.0		5	1	0	0	1	1	0	1	0	0	0	17	27	0.00	2.000
ERA: 2.53																		
76 Hector Velázquez, R	(12, 1)	1.0	L	8	2	3	1	1	2	0	0	0	0	0	20	36	9.00	4.000
ERA: 5.67																		

AB	46
R	7
H	9
RBI	7
BB	7
SO	15
LOB	29

1B: 6	SF: 0	WP: 0	PA: 55
2B: 2	SAC: 0	PB: 0	
3B: 0	DP: 0	SB: 0	
HR: 1	HBP: 2	CS: 0	

Los Angeles Dodgers @ Boston Red Sox

Fenway Park, Boston, MA

Sun Jul 14 2019, 7:13 PM - 12:50 AM EDT

Att. 36,700 - Partly Cloudy - 88 F

livebaseballscorecards.com

BOTTOM

Batter	1	2	3	4	5	6	7	8	9	10	11	12	AB	R	H	RBI	BB	SO	LOB
50 Mookie Betts, R (1, 9) OBP: 0.391, SLG: 0.468	B FF 90 F FF 91 X FC 88 1-1 7 1B 2 E 16 E 1B	C FC 86 X CH 79 0-1 ② F8			C CH 81 B FF 91 B CH 80 X CH 80 2-1 ② L4		C SI 93 B FC 89 B CU 69 X CH 83 2-1 2B		B FF 86 B CU 85 B SL 85 3-0 IBB		C SI 95 D SL 89 X SI 95 1-1 ② F9 1-2		5	1	2	0	1	0	1
11 Rafael Devers, L (1, 5) OBP: 0.379, SLG: 0.552	C SI 90 X CH 81 0-1 L5	B CU 73 F SI 91 B SI 91 F FF 93 S FF 92 2-3 ③ K			B CU 70 T CU 69 B FF 92 X SI 92 2-1 E5 28 1B 1B		X SI 92 0-0 ③ G4-3		C FC 92 B FC 93 B FC 93 F FC 92 F FC 93 B FC 94 F FC 92 F FC 92 X FC 93 3-2 ② L7		0-0 2 1B IBB		5	0	1	0	1	1	4
2 Xander Bogaerts, R (1, 6) OBP: 0.387, SLG: 0.557	1 SAFE B CU 73 B CH 82 X CH 79 2-0 E6 16 1B 7 1B 16 E 1-2		C SI 89 F CH 79 X CH 78 0-2 ① P3		B CH 78 B CH 79 C CU 71 F SI 91 D CU 76 D CH 80 4-2 28 1B BB			C FF 95 B SL 89 X FF 95 1-1 HR	C FC 94 C SL 93 S FC 95 0-3 ③ K		C SI 94 B SL 88 X SI 95 1-1 28 FC6 1-2 2-3 1B		5	2	2	1	1	1	3
28 J.D. Martinez, R (1, 10) OBP: 0.368, SLG: 0.533	C CU 74 S CH 81 D CH 81 S CU 76 1-3 ② K		B FC 87 S CH 80 X FF 92 1-1 ② L6		B CH 81 X CH 80 1-0 ③ 1-2 2-H 1B			B SL 90 X SL 88 1-0 HR	C FC 90 S SI 93 S SL 81 0-3 ① K		D SL 89 X SI 92 1-0 ③ FC6 1-2f		6	1	2	1	0	2	5
7 Christian Vázquez, R (1, 2) OBP: 0.333, SLG: 0.523	B SI 92 X CH 82 1-0 23 1B 16 E 1-2 2-3 1B		B SI 92 X FC 89 1-0 ③ G5-3			C CU 70 B FF 91 X CH 80 1-1 ① G6-3		C CH 87 B FF 96 F FF 95 S FF 96 1-3 ① K		B FC 92 B FC 81 C SL 81 B SI 94 B FC 92 4-1 12 S BB		C SI 94 F SI 94 F SL 89 B SI 94 B SI 92 B SL 88 F SI 92 B SI 93 4-2 19 PB BB	4	0	1	0	2	1	0
16 Andrew Benintendi, L (1, 7) OBP: 0.343, SLG: 0.419	B FF 92 C SI 92 X SI 92 1-1 E6 23 1B 1-2 2-H 3-H 1B			C FF 89 B FC 87 S CH 80 X FC 89 1-2 ① G5-3		S CU 71 B FF 92 B CH 79 B CH 82 C FF 89 T FF 91 3-2 ② K		C CH 87 S FF 95 F FF 96 F FF 96 B CH 88 S CH 87 1-3 ② K		F FC 92 S FC 91 1 SAFE X FC 92 0-2 ② L7		C SI 94 B SI 94 B FF 93 S SI 90 B SI 94 D SL 88 F FF 93 S SI 92 3-3 ① K	6	0	1	1	0	3	2
23 Michael Chavis, R (1, 3) OBP: 0.326, SLG: 0.455 12 Brock Holt, L (10, PH) OBP: 0.372, SLG: 0.417 (11, 3)	B CH 80 C CH 81 S CH 81 X FF 91 1-2 1-2 2-3 1B		B SI 91 S CH 79 S CH 78 B CH 76 S CH 76 2-3 ② K			X SI 92 0-0 ③ G4-3		C FF 96 B SL 90 S FF 95 B FF 96 F FF 96 S FF 97 2-3 ③ K		1 SAFE B FC 91 C FC 92 B FC 92 S FC 92 S FC 93 2-3 ③ K 1-2		C KC 87 B CH 87 S KC 88 S SI 99 1-3 ② K	4 2	0 0	1 0	0 0	0 0	2 2	0 2
19 Jackie Bradley Jr., L (1, 8) OBP: 0.332, SLG: 0.394	B FC 88 S SI 90 X FF 91 1-1 ③ G3-1		S FF 92 C FF 93 F FF 93 S CU 70 0-3 ③ K				B FF 90 F FC 88 F FF 92 X FF 92 1-2 ① G5-3		B FF 92 B SL 86 B FF 93 D FF 93 4-0 40 SH2-4 BB		S SI 94 C SI 96 X FF 96 0-2 40 FC6-5 2B		B SI 98 C SI 98 S SI 98 F FF 99 D CH 88 F SI 99 S KC 89 2-3 ③ K2-3 1-2	5	0	1	0	1	2	4
36 Eduardo Núñez, R (1, 4) OBP: 0.243, SLG: 0.305 40 Marco Hernández, L (9, PH) OBP: 0.358, SLG: 0.538 (10, 4)		C SI 89 X CH 79 0-1 ① G3			B CH 78 X CH 80 1-0 ① G5-3		S CH 80 S FC 88 S FC 88 0-3 ② K		C CU 82 X CH 84 0-1 ① SH2-4 1-2		B SI 93 F FF 94 B SI 93 B SI 93 F SI 93 X FF 94 3-2 ① FC6-5 2 1B 50 F9 2-3		3 1	0 0	0 0	0 0	1 0	0 0	0 1

Inning Stats	1	2	3	4	5	6	7	8	9	10	11	12
	R: 2 E: 2 K: 1 S: 16 H: 4 LOB: 3 BB: 0 P: 24	R: 0 E: 0 K: 1 S: 7 H: 0 LOB: 0 BB: 0 P: 9	R: 0 E: 0 K: 0 S: 6 H: 0 LOB: 0 BB: 0 P: 8	R: 0 E: 0 K: 2 S: 10 H: 0 LOB: 0 BB: 0 P: 13	R: 0 E: 1 K: 0 S: 8 H: 2 LOB: 2 BB: 1 P: 18	R: 0 E: 0 K: 1 S: 6 H: 0 LOB: 0 BB: 0 P: 10	R: 0 E: 0 K: 1 S: 9 H: 1 LOB: 1 BB: 0 P: 12	R: 2 E: 0 K: 3 S: 15 H: 2 LOB: 0 BB: 0 P: 21	R: 0 E: 0 K: 1 S: 11 H: 0 LOB: 2 BB: 2 P: 21	R: 0 E: 0 K: 2 S: 10 H: 0 LOB: 1 BB: 1 P: 16	R: 0 E: 0 K: 0 S: 11 H: 2 LOB: 3 BB: 1 P: 17	R: 0 E: 0 K: 3 S: 17 H: 0 LOB: 1 BB: 1 P: 27

	AB	46
	R	4
	H	11
	RBI	3
	BB	6
	SO	15
	LOB	22

1B: 7 SF: 0
2B: 2 SAC: 1
3B: 0 DP: 0
HR: 2 HBP: 0

WP: 0 PA: 53
PB: 1
SB: 1
CS: 0

PITCHER		IP	WLS	BF	H	R	ER	SO	BB	IBB	HBP	BLK	WP	HR	S	P	ERA	WHIP
99 Hyun Jin Ryu, L ERA: 1.63	(1, 1)	7.0		29	7	2	0	6	1	0	0	0	0	0	62	94	0.00	1.143
52 Pedro Báez, R ERA: 3.67	(8, 1)	1.0	B	5	2	2	2	3	0	0	0	0	0	2	15	21	18.00	2.000
59 Zac Rosscup, L ERA: 5.0	(9, 1)	0.0		1	0	0	0	0	1	0	0	0	0	0	0	4	∞	∞
63 Yimi García, R ERA: 4.08	(9, 1)	0.1		2	0	0	0	0	0	1	0	0	0	0	2	5	0.00	0.000
74 Kenley Jansen, R ERA: 3.05	(9, 1)	1.2		6	0	0	0	3	1	0	0	0	0	0	19	28	0.00	0.600

PITCHER		IP	WLS	BF	H	R	ER	SO	BB	IBB	HBP	BLK	WP	HR	S	P	ERA	WHIP
51 Dylan Floro, R ERA: 4.01	(11, 1)	1.1	W	8	2	0	0	1	1	1	0	0	0	0	20	33	0.00	2.250
51 Dylan Floro, R ERA: 4.01	(12, 1)	1.1	W	8	2	0	0	1	1	1	0	0	0	0	20	33	0.00	2.250
17 Joe Kelly, R ERA: 5.29	(12, 1)	0.2	S	2	0	0	0	2	0	0	0	0	0	0	8	11	0.00	0.000

Batter	1	2	3	4	5	6	7	8	9	AB	R	H	RBI	BB	SO	LOB
5 Eric Sogard, L (1, 10) OBP: 0.370, SLG: 0.494	B SI 89 F FF 90 X SL 86 1-1 2B	C FF 90 X FF 91 0-1 ③ F7		C SI 89 S CH 80 B SI 90 B FF 90 B CH 82 X CH 80 3-2 1B		C CU 72 X FF 89 0-1 ③ P5		B CH 87 D CH 88 X FF 95 2-0 E5 16 WP 16 1B 1-3 1B		5	1	3	0	0	0	2
16 Freddy Galvis, S (1, 6) OBP: 0.308, SLG: 0.457	D CU 77 X CU 75 1-0 ① F7		C CU 74 B FF 90 B FF 91 B FF 91 X FF 91 3-1 8 1B 15 2B 1B	F CH 81 B FF 91 F SL 85 D CU 76 F FF 91 D CH 82 F CH 81 F FF 91 X FF 91 3-2 ③ P5			X FC 93 0-0 ① F8	C KC 84 B KC 84 F KC 85 B KC 86 F FF 97 X KC 85 2-2 1-H 3-H 1B		5	1	2	2	0	0	2
13 Lourdes Gurriel Jr., R (1, 7) OBP: 0.338, SLG: 0.585	X CU 76 0-0 ② P3		F SI 91 X SI 90 0-1 ① L9		C SL 81 S CU 74 X CU 74 0-2 ① G5-3		F FC 93 B SI 94 B SI 95 F FC 92 F FF 95 B FC 93 F SL 87 X FF 96 3-2 ② F9	X FF 97 0-0 ③ F8		5	0	0	0	0	0	3
8 Cavan Biggio, L (1, 4) OBP: 0.349, SLG: 0.397	C FF 91 C FF 92 F SI 91 B FF 91 B CU 77 F CU 76 X FF 93 2-2 ③ P2		F CU 75 C FF 91 D CU 78 B SI 89 F SL 83 1 SAFE F SI 90 X FF 92 2-2 15 2B 14 G6-3 1-2 1B		S FF 90 B CH 80 B CH 81 F CH 82 B FF 91 X CH 82 3-2 ② L8		B FF 96 C FC 92 X FC 93 1-1 ③ F7		X FF 92 0-0 ① G4-3	5	1	1	0	0	0	1
15 Randal Grichuk, R (1, 8) OBP: 0.295, SLG: 0.425		C SI 88 B CU 76 B CU 76 X SI 90 2-1 9 FC5-4 1B	D CU 77 X SL 82 1-0 14 G6-3 1-3 2-H 2B	C SI 89 H SI 89 1-1 HBP				X FF 96 0-0 ① G6-3	S FF 94 B KC 82 B KC 82 C KC 82 F FF 93 F KC 81 X FC 87 2-2 ② G5-3	4	0	2	1	0	0	0
14 Justin Smoak, S (1, 3) OBP: 0.347, SLG: 0.406		C CU 77 B SL 87 T SL 87 C SI 91 1-3 ① K	X FF 91 0-0 ② G6-3 2-3 3-H	C CU 75 D CH 81 X CH 81 1-1 ③ G1-3				C FF 95 S SL 86 X SL 85 0-2 9 1B 2B	B KC 82 B KC 80 S FC 86 B KC 81 C FC 87 X FF 93 3-2 ③ G5-3	5	1	1	1	0	1	3
9 Danny Jansen, R (1, 2) OBP: 0.285, SLG: 0.379		F SI 91 B SI 90 S SL 85 B SL 85 X SI 90 2-2 ② FC5-4 28 HR 1-2f	B CU 76 B SI 89 F CH 81 F SI 90 F SL 84 B SL 82 F SI 90 X CU 78 3-2 ③ L8			C CU 74 S SI 88 B FF 90 B SL 82 C SI 88 2-3 ① K		B FF 95 X SL 84 1-0 28 1B 3 SF8 2-H 1B		4	2	1	1	0	1	2
28 Billy McKinney, L (1, 9) OBP: 0.277, SLG: 0.392		B SI 90 B FF 91 X SI 90 2-0 1-H HR		C SI 87 B CU 75 X FF 89 1-1 ① P5		X FF 91 0-0 ② G4-3		C FF 95 F FF 96 B FF 96 X FF 95 1-2 5 E 5 1B 16 1B 1-3 1B		4	2	2	2	0	0	0
3 Brandon Drury, R (1, 5) OBP: 0.266, SLG: 0.378		B SL 83 B SL 85 C SI 90 B FF 90 S SI 89 X SL 84 3-2 E5		C SI 90 S SI 89 B CU 76 X CU 76 1-2 ② G3-1		B SI 88 F SI 88 S FF 89 B CU 75 B FF 91 X FF 91 3-2 1B		S SL 84 X SL 85 0-1 ② SF8 3-H		3	0	1	1	0	0	0
Inning Stats	R: 0 E: 0 K: 0 S: 9 H: 1 LOB: 1 BB: 0 P: 13	R: 2 E: 1 K: 1 S: 14 H: 2 LOB: 1 BB: 0 P: 24	R: 2 E: 0 K: 0 S: 16 H: 3 LOB: 1 BB: 0 P: 25	R: 0 E: 0 K: 0 S: 14 H: 1 LOB: 1 BB: 0 P: 22	R: 0 E: 0 K: 0 S: 9 H: 0 LOB: 1 BB: 0 P: 14	R: 0 E: 0 K: 1 S: 9 H: 1 LOB: 1 BB: 0 P: 14	R: 0 E: 0 K: 0 S: 8 H: 0 LOB: 0 BB: 0 P: 12	R: 4 E: 1 K: 0 S: 16 H: 5 LOB: 1 BB: 0 P: 22	R: 0 E: 0 K: 0 S: 9 H: 0 LOB: 0 BB: 0 P: 14	1B: 9 2B: 3 3B: 0 HR: 1 SF: 1 SAC: 0 DP: 0 HBP: 1						

TOP

Toronto Blue Jays @ Boston Red Sox

Fenway Park, Boston, MA

Mon Jul 15 2019, 7:12 PM - 10:39 PM EDT

Att. 35,616 - Partly Cloudy - 84 F

livebaseballscorecards.com

AB	40
R	8
H	13
RBI	8
BB	0
SO	2
LOB	13

WP: 1 PB: 0 SB: 0 CS: 0 PA: 42

PITCHER		IP	WLS	BF	H	R	ER	SO	BB	IBB	HBP	BLK	WP	HR	S	P	ERA	WHIP
22 Rick Porcello, R ERA: 5.37	(1, 1)	6.0	W	28	8	4	4	2	0	0	1	0	0	1	71	112	6.00	1.333
64 Marcus Walden, R ERA: 3.8	(7, 1)	1.0		3	0	0	0	0	0	0	0	0	0	0	8	12	0.00	0.000
70 Ryan Brasier, R ERA: 4.46	(8, 1)	0.2		6	4	4	4	0	0	0	0	0	0	0	11	15	54.00	6.000
32 Matt Barnes, R ERA: 4.46	(8, 1)	0.1	H	2	1	0	0	0	0	0	0	0	1	0	5	7	0.00	3.000
44 Brandon Workman, R ERA: 1.7	(9, 1)	1.0	S	3	0	0	0	0	0	0	0	0	0	0	9	14	0.00	0.000

PITCHER		IP	WLS	BF	H	R	ER	SO	BB	IBB	HBP	BLK	WP	HR	S	P	ERA	WHIP

Batter	1	2	3	4	5	6	7	8	9	AB	R	H	RBI	BB	SO	LOB
50 Mookie Betts, R (1, 9) OBP: 0.394, SLG: 0.471	C FF 92 B SL 80 B FC 88 C FF 92 X FF 94 2-2 28 BB 16 1B 2B	B FF 91 C SL 79 X SI 90 1-1 28 FC5-4 2 1B 1B	B SL 84 D SI 90 C SI 90 C SL 82 B SL 85 D SL 84 4-2 11 1B 2 1B 1-2 2-3 BB	C SI 94 B FC 87 F SI 94 T FC 90 1-2 ③ K			B FF 93 X FC 93 1-0 ① F7			4	2	2	0	1	1	1
11 Rafael Devers, L (1, 5) OBP: 0.380, SLG: 0.552	C FF 92 B FC 88 B FF 92 F FF 93 X FF 94 2-2 ① P4	1 SAFE F FC 88 X CH 83 0-1 ① L8	C SI 90 D SL 85 B SL 85 C SI 90 F SL 85 B SI 90 X SL 84 3-2 28 BB 2 1B 16 2B 1-3 2-H 3-H 1B		C FF 95 B FF 96 X FF 94 1-1 2B		X FC 92 0-0 ② F7			5	1	2	2	0	0	2
2 Xander Bogaerts, R (1, 6) OBP: 0.392, SLG: 0.559	B FF 93 B SL 81 B SL 80 C FF 93 B FC 90 4-1 16 1B 28 BB 23 HR BB	1 SAFE B FF 92 C FF 92 F SI 90 B FF 91 X FF 92 2-2 28 FC5-4 1-2 1B	C SI 89 B SL 83 1 SAFE X SI 90 1-2 28 BB 16 2B 1-2 3-H 1B		B FC 94 C SL 87 B FF 96 S SI 94 S FC 90 2-3 ① K		C FC 93 S FC 93 B FF 94 X SL 88 1-2 1B			4	2	3	1	1	1	1
28 J.D. Martinez, R (1, 10) OBP: 0.368, SLG: 0.529	C FF 92 B FF 92 B FC 89 C FF 93 D SL 80 B FF 93 4-2 16 1B 23 HR 1-2 2-3 BB	X SI 89 0-0 ② FC5-4 1-2f 2-3	B SI 89 B SL 83 B SI 89 B SI 89 4-0 16 2B 1-2 2-3 BB		B SI 95 S SL 89 B SI 94 S SL 88 X FC 90 2-2 ② G5-3		B FC 90 C FF 95 S FC 92 C FC 93 1-3 ③ K			3	1	0	0	2	1	4
16 Andrew Benintendi, L (1, 7) OBP: 0.344, SLG: 0.422	F SL 80 X FF 93 0-1 23 HR 1-2 2-3 3-H 1B	X SL 83 0-0 ③ G4-3	C FC 87 X SI 94 0-1 1-3 2-H 3-H 2B		F FF 96 B FF 97 X CH 88 1-1 ③ P3			C SL 82 F CH 84 S CU 79 0-3 ① K		5	1	2	3	0	1	3
23 Michael Chavis, R (1, 3) OBP: 0.330, SLG: 0.465	C FF 92 B SL 82 S FF 93 D SL 81 B FF 92 F FF 92 X FF 93 3-2 1-H 2-H 3-H HR		C SL 83 X SI 88 0-1 ① P5 B FF 94 F FC 88 D SL 85 D FC 88 B FF 94 S FC 88 3-3 ③ K			B FF 95 B SL 86 B SL 85 B FF 92 4-0 19 2B BB		S SL 84 B FF 97 B FF 96 B SL 85 B FF 94 4-1 BB			3	1	1	4	2	1	2
19 Jackie Bradley Jr., L (1, 8) OBP: 0.333, SLG: 0.396	B SL 80 B FC 88 B FF 90 B FF 91 4-0 3 G6-3 BB	C CU 80 S SI 89 S SL 84 0-3 ② K	X CU 75 0-0 ① F9				B FF 94 B FC 90 X FC 92 2-0 ① 1-H 2B	1 SAFE C CH 85 F SL 83 F SL 85 S CH 86 0-3 ② K		4	0	1	0	1	2	1
3 Sandy León, S (1, 2) OBP: 0.263, SLG: 0.265	C FF 92 X FC 88 0-1 ② G6-3 1-2	B SI 89 S SL 83 B CH 84 B SI 89 B SI 89 4-1 50 BB 12 1B 11 1B BB	B SI 94 X SI 93 1-0 ② F7			X FF 94 0-0 ② P2		F FF 96 1 SAFE D CH 87 1 SAFE B FF 96 F SL 84 B SL 82 T SL 84 3-2 ③ K		4	1	0	0	1	1	3
12 Brock Holt, L (1, 4) OBP: 0.376, SLG: 0.429	C FF 92 X SL 81 0-1 ③ L8	C SL 84 B SI 90 C SI 89 F SL 84 X SI 90 1-2 50 BB 11 1B 1B	X SI 93 0-0 2B			C SL 85 B SL 88 B FF 94 C FC 91 F SL 87 X FF 96 2-2 ③ G4-3				4	1	2	0	0	0	2
Inning Stats	R: 5 E: 0 K: 0 S: 19 H: 3 LOB: 1 BB: 3 P: 38	R: 0 E: 0 K: 0 S: 9 H: 2 LOB: 2 BB: 0 P: 12	R: 5 E: 0 K: 2 S: 24 H: 4 LOB: 2 BB: 3 P: 44	R: 0 E: 0 K: 1 S: 6 H: 1 LOB: 1 BB: 0 P: 8	R: 0 E: 0 K: 1 S: 10 H: 1 LOB: 1 BB: 0 P: 16	R: 0 E: 0 K: 0 S: 6 H: 1 LOB: 1 BB: 1 P: 14	R: 0 E: 0 K: 1 S: 8 H: 1 LOB: 1 BB: 0 P: 11	R: 0 E: 0 K: 3 S: 11 H: 0 LOB: 1 BB: 1 P: 18		1B: 7 2B: 5 3B: 0 HR: 1 SF: 0 SAC: 0 DP: 0 HBP: 0						

BOTTOM

Toronto Blue Jays @ Boston Red Sox

Fenway Park, Boston, MA

Mon Jul 15 2019, 7:12 PM - 10:39 PM EDT

Att. 35,616 - Partly Cloudy - 84 F

livebaseballscorecards.com

AB	36
R	10
H	13
RBI	10
BB	8
SO	8
LOB	19

WP: 0 PA: 44
PB: 0
SB: 0
CS: 0

PITCHER		IP	WLS	BF	H	R	ER	SO	BB	IBB	HBP	BLK	WP	HR	S	P	ERA	WHIP
57 Trent Thornton, R ERA: 5.25	(1, 1)	1.1	L	12	5	5	5	0	3	0	0	0	0	1	26	48	33.75	6.000
43 Sam Gaviglio, R ERA: 4.69	(2, 1)	1.1		10	3	5	5	1	3	0	0	0	0	0	21	38	33.75	4.500
31 Joe Biagini, R ERA: 3.89	(3, 1)	1.1		6	2	0	0	2	0	0	0	0	0	0	11	16	0.00	1.500
33 Edwin Jackson, R ERA: 11.12	(5, 1)	3.0		12	3	0	0	2	1	0	0	0	0	0	24	41	0.00	1.333
64 Derek Law, R ERA: 6.9	(8, 1)	1.0		4	0	0	0	3	1	0	0	0	0	0	11	18	0.00	1.000

PITCHER	IP	WLS	BF	H	R	ER	SO	BB	IBB	HBP	BLK	WP	HR	S	P	ERA	WHIP

Toronto Blue Jays @ Boston Red Sox

Fenway Park, Boston, MA

Tue Jul 16 2019, 7:15 PM - 10:55 PM EDT

Att. 36,341 - Partly Cloudy - 84 F

TOP

livebaseballscorecards.com

Batter	1	2	3	4	5	6	7	8	9	AB	R	H	RBI	BB	SO	LOB
5 Eric Sogard, L (1, 4) OBP: 0.370, SLG: 0.496	C FF 94 B FF 94 F CH 84 B CU 79 F FF 96 F FF 96 F FF 95 F CH 86 F FF 95 2-2 X CH 86 27 G5-4-3 1B	C SL 85 X CH 83 0-1 G6-3 ③		B CH 84 C FF 94 X CH 83 1-1 F7 ②		B SI 96 C SI 95 C SI 96 B FF 96 B SI 96 S FF 96 3-3 K ③ 3-H			C FF 92 F FF 92 X FF 93 0-2 27 1B 2B 3-H	5	1	2	1	0	1	1
27 Vladimir Guerrero Jr., R (1, 5) OBP: 0.322, SLG: 0.398	X FF 94 0-0 G5-4-3 ① ② 1-2f		B FF 91 B SL 83 B CH 83 B FF 93 4-0 15 G6-4-3 13 1B 14 1B BB	F FF 94 1 SAFE B SL 85 B SL 87 F CH 83 B FF 94 F CH 83 F CH 82 X FF 94 3-2 F8 ③			B SL 90 X CU 81 1-0 G5-3 ①		F FF 94 B FF 92 B FF 92 X SL 88 2-1 13 FC5-4 2-H 1B	4	1	1	1	1	0	2
13 Lourdes Gurriel Jr., R (1, 10) OBP: 0.343, SLG: 0.599	B FF 94 C CH 85 F CH 84 F CH 84 X FF 96 1-2 3B		B CH 84 C SL 85 X CH 83 1-1 15 G6-4-3 1-2 1B		X CU 77 0-0 G5-3 ①		B SL 90 B CU 81 B CU 81 X FC 95 3-0 15 L7-4 2B		S SL 78 B SL 79 F SI 90 X SI 90 1-2 FC5-4 15 S 15 2B 1-2f	5	1	3	0	0	0	1
15 Randal Grichuk, R (1, 9) OBP: 0.293, SLG: 0.425	B CH 85 S SL 86 B CH 84 X SL 85 2-1 G6-3 ③		X CH 84 0-0 G6-4-3 ① ② 1-2f 2-3		F SL 82 X FF 93 0-1 F9 ②		B FC 93 X CU 82 1-0 L7-4 ② ③ 2-3		C SI 90 X SL 79 0-1 9 1B 2B 1-H	5	1	1	1	0	0	4
9 Danny Jansen, R (1, 2) OBP: 0.287, SLG: 0.377		B SI 92 B FF 93 F CH 84 B CH 84 F CH 83 S CH 84 3-3 K ① B FF 94 H CH 83 2-0 14 1B HBP		F FF 92 X CH 83 0-1 L3 ③			B SL 84 F SL 86 F SL 83 F SL 83 S SL 84 1-3 K2-3 ①	X SI 90 0-0 14 F7-5-6 2-H 1B	4	0	1	1	0	2	0
14 Justin Smoak, S (1, 3) OBP: 0.354, SLG: 0.421		B CU 79 S CU 78 F FF 95 B CH 84 B CH 82 B CH 82 4-2 16 1B 37 HR BB	B CH 83 B CH 83 C FF 94 X FF 94 2-1 1-2 3-H 1B			X CU 76 0-0 HR		B FF 97 S SL 82 B SL 84 B FF 95 C FF 95 B FF 96 4-2 16 L9 16 PB BB	B CH 82 B SI 90 B SI 89 C SI 89 X SI 90 3-1 F7-5-6 ② ③ 1-1	3	2	2	2	2	0	1
16 Freddy Galvis, S (1, 6) OBP: 0.310, SLG: 0.457		C CH 83 B FF 94 B CH 82 B FF 94 X CH 83 3-1 37 HR 1-2 1B	B CU 78 X CH 84 1-0 F7 ③			B FF 92 B CH 82 B CH 82 C FF 91 S CH 82 F FF 93 X FF 93 3-2 37 FC1-4 1B		F SL 84 B FF 95 F SL 82 F FF 95 F FF 94 F SL 83 B FF 95 F SL 84 X FF 94 2-2 L9 1-3 ②		4	1	2	0	0	0	3
37 Teoscar Hernández, R (1, 8) OBP: 0.261, SLG: 0.364		C FF 94 B FF 94 X CH 84 1-1 1-H 2-H HR		B SI 90 C FF 92 B CH 82 F FF 93 F CH 81 S SL 86 2-3 K		B FF 94 X SL 88 1-0 FC1-4 28 E 5 WP 1-2f ①		B FF 95 F FF 94 S FF 95 S FF 96 1-3 K ③		4	2	1	3	0	2	2
28 Billy McKinney, L (1, 7) OBP: 0.276, SLG: 0.401		C CU 81 X FF 94 0-1 G3 ②		C FF 93 X CH 83 0-1 F7 ①		C SI 94 B SI 94 1 SAFE X SI 95 1-1 G3 ② 1-3			C FF 92 B CU 84 B FF 93 X FF 90 2-1 5 2B 3B	4	1	1	0	0	0	2

Inning Stats	1	2	3	4	5	6	7	8	9
	R: 0 E: 0 K: 0 S: 15 H: 2 LOB: 1 BB: 0 P: 20	R: 3 E: 0 K: 1 S: 13 H: 2 LOB: 0 BB: 1 P: 24	R: 1 E: 0 K: 0 S: 6 H: 2 LOB: 2 BB: 1 P: 16	R: 0 E: 0 K: 1 S: 13 H: 0 LOB: 1 BB: 0 P: 19	R: 0 E: 0 K: 0 S: 5 H: 0 LOB: 0 BB: 0 P: 5	R: 2 E: 1 K: 1 S: 11 H: 2 LOB: 0 BB: 0 P: 19	R: 0 E: 0 K: 0 S: 3 H: 1 LOB: 0 BB: 0 P: 8	R: 0 E: 0 K: 2 S: 16 H: 0 LOB: 1 BB: 1 P: 24	R: 4 E: 0 K: 0 S: 15 H: 5 LOB: 0 BB: 0 P: 23

1B: 7	SF: 0
2B: 5	SAC: 0
3B: 2	DP: 4
HR: 2	HBP: 1

WP: 2	PA: 42
PB: 1	
SB: 1	
CS: 0	

AB	38
R	10
H	14
RBI	9
BB	3
SO	5
LOB	16

PITCHER		IP	WLS	BF	H	R	ER	SO	BB	IBB	HBP	BLK	WP	HR	S	P	ERA	WHIP
48 Andrew Cashner, R ERA: 4.09	(1, 1)	5.0	L	25	8	6	5	2	2	0	1	0	1	2	57	92	9.00	2.000
72 Josh Taylor, L ERA: 3.54	(6, 1)	1.0		3	0	0	0	1	0	0	0	0	1	0	6	11	0.00	0.000
54 Colten Brewer, R ERA: 4.35	(7, 1)	1.0		3	1	0	0	0	0	0	0	0	0	0	3	8	0.00	1.000
63 Darwinzon Hernández, L ERA: 4.26	(8, 1)	1.0		4	0	0	0	2	1	0	0	0	0	0	16	24	0.00	1.000
37 Heath Hembree, R ERA: 3.38	(9, 1)	0.0		3	3	3	3	0	0	0	0	0	0	0	7	11	∞	∞

PITCHER		IP	WLS	BF	H	R	ER	SO	BB	IBB	HBP	BLK	WP	HR	S	P	ERA	WHIP
65 Ryan Weber, R ERA: 5.31	(9, 1)	1.0		4	2	1	1	0	0	0	0	0	0	0	8	12	9.00	2.000

Toronto Blue Jays @ Boston Red Sox

Fenway Park, Boston, MA

Tue Jul 16 2019, 7:15 PM - 10:55 PM EDT

Att. 36,341 - Partly Cloudy - 84 F

livebaseballscorecards.com

BOTTOM

Batter	1	2	3	4	5	6	7	8	9	AB	R	H	RBI	BB	SO	LOB
50 Mookie Betts, R (1, 9) OBP: 0.396, SLG: 0.473	B FF 94 X FF 93 1-0 11 G6-3 1B		B FF 93 C FC 91 C SL 85 F FC 88 B FF 95 X SL 86 2-2 ② F8		B SI 92 C FC 91 X SL 87 1-1 11 BB 2 1B 2-H 3-H 1B		C FF 94 B SI 96 S SI 93 X SL 89 1-2 28 L8 11 G4-3 1B		B FF 95 F FF 96 B FF 96 C FF 96 F SL 88 C SI 95 2-3 ① K	5	1	3	2	0	1	1
11 Rafael Devers, L (1, 5) OBP: 0.378, SLG: 0.546	F FF 94 1 SAFE X FC 91 0-1 ①② G6-3 1-2f		X FF 94 0-0 ③ F7		B FC 91 1 SAFE F FF 93 B FC 90 B CH 85 B FF 94 4-1 2 1B 1-2 BB		S SI 95 B SI 95 L SI 94 D SI 96 X SI 96 2-2 ① G4-3 1-2		X FF 97 0-0 ② F8	4	0	0	0	1	0	3
2 Xander Bogaerts, R (1, 6) OBP: 0.397, SLG: 0.572	C FF 93 B FC 91 B SL 87 B FF 95 X FF 94 3-1 HR			C SL 84 B FF 92 C CU 76 X FF 94 1-2 ① G4-3	B FC 91 C FC 90 X FF 94 1-1 1-3 2-H 1B		B KC 80 C KC 78 D KC 80 B FF 92 B FC 91 4-1 BB		X FF 97 0-0 2B	4	1	3	2	1	0	0
28 J.D. Martinez, R (1, 10) OBP: 0.366, SLG: 0.522	B FF 92 B FC 91 B FF 94 C FF 93 X FF 93 3-1 ③ L5			S SI 91 X CH 84 0-1 ② G6-3	F FF 96 B FF 95 D FC 92 F FF 95 B FF 96 F FF 96 X FF 94 3-2 ③ F9		F SI 92 F FC 91 D KC 80 F FF 93 B FC 90 X FF 93 2-2 ② L8 2-3		B FF 96 B SL 86 B FF 96 C FF 96 S FF 96 F FF 97 B FF 96 4-2 BB	4	0	0	0	1	0	4
16 Andrew Benintendi, L (1, 7) OBP: 0.345, SLG: 0.423		B FC 90 F CH 83 B FF 92 B FF 94 B CH 85 4-1 7 G6-4-3 BB		C FF 94 X FF 91 0-1 ③ G4-3		C FF 94 X SL 84 0-1 19 FC4-6 2B	C FC 90 1 SAFE B FC 90 B FC 90 B SI 92 X SI 92 3-1 ③ P6		B SL 86 F FF 96 X FF 96 1-1 ③ G3-1	4	0	1	0	1	0	4
7 Christian Vázquez, R (1, 2) OBP: 0.332, SLG: 0.517		B FF 93 B SI 91 1 SAFE X FC 91 2-0 ①② G6-4-3 1-2f			F SL 84 B SL 86 F SI 91 F FC 89 X CU 78 1-2 ① F7	B FF 94 B FC 88 B FF 95 C FF 94 B FF 95 4-1 19 FC4-6 BB		C FF 92 B KC 80 X FF 94 1-1 ① F9		3	0	0	0	1	0	1
19 Jackie Bradley Jr., L (1, 8) OBP: 0.329, SLG: 0.391		C CU 78 S FC 91 B SL 86 S CH 85 1-3 ③ K			S CH 84 S FF 94 B FF 95 B FC 90 X SL 86 2-2 ② G4-3	X FF 95 0-0 ① FC4-6 1-2f 2-3		C FC 90 S FC 89 C SI 93 0-3 ② K		4	0	0	0	0	2	2
23 Michael Chavis, R (1, 3) (7, 4) (9, 3) OBP: 0.332, SLG: 0.463			S FF 94 S SL 86 S FF 94 0-3 ① K		B SL 85 B FF 94 B FF 94 X FF 93 3-0 12 2B 50 1B 1B	C FF 96 F FF 95 S SL 86 0-3 ② K		B FF 93 B FC 90 C FF 93 C FF 93 F FF 93 B FF 93 B FF 93 4-2 BB		3	1	1	0	1	2	2
12 Brock Holt, L (1, 4) OBP: 0.386, SLG: 0.442 59 Sam Travis, R (6, PH) OBP: 0.188, SLG: 0.188 (7, 3) 40 Marco Hernández, L (8, PH) OBP: 0.352, SLG: 0.528 (9, 4)			B FC 91 B FF 94 C FF 91 C CH 86 B FF 96 B FC 90 4-2 BB		B SI 92 D FC 89 C FC 90 C FC 90 X FF 95 2-2 50 1B 1-3 2B	B SI 96 B FF 94 C SI 95 F FF 94 F SI 95 F FF 96 S SL 90 2-3 ③ K		B FC 90 F FC 90 F FC 89 B SI 93 X KC 80 2-2 ③ F8		1 1 1	1 0 0	1 0 0	0 0 0	1 1 0	0 2 1	0 2 0
Inning Stats	R: 1 E: 0 K: 0 S: 7 H: 2 LOB: 0 BB: 0 P: 14	R: 0 E: 0 K: 1 S: 5 H: 0 LOB: 0 BB: 1 P: 12	R: 0 E: 0 K: 1 S: 10 H: 0 LOB: 1 BB: 1 P: 16	R: 0 E: 0 K: 0 S: 7 H: 0 LOB: 0 BB: 0 P: 8	R: 3 E: 0 K: 0 S: 20 H: 4 LOB: 2 BB: 1 P: 37	R: 0 E: 0 K: 2 S: 12 H: 1 LOB: 2 BB: 1 P: 18	R: 0 E: 0 K: 0 S: 13 H: 1 LOB: 2 BB: 1 P: 25	R: 0 E: 0 K: 1 S: 11 H: 0 LOB: 1 BB: 1 P: 18	R: 0 E: 0 K: 1 S: 11 H: 1 LOB: 2 BB: 1 P: 18	1B: 5 2B: 3 3B: 0 HR: 1 SF: 0 SAC: 0 DP: 2 HBP: 0						WP: 0 PB: 0 SB: 0 CS: 0 PA: 41	

	AB	34
	R	4
	H	9
	RBI	4
	BB	7
	SO	6
	LOB	20

PITCHER		IP	WLS	BF	H	R	ER	SO	BB	IBB	HBP	BLK	WP	HR	S	P	ERA	WHIP
62 Jacob Waguespack, R ERA: 5.93	(1, 1)	4.2		21	6	4	4	2	3	0	0	0	0	1	45	80	7.71	1.929
50 Justin Shafer, R ERA: 2.13	(5, 1)	1.0	W	5	1	0	0	1	1	0	0	0	0	0	11	18	0.00	2.000
58 Tim Mayza, L ERA: 4.46	(6, 1)	0.2	H	3	1	0	0	1	0	0	0	0	0	0	11	16	0.00	1.500
35 David Phelps, R ERA: 2.84	(7, 1)	1.2	H	7	0	0	0	1	2	0	0	0	0	0	18	34	0.00	1.200
46 Daniel Hudson, R ERA: 2.79	(9, 1)	1.0		5	1	0	0	1	1	0	0	0	0	0	11	18	0.00	2.000

PITCHER	IP	WLS	BF	H	R	ER	SO	BB	IBB	HBP	BLK	WP	HR	S	P	ERA	WHIP

Batter	1	2	3	4	5	6	7	8	9	AB	R	H	RBI	BB	SO	LOB
5 Eric Sogard, L (1, 7) OBP: 0.367, SLG: 0.488	B FF 93 B FF 93 C FF 94 F SI 93 F SI 94 B FC 89 F FF 94 B FF 95 4-2 BB		C FF 92 F FF 91 X SL 85 0-2 ② P4		F FF 92 X CH 86 0-1 ③ F9		B FF 98 C KC 85 C FF 97 B FF 98 F KC 86 S KC 88 2-3 ③ K		C KC 79 C FF 92 F FF 93 S KC 81 0-3 ① K	4	0	0	0	1	2	5
27 Vladimir Guerrero Jr., R (1, 5) OBP: 0.316, SLG: 0.390	X FF 93 0-0 ① F9		C FF 93 B FF 93 F FF 93 X SL 85 1-2 ③ G5-3			C FF 90 X CH 86 0-1 ① G5-3		S SL 89 B SL 88 X SL 86 1-1 ① P2	B FF 93 B KC 80 C KC 79 X FF 92 2-1 ② L9 2-3	5	0	0	0	0	0	3
13 Lourdes Gurriel Jr., R (1, 10) OBP: 0.344, SLG: 0.608	B FF 93 B CH 88 D CH 88 C CH 88 X FC 89 3-1 ② L8			B CH 85 S FF 92 F FF 92 S SI 92 1-3 ① K		B CH 86 B FF 91 S FF 91 S CH 86 F FF 92 B SL 82 S CH 88 3-3 ② K		X SL 87 0-0 HR	X FC 86 0-0 1-2 3-H 1B	5	1	2	2	0	2	1
15 Randal Grichuk, R (1, 9) OBP: 0.295, SLG: 0.421	F FF 93 F SI 93 B FF 93 B CH 88 F CH 89 F SI 94 B SI 93 X CH 89 3-2 ③ G3			B CH 86 C FC 86 S FF 92 B FF 92 B FC 87 B SI 93 4-2 8 FC1-6 BB		C FF 92 F SI 92 X CH 88 0-2 ③ G3		T FF 95 S FF 95 H FF 96 1-2 8 BB HBP	C FF 92 F FF 93 B FF 93 F KC 81 F KC 80 B FF 93 S KC 82 2-3 ③ K2-3	3	0	0	0	1	1	3
8 Cavan Biggio, L (1, 4) OBP: 0.353, SLG: 0.392		C FF 92 F SI 91 S CH 86 0-3 ① K		S CH 87 B CH 88 S CH 87 B CH 88 X SI 92 2-2 ② FC1-6 1-2f			B CH 90 B SI 90 C FF 91 B SI 90 B FF 92 4-1 37 BB 14 E BB	B SI 95 S SI 96 D SI 95 F SI 95 1 SAFE 1 SAFE B FF 95 1 SAFE B SI 95 4-2 1-2 BB		2	0	0	0	2	1	1
14 Justin Smoak, S (1, 3) OBP: 0.353, SLG: 0.418		F FF 93 B SI 94 B FF 93 X CH 88 2-1 ② 1B		B FC 88 C FF 92 B FF 93 S FF 92 C SI 92 2-3 ③ K			X CH 87 0-0 E5 37 BB 1-2	C FF 92 B KC 82 B FF 92 F KC 81 B FF 93 2 SAFE C KC 81 3-3 ② K		4	0	1	0	0	2	4
16 Freddy Galvis, S (1, 6) OBP: 0.307, SLG: 0.452		B FF 93 C FC 87 B CH 88 S FF 94 B FF 94 F FC 89 X FF 94 3-2 ③ L7			C FC 85 X CH 85 0-1 ① F9		S FF 92 X FF 92 0-1 ① F7	B FF 93 S FF 93 C KC 82 F FF 94 F KC 82 F FF 93 B FF 94 F KC 82 B KC 81 3-3 ③ K		4	0	0	0	0	1	4
37 Teoscar Hernández, R (1, 8) OBP: 0.273, SLG: 0.396			X FF 92 0-0 HR		B FF 92 C FF 92 X SI 92 1-1 HR		B FF 96 C KC 85 B FF 98 F KC 86 B FF 97 B FF 97 4-2 1-2 2-3 BB		C KC 79 B FF 92 B KC 81 F KC 80 B FF 92 F KC 82 B KC 79 4-2 27 L9 9 BB 13 1B BB	2	3	2	2	2	0	0
21 Luke Maile, R (1, 2) OBP: 0.211, SLG: 0.252 9 Danny Jansen, R (7, PH) OBP: 0.289, SLG: 0.376 (7, 2)			C FF 92 S CH 86 B FF 92 X FF 93 1-2 ① G4-3		B CH 86 B CH 86 T FF 92 X FF 92 2-1 ② F9		C FF 97 S FF 98 B FF 97 T FF 98 1-2 ② K		S FF 92 B FF 93 B FF 92 T FC 87 B FC 85 B KC 78 4-2 13 1B 1-2 BB	2 1	0 0	0 0	0 0	0 1	0 1	0 3
Inning Stats	R: 0 E: 0 K: 0 S: 12 H: 0 LOB: 1 BB: 1 P: 22	R: 0 E: 0 K: 1 S: 9 H: 1 LOB: 0 BB: 0 P: 14	R: 1 E: 0 K: 0 S: 10 H: 1 LOB: 0 BB: 0 P: 12	R: 0 E: 0 K: 2 S: 11 H: 0 LOB: 1 BB: 1 P: 20	R: 1 E: 0 K: 0 S: 8 H: 1 LOB: 0 BB: 0 P: 11	R: 0 E: 0 K: 1 S: 9 H: 0 LOB: 0 BB: 0 P: 12	R: 0 E: 1 K: 2 S: 13 H: 0 LOB: 3 BB: 2 P: 24	R: 1 E: 0 K: 2 S: 17 H: 1 LOB: 2 BB: 1 P: 29	R: 1 E: 0 K: 2 S: 17 H: 1 LOB: 2 BB: 2 P: 29	1B: 2 2B: 0 3B: 0 HR: 3 SF: 0 SAC: 0 DP: 0 HBP: 1	WP: 0 PB: 0 SB: 0 CS: 0 PA: 40					

PITCHER		IP	WLS	BF	H	R	ER	SO	BB	IBB	HBP	BLK	WP	HR	S	P	ERA	WHIP
57 Eduardo Rodriguez, L ERA: 4.34	(1, 1)	6.1	W	25	3	2	2	4	3	0	0	0	0	2	63	99	2.84	0.947
32 Matt Barnes, R ERA: 4.38	(7, 1)	0.2	H	3	0	0	0	2	1	0	0	0	0	0	9	16	0.00	1.500
72 Josh Taylor, L ERA: 3.92	(8, 1)	0.1	H	4	1	1	1	0	1	0	1	0	0	1	7	13	27.00	6.000
44 Brandon Workman, R ERA: 1.84	(8, 1)	1.2	S	8	1	1	1	4	2	0	0	0	0	0	27	45	5.40	1.800

PITCHER	IP	WLS	BF	H	R	ER	SO	BB	IBB	HBP	BLK	WP	HR	S	P	ERA	WHIP

TOP

Toronto Blue Jays @ Boston Red Sox

Fenway Park, Boston, MA

Wed Jul 17 2019, 7:46 PM - 11:18 PM EDT

Att. 34,853 - Cloudy - 77 F

livebaseballscorecards.com

AB	32
R	4
H	5
RBI	4
BB	7
SO	10
LOB	24

Batter	1	2	3	4	5	6	7	8	9	AB	R	H	RBI	BB	SO	LOB
50 Mookie Betts, R (1, 9) OBP: 0.396, SLG: 0.470	C FF 93 B FF 94 F CH 89 B SI 95 B FF 94 F FF 95 C CH 88 3-3 ① K	B CU 77 C CU 77 X CH 89 1-1 ③ FC6-4 1-2f		S CH 87 X FF 93 0-1 11 PB 11 2B 1-2 1B		B CH 85 C FF 93 X FF 90 1-1 ②③ G4-6-3 1-2f		D SL 85 B FF 97 F FF 97 B FF 97 F FF 97 F FF 98 B FF 98 4-2 11 1B 1-2 BB		4	1	1	0	1	1	3
11 Rafael Devers, L (1, 5) OBP: 0.380, SLG: 0.558	C FF 94 F CH 88 X SI 95 0-2 ② L9		S CH 87 X CH 88 0-1 HR	B FF 93 X CU 78 1-0 1-H 2-H 2B			C FF 93 B FC 91 F FF 93 B KC 80 X FC 92 2-2 ① G3	B FF 96 B FF 96 T FF 96 X FF 97 2-1 1-3 2-H 1B		5	1	3	4	0	0	0
2 Xander Bogaerts, R (1, 6) OBP: 0.397, SLG: 0.573	C FF 94 B CH 88 C SI 95 F CU 78 X CU 79 1-2 2B		C FF 94 X CU 78 0-1 ① G6-3	C FF 94 F CU 78 S FF 92 0-3 ③ K			C KC 79 B FC 91 X FF 93 1-1 16 2B 1B	B SL 85 S SL 87 3 SAFE X FF 96 1-1 ② P3		5	0	2	0	0	1	3
28 J.D. Martinez, R (1, 10) OBP: 0.364, SLG: 0.518	C FF 94 F FF 95 B FF 93 X SI 94 1-2 ③ G6-3		F FF 94 B SI 95 X FF 94 1-1 1B		C FF 94 B CH 89 B CU 79 B FF 94 X FF 94 3-1 ① P3		C FF 92 X FF 91 0-1 ② P3	X FF 96 0-0 ③ F9		5	0	1	0	0	0	4
16 Andrew Benintendi, L (1, 7) OBP: 0.346, SLG: 0.425		B FF 92 B CH 88 C CH 88 B CH 88 B FF 93 4-1 19 FC4-6 23 1B 12 1B BB	S FF 94 X CH 88 0-1 ② F8		C CU 78 S FF 93 F CU 80 B FF 93 B SI 93 S FF 93 2-3 ② K		X FF 92 0-0 1-3 2B			3	1	1	0	1	1	1
23 Michael Chavis, R (1, 3) OBP: 0.338, SLG: 0.463		B CU 78 C FF 94 1 SAFE X SI 94 1-1 19 FC4-6 1-2 1B	B FF 94 B FF 92 C SI 94 S CU 76 B FF 94 X FF 93 3-2 ③ P3		C FF 94 S CH 88 F FF 92 B FF 90 H CU 75 2-2 HBP		B FF 94 B FF 92 B FF 93 3-0 IBB			2	0	1	0	1	0	1
19 Jackie Bradley Jr., L (1, 8) OBP: 0.326, SLG: 0.385		B CU 78 B FF 93 C FF 93 S CH 88 X FF 94 2-2 ① FC4-6 12 1B 1-2f 2-3		F FF 92 X CU 77 0-1 ① F9	C CH 85 F CH 87 B CU 73 F CH 85 B FF 92 B CH 86 S FF 92 3-3 ③ K		C CH 86 B FF 92 B FF 93 S CH 84 F CH 86 S CH 86 2-3 ③ K			4	0	0	0	0	2	6
7 Christian Vázquez, R (1, 2) OBP: 0.334, SLG: 0.516		X CH 88 0-0 ② F9		B CH 86 C FF 93 F FF 93 F CH 88 F FF 93 X FF 92 1-2 11 PB 50 1B 11 2B 1B		X FF 93 0-0 ① 1B		F FF 96 B FF 96 S SL 84 S SL 85 1-3 ① K		4	1	2	0	0	1	2
12 Brock Holt, L (1, 4) OBP: 0.397, SLG: 0.453		B FF 93 B FF 93 F FF 93 X FF 93 2-1 50 FC6-4 1-3 3-H 1B		C CU 77 B FF 92 B CH 85 F FF 92 F FF 93 X CH 86 2-2 F8		B FF 92 B FC 91 B FF 92 C FF 92 X FF 93 3-1 50 G4-6-3 1B		B SL 84 S SL 84 X FF 97 1-1 50 BB 11 1B 1B		4	1	3	1	0	0	1
Inning Stats	R: 0 E: 0 K: 1 S: 14 H: 1 LOB: 1 BB: 0 P: 19	R: 1 E: 0 K: 0 S: 11 H: 2 LOB: 2 BB: 1 P: 21	R: 1 E: 0 K: 0 S: 11 H: 2 LOB: 1 BB: 0 P: 15	R: 2 E: 0 K: 1 S: 17 H: 3 LOB: 1 BB: 0 P: 21	R: 0 E: 0 K: 2 S: 13 H: 0 LOB: 1 BB: 0 P: 23	R: 0 E: 0 K: 0 S: 5 H: 2 LOB: 0 BB: 0 P: 9	R: 0 E: 0 K: 1 S: 12 H: 2 LOB: 3 BB: 1 P: 20	R: 1 E: 0 K: 1 S: 13 H: 2 LOB: 2 BB: 1 P: 22		1B: 10 2B: 3 3B: 0 HR: 1 SF: 0 SAC: 0 DP: 1 HBP: 1						

PITCHER		IP	WLS	BF	H	R	ER	SO	BB	IBB	HBP	BLK	WP	HR	S	P	ERA	WHIP
41 Aaron Sanchez, R ERA: 6.26	(1, 1)	5.0	L	25	8	4	4	4	1	0	1	0	0	1	66	99	7.20	1.800
66 Nick Kingham, R ERA: 7.69	(6, 1)	2.0		9	4	0	0	1	0	1	0	0	0	0	17	29	0.00	2.000
51 Ken Giles, R ERA: 1.69	(8, 1)	1.0		6	2	1	1	1	1	0	0	0	0	0	13	22	9.00	3.000

PITCHER	IP	WLS	BF	H	R	ER	SO	BB	IBB	HBP	BLK	WP	HR	S	P	ERA	WHIP

BOTTOM

Toronto Blue Jays @ Boston Red Sox

Fenway Park, Boston, MA

Wed Jul 17 2019, 7:46 PM - 11:18 PM EDT

Att. 34,853 - Cloudy - 77 F

livebaseballscorecards.com

AB	36
R	5
H	14
RBI	5
BB	3
SO	6
LOB	21

Batter	1	2	3	4	5	6	7	8	9	AB	R	H	RBI	BB	SO	LOB
16 Freddy Galvis, S (1, 6) OBP: 0.303, SLG: 0.447	B FF 90 S CH 84 B FF 92 T SI 92 B FF 92 S CH 84 3-3 ① K		X CH 85 0-0 ② L7		B FF 93 F FF 94 F FF 94 F CH 86 B SL 80 S FF 97 2-3 ③ K			B SL 85 B SL 84 C FC 90 B FC 92 F FC 91 S SL 86 3-3 ③ K		4	0	0	0	0	3	3
15 Randal Grichuk, R (1, 9) OBP: 0.292, SLG: 0.416	C SL 75 C SL 77 B FF 90 C FF 92 1-3 ② K		S SL 78 B FF 92 F FF 91 S SL 78 1-3 ③ K			F SL 74 B FF 88 X FF 89 1-1 ① G1-3			B FF 96 F SL 84 B FF 95 B FF 94 S FF 95 S FF 94 3-3 ① K	4	0	0	0	0	3	1
13 Lourdes Gurriel Jr., R (1, 7) OBP: 0.339, SLG: 0.597	C CH 85 B FF 90 F FF 91 F FF 93 F FF 91 F FF 92 S SL 78 1-3 ③ K			F SL 76 B FF 90 X FF 89 1-1 ① G4-3		B CH 84 B FF 89 B CH 84 C SI 92 C SI 92 X SL 79 3-2 ② G3-1			S FF 97 C FF 97 S FF 97 0-3 ② K	4	0	0	0	0	2	0
14 Justin Smoak, S (1, 3) OBP: 0.352, SLG: 0.416		B SL 74 S SL 76 S CH 81 F SL 77 X FF 90 1-2 9 FC6-4 1B		B CH 83 C SL 73 B FF 91 F FF 92 S SL 80 2-3 ② K		F FF 92 F SL 78 X CH 83 0-2 ③ G6-3			S SL 85 B SL 86 X SL 84 1-1 ③ G5-3	4	0	1	0	0	1	0
9 Danny Jansen, R (1, 2) OBP: 0.289, SLG: 0.372		S CH 83 S CH 85 F CH 87 B FF 91 X CH 86 1-2 ① FC6-4 1-2f		C CH 83 S FF 90 S SL 80 0-3 ③ K			F SI 94 B SL 87 H SI 94 2-1 37 G6-4-3 HBP			2	0	0	0	0	1	1
27 Vladimir Guerrero Jr., R (1, 10) OBP: 0.317, SLG: 0.387		C SL 77 S FF 91 F FF 92 B FF 92 S SL 80 1-3 ② K			B FF 88 B FF 90 B CH 84 B SI 91 4-0 3 1B BB		X SI 93 0-0 ① L9			2	0	0	0	1	1	2
37 Teoscar Hernández, R (1, 8) OBP: 0.270, SLG: 0.391		C CH 85 C FF 91 B FF 92 B FF 93 S SL 79 2-3 ③ K			B SL 77 C SL 77 S FF 92 C FF 93 1-3 ① K		C SL 85 X SI 94 0-1 ②③ G6-4-3 1-2f			3	0	0	0	0	2	3
8 Cavan Biggio, L (1, 4) OBP: 0.352, SLG: 0.386			B SL 76 C CH 88 B SL 78 B SL 77 S SI 91 F SL 78 F FF 94 B SI 91 4-2 BB		C SL 78 B SL 80 B SI 92 B FF 92 F FF 94 C FF 96 3-3 ② K			C FC 90 C FC 92 B SI 94 B SL 87 B FC 91 X FF 94 3-2 ① L8		2	0	0	0	1	1	1
3 Brandon Drury, R (1, 5) OBP: 0.266, SLG: 0.378			C SL 78 F CH 85 B SL 80 F SL 75 S CH 84 1-3 ① K		C SL 78 B SI 92 X CH 85 1-1 1-2 1B			S SL 85 B SI 93 C SI 94 B SL 87 X SI 94 2-2 ② G1-3		3	0	1	0	0	1	1
Inning Stats	R: 0 E: 0 K: 3 S: 12 H: 0 LOB: 0 BB: 0 P: 17	R: 0 E: 0 K: 2 S: 15 H: 1 LOB: 1 BB: 0 P: 20	R: 0 E: 0 K: 2 S: 12 H: 0 LOB: 1 BB: 1 P: 18	R: 0 E: 0 K: 2 S: 8 H: 0 LOB: 0 BB: 0 P: 11	R: 0 E: 0 K: 3 S: 12 H: 1 LOB: 2 BB: 1 P: 23	R: 0 E: 0 K: 0 S: 8 H: 0 LOB: 0 BB: 0 P: 12	R: 0 E: 0 K: 0 S: 4 H: 0 LOB: 0 BB: 0 P: 6	R: 0 E: 0 K: 1 S: 9 H: 0 LOB: 0 BB: 0 P: 17	R: 0 E: 0 K: 2 S: 8 H: 0 LOB: 0 BB: 0 P: 12	1B: 2 2B: 0 3B: 0 HR: 0	SF: 0 SAC: 0 DP: 1 HBP: 1					

TOP

Toronto Blue Jays @ Boston Red Sox

Fenway Park, Boston, MA

Thu Jul 18 2019, 1:08 PM - 3:57 PM EDT

Att. 35,357 - Cloudy - 69 F

livebaseballscorecards.com

AB	28
R	0
H	2
RBI	0
BB	2
SO	15
LOB	12

WP: 0 PB: 0 SB: 0 CS: 0 PA: 31

PITCHER		IP	WLS	BF	H	R	ER	SO	BB	IBB	HBP	BLK	WP	HR	S	P	ERA	WHIP
41 Chris Sale, L ERA: 4.05	(1, 1)	6.0	W	22	2	0	0	12	2	0	0	0	0	0	67	101	0.00	0.667
64 Marcus Walden, R ERA: 3.65	(7, 1)	2.0		6	0	0	0	1	0	0	1	0	0	0	13	23	0.00	0.000
63 Darwinzon Hernández, L ERA: 3.68	(9, 1)	1.0		3	0	0	0	2	0	0	0	0	0	0	8	12	0.00	0.000

PITCHER	IP	WLS	BF	H	R	ER	SO	BB	IBB	HBP	BLK	WP	HR	S	P	ERA	WHIP

BOTTOM

Toronto Blue Jays @ Boston Red Sox

Fenway Park, Boston, MA

Thu Jul 18 2019, 1:08 PM - 3:57 PM EDT

Att. 35,357 - Cloudy - 69 F

livebaseballscorecards.com

Batter	1	2	3	4	5	6	7	8	9	AB	R	H	RBI	BB	SO	LOB
50 Mookie Betts, R (1, 8) OBP: 0.399, SLG: 0.480	C FF 89 X CH 83 0-1 2 1B 1B		C CU 72 X FF 89 0-1 ① F8		C FF 88 B FF 89 C FF 88 F FF 89 1 SAFE F FF 88 B FF 89 B FF 88 B FF 89 4-2 11 HR 1-2 BB		C CU 75 F FF 94 B FF 93 B CH 87 X SL 85 2-2 HR			3	2	2	1	1	0	0
11 Rafael Devers, L (1, 5) OBP: 0.379, SLG: 0.563	1 SAFE F FF 88 C FF 89 F FF 91 1 SAFE S CU 74 0-3 ① K		X FF 88 0-0 ② L8		X FF 88 0-0 1-H 2-H HR		X FF 94 0-0 ① G1-3			4	1	1	3	0	1	1
2 Xander Bogaerts, R (1, 6) OBP: 0.398, SLG: 0.572	C FF 89 S FF 91 X CU 74 0-2 1-2 1B		B FF 88 B FF 90 C CH 84 F CH 82 X CH 82 2-2 ③ G6-3		S SL 85 X FF 95 0-1 1B		C FF 94 F FF 94 B CU 80 B CH 89 F FF 94 F SL 82 S SL 81 2-3 ② K			4	0	2	0	0	1	0
28 J.D. Martinez, R (1, 9) OBP: 0.360, SLG: 0.512	B FF 88 B FF 89 S CH 82 X FF 90 2-1 ② F8			C CU 72 B FF 88 S FF 89 X FF 89 1-2 ① F8	C FF 94 X FF 94 0-1 ② P2		B CU 77 B FF 95 B SL 83 C FF 94 X FF 95 3-1 ③ L9			4	0	0	0	0	0	3
7 Christian Vázquez, R (1, 10) OBP: 0.333, SLG: 0.511	C FF 88 X FF 89 0-1 ③ L9			B CU 73 B CU 72 C FF 88 C FF 88 X FF 88 2-2 ② G5-3	C FF 94 D SL 86 S FF 94 F FF 94 S SL 84 1-3 ③ K			B CU 77 F FF 95 B FF 93 B FF 91 B FF 94 4-1 40 WP 16 BB BB		3	0	0	0	1	1	3
23 Michael Chavis, R (1, 4) OBP: 0.333, SLG: 0.457 (9, 3)		C FF 89 F FF 88 S CU 74 0-3 ① K		C FF 89 S CH 82 C FF 89 0-3 ③ K		B SL 86 F FF 94 X FF 94 1-1 ① G6-3		C FF 94 F FF 93 B CH 90 F CH 88 D CU 79 C CU 79 2-3 ① K		4	0	0	0	0	3	1
16 Andrew Benintendi, L (1, 7) OBP: 0.348, SLG: 0.422		B CU 72 B FF 88 F FF 90 B FF 90 B FF 88 4-1 BB			X FF 88 0-0 ① P5	F SL 87 B FF 95 S FF 94 F FF 95 B FC 90 F FF 95 S SL 87 2-3 ② K		D SL 84 D SL 81 B FF 93 C FF 93 B FF 92 4-1 40 WP 1-2 BB		2	0	0	0	2	1	0
59 Sam Travis, R (1, 3) OBP: 0.229, SLG: 0.235 40 Marco Hernández, L (8, PH) OBP: 0.345, SLG: 0.519 (9, 4)		F FF 87 X CH 83 0-1 ② F9			C FF 89 F FF 89 F CU 73 X CU 73 0-2 3 1B 2B	F FF 95 F FC 89 B FF 95 B SL 88 F FF 95 B FF 94 F FF 94 F FF 95 F FF 94 4-2 B FF 93 BB		S SI 93 B SI 94 B SI 94 S FC 88 X FC 88 2-2 ② L9 1-2 2-3		2 1	1 0	1 0	0 0	1 0	0 0	1 2
3 Sandy León, S (1, 2) OBP: 0.263, SLG: 0.264		1 SAFE S FF 89 S FF 89 B FF 89 X FF 90 1-2 ③ F7			C FF 89 X CH 80 0-1 50 BB 11 HR 2-H 1B	F FC 91 F FF 94 S SL 85 0-3 ③ K		C SI 94 B SI 94 S SI 94 B SI 94 B FC 89 F SI 94 F FC 89 F FC 89 S SI 95 3-3 ③ K		4	1	1	1	0	2	4
Inning Stats	R: 0 E: 0 K: 1 S: 13 H: 2 LOB: 2 BB: 0 P: 15	R: 0 E: 0 K: 1 S: 9 H: 0 LOB: 1 BB: 1 P: 14	R: 0 E: 0 K: 0 S: 6 H: 0 LOB: 0 BB: 0 P: 8	R: 0 E: 0 K: 1 S: 9 H: 0 LOB: 0 BB: 0 P: 12	R: 4 E: 0 K: 1 S: 20 H: 4 LOB: 1 BB: 1 P: 25	R: 0 E: 0 K: 2 S: 16 H: 0 LOB: 1 BB: 1 P: 23	R: 1 E: 0 K: 1 S: 11 H: 1 LOB: 0 BB: 0 P: 18	R: 0 E: 0 K: 2 S: 15 H: 0 LOB: 2 BB: 2 P: 30		1B: 4 2B: 1 3B: 0 HR: 2 SF: 0 SAC: 0 DP: 0 HBP: 0	WP: 1 PB: 0 SB: 0 CS: 0 PA: 36					

	AB	31
	R	5
	H	7
	RBI	5
	BB	5
	SO	9
	LOB	15

PITCHER	IP	WLS	BF	H	R	ER	SO	BB	IBB	HBP	BLK	WP	HR	S	P	ERA	WHIP
45 Thomas Pannone, L (1, 1) ERA: 6.39	4.1	L	20	5	4	4	3	2	0	0	0	0	1	49	65	8.31	1.615
50 Justin Shafer, R (5, 1) ERA: 1.88	1.2		7	1	0	0	3	1	0	0	0	0	0	24	32	0.00	1.200
64 Derek Law, R (7, 1) ERA: 6.89	1.1		7	1	1	1	2	2	0	0	0	0	1	17	34	6.75	2.250
31 Joe Biagini, R (8, 1) ERA: 3.83	0.2		2	0	0	0	1	0	0	0	0	1	0	9	14	0.00	0.000

PITCHER	IP	WLS	BF	H	R	ER	SO	BB	IBB	HBP	BLK	WP	HR	S	P	ERA	WHIP

Batter	1	2	3	4	5	6	7	8	9	AB	R	H	RBI	BB	SO	LOB
50 Mookie Betts, R (1, 10) OBP: 0.398, SLG: 0.477	C FF 90 B FF 91 F CH 79 B FF 92 X CH 79 2-2 2 G5-3 1B		C FF 92 B FF 90 X FF 91 1-1 ① F9		C FF 90 D CH 81 F FF 92 B FF 90 F CH 81 B FF 91 F CH 81 F CH 82 X CH 82 3-2 ② P2		B FC 89 C SI 90 X FC 89 1-1 ② F9			4	0	1	0	0	0	4
11 Rafael Devers, L (1, 5) OBP: 0.375, SLG: 0.557	S FF 90 S SL 83 F SL 84 S SL 83 0-3 ① K		B SL 84 F FF 92 X SL 84 B FF 91 2-1 ② G3-1		X SL 81 0-0 ③ P5		C SI 91 F SI 90 S SI 92 0-3 ③ K			4	0	0	0	0	2	5
2 Xander Bogaerts, R (1, 6) OBP: 0.394, SLG: 0.566 40 Marco Hernández, L (8, 6) OBP: 0.345, SLG: 0.519	C CH 80 B CH 80 F FF 90 F CH 80 B SL 84 1 SAFE B FF 93 X FF 91 3-2 ② G5-3 1-2		C FF 92 B CH 81 X CH 82 1-1 ③ F8			S FF 91 X FF 90 0-1 ① F7		C SI 93 X SL 85 0-1 ① L6		4 0	0 0	0 0	0 0	0 0	0 0	1 0
28 J.D. Martinez, R (1, 9) OBP: 0.359, SLG: 0.507	C CH 80 F FF 91 D CH 80 B FF 90 X CH 81 2-2 ③ G1-3			C FF 91 F FF 91 B SL 83 B CH 82 X CH 81 2-2 ① G5-3		C FF 91 B FF 92 F CH 81 B CH 82 B FF 92 B CH 82 4-2 59 FC6-4 BB		C SI 93 F SI 93 T SL 85 0-2 ② K		3	0	0	0	1	1	1
7 Christian Vázquez, R (1, 3) OBP: 0.332, SLG: 0.505		B FF 90 C FF 91 B FF 91 F CH 80 F CH 80 B FF 92 F FF 92 B FF 92 4-2 59 HR BB		B CH 80 F FF 92 B CH 82 T FF 92 F FF 92 F CH 82 X FF 93 2-2 ② F9		F FF 91 B FF 92 F CH 81 F FF 92 X SL 82 1-2 ② F9		C SL 86 C SL 86 F SL 86 B SI 94 T SL 85 1-2 ③ K		3	1	0	0	1	1	1
59 Sam Travis, R (1, 7) OBP: 0.231, SLG: 0.316		C FF 91 S CH 77 B FF 92 X CH 78 1-2 1-H HR		B FF 92 C CH 80 B FF 92 F CH 82 X FF 92 2-2 ③ L4		X CH 80 0-0 ③ FC6-4 1-2f			B SI 98 S SI 99 F SI 98 S CH 93 1-3 ① K	4	1	1	2	0	1	1
23 Michael Chavis, R (1, 4) OBP: 0.332, SLG: 0.454		C SV 77 B FF 93 X FF 91 1-1 ① F8			C FF 90 B SV 75 B CH 80 B CH 81 C FF 91 X FF 92 3-2 3 1B 1B		C SI 90 B FC 87 S FC 88 S FC 89 1-3 ① K		C SL 86 X SI 97 0-1 ② G3-1	4	0	1	0	0	1	0
19 Jackie Bradley Jr., L (1, 8) OBP: 0.328, SLG: 0.387		F FF 92 C FF 92 F SL 85 X SL 86 0-2 ② L7			X FF 90 0-0 ① F7		C SI 89 X SI 88 0-1 3 1B 1B		X SI 98 0-0 1B	4	0	2	0	0	0	1
3 Sandy León, S (1, 2) OBP: 0.270, SLG: 0.273		B FF 93 X FF 92 1-0 ③ P3			B FF 90 X CH 80 1-0 1-2 1B		B SI 90 S FC 88 B SI 90 X SI 90 2-1 1-3 1B		C SI 98 C SI 98 X CH 93 0-2 ③ G4-3	4	0	2	0	0	0	1
Inning Stats	R: 0 E: 0 K: 1 S: 14 H: 1 LOB: 1 BB: 0 P: 21	R: 2 E: 0 K: 0 S: 14 H: 1 LOB: 0 BB: 1 P: 21	R: 0 E: 0 K: 0 S: 6 H: 0 LOB: 0 BB: 0 P: 10	R: 0 E: 0 K: 0 S: 11 H: 0 LOB: 0 BB: 0 P: 17	R: 0 E: 0 K: 0 S: 12 H: 2 LOB: 2 BB: 0 P: 19	R: 0 E: 0 K: 0 S: 9 H: 0 LOB: 1 BB: 1 P: 14	R: 0 E: 0 K: 2 S: 12 H: 2 LOB: 2 BB: 0 P: 16	R: 0 E: 0 K: 2 S: 9 H: 0 LOB: 0 BB: 0 P: 10	R: 0 E: 0 K: 1 S: 9 H: 1 LOB: 1 BB: 0 P: 10	1B: 6 2B: 0 3B: 0 HR: 1	SF: 0 SAC: 0 DP: 0 HBP: 0					

PITCHER		IP	WLS	BF	H	R	ER	SO	BB	IBB	HBP	BLK	WP	HR	S	P	ERA	WHIP
67 John Means, L ERA: 2.95	(1, 1)	6.0	W	24	4	2	2	1	2	0	0	0	0	1	66	102	3.00	1.000
48 Richard Bleier, L ERA: 6.59	(7, 1)	1.0		5	2	0	0	2	0	0	0	0	0	0	12	16	0.00	2.000
31 Jimmy Yacabonis, R ERA: 5.13	(8, 1)	1.0		3	0	0	0	2	0	0	0	0	0	0	9	10	0.00	0.000
50 Miguel Castro, R ERA: 5.13	(9, 1)	1.0		4	1	0	0	1	0	0	0	0	0	0	9	10	0.00	1.000

PITCHER	IP	WLS	BF	H	R	ER	SO	BB	IBB	HBP	BLK	WP	HR	S	P	ERA	WHIP

TOP

Boston Red Sox @ Baltimore Orioles

Oriole Park at Camden Yards, Baltimore, MD

Fri Jul 19 2019, 7:08 PM - 10:15 PM EDT

Att. 18,243 - Partly Cloudy - 96 F

livebaseballscorecards.com

AB	34
R	2
H	7
RBI	2
BB	2
SO	6
LOB	15

WP: 0 PA: 36
PB: 0
SB: 0
CS: 0

BOTTOM

Batter	1	2	3	4	5	6	7	8	9	AB	R	H	RBI	BB	SO	LOB
2 Jonathan Villar, S (1, 4) OBP: 0.323, SLG: 0.409	B FF 88 S CH 81 B FF 90 X FF 90 2-1 G4-3 ① B CH 83 S CH 84 S FF 92 X SI 94 1-2 57 FC6-4 1B	L SI 92 F FF 93 M FF 94 0-3 K ①	B SI 90 C SI 91 B SI 90 D CH 82 S SI 90 F SI 89 X SI 90 3-2 G1-3 ③ 1-2	X SI 90 0-0 57 E 1B 1-3 2-H 3-H			5	0	2	2	0	1	3
57 Hanser Alberto, R (1, 5) OBP: 0.322, SLG: 0.399	X FC 87 0-0 39 F9 16 BB 25 HR 1B S FF 93 L FF 94 X CH 84 0-2 FC6-4 ③ 1-2f	B CH 83 F CH 84 1 SAFE 1 SAFE F CH 84 F SI 94 F SI 92 F FF 93 F FF 93 1-3 K ② S FC 89		F SI 88 X SL 78 0-1 F9 ① B CH 82 X SI 89 1-0 FC4 1-2 3-H			5	1	1	0	0	1	3
16 Trey Mancini, R (1, 3) OBP: 0.347, SLG: 0.517	C FC 88 B CH 81 B SI 92 B FF 91 1 SAFE F FC 88 B CH 83 4-2 25 HR 1-2 BB	B FF 89 F FF 93 B FF 91 C CH 84 X CH 85 2-2 25 FC6-4 1B	C FC 89 S FF 93 B FF 90 B FC 90 S FF 93 2-3 K ③	C SL 78 B CH 82 C CH 82 B SL 80 X SI 90 2-2 G4-3 ② B SI 89 S SI 89 F SI 88 S CH 82 1-3 K ③			4	1	1	0	1	2	3
39 Renato Núñez, R (1, 10) OBP: 0.308, SLG: 0.497	D SI 90 C CH 82 B SI 91 X SI 92 2-1 F9 ② 2-3	C SI 90 B FF 96 F SI 92 F CH 84 D CH 84 F CH 84 S FF 93 2-3 K ①	C CU 82 X CU 82 0-1 25 1B 12 SF7 1B	S SI 88 S CH 83 S SI 90 0-3 K ③		C SL 77 X SI 87 0-1 15 G6-3 2B	5	1	2	0	0	2	3
25 Anthony Santander, S (1, 9) OBP: 0.336, SLG: 0.439	B FC 90 B SI 93 S CH 83 F FF 93 X SI 93 2-2 1-H 3-H HR	C CH 83 X CH 84 0-1 FC6-4 ② 1-2f	X FC 93 0-0 9 BB 15 HBP 1 FC5-4 1B 1-3	B CH 82 S FC 86 B CH 83 B CH 83 F SI 89 F SL 78 F SI 89 B FC 87 4-2 9 1B 15 1B 2 1B BB	S CU 75 X CH 82 0-1 F9 ①		4	3	2	3	1	0	2
15 Chance Sisco, L (1, 2) OBP: 0.376, SLG: 0.557 61 Austin Wynns, R (9, 2) OBP: 0.283, SLG: 0.256	X SI 91 0-0 G3 ③	B CH 84 X CH 84 1-0 G4-3 ③	H FC 94 1-0 1 FC5-4 9 BB 1-2 HBP	C SI 89 B SI 89 X CH 83 1-1 9 1B 2 1B 1B 1-2	X CU 76 0-0 G6-3 ② 2-3		4 0	1 0	1 0	0 0	0 0	0 0	2 0
12 Stevie Wilkerson, S (1, 7) OBP: 0.275, SLG: 0.412	B CH 80 C CH 80 B FF 89 C FF 91 B FC 89 X CH 84 3-2 G5-3 ①	C FC 87 B FF 91 B SI 93 F CH 82 B SI 92 X FF 89 3-2 9 HR 1B	C CU 82 X FC 94 0-1 SF7 ① 3-H	F SI 90 C SI 89 B SI 90 B CH 82 F SI 90 F SL 79 X CH 82 2-2 F7 ①	X CH 81 0-0 G3 ③		4	1	1	1	0	0	3
9 Keon Broxton, R (1, 8) OBP: 0.245, SLG: 0.291	C FC 89 F FF 92 B SI 91 F CH 83 B FF 93 X SI 93 2-2 F8 ②	C CH 83 S FF 92 B SI 93 B FF 90 F SI 93 X CH 84 2-2 1-H HR	B FC 94 F CU 81 B CU 81 S SL 89 B SL 90 B CU 81 4-2 1 FC5-4 1-2 2-3 BB	B CH 82 B SI 89 C SI 89 X SI 89 2-1 2 1B 57 FC4 1B 1-2 2-3			3	2	2	2	1	0	0
1 Richie Martin, R (1, 6) OBP: 0.225, SLG: 0.287	C FF 92 B FF 92 X FF 90 1-1 E9 3B	X FF 92 0-0 1B	F SI 89 X SI 90 0-1 FC5-4 2 S ② 1-2f 2-3 3-H	C SI 89 S CH 81 D CH 82 B CH 80 C SI 90 2-3 K ②			4	1	2	1	0	1	5
Inning Stats	R: 3 E: 0 K: 0 S: 11 H: 2 LOB: 0 BB: 1 P: 21	R: 1 E: 1 K: 0 S: 15 H: 2 LOB: 1 BB: 0 P: 22	R: 0 E: 0 K: 1 S: 11 H: 1 LOB: 1 BB: 0 P: 16	R: 2 E: 0 K: 3 S: 21 H: 3 LOB: 1 BB: 0 P: 29	R: 2 E: 0 K: 0 S: 13 H: 2 LOB: 2 BB: 1 P: 21	R: 0 E: 0 K: 1 S: 8 H: 0 LOB: 0 BB: 0 P: 10	R: 3 E: 1 K: 2 S: 21 H: 3 LOB: 2 BB: 1 P: 34	R: 0 E: 0 K: 0 S: 6 H: 1 LOB: 1 BB: 0 P: 6		1B: 10 2B: 1 3B: 1 HR: 2 SF: 1 SAC: 0 DP: 0 HBP: 1				WP: 0 PB: 0 SB: 1 CS: 0 PA: 43	

PITCHER		IP	WLS	BF	H	R	ER	SO	BB	IBB	HBP	BLK	WP	HR	S	P	ERA	WHIP
10 David Price, L ERA: 3.61	(1, 1)	4.0	L	21	8	6	6	4	1	0	0	0	0	2	58	88	13.50	2.250
54 Colten Brewer, R ERA: 4.75	(5, 1)	0.1		5	2	2	2	0	1	0	1	0	0	0	7	12	54.00	9.000
65 Ryan Weber, R ERA: 5.25	(5, 1)	3.2		17	4	3	2	3	1	0	0	0	0	0	41	59	4.91	1.364

PITCHER	IP	WLS	BF	H	R	ER	SO	BB	IBB	HBP	BLK	WP	HR	S	P	ERA	WHIP

Boston Red Sox @ Baltimore Orioles

Oriole Park at Camden Yards, Baltimore, MD

Fri Jul 19 2019, 7:08 PM - 10:15 PM EDT

Att. 18,243 - Partly Cloudy - 96 F

livebaseballscorecards.com

AB	38
R	11
H	14
RBI	9
BB	3
SO	7
LOB	24

Boston Red Sox @ Baltimore Orioles

Oriole Park at Camden Yards, Baltimore, MD

Sat Jul 20 2019, 7:07 PM - 10:36 PM EDT

Att. 21,339 - Clear - 97 F

TOP

livebaseballscorecards.com

Batter	1	2	3	4	5	6	7	8	9	AB	R	H	RBI	BB	SO	LOB
50 Mookie Betts, R (1, 9) OBP: 0.399, SLG: 0.488	B FF 84 C FF 83 X SL 80 1-1 L5 ①	X FF 85 0-0 G5-3 ③		X SL 81 0-0 1-H HR	B SL 87 C SI 94 S SI 93 B SL 86 X SL 85 2-2 11 3B 2-H 1B	X FF 95 0-0 1-3 2B		C CH 55 C CH 54 X CH 52 0-2 G4-3 ③		6	2	3	3	0	0	1
11 Rafael Devers, L (1, 5) OBP: 0.378, SLG: 0.569 59 Sam Travis, R (7, 3) OBP: 0.225, SLG: 0.308	C CH 80 B FF 85 F CH 79 S SL 80 1-3 K ②		F CH 78 B FF 85 B CH 78 F CH 78 B FF 85 F FF 85 F CH 79 X SI 86 3-2 HR	S CU 75 B CH 79 B FF 85 F CH 77 B SL 81 F CU 76 F FF 86 F FF 85 B FF 86 4-2 2 1B 28 2B BB	D SI 94 S SI 94 F SI 94 X CH 88 1-2 2 1B 1-H 3B	D SL 87 X SL 88 1-0 G1-3 ②		S CH 55 X CH 55 0-1 G6-3 ①	4 1	3 0	2 0	2 0	1 0	1 0	2 0
2 Xander Bogaerts, R (1, 6) OBP: 0.396, SLG: 0.565 3 Sandy León, S (7, 2) OBP: 0.276, SLG: 0.306	B SL 81 C SL 80 B FF 86 X SL 81 2-1 F8 ③		C SL 78 B SI 86 B FF 85 F SL 79 B SI 86 F SL 80 B CH 79 4-2 BB	B FF 86 C FF 85 C SL 80 B FF 85 F CH 79 F SI 86 F SL 80 F SL 81 F FF 86 2-2 1 SAFE F SC 80 X FF 84 28 2B 1-3 1B	X SI 94 0-0 7 FC6-4 28 1B 3-H 1B	S SL 89 S SL 88 D SL 87 F SL 86 B SL 88 F SL 88 S SL 86 2-3 K ③		B CH 54 X CH 55 1-0 HR	4 1	1 1	2 1	1 1	1 0	1 0	2 0
28 J.D. Martinez, R (1, 10) OBP: 0.363, SLG: 0.511		C SI 85 C SL 81 B SL 81 F CH 79 X SI 86 1-2 16 BB 7 1B 1B	1 SAFE B SI 85 F SL 79 1 SAFE F SL 80 D SL 81 C CH 78 2-3 K ①	B SL 86 X SI 94 1-0 16 WP 7 1B 1-H 3-H 2B	X SI 92 0-0 7 FC6-4 1-2 1B		B FF 95 B FF 96 B FF 95 C FF 95 B FF 95 4-1 7 G5-4-3 BB		X CH 52 0-0 F8 ②	5	2	3	2	1	1	1
16 Andrew Benintendi, L (1, 7) OBP: 0.348, SLG: 0.417		B CH 78 B CH 78 1 SAFE B SI 86 B SI 85 4-0 7 1B 19 HR 1-2 BB	B SI 86 B SI 85 F CH 79 1 SAFE X FF 84 2-1 F8 ②	B SI 94 B SL 87 S SI 95 S SI 94 B SI 95 F SI 95 B SI 95 4-2 7 1B 19 HR 2-3 BB	F FF 96 C SL 87 0-3 K ①		F FF 95 S FF 96 F SL 87 B SL 88 F SL 87 S SL 88 1-3 K ①		C CH 52 S CH 52 B SL 57 S CH 52 1-3 K ③	4	2	0	0	2	3	4
7 Christian Vázquez, R (1, 2) OBP: 0.333, SLG: 0.504 (7, 5)	C FF 84 F SL 81 X SL 81 0-2 19 HR 1-3 2-H 1B	B SI 85 1 SAFE B FF 85 X FF 84 2-0 F8 ③	X SL 84 0-0 19 HR 1-3 3-H 1B	B FF 96 B FF 97 X FF 95 2-0 FC6-4 ② 1-2f 2-3		X FF 94 0-0 G5-4-3 ②③ 1-2f			5	2	2	2	0	0	4
19 Jackie Bradley Jr., L (1, 8) OBP: 0.329, SLG: 0.406	X CU 76 0-0 1-H 3-H HR	C FF 84 X FF 86 0-1 L8 ① B SI 94 F SI 94 X SL 86 0-2 1-H 3-H HR	B FF 96 F FF 96 B SL 88 B FF 96 X FF 96 3-1 G6-3 ③				C CH 60 B CH 60 S CH 59 F CH 58 X CH 58 1-2 G1-3 ①		5	2	2	6	0	0	2
23 Michael Chavis, R (1, 3) OBP: 0.329, SLG: 0.450 40 Marco Hernández, L (5, 4) OBP: 0.368, SLG: 0.527	B FF 86 F FF 86 X SI 86 1-1 G6-3 ①		S SL 81 X SL 81 B SI 94 1-1 E6 50 HR B SI 94 F SI 94 C SI 94 X SL 86 1-2 F8 ③			H FF 95 1-0 50 2B HBP		B CH 56 X CH 54 1-0 1B	3 1	1 0	0 1	0 0	0 0	0 0	0 0
12 Brock Holt, L (1, 4) OBP: 0.390, SLG: 0.451 (5, 3) (7, 6)	B CH 78 C FF 84 C CH 78 C SL 81 1-3 K ②	1 SAFE F CH 78 B CH 76 B FF 84 F SI 85 X CH 77 2-2 F8 ②	C SI 92 B SI 92 B SI 94 X SI 94 2-1 50 WP 50 1B 2B	B FF 95 S SL 88 X SL 88 1-1 L8 ①			X CH 56 0-0 L8 ②		5	1	1	0	0	1	3

	AB	44
	R	17
	H	17
	RBI	17
	BB	5
	SO	7
	LOB	19

Inning Stats	1	2	3	4	5	6	7	8	9	1B: 8	SF: 0	WP: 2	PA: 50
R	0	4	1	8	3	0	0	0	1	2B: 3	SAC: 0	PB: 0	
E	0	0	0	1	0	0	0	0	0	3B: 1	DP: 1	SB: 0	
K	1	1	1	0	1	1	1	1	1	HR: 5	HBP: 1	CS: 0	
S	7	14	14	33	16	9	7	9	7				
H	0	3	1	5	5	1	0	1	1				
LOB	0	0	1	0	2	2	0	1	0				
BB	0	1	1	2	0	0	1	0	0				
P	11	21	27	48	26	14	12	11	9				

PITCHER		IP	WLS	BF	H	R	ER	SO	BB	IBB	HBP	BLK	WP	HR	S	P	ERA	WHIP
32 Thomas Eshelman, R ERA: 6.91	(1, 1)	3.2	L	21	6	9	7	3	3	0	0	0	0	3	57	90	17.18	2.455
31 Jimmy Yacabonis, R ERA: 6.95	(4, 1)	0.1		10	8	7	5	0	1	0	0	0	2	1	21	32	135.00	27.000
66 Tanner Scott, L ERA: 4.4	(5, 1)	3.0		11	1	0	0	3	1	0	1	0	0	0	22	37	0.00	0.667
12 Stevie Wilkerson, R ERA: 3.0	(8, 1)	2.0		8	2	1	1	1	0	0	0	0	0	1	16	20	4.50	1.000

PITCHER	IP	WLS	BF	H	R	ER	SO	BB	IBB	HBP	BLK	WP	HR	S	P	ERA	WHIP

BOTTOM

Boston Red Sox @ Baltimore Orioles

Oriole Park at Camden Yards, Baltimore, MD

Sat Jul 20 2019, 7:07 PM - 10:36 PM EDT

Att. 21,339 - Clear - 97 F

livebaseballscorecards.com

Batter	1	2	3	4	5	6	7	8	9	AB	R	H	RBI	BB	SO	LOB
2 Jonathan Villar, S (1, 4) OBP: 0.321, SLG: 0.405 57 Hanser Alberto, R (9, 4) OBP: 0.322, SLG: 0.399	C SI 87 F CU 74 F FF 90 C SI 89 0-3 K		B FF 90 B CU 73 B CH 78 C SI 87 F FF 89 F FF 90 F FF 91 B FF 91 4-2 16 2B 39 HR BB	X SI 88 0-0 G3		B FF 93 C FF 94 B FF 94 X FF 93 2-1 G3-1		S FF 94 F FF 94 F FF 93 B SL 88 B FF 94 X FF 96 2-2 FC5-4 1-2f		4 0	1 0	0 0	0 0	1 0	1 0	1 0
16 Trey Mancini, R (1, 9) OBP: 0.349, SLG: 0.523 9 Keon Broxton, R (7, 8) OBP: 0.244, SLG: 0.289	F SI 90 F CH 80 B SL 83 S CU 73 1-3 K		X SI 90 0-0 39 HR 1-3 2-H 2B	C SL 83 B FF 88 X CH 79 1-1 2B		B CU 83 B SL 88 B FF 93 C FF 92 S FF 91 F FF 94 F FF 94 X FF 93 3-2 F8		B CU 79 X FF 95 1-0 P4		4 1	1 0	2 0	1 0	0 0	1 0	0 1
15 Chance Sisco, L (1, 2) OBP: 0.367, SLG: 0.536	B SI 89 B CH 80 S FF 88 S FF 90 X FF 91 2-2 1B		B FF 90 S SL 84 D CH 80 C FF 90 S FF 91 2-3 K	F FF 89 B FF 90 F CU 72 S FF 89 1-3 K		B FF 94 X FF 94 1-0 F8		B SI 95 S SI 95 D SL 86 S SI 94 S SI 94 2-3 K		5	0	1	0	0	3	4
39 Renato Núñez, R (1, 10) OBP: 0.307, SLG: 0.502	C SI 89 X SI 90 0-1 G5-3		B FF 91 X CH 81 1-0 2-H 3-H HR		B SI 87 C SL 82 X SI 88 1-1 L8		B FF 96 C FF 94 B SL 83 C SL 82 B FF 96 C FF 95 3-3 K		B FC 94 F FC 92 S FC 92 C CU 82 1-3 K	5	1	1	3	0	2	1
35 Dwight Smith Jr., L (1, 7) OBP: 0.284, SLG: 0.411		C SI 88 B FF 90 S CH 80 X SL 84 1-2 G5-3	X CH 79 0-0 G4-3		B SL 83 B CH 79 S SI 89 F SL 83 X CH 80 2-2 F8		C SL 84 B FF 96 C FF 95 B FF 97 B SL 85 F FF 94 B FF 94 4-2 25 1B BB		B SL 89 X FC 92 1-0 25 G4-3 2B	4	0	1	0	1	0	0
25 Anthony Santander, S (1, 8) OBP: 0.351, SLG: 0.489 (7, 9)		C SI 88 F CU 76 B FF 90 B CU 76 F SL 84 X SI 88 2-2 1B	B CU 72 X CH 79 1-0 19 1B 3B		C SI 88 F SL 83 F FF 90 X SL 84 0-2 HR		C SL 81 B FF 94 S FF 94 X FF 96 1-2 1-2 1B		C FC 92 D CU 82 C CU 79 B FC 92 F FC 92 X CU 81 2-2 2-3 G4-3	5	2	4	1	0	0	1
19 Chris Davis, L (1, 3) OBP: 0.271, SLG: 0.318		B CH 78 C SI 88 B SL 85 X FF 90 2-1 L8	B CH 80 S SL 83 B CH 78 C SL 82 B FF 90 X SL 84 3-2 3-H 1B		C SI 88 B CU 74 C FF 89 F SI 88 X FF 90 1-2 14 1B 1B		B SL 82 C FF 92 F FF 93 B FF 95 C SL 79 2-3 K		B CU 81 F FC 93 B CU 83 F SL 89 B CU 82 S FC 94 3-3 K	5	0	2	1	0	2	4
14 Rio Ruiz, L (1, 5) OBP: 0.309, SLG: 0.339		X CH 81 0-0 P6	X CH 78 0-0 L9		C SI 88 B FF 88 S SL 82 B CH 79 X SL 84 2-2 1-2 1B		B FF 95 B FF 93 C FF 94 B FF 92 S FF 95 S FF 94 3-3 K			4	0	1	0	0	1	4
1 Richie Martin, R (1, 6) OBP: 0.230, SLG: 0.296			C SI 87 B SI 88 F SI 88 F CH 80 X SI 88 1-2 16 2B 2B	B SI 88 C SI 87 X SI 88 1-1 P3	B SI 88 B SL 86 F SI 88 B SI 87 X SI 88 3-1 G4-3			X FF 94 0-0 2 FC5-4 1B		4	1	2	0	0	0	2
Inning Stats	R: 0 E: 0 K: 2 S: 12 H: 1 LOB: 1 BB: 0 P: 15	R: 0 E: 0 K: 0 S: 10 H: 1 LOB: 1 BB: 0 P: 15	R: 5 E: 0 K: 1 S: 19 H: 5 LOB: 1 BB: 1 P: 31	R: 0 E: 0 K: 1 S: 8 H: 1 LOB: 1 BB: 0 P: 11	R: 1 E: 0 K: 0 S: 18 H: 3 LOB: 2 BB: 0 P: 27	R: 0 E: 0 K: 0 S: 8 H: 0 LOB: 0 BB: 0 P: 14	R: 0 E: 0 K: 3 S: 15 H: 1 LOB: 2 BB: 1 P: 28	R: 0 E: 0 K: 1 S: 9 H: 1 LOB: 1 BB: 0 P: 14	R: 0 E: 0 K: 2 S: 11 H: 1 LOB: 1 BB: 0 P: 18	1B: 7 2B: 4 3B: 1 HR: 2 SF: 0 SAC: 0 DP: 0 HBP: 0						WP: 0 PB: 0 SB: 0 CS: 0 PA: 43	

	AB	41
	R	6
	H	14
	RBI	6
	BB	2
	SO	10
	LOB	18

PITCHER		IP	WLS	BF	H	R	ER	SO	BB	IBB	HBP	BLK	WP	HR	S	P	ERA	WHIP
22 Rick Porcello, R ERA: 5.61	(1, 1)	5.0	W	27	11	6	6	4	1	0	0	0	0	2	67	99	10.80	2.400
37 Heath Hembree, R ERA: 3.27	(6, 1)	1.0		3	0	0	0	0	0	0	0	0	0	0	8	14	0.00	0.000
63 Darwinzon Hernández, L ERA: 3.24	(7, 1)	1.0		5	1	0	0	3	1	0	0	0	0	0	15	28	0.00	2.000
72 Josh Taylor, L ERA: 3.74	(8, 1)	1.0		4	1	0	0	1	0	0	0	0	0	0	9	14	0.00	1.000
54 Colten Brewer, R ERA: 4.64	(9, 1)	1.0		4	1	0	0	2	0	0	0	0	0	0	11	18	0.00	1.000

PITCHER	IP	WLS	BF	H	R	ER	SO	BB	IBB	HBP	BLK	WP	HR	S	P	ERA	WHIP

Boston Red Sox @ Baltimore Orioles

Oriole Park at Camden Yards, Baltimore, MD

Sun Jul 21 2019, 1:08 PM - 3:50 PM EDT

Att. 18,173 - Sunny - 96 F

TOP

livebaseballscorecards.com

Batter	1	2	3	4	5	6	7	8	9	AB	R	H	RBI	BB	SO	LOB
50 Mookie Betts, R (1, 9) OBP: 0.398, SLG: 0.484	B FF 92 F FF 92 B FF 92 S SL 81 S SL 82 2-3 ① K	F SL 82 F FF 93 B SL 83 B FF 93 F FC 88 S SL 82 2-3 ③ K	B FF 92 F FF 93 X FF 93 1-1 ③ L4	F FF 93 C FF 96 B FF 93 B SL 89 B FF 97 B FF 96 4-2 2 L8 11 S BB	3	0	0	0	1	2	1
11 Rafael Devers, L (1, 5) OBP: 0.377, SLG: 0.568	S FF 93 X FF 93 0-1 ② F9	B FC 87 S FF 93 F FF 92 X FF 92 1-2 ① L7	F FC 86 F FF 92 X SL 81 0-2 2B	B CH 84 S CH 84 B FF 96 B CH 84 X SL 87 3-1 ① L9 1-2	4	0	1	0	0	0	1
2 Xander Bogaerts, R (1, 6) OBP: 0.393, SLG: 0.559	B SL 83 C FC 87 S FF 94 C FF 93 1-3 ③ K	C SL 79 B FC 88 S FF 93 S FF 93 1-3 ② K	C FF 91 X FC 81 0-1 ① G5-3	C FF 96 X FF 96 0-1 ② L8 2-3	4	0	0	0	0	2	2
28 J.D. Martinez, R (1, 10) OBP: 0.360, SLG: 0.506	C FF 93 B SL 80 B FF 93 S FC 88 F FF 93 S SL 82 2-3 ① K	B FC 87 B SL 80 S FC 87 S SL 82 S FF 93 2-3 ③ K	F SL 79 S FC 87 X SL 81 0-2 ② G5-3	X FF 98 0-0 ③ G3-1	4	0	0	0	0	2	2
16 Andrew Benintendi, L (1, 7) OBP: 0.345, SLG: 0.414	B FF 93 F SL 80 B SL 81 F FF 92 B SL 84 S SL 82 3-3 ② K	B FC 87 F SL 80 B FF 93 B FF 92 C FF 93 F SL 83 F SL 83 X FF 93 3-2 ① G4-3	C FF 92 F FF 90 X FF 93 0-2 ③ L8	3	0	0	0	0	1	1
7 Christian Vázquez, R (1, 2) OBP: 0.330, SLG: 0.498	B FC 87 B SL 82 S FC 88 S FF 94 C FF 94 2-3 ③ K	S SL 82 S FC 88 X SL 83 0-2 ② G6-3	C FF 92 F FC 88 B FF 92 B SL 82 S SL 82 2-3 ① K2-3	3	0	0	0	0	2	0
19 Jackie Bradley Jr., L (1, 8) OBP: 0.329, SLG: 0.404	S FF 93 B SL 81 B FC 88 F FF 92 S SL 83 2-3 ① K	F FF 93 S FF 88 F FF 94 X FF 93 0-2 ③ L8	B FC 87 B SL 79 B FF 91 B FF 90 4-0 BB	2	0	0	0	1	1	0
12 Brock Holt, L (1, 3) OBP: 0.399, SLG: 0.451 59 Sam Travis, R (8, PH) OBP: 0.220, SLG: 0.300 (8, 3)	B CH 88 H FC 88 2-0 HBP	B CH 85 B FF 93 B FF 92 C FF 91 B FF 91 4-1 40 G3-6 BB	B FF 92 C FF 91 F FF 93 F FF 92 C SL 85 1-3 ② K	0	0	0	1	0	0	0
				1	0	0	0	0	1	1
40 Marco Hernández, L (1, 4) OBP: 0.350, SLG: 0.500	B FF 91 F FF 93 F FF 92 X SL 81 1-2 ② F8	B FF 91 B FF 92 C SL 81 X FF 92 2-1 ① ② G3-6 1-2f	C SL 86 B SL 87 S SL 86 S SL 86 1-3 ③ K2-3	3	0	0	0	0	1	3
Inning Stats	R: 0 E: 0 K: 2 S: 8 H: 0 LOB: 0 BB: 0 P: 11	R: 0 E: 0 K: 3 S: 10 H: 0 LOB: 0 BB: 0 P: 17	R: 0 E: 0 K: 2 S: 10 H: 0 LOB: 1 BB: 0 P: 17	R: 0 E: 0 K: 2 S: 9 H: 0 LOB: 0 BB: 0 P: 13	R: 0 E: 0 K: 0 S: 12 H: 0 LOB: 0 BB: 0 P: 15	R: 0 E: 0 K: 0 S: 5 H: 0 LOB: 0 BB: 1 P: 12	R: 0 E: 0 K: 0 S: 11 H: 1 LOB: 1 BB: 0 P: 11	R: 0 E: 0 K: 3 S: 10 H: 0 LOB: 1 BB: 1 P: 18	R: 0 E: 0 K: 0 S: 7 H: 0 LOB: 1 BB: 1 P: 14	1B: 0 2B: 1 3B: 0 HR: 0 SF: 0 SAC: 0 DP: 1 HBP: 1						

	AB	27
	R	0
	H	1
	RBI	0
	BB	3
	SO	12
	LOB	11

		WP: 0	PA: 31
		PB: 0	
		SB: 1	
		CS: 0	

PITCHER		IP	WLS	BF	H	R	ER	SO	BB	IBB	HBP	BLK	WP	HR	S	P	ERA	WHIP
29 Asher Wojciechowski, R ERA: 3.91	(1, 1)	7.1	W	25	1	0	0	10	2	0	1	0	0	0	68	105	0.00	0.409
51 Paul Fry, L ERA: 3.96	(8, 1)	0.2		2	0	0	0	2	0	0	0	0	0	0	7	9	0.00	0.000
42 Mychal Givens, R ERA: 4.23	(9, 1)	1.0		4	0	0	0	0	1	0	0	0	0	0	7	14	0.00	1.000

PITCHER	IP	WLS	BF	H	R	ER	SO	BB	IBB	HBP	BLK	WP	HR	S	P	ERA	WHIP

Batter	1	2	3	4	5	6	7	8	9	AB	R	H	RBI	BB	SO	LOB
2 Jonathan Villar, S (1, 6) (8, 4) OBP: 0.325, SLG: 0.415	B FF 92 C CU 79 S CH 84 F FF 93 B FF 93 B CH 83 S CH 83 3-3 ① K		C CU 77 F FF 91 B FF 92 F FF 92 F CH 81 B FF 94 X CH 83 2-2 16 HR 1B		D CU 80 S FF 93 B FF 94 F CH 84 F FF 95 B CH 84 B CU 80 4-2 ① 16 G6-3 1-2 BB			B FF 90 X FF 92 1-0 HR		3	2	2	1	1	1	0
16 Trey Mancini, R (1, 9) OBP: 0.350, SLG: 0.539	X SI 92 0-0 HR		B SL 85 1 SAFE F FF 93 1 SAFE 1 SAFE B FF 94 1 SAFE B CH 83 X CH 84 3-1 1-H HR		1 SAFE C SL 84 B FF 94 1 SAFE F FF 93 1 SAFE X SL 85 1-2 ②③ G6-3 1-2f			C SL 86 F FF 92 B FF 93 B FF 92 B CU 83 S SL 86 3-3 ① K		4	2	2	3	0	1	1
25 Anthony Santander, S (1, 8) (9, 7) OBP: 0.342, SLG: 0.475	B CU 81 B CH 84 S CH 83 S SL 86 B FF 93 F CH 83 F FF 94 C FF 94 3-3 ② K		B CU 80 B CU 79 C CH 85 S FF 94 C FF 94 2-3 ① K			B CH 84 B FF 92 X CU 80 2-0 ① F8		F CU 82 X FF 94 0-1 ② F8		4	0	0	0	0	2	0
39 Renato Núñez, R (1, 10) OBP: 0.309, SLG: 0.499	B FF 95 B FF 96 C SL 84 F CH 84 S SL 84 2-3 ③ K		H FF 94 1-0 35 L8 HBP			C FF 94 B SL 83 S SL 86 B FF 94 S FF 95 2-3 ② K		B SL 88 B FF 92 F FF 94 B SL 88 S SL 84 B FF 93 4-2 BB		2	0	0	0	1	2	0
35 Dwight Smith Jr., L (1, 7) OBP: 0.287, SLG: 0.410 12 Stevie Wilkerson, S (9, 8) OBP: 0.275, SLG: 0.412		B FF 92 C FF 92 B CH 83 B CH 83 B FF 93 4-1 28 G6-3 19 2B BB	F FF 93 B FF 94 D CH 85 C CH 84 B FF 95 F FF 95 X FF 94 3-2 ②③ L8 1-2			C CU 80 B FF 95 S CH 85 B FF 95 X FF 94 2-2 1B		F FF 93 F FF 92 C FF 93 0-3 ③ K		3 0	1 0	1 0	0 0	1 0	1 0	2 0
28 Pedro Severino, R (1, 2) OBP: 0.327, SLG: 0.458		B FF 93 F FF 93 B FF 90 X SL 85 2-1 ① G6-3 1-2		B SL 85 C SL 84 B FF 92 X SL 85 2-1 ① G5-3		B FF 95 C SL 85 C FF 95 S FF 95 1-3 ③ K				3	0	0	0	0	1	2
19 Chris Davis, L (1, 3) OBP: 0.272, SLG: 0.322		C FF 94 B FF 93 F CH 83 B FF 92 X SI 95 2-2 57 G6-3 2-H 2B		C CU 79 X FF 92 0-1 ② G3			B SL 84 C SL 85 X FC 93 1-1 ① G4-3			3	0	1	1	0	0	0
57 Hanser Alberto, R (1, 4) OBP: 0.319, SLG: 0.395 1 Richie Martin, R (8, 6) OBP: 0.230, SLG: 0.296		D SL 86 X SL 86 1-0 ② G6-3 2-3		C FF 93 X SL 85 0-1 ③ G1-3			F FF 94 X SL 86 0-1 ② L8			3 0	0 0	0 0	0 0	0 0	0 0	1 0
14 Rio Ruiz, L (1, 5) OBP: 0.309, SLG: 0.339		C CH 84 S CH 83 S FF 94 0-3 ③ K			F CH 84 B CH 84 X FF 94 1-1 2 CS 1B		C FC 90 B FC 91 F FF 94 S SL 86 1-3 ③ K2-3			3	0	1	0	0	2	1
Inning Stats	R: 1 H: 1 E: 0 LOB: 0 K: 3 BB: 0 S: 14 P: 22	R: 1 H: 1 E: 0 LOB: 1 K: 1 BB: 1 S: 10 P: 19	R: 2 H: 2 E: 0 LOB: 1 K: 1 BB: 0 S: 14 P: 25	R: 0 H: 0 E: 0 LOB: 0 K: 0 BB: 0 S: 6 P: 8	R: 0 H: 1 E: 0 LOB: 0 K: 0 BB: 1 S: 8 P: 14	R: 0 H: 1 E: 0 LOB: 1 K: 2 BB: 0 S: 10 P: 17	R: 0 H: 0 E: 0 LOB: 0 K: 1 BB: 0 S: 7 P: 9	R: 1 H: 1 E: 0 LOB: 1 K: 2 BB: 1 S: 11 P: 19		1B: 3 SF: 0 2B: 1 SAC: 0 3B: 0 DP: 1 HR: 3 HBP: 1				WP: 0 PA: 32 PB: 0 SB: 0 CS: 1		

PITCHER	IP	WLS	BF	H	R	ER	SO	BB	IBB	HBP	BLK	WP	HR	S	P	ERA	WHIP
48 Andrew Cashner, R (1, 1) ERA: 4.19	6.0	L	24	6	4	4	7	2	0	1	0	0	2	62	105	6.00	1.333
64 Marcus Walden, R (7, 1) ERA: 3.58	1.0		3	0	0	0	1	0	0	0	0	0	0	7	9	0.00	0.000
37 Heath Hembree, R (8, 1) ERA: 3.44	1.0		5	1	1	1	2	1	0	0	0	0	1	11	19	9.00	2.000

PITCHER	IP	WLS	BF	H	R	ER	SO	BB	IBB	HBP	BLK	WP	HR	S	P	ERA	WHIP

BOTTOM

Boston Red Sox @ Baltimore Orioles

Oriole Park at Camden Yards, Baltimore, MD

Sun Jul 21 2019, 1:08 PM - 3:50 PM EDT

Att. 18,173 - Sunny - 96 F

livebaseballscorecards.com

AB	28
R	5
H	7
RBI	5
BB	3
SO	10
LOB	7

Boston Red Sox @ Tampa Bay Rays

Tropicana Field, St. Petersburg, FL

Mon Jul 22 2019, 7:11 PM - 10:30 PM EDT

Att. 10,966 - Dome - 72 F

livebaseballscorecards.com

Batter	1	2	3	4	5	6	7	8	9	AB	R	H	RBI	BB	SO	LOB
50 Mookie Betts, R (1, 9) OBP: 0.396, SLG: 0.479	C FF 94 F CU 76 X CH 90 0-2 G6-3		C CH 88 F CU 77 B FF 94 F FF 94 1 SAFE D CH 88 F CU 76 D CH 88 B CH 89 4-2 11 2B 1-2 BB	B CH 86 C CH 87 F CU 74 B FF 93 T CH 86 2-2 K		X FF 93 0-0 F9			X FA 70 0-0 L5	4	1	0	0	1	1	1
11 Rafael Devers, L (1, 5) OBP: 0.375, SLG: 0.566	F FF 94 S FF 96 B FF 96 X FC 88 1-2 G4-3		C FF 93 B FC 87 X FF 94 1-1 28 HR 1-H 2-H 2B	B FC 85 C CU 74 X FC 84 1-1 G3 1-2		B SL 84 S FF 92 X SL 83 1-1 F7			C FA 71 B FA 66 C FA 70 X FA 60 1-2 F9	5	1	1	2	0	0	1
2 Xander Bogaerts, R (1, 6) OBP: 0.397, SLG: 0.565	F FF 94 X CU 77 0-1 G5-3		B CU 77 C CH 89 D CH 88 S FF 93 D CH 88 B FF 93 4-2 28 HR BB	C SI 91 F ST 81 X ST 81 0-2 2-H 2B			F FF 92 B FF 93 B SL 84 B FF 92 B FF 92 4-1 16 FC6 BB		B FA 75 B FA 68 C FA 67 C FA 71 B FA 76 X FA 73 3-2 28 2B 2B	3	2	2	1	2	0	0
28 J.D. Martinez, R (1, 10) OBP: 0.360, SLG: 0.515		C FF 94 C FF 94 S CH 89 0-3 K	B CH 87 B FF 94 B FF 94 C FF 92 C FF 93 F FF 94 X FF 92 3-2 1-H 2-H HR	B ST 81 C SI 92 S ST 80 B ST 81 X ST 81 2-2 L8			C SL 84 B FF 92 F SL 85 X SL 84 1-2 L7		B FA 72 C FA 72 C FA 68 B FA 60 X FA 72 2-2 7 1B 2-H 2B	5	1	2	4	0	1	2
7 Christian Vázquez, R (1, 2) OBP: 0.328, SLG: 0.493		C CU 76 S CH 88 B FF 95 X CU 78 1-2 P3	C CU 75 X CU 75 0-1 G5-3		C SI 91 C SI 91 F ST 82 B ST 81 B SI 92 X ST 81 2-2 F9		B FF 91 F SL 84 F FF 92 X FF 92 1-2 F9		C FA 60 X FA 57 0-1 16 FC6-5 2-3 1B	5	0	1	0	0	0	1
16 Andrew Benintendi, L (1, 7) OBP: 0.348, SLG: 0.428		B CU 77 C CU 77 B FC 87 C FF 94 B FF 94 X FF 93 3-2 1B	B FF 93 B CU 74 S CU 75 B FF 92 X CU 75 3-1 HR		B SI 93 X SI 92 1-0 2B		F FF 92 F CH 86 X FF 93 0-2 FC6 1-2f		X FA 71 0-0 FC6-5 1-2f	5	1	3	1	0	0	3
59 Sam Travis, R (1, 3) OBP: 0.222, SLG: 0.364		B CH 88 C FF 94 X CH 88 1-1 G4-3	X CH 88 0-0 HR		B ST 80 F SI 91 X ST 81 1-1 F9			B FF 93 B FF 92 B FF 91 C FF 91 F FF 92 T FF 91 3-2 K		4	1	1	1	0	1	2
19 Jackie Bradley Jr., L (1, 8) OBP: 0.325, SLG: 0.399		X CU 75 B FC 88 F FF 92 X CU 76 1-2 G3 B FF 92 X CU 74 1-0 P6		B SI 91 B FF 93 X SI 92 2-0 G3				X FF 92 0-0 F7		4	0	0	0	0	0	1
40 Marco Hernández, L (1, 4) OBP: 0.359, SLG: 0.500			F FF 94 X FF 92 0-1 50 BB 11 2B 1B	B CU 72 F FF 91 S CU 74 F CU 73 X FF 91 1-2 11 G3 2 2B 1B		S FF 92 B SL 84 F FF 92 X FF 92 1-2 F7		C FF 93 X FF 93 0-1 F7		4	2	2	0	0	0	0
Inning Stats	R: 0 E: 0 K: 0 S: 8 H: 0 LOB: 0 BB: 0 P: 9	R: 0 E: 0 K: 1 S: 11 H: 1 LOB: 1 BB: 0 P: 16	R: 7 E: 0 K: 0 S: 23 H: 5 LOB: 0 BB: 2 P: 40	R: 1 E: 0 K: 1 S: 15 H: 2 LOB: 1 BB: 0 P: 21	R: 0 E: 0 K: 0 S: 8 H: 1 LOB: 1 BB: 0 P: 14	R: 0 E: 0 K: 0 S: 6 H: 0 LOB: 0 BB: 0 P: 8	R: 0 E: 0 K: 0 S: 10 H: 0 LOB: 1 BB: 1 P: 16	R: 0 E: 0 K: 1 S: 6 H: 0 LOB: 0 BB: 0 P: 9	R: 1 E: 0 K: 0 S: 13 H: 3 LOB: 2 BB: 0 P: 19	1B: 4 2B: 5 3B: 0 HR: 3 SF: 0 SAC: 0 DP: 0 HBP: 0						

TOP	
	AB 39
	R 9
	H 12
	RBI 9
	BB 3
	SO 3
	LOB 11
	WP: 0 PA: 42 PB: 0 SB: 0 CS: 0

PITCHER		IP	WLS	BF	H	R	ER	SO	BB	IBB	HBP	BLK	WP	HR	S	P	ERA	WHIP
68 Jalen Beeks, L ERA: 3.69	(1, 1)	3.2	L	20	7	8	8	2	2	0	0	0	0	3	51	78	19.64	2.455
52 Chaz Roe, R ERA: 4.85	(4, 1)	1.1		6	2	0	0	0	0	0	0	0	0	0	14	22	0.00	1.500
38 Colin Poche, L ERA: 6.75	(6, 1)	1.0		3	0	0	0	0	0	0	0	0	0	0	6	8	0.00	0.000
44 Hunter Wood, R ERA: 1.93	(7, 1)	2.0		7	0	0	0	1	1	0	0	0	0	0	16	25	0.00	0.500
43 Mike Brosseau, R ERA: 9.0	(9, 1)	1.0		6	3	1	1	0	0	0	0	0	0	0	13	19	9.00	3.000

PITCHER	IP	WLS	BF	H	R	ER	SO	BB	IBB	HBP	BLK	WP	HR	S	P	ERA	WHIP

BOTTOM

Boston Red Sox @ Tampa Bay Rays

Tropicana Field, St. Petersburg, FL

Mon Jul 22 2019, 7:11 PM - 10:30 PM EDT

Att. 10,966 - Dome - 72 F

Batter	1	2	3	4	5	6	7	8	9	AB	R	H	RBI	BB	SO	LOB
37 Travis d'Arnaud, R (1, 3) OBP: 0.304, SLG: 0.462	B FF 92 S FF 92 S SI 93 F FF 93 B SI 93 B CH 88 B FF 94 4-2 29 G4-3 BB		B FC 89 F CH 88 B CH 89 S FF 92 F CH 88 F FF 93 S FF 92 2-3 ③ K			B CH 86 C FF 91 S FC 88 B FF 93 S FF 93 2-3 ① K		C FF 99 B FF 97 C FF 98 B CU 82 X FF 97 2-2 29 WP 17 2B 1-H 2B	S FF 94 X FF 94 0-1 29 2B 1-2 1B	4	1	2	1	1	2	1
29 Tommy Pham, R (1, 7) OBP: 0.367, SLG: 0.447	C FF 93 C FC 88 X SI 94 0-2 ①② G4-3 1-2f			C FF 91 X FF 92 0-1 ① L1		X FF 93 0-0 ② G4-3		C FC 92 B FS 88 B FS 90 C FC 93 B FC 92 C FF 99 3-3 ① K 2-3	T FF 94 S SL 86 X FF 94 0-2 1-3 2-H 2B	5	0	1	1	0	1	2
17 Austin Meadows, L (1, 10) OBP: 0.367, SLG: 0.528 18 Joey Wendle, L (9, 4) OBP: 0.277, SLG: 0.264	B SI 93 B SI 94 B SI 94 C FF 94 S SI 94 X SI 94 3-2 ③ G4-3			B SI 92 X SI 92 1-0 ② L4		C FF 93 B SI 93 B SI 92 B SI 93 C FF 94 B SI 94 4-2 2 FC4-6 BB		C FF 99 B FF 98 B FC 92 X FC 93 2-1 2 1B 3-H 2B	X SI 94 0-0 ② L4	3 1	1 0	1 0	1 0	1 0	0 0	0 2
2 Yandy Díaz, R (1, 5) OBP: 0.343, SLG: 0.480 35 Nathaniel Lowe, L (9, PH) OBP: 0.358, SLG: 0.518		C FC 86 S CH 87 B FF 92 B SI 94 C FF 94 2-3 ① K		C CH 87 B FF 93 B CH 88 B FF 92 C FF 93 B FF 93 4-2 BB		C FF 92 X CH 88 0-1 ③ FC4-6 1-2f		X FC 92 0-0 43 1B 2-H 1B	F FF 94 F FF 93 F SL 87 B FF 93 S FF 95 1-3 ③ K	3 1	0 0	1 0	1 0	1 0	1 1	1 2
24 Avisaíl García, R (1, 9) OBP: 0.337, SLG: 0.444		F FF 94 F FF 94 C SI 95 0-3 ② K		B CH 88 X CH 88 1-0 ③ G4-3			S FC 88 B CH 86 B CH 87 X FC 88 2-1 ① G5-3	B FC 94 B FC 92 B FF 97 C FF 96 S FC 92 T FF 97 3-2 ② K		4	0	0	0	0	2	2
43 Mike Brosseau, R (1, 4) OBP: 0.344, SLG: 0.610 (9, 1)		B FF 94 B FF 94 X FF 94 2-0 ③ G6-3			C FF 90 F CH 86 F SI 93 F SI 93 X CH 88 0-2 ① G2-3		F FF 93 F FC 89 B FF 93 X CH 88 1-2 1B	X FC 95 0-0 1-2 1B		4	0	2	0	0	0	0
1 Willy Adames, R (1, 6) OBP: 0.293, SLG: 0.375			C FC 90 B FF 91 F CH 86 B SI 93 X SI 93 2-2 ① L9		F FF 93 B SI 92 B SI 92 C SL 87 X CU 81 2-2 ② G5-3		F FC 88 S SI 92 B SI 93 C SI 93 1-3 ② K	B FF 96 C FF 96 F FF 96 B FF 97 D KC 86 F KC 86 F FF 97 X FF 98 3-2 ③ G6-3		4	0	0	0	0	1	3
10 Mike Zunino, R (1, 2) OBP: 0.236, SLG: 0.319			S CH 88 X CH 88 0-1 ② G1-3		C FF 92 S CH 87 B SI 94 B CH 88 F SL 87 B CH 89 B FF 94 4-2 BB		S CH 88 B SI 92 B CH 88 S FF 92 F FF 93 B SI 94 C SI 94 3-3 ③ K		B FF 93 F FF 94 B SL 87 B FF 94 F FF 93 F FF 94 F FF 94 B FF 95 4-2 37 1B 29 2B BB	2	1	0	0	2	1	1
54 Guillermo Heredia, R (1, 8) OBP: 0.311, SLG: 0.338			C CH 89 B FF 94 F CH 88 F SI 94 X FF 92 1-2 1B		C CH 88 B FF 94 D FF 94 X FF 93 2-1 ③ F9			X FF 99 0-0 37 WP 37 2B 1B	X SI 95 0-0 ① F8	4	1	2	0	0	0	2

livebaseballscorecards.com

AB	35
R	4
H	9
RBI	4
BB	5
SO	9
LOB	16

Inning Stats	1	2	3	4	5	6	7	8	9
	R: 0 E: 0 K: 0 S: 9	H: 0 LOB: 0 BB: 1 P: 16	R: 0 E: 0 K: 2 S: 7	H: 0 LOB: 0 BB: 0 P: 11	R: 0 E: 0 K: 1 S: 14	H: 1 LOB: 1 BB: 0 P: 19	R: 0 E: 0 K: 0 S: 6	H: 0 LOB: 1 BB: 1 P: 12	R: 0 E: 0 K: 0 S: 13	H: 0 LOB: 1 BB: 1 P: 21	R: 0 E: 0 K: 1 S: 8	H: 0 LOB: 1 BB: 1 P: 14	R: 0 E: 0 K: 2 S: 13	H: 1 LOB: 1 BB: 0 P: 20	R: 3 E: 0 K: 2 S: 19	H: 5 LOB: 2 BB: 0 P: 32	R: 1 E: 0 K: 1 S: 15	H: 2 LOB: 2 BB: 1 P: 20

1B: 6	SF: 0	WP: 2	PA: 40
2B: 3	SAC: 0	PB: 0	
3B: 0	DP: 1	SB: 0	
HR: 0	HBP: 0	CS: 0	

PITCHER		IP	WLS	BF	H	R	ER	SO	BB	IBB	HBP	BLK	WP	HR	S	P	ERA	WHIP
57 Eduardo Rodriguez, L ERA: 4.1	(1, 1)	7.0	W	26	2	0	0	6	4	0	0	0	0	0	70	113	0.00	0.857
17 Nathan Eovaldi, R ERA: 7.06	(8, 1)	0.2		7	5	3	3	2	0	0	0	0	2	0	14	24	40.50	7.500
32 Matt Barnes, R ERA: 4.35	(8, 1)	0.1		1	0	0	0	0	0	0	0	0	0	0	5	8	0.00	0.000
72 Josh Taylor, L ERA: 3.97	(9, 1)	1.0		6	2	1	1	1	1	0	0	0	0	0	15	20	9.00	3.000

PITCHER	IP	WLS	BF	H	R	ER	SO	BB	IBB	HBP	BLK	WP	HR	S	P	ERA	WHIP

Boston Red Sox @ Tampa Bay Rays

Tropicana Field, St. Petersburg, FL

Tue Jul 23 2019, 7:12 PM - 10:29 PM EDT

Att. 15,876 - Dome - 72 F

TOP

livebaseballscorecards.com

Batter	1	2	3	4	5	6	7	8	9	AB	R	H	RBI	BB	SO	LOB
50 Mookie Betts, R (1, 9) OBP: 0.394, SLG: 0.476	B SI 94 B SI 93 B SI 93 C SI 93 X SI 93 3-1 ① L7		B SL 86 B SL 87 F SI 93 X SI 92 2-1 11 CS 1B		C SI 94 C SI 96 B FS 86 X SL 90 1-2 ③ F9		C FF 93 S FF 94 B FF 93 F FF 93 S SL 85 1-3 ③ K		B SI 95 C SI 94 B SL 90 B SL 89 C SI 94 X SI 95 3-2 ① P3	5	0	1	0	0	1	0
11 Rafael Devers, L (1, 5) OBP: 0.375, SLG: 0.564	X SI 93 0-0 28 1B 16 WP 1B		S SL 88 D SL 87 D FS 86 B SI 93 F SI 93 1 SAFE F SL 87 S SI 93 3-3 ①② K 1-2		X SI 93 0-0 ① G4-3			B SI 98 B SI 98 X SI 98 2-0 28 1B 16 G4-3 2 BB 1B	B CH 86 B FF 96 F SI 95 X SI 95 2-1 ② G4-3	5	2	2	0	0	1	1
2 Xander Bogaerts, R (1, 6) OBP: 0.397, SLG: 0.562	B SL 85 C SL 87 B SI 94 C SL 87 S FS 86 2-3 ② K		F SI 96 B SL 90 B SI 96 S SI 95 X SI 97 2-2 28 FC4 1B			C SL 87 B SL 88 S SI 94 B FS 87 B SL 90 F SI 95 F SI 95 X SI 95 3-2 ② P4		B SI 97 B SL 88 C SI 97 B SI 97 C FF 96 B SL 89 4-2 16 G4-3 28 1B 19 HBP 1-2 BB	B SI 94 C SI 94 F SI 95 B SI 95 X FF 96 2-2 ③ F8	4	1	1	0	1	1	1
28 J.D. Martinez, R (1, 10) OBP: 0.364, SLG: 0.518	C SL 87 X FS 86 0-1 16 WP 16 1B 1-3 1B		D SI 94 B SL 87 C SI 94 X SI 93 2-1 ③ FC4 1-2f			B SL 87 B SL 89 X SI 95 2-0 16 1B 1B		X SL 88 0-0 19 HBP 16 G4-3 1-2 2-3 1B		4	1	3	0	0	0	1
16 Andrew Benintendi, L (1, 7) OBP: 0.350, SLG: 0.429	B FS 86 F SI 93 D FS 85 F SI 93 B SI 95 F FS 86 F SI 94 X SI 93 3-2 1-H 3-H 1B			B SI 92 X SI 92 1-0 ① F7		X FF 91 0-0 1-2 1B		D SL 75 X SI 89 1-0 ① G4-3 1-2 2-3 3-H		4	0	2	2	0	0	2
12 Brock Holt, L (1, 4) OBP: 0.390, SLG: 0.440 23 Michael Chavis, R (8, PH) OBP: 0.328, SLG: 0.448 (8, 4)	C SI 92 S FS 86 D FS 86 X FS 85 1-2 ③ P5			C SI 92 C SL 87 B FS 84 F FS 85 C SI 95 1-3 ② K		C FF 93 F FF 93 B FF 93 X SL 84 1-2 ③ F7		C SI 88 S FF 90 C FF 91 0-3 ② K		3 1	0 0	0 0	0 0	0 0	1 1	3 2
18 Mitch Moreland, L (1, 3) OBP: 0.313, SLG: 0.536 7 Christian Vázquez, R (7, PH) OBP: 0.332, SLG: 0.505 (7, 3)		B SI 92 F SI 95 F FS 85 B FS 87 B FS 87 X SI 95 3-2 ① P5		X SI 92 0-0 ③ L8			F FF 91 X FF 92 0-1 HR		0-0 19 HBP IBB	2 1	0 1	0 1	0 1	0 1	0 0	0 0
19 Jackie Bradley Jr., L (1, 8) OBP: 0.324, SLG: 0.395		S SL 88 B FS 86 F SL 87 B FS 88 F FS 85 S SI 95 2-3 ② K			X SI 92 0-0 ① F7		C FF 91 S SL 82 X FF 92 0-2 ① G3	H SI 89 1-0 1-2 2-3 3-H HBP		3	0	0	1	0	1	0
3 Sandy León, S (1, 2) OBP: 0.268, SLG: 0.296		C SI 94 F SL 88 X FS 87 0-2 ③ F7			C SI 92 F SI 93 S FS 86 0-3 ② K		F FF 91 F FF 92 X FF 93 0-2 ② P2	X FF 90 0-0 ③ G3		4	0	0	0	0	1	3

Inning Stats	1	2	3	4	5	6	7	8	9
	R: 2 E: 0 K: 1 S: 16	R: 0 E: 0 K: 1 S: 10	R: 0 E: 0 K: 1 S: 11	R: 0 E: 0 K: 1 S: 6	R: 0 E: 0 K: 1 S: 7	R: 0 E: 0 K: 0 S: 11	R: 1 E: 0 K: 1 S: 12	R: 2 E: 0 K: 1 S: 9	R: 0 E: 0 K: 0 S: 8
	H: 3 LOB: 1 BB: 0 P: 25	H: 0 LOB: 0 BB: 0 P: 15	H: 2 LOB: 1 BB: 0 P: 20	H: 0 LOB: 0 BB: 0 P: 8	H: 0 LOB: 0 BB: 0 P: 8	H: 2 LOB: 2 BB: 0 P: 17	H: 1 LOB: 0 BB: 0 P: 13	H: 2 LOB: 3 BB: 2 P: 17	H: 0 LOB: 0 BB: 0 P: 15

AB	36
R	5
H	10
RBI	4
BB	2
SO	7
LOB	13

1B: 9	SF: 0	WP: 1	PA: 39
2B: 1	SAC: 0	PB: 0	
3B: 0	DP: 1	SB: 0	
HR: 1	HBP: 1	CS: 1	

PITCHER		IP	WLS	BF	H	R	ER	SO	BB	IBB	HBP	BLK	WP	HR	S	P	ERA	WHIP
72 Yonny Chirinos, R ERA: 3.29	(1, 1)	5.2		22	6	2	2	5	0	0	0	0	1	0	57	88	3.18	1.059
38 Colin Poche, L ERA: 6.75	(6, 1)	1.1	L	6	2	1	1	1	0	0	0	0	0	1	16	18	6.75	1.500
63 Diego Castillo, R ERA: 3.96	(8, 1)	0.0		3	2	2	2	0	1	0	0	0	0	0	4	10	∞	∞
56 Adam Kolarek, L ERA: 3.83	(8, 1)	1.0		5	0	0	0	1	0	1	1	0	0	0	5	7	0.00	0.000
36 Andrew Kittredge, R ERA: 2.55	(9, 1)	1.0		3	0	0	0	0	0	0	0	0	0	0	8	15	0.00	0.000

PITCHER		IP	WLS	BF	H	R	ER	SO	BB	IBB	HBP	BLK	WP	HR	S	P	ERA	WHIP

BOTTOM

Batter	1	2	3	4	5	6	7	8	9	AB	R	H	RBI	BB	SO	LOB
37 Travis d'Arnaud, R (1, 3) (8, 2) OBP: 0.306, SLG: 0.475	C SI 90 B SL 78 X CH 85 1-1 G4-3 ①		C CH 87 S SL 81 X SL 82 0-2 1-H HR		B SL 77 F FF 92 B FF 96 S FF 95 S SL 83 2-3 K ②		X KC 85 0-0 L8 ③		B FF 94 F FF 93 B FF 95 F KC 82 B FF 94 F KC 82 F KC 80 B FC 87 4-2 1-2 2-3 29 BB BB	4	1	1	2	1	1	0
29 Tommy Pham, R (1, 7) OBP: 0.370, SLG: 0.450	C CH 85 B SL 79 C FF 94 B FF 95 B FF 95 S FF 93 3-3 K ②		B SL 79 B SL 80 X CH 86 2-0 1B		C SL 80 C FF 95 B FF 97 B FF 96 F SL 82 B FF 95 F SL 81 F FF 96 F FF 94 3-2 F FF 97 F FF 95 X FF 96 2B			C FF 93 C KC 80 X KC 81 0-2 G5-3 ① B SI 95 B SI 94 B SI 96 B FF 95 4-0 1-2 2-3 3-H BB	4	0	2	1	1	1	0
17 Austin Meadows, L (1, 10) OBP: 0.362, SLG: 0.519	B FF 93 B SL 77 X SI 94 2-0 L3 ③		B SL 81 B SI 96 C SI 96 C SI 97 S SL 83 2-3 K ③		C SI 93 B SL 81 X SI 94 1-1 G4-3 ③			C FF 93 S FF 94 B KC 81 S KC 81 1-3 K ② C FC 92 X FF 96 0-1 G3-1 ③		5	0	0	0	0	2	5
24 Avisaíl García, R (1, 9) OBP: 0.333, SLG: 0.439		B SL 76 S SL 79 S SL 80 B FF 94 B FF 95 S SL 81 3-3 K ①		B SL 78 C FF 93 C FF 94 F FF 94 F SL 82 F FF 97 F FF 96 F FF 96 C SL 83 1-3 K ①		X CH 85 0-0 G6-3 ①		B KC 79 B FF 93 C FC 87 S FF 93 X FF 94 2-2 F9 ③		4	0	0	0	0	2	0
5 Matt Duffy, R (1, 5) OBP: 0.750, SLG: 1.000		C FF 93 B FF 94 F SL 81 C FF 95 1-3 K ②		X SL 78 0-0 43 G3-1 2B		B FF 94 F FF 95 B FF 95 B FF 94 B CH 87 4-1 BB			B KC 78 C KC 80 S FF 92 X FF 94 1-2 18 FC4-6 1B	3	0	2	0	1	1	0
43 Mike Brosseau, R (1, 4) OBP: 0.328, SLG: 0.581 18 Joey Wendle, L (9, PH) OBP: 0.275, SLG: 0.262		F CH 86 B SL 80 C SL 77 F FF 96 S SL 82 1-3 K ③		C SL 81 X SL 81 0-1 G3-1 ② 2-3		B FF 98 1 SAFE C SL 79 C SL 82 F SL 83 B FF 97 S SL 82 2-3 K ②			C KC 80 C FF 92 B FF 93 X KC 81 1-2 FC4-6 ① 1 BB 26 1B 1-2f	3 1	0 1	0 0	0 0	0 0	2 0	2 1
54 Guillermo Heredia, R (1, 8) OBP: 0.312, SLG: 0.333 35 Nathaniel Lowe, L (9, PH) OBP: 0.354, SLG: 0.512			C CH 85 B SL 79 T FF 93 F FF 94 B SL 76 X SL 81 2-2 G4-3 ① C FF 94 B FF 94 F FF 96 D SL 82 B SL 79 F SL 79 B FF 96 4-2 BB		S CH 86 X SL 82 0-1 L6 ③		C FF 94 B FF 93 F FF 94 C KC 79 1-3 K ②		2 1	0 0	0 0	0 0	1 1	0 1	1 1
1 Willy Adames, R (1, 6) OBP: 0.293, SLG: 0.372			X FF 96 0-0 G4-3 ② C SL 80 F FF 95 B FF 94 B FF 98 T SL 82 2-2 K ③				C FF 96 F KC 84 S KC 85 0-3 K ①		C FF 93 F FF 93 F KC 80 B KC 79 B FF 93 B FF 93 D KC 82 4-2 37 BB 26 1B 29 BB 1-2 BB	3	1	0	0	1	2	2
10 Mike Zunino, R (1, 2) OBP: 0.239, SLG: 0.317 26 Ji Man Choi, L (7, PH) OBP: 0.348, SLG: 0.401 (8, 3)			C CH 88 C SL 81 B SL 81 B CH 88 F SL 79 F FF 97 F FF 96 B SL 81 B SL 78 4-2 37 HR BB		B CH 85 S CH 87 C FF 92 S SL 81 1-3 K ①		S KC 85 S FF 98 B FF 97 B KC 86 X KC 85 2-2 F8 ②		B FF 93 C KC 80 C FF 94 B KC 81 X FF 94 2-2 29 BB 37 BB 1-2 2-H 1B	1 2	1 0	0 1	0 1	1 0	1 0	0 0
Inning Stats	R: 0 E: 0 K: 1 S: 6 H: 0 LOB: 0 BB: 0 P: 12	R: 0 E: 0 K: 3 S: 10 H: 0 LOB: 0 BB: 0 P: 15	R: 2 E: 0 K: 1 S: 17 H: 2 LOB: 1 BB: 1 P: 27	R: 0 E: 0 K: 2 S: 17 H: 1 LOB: 2 BB: 1 P: 24	R: 0 E: 0 K: 2 S: 17 H: 1 LOB: 1 BB: 0 P: 24	R: 0 E: 0 K: 1 S: 8 H: 0 LOB: 1 BB: 1 P: 14	R: 0 E: 0 K: 1 S: 7 H: 0 LOB: 0 BB: 0 P: 9	R: 0 E: 0 K: 1 S: 9 H: 0 LOB: 0 BB: 0 P: 12	R: 2 E: 0 K: 1 S: 21 H: 2 LOB: 3 BB: 3 P: 38	1B: 3 2B: 2 3B: 0 HR: 1 SF: 0 SAC: 0 DP: 0 HBP: 0						

PITCHER	IP	WLS	BF	H	R	ER	SO	BB	IBB	HBP	BLK	WP	HR	S	P	ERA	WHIP
41 Chris Sale, L (1, 1) ERA: 4.0	6.0	W	25	4	2	2	10	3	0	0	0	0	1	75	116	3.00	1.167
32 Matt Barnes, R (7, 1) ERA: 4.24	1.0	H	3	0	0	0	1	0	0	0	0	0	0	7	9	0.00	0.000
44 Brandon Workman, R (8, 1) ERA: 2.17	1.2	H	9	2	2	2	2	2	0	0	0	0	0	28	44	10.80	2.400
64 Marcus Walden, R (9, 1) ERA: 3.55	0.1	S	2	0	0	0	0	1	0	0	0	0	0	2	6	0.00	3.000

PITCHER	IP	WLS	BF	H	R	ER	SO	BB	IBB	HBP	BLK	WP	HR	S	P	ERA	WHIP

Boston Red Sox @ Tampa Bay Rays

Tropicana Field, St. Petersburg, FL

Tue Jul 23 2019, 7:12 PM - 10:29 PM EDT

Att. 15,876 - Dome - 72 F

livebaseballscorecards.com

AB	33
R	4
H	6
RBI	4
BB	6
SO	13
LOB	12

WP: 0	PA: 39					
PB: 0						
SB: 0						
CS: 0						

Batter	1	2	3	4	5	6	7	8	9	AB	R	H	RBI	BB	SO	LOB
50 Mookie Betts, R (1, 9) OBP: 0.392, SLG: 0.476	S FF 94 X CU 79 0-1 ① F9		F SI 95 X SI 94 0-1 11 1B 1-3 2B		C FF 95 B FS 85 C FC 86 X FF 94 1-2 ③ F9			C ST 80 F SI 92 X CU 75 0-2 ② F7		4	1	1	0	0	0	0
11 Rafael Devers, L (1, 5) OBP: 0.374, SLG: 0.561	C FF 95 B FS 87 B FF 95 S FF 95 S FF 96 2-3 ② K		B CU 78 B FF 95 X CU 79 2-0 2 G3 1B 2-H 3-H			B FF 95 F FF 93 C CU 78 T FF 95 1-2 ① K		X SI 87 0-0 ③ G3-1		4	0	1	2	0	2	0
2 Xander Bogaerts, R (1, 6) OBP: 0.394, SLG: 0.556	B SI 94 C SI 94 B FS 86 B CU 78 C SI 94 F FF 96 F FF 96 X CU 79 3-2 ③ L7		C SI 94 B CU 80 S CU 79 F FF 94 1 SAFE F CU 78 1 SAFE X FF 95 1-2 ② G3 1-2			F SI 93 X CU 78 0-1 ② P3			B FC 87 F FC 87 C FF 95 S FF 95 1-3 ① K	4	0	0	0	0	1	1
28 J.D. Martinez, R (1, 10) OBP: 0.365, SLG: 0.518		X FC 86 0-0 1B	B CU 79 B SI 93 F CU 79 B CU 79 C FF 94 S FF 95 3-3 ③ K			C CU 79 B FC 84 S FF 95 X SI 94 1-2 1B			C FF 95 S FC 88 S FC 88 0-3 ② K	4	0	2	0	0	2	1
16 Andrew Benintendi, L (1, 7) (8, 8) OBP: 0.346, SLG: 0.424		C FF 93 F SI 94 F CU 78 X CU 79 0-2 ① P2		B FF 94 F FC 87 F CU 78 S FF 94 1-3 ① K		F FF 94 F FC 84 C CU 78 0-3 ③ K			B FF 96 F FF 94 C FF 95 X FF 96 1-2 ③ G6-3	4	0	0	0	0	2	2
18 Mitch Moreland, L (1, 3) OBP: 0.307, SLG: 0.526		C FF 94 S FF 94 X FF 94 0-2 ② F8		X FF 95 0-0 ② G4-3			C CU 78 B CU 78 S CU 79 B FF 94 C FF 95 2-3 ① K			3	0	0	0	0	1	1
7 Christian Vázquez, R (1, 2) OBP: 0.329, SLG: 0.500		1 SAFE B FC 87 B CU 80 F FF 94 X SI 94 2-1 ③ G4-3		C FC 85 F SI 94 S FF 94 0-3 ③ K			C FS 84 B CU 78 B CU 79 S FF 95 B FF 95 F FF 95 C CU 80 3-3 ② K			3	0	0	0	0	2	1
12 Brock Holt, L (1, 4) OBP: 0.389, SLG: 0.438			F FF 94 F FS 87 B FF 95 B SI 93 B CU 79 F FF 94 X FF 94 3-2 50 2B 11 1B 1B		F FF 93 S FC 84 B CU 79 C CU 78 1-3 ① K		F FC 86 S FS 85 X FF 95 0-2 ③ F7			3	1	1	0	0	1	0
19 Jackie Bradley Jr., L (1, 8) OBP: 0.322, SLG: 0.393 59 Sam Travis, R (8, PH) (8, 7) OBP: 0.217, SLG: 0.356			B FF 94 C FC 87 B CU 79 S FF 93 D CU 78 S FC 85 3-3 ① K		B CU 82 F FC 82 S FF 94 S FF 94 1-3 ② K			F SI 87 X CH 80 0-1 ① P3		2 1	0 0	0 0	0 0	0 0	2 0	1 0
Inning Stats	R: 0 E: 0 K: 1 S: 10 H: 0 LOB: 0 BB: 0 P: 15	R: 0 E: 0 K: 0 S: 10 H: 1 LOB: 1 BB: 0 P: 12	R: 2 E: 0 K: 2 S: 18 H: 3 LOB: 1 BB: 0 P: 30	R: 0 E: 0 K: 2 S: 7 H: 0 LOB: 0 BB: 0 P: 8	R: 0 E: 0 K: 2 S: 9 H: 0 LOB: 0 BB: 0 P: 12	R: 0 E: 0 K: 2 S: 11 H: 1 LOB: 1 BB: 0 P: 13	R: 0 E: 0 K: 2 S: 10 H: 0 LOB: 0 BB: 0 P: 15	R: 0 E: 0 K: 0 S: 6 H: 0 LOB: 0 BB: 0 P: 6	R: 0 E: 0 K: 2 S: 9 H: 0 LOB: 0 BB: 0 P: 11	1B: 4 2B: 1 3B: 0 HR: 0 SF: 0 SAC: 0 DP: 0 HBP: 0						

Boston Red Sox @ Tampa Bay Rays

Tropicana Field, St. Petersburg, FL

Wed Jul 24 2019, 12:10 PM - 3:21 PM EDT

Att. 24,161 - Dome - 72 F

TOP

livebaseballscorecards.com

AB	32
R	2
H	5
RBI	2
BB	0
SO	13
LOB	7

PITCHER		IP	WLS	BF	H	R	ER	SO	BB	IBB	HBP	BLK	WP	HR	S	P	ERA	WHIP
50 Charlie Morton, R ERA: 2.6	(1, 1)	7.0	W	26	5	2	2	11	0	0	0	0	0	0	75	105	2.57	0.714
56 Adam Kolarek, L ERA: 3.76	(8, 1)	0.2	H	2	0	0	0	0	0	0	0	0	0	0	3	3	0.00	0.000
52 Chaz Roe, R ERA: 4.8	(8, 1)	0.1	H	1	0	0	0	0	0	0	0	0	0	0	3	3	0.00	0.000
56 Adam Kolarek, L ERA: 3.76	(8, 1)	0.2	H	2	0	0	0	0	0	0	0	0	0	0	3	3	0.00	0.000
15 Emilio Pagán, R ERA: 1.96	(9, 1)	1.0	S	3	0	0	0	2	0	0	0	0	0	0	9	11	0.00	0.000

PITCHER	IP	WLS	BF	H	R	ER	SO	BB	IBB	HBP	BLK	WP	HR	S	P	ERA	WHIP

BOTTOM

Boston Red Sox @ Tampa Bay Rays

Tropicana Field, St. Petersburg, FL

Wed Jul 24 2019, 12:10 PM - 3:21 PM EDT

Att. 24,161 - Dome - 72 F

livebaseballscorecards.com

Batter	1	2	3	4	5	6	7	8	9	AB	R	H	RBI	BB	SO	LOB
37 Travis d'Arnaud, R (1, 3) (8, 2) OBP: 0.310, SLG: 0.469	X FF 87 0-0 ① P4		C FF 91 B CH 82 F CH 82 C FC 89 1-3 ③ K		C SI 93 B FF 93 D CH 83 C FC 89 B FF 93 B FC 89 4-2 29 G4-6-3 BB		B SL 89 C FC 92 B FC 92 B CU 80 F SL 88 B CU 80 4-2 1-2 2-3 BB			2	0	0	0	2	1	0
29 Tommy Pham, R (1, 7) OBP: 0.371, SLG: 0.457	C FF 87 B FF 88 C SI 89 B SI 90 B FC 88 B FF 91 4-2 17 S BB			C FF 90 B FC 87 X CH 83 1-1 HR	T FC 89 B FF 93 B FC 90 C FF 94 B FF 95 X SI 95 3-2 ②③ G4-6-3 1-2f		C SL 87 S FC 92 X CU 81 0-2 ③ G5-3			3	1	1	1	1	0	5
17 Austin Meadows, L (1, 10) OBP: 0.359, SLG: 0.514 56 Adam Kolarek, L (8, 3) (8, 1) 1 Willy Adames, R (8, PH) (9, 6) OBP: 0.292, SLG: 0.371	C SI 90 B SI 90 C FF 91 B SI 90 B FF 92 F SI 90 C FF 91 3-3 ② K 1-2			F SI 91 B SI 91 B SI 92 F FF 93 S FC 89 2-3 ① K2-3		C FF 90 F CH 83 B CH 84 F FF 93 B FF 93 X FF 90 2-2 ① G1-3		C FF 94 S FF 94 B SL 88 B SL 87 F FF 95 C FF 94 2-3 ① K		3 0 1	0 0 0	0 0 0	0 0 0	0 0 0	2 0 1	1 0 0
24 Avisaíl García, R (1, 9) OBP: 0.332, SLG: 0.435	C CH 81 F FF 91 C FC 88 0-3 ③ K			F FC 88 B CH 85 B CH 84 F CH 84 X FC 89 2-2 ② L4		F CH 84 X FF 92 0-1 ② G4-3		B SL 88 B FF 94 B SL 87 B FF 95 4-0 BB		3	0	0	0	1	1	1
5 Matt Duffy, R (1, 5) OBP: 0.375, SLG: 0.429		C FC 84 F FF 90 X FF 88 0-2 ① G6-3		B FF 92 F FC 88 F FC 88 B FF 94 F SI 92 T FC 89 2-2 ③ K		B SI 92 C FC 88 F FF 92 C SI 93 1-3 ③ K		C FF 94 1 SAFE B FF 94 B SL 86 F FF 94 1 SAFE F FF 95 D SL 86 S SL 88 3-3 ② K		4	0	0	0	0	3	1
43 Mike Brosseau, R (1, 4) OBP: 0.324, SLG: 0.561 15 Emilio Pagán, L (9, 1)		C SI 90 S CH 82 B FF 89 B CH 82 X CH 83 2-2 ② F9			B SI 91 B FF 88 X SI 92 2-0 18 WP 18 1B 1B		C FF 92 B FF 91 X CU 78 1-1 ① F7	D SL 87 X SL 86 1-0 ③ L8		4 0	1 0	1 0	0 0	0 0	0 0	1 0
18 Joey Wendle, L (1, 6) (9, 4) OBP: 0.283, SLG: 0.279		C FF 90 X FF 92 0-1 ③ L7			B SI 92 C SI 93 F FF 92 B CH 84 F SI 94 X SI 93 2-2 54 2B 1-H 1B		B FF 93 B FF 93 T FF 92 B FF 93 F FF 92 F FF 94 F FF 92 F FF 93 X FF 93 3-2 37 BB 2B			3	1	2	1	0	0	0
54 Guillermo Heredia, R (1, 8) OBP: 0.312, SLG: 0.340			L CH 81 B SI 89 S CH 80 C SI 91 1-3 ① K		C SI 93 X FF 93 0-1 1-H 2B		X SL 87 0-0 ② F7			3	0	1	1	0	1	1
10 Mike Zunino, R (1, 2) OBP: 0.237, SLG: 0.314 26 Ji Man Choi, L (7, PH) (8, 3) OBP: 0.350, SLG: 0.401 52 Chaz Roe, R (8, 1) 35 Nathaniel Lowe, L (8, 3) OBP: 0.354, SLG: 0.512			F CH 81 B FF 89 B FF 91 B CH 82 C FF 91 X SI 91 3-2 ② P6		S CH 85 C SI 93 C SI 94 0-3 ① K		C FF 93 B FF 93 B FF 93 B FF 92 3-1 37 BB IBB			2 0 0 0	0 0 0 0	0 0 0 0	0 0 0 0	1 1 0 0	1 0 0 0	1 0 0 0
Inning Stats	R: 0 E: 0 K: 2 S: 10 H: 0 LOB: 1 BB: 1 P: 17	R: 0 E: 0 K: 0 S: 8 H: 0 LOB: 0 BB: 0 P: 10	R: 0 E: 0 K: 2 S: 9 H: 0 LOB: 0 BB: 0 P: 14	R: 1 E: 0 K: 2 S: 12 H: 1 LOB: 0 BB: 0 P: 19	R: 2 E: 0 K: 1 S: 15 H: 3 LOB: 1 BB: 1 P: 26	R: 0 E: 0 K: 1 S: 9 H: 0 LOB: 0 BB: 0 P: 12	R: 0 E: 0 K: 0 S: 15 H: 1 LOB: 3 BB: 2 P: 26	R: 0 E: 0 K: 2 S: 9 H: 0 LOB: 1 BB: 1 P: 19		1B: 2 2B: 2 3B: 0 HR: 1 SF: 0 SAC: 0 DP: 1 HBP: 0						

	AB	28
	R	3
	H	5
	RBI	3
	BB	5
	SO	10
	LOB	11

WP: 1 PB: 0 SB: 1 CS: 0 PA: 33

PITCHER		IP	WLS	BF	H	R	ER	SO	BB	IBB	HBP	BLK	WP	HR	S	P	ERA	WHIP
10 David Price, L ERA: 3.66	(1, 1)	6.0	L	23	4	3	3	8	2	0	0	0	1	1	63	98	4.50	1.000
37 Heath Hembree, R ERA: 3.38	(7, 1)	0.2		4	1	0	0	0	0	1	0	0	0	0	10	17	0.00	1.500
54 Colten Brewer, R ERA: 4.6	(7, 1)	0.1		2	0	0	0	0	1	0	0	0	0	0	5	9	0.00	3.000
72 Josh Taylor, L ERA: 3.8	(8, 1)	1.0		4	0	0	0	2	1	0	0	0	0	0	9	19	0.00	1.000

PITCHER		IP	WLS	BF	H	R	ER	SO	BB	IBB	HBP	BLK	WP	HR	S	P	ERA	WHIP

Batter	1	2	3	4	5	6	7	8	9	AB	R	H	RBI	BB	SO	LOB
26 DJ LeMahieu, R (1, 5) OBP: 0.382, SLG: 0.519	B SI 89 C SI 89 S FF 92 S SL 85 1-3 ① K	S FF 91 F SL 84 F FF 91 F FF 92 B SL 85 B SL 85 B FF 91 F SL 85 F SI 90 4-2 B FF 91 1-2 2-3 3-H BB			C SI 89 B SL 82 B SL 84 B FF 90 X SI 88 3-1 ① G6-3		C SL 87 B SL 83 C FF 96 S FF 97 1-3 ③ K			3	0	0	1	1	2	0
99 Aaron Judge, R (1, 9) OBP: 0.427, SLG: 0.536	F SI 91 S SL 84 B SL 84 X SI 90 1-2 ② G5-3	B SI 91 S FF 91 F SL 84 B FF 91 B SL 84 X SL 84 3-2 ③ F8			B CU 76 X CH 81 1-0 ② F8			C FC 92 B CU 80 S SL 88 X CU 82 1-2 ① G6-3		4	0	0	0	0	0	3
31 Aaron Hicks, S (1, 8) OBP: 0.332, SLG: 0.477 29 Gio Urshela, R (8, 7) OBP: 0.343, SLG: 0.485	C SI 89 F FF 91 F FF 92 B FF 92 X FF 92 1-2 ③ P5		B CH 81 B CH 80 S SI 88 B CH 82 X SI 88 3-1 ① P4		C SI 89 C CU 76 X CH 81 0-2 ③ G3-1			B FC 94 C SL 87 C CU 81 F CU 82 F FC 93 F FC 93 S CU 82 1-3 ② K		4 0	0 0	0 0	0 0	0 0	1 0	0 0
30 Edwin Encarnación, R (1, 10) OBP: 0.332, SLG: 0.514		C SI 87 C SL 81 F FF 91 C SL 83 0-3 ① K	X SL 84 0-0 ② L7			B SL 80 C SI 87 B CU 74 X SL 82 2-1 ① L9		B FC 93 S SL 86 B CU 81 X FC 92 2-1 ③ P4		4	0	0	0	0	1	0
18 Didi Gregorius, L (1, 6) OBP: 0.317, SLG: 0.489		B FF 91 T FF 89 F FF 91 X FF 92 1-2 45 1B 25 1B 2B	B SL 85 B CH 81 X SL 87 2-0 ③ P2			B CH 82 F FF 90 X CH 81 1-1 ② P4			B FF 100 B FC 95 C FF 100 X FC 97 2-1 ① G3-1	4	1	1	0	0	0	0
45 Luke Voit, R (1, 3) OBP: 0.391, SLG: 0.500		B SI 90 X CU 73 1-0 39 1B 25 1B 26 BB 2-3 1B		F SI 89 S CU 74 B CU 74 C FF 90 1-3 ① K		B SI 89 X SL 81 1-0 2B			B CU 84 B FF 101 X FC 96 2-0 1B	4	1	3	0	0	1	0
25 Gleyber Torres, R (1, 4) OBP: 0.361, SLG: 0.514		F SI 90 F FF 91 B SL 83 X FF 92 1-2 26 BB 39 1B 1-2 3-H 1B		C SL 83 C SL 82 X FF 91 0-2 ② G6-3		S CU 73 B FF 90 B CU 75 F SL 84 F FF 90 F SI 88 X CH 82 2-2 ③ F7			C FF 100 C CU 82 F FS 91 B CU 82 D CU 83 B FF 98 X FC 92 3-2 ② F7	4	0	1	1	0	0	2
39 Mike Tauchman, L (1, 7) OBP: 0.360, SLG: 0.493 (8, 8)		C FF 91 C FF 91 F FF 92 B FF 93 B FF 92 F FF 92 B SI 91 F FF 92 X FF 91 3-2 26 BB 1-2 2-3 1B		C CH 84 S FF 91 B SL 86 B FF 91 F SL 83 C SI 89 2-3 ③ K			S FF 96 X SL 85 0-1 ① G3-1		F CU 82 C FC 94 F FF 98 C FF 99 0-3 ③ K	4	0	1	0	0	2	1
66 Kyle Higashioka, R (1, 2) OBP: 0.211, SLG: 0.500		B SL 84 C SL 84 F SI 91 D SL 86 F SL 85 F SL 84 F SI 91 S FF 90 2-3 ② K			C SI 88 F FF 89 F CU 75 X FF 91 0-2 HR		B FF 98 B SL 82 F FF 95 F FF 97 S FF 95 2-3 ② K			3	1	1	1	0	2	3
Inning Stats	R: 0 E: 0 K: 1 S: 10 H: 0 LOB: 0 BB: 0 P: 13	R: 2 E: 0 K: 2 S: 32 H: 4 LOB: 3 BB: 1 P: 47	R: 0 E: 0 K: 0 S: 4 H: 0 LOB: 0 BB: 0 P: 9	R: 0 E: 0 K: 2 S: 10 H: 0 LOB: 0 BB: 0 P: 13	R: 1 E: 0 K: 0 S: 10 H: 1 LOB: 0 BB: 0 P: 14	R: 0 E: 0 K: 0 S: 10 H: 1 LOB: 1 BB: 0 P: 16	R: 0 E: 0 K: 2 S: 8 H: 0 LOB: 0 BB: 0 P: 11	R: 0 E: 0 K: 1 S: 11 H: 0 LOB: 0 BB: 0 P: 15	R: 0 E: 0 K: 1 S: 11 H: 1 LOB: 1 BB: 0 P: 18	1B: 4 2B: 2 3B: 0 HR: 1 SF: 0 SAC: 0 DP: 0 HBP: 0						

PITCHER		IP	WLS	BF	H	R	ER	SO	BB	IBB	HBP	BLK	WP	HR	S	P	ERA	WHIP
22 Rick Porcello, R ERA: 5.55	(1, 1)	6.0	W	25	6	3	3	5	1	0	0	0	0	1	76	112	4.50	1.167
63 Darwinzon Hernández, L ERA: 2.89	(7, 1)	1.0		3	0	0	0	2	0	0	0	0	0	0	8	11	0.00	0.000
54 Colten Brewer, R ERA: 4.5	(8, 1)	1.0		3	0	0	0	1	0	0	0	0	0	0	11	15	0.00	0.000
17 Nathan Eovaldi, R ERA: 6.75	(9, 1)	1.0		4	1	0	0	1	0	0	0	0	0	0	11	18	0.00	1.000

PITCHER	IP	WLS	BF	H	R	ER	SO	BB	IBB	HBP	BLK	WP	HR	S	P	ERA	WHIP

TOP

New York Yankees @ Boston Red Sox

Fenway Park, Boston, MA

Thu Jul 25 2019, 7:11 PM - 10:38 PM EDT

Att. 37,591 - Clear - 73 F

livebaseballscorecards.com

AB	34
R	3
H	7
RBI	3
BB	1
SO	9
LOB	9

WP: 0 PA: 35
PB: 0
SB: 0
CS: 0

BOTTOM

New York Yankees @ Boston Red Sox

Fenway Park, Boston, MA

Thu Jul 25 2019, 7:11 PM - 10:38 PM EDT

Att. 37,591 - Clear - 73 F

livebaseballscorecards.com

Batter	1	2	3	4	5	6	7	8	9	AB	R	H	RBI	BB	SO	LOB
50 Mookie Betts, R (1, 9) OBP: 0.395, SLG: 0.479	C FF 92 X SL 82 0-1 11 2 HR 1B		B FC 89 F SL 84 B SI 91 X FS 89 2-1 F8 ③	B SI 94 B SL 83 F SI 94 S SL 82 F FF 94 S SL 82 2-3 K ② 1-2 2-3		B SI 91 B SI 90 S FF 92 F SL 82 F FF 92 B SL 80 B SL 82 4-2 11 2B BB		F CU 74 F CU 76 B CH 82 X CU 66 1-2 1-H HR		4 1	2 1	2 1	2 1	1 2	1 0	4 0
3 Sandy León, S (8, 2)	X SI 92 0-0 2-H 3-H 2B															
11 Rafael Devers, L (1, 5) OBP: 0.376, SLG: 0.569	D FS 87 S SI 92 I SAFE C SL 83 D SL 84 D FS 88 B FS 88 4-2 2 HR 1-2 BB			X FF 92 0-0 HR		B SL 84 X SL 86 1-0 ① 1-H 2B		F CU 69 F CU 77 X FF 88 0-2 ① F7		5	2	2	2	1	0	3
	F FF 93 D FS 86 B FF 92 B SL 83 C SL 83 X FS 88 3-2 ③ L8			S SL 83 X SI 83 0-1 ③ G3												
2 Xander Bogaerts, R (1, 6) OBP: 0.397, SLG: 0.573	D SL 84 C FF 93 B SI 92 B SL 84 X FF 93 3-1 1-H 2-H HR	C FC 88 F SL 84 S SL 85 0-3 ① K	B CU 77 X FC 88 1-0 16 BB 23 2B 1B	C SI 93 B SI 94 F SL 82 B SL 83 X SI 94 2-2 28 2B 16 1B 1B	X SL 85 0-0 ② F7		B CU 72 C CU 72 F CU 74 X CU 74 1-2 HR		6	4	4	4	0	1	0
28 J.D. Martinez, R (1, 10) OBP: 0.365, SLG: 0.520	S FF 92 X SL 84 0-1 ① F8	F FC 88 B FF 92 F SI 90 S SL 85 1-3 ② K	B FC 87 B FS 87 F FC 88 F SI 91 F FF 93 S SL 84 2-3 ① K	F SI 95 B SI 95 S SL 84 B SL 83 X SL 84 2-2 16 1B 23 2B 1-3 2B	F SI 93 B SL 86 F SL 87 X FF 96 1-2 ③ G5-3		C CU 71 B CU 72 X CU 73 1-1 2B		6	1	2	0	0	2	1
16 Andrew Benintendi, L (1, 7) OBP: 0.351, SLG: 0.426 (8, 8)	B SL 83 B SI 91 C SL 82 X FS 88 2-1 18 1B 12 1B 19 2B 1B	C CU 76 X FS 85 0-1 ③ L9		B SL 83 B SI 89 D FS 87 C SI 90 C SI 90 B SI 90 4-2 23 2B 18 2B 1-2 BB	X SI 93 0-0 23 2B 7 G6-3 2-3 3-H 1B		C SL 84 X SI 94 0-1 7 FC6-4 1B	C CU 73 B CU 74 X CU 72 1-1 ② L7		5	3	3	1	1	0	1
12 Brock Holt, L (1, 4) OBP: 0.390, SLG: 0.438 23 Michael Chavis, R (4, 4) OBP: 0.330, SLG: 0.455	C FF 91 X SL 82 0-1 18 1B 19 2B 1-2 1B		C SI 90 F CU 77 C FS 88 0-3 ① K	X FF 92 0-0 18 2B 1-3 2-H 2B	B SI 94 C SI 93 B SI 93 X SI 94 2-1 7 G6-3 1-3 3-H 2B		C FF 94 S SL 87 S SL 87 0-3 ① K	X CU 77 0-0 ③ F9		2 4	1 1	1 2	0 2	0 0	1 1	0 2
18 Mitch Moreland, L (1, 3) OBP: 0.317, SLG: 0.535 59 Sam Travis, R (7, 3) OBP: 0.213, SLG: 0.348 (8, 7)	B SL 82 X FF 92 1-0 19 2B 50 2B 1-2 2-3 1B		B CU 76 F FS 84 B FF 92 F SL 82 B FS 83 F FF 92 B SL 84 4-2 19 2B BB	C SL 84 S FF 93 B SL 92 B SL 83 F FS 88 X FF 93 2-2 7 2B 2-H 3-H 2B	S SL 83 D SL 82 C SI 91 B SL 81 X SL 82 2-2 ① F9		B SI 92 F SL 85 C SL 85 X FF 95 1-2 ② P4		3 1	2 0	2 0	2 0	1 0	0 0	2 1
7 Christian Vázquez, R (1, 2) OBP: 0.327, SLG: 0.498 (8, 3)	B SL 84 B FF 92 C SI 92 X SI 92 2-1 ② F6		B FC 88 X SI 90 1-0 ② L8	F SI 93 X SL 82 0-1 50 WP 2-H 2B	X SI 94 0-0 ② G6-3 2-3 3-H		B FF 93 X FF 93 1-0 ③ FC6-4 1-2f			5	0	1	2	0	0	6
19 Jackie Bradley Jr., L (1, 8) OBP: 0.329, SLG: 0.403 (8, 9)	C SL 85 F FF 93 X SL 84 0-2 50 2B 1-3 2-H 3-H 2B		C FF 92 B FS 83 X SL 82 1-1 1-3 2B	B SI 93 B SI 94 C SI 93 B SL 82 F SI 92 B SI 94 4-2 50 WP BB	B SL 84 C SI 92 C SI 93 X SL 84 1-2 ③ L8			B CU 79 B CU 74 X CU 74 2-0 3 HR 1B		4	2	3	2	1	0	1
Inning Stats	R: 7 E: 0 K: 0 S: 22 H: 7 LOB: 1 BB: 1 P: 37	R: 0 E: 0 K: 2 S: 8 H: 0 LOB: 0 BB: 0 P: 9	R: 0 E: 0 K: 1 S: 11 H: 1 LOB: 2 BB: 1 P: 19	R: 5 E: 0 K: 2 S: 23 H: 5 LOB: 2 BB: 2 P: 38	R: 3 E: 0 K: 0 S: 16 H: 4 LOB: 1 BB: 0 P: 25	R: 1 E: 0 K: 0 S: 8 H: 1 LOB: 0 BB: 1 P: 14	R: 0 E: 0 K: 1 S: 9 H: 1 LOB: 1 BB: 0 P: 11	R: 3 E: 0 K: 0 S: 15 H: 4 LOB: 1 BB: 0 P: 21		1B: 9 2B: 10 3B: 0 HR: 4 SF: 0 SAC: 0 DP: 0 HBP: 0						

PITCHER		IP	WLS	BF	H	R	ER	SO	BB	IBB	HBP	BLK	WP	HR	S	P	ERA	WHIP
19 Masahiro Tanaka, R ERA: 4.79	(1, 1)	3.1	L	25	12	12	12	4	3	0	0	0	0	2	54	87	32.40	4.500
71 Stephen Tarpley, L ERA: 8.22	(4, 1)	1.2		12	5	4	4	1	2	0	0	0	1	0	29	48	21.60	4.200
85 Luis Cessa, R ERA: 3.96	(6, 1)	2.0		7	2	0	0	1	0	0	0	0	0	0	14	18	0.00	1.000
28 Austin Romine, R ERA: 27.0	(8, 1)	1.0		7	4	3	3	0	0	0	0	0	0	2	15	21	27.00	4.000

PITCHER	IP	WLS	BF	H	R	ER	SO	BB	IBB	HBP	BLK	WP	HR	S	P	ERA	WHIP

AB	46
R	19
H	23
RBI	19
BB	5
SO	6
LOB	21

WP: 1 PA: 51
PB: 0
SB: 0
CS: 0

Batter	1	2	3	4	5	6	7	8	9	AB	R	H	RBI	BB	SO	LOB
26 DJ LeMahieu, R (1, 5) OBP: 0.382, SLG: 0.517	B FF 95 B FF 95 F FF 95 X CH 87 2-1 30 CS 1B		B FF 94 F SL 86 B FF 94 X CH 85 2-1 ③ FC5-4 1-2f			B FF 94 C FF 94 X CH 85 1-1 ① G4-3	B CH 86 F FF 94 X SI 93 1-1 ①② G6-4-3 1-2f 3-H		C FF 93 B FF 94 B FF 92 F FF 93 F FF 94 F FF 94 B SL 87 B SL 86 4-2 45 FC5 99 E BB	4	0	1	0	1	0	2
99 Aaron Judge, R (1, 9) OBP: 0.422, SLG: 0.532	B FF 95 B SL 85 C FF 95 C FF 96 S SL 87 2-3 ① K			C FF 93 B CH 85 S SL 85 B FF 94 X FF 96 2-2 ① G4-3		S SL 87 B CH 87 X CH 86 1-1 ② G5-3	X CH 87 0-0 2B		X FC 85 0-0 E6 1-2 2-3	5	0	1	0	0	1	3
30 Edwin Encarnación, R (1, 10) OBP: 0.330, SLG: 0.510	F CU 82 B FF 95 F CH 86 F FF 96 B SL 88 D SL 88 S CH 86 3-3 ②③ K 1-2			F SL 87 F FF 95 B CH 87 F SL 86 B FF 97 F CH 86 S FF 92 2-3 ② K		C CH 87 B SL 86 B CH 86 C SL 86 F CH 87 X FF 97 2-2 18 1B 45 1B 1B	F SI 95 B SI 95 C FC 93 D SL 87 B SI 94 F SI 96 C FC 93 3-3 ③ K		B FF 91 F KC 79 X KC 81 1-1 ① F9	5	1	1	0	0	3	5
18 Didi Gregorius, L (1, 6) OBP: 0.313, SLG: 0.482		C FF 93 S FF 94 X CH 85 0-2 ① G4-3		F CH 86 S CH 86 S FF 95 0-3 ③ K		X FF 96 0-0 45 1B 1-2 1B		C SL 88 S SL 90 X SL 89 0-2 ① G3	B FF 92 C KC 80 F FF 92 D KC 82 X KC 80 2-2 ② SF7 3-H	4	0	1	1	0	1	0
45 Luke Voit, R (1, 3) OBP: 0.391, SLG: 0.497		B CU 82 S CU 81 X CU 81 1-1 ② G5-3			F CU 80 B FF 93 X CU 82 1-1 ① L9	F FF 96 X CU 82 0-1 1-3 2-H 1B		B FF 95 S SL 88 B SL 88 C FF 95 B SL 89 4-2 25 1B BB	C KC 78 B FF 92 B FF 92 X FC 86 2-1 ③ FC5 2-3f	4	0	1	1	1	0	2
25 Gleyber Torres, R (1, 4) OBP: 0.360, SLG: 0.511		X FF 95 0-0 ③ G4-3			B FF 94 C FF 93 F FF 94 B SL 86 S CH 88 2-3 ② K	C SL 87 F FF 96 C CH 85 0-3 ③ K		F FF 96 B FF 95 S FF 95 B SL 89 B SL 89 X FF 96 3-2 ② 1-3 1B		4	0	1	0	0	2	2
38 Cameron Maybin, R (1, 7) OBP: 0.394, SLG: 0.496			S SL 84 B SL 84 S SL 84 B FF 96 F FF 95 X FF 95 2-2 ① F9		C CU 83 F CH 86 X FF 96 0-2 39 1B 1B		C FF 94 B CH 86 B CH 86 B FF 94 B CH 86 4-1 39 2B 28 1B BB	S SI 96 B SI 95 B FF 95 C FF 95 F FF 96 X FF 95 2-2 ③ G6-3		3	1	1	0	1	0	1
39 Mike Tauchman, L (1, 8) OBP: 0.370, SLG: 0.507			B FF 95 B CH 86 X CH 86 2-0 ② F8		S CH 86 F CH 85 D FF 96 X CH 84 1-2 1-2 1B		X CH 84 0-0 28 1B 26 G6-4-3 1-3 2B		B FF 94 F FF 92 B FF 92 F FF 92 X CU 82 2-2 28 2B 1B	4	2	3	0	0	0	0
28 Austin Romine, R (1, 2) OBP: 0.277, SLG: 0.349			X FF 95 0-0 26 FC5-4 1B		X SL 88 0-0 ③ L8		S CH 87 X CH 86 0-1 26 G6-4-3 2-3 3-H 1B		B SL 86 F SL 86 C FF 92 X SL 87 1-2 99 E 18 SF7 1-H 2B	4	1	3	2	0	0	2
Inning Stats	R: 0 E: 0 K: 2 S: 9 H: 1 LOB: 1 BB: 0 P: 16	R: 0 E: 0 K: 0 S: 6 H: 0 LOB: 0 BB: 0 P: 7	R: 0 E: 0 K: 0 S: 8 H: 1 LOB: 1 BB: 0 P: 14	R: 0 E: 0 K: 2 S: 11 H: 0 LOB: 0 BB: 0 P: 15	R: 0 E: 0 K: 1 S: 12 H: 2 LOB: 2 BB: 0 P: 16	R: 1 E: 0 K: 1 S: 14 H: 3 LOB: 2 BB: 0 P: 18	R: 2 E: 0 K: 1 S: 11 H: 3 LOB: 1 BB: 1 P: 19	R: 0 E: 0 K: 0 S: 12 H: 1 LOB: 1 BB: 1 P: 21	R: 2 E: 1 K: 0 S: 18 H: 2 LOB: 2 BB: 1 P: 30	1B: 10 2B: 4 3B: 0 HR: 0 SF: 1 SAC: 0 DP: 2 HBP: 0	WP: 0 PB: 0 SB: 0 CS: 1 PA: 41					

TOP

New York Yankees @ Boston Red Sox

Fenway Park, Boston, MA

Fri Jul 26 2019, 7:11 PM - 10:26 PM EDT

Att. 37,095 - Clear - 81 F

livebaseballscorecards.com

AB	37
R	5
H	13
RBI	4
BB	3
SO	7
LOB	17

PITCHER		IP	WLS	BF	H	R	ER	SO	BB	IBB	HBP	BLK	WP	HR	S	P	ERA	WHIP
48 Andrew Cashner, R ERA: 4.18	(1, 1)	6.2	W	29	10	3	3	6	1	0	0	0	0	0	67	98	4.05	1.650
64 Marcus Walden, R ERA: 3.53	(7, 1)	0.1		1	0	0	0	1	0	0	0	0	0	0	4	7	0.00	0.000
72 Josh Taylor, L ERA: 3.65	(8, 1)	1.0		4	1	0	0	0	1	0	0	0	0	0	12	21	0.00	2.000
37 Heath Hembree, R ERA: 3.63	(9, 1)	0.0		3	2	2	1	0	1	0	0	0	0	0	10	17	∞	∞
44 Brandon Workman, R ERA: 2.12	(9, 1)	1.0		4	0	0	0	0	0	0	0	0	0	0	8	13	0.00	0.000

PITCHER	IP	WLS	BF	H	R	ER	SO	BB	IBB	HBP	BLK	WP	HR	S	P	ERA	WHIP

Batter	1	2	3	4	5	6	7	8	9	AB	R	H	RBI	BB	SO	LOB
50 Mookie Betts, R (1, 9) OBP: 0.399, SLG: 0.507	C FF 94 S FC 86 B FF 95 B FC 87 F FF 94 B FF 97 F FF 95 X FF 96 3-2 HR		B FF 95 B KC 81 S FF 96 S FC 88 F FC 89 X FF 96 2-2 HR	B FF 96 F FF 96 B FC 88 D FC 87 X FC 87 3-1 1-H HR		F FF 95 D CU 84 X CU 83 1-1 11 2B 2-H 2B		C SI 95 B SL 81 S SI 95 F SL 81 X SL 82 1-2 ② G5-3		5	4	4	5	0	0	0
11 Rafael Devers, L (1, 5) OBP: 0.378, SLG: 0.574	S FC 88 X FF 97 0-1 28 HR 1B		S FF 97 C FF 98 B FF 98 S FC 90 1-3 ① K	X FC 90 0-0 2B		X CH 82 0-0 2-H 2B		S SL 81 S SI 82 B SL 83 B SI 94 C SL 80 2-3 ③ K		5	1	3	1	0	2	0
2 Xander Bogaerts, R (1, 6) OBP: 0.396, SLG: 0.572	B FF 95 B FF 96 C FC 87 F FF 96 F KC 82 F KC 81 C FF 96 2-3 ① K		B FF 100 B FF 98 X FF 98 2-0 28 3B 2B	F KC 82 C FF 97 S KC 82 0-3 ③ K		X FF 94 0-0 ③ G4-3				4	1	1	0	0	2	3
28 J.D. Martinez, R (1, 10) OBP: 0.366, SLG: 0.533	B FC 88 B FF 95 S FC 87 D KC 81 X FC 88 3-1 1-H HR		B FF 98 B FF 96 S FF 98 X FF 97 2-1 2-H 3B		B FF 94 B FF 94 F FF 94 F FF 95 X SI 95 2-2 ① G6-3		S FF 92 X SI 92 0-1 ① G6-3			4	1	2	3	0	0	0
7 Christian Vázquez, R (1, 2) OBP: 0.323, SLG: 0.492	C FF 95 F FF 96 F FF 97 B KC 82 F FF 96 B FC 89 S FF 96 2-3 ② K		C KC 82 F FF 97 F FC 88 F FF 98 X FC 90 0-2 ② F9		F CU 83 B CU 83 X SI 93 1-1 ② L3		X FF 93 0-0 ② P5			4	0	0	0	0	1	1
16 Andrew Benintendi, L (1, 7) OBP: 0.350, SLG: 0.427	B FF 96 F FF 96 F FF 96 B FC 89 S FC 89 2-3 ③ K		S FC 89 F FC 89 X FC 89 0-2 ③ L9		C FF 95 F CH 84 B FF 94 B CH 85 X CH 83 2-2 ③ G4-3		S FF 94 B SI 94 C FF 93 B CH 83 B SI 94 F FF 94 F FF 95 F FF 94 X FF 94 3-2 59 2B 2B			4	1	1	0	0	1	1
59 Sam Travis, R (1, 3) OBP: 0.216, SLG: 0.360		C FF 95 B FF 94 B FF 96 F FF 95 F FF 96 S FC 90 2-3 ① K		C KC 80 F FF 95 B FC 88 B FC 88 F FF 96 B FF 96 C FC 88 3-3 ① K		B FF 94 C FF 94 X CU 81 1-1 ① P5	C FF 94 F FF 94 B CU 83 F SI 94 X CU 83 1-2 2-H 2B			4	0	1	1	0	2	0
23 Michael Chavis, R (1, 4) OBP: 0.329, SLG: 0.453		C FF 97 C FC 88 B FF 96 S FC 88 1-3 ② K		B FF 96 F FF 96 S FC 89 F FC 90 B FC 90 X FC 89 2-2 ② G5-3		X FF 94 0-0 19 G4-3 50 2B 1B	S FC 89 S ST 80 B SI 94 B ST 82 S ST 81 2-3 ③ K			4	1	1	0	0	2	1
19 Jackie Bradley Jr., L (1, 8) OBP: 0.328, SLG: 0.401		F FF 97 C FC 89 S FF 98 0-3 ③ K		S FC 90 S FC 89 B FC 90 B FC 90 X FC 88 2-2 50 HR 1B		B FF 94 C FF 95 B FF 94 F CH 82 X CH 83 2-2 ② G4-3 1-2		C SL 80 B SI 94 B SI 94 S SI 94 F SI 94 F SL 80 X SI 94 2-2 ① G4-3		4	1	1	0	0	1	1
Inning Stats	R: 3 E: 0 K: 3 S: 22 H: 3 LOB: 0 BB: 0 P: 34	R: 0 E: 0 K: 3 S: 10 H: 0 LOB: 0 BB: 0 P: 13	R: 2 E: 0 K: 1 S: 18 H: 3 LOB: 1 BB: 0 P: 25	R: 2 E: 0 K: 2 S: 17 H: 3 LOB: 1 BB: 0 P: 27	R: 0 E: 0 K: 0 S: 8 H: 0 LOB: 0 BB: 0 P: 13	R: 2 E: 0 K: 0 S: 10 H: 3 LOB: 1 BB: 0 P: 14	R: 1 E: 0 K: 1 S: 16 H: 2 LOB: 1 BB: 0 P: 22	R: 0 E: 0 K: 1 S: 12 H: 0 LOB: 0 BB: 0 P: 17		1B: 3 2B: 6 3B: 1 HR: 4	SF: 0 SAC: 0 DP: 0 HBP: 0		WP: 0 PB: 0 SB: 0 CS: 0	PA: 38

PITCHER		IP	WLS	BF	H	R	ER	SO	BB	IBB	HBP	BLK	WP	HR	S	P	ERA	WHIP
65 James Paxton, L ERA: 4.72	(1, 1)	4.0	L	21	9	7	7	9	0	0	0	0	0	4	67	99	15.75	2.250
75 David Hale, R ERA: 2.89	(5, 1)	2.2		13	5	3	3	0	0	0	0	0	0	0	31	44	10.12	1.875
0 Adam Ottavino, R ERA: 1.59	(7, 1)	0.1		1	0	0	0	1	0	0	0	0	0	0	3	5	0.00	0.000
53 Zack Britton, L ERA: 2.57	(8, 1)	1.0		3	0	0	0	1	0	0	0	0	0	0	12	17	0.00	0.000

PITCHER	IP	WLS	BF	H	R	ER	SO	BB	IBB	HBP	BLK	WP	HR	S	P	ERA	WHIP

BOTTOM

New York Yankees @ Boston Red Sox

Fenway Park, Boston, MA

Fri Jul 26 2019, 7:11 PM - 10:26 PM EDT

Att. 37,095 - Clear - 81 F

livebaseballscorecards.com

AB	38
R	10
H	14
RBI	10
BB	0
SO	11
LOB	7

Batter	1	2	3	4	5	6	7	8	9	AB	R	H	RBI	BB	SO	LOB
31 Aaron Hicks, S (1, 8) OBP: 0.333, SLG: 0.473	F FF 92 B SI 92 F FC 89 X CH 88 1-2 ① G1-3		C SL 86 F FC 90 B FF 94 B FC 88 X FF 94 2-2 99 G4-3 1B		B CH 86 B FF 94 B FC 89 B FC 88 4-0 30 2B BB		F FF 97 B FF 96 S FF 96 B FF 97 F FF 96 F KC 86 B KC 87 F FF 97 S FF 98 3-3 ① K	C CU 81 C CU 80 B FF 95 B FC 94 B CU 81 C FF 97 3-3 ③ K		4	1	1	0	1	2	1
99 Aaron Judge, R (1, 9) OBP: 0.412, SLG: 0.517	C SL 88 B CH 89 B FC 90 C FF 94 X CH 89 2-2 ② L9		B FF 93 C SL 86 C FF 94 F FF 93 X SI 93 1-2 ① ② G4-3 1-2f		C SL 87 S CH 87 F SI 94 B SI 94 C SL 87 1-3 ② K		F FF 98 F FF 97 F FF 97 B FF 96 B FF 97 S FF 97 2-3 ② K		F FC 92 C FC 86 B KC 80 B FF 95 X KC 80 2-2 ① G4-3	5	0	0	0	0	2	2
30 Edwin Encarnación, R (1, 10) OBP: 0.333, SLG: 0.515	C FF 94 F FF 94 B CH 88 B CH 89 B SL 88 F SI 95 B SI 95 4-2 45 1B BB		F CH 87 F FC 90 B CH 87 X SL 89 1-2 ③ G3-1		B FC 90 B FF 93 F FC 90 B CH 88 X CH 88 3-1 1-H 2B		B KC 86 C KC 86 X KC 86 1-1 2B		B KC 78 S FC 87 S FC 87 F KC 80 F FC 87 C FF 94 1-3 ② K	4	0	2	1	1	1	0
45 Luke Voit, R (1, 3) OBP: 0.391, SLG: 0.499	B FF 93 X CH 88 1-0 1-2 1B			B CH 86 X FF 92 1-0 29 1B 2B	S FF 93 F FF 93 B SI 93 F SI 93 S FF 93 1-3 ③ K		C FF 97 S FF 97 B FF 95 S KC 86 1-3 ③ K		C KC 81 F FF 94 C FF 94 0-3 ③ K	5	1	2	0	0	3	2
18 Didi Gregorius, L (1, 6) OBP: 0.305, SLG: 0.469	B SI 93 B SI 93 X FC 89 2-0 ③ L9			F SI 92 X SI 92 0-1 ① G6-3		C SI 91 C SI 92 B SL 82 B SL 84 C FC 88 2-3 ① K		C FF 100 B FC 96 F FC 97 F FF 99 X FF 100 1-2 ① P5		4	0	0	0	0	1	3
25 Gleyber Torres, R (1, 4) OBP: 0.362, SLG: 0.510		C FF 92 B FF 92 B FC 87 F CH 87 F SI 94 F FF 93 T FF 94 2-2 ① K		X FF 93 0-0 ② P6		B FF 93 C FF 93 B FF 94 B SL 87 B FF 93 4-1 29 1B BB		B CU 84 F FF 100 C FF 100 X FF 100 1-2 29 2B 66 1B 1B		3	1	1	0	1	1	1
29 Gio Urshela, R (1, 5) OBP: 0.352, SLG: 0.507		B FF 93 F FC 89 B FC 91 B CH 89 X CH 89 3-1 HR		F FC 88 B SI 93 B FC 90 X FC 90 2-1 39 FC6-4 2-H 1B		C FC 86 X FF 93 0-1 1-2 1B		B FC 96 C FF 98 B CU 81 D FS 88 C FC 93 X FC 92 3-2 66 1B 1-3 2B		4	2	4	2	0	0	0
39 Mike Tauchman, L (1, 7) OBP: 0.361, SLG: 0.493		X SI 93 0-0 ② G5-3		B SI 93 C SI 93 C SI 93 F CH 87 B FF 93 X SI 94 2-2 ③ FC6-4 1-2f		B SI 93 X SI 93 1-0 ② F6		F FF 99 C FF 98 S FF 98 0-3 ② K		4	0	0	0	0	1	5
66 Kyle Higashioka, R (1, 2) OBP: 0.217, SLG: 0.455		B SL 87 B CH 88 C CH 89 F FC 90 B FC 88 F FF 94 S FF 95 3-3 ③ K			C FF 92 S CH 84 B CH 86 F FC 89 X FC 87 1-2 ① G1-3	F KC 85 D KC 87 B FF 97 C KC 85 F FF 98 S FF 98 2-3 ③ K		S FF 99 B FC 96 S FC 97 B FC 96 B FF 99 F FC 94 F FF 98 F FF 97 F FF 97 3-2 F FC 84 F FC 93 X FF 98 2-H 3-H 1B		4	0	1	2	0	2	2
Inning Stats	R: 0 E: 0 K: 0 S: 11 H: 1 LOB: 2 BB: 1 P: 21	R: 1 E: 0 K: 2 S: 12 H: 1 LOB: 0 BB: 0 P: 20	R: 0 E: 0 K: 0 S: 10 H: 1 LOB: 0 BB: 0 P: 14	R: 1 E: 0 K: 0 S: 10 H: 2 LOB: 1 BB: 0 P: 15	R: 1 E: 0 K: 2 S: 14 H: 1 LOB: 1 BB: 1 P: 24	R: 0 E: 0 K: 2 S: 11 H: 1 LOB: 2 BB: 1 P: 20	R: 0 E: 0 K: 3 S: 15 H: 1 LOB: 1 BB: 0 P: 22	R: 2 E: 0 K: 2 S: 25 H: 3 LOB: 1 BB: 0 P: 36	R: 0 E: 0 K: 2 S: 11 H: 0 LOB: 0 BB: 0 P: 14	1B: 6 2B: 4 3B: 0 HR: 1 SF: 0 SAC: 0 DP: 1 HBP: 0						

PITCHER		IP	WLS	BF	H	R	ER	SO	BB	IBB	HBP	BLK	WP	HR	S	P	ERA	WHIP
57 Eduardo Rodriguez, L ERA: 4.13	(1, 1)	5.2	W	26	7	3	3	5	3	0	0	0	0	1	64	108	4.76	1.765
32 Matt Barnes, R ERA: 4.1	(6, 1)	1.1	H	5	1	0	0	4	0	0	0	0	0	0	19	28	0.00	0.750
17 Nathan Eovaldi, R ERA: 7.23	(8, 1)	1.0		6	3	2	2	2	0	0	0	0	0	0	25	36	18.00	3.000
44 Brandon Workman, R ERA: 2.08	(9, 1)	1.0		3	0	0	0	2	0	0	0	0	0	0	11	14	0.00	0.000

PITCHER	IP	WLS	BF	H	R	ER	SO	BB	IBB	HBP	BLK	WP	HR	S	P	ERA	WHIP

TOP

New York Yankees @ Boston Red Sox

Fenway Park, Boston, MA

Sat Jul 27 2019, 4:08 PM - 7:41 PM EDT

Att. 36,862 - Partly Cloudy - 80 F

livebaseballscorecards.com

AB	37
R	5
H	11
RBI	5
BB	3
SO	13
LOB	16

WP: 0 PA: 40
PB: 0
SB: 0
CS: 0

BOTTOM

New York Yankees @ Boston Red Sox

Fenway Park, Boston, MA

Sat Jul 27 2019, 4:08 PM - 7:41 PM EDT

Att. 36,862 - Partly Cloudy - 80 F

livebaseballscorecards.com

Batter	1	2	3	4	5	6	7	8	9	AB	R	H	RBI	BB	SO	LOB
50 Mookie Betts, R (1, 9) OBP: 0.395, SLG: 0.502	B FC 88 F SL 77 F FC 88 B FC 88 B SL 78 X SL 78 3-2 ① F7		S FC 89 S SL 79 B CH 84 X FC 89 1-2 ③ L7		B SL 79 F FC 87 X SL 79 1-1 ① F8	X FF 95 0-0 ② SF8 3-H		C SL 83 B CH 92 B FF 96 X CH 90 2-1 ① G6-3		4	0	0	1	0	0	0
11 Rafael Devers, L (1, 5) OBP: 0.381, SLG: 0.579	T SI 89 C SI 91 F SI 92 X SL 81 0-2 ② F9			B SI 88 X SI 89 1-0 28 HR 1B	B SL 80 S SI 90 F SI 92 X CH 82 1-2 2 2B 2B	S FF 96 S SL 87 X FF 96 0-2 2B		C FF 96 S CH 90 S CH 91 0-3 ② K		5	2	3	0	0	1	0
2 Xander Bogaerts, R (1, 6) OBP: 0.394, SLG: 0.570	C SI 90 C CH 84 T CH 83 0-2 ③ K			B FC 87 B CH 82 X FC 88 2-0 ① F8	B SL 79 B SL 79 X FC 88 2-0 2-H 2B	B SL 88 C SL 87 F FF 94 C SL 87 1-3 ③ K		B FF 97 F CH 90 X CH 89 1-1 ③ G5-3		5	0	1	1	0	2	2
28 J.D. Martinez, R (1, 10) OBP: 0.365, SLG: 0.538		S FC 88 F SL 79 S FC 88 0-3 ① K		X FC 90 0-0 1-H HR	S SL 86 F FF 96 B FF 97 S SL 88 1-3 ② K		F FF 95 C FF 94 B SL 88 F FF 94 B FF 95 F FF 96 F FF 96 F SL 88 F FF 96 2-2 ① X SL 87 L8			4	1	1	2	0	2	1
7 Christian Vázquez, R (1, 2) OBP: 0.322, SLG: 0.489		B FC 89 C FC 90 X FC 89 1-1 ② L8		C SL 78 S FC 89 X FC 88 0-2 59 1B 23 1B 1B	C FF 96 S SL 88 F SL 86 X FF 96 0-2 ③ L9		X SL 86 0-0 ② G3			4	1	1	0	0	0	1
16 Andrew Benintendi, L (1, 7) OBP: 0.354, SLG: 0.444		X SL 81 0-0 HR		F SL 80 B SI 91 B SI 91 F SL 81 B SL 81 C SL 80 3-3 ② K		B SL 88 C FF 96 X SL 87 1-1 59 1B 12 SF7 2B	C FF 95 B FF 95 B SL 87 X FF 95 2-1 59 1B 2B			4	3	3	1	0	1	1
59 Sam Travis, R (1, 3) OBP: 0.255, SLG: 0.389		B SL 79 C SL 78 S FC 89 X CH 82 1-2 ③ F8		B SL 78 S FC 88 X SL 78 1-1 23 1B 1-3 1B		B FF 96 F FF 96 X SL 87 1-1 19 S 19 3B 2-3 1B	C SL 82 F FF 89 X SI 90 0-2 12 E 2-H 1B			4	1	3	1	0	0	0
23 Michael Chavis, R (1, 4) OBP: 0.333, SLG: 0.456 12 Brock Holt, L (6, PH) OBP: 0.392, SLG: 0.438 (7, 4)			C FC 88 B CH 82 X FC 89 1-1 ① 1B	B SL 80 X CH 83 1-0 1-2 3-H 1B		C FF 96 F FF 95 F FF 96 B FF 97 F FF 97 F FF 96 X FF 96 1-2 ① SF7 3-H	1 SAFE B SL 80 B SL 80 F FF 89 C FF 90 D SL 83 F SL 79 B FF 90 4-2 1-2 BB			2 0	0 0	2 0	1 1	0 1	0 0	0 0
19 Jackie Bradley Jr., L (1, 8) OBP: 0.327, SLG: 0.405			B SI 88 B SL 79 X SI 89 2-0 ② L9	X SI 90 0-0 ③ F7		C FF 96 D FS 90 X FF 96 1-1 1-H 50 SF8 3B	C FF 90 S SL 83 B CU 73 S FF 90 1-3 ③ K			4	1	1	1	0	1	4
Inning Stats	R: 0 E: 0 K: 1 S: 10 H: 0 LOB: 0 BB: 0 P: 13	R: 1 E: 0 K: 1 S: 9 H: 1 LOB: 0 BB: 0 P: 11	R: 0 E: 0 K: 0 S: 6 H: 1 LOB: 0 BB: 0 P: 10	R: 3 E: 0 K: 1 S: 13 H: 5 LOB: 2 BB: 0 P: 21	R: 1 E: 0 K: 1 S: 13 H: 2 LOB: 1 BB: 0 P: 18	R: 3 E: 0 K: 1 S: 19 H: 4 LOB: 1 BB: 0 P: 24	R: 1 E: 1 K: 1 S: 20 H: 2 LOB: 2 BB: 1 P: 29	R: 0 E: 0 K: 1 S: 7 H: 0 LOB: 0 BB: 0 P: 10		1B: 7 2B: 5 3B: 1 HR: 2 SF: 2 SAC: 0 DP: 0 HBP: 0			WP: 0 PB: 0 SB: 1 CS: 0 PA: 39	

	AB	36
	R	9
	H	15
	RBI	9
	BB	1
	SO	7
	LOB	9

PITCHER	IP	WLS	BF	H	R	ER	SO	BB	IBB	HBP	BLK	WP	HR	S	P	ERA	WHIP
52 CC Sabathia, L (1, 1) ERA: 4.78	4.1	L	21	9	5	5	3	0	0	0	0	0	2	44	65	10.38	2.077
57 Chad Green, R (5, 1) ERA: 5.18	2.1		12	5	4	4	2	0	0	0	0	0	0	37	47	15.43	2.143
67 Nestor Cortes, L (7, 1) ERA: 4.17	0.1		3	1	0	0	1	1	0	0	0	0	0	9	14	0.00	6.000
48 Tommy Kahnle, R (8, 1) ERA: 2.59	1.0		3	0	0	0	1	0	0	0	0	0	0	7	10	0.00	0.000

PITCHER	IP	WLS	BF	H	R	ER	SO	BB	IBB	HBP	BLK	WP	HR	S	P	ERA	WHIP

New York Yankees @ Boston Red Sox

Fenway Park, Boston, MA

Sun Jul 28 2019, 7:11 PM - 10:37 PM EDT

Att. 37,429 - Clear - 90 F

TOP

livebaseballscorecards.com

Batter	1	2	3	4	5	6	7	8	9	AB	R	H	RBI	BB	SO	LOB
31 Aaron Hicks, S (1, 8) OBP: 0.335, SLG: 0.466	F FF 92 F SL 79 B CH 86 S CH 84 1-3 K		C SL 79 B CH 88 B SL 78 C FF 94 X SL 82 2-2 P2		B FF 90 B SL 78 X CH 87 2-0 E5 30 1B		B SL 82 B FF 96 C FF 94 B SL 82 B FF 95 4-1 30 2B 18 E BB	B FF 95 B FF 95 C FC 92 F FC 94 B SL 86 B FC 93 4-2 3-H BB		3	1	0	0	2	1	0
99 Aaron Judge, R (1, 9) OBP: 0.403, SLG: 0.503	X CH 86 0-0 G2-3		S SL 78 B FF 94 F FF 94 B FF 96 S SL 79 2-3 K		S SL 81 F SL 78 B CH 86 B SL 80 B SL 80 S CH 86 3-3 K		C FF 96 B SL 83 D SL 85 C FF 95 C FF 96 2-3 K	F FC 93 D SI 95 B FC 91 B FF 95 F FC 92 X FC 93 3-2 G6-3		5	0	0	0	0	3	3
30 Edwin Encarnación, R (1, 10) OBP: 0.334, SLG: 0.516	C FF 92 S CH 85 B CH 88 S SL 81 1-3 K			B FF 89 B FF 92 S SI 94 C SL 80 B SL 81 C FF 95 3-3 K	B CH 88 B SL 77 B CH 87 C CH 88 X FF 94 3-1 1-3 1B		X SL 83 0-0 1-3 18 E 2B		C CU 80 B SL 88 F FF 94 X FF 95 1-2 P3	5	1	2	0	0	2	0
45 Luke Voit, R (1, 3) OBP: 0.391, SLG: 0.494		C SL 77 B FF 92 B FF 92 B FF 92 S CH 84 C FF 94 3-3 K		B FF 94 B SL 80 B FF 96 F FF 93 S FF 94 B SL 80 4-2 18 HR BB	F FF 94 B FF 92 C SL 81 F FF 95 B FF 95 F FF 94 C SL 80 2-3 K		0-0 18 E IBB		C FF 94 X CU 81 0-1 F8	3	1	0	0	2	2	2
18 Didi Gregorius, L (1, 6) OBP: 0.308, SLG: 0.483		B SL 76 X SI 92 1-0 F9		B SI 95 S SI 96 X SL 81 1-1 1-H HR		B SL 78 B SL 78 B FF 90 B FF 91 4-0 25 FC5-4 BB	B FF 96 C FF 95 X FF 97 1-1 1-3 2-H 3-H F8		C FF 95 F FF 95 F CU 83 F FF 94 B FF 95 X CU 83 1-2 G3	4	1	1	2	1	0	1
25 Gleyber Torres, R (1, 4) OBP: 0.358, SLG: 0.504		F FF 92 F FF 92 B CH 86 X SL 82 1-2 L5		B CH 85 C CH 86 B SL 78 B CH 86 S CH 86 X FF 98 3-2 L9		C SL 79 F FF 92 X SL 80 0-2 1-2f FC5-4 29 2B	S FF 98 F FF 96 S FF 97 0-3 K			4	1	0	0	0	1	2
29 Gio Urshela, R (1, 5) OBP: 0.354, SLG: 0.515			X FF 91 0-0 F8	S CH 84 F FF 98 X FF 97 0-2 2B		B FF 92 1 SAFE F CH 85 B CH 86 X SL 79 2-1 1-H 38 1B 2B		X SI 95 0-0 G6-3		4	1	2	1	0	0	0
38 Cameron Maybin, R (1, 7) OBP: 0.404, SLG: 0.508			B SI 90 C CH 84 B SL 81 B CH 83 B FF 94 4-1 28 HR BB	B SL 80 X CH 86 1-0 L7		B SL 87 C SL 88 B CU 80 X FC 93 2-1 28 G5-3 2-H 1B		S SL 86 S FF 96 B SL 87 X FF 95 1-2 28 G4-3 31 WP 2B		3	2	2	1	1	0	1
28 Austin Romine, R (1, 2) OBP: 0.276, SLG: 0.369			X CH 87 0-0 1-H HR		C CH 85 B SL 77 S CH 85 X FF 90 1-2 F8	B CU 80 B FC 92 1 SAFE F SL 90 B CU 80 X SL 89 3-1 1-2 G5-3		X SL 86 0-0 2-3 G4-3		4	1	1	2	0	0	2

Inning Stats	1	2	3	4	5	6	7	8	9
	R: 0 E: 0 K: 2 S: 7 H: 0 LOB: 0 BB: 0 P: 9	R: 0 E: 0 K: 1 S: 7 H: 0 LOB: 0 BB: 0 P: 12	R: 2 E: 0 K: 1 S: 9 H: 1 LOB: 0 BB: 1 P: 17	R: 2 E: 0 K: 1 S: 14 H: 2 LOB: 1 BB: 1 P: 26	R: 0 E: 1 K: 2 S: 14 H: 1 LOB: 2 BB: 0 P: 25	R: 2 E: 0 K: 0 S: 9 H: 2 LOB: 0 BB: 1 P: 20	R: 2 E: 1 K: 2 S: 10 H: 1 LOB: 1 BB: 2 P: 17	R: 1 E: 0 K: 0 S: 10 H: 1 LOB: 1 BB: 1 P: 18	R: 0 E: 0 K: 0 S: 10 H: 0 LOB: 0 BB: 0 P: 12

	AB	R	H	RBI	BB	SO	LOB
	35	9	8	6	6	9	11

1B: 2 SF: 0
2B: 4 SAC: 0
3B: 0 DP: 0
HR: 2 HBP: 0

WP: 1 PA: 41
PB: 0
SB: 0
CS: 0

PITCHER		IP	WLS	BF	H	R	ER	SO	BB	IBB	HBP	BLK	WP	HR	S	P	ERA	WHIP
41 Chris Sale, L ERA: 4.26	(1, 1)	5.1	L	25	5	6	6	7	3	0	0	0	0	2	56	100	10.12	1.500
54 Colten Brewer, R ERA: 4.43	(6, 1)	0.2		2	1	0	0	0	0	0	0	0	0	0	4	9	0.00	1.500
63 Darwinzon Hernández, L ERA: 2.61	(7, 1)	1.0		6	1	2	0	2	1	1	0	0	0	0	10	17	0.00	2.000
64 Marcus Walden, R ERA: 3.63	(8, 1)	1.0		5	1	1	1	0	1	0	0	0	1	0	10	18	9.00	2.000
37 Heath Hembree, R ERA: 3.53	(9, 1)	1.0		3	0	0	0	0	0	0	0	0	0	0	10	12	0.00	0.000

PITCHER		IP	WLS	BF	H	R	ER	SO	BB	IBB	HBP	BLK	WP	HR	S	P	ERA	WHIP

BOTTOM

Batter	1	2	3	4	5	6	7	8	9	AB	R	H	RBI	BB	SO	LOB
50 Mookie Betts, R (1, 9) OBP: 0.393, SLG: 0.499	C FF 93 F SI 94 F CU 83 C SI 94 0-3 ① K		F FF 94 C FF 94 X SI 95 0-2 ③ G5-3		X SI 96 0-0 ③ G6-3		B FC 88 C SI 95 B ST 81 C ST 82 B ST 83 X ST 83 3-2 ② SF9 3-H		C FF 95 B FF 97 C FF 96 B FF 99 B SL 86 D SL 84 4-2 28 PB, 2 1B, 16 1B BB	3	1	0	1	1	1	1
11 Rafael Devers, L (1, 5) OBP: 0.381, SLG: 0.579	F CH 89 X SI 96 0-1 E4			B CU 81 F CU 81 X CH 86 1-1 ① F7		B CH 88 B CU 82 B CU 81 B FF 93 4-0 2 2B, 28 G6-3 BB	X SI 95 0-0 1-3 2B		X SL 85 0-0 ① F7	4	1	1	0	1	0	1
2 Xander Bogaerts, R (1, 6) OBP: 0.396, SLG: 0.573	1 SAFE C CU 82 X FF 94 0-1 ② F8			X FF 94 0-0 16 HR 1B		C FF 94 X SI 95 0-1 16 K2-3 1-3 2B	B SI 95 S ST 81 B ST 81 X ST 81 2-1 ③ F9		B FF 99 S FF 96 X FF 97 1-1 28 PB, 16 1B 1-2 1B	5	2	3	0	0	0	3
28 J.D. Martinez, R (1, 10) OBP: 0.363, SLG: 0.532	B FF 93 B CU 82 1 SAFE 1 SAFE C CU 82 B CH 88 C CU 81 S CU 83 3-3 ③ K			F FF 93 F SI 94 D CU 82 F SI 94 S CU 80 1-3 ② K		X CU 82 0-0 ① G6-3 3-H		C SI 94 B SI 93 B SI 95 B SI 95 B SI 94 4-1 23 G5-3, 16 1B BB	B SI 99 C FF 96 D SL 85 F SL 83 B FF 96 S SL 83 3-3 ② K 1-2 2-3	4	0	0	1	1	3	5
16 Andrew Benintendi, L (1, 7)		B FF 92 B FF 91 F FF 92 T CU 81 F CU 82 F SI 95 F CU 82 C FF 94 2-3 ① K		F CH 87 B FF 93 1 SAFE F FF 92 X CU 82 1-2 1-H HR		S CH 91 D CH 91 S FF 96 S CH 91 1-3 ② K2-3 2-3		B SI 95 S SI 94 F SI 95 B SL 80 X SI 94 2-2 23 G5-3 1-2 1B	B SL 85 F FF 97 X SL 83 1-1 2-H 3-H 1B	5	1	3	4	0	2	1
12 Brock Holt, L (1, 4) OBP: 0.384, SLG: 0.429 23 Michael Chavis, R (8, PH) OBP: 0.331, SLG: 0.453 (9, 4)		C CU 80 B FF 95 F CH 88 F CU 82 X CH 89 1-2 ② L7		B FF 93 X CH 86 1-0 ③ G1-3		X FF 97 0-0 ③ L7		C SI 95 D SI 96 X SI 96 1-1 ① G5-3 1-2 2-3	B FF 97 C FF 97 S FF 98 B FF 99 S SL 85 2-3 ③ K	3 2	0 0	0 0	0 0	0 0	0 1	1 3
18 Mitch Moreland, L (1, 3) OBP: 0.317, SLG: 0.531 59 Sam Travis, R (8, PH) OBP: 0.268, SLG: 0.389 (9, 3)		F CH 87 S CU 82 B FF 95 S CU 82 1-3 ③ K			B CH 86 S CH 85 X CH 86 1-1 1B		S CH 90 B CH 89 T FF 96 F CH 90 B CH 90 S CH 90 2-3 ① K	B SI 95 F SI 94 D SL 83 B SI 95 B SI 95 4-1 7 FC6-4 BB		3 0	0 0	1 0	0 1	0 0	2 0	0 0
19 Jackie Bradley Jr., L (1, 8) OBP: 0.326, SLG: 0.404			B CU 81 F CH 86 S CH 86 S CU 82 1-3 ① K		B CH 87 F FF 92 C SI 94 S CH 88 1-3 ① K		X FF 96 0-0 7 E, 7 1B, 50 SF9 1B	B SI 94 F SI 94 D SI 95 F SI 94 F SI 95 S SL 81 2-3 ② K		4	1	1	0	0	3	4
3 Sandy León, S (1, 2) OBP: 0.269, SLG: 0.322 7 Christian Vázquez, R (7, PH) OBP: 0.323, SLG: 0.489 (8, 2)			F FF 93 F SI 93 T FF 94 0-2 ② K		C CU 83 C CU 82 D CU 84 F FF 95 D CU 84 T CH 89 2-2 ② K		B SI 93 X SI 94 1-0 11 2B, E6 1-3 1B	B SI 96 F SI 95 D SI 96 X SI 95 2-1 ③ FC6-4 1-2f		2 2	0 0	0 1	0 0	0 0	2 0	1 3
Inning Stats	R: 0 E: 1 K: 2 S: 11 H: 0 LOB: 1 BB: 0 P: 14	R: 0 E: 0 K: 2 S: 13 H: 0 LOB: 0 BB: 0 P: 17	R: 0 E: 0 K: 2 S: 9 H: 0 LOB: 0 BB: 0 P: 10	R: 2 E: 0 K: 1 S: 11 H: 2 LOB: 0 BB: 0 P: 15	R: 0 E: 0 K: 2 S: 10 H: 1 LOB: 1 BB: 0 P: 14	R: 1 E: 0 K: 1 S: 7 H: 1 LOB: 1 BB: 1 P: 12	R: 1 E: 1 K: 1 S: 12 H: 3 LOB: 2 BB: 0 P: 20	R: 0 E: 0 K: 1 S: 13 H: 1 LOB: 3 BB: 2 P: 28	R: 2 E: 0 K: 2 S: 13 H: 2 LOB: 1 BB: 1 P: 24	1B: 7 2B: 2 3B: 0 HR: 1 SF: 1 SAC: 0 DP: 0 HBP: 0	WP: 0 PB: 1 SB: 0 CS: 0 PA: 42					

PITCHER	IP	WLS	BF	H	R	ER	SO	BB	IBB	HBP	BLK	WP	HR	S	P	ERA	WHIP
55 Domingo Germán, R (1, 1) ERA: 4.08	5.1	W	22	4	3	3	9	1	0	0	0	0	1	57	77	5.06	0.938
48 Tommy Kahnle, R (6, 1) ERA: 2.74	1.0	H	4	1	1	1	2	0	0	0	0	0	0	9	12	9.00	1.000
0 Adam Ottavino, R (7, 1) ERA: 1.57	0.2		4	2	0	0	0	0	0	0	0	0	0	7	13	0.00	3.000
53 Zack Britton, L (8, 1) ERA: 2.51	1.0		6	1	0	0	1	2	0	0	0	0	0	13	28	0.00	3.000
54 Aroldis Chapman, L (9, 1) ERA: 2.66	1.0		6	2	2	1	2	1	0	0	0	0	0	13	24	9.00	3.000

PITCHER	IP	WLS	BF	H	R	ER	SO	BB	IBB	HBP	BLK	WP	HR	S	P	ERA	WHIP

New York Yankees @ Boston Red Sox

Fenway Park, Boston, MA

Sun Jul 28 2019, 7:11 PM - 10:37 PM EDT

Att. 37,429 - Clear - 90 F

livebaseballscorecards.com

AB	37
R	6
H	10
RBI	6
BB	4
SO	14
LOB	23

Tampa Bay Rays @ Boston Red Sox

Fenway Park, Boston, MA

Tue Jul 30 2019, 7:13 PM - 11:16 PM EDT

Att. 36,412 - Partly Cloudy - 89 F

TOP

livebaseballscorecards.com

Batter	1	2	3	4	5	6	7	8	9	AB	R	H	RBI	BB	SO	LOB
5 Matt Duffy, R (1, 5) (5, 6) OBP: 0.393, SLG: 0.440	B FF 90 C SI 91 C B SI 93 B SI 92 F SI 89 B SI 93 4-2 37 1B BB		X FC 88 0-0 17 3B 2B	C FC 90 B FF 93 C FC 90 F SI 95 B FF 94 S SI 94 2-3 ③ K		F FF 93 B SL 85 B SL 86 C SL 85 X FF 95 2-2 ② G3		B FF 100 T FF 99 C CU 83 B FF 98 B CU 82 X FF 98 3-2 17 BB 1B		4	1	2	0	1	1	3
37 Travis d'Arnaud, R (1, 3) OBP: 0.323, SLG: 0.497	B SI 92 D CH 84 1 SAFE B CH 83 C FF 92 S FC 89 X FC 90 3-2 ① 1-2 1B		F CH 83 B FF 92 C FC 89 D CH 84 F FC 90 S FF 94 2-3 ② K		X SI 90 0-0 HR	B SI 94 B SI 93 C SL 85 B FC 93 B FC 92 4-1 17 1B 24 2B BB		B FF 97 C CU 80 C FS 88 F FC 93 S FF 95 1-3 ② K		4	2	2	1	1	2	2
17 Austin Meadows, L (1, 7) OBP: 0.367, SLG: 0.520	F SI 92 F FF 92 F FF 94 F SI 94 B CH 84 B FF 92 B FC 90 1 SAFE F SI 93 3-2 ② T FF 93 K		F SI 92 B FF 93 2 SAFE X SI 92 1-1 2-H 3B		C CH 83 B CH 82 F FF 93 F FC 89 B FF 94 F SI 94 S KC 80 2-3 ① K	1 SAFE B SI 95 B SI 95 X SI 95 2-0 1-2 24 2B 1B		F FC 94 S CU 82 B FF 96 B FS 89 B CU 82 B CU 81 4-2 1-2 BB		4	1	2	1	1	2	1
24 Avisaíl García, R (1, 9) OBP: 0.332, SLG: 0.445	C FC 89 S FF 91 S SI 93 0-3 ③ K		F CH 83 F CH 85 B FF 92 B SI 94 F SI 94 S FF 94 2-3 ③ K		X FC 89 0-0 HR	F CU 79 F CU 79 B SL 86 B CU 79 B SL 87 F CU 81 F CU 80 X CU 80 3-2 1-H 2-H 2B		C CU 81 B FF 95 F FS 88 S FF 96 1-3 ③ K		5	1	2	3	0	3	4
43 Mike Brosseau, R (1, 4) (5, 5) OBP: 0.325, SLG: 0.526		C FF 90 F FC 88 X FF 90 0-2 ① L9	B FC 86 B FC 87 B FC 88 B FF 92 4-0 54 1B 35 E BB		B FC 90 F FF 94 B FF 93 X FC 89 2-1 35 2B 9 G4-3 1B	B FC 92 X SL 87 1-0 ③ P6			C KC 85 S FF 96 S KC 86 0-3 ① K2-3	4	1	1	0	1	1	1
35 Nathaniel Lowe, L (1, 10) OBP: 0.373, SLG: 0.531		B SI 92 X SI 91 1-0 1 FC5-4 1B	C SI 92 B FF 93 B FF 93 X FF 92 2-1 FC3 54 1B 1-2		X FF 92 0-0 9 G4-3 1-3 2B		F FF 96 F FF 95 F FF 97 C FF 97 0-3 ① K		F FF 97 B FF 96 B FF 97 F KC 86 X KC 86 2-2 ② G5-3	5	0	2	0	0	1	1
1 Willy Adames, R (1, 6) OBP: 0.298, SLG: 0.388 9 Eric Sogard, L (5, PH) (5, 4) OBP: 0.362, SLG: 0.474		X FC 89 0-0 ② FC5-4 1-2f	C FF 92 B CH 83 S FC 89 B SI 93 C SI 94 2-3 ① K		C FC 93 S FC 93 X SI 96 0-2 ② G4-3 2-3 3-H	B FF 98 C FF 94 C SL 85 B FF 96 C FF 96 2-3 ② K		B KC 84 B KC 84 B FF 96 C FF 96 B FF 96 4-1 BB		2 2	0 0	0 0	0 1	0 1	1 1	3 1
54 Guillermo Heredia, R (1, 8) OBP: 0.312, SLG: 0.355		C CH 83 D CH 85 X FF 92 1-1 ③ F9	X FF 90 0-0 1-2 2-3 1B	X SL 86 0-0 ③ F9		S SL 84 B FF 97 X SL 81 1-1 ③ G6-3		C KC 85 B FF 97 X FF 97 1-1 ③ F9	5	0	1	0	0	0	3
10 Mike Zunino, R (1, 2) OBP: 0.227, SLG: 0.300			C FF 91 S KC 79 F KC 77 B FF 89 F FF 93 S SI 93 1-3 ① K	F CH 84 S CH 84 B FF 95 C SI 94 1-3 ② K		C SI 93 B SI 95 X SI 95 1-1 ① G4-3		C FF 98 B FF 98 S CU 82 S CU 83 1-3 ① K		4	0	0	0	0	3	3

Inning Stats	1	2	3	4	5	6	7	8	9
	R: 0 E: 0 K: 2 S: 15	R: 0 E: 0 K: 0 S: 7	R: 1 E: 0 K: 3 S: 16	R: 0 E: 1 K: 3 S: 13	R: 3 E: 0 K: 1 S: 14	R: 2 E: 0 K: 0 S: 13	R: 0 E: 0 K: 2 S: 9	R: 0 E: 0 K: 3 S: 15	R: 0 E: 0 K: 1 S: 9
	H: 1 LOB: 1 BB: 1 P: 25	H: 1 LOB: 1 BB: 0 P: 9	H: 2 LOB: 0 BB: 0 P: 22	H: 1 LOB: 3 BB: 1 P: 24	H: 4 LOB: 1 BB: 0 P: 18	H: 2 LOB: 1 BB: 1 P: 26	H: 0 LOB: 0 BB: 0 P: 12	H: 1 LOB: 2 BB: 1 P: 25	H: 0 LOB: 1 BB: 1 P: 16

1B: 6	SF: 0	WP: 0	PA: 44
2B: 3	SAC: 0	PB: 0
3B: 1	DP: 0	SB: 0
HR: 2	HBP: 0	CS: 0

PITCHER		IP	WLS	BF	H	R	ER	SO	BB	IBB	HBP	BLK	WP	HR	S	P	ERA	WHIP
10 David Price, L ERA: 3.86	(1, 1)	4.1		24	9	4	4	9	2	0	0	0	0	2	61	94	8.31	2.538
64 Marcus Walden, R ERA: 3.71	(5, 1)	1.1		5	0	1	1	0	1	0	0	0	0	0	10	17	6.75	0.750
72 Josh Taylor, L ERA: 4.01	(6, 1)	0.0	L	1	1	0	0	0	0	0	0	0	0	0	1	3	∞	∞
54 Colten Brewer, R ERA: 4.4	(6, 1)	0.1	B	2	1	1	1	0	0	0	0	0	0	0	6	10	27.00	3.000
63 Darwinzon Hernández, L ERA: 2.38	(7, 1)	1.0		3	0	0	0	2	0	0	0	0	0	0	9	12	0.00	0.000

PITCHER		IP	WLS	BF	H	R	ER	SO	BB	IBB	HBP	BLK	WP	HR	S	P	ERA	WHIP
17 Nathan Eovaldi, R ERA: 6.93	(8, 1)	1.0		5	1	0	0	3	1	0	0	0	0	0	15	25	0.00	2.000
32 Matt Barnes, R ERA: 4.01	(9, 1)	1.0		4	0	0	0	1	1	0	0	0	0	0	9	16	0.00	1.000

AB	39
R	6
H	12
RBI	6
BB	5
SO	15
LOB	22

Batter	1	2	3	4	5	6	7	8	9	AB	R	H	RBI	BB	SO	LOB
50 Mookie Betts, R (1, 9) OBP: 0.393, SLG: 0.496	B FF 96 C SI 95 B FC 85 B FC 86 B FF 97 4-1 28 1B 18 1B BB	X FC 85 0-0 ③ L7		C CU 80 B FF 96 X CU 79 1-1 ③ G5-3			C SI 98 B SI 99 F SL 90 S FF 100 1-3 ① K	B FC 89 C FC 89 B FF 96 F FC 88 X FC 90 2-2 1-2 2-3 1B		4	1	1	0	1	1	1
11 Rafael Devers, L (1, 5) OBP: 0.383, SLG: 0.581	1 SAFE F FF 95 1 SAFE X FF 95 0-1 ① P5		B FF 94 F CU 78 B FF 95 X FS 85 2-1 2 1B 16 1B 1B		C FF 95 X FF 96 0-1 16 HR 1B		B SL 90 B SI 100 X SI 99 2-0 2B	B FF 97 S FF 97 C FF 96 F FF 97 B FF 98 X FF 98 2-2 ③ L7		5	2	3	0	0	0	4
2 Xander Bogaerts, R (1, 6) OBP: 0.394, SLG: 0.568	C FC 87 F CU 79 1 SAFE F FF 96 F CU 79 X CU 78 0-2 ② P6		C SI 94 F FS 86 X FF 96 0-2 16 1B 1-3 1B		B SI 94 F SI 95 B CU 79 F SI 92 X CU 79 2-2 ① P4		S SI 98 X SI 98 0-1 ② F7		B FF 96 C FC 88 F FC 88 X FC 89 1-2 ① F9	5	0	1	0	0	0	3
28 J.D. Martinez, R (1, 10) OBP: 0.364, SLG: 0.529	B FC 85 F CU 80 1 SAFE D CU 79 S CU 78 B CU 80 X CU 80 3-2 16 BB 18 1B 1-3 1B		B FF 95 B CU 79 F FF 95 F FF 96 S CU 80 2-3 ① K		X CU 80 0-0 ② L8		C SL 89 C SI 99 D SL 89 B FF 99 B SL 88 B SL 89 4-2 BB		B FC 87 B FF 96 C FC 88 S FC 87 B FF 96 S FF 95 3-3 ② K	4	1	1	0	1	2	3
16 Andrew Benintendi, L (1, 7) OBP: 0.362, SLG: 0.465	B CU 79 B FF 95 F FF 95 B FF 95 4-0 18 1B 1-2 BB		S FF 96 B FC 85 F FF 96 X CU 78 1-2 18 G3-6-3 1-3 3-H 1B		X SI 88 0-0 1-H HR		D SL 86 F FF 93 C SL 84 S FF 94 1-3 ③ K		F FF 96 X FF 97 0-1 59 1B 1B	4	1	3	3	1	1	2
18 Mitch Moreland, L (1, 3) OBP: 0.317, SLG: 0.527 59 Sam Travis, R (8, PH) OBP: 0.293, SLG: 0.429 (9, 3)	B CU 78 F FF 96 S CU 79 X CU 80 1-2 1-3 2-H 3-H 1B		C CU 79 X CU 80 0-1 ② ③ G3-6-3 1-2f		C SI 88 B SL 73 F SI 90 B SL 74 X SI 90 2-2 ③ G3			C SI 93 C ST 81 F ST 81 X CU 75 0-2 50 1B 2B	C FF 96 B FF 96 X FC 88 1-1 1-3 1B	3 2	0 0	1 2	2 0	0 0	0 0	2 0
7 Christian Vázquez, R (1, 2) OBP: 0.322, SLG: 0.487	X FC 87 0-0 ③ F8			B SI 94 S CU 79 S CU 79 F FF 95 X FF 97 1-2 2B		B SI 88 B SI 89 B SI 88 C SI 88 F SI 88 X SI 88 3-2 ① L9		B ST 82 B ST 82 C ST 81 F ST 81 B SI 92 S ST 81 3-3 ① K	S FC 88 D FC 88 B FC 86 X FC 86 2-1 ③ F7	5	0	1	0	0	1	5
12 Brock Holt, L (1, 4) OBP: 0.381, SLG: 0.419		F SI 95 B FF 96 B FS 85 S FF 95 B CU 79 X FF 96 3-2 ① L9		B CU 79 C SI 94 C CU 79 F CU 79 X FF 96 1-2 ① F7		B SL 74 C SI 89 X SI 88 1-1 ② G5-3		B FS 83 S FS 84 F FS 83 F FF 94 B FS 84 B FS 84 B FF 94 4-2 50 1B BB		3	0	0	0	1	0	1
19 Jackie Bradley Jr., L (1, 8) OBP: 0.323, SLG: 0.399		B FC 86 B FC 84 F SI 95 C FC 85 F FF 96 X FF 95 2-2 ② P5		S FF 96 F CU 79 F CU 78 B FF 96 B FF 95 2 SAFE S CU 80 2-3 ② K		X SI 89 0-0 ③ L7		S FS 85 X FS 84 0-1 ② L5		4	0	0	0	0	1	3

Inning Stats																								
	R: 2	E: 0	K: 0	S: 15	H: 2	LOB: 2	BB: 2	P: 27	R: 0	E: 0	K: 0	S: 8	H: 0	LOB: 0	BB: 0	P: 13	R: 1	E: 0	K: 1	S: 13	H: 3	LOB: 1	BB: 0	P: 18
	R: 0	E: 0	K: 1	S: 14	H: 1	LOB: 1	BB: 0	P: 19	R: 2	E: 0	K: 0	S: 10	H: 2	LOB: 0	BB: 0	P: 14	R: 0	E: 0	K: 0	S: 6	H: 0	LOB: 0	BB: 0	P: 10
	R: 0	E: 0	K: 2	S: 11	H: 1	LOB: 2	BB: 1	P: 19	R: 0	E: 0	K: 1	S: 19	H: 2	LOB: 3	BB: 1	P: 30	R: 0	E: 0	K: 1	S: 12	H: 2	LOB: 2	BB: 0	P: 19

PITCHER		IP	WLS	BF	H	R	ER	SO	BB	IBB	HBP	BLK	WP	HR	S	P	ERA	WHIP
50 Charlie Morton, R ERA: 2.78	(1, 1)	4.2		22	7	4	4	2	2	0	0	0	0	0	56	85	7.71	1.929
Adam Kolarek, L ERA: 3.95	(5, 1)	1.1	W	5	1	1	1	0	0	0	0	0	0	1	10	16	6.75	0.750
63 Diego Castillo, R ERA: 3.73	(7, 1)	0.2	H	4	1	0	0	1	1	0	0	0	0	0	8	15	0.00	3.000
38 Colin Poche, L ERA: 6.39	(7, 1)	0.1	H	1	0	0	0	1	0	0	0	0	0	0	3	4	0.00	0.000
52 Chaz Roe, R ERA: 4.36	(8, 1)	0.1	H	2	1	0	0	1	0	0	0	0	0	0	7	10	0.00	3.000

PITCHER		IP	WLS	BF	H	R	ER	SO	BB	IBB	HBP	BLK	WP	HR	S	P	ERA	WHIP
47 Oliver Drake, R ERA: 4.32	(8, 1)	0.1	H	2	0	0	0	0	1	0	0	0	0	0	5	9	0.00	3.000
15 Emilio Pagán, R ERA: 2.05	(8, 1)	1.1	S	7	3	0	0	1	0	0	0	0	0	0	19	30	0.00	2.250

BOTTOM

Tampa Bay Rays @ Boston Red Sox

Fenway Park, Boston, MA

Tue Jul 30 2019, 7:13 PM - 11:16 PM EDT

Att. 36,412 - Partly Cloudy - 89 F

livebaseballscorecards.com

AB	39
R	5
H	13
RBI	5
BB	4
SO	6
LOB	24

1B: 9	SF: 0	WP: 0	PA: 43
2B: 3	SAC: 0	PB: 0	
3B: 0	DP: 1	SB: 0	
HR: 1	HBP: 0	CS: 0	

Tampa Bay Rays @ Boston Red Sox

Fenway Park, Boston, MA

Wed Jul 31 2019, 7:13 PM - 11:02 PM EDT

Att. 33,046 - Cloudy - 77 F

TOP

livebaseballscorecards.com

Batter	1	2	3	4	5	6	7	8	9	AB	R	H	RBI	BB	SO	LOB
26 Ji Man Choi, L (1, 10) OBP: 0.354, SLG: 0.419	C FF 89 B SL 83 X CU 74 1-1 37 1B 2B	C SL 87 B FF 90 C FF 91 F FF 92 B FF 91 B SL 86 B FF 91 4-2 1-2 17 HR BB		F CH 82 B FF 89 X CH 80 1-1 ② P4		C SL 80 X SL 81 0-1 2B		B FF 95 F FF 95 S SL 89 F FF 96 S SL 87 1-3 ② K		4	2	2	0	1	1	1
17 Austin Meadows, L (1, 7) OBP: 0.364, SLG: 0.524 54 Guillermo Heredia, R (8, 7) OBP: 0.312, SLG: 0.355	F SL 82 F FF 91 D CH 82 S FF 91 1-3 ① K	X FF 91 0-0 1-H 2-H HR		B SL 84 S CH 81 X FF 90 1-1 ③ F8		C FF 96 B FF 96 S FF 94 B FF 96 S FF 96 2-3 ③ K		S SL 89 B SI 95 B FF 95 C SL 88 S SL 89 2-3 ③ K		5 0	1 0	1 0	3 0	0 0	3 0	3 0
37 Travis d'Arnaud, R (1, 2) OBP: 0.324, SLG: 0.495 (9, 3)	B SL 85 X SL 86 1-0 24 FC5-4 2-H 1B	B CU 75 X SI 89 1-0 ③ G6-3			B CU 73 B SI 88 F SI 89 B SI 88 F SI 88 X CH 81 3-2 39 FC6-4 1B		S FF 92 B FF 92 S FF 91 F FF 94 B CU 81 S SL 88 2-3 ① K		F SL 87 B SI 94 F SI 95 F SL 87 S SL 86 1-3 ① K	5	0	2	1	0	2	0
35 Nathaniel Lowe, L (1, 3) OBP: 0.365, SLG: 0.510 10 Mike Zunino, R (9, 2) OBP: 0.227, SLG: 0.300	C CU 76 F FF 91 F FF 91 B FF 92 S CU 77 1-3 ② K		X CH 80 0-0 ① L3		B CH 81 C SL 86 D CH 81 F FF 90 X SI 89 2-2 ① F7		F FF 94 B FF 92 F FF 94 B CU 83 B CU 82 F FF 93 B FF 94 4-2 39 3B BB		B FC 91 F FC 93 F FC 92 B SL 87 F SL 86 B FC 92 S SL 87 3-3 ② K	4 0	1 0	0 0	0 0	1 0	2 0	2 0
24 Avisaíl García, R (1, 9) OBP: 0.331, SLG: 0.442	S SI 90 B SI 90 B CH 83 X SI 90 2-1 ③ FC5-4 1-2f		F FF 89 X SI 89 0-1 1B		S CH 83 B SI 90 F SI 90 S CH 82 1-3 ② K		C FF 90 B SL 87 F FF 94 D CU 82 F FF 93 S FF 94 2-3 ② K		S SL 86 F SI 94 B SL 88 B FF 95 F FF 95 S SI 93 2-3 ③ K	5	0	1	0	0	3	3
39 Kevin Kiermaier, L (1, 8) OBP: 0.296, SLG: 0.442		X FF 90 0-0 HR	C FF 90 F CH 82 F FF 90 B CH 82 S SL 85 1-3 ② K		C CU 75 S FF 90 F CH 81 B FF 91 F CH 79 F FF 91 F SL 86 X SI 90 1-2 ③ FC6-4 1-2f		B FF 93 S CU 81 B CU 81 X FF 92 2-1 5 1B 1-H 3B			4	2	2	2	0	1	2
5 Matt Duffy, R (1, 5) OBP: 0.375, SLG: 0.414		C SI 89 F FF 90 B CU 78 X SL 85 1-2 ① G1-3	C CH 81 X SI 89 0-1 ③ F7			B CU 76 C CH 78 B SI 88 B CH 80 C SI 88 F SL 83 C SI 90 3-3 ① K	F SL 87 B FF 92 B FF 92 X FF 93 2-1 9 WP 3-H 1B			4	0	1	1	0	1	1
9 Eric Sogard, L (1, 4) OBP: 0.361, SLG: 0.471		C SI 88 B SL 86 F FF 90 C SI 90 1-3 ② K		F SI 88 F FF 89 F SL 85 X FF 90 0-2 1 G5-3 1B		C SL 83 S CH 81 C SI 91 0-3 ② K	C FF 93 F FF 92 B SL 86 F FF 94 X FF 93 1-2 ③ F8 1-2			4	0	1	0	0	2	1
1 Willy Adames, R (1, 6) OBP: 0.300, SLG: 0.397		F SI 89 B SI 90 X SI 90 1-1 26 BB 17 HR 1B		F SI 89 X CH 81 0-1 ① G5-3 1-2		C SL 83 B CH 82 X SI 90 1-1 HR		C SL 87 X FF 94 0-1 ① F8		4	2	2	1	0	0	1

Inning Stats	1	2	3	4	5	6	7	8	9
	R: 1 E: 0 K: 2 S: 12	R: 4 E: 0 K: 1 S: 14	R: 0 E: 0 K: 1 S: 9	R: 0 E: 0 K: 0 S: 10	R: 0 E: 0 K: 1 S: 16	R: 1 E: 0 K: 3 S: 14	R: 2 E: 0 K: 2 S: 19	R: 0 E: 0 K: 2 S: 9	R: 0 E: 0 K: 3 S: 12
	H: 2 LOB: 1 BB: 0 P: 18	H: 3 LOB: 0 BB: 1 P: 22	H: 1 LOB: 1 BB: 0 P: 10	H: 1 LOB: 1 BB: 0 P: 12	H: 1 LOB: 1 BB: 0 P: 23	H: 2 LOB: 1 BB: 0 P: 20	H: 2 LOB: 1 BB: 1 P: 32	H: 0 LOB: 0 BB: 0 P: 12	H: 0 LOB: 0 BB: 0 P: 18

AB	39
R	8
H	12
RBI	8
BB	2
SO	15
LOB	14

1B: 6	SF: 0
2B: 2	SAC: 0
3B: 1	DP: 0
HR: 3	HBP: 0

WP: 1	PA: 41
PB: 0	
SB: 0	
CS: 0	

PITCHER		IP	WLS	BF	H	R	ER	SO	BB	IBB	HBP	BLK	WP	HR	S	P	ERA	WHIP
22 Rick Porcello, R ERA: 5.74	(1, 1)	5.2	L	27	9	6	6	7	1	0	0	0	0	3	70	98	9.53	1.765
63 Darwinzon Hernández, L ERA: 2.31	(6, 1)	0.1		2	1	0	0	1	0	0	0	0	0	0	5	7	0.00	3.000
37 Heath Hembree, R ERA: 3.93	(7, 1)	1.0		6	2	2	2	2	1	0	0	0	1	0	19	32	18.00	3.000
72 Josh Taylor, L ERA: 3.86	(8, 1)	1.0		3	0	0	0	2	0	0	0	0	0	0	9	12	0.00	0.000
64 Marcus Walden, R ERA: 3.64	(9, 1)	1.0		3	0	0	0	3	0	0	0	0	0	0	12	18	0.00	0.000

PITCHER		IP	WLS	BF	H	R	ER	SO	BB	IBB	HBP	BLK	WP	HR	S	P	ERA	WHIP

Batter	1	2	3	4	5	6	7	8	9	AB	R	H	RBI	BB	SO	LOB
50 Mookie Betts, R (1, 9) OBP: 0.395, SLG: 0.500	C FF 96 B SI 95 B SL 89 F SI 95 S FF 96 2-3 K ①		B SL 87 S SL 88 X SI 94 1-1 2-3 1B		B FC 85 F FC 82 B FC 83 F FC 85 C FF 90 2-3 1-3 K ②		B CU 72 B CH 78 C FC 85 X FC 83 2-1 11 1B 2B		C SI 92 C SI 92 X ST 82 0-2 2 G2-3 11 G4-3 1B	5	1	3	0	0	2	1
11 Rafael Devers, L (1, 5) OBP: 0.381, SLG: 0.578	B SI 96 B CH 86 F FF 96 C FF 96 X SL 89 2-2 F7 ②		X FC 81 0-0 SF7 ② 3-H		X FF 89 0-0 G6-3 ③		C FF 88 X FF 90 0-1 2 1B 28 1B 2-H 1B		X SI 92 0-0 G4-3 ① 1-2	4	1	1	2	0	0	2
2 Xander Bogaerts, R (1, 6) OBP: 0.392, SLG: 0.564	F SL 88 S SL 88 B SL 89 B FF 95 F FF 95 B SL 88 S SI 95 3-3 K ③		C FC 84 F FC 84 B FC 84 B CH 80 F FC 85 F FF 90 B CH 79 X FC 85 3-2 P4 ③			C CU 72 B CH 78 B CH 79 X CH 79 2-1 P4 ①	B SI 97 F SI 96 B SI 97 X SI 96 2-1 28 1B 1-3 1B		B ST 82 C SI 92 B SI 93 F ST 81 F SI 92 D ST 84 X SI 92 3-2 G2-3 ② 2-3	5	0	1	0	0	1	2
28 J.D. Martinez, R (1, 10) OBP: 0.369, SLG: 0.539		C SL 88 B SL 87 B SI 94 S SL 86 B FF 96 X SL 87 3-2 L6 ①		C FC 83 F FC 83 X CH 79 0-2 HR		F FC 81 B CH 78 B FC 82 X CH 79 2-1 16 FC6-4 1B	X SL 88 0-0 1-3 3-H 1B		B ST 82 B SI 92 C SI 93 F SI 92 B ST 83 B SI 92 4-2 BB	4	1	3	2	1	0	0
16 Andrew Benintendi, L (1, 7) OBP: 0.358, SLG: 0.459		S SL 87 F SI 96 B CH 86 S FF 96 1-3 K ②		B FF 88 X FF 87 1-0 G4-3 ①		B FF 88 C FF 88 X FF 88 1-1 FC6-4 ② 1-2f	F FF 93 F FF 93 B FF 94 F FF 94 S SL 84 1-3 K ③		C SI 93 F SI 92 D ST 80 C SI 92 1-3 K ③	5	0	0	0	0	3	5
59 Sam Travis, R (1, 3) OBP: 0.306, SLG: 0.433		C SI 95 B SL 89 S SI 94 F SI 95 X FF 96 1-2 1B		C FC 84 F FC 85 B FF 89 X FC 85 1-2 P4 ②		C FC 85 1 SAFE F FC 85 X FF 89 0-2 G6-3 ③		F FF 92 B SL 84 C FF 93 F FF 94 F FF 95 B SL 84 X FF 95 2-2 1B		4	0	2	0	0	0	1
7 Christian Vázquez, R (1, 2) OBP: 0.318, SLG: 0.481		C SI 94 B SL 87 X SL 87 1-1 G6-3 ③		F CH 80 F CH 80 B FC 84 F FF 89 F FC 85 B FC 84 X FC 83 2-2 F9 ③			B CU 70 F FF 85 B FC 84 F FC 82 F CH 79 S FF 87 2-3 K ①	B SL 84 C FF 92 D SL 86 S FF 93 S FF 93 2-3 K ①		4	0	0	0	0	2	2
23 Michael Chavis, R (1, 4) OBP: 0.333, SLG: 0.463			X FF 93 0-0 G6-3 ①		B CH 77 C FC 81 B FC 83 F FC 83 X CH 79 2-2 50 PB 1B		F FC 83 F FC 85 F FF 89 X FC 83 0-2 HR	B FF 92 B FF 93 S FF 93 S FF 93 F FF 94 F FF 94 S SL 86 2-3 K ②		4	1	2	1	0	1	1
19 Jackie Bradley Jr., L (1, 8) OBP: 0.320, SLG: 0.394			C SI 92 X SL 86 0-1 E3 50 1B 11 SF7		B FF 88 B FF 88 X FF 87 2-0 P6 ①		B FF 88 C FF 88 F CU 74 B CU 72 F FF 89 S CU 73 2-3 K ②	S FF 93 S FF 93 S FF 94 0-3 K ③		4	1	0	0	0	2	2
Inning Stats	R: 0 E: 0 K: 2 S: 10 H: 0 LOB: 0 BB: 0 P: 17	R: 0 E: 0 K: 1 S: 12 H: 1 LOB: 1 BB: 0 P: 18	R: 1 E: 1 K: 0 S: 11 H: 1 LOB: 1 BB: 0 P: 15	R: 1 E: 0 K: 0 S: 12 H: 1 LOB: 0 BB: 0 P: 16	R: 0 E: 0 K: 1 S: 8 H: 1 LOB: 1 BB: 0 P: 14	R: 0 E: 0 K: 0 S: 9 H: 1 LOB: 1 BB: 0 P: 14	R: 3 E: 0 K: 3 S: 23 H: 5 LOB: 2 BB: 0 P: 32	R: 0 E: 0 K: 3 S: 16 H: 1 LOB: 1 BB: 0 P: 22	R: 0 E: 0 K: 1 S: 13 H: 1 LOB: 2 BB: 1 P: 21	1B: 9 2B: 1 3B: 0 HR: 2 SF: 1 SAC: 0 DP: 0 HBP: 0						

PITCHER		IP	WLS	BF	H	R	ER	SO	BB	IBB	HBP	BLK	WP	HR	S	P	ERA	WHIP
36 Andrew Kittredge, R ERA: 2.74	(1, 1)	2.1		10	2	1	0	3	0	0	0	0	0	0	27	41	0.00	0.857
Ryan Yarbrough, L ERA: 4.01	(3, 1)	4.1	W	19	6	4	4	3	0	0	0	0	0	2	51	75	8.31	1.385
63 Diego Castillo, R ERA: 3.73	(7, 1)	0.0		2	2	0	0	0	0	0	0	0	0	0	3	5	∞	∞
38 Colin Poche, L ERA: 6.08	(7, 1)	1.1	H	5	1	0	0	4	0	0	0	0	0	0	20	27	0.00	0.750
52 Chaz Roe, R ERA: 4.24	(9, 1)	1.0	S	5	1	0	0	1	1	0	0	0	0	0	13	21	0.00	2.000

PITCHER	IP	WLS	BF	H	R	ER	SO	BB	IBB	HBP	BLK	WP	HR	S	P	ERA	WHIP

BOTTOM

Tampa Bay Rays @ Boston Red Sox

Fenway Park, Boston, MA

Wed Jul 31 2019, 7:13 PM - 11:02 PM EDT

Att. 33,046 - Cloudy - 77 F

livebaseballscorecards.com

AB	39
R	5
H	12
RBI	5
BB	1
SO	11
LOB	16

Batter	1	2	3	4	5	6	7	8	9	AB	R	H	RBI	BB	SO	LOB
26 Ji Man Choi, L (1, 3) OBP: 0.361, SLG: 0.423	B FF 92 B CH 85 X FF 94 2-0 17 G4-3 5 1B 2B	B CH 85 B CH 85 B CH 85 C FF 95 C FF 96 F FF 96 B FF 96 4-2 29 PB 29 2B 1-2 2-3 3-H BB			B CU 80 B FF 92 C CH 84 B CH 84 B FF 93 4-1 17 G1-3 BB	B FF 95 B FF 94 C FF 93 B FF 94 F FF 97 F FF 94 B FF 95 4-2 29 2B 1-3 3-H BB		F FC 94 S FC 94 B FC 93 B FC 94 F CU 83 X CU 83 2-2 ① ② G4-5-3 1-2f		2	1	1	1	3	0	1
29 Tommy Pham, R (1, 7) OBP: 0.373, SLG: 0.458	B SI 92 B FF 93 X SL 86 2-0 ① G6-3	B CU 81 X FF 94 1-0 ② 1-H 2-H 3-H 2B			C SL 84 B FF 93 X CH 84 1-1 ① P4	C SL 82 C FF 96 X FF 96 0-2 1-3 3-H 2B		X CU 82 0-0 ③ G5-3		5	0	2	2	0	0	2
17 Austin Meadows, L (1, 9) OBP: 0.362, SLG: 0.528	C SL 84 D CH 85 X CH 86 1-1 ② G4-3 2-3	B FF 95 F CH 85 C FF 94 B FF 94 X CH 84 2-2 ③ G3			B CH 83 S FF 93 X CH 84 1-1 ② G1-3 1-2	C FF 96 C FF 96 F FF 96 B SL 83 S SL 82 1-3 ③ K			B FF 93 X FF 91 1-0 HR	5	1	1	1	0	1	5
5 Matt Duffy, R (1, 5) OBP: 0.351, SLG: 0.382	B FF 95 X CH 84 1-0 3-H 1B		B FF 92 X CH 88 1-0 ① F9		C CH 84 C FF 96 X FF 95 0-2 ③ G1-3		B FC 94 F FC 94 B CU 81 X FC 94 2-1 ① L6		C CU 79 X CU 80 0-1 ① G5-3	5	0	1	1	0	0	1
39 Kevin Kiermaier, L (1, 8) OBP: 0.292, SLG: 0.435	C CH 85 X CH 84 0-1 ③ G3		C CU 80 B FF 93 X CH 84 1-1 ② P6			C CH 84 S FF 93 B FF 94 F CH 84 X CH 84 1-2 ① L8	B CU 79 C CU 81 X CU 80 1-1 ② L4		C CU 79 B SL 86 F SL 86 F CU 81 B CU 81 S SL 87 2-3 ② K	5	0	0	0	0	1	1
21 Jesús Aguilar, R (1, 10) OBP: 0.330, SLG: 0.378		B SL 84 S CH 83 B FF 92 B CH 83 F FF 93 F CH 84 B FF 94 4-2 10 BB 9 1B 26 BB BB	C FF 90 B SL 86 S CH 85 B FF 94 F FF 94 F SL 86 B CH 84 X SI 90 3-2 ③ P3			B FF 94 X CH 85 1-0 9 2B 1 FC6-4 1B	C CU 81 B FC 92 B FC 93 B FC 83 B SL 89 4-1 BB		F FF 93 C CU 81 F FF 94 B SL 87 B SL 88 X SL 88 2-2 9 BB 1B	3	2	2	0	2	0	0
9 Eric Sogard, L (1, 4) OBP: 0.364, SLG: 0.475		F SL 84 S CH 84 B FF 94 F FF 95 F CH 84 F FF 95 B FF 95 X CH 83 2-2 26 BB 10 BB 29 PB 1-2 1B	C FF 92 F CU 80 B CH 84 B CU 80 X FF 93 2-2 ① L6		C CU 80 S CH 82 X FF 94 0-2 1 FC6-4 26 WP 1-3 2B	C FC 92 D CU 82 D CU 82 F SL 88 S CU 83 2-3 ③ K		C FF 94 D CU 82 C SL 85 D CU 81 B FF 94 B SL 87 4-2 1-2 BB	4	2	2	0	1	1	1
10 Mike Zunino, R (1, 2) OBP: 0.240, SLG: 0.320		B SL 85 B SL 85 S CH 85 S SI 92 B FF 94 B CH 85 4-2 29 PB 26 BB 29 2B 1-2 2-3 BB		X CU 81 0-0 1 G6-3 1B	B FF 96 D CH 86 B CH 87 B FF 95 4-0 1 FC6-4 BB			C CU 80 C CU 82 B FC 92 F CU 83 B CU 81 X SL 90 2-2 HR	C FF 92 B FF 93 B FF 93 F FF 91 X FF 91 2-2 ③ F7	3	2	2	1	2	0	2
1 Willy Adames, R (1, 6) OBP: 0.299, SLG: 0.396		C FF 94 F CH 84 C SL 86 0-3 ① K	C CH 83 D SL 86 F CH 84 X FF 94 1-2 ② ③ G6-3 1-2f		F FF 94 D CH 85 F CH 84 B CH 84 F SL 85 F CH 84 B FF 96 X CH 85 3-2 ② FC6-4 26 WP 29 2B 1-2f 2-3 3-H		C FC 94 X CU 82 0-1 26 G4-5-3 1B		4	1	1	1	0	1	6
Inning Stats	R: 1 E: 0 K: 0 S: 7 H: 2 LOB: 1 BB: 0 P: 13	R: 3 E: 0 K: 1 S: 21 H: 2 LOB: 1 BB: 3 P: 38	R: 0 E: 0 K: 0 S: 8 H: 0 LOB: 0 BB: 0 P: 13	R: 0 E: 0 K: 0 S: 7 H: 1 LOB: 0 BB: 0 P: 10	R: 0 E: 0 K: 0 S: 8 H: 0 LOB: 1 BB: 1 P: 14	R: 3 E: 0 K: 1 S: 23 H: 3 LOB: 2 BB: 2 P: 37	R: 0 E: 0 K: 1 S: 8 H: 0 LOB: 1 BB: 1 P: 17	R: 1 E: 0 K: 0 S: 11 H: 2 LOB: 0 BB: 0 P: 15	R: 1 E: 0 K: 1 S: 16 H: 2 LOB: 2 BB: 1 P: 27	1B: 6 2B: 4 3B: 0 HR: 2 SF: 0 SAC: 0 DP: 2 HBP: 0	WP: 2 PB: 1 SB: 0 CS: 0 PA: 44					

PITCHER	IP	WLS	BF	H	R	ER	SO	BB	IBB	HBP	BLK	WP	HR	S	P	ERA	WHIP
48 Andrew Cashner, R (1, 1) ERA: 4.44	5.2	L	27	7	7	6	1	5	0	0	0	0	0	64	110	9.53	2.118
63 Darwinzon Hernández, L (6, 1) ERA: 2.25	0.1		3	1	0	0	1	1	0	0	0	1	0	10	15	0.00	6.000
54 Colten Brewer, R (7, 1) ERA: 4.4	2.0		8	2	1	1	1	1	0	0	0	0	1	19	32	4.50	1.500
37 Heath Hembree, R (9, 1) ERA: 4.06	1.0		6	2	1	1	1	1	0	0	0	0	1	16	27	9.00	3.000

PITCHER	IP	WLS	BF	H	R	ER	SO	BB	IBB	HBP	BLK	WP	HR	S	P	ERA	WHIP

TOP

Tampa Bay Rays @ Boston Red Sox

Fenway Park, Boston, MA

Thu Aug 01 2019, 7:10 PM - 10:29 PM EDT

Att. 37,225 - Clear - 86 F

livebaseballscorecards.com

AB	36
R	9
H	12
RBI	7
BB	8
SO	4
LOB	19

Tampa Bay Rays @ Boston Red Sox

Fenway Park, Boston, MA

Thu Aug 01 2019, 7:10 PM - 10:29 PM EDT

Att. 37,225 - Clear - 86 F

livebaseballscorecards.com

BOTTOM

Batter	1	2	3	4	5	6	7	8	9	AB	R	H	RBI	BB	SO	LOB
50 Mookie Betts, R (1, 9) OBP: 0.395, SLG: 0.506	B FF 94 B FF 94 C FF 95 C FF 95 B CU 83 F FF 96 F FF 96 X FF 96 3-2 2 HR 1B		B CU 81 C FF 94 X CU 82 1-1 ① G6-3		B FF 92 C FF 93 X CU 81 1-1 ① F8		X FF 95 0-0 HR		C FF 97 F FF 97 B FF 96 B FF 97 F FC 88 B FF 96 F FF 97 S FF 97 3-3 ② K	5	2	2	1	0	1	0
11 Rafael Devers, L (1, 5) OBP: 0.377, SLG: 0.571	F FF 94 C CU 83 S FF 95 0-3 ① K		B FF 94 B FF 94 C FF 94 S FF 95 X CU 84 2-2 ② G4-3		X CU 83 0-0 ② G3		C FS 82 B FS 82 S FS 83 X FS 84 1-2 ② G6-3		C FC 89 B FC 85 S FF 96 X FF 97 1-2 ③ F7	5	0	0	0	0	1	1
2 Xander Bogaerts, R (1, 6) OBP: 0.397, SLG: 0.585	B FF 94 B FF 92 B FF 95 C FF 95 S FF 94 X FF 95 3-2 1-H HR		B CU 83 C CH 86 X CU 82 1-1 1B		B FF 93 B CH 86 X FF 94 2-0 HR		C FF 94 B FS 84 B FS 82 C FS 82 X FF 94 2-2 2B			4	2	4	3	0	0	0
28 J.D. Martinez, R (1, 10) OBP: 0.367, SLG: 0.535	B CU 83 C FF 94 B CU 84 B FF 94 C FF 95 D CU 82 4-2 BB		C FF 94 D CU 83 F FF 94 F CU 84 S CU 82 1-3 ③ K		B FF 95 B FF 94 C FF 94 C FF 94 F FF 95 S CU 83 2-3 ③ K		C FS 82 S FS 82 D FS 84 S FF 94 1-3 ③ K			3	0	0	0	1	3	2
16 Andrew Benintendi, L (1, 8) OBP: 0.361, SLG: 0.469	X CU 82 0-0 ② F8			B FF 93 S FF 94 X FF 94 1-1 59 1B 2B		X FF 92 0-0 18 G6-3 2B		F FF 97 X FF 97 0-1 59 F8 2B		4	0	3	0	0	0	1
59 Sam Travis, R (1, 7) OBP: 0.303, SLG: 0.422	C FF 94 F FF 94 S CU 82 0-3 ③ K			C FF 94 C FF 94 F FF 94 X CU 82 0-2 2-3 1B		B FF 91 B FF 92 F FF 91 X FC 89 2-1 ① G6-3		F FF 98 X CU 84 0-1 ① F8 2-3		4	0	1	0	0	1	3
18 Mitch Moreland, L (1, 3) OBP: 0.311, SLG: 0.515		B FF 93 F FF 94 B CU 80 F FF 93 S FF 95 2-3 ① K		F FF 92 B FF 94 F FF 94 F FF 94 F CU 82 S CU 83 1-3 ① K		B FF 94 F FS 82 F FS 83 X FF 94 1-2 ② G6-3 2-3		B FF 97 S FF 98 F FF 98 S CU 86 1-3 ② K		4	0	0	0	0	3	4
23 Michael Chavis, R (1, 4) OBP: 0.330, SLG: 0.458		B FF 94 F FF 94 C FC 88 C CU 83 1-3 ② K		F FF 93 X FC 90 0-1 ② L5		C FF 94 S FS 83 S FF 94 0-3 ③ K		B FF 97 S FF 98 S FF 98 B FF 98 F CU 84 S FF 98 2-3 ③ K		4	0	0	0	0	3	4
3 Sandy León, S (1, 2) OBP: 0.261, SLG: 0.311		B FF 93 S FC 90 X FF 94 1-1 ③ L6		D FF 94 X FF 94 1-0 ③ P4			C FF 93 B FS 82 B FS 80 S FS 82 S FS 83 2-3 ① K		C FF 95 X FF 96 0-1 ① F7	4	0	0	0	0	1	2
Inning Stats	R: 2 E: 0 K: 2 S: 17 H: 2 LOB: 1 BB: 1 P: 27	R: 0 E: 0 K: 2 S: 8 H: 0 LOB: 0 BB: 0 P: 12	R: 0 E: 0 K: 1 S: 11 H: 1 LOB: 1 BB: 0 P: 16	R: 0 E: 0 K: 1 S: 14 H: 2 LOB: 2 BB: 0 P: 17	R: 1 E: 0 K: 1 S: 8 H: 1 LOB: 0 BB: 0 P: 13	R: 0 E: 0 K: 1 S: 9 H: 1 LOB: 1 BB: 0 P: 12	R: 1 E: 0 K: 2 S: 13 H: 2 LOB: 1 BB: 0 P: 19	R: 0 E: 0 K: 2 S: 11 H: 1 LOB: 1 BB: 0 P: 14	R: 0 E: 0 K: 1 S: 10 H: 0 LOB: 0 BB: 0 P: 14	1B: 3 2B: 4 3B: 0 HR: 3 SF: 0 SAC: 0 DP: 0 HBP: 0						

	AB	37
	R	4
	H	10
	RBI	4
	BB	1
	SO	13
	LOB	17

	WP: 0	PA: 38
	PB: 0	
	SB: 0	
	CS: 0	

PITCHER		IP	WLS	BF	H	R	ER	SO	BB	IBB	HBP	BLK	WP	HR	S	P	ERA	WHIP
49 Brendan McKay, L ERA: 4.38	(1, 1)	5.1	W	24	7	3	3	7	1	0	0	0	0	2	61	90	5.06	1.500
47 Oliver Drake, R ERA: 4.39	(6, 1)	1.2		7	2	1	1	3	0	0	0	0	0	1	19	26	5.40	1.200
70 Nick Anderson, R ERA: 3.83	(8, 1)	1.0		4	1	0	0	2	0	0	0	0	0	0	11	14	0.00	1.000
15 Emilio Pagán, R ERA: 2.0	(9, 1)	1.0		3	0	0	0	1	0	0	0	0	0	0	10	14	0.00	0.000

PITCHER	IP	WLS	BF	H	R	ER	SO	BB	IBB	HBP	BLK	WP	HR	S	P	ERA	WHIP

Batter	1	2	3	4	5	6	7	8	9	AB	R	H	RBI	BB	SO	LOB
50 Mookie Betts, R (1, 9) OBP: 0.392, SLG: 0.501	B FC 87 C FF 95 B FC 88 C FF 94 B FC 88 F FC 88 S FC 88 3-3 ① K		B KC 82 F FF 95 B FF 96 X KC 81 2-1 ② P3		B FF 96 B FF 96 X FF 96 2-0 ② F8			X SI 94 0-0 ① G6-3		4	0	0	0	0	1	1
11 Rafael Devers, L (1, 5) OBP: 0.374, SLG: 0.566	S FC 88 F FF 96 S FC 87 0-3 ② K		B FC 89 F FF 96 S FC 89 B FC 90 X FC 89 2-2 ③ F7		C FC 88 D FC 90 C FF 96 X FC 89 1-2 ③ F9			B SL 81 F SI 95 X SI 94 1-1 ② G1-6-3		4	0	0	0	0	1	1
2 Xander Bogaerts, R (1, 6) OBP: 0.396, SLG: 0.581	C KC 82 B FF 96 B KC 82 B FC 88 S FF 97 D KC 82 4-2 28 HR BB			B FF 95 B KC 81 C FF 95 F KC 81 F KC 81 X FF 96 2-2 ① G6-3		C FF 97 S KC 82 C KC 82 0-3 ① K		B SL 81 C SI 95 F SI 95 X SL 82 1-2 ③ G5-3		3	1	0	0	1	1	0
28 J.D. Martinez, R (1, 10) OBP: 0.369, SLG: 0.541	S FF 95 X FC 87 0-1 1-H HR			B FF 96 C FF 97 B KC 83 B FF 96 B KC 81 4-1 16 1B BB		S FF 97 B FF 98 S FF 98 F FF 99 B FF 97 X KC 83 2-2 ② L9			B FF 98 X FF 96 1-0 ① G6-3	3	1	1	2	1	0	0
16 Andrew Benintendi, L (1, 7) OBP: 0.360, SLG: 0.467	S FF 97 B FC 90 X FF 96 1-1 ③ F8			B FC 88 S FF 96 F FF 95 D FC 89 X FF 96 2-2 1-2 1B		X FF 98 0-0 ③ F9			B FF 99 C FF 97 B FF 98 B SL 84 F FF 98 C SL 86 3-3 ② K	4	0	1	0	0	1	0
59 Sam Travis, R (1, 3) OBP: 0.286, SLG: 0.397		F FF 95 B FF 95 F CH 86 S FC 88 1-3 ① K		F KC 80 B FF 95 F KC 81 X FC 88 1-2 ② F7			F CH 91 C CH 90 B FF 98 B CH 93 F CH 92 F FF 98 S CH 92 2-3 ① K		X FF 100 0-0 ③ L4	4	0	0	0	0	2	2
23 Michael Chavis, R (1, 4) OBP: 0.327, SLG: 0.453		F FF 95 B FF 96 F FF 96 B FC 88 B FF 97 S FC 88 3-3 ② K		S KC 81 B FF 96 B FF 96 F FF 96 X FF 97 2-2 ③ G4-3			C FF 98 X FF 98 0-1 ② F9			3	0	0	0	0	1	2
7 Christian Vázquez, R (1, 2) OBP: 0.318, SLG: 0.480		B FF 95 S KC 82 S KC 82 S FF 97 1-3 ③ K			S FF 94 B FF 96 B FF 96 C KC 81 X FF 96 2-2 ① P6		X FF 98 0-0 1B			3	0	1	0	0	1	0
19 Jackie Bradley Jr., L (1, 8) OBP: 0.320, SLG: 0.392			B FF 94 S FC 88 X FF 95 1-1 ① L4		B FF 96 C FF 96 B FC 90 S FC 89 B FC 88 D FC 90 4-2 BB		B CH 92 C CH 91 S CH 91 F CH 93 X CH 91 1-2 ③ G1-3			2	0	0	0	1	0	1
Inning Stats	R: 2 E: 0 K: 2 S: 13 H: 1 LOB: 0 BB: 1 P: 21	R: 0 E: 0 K: 3 S: 9 H: 0 LOB: 0 BB: 0 P: 14	R: 0 E: 0 K: 0 S: 7 H: 0 LOB: 0 BB: 0 P: 12	R: 0 E: 0 K: 0 S: 14 H: 1 LOB: 2 BB: 1 P: 25	R: 0 E: 0 K: 0 S: 9 H: 0 LOB: 1 BB: 1 P: 18	R: 0 E: 0 K: 1 S: 8 H: 0 LOB: 0 BB: 0 P: 10	R: 0 E: 0 K: 1 S: 12 H: 1 LOB: 1 BB: 0 P: 15	R: 0 E: 0 K: 0 S: 6 H: 0 LOB: 0 BB: 0 P: 8	R: 0 E: 0 K: 1 S: 5 H: 0 LOB: 0 BB: 0 P: 9	1B: 2 2B: 0 3B: 0 HR: 1	SF: 0 SAC: 0 DP: 0 HBP: 0		WP: 0 PB: 0 SB: 0 CS: 0	PA: 33			

TOP

Boston Red Sox @ New York Yankees

Yankee Stadium, Bronx, NY

Fri Aug 02 2019, 7:11 PM - 9:51 PM EDT

Att. 46,932 - Partly Cloudy - 81 F

livebaseballscorecards.com

AB	30
R	2
H	3
RBI	2
BB	3
SO	8
LOB	7

PITCHER		IP	WLS	BF	H	R	ER	SO	BB	IBB	HBP	BLK	WP	HR	S	P	ERA	WHIP
65 James Paxton, L ERA: 4.61	(1, 1)	6.0	W	23	2	2	2	6	3	0	0	0	0	1	60	100	3.00	0.833
48 Tommy Kahnle, R ERA: 2.62	(7, 1)	1.0	H	4	1	0	0	1	0	0	0	0	0	0	12	15	0.00	1.000
53 Zack Britton, L ERA: 2.4	(8, 1)	1.0	H	3	0	0	0	0	0	0	0	0	0	0	6	8	0.00	0.000
54 Aroldis Chapman, L ERA: 2.74	(9, 1)	1.0	S	3	0	0	0	1	0	0	0	0	0	0	5	9	0.00	0.000

PITCHER	IP	WLS	BF	H	R	ER	SO	BB	IBB	HBP	BLK	WP	HR	S	P	ERA	WHIP

Batter	1	2	3	4	5	6	7	8	9	AB	R	H	RBI	BB	SO	LOB
26 DJ LeMahieu, R (1, 4) OBP: 0.383, SLG: 0.519	C FF 93 B FF 92 B FF 94 F FF 94 B SI 94 X SI 94 3-2 30 BB 99 BB 25 HR 1B	B FC 90 B FF 94 C FF 94 B FC 90 X CH 90 3-1 ② ③ G5-4-3 1-2f			C FF 93 S SI 92 C SI 94 0-3 ① K		X CH 88 0-0 2B			4	1	2	0	0	1	1
99 Aaron Judge, R (1, 9) OBP: 0.399, SLG: 0.487	B CH 87 S CH 88 B CH 88 B CH 88 B SL 87 4-1 30 BB 25 HR 1-2 BB		B FF 94 C FC 88 S CH 87 X SI 94 1-2 25 F8 30 BB 1B		F FC 88 S CH 87 S FC 89 0-3 ② K		S SL 86 B SI 94 S SI 94 S FC 93 1-3 ③ K			3	1	1	0	1	2	1
30 Edwin Encarnación, R (1, 3) OBP: 0.341, SLG: 0.516	B FC 90 F FC 89 B FF 94 B CH 89 S FC 91 B SI 94 4-2 25 HR 1-2 2-3 BB		B CH 89 F CH 89 C FC 91 D SL 86 F SI 94 B SI 94 B CH 90 4-2 1-2 BB		B CH 88 C FF 95 C FF 95 S CH 88 1-3 ③ K			C CU 82 X FS 90 0-1 ① G5-3		2	1	0	0	2	1	0
31 Aaron Hicks, S (1, 10) OBP: 0.319, SLG: 0.440	C FF 94 X FC 90 0-1 ① P3		C CH 88 B FC 90 F FF 94 S CH 88 1-3 ① K			F FC 87 S FC 89 S CH 88 0-3 ① K		C FS 89 B FS 92 B CU 82 C FF 99 B FC 96 F FF 99 C FF 99 3-3 ② K		4	0	0	0	0	3	5
25 Gleyber Torres, R (1, 6) OBP: 0.355, SLG: 0.505	X FF 95 0-0 1-H 2-H 3-H HR		B CH 89 X CH 89 1-0 ② F8 2-3			S FC 90 B FF 94 B CH 88 F FC 89 B SL 88 B SL 89 4-2 29 G5-3 BB		B FS 93 C CU 83 X FC 94 1-1 ③ L8		3	1	1	4	1	0	2
29 Gio Urshela, R (1, 5) OBP: 0.354, SLG: 0.512	X FF 92 0-0 38 G6-4-3 1B		B FF 93 F SI 94 B FF 94 F FC 91 C FF 93 2-3 ③ K			F FF 94 B SI 93 F FC 88 X SI 94 1-2 ② G5-3 1-2				3	0	1	0	0	1	3
38 Cameron Maybin, R (1, 7) OBP: 0.399, SLG: 0.492	B CH 88 X CH 89 1-0 ② ③ G6-4-3 1-2f			C SL 85 B FC 88 B FC 89 B CH 88 C FF 94 F FF 94 B FF 95 4-2 28 CS BB		C SL 86 B FF 93 X CH 87 1-1 ③ G1-3				2	0	0	0	1	0	2
28 Austin Romine, R (1, 2) OBP: 0.286, SLG: 0.388		B CH 86 B CH 87 C FF 93 F FF 94 B CH 88 F FF 95 B FF 95 4-2 26 G5-4-3 BB		F FF 94 1 SAFE B FF 92 S FF 92 F FF 92 B SI 93 B CH 87 C FC 88 3-3 ① ② K 1-2			X CH 85 0-0 ① G1-3			2	0	0	0	1	1	1
11 Brett Gardner, L (1, 8) OBP: 0.322, SLG: 0.456		C FF 93 B FC 91 C FC 90 C SI 94 1-3 ① K		F SI 93 B FC 90 B SI 94 X SI 94 2-1 ③ P5			B FF 94 F FF 93 B SI 95 S FF 94 B SI 94 X FF 94 3-2 ② G3			3	0	0	0	0	1	1
Inning Stats	R: 4 H: 3 E: 0 LOB: 0 K: 0 BB: 2 S: 11 P: 23	R: 0 H: 0 E: 0 LOB: 0 K: 1 BB: 1 S: 8 P: 16	R: 0 H: 1 E: 0 LOB: 2 K: 2 BB: 1 S: 13 P: 22	R: 0 H: 0 E: 0 LOB: 0 K: 1 BB: 1 S: 9 P: 18	R: 0 H: 0 E: 0 LOB: 0 K: 3 BB: 0 S: 9 P: 10	R: 0 H: 0 E: 0 LOB: 1 K: 1 BB: 1 S: 10 P: 16	R: 0 H: 1 E: 0 LOB: 1 K: 1 BB: 0 S: 8 P: 12	R: 0 H: 0 E: 0 LOB: 0 K: 1 BB: 0 S: 8 P: 12		1B: 3 SF: 0 2B: 2 SAC: 0 3B: 0 DP: 3 HR: 1 HBP: 0						

PITCHER		IP	WLS	BF	H	R	ER	SO	BB	IBB	HBP	BLK	WP	HR	S	P	ERA	WHIP
57 Eduardo Rodriguez, L ERA: 4.19	(1, 1)	6.2	L	28	5	4	4	8	6	0	0	0	0	1	65	113	5.40	1.650
64 Marcus Walden, R ERA: 3.62	(7, 1)	0.1		1	0	0	0	1	0	0	0	0	0	0	3	4	0.00	0.000
17 Nathan Eovaldi, R ERA: 6.66	(8, 1)	1.0		3	0	0	0	1	0	0	0	0	0	0	8	12	0.00	0.000

PITCHER	IP	WLS	BF	H	R	ER	SO	BB	IBB	HBP	BLK	WP	HR	S	P	ERA	WHIP

BOTTOM

Boston Red Sox @ New York Yankees

Yankee Stadium, Bronx, NY

Fri Aug 02 2019, 7:11 PM - 9:51 PM EDT

Att. 46,932 - Partly Cloudy - 81 F

livebaseballscorecards.com

AB	26
R	4
H	5
RBI	4
BB	6
SO	10
LOB	16

Batter	1	2	3	4	5	6	7	8	9	AB	R	H	RBI	BB	SO	LOB
50 Mookie Betts, R (1, 9) OBP: 0.390, SLG: 0.498 40 Marco Hernández, L (7, 6) OBP: 0.354, SLG: 0.492	C FF 93 C SI 94 B SI 94 B CU 84 X CU 84 2-2 ① L6		B CU 82 X CH 86 1-0 ② F8		C CU 82 F CU 83 B SI 94 C SI 94 1-3 ② K			B FF 94 B CH 87 X FF 93 2-0 ② F7		3 0 0 0 0 1 0 1 0 0 0 0 0 0						
11 Rafael Devers, L (1, 5) OBP: 0.374, SLG: 0.565 23 Michael Chavis, R (7, 5) OBP: 0.326, SLG: 0.452	B CU 83 X CH 88 1-0 ③ 2 G5-3 1B		B CH 86 F CU 81 X CU 82 1-1 ③ F8		B CH 88 B FF 94 C CU 81 X CU 82 2-1 ③ G4-3			S FF 94 C SL 84 F FF 94 S SL 83 0-3 ③ K		3 0 1 0 0 0 0 1 0 0 0 0 1 0						
2 Xander Bogaerts, R (1, 6) OBP: 0.393, SLG: 0.576 59 Sam Travis, R (7, 9) OBP: 0.282, SLG: 0.391	C FF 93 1 SAFE X SI 96 0-1 ② G5-3 1-2			B CU 80 B FF 92 B CH 86 C FF 92 C FF 92 X FF 94 3-2 ① G6-3		X FF 93 0-0 ① F9			C FF 93 F FF 93 F SL 81 F SL 83 F FF 94 B CH 87 X SL 83 1-2 ① F8	3 0 0 0 0 0 1 1 0 0 0 0 0 0						
28 J.D. Martinez, R (1, 10) OBP: 0.368, SLG: 0.538	C CU 83 B SI 94 S CU 82 B FF 95 D CU 83 F CU 82 C FF 96 3-3 ③ K			F CU 81 X SI 93 0-1 16 1B		C FF 93 C FF 93 B SI 94 C CH 88 1-3 ② K			C SL 83 B FF 93 F FF 94 S SL 83 1-3 ② K	4 0 1 0 0 3 1						
16 Andrew Benintendi, L (1, 7) OBP: 0.361, SLG: 0.475		B CU 79 F FF 91 B FF 93 S CH 87 F CH 88 B SI 95 X CU 83 3-2 HR		X FF 92 0-0 1-2 1B		B FF 94 F CH 86 B CH 87 F FF 93 T FF 94 2-2 ③ K			C FF 93 C FF 93 X CH 87 0-2 ③ G6-3	4 1 2 1 0 1 0						
12 Brock Holt, L (1, 4) OBP: 0.373, SLG: 0.410		F CU 83 T FF 93 B FF 95 B CU 84 X FF 95 2-2 ① G4-3		C CU 81 F FF 93 S CH 85 0-3 ② K			C CU 81 B FF 93 X FF 94 1-1 ① G3			3 0 0 0 0 1 2						
18 Mitch Moreland, L (1, 3) OBP: 0.306, SLG: 0.506		C CU 82 S CU 82 B FF 94 B CH 90 F CU 82 S CU 83 2-3 ② K		B CU 80 C CH 86 S FF 92 S CH 88 1-3 ③ K			B FF 93 X CU 82 1-0 ② P4			3 0 0 0 0 2 2						
19 Jackie Bradley Jr., L (1, 8) OBP: 0.320, SLG: 0.400		C FF 94 B FF 94 F FF 94 B CU 82 F CU 83 X CH 89 2-2 ③ G4-3			X CH 85 0-0 HR		B FF 94 S FF 94 X CH 88 1-1 ③ G6-3			3 1 1 1 0 0 0						
3 Sandy León, S (1, 2) OBP: 0.255, SLG: 0.304			B FF 91 C CU 80 C FF 93 X CU 81 1-2 ① P5		F FF 92 C CU 82 B FF 93 F CU 82 X CU 83 1-2 ① F8			C SL 81 F FF 94 B CH 87 F FF 94 S SL 82 1-3 ① K		3 0 0 0 0 1 0						
Inning Stats	R: 0 H: 1 E: 0 LOB: 1 K: 1 BB: 0 S: 10 P: 16	R: 1 H: 1 E: 0 LOB: 0 K: 1 BB: 0 S: 15 P: 24	R: 0 H: 0 E: 0 LOB: 0 K: 0 BB: 0 S: 6 P: 9	R: 0 H: 2 E: 0 LOB: 2 K: 2 BB: 0 S: 12 P: 16	R: 1 H: 1 E: 0 LOB: 0 K: 1 BB: 0 S: 10 P: 14	R: 0 H: 0 E: 0 LOB: 0 K: 2 BB: 0 S: 7 P: 10	R: 0 H: 0 E: 0 LOB: 0 K: 0 BB: 0 S: 5 P: 8	R: 0 H: 0 E: 0 LOB: 0 K: 2 BB: 0 S: 9 P: 12	R: 0 H: 0 E: 0 LOB: 0 K: 1 BB: 0 S: 12 P: 14	1B: 3 SF: 0 2B: 0 SAC: 0 3B: 0 DP: 0 HR: 2 HBP: 0						

TOP

Boston Red Sox @ New York Yankees

Yankee Stadium, Bronx, NY

Sat Aug 03 2019, 1:09 PM - 3:48 PM EDT

Att. 46,625 - Partly Cloudy - 84 F

livebaseballscorecards.com

AB	32
R	2
H	5
RBI	2
BB	0
SO	10
LOB	6

PITCHER	IP	WLS	BF	H	R	ER	SO	BB	IBB	HBP	BLK	WP	HR	S	P	ERA	WHIP
55 Domingo Germán, R (1, 1) ERA: 3.98	7.0	W	26	5	2	2	7	0	0	0	0	0	2	65	97	2.57	0.714
56 Jonathan Holder, R (8, 1) ERA: 6.28	2.0		6	0	0	0	3	0	0	0	0	0	0	21	26	0.00	0.000

PITCHER	IP	WLS	BF	H	R	ER	SO	BB	IBB	HBP	BLK	WP	HR	S	P	ERA	WHIP

BOTTOM

Boston Red Sox @ New York Yankees

Yankee Stadium, Bronx, NY

Sat Aug 03 2019, 1:09 PM - 3:48 PM EDT

Att. 46,625 - Partly Cloudy - 84 F

livebaseballscorecards.com

Batter	1	2	3	4	5	6	7	8	9	AB	R	H	RBI	BB	SO	LOB
26 DJ LeMahieu, R (1, 3) OBP: 0.385, SLG: 0.535	B CH 89 B CH 83 C SI 92 B FF 91 X SI 91 3-1 HR		C FF 92 X SL 78 0-1 99 G6-4-3 1B	C CH 88 B FF 94 B FF 96 X CH 88 2-1 2-H 3-H HR		C SL 88 B SL 87 B SL 86 X SL 86 2-1 ① F8 1-3		X SL 89 0-0 ② L9		5	2	3	4	0	0	2
99 Aaron Judge, R (1, 9) OBP: 0.401, SLG: 0.490 39 Mike Tauchman, L (8, 7) OBP: 0.360, SLG: 0.506	C SL 76 S SL 75 F SL 80 B CH 86 H SL 78 2-2 HBP		X CH 88 0-0 ② ③ G6-4-3 1-2f	B SL 80 B SL 79 S CH 85 S SL 82 B FF 95 X SL 79 3-2 30 1B 2B		S CU 81 D SI 93 S CH 83 F FF 93 S SL 90 1-3 ② K		B CU 80 B CH 83 B SI 91 B FF 91 4-0 30 HBP 1-2 BB		3 0	1 0	1 0	0 0	0 1	1 0	2 0
30 Edwin Encarnación, R (1, 10) OBP: 0.346, SLG: 0.518	C CH 87 C SL 78 B FF 92 F SL 81 F CH 87 B SL 78 F CH 85 F FF 94 S FF 93 2-3 ① K			B SL 77 T 1-0 X SL 75 66 1B 29 1B 36 1B 1B T CU 79 X CU 80 1-2 2-H 1B		B SL 90 F SL 89 B SI 92 X CH 83 2-1 3-H 1B		B SL 89 F SL 88 B CU 77 H SL 87 3-2 1-2 2-3 HBP		4	1	3	2	0	1	1
25 Gleyber Torres, R (1, 6) OBP: 0.351, SLG: 0.499	C SL 78 S SL 79 X SL 78 0-2 ② F9			X CH 85 0-0 ③ F9 B SL 91 X FC 91 1-0 ③ F9		X SL 89 0-0 ③ G4-3		B SL 89 X CU 81 1-0 ③ G6-3		5	0	0	0	0	0	7
29 Gio Urshela, R (1, 5) OBP: 0.356, SLG: 0.516	S CH 84 S CH 85 F FF 91 X CH 85 0-2 ③ L4			F SL 79 F CH 86 B FF 92 B FF 96 F SL 83 F FF 95 B CH 86 X FF 95 3-2 1-2 36 1B 66 1B 11 1B 1B	C SL 84 X FC 91 0-1 66 G6-3 2B		B CU 77 T SL 88 B SL 88 F SL 88 S FF 92 2-3 ① K			4	1	2	0	0	1	1
38 Cameron Maybin, R (1, 7) (8, 9) OBP: 0.388, SLG: 0.478		C SL 75 C SL 76 S SL 78 0-3 ① K		X CH 87 0-0 ② F4	F FF 92 X FF 93 0-1 ① P6		C SL 85 B SL 86 S SL 88 X CU 79 1-2 ② P6			4	0	0	0	0	1	3
66 Kyle Higashioka, R (1, 2) OBP: 0.194, SLG: 0.367		C CH 83 F FF 91 C SL 80 0-3 ② K		X SL 80 0-0 36 1B 11 1B 1-2 2-3 1B	X CU 78 0-0 ② G6-3 2-3		F SL 89 B FF 92 X SL 85 1-1 ③ F8			4	1	1	0	0	1	1
36 Breyvic Valera, S (1, 4) OBP: 0.286, SLG: 0.286		B SI 93 B CH 85 C SI 91 F SL 76 X FF 93 2-2 ③ L9		B CH 86 D CH 87 X FF 94 2-0 11 1B 26 HR 1-2 2-3 3-H 1B	B CU 77 B CH 82 C FF 93 X SL 90 2-1 ③ F8			B CU 77 B CH 80 X SI 92 2-0 ① F8		4	1	1	1	0	0	1
11 Brett Gardner, L (1, 8) OBP: 0.327, SLG: 0.459			C SL 76 B SL 78 B SL 76 F SI 89 S FF 92 2-3 ① K	C SL 79 F FF 94 B FF 95 B FF 96 X SL 81 2-2 26 HR 1-3 2-H 3-H 1B		B FF 91 B SI 91 X FF 90 2-0 26 F8 26 S 30 1B 1B		C SI 90 B CU 78 X CU 78 1-1 30 HBP 39 BB 1B		4	2	3	2	0	1	0
Inning Stats	R: 1 E: 0 K: 1 S: 19 H: 1 LOB: 1 BB: 0 P: 26	R: 0 E: 0 K: 2 S: 9 H: 0 LOB: 0 BB: 0 P: 11	R: 0 E: 0 K: 1 S: 6 H: 1 LOB: 0 BB: 0 P: 8	R: 7 E: 0 K: 0 S: 22 H: 8 LOB: 1 BB: 0 P: 36	R: 0 E: 0 K: 0 S: 7 H: 1 LOB: 1 BB: 0 P: 9	R: 1 E: 0 K: 1 S: 10 H: 2 LOB: 1 BB: 0 P: 17	R: 0 E: 0 K: 1 S: 8 H: 0 LOB: 0 BB: 0 P: 12	R: 0 E: 0 K: 0 S: 7 H: 1 LOB: 3 BB: 1 P: 18		1B: 10 2B: 2 3B: 0 HR: 2		SF: 0 SAC: 0 DP: 1 HBP: 2		WP: 0 PB: 0 SB: 1 CS: 0		PA: 40

	AB	37
	R	9
	H	14
	RBI	9
	BB	1
	SO	6
	LOB	18

PITCHER		IP	WLS	BF	H	R	ER	SO	BB	IBB	HBP	BLK	WP	HR	S	P	ERA	WHIP
41 Chris Sale, L ERA: 4.68	(1, 1)	3.2	L	20	9	8	8	4	0	0	1	0	0	2	52	76	19.64	2.455
54 Colten Brewer, R ERA: 4.37	(4, 1)	0.1		2	1	0	0	0	0	0	0	0	0	0	4	5	0.00	3.000
67 Josh Smith, R ERA: 4.84	(5, 1)	4.0		18	4	1	1	2	1	0	1	0	0	0	32	56	2.25	1.250

PITCHER	IP	WLS	BF	H	R	ER	SO	BB	IBB	HBP	BLK	WP	HR	S	P	ERA	WHIP

Boston Red Sox @ New York Yankees

Yankee Stadium, Bronx, NY

Sat Aug 03 2019, 7:11 PM - 11:11 PM EDT

Att. 48,101 - Clear - 83 F

livebaseballscorecards.com

Batter	1	2	3	4	5	6	7	8	9	AB	R	H	RBI	BB	SO	LOB
50 Mookie Betts, R (1, 9) OBP: 0.390, SLG: 0.495	C FF 96 C FF 95 B SL 87 B FF 96 B FF 97 F FF 97 S FF 98 3-3 ① **K**		B FF 91 B FF 89 C SL 81 X SL 78 2-1 ① **L7**	X CU 79 0-0 2-H 3-H **1B**		C SI 94 B ST 83 C SI 95 X ST 83 1-2 ③ **F8**		B SI 95 F SI 96 D SI 96 B SI 95 C SI 96 B SI 96 4-2 1-2 **BB**		4	0	1	2	1	1	3
11 Rafael Devers, L (1, 5) OBP: 0.372, SLG: 0.567	S FF 98 B FF 97 B FS 92 F FF 98 B FF 98 S FF 98 3-3 ② **K**		F SL 81 X FF 89 0-1 2-H **HR**	1 SAFE F FF 92 B CH 85 1 SAFE S FF 91 1 SAFE X FF 91 1-2 ③ **G1-3**			B FF 98 S CH 91 F CH 93 B FF 97 X CH 91 2-2 ① **G1-3**	C SI 96 C SL 82 S SL 83 0-3 ③ **K2-3**		5	1	1	2	0	2	4
2 Xander Bogaerts, R (1, 6) OBP: 0.389, SLG: 0.570	C FF 97 B FF 96 B FF 98 B SL 89 X FF 97 3-1 ③ **P5**		B SL 76 B FF 90 C FF 89 F SL 76 X SI 88 2-2 ② **F7**		B CU 77 C FF 90 C FF 90 F SL 82 F FF 90 B CU 78 F SL 82 F FF 90 X FF 90 2-2 ① **L8**		B FF 96 X FF 99 1-0 ② **G6-3**		B FF 98 B FF 98 C FF 97 F FF 96 X FF 100 2-2 ① **F9**	5	0	0	0	0	0	0
28 J.D. Martinez, R (1, 10) OBP: 0.374, SLG: 0.539		S FF 96 F FF 95 B SL 88 B FF 96 B FF 98 F FF 97 B FF 97 4-2 59 FC5-4 BB	B FF 91 C FF 90 B FF 90 F SL 82 F FF 91 B CH 81 B CH 81 4-2 **BB**		B FF 91 C FF 91 B FF 91 F FF 90 F SL 83 B FF 91 X FF 90 3-2 16 L3 **1B**		C CH 92 B CH 92 B FF 99 B CH 91 B CH 92 4-1 **BB**		B FF 100 B FF 100 F FF 97 B FF 100 D FF 99 4-1 **BB**	1	0	1	0	4	0	0
16 Andrew Benintendi, L (1, 8) OBP: 0.357, SLG: 0.469		T FF 89 B FF 89 C FF 91 T FF 94 1-2 ① **K**	S SL 82 F FF 91 B FF 87 F CU 74 F FF 90 S SI 86 1-3 ③ **K**		B FF 90 C FF 90 B CH 85 C FF 91 X FF 91 2-2 ② ③ **L3** 1-1		C CH 90 B FF 97 B FF 96 F CH 90 S CH 92 2-3 ③ **K**		S FF 100 B FF 102 F SL 88 S FF 101 1-3 ② **K**	5	0	0	0	0	4	5
59 Sam Travis, R (1, 7) OBP: 0.289, SLG: 0.384		X FF 91 0-0 ② **FC5-4** 7 1B 1-2f		B FF 90 B CU 78 B FF 92 C FF 91 B FF 91 4-1 7 2B 50 1B **BB**		C ST 82 B FC 89 X ST 81 1-1 7 S **1B**		C SI 94 X SI 94 0-1 ① **G6-3**	C FF 100 B FF 101 B FF 98 F SL 86 S FF 102 2-3 ③ **K**	4	1	1	0	1	1	2
7 Christian Vázquez, R (1, 2) OBP: 0.323, SLG: 0.486		B SL 83 B SL 82 C FF 91 S FF 90 B FF 90 X SL 77 3-2 1-2 **1B**		B FF 92 C FF 91 S SL 85 B SL 86 F FF 92 X SL 84 2-2 50 1B 1-3 **2B**		S ST 82 X ST 82 0-1 ① **F8** 1-2		B SI 94 C SI 94 B SL 82 B SI 94 X SI 95 3-1 40 FC4-6 12 BB **1B**		4	1	3	0	0	0	1
23 Michael Chavis, R (1, 3) OBP: 0.324, SLG: 0.449 12 Brock Holt, L (6, PH) OBP: 0.375, SLG: 0.407 (6, 3)		B FF 91 B FF 90 S FF 90 F FF 89 X FF 90 2-2 ③ **F7**		X FF 92 0-0 ① **F8**		C SI 95 F ST 80 B SI 94 B SI 94 S SI 95 2-3 ② **K**		B SI 96 B SI 95 D SI 95 C SI 95 C SI 96 B SI 95 4-2 40 FC4-6 1-2 **BB**		2 1	0 0	0 0	0 0	0 1	0 1	4 1
40 Marco Hernández, L (1, 4) OBP: 0.362, SLG: 0.500			S FF 89 F SL 82 F FF 91 X SL 74 0-2 11 HR **2B**	C FF 92 F CH 86 B FF 91 F CH 84 T SL 84 1-2 ② **K**		B ST 82 F SI 93 B SI 94 F ST 80 F SI 94 F ST 82 B SI 95 B ST 82 4-2 **BB**		B SI 95 B SI 95 C SI 96 S SI 95 X SI 95 2-2 ② **FC4-6** 50 BB 1-2f 2-3		3	1	1	0	1	1	4

	AB	34
	R	4
	H	8
	RBI	4
	BB	8
	SO	10
	LOB	24

Inning Stats	1	2	3	4	5	6	7	8	9
	R: 0 E: 0 K: 2 S: 9	H: 0 LOB: 0 BB: 0 P: 18	R: 0 E: 0 K: 1 S: 13	H: 1 LOB: 2 BB: 1 P: 23	R: 2 E: 0 K: 1 S: 19	H: 2 LOB: 1 BB: 1 P: 28	R: 2 E: 0 K: 1 S: 14	H: 2 LOB: 1 BB: 1 P: 22	R: 0 E: 0 K: 0 S: 15	H: 1 LOB: 0 BB: 0 P: 22	R: 0 E: 0 K: 1 S: 14	H: 1 LOB: 2 BB: 1 P: 22	R: 0 E: 0 K: 1 S: 8	H: 0 LOB: 1 BB: 1 P: 17	R: 0 E: 0 K: 1 S: 14	H: 1 LOB: 3 BB: 2 P: 27	R: 0 E: 0 K: 2 S: 10	H: 0 LOB: 1 BB: 1 P: 19

| | | |

Batter	1	2	3	4	5	6	7	8	9	AB	R	H	RBI	BB	SO	LOB
26 DJ LeMahieu, R (1, 3) OBP: 0.383, SLG: 0.531	C FF 88 X CU 75 0-1 ① L9	F CU 75 X FF 89 0-1 ③ L9		B SI 94 F SI 94 X SI 94 1-1 ② L9		B FF 95 B FF 94 B FF 95 C FF 95 X FF 95 3-1 1B	B FC 94 X CU 82 1-0 ③ F8			5	0	1	0	0	0	6
99 Aaron Judge, R (1, 10) OBP: 0.401, SLG: 0.488	S SL 76 B SL 79 C FF 90 B CU 78 B CU 78 X SL 78 3-2 29 FC5 31 1B 1B		C FF 88 B SL 80 F CU 75 F CU 76 B SL 77 S CU 76 2-3 ① K	B SI 94 F SL 87 1 SAFE C SL 87 B FF 94 S SL 87 2-3 ③ K		S KC 86 D KC 87 B FF 97 B FF 98 C FF 98 F FF 98 F KC 87 X KC 86 3-2 ③ G6-3		S FC 86 B FC 86 X KC 81 1-1 25 G6-4-3 1B		5	0	2	0	0	2	2
25 Gleyber Torres, R (1, 6) OBP: 0.354, SLG: 0.518	D CU 75 B FF 92 C SL 77 C SL 77 B FF 90 1 SAFE X SL 77 3-2 ② F8		B FF 91 T FF 92 X FF 91 1-1 HR		S SL 88 F SL 88 B FF 93 X FF 94 1-2 HR		X KC 85 0-0 29 BB 39 1B 2B	S FC 88 X KC 80 0-1 ①② G6-4-3 1-2f		5	3	3	2	0	0	2
31 Aaron Hicks, S (1, 8) OBP: 0.325, SLG: 0.443 11 Brett Gardner, L (8, PH) OBP: 0.326, SLG: 0.458 (9, 8)	1 SAFE D CU 74 F SL 77 B FF 89 X SL 79 2-1 1-2 1B		C CU 74 B FF 90 F SL 79 B CU 76 X FF 92 2-2 29 1B 38 2B 1B		S SL 88 S SL 89 B SL 88 B SL 89 T SL 89 2-2 ① K		B FF 97 B FF 97 C KC 86 C KC 87 B FF 98 B KC 87 4-2 29 BB 39 1B BB	C KC 79 S KC 81 X KC 80 0-2 ③ L6		3 1	2 0	2 0	0 0	1 0	1 0	0 0
29 Gio Urshela, R (1, 5) OBP: 0.358, SLG: 0.514	S CU 76 X SL 77 0-1 ③ FC5 2-3f		S CU 75 1 SAFE 1 SAFE B FF 86 1 SAFE X CU 75 1-1 38 2B 1-2 1B		B FF 95 B SL 89 F SL 88 F FF 96 S SL 88 2-3 ② K		B FF 98 C FF 98 F KC 87 F FF 97 F FF 97 D KC 87 F FF 97 B KC 86 F KC 86 4-2 B FF 98 28 BB 39 1B 36 FC3-2 1-2 2-3 BB			3	1	1	0	1	1	2
38 Cameron Maybin, R (1, 9) OBP: 0.391, SLG: 0.482		S CU 74 B SL 77 C SI 89 S CU 75 1-3 ① K	B CU 75 C SL 78 F CU 76 B FF 88 D SL 77 F SL 78 F SL 77 X CU 76 3-2 39 L8-6 1-H 2-H 2B		C SL 89 B SI 95 B SL 88 B FF 96 S SL 87 F SL 87 F SL 87 B FF 95 4-2 BB		B KC 86 C KC 86 S KC 86 S KC 86 1-3 ① K			3	0	1	2	1	2	3
39 Mike Tauchman, L (1, 7) OBP: 0.363, SLG: 0.506		B SL 78 B FF 89 B FF 89 C FF 89 F SL 77 X FF 89 3-2 36 1B 28 S 1B	B SL 77 S SL 77 B FF 90 X FF 88 2-1 ②③ L8-6 2-2		X SI 95 0-0 ③ G4-3		B KC 85 C KC 85 B FF 98 X KC 86 2-1 36 FC3-2 28 BB 1-2 2-H 3-H 1B			4	0	2	2	0	0	2
28 Austin Romine, R (1, 2) OBP: 0.285, SLG: 0.380		B FF 89 B FF 88 C SL 77 F SL 78 X FF 89 2-2 ② F9 1-2		X FC 92 0-0 ① G6-3		B SL 85 F FF 94 F SL 88 B SL 87 X SL 88 2-2 ① L7	B FF 98 B FF 97 B FF 98 C FF 97 C KC 85 F KC 85 B KC 85 4-2 36 FC3-2 1-2 2-3 BB			3	0	0	0	1	0	1
36 Breyvic Valera, S (1, 4) OBP: 0.364, SLG: 0.300		B SL 77 C SL 77 F FF 88 X CU 77 1-2 2-3 1B		B FF 94 B SI 94 C FF 95 F FF 92 B FC 93 B FC 93 4-2 BB		F FF 95 C FF 96 B SL 88 B FF 94 F FF 94 B SL 89 S SL 88 3-3 ② K	B CU 81 F FC 93 B CU 79 C CU 80 F FC 94 B CU 80 F FC 94 X FC 94 3-2 ② FC3-2 1-2 2-3 3-Hf			3	0	1	0	1	1	3
Inning Stats	R: 0 E: 0 K: 0 S: 12 H: 2 LOB: 2 BB: 0 P: 20	R: 0 E: 0 K: 1 S: 14 H: 2 LOB: 2 BB: 0 P: 21	R: 3 E: 0 K: 1 S: 18 H: 4 LOB: 0 BB: 0 P: 29	R: 0 E: 0 K: 1 S: 8 H: 0 LOB: 1 BB: 1 P: 15	R: 1 E: 0 K: 2 S: 14 H: 1 LOB: 1 BB: 1 P: 23	R: 0 E: 0 K: 1 S: 15 H: 1 LOB: 1 BB: 0 P: 26	R: 2 E: 0 K: 1 S: 23 H: 2 LOB: 3 BB: 3 P: 42	R: 0 E: 0 K: 0 S: 7 H: 1 LOB: 0 BB: 0 P: 8		1B: 9 2B: 3 3B: 0 HR: 2	SF: 0 SAC: 0 DP: 2 HBP: 0				WP: 0 PB: 0 SB: 1 CS: 0	PA: 40	

PITCHER		IP	WLS	BF	H	R	ER	SO	BB	IBB	HBP	BLK	WP	HR	S	P	ERA	WHIP
61 Brian Johnson, L ERA: 6.88	(1, 1)	3.0		16	8	3	3	2	0	0	0	0	0	1	44	70	9.00	2.667
64 Marcus Walden, R ERA: 3.56	(4, 1)	1.0		4	0	0	0	1	1	0	0	0	0	0	8	15	0.00	1.000
72 Josh Taylor, L ERA: 3.95	(5, 1)	1.2	B	8	2	1	1	3	1	0	0	0	0	1	24	41	5.40	1.800
32 Matt Barnes, R ERA: 4.36	(6, 1)	0.2	L	7	2	2	2	1	3	0	0	0	0	0	22	40	27.00	7.500
54 Colten Brewer, R ERA: 4.31	(7, 1)	0.2		2	0	0	0	0	0	0	0	0	0	0	6	10	0.00	0.000

PITCHER		IP	WLS	BF	H	R	ER	SO	BB	IBB	HBP	BLK	WP	HR	S	P	ERA	WHIP
44 Brandon Workman, R ERA: 2.03	(8, 1)	1.0		3	1	0	0	0	0	0	0	0	0	0	7	8	0.00	1.000

BOTTOM

Boston Red Sox @ New York Yankees

Yankee Stadium, Bronx, NY

Sat Aug 03 2019, 7:11 PM - 11:11 PM EDT

Att. 48,101 - Clear - 83 F

livebaseballscorecards.com

AB	35
R	6
H	13
RBI	6
BB	5
SO	7
LOB	21

Batter	1	2	3	4	5	6	7	8	9	AB	R	H	RBI	BB	SO	LOB
50 Mookie Betts, R (1, 9) OBP: 0.389, SLG: 0.493	C FF 92 B SI 90 B CH 85 X SI 90 2-1 G4-3		X SI 91 0-0 ① 1-2 1B		B CH 85 1 SAFE X SI 89 1-0 ②③ G6-4-3 1-2f		C SL 86 B SL 86 B SL 86 X SL 85 2-1 ② F8			4	0	1	0	0	0	1
11 Rafael Devers, L (1, 5) OBP: 0.369, SLG: 0.562	F SI 91 C SL 87 B SL 84 F SI 92 X SL 86 1-2 ② F8		B SL 86 X SI 90 1-0 ③ G3-1			B SI 89 B SL 84 X SL 86 2-0 ① L8	B SL 86 C FF 95 S SL 85 B CH 89 X SL 86 2-2 ③ F9			4	0	0	0	0	0	2
2 Xander Bogaerts, R (1, 6) OBP: 0.386, SLG: 0.565	C FF 93 B SL 87 S CH 86 B CH 88 F SI 92 X FF 94 2-2 ③ G5-3			B SL 85 B CH 84 B FF 91 C FF 91 S FF 92 X FF 94 3-2 ① G4-3		C SL 88 B CH 86 B FF 92 F SI 90 S CH 87 2-3 ② K		S SL 86 B FF 95 F FF 94 F FF 96 B SL 86 S SL 86 2-3 ① K		4	0	0	0	0	2	0
28 J.D. Martinez, R (1, 10) OBP: 0.376, SLG: 0.539		C FF 92 B CH 87 C FF 92 X FF 93 1-2 59 G4-6-3 1B		F FF 93 S SL 87 B SL 86 B CH 84 X SL 87 2-2 ② F8		B CH 87 S SL 88 F SI 90 B FF 93 B CH 85 X SI 90 3-2 16 WP 59 BB 16 1B 1B		F SL 86 F SL 86 B FF 94 X SL 86 1-2 ② F9		4	1	2	0	0	0	0
59 Sam Travis, R (1, 3) OBP: 0.288, SLG: 0.368		F FF 92 B CH 86 X SI 90 1-1 ①② G4-6-3 1-2f		B FF 93 C SL 88 X SL 87 1-1 ③ F8		B SI 90 B CH 86 F FF 92 C SL 87 F CH 86 B FF 93 D CH 88 4-2 16 WP 16 1B 1-2 BB		B SL 87 S FF 94 B SL 86 B SL 85 F FF 94 X SL 86 3-2 ③ G6-3		3	1	0	0	1	0	1
16 Andrew Benintendi, L (1, 7) OBP: 0.357, SLG: 0.467		S SL 87 B SL 87 X SI 91 1-1 ③ F9			B SI 89 F SI 89 S SL 83 X FF 92 1-2 ① G5-3	F SI 91 B SL 86 X SI 91 1-1 7 BB 1-H 2-H 1B			F FF 96 B FF 96 T FF 96 F FF 97 F FF 98 B FF 97 X FF 98 2-2 ① G1-3	4	0	1	2	0	0	0
7 Christian Vázquez, R (1, 2) OBP: 0.325, SLG: 0.494			X FF 92 0-0 ① F8		C FF 93 B SL 87 B FF 92 C FF 92 F SL 88 X FF 94 2-2 HR	1 SAFE B SL 85 B SL 85 B SL 85 C FF 95 D SL 86 4-1 1-2 BB			B SL 89 F FF 96 C FF 98 B SL 90 F SL 90 X FF 98 2-2 ② G3	3	1	1	1	1	0	0
23 Michael Chavis, R (1, 4) OBP: 0.327, SLG: 0.460 12 Brock Holt, L (9, PH) OBP: 0.379, SLG: 0.407			C FF 93 X CH 87 0-1 50 1B 1B		B FF 93 B FF 92 X FF 91 2-0 HR	B SI 94 B SL 86 C FF 94 C SL 85 F FF 94 S SL 87 2-3 ③ K			F FF 98 B FF 96 B FF 98 B FF 97 F FF 97 F FF 97 F FF 98 B FF 97 4-2 BB	3 0	1 0	2 0	1 0	0 1	1 0	2 0
19 Jackie Bradley Jr., L (1, 8) OBP: 0.319, SLG: 0.397			B SL 86 B SI 90 C SI 90 F SI 91 S SL 87 2-3 ② K		B SL 86 H SI 91 2-0 50 G6-4-3 HBP		B FF 93 L CH 86 F FF 95 B CH 87 F SL 85 S CH 88 2-3 ① K		F FF 97 F FF 96 S FF 98 0-3 ③ K	3	0	0	0	0	3	2
Inning Stats	R: 0 E: 0 K: 0 S: 10 H: 0 LOB: 0 BB: 0 P: 15	R: 0 E: 0 K: 0 S: 7 H: 1 LOB: 0 BB: 0 P: 10	R: 0 E: 0 K: 1 S: 8 H: 2 LOB: 2 BB: 0 P: 11	R: 0 E: 0 K: 0 S: 8 H: 0 LOB: 0 BB: 0 P: 14	R: 2 E: 0 K: 0 S: 9 H: 2 LOB: 0 BB: 0 P: 17	R: 2 E: 0 K: 2 S: 17 H: 2 LOB: 2 BB: 2 P: 35	R: 0 E: 0 K: 1 S: 9 H: 0 LOB: 0 BB: 0 P: 15	R: 0 E: 0 K: 1 S: 10 H: 0 LOB: 0 BB: 0 P: 16	R: 0 E: 0 K: 1 S: 16 H: 0 LOB: 1 BB: 1 P: 24	1B: 5 2B: 0 3B: 0 HR: 2 SF: 0 SAC: 0 DP: 2 HBP: 1						

TOP

Boston Red Sox @ New York Yankees

Yankee Stadium, Bronx, NY

Sun Aug 04 2019, 8:15 PM - 11:32 PM EDT

Att. 47,267 - Partly Cloudy - 78 F

livebaseballscorecards.com

AB	32
R	4
H	7
RBI	4
BB	3
SO	6
LOB	8

WP: 1 PA: 36
PB: 0
SB: 0
CS: 0

PITCHER		IP	WLS	BF	H	R	ER	SO	BB	IBB	HBP	BLK	WP	HR	S	P	ERA	WHIP
34 J.A. Happ, L ERA: 5.24	(1, 1)	5.2	W	24	7	4	4	2	1	0	1	0	1	2	54	91	6.35	1.412
85 Luis Cessa, R ERA: 3.74	(6, 1)	2.1	H	8	0	0	0	3	1	0	0	0	0	0	24	42	0.00	0.429
57 Chad Green, R ERA: 4.84	(9, 1)	1.0	S	4	0	0	0	1	1	0	0	0	0	0	16	24	0.00	1.000

PITCHER	IP	WLS	BF	H	R	ER	SO	BB	IBB	HBP	BLK	WP	HR	S	P	ERA	WHIP

BOTTOM

Batter	1	2	3	4	5	6	7	8	9	AB	R	H	RBI	BB	SO	LOB
25 Gleyber Torres, R (1, 4) OBP: 0.353, SLG: 0.514	F SI 90 F FF 87 F CH 83 B FC 89 B FC 89 X CH 83 2-2 ① G5-3		C FC 87 B FC 88 F SI 92 B SI 92 S FC 90 2-3 ① K B FC 86 F FC 88 F FC 89 F SI 91 B SI 90 B FC 88 B FC 87 4-2 99 FC5-4 1-2 BB		C SI 91 C CH 83 B SL 81 B SI 91 B CH 84 X SI 91 3-2 ③ G6-3			C SI 90 X SI 89 0-1 ② L9		3	0	0	0	1	1	0
(9, 5)										1	0	0	0	0	0	0
99 Aaron Judge, R (1, 10) OBP: 0.401, SLG: 0.498	B CH 83 C FC 88 B CH 83 S CH 84 F FC 91 F FF 92 X SI 92 2-2 HR		F SI 92 B FC 90 B CH 84 B CH 84 B FF 93 4-2 29 HR BB F FF 96 FC5-4 1-2B			B SI 89 B SI 90 F SI 90 X SI 91 2-1 ① G5-3		S CH 83 B CH 83 S SL 81 B SI 90 X SI 91 2-2 ③ G6-3		4	2	1	1	1	0	2
18 Didi Gregorius, L (1, 6) OBP: 0.304, SLG: 0.459	F SI 92 B KC 78 X FF 92 1-1 1B		B SI 93 B FC 89 X FF 93 2-0 ② F7	C FF 97 C SL 85 B FF 96 X FF 96 1-2 ① G4-3		C CH 82 B SI 90 X CH 82 1-1 ② P5				4	0	1	0	0	0	1
29 Gio Urshela, R (1, 5) OBP: 0.359, SLG: 0.522	B FC 89 B FC 89 F FC 89 X CH 84 2-1 ② L7		F FC 90 B FF 92 1 SAFE X CH 83 1-1 1-H HR	B FF 98 B FF 96 B SL 84 B FF 97 4-0 38 G1-3 11 BB BB		C CH 84 F SI 90 B SL 79 F SI 90 X SL 80 1-2 ③ G1-3				3	1	1	2	1	0	1
36 Breyvic Valera, S (9, 4) OBP: 0.364, SLG: 0.300										0	0	0	0	0	0	0
11 Brett Gardner, L (1, 8) OBP: 0.328, SLG: 0.460	F FF 92 X FC 89 0-1 ③ F7		B FC 88 C FF 92 B SI 92 X FC 88 2-1 38 2B 2B	B FF 95 B FF 95 B FF 94 C FF 96 B FF 94 4-1 38 G1-3 1-2 BB			B CU 76 C CU 77 C CU 78 X SI 89 1-2 ① L8			3	1	1	0	1	0	1
38 Cameron Maybin, R (1, 9) OBP: 0.394, SLG: 0.496		B CH 84 F CH 84 B FC 88 F CH 83 B FC 89 S CH 84 3-3 ① K	C FC 89 X CH 84 0-1 2-H 74 1B 2B	B SL 84 X FF 96 1-0 ② G1-3 1-2 2-3			X CU 79 0-0 74 G4-3 2B			4	1	2	1	0	1	2
74 Mike Ford, L (1, 3) OBP: 0.386, SLG: 0.324		X SI 91 0-0 ② G4-3	B SI 92 X SI 91 1-0 2-H 66 2B 39 1B 1B	F FF 97 B FF 97 B FF 95 S FF 94 X FF 96 2-2 ③ L8			B CH 81 X CH 81 1-0 ② G4-3 2-3			4	1	1	1	0	0	3
66 Kyle Higashioka, R (1, 2) OBP: 0.229, SLG: 0.441		F CH 83 S CH 82 X CH 83 0-2 2B	S FC 90 X CH 83 0-1 1-3 39 1B 2B		F SL 79 F SI 90 B SL 80 S SI 92 1-3 ① K		T SI 90 B SL 80 F SI 90 B SL 80 F CH 82 F SI 91 C SI 91 2-3 ③ K			4	1	2	0	0	2	1
39 Mike Tauchman, L (1, 7) OBP: 0.360, SLG: 0.500		C SI 90 S FF 92 B FC 90 B FF 93 B SI 93 S FF 93 3-3 ③ K	X FF 90 0-0 2-H 3-H 25 BB 1B		X CH 83 0-0 ② F7			B CU 77 C SI 89 X SL 78 1-1 ① L7		4	0	1	2	0	1	1
Inning Stats	R: 1 E: 0 K: 0 S: 15 H: 2 LOB: 1 BB: 0 P: 22	R: 0 E: 0 K: 2 S: 10 H: 1 LOB: 1 BB: 0 P: 16	R: 6 E: 0 K: 1 S: 22 H: 6 LOB: 2 BB: 2 P: 39	R: 0 E: 0 K: 0 S: 8 H: 0 LOB: 2 BB: 2 P: 20	R: 0 E: 0 K: 1 S: 7 H: 0 LOB: 0 BB: 0 P: 11	R: 0 E: 0 K: 0 S: 8 H: 0 LOB: 0 BB: 0 P: 12	R: 0 E: 0 K: 1 S: 10 H: 1 LOB: 1 BB: 0 P: 14	R: 0 E: 0 K: 0 S: 7 H: 0 LOB: 0 BB: 0 P: 10		1B: 3 2B: 5 3B: 0 HR: 2	SF: 0 SAC: 0 DP: 0 HBP: 0			WP: 0 PB: 0 SB: 0 CS: 0	PA: 38	

PITCHER		IP	WLS	BF	H	R	ER	SO	BB	IBB	HBP	BLK	WP	HR	S	P	ERA	WHIP
10 David Price, L ERA: 4.36	(1, 1)	2.2	L	19	9	7	7	3	2	0	0	0	0	2	46	75	23.62	4.125
63 Darwinzon Hernández, L ERA: 2.03	(3, 1)	1.1		6	0	0	0	0	2	0	0	0	0	0	9	22	0.00	1.500
65 Ryan Weber, R ERA: 4.5	(5, 1)	4.0		13	1	0	0	2	0	0	0	0	0	0	32	47	0.00	0.250

PITCHER	IP	WLS	BF	H	R	ER	SO	BB	IBB	HBP	BLK	WP	HR	S	P	ERA	WHIP

Boston Red Sox @ New York Yankees

Yankee Stadium, Bronx, NY

Sun Aug 04 2019, 8:15 PM - 11:32 PM EDT

Att. 47,267 - Partly Cloudy - 78 F

livebaseballscorecards.com

AB	34
R	7
H	10
RBI	7
BB	4
SO	5
LOB	12

Batter	1	2	3	4	5	6	7	8	9	AB	R	H	RBI	BB	SO	LOB
15 Whit Merrifield, R (1, 4) OBP: 0.355, SLG: 0.478	C SI 90 F SL 85 F FF 91 X SL 85 0-2 G4-3		X CH 81 0-0 ① G3 1-2		B SL 82 B FF 91 C SI 90 S FF 90 F SL 84 F SL 83 X CH 82 2-2 1B		B CU 82 B FF 96 B FC 95 C FF 98 B FC 94 4-1 BB		C FC 85 X KC 78 0-1 4 G3-1 2B	4	0	2	0	1	0	1
4 Alex Gordon, L (1, 7) OBP: 0.347, SLG: 0.426	B CH 82 B CH 82 X SI 89 2-0 ② F8		B FF 91 B CH 83 B CH 82 C FF 90 C FF 92 S CU 76 3-3 ② K		D CH 81 F FF 90 1 SAFE F CU 75 B CH 82 T FF 91 2-2 ③ K		X FC 94 0-0 ③ F8		B FF 92 C FF 92 D KC 80 X KC 79 2-1 ② G3-1 2-3	5	0	0	0	0	2	4
17 Hunter Dozier, R (1, 9) OBP: 0.365, SLG: 0.530	B SL 83 B FF 91 C SI 91 X SL 85 2-1 2B		B SI 91 B SI 91 F CH 82 F FF 92 F SL 86 B SI 90 F CU 76 F FF 91 B SL 84 4-2 BB			C CH 81 F FF 90 B CU 74 S CU 73 1-3 ① K		C FF 95 B KC 83 C KC 83 B KC 85 X FF 97 2-2 12 CI 11 HR 1B	S KC 80 D KC 81 C KC 79 F FF 93 D KC 79 C KC 78 2-3 ③ K	4	1	2	0	1	2	1
12 Jorge Soler, R (1, 10) OBP: 0.329, SLG: 0.513	F SL 83 B SI 91 X SI 90 1-1 ③ G5-3		X SI 91 0-0 ③ G1-3			F SL 82 B SI 89 F SI 90 B FF 90 C SI 88 2-3 ② K		B FF 96 C FF 95 F KC 85 1-2 CI 11 HR		3	1	0	0	0	1	3
19 Cheslor Cuthbert, R (1, 5) OBP: 0.324, SLG: 0.439		C SI 90 B FF 91 F SI 90 S SL 84 1-3 ① K		C CU 74 B FF 90 B SL 83 B SL 84 X SI 90 3-1 ① L8		C CH 81 S SL 83 B CU 73 X SL 84 1-2 HR		C FF 97 B FF 96 D KC 85 S KC 84 F FF 97 B FF 97 S FF 96 3-3 ① K		4	1	1	1	0	2	2
66 Ryan O'Hearn, L (1, 3) OBP: 0.271, SLG: 0.304		B FF 90 B CU 75 B FF 92 F FF 90 B FF 92 4-1 72 FC5 BB		X SL 84 0-0 ② L8		C CU 75 X FF 90 0-1 ③ P3		B FF 97 C FF 96 S KC 85 D KC 85 X KC 85 2-2 ② F8		3	0	0	0	1	0	2
11 Bubba Starling, R (1, 8) OBP: 0.280, SLG: 0.361		C SI 90 F SI 91 X FF 93 0-2 ② L8	C SI 90 X SI 89 0-1 ③ G6-3				B FF 98 S FF 97 B CU 81 X FC 94 2-1 ① F8	B KC 83 X FF 96 1-0 1-H 2-H HR		4	1	1	3	0	0	1
72 Meibrys Viloria, L (1, 2) OBP: 0.353, SLG: 0.433		C CU 77 C FF 92 F FF 93 X SI 90 0-2 ③ FC5 1-2f			S FF 90 X CU 76 0-1 ① G6-3		C CU 81 F FS 91 X FF 97 0-2 HR	B KC 83 B KC 84 C KC 83 S FF 97 C FF 96 2-3 ③ K		4	1	1	1	0	1	1
1 Nicky Lopez, L (1, 6) OBP: 0.262, SLG: 0.287			B FF 91 C FF 90 F FF 91 B FF 92 B SI 90 F FF 92 F SL 86 F SI 90 F FF 91 3-2 X SI 80 15 G3 1B		C FF 91 B CH 81 F SL 85 F CH 81 X CH 80 1-2 ② G3-1		B FC 96 X FC 96 1-0 ② F7		B KC 78 C FF 91 F KC 79 F KC 78 S KC 79 1-3 ① K	4	0	1	0	0	1	0

Inning Stats																				
	R: 0	H: 1	R: 0	H: 0	R: 0	H: 1	R: 0	H: 0	R: 0	H: 1	R: 1	H: 1	R: 1	H: 1	R: 3	H: 2	R: 0	H: 1	1B: 3	SF: 0
	E: 0	LOB: 1	E: 0	LOB: 1	E: 0	LOB: 2	E: 0	LOB: 0	E: 0	LOB: 1	E: 0	LOB: 0	E: 0	LOB: 1	E: 1	LOB: 0	E: 0	LOB: 1	2B: 2	SAC: 0
	K: 0	BB: 0	K: 1	BB: 1	K: 1	BB: 1	K: 0	BB: 0	K: 1	BB: 0	K: 2	BB: 0	K: 1	BB: 1	K: 2	BB: 0	K: 2	BB: 0	3B: 0	DP: 0
	S: 9	P: 14	S: 11	P: 16	S: 17	P: 27	S: 5	P: 8	S: 14	P: 19	S: 11	P: 15	S: 8	P: 15	S: 16	P: 27	S: 12	P: 17	HR: 3	HBP: 0

PITCHER		IP	WLS	BF	H	R	ER	SO	BB	IBB	HBP	BLK	WP	HR	S	P	ERA	WHIP
22 Rick Porcello, R ERA: 5.54	(1, 1)	6.0	W	24	4	1	1	5	2	0	0	0	0	1	67	99	1.50	1.000
17 Nathan Eovaldi, R ERA: 6.75	(7, 1)	1.0	H	5	1	1	1	0	1	0	0	0	0	1	8	15	9.00	2.000
32 Matt Barnes, R ERA: 4.67	(8, 1)	1.0		6	2	3	2	2	0	0	0	0	0	1	16	27	18.00	2.000
44 Brandon Workman, R ERA: 1.99	(9, 1)	1.0	S	4	1	0	0	2	0	0	0	0	0	0	12	17	0.00	1.000

PITCHER		IP	WLS	BF	H	R	ER	SO	BB	IBB	HBP	BLK	WP	HR	S	P	ERA	WHIP

TOP

Kansas City Royals @ Boston Red Sox

Fenway Park, Boston, MA

Mon Aug 05 2019, 7:12 PM - 10:07 PM EDT

Att. 33,636 - Clear - 73 F

livebaseballscorecards.com

AB	35
R	5
H	8
RBI	5
BB	3
SO	9
LOB	15

PA: 39

WP: 0
PB: 0
SB: 0
CS: 0

BOTTOM

Kansas City Royals @ Boston Red Sox

Fenway Park, Boston, MA

Mon Aug 05 2019, 7:12 PM - 10:07 PM EDT

Att. 33,636 - Clear - 73 F

livebaseballscorecards.com

Batter	1	2	3	4	5	6	7	8	9	AB	R	H	RBI	BB	SO	LOB
50 Mookie Betts, R (1, 9) OBP: 0.390, SLG: 0.491	B FF 92 B FF 92 F SI 93 F FF 93 C CU 79 2-3 ① K		B SI 91 B FC 87 B SI 92 B FF 91 4-0 ① 11 1B 2 FC6 BB		X CH 83 0-0 ① G4-3		B SI 90 C SI 90 F SL 78 B FF 91 B SI 91 F SI 90 F SI 90 B SI 92 4-2 ① 2 WP 16 2B 1-2 BB	X FF 94 0-0 ③ L9		2	2	0	0	2	1	0
12 Brock Holt, L (8, 4) OBP: 0.377, SLG: 0.404										1	0	0	0	0	0	1
11 Rafael Devers, L (1, 5) OBP: 0.370, SLG: 0.568	B CU 78 F FC 88 S CU 79 S FF 93 1-3 ② K		B FC 87 1 SAFE 1 SAFE 1 SAFE T FC 88 X CU 78 1-1 16 G4-6-3 2 E 59 HR 1-3 1B		B SI 91 X CU 77 1-0 HR		F SL 79 S FF 91 B SL 80 B SL 78 B FF 90 X SL 79 3-2 ① F9 2-3			4	2	2	1	0	1	2
2 Xander Bogaerts, R (1, 6) OBP: 0.387, SLG: 0.563	B SI 93 C CH 86 B CU 80 B FC 90 C SI 93 X CH 85 3-2 16 2B 1B		X SI 92 0-0 FC6 16 G4-6-3 1-2 3-H		C CU 76 S CH 85 B FC 90 B CU 78 B CH 84 X CH 82 3-2 ② G6-3		B SL 87 B SL 86 B SL 86 B CU 78 4-0 16 2B 1-2 3-H BB			3	1	1	1	1	0	1
16 Andrew Benintendi, L (1, 7) OBP: 0.358, SLG: 0.472	F FC 89 B SI 95 1 SAFE (8, 8) X FC 89 1-1 ③ 1-H 2B		B FC 89 D SI 92 X SI 92 2-0 ① ② G4-6-3 1-2f 2-3		C CU 78 B CH 85 F CH 85 S CU 79 1-3 ③ K		F CU 79 F FF 94 X CU 77 0-2 59 G3 1-H 2-H 2B			4	0	2	2	0	1	2
59 Sam Travis, R (1, 3) OBP: 0.286, SLG: 0.400 (8, 7)		C FF 92 B CU 78 F FC 88 F FF 92 S CU 79 1-3 ① K	S CU 80 B FF 91 B FC 88 X SI 92 2-1 3-H HR			B SI 90 X SI 91 1-0 ① G4-3	B FF 95 S SL 85 B SL 85 S FF 94 D FF 94 X FF 94 3-2 ② G3 2-3			4	1	1	2	0	1	1
7 Christian Vázquez, R (1, 10) OBP: 0.321, SLG: 0.488		B CU 79 S FF 92 F SI 92 B FC 87 F CH 86 F FF 91 T SI 92 2-2 ② K	C SI 93 B FC 87 S CU 79 B CH 86 S CU 79 2-3 ③ K			F FF 92 F SI 91 X SL 87 0-2 ② G4-3	C SL 84 B FF 95 B SI 94 D SL 86 F FF 94 S FF 94 3-3 ③ K			4	0	0	0	0	3	1
23 Michael Chavis, R (1, 4) OBP: 0.332, SLG: 0.462 (8, 3)	X FF 92 0-0 19 1B 1B		B CH 84 S CH 83 B SI 93 C CH 85 F CU 80 F CU 80 X CH 85 2-2 ① G5-3			B SL 88 B SI 91 X SI 89 2-0 1B	B FF 96 B CU 82 C FF 95 B FF 96 C FF 94 B FF 97 4-2 BB			3	0	2	0	1	0	0
19 Jackie Bradley Jr., L (1, 8) OBP: 0.319, SLG: 0.395 (8, 9)	X FC 88 0-0 1-2 1B		B SI 93 B SI 93 C SI 92 S FF 93 F CU 80 B CH 85 X SI 93 3-2 ② P4			X SI 91 0-0 ③ G3-4-1		C FF 95 X CU 81 0-1 ① L8		4	0	1	0	0	0	2
3 Sandy León, S (1, 2) OBP: 0.255, SLG: 0.302	S CU 78 B CU 79 F SI 92 B FF 92 D CH 86 S CU 78 3-3 ③ K		B CU 79 F FC 87 C CU 79 B FF 91 X FF 91 2-2 ③ G4-3				B SI 90 F FF 91 B FF 92 X SI 89 2-1 11 F9 50 BB 2 WP 1B	B FF 95 X FF 95 1-0 ② F7		4	1	1	0	0	1	3
Inning Stats	R: 0 E: 0 K: 2 S: 11 H: 2 LOB: 2 BB: 0 P: 18	R: 0 E: 0 K: 3 S: 14 H: 2 LOB: 2 BB: 0 P: 20	R: 3 E: 1 K: 1 S: 9 H: 2 LOB: 0 BB: 1 P: 20	R: 0 E: 0 K: 0 S: 12 H: 0 LOB: 0 BB: 0 P: 19	R: 1 E: 0 K: 1 S: 8 H: 1 LOB: 0 BB: 0 P: 13	R: 0 E: 0 K: 0 S: 6 H: 1 LOB: 1 BB: 0 P: 9	R: 3 E: 0 K: 1 S: 18 H: 2 LOB: 1 BB: 2 P: 37	R: 0 E: 0 K: 0 S: 6 H: 0 LOB: 1 BB: 1 P: 11		1B: 6 2B: 2 3B: 0 HR: 2 SF: 0 SAC: 0 DP: 1 HBP: 0		WP: 1 PB: 0 SB: 0 CS: 0 PA: 37			

	AB	33
	R	7
	H	10
	RBI	6
	BB	4
	SO	8
	LOB	13

PITCHER	IP	WLS	BF	H	R	ER	SO	BB	IBB	HBP	BLK	WP	HR	S	P	ERA	WHIP
21 Mike Montgomery, L (1, 1) ERA: 6.02	5.0	L	22	7	4	2	7	1	0	0	0	0	2	54	90	3.60	1.600
61 Kevin McCarthy, R (6, 1) ERA: 4.67	1.0		4	1	0	0	0	0	0	0	0	0	0	6	9	0.00	1.000
54 Tim Hill, L (7, 1) ERA: 4.41	0.1		3	1	2	2	0	1	0	0	0	0	0	9	18	54.00	6.000
58 Scott Barlow, R (7, 1) ERA: 5.73	0.2		4	1	1	1	1	1	0	0	0	1	0	9	19	13.50	3.000
63 Josh Staumont, R (8, 1) ERA: 3.38	1.0		4	0	0	0	0	1	0	0	0	0	0	6	11	0.00	1.000

PITCHER	IP	WLS	BF	H	R	ER	SO	BB	IBB	HBP	BLK	WP	HR	S	P	ERA	WHIP

Batter	1	2	3	4	5	6	7	8	9	AB	R	H	RBI	BB	SO	LOB
15 Whit Merrifield, R (1, 4) OBP: 0.356, SLG: 0.478	S FF 94 B FF 94 F FF 95 B FF 96 B FF 95 X FF 95 3-2 ① 1B			C SL 83 B CH 84 B FF 91 X SL 85 2-1 ① F9		F SL 85 F FF 93 X CH 84 0-2 4 G6-3 4 WP 17 1B 1B	1 SAFE F FF 95 F SL 87 1 SAFE X SL 86 0-2 ③ FC4 1-2f			4	1	2	0	0	0	1
4 Alex Gordon, L (1, 7) OBP: 0.344, SLG: 0.422	F CU 81 F CH 86 S FF 95 0-3 ② K			X CH 84 0-0 ② G6-3		B CH 86 B CH 86 S CU 82 F FF 94 X CU 82 2-2 ① G6-3 1-3		C SL 85 X FC 92 0-1 ① G4-3		4	0	0	0	0	1	1
17 Hunter Dozier, R (1, 9) OBP: 0.367, SLG: 0.528	C FF 95 F FF 95 X CH 86 0-2 ③ G5-3			C FF 94 B CH 86 B CH 87 F SL 86 F FF 95 B CH 86 D CH 87 4-2 12 HR BB		X FF 95 0-0 12 HR 3-H 1B		B SI 95 B SL 86 B FC 92 C FC 92 X FF 95 3-1 ② P4		3	2	1	1	1	0	0
12 Jorge Soler, R (1, 10) OBP: 0.335, SLG: 0.530		B SI 91 F FF 94 B CH 84 B CH 85 B FF 96 4-1 19 FC6-4 BB		X FF 94 0-0 1-H HR		B SL 86 X SL 87 1-0 1-H HR		B SI 93 S SI 94 B SI 94 B FC 94 B SI 95 4-1 BB		2	2	2	4	2	0	0
19 Cheslor Cuthbert, R (1, 5) OBP: 0.323, SLG: 0.436		C SL 85 F FF 93 X SL 86 0-2 ① FC6-4 66 G6-3 1-2f		F CH 88 X SL 87 0-1 ③ G6-3		B SL 86 C FF 95 X FF 95 1-1 66 G4-6-3 1B		S FC 93 B FF 94 X FC 92 1-1 ③ P2		4	0	1	0	0	0	2
66 Ryan O'Hearn, L (1, 3) OBP: 0.271, SLG: 0.318		F FF 95 C FF 94 X CH 84 0-2 ②③ G6-3 1-2f			B CH 85 C FF 93 B FF 94 F CH 85 F FF 94 B FF 96 F CH 86 F FF 95 F FF 95 3-2 X CH 85 HR	C SL 89 B SL 88 F FF 96 D SL 89 F SL 88 X SL 89 2-2 ②③ G4-6-3 1-2f			S FF 96 F FF 97 B SL 85 F SL 86 F FF 96 B SI 98 S SL 83 2-3 ① K	4	1	1	1	0	1	2
11 Bubba Starling, R (1, 8) OBP: 0.266, SLG: 0.342			B FF 92 B SL 84 F FF 93 F SL 86 F FF 94 S CH 85 2-3 ① K		F SL 86 C FF 94 F FF 95 S SL 86 0-3 ① K		S SL 87 S SL 85 C SL 86 0-3 ① K		B SL 85 S SL 82 F FF 97 B FF 97 F FF 97 B SL 83 S FF 96 3-3 ② K	4	0	0	0	0	4	0
72 Meibrys Viloria, L (1, 2) OBP: 0.316, SLG: 0.382			C CU 82 B CU 81 C CH 86 S CH 86 1-3 ② K		B CU 83 X CH 87 1-0 ② G6-3		C FF 95 X SL 88 0-1 ② G4-3		S FF 96 C FF 95 F FF 97 F FF 96 B SL 83 C SL 85 1-3 ③ K	4	0	0	0	0	2	0
1 Nicky Lopez, L (1, 6) OBP: 0.262, SLG: 0.285			B FF 95 C FF 93 S CH 86 X FF 96 1-2 ③ G6-3		X CH 87 0-0 ③ G1-3		B FF 95 B FF 95 C FF 94 C FF 95 B SL 87 F FF 94 F FF 95 F FF 95 F FF 95 4-2 F FF 95 F FF 94 B SL 85 15 FC4 BB			2	0	0	0	1	0	0
Inning Stats	R: 0 E: 0 K: 1 S: 9 H: 1 LOB: 0 BB: 0 P: 12	R: 0 E: 0 K: 0 S: 7 H: 0 LOB: 0 BB: 1 P: 11	R: 0 E: 0 K: 2 S: 10 H: 0 LOB: 0 BB: 0 P: 14	R: 2 E: 0 K: 0 S: 9 H: 1 LOB: 0 BB: 1 P: 15	R: 1 E: 0 K: 1 S: 13 H: 1 LOB: 0 BB: 0 P: 17	R: 3 E: 0 K: 0 S: 14 H: 4 LOB: 0 BB: 0 P: 20	R: 0 E: 0 K: 1 S: 16 H: 0 LOB: 1 BB: 1 P: 20	R: 0 E: 0 K: 0 S: 7 H: 0 LOB: 1 BB: 1 P: 15	R: 0 E: 0 K: 3 S: 14 H: 0 LOB: 0 BB: 0 P: 20	1B: 4 2B: 0 3B: 0 HR: 3 SF: 0 SAC: 0 DP: 2 HBP: 0						

PITCHER	IP	WLS	BF	H	R	ER	SO	BB	IBB	HBP	BLK	WP	HR	S	P	ERA	WHIP
48 Andrew Cashner, R (1, 1) ERA: 4.68	5.1	L	23	7	6	6	4	2	0	0	0	1	3	58	83	10.12	1.688
72 Josh Taylor, L (6, 1) ERA: 3.72	1.2		5	0	0	0	1	1	0	0	0	0	0	20	26	0.00	0.600
64 Marcus Walden, R (8, 1) ERA: 3.49	1.0		4	0	0	0	0	1	0	0	0	0	0	7	15	0.00	1.000
63 Darwinzon Hernández, L (9, 1) ERA: 1.88	1.0		3	0	0	0	3	0	0	0	0	0	0	14	20	0.00	0.000

PITCHER	IP	WLS	BF	H	R	ER	SO	BB	IBB	HBP	BLK	WP	HR	S	P	ERA	WHIP

TOP

Kansas City Royals @ Boston Red Sox

Fenway Park, Boston, MA

Tue Aug 06 2019, 7:13 PM - 10:00 PM EDT

Att. 36,360 - Partly Cloudy - 74 F

livebaseballscorecards.com

AB	31
R	6
H	7
RBI	6
BB	4
SO	8
LOB	6

Batter	1	2	3	4	5	6	7	8	9	AB	R	H	RBI	BB	SO	LOB
50 Mookie Betts, R (1, 9) OBP: 0.388, SLG: 0.487	B FF 91 B FF 90 X FF 90 2-0 P4 ①		F FF 91 C FF 91 F SL 81 B FF 92 S SI 92 1-3 K ①	B FF 94 B CU 80 F FF 92 C FF 92 B SL 81 F FF 92 B SL 82 4-2 BB			B SI 96 B SI 95 X FF 96 2-0 F8 ②		C FC 93 X FF 96 0-1 L8 ③	4	0	0	0	1	1	0
11 Rafael Devers, L (1, 5) OBP: 0.369, SLG: 0.568	B FF 91 B FF 92 C SI 91 S FF 91 S FF 92 2-3 K ②		B CU 78 B CU 80 B SI 92 X FF 92 3-0 16 1B 2B	X SL 82 0-0 F8 ③			C SL 90 B SL 91 B SI 94 B FF 94 F FF 94 F FF 95 F SL 90 F SL 89 X FF 95 3-2 G5-3 ③			4	1	1	0	0	1	2
28 J.D. Martinez, R (1, 10) OBP: 0.377, SLG: 0.541	F FF 92 X SI 91 0-1 1B		B FF 92 B FF 92 S FF 91 F FF 92 B SL 82 X SL 81 3-2 F8 ②		S FF 91 B SI 90 F SI 91 C SL 81 1-3 K ①			C SL 88 B SI 94 S SI 95 X FF 94 1-2 7 2B 2B		4	1	2	0	0	1	1
16 Andrew Benintendi, L (1, 7) OBP: 0.357, SLG: 0.470	F SI 92 B FF 92 F FF 92 C CH 85 1-3 K ③		C SL 81 B FF 93 X FF 93 1-1 12 1B 2-H 1B		C CU 80 B FF 92 B CH 85 F CU 80 X FF 92 2-2 G6-3 ②			S FF 96 F SI 94 F SL 90 B FF 94 X FF 94 1-2 L7 ①		4	0	1	1	0	1	2
12 Brock Holt, L (1, 6) OBP: 0.373, SLG: 0.400		C FF 91 X CH 84 0-1 G4-3 ①	1 SAFE 1 SAFE F FF 92 C SI 91 B FF 92 B CH 86 X CH 86 2-2 1-3 1B		B CU 80 C CH 86 X CU 78 1-1 G1-3 ③			B SL 88 X FF 94 1-0 F7 ②		4	0	1	0	0	0	1
7 Christian Vázquez, R (1, 2) OBP: 0.323, SLG: 0.491		B FF 92 F FF 91 C CU 80 B SL 83 X SI 92 2-2 23 F9 18 1B 1B	B FF 93 D CU 80 X FF 91 2-0 F8 ③			C FF 90 S CU 80 F SL 81 B FF 91 X SI 91 1-2 G5-3 ①		B FF 95 X SI 94 1-0 2-H 2B		4	0	2	1	0	0	2
18 Mitch Moreland, L (1, 3) OBP: 0.305, SLG: 0.500		C SI 91 B CH 85 B CH 84 X SI 92 2-1 1-2 1B		B CU 78 B SI 90 X SI 89 2-0 F8 ①		C CU 79 X SL 82 0-1 G3 ②		C SL 90 B SL 89 F SL 89 B SL 90 C FF 95 2-3 K ③		4	0	1	0	0	1	1
23 Michael Chavis, R (1, 4) OBP: 0.331, SLG: 0.460		C FF 93 B SL 83 C FF 93 B SL 84 B SL 83 X FF 92 3-2 F9 ② 2-3		C FF 92 X CU 80 0-1 19 G4-3 1B		X SI 92 0-0 G4-3 ③			B FF 95 C FF 95 X FF 95 1-1 G4-3 ①	4	0	1	0	0	0	2
19 Jackie Bradley Jr., L (1, 8) OBP: 0.316, SLG: 0.391		S CH 86 B FF 94 F FF 93 B FF 92 X CH 85 2-2 F8 ③		1 SAFE X FF 93 0-0 G4-3 ② 1-2			C FF 95 B SI 94 F SI 94 B SL 90 X SL 90 2-2 G4-3 ①		C FF 95 F FF 96 B CH 88 B FF 96 B FF 96 X FF 96 3-2 G4-3 ②	4	0	0	0	0	0	3
Inning Stats	R: 0 E: 0 K: 2 S: 9 H: 1 LOB: 1 BB: 0 P: 14	R: 0 E: 0 K: 0 S: 13 H: 2 LOB: 2 BB: 0 P: 22	R: 1 E: 0 K: 1 S: 14 H: 3 LOB: 2 BB: 0 P: 26	R: 0 E: 0 K: 0 S: 8 H: 1 LOB: 2 BB: 1 P: 14	R: 0 E: 0 K: 1 S: 8 H: 0 LOB: 0 BB: 0 P: 12	R: 0 E: 0 K: 0 S: 7 H: 0 LOB: 0 BB: 0 P: 8	R: 0 E: 0 K: 0 S: 10 H: 0 LOB: 0 BB: 0 P: 17	R: 1 E: 0 K: 1 S: 12 H: 2 LOB: 1 BB: 0 P: 18	R: 0 E: 0 K: 0 S: 7 H: 0 LOB: 0 BB: 0 P: 11	1B: 6 2B: 3 3B: 0 HR: 0	SF: 0 SAC: 0 DP: 0 HBP: 0					

PITCHER		IP	WLS	BF	H	R	ER	SO	BB	IBB	HBP	BLK	WP	HR	S	P	ERA	WHIP
65 Jakob Junis, R ERA: 4.88	(1, 1)	6.0	W	26	7	1	1	4	1	0	0	0	0	0	59	96	1.50	1.333
55 Richard Lovelady, L ERA: 5.4	(7, 1)	2.0		8	2	1	1	1	0	0	0	0	0	0	22	35	4.50	1.000
31 Ian Kennedy, R ERA: 3.18	(9, 1)	1.0		3	0	0	0	0	0	0	0	0	0	0	7	11	0.00	0.000

PITCHER	IP	WLS	BF	H	R	ER	SO	BB	IBB	HBP	BLK	WP	HR	S	P	ERA	WHIP

BOTTOM

Kansas City Royals @ Boston Red Sox

Fenway Park, Boston, MA

Tue Aug 06 2019, 7:13 PM - 10:00 PM EDT

Att. 36,360 - Partly Cloudy - 74 F

livebaseballscorecards.com

AB	36
R	2
H	9
RBI	2
BB	1
SO	5
LOB	14

PA: 37

WP: 0
PB: 0
SB: 0
CS: 0

Batter	1	2	3	4	5	6	7	8	9	10	AB	R	H	RBI	BB	SO	LOB
15 Whit Merrifield, R (1, 7) OBP: 0.357, SLG: 0.477	F FF 93 B SI 93 S CH 88 B SI 94 X FC 89 2-2 F8 ①	C FF 94 F FF 94 X SI 94 0-2 P3 ③		1 SAFE B SI 91 B CH 85 S CH 86 S CH 87 B FC 88 X CH 88 3-2 F8-5 ①② 1-3		B FF 94 X SL 80 1-0 2-H 1B		B FC 97 C FF 99 X FS 91 1-1 1B			5	0	2	1	0	0	2
2 Humberto Arteaga, R (1, 6) OBP: 0.238, SLG: 0.215	F FF 94 B FF 94 F CH 88 X CH 89 1-2 12 1B 1B		F FC 86 B FF 92 X FF 93 1-1 F8 ①	S FF 94 C FF 94 X SL 86 0-2 F9 ③		1 SAFE B FF 97 X FF 94 1-0 F9 ③		B FC 96 C FF 98 1 SAFE F FF 99 F FF 99 B FC 96 S CU 82 2-3 K ③			5	0	1	0	0	1	2
17 Hunter Dozier, R (1, 9) OBP: 0.367, SLG: 0.526	C FC 88 B CH 89 S CH 88 B FF 93 F SI 94 S SL 87 2-3 K ②		B FC 88 F CH 86 B FC 90 B CH 89 X CH 88 3-1 G3 ②		C FC 85 X SI 91 0-1 F9 ①		X FF 99 0-0 19 G4-3 19 WP 1 2B 1B		X KC 81 0-0 19 S 1B		5	1	2	0	0	1	1
12 Jorge Soler, R (1, 10) OBP: 0.335, SLG: 0.527	B CH 88 B CH 88 X CH 89 2-0 19 BB 1-3 1B		T FC 90 B FC 90 B CH 89 B FC 90 B CH 89 4-1 1 1B 19 BB 72 1B BB		X FC 89 0-0 P4 ②		C FC 95 S FF 98 B FF 99 B FC 94 C FS 90 2-3 K ①		B FF 92 B FC 86 C FC 87 C KC 82 D KC 82 C KC 80 3-3 K ①		4	1	1	0	1	2	2
19 Cheslor Cuthbert, R (1, 5) OBP: 0.329, SLG: 0.434	B SI 94 B CH 88 B CH 89 C FF 95 S FF 95 B FF 95 4-2 1-2 BB		C FF 93 B FF 94 S CH 87 1 SAFE D CU 85 F SI 93 D CU 86 F CH 87 B CH 88 4-2 1 1B 72 1B 1-2 BB		C SI 92 B CH 87 X CH 87 1-1 1B		S FF 98 B CU 83 B FC 95 C FC 96 X FF 99 2-2 G4-3 ② 1-3		S FC 88 S FC 86 B FF 94 X KC 80 1-2 F8 ② 1-2		3	1	1	0	2	0	2
1 Nicky Lopez, L (1, 4) OBP: 0.265, SLG: 0.290	C FF 94 B FF 95 B SI 95 F FF 95 B CH 88 X FF 95 3-2 G6-3 ③		C FF 93 S SI 94 X FC 89 0-2 72 1B 1-2 2-3 1B		F SI 92 B SI 92 F FF 92 F CH 86 B CH 86 X SI 93 2-2 G4-3 ③		C FC 95 T FC 97 X FF 99 0-2 3-H 2B		B KC 79 C KC 80 D KC 82 X KC 80 2-1 G6-3 ③		5	0	2	1	0	0	5
72 Meibrys Viloria, L (1, 2) OBP: 0.333, SLG: 0.395 33 Nick Dini, R (10, PH) (10, 2)		X SI 91 0-0 66 FC3-6 1B	B SI 94 C SI 94 B CU 87 B FF 95 X FF 95 3-1 1-2 2-H 3-H 1B			B SL 81 B SL 84 C FF 95 S FF 94 C FF 95 2-3 K ① F CU 80 B FC 94 S FF 98 C FS 88 1-3 K ③			B SL 84 C FF 93 B FF 94 X FF 94 2-1 L3 ①	4 1	0 0	2 0	2 0	0 0	2 0	1 0
66 Ryan O'Hearn, L (1, 3) OBP: 0.265, SLG: 0.310		B SI 92 C SI 93 X SI 93 1-1 FC3-6 6 FC1-6 1-2f ①	B CH 87 X SI 92 1-0 G6-3 ③			C SL 82 S SL 84 F FF 95 S FF 96 0-3 K ②		C CU 80 S FS 91 F FS 90 S CU 82 0-3 K ①		B SI 93 C SI 95 B SI 95 B SL 84 C SI 94 C SI 94 3-3 K ②	5	0	0	0	0	3	3
6 Billy Hamilton, S (1, 8) OBP: 0.279, SLG: 0.270 11 Bubba Starling, R (10, PH) OBP: 0.263, SLG: 0.338 (10, 8)		S FF 93 B FF 93 F FF 93 F SI 93 B SI 94 F FF 94 B SI 94 X FF 95 3-2 FC1-6 ② 1-2f		C FF 92 B FF 92 C FF 93 X SI 93 1-2 15 F8-5 15 S 1B		B FF 96 X FF 96 1-0 15 1B 2B		F FS 91 C FC 98 F FF 99 F CU 83 C FS 90 0-3 K ②		B SL 86 F FF 95 X FF 95 1-1 G6-3 ③	4 1	1 0	2 0	0 0	0 0	1 0	1 0
Inning Stats	R: 0 E: 0 K: 1 S: 16 H: 2 LOB: 3 BB: 1 P: 30	R: 0 E: 0 K: 0 S: 11 H: 1 LOB: 1 BB: 0 P: 15	R: 2 E: 0 K: 0 S: 15 H: 2 LOB: 2 BB: 2 P: 31	R: 0 E: 0 K: 0 S: 9 H: 1 LOB: 0 BB: 0 P: 13	R: 0 E: 0 K: 0 S: 9 H: 1 LOB: 1 BB: 0 P: 12	R: 1 E: 0 K: 2 S: 10 H: 2 LOB: 1 BB: 0 P: 15	R: 1 E: 0 K: 2 S: 13 H: 2 LOB: 1 BB: 0 P: 18	R: 0 E: 0 K: 3 S: 15 H: 1 LOB: 1 BB: 0 P: 18	R: 0 E: 0 K: 1 S: 9 H: 1 LOB: 1 BB: 0 P: 15	R: 0 E: 0 K: 1 S: 7 H: 0 LOB: 0 BB: 0 P: 13	1B: 11 2B: 3 3B: 0 HR: 0	SF: 0 SAC: 0 DP: 1 HBP: 0		WP: 1 PB: 0 SB: 2 CS: 0	PA: 45			

PITCHER	IP	WLS	BF	H	R	ER	SO	BB	IBB	HBP	BLK	WP	HR	S	P	ERA	WHIP
57 Eduardo Rodriguez, L (1, 1) ERA: 4.17	5.0		24	7	2	2	1	3	0	0	0	0	0	60	101	3.60	2.000
63 Darwinzon Hernández, L (6, 1) ERA: 2.35	1.0	H	5	2	1	1	2	0	0	0	0	0	0	10	15	9.00	2.000
17 Nathan Eovaldi, R (7, 1) ERA: 6.59	2.0	B	9	3	1	1	5	0	0	0	0	1	0	28	36	4.50	1.500
44 Brandon Workman, R (9, 1) ERA: 1.95	1.0		4	1	0	0	1	0	0	0	0	0	0	9	15	0.00	1.000
72 Josh Taylor, L (10, 1) ERA: 3.6	1.0	W	3	0	0	0	1	0	0	0	0	0	0	7	13	0.00	0.000

PITCHER	IP	WLS	BF	H	R	ER	SO	BB	IBB	HBP	BLK	WP	HR	S	P	ERA	WHIP

TOP

Kansas City Royals @ Boston Red Sox

Fenway Park, Boston, MA

Wed Aug 07 2019, 7:13 PM - 1:17 PM EDT

Att. 41,578 - Partly Cloudy - 86 F

livebaseballscorecards.com

AB	42
R	4
H	13
RBI	4
BB	3
SO	10
LOB	19

Kansas City Royals @ Boston Red Sox

Fenway Park, Boston, MA

Wed Aug 07 2019, 7:13 PM - 1:17 PM EDT

Att. 41,578 - Partly Cloudy - 86 F

livebaseballscorecards.com

Batter	1	2	3	4	5	6	7	8	9	10	AB	R	H	RBI	BB	SO	LOB
50 Mookie Betts, R (1, 9) OBP: 0.390, SLG: 0.487	B FF 93 B FF 94 B FF 94 C FF 93 B FF 94 4-1 BB		F FF 94 F FF 94 B FF 94 F CU 83 X FF 95 1-2 ② F7		C FF 95 B CU 83 X FF 94 1-1 11 BB 2 2B 1B	1 SAFE B SL 88 1 SAFE C SI 92 B SI 91 B SI 92 F SI 92 S SI 91 3-3 ③ K			B SL 84 X FF 94 1-0 28 FC4-6 1B		4	1	2	0	1	1	2
11 Rafael Devers, L (1, 5) OBP: 0.367, SLG: 0.563	D CU 82 S FF 93 F FF 94 B FF 94 S CU 82 2-3 ① K		F CU 83 F FF 94 B FF 95 S CU 85 1-3 ③ K		B FF 93 F FF 94 B FF 93 1 SAFE C FF 94 B FF 94 D CU 83 4-2 2 2B 1-2 BB		X SI 90 0-0 ① G3		C FF 95 1 SAFE F FF 94 1 SAFE S FF 94 0-3 ① K		4	1	0	0	1	3	3
2 Xander Bogaerts, R (1, 6) OBP: 0.389, SLG: 0.566	C FF 94 X FF 93 0-1 ② P4			C FF 94 B CU 83 X FF 95 1-1 28 HR 1B	X FF 93 0-0 28 1B 1-H 2-H 2B		C SI 90 X SL 88 0-1 1B		B SL 85 B FF 94 B FF 93 C FF 92 F CH 88 X FF 94 3-2 ② F9		5	1	3	2	0	0	2
28 J.D. Martinez, R (1, 10) OBP: 0.377, SLG: 0.546	F FF 95 F FF 94 X CU 84 0-2 ③ L8			F FF 94 X SL 83 0-1 1-H HR	B FF 93 C FF 94 B FF 93 F FF 94 D CU 82 F FF 94 X FF 94 3-2 2-3 1B		C SI 92 B SI 92 1 SAFE F SI 92 S SL 86 1-3 ② K		F FF 92 F FF 92 X FF 93 0-2 ③ FC4-6 1-2f		5	1	2	2	0	1	3
16 Andrew Benintendi, L (1, 7) OBP: 0.355, SLG: 0.467		B FF 95 B FF 95 X FF 94 2-0 7 L1-3 1B		C FF 96 B FF 94 B CH 86 F CH 85 T FF 95 2-2 ① K	C SI 90 F SI 90 X FF 91 0-2 ② P2		C SI 92 S CH 83 S FF 91 0-3 ③ K			C FF 94 B FF 94 B SL 89 F FF 93 C FF 94 2-3 ① K	5	0	1	0	0	3	3
7 Christian Vázquez, R (1, 2) OBP: 0.322, SLG: 0.490 36 Chris Owings, R (10, PR) OBP: 0.193, SLG: 0.222		C CU 80 B FF 95 F FF 94 1 SAFE X CU 84 1-2 ① ② L1-3 1-1		F FF 95 B FF 95 S SL 83 X FF 95 1-2 ② F8	F SI 90 B FF 90 S FF 90 B FF 89 F FF 91 X SI 91 2-2 ③ G6-3			B FF 96 T FF 95 B FF 97 S SI 96 X FF 97 2-2 ① G6-3	X SI 95 0-0 12 1B 2B	5 0	0 1	1 0	0 0	0 0	0 0	3 0
18 Mitch Moreland, L (1, 3) OBP: 0.304, SLG: 0.494 59 Sam Travis, R (10, PH) OBP: 0.294, SLG: 0.400		B FF 96 B CH 86 F FF 95 F FF 96 C CH 87 2-3 ③ K		B SL 84 C SL 81 X FF 95 1-1 1B	C SL 76 X SI 90 0-1 ① G6-3			C CU 80 F FF 95 F FF 95 X SI 94 0-2 ② G6-3	0-0 12 1B IBB	4 0	0 0	1 0	0 0	0 1	1 0	0 0
12 Brock Holt, L (1, 4) OBP: 0.386, SLG: 0.405			B FF 94 B FF 94 B FF 95 C FF 95 F FF 95 B CH 86 4-2 19 FC5 BB	F FF 94 B FF 93 B CH 86 B CH 85 C FF 94 F FF 94 X FF 95 3-2 L9	C SI 88 F SI 89 B FF 90 B SL 77 X SI 88 2-2 1B			F FF 95 B SI 96 B SL 86 B SI 95 B FF 94 4-1 BB	T FF 94 B SL 88 X SL 88 1-1 1-2 2-H 1B	3	0	2	1	2	0	1
19 Jackie Bradley Jr., L (1, 8) OBP: 0.313, SLG: 0.386			C CH 84 B FF 94 1 SAFE X FF 94 1-1 ① FC5 1-2f		F CU 81 B CH 85 B FF 94 F FF 94 S CU 82 2-3 ① K	F SL 78 C SL 77 F SL 79 F SL 77 C FF 90 0-3 ② K		C CU 78 F SI 95 B FF 94 S SL 85 1-3 ③ K			4	0	0	0	0	3	3
Inning Stats	R: 0 H: 0 E: 0 LOB: 1 K: 1 BB: 1 S: 9 P: 15	R: 0 H: 1 E: 0 LOB: 0 K: 1 BB: 0 S: 7 P: 12	R: 0 H: 0 E: 0 LOB: 1 K: 1 BB: 1 S: 11 P: 18	R: 2 H: 3 E: 0 LOB: 1 K: 1 BB: 0 S: 16 P: 24	R: 2 H: 3 E: 0 LOB: 2 K: 1 BB: 1 S: 19 P: 31	R: 0 H: 1 E: 0 LOB: 1 K: 2 BB: 0 S: 13 P: 18	R: 0 H: 1 E: 0 LOB: 1 K: 2 BB: 0 S: 9 P: 10	R: 0 H: 0 E: 0 LOB: 1 K: 1 BB: 1 S: 11 P: 18	R: 0 H: 1 E: 0 LOB: 1 K: 1 BB: 0 S: 10 P: 14	R: 1 H: 2 E: 0 LOB: 2 K: 1 BB: 1 S: 6 P: 9	1B: 9 2B: 3 3B: 0 HR: 1	SF: 0 SAC: 0 DP: 1 HBP: 0	WP: 0 PB: 0 SB: 0 CS: 0	PA: 44				

PITCHER	IP	WLS	BF	H	R	ER	SO	BB	IBB	HBP	BLK	WP	HR	S	P	ERA	WHIP
57 Glenn Sparkman, R (1, 1) ERA: 5.71	4.1		22	7	4	4	5	3	0	0	0	0	1	55	91	8.31	2.308
54 Tim Hill, L (5, 1) ERA: 4.08	1.1		5	1	0	0	1	0	0	0	0	0	0	17	21	0.00	0.750
61 Kevin McCarthy, R (6, 1) ERA: 4.5	1.1		5	1	0	0	3	0	0	0	0	0	0	12	16	0.00	0.750
58 Scott Barlow, R (8, 1) ERA: 5.6	1.0		4	0	0	0	1	1	0	0	0	0	0	11	18	0.00	1.000
Jake Newberry, R (9, 1) ERA: 3.52	1.0		4	1	0	0	1	0	0	0	0	0	0	10	14	0.00	1.000

PITCHER	IP	WLS	BF	H	R	ER	SO	BB	IBB	HBP	BLK	WP	HR	S	P	ERA	WHIP
55 Richard Lovelady, L (10, 1) ERA: 5.79	0.1	L	4	2	1	1	1	0	1	0	0	0	0	6	9	27.00	6.000

BOTTOM	
AB	39
R	5
H	12
RBI	5
BB	5
SO	12
LOB	20

Batter	1	2	3	4	5	6	7	8	9	AB	R	H	RBI	BB	SO	LOB
6 David Fletcher, R (1, 5) OBP: 0.342, SLG: 0.390	B SI 93 B FF 93 B SI 92 C FF 92 C FF 93 X FF 94 3-2 ① L8		B FF 91 B SL 76 B SI 94 C CH 89 X SI 93 3-1 ③ G6-3			C FF 92 X SL 78 0-1 ③ G5-3			C FF 94 B FC 89 B FF 93 C KC 80 B FC 89 F FF 92 X KC 81 3-2 ② G5-3	4	0	0	0	0	0	0
27 Mike Trout, R (1, 8) OBP: 0.439, SLG: 0.668	F FF 93 S FF 92 B FF 93 C FF 94 1-3 ② K			B FF 91 B FF 92 C FF 94 C SL 80 S FF 96 2-3 ① K			C CH 86 X SL 80 0-1 1B		C FF 94 F FF 93 B FF 93 S KC 82 1-3 ③ K	4	0	1	0	0	3	0
17 Shohei Ohtani, L (1, 10) OBP: 0.353, SLG: 0.511	B SI 91 X SI 92 1-0 2B			X SL 78 0-0 ② F8			C SI 93 B SI 92 F SI 92 D SL 83 B SL 81 C FF 96 3-3 ① K			3	0	1	0	0	1	1
8 Justin Upton, R (1, 7) OBP: 0.297, SLG: 0.384	C CH 86 B FF 95 S FF 94 C SL 80 1-3 ③ K			S SL 78 S SL 81 B SL 80 S SL 80 1-3 ③ K			C FF 94 B FF 94 B SL 82 F FF 94 S FF 97 2-3 ② K			3	0	0	0	0	3	2
5 Albert Pujols, R (1, 3) OBP: 0.297, SLG: 0.435		B CH 83 C CH 86 X SL 77 1-1 ① G4-3			B SL 75 F SL 75 X SL 79 1-1 ① F8		S CH 87 B FF 94 F FF 96 S FF 98 1-3 ③ K			3	0	0	0	0	1	1
56 Kole Calhoun, L (1, 9) OBP: 0.315, SLG: 0.476		S SL 78 F SI 92 B FF 93 S FF 94 1-3 ② K			F SI 90 X FF 93 0-1 ② L7			C FF 89 B SL 78 F FF 92 F SL 82 F SL 75 S SL 82 1-3 ① K		3	0	0	0	0	2	0
4 Luis Rengifo, S (1, 4) OBP: 0.322, SLG: 0.360		B CH 86 X CH 85 1-0 ③ G5-3			F SL 76 B FF 94 B FF 92 S FF 93 C FF 95 2-3 ③ K			T FF 92 X FF 95 0-1 ② L9		3	0	0	0	0	1	0
19 Wilfredo Tovar, R (1, 6) OBP: 0.280, SLG: 0.289			C CH 83 B SL 76 F FF 91 C SL 80 1-3 ① K			X CH 85 0-0 ① L8		S SL 77 B FF 94 B FF 93 F FF 95 F SL 83 S FF 97 2-3 ③ K		3	0	0	0	0	2	0
33 Max Stassi, R (1, 2) OBP: 0.213, SLG: 0.190 18 Brian Goodwin, L (9, PH) OBP: 0.338, SLG: 0.487			C SL 76 C FF 93 B FF 92 F FF 94 X SL 81 1-2 ② P5			C SI 91 B FF 90 C FF 93 B SL 82 B SL 80 C SL 78 3-3 ② K			B KC 79 C KC 79 S FC 87 B KC 81 S KC 82 2-3 ① K	2 1	0 0	0 0	0 0	0 0	1 1	0 0
Inning Stats	R: 0 E: 0 K: 2 S: 10 H: 1 LOB: 1 BB: 0 P: 16	R: 0 E: 0 K: 1 S: 6 H: 0 LOB: 0 BB: 0 P: 9	R: 0 E: 0 K: 1 S: 9 H: 0 LOB: 0 BB: 0 P: 14	R: 0 E: 0 K: 2 S: 7 H: 0 LOB: 0 BB: 0 P: 10	R: 0 E: 0 K: 1 S: 7 H: 0 LOB: 0 BB: 0 P: 10	R: 0 E: 0 K: 1 S: 6 H: 0 LOB: 0 BB: 0 P: 9	R: 0 E: 0 K: 3 S: 11 H: 1 LOB: 1 BB: 0 P: 17	R: 0 E: 0 K: 2 S: 11 H: 0 LOB: 0 BB: 0 P: 14	R: 0 E: 0 K: 2 S: 10 H: 0 LOB: 0 BB: 0 P: 16	1B: 1 2B: 1 3B: 0 HR: 0 SF: 0 SAC: 0 DP: 0 HBP: 0						

PITCHER		IP	WLS	BF	H	R	ER	SO	BB	IBB	HBP	BLK	WP	HR	S	P	ERA	WHIP
41 Chris Sale, L ERA: 4.41	(1, 1)	8.0	W	26	2	0	0	13	0	0	0	0	0	0	67	99	0.00	0.250
44 Brandon Workman, R ERA: 1.92	(9, 1)	1.0	S	3	0	0	0	2	0	0	0	0	0	0	10	16	0.00	0.000

PITCHER	IP	WLS	BF	H	R	ER	SO	BB	IBB	HBP	BLK	WP	HR	S	P	ERA	WHIP

TOP

Los Angeles Angels @ Boston Red Sox

Fenway Park, Boston, MA

Thu Aug 08 2019, 7:11 PM - 9:26 PM EDT

Att. 34,744 - Partly Cloudy - 85 F

livebaseballscorecards.com

AB	29
R	0
H	2
RBI	0
BB	0
SO	15
LOB	4

Batter	1	2	3	4	5	6	7	8	9	AB	R	H	RBI	BB	SO	LOB
50 Mookie Betts, R (1, 9) OBP: 0.387, SLG: 0.483	C FF 92 F FF 92 X FF 92 0-2 G4-3		C FF 93 B CH 86 C CH 85 1 SAFE B FF 92 X CH 86 2-2 G1-6-3 1-2f		C FF 91 B CH 84 X FF 91 1-1 F9			B SL 84 X FF 92 1-0 G6-3		4	0	0	0	0	0	1
11 Rafael Devers, L (1, 5) OBP: 0.364, SLG: 0.558	C CU 79 S CU 78 B CU 78 F FF 93 S FF 92 1-3 K		C FF 93 B FF 91 B CU 78 C CU 78 S SI 91 2-3 K		B SL 84 F SI 90 X CU 76 1-1 G6-3			C CU 77 B FF 91 F CU 79 B FF 91 X FF 92 2-2 G1-3		4	0	0	0	0	2	0
2 Xander Bogaerts, R (1, 6) OBP: 0.387, SLG: 0.562	C FF 94 B FF 94 S CH 87 F CH 86 C FF 92 1-3 K			C CU 76 F CH 84 F FF 91 X FF 92 0-2 L9		C CU 76 B FF 91 F CU 76 B FF 90 S CH 84 2-3 K				3	0	0	0	0	2	0
28 J.D. Martinez, R (1, 10) OBP: 0.379, SLG: 0.547		B FF 92 F FF 92 B FF 92 B CH 86 C FF 92 F FF 93 X FF 93 3-2 59 HR 1B		B CU 77 B FF 92 X CH 85 2-0 16 2B 1B		C FF 90 S CU 76 S FF 91 0-3 K				3	1	2	0	0	1	0
59 Sam Travis, R (1, 3) OBP: 0.295, SLG: 0.434		X FF 93 0-0 1-H HR		C CH 84 B FF 92 S CH 84 D CH 86 F FF 92 1 SAFE S CU 78 2-3 K		B CH 83 F CU 76 X CU 74 1-1 P3				3	1	1	2	0	1	1
16 Andrew Benintendi, L (1, 7) OBP: 0.355, SLG: 0.468		C CU 77 B FF 91 B SI 92 F CU 77 B FF 92 F CU 78 S FF 93 3-3 K		X FF 92 0-0 1-3 2B			F FF 93 B SL 90 F CH 87 B FC 94 X CH 89 2-2 G4-3			3	0	1	0	0	1	0
23 Michael Chavis, R (1, 4) OBP: 0.328, SLG: 0.456		B FF 92 B FF 92 S FF 92 F FF 93 X CU 78 2-2 G6-3		B FF 91 B FF 91 F CU 76 B FF 91 S FF 92 X FF 92 3-2 P4			B SL 86 S SL 89 S FC 93 S FF 94 1-3 K			3	0	0	0	0	1	2
3 Sandy León, S (1, 2) OBP: 0.257, SLG: 0.326		B CU 78 C FF 92 C CU 77 T FF 92 1-2 K			C FF 90 B CU 76 X FF 90 1-1 HR		C SL 89 F FF 95 B SL 90 S FF 95 1-3 K			3	1	1	1	0	2	0
19 Jackie Bradley Jr., L (1, 8) OBP: 0.313, SLG: 0.384			C CU 78 F SI 92 B SI 91 B SL 85 F SI 92 B SI 93 B SI 92 4-2 50 G1-6-3 BB		B FF 91 F CU 76 X CU 76 1-1 G4-3			X FF 93 0-0 G6-3		2	0	0	0	1	0	0
Inning Stats	R: 0 E: 0 K: 2 S: 11 H: 0 LOB: 0 BB: 0 P: 13	R: 2 E: 0 K: 2 S: 15 H: 2 LOB: 0 BB: 0 P: 24	R: 0 E: 0 K: 1 S: 9 H: 0 LOB: 0 BB: 1 P: 17	R: 0 E: 0 K: 1 S: 13 H: 2 LOB: 2 BB: 0 P: 20	R: 1 E: 0 K: 0 S: 8 H: 1 LOB: 0 BB: 0 P: 12	R: 0 E: 0 K: 2 S: 8 H: 0 LOB: 0 BB: 0 P: 11	R: 0 E: 0 K: 2 S: 9 H: 0 LOB: 0 BB: 0 P: 13	R: 0 E: 0 K: 0 S: 5 H: 0 LOB: 0 BB: 0 P: 8		1B: 2 2B: 1 3B: 0 HR: 2 SF: 0 SAC: 0 DP: 1 HBP: 0						

PITCHER		IP	WLS	BF	H	R	ER	SO	BB	IBB	HBP	BLK	WP	HR	S	P	ERA	WHIP
52 Dillon Peters, L ERA: 3.45	(1, 1)	6.0	L	23	5	3	3	8	1	0	0	0	0	2	64	97	4.50	1.000
67 Taylor Cole, R ERA: 5.0	(7, 1)	1.0		3	0	0	0	2	0	0	0	0	0	0	9	13	0.00	0.000
66 JC Ramírez, R ERA: 1.8	(8, 1)	1.0		3	0	0	0	0	0	0	0	0	0	0	5	8	0.00	0.000

PITCHER	IP	WLS	BF	H	R	ER	SO	BB	IBB	HBP	BLK	WP	HR	S	P	ERA	WHIP

BOTTOM

Los Angeles Angels @ Boston Red Sox

Fenway Park, Boston, MA

Thu Aug 08 2019, 7:11 PM - 9:26 PM EDT

Att. 34,744 - Partly Cloudy - 85 F

livebaseballscorecards.com

AB	28
R	3
H	5
RBI	3
BB	1
SO	10
LOB	4

Los Angeles Angels @ Boston Red Sox

Fenway Park, Boston, MA

Fri Aug 09 2019, 7:10 PM - 10:43 PM EDT

Att. 36,650 - Clear - 84 F

livebaseballscorecards.com

Batter	1	2	3	4	5	6	7	8	9	AB	R	H	RBI	BB	SO	LOB
6 David Fletcher, R (1, 5) (7, 6) OBP: 0.339, SLG: 0.386	L9		G6-3			G5-3		F8		4	0	0	0	0	0	0
27 Mike Trout, R (1, 8) OBP: 0.439, SLG: 0.668	5 HR 2B		BB 17 FC4-6			K		P3		3	1	1	0	1	1	0
17 Shohei Ohtani, L (1, 10) OBP: 0.348, SLG: 0.504	F7		FC4-6 8 CS 1-2f			G6-3		K2-3		4	0	0	0	0	1	2
8 Justin Upton, R (1, 7) OBP: 0.302, SLG: 0.391	5 HR BB		CS 1-2	K			4 BB 18 BB 2B		K	3	2	1	0	1	2	0
5 Albert Pujols, R (1, 3) OBP: 0.299, SLG: 0.443	1-H 2-H HR			56 G3-6-3 HBP			G5-3		K	3	1	1	3	0	1	1
56 Kole Calhoun, L (1, 9) OBP: 0.314, SLG: 0.473	K			G3-6-3 1-2f			18 BB 4 BB HBP		L9	3	0	0	0	0	1	1
4 Luis Rengifo, S (1, 4) OBP: 0.322, SLG: 0.357		F9			L8		18 BB BB 1-2 2-3			2	0	0	0	1	0	0
33 Max Stassi, R (1, 2) OBP: 0.209, SLG: 0.186 18 Brian Goodwin, L (7, PH) OBP: 0.340, SLG: 0.487 44 Kevan Smith, R (7, 2) OBP: 0.333, SLG: 0.378		P4			P6		23 G4-6-3 BB 1-2 2-3 3-H			2 0 0	0 0 0	0 0 0	0 1 0	0 1 0	0 0 0	0 0 0
19 Wilfredo Tovar, R (1, 6) OBP: 0.269, SLG: 0.277 23 Matt Thaiss, L (7, PH) (7, 5) OBP: 0.273, SLG: 0.483		L6			G5-3		G4-6-3 1-2f			2 1	0 0	0 0	0 0	0 0	0 0	0 3

TOP	
AB	27
R	4
H	3
RBI	4
BB	4
SO	6
LOB	7

Inning Stats	1	2	3	4	5	6	7	8	9
	R: 3 E: 0 K: 1 S: 16	H: 2 LOB: 0 BB: 1 P: 30	R: 0 E: 0 K: 0 S: 6	H: 0 LOB: 0 BB: 0 P: 9	R: 0 E: 0 K: 0 S: 7	H: 0 LOB: 0 BB: 1 P: 13	R: 0 E: 0 K: 1 S: 5	H: 0 LOB: 0 BB: 0 P: 7	R: 0 E: 0 K: 0 S: 7	H: 0 LOB: 0 BB: 0 P: 9
	R: 0 E: 0 K: 1 S: 13	H: 0 LOB: 0 BB: 0 P: 20	R: 1 E: 0 K: 0 S: 10	H: 1 LOB: 2 BB: 2 P: 20	R: 0 E: 0 K: 1 S: 6	H: 0 LOB: 0 BB: 0 P: 11	R: 0 E: 0 K: 2 S: 11	H: 0 LOB: 0 BB: 0 P: 20		

	1B: 0	SF: 0	WP: 0	PA: 34
	2B: 2	SAC: 0	PB: 0	
	3B: 0	DP: 2	SB: 0	
	HR: 1	HBP: 2	CS: 1	

PITCHER		IP	WLS	BF	H	R	ER	SO	BB	IBB	HBP	BLK	WP	HR	S	P	ERA	WHIP
61 Brian Johnson, L ERA: 7.32	(1, 1)	2.2		12	2	3	3	1	2	0	0	0	0	1	28	50	10.12	1.500
64 Marcus Walden, R ERA: 3.36	(3, 1)	2.1	W	6	0	0	0	1	0	0	1	0	0	0	13	18	0.00	0.000
17 Nathan Eovaldi, R ERA: 6.46	(6, 1)	2.0	H	9	1	1	1	1	2	0	1	0	0	0	23	40	4.50	1.500
76 Hector Velázquez, R ERA: 5.55	(8, 1)	1.0		3	0	0	0	1	0	0	0	0	0	0	6	11	0.00	0.000
72 Josh Taylor, L ERA: 3.48	(9, 1)	1.0		3	0	0	0	2	0	0	0	0	0	0	11	20	0.00	0.000

PITCHER	IP	WLS	BF	H	R	ER	SO	BB	IBB	HBP	BLK	WP	HR	S	P	ERA	WHIP

Los Angeles Angels @ Boston Red Sox

Fenway Park, Boston, MA

Fri Aug 09 2019, 7:10 PM - 10:43 PM EDT

Att. 36,650 - Clear - 84 F

livebaseballscorecards.com

BOTTOM

Batter	1	2	3	4	5	6	7	8	9	AB	R	H	RBI	BB	SO	LOB
50 Mookie Betts, R (1, 9) OBP: 0.389, SLG: 0.491	C FF 91 B SL 87 B FF 91 B SL 85 F SL 85 X FF 93 2-2 28 2B 2B	C SL 87 B SL 87 B FF 93 F SL 86 S SL 89 2-3 ② K	B FF 93 C SL 87 F SL 86 B FF 93 1 SAFE 1 SAFE D SL 86 X SL 87 3-2 1-H HR	B SL 78 C FF 93 C FF 92 B SL 86 B FF 93 B FF 92 4-2 11 1B 1-2 2-3 BB	C SI 94 B KC 80 S CH 85 B SI 94 B FC 86 F SI 93 X SI 93 3-2 ③ G6-3			4	2	2	2	1	1	2
11 Rafael Devers, L (1, 5) OBP: 0.365, SLG: 0.563 (8, 6)	C FF 92 B SL 84 B CH 84 F FF 93 F SL 84 F SL 86 B FF 93 X SL 85 3-2 ① F7	B SL 87 B CH 82 F SL 86 X SL 86 2-1 ③ G4-3	F FF 94 C SL 85 B SL 83 B SL 86 S FF 93 2-3 ② K	F SL 79 S SL 82 D SL 83 X FF 92 1-2 2 G5-4-3 1-3 2-H 3-H 1B			X KC 78 0-0 HR	5	1	2	3	0	1	1
2 Xander Bogaerts, R (1, 6) OBP: 0.386, SLG: 0.561 3 Sandy León, S (8, 2) OBP: 0.255, SLG: 0.323	D SI 94 C SL 86 B SL 85 X CH 82 2-1 ② P5	C SL 85 B FF 92 C FF 93 B SL 87 F SL 86 X SL 86 2-2 28 HR 2B	C FF 93 B FF 92 F FF 92 B FF 92 F FF 93 X FF 93 2-2 ③ F8	B FC 86 X SI 92 1-0 ② ③ G5-4-3 1-2f			X SI 93 0-0 ① G6-3	4 1	1 0	1 0	0 0	0 0	0 0	3 0
28 J.D. Martinez, R (1, 10) OBP: 0.383, SLG: 0.569	C SI 93 D SL 86 X SL 86 1-1 2-H 2B	B FF 93 B FF 93 F SL 87 B FF 93 X FF 93 3-1 2-H HR	F FF 95 B SL 85 F SL 85 B SL 85 X FF 96 2-2 7 1B 59 BB 2B	B KC 81 B SI 94 X FC 84 2-0 HR	F SI 93 X SI 93 0-1 E5 7 WP 7 1B			5	4	4	4	0	0	0
16 Andrew Benintendi, L (1, 7) OBP: 0.356, SLG: 0.465	B FF 93 F FF 93 B CH 83 B SL 86 X FF 92 3-1 ③ G3-1	B SL 86 F FF 92 F CH 84 S SL 86 1-3 ① K	C SL 87 B FF 94 S SL 87 F SL 86 B FF 94 D SL 86 D SL 86 4-2 59 BB 7 1B 19 E BB	B SI 93 S FC 86 B CH 86 B CH 85 F FC 87 H SI 93 4-2 7 BB 18 2B HBP	B FF 91 S CH 83 C FC 87 S FF 92 1-3 ② K			3	2	0	0	1	2	2
7 Christian Vázquez, R (1, 2) OBP: 0.325, SLG: 0.490 (8, 5)	C FF 91 F FF 92 B SL 84 B CH 85 X SL 88 2-2 ① G5-3	B SL 93 X SL 87 1-0 ② G4-3	X FF 95 0-0 59 BB 19 FC4 1-2 2-3 1B	C SI 91 B KC 78 B SI 92 C CH 84 D CH 84 F SI 92 F SI 93 B CH 84 4-2 18 2B 1-2 BB	B SI 92 B FC 88 F SI 91 C KC 78 X CH 85 2-2 18 HR 2-H 1B			4	2	2	1	1	0	0
18 Mitch Moreland, L (1, 3) OBP: 0.306, SLG: 0.514	B FF 94 C SL 87 B CH 83 S SL 86 F FF 94 X SL 85 2-2 ② G4-3	B CH 86 B SL 87 B SL 86 C FF 94 X SL 85 3-1 ③ F8	S SL 86 X SL 85 0-1 ① P5	X CH 84 0-0 1-3 2-H 2B	F SI 93 C CH 83 B KC 80 B FC 88 F KC 80 X FF 91 2-2 1-H HR			5	1	2	3	0	0	3
12 Brock Holt, L (1, 4) OBP: 0.382, SLG: 0.400 59 Sam Travis, R (6, PH) OBP: 0.303, SLG: 0.434 23 Michael Chavis, R (7, 4) OBP: 0.326, SLG: 0.453	C FF 93 B FF 93 B CH 85 F SL 86 X SL 85 2-2 ③ F9	X FF 92 0-0 ① G3-1	B SL 82 B FF 91 S FF 92 B FF 92 B FF 94 4-1 50 BB 19 E 11 1B 1-2 2-3 3-H BB	C SI 93 C SI 92 D FC 86 D KC 81 F CH 85 X FF 92 2-2 ① G5-3	F CH 83 B SI 93 S FC 84 S FC 84 1-3 ③ K			2 0 2	0 1 0	0 0 0	0 1 0	0 1 0	0 0 1	0 0 2
19 Jackie Bradley Jr., L (1, 8) OBP: 0.312, SLG: 0.383	F FF 91 B CH 83 X CH 85 1-1 ① G4-3	C FF 91 B SL 84 B SL 85 B FF 93 C SL 84 X SL 85 3-2 50 HR 1B	F FF 90 B SL 83 X FF 90 1-1 FC4 50 BB 11 1B 1-2 2-H 3-H	S FF 93 C FF 92 D CH 83 B FC 86 F KC 80 B FF 92 S FF 93 3-3 ② K				4	2	1	1	0	1	3
Inning Stats	R: 1 E: 0 K: 0 S: 14 H: 2 LOB: 1 BB: 0 P: 25	R: 0 E: 0 K: 0 S: 10 H: 0 LOB: 0 BB: 0 P: 16	R: 0 E: 0 K: 1 S: 7 H: 0 LOB: 0 BB: 0 P: 12	R: 2 E: 0 K: 1 S: 12 H: 2 LOB: 0 BB: 0 P: 22	R: 2 E: 0 K: 1 S: 14 H: 2 LOB: 0 BB: 0 P: 24	R: 5 E: 1 K: 0 S: 18 H: 3 LOB: 1 BB: 3 P: 35	R: 2 E: 0 K: 1 S: 20 H: 2 LOB: 2 BB: 1 P: 38	R: 4 E: 1 K: 2 S: 17 H: 3 LOB: 0 BB: 0 P: 23								

AB	39
R	16
H	14
RBI	15
BB	4
SO	6
LOB	16

1B: 4 SF: 0
2B: 5 SAC: 0
3B: 0 DP: 1
HR: 5 HBP: 1

WP: 1 PA: 44
PB: 0
SB: 0
CS: 0

PITCHER		IP	WLS	BF	H	R	ER	SO	BB	IBB	HBP	BLK	WP	HR	S	P	ERA	WHIP
51 Jaime Barria, R ERA: 6.62	(1, 1)	5.0	L	21	6	5	5	3	0	0	0	0	0	2	57	99	9.00	1.200
38 Justin Anderson, R ERA: 5.01	(6, 1)	0.1		4	2	3	3	0	1	0	0	0	0	0	9	15	81.00	9.000
49 Adalberto Mejía, L ERA: 7.94	(6, 1)	0.0		4	1	2	1	0	2	0	0	0	0	0	8	18	∞	∞
53 Trevor Cahill, R ERA: 6.4	(6, 1)	2.2		15	5	6	3	3	1	0	1	0	1	3	38	63	10.12	2.250

PITCHER	IP	WLS	BF	H	R	ER	SO	BB	IBB	HBP	BLK	WP	HR	S	P	ERA	WHIP

Batter	1	2	3	4	5	6	7	8	9	AB	R	H	RBI	BB	SO	LOB
56 Kole Calhoun, L (1, 9) OBP: 0.317, SLG: 0.473	B FF 89 B CH 80 S SI 88 X FF 91 2-1 17 2B 8 HR 1B	F CH 79 C SI 90 S SI 91 0-3 ① K	F CH 80 X CH 79 0-1 27 HR 1B	B FF 97 B SL 82 C FF 94 B FF 94 B FF 94 4-1 27 HBP 17 1B 1-2 BB	C CU 77 C SI 91 B CH 83 X SI 90 1-2 ② F9			4	3	2	0	1	1	0
27 Mike Trout, R (1, 8) OBP: 0.440, SLG: 0.673 18 Brian Goodwin, L (8, PH) OBP: 0.339, SLG: 0.485 (8, 8)	B SI 89 F SI 90 C SI 91 S FF 92 1-3 ① K	C CU 75 X SI 90 0-1 ② G1-3	X SI 90 0-0 1-H HR	F SL 85 H SI 89 1-1 17 1B 8 SF7 1-2 2-3 3-H HBP	C CU 78 B CU 78 X CH 84 1-1 ③ G4-3			3	2	1	3	0	1	1
										1	0	0	0	0	0	0
17 Shohei Ohtani, L (1, 10) OBP: 0.349, SLG: 0.505	B SI 92 C CH 82 B FF 92 T FF 92 X CU 76 2-2 8 HR 1-3 2B	C CU 75 B FF 91 X FF 91 1-1 ③ F7	B FF 95 C FF 95 S FF 95 B FF 95 C FF 95 2-3 ① K	S FF 93 F FF 92 X CH 87 1-2 6 1B 23 BB 6 E 1-3 2-H 3-H 1B	C SI 89 C SI 89 F SI 90 B SI 90 C CU 78 1-3 ① K			5	2	2	2	0	2	0
8 Justin Upton, R (1, 7) OBP: 0.299, SLG: 0.409	B CU 75 F CU 77 F FF 92 X FF 93 1-2 2-H 3-H HR	X FF 90 0-0 ① F9	B SL 84 S FF 96 B FF 96 X SL 84 2-1 ② L8	B SI 89 B CH 86 B SI 91 X SI 91 3-0 ① SF7 3-H	C CU 78 B SI 91 X SI 90 1-1 ② G5-3			4	1	1	4	0	0	0
23 Matt Thaiss, L (1, 3) OBP: 0.296, SLG: 0.476	S CH 82 B FF 92 X FF 91 1-1 ② F8	C SI 90 X CU 74 0-1 ② G4-3	B SL 86 B SL 83 B FF 96 C FF 96 B FF 96 4-1 6 FC6-4 BB	D CH 86 B CH 85 B FF 91 B FF 91 4-0 6 E 6 E 1-2 BB	B CU 78 X CU 78 1-0 6 2B 1B			3	1	1	0	2	0	0
6 David Fletcher, R (1, 5) OBP: 0.340, SLG: 0.389	C SI 89 F FF 90 X CU 74 0-2 ③ F7	C FF 90 B SI 89 C SI 89 B SL 82 B SI 89 F SI 90 X SI 89 3-2 ③ L8	B FF 95 C FF 95 1 SAFE B FF 95 F FF 95 F FF 97 F FF 95 F SL 83 X FF 97 2-2 ③ FC6-4 1-2f	C SI 90 X CU 80 0-1 E7 1-H 2-H 1B	X SI 90 0-0 1-3 2B			5	0	2	0	0	0	1
4 Luis Rengifo, S (1, 4) OBP: 0.320, SLG: 0.354		C SI 88 B CU 73 F FF 90 B CH 81 F SI 89 F SL 85 X FF 92 2-2 ① F8	C CU 75 F CU 75 B FF 91 B CH 79 F FF 91 B SI 90 F CH 82 F FF 92 X CU 74 3-2 ① G3-1	19 PB 44 HBP 19 1B 1B X FF 92 0-0 ② F7	C CU 78 C SI 90 S CU 79 0-3 ③ K			5	1	1	0	0	1	3
44 Kevan Smith, R (1, 2) OBP: 0.331, SLG: 0.369		C SI 91 S SI 91 X CU 74 0-2 ② G6-3	C SI 91 B SL 83 C SL 82 B SI 90 B FF 91 C SL 82 3-3 ② K	19 1B 19 PB 27 HBP 1-2 HBP F CH 85 X CH 86 0-1 ③ L5				3	1	0	0	0	1	1
19 Wilfredo Tovar, R (1, 6) OBP: 0.268, SLG: 0.275		B SI 90 C SI 90 B CU 73 X FF 91 2-1 ③ L9	F CH 82 X SI 90 0-1 ③ G3	B FF 95 C FF 95 S FF 95 X FF 96 1-2 27 HBP 56 BB 17 1B 1-3 2-H 1B	B SI 89 C SI 89 F CU 76 B SI 91 B SI 91 X SI 91 3-2 ① G5-3			4	1	1	1	0	0	0

Inning Stats	1	2	3	4	5	6	7	8	9	1B	SF	WP	PA
	R: 3 E: 0 K: 1 S: 16	R: 0 E: 0 K: 0 S: 10	R: 0 E: 0 K: 1 S: 7	R: 0 E: 0 K: 0 S: 7	R: 0 E: 0 K: 1 S: 11	R: 2 E: 0 K: 1 S: 15	R: 7 E: 1 K: 0 S: 21	R: 0 E: 0 K: 0 S: 8	R: 0 E: 0 K: 2 S: 11	1B: 7 2B: 2 3B: 0 HR: 2	SF: 1 SAC: 0 DP: 0 HBP: 2	WP: 0 PB: 1 SB: 0 CS: 0	PA: 43
	H: 3 LOB: 0 BB: 0 P: 23	H: 0 LOB: 0 BB: 0 P: 14	H: 0 LOB: 0 BB: 0 P: 8	H: 0 LOB: 0 BB: 0 P: 10	H: 0 LOB: 0 BB: 0 P: 17	H: 2 LOB: 1 BB: 1 P: 25	H: 4 LOB: 1 BB: 2 P: 40	H: 0 LOB: 0 BB: 0 P: 13	H: 2 LOB: 2 BB: 0 P: 14				

PITCHER		IP	WLS	BF	H	R	ER	SO	BB	IBB	HBP	BLK	WP	HR	S	P	ERA	WHIP
22 Rick Porcello, R ERA: 5.67	(1, 1)	5.0	L	20	5	5	5	3	0	0	0	0	0	2	54	75	9.00	1.000
63 Darwinzon Hernández, L ERA: 4.41	(6, 1)	1.0		8	2	4	4	1	2	0	1	0	0	0	23	43	36.00	4.000
76 Hector Velázquez, R ERA: 5.81	(7, 1)	1.0		7	2	3	2	0	1	0	1	0	0	0	10	19	18.00	3.000
65 Ryan Weber, R ERA: 4.2	(8, 1)	2.0		8	2	0	0	2	0	0	0	0	0	0	19	27	0.00	1.000

PITCHER	IP	WLS	BF	H	R	ER	SO	BB	IBB	HBP	BLK	WP	HR	S	P	ERA	WHIP

TOP

Los Angeles Angels @ Boston Red Sox

Fenway Park, Boston, MA

Sat Aug 10 2019, 4:08 PM - 7:35 PM EDT

Att. 36,390 - Partly Cloudy - 82 F

livebaseballscorecards.com

AB	37
R	12
H	11
RBI	10
BB	3
SO	6
LOB	6

BOTTOM

Batter	1	2	3	4	5	6	7	8	9	AB	R	H	RBI	BB	SO	LOB
50 Mookie Betts, R (1, 9) OBP: 0.391, SLG: 0.494	B SI 92 C CH 84 C CU 77 F SI 94 X CH 85 1-2 ① P3		B SI 93 C SI 92 F CU 79 B SI 93 B SI 92 1 SAFE X SI 92 3-2 E7 1-3 1B	F FF 92 C CH 87 B FF 94 1 SAFE X FF 94 1-2 ③ F9		C SL 84 F FF 98 D SL 83 F CH 87 X FF 99 1-2 1-3 2-H 2B		B FF 89 F FF 90 B SL 84 B FF 90 B FF 90 4-1 2 FC5-4 BB		4	0	2	1	1	0	2
2 Xander Bogaerts, R (1, 6) OBP: 0.382, SLG: 0.555	C SI 94 B SI 93 X CH 86 1-1 E5		S CH 85 F SI 93 F SI 94 D CU 81 F SI 93 X CH 86 1-2 ① F9		F SL 87 B FF 94 S CH 89 X FF 95 1-2 ① G3	C FF 99 B SL 84 F SL 84 X FF 98 1-2 ③ G6-3		B FF 90 F FF 90 X CU 76 1-1 ② FC5-4 1-2f		5	0	0	0	0	0	5
28 J.D. Martinez, R (1, 10) OBP: 0.383, SLG: 0.566	S CU 78 T SI 93 F SI 93 X CU 80 0-2 ② F8		B SI 93 S CU 80 S SI 93 H CU 80 2-2 HBP		B FC 95 B CH 88 F FF 94 B FC 94 F SL 87 X CH 86 3-2 1B		C FF 90 B SL 84 B FF 90 X FF 91 2-1 ① G4-3	D CU 79 B FF 90 X FF 91 2-0 ③ L7		4	0	1	0	0	0	2
59 Sam Travis, R (1, 7) OBP: 0.298, SLG: 0.460	1 SAFE B CU 78 X CH 85 1-0 ③ F9		B CH 84 X CH 84 1-0 ② SF7 3-H		S SL 89 F FF 94 S CH 89 0-3 ② K		C FF 91 B SL 84 X SL 83 1-1 HR		C FF 97 X CH 92 0-1 ① G4-3	4	1	1	2	0	1	2
7 Christian Vázquez, R (1, 3) OBP: 0.324, SLG: 0.489		C SI 91 B SI 92 F CU 77 F SI 94 C SI 95 1-3 ① K	B CH 85 X CU 78 1-0 ③ F7		B FF 96 B FF 95 F SL 90 S CH 88 F CH 90 F CH 90 T SL 91 2-2 ③ K		B FF 92 X FF 91 1-0 23 WP 23 G4-3 2B		F FF 99 F SL 90 F FF 99 B SL 91 C FF 98 1-3 ② K	5	1	1	0	0	3	3
23 Michael Chavis, R (1, 5) OBP: 0.322, SLG: 0.446		C SI 93 S SI 94 B SI 95 S CH 86 1-3 ② K	S CU 76 F SI 92 B SI 93 F CU 78 S CH 85 1-3 ① K			B FF 92 F SL 88 B FF 92 F CH 87 X SL 88 2-2 ① G4-3	B CU 77 X FF 90 1-0 ② G4-3 2-H		S FF 99 F FF 99 S FF 99 0-3 ③ K	5	0	0	1	0	3	0
12 Brock Holt, L (1, 4) OBP: 0.390, SLG: 0.425		F SI 93 B SI 94 B CU 80 B CU 80 C SI 92 F SI 93 B SI 93 4-2 BB	C SI 92 F CU 78 B CU 80 B SI 93 X SI 93 2-2 ② G6-3			X FF 91 0-0 50 2B 2B	B CU 78 F CU 77 X FF 91 1-1 3B			3	1	2	0	1	0	0
3 Sandy León, S (1, 2) OBP: 0.255, SLG: 0.321		F SI 92 C CU 79 D CH 86 S SI 93 1-3 ③ K	C SI 93 X CH 85 0-1 19 1B 1B			C FF 92 D CH 82 C SL 83 X FF 91 1-2 ② L4	X FF 90 0-0 ③ G4-3			4	0	1	0	0	1	3
19 Jackie Bradley Jr., L (1, 8) OBP: 0.316, SLG: 0.383			B CU 78 H SI 92 2-0 50 E 50 1B 59 SF7 HBP	F CH 83 C CU 78 B CU 79 B SI 92 F CU 78 X CU 79 2-2 1-3 1B		B SL 83 F SI 90 C SL 89 B SL 82 B SL 84 B SL 84 4-2 50 2B BB		B CU 73 B CU 74 C FF 89 X FF 89 2-1 ① G3		2	1	1	0	1	0	0
Inning Stats	R: 0 E: 1 K: 0 S: 11 H: 0 LOB: 1 BB: 0 P: 14	R: 0 E: 0 K: 3 S: 13 H: 0 LOB: 1 BB: 1 P: 20	R: 1 E: 1 K: 0 S: 12 H: 1 LOB: 2 BB: 0 P: 22	R: 0 E: 0 K: 1 S: 16 H: 2 LOB: 2 BB: 0 P: 22	R: 0 E: 0 K: 2 S: 14 H: 1 LOB: 1 BB: 0 P: 20	R: 1 E: 0 K: 0 S: 16 H: 2 LOB: 2 BB: 1 P: 25	R: 2 E: 0 K: 0 S: 9 H: 3 LOB: 1 BB: 0 P: 15	R: 0 E: 0 K: 0 S: 6 H: 0 LOB: 1 BB: 1 P: 15	R: 0 E: 0 K: 2 S: 9 H: 0 LOB: 0 BB: 0 P: 10	1B: 4 2B: 3 3B: 1 HR: 1 SF: 1 SAC: 0 DP: 0 HBP: 2						

PITCHER		IP	WLS	BF	H	R	ER	SO	BB	IBB	HBP	BLK	WP	HR	S	P	ERA	WHIP
28 Andrew Heaney, L ERA: 4.89	(1, 1)	3.2		18	3	1	1	4	1	0	2	0	0	0	49	74	2.46	1.091
67 Taylor Cole, R ERA: 4.78	(4, 1)	1.2	W	6	1	0	0	2	0	0	0	0	0	0	20	29	0.00	0.600
49 Adalberto Mejía, L ERA: 8.22	(6, 1)	0.1		3	1	0	0	0	1	0	0	0	0	0	6	11	0.00	6.000
31 Ty Buttrey, R ERA: 3.57	(6, 1)	0.1	H	2	1	1	1	0	0	0	0	0	0	0	7	9	27.00	3.000
66 JC Ramírez, R ERA: 3.86	(7, 1)	2.0		10	3	2	2	0	1	0	0	0	1	1	15	30	9.00	2.000

PITCHER		IP	WLS	BF	H	R	ER	SO	BB	IBB	HBP	BLK	WP	HR	S	P	ERA	WHIP
57 Hansel Robles, R ERA: 2.81	(9, 1)	1.0		3	0	0	0	2	0	0	0	0	0	0	9	10	0.00	0.000

Los Angeles Angels @ Boston Red Sox

Fenway Park, Boston, MA

Sat Aug 10 2019, 4:08 PM - 7:35 PM EDT

Att. 36,390 - Partly Cloudy - 82 F

livebaseballscorecards.com

AB	36
R	4
H	9
RBI	4
BB	3
SO	8
LOB	17

Batter	1	2	3	4	5	6	7	8	9	10	AB	R	H	RBI	BB	SO	LOB
18 Brian Goodwin, L (1, 7) OBP: 0.337, SLG: 0.484	X FF 93 0-0 17 1B 5 G5-4-3 2B	C CU 81 S CU 83 F CU 81 S FF 96 0-3 ② K	C SL 86 B SI 94 C SI 94 B SL 88 B SL 87 S SI 94 3-3 ② K	B CU 81 X FC 93 1-0 ③ G3-1	D KC 83 X KC 80 1-0 ③ G4-3					5	1	1	0	0	2	5
27 Mike Trout, R (1, 8) OBP: 0.439, SLG: 0.668	B FF 92 F FF 93 F FF 94 F FF 95 B CH 85 B CH 86 B CU 81 4-2 5 G5-4-3 17 1B BB	F FF 96 B CH 86 B FF 95 B FF 96 F CH 86 B FF 95 4-2 17 1B 1-2 2-3 BB	C SL 95 B FF 96 B SL 87 S SL 87 F FF 95 S SL 86 2-3 ③ K	C FF 96 B KC 85 S FF 97 S KC 87 1-3 ① K	B FF 93 X KC 80 1-0 ① F8					3	0	0	0	2	2	0
17 Shohei Ohtani, L (1, 10) OBP: 0.353, SLG: 0.507	B FF 95 X FF 95 1-0 5 G5-4-3 1-2 2-3 1B	X CH 86 0-0 1-3 2-H 3-H 1B	C FC 91 B FF 93 F SL 86 S FF 95 1-3 ① K	S FF 97 C FF 98 B KC 86 B KC 87 B FF 98 X KC 86 3-2 5 G5-4-3 1B	F KC 81 C FC 86 B FF 94 T FF 94 1-2 ② K					5	0	3	2	0	2	0
5 Albert Pujols, R (1, 3) OBP: 0.298, SLG: 0.438	B FF 96 X FF 94 1-0 ① ② G5-4-3 1-2f 2-3 3-H	F SI 93 B SL 87 B CH 86 B SL 85 C SL 86 B SI 95 4-2 BB	C FC 94 F SL 84 F FF 94 B SL 86 B SL 85 X FC 92 2-2 ② G6-3	C FF 98 B FF 97 D KC 88 X FF 99 2-1 ② ③ G5-4-3 1-2f	C FC 87 S FF 94 S FC 87 0-3 ③ K					4	0	0	0	1	1	3
56 Kole Calhoun, L (1, 9) OBP: 0.323, SLG: 0.480	B CU 82 H CU 83 2-0 HBP	X SI 93 0-0 ③ G4-3	B FF 93 B SL 87 B FC 91 B FF 94 4-0 BB	B KC 86 B KC 84 C KC 85 X FF 97 2-1 HR	B CU 76 B CH 82 B CU 77 B SI 90 4-0 23 F8 6 G4-3 48 1B BB					2	2	1	1	2	0	3
6 David Fletcher, R (1, 6) OBP: 0.336, SLG: 0.384 (10, 5)	C FF 95 B SL 85 B SL 85 B FF 96 C SI 93 X FF 93 3-2 ③ L8	C SL 84 F SI 94 F FF 94 S SL 87 0-3 ① K	C FF 94 B FF 93 X SL 86 1-1 ③ L7		C FF 98 B KC 87 F FF 97 X FF 96 1-2 ① L7	C SI 89 C CU 77 1 SAFE X SI 90 0-2 ① G4-3 1-2				5	0	0	0	0	1	4
23 Matt Thaiss, L (1, 5) OBP: 0.289, SLG: 0.448 19 Wilfredo Tovar, R (10, 6) OBP: 0.268, SLG: 0.275		B FF 92 B CH 85 B FF 92 C FF 93 B FF 94 4-1 27 BB 33 BB 17 1B BB	B SL 86 F FF 94 S SI 94 B SL 88 S SL 87 2-3 ② K	F CU 81 F FS 89 B FC 94 B FF 100 B FS 91 X FF 98 3-2 ① G4-3	F FF 96 S FF 97 B KC 87 B KC 86 X KC 86 2-2 ② G4-3	S CH 83 F CU 79 B SI 91 F SI 91 X SI 91 1-2 ② F8 2-3				4	1	0	0	1	1	1
											0	0	0	0	0	0	0
33 Max Stassi, R (1, 2) OBP: 0.212, SLG: 0.183 8 Justin Upton, R (8, PH) OBP: 0.303, SLG: 0.409 48 Anthony Bemboom, L (8, 2) OBP: 0.500, SLG: 0.667		S SI 92 B SL 85 S SL 84 B FF 94 B SL 84 D SI 94 4-2 27 BB 17 1B 1-2 BB	B FF 94 S FF 95 S FF 96 S FF 96 1-3 ③ K	B FC 95 S FF 98 C FF 99 B FF 100 F FC 96 B CU 83 X FF 98 3-2 ② G4-3	C KC 86 S KC 86 B KC 85 B KC 86 B FF 97 B KC 87 4-2 4 1B BB	X CH 82 0-0 3-H 1B				2	1	0	0	1	1	0
											0	0	0	0	1	0	0
											1	0	1	1	0	0	0
4 Luis Rengifo, S (1, 4) OBP: 0.321, SLG: 0.358		L FF 95 F FF 96 X CH 85 0-2 ① F7	S FF 95 S SL 84 B FF 94 X SL 86 1-2 ① G6-3	B FS 90 X FF 98 1-0 2B	B KC 77 C KC 81 1 SAFE F FC 88 B FF 94 X KC 81 2-2 1-2 1B	F SI 90 C CU 77 X SI 90 0-2 ③ L8				5	0	2	0	0	0	3
Inning Stats	R: 1 E: 0 K: 0 S: 9 H: 2 LOB: 2 BB: 1 P: 20	R: 2 E: 0 K: 1 S: 16 H: 1 LOB: 3 BB: 4 P: 32	R: 0 E: 0 K: 3 S: 10 H: 0 LOB: 0 BB: 0 P: 13	R: 0 E: 0 K: 2 S: 10 H: 0 LOB: 0 BB: 0 P: 16	R: 0 E: 0 K: 1 S: 9 H: 0 LOB: 1 BB: 1 P: 17	R: 0 E: 0 K: 0 S: 9 H: 1 LOB: 1 BB: 0 P: 17	R: 0 E: 0 K: 1 S: 8 H: 1 LOB: 0 BB: 0 P: 14	R: 1 E: 0 K: 0 S: 14 H: 2 LOB: 2 BB: 1 P: 26	R: 0 E: 0 K: 2 S: 7 H: 0 LOB: 0 BB: 0 P: 9	R: 1 E: 0 K: 0 S: 11 H: 1 LOB: 1 BB: 1 P: 16	1B: 5 2B: 2 3B: 0 HR: 1 SF: 0 SAC: 0 DP: 2 HBP: 1						

PITCHER	IP	WLS	BF	H	R	ER	SO	BB	IBB	HBP	BLK	WP	HR	S	P	ERA	WHIP
48 Andrew Cashner, R (1, 1) ERA: 4.83	1.2		13	3	3	3	1	5	0	1	0	0	0	24	51	16.20	4.800
72 Josh Taylor, L (2, 1) ERA: 3.24	2.1		7	0	0	0	5	0	0	0	0	0	0	21	30	0.00	0.000
64 Marcus Walden, R (5, 1) ERA: 3.3	1.0		4	0	0	0	1	1	0	0	0	0	0	9	17	0.00	1.000
17 Nathan Eovaldi, R (6, 1) ERA: 6.25	1.0	H	4	1	0	0	0	0	0	0	0	0	0	9	17	0.00	1.000
32 Matt Barnes, R (7, 1) ERA: 4.7	1.2	B	7	2	1	1	1	1	0	0	0	0	1	18	33	5.40	1.800

PITCHER	IP	WLS	BF	H	R	ER	SO	BB	IBB	HBP	BLK	WP	HR	S	P	ERA	WHIP
44 Brandon Workman, R (8, 1) ERA: 1.87	1.1		5	1	0	0	2	0	0	0	0	0	0	11	16	0.00	0.750
65 Ryan Weber, R (10, 1) ERA: 4.35	1.0	L	5	1	1	1	0	1	0	0	0	0	0	11	16	9.00	2.000

TOP

Los Angeles Angels @ Boston Red Sox

Fenway Park, Boston, MA

Sun Aug 11 2019, 1:08 PM - 5:10 PM EDT

Att. 36,709 - Sunny - 77 F

livebaseballscorecards.com

AB	36
R	5
H	8
RBI	4
BB	8
SO	10
LOB	19

Batter	1	2	3	4	5	6	7	8	9	10	AB	R	H	RBI	BB	SO	LOB
36 Chris Owings, R (1, 4) OBP: 0.187, SLG: 0.214	B FF 93 C FF 93 S FF 93 F FF 94 F CH 84 S CH 84 1-3 ① K	C CH 83 S FF 94 S FF 94 0-3 ③ K			L FF 92 B CH 82 X FF 94 1-1 ① G4-3	C FF 98 F FF 98 F FF 98 B SL 86 B FF 98 F FF 97 X SL 86 2-2 ③ F7			C FF 91 F SL 83 B FF 93 B SL 88 S FF 93 2-3 ① K		5	0	0	0	0	3	3
11 Rafael Devers, L (1, 5) OBP: 0.365, SLG: 0.563	B CU 77 B FF 94 F FF 94 B FF 95 X FF 95 3-1 2 CS 2B	B SL 84 C FF 92 X SL 86 1-1 ① G6-3	B CU 78 F SL 87 B FF 94 X SL 86 2-1 16 BB 28 1B 18 PB 1B	F FF 96 B FF 97 S SL 83 F FF 97 X FF 98 1-2 ① L7			B FF 93 S SL 84 F SL 86 B FF 94 S SL 84 2-3 ② K			5	1	2	0	0	1	0
2 Xander Bogaerts, R (1, 6) OBP: 0.380, SLG: 0.551	S CH 84 B FF 94 C FF 92 S SL 87 1-3 ② ③ K 2-3	B FF 92 F SL 87 F CH 83 F FF 92 B CH 83 B CH 82 X FF 94 3-2 ② L4	C CU 78 T CH 85 X CH 87 0-2 ② F9	C SL 82 X FF 92 0-1 1B			X CH 88 0-0 ③ P6			5	0	1	0	0	1	2
28 J.D. Martinez, R (1, 9) OBP: 0.381, SLG: 0.562	B FF 91 F FF 91 F CH 82 X FF 92 1-2 ① G6-3	S CH 83 B FF 93 X CH 85 1-1 ③ L5	D FF 93 S CH 84 S CH 84 D CH 85 B FF 95 X CH 86 3-2 18 PB 16 BB 1-2 1B	C SL 82 X FF 94 0-1 ② L8				B FF 98 S SL 91 F FF 98 S CH 91 1-3 ① K		5	0	1	0	0	1	1
16 Andrew Benintendi, L (1, 7) OBP: 0.358, SLG: 0.465	B FF 93 F CU 76 F FF 93 F FF 94 B SL 86 X FF 93 2-2 23 BB 59 BB 19 BB 1B	B FF 92 B SL 86 X FF 92 2-0 ① F8	B SL 84 B CH 84 B SL 88 C FF 93 B FF 93 4-1 18 PB 1-2 2-3 BB	F FF 93 1 SAFE S SL 84 X FF 94 0-2 ③ G4-3				B CH 89 B CH 90 F SI 98 X SI 98 2-1 1B		4	1	2	0	1	0	1
59 Sam Travis, R (1, 10) OBP: 0.313, SLG: 0.466 18 Mitch Moreland, L (5, PH) OBP: 0.313, SLG: 0.514 (6, 10) 50 Mookie Betts, R (8, PR) OBP: 0.390, SLG: 0.493 (9, 10)	D CH 83 B FF 94 C FF 93 C CH 83 B FF 94 D CH 83 4-2 19 BB 23 BB 1-2 BB	F FF 92 C SL 85 F SL 85 B FF 92 X SL 85 1-2 7 HR 1B	B CH 89 B FF 98 B FF 98 4-0 1-2 2-3 3-H BB	B FF 92 B SL 83 B FF 93 C FF 93 B FF 94 4-1 12 CS BB				B SL 90 X SI 98 1-0 ② P6		1 0 1	1 0 0	1 0 0	0 2 0	1 0 0	0 0 0	0 0 1
7 Christian Vázquez, R (1, 2) OBP: 0.322, SLG: 0.493	C FF 93 C FF 93 D CH 85 S FF 95 1-3 ② K	D SL 86 X FF 94 1-0 1-H HR	C SL 83 C SL 84 B FF 98 D SL 84 B FF 98 C SL 84 3-3 ③ K	1 SAFE X FF 94 0-0 ① B3				C FF 98 F CH 91 S FF 99 0-3 ③ K		5	1	1	2	0	3	7
23 Michael Chavis, R (1, 3) OBP: 0.322, SLG: 0.444 12 Brock Holt, L (8, PH) OBP: 0.393, SLG: 0.425 (9, 3)	B FF 94 B FF 93 B FF 94 B FF 94 4-0 19 BB 1-2 2-3 BB	C SL 86 X FF 92 0-1 ② F9		S SL 84 C FF 98 S FF 96 0-3 ① K	B FF 93 B FF 95 B SL 83 C FF 93 S FF 94 F FF 94 F SL 86 B FF 95 4-2 ② 1-2 BB					2 0	0 0	0 0	0 0	1 1	1 0	0 0
19 Jackie Bradley Jr., L (1, 8) OBP: 0.316, SLG: 0.380	B SL 88 B FF 92 B FF 93 B FF 93 4-0 1-2 2-3 3-H BB	B CU 77 C SL 85 X FF 92 1-1 ③ L8		C CH 89 C FF 98 S FF 99 0-3 ② K	D SL 83 B SL 83 S FF 93 F FF 91 1 SAFE D SL 87 X SL 84 3-2 ③ F7					3	0	0	1	1	1	1
Inning Stats	R: 0 H: 1 E: 0 LOB: 0 K: 2 BB: 0 S: 10 P: 15	R: 1 H: 1 E: 0 LOB: 3 K: 2 BB: 3 S: 15 P: 31	R: 0 H: 0 E: 0 LOB: 0 K: 0 BB: 0 S: 8 P: 13	R: 2 H: 2 E: 0 LOB: 0 K: 0 BB: 0 S: 10 P: 15	R: 1 H: 2 E: 0 LOB: 3 K: 1 BB: 2 S: 14 P: 31	R: 0 H: 0 E: 0 LOB: 0 K: 2 BB: 0 S: 11 P: 13	R: 0 H: 1 E: 0 LOB: 1 K: 0 BB: 0 S: 11 P: 12	R: 0 H: 0 E: 0 LOB: 1 K: 0 BB: 2 S: 9 P: 20	R: 0 H: 0 E: 0 LOB: 0 K: 2 BB: 0 S: 7 P: 11	R: 0 H: 1 E: 0 LOB: 1 K: 2 BB: 0 S: 9 P: 13	1B: 6 SF: 0 2B: 1 SAC: 0 3B: 0 DP: 0 HR: 1 HBP: 0					WP: 0 PA: 43 PB: 1 SB: 0 CS: 2	

PITCHER		IP	WLS	BF	H	R	ER	SO	BB	IBB	HBP	BLK	WP	HR	S	P	ERA	WHIP
43 Patrick Sandoval, L ERA: 5.59	(1, 1)	4.2		23	6	4	4	4	4	0	0	0	0	1	54	95	7.71	2.143
31 Ty Buttrey, R ERA: 3.46	(5, 1)	1.2		6	0	0	0	3	1	0	0	0	0	0	18	28	0.00	0.600
32 Cam Bedrosian, R ERA: 2.95	(7, 1)	2.1		9	1	0	0	2	2	0	0	0	0	0	22	37	0.00	1.286
57 Hansel Robles, R ERA: 2.73	(9, 1)	1.1	W	5	1	0	0	2	0	0	0	0	0	0	10	14	0.00	0.750

PITCHER	IP	WLS	BF	H	R	ER	SO	BB	IBB	HBP	BLK	WP	HR	S	P	ERA	WHIP

BOTTOM

Los Angeles Angels @ Boston Red Sox

Fenway Park, Boston, MA

Sun Aug 11 2019, 1:08 PM - 5:10 PM EDT

Att. 36,709 - Sunny - 77 F

livebaseballscorecards.com

AB	36
R	4
H	8
RBI	3
BB	7
SO	11
LOB	16

Boston Red Sox @ Cleveland Indians

Progressive Field, Cleveland, OH

Mon Aug 12 2019, 7:07 PM - 10:41 PM EDT

Att. 24,770 - Cloudy - 78 F

TOP

livebaseballscorecards.com

Batter	1	2	3	4	5	6	7	8	9	AB	R	H	RBI	BB	SO	LOB
50 Mookie Betts, R (1, 9) OBP: 0.388, SLG: 0.488	C FF 94 S SL 87 X FF 95 0-2 ① L9		B SL 86 S SL 85 S SL 84 S SL 86 1-3 ② K		B SL 84 C SL 85 B CU 78 X SL 84 2-1 ① L3		C SI 90 B SL 83 C FS 80 X FS 80 1-2 ① G5-3		C SI 91 B FF 93 B ST 82 B ST 82 C ST 81 B ST 81 4-2 2 2B BB	4	1	0	0	1	1	0
11 Rafael Devers, L (1, 5) OBP: 0.365, SLG: 0.560	B FF 94 X SL 86 1-0 ② L4		F CH 86 B FF 94 X CH 85 1-1 1B		F CU 77 B FF 93 B FF 94 F CU 79 B CU 78 B CH 87 4-2 2 1B BB		L CH 80 B FS 81 S FS 81 F FS 81 X SI 90 1-2 ② P2		S ST 82 B ST 83 B ST 82 F ST 83 B FF 93 T FF 93 3-2 ② K	4	0	1	0	1	1	1
2 Xander Bogaerts, R (1, 6) OBP: 0.381, SLG: 0.552	C FF 94 B FF 94 F CU 79 B SL 87 F SL 85 X FF 95 2-2 ③ F9		C FF 94 B SL 86 B SL 86 S SL 83 B SL 86 S CH 86 3-3 ③ K		B SL 82 S SL 83 X SL 83 1-1 ② 1-3 1B		C FF 91 S SL 81 B FS 82 S FS 82 1-3 ③ K		X SI 92 0-0 16 S 1-H 2B	5	0	2	1	0	2	1
28 J.D. Martinez, R (1, 10) OBP: 0.384, SLG: 0.568		B CH 85 S SL 84 X FF 94 1-1 16 2B 1B		B FF 92 F CH 84 B SL 82 X CH 85 2-1 HR	D SL 87 F CH 86 F FF 94 X FF 94 1-2 ③ G4-3			B SL 82 B SL 84 X SL 83 2-0 ① F9	0-0 IBB	4	2	2	1	1	0	1
16 Andrew Benintendi, L (1, 7) OBP: 0.360, SLG: 0.468		X FF 93 0-0 18 G1-3 1-H 2B		B CU 75 B CH 85 F CH 86 B CH 85 B FF 92 4-1 7 G1-6-3 BB		C FF 94 B CH 86 T CH 87 F FF 95 F CH 88 B CU 78 X CH 88 2-2 ① L7		F FF 94 B FF 93 X CH 87 1-1 59 2B 1B	T ST 82 S ST 82 D ST 82 D ST 82 X FF 94 2-2 2-3 ③ F9	4	0	2	1	1	0	2
7 Christian Vázquez, R (1, 2) OBP: 0.319, SLG: 0.488		X SL 84 0-0 ① P3		B SL 82 F SL 84 F FF 94 F FF 94 B CH 85 X CH 86 2-2 ① ② G1-6-3 1-2f		X CU 76 0-0 ② G5-3		C FF 93 C FF 93 S FF 93 0-3 ② K		4	0	0	0	0	1	3
18 Mitch Moreland, L (1, 3) OBP: 0.318, SLG: 0.516 59 Sam Travis, R (8, PH) OBP: 0.320, SLG: 0.483 (8, 3)		S CH 85 B CH 86 X CH 86 1-1 ② G1-3 2-3		X FF 95 0-0 12 WP 12 2B 1B		C CH 88 C CU 77 F FF 96 F CH 88 F CU 76 B SL 87 X SL 89 1-2 1B		F FF 93 S SL 79 X FF 91 0-2 1-3 2B		3 1	1 0	2 1	0 0	0 0	0 0	1 0
12 Brock Holt, L (1, 4) OBP: 0.390, SLG: 0.427		B FF 94 X CH 85 1-0 ③ G4-3		B CH 86 C CH 85 B CH 87 D CH 86 C CH 88 X FF 94 3-2 1-H 2B		F SI 89 B CH 77 B CH 78 C CH 77 S FF 91 2-3 ③ K		C SL 79 F SL 80 X SL 79 0-2 ③ L3		4	0	1	1	0	1	4
19 Jackie Bradley Jr., L (1, 8) OBP: 0.315, SLG: 0.387		B CH 86 X CH 85 1-0 ① G3		D CH 87 C FF 94 X CH 86 1-1 ③ G4-3			S CH 78 B CU 75 X SI 90 1-1 HR		B ST 80 X ST 80 1-0 ① G3	4	1	1	1	0	0	1

Inning Stats	1	2	3	4	5	6	7	8	9
	R: 0 E: 0 K: 0 S: 8 H: 0 LOB: 0 BB: 0 P: 11	R: 1 E: 0 K: 0 S: 7 H: 2 LOB: 1 BB: 0 P: 10	R: 0 E: 0 K: 2 S: 9 H: 1 LOB: 1 BB: 0 P: 15	R: 2 E: 0 K: 0 S: 13 H: 3 LOB: 1 BB: 1 P: 25	R: 0 E: 0 K: 0 S: 9 H: 1 LOB: 1 BB: 1 P: 17	R: 0 E: 0 K: 1 S: 15 H: 1 LOB: 1 BB: 0 P: 20	R: 1 E: 0 K: 1 S: 12 H: 1 LOB: 0 BB: 0 P: 16	R: 0 E: 0 K: 1 S: 12 H: 2 LOB: 2 BB: 0 P: 15	R: 1 E: 0 K: 1 S: 10 H: 1 LOB: 2 BB: 2 P: 20

1B: 6 SF: 0
2B: 4 SAC: 0
3B: 0 DP: 1
HR: 2 HBP: 0

WP: 1 PA: 41
PB: 0
SB: 1
CS: 0

	AB	37
	R	5
	H	12
	RBI	5
	BB	4
	SO	6
	LOB	14

PITCHER		IP	WLS	BF	H	R	ER	SO	BB	IBB	HBP	BLK	WP	HR	S	P	ERA	WHIP
65 Zach Plesac, R ERA: 3.27	(1, 1)	5.0		22	7	3	3	2	2	0	0	0	1	1	46	78	5.40	1.800
54 Hunter Wood, R ERA: 2.14	(6, 1)	0.2	H	3	1	0	0	0	0	0	0	0	0	0	12	15	0.00	1.500
36 Tyler Clippard, R ERA: 2.8	(6, 1)	1.1	H	5	1	1	1	2	0	0	0	0	0	1	15	21	6.75	0.750
62 Nick Wittgren, R ERA: 2.58	(8, 1)	0.2	H	3	1	0	0	1	0	0	0	0	0	0	6	9	0.00	1.500
39 Oliver Pérez, L ERA: 2.81	(8, 1)	0.1	H	2	1	0	0	0	0	0	0	0	0	0	6	6	0.00	3.000

PITCHER		IP	WLS	BF	H	R	ER	SO	BB	IBB	HBP	BLK	WP	HR	S	P	ERA	WHIP
33 Brad Hand, L ERA: 2.74	(9, 1)	1.0	W	6	1	1	1	1	1	1	0	0	0	0	10	20	9.00	2.000

Batter	1	2	3	4	5	6	7	8	9	AB	R	H	RBI	BB	SO	LOB
12 Francisco Lindor, S (1, 6) OBP: 0.357, SLG: 0.519	C FF 94 B FF 94 C FC 88 X FF 95 1-2 ① G4-3	S CH 89 F FC 88 F CU 85 X FF 94 0-2 ③ FC6-4 1-2f		F FF 93 F FF 92 X SI 92 0-2 35 FC5-6 1-2 1B		B CH 87 X FC 88 1-0 ① L6		B SL 81 B FF 96 B SL 81 B FF 97 4-0 35 G6-4-3 BB		4	0	1	0	1	0	3
35 Óscar Mercado, R (1, 8) OBP: 0.319, SLG: 0.436	F FF 94 B FF 94 B FC 89 X CU 86 2-1 ② G4-3		C CU 82 B CH 88 X CH 88 1-1 ① G3	X FF 92 0-0 ① FC5-6 1-2f 2-3		F FF 94 B SI 93 1 SAFE F FC 90 F FF 94 S CH 88 1-3 ② K		C SL 86 1 SAFE X SL 86 0-1 ②③ G6-4-3 1-2f		5	0	0	0	0	1	4
41 Carlos Santana, S (1, 3) OBP: 0.408, SLG: 0.531	C FC 89 C FF 95 B CH 90 B SI 94 B SI 94 B FC 90 4-2 32 HR BB		C FF 94 F CU 85 X CH 89 0-2 32 1B 11 HR 1B	B FF 93 B FC 87 C FF 93 B FF 94 S CH 88 F CH 89 X SI 93 3-2 ② P6		B CH 89 B CH 88 C FC 88 D CH 89 X FC 88 3-1 1-2 1B			B FC 91 C SL 85 B FC 92 F FC 92 X SL 85 2-2 HR	4	3	3	1	1	0	2
32 Franmil Reyes, R (1, 10) OBP: 0.297, SLG: 0.507	C FF 93 X FF 93 0-1 1-H HR		X CH 88 0-0 1-2 11 HR 1B	C FC 90 S FF 94 S SI 94 0-3 ③ K		B SI 94 F SI 92 S SI 93 T FF 94 1-2 ③ K				4	2	2	2	0	2	4
11 José Ramírez, S (1, 5) OBP: 0.321, SLG: 0.445	C CU 84 S CH 90 B CU 85 S CU 85 1-3 ③ K		B CU 86 C CH 88 C FC 89 B FF 94 X CU 84 2-2 1-H 2-H HR	C FC 87 X FC 90 0-1 ① G5-3			B SL 81 B FF 93 B FF 94 C FF 95 F FF 94 X FF 95 3-2 55 SH1-4 2B			4	1	2	3	0	1	0
55 Roberto Pérez, R (1, 2) OBP: 0.311, SLG: 0.456		C CU 83 S FC 90 B CU 85 C CU 85 1-3 ① K	F FC 91 B CH 89 X CH 88 1-1 ② G5-3	C CH 88 X FF 91 0-1 1B			X FF 94 0-0 ① SH1-4 2-3			3	0	1	0	0	1	0
22 Jason Kipnis, L (1, 4) OBP: 0.321, SLG: 0.410		B CH 88 C SL 85 X SI 93 1-1 1 FC5-4 1B	B CH 88 B SI 94 F SI 94 F CH 89 F CU 86 B FC 90 B SI 95 4-2 1 FC4 BB	X FF 92 0-0 ② F9			S FF 96 F SL 84 B FF 96 F FF 96 F SL 83 F SL 83 S FF 96 3 SAFE 1-3 ② K			3	0	1	0	1	1	2
1 Greg Allen, S (1, 7) OBP: 0.304, SLG: 0.400		C CH 88 F CH 88 X CU 85 0-2 ② FC5-4 30 BB 1-2f	B CH 88 B CH 88 X CH 88 2-0 ③ FC4 1-2f	C FC 88 S CH 86 X CH 88 0-2 ③ G4-3			C FF 96 B FF 96 F SL 83 X SL 83 1-2 ③ G5-3			4	0	0	0	0	0	4
30 Tyler Naquin, L (1, 9) OBP: 0.316, SLG: 0.483		C FF 94 B FF 93 B FF 94 B SI 93 B FF 94 4-1 12 FC6-4 1-2 BB	C FF 93 F FF 92 X CH 87 0-2 35 FC5-6 12 1B 1B	B FF 94 B FF 94 F FF 94 C FF 95 F SI 95 F FF 95 F FF 96 X FC 91 2-2 41 1B 1B				B SL 83 S FF 96 F FF 95 B FF 96 F SL 81 S SL 81 2-3 ① K		3	0	2	0	1	1	0
Inning Stats	R: 2 E: 0 K: 1 S: 12 H: 1 LOB: 0 BB: 1 P: 20	R: 0 E: 0 K: 1 S: 13 H: 1 LOB: 2 BB: 1 P: 19	R: 3 E: 0 K: 0 S: 15 H: 3 LOB: 1 BB: 1 P: 25	R: 0 E: 0 K: 1 S: 14 H: 2 LOB: 2 BB: 0 P: 17	R: 0 E: 0 K: 0 S: 8 H: 1 LOB: 1 BB: 0 P: 8	R: 0 E: 0 K: 2 S: 16 H: 2 LOB: 2 BB: 0 P: 24	R: 0 E: 0 K: 1 S: 13 H: 1 LOB: 1 BB: 0 P: 18	R: 0 E: 0 K: 1 S: 6 H: 0 LOB: 0 BB: 1 P: 12	R: 1 E: 0 K: 0 S: 3 H: 1 LOB: 0 BB: 0 P: 5	1B: 8 2B: 1 3B: 0 HR: 3	SF: 0 SAC: 1 DP: 1 HBP: 0			WP: 0 PB: 0 SB: 0 CS: 0	PA: 39		

PITCHER		IP	WLS	BF	H	R	ER	SO	BB	IBB	HBP	BLK	WP	HR	S	P	ERA	WHIP
57 Eduardo Rodriguez, L ERA: 4.31	(1, 1)	6.0		31	10	5	5	5	3	0	0	0	0	2	78	113	7.50	2.167
63 Darwinzon Hernández, L ERA: 4.08	(7, 1)	1.1		6	1	0	0	2	1	0	0	0	0	0	17	28	0.00	1.500
64 Marcus Walden, R ERA: 3.41	(8, 1)	0.2	L	2	1	1	1	0	0	0	0	0	0	1	5	7	13.50	1.500

PITCHER	IP	WLS	BF	H	R	ER	SO	BB	IBB	HBP	BLK	WP	HR	S	P	ERA	WHIP

BOTTOM

Boston Red Sox @ Cleveland Indians

Progressive Field, Cleveland, OH

Mon Aug 12 2019, 7:07 PM - 10:41 PM EDT

Att. 24,770 - Cloudy - 78 F

livebaseballscorecards.com

AB	34
R	6
H	12
RBI	6
BB	4
SO	7
LOB	19

Boston Red Sox @ Cleveland Indians

Progressive Field, Cleveland, OH

Tue Aug 13 2019, 7:11 PM - 11:17 PM EDT

Att. 26,662 - Cloudy - 76 F

livebaseballscorecards.com

TOP

Batter	1	2	3	4	5	6	7	8	9	10	AB	R	H	RBI	BB	SO	LOB
50 Mookie Betts, R (1, 9) OBP: 0.389, SLG: 0.492	B FF 95 C SL 79 B FF 96 C FF 97 X SL 82 2-2 11 2B 3B	C FF 96 S FF 97 B FF 97 X SL 82 1-2 ③ 1-3 2-H 1B		F FF 97 D SL 83 D CU 78 B SL 80 C CH 84 S SL 81 3-3 ③ K		B SL 80 B FF 91 B FF 91 B FF 90 4-0 1-2 11 2B BB		B SI 83 C SI 83 X SL 75 1-1 ① L7		C FF 91 B FF 93 X FF 93 1-1 ② F8	5	2	2	1	1	1	1
11 Rafael Devers, L (1, 5) OBP: 0.373, SLG: 0.574	B CU 77 D CU 80 F CH 84 S CU 78 X FF 96 2-2 3-H 2B		C CH 84 F FF 95 C CU 79 X CU 78 0-2 2 CS 1B		F FF 94 B FF 94 F CH 85 F FF 94 F CU 77 X FF 96 1-2 28 1B 18 1B 2B	B FF 92 B FF 90 F FF 91 F FF 91 B FF 91 F FF 91 X FF 90 3-2 1-H 2-H 2B		F FF 85 C SL 76 B SL 77 X FF 88 1-2 28 FC5-4 2 1B 1B		B FF 92 X CH 86 1-0 2 1B 2B	6	1	6	3	0	0	0
2 Xander Bogaerts, R (1, 6) OBP: 0.380, SLG: 0.549	C FF 96 C SL 81 S SL 82 0-3 ① K		1 SAFE S SL 80 F SL 80 D SL 82 D SL 83 F FF 96 D SL 84 S SL 80 3-3 ①② 1-2 K		X SL 81 0-0 ① F7	B SL 78 C FF 92 C SL 80 B SL 83 B SL 80 C FF 92 3-3 ① K		C SL 75 1 SAFE X SI 85 0-1 28 FC5-4 1-2 1B		C SL 84 X FF 91 0-1 ③ 2-H 1B	6	0	2	0	0	3	4
28 J.D. Martinez, R (1, 10) OBP: 0.386, SLG: 0.567	X FF 96 0-0 ② P3		C SL 81 F FF 95 B SL 83 X FF 97 1-2 16 BB 1B		B SL 82 C SL 82 B FF 94 X FF 95 2-1 18 1B 40 1B 2-3 1B	0-0 IBB		S SI 84 X SI 86 0-1 ②③ FC5-4 1-2 2-3			4	1	2	0	1	0	3
16 Andrew Benintendi, L (1, 7) OBP: 0.359, SLG: 0.464	S FF 97 B FF 96 B FF 96 F FF 95 B CH 86 X CH 86 3-2 ③ G3-1		B CH 88 C FF 95 B SL 81 B FF 96 B FF 95 4-1 1-2 BB		C CU 77 F CU 78 B FF 96 S FF 97 1-3 ② K	B SL 81 B FF 90 C FF 90 S FF 91 X FF 91 2-2 F7			C SI 91 B FS 81 B CH 79 F CH 78 F FF 90 F SI 89 B SL 81 X CH 78 3-2 ① F9		4	0	0	0	1	1	5
18 Mitch Moreland, L (1, 3) OBP: 0.315, SLG: 0.508		C CU 77 S FF 95 S FF 97 0-3 ① K	S FF 95 B FF 96 F FF 94 F FF 95 X CU 77 1-2 ③ F7		D CU 80 C CU 77 X CU 76 1-1 40 1B 1-3 3-H 1B	B FF 90 S SL 81 B SL 81 C FF 90 F SL 81 X FF 91 2-2 ③ L7			B CU 73 C SI 90 F CH 79 B FS 83 S FS 81 2-3 ② K		5	0	1	1	0	2	4
40 Marco Hernández, L (1, 4) OBP: 0.365, SLG: 0.493		S FF 97 F CU 79 B FF 96 X CH 88 1-2 3 BB 50 1B 1B		C FF 95 F CU 76 B FF 95 S FF 95 1-3 ① K	F FF 95 F FF 95 B FF 96 F FF 96 B FF 96 X FF 95 2-2 1-2 3-H 1B		B FF 89 B FF 88 B FF 89 C FF 89 F FF 89 F FF 91 T FF 90 3-2 ① K		F CH 78 F CH 79 F FS 81 F FF 90 F FS 82 B SL 82 X FS 81 1-2 ③ G4-3		5	1	2	1	0	2	0
3 Sandy León, S (1, 2) OBP: 0.255, SLG: 0.314 7 Christian Vázquez, R (10, PH) OBP: 0.318, SLG: 0.486 (10, 2)		D CH 87 B CH 86 C FF 96 B FF 95 B FF 95 4-1 50 1B 1-2 BB		X FF 94 0-0 ② F9	C FF 90 X SL 80 0-1 ③ G1-3		B SL 79 B SL 78 B FF 89 C FF 90 X FF 90 3-1 ② P3		S FF 93 S FF 93 F FF 93 F FF 92 F FF 93 F SL 84 F FF 93 F SL 83 F SL 84 0-3 ① S CH 87 K	3 1	0 0	0 0	0 0	1 0	0 1	2 0
19 Jackie Bradley Jr., L (1, 8) OBP: 0.318, SLG: 0.396		C CH 85 X FF 96 0-1 ② P5		C FF 96 F CU 78 B CH 83 B CH 86 X CH 86 2-2 1B		C SL 80 H SI 90 1-1 50 BB 11 2B HBP	C SL 78 F SL 78 F SL 77 B FF 90 X SL 78 1-2 ③ F9		B FF 92 B CH 86 X CH 85 2-0 HR	4	2	2	1	0	0	2
Inning Stats	R: 1 H: 2 E: 0 LOB: 1 K: 1 BB: 0 S: 13 P: 20	R: 1 H: 2 E: 0 LOB: 2 K: 1 BB: 1 S: 12 P: 18	R: 0 H: 2 E: 0 LOB: 2 K: 1 BB: 1 S: 16 P: 25	R: 0 H: 1 E: 0 LOB: 1 K: 2 BB: 0 S: 10 P: 16	R: 2 H: 4 E: 0 LOB: 2 K: 1 BB: 0 S: 19 P: 26	R: 2 H: 1 E: 0 LOB: 2 K: 1 BB: 2 S: 15 P: 30	R: 0 H: 0 E: 0 LOB: 0 K: 1 BB: 0 S: 10 P: 17	R: 0 H: 2 E: 0 LOB: 1 K: 0 BB: 0 S: 9 P: 11	R: 0 H: 0 E: 0 LOB: 0 K: 1 BB: 0 S: 14 P: 20	R: 1 H: 3 E: 0 LOB: 2 K: 1 BB: 0 S: 16 P: 20	1B: 11 SF: 0 2B: 6 SAC: 0 3B: 1 DP: 2 HR: 1 HBP: 1						

	AB	43
	R	7
	H	17
	RBI	7
	BB	4
	SO	10
	LOB	21

WP: 0 PA: 48
PB: 0
SB: 0
CS: 1

PITCHER	IP	WLS	BF	H	R	ER	SO	BB	IBB	HBP	BLK	WP	HR	S	P	ERA	WHIP
52 Mike Clevinger, R (1, 1) ERA: 3.34	4.2		25	11	4	4	6	2	0	0	0	0	0	68	103	7.71	2.786
63 Josh Smith, L (5, 1) ERA: 5.4	2.1		11	1	2	2	2	1	1	1	0	0	0	27	49	7.71	0.857
90 Adam Cimber, R (8, 1) ERA: 3.64	1.0		4	2	0	0	0	0	0	0	0	0	0	9	11	0.00	2.000
36 Tyler Clippard, R (9, 1) ERA: 2.74	1.0		3	0	0	0	1	0	0	0	0	0	0	14	20	0.00	0.000
62 Nick Wittgren, R (10, 1) ERA: 2.72	1.0	L	5	3	1	1	1	0	0	0	0	0	1	16	20	9.00	3.000

PITCHER	IP	WLS	BF	H	R	ER	SO	BB	IBB	HBP	BLK	WP	HR	S	P	ERA	WHIP

Boston Red Sox @ Cleveland Indians

Progressive Field, Cleveland, OH

Tue Aug 13 2019, 7:11 PM - 11:17 PM EDT

Att. 26,662 - Cloudy - 76 F

Batter	1	2	3	4	5	6	7	8	9	10	AB	R	H	RBI	BB	SO	LOB
12 Francisco Lindor, S (1, 6) OBP: 0.359, SLG: 0.525	C FF 91 B SL 78 F CH 85 S SL 80 1-3 ① K		C SL 80 B CH 86 T FF 95 B SL 82 F SL 82 X CH 88 2-2 1-2 1B			C CH 89 B FF 89 F CH 84 X FF 91 1-2 ① P6	C SL 81 X CH 90 0-1 35 1B 2-H 3-H 2B		B KC 79 B FF 94 F KC 82 X FF 94 2-1 35 CS 2-H 2B		5	0	3	3	0	1	0
35 Óscar Mercado, R (1, 8) OBP: 0.317, SLG: 0.432	S CH 84 F SL 78 S FF 93 0-3 ② K		F FF 95 T FF 96 D SL 84 S SL 81 1-3 ③ K			C CH 83 B CH 83 C CH 87 S FF 92 1-3 ② K	S KC 84 B FF 97 F FF 97 D KC 85 X KC 84 2-2 2-3 1B		F KC 79 B FF 92 B KC 78 F FC 86 X FF 93 2-2 ②③ F9 2-3		5	0	1	0	0	3	3
41 Carlos Santana, S (1, 3) OBP: 0.409, SLG: 0.538	B FF 95 F SL 80 B CH 88 B CH 86 F CH 87 S FF 97 3-3 ③ K			X FF 89 0-0 HR		B CH 86 B CH 85 B CH 85 C SI 96 F SL 80 B SL 80 4-2 32 HR BB	C KC 85 S KC 86 F KC 86 S KC 85 0-3 ③ K			C CU 84 B FF 96 B FF 96 T CH 88 X FF 97 2-2 6 FC3-6 1B	4	2	2	1	1	2	2
32 Franmil Reyes, R (1, 10) OBP: 0.299, SLG: 0.514 6 Mike Freeman, L (8, PR) OBP: 0.347, SLG: 0.386 (9, 10)		C SL 76 S FF 93 X FF 93 0-2 ① L6		B SL 76 B SL 78 S CH 87 C SL 82 B SL 79 C FF 97 3-3 ① K		X FF 96 0-0 1-H HR		B KC 86 S KC 85 B KC 85 S KC 85 F KC 85 B KC 85 B KC 84 4-2 11 G5-3 BB		X FF 97 0-0 ① FC3-6 1-2f	3 1	1 0	1 0	2 0	1 0	1 0	0 1
11 José Ramírez, S (1, 5) OBP: 0.318, SLG: 0.440		C CH 85 X CH 85 0-1 ② G3		B SL 77 C SL 78 F FF 93 C FF 95 1-3 ② K		C CH 84 X FF 98 0-1 ③ G4-3		1 SAFE F SL 87 B FF 94 B FF 94 F SL 86 F SL 88 F SL 87 1 SAFE F SL 85 2-2 X SL 88 G5-3 1-2		1 SAFE B CH 88 F CH 89 B CH 88 S CH 87 F CH 87 S CH 88 2-3 ② K	5	0	0	0	0	2	2
55 Roberto Pérez, R (1, 2) OBP: 0.309, SLG: 0.450		C SL 80 F FF 96 B SL 82 C SL 80 1-3 ③ K		C CH 88 B SL 81 C SL 79 S FF 95 1-3 ③ K			B SL 78 B SL 76 B CH 84 C SI 92 B SI 93 4-1 1 E 1 FC7 12 2B BB	C CU 80 B FF 96 B FF 98 S FF 99 S FF 99 2-3 ② K		B FF 98 B SL 88 1 SAFE S SL 88 S SL 88 S SL 90 2-3 ③ K	4	1	0	0	1	4	3
22 Jason Kipnis, L (1, 4) OBP: 0.318, SLG: 0.406			B FF 93 X FF 93 1-0 ① F8		C FF 91 C SL 77 S SL 81 0-3 ① K	C SL 80 S SL 82 B FF 94 S SL 82 1-3 ① K	X CU 81 0-0 ③ G1-3				4	0	0	0	0	2	3
1 Greg Allen, S (1, 7) OBP: 0.303, SLG: 0.396			B CH 85 B FF 94 F FF 95 F CH 87 X FF 96 2-2 ② G1-3		C CH 83 F FF 93 F SL 82 B SL 77 B SL 82 X CH 87 2-2 ② G5-3	B CH 86 C SL 79 X CH 86 1-1 FC7 12 2B 1-3			C KC 81 S KC 81 B KC 81 X KC 81 1-2 30 S 12 2B 1B		4	2	1	0	0	0	1
30 Tyler Naquin, L (1, 9) OBP: 0.315, SLG: 0.479			B SL 78 F FF 96 S SL 80 B FF 96 X FF 98 2-2 12 1B 1B		B SL 79 C SL 79 S SL 80 S SL 82 1-3 ③ K2-3		B SL 79 B SL 82 C FF 96 S FF 97 X SL 83 2-2 ② P3		B FF 93 C FF 92 T FF 93 T FF 94 1-2 ① K 1-2		4	0	1	0	0	2	3
Inning Stats	R: 0 E: 0 K: 3 S: 9 H: 0 LOB: 0 BB: 0 P: 13	R: 0 E: 0 K: 1 S: 8 H: 0 LOB: 0 BB: 0 P: 9	R: 0 E: 0 K: 1 S: 14 H: 2 LOB: 2 BB: 0 P: 22	R: 1 E: 0 K: 3 S: 10 H: 1 LOB: 0 BB: 0 P: 15	R: 0 E: 0 K: 2 S: 10 H: 0 LOB: 0 BB: 0 P: 13	R: 2 E: 0 K: 1 S: 11 H: 1 LOB: 0 BB: 1 P: 17	R: 2 E: 1 K: 2 S: 18 H: 2 LOB: 2 BB: 1 P: 28	R: 0 E: 0 K: 1 S: 13 H: 0 LOB: 2 BB: 1 P: 21	R: 1 E: 0 K: 1 S: 11 H: 2 LOB: 0 BB: 0 P: 17	R: 0 E: 0 K: 2 S: 11 H: 1 LOB: 1 BB: 0 P: 17	1B: 5 2B: 2 3B: 0 HR: 2 SF: 0 SAC: 0 DP: 0 HBP: 0						

BOTTOM

livebaseballscorecards.com

AB	39
R	6
H	9
RBI	6
BB	3
SO	17
LOB	18

WP: 0 PB: 0 SB: 1 CS: 1 PA: 42

PITCHER		IP	WLS	BF	H	R	ER	SO	BB	IBB	HBP	BLK	WP	HR	S	P	ERA	WHIP
41 Chris Sale, L ERA: 4.4	(1, 1)	6.2		28	5	5	3	12	2	0	0	0	0	2	73	108	4.05	1.050
32 Matt Barnes, R ERA: 4.66	(7, 1)	0.1	H	3	1	0	0	1	1	0	0	0	0	0	10	16	0.00	6.000
72 Josh Taylor, L ERA: 3.21	(8, 1)	0.1	H	1	0	0	0	0	0	0	0	0	0	0	6	8	0.00	0.000
17 Nathan Eovaldi, R ERA: 6.12	(8, 1)	0.2	H	2	0	0	0	1	0	0	0	0	0	0	4	6	0.00	0.000
44 Brandon Workman, R ERA: 2.0	(9, 1)	1.0	W	4	2	1	1	1	0	0	0	0	0	0	11	17	9.00	2.000

PITCHER		IP	WLS	BF	H	R	ER	SO	BB	IBB	HBP	BLK	WP	HR	S	P	ERA	WHIP
48 Andrew Cashner, R ERA: 4.79	(10, 1)	1.0	S	4	1	0	0	2	0	0	0	0	0	0	11	17	0.00	1.000

Batter	1	2	3	4	5	6	7	8	9	AB	R	H	RBI	BB	SO	LOB
50 Mookie Betts, R (1, 9) OBP: 0.388, SLG: 0.491	C FF 93 X FF 93 0-1 G6-3		C SL 84 B FF 93 S FF 93 X KC 83 1-2 ① L8	C FF 94 B SL 86 S KC 84 C FF 94 1-3 ③ K			B SL 83 F FF 93 F FF 93 B SL 83 F SL 83 F FF 93 X FF 94 2-2 2 HR 2B	C FF 94 B CH 82 S SL 84 B SL 85 2-2 ③ CS 1-2	F FF 94 F CH 83 F SL 86 F FF 95 F CU 81 S CH 83 0-3 ① K	5	1	1	0	0	2	2
11 Rafael Devers, L (1, 5) OBP: 0.375, SLG: 0.580	C FF 93 X KC 84 0-1 2 G4-3 1B		F CH 88 B FF 93 S SL 86 B FF 94 B KC 84 X CH 89 3-2 HR		S KC 83 B FF 93 B KC 84 F SL 86 X KC 83 2-2 ① G1		0-0 2 HR IBB		C CU 80 F FF 95 F CH 83 B CH 82 X CU 80 1-2 ② G3	4	2	2	1	1	0	0
2 Xander Bogaerts, R (1, 6) OBP: 0.384, SLG: 0.563	B FF 93 X SL 86 1-0 ② G4-3 1-2		C SL 86 F FF 94 X FF 94 0-2 HR		C SL 86 B KC 83 F FF 93 B SL 86 F SL 86 B KC 84 B KC 86 4-2 BB		S SL 82 S SL 82 B SL 83 D SL 83 B SL 82 X SL 83 3-2 1-H 2-H HR		C FF 94 B CH 84 B SL 86 B CH 82 F FF 95 X FF 95 3-2 1B	4	2	3	4	1	0	1
28 J.D. Martinez, R (1, 10) OBP: 0.382, SLG: 0.561	C SL 84 F FF 94 B FF 94 D KC 84 F SL 86 D SL 86 X SL 85 3-2 ③ F9		S SL 85 S SL 85 T SL 85 0-2 ② K		F FF 93 F SL 85 S SL 85 0-3 ② K		B FF 92 F SL 84 F FF 92 S SL 82 1-3 ② K		S CH 82 C FF 94 X CH 81 0-2 ③ L5	5	0	0	0	0	3	3
16 Andrew Benintendi, L (1, 7) OBP: 0.360, SLG: 0.466		B CH 86 B CH 86 C FF 93 F CH 87 X FF 94 2-2 7 1B 1B	T FF 93 S KC 84 B KC 84 B KC 84 B SL 85 X SL 87 3-2 ③ G4-3		C FF 94 F CH 87 F KC 83 F FF 94 B KC 82 X SL 86 1-2 ③ P5		F SL 87 F FF 93 X CH 83 0-2 2B			4	0	2	0	0	0	1
59 Sam Travis, R (1, 3) OBP: 0.317, SLG: 0.473		F SL 85 C FF 93 B FF 94 S FF 94 1-3 ① K		C SL 84 B SL 84 B SL 86 S FF 93 X SL 85 2-2 7 1B 1B		C SL 85 B FF 93 C FF 93 F FF 93 X CH 86 1-2 ① G5-3	F FF 94 F FF 96 B FF 95 S CH 82 1-3 ③ K			4	0	1	0	0	2	2
40 Marco Hernández, L (1, 4) OBP: 0.359, SLG: 0.480		X FF 94 0-0 ② F9		1 SAFE L FF 93 F CH 87 F KC 83 S FF 94 0-3 ① K		S KC 83 F KC 84 F FF 94 X KC 83 0-2 ② F7		X SL 87 0-0 50 CS 1B		4	0	1	0	0	1	2
7 Christian Vázquez, R (1, 2) OBP: 0.320, SLG: 0.486		B FF 94 1 SAFE C SL 86 1 SAFE S FF 93 X FF 94 1-2 1-3 1B		C FF 93 X FF 93 0-1 1-3 1B		S SL 85 S FF 93 X SL 86 0-2 ③ G6-3		B FF 93 B FF 93 B FF 93 C FF 93 X FF 92 3-1 ① F8		4	0	2	0	0	0	1
19 Jackie Bradley Jr., L (1, 8) OBP: 0.315, SLG: 0.392		D KC 85 C CH 88 C KC 83 D KC 84 T FF 94 2-2 ③ K		F CH 87 S KC 83 D KC 83 B FF 93 S KC 84 2-3 ② K			F SL 83 X FF 93 0-1 ① P5	C SL 85 C CU 77 S CU 79 0-3 ② K		4	0	0	0	0	3	5
Inning Stats	R: 0 H: 1 E: 0 LOB: 1 K: 0 BB: 0 S: 9 P: 13	R: 0 H: 2 E: 0 LOB: 2 K: 2 BB: 0 S: 13 P: 19	R: 2 H: 2 E: 0 LOB: 0 K: 1 BB: 0 S: 15 P: 22	R: 0 H: 2 E: 0 LOB: 2 K: 3 BB: 0 S: 15 P: 20	R: 0 H: 0 E: 0 LOB: 1 K: 1 BB: 1 S: 14 P: 21	R: 0 H: 0 E: 0 LOB: 0 K: 0 BB: 0 S: 11 P: 12	R: 3 H: 3 E: 0 LOB: 1 K: 2 BB: 1 S: 19 P: 26	R: 0 H: 1 E: 0 LOB: 0 K: 1 BB: 0 S: 8 P: 13	R: 0 H: 1 E: 0 LOB: 1 K: 1 BB: 0 S: 16 P: 20	1B: 7 SF: 0 2B: 2 SAC: 0 3B: 0 DP: 0 HR: 3 HBP: 0					WP: 0 PA: 41 PB: 0 SB: 0 CS: 1	

Boston Red Sox @ Cleveland Indians

Progressive Field, Cleveland, OH

Wed Aug 14 2019, 1:11 PM - 4:29 PM EDT

Att. 29,535 - Partly Cloudy - 79 F

TOP

livebaseballscorecards.com

AB	38
R	5
H	12
RBI	5
BB	2
SO	11
LOB	17

PITCHER		IP	WLS	BF	H	R	ER	SO	BB	IBB	HBP	BLK	WP	HR	S	P	ERA	WHIP
57 Shane Bieber, R ERA: 3.27	(1, 1)	6.0	L	26	7	2	2	7	1	0	0	0	0	2	77	107	3.00	1.333
44 Nick Goody, R ERA: 2.15	(7, 1)	0.2		5	2	3	3	1	0	1	0	0	0	1	13	19	40.50	3.000
53 Logan Allen, L ERA: 6.18	(7, 1)	2.1		9	3	0	0	3	0	0	0	0	0	0	30	40	0.00	1.286

PITCHER	IP	WLS	BF	H	R	ER	SO	BB	IBB	HBP	BLK	WP	HR	S	P	ERA	WHIP

BOTTOM

Boston Red Sox @ Cleveland Indians

Progressive Field, Cleveland, OH

Wed Aug 14 2019, 1:11 PM - 4:29 PM EDT

Att. 29,535 - Partly Cloudy - 79 F

livebaseballscorecards.com

Batter	1	2	3	4	5	6	7	8	9	AB	R	H	RBI	BB	SO	LOB
12 Francisco Lindor, S (1, 6) OBP: 0.358, SLG: 0.522	C CU 73 X CU 75 0-1 ① G5-3		B FF 91 C CU 75 X CU 76 1-1 E3 35 1B 41 WP 1B		B FF 96 B FF 94 C FF 94 F FF 95 B SL 84 F SL 81 X SL 79 3-2 ② G4-3		X CU 80 0-0 ② F9			4	1	1	0	0	0	1
35 Óscar Mercado, R (1, 8) OBP: 0.320, SLG: 0.432	B CU 74 B CU 76 C SL 78 X CU 75 2-1 ② G5-3		X CU 74 0-0 41 WP 2-3 1B		B SL 81 F FF 94 B SL 83 S FF 93 X SL 81 2-2 41 BB 1B		B FF 98 B FF 99 C FF 98 S FF 98 X FF 99 2-2 ③ P4			4	0	2	0	0	0	1
41 Carlos Santana, S (1, 3) OBP: 0.410, SLG: 0.536	B FF 91 B CU 76 B CU 76 B SL 80 4-0 BB		B CU 77 C FF 88 B CU 76 D CU 77 F CU 75 S CU 76 3-3 ② K 1-2 3-H		B FF 93 B FF 93 C FF 94 B FF 94 F FF 96 F FF 97 D SL 82 4-2 1-2 BB			F FF 95 X CH 88 0-1 ① G1-3		2	0	0	0	2	1	1
11 José Ramírez, S (1, 5) OBP: 0.317, SLG: 0.438	1 SAFE C FF 90 X CU 75 0-1 ③ G4-3		B FF 87 D CU 76 B CU 74 B SL 78 4-0 32 FC6-4 BB		B SL 85 B FF 94 C SL 85 X FF 95 2-1 ③ F8			C SI 95 C CH 88 B CH 86 B FF 96 F CH 86 B CU 81 X FF 96 3-2 ② F7		3	0	0	0	1	0	3
32 Franmil Reyes, R (1, 10) OBP: 0.296, SLG: 0.508		B CU 74 B CU 75 B CU 75 X FF 89 3-0 ① F8	X SI 94 0-0 ③ FC6-4 1-2f			S CU 83 S FS 91 S CU 82 0-3 ① K		B FF 96 C SL 88 B CH 87 F SL 88 S SL 87 2-3 ③ K		4	0	0	0	0	2	2
1 Greg Allen, S (1, 7) OBP: 0.295, SLG: 0.385		B FF 89 F FF 90 F CU 74 B CU 77 X SL 81 2-2 ② F8		B FF 95 F FF 96 X SL 82 1-1 ① L9		C FS 90 S FF 100 F FF 100 X FF 99 0-2 ② G6-3			C KC 79 B FF 93 C KC 80 B KC 79 X FC 87 2-2 ① G4-3	4	0	0	0	0	0	0
6 Mike Freeman, L (1, 4) OBP: 0.352, SLG: 0.385		C FF 88 B SL 77 F SL 79 B FF 91 B FF 88 X SL 77 3-2 1B		H SL 82 1-0 27 G1-4-3 HBP		C CU 84 F FC 96 C FC 96 0-3 ③ K			S FC 86 C KC 79 F FF 93 B FF 93 S FF 92 1-3 ② K	3	0	1	0	0	2	0
27 Kevin Plawecki, R (1, 2) OBP: 0.291, SLG: 0.333	B FF 89 C CU 75 1 SAFE 1 SAFE F CU 75 B FF 88 X CU 76 2-2 ③ G4-3		B FF 93 S FF 92 B FF 94 1 SAFE F FF 96 B FF 95 F FF 93 F FF 94 X FF 94 3-2 ②③ G1-4-3 1-2f				B FF 97 B FF 97 F FF 98 X FF 98 2-1 1B		C FC 86 B FF 93 X FC 86 1-1 ③ F8	4	0	1	0	0	0	2
30 Tyler Naquin, L (1, 9) OBP: 0.311, SLG: 0.473			C FF 86 B SL 79 S SL 78 B FF 91 F SL 77 X SL 80 2-2 ① G4-3		S FF 95 S FF 94 C FF 95 0-3 ① K		C FC 95 B FS 86 B FC 93 X FF 98 2-1 ① F7			3	0	0	0	0	1	1

	AB	R	H	RBI	BB	SO	LOB
	31	1	5	0	3	6	11

Inning Stats	1	2	3	4	5	6	7	8	9
	R: 0 E: 0 K: 0 S: 6	R: 0 E: 0 K: 0 S: 10	R: 1 E: 1 K: 1 S: 11	R: 0 E: 0 K: 0 S: 7	R: 0 E: 0 K: 1 S: 15	R: 0 E: 0 K: 2 S: 10	R: 0 E: 0 K: 0 S: 8	R: 0 E: 0 K: 1 S: 9	R: 0 E: 0 K: 1 S: 9
	H: 0 LOB: 1 BB: 1 P: 12	H: 1 LOB: 1 BB: 0 P: 20	H: 2 LOB: 2 BB: 1 P: 21	H: 0 LOB: 0 BB: 0 P: 12	H: 1 LOB: 2 BB: 1 P: 26	H: 0 LOB: 0 BB: 0 P: 10	H: 1 LOB: 1 BB: 0 P: 14	H: 0 LOB: 0 BB: 0 P: 14	H: 0 LOB: 0 BB: 0 P: 13

1B: 5	SF: 0	WP: 1	PA: 35
2B: 0	SAC: 0	PB: 0	
3B: 0	DP: 1	SB: 0	
HR: 0	HBP: 1	CS: 0	

PITCHER		IP	WLS	BF	H	R	ER	SO	BB	IBB	HBP	BLK	WP	HR	S	P	ERA	WHIP
61 Brian Johnson, L ERA: 6.45	(1, 1)	2.2		13	3	1	0	1	2	0	0	0	1	0	26	52	0.00	1.875
64 Marcus Walden, R	(3, 1)	0.1		1	0	0	0	0	0	0	0	0	0	0	1	1	0.00	0.000
63 Darwinzon Hernández, L ERA: 3.72	(4, 1)	1.2	H	7	1	0	0	1	1	0	1	0	0	0	20	34	0.00	1.200
72 Josh Taylor, L ERA: 3.18	(5, 1)	0.1	H	1	0	0	0	0	0	0	0	0	0	0	2	4	0.00	0.000
17 Nathan Eovaldi, R ERA: 5.77	(6, 1)	2.0	W	7	1	0	0	2	0	0	0	0	0	0	18	24	0.00	0.500

PITCHER		IP	WLS	BF	H	R	ER	SO	BB	IBB	HBP	BLK	WP	HR	S	P	ERA	WHIP
48 Andrew Cashner, R ERA: 4.76	(8, 1)	1.0		3	0	0	0	1	0	0	0	0	0	0	9	14	0.00	0.000
44 Brandon Workman, R ERA: 1.96	(9, 1)	1.0		3	0	0	0	1	0	0	0	0	0	0	9	13	0.00	0.000

Baltimore Orioles @ Boston Red Sox

Fenway Park, Boston, MA

Fri Aug 16 2019, 7:11 PM - 9:51 PM EDT

Att. 37,213 - Partly Cloudy - 70 F

livebaseballscorecards.com

TOP

Batter	1	2	3	4	5	6	7	8	9	AB	R	H	RBI	BB	SO	LOB
2 Jonathan Villar, S (1, 6) OBP: 0.339, SLG: 0.439	F FF 89 X FF 90 0-1 1B		B SI 89 F SI 88 X CH 80 1-1 16 2B 1B		D CU 75 X FF 90 1-0 ② P5			X FF 93 0-0 ① FC5-4 16 BB 1-2f		4	1	2	0	0	0	3
16 Trey Mancini, R (1, 7) OBP: 0.342, SLG: 0.534	X SI 89 0-0 ① L9		B SI 88 F CU 73 X SI 90 1-1 1-H 2B		2 SAFE C CU 75 B FF 89 B CU 75 B CU 75 X CU 76 3-1 ③ F7			C CU 82 S CU 83 1 SAFE B CU 82 B FF 94 B CU 84 F FC 91 B FC 92 4-2 1-2 BB		3	0	1	1	1	0	3
25 Anthony Santander, S (1, 8) OBP: 0.332, SLG: 0.498	1 SAFE C FF 91 X CU 75 0-1 ② L7		C CH 81 F FF 91 C FF 92 0-3 ③ K			F CU 74 B CU 74 F CH 76 B CH 79 X FF 90 2-2 ① F7		D FF 90 F FF 94 X FC 92 1-1 ② L9		4	0	0	0	0	1	4
39 Renato Núñez, R (1, 10) OBP: 0.310, SLG: 0.478	1 SAFE X SI 90 0-0 ③ P6			B CU 74 F CU 74 B FF 89 X FF 90 2-1 ① P6		B CH 79 B CU 74 C CU 74 B CH 80 F FF 90 B CU 75 4-2 23 G4-6-3 BB		B FF 95 S FC 91 X CU 84 1-1 ③ F8		3	0	0	0	1	0	3
23 Jace Peterson, L (1, 4) OBP: 0.268, SLG: 0.368		B CU 73 B CU 74 C SI 89 S FF 90 B CU 76 X FF 90 3-2 ① F8		C CU 74 B CU 74 B FF 90 F CH 79 B SI 89 X FF 91 3-2 ② F7		B SI 88 B FF 90 X FF 90 2-0 ②③ G4-6-3 1-2f			C CU 80 B FC 91 F CU 81 B FF 92 B FC 90 F FC 90 S FC 90 3-3 ① K	4	0	0	0	0	1	1
24 DJ Stewart, L (1, 9) OBP: 0.167, SLG: 0.138		B FF 91 F FF 89 B FF 91 F SI 89 X FF 92 2-2 ② F8		F CU 74 B FF 90 C FF 91 X SI 90 1-2 ③ P6			C FF 94 X SL 87 0-1 ① L9		C CU 82 S CU 82 S CU 83 0-3 ② K	4	0	0	0	0	1	0
14 Rio Ruiz, L (1, 5) OBP: 0.311, SLG: 0.360		B CU 75 C CU 75 F CH 80 B CU 77 B CH 80 C FF 90 3-3 ③ K			C CU 74 B CU 74 B FF 88 X FF 89 2-1 ① G6-3		C FF 94 B FF 94 F FF 95 B SL 86 F FF 95 B FF 96 X FF 96 3-2 ② G4-3		B FF 94 F CU 80 F CU 82 F CU 82 B FF 94 B CU 82 S FC 90 3-3 ③ K	4	0	0	0	0	2	0
19 Chris Davis, L (1, 3) OBP: 0.264, SLG: 0.310			X FF 89 0-0 ① F8		B SI 87 B CH 78 F SI 88 B FF 89 C SI 87 F FF 90 B SI 87 4-2 15 1B BB		B SL 88 X FF 95 1-0 ③ G6-3			2	0	0	0	1	0	0
15 Chance Sisco, L (1, 2) OBP: 0.322, SLG: 0.406			B SI 88 B FF 89 X FF 88 2-0 ② G3-1		B FF 89 X SI 88 1-0 1-2 1B			C CU 81 X CH 88 0-1 2 FC5-4 1B		3	0	2	0	0	0	0

Inning Stats	1	2	3	4	5	6	7	8	9
	R: 0 E: 0 K: 0 S: 6 H: 1 LOB: 1 BB: 0 P: 6	R: 0 E: 0 K: 1 S: 9 H: 0 LOB: 0 BB: 0 P: 17	R: 1 E: 0 K: 1 S: 9 H: 2 LOB: 1 BB: 0 P: 13	R: 0 E: 0 K: 0 S: 8 H: 0 LOB: 0 BB: 0 P: 14	R: 0 E: 0 K: 0 S: 9 H: 1 LOB: 2 BB: 1 P: 20	R: 0 E: 0 K: 0 S: 6 H: 0 LOB: 0 BB: 1 P: 14	R: 0 E: 0 K: 0 S: 7 H: 0 LOB: 0 BB: 0 P: 11	R: 0 E: 0 K: 0 S: 10 H: 1 LOB: 2 BB: 1 P: 16	R: 0 E: 0 K: 3 S: 12 H: 0 LOB: 0 BB: 0 P: 18

1B: 4	SF: 0	WP: 0
2B: 1	SAC: 0	PA: 34
3B: 0	DP: 1	PB: 0
HR: 0	HBP: 0	SB: 0
		CS: 0

AB	31
R	1
H	5
RBI	1
BB	3
SO	5
LOB	14

PITCHER		IP	WLS	BF	H	R	ER	SO	BB	IBB	HBP	BLK	WP	HR	S	P	ERA	WHIP
22 Rick Porcello, R ERA: 5.49	(1, 1)	6.0	W	23	4	1	1	2	2	0	0	0	0	0	47	84	1.50	1.000
72 Josh Taylor, L ERA: 3.09	(7, 1)	1.0		3	0	0	0	0	0	0	0	0	0	0	7	11	0.00	0.000
56 Travis Lakins Sr., R ERA: 4.76	(8, 1)	2.0		8	1	0	0	3	1	0	0	0	0	0	22	34	0.00	1.000

PITCHER		IP	WLS	BF	H	R	ER	SO	BB	IBB	HBP	BLK	WP	HR	S	P	ERA	WHIP

Batter	1	2	3	4	5	6	7	8	9	AB	R	H	RBI	BB	SO	LOB
50 Mookie Betts, R (1, 9) OBP: 0.388, SLG: 0.498	C FF 91 X SI 92 0-1 11 1B 2B		1 SAFE B FF 93 C SL 86 B FF 90 B SL 88 1 SAFE C SL 84 X SL 85 3-2 ① F7		B KC 78 B SL 84 B SL 85 C FF 92 F FF 93 X SL 86 3-2 ② F8	X SI 98 0-0 ③ F8		B CU 77 C FF 88 C FF 89 B CU 78 B CH 79 X CH 78 3-2 HR		5	2	2	1	0	0	2
11 Rafael Devers, L (1, 5) OBP: 0.377, SLG: 0.581	C KC 79 F CH 84 B FF 92 B CH 85 X CH 86 2-2 28 G6-4-3 2 WP 2-H 1B		1 SAFE S KC 80 D CH 86 B SI 93 X CH 85 2-1 ②③ G5-6-3 1-2f		X SI 93 0-0 2B		B CU 76 B CH 80 B CH 80 B SI 87 4-0 2 2B 28 SF9 BB	C CH 80 C FF 88 X FF 88 0-2 ③ L8		4	1	2	1	1	0	1
2 Xander Bogaerts, R (1, 6) OBP: 0.385, SLG: 0.564	D SL 87 C FF 92 C FF 92 F FF 94 F SI 92 B CH 87 D SL 90 F CH 87 F CH 85 4-2 B CH 86 28 G6-4-3 1-2 BB			B SL 84 F FF 92 X SI 92 1-1 ① L1	C SL 86 S SL 86 B FF 93 X SL 87 1-2 ③ L4		S FF 86 X SL 83 0-1 28 SF9 16 2B 1-3 2B			3	1	1	0	1	0	1
28 J.D. Martinez, R (1, 10) OBP: 0.383, SLG: 0.563	X SL 86 0-0 ①② G6-4-3 1-2f 2-3			F SI 92 S FF 94 B FF 93 F FF 92 B SL 88 X SI 93 2-2 16 3B 2B		F SI 92 H SI 90 1-1 7 SH2-3 16 1B 36 2B HBP	B SL 84 X FF 86 1-0 ① SF9 2-3 3-H			2	2	1	1	0	0	2
16 Andrew Benintendi, L (1, 7) OBP: 0.363, SLG: 0.475	S KC 80 X CH 85 0-1 ③ G1-3			B CH 83 C CH 84 X KC 80 1-1 18 3B 2-H 3B		C FF 92 C SI 91 B SI 91 X CH 86 1-2 7 SH2-3 36 2B 1-2 1B	B CU 76 X CU 77 1-0 3-H 2B			4	2	3	2	0	0	1
7 Christian Vázquez, R (1, 2) OBP: 0.317, SLG: 0.482		C SL 85 X SL 84 0-1 ① G4-3		S SL 86 F SL 85 S FF 93 0-3 ② K		C SL 86 X SL 85 0-1 ① SH2-3 1-2 2-3	B FF 87 C FF 88 X SL 82 1-1 ② P4			3	0	0	0	0	1	2
18 Mitch Moreland, L (1, 3) OBP: 0.317, SLG: 0.518 59 Sam Travis, R (6, PH) OBP: 0.320, SLG: 0.468 (7, 3)		B KC 77 X CH 82 1-0 ② G4-3		B SI 93 B CH 85 B CH 86 C SI 92 S CH 84 F CH 85 F FF 93 X SL 87 3-2 3-H 3B		B SI 89 B SI 89 B SI 88 3-0 36 2B 19 SF8 IBB	F FF 86 B FF 87 X CH 80 1-1 ③ P4			2 0 1 1 0 0 0 1 1 0 0 1 0 1						
40 Marco Hernández, L (1, 4) OBP: 0.350, SLG: 0.468 36 Chris Owings, R (6, PH) OBP: 0.191, SLG: 0.225 (7, 4)		F KC 78 B FF 93 X FF 92 1-1 ③ P6		D CH 87 B FF 93 X CH 84 2-0 ③ G4-3		X FC 89 0-0 1-3 2-H 3-H 2B		B FF 85 F SL 82 F CH 80 F FF 88 S CH 80 1-3 ① K		2 0 0 0 0 0 1 2 0 1 2 0 1 0						
19 Jackie Bradley Jr., L (1, 8) OBP: 0.315, SLG: 0.391			B FF 90 C CH 85 X CH 84 1-1 11 G5-6-3 1B		B FF 91 B FF 90 C SI 93 C SI 91 F SL 86 C SI 92 2-3 ① K	B SI 90 X SI 89 1-0 ② SF8 3-H		F FF 86 B FF 87 X CH 79 1-1 ② G4-3		3	0	1	1	0	1	0
Inning Stats	R: 1 E: 0 K: 0 S: 14 H: 2 LOB: 1 BB: 1 P: 20	R: 0 E: 0 K: 0 S: 5 H: 0 LOB: 0 BB: 0 P: 7	R: 0 E: 0 K: 0 S: 7 H: 1 LOB: 0 BB: 0 P: 13	R: 2 E: 0 K: 1 S: 17 H: 3 LOB: 1 BB: 0 P: 26	R: 0 E: 0 K: 1 S: 11 H: 1 LOB: 1 BB: 0 P: 17	R: 3 E: 0 K: 0 S: 9 H: 2 LOB: 1 BB: 1 P: 15	R: 2 E: 0 K: 0 S: 8 H: 2 LOB: 1 BB: 1 P: 16	R: 1 E: 0 K: 1 S: 12 H: 1 LOB: 0 BB: 0 P: 17		1B: 3 2B: 6 3B: 2 HR: 1 SF: 2 SAC: 1 DP: 2 HBP: 1				WP: 1 PB: 0 SB: 0 CS: 0 PA: 38		

PITCHER	IP	WLS	BF	H	R	ER	SO	BB	IBB	HBP	BLK	WP	HR	S	P	ERA	WHIP
38 Aaron Brooks, R (1, 1) ERA: 6.49	5.1	L	24	8	5	5	2	1	0	1	0	1	0	60	91	8.44	1.688
48 Richard Bleier, L (6, 1) ERA: 6.08	0.1		3	1	1	1	0	0	1	0	0	0	0	2	6	27.00	3.000
50 Miguel Castro, R (6, 1) ERA: 4.87	0.1		1	0	0	0	0	0	0	0	0	0	0	1	1	0.00	0.000
32 Thomas Eshelman, R (7, 1) ERA: 6.5	2.0		10	3	3	3	1	1	0	0	0	0	1	20	33	13.50	2.000

PITCHER	IP	WLS	BF	H	R	ER	SO	BB	IBB	HBP	BLK	WP	HR	S	P	ERA	WHIP

BOTTOM

Baltimore Orioles @ Boston Red Sox

Fenway Park, Boston, MA

Fri Aug 16 2019, 7:11 PM - 9:51 PM EDT

Att. 37,213 - Partly Cloudy - 70 F

livebaseballscorecards.com

AB	31
R	9
H	12
RBI	9
BB	3
SO	3
LOB	11

Batter	1	2	3	4	5	6	7	8	9	AB	R	H	RBI	BB	SO	LOB
57 Hanser Alberto, R (1, 5) OBP: 0.339, SLG: 0.425	B FF 93 X FF 93 1-0 ① F8		F FC 90 X CH 89 0-1 ③ G5-3		X CH 88 0-0 ③ F8			C FC 90 X FF 91 0-1 25 WP, 16 1B, 1B		4	0	1	0	0	0	2
16 Trey Mancini, R (1, 3) OBP: 0.345, SLG: 0.537	C CU 84 F FF 92 S FF 95 0-3 ② K			S CH 86 S CH 88 B CU 85 B CH 88 B FC 90 F CH 89 F CH 90 B CH 90 4-2 25 FC4, BB		B CH 84 B FC 86 X FC 90 2-0 25 FC6-5, 2B		C KC 85 D KC 86 D KC 87 C KC 86 X KC 87 2-2 25 WP, 1B 1-2		3	0	2	0	1	1	0
25 Anthony Santander, S (1, 9) OBP: 0.327, SLG: 0.490	B FF 95 X FF 96 1-0 ③ F8			C FC 91 F FF 94 B FF 93 X CH 89 1-2 ① FC4, 2 BB 1-2f		C FC 88 F CH 86 F FC 89 X CH 88 0-2 ① FC6-5, 39 FC6-4 2-3		B FF 97 S KC 87 S KC 87 F KC 87 B KC 87 F KC 88 F FF 97 F FF 98 S FF 98 2-3 ② K 1-2 2-3		4	0	0	0	0	1	4
39 Renato Núñez, R (1, 10) OBP: 0.308, SLG: 0.473		B FC 88 S CH 87 X CH 88 1-1 ① F9		F FC 91 B CH 88 X CH 87 1-1 ② F9		B CH 86 B FC 88 X CH 87 2-0 ② FC6-4 1-2f		D KC 87 C KC 86 C FF 96 D KC 86 C FF 97 2-3 ③ K2-3		4	0	0	0	0	1	4
2 Jonathan Villar, S (1, 4) OBP: 0.340, SLG: 0.438		B FF 95 S CH 89 S FF 92 X FF 95 1-2 28 G5-4-3, 1B		C FC 89 B CH 88 B FC 89 D CH 89 B FF 94 4-1 28 FC5-4, BB 1-2		F FF 92 X FC 91 0-1 ③ G5-3			C KC 80 T FC 86 B KC 82 B FF 94 S FC 87 2-3 ① K	3	0	1	0	1	1	1
28 Pedro Severino, R (1, 2) OBP: 0.332, SLG: 0.428		B CH 88 F CH 88 S FF 94 X CH 88 1-2 ② G5-4-3 ③ 1-2f		X CH 88 0-0 ③ FC5-4 1-2f			B FC 88 F CH 87 F FC 91 B SI 94 C SI 94 2-3 ① K		C FC 87 F KC 81 B FF 93 B KC 82 X FC 86 2-2 ② G5-3	4	0	0	0	0	1	3
24 DJ Stewart, L (1, 7) OBP: 0.147, SLG: 0.121			C FF 93 T FF 94 B FF 94 B SI 94 F FF 96 B FC 89 F SI 95 X SI 95 3-2 ① G3		B CU 82 F SI 92 B SI 93 F SI 93 X FF 94 2-2 ① G5-3		F CU 83 F CH 87 F FC 89 B CU 85 B CU 85 C SI 95 2-3 ② K		B KC 80 C KC 80 S FC 86 B FC 86 S KC 82 2-3 ③ K2-3	4	0	0	0	0	2	0
12 Stevie Wilkerson, S (1, 8) OBP: 0.271, SLG: 0.401			X CH 89 0-0 ② G6-3		C FC 89 C FF 93 F FF 94 F CU 85 H SI 94 1-2 HBP		B CU 82 B CH 87 C FF 94 F FF 95 F SI 94 X CH 89 2-2 ③ G6-3			2	0	0	0	0	0	0
1 Richie Martin, R (1, 6) OBP: 0.247, SLG: 0.290			C FF 95 B FF 95 S SI 96 B SI 95 B SI 96 F FF 96 X FF 96 3-2 1B		C FC 88 B FF 94 F FC 91 F SI 93 B FF 93 S CH 88 2-3 ② K			X FF 93 0-0 ① P3		3	0	1	0	0	1	1
Inning Stats	R: 0 E: 0 K: 1 S: 5 H: 0 LOB: 0 BB: 0 P: 7	R: 0 E: 0 K: 0 S: 8 H: 1 LOB: 0 BB: 0 P: 11	R: 0 E: 0 K: 0 S: 12 H: 1 LOB: 0 BB: 0 P: 18	R: 0 E: 0 K: 0 S: 11 H: 0 LOB: 2 BB: 2 P: 21	R: 0 E: 0 K: 1 S: 12 H: 0 LOB: 1 BB: 0 P: 17	R: 0 E: 0 K: 0 S: 8 H: 1 LOB: 1 BB: 0 P: 12	R: 0 E: 0 K: 2 S: 11 H: 0 LOB: 0 BB: 0 P: 17	R: 0 E: 0 K: 2 S: 16 H: 2 LOB: 2 BB: 0 P: 22	R: 0 E: 0 K: 2 S: 9 H: 0 LOB: 0 BB: 0 P: 15	1B: 4 2B: 1 3B: 0 HR: 0 SF: 0 SAC: 0 DP: 1 HBP: 1						

PITCHER		IP	WLS	BF	H	R	ER	SO	BB	IBB	HBP	BLK	WP	HR	S	P	ERA	WHIP
57 Eduardo Rodriguez, L ERA: 4.1	(1, 1)	7.1	W	28	4	0	0	4	2	0	1	0	0	0	70	106	0.00	0.818
32 Matt Barnes, R ERA: 4.6	(8, 1)	0.2		3	1	0	0	2	0	0	0	0	1	0	13	19	0.00	1.500
44 Brandon Workman, R ERA: 1.93	(9, 1)	1.0		3	0	0	0	2	0	0	0	0	0	0	9	15	0.00	0.000

PITCHER	IP	WLS	BF	H	R	ER	SO	BB	IBB	HBP	BLK	WP	HR	S	P	ERA	WHIP

TOP

Baltimore Orioles @ Boston Red Sox

Fenway Park, Boston, MA

Sat Aug 17 2019, 7:12 PM - 10:22 PM EDT
Att. 36,744 - Partly Cloudy - 72 F

livebaseballscorecards.com

AB	31
R	0
H	5
RBI	0
BB	2
SO	8
LOB	15

WP: 1	PA: 34		
PB: 0			
SB: 0			
CS: 0			

BOTTOM

Baltimore Orioles @ Boston Red Sox

Fenway Park, Boston, MA

Sat Aug 17 2019, 7:12 PM - 10:22 PM EDT

Att. 36,744 - Partly Cloudy - 72 F

livebaseballscorecards.com

Batter	1	2	3	4	5	6	7	8	9	AB	R	H	RBI	BB	SO	LOB
50 Mookie Betts, R (1, 9) OBP: 0.390, SLG: 0.503	C FF 92 B FF 92 B FF 92 F FC 87 F SL 84 X FC 87 2-2 28 PB 2B	S FF 92 B FF 93 2 SAFE B SL 82 F FF 92 F FF 92 X SL 81 2-2 ③ P3			B FF 91 S FF 91 B FF 92 F SL 81 F SL 82 B FF 92 F SL 81 F FF 92 B FF 92 4-2 2 1B 3-H BB		B CH 89 X FF 92 1-0 11 HR 2B			3	1	2	0	1	0	2
11 Rafael Devers, L (1, 5) OBP: 0.376, SLG: 0.584	F FF 92 B FF 92 F FF 92 B FF 92 S SL 83 2-3 ① K		C FC 86 F FC 86 B FF 91 B FF 91 F FC 82 S FF 92 2-3 ① K		X FF 90 0-0 ① P4		F FF 92 S FF 92 X FF 93 0-2 2-H HR			4	1	1	2	0	2	2
2 Xander Bogaerts, R (1, 6) OBP: 0.384, SLG: 0.561	C FF 92 C FC 86 F SL 82 S FF 92 0-3 ② K		F FC 86 B FF 92 X FF 91 1-1 ② P3		B FF 91 C SL 80 1 SAFE S SL 81 B FF 92 1 SAFE B FF 91 X FF 92 3-2 28 G1-4-3 1-3 1B		B FF 92 B CH 90 C CH 89 B SL 84 C FF 92 X SL 86 3-2 ③ G3			4	0	1	0	0	1	1
28 J.D. Martinez, R (1, 10) OBP: 0.382, SLG: 0.559	B FC 86 B FC 87 B SL 82 B FF 92 4-0 2-3 BB		S FF 91 F FF 91 S SL 81 0-3 ③ K		B SL 88 1 SAFE F SI 98 X SL 87 1-1 ②③ G1-4-3 1-2f			C FF 98 B FS 88 B CU 83 X FF 99 2-1 ① G5-3		3	0	0	0	1	1	2
16 Andrew Benintendi, L (1, 7) OBP: 0.362, SLG: 0.472	B FF 92 X FF 93 1-0 ③ G3-1			F FF 90 S FC 86 X FF 91 0-2 ① G4-3		B SL 86 B CH 92 X SI 97 2-0 ① F7		S FF 99 F FF 99 B FF 99 B FS 89 F FS 90 B FF 100 B FF 98 4-2 BB		3	0	0	0	1	0	2
7 Christian Vázquez, R (1, 2) OBP: 0.317, SLG: 0.480		B FC 88 F FF 92 B FF 92 B FC 85 F FF 92 F FF 93 F FF 93 F SL 82 X FF 93 3-2 18 FC3-5 1B		C FF 90 B SL 80 X FC 86 1-1 ② G6-3		B SL 87 B SL 87 C SI 98 F SI 97 B SI 99 F SL 88 S CH 92 3-3 ② K		B FF 98 F FF 99 S FF 99 F FS 89 F FF 99 S FF 99 1-3 ② K		4	0	1	0	0	2	1
18 Mitch Moreland, L (1, 3) OBP: 0.311, SLG: 0.508		C FF 92 T FF 91 X FF 93 0-2 ① FC3-5 12 BB 1-2f		C CH 85 B FC 86 C FF 91 B FF 91 B SL 79 X FF 91 3-2 ③ F8		X CH 93 0-0 ③ G6-3		C FF 98 C FS 89 F FF 99 S FF 98 0-3 ③ K		4	0	0	0	0	1	2
12 Brock Holt, L (1, 4) OBP: 0.397, SLG: 0.449 36 Chris Owings, R (7, PH) OBP: 0.190, SLG: 0.224 (8, 4)		B FF 92 F FC 86 B CH 86 B FF 93 C FF 93 F FF 93 B SL 82 4-2 1-2 BB			X FF 90 0-0 HR		B SL 85 B FF 92 C FF 91 F SL 86 B SL 85 C SL 84 3-3 ① K			1 1	1 0	1 0	1 0	1 0	0 1	0 0
19 Jackie Bradley Jr., L (1, 8) OBP: 0.315, SLG: 0.396		B FF 92 B FF 91 B FF 92 C FF 92 X FF 91 3-1 ② L9			C FF 89 B FC 87 B FC 87 S SL 80 B SL 81 X FF 92 3-2 50 WP 3B		B FF 92 X SL 85 1-0 ② G4-3			3	1	1	0	0	0	2
Inning Stats	R: 0 E: 0 K: 2 S: 12 H: 1 LOB: 2 BB: 1 P: 21	R: 0 E: 0 K: 0 S: 18 H: 1 LOB: 2 BB: 1 P: 30	R: 0 E: 0 K: 2 S: 9 H: 0 LOB: 0 BB: 0 P: 12	R: 0 E: 0 K: 0 S: 8 H: 0 LOB: 0 BB: 0 P: 12	R: 2 E: 0 K: 0 S: 15 H: 3 LOB: 1 BB: 1 P: 26	R: 0 E: 0 K: 1 S: 6 H: 0 LOB: 0 BB: 0 P: 11	R: 2 E: 0 K: 1 S: 11 H: 2 LOB: 0 BB: 0 P: 19	R: 0 E: 0 K: 2 S: 14 H: 0 LOB: 1 BB: 1 P: 21		1B: 2 2B: 2 3B: 1 HR: 2 SF: 0 SAC: 0 DP: 1 HBP: 0						

	AB	30
	R	4
	H	7
	RBI	3
	BB	4
	SO	8
	LOB	14

WP: 1 PB: 1 SB: 0 CS: 0 PA: 34

PITCHER		IP	WLS	BF	H	R	ER	SO	BB	IBB	HBP	BLK	WP	HR	S	P	ERA	WHIP
29 Asher Wojciechowski, R ERA: 4.78	(1, 1)	4.1	L	21	5	2	2	4	3	0	0	0	1	1	60	98	4.15	1.846
50 Miguel Castro, R ERA: 4.73	(5, 1)	1.2		4	0	0	0	1	0	0	0	0	0	0	8	14	0.00	0.000
51 Paul Fry, L ERA: 4.53	(7, 1)	1.0		5	2	2	2	1	0	0	0	0	0	1	11	19	18.00	2.000
56 Hunter Harvey, R ERA:	(8, 1)	1.0		4	0	0	0	2	1	0	0	0	0	0	14	21	0.00	1.000

PITCHER	IP	WLS	BF	H	R	ER	SO	BB	IBB	HBP	BLK	WP	HR	S	P	ERA	WHIP

Baltimore Orioles @ Boston Red Sox

Fenway Park, Boston, MA

Sun Aug 18 2019, 1:08 PM - 4:45 PM EDT

Att. 36,350 - Partly Cloudy - 83 F

TOP

livebaseballscorecards.com

Batter	1	2	3	4	5	6	7	8	9	AB	R	H	RBI	BB	SO	LOB
2 Jonathan Villar, S (1, 6) OBP: 0.345, SLG: 0.442	T FF 98 X FF 96 0-1 16 WP 39 HR 2B	B CU 79 B FC 92 S FC 92 B FS 85 B FF 96 4-1 16 S 16 1B 2-3 BB		C CH 88 B FF 96 C FF 95 B FF 96 B FF 96 B FF 96 4-2 25 FC5 16 S BB		C FC 92 B FF 95 X FC 93 1-1 25 BLK 1B			C CU 81 B FC 91 S CU 83 B FC 92 C FC 90 2-3 ① K	3	2	2	0	2	1	0
16 Trey Mancini, R (1, 10) OBP: 0.346, SLG: 0.535	B CU 79 B FS 88 C FC 93 S CU 81 B CU 81 B FS 89 4-2 39 HR 2-3 BB	B FC 91 B FC 92 F FF 95 C FS 86 B FF 95 X FC 90 3-2 ③ 1-H 3-H 1B		1 SAFE 1 SAFE S FF 96 1 SAFE B FF 96 1 SAFE T FF 96 D SL 86 F FF 98 2-2 ② K 1-2		X FC 92 0-0 ② F9			B CU 81 C CU 81 B FC 91 X CU 81 2-1 E3 39 WP 25 1B 39 SF8	4	2	1	2	1	1	2
25 Anthony Santander, S (1, 9) OBP: 0.325, SLG: 0.484	F FC 91 B FF 95 S FS 87 X FF 97 1-2 ① P2		C FF 96 B FF 96 F FF 96 B FF 94 C FF 94 2-3 ① K	B FF 96 X CH 88 1-0 ③ FC5 2-3		1 SAFE S FC 93 F FF 95 1 SAFE 1 SAFE B FF 96 B FF 96 F FC 94 X FF 96 2-2 ③ L8 1-2			B FF 93 X FF 94 1-0 39 SF8 39 WP 1-2 1B	5	0	1	0	0	1	4
39 Renato Núñez, R (1, 5) OBP: 0.309, SLG: 0.479	B FC 92 B CU 80 B FC 90 C FC 92 C FF 97 X CU 79 3-2 1-H 3-H HR		B FF 97 C SL 82 B FF 95 H FF 96 3-1 57 2B HBP		B CU 77 S SL 87 B FF 94 F FF 94 F SL 87 F SL 86 B FF 95 X FF 94 3-2 ① F7		C FF 96 F FF 96 S FF 96 0-3 ① K		B FC 91 C FF 95 B FF 95 B FC 93 X FC 90 3-1 ② SF8 1-3 2-H	3	2	1	4	0	1	0
23 Jace Peterson, L (1, 7) OBP: 0.264, SLG: 0.358	B CU 79 X FC 92 1-0 ② F8		C FF 94 B FF 94 F FF 94 B FF 95 T SL 81 2-2 ② K		C SL 86 X SI 94 0-1 ② G4-3		C CU 84 B FF 96 S CH 87 X FF 96 1-2 57 G1-4-3 1B		D CU 83 C FF 94 B FF 95 B FF 95 X FF 94 3-1 ③ G3	5	0	1	0	0	1	2
57 Hanser Alberto, R (1, 4) OBP: 0.341, SLG: 0.429	C FF 96 X FF 95 0-1 ③ L1		F FF 95 B FF 95 B FF 95 C FF 94 F FF 96 F SL 82 X FF 95 2-2 1-H 2B		S CU 79 X FF 95 0-1 19 1B 1B		F FF 96 X SL 88 0-1 ②③ G1-4-3 1-2f			4	0	2	1	0	0	1
19 Chris Davis, L (1, 3) OBP: 0.270, SLG: 0.312		C CU 79 B FC 91 B FF 96 S FS 88 B FF 95 B FC 94 4-2 2 WP 15 G3 16 1B BB	B SL 81 B FF 97 B FF 95 C FF 95 C FF 95 B FF 95 4-2 BB		D SI 94 1 SAFE C SL 86 B SI 93 X SI 94 2-1 1-2 1B			B FF 92 C FF 94 F CU 81 F FF 93 B FC 91 S FC 92 2-3 ① K	2	1	1	0	2	1	0
12 Stevie Wilkerson, S (1, 8) OBP: 0.268, SLG: 0.395		F FS 88 C FC 91 S FF 96 0-3 ① K	B FF 94 B SL 80 C FF 94 C FF 94 S FF 96 2-3 ③ K		C SL 86 S FF 94 B FF 94 F FF 95 F SL 87 S SL 84 1-3 ③ K			B CU 82 B CU 82 X FF 93 2-0 ② F8		4	0	0	0	0	3	5
15 Chance Sisco, L (1, 2) OBP: 0.316, SLG: 0.397 28 Pedro Severino, R (6, 2) OBP: 0.331, SLG: 0.426		X FC 92 0-0 ② G3 1-2	B FF 97 C FF 97 S FF 97 F FF 97 S FF 97 1-3 ① K			X SL 86 0-0 ① F8		C FC 91 X CU 84 0-1 ③ P6		3 1	0 0	0 0	0 0	0 0	1 0	1 0
Inning Stats	R: 3 E: 0 K: 0 S: 13 H: 2 LOB: 0 BB: 1 P: 22	R: 2 E: 0 K: 1 S: 10 H: 1 LOB: 2 BB: 2 P: 21	R: 1 E: 0 K: 3 S: 17 H: 1 LOB: 2 BB: 1 P: 32	R: 0 E: 0 K: 2 S: 11 H: 0 LOB: 1 BB: 1 P: 19	R: 0 E: 0 K: 1 S: 16 H: 2 LOB: 2 BB: 0 P: 22	R: 0 E: 0 K: 0 S: 8 H: 1 LOB: 1 BB: 0 P: 11	R: 0 E: 0 K: 1 S: 8 H: 1 LOB: 0 BB: 0 P: 9	R: 0 E: 0 K: 1 S: 7 H: 0 LOB: 0 BB: 0 P: 11	R: 1 E: 1 K: 1 S: 10 H: 1 LOB: 1 BB: 0 P: 21	1B: 6 2B: 2 3B: 0 HR: 1 SF: 1 SAC: 0 DP: 1 HBP: 1						WP: 3 PB: 0 SB: 2 CS: 0 PA: 41

	AB	34
	R	7
	H	9
	RBI	7
	BB	5
	SO	10
	LOB	15

PITCHER		IP	WLS	BF	H	R	ER	SO	BB	IBB	HBP	BLK	WP	HR	S	P	ERA	WHIP
17 Nathan Eovaldi, R ERA: 6.69	(1, 1)	2.0		11	3	5	5	1	3	0	0	0	2	1	23	43	22.50	3.000
63 Darwinzon Hernández, L ERA: 3.98	(3, 1)	1.0		6	1	1	1	3	1	0	1	0	0	0	17	32	9.00	2.000
70 Ryan Brasier, R ERA: 4.35	(4, 1)	1.0		4	0	0	0	2	1	0	0	0	0	0	11	19	0.00	1.000
72 Josh Taylor, L ERA: 3.0	(5, 1)	1.0		5	2	0	0	1	0	0	0	0	0	0	16	22	0.00	2.000
64 Marcus Walden, R ERA: 3.34	(6, 1)	1.0	W	4	1	0	0	0	0	0	0	1	0	0	8	11	0.00	1.000

PITCHER		IP	WLS	BF	H	R	ER	SO	BB	IBB	HBP	BLK	WP	HR	S	P	ERA	WHIP
48 Andrew Cashner, R ERA: 4.72	(7, 1)	1.0	H	3	1	0	0	1	0	0	0	0	0	0	8	9	0.00	1.000
56 Travis Lakins Sr., R ERA: 4.05	(8, 1)	2.0		8	1	1	0	2	0	0	0	0	1	0	17	32	0.00	0.500

Baltimore Orioles @ Boston Red Sox

Fenway Park, Boston, MA

Sun Aug 18 2019, 1:08 PM - 4:45 PM EDT

Att. 36,350 - Partly Cloudy - 83 F

livebaseballscorecards.com

BOTTOM

Batter	1	2	3	4	5	6	7	8	9	AB	R	H	RBI	BB	SO	LOB
50 Mookie Betts, R (1, 8) OBP: 0.390, SLG: 0.504	B SI 89 B SI 90 C SI 90 F SI 89 S CH 80 2-3 **K** ①		C SI 89 X CH 80 0-1 11 G4-3 / 2 G1-3 / 1-3 2B ①		C CH 80 B SI 90 B CH 79 B SI 90 C CH 80 X SI 90 3-2 F8 ②	B FF 92 B SL 85 B SL 86 B FF 91 4-0 11 2B / 2 1B / BB	B FF 94 X FF 93 1-0 SF8 ② 3-H			3	2	1	1	1	1	0
11 Rafael Devers, L (1, 5) OBP: 0.380, SLG: 0.596	B SI 91 F SI 90 X SI 90 1-1 2 G6-3 / 2B		D FC 86 X FC 85 1-0 G4-3 ① 2-3 3-H		C FC 84 B FC 86 X FC 85 1-1 1B	S SL 86 F SL 86 F SL 86 F SL 86 X SL 86 0-2 2 1B / 28 1B / 1-3 2-H 2B	S FF 95 X FF 94 0-1 1-H HR			5	2	4	4	0	0	1
2 Xander Bogaerts, R (1, 6) OBP: 0.384, SLG: 0.562 40 Marco Hernández, L (9, 4) OBP: 0.350, SLG: 0.468	C FC 84 B SI 92 C CH 80 D CH 81 X SI 92 2-2 G6-3 ② 2-3		D CH 80 X CH 80 1-0 G1-3 ② 3-H		X SI 89 0-0 L9 ③	B FF 91 B SL 85 B SL 85 C FF 92 S SL 85 F SL 85 X FF 92 3-2 16 BB / 28 1B / 2-3 3-H 1B	C SL 85 B FC 91 B FF 94 C FF 94 X FF 94 2-2 28 1B 2B			5 0	1 0	2 0	2 0	0 0	0 0	2 0
28 J.D. Martinez, R (1, 9) OBP: 0.384, SLG: 0.562	C CH 81 B SI 92 F CH 80 B CH 81 B SI 92 X CH 81 3-2 G4-3 ③		B SI 90 X CH 81 1-0 L8 ③			B CU 77 2-1 16 F8 / 7 2B / 2B B FF 94 1-1 X FF 92 1-2 16 BB / 3-H 1B	X FC 90 0-0 2-H 1B			5	1	3	2	0	0	1
16 Andrew Benintendi, L (1, 7) OBP: 0.361, SLG: 0.468		C SI 90 X FC 84 0-1 G4-3 ①		C SI 89 C SI 89 B FC 86 T FC 86 1-2 **K** ①		X FC 83 0-0 F8 ① 2-3 B FF 94 4-0 B FF 95 B FF 95 2 SAFE B FC 92 1-2 2-3 BB	F FF 94 X FC 92 0-1 F8 ③			4	0	0	0	1	1	2
59 Sam Travis, R (1, 10) OBP: 0.324, SLG: 0.490		C SI 89 X SI 90 0-1 P4 ②		X SI 90 0-0 HR		O CH 80 4-2 7 2B / 18 E / BB C SL 81 0-3 F FF 92 C FC 92 C FF 96 K ③		B FF 95 B FF 96 B FF 95 C FF 94 S FF 95 F FF 97 X FF 96 3-2 G4-3 ①		4	2	1	1	1	1	3
7 Christian Vázquez, R (1, 3) (7, 2) OBP: 0.320, SLG: 0.483		C SI 89 B SI 90 T SI 90 B SI 92 F CH 80 B CH 81 B SI 90 4-2 BB		C CH 79 F CH 80 F SI 91 B CH 80 S SI 91 1-3 **K** ②		B FF 94 X SL 84 1-0 18 E / 1-3 3-H 2B	F FC 91 X SL 84 0-1 18 1B / 50 SF8 1B	B FF 96 B FF 96 C FF 96 B FF 97 F FF 96 S FF 98 3-3 **K** ②		4	2	2	1	1	2	0
3 Sandy León, S (1, 2) OBP: 0.252, SLG: 0.310 18 Mitch Moreland, L (6, PH) OBP: 0.320, SLG: 0.515 (7, 3)	B SI 90 B CH 81 F SI 91 B SI 91 C SI 91 F SI 91 S SI 91 3-3 **K** ③		B CH 80 C SI 90 S CH 81 B CH 80 C CH 79 2-3 **K** ③			S FF 91 B SL 84 X SL 85 1-1 E6 / 11 2B / 2-H 3-H 1B	F FF 94 C FF 95 F FF 95 B FF 95 B FF 96 X FF 95 2-2 11 HR / 1-3 1B	S CH 85 X FF 97 0-1 1B		2 3	0 2	0 3	0 1	0 0	2 0	1 0
36 Chris Owings, R (1, 4) (9, 6) OBP: 0.190, SLG: 0.218			B SI 89 F SI 88 B SI 89 B SI 89 T SI 89 B SI 89 4-2 50 2B / 11 G4-3 / BB		C CU 76 F SI 89 S CH 80 0-3 **K** ①	C FF 90 C SL 84 B SL 85 D SL 83 F SL 85 S FF 91 2-3 **K** ②	1 SAFE F FF 95 B FC 92 1 SAFE F FF 95 S FF 94 1-3 **K** ①	B FF 97 B FF 96 X FF 96 2-0 F9 ③		4	1	0	0	1	3	4

Inning Stats	1	2	3	4	5	6	7	8	9
	R: 0 E: 0 K: 1 S: 11	H: 1 LOB: 1 BB: 0 P: 19	R: 0 E: 0 K: 1 S: 11	H: 0 LOB: 1 BB: 1 P: 18	R: 2 E: 0 K: 0 S: 7	H: 1 LOB: 0 BB: 1 P: 14	R: 1 E: 0 K: 3 S: 11	H: 1 LOB: 0 BB: 0 P: 15	R: 0 E: 0 K: 1 S: 9	H: 1 LOB: 1 BB: 0 P: 13	R: 6 E: 1 K: 2 S: 30	H: 6 LOB: 3 BB: 3 P: 52	R: 4 E: 0 K: 1 S: 18	H: 5 LOB: 1 BB: 0 P: 24	R: 0 E: 0 K: 1 S: 10	H: 1 LOB: 1 BB: 0 P: 18

| | | |

Batter	1	2	3	4	5	6	7	8	9	AB	R	H	RBI	BB	SO	LOB
17 Rhys Hoskins, R (1, 10) OBP: 0.379, SLG: 0.476	B CU 74 C CU 73 B SL 76 S CU 74 B CU 75 B SL 78 4-2 3 2B 2 2B BB	C FF 88 C SL 79 B FF 87 B CU 77 B FF 89 B CU 76 4-2 10 FC5-4 BB		C SL 85 X FF 94 0-1 1B			F FF 98 B FF 95 F FF 97 F FF 97 B SL 86 F SL 84 X SL 86 2-2 ② G5-3		B FF 98 B KC 87 C KC 86 F FF 98 F FF 96 X FF 96 2-2 ③ P6	3	1	1	0	2	0	2
10 J.T. Realmuto, R (1, 3) OBP: 0.328, SLG: 0.480	C FF 88 X CU 74 0-1 ① P4	X CU 75 0-0 ② FC5-4 1-2f		C FC 94 F FF 94 S SL 87 0-3 ③ K			S SL 86 S SL 85 F SL 85 F FF 98 F FF 97 X SL 86 0-2 ③ L8			4	0	0	0	0	1	4
3 Bryce Harper, L (1, 9) OBP: 0.373, SLG: 0.492	F SL 76 B FF 86 S SL 79 X FF 91 1-2 1-3 2 2B 2B	B FF 86 X SL 79 1-0 ③ F8			B SL 84 B FC 90 X FC 90 2-0 ① G6-3			F SL 82 T FF 97 B SL 80 B SL 81 X SL 81 2-2 ① F8		4	1	1	0	0	0	1
2 Jean Segura, R (1, 6) OBP: 0.331, SLG: 0.434	D CU 75 C CU 75 D CU 76 X SL 78 2-1 31 G6-3 4 1B 2-H 3-H 2B		C CU 74 C CH 85 B CH 84 B FF 88 F CU 74 F CU 75 S FF 90 2-3 ① K		B SL 85 T FC 89 C FC 90 X FC 92 1-2 ② G4-3			B SL 80 C FF 96 B SL 83 C SL 81 X FF 97 2-2 ② G4-3		4	1	1	2	0	1	0
31 Corey Dickerson, L (1, 7) OBP: 0.337, SLG: 0.537	S SL 77 S SL 78 B SL 77 X SL 78 1-2 ② G6-3 2-3		C SL 77 S SL 80 B CH 85 B SL 80 C FF 89 2-3 ② K		B SL 84 X SL 84 1-0 ③ G4-3			S FF 97 C FF 96 B FF 98 B FF 96 S FF 95 2-3 ③ K		4	0	0	0	0	2	1
4 Scott Kingery, R (1, 5) OBP: 0.329, SLG: 0.488	F CU 74 F FF 88 B FF 87 D CU 74 D CU 75 X CU 74 3-2 16 1B 3-H 1B		B CH 84 X CU 75 1-0 16 CS 1B			F FF 95 T FF 93 B FF 93 F SL 86 B FF 94 S SL 88 2-3 ① K			B KC 84 C FF 97 B KC 86 X KC 86 2-1 ① F9	4	0	2	1	0	1	0
16 César Hernández, S (1, 4) OBP: 0.331, SLG: 0.397	S SL 76 X CU 74 0-1 1-2 1B		F FF 88 1 SAFE 0-1 ③ CS 1-2	X CU 72 0-0 40 FC3-6 1B		S SL 87 B SL 86 F SI 95 C SL 86 1-3 ② K			S KC 86 B FF 97 B FF 98 F KC 87 S KC 86 2-3 ② K	4	0	2	0	0	2	0
40 Adam Haseley, L (1, 8) OBP: 0.301, SLG: 0.390	C FF 88 X SL 78 0-1 ③ F8			F FF 86 X FF 88 0-1 ① FC3-6 15 WP 1-2f		X SI 94 0-0 ③ G4-3			B CH 89 C KC 86 B KC 86 B KC 86 C FF 98 B FF 98 4-2 15 S BB	3	0	0	0	1	0	3
15 Andrew Knapp, S (1, 2) OBP: 0.316, SLG: 0.263		C FF 86 S CU 75 B CU 75 B FF 89 S FF 88 2-3 ① K		B CU 72 C CU 74 C FF 87 D CU 74 S CU 74 2-3 ② K2-3 1-2			C SL 82 S FF 96 T FF 97 0-2 ① K		F KC 86 1 SAFE B FF 98 F KC 87 F FF 98 F KC 86 1 SAFE S KC 86 1-3 K 1-2	4	0	0	0	0	4	2
Inning Stats	R: 3 H: 4 E: 0 LOB: 2 K: 0 BB: 1 S: 19 P: 30	R: 0 H: 0 E: 0 LOB: 1 K: 1 BB: 1 S: 7 P: 14	R: 0 H: 1 E: 0 LOB: 0 K: 2 BB: 0 S: 10 P: 15	R: 0 H: 2 E: 0 LOB: 2 K: 2 BB: 0 S: 11 P: 13	R: 0 H: 0 E: 0 LOB: 0 K: 0 BB: 0 S: 5 P: 9	R: 0 H: 0 E: 0 LOB: 0 K: 2 BB: 0 S: 8 P: 11	R: 0 H: 0 E: 0 LOB: 0 K: 1 BB: 0 S: 14 P: 16	R: 0 H: 0 E: 0 LOB: 0 K: 1 BB: 0 S: 9 P: 15	R: 0 H: 0 E: 0 LOB: 2 K: 2 BB: 1 S: 16 P: 27	1B: 5 SF: 0 2B: 2 SAC: 0 3B: 0 DP: 0 HR: 0 HBP: 0						WP: 2 PA: 38 PB: 0 SB: 1 CS: 1

PITCHER		IP	WLS	BF	H	R	ER	SO	BB	IBB	HBP	BLK	WP	HR	S	P	ERA	WHIP
61 Brian Johnson, L ERA: 6.58	(1, 1)	3.2	L	18	6	3	3	4	2	0	0	0	1	0	42	67	7.36	2.182
64 Marcus Walden, R ERA: 3.27	(4, 1)	1.1		5	1	0	0	1	0	0	0	0	0	0	10	14	0.00	0.750
72 Josh Taylor, L ERA: 2.92	(6, 1)	1.0		3	0	0	0	2	0	0	0	0	0	0	8	11	0.00	0.000
70 Ryan Brasier, R ERA: 4.25	(7, 1)	1.0		3	0	0	0	1	0	0	0	0	0	0	14	16	0.00	0.000
63 Darwinzon Hernández, L ERA: 3.8	(8, 1)	1.0		3	0	0	0	1	0	0	0	0	0	0	9	15	0.00	0.000

PITCHER		IP	WLS	BF	H	R	ER	SO	BB	IBB	HBP	BLK	WP	HR	S	P	ERA	WHIP
32 Matt Barnes, R ERA: 4.5	(9, 1)	1.0		5	0	0	0	2	1	0	0	0	1	0	16	27	0.00	1.000

TOP

Philadelphia Phillies @ Boston Red Sox

Fenway Park, Boston, MA

Tue Aug 20 2019, 7:12 PM - 10:28 PM EDT

Att. 37,712 - Clear - 75 F

livebaseballscorecards.com

AB	34
R	3
H	7
RBI	3
BB	3
SO	11
LOB	13

Batter	1	2	3	4	5	6	7	8	9	AB	R	H	RBI	BB	SO	LOB
50 Mookie Betts, R (1, 9) OBP: 0.390, SLG: 0.502	B FF 93 C SI 92 F KC 80 B FF 95 F FF 94 S KC 78 2-3 K ①		C FF 94 B FF 95 X CH 87 1-1 G5-3 ②			S KC 79 X KC 79 0-1 11 S 1B		1 SAFE C SL 82 F CH 72 S FF 93 0-3 K ②		4	0	1	0	0	2	1
11 Rafael Devers, L (1, 5) OBP: 0.377, SLG: 0.592	X KC 79 0-0 G4-3 ②		C KC 80 B CH 87 F FF 94 X SI 94 1-2 F8 ③			1 SAFE 1 SAFE 1 SAFE S CH 86 1 SAFE B CH 86 F KC 80 1 SAFE F SI 92 2-3 B KC 79 F KC 80 S FF 94 K ① 1-2		B SL 80 X SL 80 1-0 L8 ③		4	0	0	0	0	1	2
2 Xander Bogaerts, R (1, 6) OBP: 0.383, SLG: 0.561	C FF 94 B SI 93 B SI 93 F KC 79 X KC 80 2-2 G5-3 ③			B SI 91 F KC 78 F FF 93 X FF 94 1-2 L4 ①		B KC 80 C SI 92 X KC 79 1-1 F7 ②			B FS 88 S FS 88 F SI 96 X FF 94 1-2 28 FC6-5 2B	4	0	1	0	0	0	1
28 J.D. Martinez, R (1, 10) OBP: 0.383, SLG: 0.558 36 Chris Owings, R (9, PR) OBP: 0.190, SLG: 0.218		C FF 93 B SI 93 B CH 86 B FF 94 S KC 74 B FF 94 4-2 7 G3-6-3 BB		S KC 77 S KC 79 F KC 80 F KC 79 F KC 79 B KC 79 B FF 94 S KC 78 3-3 K ②		C CH 86 F FF 94 B KC 80 X KC 80 1-2 G5-3 ③			X FS 89 0-0 FC6-5 16 L6-3 ① 2-3	3 0	0 0	0 0	0 0	1 0	1 0	2 0
16 Andrew Benintendi, L (1, 7) OBP: 0.358, SLG: 0.464		B FF 93 B FF 92 X SI 92 2-0 L7 ①		C CH 86 F FF 94 C SI 93 0-3 K ③			B CH 85 F KC 76 B KC 79 B FF 94 X CH 87 3-1 G4-3 ①		C FS 87 1 SAFE F FS 88 X FF 95 0-2 L6-3 ② ③ 1-1	4	0	0	0	0	1	2
7 Christian Vázquez, R (1, 2) OBP: 0.320, SLG: 0.484		C KC 78 1 SAFE D KC 79 X SI 92 1-1 G3-6-3 ② ③ 1-2f			C FF 93 X KC 79 0-1 12 G4-3 2B		B CH 86 S FF 95 C FF 94 F FF 92 F CH 86 F SI 93 F KC 81 F KC 79 S CH 85 1-3 K ②			3	0	1	0	0	1	1
18 Mitch Moreland, L (1, 3) OBP: 0.320, SLG: 0.512			C CH 86 B CH 87 B FF 94 X KC 78 2-1 19 HR 1B		C FF 93 B CH 86 F FF 94 F KC 79 S KC 79 1-3 K ①		B CH 86 S CH 87 B CH 86 C FF 94 F SI 93 S KC 81 2-3 K ③			3	1	1	0	0	2	1
12 Brock Holt, L (1, 4) OBP: 0.392, SLG: 0.444 59 Sam Travis, R (8, PH) OBP: 0.321, SLG: 0.485 40 Marco Hernández, L (9, 4) OBP: 0.350, SLG: 0.468			C FF 94 B FF 93 F CH 85 X SI 91 1-2 F7 ①		B FF 93 B CH 87 X CH 87 2-0 G4-3 ② 2-3			F CH 82 X SI 92 0-1 F9 ①		2 1 0	0 0 0	0 0 0	0 0 0	0 0 0	0 0 0	2 0 0
19 Jackie Bradley Jr., L (1, 8) OBP: 0.317, SLG: 0.406			X FF 93 0-0 1-H HR		F CH 86 X KC 80 0-1 G3-1 ③			C SI 93 F CH 83 X SL 85 0-2 1B		3	1	2	2	0	0	1
Inning Stats	R: 0 E: 0 K: 1 S: 9 H: 0 LOB: 0 BB: 0 P: 13	R: 0 E: 0 K: 0 S: 5 H: 0 LOB: 0 BB: 1 P: 12	R: 2 E: 0 K: 0 S: 11 H: 2 LOB: 0 BB: 0 P: 16	R: 0 E: 0 K: 2 S: 11 H: 0 LOB: 0 BB: 0 P: 15	R: 0 E: 0 K: 1 S: 9 H: 1 LOB: 1 BB: 0 P: 12	R: 0 E: 0 K: 1 S: 12 H: 1 LOB: 1 BB: 0 P: 16	R: 0 E: 0 K: 2 S: 14 H: 0 LOB: 0 BB: 0 P: 20	R: 0 E: 0 K: 1 S: 9 H: 1 LOB: 1 BB: 0 P: 10	R: 0 E: 0 K: 0 S: 7 H: 1 LOB: 1 BB: 0 P: 8	1B: 3 2B: 3 3B: 0 HR: 1	SF: 0 SAC: 0 DP: 2 HBP: 0			WP: 0 PB: 0 SB: 1 CS: 0	PA: 32		

PITCHER	IP	WLS	BF	H	R	ER	SO	BB	IBB	HBP	BLK	WP	HR	S	P	ERA	WHIP
27 Aaron Nola, R (1, 1) ERA: 3.51	7.0	W	25	4	2	2	7	1	0	0	0	0	1	71	104	2.57	0.714
52 Jose Alvarez, L (8, 1) ERA: 3.06	0.1	H	2	1	0	0	0	0	0	0	0	0	0	5	5	0.00	3.000
28 Mike Morin, R (8, 1) ERA: 3.19	0.2	H	2	0	0	0	1	0	0	0	0	0	0	4	5	0.00	0.000
50 Héctor Neris, R (9, 1) ERA: 3.25	1.0	S	3	1	0	0	0	0	0	0	0	0	0	7	8	0.00	1.000

PITCHER	IP	WLS	BF	H	R	ER	SO	BB	IBB	HBP	BLK	WP	HR	S	P	ERA	WHIP

BOTTOM

Philadelphia Phillies @ Boston Red Sox

Fenway Park, Boston, MA

Tue Aug 20 2019, 7:12 PM - 10:28 PM EDT

Att. 37,712 - Clear - 75 F

livebaseballscorecards.com

AB	31
R	2
H	6
RBI	2
BB	1
SO	8
LOB	13

Batter	1	2	3	4	5	6	7	8	9	AB	R	H	RBI	BB	SO	LOB
17 Rhys Hoskins, R (1, 3) OBP: 0.381, SLG: 0.477	B FF 90 C FF 90 F CH 80 C SL 85 1-3 ① K		C CU 74 X CH 81 0-1 2B		C SL 83 X FF 91 0-1 ① F8		C SL 86 B FF 94 B CH 84 B FF 94 S SL 86 B FF 95 4-2 3 WP 31 3B BB		C FC 86 B FF 92 F FC 86 F KC 82 B FF 94 B FC 86 B KC 80 4-2 31 BLK 31 1B BB	3	2	1	0	2	1	1
3 Bryce Harper, L (1, 9) OBP: 0.373, SLG: 0.497	S CU 75 B FF 91 F CU 75 X SL 85 1-2 ② G1-3		S CU 73 S CH 80 B FF 90 B FF 92 B FF 92 B CU 74 4-2 BB		F FF 91 1 SAFE B FF 90 F FF 91 X SL 87 1-2 1-H HR		S CU 83 B CU 82 X CH 87 1-1 ① G1-3 1-2		C FF 92 B FC 87 B KC 80 S KC 80 C FF 94 2-3 ① K	4	1	1	2	1	1	2
10 J.T. Realmuto, R (1, 2) OBP: 0.326, SLG: 0.476	B FF 90 B FF 90 F FF 91 B CU 75 C SL 84 B CU 76 4-2 BB		B CU 75 B FF 91 F SL 84 S SL 83 X FF 90 2-2 ② F7		B CU 75 X CU 75 1-0 ② F8		S SL 86 F FF 96 F SL 87 X SL 88 0-2 ② G5-3		X FC 87 0-0 ② F9	4	0	0	0	1	0	4
31 Corey Dickerson, L (1, 7) OBP: 0.338, SLG: 0.544	C FF 91 F FF 92 F FF 92 B FF 92 F FF 92 F FF 91 X CH 81 1-2 ③ P5		F FF 92 B FF 92 B FF 91 F CH 81 B FF 92 F FF 92 F FF 92 T SL 86 3-2 ③ K		B SL 83 S CH 80 B FF 90 F FF 88 F SL 84 X CH 81 2-2 ③ G5-3		D CH 86 X FF 94 1-0 2-H 3B		B FF 93 B FF 94 B FF 93 F FF 93 X FF 94 3-1 1-H 1B	5	0	2	2	0	1	3
2 Jean Segura, R (1, 6) OBP: 0.330, SLG: 0.431		C FF 89 X FF 89 0-1 ① L8		B CH 80 B SL 83 C FF 90 B SL 84 X SI 89 3-1 ① F7		C FF 96 X FF 96 0-1 16 E 1B	C SL 85 B CH 86 B SI 92 F SL 88 S CH 85 2-3 ③ K		C KC 81 F FF 93 B FF 94 1 SAFE B KC 79 S KC 82 2-3 ③ K	5	0	1	0	0	2	2
8 Logan Morrison, L (1, 10) OBP: 0.273, SLG: 0.364 13 Sean Rodríguez, R (8, PH) OBP: 0.308, SLG: 0.367 (8, 10)		C FF 91 C FF 91 X CH 80 0-2 ② G4-3		F CH 80 S CH 80 X FF 91 0-2 ② F9		1 SAFE X FF 96 0-0 ① L8		B FF 96 F FF 95 C SL 80 F FF 97 F SL 82 B SL 79 F FF 96 B SL 82 F FF 96 4-2 16 G5-3 4 PB BB		3 0	0 0	0 0	0 0	0 1	0 0	1 0
4 Scott Kingery, R (1, 5) OBP: 0.328, SLG: 0.484		C FF 90 B SI 89 B FF 90 F SL 84 B SI 88 F SL 83 B SL 84 4-2 BB		X CH 80 0-0 ③ G5-3		F SL 84 C SL 86 F SL 84 S SL 85 0-3 ② K		B FF 94 C FF 96 S FF 94 S FF 96 1-3 ① 1-2 K	3	0	0	0	1	2	2
16 César Hernández, S (1, 4) OBP: 0.332, SLG: 0.399		1 SAFE S CH 79 C FF 90 B FF 91 B CH 81 F CH 81 F FF 90 X CH 80 2-2 ③ F7		C FF 88 B CH 80 X CH 79 1-1 40 WP 40 E 2B		1 SAFE B FF 96 B FF 96 C FF 96 B CH 87 D CH 89 4-1 1-2 BB		X FF 96 0-0 ② G5-3 2-3	3	1	1	0	1	0	2
40 Adam Haseley, L (1, 8) OBP: 0.299, SLG: 0.380			C FF 88 S CU 75 B FF 90 F CU 75 S FF 91 1-3 ① K		C SL 83 B CH 78 S FF 89 F FF 90 B CU 77 B SI 88 F FF 90 B SL 84 4-2 3 HR 2-H BB		C SL 82 F FF 96 S FF 96 0-3 ③ K		B FF 98 C FF 95 C FF 96 B FF 98 B FF 96 F FF 96 S FF 96 3-3 ③ K	3	1	0	0	1	3	3
Inning Stats	R: 0 E: 0 K: 1 S: 14 H: 0 LOB: 1 BB: 1 P: 21	R: 0 E: 0 K: 0 S: 13 H: 0 LOB: 1 BB: 1 P: 19	R: 0 E: 0 K: 2 S: 16 H: 1 LOB: 2 BB: 1 P: 26	R: 0 E: 0 K: 0 S: 6 H: 0 LOB: 0 BB: 0 P: 9	R: 3 E: 0 K: 0 S: 16 H: 2 LOB: 0 BB: 1 P: 25	R: 0 E: 1 K: 2 S: 11 H: 1 LOB: 2 BB: 1 P: 15	R: 1 E: 0 K: 1 S: 12 H: 1 LOB: 1 BB: 1 P: 20	R: 0 E: 0 K: 2 S: 14 H: 0 LOB: 1 BB: 1 P: 22	R: 1 E: 0 K: 2 S: 12 H: 1 LOB: 1 BB: 1 P: 23	1B: 2 2B: 2 3B: 1 HR: 1 SF: 0 SAC: 0 DP: 0 HBP: 0						

PITCHER		IP	WLS	BF	H	R	ER	SO	BB	IBB	HBP	BLK	WP	HR	S	P	ERA	WHIP
22 Rick Porcello, R ERA: 5.49	(1, 1)	5.0	L	22	3	3	3	3	4	0	0	0	1	1	65	100	5.40	1.400
70 Ryan Brasier, R ERA: 4.15	(6, 1)	1.0		5	1	0	0	2	1	0	0	0	0	0	11	15	0.00	2.000
48 Andrew Cashner, R ERA: 4.75	(7, 1)	1.0		5	1	1	1	1	1	0	0	0	1	0	12	20	9.00	2.000
63 Darwinzon Hernández, L ERA: 3.63	(8, 1)	1.0		4	0	0	0	2	1	0	0	0	0	0	14	22	0.00	1.000
44 Brandon Workman, R ERA: 2.05	(9, 1)	1.0		5	1	1	1	2	1	0	0	1	0	0	12	23	9.00	2.000

PITCHER	IP	WLS	BF	H	R	ER	SO	BB	IBB	HBP	BLK	WP	HR	S	P	ERA	WHIP

TOP

Philadelphia Phillies @ Boston Red Sox

Fenway Park, Boston, MA

Wed Aug 21 2019, 7:13 PM - 10:50 PM EDT

Att. 37,077 - Partly Cloudy - 78 F

livebaseballscorecards.com

AB	33
R	5
H	6
RBI	4
BB	8
SO	10
LOB	20

BOTTOM

Batter	1	2	3	4	5	6	7	8	9	AB	R	H	RBI	BB	SO	LOB
50 Mookie Betts, R (1, 9) OBP: 0.388, SLG: 0.501	B SI 91 B SI 92 X SI 91 2-0 11 2B 2B	C KC 78 F KC 78 F SI 92 B FC 89 X FC 87 1-2 ③ L1		B SI 90 B SI 91 F SI 91 C SI 91 X SI 93 2-2 ③ G5-3			S CH 72 F CH 71 F CH 70 B CH 68 F FF 92 S FF 92 1-3 ② K		B SI 95 C FF 95 B FF 95 X FS 88 2-1 ② G5-3	5	1	1	0	0	1	3
11 Rafael Devers, L (1, 5) OBP: 0.377, SLG: 0.591	D FC 87 C SI 92 B FC 87 F FC 86 F SI 92 D KC 80 X SI 93 3-2 28 WP 2-H 2B		C KC 77 B SI 91 B FC 86 F FC 86 F SI 93 B SI 92 X FC 88 3-2 ① G4-3		B SL 84 B SI 90 F SI 91 B SI 91 B SI 91 4-1 2 G6-4-3 BB		B SL 82 B SI 92 X SI 91 2-0 E4		C FS 88 B FF 94 F FS 87 X FS 88 1-2 ③ P5	4	0	1	1	1	0	0
2 Xander Bogaerts, R (1, 6) OBP: 0.380, SLG: 0.557	C SI 92 F FC 87 D KC 79 B KC 79 S FC 86 2-3 ① K		B SI 92 B FC 87 S FC 87 B KC 79 F FC 87 C SI 92 3-3 ② K		B SI 91 B SI 92 C SI 91 X SI 91 2-1 ①② G6-4-3 1-2f		X SI 93 0-0 ③ P4			4	0	0	0	0	2	3
28 J.D. Martinez, R (1, 10) OBP: 0.384, SLG: 0.557	B KC 79 F FC 87 F FC 88 D KC 80 B FC 87 B FC 88 4-2 2-3 BB		B FC 87 B SI 92 B FC 86 C SI 92 X KC 79 3-1 ③ G1-3		X SI 92 0-0 ③ G6-3			X SI 93 0-0 59 FC1-4 1B		3	0	1	0	1	0	0
16 Andrew Benintendi, L (1, 7) OBP: 0.357, SLG: 0.464	S FC 88 F SI 92 B FC 88 B SI 93 B SI 93 S FC 88 3-3 ② K			F KC 77 B SI 91 X KC 79 1-1 7 SH5-3 2B		B FF 94 C FF 94 B SI 92 F CH 85 F FF 93 B SI 92 C FF 94 3-3 ① K		S FF 92 F SI 91 F CH 82 F SI 92 F SI 92 D CH 84 S FF 94 1-3 ① K		4	0	1	0	0	3	3
59 Sam Travis, R (1, 3) OBP: 0.319, SLG: 0.476	S KC 80 S FC 86 B FC 89 B SI 94 X KC 80 2-2 ③ F8			X FC 88 0-0 7 SH5-3 1B		B CH 87 C FF 94 X SL 85 1-1 ② G5-3		C SI 92 S CH 84 X CH 83 0-2 ② FC1-4 7 2B 1-2f		4	0	1	0	0	0	3
7 Christian Vázquez, R (1, 2) OBP: 0.325, SLG: 0.490		C SI 91 B FC 87 B FC 86 B FC 88 B SI 91 4-1 40 FC6-4 BB		B FC 87 X FC 87 1-0 ① SH5-3 1-2 2-3		B FF 95 C SL 86 X CH 85 1-1 1B		B CH 84 X SI 92 1-0 1-3 2B		2	0	2	0	1	0	0
40 Marco Hernández, L (1, 4) OBP: 0.349, SLG: 0.456 36 Chris Owings, R (8, PH) OBP: 0.189, SLG: 0.216 (9, 4)		F SI 92 B FC 88 F KC 80 X FC 88 1-2 ① FC6-4 19 CS 1-2f		B SI 92 B SI 92 D FC 89 C SI 92 B KC 80 4-1 BB		B SI 84 B SI 92 F SI 93 1 SAFE X CH 86 1-2 ③ G4-3		F SI 92 C SL 87 B CH 84 S CH 84 1-3 ③ K		2 1	0 0	0 0	0 0	1 0	0 1	2 2
19 Jackie Bradley Jr., L (1, 8) OBP: 0.317, SLG: 0.411		1 SAFE 1 SAFE B FC 86 S FC 86 C SI 91 B KC 80 X FC 87 2-2 ② 1-2 HR		C SI 92 B SI 92 C KC 80 S SI 93 1-3 ② K			F CH 85 B CH 84 S SI 91 C SI 93 1-3 ① K		S FS 86 B FS 89 B FS 87 S FS 88 S FS 87 2-3 ① K	4	1	1	1	0	3	3
Inning Stats	R: 1 E: 0 K: 2 S: 16 H: 2 LOB: 2 BB: 1 P: 32	R: 1 E: 0 K: 0 S: 11 H: 1 LOB: 0 BB: 1 P: 19	R: 0 E: 0 K: 1 S: 9 H: 0 LOB: 0 BB: 0 P: 18	R: 0 E: 0 K: 1 S: 11 H: 2 LOB: 3 BB: 1 P: 20	R: 0 E: 0 K: 0 S: 4 H: 0 LOB: 0 BB: 1 P: 10	R: 0 E: 0 K: 1 S: 11 H: 1 LOB: 1 BB: 0 P: 17	R: 0 E: 1 K: 2 S: 10 H: 0 LOB: 1 BB: 0 P: 14	R: 0 E: 0 K: 2 S: 14 H: 2 LOB: 2 BB: 0 P: 17	R: 0 E: 0 K: 1 S: 8 H: 0 LOB: 0 BB: 0 P: 13	1B: 3 2B: 4 3B: 0 HR: 1	SF: 0 SAC: 1 DP: 1 HBP: 0			WP: 1 PB: 0 SB: 0 CS: 1	PA: 38		

PITCHER		IP	WLS	BF	H	R	ER	SO	BB	IBB	HBP	BLK	WP	HR	S	P	ERA	WHIP
18 Drew Smyly, L ERA: 6.99	(1, 1)	3.2		18	5	2	2	4	3	0	0	0	1	1	44	84	4.91	2.182
25 Jared Hughes, R ERA: 3.98	(4, 1)	1.1	W	4	0	0	0	0	1	0	0	0	0	0	7	15	0.00	0.750
55 Ranger Suárez, L ERA: 3.73	(6, 1)	1.1	H	5	1	0	0	2	0	0	0	0	0	0	14	21	0.00	0.750
28 Mike Morin, R ERA: 3.13	(7, 1)	0.2	H	4	1	0	0	1	0	0	0	0	0	0	8	11	0.00	1.500
52 Jose Alvarez, L ERA: 3.0	(8, 1)	1.0	H	4	1	0	0	2	0	0	0	0	0	0	13	16	0.00	1.000

PITCHER		IP	WLS	BF	H	R	ER	SO	BB	IBB	HBP	BLK	WP	HR	S	P	ERA	WHIP
50 Héctor Neris, R ERA: 3.19	(9, 1)	1.0	S	3	0	0	0	1	0	0	0	0	0	0	8	13	0.00	0.000

Philadelphia Phillies @ Boston Red Sox

Fenway Park, Boston, MA

Wed Aug 21 2019, 7:13 PM - 10:50 PM EDT

Att. 37,077 - Partly Cloudy - 78 F

livebaseballscorecards.com

AB	33
R	2
H	8
RBI	2
BB	4
SO	10
LOB	19

Boston Red Sox @ San Diego Padres

Petco Park, San Diego, CA

Fri Aug 23 2019, 7:13 PM - 10:18 PM PDT

Att. 42,904 - Clear - 71 F

TOP

livebaseballscorecards.com

Batter	1	2	3	4	5	6	7	8	9	AB	R	H	RBI	BB	SO	LOB
50 Mookie Betts, R (1, 8) (8, 9) OBP: 0.388, SLG: 0.503	B FF 94 X FF 94 1-0 11 1B 28 HR 2B	B FF 94 B CH 85 F CH 86 B FF 95 C CH 85 X FF 94 3-2 ② SF7 3-H		C FF 91 B CU 77 X CU 76 1-1 ① F9		B FF 88 C CU 75 B CH 81 X SI 89 2-1 2 1B 11 G1-3 28 HR 1B 1-2		C SI 86 X CU 72 0-1 ① F7		4	2	2	1	0	0	0
11 Rafael Devers, L (1, 5) OBP: 0.379, SLG: 0.593 67 Josh Smith, R (8, 1)	C FF 94 D CH 86 S FF 95 X CH 85 1-2 28 HR 1B 2-3	F CH 85 B FF 95 B FF 94 X CH 85 2-1 2 2B 2B 2-H		F SI 90 C SL 89 X SL 89 0-2 28 WP 2 BB 28 SF7 1B		S SI 89 X CU 78 0-1 ① G1-3 1-2 2-3		X SI 86 0-0 ② G4-3		5 0	3 0	3 0	1 0	0 0	0 0	2 0
2 Xander Bogaerts, R (1, 6) OBP: 0.383, SLG: 0.559 40 Marco Hernández, L (8, PH) (8, 4) OBP: 0.357, SLG: 0.463	B FF 95 F FF 94 X FF 95 1-1 ① P3	D CU 78 F FF 94 X FF 94 1-1 2-H 2B		B SI 91 B SI 90 C SI 91 B CH 83 B SI 89 4-1 28 WP 1-2 BB		B SI 87 F SI 87 C CU 71 F SI 88 X CU 73 1-2 28 HR 1B 2-3 3-H		C SI 87 S CU 73 B SI 87 B SI 88 B CU 73 X SI 85 3-2 28 1B 1B		3 1	1 0	2 1	2 0	1 0	0 0	2 0
28 J.D. Martinez, R (1, 9) OBP: 0.386, SLG: 0.571 36 Chris Owings, R (8, PR) (8, 5) OBP: 0.189, SLG: 0.216	B CU 78 X FF 95 1-0 1-H 3-H HR	S CH 86 B CH 85 D CU 80 X FF 94 2-1 ③ G6-3		S CU 76 B FF 90 F CU 75 X CU 78 1-2 ② SF7 1-2 2-H		B SI 88 C SI 87 B SI 87 X CU 72 2-1 1-H 3-H HR		X SI 87 0-0 1-2 1B		4 0	2 0	3 0	7 0	0 0	0 0	1 0
16 Andrew Benintendi, L (1, 7) (8, 8) OBP: 0.356, SLG: 0.462	C FF 94 S FF 94 B FF 95 X CU 78 1-2 ② P5		C FF 91 B FF 92 F CH 83 F FF 94 F CU 76 F CH 84 X FF 92 1-2 18 1B 1B	F FF 89 B CU 76 F SI 89 B CU 76 X CH 83 2-2 ③ G4-3		C SI 87 B SI 87 B CU 72 B SI 87 X SI 86 3-1 ② L8		B SI 86 S SI 86 F SI 87 S CU 73 1-3 ③ K		5	0	1	0	0	1	3
7 Christian Vázquez, R (1, 2) OBP: 0.322, SLG: 0.484 59 Sam Travis, R (8, 7) OBP: 0.316, SLG: 0.471	S FF 93 X FF 94 0-1 ③ G4-3		B FF 93 C FF 93 D CH 84 F FF 93 F FF 93 D CH 84 1 SAFE X FF 92 3-2 ① F8		B CU 77 B SI 89 F SL 88 X SI 89 2-1 ① G5-3	C CU 73 B SI 87 B SI 87 C CU 72 S CU 72 2-3 ③ K			B FF 96 S FF 97 B FF 96 B FF 97 X FF 97 3-1 ① G4-3	4 1	0 0	0 0	0 0	0 0	1 0	1 0
18 Mitch Moreland, L (1, 3) OBP: 0.322, SLG: 0.507		B FF 92 B CH 83 B FF 93 C FF 93 D CH 85 4-1 57 SH1-4 12 1B 50 SF7 BB	F FF 90 B CU 76 F CU 76 1 SAFE F CU 78 B SI 91 F SI 90 X CH 84 2-2 1-2 1B	C CU 76 X SI 89 0-1 ② G3			X SI 86 0-0 ① G4-3		X CU 76 0-0 E7 12 FC4-6	4 1	1 1	1 1	0 0	1 0	0 0	0 0
12 Brock Holt, L (1, 4) (8, 6) OBP: 0.387, SLG: 0.436		C FF 93 D CH 85 1 SAFE X CH 85 1-1 57 SH1-4 11 2B 1-2 1B	C SI 91 S CU 77 B SI 91 F CU 78 B SI 90 B SI 90 C SI 90 3-3 ② K	B FF 89 C SI 90 B CU 77 F FF 90 B CU 76 X SI 89 3-2 ③ P2			B SI 87 C FF 86 F SI 87 X SI 85 1-2 ② G4-3		F FF 96 B CH 85 B FF 97 F FF 97 F FF 97 X CH 88 2-2 ② FC4-6 1-2f	5 1	1 1	1 1	0 0	0 0	1 0	3 0
57 Eduardo Rodriguez, L (1, 1) 3 Sandy León, S (8, 2) OBP: 0.250, SLG: 0.308		L FF 92 B CH 84 F FF 93 B FF 94 B FF 94 X FF 93 3-2 ① SH1-4 1-2 2-3	B SI 90 D SI 90 X FF 90 2-0 ③ G1-3			B FF 89 X SI 87 1-0 E3 11 G1-3 50 1B 2 1B	B SI 85 S SI 85 X SI 86 1-1 ③ G1-3		C FF 97 B CH 86 S FF 97 F FF 97 B FF 96 X FF 97 2-2 ③ F8	3 1	1 0	0 0	0 0	0 0	0 0	2 1

Inning Stats	1	2	3	4	5	6	7	8	9
	R: 3 E: 0 K: 0 S: 12 H: 3 LOB: 0 BB: 0 P: 17	R: 3 E: 0 K: 0 S: 15 H: 3 LOB: 1 BB: 1 P: 31	R: 0 E: 0 K: 1 S: 20 H: 2 LOB: 2 BB: 0 P: 31	R: 1 E: 0 K: 0 S: 12 H: 1 LOB: 1 BB: 1 P: 20	R: 0 E: 0 K: 0 S: 7 H: 0 LOB: 0 BB: 0 P: 12	R: 4 E: 1 K: 1 S: 16 H: 3 LOB: 0 BB: 0 P: 27	R: 0 E: 0 K: 0 S: 6 H: 0 LOB: 0 BB: 0 P: 8	R: 0 E: 0 K: 1 S: 10 H: 2 LOB: 2 BB: 0 P: 14	R: 0 E: 2 K: 0 S: 11 H: 0 LOB: 1 BB: 0 P: 18

1B: 9	SF: 2
2B: 3	SAC: 1
3B: 0	DP: 0
HR: 2	HBP: 0

WP: 1	PA: 45
PB: 0	
SB: 0	
CS: 0	

AB	40
R	11
H	14
RBI	11
BB	2
SO	3
LOB	15

PITCHER		IP	WLS	BF	H	R	ER	SO	BB	IBB	HBP	BLK	WP	HR	S	P	ERA	WHIP
59 Chris Paddack, R ERA: 3.84	(1, 1)	2.1	L	15	7	6	6	0	1	0	0	0	0	1	37	62	23.14	3.429
41 Robbie Erlin, L ERA: 4.84	(3, 1)	3.0		14	3	3	3	1	1	0	0	0	1	0	34	57	9.00	1.333
54 Eric Yardley, R ERA: 9.0	(6, 1)	2.2		12	4	2	1	2	0	0	0	0	0	1	27	41	3.38	1.500
49 Michel Baez, R ERA: 3.68	(9, 1)	1.0		4	0	0	0	0	0	0	0	0	0	0	11	18	0.00	0.000

PITCHER	IP	WLS	BF	H	R	ER	SO	BB	IBB	HBP	BLK	WP	HR	S	P	ERA	WHIP

BOTTOM

Batter	1	2	3	4	5	6	7	8	9	AB	R	H	RBI	BB	SO	LOB
7 Manuel Margot, R (1, 8) OBP: 0.320, SLG: 0.404	B FF 92 C FF 92 B CH 87 C FF 93 X SI 94 2-2 27 G4-6-3 1B			C FF 92 C FC 90 X CH 87 0-2 13 G6-4-3 27 BB 1B		C FC 87 F FC 88 B FF 92 F SI 92 S CH 87 1-3 ② K			B SL 87 X SL 86 1-0 ② F8	4	0	2	0	0	1	1
27 Francisco Mejía, S (1, 2) OBP: 0.319, SLG: 0.448	C FC 88 B CH 87 S CH 88 B FF 94 X FC 89 2-2 ①② G4-6-3 1-2f			B CH 86 B FC 86 D FF 92 C FF 92 S FF 92 F FC 88 B SI 93 4-2 13 G6-4-3 1-2 BB		F FC 88 S FF 92 X FC 88 0-2 ③ L9			X CH 83 0-0 E4 5 FC4	3	0	0	0	1	0	2
13 Manny Machado, R (1, 5) OBP: 0.333, SLG: 0.468 5 Greg Garcia, L (7, 4) OBP: 0.359, SLG: 0.385	X CH 89 0-0 ③ G4-3			C CH 89 B FF 94 X CH 88 1-1 ①② G6-4-3 1-2f 2-3			B SI 92 S SI 91 C SI 92 B CH 86 S SI 91 2-3 ① K		C CU 77 C CU 78 B SL 88 X FF 92 1-2 ③ FC4 1-2f	2 2	0 0	0 0	0 0	0 0	0 1	2 1
10 Hunter Renfroe, R (1, 9) OBP: 0.296, SLG: 0.526		B FF 92 B FF 93 C FF 94 S FF 93 C SI 94 2-3 ① K		B FF 94 B CH 89 C FF 95 S FF 94 S FF 95 2-3 ③ K			X CH 88 0-0 30 G3-6-3 1B			3	0	1	0	0	2	1
30 Eric Hosmer, L (1, 3) OBP: 0.331, SLG: 0.447		C SI 93 B CU 85 B SI 92 F SI 93 B CU 85 X SI 94 3-2 4 G4-6-3 1B			C CU 82 F FF 93 B CU 84 X FC 88 1-2 ① G4-3		F SI 92 C SI 92 X SI 92 0-2 ②③ G3-6-3 1-2f			3	0	1	0	0	0	1
4 Wil Myers, R (1, 7) OBP: 0.314, SLG: 0.395 54 Eric Yardley, R (6, 1) 18 Austin Hedges, R (8, PH) OBP: 0.253, SLG: 0.339 49 Michel Baez, R (9, 1)		F FC 87 S CH 88 B CH 88 X CH 88 1-2 ②③ G4-6-3 1-2f			C CH 87 B CH 89 X CH 89 1-1 ② L8			B FF 89 S FF 90 S CU 77 S SI 91 1-3 ① K		2 0 1 0	0 0 0 0	0 0 0 0	0 0 0 0	0 0 1 0	0 0 0 0	1 0 0 0
11 Ty France, R (1, 4) OBP: 0.262, SLG: 0.316 (7, 5)		B FF 92 B CH 87 F FF 94 F FF 94 C SI 94 2-3 ① K			B CU 82 F CH 88 B FF 94 X CH 88 2-1 ③ G4-3			X SL 88 0-0 ② F7		3	0	0	0	0	1	0
9 Luis Urías, R (1, 6) OBP: 0.326, SLG: 0.282		B CU 82 C FC 90 B CH 88 X CH 88 2-1 ② G1-3				B CU 80 B FC 90 C FF 92 S FC 89 C SI 93 2-3 ① K		B FF 91 C SI 90 F FF 90 B FF 90 X FF 91 2-2 ③ L1-3		3	0	0	0	0	1	0
59 Chris Paddack, R (1, 1) OBP: 0.091, SLG: 0.091 41 Robbie Erlin, R (3, 1) 22 Josh Naylor, L (6, 7) OBP: 0.316, SLG: 0.431		B FF 94 X FF 93 1-0 ③ G1-3				C SI 92 C SI 92 B CH 86 F CH 87 X SI 92 1-2 1B			B CH 81 B SL 87 S SL 88 X FF 90 2-1 ① G4-3	0 1 2	0 0 0	0 0 1	0 0 0	0 0 0	0 0 0	0 0 0
Inning Stats	R: 0 E: 0 K: 0 S: 7 H: 1 LOB: 0 BB: 0 P: 11	R: 0 E: 0 K: 1 S: 9 H: 1 LOB: 0 BB: 0 P: 15	R: 0 E: 0 K: 1 S: 6 H: 0 LOB: 0 BB: 0 P: 11	R: 0 E: 0 K: 1 S: 11 H: 1 LOB: 1 BB: 1 P: 18	R: 0 E: 0 K: 0 S: 7 H: 0 LOB: 0 BB: 0 P: 11	R: 0 E: 0 K: 2 S: 14 H: 1 LOB: 1 BB: 0 P: 18	R: 0 E: 0 K: 1 S: 7 H: 1 LOB: 0 BB: 0 P: 9	R: 0 E: 0 K: 1 S: 7 H: 0 LOB: 0 BB: 0 P: 10	R: 0 E: 1 K: 0 S: 7 H: 0 LOB: 1 BB: 0 P: 11	1B: 5 2B: 0 3B: 0 HR: 0 SF: 0 SAC: 0 DP: 4 HBP: 0						

PITCHER		IP	WLS	BF	H	R	ER	SO	BB	IBB	HBP	BLK	WP	HR	S	P	ERA	WHIP
57 Eduardo Rodriguez, L ERA: 3.92	(1, 1)	7.0	W	23	5	0	0	6	1	0	0	0	0	0	61	93	0.00	0.857
67 Josh Smith, R ERA: 4.44	(8, 1)	2.0		7	0	0	0	1	0	0	0	0	0	0	14	21	0.00	0.000

PITCHER	IP	WLS	BF	H	R	ER	SO	BB	IBB	HBP	BLK	WP	HR	S	P	ERA	WHIP

Boston Red Sox @ San Diego Padres

Petco Park, San Diego, CA

Fri Aug 23 2019, 7:13 PM - 10:18 PM PDT

Att. 42,904 - Clear - 71 F

livebaseballscorecards.com

AB	29
R	0
H	5
RBI	0
BB	1
SO	7
LOB	9

WP: 0 PA: 30
PB: 0
SB: 0
CS: 0

Boston Red Sox @ San Diego Padres

Petco Park, San Diego, CA

Sat Aug 24 2019, 5:43 PM - 9:30 PM PDT

Att. 42,625 - Clear - 75 F

TOP

livebaseballscorecards.com

Batter	1	2	3	4	5	6	7	8	9	AB	R	H	RBI	BB	SO	LOB
50 Mookie Betts, R (1, 8) (6, 9) OBP: 0.388, SLG: 0.504	B FF 95 B FF 95 F FF 97 S FF 97 B FF 98 S SL 88 3-3 ① **K**		B FF 96 B CU 86 X CU 86 2-0 **1-2** **2-H** 1B	C SI 96 D SL 87 X SI 96 1-1 ③ **L7**			X FF 99 0-0 ① **F8**		B FF 94 X FF 94 1-0 28 BB 2B	5	0	2	1	0	1	1
11 Rafael Devers, L (1, 5) OBP: 0.376, SLG: 0.587	B FF 97 B FF 96 B SI 97 C FF 97 C FF 97 S FF 98 3-3 ② **K**		C SI 96 F CU 86 D CU 85 S FF 97 1-3 ② **K**		B CU 82 X CU 84 1-0 ① **F8**		C FF 101 S SL 88 B FF 101 B FF 100 F SL 88 F SL 86 F FF 100 F SL 88 X SL 85 2-2 ② **G4-3**		C FF 94 X FS 87 0-1 ② **F7**	5	0	0	0	0	2	3
2 Xander Bogaerts, R (1, 6) OBP: 0.385, SLG: 0.558	B FF 97 C CU 86 X FF 96 1-1 ③ **P4**		C SL 86 X FF 95 0-1 ③ **G4-3**		B FF 94 C SI 95 F CU 84 F FF 96 B FF 96 B CU 86 B CU 86 4-2 28 BB BB		C FF 98 X FF 99 0-1 1B		D FS 86 S FS 86 D FS 86 F FS 86 F FF 94 B FS 87 D FF 94 4-2 28 BB BB	3	0	1	0	2	0	2
28 J.D. Martinez, R (1, 9) (6, 7) OBP: 0.388, SLG: 0.570		C FF 96 B CU 83 B FF 95 B CU 84 F CU 84 S FF 97 3-3 ① **K**		X FF 94 0-0 16 BB 7 2B 1B	C FF 96 B CU 85 B SI 95 D CU 84 B SI 95 4-1 16 G4-6-3 **1-2** BB		S SL 86 1 SAFE C FF 100 S FF 99 0-3 ③ **K**		C FF 93 B FS 87 B FF 94 B FF 94 B FF 94 4-1 **1-2** **2-3** BB	3	1	1	0	2	2	1
16 Andrew Benintendi, L (1, 7) OBP: 0.357, SLG: 0.462 19 Jackie Bradley Jr., L (6, 8) OBP: 0.315, SLG: 0.409		F SI 95 B SL 88 B CU 84 B SI 96 X SI 97 3-1 7 CS 1B		D CU 83 B SI 94 C SI 96 B SL 86 B SI 96 4-1 7 2B **1-2** BB	S CU 84 X FF 94 0-1 ② ③ **G4-6-3** **1-2f**			C SI 92 B SI 93 S SI 94 C SI 94 1-3 ① **K**	B FF 94 C FF 94 X FS 87 1-1 ③ **F8**	2 2	1 0	1 0	0 0	1 0	0 1	2 3
7 Christian Vázquez, R (1, 2) OBP: 0.324, SLG: 0.487		1 SAFE B FF 95 F SI 95 B FF 95 X FF 96 2-1 ② ③ **G6-3** **1-2**		F FF 95 S SL 85 F CU 85 X CU 83 0-2 18 1B **1-H** **2-H** 2B		C SI 92 S FC 88 B FC 89 X SI 94 1-2 **E6** 18 G1-3		X SI 94 0-0 18 G3-5-1 1B		4	1	2	2	0	0	1
18 Mitch Moreland, L (1, 3) OBP: 0.325, SLG: 0.507			B SI 94 C SI 95 B CH 93 S SL 86 X FF 96 2-2 17 FC3-5 12 HBP 1B	B FF 94 X SI 95 1-0 **2-H** 1B		B CU 81 C CU 82 X SI 93 1-1 ① **G1-3** **1-2**		F SI 92 B SI 92 C KC 81 B KC 82 X SI 92 2-2 ② ③ **G3-5-1** **1-2f**		4	0	2	1	0	0	2
12 Brock Holt, L (1, 4) OBP: 0.390, SLG: 0.452			B SI 96 C CU 85 H CU 86 2-1 17 FC3-5 50 1B **1-2** HBP	X SL 85 0-0 ① **L6**		C CU 81 B FC 87 C SI 93 B FC 89 C SI 93 2-3 ② **K**			X FF 93 0-0 HR	3	2	1	1	0	1	2
17 Nathan Eovaldi, R (1, 1) 64 Marcus Walden, R (4, 1) 63 Darwinzon Hernández, L (8, 1) 59 Sam Travis, R (6, PH) OBP: 0.313, SLG: 0.467 70 Ryan Brasier, R (8, 1) 72 Josh Taylor, L (7, 1) 32 Matt Barnes, R (8, 1) 40 Marco Hernández, L (9, PH) OBP: 0.303, SLG: 0.457 44 Brandon Workman, R (8, 1)			L FF 94 L FF 95 X FF 95 0-2 ① FC3-5 50 1B **1-2** **2-3f**	B FF 94 C FF 94 B SL 84 C FF 95 B FF 95 C FF 94 3-3 ② **K**		F SI 93 F SI 93 B CU 85 F CU 83 X SI 93 1-2 ③ **G6-3**		S FF 93 B FS 86 F FS 87 B FF 94 C FF 94 2-3 ① **K**	2 0 0 0 0 1 3 0 0 0 0 0 0 0 0 0 0 0 0 0 0 1 0 0 0 0 0 1 0 0 0 0 0 0 0 0 0 0 0 0 0 0 0 0 0 0 0 0 0 1 0 0 0 0 1 0 0 0 0 0 0 0 0						

Inning Stats																								
	R: 0 E: 0 K: 2 S: 8	H: 0 LOB: 0 BB: 0 P: 15	R: 0 E: 0 K: 1 S: 7	H: 1 LOB: 0 BB: 0 P: 15	R: 1 E: 0 K: 1 S: 13	H: 2 LOB: 2 BB: 0 P: 20	R: 3 E: 0 K: 1 S: 13	H: 3 LOB: 1 BB: 1 P: 22	R: 0 E: 0 K: 0 S: 7	H: 0 LOB: 1 BB: 2 P: 16	R: 0 E: 1 K: 1 S: 12	H: 0 LOB: 1 BB: 0 P: 17	R: 0 E: 0 K: 1 S: 13	H: 1 LOB: 1 BB: 0 P: 15	R: 0 E: 0 K: 1 S: 7	H: 1 LOB: 0 BB: 0 P: 10	R: 1 E: 0 K: 1 S: 13	H: 2 LOB: 3 BB: 2 P: 25	1B: 7 2B: 2 3B: 0 HR: 1	SF: 0 SAC: 0 DP: 2 HBP: 1	WP: 0 PB: 0 SB: 0 CS: 1	PA: 41	

	AB	35
	R	5
	H	10
	RBI	5
	BB	5
	SO	9
	LOB	21

PITCHER		IP	WLS	BF	H	R	ER	SO	BB	IBB	HBP	BLK	WP	HR	S	P	ERA	WHIP
29 Dinelson Lamet, R ERA: 4.3	(1, 1)	5.0		23	6	4	4	5	3	0	1	0	0	0	48	88	7.20	1.800
55 Matt Strahm, L ERA: 5.06	(6, 1)	1.0		4	0	0	0	1	0	0	0	0	0	0	12	17	0.00	0.000
52 Andrés Muñoz, R ERA: 1.65	(7, 1)	1.0		4	1	0	0	1	0	0	0	0	0	0	13	15	0.00	1.000
34 Craig Stammen, R ERA: 3.51	(8, 1)	1.0		3	1	0	0	1	0	0	0	0	0	0	7	10	0.00	1.000
39 Kirby Yates, R ERA: 1.38	(9, 1)	1.0	L	7	2	1	1	1	2	0	0	0	0	1	13	25	9.00	4.000

PITCHER	IP	WLS	BF	H	R	ER	SO	BB	IBB	HBP	BLK	WP	HR	S	P	ERA	WHIP

Boston Red Sox @ San Diego Padres

Petco Park, San Diego, CA

Sat Aug 24 2019, 5:43 PM - 9:30 PM PDT

Att. 42,625 - Clear - 75 F

BOTTOM

Batter	1	2	3	4	5	6	7	8	9	AB	R	H	RBI	BB	SO	LOB
5 Greg Garcia, L (1, 4) OBP: 0.362, SLG: 0.386 11 Ty France, R (7, PH) OBP: 0.273, SLG: 0.322 (8, 4) 4 Wil Myers, R (9, PR) OBP: 0.314, SLG: 0.395	C FF 99 B FS 90 X FF 99 1-1 13 G3 1B		B CU 79 B CU 79 B FF 97 C FF 95 B FC 91 4-1 BB		C FF 97 B SL 83 B SL 83 F FF 96 B FF 96 F FF 96 X FF 96 3-2 ① G6-3		X SL 87 0-0 22 FC3-6 1-2 2-H 1B		B KC 80 B KC 78 B KC 77 B FF 93 4-0 22 WP BB	2 1 0	0 0 0	1 1 0	0 1 0	1 1 0	0 0 0	0 0 0
22 Josh Naylor, L (1, 7) OBP: 0.308, SLG: 0.418	C FF 99 B FF 100 F CU 81 S CU 81 1-3 ① K		D FS 87 D CU 80 C CU 78 S CU 78 F CU 80 X FS 83 2-2 ③ P6		B FF 98 C FF 97 C SL 84 B SL 84 B SL 83 X FF 97 3-2 ② G4-3		S SL 87 X SL 88 0-1 ② FC3-6 13 BB 1-2f 2-3		1 SAFE C KC 81 B KC 81 F KC 81 B KC 80 B KC 80 F KC 82 F KC 80 C KC 78 3-3 ② K 1-2	5	0	0	0	0	2	6
13 Manny Machado, R (1, 5) OBP: 0.335, SLG: 0.468	C CU 82 B FF 100 C FF 100 F FF 99 1 SAFE F SL 85 X FF 100 1-2 ②③ G3 1-2			C FS 85 F FF 95 B CU 80 B FC 91 B FS 86 X FC 91 3-2 30 HR 1B	C FF 98 S FF 96 B SI 98 S FF 95 1-3 ③ K		B FF 95 B FF 94 D SL 88 B FF 95 4-0 1-2 BB		B FC 86 D KC 82 C FC 86 B FF 94 D KC 81 4-1 BB	3	1	1	0	2	1	1
30 Eric Hosmer, L (1, 3) OBP: 0.330, SLG: 0.451		B FF 98 B FF 99 B FF 98 C FF 98 X FF 98 3-1 ① F7		B FF 95 D CU 79 C FF 94 X FF 94 2-1 1-H HR		C SL 84 B FF 97 C SL 85 S SL 99 1-3 ① K	B SI 95 C FF 95 S SL 88 F SL 88 S SL 87 1-3 ③ K		F FC 89 F FF 94 S KC 80 0-3 ③ K	5	1	1	2	0	3	5
10 Hunter Renfroe, R (1, 9) OBP: 0.295, SLG: 0.526		C CU 81 F FF 98 B CU 82 F CU 80 B FF 98 S FF 100 2-3 ② K		S SL 86 B FF 95 B SL 86 S SL 86 B FF 95 X SL 87 3-2 7 L8 9 G6-3 2B		C SL 84 S SL 85 S SL 83 0-3 ② K		C KC 85 S KC 86 B FF 95 S KC 86 1-3 ① K2-3		4	1	1	0	0	3	0
7 Manuel Margot, R (1, 8) OBP: 0.316, SLG: 0.399		B FF 99 C FF 98 B FC 96 F FC 94 F CU 81 B FF 99 C FF 100 3-3 ③ K		B FF 95 F SL 87 S SL 87 B FF 95 D SL 86 X FC 92 3-2 ① L8 2-3		B FF 97 B FF 97 C FF 96 F FF 97 F FF 96 X SL 85 2-2 ③ P4		X FF 96 0-0 ② P2	4	0	0	0	0	1	1
9 Luis Urías, R (1, 6) OBP: 0.338, SLG: 0.292			F FF 95 B FC 95 B FS 88 F FF 96 B CU 82 X FF 97 3-2 29 SH3-4 1B	F SI 95 D SL 86 X SL 86 1-1 ② G6-3 3-H			C SL 85 B SL 88 F SL 94 B FF 97 B SL 84 F FF 96 B SL 82 4-2 27 HBP 11 1B BB	B KC 86 C KC 86 B KC 86 X KC 86 2-1 1B		3	1	2	1	1	0	0
18 Austin Hedges, R (1, 2) OBP: 0.253, SLG: 0.335			B FF 98 S FF 98 B FF 96 X FF 96 2-1 ① L7	B SL 86 B FF 93 F FC 91 S SL 86 B FF 94 B FC 90 4-2 BB			1 SAFE F FF 97 B FF 97 S FF 97 F FF 98 S FF 97 1-3 ① K	B FF 96 1 SAFE C FF 98 C FF 97 X FF 96 1-2 ③ F8		3	0	0	0	1	1	3
29 Dinelson Lamet, R (1, 1) OBP: 0.077, SLG: 0.077 55 Matt Strahm, R (6, 1) OBP: 0.348, SLG: 0.381 52 Andrés Muñoz, R (7, 1) 27 Francisco Mejía, S (7, PH) OBP: 0.322, SLG: 0.448 34 Craig Stammen, R (8, 1) 39 Kirby Yates, L (9, 1) 62 Austin Allen, L (9, PH) OBP: 0.320, SLG: 0.311			B FF 96 X FF 94 1-0 ② SH3-4 1-2	B FF 93 X FC 91 1-0 ③ G1-3			F FF 96 B FF 96 H FF 96 2-1 22 FC3-6 11 1B 1-2 HBP		C KC 81 S KC 80 S KC 80 0-3 ① K	1 0 0 0 0 0 0 1	0 0 0 0 0 0 0 0	0 0 0 0 0 0 0 0	0 0 0 0 0 0 0 1	0 0 0 0 0 0 0 0	0 0 0 0 0 0 1 0	1 0 0 0 0 0 0 0
Inning Stats	R: 0 E: 0 K: 1 S: 10 H: 1 LOB: 0 BB: 0 P: 13	R: 0 E: 0 K: 2 S: 10 H: 0 LOB: 0 BB: 0 P: 18	R: 0 E: 0 K: 0 S: 11 H: 1 LOB: 2 BB: 1 P: 23	R: 3 E: 0 K: 0 S: 16 H: 3 LOB: 1 BB: 1 P: 33	R: 0 E: 0 K: 1 S: 10 H: 0 LOB: 0 BB: 0 P: 17	R: 0 E: 0 K: 2 S: 10 H: 0 LOB: 0 BB: 0 P: 13	R: 1 E: 0 K: 2 S: 15 H: 1 LOB: 3 BB: 2 P: 27	R: 0 E: 0 K: 1 S: 9 H: 1 LOB: 1 BB: 0 P: 13	R: 0 E: 0 K: 3 S: 12 H: 0 LOB: 2 BB: 2 P: 23	1B: 5 2B: 1 3B: 0 HR: 1	SF: 0 SAC: 1 DP: 0 HBP: 1			WP: 1 PB: 0 SB: 0 CS: 0	PA: 40		

PITCHER		IP	WLS	BF	H	R	ER	SO	BB	IBB	HBP	BLK	WP	HR	S	P	ERA	WHIP
17 Nathan Eovaldi, R ERA: 6.64	(1, 1)	3.0		13	4	2	2	3	1	0	0	0	0	1	36	64	6.00	1.667
64 Marcus Walden, R ERA: 3.36	(4, 1)	1.0		5	1	1	1	0	1	0	0	0	0	0	11	23	9.00	2.000
63 Darwinzon Hernández, L ERA: 3.47	(5, 1)	1.0	H	3	0	0	0	1	0	0	0	0	0	0	10	17	0.00	0.000
70 Ryan Brasier, R ERA: 4.23	(6, 1)	1.1	H	6	0	1	1	3	1	0	1	0	0	0	18	28	6.75	0.750
72 Josh Taylor, L ERA: 2.87	(7, 1)	0.2	B	4	1	0	0	1	1	0	0	0	0	0	7	12	0.00	3.000

PITCHER		IP	WLS	BF	H	R	ER	SO	BB	IBB	HBP	BLK	WP	HR	S	P	ERA	WHIP
32 Matt Barnes, R ERA: 4.41	(8, 1)	1.0	W	4	1	0	0	1	0	0	0	0	0	0	9	13	0.00	1.000
44 Brandon Workman, R ERA: 2.02	(9, 1)	1.0	S	5	0	0	0	3	2	0	0	0	1	0	12	23	0.00	2.000

AB	32
R	4
H	7
RBI	4
BB	6
SO	12
LOB	17

livebaseballscorecards.com

Boston Red Sox @ San Diego Padres

Petco Park, San Diego, CA

Sun Aug 25 2019, 1:13 PM - 4:05 PM PDT

Att. 38,026 - Sunny - 86 F

livebaseballscorecards.com

Batter	1	2	3	4	5	6	7	8	9	AB	R	H	RBI	BB	SO	LOB
50 Mookie Betts, R (1, 9) OBP: 0.387, SLG: 0.501	C SI 89 C SI 90 B SI 90 B FC 90 X CU 79 2-2 ① F8		C CU 76 1 SAFE B SI 89 X SI 90 2-1 ③ F8		B SI 88 B CU 74 1 SAFE B SI 87 C FC 87 1 SAFE B SI 88 4-1 1-2 BB			B FF 99 X SL 84 1-0 1-2 FC 11 G4-6-3		3	0	0	0	1	0	2
11 Rafael Devers, L (1, 5) OBP: 0.373, SLG: 0.583	C SI 89 B SI 90 S SI 90 S FC 91 1-3 ② K			C CU 76 X SI 88 0-1 ① G3	C SI 88 S CU 78 X CU 79 0-2 ③ G3			S FF 101 F SL 88 X FF 100 0-2 ①② 1-2f 2-3 G4-6-3		4	0	0	0	0	1	4
2 Xander Bogaerts, R (1, 6) OBP: 0.384, SLG: 0.555	C SI 91 C SI 90 S SI 91 0-3 ③ K			C CU 77 T CU 79 B CU 79 X FC 89 1-2 ② F8		C KC 80 F SI 93 S SI 93 0-3 ① K		C SL 86 B FF 101 B FF 100 B SL 86 B FF 100 4-1 BB		3	0	0	0	1	2	0
28 J.D. Martinez, R (1, 7) OBP: 0.387, SLG: 0.573		C SI 90 F FC 89 B CU 80 B SI 90 F CU 79 X FC 90 2-2 ① G6-3		C SI 88 B FC 90 F SI 89 X CU 78 1-2 HR		C SI 94 S SI 94 B FC 88 B FC 88 X SI 93 2-2 ② G6-3		C FF 101 S FF 101 B SL 88 B FF 101 F FF 101 S SL 89 2-3 ③ K		4	1	1	1	0	1	2
59 Sam Travis, R (1, 3) OBP: 0.311, SLG: 0.459		C SI 90 F CU 79 X CU 78 0-2 ② G4-3		B SI 89 F SI 89 X CU 78 1-1 7 FC6-4 1B		B SI 93 B SI 93 F SI 94 B SI 93 C SI 93 F KC 79 C SI 94 3-3 ③ K			B FF 93 S FF 93 B FF 93 T FF 93 F FS 86 F FF 94 X FS 87 2-2 ① G6-3	4	0	1	0	0	1	0
7 Christian Vázquez, R (1, 2) OBP: 0.321, SLG: 0.482		B SI 90 B SI 90 F SI 90 X SI 89 2-1 ③ G3		X SI 88 0-0 ③ FC6-4 1-2f			C SL 86 C SI 94 B SI 93 B SI 95 X SL 88 2-2 ① G4-3		C FS 86 S FF 94 F FF 94 B FF 93 F FS 87 B FS 88 F FS 85 S FF 94 2-3 ② K	4	0	0	0	0	1	1
19 Jackie Bradley Jr., L (1, 8) OBP: 0.313, SLG: 0.405			X SI 89 0-0 ① G4-3		F SI 88 B CU 77 F FC 89 B CU 79 B SI 89 X SI 88 3-2 ① L5		C SL 87 F SI 94 S SL 86 0-3 ② K2-3		S FS 85 C FF 93 B FS 86 S FS 86 1-3 ③ K	4	0	0	0	0	2	0
36 Chris Owings, R (1, 4) OBP: 0.191, SLG: 0.213 32 Matt Barnes, R (8, 1)			F SI 89 B FC 90 C CU 78 B SI 90 F SI 90 B CU 78 D CU 79 4-2 BB		B SI 90 X SI 90 1-0 ② L8		C SI 95 B SL 87 B SL 87 X SI 95 2-1 ③ G6-3			2 0	0 0	0 0	0 0	1 0	0 0	0 0
61 Brian Johnson, L (1, 1) 70 Ryan Brasier, R (4, 1) 40 Marco Hernández, L (5, PH) OBP: 0.360, SLG: 0.463 48 Andrew Cashner, R (5, 1) 64 Marcus Walden, R (7, 1) 12 Brock Holt, L (8, PH) OBP: 0.393, SLG: 0.456 (8, 4)			B SI 90 B SI 88 C SI 89 C SI 88 L SI 88 2-3 ② K		X SI 89 0-0 50 BB 1B			X FF 99 0-0 11 G4-6-3 50 E 1B		1 0 1 0 0 1	0 0 0 0 0 0	0 0 1 0 0 1	0 0 0 0 0 0	1 0 0 0 0 1	1 0 0 0 0 1	1 0 0 0 0 0
Inning Stats	R: 0 E: 0 K: 2 S: 9 H: 0 LOB: 0 BB: 0 P: 12	R: 0 E: 0 K: 0 S: 9 H: 0 LOB: 0 BB: 0 P: 13	R: 0 E: 0 K: 1 S: 9 H: 0 LOB: 1 BB: 1 P: 17	R: 1 E: 0 K: 0 S: 11 H: 2 LOB: 1 BB: 0 P: 14	R: 0 E: 0 K: 0 S: 9 H: 1 LOB: 2 BB: 1 P: 17	R: 0 E: 0 K: 2 S: 11 H: 0 LOB: 0 BB: 0 P: 16	R: 0 E: 0 K: 1 S: 8 H: 0 LOB: 0 BB: 0 P: 12	R: 0 E: 1 K: 1 S: 11 H: 1 LOB: 2 BB: 1 P: 18	R: 0 E: 0 K: 2 S: 14 H: 0 LOB: 0 BB: 0 P: 19	1B: 3 2B: 0 3B: 0 HR: 1	SF: 0 SAC: 0 DP: 1 HBP: 0			WP: 0 PB: 0 SB: 0 CS: 0	PA: 34		

TOP

AB	31
R	1
H	4
RBI	1
BB	3
SO	9
LOB	10

PITCHER		IP	WLS	BF	H	R	ER	SO	BB	IBB	HBP	BLK	WP	HR	S	P	ERA	WHIP
37 Joey Lucchesi, L ERA: 4.11	(1, 1)	5.0	W	20	3	1	1	3	2	0	0	0	0	1	47	73	1.80	1.000
34 Craig Stammen, R ERA: 3.46	(6, 1)	1.0	H	3	0	0	0	2	0	0	0	0	0	0	11	16	0.00	0.000
61 Luis Perdomo, R ERA: 3.43	(7, 1)	1.0	H	3	0	0	0	1	0	0	0	0	0	0	8	12	0.00	0.000
52 Andrés Muñoz, R ERA: 1.56	(8, 1)	1.0	H	5	1	0	0	1	1	0	0	0	0	0	11	18	0.00	2.000
39 Kirby Yates, R ERA: 1.36	(9, 1)	1.0	S	3	0	0	0	2	0	0	0	0	0	0	14	19	0.00	0.000

PITCHER	IP	WLS	BF	H	R	ER	SO	BB	IBB	HBP	BLK	WP	HR	S	P	ERA	WHIP

BOTTOM

Boston Red Sox @ San Diego Padres

Petco Park, San Diego, CA

Sun Aug 25 2019, 1:13 PM - 4:05 PM PDT

Att. 38,026 - Sunny - 86 F

livebaseballscorecards.com

Batter	1	2	3	4	5	6	7	8	9	AB	R	H	RBI	BB	SO	LOB
7 Manuel Margot, R (1, 8) OBP: 0.321, SLG: 0.408	B FF 89 C FF 88 X CU 75 1-1 27 S 27 1B 2B	C FF 91 B FF 90 S FF 89 X CU 77 1-2 ② FC6-4 2-2			B FF 96 F FF 95 F FF 96 X SL 87 1-2 ① 2B		F FC 91 C FF 93 B FF 94 B FF 94 B FF 94 D SL 85 4-2 BB			3	1	2	0	1	0	1
27 Francisco Mejía, S (1, 7) OBP: 0.322, SLG: 0.447 34 Craig Stammen, R (6, 1) 61 Luis Perdomo, R (7, 1) OBP: 0.167, SLG: 0.167 22 Josh Naylor, L (7, PH) OBP: 0.308, SLG: 0.416 52 Andrés Muñoz, R (8, 1) 39 Kirby Yates, L (9, 1)	B FF 88 S FF 88 C FF 90 F FF 89 X FF 90 1-2 13 HR 2-H 1B	T FF 90 1 SAFE X FF 88 0-1 ③ P5			B CH 86 S CH 86 S CH 86 X CH 86 1-2 ② G4-3		1 SAFE C SL 86 B SL 85 D SL 86 X FC 91 2-1 ③ F7			3 0 0 1 0 0	1 0 0 0 0 0	1 0 0 0 0 0	1 0 0 0 0 0	0 0 0 0 0 0	0 0 0 1 0 0	1 0 0 1 0 0
13 Manny Machado, R (1, 5) OBP: 0.336, SLG: 0.473	C CU 75 B FF 88 D CU 76 X CU 76 2-1 1-H HR	C FF 89 B SL 78 B FF 88 F SL 78 S FF 92 2-3 ① K			B FF 98 B FF 98 B SL 86 B FF 93 4-0 BB			X FF 96 0-0 ① F9		3	1	1	2	1	1	0
10 Hunter Renfroe, R (1, 9) OBP: 0.295, SLG: 0.522	C CU 73 S CU 77 B CU 75 B CU 76 F CU 75 B FF 90 B CU 77 4-2 30 FC4-6 BB	B CU 76 C CU 77 B FF 88 X CU 75 2-1 ② F8			B SL 88 B SI 94 C CH 87 C CH 89 T FF 97 2-2 ③ K			B KC 84 B KC 86 C KC 85 C FF 97 B KC 86 F FF 98 C FF 96 3-3 ② K		3	0	0	0	1	2	1
30 Eric Hosmer, L (1, 3) OBP: 0.330, SLG: 0.448	1 SAFE X SL 80 0-0 ① FC4-6 11 G6-3 1-2f	B FF 90 C FF 89 B FF 87 B SL 80 B SL 78 4-1 11 2B BB				B CU 81 C FF 96 B CH 87 T CH 87 B FF 96 X CH 86 3-2 ① G4-3		C FF 97 B FF 96 S KC 86 S KC 86 1-3 ③ K		3	0	0	0	1	1	1
11 Ty France, R (1, 4) OBP: 0.275, SLG: 0.331	B FF 88 F CU 77 1 SAFE F FF 89 X CU 77 1-2 ② G6-3 1-2	F FF 88 B SL 77 D FF 89 X SL 77 2-1 ③ 1-H 2B				B FF 93 S FF 97 B FF 97 C CH 86 B FF 97 X CH 86 3-2 ② F8				3	0	1	0	0	0	1
9 Luis Urías, R (1, 6) OBP: 0.331, SLG: 0.284	B CU 76 C CU 75 X FF 89 1-1 ③ F8			C SL 81 X SL 85 0-1 ① F8		C CU 81 B CH 87 C CH 87 F FF 98 X SL 90 1-2 ③ G6-3				3	0	0	0	0	0	1
18 Austin Hedges, R (1, 2) OBP: 0.254, SLG: 0.332		L CU 77 B CU 75 B FF 89 B CU 75 B FF 88 4-1 7 FC6-4 37 SH2-4 BB		F FF 97 B FF 97 S SL 86 B FF 95 S FF 95 2-3 ② K			C SL 85 F SL 86 B FF 94 X SI 93 1-2 ① G5-3			2	0	0	0	1	1	0
37 Joey Lucchesi, L (1, 1) OBP: 0.098, SLG: 0.075 4 Wil Myers, R (6, 7) OBP: 0.314, SLG: 0.394		B FF 87 T SL 77 L SL 76 B SL 76 X SL 77 2-2 ① SH2-4 1-2		C FF 96 B FF 95 C FF 96 B FF 95 C FF 95 2-3 ③ K			S SL 84 S SL 84 B SL 85 B SL 85 S SL 84 2-3 ② K			1 1	0 0	0 0	0 0	0 0	1 1	0 0
Inning Stats	R: 3 E: 0 K: 0 S: 17 H: 3 LOB: 1 BB: 1 P: 27	R: 0 E: 0 K: 0 S: 9 H: 0 LOB: 1 BB: 1 P: 16	R: 0 E: 0 K: 1 S: 8 H: 1 LOB: 2 BB: 1 P: 18	R: 0 E: 0 K: 2 S: 8 H: 0 LOB: 0 BB: 0 P: 12	R: 0 E: 0 K: 1 S: 9 H: 1 LOB: 1 BB: 1 P: 17	R: 0 E: 0 K: 0 S: 10 H: 0 LOB: 0 BB: 0 P: 17	R: 0 E: 0 K: 1 S: 10 H: 0 LOB: 1 BB: 1 P: 19	R: 0 E: 0 K: 2 S: 8 H: 0 LOB: 0 BB: 0 P: 12								

	AB	R	H	RBI	BB	SO	LOB
AB	26						
R	3						
H	5						
RBI	3						
BB	5						
SO	7						
LOB	7						

	1B	SF	WP	PA
	2B: 3	SAC: 1	PB: 0	
	3B: 0	DP: 0	SB: 1	
	HR: 1	HBP: 0	CS: 0	

PITCHER	IP	WLS	BF	H	R	ER	SO	BB	IBB	HBP	BLK	WP	HR	S	P	ERA	WHIP
61 Brian Johnson, L (1, 1) ERA: 6.83	3.0	L	15	4	3	3	1	3	0	0	0	0	1	34	61	9.00	2.333
70 Ryan Brasier, R (4, 1) ERA: 4.14	1.0		3	0	0	0	2	0	0	0	0	0	0	8	12	0.00	0.000
48 Andrew Cashner, R (5, 1) ERA: 4.68	2.0		7	1	0	0	1	1	0	0	0	0	0	19	34	0.00	1.000
64 Marcus Walden, R (7, 1) ERA: 3.31	1.0		4	0	0	0	1	1	0	0	0	0	0	10	19	0.00	1.000
32 Matt Barnes, R (8, 1) ERA: 4.32	1.0		3	0	0	0	2	0	0	0	0	0	0	8	12	0.00	0.000

PITCHER	IP	WLS	BF	H	R	ER	SO	BB	IBB	HBP	BLK	WP	HR	S	P	ERA	WHIP

Batter	1	2	3	4	5	6	7	8	9	AB	R	H	RBI	BB	SO	LOB
50 Mookie Betts, R (1, 9) OBP: 0.386, SLG: 0.497	C FF 92 B FF 93 B CU 81 F CH 83 B FF 94 S CH 82 3-3 ① **K**	B FF 89 B FF 91 B FF 88 C FF 88 C FF 90 D CH 80 4-2 **BB**		B FF 90 X FF 89 1-0 ③ **L8**		B FF 98 X FF 98 1-0 ③ **F8**		C SL 85 F FC 93 B FC 95 F SL 84 S FC 94 1-3 ① **K**		4	0	0	0	1	2	0
11 Rafael Devers, L (1, 5) OBP: 0.373, SLG: 0.580	B FF 93 B CH 83 B CH 83 C FF 91 B FF 92 4-1 2 G4-3 28 1B **BB**	D CU 78 1 SAFE 1 SAFE X FF 89 1-0 ③ **F7**			B CH 78 B FF 86 X CH 77 2-0 ① **G4-3**		C SL 78 B FF 92 S FF 92 B FF 93 B SL 79 F SL 79 B FF 92 4-2 2 2B 28 1B **BB**	B FC 95 S CH 86 X FC 94 1-1 ② **F7**		3	2	0	0	2	0	1
2 Xander Bogaerts, R (1, 6) OBP: 0.386, SLG: 0.562	C FF 92 F FF 92 X FF 93 0-2 ② **G4-3** 1-2		B FF 89 B CH 79 C FF 89 B FF 91 B FF 86 4-1 28 G6-4-3 **BB**		X FF 90 0-0 **HR**		B SL 79 B SL 80 C FF 90 1 SAFE X FF 93 2-1 28 1B 18 FC4 1-3 **2B**	C FC 95 B FC 93 B FC 95 S FC 95 F SL 85 X FC 94 3-2 ③ **G6-3**		4	2	2	1	1	0	1
28 J.D. Martinez, R (1, 7) OBP: 0.387, SLG: 0.571	B FF 93 X FF 93 1-0 18 BB 2-H **1B**		X CH 78 0-0 ① ② **G6-4-3** 1-2f		B CU 76 X FF 88 1-0 ② **G5-3**		B FF 92 X FF 91 1-0 18 E 12 1B 2-3 3-H **1B**		F FF 91 F FF 94 T FC 89 0-2 ① **K**	5	1	2	2	0	1	1
18 Mitch Moreland, L (1, 3) OBP: 0.327, SLG: 0.507	S FF 91 B FF 92 D CH 82 B CH 82 D CH 82 4-1 1-2 **BB**		X FF 90 0-0 ③ **G6-3**		C CU 76 B CH 79 X FF 87 1-1 12 2B **2B**		C FF 91 B SL 79 F FF 93 D SL 80 X SL 80 2-2 **FC4** 12 E 1-3 3-H		S FC 88 B FF 93 B FC 90 X FF 93 2-1 **E4** 12 BB	4	2	1	1	1	0	1
12 Brock Holt, L (1, 4) OBP: 0.403, SLG: 0.468	C CU 78 D CU 79 B FF 90 B FF 89 X FF 91 3-1 ③ **F8**			C CU 76 B FF 90 B CH 79 T FF 88 B CU 80 F FF 89 F CH 80 X FF 90 3-2 7 HR **1B**	S CH 78 X CU 75 0-1 2-H **2B**		D SL 78 C FF 93 F FF 94 X FF 93 1-2 **E8** 2-H 3-H **1B**		B FC 88 C FF 93 B FC 89 B FC 89 B FF 91 4-1 7 G6-4-3 1-2 **BB**	4	1	3	2	1	0	2
7 Christian Vázquez, R (1, 2) OBP: 0.319, SLG: 0.486		B FF 90 B CH 80 F FF 88 B FF 90 F FF 90 X FF 92 3-2 ① **L8**		X CH 78 0-0 1-H **HR**	C FF 90 X CH 79 0-1 ③ **G5-3**		C FC 93 C FC 95 D FC 95 F SL 86 B FC 97 X SL 85 2-2 ① **G4-3**		C FC 89 X CH 91 0-1 ② ③ **G6-4-3** 1-2f	5	1	1	2	0	0	4
19 Jackie Bradley Jr., L (1, 8) OBP: 0.316, SLG: 0.413		X FF 91 0-0 **HR**		B CH 79 B CH 79 C FF 88 B FF 90 C FF 88 F CH 80 B FF 89 4-2 22 B3-6-4 **BB**		C SL 85 B FF 96 C FF 97 B FF 98 F SL 86 B SL 85 B FF 98 4-2 36 G4-6-3 **BB**	X FC 96 0-0 ② **G5-3**			2	1	1	1	2	0	1
22 Rick Porcello, R (1, 1) 36 Chris Owings, R (6, PH) OBP: 0.190, SLG: 0.212 63 Darwinzon Hernández, L (6, 1) 40 Marco Hernández, L (7, PH) OBP: 0.356, SLG: 0.458 70 Ryan Brasier, R (7, 1) 67 Josh Smith, R (8, 1) 72 Josh Taylor, L (9, 1)		S FF 88 F FF 91 S CU 76 0-3 ② **K**		X FF 86 0-0 ① ② **B3-6-4** 1-2f		B SL 84 1 SAFE B FF 96 1 SAFE C FF 97 B SL 85 X FF 96 3-1 ① ② **G4-6-3** 1-2f	C FC 95 F SL 87 F FC 96 B FC 96 X FC 94 1-2 ③ **G1-3**			2	0	0	0	0	1	1
										1	0	0	0	0	0	1
										0	0	0	0	0	0	0
										1	0	0	0	0	0	1
										0	0	0	0	0	0	0
										0	0	0	0	0	0	0
										0	0	0	0	0	0	0
Inning Stats	R: 1 E: 0 K: 1 S: 11 H: 1 LOB: 2 BB: 2 P: 26	R: 1 E: 0 K: 1 S: 10 H: 1 LOB: 1 BB: 1 P: 18	R: 0 E: 0 K: 0 S: 3 H: 0 LOB: 0 BB: 1 P: 7	R: 2 E: 0 K: 0 S: 11 H: 2 LOB: 0 BB: 1 P: 19	R: 2 E: 0 K: 0 S: 9 H: 3 LOB: 1 BB: 0 P: 13	R: 0 E: 0 K: 0 S: 6 H: 0 LOB: 0 BB: 1 P: 14	R: 4 E: 2 K: 0 S: 21 H: 3 LOB: 1 BB: 1 P: 34	R: 0 E: 0 K: 1 S: 10 H: 0 LOB: 0 BB: 0 P: 15	R: 0 E: 1 K: 1 S: 8 H: 0 LOB: 1 BB: 1 P: 14	1B: 4 2B: 3 3B: 0 HR: 3 SF: 0 SAC: 0 DP: 4 HBP: 0						WP: 0 PB: 0 SB: 0 CS: 0 PA: 43

TOP

Boston Red Sox @ Colorado Rockies

Coors Field, Denver, CO

Tue Aug 27 2019, 6:43 PM - 10:13 PM MDT

Att. 44,101 - Clear - 74 F

livebaseballscorecards.com

AB	35
R	10
H	10
RBI	9
BB	8
SO	4
LOB	14

PITCHER		IP	WLS	BF	H	R	ER	SO	BB	IBB	HBP	BLK	WP	HR	S	P	ERA	WHIP
46 Rico Garcia, R ERA: 10.8	(1, 1)	5.0	L	25	7	6	6	2	5	0	0	0	0	3	44	83	10.80	2.400
62 Yency Almonte, R ERA: 4.5	(6, 1)	1.0		3	0	0	0	0	1	0	0	0	0	0	6	14	0.00	1.000
51 Jake McGee, L ERA: 4.11	(7, 1)	0.0		5	3	4	2	0	1	0	0	0	0	0	12	22	∞	∞
29 Bryan Shaw, R ERA: 5.46	(7, 1)	2.0		6	0	0	0	1	0	0	0	0	0	0	19	27	0.00	0.000
71 Wade Davis, R ERA: 7.32	(9, 1)	1.0		4	0	0	0	1	1	0	0	0	0	0	8	14	0.00	1.000

PITCHER	IP	WLS	BF	H	R	ER	SO	BB	IBB	HBP	BLK	WP	HR	S	P	ERA	WHIP

BOTTOM

Boston Red Sox @ Colorado Rockies

Coors Field, Denver, CO

Tue Aug 27 2019, 6:43 PM - 10:13 PM MDT

Att. 44,101 - Clear - 74 F

livebaseballscorecards.com

Batter	1	2	3	4	5	6	7	8	9	AB	R	H	RBI	BB	SO	LOB
19 Charlie Blackmon, L (1, 9) OBP: 0.365, SLG: 0.588	C FF 91 B FF 91 B FF 90 X FF 91 2-1 2B		C FF 91 X CU 75 0-1 1B		S FF 90 3 SAFE F CU 76 X FF 92 0-2 27 FC6-4 1-2 3-H 1B		C SL 85 F FF 98 X SL 86 0-2 ① G3-1		C CU 78 B CH 82 B CH 80 X SL 88 2-1 ① G4-3	5	0	3	1	0	0	0
27 Trevor Story, R (1, 6) OBP: 0.361, SLG: 0.559	B SI 90 F FF 92 B FF 92 C FF 91 F FF 92 S FF 93 2-3 ① K		S CH 81 F SI 90 B FF 93 F FF 93 S CH 82 1-3 ③ K		C SI 88 X CH 83 0-1 ② FC6-4 28 2B 1-2f 2-3		B FF 98 S FF 97 T FF 98 B FF 97 F FF 97 B CH 86 X FF 97 3-2 28 FC5-4 1B		C CU 79 B FF 91 T SL 88 F FF 91 B FF 92 F CU 79 X CH 82 2-2 28 HR 1B	5	1	2	0	0	2	4
28 Nolan Arenado, R (1, 5) OBP: 0.368, SLG: 0.573	C FF 92 S CU 76 X FF 93 0-2 ② L9			C FF 91 X CH 80 0-1 9 L1-3 1B	C CU 77 B CH 83 T FF 92 D CH 82 F FF 92 X CU 76 2-2 1-3 3-H 2B		X FF 97 0-0 ② FC5-4 1-2f		C SL 88 F CU 79 B CH 84 B FF 92 F FF 91 F SL 88 B SL 88 X CU 79 3-2 1-H HR	5	1	3	3	0	0	2
9 Daniel Murphy, L (1, 3) OBP: 0.331, SLG: 0.456	C FF 92 X FF 91 0-1 ③ L9			B CU 76 F CH 80 B FF 92 B CH 80 X CH 81 3-1 ①② L1-3 1-1	F FF 91 B CU 76 X CU 75 1-1 ③ G6-3		D CH 88 X FF 96 1-0 ③ L8		C SI 95 C SI 95 X SL 89 0-2 20 FC5-4 1B	5	0	1	0	0	0	5
24 Ryan McMahon, L (1, 4) OBP: 0.344, SLG: 0.460		C FF 91 S FF 90 T FF 92 0-2 ① K		B CU 75 B CU 74 F CH 81 X CH 79 2-1 2B		C FF 97 B FF 96 B FF 95 S FF 95 S FF 95 2-3 ① K		B SL 86 B SL 86 S FF 91 B FF 91 S FF 92 S SL 88 3-3 ① K	S SI 95 B SI 96 S SI 96 B FF 96 B SI 96 C SI 95 3-3 ② K	5	0	1	0	0	4	1
20 Ian Desmond, R (1, 7) OBP: 0.313, SLG: 0.457		F FF 91 S CH 81 X SL 83 0-2 ② P4		X CH 81 0-0 ③ F7		B FF 98 X FF 95 1-0 ② L8		B CH 84 C FF 92 X CH 82 1-1 43 HR 1B	B FF 96 C FF 95 F FF 96 B FF 96 X SL 88 2-2 ③ FC5-4 1-2f	5	1	1	0	0	0	2
43 Sam Hilliard, L (1, 8) OBP: 0.500, SLG: 1.333		C CU 75 S FF 92 F FF 93 B CU 77 B SI 90 S FF 92 2-3 ③ K			B FF 89 F FF 90 F CH 80 X CU 76 1-2 ① G3-1	B SL 84 B SL 82 C FF 96 B SL 82 F FF 94 F FF 96 B FF 94 4-2 14 1B BB		B FF 92 X FF 92 1-0 1-H HR		3	1	1	2	1	1	0
14 Tony Wolters, L (1, 2) OBP: 0.344, SLG: 0.352			B CU 74 B CU 74 B FF 90 C FF 89 X SI 89 3-1 ① F9		C SI 90 C CH 82 B CH 80 F FF 91 X CH 81 1-2 31 1B 19 1B 1B	C SL 81 B FF 95 X SL 80 1-1 1-3 1B		B CU 77 B CU 77 B FF 91 C SL 89 F SL 89 X SL 87 3-2 ② G3-1		4	1	2	0	0	0	0
46 Rico Garcia, R (1, 1) 31 Yonathan Daza, R (5, PH) OBP: 0.242, SLG: 0.194 62 Yency Almonte, R (6, 1) 1 Garrett Hampson, R (6, PH) OBP: 0.265, SLG: 0.317 51 Jake McGee, L (7, 1) 29 Bryan Shaw, S (7, 1) 13 Yonder Alonso, L (8, PH) OBP: 0.298, SLG: 0.347 71 Wade Davis, R (9, 1)			C FF 91 F SI 90 C CU 74 0-3 ② K		B SI 90 X SI 90 1-0 27 FC6-4 19 1B 28 2B 1-3 1B	C FF 93 S FF 94 F FF 94 B FF 96 S FF 94 1-3 ③ K		B SL 87 B CH 81 C CU 79 X SL 87 2-1 ③ G4-3		1 1 0 1 0 0 0 1 0	0 1 0 0 0 0 0 0 0	0 1 0 0 0 0 0 0 0	0 0 0 0 0 0 0 0 0	1 0 0 0 0 0 0 0 0	0 0 0 1 0 0 0 0 0	0 0 0 2 0 0 0 0 0
Inning Stats	R: 0 E: 0 K: 1 S: 11 H: 1 LOB: 1 BB: 0 P: 15	R: 0 E: 0 K: 2 S: 10 H: 0 LOB: 0 BB: 0 P: 12	R: 0 E: 0 K: 2 S: 11 H: 1 LOB: 1 BB: 0 P: 15	R: 0 E: 0 K: 0 S: 7 H: 2 LOB: 1 BB: 0 P: 12	R: 2 E: 0 K: 0 S: 19 H: 4 LOB: 2 BB: 0 P: 25	R: 0 E: 0 K: 2 S: 13 H: 1 LOB: 2 BB: 1 P: 22	R: 0 E: 0 K: 0 S: 9 H: 1 LOB: 1 BB: 0 P: 13	R: 2 E: 0 K: 1 S: 11 H: 2 LOB: 0 BB: 0 P: 21	R: 2 E: 0 K: 1 S: 21 H: 3 LOB: 1 BB: 0 P: 33	1B: 10 2B: 4 3B: 0 HR: 2 SF: 0 SAC: 0 DP: 1 HBP: 0						

AB	41
R	6
H	15
RBI	6
BB	1
SO	9
LOB	16

WP: 0 PA: 42
PB: 0
SB: 0
CS: 0

PITCHER		IP	WLS	BF	H	R	ER	SO	BB	IBB	HBP	BLK	WP	HR	S	P	ERA	WHIP
22 Rick Porcello, R ERA: 5.42	(1, 1)	5.0	W	22	8	2	2	5	0	0	0	0	0	0	58	79	3.60	1.600
63 Darwinzon Hernández, L ERA: 3.33	(6, 1)	1.0		5	1	0	0	2	1	0	0	0	0	0	13	22	0.00	2.000
70 Ryan Brasier, R ERA: 4.05	(7, 1)	1.0		4	1	0	0	0	0	0	0	0	0	0	9	13	0.00	1.000
67 Josh Smith, R ERA: 5.61	(8, 1)	1.1		8	4	4	4	1	0	0	0	0	0	2	23	40	27.00	3.000
72 Josh Taylor, L ERA: 2.82	(9, 1)	0.2		3	1	0	0	1	0	0	0	0	0	0	9	14	0.00	1.500

PITCHER	IP	WLS	BF	H	R	ER	SO	BB	IBB	HBP	BLK	WP	HR	S	P	ERA	WHIP

Batter	1	2	3	4	5	6	7	8	9	AB	R	H	RBI	BB	SO	LOB
50 Mookie Betts, R (1, 9) OBP: 0.384, SLG: 0.494	C FF 93 B CU 77 B FF 94 F FF 93 X FF 94 2-2 28 FC5-4 11 G4-3 1B		B FF 92 F FF 91 C FF 91 X CH 86 1-2 ① G1-3		C SL 89 C CU 76 C SL 87 0-3 ① K	B SI 94 F SI 93 F SI 95 B SL 88 X SL 87 2-2 ② P4		D SL 85 1 SAFE F FF 95 X SL 84 1-1 ③ G5-3		5	0	1	0	0	1	1
11 Rafael Devers, L (1, 5) OBP: 0.375, SLG: 0.589	F FF 93 B FF 93 F CH 85 D CU 79 F CH 86 F SL 89 1 SAFE X CH 85 2-2 ① G4-3 1-2		X SL 84 0-0 28 HR 3B		B CH 88 X CH 86 1-0 2 HR 1B	X SI 95 0-0 ③ G5-3			C FF 93 B FF 94 S SI 93 X CH 88 1-2 HR	5	3	3	1	0	0	1
2 Xander Bogaerts, R (1, 6) OBP: 0.389, SLG: 0.577	D SL 86 C CH 85 B SL 88 S FF 94 B FF 94 F SL 87 D CU 78 4-2 28 FC5-4 BB		B FF 93 X CH 85 1-0 ② G5-3		D CH 85 C FF 93 1 SAFE X FF 93 1-1 1-H HR		C SL 85 B FF 98 X FF 99 1-1 HR		C SL 86 B SL 86 B SL 86 X SI 95 2-1 28 G5-3 2B	4	2	3	3	1	0	1
28 J.D. Martinez, R (1, 7) OBP: 0.387, SLG: 0.576	B FF 92 F FF 92 C FF 91 X CH 85 1-2 ② FC5-4 1-2f 2-3		C FF 94 B FF 92 B CH 85 X CH 86 2-1 3-H HR		F SL 87 F FF 92 B CU 79 B FF 93 B FF 93 X SL 88 3-2 18 BB 7 1B 1B		B FF 99 B FF 99 F FF 100 X FF 99 2-1 ① F9		X SI 93 0-0 ① G5-3 2-3	5	2	2	2	0	0	3
18 Mitch Moreland, L (1, 3) OBP: 0.328, SLG: 0.507	C FF 93 B FF 93 F FF 93 S CH 87 1-3 ③ K		B SL 87 C FF 93 X CH 86 1-1 2B		F FF 90 D SL 85 B SL 86 S SL 85 D SL 86 F SL 86 D SL 86 4-2 7 1B 1-2 BB		B CH 91 B FF 99 X FF 99 2-0 ② G5-3		B FF 94 B SI 93 S SL 88 F FF 92 X SL 86 2-2 ② G1-6-3	4	0	1	0	1	1	3
12 Brock Holt, L (1, 4) OBP: 0.393, SLG: 0.455		X FF 92 0-0 ① F7	D CU 77 C FF 92 B FF 92 D CH 85 F FF 92 X FF 94 3-2 ③ G4-3		D SL 86 B FF 93 C SL 86 B SL 86 S FF 93 C FF 93 3-3 ② K		C SL 85 C SL 87 B SL 88 X SL 86 2-2 ③ P5		C SI 94 B SI 93 B SL 85 B SL 85 S FF 94 F SL 86 F SI 93 X SI 94 3-2 ③ G4-3	5	0	0	0	0	1	4
7 Christian Vázquez, R (1, 2) OBP: 0.321, SLG: 0.486		C FF 93 B FF 91 F FF 92 B FF 93 B CH 84 F FF 94 X FF 94 3-2 ② L9		X SI 91 0-0 ① 1B	S SL 90 B SL 90 B SI 94 F SI 94 F CU 83 X SI 95 2-2 1-3 2-H 1B			C SL 86 S SI 95 F FF 97 S SL 86 0-3 ① K		4	0	2	1	0	1	0
19 Jackie Bradley Jr., L (1, 8) OBP: 0.316, SLG: 0.410		B FF 93 B FF 92 B FF 92 C FF 91 F FF 93 X FF 93 3-2 E4		C CH 85 C CU 77 B FF 92 S SL 85 1-3 ② K	F SL 88 S SL 89 S CU 83 0-3 ③ K2-3			B SI 95 B SL 87 S SI 94 B SI 94 F FF 94 B SL 86 4-2 BB		3	0	0	0	1	2	2
57 Eduardo Rodriguez, L (1, 1) 40 Marco Hernández, L (6, PH) OBP: 0.352, SLG: 0.452 72 Josh Taylor, L (6, 1) 64 Marcus Walden, R (7, 1) 59 Sam Travis, R (8, PH) OBP: 0.308, SLG: 0.455 32 Matt Barnes, R (8, 1) 44 Brandon Workman, R (9, 1)		B FF 92 F FF 92 B FF 91 X FF 92 2-1 ③ G5-3		S FF 92 B FF 92 S SL 86 S FF 93 1-3 ③ K		B SL 88 F SL 88 X SI 93 1-1 ① G4-3		C FF 95 1 SAFE F FF 96 B FF 96 1 SAFE X SL 84 1-2 ② F9		2 0 0 0 0 1 1 1 0 0 0 0 0 0 0 0 0 0 0 0 0 0 0 0 0 0 0 0 1 0 0 0 0 0 1 0 0 0 0 0 0 0 0 0 0 0 0 0 0						
Inning Stats	R: 0 E: 0 K: 1 S: 17 H: 1 LOB: 2 BB: 1 P: 27	R: 0 E: 1 K: 0 S: 10 H: 0 LOB: 1 BB: 0 P: 18	R: 2 E: 0 K: 0 S: 12 H: 3 LOB: 1 BB: 0 P: 20	R: 0 E: 0 K: 2 S: 7 H: 1 LOB: 0 BB: 0 P: 9	R: 3 E: 0 K: 3 S: 22 H: 4 LOB: 2 BB: 1 P: 36	R: 0 E: 0 K: 0 S: 6 H: 0 LOB: 0 BB: 0 P: 9	R: 1 E: 0 K: 0 S: 8 H: 1 LOB: 0 BB: 0 P: 15	R: 0 E: 0 K: 1 S: 11 H: 0 LOB: 1 BB: 1 P: 17	R: 1 E: 0 K: 0 S: 14 H: 2 LOB: 1 BB: 0 P: 22	1B: 5 2B: 2 3B: 1 HR: 4 SF: 0 SAC: 0 DP: 0 HBP: 0						

TOP

Boston Red Sox @ Colorado Rockies

Coors Field, Denver, CO

Wed Aug 28 2019, 6:42 PM - 10:29 PM MDT

Att. 40,801 - Clear - 91 F

livebaseballscorecards.com

AB	39
R	7
H	12
RBI	7
BB	3
SO	7
LOB	17

WP: 0 PB: 0 SB: 0 CS: 0 PA: 42

PITCHER		IP	WLS	BF	H	R	ER	SO	BB	IBB	HBP	BLK	WP	HR	S	P	ERA	WHIP
23 Peter Lambert, R ERA: 6.63	(1, 1)	4.1	L	22	8	5	5	4	1	0	0	0	0	2	55	88	10.38	2.077
61 Sam Howard, L ERA: 7.27	(5, 1)	0.1		2	0	0	0	1	1	0	0	0	0	0	6	13	0.00	3.000
32 Jesus Tinoco, R ERA: 4.26	(5, 1)	1.1		5	1	0	0	1	0	0	0	0	0	0	13	18	0.00	0.750
54 Carlos Estévez, R ERA: 4.03	(7, 1)	1.0		4	1	1	1	0	0	0	0	0	0	1	8	15	9.00	1.000
18 Wes Parsons, R ERA: 3.86	(8, 1)	2.0		9	2	1	1	1	1	0	0	0	0	1	25	39	4.50	1.500

PITCHER	IP	WLS	BF	H	R	ER	SO	BB	IBB	HBP	BLK	WP	HR	S	P	ERA	WHIP

BOTTOM

Boston Red Sox @ Colorado Rockies

Coors Field, Denver, CO

Wed Aug 28 2019, 6:42 PM - 10:29 PM MDT

Att. 40,801 - Clear - 91 F

livebaseballscorecards.com

Batter	1	2	3	4	5	6	7	8	9	AB	R	H	RBI	BB	SO	LOB
27 Trevor Story, R (1, 6) OBP: 0.363, SLG: 0.558	B FF 90 B FF 91 B FF 92 C FF 92 X FC 89 3-1 19 G3-6-3 1B		B FC 88 F CH 87 B FF 93 F FF 93 B SI 94 B FC 90 4-2 19 FC4-6 BB	F FF 94 X FF 94 0-1 ③ L4		C FF 96 F FF 94 B SL 86 X FF 96 1-2 19 CS 1B		F FF 97 S FF 98 D KC 87 D KC 86 F FF 98 X FF 96 2-2 ③ F9		4	0	2	0	1	0	4
19 Charlie Blackmon, L (1, 9) OBP: 0.362, SLG: 0.582	C SI 92 X SI 92 0-1 ①② G3-6-3 1-2f		X FF 92 0-0 ② FC4-6 1-2f		C CU 79 B FC 83 F SI 91 B CU 83 B FF 93 S FF 94 3-3 ① K	B SI 95 1 SAFE C SL 89 1 SAFE 1 SAFE X SL 89 1-1 ②③ F8 1-2			B FF 92 F FF 93 F FF 94 B FF 94 C FC 88 2-3 ① K	5	0	0	0	0	2	3
28 Nolan Arenado, R (1, 5) OBP: 0.368, SLG: 0.574	B FF 94 X CH 87 1-0 ③ G5-3		C FF 93 C FC 90 B FF 94 B SI 94 F FF 94 F FF 95 B SI 94 X FC 92 3-2 ③ G5-3		X CU 80 0-0 20 2B 31 1B 1B		C FF 95 B SL 88 B FC 92 F FC 92 B FF 93 X FF 93 3-2 20 G6-3 24 G4-3 2B		F FF 93 B FC 88 B FC 87 B KC 80 C KC 79 S FC 88 3-3 ② K	5	2	2	0	0	1	1
20 Ian Desmond, R (1, 7) OBP: 0.314, SLG: 0.458		C FF 92 F FF 93 B FF 94 B SI 94 C SI 94 2-3 ① K	B FF 94 S FF 93 B FC 91 B FF 94 B CH 89 4-1 14 FC3-6 31 1B 1 1B BB		B FC 89 X FF 92 1-0 31 1B 14 1B 1-3 2B		X FF 95 0-0 ① G6-3 2-3		B FF 94 S FF 94 C FF 95 B KC 81 F FF 95 S FF 95 2-3 ③ K	4	2	1	0	1	2	1
24 Ryan McMahon, L (1, 3) OBP: 0.343, SLG: 0.456		B SI 93 F SI 93 S CH 87 F FF 94 B FF 94 B CH 88 B SI 94 4-2 31 FC4-6 BB	B SI 93 F SI 93 C FF 93 B FF 93 F FC 87 F FF 93 S SI 94 2-3 ① K		F SI 93 S FF 94 B FF 94 F CH 88 S FF 94 1-3 ② K		X FF 95 0-0 ② G4-3 3-H			3	0	0	1	1	2	3
31 Yonathan Daza, R (1, 8) OBP: 0.257, SLG: 0.212 18 Wes Parsons, R (8, 1)		C FC 88 X CH 88 0-1 ② FC4-6 14 1B 1-2f	1 SAFE B CH 87 B CH 87 C FF 94 X CH 87 2-1 14 FC3-6 1-2 1B	F FF 94 F FF 95 F FF 95 B SI 94 B SI 96 B SI 95 X FC 91 3-2 1 FC5 14 1B 2-3 3-H 1B		B SI 95 C SL 87 F SI 94 B SL 88 S SL 87 2-3 ③ K2-3			4 0	0 0	2 0	1 0	0 0	1 0	1 0
14 Tony Wolters, L (1, 2) OBP: 0.346, SLG: 0.354		X FF 93 0-0 1-2 1B	B SI 93 S SI 92 D CH 87 B SL 90 X FC 89 3-1 ② FC3-6 23 1B 1 1B 1-2f 2-3	B SI 92 C FC 90 F FF 93 B FC 91 B FF 93 X SL 90 3-2 1-2 3-H 1B			C KC 86 B KC 87 B FF 97 B KC 85 C FF 98 X FF 97 3-2 ① G6-3		4	0	2	1	0	0	2
1 Garrett Hampson, R (1, 4) OBP: 0.269, SLG: 0.317		B CH 87 C FF 92 F FF 92 B FF 93 B FF 93 X CH 88 3-2 ③ G4-3	C FC 89 X FC 89 0-1 23 1B 1-2 3-H 1B	B FF 93 X CH 88 1-0 ③ FC5 2-3f				B FF 97 F FF 98 C KC 88 B KC 87 B KC 86 B FF 98 4-2 43 S BB	3	0	1	1	1	0	4
23 Peter Lambert, R (1, 1) OBP: 0.385, SLG: 0.333 61 Sam Howard, R (5, 1) 32 Jesus Tinoco, R (5, 1) OBP: 0.200, SLG: 0.200 13 Yonder Alonso, L (6, PH) OBP: 0.297, SLG: 0.346 54 Carlos Estévez, R (7, 1) 43 Sam Hilliard, L (8, 8) OBP: 0.400, SLG: 1.000			C FF 92 F CH 86 C FC 87 0-3 ① K	B CH 88 X FF 92 1-0 1-2 2-3 1B		S SL 86 S SL 87 B SL 89 S SL 89 1-3 ① K		C KC 86 B FF 97 1 SAFE C KC 86 B KC 86 C KC 86 2-3 ② K 1-2		2 0 0 1 0 1	0 0 0 0 0 0	1 0 0 0 0 0	0 0 0 0 0 0	1 0 0 1 0 1	2 0 0 0 0 1	0 0 0 0 0 1
Inning Stats	R: 0 E: 0 K: 0 S: 5 H: 1 LOB: 0 BB: 0 P: 9	R: 0 E: 0 K: 1 S: 12 H: 1 LOB: 2 BB: 1 P: 21	R: 0 E: 0 K: 1 S: 11 H: 0 LOB: 1 BB: 1 P: 18	R: 1 E: 0 K: 1 S: 15 H: 3 LOB: 3 BB: 1 P: 27	R: 2 E: 0 K: 2 S: 17 H: 4 LOB: 2 BB: 0 P: 29	R: 0 E: 0 K: 1 S: 8 H: 1 LOB: 0 BB: 0 P: 11	R: 1 E: 0 K: 1 S: 8 H: 1 LOB: 0 BB: 0 P: 13	R: 0 E: 0 K: 1 S: 12 H: 0 LOB: 1 BB: 1 P: 23	R: 0 E: 0 K: 3 S: 10 H: 0 LOB: 0 BB: 0 P: 17	1B: 9 2B: 2 3B: 0 HR: 0 SF: 0 SAC: 0 DP: 1 HBP: 0						WP: 0 PB: 0 SB: 1 CS: 1 PA: 40	

	AB	36
	R	4
	H	11
	RBI	4
	BB	4
	SO	11
	LOB	20

PITCHER		IP	WLS	BF	H	R	ER	SO	BB	IBB	HBP	BLK	WP	HR	S	P	ERA	WHIP
57 Eduardo Rodriguez, L ERA: 3.97	(1, 1)	5.0	W	26	9	3	3	5	3	0	0	0	0	0	60	104	5.40	2.400
72 Josh Taylor, L ERA: 2.75	(6, 1)	1.0	H	3	1	0	0	1	0	0	0	0	0	0	8	11	0.00	1.000
64 Marcus Walden, R ERA: 3.39	(7, 1)	1.0	H	4	1	1	1	1	0	0	0	0	0	0	8	13	9.00	1.000
32 Matt Barnes, R ERA: 4.24	(8, 1)	1.0	H	4	0	0	0	1	1	0	0	0	0	0	12	23	0.00	1.000
44 Brandon Workman, R ERA: 1.98	(9, 1)	1.0	S	3	0	0	0	3	0	0	0	0	0	0	10	17	0.00	0.000

PITCHER	IP	WLS	BF	H	R	ER	SO	BB	IBB	HBP	BLK	WP	HR	S	P	ERA	WHIP

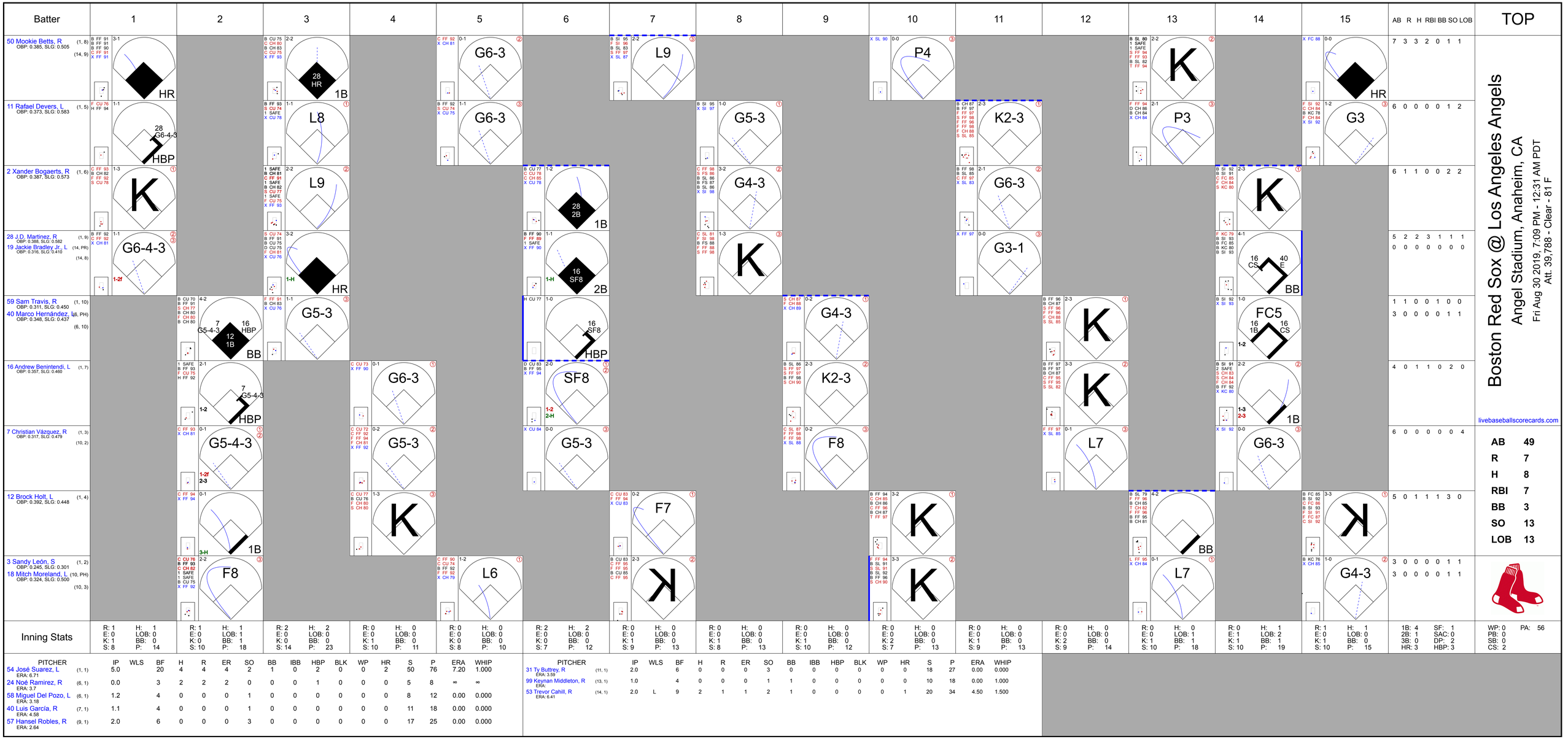

PITCHER		IP	WLS	BF	H	R	ER	SO	BB	IBB	HBP	BLK	WP	HR	S	P	ERA	WHIP
54 José Suarez, L ERA: 6.71	(1, 1)	5.0		20	4	4	4	2	1	0	2	0	0	0	50	76	7.20	1.000
24 Noé Ramirez, R ERA: 3.7	(6, 1)	0.0		3	2	2	2	0	0	0	1	0	0	0	5	8	∞	∞
58 Miguel Del Pozo, L ERA: 3.18	(6, 1)	1.2		4	0	0	0	1	0	0	0	0	0	0	8	12	0.00	0.000
40 Luis García, R ERA: 4.58	(7, 1)	1.1		4	0	0	0	1	0	0	0	0	0	0	11	18	0.00	0.000
57 Hansel Robles, R ERA: 2.64	(9, 1)	2.0		6	0	0	0	3	0	0	0	0	0	0	17	25	0.00	0.000

PITCHER		IP	WLS	BF	H	R	ER	SO	BB	IBB	HBP	BLK	WP	HR	S	P	ERA	WHIP
31 Ty Buttrey, R ERA: 3.59	(11, 1)	2.0		6	0	0	0	3	0	0	0	0	0	0	18	27	0.00	0.000
99 Keynan Middleton, R ERA:	(13, 1)	1.0		4	0	0	0	1	1	0	0	0	0	0	10	18	0.00	1.000
53 Trevor Cahill, R ERA: 6.41	(14, 1)	2.0	L	9	2	1	1	2	1	0	0	0	0	1	20	34	4.50	1.500

Boston Red Sox @ Los Angeles Angels

Angel Stadium, Anaheim, CA

Fri Aug 30 2019, 7:09 PM - 12:31 AM PDT

Att. 39,788 - Clear - 81 F

livebaseballscorecards.com

BOTTOM

Batter	1	2	3	4	5	6	7	8	9	10	11	12	13	14	15	AB	R	H	RBI	BB	SO	LOB
18 Brian Goodwin, L (1, 7) OBP: 0.347, SLG: 0.512	F8		HR		17 FC3-2 5 1B BB		HR		17 FC4-6 27 BB 5 E BB	K		K			K 17 FC1-6 BB	6	4	2	2	2	3	0
27 Mike Trout, R (1, 8) OBP: 0.437, SLG: 0.646	5 1B BB		K		F4		P5		17 FC4-6 BB	1B		F7				5	0	1	0	3	1	3
17 Shohei Ohtani, L (1, 10) OBP: 0.347, SLG: 0.497	K		K		FC3-2 5 1B		K2-3		FC4-6 5 1B 5 E	K			G3			8	1	0	0	0	4	8
5 Albert Pujols, R (1, 3) OBP: 0.310, SLG: 0.433	1B			L8	1B			K	E9 6 WP	1B	2 1B		G4-3		FC1-6	8	0	4	3	0	1	1
56 Kole Calhoun, L (1, 9) OBP: 0.329, SLG: 0.479	K			K	G4-3			8 1B 2 BB BB	6 WP IBB		K		L9		L7	5	0	0	0	2	3	5
6 David Fletcher, R (1, 5) (9, 4) OBP: 0.344, SLG: 0.391		K		1B		P4		K	K		K			G6-3		7	0	1	0	0	4	4
2 Andrelton Simmons, R (1, 6) OBP: 0.316, SLG: 0.380		F8		G5-3		G5-3		8 1B BB	IBB		1B			F9		5	0	1	0	2	0	1
4 Luis Rengifo, S (1, 4) OBP: 0.328, SLG: 0.366		K			18 BB 33 BB 17 FC3-2 1B	G6-3			G4-3					BB		3	0	1	0	0	1	0
8 Justin Upton, R (8, PH) OBP: 0.311, SLG: 0.395																1	0	1	0	0	0	0
23 Matt Thaiss, L (9, 5) OBP: 0.269, SLG: 0.393																2	0	0	0	1	1	5
33 Max Stassi, R (1, 2) OBP: 0.217, SLG: 0.171			K		17 FC3-2 18 BB 5 1B BB		G4-3	G4-3	P4			F8		K		1	1	0	0	1	1	0
44 Kevan Smith, R (7, PH) (8, 2) OBP: 0.303, SLG: 0.333																5	0	0	0	0	1	4
Inning Stats	R: 0 E: 0 K: 2 S: 17 H: 1 LOB: 2 BB: 1 P: 27	R: 0 E: 0 K: 2 S: 8 H: 0 LOB: 0 BB: 0 P: 13	R: 1 E: 0 K: 3 S: 15 H: 1 LOB: 0 BB: 0 P: 20	R: 0 E: 0 K: 1 S: 14 H: 1 LOB: 1 BB: 0 P: 21	R: 2 E: 0 K: 0 S: 16 H: 2 LOB: 2 BB: 2 P: 31	R: 0 E: 0 K: 0 S: 7 H: 0 LOB: 0 BB: 0 P: 10	R: 1 E: 0 K: 1 S: 10 H: 1 LOB: 0 BB: 0 P: 17	R: 0 E: 0 K: 2 S: 13 H: 1 LOB: 3 BB: 2 P: 26	R: 2 E: 1 K: 1 S: 12 H: 1 LOB: 3 BB: 4 P: 23	R: 0 E: 0 K: 2 S: 11 H: 1 LOB: 1 BB: 0 P: 15	R: 0 E: 0 K: 3 S: 17 H: 2 LOB: 2 BB: 0 P: 27	R: 0 E: 0 K: 1 S: 7 H: 0 LOB: 0 BB: 0 P: 10	R: 0 E: 0 K: 0 S: 6 H: 0 LOB: 0 BB: 0 P: 8	R: 0 E: 0 K: 1 S: 6 H: 0 LOB: 1 BB: 1 P: 12	R: 0 E: 0 K: 1 S: 10 H: 0 LOB: 1 BB: 1 P: 18	1B: 9 2B: 0 3B: 0 HR: 2 SF: 0 SAC: 0 DP: 0 HBP: 0		WP: 1 PB: 0 SB: 0 CS: 0 PA: 67				

AB	56
R	6
H	11
RBI	5
BB	11
SO	20
LOB	31

PITCHER	IP	WLS	BF	H	R	ER	SO	BB	IBB	HBP	BLK	WP	HR	S	P	ERA	WHIP
17 Nathan Eovaldi, R (1, 1) ERA: 6.23	4.0		16	3	1	1	8	1	0	0	0	0	1	54	81	2.25	1.000
72 Josh Taylor, L (5, 1) ERA: 3.15	0.2		5	1	2	2	0	2	0	0	0	0	0	12	24	27.00	4.500
64 Marcus Walden, R (5, 1) ERA: 3.33	1.1	H	5	1	0	0	0	0	0	0	0	0	0	11	17	0.00	0.750
32 Matt Barnes, R (7, 1) ERA: 4.33	1.0	H	4	1	1	1	1	0	0	0	0	0	1	10	17	9.00	1.000
70 Ryan Brasier, R (8, 1) ERA: 3.99	0.2	H	4	0	0	0	2	2	0	0	0	0	0	9	20	0.00	3.000

PITCHER	IP	WLS	BF	H	R	ER	SO	BB	IBB	HBP	BLK	WP	HR	S	P	ERA	WHIP
44 Brandon Workman, R (8, 1) ERA: 2.24	1.1	B	10	2	2	2	1	2	2	0	0	1	0	16	29	13.50	3.000
63 Darwinzon Hernández, L (10, 1) ERA: 3.08	2.0		9	3	0	0	5	0	0	0	0	0	0	28	42	0.00	1.500
48 Andrew Cashner, R (12, 1) ERA: 4.54	4.0	W	14	0	0	0	3	2	0	0	0	0	0	29	48	0.00	0.500

Boston Red Sox @ Los Angeles Angels

Angel Stadium, Anaheim, CA

Sat Aug 31 2019, 6:09 PM - 9:45 PM PDT

Att. 43,036 - Clear - 84 F

TOP

livebaseballscorecards.com

Batter	1	2	3	4	5	6	7	8	9	AB	R	H	RBI	BB	SO	LOB
50 Mookie Betts, R (1, 8) (8, 9) OBP: 0.388, SLG: 0.509	B FF 92 X FF 91 1-0 11 FC4-6 1B		C FF 90 X CU 78 0-1 11 G4-3 28 1B 2B	C FF 91 X FF 90 0-1 ② SF8 3-H			B FF 97 B SL 82 C SL 81 H CH 84 3-1 11 S HBP		X SI 94 0-0 11 FC3-6 1B	3	1	3	1	0	0	0
11 Rafael Devers, L (1, 5) OBP: 0.369, SLG: 0.577	C FF 91 B FF 92 F CH 84 B SL 83 F FF 92 1 SAFE F CU 78 X SI 92 2-2 ① FC4-6 28 2B 1-2f		D CU 77 X CU 76 1-0 ① G4-3 2-3	C CH 84 X CU 78 0-1 ③ L7			B FF 96 C FF 96 F CH 86 1 SAFE F SL 84 1 SAFE F FF 97 B FF 97 F SL 84 3-2 D CH 87 X SL 84 F7 1-2		C FF 94 S CU 80 B FF 94 X CU 80 1-2 ② FC3-6 2 2B 1-2f	5	1	0	0	0	0	4
2 Xander Bogaerts, R (1, 6) OBP: 0.386, SLG: 0.571	C FF 92 F CU 77 B CH 85 1 SAFE B CU 78 F CU 78 T FF 92 2-2 ② K		B CH 84 C FF 91 X FF 91 1-1 ② L3		C FF 90 B CH 83 C FF 90 F CU 78 X FF 91 1-2 ① F9		C FF 97 X SL 84 0-1 ③ P3		F CU 78 B SI 92 X CU 80 1-1 1-3 2B	5	0	1	0	0	1	3
28 J.D. Martinez, R (1, 9) OBP: 0.391, SLG: 0.585 19 Jackie Bradley Jr., L (8, 8) OBP: 0.317, SLG: 0.410	F FF 92 S FF 91 F CH 84 B FF 92 X CH 85 1-2 1-H 2B		X CU 78 0-0 59 E 16 1B 3-H 1B		S CH 84 S FF 90 B FF 91 B CU 79 X CU 77 2-2 ② L7			F FF 97 B SL 87 B SL 86 F FF 98 B FS 86 D SL 84 4-2 16 SH5-3 40 E BB	B FF 93 F FF 93 S CH 86 B CH 87 F FF 94 D CH 87 B CH 85 4-2 BB	3 0	1 0	2 0	2 0	1 1	0 0	0 0
59 Sam Travis, R (1, 10) OBP: 0.304, SLG: 0.439 40 Marco Hernández, L (8, PH) (8, 10) OBP: 0.340, SLG: 0.427	B CU 77 B CU 78 C FF 91 F SL 82 B FF 92 S SL 82 3-3 ③ K		X CU 77 0-0 FC5 16 1B 1-2		X CH 84 0-0 ③ G6-3			M SI 98 X FS 86 0-1 FC1 16 SH5-3 1-2	B SI 94 S FF 93 X FF 93 1-1 ③ G5-3	3 2	0 0	0 0	0 0	0 0	1 0	2 4
16 Andrew Benintendi, L (1, 7) OBP: 0.357, SLG: 0.459		B FF 90 B CU 77 X FF 90 2-0 ① F8	F CU 76 B CH 82 X CU 80 1-1 1-3 2-H 1B			S CH 83 B FF 90 C CH 84 B FF 89 F SI 90 F CU 77 X CH 83 2-2 ① P5		X SI 97 0-0 ① SH5-3 1-2 2-3		3	0	1	1	0	0	0
7 Christian Vázquez, R (1, 3) OBP: 0.314, SLG: 0.476 18 Mitch Moreland, L (8, PH) (8, 3) OBP: 0.327, SLG: 0.500		B CH 83 X FF 90 1-0 ② F8	C FF 90 C FF 90 S CU 77 0-3 ③ K			F FF 91 F FF 92 B CU 77 F FF 91 S CU 78 1-3 ② K2-3		D FS 86 F FS 87 B FS 88 B SI 98 B FS 86 4-1 12 G4-6-3 BB		3 0	0 0	0 0	0 0	0 1	2 0	2 0
12 Brock Holt, L (1, 4) OBP: 0.394, SLG: 0.455		C FF 91 B CU 76 X SL 82 1-1 1B		F FF 90 B CU 77 X CU 81 1-1 3 SH1 50 SF8 2B		C FF 91 T CH 86 B FF 92 C FF 91 1-3 ③ K		D SI 98 B SI 98 T SI 96 X SI 99 2-1 ② ③ G4-6-3 1-2f		4	1	2	0	0	1	3
3 Sandy León, S (1, 2) OBP: 0.241, SLG: 0.295		C FF 90 F CU 77 X FF 90 0-2 ③ P6		X FF 90 0-0 ① SH1 2-3			C FF 90 B FF 91 B FF 91 S CH 83 S CH 85 2-3 ① K		B FF 93 B FF 94 C FF 94 C CU 78 F CU 81 F FF 94 F FF 94 X CU 80 2-2 ① G6-3	3	0	0	0	0	1	1
Inning Stats	R: 1 E: 0 K: 2 S: 17 H: 2 LOB: 1 BB: 0 P: 26	R: 0 E: 0 K: 0 S: 7 H: 1 LOB: 1 BB: 0 P: 11	R: 2 E: 1 K: 1 S: 12 H: 3 LOB: 2 BB: 0 P: 15	R: 1 E: 0 K: 0 S: 7 H: 1 LOB: 0 BB: 0 P: 8	R: 0 E: 0 K: 0 S: 8 H: 0 LOB: 0 BB: 0 P: 11	R: 0 E: 0 K: 2 S: 12 H: 0 LOB: 0 BB: 0 P: 16	R: 0 E: 0 K: 1 S: 12 H: 0 LOB: 1 BB: 0 P: 20	R: 0 E: 1 K: 0 S: 8 H: 0 LOB: 2 BB: 2 P: 18	R: 0 E: 0 K: 0 S: 17 H: 2 LOB: 3 BB: 1 P: 26	1B: 5 2B: 4 3B: 0 HR: 0 SF: 1 SAC: 2 DP: 1 HBP: 1						

	AB	34
	R	4
	H	9
	RBI	4
	BB	3
	SO	6
	LOB	19

WP: 0 PB: 0 SB: 1 CS: 0 PA: 41

PITCHER		IP	WLS	BF	H	R	ER	SO	BB	IBB	HBP	BLK	WP	HR	S	P	ERA	WHIP
52 Dillon Peters, L ERA: 4.13	(1, 1)	6.1		27	7	4	3	6	0	0	0	0	0	0	66	92	4.26	1.105
31 Ty Buttrey, R ERA: 3.55	(7, 1)	0.2		3	0	0	0	0	0	0	1	0	0	0	9	15	0.00	0.000
40 Luis García, R ERA: 4.5	(8, 1)	1.0	W	5	0	0	0	0	2	0	0	0	0	0	8	18	0.00	2.000
63 José Rodríguez, R ERA: 4.05	(9, 1)	1.0		6	2	0	0	0	1	0	0	0	0	0	17	26	0.00	3.000

PITCHER	IP	WLS	BF	H	R	ER	SO	BB	IBB	HBP	BLK	WP	HR	S	P	ERA	WHIP

BOTTOM

Boston Red Sox @ Los Angeles Angels

Angel Stadium, Anaheim, CA

Sat Aug 31 2019, 6:09 PM - 9:45 PM PDT

Att. 43,036 - Clear - 84 F

livebaseballscorecards.com

Batter	1	2	3	4	5	6	7	8	9	AB	R	H	RBI	BB	SO	LOB
6 David Fletcher, R (1, 5) (9, 4) OBP: 0.344, SLG: 0.393	B FF 93 B FF 94 C FF 92 X SL 88 2-1 5 BB 27 BB 1B	B FC 91 B FC 91 B FF 94 C FC 91 C FC 90 F SL 86 X FC 92 3-2 ② F8		B FF 92 C FF 91 X CU 78 1-1 ① G4-3			C FF 94 C KC 85 B KC 85 B KC 86 X KC 86 2-2 ① G6-3	B SL 85 X SL 85 1-0 18 1B 1-3 2-H 2B		5	1	2	1	0	0	2
27 Mike Trout, R (1, 8) OBP: 0.438, SLG: 0.644	S SL 87 F SL 87 B FF 95 B FF 96 D SL 89 1 SAFE F FF 95 F SL 89 1 SAFE 4-2 1 SAFE B FF 95 5 BB 1-2 BB	X SL 86 0-0 18 S 1-3 2-H 1B		B FF 92 C SL 80 B FF 91 B FF 91 C CU 77 F CU 77 S FF 92 3-3 ② K			B KC 84 C KC 85 F FF 96 B FF 96 F FF 96 S KC 87 2-3 ② K	0-0 18 1B 5 HR IBB		3	1	1	1	2	2	0
18 Brian Goodwin, L (1, 7) OBP: 0.348, SLG: 0.514	C SL 88 B SL 86 S SL 87 S SL 87 1-3 ① K	B FC 91 B FC 92 F FC 92 S SL 86 S SL 87 2-3 ③ K 1-2		B CU 77 X SL 80 1-0 ③ G4-3			X KC 86 0-0 2B	D CH 88 X CH 87 1-0 5 S 5 HR 1-3 2-H 3-H 1B		5	1	2	2	0	2	4
5 Albert Pujols, R (1, 3) OBP: 0.313, SLG: 0.443	B CU 80 D SL 87 C FF 94 B FF 94 B FF 94 4-1 1-2 2-3 BB		B FF 92 C FF 92 X CU 76 1-1 8 F9 56 2B 2B		C SL 77 B FF 89 S FF 91 B CU 77 X CU 77 2-2 ① F7		C KC 85 B FF 96 B FF 96 X KC 84 2-1 ③ G4-3	C SL 87 D CU 80 1 SAFE F CU 79 1 SAFE F FF 93 D CU 80 F CU 79 X CH 83 2-2 1-H 3-H HR		4	2	2	3	1	0	1
8 Justin Upton, R (1, 10) OBP: 0.308, SLG: 0.389	C FF 95 S SL 87 D SL 88 B FF 94 B FF 94 F FF 95 F SL 87 F FF 95 C FF 94 3-3 ② K		D CU 77 B FF 91 F SL 80 F FF 92 B FF 91 X FF 91 3-2 ① F9 2-3		B SL 78 B CU 78 C CU 77 B CU 78 C CU 77 S FF 92 3-3 ② K			56 1B 2 1B 1B 2-2 K		5	1	1	0	0	3	4
56 Kole Calhoun, L (1, 9) OBP: 0.330, SLG: 0.482	X FF 95 0-0 ③ F7		X FF 91 0-0 4 2B 3-H 2B		S SL 81 S SL 79 B SL 80 S SL 80 1-3 ③ K			1 SAFE B SL 85 S SL 85 X FF 96 1-1 2 1B 6 2B 1-2 1B		4	2	2	1	0	1	3
2 Andrelton Simmons, R (1, 6) OBP: 0.318, SLG: 0.382		C FC 92 X SI 93 0-1 4 FC4-6 1B	X CU 77 0-0 ② F7			X FF 89 0-0 ① F8		B FF 97 X FF 97 1-0 6 2B 18 1B 1-2 2-H 1B		4	1	2	1	0	0	1
4 Luis Rengifo, S (1, 4) OBP: 0.326, SLG: 0.369 17 Shohei Ohtani, L (8, PH) OBP: 0.346, SLG: 0.496 33 Max Stassi, R (9, 2) OBP: 0.217, SLG: 0.171		M FC 92 X FF 92 0-1 ① FC4-6 44 WP 27 1B 1-2f	C CU 75 F FF 90 B FF 91 B FF 91 X FF 91 2-2 2-H 2B			B FF 90 C SL 77 B CU 76 C CU 76 X SL 78 2-2 ② G5-3		B FF 95 S FF 95 F FF 97 S FF 96 1-3 ① K		3 1 0	1 0 0	1 0 0	1 0 0	0 1 0	0 2 0	1 2 0
44 Kevan Smith, R (1, 2) OBP: 0.303, SLG: 0.328 23 Matt Thaiss, L (8, PH) OBP: 0.267, SLG: 0.389 (9, 5)		B SI 94 B FC 92 C FC 92 B SI 94 B FC 92 4-1 27 1B 1-2 BB	C CU 77 X SL 80 0-1 G5-3			F SL 77 X FF 91 0-1 ③ F9		X CH 88 0-0 ② F8		2 1	0 0	0 0	0 0	1 0	0 0	1 2
Inning Stats	R: 0 E: 0 K: 2 S: 17 H: 1 LOB: 3 BB: 2 P: 31	R: 1 E: 0 K: 1 S: 13 H: 2 LOB: 2 BB: 1 P: 22	R: 2 E: 0 K: 0 S: 12 H: 3 LOB: 1 BB: 0 P: 18	R: 0 E: 0 K: 1 S: 7 H: 0 LOB: 0 BB: 0 P: 12	R: 0 E: 0 K: 2 S: 9 H: 0 LOB: 0 BB: 0 P: 15	R: 0 E: 0 K: 0 S: 6 H: 0 LOB: 0 BB: 0 P: 8	R: 0 E: 0 K: 1 S: 10 H: 1 LOB: 1 BB: 0 P: 16	R: 7 E: 0 K: 2 S: 20 H: 6 LOB: 0 BB: 1 P: 30		1B: 7 2B: 5 3B: 0 HR: 1 SF: 0 SAC: 0 DP: 0 HBP: 0						

	AB	37
	R	10
	H	13
	RBI	10
	BB	4
	SO	9
	LOB	21

PITCHER		IP	WLS	BF	H	R	ER	SO	BB	IBB	HBP	BLK	WP	HR	S	P	ERA	WHIP
72 Josh Taylor, L ERA: 3.07	(1, 1)	1.0		6	1	0	0	2	2	0	0	0	0	0	17	31	0.00	3.000
64 Marcus Walden, R ERA: 3.41	(2, 1)	1.0		6	2	1	1	1	1	0	0	0	1	0	13	22	9.00	3.000
61 Brian Johnson, L ERA: 6.55	(3, 1)	4.0	B	15	3	2	2	3	0	0	0	0	0	0	34	53	4.50	0.750
32 Matt Barnes, R ERA: 4.25	(7, 1)	1.0	H	4	1	0	0	1	0	0	0	0	0	0	10	16	0.00	1.000
70 Ryan Brasier, R ERA: 5.06	(8, 1)	0.2	L	8	5	6	6	1	0	1	0	0	0	0	12	18	81.00	7.500

PITCHER		IP	WLS	BF	H	R	ER	SO	BB	IBB	HBP	BLK	WP	HR	S	P	ERA	WHIP
67 Josh Smith, R ERA: 5.88	(8, 1)	0.1		2	1	1	1	1	0	0	0	0	0	1	8	12	27.00	3.000

Batter	1	2	3	4	5	6	7	8	9	AB	R	H	RBI	BB	SO	LOB
50 Mookie Betts, R (1, 9) OBP: 0.387, SLG: 0.507	C SI 92 C SI 93 B SI 93 X CH 86 1-2 2 WP 11 WP 2 1B 1B		C CU 74 C CU 76 F CU 79 B SI 92 B SI 92 B SI 92 X CU 78 3-2 ① G6-3		C SI 92 B CU 80 F SI 92 B SI 92 X CU 79 2-2 ① F7		F SI 94 C SL 87 B SI 96 X SL 87 1-2 ① G3-1		C FF 98 B FF 96 F CH 91 S FF 98 1-3 ③ K	5	1	1	0	0	1	0
11 Rafael Devers, L (1, 5) OBP: 0.370, SLG: 0.577	S SI 93 B SI 94 D CU 80 X SI 93 2-1 ① P5 1-2		B CU 79 B SI 91 C SI 93 C SI 92 F SI 93 X CH 84 2-2 2 HR 1B		B SI 93 S SI 92 B CU 80 C SI 92 B SI 93 F SI 93 F SI 94 S CU 80 3-3 ② K2-3		C SL 87 B CH 88 F FF 95 X SL 88 1-2 2 G6-4-3 1B			4	1	2	0	0	1	1
2 Xander Bogaerts, R (1, 6) OBP: 0.388, SLG: 0.580	D CU 77 F SI 92 F CH 85 D CU 81 D CU 81 X CH 86 3-2 28 BB 2-H 1B		1 SAFE F SI 92 B SI 91 X CH 84 1-1 1-H HR		B CU 80 C SI 92 X CU 79 1-1 2B		B SI 96 C SI 95 1 SAFE X SL 88 1-1 ②③ G6-4-3 1-2f			4	1	3	3	0	0	1
28 J.D. Martinez, R (1, 10) OBP: 0.393, SLG: 0.590	B SI 92 S CH 84 B SI 92 B SI 92 B SI 93 4-1 59 G5-4-3 1-2 BB		X CU 76 0-0 HR		B SI 93 B SI 92 2-0 IBB			C FF 95 F SL 88 S CH 88 0-3 ① K		2	1	1	1	2	1	0
59 Sam Travis, R (1, 3) OBP: 0.297, SLG: 0.427 18 Mitch Moreland, L (8, PH) OBP: 0.325, SLG: 0.498 (8, 3)	B SI 92 X CU 77 1-0 ②③ G5-4-3 1-2f		C SI 92 B SI 91 B CH 84 F CH 84 C SI 93 2-3 ② K		B CU 79 F SI 93 S CU 80 F CU 80 B SI 94 F CU 81 B SI 95 F CU 80 S SI 93 3-3 ③ K			S SL 83 C SI 90 C SL 84 0-3 ② K		3 1	0 0	0 0	0 0	0 0	2 1	4 0
16 Andrew Benintendi, L (1, 7) OBP: 0.356, SLG: 0.456		B SI 90 X SI 92 1-0 ① L8	B SI 91 C SI 92 B SI 90 B CU 79 S SI 91 X SI 92 3-2 ③ G3-1			F FF 93 S CU 82 S FF 93 0-3 ① K		B FF 93 S SL 83 F SI 90 B FF 92 B SI 89 F SL 83 B SL 84 4-2 BB		3	0	0	0	1	1	0
7 Christian Vázquez, R (1, 2) OBP: 0.312, SLG: 0.471		B SI 91 C SI 91 B CU 78 X SI 92 2-1 ② P5		F CU 76 F SI 91 X CH 85 0-2 ① L7		C FF 94 B CH 88 S FF 95 B FF 95 S CU 83 2-3 ② K		B FF 92 1 SAFE B FF 92 F FF 92 F FF 92 X CH 78 2-2 ③ L4		4	0	0	0	0	1	1
12 Brock Holt, L (1, 4) OBP: 0.395, SLG: 0.453		C SI 92 S CU 80 B CU 80 B SI 94 X CU 80 2-2 1B		X SI 90 0-0 ② G4-3		B CU 82 F FF 94 B CH 89 S CU 82 F CU 82 B CU 81 D CU 82 4-2 BB			C FF 96 B FF 97 B CH 90 B CH 88 S FF 97 S FF 97 3-3 ① K	3	0	1	0	1	1	0
47 Gorkys Hernández, R (1, 8) 19 Jackie Bradley Jr., L (9, PH) OBP: 0.316, SLG: 0.409 (9, 8)		C SI 91 B SI 91 B SI 92 F CH 84 S SI 92 2-3 ③ K		X CU 77 0-0 ③ B5-3		X FF 94 0-0 ③ G3			B SL 92 X FF 97 1-0 ② F8	3 1	0 0	0 0	0 0	0 0	1 0	2 0
Inning Stats	R: 1 E: 0 K: 0 S: 10 H: 2 LOB: 1 BB: 1 P: 21	R: 0 E: 0 K: 1 S: 9 H: 1 LOB: 1 BB: 0 P: 16	R: 3 E: 0 K: 1 S: 17 H: 3 LOB: 0 BB: 0 P: 28	R: 0 E: 0 K: 0 S: 5 H: 0 LOB: 0 BB: 0 P: 5	R: 0 E: 0 K: 2 S: 16 H: 1 LOB: 2 BB: 1 P: 27	R: 0 E: 0 K: 2 S: 10 H: 0 LOB: 1 BB: 1 P: 16	R: 0 E: 0 K: 0 S: 8 H: 1 LOB: 0 BB: 0 P: 11	R: 0 E: 0 K: 2 S: 12 H: 0 LOB: 1 BB: 1 P: 18	R: 0 E: 0 K: 2 S: 7 H: 0 LOB: 0 BB: 0 P: 12	1B: 5 2B: 1 3B: 0 HR: 2 SF: 0 SAC: 0 DP: 2 HBP: 0						

PITCHER		IP	WLS	BF	H	R	ER	SO	BB	IBB	HBP	BLK	WP	HR	S	P	ERA	WHIP
28 Andrew Heaney, L ERA: 4.16	(1, 1)	5.0	L	23	7	4	4	4	1	1	0	0	2	2	57	97	7.20	1.600
58 Miguel Del Pozo, L ERA: 2.7	(6, 1)	1.0		4	0	0	0	2	1	0	0	0	0	0	10	16	0.00	1.000
39 Luke Bard, R ERA: 5.09	(7, 1)	1.1		4	1	0	0	1	0	0	0	0	0	0	11	14	0.00	0.750
49 Adalberto Mejía, L ERA: 7.86	(8, 1)	0.2		3	0	0	0	1	1	0	0	0	0	0	9	15	0.00	1.500
57 Hansel Robles, R ERA: 2.6	(9, 1)	1.0		3	0	0	0	2	0	0	0	0	0	0	7	12	0.00	0.000

PITCHER	IP	WLS	BF	H	R	ER	SO	BB	IBB	HBP	BLK	WP	HR	S	P	ERA	WHIP

TOP

Boston Red Sox @ Los Angeles Angels

Angel Stadium, Anaheim, CA

Sun Sep 01 2019, 1:10 PM - 4:31 PM PDT

Att. 39,382 - Partly Cloudy - 83 F

livebaseballscorecards.com

AB	33
R	4
H	8
RBI	4
BB	4
SO	10
LOB	9

WP: 2	PA:	37
PB: 0		
SB: 0		
CS: 0		

Boston Red Sox @ Los Angeles Angels

Angel Stadium, Anaheim, CA

Sun Sep 01 2019, 1:10 PM - 4:31 PM PDT

Att. 39,382 - Partly Cloudy - 83 F

livebaseballscorecards.com

Batter	1	2	3	4	5	6	7	8	9	AB	R	H	RBI	BB	SO	LOB
6 David Fletcher, R (1, 5) (9, 4) OBP: 0.343, SLG: 0.391	G6-3		F9	1B		F8			P3	5	0	1	0	0	0	2
27 Mike Trout, R (1, 8) OBP: 0.439, SLG: 0.642	K		18 1B 5 2B 1B	P3			BB		HBP	3	1	1	0	1	1	2
18 Brian Goodwin, L (1, 7) OBP: 0.349, SLG: 0.515	2B		5 2B 1-2 1B		G3-1		L3 1-1		F8	5	0	2	0	0	0	2
5 Albert Pujols, R (1, 3) OBP: 0.313, SLG: 0.444	F9		1-3 2-H 2B		P2		K			4	0	1	1	0	1	1
8 Justin Upton, R (1, 10) OBP: 0.307, SLG: 0.402		K	G6-3		F7			HR		4	1	1	1	0	1	2
56 Kole Calhoun, L (1, 9) OBP: 0.331, SLG: 0.480		4 S BB		4 1B 33 SF8 BB		K		K		2	1	0	0	2	2	0
2 Andrelton Simmons, R (1, 6) OBP: 0.314, SLG: 0.377		F8		F9		L8		G4-3		4	0	0	0	0	0	2
4 Luis Rengifo, S (1, 4) OBP: 0.329, SLG: 0.375		F9 1-2		6 1B 1-3 1B		2B		K		3	0	2	0	0	0	1
41 Justin Bour, L (8, PH) OBP: 0.267, SLG: 0.385										1	0	0	0	0	1	0
23 Matt Thaiss, L (9, 5) OBP: 0.267, SLG: 0.389										0	0	0	0	0	0	0
33 Max Stassi, R (1, 2) OBP: 0.214, SLG: 0.169			G6-3	SF8 3-H		BB			K	1	0	0	1	0	0	0
17 Shohei Ohtani, L (6, PH) OBP: 0.348, SLG: 0.496										0	0	0	0	1	0	0
44 Kevan Smith, R (7, 2) OBP: 0.301, SLG: 0.326										1	0	0	0	0	1	0

Inning Stats	1	2	3	4	5	6	7	8	9
	R: 0 E: 0 K: 1 S: 13	H: 1 LOB: 1 BB: 0 P: 22	R: 0 E: 0 K: 1 S: 13	H: 0 LOB: 1 BB: 1 P: 23	R: 1 E: 0 K: 0 S: 16	H: 3 LOB: 2 BB: 0 P: 24	R: 1 E: 0 K: 0 S: 11	H: 2 LOB: 2 BB: 1 P: 19	R: 0 E: 0 K: 0 S: 7	H: 0 LOB: 0 BB: 0 P: 10
	R: 0 E: 0 K: 1 S: 13	H: 1 LOB: 2 BB: 1 P: 22	R: 0 E: 0 K: 1 S: 8	H: 0 LOB: 0 BB: 1 P: 15	R: 1 E: 0 K: 2 S: 12	H: 1 LOB: 0 BB: 0 P: 18	R: 0 E: 0 K: 1 S: 9	H: 0 LOB: 1 BB: 0 P: 15		

1B: 4	SF: 1
2B: 4	SAC: 0
3B: 0	DP: 1
HR: 1	HBP: 1

WP: 0	PA: 39
PB: 0	
SB: 1	
CS: 0	

AB	33
R	3
H	8
RBI	3
BB	4
SO	7
LOB	12

PITCHER		IP	WLS	BF	H	R	ER	SO	BB	IBB	HBP	BLK	WP	HR	S	P	ERA	WHIP
10 David Price, L ERA: 4.28	(1, 1)	2.0		8	1	0	0	2	1	0	0	0	0	0	26	45	0.00	1.000
56 Travis Lakins Sr., R ERA: 4.7	(3, 1)	2.0		12	5	2	2	0	1	0	0	0	0	0	27	43	9.00	3.000
65 Ryan Weber, R ERA: 4.09	(5, 1)	2.0	W	8	1	0	0	1	1	0	0	0	0	0	20	32	0.00	1.000
76 Hector Velázquez, R ERA: 5.69	(7, 1)	1.0	H	3	0	0	0	1	1	0	0	0	0	0	8	15	0.00	1.000
32 Matt Barnes, R ERA: 4.33	(8, 1)	1.0	H	4	1	1	1	2	0	0	0	0	0	1	12	18	9.00	1.000

PITCHER		IP	WLS	BF	H	R	ER	SO	BB	IBB	HBP	BLK	WP	HR	S	P	ERA	WHIP
44 Brandon Workman, R ERA: 2.2	(9, 1)	1.0	S	4	0	0	0	1	0	0	1	0	0	0	9	15	0.00	0.000

Batter	1	2	3	4	5	6	7	8	9	AB	R	H	RBI	BB	SO	LOB
26 Max Kepler, L (1, 9) OBP: 0.337, SLG: 0.533	F FF 90 F CU 75 H CU 77 1-2 23 BB 22 1B HBP	C CH 80 B FF 91 B FF 92 F CH 81 F CH 80 X FF 92 2-2 ③ P5		B CU 74 F CH 80 F FF 91 F SL 85 1 SAFE F FF 91 C SI 89 1-3 ② K	B SL 78 C FF 88 X SL 79 1-1 ③ G4-3			B CH 87 S CH 86 X FF 95 1-1 ② F7		4	1	0	0	0	1	4
11 Jorge Polanco, S (1, 6) OBP: 0.367, SLG: 0.495	B FF 89 F FF 90 B FF 90 F FF 91 X FF 91 2-2 ① F8		C CH 78 X FF 90 0-1 2 2B 60 3B 1B	F CH 81 X CH 81 0-1 ③ G3		B SL 85 B FC 92 C FC 92 F FC 92 S SL 85 2-3 ① K		B CU 83 X CH 86 1-0 ③ F7		5	1	1	0	0	1	2
23 Nelson Cruz, R (1, 10) OBP: 0.390, SLG: 0.643	B SI 90 B SI 90 S SI 91 B CH 81 B CH 80 4-1 22 1B 1-2 BB		F CH 80 1 SAFE B SI 90 S SI 90 T FF 92 1-2 ① K		C CU 74 X SL 81 0-1 HR	B SI 94 X SI 94 1-0 ② G5-3			B FF 93 S KC 81 F FF 94 B KC 81 S KC 82 2-3 ① K	4	1	1	1	1	2	1
2 Luis Arraez, L (1, 4) OBP: 0.408, SLG: 0.445	B FF 92 D CU 75 S CH 80 F FF 91 F FF 92 B FF 91 F CH 81 F CH 80 C SI 90 3-3 ② K		B CU 76 B CH 80 X CH 81 2-0 60 3B 1-3 2B		B FF 90 C FF 90 C SL 83 F SI 89 B CH 81 X FF 91 2-2 22 HR 1B	B FC 92 B FF 94 B FC 92 C FF 93 B FC 91 4-1 BB			C FC 87 B FF 95 F KC 82 S FF 94 1-3 ② K	4	2	2	0	1	2	2
22 Miguel Sanó, R (1, 5) OBP: 0.336, SLG: 0.556	F FF 91 S FF 92 B FF 91 X CU 74 1-2 1-2 2-H 1B		B CU 73 B FF 90 C FF 91 C FF 92 S FF 92 2-3 ② K		B SI 89 S CH 81 X FF 90 1-1 1-H HR	D SL 85 B SL 84 S SL 85 S SL 85 B SL 85 F SL 85 F FF 93 S SL 86 3-3 ③ K			B FF 94 C KC 81 B FC 89 B KC 81 F KC 81 S FC 88 3-3 ③ K	5	1	2	3	0	3	3
60 Jake Cave, L (1, 8) (8, 7) OBP: 0.350, SLG: 0.465	C FF 90 D CH 82 S CH 81 X FF 92 1-2 ③ F9		B CH 80 B FF 90 X FF 92 2-0 2-H 3-H 3B		X SI 94 0-0 ① G6-3		B FF 99 C FF 96 S FF 96 S FF 97 1-3 ① K			4	0	1	2	0	1	2
24 C.J. Cron, R (1, 3) OBP: 0.317, SLG: 0.488		C SI 88 X CU 71 0-1 ① G5-3 B CU 74 F CU 73 X SI 89 1-1 ③ P6		F FF 95 B FF 94 H FF 94 2-1 30 FC3-6 15 BB HBP		C FF 99 F FF 98 C FF 98 0-3 ② K			3	0	0	0	0	1	1
15 Jason Castro, L (1, 2) OBP: 0.332, SLG: 0.452		C CU 75 S CU 75 S FF 92 0-3 ② K		B CU 75 B CH 79 F CH 80 X CH 80 2-1 1B	B SL 76 B FF 89 D SL 77 B FF 87 4-0 30 FC3-6 1-2 BB		C SL 84 B SL 87 B SL 85 S FF 98 S FF 98 2-3 ③ K			3	0	1	0	1	2	0
30 LaMonte Wade Jr., L (1, 7) 25 Byron Buxton, R (8, 8) OBP: 0.314, SLG: 0.513		B FF 91 B FF 90 B SI 89 C FF 88 F SI 90 B FF 91 4-2 BB		X SI 88 0-0 ① F9	B FF 87 C FF 86 F FF 86 X SL 79 1-2 ② FC3-6 1-2f 2-3			C CU 82 C FF 95 B CH 84 X CH 85 1-2 ① G4-3		3 0	0 0	0 0	0 0	1 0	0 0	3 0
Inning Stats	R: 1 E: 0 K: 1 S: 18 H: 1 LOB: 2 BB: 1 P: 30	R: 0 E: 0 K: 1 S: 11 H: 0 LOB: 1 BB: 1 P: 17	R: 2 E: 0 K: 2 S: 12 H: 3 LOB: 1 BB: 0 P: 20	R: 0 E: 0 K: 1 S: 10 H: 1 LOB: 1 BB: 0 P: 13	R: 3 E: 0 K: 0 S: 15 H: 3 LOB: 2 BB: 1 P: 26	R: 0 E: 0 K: 2 S: 10 H: 0 LOB: 1 BB: 1 P: 20	R: 0 E: 0 K: 3 S: 9 H: 0 LOB: 0 BB: 0 P: 12	R: 0 E: 0 K: 0 S: 6 H: 0 LOB: 0 BB: 0 P: 9	R: 0 E: 0 K: 3 S: 9 H: 0 LOB: 0 BB: 0 P: 15	1B: 4 2B: 1 3B: 1 HR: 2 SF: 0 SAC: 0 DP: 0 HBP: 2						WP: 0 PB: 0 SB: 0 CS: 0 PA: 41

TOP

Minnesota Twins @ Boston Red Sox

Fenway Park, Boston, MA

Tue Sep 03 2019, 7:11 PM - 10:38 PM EDT

Att. 35,129 - Clear - 70 F

livebaseballscorecards.com

AB	35
R	6
H	8
RBI	6
BB	4
SO	13
LOB	18

PITCHER		IP	WLS	BF	H	R	ER	SO	BB	IBB	HBP	BLK	WP	HR	S	P	ERA	WHIP
22 Rick Porcello, R ERA: 5.63	(1, 1)	4.0	L	23	8	6	6	5	2	0	1	0	0	2	59	91	13.50	2.500
72 Josh Taylor, L ERA: 3.05	(5, 1)	0.1		2	0	0	0	0	0	0	1	0	0	0	2	4	0.00	0.000
61 Brian Johnson, L ERA: 6.42	(5, 1)	0.2		3	0	0	0	0	1	0	0	0	0	0	5	11	0.00	1.500
64 Marcus Walden, R ERA: 3.36	(6, 1)	1.0		4	0	0	0	2	1	0	0	0	0	0	10	20	0.00	1.000
63 Darwinzon Hernández, L ERA: 2.96	(7, 1)	1.0		3	0	0	0	3	0	0	0	0	0	0	9	12	0.00	0.000

PITCHER		IP	WLS	BF	H	R	ER	SO	BB	IBB	HBP	BLK	WP	HR	S	P	ERA	WHIP
48 Andrew Cashner, R ERA: 4.51	(8, 1)	1.0		3	0	0	0	0	0	0	0	0	0	0	6	9	0.00	0.000
44 Brandon Workman, R ERA: 2.17	(9, 1)	1.0		3	0	0	0	3	0	0	0	0	0	0	9	15	0.00	0.000

Minnesota Twins @ Boston Red Sox

Fenway Park, Boston, MA

Tue Sep 03 2019, 7:11 PM - 10:38 PM EDT

Att. 35,129 - Clear - 70 F

BOTTOM

livebaseballscorecards.com

Batter	1	2	3	4	5	6	7	8	9	AB	R	H	RBI	BB	SO	LOB
50 Mookie Betts, R (1, 9) OBP: 0.385, SLG: 0.503	B SI 93 B FF 93 F FF 94 X CH 86 2-1 L3		B FF 92 B SL 82 X FF 91 2-0 G4-3		B FF 95 B FF 94 X FF 95 2-0 F9		C SL 83 B FF 95 B SL 82 B SL 82 B SI 94 4-1 2-3 BB		C SI 95 B ST 85 F ST 85 X ST 84 1-2 G1-3	4	0	0	0	1	0	4
11 Rafael Devers, L (1, 5) OBP: 0.369, SLG: 0.579	C SI 94 F SI 93 B SI 94 F SL 85 F SL 83 T SI 94 1-2 K		B SL 85 T SL 83 F FF 92 F CU 74 C FF 92 1-3 K		B SI 97 F FF 95 S FF 96 B FF 96 F FF 96 X SL 84 2-2 1-H 3-H HR		F SL 81 X FC 92 0-1 F7		C ST 82 S ST 84 T ST 85 0-2 K	5	1	1	3	0	3	4
2 Xander Bogaerts, R (1, 6) OBP: 0.387, SLG: 0.577	B FF 94 B SI 92 B SI 93 C FF 94 B SI 93 4-1 BB			B FF 90 B SL 83 B FF 90 C FF 90 F SL 84 X SL 85 3-2 P4	B FF 95 C FF 95 B CH 88 X FF 96 2-1 G3			B SI 94 B CH 88 C SI 94 F SI 93 X SL 84 2-2 F7		3	0	0	0	1	0	0
28 J.D. Martinez, R (1, 10) OBP: 0.391, SLG: 0.586	B SL 83 F FF 94 F SL 85 S SL 83 1-3 K			B SL 85 F FF 92 B FF 92 F SL 83 F FF 94 X FF 91 2-2 P3		F SL 83 B FF 95 B FF 95 B SL 85 C FF 95 S FF 95 3-3 K		X SI 94 0-0 G6-3		4	0	0	0	0	2	1
16 Andrew Benintendi, L (1, 7) OBP: 0.357, SLG: 0.465		X FF 88 0-0 7 F8 2B		C SL 83 S SL 84 S SL 85 0-3 K		C CH 88 F FF 95 B FF 96 B FF 95 S FF 94 2-3 K		B SI 95 X SI 94 1-0 HR		4	1	2	1	0	2	0
18 Mitch Moreland, L (1, 3) OBP: 0.328, SLG: 0.493 36 Chris Owings, R (8, PR) OBP: 0.190, SLG: 0.212 (9, 4)		B FF 90 S FF 90 C CH 85 S CU 72 1-3 K			B SL 80 F FF 90 B SL 82 B FF 89 B FF 89 4-1 12 WP 7 1B 12 G6-3 BB	X CH 88 0-0 L3		H CU 77 1-0 HBP		2	1	0	0	1	1	1
										0	0	0	0	0	0	0
7 Christian Vázquez, R (1, 2) OBP: 0.311, SLG: 0.469		S FF 92 F FF 92 B SL 83 F SL 82 X FF 92 1-2 F8 2-3			B FF 88 B SL 84 T FF 88 X SL 83 2-1 12 G6-3 12 WP 11 HR 1-2 1B		F KC 84 C FF 95 S KC 86 0-3 K2-3	C SI 95 1 SAFE B ST 84 F ST 86 F SI 96 F ST 83 B SI 96 S ST 84 2-3 K		4	1	1	0	0	2	2
12 Brock Holt, L (1, 4) OBP: 0.393, SLG: 0.448 (9, 3) 40 Marco Hernández, L (9, PR) OBP: 0.340, SLG: 0.427		B SL 84 X FF 90 1-0 G6-3			C SL 83 B CU 73 B FF 91 X SL 84 2-1 G6-3 1-3 2-H		F FF 95 S FF 95 F FF 96 S KC 85 0-3 K		B SI 95 X SI 95 1-0 47 SH3 1B	4	0	1	1	0	1	2
										0	0	0	0	0	0	0
19 Jackie Bradley Jr., L (1, 8) OBP: 0.319, SLG: 0.412 47 Gorkys Hernández, R (9, PH)			C CU 71 B FF 91 S CU 72 B CU 74 F FF 91 S FF 92 2-3 K		D CU 72 F FF 90 D CU 73 B FF 90 C SL 84 B FF 89 4-2 11 HR BB		B KC 83 S FF 95 B FF 96 X KC 82 2-1 50 WP 2B		X SI 95 0-0 SH3 1-2	2	1	1	0	1	1	0
										0	0	0	0	0	0	0
Inning Stats	R: 0 E: 0 K: 2 S: 11 H: 0 LOB: 1 BB: 1 P: 19	R: 0 E: 0 K: 1 S: 9 H: 1 LOB: 1 BB: 0 P: 12	R: 0 E: 0 K: 2 S: 9 H: 0 LOB: 0 BB: 0 P: 14	R: 0 E: 0 K: 1 S: 10 H: 0 LOB: 0 BB: 0 P: 15	R: 4 E: 0 K: 0 S: 14 H: 2 LOB: 0 BB: 2 P: 32	R: 0 E: 0 K: 2 S: 7 H: 0 LOB: 0 BB: 0 P: 12	R: 0 E: 0 K: 2 S: 12 H: 1 LOB: 2 BB: 1 P: 18	R: 1 E: 0 K: 1 S: 10 H: 1 LOB: 1 BB: 0 P: 16	R: 0 E: 0 K: 1 S: 9 H: 1 LOB: 2 BB: 0 P: 11	1B: 2 2B: 2 3B: 0 HR: 2 SF: 0 SAC: 1 DP: 0 HBP: 1						

		AB	32
		R	5
		H	6
		RBI	5
		BB	4
		SO	12
		LOB	14

PITCHER		IP	WLS	BF	H	R	ER	SO	BB	IBB	HBP	BLK	WP	HR	S	P	ERA	WHIP
68 Randy Dobnak, R ERA:	(1, 1)	1.0		4	0	0	0	2	1	0	0	0	0	0	11	19	0.00	1.000
43 Lewis Thorpe, L ERA: 5.09	(2, 1)	3.1	W	14	2	3	3	4	2	0	0	0	1	0	35	60	8.10	1.200
65 Trevor May, R ERA: 3.21	(5, 1)	1.2		6	1	1	1	2	0	0	0	0	0	1	14	25	5.40	0.600
21 Tyler Duffey, R ERA: 2.64	(7, 1)	0.2	H	3	1	0	0	2	0	0	0	0	0	0	9	11	0.00	1.500
49 Sam Dyson, R ERA: 3.32	(7, 1)	1.0	H	4	0	0	0	0	1	0	0	0	1	0	7	13	0.00	1.000

PITCHER		IP	WLS	BF	H	R	ER	SO	BB	IBB	HBP	BLK	WP	HR	S	P	ERA	WHIP
55 Taylor Rogers, L ERA: 2.52	(8, 1)	1.1	S	7	2	1	1	2	0	0	1	0	0	1	15	21	6.75	1.500

Batter	1	2	3	4	5	6	7	8	9	AB	R	H	RBI	BB	SO	LOB
26 Max Kepler, L (1, 8) OBP: 0.339, SLG: 0.531 (2, 9) 41 Ian Miller, L (7, 8) 18 Mitch Garver, R (9, PH) OBP: 0.356, SLG: 0.618	B SI 92 F SI 93 B SI 94 F SI 94 S CH 88 2-3 ① K	F SI 90 S SI 91 B FF 92 T FF 93 1-2 ① K	S FF 92 H SI 91 1-1 11 G1-4-3 HBP	B SI 93 F SI 92 S SI 93 B CU 84 F CH 87 B FF 94 F CH 87 B SI 94 4-2 BB	B SL 82 C SL 82 S SL 82 B FF 98 F FF 97 F SL 84 B SL 82 B SL 82 4-2 2 WP BB	2	0	0	0	1	2	1
										0	0	0	0	0	0	0
										0	0	0	0	1	0	0
11 Jorge Polanco, S (1, 6) OBP: 0.365, SLG: 0.492 2 Luis Arraez, L (8, 6) OBP: 0.410, SLG: 0.445	F FC 90 F FF 94 B CH 90 S FF 94 1-3 ② K	X FF 93 0-0 ② F9	C FF 92 X FF 93 0-1 ① ② G1-4-3 1-2f	F FF 92 B CH 87 S CH 87 B SI 93 B FF 93 S CH 88 3-3 ③ K	B FF 98 B FF 97 C FF 98 F FF 97 F FF 97 B FF 98 B FF 97 4-2 1-2 23 G1-4-3 BB	4	0	0	0	0	2	3
										0	0	0	0	1	0	0
23 Nelson Cruz, R (1, 10) OBP: 0.388, SLG: 0.638	C FC 89 S CH 89 B FF 94 C SI 94 1-3 ③ K	B FC 90 S CH 88 F FF 94 D CU 85 X FF 94 2-2 ③ G5-3	B CU 82 X FF 94 1-0 ③ F9	X FF 97 0-0 20 HR 1B	F KC 80 B FF 93 D KC 83 X FC 86 2-1 ② ③ G1-4-3 1-2f	5	1	1	0	0	1	3
20 Eddie Rosario, L (1, 7) OBP: 0.305, SLG: 0.505	B CH 85 X FF 91 1-0 ① P5	B CU 82 B CU 83 B SI 91 C FF 93 X SI 92 3-1 60 G4-6-3 22 1B 1B	F SI 92 F SI 93 B FF 93 X SI 92 1-2 ① F8	S SL 84 B FF 97 X FF 97 1-1 1-H HR	4	1	2	2	0	0	0
22 Miguel Sanó, R (1, 5) OBP: 0.341, SLG: 0.557	B CH 88 B FF 93 S CH 88 B CH 89 B CH 90 4-1 24 1B BB	C FC 88 B CH 88 S CH 88 X SI 93 1-2 60 G4-6-3 1-2 1B	B FC 91 S CH 88 X CH 89 1-1 1B	C SL 87 C SL 84 B SL 87 F SL 84 B SL 87 X FF 96 2-2 ① F9	3	0	2	0	1	0	0
60 Jake Cave, L (1, 9) OBP: 0.342, SLG: 0.453 (2, 8) (7, 9)	S SI 92 F SI 91 C FF 93 0-3 ② K	C CH 92 X SI 92 0-1 ① ② G4-6-3 1-2f 2-3	S SI 92 F SI 91 B FF 92 S CH 85 1-3 ② K	C SI 95 B SI 95 C SI 95 B SL 89 F SI 96 X SI 95 2-2 ② G4-3	4	0	0	0	0	2	4
24 C.J. Cron, R (1, 3) OBP: 0.321, SLG: 0.489	C FC 89 B FC 91 S CH 88 B SI 93 F SI 94 B FF 93 X CH 89 3-2 1-3 1B	S FF 94 B SI 94 B FF 94 F CH 89 F SI 95 B FF 94 B SI 95 4-2 16 BB BB	X FF 93 0-0 ③ P6	X FF 96 0-0 1B	3	0	2	0	1	0	1
16 Jonathan Schoop, R (1, 4) OBP: 0.307, SLG: 0.484	B FF 93 B FC 89 S FF 93 F FF 94 S FF 93 2-3 ③ K	D CH 88 B FF 93 B FC 89 C FF 93 S CH 88 D CH 89 4-2 1-2 BB	X FC 88 0-0 ① L7	S FF 95 D SL 89 F FF 95 D SL 86 F FF 96 F FF 96 S FF 97 2-3 ③ K	3	0	0	0	1	2	3
64 Willians Astudillo, R (1, 2) OBP: 0.291, SLG: 0.379	B CH 87 B FC 89 X FC 89 2-0 1B	F FF 94 B FF 95 T CH 89 X FF 95 1-2 ③ F9	C FC 87 B CH 86 B FF 93 X SI 92 2-1 ② F8	B FF 98 S FF 97 B FF 97 C FF 97 F FF 98 S FF 97 2-3 ① K	4	0	1	0	0	1	3
Inning Stats	R: 0 H: 0 E: 0 LOB: 0 K: 3 BB: 0 S: 9 P: 13	R: 0 H: 1 E: 0 LOB: 2 K: 2 BB: 1 S: 12 P: 22	R: 0 H: 1 E: 0 LOB: 1 K: 1 BB: 0 S: 8 P: 13	R: 0 H: 2 E: 0 LOB: 3 K: 0 BB: 2 S: 15 P: 28	R: 0 H: 0 E: 0 LOB: 0 K: 0 BB: 0 S: 4 P: 6	R: 0 H: 1 E: 0 LOB: 1 K: 1 BB: 0 S: 9 P: 12	R: 0 H: 0 E: 0 LOB: 1 K: 1 BB: 1 S: 10 P: 19	R: 2 H: 3 E: 0 LOB: 1 K: 1 BB: 0 S: 17 P: 24	R: 0 H: 0 E: 0 LOB: 1 K: 1 BB: 2 S: 13 P: 25	1B: 7 SF: 0 2B: 0 SAC: 0 3B: 0 DP: 3 HR: 1 HBP: 1				WP: 1 PA: 39 PB: 0 SB: 0 CS: 0		

TOP

Minnesota Twins @ Boston Red Sox

Fenway Park, Boston, MA

Wed Sep 04 2019, 7:59 PM - 11:19 PM EDT

Att. 35,218 - Overcast - 79 F

livebaseballscorecards.com

AB	32
R	2
H	8
RBI	2
BB	6
SO	10
LOB	18

PITCHER		IP	WLS	BF	H	R	ER	SO	BB	IBB	HBP	BLK	WP	HR	S	P	ERA	WHIP
57 Eduardo Rodriguez, L ERA: 3.81	(1, 1)	7.0	W	29	5	0	0	8	4	0	1	0	0	0	67	113	0.00	1.286
70 Ryan Brasier, R ERA: 5.4	(8, 1)	0.1		3	2	2	2	0	0	0	0	0	0	1	7	10	54.00	6.000
72 Josh Taylor, L ERA: 3.0	(8, 1)	0.2		3	1	0	0	1	0	0	0	0	0	0	10	14	0.00	1.500
63 Darwinzon Hernández, L ERA: 2.93	(9, 1)	0.1		3	0	0	0	1	2	0	0	0	1	0	11	21	0.00	6.000
44 Brandon Workman, R ERA: 2.14	(9, 1)	0.2	S	1	0	0	0	0	0	0	0	0	0	0	2	4	0.00	0.000

PITCHER		IP	WLS	BF	H	R	ER	SO	BB	IBB	HBP	BLK	WP	HR	S	P	ERA	WHIP

Batter	1	2	3	4	5	6	7	8	9	AB	R	H	RBI	BB	SO	LOB
50 Mookie Betts, R (1, 9) OBP: 0.388, SLG: 0.516	X FF 94 0-0 HR	X SV 82 0-0 1-H 2-H HR		B SI 92 X CH 83 1-0 1B		C FF 91 X SL 82 0-1 11 F7 2-3 3-H 1B		B SI 98 X SI 98 1-0 ③ L1		5	2	4	5	0	0	1
11 Rafael Devers, L (1, 5) OBP: 0.367, SLG: 0.575	S FF 93 S FF 94 B FF 94 C FF 95 1-3 ① K	F CH 85 X FF 93 0-1 ② F8		1 SAFE S FF 93 1 SAFE 1 SAFE X FF 93 0-1 ③ L8		B FF 92 F CH 86 S FF 92 X FF 93 1-2 ② F7 1-2				4	0	0	0	0	1	3
2 Xander Bogaerts, R (1, 6) OBP: 0.386, SLG: 0.574	B FF 94 C SV 82 C FF 93 B FF 94 B CH 85 X FF 95 3-2 16 BB 1B	C SI 93 B SV 76 B SI 91 B SI 92 S SI 93 F SI 94 S SV 83 3-3 ③ K			B SI 92 B SI 93 B CH 83 C SI 93 X SI 92 3-1 ① G4-3	B SL 83 B FF 93 C SL 83 F FF 93 F SL 83 S SL 83 2-3 ③ K				4	0	1	0	0	2	2
28 J.D. Martinez, R (1, 10) OBP: 0.388, SLG: 0.581	F FF 94 S SV 81 F FF 94 B SV 83 1 SAFE S SV 83 1-3 ② K		C SV 81 X SI 91 0-1 ① G6-3		C FF 93 X CH 84 0-1 ② G5-3		X SL 81 0-0 ① F7			4	0	0	0	0	1	1
16 Andrew Benintendi, L (1, 7) OBP: 0.356, SLG: 0.462	B FF 94 1 SAFE B SI 92 1 SAFE S CH 84 B FF 94 B CH 84 4-1 1-2 BB		B CH 81 S FF 92 F FF 94 S CH 75 1-3 ② K		B CH 82 F SV 82 S CH 81 B FF 94 F FF 94 B CH 82 X CH 83 3-2 ③ G1-3		C FF 91 X CH 84 0-1 ② G4-3			3	0	0	0	1	1	0
12 Brock Holt, L (1, 4) OBP: 0.395, SLG: 0.449	B CH 83 S CH 83 F FF 94 S FF 93 1-3 ③ K		X SI 93 0-0 1B			F SI 92 B FF 93 F FF 91 B SV 82 F SV 81 F CH 83 X CH 82 2-2 18 BB 7 2B 1B	B CH 85 F CH 86 B FF 92 C FF 92 F FF 92 B CH 85 X FF 93 3-2 ③ F8			4	1	2	0	0	1	2
18 Mitch Moreland, L (1, 3) OBP: 0.331, SLG: 0.489		B CH 84 X CH 84 1-0 ① G2-3	C FF 94 F FF 94 S FF 93 0-3 ③ K			C FF 93 B CH 83 B FF 93 S CH 77 F FF 93 B SV 82 1 SAFE B CH 81 4-2 7 2B 50 1B 1-2 BB		B SI 98 B FF 100 B SI 98 C FF 98 B SI 99 4-1 BB		2	1	0	0	2	1	1
7 Christian Vázquez, R (1, 2) OBP: 0.313, SLG: 0.472		X FF 93 0-0 19 BB 50 HR 1B		F SV 80 F SV 81 F FF 92 F SV 82 F SV 82 X FF 94 0-2 ① P4		B FF 93 B SI 93 C SI 93 C FF 94 F SV 82 X SI 93 2-2 50 1B 1-3 2-H 2B		F SL 89 X SI 99 0-1 ① L5		4	1	2	1	0	0	1
19 Jackie Bradley Jr., L (1, 8) OBP: 0.318, SLG: 0.409		B CH 84 C FF 94 D CH 83 B SI 92 D SI 92 4-1 50 HR 1-2 BB		S CH 83 B FF 93 B FF 93 X CH 77 2-1 ② G1-3		C CU 75 X FF 91 0-1 ① G4-3		C SI 99 T SI 98 F SI 99 X FF 98 0-2 ② F7		3	1	0	0	1	0	3
Inning Stats	R: 1 H: 2 E: 0 LOB: 2 K: 3 BB: 1 S: 15 P: 25	R: 3 H: 2 E: 0 LOB: 0 K: 1 BB: 1 S: 10 P: 18	R: 0 H: 1 E: 0 LOB: 1 K: 2 BB: 0 S: 9 P: 10	R: 0 H: 1 E: 0 LOB: 1 K: 0 BB: 0 S: 11 P: 14	R: 0 H: 0 E: 0 LOB: 0 K: 0 BB: 0 S: 8 P: 14	R: 2 H: 3 E: 0 LOB: 2 K: 1 BB: 1 S: 23 P: 34	R: 0 H: 0 E: 0 LOB: 0 K: 0 BB: 0 S: 7 P: 10	R: 0 H: 0 E: 0 LOB: 1 K: 0 BB: 1 S: 8 P: 13		1B: 6 SF: 0 2B: 1 SAC: 0 3B: 0 DP: 0 HR: 2 HBP: 0				WP: 0 PA: 37 PB: 0 SB: 0 CS: 0		

PITCHER		IP	WLS	BF	H	R	ER	SO	BB	IBB	HBP	BLK	WP	HR	S	P	ERA	WHIP
17 José Berríos, R ERA: 3.78	(1, 1)	5.0	L	26	8	6	6	6	3	0	0	0	0	2	65	101	10.80	2.200
19 Ryne Harper, R ERA: 3.62	(6, 1)	0.1		1	0	0	0	0	0	0	0	0	0	0	2	2	0.00	0.000
61 Cody Stashak, R ERA: 3.63	(6, 1)	1.2		6	1	0	0	1	0	0	0	0	0	0	16	22	0.00	0.600
51 Brusdar Graterol, R ERA:	(8, 1)	1.0		4	0	0	0	0	1	0	0	0	0	0	8	13	0.00	1.000

PITCHER	IP	WLS	BF	H	R	ER	SO	BB	IBB	HBP	BLK	WP	HR	S	P	ERA	WHIP

BOTTOM

Minnesota Twins @ Boston Red Sox

Fenway Park, Boston, MA

Wed Sep 04 2019, 7:59 PM - 11:19 PM EDT

Att. 35,218 - Overcast - 79 F

livebaseballscorecards.com

AB	33
R	6
H	9
RBI	6
BB	4
SO	7
LOB	14

Batter	1	2	3	4	5	6	7	8	9	AB	R	H	RBI	BB	SO	LOB
26 Max Kepler, L (1, 9) OBP: 0.336, SLG: 0.527	X FF 99 0-0 ① G4-3		C FF 100 C FS 92 F FF 99 F FS 92 B FS 90 F FS 89 B FF 100 X FC 95 2-2 ③ G4-3			B FF 94 X FC 92 1-0 ① G3	B FF 97 B FF 97 C KC 86 F KC 87 D KC 88 F KC 87 S KC 87 3-3 ③ K2-3			4	0	0	0	0	1	3
2 Luis Arraez, L (1, 6) OBP: 0.411, SLG: 0.444	C FF 96 B FS 91 X FS 91 1-1 ① 23 G6-4-3 1B			C CU 80 B FF 96 F FC 95 B FF 98 X FS 89 2-2 ① L1-4-3		B FC 91 B FF 93 C FC 92 B FC 91 B FF 94 4-1 ① 23 G5-4-3 BB		C FF 96 X KC 85 0-1 ① G4-3		3	0	1	0	1	0	0
23 Nelson Cruz, R (1, 10) OBP: 0.385, SLG: 0.631	B FF 97 S FC 94 S FF 97 B FF 98 B FF 97 F FC 93 F FF 95 X FF 97 3-2 ②③ G6-4-3 1-2f			F FS 90 C FC 94 X FF 98 0-2 ② G1-3		1 SAFE X SI 94 0-0 ②③ G5-4-3 1-2f		S KC 86 B FF 97 B KC 86 X KC 86 2-1 ② G4-3		4	0	0	0	0	0	2
20 Eddie Rosario, L (1, 7) OBP: 0.303, SLG: 0.501		C FS 90 B FS 90 F FF 97 F CU 81 F FF 99 F FS 89 S CU 82 1-3 ① K		C FF 98 F FF 100 X FF 100 0-2 ③ F8			S CH 86 F CH 86 B CH 84 B FF 94 X CH 85 2-2 ① F8	T CH 89 F KC 86 B KC 86 F CH 88 S KC 87 1-3 ③ K		4	0	0	0	0	2	0
22 Miguel Sanó, R (1, 5) OBP: 0.345, SLG: 0.555		B CU 81 B FF 95 B FS 90 C FF 99 B FC 94 4-1 BB			B FC 94 B FF 97 B FS 86 B FF 97 4-0 60 BB 18 BB 24 G6-4-3 BB		B CU 82 B FF 95 B SL 86 B FF 94 4-0 24 BB 18 BB 64 1B BB		X SL 88 0-0 ① L9	1	2	0	0	3	0	0
18 Mitch Garver, R (1, 2) OBP: 0.362, SLG: 0.616 25 Byron Buxton, R (9, PR) OBP: 0.314, SLG: 0.513 (9, 8)		C FF 97 C FS 86 S FS 88 0-3 ② K			S CU 81 C FF 96 B FF 98 D CU 81 B FS 88 B FF 96 4-2 24 G6-4-3 60 BB 1-2 BB		D SL 87 B CH 86 S SL 88 C FF 96 D CH 86 D SL 87 4-2 64 1B 24 BB 1-2 BB		B SL 88 B FC 94 F FC 93 F CU 82 B CU 82 D SL 90 4-2 60 E BB	1 0	0 0	0 0	0 0	3 0	1 0	1 0
60 Jake Cave, L (1, 8) OBP: 0.340, SLG: 0.445 15 Jason Castro, L (9, 2) OBP: 0.332, SLG: 0.452		C FS 88 F FS 90 X FF 97 0-2 ③ L7			B FS 85 S FS 87 B FS 86 T FC 91 F FF 97 D FS 88 D FC 93 4-2 24 G6-4-3 1-2 2-3 BB		D CH 87 F CU 83 B FF 96 S CH 87 S CH 87 2-3 ② K		C FC 94 B CU 82 S CU 83 F CU 83 X CU 83 1-2 E3 24 G6-4-3 1-2	3 0	0 0	0 0	0 0	1 0	1 0	4 0
24 C.J. Cron, R (1, 3) OBP: 0.320, SLG: 0.486			C FF 98 F CU 82 B FF 98 S FC 92 1-3 ① K2-3		C CU 80 F CU 82 X CU 82 0-2 ①② G6-4-3 1-2f 2-3 3-H		B SL 87 B SL 86 D SL 87 B SL 87 4-0 64 1B 1-2 2-3 BB		D CU 83 X FC 93 1-0 ②③ G6-4-3 1-2f	3	0	0	0	1	1	4
16 Jonathan Schoop, R (1, 4) OBP: 0.305, SLG: 0.481 64 Willians Astudillo, R (7, PH) OBP: 0.296, SLG: 0.383 (7, 4)			B FC 95 X FF 98 1-0 ② L9		X FC 95 0-0 ③ L9		C KC 86 B FF 96 B FF 97 C FF 97 X FF 98 2-2 1-2 2-3 3-H 1B			2 1	0 0	0 1	0 1	0 0	0 0	1 0
Inning Stats	R: 0 E: 0 K: 0 S: 8 H: 1 LOB: 0 BB: 0 P: 12	R: 0 E: 0 K: 2 S: 13 H: 0 LOB: 1 BB: 1 P: 18	R: 0 E: 0 K: 1 S: 10 H: 0 LOB: 0 BB: 0 P: 14	R: 0 E: 0 K: 0 S: 9 H: 0 LOB: 0 BB: 0 P: 11	R: 1 E: 0 K: 0 S: 9 H: 0 LOB: 1 BB: 3 P: 21	R: 0 E: 0 K: 0 S: 3 H: 0 LOB: 0 BB: 1 P: 8	R: 1 E: 0 K: 2 S: 16 H: 1 LOB: 3 BB: 3 P: 37	R: 0 E: 0 K: 1 S: 8 H: 0 LOB: 0 BB: 0 P: 11	R: 0 E: 1 K: 0 S: 8 H: 0 LOB: 1 BB: 1 P: 14	1B: 2 2B: 0 3B: 0 HR: 0 SF: 0 SAC: 0 DP: 4 HBP: 0						

TOP

Minnesota Twins @ Boston Red Sox

Fenway Park, Boston, MA

Thu Sep 05 2019, 7:10 PM - 10:08 PM EDT

Att. 32,632 - Partly Cloudy - 64 F

livebaseballscorecards.com

AB	26
R	2
H	2
RBI	1
BB	9
SO	6
LOB	15

PITCHER		IP	WLS	BF	H	R	ER	SO	BB	IBB	HBP	BLK	WP	HR	S	P	ERA	WHIP
17 Nathan Eovaldi, R ERA: 5.77	(1, 1)	5.0		18	1	1	1	3	4	0	0	0	0	0	49	76	1.80	1.000
64 Marcus Walden, R ERA: 3.31	(6, 1)	1.0		3	0	0	0	0	1	0	0	0	0	0	3	8	0.00	1.000
48 Andrew Cashner, R ERA: 4.55	(7, 1)	0.2	L	5	0	1	1	1	3	0	0	0	0	0	9	25	13.50	4.500
32 Matt Barnes, R ERA: 4.23	(7, 1)	1.1		5	1	0	0	2	0	0	0	0	0	0	15	23	0.00	0.750
54 Colten Brewer, R ERA: 4.22	(9, 1)	1.0		4	0	0	0	0	1	0	0	0	0	0	8	14	0.00	1.000

PITCHER	IP	WLS	BF	H	R	ER	SO	BB	IBB	HBP	BLK	WP	HR	S	P	ERA	WHIP

WP: 0	PB: 0	SB: 0	CS: 0
PA: 35			

BOTTOM

Minnesota Twins @ Boston Red Sox

Fenway Park, Boston, MA

Thu Sep 05 2019, 7:10 PM - 10:08 PM EDT

Att. 32,632 - Partly Cloudy - 64 F

livebaseballscorecards.com

Batter	1	2	3	4	5	6	7	8	9	AB	R	H	RBI	BB	SO	LOB
50 Mookie Betts, R (1, 9) OBP: 0.389, SLG: 0.524	X SI 93 0-0 ① G4-3			B SI 93 B FC 90 X SI 95 2-0 HR		B FC 91 X FC 90 1-0 11 E 2B			B SL 77 C SL 76 S SL 76 F SL 76 B SL 75 F SL 74 X SL 77 2-2 ① P3	4	1	2	1	0	0	0
2 Xander Bogaerts, R (1, 6) OBP: 0.387, SLG: 0.573	B FF 92 B FF 92 C SI 93 F SI 94 C FC 90 2-3 ② K			C FC 89 X CH 87 0-1 ① G6-3		C FC 90 F SI 96 B FC 92 B FC 90 B CH 86 D CH 88 4-2 11 E BB			C SL 77 B SL 77 B SL 78 F SL 77 F FF 86 X SL 75 2-2 11 FC4-6 1B	3	0	1	0	1	1	0
11 Rafael Devers, L (1, 5) OBP: 0.364, SLG: 0.570	C FF 94 F SI 94 F SI 93 X SI 94 0-2 ③ P4			X SI 95 0-0 ② G6-3		C SI 95 F SI 94 2 SAFE F SI 96 D FC 90 X CH 88 1-2 ③ G3 1-2 2-3			F SI 94 S SI 94 X ST 84 0-2 ② FC4-6 28 2B 1-2f	4	0	0	0	0	0	3
28 J.D. Martinez, R (1, 10) OBP: 0.387, SLG: 0.580		C FC 91 X FC 89 0-1 ① G5-3		B SI 94 X SI 95 1-0 ③ L9			B FF 94 C FF 96 C SL 84 B FF 96 C SL 83 2-3 ① K		B ST 84 S ST 83 B SI 96 F SI 95 X ST 85 2-2 ③ 1-H 2B	4	0	1	0	0	1	0
7 Christian Vázquez, R (1, 2) OBP: 0.311, SLG: 0.468		F SI 93 X CH 86 0-1 ② F7			B FF 94 C FF 93 X FC 90 1-1 ① P3		B SL 83 F FF 95 B SL 83 B CU 82 F FF 95 X FF 96 3-2 ② L8			3	0	0	0	0	0	0
16 Andrew Benintendi, L (1, 7) OBP: 0.356, SLG: 0.460		X SI 94 0-0 ③ G5-3			B SI 94 B SI 94 B FC 88 C SI 95 B SI 95 4-1 59 G6-4-3 BB		X FF 97 0-0 ③ G4-3			2	0	0	0	1	0	0
59 Sam Travis, R (1, 3) OBP: 0.292, SLG: 0.420 19 Jackie Bradley Jr., L (8, PH) OBP: 0.317, SLG: 0.408 (9, 8)		C CU 79 C CH 85 X FC 90 0-2 ① G5-3			F CH 86 B SI 95 X FC 89 1-1 ②③ G6-4-3 1-2f			S FF 94 B KC 86 S KC 85 B KC 86 S KC 84 2-3 ① K		2 1	0 0	0 0	0 0	0 0	0 1	1 0
47 Gorkys Hernández, R (1, 8) 18 Mitch Moreland, L (8, PH) OBP: 0.330, SLG: 0.487 (9, 3)		S FF 94 B FF 94 S CH 86 F SI 95 F FC 91 X CH 86 1-2 ② G4-3				C CH 85 B FF 94 S FC 90 X CH 86 1-2 ① G6-3		F FF 94 B FF 95 S FF 95 X KC 85 1-2 ② F7		2 1	0 0	0 0	0 0	0 0	0 0	0 0
12 Brock Holt, L (1, 4) OBP: 0.390, SLG: 0.443		B SI 94 C SI 94 C FC 88 F CH 88 F FC 90 X CH 87 1-2 ③ F9				B FF 95 C SI 95 F FC 87 X SI 96 1-2 ② G5-3		C KC 80 S KC 85 S FF 96 0-3 ③ K		3	0	0	0	0	1	0
Inning Stats	R: 0 E: 0 K: 1 S: 8 H: 0 LOB: 0 BB: 0 P: 10	R: 0 E: 0 K: 0 S: 5 H: 0 LOB: 0 BB: 0 P: 5	R: 0 E: 0 K: 0 S: 13 H: 0 LOB: 0 BB: 0 P: 15	R: 1 E: 0 K: 0 S: 5 H: 1 LOB: 0 BB: 0 P: 8	R: 0 E: 0 K: 0 S: 5 H: 0 LOB: 0 BB: 1 P: 11	R: 0 E: 1 K: 0 S: 13 H: 1 LOB: 2 BB: 1 P: 21	R: 0 E: 0 K: 1 S: 7 H: 0 LOB: 0 BB: 0 P: 12	R: 0 E: 0 K: 2 S: 9 H: 0 LOB: 0 BB: 0 P: 12	R: 0 E: 0 K: 0 S: 15 H: 2 LOB: 2 BB: 0 P: 21	1B: 1 2B: 2 3B: 0 HR: 1	SF: 0 SAC: 0 DP: 1 HBP: 0						

	AB	29
	R	1
	H	4
	RBI	1
	BB	2
	SO	4
	LOB	4

PITCHER		IP	WLS	BF	H	R	ER	SO	BB	IBB	HBP	BLK	WP	HR	S	P	ERA	WHIP
33 Martín Pérez, L ERA: 4.75	(1, 1)	6.0	W	21	2	1	1	1	2	0	0	0	0	1	49	70	1.50	0.667
65 Trevor May, R ERA: 3.15	(7, 1)	1.0	H	3	0	0	0	1	0	0	0	0	0	0	7	12	0.00	0.000
21 Tyler Duffey, R ERA: 2.59	(8, 1)	1.0	H	3	0	0	0	2	0	0	0	0	0	0	9	12	0.00	0.000
54 Sergio Romo, R ERA: 3.42	(9, 1)	0.1	H	2	1	0	0	0	0	0	0	0	0	0	9	13	0.00	3.000
55 Taylor Rogers, L ERA: 2.49	(9, 1)	0.2	S	2	1	0	0	0	0	0	0	0	0	0	6	8	0.00	1.500

PITCHER	IP	WLS	BF	H	R	ER	SO	BB	IBB	HBP	BLK	WP	HR	S	P	ERA	WHIP

WP: 0 PA: 31
PB: 0
SB: 0
CS: 0

Batter	1	2	3	4	5	6	7	8	9	AB	R	H	RBI	BB	SO	LOB
26 DJ LeMahieu, R (1, 5) OBP: 0.377, SLG: 0.528	C FF 92 B SI 92 X SI 92 1-1 ① G6-3			C FF 92 X SI 93 0-1 ① G6-3		C SI 90 B SI 90 X CU 76 1-1 ① G3		B FF 98 C FF 97 B FF 98 B FF 97 B FF 98 4-1 BB		3	0	0	0	1	0	0
99 Aaron Judge, R (1, 9) OBP: 0.378, SLG: 0.508	C SL 82 B SI 92 F SI 92 B SL 82 B SI 92 C SL 81 3-3 ② K			C FC 92 C SL 83 S SL 86 0-3 ② K2-3		B CH 82 B SL 80 C SI 90 X SI 91 2-1 ② G5-3		B FF 97 C FF 97 S SL 83 F FF 98 X FF 97 1-2 ③ L9		4	0	0	0	0	2	1
18 Didi Gregorius, L (1, 6) OBP: 0.284, SLG: 0.464	B SI 92 F FF 88 F FF 89 S FF 92 1-3 ③ K			C FC 90 B SL 86 B FF 93 B SL 86 C FC 91 X FC 92 3-2 2B		B SI 90 C SI 91 X CH 83 2-1 ③ G1-3			C SL 84 S FF 90 F SL 85 B FF 91 X CH 83 1-2 ① P2	4	0	1	0	0	1	0
24 Gary Sánchez, R (1, 2) OBP: 0.314, SLG: 0.540		C FF 92 S SL 82 B FF 93 B SL 82 F SL 82 S SL 82 2-3 ① K		B SI 93 B FC 92 T SL 85 S FF 94 F FF 94 D SL 87 B FC 90 4-2 BB			B CU 76 B SI 90 F CH 82 F SI 89 B SL 81 F SI 90 F SI 90 F SI 91 F SI 90 4-2 30 G3 BB		C FF 90 T FF 90 F CH 83 B CH 82 F FF 89 B CH 83 F FF 90 F FF 89 B FF 90 3-3 ② K	2	0	0	0	2	2	0
30 Edwin Encarnación, R (1, 10) OBP: 0.341, SLG: 0.515		C SI 91 S SL 80 B SL 83 B FF 92 F SI 92 C SL 82 2-3 ② K		C SI 92 S SL 86 S FF 93 0-3 ③ K			X SI 90 0-0 ① G3 1-2		C FF 90 F CH 83 F FF 90 C CH 83 0-3 ③ K	4	0	0	0	0	3	3
25 Gleyber Torres, R (1, 4) OBP: 0.345, SLG: 0.536		B FF 92 B FF 90 F SI 91 S SL 86 F SI 90 B SL 82 F SI 90 F SL 82 F SL 82 3-2 X SI 89 ③ G5-3			T FF 94 S FF 95 B SL 85 F FF 96 S FF 96 1-3 ① K		B SI 90 C SI 90 F SI 91 T SI 90 1-2 ② K			3	0	0	0	0	2	1
11 Brett Gardner, L (1, 8) OBP: 0.329, SLG: 0.489			C FF 93 C SI 93 B SL 88 F FF 94 F SI 93 S SL 88 1-3 ① K		B CU 81 C CH 86 B CU 82 X CH 86 2-1 HR		B CU 76 F SI 90 S CU 77 X SI 91 1-2 ③ 2-3 1B			3	1	2	1	0	1	0
45 Luke Voit, R (1, 3) OBP: 0.387, SLG: 0.480			B SL 86 S FF 95 B FF 94 S SL 88 S FF 94 2-3 ② K		C FF 95 B CU 82 B FF 96 X SL 86 2-1 ② G6-3			X FF 96 0-0 ① G1-3		3	0	0	0	0	1	0
39 Mike Tauchman, L (1, 7) OBP: 0.355, SLG: 0.488 77 Clint Frazier, R (8, PH) OBP: 0.324, SLG: 0.497 (8, 7)			C SL 87 C SI 95 B SL 88 B SL 88 B SI 93 X SI 95 3-2 ③ G5-3		F FF 95 X CU 82 0-1 ③ G4-3			B FF 97 C FF 96 C FF 96 C FF 97 1-3 ② K		2 1	0 0	0 0	0 0	0 0	0 1	0 0
Inning Stats	R: 0 E: 0 K: 2 S: 8 H: 0 LOB: 0 BB: 0 P: 13	R: 0 E: 0 K: 2 S: 15 H: 0 LOB: 0 BB: 0 P: 22	R: 0 E: 0 K: 2 S: 11 H: 0 LOB: 0 BB: 0 P: 17	R: 0 E: 0 K: 2 S: 14 H: 1 LOB: 2 BB: 1 P: 21	R: 1 E: 0 K: 1 S: 10 H: 1 LOB: 0 BB: 0 P: 15	R: 0 E: 0 K: 0 S: 6 H: 0 LOB: 0 BB: 0 P: 11	R: 0 E: 0 K: 1 S: 14 H: 1 LOB: 2 BB: 1 P: 20	R: 0 E: 0 K: 1 S: 9 H: 0 LOB: 1 BB: 1 P: 15	R: 0 E: 0 K: 2 S: 15 H: 0 LOB: 0 BB: 0 P: 19	1B: 1 2B: 1 3B: 0 HR: 1 SF: 0 SAC: 0 DP: 0 HBP: 0						

TOP

New York Yankees @ Boston Red Sox

Fenway Park, Boston, MA

Fri Sep 06 2019, 7:11 PM - 10:19 PM EDT

Att. 36,162 - Cloudy - 64 F

livebaseballscorecards.com

AB	29
R	1
H	3
RBI	1
BB	3
SO	13
LOB	5

WP: 0 PB: 0 SB: 0 CS: 0 PA: 32

PITCHER		IP	WLS	BF	H	R	ER	SO	BB	IBB	HBP	BLK	WP	HR	S	P	ERA	WHIP
43 Jhoulys Chacín, R ERA: 5.66	(1, 1)	2.0		6	0	0	0	4	0	0	0	0	0	0	23	35	0.00	0.000
72 Josh Taylor, L ERA: 2.93	(3, 1)	1.0		3	0	0	0	2	0	0	0	0	0	0	11	17	0.00	0.000
64 Marcus Walden, R ERA: 3.27	(4, 1)	1.0	W	5	1	0	0	2	1	0	0	0	0	0	14	21	0.00	2.000
48 Andrew Cashner, R ERA: 4.59	(5, 1)	1.0		4	1	1	1	1	0	0	0	0	0	1	10	15	9.00	1.000
65 Ryan Weber, R ERA: 3.86	(6, 1)	2.0		7	1	0	0	1	1	0	0	0	0	0	20	31	0.00	1.000

PITCHER		IP	WLS	BF	H	R	ER	SO	BB	IBB	HBP	BLK	WP	HR	S	P	ERA	WHIP
63 Darwinzon Hernández, L ERA: 2.83	(8, 1)	1.0		4	0	0	0	1	1	0	0	0	0	0	9	15	0.00	1.000
66 Bobby Poyner, L ERA: 12.6	(9, 1)	1.0		3	0	0	0	2	0	0	0	0	0	0	15	19	0.00	0.000

Batter	1	2	3	4	5	6	7	8	9	AB	R	H	RBI	BB	SO	LOB
50 Mookie Betts, R (1, 9) OBP: 0.388, SLG: 0.521	B CH 92 C CU 82 B FF 93 F FF 94 B SI 94 S FF 95 3-3 ① K		1 SAFE B CH 87 F CH 88 F CH 87 1 SAFE F FF 95 1 SAFE F FF 94 B CH 88 3-2 ②③ G6-3 1-2		B CU 82 F FF 93 B CU 83 B CU 84 C CH 88 D CU 83 4-2 11 BB, 2 2B BB		C FF 90 X SI 91 0-1 ① G3			3	1	0	0	1	1	1
11 Rafael Devers, L (1, 5) OBP: 0.367, SLG: 0.572	B CU 84 B CH 88 F CU 83 C FF 94 F FF 95 S FF 95 2-3 ② K			F FF 94 B FF 94 S CU 83 B SI 94 F CU 84 F FF 94 F CH 89 B CU 84 X CH 88 3-2 28 G4-3, 12 1B 2B	F SL 79 B SL 83 B SI 86 B SL 80 F SL 77 1 SAFE B CU 73 4-2 ② 2 2B 1-2 BB		B SI 91 B CH 85 B SL 84 B SI 91 4-0 2 G4-3 BB			2	2	1	0	2	1	0
2 Xander Bogaerts, R (1, 6) OBP: 0.386, SLG: 0.572	B FF 95 C FF 94 F FF 94 F SI 95 B CU 85 C SI 95 2-3 ③ K			C CU 79 S CU 83 2 SAFE S CU 82 0-3 ① K	B SL 81 F SL 81 D SI 88 F FF 89 X CH 80 2-2 16 FC6-4, 1-H 2-H 2B		B FF 92 1 SAFE F SI 92 B SL 86 C SL 85 X SL 87 2-2 ② G4-3 1-2			4	0	1	2	0	2	2
28 J.D. Martinez, R (1, 10) OBP: 0.388, SLG: 0.578		B CU 83 B CH 86 C CU 81 B CU 83 F CH 87 F FF 95 B CU 84 4-2 BB		B SI 94 C CH 87 X SI 93 1-1 ② G4-3 2-3			X SL 86 0-0 ③ G4-3			2	0	0	0	2	0	2
16 Andrew Benintendi, L (1, 7) OBP: 0.355, SLG: 0.457		X FF 94 0-0 ① F8		C CH 87 B FF 93 B FF 94 F CH 87 B SI 95 B SI 96 4-2 12 1B, 18 HR BB	B SL 82 X SL 80 1-0 ② FC6-4 1-2f 2-3			S FF 92 F FF 92 B FF 93 B CH 85 F FF 92 B CH 86 S FF 93 3-3 ① K		3	1	0	0	1	1	3
12 Brock Holt, L (1, 4) OBP: 0.387, SLG: 0.439		D CU 82 B CH 86 F CH 87 1 SAFE X FF 94 2-1 ② L8		C CU 83 D CH 86 1 SAFE 1 SAFE X FF 91 1-1 18 HR 1-2 3-H 1B	C SL 82 C FF 87 S FF 89 0-3 ③ K			B CU 79 C FF 91 B FF 93 B FF 92 X FF 92 3-1 ② F9		4	1	1	1	0	1	3
18 Mitch Moreland, L (1, 3) OBP: 0.336, SLG: 0.504		X CU 82 0-0 ③ G3		S CH 86 B CU 81 X CU 81 1-1 1-H 2-H HR	B SL 81 C SI 89 X SI 89 1-1 7 G6-4-3 1B			B CU 78 S FF 92 X FF 92 1-1 1B		4	1	3	3	0	0	1
7 Christian Vázquez, R (1, 2) OBP: 0.308, SLG: 0.464			B FF 94 B FF 94 X FF 92 2-0 ① F7	F FF 93 F SI 94 X SI 93 0-2 ③ G5-3	S SL 79 F SL 80 B SL 80 X FF 91 1-2 ①② G6-4-3 1-2f			B FF 92 B SL 84 X FF 93 2-0 ③ F9		4	0	0	0	0	0	2
19 Jackie Bradley Jr., L (1, 8) OBP: 0.318, SLG: 0.406			F CH 88 B FF 95 F CU 84 B FF 94 B CU 84 F CH 89 B FF 95 4-2 50 CS BB	C FF 92 F CH 87 F SI 94 C CU 83 0-3 ① K	F FF 90 B SI 89 S SL 80 B SL 81 C SL 77 2-3 ③ K					2	0	0	0	1	2	0
Inning Stats	R: 0 E: 0 K: 3 S: 11 H: 0 LOB: 0 BB: 0 P: 18	R: 0 E: 0 K: 0 S: 7 H: 0 LOB: 1 BB: 1 P: 13	R: 0 E: 0 K: 0 S: 12 H: 0 LOB: 0 BB: 1 P: 21	R: 4 E: 0 K: 1 S: 20 H: 3 LOB: 0 BB: 1 P: 30	R: 2 E: 0 K: 2 S: 15 H: 1 LOB: 2 BB: 3 P: 26	R: 0 E: 0 K: 1 S: 8 H: 1 LOB: 0 BB: 0 P: 12	R: 0 E: 0 K: 0 S: 6 H: 0 LOB: 1 BB: 1 P: 12	R: 0 E: 0 K: 1 S: 9 H: 1 LOB: 1 BB: 0 P: 18		1B: 3 2B: 2 3B: 0 HR: 1 SF: 0 SAC: 0 DP: 1 HBP: 0					

PITCHER	IP	WLS	BF	H	R	ER	SO	BB	IBB	HBP	BLK	WP	HR	S	P	ERA	WHIP
55 Domingo Germán, R (1, 1) ERA: 4.21	4.1	L	19	3	5	5	5	4	0	0	0	0	1	56	92	10.38	1.615
67 Nestor Cortes, L (5, 1) ERA: 5.13	0.2		5	1	1	1	1	1	1	0	0	0	0	9	16	13.50	3.000
70 Tyler Lyons, L (6, 1) ERA: 9.0	1.0		3	1	0	0	1	0	0	0	0	0	0	8	12	0.00	1.000
35 Cory Gearrin, R (7, 1) ERA: 4.1	1.0		4	0	0	0	0	1	0	0	0	0	0	6	12	0.00	1.000
72 Chance Adams, R (8, 1) ERA: 7.23	1.0		4	1	0	0	1	0	0	0	0	0	0	9	18	0.00	1.000

PITCHER	IP	WLS	BF	H	R	ER	SO	BB	IBB	HBP	BLK	WP	HR	S	P	ERA	WHIP

BOTTOM

New York Yankees @ Boston Red Sox

Fenway Park, Boston, MA

Fri Sep 06 2019, 7:11 PM - 10:19 PM EDT

Att. 36,162 - Cloudy - 64 F

livebaseballscorecards.com

AB	28
R	6
H	6
RBI	6
BB	7
SO	8
LOB	14

Batter	1	2	3	4	5	6	7	8	9	AB	R	H	RBI	BB	SO	LOB
26 DJ LeMahieu, R (1, 5) OBP: 0.377, SLG: 0.526	B FF 95 X FF 95 1-0 ① L8			F SI 88 B SI 88 X SI 88 1-1 18 2B 24 2B 1B	C SI 88 B CU 79 B SI 89 B SL 82 B SI 88 4-1 24 BB BB	F SI 90 X SI 90 0-1 ②③ G5-4-3 1-2f		X SL 83 0-0 ③ FC4-6 1-2f		4	1	1	0	1	0	5
99 Aaron Judge, R (1, 9) OBP: 0.373, SLG: 0.500	C FC 94 B FF 95 B CU 84 C FC 92 S FF 95 2-3 ② K			F SL 79 S CH 81 B SI 90 S SI 90 1-3 ① K	X SL 83 0-0 ① L8		X SL 84 0-0 ① F7		S SL 85 X SL 86 0-1 ① F8	5	0	0	0	0	2	2
18 Didi Gregorius, L (1, 6) OBP: 0.282, SLG: 0.462	B FF 96 C FC 92 B CH 88 S FC 93 X FF 95 2-2 ③ F8			F FC 87 F FC 88 B CH 82 X SI 90 1-2 1-3 24 2B 2B	C SL 84 T SI 90 X SL 83 0-2 ② L9		B FF 91 B CH 85 B FF 92 F FF 91 F SL 89 X FF 92 3-2 ② G6-3		C SL 86 S FF 91 B FF 92 F FF 93 X FF 92 1-2 ② P5	5	1	1	0	0	0	1
24 Gary Sánchez, R (1, 2) OBP: 0.320, SLG: 0.542		B CU 82 C FC 92 B FF 94 B CU 83 S FC 91 S FC 92 3-3 ① K		B FC 92 C CU 81 X CU 82 1-1 30 HR 2-H 3-H 2B	B CU 78 B SL 85 B SI 90 C SL 84 B SI 90 4-1 1-2 BB		C CU 79 B CU 78 B SL 87 S SL 87 B SI 93 F SI 92 B SI 92 4-2 BB		H SL 85 1-0 30 2B HBP	2	2	1	2	2	1	0
30 Edwin Encarnación, R (1, 10) OBP: 0.342, SLG: 0.524		B FF 96 B FC 92 C FC 91 F FF 95 B FC 93 F FC 93 X FF 95 3-2 ② F8		X CU 81 0-0 2-H HR	X SI 90 0-0 ③ P2		B FF 91 S SL 87 B SI 91 F SL 86 T SI 93 2-2 ③ K		F CU 81 X FF 92 0-1 25 1B 1-H 2B	5	1	2	3	0	1	3
25 Gleyber Torres, R (1, 4) OBP: 0.345, SLG: 0.537		S FF 96 B FF 96 S FF 95 S FF 95 1-3 ③ K		C FC 94 B FC 94 F FC 94 X FC 92 1-2 ② L9		B SI 90 B SI 91 C SI 90 X SI 91 2-1 39 BB 2B		C FF 92 S SL 84 S SL 83 0-3 ① K	B FF 91 C FF 91 S SL 84 F SL 86 B FF 92 B SL 84 F FF 91 X SL 85 3-2 2-3 1B	5	0	2	0	0	2	0
11 Brett Gardner, L (1, 8) OBP: 0.330, SLG: 0.487			B FF 89 B SL 81 C SL 81 C FF 89 X SL 81 2-2 ① G4-3	B FC 93 C CU 83 X CU 82 1-1 45 S 1B		B FF 92 B FF 91 B FF 91 B FF 92 4-0 39 BB BB		B FF 93 C FF 93 C SI 86 S FF 92 1-3 ② K	S FF 92 B FF 91 B CH 85 C SI 85 B FF 92 X SL 86 3-2 ③ L8	4	0	1	0	1	1	2
45 Luke Voit, R (1, 3) OBP: 0.388, SLG: 0.481			B FF 89 C FF 89 S FF 89 X FF 90 1-2 ② F8	D CU 82 T FC 93 1 SAFE B FC 92 S SL 89 B FC 94 D CU 83 4-2 1-2 BB		C CH 87 B CH 84 D CH 84 F SI 90 F CH 87 S CH 86 2-3 ① K		X FF 92 0-0 2B		3	0	1	0	1	1	2
39 Mike Tauchman, L (1, 7) OBP: 0.357, SLG: 0.484			B SL 83 F FF 88 B FF 89 B SL 81 F FF 88 X SL 82 3-2 ③ G4-3	C FC 93 X FC 93 0-1 ③ L8		B FF 94 B CH 85 S SL 86 F FF 92 F CH 86 B FF 94 F FF 93 B CU 80 4-2 26 G5-4-3 1-2 2-3 BB		B SI 86 B FF 92 C FF 93 B CH 85 T FF 92 B FF 92 4-2 26 FC4-6 BB		2	0	0	0	2	0	2
Inning Stats	R: 0 E: 0 K: 1 S: 7 H: 0 LOB: 0 BB: 0 P: 12	R: 0 E: 0 K: 2 S: 10 H: 0 LOB: 0 BB: 0 P: 17	R: 0 E: 0 K: 0 S: 9 H: 0 LOB: 0 BB: 0 P: 15	R: 4 E: 0 K: 1 S: 20 H: 5 LOB: 2 BB: 1 P: 30	R: 0 E: 0 K: 0 S: 7 H: 0 LOB: 2 BB: 2 P: 15	R: 0 E: 0 K: 1 S: 12 H: 1 LOB: 2 BB: 2 P: 24	R: 0 E: 0 K: 1 S: 10 H: 0 LOB: 1 BB: 1 P: 19	R: 0 E: 0 K: 2 S: 10 H: 1 LOB: 2 BB: 1 P: 15	R: 1 E: 0 K: 0 S: 16 H: 2 LOB: 2 BB: 0 P: 24	1B: 3 2B: 5 3B: 0 HR: 1 SF: 0 SAC: 0 DP: 1 HBP: 1	WP: 0 PB: 0 SB: 1 CS: 0 PA: 43					

PITCHER		IP	WLS	BF	H	R	ER	SO	BB	IBB	HBP	BLK	WP	HR	S	P	ERA	WHIP
56 Travis Lakins Sr., R ERA: 4.15	(1, 1)	2.0		6	0	0	0	3	0	0	0	0	0	0	17	29	0.00	0.000
66 Bobby Poyner, L ERA: 10.5	(3, 1)	1.0		3	0	0	0	0	0	0	0	0	0	0	9	15	0.00	0.000
65 Ryan Weber, R ERA: 4.33	(4, 1)	0.1	L	3	2	2	2	1	0	0	0	0	0	0	8	11	54.00	6.000
54 Colten Brewer, R ERA: 4.53	(4, 1)	0.2		6	3	2	2	0	1	0	0	0	0	1	12	19	27.00	6.000
71 Trevor Kelley, R ERA: 13.5	(5, 1)	1.0		5	0	0	0	0	2	0	0	0	0	0	7	15	0.00	2.000

PITCHER		IP	WLS	BF	H	R	ER	SO	BB	IBB	HBP	BLK	WP	HR	S	P	ERA	WHIP
76 Hector Velázquez, R ERA: 5.58	(6, 1)	1.0		5	1	0	0	1	2	0	0	0	0	0	12	24	0.00	3.000
67 Josh Smith, R ERA: 5.67	(7, 1)	1.0		4	0	0	0	1	1	0	0	0	0	0	10	19	0.00	1.000
73 Mike Shawaryn, R ERA: 7.98	(8, 1)	2.0		11	3	1	1	2	1	0	1	0	0	0	26	39	4.50	2.000

TOP

New York Yankees @ Boston Red Sox

Fenway Park, Boston, MA

Sat Sep 07 2019, 4:06 PM - 7:35 PM EDT

Att. 36,619 - Partly Cloudy - 71 F

livebaseballscorecards.com

AB	35
R	5
H	9
RBI	5
BB	7
SO	8
LOB	17

Batter	1	2	3	4	5	6	7	8	9	AB	R	H	RBI	BB	SO	LOB
50 Mookie Betts, R (1, 8) OBP: 0.389, SLG: 0.520	F FF 90 X SI 90 0-1 11 G6-5-3 1B			B FF 91 B SL 82 B FF 91 C FF 90 X FF 92 3-1 ① L9		B SL 82 B FF 91 T FF 91 B SL 82 S FF 92 F FF 93 F FF 93 B FF 94 4-2 BB		B SI 95 C SI 95 X SL 82 1-1 ③ L9		3	0	1	0	1	0	2
2 Xander Bogaerts, R (1, 6) OBP: 0.385, SLG: 0.570	C FF 91 S SL 82 S FF 92 0-3 ① K			B SL 83 B SL 82 B FF 91 C FF 90 X FF 92 3-1 1B		B SL 83 B FF 91 B FF 93 C FF 92 F FF 93 X FF 92 3-2 ③ G6-3			B FF 98 C FF 97 X FF 97 1-1 ① F8	4	0	1	0	0	1	2
11 Rafael Devers, L (1, 5) OBP: 0.364, SLG: 0.568	F SI 89 1 SAFE C SI 90 X SI 90 0-2 ②③ G6-5-3 1-2f			S FF 92 F SL 85 B SI 90 C SI 90 1-3 ② K			B SL 86 S SI 90 C SI 89 B SL 86 S SI 91 2-3 ① K		F FF 98 F FF 99 B SL 88 X SL 87 1-2 ② G4-3	4	0	0	0	0	2	2
28 J.D. Martinez, R (1, 9) OBP: 0.387, SLG: 0.581		C FF 91 B CH 84 F SL 87 F FF 93 B SL 84 X CH 84 2-2 ① G6-3		S CH 87 S FF 93 F FF 93 B FF 93 B CH 87 F SL 83 S FF 93 2-3 ③ K			C FC 87 B ST 80 B ST 81 B ST 81 C SI 93 S ST 81 3-3 ② K		F FF 98 X FF 99 0-1 HR	4	1	1	1	0	2	1
16 Andrew Benintendi, L (1, 7) OBP: 0.353, SLG: 0.454		B SI 91 F SL 84 B SL 86 F SI 89 X SI 91 2-2 ② G6-3			F CH 88 C SL 84 F SL 86 S FF 92 0-3 ① K		C FC 89 F SI 94 F SI 94 X ST 82 0-2 ③ G3		F FF 98 S SL 85 F SL 85 F FF 99 B SL 87 B SL 86 F FF 98 B FF 99 X SL 85 3-2 ③ P3	4	0	0	0	0	1	0
7 Christian Vázquez, R (1, 2) OBP: 0.306, SLG: 0.461		C SL 83 B FF 91 B CH 85 C FF 92 S FF 93 2-3 ③ K			F SL 84 S FF 91 F CH 84 X FF 94 0-2 ② F8			F FF 97 B SL 85 F CH 91 F CH 89 B CH 92 F SL 83 F FF 97 F CH 92 X CH 91 2-2 ① G4-3		3	0	0	0	0	1	0
18 Mitch Moreland, L (1, 3) OBP: 0.336, SLG: 0.502			B FF 92 C FF 92 X SL 86 1-1 ① F7		C SL 86 B SI 90 F SI 91 S FF 93 1-3 ③ K			B CH 90 S CH 88 X FF 96 1-1 40 1B 1B		3	0	1	0	0	1	0
59 Sam Travis, R (1, 10) OBP: 0.288, SLG: 0.413 40 Marco Hernández, L (8, PH) OBP: 0.347, SLG: 0.433 (9, 10)			C FF 92 S FF 93 B FF 93 B CH 85 F FF 93 X SL 84 2-2 ② F9			S FF 91 B SL 88 X CH 85 1-1 ① F8		F FF 97 X CH 89 0-1 1-2 1B		2 1	0 0	0 1	0 0	0 0	0 0	0 0
12 Brock Holt, L (1, 4) OBP: 0.382, SLG: 0.433			B FF 91 C SL 84 X FF 92 1-1 ③ F7			X SL 84 0-0 ② P4		C SI 96 B SL 80 C SI 95 C SI 94 1-3 ② K		3	0	0	0	0	1	2
Inning Stats	R: 0 E: 0 K: 1 S: 8 H: 1 LOB: 0 BB: 0 P: 8	R: 0 E: 0 K: 1 S: 10 H: 0 LOB: 0 BB: 0 P: 16	R: 0 E: 0 K: 0 S: 8 H: 0 LOB: 0 BB: 0 P: 12	R: 0 E: 0 K: 2 S: 12 H: 1 LOB: 1 BB: 0 P: 21	R: 0 E: 0 K: 2 S: 11 H: 0 LOB: 0 BB: 0 P: 12	R: 0 E: 0 K: 0 S: 10 H: 0 LOB: 1 BB: 1 P: 18	R: 0 E: 0 K: 2 S: 10 H: 0 LOB: 0 BB: 0 P: 15	R: 0 E: 0 K: 1 S: 16 H: 2 LOB: 2 BB: 0 P: 21	R: 1 E: 0 K: 0 S: 13 H: 1 LOB: 0 BB: 0 P: 18	1B: 4 2B: 0 3B: 0 HR: 1 SF: 0 SAC: 0 DP: 1 HBP: 0						

PITCHER		IP	WLS	BF	H	R	ER	SO	BB	IBB	HBP	BLK	WP	HR	S	P	ERA	WHIP
34 J.A. Happ, L ERA: 5.1	(1, 1)	6.1	W	21	2	0	0	7	1	0	0	0	0	0	62	92	0.00	0.474
0 Adam Ottavino, R ERA: 1.64	(7, 1)	0.2		2	0	0	0	1	0	0	0	0	0	0	7	10	0.00	0.000
48 Tommy Kahnle, R ERA: 3.09	(8, 1)	0.1		3	2	0	0	0	0	0	0	0	0	0	11	14	0.00	6.000
53 Zack Britton, L ERA: 2.09	(8, 1)	0.2	H	2	0	0	0	1	0	0	0	0	0	0	5	7	0.00	0.000
54 Aroldis Chapman, L ERA: 2.35	(9, 1)	1.0		4	1	1	1	0	0	0	0	0	0	1	13	18	9.00	1.000

PITCHER	IP	WLS	BF	H	R	ER	SO	BB	IBB	HBP	BLK	WP	HR	S	P	ERA	WHIP

BOTTOM

New York Yankees @ Boston Red Sox

Fenway Park, Boston, MA

Sat Sep 07 2019, 4:06 PM - 7:35 PM EDT
Att. 36,619 - Partly Cloudy - 71 F

livebaseballscorecards.com

AB	31
R	1
H	5
RBI	1
BB	1
SO	9
LOB	9

WP: 0 PB: 0 SB: 0 CS: 0 PA: 32

New York Yankees @ Boston Red Sox

Fenway Park, Boston, MA

Sun Sep 08 2019, 8:09 PM - 11:56 PM EDT

Att. 35,681 - Cloudy - 72 F

TOP

livebaseballscorecards.com

Batter	1	2	3	4	5	6	7	8	9	AB	R	H	RBI	BB	SO	LOB
26 DJ LeMahieu, R (1, 5) (8, 3) OBP: 0.378, SLG: 0.524	C SI 89 B SL 83 X SI 90 1-1 G6-3 ①		F SI 90 F SL 84 X SI 90 0-2 99 1B, 24 G5-3, 1B	B SL 85 F SL 84 X CH 81 1-1 G5-3 ③		B SI 91 B SI 91 C SL 80 F FF 90 B SL 79 F SL 80 B SL 80 4-2 BB		X SI 91 0-0 G5-3 ③		4	1	1	0	1	0	2
99 Aaron Judge, R (1, 9) OBP: 0.373, SLG: 0.508	C CH 82 B SI 91 X SI 91 1-1 G5-3 ②		F SL 84 B SL 84 F SL 84 X FF 91 1-2 24 G5-3, 1B 1-3 2-H		S SL 85 X SL 85 0-1 HR	S FF 91 B FF 91 B SI 90 F SL 81 X SL 82 2-2 L5 ③			C SI 93 B SL 86 B SI 94 F SL 86 F FF 95 B FC 92 F SL 86 F SI 94 F FC 92 3-2 P5 ①	5	1	2	2	0	0	1
18 Didi Gregorius, L (1, 6) OBP: 0.281, SLG: 0.456	C SI 90 T FF 91 F FF 92 F SL 87 F FF 92 F FF 92 B CH 82 F CH 82 X SI 91 1-2 G4-3 ③		B CH 81 X CH 80 1-0 P4 ①		C CH 89 F FF 97 B FF 97 B FF 97 B SL 86 X FF 96 3-2 30 1B, 25 FC5-4, E5		F SL 85 B FF 90 X CH 82 1-1 G6-3 ①		S SL 85 B FF 94 B SI 94 B FC 92 B FC 92 4-1 24 E, 24 E, 30 1B, BB	4	2	0	0	1	0	2
24 Gary Sánchez, R (1, 2) OBP: 0.316, SLG: 0.535		B CU 74 C CU 72 X SI 90 1-1 L5 ① C SI 91 F FF 90 B FF 91 F SL 82 F SI 91 F FF 92 F SL 84 B CU 74 X SL 83 2-2 25 HR, 1B	B CU 75 B CH 80 X SL 85 2-0 G5-3 ② C FF 91 X SI 90 0-1 G5-3 ③		F CH 88 1 SAFE B FF 97 B FF 96 S FF 98 S FF 97 2-3 K ① D SL 88 1 SAFE F SL 86 B SL 87 S FF 96 1 SAFE B FF 95 X FF 96 3-2 25 FC5-4, 1B 1-3	B CU 78 B FF 91 C FF 92 B CU 80 B CU 78 F CU 77 F SI 90 F FF 91 F FF 91 1-2 P5 ② S SL 84 S SL 84 3-3 K ③		B SL 85 C SL 85 B SI 93 F SI 94 B FF 94 X SL 86 3-2 30 1B, 25 2B, E5 1-3 B SI 94 C SI 92 S SL 86 X SL 85 1-2 25 2B, 1B 2-3 3-H	5 5	1 1	0 3	1 1	0 0	1 1	3 1
30 Edwin Encarnación, R (1, 10) OBP: 0.345, SLG: 0.525																
25 Gleyber Torres, R (1, 4) OBP: 0.347, SLG: 0.546		X SI 91 0-0 1-H, HR		F SI 89 X CU 74 0-1 45 S, 39 HR, 1B	B CU 78 C CU 79 F SI 88 F SI 89 F CU 80 B SI 88 X CU 78 2-2 FC5-4 ② 1-2f 3-H			B SL 87 B SL 87 B SL 87 X FF 91 3-0 F8 ①	B SL 81 S SL 81 F SL 81 X SL 80 1-2 1-3, 2B 3-H	5	2	3	4	0	0	1
11 Brett Gardner, L (1, 8) OBP: 0.326, SLG: 0.481		C FF 90 X FF 91 0-1 F8 ②		C CH 81 C FF 90 B FF 91 X FF 91 1-2 F9 ① B SI 93 B FF 94 F FF 94 B FF 94 C FF 95 F FF 95 T SI 94 3-2 K ③				C FF 89 F SL 88 B FF 91 B CU 79 S SL 87 2-3 K ② X CH 84 0-0 F9 ②		5	0	0	0	0	2	4
45 Luke Voit, R (1, 3) OBP: 0.387, SLG: 0.479 14 Tyler Wade, L (8, PR) OBP: 0.320, SLG: 0.288 29 Gio Urshela, R (8, 5) OBP: 0.369, SLG: 0.553		S SI 91 S FF 91 B FF 91 B SI 90 B FF 91 F FF 91 X SI 90 3-2 G4-3 ③		C SI 90 T FF 91 1 SAFE B FF 91 S CU 74 1-3 K ② 1-2		B SI 90 B SL 81 C SL 80 X SI 90 2-1 L5 ①		B CU 80 F CU 78 X SL 88 1-1 38 1B, 1B D CH 85 D CU 81 C CH 84 C FF 92 D CH 86 X CH 86 3-2 G6-3 ③		4 0 1	0 0 0	1 0 0	0 0 0	0 0 0	1 0 2	1 0 2
39 Mike Tauchman, L (1, 7) OBP: 0.361, SLG: 0.504 38 Cameron Maybin, R (4, 7) OBP: 0.369, SLG: 0.490			B FF 90 C FF 89 B SL 84 F FF 90 F FF 91 X CU 74 2-2 99 1B, 2B	C FF 91 B FF 90 X FF 90 1-1 2-H, HR		X SI 91 0-0 L4 ②		1 SAFE B SL 87 S SL 86 X SL 87 1-1 1-3, 1B		2 2	2 0	2 1	2 0	0 0	0 0	0 0
Inning Stats	R: 0 E: 0 K: 0 S: 12 H: 0 LOB: 0 BB: 0 P: 15	R: 2 E: 0 K: 0 S: 16 H: 2 LOB: 0 BB: 0 P: 22	R: 2 E: 0 K: 0 S: 14 H: 3 LOB: 0 BB: 0 P: 20	R: 2 E: 0 K: 1 S: 12 H: 2 LOB: 0 BB: 0 P: 16	R: 2 E: 1 K: 2 S: 20 H: 2 LOB: 1 BB: 0 P: 33	R: 0 E: 0 K: 0 S: 9 H: 0 LOB: 1 BB: 1 P: 17	R: 0 E: 0 K: 1 S: 12 H: 0 LOB: 0 BB: 0 P: 17	R: 0 E: 0 K: 1 S: 9 H: 2 LOB: 2 BB: 0 P: 16	R: 2 E: 1 K: 0 S: 21 H: 2 LOB: 2 BB: 1 P: 36	1B: 8 2B: 2 3B: 0 HR: 3 SF: 0 SAC: 0 DP: 0 HBP: 0						

	AB	42
	R	10
	H	13
	RBI	10
	BB	2
	SO	5
	LOB	17

WP: 0 PB: 0 SB: 1 CS: 0 PA: 44

PITCHER		IP	WLS	BF	H	R	ER	SO	BB	IBB	HBP	BLK	WP	HR	S	P	ERA	WHIP
22 Rick Porcello, R ERA: 5.83	(1, 1)	4.0	L	19	7	6	6	1	0	0	0	0	0	2	54	73	13.50	1.750
70 Ryan Brasier, R ERA: 5.55	(5, 1)	0.1		4	2	2	1	1	0	0	0	0	0	1	11	19	27.00	6.000
71 Trevor Kelley, R ERA: 11.57	(5, 1)	0.1		1	0	0	0	0	0	0	0	0	0	0	5	7	0.00	0.000
72 Josh Taylor, L ERA: 2.91	(5, 1)	0.1		1	0	0	0	1	0	0	0	0	0	0	4	7	0.00	0.000
43 Jhoulys Chacín, R ERA: 5.6	(6, 1)	1.0		4	0	0	0	0	1	0	0	0	0	0	9	17	0.00	1.000

PITCHER		IP	WLS	BF	H	R	ER	SO	BB	IBB	HBP	BLK	WP	HR	S	P	ERA	WHIP
67 Josh Smith, R ERA: 5.28	(7, 1)	2.0		8	2	0	0	2	0	0	0	0	0	0	21	33	0.00	1.000
64 Marcus Walden, R ERA: 3.38	(9, 1)	0.1		4	1	2	1	0	1	0	0	0	0	0	14	25	27.00	6.000
76 Hector Velázquez, R ERA: 5.51	(9, 1)	0.2		3	1	0	0	0	0	0	0	0	0	0	7	11	0.00	1.500

Batter	1	2	3	4	5	6	7	8	9	AB	R	H	RBI	BB	SO	LOB
50 Mookie Betts, R (1, 9) OBP: 0.389, SLG: 0.525	C SL 84 X SL 83 0-1 2 G6-4-3 1B		S FF 92 X SL 85 0-1 ① F9		C FF 96 B FF 96 F SL 87 F SL 88 S SL 87 1-3 ① K			F SI 92 X FC 87 0-1 HR		4	1	2	1	0	1	0
11 Rafael Devers, L (1, 5) OBP: 0.363, SLG: 0.566	S SL 82 1 SAFE B FS 87 B FS 86 F FS 87 T FF 91 2-2 ① K		B FS 87 B FS 88 F FS 88 B SL 84 C FS 93 F SL 85 X FS 88 3-2 2 G4-6-3 1B		S FF 96 B FF 96 S FF 97 F FF 98 F FF 97 B FF 97 X SL 87 2-2 ② G3			B ST 80 C ST 80 B SI 94 F SI 93 B SI 96 F ST 81 X SI 94 3-2 ① P5		4	0	1	0	0	1	1
2 Xander Bogaerts, R (1, 6) OBP: 0.383, SLG: 0.566	1 SAFE C FF 92 S SL 84 F SL 84 X FF 92 0-2 ②③ G6-4-3 1-2f		S SL 84 B FF 92 S SL 84 F FF 94 1 SAFE F SL 84 F SL 84 B FS 89 B FF 93 3-2 X SL 85 ②③ G4-6-3 1-2f		C SL 86 X SL 87 0-1 ③ G6-3			C ST 82 X ST 80 0-1 ② G1-3		4	0	0	0	0	0	2
28 J.D. Martinez, R (1, 10) OBP: 0.384, SLG: 0.577		C FF 91 F FF 92 F FF 92 S SL 84 0-3 ① K	C SL 83 F FS 87 X FF 92 0-2 ① L8		X SL 87 0-0 ① F8			C ST 80 X ST 80 0-1 ③ G4-3		4	0	0	0	0	1	0
16 Andrew Benintendi, L (1, 7) OBP: 0.350, SLG: 0.450		S SL 83 C FF 91 F FF 92 X FS 88 0-2 ② G1-3	F FS 87 B FF 90 X FS 89 1-1 ② G1-3		B FF 96 X FF 96 1-0 ② F8				X FF 98 0-0 ① L4	4	0	0	0	0	0	0
12 Brock Holt, L (1, 4) OBP: 0.384, SLG: 0.434		C FF 92 F FF 92 F FF 93 F FS 88 B CU 78 F FS 88 F SL 84 X FF 94 1-2 1B	C CU 77 C SL 83 F SL 85 F FS 88 F SL 84 X SI 90 0-2 18 2B 1B		C FF 96 B FF 96 F FF 97 S FF 98 1-3 ③ K			B FF 98 C FF 98 C FF 98 S FF 98 1-3 ② K	4	1	2	0	0	2	0
18 Mitch Moreland, L (1, 3) OBP: 0.335, SLG: 0.502		X SL 82 0-0 ③ F7	C FS 87 S SL 83 F FS 88 F SL 83 F SL 84 D FS 88 X FF 92 1-2 3 2B 1-H 2B		F FF 96 F FF 96 T FF 97 0-2 ① K			C FF 98 F FF 98 S CU 85 0-3 ③ K		4	1	1	1	0	2	1
3 Sandy León, S (1, 2) OBP: 0.248, SLG: 0.309			B FF 92 X FS 85 1-0 19 HR 1B	B FS 87 X SL 84 1-0 2-H 2B	B FF 97 S FF 96 B FF 97 F FF 97 S FF 97 2-3 ② K					3	1	2	1	0	1	0
19 Jackie Bradley Jr., L (1, 8) OBP: 0.318, SLG: 0.413			F FS 86 B FF 90 S SL 83 X FF 92 1-2 1-H HR	S FS 86 B SL 85 F FS 88 B FS 88 D FS 88 F SL 86 X FS 88 3-2 ③ G6-3	C FF 97 F FF 96 B FF 97 B FF 96 F FF 98 F FF 97 B SL 88 S FF 97 3-3 ③ K					3	1	1	2	0	1	1
Inning Stats	R: 0 E: 0 K: 1 S: 9 H: 1 LOB: 0 BB: 0 P: 11	R: 0 E: 0 K: 1 S: 16 H: 1 LOB: 1 BB: 0 P: 17	R: 2 E: 0 K: 0 S: 16 H: 3 LOB: 0 BB: 0 P: 24	R: 2 E: 0 K: 0 S: 22 H: 3 LOB: 1 BB: 0 P: 28	R: 0 E: 0 K: 1 S: 11 H: 0 LOB: 0 BB: 0 P: 14	R: 0 E: 0 K: 1 S: 5 H: 0 LOB: 0 BB: 0 P: 7	R: 0 E: 0 K: 3 S: 11 H: 0 LOB: 0 BB: 0 P: 16	R: 1 E: 0 K: 0 S: 10 H: 1 LOB: 0 BB: 0 P: 13	R: 0 E: 0 K: 2 S: 8 H: 0 LOB: 0 BB: 0 P: 9	1B: 5 2B: 2 3B: 0 HR: 2 SF: 0 SAC: 0 DP: 2 HBP: 0					WP: 0 PB: 0 SB: 0 CS: 0 PA: 34	

PITCHER		IP	WLS	BF	H	R	ER	SO	BB	IBB	HBP	BLK	WP	HR	S	P	ERA	WHIP
19 Masahiro Tanaka, R ERA: 4.53	(1, 1)	4.0		18	8	4	4	2	0	0	0	0	0	1	63	80	9.00	2.000
57 Chad Green, R ERA: 4.6	(5, 1)	3.0	W	9	0	0	0	5	0	0	0	0	0	0	27	37	0.00	0.000
0 Adam Ottavino, R ERA: 1.76	(8, 1)	1.0		4	1	1	1	0	0	0	0	0	0	1	10	13	9.00	1.000
43 Jonathan Loáisiga, R ERA: 4.63	(9, 1)	1.0		3	0	0	0	2	0	0	0	0	0	0	8	9	0.00	0.000

PITCHER	IP	WLS	BF	H	R	ER	SO	BB	IBB	HBP	BLK	WP	HR	S	P	ERA	WHIP

BOTTOM

New York Yankees @ Boston Red Sox

Fenway Park, Boston, MA

Sun Sep 08 2019, 8:09 PM - 11:56 PM EDT

Att. 35,681 - Cloudy - 72 F

livebaseballscorecards.com

AB	34
R	5
H	9
RBI	5
BB	0
SO	9
LOB	5

Batter	1	2	3	4	5	6	7	8	9	AB	R	H	RBI	BB	SO	LOB
26 DJ LeMahieu, R (1, 4) OBP: 0.376, SLG: 0.521	S SI 94 B FF 94 S FF 95 F FF 95 X CH 90 1-2 ① G1-3	C CH 88 S FF 92 F FF 95 F FF 94 C SI 95 0-3 ② K	B FF 92 S CH 89 C FC 90 B FF 94 B FC 90 F FC 90 C SI 95 3-3 ② K	B FF 96 B FF 95 B FF 96 X FF 96 3-0 99 2B 25 SF7 2-H 1B	B FF 92 B SL 85 C FF 91 B FF 91 F FF 91 X FF 92 3-2 ① F9	5	1	1	1	0	2	2
99 Aaron Judge, R (1, 9) OBP: 0.376, SLG: 0.511	B FF 93 B FF 95 C FF 95 B FF 96 F FF 96 C SI 95 3-3 ② K	B CH 89 B CH 90 C FC 89 S SL 89 F FF 94 F SI 94 X SI 94 2-2 ③ G6-3	B FC 92 B FC 91 C FF 95 B FF 95 X FF 95 3-1 1B	X SI 89 0-0 1-3 2B	B SL 86 B FF 91 S SL 85 B SL 84 B SL 86 4-1 45 1B 25 1B 1-2 BB	4	0	2	0	1	1	1
25 Gleyber Torres, R (1, 6) OBP: 0.348, SLG: 0.547	B FF 94 F FF 92 B CH 90 B CH 90 C CH 90 X SI 96 3-2 2B	X FC 90 0-0 ① P6	D CH 89 C FF 94 X FF 95 1-1 ③ L8	X SI 88 0-0 ② SF7 3-H	C FF 91 S CU 82 D CU 83 F FF 91 F FF 92 X SL 86 1-2 45 1B 1-2 2-3 1B	4	0	2	1	0	0	1
30 Edwin Encarnación, R (1, 3) OBP: 0.343, SLG: 0.521	B FC 91 B FF 95 S FC 90 F FC 90 C SI 95 2-3 ③ K	C FC 90 S CH 88 B CU 86 F FF 94 B SI 94 X SI 95 2-2 45 2B 11 FC5-2 1B	B CH 86 C FC 88 B FF 94 F FC 90 B FF 94 X FC 89 3-2 ① P3	C SI 88 C CU 79 B CU 80 B SL 84 X SI 89 2-2 ③ F8	B SL 83 S FF 92 X FF 92 1-1 ② F9	5	0	1	0	0	1	5
45 Luke Voit, R (1, 10) OBP: 0.387, SLG: 0.480	B FF 93 S FF 93 C FC 89 C FC 89 S FF 94 2-3 ① K	B FF 93 S FF 93 F FF 93 X SI 94 1-2 11 FC5-2 1-3 2B	B CH 88 C FC 89 F FF 94 B SI 94 C FC 89 2-3 ② K	B FC 88 F FF 93 X CU 80 1-1 ① F8	B SL 86 X FF 91 1-0 1-2 2-3 3-H 1B	5	0	2	1	0	2	0
11 Brett Gardner, L (1, 8) OBP: 0.323, SLG: 0.476	C FF 95 B SI 92 B CU 86 C CU 85 F SI 94 F CH 89 S CU 86 2-3 ② K	F FF 93 B FF 94 S SI 92 X CH 87 1-2 ② FC5-2 2-3 3-H	C CU 83 B SI 93 C CU 85 X CU 85 1-2 ③ G4-3	C CU 79 B FF 93 S CU 80 B FC 90 B CU 83 X FC 90 3-2 ② F9	C CU 81 B CU 80 C FC 95 S FC 94 1-3 ③ K	5	0	0	0	0	2	5
29 Gio Urshela, R (1, 5) OBP: 0.370, SLG: 0.563	F FC 91 B CH 90 C FC 91 X CH 91 1-2 ③ G4-3	S FC 91 S FC 91 B FF 94 F FC 90 B FC 90 F FC 91 S FF 95 2-3 ③ K	B FF 97 B FF 96 X FF 95 2-0 HR	B FC 88 F CH 86 F FC 93 B CU 83 F FF 93 X FC 89 2-2 2B	4	1	2	1	0	1	2
38 Cameron Maybin, R (1, 7) OBP: 0.363, SLG: 0.480	B FC 89 X CH 88 1-0 ① F9	C FC 86 B FF 92 C FC 89 B CH 88 B FC 89 C SI 94 3-3 ① K	B SL 80 F FF 97 B SL 80 C SL 82 F FF 94 B FF 95 F FF 94 S FF 96 3-3 ① K	B FC 90 B FC 89 S FF 93 F FF 94 C FF 94 2-3 ③ K	4	0	0	0	0	3	1
28 Austin Romine, R (1, 2) OBP: 0.305, SLG: 0.435	B CH 89 B CH 89 B FF 95 B FF 95 4-0 BB	B FF 93 B FF 93 X FF 93 2-0 HR	S FF 97 B FF 96 X SL 82 1-1 26 WP 26 1B 2B	B FF 90 S CU 82 C FF 91 B CU 82 B SL 85 B SL 85 4-2 25 1B 99 BB 45 1B BB	2	3	2	1	2	0	0
Inning Stats	R: 0 H: 1 E: 0 LOB: 1 K: 2 BB: 0 S: 13 P: 22	R: 0 H: 0 E: 0 LOB: 0 K: 2 BB: 0 S: 11 P: 16	R: 0 H: 0 E: 0 LOB: 1 K: 1 BB: 1 S: 11 P: 18	R: 0 H: 2 E: 0 LOB: 2 K: 1 BB: 0 S: 16 P: 22	R: 1 H: 2 E: 0 LOB: 1 K: 2 BB: 0 S: 12 P: 24	R: 0 H: 0 E: 0 LOB: 0 K: 1 BB: 0 S: 9 P: 15	R: 3 H: 4 E: 0 LOB: 1 K: 1 BB: 0 S: 14 P: 25	R: 0 H: 1 E: 0 LOB: 1 K: 1 BB: 0 S: 12 P: 20	R: 1 H: 2 E: 0 LOB: 3 K: 1 BB: 2 S: 17 P: 32	1B: 5 2B: 5 3B: 0 HR: 2	SF: 1 SAC: 0 DP: 0 HBP: 0	WP: 1 PB: 0 SB: 0 CS: 0	PA: 42			

TOP

New York Yankees @ Boston Red Sox

Fenway Park, Boston, MA

Mon Sep 09 2019, 7:13 PM - 10:37 PM EDT

Att. 35,884 - Cloudy - 68 F

livebaseballscorecards.com

AB	38
R	5
H	12
RBI	5
BB	3
SO	12
LOB	17

PITCHER		IP	WLS	BF	H	R	ER	SO	BB	IBB	HBP	BLK	WP	HR	S	P	ERA	WHIP
57 Eduardo Rodriguez, L ERA: 3.73	(1, 1)	6.0	L	24	5	1	1	9	1	0	0	0	0	1	72	117	1.50	1.000
63 Darwinzon Hernández, L ERA: 9.0	(7, 1)	0.1		4	3	3	3	1	0	0	0	0	1	1	9	18	81.00	9.000
71 Trevor Kelley, R ERA: 3.93	(7, 1)	0.2		3	1	0	0	0	0	0	0	0	0	0	5	7	0.00	1.500
56 Travis Lakins Sr., R ERA: 8.22	(8, 1)	1.0		4	1	0	0	1	0	0	0	0	0	0	12	20	0.00	1.000
73 Mike Shawaryn, R	(9, 1)	0.2		6	2	1	1	0	2	0	0	0	0	0	14	28	13.50	6.000

PITCHER		IP	WLS	BF	H	R	ER	SO	BB	IBB	HBP	BLK	WP	HR	S	P	ERA	WHIP
54 Colten Brewer, R ERA: 4.5	(9, 1)	0.1		1	0	0	0	1	0	0	0	0	0	0	3	4	0.00	0.000

BOTTOM

New York Yankees @ Boston Red Sox

Fenway Park, Boston, MA

Mon Sep 09 2019, 7:13 PM - 10:37 PM EDT

Att. 35,884 - Cloudy - 68 F

livebaseballscorecards.com

Batter	1	2	3	4	5	6	7	8	9	AB	R	H	RBI	BB	SO	LOB
50 Mookie Betts, R (1, 9) OBP: 0.388, SLG: 0.522	X FF 92 0-0 ① F8		B KC 78 C FF 96 X KC 81 1-1 ② F7		F FF 97 B FF 97 C KC 82 S FF 97 1-3 ③ K		B SI 94 X SI 95 1-0 1-2 1B		C SL 80 F SI 90 X SL 80 0-2 ③ G5-3	5	0	1	0	0	1	3
11 Rafael Devers, L (1, 5) OBP: 0.364, SLG: 0.564	S FF 93 B FF 94 B FC 87 X FF 94 2-1 2 PB 1B		B FC 88 F FF 94 B FC 88 F FF 96 F FF 97 F FF 96 B FC 90 B FC 88 4-2 BB			C KC 81 X FF 94 0-1 ① G3	B SI 95 F SI 95 C SL 80 B SL 81 S SI 95 2-3 ③ K			3	0	1	0	1	1	2
2 Xander Bogaerts, R (1, 6) OBP: 0.380, SLG: 0.562	B FF 94 C FC 88 F FF 95 B FC 88 F FF 95 B KC 80 C KC 81 3-3 ② K 1-2		C KC 82 F FF 97 X FF 96 0-2 ③ F9			B KC 82 C FF 95 X FF 95 1-1 ② L8		S SI 89 B SL 86 X SL 85 1-1 ① F9		4	0	0	0	0	1	3
28 J.D. Martinez, R (1, 10) OBP: 0.383, SLG: 0.574	F KC 80 F FF 95 S FF 96 0-3 ③ K			S KC 82 F KC 83 B FF 96 X KC 83 1-2 ① G5-3		B KC 81 B FF 96 B KC 82 B FF 97 4-0 59 FC5 7 1B BB		C FF 91 B SL 86 C SI 92 C SL 87 1-3 ② K		3	0	0	0	1	2	1
7 Christian Vázquez, R (1, 2) OBP: 0.308, SLG: 0.461		C KC 80 F FF 94 S FC 89 0-3 ① K		B FF 97 B FF 96 S FC 89 B FF 97 F FF 97 X KC 82 3-2 ② P4		F KC 82 F FF 96 F KC 83 X FF 96 0-2 1-2 1B		C SI 91 X SL 87 0-1 40 PB 1B		4	0	2	0	0	1	0
59 Sam Travis, R (1, 3) OBP: 0.281, SLG: 0.403 40 Marco Hernández, L (8, PH) OBP: 0.344, SLG: 0.429 (9, 4)		C FF 96 X KC 82 0-1 ② G5-3		B KC 82 F FF 97 B FF 97 F FF 96 B KC 84 T FF 97 3-2 ③ K		B FF 97 S KC 82 F KC 82 F KC 82 X KC 82 2-2 ③ FC5 2-3f		B SI 91 X CH 84 1-0 ③ F9 1-2		3 1	0 0	0 0	0 0	0 0	1 0	2 1
12 Brock Holt, L (1, 4) OBP: 0.380, SLG: 0.428 (9, 3) 36 Chris Owings, R (9, PH) OBP: 0.189, SLG: 0.211		C FF 96 B FF 95 X FF 95 1-1 ③ G1-3			C FF 96 X FF 95 0-1 ① G1-3		C FF 95 B KC 82 C FF 94 B FC 88 X FF 95 2-2 ① G4-3		B SI 90 C FF 90 C SL 79 S SL 78 1-3 ① K	3 1	0 0	0 0	0 0	0 0	0 1	0 0
47 Gorkys Hernández, R (1, 7)			F FF 94 S KC 82 S KC 81 0-3 ① K		B KC 79 S FF 95 B FF 96 B KC 82 F FF 97 F FF 98 C KC 82 3-3 ② K		C KC 79 X FF 96 0-1 ② F8		S SL 79 B SI 91 B CH 84 B CH 83 X FF 89 3-1 ② G6-3	4	0	0	0	0	2	0
19 Jackie Bradley Jr., L (1, 8) OBP: 0.323, SLG: 0.419			F FF 95 X FF 96 0-1 2B		S FC 90 B KC 83 B FF 96 C FF 96 X FF 97 2-2 1B		B FF 96 B FF 97 B FF 97 C FF 96 B FF 96 4-1 50 1B BB		C SL 80 B SL 80 X SI 88 1-1 1B	3	0	3	0	1	0	0
Inning Stats	R: 0 E: 0 K: 2 S: 10 H: 1 LOB: 1 BB: 0 P: 15	R: 0 E: 0 K: 1 S: 7 H: 0 LOB: 0 BB: 0 P: 8	R: 0 E: 0 K: 1 S: 14 H: 1 LOB: 2 BB: 1 P: 19	R: 0 E: 0 K: 1 S: 9 H: 0 LOB: 0 BB: 0 P: 16	R: 0 E: 0 K: 2 S: 12 H: 1 LOB: 1 BB: 0 P: 18	R: 0 E: 0 K: 0 S: 12 H: 1 LOB: 2 BB: 1 P: 19	R: 0 E: 0 K: 1 S: 10 H: 1 LOB: 2 BB: 1 P: 19	R: 0 E: 0 K: 1 S: 8 H: 1 LOB: 1 BB: 0 P: 11	R: 0 E: 0 K: 1 S: 10 H: 1 LOB: 1 BB: 0 P: 15	1B: 6 2B: 1 3B: 0 HR: 0 SF: 0 SAC: 0 DP: 0 HBP: 0						WP: 0 PB: 2 SB: 0 CS: 0 PA: 37	

	AB	34
	R	0
	H	7
	RBI	0
	BB	3
	SO	10
	LOB	12

PITCHER		IP	WLS	BF	H	R	ER	SO	BB	IBB	HBP	BLK	WP	HR	S	P	ERA	WHIP
65 James Paxton, L ERA: 3.96	(1, 1)	6.2	W	27	4	0	0	7	3	0	0	0	0	0	70	107	0.00	1.050
53 Zack Britton, L ERA: 2.08	(7, 1)	0.1		2	1	0	0	1	0	0	0	0	0	0	4	7	0.00	3.000
35 Cory Gearrin, R ERA: 4.01	(8, 1)	1.0		4	1	0	0	1	0	0	0	0	0	0	8	11	0.00	1.000
70 Tyler Lyons, L ERA: 7.71	(9, 1)	1.0		4	1	0	0	1	0	0	0	0	0	0	10	15	0.00	1.000

PITCHER	IP	WLS	BF	H	R	ER	SO	BB	IBB	HBP	BLK	WP	HR	S	P	ERA	WHIP

Batter	1	2	3	4	5	6	7	8	9	AB	R	H	RBI	BB	SO	LOB
50 Mookie Betts, R (1, 9) OBP: 0.390, SLG: 0.526	X SI 93 0-0 HR	B SI 92 B SL 84 B SL 84 B SL 83 4-0 1-2 BB			X CU 76 0-0 ① G5-3		B SL 88 S SL 87 C FF 94 B FF 94 F FF 95 F FF 96 F FF 96 F FF 97 B SL 88 3-2 F SL 88 X FF 96 G5-3		B SL 85 S FF 96 2 SAFE B SL 86 B FF 96 B FF 97 4-1 BB	3	1	1	1	2	0	0
11 Rafael Devers, L (1, 5) OBP: 0.365, SLG: 0.565	B SI 92 F SI 93 F CH 84 B FF 90 B SI 94 X SI 94 3-2 28 L7 1B	B CH 81 B SI 92 B SI 91 X SI 91 3-0 ③ G4-3			C SI 91 F SI 89 F SL 82 B FF 90 X SL 84 1-2 28 2B 2B		C CU 77 F FF 96 F SL 90 F SL 89 F CU 80 X CU 78 0-2 ② P3		B FF 95 B SL 87 C FF 96 F FF 96 F SL 87 X FF 96 2-2 ③ F8	5	1	2	0	0	0	5
28 J.D. Martinez, R (1, 10) OBP: 0.382, SLG: 0.573	B SI 93 B SL 85 X SL 83 2-0 ①② L7 1-2		B SL 81 B SI 91 S SI 92 S CU 75 X SI 93 2-2 ① G6-3		C SL 82 X SI 90 0-1 18 G6-3 16 1B 2-H 2B		S SL 88 X FF 95 0-1 ③ G5-3			4	1	1	1	0	0	1
18 Mitch Moreland, L (1, 3) OBP: 0.333, SLG: 0.498	B SI 94 F SI 92 B CH 83 F SI 91 F SL 83 F SI 93 B FF 91 X SI 92 3-2 1B		B CU 75 B CH 83 X SI 93 2-0 ② F7		B SI 92 F CU 80 D CU 81 B SI 93 X SI 92 3-1 ② G6-3 2-3			C FF 94 F FF 94 B SL 89 B FF 96 X SL 88 2-2 ① G4-3		4	0	1	0	0	0	1
16 Andrew Benintendi, L (1, 7) OBP: 0.351, SLG: 0.449	X SI 92 0-0 ③ G4-3		C SI 92 B FF 90 B CU 76 B CU 76 B CH 82 4-1 BB		B SI 93 B SI 92 B SI 93 F SI 93 X SI 92 3-1 7 S 1B 3-H			C SL 87 B SI 95 F SI 94 F SI 96 B SL 87 X SI 94 2-2 ② G4-3		3	0	1	1	1	0	1
7 Christian Vázquez, R (1, 2) OBP: 0.305, SLG: 0.457		B SI 90 X SI 89 1-0 ① G5-3	C SI 92 F SL 84 X CU 78 0-2 ③ L7		B FF 94 B FC 90 1 SAFE B FF 94 C FF 95 F FC 91 F SL 86 F SI 94 F FC 91 3-3 S FF 95 K 1-2			B FF 96 B SL 85 F SL 86 F FF 95 F FF 95 X SL 86 2-2 ③ G4-3		4	0	0	0	0	1	2
19 Jackie Bradley Jr., L (1, 8) OBP: 0.323, SLG: 0.416		F SI 90 B CH 80 S CU 75 B FF 88 B CU 75 F CH 81 F SI 92 B SI 92 4-2 40 FC1-6 36 1B BB	F SI 90 B CU 73 F SI 92 F SL 82 B SL 81 F SI 92 X SI 93 2-2 ① G6-3		B FF 94 F FC 90 F FF 94 B SI 89 B SL 89 F FF 93 S FF 95 3-3 ① K			C FF 95 F FF 96 B FF 98 F SL 87 F SL 87 B FF 96 B SL 87 T FF 98 3-2 ① K	3	0	0	0	1	2	0
36 Chris Owings, R (1, 6) OBP: 0.192, SLG: 0.213 12 Brock Holt, L (9, PH) OBP: 0.382, SLG: 0.431 47 Gorkys Hernández, R (9, PR)		C CU 75 B SI 92 X SI 92 1-1 40 FC1-6 1-2 1B	S CU 76 B SI 92 B CH 81 F SI 91 S SL 85 2-3 ② K		C FF 95 S SI 88 B FF 93 X FF 88 1-2 ② G5-3				B FF 96 B FF 96 F FF 96 C FF 97 X SL 89 2-2 40 S 1B	3 1 0	0 0 0	1 1 0	0 0 0	0 0 0	1 0 0	0 0 0
40 Marco Hernández, L (1, 4) OBP: 0.330, SLG: 0.411		S SI 91 F CH 82 X CU 78 0-2 ② FC1-6 50 BB 1-2f 2-3		B CU 74 X SI 92 1-0 ③ L4		F FF 96 S FF 97 S SL 87 0-3 ③ K			C FF 96 1 SAFE 1 SAFE B FF 96 S FF 96 F SL 87 T FF 96 1-2 ② K	4	0	0	0	0	2	3
Inning Stats	R: 1 E: 0 K: 0 S: 11 H: 3 LOB: 1 BB: 0 P: 19	R: 0 E: 0 K: 0 S: 11 H: 1 LOB: 3 BB: 2 P: 24	R: 0 E: 0 K: 0 S: 8 H: 0 LOB: 1 BB: 1 P: 16	R: 0 E: 0 K: 1 S: 9 H: 0 LOB: 0 BB: 0 P: 14	R: 2 E: 0 K: 1 S: 17 H: 3 LOB: 1 BB: 0 P: 27	R: 0 E: 0 K: 2 S: 10 H: 0 LOB: 0 BB: 0 P: 14	R: 0 E: 0 K: 0 S: 16 H: 0 LOB: 0 BB: 0 P: 19	R: 0 E: 0 K: 0 S: 11 H: 0 LOB: 0 BB: 0 P: 17	R: 0 E: 0 K: 2 S: 17 H: 1 LOB: 2 BB: 1 P: 29	1B: 5 2B: 2 3B: 0 HR: 1 SF: 0 SAC: 0 DP: 0 HBP: 0						

PITCHER	IP	WLS	BF	H	R	ER	SO	BB	IBB	HBP	BLK	WP	HR	S	P	ERA	WHIP
71 T.J. Zeuch, R (1, 1) ERA: 5.4	4.1		21	6	3	3	1	3	0	0	0	0	1	46	81	6.23	2.077
67 Buddy Boshers, L (5, 1) ERA: 5.93	0.1		2	1	0	0	0	0	0	0	0	0	0	4	10	0.00	3.000
50 Justin Shafer, R (5, 1) ERA: 2.97	1.1	W	4	0	0	0	3	0	0	0	0	0	0	16	23	0.00	0.000
64 Derek Law, R (7, 1) ERA: 4.8	1.0	H	3	0	0	0	0	0	0	0	0	0	0	16	19	0.00	0.000
58 Tim Mayza, L (8, 1) ERA: 4.91	0.2	H	2	0	0	0	0	0	0	0	0	0	0	7	11	0.00	0.000

PITCHER	IP	WLS	BF	H	R	ER	SO	BB	IBB	HBP	BLK	WP	HR	S	P	ERA	WHIP
68 Jordan Romano, R (8, 1) ERA: 4.82	0.1	H	1	0	0	0	0	0	0	0	0	0	0	4	6	0.00	0.000
51 Ken Giles, R (9, 1) ERA: 1.96	1.0	S	5	1	0	0	2	1	0	0	0	0	0	17	29	0.00	2.000

TOP

Boston Red Sox @ Toronto Blue Jays

Rogers Centre, Toronto, ON

Tue Sep 10 2019, 7:07 PM - 10:44 PM EDT

Att. 17,819 - Cloudy - 68 F

livebaseballscorecards.com

AB	34
R	3
H	8
RBI	3
BB	4
SO	6
LOB	13

Batter	1	2	3	4	5	6	7	8	9	AB	R	H	RBI	BB	SO	LOB
11 Bo Bichette, R (1, 6) OBP: 0.343, SLG: 0.578	C FF 98 F FF 100 X CU 82 0-2 27 G6-3 8 S 1B		S FF 98 B FF 97 B FS 89 X FS 86 2-1 ① G6-3	F FF 98 1 SAFE X FF 95 0-1 ③ F9		S SI 97 F SI 96 1 SAFE B FF 96 1 SAFE F SI 97 1 SAFE B SL 86 S SL 85 2-3 ② K		C FF 98 F FF 96 S KC 87 0-3 ② K		5	0	1	0	0	2	3
8 Cavan Biggio, L (1, 4) OBP: 0.346, SLG: 0.386	C FF 98 B FF 96 1 SAFE S FF 96 F FF 98 B FS 88 1 SAFE B FS 89 F FC 93 3-3 ① F FC 94 S FF 96 K 1-2		F CU 80 F FF 95 F FF 98 B FS 86 F FC 94 X FF 98 1-2 HR		B FS 85 B FC 92 B CU 80 C FF 96 B FF 97 4-1 44 HR BB	D SL 86 B FF 95 1 SAFE B FF 96 B FF 96 4-0 27 FC6-4 1-2 BB		C KC 85 B CH 89 B CH 89 F KC 86 X FF 98 2-2 ③ F8		3	2	1	1	2	1	1
27 Vladimir Guerrero Jr., R (1, 5) OBP: 0.348, SLG: 0.453	S CU 81 B FF 98 B FC 94 F FF 100 B FF 97 X FS 88 3-2 ② G6-3 2-3		B FC 94 C FF 98 B FF 99 F CU 81 F FC 92 F CU 81 F FF 98 X FS 88 2-2 ② G4-3		S FC 90 D FC 92 B FF 96 C FC 92 F FF 95 1 SAFE 1 SAFE S CU 80 2-3 ① K	C SI 96 D SL 86 S SL 83 X SI 96 1-2 ③ FC6-4 1-2f				4	0	0	0	0	1	5
44 Rowdy Tellez, L (1, 3) OBP: 0.283, SLG: 0.437	C FF 98 C FF 99 S FF 100 0-3 ③ K		X CU 80 0-0 1B		F SI 94 B SI 94 1 SAFE X SI 95 1-1 1-H HR		C FF 95 B CH 87 X CH 86 1-1 ① L6			4	1	2	2	0	1	1
15 Randal Grichuk, R (1, 9) OBP: 0.282, SLG: 0.438		B FS 87 S FF 99 B FF 98 B CU 80 F FF 98 C FF 98 3-3 ① K	T FF 97 F FF 96 B FS 84 B FF 97 F FF 98 S CU 80 2-3 ③ K		X SL 86 0-0 ② F7		C CU 83 S FF 95 B CU 82 X SL 88 1-2 2B			4	0	1	0	0	2	1
14 Justin Smoak, S (1, 10) OBP: 0.349, SLG: 0.406		C CU 80 B FC 93 X FF 98 1-1 49 1B 1B		C FC 93 S CU 80 X FS 86 0-2 ① G3	B FF 96 T SL 87 B SL 86 F SL 87 C FF 95 2-3 ③ K		B FF 96 D CH 88 X CH 87 2-0 ② P6			4	0	1	0	0	1	1
10 Reese McGuire, L (1, 2) OBP: 0.343, SLG: 0.600		B FF 97 X FF 97 1-0 ② L7		B CU 79 F CU 79 X FS 85 1-1 HR		C FF 89 X CU 75 0-1 49 SH3-4 49 PB 1B	B FF 95 S FF 96 F FF 96 F FF 96 B CH 86 F FF 96 B CH 87 F FF 96 B CH 88 4-2 BB			3	1	2	1	1	0	1
49 Jonathan Davis, R (1, 8) OBP: 0.197, SLG: 0.234		B FC 94 D FC 97 F FF 98 B FF 98 C FF 97 F FF 97 X FF 96 3-2 1-2 1B		X FC 90 0-0 ② G5-3		B FF 88 D CU 73 D SL 76 C FF 89 X FF 86 3-1 ① SH3-4 1-3	C FF 96 F SL 87 B FF 98 C FF 97 1-3 ③ K			3	0	1	0	0	1	2
20 Derek Fisher, L (1, 7) OBP: 0.294, SLG: 0.384 37 Teoscar Hernández, R (6, PH) OBP: 0.292, SLG: 0.436 (7, 7)		C FC 94 B FF 96 S FF 96 B FS 87 S FF 96 2-3 ③ K		B CU 78 B FC 92 B FF 97 B FF 98 4-0 BB		F FF 88 B FF 88 B FF 88 S FF 90 B FF 89 F FF 91 B FF 91 4-2 8 BB BB		S FF 96 B FF 97 B FF 98 X KC 85 2-1 ① F9		1 1	0 0	0 0	0 0	1 1	1 0	2 0
Inning Stats	R: 0 H: 1 E: 0 LOB: 1 K: 2 BB: 0 S: 15 P: 21	R: 0 H: 2 E: 0 LOB: 2 K: 2 BB: 0 S: 13 P: 23	R: 1 H: 2 E: 0 LOB: 1 K: 1 BB: 0 S: 18 P: 25	R: 1 H: 1 E: 0 LOB: 1 K: 0 BB: 1 S: 8 P: 13	R: 2 H: 1 E: 0 LOB: 0 K: 2 BB: 1 S: 11 P: 20	R: 0 H: 1 E: 0 LOB: 3 K: 1 BB: 2 S: 14 P: 28	R: 0 H: 1 E: 0 LOB: 2 K: 1 BB: 1 S: 14 P: 23	R: 0 H: 0 E: 0 LOB: 0 K: 1 BB: 0 S: 8 P: 12		1B: 5 SF: 0 2B: 1 SAC: 1 3B: 0 DP: 0 HR: 3 HBP: 0						

PITCHER		IP	WLS	BF	H	R	ER	SO	BB	IBB	HBP	BLK	WP	HR	S	P	ERA	WHIP
17 Nathan Eovaldi, R ERA: 5.81	(1, 1)	4.1		21	6	3	3	6	2	0	0	0	0	2	59	93	6.23	1.846
72 Josh Taylor, L ERA: 3.07	(5, 1)	0.2	L	3	1	1	1	1	0	0	0	0	0	1	6	9	13.50	1.500
61 Brian Johnson, L ERA: 6.35	(6, 1)	0.1		3	1	0	0	0	1	0	0	0	0	0	7	14	0.00	6.000
70 Ryan Brasier, R ERA: 5.47	(6, 1)	0.2		3	0	0	0	1	1	0	0	0	0	0	7	14	0.00	1.500
48 Andrew Cashner, R ERA: 4.55	(7, 1)	1.0		5	1	0	0	1	1	0	0	0	0	0	14	23	0.00	2.000

PITCHER		IP	WLS	BF	H	R	ER	SO	BB	IBB	HBP	BLK	WP	HR	S	P	ERA	WHIP
32 Matt Barnes, R ERA: 4.15	(8, 1)	1.0		3	0	0	0	1	0	0	0	0	0	0	8	12	0.00	0.000

BOTTOM

Boston Red Sox @ Toronto Blue Jays

Rogers Centre, Toronto, ON

Tue Sep 10 2019, 7:07 PM - 10:44 PM EDT

Att. 17,819 - Cloudy - 68 F

livebaseballscorecards.com

AB	32
R	4
H	9
RBI	4
BB	5
SO	10
LOB	17

WP: 0 PA: 38
PB: 1
SB: 1
CS: 0

Batter	1	2	3	4	5	6	7	8	9	AB	R	H	RBI	BB	SO	LOB
12 Brock Holt, L (1, 9) OBP: 0.380, SLG: 0.427	X SI 93 0-0 ① F7		B FF 93 C CU 76 F FF 94 F FF 94 S SL 80 1-3 ② K			B FF 91 F FC 87 B FF 92 C SL 77 F FF 92 B SL 80 F FF 92 F FF 93 X FF 92 3-2 ① F8			C SL 82 F FF 92 F CH 85 F FF 93 X CH 86 0-2 36 FC5-4 1B	4	0	1	0	0	1	0
2 Xander Bogaerts, R (1, 6) OBP: 0.380, SLG: 0.560 36 Chris Owings, R (8, 6) OBP: 0.190, SLG: 0.212	C FF 94 F FF 96 X CU 79 0-2 ② G5-3		B FF 94 B SL 80 C SL 79 S FC 89 B SL 81 F FF 94 B FF 95 4-2 BB			F FF 94 F SL 81 B SL 81 B FF 92 X CH 80 2-2 ② G4-3			T FF 93 B FF 94 X FC 88 1-1 ① FC5-4 11 FC3-5 1-2f	2 1	0 0	0 0	0 0	1 0	0 0	0 1
11 Rafael Devers, L (1, 5) OBP: 0.364, SLG: 0.563 47 Gorkys Hernández, R (9, PR)	X SI 93 0-0 1B		S FF 93 B FF 92 1 SAFE B FC 88 S FF 93 S SL 82 2-3 ③ K			B FC 88 C FC 88 B SL 79 B FF 91 X FF 92 3-1 ③ L7			D SI 94 C FC 87 F FF 93 B FF 94 D SL 81 F FC 87 X FF 93 3-2 ② FC3-5 28 FC6-4 1-2f	4 0	0 0	1 0	0 0	0 0	1 0	2 0
28 J.D. Martinez, R (1, 10) OBP: 0.380, SLG: 0.569	D CU 75 B SI 92 F FF 93 X FF 94 2-1 ③ F9			C FF 93 S FF 91 B SL 82 B FF 92 T FF 93 2-2 ① K			S SL 80 B FF 90 C FF 91 S SL 81 1-3 ① K		C SL 82 X FF 94 0-1 ③ FC6-4 1-2f	4	0	0	0	0	2	2
18 Mitch Moreland, L (1, 3) OBP: 0.330, SLG: 0.492 59 Sam Travis, R (7, 3) OBP: 0.281, SLG: 0.403		C CU 77 F FF 95 B SI 95 B FF 95 F FS 86 S SI 95 2-3 ① K		F CH 82 B FF 92 C SL 80 B FF 92 F CH 84 X SL 78 2-2 ② F8			B FC 90 X SL 78 1-0 ② G4-3			3 0	0 0	0 0	0 0	0 0	1 0	0 0
16 Andrew Benintendi, L (1, 7) OBP: 0.350, SLG: 0.447		S SI 94 X FF 95 0-1 ② P5		S FC 88 X CH 82 0-1 ③ G4-3			C CH 81 F FF 92 F FF 92 S SL 79 0-3 ③ K			3	0	0	0	0	1	0
7 Christian Vázquez, R (1, 2) OBP: 0.304, SLG: 0.455 68 Juan Centeno, L (6, 2)		C CU 78 F FF 95 X FF 96 0-2 E6 19 S			C FC 88 T SL 80 F SL 80 B FF 91 X SL 78 1-2 ① G5-3			B FF 94 F FF 95 B CH 90 B FF 94 X FF 95 3-1 ① P5		2 1	0 0	0 0	0 0	0 0	0 0	0 0
19 Jackie Bradley Jr., L (1, 8) OBP: 0.321, SLG: 0.413		C SI 94 F FF 94 S SI 94 0-3 ③ K 1-2			C SL 79 B FF 91 S FF 92 B FF 92 B SL 80 F FF 92 T CH 82 3-2 ② K			B CU 77 C FF 94 B FF 95 X FF 94 2-1 ② G3-1		3	0	0	0	0	2	1
40 Marco Hernández, L (1, 4) OBP: 0.320, SLG: 0.398			X FF 93 0-0 ① L8		C CU 71 S SL 79 S FF 92 0-3 ③ K			B FF 95 F FF 95 X FF 94 1-1 ③ F9		3	0	0	0	0	1	0
Inning Stats	R: 0 E: 0 K: 0 S: 7 H: 1 LOB: 1 BB: 0 P: 9	R: 0 E: 1 K: 2 S: 12 H: 0 LOB: 1 BB: 0 P: 14	R: 0 E: 0 K: 2 S: 11 H: 0 LOB: 1 BB: 1 P: 18	R: 0 E: 0 K: 1 S: 9 H: 0 LOB: 0 BB: 0 P: 13	R: 0 E: 0 K: 2 S: 11 H: 0 LOB: 0 BB: 0 P: 15	R: 0 E: 0 K: 0 S: 11 H: 0 LOB: 0 BB: 0 P: 19	R: 0 E: 0 K: 2 S: 8 H: 0 LOB: 0 BB: 0 P: 10	R: 0 E: 0 K: 0 S: 6 H: 0 LOB: 0 BB: 0 P: 12	R: 0 E: 0 K: 0 S: 13 H: 1 LOB: 1 BB: 0 P: 17	1B: 2 2B: 0 3B: 0 HR: 0 SF: 0 SAC: 0 DP: 0 HBP: 0						

PITCHER		IP	WLS	BF	H	R	ER	SO	BB	IBB	HBP	BLK	WP	HR	S	P	ERA	WHIP
63 Wilmer Font, R ERA: 4.26	(1, 1)	2.0		8	1	0	0	2	0	0	0	0	0	0	19	23	0.00	0.500
57 Trent Thornton, R ERA: 5.04	(3, 1)	5.0	W	16	0	0	0	7	1	0	0	0	0	0	50	75	0.00	0.200
48 Jason Adam, R ERA: 4.02	(8, 1)	1.0		3	0	0	0	0	0	0	0	0	0	0	6	12	0.00	0.000
52 Ryan Tepera, R ERA: 5.52	(9, 1)	1.0		4	1	0	0	0	0	0	0	0	0	0	13	17	0.00	1.000

PITCHER	IP	WLS	BF	H	R	ER	SO	BB	IBB	HBP	BLK	WP	HR	S	P	ERA	WHIP

TOP

Boston Red Sox @ Toronto Blue Jays

Rogers Centre, Toronto, ON

Wed Sep 11 2019, 7:08 PM - 9:56 PM EDT

Att. 14,463 - Roof Closed - 68 F

livebaseballscorecards.com

AB	30
R	0
H	2
RBI	0
BB	1
SO	9
LOB	6

WP: 0 PA: 31
PB: 0
SB: 1
CS: 0

Batter	1	2	3	4	5	6	7	8	9	AB	R	H	RBI	BB	SO	LOB
11 Bo Bichette, R (1, 6) OBP: 0.341, SLG: 0.571	C FF 89 F FF 88 B FF 89 F FF 89 F FF 91 B FF 90 F CH 83 X FF 90 2-2 ① L4			C SI 88 B SI 89 C SI 89 F SI 88 B SI 87 F SI 88 S SI 88 2-3 ① K	B SI 89 X SI 90 1-0 8 1B 27 1B 1-2 1B	D SL 82 F SL 82 X CH 86 1-1 ①② G5-3 1-2 2-3f				4	1	1	0	0	1	2
8 Cavan Biggio, L (1, 4) OBP: 0.350, SLG: 0.392	C SL 82 C FF 90 B SL 83 F SL 83 B FF 91 F FF 90 X FF 91 2-2 ② P5			C SI 88 F CH 82 F SL 85 B SI 90 X SI 89 1-2 27 S 27 SF7 2B	X CH 81 0-0 27 1B 15 2B 1-2 2-3 1B	B CU 76 B CU 81 B FF 91 C FF 91 F FF 91 F CH 85 B FF 92 4-2 BB				3	2	2	0	1	0	0
27 Vladimir Guerrero Jr., R (1, 5) OBP: 0.347, SLG: 0.452	S CH 83 B FF 90 B FF 90 S CH 83 B FF 90 F FF 91 X FF 90 3-2 ③ P4			F SI 88 C SI 88 B CU 79 X SI 88 1-2 ② SF7 2-H	X SL 79 0-0 15 2B 1-3 2-H 3-H 1B	F SL 81 B CH 84 D CH 85 F SI 88 X CH 85 2-2 ③ P4				3	1	1	3	0	0	2
44 Rowdy Tellez, L (1, 10) OBP: 0.283, SLG: 0.443		C FF 89 B SL 83 B FF 89 F SL 81 S FF 90 2-3 ① K		B CH 82 X SL 82 1-0 HR	B SL 76 X SL 76 1-0 ② P6		B FF 91 C SL 85 F SL 84 F SL 85 S FF 92 1-3 ① K			4	1	1	1	0	2	2
15 Randal Grichuk, R (1, 9) OBP: 0.283, SLG: 0.440 30 Anthony Alford, R (8, 9) OBP: 0.125, SLG: 0.125		C FF 89 B FF 89 X FF 89 1-1 ② F8		C SI 89 S SI 89 B CU 79 X SI 89 1-2 37 E 37 WP 1B	X FC 87 0-0 37 HR 2-H 3-H 2B		B SL 84 X FF 91 1-0 ② L7			4 0	1 0	2 0	2 0	0 0	0 0	0 0
37 Teoscar Hernández, R (1, 7) OBP: 0.294, SLG: 0.445		F FF 90 F CH 82 F FF 87 F CH 83 T FF 89 0-2 ③ K		B SI 89 1 SAFE B SI 89 B SL 80 X SI 90 3-0 E9 1-3 1B	F FF 91 B FF 92 T FC 90 B FF 93 X FF 92 2-2 2-H HR		B CU 82 S SL 85 X SL 83 1-1 ③ G2-3			4	1	2	2	0	1	0
49 Jonathan Davis, R (1, 8) OBP: 0.186, SLG: 0.221		C SI 87 B CU 77 S SI 87 B SL 83 X SI 87 2-2 ① F8		C SI 88 B SI 90 F SI 89 B SL 80 X SI 90 2-2 ③ G1-3	B FF 94 F FF 93 S FF 94 B CU 81 C FF 92 2-3 ③ K			F FF 91 S CU 82 F FF 91 B CU 82 S SL 85 1-3 ① K2-3		4	0	0	0	0	2	2
3 Brandon Drury, R (1, 3) OBP: 0.263, SLG: 0.381		L SI 88 F SI 88 S CU 80 0-3 ② K			X SI 89 0-0 ① F9	B SI 91 B FF 91 S FF 91 B FF 92 F SI 90 F CH 85 B FF 91 4-2 11 G5-3 9 1B BB		B FF 92 B SL 85 S SL 86 F SL 86 B CU 82 B SL 85 4-2 9 G6-4-3 BB		2	0	0	0	2	1	0
9 Danny Jansen, R (1, 2) OBP: 0.280, SLG: 0.361		B CU 78 B SI 88 F SI 88 B SI 87 F SL 83 S SL 82 3-3 ③ K			X SI 89 0-0 8 1B 11 1B 27 1B 1B	X SI 89 0-0 11 G5-3 1-2 1B		X SL 85 0-0 ②③ G6-4-3 1-2f		4	1	2	0	0	1	1
Inning Stats	R: 0 E: 0 K: 0 S: 15 H: 0 LOB: 0 BB: 0 P: 22	R: 0 E: 0 K: 2 S: 10 H: 0 LOB: 0 BB: 0 P: 13	R: 0 E: 0 K: 2 S: 9 H: 0 LOB: 0 BB: 0 P: 14	R: 2 E: 1 K: 1 S: 20 H: 4 LOB: 2 BB: 0 P: 31	R: 6 E: 0 K: 1 S: 13 H: 6 LOB: 0 BB: 0 P: 19	R: 0 E: 0 K: 0 S: 12 H: 1 LOB: 2 BB: 2 P: 23	R: 0 E: 0 K: 1 S: 7 H: 0 LOB: 0 BB: 0 P: 10	R: 0 E: 0 K: 1 S: 7 H: 0 LOB: 0 BB: 1 P: 12		1B: 7 2B: 2 3B: 0 HR: 2 SF: 1 SAC: 0 DP: 2 HBP: 0						

PITCHER		IP	WLS	BF	H	R	ER	SO	BB	IBB	HBP	BLK	WP	HR	S	P	ERA	WHIP
66 Bobby Poyner, L ERA: 7.88	(1, 1)	2.0		6	0	0	0	2	0	0	0	0	0	0	25	35	0.00	0.000
71 Trevor Kelley, R ERA: 9.64	(3, 1)	1.2	L	8	3	2	2	3	0	0	0	0	0	1	25	36	10.80	1.800
65 Ryan Weber, R ERA: 5.25	(4, 1)	0.2		7	5	4	4	0	0	0	0	0	1	0	9	15	54.00	7.500
61 Brian Johnson, L ERA: 6.29	(5, 1)	0.1		1	0	0	0	0	0	0	0	0	0	0	1	2	0.00	0.000
56 Travis Lakins Sr., R ERA: 4.82	(5, 1)	0.1		3	2	2	2	1	0	0	0	0	0	1	7	11	54.00	6.000

PITCHER		IP	WLS	BF	H	R	ER	SO	BB	IBB	HBP	BLK	WP	HR	S	P	ERA	WHIP
76 Hector Velázquez, R ERA: 5.4	(6, 1)	1.0		5	1	0	0	0	2	0	0	0	0	0	12	23	0.00	3.000
73 Mike Shawaryn, R ERA: 7.27	(7, 1)	2.0		6	0	0	0	2	1	0	0	0	0	0	14	22	0.00	0.500

BOTTOM

Boston Red Sox @ Toronto Blue Jays

Rogers Centre, Toronto, ON

Wed Sep 11 2019, 7:08 PM - 9:56 PM EDT

Att. 14,463 - Roof Closed - 68 F

livebaseballscorecards.com

AB	32
R	8
H	11
RBI	8
BB	3
SO	8
LOB	9

PA:	36
WP:	1
PB:	0
SB:	1
CS:	0

Batter	1	2	3	4	5	6	7	8	9	AB	R	H	RBI	BB	SO	LOB
50 Mookie Betts, R (1, 9) OBP: 0.391, SLG: 0.527	C FF 90 X FC 86 0-1 ① F7		C FC 83 C CH 76 B SI 90 B CU 77 F SI 91 F SI 90 F FF 92 B CH 76 X FC 84 3-2 ① P3	F CH 75 C FC 85 B SI 90 X CU 76 1-2 1B			F FF 95 F FF 95 B FF 96 X SL 86 1-2 12 S 12 E 1B		F FF 95 B SL 86 S FC 91 B FF 96 B SL 87 X FC 91 3-2 E7 12 1B 1B	5	2	3	0	0	0	0
12 Brock Holt, L (1, 5) OBP: 0.380, SLG: 0.427	C SI 90 F CU 75 X FC 86 0-2 ② F7		B CU 73 C CU 73 B FC 85 X FC 84 2-1 ② P5	F CH 76 B FC 84 B FC 84 F CH 75 X FC 84 2-2 ③ G1			S FF 94 X FF 94 0-1 E9 2 E 2 1B 1-H 1B		F FF 95 X FF 96 0-1 3-H 1B	5	1	2	2	0	0	2
2 Xander Bogaerts, R (1, 6) OBP: 0.380, SLG: 0.560	C FF 91 X FF 90 0-1 ③ F8		C CU 74 X FF 90 0-1 28 2B 2B	C FF 91 B SL 82 C SI 90 B SL 87 X SL 82 2-2 ① G5-3			B FF 94 2 SAFE B SL 84 C SL 84 X FF 94 2-1 16 G6-5-3 2-H 1B		B FC 90 B SI 94 B FF 94 C FF 94 X FF 93 3-1 ② F9	5	1	2	1	0	0	1
28 J.D. Martinez, R (1, 10) OBP: 0.382, SLG: 0.569		C FC 83 B CU 76 B CU 76 B SI 90 B FC 84 4-1 18 1B 40 2B BB	B FC 84 C FF 90 F CH 75 F CU 76 X FF 90 1-2 2-H 2B	B SI 90 C SI 90 F SI 90 B SI 92 D SL 86 4-2 BB			1 SAFE B FF 95 B FF 95 C FF 94 B FF 93 C SL 84 F FF 94 F SL 84 F SL 84 3-2 F FF 93 T SL 84 ① K		X SL 85 0-0 ③ G4-3	3	1	1	1	2	1	2
16 Andrew Benintendi, L (1, 7) OBP: 0.347, SLG: 0.443		C FF 89 I CH 77 F CH 78 1 SAFE S SI 89 0-3 ① K	X CH 75 0-0 ③ G3-1	B SI 90 B SI 91 S SI 91 1 SAFE X SI 91 2-1 ② L7			B FF 90 F FF 89 F CU 73 X FF 90 1-2 ②③ G6-5-3 1-2f			4	0	0	0	0	1	4
18 Mitch Moreland, L (1, 3) OBP: 0.329, SLG: 0.488		B SI 89 X CU 75 1-0 40 2B 1-2 1B	C SI 88 B FC 84 B FF 89 B CU 75 F SI 89 F CH 75 T FC 83 3-2 ① K	B SI 90 X SI 90 1-0 ③ F7				B CU 74 S FF 88 F CH 82 B CU 74 X FF 90 2-2 ① G6-3		4	1	1	0	0	1	1
19 Jackie Bradley Jr., L (1, 8) OBP: 0.320, SLG: 0.414		C CU 74 B FF 92 B CH 77 S FF 90 S SI 91 2-3 ② K	B FC 84 F CU 73 B CH 76 F CH 74 B SI 90 X FC 85 3-2 68 1B 2B	C SI 90 B SI 91 S CU 80 B CU 81 B SI 92 C SI 93 3-3 ① K				S CU 73 C FF 91 S FF 91 0-3 ② K		4	1	1	0	0	3	2
40 Marco Hernández, L (1, 4) OBP: 0.318, SLG: 0.402		D CH 77 B FF 90 B CH 75 C FC 82 X SI 89 3-1 1-H 2-H 2B	C CH 75 F SI 89 B FC 84 F FF 91 S CU 76 1-3 ② K2-3	C SI 92 S CH 83 X SI 93 0-2 ② L7				S FF 92 B CU 76 S FF 91 S FF 90 1-3 ③ K		4	0	1	2	0	2	1
68 Juan Centeno, L (1, 2) OBP: 0.200, SLG: 0.200		B FF 91 S CU 74 X FF 90 1-1 ③ G3-1	X FC 85 0-0 50 1B 2-H 1B	C SI 92 C SI 93 B CU 81 F SI 93 F SI 92 X CU 81 1-2 ③ G3					C FF 95 S SI 88 B SI 88 X FF 95 1-2 ① L9	4	0	1	1	0	0	1
Inning Stats	R: 0 E: 0 K: 0 S: 7 H: 0 LOB: 0 BB: 0 P: 7	R: 2 E: 0 K: 2 S: 13 H: 2 LOB: 1 BB: 1 P: 24	R: 1 E: 0 K: 0 S: 15 H: 2 LOB: 1 BB: 0 P: 21	R: 1 E: 0 K: 2 S: 18 H: 3 LOB: 2 BB: 0 P: 28	R: 0 E: 0 K: 0 S: 8 H: 0 LOB: 1 BB: 1 P: 17	R: 0 E: 0 K: 1 S: 11 H: 0 LOB: 0 BB: 0 P: 15	R: 2 E: 2 K: 1 S: 17 H: 3 LOB: 0 BB: 0 P: 24	R: 0 E: 0 K: 2 S: 9 H: 0 LOB: 0 BB: 0 P: 12	R: 1 E: 1 K: 0 S: 11 H: 2 LOB: 1 BB: 0 P: 18	1B: 8 2B: 4 3B: 0 HR: 0 SF: 0 SAC: 0 DP: 1 HBP: 0						

PITCHER	IP	WLS	BF	H	R	ER	SO	BB	IBB	HBP	BLK	WP	HR	S	P	ERA	WHIP
36 Clay Buchholz, R (1, 1) ERA: 5.63	4.0	L	20	7	4	4	4	1	0	0	0	0	0	53	80	9.00	2.000
35 Brock Stewart, R (5, 1) ERA: 6.1	1.0		4	0	0	0	0	1	0	0	0	0	0	8	17	0.00	1.000
67 Buddy Boshers, L (6, 1) ERA: 5.52	1.0		3	0	0	0	1	0	0	0	0	0	0	11	15	0.00	0.000
68 Jordan Romano, R (7, 1) ERA: 5.59	0.1		4	3	2	1	1	0	0	0	0	0	0	14	20	27.00	9.000
45 Thomas Pannone, L (7, 1) ERA: 6.19	1.2		4	0	0	0	2	0	0	0	0	0	0	12	16	0.00	0.000

PITCHER	IP	WLS	BF	H	R	ER	SO	BB	IBB	HBP	BLK	WP	HR	S	P	ERA	WHIP
50 Justin Shafer, R (9, 1) ERA: 2.88	1.0		5	2	1	0	0	0	0	0	0	0	0	11	18	0.00	2.000

TOP

Boston Red Sox @ Toronto Blue Jays

Rogers Centre, Toronto, ON

Thu Sep 12 2019, 7:08 PM - 10:39 PM EDT

Att. 17,420 - Clear - 64 F

livebaseballscorecards.com

AB	38
R	7
H	12
RBI	7
BB	2
SO	8
LOB	14

Batter	1	2	3	4	5	6	7	8	9	AB	R	H	RBI	BB	SO	LOB
11 Bo Bichette, R (1, 6) OBP: 0.342, SLG: 0.569	B SI 90 B SI 89 C SL 79 X SI 90 2-1 ① F8		B SL 81 C SL 81 X SI 90 1-1 2B		B CU 74 C CU 74 S CU 75 B FF 88 B FF 90 F CU 75 F CU 76 F CU 76 B FF 89 4-2 8 3B BB		S SL 86 B SL 86 B SI 94 X SL 87 2-1 ② F9 1-2	B FF 92 S KC 79 X KC 81 1-1 ③ F9		4	1	1	0	1	0	4
8 Cavan Biggio, L (1, 4) OBP: 0.356, SLG: 0.403	C SL 78 B CH 82 C CH 84 F SI 90 S SL 80 1-3 ② K		B CH 83 B SL 80 B SL 81 B SI 91 4-0 BB		B SL 77 B FF 90 B SL 77 C FF 89 X SL 78 3-1 1-H 27 1B 3B		C SL 86 X FF 94 0-1 2-3 1B		B FF 92 C FF 95 S KC 83 B FC 87 X KC 81 2-2 44 PB 44 SF8 27 G5-3 1B	4	2	3	1	1	1	0
27 Vladimir Guerrero Jr., R (1, 5) OBP: 0.346, SLG: 0.449	F SI 90 B SI 90 X SI 90 1-1 ③ G6-3		B SL 81 B SI 91 X SL 81 2-0 ② F7		X SI 96 0-0 3-H 44 FC6 1B		S SL 88 S SL 88 S SL 86 0-3 ③ K		B FF 92 F KC 81 F KC 80 B KC 79 F FF 94 X FC 86 2-2 ① G5-3 1-2	5	0	1	1	0	1	5
44 Rowdy Tellez, L (1, 3) OBP: 0.279, SLG: 0.438		C SL 77 B SL 86 B SL 79 B SL 80 C SL 79 C SL 80 3-3 ① K	B FF 94 B FF 93 F FF 94 B FF 94 F FF 94 C FF 94 3-3 ③ K		B FF 96 C FF 96 X FF 96 1-1 ③ FC6 1-2f			C KC 85 S KC 86 S KC 86 0-3 ① K2-3	B FF 94 X KC 80 1-0 ② SF8 2-H	4	0	0	1	0	3	3
14 Justin Smoak, S (1, 10) OBP: 0.348, SLG: 0.402		B SI 90 F FF 88 B FF 89 F SI 90 F SI 90 C CU 78 2-3 ② K		X FF 94 0-0 ① F7		B CU 79 F FF 94 F CH 85 F CH 85 B FF 95 X CH 86 2-2 ① P6		B CH 87 B KC 85 C CH 88 B FF 96 B FF 97 4-1 30 1B 10 BB 20 BB BB	B FF 94 C FF 94 B FC 88 C KC 81 S KC 81 2-3 ③ K	4	1	0	0	1	2	0
15 Randal Grichuk, R (1, 8) OBP: 0.283, SLG: 0.440		C SI 91 X SL 78 0-1 2B		B SL 87 C SL 86 F SI 94 S FF 93 1-3 ② K		T SL 87 B SL 85 F FF 95 F FF 95 B CH 86 F CH 87 X SL 88 2-2 ② G1-3		C KC 85 S KC 85 F KC 86 S KC 86 0-3 ② K		4	0	1	0	0	2	1
10 Reese McGuire, L (1, 2) OBP: 0.352, SLG: 0.582		B SL 80 D FF 88 C SL 79 B SL 79 B SL 80 4-1 BB		S SI 95 B SL 88 X SL 88 1-1 ③ G4-3		B CU 81 F CU 80 B FF 95 X CH 86 2-1 ③ P6		C CH 90 D KC 86 S KC 86 D KC 85 B FF 96 B FF 97 4-2 20 BB 30 1B 1-2 BB		2	0	0	0	2	0	0
28 Billy McKinney, L (1, 9) OBP: 0.263, SLG: 0.405 30 Anthony Alford, R (5, PH) (6, 9) OBP: 0.273, SLG: 0.200		C SI 91 B SL 79 X FF 91 1-1 ③ F9		C FF 86 C CU 72 B FF 86 X CU 75 1-2 ① F7			S SI 93 B SI 94 F SL 86 B SL 88 H FC 92 3-2 20 FC4-6 HBP	X KC 87 0-0 1-2 2-3 20 BB 1B		1	0	0	0	0	0	2
20 Derek Fisher, L (1, 7) OBP: 0.293, SLG: 0.375			B SI 89 S CH 82 C FF 89 X SL 82 1-2 ① F8		B SL 78 S SL 77 B SL 79 B SL 79 X SL 78 3-1 ② G3		B SL 86 C FF 94 1 SAFE X FC 92 1-1 ① FC4-6 8 1B 11 WP 1-2f	B KC 86 B KC 85 B FF 97 B FF 96 4-0 1-2 2-3 3-H BB		2 3	0 0	1 0	0 1	0 1	0 0	0 1
Inning Stats	R: 0 H: 0 E: 0 LOB: 0 K: 1 BB: 0 S: 8 P: 12	R: 0 H: 1 E: 0 LOB: 2 K: 2 BB: 1 S: 12 P: 22	R: 0 H: 1 E: 0 LOB: 2 K: 1 BB: 1 S: 9 P: 20	R: 0 H: 0 K: 1 LOB: 0 S: 6 BB: 0 P: 8	R: 2 H: 2 E: 0 LOB: 1 K: 0 BB: 1 S: 15 P: 27	R: 0 H: 0 E: 0 LOB: 0 K: 0 BB: 0 S: 11 P: 17	R: 0 H: 1 E: 0 LOB: 2 K: 1 BB: 0 S: 11 P: 17	R: 1 H: 1 E: 0 LOB: 3 K: 2 BB: 3 S: 13 P: 26	R: 1 H: 1 E: 0 LOB: 0 K: 1 BB: 0 S: 11 P: 18	1B: 4 SF: 1 2B: 2 SAC: 0 3B: 1 DP: 0 HR: 0 HBP: 1				WP: 1 PA: 41 PB: 1 SB: 0 CS: 0		

BOTTOM

Boston Red Sox @ Toronto Blue Jays

Rogers Centre, Toronto, ON

Thu Sep 12 2019, 7:08 PM - 10:39 PM EDT

Att. 17,420 - Clear - 64 F

livebaseballscorecards.com

AB	33
R	4
H	7
RBI	4
BB	6
SO	9
LOB	16

PITCHER		IP	WLS	BF	H	R	ER	SO	BB	IBB	HBP	BLK	WP	HR	S	P	ERA	WHIP
43 Jhoulys Chacín, R ERA: 5.44	(1, 1)	2.2		12	2	0	0	3	2	0	0	0	0	0	26	48	0.00	1.500
63 Darwinzon Hernández, L ERA: 3.68	(3, 1)	0.1		1	0	0	0	1	0	0	0	0	0	0	3	6	0.00	0.000
72 Josh Taylor, L ERA: 3.0	(4, 1)	1.0	W	3	0	0	0	1	0	0	0	0	0	0	6	8	0.00	0.000
61 Brian Johnson, L ERA: 6.69	(5, 1)	0.2		4	1	2	2	0	1	0	0	0	0	0	12	23	27.00	3.000
70 Ryan Brasier, R ERA: 5.44	(5, 1)	0.1	H	2	1	0	0	0	0	0	0	0	0	0	3	4	0.00	3.000

PITCHER		IP	WLS	BF	H	R	ER	SO	BB	IBB	HBP	BLK	WP	HR	S	P	ERA	WHIP
48 Andrew Cashner, R ERA: 4.52	(6, 1)	1.0	H	3	0	0	0	0	0	0	0	0	0	0	11	17	0.00	0.000
64 Marcus Walden, R ERA: 3.33	(7, 1)	1.0		5	1	0	0	1	0	0	1	0	1	0	11	17	0.00	1.000
32 Matt Barnes, R ERA: 4.26	(8, 1)	0.2		6	1	1	1	2	3	0	0	0	0	0	11	23	13.50	6.000
44 Brandon Workman, R ERA: 2.1	(8, 1)	1.1	S	5	1	1	0	1	0	0	0	0	0	0	13	21	0.00	0.750

Boston Red Sox @ Philadelphia Phillies

Citizens Bank Park, Philadelphia, PA

Sat Sep 14 2019, 7:09 PM - 10:28 PM EDT

Att. 40,688 - Cloudy - 77 F

TOP

livebaseballscorecards.com

Batter	1	2	3	4	5	6	7	8	9	AB	R	H	RBI	BB	SO	LOB
40 Marco Hernández, L (1, 4) OBP: 0.304, SLG: 0.383 44 Brandon Workman, R (9, 1)	B FF 94 F FF 94 B CH 88 S KC 79 X KC 80 2-2 ① G3-1			B CH 85 S KC 79 S FF 93 B FF 95 S CH 87 2-3 ① K		S FF 93 S KC 78 F KC 78 F KC 79 X CH 86 0-2 ② L9		B SI 92 F FF 93 X CH 86 1-1 ① F8	C FS 87 B FF 95 F FS 86 F FS 87 F FS 86 S FS 86 1-3 ③ K	5 0	0 0	0 0	0 0	0 0	2 0	3 0
2 Xander Bogaerts, R (1, 6) OBP: 0.381, SLG: 0.559	B FF 95 C SI 93 F FF 95 X KC 80 1-2 ② G5-3			B CH 87 C CH 87 B CH 88 F SI 92 X FF 94 2-2 11 CS 1B		C FF 93 F KC 79 S FF 93 0-3 ③ K		C SL 86 B SI 94 B FF 93 B CH 86 B SL 86 4-1 11 FC5-6 BB		3	0	1	0	1	1	1
11 Rafael Devers, L (1, 5) OBP: 0.363, SLG: 0.560	C KC 80 C FF 95 S FF 95 0-3 ③ K			1 SAFE S FF 93 B CH 88 F FF 95 F KC 81 B FF 95 X FF 94 2-2 ② ③ G3-1 1-2			B CH 86 B CH 87 F KC 79 B FF 93 C FF 94 F KC 79 F KC 80 F KC 80 B FF 95 4-2 7 2B 28 1B BB	X SI 92 0-0 ② FC5-6 1-2f	3	1	0	0	1	1	2
28 J.D. Martinez, R (1, 9) OBP: 0.381, SLG: 0.567		C FF 94 S KC 79 B FF 94 X KC 79 1-2 ① G5-3			C CH 86 F FF 93 B CH 86 F KC 80 B KC 81 T SI 92 2-2 ① K		X SI 92 0-0 7 2B 47 FC5-2 1-2 1B	C SI 91 B SI 92 X SI 91 1-1 ③ G5-3		4	0	1	0	0	1	1
18 Mitch Moreland, L (1, 3) OBP: 0.328, SLG: 0.484 36 Chris Owings, R (9, PR) OBP: 0.190, SLG: 0.212 (9, 4)		F CH 89 F KC 81 S FF 94 0-3 ② K			F FF 94 X KC 81 0-1 ② G4-3		F CH 87 C CH 87 F FF 95 B KC 81 S KC 80 1-3 ① K		B FS 86 B FS 86 B FS 87 C FF 95 X FF 95 3-1 7 1B 16 SF7 1B	4 0	0 1	1 0	0 0	0 0	2 0	2 0
7 Christian Vázquez, R (1, 2) OBP: 0.307, SLG: 0.459		X KC 80 0-0 ③ G5-3			B KC 80 B CH 88 B FF 92 B SI 91 4-0 BB		B FF 92 C FF 92 X KC 80 1-1 47 FC5-2 1-3 2-H 2B		B SI 96 S FF 95 B SI 95 X SI 95 2-1 16 SF7 12 BB 1-3 1B	3	0	2	1	1	0	0
19 Jackie Bradley Jr., L (1, 8) OBP: 0.320, SLG: 0.411			C FF 87 X FF 87 0-1 ① G1-3		F KC 79 F FF 93 S KC 79 0-3 ③ K		B CH 88 D CH 88 B KC 79 C FF 94 B KC 81 4-1 47 FC5-2 BB		B FS 86 S FS 87 F FS 88 1 SAFE D FS 88 X FF 94 2-2 ① L6	3	0	0	0	1	1	3
47 Gorkys Hernández, R (1, 7) OBP: 0.083, SLG: 0.083 12 Brock Holt, L (9, PH) OBP: 0.383, SLG: 0.427 (9, 3)			C FF 94 C SI 92 B FF 94 X KC 80 1-2 ② P4			F KC 78 B FF 91 X SI 91 1-1 57 SH5-4 1B	B CH 86 X FF 92 1-0 ② FC5-2 1-2 2-3 3-Hf		D FS 87 B FS 88 B FS 88 B FS 88 4-0 1-2 BB	3 0	0 0	1 0	0 0	0 1	0 0	3 0
57 Eduardo Rodriguez, L (1, 1) 72 Josh Taylor, L (7, 1) 32 Matt Barnes, R (8, 1) 16 Andrew Benintendi, L (9, PH) OBP: 0.347, SLG: 0.443 (9, 7)			C FF 94 B KC 78 S FF 93 C FF 94 1-3 ③ K			1 SAFE 2 SAFE L FF 91 X KC 78 0-1 ① SH5-4 1-2	C KC 78 S FF 94 F FF 95 S KC 80 0-3 ③ K		X FS 88 0-0 ② SF7 2-3 3-H	2 0 0 0	0 0 0 0	0 0 0 0	0 0 0 1	0 0 0 0	2 0 0 0	3 0 0 0

	AB	30
	R	2
	H	6
	RBI	2
	BB	5
	SO	10
	LOB	18

Inning Stats	1	2	3	4	5	6	7	8	9
	R: 0 E: 0 K: 1 S: 9	H: 0 LOB: 0 BB: 0 P: 12	R: 0 E: 0 K: 1 S: 7	H: 0 LOB: 0 BB: 0 P: 8	R: 0 E: 0 K: 1 S: 8	H: 0 LOB: 0 BB: 0 P: 10	R: 0 E: 0 K: 1 S: 10	H: 1 LOB: 0 BB: 0 P: 16	R: 0 E: 0 K: 2 S: 9	H: 0 LOB: 1 BB: 1 P: 15	R: 0 E: 0 K: 1 S: 12	H: 1 LOB: 1 BB: 0 P: 13	R: 1 E: 0 K: 2 S: 18	H: 2 LOB: 3 BB: 2 P: 29	R: 0 E: 0 K: 0 S: 6	H: 0 LOB: 1 BB: 1 P: 12	R: 1 E: 0 K: 1 S: 13	H: 2 LOB: 2 BB: 1 P: 25

	1B: 5	SF: 1	WP: 0	PA: 37
	2B: 1	SAC: 1	PB: 0	
	3B: 0	DP: 0	SB: 0	
	HR: 0	HBP: 0	CS: 1	

PITCHER		IP	WLS	BF	H	R	ER	SO	BB	IBB	HBP	BLK	WP	HR	S	P	ERA	WHIP
27 Aaron Nola, R ERA: 3.62	(1, 1)	7.0		27	4	1	1	9	3	0	0	0	0	0	73	103	1.29	1.000
55 Ranger Suárez, L ERA: 3.4	(8, 1)	0.2		3	0	0	0	0	1	0	0	0	0	0	4	9	0.00	1.500
25 Jared Hughes, R ERA: 4.31	(8, 1)	0.1		1	0	0	0	0	0	0	0	0	0	0	2	3	0.00	0.000
50 Héctor Neris, R ERA: 2.94	(9, 1)	1.0	L	6	2	1	1	1	1	0	0	0	0	0	13	25	9.00	3.000

PITCHER	IP	WLS	BF	H	R	ER	SO	BB	IBB	HBP	BLK	WP	HR	S	P	ERA	WHIP

BOTTOM

Boston Red Sox @ Philadelphia Phillies

Citizens Bank Park, Philadelphia, PA

Sat Sep 14 2019, 7:09 PM - 10:28 PM EDT

Att. 40,688 - Cloudy - 77 F

livebaseballscorecards.com

Batter	1	2	3	4	5	6	7	8	9	AB	R	H	RBI	BB	SO	LOB
2 Jean Segura, R (1, 6) OBP: 0.328, SLG: 0.431	C FF 92 F CH 86 S CH 88 0-3 K ①		F FC 89 F FF 94 X CH 90 0-2 G6-3 ③			C CH 88 X CH 88 0-1 G6-3 ②		B FF 96 S FF 96 F KC 86 X KC 88 1-2 10 S 1B		4	0	1	0	0	1	0
10 J.T. Realmuto, R (1, 2) OBP: 0.329, SLG: 0.500	C CU 83 B FF 94 F CH 89 B FF 93 B SI 93 X SI 94 3-2 L8 ②			B FC 87 C CU 83 X FF 92 1-1 F9 ①		F FF 93 F FF 93 S FF 93 0-3 K ③		1 SAFE B FF 96 B FF 97 C KC 86 C FF 97 F KC 87 X KC 86 2-2 G6-3 ① 1-2		4	0	0	0	0	1	1
3 Bryce Harper, L (1, 9) OBP: 0.373, SLG: 0.494	C CU 83 C CU 86 B CU 84 B CH 88 F CU 86 B SI 94 C SI 94 3-3 K ③			S SI 91 B CU 85 S CH 86 B FF 93 S CH 88 2-3 K ②			B CH 85 B FF 93 X CH 86 2-0 40 HBP 16 1B 7 BB 1B		0-0 IBB	3	1	1	0	1	2	0
17 Rhys Hoskins, R (1, 3) OBP: 0.373, SLG: 0.474		F CH 87 F FC 90 F FF 94 B CH 88 C CH 89 1-3 K ①		B FC 90 C FC 89 X CH 89 1-1 2B			C FF 93 B FF 92 F SI 92 B SI 93 T CH 87 2-2 K ①	B FF 96 X FF 98 1-0 F9 ②		4	0	1	0	0	2	3
4 Scott Kingery, R (1, 8) OBP: 0.319, SLG: 0.487		S CH 89 X FF 94 0-1 F9 ②		F FF 92 F SI 93 S CH 88 0-3 K ③			S CH 87 S CH 87 S CH 88 0-3 K ②	B FF 96 C KC 86 X FF 96 1-1 F8 ③		4	0	0	0	0	2	4
16 César Hernández, S (1, 4) OBP: 0.338, SLG: 0.405		X CH 89 0-0 1B			C FF 91 B CH 87 B FC 88 S FF 92 F FF 93 B SI 94 C FC 89 3-3 K ①		B FC 88 C FF 92 B CH 88 X FC 88 2-1 7 BB 40 HBP 1-2 1B		B KC 79 C KC 80 B FC 87 B KC 80 B KC 82 4-1 BB	3	0	2	0	1	1	0
40 Adam Haseley, L (1, 7) OBP: 0.328, SLG: 0.413		B FF 93 C FF 93 C FF 93 B FF 93 B FF 94 F SI 94 F SI 94 F CU 86 X SI 94 3-2 G6-3 ③			C CH 86 S CH 87 B SI 94 B SI 94 S CH 87 2-3 K ②		S CH 86 D CH 87 C FF 93 H CH 86 2-2 7 BB HBP 1-2 2-3		C KC 80 B FF 93 1 SAFE S FF 93 C FF 94 1-3 K ①	3	0	0	0	0	2	2
7 Maikel Franco, R (1, 5) OBP: 0.301, SLG: 0.416 23 Jay Bruce, L (9, PH) OBP: 0.272, SLG: 0.539			C CH 88 B FC 90 S CH 89 B CU 84 B SI 93 S CH 90 3-3 K ①		X FC 90 0-0 L7 ③		B FC 91 B FF 95 S CH 89 D CH 90 S CH 90 B CH 90 4-2 BB 1-2 2-3 3-H		C KC 81 1 SAFE X FF 94 0-1 F9 ②	2 1	0 0	0 0	1 0	1 0	1 0	0 1
27 Aaron Nola, R (1, 1) OBP: 0.197, SLG: 0.145 9 Phil Gosselin, R (7, PH) OBP: 0.296, SLG: 0.327 55 Ranger Suárez, L (8, 1) OBP: 0.333, SLG: 0.333 25 Jared Hughes, R (8, 1) 50 Héctor Neris, R (9, 1) 8 Logan Morrison, L (9, PH) OBP: 0.280, SLG: 0.522			X FC 89 0-0 F9 ②			C FF 91 C FF 92 F FC 87 B CH 87 C CH 87 1-3 K ①	C FF 95 C FF 95 D SL 87 F FF 96 F FF 96 S SL 88 1-3 K ③		D KC 80 B FC 87 F KC 81 F KC 79 F KC 80 S FC 88 2-3 K ③	2 1 0 0 0 1	0 0 0 0 0 0	0 0 0 0 0 1	0 0 0 0 0 1	1 3 0 0 0 1	0 0 0 0 0 1	0 0 0 0 0 1

Inning Stats	1	2	3	4	5	6	7	8	9
	R: 0 E: 0 K: 2 S: 10 H: 0 LOB: 0 BB: 0 P: 16	R: 0 E: 0 K: 1 S: 13 H: 1 LOB: 1 BB: 0 P: 17	R: 0 E: 0 K: 1 S: 7 H: 0 LOB: 0 BB: 0 P: 10	R: 0 E: 0 K: 2 S: 10 H: 1 LOB: 1 BB: 0 P: 14	R: 0 E: 0 K: 2 S: 8 H: 0 LOB: 0 BB: 0 P: 13	R: 0 E: 0 K: 2 S: 9 H: 0 LOB: 0 BB: 0 P: 10	R: 1 E: 0 K: 3 S: 18 H: 2 LOB: 3 BB: 1 P: 31	R: 0 E: 0 K: 0 S: 10 H: 1 LOB: 2 BB: 1 P: 15	R: 0 E: 0 K: 2 S: 10 H: 0 LOB: 1 BB: 1 P: 17

1B: 4	SF: 0	WP: 0
2B: 1	SAC: 0	PB: 0
3B: 0	DP: 0	SB: 1
HR: 0	HBP: 1	CS: 0
		PA: 36

AB	32
R	1
H	5
RBI	1
BB	3
SO	15
LOB	15

PITCHER		IP	WLS	BF	H	R	ER	SO	BB	IBB	HBP	BLK	WP	HR	S	P	ERA	WHIP
57 Eduardo Rodriguez, L ERA: 3.64	(1, 1)	6.2		26	4	1	1	12	1	0	1	0	0	0	70	105	1.35	0.750
72 Josh Taylor, L ERA: 2.98	(7, 1)	0.1		1	0	0	0	1	0	0	0	0	0	0	5	6	0.00	0.000
32 Matt Barnes, R ERA: 4.19	(8, 1)	1.0	W	5	1	0	0	0	0	1	0	0	0	0	10	15	0.00	1.000
44 Brandon Workman, R ERA: 2.07	(9, 1)	1.0	S	4	0	0	0	2	1	0	0	0	0	0	10	17	0.00	1.000

PITCHER	IP	WLS	BF	H	R	ER	SO	BB	IBB	HBP	BLK	WP	HR	S	P	ERA	WHIP

Boston Red Sox @ Philadelphia Phillies

Citizens Bank Park, Philadelphia, PA

Sun Sep 15 2019, 1:11 PM - 4:07 PM EDT

Att. 39,061 - Sunny - 81 F

livebaseballscorecards.com

Batter	1	2	3	4	5	6	7	8	9	AB	R	H	RBI	BB	SO	LOB
16 Andrew Benintendi, L (1, 8) (8, 7) OBP: 0.349, SLG: 0.444	C FF 82 B CH 79 X SI 83 1-1 2 E 28 SF9 1B		B KC 70 C FF 83 B CH 78 B CH 79 F FF 85 H SI 84 4-2 28 BB 2 1B 7 HR HBP	C FF 89 F FC 88 B FF 90 B FF 90 S FC 88 2-3 ③ K			B SL 87 S FF 93 X CH 86 1-1 ② G4-3		S SI 92 B SI 92 T CH 85 X CH 84 1-2 2 FC6-4 1B	4	2	2	0	0	1	0
2 Xander Bogaerts, R (1, 6) OBP: 0.379, SLG: 0.556	B SI 85 C SI 84 F KC 72 X CH 79 1-2 FC1 1-3		C KC 71 1 SAFE X KC 71 0-1 28 BB 7 HR 1-2 1B		C FF 88 T SI 89 F FF 88 F FF 89 F SI 90 F CH 84 F FC 88 F FC 89 X FF 90 0-2 ① F8		X FF 95 0-0 ③ G1-3		B SI 92 C SI 92 X SI 92 1-1 ③ FC6-4 1-2f	5	1	1	0	0	0	2
11 Rafael Devers, L (1, 5) OBP: 0.363, SLG: 0.557	C SI 85 B SI 85 H SI 84 2-1 HBP		B FF 85 F FF 84 F CH 79 D CH 80 C FF 85 2-3 ① K		S FF 90 X FF 90 0-1 ② P6			C CH 84 X FF 93 0-1 ① G4-3		3	0	0	0	0	1	2
28 J.D. Martinez, R (1, 9) OBP: 0.381, SLG: 0.566	B KC 73 C KC 72 B SI 85 S KC 72 X SI 80 2-2 ① SF9 3-H		B FF 84 D KC 72 B FF 85 B FF 85 4-0 7 HR 1-2 2-3 BB		S FF 89 B FF 88 B FF 88 C CH 83 S FF 90 2-3 ③ K			C FF 93 B SL 87 B FF 94 B FF 94 B FF 94 4-1 18 1B BB		1	1	0	1	2	1	0
18 Mitch Moreland, L (1, 3) OBP: 0.327, SLG: 0.481	B KC 72 B SI 84 C FF 85 B KC 72 S FF 86 F FF 85 S SI 81 3-3 ② K		F KC 72 F SI 84 S KC 72 0-3 ② K			B SI 89 F CH 72 S FF 91 B CH 70 X CH 69 2-2 ① L8		F FF 91 X FF 93 0-1 1-2 1B		4	0	1	0	0	2	5
7 Christian Vázquez, R (1, 2) OBP: 0.309, SLG: 0.472	D KC 73 B CH 79 X SI 86 2-0 ③ F9		C CH 79 B FF 84 B FF 84 X KC 72 2-1 1-H 2-H 3-H HR			B CH 73 B SI 88 F SI 90 F SI 91 X FF 91 2-2 HR		C FF 92 X CH 84 0-1 ② L7		4	2	2	5	0	0	4
59 Sam Travis, R (1, 7) OBP: 0.273, SLG: 0.391 19 Jackie Bradley Jr., L (8, 8) OBP: 0.320, SLG: 0.411		C FF 82 B SI 84 B KC 71 C FF 84 B FF 85 S CH 78 3-3 ① K	B FF 83 S CH 79 F CH 79 X KC 70 1-2 ③ F9			B SI 90 F CH 74 B CH 73 F SI 90 F CH 72 X CH 70 2-2 ② L7		C FF 92 F CH 85 X FF 93 0-2 ③ G4-3		4 0	0 0	0 0	0 0	0 0	1 0	2 0
36 Chris Owings, R (1, 4) OBP: 0.186, SLG: 0.206		C KC 72 B FF 84 S CH 79 B FF 85 B CH 79 C FF 86 3-3 ② K		F FF 87 B FC 86 B FF 88 F FF 89 C FC 88 2-3 ① K		X SL 81 0-0 ③ G6-3		B SI 90 B SI 91 X SI 91 2-0 ① G6-3		4	0	0	0	0	2	0
22 Rick Porcello, R (1, 1) 64 Marcus Walden, R (6, 1) 47 Gorkys Hernández, R (7, PH) OBP: 0.077, SLG: 0.077 48 Andrew Cashner, R (7, 1) 32 Matt Barnes, R (8, 1) 40 Marco Hernández, L (9, PH) OBP: 0.301, SLG: 0.380 44 Brandon Workman, R (9, 1)		C FF 85 B KC 72 B CH 80 B FF 85 C FF 84 S FF 85 3-3 ③ K		X FF 89 0-0 ② F9			B FF 93 X FF 93 1-0 ① L1		C SI 91 B CH 83 B CH 83 B SI 91 F SI 91 F SI 91 C FF 93 3-3 ② K	2 0 1 0 0 1 0	0 0 0 0 0 0 0	0 0 0 0 0 0 0	0 0 0 0 0 0 0	1 0 0 0 0 1 0	0 0 0 0 0 0 0	0 0 0 0 0 0 0
Inning Stats	R: 1 E: 1 K: 1 S: 14 H: 1 LOB: 2 BB: 0 P: 25	R: 0 E: 0 K: 3 S: 9 H: 0 LOB: 0 BB: 0 P: 18	R: 4 E: 0 K: 2 S: 15 H: 2 LOB: 0 BB: 1 P: 28	R: 0 E: 0 K: 2 S: 7 H: 0 LOB: 0 BB: 0 P: 11	R: 0 E: 0 K: 1 S: 14 H: 0 LOB: 0 BB: 0 P: 16	R: 1 E: 0 K: 0 S: 11 H: 1 LOB: 0 BB: 0 P: 17	R: 0 E: 0 K: 0 S: 4 H: 0 LOB: 0 BB: 0 P: 6	R: 0 E: 0 K: 0 S: 10 H: 1 LOB: 2 BB: 1 P: 14	R: 0 E: 0 K: 1 S: 10 H: 1 LOB: 1 BB: 0 P: 17	1B: 4 2B: 0 3B: 0 HR: 2 SF: 1 SAC: 0 DP: 0 HBP: 2						

TOP	
AB	33
R	6
H	6
RBI	6
BB	2
SO	10
LOB	15

WP: 0 PA: 38
PB: 0
SB: 0
CS: 0

PITCHER		IP	WLS	BF	H	R	ER	SO	BB	IBB	HBP	BLK	WP	HR	S	P	ERA	WHIP
44 Jason Vargas, L ERA: 4.48	(1, 1)	3.0	L	16	3	5	4	6	1	0	2	0	0	1	38	71	12.00	1.333
29 Nick Vincent, R ERA: 4.78	(4, 1)	2.0		6	0	0	0	3	0	0	0	0	0	0	21	27	0.00	0.000
28 Mike Morin, R ERA: 4.14	(6, 1)	1.0		4	1	1	1	0	0	0	0	0	0	1	11	17	9.00	1.000
47 Cole Irvin, L ERA: 6.38	(7, 1)	2.0		8	1	0	0	0	1	0	0	0	0	0	14	20	0.00	1.000
25 Jared Hughes, R ERA: 4.24	(9, 1)	1.0		4	1	0	0	1	0	0	0	0	0	0	10	17	0.00	1.000

PITCHER	IP	WLS	BF	H	R	ER	SO	BB	IBB	HBP	BLK	WP	HR	S	P	ERA	WHIP

Batter	1	2	3	4	5	6	7	8	9	AB	R	H	RBI	BB	SO	LOB
16 César Hernández, S (1, 4) OBP: 0.339, SLG: 0.406	C SI 88 B CU 74 X SL 84 1-1 10 G6-4-3 1B		C SI 90 B CU 74 B CU 73 F SI 90 B SI 90 C SI 89 3-3 ③ K		B CU 72 X CU 74 1-0 1-3 3-H 1B		C FF 95 B CU 81 F FF 95 S CH 85 1-3 ② K			4	0	2	1	0	2	1
10 J.T. Realmuto, R (1, 2) OBP: 0.329, SLG: 0.498	B SI 90 B SL 84 X SI 90 2-0 ① ② G6-4-3 1-2f			B SL 84 X SI 90 1-0 1B	B SI 90 C SI 91 B CU 75 S CU 75 F SI 91 X CU 75 2-2 ③ G5-3		B FF 95 X CU 82 1-0 ③ F9			4	0	1	0	0	0	4
3 Bryce Harper, L (1, 9) OBP: 0.372, SLG: 0.492 67 José Pirela, R (5, 9) OBP: 0.267, SLG: 0.286	F SL 87 B CU 76 S CU 75 C SI 89 1-3 ③ K			S CU 75 1 SAFE B CU 74 T CU 74 1 SAFE C SI 91 1-3 ① K		B SI 93 B SI 94 C FC 92 T SL 86 B FC 92 F SI 95 X SI 93 3-2 ① P6		C FF 96 B FF 95 F FF 96 S KC 86 1-3 ① K		2 2	0 0	0 0	0 0	0 0	2 1	1 0
17 Rhys Hoskins, R (1, 3) OBP: 0.376, SLG: 0.481		F SI 90 B SI 90 S CH 80 F SI 90 X FF 92 1-2 HR		B CH 82 C SI 91 X SI 92 1-1 ② L7		B SI 94 C SI 94 B SI 95 S SI 94 B SL 86 B FC 92 4-2 33 G3 2 1B BB		C KC 86 B FF 95 X FF 96 1-1 23 G3-5-3 1B		3	2	2	1	1	0	1
33 Brad Miller, L (1, 7) OBP: 0.311, SLG: 0.436 47 Cole Irvin, L (7, 1) OBP: 0.375, SLG: 0.167 23 Jay Bruce, L (8, PH) OBP: 0.271, SLG: 0.537 25 Jared Hughes, R (9, 1)		B SL 87 B CH 82 C CH 81 B SL 85 X SL 86 3-1 ① G1-3		C SL 88 F CU 73 B SI 92 X FF 93 1-2 ③ L7		S FF 94 X FC 93 0-1 ② G3 1-2		B KC 86 X KC 84 1-0 ② ③ G3-5-3 1-2f		3 0 1 0	0 0 0 0	0 0 0 0	0 0 0 0	0 0 0 0	0 0 1 0	2 0 1 0
2 Jean Segura, R (1, 6) OBP: 0.328, SLG: 0.430		B SI 90 B CU 73 C SI 90 F SI 89 F SI 91 X CU 74 2-2 ② L6			X SI 89 0-0 ① G6-3	B SI 93 X SI 95 1-0 2-H 1B			B KC 80 C KC 79 B FC 87 X FC 86 2-1 ① L8	4	0	1	1	0	0	0
4 Scott Kingery, R (1, 5) OBP: 0.319, SLG: 0.483 (7, 8)		C SI 91 S CU 73 B FF 91 S CU 74 1-3 ③ K			B SI 89 C SI 89 B SI 90 B SI 91 B SI 90 4-1 9 1B 16 1B BB	B FF 92 B FF 94 C FC 92 C FC 91 T SI 94 2-2 ③ K			B FF 93 S FF 92 B FF 93 C FC 86 X KC 80 2-2 ② G6-3	3	1	0	0	1	2	1
40 Adam Haseley, L (1, 8) OBP: 0.332, SLG: 0.408 (7, 7)			C SI 88 F SI 87 C SI 90 0-3 ① K		F SI 92 S FF 92 B SI 90 F SI 91 B FF 92 F FF 92 F CU 74 S FF 92 2-3 ② K		B CU 81 B FF 93 B FF 91 B FF 91 4-0 BB		B KC 82 B KC 79 B FF 92 B FF 92 4-0 BB	2	0	0	0	2	2	1
44 Jason Vargas, L (1, 1) OBP: 0.077, SLG: 0.077 8 Logan Morrison, L (3, PH) OBP: 0.269, SLG: 0.500 29 Nick Vincent, R (4, 1) 9 Phil Gosselin, R (5, PH) OBP: 0.309, SLG: 0.340 28 Mike Morin, R (6, 1) 7 Maikel Franco, R (7, 5) OBP: 0.300, SLG: 0.414			X SI 89 0-0 ② P5		X SI 91 0-0 16 1B 1-3 1B		X SL 86 0-0 ① F7		C KC 80 F KC 80 F KC 80 S KC 81 0-3 ③ K	0 1 0 1 0 2	0 0 0 0 0 0	0 0 0 1 0 0	0 0 0 0 0 0	0 0 0 0 0 0	0 0 0 0 1 2	0 0 0 0 0 2
Inning Stats	R: 0 E: 0 K: 1 S: 6 H: 1 LOB: 0 BB: 0 P: 10	R: 1 E: 0 K: 1 S: 13 H: 1 LOB: 0 BB: 0 P: 20	R: 0 E: 0 K: 2 S: 7 H: 0 LOB: 0 BB: 0 P: 10	R: 0 E: 0 K: 1 S: 9 H: 1 LOB: 1 BB: 0 P: 13	R: 1 E: 0 K: 1 S: 14 H: 2 LOB: 2 BB: 1 P: 23	R: 1 E: 0 K: 1 S: 12 H: 1 LOB: 1 BB: 1 P: 22	R: 0 E: 0 K: 1 S: 5 H: 0 LOB: 1 BB: 1 P: 11	R: 0 E: 0 K: 1 S: 6 H: 1 LOB: 0 BB: 0 P: 9	R: 0 E: 0 K: 1 S: 9 H: 0 LOB: 1 BB: 1 P: 17	1B: 6 2B: 0 3B: 0 HR: 1	SF: 0 SAC: 0 DP: 2 HBP: 0					WP: 0 PB: 0 SB: 0 CS: 0	PA: 36

PITCHER	IP	WLS	BF	H	R	ER	SO	BB	IBB	HBP	BLK	WP	HR	S	P	ERA	WHIP
22 Rick Porcello, R (1, 1) ERA: 5.77	5.0	W	20	5	2	2	6	1	0	0	0	0	1	49	76	3.60	1.200
64 Marcus Walden, R (6, 1) ERA: 3.41	1.0		5	1	1	1	1	1	0	0	0	0	0	12	22	9.00	2.000
48 Andrew Cashner, R (7, 1) ERA: 4.49	1.0	H	4	0	0	0	1	1	0	0	0	0	0	5	11	0.00	1.000
32 Matt Barnes, R (8, 1) ERA: 4.12	1.0	H	3	1	0	0	1	0	0	0	0	0	0	6	9	0.00	1.000
44 Brandon Workman, R (9, 1) ERA: 2.04	1.0	S	4	0	0	0	1	1	0	0	0	0	0	9	17	0.00	1.000

PITCHER	IP	WLS	BF	H	R	ER	SO	BB	IBB	HBP	BLK	WP	HR	S	P	ERA	WHIP

BOTTOM

Boston Red Sox @ Philadelphia Phillies

Citizens Bank Park, Philadelphia, PA

Sun Sep 15 2019, 1:11 PM - 4:07 PM EDT

Att. 39,061 - Sunny - 81 F

livebaseballscorecards.com

AB	32
R	3
H	7
RBI	3
BB	4
SO	10
LOB	14

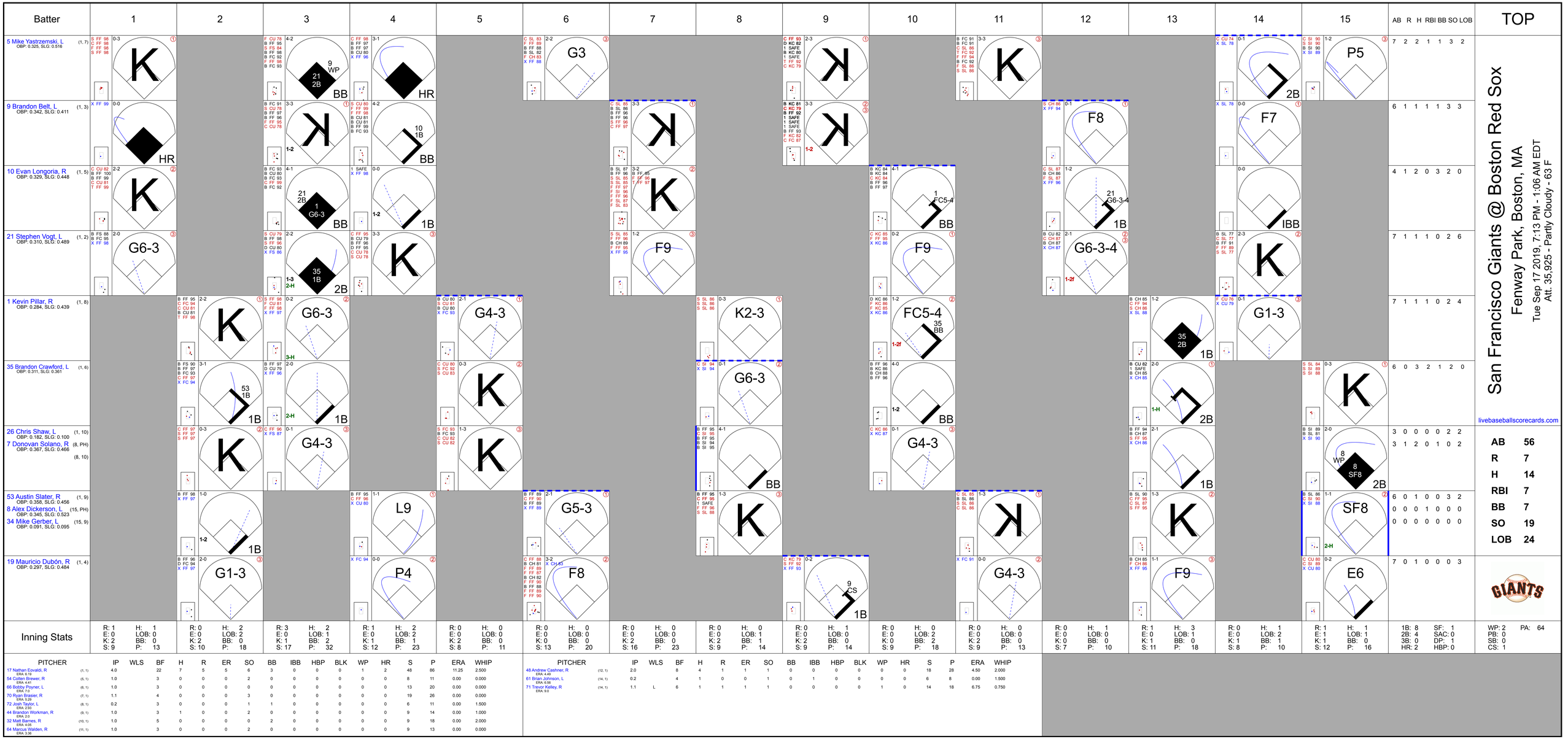
Batter
1
2
3
4
5
6
7
8
9
10
11
12
13
14
15
AB R H RBI BB SO LOB
TOP
5 Mike Yastrzemski, L (1, 7)
OBP: 0.325, SLG: 0.516
9 Brandon Belt, L (1, 3)
OBP: 0.342, SLG: 0.411
10 Evan Longoria, R (1, 5)
OBP: 0.329, SLG: 0.448
21 Stephen Vogt, L (1, 2)
OBP: 0.310, SLG: 0.489
1 Kevin Pillar, R (1, 8)
OBP: 0.284, SLG: 0.439
35 Brandon Crawford, L (1, 6)
OBP: 0.311, SLG: 0.361
26 Chris Shaw, L (1, 10)
OBP: 0.182, SLG: 0.100
7 Donovan Solano, R (8, PH)
OBP: 0.367, SLG: 0.466
(8, 10)
53 Austin Slater, R (1, 9)
OBP: 0.358, SLG: 0.456
8 Alex Dickerson, L (15, PH)
OBP: 0.345, SLG: 0.523
34 Mike Gerber, L (15, 9)
OBP: 0.091, SLG: 0.095
19 Mauricio Dubón, R (1, 4)
OBP: 0.297, SLG: 0.484
7 2 2 1 1 3 2
6 1 1 1 1 3 3
4 1 2 0 3 2 0
7 1 1 1 0 2 6
7 1 1 1 1 0 2 4
6 0 3 2 1 2 0
3 0 0 0 0 2 2
3 1 2 0 1 0 2
6 0 1 0 0 3 2
0 0 0 1 0 0 0
0 0 0 0 0 0 0
7 0 1 0 0 0 3
San Francisco Giants @ Boston Red Sox
Fenway Park, Boston, MA
Tue Sep 17 2019, 7:13 PM - 1:06 AM EDT
Att. 35,925 - Partly Cloudy - 63 F
livebaseballscorecards.com
AB 56
R 7
H 14
RBI 7
BB 7
SO 19
LOB 24
Inning Stats
R: 1 E: 0 K: 2 S: 9
H: 1 LOB: 0 BB: 0 P: 13
R: 0 E: 0 K: 2 S: 10
H: 2 LOB: 2 BB: 0 P: 18
R: 3 E: 0 K: 1 S: 17
H: 2 LOB: 1 BB: 2 P: 32
R: 1 E: 0 K: 1 S: 12
H: 2 LOB: 2 BB: 1 P: 23
R: 0 E: 0 K: 2 S: 8
H: 0 LOB: 0 BB: 0 P: 11
R: 0 E: 0 K: 0 S: 13
H: 0 LOB: 0 BB: 0 P: 20
R: 0 E: 0 K: 2 S: 16
H: 0 LOB: 0 BB: 0 P: 23
R: 0 E: 0 K: 2 S: 9
H: 0 LOB: 1 BB: 1 P: 14
R: 0 E: 0 K: 2 S: 9
H: 1 LOB: 0 BB: 0 P: 14
R: 0 E: 0 K: 0 S: 9
H: 0 LOB: 2 BB: 2 P: 18
R: 0 E: 0 K: 2 S: 9
H: 0 LOB: 0 BB: 0 P: 13
R: 0 E: 0 K: 0 S: 7
H: 1 LOB: 0 BB: 0 P: 10
R: 1 E: 0 K: 1 S: 11
H: 3 LOB: 1 BB: 0 P: 18
R: 0 E: 0 K: 1 S: 8
H: 1 LOB: 2 BB: 1 P: 10
R: 1 E: 1 K: 1 S: 12
H: 1 LOB: 1 BB: 0 P: 16
1B: 8 2B: 4 3B: 0 HR: 2
SF: 1 SAC: 0 DP: 1 HBP: 0
WP: 2 PB: 0 SB: 0 CS: 1
PA: 64
PITCHER IP WLS BF H R ER SO BB IBB HBP BLK WP HR S P ERA WHIP
17 Nathan Eovaldi, R (1, 1) ERA: 0.00 4.0 22 7 5 5 6 3 0 0 0 1 2 48 86 11.25 2.500
54 Colten Brewer, R (5, 1) ERA: 4.91 1.0 3 0 0 0 2 0 0 0 0 0 0 8 11 0.00 0.000
66 Bobby Poyner, L (6, 1) ERA: 7.71 1.0 3 0 0 0 0 0 0 0 0 0 0 13 20 0.00 0.000
70 Ryan Brasier, R (7, 1) ERA: 5.29 1.1 4 0 0 0 3 0 0 0 0 0 0 19 26 0.00 0.000
72 Josh Taylor, L (8, 1) ERA: 2.50 0.2 3 0 0 0 1 1 0 0 0 0 0 6 11 0.00 1.500
44 Brandon Workman, R (9, 1) ERA: 2.57 1.0 3 1 0 0 2 0 0 0 0 0 0 9 14 0.00 1.000
32 Matt Barnes, R (10, 1) ERA: 4.09 1.0 5 0 0 0 2 0 0 0 0 0 0 9 18 0.00 2.000
64 Marcus Walden, R (11, 1) ERA: 3.38 1.0 3 0 0 0 2 0 0 0 0 0 0 9 13 0.00 0.000
PITCHER IP WLS BF H R ER SO BB IBB HBP BLK WP HR S P ERA WHIP
48 Andrew Cashner, R (12, 1) ERA: 4.48 2.0 8 4 1 1 1 0 0 0 0 0 0 0 18 28 4.50 2.000
61 Brian Johnson, L (14, 1) ERA: 4.04 0.2 4 1 0 0 1 0 1 0 0 0 0 0 6 8 0.00 1.500
71 Trevor Kelley, R (14, 1) ERA: 9.0 1.1 L 6 1 1 1 1 0 0 0 0 1 0 14 18 6.75 0.750

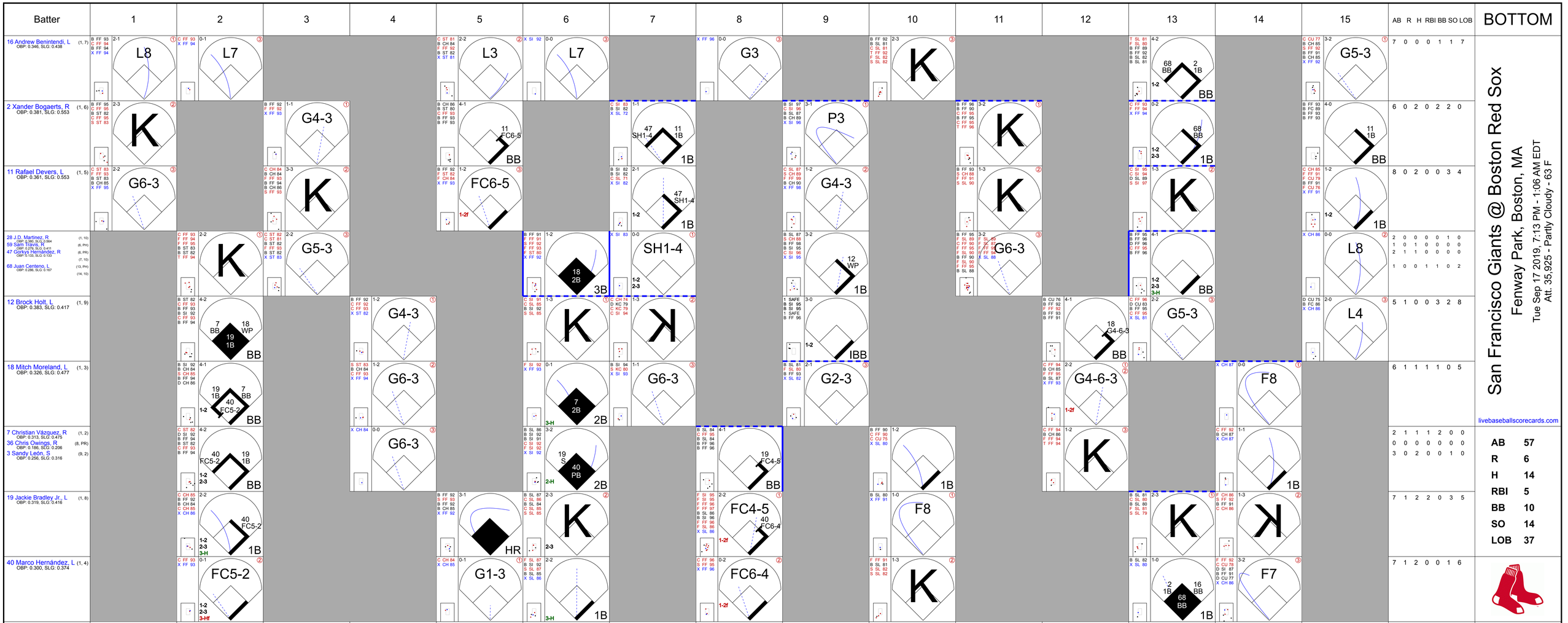

PITCHER		IP	WLS	BF	H	R	ER	SO	BB	IBB	HBP	BLK	WP	HR	S	P	ERA	WHIP
62 Logan Webb, R ERA: 6.53	(1, 1)	5.0		22	3	3	3	3	4	0	0	0	1	1	56	97	5.40	1.400
59 Andrew Suárez, L ERA: 4.50	(6, 1)	1.0	B	6	3	2	2	2	0	0	0	0	0	0	15	23	18.00	3.000
71 Tyler Rogers, R ERA: 0.00	(7, 1)	0.1		3	2	0	0	0	0	0	0	0	0	0	5	8	0.00	6.000
50 Fernando Abad, L ERA: 4.5	(7, 1)	0.2		2	0	0	0	1	0	0	0	0	0	0	5	7	0.00	0.000
74 Jandel Gustave, R ERA: 1.61	(8, 1)	1.0		4	0	0	0	1	0	0	0	0	0	0	12	18	0.00	1.000
65 Sam Coonrod, R ERA: 3.0	(9, 1)	0.2		4	1	0	0	0	0	0	0	0	1	0	9	19	0.00	1.500
13 Will Smith, L ERA: 2.89	(9, 1)	1.1		5	1	0	0	2	0	0	0	0	0	0	13	20	0.00	0.750
64 Shaun Anderson, R ERA: 5.15	(11, 1)	2.0		6	0	0	0	3	1	0	0	0	0	0	24	38	0.00	0.500

PITCHER		IP	WLS	BF	H	R	ER	SO	BB	IBB	HBP	BLK	WP	HR	S	P	ERA	WHIP
67 Sam Selman, L ERA: 7.11	(13, 1)	0.1	H	3	1	1	1	1	1	0	0	0	0	0	6	13	27.00	6.000
61 Burch Smith, R ERA: 0.00	(13, 1)	0.0		1	1	0	0	0	0	0	0	0	0	0	3	3	∞	∞
60 Wendy Peralta, L ERA: 6.43	(13, 1)	0.1	H	1	0	0	0	1	0	0	0	0	0	0	3	4	0.00	0.000
45 Kyle Barraclough, R ERA: 6.97	(13, 1)	0.1	B	2	0	0	0	0	1	0	0	0	0	0	4	10	0.00	3.000
57 Derack Rodriguez, R ERA: 4.96	(14, 1)	2.0	W	9	2	0	0	1	1	0	0	0	0	0	19	34	0.00	1.500

San Francisco Giants @ Boston Red Sox

Fenway Park, Boston, MA

Wed Sep 18 2019, 7:12 PM - 10:46 PM EDT

Att. 35,697 - Clear - 57 F

TOP

livebaseballscorecards.com

Batter	1	2	3	4	5	6	7	8	9	AB	R	H	RBI	BB	SO	LOB
5 Mike Yastrzemski, L (1, 9) OBP: 0.326, SLG: 0.513	B SI 90 B CH 81 B SI 90 C FF 89 B FF 91 4-1 9 2B 1 G6-3 BB	B SI 90 B FF 90 C SL 80 B FF 90 X SI 89 3-1 ③ G4-3		X CU 73 0-0 ③ L9			B SI 86 F SL 85 F FF 92 F CU 83 T FF 91 1-2 ② K		C FF 91 X FF 91 0-1 1 1B 9 1B 21 FC4-6 2-H 1B	4	2	1	1	1	1	0
9 Brandon Belt, L (1, 3) OBP: 0.342, SLG: 0.413	C SL 77 B FF 87 F SL 78 F CH 83 D CU 77 F CU 76 X SL 79 2-2 21 HR 1-3 2B	B SL 77 B SI 90 F SI 89 B FF 89 F SL 79 S SI 90 3-3 ① K	S SL 76 F FF 87 B FF 86 B CU 74 B CU 74 C SL 75 3-3 ① K				B FF 91 C SL 85 X FF 92 1-1 ③ P5		B CH 85 D CH 83 B FF 92 C FF 91 T CH 84 X FF 92 3-2 21 FC4-6 1 1B 35 E 1-2 1B	5	2	2	0	0	2	0
1 Kevin Pillar, R (1, 8) OBP: 0.287, SLG: 0.441	F SI 91 X SL 80 0-1 G6-3 3-H	C SI 91 X SI 89 0-1 21 S 35 2B 1B	C CU 74 B CU 74 X SL 76 1-1 ② G4-3					F CU 79 F FF 90 X SL 86 0-2 8 1B 21 SF8 1B	D SL 85 B SL 84 D CH 84 C SI 90 C SI 89 F CH 84 X SL 85 3-2 21 FC4-6 1-2 2-3 1B	5	2	3	1	0	0	1
8 Alex Dickerson, L (1, 7) OBP: 0.343, SLG: 0.516 37 Joey Rickard, R (8, PR) OBP: 0.310, SLG: 0.353 (8, 7)	D CH 82 C SL 79 F FF 90 B SL 80 F FF 90 B FF 90 F SL 80 C SL 79 3-3 ② K	C SI 89 B SI 91 B SL 79 C SL 80 C SI 90 2-3 ② K	C SL 76 B SL 78 X SL 77 1-1 ③ F8					C SL 84 B FF 91 S SL 84 D CU 82 B FF 92 F SL 84 F SL 86 F FF 92 X SL 84 3-2 35 S 14 1B 1-3 1B	B SI 89 B SI 89 F SI 89 F CH 85 X SL 85 2-2 P3 ①	4 1	0 1	1 1	0 0	0 0	2 0	2 3
21 Stephen Vogt, L (1, 10) OBP: 0.312, SLG: 0.500	C CH 83 F FF 88 X FF 91 0-2 2-H HR	B SL 80 B SI 90 F SL 80 B SI 91 B SL 78 4-1 35 2B 1-2 BB				C CU 79 S CU 80 B CU 81 X FC 88 1-2 ① G5-3		B SL 84 X CU 80 1-0 ① SF8 3-H	T FF 91 B CH 86 S CH 84 F CH 87 F CH 86 B FF 92 F FF 92 D CU 76 F CH 85 3-2 ② F FF 92 X CH 86 FC4-6 14 1B 35 E 19 1B 1-2f 2-3 3-H	3	2	1	4	1	0	2
35 Brandon Crawford, L (1, 6) OBP: 0.312, SLG: 0.363	C SL 78 X SI 90 0-1 1B	C SL 78 S FF 88 F CU 77 D CU 79 F SL 78 X SL 80 1-2 1-3 2-H 2B				C CH 85 B FF 93 X FC 89 1-1 ② G4-3		F FF 91 B FF 90 1 SAFE S SL 85 F FF 92 B FF 91 B CU 82 S SL 84 3-3 ② K 1-2	B CU 75 D CU 77 B SI 89 C SI 90 X SI 90 3-1 E6 14 1B 19 1B 1-2 3-H	5	1	2	1	0	1	2
14 Cristhian Adames, S (1, 5) OBP: 0.500, SLG: 0.500	1 SAFE B SI 89 B SL 79 S SL 79 F SL 80 F SL 81 B SI 89 S SL 80 3-3 ③ K	C FF 87 F FF 86 B CH 81 T CH 80 1-2 ③ K				S FC 89 B FF 92 B CU 80 X FC 87 2-1 1B		B CU 80 C CU 79 S FC 91 X CU 81 1-2 2-H 1B	F SI 89 S CU 77 B SI 90 B SI 90 X CU 79 2-2 19 1B 1-2 2-3 1B	5	0	3	1	0	2	3
19 Mauricio Dubón, R (1, 4) OBP: 0.290, SLG: 0.463		C SI 89 B SI 89 S SL 78 S SL 80 1-3 ① K		X CU 73 0-0 ① G5-3		B FC 89 B FC 89 S FC 90 F FF 92 F CU 81 X FF 92 2-2 ③ G3		B FC 92 C SL 86 F CU 80 F CU 81 1 SAFE S CU 80 1-3 ③ K	X SI 90 0-0 1-3 2-H 3-H 1B	5	0	1	2	0	2	2
16 Aramis Garcia, R (1, 2) OBP: 0.226, SLG: 0.393		C SL 79 B SI 89 F FF 90 B SI 90 S SL 80 2-3 ② K		C FF 86 B CU 74 F CU 72 B FF 86 S CU 74 2-3 ② K			C SL 86 F CU 79 B FF 91 B FF 92 F SL 86 S SL 85 2-3 ① K		5 1B 2B L9	5	1	1	0	0	3	2

Inning Stats	1	2	3	4	5	6	7	8	9
	R: 3 E: 0 K: 2 S: 22 H: 3 LOB: 1 BB: 1 P: 34	R: 0 E: 0 K: 2 S: 8 H: 0 LOB: 0 BB: 0 P: 14	R: 1 E: 0 K: 3 S: 17 H: 2 LOB: 2 BB: 1 P: 28	R: 0 E: 0 K: 1 S: 5 H: 0 LOB: 0 BB: 0 P: 7	R: 0 E: 0 K: 1 S: 7 H: 0 LOB: 0 BB: 0 P: 12	R: 0 E: 0 K: 0 S: 11 H: 1 LOB: 1 BB: 0 P: 17	R: 0 E: 0 K: 2 S: 10 H: 0 LOB: 0 BB: 0 P: 14	R: 2 E: 0 K: 2 S: 21 H: 3 LOB: 1 BB: 0 P: 30	R: 5 E: 1 K: 0 S: 31 H: 6 LOB: 2 BB: 0 P: 50

| | | | | |

BOTTOM

Batter	1	2	3	4	5	6	7	8	9	AB	R	H	RBI	BB	SO	LOB
16 Andrew Benintendi, L (1, 7) OBP: 0.343, SLG: 0.434	F SI 90 B FC 88 F FC 88 B FF 90 B FC 88 X FF 92 3-2 L8		B FC 89 C FF 92 B FC 89 S FC 90 X FC 89 2-2 G6-5-3 1-2f			F FF 91 B FC 89 C FC 90 B SI 94 F SI 93 F SL 86 C SI 93 2-3 K	D KC 80 C KC 79 X SI 92 1-1 FC4-6 1-2f			4	0	0	0	0	1	3
2 Xander Bogaerts, R (1, 6) OBP: 0.379, SLG: 0.549	C SL 85 X SL 85 0-1 P5			C SI 92 X FC 90 0-1 G5-3		C FC 89 B SI 92 F FC 89 B SI 93 C SI 93 2-3 K		C SI 81 S SI 81 X SI 82 0-2 G5-3		4	0	0	0	0	1	0
11 Rafael Devers, L (1, 5) OBP: 0.362, SLG: 0.557	F FF 92 B FC 88 B FS 82 F SI 93 B FF 93 F SL 86 B FF 93 4-2 7 FC6-4 BB			X SI 92 0-0 G5-3		C SL 86 B FC 90 F FC 90 F SI 94 B FF 92 B SI 94 X SL 85 3-2 HR		F SI 81 X SI 82 0-1 G4-3		3	1	1	1	1	0	0
7 Christian Vázquez, R (1, 10) OBP: 0.310, SLG: 0.470	C FC 89 C FC 89 B FF 92 X SI 93 1-2 FC6-4 1-2f			X FF 92 0-0 F7		C SL 85 S FC 89 F SI 93 F SI 93 B SI 93 X FC 89 1-2 G6-3		B SI 80 C SL 71 F SI 82 F SL 72 X SL 72 1-2 P4		4	0	0	0	0	0	1
12 Brock Holt, L (1, 9) OBP: 0.386, SLG: 0.418 68 Juan Centeno, L (9, PH) OBP: 0.250, SLG: 0.143		B SI 92 F FC 89 F FC 90 X FS 82 1-2 G3			B SL 85 B SL 85 C FC 88 C SI 93 B SI 94 B SI 93 4-2 40 FC3-6 19 BB BB		X SI 91 0-0 18 G5-6-3 1B		C SI 94 C FF 95 F FF 96 F FF 97 X FF 96 0-2 P6	2 1	0 0	1 0	0 0	1 0	0 0	0 0
18 Mitch Moreland, L (1, 3) OBP: 0.322, SLG: 0.472 36 Chris Owings, R (9, PH) OBP: 0.185, SLG: 0.205		C FC 90 C SI 93 B FF 92 F FS 81 B SI 94 F SI 94 F FF 92 F FC 88 X SI 94 2-2 F8			X FC 90 0-0 F9		S SI 91 B SI 93 F SI 92 D KC 80 X KC 80 2-2 G5-6-3 1-2f		C SL 88 C FF 97 B FF 97 S SL 89 1-3 K	3 1	0 0	0 0	0 0	0 1	2 0
19 Jackie Bradley Jr., L (1, 8) OBP: 0.322, SLG: 0.424		C FC 87 B FS 83 X FC 87 1-1 G4-3			B FC 87 F FC 90 C SI 93 B SL 84 B SI 94 1 SAFE B SI 93 4-2 40 FC3-6 1-2 BB		X KC 80 0-0 40 1B 3 1B 1B		F FF 97 F CH 86 F FF 97 F CH 88 B FF 97 F FF 97 X CH 85 1-2 HR	3	2	2	1	1	0	0
40 Marco Hernández, L (1, 4) OBP: 0.298, SLG: 0.370			C SI 92 C SL 85 B FF 92 B SI 94 X FC 87 2-2 L7		B SL 86 C SL 85 T SI 93 X FF 91 1-2 FC3-6 1-2f 2-3		C SI 93 F KC 78 B SI 94 X SI 93 1-2 3 1B 1-2 1B		B SL 87 B FF 95 S SI 94 B SI 96 S SI 94 F SI 95 X FF 95 3-2 F8	4	0	1	0	0	0	2
3 Sandy León, S (1, 2) OBP: 0.263, SLG: 0.318			B SL 86 B SL 85 B FC 90 B FF 92 4-0 16 G6-5-3 BB		B FC 87 F SI 92 X FC 89 1-1 P6		X SI 92 0-0 16 FC4-6 1-3 2-H 1B			2	0	1	1	1	0	2
Inning Stats	R: 0 E: 0 K: 0 S: 11 H: 0 LOB: 1 BB: 1 P: 19	R: 0 E: 0 K: 0 S: 12 H: 0 LOB: 0 BB: 0 P: 16	R: 0 E: 0 K: 0 S: 6 H: 0 LOB: 0 BB: 1 P: 14	R: 0 E: 0 K: 0 S: 4 H: 0 LOB: 0 BB: 0 P: 4	R: 0 E: 0 K: 0 S: 10 H: 0 LOB: 2 BB: 2 P: 20	R: 1 E: 0 K: 2 S: 17 H: 1 LOB: 0 BB: 0 P: 25	R: 1 E: 0 K: 0 S: 11 H: 4 LOB: 2 BB: 0 P: 15	R: 0 E: 0 K: 0 S: 9 H: 0 LOB: 0 BB: 0 P: 10	R: 1 E: 0 K: 1 S: 18 H: 1 LOB: 0 BB: 0 P: 23	1B: 4 2B: 0 3B: 0 HR: 2 SF: 0 SAC: 0 DP: 2 HBP: 0						WP: 0 PB: 0 SB: 0 CS: 0 PA: 35	

PITCHER		IP	WLS	BF	H	R	ER	SO	BB	IBB	HBP	BLK	WP	HR	S	P	ERA	WHIP
29 Jeff Samardzija, R ERA: 3.64	(1, 1)	6.0	W	23	2	2	2	2	4	0	0	0	0	1	61	99	3.00	1.000
50 Fernando Abad, L ERA: 4.91	(7, 1)	1.0	H	5	3	0	0	0	0	0	0	0	0	0	10	14	0.00	3.000
71 Tyler Rogers, R ERA: 1.42	(8, 1)	1.0		3	0	0	0	0	0	0	0	0	0	0	9	10	0.00	0.000
75 Enderson Franco, R ERA: 9.0	(9, 1)	1.0		4	1	1	1	1	0	0	0	0	0	1	18	23	9.00	1.000

PITCHER	IP	WLS	BF	H	R	ER	SO	BB	IBB	HBP	BLK	WP	HR	S	P	ERA	WHIP

San Francisco Giants @ Boston Red Sox

Fenway Park, Boston, MA

Wed Sep 18 2019, 7:12 PM - 10:46 PM EDT

Att. 35,697 - Clear - 57 F

livebaseballscorecards.com

AB	31
R	3
H	6
RBI	3
BB	4
SO	3
LOB	10

San Francisco Giants @ Boston Red Sox

Fenway Park, Boston, MA

Thu Sep 19 2019, 1:07 PM - 4:23 PM EDT

Att. 35,816 - Sunny - 63 F

TOP

livebaseballscorecards.com

Batter	1	2	3	4	5	6	7	8	9	AB	R	H	RBI	BB	SO	LOB
19 Mauricio Dubón, R (1, 6) OBP: 0.315, SLG: 0.464 35 Brandon Crawford, L (9, PH) OBP: 0.311, SLG: 0.363	C FF 92 B FF 92 F CH 88 X CH 88 1-2 1 1B 10 SF7 1B		B CU 81 B FF 93 C FF 93 C FF 93 B SI 94 B SI 94 4-2 BB		C FF 94 S CH 88 B FF 94 T FC 90 1-2 ③ K			B SL 85 F FC 92 B SI 94 B SI 93 F FC 91 F FF 94 F SL 87 B SL 86 4-2 5 1B 1 2B BB	C KC 79 B FF 94 F KC 81 C FF 95 1-3 ① K	2 1	2 0	1 0	0 0	2 0	1 1	0 3
53 Austin Slater, R (1, 9) OBP: 0.352, SLG: 0.447 5 Mike Yastrzemski, L (8, PH) OBP: 0.327, SLG: 0.513 (8, 7)	B FF 92 B FF 92 C FF 92 C FF 93 F SI 93 B FC 88 F CH 88 C SI 91 3-3 ① K		C FF 92 C FF 93 F FF 93 X SI 93 0-2 ② L9			T FF 92 F FC 89 C FC 88 0-3 ① K		X FC 92 0-0 1 2B 1-2 1B	C FF 94 S KC 82 F KC 80 B FF 95 S FF 94 1-3 ② K	3 2	0 1	0 1	0 0	0 0	2 1	2 3
1 Kevin Pillar, R (1, 8) OBP: 0.289, SLG: 0.443	B CH 87 C FF 92 B FC 87 X CH 88 2-1 1-3 1B		B FF 92 C FF 92 X FF 92 1-1 ③ P4			F FF 92 F FF 93 X SI 94 0-2 ② G6-3		S FF 94 S SI 94 F SI 94 B SL 86 X SL 86 1-2 28 1B 1-H 2-H 2B	B FC 88 S FF 94 B FF 95 D KC 81 B FF 94 4-1 1-2 2-3 3-H BB	4	0	2	3	1	0	1
10 Evan Longoria, R (1, 5) OBP: 0.328, SLG: 0.444	X FC 87 0-0 ② SF7 3-H			C FF 91 B CH 88 F FC 88 B FF 92 B FF 92 S FC 89 3-3 ① K		F FF 92 B FF 94 B CH 88 S FF 94 B FF 94 F FC 89 F FF 94 X FC 89 3-2 ③ F9		B FF 97 F FF 97 B FF 97 B KC 85 B FF 98 4-1 28 1B BB	C KC 80 D KC 82 B FF 94 C FF 94 B FF 96 S KC 82 3-3 ③ K	3	0	0	1	1	2	3
28 Buster Posey, R (1, 2) OBP: 0.318, SLG: 0.362	S FF 93 B FF 93 F FC 89 T FF 92 1-2 ③ K			F FF 93 B FF 94 X CH 89 1-1 ② G5-3			B FF 95 C FF 96 F FF 96 F SI 96 S FF 96 1-3 ① K	X FF 97 0-0 1-2 2-3 1B		4	0	1	0	0	2	1
37 Joey Rickard, R (1, 7) OBP: 0.311, SLG: 0.353 21 Stephen Vogt, L (8, PH) OBP: 0.311, SLG: 0.498 34 Mike Gerber, L (8, 9) OBP: 0.091, SLG: 0.095		C FF 90 B FF 91 S FF 91 S SI 93 1-3 ① K		F FF 93 B FF 93 S FF 94 F FF 94 X FF 95 1-2 1B			X FF 96 0-0 ② P4	B KC 85 C KC 85 F FF 98 F KC 87 F KC 86 S KC 87 1-3 ③ K2-3		3 1 0	0 0 0	1 0 0	0 0 0	0 0 0	1 1 0	0 3 0
49 Jaylin Davis, R (1, 10) OBP: 0.259, SLG: 0.130 9 Brandon Belt, L (9, PH) OBP: 0.342, SLG: 0.412		S CU 82 B FF 93 B CH 88 B FF 92 C FF 93 B FF 92 4-2 16 CS BB		S FF 92 B CH 87 D CH 88 B FF 93 T FF 93 S FF 93 3-3 ③ K			C FF 96 T FF 96 S CH 89 0-3 ③ K		X KC 81 0-0 26 BB 1 BB 14 1B E6	2 1	0 1	0 0	0 0	1 0	2 0	1 0
14 Cristhian Adames, S (1, 4) OBP: 0.400, SLG: 0.400		C FC 88 F FF 92 S SI 92 0-3 ② K			C FF 91 S FF 93 F FF 93 B CU 84 B SI 93 F FF 93 X FC 90 2-2 ① G6-3			C FC 92 F SL 87 S SL 86 0-3 ① K	F FF 92 B FC 87 X KC 81 1-1 1 BB 26 BB 1-2 1B	4	0	1	0	0	2	1
16 Aramis Garcia, R (1, 3) OBP: 0.212, SLG: 0.367 26 Chris Shaw, L (8, PH) OBP: 0.231, SLG: 0.091 (8, 3)		S CH 87 B CH 88 F FF 92 B SI 93 B SI 93 3-2 ③ CS 1-2	C FC 89 B CH 86 B FF 91 S FF 93 S FF 93 2-3 ① K		F FF 92 S FF 94 B FF 94 B FF 94 S FF 94 2-3 ② K			B FF 94 F FC 92 X FC 91 1-1 ② G4-3	B FF 93 C KC 81 B KC 80 B KC 79 B FC 86 4-1 1 BB 1-2 2-3 BB	2 1	0 0	0 0	0 0	0 1	2 0	0 0
Inning Stats	R: 1 E: 0 K: 2 S: 14 H: 2 LOB: 1 BB: 0 P: 21	R: 0 E: 0 K: 2 S: 10 H: 0 LOB: 0 BB: 1 P: 18	R: 0 E: 0 K: 1 S: 11 H: 0 LOB: 1 BB: 1 P: 18	R: 0 E: 0 K: 2 S: 12 H: 1 LOB: 1 BB: 0 P: 20	R: 0 E: 0 K: 2 S: 11 H: 0 LOB: 0 BB: 0 P: 16	R: 0 E: 0 K: 1 S: 11 H: 0 LOB: 0 BB: 0 P: 14	R: 0 E: 0 K: 2 S: 8 H: 0 LOB: 0 BB: 0 P: 9	R: 2 E: 0 K: 2 S: 21 H: 3 LOB: 3 BB: 2 P: 32	R: 1 E: 1 K: 3 S: 15 H: 1 LOB: 3 BB: 2 P: 29	1B: 6 2B: 1 3B: 0 HR: 0 SF: 1 SAC: 0 DP: 0 HBP: 0						

PITCHER		IP	WLS	BF	H	R	ER	SO	BB	IBB	HBP	BLK	WP	HR	S	P	ERA	WHIP
57 Eduardo Rodriguez, L ERA: 3.57	(1, 1)	6.0	W	22	3	1	1	10	2	0	0	0	0	0	69	107	1.50	0.833
70 Ryan Brasier, R ERA: 5.19	(7, 1)	1.0		3	0	0	0	2	0	0	0	0	0	0	8	9	0.00	0.000
64 Marcus Walden, R ERA: 3.57	(8, 1)	0.2		5	2	2	2	1	1	0	0	0	0	0	14	20	27.00	4.500
32 Matt Barnes, R ERA: 4.03	(8, 1)	0.1	H	3	1	0	0	1	1	0	0	0	0	0	7	12	0.00	6.000
44 Brandon Workman, R ERA: 1.98	(9, 1)	1.0	S	7	1	1	0	3	2	0	0	0	0	0	15	29	0.00	3.000

PITCHER	IP	WLS	BF	H	R	ER	SO	BB	IBB	HBP	BLK	WP	HR	S	P	ERA	WHIP

AB	33
R	4
H	7
RBI	4
BB	6
SO	17
LOB	18

WP: 0 PA: 41
PB: 0
SB: 0
CS: 1

BOTTOM

Batter	1	2	3	4	5	6	7	8	9	AB	R	H	RBI	BB	SO	LOB
16 Andrew Benintendi, L (1, 7) OBP: 0.346, SLG: 0.437	B FF 91 F FF 91 X FF 91 1-1 11 1B 2B	X FC 88 0-0 7 1B 11 1B 1B		B CU 78 B FC 86 F FC 87 X FF 91 2-1 E6 7 FC5-4		S SI 97 C SI 96 B CH 89 X CH 90 1-2 ① G3-1		B SI 92 B FF 92 B FF 92 B CH 91 4-0 7 1B BB		4	2	2	0	1	0	0
7 Christian Vázquez, R (1, 2) OBP: 0.313, SLG: 0.471	S FF 91 B FF 91 B FF 91 B FC 88 F FF 92 F FF 92 B CU 79 4-2 11 1B 2 1B BB	X FF 91 0-0 11 1B 2 1B 1-3 1B		C CH 82 X CU 79 0-1 ① FC5-4 1-2f		X CH 88 0-0 ② F8		C CH 88 C FF 93 B SL 85 F CH 88 F FF 93 F FF 93 B CH 88 X SL 88 2-2 1-2 2-3 1B		4	2	2	0	1	0	1
11 Rafael Devers, L (1, 5) OBP: 0.362, SLG: 0.555	S FC 89 S FC 88 B FF 92 B FC 88 F FF 91 X FC 89 2-2 2 1B 1-3 2-H 1B	B FC 88 F FF 90 B FF 91 B FC 89 X FF 92 3-1 2 1B 1-3 3-H 1B		X FF 90 0-0 ② F7		X SI 96 0-0 ③ G3		X SI 92 0-0 ③ P2		5	1	2	2	0	0	4
2 Xander Bogaerts, R (1, 10) OBP: 0.379, SLG: 0.549	C CU 78 B FF 90 F FF 91 X CU 78 1-2 1-2 3-H 1B	C CU 80 B FF 91 S CU 81 B FC 88 X CU 79 2-2 2-H 3-H 1B		**B FF 92** 1 SAFE 1 SAFE B FF 90 C FF 91 S CU 80 S CU 81 2-3 ③ K			B SI 94 B SI 95 F FF 95 C FF 96 F FF 96 B CH 88 X FF 96 3-2 ① F9			4	0	2	3	0	1	1
12 Brock Holt, L (1, 3) OBP: 0.384, SLG: 0.419	C FC 86 C FF 91 B FC 88 D FC 86 F FF 91 T FC 87 2-2 ① K	B FF 91 C FC 88 B FF 91 X FC 87 2-1 ③ F9			C FF 90 X FF 91 0-1 2B		X CH 88 0-0 ② G3			4	0	1	0	0	1	3
47 Gorkys Hernández, R (1, 9) OBP: 0.105, SLG: 0.105	F CU 79 B FC 86 S FF 91 C FF 90 1-3 ② K		S FF 91 F FF 90 B FF 91 B FC 87 F FF 91 B FC 87 S FC 87 3-3 ① K		S FF 91 B FF 91 B FF 92 T FF 92 X FF 91 2-2 ① P4		B FF 97 F SI 96 C FF 96 X SI 96 1-2 ③ G1-3			4	0	0	0	0	2	3
19 Jackie Bradley Jr., L (1, 8) OBP: 0.320, SLG: 0.421	F FC 87 C FF 91 B FF 91 B FF 91 X CU 80 2-2 ③ F9		X FC 87 0-0 ② F8		C FC 88 B FF 92 F FC 87 S FF 92 1-3 ② K			F FF 92 C SL 85 C SI 92 0-3 ① K		4	0	0	0	0	2	3
36 Chris Owings, R (1, 6) OBP: 0.192, SLG: 0.213		F FF 90 B FF 91 C CU 78 X FC 87 1-2 ① G6-3	B FF 91 X CU 79 1-0 2B		S FF 92 B FF 91 B FF 91 B FF 92 B FC 88 4-1 BB			C CH 88 T SI 92 S SI 93 0-3 ② K		3	0	1	0	1	1	0
40 Marco Hernández, L (1, 4) OBP: 0.289, SLG: 0.358		C FF 91 S FC 87 F FC 88 S CU 80 0-3 ② K2-3	X FC 87 0-0 ③ G4-3		S FC 87 B FC 88 C FF 92 S FF 91 1-3 ③ K			X SI 93 0-0 E7 7 1B		4	0	0	0	0	2	3
Inning Stats	R: 2 H: 3 E: 0 LOB: 2 K: 2 BB: 1 S: 22 P: 35	R: 3 H: 4 E: 0 LOB: 1 K: 1 BB: 0 S: 16 P: 24	R: 0 H: 1 E: 0 LOB: 1 K: 1 BB: 0 S: 7 P: 11	R: 0 H: 0 E: 1 LOB: 1 K: 1 BB: 0 S: 8 P: 12	R: 0 H: 1 E: 0 LOB: 2 K: 2 BB: 1 S: 12 P: 20	R: 0 H: 0 E: 0 LOB: 0 K: 0 BB: 0 S: 5 P: 6	R: 0 H: 0 E: 0 LOB: 0 K: 0 BB: 0 S: 8 P: 12	R: 0 H: 1 E: 1 LOB: 3 K: 2 BB: 1 S: 14 P: 20		1B: 7 SF: 0 2B: 3 SAC: 0 3B: 0 DP: 0 HR: 0 HBP: 0						

PITCHER		IP	WLS	BF	H	R	ER	SO	BB	IBB	HBP	BLK	WP	HR	S	P	ERA	WHIP
40 Madison Bumgarner, L ERA: 3.86	(1, 1)	5.0	L	27	9	5	5	7	2	0	0	0	0	0	65	102	9.00	2.200
60 Wandy Peralta, L ERA: 6.25	(6, 1)	1.0		3	0	0	0	0	0	0	0	0	0	0	5	6	0.00	0.000
65 Sam Coonrod, R ERA: 2.88	(7, 1)	1.0		3	0	0	0	0	0	0	0	0	0	0	8	12	0.00	0.000
59 Andrew Suárez, L ERA: 6.3	(8, 1)	1.0		6	1	0	0	2	1	0	0	0	0	0	14	20	0.00	2.000

PITCHER	IP	WLS	BF	H	R	ER	SO	BB	IBB	HBP	BLK	WP	HR	S	P	ERA	WHIP

San Francisco Giants @ Boston Red Sox

Fenway Park, Boston, MA

Thu Sep 19 2019, 1:07 PM - 4:23 PM EDT

Att. 35,816 - Sunny - 63 F

livebaseballscorecards.com

AB	36
R	5
H	10
RBI	5
BB	3
SO	9
LOB	18

WP: 0 PA: 39
PB: 0
SB: 0
CS: 0

Batter	1	2	3	4	5	6	7	8	9	10	11	AB	R	H	RBI	BB	SO	LOB
50 Mookie Betts, R (1, 10) OBP: 0.388, SLG: 0.522	F FF 94 B SI 94 B SI 94 C CU 78 X CU 78 2-2 G4-3 ①		C FC 83 F SI 93 B FF 96 B SI 94 F SI 94 X SI 95 2-2 G6-3 ③		1 SAFE X SI 94 0-0 P5 ③			C CU 82 C CU 83 B FF 96 F CU 83 F FF 96 S FF 97 1-3 K ①		F ST 82 B SI 92 S FC 87 B ST 84 X ST 83 2-2 L8 ①		5	0	0	0	1	1	
7 Christian Vázquez, R (1, 2) OBP: 0.313, SLG: 0.468 36 Chris Owings, R (8, PR) OBP: 0.192, SLG: 0.213 3 Sandy León, S (8, 2) OBP: 0.262, SLG: 0.316	C FF 94 C SI 95 B CU 80 S SI 95 1-3 K ②			S FC 85 C SI 94 F CU 78 X SI 95 0-2 G4-3 ①		F CU 78 F SI 94 B FF 96 S FF 96 1-3 K ①		S CU 83 B FF 96 F CU 82 B FF 96 B FF 96 B FF 96 4-2 BB		B FC 86 B FC 88 B SI 93 C SI 93 F FC 87 C ST 81 3-3 K ②		3 0 1	0 0 0	0 0 0	0 0 0	1 0 0	2 0 1	0 0 0
11 Rafael Devers, L (1, 5) OBP: 0.360, SLG: 0.551	C CU 78 B FC 86 S FF 95 C CU 79 1-3 K ③			F FF 95 B FC 86 X CU 79 1-1 G4-3 ②		C FC 86 B FF 95 X FF 95 1-1 F7 ②		S FF 96 S FF 96 S FF 96 0-3 K ②		F FF 93 F SL 84 X FF 93 0-2 F8 ③		5	0	0	0	0	2	1
2 Xander Bogaerts, R (1, 6) OBP: 0.380, SLG: 0.548		C FC 85 F CU 78 X SI 94 0-2 1B		C SI 95 B FF 94 X SI 94 1-1 47 BB 1B		C CU 79 X FF 95 0-1 G3 ③		C CU 83 B CU 83 F FF 97 X CU 84 1-2 G5-3 ③			X SL 85 0-0 G4-3 ①	5	0	2	0	0	0	1
16 Andrew Benintendi, L (1, 7) OBP: 0.345, SLG: 0.436 47 Gorkys Hernández, R (3, 7) OBP: 0.174, SLG: 0.227		S FF 94 S FF 94 B CU 79 B FF 95 B FF 95 X FF 94 3-2 P5 ①		B SI 93 B SI 93 B SI 93 C SI 94 B SI 94 4-1 1-2 BB			B CU 76 S CU 77 C SI 93 B FF 95 F FF 94 F FF 95 F FF 95 F CU 79 S CU 81 2-3 K ①		B FF 95 F FF 95 B FF 96 F FF 96 X FF 97 2-2 18 HR 3B		C SL 87 S SI 99 S SI 99 0-3 K ②	1 3	0 1	0 1	0 0	0 1	0 2	1 0
12 Brock Holt, L (1, 9) OBP: 0.384, SLG: 0.421		F FF 95 1 SAFE C CU 79 C SI 93 0-3 K ②		F FF 96 B FF 95 S CU 79 S CU 79 1-3 K ③			C CU 79 B FS 86 S CU 80 B SI 93 X SI 94 2-2 18 HR 2B		X FF 98 0-0 L8 ①		C SL 88 B SI 98 S SI 98 B SL 89 B SI 99 D SL 89 4-2 BB	4	1	1	0	1	2	4
18 Mitch Moreland, L (1, 3) OBP: 0.324, SLG: 0.493		F FF 95 S CU 78 X CU 79 0-2 G1-3 ③	B CU 77 S CU 78 S SI 94 B FF 95 F CU 80 X CU 79 2-2 G3-1 ①				F CU 79 S CU 80 X CU 79 0-2 2-H HR		B FF 96 S FF 96 F FF 96 F FF 96 X FF 96 1-2 3-H HR		B SI 96 S SL 86 C SI 97 S SL 88 1-3 K ③	5	2	2	4	0	1	2
19 Jackie Bradley Jr., L (1, 8) OBP: 0.317, SLG: 0.417			X FF 94 0-0 G3 ①		B FC 86 S CU 78 B SI 94 S CU 77 F CU 79 S FF 96 3-3 K ②		B FS 84 S FS 84 C FS 85 S FS 86 1-3 K ②		B FF 97 F FC 87 S FF 96 S FF 97 1-3 K ②			4	0	0	0	0	3	0
40 Marco Hernández, L (1, 4) OBP: 0.288, SLG: 0.354			B FF 94 C CU 78 F CU 78 S FF 94 1-3 K ②		B FF 95 C CU 78 B FF 95 F FF 95 X CU 79 2-2 1B		X FS 86 0-0 G3-1 ③		C FC 87 S FF 96 X FC 87 0-2 L8 ③			4	0	1	0	0	1	0
Inning Stats	R: 0 E: 0 K: 2 S: 9 H: 0 LOB: 0 BB: 0 P: 13	R: 0 E: 0 K: 1 S: 12 H: 1 LOB: 1 BB: 0 P: 15	R: 0 E: 0 K: 1 S: 8 H: 0 LOB: 0 BB: 0 P: 11	R: 0 E: 0 K: 1 S: 12 H: 1 LOB: 2 BB: 1 P: 19	R: 0 E: 0 K: 1 S: 12 H: 1 LOB: 1 BB: 0 P: 19	R: 0 E: 0 K: 1 S: 7 H: 0 LOB: 0 BB: 0 P: 9	R: 2 E: 0 K: 2 S: 17 H: 2 LOB: 0 BB: 0 P: 22	R: 0 E: 0 K: 2 S: 13 H: 0 LOB: 1 BB: 1 P: 19	R: 2 E: 0 K: 1 S: 14 H: 2 LOB: 0 BB: 0 P: 18	R: 0 E: 0 K: 1 S: 9 H: 0 LOB: 0 BB: 0 P: 14	R: 0 E: 0 K: 2 S: 9 H: 0 LOB: 1 BB: 1 P: 14	1B: 3 2B: 1 3B: 1 HR: 2 SF: 0 SAC: 0 DP: 0 HBP: 0						

PITCHER		IP	WLS	BF	H	R	ER	SO	BB	IBB	HBP	BLK	WP	HR	S	P	ERA	WHIP
50 Charlie Morton, R ERA: 3.15	(1, 1)	6.1		25	5	2	2	8	1	0	0	0	0	1	73	103	2.84	0.947
47 Oliver Drake, R ERA: 3.44	(7, 1)	0.2		2	0	0	0	1	0	0	0	0	0	0	4	5	0.00	0.000
70 Nick Anderson, R ERA: 3.16	(8, 1)	1.0	H	4	0	0	0	2	1	0	0	0	0	0	13	19	0.00	1.000
15 Emilio Pagán, R ERA: 2.43	(9, 1)	1.0	B	5	2	2	2	1	0	0	0	0	0	1	14	18	18.00	2.000
52 Chaz Roe, R ERA: 4.04	(10, 1)	0.2		2	0	0	0	1	0	0	0	0	0	0	6	11	0.00	0.000

PITCHER		IP	WLS	BF	H	R	ER	SO	BB	IBB	HBP	BLK	WP	HR	S	P	ERA	WHIP
38 Colin Poche, L ERA: 5.13	(10, 1)	0.1		1	0	0	0	0	0	0	0	0	0	0	3	3	0.00	0.000
63 Diego Castillo, R ERA: 3.38	(11, 1)	1.0	W	4	0	0	0	2	1	0	0	0	0	0	9	14	0.00	1.000

Boston Red Sox @ Tampa Bay Rays

Tropicana Field, St. Petersburg, FL

Fri Sep 20 2019, 7:12 PM - 11:09 PM EDT

Att. 17,117 - Dome - 72 F

TOP

livebaseballscorecards.com

AB	40
R	4
H	7
RBI	4
BB	3
SO	15
LOB	10

PA: 43

WP: 0
PB: 0
SB: 0
CS: 0

Batter	1	2	3	4	5	6	7	8	9	10	11	AB	R	H	RBI	BB	SO	LOB
18 Joey Wendle, L (1, 4) OBP: 0.287, SLG: 0.321	C SI 88 B CU 73 B SI 89 F SL 85 X SI 90 2-2 L9		B SL 86 C SI 90 1 SAFE B SI 91 S SL 86 B FF 92 X SL 87 3-2 F7			X SL 82 0-0 F8	C SI 94 B FF 94 F SI 95 B SL 90 X SL 88 2-2 F8 2-3 3-H		B CH 89 C SL 80 1 SAFE S SL 86 F FF 98 X SL 86 1-2 G4-3			5	0	0	0	0	0	5
17 Austin Meadows, L (1, 7) OBP: 0.358, SLG: 0.563	C SI 90 B CH 80 B SI 91 B CH 80 X SI 89 3-1 P5		C CH 79 F FF 92 B CH 81 F SI 89 S FF 93 1-3 K			C SI 88 F CU 74 X CH 78 0-2 G3-1		B FF 94 B CH 86 B CH 87 B FF 94 4-0 26 2B BB		X FF 89 0-0 F8		4	1	0	0	1	1	2
29 Tommy Pham, R (1, 10) OBP: 0.373, SLG: 0.456	C SI 89 B SI 89 S SI 90 B SL 86 C SI 90 2-3 K			C SI 87 C CH 78 B SL 84 S SL 84 1-3 K		F CH 79 B FF 90 X FF 88 1-1 L8		1 SAFE B FF 95 X CH 87 1-0 F7		S CH 84 B FF 90 F FF 90 B CH 83 F FF 90 B FF 90 S FF 92 3-3 K		5	0	0	0	0	3	1
26 Ji Man Choi, L (1, 3) OBP: 0.365, SLG: 0.441		C SI 88 B SL 86 F SL 85 S CH 80 1-3 K		F SL 83 B SI 89 X CH 81 1-1 1B			C FF 97 F FF 97 S FF 97 0-3 K	F CU 83 X CH 87 0-1 1-H 2B		C SL 84 B FF 90 F SL 83 B FF 89 S CH 83 2-3 K		5	0	2	1	0	3	0
37 Travis d'Arnaud, R (1, 2) OBP: 0.316, SLG: 0.440		C SI 89 S SL 86 B SL 85 B SI 89 F SI 90 X SL 87 2-2 G5-3		C SI 90 F SI 89 B SI 90 X CH 79 1-2 F8			S FF 97 C FF 97 B FF 97 X FF 97 1-2 43 BB 21 BB 35 FC5-6 1B	C FF 96 S FF 96 B FF 96 X SL 88 1-2 F9			B CU 79 S SI 89 X SI 89 1-1 F8	5	1	1	0	0	0	2
39 Kevin Kiermaier, L (1, 8) OBP: 0.276, SLG: 0.398 21 Jesús Aguilar, R (7, PH) OBP: 0.332, SLG: 0.401 54 Guillermo Heredia, R (7, PR) OBP: 0.307, SLG: 0.365 (8, 8)	F CU 74 X CU 74 0-1 G3-1			B CH 80 C SI 90 X SL 85 1-1 F7			B FF 95 B FF 97 S FF 95 B FF 96 B FF 96 4-1 35 FC5-6 43 BB 1 2B 1-2 BB	S SL 88 C FF 97 D SL 87 S SL 87 1-3 K		B CU 81 B CU 78 X SI 89 2-0 F9	2 0 0	0 0 1	0 0 0	0 1 0	0 0 1	0 0 1	1 0 1
24 Avisaíl García, R (1, 9) OBP: 0.331, SLG: 0.456 43 Mike Brosseau, R (7, PH) OBP: 0.324, SLG: 0.472 (8, 9) 73 Johnny Davis, S (11, PR) OBP: 1.000, SLG: 3.000			F SI 90 X SI 89 0-1 5 1B 1B		F CH 78 S SI 89 X SL 84 0-2 G6-3		B SL 81 D SL 83 B FF 97 B FF 96 4-0 35 FC5-6 1-2 2-3 BB		B FF 97 C FF 96 C SL 83 S SL 87 1-3 K		B CU 79 B SI 90 B CU 80 C SI 90 C SI 89 B CU 78 4-2 28 BB 1 1B BB	2 1 0	0 0 1	1 0 0	0 0 0	0 2 0	0 1 0	0 0 0
5 Matt Duffy, R (1, 5) OBP: 0.333, SLG: 0.290 35 Nathaniel Lowe, L (7, PH) OBP: 0.327, SLG: 0.452 28 Daniel Robertson, R (8, 5) OBP: 0.314, SLG: 0.296			C SI 88 C CU 74 B SL 86 B CH 80 B SI 91 F SI 90 X SI 89 3-2 1-3 1B		C SI 85 F CH 78 B FF 90 B CH 79 B CU 73 C SI 89 3-3 K		B SL 87 D SL 85 C FC 92 X FC 92 2-1 FC5-6 1 2B 18 WP 1-2f 2-3 3-H		B FF 97 C FF 97 B FF 97 S FF 97 C FF 98 2-3 K		F SI 89 B SI 89 C SI 89 B SI 90 F SI 89 F SI 90 B SI 89 4-2 1 1B 1-2 BB	2 1 1	0 1 0	1 1 0	0 0 1	0 1 0	1 0 1	0 2 0
1 Willy Adames, R (1, 6) OBP: 0.317, SLG: 0.413			C SI 91 C CH 81 B FF 92 B CH 82 F CH 81 S CH 80 2-3 K		F CH 78 S SI 90 B CU 73 X SL 85 1-2 G5-3		C SL 85 X SI 94 0-1 18 WP 1-3 3-H 2B		F SL 84 X SL 84 0-1 1B		X SI 90 0-0 1-2 2-H 1B	5	0	3	2	0	1	2
Inning Stats	R: 0 E: 0 K: 1 S: 8 H: 0 LOB: 0 BB: 0 P: 15	R: 0 E: 0 K: 1 S: 9 H: 0 LOB: 0 BB: 0 P: 12	R: 0 E: 0 K: 2 S: 17 H: 2 LOB: 2 BB: 0 P: 26	R: 0 E: 0 K: 1 S: 10 H: 1 LOB: 1 BB: 0 P: 14	R: 0 E: 0 K: 1 S: 9 H: 0 LOB: 0 BB: 0 P: 13	R: 0 E: 0 K: 0 S: 6 H: 0 LOB: 0 BB: 0 P: 7	R: 3 E: 0 K: 1 S: 14 H: 2 LOB: 2 BB: 2 P: 27	R: 1 E: 0 K: 1 S: 9 H: 1 LOB: 1 BB: 1 P: 16	R: 0 E: 0 K: 2 S: 12 H: 1 LOB: 1 BB: 0 P: 16	R: 0 E: 0 K: 2 S: 8 H: 0 LOB: 0 BB: 0 P: 13	R: 1 E: 0 K: 0 S: 10 H: 1 LOB: 2 BB: 2 P: 21	1B: 6 2B: 2 3B: 0 HR: 0 SF: 0 SAC: 0 DP: 0 HBP: 0						

PITCHER		IP	WLS	BF	H	R	ER	SO	BB	IBB	HBP	BLK	WP	HR	S	P	ERA	WHIP
22 Rick Porcello, R ERA: 5.56	(1, 1)	6.0		21	3	0	0	6	0	0	0	0	0	0	59	87	0.00	0.500
63 Darwinzon Hernández, L ERA: 4.55	(7, 1)	0.1	H	4	1	3	3	1	2	0	0	0	0	0	7	16	81.00	9.000
64 Marcus Walden, R ERA: 3.55	(7, 1)	0.1	B	2	1	0	0	0	0	0	0	0	0	0	4	6	0.00	3.000
72 Josh Taylor, L ERA: 2.91	(7, 1)	0.1		1	0	0	0	0	0	0	0	0	1	0	3	5	0.00	0.000
48 Andrew Cashner, R ERA: 4.52	(8, 1)	1.0		5	1	1	1	1	1	0	0	0	0	0	9	16	9.00	2.000

PITCHER		IP	WLS	BF	H	R	ER	SO	BB	IBB	HBP	BLK	WP	HR	S	P	ERA	WHIP
70 Ryan Brasier, R ERA: 5.09	(9, 1)	1.0		4	1	0	0	2	0	0	0	0	0	0	12	16	0.00	1.000
66 Bobby Poyner, L ERA: 6.1	(10, 1)	1.0		3	0	0	0	2	0	0	0	0	0	0	8	13	0.00	0.000
71 Trevor Kelley, R ERA: 9.45	(11, 1)	0.2	L	5	1	1	1	0	2	0	0	0	0	0	10	21	13.50	4.500

BOTTOM

Boston Red Sox @ Tampa Bay Rays

Tropicana Field, St. Petersburg, FL

Fri Sep 20 2019, 7:12 PM - 11:09 PM EDT

Att. 17,117 - Dome - 72 F

livebaseballscorecards.com

AB	40
R	5
H	8
RBI	4
BB	5
SO	12
LOB	16

WP: 1 PA: 45
PB: 0
SB: 0
CS: 0

Boston Red Sox @ Tampa Bay Rays

Tropicana Field, St. Petersburg, FL

Sat Sep 21 2019, 6:12 PM - 10:08 PM EDT

Att. 18,179 - Dome - 72 F

livebaseballscorecards.com

TOP

Batter	1	2	3	4	5	6	7	8	9	10	11	AB	R	H	RBI	BB	SO	LOB
50 Mookie Betts, R (1, 9) OBP: 0.388, SLG: 0.521	B FF 97 F FF 96 B FF 98 F FF 97 X FF 99 2-2 F9 ①		B CU 81 F CU 82 S CU 84 F CU 84 X FF 97 1-2 1B		C SL 86 C SI 95 B FF 96 1 SAFE X SI 95 1-2 FC4 ③ 1-2f			F FF 96 S CU 84 B CU 84 F CU 84 X FF 96 1-2 11 HR 1B		C FC 87 X FC 86 0-1 F8 ②		5	1	2	0	0	0	1
11 Rafael Devers, L (1, 5) OBP: 0.358, SLG: 0.553	B FF 99 C FF 98 S CU 86 B FF 99 C FF 99 2-3 K ②		F FF 98 B FF 98 1 SAFE C FF 98 S FF 98 1-3 K ③			B SL 90 B FF 98 F SL 92 F SL 90 F FF 97 X SL 91 2-2 G3 ①		B FF 96 S CU 83 X FF 96 1-1 1-H HR		S FC 88 X FC 86 0-1 P4 ③		5	1	1	2	0	2	1
2 Xander Bogaerts, R (1, 6) OBP: 0.380, SLG: 0.553	B CU 85 C FF 97 F CU 83 X CU 84 1-2 2B			C SI 94 X SL 88 0-1 HR		C SL 91 X SL 92 0-1 L7 ②		C CU 84 F FF 96 X CU 84 0-2 G5-3 ②			C SL 88 B SL 88 B SL 87 X SI 96 2-1 G6-3 ①	5	1	2	1	0	0	0
28 J.D. Martinez, R (1, 10) OBP: 0.377, SLG: 0.559	C FF 98 S FF 98 F FF 98 D CU 86 F FF 99 S CU 83 1-3 K ③			C SI 95 B SI 96 B FS 86 F SI 96 B SI 96 S SL 89 3-3 K ①		C SL 92 S SL 93 S SL 91 0-3 K ③		B CU 82 S CU 83 S CU 84 X CU 84 1-2 G5-3 ③			B SL 88 C SL 85 F SL 87 S SL 89 1-3 K ②	5	0	0	0	0	4	1
18 Mitch Moreland, L (1, 3) OBP: 0.322, SLG: 0.498		B CU 82 C FF 97 F FF 99 F CU 84 S CU 85 1-3 K ①		B FS 85 S FS 86 B FS 85 C SI 95 B SI 96 S SI 96 3-3 K ②			S SL 83 F FF 93 C FF 93 0-3 K ①		B FS 85 B FS 86 S FS 85 X FS 85 2-1 G6-3 ①		X SL 87 0-0 HR	5	1	1	1	0	3	0
12 Brock Holt, L (1, 7) OBP: 0.379, SLG: 0.414 47 Gorkys Hernández, R (9, 7) OBP: 0.167, SLG: 0.217		S FF 99 B CU 84 C FF 98 C FF 98 1-3 K ②		C SI 94 X FS 86 0-1 L5 ③			B SL 83 T FF 92 B FF 92 X FF 92 2-1 L7 ②		C FS 85 S FS 86 X FS 86 0-2 G6-3 ②		C SI 97 S SI 97 B SI 98 F SL 88 X SI 97 1-2 G6-3 ③	4 1	0 0	0 0	0 0	0 0	1 0	0 0
7 Christian Vázquez, R (1, 2) OBP: 0.314, SLG: 0.466 16 Andrew Benintendi, L (9, PR) OBP: 0.345, SLG: 0.436 3 Sandy León, S (9, 2) OBP: 0.262, SLG: 0.316	C FF 98 B CU 85 S CU 84 F FF 99 C FF 98 1-3 K ③		C SL 88 S SL 88 B SI 95 B SL 88 S SL 89 2-3 K ①			S FF 93 B SL 85 B FF 94 B FF 93 D FF 94 4-1 BB		B FF 94 B FF 94 S FF 94 B FF 94 F FF 94 B FF 94 4-2 BB			2 0 0	0 0 0	0 0 0	0 0 0	2 0 0	2 0 0	0 0 0
19 Jackie Bradley Jr., L (1, 8) OBP: 0.317, SLG: 0.416		C FF 96 C FF 98 B FF 98 X FF 98 1-2 G6-3 ①		C SL 89 S FF 94 B SL 89 F FF 94 F SI 95 X SL 87 1-2 50 FC4 1B			F FF 93 X FF 92 0-1 F8 ③		S FS 86 D FS 86 X FS 86 1-1 G4-3 ③			4	0	1	0	0	0	2
40 Marco Hernández, L (1, 4) OBP: 0.279, SLG: 0.344		B FF 97 B FF 98 S FF 96 F FF 97 S CU 83 2-3 K ②		C SL 87 S FF 95 S FF 95 0-3 K ②				B FF 95 S FF 95 S FF 96 S FF 96 1-3 K ①		S FF 94 S FC 86 S FF 96 0-3 K ①		4	0	0	0	0	4	1
Inning Stats	R: 0 E: 0 K: 2 S: 14 H: 1 LOB: 1 BB: 0 P: 20	R: 0 E: 0 K: 3 S: 11 H: 0 LOB: 0 BB: 0 P: 14	R: 0 E: 0 K: 2 S: 13 H: 1 LOB: 1 BB: 0 P: 18	R: 1 E: 0 K: 2 S: 10 H: 1 LOB: 0 BB: 0 P: 16	R: 0 E: 0 K: 2 S: 14 H: 1 LOB: 1 BB: 0 P: 18	R: 0 E: 0 K: 1 S: 9 H: 0 LOB: 0 BB: 0 P: 11	R: 0 E: 0 K: 1 S: 8 H: 0 LOB: 1 BB: 1 P: 14	R: 2 E: 0 K: 1 S: 15 H: 2 LOB: 0 BB: 0 P: 19	R: 0 E: 0 K: 0 S: 9 H: 0 LOB: 1 BB: 1 P: 16	R: 0 E: 0 K: 1 S: 7 H: 0 LOB: 0 BB: 0 P: 7	R: 1 E: 0 K: 1 S: 10 H: 1 LOB: 0 BB: 0 P: 14	1B: 3 2B: 1 3B: 0 HR: 3	SF: 0 SAC: 0 DP: 0 HBP: 0	WP: 0 PB: 0 SB: 0 CS: 0	PA: 42				

PITCHER		IP	WLS	BF	H	R	ER	SO	BB	IBB	HBP	BLK	WP	HR	S	P	ERA	WHIP
20 Tyler Glasnow, R ERA: 1.92	(1, 1)	3.0		11	2	0	0	7	0	0	0	0	0	0	38	52	0.00	0.667
72 Yonny Chirinos, R ERA: 3.67	(4, 1)	1.0		4	1	1	1	2	0	0	0	0	0	1	10	16	9.00	1.000
36 Andrew Kittredge, R ERA: 4.5	(5, 1)	1.0	H	4	1	0	0	2	0	0	0	0	0	0	14	18	0.00	1.000
44 Pete Fairbanks, R ERA: 7.5	(6, 1)	1.0	H	3	0	0	0	1	0	0	0	0	0	0	9	11	0.00	0.000
38 Colin Poche, L ERA: 5.03	(7, 1)	1.0	H	4	0	0	0	1	1	0	0	0	0	0	8	14	0.00	1.000

PITCHER		IP	WLS	BF	H	R	ER	SO	BB	IBB	HBP	BLK	WP	HR	S	P	ERA	WHIP
70 Nick Anderson, R ERA: 3.39	(8, 1)	1.0	B	5	2	2	2	1	0	0	0	0	0	1	15	19	18.00	2.000
47 Oliver Drake, R ERA: 3.38	(9, 1)	1.0		4	0	0	0	0	1	0	0	0	0	0	9	16	0.00	1.000
15 Emilio Pagán, R ERA: 2.39	(10, 1)	1.0		3	0	0	0	1	0	0	0	0	0	0	7	7	0.00	0.000
63 Diego Castillo, R ERA: 3.46	(11, 1)	1.0	W	4	1	1	1	1	0	0	0	0	0	1	10	14	9.00	1.000

AB	40
R	4
H	7
RBI	4
BB	2
SO	16
LOB	6

Batter	1	2	3	4	5	6	7	8	9	10	11	AB	R	H	RBI	BB	SO	LOB
17 Austin Meadows, L (1, 9) OBP: 0.360, SLG: 0.562	B FF 94 F FF 94 X FC 92 1-1 F8 ①		C FF 93 B FF 93 C FF 92 X CU 82 1-2 26 BB 37 1B 1B	B SI 91 C SI 91 X CH 84 1-1 L1 ③			B SL 89 S SL 88 C SI 96 X SL 89 1-2 29 FC6-4 1B			B FF 92 B FF 93 B FC 87 C FF 93 C FF 92 F FC 87 B KC 79 4-2 37 CS BB		4	1	2	0	1	0	0
29 Tommy Pham, R (1, 7) OBP: 0.373, SLG: 0.453 54 Guillermo Heredia, R (8, 7) OBP: 0.307, SLG: 0.365 21 Jesús Aguilar, R (10, PH) OBP: 0.331, SLG: 0.400 43 Mike Brosseau, R (11, 7) OBP: 0.324, SLG: 0.472	B FF 95 B CH 89 B FF 95 C FF 95 B FF 95 4-1 BB		S FF 92 S FF 91 S CU 81 0-3 K ①		B SI 89 F CH 82 B SI 90 S CH 83 C SI 91 2-3 K ①		1 SAFE 1 SAFE X SI 97 0-0 FC6-4 1-2f ②			1 SAFE C KC 81 S FF 93 F FF 92 D KC 80 S KC 82 1-3 K ①		3 0 1	0 0 0	0 0 0	0 0 0	1 0 1	2 0 1	2 0 1
26 Ji Man Choi, L (1, 3) OBP: 0.363, SLG: 0.436	C FC 91 S FF 95 C FF 95 0-3 K ②		B FF 93 S FF 94 B FF 93 S SL 87 F FF 93 B FF 92 B FF 94 4-2 37 1B 18 1B 1-2 BB		F CU 79 B FC 88 B SI 90 C SI 90 X CU 78 2-2 L7 ②		C SL 86 1 SAFE B FF 97 B FF 97 X SL 85 2-1 F7 ③			F FF 92 F FF 93 B FF 93 C FF 93 1-3 K ②		4	1	0	0	1	2	3
37 Travis d'Arnaud, R (1, 2) OBP: 0.317, SLG: 0.443 73 Johnny Davis, S (11, PR) OBP: 1.000, SLG: 3.000	1 SAFE S FC 90 B FF 95 B FF 96 X FC 91 2-1 G3-1 ③		B FF 93 F FF 93 B FF 92 S SL 85 B CU 80 X FF 91 3-2 35 G3 18 1B 1-3 2-H 1B		C CH 84 F SI 90 F SL 91 X SL 79 0-2 P3 ③			B CU 81 X FF 94 1-0 F8 ①		F KC 80 C FF 93 1 SAFE B FF 93 1-2 CS ③ 1-2	B SL 88 C CU 80 B FF 91 B FF 92 X SL 88 3-1 35 HR 2B	5 0	0 1	2 0	1 0	0 0	0 0	1 0
35 Nathaniel Lowe, L (1, 10) OBP: 0.323, SLG: 0.464		B FC 92 B FC 91 F FC 91 S FC 91 F FF 94 B FC 92 S FC 92 3-3 K ①	B CU 79 F FF 93 B FF 92 B SL 85 X SL 85 3-1 G3 1-2 ②			B CU 77 C CU 76 X SI 88 1-1 G4-3 ①		C FF 94 S FF 94 S FF 94 0-3 K ②		B FF 92 B FF 91 X FF 91 2-0 2-H HR	5 1	1 1	2 2	0 0	2 2	2 2	2 2
5 Matt Duffy, R (1, 5) OBP: 0.338, SLG: 0.299	B FF 95 X FF 94 1-0 39 FC3-6 2B		B FF 92 B FF 92 S SL 86 H CU 78 3-1 18 1B HBP				C CU 75 C CH 83 B SI 90 S CU 78 1-3 K ②		S FF 94 C CU 81 C FF 95 0-3 K ③			3	0	1	0	0	2	0
18 Joey Wendle, L (1, 4) OBP: 0.295, SLG: 0.329	B FC 91 C FF 95 X FC 90 1-1 39 FC3-6 1B		F FC 93 F FC 92 F CU 82 B CU 80 B CU 80 X FC 93 2-2 1-2 2-H 3-H 1B ③				B SI 90 C CU 78 X SI 89 1-1 39 CS 1B		B KC 86 S FF 97 S FF 97 F FF 97 S FF 97 1-3 K ①			4	0	3	1	0	1	0
39 Kevin Kiermaier, L (1, 8) OBP: 0.274, SLG: 0.394	B FF 94 X FC 92 1-0 FC3-6 1-2f 2-3 ②			C CU 77 X SI 89 0-1 G1-3 ①		1 SAFE 0-0 CS 1-2 ③	B SI 94 B SI 94 F FF 95 F FF 95 S FF 96 2-3 K ①		C KC 86 B FF 97 S FF 98 S KC 86 1-3 K ②			4	0	0	0	0	2	2
1 Willy Adames, R (1, 6) OBP: 0.317, SLG: 0.417		C CH 82 F FF 89 B FF 89 1 SAFE S FF 89 1-3 K ③		C SI 90 F CH 82 F SL 79 B FC 89 C SI 90 1-3 K ②			B CU 81 X SI 95 1-0 HR		B FF 97 B CH 90 F KC 86 S KC 88 S KC 88 2-3 K ③			4	1	1	1	0	3	2
Inning Stats	R: 0 E: 0 K: 1 S: 8 H: 0 LOB: 1 BB: 1 P: 15	R: 0 E: 0 K: 2 S: 11 H: 2 LOB: 2 BB: 0 P: 18	R: 2 E: 0 K: 1 S: 19 H: 3 LOB: 2 BB: 1 P: 35	R: 0 E: 0 K: 1 S: 8 H: 0 LOB: 0 BB: 0 P: 10	R: 0 E: 0 K: 1 S: 10 H: 0 LOB: 0 BB: 0 P: 14	R: 0 E: 0 K: 1 S: 7 H: 1 LOB: 0 BB: 0 P: 10	R: 1 E: 0 K: 1 S: 10 H: 2 LOB: 1 BB: 0 P: 16	R: 0 E: 0 K: 2 S: 7 H: 0 LOB: 0 BB: 0 P: 8	R: 0 E: 0 K: 3 S: 10 H: 0 LOB: 0 BB: 0 P: 14	R: 0 E: 0 K: 2 S: 12 H: 0 LOB: 0 BB: 1 P: 19	R: 2 E: 0 K: 0 S: 3 H: 2 LOB: 1 BB: 0 P: 8	1B: 6 2B: 2 3B: 0 HR: 2 SF: 0 SAC: 0 DP: 0 HBP: 1	WP: 0 PB: 0 SB: 0 CS: 2 PA: 43					

PITCHER		IP	WLS	BF	H	R	ER	SO	BB	IBB	HBP	BLK	WP	HR	S	P	ERA	WHIP
56 Travis Lakins Sr., R ERA: 4.22	(1, 1)	1.2		8	2	0	0	2	1	0	0	0	0	0	16	29	0.00	1.800
66 Bobby Poyner, L ERA: 5.91	(2, 1)	0.1		1	0	0	0	1	0	0	0	0	0	0	3	4	0.00	0.000
73 Mike Shawaryn, R ERA: 8.24	(3, 1)	0.2		6	2	2	2	1	1	0	1	0	0	0	15	29	27.00	4.500
54 Colten Brewer, R ERA: 4.35	(3, 1)	0.1		1	1	0	0	0	0	0	0	0	0	0	4	6	0.00	3.000
65 Ryan Weber, R ERA: 4.85	(4, 1)	2.2		9	1	0	0	3	0	0	0	0	0	0	25	34	0.00	0.375
72 Josh Taylor, L ERA: 3.06	(6, 1)	0.2		3	2	1	1	1	0	0	0	0	0	1	7	11	13.50	3.000
70 Ryan Brasier, R ERA: 5.03	(7, 1)	0.2		2	0	0	0	0	0	0	0	0	0	0	3	5	0.00	0.000
48 Andrew Cashner, R ERA: 4.49	(8, 1)	1.0		3	0	0	0	2	0	0	0	0	0	0	7	8	0.00	0.000

PITCHER		IP	WLS	BF	H	R	ER	SO	BB	IBB	HBP	BLK	WP	HR	S	P	ERA	WHIP
32 Matt Barnes, R ERA: 3.96	(9, 1)	1.0		3	0	0	0	3	0	0	0	0	0	0	10	14	0.00	0.000
44 Brandon Workman, R ERA: 1.95	(10, 1)	1.0		3	0	0	0	2	1	0	0	0	0	0	12	19	0.00	1.000
67 Josh Smith, R ERA: 5.9	(11, 1)	0.0	L	2	2	2	2	0	0	0	0	0	0	1	3	8	∞	∞

BOTTOM

Boston Red Sox @ Tampa Bay Rays

Tropicana Field, St. Petersburg, FL

Sat Sep 21 2019, 6:12 PM - 10:08 PM EDT

Att. 18,179 - Dome - 72 F

livebaseballscorecards.com

AB	37
R	5
H	10
RBI	5
BB	3
SO	15
LOB	13

Boston Red Sox @ Tampa Bay Rays

Tropicana Field, St. Petersburg, FL

Sun Sep 22 2019, 1:11 PM - 4:42 PM EDT

Att. 17,946 - Dome - 72 F

TOP

livebaseballscorecards.com

Batter	1	2	3	4	5	6	7	8	9	AB	R	H	RBI	BB	SO	LOB
19 Jackie Bradley Jr., L (1, 8) OBP: 0.316, SLG: 0.415	K K			E8 28 BB 2B		G6-3 ①	F8 ③			5	1	1	0	0	2	6
11 Rafael Devers, L (1, 5) OBP: 0.359, SLG: 0.551	1-0 2 1B 28 1B 1B	G4-3 ①		4-2 28 BB 2 HBP 59 WP BB		L7 ②		K ①		4	2	1	0	1	1	0
2 Xander Bogaerts, R (1, 6) OBP: 0.380, SLG: 0.551	0-2 28 1B 7 HR 1-2 1B	P3 ②		1-0 59 WP 28 BB 1-2 HBP		K ③		G5-3 ②		4	1	1	0	0	1	0
28 J.D. Martinez, R (1, 10) OBP: 0.381, SLG: 0.560	1-2 7 HR 1-3 2-H 1B	F8 ③		4-1 1-2 2-3 3-H BB			3-2 7 1B 36 E 1B	2-2 1B		4	2	3	2	1	0	0
7 Christian Vázquez, R (1, 3) OBP: 0.317, SLG: 0.473	0-0 1-H 3-H HR	1-0 47 G3-1 1B	K ②				0-0 68 BB 36 E 1-3 1B	F8 ③		5	1	3	3	0	1	4
59 Sam Travis, R (1, 7) OBP: 0.276, SLG: 0.403 16 Andrew Benintendi, L (9, 7) OBP: 0.345, SLG: 0.436	0-0 68 HBP 36 1B 1B	0-1 F8 ①	G4-3 ③ 2-3 3-H				0-2 K ①		1-3 K ①	5 0	0 0	1 0	0 0	0 0	2 0	5 0
47 Gorkys Hernández, R (1, 9) OBP: 0.138, SLG: 0.179	3-2 P3 ②	1-2 G3-1 ② 1-2			0-0 G5-3 ①		2-3 K ②		1-3 K ②	5	0	0	0	0	2	4
36 Chris Owings, R (1, 4) OBP: 0.198, SLG: 0.214	0-1 68 HBP 1-2 1B	0-1 G6-3 ③			0-3 K ②		1-2 E5 68 BB 1-2 3-H		4-2 BB	4	0	1	0	1	1	2
68 Juan Centeno, L (1, 2) OBP: 0.308, SLG: 0.100	1-1 1-2 2-3 HBP			0-1 G4-3 ①	0-1 L8 ③		4-2 1-2 2-3 BB		1-0 F7 ③	3	0	0	0	1	0	1
Inning Stats	R: 4 E: 0 K: 2 S: 21 H: 6 LOB: 3 BB: 0 P: 31	R: 0 E: 0 K: 0 S: 6 H: 0 LOB: 0 BB: 0 P: 13	R: 0 E: 0 K: 0 S: 8 H: 1 LOB: 1 BB: 0 P: 10	R: 2 E: 1 K: 1 S: 13 H: 1 LOB: 2 BB: 2 P: 27	R: 0 E: 0 K: 1 S: 6 H: 0 LOB: 0 BB: 0 P: 6	R: 0 E: 0 K: 1 S: 14 H: 0 LOB: 0 BB: 0 P: 20	R: 1 E: 1 K: 2 S: 20 H: 2 LOB: 3 BB: 1 P: 29	R: 0 E: 0 K: 1 S: 10 H: 1 LOB: 1 BB: 0 P: 17	R: 0 E: 0 K: 2 S: 13 H: 0 LOB: 1 BB: 1 P: 20	1B: 9 2B: 1 3B: 0 HR: 1 SF: 0 SAC: 0 DP: 0 HBP: 2						WP: 1 PB: 0 SB: 0 CS: 0 PA: 45	

	AB	39
	R	7
	H	11
	RBI	5
	BB	4
	SO	10
	LOB	22

PITCHER		IP	WLS	BF	H	R	ER	SO	BB	IBB	HBP	BLK	WP	HR	S	P	ERA	WHIP
Ryan Yarbrough, L ERA: 4.08	(1, 1)	3.1	L	20	8	6	6	2	1	0	1	0	0	1	40	63	16.20	2.700
36 Andrew Kittredge, R ERA: 4.34	(4, 1)	1.2		7	0	0	0	2	1	0	1	0	1	0	14	24	0.00	0.600
68 Jalen Beeks, L ERA: 4.38	(6, 1)	1.0		3	0	0	0	1	0	0	0	0	0	0	14	20	0.00	0.000
34 Trevor Richards, R ERA: 4.06	(7, 1)	2.0		11	3	1	0	3	1	0	0	0	0	0	30	46	0.00	2.000
71 Cole Sulser, R ERA:	(9, 1)	1.0		4	0	0	0	2	1	0	0	0	0	0	13	20	0.00	1.000

PITCHER	IP	WLS	BF	H	R	ER	SO	BB	IBB	HBP	BLK	WP	HR	S	P	ERA	WHIP

Batter	1	2	3	4	5	6	7	8	9	AB	R	H	RBI	BB	SO	LOB
18 Joey Wendle, L (1, 5) OBP: 0.301, SLG: 0.342	C FF 96 B FF 97 S FF 98 F FF 97 B FF 98 B CU 79 F FF 97 F FF 97 B FC 94 4-2 17 1B 29 G4-6-3 BB		C FC 92 B FS 88 X FF 97 1-1 HR		C CU 80 B FS 90 B CU 80 X FC 93 2-1 ① F7		B FF 97 B FF 96 C FF 97 B FF 97 B FF 96 4-1 29 WP 17 1B BB		C CU 80 F CU 79 X SI 88 0-2 ② F8	3	2	1	1	2	0	0
17 Austin Meadows, L (1, 9) OBP: 0.360, SLG: 0.561	C FF 97 C FC 94 B FF 96 B FC 93 F FC 93 F FS 86 F FF 97 F CU 80 X CU 82 2-2 29 G4-6-3 1-3 1B		B FF 97 S FF 98 X FC 94 1-1 ① F8		C FC 94 X CU 79 0-1 ② F7		B FF 96 B SL 86 C FF 96 C FF 96 X FF 95 2-2 29 WP 1-2 1B		C FF 92 B KC 79 C KC 79 X KC 77 1-2 ③ G4-3	5	0	2	0	0	0	0
29 Tommy Pham, R (1, 7) OBP: 0.372, SLG: 0.452	F FF 97 B CU 82 B FC 94 X FF 96 2-1 ① ② G4-6-3 1-2f 3-H		F FF 98 S CU 83 B FF 98 B FS 88 X FC 94 2-2 1B		B FF 98 X FF 98 1-0 ③ G6-3		C SL 88 B SL 89 X FC 93 1-1 ③ G6-3 1-2 2-3			4	0	1	0	0	0	3
26 Ji Man Choi, L (1, 10) OBP: 0.360, SLG: 0.432	S CU 81 B CU 80 C FC 94 S FF 98 1-3 ③ K		C FF 98 1 SAFE L FC 91 F FF 98 1 SAFE B FF 98 C FC 95 1-3 ② K			C FS 87 B FF 98 S FS 89 S FF 98 1-3 ① K		B FF 95 F FF 96 C KC 87 S KC 86 1-3 ① K2-3		4	0	0	0	0	4	1
8 Brandon Lowe, L (1, 4) OBP: 0.341, SLG: 0.521		S FF 97 C FF 97 F FF 98 X FC 95 0-2 1 1B 39 1B 1B	S CU 80 F CU 80 D CU 81 F FC 92 B FF 98 D CU 80 X FC 93 3-2 ③ F8			S CU 82 S CU 82 S CU 80 S CU 81 0-3 ② K		F KC 84 B KC 86 S CH 87 B FF 97 B FF 96 B FF 98 4-2 BB		3	1	1	0	1	1	1
35 Nathaniel Lowe, L (1, 3) OBP: 0.327, SLG: 0.462		S CU 79 1 SAFE S FF 98 C FF 97 0-3 ① K		C CU 78 X FC 93 0-1 1 L1-3 1B		B CU 82 C FC 94 F CU 81 B FF 98 B CU 81 B CU 81 4-2 1 FC6-4 BB		C KC 86 D KC 85 D KC 86 B FF 97 C KC 85 S KC 85 3-3 ② K		3	0	1	0	1	2	2
1 Willy Adames, R (1, 6) OBP: 0.316, SLG: 0.416		B SL 85 B FC 93 X FF 98 2-0 39 1B 1-2 1B	F FS 86 S FS 85 F FS 86 X CU 80 0-2 ① ② L1-3 1-1			X FS 87 0-0 ③ FC6-4 1-2f		C FF 97 D CH 90 B KC 86 F FF 97 D KC 87 X FF 96 3-2 ③ L9		4	0	1	0	0	0	3
39 Kevin Kiermaier, L (1, 8) OBP: 0.276, SLG: 0.394		S FC 93 F FF 98 B FC 93 X FF 96 1-2 10 CS 1-3 2-H 1B	H FC 95 1-0 HBP				B FF 95 B FF 95 C FF 95 F FF 95 F FF 96 F FF 94 F SL 86 X FF 94 2-2 ① L4		X SI 88 0-0 ① F8	3	0	1	1	0	0	0
10 Mike Zunino, R (1, 2) OBP: 0.236, SLG: 0.318 49 Brendan McKay, L (9, PH) OBP: 0.300, SLG: 0.556		S FF 96 S CU 80 S FF 97 0-3 ② ③ K 1-2	C FF 98 B FF 96 1 SAFE S CU 80 X CU 80 1-2 ③ P4				X FF 96 0-0 ② G6-3		C SI 89 B SL 80 C SL 81 B SI 87 B SI 88 X SI 88 3-2 HR	3 1	0 1	0 1	0 1	0 0	1 0	3 0
Inning Stats	R: 1 H: 1 E: 0 LOB: 0 K: 1 BB: 1 S: 17 P: 26	R: 1 H: 3 E: 0 LOB: 2 K: 2 BB: 0 S: 14 P: 17	R: 1 H: 2 E: 0 LOB: 1 K: 1 BB: 0 S: 15 P: 23	R: 0 H: 1 E: 0 LOB: 1 K: 0 BB: 0 S: 9 P: 11	R: 0 H: 0 E: 0 LOB: 0 K: 0 BB: 0 S: 5 P: 8	R: 0 H: 0 E: 0 LOB: 1 K: 2 BB: 1 S: 10 P: 15	R: 0 H: 1 E: 0 LOB: 2 K: 0 BB: 1 S: 13 P: 22	R: 0 H: 0 E: 0 LOB: 1 K: 2 BB: 1 S: 11 P: 22	R: 1 H: 1 E: 0 LOB: 0 K: 0 BB: 0 S: 10 P: 14	1B: 7 2B: 2 3B: 0 HR: 2	SF: 0 SAC: 0 DP: 3 HBP: 1					

PITCHER		IP	WLS	BF	H	R	ER	SO	BB	IBB	HBP	BLK	WP	HR	S	P	ERA	WHIP
17 Nathan Eovaldi, R ERA: 6.03	(1, 1)	6.0	W	25	7	3	3	6	2	0	1	0	0	1	70	100	4.50	1.500
63 Darwinzon Hernández, L ERA: 4.45	(7, 1)	0.2		4	1	0	0	0	1	0	0	0	0	0	11	19	0.00	3.000
54 Colten Brewer, R ERA: 4.33	(7, 1)	0.1	H	1	0	0	0	0	0	0	0	0	1	0	2	3	0.00	0.000
32 Matt Barnes, R ERA: 3.9	(8, 1)	1.0		4	0	0	0	2	1	0	0	0	0	0	11	22	0.00	1.000
71 Trevor Kelley, R ERA: 9.82	(9, 1)	0.2		3	1	1	1	0	0	0	0	0	0	1	7	10	13.50	1.500

PITCHER		IP	WLS	BF	H	R	ER	SO	BB	IBB	HBP	BLK	WP	HR	S	P	ERA	WHIP
44 Brandon Workman, R ERA: 1.94	(9, 1)	0.1		1	0	0	0	0	0	0	0	0	0	0	3	4	0.00	0.000

BOTTOM

Boston Red Sox @ Tampa Bay Rays

Tropicana Field, St. Petersburg, FL

Sun Sep 22 2019, 1:11 PM - 4:42 PM EDT

Att. 17,946 - Dome - 72 F

livebaseballscorecards.com

AB	33
R	4
H	9
RBI	3
BB	4
SO	8
LOB	13

WP: 1 PA: 38
PB: 0
SB: 0
CS: 1

Boston Red Sox @ Tampa Bay Rays

Tropicana Field, St. Petersburg, FL

Mon Sep 23 2019, 7:12 PM - 10:39 PM EDT

Att. 8,779 - Dome - 72 F

livebaseballscorecards.com

Batter	1	2	3	4	5	6	7	8	9	AB	R	H	RBI	BB	SO	LOB
40 Marco Hernández, L (1, 4) OBP: 0.284, SLG: 0.348	B FF 95 F FF 94 S FF 95 S FF 95 1-3 K ①	S FF 95 C FF 95 F FF 95 B SL 87 B FF 95 F FF 95 X FF 95 2-2 1-3 2-H 2B		B CU 82 F FF 92 S CH 88 B FF 93 B CH 87 B CH 87 4-2 50 1B 11 1B BB		B FS 85 B FS 84 S FS 85 X FS 85 2-1 G4-3 ①		S SL 88 S SL 90 B SL 90 B SI 98 B SL 89 X SL 88 3-2 G5-3 ③		4	1	1	1	1	1	0
50 Mookie Betts, R (1, 9) OBP: 0.390, SLG: 0.521	F FF 94 S CH 87 B CU 80 B FF 95 B CH 87 B FF 96 4-2 59 WP 28 S BB	B ST 84 X FC 85 1-0 P3 ③		B SL 88 X FF 92 1-0 11 1B 28 1B 1-3 1B		X FF 94 0-0 L8 ②			B FF 94 F FC 87 B FF 94 S FF 95 X FC 86 2-2 11 1B 1B	4	1	2	0	1	0	2
11 Rafael Devers, L (1, 5) OBP: 0.359, SLG: 0.550	C FF 95 B SL 86 S SL 89 B FF 95 1 SAFE 1 SAFE F FF 95 S SL 88 2-3 K ②	X SL 89 0-0 F7 ①	C CH 86 B FF 92 D CH 87 F CH 87 X FF 92 2-2 28 1B 1-3 3-H 1B		C FS 86 X FS 86 0-1 G3 ③		S FC 87 X FC 87 0-1 1-3 1B	5	0	2	1	0	1	1
28 J.D. Martinez, R (1, 10) OBP: 0.381, SLG: 0.558	F CH 87 D CH 88 C FF 95 D CU 79 B FF 94 B CH 88 4-2 59 WP 1-2 BB	B SL 90 F SL 91 C FF 96 X SL 91 1-2 G6-3 ②	B SL 88 B SL 90 X SL 90 2-0 18 BB 1-3 3-H 1B			B CU 82 B CU 82 S FF 96 S FF 96 F FF 96 F CU 85 F FF 96 S CU 85 2-3 K ①	C FC 87 B FC 87 X FC 88 1-1 F9 ①	4	0	1	1	1	1	2
59 Sam Travis, R (1, 3) OBP: 0.274, SLG: 0.400 18 Mitch Moreland, L (3, PH) OBP: 0.325, SLG: 0.502 (3, 3) 7 Christian Vázquez, R (9, PH) OBP: 0.316, SLG: 0.472	S FF 95 F FF 94 D CU 78 F FF 95 B FF 95 S CH 87 2-3 K ③ 1-2 2-3	B SL 89 X FF 96 1-0 19 2B 2B	B CH 86 B CH 86 B FF 93 B FF 92 4-0 1-2 BB			C FF 96 S CU 86 B FF 96 B FF 96 S CU 85 2-3 K ②	C FF 93 S FF 93 S FF 94 0-3 K ②	1	0	0	0	0	1	2
										2	1	1	0	1	1	0
										1	0	0	0	0	1	2
19 Jackie Bradley Jr., L (1, 8) OBP: 0.319, SLG: 0.420 2 Xander Bogaerts, R (9, PH) OBP: 0.379, SLG: 0.550	B FF 94 B FF 93 X FF 94 2-0 36 S 40 2B 1B	S SL 92 B SL 90 B FF 98 C SL 91 X SL 90 2-2 2-H 2B	X CH 88 0-0 G4-3 ③			S CU 84 C CU 84 B FF 96 X FF 96 1-2 1B	B FF 94 C FF 92 F FF 94 C FF 95 1-3 K ③	4	1	3	1	0	0	3
										1	0	0	0	0	1	2
47 Gorkys Hernández, R (1, 7) OBP: 0.121, SLG: 0.156		C FF 94 X FF 94 0-1 F8 ① C FF 97 X SL 91 0-1 G6-3 ③			C FF 93 S FF 94 B FF 93 F FF 94 F FS 85 S FF 94 1-3 K ①		C CU 83 S FF 97 F FF 97 X CU 86 0-2 G5-3 ③			4	0	0	0	0	1	3
36 Chris Owings, R (1, 6) OBP: 0.199, SLG: 0.211	1 SAFE C FF 94 1 SAFE S CH 87 F FF 95 B FF 94 1 SAFE B CH 87 B CH 88 4-2 40 2B 1-2 BB		X FF 92 0-0 G3 ①		C FF 94 B FF 94 S FF 93 B FF 94 S FF 94 2-3 K ②		C SL 87 C SI 98 F SI 99 S SL 90 0-3 K ①	3	0	0	0	1	2	0
3 Sandy León, S (1, 2) OBP: 0.256, SLG: 0.309	B FF 94 C FF 94 C FF 94 D CU 78 X FF 94 2-2 P2 ②		B FF 92 C FF 92 C FF 92 F FF 93 C SL 88 1-3 K ②		S FS 85 F FS 86 B FF 94 B FS 86 X FS 85 2-2 G6-3 ③		C SL 88 B SI 99 B SI 99 X SL 89 2-1 F8 ②	4	0	0	0	0	1	2

Inning Stats																				
	R: 0	H: 0	R: 1	H: 2	R: 1	H: 2	R: 2	H: 3	R: 0	H: 0	R: 0	H: 0	R: 0	H: 1	R: 0	H: 0	R: 0	H: 2	1B: 7	SF: 0	WP: 1	PA: 42
	E: 0	LOB: 2	E: 0	LOB: 2	E: 0	LOB: 1	E: 0	LOB: 3	E: 0	LOB: 0	E: 0	LOB: 0	E: 0	LOB: 1	E: 0	LOB: 0	E: 0	LOB: 2	2B: 3	SAC: 0	PB: 0	
	K: 3	BB: 2	K: 0	BB: 1	K: 0	BB: 0	K: 1	BB: 2	K: 2	BB: 0	K: 0	BB: 0	K: 2	BB: 0	K: 1	BB: 0	K: 2	BB: 0	3B: 0	DP: 0	SB: 2	
	S: 15	P: 28	S: 15	P: 26	S: 10	P: 14	S: 13	P: 27	S: 11	P: 16	S: 5	P: 7	S: 17	P: 22	S: 9	P: 14	S: 13	P: 17	HR: 0	HBP: 0	CS: 0	

PITCHER		IP	WLS	BF	H	R	ER	SO	BB	IBB	HBP	BLK	WP	HR	S	P	ERA	WHIP
4 Blake Snell, L ERA: 4.21	(1, 1)	1.2		10	2	1	1	3	3	0	0	0	1	0	29	52	5.40	3.000
52 Chaz Roe, R ERA: 4.01	(2, 1)	0.1		1	0	0	0	0	0	0	0	0	0	0	1	2	0.00	0.000
44 Pete Fairbanks, R ERA: 7.58	(3, 1)	1.0		5	2	1	1	0	0	0	0	0	0	0	10	14	9.00	2.000
45 Austin Pruitt, R ERA: 4.4	(4, 1)	1.0	W	8	3	2	2	1	2	0	0	0	0	0	13	27	18.00	5.000
47 Oliver Drake, R ERA: 3.25	(5, 1)	2.0	H	6	0	0	0	2	0	0	0	0	0	0	16	23	0.00	0.000

PITCHER		IP	WLS	BF	H	R	ER	SO	BB	IBB	HBP	BLK	WP	HR	S	P	ERA	WHIP
70 Nick Anderson, R ERA: 3.34	(7, 1)	1.0	H	4	1	0	0	2	0	0	0	0	0	0	17	22	0.00	1.000
63 Diego Castillo, R ERA: 3.41	(8, 1)	1.0	H	3	0	0	0	1	0	0	0	0	0	0	9	14	0.00	0.000
15 Emilio Pagán, R ERA: 2.38	(9, 1)	0.1	H	3	2	0	0	0	0	0	0	0	0	0	7	10	0.00	6.000
38 Colin Poche, L ERA: 4.96	(9, 1)	0.2	S	2	0	0	0	2	0	0	0	0	0	0	6	7	0.00	0.000

TOP

AB	37
R	4
H	10
RBI	4
BB	5
SO	11
LOB	19

Boston Red Sox @ Tampa Bay Rays

Tropicana Field, St. Petersburg, FL

Mon Sep 23 2019, 7:12 PM - 10:39 PM EDT

Att. 8,779 - Dome - 72 F

BOTTOM

livebaseballscorecards.com

Batter	1	2	3	4	5	6	7	8	9	AB	R	H	RBI	BB	SO	LOB
18 Joey Wendle, L (1, 5) (7, 4) OBP: 0.296, SLG: 0.336	C FF 90 B SL 79 F SL 80 B SL 80 S FF 91 2-3 ① K		X CH 84 0-0 ③ G4-3	C FF 88 S FF 88 C FF 87 0-3 ③ K			C SL 86 B FF 93 X FF 92 1-1 ② G4-3			4	0	0	0	0	2	0
29 Tommy Pham, R (1, 10) OBP: 0.369, SLG: 0.448	B SI 91 F SI 92 B SI 91 F FF 91 S SL 80 2-3 ② K			B SI 90 C CH 81 C SL 79 F SI 90 B SL 82 S SL 80 2-3 ① K	B SI 89 X CH 84 1-0 ① F9		C CU 80 B FF 92 F FF 92 B SL 86 B SL 86 X FF 92 3-2 ③ F9			4	0	0	0	0	2	0
17 Austin Meadows, L (1, 7) OBP: 0.363, SLG: 0.561	C SI 91 B CH 84 B CH 84 C SL 81 B SI 91 F SL 80 B SL 80 4-2 BB			B FF 90 C SL 78 X SL 81 1-1 37 1B 26 HR 1B	B FF 92 C CH 84 F FF 92 F FF 93 F FF 94 X FF 93 1-2 ② G3			B CU 73 C SL 77 B FF 90 X CU 76 2-1 21 BB 1B		3	1	2	0	1	0	0
37 Travis d'Arnaud, R (1, 2) OBP: 0.316, SLG: 0.440	S SI 92 1 SAFE X SI 92 0-1 ③ F9			C SL 80 T SI 91 X SI 91 0-2 1-3 26 HR 1B	C SI 91 S SL 81 B FF 92 S FF 92 1-3 ③ K			B FF 89 B SL 77 C SL 76 C FF 90 S CU 75 2-3 ① K		4	1	1	0	0	2	2
26 Ji Man Choi, L (1, 3) OBP: 0.361, SLG: 0.443		F SI 89 X SI 90 0-1 ① G3		B SL 80 B SL 79 X SL 78 2-0 1-H 3-H HR	S CU 76 C FF 93 B CU 78 X CU 78 1-2 24 2B 2B			C FF 88 X CU 75 0-1 ② F8		4	2	2	3	0	0	1
24 Avisaíl García, R (1, 9) OBP: 0.331, SLG: 0.457 21 Jesús Aguilar, R (8, PH) OBP: 0.333, SLG: 0.400 54 Guillermo Heredia, R (8, PR) OBP: 0.307, SLG: 0.365 (9, 9)		X FF 90 0-0 ② G6-3		S SL 81 X FF 90 0-1 ② G5-3	F SI 88 B SI 89 F SI 90 X SI 93 1-2 ① 2-H 2B			1 SAFE B FF 86 B CU 74 1 SAFE B CU 76 B SI 88 4-0 1-2 BB		3 0 0	0 0 0	1 0 0	1 0 0	0 1 0	0 0 0	0 0 0
8 Brandon Lowe, L (1, 4) OBP: 0.341, SLG: 0.530 28 Daniel Robertson, R (7, 5) OBP: 0.313, SLG: 0.295		X SI 90 0-0 ③ G3		B SL 80 B SL 78 B FF 90 C SI 90 X FF 91 3-1 HR	F CH 88 S FF 92 B FF 93 B FF 93 S SL 87 2-3 ② K			D CU 76 C CU 74 B FF 91 F FF 90 S CU 76 2-3 ③ K		3 1	1 0	1 0	1 0	0 0	1 1	0 2
39 Kevin Kiermaier, L (1, 8) OBP: 0.276, SLG: 0.392			B SI 90 C SI 90 C CH 87 S SL 80 1-3 ① K	S SL 81 S FF 88 B FF 88 H CH 81 2-2 1 HR HBP	B CU 78 F CH 86 L FF 93 B CH 86 B CH 86 F CH 86 X SL 86 3-2 ③ F9					2	1	0	0	0	1	0
1 Willy Adames, R (1, 6) OBP: 0.316, SLG: 0.421			C SL 80 B SL 82 B SL 81 B SL 81 C SL 79 F SI 90 C SL 81 3-3 ② K	S FF 89 B FF 88 B CH 81 X FF 88 2-1 1-H HR			C FF 90 C FF 92 B SL 87 B FF 92 F FF 93 X SL 86 2-2 ① L8			3	1	1	2	0	1	0
Inning Stats	R: 0 E: 0 K: 2 S: 11 H: 0 LOB: 1 BB: 1 P: 19	R: 0 E: 0 K: 0 S: 4 H: 0 LOB: 0 BB: 0 P: 4	R: 0 E: 0 K: 2 S: 8 H: 0 LOB: 0 BB: 0 P: 12	R: 6 E: 0 K: 2 S: 21 H: 5 LOB: 0 BB: 0 P: 33	R: 0 E: 0 K: 1 S: 9 H: 0 LOB: 0 BB: 0 P: 12	R: 1 E: 0 K: 1 S: 13 H: 2 LOB: 0 BB: 0 P: 20	R: 0 E: 0 K: 0 S: 9 H: 0 LOB: 0 BB: 0 P: 15	R: 0 E: 0 K: 2 S: 10 H: 1 LOB: 2 BB: 1 P: 20		1B: 3 2B: 2 3B: 0 HR: 3 SF: 0 SAC: 0 DP: 0 HBP: 1			WP: 0 PB: 0 SB: 0 CS: 0 PA: 34	

	AB	31
	R	7
	H	8
	RBI	7
	BB	2
	SO	10
	LOB	5

PITCHER		IP	WLS	BF	H	R	ER	SO	BB	IBB	HBP	BLK	WP	HR	S	P	ERA	WHIP
43 Jhoulys Chacín, R ERA: 5.81	(1, 1)	3.2		16	4	4	4	5	1	0	0	0	0	2	37	57	9.82	1.364
66 Bobby Poyner, L ERA: 7.36	(4, 1)	0.1	L	3	1	2	2	1	0	0	1	0	0	1	7	11	54.00	3.000
76 Hector Velázquez, R ERA: 5.63	(5, 1)	2.0		7	2	1	1	2	0	0	0	0	0	0	22	32	4.50	1.000
37 Heath Hembree, R ERA: 3.96	(7, 1)	1.0		3	0	0	0	0	0	0	0	0	0	0	9	15	0.00	0.000
61 Brian Johnson, L ERA: 6.05	(8, 1)	1.0		5	1	0	0	2	1	0	0	0	0	0	10	20	0.00	2.000

PITCHER	IP	WLS	BF	H	R	ER	SO	BB	IBB	HBP	BLK	WP	HR	S	P	ERA	WHIP

Batter	1	2	3	4	5	6	7	8	9	AB	R	H	RBI	BB	SO	LOB
50 Mookie Betts, R (1, 9) OBP: 0.390, SLG: 0.526 47 Gorkys Hernández, R (3, 9) OBP: 0.139, SLG: 0.176	X SI 96 0-0 G6-3	C SI 90 B SL 84 S SL 83 B SI 94 B FF 94 X SL 84 3-2 HR		S CU 80 D SI 93 B SI 92 1 SAFE F SI 92 X SI 92 2-2 11 2B 2 SF8 1-2 1B	F SL 82 X SL 81 0-1 SF8 1-2 2-3 3-H		B CH 80 X CH 80 1-0 F8			2 2	1 1	1 1	1 1	0 0	0 0	0 0
11 Rafael Devers, L (1, 5) OBP: 0.361, SLG: 0.551	C CH 83 X KC 80 0-1 2 WP 2 1B 1B	S FF 93 X CU 79 0-1 F7		X CU 81 0-0 2 SF8 1-3 2-H 2B	0-0 2 WP 28 1B IBB		B SL 86 S SL 83 B FF 92 F CH 82 S FF 92 2-3 K			4	2	2	1	1	1	0
2 Xander Bogaerts, R (1, 6) OBP: 0.381, SLG: 0.551	C SI 95 B KC 84 X SI 95 1-1 28 WP 28 1B 1-H 1B	C SI 94 F SI 92 B CU 78 F SI 93 X SI 93 1-2 28 G6-4-3 1B		X FF 93 0-0 SF8 2-3 3-H	B FF 90 B FF 91 B SL 82 B SL 80 4-0 28 1B 1-2 2-3 3-H BB			C SL 91 B SL 91 X FC 100 1-1 L8		3	1	2	2	1	0	0
28 J.D. Martinez, R (1, 10) OBP: 0.381, SLG: 0.556	B SI 94 B SI 95 B CH 83 C SI 94 X CH 84 3-1 16 1B 18 G4-1 19 2B 1-H 1B	D SI 92 X SL 84 1-0 G6-4-3 1-2f		D CU 82 C SL 85 B SI 94 S SI 92 F CU 81 S FF 93 2-3 K	X SL 81 0-0 1-2 2-H 3-H 1B			B FC 100 C FC 100 C FC 100 B FC 101 S FC 99 2-3 K		5	1	2	3	0	2	2
18 Mitch Moreland, L (1, 3) OBP: 0.323, SLG: 0.500	B CH 84 X CH 82 1-0 G4-1 1-2		B CH 84 X CH 84 1-0 16 G6-3 19 E 2B	D SL 88 X SI 95 1-0 G3	C SL 82 S FF 91 B SL 83 D SL 83 F FF 91 X FF 92 2-2 F9			B FC 100 F FC 100 T FC 99 B FC 100 F FC 99 F FC 100 X SL 92 2-2 G6-3		5	1	1	0	0	0	4
16 Andrew Benintendi, L (1, 7) OBP: 0.345, SLG: 0.436	B SI 94 F SI 94 B SI 95 S CH 84 F SI 96 B SI 96 X SI 96 3-2 7 BB 19 2B 2-3 1B		C FF 92 B FF 93 B FF 92 X CH 85 2-1 G6-3 2-3		F SI 94 X SI 95 0-1 19 E 7 WP 47 SF8 1B	B SL 83 X CH 78 1-0 L8			S CH 89 X CH 89 0-1 F7	5	2	2	0	0	0	1
7 Christian Vázquez, R (1, 2) OBP: 0.319, SLG: 0.472	B SI 94 1 SAFE C SI 96 B KC 80 D KC 81 B SI 95 4-1 19 2B 1-2 BB		B SI 92 B SI 93 C SI 92 X SI 91 2-1 G5-3		B SI 95 F SI 95 B FF 94 B SL 88 C SL 86 B SL 86 4-2 47 SF8 19 E 2 WP 1-2 BB	C FF 92 X SL 83 0-1 G5-3			B SL 85 C FF 96 S SL 84 F FF 97 X CH 91 1-2 19 FC4-6 1B	3	1	1	0	2	0	1
19 Jackie Bradley Jr., L (1, 8) OBP: 0.318, SLG: 0.420	C CH 84 X CH 84 0-1 1-3 2-H 3-H 2B		X SL 86 0-0 E4 40 CS 3-H		D SL 88 X SI 95 1-0 E3 2 WP 47 SF8 28 1B 1-2 2-3	B SL 83 B SL 82 S FF 91 S CH 80 B FF 92 S FF 92 3-3 K			X CH 89 0-0 FC4-6 1-2f	5	1	1	2	0	1	3
40 Marco Hernández, L (1, 4) OBP: 0.281, SLG: 0.343	F CH 85 B FF 93 B CH 86 F FF 94 B SL 82 F SI 93 F FF 93 F SI 94 X CH 85 3-2 F9		C FF 93 0-1 CS 1-2	B SI 92 F FF 93 S CU 80 X SI 94 1-2 47 1B 11 2B 1B	B SI 94 B SL 87 F SI 95 B SI 95 F FF 94 C FF 95 3-3 K		C SL 84 C SL 84 B SL 85 X SL 85 1-2 G5-3		S CH 91 F FF 97 S FF 97 0-3 K	5	1	1	0	0	2	6
Inning Stats	R: 4 E: 0 K: 0 S: 21 H: 5 LOB: 2 BB: 1 P: 36	R: 1 E: 0 K: 0 S: 10 H: 2 LOB: 0 BB: 0 P: 15	R: 1 E: 1 K: 0 S: 7 H: 1 LOB: 0 BB: 0 P: 12	R: 2 E: 0 K: 1 S: 13 H: 3 LOB: 1 BB: 0 P: 19	R: 4 E: 1 K: 1 S: 15 H: 2 LOB: 2 BB: 3 P: 29	R: 0 E: 0 K: 1 S: 6 H: 0 LOB: 0 BB: 0 P: 10	R: 0 E: 0 K: 1 S: 7 H: 0 LOB: 0 BB: 0 P: 11	R: 0 E: 0 K: 1 S: 10 H: 0 LOB: 0 BB: 0 P: 15	R: 0 E: 0 K: 1 S: 10 H: 1 LOB: 1 BB: 0 P: 11	1B: 10 2B: 3 3B: 0 HR: 1 SF: 2 SAC: 0 DP: 1 HBP: 0						

TOP

Boston Red Sox @ Texas Rangers

Globe Life Park in Arlington, Arlington, TX

Tue Sep 24 2019, 8:07 PM - 12:06 AM EDT

Att. 23,341 - Partly Cloudy - 91 F

livebaseballscorecards.com

AB	39
R	12
H	14
RBI	10
BB	4
SO	6
LOB	17

PITCHER		IP	WLS	BF	H	R	ER	SO	BB	IBB	HBP	BLK	WP	HR	S	P	ERA	WHIP
36 Edinson Volquez, R ERA: 7.2	(1, 1)	0.2		8	5	4	4	0	1	0	0	0	2	0	15	27	54.00	9.000
57 Ariel Jurado, R ERA: 5.81	(1, 1)	3.0	L	14	6	4	3	1	0	0	0	0	0	1	35	53	9.00	2.000
59 Brett Martin, L ERA: 4.77	(4, 1)	0.2		5	1	3	1	1	1	0	0	0	1	0	9	18	13.50	3.000
27 Shawn Kelley, R ERA: 4.47	(5, 1)	0.2		5	1	1	0	0	1	1	0	0	1	0	7	13	0.00	3.000
54 Jeffrey Springs, L ERA: 6.4	(6, 1)	2.0		6	0	0	0	2	0	0	0	0	0	0	13	21	0.00	0.000

PITCHER		IP	WLS	BF	H	R	ER	SO	BB	IBB	HBP	BLK	WP	HR	S	P	ERA	WHIP
43 Emmanuel Clase, R ERA: 2.53	(8, 1)	1.0		3	0	0	0	1	0	0	0	0	0	0	10	15	0.00	0.000
48 Rafael Montero, R ERA: 2.57	(9, 1)	1.0		4	1	0	0	1	0	0	0	0	0	0	10	11	0.00	1.000

WP: 4 PB: 0 SB: 0 CS: 1 PA: 46

Boston Red Sox @ Texas Rangers

Globe Life Park in Arlington, Arlington, TX

Tue Sep 24 2019, 8:07 PM - 12:06 AM EDT

Att. 23,341 - Partly Cloudy - 91 F

livebaseballscorecards.com

Batter	1	2	3	4	5	6	7	8	9	AB	R	H	RBI	BB	SO	LOB
3 Delino DeShields, R (1, 8) OBP: 0.325, SLG: 0.345	C FF 92 F FF 93 B FF 94 B SI 94 B SI 94 S FF 95 3-3 K ①	B FF 93 F FF 94 C FF 95 X FF 95 1-2 1 SF9 3B		S CH 87 F CH 88 S CH 88 0-3 K ②	B CH 88 B CH 89 B FF 92 C FF 92 X FF 92 3-2 1 CS 1-3 1B		C FF 96 B SL 87 B FF 98 B FF 97 C FF 96 C FF 97 3-3 K ①		C FC 88 B KC 81 B KC 80 S FC 88 F FC 87 X KC 82 2-2 G5-3 ②	6	1	2	0	0	3	2
1 Elvis Andrus, R (1, 6) OBP: 0.312, SLG: 0.397	C FF 94 X FC 91 0-1 5 1B 12 BB 2B	C SI 95 F SI 96 B FF 96 X FF 95 1-2 SF9 ① 3-H		B FF 93 C FF 93 B FF 93 X CH 89 2-1 5 WP 1-2 1B	F CU 85 B FF 94 1-1 CS ③ 1-2	C FF 95 S FC 92 X SL 88 0-2 5 1B 38 SF7 1B	B CU 84 B FF 97 F FF 95 F FF 97 F FF 96 F CH 88 X FF 97 2-2 SF9 ② 2-H		B FF 94 B KC 78 B KC 81 B FC 87 4-0 BB	3	2	3	2	1	0	0
5 Willie Calhoun, L (1, 7) OBP: 0.321, SLG: 0.529	C SI 92 B CH 85 X SI 93 1-1 12 BB 38 BB 16 1B 2-3 1B	F SI 94 F FF 94 B CU 85 B SI 95 C SI 95 2-3 K ②		B FF 93 B SI 94 C SI 94 C SI 95 B SI 95 B SI 94 4-2 1-2 2-3 BB		X SI 93 0-0 12 BB 16 1B 1-3 1B	B CH 88 T CH 88 F CH 88 B CH 87 F CH 88 T FF 97 3-2 K ③		B KC 80 X FC 88 1-0 G3 ③	5	2	2	0	1	2	1
15 Nick Solak, R (1, 10) OBP: 0.400, SLG: 0.500	B FF 94 S CH 88 F FF 94 S FF 94 1-3 K ②	X CH 90 0-0 G5-3 ③		C FF 96 B FF 96 B FF 95 X FF 95 2-1 G1-3 ③		F SI 94 X FF 93 0-1 P4 ①		C KC 85 B FF 96 F FF 96 B KC 86 F KC 86 B KC 86 B FF 98 4-2 38 BB BB		4	0	0	0	1	1	7
38 Danny Santana, S (1, 3) OBP: 0.321, SLG: 0.530	B FF 94 F SI 94 B FF 94 B FC 90 B FF 94 4-1 12 BB 16 1B 1-2 BB		B CH 88 B CH 89 C FF 95 B FF 94 X FF 95 3-1 G5-3 ①		C FF 92 F CH 87 B FF 94 B FC 88 B FF 94 X FF 93 3-2 12 HR 1B	B FC 92 B FF 95 X FC 92 2-0 SF7 ② 3-H		B FF 97 B FF 97 B KC 86 B FF 96 4-0 1-2 BB		2	2	1	1	2	0	0
12 Rougned Odor, L (1, 4) OBP: 0.279, SLG: 0.429	B CH 87 B CH 88 F CH 88 B CH 88 B CH 88 4-1 16 1B 56 1B 1-2 2-3 3-H BB		C FF 96 S CH 88 B SI 96 B SI 96 S FF 96 2-3 K ②		F FF 94 B FF 94 X CH 86 1-1 1-H HR	B FC 92 C FC 92 S FC 92 B SL 88 B FC 92 F FC 93 B FC 93 4-2 16 1B 1-2 BB		C KC 86 C FF 98 S KC 87 0-3 K ①		3	2	1	3	2	2	2
16 Scott Heineman, R (1, 9) OBP: 0.264, SLG: 0.308	C CH 89 X CH 90 0-1 56 1B 1-2 2-H 3-H 1B		C CU 84 B FF 95 S CH 90 F FC 90 B CH 90 S FF 96 2-3 K ③		C CU 83 X FF 95 0-1 F9 ①	B SI 94 F SL 86 B SI 92 X SI 94 2-1 1-3 2-H 1B		C KC 86 S FF 97 B FF 97 C KC 87 1-3 K ②		5	0	2	3	0	2	2
56 Jose Trevino, R (1, 2) OBP: 0.278, SLG: 0.388	C FC 90 B SI 94 F FC 90 D CH 90 F FF 95 F SI 95 X FC 89 2-2 1-3 2-H 1B			X CU 80 0-0 F7 ①	C FF 94 X CH 88 0-1 G5-3 ②	X SI 93 0-0 F7 ③		F FF 97 X FF 97 0-1 L8 ③		5	0	1	1	0	0	4
9 Isiah Kiner-Falefa, R (1, 5) OBP: 0.296, SLG: 0.320	B FF 95 F SI 94 B FF 94 X FF 95 2-1 L9 ③			C FF 91 B FF 92 X FF 93 1-1 5 WP 1 1B 1B	B FF 95 C FF 95 X FF 95 1-1 3 1B 1B		B FF 95 B FF 95 B SL 86 C FF 93 F FF 95 X CH 87 3-2 1 WP 1 SF9 2B		B KC 80 X FC 87 1-0 L9 ①	5	1	3	0	0	0	2
Inning Stats	R: 4 E: 0 K: 2 S: 21 H: 4 LOB: 2 BB: 2 P: 38	R: 1 E: 0 K: 1 S: 10 H: 1 LOB: 0 BB: 0 P: 14	R: 0 E: 0 K: 2 S: 9 H: 0 LOB: 0 BB: 0 P: 16	R: 0 E: 0 K: 1 S: 12 H: 2 LOB: 3 BB: 1 P: 21	R: 2 E: 0 K: 0 S: 15 H: 4 LOB: 1 BB: 0 P: 24	R: 2 E: 0 K: 0 S: 13 H: 3 LOB: 2 BB: 1 P: 21	R: 1 E: 0 K: 2 S: 15 H: 1 LOB: 0 BB: 0 P: 26	R: 0 E: 0 K: 2 S: 11 H: 0 LOB: 2 BB: 2 P: 20	R: 0 E: 0 K: 0 S: 6 H: 0 LOB: 1 BB: 1 P: 14	1B: 11 2B: 2 3B: 1 HR: 1	SF: 3 SAC: 0 DP: 0 HBP: 0						

	AB	38
	R	10
	H	15
	RBI	10
	BB	7
	SO	10
	LOB	20

WP: 2 PB: 0 SB: 0 CS: 1 PA: 49

PITCHER		IP	WLS	BF	H	R	ER	SO	BB	IBB	HBP	BLK	WP	HR	S	P	ERA	WHIP
57 Eduardo Rodriguez, L ERA: 3.8	(1, 1)	5.0	W	28	11	7	7	6	3	0	0	0	1	1	67	113	12.60	2.800
64 Marcus Walden, R ERA: 3.74	(6, 1)	1.0		7	3	2	2	0	1	0	0	0	0	0	13	21	18.00	4.000
48 Andrew Cashner, R ERA: 4.52	(7, 1)	1.0	H	4	1	1	1	2	0	0	0	0	1	0	15	26	9.00	1.000
32 Matt Barnes, R ERA: 3.84	(8, 1)	1.0	H	5	0	0	0	2	2	0	0	0	0	0	11	20	0.00	2.000
44 Brandon Workman, R ERA: 1.91	(9, 1)	1.0	S	4	0	0	0	0	1	0	0	0	0	0	6	14	0.00	1.000

PITCHER		IP	WLS	BF	H	R	ER	SO	BB	IBB	HBP	BLK	WP	HR	S	P	ERA	WHIP

Batter	1	2	3	4	5	6	7	8	9	AB	R	H	RBI	BB	SO	LOB
16 Andrew Benintendi, L (1, 7) OBP: 0.344, SLG: 0.432	B FF 88 B FF 92 C FF 91 B FC 85 C FC 85 S FF 92 3-3 ① **K**	C FF 92 X FF 92 0-1 ③ F7		1 SAFE C FF 92 B FF 92 D SL 83 B SL 82 C FF 92 X FF 92 3-2 ②③ G4-3 1-2		X SL 88 0-0 ③ G4-3			B FF 96 B CH 85 S FF 96 B FF 96 B FF 95 4-1 11 2B 2 SF8 BB	4	1	0	0	1	1	3
11 Rafael Devers, L (1, 5) OBP: 0.361, SLG: 0.556	S FF 93 B CU 76 C CU 77 B FC 84 F FF 92 X FF 92 2-2 ② G3-1		C FC 85 B CU 78 S FF 92 B FC 86 F FF 92 X FF 92 2-2 ① G3		C CU 77 S FF 92 C FF 92 0-3 ① **K**		B SI 98 X SI 97 1-0 HR		F CH 85 F CH 86 F FF 94 B SL 87 F SL 89 X FF 96 1-2 2 SF8 28 1B 1-3 2B	5	2	2	1	0	1	0
2 Xander Bogaerts, R (1, 6) OBP: 0.380, SLG: 0.549 40 Marco Hernández, L (9, 4) OBP: 0.281, SLG: 0.343	B FF 92 C FC 86 B CH 81 X FC 87 2-1 ③ L6		C CH 80 X FF 91 0-1 7 HR 1B		B FF 92 B FF 91 B SL 84 C FF 91 C FF 92 X FF 92 3-2 ② F9		B SL 87 B SI 97 C SI 96 S SL 89 S SL 90 2-3 ① **K**		B FF 95 X FF 94 1-0 ① SF8 2-3 3-H	4 0	1 0	1 0	1 0	0 0	1 0	0 0
28 J.D. Martinez, R (1, 10) OBP: 0.381, SLG: 0.555 59 Sam Travis, R (9, PR) OBP: 0.274, SLG: 0.400 (9, 10)		C FF 92 B FF 93 C FC 86 B FF 92 F FC 86 F FF 92 B FF 92 X FC 88 3-2 7 FC5-4 1B	B FF 91 C FC 86 S FC 87 B FF 92 X FC 86 2-2 ② L9		C FF 92 B FF 91 B FF 92 X FF 92 2-1 ③ G6-3		C SL 88 X SL 90 0-1 ② G4-3		X SL 88 0-0 3 BB 3-H 1B	5 0	0 0	2 0	1 0	0 0	0 0	1 0
7 Christian Vázquez, R (1, 2) OBP: 0.320, SLG: 0.478 3 Sandy León, S (3, 2) OBP: 0.257, SLG: 0.305		B CU 74 F FC 87 B CH 81 F FC 86 F FF 92 X FF 92 2-2 ① FC5-4 18 1B 19 G6-3 1-2f	C CU 75 F FC 87 F FF 91 D FC 86 D CH 82 F CH 81 X FC 87 2-2 1-H HR			C FF 94 C CU 82 F SI 95 F SL 83 X FF 94 0-2 E5 18 HR	B CH 91 C CH 90 X SI 98 1-1 ③ L8		D CH 86 B FF 94 F FF 94 D SL 86 B CH 87 4-1 1-2 BB	2 2	2 1	1 0	2 0	0 1	0 0	1 0
18 Mitch Moreland, L (1, 3) OBP: 0.330, SLG: 0.515		C FF 92 S CU 78 B FC 87 F FF 92 F FF 93 F FC 87 X FF 92 1-2 19 G6-3 47 BB 36 1B 1-3 1B	C FF 93 F FF 92 B CU 78 F FF 92 F FC 86 B FF 92 X FF 93 2-2 1B			B SI 94 D SL 88 S SI 95 X FF 96 2-1 2-H HR	B CH 90 X CH 90 1-0 1B		B CH 86 C FF 95 S SL 90 D SL 87 B CH 86 S SL 86 3-3 ② **K**	5	2	4	2	0	1	2
47 Gorkys Hernández, R (1, 9) OBP: 0.146, SLG: 0.158		B FF 93 B CH 81 D FC 87 C FF 92 B FC 85 4-1 19 G6-3 36 1B 1-2 BB	F CH 82 S FF 92 F FF 91 B CH 81 X FF 91 1-2 ③ L8			B CU 82 B SL 87 F SL 85 S SL 87 S SL 87 2-3 ① **K**	B SI 97 X SL 86 1-0 ① F7		C CU 80 D CU 81 F SI 94 S CU 81 1-3 ③ **K**	4	1	0	0	1	2	4
19 Jackie Bradley Jr., L (1, 8) OBP: 0.318, SLG: 0.418		B FC 88 X FF 90 1-0 ② G6-3 1-2 2-3 3-H		B SL 82 B SL 84 B FF 92 B FF 91 4-0 16 CS BB		F CU 84 C FF 94 B SL 88 S SL 87 1-3 ② **K**	C SL 89 F CH 90 B SL 90 S SL 90 1-3 ② **K**			3	0	0	1	1	2	3
36 Chris Owings, R (1, 4) OBP: 0.205, SLG: 0.217 (9, 6)		C FF 92 X FC 88 0-1 2-H 3-H 1B		C SL 82 F FF 92 B SL 83 D SL 84 C SL 84 2-3 ① **K**		X FF 95 0-0 1B	C SL 89 F SI 97 F SL 88 B SL 89 S SI 96 1-3 ③ **K**			4	0	2	2	0	2	2

Inning Stats	1	2	3	4	5	6	7	8	9
	R: 0 E: 0 K: 1 S: 9 H: 0 LOB: 0 BB: 0 P: 16	R: 3 E: 0 K: 0 S: 21 H: 3 LOB: 1 BB: 1 P: 32	R: 2 E: 0 K: 0 S: 23 H: 3 LOB: 1 BB: 0 P: 32	R: 0 E: 0 K: 1 S: 6 H: 0 LOB: 0 BB: 1 P: 15	R: 0 E: 0 K: 1 S: 8 H: 0 LOB: 0 BB: 0 P: 13	R: 2 E: 1 K: 2 S: 15 H: 2 LOB: 1 BB: 0 P: 20	R: 1 E: 0 K: 1 S: 8 H: 1 LOB: 0 BB: 0 P: 12	R: 0 E: 0 K: 2 S: 9 H: 1 LOB: 1 BB: 0 P: 13	R: 2 E: 0 K: 2 S: 15 H: 2 LOB: 2 BB: 2 P: 29

1B: 8 SF: 1
2B: 1 SAC: 0
3B: 0 DP: 0
HR: 3 HBP: 0

WP: 0 PA: 43
PB: 0
SB: 0
CS: 1

PITCHER		IP	WLS	BF	H	R	ER	SO	BB	IBB	HBP	BLK	WP	HR	S	P	ERA	WHIP
39 Kolby Allard, L ERA: 4.96	(1, 1)	3.0	L	16	6	5	5	1	1	0	0	0	0	1	53	80	15.00	2.333
60 Luke Farrell, R ERA: 2.38	(4, 1)	2.0		6	0	0	0	2	1	0	0	0	0	0	14	28	0.00	0.500
59 Brett Martin, L ERA: 4.84	(6, 1)	1.0		6	2	2	1	2	0	0	0	0	0	1	15	20	9.00	2.000
72 Jonathan Hernández, R ERA: 4.91	(7, 1)	2.0		8	2	1	1	3	0	0	0	0	0	1	17	25	4.50	1.000
63 Ian Gibaut, R ERA: 5.65	(9, 1)	0.2		6	2	2	2	1	2	0	0	0	0	0	12	25	27.00	6.000

PITCHER		IP	WLS	BF	H	R	ER	SO	BB	IBB	HBP	BLK	WP	HR	S	P	ERA	WHIP
46 Taylor Guerrieri, R ERA: 5.18	(9, 1)	0.1		1	0	0	0	1	0	0	0	0	0	0	3	4	0.00	0.000

TOP

Boston Red Sox @ Texas Rangers

Globe Life Park in Arlington, Arlington, TX

Wed Sep 25 2019, 8:06 PM - 11:23 PM EDT
Att. 29,290 - Clear - 94 F

livebaseballscorecards.com

AB	38
R	10
H	12
RBI	10
BB	4
SO	10
LOB	16

Boston Red Sox @ Texas Rangers

Globe Life Park in Arlington, Arlington, TX

Wed Sep 25 2019, 8:06 PM - 11:23 PM EDT

Att. 29,290 - Clear - 94 F

BOTTOM

Batter	1	2	3	4	5	6	7	8	9	AB	R	H	RBI	BB	SO	LOB
17 Shin-Soo Choo, L (1, 9) OBP: 0.367, SLG: 0.453	B SL 85 B SL 85 C SI 89 B SL 85 C SI 88 F FF 91 X SI 90 3-2 1 1B 12 2B 2B	1 SAFE C SI 90 S FF 92 F FF 92 X FF 92 0-2 ② F8		B CU 75 X CH 80 1-0 ③ G4-3			X SI 94 0-0 ③ G3			4	1	1	0	0	0	1
1 Elvis Andrus, R (1, 6) OBP: 0.311, SLG: 0.396	X SI 91 0-0 5 HBP 12 2B 2-3 1B	1 SAFE C SI 90 C SI 90 F SL 86 B CU 75 B SI 90 C CH 80 2-3 ③ 1-2			X SI 90 0-0 ① P6			B FF 98 S FF 98 B FF 97 F FF 98 F FF 98 B SL 88 X FF 97 3-2 ① F9		4	1	1	0	0	1	1
5 Willie Calhoun, L (1, 10) OBP: 0.323, SLG: 0.529 15 Nick Solak, R (3, PH) OBP: 0.398, SLG: 0.495 (4, 10)	C CH 81 B CH 80 H SL 88 2-1 12 2B 1-2 HBP		B SI 89 B SI 89 C SI 88 B SL 86 X SI 90 3-1 38 HBP 1B		C SI 88 B CU 76 C CU 75 F FF 91 B SI 89 X SL 85 2-2 ② G6-3			B SL 87 C SL 84 F SI 96 B CH 89 S SL 86 2-3 ② K2-3		0 3	0 0	0 1	0 0	0 0	0 1	0 0
12 Rougned Odor, L (1, 4) OBP: 0.281, SLG: 0.430	B SL 86 B SL 87 X SL 85 2-0 ① 11 1B 1-H 2-H 3-H 2B		C CH 80 S SL 88 S FF 92 0-3 ① K		S SL 85 F FF 92 C SI 92 0-3 ③ K			S CH 88 B CH 89 B FF 97 B SL 88 B SI 97 4-1 38 2B BB		3	1	1	2	1	2	1
38 Danny Santana, S (1, 5) OBP: 0.323, SLG: 0.530	F SL 87 F FF 91 X SI 91 0-2 ② G4-3		F SL 86 F CH 80 B SI 90 H SL 86 2-2 1-2 HBP			C CH 79 C SL 84 B CU 75 B CU 73 F SI 90 B FF 92 F FF 92 X SL 86 3-2 ① L4		F FF 97 X FF 97 0-1 1-3 2B		3	0	1	0	0	0	1
11 Ronald Guzmán, L (1, 3) OBP: 0.305, SLG: 0.423	S CU 78 S CU 78 B FF 93 F CU 77 X FF 92 1-2 16 FC5-4 3-H 1B		F CU 74 F SL 86 B FF 92 B SI 90 F SL 87 F FF 92 C SI 90 2-3 ② K			F CH 81 S FF 92 B CU 75 F CU 75 F SI 89 F FF 92 C SI 90 1-3 ② K		B FF 97 F FF 98 D SL 86 F SL 85 D SL 88 F FF 97 X SL 87 3-2 ③ G3		4	0	1	1	0	2	4
16 Scott Heineman, R (1, 7) OBP: 0.250, SLG: 0.290	X SI 91 0-0 ③ FC5-4 1-2f		C SL 85 F SI 91 C SL 84 0-3 ③ K			S CU 73 X SI 90 0-1 ③ L7			F FF 96 B SL 87 F FF 96 B FF 96 S FF 96 2-3 ① K	4	0	0	0	0	2	3
3 Delino DeShields, R (1, 8) OBP: 0.324, SLG: 0.344		C SI 87 X CH 79 0-1 1 S 1B		C SI 89 F FF 90 B SI 90 X SL 85 1-2 ① P4			C SI 88 B CU 78 X SI 88 1-1 ① G3		C FF 96 C FF 96 F FF 97 B FF 97 B SL 89 B FF 96 X FF 98 3-2 ② G6-3	4	0	1	0	0	0	0
50 Tim Federowicz, R (1, 2) OBP: 0.213, SLG: 0.347		C SI 88 S SI 89 S SL 85 0-3 ① K		F SI 90 B CU 74 C CU 72 B SI 90 S SI 90 2-3 ② K			B CU 78 B CU 78 B SI 86 C SI 88 C SI 88 X SI 88 3-2 ② G6-3		B FF 98 S SL 88 B SL 87 F FF 97 S SL 88 2-3 ③ K	4	0	0	0	0	3	1
Inning Stats	R: 3 H: 4 E: 0 LOB: 1 K: 0 BB: 0 S: 15 P: 23	R: 0 H: 1 E: 0 LOB: 1 K: 2 BB: 0 S: 13 P: 15	R: 0 H: 1 E: 0 LOB: 2 K: 3 BB: 0 S: 15 P: 22	R: 0 H: 0 E: 0 LOB: 0 K: 1 BB: 0 S: 7 P: 11	R: 0 H: 0 E: 0 LOB: 0 K: 1 BB: 0 S: 8 P: 10	R: 0 H: 0 E: 0 LOB: 0 K: 1 BB: 0 S: 13 P: 17	R: 0 H: 0 E: 0 LOB: 0 K: 0 BB: 0 S: 6 P: 10	R: 0 H: 1 E: 0 LOB: 2 K: 1 BB: 1 S: 14 P: 26	R: 0 H: 0 E: 0 LOB: 0 K: 2 BB: 0 S: 10 P: 17	1B: 4 SF: 0 2B: 3 SAC: 0 3B: 0 DP: 0 HR: 0 HBP: 2					WP: 0 PA: 36 PB: 0 SB: 1 CS: 0	

livebaseballscorecards.com

AB	33
R	3
H	7
RBI	3
BB	1
SO	11
LOB	12

PITCHER	IP	WLS	BF	H	R	ER	SO	BB	IBB	HBP	BLK	WP	HR	S	P	ERA	WHIP
22 Rick Porcello, R (1, 1) ERA: 5.52	6.0	W	25	6	3	3	8	0	0	2	0	0	0	71	98	4.50	1.000
71 Trevor Kelley, R (7, 1) ERA: 9.0	0.2		2	0	0	0	0	0	0	0	0	0	0	5	9	0.00	0.000
72 Josh Taylor, L (7, 1) ERA: 3.04	0.1		1	0	0	0	0	0	0	0	0	0	0	1	1	0.00	0.000
70 Ryan Brasier, R (8, 1) ERA: 4.94	1.0		5	1	0	0	1	1	0	0	0	0	0	14	26	0.00	2.000
48 Andrew Cashner, R (9, 1) ERA: 4.49	1.0		3	0	0	0	2	0	0	0	0	0	0	10	17	0.00	0.000

PITCHER	IP	WLS	BF	H	R	ER	SO	BB	IBB	HBP	BLK	WP	HR	S	P	ERA	WHIP

Batter	1	2	3	4	5	6	7	8	9	AB	R	H	RBI	BB	SO	LOB
40 Marco Hernández, L (1, 4) OBP: 0.278, SLG: 0.338	S FF 92 S FF 92 B FF 94 S SL 85 1-3 ① **K**			X FF 90 0-0 ① 28 1B 59 1B 1B	S SL 84 F SL 84 B CH 85 F CH 84 S CH 84 1-3 ①② **K** **1-2**		B FF 90 C FF 91 B FF 91 X CH 85 2-1 ② **G3**		S SL 78 B SL 79 S FF 95 B CH 88 S FF 96 2-3 ③ **K**	5	1	1	0	0	3	1
16 Andrew Benintendi, L (1, 7) OBP: 0.343, SLG: 0.431 68 Juan Centeno, L (5, PH) OBP: 0.333, SLG: 0.167 (5, 2)	B FF 92 S CH 87 F FF 89 B FF 92 X SL 86 2-2 ② **G4-3**			S CH 86 S FF 92 D CH 88 F FF 92 F CH 88 B SL 86 D CH 88 F CH 86 S FF 93 3-3 ① **K**	C FF 90 X FF 90 0-1 ③ **G6-3**		C CH 85 F KC 79 X SL 84 0-2 59 S 28 BB 1B			2	0	0	0	0	1	1
										2	0	1	0	0	0	0
28 J.D. Martinez, R (1, 10) OBP: 0.383, SLG: 0.556	B FF 92 B CH 87 C CH 87 C SL 85 S FF 92 2-3 ③ **K**			B FF 92 X CH 87 1-0 12 FC3-6 59 1B 47 2B **1-3** 1B		F FF 90 B FF 90 X FF 90 1-1 59 G6-4-3 1B	F CH 85 B FF 91 B FF 92 B CH 85 F CH 85 B CH 85 4-2 59 S **1-2** BB			3	1	2	0	1	1	0
59 Sam Travis, R (1, 3) OBP: 0.273, SLG: 0.396 (5, 7)		F CH 86 B CH 86 X FF 93 1-1 ① **G5-3**		C CH 86 B CH 87 C FF 92 X SL 86 1-2 12 FC3-6 **1-2** **3-H** 1B		B CH 83 C CH 84 C FF 92 B FF 92 X CH 85 2-2 ①② **G6-4-3** **1-2f**	C CH 85 B FF 92 F FF 92 F FF 93 B FF 92 S CH 86 2-3 ③ **K** **1-2** **2-3**			4	0	1	1	0	1	3
12 Brock Holt, L (1, 5) OBP: 0.377, SLG: 0.411		B FF 92 S CH 86 B FF 93 F CH 87 F SL 86 B CH 87 X CH 87 3-2 ② **P3**		F CH 86 B FF 92 C CH 87 F FF 93 B SL 86 B CH 88 X CH 87 3-2 ② **FC3-6** 47 2B 19 1B **1-2f** **2-3**		X FF 91 0-0 1B		X KC 77 0-0 ① **G3**		4	1	1	0	0	0	2
47 Gorkys Hernández, R (1, 9) OBP: 0.156, SLG: 0.190		X CH 87 0-0 ③ **F7**		B CH 86 X CH 86 1-0 19 1B **1-3** **3-H** 2B		C FF 91 B FF 92 B CH 85 X FF 91 2-1 ③ **G4-3**		X CH 84 0-0 ② **G6-3**		4	0	1	1	0	0	1
19 Jackie Bradley Jr., L (1, 8) OBP: 0.319, SLG: 0.424			C CH 87 S SL 85 B FF 92 B SL 85 S CH 86 2-3 ① **K**	C FF 92 X SL 86 0-1 **2-3** **3-H** 1B			X SL 82 0-0 HR	X CH 85 0-0 ③ **P6**		4	1	2	2	0	1	0
3 Sandy León, S (1, 2) OBP: 0.251, SLG: 0.298 (5, 3)			B FF 91 S FF 92 F FF 93 C SL 85 1-3 ② **K**	B FF 92 S CH 86 X FF 92 1-1 ③ **G1-3**			X FF 90 0-0 ① **P2**		B KC 64 X CH 84 1-0 ① **F7**	4	0	0	0	0	1	2
36 Chris Owings, R (1, 6) OBP: 0.211, SLG: 0.236			B CH 86 S CH 87 S CH 87 B FF 92 C CH 86 2-3 ③ **K**		B KC 74 S CH 84 F FF 90 B FF 91 B SL 83 B CH 83 4-2 40 CS BB		X FF 90 0-0 HR		C FF 90 B FF 92 F CH 84 C CH 86 1-3 ② **K**	3	1	1	1	1	2	0

Inning Stats																																			
	R: 0	E: 0	K: 2	S: 9	H: 0	LOB: 0	BB: 0	P: 14	R: 0	E: 0	K: 0	S: 7	H: 0	LOB: 0	BB: 0	P: 11	R: 0	E: 0	K: 3	S: 9	H: 0	LOB: 0	BB: 0	P: 14	R: 3	E: 0	K: 1	S: 20	H: 5	LOB: 2	BB: 0	P: 30	R: 0	E: 0	K: 1	S: 8	H: 0	LOB: 0	BB: 1	P: 13
	R: 0	E: 0	K: 0	S: 8	H: 2	LOB: 1	BB: 0	P: 13	R: 2	E: 0	K: 1	S: 14	H: 3	LOB: 2	BB: 1	P: 22	R: 0	E: 0	K: 0	S: 3	H: 0	LOB: 0	BB: 0	P: 3	R: 0	E: 0	K: 2	S: 7	H: 0	LOB: 0	BB: 0	P: 11	1B: 7	2B: 1	3B: 0	HR: 2	SF: 0	SAC: 0	DP: 1	HBP: 0

PITCHER	IP	WLS	BF	H	R	ER	SO	BB	IBB	HBP	BLK	WP	HR	S	P	ERA	WHIP
23 Mike Minor, L (1, 1) ERA: 3.59	8.2	W	36	10	5	5	9	2	0	0	0	0	2	82	126	5.19	1.385
25 José Leclerc, R (9, 1) ERA: 4.09	0.1	S	1	0	0	0	1	0	0	0	0	0	0	3	5	0.00	0.000

PITCHER	IP	WLS	BF	H	R	ER	SO	BB	IBB	HBP	BLK	WP	HR	S	P	ERA	WHIP

TOP

Boston Red Sox @ Texas Rangers

Globe Life Park in Arlington, Arlington, TX

Thu Sep 26 2019, 2:09 PM - 5:10 PM EDT

Att. 24,612 - Sunny - 89 F

livebaseballscorecards.com

AB	35
R	5
H	10
RBI	5
BB	2
SO	10
LOB	10

Boston Red Sox @ Texas Rangers

Globe Life Park in Arlington, Arlington, TX

Thu Sep 26 2019, 2:09 PM - 5:10 PM EDT

Att. 24,612 - Sunny - 89 F

livebaseballscorecards.com

BOTTOM

Batter	1	2	3	4	5	6	7	8	9	AB	R	H	RBI	BB	SO	LOB
17 Shin-Soo Choo, L (1, 9) OBP: 0.369, SLG: 0.451	B FC 89 B CH 87 C FC 90 B FF 94 S FC 89 B FC 90 4-2 5 E 1 G4-3 BB		B CU 74 C FF 90 B FF 88 S CU 75 B SL 78 B SL 74 4-2 BB		D SL 84 B SL 84 F FF 90 S CH 84 B SL 84 C FF 90 3-3 ① K	B CU 75 C SI 91 F SI 91 F SL 80 B CH 82 B SI 92 B SI 91 4-2 1 FC6-4 BB		S CH 84 S CH 86 B CH 86 B FF 92 F CH 86 X FF 91 2-2 ③ F8		2	0	0	0	3	1	1
1 Elvis Andrus, R (1, 6) OBP: 0.311, SLG: 0.395	B FC 91 C FC 91 X CU 81 1-1 ① G4-3 1-2		D SL 77 C FF 88 X FF 91 1-1 ③ L8		B SL 84 S SL 84 B SL 84 F SL 83 F FF 91 X FF 90 2-2 5 S 38 HR 1-3 1B	C SI 90 1 SAFE C SI 90 1 SAFE B SI 90 1 SAFE X SL 80 1-2 ③ FC6-4 1-2f				4	1	1	0	0	0	3
5 Willie Calhoun, L (1, 7) OBP: 0.328, SLG: 0.539	X FC 91 0-0 E3 38 G6-3 2-3			B CU 71 B SL 76 C SL 74 S SL 74 B FF 90 F CU 75 F SL 76 D CU 74 4-2 38 FC6-4 BB	B SL 83 S FF 91 S FF 92 1 SAFE F SL 84 B FF 92 B CU 79 B SL 84 4-2 38 HR 1-2 BB		B CU 76 C SI 89 X SI 89 1-1 HR			2	2	1	1	2	0	1
38 Danny Santana, S (1, 8) OBP: 0.322, SLG: 0.534	X CH 87 0-0 ② G6-3 ③ 1-2f			C CU 72 S CU 72 F FF 88 X CU 74 0-2 ① FC6-4 12 S 15 2B 1-2f	B SI 81 S SL 83 X CU 82 1-1 1-H 2-H 3-H HR		C SI 90 F CH 82 S CU 79 0-3 ① K			4	2	1	4	0	1	3
12 Rougned Odor, L (1, 4) OBP: 0.280, SLG: 0.434		C CU 79 F FC 90 S FF 93 0-3 ① K		1 SAFE D SL 76 F SL 74 B FF 87 S SL 77 S SL 76 2-3 ② K 1-2	B SL 83 X FF 91 1-0 ② F8		C SI 90 F SI 90 B CU 78 B CU 78 X SI 91 2-2 HR			4	1	1	1	0	2	1
15 Nick Solak, R (1, 10) OBP: 0.402, SLG: 0.505		F CH 88 F FF 94 F FC 90 B FC 90 F CU 81 B FF 93 X FF 94 2-2 ② G6-3		C CU 73 X CU 74 0-1 2-H 2B	B FF 89 X FF 88 1-0 11 S 1B		X SI 91 0-0 ② L9			4	0	2	1	0	0	0
11 Ronald Guzmán, L (1, 3) OBP: 0.304, SLG: 0.418		B CH 88 X FF 87 1-0 ③ F9		D SL 77 D SL 78 F SL 77 B SL 75 C SI 88 B SL 77 4-2 BB	S CU 80 S CU 79 D CU 81 B FC 92 B CU 81 X FC 93 3-2 ③ G1-3 1-2		B SL 80 S FF 89 F FF 89 B FF 88 B FF 89 X SL 81 3-2 ③ F7			3	0	0	0	1	0	1
56 Jose Trevino, R (1, 2) OBP: 0.268, SLG: 0.374			C SL 75 X FF 88 0-1 ① L7	B CU 76 B SI 88 C SI 87 B CU 77 C SI 88 F SI 88 C SI 88 3-3 ③ K		C SI 90 C SI 90 S SL 80 0-3 ① K		C CH 86 B SL 82 B SL 82 B SI 88 X SI 88 3-1 ① G6-3		4	0	0	0	0	2	2
9 Isiah Kiner-Falefa, R (1, 5) OBP: 0.295, SLG: 0.318			B CU 74 C CU 73 B CU 74 C SL 74 X FF 92 2-2 ② G5-3		C FF 90 B SL 85 X SL 84 1-1 1 1B 1 S 38 HR 1B	B SL 79 C SI 90 B SI 91 B SL 80 C SI 91 X SI 91 3-2 ② G3		C SI 88 B FF 91 B CH 83 S CH 84 X CH 86 2-2 ② G5-3		4	1	1	0	0	0	0
Inning Stats	R: 0 E: 1 K: 0 S: 6 H: 0 LOB: 1 BB: 1 P: 11	R: 0 E: 0 K: 1 S: 9 H: 0 LOB: 0 BB: 0 P: 12	R: 0 E: 0 K: 0 S: 9 H: 0 LOB: 1 BB: 1 P: 16	R: 1 E: 0 K: 2 S: 19 H: 1 LOB: 2 BB: 2 P: 32	R: 4 E: 0 K: 1 S: 19 H: 4 LOB: 1 BB: 1 P: 35	R: 0 E: 0 K: 1 S: 12 H: 0 LOB: 1 BB: 1 P: 20	R: 2 E: 0 K: 1 S: 12 H: 2 LOB: 0 BB: 0 P: 18	R: 0 E: 0 K: 0 S: 9 H: 0 LOB: 0 BB: 0 P: 16		1B: 3 2B: 1 3B: 0 HR: 3 SF: 0 SAC: 0 DP: 1 HBP: 0						

	AB	31
	R	7
	H	7
	RBI	7
	BB	6
	SO	6
	LOB	12

WP: 0 PB: 0 SB: 4 CS: 0 PA: 37

PITCHER		IP	WLS	BF	H	R	ER	SO	BB	IBB	HBP	BLK	WP	HR	S	P	ERA	WHIP
56 Travis Lakins Sr., R ERA: 3.86	(1, 1)	2.0		7	0	0	0	1	1	0	0	0	0	0	15	23	0.00	0.500
61 Brian Johnson, L ERA: 6.02	(3, 1)	1.2		9	1	1	1	1	3	0	0	0	0	0	24	41	5.40	2.400
71 Trevor Kelley, R ERA: 8.64	(4, 1)	0.1	H	1	0	0	0	1	0	0	0	0	0	0	4	7	0.00	0.000
73 Mike Shawaryn, R ERA: 9.74	(5, 1)	0.2	B	7	4	4	4	1	1	0	0	0	0	1	16	29	54.00	7.500
54 Colten Brewer, R ERA: 4.3	(5, 1)	0.1		1	0	0	0	0	0	0	0	0	0	0	3	6	0.00	0.000

PITCHER		IP	WLS	BF	H	R	ER	SO	BB	IBB	HBP	BLK	WP	HR	S	P	ERA	WHIP
65 Ryan Weber, R ERA: 5.09	(6, 1)	1.2	L	8	2	2	2	2	1	0	0	0	0	2	21	32	10.80	1.800
66 Bobby Poyner, L ERA: 7.15	(7, 1)	0.1		1	0	0	0	0	0	0	0	0	0	0	3	6	0.00	0.000
76 Hector Velázquez, R ERA: 5.53	(8, 1)	1.0		3	0	0	0	0	0	0	0	0	0	0	9	16	0.00	0.000

Baltimore Orioles @ Boston Red Sox

Fenway Park, Boston, MA

Fri Sep 27 2019, 7:12 PM - 10:12 PM EDT

Att. 34,533 - Clear - 70 F

TOP

livebaseballscorecards.com

Batter	1	2	3	4	5	6	7	8	9	AB	R	H	RBI	BB	SO	LOB
2 Jonathan Villar, S (1, 6) OBP: 0.338, SLG: 0.453	F FF 97 B FC 94 B CU 81 B FF 98 X FF 98 3-1 ① F8		X CU 80 0-0 ① F7	C FF 95 S FF 96 F FF 97 D CU 79 B FF 97 X FS 86 2-2 ③ G4-3		S CH 86 B CH 86 B FF 92 B CH 86 X FF 91 3-1 ③ P4		X FF 95 0-0 ③ F7		5	0	0	0	0	0	6
21 Austin Hays, R (1, 8) OBP: 0.380, SLG: 0.578	B FF 97 F FF 98 S SL 86 C FF 99 1-3 ② K		C FF 98 B FC 93 X FF 98 1-1 35 PB 39 HR 2B		B FF 96 B FF 96 X FF 97 2-0 16 G6-3 1B		F SL 88 F FC 91 B CU 80 C CU 80 1-3 ① K		B FC 91 C FC 92 B SL 85 B FC 91 D SI 94 4-1 16 S 39 1B BB	4	2	2	0	1	2	0
16 Trey Mancini, R (1, 3) OBP: 0.364, SLG: 0.533	S CU 82 B SL 85 S FF 100 B FC 95 B FF 98 4-1 BB		C SL 85 B FC 94 S CU 81 F SL 87 B FF 98 F CU 83 D CU 80 B FC 92 4-2 35 PB 39 HR BB		1 SAFE T FF 97 C SL 84 B FF 97 1 SAFE F FF 96 B SL 85 F FS 87 X FF 97 2-2 ①② G6-3 1-2f		B FC 92 C CU 80 F SL 91 B CU 80 B CU 82 B FC 92 4-2 BB		D SL 86 B FF 92 B FC 91 C FF 93 C SL 86 S SL 86 3-3 ① K 1-2	2	1	0	0	3	1	2
35 Dwight Smith Jr., L (1, 7) OBP: 0.297, SLG: 0.412 12 Stevie Wilkerson, S (7, 9) OBP: 0.283, SLG: 0.386	B FF 98 C FC 94 X FS 88 1-1 ③ F7		S FS 86 B FC 94 S CU 80 D CU 81 B FF 98 S CU 80 3-3 ② K 1-2 2-3		B FF 99 C FS 86 B FS 88 X FC 93 2-1 ③ G4-3		C FC 92 S CU 82 F FC 92 S CU 80 0-3 ② K		C SL 85 X FC 91 0-1 ② G5-3	4 1	0 0	0 0	0 0	0 0	2 0	4 1
39 Renato Núñez, R (1, 10) OBP: 0.314, SLG: 0.461		C CU 79 F FF 97 B FF 96 X FF 96 1-2 ① F9	S SL 85 S FF 98 X CU 81 0-2 2-H 3-H HR			F CH 87 F FF 89 B CH 85 B CH 84 X SL 80 2-2 ① G4-1	C FC 92 C FC 92 F FC 93 D CU 82 F FC 92 B FC 92 B FC 93 X SL 88 3-2 ③ G6-3		T FF 94 F FF 94 X FF 94 0-2 2-H 1B	5	1	2	4	0	0	1
14 Rio Ruiz, L (1, 5) OBP: 0.307, SLG: 0.378		F FC 92 B FS 86 X CU 80 1-1 ② L4-3	X FF 98 0-0 ③ G4-3			B CU 75 B CH 84 S CH 84 F SI 90 B SL 84 X CH 84 3-2 ② G6-3		B FF 94 C CH 85 X CH 86 1-1 ① G3-1	T SL 86 B FC 92 X SL 86 1-1 ③ L5	5	0	0	0	0	0	1
57 Hanser Alberto, R (1, 4) OBP: 0.330, SLG: 0.423		X FF 97 0-0 E9		C FF 96 B SL 86 B FF 97 X FF 96 2-1 ① L5		F SI 90 C SI 89 F SI 91 B CH 84 F CH 86 X FF 92 1-2 24 2B 1B		B FF 95 B FF 94 X FF 94 2-0 ② G3		4	0	1	0	0	0	0
24 DJ Stewart, L (1, 9) OBP: 0.314, SLG: 0.361 (7, 7)		B FC 93 C CU 78 F CU 79 B FF 97 F FS 86 B FC 93 D CU 80 4-2 BB		B CU 79 B CU 80 B FC 92 B FF 96 4-0 BB		F CU 76 B SL 85 X CH 84 1-1 1-3 2B		B CU 81 B CU 79 B FF 94 S FF 93 S FF 95 F FF 96 D CH 87 4-2 15 BB BB		1	0	1	0	3	0	0
15 Chance Sisco, L (1, 2) OBP: 0.333, SLG: 0.395		S CU 80 B CU 80 X FC 92 1-1 ③ G3-1		C FC 93 B FF 96 1 SAFE B FS 87 F FC 91 T CU 79 2-2 ② K		F FF 91 B CH 85 B FF 91 B FF 91 B FF 92 4-1 BB		F FF 96 B FF 96 B CH 86 B CH 86 B FF 96 4-1 1-2 BB		2	0	0	0	2	1	3
Inning Stats	R: 0 E: 0 K: 1 S: 8 H: 0 LOB: 1 BB: 1 P: 17	R: 0 E: 1 K: 0 S: 11 H: 0 LOB: 2 BB: 1 P: 18	R: 3 E: 0 K: 1 S: 14 H: 2 LOB: 0 BB: 1 P: 22	R: 0 E: 0 K: 1 S: 9 H: 0 LOB: 1 BB: 1 P: 19	R: 0 E: 0 K: 0 S: 8 H: 1 LOB: 0 BB: 0 P: 14	R: 0 E: 0 K: 0 S: 16 H: 2 LOB: 3 BB: 1 P: 30	R: 0 E: 0 K: 2 S: 14 H: 0 LOB: 1 BB: 1 P: 22	R: 0 E: 0 K: 0 S: 8 H: 0 LOB: 2 BB: 2 P: 19	R: 1 E: 0 K: 1 S: 11 H: 1 LOB: 1 BB: 1 P: 19	1B: 3 2B: 2 3B: 0 HR: 1 SF: 0 SAC: 0 DP: 1 HBP: 0						WP: 0 PB: 1 SB: 1 CS: 0 PA: 42	

	AB	33
	R	4
	H	6
	RBI	4
	BB	9
	SO	6
	LOB	18

PITCHER		IP	WLS	BF	H	R	ER	SO	BB	IBB	HBP	BLK	WP	HR	S	P	ERA	WHIP
17 Nathan Eovaldi, R ERA: 5.99	(1, 1)	5.0	L	22	3	3	3	3	4	0	0	0	0	1	50	90	5.40	1.400
76 Hector Velázquez, R ERA: 5.43	(6, 1)	1.0		6	2	0	0	0	1	0	0	0	0	0	16	30	0.00	3.000
54 Colten Brewer, R ERA: 4.22	(7, 1)	1.0		4	0	0	0	2	1	0	0	0	0	0	14	22	0.00	1.000
48 Andrew Cashner, R ERA: 4.46	(8, 1)	1.0		5	0	0	0	0	2	0	0	0	0	0	8	19	0.00	2.000
64 Marcus Walden, R ERA: 3.81	(9, 1)	1.0		5	1	1	1	1	1	0	0	0	0	0	11	19	9.00	2.000

PITCHER	IP	WLS	BF	H	R	ER	SO	BB	IBB	HBP	BLK	WP	HR	S	P	ERA	WHIP

Baltimore Orioles @ Boston Red Sox

Fenway Park, Boston, MA

Fri Sep 27 2019, 7:12 PM - 10:12 PM EDT

Att. 34,533 - Clear - 70 F

BOTTOM

livebaseballscorecards.com

Batter	1	2	3	4	5	6	7	8	9	AB	R	H	RBI	BB	SO	LOB
50 Mookie Betts, R (1, 10) OBP: 0.389, SLG: 0.524	F FF 92 B FF 91 B SL 80 F FF 92 X SL 81 2-2 ① L8		F FF 90 B FC 85 X FC 85 1-1 11 L4-3 1B		B SL 79 B FF 91 S FC 85 X SL 80 2-1 ③ G5-3			C SL 85 S FF 96 B FF 97 S CH 84 1-3 ③ K		4	0	1	0	0	1	0
11 Rafael Devers, L (1, 5) OBP: 0.360, SLG: 0.556	B FF 92 C FC 85 F FC 86 S SL 82 1-3 ② K		C FC 83 X SL 79 0-1 ①② L4-3 1-1			C FC 83 B FF 89 B FF 89 X FC 84 2-1 ① F8			B SI 89 X SI 90 1-0 2 1B 2B	4	1	1	0	0	1	1
2 Xander Bogaerts, R (1, 6) OBP: 0.380, SLG: 0.550	B SL 80 X FF 91 1-0 2B		B FC 85 C FF 91 X FC 85 1-1 ③ G6-3			C FF 89 F FF 90 F SL 79 B FF 91 B SL 78 X FF 91 2-2 ② L9			T FC 89 F SI 90 F FC 90 X FC 92 0-2 18 K 2-H 1B	4	0	2	1	0	0	0
18 Mitch Moreland, L (1, 3) OBP: 0.326, SLG: 0.508	B SL 80 F FC 84 S FC 84 F FF 92 F FC 84 F FF 92 X SL 80 1-2 ③ G4-3			B FF 91 B FC 85 B FF 91 S FF 91 X FF 90 3-1 ① G6-3		T FC 85 B FF 90 B FC 86 C FF 90 S SL 79 2-3 ③ K			C SI 91 S SL 80 1 SAFE B SL 82 S SL 81 1-3 ①② K 1-2	4	0	0	0	0	2	2
12 Brock Holt, L (1, 4) OBP: 0.376, SLG: 0.410 7 Christian Vázquez, R (9, PH) OBP: 0.319, SLG: 0.477		B FF 91 B FF 91 C FF 92 F FC 85 X SL 80 2-2 47 BB 1B		B FF 91 F FF 91 X FC 86 1-1 ② F9			C FF 96 X FF 97 0-1 ① L8		C SI 91 B FC 88 X SI 91 1-1 ③ G6-3	3 1	0 0	1 0	0 0	0 0	0 0	0 0
59 Sam Travis, R (1, 7) OBP: 0.275, SLG: 0.390		F FF 90 F FF 92 S SL 81 0-3 ① K		H FF 90 1-0 19 2B HBP			B FF 97 F FF 97 B SL 91 F FF 97 S SL 89 2-3 ② K			2	0	0	0	0	2	1
19 Jackie Bradley Jr., L (1, 8) OBP: 0.319, SLG: 0.426		B FF 92 B FC 85 F FC 85 C FF 91 S SL 80 2-3 ② K		B FF 90 B FF 90 C FC 85 S FC 84 F FF 91 X SL 81 2-2 ③ 1-H 2B			B FF 97 B FF 96 B FF 97 C FF 96 F FF 97 F FF 96 C SL 89 3-3 ③			3	0	1	0	0	2	1
47 Gorkys Hernández, R (1, 9) OBP: 0.167, SLG: 0.182		B SL 80 B FC 85 B FF 92 B FF 91 4-0 1-2 BB			C FC 84 S FF 90 B FF 90 B SL 78 F FF 91 F SL 80 B SL 79 F FF 90 S FC 84 3-3 ① K			B FF 93 B FF 93 C FF 92 F FF 94 F FF 95 F FF 96 F SL 86 S FF 95 2-3 ① K		2	0	0	0	1	2	0
68 Juan Centeno, L (1, 2) OBP: 0.278, SLG: 0.133		B FC 86 C FF 92 B FC 86 F FF 92 T FF 92 2-2 ③ K			B FC 84 F FF 90 B FF 90 B FF 91 X FF 91 3-1 ② G3-1			B FF 95 S CH 84 F FF 94 B CH 84 S FF 96 2-3 ② K		3	0	0	0	0	2	2
Inning Stats	R: 0 E: 0 K: 1 S: 13 H: 1 LOB: 1 BB: 0 P: 18	R: 0 E: 0 K: 3 S: 12 H: 1 LOB: 2 BB: 1 P: 22	R: 0 E: 0 K: 0 S: 6 H: 1 LOB: 0 BB: 0 P: 8	R: 0 E: 0 K: 0 S: 8 H: 1 LOB: 2 BB: 0 P: 15	R: 0 E: 0 K: 1 S: 10 H: 0 LOB: 0 BB: 0 P: 18	R: 0 E: 0 K: 1 S: 9 H: 0 LOB: 0 BB: 0 P: 15	R: 0 E: 0 K: 2 S: 9 H: 0 LOB: 0 BB: 0 P: 14	R: 0 E: 0 K: 3 S: 12 H: 0 LOB: 0 BB: 0 P: 17	R: 1 E: 0 K: 1 S: 10 H: 2 LOB: 0 BB: 0 P: 13	1B: 3 2B: 4 3B: 0 HR: 0 SF: 0 SAC: 0 DP: 1 HBP: 1						WP: 0 PB: 0 SB: 0 CS: 0 PA: 32	

	AB	30
	R	1
	H	6
	RBI	1
	BB	1
	SO	12
	LOB	7

PITCHER		IP	WLS	BF	H	R	ER	SO	BB	IBB	HBP	BLK	WP	HR	S	P	ERA	WHIP
29 Asher Wojciechowski, R ERA: 4.92	(1, 1)	6.0	W	22	4	0	0	6	1	0	1	0	0	0	58	96	0.00	0.833
66 Tanner Scott, L ERA: 4.91	(7, 1)	1.0	H	3	0	0	0	2	0	0	0	0	0	0	9	14	0.00	0.000
42 Mychal Givens, R ERA: 4.65	(8, 1)	1.0	H	3	0	0	0	3	0	0	0	0	0	0	12	17	0.00	0.000
48 Richard Bleier, L ERA: 5.5	(9, 1)	1.0		4	2	1	1	1	0	0	0	0	0	0	10	13	9.00	2.000

PITCHER	IP	WLS	BF	H	R	ER	SO	BB	IBB	HBP	BLK	WP	HR	S	P	ERA	WHIP

Baltimore Orioles @ Boston Red Sox

Fenway Park, Boston, MA

Sat Sep 28 2019, 1:07 PM - 4:43 PM EDT

Att. 36,414 - Sunny - 77 F

livebaseballscorecards.com

TOP

Batter	1	2	3	4	5	6	7	8	9	AB	R	H	RBI	BB	SO	LOB
2 Jonathan Villar, S (1, 4) OBP: 0.339, SLG: 0.455	X SI 91 0-0 24 HR 2B	B SI 90 B SL 79 C FF 90 S SL 79 B SL 80 C SL 80 3-3 ② K	B CU 81 3-0 ③ P3	B FF 96 S FF 95 S CH 88 X CH 86 1-2 24 G3-1 24 S 16 1B 3-H 1B	S SL 88 C FF 91 B CU 79 B FF 93 F SL 87 B FF 92 B SL 88 4-2 24 FC4-5 BB					4	2	2	1	1	1	0
24 DJ Stewart, L (1, 9) OBP: 0.317, SLG: 0.381 21 Austin Hays, R (8, 8) OBP: 0.380, SLG: 0.578	T SI 90 B CH 85 X FF 91 1-1 2-H HR	B SL 78 C SL 78 B SL 79 F SL 79 B FF 92 X SL 80 3-2 ③ P2			B SL 85 S SL 85 B SL 85 B CH 86 B FF 95 4-1 14 FC3-6 BB	C FF 95 1 SAFE B FF 95 B CH 87 X CH 87 2-1 ② G3-1 1-3		C SL 89 S FF 92 B FF 91 1 SAFE 1 SAFE X CU 79 1-2 ② FC4-5 16 CS 1-2f		4 0	1 0	1 0	2 0	1 0	0 0	2 0
16 Trey Mancini, R (1, 7) OBP: 0.364, SLG: 0.537	C SL 79 S SL 80 S SL 80 0-3 ① K	B SL 80 C SI 89 B SL 80 B SI 89 S SL 81 X SI 91 3-2 ① G3-1		C SL 84 F SI 96 B SL 85 D SL 84 S SL 85 2-3 ① K	S SL 87 D SL 86 X SL 86 1-1 3-H 1B	B CU 81 D SI 92 C CU 80 S CU 80 B SI 92 3-2 1-2 CS	C FF 88 B SI 89 B CU 80 S CU 80 B FF 92 X FC 91 3-2 HR		5	1	2	2	0	2	1
14 Rio Ruiz, L (1, 5) OBP: 0.306, SLG: 0.376	B CH 82 F SL 78 B FF 90 X SL 86 2-1 19 BB 1B	F SL 79 C CH 82 B FF 89 B FF 89 B SL 82 F SL 81 X SL 81 3-2 ② P3		X CH 88 0-0 1-2f FC3-6	C SL 90 X CU 79 0-1 ③ G1-3			F CU 80 X FC 89 0-1 ① L8		5	0	1	0	0	0	2
39 Renato Núñez, R (1, 10) OBP: 0.313, SLG: 0.464	C SI 90 S SI 90 F SL 80 D SL 80 F SL 81 B SI 90 1 SAFE X SI 90 2-2 ② P4	B SI 91 X SI 91 1-0 HR		C FF 96 F SI 95 S SL 88 0-3 ③ K2-3		S CU 79 B CU 78 F CU 80 S SL 88 1-3 ① K		B CU 79 F CU 78 F SL 87 S CU 79 1-3 ② K		5	1	1	1	0	3	2
19 Chris Davis, L (1, 3) OBP: 0.276, SLG: 0.326	B CH 81 B SL 78 B SL 79 B FF 91 4-0 1-2 BB	B FF 89 C FF 88 C CH 82 B FF 87 B FF 90 B FF 90 4-2 BB				B FF 94 B CH 85 C FF 94 T FF 94 X FF 94 2-2 12 SH5-3 61 1B 2B	B CU 80 B CU 80 C FC 91 C FC 92 X CU 81 2-2 ② G5-3	B SL 88 S SL 86 C FF 91 B CU 79 B SL 87 C SL 88 3-3 ③ K		3	1	1	0	2	1	0
12 Stevie Wilkerson, S (1, 8) OBP: 0.284, SLG: 0.385 (8, 9)	C SL 78 F FF 90 B FF 90 F SL 81 X SL 82 1-2 ③ F9	X CH 82 0-0 ③ F7				X FF 95 0-0 ① SH5-3 2-3	B CU 80 S FC 91 C FC 93 F CU 81 B FC 92 F FC 92 F CU 79 X FC 93 2-2 61 S 1B			3	0	1	0	0	0	3
61 Austin Wynns, R (1, 2) OBP: 0.261, SLG: 0.288		C SI 89 F SI 89 S SL 80 0-3 ① K		C FF 92 F FF 92 F SL 88 F FF 93 F SL 88 F CU 81 B FF 93 B CU 81 S SL 88 2-3 ① K		D SL 85 F SL 86 B FF 96 D SL 85 C SL 84 F SL 86 X FF 96 3-2 1 2B 1B 3-H	1 SAFE C FC 92 B CU 80 D CU 81 1 SAFE 1 SAFE C SL 87 B CU 81 S CU 82 3-3 ③ K 1-2			4	1	1	1	0	3	1
1 Richie Martin, R (1, 6) OBP: 0.257, SLG: 0.319		B SI 89 C SL 80 X SI 90 1-1 HR		C FF 92 C CU 80 B FF 93 B FF 92 X SL 88 2-2 ② G1-4-3		S SL 88 B SI 94 X SL 86 1-1 2 1B 2B 1-H		C FF 92 B CU 80 B CU 78 X CU 78 2-1 ① L8		4	2	2	2	0	0	0

Inning Stats																						
	R: 2	H: 3	R: 1	H: 1	R: 1	H: 1	R: 0	H: 0	R: 0	H: 0	R: 4	H: 5	R: 0	H: 1	R: 0	H: 0	R: 1	H: 1	1B: 5	SF: 0	WP: 0	PA: 43
	E: 0	LOB: 2	E: 0	LOB: 0	E: 0	LOB: 1	E: 0	LOB: 0	E: 0	LOB: 1	E: 0	LOB: 1	E: 0	LOB: 0	E: 0	LOB: 0	E: 0	LOB: 0	2B: 3	SAC: 1	PB: 0	
	K: 1	BB: 1	K: 2	BB: 0	K: 0	BB: 1	K: 1	BB: 0	K: 2	BB: 1	K: 0	BB: 0	K: 2	BB: 0	K: 0	BB: 1	K: 2	BB: 0	3B: 0	DP: 0	SB: 2	
	S: 17	P: 27	S: 11	P: 18	S: 11	P: 22	S: 11	P: 18	S: 8	P: 14	S: 19	P: 29	S: 15	P: 23	S: 10	P: 20	S: 11	P: 18	HR: 4	HBP: 0	CS: 1	

	AB	37
	R	9
	H	12
	RBI	9
	BB	4
	SO	10
	LOB	11

PITCHER		IP	WLS	BF	H	R	ER	SO	BB	IBB	HBP	BLK	WP	HR	S	P	ERA	WHIP
43 Jhoulys Chacín, R	(1, 1)	2.2	L	14	5	4	4	3	1	0	0	0	0	3	36	60	13.50	2.250
ERA: 6.01																		
66 Bobby Poyner, L	(3, 1)	0.1		2	0	0	0	0	1	0	0	0	0	0	3	7	0.00	3.000
ERA: 6.94																		
37 Heath Hembree, R	(4, 1)	1.0		3	0	0	0	1	0	0	0	0	0	0	11	18	0.00	0.000
ERA: 3.86																		
70 Ryan Brasier, R	(5, 1)	1.0		4	0	0	0	2	1	0	0	0	0	0	8	14	0.00	1.000
ERA: 4.85																		
48 Andrew Cashner, R	(6, 1)	0.2		7	5	4	4	0	0	0	0	0	0	0	17	27	54.00	7.500
ERA: 4.68																		

PITCHER		IP	WLS	BF	H	R	ER	SO	BB	IBB	HBP	BLK	WP	HR	S	P	ERA	WHIP
54 Colten Brewer, R	(6, 1)	1.1		5	1	0	0	2	0	0	0	0	0	0	17	25	0.00	0.750
ERA: 4.12																		
67 Josh Smith, R	(8, 1)	2.0		7	1	1	1	2	1	0	0	0	0	1	21	38	4.50	1.000
ERA: 5.81																		

BOTTOM

Baltimore Orioles @ Boston Red Sox

Fenway Park, Boston, MA

Sat Sep 28 2019, 1:07 PM - 4:43 PM EDT

Att. 36,414 - Sunny - 77 F

livebaseballscorecards.com

Batter	1	2	3	4	5	6	7	8	9	AB	R	H	RBI	BB	SO	LOB
19 Jackie Bradley Jr., L (1, 8) OBP: 0.318, SLG: 0.424	C FF 90 B FF 91 B CH 79 S FF 90 B CH 79 X FF 92 3-2 2 HR 1B		B SL 82 C SL 84 C CH 79 F FF 91 F SL 84 B FF 91 S SL 86 2-3 ① K		S SL 84 B FF 91 B CH 79 B SL 84 X SL 82 3-1 ② L5	B FF 97 X SL 90 1-0 ③ FC4-6 1-2f		B SI 91 F SI 92 X SI 90 1-1 ②③ G4-6-3 1-2f		5	1	1	0	0	1	4
11 Rafael Devers, L (1, 5) OBP: 0.359, SLG: 0.553	S FF 92 F FF 91 D SL 84 F FF 92 X FF 93 1-2 ① P5		S SL 86 B FF 92 B FF 92 B CH 80 F SL 85 F SL 85 F FF 93 F CH 82 X SL 85 3-2 ② F7		B FF 93 X SL 84 1-0 2 1B 1B		B FF 97 B SL 89 F FF 97 S SI 96 X SL 90 2-2 ① G6-3		X SL 79 0-0 ① F9	5	0	1	0	0	0	1
2 Xander Bogaerts, R (1, 6) OBP: 0.383, SLG: 0.556	C KC 79 1 SAFE B FF 92 S FF 92 B CH 81 X CH 81 2-2 1-H HR		B SL 85 C FF 93 F SL 87 B FF 93 B SL 86 B SL 86 4-2 BB		B KC 78 C CH 82 B FF 92 C SL 83 X KC 79 2-2 1-2 1B		B FF 96 C FF 97 F FF 98 F FF 97 X SL 87 1-2 59 FC1 28 BB 1B		C SI 94 C SI 95 F FC 87 X SI 96 0-2 ② G6-3	4	1	3	2	1	0	0
28 J.D. Martinez, R (1, 10) OBP: 0.383, SLG: 0.559	C FF 92 X KC 79 0-1 HR		C FF 92 B FF 92 C CH 82 C FF 94 1-3 ③ K		X CH 83 0-0 ③ F9		F FF 97 B SL 87 1 SAFE S SL 88 B SL 86 F FF 96 B FF 98 B SL 89 4-2 59 FC1 1-2 BB		B FC 86 B SI 94 B SI 94 C SI 94 C FC 84 C SI 95 3-3 ③ K	4	1	1	1	1	2	3
59 Sam Travis, R (1, 7) OBP: 0.274, SLG: 0.382	X CH 81 0-0 ② F8			F FF 91 B FF 91 B FF 92 X CH 80 2-1 ① G5-3		B FF 94 B FF 94 F SL 83 F FF 95 F FC 91 B FF 94 F FC 91 B SL 86 4-2 47 1B 3 1B BB	F SL 87 B FF 95 C FF 96 B SL 86 X SL 89 2-2 FC1 12 G4-6-3 1-2 2-3			3	1	0	0	1	0	2
12 Brock Holt, L (1, 3) OBP: 0.371, SLG: 0.404	B FF 93 C KC 79 F CH 81 S FF 93 1-3 ③ K			S SL 83 F FF 91 B KC 80 X CH 80 1-2 ② L6		B FF 94 C FC 90 S FF 94 X SL 83 1-2 ① F7	B FF 96 F SL 87 S SL 88 D SL 88 X CH 88 2-2 ②③ G4-6-3 1-2f			4	0	0	0	0	1	4
47 Gorkys Hernández, R (1, 9) OBP: 0.212, SLG: 0.196		C FF 90 B FF 91 B FF 89 S CH 79 X FF 91 2-2 ① F8		C CH 80 B FF 91 B SL 84 B FF 92 B CH 83 4-1 BB		B FC 90 X FF 94 1-0 3 1B 1-2 1B		C FF 95 B FF 96 S SL 86 B FF 97 F FF 97 B SL 86 B FF 96 4-2 3 FC4-6 40 1B BB		2	0	1	0	2	0	0
36 Chris Owings, R (1, 4) OBP: 0.209, SLG: 0.233 40 Marco Hernández, L (6, PH) OBP: 0.281, SLG: 0.340 (7, 4)		B FF 92 F CH 80 B CH 80 F CH 82 S FF 92 2-3 ② K		1 SAFE B CH 81 S FF 93 X CH 84 1-2 ③ G1-3		F FC 90 B FF 94 F FC 90 F FF 95 S SL 82 1-3 ② K		C SI 90 1 SAFE X SI 90 0-1 3 FC4-6 1-2 1B		2	0	0	0	0	1	1
										2	0	1	0	0	1	2
3 Sandy León, S (1, 2) OBP: 0.251, SLG: 0.297		F FF 92 F FF 92 S KC 78 0-3 ③ K2-3			C KC 77 B FF 91 F SL 83 X CH 80 1-2 ① G5-3	B FF 94 S FC 89 F FF 94 X FC 89 1-2 19 FC4-6 1-3 2-H 1B		X SI 91 0-0 ① FC4-6 19 G4-6-3 1-2f 2-3		4	0	1	1	0	1	2
Inning Stats	R: 3 H: 3 E: 0 LOB: 0 K: 1 BB: 0 S: 16 P: 23	R: 0 H: 0 E: 0 LOB: 0 K: 2 BB: 0 S: 9 P: 13	R: 0 H: 0 E: 0 LOB: 1 S: 16 BB: 1 P: 26	R: 0 H: 0 E: 0 LOB: 1 K: 0 BB: 1 S: 9 P: 17	R: 0 H: 2 E: 0 LOB: 2 K: 0 BB: 0 S: 10 P: 17	R: 1 H: 2 E: 0 LOB: 2 K: 1 BB: 1 S: 16 P: 25	R: 0 H: 1 E: 0 LOB: 2 K: 0 BB: 1 S: 16 P: 27	R: 0 H: 1 E: 0 LOB: 1 K: 0 BB: 1 S: 8 P: 13	R: 0 H: 0 E: 0 LOB: 0 K: 1 BB: 0 S: 8 P: 11	1B: 7 SF: 0 2B: 0 SAC: 0 3B: 0 DP: 2 HR: 2 HBP: 0						

AB	35
R	4
H	9
RBI	4
BB	5
SO	7
LOB	19

WP: 0 PA: 40
PB: 0
SB: 0
CS: 0

PITCHER		IP	WLS	BF	H	R	ER	SO	BB	IBB	HBP	BLK	WP	HR	S	P	ERA	WHIP
67 John Means, L ERA: 3.6	(1, 1)	5.0	W	22	5	3	3	5	2	0	0	0	0	2	60	96	5.40	1.400
43 Shawn Armstrong, R ERA: 5.74	(6, 1)	0.2		5	2	1	1	1	1	0	0	0	0	0	15	23	13.50	4.500
66 Tanner Scott, L ERA: 4.78	(6, 1)	0.2	H	2	0	0	0	0	0	0	0	0	0	0	4	7	0.00	0.000
52 Branden Kline, R ERA: 5.93	(7, 1)	0.2		5	1	0	0	0	2	0	0	0	0	0	16	29	0.00	4.500
48 Richard Bleier, L ERA: 5.37	(8, 1)	1.1		4	1	0	0	0	0	0	0	0	0	0	6	7	0.00	0.750

PITCHER		IP	WLS	BF	H	R	ER	SO	BB	IBB	HBP	BLK	WP	HR	S	P	ERA	WHIP
55 Dillon Tate, R ERA: 6.0	(9, 1)	0.2		2	0	0	0	1	0	0	0	0	0	0	7	10	0.00	0.000

Batter	1	2	3	4	5	6	7	8	9	AB	R	H	RBI	BB	SO	LOB
57 Hanser Alberto, R (1, 5) OBP: 0.329, SLG: 0.422	S FF 93 X FF 94 0-1 ① F7		F FC 88 F FF 93 B FF 93 X SI 93 1-2 21 2B 16 FC6-5 1B 1-2 2-H		1 SAFE B FF 93 1 SAFE F FC 88 B SI 93 X CH 87 2-1 ② F7			B KC 86 B KC 86 S FF 98 F FF 98 F FF 97 X KC 88 2-2 E6 16 1B 2 1B		4	2	1	1	0	0	1
21 Austin Hays, R (1, 8) OBP: 0.373, SLG: 0.574	B FF 94 B FF 94 S FF 94 F FF 95 X SI 94 2-2 ② G4-3		X CH 88 0-0 16 FC6-5 2B 1-3 2-H		S FF 93 B FF 94 X FF 94 1-1 ③ F8			C FF 98 B KC 88 1 SAFE B KC 87 F FF 99 S FF 98 2-3 ① K		4	0	1	1	0	1	2
16 Trey Mancini, R (1, 7) OBP: 0.364, SLG: 0.535	B CH 90 S CH 90 B CH 90 S CH 90 B FF 95 F CH 90 F CH 91 F CH 91 C FC 90 3-3 ③ K		D CH 90 B CH 89 B CH 90 C CH 90 X CH 90 3-1 ② FC6-5 2-3 3-H			B CU 82 S FF 93 S CH 88 S FF 94 1-3 ① K		C KC 86 F KC 86 B FF 98 D KC 88 F FF 98 F KC 88 F KC 87 X FF 98 2-2 2 1B 1-2 1B		4	0	1	1	0	2	1
39 Renato Núñez, R (1, 3) OBP: 0.311, SLG: 0.460		B FC 90 S FF 93 S CH 90 B CH 89 B SI 95 C SI 95 3-3 ① K	F FC 89 X CH 88 0-1 ③ G3			S CH 88 F CH 89 F FF 95 B CH 90 C FC 90 1-3 ② K		S FF 99 X FF 98 0-1 ② F3		4	0	0	0	0	2	3
2 Jonathan Villar, S (1, 4) OBP: 0.339, SLG: 0.453		S CH 90 B FF 94 F CH 90 F FF 95 S CH 89 1-3 ② K		C FF 93 C CH 87 F FF 93 B FF 94 B CH 88 X FC 88 2-2 ① L5		X FC 90 0-0 ③ G5-3		S FF 98 S FF 98 B FF 98 D KC 88 F KC 87 B FF 98 F KC 87 X KC 86 3-2 1-3 2-H 1B		4	0	1	1	0	1	0
45 Mark Trumbo, R (1, 10) OBP: 0.226, SLG: 0.276		B FF 93 B FF 94 F FF 94 F FF 94 F FC 90 B CH 90 X CH 90 3-2 ③ G2-3		B CH 88 C FF 93 X CH 87 1-1 ② F8			C FF 91 B CH 86 B CH 85 C FF 93 X FC 88 2-2 ① G4-3	B KC 85 S FF 98 T FF 96 F FF 96 1 SAFE S KC 86 1-3 ③ K		4	0	0	0	0	1	2
12 Stevie Wilkerson, S (1, 9) OBP: 0.286, SLG: 0.383			B CH 88 C FF 93 B FF 92 T FF 93 B FF 94 B FF 93 4-2 1 1B 57 1B BB	B CU 82 S FF 93 B FF 93 S FF 93 S FF 94 2-3 ③ K			C FF 94 T FF 94 B FF 94 B FF 94 B FF 94 B FF 94 4-2 BB		B KC 78 S KC 80 B FF 93 B FF 92 C FC 85 S KC 80 3-3 ① K2-3	2	1	0	0	2	2	0
61 Austin Wynns, R (1, 2) OBP: 0.247, SLG: 0.271			C FC 87 B CH 88 F FF 93 X SI 93 1-2 ① F8		B CU 81 B FF 92 X FF 92 2-0 ① F8		C FF 93 S FC 89 S FF 93 0-3 ② K		C KC 80 B KC 81 C KC 80 S KC 81 1-3 ② K2-3	4	0	0	0	0	2	2
1 Richie Martin, R (1, 6) OBP: 0.260, SLG: 0.322			F CH 88 X CH 86 0-1 57 1B 21 2B 1-2 1B		B FC 89 B CH 88 X FF 94 2-0 1B		B FC 88 B FF 93 B FF 93 C FF 93 S FF 93 S FF 94 3-3 ③ K		B FF 94 C KC 80 S FF 94 B FF 94 S FF 94 2-3 ③ K	4	1	2	0	0	2	1
Inning Stats	R: 0 E: 0 K: 1 S: 11 H: 0 LOB: 0 BB: 0 P: 16	R: 0 E: 0 K: 2 S: 11 H: 0 LOB: 0 BB: 0 P: 18	R: 3 E: 0 K: 0 S: 15 H: 3 LOB: 1 BB: 1 P: 24	R: 0 E: 0 K: 1 S: 9 H: 0 LOB: 0 BB: 0 P: 14	R: 0 E: 0 K: 0 S: 6 H: 1 LOB: 1 BB: 0 P: 13	R: 0 E: 0 K: 2 S: 8 H: 0 LOB: 0 BB: 0 P: 10	R: 0 E: 0 K: 2 S: 11 H: 0 LOB: 1 BB: 1 P: 20	R: 1 E: 1 K: 2 S: 24 H: 2 LOB: 2 BB: 0 P: 34	R: 0 E: 0 K: 3 S: 9 H: 0 LOB: 0 BB: 0 P: 15	1B: 5 2B: 1 3B: 0 HR: 0 SF: 0 SAC: 0 DP: 0 HBP: 0						

PITCHER		IP	WLS	BF	H	R	ER	SO	BB	IBB	HBP	BLK	WP	HR	S	P	ERA	WHIP
57 Eduardo Rodriguez, L ERA: 3.81	(1, 1)	7.0		27	4	3	3	8	2	0	0	0	0	0	71	115	3.86	0.857
32 Matt Barnes, R ERA: 3.78	(8, 1)	1.0	B	6	2	1	0	2	0	0	0	0	0	0	24	34	0.00	2.000
44 Brandon Workman, R ERA: 1.88	(9, 1)	1.0	W	3	0	0	0	3	0	0	0	0	0	0	9	15	0.00	0.000

PITCHER	IP	WLS	BF	H	R	ER	SO	BB	IBB	HBP	BLK	WP	HR	S	P	ERA	WHIP

TOP

Baltimore Orioles @ Boston Red Sox

Fenway Park, Boston, MA

Sun Sep 29 2019, 3:07 PM - 6:30 PM EDT

Att. 35,427 - Partly Cloudy - 69 F

livebaseballscorecards.com

AB	34
R	4
H	6
RBI	4
BB	2
SO	13
LOB	12

Batter	1	2	3	4	5	6	7	8	9	AB	R	H	RBI	BB	SO	LOB
50 Mookie Betts, R (1, 9) OBP: 0.391, SLG: 0.524	X FF 93 0-0 ① F8		F FF 92 X CH 86 0-1 11 E 2 FC6-2 1-2 3-H 1B		C FF 92 B FF 91 B CU 83 C CH 86 F CU 82 X CU 83 2-2 1B		S FF 93 F CH 85 X FF 93 0-2 ① P3		B SI 93 F CH 83 B SI 92 B SI 94 F CH 83 D FC 85 4-2 11 11 1B BB	4	1	2	1	1	0	0
11 Rafael Devers, L (1, 5) OBP: 0.361, SLG: 0.555	B FF 93 C FF 93 S FF 92 B FF 92 S CU 83 2-3 ② K		X CU 82 0-0 E9 2 FC6-2 2 WP 1-3 2-H 1B		X FF 92 0-0 ③ F7		B FF 94 B FF 95 C ST 85 S FF 95 X ST 85 2-2 2 1B 2B		B SI 92 1 SAFE X SI 92 1-0 1-H 1B	5	1	3	0	0	1	1
2 Xander Bogaerts, R (1, 6) OBP: 0.384, SLG: 0.555	C FF 93 B FF 92 B FF 93 F SL 86 X CU 82 2-2 ③ G4-3		C SL 87 T FF 92 B CU 82 X CU 82 1-2 ② FC6-2 1-3 3-H			C SL 86 B FF 91 B FF 92 B CH 86 B CH 87 4-1 18 PB 28 1B 7 1B BB	C ST 83 F FF 95 F FF 94 X ST 85 0-2 28 E 2-H 1B			3	1	1	1	1	0	2
28 J.D. Martinez, R (1, 10) OBP: 0.383, SLG: 0.557		S FF 91 F SL 85 F CU 81 S FF 92 0-3 ① K	C FF 92 S FF 92 F FF 93 D CU 84 B FF 93 B SL 87 S CU 83 3-3 ③ K			C FF 93 B FF 93 X FC 89 1-1 7 1B 18 PB 12 FC4-2 1-2 1B	F FF 93 F FF 94 X CH 85 0-2 ② L6 1-2			4	0	1	0	0	2	3
18 Mitch Moreland, L (1, 3) OBP: 0.328, SLG: 0.507		B SL 86 F FF 93 B FF 92 C SL 86 B CH 87 F FF 93 X SL 86 3-2 ② G4-3		B CU 79 C CH 85 X FF 92 1-1 7 G5-4-3 1B		B FF 92 F FC 89 B FC 88 B SL 82 S FC 89 F FF 94 B FC 88 4-2 12 FC4-2 7 1B 1-2 2-3 BB	X SL 83 0-0 ③ G6-3			3	0	1	0	1	0	1
7 Christian Vázquez, R (1, 2) OBP: 0.320, SLG: 0.477 36 Chris Owings, R (8, PR) OBP: 0.209, SLG: 0.233 (9, 7)		F FF 92 F SL 85 B FF 91 C FF 92 1-3 ③ K		B SL 85 F FF 92 X FF 91 1-1 ①② G5-4-3 1-2f		C FF 93 S FF 93 F FF 94 B FC 89 B SL 82 X FF 94 2-2 12 FC4-2 1-2 2-3 3-H 1B		F FF 92 B FF 94 X FF 95 1-1 12 1B 12 S 40 L4-5 1B		4 0	0 0	2 0	1 0	0 0	1 0	1 0
12 Brock Holt, L (1, 4) OBP: 0.369, SLG: 0.402 3 Sandy León, S (9, 2) OBP: 0.251, SLG: 0.297			C FF 92 C CU 80 S CU 81 0-3 ① K	S FF 92 F CU 81 S FF 92 0-3 ③ K		C ST 82 B CH 84 B FF 93 X CH 84 2-1 ① FC4-2 1-2 2-3 3-Hf		B CH 83 1 SAFE S CH 83 S CH 83 X FF 96 1-2 1-3 1B		4 0	0 0	1 0	0 0	0 0	2 0	3 0
47 Gorkys Hernández, R (1, 7) OBP: 0.218, SLG: 0.245 40 Marco Hernández, L (8, PH) OBP: 0.279, SLG: 0.338 (9, 4)			B FF 92 C FF 92 B CH 85 S FF 92 F SL 85 X FF 93 2-2 50 1B 3B		C FF 90 B SL 85 X SL 85 1-1 ① L7	C ST 84 C FF 94 X ST 85 0-2 ② P4		B CH 84 B SL 89 F CH 84 X FF 96 2-1 ①② L4-5 3-3		3 1	1 0	1 0	0 0	0 0	0 0	3 2
19 Jackie Bradley Jr., L (1, 8) OBP: 0.317, SLG: 0.421			B CH 86 C FF 92 B FF 92 F SL 87 H CU 82 3-2 11 1B 50 1B 11 E HBP		S CU 81 F FF 91 X CU 81 0-2 ② F7	T FF 95 S FF 95 T FF 95 0-2 ③ K		B CH 83 X FF 95 1-0 ③ F9		3	1	0	0	0	1	4
Inning Stats	R: 0 E: 0 K: 1 S: 7 H: 0 LOB: 0 BB: 0 P: 11	R: 0 E: 0 K: 2 S: 11 H: 0 LOB: 0 BB: 0 P: 15	R: 2 E: 1 K: 2 S: 19 H: 3 LOB: 2 BB: 0 P: 28	R: 0 E: 0 K: 1 S: 7 H: 1 LOB: 0 BB: 0 P: 9	R: 0 E: 0 K: 0 S: 10 H: 1 LOB: 1 BB: 0 P: 13	R: 1 E: 0 K: 1 S: 18 H: 2 LOB: 3 BB: 2 P: 31	R: 1 E: 1 K: 0 S: 14 H: 2 LOB: 1 BB: 0 P: 16	R: 0 E: 0 K: 0 S: 8 H: 2 LOB: 1 BB: 0 P: 13	R: 1 E: 0 K: 0 S: 3 H: 1 LOB: 1 BB: 1 P: 8	1B: 10 2B: 2 3B: 1 HR: 0 SF: 0 SAC: 0 DP: 2 HBP: 1						

PITCHER	IP	WLS	BF	H	R	ER	SO	BB	IBB	HBP	BLK	WP	HR	S	P	ERA	WHIP
62 Chandler Shepherd, R (1, 1) ERA: 6.63	5.0		21	5	3	2	6	1	0	1	0	1	0	55	81	3.60	1.200
43 Shawn Armstrong, R (6, 1) ERA: 5.74	0.0	B	3	2	0	0	0	1	0	0	0	0	0	9	16	∞	∞
58 Evan Phillips, R (6, 1) ERA: 6.43	1.2		7	2	1	1	1	0	0	0	0	0	0	21	25	5.40	1.200
51 Paul Fry, L (7, 1) ERA: 5.34	0.1		1	0	0	0	0	0	0	0	0	0	0	1	1	0.00	0.000
42 Mychal Givens, R (8, 1) ERA: 4.57	1.0		4	2	0	0	0	0	0	0	0	0	0	8	13	0.00	2.000

PITCHER	IP	WLS	BF	H	R	ER	SO	BB	IBB	HBP	BLK	WP	HR	S	P	ERA	WHIP
55 Dillon Tate, R (9, 1) ERA: 6.43	0.0	L	2	1	1	1	0	1	0	0	0	0	0	3	8	∞	∞

BOTTOM

Baltimore Orioles @ Boston Red Sox

Fenway Park, Boston, MA

Sun Sep 29 2019, 3:07 PM - 6:30 PM EDT

Att. 35,427 - Partly Cloudy - 69 F

livebaseballscorecards.com

AB	34
R	5
H	12
RBI	3
BB	3
SO	7
LOB	20