

Boston Red Sox - 2020

Batter	1	2	3	4	5	6	7	8	9	AB	R	H	RBI	BB	SO	LOB	TOP			
40 Marco Hernández, L (1.4) 36 Jonathan Araúz, S (6.6)	G3		K		F8			G6-3	F9	3	0	0	0	0	1	2				
92 Jaren Duran, L (1.8) 16 Ryder Jones, L (6.5)	G3				25 G3-1 3B			K		3	1	2	0	0	0	0				
25 Kevin Plawecki, R (1.2) 94 Connor Wong, R (4.2) 13 Juan Centeno, L (8.2)					G3-1			G5-3		2	0	1	1	0	0	0				
46 Tommy Joseph, R (1.3) 41 Cole Sturgeon, L (6.9)	K				K			F8	38 WP 83 WP 2B	3	0	0	0	0	2	2				
20 Jeter Downs, R (1.6) 22 Ryan Fitzgerald, L (6.4)					G1-3			K	83 WP 83 WP 83 G4-3 BB	3	0	0	0	0	1	1				
39 Marcus Wilson, R (1.7) 38 Tate Matheny, R (6.8)					G6-3			G5-3		2	0	0	0	0	1	0				
38 Rusney Castillo, R (1.9) 83 Nick Longhi, R (6.7)					G5-3			G4-3		2	0	1	0	0	0	0				
67 John Andreoli, R (1.10) 46 Keith Curcio, L (9. PH)					G4-3				2-H 3-H 4-0 BB	2	0	1	0	1	0	0				
71 Chad De La Guerra, L (1.5) 86 Josh Ockimey, L (6.3)					P5			G6-3	1-H HR	2	0	0	0	0	1	2				
Inning Stats	R: 0 E: 0 K: 1 S: 6	H: 1 LOB: 1 BB: 0 P: 6	R: 0 E: 0 K: 1 S: 5	H: 0 LOB: 0 BB: 0 P: 5	R: 0 E: 0 K: 1 S: 5	H: 0 LOB: 0 BB: 0 P: 5	R: 1 E: 0 K: 1 S: 6	H: 1 LOB: 0 BB: 0 P: 6	R: 0 E: 0 K: 1 S: 7	H: 2 LOB: 1 BB: 0 P: 7	R: 0 E: 0 K: 0 S: 3	H: 0 LOB: 1 BB: 1 P: 7	R: 0 E: 0 K: 1 S: 5	H: 0 LOB: 0 BB: 0 P: 5	R: 4 E: 0 K: 1 S: 7	H: 2 LOB: 0 BB: 2 P: 19	1B: 3 2B: 2 3B: 1 HR: 1	SF: 0 SAC: 0 DP: 0 HBP: 0	WP: 3 PB: 0 SB: 0 CS: 0	PA: 37
PITCHER	IP WLS BF H R ER SO BB IBB HBP BLK WP HR S P ERA WHIP	2.0 W 7 1 0 0 2 0 0 0 0 0 0 11 11 0.00 0.500	1.0 H 3 0 0 0 1 0 0 0 0 0 0 5 5 0.00 0.000	2.0 H 9 3 1 1 2 0 0 0 0 0 0 13 13 4.50 1.500	1.0 4 1 0 0 1 0 0 0 0 1 0 6 7 0.00 1.000	1.0 4 0 0 0 0 1 0 0 0 0 0 3 7 0.00 1.000	PITCHER	IP WLS BF H R ER SO BB IBB HBP BLK WP HR S P ERA WHIP	1.0 3 0 0 0 1 0 0 0 0 0 0 5 5 0.00 0.000	0.2 5 1 3 3 1 2 0 0 0 0 2 0 5 15 40.50 4.500	0.1 2 1 1 1 0 0 0 0 0 0 0 1 2 4 27.00 3.000	63 Eric Hanhold, R (8.1) 58 Evan Phillips, R (9.1) 94 Francisco Jimenez, R (9.1)								

Boston Red Sox @ Baltimore Orioles
Ed Smith Stadium, Sarasota, FL
Sun Feb 23 2020, 1:07 PM - 4:16 PM EST
Att: 7,327 - Sunny - 75 F

AB 34
R 5
H 7
RBI 4
BB 3
SO 8
LOB 11



Batter	1	2	3	4	5	6	7	8	9	AB	R	H	RBI	BB	SO	LOB	BOTTOM	
57 Hanser Alberto, R (1.4) 36 Bryan Holaday, R (5.2) 37 Taylor Davis, R (9.2)	19 BB 35 G1-2-3 1B	F9		F8				G4-3		3	0	1	0	0	0	1		
16 Trev Mancini, R (1.9) 65 Ryan McKenna, R (5.9)	19 BB 1B			F8				G6-3		3	0	1	0	0	0	0		
19 Chris Davis, L (1.3) 2 Dilson Herrera, R (4. PR)	1-2 2-3 BB							G6-3		1	1	1	0	2	0	0		
28 Pedro Severino, R (1.2) 87 Ramón Urias, R (5.4)	K							G6-3		1	1	0	0	1	1	0		
35 Dwight Smith Jr., L (1.7) 38 Mason Williams, L (5. PR)	G1-2-3							G6-3		3	0	2	1	0	0	3		
11 Jose Iglesias, R (1.6) 82 Mason McCoy, R (3. PR)								G6-3		1	1	1	0	1	0	0		
14 Rio Ruiz, L (1.5) 81 Rylan Bannon, R (5. PR)								G6-3		2	0	1	1	0	0	1		
12 Stevie Wilkerson, S (1.8) 90 T.J. Nitching, S (5. PR)								G6-3		2	0	1	1	1	0	1		
31 Cedric Mullins, L (1.10) 76 Adley Rutschman, S (6. PH)								G6-3		3	0	1	2	0	1	4		
Inning Stats	R: 0 E: 0 K: 1 S: 6	H: 2 LOB: 2 BB: 1 P: 10	R: 1 E: 0 K: 0 S: 4	H: 1 LOB: 1 BB: 1 P: 8	R: 2 E: 0 K: 1 S: 8	H: 3 LOB: 3 BB: 2 P: 16	R: 0 E: 0 K: 1 S: 6	H: 1 LOB: 1 BB: 0 P: 6	R: 2 E: 0 K: 0 S: 7	H: 3 LOB: 2 BB: 1 P: 10	R: 2 E: 1 K: 3 S: 13	H: 3 LOB: 1 BB: 1 P: 21	R: 0 E: 0 K: 0 S: 3	H: 0 LOB: 0 BB: 0 P: 3	1B: 12 2B: 2 3B: 0 HR: 1	SF: 1 SAC: 0 DP: 1 HBP: 0	WP: 1 PB: 1 SB: 1 CS: 0	PA: 47
PITCHER	IP WLS BF H R ER SO BB IBB HBP BLK WP HR S P ERA WHIP	2.0 L 10 3 1 1 1 2 0 0 0 0 0 8 16 4.50 2.500	1.0 8 3 2 2 1 2 0 0 0 0 0 6 16 18.00 5.000	1.0 4 1 0 0 1 0 0 0 0 0 0 6 6 0.00 1.000	1.0 7 3 2 2 0 1 0 0 0 0 0 6 10 18.00 4.000	1.0 7 2 2 2 1 2 0 0 0 0 0 7 15 18.00 4.000	PITCHER	IP WLS BF H R ER SO BB IBB HBP BLK WP HR S P ERA WHIP	0.2 7 3 4 1 2 1 0 0 0 0 1 0 3 4 0.00 0.000	0.1 1 0 0 0 1 0 0 0 0 0 1 0 3 4 0.00 0.000	1.0 3 0 0 0 0 0 0 0 0 0 0 3 3 0.00 0.000	90 Jhonathan Diaz, L (7.1) 86 Adam Lau, R (7.1) 48 Konner Wade, R (8.1)						

Boston Red Sox @ Baltimore Orioles
Ed Smith Stadium, Sarasota, FL
Sun Feb 23 2020, 1:07 PM - 4:16 PM EST
Att: 7,327 - Sunny - 75 F

AB 38
R 11
H 15
RBI 9
BB 8
SO 7
LOB 26



Batter	1	2	3	4	5	6	7	8	9	AB	R	H	RBI	BB	SO	LOB	TOP					
16 Andrew Benintendi, L OBP: 0.400, SLG: 1.000 36 Tyler Dearden, L (5, 9)										3	1	1	1	0	2	1	Boston Red Sox @ Minnesota Twins CenturyLink Sports Complex, Fort Myers, FL Mon Feb 24 2020, 1:06 PM - 3:49 PM EST Att: 6,215 - Sunny - 79 F					
19 Jackie Bradley Jr., L OBP: 0.400, SLG: 0.400 46 Keith Curcio, L (5, 7)										3	0	2	0	0	0	1						
28 J.D. Martinez, R (1, 10) 48 Joey Meneeses, R OBP: 0.500, SLG: 0.500 (6, 10)										1	0	0	0	1	1	1						
18 Mitch Moreland, L (1, 3) 47 Jeff Bandy, R OBP: 0.500, SLG: 0.500 91 Roldani Baldwin, R OBP: 1.000, SLG: 2.000 (8, 2)										2	0	0	0	0	0	2						
7 Christian Vázquez, R (1, 2) 12 Pedro Castellanos, R (4, 3)										2	0	0	0	0	0	2						
5 Kevin Pillar, R OBP: 0.250, SLG: 0.250 38 Tate Matheny, R (5, 8)										2	0	1	0	0	0	0						
29 Bobby Dalbec, R (1, 5) 7 Brett Netzer, L OBP: 0.500, SLG: 0.500 (6, 4)										2	0	0	0	0	1	1						
36 Jonathan Araúz, S OBP: 0.250, SLG: 0.500 22 Ryan Fitzgerald, L (6, 6)										2	0	1	0	0	1	0						
71 Chad De La Guerra, L (1, 4) 11 Josh Tobias, S (6, 5)										2	0	0	0	0	2	1						
Inning Stats	R: 1 E: 0 K: 0 S: 4	H: 2 LOB: 1 BB: 1 P: 9	R: 0 E: 0 K: 1 S: 5	H: 0 LOB: 0 BB: 0 P: 5	R: 0 E: 0 K: 3 S: 10	H: 1 LOB: 1 BB: 0 P: 10	R: 0 E: 0 K: 1 S: 6	H: 1 LOB: 1 BB: 0 P: 6	R: 0 E: 0 K: 2 S: 8	H: 1 LOB: 0 BB: 0 P: 3	R: 0 E: 0 K: 3 S: 9	H: 0 LOB: 0 BB: 0 P: 9	R: 0 E: 0 K: 0 S: 3	H: 0 LOB: 0 BB: 0 P: 3	R: 1 E: 1 K: 1 S: 8	H: 2 LOB: 2 BB: 0 P: 9		1B: 5 2B: 2 3B: 0 HR: 1	SF: 0 SAC: 0 DP: 2 HBP: 0	WP: 1 PB: 0 SB: 0 CS: 0	PA: 35	
PITCHER	IP WLS BF H R ER SO BB IBB HBP BLK WP HR S P ERA WHIP	IP WLS BF H R ER SO BB IBB HBP BLK WP HR S P ERA WHIP	IP WLS BF H R ER SO BB IBB HBP BLK WP HR S P ERA WHIP	IP WLS BF H R ER SO BB IBB HBP BLK WP HR S P ERA WHIP	IP WLS BF H R ER SO BB IBB HBP BLK WP HR S P ERA WHIP	IP WLS BF H R ER SO BB IBB HBP BLK WP HR S P ERA WHIP	IP WLS BF H R ER SO BB IBB HBP BLK WP HR S P ERA WHIP	IP WLS BF H R ER SO BB IBB HBP BLK WP HR S P ERA WHIP	IP WLS BF H R ER SO BB IBB HBP BLK WP HR S P ERA WHIP	IP WLS BF H R ER SO BB IBB HBP BLK WP HR S P ERA WHIP	IP WLS BF H R ER SO BB IBB HBP BLK WP HR S P ERA WHIP	IP WLS BF H R ER SO BB IBB HBP BLK WP HR S P ERA WHIP	IP WLS BF H R ER SO BB IBB HBP BLK WP HR S P ERA WHIP	IP WLS BF H R ER SO BB IBB HBP BLK WP HR S P ERA WHIP	IP WLS BF H R ER SO BB IBB HBP BLK WP HR S P ERA WHIP	IP WLS BF H R ER SO BB IBB HBP BLK WP HR S P ERA WHIP	IP WLS BF H R ER SO BB IBB HBP BLK WP HR S P ERA WHIP	IP WLS BF H R ER SO BB IBB HBP BLK WP HR S P ERA WHIP	IP WLS BF H R ER SO BB IBB HBP BLK WP HR S P ERA WHIP	IP WLS BF H R ER SO BB IBB HBP BLK WP HR S P ERA WHIP	IP WLS BF H R ER SO BB IBB HBP BLK WP HR S P ERA WHIP	IP WLS BF H R ER SO BB IBB HBP BLK WP HR S P ERA WHIP

Batter	1	2	3	4	5	6	7	8	9	AB	R	H	RBI	BB	SO	LOB	BOTTOM					
2 Luis Arraez, L OBP: 0.333, SLG: 0.333 5 Peter Mooney, L (6, 4)										3	1	1	0	0	0	0	Boston Red Sox @ Minnesota Twins CenturyLink Sports Complex, Fort Myers, FL Mon Feb 24 2020, 1:06 PM - 3:49 PM EST Att: 6,215 - Sunny - 79 F					
20 Eddie Rosario, L (1, 7) 9 DaShawn Keirse Jr., L (6, 8)										3	0	0	0	0	0	1						
23 Nelson Cruz, R OBP: 0.667, SLG: 1.667 81 Trevor Lamach, L (7, PH) (8, 10)										3	1	2	2	0	1	0						
16 Alex Avila, L (1, 2) 50 Brent Rooker, R OBP: 1.000, SLG: 1.000 (6, 7)										1	0	0	0	1	1	1						
13 Ehire Adrianza, S OBP: 0.400, SLG: 0.400 56 Tomás Telis, S (6, 2)										2	0	0	0	0	1	1						
60 Jake Cave, L OBP: 0.200, SLG: 0.200 89 Zander Wiel, R OBP: 0.600, SLG: 1.333 (6, 3)										2	0	0	0	0	1	1						
64 Willians Astudillo, R OBP: 0.600, SLG: 0.600 88 Drew Maggi, R (6, 6)										2	0	1	0	0	0	0						
75 Royce Lewis, R (1, 6) 33 Ramón Flores, L (6, 9)										2	0	0	0	0	2	1						
79 Gilberto Celestino, R OBP: 0.500, SLG: 1.333 99 Cody Asche, L (6, 5)										2	1	1	1	0	0	0						
Inning Stats	R: 0 E: 0 K: 1 S: 6	H: 1 LOB: 1 BB: 0 P: 6	R: 0 E: 0 K: 3 S: 10	H: 1 LOB: 1 BB: 0 P: 10	R: 3 E: 0 K: 0 S: 6	H: 3 LOB: 1 BB: 1 P: 12	R: 0 E: 0 K: 1 S: 5	H: 0 LOB: 0 BB: 0 P: 5	R: 0 E: 0 K: 1 S: 4	H: 1 LOB: 2 BB: 1 P: 8	R: 0 E: 0 K: 0 S: 3	H: 0 LOB: 1 BB: 1 P: 7	R: 0 E: 0 K: 1 S: 5	H: 0 LOB: 1 BB: 1 P: 9	R: 0 E: 0 K: 1 S: 5	H: 0 LOB: 1 BB: 1 P: 9		1B: 4 2B: 0 3B: 0 HR: 2	SF: 0 SAC: 0 DP: 0 HBP: 0	WP: 0 PB: 0 SB: 1 CS: 0	PA: 34	
PITCHER	IP WLS BF H R ER SO BB IBB HBP BLK WP HR S P ERA WHIP	IP WLS BF H R ER SO BB IBB HBP BLK WP HR S P ERA WHIP	IP WLS BF H R ER SO BB IBB HBP BLK WP HR S P ERA WHIP	IP WLS BF H R ER SO BB IBB HBP BLK WP HR S P ERA WHIP	IP WLS BF H R ER SO BB IBB HBP BLK WP HR S P ERA WHIP	IP WLS BF H R ER SO BB IBB HBP BLK WP HR S P ERA WHIP	IP WLS BF H R ER SO BB IBB HBP BLK WP HR S P ERA WHIP	IP WLS BF H R ER SO BB IBB HBP BLK WP HR S P ERA WHIP	IP WLS BF H R ER SO BB IBB HBP BLK WP HR S P ERA WHIP	IP WLS BF H R ER SO BB IBB HBP BLK WP HR S P ERA WHIP	IP WLS BF H R ER SO BB IBB HBP BLK WP HR S P ERA WHIP	IP WLS BF H R ER SO BB IBB HBP BLK WP HR S P ERA WHIP	IP WLS BF H R ER SO BB IBB HBP BLK WP HR S P ERA WHIP	IP WLS BF H R ER SO BB IBB HBP BLK WP HR S P ERA WHIP	IP WLS BF H R ER SO BB IBB HBP BLK WP HR S P ERA WHIP	IP WLS BF H R ER SO BB IBB HBP BLK WP HR S P ERA WHIP	IP WLS BF H R ER SO BB IBB HBP BLK WP HR S P ERA WHIP	IP WLS BF H R ER SO BB IBB HBP BLK WP HR S P ERA WHIP	IP WLS BF H R ER SO BB IBB HBP BLK WP HR S P ERA WHIP	IP WLS BF H R ER SO BB IBB HBP BLK WP HR S P ERA WHIP	IP WLS BF H R ER SO BB IBB HBP BLK WP HR S P ERA WHIP	IP WLS BF H R ER SO BB IBB HBP BLK WP HR S P ERA WHIP



Batter	1	2	3	4	5	6	7	8	9	AB	R	H	RBI	BB	SO	LOB	TOP																			
30 Tzu-Wei Lin, L OBP: 0.385, SLG: 0.333 38 Tate Matheny, R (6, 8)	G4-3		G4-3			K		L1-4-1-4-3-6		3	0	0	0	0	1	0																				
11 Rafael Devers, L 71 Chad De La Guerra, L (1, 5) (4, 5)	K			F9		K			29 F8 43 HBP BB	2	0	0	0	0	1	0																				
28 J.D. Martinez, R 43 C.J. Chatham, R (1, 10) (6, PH) (6, 10)	3B			HR		F9			HBP	2	1	2	1	0	0	0																				
23 Michael Chavis, R 29 Bobby Dalbec, R (1, 3) (6, 3)	F8			F8			G6-3		F8	2	0	0	0	0	0	1																				
3 José Peraza, R 12 Jonathan Lucroy, R 47 Jett Bandy, R (1, 4) (6, 2) (8, 2)	K			P2			G4-3		K	2	0	0	0	0	1	0																				
25 Kevin Plawecki, R 36 Jonathan Araúz, S (1, 2) (6, 4)	1B			F9					F8	2	0	1	0	0	0	0																				
38 Rusney Castillo, R 83 Nick Longhi, R (1, 7) (6, 7)	G4-3			1B						2	0	1	0	0	0	1																				
93 César Puello, R 39 Marcus Wilson, R (1, 9) (6, 9)	F7			K					38 20 BB 1B	2	0	0	0	0	1	1																				
92 Jarren Duran, L 20 Jeter Downs, R (1, 8) (6, 6)	F8			F7					38 1-2 BB	2	0	0	0	0	0	1																				
Inning Stats	R: 0 E: 0 K: 1 S: 6	H: 1 LOB: 1 BB: 0 P: 6	R: 0 E: 0 K: 1 S: 5	H: 1 LOB: 0 BB: 0 P: 5	R: 0 E: 0 K: 0 S: 3	H: 0 LOB: 0 BB: 0 P: 3	R: 1 E: 0 K: 0 S: 6	H: 1 LOB: 1 BB: 0 P: 7	R: 0 E: 0 K: 1 S: 7	H: 0 LOB: 0 BB: 0 P: 7	R: 0 E: 0 K: 1 S: 6	H: 1 LOB: 1 BB: 0 P: 6	R: 0 E: 0 K: 0 S: 2	H: 1 LOB: 0 BB: 1 P: 6	R: 0 E: 0 K: 1 S: 5	H: 0 LOB: 2 BB: 1 P: 10	1B: 4 2B: 0 3B: 2 HR: 1	SF: 0 SAC: 0 DP: 1 HBP: 1	WP: 0 PB: 0 SB: 0 CS: 0	PA: 33																
PITCHER	IP	WLS	BF	H	R	ER	SO	BB	IBB	HBP	BLK	WP	HR	S	P	ERA	WHIP	PITCHER		IP	WLS	BF	H	R	ER	SO	BB	IBB	HBP	BLK	WP	HR	S	P	ERA	WHIP
15 Homer Bailey, R ERA: 0.00	2.0	7	7	2	0	0	2	0	0	0	0	0	0	11	11	0.00	1.000	85 Charlie Barnes, L ERA: 2.25		2.0	8	8	1	0	0	1	2	0	1	0	0	7	16	0.00	1.500	
65 Trevor May, R ERA: 13.5	1.0	3	0	0	0	0	0	0	0	0	0	0	0	3	3	0.00	0.000																			
38 Cory Gearrin, R ERA: 13.5	1.0	4	1	1	1	0	0	0	0	0	0	0	0	1	6	7	9.00	1.000																		
61 Cody Stashak, R ERA: 9.0	2.0	7	1	0	0	3	0	0	0	0	0	0	0	13	13	0.00	0.500																			
66 Jorge Alcala, R ERA: 9.0	1.0	4	1	0	0	1	0	0	0	0	0	0	0	6	6	0.00	1.000																			

Boston Red Sox @ Minnesota Twins
CenturyLink Sports Complex, Fort Myers, FL
Fri Feb 28 2020, 1:05 PM - 3:36 PM EST
Att: 8,026 - Cloudy - 63 F

AB 30
R 1
H 6
RBI 1
BB 2
SO 7
LOB 13



Batter	1	2	3	4	5	6	7	8	9	AB	R	H	RBI	BB	SO	LOB	BOTTOM																			
26 Max Kepler, L 76 Alex Kirilloff, L (1, 9) (6, 9)	L4		F8			8 BB 20 2B 1B	HR			2	0	0	0	0	0	0																				
24 Josh Donaldson, R 81 Trevor Larnach, L (1, 10) (7, PH) (8, 10)	F9			22 G6-4-3 2B		F7				3	0	1	0	0	0	1																				
8 Mitch Garver, R 85 Yunior Severino, S (1, 2) (6, PR) (7, 4)	BB			22 G6-4-3		20 2B BB			F7	1	0	0	0	2	0	1																				
22 Miguel Sanó, R 91 Mark Contreras, L (1, 3) (7, 7)	F8			G6-4-3		K			K	3	0	0	0	0	1	5																				
20 Eddie Rosario, L Wander Javier, R (1, 7) (6, PR) (7, 6)	G3			P5		1-2 2-3				3	0	1	2	0	0	1																				
2 Luis Arraez, L 99 Cody Asche, L (1, 4) (7, 5)	K					1-2 2-3				2	0	0	0	1	1	2																				
64 Willians Astudillo, R 56 Tomás Telis, S (1, 5) (7, 3)	F8					64 FC6-4 BB			F9	1	0	0	0	0	0	1																				
30 LaMonte Wade Jr., L 73 Juan Graterol, R (1, 8) (7, 2)	K								G3	1	0	0	0	1	1	0																				
88 Drew Maggi, R 50 Jimmy Kerrigan, S (1, 6) (7, 8)	K					88 G5-4-3 BB			76 HR 1B	2	0	0	0	0	1	2																				
Inning Stats	R: 0 E: 0 K: 0 S: 3	H: 0 LOB: 1 BB: 1 P: 7	R: 0 E: 0 K: 1 S: 5	H: 0 LOB: 0 BB: 0 P: 5	R: 0 E: 0 K: 2 S: 7	H: 0 LOB: 0 BB: 0 P: 7	R: 0 E: 1 K: 0 S: 4	H: 1 LOB: 1 BB: 0 P: 4	R: 0 E: 0 K: 0 S: 2	H: 0 LOB: 1 BB: 2 P: 10	R: 2 E: 0 K: 1 S: 7	H: 2 LOB: 2 BB: 1 P: 11	R: 2 E: 0 K: 1 S: 7	H: 2 LOB: 0 BB: 0 P: 8	R: 0 E: 0 K: 2 S: 7	H: 0 LOB: 1 BB: 1 P: 11	1B: 2 2B: 2 3B: 0 HR: 1	SF: 0 SAC: 0 DP: 2 HBP: 0	WP: 0 PB: 0 SB: 0 CS: 0	PA: 33																
PITCHER	IP	WLS	BF	H	R	ER	SO	BB	IBB	HBP	BLK	WP	HR	S	P	ERA	WHIP	PITCHER		IP	WLS	BF	H	R	ER	SO	BB	IBB	HBP	BLK	WP	HR	S	P	ERA	WHIP
81 Kyle Hart, L ERA: 9.0	2.0	7	0	0	0	1	1	0	0	0	0	0	0	8	12	0.00	0.500	77 Robinson Leyer, R ERA: 9.0		1.0	5	5	2	2	2	1	0	0	0	0	7	8	18.00	2.000		
72 Josh Taylor, L ERA: 9.0	1.0	3	0	0	0	2	0	0	0	0	0	0	0	7	7	0.00	0.000	56 Matt Hall, L ERA: 9.0		1.0	4	4	0	0	0	2	1	0	0	0	7	11	0.00	1.000		
31 Austin Brice, R ERA: 9.0	1.0	4	1	0	0	0	0	0	0	0	0	0	0	4	4	0.00	1.000																			
76 Hector Velázquez, R ERA: 9.0	1.0	4	0	0	0	0	2	0	0	0	0	0	0	2	10	0.00	2.000																			
78 Trevor Hildenberger, R ERA: 9.0	1.0	6	2	2	2	1	1	0	0	0	0	0	0	7	11	18.00	3.000																			

Boston Red Sox @ Minnesota Twins
CenturyLink Sports Complex, Fort Myers, FL
Fri Feb 28 2020, 1:05 PM - 3:36 PM EST
Att: 8,026 - Cloudy - 63 F

AB 28
R 4
H 5
RBI 4
BB 5
SO 7
LOB 15




Batter	1	2	3	4	5	6	7	8	9	AB	R	H	RBI	BB	SO	LOB	TOP											
13 Ronald Acuña Jr, R OBP: 0.125, SLG: 0.125 74 Greyson Jenista, L OBP: 0.300, SLG: 0.556	G6-3		F7			K			0 HBP 83 1B BB	3	0	0	0	0	1	1	Atlanta Braves @ Boston Red Sox JetBlue Park, Ft. Myers, FL Sun Mar 01 2020, 1:08 PM - 4:00 PM EST Att: 9,758 - Sunny - 73 F											
1 Ozzie Albies, S OBP: 0.438, SLG: 0.533 0 Pete Kozma, R OBP: 0.200, SLG: 0.111	L4			F9			2B	98 HBP 88 BB 83 1B HBP	3	0	1	0	0	0	0	0												
20 Marcell Ozuna, R OBP: 0.200, SLG: 0.700 84 Terone Harris III, R OBP: 0.200, SLG: 0.700	G1-3			K2-3		K		K	3	0	0	0	0	2	1	2												
45 Yonder Alonso, L OBP: 0.125, SLG: 0.067 82 Bryce Ball, L OBP: 0.167, SLG: 0.364		K			K		G3		F8	2	0	0	0	0	2	0												
7 Dansby Swanson, R OBP: 0.400, SLG: 0.462 83 Braden Shewmake, L OBP: 0.333, SLG: 0.364		K				G6		G5-3	2	0	0	0	0	1	0	0												
11 Ender Inciarte, L OBP: 0.286, SLG: 0.182 98 Justin Dean, R OBP: 0.222, SLG: 0.333		K				18 1B BB		K	1	0	0	0	1	1	0	0												
12 Alex Jackson, R OBP: 0.429, SLG: 0.833 88 Shea Langeliers, R OBP: 0.429, SLG: 0.833			K			P3		G6-3	4	0	0	0	1	1	0	0												
18 Rafael Ortega, L OBP: 0.500, SLG: 0.545 92 Ryan Casteel, R OBP: 0.222, SLG: 0.333			F7					G6-3	2	0	1	0	0	0	0	0												
76 Sean Kazmar Jr, R OBP: 0.300, SLG: 0.222 91 Riley Unroe, S OBP: 0.222, SLG: 0.333						G5-3		L6	3	0	0	0	0	0	0	0												
Inning Stats	R: 0 E: 0 K: 0 S: 3	H: 0 LOB: 0 BB: 0 P: 3	R: 0 E: 0 K: 3 S: 9	H: 0 LOB: 0 BB: 0 P: 9	R: 0 E: 0 K: 1 S: 6	H: 1 LOB: 1 BB: 0 P: 6	R: 0 E: 0 K: 2 S: 7	H: 0 LOB: 0 BB: 0 P: 7	R: 0 E: 0 K: 0 S: 3	H: 1 LOB: 2 BB: 1 P: 7	R: 0 E: 0 K: 1 S: 5	H: 0 LOB: 0 BB: 0 P: 5	R: 0 E: 0 K: 0 S: 3	H: 0 LOB: 0 BB: 0 P: 3	R: 2 E: 0 K: 1 S: 6	H: 1 LOB: 3 BB: 2 P: 16		1B: 3 2B: 1 3B: 0 HR: 0	SF: 0 SAC: 0 DP: 0 HBP: 2	WP: 0 PB: 0 SB: 0 CS: 0	PA: 35							
PITCHER	IP	WLS	BF	H	R	ER	SO	BB	IBB	HBP	BLK	WP	HR	S	P	ERA		WHIP										
17 Nathan Eovaldi, R ERA: 10.8	3.0	W	10	1	0	0	4	0	0	0	0	0	0	18	18	0.00		0.333										
44 Brandon Workman, R ERA: 10.8	1.0	H	3	0	0	0	2	0	0	0	0	0	0	7	7	0.00	0.000											
89 Tanner Houck, R ERA: 10.8	3.0	H	11	2	0	0	3	1	0	0	0	0	0	16	20	0.00	1.000											
64 Marcus Walden, R ERA: 10.8	1.2	H	10	1	2	2	1	2	0	2	0	0	0	8	18	10.80	1.800											
86 Emmanuel De Jesus, L ERA: 10.8	0.1	S	1	0	0	0	0	0	0	0	0	0	0	1	1	0.00	0.000											

Batter	1	2	3	4	5	6	7	8	9	AB	R	H	RBI	BB	SO	LOB	BOTTOM											
23 Michael Chavis, R OBP: 0.364, SLG: 0.556 40 Johan Mieses, R OBP: 0.800, SLG: 0.500	11 WP 11 HR BB									0	1	0	0	1	0	0	Atlanta Braves @ Boston Red Sox JetBlue Park, Ft. Myers, FL Sun Mar 01 2020, 1:08 PM - 4:00 PM EST Att: 9,758 - Sunny - 73 F											
11 Rafael Devers, L OBP: 0.200, SLG: 0.800 41 Cole Sturgeon, L OBP: 0.333, SLG: 0.667		K			F7		K2-3			3	1	1	2	0	1	4												
28 J.D. Martinez, R OBP: 0.286, SLG: 0.583 7 Brett Netzer, L OBP: 0.600, SLG: 0.500			K							3	0	0	0	0	2	4												
18 Mitch Moreland, L OBP: 0.375, SLG: 0.571 86 Josh Ockimey, L OBP: 0.333, SLG: 0.818	F9				K					0	0	0	0	0	0	0												
7 Christian Vázquez, R OBP: 0.200, SLG: 0.300 12 Jonathan Lucroy, R OBP: 0.286, SLG: 0.533 47 Jett Bandy, R OBP: 0.200, SLG: 0.250	P3									4	0	1	0	0	2	1												
40 Marco Hernández, L OBP: 0.462, SLG: 0.444 67 John Andreoli, R OBP: 0.462, SLG: 0.444		K		G1-3						2	0	0	0	1	0	0												
38 Rusney Castillo, R OBP: 0.462, SLG: 0.444 71 Chad De La Guerra, L OBP: 0.462, SLG: 0.444			20 1B 83 2B 1B							2	1	1	0	0	1	0												
20 Jeter Downs, R OBP: 0.429, SLG: 0.111 68 Jantzen Witte, R OBP: 0.429, SLG: 0.111										2	0	1	0	0	1	0												
83 Nick Longhi, R OBP: 0.250, SLG: 0.375 48 Joey Meneses, R OBP: 0.400, SLG: 0.400										1	0	1	1	0	0	0												
Inning Stats	R: 2 E: 0 K: 0 S: 6	H: 1 LOB: 1 BB: 1 P: 12	R: 1 E: 0 K: 3 S: 12	H: 3 LOB: 3 BB: 1 P: 16	R: 0 E: 0 K: 2 S: 7	H: 0 LOB: 0 BB: 0 P: 7	R: 0 E: 0 K: 2 S: 7	H: 0 LOB: 0 BB: 0 P: 7	R: 0 E: 0 K: 1 S: 5	H: 0 LOB: 1 BB: 0 P: 5	R: 0 E: 0 K: 1 S: 5	H: 0 LOB: 1 BB: 1 P: 9	R: 1 E: 0 K: 0 S: 3	H: 1 LOB: 2 BB: 3 P: 15	R: 4 E: 0 K: 1 S: 6	H: 6 LOB: 1 SAC: 0 DP: 1 HBP: 0		1B: 4 2B: 1 3B: 0 HR: 1	SF: 0 SAC: 0 DP: 1 HBP: 0	WP: 1 PB: 0 SB: 0 CS: 0	PA: 35							
PITCHER	IP	WLS	BF	H	R	ER	SO	BB	IBB	HBP	BLK	WP	HR	S	P	ERA		WHIP										
26 Mike Folynewicz, R ERA: 10.8	1.1	L	10	4	3	3	1	2	0	0	0	0	0	12	22	20.25		4.500										
96 Tyler Matzek, L ERA: 10.8	1.2		5	0	0	0	4	0	0	0	0	0	0	13	13	0.00	0.000											
30 Kyle Wright, R ERA: 10.8	3.0		10	1	0	0	5	0	0	0	0	0	0	20	20	0.00	0.333											
65 Patrick Weigel, R ERA: 10.8	1.0		4	0	0	0	1	1	0	0	0	0	0	5	9	0.00	1.000											
66 Hussar Ynoa, R ERA: 2.7	1.0		6	1	1	1	0	3	0	0	0	0	0	3	15	9.00	4.000											



Batter	1	2	3	4	5	6	7	8	9	AB	R	H	RBI	BB	SO	LOB	TOP										
16 Andrew Benintendi, L (1,10) OBP: 0.333, SLG: 0.545 68 Jantzen Witte, R (8,PH) OBP: 0.200, SLG: 0.400										3	0	0	0	0	2	2	Boston Red Sox @ New York Yankees George M. Steinbrenner Field, Tampa, FL Tue Mar 03 2020, 1:09 PM - 4:15 PM EST Att: 9,545 - Cloudy - 80 F										
11 Rafael Devers, L (1,5) OBP: 0.250, SLG: 1.000 20 Jeter Downs, R (6,6) OBP: 0.400, SLG: 0.100										3	1	1	1	0	0	0											
23 Michael Chavis, R (1,3) OBP: 0.294, SLG: 0.400 38 Tate Matheny, R (6,8)										3	0	1	0	0	2	0											
12 Jonathan Lucroy, R (1,2) OBP: 0.308, SLG: 0.273 47 Jett Bandy, R (5,2) OBP: 0.143, SLG: 0.167										2	0	0	0	0	0	1											
3 José Peraza, R (1,4) OBP: 0.235, SLG: 0.294 29 Bobby Dalbec, R (6,3) OBP: 0.294, SLG: 0.500										2	0	0	0	0	2	1											
30 Tzu-Wei Lin, L (1,8) OBP: 0.474, SLG: 0.471 41 Cole Sturgeon, L (2,PH) OBP: 0.167, SLG: 0.333										0	0	0	0	0	0	0											
43 C.J. Chatham, R (1,6) 40 Marco Hernández, L (6,5) OBP: 0.167, SLG: 0.067										1	0	0	0	1	0	0											
92 Jarren Duran, L (1,9) OBP: 0.438, SLG: 0.714 83 Nick Longhi, R (6,9) OBP: 0.235, SLG: 0.353										2	0	0	0	0	2	1											
67 John Andreoli, R (1,7) OBP: 0.400, SLG: 0.364 71 Chad De La Guerra, L (6,4)										1	0	0	0	0	1	0											
Inning Stats	R: 0 E: 0 K: 2 S: 7	H: 0 LOB: 0 BB: 0 P: 7	R: 0 E: 0 K: 2 S: 7	H: 0 LOB: 0 BB: 0 P: 7	R: 0 E: 1 K: 1 S: 6	H: 0 LOB: 1 BB: 0 P: 6	R: 1 E: 0 K: 1 S: 7	H: 2 LOB: 1 BB: 0 P: 7	R: 0 E: 0 K: 2 S: 5	H: 0 LOB: 0 BB: 0 P: 5	R: 0 E: 0 K: 0 S: 3	H: 0 LOB: 0 BB: 0 P: 3	R: 0 E: 0 K: 3 S: 9	H: 0 LOB: 0 BB: 0 P: 9	R: 0 E: 0 K: 1 S: 5	H: 0 LOB: 0 BB: 0 P: 5		1B: 1 2B: 0 3B: 0 HR: 1	SF: 0 SAC: 0 DP: 0 HBP: 0	WP: 0 PB: 0 SB: 0 CS: 0	PA: 31						
PITCHER	IP	WLS	BF	H	R	ER	SO	BB	IBB	HBP	BLK	WP	HR	S	P	ERA	WHIP										
19 Masahiro Tanaka, R (1,1) ERA: 3.8	3.0	W	10	0	0	0	5	0	0	0	0	0	0	20	20	0.00	0.000										
86 Clarke Schmidt, R (4,1) ERA: 1.8	2.0		9	2	1	1	3	1	0	0	0	0	1	14	18	4.50	1.500										
0 Adam Ottavino, R (6,1) ERA:	1.0		3	0	0	0	1	0	0	0	0	0	0	5	5	0.00	0.000										
53 Zack Britton, L (7,1) ERA:	1.0		3	0	0	0	0	0	0	0	0	0	0	3	3	0.00	0.000										
43 Jonathan Loáisiga, R (8,1) ERA:	2.0		6	0	0	0	4	0	0	0	0	0	0	14	14	0.00	0.000										

Batter	1	2	3	4	5	6	7	8	9	AB	R	H	RBI	BB	SO	LOB	BOTTOM										
26 DJ LeMahieu, R (1,4) OBP: 0.353, SLG: 0.438 36 Mike Ford, L (6,3) OBP: 0.333, SLG: 0.462										3	1	2	2	0	0	1	Boston Red Sox @ New York Yankees George M. Steinbrenner Field, Tampa, FL Tue Mar 03 2020, 1:09 PM - 4:15 PM EST Att: 9,545 - Cloudy - 80 F										
11 Brett Gardner, L (1,8) OBP: 0.482, SLG: 0.333 66 Kyle Higashioka, R (6,2) OBP: 0.333, SLG: 0.231										3	0	0	0	0	2	3											
25 Gleyber Torres, R (1,6) OBP: 0.313, SLG: 0.571 14 Tyler Wade, L (6,4) OBP: 0.176, SLG: 0.313										3	1	1	0	0	0	0											
24 Gary Sánchez, R (1,2) OBP: 0.143, SLG: 0.083 90 Estevan Florial, L (6,8) OBP: 0.154, SLG: 0.385										3	1	1	1	0	1	1											
59 Luke Voit, R (1,3) OBP: 0.333, SLG: 0.353 76 Kyle Holder, L (6,6) OBP: 0.200, SLG: 0.143										3	1	1	0	0	0	1											
41 Miguel Andujar, R (1,7) OBP: 0.333, SLG: 0.500 71 Thairo Estrada, R (7,5) OBP: 0.294, SLG: 0.294										3	1	1	0	0	1	0											
39 Mike Tauchman, L (1,10) 92 Chris Gittens, R (7,PH) OBP: 0.429, SLG: 0.545										2	0	0	1	0	1	0											
29 Gio Urshela, R (1,5) OBP: 0.438, SLG: 0.615 93 Thomas Milone, L (7,7) OBP: 0.167, SLG: 0.167										2	2	1	1	1	1	0											
77 Clint Frazier, R (1,9) OBP: 0.529, SLG: 0.800 91 Trey Amburgey, R (6,PR) OBP: 0.417, SLG: 0.455										2	1	1	1	0	0	3											
Inning Stats	R: 6 E: 1 K: 1 S: 12	H: 5 LOB: 2 BB: 2 P: 21	R: 0 E: 0 K: 1 S: 5	H: 0 LOB: 0 BB: 0 P: 5	R: 1 E: 0 K: 1 S: 7	H: 1 LOB: 1 BB: 1 P: 11	R: 0 E: 0 K: 1 S: 6	H: 1 LOB: 1 BB: 0 P: 6	R: 0 E: 0 K: 2 S: 7	H: 0 LOB: 0 BB: 0 P: 7	R: 0 E: 0 K: 2 S: 8	H: 1 LOB: 1 BB: 2 P: 16	R: 1 E: 0 K: 0 S: 4	H: 2 LOB: 1 BB: 1 P: 8	R: 1 E: 1 K: 0 S: 7	H: 3 LOB: 3 BB: 1 P: 11		1B: 11 2B: 1 3B: 0 HR: 1	SF: 1 SAC: 0 DP: 1 HBP: 0	WP: 3 PB: 0 SB: 0 CS: 0	PA: 44						
PITCHER	IP	WLS	BF	H	R	ER	SO	BB	IBB	HBP	BLK	WP	HR	S	P	ERA	WHIP										
54 Martín Pérez, L (1,1) ERA: 3.38	0.2	L	8	4	6	1	0	1	0	0	0	1	0	9	13	13.50	7.500										
82 Hunter Haworth, R (1,1) ERA: 3.0	1.1		6	1	0	0	2	1	0	0	0	1	0	9	13	0.00	1.500										
72 Josh Taylor, L (3,1) ERA: 3.0	2.0		9	2	1	1	2	1	0	0	0	0	1	13	17	4.50	1.500										
31 Austin Brice, R (5,1) ERA:	1.0		3	0	0	0	2	0	0	0	0	0	0	7	7	0.00	0.000										
35 Josh Osich, L (6,1) ERA: 2.45	1.0		6	1	0	0	2	2	0	0	0	0	0	8	16	0.00	3.000										
PITCHER	IP	WLS	BF	H	R	ER	SO	BB	IBB	HBP	BLK	WP	HR	S	P	ERA	WHIP										
75 Domingo Tapia, R (7,1) ERA: 2.25	1.0		5	2	1	1	0	1	0	0	0	0	0	7	11	9.00	3.000										
60 R.J. Alvarez, R (8,1) ERA: 15.0	1.0		7	3	1	1	0	1	0	0	0	0	0	7	11	9.00	4.000										



Batter	1	2	3	4	5	6	7	8	9	AB	R	H	RBI	BB	SO	LOB	TOP					
5 Kevin Pillar, R (1, 9) OBP: 0.348, SLG: 0.409 41 Cole Sturgeon, L (6, 8) OBP: 0.143, SLG: 0.286										3	0	2	2	0	1	0	Boston Red Sox @ Philadelphia Phillies Spectrum Field, Clearwater, FL Sat Mar 07 2020, 1:09 PM - 4:15 PM EST Att: 10,201 - Sunny - 65 F					
19 Jackie Bradley, Jr., L (1, 8) OBP: 0.459, SLG: 0.727 30 Tyler Eskin, L (6, 9)										3	0	1	0	0	1	2						
25 Kevin Plawecki, R (1, 10) OBP: 0.352, SLG: 0.590 94 Connor Wong, R (9, PH) OBP: 0.462, SLG: 0.900										3	0	1	0	0	1	2						
86 Josh Ockimey, L (1, 3) OBP: 0.333, SLG: 0.571 30 Jerry Downs, L (6, 3)										2	0	0	0	1	2	2						
43 C.J. Chatham, R (1, 4) OBP: 0.278, SLG: 0.071 7 Brett Netzer, L (6, 4)										3	0	0	0	0	1	2						
40 Marco Hernández, L (1, 5) OBP: 0.150, SLG: 0.059 11 Josh Tobias, S (6, 5)										2	0	0	0	0	1	0						
20 Jeter Downs, R (1, 6) OBP: 0.176, SLG: 0.176 18 Nick Lovullo, R (6, 6)										2	0	0	0	0	1	0						
39 Marcus Wilson, R (1, 7) OBP: 0.300, SLG: 0.421 46 Keith Curcio, L (6, 7)										2	1	1	0	0	0	0						
91 Roldani Baldwin, R (1, 2) OBP: 0.375, SLG: 0.625 47 Jett Bandy, R (5, 2)										2	1	1	0	0	1	0						
Inning Stats	R: 0 E: 0 K: 1 S: 7	H: 2 LOB: 1 BB: 0 P: 7	R: 0 E: 0 K: 0 S: 3	H: 0 LOB: 0 BB: 0 P: 3	R: 2 E: 0 K: 3 S: 12	H: 3 LOB: 1 BB: 0 P: 12	R: 0 E: 0 K: 3 S: 9	H: 0 LOB: 0 BB: 0 P: 9	R: 0 E: 0 K: 2 S: 4	H: 1 LOB: 1 BB: 1 P: 8	R: 0 E: 0 K: 0 S: 3	H: 0 LOB: 0 BB: 0 P: 3	R: 0 E: 0 K: 1 S: 5	H: 0 LOB: 0 BB: 0 P: 5	R: 0 E: 0 K: 1 S: 5	H: 0 LOB: 1 BB: 1 P: 9		1B: 5 2B: 1 3B: 0 HR: 0	SF: 0 SAC: 0 DP: 2 HBP: 0	WP: 0 PB: 0 SB: 1 CS: 0	PA: 33	
PITCHER	IP	WLS	BF	H	R	ER	SO	BB	IBB	HBP	BLK	WP	HR	S	P	ERA		WHIP			ERA	WHIP
55 Ranger Suárez, L (1, 1) ERA: 2.25	3.0	W	13	5	2	2	4	0	0	0	0	0	0	22	22	6.00		1.667			0.00	0.000
24 Jeff Singer, L (4, 1) ERA: 3.00	1.0		3	0	0	0	3	0	0	0	0	0	0	9	9	0.00	0.000			0.00	1.000	
39 Anthony Swarzak, R (5, 1) ERA: 3.00	1.0		3	0	0	0	2	0	0	0	0	0	0	7	7	0.00	0.000			0.00	1.000	
50 Héctor Neris, R (6, 1) ERA: 3.00	1.0		4	1	0	0	0	1	0	0	0	0	0	4	8	0.00	2.000			0.00	1.000	
48 Francisco Liriano, L (7, 1) ERA: 3.00	1.0		3	0	0	0	0	0	0	0	0	0	0	3	3	0.00	0.000			0.00	1.000	
29 Drew Storen, R (8, 1) ERA: 4.50	1.0		3	0	0	0	1	0	0	0	0	0	0	5	5	0.00	0.000			0.00	1.000	
67 Trevor Kelley, R (9, 1) ERA: 3.00	1.0		4	0	0	0	1	1	0	0	0	0	0	5	9	0.00	1.000			0.00	1.000	

Batter	1	2	3	4	5	6	7	8	9	AB	R	H	RBI	BB	SO	LOB	BOTTOM				
10 J.T. Realmuto, R (1, 2) OBP: 0.476, SLG: 0.765 70 Arquímedes Gamboa, S (6, 6) OBP: 0.444, SLG: 0.532										4	1	1	2	0	1	0	Boston Red Sox @ Philadelphia Phillies Spectrum Field, Clearwater, FL Sat Mar 07 2020, 1:09 PM - 4:15 PM EST Att: 10,201 - Sunny - 65 F				
2 Jean Segura, R (1, 5) OBP: 0.425, SLG: 0.444 85 Luke Williams, R (5, FR) OBP: 0.458, SLG: 0.571										2	2	1	0	1	0	0					
3 Bryce Harper, L (1, 9) OBP: 0.496, SLG: 1.233 50 Héctor Neris, R (8, 1) ERA: 3.00 48 Francisco Liriano, L (7, 1) OBP: 0.343, SLG: 0.590 29 Drew Storen, R (8, 1) ERA: 4.50 67 Trevor Kelley, R (9, 1) ERA: 3.00										3	2	1	1	1	1	2					
17 Rhys Hoskins, R (1, 3) OBP: 0.400, SLG: 0.619 80 Alec Bohm, R (6, 5) OBP: 0.476, SLG: 0.450										2	1	1	1	1	1	1					
18 Didi Gregorius, L (1, 6) OBP: 0.318, SLG: 0.300										1	0	0	1	1	1	1					
12 Neil Walker, S (6, 3)										2	1	1	0	0	1	0					
4 Scott Kingery, R (1, 4) OBP: 0.295, SLG: 0.318 0 Mikie Mahtook, R (6, 9) OBP: 0.238, SLG: 0.316										3	0	0	0	0	3	6					
24 Roman Quinn, S (1, 8) OBP: 0.391, SLG: 0.590 78 Mickey Moniak, L (6, 8) OBP: 0.500, SLG: 0.538										2	1	1	1	0	2	0					
31 Nick Martini, L (1, 7) OBP: 0.500, SLG: 0.786 39 Anthony Swarzak, R (5, 1) ERA: 3.00 44 Christian Bethancourt, R (6, 2) OBP: 0.250, SLG: 0.643										3	1	1	0	0	0	2					
55 Ranger Suárez, L (1, 1) ERA: 2.25 76 Austin Listi, R (3, PH) OBP: 0.391, SLG: 0.476 24 Jeff Singer, L (4, 1) ERA: 3.00 8 Phil Gosselin, R (5, 7) OBP: 0.286, SLG: 0.263										0	0	0	0	0	0	0					
Inning Stats	R: 1 E: 0 K: 3 S: 10	H: 1 LOB: 2 BB: 1 P: 16	R: 5 E: 1 K: 1 S: 9	H: 3 LOB: 2 BB: 2 P: 19	R: 0 E: 0 K: 1 S: 5	H: 0 LOB: 0 BB: 0 P: 5	R: 2 E: 0 K: 2 S: 11	H: 2 LOB: 1 BB: 1 P: 16	R: 0 E: 0 K: 1 S: 5	H: 0 LOB: 1 BB: 1 P: 9	R: 2 E: 0 K: 2 S: 10	H: 3 LOB: 2 BB: 1 P: 14	R: 0 E: 0 K: 3 S: 9	H: 0 LOB: 0 BB: 0 P: 9	R: 0 E: 0 K: 1 S: 5	H: 0 LOB: 0 BB: 0 P: 5		1B: 6 2B: 3 3B: 0 HR: 0	SF: 1 SAC: 1 DP: 0 HBP: 2	WP: 2 PB: 1 SB: 2 CS: 0	PA: 43
PITCHER	IP	WLS	BF	H	R	ER	SO	BB	IBB	HBP	BLK	WP	HR	S	P	ERA		WHIP			ERA
89 Tanner Houck, R (1, 1) ERA: 7.11	1.1	L	13	4	6	5	3	3	0	1	0	1	0	15	29	33.75	5.250			0.00	0.000
74 Mike Kickham, L (2, 1) ERA: 2.09	1.2		6	0	0	0	2	0	0	1	0	1	0	9	11	0.00	0.000			0.00	0.000
75 Domingo Tapia, R (4, 1) ERA: 3.60	1.0		7	2	2	1	2	1	0	0	0	0	0	11	16	9.00	3.000			0.00	0.000
35 Josh Osich, L (5, 1) ERA: 1.93	1.0		4	0	0	0	1	1	0	0	0	0	0	5	9	0.00	1.000			0.00	1.000
86 Adam Lau, R (6, 1) ERA: 16.2	1.0		7	3	2	2	2	1	0	0	0	0	0	10	14	18.00	4.000			0.00	0.000

Batter	1	2	3	4	5	6	7	8	9	AB	R	H	RBI	BB	SO	LOB	TOP			
72 Santiago Espinal, R OBP: 0.375, SLG: 0.643 78 Kevin Smith, R OBP: 0.273, SLG: 0.333	(1, 6) X 0-0 G6-3		(2) 0-3 K		(2) 0-3 K		(2) 0-3 K		(2) 0-3 K	3	0	0	0	0	2	2				
8 Cavan Biggio, L OBP: 0.348, SLG: 0.263 80 Logan Warmoth, R OBP: 0.200, SLG: 0.222	(1, 4) X 0-0 1B		(3) 0-0 G4-3		(3) 0-3 K		(3) 0-0 FC6-4		(3) 0-0 G6-3	3	0	1	0	0	1	2				
27 Vladimir Guerrero Jr., R OBP: 0.390, SLG: 0.571 84 Nash Knight, S 78 Kevin Vicuña, R	(1, 5) X 0-0 P4			(1) 0-0 1B		(1) 0-3 K		(1) 1-0 HBP		2	0	1	0	0	0	1				
6 Travis Shaw, L OBP: 0.238, SLG: 0.368 75 Andy Burns, R OBP: 0.333, SLG: 0.412	(1, 3) X 4-0 1-2 BB			(2) 1-0 HR		(2) 0-0 F7		(2) 0-0 1-3 2B		2	1	1	1	1	0	0				
3 Brandon Drury, R OBP: 0.235, SLG: 0.250 46 Patrick Kivlehan, R OBP: 0.333, SLG: 0.667	(1, 10) X 0-3 K			(2) 0-0 G5-3		(2) 0-0 1B		(2) 0-0 G5-3		3	0	1	0	0	1	2				
28 Billy McKinney, L OBP: 0.350, SLG: 0.556 77 Joshua Palacios, L OBP: 0.167, SLG: 0.176	(1, 9) X 0-0 P2			(3) 0-3 K		(3) 0-3 K		(3) 0-0 3-H F8		3	0	0	0	0	2	1				
30 Anthony Alford, R OBP: 0.375, SLG: 0.667 49 Jonathan Davis, R OBP: 0.375, SLG: 0.667	(1, 8) X 0-3 K				(1) 0-3 K		(1) 1-0 7 1B 82 S HBP		(1) 0-3 K	2	0	0	0	0	2	0				
23 Derek Fisher, L OBP: 0.364, SLG: 0.400 82 Forrest Wall, L OBP: 0.333, SLG: 0.688	(1, 7) X 0-3 K				(3) 0-0 7 1B 1B		(3) 1-0 F7		(3) 0-0 G3	2	0	1	0	0	1	0				
7 Caleb Joseph, R OBP: 0.267, SLG: 0.267 76 Riley Adams, R OBP: 0.286, SLG: 0.571	(1, 2) X 0-0 F7				(1) 0-0 F7		(1) 0-0 1-2 80 FC6-4 1B		(1) 0-0 2B	3	0	2	0	0	0	0				
Inning Stats	R: 0 E: 0 K: 1 S: 6	H: 1 LOB: 2 BB: 1 P: 10	R: 0 E: 0 K: 2 S: 7	H: 0 LOB: 0 BB: 0 P: 7	R: 0 E: 0 K: 1 S: 5	H: 0 LOB: 0 BB: 0 P: 5	R: 1 E: 0 K: 1 S: 6	H: 2 LOB: 0 BB: 0 P: 7	R: 0 E: 0 K: 2 S: 11	H: 2 LOB: 2 BB: 0 P: 11	R: 0 E: 0 K: 2 S: 8	H: 1 LOB: 1 BB: 0 P: 8	R: 0 E: 0 K: 1 S: 6	H: 1 LOB: 1 BB: 0 P: 7	R: 0 E: 0 K: 1 S: 6	H: 1 LOB: 1 BB: 0 P: 6	1B: 6 2B: 2 3B: 0 HR: 1	SF: 0 SAC: 0 DP: 0 HBP: 2	WP: 0 PB: 0 SB: 2 CS: 0	PA: 38
PITCHER	IP WLS BF H R ER SO BB IBB HBP BLK WP HR S P ERA WHIP	17 Nathan Eovaldi, R ERA: 5.4 80 Eduard Bazarido, R ERA: 2.25 72 Josh Taylor, L ERA: 9.64 95 Phillips Valdez, R ERA: 6.75 78 Trevor Hildenberger, R ERA: 6.75	3.0 W 11 2 1 0 4 1 0 0 0 0 0 1 6 7 0.00 0.667	1.0 H 4 2 1 0 3 0 0 0 0 0 0 1 6 7 0.00 2.000	2.0 H 9 2 0 0 3 0 0 1 0 0 0 14 16 0.00 1.000	1.0 S 4 1 0 0 1 0 0 0 0 0 0 6 7 9.00 1.000	77 Robinson Leyer, R ERA: 6.0	1.0 S 4 1 0 0 1 0 0 0 0 0 0 6 6 0.00 1.000												

Toronto Blue Jays @ Boston Red Sox
JetBlue Park, Ft. Myers, FL
Sat Mar 07 2020, 1:08 PM - 4:03 PM EST
Att: 9,549 - Sunny - 70 F

AB 35
R 2
H 9
RBI 2
BB 1
SO 13
LOB 18



Batter	1	2	3	4	5	6	7	8	9	AB	R	H	RBI	BB	SO	LOB	BOTTOM			
16 Andrew Benintendi, L OBP: 0.412, SLG: 0.533 92 Jaren Duran, L OBP: 0.409, SLG: 0.679 32 Gilberto Jimenez, S	(1, 7) X 0-0 F8			(4) 4-0 11 1B 2 G4-6-3 BB		(4) 0-0 F8		(4) 0-0 G6-3		2	1	1	0	1	0	0				
11 Rafael Devers, L OBP: 0.308, SLG: 0.769 12 Jonathan Lucroy, R OBP: 0.294, SLG: 0.214	(1, 5) X 0-0 28 2B 1B			(2) 0-0 P4		(2) 0-3 K		(2) 4-0 BB		3	1	2	1	0	0	2				
2 Xander Bogaerts, R 83 Nick Longhi, R OBP: 0.227, SLG: 0.318	(1, 6) X 0-0 P5			(3) 0-0 G4-6-3		(3) 0-3 K		(3) 0-0 L6		3	0	0	0	0	0	4				
28 J.D. Martinez, R OBP: 0.318, SLG: 0.700 22 Ryan Fitzgerald, L	(1, 9) X 0-0 7 BB 1-H 2B			(1) 0-3 K		(1) 0-3 K		(1) 0-3 K		3	0	1	1	0	2	0				
18 Mitch Moreland, L OBP: 0.455, SLG: 0.667 48 Joey Meneeses, R OBP: 0.375, SLG: 0.286	(1, 10) X 4-0 7 BB BB			(2) 0-0 29 2B 2B		(2) 0-3 K		(2) 0-0 G4-3		2	1	1	0	1	1	0				
7 Christian Vázquez, R OBP: 0.320, SLG: 0.200 68 Jantzen Witte, R OBP: 0.333, SLG: 0.455	(1, 2) X 4-0 1-2 2-3 BB			(2) 0-0 G6-3		(2) 4-0 36 F8 29 BB BB		(2) 0-0 16 2B 2B		1	0	0	0	2	0	1				
29 Bobby Dalbec, R OBP: 0.500, SLG: 0.800 16 Ryder Jones, L	(1, 3) X 0-0 G5-3			(3) 0-0 2H 2B		(3) 1-2 BB		(3) 2-H 2B		2	0	1	1	0	0	0				
36 Jonathan Araúz, S OBP: 0.273, SLG: 0.429 67 John Andreoli, R OBP: 0.300, SLG: 0.250	(1, 4) X 0-3 K			(1) 0-0 P4		(1) 0-0 F8		(1) 0-0 F9		3	0	0	0	0	1	3				
38 Rusney Castillo, R OBP: 0.571, SLG: 0.714 71 Chad De La Guerra, L OBP: 0.211, SLG: 0.250	(1, 8) X 0-0 16 1B 1B			(3) 0-0 11 1B 2B		(3) 0-0 G4-3		(3) 0-3 K		3	1	1	0	0	0	2				
Inning Stats	R: 1 E: 0 K: 0 S: 5	H: 2 LOB: 3 BB: 2 P: 13	R: 0 E: 1 K: 1 S: 7	H: 1 LOB: 2 BB: 0 P: 7	R: 1 E: 0 K: 1 S: 7	H: 2 LOB: 1 BB: 0 P: 7	R: 2 E: 0 K: 1 S: 6	H: 2 LOB: 1 BB: 1 P: 10	R: 0 E: 0 K: 1 S: 5	H: 0 LOB: 2 BB: 2 P: 13	R: 0 E: 0 K: 2 S: 7	H: 0 LOB: 0 BB: 0 P: 7	R: 1 E: 0 K: 1 S: 7	H: 2 LOB: 1 BB: 0 P: 7	R: 0 E: 0 K: 1 S: 5	H: 0 LOB: 1 BB: 1 P: 9	1B: 3 2B: 6 3B: 0 HR: 0	SF: 0 SAC: 0 DP: 1 HBP: 0	WP: 0 PB: 0 SB: 0 CS: 0	PA: 39
PITCHER	IP WLS BF H R ER SO BB IBB HBP BLK WP HR S P ERA WHIP	57 Trent Thornton, R ERA: 2.35 83 Kirby Smead, L ERA: 2.7 48 Brian Moran, L ERA: 0.75 71 Nate Pearson, R ERA: 13.5 67 Julian Merryweather, R ERA: 13.5	2.2 L 16 5 2 2 2 2 0 0 0 0 0 0 1 1 0.00 0.000	0.1 1 0 0 0 0 0 0 0 0 0 0 0 0 1 1 0.00 0.000	1.0 5 2 2 2 2 1 1 0 0 0 0 0 0 6 10 18.00 3.000	2.0 8 0 0 0 3 2 0 0 0 0 0 0 12 20 0.00 1.000	1.0 5 2 1 1 1 0 0 0 0 0 0 0 0 7 7 9.00 2.000	79 Travis Bergen, L ERA: 8.1	1.0 S 4 0 0 0 1 0 0 0 0 0 0 5 9 0.00 1.000											

Toronto Blue Jays @ Boston Red Sox
JetBlue Park, Ft. Myers, FL
Sat Mar 07 2020, 1:08 PM - 4:03 PM EST
Att: 9,549 - Sunny - 70 F

AB 33
R 5
H 9
RBI 4
BB 6
SO 8
LOB 17



Batter	1	2	3	4	5	6	7	8	9	AB	R	H	RBI	BB	SO	LOB	TOP								
26 Max Kepler, L (1, 8) OBP: 0.287, SLG: 0.286 5 Aaron Whitefield, R (7, PR) OBP: 1.000, SLG: 1.000										3	0	1	0	1	1	0	Minnesota Twins @ Boston Red Sox JetBlue Park, Ft. Myers, FL Sun Mar 08 2020, 1:07 PM - 4:21 PM EDT Att: 9,661 - Cloudy - 75 F								
2 Luis Aráez, L (1, 5) OBP: 0.240, SLG: 0.136 33 Ramón Flores, L (7, PR) (7, 7)										4	0	1	0	0	1	1									
24 Josh Donaldson, R (1, 10) OBP: 0.316, SLG: 0.474 81 Trevor Larnach, L (6, PR) OBP: 0.435, SLG: 0.800 (6, 10)										3	0	2	0	0	0	0									
8 Mitch Garver, R (1, 2) OBP: 0.364, SLG: 0.222 90 Caleb Hamilton, R (7, 5) OBP: 0.429, SLG: 0.533										4	0	1	0	0	1	6									
60 Jake Cave, L (1, 7) OBP: 0.364, SLG: 0.550 41 Wilfredo Tovar, R (7, 4) OBP: 0.500, SLG: 0.500										3	0	1	1	0	2	3									
13 Ehire Adrianza, S (1, 3) OBP: 0.375, SLG: 0.235 56 Tomás Telis, S (7, 2) OBP: 0.222, SLG: 0.235										2	0	1	0	1	0	2									
76 Alex Kirilloff, L (1, 9) OBP: 0.338, SLG: 0.938 50 Jimmy Kerrigan, S (7, PR) OBP: 0.308, SLG: 0.273 (7, 9)										3	0	1	0	0	0	3									
75 Royce Lewis, R (1, 6) OBP: 0.182, SLG: 0.364 44 Catten Daal, R (7, 6) (7, 6)										3	0	1	0	0	1	0									
9 Joe Cronin, R (8, PH) (8, 6)										1	0	0	0	0	0	1									
1 Nick Gordon, L (1, 4) OBP: 0.167, SLG: 0.167 73 Juan Graterol, R (7, 3) OBP: 0.143, SLG: 0.143										3	1	0	1	0	2	2									
Inning Stats	R: 0 E: 1 K: 2 S: 9	H: 2 LOB: 2 BB: 0 P: 10	R: 0 E: 0 K: 1 S: 4	H: 0 LOB: 0 BB: 1 P: 8	R: 0 E: 0 K: 3 S: 9	H: 0 LOB: 0 BB: 0 P: 9	R: 0 E: 0 K: 1 S: 7	H: 2 LOB: 2 BB: 0 P: 7	R: 0 E: 0 K: 1 S: 5	H: 0 LOB: 0 BB: 0 P: 5	R: 1 E: 0 K: 0 S: 5	H: 2 LOB: 2 BB: 0 P: 5	R: 2 E: 0 K: 0 S: 6	H: 3 LOB: 3 BB: 1 P: 10	R: 0 E: 0 K: 0 S: 4	H: 1 LOB: 1 BB: 0 P: 4	R: 3 E: 0 K: 0 S: 7	H: 4 LOB: 2 BB: 1 P: 11	1B: 11 2B: 3 3B: 0 HR: 0	SF: 0 SAC: 0 DP: 1 HBP: 0	WP: 0 PB: 0 SB: 0 CS: 0	PA: 43			
PITCHER	IP WLS BF H R ER SO BB IBB HBP BLK WP HR S P ERA WHIP	4.0 16 4 0 0 7 1 0 0 0 0 0 0 29 34 0.00 1.250	1.0 3 0 0 0 1 0 0 0 0 0 0 0 5 5 0.00 0.000	1.0 5 2 1 1 0 0 0 0 0 0 0 0 5 5 9.00 2.000	1.0 W 7 3 2 2 0 1 0 0 0 0 0 0 6 10 18.00 4.000	1.2 H 10 4 3 3 0 1 0 0 0 0 0 0 9 13 16.20 3.000	0.1 S 2 1 0 0 0 0 0 0 0 0 0 0 0 0 0.00 0.000	0.1 S 2 1 0 0 0 0 0 0 0 0 0 0 0 0 0.00 0.000	0.1 S 2 1 0 0 0 0 0 0 0 0 0 0 0 0 0.00 0.000	0.1 S 2 1 0 0 0 0 0 0 0 0 0 0 0 0 0.00 0.000	0.1 S 2 1 0 0 0 0 0 0 0 0 0 0 0 0 0.00 0.000	0.1 S 2 1 0 0 0 0 0 0 0 0 0 0 0 0 0.00 0.000	0.1 S 2 1 0 0 0 0 0 0 0 0 0 0 0 0 0.00 0.000	0.1 S 2 1 0 0 0 0 0 0 0 0 0 0 0 0 0.00 0.000	0.1 S 2 1 0 0 0 0 0 0 0 0 0 0 0 0 0.00 0.000	0.1 S 2 1 0 0 0 0 0 0 0 0 0 0 0 0 0.00 0.000	0.1 S 2 1 0 0 0 0 0 0 0 0 0 0 0 0 0.00 0.000	0.1 S 2 1 0 0 0 0 0 0 0 0 0 0 0 0 0.00 0.000	0.1 S 2 1 0 0 0 0 0 0 0 0 0 0 0 0 0.00 0.000	0.1 S 2 1 0 0 0 0 0 0 0 0 0 0 0 0 0.00 0.000	0.1 S 2 1 0 0 0 0 0 0 0 0 0 0 0 0 0.00 0.000	0.1 S 2 1 0 0 0 0 0 0 0 0 0 0 0 0 0.00 0.000	0.1 S 2 1 0 0 0 0 0 0 0 0 0 0 0 0 0.00 0.000	0.1 S 2 1 0 0 0 0 0 0 0 0 0 0 0 0 0.00 0.000	0.1 S 2 1 0 0 0 0 0 0 0 0 0 0 0 0 0.00 0.000

AB	40
R	6
H	14
RBI	6
BB	3
SO	8
LOB	24



Batter	1	2	3	4	5	6	7	8	9	AB	R	H	RBI	BB	SO	LOB	BOTTOM						
5 Kevin Pillar, R (1, 9) OBP: 0.346, SLG: 0.440 40 Johan Mieses, R (7, 9) OBP: 0.556, SLG: 0.200										3	1	1	0	0	0	0	Minnesota Twins @ Boston Red Sox JetBlue Park, Ft. Myers, FL Sun Mar 08 2020, 1:07 PM - 4:21 PM EDT Att: 9,661 - Cloudy - 75 F						
11 Rafael Devers, L (1, 5) OBP: 0.287, SLG: 0.667 12 Jonathan Lucroy, R (6, 2) OBP: 0.316, SLG: 0.313										2	0	0	0	0	2	0							
28 J.D. Martinez, R (1, 7) OBP: 0.320, SLG: 0.652 30 Tyler Eskin, L (6, PR) (7, 7)										3	0	1	1	0	1	0							
2 Xander Bogaerts, R (1, 6) 36 Jonathan Araúz, S (5, 6) OBP: 0.292, SLG: 0.435										2	0	0	0	0	1	0							
18 Mitch Moreland, L (1, 10) OBP: 0.538, SLG: 0.700 40 Marco Hernández, L (5, PR) OBP: 0.143, SLG: 0.056 (6, 10)										1	0	1	0	1	0	0							
83 Charlie Madden, R (8, PH) (9, 10)										1	0	0	0	0	0	0							
23 Michael Chavis, R (1, 3) OBP: 0.292, SLG: 0.455 83 Nick Longhi, R (6, 3) OBP: 0.250, SLG: 0.375										2	0	0	0	0	1	2							
7 Christian Vázquez, R (1, 2) OBP: 0.211, SLG: 0.176 68 Jantzen Witte, R (6, 5) OBP: 0.429, SLG: 0.538										2	2	2	0	0	0	0							
19 Jackie Bradley Jr., L (1, 8) OBP: 0.462, SLG: 0.708 67 John Andreoli, R (7, 8) OBP: 0.364, SLG: 0.333										2	0	1	0	0	0	2							
3 José Peraza, R (1, 4) OBP: 0.217, SLG: 0.304 71 Chad De La Guerra, L (7, 4) OBP: 0.238, SLG: 0.389										2	0	1	2	0	0	2							
Inning Stats	R: 0 E: 0 K: 1 S: 5	H: 0 LOB: 0 BB: 0 P: 5	R: 0 E: 0 K: 3 S: 10	H: 1 LOB: 1 BB: 0 P: 10	R: 0 E: 0 K: 0 S: 3	H: 1 LOB: 0 BB: 0 P: 3	R: 0 E: 0 K: 2 S: 7	H: 0 LOB: 0 BB: 0 P: 7	R: 0 E: 0 K: 0 S: 3	H: 0 LOB: 0 BB: 1 P: 7	R: 1 E: 0 K: 0 S: 6	H: 3 LOB: 2 BB: 0 P: 6	R: 4 E: 0 K: 0 S: 7	H: 4 LOB: 1 BB: 1 P: 11	R: 2 E: 0 K: 0 S: 6	H: 3 LOB: 1 BB: 0 P: 6	1B: 8 2B: 3 3B: 1 HR: 0	SF: 0 SAC: 0 DP: 2 HBP: 0	WP: 0 PB: 0 SB: 0 CS: 0	PA: 37			
PITCHER	IP WLS BF H R ER SO BB IBB HBP BLK WP HR S P ERA WHIP	4.0 13 2 0 0 6 1 0 0 0 0 0 0 3 7 0.00 1.000	1.0 B 6 3 1 1 0 0 0 0 0 0 0 0 6 6 9.00 3.000	1.0 L 8 4 4 4 0 1 0 0 0 0 0 0 7 11 36.00 5.000	1.0 6 3 2 2 0 0 0 0 0 0 0 0 6 6 18.00 3.000	0.1 S 2 1 0 0 0 0 0 0 0 0 0 0 0 0 0.00 0.000	0.1 S 2 1 0 0 0 0 0 0 0 0 0 0 0 0 0.00 0.000	0.1 S 2 1 0 0 0 0 0 0 0 0 0 0 0 0 0.00 0.000	0.1 S 2 1 0 0 0 0 0 0 0 0 0 0 0 0 0.00 0.000	0.1 S 2 1 0 0 0 0 0 0 0 0 0 0 0 0 0.00 0.000	0.1 S 2 1 0 0 0 0 0 0 0 0 0 0 0 0 0.00 0.000	0.1 S 2 1 0 0 0 0 0 0 0 0 0 0 0 0 0.00 0.000	0.1 S 2 1 0 0 0 0 0 0 0 0 0 0 0 0 0.00 0.000	0.1 S 2 1 0 0 0 0 0 0 0 0 0 0 0 0 0.00 0.000	0.1 S 2 1 0 0 0 0 0 0 0 0 0 0 0 0 0.00 0.000	0.1 S 2 1 0 0 0 0 0 0 0 0 0 0 0 0 0.00 0.000	0.1 S 2 1 0 0 0 0 0 0 0 0 0 0 0 0 0.00 0.000	0.1 S 2 1 0 0 0 0 0 0 0 0 0 0 0 0 0.00 0.000	0.1 S 2 1 0 0 0 0 0 0 0 0 0 0 0 0 0.00 0.000	0.1 S 2 1 0 0 0 0 0 0 0 0 0 0 0 0 0.00 0.000	0.1 S 2 1 0 0 0 0 0 0 0 0 0 0 0 0 0.00 0.000	0.1 S 2 1 0 0 0 0 0 0 0 0 0 0 0 0 0.00 0.000	0.1 S 2 1 0 0 0 0 0 0 0 0 0 0 0 0 0.00 0.000

AB	35
R	7
H	12
RBI	7
BB	2
SO	6
LOB	15



Batter	1	2	3	4	5	6	7	8	9	AB	R	H	RBI	BB	SO	LOB	TOP				
19 Tommy Edman, S OBP: 0.308, SLG: 0.361	4-1 BB 1B	0-0 G5-4-3			0-3 K			0-0 G3-1		3	1	0	0	1	1	1	St. Louis Cardinals @ Boston Red Sox JetBlue Park, Ft. Myers, FL Tue Mar 10 2020, 1:07 PM - 4:22 PM EDT Att: 10,090 - Cloudy - 79 F				
11 Paul DeJong, R OBP: 0.517, SLG: 1.000 81 Nolan Gorman, L OBP: 0.357, SLG: 0.500	0-0 BB		0-0 1B		0-3 K			0-0 1B		3	1	2	0	0	1	0					
41 Tyler O'Neill, R OBP: 0.389, SLG: 0.483	0-0 P6		0-0 FC5-4		0-3 K			0-3 K		4	0	0	0	0	2	4					
32 Matt Wieters, S OBP: 0.238, SLG: 0.368 70 Jose Godoy, L OBP: 0.500, SLG: 0.750	0-0 F8		0-1 P3		0-0 G3				0-0 F7	3	0	0	0	0	0	3					
47 Rangel Ravelo, R OBP: 0.381, SLG: 0.343	4-0 BB			0-0 F9				0-3 1B		3	0	1	0	1	1	0					
15 Brad Miller, L OBP: 0.429, SLG: 0.500 55 Max Schrock, L OBP: 0.371, SLG: 0.393 35 Lane Thomas, R OBP: 0.361, SLG: 0.467	0-0 1B			0-0 G3				0-3 K		2	0	1	2	0	0	0					
48 Harrison Bader, R OBP: 0.395, SLG: 0.419	0-3 K			0-0 G6-3				1-0 G5-3		4	0	0	0	0	2	4					
7 Andrew Knizner, R OBP: 0.233, SLG: 0.346 38 Austin Dean, R OBP: 0.382, SLG: 0.621		4-0 BB		0-3 K				0-0 L6		1	0	0	0	1	1	0					
68 Dylan Carlson, S OBP: 0.432, SLG: 0.484		0-0 FC5-4		0-3 K				0-0 G4-3		3	0	0	0	0	1	1					
Inning Stats	R: 2 E: 0 K: 1 S: 8	H: 2 LOB: 2 BB: 2 P: 16	R: 0 E: 0 K: 0 S: 2	H: 0 LOB: 0 BB: 1 P: 6	R: 0 E: 0 K: 0 S: 4	H: 1 LOB: 0 BB: 0 P: 4	R: 0 E: 0 K: 0 S: 3	H: 0 LOB: 0 BB: 0 P: 3	R: 0 E: 0 K: 3 S: 9	H: 0 LOB: 0 BB: 0 P: 9	R: 0 E: 0 K: 2 S: 7	H: 1 LOB: 1 BB: 0 P: 7	R: 0 E: 0 K: 1 S: 6	H: 1 LOB: 1 BB: 0 P: 6	R: 0 E: 0 K: 2 S: 8	H: 1 LOB: 2 BB: 0 P: 9		1B: 6 2B: 0 3B: 0 HR: 0	SF: 0 SAC: 0 DP: 1 HBP: 0	WP: 0 PB: 0 SB: 2 CS: 1	PA: 34
PITCHER	IP WLS BF H R ER SO BB IBB HBP BLK WP HR S P ERA WHIP	IP WLS BF H R ER SO BB IBB HBP BLK WP HR S P ERA WHIP																			
61 Brian Johnson, L ERA: 3.86	(1, 1) 3.0 0 13 3 2 2 1 3 0 0 0 0 0 14 26 6.00 2.000	(4, 1) 1.0 3 0 0 0 0 0 0 0 0 0 0 0 3 3 0.00 0.000	(5, 1) 1.0 3 0 0 0 3 0 0 0 0 0 0 9 9 0.00 0.000	(6, 1) 2.2 W 9 1 0 0 3 0 0 0 0 0 15 16 0.00 0.375	(8, 1) 1.1 S 6 2 0 0 3 0 0 0 0 0 12 13 0.00 1.500																

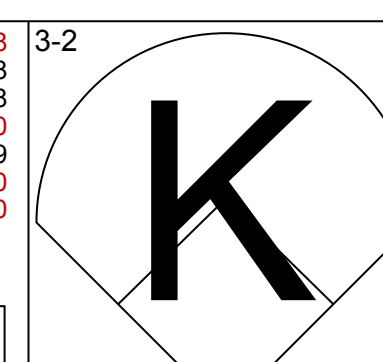
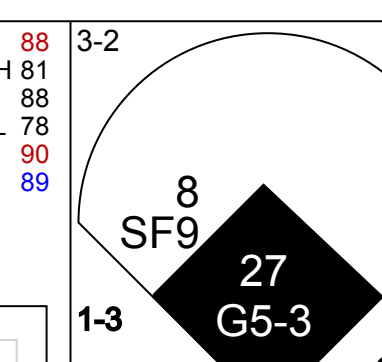
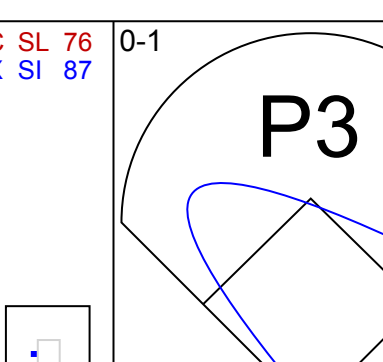
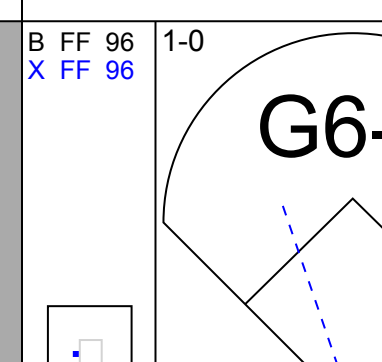
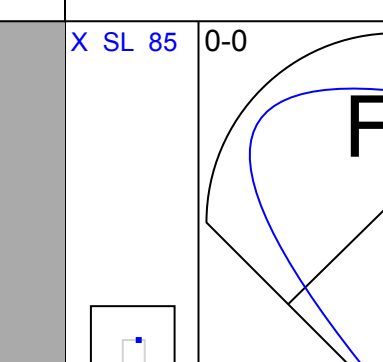
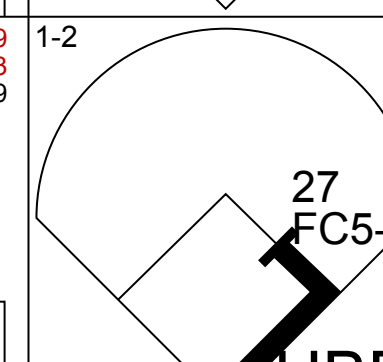
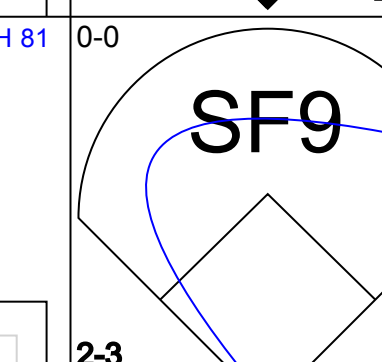
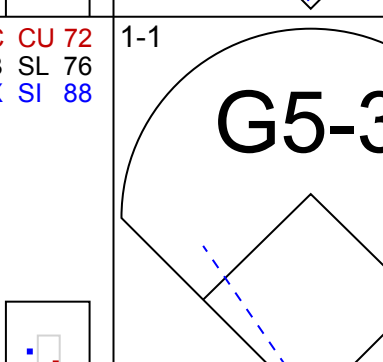
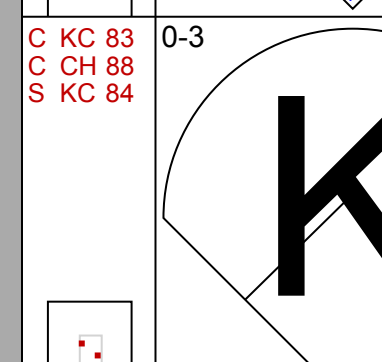
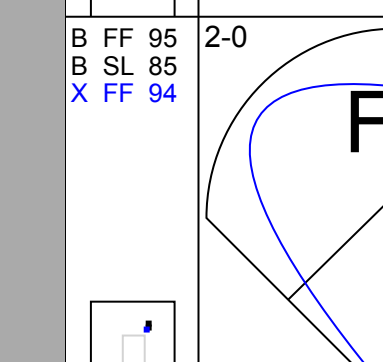
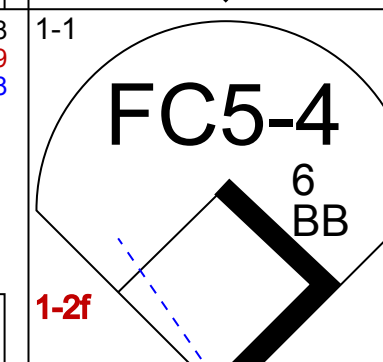
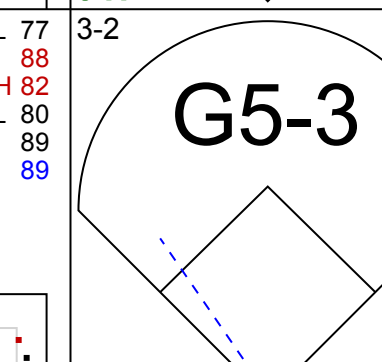


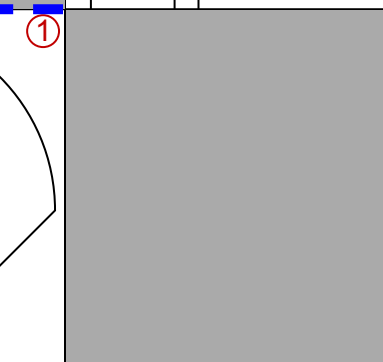
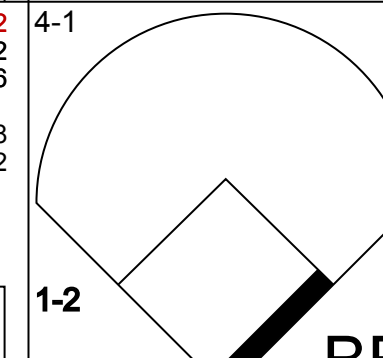
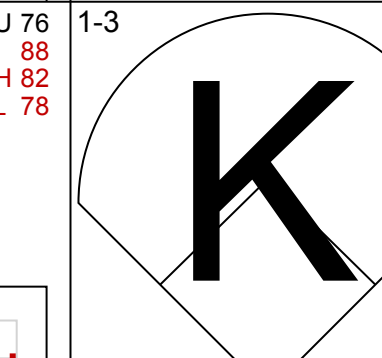


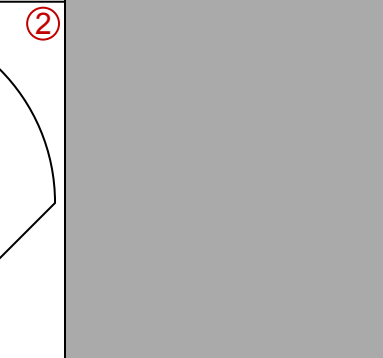
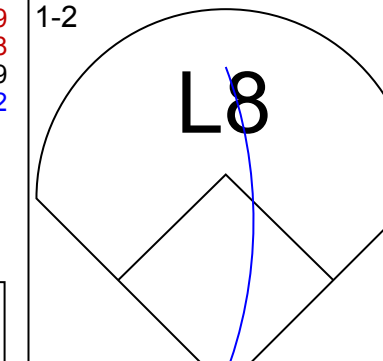



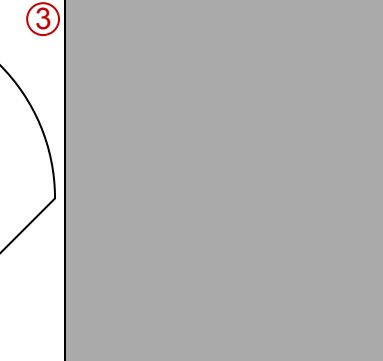




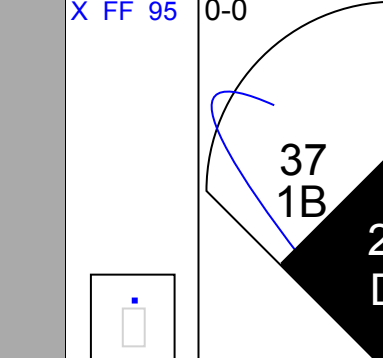




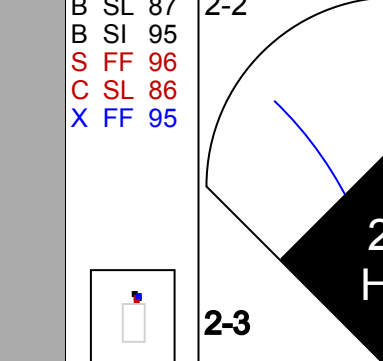



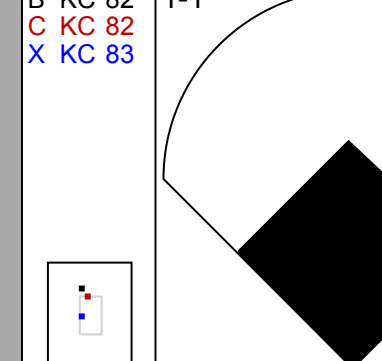
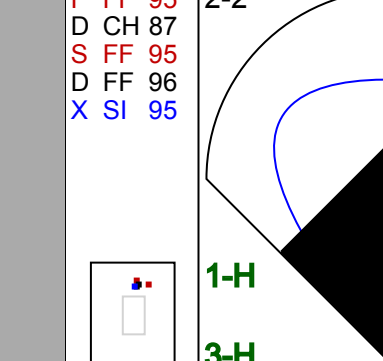

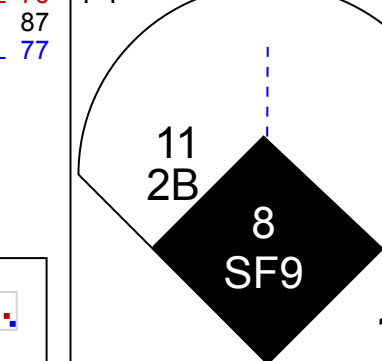
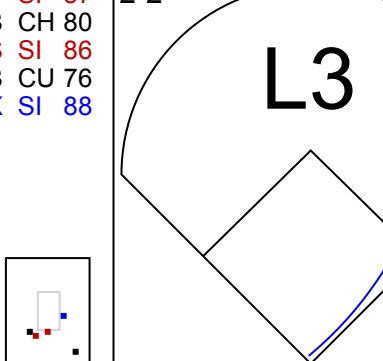
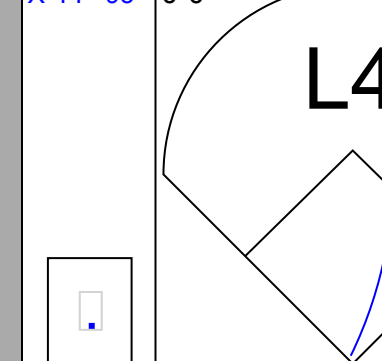
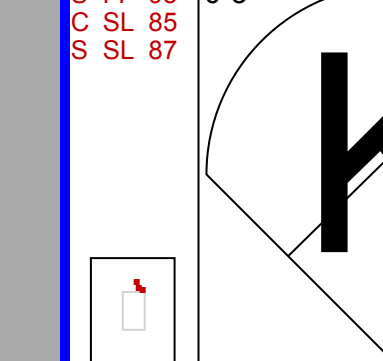
AB 31
R 2
H 6
RBI 2
BB 3
SO 10
LOB 15



Batter	1	2	3	4	5	6	7	8	9	AB	R	H	RBI	BB	SO	LOB	BOTTOM				
16 Andrew Benintendi, L OBP: 0.348, SLG: 0.476 68 Jantzen Witte, R OBP: 0.438, SLG: 0.533	0-0 G3-1		0-3 K		0-3 K			1-3 2H 3H 1B		3	0	0	0	0	2	4	St. Louis Cardinals @ Boston Red Sox JetBlue Park, Ft. Myers, FL Tue Mar 10 2020, 1:07 PM - 4:22 PM EDT Att: 10,090 - Cloudy - 79 F				
11 Rafael Devers, L OBP: 0.333, SLG: 0.647 38 Rusney Castillo, R OBP: 0.480, SLG: 0.600	4-0 BB		0-0 2 WP 1B		0-0 G6-3			0-0 F9		2	0	1	0	1	0	0					
28 J.D. Martinez, R OBP: 0.286, SLG: 0.577 92 Jarren Duran, L OBP: 0.346, SLG: 0.478	0-0 F8		0-3 K		0-3 K			0-3 K		3	0	0	0	0	2	2					
2 Xander Bogaerts, R OBP: 0.333, SLG: 0.300	0-3 K		1-3 K		0-0 G5-3			0-3 K		3	0	0	0	0	2	2					
18 Mitch Moreland, L OBP: 0.533, SLG: 0.667 12 Jonathan Lucroy, R OBP: 0.417, SLG: 0.333 47 Jett Bandy, R OBP: 0.125, SLG: 0.143		0-0 7 BB 5 1B 1B		0-3 K				4-0 71 PB 36 FC4-2 5 WP BB		2	0	1	0	0	1	1					
5 Kevin Pillar, R OBP: 0.414, SLG: 0.519 40 Marco Hernández, L OBP: 0.200, SLG: 0.095		0-0 7 BB 1B		0-0 7 2B 2B				4-0 36 FC4-2 71 PB 68 1B BB		2	2	2	0	1	0	0					
7 Christian Vázquez, R OBP: 0.286, SLG: 0.276 83 Nick Longhi, R OBP: 0.222, SLG: 0.333	4-0 BB		0-0 36 WP 2H 2B		0-0 L8			0-3 K		1	0	1	1	1	0	0					
19 Jackie Bradley Jr., L OBP: 0.429, SLG: 0.654 71 Chad De La Guerra, L OBP: 0.280, SLG: 0.429	0-0 F7		0-3 K		4-0 36 FC4-2 68 1B BB			0-0 2B		2	0	0	0	0	1	4					
36 Jonathan Araúz, S OBP: 0.250, SLG: 0.370 40 Johan Mieses, R OBP: 0.500, SLG: 0.167	0-0 P4		1-3 K		0-0 FC4-2			0-3 K		3	0	0	0	0	1	7					
Inning Stats	R: 0 E: 0 K: 1 S: 5	H: 0 LOB: 1 BB: 1 P: 9	R: 0 E: 0 K: 1 S: 7	H: 2 LOB: 3 BB: 1 P: 11	R: 0 E: 0 K: 3 S: 10	H: 1 LOB: 1 BB: 0 P: 11	R: 1 E: 0 K: 3 S: 11	H: 2 LOB: 1 BB: 0 P: 12	R: 0 E: 0 K: 1 S: 5	H: 0 LOB: 0 BB: 0 P: 5	R: 2 E: 0 K: 0 S: 4	H: 1 LOB: 2 BB: 3 P: 16	R: 0 E: 0 K: 2 S: 7	H: 0 LOB: 0 BB: 0 P: 7	R: 0 E: 0 K: 2 S: 8	H: 1 LOB: 1 BB: 0 P: 8		1B: 4 2B: 3 3B: 0 HR: 0	SF: 0 SAC: 0 DP: 0 HBP: 0	WP: 3 PB: 1 SB: 0 CS: 0	PA: 36
PITCHER	IP WLS BF H R ER SO BB IBB HBP BLK WP HR S P ERA WHIP	IP WLS BF H R ER SO BB IBB HBP BLK WP HR S P ERA WHIP																			
22 Jack Flaherty, R ERA: 3.08	(1, 1) 3.0 0 14 3 0 0 5 2 0 0 0 1 0 11 12 9.00 2.000	(4, 1) 1.0 H 5 2 1 1 3 0 0 0 0 0 1 0 11 12 9.00 2.000	(5, 1) 1.0 H 3 0 0 0 1 0 0 0 0 0 5 5 0.00 0.000	(6, 1) 0.2 L 6 1 2 2 0 3 0 0 0 1 0 3 15 27.00 6.000	(6, 1) 0.1 1 0 0 0 0 0 0 0 0 0 0 1 1 0.00 0.000																
65 Giovanni Gallegos, R ERA: 6.27 30 Tyler Webb, L ERA:	(7, 1) 1.0 0 3 1 0 0 2 0 0 0 0 0 8 8 0.00 1.000	(8, 1) 1.0 4 1 0 0 2 0 0 0 0 0 0 8 8 0.00 1.000																			

AB 31
R 3
H 7
RBI 3
BB 5
SO 13
LOB 25

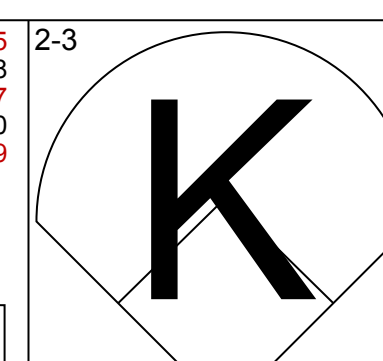
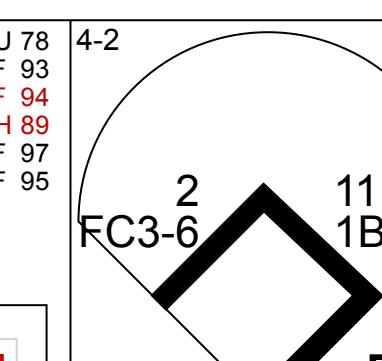
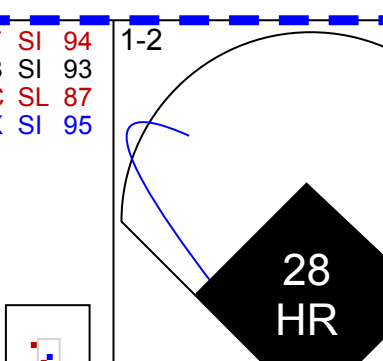
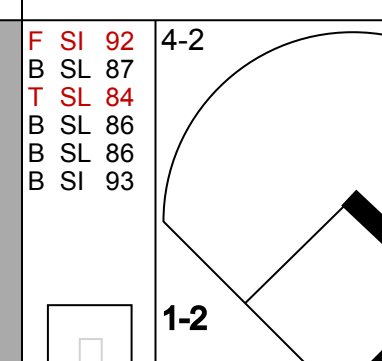
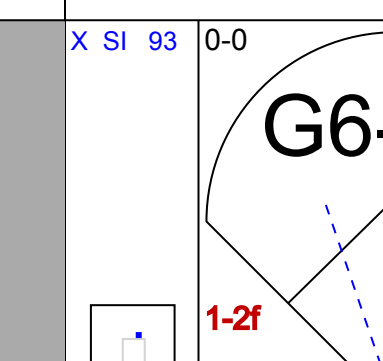
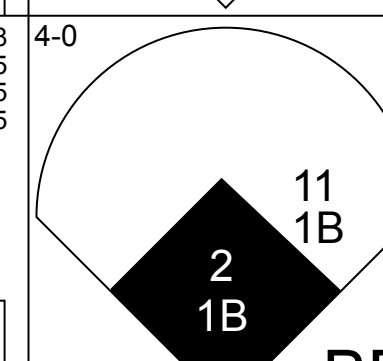
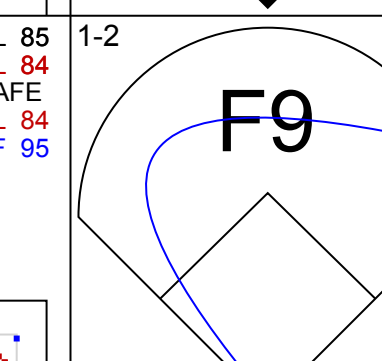
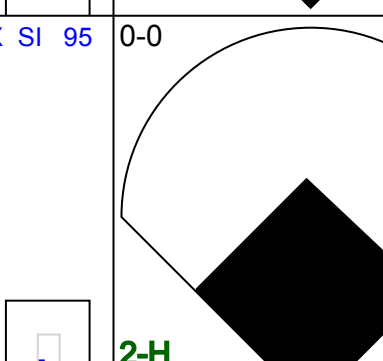
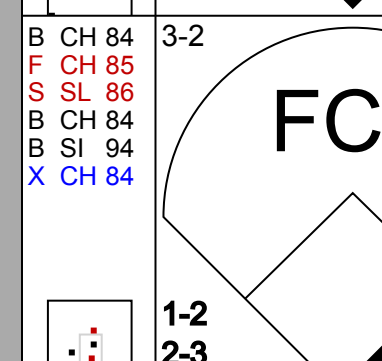
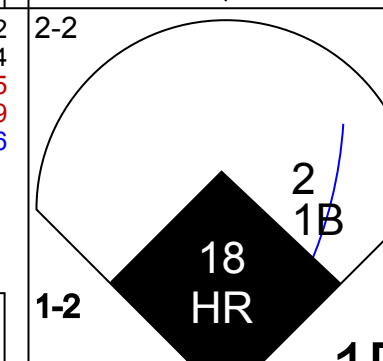
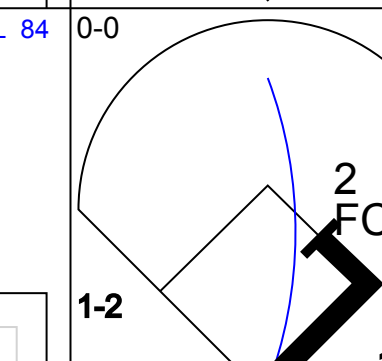
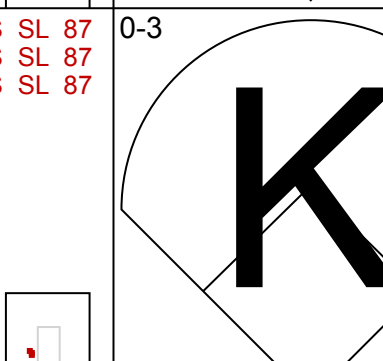
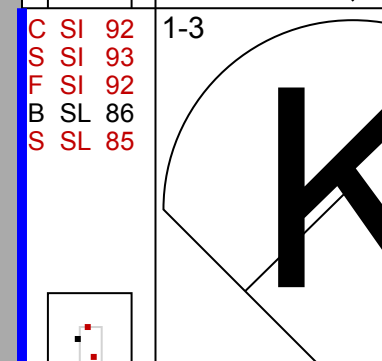
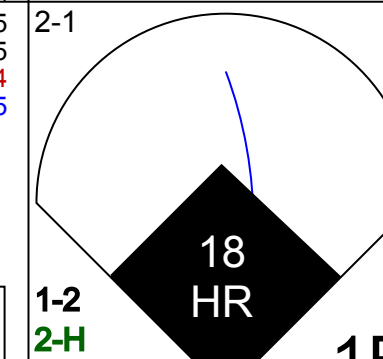
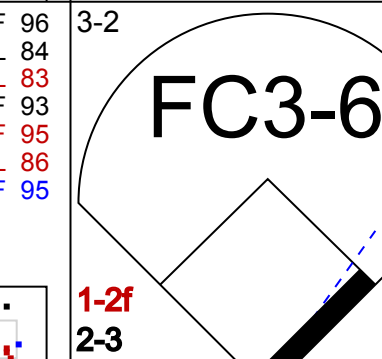
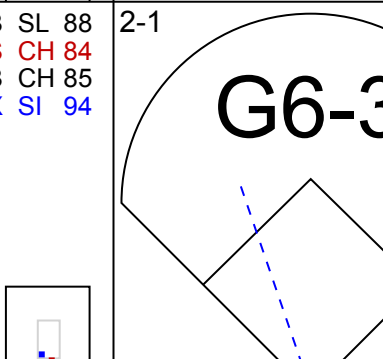
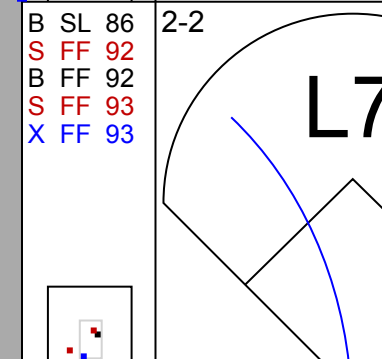
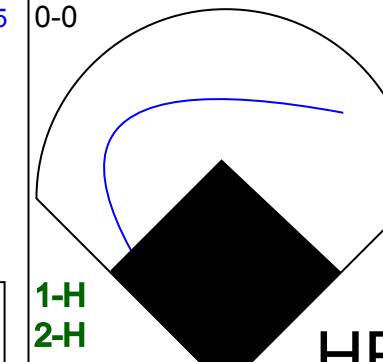
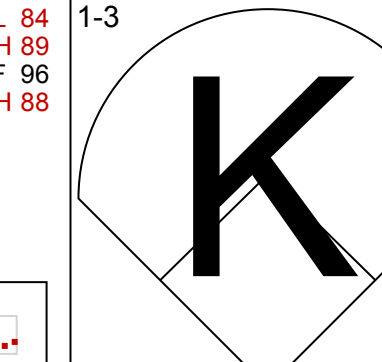


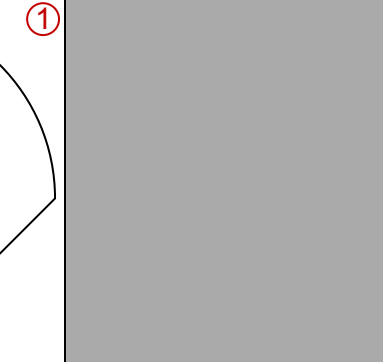
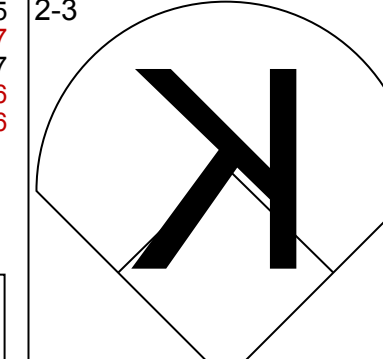



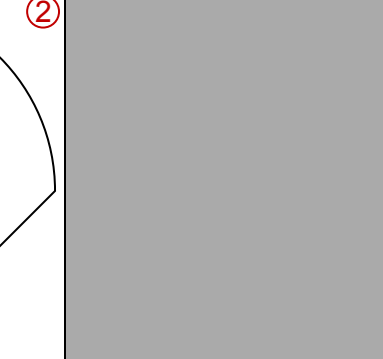
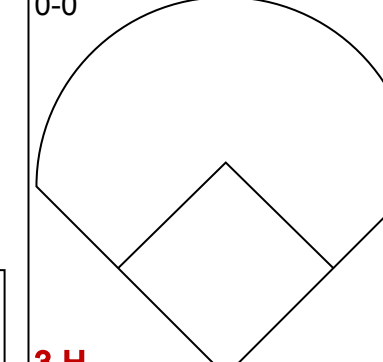



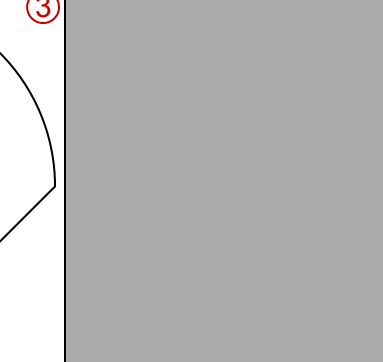



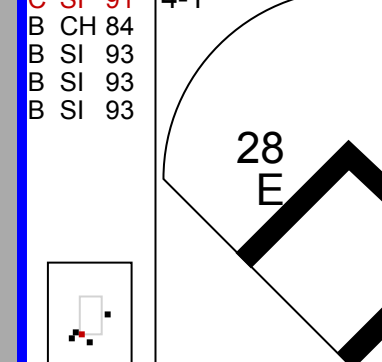
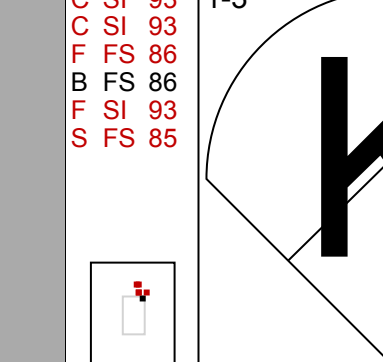


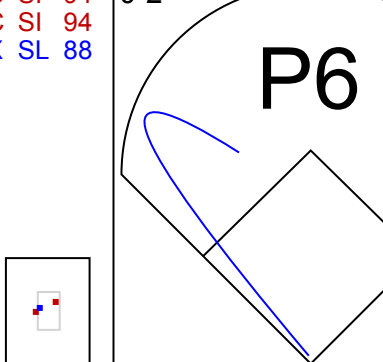
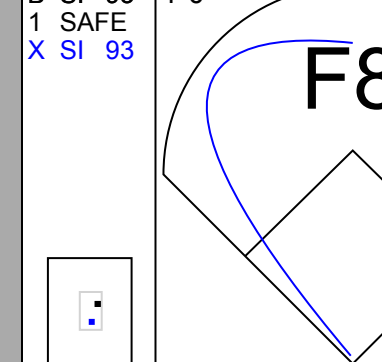
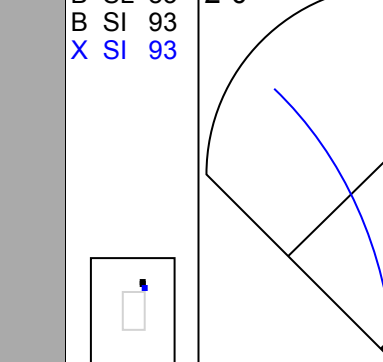


Batter	1	2	3	4	5	6	7	8	9	AB	R	H	RBI	BB	SO	LOB	TOP																				
11 Bo Bichette, R OBP: 0.359, SLG: 0.743 33 Rubén Tejada, R OBP: 0.333, SLG: 0.474										4	1	1	0	0	1	0																					
8 Cavan Biggio, L OBP: 0.333, SLG: 0.214 Santiago Espinal, R OBP: 0.444, SLG: 0.960										2	0	0	1	0	1	0																					
27 Vladimir Guerrero Jr., R (1, 3) OBP: 0.383, SLG: 0.951 2 Joe Panik, L OBP: 0.444, SLG: 0.727										3	1	1	1	0	0	1																					
6 Travis Shaw, L OBP: 0.314, SLG: 0.433 28 Billy McKinney, L OBP: 0.300, SLG: 0.444										2	0	0	0	1	2	1																					
15 Randal Grichuk, R OBP: 0.394, SLG: 0.643 30 Anthony Alford, R OBP: 0.160, SLG: 0.240										3	0	0	0	0	1	3																					
44 Rowdy Tellez, L OBP: 0.375, SLG: 0.640										4	2	2	2	0	1	0																					
37 Teoscar Hernández, R (1, 9) OBP: 0.360, SLG: 0.499										4	1	3	0	0	0	0																					
23 Derek Fisher, L OBP: 0.355, SLG: 0.571										4	2	2	3	0	1	2																					
9 Danny Jansen, R OBP: 0.565, SLG: 1.200 7 Caleb Joseph, R OBP: 0.211, SLG: 0.222										3	1	1	0	0	0	0																					
Inning Stats	R: 0 H: 0 E: 0 K: 1 S: 12	H: 0 LOB: 2 BB: 1 P: 22	R: 0 H: 1 E: 0 K: 0 S: 5	LOB: 0 BB: 0 P: 6	R: 2 H: 2 E: 0 K: 1 S: 12	LOB: 0 BB: 0 P: 20	R: 0 H: 1 E: 0 K: 3 S: 12	LOB: 1 BB: 0 P: 18	R: 0 H: 0 E: 0 K: 0 S: 7	H: 0 LOB: 0 BB: 0 P: 10	R: 2 H: 2 E: 0 K: 1 S: 10	LOB: 0 BB: 0 P: 10	R: 1 H: 1 E: 0 K: 1 S: 7	LOB: 0 BB: 0 P: 9	R: 0 H: 0 E: 0 K: 1 S: 9	LOB: 0 BB: 0 P: 16	R: 3 H: 3 E: 0 K: 1 S: 12	LOB: 0 BB: 0 P: 18	1B: 5 2B: 2 3B: 0 HR: 3	SF: 1 SAC: 0 DP: 1 HBP: 1	WP: 0 PB: 0 SB: 0 CS: 0	PA: 38															
PITCHER	IP WLS BF H R ER SO BB IBB HBP BLK WP HR S P ERA WHIP																																				
65 Ryan Weber, R (1, 1) ERA: 2.4	6.0	25	6	4	4	6	1	0	1	0	0	0	0	1	58	86	6.00	1.167																			
32 Matt Barnes, R (7, 1) ERA: 2.08	1.0	4	1	1	1	1	0	0	0	0	0	0	0	1	7	9	9.00	1.000																			
44 Brandon Workman, R (8, 1) ERA: 1.93	1.0	3	0	0	0	1	0	0	0	0	0	0	0	0	9	16	0.00	0.000																			
70 Ryan Brasier, R (9, 1) ERA: 6.0	1.0	6	3	3	3	1	0	0	0	0	0	1	12	18	27.00	3.000																					

Toronto Blue Jays @ Boston Red Sox
Fenway Park, Boston, MA
Tue Jul 21 2020, 7:34 PM - 10:26 PM EDT
Clear - 84 F

AB	35
R	8
H	10
RBI	7
BB	1
SO	9
LOB	7





Batter	1	2	3	4	5	6	7	8	9	AB	R	H	RBI	BB	SO	LOB	BOTTOM																				
16 Andrew Benintendi, L OBP: 0.407, SLG: 0.522 93 César Puello, R										2	1	1	0	2	1	0																					
28 J.D. Martinez, R OBP: 0.313, SLG: 0.655										3	2	1	2	1	0	3																					
11 Rafael Devers, L OBP: 0.333, SLG: 0.565 67 John Andreoli, R OBP: 0.333, SLG: 0.273										3	1	2	0	0	1	0																					
2 Xander Bogaerts, R OBP: 0.176, SLG: 0.125 30 Tzu-Wei Lin, L OBP: 0.456, SLG: 0.455										3	1	1	1	0	0	2																					
18 Mitch Moreland, L OBP: 0.529, SLG: 0.857 23 Michael Chavis, R OBP: 0.273, SLG: 0.367										2	1	1	3	0	1	2																					
7 Christian Vázquez, R OBP: 0.250, SLG: 0.238 12 Jonathan Lucroy, R OBP: 0.494, SLG: 0.351										3	0	0	0	0	3	0																					
99 Alex Verdugo, L OBP: 0.333, SLG: 0.333 5 Kevin Pillar, R OBP: 0.382, SLG: 0.469										4	0	1	0	0	2	0																					
19 Jackie Bradley Jr., L OBP: 0.424, SLG: 0.645 36 Jonathan Arvizu, S OBP: 0.281, SLG: 0.345										2	0	0	0	0	1	1																					
3 José Peraza, R OBP: 0.235, SLG: 0.294										4	0	1	0	0	0	2																					
Inning Stats	R: 4 H: 3 E: 0 K: 2 S: 12	H: 3 LOB: 0 BB: 1 P: 24	R: 0 H: 1 E: 0 K: 0 S: 4	LOB: 0 BB: 0 P: 7	R: 0 H: 1 E: 0 K: 1 S: 13	LOB: 2 BB: 1 P: 22	R: 0 H: 0 E: 0 K: 3 S: 10	LOB: 0 BB: 0 P: 15	R: 2 H: 2 E: 0 K: 1 S: 12	H: 2 LOB: 0 BB: 0 P: 15	R: 0 H: 0 E: 0 K: 2 S: 9	LOB: 0 BB: 0 P: 12	R: 0 H: 0 E: 1 K: 1 S: 14	LOB: 0 BB: 2 P: 29	R: 0 H: 0 E: 0 K: 2 S: 8	LOB: 0 BB: 0 P: 12	R: 0 H: 1 E: 0 K: 1 S: 7	LOB: 0 BB: 0 P: 10	1B: 5 2B: 1 3B: 0 HR: 2	SF: 0 SAC: 0 DP: 2 HBP: 0	WP: 0 PB: 0 SB: 0 CS: 0	PA: 38															
PITCHER	IP WLS BF H R ER SO BB IBB HBP BLK WP HR S P ERA WHIP																																				
71 Nate Pearson, R (1, 1) ERA: 4.22	3.2	17	5	4	4	5	2	0	0	0	0	0	0	0	3	5	0.00	0.000																			
68 Jordan Romano, R (4, 1) ERA: 6.75	0.1	1	0	0	0	1	0	0	0	0	0	0	0	0	3	5	0.00	0.000																			
56 Ryan Borucki, L (5, 1) ERA: 6.75	2.2	13	2	2	2	4	2	0	0	0	0	1	32	51	6.75	1.500																					
Sean Reid-Foley, R (7, 1) ERA: 3.38	0.1	1	0	0	0	0	0	0	0	0	0	0	3	5	0.00	0.000																					
52 Anthony Bass, R (8, 1) ERA: 3.38	1.0	W 3	0	0	0	2	0	0	0	0	0	0	8	12	0.00	0.000																					

Toronto Blue Jays @ Boston Red Sox
Fenway Park, Boston, MA
Tue Jul 21 2020, 7:34 PM - 10:26 PM EDT
Clear - 84 F

AB	34
R	6
H	8
RBI	6
BB	4
SO	13
LOB	17



Batter	1	2	3	4	5	6	7	8	9	AB R H RBI BB SO LOB	TOP																								
											<p style="text-align: center;">Toronto Blue Jays @ Boston Red Sox Fenway Park, Boston, MA Wed Jul 22 2020, 7:30 PM EDT</p> <p style="text-align: right;">livebaseballscorecards.com</p> <p>AB 0 R 0 H 0 RBI 0 BB 0 SO 0 LOB 0</p> 																								
Inning Stats										1B: 0 SF: 0 WP: 0 PA: 0 2B: 0 SAC: 0 FB: 0 3B: 0 DP: 0 SB: 0 HR: 0 HBP: 0 CS: 0																									
PITCHER	IP	WLS	BF	H	R	ER	SO	BB	IBB	HBP	BLK	WP	HR	S	P	ERA	WHIP	PITCHER	IP	WLS	BF	H	R	ER	SO	BB	IBB	HBP	BLK	WP	HR	S	P	ERA	WHIP

Batter	1	2	3	4	5	6	7	8	9	AB R H RBI BB SO LOB	BOTTOM																								
											<p style="text-align: center;">Toronto Blue Jays @ Boston Red Sox Fenway Park, Boston, MA Wed Jul 22 2020, 7:30 PM EDT</p> <p style="text-align: right;">livebaseballscorecards.com</p> <p>AB 0 R 0 H 0 RBI 0 BB 0 SO 0 LOB 0</p> 																								
Inning Stats										1B: 0 SF: 0 WP: 0 PA: 0 2B: 0 SAC: 0 FB: 0 3B: 0 DP: 0 SB: 0 HR: 0 HBP: 0 CS: 0																									
PITCHER	IP	WLS	BF	H	R	ER	SO	BB	IBB	HBP	BLK	WP	HR	S	P	ERA	WHIP	PITCHER	IP	WLS	BF	H	R	ER	SO	BB	IBB	HBP	BLK	WP	HR	S	P	ERA	WHIP

Batter	1	2	3	4	5	6	7	8	9	AB	R	H	RBI	BB	SO	LOB	TOP				
1 Amed Rosario, R OBP: 0.313, SLG: 0.438	E4 6 1B		20 HR 1B	G6-3						5	1	2	0	0	1	0					
20 Pete Alonso, R OBP: 0.176, SLG: 0.313	L8		1-H HR	K					G1-3	5	1	1	2	0	2	3					
6 Jeff McNeil, L OBP: 0.235, SLG: 0.267	28 CS 1B		E5							5	0	2	0	0	1	0					
28 J.D. Davis, R OBP: 0.214, SLG: 0.154 16 Jake Mansnick, R OBP: 0.333, SLG: 0.333	CS	30 HR BB	K			40 FC6-4 1B			G4-3	3	1	1	0	1	1	1					
30 Michael Conforto, L OBP: 0.500, SLG: 0.750		1-H HR	K			K			K	4	1	1	2	0	3	2					
40 Wilson Ramos, R OBP: 0.333, SLG: 0.364	K				2 HR 2B	1-2				4	1	2	0	0	1	1					
24 Robinson Canó, L 60 Andrés Giménez, L	G4-3		2 HR BB			P3			K	3	1	0	0	1	1	1					
2 Dominic Smith, L OBP: 0.200, SLG: 1.000	F9		1-H 2-H HR			P6			K	4	1	1	3	0	1	1					
9 Brandon Nimmo, L OBP: 0.375, SLG: 0.357			P6		G3				K	4	0	1	0	0	1	1					
						1B															
Inning Stats	R: 0 E: 1 K: 0 S: 7	H: 1 LOB: 0 BB: 0 P: 9	R: 2 E: 0 K: 1 S: 10	H: 1 LOB: 0 BB: 1 P: 19	R: 2 E: 1 K: 2 S: 16	H: 2 LOB: 1 BB: 0 P: 21	R: 3 E: 0 K: 1 S: 13	H: 2 LOB: 0 BB: 1 P: 18	R: 0 E: 0 K: 2 S: 10	H: 1 LOB: 1 BB: 0 P: 18	R: 0 E: 0 K: 1 S: 9	H: 2 LOB: 2 BB: 0 P: 13	R: 0 E: 0 K: 3 S: 11	H: 1 LOB: 1 BB: 0 P: 13	R: 0 E: 0 K: 1 S: 8	H: 1 LOB: 1 BB: 0 P: 11	1B: 7 2B: 1 3B: 0 HR: 3	SF: 0 SAC: 0 DP: 0 HBP: 0	WP: 0 PB: 0 SB: 0 CS: 1	PA: 41	
PITCHER	IP	WLS	BF	H	R	ER	SO	BB	IBB	HBP	BLK	WP	HR	S	P	ERA	WHIP				
35 Josh Osich, L ERA: 6.0	2.0	L	8	2	2	2	1	1	0	0	0	0	1	17	28	9.00	1.500				
59 Jeffrey Springs, L ERA: 33.75	1.1		10	4	5	5	2	1	0	0	0	0	2	24	34	33.75	3.750				
37 Heath Hembree, R ERA:	0.2		2	0	0	0	1	0	0	0	0	0	0	5	5	0.00	0.000				
68 Zack Godley, R ERA:	4.0		16	4	0	0	7	0	0	0	0	0	0	36	53	0.00	1.000				
71 Phillips Valdez, R ERA:	1.0		4	1	0	0	1	0	0	0	0	0	0	8	11	0.00	1.000				

New York Mets @ Boston Red Sox
Fenway Park, Boston, MA
Mon Jul 27 2020, 7:36 PM - 10:46 PM EDT
Partly Cloudy - 92 F

AB 38
R 7
H 11
RBI 7
BB 2
SO 12
LOB 11



Batter	1	2	3	4	5	6	7	8	9	AB	R	H	RBI	BB	SO	LOB	BOTTOM					
16 Andrew Benintendi, L OBP: 0.188, SLG: 0.071	2S 1B		K							4	0	1	0	0	1	4						
28 J.D. Martinez, R OBP: 0.421, SLG: 0.438	K		G4-3			F9				3	1	0	0	1	5							
11 Rafael Devers, L OBP: 0.167, SLG: 0.235	K		1-2						11B 2 G5-3 BB	4	1	1	0	0	1	1						
2 Xander Bogaerts, R OBP: 0.214, SLG: 0.429	F9		1-2						18 1B 2B	4	1	1	2	0	1	2						
18 Mitch Moreland, L OBP: 0.375, SLG: 1.125	G3		HR			B1-3			3-H 1B	4	1	2	2	0	0	0						
7 Christian Vázquez, R OBP: 0.417, SLG: 0.727	G6-3		F7			F9			2-H K	4	0	0	0	0	1	1						
99 Alex Verdugo, L OBP: 0.333, SLG: 0.333	G5-3									4	0	1	0	0	0	0						
19 Jackie Bradley Jr., L OBP: 0.625, SLG: 0.714			3 1B BB			16 G1 1B				3	0	1	0	1	0	0						
3 José Peraza, R OBP: 0.294, SLG: 0.412	28 G4-3 1B					F8				4	0	1	0	0	0	2						
Inning Stats	R: 0 E: 0 K: 2 S: 11	H: 1 LOB: 1 BB: 0 P: 18	R: 0 E: 0 K: 0 S: 8	H: 0 LOB: 0 BB: 0 P: 12	R: 0 E: 0 K: 1 S: 9	H: 1 LOB: 1 BB: 1 P: 15	R: 1 E: 0 K: 1 S: 8	H: 1 LOB: 0 BB: 0 P: 11	R: 0 E: 0 K: 0 S: 12	H: 2 LOB: 2 BB: 0 P: 21	R: 1 E: 0 K: 0 S: 6	H: 1 LOB: 0 BB: 0 P: 7	R: 0 E: 0 K: 0 S: 7	H: 0 LOB: 0 BB: 0 P: 10	R: 2 E: 0 K: 1 S: 15	H: 2 LOB: 1 BB: 1 P: 27	R: 0 E: 0 K: 0 S: 11	H: 0 LOB: 0 BB: 0 P: 15	1B: 5 2B: 1 3B: 0 HR: 2	SF: 0 SAC: 0 DP: 1 HBP: 0	WP: 0 PB: 0 SB: 1 CS: 0	PA: 36
PITCHER	IP	WLS	BF	H	R	ER	SO	BB	IBB	HBP	BLK	WP	HR	S	P	ERA	WHIP					
45 Michael Wacha, R ERA: 1.8	5.0	W	20	5	1	1	4	0	0	0	0	0	0	1	13	1.80	1.200					
47 Chasen Shreve, L ERA: 4.5	2.0		7	1	1	1	0	0	0	0	0	0	1	13	17	4.50	0.500					
27 Jeury Familia, R ERA: 10.8	0.2		5	2	2	2	0	1	0	0	0	0	0	11	20	27.00	4.500					
67 Seth Lugo, R ERA:	1.1	S	4	0	0	0	1	0	0	0	0	0	0	15	22	0.00	0.000					

New York Mets @ Boston Red Sox
Fenway Park, Boston, MA
Mon Jul 27 2020, 7:36 PM - 10:46 PM EDT
Partly Cloudy - 92 F

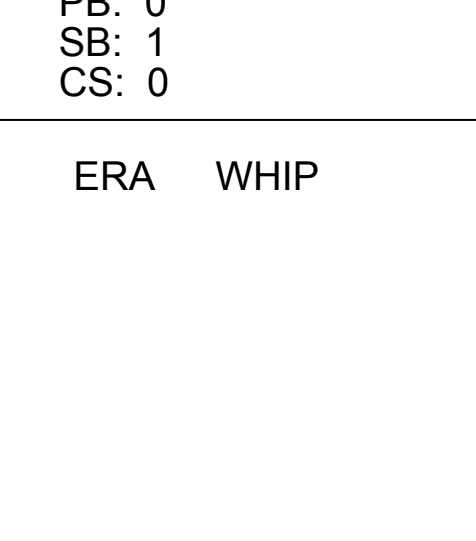
AB 34
R 4
H 8
RBI 4
BB 2
SO 5
LOB 15



Batter	1	2	3	4	5	6	7	8	9	AB	R	H	RBI	BB	SO	LOB	TOP					
1 Amed Rosario, R OBP: 0.286, SLG: 0.381	F9			G1-3		K		G6-3		5	0	1	2	0	1	5						
20 Pete Alonso, R OBP: 0.192, SLG: 0.250	K	F8			G4-3	F7		BB		4	1	0	0	1	1	4						
6 Jeff McNeil, L OBP: 0.273, SLG: 0.350	G6-3			F7		HR	G4-3	BB		5	1	2	2	0	0	0						
28 J.D. Davis, R OBP: 0.333, SLG: 0.438				K		HR				3	2	2	2	0	1	0						
16 Jake Mansnick, R OBP: 0.250, SLG: 0.250								F8		1	0	0	0	0	0	2						
30 Michael Conforto, L OBP: 0.474, SLG: 0.625										4	0	1	0	1	3	2						
52 Yoenis Cespedes, R OBP: 0.250, SLG: 0.357										4	1	0	0	0	2	3						
24 Robinson Canó, L OBP: 0.294, SLG: 0.297										3	1	2	1	1	0	0						
60 Andrés Giménez, L OBP: 0.250, SLG: 0.333										1	1	0	0	0	0	0						
40 Wilson Ramos, R OBP: 0.313, SLG: 0.333										4	0	1	0	0	1	4						
9 Brandon Nimmo, L OBP: 0.400, SLG: 0.412										3	1	1	1	1	0	3						
Inning Stats	R: 0 E: 0 K: 1 S: 6	H: 0 LOB: 0 BB: 0 P: 6	R: 3 E: 0 K: 1 S: 21	H: 3 LOB: 2 BB: 1 P: 35	R: 0 E: 0 K: 2 S: 8	H: 0 LOB: 1 BB: 1 P: 14	R: 0 E: 0 K: 1 S: 7	H: 0 LOB: 1 BB: 1 P: 12	R: 2 E: 0 K: 1 S: 11	H: 2 LOB: 0 BB: 0 P: 15	R: 0 E: 1 K: 1 S: 17	H: 1 LOB: 2 BB: 0 P: 21	R: 0 E: 0 K: 2 S: 9	H: 0 LOB: 1 BB: 0 P: 15	R: 3 E: 0 K: 0 S: 11	H: 3 LOB: 2 BB: 1 P: 17	R: 0 E: 0 K: 0 S: 4	H: 1 LOB: 0 BB: 0 P: 6	1B: 6 2B: 3 HR: 1	SF: 0 SAC: 0 DP: 1 HBP: 2	WP: 0 PB: 0 SB: 1 CS: 0	PA: 43
PITCHER	IP WLS BF H R ER SO BB IBB HBP BLK WP HR S P ERA WHIP																					
56 Matt Hall, L ERA: 10.13	2.2 L 14 3 3 3 3 2 0 1 0 0 0 0 32 51 10.12 1.875																					
31 Austin Brnce, R ERA: 9.52	1.2 8 2 2 2 2 1 0 0 0 0 1 16 23 10.80 1.800																					
48 Colten Brewer, R ERA: 27.0	2.2 11 1 0 0 4 0 0 1 0 0 0 0 33 44 0.00 0.375																					
70 Ryan Brasier, R ERA: 27.0	1.0 7 3 3 3 0 1 0 0 0 0 0 11 17 27.00 4.000																					
44 Brandon Workman, R ERA: 1.00	1.0 3 1 0 0 0 0 0 0 0 0 0 4 6 0.00 1.000																					
Batter	1	2	3	4	5	6	7	8	9	AB	R	H	RBI	BB	SO	LOB	BOTTOM					
3 José Peraza, R OBP: 0.333, SLG: 0.429					G4-6-3			G5-3		4	0	2	0	0	0	2						
28 J.D. Martinez, R OBP: 0.348, SLG: 0.350	K					G5-3		G6-3		4	0	0	0	0	2	3						
11 Rafael Devers, L OBP: 0.227, SLG: 0.333	G4-3									4	1	2	0	0	0	2						
2 Xander Bogaerts, R OBP: 0.167, SLG: 0.333					L9	L7		F9		4	0	0	0	0	0	2						
5 Kevin Pillar, R OBP: 0.583, SLG: 1.083					L8	WP				4	1	3	1	0	0	0						
23 Michael Chavis, R OBP: 0.300, SLG: 0.900					F8					2	0	0	0	0	0	1						
18 Mitch Moreland, L OBP: 0.300, SLG: 0.900										2	0	0	0	0	1	2						
19 Jackie Bradley Jr., L OBP: 0.500, SLG: 0.556										4	0	0	1	0	1	1						
25 Kevin Plawecki, R OBP: 0.500, SLG: 0.571										4	1	2	0	0	0	0						
16 Andrew Benintendi, L OBP: 0.250, SLG: 0.063										2	0	0	0	2	2	1						
Inning Stats	R: 0 E: 0 K: 1 S: 7	H: 1 LOB: 0 BB: 0 P: 11	R: 0 E: 0 K: 0 S: 7	H: 1 LOB: 0 BB: 0 P: 10	R: 1 E: 0 K: 1 S: 9	H: 2 LOB: 1 BB: 1 P: 21	R: 0 E: 0 K: 0 S: 7	H: 0 LOB: 0 BB: 0 P: 11	R: 0 E: 1 K: 1 S: 8	H: 1 LOB: 1 BB: 1 P: 13	R: 1 E: 0 K: 0 S: 12	H: 2 LOB: 1 BB: 0 P: 18	R: 0 E: 0 K: 1 S: 8	H: 0 LOB: 0 BB: 0 P: 12	R: 0 E: 0 K: 0 S: 10	H: 1 LOB: 1 BB: 0 P: 16	R: 1 E: 1 K: 1 S: 13	H: 1 LOB: 1 BB: 0 P: 20	1B: 5 2B: 4 HR: 0	SF: 0 SAC: 0 DP: 2 HBP: 0	WP: 1 PB: 0 SB: 0 CS: 0	PA: 36
PITCHER	IP WLS BF H R ER SO BB IBB HBP BLK WP HR S P ERA WHIP																					
77 David Peterson, L ERA: 3.18	5.2 W 23 7 2 2 3 2 0 0 0 0 1 0 4 6 0.00 0.000																					
62 Drew Smith, R ERA: 7.1	0.1 H 1 0 0 0 1 0 0 0 0 0 1 0 4 6 0.00 0.000																					
38 Justin Wilson, L ERA: 8.1	1.0 H 3 0 0 0 1 0 0 0 0 0 0 0 8 12 0.00 0.000																					
68 Dellin Betances, R ERA: 11.57	1.0 4 1 0 0 0 0 0 0 0 0 0 0 10 16 0.00 1.000																					
71 Hunter Strickland, R ERA: 11.57	1.0 5 1 1 1 1 0 0 0 0 0 0 0 13 20 9.00 1.000																					

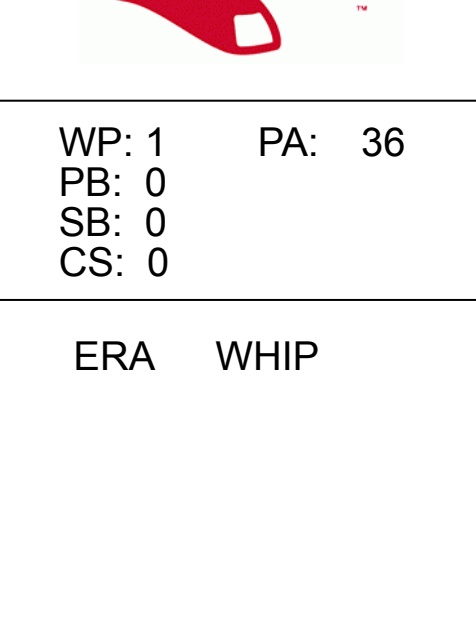
New York Mets @ Boston Red Sox
Fenway Park, Boston, MA
Tue Jul 28 2020, 7:30 PM - 10:28 PM EDT
Partly Cloudy - 88 F

AB 37
R 8
H 10
RBI 8
BB 4
SO 9
LOB 23



New York Mets @ Boston Red Sox
Fenway Park, Boston, MA
Tue Jul 28 2020, 7:30 PM - 10:28 PM EDT
Partly Cloudy - 88 F

AB 34
R 3
H 9
RBI 2
BB 2
SO 6
LOB 14



Batter	1	2	3	4	5	6	7	8	9	AB	R	H	RBI	BB	SO	LOB	TOP					
16 Andrew Benintendi, L (1.7) OBP: 0.292, SLG: 0.158	F FF 100 3-2 B CH 99 100 S SL 99 100 X SL 94		B FF 99 4-2 S CH 91 100 C CH 92 100 F CH 91 100 B CH 91 100			B FF 98 2-1 L FF 97 100 X FF 97		X FF 95 0-0 S SL 88 100 X SL 95	S SL 88 0-1 X SL 95		3	0	1	0	1	0	0					
28 J.D. Martinez, R (1.10) OBP: 0.357, SLG: 0.375	C FF 100 0-2 F FF 100 100 B SL 95 100 X SL 94		1 SAFE 1-1 F FF 100 100 1 SAFE 100 B FF 99	C FF 97 0-2 B FF 98 100 X FF 99		B SL 94 1-0 X FF 97		0-0	B SL 95 3-2 B SL 88 100 S SL 88 100 F FF 97 100 X SL 95	4	1	1	0	1	1	1						
11 Rafael Devers, L (1.5) OBP: 0.231, SLG: 0.360	X FF 100 0-0			C CH 92 1-2 B FF 99 100 S CH 93 100 X CH 92		X CU 85 0-0		C FF 91 0-3 F FF 95 100 S FF 95 100		4	1	1	0	0	1	4						
18 Mitch Moreland, L (1.3) OBP: 0.357, SLG: 0.857	B SL 94 2-0 X FF 100			C FF 99 2-2 S CH 92 100 F FF 99 100 X CH 91		X CU 77 0-0		X FC 90 0-0		4	1	2	2	0	0	1						
7 Christian Vázquez, R (1.2) OBP: 0.438, SLG: 0.867	S FF 99 2-1 B FF 100 100 X SL 95			C SL 93 2-2 F FF 99 100 B SL 93 100 S CH 94 100 D CU 80		B SL 92 2-2 B SL 93 100 F FF 97 100 X CH 80		C FC 93 0-1 X FC 92		4	1	2	3	0	0	1						
99 Alex Verdugo, L (1.9) OBP: 0.313, SLG: 0.267	B CH 93 1-1 S SL 94 100 X SL 94			F FF 96 2-2 F FF 96 100 B SL 93 100 S CH 94 100 X CH 91		B FF 93 2-3 F FF 96 100 S CH 94 100 X SL 95		B FF 95 4-2 B FF 94 100 B FF 94 100		3	0	0	0	1	1	0						
3 José Peraza, R (1.4) (8.6)	S SL 96 0-3 S SL 94 100 S FF 100			C FF 96 0-1 X FF 97		F CU 78 0-1 X SL 92		F FC 92 0-3 S SL 95 100 S FF 95 100		4	0	0	0	0	2	3						
19 Jackie Bradley Jr., L (1.8) OBP: 0.455, SLG: 0.500			F FF 99 0-3 F CH 91 100 S CH 91		C CU 84 3-2 B SL 93 100 B CH 94 100 T CH 91			B FC 92 2-1 B FC 90 100 X FC 92		2	0	0	0	0	2	0						
5 Kevin Pillar, R (8.7) OBP: 0.571, SLG: 1.000								B SL 95 3-2 B SL 96 100 F FF 95 100 X SL 97		2	1	1	0	0	0	0						
30 Tzu-Wei Lin, L (1.6) OBP: 0.200, SLG: 0.200			C CH 92 1-3 B CH 92 100 S CH 91		B CU 81 1-1 X CH 91			C SL 96 1-2 B SL 92 100 X SL 88		2	0	0	0	0	1	0						
2 Xander Bogaerts, R (8.7) OBP: 0.211, SLG: 0.333								B FC 92 4-0 B FF 96 100		0	0	0	0	1	0	0						
36 Jonathan Araúz, S (8.4) (8.4)								B SL 96 1-2 B SL 92 100 X SL 88		1	1	0	0	0	0	0						
Inning Stats	R: 0 E: 0 K: 0 S: 11	H: 1 LOB: 1 BB: 0 P: 16	R: 0 E: 0 K: 1 S: 7	H: 0 LOB: 0 BB: 0 P: 10	R: 0 E: 0 K: 2 S: 11	H: 0 LOB: 0 BB: 1 P: 17	R: 2 E: 0 K: 0 S: 20	H: 2 LOB: 0 BB: 0 P: 27	R: 0 E: 0 K: 1 S: 7	H: 0 LOB: 0 BB: 0 P: 11	R: 0 E: 0 K: 0 S: 4	H: 0 LOB: 0 BB: 0 P: 7	R: 1 E: 0 K: 1 S: 12	H: 1 LOB: 0 BB: 0 P: 16	R: 3 E: 0 K: 2 S: 17	H: 3 LOB: 3 BB: 3 P: 27	R: 0 E: 0 K: 1 S: 13	H: 1 LOB: 1 BB: 0 P: 20	1B: 3 2B: 4 3B: 0 HR: 1	SF: 0 SAC: 1 DP: 0 HBP: 0	WP: 2 PB: 0 SB: 0 CS: 1	PA: 39
PITCHER	IP WLS BF H R ER SO BB IBB HBP BLK WP HR S P ERA WHIP																					
48 Jacob deGrom, R (1.1) ERA: 1.64	6.0		21	3	2	2	4	1	0	0	0	0	0	2	0	60	88	3.00	0.667			
67 Seth Lugo, R (7.1) ERA: 2.06	1.0	B	4	1	1	1	1	0	0	0	0	0	0	1	12	16	9.00	1.000				
38 Justin Wilson, L (8.1) ERA: 9.0	0.2	L	8	3	3	3	1	2	1	0	0	0	0	0	13	23	40.50	7.500				
68 Dellin Betances, R (8.1) ERA: 9.0	0.1		1	0	0	0	1	0	0	0	0	0	0	0	4	4	0.00	0.000				
27 Jeury Familia, R (9.1) ERA: 6.75	1.0		4	1	0	0	1	0	0	0	0	0	0	0	13	20	0.00	1.000				

Boston Red Sox @ New York Mets
Citi Field, Flushing, NY
Wed Jul 29 2020, 7:13 PM - 10:54 PM EDT
Clear - 84 F

AB 33
R 6
H 8
RBI 5
BB 4
SO 8
LOB 10



Batter	1	2	3	4	5	6	7	8	9	AB	R	H	RBI	BB	SO	LOB	BOTTOM					
9 Brandon Nimmo, L (1.8) OBP: 0.400, SLG: 0.524	B FF 97 3-2 S FC 94 100 B FF 97 100 F FF 97 100 X FF 97		B FS 85 2-3 F FC 96 100 B FC 96 100 C FC 97 100		B CU 78 3-1 S FC 96 100 B FC 99 100 B CU 77 100 X FC 98		C SL 93 3-3 B FC 90 100 B FC 90 100 S FC 97 100		B KC 79 4-2 B KC 79 100 B KC 79 100 B KC 80 100	4	2	1	1	1	1	2	0					
6 Jeff McNeil, L (1.5) OBP: 0.370, SLG: 0.364	X FC 94 0-0		F FS 87 0-2 F FF 97 100 F CU 80 100 X FC 99		F FS 84 4-1 B FF 95 100 B FC 96 100 B CU 77 100 B FF 98		F SL 93 1-1 H SL 94		S FF 92 4-2 B FF 93 100 B KC 78 100 B KC 78 100 D KC 80	2	1	1	0	2	0	0						
20 Pete Alonso, R (1.3) OBP: 0.333, SLG: 0.375	X FC 92 0-0		C FC 91 2-2 B FC 97 100 F FC 92 100 H FC 92		B FC 90 2-1 D CU 79 100 F FC 99 100 X FC 90		B FF 91 3-2 D FC 90 100 F FC 93 100 X FC 98		B FF 91 1-2 S FC 95 100 S FC 95 100 X KC 78	4	0	4	0	0	0	0						
30 Michael Conforto, L (1.9) OBP: 0.417, SLG: 0.524	X FC 93 0-0		C FF 96 2-2 1 SAFE 100 S FS 95 100 B FF 98 100 X CU 78		B FF 95 2-2 1 SAFE 100 B FC 90 100 X FF 95		X FC 88 0-0		B FF 92 2-3 B KC 78 100 F FC 93 100 S SAFE 100	5	0	1	0	0	1	8						
2 Dominic Smith, L (1.7) OBP: 0.250, SLG: 0.714	F FF 96 1-2 F FS 98 100 F FF 97 100 F FS 97 100 X FS 89			B FC 91 1-0 X CU 78		F SL 93 3-3 B FC 91 100 B FC 91 100 S SL 93 100 S FC 90 100		C FF 94 0-2 T FF 95 100		B FF 91 1-0 X FC 86	3	0	1	1	0	1	2					
28 J.D. Davis, R (7.7) OBP: 0.350, SLG: 0.444																						
52 Yoenis Cespedes, R (1.10) OBP: 0.286, SLG: 0.526	C FF 96 0-3 T FF 95 100 S FF 96																					
24 Robinson Canó, L (1.4) OBP: 0.318, SLG: 0.300		X CU 78 0-0																				
60 Andrés Giménez, L (1.6) OBP: 0.250, SLG: 0.500		C FF 97 2-2 B FC 99 100 B FC 97 100 B FS 96 100 X FF 97																				
44 René Rivera, R (1.2) OBP: 0.250, SLG: 0.250		B FC 89 1-3 C FF 98 100 1 SAFE 100 S FC 96 100																				
40 Wilson Ramos, R (8.7) OBP: 0.294, SLG: 0.313																						
Inning Stats	R: 1 E: 0 K: 1 S: 15	H: 3 LOB: 2 BB: 0 P: 19	R: 0 E: 0 K: 1 S: 8	H: 1 LOB: 0 BB: 0 P: 11	R: 0 E: 0 K: 1 S: 13	H: 0 LOB: 1 BB: 0 P: 19	R: 0 E: 0 K: 0 S: 9	H: 2 LOB: 0 BB: 0 P: 15	R: 1 E: 0 K: 3 S: 17	H: 2 LOB: 1 BB: 0 P: 25	R: 1 E: 0 K: 0 S: 17	H: 2 LOB: 1 BB: 0 P: 26	R: 0 E: 0 K: 2 S: 12	H: 1 LOB: 2 BB: 0 P: 19	R: 1 E: 0 K: 1 S: 11	H: 2 LOB: 0 BB: 0 P: 15	R: 1 E: 0 K: 2 S: 16	H: 2 LOB: 3 BB: 2 P: 30	1B: 12 2B: 0 3B: 1 HR: 2	SF: 0 SAC: 0 DP: 3 HBP: 2	WP: 0 PB: 0 SB: 0 CS: 0	PA: 43
PITCHER	IP WLS BF H R ER SO BB IBB HBP BLK WP HR S P ERA WHIP																					
17 Nathan Eovaldi, R (1.1) ERA: 2.45	5.0		22	8	2	2	4	1	0	0	0	0	0	0	17	26	9.00	2.000				
64 Marcus Walden, R (6.1) ERA: 3.0	1.0		5	2	1	1	3	0	0	0	0	0	0	0	9	16	0.00	1.500				
35 Josh Osich, L (7.1) ERA: 4.91	0.2	W	1	0	0	0	1	0	0	0	0	0	0	0	3	3	0.00	0.000				
37 Heath Hembree, R (7.1) ERA: 4.91	0.1		1	0	0	0	1	0	0	0	0	0	0	0	3	3	0.00	0.000				
32 Matt Barnes, R (8.1) ERA: 4.5	1.0	H	4	2	1	1	1	0	0	0	0	0	0	1	11	15	9.00	2.000				

Boston Red Sox @ New York Mets
Citi Field, Flushing, NY
Wed Jul 29 2020, 7:13 PM - 10:54 PM EDT
Clear - 84 F

AB 38
R 5
H 15
RBI 5
BB 3
SO 12
LOB 27



Batter	1	2	3	4	5	6	7	8	9	AB	R	H	RBI	BB	SO	LOB	TOP									
16 Andrew Benintendi, L (1.7) OBP: 0.333, SLG: 0.125										3	1	0	0	2	2	3										
5 Kevin Pillar, R (1.10) OBP: 0.444, SLG: 0.654										4	1	2	0	0	0	1										
11 Rafael Devers, L (1.5) OBP: 0.229, SLG: 0.303										4	0	1	0	0	1	4										
2 Xander Bogaerts, R (1.6) OBP: 0.290, SLG: 0.379										4	0	1	1	0	1	2										
18 Mitch Moreland, L (1.3) OBP: 0.278, SLG: 0.667										4	0	0	0	0	2	2										
7 Christian Vázquez, R (1.2) OBP: 0.397, SLG: 0.615										4	0	1	0	0	1	0										
99 Alex Verdugo, L (1.9) OBP: 0.286, SLG: 0.231										4	0	0	0	0	2	1										
19 Jackie Bradley Jr., L (1.8) OBP: 0.414, SLG: 0.400										2	0	0	0	2	1	1										
30 Tzu-Wei Lin, L (1.4) OBP: 0.222, SLG: 0.222										4	0	1	0	0	2	1										
Inning Stats	R: 0 H: 1 E: 0 K: 2 S: 11	H: 1 LOB: 1 BB: 0 P: 17	R: 0 H: 1 E: 0 K: 1 S: 9	H: 1 LOB: 1 BB: 0 P: 13	R: 2 H: 2 E: 1 K: 1 S: 15	H: 2 LOB: 1 BB: 1 P: 25	R: 0 H: 0 E: 0 K: 1 S: 9	H: 0 LOB: 1 BB: 0 P: 14	R: 0 H: 0 E: 0 K: 2 S: 8	H: 0 LOB: 1 BB: 0 P: 12	R: 0 H: 0 E: 0 K: 1 S: 7	H: 0 LOB: 1 BB: 1 P: 13	R: 0 H: 1 E: 0 K: 0 S: 8	H: 1 LOB: 1 BB: 0 P: 14	R: 0 H: 1 E: 0 K: 3 S: 14	H: 1 LOB: 2 BB: 1 P: 20	1B: 5 2B: 1 3B: 0 HR: 0	SF: 0 SAC: 0 DP: 0 HBP: 0	WP: 0 PB: 0 SB: 0 CS: 0	PA: 37						
PITCHER	IP: 2.2 WLS: 0 BF: 13 ERA: 3.38	WLS: 0 BF: 0 ERA: 3.39	H: 4 R: 2 ER: 1 SO: 3	H: 2 R: 0 ER: 0 SO: 2	BB: 1 IBB: 0 HBP: 0 BLK: 0	BB: 0 IBB: 0 HBP: 0 BLK: 0	WP: 0 HR: 0 S: 32 P: 51	ERA: 3.38 WHIP: 1.875	PITCHER	IP: 3.3 WLS: 0 BF: 11 ERA: 3.39	WLS: 0 BF: 11 ERA: 3.39	H: 0 R: 0 ER: 0 SO: 4	H: 0 R: 0 ER: 0 SO: 2	BB: 2 IBB: 0 HBP: 0 BLK: 0	BB: 0 IBB: 0 HBP: 0 BLK: 0	WP: 0 HR: 0 S: 18 P: 41	ERA: 3.39 WHIP: 0.667	PITCHER	IP: 2.0 WLS: 0 BF: 9 ERA: 2.7	WLS: 0 BF: 9 ERA: 2.7	H: 2 R: 0 ER: 0 SO: 3	H: 0 R: 0 ER: 0 SO: 0	BB: 1 IBB: 0 HBP: 0 BLK: 0	BB: 0 IBB: 0 HBP: 0 BLK: 0	WP: 0 HR: 0 S: 22 P: 34	ERA: 2.7 WHIP: 1.500
19 Masahiro Tanaka, R (1.1) ERA: 3.38	70 Luis Avilán, L (3.1) ERA: 3.39	79 Nick Nelson, R (5.1) ERA: 3.39	75 David Hale, R (8.1) ERA: 2.7																							
26 DJ LeMahieu, R (1.4) OBP: 0.385, SLG: 0.538										4	0	0	0	0	2	2										
99 Aaron Judge, R (1.9) OBP: 0.333, SLG: 0.741										3	1	1	1	1	1	0										
25 Gleyber Torres, R (1.6) OBP: 0.308, SLG: 0.348										4	0	0	0	0	0	3										
27 Giancarlo Stanton, R (1.10) OBP: 0.464, SLG: 0.696										4	0	0	0	0	2	0										
59 Luke Voit, R (1.3) OBP: 0.304, SLG: 0.524										4	1	2	0	0	1	0										
14 Tyler Wade, L (9.4) OBP: 0.333, SLG: 0.200										0	0	0	0	0	0	0										
39 Mike Tauchman, L (1.7) OBP: 0.333, SLG: 0.333										4	1	3	0	0	0	1										
24 Gary Sánchez, R (1.2) OBP: 0.150, SLG: 0.056										3	1	1	0	1	0	1										
29 Gio Urshela, R (1.5) OBP: 0.370, SLG: 0.545										3	1	1	4	1	1	3										
11 Brett Gardner, L (1.8) OBP: 0.250, SLG: 0.250										3	0	0	0	1	0	1										
Inning Stats	R: 1 H: 3 E: 0 K: 1 S: 13	H: 4 LOB: 0 BB: 0 P: 20	R: 4 H: 4 E: 0 K: 0 S: 13	H: 4 LOB: 0 BB: 0 P: 19	R: 0 H: 1 E: 0 K: 0 S: 8	H: 1 LOB: 1 BB: 0 P: 14	R: 0 H: 0 E: 0 K: 1 S: 10	H: 0 LOB: 3 BB: 3 P: 26	R: 0 H: 1 E: 0 K: 0 S: 12	H: 1 LOB: 2 BB: 1 P: 18	R: 0 H: 0 E: 0 K: 2 S: 15	H: 0 LOB: 0 BB: 0 P: 20	R: 0 H: 0 E: 0 K: 2 S: 10	H: 0 LOB: 0 BB: 0 P: 14	R: 0 H: 1 E: 0 K: 1 S: 8	H: 1 LOB: 1 BB: 0 P: 16	1B: 6 2B: 0 3B: 0 HR: 2	SF: 0 SAC: 0 DP: 0 HBP: 0	WP: 0 PB: 0 SB: 3 CS: 0	PA: 36						
PITCHER	IP: 3.1 WLS: 1 BF: 18 ERA: 6.14	IP: 2.2 WLS: 11 BF: 1 ERA: 13.50	H: 6 R: 5 ER: 0 SO: 3	H: 4 R: 0 ER: 0 SO: 3	BB: 2 IBB: 0 HBP: 0 BLK: 0	BB: 0 IBB: 0 HBP: 0 BLK: 0	WP: 0 HR: 2 S: 32 P: 48	ERA: 13.50 WHIP: 2.400	PITCHER	IP: 2.2 WLS: 0 BF: 11 ERA: 13.50	WLS: 0 BF: 11 ERA: 13.50	H: 0 R: 0 ER: 0 SO: 4	H: 0 R: 0 ER: 0 SO: 2	BB: 2 IBB: 0 HBP: 0 BLK: 0	BB: 0 IBB: 0 HBP: 0 BLK: 0	WP: 0 HR: 0 S: 18 P: 41	ERA: 13.50 WHIP: 1.125	PITCHER	IP: 1.0 WLS: 0 BF: 4 ERA: 13.5	WLS: 0 BF: 4 ERA: 13.5	H: 1 R: 0 ER: 0 SO: 1	H: 0 R: 0 ER: 0 SO: 0	BB: 0 IBB: 0 HBP: 0 BLK: 0	BB: 0 IBB: 0 HBP: 0 BLK: 0	WP: 0 HR: 0 S: 10 P: 16	ERA: 13.5 WHIP: 1.000
68 Zack Godley, R (1.1) ERA: 6.14	22 Chris Mazza, R (4.1) ERA: 13.5	70 Ryan Brasier, R (7.1) ERA: 13.5	35 Josh Osich, L (8.1) ERA: 3.86																							

Boston Red Sox @ New York Yankees
 Yankee Stadium, Bronx, NY
 Sat Aug 01 2020, 7:10 PM - 10:16 PM EDT
 Partly Cloudy - 83 F

AB 33
 R 2
 H 6
 RBI 1
 BB 4
 SO 12
 LOB 15



Boston Red Sox @ New York Yankees
 Yankee Stadium, Bronx, NY
 Sat Aug 01 2020, 7:10 PM - 10:16 PM EDT
 Partly Cloudy - 83 F

AB 32
 R 5
 H 8
 RBI 5
 BB 4
 SO 7
 LOB 11



Batter	1	2	3	4	5	6	7	8	9	AB	R	H	RBI	BB	SO	LOB	TOP										
5 Kevin Pillar, R OBP: 0.406, SLG: 0.613 (1, 7)										5	1	1	0	0	1	0	Boston Red Sox @ New York Yankees Yankee Stadium, Bronx, NY Sun Aug 02 2020, 7:10 PM - 10:21 PM EDT Partly Cloudy - 88 F										
11 Rafael Devers, L OBP: 0.250, SLG: 0.395 (1, 5)										5	2	2	2	0	2	0											
28 J.D. Martinez, R OBP: 0.317, SLG: 0.333 99 Alex Verdugo, L OBP: 0.286, SLG: 0.231 (1, 9)										4	1	1	0	0	2	1											
2 Xander Bogaerts, R OBP: 0.371, SLG: 0.667 (1, 6)										4	3	4	3	0	0	0											
7 Christian Vázquez, R OBP: 0.344, SLG: 0.742 (1, 10)										4	0	1	1	0	0	1											
23 Michael Chavis, R OBP: 0.200, SLG: 0.316 18 Mitch Moreland, L OBP: 0.263, SLG: 0.632 (1, 3)										3	0	0	0	0	2	1											
25 Kevin Plawecki, R OBP: 0.500, SLG: 0.500 (1, 2)										3	0	1	0	1	1	1											
19 Jackie Bradley Jr., L OBP: 0.364, SLG: 0.345 (1, 8)										4	0	0	0	0	2	3											
3 José Peraza, R OBP: 0.270, SLG: 0.306 (1, 4)										4	0	0	0	0	0	1											
Inning Stats	R: 2 H: 2 E: 0 K: 1 S: 14	H: 2 LOB: 0 BB: 0 P: 21	R: 0 H: 1 E: 0 K: 1 S: 9	H: 1 LOB: 1 BB: 1 P: 16	R: 3 H: 4 E: 1 K: 2 S: 22	LOB: 1 BB: 0 P: 25	R: 0 H: 0 E: 0 K: 1 S: 8	H: 0 LOB: 0 BB: 0 P: 13	R: 1 H: 1 E: 0 K: 2 S: 14	H: 1 LOB: 0 BB: 0 P: 22	R: 0 H: 0 E: 0 K: 1 S: 11	H: 0 LOB: 2 BB: 0 P: 15	R: 1 H: 1 E: 0 K: 0 S: 8	H: 1 LOB: 0 BB: 0 P: 11	R: 0 H: 1 E: 0 K: 2 S: 14	H: 2 LOB: 2 BB: 1 P: 24		R: 0 H: 0 E: 0 K: 1 S: 7	H: 0 LOB: 0 BB: 0 P: 10	1B: 4 2B: 3 3B: 0 HR: 3	SF: 0 SAC: 0 DP: 0 HBP: 0	WP: 1 PB: 0 SB: 0 CS: 0	PA: 38				
PITCHER	IP	WLS	BF	H	R	ER	SO	BB	IBB	HBP	BLK	WP	HR	S	P	ERA	WHIP	PITCHER									
65 James Paxton, L ERA: 13.5 (1, 1)	3.0		16	7	5	3	4	0	0	0	0	1	1	45	62	9.00	2.333										
73 Michael King, R ERA: 7.71 (4, 1)	3.2		13	2	2	2	4	0	0	0	0	0	2	40	60	4.91	0.545										
0 Adam Ottavino, R ERA: (7, 1)	1.1	W	6	1	0	0	2	1	0	0	0	0	0	15	25	0.00	1.500										
53 Zack Britton, L ERA: (9, 1)	1.0	S	3	0	0	0	1	0	0	0	0	0	0	7	10	0.00	0.000										
Batter	1	2	3	4	5	6	7	8	9	AB	R	H	RBI	BB	SO	LOB	BOTTOM										
26 DJ LeMahieu, R OBP: 0.419, SLG: 0.533 (1, 4)										4	2	2	1	1	1	0	Boston Red Sox @ New York Yankees Yankee Stadium, Bronx, NY Sun Aug 02 2020, 7:10 PM - 10:21 PM EDT Partly Cloudy - 88 F										
99 Aaron Judge, R OBP: 0.371, SLG: 0.903 (1, 9)										4	2	2	5	1	0	0											
25 Gleyber Torres, R OBP: 0.258, SLG: 0.286 (1, 6)										5	0	0	0	0	1	3											
27 Giancarlo Stanton, R OBP: 0.469, SLG: 0.640 (1, 10)										2	1	0	0	2	0	0											
31 Aaron Hicks, S OBP: 0.360, SLG: 0.368 (1, 8)										3	0	0	0	1	1	1											
59 Luke Voit, R OBP: 0.296, SLG: 0.600 14 Tyler Wade, L OBP: 0.333, SLG: 0.200 (1, 3)										4	1	1	1	1	0	2											
24 Gary Sánchez, R OBP: 0.167, SLG: 0.136 (1, 2)										4	1	1	1	1	0	2											
29 Gio Urshela, R OBP: 0.419, SLG: 0.615 (1, 5)										4	0	3	1	0	1	0											
41 Miguel Andujar, R OBP: 0.125, SLG: 0.125 39 Mike Tauchman, L OBP: 0.400, SLG: 0.333 (1, 7)										3	1	0	0	0	0	3											
Inning Stats	R: 0 H: 0 E: 1 K: 3 S: 15	H: 0 LOB: 3 BB: 2 P: 29	R: 3 H: 2 E: 0 K: 1 S: 13	H: 2 LOB: 0 BB: 1 P: 25	R: 2 H: 2 E: 0 K: 1 S: 16	H: 2 LOB: 1 BB: 1 P: 24	R: 0 H: 0 E: 0 K: 0 S: 7	H: 0 LOB: 0 BB: 0 P: 10	R: 1 H: 1 E: 0 K: 1 S: 13	H: 1 LOB: 0 BB: 0 P: 17	R: 0 H: 2 E: 0 K: 0 S: 10	H: 2 LOB: 2 BB: 1 P: 22	R: 0 H: 0 E: 0 K: 1 S: 5	H: 0 LOB: 0 BB: 0 P: 7	R: 3 H: 2 E: 0 K: 1 S: 13	H: 2 LOB: 0 BB: 1 P: 24		R: 0 H: 0 E: 0 K: 1 S: 7	H: 0 LOB: 0 BB: 0 P: 10	1B: 4 2B: 2 3B: 0 HR: 3	SF: 0 SAC: 0 DP: 1 HBP: 0	WP: 1 PB: 0 SB: 1 CS: 0	PA: 39				
PITCHER	IP	WLS	BF	H	R	ER	SO	BB	IBB	HBP	BLK	WP	HR	S	P	ERA	WHIP	PITCHER									
31 Austin Brice, R ERA: 6.35 (1, 1)	1.0		6	0	0	0	3	2	0	0	0	0	0	15	29	0.00	2.000										
56 Matt Hall, L ERA: 15.43 (2, 1)	2.0		12	4	5	5	2	2	0	0	0	0	1	29	49	22.50	3.000										
37 Heath Hembree, R ERA: 1.69 (4, 1)	2.0		7	1	1	1	1	0	0	0	0	0	1	20	27	4.50	0.500										
64 Marcus Walden, R ERA: 1.8 (6, 1)	2.0		8	2	0	0	1	1	0	0	0	1	0	15	29	0.00	1.500										
32 Matt Barnes, R ERA: 9.0 (8, 1)	1.0	L	6	2	3	3	1	1	0	0	0	0	1	13	24	27.00	3.000										

Batter	1	2	3	4	5	6	7	8	9	AB	R	H	RBI	BB	SO	LOB	TOP				
16 Andrew Benintendi, L OBP: 0.289, SLG: 0.103	F FF 93 B FF 94 F CU 80 B FF 95 S CU 79 X FF 94		T FF 93 B FF 94 F CU 79 B FF 95 S CU 79 X FF 94	S FC 83 X CU 78				C FF 97 B FF 98 X FF 99	D SI 96 F SL 95 C CU 83	5	0	0	0	0	2	4					
11 Rafael Devers, L OBP: 0.250, SLG: 0.366	F FF 96 S CU 80 B FF 94		C FC 84 X CU 78		B CU 77 S FF 92 F CU 77 F FF 95 B FF 96 B CU 77 B FF 93 S FF 92			L FF 97 B SL 85 B FF 97 B SL 87 B FF 98 B CU 77 F FF 96 S FF 96		3	0	0	0	1	2	1					
28 J.D. Martinez, R OBP: 0.333, SLG: 0.400	S FC 83 B CU 78 X SI 93		F CU 78 B CU 79 X SI 93		X FF 92			S FF 96 S SL 86 S SL 85		4	0	2	0	0	1	2					
2 Xander Bogaerts, R OBP: 0.333, SLG: 0.595		B SI 93 C FC 83 X CU 79	C CU 78 F FF 92 F CU 79 X CU 78		C FC 85 X FF 94			C FF 97 B SL 85 B FF 97 B SL 86 B FF 98 B CU 77 F FF 96 S FF 96		4	0	0	0	0	2	5					
18 Mitch Moreland, L OBP: 0.286, SLG: 0.762		C CU 78 B CU 78 S FC 82 X CU 78		C FC 85 X FF 94				C SI 90 F SL 76 B SL 78 B SL 77 X SL 82		2	1	1	1	0	0	0					
23 Michael Chavis, R OBP: 0.182, SLG: 0.286										2	0	0	0	0	0	1					
7 Christian Vázquez, R OBP: 0.333, SLG: 0.686		C SI 94 B FF 94 B CU 80 S CU 79		X SI 93				C SI 90 F SL 76 B SL 78		4	0	1	0	0	1	0					
99 Alex Verdugo, L OBP: 0.300, SLG: 0.250		B FF 93 F FC 93 C CU 81 B FF 94 X FF 93		C FF 93 F FC 93 C CU 81 X CU 78				S SI 90 C CH 79 F FC 83 C SI 91		2	0	1	0	0	0	0					
5 Kevin Pillar, R OBP: 0.412, SLG: 0.606								X SI 91		2	0	1	0	0	1	0					
19 Jackie Bradley Jr., L OBP: 0.351, SLG: 0.333		B FF 92 F CU 79 X FF 93		S FF 92 F FC 92 B CU 78 B CU 79 X FF 92				C SI 91 F SL 76 B SL 78		4	0	1	0	0	0	1					
3 José Peraza, R OBP: 0.268, SLG: 0.300								B FF 96 X FF 96		4	0	1	0	0	1	3					
Inning Stats	R: 0 E: 0 K: 1 S: 9	H: 0 LOB: 0 BB: 0 P: 14	R: 1 E: 0 K: 1 S: 16	H: 2 LOB: 1 BB: 0 P: 24	R: 0 E: 0 K: 1 S: 15	H: 2 LOB: 0 BB: 0 P: 21	R: 0 E: 0 K: 0 S: 7	H: 0 LOB: 0 BB: 0 P: 8	R: 0 E: 0 K: 2 S: 12	H: 1 LOB: 1 BB: 0 P: 16	R: 0 E: 0 K: 1 S: 6	H: 0 LOB: 0 BB: 0 P: 7	R: 0 E: 1 K: 2 S: 15	H: 0 LOB: 2 BB: 0 P: 24	R: 0 E: 0 K: 2 S: 18	H: 3 LOB: 3 BB: 0 P: 24	1B: 5 2B: 2 HR: 1	SF: 0 SAC: 0 DP: 0 HBP: 0	WP: 0 PB: 0 SB: 0 CS: 0	PA: 37	
PITCHER	IP	WLS	BF	H	R	ER	SO	BB	IBB	HBP	BLK	WP	HR	S	P	ERA	WHIP				
50 Charlie Morton, R ERA: 5.52	5.2	W	22	5	1	1	5	0	0	0	0	0	1	65	93	1.59	0.882				
15 Aaron Loup, L ERA:	6.1	H	4	0	0	0	1	0	0	0	0	0	0	8	9	0.00	0.000				
29 Pete Fairbanks, R ERA: 4.5	1.0		5	0	0	0	2	1	0	0	0	0	0	15	24	0.00	1.000				
81 Ryan Thompson, R ERA: 1.5	0.1		4	3	0	0	0	0	0	0	0	0	0	10	13	0.00	9.000				
70 Nick Anderson, R ERA:	0.2	S	2	0	0	0	2	0	0	0	0	0	0	8	11	0.00	0.000				

Boston Red Sox @ Tampa Bay Rays
Tropicana Field, St. Petersburg, FL
Tue Aug 04 2020, 6:42 PM - 9:54 PM EDT
Dome - 72 F

AB 36
R 1
H 8
RBI 1
BB 1
SO 10
LOB 17



Batter	1	2	3	4	5	6	7	8	9	AB	R	H	RBI	BB	SO	LOB	BOTTOM				
17 Austin Meadows, L OBP: 0.500, SLG: 1.000	B FF 97 B FC 92 B FS 89 F FF 97 F FF 96 S FF 97		X FF 98		B FS 84 X FF 93			B SI 92 F SL 86 C SI 90 C FC 97 C FC 86		4	1	2	1	0	2	0					
8 Brandon Lowe, L OBP: 0.386, SLG: 0.641	S CU 80 C CU 79 B FF 96 S CU 79		F CU 78 X FS 88		F FF 94 X FC 90			X FF 92		4	1	2	1	0	1	1					
2 Yandy Diaz, R OBP: 0.349, SLG: 0.176	B FF 97 B FC 86 C FC 96 X FC 86			X FC 85	C FF 96 F SAFE B FC 96 X FC 86			X SL 82		4	0	1	0	0	0	1					
26 Ji Man Choi, L OBP: 0.273, SLG: 0.333		B CU 76 X FF 95		C FF 96 S FF 96 S FF 96	S CU 77 B FF 96 B FF 96 X FC 90			X FF 96		3	0	0	1	0	1	0					
25 Yoshi Tsutsugo, L OBP: 0.289, SLG: 0.303	B FF 96 F FF 96 B CU 78 F FC 91 S FF 96			F FC 90 B CU 81 B FF 98 F FF 98 B FF 98 B FF 96	B CH 85 C CH 84 F CH 84 B CH 84 X CH 84			1 SAFE F FF 95 S CH 87 F CH 88 C FF 95		3	1	0	0	1	2	1					
18 Joey Wendle, L OBP: 0.379, SLG: 0.571	B FF 96 B FS 90 S FC 91 X FC 89			C FC 92 F FF 96 B FC 88 X FF 96	S CU 77 B FF 96 D FS 88 X FF 94			C SI 91 B SI 91 X CH 84		4	1	3	0	0	0	0					
11 Hunter Renfroe, R OBP: 0.231, SLG: 0.405		C CU 79 S FF 97 C FF 97		F FF 94 B FC 88 X FF 96	S FF 96 B FF 96 D FS 88 X FF 94			1 SAFE C SL 81 1 SAFE B SI 90 X CH 84		4	0	1	2	0	1	2					
39 Kevin Kiermaier, L OBP: 0.229, SLG: 0.242				C CU 77 B FF 97 C FF 97 T FS 90	S FF 96 B FF 96 D FS 88 X FF 94			F CH 84 B CH 85 B CH 84 S CH 83 B CH 82		3	0	0	0	1	2	1					
7 Michael Pérez, L OBP: 0.379, SLG: 0.571				B FS 87 B CU 77 C FC 92 F FF 97 F FF 97 X FF 97	H FC 90			C FC 85 B SI 91 S SL 84		2	1	0	0	0	1	2					
Inning Stats	R: 0 E: 0 K: 2 S: 10	H: 0 LOB: 0 BB: 0 P: 16	R: 0 E: 0 K: 2 S: 10	H: 1 LOB: 1 BB: 0 P: 16	R: 0 E: 0 K: 1 S: 11	H: 1 LOB: 1 BB: 0 P: 16	R: 2 E: 0 K: 1 S: 14	H: 2 LOB: 1 BB: 1 P: 23	R: 2 E: 0 K: 0 S: 9	H: 2 LOB: 0 BB: 0 P: 14	R: 0 E: 0 K: 1 S: 13	H: 1 LOB: 2 BB: 1 P: 24	R: 1 E: 0 K: 2 S: 10	H: 2 LOB: 1 BB: 0 P: 13	R: 0 E: 0 K: 1 S: 8	H: 0 LOB: 0 BB: 0 P: 14	1B: 6 2B: 1 3B: 2 HR: 0	SF: 1 SAC: 0 DP: 1 HBP: 1	WP: 0 PB: 0 SB: 1 CS: 0	PA: 35	
PITCHER	IP	WLS	BF	H	R	ER	SO	BB	IBB	HBP	BLK	WP	HR	S	P	ERA	WHIP				
17 Nathan Eovaldi, R ERA: 3.94	5.0	L	22	6	4	4	6	1	0	1	0	0	0	9	19	0.00	3.000				
71 Phillips Valdez, R ERA:	0.2		4	1	0	0	0	1	0	0	0	0	0	9	19	0.00	3.000				
35 Josh Osich, L ERA: 5.06	0.2		3	1	1	1	2	0	0	0	0	0	0	8	12	13.50	1.500				
70 Ryan Brasier, R ERA: 10.13	0.2		3	1	0	0	1	0	0	0	0	0	0	6	6	0.00	1.500				
59 Jeffrey Springs, L ERA: 19.29	1.0		3	0	0	0	1	0	0	0	0	0	0	8	14	0.00	0.000				

Boston Red Sox @ Tampa Bay Rays
Tropicana Field, St. Petersburg, FL
Tue Aug 04 2020, 6:42 PM - 9:54 PM EDT
Dome - 72 F

AB 31
R 5
H 9
RBI 5
BB 2
SO 10
LOB 8



Batter	1	2	3	4	5	6	7	8	9	AB	R	H	RBI	BB	SO	LOB	TOP			
5 Kevin Pillar, R OBP: 0.359, SLG: 0.526										5	0	0	0	0	1	2				
11 Rafael Devers, L OBP: 0.285, SLG: 0.356										4	0	1	0	0	2	0				
28 J.D. Martinez, R OBP: 0.320, SLG: 0.400										5	0	1	0	0	3	2				
2 Xander Bogaerts, R OBP: 0.349, SLG: 0.610										4	1	2	0	0	0	1				
7 Christian Vázquez, R OBP: 0.325, SLG: 0.641										4	1	1	1	0	1	1				
23 Michael Chavis, R OBP: 0.289, SLG: 0.480										4	2	3	2	0	1	0				
99 Alex Verdugo, L OBP: 0.324, SLG: 0.555										3	1	1	2	0	1	1				
3 José Peraza, R OBP: 0.302, SLG: 0.302										3	0	1	0	1	0	1				
36 Jonathan Araúz, S										4	0	0	0	0	2	3				
19 Jackie Bradley Jr., L OBP: 0.351, SLG: 0.333										0	0	0	0	0	0	0				
Inning Stats	R: 0 H: 1 E: 0 K: 2 S: 12	H: 1 LOB: 1 BB: 0 P: 13	R: 0 H: 1 E: 0 K: 1 S: 13	H: 1 LOB: 1 BB: 0 P: 18	R: 0 H: 1 E: 0 K: 0 S: 7	H: 1 LOB: 0 BB: 0 P: 9	R: 2 H: 2 E: 0 K: 0 S: 11	H: 2 LOB: 0 BB: 0 P: 13	R: 0 H: 0 E: 0 K: 2 S: 9	H: 0 LOB: 1 BB: 0 P: 11	R: 3 H: 3 E: 0 K: 1 S: 15	H: 3 LOB: 1 BB: 1 P: 24	R: 0 H: 1 E: 0 K: 1 S: 8	H: 1 LOB: 1 BB: 0 P: 11	R: 0 H: 0 E: 0 K: 2 S: 16	H: 0 LOB: 0 BB: 0 P: 20	1B: 6 2B: 2 3B: 0 HR: 2	SF: 0 SAC: 0 DP: 1 HBP: 2	WP: 0 PB: 0 SB: 0 CS: 0	PA: 39
PITCHER	IP WLS BF H R ER SO BB IBB HBP BLK WP HR S P ERA WHIP																			
Ryan Yarbrough, L ERA: 3.78	(1, 1) 5.0 L 26 8 5 5 5 1 0 2 0 0 0 2 6 1 82 9.00 1.800																			
36 Andrew Kittredge, R ERA: 4.5	(6, 1) 1.0 2 0 0 0 1 0 0 0 0 0 0 0 6 6 0.00 0.000																			
46 José Alvarado, L ERA: 3.18	(7, 1) 1.0 4 1 0 0 2 0 0 0 0 0 0 0 14 21 0.00 1.000																			
63 Diego Castillo, R ERA	(8, 1) 1.0 4 1 0 0 1 0 0 0 0 0 0 0 8 11 0.00 1.000																			
68 Jalen Beeks, L ERA: 4.0	(9, 1) 1.0 3 0 0 0 2 0 0 0 0 0 0 0 16 20 0.00 0.000																			

Boston Red Sox @ Tampa Bay Rays
Tropicana Field, St. Petersburg, FL
Wed Aug 05 2020, 6:42 PM - 9:46 PM EDT
Dome - 72 F

AB 36
R 5
H 10
RBI 5
BB 1
SO 11
LOB 11



Batter	1	2	3	4	5	6	7	8	9	AB	R	H	RBI	BB	SO	LOB	BOTTOM					
2 Yandy Diaz, R OBP: 0.362, SLG: 0.263										4	0	2	0	0	0	1						
17 Austin Meadows, L OBP: 0.250, SLG: 0.500										4	0	0	0	0	1	2						
40 José Martínez, R OBP: 0.371, SLG: 0.433										3	0	1	0	1	1	1						
11 Hunter Renfroe, R OBP: 0.279, SLG: 0.395										1	0	0	0	3	1	1						
43 Mike Brosseau, R OBP: 0.250, SLG: 0.500										4	0	0	0	0	2	6						
8 Brandon Lowe, L OBP: 0.375, SLG: 0.605										4	0	1	0	0	1	4						
1 Willy Adames, R OBP: 0.389, SLG: 0.419										4	0	0	0	0	2	4						
10 Mike Zunino, R OBP: 0.200, SLG: 0.192										3	0	0	0	0	3	0						
39 Kevin Kiermaier, L OBP: 0.237, SLG: 0.229										2	0	0	0	1	0	0						
Inning Stats	R: 0 H: 1 E: 0 K: 1 S: 14	H: 1 LOB: 2 BB: 1 P: 25	R: 0 H: 1 E: 0 K: 1 S: 8	H: 1 LOB: 0 BB: 0 P: 15	R: 0 H: 0 E: 0 K: 0 S: 5	H: 0 LOB: 1 BB: 1 P: 12	R: 0 H: 1 E: 0 K: 1 S: 10	H: 1 LOB: 2 BB: 1 P: 20	R: 0 H: 1 E: 0 K: 1 S: 11	H: 1 LOB: 1 BB: 0 P: 19	R: 0 H: 0 E: 0 K: 2 S: 11	H: 0 LOB: 1 BB: 1 P: 19	R: 0 H: 0 E: 0 K: 1 S: 8	H: 0 LOB: 0 BB: 0 P: 12	R: 0 H: 0 E: 0 K: 1 S: 7	H: 0 LOB: 0 BB: 0 P: 9	R: 0 H: 0 E: 0 K: 3 S: 12	H: 0 LOB: 1 BB: 1 P: 19	1B: 1 2B: 3 3B: 0 HR: 0	SF: 0 SAC: 0 DP: 2 HBP: 0	WP: 0 PB: 0 SB: 0 CS: 0	PA: 34
PITCHER	IP WLS BF H R ER SO BB IBB HBP BLK WP HR S P ERA WHIP																					
54 Martín Pérez, L ERA: 3.45	(1, 1) 5.0 W 20 4 0 0 0 2 1 0 0 0 0 0 0 11 19 0.00 1.000																					
48 Cotten Brewer, R ERA: 3.0	(6, 1) 1.0 4 0 0 0 2 1 0 0 0 0 0 0 11 19 0.00 1.000																					
31 Austin Brice, R ERA: 5.4	(7, 1) 1.0 3 0 0 0 1 0 0 0 0 0 0 0 8 12 0.00 0.000																					
32 Matt Barnes, R ERA: 7.2	(8, 1) 1.0 3 0 0 0 1 0 0 0 0 0 0 0 7 9 0.00 0.000																					
44 Brandon Workman, R ERA: 2.25	(9, 1) 1.0 4 0 0 0 3 1 0 0 0 0 0 0 12 19 0.00 1.000																					

Boston Red Sox @ Tampa Bay Rays
Tropicana Field, St. Petersburg, FL
Wed Aug 05 2020, 6:42 PM - 9:46 PM EDT
Dome - 72 F


AB 29
R 0
H 4
RBI 0
BB 5
SO 11
LOB 19



Batter	1	2	3	4	5	6	7	8	9	AB	R	H	RBI	BB	SO	LOB	TOP					
17 Austin Meadows, L OBP: 0.333, SLG: 0.480	G4-3		BB	1-H		L9	CS		G4-3	4	0	2	0	2	0	1	Tampa Bay Rays @ Boston Red Sox Fenway Park, Boston, MA Mon Aug 10 2020, 7:32 PM - 11:55 PM EDT Partly Cloudy - 91 F					
8 Brandon Lowe, L OBP: 0.333, SLG: 0.561	2B		K	G3		P5	K		G4-6-3	6	0	1	0	0	2	6						
2 Yandy Diaz, R OBP: 0.354, SLG: 0.245	K		F9			BB	CS		G4-3	4	1	0	0	2	1	2						
26 Ji Man Choi, L OBP: 0.340, SLG: 0.390	BB		BB	BB		BB	CS		K	3	0	1	1	2	2	1						
18 Joey Wendle, L OBP: 0.357, SLG: 0.500	G1-3		BB	K2-3		BB	G5-3		K	3	0	1	1	0	1	4						
40 José Martínez, R OBP: 0.354, SLG: 0.476										1	0	0	0	0	0	2						
1 Willy Adams, R OBP: 0.340, SLG: 0.364										1	1	1	0	0	0	0						
25 Yoshi Tsutsugo, L OBP: 0.288, SLG: 0.250	G6-3		G6-3	E4		K			K	4	2	1	0	0	1	1						
43 Mike Brosseau, R OBP: 0.333, SLG: 0.714				FC1-6					BB	1	0	1	0	0	0	0						
13 Manuel Margot, R OBP: 0.268, SLG: 0.297	BB		BB	BB		BB			BB	4	2	4	1	1	0	0						
39 Kevin Kiermaier, L OBP: 0.308, SLG: 0.289	BB		BB	BB		BB			BB	4	1	2	3	1	1	4						
7 Michael Pérez, L OBP: 0.313, SLG: 0.231	L8		L8	L8		L8			G3	5	1	2	2	0	0	4						
Inning Stats	R: 0 H: 1 E: 0 K: 1 S: 11	H: 2 LOB: 2 BB: 1 P: 19	R: 1 H: 0 E: 0 K: 0 S: 8	H: 2 LOB: 0 BB: 0 P: 13	R: 0 H: 0 E: 0 K: 2 S: 11	H: 0 LOB: 2 BB: 2 P: 20	R: 2 H: 3 E: 1 K: 0 S: 15	H: 3 LOB: 1 BB: 1 P: 19	R: 1 H: 2 E: 0 K: 3 S: 13	H: 2 LOB: 2 BB: 1 P: 27	R: 1 H: 3 E: 0 K: 1 S: 20	H: 3 LOB: 1 BB: 1 P: 34	R: 1 H: 3 E: 0 K: 1 S: 15	H: 3 LOB: 3 BB: 1 P: 24	R: 0 H: 1 E: 0 K: 0 S: 7	H: 1 LOB: 0 BB: 0 P: 13	1B: 10 2B: 5 3B: 1 HR: 0	SF: 0 SAC: 0 DP: 1 HBP: 0	WP: 0 PB: 0 SB: 4 CS: 1	PA: 49		
PITCHER	IP WLS BF H R ER SO	IP WLS BF H R ER SO	IP WLS BF H R ER SO	IP WLS BF H R ER SO	IP WLS BF H R ER SO	IP WLS BF H R ER SO	IP WLS BF H R ER SO	IP WLS BF H R ER SO	IP WLS BF H R ER SO	IP WLS BF H R ER SO	IP WLS BF H R ER SO	IP WLS BF H R ER SO	IP WLS BF H R ER SO	IP WLS BF H R ER SO	IP WLS BF H R ER SO	IP WLS BF H R ER SO	ERA WHIP	ERA WHIP				
70 Ryan Brasier, R ERA: 7.2	1.0	5	1	0	0	1	1	0	0	0	0	0	0	0	0	0	0.00	2.000				
48 Cotten Brewer, R ERA: 3.8	3.0	15	5	3	2	2	2	0	0	0	0	0	0	0	0	0	6.00	2.333				
64 Marcus Walden, R ERA: 4.05	0.2	B	5	1	1	1	2	2	0	0	0	0	0	0	0	0	13.50	4.500				
59 Jeffrey Springs, L ERA: 15.43	1.1	L	10	5	3	3	1	1	0	0	0	0	0	0	0	0	20.25	4.500				
71 Phillips Valdez, R ERA: 0.99	2.0		10	3	1	1	2	2	0	0	0	0	0	0	0	0	4.50	2.500				
5 Kevin Pillar, R OBP: 0.292, SLG: 0.426	L7		K	FC1-4		K	FC5-4		FC5-4	5	0	0	0	0	2	4	Tampa Bay Rays @ Boston Red Sox Fenway Park, Boston, MA Mon Aug 10 2020, 7:32 PM - 11:55 PM EDT Partly Cloudy - 91 F					
99 Alex Verdugo, L OBP: 0.333, SLG: 0.457	BB		G5-3	BB		BB			P2	4	1	1	0	1	1	1						
28 J.D. Martinez, R OBP: 0.313, SLG: 0.400	BB		BB	BB		BB			BB	4	2	3	1	1	0	1						
2 Xander Bogaerts, R OBP: 0.400, SLG: 0.558	BB		BB	BB		BB			BB	5	1	1	1	0	1	4						
23 Michael Chavis, R OBP: 0.258, SLG: 0.467	G6-3		G4-3	G4-3		BB			K	5	1	1	1	0	2	2						
25 Kevin Plawecki, R OBP: 0.583, SLG: 0.571	BB		G6-3	G6-3		BB			K	4	1	3	2	0	0	0						
3 José Peraza, R OBP: 0.296, SLG: 0.302	P4		P4	F9		G4-6-3			BB	3	0	0	0	0	0	2						
16 Andrew Benintendi, L OBP: 0.277, SLG: 0.083										0	1	0	0	1	0	0						
19 Jackie Bradley Jr., L OBP: 0.300, SLG: 0.267	G4-3		G4-3	G6-3		K			BB	3	0	0	0	0	1	0						
7 Christian Vázquez, R OBP: 0.288, SLG: 0.520										0	0	0	0	1	0	0						
30 Tzu-Wei Lin, L OBP: 0.182, SLG: 0.182										0	0	0	0	0	0	0						
36 Jonathan Araúz, S OBP: 0.231, SLG: 0.231	F8		F8	F8		BB			BB	4	0	3	2	0	0	0						
Inning Stats	R: 3 H: 3 E: 0 K: 0 S: 13	H: 3 LOB: 1 BB: 1 P: 22	R: 0 H: 0 E: 0 K: 1 S: 9	H: 0 LOB: 0 BB: 0 P: 11	R: 1 H: 1 E: 0 K: 0 S: 14	H: 1 LOB: 0 BB: 0 P: 22	R: 0 H: 0 E: 0 K: 0 S: 6	H: 0 LOB: 0 BB: 0 P: 9	R: 0 H: 2 E: 0 K: 0 S: 12	H: 2 LOB: 2 BB: 1 P: 22	R: 1 H: 2 E: 0 K: 1 S: 11	H: 2 LOB: 0 BB: 0 P: 15	R: 0 H: 1 E: 0 K: 2 S: 12	H: 1 LOB: 1 BB: 0 P: 15	R: 2 H: 2 E: 0 K: 2 S: 14	H: 2 LOB: 2 BB: 2 P: 28	R: 0 H: 1 E: 0 K: 1 S: 11	H: 1 LOB: 1 BB: 0 P: 18	1B: 9 2B: 2 3B: 0 HR: 1	SF: 0 SAC: 0 DP: 2 HBP: 0	WP: 2 PB: 0 SB: 0 CS: 0	PA: 41
PITCHER	IP WLS BF H R ER SO	IP WLS BF H R ER SO	IP WLS BF H R ER SO	IP WLS BF H R ER SO	IP WLS BF H R ER SO	IP WLS BF H R ER SO	IP WLS BF H R ER SO	IP WLS BF H R ER SO	IP WLS BF H R ER SO	IP WLS BF H R ER SO	IP WLS BF H R ER SO	IP WLS BF H R ER SO	IP WLS BF H R ER SO	IP WLS BF H R ER SO	IP WLS BF H R ER SO	IP WLS BF H R ER SO	ERA WHIP	ERA WHIP				
Ryan Yarbrough, L ERA: 4.71	4.1		4	4	1	0	2	0	0	0	0	0	0	0	0	0	8.31	1.615				
52 Chaz Roe, R ERA: 3.99	1.1		3	1	1	0	0	0	0	0	0	0	0	0	0	0	6.75	2.250				
15 Aaron Loup, L ERA: 6.43	1.0	W	4	1	0	0	3	0	0	0	0	0	0	0	0	0	18.00	2.000				
29 Pete Fairbanks, R ERA: 6.43	1.0	H	5	1	2	2	2	1	0	0	0	0	0	0	0	0	18.00	2.000				
46 José Alvarado, L ERA: 2.94	0.2	H	4	1	0	0	0	1	0	0	0	0	0	0	0	0	0.00	3.000				


livebaseballscorecards.com

AB 40
R 8
H 16
RBI 8
BB 8
SO 8
LOB 25



livebaseballscorecards.com

AB 37
R 7
H 12
RBI 7
BB 4
SO 7
LOB 14



Batter	1	2	3	4	5	6	7	8	9	AB	R	H	RBI	BB	SO	LOB	TOP					
17 Austin Meadows, L (1, 10) OBP: 0.351, SLG: 0.515										4	3	2	1	1	0	0	Tampa Bay Rays @ Boston Red Sox Fenway Park, Boston, MA Wed Aug 12 2020, 7:33 PM - 10:30 PM EDT Cloudy - 87 F					
8 Brandon Lowe, L (1, 9) OBP: 0.371, SLG: 0.651										5	3	3	2	0	1	0						
2 Yandy Diaz, R (1, 5) OBP: 0.387, SLG: 0.290										5	0	3	1	0	0	0						
13 Manuel Margot, R (9, PR) OBP: 0.289, SLG: 0.341										0	0	0	0	0	0	0						
26 Ji Man Choi, L (1, 3) OBP: 0.317, SLG: 0.360										4	1	1	0	1	0	2						
18 Joey Wendle, L (1, 4) OBP: 0.340, SLG: 0.465										5	0	1	1	0	2	5						
25 Yoshi Tsutsugo, L (1, 7) OBP: 0.276, SLG: 0.300										4	1	1	2	0	1	3						
11 Hunter Renfroe, R (9, 9) OBP: 0.281, SLG: 0.347										0	0	0	0	0	0	0						
1 Willy Adames, R (1, 6) OBP: 0.345, SLG: 0.412										4	1	1	1	0	1	0						
39 Kevin Kiermaier, L (1, 8) OBP: 0.339, SLG: 0.327										4	0	3	0	0	1	0						
7 Michael Pérez, L (1, 2) OBP: 0.250, SLG: 0.176										4	0	0	0	0	1	3						
Inning Stats	R: 1 E: 0 K: 0 S: 10	H: 2 LOB: 2 BB: 1 P: 18	R: 3 E: 0 K: 2 S: 15	H: 3 LOB: 0 BB: 0 P: 22	R: 2 E: 0 K: 1 S: 13	H: 3 LOB: 1 BB: 0 P: 18	R: 2 E: 0 K: 1 S: 13	H: 2 LOB: 0 BB: 1 P: 24	R: 0 E: 0 K: 1 S: 9	H: 1 LOB: 1 BB: 0 P: 14	R: 0 E: 0 K: 1 S: 8	H: 0 LOB: 0 BB: 0 P: 11	R: 0 E: 0 K: 0 S: 5	H: 1 LOB: 0 BB: 0 P: 7	R: 0 E: 0 K: 1 S: 6	H: 1 LOB: 2 BB: 0 P: 9	R: 1 E: 0 K: 0 S: 7	H: 2 LOB: 2 BB: 0 P: 9	1B: 9 2B: 2 3B: 0 HR: 4	SF: 0 SAC: 0 DP: 3 HBP: 0	WP: 0 PB: 0 SB: 0 CS: 0	PA: 41
PITCHER	IP WLS BF H R ER SO BB IBB HBP BLK WP HR S P ERA WHIP																					
68 Zack Godley, R (1, 1) ERA: 8.16	3.0 L 21 10 8 8 3 2 0 0 0 0 0 3 45 74 24.00 4.000																					
65 Ryan Weber, R (4, 1) ERA: 6.75	6.0 20 5 1 1 4 0 0 0 0 0 0 1 41 58 1.50 0.833																					

AB	39
R	9
H	15
RBI	8
BB	2
SO	7
LOB	13



Batter	1	2	3	4	5	6	7	8	9	AB	R	H	RBI	BB	SO	LOB	BOTTOM					
5 Kevin Pillar, R (1, 9) OBP: 0.340, SLG: 0.462										5	1	4	0	0	1	0	Tampa Bay Rays @ Boston Red Sox Fenway Park, Boston, MA Wed Aug 12 2020, 7:33 PM - 10:30 PM EDT Cloudy - 87 F					
11 Rafael Devers, L (1, 5) OBP: 0.231, SLG: 0.333										3	0	0	0	0	1	2						
36 Jonathan Araúz, S (7, 5) OBP: 0.333, SLG: 0.333										2	1	1	1	0	0	0						
28 J.D. Martinez, R (1, 10) OBP: 0.307, SLG: 0.418										4	1	1	4	0	1	1						
2 Xander Bogaerts, R (1, 6) OBP: 0.379, SLG: 0.517										2	0	1	0	0	0	0						
30 Tzu-Wei Lin, L (5, 6) OBP: 0.214, SLG: 0.214										2	0	1	0	0	0	1						
7 Christian Vázquez, R (1, 2) OBP: 0.267, SLG: 0.483										4	0	0	0	0	2	3						
23 Michael Chavis, R (1, 3) OBP: 0.282, SLG: 0.500										4	0	1	0	0	2	3						
99 Alex Verdugo, L (1, 7) OBP: 0.322, SLG: 0.426										4	0	1	0	0	1	1						
19 Jackie Bradley Jr., L (1, 8) OBP: 0.293, SLG: 0.264										4	1	1	0	0	1	2						
3 José Peraza, R (1, 4) OBP: 0.283, SLG: 0.298										4	1	1	0	0	1	0						
Inning Stats	R: 0 E: 0 K: 0 S: 9	H: 1 LOB: 0 BB: 0 P: 14	R: 0 E: 0 K: 2 S: 10	H: 1 LOB: 0 BB: 0 P: 16	R: 0 E: 0 K: 1 S: 8	H: 1 LOB: 1 BB: 0 P: 11	R: 0 E: 0 K: 2 S: 13	H: 1 LOB: 2 BB: 0 P: 19	R: 0 E: 0 K: 1 S: 8	H: 0 LOB: 0 BB: 0 P: 10	R: 0 E: 0 K: 1 S: 13	H: 1 LOB: 1 BB: 0 P: 18	R: 0 E: 0 K: 0 S: 9	H: 0 LOB: 0 BB: 0 P: 11	R: 5 E: 0 K: 2 S: 25	H: 7 LOB: 2 BB: 0 P: 30	R: 0 E: 0 K: 1 S: 9	H: 0 LOB: 0 BB: 0 P: 11	1B: 11 2B: 0 3B: 0 HR: 1	SF: 0 SAC: 0 DP: 1 HBP: 0	WP: 1 PB: 0 SB: 1 CS: 0	PA: 38
PITCHER	IP WLS BF H R ER SO BB IBB HBP BLK WP HR S P ERA WHIP																					
4 Blake Snell, L (1, 1) ERA: 2.08	5.0 W 18 4 0 0 6 0 0 0 0 0 0 1 36 47 0.00 0.800																					
57 Aaron Slegers, R (6, 1) ERA: 22.5	2.0 13 7 5 5 1 0 0 0 0 0 0 1 36 47 22.50 3.500																					
70 Nick Anderson, R (8, 1) ERA: 22.5	1.0 H 4 1 0 0 2 0 0 0 0 0 0 0 11 12 0.00 1.000																					
29 Pete Fairbanks, R (9, 1) ERA: 5.63	1.0 3 0 0 0 1 0 0 0 0 0 0 0 9 11 0.00 0.000																					

AB	38
R	5
H	12
RBI	5
BB	0
SO	10
LOB	13



Batter	1	2	3	4	5	6	7	8	9	AB	R	H	RBI	BB	SO	LOB	TOP										
99 Alex Verdugo, L (1, 7) OBP: 0.324, SLG: 0.468										4	1	1	2	0	0	2	Boston Red Sox @ New York Yankees Yankee Stadium, Bronx, NY Fri Aug 14 2020, 7:10 PM - 10:44 PM EDT Partly Cloudy - 82 F										
11 Rafael Devers, L (1, 5) OBP: 0.230, SLG: 0.319										4	0	1	1	0	0	0											
28 J.D. Martinez, R (1, 10) OBP: 0.313, SLG: 0.411										4	0	0	0	0	4	2											
2 Xander Bogaerts, R (1, 6) OBP: 0.357, SLG: 0.484										4	0	0	0	0	3	2											
18 Mitch Moreland, L (1, 3) OBP: 0.349, SLG: 0.775										4	0	1	0	0	1	0											
7 Christian Vázquez, R (1, 2) OBP: 0.286, SLG: 0.468										4	0	1	0	0	1	1											
5 Kevin Pillar, R (1, 9) OBP: 0.355, SLG: 0.458										3	1	1	0	1	2	2											
19 Jackie Bradley Jr., L (1, 8) OBP: 0.288, SLG: 0.267										3	1	1	0	1	1	2											
36 Jonathan Aráuz, S (1, 4) OBP: 0.346, SLG: 0.385										3	0	1	0	0	0	3											
Inning Stats	R: 0 H: 0 E: 0 K: 1 S: 9	H: 0 LOB: 0 BB: 0 P: 16	R: 0 H: 0 E: 0 K: 1 S: 6	H: 0 LOB: 0 BB: 0 P: 8	R: 0 H: 1 E: 0 K: 0 S: 10	H: 1 LOB: 0 BB: 0 P: 13	R: 1 H: 1 E: 0 K: 2 S: 11	H: 1 LOB: 0 BB: 0 P: 14	R: 0 H: 2 E: 0 K: 1 S: 13	H: 2 LOB: 2 BB: 0 P: 19	R: 0 H: 0 E: 0 K: 1 S: 9	H: 0 LOB: 0 BB: 0 P: 13	R: 0 H: 0 E: 0 K: 2 S: 8	H: 0 LOB: 0 BB: 0 P: 12	R: 2 H: 2 E: 0 K: 2 S: 18	H: 2 LOB: 2 BB: 2 P: 29	R: 0 H: 1 E: 0 K: 2 S: 12	H: 1 LOB: 1 BB: 0 P: 20	1B: 5 2B: 1 3B: 0 HR: 1	SF: 0 SAC: 0 DP: 0 HBP: 0	WP: 0 PB: 0 SB: 0 CS: 1	PA: 35					
PITCHER	IP	WLS	BF	H	R	ER	SO	BB	IBB	HBP	BLK	WP	HR	S	P	ERA	WHIP										
45 Gerrit Cole, R (1, 1) ERA: 2.76	7.0	W	24	4	1	1	8	0	0	0	0	0	1	66	95	1.29	0.571										
56 Jonathan Holder, R (8, 1) ERA: 3.93	0.1		5	2	2	2	0	2	0	0	0	0	0	12	23	54.00	12.000										
0 Adam Ottavino, R (8, 1) ERA: 1.17	0.2		2	0	0	0	2	0	0	0	0	0	0	6	6	0.00	0.000										
61 Ben Heller, R (9, 1) ERA: 3.38	1.0		4	1	0	0	2	0	0	0	0	0	0	12	20	0.00	1.000										

Batter	1	2	3	4	5	6	7	8	9	AB	R	H	RBI	BB	SO	LOB	BOTTOM										
26 DJ LeMahieu, R (1, 4) OBP: 0.474, SLG: 0.557										5	1	2	0	0	1	2	Boston Red Sox @ New York Yankees Yankee Stadium, Bronx, NY Fri Aug 14 2020, 7:10 PM - 10:44 PM EDT Partly Cloudy - 82 F										
71 Thairo Estrada, R (9, 4) OBP: 1.000, SLG: 1.000										0	0	0	0	0	0	0											
59 Luke Voit, R (1, 3) OBP: 0.344, SLG: 0.564										4	2	1	0	1	1	2											
31 Aaron Hicks, S (1, 8) OBP: 0.397, SLG: 0.354										4	1	0	0	1	1	3											
29 Gio Urshela, R (1, 5) OBP: 0.371, SLG: 0.492										4	1	1	0	1	0	4											
25 Gleyber Torres, R (1, 6) OBP: 0.319, SLG: 0.300										4	2	4	2	0	0	0											
14 Tyler Wade, L (8, 6) OBP: 0.357, SLG: 0.250										1	0	1	0	0	0	0											
39 Mike Tauchman, L (1, 9) OBP: 0.395, SLG: 0.457										5	2	3	4	0	1	4											
24 Gary Sánchez, R (1, 2) OBP: 0.203, SLG: 0.302										5	1	1	2	0	1	5											
77 Clint Frazier, R (1, 10) OBP: 0.500, SLG: 1.125										4	0	1	2	0	2	0											
11 Brett Gardner, L (1, 7) OBP: 0.280, SLG: 0.395										2	0	0	0	2	1	1											
Inning Stats	R: 0 H: 2 E: 0 K: 2 S: 14	H: 2 LOB: 3 BB: 1 P: 27	R: 0 H: 0 E: 0 K: 0 S: 14	H: 0 LOB: 1 BB: 1 P: 23	R: 2 H: 2 E: 0 K: 0 S: 16	H: 2 LOB: 1 BB: 1 P: 27	R: 0 H: 0 E: 0 K: 3 S: 16	H: 0 LOB: 1 BB: 1 P: 25	R: 3 H: 3 E: 0 K: 1 S: 19	H: 3 LOB: 0 BB: 0 P: 28	R: 0 H: 0 E: 0 K: 1 S: 9	H: 0 LOB: 0 BB: 0 P: 11	R: 3 H: 4 E: 0 K: 1 S: 15	H: 4 LOB: 1 BB: 0 P: 23	R: 2 H: 3 E: 1 K: 0 S: 21	H: 3 LOB: 2 BB: 1 P: 34	1B: 10 2B: 3 3B: 0 HR: 1	SF: 0 SAC: 0 DP: 0 HBP: 0	WP: 2 PB: 0 SB: 1 CS: 0	PA: 43							
PITCHER	IP	WLS	BF	H	R	ER	SO	BB	IBB	HBP	BLK	WP	HR	S	P	ERA	WHIP										
48 Colten Brewer, R (1, 1) ERA: 4.26	2.2	L	15	4	2	2	2	3	0	0	0	0	0	41	73	6.75	2.625										
31 Austin Brice, R (3, 1) ERA: 7.35	1.1		5	0	0	0	3	1	0	0	0	0	0	19	29	0.00	0.750										
70 Ryan Brasier, R (5, 1) ERA: 10.5	1.0		6	3	3	3	1	0	0	0	1	0	1	19	28	27.00	3.000										
46 Dylan Covey, R (6, 1) ERA: 7.11	2.0		10	4	3	3	2	0	0	0	0	1	0	24	34	13.50	2.000										
44 Brandon Workman, R (8, 1) ERA: 4.76	0.2		6	3	2	2	0	1	0	0	0	0	0	17	28	27.00	6.000										

Batter	1	2	3	4	5	6	7	8	9	AB	R	H	RBI	BB	SO	LOB	TOP					
5 Kevin Pillar, R OBP: 0.343, SLG: 0.469	F8		F9		K		FC5-4		3B	5	0	1	1	0	1	2						
11 Rafael Devers, L OBP: 0.241, SLG: 0.338	1B		2B		G6-3		G3		G6-3	5	1	2	0	0	0	2						
28 J.D. Martinez, R OBP: 0.322, SLG: 0.416	1B		1B		F8				K	4	0	2	2	0	1	0						
2 Xander Bogaerts, R OBP: 0.351, SLG: 0.515	L9		HR		F7				G5-3	4	1	1	1	0	0	2						
7 Christian Vázquez, R OBP: 0.250, SLG: 0.439	FC4		L6		K				K	4	0	0	0	0	2	2						
99 Alex Verdugo, L OBP: 0.311, SLG: 0.515		G4-3		G4-3					HR	4	1	2	1	0	0	0						
23 Michael Chavis, R OBP: 0.333, SLG: 0.545	K		F9		G5-3				1B	4	0	1	0	0	1	1						
19 Jackie Bradley Jr., L OBP: 0.300, SLG: 0.281	L1-3								F7	4	0	2	0	0	0	1						
3 José Peraza, R OBP: 0.294, SLG: 0.328			BB		L8				FC6-4	3	2	0	0	1	0	3						
Inning Stats	R: 0 H: 2 E: 0 K: 0 S: 11	WLS: 2 BF: 21 LOB: 2 BB: 0 P: 18	R: 0 H: 0 E: 0 K: 1 S: 9	LOB: 0 BB: 0 P: 11	R: 3 H: 3 E: 0 K: 0 S: 16	LOB: 0 BB: 1 P: 29	R: 0 H: 1 E: 0 K: 0 S: 5	LOB: 1 BB: 0 P: 8	R: 0 H: 0 E: 0 K: 1 S: 12	LOB: 0 BB: 0 P: 17	R: 0 H: 1 E: 0 K: 1 S: 10	LOB: 1 BB: 0 P: 13	R: 0 H: 1 E: 0 K: 0 S: 8	LOB: 1 BB: 0 P: 11	R: 0 H: 0 E: 0 K: 2 S: 11	LOB: 0 BB: 0 P: 12	R: 2 H: 3 E: 0 K: 0 S: 14	LOB: 1 BB: 0 P: 21	1B: 7 2B: 1 3B: 1 HR: 2	SF: 0 SAC: 0 DP: 0 HBP: 0	WP: 0 PB: 0 SB: 0 CS: 0	PA: 38
PITCHER	IP	WLS	BF	H	R	ER	SO	BB	IBB	HBP	BLK	WP	HR	S	P	ERA	WHIP					
65 James Paxton, L ERA: 7.04	5.0	W	21	6	3	3	2	1	0	0	0	0	1	53	83	5.40	1.400					
43 Jonathan Loáisiga, R ERA: 3.18	1.0	H	4	1	0	0	1	0	0	0	0	0	0	0	10	0.00	1.000					
70 Luis Avilán, L ERA: 2.7	1.0		4	1	0	0	0	0	0	0	0	0	0	8	11	0.00	1.000					
85 Luis Cessa, R ERA: 4.76	2.0		9	3	2	2	2	0	0	0	0	0	1	25	33	9.00	1.500					

Boston Red Sox @ New York Yankees
 Yankee Stadium, Bronx, NY
 Sat Aug 15 2020, 7:09 PM - 10:14 PM EDT
 Partly Cloudy - 76 F

AB 37
 R 5
 H 11
 RBI 5
 BB 1
 SO 5
 LOB 13



Batter	1	2	3	4	5	6	7	8	9	AB	R	H	RBI	BB	SO	LOB	BOTTOM					
26 DJ LeMahieu, R OBP: 0.456, SLG: 0.534	G3-1		G5-3	FC6-4						3	0	0	0	0	0	2						
14 Tyler Wade, L OBP: 0.375, SLG: 0.357										2	0	1	1	0	1	1						
59 Luke Voit, R OBP: 0.333, SLG: 0.533	1B		K		G5-3				K	5	1	1	0	0	3	1						
36 Mike Ford, L OBP: 0.200, SLG: 0.313	K		L9		G4-3				K	5	0	0	0	0	2	2						
29 Gio Urshela, R OBP: 0.365, SLG: 0.524	HR		F9		G3				P5	4	2	1	2	0	1	0						
71 Thairo Estrada, R OBP: 0.667, SLG: 0.667	HR									1	0	0	0	0	0	0						
25 Gleyber Torres, R OBP: 0.329, SLG: 0.313	G6-3									4	1	2	0	0	0	1						
39 Mike Tauchman, L OBP: 0.405, SLG: 0.474	F7		FC5-6		FC5-6					3	3	1	0	1	0	1						
24 Gary Sánchez, R OBP: 0.222, SLG: 0.357	P3									3	2	1	2	0	1	2						
38 Erik Kratz, R OBP: 0.667, SLG: 1.000	HR		HR							0	0	0	0	0	0	0						
77 Clint Frazier, R OBP: 0.667, SLG: 1.455	BB		WP							3	1	3	5	1	0	0						
11 Brett Gardner, L OBP: 0.296, SLG: 0.422	F7									2	1	1	1	1	0	1						
Inning Stats	R: 2 H: 2 E: 0 K: 1 S: 11	WLS: 2 BF: 27 LOB: 0 BB: 0 P: 14	R: 0 H: 0 E: 0 K: 0 S: 8	LOB: 1 BB: 1 P: 15	R: 0 H: 0 E: 0 K: 1 S: 9	LOB: 0 BB: 0 P: 11	R: 2 H: 3 E: 0 K: 0 S: 17	LOB: 2 BB: 1 P: 28	R: 0 H: 0 E: 0 K: 0 S: 4	LOB: 0 BB: 0 P: 6	R: 4 H: 5 E: 0 K: 2 S: 21	LOB: 1 BB: 0 P: 31	R: 3 H: 1 E: 1 K: 2 S: 15	LOB: 1 BB: 1 P: 26	R: 0 H: 0 E: 0 K: 2 S: 9	LOB: 0 BB: 0 P: 13	1B: 4 2B: 4 3B: 0 HR: 3	SF: 1 SAC: 0 DP: 0 HBP: 1	WP: 2 PB: 0 SB: 1 CS: 0	PA: 40		
PITCHER	IP	WLS	BF	H	R	ER	SO	BB	IBB	HBP	BLK	WP	HR	S	P	ERA	WHIP					
17 Nathan Eovaldi, R ERA: 5.93	5.1	L	27	9	8	8	3	2	0	0	0	0	1	3	59	13.50	2.062					
37 Heath Hembree, R ERA: 2.09	0.2		3	1	0	0	1	0	0	0	0	0	0	11	16	0.00	1.500					
32 Matt Barnes, R ERA: 6.75	1.0		7	1	3	2	2	1	0	1	0	1	0	15	26	18.00	2.000					
71 Phillips Valdez, R ERA: 0.88	1.0		3	0	0	0	2	0	0	0	0	0	0	9	13	0.00	0.000					

Boston Red Sox @ New York Yankees
 Yankee Stadium, Bronx, NY
 Sat Aug 15 2020, 7:09 PM - 10:14 PM EDT
 Partly Cloudy - 76 F

AB 35
 R 11
 H 11
 RBI 11
 BB 3
 SO 8
 LOB 11



Batter	1	2	3	4	5	6	7	8	9	AB	R	H	RBI	BB	SO	LOB	TOP													
22 Andrew McCutchen, R OBP: 0.270, SLG: 0.281 5 Andrew Knapp, S OBP: 0.500, SLG: 0.538											5	1	2	1	0	1	0	Philadelphia Phillies @ Boston Red Sox Fenway Park, Boston, MA Tue Aug 18 2020, 7:34 PM - 11:38 PM EDT Partly Cloudy - 82 F												
17 Rhys Hoskins, R OBP: 0.421, SLG: 0.339 12 Neil Walker, S OBP: 0.222, SLG: 0.235										3	2	1	1	1	1	1	1													
3 Bryce Harper, L OBP: 0.466, SLG: 0.700 23 Kyle Garlick, R OBP: 0.222, SLG: 0.235										5	2	2	3	0	0	2	1													
10 J.T. Realmuto, R OBP: 0.338, SLG: 0.682										6	1	1	0	0	2	4	0													
18 Didi Gregorius, L OBP: 0.343, SLG: 0.492										4	2	2	1	0	0	1	0													
28 Alec Bohm, R OBP: 0.450, SLG: 0.471										3	1	2	0	2	0	1	0													
9 Jay Bruce, L OBP: 0.288, SLG: 0.633										5	1	2	4	0	3	4	0													
4 Scott Kingery, R OBP: 0.173, SLG: 0.122 8 Phil Gosselin, R OBP: 0.500, SLG: 0.857										2	0	0	0	0	1	3	0													
24 Roman Quinn, S OBP: 0.288, SLG: 0.463										3	2	2	2	0	0	0	0													
Inning Stats	R: 0 H: 0 E: 0 K: 1 S: 11	H: 0 LOB: 1 BB: 0 P: 18	R: 0 H: 1 E: 0 K: 2 S: 10	H: 1 LOB: 1 BB: 0 P: 16	R: 0 H: 1 E: 0 K: 1 S: 10	H: 1 LOB: 1 BB: 0 P: 18	R: 1 H: 2 E: 0 K: 0 S: 18	H: 2 LOB: 2 BB: 1 P: 32	R: 1 H: 1 E: 0 K: 1 S: 10	H: 1 LOB: 0 BB: 0 P: 15	R: 7 H: 7 E: 0 K: 2 S: 30	H: 7 LOB: 2 BB: 1 P: 45	R: 1 H: 1 E: 0 K: 2 S: 9	H: 1 LOB: 0 BB: 0 P: 13	R: 3 H: 2 E: 0 K: 0 S: 19	H: 2 LOB: 0 BB: 1 P: 32	R: 0 H: 1 E: 1 K: 1 S: 12		H: 2 LOB: 2 BB: 0 P: 17	1B: 9 2B: 3 3B: 0 HR: 4	SF: 0 SAC: 0 DP: 0 HBP: 2	WP: 1 PB: 0 SB: 3 CS: 0	PA: 49							
PITCHER	IP: 4.0 WLS: 18 BF: 18	H: 4 R: 1 ER: 1 SO: 4	BB: 1 IBB: 0 HBP: 1 BLK: 0	WP: 1 HR: 0 S: 49 P: 84	ERA: 2.25 WHIP: 1.250	68 Zack Godley, R ERA: 6.87	IP: 1.0 WLS: 4 BF: 4	H: 1 R: 1 ER: 1 SO: 1	BB: 0 IBB: 0 HBP: 0 BLK: 0	WP: 0 HR: 1 S: 10 P: 17	ERA: 9.00 WHIP: 1.000	71 Phillips Valdez, R ERA: 1.29	IP: 0.2 WLS: L BF: 5	H: 2 R: 3 ER: 3 SO: 1	BB: 0 IBB: 0 HBP: 1 BLK: 0	WP: 0 HR: 0 S: 10 P: 15	ERA: 40.50 WHIP: 3.000	72 Josh Taylor, L ERA: 16.2	IP: 0.0 WLS: 5 BF: 4	H: 4 R: 4 ER: 4 SO: 0	BB: 1 IBB: 0 HBP: 0 BLK: 0	WP: 1 HR: 14 S: 22 P: ∞	ERA: ∞	37 Heath Hembree, R ERA: 5.99	IP: 1.1 WLS: 6 BF: 2	H: 1 R: 1 ER: 1 SO: 3	BB: 0 IBB: 0 HBP: 0 BLK: 0	WP: 0 HR: 1 S: 15 P: 19	ERA: 6.75 WHIP: 1.500	48 Cotten Brewer, R ERA: 4.5
99 Alex Verdugo, L OBP: 0.341, SLG: 0.526										4	2	1	0	1	2	1	Philadelphia Phillies @ Boston Red Sox Fenway Park, Boston, MA Tue Aug 18 2020, 7:34 PM - 11:38 PM EDT Partly Cloudy - 82 F													
11 Rafael Devers, L OBP: 0.256, SLG: 0.345										5	2	3	1	0	0	0														
28 J.D. Martinez, R OBP: 0.330, SLG: 0.419 36 Jonathan Aráuz, S OBP: 0.306, SLG: 0.343										2	0	1	1	0	0	1		2												
2 Xander Bogaerts, R OBP: 0.337, SLG: 0.481 3 José Peraza, R OBP: 0.297, SLG: 0.348										3	0	2	2	0	1	1		0												
18 Mitch Moreland, L OBP: 0.408, SLG: 0.791										3	0	2	2	2	1	1		0												
5 Kevin Pillar, R OBP: 0.346, SLG: 0.467										4	0	1	0	1	1	6		0												
23 Michael Chavis, R OBP: 0.286, SLG: 0.453										5	0	0	0	0	5	3		0												
30 Tzu-Wei Lin, L OBP: 0.158, SLG: 0.158										4	0	0	0	0	2	1		0												
25 Kevin Plawecki, R OBP: 0.400, SLG: 0.429										4	0	1	0	0	2	1		0												
Inning Stats	R: 1 H: 2 E: 0 K: 2 S: 15	H: 2 LOB: 1 BB: 0 P: 24	R: 0 H: 0 E: 0 K: 3 S: 12	H: 0 LOB: 1 BB: 1 P: 19	R: 2 H: 3 E: 0 K: 1 S: 16	H: 3 LOB: 1 BB: 1 P: 29	R: 0 H: 0 E: 0 K: 2 S: 8	H: 0 LOB: 0 BB: 0 P: 9	R: 1 H: 1 E: 0 K: 1 S: 13	H: 1 LOB: 2 BB: 2 P: 21	R: 0 H: 0 E: 0 K: 2 S: 9	H: 0 LOB: 0 BB: 0 P: 13	R: 1 H: 2 E: 0 K: 1 S: 16	H: 2 LOB: 1 BB: 1 P: 27	R: 0 H: 1 E: 0 K: 1 S: 11	H: 1 LOB: 0 BB: 0 P: 13		R: 1 H: 2 E: 0 K: 2 S: 13	H: 2 LOB: 1 BB: 1 P: 19	1B: 7 2B: 5 3B: 0 HR: 0	SF: 1 SAC: 0 DP: 1 HBP: 0	WP: 0 PB: 0 SB: 0 CS: 0	PA: 43							
PITCHER	IP: 4.0 WLS: 8 BF: 19	H: 5 R: 4 ER: 0 SO: 3	BB: 3 IBB: 1 HBP: 0 BLK: 0	WP: 0 HR: 0 S: 21 P: 29	ERA: 0.00 WHIP: 0.500	56 Zach Efflin, R ERA: 5.14	IP: 2.0 WLS: W BF: 8	H: 1 R: 0 ER: 0 SO: 3	BB: 0 IBB: 0 HBP: 0 BLK: 0	WP: 0 HR: 0 S: 12 P: 22	ERA: 13.50 WHIP: 4.500	53 Blake Parker, R ERA: 1.5	IP: 1.0 WLS: 3 BF: 0	H: 0 R: 0 ER: 0 SO: 1	BB: 0 IBB: 0 HBP: 0 BLK: 0	WP: 0 HR: 10 S: 13 P: 0.00	ERA: 0.00	96 Tommy Hunter, R ERA: 5.14	IP: 1.1 WLS: 8 BF: 3	H: 1 R: 1 ER: 1 SO: 2	BB: 1 IBB: 0 HBP: 0 BLK: 0	WP: 0 HR: 18 S: 24 P: 6.75	ERA: 3.000	57 Deolis Guerra, R ERA: 9.95						

Batter	1	2	3	4	5	6	7	8	9	AB	R	H	RBI	BB	SO	LOB	TOP		
22 Andrew McCutchen, R (1, 10) OBP: 0.265, SLG: 0.290										5	1	1	0	0	0	2			
17 Rhys Hoskins, R (1, 3) OBP: 0.425, SLG: 0.328										2	1	0	1	2	1	0			
3 Bryce Harper, L (1, 9) OBP: 0.474, SLG: 0.667										3	0	0	0	1	2	2			
10 J.T. Realmuto, R (1, 2) OBP: 0.333, SLG: 0.652										3	0	0	0	1	2	4			
8 Phil Gosselin, R (1, 4) OBP: 0.472, SLG: 0.781										4	0	1	1	0	2	2			
18 Didi Gregorius, L (1, 6) OBP: 0.335, SLG: 0.478										2	0	0	1	1	0	2			
28 Alec Bohm, R (1, 5) OBP: 0.417, SLG: 0.400										3	0	0	0	1	1	3			
4 Scott Kingery, R (1, 8) OBP: 0.164, SLG: 0.115										3	0	0	0	0	1	2			
24 Roman Quinn, S (9, PH) OBP: 0.279, SLG: 0.452										2	0	0	0	0	2	1			
23 Kyle Garlick, R (1, 7) OBP: 0.250, SLG: 0.316										2	1	1	0	0	1	0			
12 Neil Walker, S (7, PH) OBP: 0.250, SLG: 0.316										2	1	1	0	0	1	0			
Inning Stats	R: 2 H: 2 E: 0 K: 1 S: 14	H: 2 BB: 2 P: 29	R: 0 H: 0 E: 0 K: 2 S: 10	H: 0 BB: 0 P: 15	R: 0 H: 0 E: 0 K: 1 S: 9	H: 0 BB: 2 P: 19	R: 0 H: 0 E: 1 K: 1 S: 8	H: 0 BB: 1 P: 14	R: 0 H: 0 E: 0 K: 2 S: 7	H: 0 BB: 0 P: 8	R: 0 H: 0 E: 0 K: 1 S: 8	H: 0 BB: 1 P: 15	R: 1 H: 1 E: 0 K: 2 S: 17	H: 1 BB: 0 P: 25	R: 0 H: 0 E: 0 K: 1 S: 19	H: 0 BB: 0 P: 11	1B: 1 2B: 2 HR: 0	SF: 1 SAC: 0 DP: 1 HBP: 0	WP: 0 PA: 37 PB: 0 SB: 0 CS: 0
PITCHER	IP WLS BF H R ER SO BB IBB HBP BLK WP HR S P ERA WHIP	IP WLS BF H R ER SO BB IBB HBP BLK WP HR S P ERA WHIP	IP WLS BF H R ER SO BB IBB HBP BLK WP HR S P ERA WHIP	IP WLS BF H R ER SO BB IBB HBP BLK WP HR S P ERA WHIP	IP WLS BF H R ER SO BB IBB HBP BLK WP HR S P ERA WHIP	IP WLS BF H R ER SO BB IBB HBP BLK WP HR S P ERA WHIP	IP WLS BF H R ER SO BB IBB HBP BLK WP HR S P ERA WHIP	IP WLS BF H R ER SO BB IBB HBP BLK WP HR S P ERA WHIP	IP WLS BF H R ER SO BB IBB HBP BLK WP HR S P ERA WHIP	IP WLS BF H R ER SO BB IBB HBP BLK WP HR S P ERA WHIP	IP WLS BF H R ER SO BB IBB HBP BLK WP HR S P ERA WHIP	IP WLS BF H R ER SO BB IBB HBP BLK WP HR S P ERA WHIP	IP WLS BF H R ER SO BB IBB HBP BLK WP HR S P ERA WHIP	IP WLS BF H R ER SO BB IBB HBP BLK WP HR S P ERA WHIP	IP WLS BF H R ER SO BB IBB HBP BLK WP HR S P ERA WHIP	IP WLS BF H R ER SO BB IBB HBP BLK WP HR S P ERA WHIP	IP WLS BF H R ER SO BB IBB HBP BLK WP HR S P ERA WHIP	IP WLS BF H R ER SO BB IBB HBP BLK WP HR S P ERA WHIP	IP WLS BF H R ER SO BB IBB HBP BLK WP HR S P ERA WHIP

Philadelphia Phillies @ Boston Red Sox
Fenway Park, Boston, MA
Wed Aug 19 2020, 1:37 PM - 5:13 PM EDT
Cloudy - 77 F

livebaseballscorecards.com

AB 30
R 3
H 3
RBI 3
BB 6
SO 12
LOB 18




Batter	1	2	3	4	5	6	7	8	9	AB	R	H	RBI	BB	SO	LOB	BOTTOM			
99 Alex Verdugo, L (1, 7) OBP: 0.356, SLG: 0.531										3	2	1	0	2	2	0				
5 Kevin Pillar, R (1, 9) OBP: 0.348, SLG: 0.468										4	1	1	0	1	1	4				
11 Rafael Devers, L (1, 5) OBP: 0.278, SLG: 0.407										4	1	3	3	0	0	1				
2 Xander Bogaerts, R (1, 10) OBP: 0.333, SLG: 0.463										3	0	0	0	1	2	3				
18 Mitch Moreland, L (1, 3) OBP: 0.434, SLG: 0.804										3	2	2	0	1	1	2				
7 Christian Vázquez, R (1, 2) OBP: 0.278, SLG: 0.447										3	0	1	0	1	1	2				
19 Jackie Bradley Jr., L (1, 8) OBP: 0.311, SLG: 0.363										2	0	1	2	1	0	0				
30 Tzu-Wei Lin, L (1, 6) OBP: 0.130, SLG: 0.130										4	0	0	0	0	3	5				
3 José Peraza, R (1, 4) OBP: 0.282, SLG: 0.329										4	0	0	0	0	0	2				
Inning Stats	R: 0 H: 0 E: 0 K: 1 S: 8	H: 1 BB: 1 P: 17	R: 0 H: 1 E: 0 K: 1 S: 16	H: 1 BB: 2 P: 29	R: 2 H: 2 E: 0 K: 1 S: 8	H: 2 BB: 0 P: 13	R: 1 H: 1 E: 0 K: 0 S: 6	H: 1 BB: 1 P: 12	R: 1 H: 2 E: 1 K: 2 S: 17	H: 2 BB: 0 P: 25	R: 0 H: 0 E: 0 K: 2 S: 9	H: 0 BB: 0 P: 12	R: 1 H: 1 E: 0 K: 2 S: 14	H: 1 BB: 1 P: 22	R: 1 H: 2 E: 0 K: 1 S: 16	H: 2 BB: 2 P: 27	1B: 3 2B: 5 3B: 0 HR: 1	SF: 1 SAC: 0 DP: 2 HBP: 0	WP: 1 PA: 38 PB: 0 SB: 1 CS: 0	
PITCHER	IP WLS BF H R ER SO BB IBB HBP BLK WP HR S P ERA WHIP	IP WLS BF H R ER SO BB IBB HBP BLK WP HR S P ERA WHIP	IP WLS BF H R ER SO BB IBB HBP BLK WP HR S P ERA WHIP	IP WLS BF H R ER SO BB IBB HBP BLK WP HR S P ERA WHIP	IP WLS BF H R ER SO BB IBB HBP BLK WP HR S P ERA WHIP	IP WLS BF H R ER SO BB IBB HBP BLK WP HR S P ERA WHIP	IP WLS BF H R ER SO BB IBB HBP BLK WP HR S P ERA WHIP	IP WLS BF H R ER SO BB IBB HBP BLK WP HR S P ERA WHIP	IP WLS BF H R ER SO BB IBB HBP BLK WP HR S P ERA WHIP	IP WLS BF H R ER SO BB IBB HBP BLK WP HR S P ERA WHIP	IP WLS BF H R ER SO BB IBB HBP BLK WP HR S P ERA WHIP	IP WLS BF H R ER SO BB IBB HBP BLK WP HR S P ERA WHIP	IP WLS BF H R ER SO BB IBB HBP BLK WP HR S P ERA WHIP	IP WLS BF H R ER SO BB IBB HBP BLK WP HR S P ERA WHIP	IP WLS BF H R ER SO BB IBB HBP BLK WP HR S P ERA WHIP	IP WLS BF H R ER SO BB IBB HBP BLK WP HR S P ERA WHIP	IP WLS BF H R ER SO BB IBB HBP BLK WP HR S P ERA WHIP	IP WLS BF H R ER SO BB IBB HBP BLK WP HR S P ERA WHIP	IP WLS BF H R ER SO BB IBB HBP BLK WP HR S P ERA WHIP	IP WLS BF H R ER SO BB IBB HBP BLK WP HR S P ERA WHIP

Philadelphia Phillies @ Boston Red Sox
Fenway Park, Boston, MA
Wed Aug 19 2020, 1:37 PM - 5:13 PM EDT
Cloudy - 77 F

livebaseballscorecards.com

AB 30
R 6
H 9
RBI 5
BB 7
SO 10
LOB 19



Batter	1	2	3	4	5	6	7	8	9	AB	R	H	RBI	BB	SO	LOB	TOP					
5 Kevin Pillar, R (1, 9) OBP: 0.344, SLG: 0.437										4	2	1	0	1	0	2						
11 Rafael Devers, L (1, 5) OBP: 0.290, SLG: 0.430										4	1	1	3	1	1	1						
28 J.D. Martinez, R (1, 10) OBP: 0.311, SLG: 0.421										4	1	1	2	0	0	1						
2 Xander Bogaerts, R (1, 6) OBP: 0.343, SLG: 0.528										4	1	1	1	0	1	1						
7 Christian Vázquez, R (1, 2) OBP: 0.284, SLG: 0.435										4	1	1	0	0	1	1						
99 Alex Verdugo, L (1, 7) OBP: 0.384, SLG: 0.528										4	1	2	0	0	0	0						
23 Michael Chavis, R (1, 3) OBP: 0.283, SLG: 0.439										4	0	1	2	0	0	1						
19 Jackie Bradley Jr., L (1, 8) OBP: 0.305, SLG: 0.288										4	0	0	0	2	2							
3 José Peraza, R (1, 4) OBP: 0.291, SLG: 0.325										3	1	1	0	0	0	1						
Inning Stats	R: 0 E: 0 K: 1 S: 5	H: 0 LOB: 0 BB: 0 P: 6	R: 1 E: 0 K: 1 S: 13	H: 2 LOB: 1 BB: 0 P: 17	R: 2 E: 0 K: 0 S: 13	H: 2 LOB: 0 BB: 0 P: 21	R: 0 E: 0 K: 1 S: 11	H: 0 LOB: 0 BB: 0 P: 16	R: 3 E: 0 K: 1 S: 12	H: 2 LOB: 1 BB: 1 P: 20	R: 2 E: 0 K: 0 S: 10	H: 3 LOB: 1 BB: 0 P: 15	R: 0 E: 0 K: 1 S: 7	H: 0 LOB: 0 BB: 0 P: 15	R: 0 E: 0 K: 0 S: 6	H: 0 LOB: 0 BB: 0 P: 8	R: 0 E: 0 K: 0 S: 5	H: 0 LOB: 0 BB: 0 P: 8	1B: 5 2B: 1 3B: 0 HR: 3	SF: 0 SAC: 0 DP: 1 HBP: 1	WP: 2 PB: 0 SB: 0 CS: 0	PA: 38
PITCHER	IP WLS BF H R ER SO BB IBB HBP BLK WP HR S P ERA WHIP																					
47 John Means, L (1, 1) ERA: 10.13	3.0 L 13 4 3 3 2 0 0 0 0 1 2 31 44 9.00 1.333																					
48 Jorge López, R (4, 1) ERA: 9.35	4.0 19 5 5 5 3 2 0 0 0 1 1 40 66 11.25 1.750																					
73 Thomas Eshelman, R (1, 1) ERA: 3.52	1.0 4 0 0 0 0 0 0 0 1 0 0 8 12 0.00 0.000																					
43 Shawn Armstrong, R (9, 1) ERA: 1.5	1.0 2 0 0 0 0 0 0 0 0 0 0 3 4 0.00 0.000																					

Boston Red Sox @ Baltimore Orioles
 Oriole Park at Camden Yards, Baltimore, MD
 Fri Aug 21 2020, 7:35 PM - 10:39 PM EDT
 Cloudy - 81 F

AB 35
 R 8
 H 9
 RBI 8
 BB 2
 SO 5
 LOB 10



Batter	1	2	3	4	5	6	7	8	9	AB	R	H	RBI	BB	SO	LOB	BOTTOM						
57 Hanser Alberto, R (1, 4) OBP: 0.328, SLG: 0.468																	5	0	0	0	1	2	
25 Anthony Santander, S (1, 9) OBP: 0.306, SLG: 0.660																	5	0	1	0	0	1	2
39 Renato Núñez, R (1, 3) OBP: 0.343, SLG: 0.495																	5	0	1	0	0	3	2
28 Pedro Severino, R (1, 10) OBP: 0.398, SLG: 0.581																	2	1	1	0	2	0	0
14 Rio Ruiz, L (1, 5) OBP: 0.291, SLG: 0.467																	3	0	0	0	1	1	4
6 Ryan Mountcastle, R (1, 7) OBP: 0.343, SLG: 0.495																	2	1	0	0	2	1	2
15 Chance Sisco, L (1, 2) OBP: 0.423, SLG: 0.610																	4	1	1	3	0	1	2
74 Pat Valaika, R (1, 6) OBP: 0.270, SLG: 0.424																	4	1	1	1	0	1	0
31 Cedric Mullins, L (1, 8) OBP: 0.378, SLG: 0.412																	4	1	3	1	0	0	0
Inning Stats	R: 0 E: 0 K: 0 S: 16	H: 2 LOB: 2 BB: 0 P: 19	R: 0 E: 0 K: 0 S: 5	H: 0 LOB: 1 BB: 1 P: 11	R: 0 E: 0 K: 1 S: 14	H: 1 LOB: 0 BB: 0 P: 19	R: 0 E: 0 K: 1 S: 15	H: 0 LOB: 1 BB: 1 P: 22	R: 0 E: 0 K: 2 S: 14	H: 1 LOB: 1 BB: 0 P: 20	R: 0 E: 0 K: 2 S: 14	H: 0 LOB: 1 BB: 1 P: 20	R: 2 E: 0 K: 2 S: 12	H: 2 LOB: 0 BB: 0 P: 20	R: 3 E: 0 K: 2 S: 16	H: 1 LOB: 0 BB: 2 P: 31	R: 0 E: 0 K: 0 S: 10	H: 1 LOB: 1 BB: 0 P: 13	1B: 5 2B: 0 3B: 0 HR: 3	SF: 0 SAC: 0 DP: 1 HBP: 0	WP: 1 PB: 0 SB: 0 CS: 0	PA: 39	
PITCHER	IP WLS BF H R ER SO BB IBB HBP BLK WP HR S P ERA WHIP																						
48 Colten Brewer, R (1, 1) ERA: 3.5	4.0 16 3 0 0 2 2 0 0 0 0 0 50 71 0.00 1.250																						
63 Darwinzon Hernández, L (5, 1) ERA: 7.11	2.0 W 8 1 0 0 3 1 0 0 0 0 0 28 40 0.00 1.000																						
35 Josh Osich, L (7, 1) ERA: 7.11	1.2 10 3 5 5 3 2 0 0 0 0 0 3 24 44 27.00 3.000																						
31 Austin Brice, R (8, 1) ERA: 6.59	0.1 H 1 0 0 0 1 0 0 0 0 0 0 4 7 0.00 0.000																						
32 Matt Barnes, R (9, 1) ERA: 5.06	1.0 S 4 1 0 0 0 0 0 0 0 0 1 0 10 13 0.00 1.000																						

Boston Red Sox @ Baltimore Orioles
 Oriole Park at Camden Yards, Baltimore, MD
 Fri Aug 21 2020, 7:35 PM - 10:39 PM EDT
 Cloudy - 81 F

AB 34
 R 5
 H 8
 RBI 5
 BB 5
 SO 9
 LOB 14

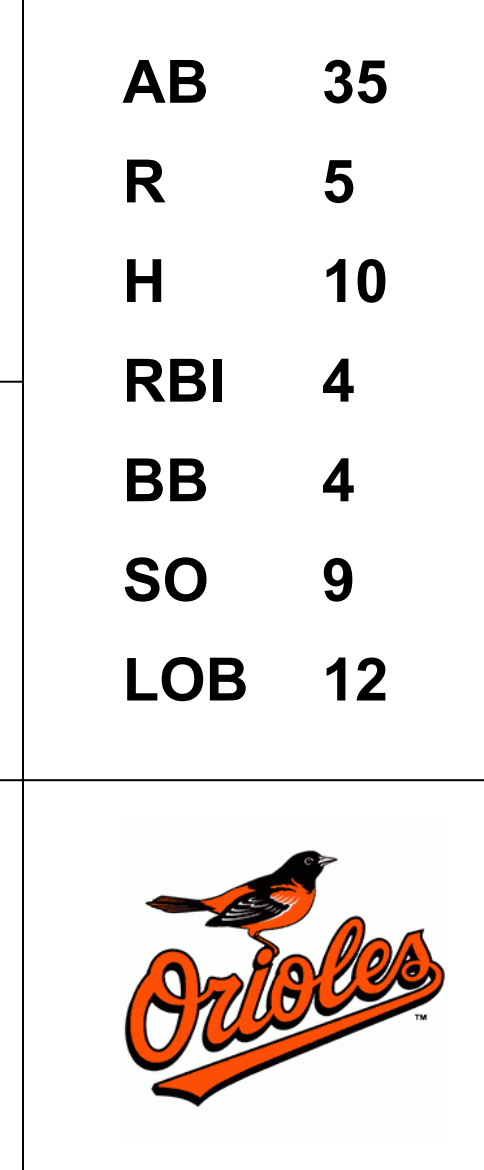


Batter	1	2	3	4	5	6	7	8	9	10	AB	R	H	RBI	BB	SO	LOB	TOP				
99 Alex Verdugo, L OBP: 0.365, SLG: 0.543	L8		2B		11 L8 2H 2B		F7		F7	2 BB 18 BB	5	1	2	1	0	0	0	Boston Red Sox @ Baltimore Orioles Oriole Park at Camden Yards, Baltimore, MD Sat Aug 22 2020, 7:36 PM - 11:11 PM EDT Cloudy - 80 F				
11 Rafael Devers, L OBP: 0.286, SLG: 0.413	G3		28 FC5-4 BB		L8		K		K		4	0	0	0	1	2	1					
28 J.D. Martinez, R OBP: 0.324, SLG: 0.418	2 FC5-4 1B		FC5-4		G4-3					18 BB 2 BB	3	0	1	0	2	0	3					
2 Xander Bogaerts, R OBP: 0.337, SLG: 0.505	FC5-4				G5-3		G2-3		L8	18 BB	4	0	0	0	1	0	2					
18 Mitch Moreland, L OBP: 0.444, SLG: 0.782		G1-3			K		7 BB 5 BB 1B		K		3	1	0	1	2	2	0					
7 Cristian Vázquez, R OBP: 0.290, SLG: 0.453	5 G5-4-3 1B				F8		3 WP 5 BB 1B		P5		5	0	2	0	0	1	3					
5 Kevin Pillar, R OBP: 0.337, SLG: 0.424	G5-4-3				G5-3		3 WP 1B		F9		5	0	1	1	0	0	4					
19 Jackie Bradley Jr., L OBP: 0.302, SLG: 0.325			G4-3		HR		F7		K		4	1	1	1	0	1	2					
3 José Peraza, R OBP: 0.289, SLG: 0.333			L9		99 BB 2B		G6-3		K		4	1	1	0	0	1	2					
Inning Stats	R: 0 E: 0 K: 0 S: 11	H: 1 LOB: 1 BB: 0 P: 16	R: 0 E: 0 K: 0 S: 7	H: 1 LOB: 0 BB: 0 P: 13	R: 0 E: 0 K: 0 S: 11	H: 1 LOB: 2 BB: 1 P: 19	R: 0 E: 0 K: 1 S: 8	H: 0 LOB: 0 BB: 0 P: 11	R: 2 E: 0 K: 0 S: 15	H: 3 LOB: 1 BB: 0 P: 22	R: 1 E: 0 K: 1 S: 10	H: 2 LOB: 1 BB: 1 P: 20	R: 0 E: 0 K: 1 S: 7	H: 0 LOB: 0 BB: 0 P: 10	R: 0 E: 0 K: 2 S: 11	H: 0 LOB: 0 BB: 0 P: 16	R: 1 E: 0 K: 2 S: 10		H: 0 LOB: 3 BB: 3 P: 22	1B: 4 2B: 3 3B: 0 HR: 1	SF: 0 SAC: 0 DP: 1 HBP: 0	WP: 1 PB: 0 SB: 0 CS: 0
PITCHER	IP 5.0	WLS 0.1	BF 21	H 6	R 2	ER 2	SO 1	BB 1	IBB 0	HBP 0	BLK 0	WP 0	HR 1	S 52	P 81	ERA 3.60	WHIP 1.400					
17 Alex Cobb, R ERA: 3.73																						
43 Shawn Armstrong, R ERA: 2.15																						
62 Tanner Scott, L ERA: 1.69																						
42 Mychal Givens, R ERA:																						
54 Cole Sulser, R ERA: 3.46																						

AB	37
R	4
H	8
RBI	4
BB	6
SO	7
LOB	17



Batter	1	2	3	4	5	6	7	8	9	10	AB	R	H	RBI	BB	SO	LOB	BOTTOM						
57 Hanser Alberto, R OBP: 0.331, SLG: 0.461	F7		G5-4-3			L6		25 HR BB		28 BB 1B	4	1	1	0	1	0	1	Boston Red Sox @ Baltimore Orioles Oriole Park at Camden Yards, Baltimore, MD Sat Aug 22 2020, 7:36 PM - 11:11 PM EDT Cloudy - 80 F						
25 Anthony Santander, S OBP: 0.350, SLG: 0.673	F8				K		K			28 BB 1B	4	1	1	2	1	2	0							
39 Renato Núñez, R OBP: 0.349, SLG: 0.505	F9				2B					28 CS 1B	4	0	2	0	0	0	0							
13 Andrew Velazquez, S OBP: 0.194, SLG: 0.235											1	0	0	0	0	1	3							
28 Pedro Severino, R OBP: 0.398, SLG: 0.570	G4-3				K		6 G1-3 74 BB 1B		CS	L8	5	0	2	1	0	1	1							
74 Pat Valaika, R OBP: 0.299, SLG: 0.484	HR								G4-3		3	1	2	1	1	0	0							
6 Ryan Mountcastle, R OBP: 0.375, SLG: 0.167	K								G4-3		4	0	1	0	0	1	2							
38 Mason Williams, L										15 BB 1B	0	0	0	0	0	0	0							
36 Bryan Holaday, R OBP: 0.231, SLG: 0.231	F8										3	0	0	0	0	0	2							
15 Chance Sisco, L OBP: 0.434, SLG: 0.610											0	0	0	0	1	0	0							
87 Ramón Urias, R OBP: 0.250, SLG: 0.250	G4-3										3	0	1	0	0	0	0							
14 Rio Ruiz, L OBP: 0.287, SLG: 0.461			57 G5-4-3 1B								1	1	0	0	0	1	2							
31 Cedric Mullins, L OBP: 0.350, SLG: 0.378	K									31 SH 57 WP 28 BB 1B	3	1	0	0	0	3	1							
Inning Stats	R: 0 E: 0 K: 0 S: 8	H: 0 LOB: 0 BB: 0 P: 12	R: 1 E: 0 K: 1 S: 9	H: 1 LOB: 0 BB: 0 P: 14	R: 0 E: 0 K: 1 S: 6	H: 1 LOB: 0 BB: 0 P: 7	R: 0 E: 0 K: 2 S: 8	H: 2 LOB: 2 BB: 0 P: 14	R: 0 E: 0 K: 0 S: 10	H: 0 LOB: 0 BB: 0 P: 14	R: 0 E: 0 K: 0 S: 10	H: 0 LOB: 0 BB: 0 P: 12	R: 0 E: 0 K: 0 S: 11	H: 1 LOB: 2 BB: 1 P: 21	R: 2 E: 0 K: 1 S: 15	H: 2 LOB: 1 BB: 1 P: 25	R: 0 E: 0 K: 1 S: 13	H: 1 LOB: 2 BB: 1 P: 17	R: 2 E: 0 K: 1 S: 12	H: 2 LOB: 3 BB: 1 P: 18	1B: 7 2B: 1 3B: 0 HR: 2	SF: 0 SAC: 1 DP: 1 HBP: 0	WP: 1 PB: 0 SB: 0 CS: 1	PA: 41
PITCHER	IP 7.0	WLS 0.2	BF 25	H 5	R 1	ER 2	SO 6	BB 1	IBB 0	HBP 0	BLK 0	WP 0	HR 1	S 62	P 94	ERA 1.29	WHIP 0.857							
54 Martín Pérez, L ERA: 3.45																								
72 Josh Taylor, L ERA: 19.29																								
70 Ryan Brasier, R ERA: 6.1																								
32 Matt Barnes, R ERA: 5.73																								



Batter	1	2	3	4	5	6	7	8	9	AB	R	H	RBI	BB	SO	LOB	TOP				
5 Kevin Pillar, R OBP: 0.340, SLG: 0.454										5	2	2	1	0	0	2					
11 Rafael Devers, L OBP: 0.276, SLG: 0.398										4	0	0	0	0	2	1					
28 J.D. Martinez, R OBP: 0.322, SLG: 0.406										3	0	0	0	1	1	0					
2 Xander Bogaerts, R OBP: 0.343, SLG: 0.510										3	0	1	1	1	0	0					
7 Christian Vázquez, R OBP: 0.289, SLG: 0.419										3	0	0	0	1	1	2					
23 Michael Chavis, R OBP: 0.270, SLG: 0.417										3	0	0	0	0	3	4					
99 Alex Verdugo, L OBP: 0.371, SLG: 0.543										0	1	0	0	1	0	0					
25 Kevin Plawewski, R OBP: 0.353, SLG: 0.375										4	0	0	0	0	0	1					
19 Jackie Bradley Jr., L OBP: 0.300, SLG: 0.358										4	1	1	2	0	0	0					
36 Jonathan Araúz, S OBP: 0.325, SLG: 0.359										4	0	2	0	0	0	0					
Inning Stats	R: 1 H: 1 E: 0 K: 1 S: 12	H: 1 LOB: 2 BB: 2 P: 22	R: 0 H: 0 E: 0 K: 0 S: 6	H: 0 LOB: 0 BB: 0 P: 8	R: 0 H: 0 E: 0 K: 1 S: 10	H: 0 LOB: 0 BB: 0 P: 14	R: 0 H: 0 E: 0 K: 1 S: 9	H: 0 LOB: 0 BB: 0 P: 11	R: 0 H: 0 E: 0 K: 0 S: 8	R: 1 H: 2 E: 0 K: 2 S: 11	H: 2 LOB: 1 BB: 1 P: 18	R: 0 H: 1 E: 0 K: 0 S: 7	H: 1 LOB: 1 BB: 0 P: 13	R: 0 H: 0 E: 0 K: 2 S: 9	H: 0 LOB: 0 BB: 0 P: 12	R: 2 H: 2 E: 0 K: 1 S: 13	H: 2 LOB: 1 BB: 1 P: 23	1B: 3 2B: 1 3B: 0 HR: 2	SF: 0 SAC: 0 DP: 0 HBP: 0	WP: 0 PB: 0 SB: 2 CS: 0	PA: 37
PITCHER	IP: 0.2 WLS: 0 BF: 4 H: 1 R: 1 ER: 1 SO: 0 BB: 1 IBB: 0 HBP: 0 BLK: 0 WP: 0 HR: 1 S: 8 P: 13 ERA: 13.50 WHIP: 3.000	IP: 1.0 WLS: 1 BF: 14 H: 0 R: 0 ER: 0 SO: 2 BB: 1 IBB: 0 HBP: 0 BLK: 0 WP: 0 HR: 37 S: 55 P: 55 ERA: 0.00 WHIP: 0.231	IP: 1.0 WLS: 0 BF: 2 H: 2 R: 1 ER: 2 SO: 1 BB: 0 IBB: 0 HBP: 0 BLK: 0 WP: 0 HR: 11 S: 18 P: 18 ERA: 9.00 WHIP: 3.000	IP: 1.1 WLS: 0 BF: 5 H: 1 R: 0 ER: 0 SO: 1 BB: 0 IBB: 0 HBP: 0 BLK: 0 WP: 0 HR: 10 S: 17 P: 17 ERA: 0.00 WHIP: 0.750	IP: 1.1 WLS: 0 BF: 5 H: 0 R: 1 ER: 1 SO: 2 BB: 1 IBB: 0 HBP: 0 BLK: 0 WP: 0 HR: 15 S: 23 P: 23 ERA: 6.75 WHIP: 0.750	IP: 0.1 WLS: 0 BF: 3 H: 2 R: 1 ER: 1 SO: 0 BB: 0 IBB: 0 HBP: 0 BLK: 0 WP: 0 HR: 1 S: 8 P: 8 ERA: 27.00 WHIP: 6.000															

Boston Red Sox @ Baltimore Orioles
 Oriole Park at Camden Yards, Baltimore, MD
 Sun Aug 23 2020, 1:06 PM - 4:21 PM EDT
 Partly Cloudy - 86 F

AB 33
 R 4
 H 6
 RBI 4
 BB 4
 SO 7
 LOB 10



Batter	1	2	3	4	5	6	7	8	9	AB	R	H	RBI	BB	SO	LOB	BOTTOM			
31 Cedric Mullins, L OBP: 0.333, SLG: 0.381										5	0	1	0	0	1	4				
25 Anthony Santander, S OBP: 0.333, SLG: 0.601										5	0	1	0	0	1	3				
39 Renato Núñez, R OBP: 0.250, SLG: 0.250										5	0	1	0	0	2	2				
87 Ramón Urias, R OBP: 0.250, SLG: 0.250										0	0	0	0	0	0	0				
28 Pedro Severino, R OBP: 0.413, SLG: 0.568										2	1	1	0	2	0	1				
36 Bryan Holaday, R OBP: 0.231, SLG: 0.231										0	1	0	0	0	0	0				
15 Chance Sisco, L OBP: 0.456, SLG: 0.605										2	2	1	0	1	1	1				
74 Pat Valaika, R OBP: 0.286, SLG: 0.462										3	0	0	0	0	1	5				
6 Ryan Mountcastle, R OBP: 0.500, SLG: 0.556										3	1	2	0	1	1	3				
38 Mason Williams, L										0	0	0	0	0	0	0				
14 Rito Ruiz, L OBP: 0.297, SLG: 0.475										4	0	2	4	0	1	2				
13 Andrew Velazquez, S OBP: 0.225, SLG: 0.243										3	0	1	1	1	1	3				
Inning Stats	R: 0 H: 1 E: 0 K: 2 S: 22	H: 1 LOB: 3 BB: 1 P: 32	R: 0 H: 1 E: 0 K: 1 S: 10	H: 1 LOB: 1 BB: 1 P: 17	R: 3 H: 2 E: 0 K: 0 S: 15	H: 2 LOB: 2 BB: 3 P: 33	R: 0 H: 1 E: 0 K: 2 S: 12	H: 1 LOB: 1 BB: 0 P: 18	R: 0 H: 1 E: 0 K: 1 S: 12	H: 1 LOB: 1 BB: 0 P: 17	R: 0 H: 1 E: 0 K: 0 S: 9	H: 1 LOB: 1 BB: 0 P: 14	R: 2 H: 3 E: 0 K: 2 S: 14	H: 3 LOB: 2 BB: 0 P: 18	R: 0 H: 0 E: 0 K: 1 S: 8	H: 0 LOB: 0 BB: 0 P: 11	1B: 5 2B: 5 3B: 0 HR: 0	SF: 0 SAC: 1 DP: 0 HBP: 1	WP: 1 PB: 0 SB: 0 CS: 0	PA: 39
PITCHER	IP: 2.2 WLS: 0 BF: 16 H: 2 R: 3 ER: 3 SO: 3 BB: 5 IBB: 0 HBP: 1 BLK: 0 WP: 1 HR: 0 S: 40 P: 40 ERA: 10.12 WHIP: 2.625	IP: 1.0 WLS: 1 BF: 10 H: 4 R: 0 ER: 0 SO: 3 BB: 0 IBB: 0 HBP: 0 BLK: 0 WP: 0 HR: 29 S: 43 P: 43 ERA: 0.00 WHIP: 2.000	IP: 1.1 WLS: 0 BF: 4 H: 1 R: 0 ER: 0 SO: 0 BB: 0 IBB: 0 HBP: 0 BLK: 0 WP: 0 HR: 11 S: 18 P: 18 ERA: 0.00 WHIP: 0.750	IP: 1.0 WLS: 0 BF: 6 H: 3 R: 2 ER: 2 SO: 2 BB: 0 IBB: 0 HBP: 0 BLK: 0 WP: 0 HR: 14 S: 18 P: 18 ERA: 18.00 WHIP: 3.000	IP: 1.0 WLS: 0 BF: 3 H: 0 R: 0 ER: 0 SO: 1 BB: 0 IBB: 0 HBP: 0 BLK: 0 WP: 0 HR: 8 S: 11 P: 11 ERA: 0.00 WHIP: 0.000	IP: 0.3 WLS: 0 BF: 2 H: 2 R: 1 ER: 1 SO: 0 BB: 0 IBB: 0 HBP: 0 BLK: 0 WP: 0 HR: 1 S: 7 P: 7 ERA: 27.00 WHIP: 6.000														

Boston Red Sox @ Baltimore Orioles
 Oriole Park at Camden Yards, Baltimore, MD
 Sun Aug 23 2020, 1:06 PM - 4:21 PM EDT
 Partly Cloudy - 86 F

AB 32
 R 5
 H 10
 RBI 5
 BB 5
 SO 9
 LOB 24



Batter	1	2	3	4	5	6	7	8	9	AB	R	H	RBI	BB	SO	LOB	TOP								
99 Alex Verdugo, L OBP: 0.373, SLG: 0.535	G3-1		G3			1B		K		5	1	2	1	0	1	1	Boston Red Sox @ Toronto Blue Jays Sahlen Field, Buffalo, NY Tue Aug 25 2020, 6:39 PM - 10:21 PM EDT Clear - 80 F								
11 Rafael Devers, L OBP: 0.281, SLG: 0.416	K		1B			K		K		5	1	2	3	0	3	2									
28 J.D. Martinez, R OBP: 0.308, SLG: 0.390	G4-3		P3			F9		F8		4	0	0	1	0	0	3									
2 Xander Bogaerts, R OBP: 0.354, SLG: 0.525		2B				F7				5	2	3	0	0	0	1									
18 Mitch Moreland, L OBP: 0.471, SLG: 0.804	1B		2B			1B				3	2	2	2	2	0	1									
7 Christian Vázquez, R OBP: 0.296, SLG: 0.418	L8		G5-3			2B		F8		5	1	1	0	0	1	3									
5 Kevin Pillar, R OBP: 0.324, SLG: 0.431	K		G5-3			P3		FC6-4		5	0	0	0	0	1	5									
19 Jackie Bradley Jr., L OBP: 0.319, SLG: 0.369	G4-3		1B			1B				3	1	2	2	1	0	1									
3 José Peraza, R OBP: 0.298, SLG: 0.333	L4		G6-3			HBP				3	1	1	0	0	0	1									
Inning Stats	R: 0 E: 0 K: 1 S: 6	H: 0 LOB: 0 BB: 0 P: 11	R: 1 E: 0 K: 1 S: 13	H: 2 LOB: 1 BB: 0 P: 18	R: 0 E: 0 K: 0 S: 12	H: 1 LOB: 1 BB: 0 P: 17	R: 2 E: 0 K: 0 S: 12	H: 3 LOB: 1 BB: 0 P: 17	R: 0 E: 0 K: 1 S: 11	H: 1 LOB: 1 BB: 0 P: 15	R: 6 E: 0 K: 0 S: 25	H: 5 LOB: 1 BB: 1 P: 41	R: 0 E: 0 K: 1 S: 9	H: 0 LOB: 0 BB: 1 P: 18	R: 0 E: 0 K: 2 S: 11	H: 1 LOB: 1 BB: 0 P: 20		R: 0 E: 0 K: 0 S: 3	H: 0 LOB: 1 BB: 1 P: 8	1B: 9 2B: 3 HR: 0	SF: 1 SAC: 0 DP: 0 HBP: 1	WP: 0 PB: 1 SB: 0 CS: 1	PA: 44		
PITCHER	IP	WLS	BF	H	R	ER	SO	BB	IBB	HBP	BLK	WP	HR	S	P	ERA	WHIP								
22 Chase Anderson, R ERA: 3.68	5.0		23	7	4	3	3	1	0	0	0	0	0	55	83	5.40	1.600								
63 Wilmer Font, R ERA: 11.0	0.1	L	5	3	1	1	0	0	0	1	0	0	0	13	19	27.00	9.000								
36 A.J. Cole, R ERA: 1.32	0.2	B	4	2	4	4	0	0	0	0	0	0	0	11	17	54.00	3.000								
79 Travis Bergen, L ERA:	1.2		6	1	0	0	3	1	0	0	0	0	0	18	34	0.00	1.200								
43 Sam Gaviglio, R ERA: 9.0	1.1		5	0	0	0	0	1	0	0	0	0	0	5	12	0.00	0.750								

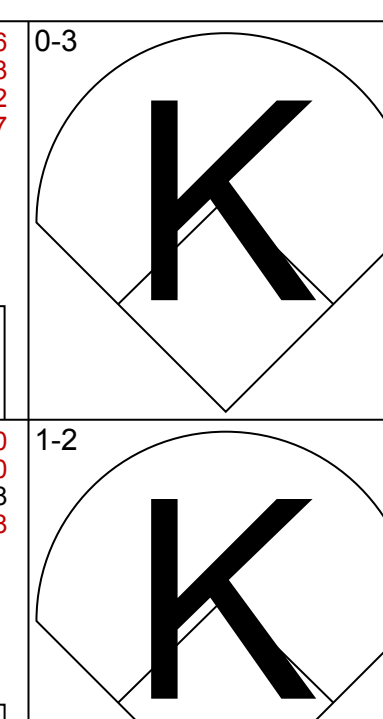
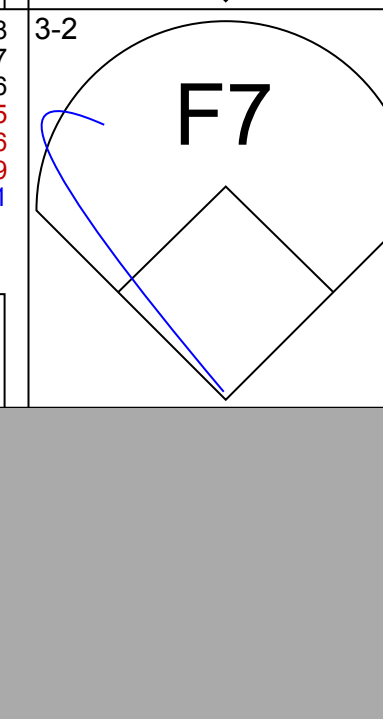





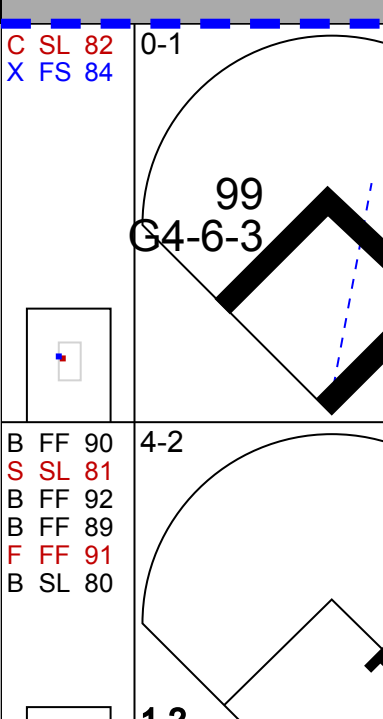
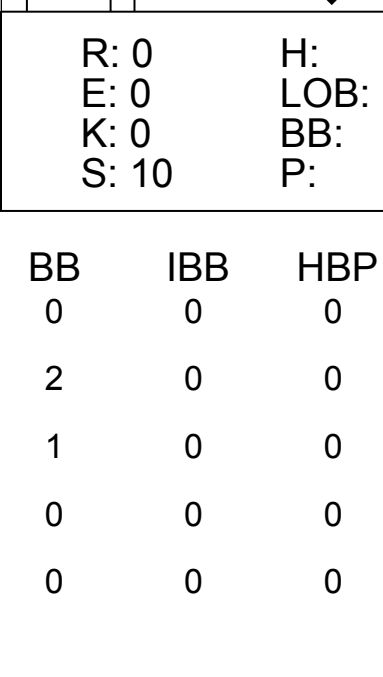
Batter	1	2	3	4	5	6	7	8	9	AB	R	H	RBI	BB	SO	LOB	BOTTOM								
8 Cavan Biggio, L OBP: 0.405, SLG: 0.519	1B		1B			FC6-4		F8		3	2	1	0	2	0	1	Boston Red Sox @ Toronto Blue Jays Sahlen Field, Buffalo, NY Tue Aug 25 2020, 6:39 PM - 10:21 PM EDT Clear - 80 F								
15 Randal Grichuk, R OBP: 0.343, SLG: 0.573	1B		G6-3			K		F7		5	1	2	0	0	1	3									
27 Vladimir Guerrero Jr., R OBP: 0.329, SLG: 0.425	L8		G6-4-3			G6-3				5	0	1	2	0	0	6									
37 Teoscar Hernández, R OBP: 0.312, SLG: 0.274	1B		G4-3			G5-3		HR		4	2	1	1	1	1	1									
13 Lourdes Gurriel Jr., R OBP: 0.306, SLG: 0.444	2B		F9			G6-3		K		4	1	1	2	1	1	0									
6 Travis Shaw, L OBP: 0.284, SLG: 0.351	P5		1B			BB				1	0	0	0	0	0	2									
2 Joe Panik, L OBP: 0.260, SLG: 0.196	1B		1B			BB		1B		3	0	2	0	1	1	1									
9 Danny Jansen, R OBP: 0.312, SLG: 0.274	1B		K			K		K		4	0	2	2	0	2	2									
44 Rowdy Tellez, L OBP: 0.284, SLG: 0.448	1B		K			K		K		1	0	0	0	0	1	1									
3 Brandon Drury, R OBP: 0.184, SLG: 0.174	G5-3		1B			K		K		4	0	0	0	0	2	3									
5 Santiago Espinal, R OBP: 0.250, SLG: 0.294	2B		G6-3			FC6-4		K		4	1	3	0	0	1	0									
Inning Stats	R: 4 E: 0 K: 0 S: 13	H: 4 LOB: 2 BB: 1 P: 27	R: 0 E: 0 K: 0 S: 10	H: 2 LOB: 1 BB: 1 P: 18	R: 0 E: 0 K: 2 S: 10	H: 1 LOB: 1 BB: 0 P: 14	R: 2 E: 0 K: 1 S: 13	H: 2 LOB: 1 BB: 1 P: 23	R: 0 E: 0 K: 2 S: 9	H: 0 LOB: 1 BB: 1 P: 17	R: 0 E: 0 K: 1 S: 11	H: 1 LOB: 1 BB: 0 P: 15	R: 0 E: 0 K: 1 S: 12	H: 1 LOB: 0 BB: 1 P: 21	R: 0 E: 0 K: 1 S: 10	H: 0 LOB: 0 BB: 0 P: 14	R: 1 E: 0 K: 2 S: 14	H: 2 LOB: 1 BB: 0 P: 22	1B: 10 2B: 2 HR: 1	SF: 0 SAC: 0 DP: 1 HBP: 0	WP: 0 PB: 0 SB: 0 CS: 0	PA: 43			
PITCHER	IP	WLS	BF	H	R	ER	SO	BB	IBB	HBP	BLK	WP	HR	S	P	ERA	WHIP								
81 Kyle Hart, L ERA: 13.0	3.1		19	8	6	6	3	3	0	0	0	0	0	39	70	16.20	3.300								
71 Phillips Valdez, R ERA: 0.98	1.2	W	7	1	0	0	2	1	0	0	0	0	0	16	29	0.00	1.200								
63 Darwinzon Hernández, L ERA:	2.0	H	9	2	0	0	2	1	0	0	0	0	0	23	36	0.00	1.500								
70 Ryan Brasier, R ERA: 5.56	1.0	H	3	0	0	0	1	0	0	0	0	0	0	10	14	0.00	0.000								
32 Matt Barnes, R ERA: 9.0	1.0	S	5	2	1	1	2	0	0	0	0	0	1	14	22	9.00	2.000								

AB	38
R	9
H	13
RBI	9
BB	3
SO	6
LOB	18



AB	38
R	7
H	13
RBI	7
BB	5
SO	10
LOB	20

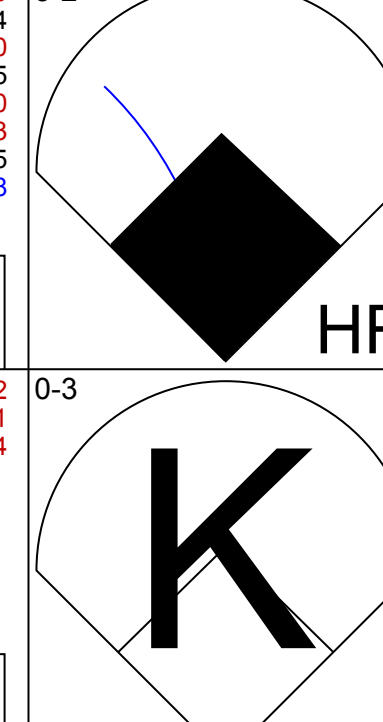
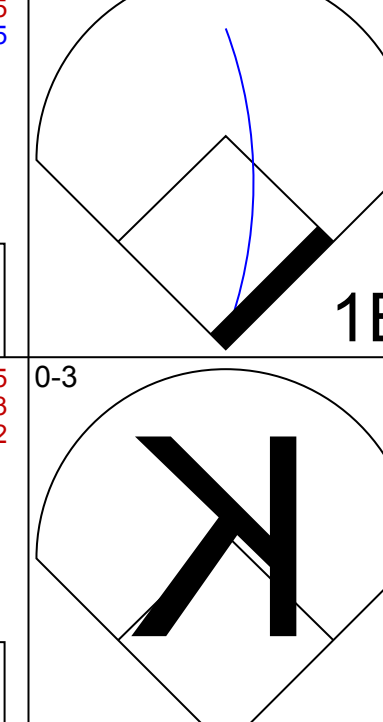

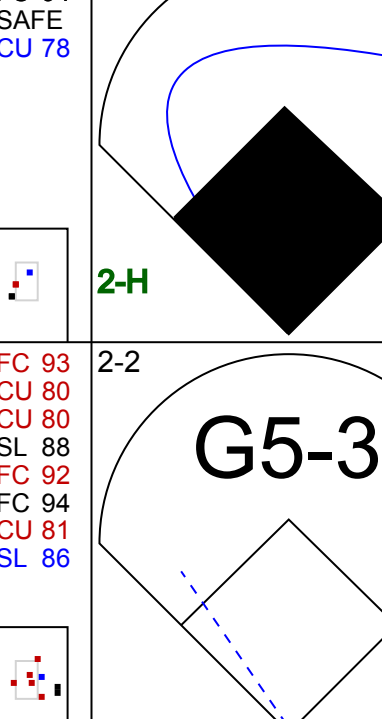

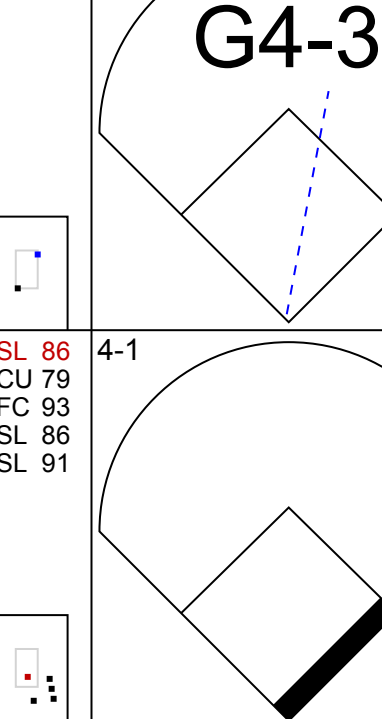
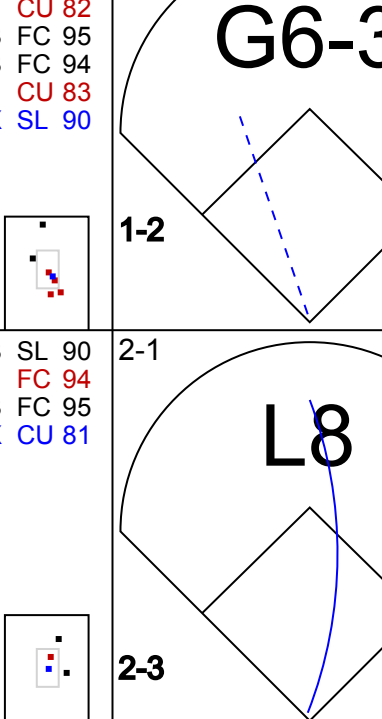


Batter	1	2	3	4	5	6	7	8	9	AB	R	H	RBI	BB	SO	LOB	TOP										
99 Alex Verdugo, L OBP: 0.360, SLG: 0.515			G4-6-3			G3		G4-3		4	0	0	0	0	1	2											
11 Rafael Devers, L OBP: 0.272, SLG: 0.402			G6-3			F8				4	0	0	0	0	2	1											
28 J.D. Martinez, R OBP: 0.306, SLG: 0.380				L8					G4-3	3	0	0	0	1	0	0											
2 Xander Bogaerts, R OBP: 0.342, SLG: 0.505		F9		F9					G4-3	4	0	0	0	0	1	1											
18 Mitch Moreland, L OBP: 0.458, SLG: 0.817									P2	4	1	1	1	0	2	0											
7 Christian Vázquez, R OBP: 0.255, SLG: 0.420			G5-3							2	0	1	0	1	0	0											
5 Kevin Pillar, R OBP: 0.316, SLG: 0.419	G4-3									3	0	0	0	0	2												
19 Jackie Bradley Jr., L OBP: 0.320, SLG: 0.368										3	0	1	0	0	0	1											
23 Michael Chavis, R OBP: 0.273, SLG: 0.403										2	0	0	0	1	1	0											
Inning Stats	R: 0 H: 0 K: 2 S: 11	H: 0 LOB: 0 BB: 0 P: 15	R: 0 H: 1 K: 1 S: 12	H: 1 LOB: 1 BB: 0 P: 21	R: 0 H: 1 K: 0 S: 10	H: 1 LOB: 1 BB: 1 P: 17	R: 1 H: 1 K: 0 S: 7	H: 1 LOB: 0 BB: 0 P: 11	R: 0 H: 0 K: 1 S: 9	H: 0 LOB: 1 BB: 1 P: 17	R: 0 H: 0 K: 1 S: 12	H: 0 LOB: 0 BB: 0 P: 19	R: 0 H: 0 K: 1 S: 8	H: 0 LOB: 0 BB: 0 P: 11	R: 0 H: 0 K: 0 S: 7	H: 0 LOB: 0 BB: 0 P: 8	1B: 1 2B: 1 3B: 0 HR: 1	SF: 0 SAC: 0 DP: 1 HBP: 0	WP: 0 PB: 0 SB: 0 CS: 0	PA: 32							
PITCHER	IP	WLS	BF	H	R	ER	SO	BB	IBB	HBP	BLK	WP	HR	S	P	ERA	WHIP										
67 Julian Merryweather, R ERA: 4.26	2.0		7	1	0	0	3	0	0	0	0	0	0	23	36	0.00	0.500										
1 Shun Yamaguchi, R ERA: 4.26	4.0	W	15	2	1	1	2	2	0	0	0	0	1	36	59	2.25	1.000										
41 Rafael Dolis, R ERA: 2.57	1.0	H	4	0	0	0	1	1	0	0	0	0	0	12	19	0.00	1.000										
52 Anthony Bass, R ERA: 1.56	1.0		3	0	0	0	1	0	0	0	0	0	0	8	11	0.00	0.000										
54 Sean Reid-Foley, R ERA:	1.0		3	0	0	0	0	0	0	0	0	0	0	7	8	0.00	0.000										

Boston Red Sox @ Toronto Blue Jays
Sahlen Field, Buffalo, NY
Wed Aug 26 2020, 6:39 PM - 9:36 PM EDT
Overcast - 72 F

AB 29
R 1
H 3
RBI 1
BB 3
SO 7
LOB 7

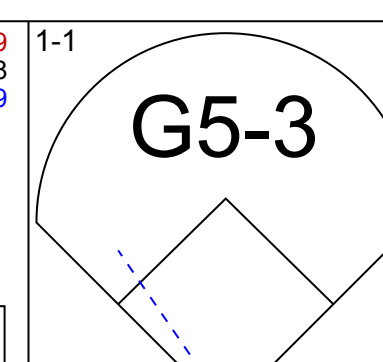
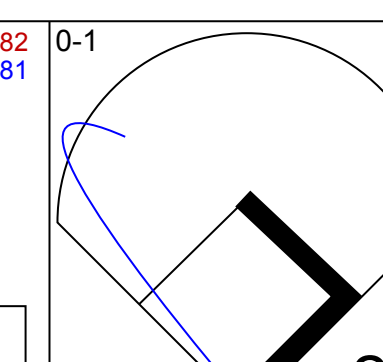
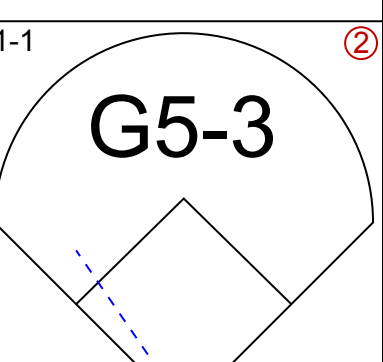
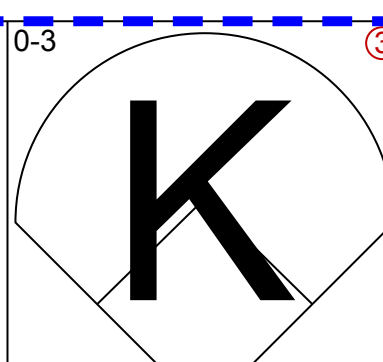
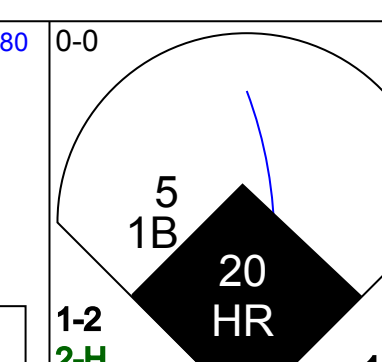
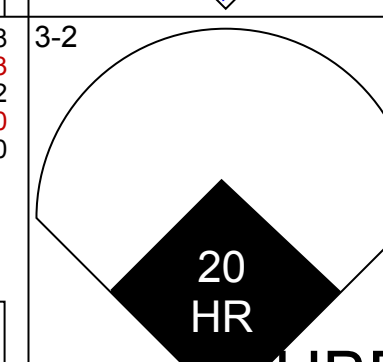
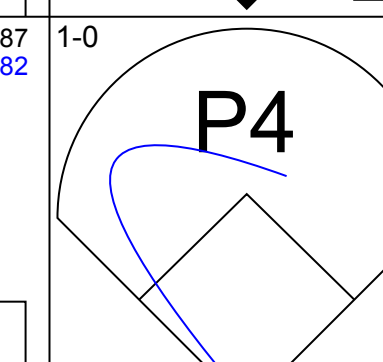
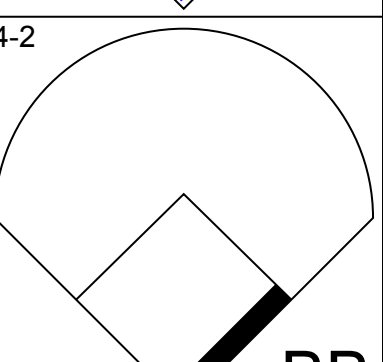

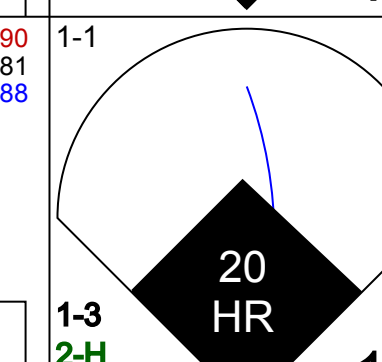
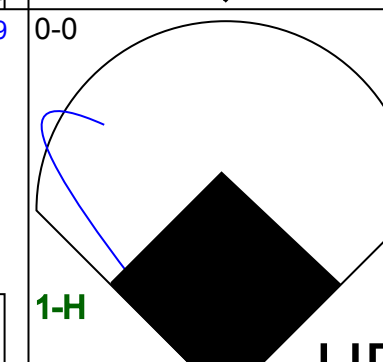
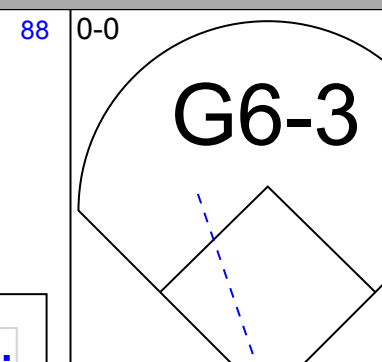
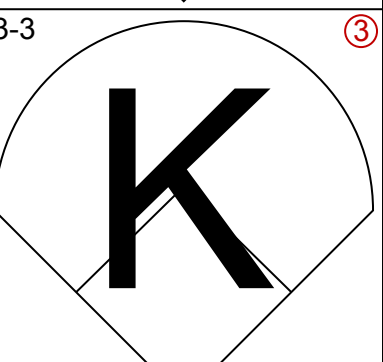

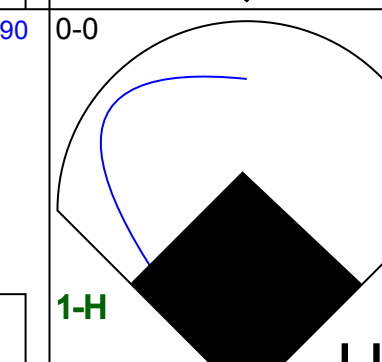
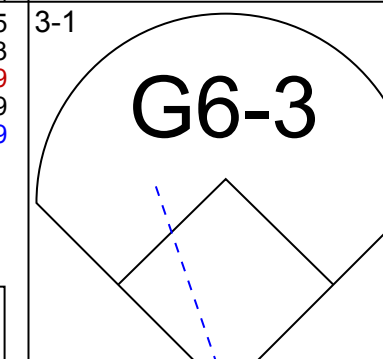
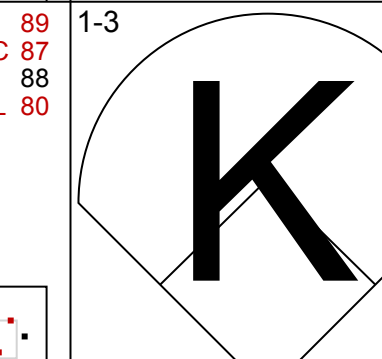

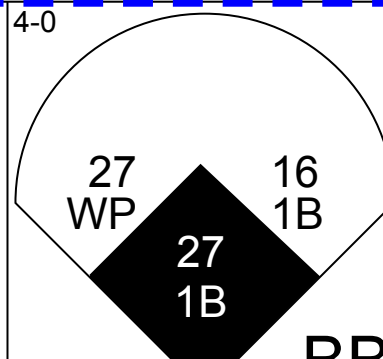
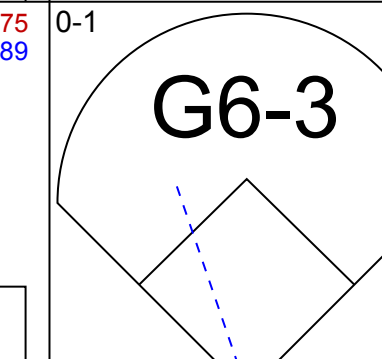
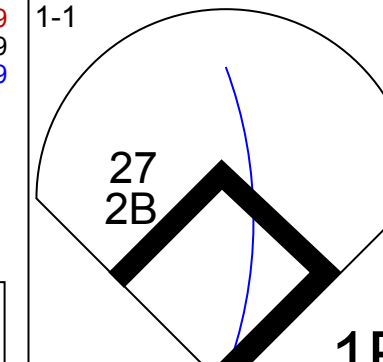
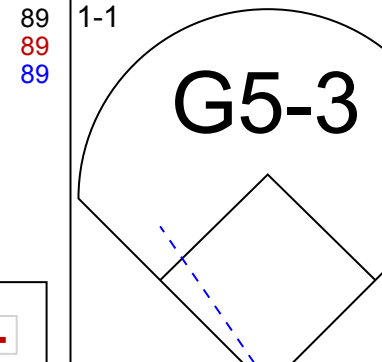

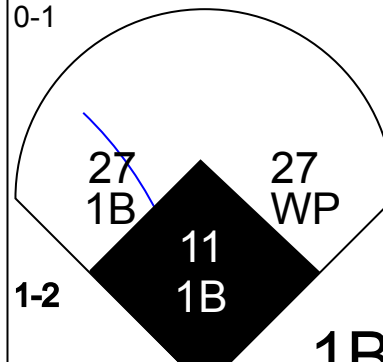
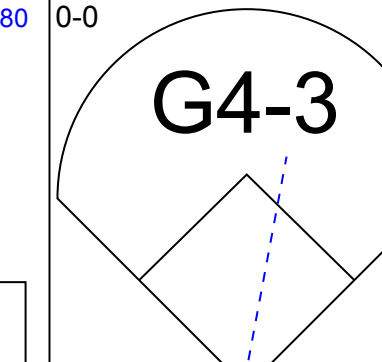
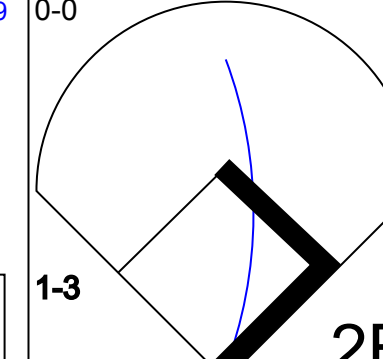
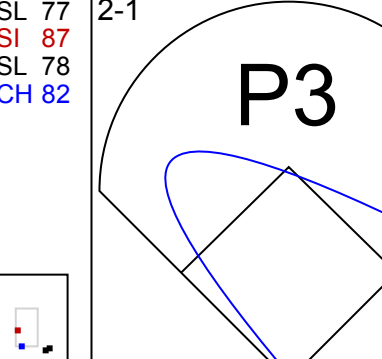

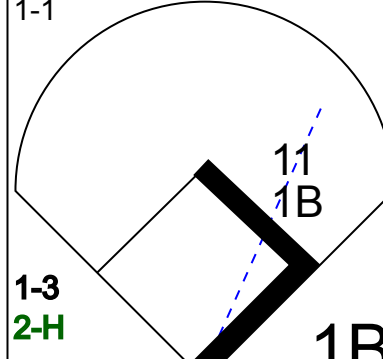

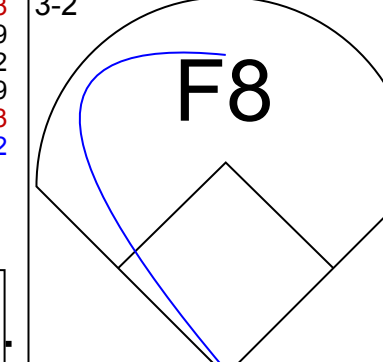
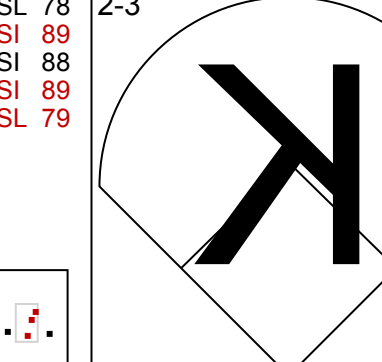

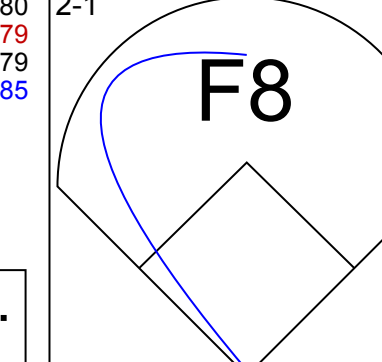
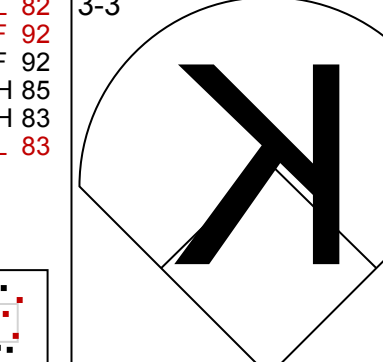
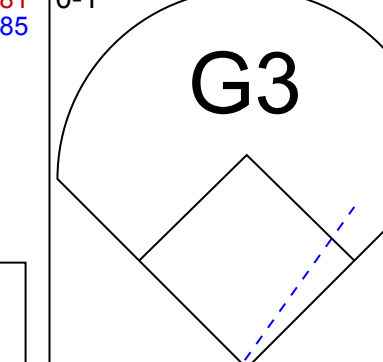
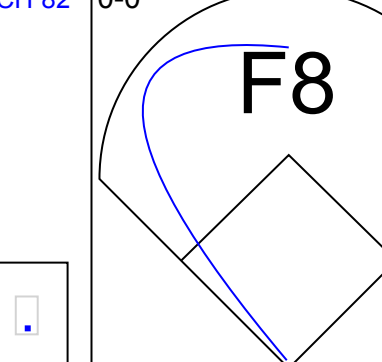

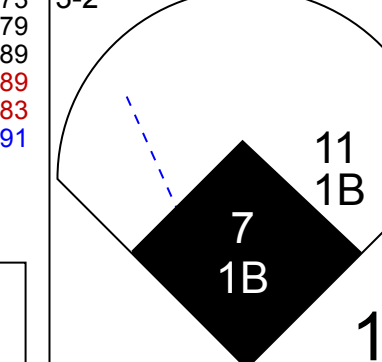
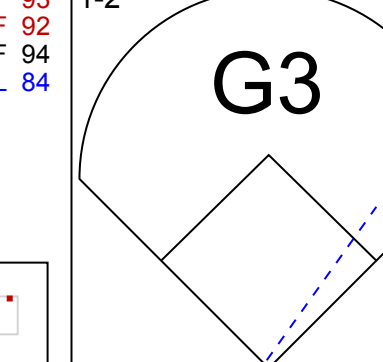
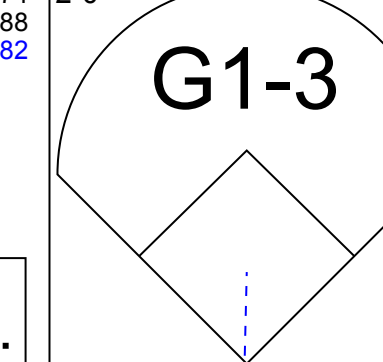

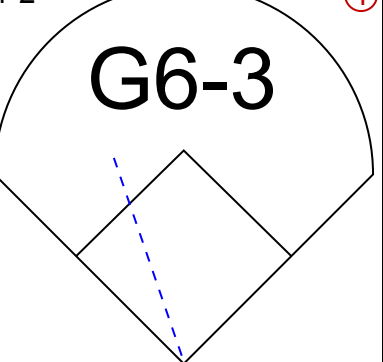
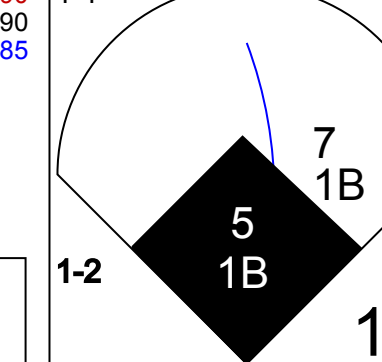


Batter	1	2	3	4	5	6	7	8	9	AB	R	H	RBI	BB	SO	LOB	BOTTOM										
8 Cavan Biggio, L OBP: 0.397, SLG: 0.505	G3			G6-3						5	1	1	0	0	2	3											
15 Randal Grichuk, R OBP: 0.346, SLG: 0.594			K							5	2	2	2	0	1	1											
6 Travis Shaw, L OBP: 0.271, SLG: 0.333	K		G6-3							4	0	0	0	0	1	2											
37 Teoscar Hernández, R OBP: 0.345, SLG: 0.642			G4-3							3	1	1	0	1	1	0											
27 Vladimir Guerrero Jr., R OBP: 0.333, SLG: 0.445										4	2	2	3	0	1	1											
44 Rowdy Tellez, L OBP: 0.308, SLG: 0.549										4	2	3	4	0	0	0											
13 Lourdes Gurriel Jr., R OBP: 0.313, SLG: 0.436				G5-3						2	0	0	0	2	0	1											
10 Reese McGuire, L OBP: 0.094, SLG: 0.188	G6-3			G4-3						4	0	0	0	0	2												
5 Santiago Espinal, R OBP: 0.300, SLG: 0.324	L8									3	1	2	0	1	0	1											
Inning Stats	R: 1 H: 2 K: 2 S: 14	H: 1 LOB: 1 BB: 0 P: 19	R: 1 H: 1 K: 1 S: 13	H: 1 LOB: 1 BB: 1 P: 25	R: 0 H: 0 K: 1 S: 9	H: 0 LOB: 0 BB: 0 P: 15	R: 2 H: 2 K: 0 S: 17	H: 2 LOB: 1 BB: 1 P: 28	R: 0 H: 0 K: 1 S: 8	H: 0 LOB: 0 BB: 0 P: 14	R: 0 H: 0 K: 0 S: 7	H: 0 LOB: 1 BB: 1 P: 15	R: 5 H: 5 K: 0 S: 12	H: 5 LOB: 0 BB: 1 P: 23	R: 0 H: 1 K: 1 S: 10	H: 1 LOB: 0 BB: 0 P: 13	1B: 6 2B: 2 3B: 0 HR: 3	SF: 0 SAC: 0 DP: 1 HBP: 0	WP: 1 PB: 0 SB: 1 CS: 0	PA: 38							
PITCHER	IP	WLS	BF	H	R	ER	SO	BB	IBB	HBP	BLK	WP	HR	S	P	ERA	WHIP										
48 Colten Brewer, R ERA: 4.57	3.2	L	18	5	4	4	4	2	0	0	0	0	0	26	47	10.12	1.909										
65 Ryan Weber, R ERA: 6.0	2.2		12	3	3	3	1	1	0	0	0	0	0	26	47	10.12	1.500										
31 Austin Brice, R ERA: 7.53	0.2		4	2	2	2	0	1	0	0	0	1	0	5	12	27.00	4.500										
35 Josh Osich, L ERA: 6.59	1.0		4	1	0	0	1	0	0	0	0	0	0	10	13	0.00	1.000										

Boston Red Sox @ Toronto Blue Jays
Sahlen Field, Buffalo, NY
Wed Aug 26 2020, 6:39 PM - 9:36 PM EDT
Overcast - 72 F

AB 34
R 9
H 11
RBI 9
BB 4
SO 6
LOB 11

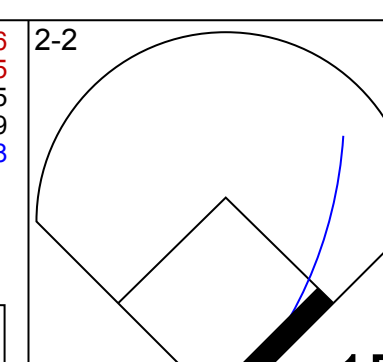
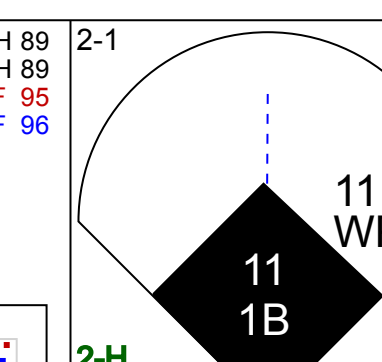
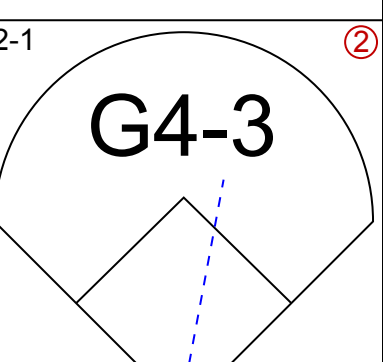

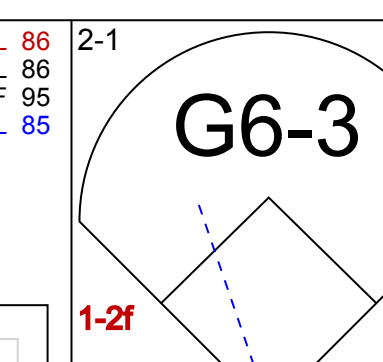
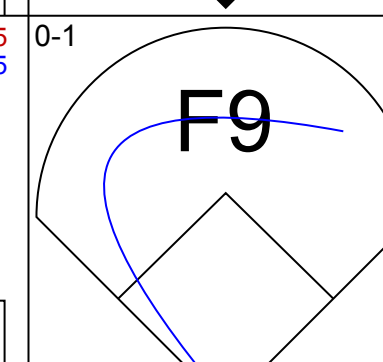
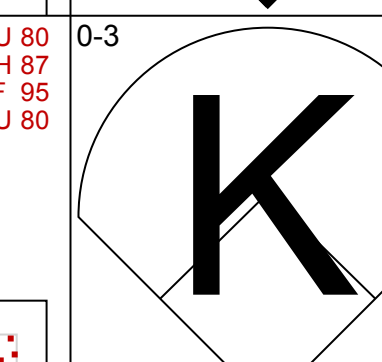
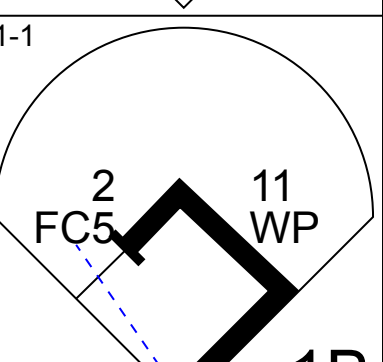

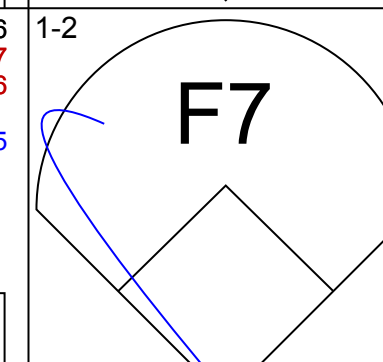
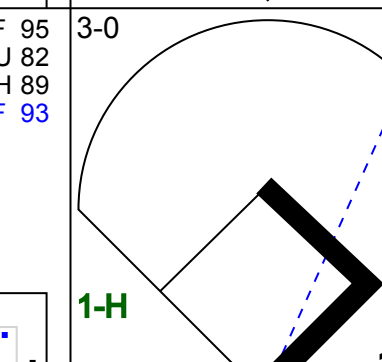
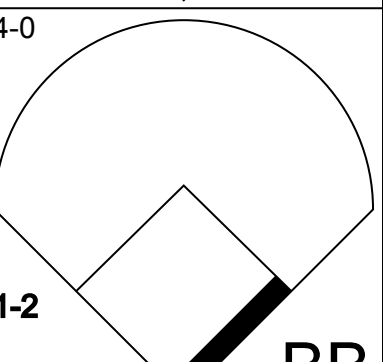
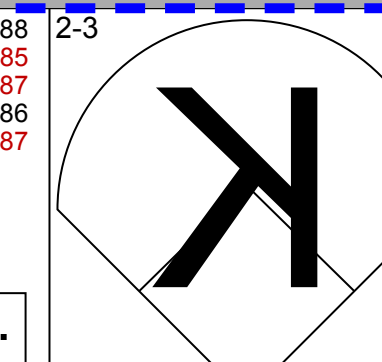
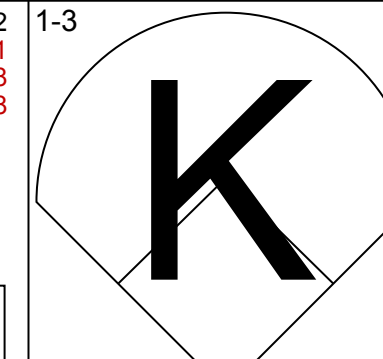
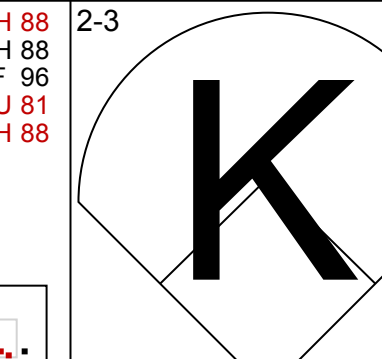
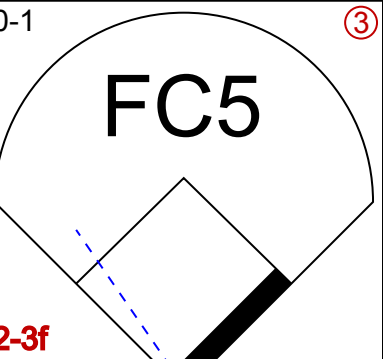
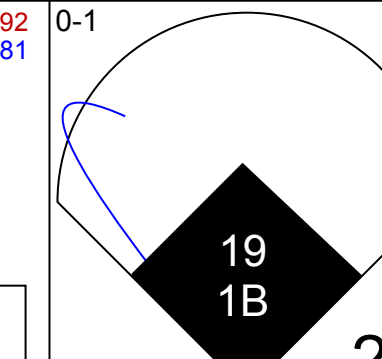
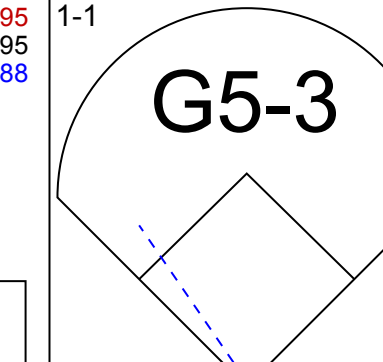
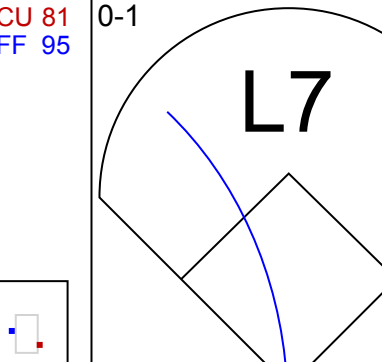

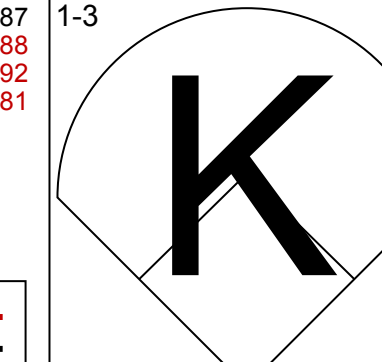
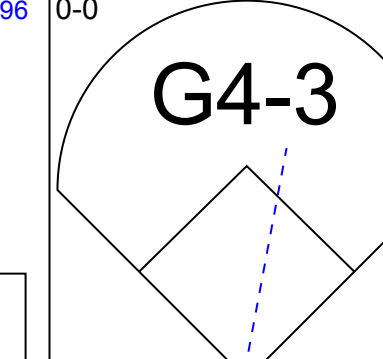
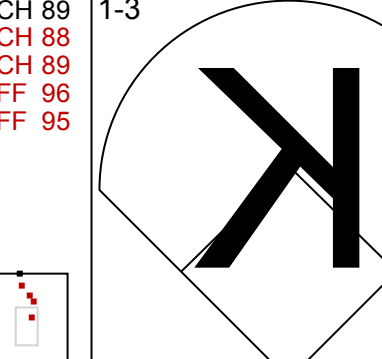

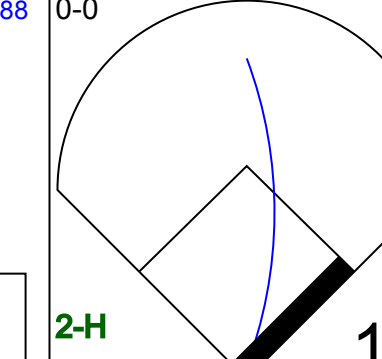
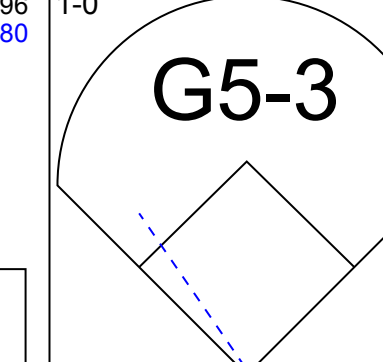
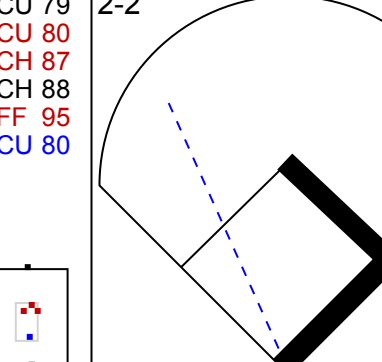

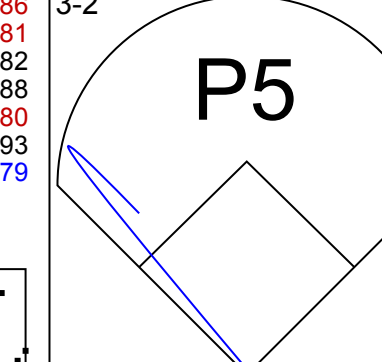
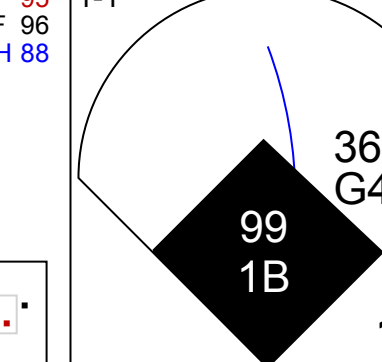
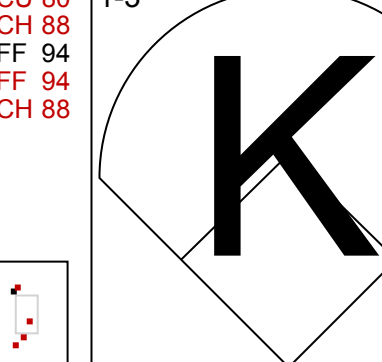
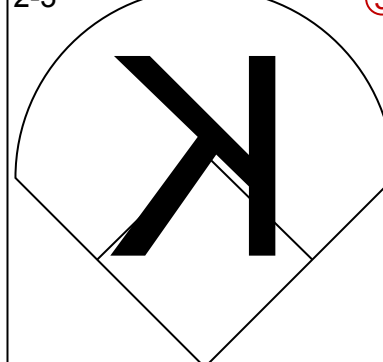
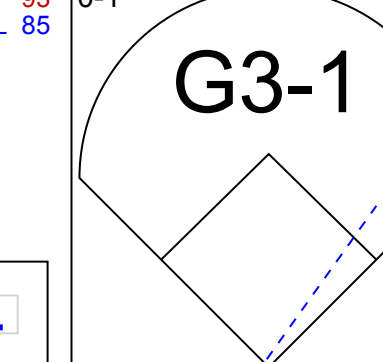
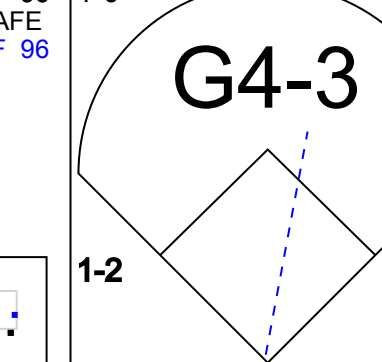


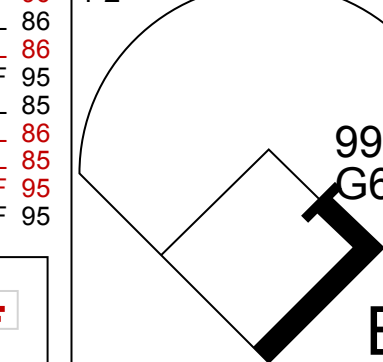


Batter	1	2	3	4	5	6	7	8	9	AB	R	H	RBI	BB	SO	LOB	TOP				
7 Dansby Swanson, R (1, 6) OBP: 0.347, SLG: 0.489											5	1	2	1	0	1	2				
5 Freddie Freeman, L (1, 3) OBP: 0.439, SLG: 0.545										3	2	1	1	1	0	1					
20 Marcell Ozuna, R (1, 10) OBP: 0.389, SLG: 0.612										5	3	3	6	0	1	1					
22 Nick Markakis, L (1, 7) OBP: 0.412, SLG: 0.557										4	1	0	0	1	2	0					
16 Travis d'Arnaud, R (1, 2) OBP: 0.292, SLG: 0.530										5	1	3	0	0	0	0					
27 Austin Riley, R (1, 5) OBP: 0.292, SLG: 0.476											5	0	2	1	0	0	1				
23 Adam Duval, R (1, 9) OBP: 0.279, SLG: 0.417											5	0	0	0	0	3	4				
17 Johan Camargo, S (1, 4)											5	1	1	0	0	0	2				
11 Ender Inciarte, L (1, 8) OBP: 0.284, SLG: 0.262										4	1	2	1	0	0	0					
Inning Stats	R: 2 H: 3 E: 0 K: 0 S: 13	H: 3 LOB: 2 BB: 0 P: 24	R: 0 H: 1 E: 0 K: 0 S: 6	H: 1 LOB: 1 BB: 0 P: 9	R: 0 H: 0 E: 0 K: 1 S: 6	H: 0 LOB: 0 BB: 0 P: 8	R: 0 H: 0 E: 0 K: 1 S: 6	H: 0 LOB: 1 BB: 1 P: 22	R: 2 H: 3 E: 0 K: 2 S: 15	H: 3 LOB: 2 BB: 1 P: 23	R: 1 H: 2 E: 0 K: 1 S: 13	H: 2 LOB: 1 BB: 0 P: 23	R: 5 H: 5 E: 0 K: 0 S: 14	H: 5 LOB: 0 BB: 0 P: 21	R: 0 H: 0 E: 0 K: 1 S: 8	H: 0 LOB: 0 BB: 0 P: 14	1B: 9 2B: 2 3B: 0 HR: 3	SF: 0 SAC: 0 DP: 0 HBP: 1	WP: 1 PB: 0 SB: 0 CS: 0	PA: 44	
PITCHER	IP: 4.0 WLS: 0 BF: 17 ERA: 5.79	WLS: 0 BF: 0 ERA: 8.44	IP: 0.0 WLS: 0 BF: 6 ERA: 7.5	IP: 0.1 WLS: 0 BF: 13 ERA: 15.55	IP: 1.1 WLS: 0 BF: 4 ERA: 5.79	IP: 5.1 WLS: 1.0 BF: 26 ERA: 3.00	IP: 6.1 WLS: 0.2 BF: 6 ERA: 7.5	IP: 6.1 WLS: 0.1 BF: 1 ERA: 6.35	IP: 7.1 WLS: 2.0 BF: 13 ERA: 15.55	IP: 1.0 WLS: 0 BF: 3 ERA: 8.49	IP: 1.0 WLS: 0 BF: 3 ERA: 8.49	IP: 1.0 WLS: 0 BF: 3 ERA: 8.49	IP: 1.0 WLS: 0 BF: 3 ERA: 8.49	IP: 1.0 WLS: 0 BF: 3 ERA: 8.49	IP: 1.0 WLS: 0 BF: 3 ERA: 8.49	IP: 1.0 WLS: 0 BF: 3 ERA: 8.49	IP: 1.0 WLS: 0 BF: 3 ERA: 8.49	IP: 1.0 WLS: 0 BF: 3 ERA: 8.49	IP: 1.0 WLS: 0 BF: 3 ERA: 8.49	IP: 1.0 WLS: 0 BF: 3 ERA: 8.49	IP: 1.0 WLS: 0 BF: 3 ERA: 8.49

Atlanta Braves @ Boston Red Sox
Fenway Park, Boston, MA
Tue Sep 01 2020, 7:34 PM - 10:38 PM EDT
Clear - 69 F

AB 41
R 10
H 14
RBI 10
BB 2
SO 7
LOB 11



Batter	1	2	3	4	5	6	7	8	9	AB	R	H	RBI	BB	SO	LOB	BOTTOM				
99 Alex Verdugo, L (1, 9) OBP: 0.365, SLG: 0.524											5	1	2	1	0	0	1				
7 Christian Vázquez, R (1, 2) OBP: 0.292, SLG: 0.464											4	0	1	0	0	1	2				
11 Rafael Devers, L (1, 5) OBP: 0.301, SLG: 0.456										3	0	1	1	1	1	1					
2 Xander Bogaerts, R (1, 6) OBP: 0.358, SLG: 0.556										4	1	1	0	0	2	4					
23 Michael Chavis, R (1, 3) OBP: 0.247, SLG: 0.356										4	0	0	0	0	1	1					
19 Jackie Bradley Jr., L (1, 8) OBP: 0.316, SLG: 0.352										3	0	1	1	0	1	0					
60 Yairo Muñoz, R (1, 10) OBP: 0.250, SLG: 0.500										4	0	1	0	0	1	2					
30 Tzu-Wei Lin, L (1, 7) OBP: 0.179, SLG: 0.148											4	1	1	0	0	2	2				
36 Jonathan Araúz, S (1, 4) OBP: 0.292, SLG: 0.304											3	0	0	0	1	1	1				
Inning Stats	R: 0 H: 1 E: 0 K: 1 S: 11	H: 0 LOB: 0 BB: 0 P: 15	R: 0 H: 0 E: 0 K: 0 S: 4	H: 0 LOB: 0 BB: 0 P: 6	R: 2 H: 3 E: 0 K: 2 S: 13	H: 3 LOB: 1 BB: 0 P: 22	R: 0 H: 1 E: 0 K: 2 S: 14	H: 1 LOB: 1 BB: 0 P: 18	R: 0 H: 0 E: 0 K: 2 S: 10	H: 0 LOB: 0 BB: 0 P: 18	R: 0 H: 0 E: 0 K: 0 S: 7	H: 0 LOB: 0 BB: 0 P: 14	R: 1 H: 2 E: 0 K: 2 S: 13	H: 2 LOB: 1 BB: 0 P: 19	R: 0 H: 0 E: 0 K: 0 S: 9	H: 0 LOB: 1 BB: 1 P: 15	1B: 6 2B: 2 3B: 0 HR: 0	SF: 0 SAC: 0 DP: 1 HBP: 1	WP: 2 PB: 0 SB: 0 CS: 0	PA: 37	
PITCHER	IP: 6.0 WLS: 2 BF: 26 ERA: 2.25	IP: 1.0 WLS: 0 BF: 3 ERA: 0.69	IP: 1.0 WLS: 0 BF: 5 ERA: 1.04	IP: 1.0 WLS: 0 BF: 3 ERA: 3.86	IP: 2.0 WLS: 1.0 BF: 7 ERA: 3.00	IP: 6.1 WLS: 0.2 BF: 6 ERA: 7.5	IP: 6.1 WLS: 0.1 BF: 1 ERA: 6.35	IP: 7.1 WLS: 2.0 BF: 13 ERA: 15.55	IP: 1.0 WLS: 0 BF: 3 ERA: 8.49	IP: 1.0 WLS: 0 BF: 3 ERA: 8.49	IP: 1.0 WLS: 0 BF: 3 ERA: 8.49	IP: 1.0 WLS: 0 BF: 3 ERA: 8.49	IP: 1.0 WLS: 0 BF: 3 ERA: 8.49	IP: 1.0 WLS: 0 BF: 3 ERA: 8.49	IP: 1.0 WLS: 0 BF: 3 ERA: 8.49	IP: 1.0 WLS: 0 BF: 3 ERA: 8.49	IP: 1.0 WLS: 0 BF: 3 ERA: 8.49	IP: 1.0 WLS: 0 BF: 3 ERA: 8.49	IP: 1.0 WLS: 0 BF: 3 ERA: 8.49	IP: 1.0 WLS: 0 BF: 3 ERA: 8.49	IP: 1.0 WLS: 0 BF: 3 ERA: 8.49

Atlanta Braves @ Boston Red Sox
Fenway Park, Boston, MA
Tue Sep 01 2020, 7:34 PM - 10:38 PM EDT
Clear - 69 F

AB 34
R 3
H 8
RBI 3
BB 2
SO 10
LOB 14



Batter	1	2	3	4	5	6	7	8	9	10	AB	R	H	RBI	BB	SO	LOB	TOP									
8 Cavan Biggio, L OBP: 0.372, SLG: 0.449 (10, 4)	P2		F7			G5-4-3 BB		37 BLK 37 WP 2B		15 G3 37 HR BB	3	2	1	0	2	0	0										
15 Randal Grichuk, R OBP: 0.314, SLG: 0.523 (1, 8)	F7			K		G5-4-3		37 WP 37 BLK BB		G3	4	0	0	0	1	1	2										
37 Teoscar Hernández, R OBP: 0.361, SLG: 0.644 (1, 10)				F9				13 1B 2 1B		K	4	2	2	3	1	1	1										
27 Vladimir Guerrero Jr., R OBP: 0.335, SLG: 0.444 (1, 3)	BB					F9		13 1B 2 1B		G4-3	4	0	0	0	1	1	3										
13 Lourdes Gurriel Jr., R OBP: 0.325, SLG: 0.452 (1, 7)				E4				44 HBP 2 1B		G6-3	5	1	2	1	0	0	2										
30 Jonathan Villar, S OBP: 0.307, SLG: 0.328 (7, 6)						G6-3		F9		K	4	0	0	0	1	1	2										
2 Joe Panik, L OBP: 0.310, SLG: 0.281 (10, 5)				K				44 HBP 1B		BB	4	0	2	1	1	1	0										
9 Danny Jansen, R OBP: 0.293, SLG: 0.253 (7, PH)				K				1B		G4-3	2	0	0	0	0	2	0										
44 Rowdy Tellez, L OBP: 0.320, SLG: 0.494 (7, 2)								1B			2	0	0	0	0	0	0										
10 Reese McGuire, L OBP: 0.077, SLG: 0.154 (7, 5)								HBP			2	0	0	0	0	1	3										
5 Santiago Espinal, R OBP: 0.250, SLG: 0.267 (7, PH)											2	0	0	0	0	1	0										
6 Travis Shaw, L OBP: 0.290, SLG: 0.333 (10, PR)											2	0	0	0	0	2	4										
23 Derek Fisher, L OBP: 0.286, SLG: 0.353 (10, 9)										15 G3 37 HR	0	1	0	0	0	0	0										
Inning Stats	R: 0 E: 0 K: 0 S: 9	H: 0 LOB: 1 BB: 1 P: 21	R: 0 E: 0 K: 1 S: 7	H: 0 LOB: 0 BB: 0 P: 10	R: 0 E: 0 K: 1 S: 6	H: 0 LOB: 0 BB: 0 P: 8	R: 0 E: 1 K: 1 S: 9	H: 0 LOB: 2 BB: 1 P: 19	R: 0 E: 0 K: 1 S: 5	H: 0 LOB: 0 BB: 0 P: 7	R: 0 E: 0 K: 1 S: 6	H: 0 LOB: 0 BB: 0 P: 12	R: 1 E: 0 K: 1 S: 16	H: 3 LOB: 3 BB: 0 P: 25	R: 1 E: 0 K: 1 S: 9	H: 1 LOB: 1 BB: 1 P: 18	R: 0 E: 0 K: 3 S: 11	H: 1 LOB: 1 BB: 0 P: 14	R: 4 E: 0 K: 1 S: 16	H: 2 LOB: 2 BB: 3 P: 34	1B: 4 2B: 1 3B: 0 HR: 2	SF: 0 SAC: 0 DP: 1 HBP: 1	WP: 1 PB: 0 SB: 0 CS: 0	PA: 44			
PITCHER	IP WLS BF H R ER SO BB IBB HBP BLK WP HR S P ERA WHIP	IP WLS BF H R ER SO BB IBB HBP BLK WP HR S P ERA WHIP	IP WLS BF H R ER SO BB IBB HBP BLK WP HR S P ERA WHIP	IP WLS BF H R ER SO BB IBB HBP BLK WP HR S P ERA WHIP	IP WLS BF H R ER SO BB IBB HBP BLK WP HR S P ERA WHIP	IP WLS BF H R ER SO BB IBB HBP BLK WP HR S P ERA WHIP	IP WLS BF H R ER SO BB IBB HBP BLK WP HR S P ERA WHIP	IP WLS BF H R ER SO BB IBB HBP BLK WP HR S P ERA WHIP	IP WLS BF H R ER SO BB IBB HBP BLK WP HR S P ERA WHIP	IP WLS BF H R ER SO BB IBB HBP BLK WP HR S P ERA WHIP	IP WLS BF H R ER SO BB IBB HBP BLK WP HR S P ERA WHIP	IP WLS BF H R ER SO BB IBB HBP BLK WP HR S P ERA WHIP	IP WLS BF H R ER SO BB IBB HBP BLK WP HR S P ERA WHIP	IP WLS BF H R ER SO BB IBB HBP BLK WP HR S P ERA WHIP	IP WLS BF H R ER SO BB IBB HBP BLK WP HR S P ERA WHIP	IP WLS BF H R ER SO BB IBB HBP BLK WP HR S P ERA WHIP	IP WLS BF H R ER SO BB IBB HBP BLK WP HR S P ERA WHIP	IP WLS BF H R ER SO BB IBB HBP BLK WP HR S P ERA WHIP	IP WLS BF H R ER SO BB IBB HBP BLK WP HR S P ERA WHIP	IP WLS BF H R ER SO BB IBB HBP BLK WP HR S P ERA WHIP	IP WLS BF H R ER SO BB IBB HBP BLK WP HR S P ERA WHIP	IP WLS BF H R ER SO BB IBB HBP BLK WP HR S P ERA WHIP	IP WLS BF H R ER SO BB IBB HBP BLK WP HR S P ERA WHIP	IP WLS BF H R ER SO BB IBB HBP BLK WP HR S P ERA WHIP	IP WLS BF H R ER SO BB IBB HBP BLK WP HR S P ERA WHIP	IP WLS BF H R ER SO BB IBB HBP BLK WP HR S P ERA WHIP	IP WLS BF H R ER SO BB IBB HBP BLK WP HR S P ERA WHIP
54 Martin Pérez, L ERA: 4.07 (1, 1)	6.2	3	1	1	5	3	0	0	0	0	0	0	7	16	27.00	6.000											
31 Austin Brice, R ERA: 6.75 (7, 1)	0.1	0	0	0	1	0	0	0	1	0	0	0	6	8	0.00	0.000											
70 Ryan Brasier, R ERA: 4.6 (8, 1)	1.0	3	0	0	1	0	0	0	1	0	0	0	11	14	0.00	1.000											
32 Matt Barnes, R ERA: 4.8 (9, 1)	1.0	4	1	0	3	0	0	0	0	0	0	0	11	14	0.00	1.000											
71 Phillips Valdez, R ERA: 2.05 (10, 1)	1.0	8	2	4	3	3	0	0	0	0	2	16	34	27.00	5.000												

Toronto Blue Jays @ Boston Red Sox
Fenway Park, Boston, MA
Thu Sep 03 2020, 7:34 PM - 11:35 PM EDT
Cloudy - 71 F

AB 36
R 6
H 7
RBI 5
BB 7
SO 11
LOB 17



Batter	1	2	3	4	5	6	7	8	9	10	AB	R	H	RBI	BB	SO	LOB	BOTTOM									
99 Alex Verdugo, L OBP: 0.367, SLG: 0.519 (1, 9)	K		G4-3			11 FC4-6 1B		F8		F7	5	0	1	0	0	1	2										
11 Rafael Devers, L OBP: 0.310, SLG: 0.458 (1, 5)	P6		P3			28 1B 19 BB FC4-6		1B		BB	4	1	1	0	1	0	1										
2 Xander Bogaerts, R OBP: 0.349, SLG: 0.530 (1, 6)	G1-3					7 1B 28 BB		P3		F9	5	0	1	0	0	1	5										
28 J.D. Martinez, R OBP: 0.315, SLG: 0.403 (1, 10)	G6-3					19 BB 7 BB G6-3		19 G4-3 2B		K	5	0	3	0	0	1	0										
7 Christian Vázquez, R OBP: 0.296, SLG: 0.393 (1, 2)	K		L9			19 BB 7 BB BB		K		BB	3	0	0	0	2	2	3										
19 Jackie Bradley Jr., L OBP: 0.325, SLG: 0.452 (1, 8)	HR		G6-3			19 BB 7 BB BB		G4-3		K	4	1	1	2	1	1	4										
23 Michael Chavis, R OBP: 0.233, SLG: 0.333 (1, 4)						19 BB 7 BB BB		P3		K	5	0	1	0	0	2	5										
29 Bobby Dalbec, R OBP: 0.188, SLG: 0.333 (1, 3)						19 BB 7 BB BB		K		BB	3	0	0	0	1	2	1										
30 Tzu-Wei Lin, L OBP: 0.179, SLG: 0.148 (9, PR)						19 BB 7 BB BB		K		BB	0	0	0	0	0	0	0										
60 Yairo Muñoz, R OBP: 0.250, SLG: 0.375 (1, 7)			L6			19 BB 7 BB BB		11 BB 1B		K	4	0	1	0	0	1	1										
Inning Stats	R: 0 E: 0 K: 1 S: 6	H: 0 LOB: 0 BB: 0 P: 9	R: 1 E: 0 K: 2 S: 15	H: 2 LOB: 1 BB: 0 P: 22	R: 0 E: 0 K: 0 S: 6	H: 0 LOB: 0 BB: 0 P: 12	R: 0 E: 0 K: 0 S: 6	H: 2 LOB: 1 BB: 0 P: 10	R: 0 E: 0 K: 0 S: 9	H: 0 LOB: 0 BB: 0 P: 13	R: 1 E: 0 K: 2 S: 13	H: 2 LOB: 3 BB: 2 P: 25	R: 0 E: 0 K: 1 S: 10	H: 2 LOB: 2 BB: 0 P: 12	R: 0 E: 0 K: 1 S: 14	H: 1 LOB: 1 BB: 0 P: 19	R: 0 E: 0 K: 1 S: 14	H: 0 LOB: 2 BB: 0 P: 27	R: 0 E: 0 K: 3 S: 13	H: 1 LOB: 1 BB: 1 P: 19	1B: 7 2B: 1 3B: 0 HR: 1	SF: 0 SAC: 0 DP: 1 HBP: 1	WP: 0 PB: 0 SB: 1 CS: 0	PA: 43			
PITCHER	IP WLS BF H R ER SO BB IBB HBP BLK WP HR S P ERA WHIP	IP WLS BF H R ER SO BB IBB HBP BLK WP HR S P ERA WHIP	IP WLS BF H R ER SO BB IBB HBP BLK WP HR S P ERA WHIP	IP WLS BF H R ER SO BB IBB HBP BLK WP HR S P ERA WHIP	IP WLS BF H R ER SO BB IBB HBP BLK WP HR S P ERA WHIP	IP WLS BF H R ER SO BB IBB HBP BLK WP HR S P ERA WHIP	IP WLS BF H R ER SO BB IBB HBP BLK WP HR S P ERA WHIP	IP WLS BF H R ER SO BB IBB HBP BLK WP HR S P ERA WHIP	IP WLS BF H R ER SO BB IBB HBP BLK WP HR S P ERA WHIP	IP WLS BF H R ER SO BB IBB HBP BLK WP HR S P ERA WHIP	IP WLS BF H R ER SO BB IBB HBP BLK WP HR S P ERA WHIP	IP WLS BF H R ER SO BB IBB HBP BLK WP HR S P ERA WHIP	IP WLS BF H R ER SO BB IBB HBP BLK WP HR S P ERA WHIP	IP WLS BF H R ER SO BB IBB HBP BLK WP HR S P ERA WHIP	IP WLS BF H R ER SO BB IBB HBP BLK WP HR S P ERA WHIP	IP WLS BF H R ER SO BB IBB HBP BLK WP HR S P ERA WHIP	IP WLS BF H R ER SO BB IBB HBP BLK WP HR S P ERA WHIP	IP WLS BF H R ER SO BB IBB HBP BLK WP HR S P ERA WHIP	IP WLS BF H R ER SO BB IBB HBP BLK WP HR S P ERA WHIP	IP WLS BF H R ER SO BB IBB HBP BLK WP HR S P ERA WHIP	IP WLS BF H R ER SO BB IBB HBP BLK WP HR S P ERA WHIP	IP WLS BF H R ER SO BB IBB HBP BLK WP HR S P ERA WHIP	IP WLS BF H R ER SO BB IBB HBP BLK WP HR S P ERA WHIP	IP WLS BF H R ER SO BB IBB HBP BLK WP HR S P ERA WHIP	IP WLS BF H R ER SO BB IBB HBP BLK WP HR S P ERA WHIP	IP WLS BF H R ER SO BB IBB HBP BLK WP HR S P ERA WHIP	IP WLS BF H R ER SO BB IBB HBP BLK WP HR S P ERA WHIP
0 Taijuan Walker, R ERA: 3.26 (6, 1)	5.0	6	2	0	2	1	0	0	0	0	0	0	13	19	3.00	3.000											
47 Anthony Kay, L ERA: 2.75 (7, 1)	1.1	6	1	0	0	1	0	0	0	0	0	0	16	26	0.00	1.500											
31 Thomas Hatch, R ERA: 1.45 (8, 1)	0.2	3	0	0	0	1	0	0	0	0	0	0	10	17	0.00	1.500											
56 Ryan Borucki, L ERA: 2.61 (9, 1)	1.1	5	0	0	0	3	1	0	0	0	0	0	17	25	0.00	0.750											

Toronto Blue Jays @ Boston Red Sox
Fenway Park, Boston, MA
Thu Sep 03 2020, 7:34 PM - 11:35 PM EDT
Cloudy - 71 F

AB 38
R 2
H 9
RBI 2
BB 5
SO 11
LOB 22



Batter	1	2	3	4	5	6	7	8	9	AB	R	H	RBI	BB	SO	LOB	TOP					
99 Alex Verdugo, L (1, 10) OBP: 0.368, SLG: 0.507										4	0	0	0	0	1	0	Boston Red Sox @ Toronto Blue Jays Fenway Park, Boston, MA Fri Sep 04 2020, 7:33 PM - 10:21 PM EDT Clear - 77 F					
60 Yairo Muñoz, R (1, 9) OBP: 0.533, SLG: 0.833										4	1	3	0	0	0	0						
11 Rafael Devers, L (1, 5) OBP: 0.307, SLG: 0.440										3	1	0	0	1	1	2						
7 Christian Vázquez, R (1, 2) OBP: 0.310, SLG: 0.395										2	1	1	0	2	0	1						
23 Michael Chavis, R (1, 4) OBP: 0.250, SLG: 0.356										3	0	1	1	0	1	3						
19 Jackie Bradley Jr., L (1, 8) OBP: 0.331, SLG: 0.388										2	0	1	0	1	1	2						
29 Bobby Dalbec, R (1, 3) OBP: 0.158, SLG: 0.278										3	0	0	0	0	1	5						
30 Tzu-Wei Lin, L (1, 7) OBP: 0.194, SLG: 0.200										3	0	1	1	0	1	0						
36 Jonathan Araúz, S (1, 6) OBP: 0.275, SLG: 0.286										3	0	0	0	0	2	2						
Inning Stats	R: 0 E: 0 K: 1 S: 8	H: 0 LOB: 0 BB: 0 P: 14	R: 1 E: 0 K: 1 S: 13	H: 3 LOB: 2 BB: 0 P: 19	R: 1 E: 0 K: 1 S: 18	H: 2 LOB: 2 BB: 1 P: 27	R: 0 E: 0 K: 1 S: 6	H: 0 LOB: 0 BB: 0 P: 9	R: 1 E: 1 K: 1 S: 14	H: 1 LOB: 3 BB: 3 P: 28	R: 0 E: 0 K: 3 S: 10	H: 0 LOB: 0 BB: 0 P: 17	R: 0 E: 0 K: 0 S: 10	H: 1 LOB: 0 BB: 0 P: 13			1B: 5 2B: 2 3B: 0 HR: 0	SF: 0 SAC: 0 DP: 1 HBP: 0	WP: 0 PB: 0 SB: 0 CS: 0	PA: 31		
PITCHER	IP WLS BF H R ER SO BB IBB HBP BLK WP HR S P ERA WHIP	IP WLS BF H R ER SO BB IBB HBP BLK WP HR S P ERA WHIP	IP WLS BF H R ER SO BB IBB HBP BLK WP HR S P ERA WHIP	IP WLS BF H R ER SO BB IBB HBP BLK WP HR S P ERA WHIP	IP WLS BF H R ER SO BB IBB HBP BLK WP HR S P ERA WHIP	IP WLS BF H R ER SO BB IBB HBP BLK WP HR S P ERA WHIP	IP WLS BF H R ER SO BB IBB HBP BLK WP HR S P ERA WHIP	IP WLS BF H R ER SO BB IBB HBP BLK WP HR S P ERA WHIP	IP WLS BF H R ER SO BB IBB HBP BLK WP HR S P ERA WHIP	IP WLS BF H R ER SO BB IBB HBP BLK WP HR S P ERA WHIP	IP WLS BF H R ER SO BB IBB HBP BLK WP HR S P ERA WHIP	IP WLS BF H R ER SO BB IBB HBP BLK WP HR S P ERA WHIP	IP WLS BF H R ER SO BB IBB HBP BLK WP HR S P ERA WHIP	IP WLS BF H R ER SO BB IBB HBP BLK WP HR S P ERA WHIP	IP WLS BF H R ER SO BB IBB HBP BLK WP HR S P ERA WHIP	IP WLS BF H R ER SO BB IBB HBP BLK WP HR S P ERA WHIP	IP WLS BF H R ER SO BB IBB HBP BLK WP HR S P ERA WHIP	IP WLS BF H R ER SO BB IBB HBP BLK WP HR S P ERA WHIP				
Ross Stripling, R (1, 1) ERA: 5.88	4.1	L	21	6	3	3	4	2	0	0	0	0	0	0	0	0	0	0	51	81	6.23	1.846
54 Sean Reid-Foley, R (5, 1) ERA:	1.2	W	7	0	0	0	4	1	1	0	0	0	0	0	18	33	0.00	0.600				
63 Wilmer Font, R (7, 1) ERA: 9.0	1.0	S	3	1	0	0	0	0	0	0	0	0	0	0	10	13	0.00	1.000				

Batter	1	2	3	4	5	6	7	8	9	AB	R	H	RBI	BB	SO	LOB	BOTTOM					
8 Cavan Biggio, L (1, 4) OBP: 0.368, SLG: 0.438										4	0	1	0	0	2	0	Boston Red Sox @ Toronto Blue Jays Fenway Park, Boston, MA Fri Sep 04 2020, 7:33 PM - 10:21 PM EDT Clear - 77 F					
15 Randal Grichuk, R (1, 8) OBP: 0.320, SLG: 0.533										3	1	1	0	0	0	1						
44 Rowdy Tellez, L (1, 3) OBP: 0.336, SLG: 0.532										2	1	1	1	1	0	0						
5 Santiago Espinal, R (6, PR) OBP: 0.250, SLG: 0.267										0	0	0	0	0	0	0						
37 Teoscar Hernández, R (1, 10) OBP: 0.351, SLG: 0.617										3	0	0	0	0	2	2						
30 Jonathan Villar, S (1, 6) OBP: 0.308, SLG: 0.328										3	0	1	1	0	1	0						
13 Lourdes Gurriel Jr., R (1, 7) OBP: 0.333, SLG: 0.451										2	0	1	0	1	0	0						
23 Derek Fisher, L (1, 9) OBP: 0.292, SLG: 0.316										2	0	0	0	1	1	3						
6 Travis Shaw, L (1, 5) OBP: 0.307, SLG: 0.388										3	0	1	0	0	0	2						
10 Reese McGuire, L (1, 2) OBP: 0.073, SLG: 0.146										2	0	0	0	0	1	0						
27 Vladimir Guerrero Jr., R (PH) OBP: 0.320, SLG: 0.436										1	0	0	0	0	0	1						
Inning Stats	R: 0 E: 0 K: 0 S: 10	H: 0 LOB: 0 BB: 0 P: 12	R: 0 E: 0 K: 0 S: 14	H: 1 LOB: 2 BB: 1 P: 25	R: 0 E: 0 K: 0 S: 6	H: 1 LOB: 0 BB: 0 P: 9	R: 1 E: 0 K: 2 S: 11	H: 1 LOB: 0 BB: 0 P: 21	R: 0 E: 0 K: 1 S: 9	H: 0 LOB: 0 BB: 0 P: 14	R: 1 E: 0 K: 3 S: 18	H: 2 LOB: 3 BB: 2 P: 38	R: 0 E: 0 K: 1 S: 8	H: 1 LOB: 0 BB: 0 P: 12			1B: 4 2B: 1 3B: 0 HR: 1	SF: 0 SAC: 0 DP: 2 HBP: 0	WP: 0 PB: 0 SB: 0 CS: 0	PA: 28		
PITCHER	IP WLS BF H R ER SO BB IBB HBP BLK WP HR S P ERA WHIP	IP WLS BF H R ER SO BB IBB HBP BLK WP HR S P ERA WHIP	IP WLS BF H R ER SO BB IBB HBP BLK WP HR S P ERA WHIP	IP WLS BF H R ER SO BB IBB HBP BLK WP HR S P ERA WHIP	IP WLS BF H R ER SO BB IBB HBP BLK WP HR S P ERA WHIP	IP WLS BF H R ER SO BB IBB HBP BLK WP HR S P ERA WHIP	IP WLS BF H R ER SO BB IBB HBP BLK WP HR S P ERA WHIP	IP WLS BF H R ER SO BB IBB HBP BLK WP HR S P ERA WHIP	IP WLS BF H R ER SO BB IBB HBP BLK WP HR S P ERA WHIP	IP WLS BF H R ER SO BB IBB HBP BLK WP HR S P ERA WHIP	IP WLS BF H R ER SO BB IBB HBP BLK WP HR S P ERA WHIP	IP WLS BF H R ER SO BB IBB HBP BLK WP HR S P ERA WHIP	IP WLS BF H R ER SO BB IBB HBP BLK WP HR S P ERA WHIP	IP WLS BF H R ER SO BB IBB HBP BLK WP HR S P ERA WHIP	IP WLS BF H R ER SO BB IBB HBP BLK WP HR S P ERA WHIP	IP WLS BF H R ER SO BB IBB HBP BLK WP HR S P ERA WHIP	IP WLS BF H R ER SO BB IBB HBP BLK WP HR S P ERA WHIP					
22 Chris Mazza, R (1, 1) ERA: 6.0	4.0	W	15	3	0	0	1	1	0	0	0	0	0	0	9	14	0.00	0.000				
72 Josh Taylor, L (5, 1) ERA: 7.11	1.0	W	3	0	0	0	1	0	0	0	0	0	0	0	9	14	0.00	0.000				
77 Robinson Leyer, R (6, 1) ERA: 6.0	1.0	H	7	2	1	1	3	2	0	0	0	0	0	18	38	9.00	4.000					
32 Matt Barnes, R (7, 1) ERA: 4.5	1.0	S	3	1	0	0	1	0	0	0	0	0	0	8	12	0.00	1.000					

Batter	1	2	3	4	5	6	7	8	9	AB	R	H	RBI	BB	SO	LOB	TOP
8 Cavan Biggio, L OBP: 0.368, SLG: 0.444	G4-3	L6				K				4	1	1	0	0	1	3	Toronto Blue Jays @ Boston Red Sox Fenway Park, Boston, MA Fri Sep 04 2020, 4:12 PM - 6:54 PM EDT Sunny - 83 F
15 Randal Grichuk, R OBP: 0.319, SLG: 0.530	G6-3				G1-3					4	1	2	2	0	0	1	
44 Rowdy Tellez, L OBP: 0.327, SLG: 0.500					SF7					3	0	2	1	0	0	2	
37 Teoscar Hernández, R OBP: 0.358, SLG: 0.630	K				G5-4-3					3	0	0	0	1	2	2	
27 Vladimir Guerrero Jr., R OBP: 0.331, SLG: 0.439					K					4	1	1	0	0	0	2	
30 Jonathan Villar, S OBP: 0.307, SLG: 0.358					K					0	0	0	0	0	0	0	
13 Lourdes Gurriel Jr., R OBP: 0.329, SLG: 0.480										3	1	0	0	1	1	2	
6 Travis Shaw, L OBP: 0.306, SLG: 0.390										4	2	3	1	0	1	2	
2 Joe Panik, L OBP: 0.324, SLG: 0.288										2	1	1	1	1	0	1	
9 Danny Jansen, R OBP: 0.295, SLG: 0.295										3	1	1	2	0	0	4	
Inning Stats	R: 0 E: 0 K: 1 S: 9	H: 1 LOB: 1 BB: 0 P: 14	R: 3 E: 0 K: 2 S: 14	H: 2 LOB: 0 BB: 1 P: 27	R: 1 E: 0 K: 1 S: 8	H: 2 LOB: 0 BB: 0 P: 10	R: 0 E: 0 K: 0 S: 8	H: 1 LOB: 1 BB: 0 P: 11	R: 1 E: 0 K: 1 S: 10	H: 1 LOB: 0 BB: 0 P: 16	R: 3 E: 1 K: 1 S: 19	H: 3 LOB: 2 BB: 1 P: 29	R: 0 E: 0 K: 1 S: 10	H: 1 LOB: 2 BB: 1 P: 22			
PITCHER	IP WLS BF H R ER SO BB IBB HBP BLK WP HR S P ERA WHIP																
68 Zack Godley, R ERA: 8.16	3.0 L 14 5 4 4 4 1 0 0 0 0 2 31 51 12.00 2.000																
59 Jeffrey Springs, L ERA: 7.3	2.0 8 2 1 1 1 0 0 0 0 1 0 18 27 4.50 1.000																
64 Marcus Walden, R ERA: 11.17	0.2 7 3 3 0 1 1 0 0 0 0 0 0 18 27 0.00 6.000																
79 Robert Stock, R ERA: 6.14	1.1 5 1 0 0 1 1 0 0 0 0 0 0 11 24 0.00 1.500																

AB	30
R	8
H	11
RBI	7
BB	3
SO	7
LOB	17



Batter	1	2	3	4	5	6	7	8	9	AB	R	H	RBI	BB	SO	LOB	BOTTOM
99 Alex Verdugo, L OBP: 0.377, SLG: 0.522	K									3	0	2	0	1	1	0	Toronto Blue Jays @ Boston Red Sox Fenway Park, Boston, MA Fri Sep 04 2020, 4:12 PM - 6:54 PM EDT Sunny - 83 F
11 Rafael Devers, L OBP: 0.308, SLG: 0.449	K									3	0	0	0	1	1	3	
2 Xander Bogaerts, R OBP: 0.340, SLG: 0.515	K									4	0	0	0	0	1	5	
28 J.D. Martinez, R OBP: 0.307, SLG: 0.391	K									4	0	0	0	0	2	2	
25 Kevin Plawecki, R OBP: 0.375, SLG: 0.422										4	2	2	0	0	1	0	
19 Jackie Bradley Jr., L OBP: 0.323, SLG: 0.397										4	1	1	0	0	1	1	
60 Yairo Muñoz, R OBP: 0.455, SLG: 0.909										3	3	3	3	0	0	0	
23 Michael Chavis, R OBP: 0.247, SLG: 0.357										3	0	2	1	0	1	1	
3 José Peraza, R OBP: 0.274, SLG: 0.321										3	1	1	2	0	0	2	
Inning Stats	R: 0 E: 0 K: 3 S: 9	H: 0 LOB: 0 BB: 0 P: 15	R: 2 E: 0 K: 1 S: 13	H: 3 LOB: 1 BB: 0 P: 20	R: 0 E: 0 K: 0 S: 8	H: 1 LOB: 0 BB: 0 P: 15	R: 0 E: 0 K: 1 S: 7	H: 0 LOB: 0 BB: 0 P: 9	R: 2 E: 0 K: 2 S: 16	H: 3 LOB: 2 BB: 1 P: 24	R: 3 E: 0 K: 0 S: 16	H: 4 LOB: 2 BB: 1 P: 27	R: 0 E: 0 K: 1 S: 9	H: 0 LOB: 0 BB: 0 P: 13			
PITCHER	IP WLS BF H R ER SO BB IBB HBP BLK WP HR S P ERA WHIP																
14 Tanner Roark, R ERA: 5.74	4.1 20 7 4 4 6 1 0 0 0 0 1 49 79 8.31 1.846																
67 Julian Merryweather, R ERA: 3.38	0.2 6 4 3 3 1 0 0 0 0 0 0 0 13 16 40.50 6.000																
36 A.J. Cole, R ERA: 1.02	1.0 W 4 0 0 0 0 1 0 0 0 0 1 0 7 15 0.00 1.000																
52 Anthony Bass, R ERA: 2.57	1.0 S 3 0 0 0 1 0 0 0 0 0 0 0 9 13 0.00 0.000																

AB	31
R	7
H	11
RBI	6
BB	2
SO	8
LOB	14



Batter	1	2	3	4	5	6	7	8	9	AB	R	H	RBI	BB	SO	LOB	TOP										
30 Jonathan Villar, S OBP: 0.302, SLG: 0.321	G3		G3-1			FC5-4	G2-3		K	6	0	1	0	0	1	7											
15 Randal Grichuk, R OBP: 0.320, SLG: 0.524	L5		G5-3			P3			K	6	1	2	0	0	1	2											
44 Rowdy Tellez, L OBP: 0.354, SLG: 0.535	G3-1								K	5	2	3	0	1	0	2											
37 Teoscar Hernández, R OBP: 0.358, SLG: 0.637									K	5	3	3	2	0	1	2											
6 Travis Shaw, L OBP: 0.311, SLG: 0.407									K	5	0	2	1	0	1	3											
27 Vladimir Guerrero Jr., R OBP: 0.338, SLG: 0.455									K	3	2	1	3	2	1	1											
2 Joe Panik, L OBP: 0.329, SLG: 0.310									K	5	0	2	1	0	0	5											
9 Danny Jansen, R OBP: 0.286, SLG: 0.284									K	3	0	0	0	0	0	1											
8 Cavan Biggio, L OBP: 0.370, SLG: 0.438									K	0	0	0	0	1	0	0											
7 Caleb Joseph, R (7, 2)									K	0	0	0	0	1	0	0											
23 Derek Fisher, L OBP: 0.346, SLG: 0.400									K	1	0	1	0	1	0	0											
13 Lourdes Gurriel Jr., R OBP: 0.353, SLG: 0.477									K	3	0	1	1	0	1	2											
Inning Stats	R: 0 E: 0 K: 0 S: 6	H: 0 LOB: 0 BB: 0 P: 10	R: 1 E: 0 K: 2 S: 9	H: 1 LOB: 0 BB: 0 P: 11	R: 0 E: 0 K: 0 S: 8	H: 1 LOB: 1 BB: 0 P: 15	R: 1 E: 1 K: 0 S: 10	H: 2 LOB: 1 BB: 0 P: 16	R: 0 E: 0 K: 0 S: 7	H: 1 LOB: 1 BB: 1 P: 14	R: 3 E: 1 K: 0 S: 16	H: 3 LOB: 2 BB: 1 P: 27	R: 3 E: 0 K: 0 S: 15	H: 5 LOB: 3 BB: 2 P: 30	R: 0 E: 0 K: 2 S: 14	H: 2 LOB: 3 BB: 1 P: 23	R: 0 E: 0 K: 2 S: 13	H: 1 LOB: 2 BB: 1 P: 21	1B: 10 2B: 4 3B: 0 HR: 2	SF: 0 SAC: 0 DP: 1 HBP: 0	WP: 0 PB: 0 SB: 0 CS: 0	PA: 48					
PITCHER	IP	WLS	BF	H	R	ER	SO	BB	IBB	HBP	BLK	WP	HR	S	P	ERA	WHIP										
65 Ryan Weber, R ERA: 5.45	5.0		20	5	2	2	2	1	0	0	0	0	1	40	66	3.60	1.200										
72 Josh Taylor, L ERA: 9.82	1.0	B	8	3	3	3	0	1	0	0	0	0	1	16	27	27.00	4.000										
71 Phillips Valdez, R ERA: 3.18	0.2		7	4	3	3	0	2	0	0	0	0	0	10	23	40.50	9.000										
79 Robert Stock, R ERA: 5.87	0.1		2	1	0	0	0	0	0	0	0	0	0	5	7	0.00	3.000										
74 Mike Kickham, L ERA: 5.4	2.0	W	11	3	0	0	4	1	1	0	0	0	0	27	44	0.00	2.000										

Toronto Blue Jays @ Boston Red Sox
Fenway Park, Boston, MA
Sat Sep 05 2020, 7:32 PM - 11:13 PM EDT
Clear - 76 F

AB	42
R	8
H	16
RBI	8
BB	6
SO	6
LOB	25



Batter	1	2	3	4	5	6	7	8	9	AB	R	H	RBI	BB	SO	LOB	BOTTOM										
99 Alex Verdugo, L OBP: 0.369, SLG: 0.510	K	F9				G5-3				5	1	2	0	0	1	0											
11 Rafael Devers, L OBP: 0.310, SLG: 0.465	K		L9							5	1	2	3	0	1	3											
2 Xander Bogaerts, R OBP: 0.335, SLG: 0.525	G3		F8			P4				5	1	1	1	0	0	1											
28 J.D. Martinez, R OBP: 0.323, SLG: 0.419										3	1	2	1	2	0	0											
3 José Peraza, R OBP: 0.274, SLG: 0.321										0	0	0	0	0	0	0											
7 Christian Vázquez, R OBP: 0.321, SLG: 0.403										5	2	3	0	0	1	1											
60 Yairo Muñoz, R OBP: 0.450, SLG: 0.750	K		P2			G5-3				5	0	1	1	0	1	5											
19 Jackie Bradley Jr., L OBP: 0.336, SLG: 0.421										3	1	1	2	1	0	1											
23 Michael Chavis, R OBP: 0.250, SLG: 0.352										4	0	1	0	0	1	2											
29 Bobby Dalbec, R OBP: 0.217, SLG: 0.455										4	2	2	1	0	1	2											
Inning Stats	R: 0 E: 0 K: 2 S: 11	H: 4 LOB: 0 BB: 0 P: 17	R: 4 E: 0 K: 1 S: 19	H: 4 LOB: 0 BB: 0 P: 29	R: 0 E: 0 K: 0 S: 9	H: 1 LOB: 2 BB: 1 P: 15	R: 2 E: 0 K: 0 S: 11	H: 4 LOB: 1 BB: 0 P: 18	R: 0 E: 0 K: 0 S: 10	H: 2 LOB: 1 BB: 0 P: 13	R: 0 E: 0 K: 0 S: 6	H: 0 LOB: 0 BB: 0 P: 11	R: 1 E: 0 K: 1 S: 11	H: 1 LOB: 0 BB: 0 P: 16	R: 0 E: 0 K: 2 S: 19	H: 2 LOB: 3 BB: 1 P: 29	R: 2 E: 0 K: 0 S: 10	H: 1 LOB: 1 BB: 1 P: 18	1B: 8 2B: 2 3B: 0 HR: 5	SF: 0 SAC: 0 DP: 1 HBP: 0	WP: 0 PB: 0 SB: 1 CS: 0	PA: 42					
PITCHER	IP	WLS	BF	H	R	ER	SO	BB	IBB	HBP	BLK	WP	HR	S	P	ERA	WHIP										
22 Chase Anderson, R ERA: 4.94	3.0		12	4	1	1	1	0	0	0	0	0	1	31	45	3.00	1.333										
1 Shun Yamaguchi, R ERA: 3.93	1.0	H	5	1	0	0	2	1	0	0	0	0	0	15	24	0.00	2.000										
47 Anthony Kay, L ERA: 2.6	0.1	L	4	1	2	1	0	1	0	0	0	0	1	10	18	27.00	6.000										

Toronto Blue Jays @ Boston Red Sox
Fenway Park, Boston, MA
Sat Sep 05 2020, 7:32 PM - 11:13 PM EDT
Clear - 76 F

AB	39
R	9
H	15
RBI	9
BB	3
SO	6
LOB	15



Batter	1	2	3	4	5	6	7	8	9	AB	R	H	RBI	BB	SO	LOB	TOP			
99 Alex Verdugo, L OBP: 0.370, SLG: 0.523										3	2	1	1	0	1	3	Boston Red Sox @ Philadelphia Phillies Citizens Bank Park, Philadelphia, PA Tue Sep 08 2020, 4:09 PM - 6:54 PM EDT Clear - 86 F livebaseballscorecards.com			
11 Rafael Devers, L OBP: 0.320, SLG: 0.516										4	2	3	3	0	1	0				
2 Xander Bogaerts, R OBP: 0.335, SLG: 0.533										4	0	1	0	0	1	1				
28 J.D. Martinez, R OBP: 0.311, SLG: 0.396										3	0	0	0	1	0	1				
7 Christian Vázquez, R OBP: 0.329, SLG: 0.406										4	0	4	0	0	0	0				
19 Jackie Bradley Jr., L OBP: 0.322, SLG: 0.400										4	0	0	0	0	3	5				
23 Michael Chavis, R OBP: 0.267, SLG: 0.347										4	0	0	0	0	1	3				
29 Bobby Dalbec, R OBP: 0.290, SLG: 0.643										2	1	1	1	1	0	0				
39 Christian Arroyo, R OBP: 0.333, SLG: 0.333										3	0	1	0	0	0	0				
Inning Stats	R: 0 E: 0 K: 2 S: 14	H: 1 LOB: 1 BB: 0 P: 18	R: 0 E: 0 K: 1 S: 9	H: 2 LOB: 3 BB: 1 P: 19	R: 1 E: 0 K: 2 S: 16	H: 2 LOB: 1 BB: 0 P: 24	R: 0 E: 0 K: 1 S: 8	H: 0 LOB: 0 BB: 0 P: 10	R: 2 E: 0 K: 0 S: 10	H: 3 LOB: 1 BB: 0 P: 17	R: 2 E: 0 K: 0 S: 15	H: 2 LOB: 1 BB: 0 P: 22	R: 0 E: 0 K: 1 S: 9	H: 1 LOB: 1 BB: 1 P: 14			1B: 6 2B: 1 3B: 0 HR: 4	SF: 0 SAC: 0 DP: 1 HBP: 1	WP: 0 PB: 0 SB: 0 CS: 0	PA: 34
PITCHER	IP WLS BF H R ER SO BB IBB HBP BLK WP HR S P ERA WHIP	IP WLS BF H R ER SO BB IBB HBP BLK WP HR S P ERA WHIP															ERA WHIP			
56 Zach Eflin, R ERA: 4.58	5.0	24	8	3	3	6	1	0	0	0	0	0	0	0	0	0	5.40	1.800		
96 Tommy Hunter, R ERA: 3.79	0.2	5	2	2	2	0	0	0	1	0	0	1	12	18	27.00	3.000				
50 Héctor Neris, R ERA: 5.54	1.1	5	1	0	0	1	1	0	0	0	0	0	12	18	0.00	1.500				

Batter	1	2	3	4	5	6	7	8	9	AB	R	H	RBI	BB	SO	LOB	BOTTOM			
22 Andrew McCutchen, R OBP: 0.303, SLG: 0.388										3	0	1	0	1	2	0	Boston Red Sox @ Philadelphia Phillies Citizens Bank Park, Philadelphia, PA Tue Sep 08 2020, 4:09 PM - 6:54 PM EDT Clear - 86 F livebaseballscorecards.com			
17 Rhys Hoskins, R OBP: 0.497, SLG: 0.531										2	0	0	0	2	1	5				
3 Bryce Harper, L OBP: 0.421, SLG: 0.496										3	1	0	0	1	0	4				
10 J.T. Realmuto, R OBP: 0.344, SLG: 0.519										3	1	0	0	1	0	2				
2 Jean Segura, R OBP: 0.345, SLG: 0.423										4	0	1	0	0	1	2				
18 Didi Gregorius, L OBP: 0.342, SLG: 0.478										3	3	2	1	1	0	1				
8 Phil Gosselin, R OBP: 0.394, SLG: 0.516										2	1	1	0	1	0	1				
40 Adam Haseley, L OBP: 0.342, SLG: 0.333										1	0	0	0	0	1	2				
28 Alec Bohm, R OBP: 0.344, SLG: 0.429										4	0	3	4	0	0	0				
5 Andrew Knapp, S OBP: 0.556, SLG: 0.643										2	0	0	0	1	0	3				
Inning Stats	R: 0 E: 0 K: 1 S: 7	H: 0 LOB: 1 BB: 1 P: 13	R: 1 E: 0 K: 0 S: 16	H: 3 LOB: 3 BB: 1 P: 24	R: 3 E: 1 K: 0 S: 10	H: 1 LOB: 1 BB: 3 P: 27	R: 0 E: 0 K: 1 S: 6	H: 0 LOB: 0 BB: 1 P: 11	R: 0 E: 0 K: 0 S: 8	H: 1 LOB: 1 BB: 0 P: 11	R: 0 E: 0 K: 1 S: 10	H: 1 LOB: 2 BB: 1 P: 17	R: 2 E: 0 K: 2 S: 14	H: 2 LOB: 1 BB: 1 P: 26			1B: 7 2B: 0 3B: 0 HR: 1	SF: 0 SAC: 0 DP: 1 HBP: 0	WP: 1 PB: 0 SB: 1 CS: 0	PA: 35
PITCHER	IP WLS BF H R ER SO BB IBB HBP BLK WP HR S P ERA WHIP	IP WLS BF H R ER SO BB IBB HBP BLK WP HR S P ERA WHIP															ERA WHIP			
54 Martin Pérez, L ERA: 4.4	5.0	25	5	4	4	2	6	0	0	0	0	0	0	0	0	0	7.20	2.200		
70 Ryan Brasier, R ERA: 4.09	1.0	5	1	0	0	1	1	0	0	0	0	10	17	0.00	2.000					
32 Matt Barnes, R ERA: 5.4	0.2	5	2	2	2	2	1	0	0	0	0	14	26	27.00	4.500					

Batter	1	2	3	4	5	6	7	8	9	AB	R	H	RBI	BB	SO	LOB	TOP				
36 Jonathan Araúz, S (1,4) OBP: 0.288, SLG: 0.259										4	0	0	0	0	3	1	Boston Red Sox @ Philadelphia Phillies Citizens Bank Park, Philadelphia, PA Tue Sep 08 2020, 7:44 PM - 10:19 PM EDT Clear - 82 F livebaseballscorecards.com				
11 Rafael Devers, L (1,5) OBP: 0.318, SLG: 0.509										4	0	1	0	0	1	0					
2 Xander Bogaerts, R (1,6) OBP: 0.339, SLG: 0.529										3	1	1	0	1	0	1					
28 J.D. Martinez, R (1,10) OBP: 0.304, SLG: 0.385										4	0	0	0	0	3	3					
19 Jackie Bradley Jr., L (1,8) OBP: 0.340, SLG: 0.421										3	3	3	0	1	0	0					
29 Bobby Dalbec, R (1,3) OBP: 0.314, SLG: 0.719										4	1	2	3	0	2	2					
73 Deivy Grullón, R (1,2) OBP: 0.500, SLG: 0.333										3	0	1	1	1	1	3					
30 Tzu-Wei Lin, L (1,9) OBP: 0.235, SLG: 0.242										3	0	2	1	0	0	1					
3 José Peraza, R (1,7) OBP: 0.275, SLG: 0.342										3	0	0	0	0	1	4					
Inning Stats	R: 0 E: 0 K: 2 S: 10	H: 1 LOB: 1 BB: 0 P: 13	R: 1 E: 0 K: 1 S: 13	H: 2 LOB: 1 BB: 0 P: 18	R: 0 E: 0 K: 1 S: 11	H: 0 LOB: 0 BB: 0 P: 18	R: 1 E: 0 K: 3 S: 18	H: 3 LOB: 2 BB: 0 P: 25	R: 0 E: 0 K: 2 S: 12	H: 1 LOB: 1 BB: 0 P: 16	R: 2 E: 0 K: 0 S: 10	H: 1 LOB: 1 BB: 2 P: 18	R: 1 E: 0 K: 2 S: 14	H: 2 LOB: 2 BB: 1 P: 20				1B: 8 2B: 1 3B: 0 HR: 1	SF: 0 SAC: 0 DP: 0 HBP: 0	WP: 0 PB: 1 SB: 0 CS: 0	PA: 34
PITCHER	IP WLS BF H R ER SO BB IBB HBP BLK WP HR S P ERA WHIP																				
21 Vince Velasquez, R (1,1) ERA: 5.85	5.0	22	7	2	2	9	0	0	0	0	0	0	0	64	90	3.60	1.400				
31 David Phelps, R (6,1) ERA: 5.29	0.0	L	3	1	2	2	0	0	0	0	0	1	4	12	∞	∞					
79 JoJo Romero, L (6,1) ERA: 3.18	1.1		4	0	0	0	0	0	0	0	0	0	8	8	0.00	0.000					
43 Heath Hembree, R (7,1) ERA: 7.04	0.2		5	2	1	2	1	0	0	0	0	0	12	18	13.50	4.500					

Batter	1	2	3	4	5	6	7	8	9	AB	R	H	RBI	BB	SO	LOB	BOTTOM				
2 Jean Segura, R (1,4) OBP: 0.336, SLG: 0.409										4	0	0	0	0	1	4	Boston Red Sox @ Philadelphia Phillies Citizens Bank Park, Philadelphia, PA Tue Sep 08 2020, 7:44 PM - 10:19 PM EDT Clear - 82 F livebaseballscorecards.com				
17 Rhys Hoskins, R (1,3) OBP: 0.410, SLG: 0.530										4	1	2	0	0	0	2					
3 Bryce Harper, L (1,9) OBP: 0.419, SLG: 0.487										2	0	0	0	1	0	2					
10 J.T. Realmuto, R (1,2) OBP: 0.351, SLG: 0.519										2	1	1	0	1	0	1					
18 Didi Gregorius, L (1,6) OBP: 0.342, SLG: 0.475										3	0	1	1	0	0	3					
28 Alec Bohm, R (1,5) OBP: 0.344, SLG: 0.419										2	0	0	0	0	1	2					
12 Neil Walker, S (1,10) OBP: 0.244, SLG: 0.308										3	0	0	0	0	1	1					
23 Kyle Garlick, R (1,7) OBP: 0.182, SLG: 0.182										2	0	1	0	0	1	0					
5 Andrew Knapp, S (7,PH) OBP: 0.568, SLG: 0.643										0	0	0	0	1	0	0					
40 Adam Haseley, L (1,8) OBP: 0.325, SLG: 0.314										2	0	0	0	0	0	2					
22 Andrew McCutchen, R (7,PH) OBP: 0.307, SLG: 0.389										0	0	0	0	1	0	0					
Inning Stats	R: 2 E: 0 K: 1 S: 10	H: 3 LOB: 2 BB: 0 P: 17	R: 0 E: 0 K: 3 S: 9	H: 0 LOB: 0 BB: 0 P: 12	R: 0 E: 0 K: 0 S: 7	H: 0 LOB: 0 BB: 0 P: 9	R: 0 E: 0 K: 0 S: 4	H: 0 LOB: 1 BB: 1 P: 10	R: 0 E: 0 K: 0 S: 7	H: 1 LOB: 2 BB: 0 P: 10	R: 0 E: 0 K: 0 S: 10	H: 1 LOB: 2 BB: 1 P: 16	R: 0 E: 0 K: 0 S: 7	H: 0 LOB: 2 BB: 2 P: 21			1B: 5 2B: 0 3B: 0 HR: 0	SF: 0 SAC: 0 DP: 0 HBP: 1	WP: 2 PB: 0 SB: 0 CS: 0	PA: 29	
PITCHER	IP WLS BF H R ER SO BB IBB HBP BLK WP HR S P ERA WHIP																				
22 Chris Mazza, R (1,1) ERA: 5.29	5.0	W	19	4	2	2	4	1	0	1	0	0	0	37	58	3.60	1.000				
71 Phillips Valdez, R (6,1) ERA: 3.04	1.0	H	5	1	0	0	0	1	0	0	0	0	10	16	0.00	2.000					
31 Austin Brice, R (7,1) ERA: 6.27	0.1	H	3	0	0	0	0	2	0	0	0	0	3	14	0.00	6.000					
64 Marcus Walden, R (7,1) ERA: 9.53	0.2	S	2	0	0	0	0	0	0	0	0	0	4	7	0.00	0.000					

Batter	1	2	3	4	5	6	7	8	9	AB	R	H	RBI	BB	SO	LOB	TOP			
60 Yairo Muñoz, R OBP: 0.382, SLG: 0.618			G6-3			F7		G5-3		5	2	2	0	0	0	0				
7 Christian Vázquez, R OBP: 0.337, SLG: 0.410			G4-3			F9			K	4	2	1	2	1	1	0				
11 Rafael Devers, L OBP: 0.337, SLG: 0.533										5	0	3	1	0	0	0				
28 J.D. Martinez, R OBP: 0.287, SLG: 0.360										5	0	1	1	0	0	2				
19 Jackie Bradley Jr., L OBP: 0.337, SLG: 0.419										3	0	1	0	0	1	2				
29 Bobby Dalbec, R OBP: 0.340, SLG: 0.721										4	0	1	0	0	2	4				
23 Michael Chavis, R OBP: 0.282, SLG: 0.370										3	1	1	0	1	0	2				
39 Christian Arroyo, R OBP: 0.278, SLG: 0.611										4	1	1	2	0	2	3				
30 Tzu-Wei Lin, L OBP: 0.211, SLG: 0.216										4	0	0	0	0	0	0				
Inning Stats	R: 2 H: 2 E: 0 K: 1 S: 12	H: 2 LOB: 0 BB: 0 P: 16	R: 0 H: 0 E: 0 K: 2 S: 13	H: 0 LOB: 0 BB: 0 P: 21	R: 0 H: 0 E: 0 K: 0 S: 9	H: 3 LOB: 3 BB: 0 P: 15	R: 0 H: 0 E: 0 K: 1 S: 16	H: 3 LOB: 2 BB: 1 P: 19	R: 2 H: 2 E: 0 K: 0 S: 14	H: 1 LOB: 0 BB: 1 P: 20	R: 0 H: 3 E: 0 K: 0 S: 15	H: 0 LOB: 0 BB: 0 P: 20	R: 0 H: 0 E: 0 K: 1 S: 7	H: 0 LOB: 0 BB: 0 P: 10	R: 0 H: 0 E: 0 K: 1 S: 5	H: 0 LOB: 0 BB: 0 P: 8	1B: 7 2B: 2 3B: 0 HR: 2	SF: 0 SAC: 0 DP: 1 HBP: 1	WP: 0 PB: 0 SB: 1 CS: 0	PA: 40
PITCHER	IP WLS BF H R ER SO BB IBB HBP BLK WP HR S P ERA WHIP																			
50 Charlie Morton, R ERA: 5.14	4.1		19	6	3	3	4	0	0	0	0	0	0	0	1	55	77	6.23	1.385	
29 Pete Fairbanks, R ERA: 3.0	0.2	L	5	1	1	1	0	1	0	1	0	0	0	0	9	15	13.50	3.000		
81 Ryan Thompson, R ERA: 4.37	1.0		5	1	2	2	0	1	0	0	0	0	1	11	20	18.00	2.000			
57 Aaron Slegers, R ERA: 3.98	3.0		11	3	0	0	2	0	0	0	0	0	0	27	38	0.00	1.000			

Boston Red Sox @ Tampa Bay Rays
Tropicana Field, St. Petersburg, FL
Sun Sep 13 2020, 1:10 PM - 4:21 PM EDT
Dome - 72 F

livebaseballscorecards.com

AB 37
R 6
H 11
RBI 6
BB 2
SO 6
LOB 13

Batter	1	2	3	4	5	6	7	8	9	AB	R	H	RBI	BB	SO	LOB	BOTTOM			
13 Manuel Margot, R OBP: 0.344, SLG: 0.377			FC5			P4				5	0	1	0	0	0	3				
56 Randy Arozarena, R OBP: 0.394, SLG: 0.724										3	0	1	0	0	1	1				
17 Austin Meadows, L OBP: 0.298, SLG: 0.385										2	0	0	0	0	1	1				
18 Joey Wendle, L OBP: 0.324, SLG: 0.386										5	1	1	0	0	1	2				
43 Mike Brosseau, R OBP: 0.371, SLG: 0.635										5	0	2	1	0	2	2				
11 Hunter Renfroe, R OBP: 0.243, SLG: 0.412										2	0	0	0	2	1	3				
35 Nathaniel Lowe, L OBP: 0.286, SLG: 0.460										4	0	0	0	0	4	5				
1 Willy Adames, R OBP: 0.366, SLG: 0.500										4	1	1	0	0	0	0				
25 Yoshi Tsutsugo, L OBP: 0.319, SLG: 0.422										4	0	1	0	0	1	2				
44 Kevan Smith, R OBP: 0.476, SLG: 0.600										3	1	1	2	1	1	1				
Inning Stats	R: 1 H: 2 E: 0 K: 0 S: 12	H: 1 LOB: 1 BB: 0 P: 22	R: 0 H: 1 E: 0 K: 1 S: 10	H: 1 LOB: 2 BB: 1 P: 18	R: 0 H: 1 E: 1 K: 2 S: 12	H: 1 LOB: 0 BB: 0 P: 18	R: 2 H: 1 E: 1 K: 1 S: 14	H: 1 LOB: 1 BB: 0 P: 16	R: 0 H: 1 E: 0 K: 0 S: 10	H: 1 LOB: 2 BB: 1 P: 18	R: 0 H: 1 E: 0 K: 2 S: 13	H: 0 LOB: 0 BB: 0 P: 21	R: 0 H: 0 E: 0 K: 2 S: 10	H: 0 LOB: 0 BB: 0 P: 11	R: 0 H: 1 E: 0 K: 2 S: 15	H: 1 LOB: 1 BB: 0 P: 20	1B: 5 2B: 2 3B: 0 HR: 1	SF: 0 SAC: 0 DP: 1 HBP: 0	WP: 0 PB: 0 SB: 0 CS: 0	PA: 40
PITCHER	IP WLS BF H R ER SO BB IBB HBP BLK WP HR S P ERA WHIP																			
54 Martín Pérez, L ERA: 4.33	5.0	W	24	5	3	2	6	2	0	0	0	0	0	0	0	10	92	3.60	1.400	
71 Phillips Valdez, R ERA: 2.73	1.0	H	4	1	0	0	0	0	0	0	0	0	0	0	10	16	0.00	3.000		
65 Ryan Weber, R ERA: 5.25	0.2	H	4	1	0	0	1	1	0	0	0	0	0	0	13	16	0.00	0.000		
70 Ryan Brasier, R ERA: 3.6	1.1	H	4	0	0	0	3	0	0	0	0	0	0	0	15	20	0.00	1.000		
32 Matt Barnes, R ERA: 4.82	1.0	S	4	1	0	0	2	0	0	0	0	0	0	0	15	20	0.00	1.000		

Boston Red Sox @ Tampa Bay Rays
Tropicana Field, St. Petersburg, FL
Sun Sep 13 2020, 1:10 PM - 4:21 PM EDT
Dome - 72 F

livebaseballscorecards.com

AB 37
R 3
H 8
RBI 3
BB 3
SO 12
LOB 20

Batter	1	2	3	4	5	6	7	8	9	10	11	12	AB	R	H	RBI	BB	SO	LOB	TOP					
26 DJ LeMahieu, R OBP: 0.423, SLG: 0.633	G5-3		G5-4-3 BB			P4		L9		G4-3				5	0	1	1	1	0	1					
99 Aaron Judge, R OBP: 0.313, SLG: 0.653	K		G5-4-3			G6-4-3				K		G4-3		6	1	1	0	0	2	6					
27 Giancarlo Stanton, R OBP: 0.463, SLG: 0.642	K													3	0	1	1	1	1	0					
39 Mike Tauchman, L OBP: 0.343, SLG: 0.300	K													1	1	0	0	0	0	1					
59 Luke Voit, R OBP: 0.336, SLG: 0.646														5	0	1	1	0	3	2					
14 Tyler Wade, L OBP: 0.273, SLG: 0.276														0	0	0	0	0	0	0					
25 Gleyber Torres, R OBP: 0.359, SLG: 0.398														5	1	1	0	0	2	3					
31 Aaron Hicks, S OBP: 0.389, SLG: 0.400														5	2	2	0	0	0	1					
29 Gio Urshela, R OBP: 0.364, SLG: 0.504														4	0	1	0	1	1	2					
24 Gary Sánchez, R OBP: 0.258, SLG: 0.404														5	1	2	3	0	2	2					
77 Clint Frazier, R OBP: 0.412, SLG: 0.561														4	0	1	0	0	2	4					
Inning Stats	R: 0 E: 0 K: 2 S: 9	H: 0 LOB: 0 BB: 0 P: 16	R: 0 E: 0 K: 1 S: 11	H: 2 LOB: 1 BB: 0 P: 18	R: 0 E: 0 K: 0 S: 8	H: 0 LOB: 1 BB: 1 P: 16	R: 0 E: 0 K: 2 S: 11	H: 0 LOB: 0 BB: 0 P: 11	R: 0 E: 0 K: 1 S: 9	H: 1 LOB: 0 BB: 0 P: 9	R: 2 E: 0 K: 1 S: 22	H: 2 LOB: 2 BB: 2 P: 34	R: 1 E: 0 K: 1 S: 13	H: 2 LOB: 1 BB: 0 P: 19	R: 0 E: 0 K: 1 S: 6	H: 0 LOB: 1 BB: 0 P: 10	R: 1 E: 0 K: 0 S: 4	H: 1 LOB: 1 BB: 0 P: 4	R: 1 E: 0 K: 2 S: 11	H: 2 LOB: 2 BB: 0 P: 13	1B: 7 2B: 3 3B: 0 HR: 1	SF: 0 SAC: 0 DP: 4 HBP: 1	WP: 0 PB: 0 SB: 0 CS: 0	PA: 47	
PITCHER	IP WLS BF H R ER SO BB IBB HBP BLK WP HR S P ERA WHIP	54 Martin Pérez, L ERA: 3.38	63 Darwinzon Hernández, L ERA: 3.38	64 Marcus Walden, R ERA: 5.24	70 Ryan Brasier, R ERA: 3.52	32 Matt Barnes, R ERA: 4.57	PITCHER	IP WLS BF H R ER SO BB IBB HBP BLK WP HR S P ERA WHIP	65 Ryan Weber, R ERA: 4.76																

New York Yankees @ Boston Red Sox
Fenway Park, Boston, MA
Fri Sep 18 2020, 7:34 PM - 12:27 AM EDT
Partly Cloudy - 68 F

AB 43
R 6
H 11
RBI 6
BB 3
SO 13
LOB 22



Batter	1	2	3	4	5	6	7	8	9	10	11	12	AB	R	H	RBI	BB	SO	LOB	BOTTOM				
99 Alex Verdugo, L OBP: 0.362, SLG: 0.511	K													2	0	1	0	0	1	0				
30 Tzu-Wei Lin, L OBP: 0.209, SLG: 0.195														2	0	0	0	1	1	0				
11 Rafael Devers, L OBP: 0.340, SLG: 0.536	E1													5	0	0	0	1	1	5				
2 Xander Bogaerts, R OBP: 0.347, SLG: 0.497														5	1	2	0	1	0	3				
28 J.D. Martinez, R OBP: 0.285, SLG: 0.358														6	0	0	0	0	4	9				
7 Christian Vázquez, R OBP: 0.339, SLG: 0.417														5	1	3	1	1	1	5				
25 Kevin Plawecki, R OBP: 0.329, SLG: 0.394														6	0	0	0	0	1	4				
19 Jackie Bradley Jr., L OBP: 0.339, SLG: 0.415														5	1	1	0	1	2	2				
23 Michael Chavis, R OBP: 0.260, SLG: 0.339														6	1	0	0	0	3	6				
39 Christian Arroyo, R OBP: 0.343, SLG: 0.406														5	1	3	4	0	1	0				
Inning Stats	R: 0 E: 1 K: 3 S: 20	H: 1 LOB: 2 BB: 0 P: 28	R: 0 E: 0 K: 0 S: 4	H: 0 LOB: 0 BB: 1 P: 9	R: 0 E: 1 K: 1 S: 16	H: 1 LOB: 2 BB: 0 P: 20	R: 3 E: 0 K: 2 S: 12	H: 3 LOB: 0 BB: 0 P: 19	R: 1 E: 0 K: 2 S: 13	H: 1 LOB: 1 BB: 1 P: 26	R: 0 E: 0 K: 0 S: 10	H: 1 LOB: 2 BB: 0 P: 17	R: 0 E: 0 K: 2 S: 10	H: 0 LOB: 0 BB: 0 P: 16	R: 0 E: 0 K: 2 S: 18	H: 0 LOB: 2 BB: 1 P: 27	R: 1 E: 1 K: 1 S: 15	H: 1 LOB: 3 BB: 1 P: 25	R: 0 E: 0 K: 0 S: 6	H: 0 LOB: 1 BB: 0 P: 8	1B: 7 2B: 2 3B: 0 HR: 1	SF: 0 SAC: 1 DP: 1 HBP: 0	WP: 2 PB: 0 SB: 6 CS: 0	PA: 53
PITCHER	IP WLS BF H R ER SO BB IBB HBP BLK WP HR S P ERA WHIP	47 Jordan Montgomery, L ERA: 4.12	85 Luis Cessa, R ERA: 2.45	0 Adam Ottavino, R ERA: 6.48	53 Zack Britton, L ERA: 2.12	57 Chad Green, R ERA: 3.83	PITCHER	IP WLS BF H R ER SO BB IBB HBP BLK WP HR S P ERA WHIP	54 Aroldis Chapman, L ERA: 3.72	43 Jonathan Loaisiga, R ERA: 2.7														

New York Yankees @ Boston Red Sox
Fenway Park, Boston, MA
Fri Sep 18 2020, 7:34 PM - 12:27 AM EDT
Partly Cloudy - 68 F


AB 47
R 5
H 10
RBI 5
BB 5
SO 15
LOB 34



Batter	1	2	3	4	5	6	7	8	9	AB	R	H	RBI	BB	SO	LOB	TOP					
26 DJ LeMahieu, R OBP: 0.422, SLG: 0.626										5	1	2	0	0	0	3						
99 Aaron Judge, R OBP: 0.318, SLG: 0.628										3	1	0	0	2	1	1						
11 Brett Gardner, L OBP: 0.343, SLG: 0.400										4	2	2	0	1	1	2						
59 Luke Voit, R OBP: 0.345, SLG: 0.643										4	1	2	1	1	1	1						
29 Gio Urshela, R OBP: 0.359, SLG: 0.500										3	0	1	2	0	1	1						
77 Clint Frazier, R OBP: 0.422, SLG: 0.595										4	2	3	3	0	0	1						
39 Mike Tauchman, L OBP: 0.330, SLG: 0.287										4	1	0	0	0	1	3						
66 Kyle Higashioka, R OBP: 0.250, SLG: 0.550										4	0	1	1	0	2	0						
14 Tyler Wade, L OBP: 0.283, SLG: 0.269										2	0	0	1	2	0	1						
Inning Stats	R: 2 H: 2 E: 0 K: 1 S: 15	H: 2 LOB: 2 BB: 2 P: 32	R: 0 H: 0 E: 0 K: 0 S: 5	H: 0 LOB: 0 BB: 1 P: 13	R: 0 H: 1 E: 0 K: 0 S: 4	H: 1 LOB: 0 BB: 0 P: 5	R: 2 H: 2 E: 2 K: 0 S: 14	H: 2 LOB: 1 BB: 0 P: 20	R: 3 H: 3 E: 0 K: 1 S: 12	H: 3 LOB: 0 BB: 1 P: 22	R: 0 H: 1 E: 0 K: 2 S: 10	H: 1 LOB: 1 BB: 0 P: 16	R: 0 H: 1 E: 0 K: 1 S: 11	H: 1 LOB: 1 BB: 0 P: 19	R: 0 H: 0 E: 0 K: 2 S: 9	H: 0 LOB: 1 BB: 1 P: 19	R: 1 H: 1 E: 1 K: 0 S: 12	H: 1 LOB: 0 BB: 1 P: 21	1B: 9 2B: 3 HR: 1	SF: 2 SAC: 0 DP: 2 HBP: 0	WP: 1 PB: 1 CS: 0	PA: 41
PITCHER	IP WLS BF H R ER SO BB IBB HBP BLK WP HR S P ERA WHIP	4.0 L 19 5 4 2 1 3 0 0 0 0 0 1 22 38 4.50 2.000	2.0 10 4 3 3 3 1 0 0 0 0 0 1 22 38 13.50 2.500	1.0 4 1 0 0 1 0 0 0 0 0 0 11 19 0.00 1.000	2.0 8 1 1 0 2 2 0 0 0 1 0 21 40 0.00 1.500																	
22 Chris Mazza, R ERA: 5.4																						
46 Dylan Covey, R ERA: 6.97																						
66 Domingo Tapia, R ERA: 3.0																						
79 Robert Stock, R ERA: 4.73																						

New York Yankees @ Boston Red Sox
Fenway Park, Boston, MA
Sat Sep 19 2020, 7:32 PM - 10:31 PM EDT
Clear - 53 F

AB	33
R	8
H	11
RBI	8
BB	6
SO	7
LOB	13



Batter	1	2	3	4	5	6	7	8	9	AB	R	H	RBI	BB	SO	LOB	BOTTOM					
39 Christian Arroyo, R OBP: 0.324, SLG: 0.571										2	0	0	0	0	2	0						
36 Jonathan Aruz, S OBP: 0.279, SLG: 0.250										2	0	0	0	0	1	2						
11 Rafael Devers, L OBP: 0.333, SLG: 0.525										4	0	0	0	0	1	2						
2 Xander Bogaerts, R OBP: 0.345, SLG: 0.492										4	0	1	0	0	0	0						
28 J.D. Martinez, R OBP: 0.289, SLG: 0.361										4	0	2	0	0	0	1						
25 Kevin Plawecki, R OBP: 0.324, SLG: 0.400										4	0	1	0	0	0	2						
19 Jackie Bradley Jr., L OBP: 0.331, SLG: 0.405										3	0	0	0	0	2	1						
29 Bobby Dalbec, R OBP: 0.306, SLG: 0.596										3	0	1	0	0	1	0						
23 Michael Chavis, R OBP: 0.264, SLG: 0.331										3	0	0	0	0	0	1						
75 César Puello, R OBP: 0.254, SLG: 0.331										3	0	0	0	0	2	2						
Inning Stats	R: 0 H: 1 E: 0 K: 2 S: 12	H: 1 LOB: 1 BB: 0 P: 17	R: 0 H: 0 E: 0 K: 1 S: 7	H: 0 LOB: 0 BB: 0 P: 10	R: 0 H: 0 E: 0 K: 1 S: 8	H: 0 LOB: 0 BB: 0 P: 12	R: 0 H: 1 E: 0 K: 0 S: 7	H: 1 LOB: 0 BB: 0 P: 10	R: 0 H: 0 E: 0 K: 1 S: 7	H: 0 LOB: 0 BB: 0 P: 11	R: 0 H: 0 E: 0 K: 1 S: 7	H: 0 LOB: 0 BB: 0 P: 11	R: 0 H: 1 E: 0 K: 1 S: 12	H: 1 LOB: 1 BB: 0 P: 18	R: 0 H: 1 E: 0 K: 2 S: 15	H: 1 LOB: 2 BB: 0 P: 24	R: 0 H: 1 E: 0 K: 0 S: 6	H: 1 LOB: 0 BB: 0 P: 11	1B: 3 2B: 2 HR: 0	SF: 0 SAC: 0 DP: 1 HBP: 0	WP: 0 PB: 0 CS: 0	PA: 32
PITCHER	IP WLS BF H R ER SO BB IBB HBP BLK WP HR S P ERA WHIP	8.0 W 29 4 0 0 0 0 0 0 0 0 0 6 11 0.00 0.500	1.0 3 1 0 0 0 0 0 0 0 0 0 6 11 0.00 1.000																			
33 J.A. Happ, L ERA: 3.25																						
79 Nick Nelson, R ERA: 5.17																						

New York Yankees @ Boston Red Sox
Fenway Park, Boston, MA
Sat Sep 19 2020, 7:32 PM - 10:31 PM EDT
Clear - 53 F


AB	32
R	0
H	5
RBI	0
BB	0
SO	9
LOB	11



Batter	1	2	3	4	5	6	7	8	9	AB	R	H	RBI	BB	SO	LOB	TOP								
26 DJ LeMahieu, R OBP: 0.418, SLG: 0.614	L9		G5-3			BB		K		3	0	0	0	1	1	1									
59 Luke Voit, R OBP: 0.348, SLG: 0.654	HBP			K		G6-4-3			HR	3	1	1	1	0	1	1									
31 Aaron Hicks, S OBP: 0.379, SLG: 0.389	G3-6-3			F8		G4-3			K	4	0	0	0	0	1	1									
27 Giancarlo Stanton, R OBP: 0.437, SLG: 0.596		K		G6-3				K		4	0	0	0	0	3	0									
25 Gleyber Torres, R OBP: 0.363, SLG: 0.391	L7					BB		G5-3		2	0	0	0	2	0	0									
11 Brett Gardner, L OBP: 0.347, SLG: 0.398	F8					F7			BB	3	0	1	0	1	0	1									
77 Clint Frazier, R OBP: 0.410, SLG: 0.574			E5			K			BB	4	0	0	0	0	3	4									
24 Gary Sánchez, R OBP: 0.253, SLG: 0.396			G6-4-3			K				3	0	0	0	0	1	2									
14 Tyler Wade, L OBP: 0.295, SLG: 0.288								G3		2	1	1	0	1	0	0									
Inning Stats	R: 0 E: 0 K: 0 S: 5	H: 0 LOB: 0 BB: 0 P: 8	R: 0 E: 0 K: 1 S: 8	H: 0 LOB: 0 BB: 0 P: 13	R: 0 E: 1 K: 0 S: 6	H: 0 LOB: 1 BB: 1 P: 13	R: 0 E: 0 K: 1 S: 9	H: 0 LOB: 0 BB: 0 P: 16	R: 0 E: 0 K: 2 S: 14	H: 0 LOB: 1 BB: 1 P: 23	R: 1 E: 0 K: 0 S: 6	H: 1 LOB: 0 BB: 1 P: 12	R: 0 E: 0 K: 2 S: 10	H: 0 LOB: 1 BB: 1 P: 16	R: 0 E: 0 K: 1 S: 10	H: 0 LOB: 0 BB: 0 P: 13	R: 1 E: 0 K: 3 S: 16	H: 2 LOB: 2 BB: 1 P: 28	1B: 1 2B: 1 3B: 0 HR: 1	SF: 0 SAC: 0 DP: 3 HBP: 1	WP: 0 PB: 1 SB: 0 CS: 0	PA: 34			
PITCHER	IP	WLS	BF	H	R	ER	SO	BB	IBB	HBP	BLK	WP	HR	S	P	ERA	WHIP								
89 Tanner Houck, R ERA: 4.88	6.0	W	21	1	1	0	4	3	0	1	0	0	0	48	85	0.00	0.667								
71 Phillips Valdez, R ERA: 3.14	1.0		4	0	0	0	2	1	0	0	0	0	0	10	16	0.00	1.000								
70 Ryan Brasier, R ERA: 3.38	1.0		3	0	0	0	1	0	0	0	0	0	0	10	13	0.00	0.000								
59 Jeffrey Springs, L ERA: 7.13	1.0		6	2	1	1	3	1	0	0	0	0	1	16	28	9.00	3.000								

New York Yankees @ Boston Red Sox
Fenway Park, Boston, MA
Sun Sep 20 2020, 1:09 PM - 4:31 PM EDT
Partly Cloudy - 57 F

AB 28
R 2
H 3
RBI 1
BB 5
SO 10
LOB 10



Batter	1	2	3	4	5	6	7	8	9	AB	R	H	RBI	BB	SO	LOB	BOTTOM								
7 Christian Vázquez, R OBP: 0.341, SLG: 0.419	G4-3		L9			BB				4	0	1	0	1	0	2									
11 Rafael Devers, L OBP: 0.335, SLG: 0.527	2B		1B		L8			L8		5	1	2	0	0	0	2									
28 J.D. Martinez, R OBP: 0.287, SLG: 0.373	L7		F7		K			F8		5	1	1	1	0	1	4									
29 Bobby Dalbec, R OBP: 0.328, SLG: 0.639	K		1B		F8			HR		4	2	2	1	0	1	1									
19 Jackie Bradley Jr., L OBP: 0.346, SLG: 0.423		2B	1B		1B			HR		5	3	4	1	0	0	1									
23 Michael Chavis, R OBP: 0.267, SLG: 0.364		HR	HR		L9			G1-3		4	3	2	5	1	0	2									
75 César Puello, R OBP: 0.429, SLG: 0.200	1B		HR		BB			G5-3		2	0	1	0	2	0	2									
30 Tzu-Wei Lin, L OBP: 0.191, SLG: 0.182	L8		L9		G3-1			SF7		3	0	0	1	0	0	4									
36 Jonathan Araúz, S OBP: 0.277, SLG: 0.250	K		P6					G4-3		4	0	1	1	0	1	2									
Inning Stats	R: 0 E: 0 K: 1 S: 9	H: 1 LOB: 1 BB: 0 P: 14	R: 2 E: 1 K: 1 S: 21	H: 3 LOB: 1 BB: 0 P: 27	R: 4 E: 0 K: 0 S: 23	H: 4 LOB: 1 BB: 1 P: 35	R: 0 E: 0 K: 1 S: 6	H: 0 LOB: 1 BB: 1 P: 13	R: 0 E: 0 K: 0 S: 11	H: 1 LOB: 2 BB: 1 P: 18	R: 0 E: 0 K: 0 S: 6	H: 1 LOB: 0 BB: 0 P: 13	R: 3 E: 1 K: 0 S: 12	H: 3 LOB: 1 BB: 1 P: 23	R: 1 E: 0 K: 0 S: 12	H: 1 LOB: 1 BB: 0 P: 21	1B: 7 2B: 4 3B: 0 HR: 4	SF: 1 SAC: 0 DP: 1 HBP: 1	WP: 0 PB: 1 SB: 0 CS: 1	PA: 42					
PITCHER	IP	WLS	BF	H	R	ER	SO	BB	IBB	HBP	BLK	WP	HR	S	P	ERA	WHIP								
83 Dewi García, R ERA: 4.88	3.0	L	18	8	6	6	2	1	0	0	0	0	2	53	76	18.00	3.000								
85 Luis Cessa, R ERA: 2.21	2.0		8	1	0	0	1	2	0	0	0	0	0	17	31	0.00	1.500								
56 Jonathan Holder, R ERA: 5.03	2.0		11	4	3	3	0	1	0	0	0	0	1	18	36	13.50	2.500								
38 Erik Kratz, R ERA: 9.0	1.0		5	1	1	1	0	0	0	1	0	0	1	12	21	9.00	1.000								

New York Yankees @ Boston Red Sox
Fenway Park, Boston, MA
Sun Sep 20 2020, 1:09 PM - 4:31 PM EDT
Partly Cloudy - 57 F

AB 36
R 10
H 14
RBI 10
BB 4
SO 3
LOB 20



Batter	1	2	3	4	5	6	7	8	9	AB R H RBI BB SO LOB	TOP									
31 Cedric Mullins, L OBP: 0.326, SLG: 0.387										4 0 2 0 1 2 2	Baltimore Orioles @ Boston Red Sox Fenway Park, Boston, MA Tue Sep 22 2020, 7:31 PM - 11:01 PM EDT Cloudy - 63 F									
21 Austin Hays, R OBP: 0.306, SLG: 0.310										4 1 1 0 1 1 3										
6 Ryan Mountcastle, R OBP: 0.373, SLG: 0.595										5 0 0 0 0 1 7										
39 Renato Núñez, R OBP: 0.314, SLG: 0.489										4 1 1 1 1 2 4										
24 DJ Stewart, L OBP: 0.380, SLG: 0.534										4 1 2 1 1 2 1										
28 Pedro Severino, R OBP: 0.333, SLG: 0.404										5 0 0 0 0 2 6										
57 Hanser Alberto, R OBP: 0.308, SLG: 0.394										4 0 1 0 0 1 2	AB 38 R 3 H 11 RBI 3 BB 4 SO 13 LOB 27									
14 Rio Ruiz, L OBP: 0.291, SLG: 0.427										4 0 2 1 0 1 1										
87 Ramón Urías, R OBP: 0.400, SLG: 0.333										4 0 2 0 0 1 1										
Inning Stats	R: 1 E: 0 K: 2 S: 14	H: 1 LOB: 2 BB: 2 P: 25	R: 0 E: 0 K: 3 S: 11	H: 0 LOB: 0 BB: 0 P: 16	R: 0 E: 0 K: 1 S: 11	H: 1 LOB: 1 BB: 0 P: 17	R: 0 E: 0 K: 1 S: 12	H: 1 LOB: 1 BB: 1 P: 19	R: 0 E: 0 K: 1 S: 13	H: 4 LOB: 2 BB: 0 P: 19	R: 0 E: 0 K: 2 S: 10	H: 1 LOB: 1 BB: 0 P: 14	R: 0 E: 0 K: 1 S: 9	H: 2 LOB: 3 BB: 1 P: 22	1B: 8 2B: 2 3B: 0 HR: 1	SF: 0 SAC: 0 DP: 2 HBP: 0	WP: 0 PB: 0 SB: 1 CS: 0	PA: 42		
PITCHER	IP WLS BF H R ER SO BB IBB HBP BLK WP HR S P ERA WHIP	IP WLS BF H R ER SO BB IBB HBP BLK WP HR S P ERA WHIP	IP WLS BF H R ER SO BB IBB HBP BLK WP HR S P ERA WHIP	IP WLS BF H R ER SO BB IBB HBP BLK WP HR S P ERA WHIP	IP WLS BF H R ER SO BB IBB HBP BLK WP HR S P ERA WHIP	IP WLS BF H R ER SO BB IBB HBP BLK WP HR S P ERA WHIP	IP WLS BF H R ER SO BB IBB HBP BLK WP HR S P ERA WHIP	IP WLS BF H R ER SO BB IBB HBP BLK WP HR S P ERA WHIP	IP WLS BF H R ER SO BB IBB HBP BLK WP HR S P ERA WHIP	IP WLS BF H R ER SO BB IBB HBP BLK WP HR S P ERA WHIP	IP WLS BF H R ER SO BB IBB HBP BLK WP HR S P ERA WHIP	IP WLS BF H R ER SO BB IBB HBP BLK WP HR S P ERA WHIP	IP WLS BF H R ER SO BB IBB HBP BLK WP HR S P ERA WHIP	IP WLS BF H R ER SO BB IBB HBP BLK WP HR S P ERA WHIP	IP WLS BF H R ER SO BB IBB HBP BLK WP HR S P ERA WHIP	IP WLS BF H R ER SO BB IBB HBP BLK WP HR S P ERA WHIP	IP WLS BF H R ER SO BB IBB HBP BLK WP HR S P ERA WHIP	IP WLS BF H R ER SO BB IBB HBP BLK WP HR S P ERA WHIP	IP WLS BF H R ER SO BB IBB HBP BLK WP HR S P ERA WHIP	
37 Nick Pivetta, R ERA: 9.28	5.0	W 21	4	1	1	8	3	0	0	0	0	0	0	0	59	96	1.80	1.400		
64 Marcus Walden, R ERA: 9.45	0.2	H 6	4	2	1	0	0	0	0	0	0	0	0	1	10	15	13.50	6.000		
65 Ryan Weber, R ERA: 4.73	0.1	H 1	0	0	0	1	0	0	0	0	0	0	0	3	4	0.00	0.000			
63 Darwinzon Hernández, L ERA: 2.84	1.0	4	0	0	0	2	0	0	0	0	0	0	0	10	14	0.00	0.000			
66 Domingo Tapia, R ERA: 2.25	1.0	4	1	0	0	1	0	0	0	0	0	0	0	9	15	0.00	1.000			
99 Alex Verdugo, L OBP: 0.383, SLG: 0.508										5 0 2 0 0 1 3	Baltimore Orioles @ Boston Red Sox Fenway Park, Boston, MA Tue Sep 22 2020, 7:31 PM - 11:01 PM EDT Cloudy - 63 F									
11 Rafael Devers, L OBP: 0.327, SLG: 0.514										5 0 0 0 0 4 7										
2 Xander Bogaerts, R OBP: 0.346, SLG: 0.487										4 2 1 0 1 1 2										
28 J.D. Martinez, R OBP: 0.294, SLG: 0.389										5 1 3 1 0 1 2										
7 Christian Vázquez, R OBP: 0.337, SLG: 0.430										5 2 1 3 0 0 3										
19 Jackie Bradley Jr., L OBP: 0.352, SLG: 0.424										4 1 2 0 1 0 2										
29 Bobby Dalbec, R OBP: 0.352, SLG: 0.656										3 1 2 2 1 0 1	AB 37 R 8 H 14 RBI 7 BB 4 SO 8 LOB 26									
23 Michael Chavis, R OBP: 0.266, SLG: 0.391										3 0 1 1 0 0 5										
36 Jonathan Araúz, S OBP: 0.304, SLG: 0.270										3 1 2 0 1 1 1										
Inning Stats	R: 0 E: 0 K: 2 S: 12	H: 1 LOB: 1 BB: 0 P: 20	R: 3 E: 2 K: 2 S: 20	H: 2 LOB: 1 BB: 0 P: 32	R: 1 E: 0 K: 1 S: 14	H: 3 LOB: 2 BB: 0 P: 21	R: 0 E: 0 K: 1 S: 12	H: 2 LOB: 1 BB: 0 P: 21	R: 0 E: 0 K: 0 S: 15	H: 1 LOB: 2 BB: 1 P: 24	R: 4 E: 0 K: 2 S: 20	H: 2 LOB: 1 BB: 3 P: 40	R: 0 E: 0 K: 0 S: 7	H: 2 LOB: 1 BB: 0 P: 13	R: 0 E: 0 K: 0 S: 8	H: 1 LOB: 1 BB: 0 P: 11	1B: 9 2B: 4 3B: 0 HR: 1	SF: 1 SAC: 0 DP: 2 HBP: 0	WP: 1 PB: 0 SB: 1 CS: 0	PA: 42
PITCHER	IP WLS BF H R ER SO BB IBB HBP BLK WP HR S P ERA WHIP	IP WLS BF H R ER SO BB IBB HBP BLK WP HR S P ERA WHIP	IP WLS BF H R ER SO BB IBB HBP BLK WP HR S P ERA WHIP	IP WLS BF H R ER SO BB IBB HBP BLK WP HR S P ERA WHIP	IP WLS BF H R ER SO BB IBB HBP BLK WP HR S P ERA WHIP	IP WLS BF H R ER SO BB IBB HBP BLK WP HR S P ERA WHIP	IP WLS BF H R ER SO BB IBB HBP BLK WP HR S P ERA WHIP	IP WLS BF H R ER SO BB IBB HBP BLK WP HR S P ERA WHIP	IP WLS BF H R ER SO BB IBB HBP BLK WP HR S P ERA WHIP	IP WLS BF H R ER SO BB IBB HBP BLK WP HR S P ERA WHIP	IP WLS BF H R ER SO BB IBB HBP BLK WP HR S P ERA WHIP	IP WLS BF H R ER SO BB IBB HBP BLK WP HR S P ERA WHIP	IP WLS BF H R ER SO BB IBB HBP BLK WP HR S P ERA WHIP	IP WLS BF H R ER SO BB IBB HBP BLK WP HR S P ERA WHIP	IP WLS BF H R ER SO BB IBB HBP BLK WP HR S P ERA WHIP	IP WLS BF H R ER SO BB IBB HBP BLK WP HR S P ERA WHIP	IP WLS BF H R ER SO BB IBB HBP BLK WP HR S P ERA WHIP	IP WLS BF H R ER SO BB IBB HBP BLK WP HR S P ERA WHIP	IP WLS BF H R ER SO BB IBB HBP BLK WP HR S P ERA WHIP	
45 Keegan Akin, L ERA: 3.57	4.0	L 21	5	1	0	0	1	0	0	0	0	0	0	15	24	0.00	2.000			
54 Cole Sulser, R ERA: 5.73	1.0	5	1	0	0	0	1	0	0	0	0	0	0	8	14	13.50	1.500			
51 Paul Fry, L ERA: 2.61	0.2	3	0	1	1	2	1	0	0	0	0	0	0	1	5	12	∞	∞		
58 Evan Phillips, R ERA: 5.02	0.0	3	2	3	3	0	1	0	0	0	0	0	0	1	5	12	∞	∞		
73 Thomas Eshelman, R ERA: 3.82	2.1	10	3	0	0	0	1	0	0	0	0	0	0	22	38	0.00	1.714			

Batter	1	2	3	4	5	6	7	8	9	AB	R	H	RBI	BB	SO	LOB	TOP				
57 Hanser Alberto, R OBP: 0.313, SLG: 0.401										4	1	2	3	0	0	2					
11 Jose Iglesias, R OBP: 0.401, SLG: 0.530										4	1	1	1	0	0	2					
36 Bryan Holaday, R OBP: 0.212, SLG: 0.194										1	0	0	0	1	0	1					
6 Ryan Mountcastle, R OBP: 0.376, SLG: 0.590										5	0	1	1	0	0	1					
28 Pedro Severino, R OBP: 0.329, SLG: 0.397										5	0	1	0	0	1	3					
21 Austin Hays, R OBP: 0.333, SLG: 0.404										5	3	3	1	0	1	1					
74 Pat Valaika, R OBP: 0.310, SLG: 0.478										5	3	3	1	0	0	2					
14 Rio Ruiz, L OBP: 0.293, SLG: 0.434										5	3	3	2	0	0	1					
87 Ramón Urias, R OBP: 0.474, SLG: 0.529										4	2	3	2	1	0	0					
31 Cedric Mullins, L OBP: 0.312, SLG: 0.357										4	0	1	2	0	1	3					
Inning Stats	R: 0 H: 1 E: 0 K: 1 S: 12	H: 1 BB: 0 P: 18	R: 3 H: 4 E: 0 K: 0 S: 22	H: 4 BB: 1 P: 33	R: 0 H: 0 E: 0 K: 1 S: 10	LOB: 1 P: 14	R: 3 H: 3 E: 0 K: 0 S: 14	H: 3 BB: 0 P: 17	R: 2 H: 3 E: 0 K: 1 S: 20	H: 3 BB: 0 P: 31	R: 0 H: 0 E: 0 K: 0 S: 7	H: 0 BB: 0 P: 11	R: 1 H: 1 E: 0 K: 0 S: 10	H: 1 BB: 0 P: 15	R: 1 H: 1 E: 0 K: 0 S: 7	H: 1 BB: 1 P: 15	R: 3 H: 4 E: 0 K: 0 S: 15	H: 4 BB: 0 P: 22	1B: 8 2B: 8 3B: 0 HR: 3	SF: 1 SAC: 1 DP: 1 HBP: 1	WP: 0 PA: 47 PB: 0 SB: 1 CS: 0
PITCHER	IP WLS BF H R ER SO BB IBB HBP BLK WP HR S P ERA WHIP																				
54 Martín Pérez, L ERA: 4.5	4.0 L 21 9 6 6 2 1 0 0 0 0 0 1 58 82 13.50 2.500																				
46 Dylan Covey, R ERA: 7.07	3.0 13 4 3 3 1 0 0 0 0 0 0 1 37 57 9.00 1.333																				
66 Domingo Tapia, R ERA: 2.08	0.1 1 0 0 0 0 0 0 0 0 0 0 0 1 2 0.00 0.000																				
71 Phillips Valdez, R ERA: 3.38	0.2 5 1 1 1 0 1 0 1 0 0 0 0 6 13 13.50 3.000																				
30 Tzu-Wei Lin, R ERA: 27.0	1.0 7 4 3 3 0 0 0 0 0 0 0 1 15 22 27.00 4.000																				
Batter	1	2	3	4	5	6	7	8	9	AB	R	H	RBI	BB	SO	LOB	BOTTOM				
99 Alex Verdugo, L OBP: 0.381, SLG: 0.500										3	0	0	0	1	0	2					
11 Rafael Devers, L OBP: 0.321, SLG: 0.505										3	0	0	0	0	0	2					
36 Jonathan Araúz, S OBP: 0.300, SLG: 0.266										1	0	0	0	1	0						
2 Xander Bogaerts, R OBP: 0.352, SLG: 0.485										3	0	1	0	0	0	0					
30 Tzu-Wei Lin, L OBP: 0.188, SLG: 0.178										1	0	0	0	1	0						
28 J.D. Martinez, R OBP: 0.293, SLG: 0.389										3	0	1	0	0	1	1					
75 César Puello, R OBP: 0.375, SLG: 0.167										1	0	0	0	0	0	0					
7 Christian Vázquez, R OBP: 0.337, SLG: 0.429										3	0	1	0	0	1	1					
25 Kevin Plawecki, R OBP: 0.354, SLG: 0.453										1	0	1	0	0	0	0					
19 Jackie Bradley Jr., L OBP: 0.353, SLG: 0.419										4	1	1	0	0	2	3					
29 Bobby Dalbec, R OBP: 0.346, SLG: 0.614										2	0	1	0	1	1	2					
23 Michael Chavis, R OBP: 0.267, SLG: 0.388										2	0	0	0	0	2						
39 Christian Arroyo, R OBP: 0.341, SLG: 0.525										3	0	1	0	0	0	2					
Inning Stats	R: 0 H: 0 E: 0 K: 0 S: 8	H: 1 BB: 1 P: 13	R: 0 H: 1 E: 0 K: 1 S: 13	H: 1 BB: 1 P: 21	R: 0 H: 0 E: 0 K: 2 S: 9	LOB: 0 P: 12	R: 1 H: 2 E: 0 K: 0 S: 6	H: 2 BB: 0 P: 12	R: 0 H: 1 E: 0 K: 1 S: 8	H: 1 BB: 0 P: 8	R: 0 H: 0 E: 0 K: 1 S: 9	H: 0 BB: 0 P: 14	R: 0 H: 1 E: 0 K: 2 S: 10	H: 1 BB: 0 P: 15	1B: 7 2B: 0 3B: 0 HR: 0	SF: 0 SAC: 0 DP: 4 HBP: 1	WP: 0 PA: 34 PB: 0 SB: 0 CS: 1				
PITCHER	IP WLS BF H R ER SO BB IBB HBP BLK WP HR S P ERA WHIP																				
17 Alex Cobb, R ERA: 4.3	7.0 W 26 6 1 1 4 4 2 0 1 0 0 0 60 89 1.29 1.143																				
43 Shawn Armstrong, R ERA: 2.03	1.0 3 0 0 0 1 0 0 0 0 0 0 0 9 14 0.00 0.000																				
70 Travis Lakins Sr., R ERA: 3.04	1.0 4 1 0 0 2 0 0 0 0 0 0 0 10 15 0.00 1.000																				

Baltimore Orioles @ Boston Red Sox
Fenway Park, Boston, MA
Thu Sep 24 2020, 7:32 PM - 10:46 PM EDT
Cloudy - 73 F

AB 42
R 13
H 18
RBI 13
BB 2
SO 3
LOB 16



Baltimore Orioles @ Boston Red Sox
Fenway Park, Boston, MA
Thu Sep 24 2020, 7:32 PM - 10:46 PM EDT
Cloudy - 73 F

AB 30
R 1
H 7
RBI 0
BB 2
SO 7
LOB 15




Batter	1	2	3	4	5	6	7	8	9	10	11	AB	R	H	RBI	BB	SO	LOB	TOP									
99 Alex Verdugo, L OBP: 0.370, SLG: 0.487	G3-1			L7		G6-3		K	G4-3	25 1B	SF8	5	1	0	1	0	1	3										
39 Christian Arroyo, R OBP: 0.300, SLG: 0.457	G6-3			F9		G6-3		G5-3		G5-3	FC4-6	6	0	0	0	0	0	1										
28 J.D. Martinez, R OBP: 0.295, SLG: 0.386	G6-3			K			F9			19 FC4-6 25 1B	IBB	4	1	1	0	1	1	0										
19 Jackie Bradley Jr., L OBP: 0.354, SLG: 0.432		G1-3										4	3	1	1	1	1	2										
25 Kevin Plawecki, R OBP: 0.361, SLG: 0.468		K										4	1	3	1	1	1	0										
29 Bobby Dalbec, R OBP: 0.361, SLG: 0.603		K										3	0	1	1	2	1	1										
30 Tzu-Wei Lin, L OBP: 0.180, SLG: 0.170				F9								2	0	0	0	0	0	1										
11 Rafael Devers, L OBP: 0.321, SLG: 0.502				F9								3	1	1	2	0	0	4										
23 Michael Chavis, R OBP: 0.262, SLG: 0.380				G6-3								3	0	0	0	0	0	3										
2 Xander Bogaerts, R OBP: 0.355, SLG: 0.485				L1								0	0	0	0	1	0	0										
75 César Puello, R OBP: 0.375, SLG: 0.167												0	0	0	0	0	0	0										
36 Jonathan Araúz, S OBP: 0.293, SLG: 0.250				K								4	0	0	0	1	2	3										
Inning Stats	R: 0 E: 0 K: 0 S: 7	H: 0 LOB: 0 BB: 0 P: 10	R: 0 E: 0 K: 2 S: 8	H: 0 LOB: 0 BB: 0 P: 12	R: 0 E: 1 K: 1 S: 8	H: 0 LOB: 0 BB: 0 P: 8	R: 0 E: 0 K: 1 S: 6	H: 0 LOB: 0 BB: 0 P: 9	R: 1 E: 0 K: 0 S: 9	H: 2 LOB: 1 BB: 0 P: 14	R: 0 E: 0 K: 0 S: 5	H: 0 LOB: 0 BB: 0 P: 6	R: 1 E: 0 K: 0 S: 9	H: 0 LOB: 2 BB: 3 P: 23	R: 0 E: 0 K: 2 S: 10	H: 0 LOB: 0 BB: 0 P: 17	R: 2 E: 1 K: 0 S: 13	H: 3 LOB: 3 BB: 2 P: 22	R: 2 E: 0 K: 1 S: 10	H: 2 LOB: 2 BB: 1 P: 14	R: 1 E: 0 K: 0 S: 4	H: 0 LOB: 1 BB: 1 P: 9	1B: 6 2B: 0 3B: 0 HR: 1	SF: 1 SAC: 1 DP: 0 HBP: 0	WP: 0 PB: 0 SB: 0 CS: 0	PA: 47		
PITCHER	IP: 6.2 WLS: 2 BF: 25 ERA: 5.21	WLS: 0 BF: 0 ERA: 0.00	H: 2 R: 2 ER: 2 SO: 4	ER: 2 SO: 4	BB: 3 IBB: 0 HBP: 0 BLK: 0	IBB: 0 HBP: 0 BLK: 0	WP: 0 HR: 1 S: 51 P: 79	HR: 1 S: 51 P: 79	ERA: 2.7 WHIP: 0.750	ERA: 2.7 WHIP: 0.750	IP: 1.0 WLS: 0 BF: 4 H: 0 R: 1 ER: 0 SO: 0	WLS: 0 BF: 4 H: 0 R: 1 ER: 0 SO: 0	BB: 1 IBB: 0 HBP: 0 BLK: 0	IBB: 0 HBP: 0 BLK: 0	WP: 0 HR: 0 S: 4 P: 9	HR: 0 S: 4 P: 9	ERA: 0.00 WHIP: 1.000	ERA: 0.00 WHIP: 1.000										
30 Kyle Wright, R ERA: 5.21	56 Darren O'Day, R ERA: 0.59	51 Will Smith, L ERA: 4.2	36 Mark Melancon, R ERA: 2.91	55 Chris Martin, R ERA: 1.0	19 Shane Greene, R ERA: 2.7																							

Boston Red Sox @ Atlanta Braves
 Truist Park, Atlanta, GA
 Fri Sep 25 2020, 7:12 PM - 11:11 PM EDT
 Partly Cloudy - 73 F

livebaseballscorecards.com

AB 38
 R 7
 H 7
 RBI 6
 BB 7
 SO 7
 LOB 18




Batter	1	2	3	4	5	6	7	8	9	10	11	AB	R	H	RBI	BB	SO	LOB	BOTTOM								
13 Ronald Acuña Jr., R OBP: 0.414, SLG: 0.596	HR											4	3	1	1	1	1	2									
Ozzie Albies, S OBP: 0.322, SLG: 0.495	L8											5	1	1	1	0	1	4									
20 Marcell Ozuna, R OBP: 0.429, SLG: 0.629	G6-3											4	0	3	2	2	1	1									
23 Adam Duvali, R OBP: 0.308, SLG: 0.549	G6-3											5	0	0	0	0	1	6									
7 Dansby Swanson, R OBP: 0.344, SLG: 0.457	K											6	0	1	1	0	2	6									
27 Austin Riley, R OBP: 0.301, SLG: 0.415												4	0	1	0	2	1	3									
22 Nick Markakis, L OBP: 0.307, SLG: 0.381												4	1	1	0	0	1	2									
11 Ender Inciarte, L OBP: 0.270, SLG: 0.266												2	1	0	0	0	1	2									
25 Tyler Flowers, R OBP: 0.342, SLG: 0.369												3	0	1	0	0	2	1									
5 Freddie Freeman, L OBP: 0.461, SLG: 0.644												1	1	1	2	1	0	0									
24 Adeiny Hechavarría, R OBP: 0.293, SLG: 0.309												4	1	1	0	0	0	4									
16 Travis d'Arnaud, R OBP: 0.369, SLG: 0.540												0	0	0	0	1	0	0									
Inning Stats	R: 1 E: 0 K: 1 S: 17	H: 2 LOB: 1 BB: 0 P: 24	R: 0 E: 0 K: 2 S: 7	H: 0 LOB: 0 BB: 0 P: 7	R: 0 E: 0 K: 2 S: 14	H: 2 LOB: 2 BB: 1 P: 22	R: 0 E: 0 K: 0 S: 15	H: 2 LOB: 2 BB: 0 P: 19	R: 0 E: 0 K: 1 S: 5	H: 0 LOB: 2 BB: 1 P: 11	R: 0 E: 0 K: 1 S: 10	H: 1 LOB: 3 BB: 0 P: 17	R: 3 E: 1 K: 1 S: 20	H: 3 LOB: 2 BB: 1 P: 32	R: 0 E: 0 K: 1 S: 14	H: 0 LOB: 2 BB: 2 P: 28	R: 2 E: 0 K: 1 S: 18	H: 2 LOB: 2 BB: 1 P: 22	R: 2 E: 0 K: 0 S: 1	H: 1 LOB: 0 BB: 0 P: 2	1B: 6 2B: 3 3B: 0 HR: 2	SF: 0 SAC: 0 DP: 0 HBP: 4	WP: 1 PB: 0 SB: 0 CS: 0	PA: 53			
PITCHER	IP: 5.0 WLS: 4 BF: 22 ERA: 4.8	WLS: 0 BF: 0 ERA: 0.00	H: 4 R: 1 ER: 1 SO: 6	ER: 1 SO: 6	BB: 2 IBB: 0 HBP: 1 BLK: 0	IBB: 0 HBP: 1 BLK: 0	WP: 0 HR: 1 S: 58 P: 83	HR: 1 S: 58 P: 83	ERA: 1.80 WHIP: 1.200	ERA: 1.80 WHIP: 1.200	IP: 1.0 WLS: 0 BF: 7 H: 3 R: 4 ER: 2 SO: 1	WLS: 0 BF: 7 H: 3 R: 4 ER: 2 SO: 1	BB: 0 IBB: 1 HBP: 0 BLK: 0	IBB: 1 HBP: 0 BLK: 0	WP: 1 HR: 1 S: 19 P: 24	HR: 1 S: 19 P: 24	ERA: 18.00 WHIP: 3.000	ERA: 18.00 WHIP: 3.000									
22 Chris Mazza, R ERA: 4.8	63 Darwinzon Hernández, L ERA: 4.45	65 Ryan Weber, R ERA: 4.61	70 Ryan Brasier, R ERA: 3.96	32 Matt Barnes, R ERA: 4.3	59 Jeffrey Springs, L ERA: 7.08																						

Boston Red Sox @ Atlanta Braves
 Truist Park, Atlanta, GA
 Fri Sep 25 2020, 7:12 PM - 11:11 PM EDT
 Partly Cloudy - 73 F

livebaseballscorecards.com

AB 42
 R 8
 H 11
 RBI 7
 BB 7
 SO 11
 LOB 31



Batter	1	2	3	4	5	6	7	8	9	AB	R	H	RBI	BB	SO	LOB	TOP							
19 Jackie Bradley Jr., L OBP: 0.364, SLG: 0.450										6	2	3	1	0	1	3								
11 Rafael Devers, L OBP: 0.310, SLG: 0.483										6	0	1	1	0	2	4								
2 Xander Bogaerts, R OBP: 0.394, SLG: 0.502										3	1	2	1	0	1	1								
75 César Puello, P OBP: 0.500, SLG: 0.375										2	1	2	0	0	0	0								
28 J.D. Martinez, R OBP: 0.291, SLG: 0.389										5	1	1	2	0	1	3								
25 Kevin Plawewski, R OBP: 0.393, SLG: 0.463										3	1	1	0	2	2	1								
29 Bobby Dalbec, R OBP: 0.359, SLG: 0.600										3	1	0	0	1	2	4								
23 Michael Chavis, R OBP: 0.259, SLG: 0.377										5	1	1	1	0	1	4								
30 Tzu-Wei Lin, L OBP: 0.182, SLG: 0.173										5	0	1	0	0	0	2								
36 Jonathan Araúz, S OBP: 0.325, SLG: 0.319										4	1	3	3	1	1	0								
Inning Stats	R: 1 H: 2 E: 0 K: 1 S: 15	H: 2 LOB: 2 BB: 1 P: 28	R: 0 H: 2 E: 0 K: 0 S: 8	H: 2 LOB: 2 BB: 0 P: 11	R: 0 H: 1 E: 0 K: 1 S: 18	H: 1 LOB: 2 BB: 1 P: 27	R: 1 H: 1 E: 0 K: 2 S: 13	H: 1 LOB: 0 BB: 0 P: 19	R: 1 H: 1 E: 0 K: 2 S: 10	H: 1 LOB: 0 BB: 0 P: 14	R: 0 H: 0 E: 0 K: 0 S: 12	H: 0 LOB: 1 BB: 1 P: 20	R: 5 H: 5 E: 0 K: 0 S: 24	H: 5 LOB: 2 BB: 1 P: 37	R: 0 H: 2 E: 0 K: 3 S: 11	H: 2 LOB: 2 BB: 0 P: 16	R: 1 H: 1 E: 0 K: 2 S: 10	H: 1 LOB: 0 BB: 0 P: 14	1B: 9 2B: 2 3B: 0 HR: 4	SF: 0 SAC: 0 DP: 0 HBP: 1	WP: 0 PB: 0 SB: 0 CS: 0	PA: 47		
PITCHER	IP WLS BF H R ER SO BB IBB HBP BLK WP HR S P ERA WHIP	IP WLS BF H R ER SO BB IBB HBP BLK WP HR S P ERA WHIP	IP WLS BF H R ER SO BB IBB HBP BLK WP HR S P ERA WHIP	IP WLS BF H R ER SO BB IBB HBP BLK WP HR S P ERA WHIP	IP WLS BF H R ER SO BB IBB HBP BLK WP HR S P ERA WHIP	IP WLS BF H R ER SO BB IBB HBP BLK WP HR S P ERA WHIP	IP WLS BF H R ER SO BB IBB HBP BLK WP HR S P ERA WHIP	IP WLS BF H R ER SO BB IBB HBP BLK WP HR S P ERA WHIP	IP WLS BF H R ER SO BB IBB HBP BLK WP HR S P ERA WHIP	IP WLS BF H R ER SO BB IBB HBP BLK WP HR S P ERA WHIP	IP WLS BF H R ER SO BB IBB HBP BLK WP HR S P ERA WHIP	IP WLS BF H R ER SO BB IBB HBP BLK WP HR S P ERA WHIP	IP WLS BF H R ER SO BB IBB HBP BLK WP HR S P ERA WHIP	IP WLS BF H R ER SO BB IBB HBP BLK WP HR S P ERA WHIP	IP WLS BF H R ER SO BB IBB HBP BLK WP HR S P ERA WHIP	IP WLS BF H R ER SO BB IBB HBP BLK WP HR S P ERA WHIP	IP WLS BF H R ER SO BB IBB HBP BLK WP HR S P ERA WHIP	IP WLS BF H R ER SO BB IBB HBP BLK WP HR S P ERA WHIP	IP WLS BF H R ER SO BB IBB HBP BLK WP HR S P ERA WHIP	IP WLS BF H R ER SO BB IBB HBP BLK WP HR S P ERA WHIP	IP WLS BF H R ER SO BB IBB HBP BLK WP HR S P ERA WHIP	IP WLS BF H R ER SO BB IBB HBP BLK WP HR S P ERA WHIP	IP WLS BF H R ER SO BB IBB HBP BLK WP HR S P ERA WHIP	IP WLS BF H R ER SO BB IBB HBP BLK WP HR S P ERA WHIP
46 Bryse Wilson, R ERA: 4.02	51 Will Smith, L ERA: 4.5	56 Darren O'Day, R ERA: 1.1	19 Shane Greene, R ERA: 2.6	55 Chris Martin, R ERA: 1.0	77 Luke Jackson, R ERA: 6.84	36 Mark Melancon, R ERA: 2.79	3B Josh Tomlin, R ERA: 4.76																	
Batter	1	2	3	4	5	6	7	8	9	AB	R	H	RBI	BB	SO	LOB	BOTTOM							
Ozzie Albies, S OBP: 0.306, SLG: 0.466										5	0	1	0	0	1	0								
5 Freddie Freeman, L OBP: 0.462, SLG: 0.640										4	0	1	0	0	0	2								
24 Adeiny Hechavarría, R (9, PH) OBP: 0.302, SLG: 0.305										4	1	2	1	0	0	3								
20 Marcell Ozuna, R OBP: 0.431, SLG: 0.636										4	1	2	1	0	0	3								
18 Pablo Sandoval, S OBP: 0.287, SLG: 0.262										2	0	0	0	2	1	2								
23 Adam Duvall, R OBP: 0.301, SLG: 0.532										4	0	1	0	0	0	1								
22 Nick Markakis, L OBP: 0.312, SLG: 0.392										4	0	1	0	0	0	1								
7 Dansby Swanson, R OBP: 0.345, SLG: 0.464										4	0	2	0	0	0	2								
25 Tyler Flowers, R OBP: 0.325, SLG: 0.348										3	0	0	0	1	2	1								
11 Ender Inciarte, L OBP: 0.262, SLG: 0.250										4	0	0	0	0	4	4								
Inning Stats	R: 1 H: 2 E: 0 K: 0 S: 18	H: 0 LOB: 0 BB: 1 P: 27	R: 0 H: 1 E: 0 K: 1 S: 13	H: 1 LOB: 1 BB: 0 P: 17	R: 0 H: 0 E: 0 K: 1 S: 10	H: 0 LOB: 0 BB: 0 P: 17	R: 0 H: 1 E: 0 K: 1 S: 10	H: 1 LOB: 2 BB: 1 P: 18	R: 0 H: 1 E: 0 K: 2 S: 15	H: 1 LOB: 3 BB: 2 P: 26	R: 0 H: 1 E: 0 K: 0 S: 10	H: 1 LOB: 1 BB: 0 P: 12	R: 0 H: 1 E: 0 K: 1 S: 11	H: 1 LOB: 0 BB: 0 P: 16	R: 0 H: 0 E: 0 K: 1 S: 5	H: 0 LOB: 0 BB: 0 P: 7	1B: 5 2B: 1 3B: 0 HR: 1	SF: 0 SAC: 0 DP: 0 HBP: 0	WP: 1 PB: 0 SB: 0 CS: 0	PA: 38				
PITCHER	IP WLS BF H R ER SO BB IBB HBP BLK WP HR S P ERA WHIP	IP WLS BF H R ER SO BB IBB HBP BLK WP HR S P ERA WHIP	IP WLS BF H R ER SO BB IBB HBP BLK WP HR S P ERA WHIP	IP WLS BF H R ER SO BB IBB HBP BLK WP HR S P ERA WHIP	IP WLS BF H R ER SO BB IBB HBP BLK WP HR S P ERA WHIP	IP WLS BF H R ER SO BB IBB HBP BLK WP HR S P ERA WHIP	IP WLS BF H R ER SO BB IBB HBP BLK WP HR S P ERA WHIP	IP WLS BF H R ER SO BB IBB HBP BLK WP HR S P ERA WHIP	IP WLS BF H R ER SO BB IBB HBP BLK WP HR S P ERA WHIP	IP WLS BF H R ER SO BB IBB HBP BLK WP HR S P ERA WHIP	IP WLS BF H R ER SO BB IBB HBP BLK WP HR S P ERA WHIP	IP WLS BF H R ER SO BB IBB HBP BLK WP HR S P ERA WHIP	IP WLS BF H R ER SO BB IBB HBP BLK WP HR S P ERA WHIP	IP WLS BF H R ER SO BB IBB HBP BLK WP HR S P ERA WHIP	IP WLS BF H R ER SO BB IBB HBP BLK WP HR S P ERA WHIP	IP WLS BF H R ER SO BB IBB HBP BLK WP HR S P ERA WHIP	IP WLS BF H R ER SO BB IBB HBP BLK WP HR S P ERA WHIP	IP WLS BF H R ER SO BB IBB HBP BLK WP HR S P ERA WHIP	IP WLS BF H R ER SO BB IBB HBP BLK WP HR S P ERA WHIP	IP WLS BF H R ER SO BB IBB HBP BLK WP HR S P ERA WHIP	IP WLS BF H R ER SO BB IBB HBP BLK WP HR S P ERA WHIP	IP WLS BF H R ER SO BB IBB HBP BLK WP HR S P ERA WHIP	IP WLS BF H R ER SO BB IBB HBP BLK WP HR S P ERA WHIP	
37 Nick Pivetta, R ERA: 6.85	63 Darwinzon Hernández, L ERA: 2.16	65 Ryan Weber, R ERA: 4.4	74 Mike Kickham, L ERA: 7.71																					

Boston Red Sox @ Atlanta Braves
 Truist Park, Atlanta, GA
 Sun Sep 27 2020, 3:12 PM - 6:33 PM EDT
 Partly Cloudy - 82 F

AB 42
 R 9
 H 15
 RBI 9
 BB 4
 SO 11
 LOB 22



Boston Red Sox @ Atlanta Braves
 Truist Park, Atlanta, GA
 Sun Sep 27 2020, 3:12 PM - 6:33 PM EDT
 Partly Cloudy - 82 F

AB 34
 R 1
 H 7
 RBI 1
 BB 4
 SO 9
 LOB 18

