Boston Red Sox - 2023

Batter	1	2	3	4	5	6	7	8	9	AB	R	H	RBI	BB	SO	LOB
22 Spenser Smith, L (1, 6) OBP: 1.000, SLG: 1.000	C X 0-1 44 CS 1B			B B B B 4-0 8 S 8 2B BB	X 0-0 ② ③ G6-4-3 1-2f					1	1	1	0	1	0	0
5 Sean McGee, L (5, PH) (5, 6)										1	0	0	0	0	0	2
8 Mike Sirota, R (1, 8) OBP: 0.500, SLG: 1.000	X 0-0 ① F8			X 0-0 1 S 1 G6-3 1-H 2B		X 0-0 ① F9				2	1	1	1	0	0	1
7 Cam Maldonado, R (4, 8)										1	0	0	0	0	0	0
1 Danny Crossen, R (1, 5)	X 0-0 ② F7			X 0-0 ① G6-3 2-H		S S S 0-3 ② K				3	0	0	1	0	1	1
44 Jimmy Sullivan, L (1, 10)	1 SAFE 0-0 ③ CS 1-2	X 0-0 ① F7		X 0-0 ② G4-3		C B X 1-1 ③ G1-3				3	0	0	0	0	0	0
24 Ed Jarvis, R (1, 2) OBP: 1.000, SLG: 1.000		X 0-0 9 G6-4-3 1B		X 0-0 ③ P3			X 0-0 ① G6-3			1	0	1	0	0	0	0
10 Alex Lane, R (4, PH)										1	0	0	0	0	0	0
13 Matt Brinker, R (4, 2)										1	0	0	0	0	0	0
9 Harrison Feinberg, R (1, 7) OBP: 0.667, SLG: 0.500		X 0-0 ② ③ G6-4-3 1-2f			B B B B 4-0 19 S 34 BB 19 E BB		X 0-0 33 G4-3 33 E 1B			2	1	1	0	1	0	1
3 Jack Thorbahn, L (1, 3)			S S S 0-3 ① K		S S S 0-3 ① K		1 SAFE X 0-0 ② G4-3 1-3			1	0	0	0	0	1	0
33 Tyler MacGregor, L (4, 3)										2	0	0	0	0	1	2
34 Luke Masiuk, R (1, 9) OBP: 0.667, SLG: 0.500			X 0-0 19 L3 1B		B B B B 4-0 19 1B 1-2 BB		S S S 0-3 ③ K			2	0	1	0	1	1	1
19 Luke Beckstein, R (1, 4) OBP: 0.500, SLG: 0.500			X 0-0 ② ③ L3 1-1		X 0-0 5 G6-4-3 1-2 2-H 1B					2	0	1	0	0	0	1
Inning Stats	R: 0 H: 1 E: 0 LOB: 0 K: 0 BB: 0 S: 4 P: 4	R: 0 H: 1 E: 0 LOB: 0 K: 0 BB: 0 S: 3 P: 3	R: 0 H: 1 E: 0 LOB: 0 K: 1 BB: 0 S: 5 P: 5	R: 2 H: 1 E: 0 LOB: 0 K: 0 BB: 1 S: 4 P: 8	R: 1 H: 1 E: 0 LOB: 1 K: 1 BB: 2 S: 5 P: 13	R: 0 H: 0 E: 0 LOB: 0 K: 1 BB: 0 S: 6 P: 7	R: 0 H: 1 E: 1 LOB: 1 K: 1 BB: 0 S: 6 P: 6			1B: 5 SF: 0 2B: 2 SAC: 0 3B: 0 DP: 3 HR: 0 HBP: 0						

TOP

Northeastern Huskies @ Boston Red Sox

JetBlue Park, Ft. Myers, FL

Fri Feb 24 2023, 1:09 PM - 3:14 PM EST

Att. 5,922 - Sunny - 85 F

livebaseballscorecards.com

AB	23
R	3
H	6
RBI	2
BB	3
SO	4
LOB	9



PITCHER		IP	WLS	BF	H	R	ER	SO	BB	IBB	HBP	BLK	WP	HR	S	P	ERA	WHIP	PITCHER		IP	WLS	BF	H	R	ER	SO	BB	IBB	HBP	BLK	WP	HR	S	P	ERA	WHIP
95 Oddanier Mosqueda, L	(1, 1)	1.0	W	3	1	0	0	0	0	0	0	0	0	0	4	4	0.00	1.000	77 Rio Gomez, L	(6, 1)	1.0	H	3	0	0	0	1	0	0	0	0	0	0	6	7	0.00	0.000
ERA:																			ERA:																		
63 Durbin Feltman, R	(2, 1)	1.0		3	1	0	0	0	0	0	0	0	0	0	3	3	0.00	1.000	78 Brendan Cellucci, L	(7, 1)	1.0	S	4	1	0	0	1	0	0	0	0	0	0	6	6	0.00	1.000
ERA:																			ERA:																		
97 Taylor Broadway, R	(3, 1)	1.0		3	1	0	0	1	0	0	0	0	0	0	5	5	0.00	1.000																			
ERA:																																					
98 Chase Shugart, R	(4, 1)	1.0		5	1	2	2	0	1	0	0	0	0	0	4	8	18.00	2.000																			
ERA: 18.0																																					
77 Wyatt Olds, R	(5, 1)	1.0	H	5	1	1	0	1	2	0	0	0	0	0	5	13	0.00	3.000																			
ERA:																																					

BOTTOM

Batter	1	2	3	4	5	6	7	8	9	AB	R	H	RBI	BB	SO	LOB
16 Jarren Duran, L (1, 8) OBP: 0.500, SLG: 1.000 78 Ceddanne Rafaela, R (4, 8)	11 1B 2B G1-3			F8 ②		BBBB 4-0 94 S BB				2 1	1 0	1 0	0 0	0 1	0 0	2 0
11 Rafael Devers, L (1, 5) OBP: 0.500, SLG: 0.500 94 Christian Koss, R (3, 5) OBP: 1.000, SLG: 2.000	0-0 5 WP 7 SF7 1B 2-H	0-0 P6 ①		0-0 2B		BBBB 4-0 1-2 BB				2 1	1 0	1 1	1 0	0 1	0 0	0 0
5 Enrique Hernández, R (1, 6) 80 David Hamilton, L (3, 6)	BBBB 4-0 38 BB 99 BB 36 BB BB 1-3	0-0 L4 ②		0-0 G1-3 ③		0-0 F8 ③				1 2	1 0	0 0	0 0	1 0	0 0	0 3
7 Masataka Yoshida, L (1, 7) 82 Narciso Crook, R (3, 7) OBP: 1.000, SLG: 1.000	0-0 SF7 ① 3-H	0-0 F8 ③			0-0 73 WP 1B					1 1	0 0	0 1	1 0	0 0	0 0	0 0
99 Alex Verdugo, L (1, 9) 86 Wilyer Abreu, L (4, 9)	BBBB 4-0 36 BB 38 BB 83 2B BB 1-2		0-0 F9 ①		0-0 F7 ①					1 1	1 0	0 0	0 0	1 0	0 0	0 1
38 Jorge Alfaro, R (1, 10) OBP: 1.000, SLG: 1.000 73 Ryan Fitzgerald, L (5, PH) (6, 10)	BBBB 4-0 36 BB 83 2B BB 1-2 2-3		0-0 36 G5-3 1B		SSS 0-3 K ② 1-2					1 1	1 0	1 0	0 0	1 0	0 1	0 1
36 Triston Casas, L (1, 3) 23 Niko Goodrum, S (4, 3)	BBBB 4-0 83 2B 1-2 2-3 3-H BB		0-0 G5-3 ② 1-2		CCC 0-3 K ③					1 1	0 0	0 0	1 0	1 0	0 1	1 1
83 Enmanuel Valdez, L (1, 4) OBP: 0.500, SLG: 1.000 92 Nick Sogard, S (4, 4)	0-0 1-3 2-H 3-H 2B	0-0 P4 ③				0-0 G4-3 ①				2 1	0 0	1 0	2 0	0 0	0 0	1 0
69 Stephen Scott, L (1, 2) 96 Elih Marrero, S (5, 2)	0-0 F8 ②			0-0 F8 ①		0-0 F7 ②				2 1	0 0	0 0	0 0	0 0	0 0	2 0
Inning Stats	R: 5 E: 0 K: 0 S: 6 H: 3 LOB: 2 BB: 4 P: 22	R: 0 E: 0 K: 0 S: 3 H: 0 LOB: 0 BB: 0 P: 3	R: 0 E: 0 K: 0 S: 4 H: 1 LOB: 1 BB: 0 P: 4	R: 0 E: 0 K: 0 S: 4 H: 1 LOB: 1 BB: 0 P: 4	R: 0 E: 0 K: 2 S: 8 H: 1 LOB: 1 BB: 0 P: 8	R: 0 E: 0 K: 0 S: 3 H: 0 LOB: 2 BB: 2 P: 11				1B: 3 2B: 3 3B: 0 HR: 0	SF: 1 SAC: 0 DP: 0 HBP: 0			WP: 3 PB: 0 SB: 1 CS: 0	PA: 30		

PITCHER		IP	WLS	BF	H	R	ER	SO	BB	IBB	HBP	BLK	WP	HR	S	P	ERA	WHIP
32 James Quinlivan, L ERA: 135.0	(1, 1)	0.1	L	7	2	5	5	0	4	0	0	0	1	0	3	19	135.00	18.000
14 Patrick Harrington, R ERA:	(1, 1)	2.2		10	2	0	0	0	0	0	0	0	0	0	10	10	0.00	0.750
45 Will Jones, L ERA:	(4, 1)	1.0		4	1	0	0	0	0	0	0	0	0	0	4	4	0.00	1.000
47 James Morice, R ERA:	(5, 1)	1.0		4	1	0	0	2	0	0	0	0	1	0	8	8	0.00	1.000
43 Carson Walsh, R ERA:	(6, 1)	1.0		5	0	0	0	0	2	0	0	0	0	0	3	11	0.00	2.000

PITCHER	IP	WLS	BF	H	R	ER	SO	BB	IBB	HBP	BLK	WP	HR	S	P	ERA	WHIP

Northeastern Huskies @ Boston Red Sox

JetBlue Park, Ft. Myers, FL

Fri Feb 24 2023, 1:09 PM - 3:14 PM EST

Att. 5,922 - Sunny - 85 F

livebaseballscorecards.com

AB	23
R	5
H	6
RBI	5
BB	6
SO	2
LOB	12

Batter	1	2	3	4	5	6	7	8	9	AB	R	H	RBI	BB	SO	LOB
31 Greg Allen, S (1, 7) 78 Ceddanne Rafaela, R (5, 8)	G5-3	K			L5				L6	3 2	0 0	0 0	0 0	0 0	1 1	2 0
39 Christian Arroyo, R (1, 4) 83 Enmanuel Valdez, L (5, 4)	E5 17 2B		G1-3		K			L4	K2-3	3 2	0 0	0 0	0 0	0 0	1 1	0 0
17 Raimel Tapia, L (1, 8) OBP: 0.667, SLG: 1.333 86 Wilyer Abreu, L (5, 9) OBP: 1.000, SLG: 3.000	1-3 2B		29 HR 2B		L3			73 2B 3B		3 1	1 1	2 1	0 0	0 0	0 0	0 0
30 Rob Refsnyder, R (1, 9) 73 Ryan Fitzgerald, L (5, 7) OBP: 0.500, SLG: 1.000	G5-3		K			K		23 WP 75 3-H 2B		2 2	0 1	0 1	0 0	0 1	1 0	2 0
29 Bobby Dalbec, R (1, 3) OBP: 1.000, SLG: 3.000 23 Niko Goodrum, S (5, 3)	82 G4-3 77 1B 2B		2-H HR			K 2-3		2-3		2 2	2 0	2 0	2 0	0 0	0 2	0 1
82 Narciso Crook, R (1, 10) OBP: 0.333, SLG: 0.667 75 Tyler McDonough, S (8, PH) OBP: 1.000, SLG: 2.000 (8, 10)	G4-3 2-3		L9			2B		59 1B 3-H 2B		3 1	0 1	1 1	0 1	0 0	0 0	1 0
77 Caleb Hamilton, R (1, 2) OBP: 0.500, SLG: 0.500 59 Ronaldo Hernández, R (5, 2) OBP: 0.500, SLG: 0.500 96 Elih Marrero, S (9, 2)	91 HBP 3-H 1B			K		K		92 FC6 2-H 1B		2 2 0	0 0 0	1 1 0	1 1 0	0 0 0	1 1 0	0 1 0
91 Matthew Lugo, R (1, 5) 92 Nick Sogard, S (6, 5)	1-2 HBP			K			F8	FC6 1-2f		1 2	0 0	0 0	0 0	0 0	1 0	0 1
80 David Hamilton, L (1, 6) 86 Edwin Díaz, R (5, 6)		F8		L8			G1-3		K	2 2	0 0	0 0	0 0	0 0	0 1	2 0
Inning Stats	R: 0 E: 1 K: 0 S: 4 H: 1 LOB: 1 BB: 0 P: 5	R: 1 E: 0 K: 1 S: 7 H: 2 LOB: 2 BB: 0 P: 8	R: 2 E: 0 K: 1 S: 8 H: 2 LOB: 0 BB: 0 P: 9	R: 0 E: 0 K: 2 S: 7 H: 0 LOB: 0 BB: 0 P: 7	R: 0 E: 0 K: 1 S: 5 H: 0 LOB: 0 BB: 0 P: 5	R: 0 E: 0 K: 3 S: 10 H: 1 LOB: 1 BB: 0 P: 10	R: 0 E: 0 K: 1 S: 5 H: 0 LOB: 0 BB: 0 P: 5	R: 3 E: 0 K: 1 S: 9 H: 4 LOB: 1 BB: 0 P: 10	R: 0 E: 0 K: 2 S: 7 H: 0 LOB: 0 BB: 0 P: 7	1B: 2 2B: 6 3B: 1 HR: 1 SF: 0 SAC: 0 DP: 0 HBP: 1						

PITCHER		IP	WLS	BF	H	R	ER	SO	BB	IBB	HBP	BLK	WP	HR	S	P	ERA	WHIP
49 Kolby Allard, L ERA: 4.5	(1, 1)	2.0		10	3	1	1	1	0	0	1	0	0	0	11	13	4.50	1.500
60 Jesse Chavez, R ERA: 18.0	(3, 1)	1.0		5	2	2	2	1	0	0	0	0	0	1	8	9	18.00	2.000
85 Dylan Dodd, L ERA:	(4, 1)	2.0		6	0	0	0	3	0	0	0	0	0	0	12	12	0.00	0.000
64 Darius Vines, R ERA:	(6, 1)	1.0		4	1	0	0	3	0	0	0	0	0	0	10	10	0.00	1.000
80 Danny Young, L ERA:	(7, 1)	1.0		3	0	0	0	1	0	0	0	0	0	0	5	5	0.00	0.000

PITCHER		IP	WLS	BF	H	R	ER	SO	BB	IBB	HBP	BLK	WP	HR	S	P	ERA	WHIP
81 Victor Vodnik, R ERA: 27.0	(8, 1)	1.0		7	4	3	3	1	0	0	0	0	1	0	9	10	27.00	4.000
51 Michael Tonkin, R ERA:	(9, 1)	1.0		3	0	0	0	2	0	0	0	0	0	0	7	7	0.00	0.000

TOP

Boston Red Sox @ Atlanta Braves

CoolToday Park, North Port, FL

Sat Feb 25 2023, 1:04 PM - 3:41 PM EST

Att. 7,923 - Partly Cloudy - 77 F

livebaseballscorecards.com

AB	37
R	6
H	10
RBI	6
BB	0
SO	12
LOB	10

WP: 1 PA: 38
PB: 0
SB: 0
CS: 0

Batter	1	2	3	4	5	6	7	8	9	AB	R	H	RBI	BB	SO	LOB
13 Ronald Acuña Jr., R (1, 9) OBP: 0.667, SLG: 0.500 88 Forrest Wall, L (4, PR) (5, 9)	F8		28 HR 1B	89 S BB		G4-3 2-3			G4-3	2 2	1 0	1 0	0 0	1 0	0 0	0 1
28 Matt Olson, L (1, 3) OBP: 1.000, SLG: 2.500 89 Ryan Casteel, R (4, PH) OBP: 0.333, SLG: 0.333 (5, 3)	8 E 1B		1-H HR	K 1-2		K			67 2B 46 1B 1B	2 3	1 1	2 1	2 0	0 0	0 2	0 2
27 Austin Riley, R (1, 5) 67 Joe Dunand, R (5, 5) OBP: 0.333, SLG: 0.667	F9		K	G5-3		P5			46 1B 74 BB 1-3 2B	2 3	0 1	0 1	0 0	0 0	1 0	1 0
8 Eddie Rosario, L (1, 7) 46 Magneuris Sierra, L (6, 7) OBP: 0.500, SLG: 0.500	E5 1 FC6-4 1-2		F7	E3 38 2B		P6			74 BB 38 BB 65 BB 2-3 3-H 1B	3 2	1 1	0 1	0 1	0 0	0 0	1 0
1 Ozzie Albies, S (1, 10) 38 Eli White, R (5, PH) OBP: 1.000, SLG: 2.000 (6, 10)	FC6-4 1-2f		23 1B BB	74 F8 1-H 2B		74 CS BB			65 BB 74 BB 1-2 BB	1 1	0 0	0 1	0 1	1 2	0 0	2 0
23 Michael Harris II, L (1, 8) OBP: 0.500, SLG: 0.500 74 Justin Dean, R (5, 8)	K		18 FC5-4 1-2 1B	F8 2-3		CS 1-2	K		65 BB 1-2 2-3 3-H BB	2 2	0 0	1 0	0 1	0 1	1 1	0 1
18 Vaughn Grissom, R (1, 6) OBP: 0.500, SLG: 0.500 65 Braden Shewmake, L (5, PH) (6, 6)	1B		FC5-4 1-2f	L9			G4-3		1-2 2-3 3-H BB	2 2	0 0	1 0	0 1	0 1	0 0	2 1
48 Chadwick Tromp, R (1, 2) 72 Tyler Tolve, L (6, 2)	L8			F8		88 G4-3 78 G4-3 BB			K	2 1	0 0	0 0	0 2	0 1	0 3	1 3
75 Luke Waddell, L (1, 4) 78 Cal Conley, L (6, 4)	G5-3			K		G4-3 1-2			K	2 3	0 0	0 0	0 0	0 0	1 2	1 5
Inning Stats	R: 0 E: 1 K: 0 S: 5 H: 1 LOB: 2 BB: 0 P: 5	R: 0 E: 0 K: 1 S: 6 H: 1 LOB: 1 BB: 0 P: 6	R: 2 E: 0 K: 1 S: 9 H: 3 LOB: 2 BB: 1 P: 14	R: 0 E: 0 K: 2 S: 7 H: 0 LOB: 2 BB: 1 P: 12	R: 1 E: 1 K: 0 S: 5 H: 1 LOB: 1 BB: 0 P: 5	R: 0 E: 0 K: 1 S: 5 H: 0 LOB: 1 BB: 1 P: 9	R: 0 E: 0 K: 0 S: 2 H: 0 LOB: 0 BB: 1 P: 7	R: 0 E: 0 K: 2 S: 7 H: 0 LOB: 1 BB: 1 P: 11	R: 3 E: 0 K: 2 S: 9 H: 3 LOB: 3 BB: 3 P: 21	1B: 6 2B: 2 3B: 0 HR: 1 SF: 0 SAC: 0 DP: 0 HBP: 0						

PITCHER		IP	WLS	BF	H	R	ER	SO	BB	IBB	HBP	BLK	WP	HR	S	P	ERA	WHIP
67 Matt Dermody, L ERA:	(1, 1)	1.0		5	1	0	0	0	0	0	0	0	0	0	5	5	0.00	1.000
Richard Bleier, L ERA:	(2, 1)	1.0	H	4	1	0	0	1	0	0	0	0	0	0	6	6	0.00	1.000
61 Kaleb Ort, R ERA: 18.0	(3, 1)	1.0	H	7	3	2	2	1	1	0	0	0	0	1	9	14	18.00	4.000
40 Wyatt Mills, R ERA:	(4, 1)	1.0	H	4	0	0	0	2	1	0	0	0	0	0	7	12	0.00	1.000
71 Ryan Sherriff, L ERA:	(5, 1)	1.0	B	5	1	1	0	0	0	0	0	0	0	0	5	5	0.00	1.000

PITCHER		IP	WLS	BF	H	R	ER	SO	BB	IBB	HBP	BLK	WP	HR	S	P	ERA	WHIP
32 Jake Faria, R ERA:	(6, 1)	1.0		4	0	0	0	1	1	0	0	0	0	0	5	9	0.00	1.000
93 Norwith Gudiño, R ERA:	(7, 1)	1.0		3	0	0	0	0	1	0	0	0	0	0	2	7	0.00	1.000
80 Sterling Sharp, R ERA:	(8, 1)	1.0	H	4	0	0	0	2	1	0	0	0	0	0	7	11	0.00	1.000
79 Joey Stock, R ERA: 81.0	(9, 1)	0.1	B	7	3	3	3	0	3	0	0	0	0	0	4	16	81.00	18.000
86 Robert Kwiatkowski, R ERA:		0.2		2	0	0	0	2	0	0	0	0	0	0	5	5	0.00	0.000

BOTTOM

Boston Red Sox @ Atlanta Braves

CoolToday Park, North Port, FL

Sat Feb 25 2023, 1:04 PM - 3:41 PM EST

Att. 7,923 - Partly Cloudy - 77 F

livebaseballscorecards.com

AB	37
R	6
H	9
RBI	6
BB	8
SO	9
LOB	21

WP: 0 PA: 46
PB: 0
SB: 1
CS: 1

Tampa Bay Rays @ Boston Red Sox

JetBlue Park, Ft. Myers, FL

Sun Feb 26 2023, 1:08 PM - 3:45 PM EST

Att. 8,151 - Sunny - 83 F

TOP

livebaseballscorecards.com

Batter	1	2	3	4	5	6	7	8	9	AB	R	H	RBI	BB	SO	LOB
22 Jose Siri, R (1, 8)	S X 0-1 ① G6-3		H 1-0 25 G6-4-3 HBP			S S S 0-3 ① K	S C S 0-3 ③ K 1-2		X 0-0 ① G1-3	2	0	0	0	0	1	0
74 Kameron Misner, L (6, 8) OBP: 0.500, SLG: 0.333										2	0	0	0	0	1	2
25 Curtis Mead, R (1, 10)	X 0-0 ② G6-3		X 0-0 ② ③ G6-4-3 1-2f			C S S 0-3 ② K		X 0-0 ① G4-3	X 0-0 ② F8	3	0	0	0	0	1	1
95 Logan Driscoll, L (8, PH)										2	0	0	0	0	0	0
(8, 10)																
55 Luke Raley, L (1, 9) OBP: 0.333, SLG: 1.333	S T C 0-3 ③ K			X 0-0 ① G4-3		B X 1-0 HR		B B B B 4-0 73 BB 93 BB 37 HR BB	S C S 0-3 ③ K	3	1	1	1	0	1	0
78 Ruben Cardenas, R (6, 9)										1	1	0	0	1	1	0
14 Christian Bethancourt, R (1, 2)		X 0-0 ① F8		S S S 0-3 ② K		S S S 0-3 ③ K		B B B B 4-0 73 BB 37 HR 1-2 BB		3	0	0	0	0	2	0
93 Austin Shenton, L (6, 5) OBP: 0.667, SLG: 0.500										0	1	0	0	1	0	0
62 Jonathan Aranda, L (1, 3)		B B B B 4-0 70 2B BB		B B B B 4-0 BB			X 0-0 ① G3	B B B B 4-0 37 HR 1-2 2-3 BB		0	0	0	0	2	0	0
73 Kyle Manzardo, L (6, 3) OBP: 0.500, SLG: 0.333										1	1	0	0	1	0	0
10 Charlie Culberson, R (1, 4)		C S S 0-3 ② K		X 0-0 ③ F9			X 0-0 ② G6-3	B S X 1-1 1-H 2-H 3-H HR		2	0	0	0	0	1	2
37 Osleivis Basabe, R (6, 4) OBP: 0.500, SLG: 1.250										2	1	1	4	0	0	0
70 Tristan Gray, L (1, 5) OBP: 0.500, SLG: 1.000		X 0-0 1-3 2B			X 0-0 ① G6-3		B B B B 4-0 77 BB 97 1B BB	B B B B 4-0 77 FC4-6 BB		2	0	1	0	0	0	0
63 Nick Dini, R (6, 2)										0	1	0	0	2	0	0
28 Greg Jones, S (1, 6)		S S S 0-3 ③ K			S S S 0-3 ② K		B B B B 4-0 97 1B 1-2 BB	X 0-0 ② FC4-6 1-2f		2	0	0	0	0	2	2
77 Ronny Simon, S (6, 6)										1	0	0	0	1	0	1
75 Grant Witherspoon, L (1, 7)			C S S 0-3 ① K		S S S 0-3 ③ K		X 0-0 1-3 2-H 74 S 1B	X 0-0 ③ P6		2	0	0	0	0	2	0
97 Tristan Peters, L (6, 7) OBP: 0.500, SLG: 0.500										2	0	1	1	0	0	1

	AB	30
	R	6
	H	4
	RBI	6
	BB	8
	SO	12
	LOB	9

Inning Stats										
	R: 0 E: 0 K: 1 S: 6	H: 0 LOB: 0 BB: 0 P: 6	R: 0 E: 0 K: 2 S: 8	H: 1 LOB: 2 BB: 1 P: 12	R: 0 E: 0 K: 1 S: 4	H: 0 LOB: 0 BB: 0 P: 5	R: 0 E: 0 K: 1 S: 5	H: 0 LOB: 1 BB: 1 P: 9	R: 0 E: 0 K: 2 S: 7	H: 0 LOB: 0 BB: 0 P: 7
	R: 1 E: 0 K: 3 S: 10	H: 1 LOB: 0 BB: 0 P: 11	R: 1 E: 0 K: 1 S: 6	H: 1 LOB: 2 BB: 2 P: 14	R: 4 E: 0 K: 0 S: 5	H: 1 LOB: 1 BB: 4 P: 22	R: 0 E: 0 K: 1 S: 5	H: 0 LOB: 0 BB: 0 P: 5		

	1B: 1	SF: 0	WP: 0	PA: 39
	2B: 1	SAC: 0	PB: 0	
	3B: 0	DP: 1	SB: 1	
	HR: 2	HBP: 1	CS: 0	

PITCHER		IP	WLS	BF	H	R	ER	SO	BB	IBB	HBP	BLK	WP	HR	S	P	ERA	WHIP
25 Josh Winckowski, R	(1, 1)	2.0		8	1	0	0	3	1	0	0	0	0	0	14	18	0.00	1.000
ERA:																		
72 Chris Murphy, L	(3, 1)	1.0	H	3	0	0	0	1	0	0	1	0	0	0	4	5	0.00	0.000
ERA:																		
79 Bryan Mata, R	(4, 1)	1.0	H	4	0	0	0	1	1	0	0	0	0	0	5	9	0.00	1.000
ERA:																		
75 Brandon Walter, L	(5, 1)	1.0	H	3	0	0	0	2	0	0	0	0	0	0	7	7	0.00	0.000
ERA:																		
77 Rio Gomez, L	(6, 1)	1.0	B	4	1	1	1	3	0	0	0	0	0	1	10	11	9.00	1.000
ERA: 9.0																		

PITCHER		IP	WLS	BF	H	R	ER	SO	BB	IBB	HBP	BLK	WP	HR	S	P	ERA	WHIP
80 Skylar Arias, L	(7, 1)	1.0	H	6	1	1	1	1	2	0	0	0	0	0	6	14	9.00	3.000
ERA: 9.0																		
91 Jacob Webb, R	(8, 1)	0.1	B	6	1	4	4	0	4	0	0	0	0	1	3	20	108.00	15.000
ERA: 108.0																		
79 Luis Guerrero, R	(8, 1)	0.2		2	0	0	0	0	0	0	0	0	0	0	2	2	0.00	0.000
ERA:																		
85 Ryan Zeferjahn, R	(9, 1)	1.0	W	3	0	0	0	1	0	0	0	0	0	0	5	5	0.00	0.000
ERA:																		

Tampa Bay Rays @ Boston Red Sox

JetBlue Park, Ft. Myers, FL

Sun Feb 26 2023, 1:08 PM - 3:45 PM EST

Att. 8,151 - Sunny - 83 F

BOTTOM

livebaseballscorecards.com

Batter	1	2	3	4	5	6	7	8	9	AB	R	H	RBI	BB	SO	LOB
36 Triston Casas, L (1, 3)	G3		K			92 WP / 92 S / 91 2B / BB	K		1-2 2-H / 1B	2	0	0	0	0	1	1
73 Ryan Fitzgerald, L (6, 3) OBP: 0.600, SLG: 0.750										2	1	1	1	1	1	0
11 Rafael Devers, L (1, 5)	F8		F9			82 S / 91 2B / 1-3 / BB		86 FC3-6 / 80 BB / 91 3B / 1B		2	0	0	0	0	0	1
92 Nick Sogard, S (6, 5) OBP: 0.500, SLG: 0.333										1	2	1	0	1	0	0
2 Justin Turner, R (1, 10)	P3			G5-3		K		86 FC3-6 / 1-2 / BB		2	0	0	0	0	0	0
80 David Hamilton, L (6, PH) (7, 10)										1	0	0	0	1	1	2
7 Masataka Yoshida, L (1, 7) OBP: 0.500, SLG: 1.000		99 1B / 2B		K		91 2B / 1-2 / BB		K		2	1	1	0	0	1	0
82 Narciso Crook, R (6, 7) OBP: 0.400, SLG: 0.500										1	1	0	0	1	1	2
99 Alex Verdugo, L (1, 9) OBP: 1.000, SLG: 1.000		2-H / 1B		1B		K		FC3-6 / 1-2f 2-3 / 91 3B		2	0	2	1	0	0	0
86 Wilyer Abreu, L (6, 9) OBP: 0.333, SLG: 1.000										2	1	0	0	0	1	5
5 Enrique Hernández, R (1, 6)		P5		F8		1-H 2-H 3-H / 2B		1-H 2-H 3-H / 3B		2	0	0	0	0	0	1
91 Matthew Lugo, R (6, 6) OBP: 0.750, SLG: 1.667										2	0	2	5	0	0	0
18 Adam Duvall, R (1, 8)		K		K		G6-3		G4-3		2	0	0	0	0	2	0
78 Ceddanne Rafaela, R (6, 8)										2	0	0	0	0	0	2
12 Connor Wong, R (1, 2) OBP: 1.000, SLG: 1.000			E1 / 1B	K			P4		83 BB / 73 1B / BB	1	0	1	0	0	0	0
69 Stephen Scott, L (5, 2)										2	1	0	0	1	1	0
23 Niko Goodrum, S (1, 4)			K	K			K		73 1B / 1-2 / BB	2	0	0	0	0	2	1
83 Enmanuel Valdez, L (6, 4)										1	0	0	0	1	1	0
Inning Stats	R: 0 E: 0 K: 0 S: 3 / H: 0 LOB: 0 BB: 0 P: 3	R: 1 E: 0 K: 1 S: 6 / H: 2 LOB: 0 BB: 0 P: 6	R: 0 E: 1 K: 2 S: 8 / H: 1 LOB: 1 BB: 0 P: 8	R: 0 E: 0 K: 1 S: 6 / H: 1 LOB: 1 BB: 0 P: 6	R: 0 E: 0 K: 3 S: 9 / H: 0 LOB: 0 BB: 0 P: 9	R: 3 E: 0 K: 2 S: 8 / H: 1 LOB: 1 BB: 3 P: 20	R: 0 E: 0 K: 2 S: 7 / H: 0 LOB: 0 BB: 0 P: 7	R: 2 E: 0 K: 1 S: 7 / H: 2 LOB: 1 BB: 1 P: 11	R: 1 E: 0 K: 0 S: 1 / H: 1 LOB: 2 BB: 2 P: 9	1B: 5 2B: 2 3B: 1 HR: 0	SF: 0 SAC: 0 DP: 0 HBP: 0						

	AB	31
	R	7
	H	8
	RBI	7
	BB	6
	SO	12
	LOB	15

WP: 1 PB: 0 SB: 2 CS: 0 PA: 37

PITCHER		IP	WLS	BF	H	R	ER	SO	BB	IBB	HBP	BLK	WP	HR	S	P	ERA	WHIP
45 Taj Bradley, R	(1, 1)	1.0		3	0	0	0	0	0	0	0	0	0	0	3	3	0.00	0.000
ERA:																		
80 Braden Bristo, R	(2, 1)	1.0		4	2	1	1	1	0	0	0	0	0	0	6	6	9.00	2.000
ERA: 9.0																		
48 Ben Heller, R	(3, 1)	1.0		4	1	0	0	2	0	0	0	0	0	0	8	8	0.00	1.000
ERA:																		
91 Zack Burdi, R	(4, 1)	1.0		4	1	0	0	1	0	0	0	0	0	0	6	6	0.00	1.000
ERA:																		
54 Colten Brewer, R	(5, 1)	1.0		3	0	0	0	3	0	0	0	0	0	0	9	9	0.00	0.000
ERA:																		

PITCHER		IP	WLS	BF	H	R	ER	SO	BB	IBB	HBP	BLK	WP	HR	S	P	ERA	WHIP
52 Jaime Schultz, R	(6, 1)	0.2		5	0	3	3	2	3	0	0	0	1	0	6	18	40.50	4.500
ERA: 40.5																		
83 Chris Muller, R	(6, 1)	0.1		2	1	0	0	0	0	0	0	0	0	0	2	2	0.00	3.000
ERA:																		
89 Michael Mercado, R	(7, 1)	1.0		3	0	0	0	2	0	0	0	0	0	0	7	7	0.00	0.000
ERA:																		
67 Hector Perez, R	(8, 1)	1.0	B	6	2	2	2	1	1	0	0	0	0	0	7	11	18.00	3.000
ERA: 18.0																		
94 Anthony Molina, R	(9, 1)	0.0	L	3	1	1	1	0	2	0	0	0	0	0	1	9	∞	∞
ERA:																		

Minnesota Twins @ Boston Red Sox

JetBlue Park, Ft. Myers, FL

Mon Feb 27 2023, 1:08 PM - 3:33 PM EST

Att. 7,758 - Cloudy - 80 F

TOP

livebaseballscorecards.com

Batter	1	2	3	4	5	6	7	8	9	AB	R	H	RBI	BB	SO	LOB
26 Max Kepler, L (1, 9) OBP: 0.400, SLG: 0.600	C X 0-1 ① G4-3		X 0-0 27 CS 1B		X 0-0 1-3 2B		B B B B 4-0 65 HBP BB		X 0-0 21 2B 1B	3	0	2	0	0	0	0
55 Mark Contreras, L (6, 7) OBP: 0.600, SLG: 1.250										1	0	1	0	1	0	0
27 Ryan Jeffers, R (1, 2) OBP: 0.400, SLG: 0.250	C S S 0-3 ② K		1 SAFE S S S 0-3 ②③ K 1-2		B B B 4-0 BB		H 1-0 1-2 HBP		T C S 0-3 ② K	2	0	0	0	1	2	1
65 Chance Sisco, L (6, 2)										1	0	0	0	0	1	1
13 Joey Gallo, L (1, 7) OBP: 0.400, SLG: 0.600	S S S 0-3 ③ K			X 0-0 ① F7	X 0-0 ③ F8		C S S 0-3 ② K		X 0-0 1-3 2B	3	0	0	0	0	1	3
21 Will Holland, R (6, 9) OBP: 0.500, SLG: 0.600										2	0	1	0	0	1	2
12 Kyle Farmer, R (1, 5) OBP: 0.400, SLG: 0.500		X 0-0 9 1B 1B		X 0-0 ② F9		X 0-0 2 1B 9 FC4-6 1B	X 0-0 ③ P3		C S C 0-3 ③	3	1	2	0	0	0	0
89 Andrew Bechtold, R (6, 5)										2	0	0	0	0	1	4
1 Nick Gordon, L (1, 6) OBP: 0.400, SLG: 0.800		X 0-0 ① F8		X 0-0 1B		X 0-0 ① P6		C S S 0-3 ① K		3	0	1	0	0	0	2
86 Jorel Ortega, R (6, 4)										1	0	0	0	0	1	0
2 Michael Taylor, R (1, 8) OBP: 0.600, SLG: 0.800		X 0-0 ② L8		X 0-0 ③ F9		X 0-0 9 FC4-6 1-3 1B		X 0-0 E6 1 BLK		3	0	1	0	0	0	2
5 Noah Miller, S (6, 6)										1	0	0	0	0	0	0
9 Trevor Larnach, L (1, 10) OBP: 0.333, SLG: 0.200		X 0-0 1-2 1B			X 0-0 ① F8	X 0-0 ② FC4-6 82 G4-3 1-2f 3-H		C C C 0-3 ② K 1-2		3	0	1	1	0	0	1
1 Misael Urbina, R (8, PH) (8, 10)										1	0	0	0	0	1	1
82 Austin Martin, R (1, 4) 9 DaShawn Keirsey Jr., L (6, 8) OBP: 0.400, SLG: 0.250		X 0-0 ③ G6-3			X 0-0 ② F8	X 0-0 ③ G4-3 1-2		C C S 0-3 ③ K		3	0	0	0	0	0	3
										1	0	0	0	0	1	1
16 Tyler White, R (1, 3) OBP: 0.400, SLG: 1.000			X 0-0 ① F7		B B B 4-0 26 2B BB		X 0-0 ① F9		X 0-0 ① P3	2	0	0	0	1	0	0
1 Alex Isola, R (7, 3)										1	0	0	0	0	0	0
Inning Stats	R: 0 E: 0 K: 2 S: 8 H: 0 LOB: 0 BB: 0 P: 8	R: 0 E: 0 K: 0 S: 5 H: 2 LOB: 2 BB: 0 P: 5	R: 0 E: 0 K: 1 S: 5 H: 1 LOB: 1 BB: 0 P: 5	R: 0 E: 0 K: 0 S: 4 H: 1 LOB: 1 BB: 0 P: 4	R: 0 E: 0 K: 0 S: 4 H: 1 LOB: 3 BB: 2 P: 12	R: 1 E: 0 K: 0 S: 5 H: 2 LOB: 1 BB: 0 P: 5	R: 0 E: 0 K: 1 S: 5 H: 0 LOB: 2 BB: 1 P: 10	R: 0 E: 1 K: 3 S: 10 H: 0 LOB: 1 BB: 0 P: 10	R: 0 E: 0 K: 2 S: 9 H: 2 LOB: 2 BB: 0 P: 9	1B: 7 2B: 3 3B: 0 HR: 0 SF: 0 SAC: 0 DP: 1 HBP: 1						

	AB	36
	R	1
	H	9
	RBI	1
	BB	3
	SO	9
	LOB	21

WP: 0 PB: 0 SB: 0 CS: 1 PA: 40

PITCHER		IP	WLS	BF	H	R	ER	SO	BB	IBB	HBP	BLK	WP	HR	S	P	ERA	WHIP
50 Kutter Crawford, R ERA:	(1, 1)	2.0		8	2	0	0	2	0	0	0	0	0	0	13	13	0.00	1.000
63 Durbin Feltman, R ERA:	(3, 1)	1.0		3	1	0	0	1	0	0	0	0	0	0	5	5	0.00	1.000
98 Chase Shugart, R ERA:	(4, 1)	1.0		4	1	0	0	0	0	0	0	0	0	0	4	4	0.00	1.000
97 Taylor Broadway, R ERA:	(5, 1)	1.0		6	1	0	0	0	2	0	0	0	0	0	4	12	0.00	3.000
85 Joe Jacques, L ERA: 9.0	(6, 1)	1.0	W	5	2	1	1	0	0	0	0	0	0	0	5	5	9.00	2.000

PITCHER		IP	WLS	BF	H	R	ER	SO	BB	IBB	HBP	BLK	WP	HR	S	P	ERA	WHIP
85 Cam Booser, L ERA:	(7, 1)	1.0	H	5	0	0	0	1	1	0	1	0	0	0	5	10	0.00	1.000
78 Brendan Cellucci, L ERA:	(8, 1)	1.0	H	4	0	0	0	3	0	0	0	1	0	0	10	10	0.00	0.000
80 Jake Thompson, R ERA:	(9, 1)	1.0	S	5	2	0	0	2	0	0	0	0	0	0	9	9	0.00	2.000

Minnesota Twins @ Boston Red Sox

JetBlue Park, Ft. Myers, FL

Mon Feb 27 2023, 1:08 PM - 3:33 PM EST

Att. 7,758 - Cloudy - 80 F

BOTTOM

livebaseballscorecards.com

Batter	1	2	3	4	5	6	7	8	9	AB	R	H	RBI	BB	SO	LOB
7 Masataka Yoshida, L (1, 7) OBP: 0.200, SLG: 0.400 31 Greg Allen, S (6, 7)	S S S 0-3 ① K		S S S 0-3 ① K		X 0-0 ① P6	X 0-0 ② SF8 3-H		X 0-0 ③ F8		3 0 0 0 0 2 1 1 0 0 1 0 0 0						
99 Alex Verdugo, L (1, 9) OBP: 0.800, SLG: 0.800 82 Narciso Crook, R (6, PH) OBP: 0.333, SLG: 0.400 (7, 9)	X 0-0 11 1B 1B		S S S 0-3 ② K		X 0-0 1B	S C C 0-3 ③ K				3 0 2 0 0 1 1 1 0 0 0 0 1 2						
2 Justin Turner, R (1, 3) 73 Ryan Fitzgerald, L (6, 3) OBP: 0.500, SLG: 0.600	X 0-0 ② F9		B B B B 4-0 5 FC5 11 HBP BB		X 0-0 ② F8		X 0-0 ① F8			2 0 0 0 1 0 2 1 0 0 0 0 0 0						
11 Rafael Devers, L (1, 5) OBP: 0.400, SLG: 0.250 91 Matthew Lugo, R (7, 5) OBP: 0.600, SLG: 1.250	1 SAFE X 0-0 1-2 1B		H 1-0 1-2 2-3 HBP		X 0-0 ③ P5		X 0-0 80 E5 F9			2 0 1 0 0 0 1 1 0 0 0 0 0 0						
5 Enrique Hernández, R (1, 6) 80 David Hamilton, L (7, 6)	X 0-0 ③ G4-3		X 0-0 ③ FC5 2-3f			S S S 0-3 ① K	X 0-0 ② F9 2-3			3 0 0 0 0 1 5 1 0 0 0 0 0 1						
18 Adam Duvall, R (1, 10) 29 Bobby Dalbec, R (6, PH) OBP: 0.750, SLG: 2.000 (7, 10)		S S S 0-3 ① K	B B B 4-0 3 G4-6-3 BB			X 0-0 77 BB 78 1B 2B	S C C 0-3 ③ K			1 0 0 0 1 1 0 2 1 1 0 0 1 1						
39 Christian Arroyo, R (1, 4) 83 Enmanuel Valdez, L (6, 4)		F F S 0-3 ② K	C S S 0-3 ① K			B B B B 4-0 78 1B 77 BB 31 SF8 BB		C C S 0-3 ① K		2 0 0 0 0 2 1 1 1 0 0 1 1 0						
3 Reese McGuire, L (1, 2) 77 Caleb Hamilton, R (5, 2) OBP: 0.750, SLG: 1.000		X 0-0 ③ G4-3	1 SAFE X 0-0 ② ③ G4-6-3 1-2f			B B B B 4-0 78 1B 1-2 2-3 BB		X 0-0 78 SF8 2B		2 0 0 0 0 0 1 1 1 1 0 1 0 0						
16 Jarren Duran, L (1, 8) OBP: 1.000, SLG: 3.000 78 Ceddanne Rafaela, R (6, PH) OBP: 0.167, SLG: 0.200 (7, 8)			X 0-0 11 HBP 2B		B B C X 2-1 HR	X 0-0 1-2 2-3 3-H 1B		X 0-0 ② SF8 2-H		2 1 2 1 0 0 0 1 0 1 2 0 0 0						
Inning Stats	R: 0 H: 2 E: 0 LOB: 2 K: 1 BB: 0 S: 7 P: 7	R: 0 H: 0 E: 0 LOB: 0 K: 2 BB: 0 S: 7 P: 7	R: 0 H: 1 E: 0 LOB: 3 K: 2 BB: 1 S: 8 P: 13	R: 0 H: 0 E: 0 LOB: 0 K: 1 BB: 1 S: 4 P: 8	R: 1 H: 2 E: 0 LOB: 1 K: 0 BB: 0 S: 6 P: 8	R: 2 H: 2 E: 0 LOB: 2 K: 2 BB: 2 S: 9 P: 17	R: 0 H: 0 E: 1 LOB: 1 K: 1 BB: 0 S: 6 P: 6	R: 1 H: 1 E: 0 LOB: 0 K: 1 BB: 0 S: 6 P: 6		1B: 4 SF: 2 2B: 3 SAC: 0 3B: 0 DP: 1 HR: 1 HBP: 1						

	AB	30
	R	4
	H	8
	RBI	4
	BB	4
	SO	10
	LOB	16

WP: 0 PB: 0 SB: 0 CS: 0 PA: 37

PITCHER		IP	WLS	BF	H	R	ER	SO	BB	IBB	HBP	BLK	WP	HR	S	P	ERA	WHIP
49 Pablo López, R ERA:	(1, 1)	2.0		8	2	0	0	3	0	0	0	0	0	0	14	14	0.00	1.000
48 Jorge López, R ERA:	(3, 1)	1.0		6	1	0	0	2	1	0	1	0	0	0	8	13	0.00	2.000
22 Griffin Jax, R ERA:	(4, 1)	1.0		3	0	0	0	1	1	0	0	0	0	0	4	8	0.00	1.000
62 Oliver Ortega, R ERA: 9.0	(5, 1)	1.0		5	2	1	1	0	0	0	0	0	0	1	6	8	9.00	2.000
78 Simeon Woods Richardson, R ERA: 18.0	(6, 1)	1.0	L	7	2	2	2	2	2	0	0	0	0	0	9	17	18.00	4.000

PITCHER		IP	WLS	BF	H	R	ER	SO	BB	IBB	HBP	BLK	WP	HR	S	P	ERA	WHIP
61 Sean Nolin, L ERA:	(7, 1)	1.0		4	0	0	0	1	0	0	0	0	0	0	6	6	0.00	0.000
39 Parker Bugg, R ERA: 9.0	(8, 1)	1.0		4	1	1	1	1	0	0	0	0	0	0	6	6	9.00	1.000

Boston Red Sox @ Miami Marlins

Roger Dean Chevrolet Stadium, Jupiter, FL

Tue Feb 28 2023, 6:42 PM - 9:02 PM EST

Att. 4,214 - Clear - 84 F

TOP

livebaseballscorecards.com

Batter	1	2	3	4	5	6	7	8	9	AB	R	H	RBI	BB	SO	LOB
31 Greg Allen, S (1, 7) OBP: 0.375, SLG: 0.714	F FF 95 B FF 95 X CH 85 1-1 29 S 36 S 1B		C SI 95 X SI 95 0-1 36 1B 2B		B FF 94 B FF 93 F FF 93 S ST 84 X ST 82 2-2 36 HR 2B	X SI 89 0-0 ① FC6-4 73 2B 1-2f 2-3		B SL 82 C SL 81 X FF 94 1-1 ② P6		3 2 3 0 0 0 0						
82 Narciso Crook, R (6, PH) OBP: 0.250, SLG: 0.286										2 1 0 0 0 0 2						
36 Triston Casas, L (1, 3) OBP: 0.400, SLG: 1.000	C FF 95 C FF 94 S CH 86 0-3 ① K 1-2		B SL 85 X SI 95 1-0 29 G6-3 1B 2-H		C ST 82 B FF 95 B ST 82 B FF 93 C FF 93 2 SAFE X ST 81 3-2 2-H HR	C SI 91 S CH 87 B CH 86 X ST 81 1-2 ② P5		S FF 95 S SL 85 F SL 82 B FF 93 F FF 93 S SL 83 1-3 ③ K		3 1 2 3 0 1 1						
19 Daniel Palka, L (6, PH) (6, 3)										2 0 0 0 0 1 2						
29 Bobby Dalbec, R (1, 5) OBP: 0.571, SLG: 1.429	B CH 86 B FF 95 B FF 95 C FF 95 C CH 86 S CH 87 3-3 ② K 2-3		S SL 84 B SL 85 X SI 96 1-1 ② G6-3 2-3		X FF 93 0-0 38 1B 2B	X SI 91 0-0 ③ 1-H 3-H			B SI 94 X SI 93 1-0 ① 2B	3 0 1 0 0 1 2						
73 Ryan Fitzgerald, L (6, PH) OBP: 0.625, SLG: 1.000										2 0 2 2 0 0 0						
17 Raimel Tapia, L (1, 8) OBP: 0.333, SLG: 0.667	C FF 96 B SL 85 X CH 88 1-1 ③ G3		B SI 96 S SL 85 D SL 86 F SI 95 X SL 86 2-2 ③ F8		S FF 94 F FF 94 X ST 85 0-2 ① P5		B FF 95 B FF 95 B FF 95 C FF 96 B FF 96 4-1 38 G5-3 BB		B SL 83 C SL 83 X SL 82 1-1 ② P4	3 0 0 0 0 0 3						
78 Ceddanne Rafaela, R (6, 8) OBP: 0.250, SLG: 0.167										1 0 0 0 1 0 0						
30 Rob Refsnyder, R (1, 9)		B SI 94 B CH 86 F FF 94 S FF 95 B CH 86 F FF 95 F FF 95 S CH 86 3-3 ① K	B FF 92 F FF 93 F CH 88 B FF 94 B SL 81 F FF 94 B FF 94 4-2 38 2B 12 G5-3 BB	X ST 82 0-0 ② L7		C SL 80 B SL 83 F FF 95 S SL 85 1-3 ① K		C SI 94 B FS 87 C FS 87 X SL 83 1-2 ③ G4-3	1 1 0 0 1 1 0						
86 Wilyer Abreu, L (5, PH) OBP: 0.167, SLG: 0.500										3 0 0 0 0 1 2						
(5, 9)																
38 Jorge Alfaro, R (1, 10) OBP: 0.500, SLG: 0.750		F SI 94 T FF 96 B FF 96 T CH 86 1-2 ② K	X SL 81 0-0 1-3 2B	B ST 80 B ST 81 S CH 87 X CH 89 2-1 2-3 1B		F FF 97 S FF 97 B FF 97 B FF 96 X SL 85 2-2 ② G5-3 1-3				4 0 2 0 0 1 1						
12 Connor Wong, R (1, 2) OBP: 0.500, SLG: 0.500	B CH 86 X SI 94 1-0 1B	F SL 81 X SL 80 0-1 ① G5-3 3-H	C ST 79 B FF 94 B CH 88 X FF 93 2-1 ③ P6		B SL 83 B FF 96 B SL 82 C FF 96 X FF 96 3-1 ③ G6-3				3 0 1 1 0 0 3							
59 Ronaldo Hernández, R (5, 2) OBP: 0.333, SLG: 0.333									1 0 0 0 0 0 1							
92 Nick Sogard, S (1, 4) OBP: 0.333, SLG: 0.200	C FF 94 1 SAFE T FF 95 X CH 87 0-2 ③ G6-3	C SL 80 B FF 94 S SL 81 F FF 95 B CH 89 S SL 81 2-3 ② K		B FF 92 S FF 91 B ST 85 B FF 92 B FF 92 4-1 82 91 FC6-4 73 2B 1B BB		B FF 94 B FF 95 X FF 93 2-0 HR			2 0 0 0 0 1 2							
83 Enmanuel Valdez, L (6, PH) OBP: 0.500, SLG: 0.800										1 2 1 1 1 0 0						
(6, 4)																
80 David Hamilton, L (1, 6)			X SI 95 0-0 ① G6-3	S SL 79 C SL 81 F SL 81 B FF 94 S SL 82 1-3 ③ K2-3		B ST 83 B CH 87 S FF 90 1 SAFE F FF 90 F ST 82 B CH 87 X FF 91 3-2 82 FC6-4 1-2 1B		F FF 95 C SL 83 B SL 81 B FF 94 X SL 81 2-2 ① P4		2 0 0 0 0 1 1						
91 Matthew Lugo, R (6, PH) OBP: 0.571, SLG: 1.000										2 0 1 0 0 0 0						
(6, 6)																

| Inning Stats | | | | | | | | | | | | | | | |

BOTTOM

Batter	1	2	3	4	5	6	7	8	9	AB	R	H	RBI	BB	SO	LOB
3 Luis Arraez, L (1, 4) OBP: 0.200, SLG: 0.200	X FC 83 0-0 G6-3 ①		C SI 90 B SI 89 B SI 90 B SL 79 X SI 89 3-1 12 FC5-4 1B		B FF 92 X FF 91 1-0 F7 ③			C SI 91 B SI 84 B SI 91 F FF 91 F SL 81 X SL 81 2-2 F7 ①		3	0	1	0	0	0	0
72 Joe Rizzo, L (6, 5) OBP: 0.600, SLG: 0.750										1	0	0	0	0	0	0
12 Jorge Soler, R (1, 10) OBP: 0.200, SLG: 0.200	B FC 83 B SI 86 X FF 87 2-0 1B		C SI 90 X SI 90 0-1 FC5-4 ② 1-2f			X FF 91 0-0 L7 ①		X SI 91 0-0 F7 ②		3	0	1	0	0	0	1
59 Alex De Goti, R (8, PH) (9, 10)										1	0	0	0	0	0	0
2 Jazz Chisholm Jr., L (1, 8) OBP: 0.200, SLG: 0.400	C FC 85 B FC 84 B CH 80 C FC 84 X FC 84 2-2 L7 ②		S SI 90 D SL 79 B SL 80 C SI 91 B SL 80 S SI 90 3-3 K ③			F FF 93 B SL 86 X SL 86 1-1 26 G1-3 24 WP 2B		B FF 92 B FF 92 S FF 90 S SL 82 S FF 92 2-3 K ③		3	0	1	0	0	1	2
21 Jake Mangum, S (6, PR) (7, 8)										1	1	0	0	0	1	0
26 Garrett Cooper, R (1, 3) OBP: 0.200, SLG: 0.200	C CU 79 F CU 78 B CU 80 C SI 87 1-3 K ③			X FF 91 0-0 1B		F FF 92 C FF 93 X SL 88 0-2 G1-3 ② 2-3			B SI 92 B FF 92 B FF 92 B FF 92 4-0 BB	3	0	1	0	0	1	2
81 Jan Mercado, R (7, 2)										0	0	0	0	1	0	0
24 Avisaíl García, R (1, 9) OBP: 0.400, SLG: 1.200		B CU 77 S SI 85 X CH 81 1-1 9 F9 2B		D CU 78 C CU 78 B CU 78 S FF 92 B SI 92 C FF 92 3-3 K ①		B CU 81 B FF 92 X FF 91 2-0 HR 3-H			S SL 84 C SL 84 B SL 81 C FF 92 1-3 K ①	3	1	2	1	0	1	1
28 Brady Allen, R (7, 7)										1	0	0	0	0	1	1
9 Jean Segura, R (1, 5)		X FC 83 0-0 F9 ① 2-3		B CU 78 C CU 78 B FF 92 T CU 78 X FF 92 2-2 L8 ②		C SL 88 S SL 88 0-2 K ③			B FF 91 B SL 83 X SI 91 2-0 L7 ②	2	0	0	0	0	0	2
1 Garrett Hampson, R (6, 4)										2	0	0	0	0	1	2
(7, 6)																
18 Joey Wendle, L (1, 6) OBP: 0.250, SLG: 0.250		B CU 78 F FC 84 F FC 84 F FC 84 X SI 86 1-2 G4-3 ②		B CU 78 B SI 91 C FF 92 D CU 79 X FF 92 3-1 P6 ③				C CH 91 S SL 76 S SL 77 0-3 K ①	B FC 92 S SI 91 C SL 84 X SL 83 1-2 L6 ③	2	0	0	0	0	0	2
67 Jacob Amaya, R (7, 4)										2	0	0	0	0	1	1
(8, 4)																
64 Jerar Encarnación, R (1, 7) OBP: 0.286, SLG: 0.167		F CU 78 F FC 84 B FC 86 X SI 86 1-2 G4-3 ③			C FF 91 F SL 82 T FF 92 0-2 K ①			C SL 76 B SI 93 F CU 77 B SL 78 C SI 92 2-3 K ②		3	0	0	0	0	2	1
(7, 3)																
34 Austin Allen, L (1, 2)			C SI 88 B SL 78 X SL 77 1-1 P6 ①		B FF 92 X SL 80 1-0 P5 ②			C SI 93 S SL 78 F SL 80 B SI 94 X SL 78 1-2 G6-3 ③		2	0	0	0	0	0	0
70 Brian Miller, L (7, 9) OBP: 0.200, SLG: 0.200										1	0	0	0	0	0	0
Inning Stats	R: 0 E: 0 K: 1 S: 8 H: 1 LOB: 1 BB: 0 P: 13	R: 0 E: 0 K: 0 S: 10 H: 1 LOB: 1 BB: 0 P: 13	R: 0 E: 0 K: 1 S: 9 H: 1 LOB: 1 BB: 0 P: 16	R: 0 E: 0 K: 1 S: 9 H: 1 LOB: 1 BB: 0 P: 17	R: 0 E: 0 K: 1 S: 5 H: 0 LOB: 0 BB: 0 P: 7	R: 2 E: 0 K: 1 S: 9 H: 2 LOB: 1 BB: 0 P: 12	R: 0 E: 0 K: 2 S: 10 H: 0 LOB: 0 BB: 0 P: 13	R: 0 E: 0 K: 1 S: 8 H: 0 LOB: 0 BB: 0 P: 12	R: 0 E: 0 K: 1 S: 7 H: 0 LOB: 1 BB: 1 P: 15	1B: 3 2B: 2 3B: 0 HR: 1 SF: 0 SAC: 0 DP: 0 HBP: 0						

PITCHER		IP	WLS	BF	H	R	ER	SO	BB	IBB	HBP	BLK	WP	HR	S	P	ERA	WHIP
28 Corey Kluber, R ERA:	(1, 1)	2.0	W	8	2	0	0	1	0	0	0	0	0	0	18	26	0.00	1.000
71 Ryan Sherriff, L ERA:	(3, 1)	1.0	H	4	1	0	0	1	0	0	0	0	0	0	9	16	0.00	1.000
95 Oddanier Mosqueda, L ERA:	(4, 1)	1.0	H	4	1	0	0	1	0	0	0	0	0	0	9	17	0.00	1.000
93 Norwith Gudiño, R ERA:	(5, 1)	1.0		3	0	0	0	1	0	0	0	0	0	0	5	7	0.00	0.000
32 Jake Faria, R ERA: 9.0	(6, 1)	1.0		5	2	2	2	1	0	0	0	0	1	1	9	12	18.00	2.000

PITCHER		IP	WLS	BF	H	R	ER	SO	BB	IBB	HBP	BLK	WP	HR	S	P	ERA	WHIP
79 Brendan Nail, L ERA:	(7, 1)	1.0		3	0	0	0	2	0	0	0	0	0	0	10	13	0.00	0.000
80 Sterling Sharp, R ERA:	(8, 1)	1.0		3	0	0	0	1	0	0	0	0	0	0	8	12	0.00	0.000
77 Cody Scroggins, R ERA:	(9, 1)	1.0		4	0	0	0	1	1	0	0	0	0	0	7	15	0.00	1.000

Boston Red Sox @ Miami Marlins

Roger Dean Chevrolet Stadium, Jupiter, FL

Tue Feb 28 2023, 6:42 PM - 9:02 PM EST

Att. 4,214 - Clear - 84 F

livebaseballscorecards.com

AB	33
R	2
H	6
RBI	1
BB	1
SO	9
LOB	15

Batter	1	2	3	4	5	6	7	8	9	AB	R	H	RBI	BB	SO	LOB
17 Raimel Tapia, L (1, 7) OBP: 0.444, SLG: 0.778	G4-3	39 1B 1-2 1B		36 F8 2B		K		F9		3	0	2	0	0	0	0
82 Narciso Crook, R (5, 7) OBP: 0.200, SLG: 0.222 (6, 9)										2	0	0	0	0	1	3
36 Triston Casas, L (1, 10) OBP: 0.333, SLG: 0.667	3 CI 29 BB 23 BB 1B	P6		F8 2-3		G5-3 1-2 2-3 3-H			K	4	1	1	1	0	0	5
91 Matthew Lugo, R (9, PH) OBP: 0.500, SLG: 0.857 (9, 10)										1	0	0	0	0	1	0
29 Bobby Dalbec, R (1, 3) OBP: 0.500, SLG: 1.111	23 BB 3 CI 31 HBP 1-2 BB	K		K		BB 2-3 3-H			F8	2	1	0	0	1	2	3
19 Daniel Palka, L (5, 3)										1	0	0	0	1	0	0
39 Christian Arroyo, R (1, 6) OBP: 0.125, SLG: 0.125	F8	1-2 2-H 1B			G5-3	K			K	3	0	1	0	0	0	2
86 Edwin Díaz, R (5, 6)										2	0	0	0	0	2	2
3 Reese McGuire, L (1, 2) OBP: 0.250, SLG: 0.500	CI 31 HBP 23 BB 1-2 2-3		2B		G4-3		F9			2	0	1	0	0	0	0
77 Caleb Hamilton, R (5, 2) OBP: 0.600, SLG: 0.750										1	0	0	0	0	0	0
69 Stephen Scott, L (9, 2)										0	0	0	0	0	0	0
23 Niko Goodrum, S (1, 5)	31 HBP 1-2 2-3 3-H BB	K			G4-3		K			2	0	0	1	1	1	1
92 Nick Sogard, S (5, 5) OBP: 0.286, SLG: 0.167										1	0	0	0	0	1	0
31 Greg Allen, S (1, 8) OBP: 0.400, SLG: 0.625	1-2 2-3 3-H HBP	F9				E4 83 1B 36 G5-3 1B	G6-3			1	0	0	1	0	0	1
78 Ceddanne Rafaela, R (4, 8) OBP: 0.300, SLG: 0.250										2	1	1	0	0	0	0
86 Wilyer Abreu, L (1, 9) OBP: 0.222, SLG: 0.375	K	P6				36 G5-3 83 1B 19 WP BB		F8		2	1	0	0	1	1	4
78 Nick Decker, L (6, 7)										1	0	0	0	0	0	0
83 Enmanuel Valdez, L (1, 4) OBP: 0.545, SLG: 0.714		17 1B 39 1B BB		K		19 WP 36 G5-3 1-2 2-3 1B		G4-3		2	0	1	0	1	1	0
73 Ryan Fitzgerald, L (6, 4) OBP: 0.556, SLG: 0.875										1	0	0	0	0	0	0
Inning Stats	R: 2 E: 1 K: 1 S: 7 H: 1 LOB: 3 BB: 2 P: 16	R: 0 E: 0 K: 1 S: 6 H: 2 LOB: 2 BB: 1 P: 10	R: 0 E: 0 K: 1 S: 6 H: 1 LOB: 1 BB: 0 P: 6	R: 0 E: 0 K: 2 S: 8 H: 1 LOB: 1 BB: 0 P: 8	R: 0 E: 0 K: 0 S: 3 H: 0 LOB: 0 BB: 0 P: 3	R: 2 E: 1 K: 2 S: 9 H: 2 LOB: 2 BB: 2 P: 17	R: 0 E: 0 K: 1 S: 5 H: 0 LOB: 0 BB: 0 P: 5	R: 0 E: 0 K: 0 S: 3 H: 0 LOB: 0 BB: 0 P: 3	R: 0 E: 0 K: 2 S: 7 H: 0 LOB: 0 BB: 0 P: 7	1B: 5 2B: 2 3B: 0 HR: 0 SF: 0 SAC: 0 DP: 0 HBP: 1						

PITCHER		IP	WLS	BF	H	R	ER	SO	BB	IBB	HBP	BLK	WP	HR	S	P	ERA	WHIP
58 Hunter Brown, R ERA: 9.0	(1, 1)	1.0		8	1	2	1	1	2	0	1	0	0	0	7	16	9.00	3.000
55 Ryan Pressly, R ERA: 4.5	(2, 1)	1.0		5	2	0	0	1	1	0	0	0	0	0	6	10	0.00	3.000
56 Ronel Blanco, R ERA:	(3, 1)	2.0		8	2	0	0	3	0	0	0	0	0	0	14	14	0.00	1.000
74 Austin Hansen, R ERA: 10.8	(5, 1)	1.2		9	2	2	2	1	2	0	0	0	1	0	9	17	10.80	2.400
71 Joe Record, R ERA:	(6, 1)	1.1		4	0	0	0	2	0	0	0	0	0	0	8	8	0.00	0.000
70 Matt Ruppenthal, R ERA:	(8, 1)	1.0		3	0	0	0	0	0	0	0	0	0	0	3	3	0.00	0.000
99 Cesar Gomez, R ERA:	(9, 1)	1.0		3	0	0	0	2	0	0	0	0	0	0	7	7	0.00	0.000

TOP

Boston Red Sox @ Houston Astros

The Ballpark of the Palm Beaches, West Palm Beach, FL

Wed Mar 01 2023, 1:07 PM - 3:29 PM EST

Att. 3,820 - Sunny - 84 F

livebaseballscorecards.com

AB	33
R	4
H	7
RBI	3
BB	5
SO	10
LOB	21

1B: 5 SF: 0
2B: 2 SAC: 0
3B: 0 DP: 0
HR: 0 HBP: 1

WP: 1 PA: 40
PB: 0
SB: 0
CS: 0

BOTTOM

Boston Red Sox @ Houston Astros

The Ballpark of the Palm Beaches, West Palm Beach, FL

Wed Mar 01 2023, 1:07 PM - 3:29 PM EST

Att. 3,820 - Sunny - 84 F

livebaseballscorecards.com

Batter	1	2	3	4	5	6	7	8	9	AB	R	H	RBI	BB	SO	LOB
27 Jose Altuve, R (1, 4)	E5 3 G5-3	FC5-4 1-2f			E6		41 SF8 1-3 2B		94 S 1B	3	0	0	0	0	0	1
14 Mauricio Dubón, R (6, 4) OBP: 0.500, SLG: 0.667										2	0	2	0	0	0	0
3 Jeremy Peña, R (1, 6)	G5-3 1-2		K		F9		K		BB 1-2	3	0	0	0	0	1	2
94 Cristian Gonzalez, R (6, 6) OBP: 0.333, SLG: 0.200										1	0	0	0	1	1	2
15 Martín Maldonado, R (1, 2)	G5-3		P4			BB 97 HR	SF8 2-3 3-H		K	2	0	0	0	0	0	1
41 Miguel Palma, R (6, 2)										1	1	0	1	1	1	2
84 Justin Dirden, L (1, 9) OBP: 0.571, SLG: 1.500	HBP		G4-3			F9	K			1	0	0	0	0	0	0
94 Tyler Whitaker, R (6, 9)										2	0	0	0	0	1	2
87 Corey Julks, R (1, 7) OBP: 0.167, SLG: 0.500	K			F7		F7		G1-3		2	0	0	0	0	1	2
66 Bligh Madris, L (6, 7)										2	0	0	0	0	0	1
97 Kenedy Corona, R (1, 8)		BB 31 G6-4-3 96 1B 13 1B		K		HR 1-H		K		1	1	0	0	1	1	0
97 Jacob Melton, L (6, 8) OBP: 0.250, SLG: 1.000										2	1	1	2	0	1	0
13 J.J. Matijevic, L (1, 3) OBP: 0.333, SLG: 0.833										2	0	1	0	0	1	0
80 C.J. Stubbs, R (6, 3) OBP: 0.667, SLG: 0.667		1-2 31 G6-4-3 1B				1B		G5-3		2	0	1	0	0	0	0
31 Joe Perez, R (1, 5)		G6-4-3 1-2f 2-3			L4	P3			F8	2	0	0	0	0	0	2
28 Dixon Machado, R (6, 5) OBP: 0.333, SLG: 0.200										2	0	0	0	0	0	1
96 Quincy Hamilton, L (1, 10) OBP: 0.250, SLG: 0.250					F7		14 2B 41 SF8 1B		G4-3	2	0	1	1	0	0	0
83 Marty Costes, R (7, PH) (8, 10) OBP: 0.571, SLG: 0.571		27 FC5-4 3-H 1B								2	1	1	0	0	0	0
Inning Stats	R: 0 E: 1 K: 1 S: 6 H: 0 LOB: 2 BB: 0 P: 7	R: 1 E: 0 K: 0 S: 4 H: 2 LOB: 1 BB: 1 P: 8	R: 0 E: 0 K: 1 S: 4 H: 0 LOB: 0 BB: 0 P: 4	R: 0 E: 0 K: 2 S: 7 H: 0 LOB: 0 BB: 0 P: 7	R: 0 E: 1 K: 0 S: 4 H: 0 LOB: 1 BB: 0 P: 4	R: 2 E: 0 K: 0 S: 5 H: 2 LOB: 1 BB: 1 P: 9	R: 1 E: 0 K: 2 S: 9 H: 2 LOB: 1 BB: 0 P: 9	R: 0 E: 0 K: 1 S: 5 H: 0 LOB: 0 BB: 0 P: 5	R: 0 E: 0 K: 1 S: 7 H: 1 LOB: 2 BB: 1 P: 11	1B: 5 2B: 1 3B: 0 HR: 1	SF: 1 SAC: 0 DP: 1 HBP: 1						

	AB	34
	R	4
	H	7
	RBI	4
	BB	3
	SO	8
	LOB	16

WP: 0 PB: 0 SB: 1 CS: 0 PA: 39

PITCHER		IP	WLS	BF	H	R	ER	SO	BB	IBB	HBP	BLK	WP	HR	S	P	ERA	WHIP
Richard Bleier, L	(1, 1)	2.0		10	2	1	1	1	1	0	1	0	0	0	10	15	4.50	1.500
ERA: 3.0																		
40 Wyatt Mills, R	(3, 1)	2.0	H	6	0	0	0	3	0	0	0	0	0	0	11	11	0.00	0.000
ERA:																		
61 Kaleb Ort, R	(5, 1)	2.0	H	10	2	2	2	0	1	0	0	0	0	1	9	13	9.00	1.500
ERA: 12.0																		
85 Joe Jacques, L	(7, 1)	1.0	B	5	2	1	1	2	0	0	0	0	0	0	9	9	9.00	2.000
ERA: 9.0																		
77 Rio Gomez, L	(8, 1)	1.0		3	0	0	0	1	0	0	0	0	0	0	5	5	0.00	0.000
ERA: 4.5																		

PITCHER		IP	WLS	BF	H	R	ER	SO	BB	IBB	HBP	BLK	WP	HR	S	P	ERA	WHIP
79 Luis Guerrero, R	(9, 1)	1.0		5	1	0	0	1	1	0	0	0	0	0	7	11	0.00	2.000
ERA:																		

Philadelphia Phillies @ Boston Red Sox

JetBlue Park, Ft. Myers, FL

Thu Mar 02 2023, 12:07 PM - 3:08 PM EST

Att. 8,477 - Sunny - 82 F

TOP

livebaseballscorecards.com

Batter	1	2	3	4	5	6	7	8	9	AB	R	H	RBI	BB	SO	LOB
12 Kyle Schwarber, L (1, 7) 89 Jhailyn Ortiz, R (5, PR) (5, 7)	BBBB 4-0 5 FC5-4 BB	X 0-0 ③ G3			BBB 4-0 5 G3 24 2B BB		CSS 0-3 ① K		SCS 0-3 ② K	1 2	0 1	0 0	0 0	2 0	0 2	3 0
28 Alec Bohm, R (1, 5) OBP: 0.333, SLG: 0.545 40 Símon Muzziotti, L (6, 8) OBP: 0.111, SLG: 0.111	X 0-0 ① F9	X 0-0 ① F9	X 0-0 ① F7	X 0-0 72 1B 1B	X 0-0 ③ F8					3 2	0 0	0 1	0 0	0 0	0 0	2 0
5 Bryson Stott, L (1, 4) OBP: 0.111, SLG: 0.111 67 Jim Haley, R (6, 4)	X 0-0 ② FC5-4 1-2f	X 0-0 ② G1-3	X 0-0 ② G3 1-2		CSS 0-3 ② K					3 1	0 0	0 0	0 0	0 0	0 1	2 1
24 Darick Hall, L (1, 10) OBP: 0.417, SLG: 0.727 72 Max McDowell, R (7, PH) OBP: 0.500, SLG: 0.333 (7, 10)	X 0-0 ③ F8	X 0-0 ③ L8		X 0-0 44 1B 2-H 2B	X 0-0 1-3 1B					3 1	1 0	1 1	1 0	0 0	0 0	1 0
44 Jake Cave, L (1, 8) OBP: 0.583, SLG: 1.091 39 Vimael Machín, L (6, 6) OBP: 0.333, SLG: 0.444	BBBB 4-0 84 BB 23 S BB	X 0-0 ① L6	X 0-0 2-H 1B	X 0-0 ③ P4						2 1	0 0	1 0	1 0	1 0	0 0	0 2
23 Kody Clemens, L (1, 6) OBP: 0.500, SLG: 1.111 85 Cody Roberts, R (6, 2)	CSS 0-3 ① K 1-2	BBBX 3-0 HR	X 0-0 ③ G4-3				CSS 0-3 ① K			3 1	1 0	1 0	1 0	0 0	1 1	2 0
13 Rafael Marchán, S (1, 2) 19 Nick Ward, L (6, 5)	BBBB 4-0 84 BB BB	X 0-0 ② F7		CSC 0-3 ① K	X 0-0 ② G4-3					2 1	0 0	0 0	0 0	1 0	1 0	0 0
84 Johan Rojas, R (1, 9) OBP: 0.375, SLG: 0.167 9 Marcus Lee Sang, L (6, 9)	BBBB 4-0 1-2 2-3 BB	BBBB 4-0 17 S BB	X 0-0 ② G1-3		X 0-0 ③ G4-3					1 1	0 0	0 0	0 0	2 0	0 0	0 0
17 Nick Podkul, R (1, 3) OBP: 0.333, SLG: 0.500 41 Aramis Garcia, R (6, PH) (6, 3)	CSS 0-3 ② K	BSSS 1-3 ③ K 1-3		SSS 0-3 ③ K			CSC 0-3 ① K			2 2	0 0	0 0	0 0	0 0	2 2	4 0
Inning Stats	R: 0 E: 0 K: 0 S: 3 H: 0 LOB: 1 BB: 1 P: 7	R: 0 E: 0 K: 2 S: 7 H: 0 LOB: 3 BB: 3 P: 19	R: 0 E: 0 K: 0 S: 3 H: 0 LOB: 0 BB: 0 P: 3	R: 1 E: 0 K: 1 S: 6 H: 1 LOB: 1 BB: 1 P: 14	R: 2 E: 0 K: 0 S: 5 H: 2 LOB: 1 BB: 1 P: 9	R: 0 E: 0 K: 2 S: 7 H: 0 LOB: 0 BB: 0 P: 7	R: 0 E: 0 K: 2 S: 9 H: 2 LOB: 2 BB: 0 P: 9	R: 0 E: 0 K: 1 S: 5 H: 0 LOB: 0 BB: 0 P: 5	R: 0 E: 0 K: 2 S: 7 H: 0 LOB: 0 BB: 0 P: 7	1B: 3 2B: 1 3B: 0 HR: 1 SF: 0 SAC: 0 DP: 0 HBP: 0						

	AB	32
	R	3
	H	5
	RBI	3
	BB	6
	SO	10
	LOB	17

	WP: 0	PA: 38
	PB: 0	
	SB: 3	
	CS: 0	

PITCHER		IP	WLS	BF	H	R	ER	SO	BB	IBB	HBP	BLK	WP	HR	S	P	ERA	WHIP
89 Tanner Houck, R ERA:	(1, 1)	1.2		9	0	0	0	2	4	0	0	0	0	0	9	25	0.00	2.400
63 Durbin Feltman, R ERA:	(2, 1)	1.1	W	4	0	0	0	0	0	0	0	0	0	0	4	4	0.00	0.000
70 Ryan Brasier, R ERA: 9.0	(4, 1)	1.0		5	1	1	1	1	1	0	0	0	0	1	6	14	9.00	2.000
76 Zack Kelly, R ERA: 18.0	(5, 1)	1.0		6	2	2	2	0	1	0	0	0	0	0	5	9	18.00	3.000
79 Bryan Mata, R ERA:	(6, 1)	1.0		3	0	0	0	2	0	0	0	0	0	0	7	7	0.00	0.000

PITCHER		IP	WLS	BF	H	R	ER	SO	BB	IBB	HBP	BLK	WP	HR	S	P	ERA	WHIP
67 Matt Dermody, L ERA:	(7, 1)	2.0		8	2	0	0	3	0	0	0	0	0	0	14	14	0.00	1.000
97 Taylor Broadway, R ERA:	(9, 1)	1.0		3	0	0	0	2	0	0	0	0	0	0	7	7	0.00	0.000

Philadelphia Phillies @ Boston Red Sox

JetBlue Park, Ft. Myers, FL

Thu Mar 02 2023, 12:07 PM - 3:08 PM EST

Att. 8,477 - Sunny - 82 F

BOTTOM

Batter	1	2	3	4	5	6	7	8	9	AB	R	H	RBI	BB	SO	LOB
5 Enrique Hernández, R (1, 6) 91 Matthew Lugo, R (6, PR) OBP: 0.444, SLG: 0.750 (7, 5)	P3		BB K			11 2B 19 G6-3 BB K				2 1	1 1	0 0	0 0	2 0	1 1	1 0
11 Rafael Devers, L (1, 5) OBP: 0.444, SLG: 0.500 80 David Hamilton, L (6, PR) (7, 6)	18 F8 2 1B 1B		K	G5-3		19 G6-3 78 G5-3 2B 19 1B BB				4 0	0 1	2 0	2 0	0 1	1 0	1 0
2 Justin Turner, R (1, 3) OBP: 0.375, SLG: 0.286 19 Daniel Palka, L (5, 3) OBP: 0.333, SLG: 0.200	1-2 1B		30 BB 18 BB 39 HR 1B	F9		G6-3	78 L3 1B			3 2	1 0	2 1	0 1	0 0	0 0	0 2
18 Adam Duvall, R (1, 8) 78 Ceddanne Rafaela, R (6, 8) OBP: 0.250, SLG: 0.200	F8 2-3		30 BB 39 HR BB	K		G5-3	L3 1-1			2 2	1 0	0 0	0 1	1 0	1 0	2 4
30 Rob Refsnyder, R (1, 10) 59 Ronaldo Hernández, R (6, PH) OBP: 0.200, SLG: 0.200 (7, 10)	K		39 HR BB	F7		G6-3		K		2 2	1 0	0 0	1 0	1 0	1 1	2 2
39 Christian Arroyo, R (1, 4) OBP: 0.273, SLG: 0.818 83 Enmanuel Valdez, L (6, 4) OBP: 0.538, SLG: 0.625		HR	HR	G3-1			96 1B 86 HR BB	K		3 1	2 1	2 0	5 0	0 1	0 1	0 0
38 Jorge Alfaro, R (1, 2) OBP: 0.500, SLG: 0.667 12 Connor Wong, R (5, 2) OBP: 0.400, SLG: 0.400 96 Elih Marrero, S (6, 2) OBP: 0.500, SLG: 0.500	K		16 2B 73 2B 1B	G6-3			87 HBP 86 HR 1B	F9		2 1 2	0 0 1	1 0 1	0 0 0	0 0 0	1 0 0	0 0 0
16 Jarren Duran, L (1, 7) OBP: 1.000, SLG: 2.667 87 Marcus Wilson, R (7, 7)	73 CS BB		73 2B 2B			5 BB 86 S 11 2B BB	86 HR HBP			1 0	2 1	1 0	0 0	2 0	0 0	0 0
73 Ryan Fitzgerald, L (1, 9) OBP: 0.545, SLG: 0.900 86 Wilyer Abreu, L (6, 9) OBP: 0.364, SLG: 0.778	1 SAFE F9 1-2		2B			5 BB 11 2B 1-2 BB	HR			2 1	0 2	1 1	1 4	0 1	0 0	1 0
Inning Stats	R: 0 H: 2 E: 0 LOB: 2 K: 1 BB: 0 S: 7 P: 7	R: 1 H: 1 E: 0 LOB: 0 K: 1 BB: 1 S: 5 P: 11	R: 6 H: 5 E: 0 LOB: 1 K: 2 BB: 3 S: 11 P: 24	R: 0 H: 0 E: 0 LOB: 0 K: 1 BB: 0 S: 5 P: 5	R: 0 H: 0 E: 0 LOB: 0 K: 0 BB: 0 S: 3 P: 3	R: 4 H: 1 E: 0 LOB: 2 K: 0 BB: 3 S: 5 P: 17	R: 4 H: 3 E: 0 LOB: 1 K: 1 BB: 2 S: 8 P: 19	R: 0 H: 0 E: 0 LOB: 0 K: 2 BB: 0 S: 7 P: 7		1B: 6 SF: 0 2B: 4 SAC: 0 3B: 0 DP: 1 HR: 3 HBP: 1						

PITCHER		IP	WLS	BF	H	R	ER	SO	BB	IBB	HBP	BLK	WP	HR	S	P	ERA	WHIP
70 Bailey Falter, L ERA: 6.75	(1, 1)	1.1	L	8	3	1	1	2	1	0	0	0	0	1	11	17	6.75	3.000
24 Erubiel Armenta, L ERA:	(2, 1)	0.2		1	0	0	0	0	0	0	0	0	0	0	1	1	0.00	0.000
71 Griff McGarry, R ERA: 135.0	(3, 1)	0.1		6	2	5	5	1	3	0	0	0	0	1	5	17	135.00	15.000
56 Taylor Lehman, L ERA: 5.4	(3, 1)	0.2		4	3	1	1	1	0	0	0	0	0	0	6	7	13.50	4.500
46 José Alvarado, L ERA:	(4, 1)	1.0		3	0	0	0	1	0	0	0	0	0	0	5	5	0.00	0.000

PITCHER		IP	WLS	BF	H	R	ER	SO	BB	IBB	HBP	BLK	WP	HR	S	P	ERA	WHIP
58 Seranthony Domínguez, R ERA: 9.0	(5, 1)	1.0		3	0	0	0	0	0	0	0	0	0	0	3	3	0.00	0.000
78 Andrew Baker, R ERA: 18.0	(6, 1)	1.0		7	1	4	4	0	3	0	0	0	0	0	5	17	36.00	4.000
81 Billy Sullivan, R ERA: 27.0	(7, 1)	0.1		6	2	4	4	1	2	0	1	0	0	1	6	17	108.00	12.000
41 Adam Leverett, R ERA:	(7, 1)	0.2		2	1	0	0	0	0	0	0	0	0	0	2	2	0.00	1.500
79 McKinley Moore, R ERA:	(8, 1)	1.0		3	0	0	0	2	0	0	0	0	0	0	7	7	0.00	0.000

livebaseballscorecards.com

AB	33
R	15
H	12
RBI	15
BB	9
SO	8
LOB	15

WP: 0 PA: 43
PB: 0
SB: 1
CS: 1

Batter	1	2	3	4	5	6	7	8	9	AB	R	H	RBI	BB	SO	LOB
17 Raimel Tapia, L (1, 7) OBP: 0.333, SLG: 0.583	B FF 92 C FF 92 F FF 93 S FC 89 1-3 K	B CH 84 B CH 85 F FF 93 B FF 92 F FF 92 S CU 79 3-3 K		B KC 81 F FF 95 B FF 96 X FF 94 2-1 L7		B SL 79 T FF 90 S FF 90 S SL 80 1-3 K		F ST 80 X CH 89 0-1 F7		3	0	0	0	0	2	0
31 Greg Allen, S (4, 7) OBP: 0.333, SLG: 0.500										2	0	0	0	0	1	1
99 Alex Verdugo, L (1, 9) OBP: 0.714, SLG: 0.714	C FF 92 B CH 85 F FF 93 B FF 92 X CU 80 2-2 2 E 2 1B 1B	B CH 84 X CH 85 1-0 G5-3		B KC 82 S CH 88 B CH 88 S KC 83 X FF 96 2-2 2 G5-4-3 1B		C FF 90 C FF 90 S SL 81 0-3 K			B ST 80 F FF 90 S CH 82 S SL 85 1-3 K	2	1	1	0	0	0	0
86 Wilyer Abreu, L (4, PH) OBP: 0.385, SLG: 0.727										2	0	1	0	0	1	1
(4, 9)																
32 Gilberto Jimenez, S (9, PH)										1	0	0	0	0	1	0
(9, 9)																
2 Justin Turner, R (1, 10) OBP: 0.364, SLG: 0.300	B FF 92 C FC 87 1 SAFE B CU 79 X FF 92 2-1 36 E 29 1B 1-H 1B		S FF 96 B FF 96 B FC 87 X FF 95 2-1 E4 29 1B 36 BB 3 HR	S FF 96 S FF 96 B SL 87 X FF 95 1-2 G5-4-3 1-2f			F FF 97 S ST 85 B ST 83 S FF 96 1-3 K		F CH 82 B SL 85 S FF 90 S CH 82 1-3 K	3	2	1	1	0	0	1
23 Niko Goodrum, S (7, PH) (7, 10)										2	0	0	0	0	2	0
36 Triston Casas, L (1, 3) OBP: 0.417, SLG: 0.909	B CU 78 C CU 78 C CU 78 F CU 79 B SI 93 X FC 88 2-2 E4 29 1B 3 E 1-2		C FF 95 B FF 95 C CU 82 B FF 96 1 SAFE B CU 84 B FF 95 4-2 29 1B 3 HR 1-2 BB		C FF 93 B SL 82 B SL 82 X FF 93 2-1 HR		C ST 85 B CH 90 F FF 97 B ST 85 B ST 84 B FF 99 4-2 BB		F FF 92 F SL 86 B CH 83 F CH 83 X FF 91 1-2 G3-1	2	3	1	1	1	0	1
87 Niko Kavadas, L (5, 3)										1	0	0	0	1	0	0
18 Adam Duvall, R (1, 8) OBP: 0.231, SLG: 0.182	B FC 88 B FC 88 C FC 91 B CU 80 S FF 93 C FF 92 3-3 K		B FC 88 B FF 96 B FF 96 X FF 95 3-0 L9	C FF 92 B CH 82 B FF 92 B FF 93 F FF 92 B FF 94 4-2 29 CS BB		B FF 96 B ST 86 B FF 96 C FF 97 F FF 97 F FF 98 X ST 85 3-2 F8				2	0	0	0	1	1	4
78 Ceddanne Rafaela, R (5, PR) OBP: 0.231, SLG: 0.182										1	0	0	0	0	0	1
(5, 8)																
29 Bobby Dalbec, R (1, 5) OBP: 0.538, SLG: 1.000	C SI 90 C SI 89 F SI 88 F ST 77 X SI 89 0-2 3 E 1-3 2-H 1B		C FC 87 B FC 88 S FF 95 X FF 96 1-2 3 HR 1-2 2-3 1B	C FF 91 B SL 80 B SL 82 X FF 93 2-1 F9 1-2		X FF 96 0-0 F8				3	1	2	1	0	0	1
92 Nick Sogard, S (5, 5) OBP: 0.250, SLG: 0.143										1	0	0	0	0	0	1
3 Reese McGuire, L (1, 2) OBP: 0.286, SLG: 0.857	F SI 91 B SI 90 B SI 90 X SI 90 2-1 E4 1-3 3-H		B CU 82 X FF 95 1-0 1-H 2-H 3-H HR	C SL 80 X SL 81 0-1 G5-3				S FF 92 B SI 91 F ST 81 B CU 81 X ST 83 2-2 HR		3	1	1	4	0	0	2
77 Caleb Hamilton, R (5, 2) OBP: 0.667, SLG: 1.400										1	1	1	1	0	0	0
83 Enmanuel Valdez, L (1, 4) OBP: 0.467, SLG: 0.500	X SI 89 0-0 G1-3		C FF 95 B FF 96 B CU 83 X FF 95 2-1 G4-3			B SL 78 F FF 90 S SL 79 1-2 K		X FC 89 0-0 G3		2	0	0	0	0	0	2
73 Ryan Fitzgerald, L (5, 4) OBP: 0.462, SLG: 0.750										2	0	0	0	0	1	0
80 David Hamilton, L (1, 6)		B FF 91 F FF 92 S FF 91 B FF 92 X CU 80 2-2 P3	C CU 83 B FS 88 F FF 93 B CU 82 B CU 82 F FF 94 C FF 95 3-3 K			B CH 82 B FF 91 F FF 90 X SL 79 2-1 2B		C FF 92 F CU 79 F CU 82 F FF 92 C ST 82 0-3 K		2	0	0	0	0	1	0
91 Matthew Lugo, R (5, 6) OBP: 0.455, SLG: 0.800										2	0	1	0	0	1	0
Inning Stats	R: 3 H: 3 E: 3 LOB: 2 K: 2 BB: 0 S: 23 P: 35	R: 0 H: 0 E: 0 LOB: 0 K: 1 BB: 0 S: 7 P: 13	R: 4 H: 2 E: 1 LOB: 0 K: 1 BB: 1 S: 15 P: 31	R: 0 H: 1 E: 0 LOB: 1 K: 0 BB: 0 S: 8 P: 13	R: 1 H: 1 E: 0 LOB: 1 K: 0 BB: 1 S: 8 P: 16	R: 0 H: 1 E: 0 LOB: 1 K: 3 BB: 0 S: 10 P: 14	R: 0 H: 0 E: 0 LOB: 1 K: 1 BB: 1 S: 10 P: 18	R: 1 H: 1 E: 0 LOB: 0 K: 1 BB: 0 S: 11 P: 13	R: 0 H: 0 E: 0 LOB: 0 K: 2 BB: 0 S: 10 P: 13	1B: 5 SF: 0 2B: 1 SAC: 0 3B: 0 DP: 1 HR: 3 HBP: 0						

Boston Red Sox @ Minnesota Twins

Hammond Stadium, Fort Myers, FL

Fri Mar 03 2023, 1:06 PM - 4:01 PM EST

Att. 5,338 - Sunny - 85 F

TOP

livebaseballscorecards.com

AB	37
R	9
H	9
RBI	8
BB	3
SO	11
LOB	15

PITCHER		IP	WLS	BF	H	R	ER	SO	BB	IBB	HBP	BLK	WP	HR	S	P	ERA	WHIP
54 Sonny Gray, R ERA:	(1, 1)	1.2	L	8	2	3	0	3	0	0	0	0	0	0	22	38	0.00	1.200
94 Nolan Blackwood, R ERA:	(1, 1)	0.1		3	1	0	0	0	0	0	0	0	0	0	8	10	0.00	3.000
54 Sonny Gray, R ERA:	(2, 1)	1.2	L	8	2	3	0	3	0	0	0	0	0	0	22	38	0.00	1.200
15 Emilio Pagán, R ERA: 27.0	(3, 1)	1.0		7	2	4	3	1	1	0	0	0	0	1	15	31	27.00	3.000
48 Jorge López, R ERA:	(4, 1)	1.0		3	1	0	0	0	0	0	0	0	0	0	8	13	0.00	1.000

PITCHER		IP	WLS	BF	H	R	ER	SO	BB	IBB	HBP	BLK	WP	HR	S	P	ERA	WHIP
94 Brent Headrick, L ERA: 2.25	(5, 1)	2.0		8	2	1	1	3	1	0	0	0	0	1	18	30	4.50	1.500
61 Brock Stewart, R ERA: 12.0	(7, 1)	1.0		4	0	0	0	1	1	0	0	0	0	0	10	18	0.00	1.000
76 Blayne Enlow, R ERA: 9.0	(8, 1)	1.0		4	1	1	1	1	0	0	0	0	0	1	11	13	9.00	1.000
68 Seth Nordlin, R ERA:	(9, 1)	1.0		3	0	0	0	2	0	0	0	0	0	0	10	13	0.00	0.000

WP: 0 PA: 40
PB: 0
SB: 0
CS: 1

BOTTOM

Boston Red Sox @ Minnesota Twins

Hammond Stadium, Fort Myers, FL

Fri Mar 03 2023, 1:06 PM - 4:01 PM EST

Att. 5,338 - Sunny - 85 F

livebaseballscorecards.com

Batter	1	2	3	4	5	6	7	8	9	AB	R	H	RBI	BB	SO	LOB
39 Donovan Solano, R (1, 3) 96 Aaron Sabato, R (3, PR) OBP: 0.667, SLG: 0.333 (4, 3)	B FF 92 C FF 92 B FF 92 X FF 93 2-1 ① L7		H FF 94 1-0 4 FC5-4 HBP B SL 80 B SI 91 F SI 90 X SI 91 2-1 60 FC4-6 1B 1-2				S SL 87 X SL 90 0-1 E6 60 E B FF 94 B SL 84 B FF 94 B FF 93 4-0 1-2 2-3 BB		1 0 0 0 0 0 0 2 0 1 0 1 0 0							
4 Carlos Correa, R (1, 6) OBP: 0.250, SLG: 0.250 60 Elliot Soto, R (3, PR) OBP: 0.300, SLG: 0.600 (4, 6)	B FF 93 F FF 94 F FF 94 C KC 81 1-3 ② K		C ST 80 F FF 94 B ST 81 B SI 94 F ST 80 F ST 81 1 SAFE B SI 93 X ST 80 3-2 ① FC5-4 26 WP 8 BB 2 WP 1-2f	C SL 80 X SL 81 0-1 ③ FC4-6 1-2f			S CH 85 B CH 85 F FF 96 X CH 85 1-2 E6 1-2	C SL 80 S SL 80 C SL 81 0-3 ③ K		2 0 0 0 0 1 1 3 1 0 0 0 1 6						
8 Christian Vázquez, R (1, 2) OBP: 0.222, SLG: 0.125 44 Grayson Greiner, R (6, 2) OBP: 0.571, SLG: 0.800	F FF 94 B FF 95 X KC 80 1-1 ③ F9		B SI 92 B SI 92 B SI 93 B FF 93 4-0 2 WP 26 WP 2 G4-3 1-2 BB		B SI 92 F SI 92 X CH 82 1-1 ① G5-3		B CH 85 B CH 85 S SL 88 B SL 89 S SL 87 F SL 89 C CH 87 3-3 ① K		C FF 92 B SL 83 B SL 81 B FF 92 F FF 92 C SL 80 3-3 ① K	2 1 0 0 1 0 0 2 0 0 0 0 2 2						
26 Max Kepler, L (1, 10) OBP: 0.455, SLG: 0.444 1 Misael Urbina, R (5, PR) OBP: 0.286, SLG: 0.167 (6, 10)		C FF 93 B FC 87 X FF 94 1-1 ① L8	B ST 82 B FF 95 B ST 81 C FF 94 F FF 92 B FF 94 4-2 2 G4-3 2 WP 1-2 2-3 BB		X SI 93 0-0 1B		B SL 88 C CH 85 F FF 96 F CU 78 B SL 88 S FF 97 2-3 ② K		X SI 80 0-0 1B	2 0 1 0 1 0 0 2 0 1 0 0 1 2						
2 Michael Taylor, R (1, 8) OBP: 0.300, SLG: 0.400 23 Willie Joe Garry Jr., L (4, 8)		B KC 81 C KC 80 B FF 95 F FF 94 B FF 94 X FF 90 3-2 ② F7	B ST 81 C SI 93 X SI 93 1-1 ② G4-3 1-3 2-H 3-H		C SI 90 1 SAFE B SI 91 B CH 82 1 SAFE S SI 93 C ST 80 2-3 ② K		F FF 96 B SL 84 D CH 88 F FF 96 F SL 88 S CH 87 2-3 ③ K		B FF 91 S FF 91 S FS 80 X FS 83 1-2 ② F9	2 0 0 1 0 0 1 3 0 0 0 0 2 4						
13 Joey Gallo, L (1, 9) OBP: 0.400, SLG: 0.375 45 Anthony Prato, R (4, 9)		B SL 78 B SL 77 B SI 88 S SI 90 B SI 90 4-1 12 HR BB	C FF 95 X FF 95 0-1 ③ F8		C CH 81 B ST 80 B CH 83 1 SAFE F CH 83 X SI 92 2-2 ③ L4			B SL 86 B SL 85 C CH 87 B FF 94 C SL 85 S SL 86 3-3 ① K	B SL 82 B FF 90 S SL 82 C FF 90 F SL 82 S FS 81 2-3 ③ K	1 1 0 0 1 0 2 3 0 0 0 0 2 2						
12 Kyle Farmer, R (1, 5) OBP: 0.400, SLG: 0.857 27 Seth Gray, L (4, PR) OBP: 0.250, SLG: 0.250 (5, 5)		C SI 89 S CH 81 B SI 88 1 SAFE F CH 81 X SI 90 1-2 1-H HR		C SI 90 B SL 80 B SL 80 C SI 91 F SI 90 H SL 82 3-2 96 1B HBP	F SI 92 F SI 93 S ST 79 0-3 ① K			B FF 95 S CH 88 X ST 80 1-1 ② F9		1 1 1 2 0 0 0 2 0 0 0 0 1 0						
1 Nick Gordon, L (1, 4) OBP: 0.500, SLG: 0.750 26 Tanner Schobel, R (1, 4) OBP: 0.500, SLG: 0.333		B SL 79 B SI 88 B SI 90 B SI 87 4-0 BB	F SI 91 F SI 91 B SI 91 S SL 80 1-3 ① K		F CH 82 X CH 84 0-1 ② G2-3			B SL 88 F CH 87 B SL 88 B SL 88 F FF 95 X CH 87 3-2 96 BB 8 BB 1B		0 0 0 0 0 0 0 3 0 1 0 1 1 1						
55 Mark Contreras, L (1, 7) OBP: 0.462, SLG: 0.700 8 Alerick Soularie, R (5, 7)		1 SAFE C SI 89 B SI 90 S SL 79 1 SAFE S SL 80 1-3 ③ K	C SL 80 C SI 91 F SL 80 B SI 91 F SL 79 B SI 91 B SL 80 S SL 79 3-3 ② K		C CH 82 F SI 92 B CH 83 F FF 90 C ST 80 1-3 ③ K			B FF 94 C CH 86 F FF 95 B CU 78 B SL 87 B CH 85 4-2 96 BB 1-2 BB		2 0 0 0 0 2 2 1 0 0 0 1 1 0						
Inning Stats	R: 0 E: 0 K: 1 S: 7 H: 0 LOB: 0 BB: 0 P: 11	R: 2 E: 0 K: 1 S: 13 H: 1 LOB: 1 BB: 2 P: 27	R: 2 E: 0 K: 0 S: 11 H: 0 LOB: 2 BB: 2 P: 24	R: 0 E: 0 K: 2 S: 15 H: 1 LOB: 2 BB: 0 P: 24	R: 0 E: 0 K: 1 S: 9 H: 1 LOB: 1 BB: 0 P: 14	R: 0 E: 0 K: 2 S: 9 H: 0 LOB: 0 BB: 0 P: 10	R: 0 E: 2 K: 3 S: 17 H: 0 LOB: 2 BB: 0 P: 25	R: 0 E: 0 K: 2 S: 13 H: 1 LOB: 3 BB: 2 P: 28	R: 0 E: 0 K: 2 S: 11 H: 1 LOB: 1 BB: 0 P: 17	1B: 4 2B: 0 3B: 0 HR: 1 SF: 0 SAC: 0 DP: 0 HBP: 2						

AB	34
R	4
H	5
RBI	3
BB	6
SO	14
LOB	23

WP: 2 PA: 42
PB: 0
SB: 0
CS: 0

PITCHER		IP	WLS	BF	H	R	ER	SO	BB	IBB	HBP	BLK	WP	HR	S	P	ERA	WHIP
65 James Paxton, L	(1, 1)	1.2	W	5	0	0	0	1	0	0	0	0	0	0	12	20	0.00	0.000
ERA:																		
77 Rio Gomez, L	(2, 1)	0.1	H	4	1	2	2	1	2	0	0	0	0	1	8	18	54.00	9.000
ERA: 11.57																		
46 John Schreiber, R	(3, 1)	1.0		6	0	2	2	0	2	0	1	0	2	0	11	24	18.00	2.000
ERA: 18.0																		
71 Ryan Sherriff, L	(4, 1)	1.0	H	5	1	0	0	2	0	0	1	0	0	0	15	24	0.00	1.000
ERA:																		
75 Brandon Walter, L	(5, 1)	2.0		7	1	0	0	3	0	0	0	0	0	0	18	24	0.00	0.500
ERA:																		

PITCHER		IP	WLS	BF	H	R	ER	SO	BB	IBB	HBP	BLK	WP	HR	S	P	ERA	WHIP
72 Chris Murphy, L	(7, 1)	1.2		10	1	0	0	4	2	0	0	0	0	0	27	50	0.00	1.800
ERA:																		
93 Norwith Gudiño, R	(8, 1)	1.1	S	5	1	0	0	3	0	0	0	0	0	0	14	20	0.00	0.750
ERA:																		

Batter	1	2	3	4	5	6	7	8	9	AB	R	H	RBI	BB	SO	LOB
84 Justin Dirden, L (1, 9) OBP: 0.583, SLG: 1.222 94 Zach Daniels, R (6, PH) OBP: 0.286, SLG: 0.167 (6, 9)	FSS 0-3 ① K	SCC 0-3 ② K		BBBB 4-0 20 FC6-4 BB		SSS 0-3 ③ K		x 0-0 1-2 2-H 1B		2 0 0 0 1 2 3 2 0 1 1 0 1 2						
20 Chas McCormick, R (1, 8) OBP: 0.545, SLG: 0.429 95 Alex McKenna, R (6, 8)	x 0-0 ② F9	BBBB 4-0 1-2 2-3 3-H BB		x 0-0 ③ FC6-4 1-2f			x 0-0 ① G5-3	x 0-0 ③ G4-3		2 0 0 0 1 0 2 2 0 0 0 0 0 2						
6 Jake Meyers, R (1, 7) OBP: 0.364, SLG: 0.400 86 Jimmy Endersby, R (6, 1) 81 Grae Kessinger, R (7, PH) OBP: 0.455, SLG: 0.375 76 Devin Conn, R (7, 1) 95 Colton Gordon, L (8, 1) 81 Grae Kessinger, R (9, PH) OBP: 0.455, SLG: 0.375 99 Cesar Gomez, L (9, 1)	x 0-0 ③ 87 HR 1B	x 0-0 ③ G5-3			SCS 0-3 ① K		BBBB 4-0 87 1B BB		x 0-0 ① F9	3 1 1 0 0 1 3 0 0 0 0 0 0 0 1 0 0 0 1 0 0 0 0 0 0 0 0 0 0 0 0 0 0 0 0 1 0 0 0 1 0 0 0 0 0 0 0 0 0						
87 Corey Julks, R (1, 10) OBP: 0.273, SLG: 0.727 (6, 7)	x 0-0 1-H HR		x 0-0 ① L7		x 0-0 ② G6-3		x 0-0 21 G6-4-3 1-2 1B		SSS 0-3 ② K	5 1 2 2 0 1 0						
11 Korey Lee, R (1, 2) OBP: 0.273, SLG: 0.600 21 Yainer Diaz, R (6, 2) OBP: 0.100, SLG: 0.200	SSC 0-3 ③ K		x 0-0 ② P4		x 0-0 ③ F7		x 0-0 ②③ G6-4-3 1-2f		x 0-0 ③ G1-3	3 0 0 0 0 1 0 2 0 0 0 0 0 2						
80 C.J. Stubbs, R (1, 3) OBP: 0.625, SLG: 0.571 66 Bligh Madris, L (6, PH) OBP: 0.300, SLG: 0.333 (6, 3)		x 0-0 95 1B 38 1B 20 BLK 1B	x 0-0 ③ F8			x 0-0 2B		x 0-0 28 1B 94 1B 1B		2 1 1 0 0 0 0 2 1 2 0 0 0 0						
38 Rylan Bannon, R (1, 5) OBP: 0.333, SLG: 0.500 94 Tyler Whitaker, R (6, PH) OBP: 0.143, SLG: 0.143 (6, 5)		x 0-0 20 BLK 95 1B 1-2 1B		BBBB 4-0 95 S BB		SSS 0-3 ① K		SCS 0-3 ① K		1 0 1 0 1 0 0 2 0 0 0 0 2 2						
95 Shay Whitcomb, R (1, 4) OBP: 0.111, SLG: 0.111 95 Leosdany Molina, R (6, PH) OBP: 0.125, SLG: 0.500 (6, 4)		x 0-0 20 BLK 1-2 2-3 1B		Bx 1-0 ① F7 1-2		SSS 0-3 ② K		SSS 0-3 ② K		2 0 1 0 0 0 1 2 0 0 0 0 2 2						
94 Cristian Gonzalez, R (1, 6) OBP: 0.250, SLG: 0.143 28 Dixon Machado, R (6, PH) OBP: 0.364, SLG: 0.222 (6, 6)		SSS 0-3 ① K		CSC 0-3 ② K		BBBB 4-0 BB		x 0-0 94 1B 1-2 1B		2 0 0 0 0 2 4 1 0 1 0 1 0 0						
Inning Stats	R: 2 E: 0 K: 2 S: 9 H: 2 LOB: 0 BB: 0 P: 9	R: 1 E: 0 K: 2 S: 10 H: 3 LOB: 3 BB: 1 P: 14	R: 0 E: 0 K: 0 S: 3 H: 0 LOB: 0 BB: 0 P: 3	R: 0 E: 0 K: 1 S: 5 H: 0 LOB: 2 BB: 2 P: 14	R: 0 E: 0 K: 1 S: 5 H: 0 LOB: 0 BB: 0 P: 5	R: 0 E: 0 K: 3 S: 10 H: 1 LOB: 2 BB: 1 P: 14	R: 0 E: 0 K: 0 S: 3 H: 1 LOB: 1 BB: 1 P: 7	R: 1 E: 0 K: 2 S: 10 H: 3 LOB: 2 BB: 0 P: 10	R: 0 E: 0 K: 1 S: 5 H: 0 LOB: 0 BB: 0 P: 5	1B: 8 2B: 1 3B: 0 HR: 1 SF: 0 SAC: 0 DP: 1 HBP: 0						

PITCHER		IP	WLS	BF	H	R	ER	SO	BB	IBB	HBP	BLK	WP	HR	S	P	ERA	WHIP
37 Nick Pivetta, R ERA: 16.2	(1, 1)	1.2		11	5	3	3	4	1	0	0	1	0	1	18	22	16.20	3.600
32 Jake Faria, R ERA: 7.71	(2, 1)	0.1		1	0	0	0	0	0	0	0	0	0	0	1	1	0.00	0.000
74 Kenley Jansen, R ERA:	(3, 1)	1.0		3	0	0	0	0	0	0	0	0	0	0	3	3	0.00	0.000
55 Chris Martin, R ERA:	(4, 1)	1.0		5	0	0	0	1	2	0	0	0	0	0	5	14	0.00	2.000
25 Josh Winckowski, R ERA:	(5, 1)	3.0		12	2	0	0	4	2	0	0	0	0	0	18	26	0.00	1.333

PITCHER		IP	WLS	BF	H	R	ER	SO	BB	IBB	HBP	BLK	WP	HR	S	P	ERA	WHIP
95 Oddanier Mosqueda, L ERA: 4.5	(8, 1)	1.0		6	3	1	1	2	0	0	0	0	0	0	10	10	9.00	3.000
85 Cam Booser, L ERA:	(9, 1)	1.0		3	0	0	0	1	0	0	0	0	0	0	5	5	0.00	0.000

TOP

Houston Astros @ Boston Red Sox

JetBlue Park, Ft. Myers, FL

Sat Mar 04 2023, 1:07 PM - 3:41 PM EST

Att. 8,544 - Sunny - 83 F

livebaseballscorecards.com

AB	36
R	4
H	10
RBI	3
BB	5
SO	12
LOB	23

WP: 0 PB: 0 SB: 1 CS: 0 PA: 41

Houston Astros @ Boston Red Sox

JetBlue Park, Ft. Myers, FL

Sat Mar 04 2023, 1:07 PM - 3:41 PM EST

Att. 8,544 - Sunny - 83 F

BOTTOM

Batter	1	2	3	4	5	6	7	8	9	AB	R	H	RBI	BB	SO	LOB
5 Enrique Hernández, R (1, 6) 92 Nick Sogard, S (8, 6) OBP: 0.222, SLG: 0.125	F9	F7			F9			P3		3 1	0 0	0 0	0 0	0 0	0 0	1 0
11 Rafael Devers, L (1, 5) OBP: 0.333, SLG: 0.364 23 Niko Goodrum, S (8, 5) OBP: 0.200, SLG: 0.111	K		G6-3		K2-3			83 1B 19 SF9 1B		3 1	0 1	0 1	0 0	0 0	2 0	0 0
39 Christian Arroyo, R (1, 4) OBP: 0.231, SLG: 0.692 83 Enmanuel Valdez, L (6, 4) OBP: 0.471, SLG: 0.500	K		G1-3			G3-1		19 SF9 1-3 1B		2 2	0 0	0 1	0 0	0 0	1 0	0 0
36 Triston Casas, L (1, 3) OBP: 0.429, SLG: 0.846 19 Daniel Palka, L (6, 3) OBP: 0.250, SLG: 0.167		38 2B 30 G3 1B	G3			K2-3		SF9 1-2 3-H		2 1	1 0	1 0	0 1	0 0	0 1	0 0
38 Jorge Alfaro, R (1, 2) OBP: 0.625, SLG: 0.857 69 Stephen Scott, L (6, 2)		30 G3 17 2B 1-3 2B		17 FC6-4 HBP		K		HBP		1 1	1 0	1 0	0 0	0 0	0 1	0 0
16 Jarren Duran, L (1, 7) OBP: 0.875, SLG: 2.000 73 Ryan Fitzgerald, L (7, PR) OBP: 0.429, SLG: 0.692 (8, 7)		30 G3 17 2B BB		F7			BB	K		1 1	1 0	0 0	0 0	2 0	0 1	1 2
30 Rob Refsnyder, R (1, 9) 82 Narciso Crook, R (6, 9) OBP: 0.167, SLG: 0.182	G3 1-2 2-3 3-H			F8			K	K	K	2 2	0 0	0 0	1 0	0 0	0 2	3 1
17 Raimel Tapia, L (1, 10) OBP: 0.357, SLG: 0.643 59 Ronaldo Hernández, R (7, PH) OBP: 0.143, SLG: 0.143 (8, 10)	2-H 3-H 2B			FC6-4 1-2f			P4	F7		2 2	0 0	1 0	2 0	0 0	0 0	1 1
31 Greg Allen, S (1, 8) OBP: 0.286, SLG: 0.417 78 Ceddanne Rafaela, R (6, 8) OBP: 0.200, SLG: 0.154		P5			G3-1		G1-3	K		2 2	0 0	0 0	0 0	0 0	0 1	1 1
Inning Stats	R: 0 E: 0 K: 2 S: 7 H: 0 LOB: 0 BB: 0 P: 7	R: 3 E: 0 K: 0 S: 6 H: 3 LOB: 1 BB: 1 P: 10	R: 0 E: 0 K: 0 S: 3 H: 0 LOB: 0 BB: 0 P: 3	R: 0 E: 0 K: 0 S: 3 H: 0 LOB: 1 BB: 0 P: 4	R: 0 E: 0 K: 1 S: 5 H: 0 LOB: 0 BB: 0 P: 5	R: 0 E: 0 K: 2 S: 7 H: 0 LOB: 0 BB: 0 P: 7	R: 0 E: 0 K: 1 S: 5 H: 0 LOB: 1 BB: 1 P: 9	R: 1 E: 0 K: 1 S: 7 H: 2 LOB: 2 BB: 0 P: 8	R: 0 E: 0 K: 2 S: 7 H: 0 LOB: 0 BB: 0 P: 7	1B: 3 2B: 2 3B: 0 HR: 0	SF: 1 SAC: 0 DP: 0 HBP: 2					

livebaseballscorecards.com

AB	31
R	4
H	5
RBI	4
BB	2
SO	9
LOB	12

WP: 0 PB: 0 SB: 0 CS: 0 PA: 36

PITCHER		IP	WLS	BF	H	R	ER	SO	BB	IBB	HBP	BLK	WP	HR	S	P	ERA	WHIP
75 Shawn Dubin, R	(1, 1)	2.0		10	3	3	3	2	1	0	0	0	0	0	13	17	13.50	2.000
ERA: 12.27																		
35 Bryan Garcia, R	(3, 1)	2.0		7	0	0	0	0	0	0	1	0	0	0	6	7	0.00	0.000
ERA:																		
86 Jimmy Endersby, R	(5, 1)	2.0		6	0	0	0	3	0	0	0	0	0	0	12	12	0.00	0.000
ERA: 2.45																		
86 Jimmy Endersby, R	(6, 1)	2.0		6	0	0	0	3	0	0	0	0	0	0	12	12	0.00	0.000
ERA: 2.45																		
76 Devin Conn, R	(7, 1)	1.0		4	0	0	0	1	1	0	0	0	0	0	5	9	0.00	1.000
ERA:																		

PITCHER		IP	WLS	BF	H	R	ER	SO	BB	IBB	HBP	BLK	WP	HR	S	P	ERA	WHIP
95 Colton Gordon, L	(8, 1)	1.0	B	6	2	1	1	1	0	0	1	0	0	0	7	8	9.00	2.000
ERA: 9.0																		
99 Cesar Gomez, R	(9, 1)	1.0		3	0	0	0	2	0	0	0	0	0	0	7	7	0.00	0.000
ERA:																		

Miami Marlins @ Boston Red Sox

JetBlue Park, Ft. Myers, FL

Sun Mar 05 2023, 1:07 PM - 3:38 PM EST

Att. 7,834 - Sunny - 84 F

TOP

livebaseballscorecards.com

Batter	1	2	3	4	5	6	7	8	9	AB	R	H	RBI	BB	SO	LOB
3 Luis Arraez, L (1, 4) OBP: 0.294, SLG: 0.294	B S S S 1-3 K ①		X 0-0 26 BB 1-3 1B		X 0-0 26 1B 1-3 1B		X 0-0 F8 ②		S S S 0-3 K ③	3	0	2	0	0	1	0
14 Bryan De La Cruz, R (6, 7) OBP: 0.250, SLG: 0.500										2	0	0	0	0	1	2
12 Jorge Soler, R (1, 7) OBP: 0.308, SLG: 0.500	C C C 0-3 K ②		S S S 0-3 K ②		1 SAFE S S S 0-3 K ②		S S S 0-3 K ③			3	0	0	0	0	3	4
7 Jesús Sánchez, L (6, 9) OBP: 0.286, SLG: 0.308										1	0	0	0	0	1	0
26 Garrett Cooper, R (1, 3) OBP: 0.357, SLG: 0.308	S S S 0-3 K ③		B B B 4-0 1-2 BB		X 0-0 2 BB 1-3 3-H 1B			X 0-0 F8 ①		2	0	1	1	1	1	0
1 Garrett Hampson, R (6, 6) OBP: 0.154, SLG: 0.083										1	0	0	0	0	0	0
2 Jazz Chisholm Jr., L (1, 8) OBP: 0.357, SLG: 0.615		X 0-0 G5-3 ①	C S S 0-3 K ③		1 SAFE B B B 4-0 1-2 BB			X 0-0 P3 ②		2	0	0	0	1	1	3
6 Peyton Burdick, R (6, 8) OBP: 0.429, SLG: 0.636										1	0	0	0	0	0	0
24 Avisaíl García, R (1, 9) OBP: 0.429, SLG: 0.692		B B B B 4-0 9 1B BB		X 0-0 G6-3 ①	S C C 0-3 K ③			S S S 0-3 K ③		2	0	0	0	1	1	3
63 Xavier Edwards, S (6, 4) OBP: 0.400, SLG: 0.400										1	0	0	0	0	1	0
9 Jean Segura, R (1, 10) OBP: 0.267, SLG: 0.286		X 0-0 18 G4-6-3 1-2 1B		X 0-0 F7 ②		X 0-0 F9 ①			X 0-0 10 S 1B	3	0	1	0	0	0	0
64 Jerar Encarnación, R (9, PH) OBP: 0.400, SLG: 0.200										1	0	1	0	0	0	0
18 Joey Wendle, L (1, 6) OBP: 0.083, SLG: 0.083		X 0-0 ② ③ G4-6-3 1-2f		X 0-0 ③ G3		X 0-0 ② G3			X 0-0 ① F8	3	0	0	0	0	0	2
72 Joe Rizzo, L (6, 3) OBP: 0.400, SLG: 0.375										1	0	0	0	0	0	1
58 Jacob Stallings, R (1, 2)			X 0-0 G6-3 ①		H 1-0 3 1B 26 1B HBP	X 0-0 F8 ③			S S S 0-3 K ②	2	1	0	0	0	0	0
34 Austin Allen, L (6, 2)										1	0	0	0	0	1	1
5 Jon Berti, R (1, 5) OBP: 0.429, SLG: 0.273			X 0-0 E6 3 1B		C S C 0-3 K ①		C S C 0-3 K ①		B B B B 4-0 1-2 BB	3	0	0	0	0	2	1
10 Jordan Groshans, R (7, 5) OBP: 0.467, SLG: 0.364										0	0	0	0	1	0	0

	AB	R	H	RBI	BB	SO	LOB
	32	1	5	1	4	13	17

Inning Stats	1	2	3	4	5	6	7	8	9
	R: 0 E: 0 K: 3 S: 9	H: 0 LOB: 0 BB: 0 P: 10	R: 0 E: 0 K: 0 S: 3	H: 1 LOB: 1 BB: 1 P: 7	R: 0 E: 1 K: 2 S: 9	H: 1 LOB: 3 BB: 1 P: 13	R: 0 E: 0 K: 0 S: 3	H: 0 LOB: 0 BB: 0 P: 3	R: 1 E: 0 K: 3 S: 11	H: 2 LOB: 3 BB: 1 P: 16	R: 0 E: 0 K: 0 S: 3	H: 0 LOB: 0 BB: 0 P: 3	R: 0 E: 0 K: 2 S: 7	H: 0 LOB: 0 BB: 0 P: 7	R: 0 E: 0 K: 1 S: 5	H: 0 LOB: 0 BB: 0 P: 5	R: 0 E: 0 K: 2 S: 8	H: 1 LOB: 2 BB: 1 P: 12

	1B	SF	WP	PA
	5	0	0	37
	2B	SAC	PB	
	0	0	0	
	3B	DP	SB	
	0	1	1	
	HR	HBP	CS	
	0	1	0	

PITCHER		IP	WLS	BF	H	R	ER	SO	BB	IBB	HBP	BLK	WP	HR	S	P	ERA	WHIP
28 Corey Kluber, R ERA:	(1, 1)	2.2		12	2	0	0	4	2	0	0	0	0	0	18	27	0.00	1.500
98 Chase Shugart, R ERA:	(3, 1)	0.1		1	0	0	0	1	0	0	0	0	0	0	3	3	0.00	0.000
Richard Bleier, L ERA: 2.25	(4, 1)	1.0		3	0	0	0	0	0	0	0	0	0	0	3	3	0.00	0.000
40 Wyatt Mills, R ERA: 2.25	(5, 1)	1.0		7	2	1	1	3	1	0	1	0	0	0	11	16	9.00	3.000
50 Kutter Crawford, R ERA:	(6, 1)	3.0	W	9	0	0	0	3	0	0	0	0	0	0	15	15	0.00	0.000

PITCHER		IP	WLS	BF	H	R	ER	SO	BB	IBB	HBP	BLK	WP	HR	S	P	ERA	WHIP
61 Kaleb Ort, R ERA: 9.0	(9, 1)	1.0	S	5	1	0	0	2	1	0	0	0	0	0	8	12	0.00	2.000

Miami Marlins @ Boston Red Sox

JetBlue Park, Ft. Myers, FL

Sun Mar 05 2023, 1:07 PM - 3:38 PM EST

Att. 7,834 - Sunny - 84 F

BOTTOM

Batter	1	2	3	4	5	6	7	8	9	AB	R	H	RBI	BB	SO	LOB
39 Christian Arroyo, R (1, 4) OBP: 0.267, SLG: 0.667	2 G5-4-3 1B			P3		G3 1-2	F9			2	0	1	0	0	0	0
83 Enmanuel Valdez, L (6, 4) OBP: 0.421, SLG: 0.429										2	0	0	0	0	0	4
99 Alex Verdugo, L (1, 9) OBP: 0.556, SLG: 0.556	K			P2			78 1B 2 HBP 82 BB 1B	K		2	0	0	0	0	1	1
86 Wilyer Abreu, L (7, 9) OBP: 0.429, SLG: 0.750										1	0	1	0	0	0	0
69 Stephen Scott, L (7, PR)										0	1	0	0	0	0	0
87 Marcus Wilson, R (8, 9)										1	0	0	0	0	1	0
2 Justin Turner, R (1, 10) OBP: 0.357, SLG: 0.250	G5-4-3 1-2f			K			82 BB 78 1B 59 BB HBP 1-2	23 G3-6-1 78 1B BB		2	1	0	0	0	1	1
77 Caleb Hamilton, R (8, PH) OBP: 0.714, SLG: 1.400 (9, 10)										0	0	0	0	1	0	0
18 Adam Duvall, R (1, 8) OBP: 0.294, SLG: 0.267		P4			G5-3		59 BB 82 BB 80 2B 1B 1-2 2-3	23 G3-6-1 1-2 1B		2	0	0	0	0	0	0
78 Ceddanne Rafaela, R (6, 8) OBP: 0.294, SLG: 0.267										2	1	2	0	0	0	0
36 Triston Casas, L (1, 3) OBP: 0.438, SLG: 0.800		K			29 G4-6-3 1B 1-2f		K	G3-6-1 1-2f 2-3		2	0	1	0	0	1	0
23 Niko Goodrum, S (6, 3) OBP: 0.167, SLG: 0.091										2	0	0	0	0	1	5
29 Bobby Dalbec, R (1, 5) OBP: 0.467, SLG: 0.857	G5-3				G4-6-3 1-2f		F5			2	0	0	0	0	0	1
73 Ryan Fitzgerald, L (6, 5) OBP: 0.400, SLG: 0.643										1	0	0	0	0	0	3
16 Jarren Duran, L (1, 7) OBP: 0.700, SLG: 1.333		G3				K	59 BB 80 2B BB 1-2 2-3 3-H			2	0	0	0	0	1	0
82 Narciso Crook, R (7, 7) OBP: 0.231, SLG: 0.182										0	1	0	1	1	0	0
3 Reese McGuire, L (1, 2) OBP: 0.250, SLG: 0.750		G3				G4-3	80 2B BB 1-2 2-3 3-H			1	0	0	0	0	0	0
59 Ronaldo Hernández, R (6, 2) OBP: 0.222, SLG: 0.125										1	0	0	1	1	0	0
94 Christian Koss, R (1, 6)		L3				83 S 1B	1-3 2-H 3-H 2B			1	0	0	0	0	0	0
80 David Hamilton, L (6, 6) OBP: 0.333, SLG: 0.300										2	0	2	2	0	0	0
Inning Stats	R: 0 E: 0 K: 1 S: 5 H: 1 LOB: 0 BB: 0 P: 5	R: 0 E: 0 K: 1 S: 5 H: 0 LOB: 0 BB: 0 P: 5	R: 0 E: 0 K: 0 S: 3 H: 0 LOB: 0 BB: 0 P: 3	R: 0 E: 0 K: 1 S: 5 H: 0 LOB: 0 BB: 0 P: 5	R: 0 E: 0 K: 0 S: 3 H: 1 LOB: 0 BB: 0 P: 3	R: 0 E: 0 K: 1 S: 6 H: 1 LOB: 1 BB: 0 P: 7	R: 4 E: 0 K: 1 S: 8 H: 3 LOB: 3 BB: 2 P: 17	R: 0 E: 0 K: 1 S: 5 H: 1 LOB: 1 BB: 1 P: 9		1B: 6 2B: 1 3B: 0 HR: 0	SF: 0 SAC: 0 DP: 3 HBP: 1		WP: 0 PB: 0 SB: 1 CS: 0	PA: 32			

livebaseballscorecards.com

AB	28
R	4
H	7
RBI	4
BB	3
SO	6
LOB	15

PITCHER		IP	WLS	BF	H	R	ER	SO	BB	IBB	HBP	BLK	WP	HR	S	P	ERA	WHIP
28 Trevor Rogers, L ERA:	(1, 1)	3.0		9	1	0	0	2	0	0	0	0	0	0	13	13	0.00	0.333
48 Steven Okert, L ERA:	(4, 1)	1.0		3	0	0	0	1	0	0	0	0	0	0	5	5	0.00	0.000
38 Devin Smeltzer, L ERA: 7.71	(5, 1)	2.2	L	13	4	4	4	2	1	0	1	0	0	0	15	21	13.50	1.875
74 Dylan Bice, R ERA:	(7, 1)	0.1		3	1	0	0	0	1	0	0	0	0	0	2	6	0.00	6.000
60 Sean Reynolds, R ERA: 6.0	(8, 1)	1.0		4	1	0	0	1	1	0	0	0	0	0	5	9	0.00	2.000

PITCHER	IP	WLS	BF	H	R	ER	SO	BB	IBB	HBP	BLK	WP	HR	S	P	ERA	WHIP

Batter	1	2	3	4	5	6	7	8	9	AB	R	H	RBI	BB	SO	LOB
8 Matt Vierling, R (1, 8) OBP: 0.500, SLG: 0.867 60 Akil Baddoo, L (5, 8) OBP: 0.286, SLG: 0.308 (8, 7)	C X 0-1 31 FC3-6 1B		B B B 4-0 BB		X 0-0 ③ F8			X 0-0 ② L1		2 0 1 0 1 0 1 1 0 0 0 0 0 0						
31 Riley Greene, L (1, 9) OBP: 0.375, SLG: 0.813 74 Brendon Davis, R (6, 9) OBP: 0.429, SLG: 0.300	X 0-0 ① FC3-6 13 S 1-2f		X 0-0 ② L7			S X 0-1 HR		B B B 4-0 BB		3 1 1 1 0 0 2 0 0 0 0 1 0 0						
28 Javier Báez, R (1, 6) OBP: 0.150, SLG: 0.263 (4, 4) 32 Ryan Kreidler, R (6, 4) OBP: 0.133, SLG: 0.267 (7, 6) (8, 8)	X 0-0 ② F8		X 0-0 ③ G5-3			S S S 0-3 ① K		S C C 0-3 ③ K		3 0 0 0 0 1 2 1 0 0 0 0 1 1						
13 Eric Haase, R (1, 2) OBP: 0.250, SLG: 0.600 33 Donny Sands, R (6, 2) OBP: 0.154, SLG: 0.154	B C S S 1-3 ③ K 1-2			C S S 0-3 ① K		X 0-0 ② G4-3			X 0-0 27 1B 1B	3 0 0 0 0 2 1 1 0 1 0 0 0 0						
18 Tyler Nevin, R (1, 3) OBP: 0.211, SLG: 0.526 27 Andre Lipcius, R (6, 3) OBP: 0.417, SLG: 1.000		C S C 0-3 ① K		X 0-0 ② G4-3		X 0-0 ③ F9			X 0-0 1-2 1B	3 0 0 0 0 1 0 1 0 1 0 0 0 0						
30 Kerry Carpenter, L (1, 10) OBP: 0.133, SLG: 0.357 34 Jake Rogers, R (9, PH) OBP: 0.545, SLG: 1.500		X 0-0 ② F8		C S S 0-3 ③ K			S S S 0-3 ① K		S S S 0-3 ① K	3 0 0 0 0 2 0 1 0 0 0 0 1 2						
59 Zack Short, R (1, 4) OBP: 0.471, SLG: 0.786 (4, 6) 72 Jermaine Palacios, R (7, 4) OBP: 0.364, SLG: 0.222		X 0-0 1B	B B B 4-0 9 FC6-4 BB				S S S 0-3 ② K		S S S 0-3 ② K	2 0 1 0 1 1 0 1 0 0 0 0 1 2						
9 Nick Maton, L (1, 5) OBP: 0.250, SLG: 0.571 81 Colt Keith, L (7, 5) OBP: 0.444, SLG: 1.000		X 0-0 ③ G1-3			X 0-0 ① FC6-4 1-2f		X 0-0 ③ P2		S S S 0-3 ③ K	3 0 0 0 0 0 2 1 0 0 0 0 1 2						
39 Jonathan Davis, R (1, 7) OBP: 0.294, SLG: 0.267 92 Diego Rincones, R (7, 7) OBP: 0.667, SLG: 0.667 93 Trei Cruz, S (8, 6)			S S S 0-3 ① K		X 0-0 ② F9			X 0-0 ① G4-3		2 0 0 0 0 1 1 1 0 0 0 0 0 0 0 0 0 0 0 0 0						
Inning Stats	R: 0 H: 1 E: 0 LOB: 1 K: 1 BB: 0 S: 7 P: 8	R: 0 H: 1 E: 0 LOB: 1 K: 1 BB: 0 S: 6 P: 6	R: 0 H: 0 E: 0 LOB: 1 K: 1 BB: 1 S: 5 P: 9	R: 0 H: 0 E: 0 LOB: 0 K: 2 BB: 0 S: 7 P: 7	R: 0 H: 0 E: 0 LOB: 1 K: 0 BB: 1 S: 3 P: 7	R: 1 H: 1 E: 0 LOB: 0 K: 1 BB: 0 S: 7 P: 7	R: 0 H: 0 E: 0 LOB: 0 K: 2 BB: 0 S: 7 P: 7	R: 0 H: 0 E: 0 LOB: 1 K: 1 BB: 1 S: 5 P: 9	R: 0 H: 2 E: 0 LOB: 2 K: 3 BB: 0 S: 11 P: 11	1B: 4 SF: 0 2B: 0 SAC: 0 3B: 0 DP: 0 HR: 1 HBP: 0							

TOP

Detroit Tigers @ Boston Red Sox

JetBlue Park, Ft. Myers, FL

Mon Mar 06 2023, 1:09 PM - 3:39 PM EST

Att. 8,211 - Sunny - 87 F

livebaseballscorecards.com

AB	32
R	1
H	5
RBI	1
BB	3
SO	12
LOB	16

WP: 0 PA: 35
PB: 0
SB: 1
CS: 0

PITCHER		IP	WLS	BF	H	R	ER	SO	BB	IBB	HBP	BLK	WP	HR	S	P	ERA	WHIP
41 Chris Sale, L ERA:	(1, 1)	2.0	W	8	2	0	0	2	0	0	0	0	0	0	13	14	0.00	1.000
70 Ryan Brasier, R ERA: 3.38	(3, 1)	1.2		6	0	0	0	2	1	0	0	0	0	0	9	13	0.00	0.600
97 Taylor Broadway, R ERA:	(4, 1)	1.1		5	0	0	0	1	1	0	0	0	0	0	6	10	0.00	0.750
76 Zack Kelly, R ERA: 13.5	(6, 1)	1.0		4	1	1	1	1	0	0	0	0	0	1	7	7	9.00	1.000
32 Jake Faria, R ERA: 5.4	(7, 1)	1.0		3	0	0	0	2	0	0	0	0	0	0	7	7	0.00	0.000
63 Durbin Feltman, R ERA:	(8, 1)	1.0		4	0	0	0	1	1	0	0	0	0	0	5	9	0.00	1.000
93 Norwith Gudiño, R ERA:	(9, 1)	1.0		5	2	0	0	3	0	0	0	0	0	0	11	11	0.00	2.000

Batter	1	2	3	4	5	6	7	8	9	AB	R	H	RBI	BB	SO	LOB
5 Enrique Hernández, R (1, 6) OBP: 0.200, SLG: 0.077	0-0 2 HBP 11 BB 18 SF9 1B	0-3 K	0-3 K			0-3 K	0-0 G4-3			3	1	1	0	0	2	3
86 Edwin Díaz, R (4, 6)										2	0	0	0	0	1	2
11 Rafael Devers, L (1, 5) OBP: 0.400, SLG: 0.385	4-0 18 SF9 2 HBP 17 2B 1-2 BB	0-0 1B		0-3 K		0-0 87 2B 1B		0-3 K		2	1	1	0	1	1	0
23 Niko Goodrum, S (5, 5) OBP: 0.214, SLG: 0.154										2	1	1	0	0	1	0
2 Justin Turner, R (1, 3) OBP: 0.400, SLG: 0.250	1-0 17 2B 38 E 1-2 2-3 HBP	0-3 K		0-3 K		0-0 75 3B 1-H 2B		0-3 K		0	0	0	0	0	0	0
87 Niko Kavadas, L (1, PR) OBP: 0.333, SLG: 0.400										4	2	1	1	0	3	1
(2, 3)																
18 Adam Duvall, R (1, 8)	0-0 SF9 2-3 3-H		0-3 K	0-0 G6-3		0-0 2-H 3B		0-3 K		2	0	0	1	0	1	0
75 Tyler McDonough, S (6, 8) OBP: 0.667, SLG: 1.667										2	0	1	1	0	1	0
17 Raimel Tapia, L (1, 9) OBP: 0.412, SLG: 0.882	0-0 38 E 1-3 3-H 2B		1-2 HR		0-3 K	0-3 K				3	2	2	2	0	1	0
87 Marcus Wilson, R (6, 9)										1	0	0	0	0	1	1
38 Jorge Alfaro, R (1, 2) OBP: 0.727, SLG: 0.900	0-0 E9 2-H 3-H 1B		0-0 83 BB 30 BLK 1B		0-0 30 BB 1B		0-0 73 BB 1B			3	0	3	2	0	0	0
77 Caleb Hamilton, R (7, 2) OBP: 0.750, SLG: 1.333										1	0	1	0	0	0	0
30 Rob Refsnyder, R (1, 7)	0-0 F8		4-0 83 BB 1-2 BB		1 SAFE 4-0 19 G4-6-3 1-2 BB		0-0 F9			1	0	0	0	2	0	2
82 Narciso Crook, R (6, 7) OBP: 0.214, SLG: 0.167										1	0	0	0	0	0	1
19 Daniel Palka, L (1, 10) OBP: 0.167, SLG: 0.100	0-3 K		0-0 L7		0-0 G4-6-3 1-2f		0-0 F8			4	0	0	0	0	1	7
83 Enmanuel Valdez, L (1, 4) OBP: 0.429, SLG: 0.400		0-0 F7	4-0 1-2 2-3 BB			0-0 F7	4-0 1-2 BB			1	0	0	0	1	0	0
73 Ryan Fitzgerald, L (6, PH) OBP: 0.412, SLG: 0.600										1	0	0	0	1	0	0
(7, 4)																
Inning Stats	R: 4 E: 1 K: 1 S: 8 H: 3 LOB: 2 BB: 1 P: 13	R: 0 E: 0 K: 2 S: 8 H: 1 LOB: 1 BB: 0 P: 8	R: 1 E: 0 K: 2 S: 11 H: 2 LOB: 3 BB: 2 P: 20	R: 0 E: 0 K: 2 S: 7 H: 0 LOB: 0 BB: 0 P: 7	R: 0 E: 0 K: 1 S: 5 H: 1 LOB: 1 BB: 1 P: 9	R: 2 E: 0 K: 2 S: 10 H: 3 LOB: 1 BB: 0 P: 10	R: 0 E: 0 K: 0 S: 4 H: 1 LOB: 2 BB: 1 P: 8	R: 0 E: 0 K: 3 S: 9 H: 0 LOB: 0 BB: 0 P: 9								

PITCHER		IP	WLS	BF	H	R	ER	SO	BB	IBB	HBP	BLK	WP	HR	S	P	ERA	WHIP
25 Matt Manning, R ERA: 13.5	(1, 1)	1.1	L	10	4	4	4	2	1	0	1	0	0	0	12	17	27.00	3.750
94 Dario Gardea, R ERA:	(1, 1)	0.2		2	0	0	0	1	0	0	0	0	0	0	4	4	0.00	0.000
25 Matt Manning, R ERA: 13.5	(2, 1)	1.1	L	10	4	4	4	2	1	0	1	0	0	0	12	17	27.00	3.750
52 Brendan White, R ERA: 3.0	(3, 1)	1.0		7	2	1	1	2	2	0	0	1	0	1	11	20	9.00	4.000
36 Chasen Shreve, L ERA: 2.7	(4, 1)	1.1		4	0	0	0	3	0	0	0	0	0	0	10	10	0.00	0.000

PITCHER		IP	WLS	BF	H	R	ER	SO	BB	IBB	HBP	BLK	WP	HR	S	P	ERA	WHIP
53 Mason Englert, R ERA: 4.76	(5, 1)	1.2		9	4	2	2	2	1	0	0	0	0	0	12	16	10.80	3.000
71 Miguel Del Pozo, L ERA:	(7, 1)	1.0		5	1	0	0	0	1	0	0	0	0	0	4	8	0.00	2.000
66 Kervin Castro, R ERA:	(8, 1)	1.0		3	0	0	0	3	0	0	0	0	0	0	9	9	0.00	0.000

BOTTOM

Detroit Tigers @ Boston Red Sox

JetBlue Park, Ft. Myers, FL

Mon Mar 06 2023, 1:09 PM - 3:39 PM EST

Att. 8,211 - Sunny - 87 F

livebaseballscorecards.com

AB	33
R	7
H	11
RBI	7
BB	5
SO	13
LOB	17

1B: 7 SF: 1 WP: 0 PA: 40
2B: 2 SAC: 0 PB: 0
3B: 1 DP: 1 SB: 0
HR: 1 HBP: 1 CS: 0

Boston Red Sox @ Atlanta Braves

CoolToday Park, North Port, FL

Tue Mar 07 2023, 6:02 PM - 8:28 PM EST

Att. 6,153 - Partly Cloudy - 79 F

TOP

livebaseballscorecards.com

Batter	1	2	3	4	5	6	7	8	9	AB	R	H	RBI	BB	SO	LOB
31 Greg Allen, S (1, 7) OBP: 0.222, SLG: 0.313 79 Tyler Dearden, L (7, 7) OBP: 1.000, SLG: 1.000	B X 1-0 ① P3		S S S 0-3 ③ K		B S S S 1-3 ① K 1-2		X 0-0 ① G3		X 0-0 32 FC5-4 1B	4 0 0 0 0 2 1 1 0 1 0 0 0 0						
30 Rob Refsnyder, R (1, 9) 32 Gilberto Jimenez, S (7, PR) (7, 9)	X 0-0 ② F8			B B B B 4-0 36 1B 39 1B BB	X 0-0 ② G5-3		B B B B 4-0 36 S BB		X 0-0 ① FC5-4 87 HBP 73 HBP 92 1B 1-2f	2 1 0 0 2 0 1 1 1 0 0 0 0 1						
36 Triston Casas, L (1, 3) OBP: 0.500, SLG: 0.833 73 Ryan Fitzgerald, L (7, PR) OBP: 0.444, SLG: 0.600 (7, 3)	C C C 0-3 ③ K			X 0-0 29 E 39 1B 3 SF9 1-3 1B	X 0-0 39 2B 2-H 2B		C B B B B 4-1 BB 1-2		H 1-0 87 HBP 92 1B HBP 1-2	3 2 2 1 1 1 0 0 1 0 0 0 0 0						
39 Christian Arroyo, R (1, 4) OBP: 0.316, SLG: 0.684 87 Eddinson Paulino, L (7, 4)		X 0-0 ① G4-3		X 0-0 29 E 19 1B 1-2 3-H 1B	X 0-0 2-H 2B		X 0-0 ② L8		H 1-0 92 1B 69 SF8 HBP 1-2 2-3	4 1 2 2 0 0 2 0 1 0 0 0 0 0						
29 Bobby Dalbec, R (1, 5) OBP: 0.421, SLG: 0.706 92 Nick Sogard, S (7, 5) OBP: 0.300, SLG: 0.222		B B B B 4-0 3 G1-3 BB		X 0-0 FC6 19 1B 78 FC6-4 1-2 2-3	S S S 0-3 ③ K		S S S 0-3 ③ K		X 0-0 1-3 2-H 3-H 1B	3 1 0 0 1 2 5 1 0 1 2 0 0 0						
3 Reese McGuire, L (1, 2) OBP: 0.182, SLG: 0.600 69 Stephen Scott, L (7, 2) OBP: 0.429, SLG: 1.000		X 0-0 ② G1-3 1-2		X 0-0 ① SF9 3-H		X 0-0 ① F9		X 0-0 HR	X 0-0 ② SF8 3-H	2 0 0 1 0 0 1 1 1 1 2 0 0 0						
19 Daniel Palka, L (1, 10) OBP: 0.267, SLG: 0.231 82 Narciso Crook, R (8, PH) OBP: 0.188, SLG: 0.143 (8, 10)		X 0-0 ③ L8		X 0-0 78 FC6-4 1-3 2-H 1B		X 0-0 1B		S S S 0-3 ① K	X 0-0 ③ G6-3	3 0 2 1 0 0 1 2 0 0 0 0 1 1						
78 Ceddanne Rafaela, R (1, 8) OBP: 0.250, SLG: 0.222 67 Phillip Sikes, R (7, 8)			S S S 0-3 ① K	X 0-0 ② FC6-4 80 CS 1-2f 3-H		X 0-0 ② P6		X 0-0 ② L4		3 0 0 1 0 1 2 1 0 0 0 0 0 0						
80 David Hamilton, L (1, 6) OBP: 0.333, SLG: 0.308 94 Christian Koss, R (7, 6)			S S S 0-3 ② K	C 0-1 ③ CS 1-2	X 0-0 31 S 36 2B 1B	X 0-0 ③ F9		S S S 0-3 ③ K		3 1 1 0 0 1 1 1 0 0 0 0 1 0						
Inning Stats	R: 0 H: 0 E: 0 LOB: 0 K: 1 BB: 0 S: 5 P: 6	R: 0 H: 0 E: 0 LOB: 1 K: 0 BB: 1 S: 3 P: 7	R: 0 H: 0 E: 0 LOB: 0 K: 3 BB: 0 S: 9 P: 9	R: 4 H: 3 E: 1 LOB: 0 K: 0 BB: 1 S: 7 P: 11	R: 2 H: 3 E: 0 LOB: 1 K: 2 BB: 0 S: 10 P: 11	R: 0 H: 1 E: 0 LOB: 1 K: 0 BB: 0 S: 4 P: 4	R: 0 H: 0 E: 0 LOB: 2 K: 1 BB: 2 S: 6 P: 14	R: 1 H: 1 E: 0 LOB: 0 K: 2 BB: 0 S: 8 P: 8	R: 3 H: 2 E: 0 LOB: 1 K: 0 BB: 0 S: 5 P: 7	1B: 7 SF: 2 2B: 2 SAC: 0 3B: 0 DP: 0 HR: 1 HBP: 2						

	AB	35
	R	10
	H	10
	RBI	10
	BB	4
	SO	9
	LOB	16

WP: 0 PA: 44
PB: 0
SB: 2
CS: 1

PITCHER		IP	WLS	BF	H	R	ER	SO	BB	IBB	HBP	BLK	WP	HR	S	P	ERA	WHIP
84 Jared Shuster, L ERA:	(1, 1)	3.0		10	0	0	0	4	1	0	0	0	0	0	17	22	0.00	0.333
60 Jesse Chavez, R ERA: 8.31	(4, 1)	0.1	L	5	2	4	2	0	1	0	0	0	0	0	4	8	54.00	9.000
81 Victor Vodnik, R ERA: 17.18	(4, 1)	0.2		2	1	0	0	0	0	0	0	0	0	0	3	3	0.00	1.500
61 Nick Anderson, R ERA: 6.0	(5, 1)	1.0		6	3	2	2	2	0	0	0	0	0	0	10	11	18.00	3.000
52 Dylan Lee, L ERA:	(6, 1)	1.0		4	1	0	0	0	0	0	0	0	0	0	4	4	0.00	1.000

PITCHER		IP	WLS	BF	H	R	ER	SO	BB	IBB	HBP	BLK	WP	HR	S	P	ERA	WHIP
62 Seth Elledge, R ERA: 6.75	(7, 1)	1.0		5	0	0	0	1	2	0	0	0	0	0	6	14	0.00	2.000
87 Brian Moran, L ERA: 4.15	(8, 1)	1.0		4	1	1	1	2	0	0	0	0	0	1	8	8	9.00	1.000
80 Danny Young, L ERA: 5.4	(9, 1)	1.0		7	2	3	3	0	0	0	2	0	0	0	5	7	27.00	2.000

Boston Red Sox @ Atlanta Braves

CoolToday Park, North Port, FL

Tue Mar 07 2023, 6:02 PM - 8:28 PM EST

Att. 6,153 - Partly Cloudy - 79 F

livebaseballscorecards.com

BOTTOM

Batter	1	2	3	4	5	6	7	8	9	AB	R	H	RBI	BB	SO	LOB
1 Ozzie Albies, S (1, 4) OBP: 0.267, SLG: 0.083 45 Yolmer Sánchez, S (6, 4) OBP: 0.357, SLG: 0.100	K		P4		G3			K		3 1	0 0	0 0	0 0	0 0	1 1	0 0
28 Matt Olson, L (1, 3) OBP: 0.563, SLG: 1.200 67 Joe Dunand, R (6, 3) OBP: 0.176, SLG: 0.294	K		K		K			L8		3 1	0 0	0 0	0 0	0 0	3 0	0 0
27 Austin Riley, R (1, 5) OBP: 0.563, SLG: 1.000 9 Ehire Adrianza, S (6, PR) OBP: 0.429, SLG: 0.462 (7, 5)	2B		BB			23 G5-4-3 12 BB		K		1 1	0 0	1 0	0 0	2 0	0 1	0 0
12 Sean Murphy, R (1, 2) OBP: 0.400, SLG: 0.375 76 Cody Milligan, L (6, PR) OBP: 0.091, SLG: 0.200 71 Joe Hudson, R (7, 2) OBP: 0.100, SLG: 0.100	G6-3		P3			23 G5-4-3 1-2 BB			K	2 0 1	0 0 0	0 0 0	0 0 0	1 0 1	0 0 0	2 0 0
23 Michael Harris II, L (1, 8) OBP: 0.467, SLG: 0.769 38 Eli White, R (7, 8) OBP: 0.471, SLG: 0.786		18 G4-6-3 1B		G4-3		G5-4-3 1-2f 2-3			P2	3 1	0 0	1 0	0 0	0 0	0 0	2 0
18 Vaughn Grissom, R (1, 6) OBP: 0.300, SLG: 0.353 56 Adeiny Hechavarría, R (7, 6) OBP: 0.111, SLG: 0.111		G4-6-3 1-2f		G5-3		F9			G6-3	3 1	0 0	0 0	0 0	0 0	0 0	3 0
14 Sam Hilliard, L (1, 9) OBP: 0.375, SLG: 0.563 46 Magneuris Sierra, L (7, 9) OBP: 0.385, SLG: 0.364	K			2B		F7				2 1	0 0	1 0	0 0	0 0	1 0	0 0
20 Marcell Ozuna, R (1, 10) OBP: 0.263, SLG: 0.278			17 HR BB	P4		K				2	1	0	0	1	1	1
17 Kevin Pillar, R (1, 7) OBP: 0.357, SLG: 0.750 88 Forrest Wall, L (7, 7) OBP: 0.412, SLG: 0.467			1-H HR		P3		K			2 1	1 0	1 0	2 0	0 0	0 1	0 0

Inning Stats	1	2	3	4	5	6	7	8	9	1B	SF	WP	PA
R	0	0	2	0	0	0	0	0	0	1	0	0	33
E	0	0	0	0	0	0	0	0	0	2	0	0	
K	2	1	1	0	1	2	2	2	1	3	0	0	
S	8	5	6	4	5	10	7	7	5	HR 1	2	0	
H	1	1	1	1	0	0	0	0	0	2B 2	SAC 0	PB 0	
LOB	1	0	1	1	0	2	0	0	0	3B 0	DP 2	SB 0	
BB	0	0	2	0	0	2	0	0	0	HBP 0		CS 0	
P	8	5	14	4	5	10	7	7	5				

PITCHER	IP	WLS	BF	H	R	ER	SO	BB	IBB	HBP	BLK	WP	HR	S	P	ERA	WHIP
89 Tanner Houck, R (1, 1) ERA: 3.86	3.0	W	13	3	2	2	4	2	0	0	0	0	1	19	27	6.00	1.667
79 Bryan Mata, R (4, 1) ERA:	2.0	H	7	1	0	0	1	0	0	0	0	0	0	9	9	0.00	0.500
46 John Schreiber, R (6, 1) ERA: 6.75	1.2		6	0	0	0	1	2	0	0	0	0	0	6	14	0.00	1.200
67 Matt Dermody, L (7, 1) ERA:	2.1		7	0	0	0	4	0	0	0	0	0	0	15	15	0.00	0.000

PITCHER	IP	WLS	BF	H	R	ER	SO	BB	IBB	HBP	BLK	WP	HR	S	P	ERA	WHIP

AB	29
R	2
H	4
RBI	2
BB	4
SO	10
LOB	8

Boston Red Sox @ New York Yankees

George M. Steinbrenner Field, Tampa, FL

Thu Mar 09 2023, 1:07 PM - 3:54 PM EST

Att. 9,578 - Sunny - 79 F

livebaseballscorecards.com

Batter	1	2	3	4	5	6	7	8	9	AB	R	H	RBI	BB	SO	LOB
83 Enmanuel Valdez, L (1, 4) OBP: 0.417, SLG: 0.389	C FC 93 X FC 94 0-1 ① L9		X ST 88 0-0 ①② G4-6-3 1-2f			F SI 92 B SL 84 B SL 85 B SI 91 C SI 89 F ST 79 X SI 89 3-2 78 FC6-4 1B	B FF 88 B FF 88 X FF 87 2-0 HR		C SI 94 B CH 89 X SI 95 1-1 ② P3	3	0	1	0	0	0	1
87 Eddinson Paulino, L (6, PR) OBP: 0.667, SLG: 2.000 (6, 4)										2	1	1	1	0	0	1
78 Ceddanne Rafaela, R (1, 8) OBP: 0.261, SLG: 0.238	F SI 96 S SI 96 B ST 88 B KC 83 X FC 93 2-2 19 G6-4-3 1B		C SI 95 F SI 95 F SI 94 F ST 86 B SI 93 F KC 84 B SI 94 B ST 88 X ST 89 3-2 ③ G5-3			B ST 80 1 SAFE X SI 91 1-0 ① FC6-4 1-2f 19 HR	C FC 84 S FC 84 B CU 78 B FF 90 B FC 84 X FF 90 3-2 ① P6		X FF 95 0-0 1-H HR	3	1	1	0	0	0	1
67 Phillip Sikes, R (7, PH) OBP: 0.333, SLG: 1.333 (7, 8)										2	1	1	2	0	0	0
19 Daniel Palka, L (1, 3) OBP: 0.278, SLG: 0.438	X FC 94 0-0 ②③ G6-4-3 1-2f			F SI 98 B SI 98 X SI 97 1-1 ① G5-3		S SI 91 1 SAFE F SL 86 B ST 82 F SI 91 X CH 79 1-2 1-H HR	S FC 82 B FC 83 C FF 89 T CU 78 1-2 ② K		C CH 88 S CH 90 B CH 89 B CH 89 X FC 87 2-2 ③ F9	3	1	1	2	0	0	1
87 Niko Kavadas, L (6, 3) OBP: 0.250, SLG: 0.286										2	0	0	0	0	1	0
23 Niko Goodrum, S (1, 10) OBP: 0.222, SLG: 0.176		C FC 93 C KC 82 B KC 83 B FC 92 B KC 82 S FC 92 3-3 ① K		C SI 97 F CH 91 B FF 98 B SI 98 C SI 99 2-3 ② K		B SL 86 F SL 84 B SI 91 X SI 88 2-1 3 1B 82 HR 1B	B FF 87 S FC 84 F FC 84 F FF 89 B CU 79 X FF 89 2-2 ③ G3			4	1	1	0	0	2	0
3 Reese McGuire, L (1, 2) OBP: 0.286, SLG: 0.615		S ST 87 B FC 92 F SI 94 B FC 93 F KC 82 X FC 93 2-2 82 HR 1B		C SI 98 X SI 99 0-1 ③ L7		X SI 91 0-0 1-2 82 HR 1B		B FF 96 S FF 94 C FF 95 X CU 83 1-2 ① F8		3	2	2	0	0	0	0
59 Ronaldo Hernández, R (7, 2) OBP: 0.200, SLG: 0.111										1	0	0	0	0	0	0
82 Narciso Crook, R (1, 9) OBP: 0.263, SLG: 0.588		B ST 86 X SI 95 1-0 1-H HR			S FF 94 S CH 81 B FF 94 S FF 94 1-3 ① K	X ST 80 0-0 1-H 2-H HR		C SI 95 F FF 95 B FF 95 F CH 90 B FF 94 B FC 87 C FF 94 3-3 ② K		3	2	2	5	0	1	0
87 Marcus Wilson, R (7, 9)										1	0	0	0	0	1	0
92 Nick Sogard, S (1, 5) OBP: 0.231, SLG: 0.167		B FC 94 F FC 93 C SI 96 B KC 85 B KC 82 T FC 94 3-2 ② K			C FF 94 C FF 94 X FF 95 0-2 ② L4	S SI 90 F CH 83 X FF 92 0-2 ② G4-3		S CH 89 B CH 90 S FC 87 X FF 95 1-2 ③ G4-3		3	0	0	0	0	1	1
92 Alex Binelas, L (7, 5)										1	0	0	0	0	0	0
80 David Hamilton, L (1, 6) OBP: 0.333, SLG: 0.313		C ST 86 C FC 92 C KC 84 0-3 ③ K			B CH 84 C CH 83 B FF 94 F FF 94 F CH 83 S CH 83 2-3 ③ K	C SL 78 S SI 91 B CH 85 X CH 84 1-2 1B			C FC 86 B CU 80 S FC 87 B FF 95 F FF 94 F CH 88 B FF 95 3-2 67 HR BB	3	0	1	0	0	2	0
94 Christian Koss, R (7, 6)										0	1	0	0	1	0	0
79 Tyler Dearden, L (1, 7) OBP: 0.750, SLG: 1.500			B FC 93 X SI 94 1-0 83 G4-6-3 1B			HR			B SI 94 S CH 89 S CH 88 S CH 89 1-3 ① K	3	1	2	1	0	0	1
85 Corey Rosier, L (7, 7)						G4-3				1	0	0	0	0	1	1

Inning Stats	1	2	3	4	5	6	7	8	9
	R: 0 E: 0 K: 0 S: 6 H: 1 LOB: 0 BB: 0 P: 8	R: 2 E: 0 K: 3 S: 14 H: 2 LOB: 0 BB: 0 P: 23	R: 0 E: 0 K: 0 S: 8 H: 1 LOB: 0 BB: 0 P: 12	R: 0 E: 0 K: 1 S: 7 H: 0 LOB: 0 BB: 0 P: 10	R: 0 E: 0 K: 2 S: 10 H: 0 LOB: 0 BB: 0 P: 13	R: 6 E: 0 K: 0 S: 23 H: 7 LOB: 1 BB: 0 P: 33	R: 1 E: 0 K: 1 S: 11 H: 1 LOB: 0 BB: 0 P: 19	R: 0 E: 0 K: 1 S: 10 H: 0 LOB: 0 BB: 0 P: 15	R: 2 E: 0 K: 1 S: 13 H: 1 LOB: 0 BB: 1 P: 20

1B: 7 SF: 0
2B: 0 SAC: 0
3B: 0 DP: 2
HR: 6 HBP: 0

WP: 0 PA: 39
PB: 0
SB: 0
CS: 0

PITCHER		IP	WLS	BF	H	R	ER	SO	BB	IBB	HBP	BLK	WP	HR	S	P	ERA	WHIP
86 Clarke Schmidt, R ERA: 8.1	(1, 1)	3.0		11	4	2	2	3	0	0	0	0	0	1	28	43	6.00	1.333
70 Jimmy Cordero, R ERA:	(4, 1)	1.0		3	0	0	0	1	0	0	0	0	0	0	7	10	0.00	0.000
97 Ron Marinaccio, R ERA:	(5, 1)	1.0	H	3	0	0	0	2	0	0	0	0	0	0	10	13	0.00	0.000
72 Tyler Danish, R ERA: 94.5	(6, 1)	0.1	L	7	6	6	6	0	0	0	0	0	0	3	15	23	162.00	18.000
57 Steven Jennings, R ERA:	(6, 1)	0.2		3	1	0	0	0	0	0	0	0	0	0	8	10	0.00	1.500

PITCHER		IP	WLS	BF	H	R	ER	SO	BB	IBB	HBP	BLK	WP	HR	S	P	ERA	WHIP
87 Demarcus Evans, R ERA: 6.0	(7, 1)	1.0		4	1	1	1	1	0	0	0	0	0	1	11	19	9.00	1.000
98 Randy Vásquez, R ERA: 12.0	(8, 1)	2.0		8	1	2	2	2	1	0	0	0	0	1	23	35	9.00	1.000

TOP

AB	38
R	11
H	13
RBI	11
BB	1
SO	9
LOB	7

Boston Red Sox @ New York Yankees

George M. Steinbrenner Field, Tampa, FL

Thu Mar 09 2023, 1:07 PM - 3:54 PM EST

Att. 9,578 - Sunny - 79 F

livebaseballscorecards.com

BOTTOM

Batter	1	2	3	4	5	6	7	8	9	AB	R	H	RBI	BB	SO	LOB
77 Anthony Volpe, R (1, 4) OBP: 0.391, SLG: 0.550 30 Wilmer Difo, S (7, 4) OBP: 0.235, SLG: 0.200	X FF 93 0-0 ① P3	B SI 95 B SI 96 C SI 95 S FC 91 S FF 96 2-3 ③ K			X FF 94 0-0 ① F7		B FF 95 X SL 86 1-0 ② G3		C SL 84 S FS 80 D FS 83 F FF 92 B FS 81 B FF 92 F FF 92 X SL 80 3-2 89 HR 1-3 2B	3 2	0 1	0 1	0 0	0 0	1 0	1 0
Aaron Judge, R (1, 7) OBP: 0.615, SLG: 1.000 89 Jasson Domínguez, S (4, 8) OBP: 0.526, SLG: 1.000	F FF 93 B FF 94 B FF 95 B SL 86 F FF 95 F FF 95 F CU 84 F FF 96 F FF 95 4-2 48 1B F CU 83 B FF 96 BB		S CU 81 B FF 93 B FF 94 X FF 93 2-1 27 G6-3 27 BLK 1B		B FF 94 T FF 95 B FF 96 C CH 82 F FF 96 B CH 84 B FF 96 4-2 87 HBP BB		S SL 86 C SL 86 S CU 80 0-3 ③ K2-3		B FF 93 X FF 92 1-0 2-H 3-H HR	1 2	0 1	1 1	0 3	1 1	0 1	0 0
48 Anthony Rizzo, L (1, 3) OBP: 0.417, SLG: 0.500 87 Andrés Chaparro, R (4, 3) OBP: 0.429, SLG: 0.833	X CU 84 0-0 27 G6-4-3 1-3 1B		F FF 93 F FS 84 B FF 95 F FF 95 S FF 94 1-3 ① K		F FF 94 H CH 82 1-1 1-2 HBP			F FF 92 C SL 84 B FF 93 B SL 84 F FS 81 X SL 82 2-2 1B	S SL 83 B SL 84 B FS 82 C FF 93 X FS 81 2-2 HR	2 2	0 1	1 2	0 1	0 0	1 0	1 0
27 Giancarlo Stanton, R (1, 10) OBP: 0.077, SLG: 0.077 90 Estevan Florial, L (8, PH) OBP: 0.263, SLG: 0.235 (9, 10)	B FF 94 X SL 89 1-0 ② ③ G6-4-3 1-2f		S SL 87 B FF 93 C SL 87 X SL 87 1-2 ② G6-3 1-3		C SL 89 B CH 83 B FF 94 C SL 86 T SL 87 2-2 ② K			B FS 82 X FF 92 1-0 ① F8	X FF 93 0-0 ③ F6	3 2	0 0	0 0	0 0	0 0	1 0	5 1
28 Josh Donaldson, R (1, 5) OBP: 0.438, SLG: 0.250 82 Tyler Hardman, R (6, 5) OBP: 0.571, SLG: 0.500		B FF 95 B CU 82 C FF 95 B FF 94 B FF 95 4-1 24 G3 24 WP 39 1B BB	X FF 93 0-0 ③ G5-3		S CH 81 C FF 94 S SL 87 0-3 ③ K			F FS 81 F FF 92 X SL 83 0-2 ② F7		2 1	1 0	0 0	0 0	1 0	1 0	3 1
24 Willie Calhoun, L (1, 9) OBP: 0.476, SLG: 0.632 19 Trey Sweeney, L (7, 6) OBP: 0.500, SLG: 1.200		C FF 96 B FS 85 B FS 84 X FF 95 2-1 ① G3 1-3	C FF 93 C FC 88 S FC 87 0-3 ① K		X FF 93 0-0 ① F9			B FF 93 B FF 92 F FF 93 X SL 83 2-1 ③ F9		3 1	0 0	0 0	0 0	0 0	1 0	1 1
91 Oswald Peraza, R (1, 6) OBP: 0.400, SLG: 0.333 89 Max Burt, R (7, 9) OBP: 0.200, SLG: 0.400		B CU 81 S FF 95 B FF 95 B FF 95 F SL 86 F FF 95 F CU 82 S FF 95 3-3 ② K	B SL 88 F FF 93 S FF 93 X SL 89 1-2 39 WP 2B		C FF 94 B FF 94 X SL 88 1-1 ② F9				B FF 92 X FF 91 1-0 ① L5	3 1	1 0	1 0	0 0	0 0	1 0	1 0
71 Rafael Ortega, L (1, 8) OBP: 0.533, SLG: 1.100 (4, 7) 68 Michael Hermosillo, R (6, 7) OBP: 0.294, SLG: 0.214		B CU 81 B CU 82 F FF 94 C FF 95 D CU 82 F CU 82 F FF 95 B FF 96 4-2 39 S 39 1B BB	B FF 93 F FC 86 B FF 93 B FF 93 S FC 87 S FC 88 3-3 ② K		B FF 94 S FF 94 S SL 88 F CH 82 F SL 89 C CH 82 1-3 ③ K				C SL 84 B SL 84 B FF 92 X FF 92 2-1 ② F7	1 2	1 0	0 0	0 0	1 0	1 1	1 0
39 Jose Trevino, R (1, 2) OBP: 0.353, SLG: 0.467 96 Rodolfo Durán, R (5, 2) OBP: 0.333, SLG: 0.200		B SL 84 1 SAFE C FF 94 B FC 89 F FF 96 F SL 85 F FF 96 F FF 96 X CU 83 2-2 1-H 3-H 1B	D FF 90 C SL 88 F FF 93 B SL 87 X FF 94 2-2 ③ P6 2-H				B FF 95 C FF 93 X SL 85 1-1 ① G6-3		C FF 93 S SL 85 X FF 92 0-2 30 2B 89 HR 1B	2 2	0 1	1 1	2 0	0 0	0 0	0 0

Inning Stats	1	2	3	4	5	6	7	8	9
	R: 0 E: 0 K: 0 S: 10	H: 1 LOB: 1 BB: 1 P: 15	R: 2 E: 0 K: 2 S: 21	H: 1 LOB: 1 BB: 2 P: 38	R: 0 E: 0 K: 1 S: 10	H: 1 LOB: 1 BB: 0 P: 14	R: 1 E: 0 K: 2 S: 12	H: 1 LOB: 0 BB: 0 P: 18	R: 0 E: 0 K: 2 S: 11	H: 0 LOB: 2 BB: 1 P: 18
	R: 0 E: 0 K: 1 S: 8	H: 0 LOB: 0 BB: 0 P: 10	R: 0 E: 0 K: 1 S: 6	H: 0 LOB: 0 BB: 0 P: 8	R: 0 E: 0 K: 0 S: 10	H: 1 LOB: 1 BB: 0 P: 15	R: 4 E: 0 K: 0 S: 16	H: 4 LOB: 0 BB: 0 P: 25	1B: 5 2B: 2 3B: 0 HR: 2	SF: 0 SAC: 0 DP: 1 HBP: 1

	AB	35
	R	7
	H	9
	RBI	6
	BB	4
	SO	9
	LOB	16

	WP: 3	PA: 40
	PB: 0	
	SB: 1	
	CS: 0	

PITCHER		IP	WLS	BF	H	R	ER	SO	BB	IBB	HBP	BLK	WP	HR	S	P	ERA	WHIP
37 Nick Pivetta, R ERA: 12.27	(1, 1)	2.0		11	3	2	2	2	3	0	0	0	1	0	34	57	9.00	3.000
78 Ryan Miller, R ERA:	(2, 1)	0.1		1	0	0	0	1	0	0	0	0	0	0	3	5	0.00	0.000
37 Nick Pivetta, R ERA: 12.27	(3, 1)	2.0		11	3	2	2	2	3	0	0	0	1	0	34	57	9.00	3.000
63 Durbin Feltman, R ERA: 1.8	(3, 1)	1.2		6	1	1	1	2	0	0	0	1	1	0	16	23	5.40	0.600
76 Zack Kelly, R ERA: 6.75	(5, 1)	2.0	W	8	0	0	0	3	1	0	1	0	0	0	19	28	0.00	0.500

PITCHER		IP	WLS	BF	H	R	ER	SO	BB	IBB	HBP	BLK	WP	HR	S	P	ERA	WHIP
98 Chase Shugart, R ERA:	(7, 1)	1.0		3	0	0	0	1	0	0	0	0	0	0	6	8	0.00	0.000
93 Norwith Gudiño, R ERA: 5.68	(8, 1)	2.0		11	5	4	4	0	0	0	0	0	0	2	26	40	18.00	2.500

Toronto Blue Jays @ Boston Red Sox

JetBlue Park, Ft. Myers, FL

Fri Mar 10 2023, 1:08 PM - 3:29 PM EST

Att. 8,871 - Sunny - 81 F

TOP

livebaseballscorecards.com

Batter	1	2	3	4	5	6	7	8	9	AB	R	H	RBI	BB	SO	LOB
38 Nathan Lukes, L (1, 8) OBP: 0.360, SLG: 0.409	C X	0-1 2 BB 1B	X	0-0 F9 ③	B 3 SAFE X	1-0 G1-3 ② ③ 3-H	X	0-0 F7 ③		X	0-0 96 1B 2B	4	0	1	0	0	0	6
91 Steward Berroa, S (6, 8) OBP: 0.500, SLG: 0.667										1	0	1	0	0	0	0
2 Orelvis Martinez, R (1, 5) OBP: 0.385, SLG: 0.727	B B I B	4-0 1-2 BB	X	0-0 74 1B 67 SF7 2B	X	0-0 F8 ①	X	0-0 G5-3 ①	X	0-0 71 G6-4-3 2-3 1B	2	1	1	0	1	0	0
96 Alex De Jesus, R (6, 5) OBP: 0.500, SLG: 0.667										2	0	1	0	0	0	0
74 Zach Britton, L (1, 10) OBP: 0.333, SLG: 0.556	S S S	0-3 K ①	X	0-0 2-3 1B	X	0-0 G6-3 ②	X	0-0 G4-3 ②	X	0-0 1-2f G6-4-3 ② ③	3	0	1	0	0	1	2
71 Phil Clarke, L (7, PH) OBP: 0.250, SLG: 0.583										2	0	0	0	0	0	2
(7, 10)																
67 Wynton Bernard, R (1, 7) OBP: 0.190, SLG: 0.263	S S S	0-3 K ②	X	0-0 SF7 ① 3-H	X	0-0 G5-3 ③	X	0-0 F9 ③			2	0	0	1	0	1	2
98 Gabriel Martinez, R (6, 7)											1	0	0	0	0	0	0
49 Leo Jimenez, R (1, 6) OBP: 0.353, SLG: 0.214	S S C	0-3 K ③	X	0-0 P3 ②	S S S	0-3 K ①	X	0-0 84 CS 1B			3	0	0	0	0	2	3
29 Luis De Los Santos, R (6, 6) OBP: 0.200, SLG: 0.200											1	0	1	0	0	0	0
55 Rob Brantly, L (1, 2) OBP: 0.421, SLG: 0.588		B B B B	4-0 87 E BB	1 SAFE X	0-0 G4-3 ③	X	0-0 89 BB 87 BB 1B	1 SAFE B B B B	4-0 1-2 77 FC6 ① BB			2	0	1	0	1	0	1
2 Trevor Schwecke, R (6, PR)												0	0	0	0	0	0	0
84 Jamie Ritchie, R (6, 2) OBP: 0.364, SLG: 0.125												0	0	0	0	1	0	0
87 Cam Eden, R (1, 9) OBP: 0.353, SLG: 0.267		X	0-0 E1 1-2	X	0-0 95 2B 1B	B B B B	4-0 89 BB 1-2 BB	1 SAFE S S S	0-3 K ②			2	1	1	0	1	0	1
94 Will Robertson, L (6, 9)												1	0	0	0	0	1	1
95 Rainer Nunez, R (1, 3) OBP: 0.222, SLG: 0.188		X	0-0 F9 ①	X	0-0 89 G4-3 38 G1-3 1-H 2B	S S S	0-3 K ②	X	0-0 FC6 ③ 1-2f			3	0	1	1	0	1	4
77 Cullen Large, S (6, 3)												1	0	0	0	0	0	1
89 LJ Talley, L (1, 4) OBP: 0.400, SLG: 0.500		X	0-0 F7 ②	X	0-0 G4-3 ①	B B B B	4-0 1-2 2-3 BB	X	0-0 G6-3 ①			2	0	0	0	1	0	3
91 Davis Schneider, R (6, 4) OBP: 0.375, SLG: 0.500				2-3								1	0	0	0	0	0	0
Inning Stats	R: 0 E: 0 K: 3 S: 11 H: 1 LOB: 2 BB: 1 P: 15	R: 0 E: 1 K: 0 S: 4 H: 0 LOB: 2 BB: 1 P: 8	R: 1 E: 0 K: 0 S: 5 H: 2 LOB: 1 BB: 0 P: 5	R: 1 E: 0 K: 0 S: 4 H: 2 LOB: 0 BB: 0 P: 5	R: 0 E: 0 K: 0 S: 3 H: 0 LOB: 0 BB: 0 P: 3	R: 0 E: 0 K: 2 S: 8 H: 1 LOB: 3 BB: 2 P: 16	R: 0 E: 0 K: 0 S: 3 H: 0 LOB: 0 BB: 0 P: 3	R: 0 E: 0 K: 1 S: 5 H: 1 LOB: 1 BB: 1 P: 9	R: 0 E: 0 K: 0 S: 4 H: 2 LOB: 1 BB: 0 P: 4	1B: 6 2B: 3 3B: 0 HR: 0 SF: 1 SAC: 0 DP: 1 HBP: 0						

	AB	33
	R	2
	H	9
	RBI	2
	BB	5
	SO	6
	LOB	26

WP: 0 PB: 0 SB: 0 CS: 1 PA: 39

PITCHER		IP	WLS	BF	H	R	ER	SO	BB	IBB	HBP	BLK	WP	HR	S	P	ERA	WHIP
28 Corey Kluber, R ERA: 2.35	(1, 1)	3.0	L	17	5	2	2	3	2	0	0	0	0	0	22	30	6.00	2.333
85 Cam Booser, L ERA:	(4, 1)	1.0		2	0	0	0	0	0	0	0	0	0	0	2	3	0.00	0.000
70 Ryan Brasier, R ERA: 2.45	(5, 1)	1.0		3	0	0	0	0	0	0	0	0	0	0	3	3	0.00	0.000
40 Wyatt Mills, R ERA: 1.8	(6, 1)	1.0		6	1	0	0	2	2	0	0	0	0	0	8	16	0.00	3.000
95 Oddanier Mosqueda, L ERA: 2.25	(7, 1)	2.0		7	1	0	0	1	1	0	0	0	0	0	8	12	0.00	1.000

PITCHER		IP	WLS	BF	H	R	ER	SO	BB	IBB	HBP	BLK	WP	HR	S	P	ERA	WHIP
32 Jake Faria, R ERA: 4.15	(9, 1)	1.0		4	2	0	0	0	0	0	0	0	0	0	4	4	0.00	2.000

BOTTOM

Toronto Blue Jays @ Boston Red Sox

JetBlue Park, Ft. Myers, FL

Fri Mar 10 2023, 1:08 PM - 3:29 PM EST

Att. 8,871 - Sunny - 81 F

livebaseballscorecards.com

Batter	1	2	3	4	5	6	7	8	9	AB	R	H	RBI	BB	SO	LOB
39 Christian Arroyo, R (1, 4) OBP: 0.318, SLG: 0.636	F7			F8		1B		K		3	0	1	0	0	0	0
83 Enmanuel Valdez, L (7, 4) OBP: 0.400, SLG: 0.368										1	0	0	0	0	1	1
36 Triston Casas, L (1, 3) OBP: 0.435, SLG: 0.714	K			K		K		78 FC6-4 1B 1-3		3	0	0	0	0	3	1
19 Daniel Palka, L (7, 3) OBP: 0.316, SLG: 0.471										1	0	1	0	0	0	0
18 Adam Duvall, R (1, 8) OBP: 0.222, SLG: 0.071	P3			17 1B 1B		K		FC6-4 1-2f		3	0	1	0	0	1	1
78 Ceddanne Rafaela, R (7, 8) OBP: 0.250, SLG: 0.227										1	0	0	0	0	0	2
17 Raimel Tapia, L (1, 9) OBP: 0.421, SLG: 0.842		G1-3		30 S 1B 1-3			G6-3		L6	2	0	1	0	0	0	0
82 Narciso Crook, R (7, 9) OBP: 0.238, SLG: 0.526										2	0	0	0	0	0	0
30 Rob Refsnyder, R (1, 7)		F9		K 1-2			G5-3		29 L4-3 1B	3	0	0	0	0	1	2
75 Tyler McDonough, S (8, 7) OBP: 0.750, SLG: 1.500										1	0	1	0	0	0	0
29 Bobby Dalbec, R (1, 10) OBP: 0.391, SLG: 0.600		G1-3			F9		4-0 BB		L4-3 1-1	3	0	0	0	1	0	1
77 Caleb Hamilton, R (1, 2) OBP: 0.600, SLG: 1.000		G6-3			K		F9			2	0	0	0	0	1	0
69 Stephen Scott, L (6, 2) OBP: 0.375, SLG: 0.800										1	0	0	0	0	0	1
23 Niko Goodrum, S (1, 5) OBP: 0.238, SLG: 0.158		K			F8			19 1B BB		2	0	0	0	1	1	0
91 Matthew Lugo, R (8, PR) OBP: 0.455, SLG: 0.800 (9, 5)										0	0	0	0	0	0	0
94 Christian Koss, R (1, 6)		G1-3				K		K		2	0	0	0	0	1	0
80 David Hamilton, L (7, 6) OBP: 0.316, SLG: 0.294										1	0	0	0	0	1	1

	AB	31
	R	0
	H	5
	RBI	0
	BB	2
	SO	10
	LOB	10

Inning Stats	1	2	3	4	5	6	7	8	9
	R: 0 E: 0 K: 1 S: 5 H: 0 LOB: 0 BB: 0 P: 6	R: 0 E: 0 K: 0 S: 3 H: 0 LOB: 0 BB: 0 P: 3	R: 0 E: 0 K: 1 S: 5 H: 0 LOB: 0 BB: 0 P: 5	R: 0 E: 0 K: 2 S: 9 H: 2 LOB: 2 BB: 0 P: 10	R: 0 E: 0 K: 1 S: 5 H: 0 LOB: 0 BB: 0 P: 5	R: 0 E: 0 K: 3 S: 10 H: 1 LOB: 1 BB: 0 P: 10	R: 0 E: 0 K: 0 S: 4 H: 0 LOB: 1 BB: 1 P: 10	R: 0 E: 0 K: 2 S: 8 H: 1 LOB: 2 BB: 1 P: 12	R: 0 E: 0 K: 0 S: 3 H: 1 LOB: 0 BB: 0 P: 3

	1B: 5	SF: 0	WP: 0	PA: 33
	2B: 1	SAC: 0	PB: 0	
	3B: 0	DP: 1	SB: 1	
	HR: 0	HBP: 0	CS: 0	

PITCHER		IP	WLS	BF	H	R	ER	SO	BB	IBB	HBP	BLK	WP	HR	S	P	ERA	WHIP
46 Zach Thompson, R ERA: 5.4	(1, 1)	3.0	W	9	0	0	0	2	0	0	0	0	0	0	13	14	0.00	0.000
31 Thomas Hatch, R ERA: 19.64	(4, 1)	2.0	H	8	2	0	0	3	0	0	0	0	0	0	14	15	0.00	1.000
77 Sem Robberse, R ERA:	(6, 1)	2.0	H	8	1	0	0	3	1	0	0	0	0	0	14	20	0.00	1.000
82 Jimmy Robbins, L ERA:	(8, 1)	2.0	S	8	2	0	0	2	1	0	0	0	0	0	11	15	0.00	1.500

PITCHER	IP	WLS	BF	H	R	ER	SO	BB	IBB	HBP	BLK	WP	HR	S	P	ERA	WHIP

Boston Red Sox @ Minnesota Twins

Hammond Stadium, Fort Myers, FL

Sat Mar 11 2023, 1:06 PM - 3:27 PM EST

Att. 7,605 - Partly Cloudy - 80 F

TOP

livebaseballscorecards.com

Batter	1	2	3	4	5	6	7	8	9	AB	R	H	RBI	BB	SO	LOB
31 Greg Allen, S (1, 7) OBP: 0.273, SLG: 0.278 79 Tyler Dearden, L (6, 7) OBP: 0.600, SLG: 1.200	C FF 91 C FF 93 S FS 84 0-3 K ①	C FF 92 1 SAFE B FF 92 B FS 85 F FF 93 B FS 86 B FS 84 4-2 18 1B 18 S 1-3 BB		X FF 94 0-0 F9 ①		B FF 94 B FF 94 B FF 93 B FF 93 4-0 36 S 1-2 BB		X FF 89 0-0 F7 ③		2 1	0 0	0 0	0 0	2 0	1 0	0 0
36 Triston Casas, L (1, 10) OBP: 0.407, SLG: 0.640 82 Narciso Crook, R (9, PH) OBP: 0.227, SLG: 0.500	B FF 92 B FF 93 X FF 93 2-0 39 1B 1B	B SL 81 B SI 91 C SI 90 X SL 81 2-1 F7 ②		C FF 94 X SL 83 0-1 F6 ②		C FC 87 C FC 88 S CU 82 0-3 K 1-2 2-3 ②			B SI 92 F SI 92 B FC 87 B FC 88 X SI 92 3-1 G5-3 ①	4 1	0 0	1 0	0 0	0 0	1 0	4 0
18 Adam Duvall, R (1, 8) OBP: 0.273, SLG: 0.118 78 Ceddanne Rafaela, R (6, PR) OBP: 0.240, SLG: 0.217 (6, 8)	C FF 93 B SL 84 S SL 82 B FF 93 B SL 82 1 SAFE F SL 84 C FF 93 3-3 K ②	B FC 89 C FC 91 F SL 81 F SL 82 F FC 93 B SL 83 F SL 82 X FC 92 2-2 1-3 3-H 1B		B SL 83 B SI 93 C SL 81 C SL 83 F FF 95 S SL 83 2-3 K ③		B SI 92 H SI 92 2-0 HBP			C FC 89 B FC 88 X FC 88 1-1 F9 ②	3 1	0 0	1 0	1 0	0 0	2 0	1 0
39 Christian Arroyo, R (1, 4) OBP: 0.360, SLG: 0.640 87 Eddinson Paulino, L (6, PH) OBP: 0.400, SLG: 1.000 (6, 4)	B FF 92 B SL 82 F FF 94 B SL 83 X FF 94 3-1 1-2 1B	C FC 91 B SL 81 X SL 81 1-1 L6 ③			F SI 92 B SI 93 B SI 92 X SI 94 2-1 1B	C FF 94 C FF 94 B FF 94 S FS 85 1-3 K ③			B CH 89 S FF 93 F FF 95 B CU 80 S CU 81 2-3 K ③	3 2	0 0	2 0	0 0	0 0	0 2	2 3
30 Rob Refsnyder, R (1, 9) 85 Corey Rosier, L (7, 9)	C SL 83 C SL 84 F FF 93 B FS 87 B SL 84 C SL 84 2-3 K ③		C FF 90 S FF 91 S SL 83 0-3 K ①		S SI 93 X FC 86 0-1 F9 ①		F FF 98 F SL 88 C SL 88 0-3 K ①			4 0	0 0	0 0	0 0	0 0	3 0	3 0
29 Bobby Dalbec, R (1, 3) OBP: 0.423, SLG: 0.652 19 Daniel Palka, L (6, 3) OBP: 0.350, SLG: 0.500		C FF 92 B SL 83 X FF 92 1-1 3 WP 3 1B 2B	C FF 93 B FF 94 B SL 81 B FF 93 S FF 94 F FF 94 X SL 82 3-2 3 1B 1B		C SI 93 B SI 93 1 SAFE C FC 88 1 SAFE B CU 80 S FS 85 2-3 K ②		C FF 98 B FF 99 B KC 86 X FF 97 2-1 3 G4-6-3 1B			3 1	1 0	2 1	0 0	0 0	1 0	1 0
3 Reese McGuire, L (1, 2) OBP: 0.333, SLG: 0.588 59 Ronaldo Hernández, R (7, 2) OBP: 0.200, SLG: 0.111		C FF 92 B FS 84 B FS 85 B FS 86 S FF 93 X FF 94 3-2 23 F8 80 1B 2-H 1B	X FF 92 0-0 1-2 1B		B FF 94 1 SAFE B FF 95 X FF 93 2-0 F8 ③		X KC 83 0-0 G4-6-3 ② ③ 1-2f			4 0	1 0	2 0	1 0	0 0	0 0	2 0
23 Niko Goodrum, S (1, 5) OBP: 0.208, SLG: 0.136 92 Nick Sogard, S (6, 5) OBP: 0.214, SLG: 0.154		X FF 92 0-0 F8 ① 1-2	C FS 82 B FS 80 X FF 92 1-1 F7 ②			B CU 77 F FF 93 B FC 87 S FF 91 B FS 86 X FF 92 3-2 G6-3 ①		B KC 83 C KC 83 B FF 96 C KC 84 S FF 98 2-3 K ①		3 1	0 0	0 0	0 0	0 1	0 0	3 0
80 David Hamilton, L (1, 6) OBP: 0.364, SLG: 0.350 94 Christian Koss, R (6, 6)		F FS 85 X FS 85 0-1 31 E 31 S 18 1B 2-H 1B	S FS 85 B FF 93 F FF 94 X FF 95 1-2 P5 ③			X FF 94 0-0 36 S 31 S 1B		C SL 88 C SL 90 F SL 88 B FF 98 B SL 90 B SL 88 F FF 99 S SL 89 3-3 K ②		3 1	1 0	2 0	1 0	0 0	0 1	2 0

	AB	37
	R	3
	H	11
	RBI	3
	BB	2
	SO	12
	LOB	21

Inning Stats																		
	R: 0 E: 0 K: 3 S: 14	H: 2 LOB: 2 BB: 0 P: 24	R: 3 E: 0 K: 0 S: 20	H: 4 LOB: 2 BB: 1 P: 33	R: 0 E: 0 K: 1 S: 13	H: 2 LOB: 2 BB: 0 P: 18	R: 0 E: 0 K: 1 S: 7	H: 0 LOB: 0 BB: 0 P: 9	R: 0 E: 0 K: 1 S: 8	H: 1 LOB: 3 BB: 0 P: 14	R: 0 E: 0 K: 2 S: 10	H: 1 LOB: 3 BB: 1 P: 20	R: 0 E: 0 K: 1 S: 6	H: 1 LOB: 0 BB: 0 P: 8	R: 0 E: 0 K: 2 S: 9	H: 0 LOB: 0 BB: 0 P: 14	R: 0 E: 0 K: 1 S: 7	H: 0 LOB: 0 BB: 0 P: 13

	1B: 10	SF: 0	WP: 1	PA: 40
	2B: 1	SAC: 0	PB: 0	
	3B: 0	DP: 1	SB: 5	
	HR: 0	HBP: 1	CS: 0	

PITCHER		IP	WLS	BF	H	R	ER	SO	BB	IBB	HBP	BLK	WP	HR	S	P	ERA	WHIP
51 Tyler Mahle, R ERA: 3.38	(1, 1)	2.1		15	7	3	2	4	1	0	0	0	1	0	37	60	7.71	3.429
51 Kody Funderburk, L ERA:	(2, 1)	0.2		3	1	0	0	0	0	0	0	0	0	0	10	15	0.00	1.500
51 Tyler Mahle, R ERA: 3.38	(3, 1)	2.1		15	7	3	2	4	1	0	0	0	1	0	37	60	7.71	3.429
47 Dennis Santana, R ERA: 6.75	(4, 1)	1.0		3	0	0	0	1	0	0	0	0	0	0	7	9	0.00	0.000
77 Cole Sands, R ERA: 4.5	(5, 1)	2.0	W	10	2	0	0	3	1	0	1	0	0	0	18	34	0.00	1.500

PITCHER		IP	WLS	BF	H	R	ER	SO	BB	IBB	HBP	BLK	WP	HR	S	P	ERA	WHIP
58 Trevor Megill, R ERA: 12.46	(7, 1)	1.2	H	5	1	0	0	3	0	0	0	0	0	0	14	21	0.00	0.600
93 Cody Laweryson, R ERA: 2.7	(8, 1)	0.1	H	1	0	0	0	0	0	0	0	0	0	0	1	1	0.00	0.000
76 Blayne Enlow, R ERA: 8.44	(9, 1)	1.0	S	3	0	0	0	1	0	0	0	0	0	0	7	13	0.00	0.000

Batter	1	2	3	4	5	6	7	8	9	AB	R	H	RBI	BB	SO	LOB
30 Kyle Garlick, R (1, 7) 45 Yoyner Fajardo, L (6, 7) OBP: 0.800, SLG: 1.000	X SI 92 0-0 ① G5-3		C SI 93 B SL 78 B SL 80 S FF 95 2-2 ③ K			C SI 88 C SI 91 B CH 85 B SI 90 B CH 84 X SI 90 3-2 64 2B 2B		C SI 92 B ST 81 B ST 80 X SI 92 2-1 ① G3-1		2 2	0 1	0 1	0 1	0 0	1 0	0 0
64 Jose Miranda, R (1, 10) OBP: 0.556, SLG: 1.214 20 Emmanuel Rodriguez, R (8, PH) (9, 10)	X SI 92 0-0 ② G6-3			B FC 92 X FC 92 1-0 ① F7		B SL 82 X SI 89 1-0 39 F8 12 SF9 2-H 2B		C SI 93 C CH 87 B FF 93 B ST 82 B FF 93 F FF 94 C SI 93 3-3 ② K		3 1	1 0	1 0	1 0	0 0	0 1	0 0
39 Donovan Solano, R (1, 4) OBP: 0.273, SLG: 0.111 20 Yunior Severino, S (7, 4)	C SI 93 B CH 86 X SL 79 1-1 1B			C FC 94 F SL 80 S FC 93 0-3 ② K		C SI 90 F CH 86 B CH 86 B CH 86 X SI 90 2-2 ① F8 2-3		B ST 81 C SI 93 B ST 81 S CH 88 F FF 95 B FF 94 X SI 93 3-2 ③ G5-3		3 1	0 0	1 0	0 0	0 0	1 0	1 0
12 Kyle Farmer, R (1, 6) OBP: 0.316, SLG: 0.600 5 Noah Miller, S (7, 6) OBP: 0.250, SLG: 0.250	C SI 94 S FF 94 S SL 81 0-3 ③ K			C SL 81 B SI 93 S FC 93 S FC 95 1-3 ③ K		S CH 87 X SI 90 0-1 ② SF9 3-H				2 0	0 0	0 0	1 0	0 0	2 0	1 0
13 Joey Gallo, L (1, 3) OBP: 0.421, SLG: 0.563 86 Chris Williams, R (7, 3) OBP: 0.250, SLG: 0.286		F FF 91 F SL 78 B SL 77 S FF 94 1-3 ① K			B SL 78 X SI 94 1-0 ① P6	F SL 82 S SI 90 B SL 81 S CH 86 1-3 ③ K				3 0	0 0	0 0	0 0	0 0	2 0	0 0
27 Ryan Jeffers, R (1, 2) OBP: 0.368, SLG: 0.778 73 David Bañuelos, R (8, 2) OBP: 0.167, SLG: 0.333		B SI 92 S SI 91 S FF 93 F SI 93 S SL 79 1-3 ② K			C FC 93 C FC 93 F FC 94 F FC 94 X SL 84 0-2 HR		B SI 88 C SI 90 B CH 85 B CH 84 S SL 84 S CH 85 3-3 ① K			3 0	1 0	1 0	1 0	0 0	2 0	0 0
26 Max Kepler, L (1, 9) OBP: 0.450, SLG: 0.706 56 Kala'i Rosario, R (8, 9) OBP: 0.500, SLG: 1.154		B SL 76 F FF 93 F SI 92 X FF 94 1-2 ③ F8			F FF 92 B FF 92 B FF 93 B SL 79 B FF 92 4-1 2 BLK 2 1B BB		C SL 80 X FF 90 0-1 2B			2 0	1 0	1 0	0 0	1 0	0 0	0 0
2 Michael Taylor, R (1, 8) OBP: 0.333, SLG: 0.353 1 Misael Urbina, R (8, 8) OBP: 0.222, SLG: 0.125			C SI 93 C CH 84 B FF 92 B CH 86 F CH 85 C FF 94 2-3 ① K		1 SAFE X FF 93 0-0 89 G6-4-3 1-H 1B		B SL 80 F SI 90 B SL 81 S SL 80 S SI 91 2-3 ② K			3 0	0 0	1 0	1 0	0 0	2 0	1 0
89 Andrew Bechtold, R (1, 5) OBP: 0.150, SLG: 0.056 23 Jake Rucker, R (8, 5) OBP: 0.500, SLG: 0.500			X SI 93 0-0 ② G5-4		C SL 79 B SL 80 C FF 92 X SL 80 1-2 ② ③ G6-4-3 1-2f		S SL 80 B SI 91 X SL 81 1-1 ③ F7			3 0	0 0	0 0	0 0	0 0	0 0	2 0
Inning Stats	R: 0 E: 0 K: 1 S: 7 H: 1 LOB: 1 BB: 0 P: 8	R: 0 E: 0 K: 2 S: 10 H: 0 LOB: 0 BB: 0 P: 13	R: 0 E: 0 K: 2 S: 7 H: 0 LOB: 0 BB: 0 P: 11	R: 0 E: 0 K: 2 S: 7 H: 0 LOB: 0 BB: 0 P: 9	R: 2 E: 0 K: 0 S: 11 H: 2 LOB: 0 BB: 1 P: 17	R: 2 E: 0 K: 1 S: 12 H: 2 LOB: 0 BB: 0 P: 19	R: 0 E: 0 K: 2 S: 10 H: 1 LOB: 1 BB: 0 P: 16	R: 0 E: 0 K: 1 S: 10 H: 0 LOB: 0 BB: 0 P: 18		1B: 2 2B: 3 3B: 0 HR: 1 SF: 1 SAC: 0 DP: 1 HBP: 0				WP: 0 PB: 0 SB: 0 CS: 0 PA: 30		

PITCHER		IP	WLS	BF	H	R	ER	SO	BB	IBB	HBP	BLK	WP	HR	S	P	ERA	WHIP
41 Chris Sale, L ERA:	(1, 1)	3.0		10	1	0	0	5	0	0	0	0	0	0	24	32	0.00	0.333
74 Kenley Jansen, R ERA: 3.86	(4, 1)	1.1	H	5	1	1	1	2	0	0	0	0	0	1	13	16	6.75	0.750
78 Brendan Cellucci, L ERA: 5.4	(5, 1)	0.2	H	3	1	1	1	0	1	0	0	1	0	0	5	10	13.50	3.000
57 Joely Rodríguez, L ERA: 13.5	(6, 1)	1.1	L	7	3	2	2	2	0	0	0	0	0	0	17	27	13.50	2.250
71 Ryan Sherriff, L ERA:	(7, 1)	0.2		2	0	0	0	1	0	0	0	0	0	0	5	8	0.00	0.000

PITCHER		IP	WLS	BF	H	R	ER	SO	BB	IBB	HBP	BLK	WP	HR	S	P	ERA	WHIP
46 John Schreiber, R ERA: 4.91	(8, 1)	1.0		3	0	0	0	1	0	0	0	0	0	0	10	18	0.00	0.000

BOTTOM

Boston Red Sox @ Minnesota Twins

Hammond Stadium, Fort Myers, FL

Sat Mar 11 2023, 1:06 PM - 3:27 PM EST

Att. 7,605 - Partly Cloudy - 80 F

livebaseballscorecards.com

AB	28
R	4
H	6
RBI	4
BB	1
SO	11
LOB	5

Batter	1	2	3	4	5	6	7	8	9	AB	R	H	RBI	BB	SO	LOB
83 Enmanuel Valdez, L (1, 10) OBP: 0.379, SLG: 0.318 87 Marcus Wilson, R (9, PH)	C S C 0-3 ① K		X 0-0 ③ G3	X 0-0 ③ P5			B B B B 4-0 44 FC5-4 BB		S S S 0-3 ③ K	3 0 0 0 1 1 2 1 0 0 0 0 1 0						
78 Ceddanne Rafaela, R (1, 8) OBP: 0.250, SLG: 0.231 44 Miguel Bleis, R (7, PH) (7, 8)	F F S 0-3 ② K			X 0-0 19 S 23 1B 1B	X 0-0 ① G6-3		X 0-0 ② FC5-4 1-2f			3 1 1 0 0 1 0 1 0 0 0 0 0 1						
19 Daniel Palka, L (1, 3) OBP: 0.348, SLG: 0.450 78 Blaze Jordan, R (7, PH) (7, 3)	X 0-0 ③ G6-3			1 SAFE B B B B B 4-0 77 BB 23 1B 82 1B 1-2 BB	C S C 0-3 ② K		X 0-0 ③ G6-3			2 1 0 0 1 1 0 1 0 0 0 0 0 1						
23 Niko Goodrum, S (1, 4) OBP: 0.259, SLG: 0.200 75 Tyler McDonough, S (7, 4) OBP: 0.800, SLG: 1.400		X 0-0 1B		X 0-0 82 1B 77 BB 80 BB 1-2 2-H 1B	F S C 0-3 ③ K			X 0-0 59 G6-3 59 WP 1B		3 1 2 1 0 1 0 1 0 1 0 0 0 0						
77 Caleb Hamilton, R (1, 2) OBP: 0.538, SLG: 0.800 59 Ronaldo Hernández, R (6, 2) OBP: 0.182, SLG: 0.100		X 0-0 ① F8		B B B B 4-0 80 BB 82 1B 92 G3 1-2 2-3 BB		X 0-0 ① G3		B X 1-0 ① G6-3 1-3		2 1 0 0 1 0 1 1 0 0 0 0 0 1						
82 Narciso Crook, R (1, 9) OBP: 0.240, SLG: 0.478 67 Phillip Sikes, R (7, 9) OBP: 0.250, SLG: 1.000		1 SAFE C C C C 0-3 ② K		X 0-0 92 G3 80 BB 1-2 2-3 3-H 1B		S S S 0-3 ② K		S S S 0-3 ② K		3 0 1 1 0 2 1 1 0 0 0 0 1 1						
80 David Hamilton, L (1, 6) OBP: 0.400, SLG: 0.364 89 Luis Ravelo, S (7, 6)		F F S 0-3 ③ K		B B B B 4-0 92 G3 1-2 2-3 3-H BB		X 0-0 1B		S S S 0-3 ③ K2-3		2 0 1 1 1 1 1 1 0 0 0 0 1 1						
92 Nick Sogard, S (1, 5) OBP: 0.176, SLG: 0.125 92 Alex Binelas, L (7, 5)		S S S 0-3 ① K		X 0-0 ① G3 1-2 2-3 3-H		X 0-0 ③ P3			X 0-0 ① G3-1	3 0 0 1 0 1 3 1 0 0 0 0 0 0						
78 Nick Decker, L (1, 7) 88 Allan Castro, S (7, 7)		S S S 0-3 ② K		X 0-0 ② F8			S S S 0-3 ① K		X 0-0 ② G4-3	3 0 0 0 0 2 2 1 0 0 0 0 0 0						
Inning Stats	R: 0 H: 0 E: 0 LOB: 0 K: 2 BB: 0 S: 7 P: 7	R: 0 H: 1 E: 0 LOB: 1 K: 2 BB: 0 S: 8 P: 8	R: 0 H: 0 E: 0 LOB: 0 K: 2 BB: 0 S: 7 P: 7	R: 4 H: 3 E: 0 LOB: 2 K: 0 BB: 3 S: 6 P: 18	R: 0 H: 0 E: 0 LOB: 0 K: 2 BB: 0 S: 7 P: 7	R: 0 H: 1 E: 0 LOB: 1 K: 1 BB: 0 S: 6 P: 6	R: 0 H: 0 E: 0 LOB: 1 K: 1 BB: 1 S: 5 P: 9	R: 0 H: 1 E: 0 LOB: 1 K: 2 BB: 0 S: 8 P: 9	R: 0 H: 0 E: 0 LOB: 0 K: 1 BB: 0 S: 5 P: 5	1B: 6 SF: 0 2B: 0 SAC: 0 3B: 0 DP: 0 HR: 0 HBP: 0						

TOP

Boston Red Sox @ Baltimore Orioles

Ed Smith Stadium, Sarasota, FL

Sun Mar 12 2023, 1:07 PM - 3:27 PM EDT

Att. 6,959 - Sunny - 80 F

livebaseballscorecards.com

AB	33
R	4
H	6
RBI	4
BB	4
SO	13
LOB	15

WP: 1 PA: 37
PB: 0
SB: 1
CS: 0

PITCHER		IP	WLS	BF	H	R	ER	SO	BB	IBB	HBP	BLK	WP	HR	S	P	ERA	WHIP
85 Grayson Rodriguez, R ERA: 5.87	(1, 1)	3.0		15	4	4	4	6	2	0	0	0	0	0	25	33	12.00	2.000
90 Morgan McSweeney, R ERA:	(4, 1)	1.0	W	4	0	0	0	0	1	0	0	0	0	0	3	7	0.00	1.000
45 Keegan Akin, L ERA:	(5, 1)	2.0	H	7	1	0	0	3	0	0	0	0	0	0	13	13	0.00	0.500
34 Joey Krehbiel, R ERA: 19.64	(7, 1)	1.0	H	4	0	0	0	1	1	0	0	0	0	0	5	9	0.00	1.000
78 Yennier Cano, R ERA: 13.5	(8, 1)	1.0	H	4	1	0	0	2	0	0	0	0	1	0	8	9	0.00	1.000

PITCHER		IP	WLS	BF	H	R	ER	SO	BB	IBB	HBP	BLK	WP	HR	S	P	ERA	WHIP
85 Nolan Hoffman, R ERA:	(9, 1)	1.0	S	3	0	0	0	1	0	0	0	0	0	0	5	5	0.00	0.000

Boston Red Sox @ Baltimore Orioles

Ed Smith Stadium, Sarasota, FL

Sun Mar 12 2023, 1:07 PM - 3:27 PM EDT

Att. 6,959 - Sunny - 80 F

livebaseballscorecards.com

BOTTOM

Batter	1	2	3	4	5	6	7	8	9	AB	R	H	RBI	BB	SO	LOB
12 Adam Frazier, L (1, 4) OBP: 0.238, SLG: 0.211	G3-1	F7		35 HR HBP		F8				2	1	0	0	0	0	2
94 Connor Norby, R (6, 4) OBP: 0.318, SLG: 0.455										1	0	0	0	0	0	0
35 Adley Rutschman, S (1, 2) OBP: 0.440, SLG: 0.619	K		K	HR			K			3	1	1	4	0	2	0
49 Mark Kolozsvary, R (7, 2) OBP: 0.222, SLG: 0.333										1	0	0	0	0	1	0
6 Ryan Mountcastle, R (1, 3) OBP: 0.333, SLG: 0.762	1B		K	P5			G3			3	0	1	0	0	1	0
28 Lewin Díaz, L (6, 3) OBP: 0.429, SLG: 0.588										1	0	0	0	0	0	0
83 Kyle Stowers, L (1, 7) OBP: 0.393, SLG: 0.348	K		F7		G4-3		L8			3	0	0	0	0	1	1
41 Daz Cameron, R (6, 9) OBP: 0.273, SLG: 0.250										1	0	0	0	0	0	0
29 Ramón Urías, R (1, 5) OBP: 0.278, SLG: 0.133		BB		F9	P3			P3		2	1	0	0	1	0	0
95 Coby Mayo, R (6, 5) OBP: 0.222, SLG: 0.200										1	0	0	0	0	0	0
21 Austin Hays, R (1, 8) OBP: 0.421, SLG: 0.688		F9		E1	BB			K		2	1	1	0	1	0	1
76 Colton Cowser, L (6, 8) OBP: 0.423, SLG: 0.333										1	0	0	0	0	1	0
15 Nomar Mazara, L (1, 9) OBP: 0.182, SLG: 0.143		1B		G4-3	G3			K		3	0	1	0	0	0	2
75 Heston Kjerstad, L (6, 7) OBP: 0.476, SLG: 0.900										1	0	0	0	0	1	0
3 Jorge Mateo, R (1, 6) OBP: 0.273, SLG: 0.250		1B		2B		F8				3	1	2	2	0	0	0
87 Jackson Holliday, L (7, 6) OBP: 0.467, SLG: 0.417										0	0	0	0	0	0	0
26 Ryan McKenna, R (1, 10) OBP: 0.370, SLG: 0.273		F9		BB		F8				2	1	0	0	1	0	2
Inning Stats	R: 0 E: 0 K: 2 S: 8 H: 1 LOB: 1 BB: 0 P: 8	R: 1 E: 0 K: 0 S: 5 H: 2 LOB: 2 BB: 1 P: 9	R: 0 E: 0 K: 2 S: 7 H: 0 LOB: 0 BB: 0 P: 7	R: 5 E: 1 K: 0 S: 6 H: 3 LOB: 0 BB: 1 P: 11	R: 0 E: 0 K: 0 S: 3 H: 0 LOB: 1 BB: 1 P: 7	R: 0 E: 0 K: 0 S: 3 H: 0 LOB: 0 BB: 0 P: 3	R: 0 E: 0 K: 1 S: 5 H: 0 LOB: 0 BB: 0 P: 5	R: 0 E: 0 K: 2 S: 7 H: 0 LOB: 0 BB: 0 P: 7		1B: 4 2B: 1 3B: 0 HR: 1 SF: 0 SAC: 0 DP: 0 HBP: 1						

	AB	30
	R	6
	H	6
	RBI	6
	BB	3
	SO	7
	LOB	8

WP: 0 PB: 0 SB: 0 CS: 0 PA: 34

PITCHER		IP	WLS	BF	H	R	ER	SO	BB	IBB	HBP	BLK	WP	HR	S	P	ERA	WHIP
50 Kutter Crawford, R ERA: 3.12	(1, 1)	3.2		17	5	3	3	4	1	0	0	0	0	0	24	28	7.36	1.636
78 Ryan Miller, R ERA: 40.5	(4, 1)	0.1	L	4	1	3	3	0	1	0	1	0	0	1	2	7	81.00	6.000
61 Kaleb Ort, R ERA: 7.2	(5, 1)	1.0		4	0	0	0	0	1	0	0	0	0	0	3	7	0.00	1.000
67 Matt Dermody, L ERA:	(6, 1)	3.0		9	0	0	0	3	0	0	0	0	0	0	15	15	0.00	0.000

PITCHER	IP	WLS	BF	H	R	ER	SO	BB	IBB	HBP	BLK	WP	HR	S	P	ERA	WHIP

Batter	1	2	3	4	5	6	7	8	9	AB	R	H	RBI	BB	SO	LOB
77 Anthony Volpe, R (1, 6) OBP: 0.433, SLG: 0.680	B C S C 1-3 ① K		1 SAFE X 0-0 1-3 2B		B C S X 1-2 HR	X 0-0 ③ F9		S S S 0-3 ③ K		4	1	2	1	0	1	2
82 Jeisson Rosario, L (6, 9)										1	0	0	0	0	1	2
31 Aaron Hicks, S (1, 7) OBP: 0.286, SLG: 0.476	C C S S 0-3 ② K		S C S S 0-3 ② K		X 0-0 95 G3-1 1B		S S S 0-3 ① K		X 0-0 80 G1-3 80 WP 1B	3	0	1	0	0	2	2
89 Jasson Domínguez, S (5, 8) OBP: 0.500, SLG: 1.000										2	0	1	0	0	1	0
95 Oswaldo Cabrera, S (1, 4) OBP: 0.296, SLG: 0.520	X 0-0 ③ L3		B B B B 4-0 BB		1 SAFE X 0-0 ①② G3-1 1-2	X 0-0 ② F9			B X 1-0 ① G1-3 1-3	3	0	0	0	1	0	1
80 Anthony Seigler, S (7, 2) OBP: 0.583, SLG: 0.286										1	0	0	0	0	0	1
71 Rafael Ortega, L (1, 8) OBP: 0.476, SLG: 0.867		X 0-0 ① G3	X 0-0 ③ F8		X 0-0 2B	X 0-0 1B			B B B B 4-0 98 G5-4-3 BB	3	0	1	0	0	0	3
(5, 7)																
68 Michael Hermosillo, R (6, 7) OBP: 0.318, SLG: 0.222										1	0	1	0	1	0	0
12 Isiah Kiner-Falefa, R (1, 5) OBP: 0.348, SLG: 0.474		X 0-0 63 S 1B		H 1-0 63 BB 87 1B HBP	C S S 0-3 ③ K		1 SAFE X 0-0 ③ G3		1 SAFE X 0-0 ②③ G5-4-3 1-2f	2	1	1	0	0	1	1
98 Jesús Bastidas, R (5, 5) OBP: 0.438, SLG: 0.545										2	0	0	0	0	0	3
63 Billy McKinney, L (1, 3) OBP: 0.273, SLG: 0.238	B B S S S 2-3 ② K 1-3		B B B B 4-0 87 1B 60 SF7 1-2 BB		X 0-0 ① G4-3			X 0-0 2B		2	1	0	0	1	1	1
30 Wilmer Difo, S (6, 6) OBP: 0.250, SLG: 0.278										1	0	1	0	0	0	0
87 Andrés Chaparro, R (1, 10) OBP: 0.429, SLG: 0.708	X 0-0 ③ G5-3		X 0-0 96 G4-6-3 1-3 2-H 1B		B B B B 4-0 60 1B BB	X 0-0 ① L9			3	0	1	1	1	0	2
60 Jake Bauers, L (1, 9) OBP: 0.353, SLG: 0.400		X 0-0 96 FC1-5-4-6 2B	X 0-0 ① SF7 3-H		X 0-0 1-2 1B	X 0-0 ② G5-3			2	0	2	1	0	0	0	
82 Tyler Hardman, R (6, 3) OBP: 0.364, SLG: 0.300									1	0	0	0	0	0	1	
96 Rodolfo Durán, R (1, 2) OBP: 0.294, SLG: 0.200		X 0-0 ① FC1-5-4-6 77 2B 2-3	1 SAFE X 0-0 ②③ G4-6-3 1-2f		S S S 0-3 ② K	B B B B 4-0 BB			3	0	0	0	0	1	4	
96 Jamie Westbrook, R (7, 4) OBP: 0.238, SLG: 0.278									0	0	0	0	1	0	0	

Inning Stats										
	R: 0 H: 0 E: 0 LOB: 0 K: 2 BB: 0 S: 7 P: 8	R: 0 H: 1 E: 0 LOB: 1 K: 1 BB: 0 S: 6 P: 8	R: 0 H: 2 E: 0 LOB: 3 K: 1 BB: 1 S: 7 P: 11	R: 2 H: 1 E: 0 LOB: 0 K: 0 BB: 1 S: 3 P: 8	R: 1 H: 3 E: 0 LOB: 1 K: 1 BB: 0 S: 9 P: 10	R: 0 H: 1 E: 0 LOB: 2 K: 1 BB: 1 S: 6 P: 10	R: 0 H: 1 E: 0 LOB: 1 K: 1 BB: 0 S: 6 P: 6	R: 0 H: 1 E: 0 LOB: 1 K: 1 BB: 1 S: 6 P: 10	R: 0 H: 1 E: 0 LOB: 1 K: 0 BB: 1 S: 3 P: 8	1B: 6 SF: 1 2B: 4 SAC: 0 3B: 0 DP: 2 HR: 1 HBP: 1	WP: 1 PA: 41 PB: 0 SB: 2 CS: 0

PITCHER	IP	WLS	BF	H	R	ER	SO	BB	IBB	HBP	BLK	WP	HR	S	P	ERA	WHIP
89 Tanner Houck, R (1, 1) ERA: 4.5	3.1		17	4	2	2	4	2	0	1	0	0	0	22	34	5.40	1.800
98 Chase Shugart, R (4, 1) ERA:	0.2		1	0	0	0	0	0	0	0	0	0	0	1	1	0.00	0.000
55 Chris Martin, R (5, 1) ERA: 4.5	1.0		5	3	1	1	1	0	0	0	0	0	1	9	10	9.00	3.000
76 Zack Kelly, R (6, 1) ERA: 5.4	1.0		5	1	0	0	1	1	0	0	0	0	0	6	10	0.00	2.000
Bryan Mata, R (7, 1) ERA:	3.0		13	3	0	0	2	2	0	0	0	1	0	15	24	0.00	1.667

PITCHER	IP	WLS	BF	H	R	ER	SO	BB	IBB	HBP	BLK	WP	HR	S	P	ERA	WHIP

TOP

New York Yankees @ Boston Red Sox

JetBlue Park, Ft. Myers, FL

Sun Mar 12 2023, 1:05 PM - 3:54 PM EDT

Att. 9,540 - Sunny - 82 F

livebaseballscorecards.com

AB	34
R	3
H	11
RBI	3
BB	5
SO	8
LOB	23

BOTTOM

New York Yankees @ Boston Red Sox

JetBlue Park, Ft. Myers, FL

Sun Mar 12 2023, 1:05 PM - 3:54 PM EDT

Att. 9,540 - Sunny - 82 F

Batter	1	2	3	4	5	6	7	8	9	AB	R	H	RBI	BB	SO	LOB
17 Raimel Tapia, L (1, 8) OBP: 0.455, SLG: 0.810 89 Karson Simas, R (6, 8) OBP: 0.500, SLG: 1.500	BBBB 4-0 36 G4-3 36 S BB	X 0-0 ③ G3-1		B X 1-0 3-H 1B		X 0-0 3B			S S S 0-3 ① K	2 0 1 0 1 0 2 2 0 1 0 0 1 1						
36 Triston Casas, L (1, 3) OBP: 0.400, SLG: 0.643 87 Niko Kavadas, L (6, 3) OBP: 0.200, SLG: 0.222	C X 0-1 ① G4-3 1-3		X 0-0 ② 2B	X 0-0 ③ F8		S S S 0-3 ③ K			X 0-0 ② P6	3 0 1 0 0 0 2 2 0 0 0 0 1 2						
18 Adam Duvall, R (1, 10) OBP: 0.320, SLG: 0.316 32 Gilberto Jimenez, S (7, PH) (8, 10) 75 Ahbram Liendo, S (9, PH)	BBBB 4-0 BB	C S C 0-3 ① K			S B C X 1-2 HR		S S S 0-3 ① K		X 0-0 ③ L5	2 1 1 1 1 1 1 1 0 0 0 0 1 0 1 0 0 0 0 0 1						
39 Christian Arroyo, R (1, 4) OBP: 0.357, SLG: 0.607 87 Eddinson Paulino, L (6, 4) OBP: 0.333, SLG: 0.800	S S S 0-3 ② K	X 0-0 ② P5			X 0-0 ① 1B		C S C 0-3 ② K			3 0 1 0 0 1 3 1 0 0 0 0 1 0						
30 Rob Refsnyder, R (1, 9) 47 Juan Chacon, R (6, 9)	S S S 0-3 ③ K	X 0-0 ③ F7			X 0-0 ② G3-1		S S S 0-3 ③ K			3 0 0 0 0 1 3 1 0 0 0 0 1 0						
29 Bobby Dalbec, R (1, 5) OBP: 0.414, SLG: 0.615 91 Matthew Lugo, R (5, PR) OBP: 0.417, SLG: 0.727 (6, 5)		S C S 0-3 ① K		S S C 0-3 ① K	X 0-0 1B			C S C 0-3 ① K		3 0 1 0 0 2 0 1 0 0 0 0 1 0						
3 Reese McGuire, L (1, 2) OBP: 0.381, SLG: 0.556 69 Stephen Scott, L (6, 2) OBP: 0.333, SLG: 0.667	B B B B 4-0 31 HBP BB			B B B B 4-0 31 3B BB	1 SAFE 1 SAFE X 0-0 ③ F7			X 0-0 ② P6		1 1 0 0 2 0 1 1 0 0 0 0 0 0						
31 Greg Allen, S (1, 7) OBP: 0.333, SLG: 0.421 79 Tyler Dearden, L (6, 7) OBP: 0.429, SLG: 0.857	H 1-0 1-2 HBP			X 0-0 1-H 17 PB 3B		X 0-0 ① G6-3		X 0-0 ③ F7		1 1 1 1 0 0 0 2 0 0 0 0 0 0						
94 Christian Koss, R (1, 6) 78 Marcelo Mayer, L (6, 6) OBP: 0.500, SLG: 1.000		X 0-0 ② F8		X 0-0 ② G6-3		X 0-0 ② G6-3			X 0-0 2B	2 0 0 0 0 0 3 2 0 1 0 0 0 0						
Inning Stats	R: 0 E: 0 K: 2 S: 8 H: 0 LOB: 2 BB: 2 P: 16	R: 0 E: 0 K: 1 S: 5 H: 0 LOB: 2 BB: 1 P: 10	R: 0 E: 0 K: 1 S: 6 H: 1 LOB: 1 BB: 0 P: 6	R: 2 E: 0 K: 1 S: 7 H: 2 LOB: 1 BB: 1 P: 12	R: 1 E: 0 K: 0 S: 7 H: 3 LOB: 1 BB: 0 P: 8	R: 0 E: 0 K: 1 S: 6 H: 1 LOB: 1 BB: 0 P: 6	R: 0 E: 0 K: 3 S: 9 H: 0 LOB: 0 BB: 0 P: 9	R: 0 E: 0 K: 1 S: 5 H: 0 LOB: 0 BB: 0 P: 5	R: 0 E: 0 K: 1 S: 6 H: 1 LOB: 1 BB: 0 P: 6	1B: 3 2B: 2 3B: 2 HR: 1 SF: 0 SAC: 0 DP: 0 HBP: 1						

livebaseballscorecards.com

AB	34
R	3
H	8
RBI	2
BB	4
SO	11
LOB	19

WP: 0 PB: 1 SB: 1 CS: 0 PA: 39

PITCHER	IP	WLS	BF	H	R	ER	SO	BB	IBB	HBP	BLK	WP	HR	S	P	ERA	WHIP
89 Yoendrys Gómez, R (1, 1) ERA: 1.13	3.0		14	1	0	0	4	3	0	1	0	0	0	19	32	0.00	1.333
70 Jimmy Cordero, R (4, 1) ERA: 5.06	1.1	B	8	4	3	3	1	1	0	0	0	0	1	11	17	20.25	3.750
84 Albert Abreu, R (5, 1) ERA:	1.2		7	2	0	0	1	0	0	0	0	0	0	9	9	0.00	1.200
97 Ron Marinaccio, R (7, 1) ERA:	1.0		3	0	0	0	3	0	0	0	0	0	0	9	9	0.00	0.000
85 Greg Weissert, R (8, 1) ERA: 3.6	1.0		3	0	0	0	1	0	0	0	0	0	0	5	5	0.00	0.000

PITCHER	IP	WLS	BF	H	R	ER	SO	BB	IBB	HBP	BLK	WP	HR	S	P	ERA	WHIP
87 Demarcus Evans, R (9, 1) ERA: 4.5	1.0		4	1	0	0	1	0	0	0	0	0	0	6	6	0.00	1.000

Boston Red Sox @ Toronto Blue Jays

TD Ballpark, Dunedin, FL

Mon Mar 13 2023, 1:09 PM - 3:59 PM EDT

Att. 6,911 - Partly Cloudy - 79 F

TOP

livebaseballscorecards.com

Batter	1	2	3	4	5	6	7	8	9	AB	R	H	RBI	BB	SO	LOB
83 Enmanuel Valdez, L (1, 4) OBP: 0.375, SLG: 0.320 87 Eddinson Paulino, L (5, 4) OBP: 0.286, SLG: 0.667	B FF 91 C FF 90 X SI 91 1-1 ① F8	B SI 94 X FF 94 1-0 1-3 3-H 1B		B FF 90 B FF 92 C SC 81 S SC 80 S SC 82 2-3 ③ K 1-2			C SI 93 X SL 87 0-1 ② L8			3 1	0 0	1 0	1 0	0 0	1 0	1 0
Ceddanne Rafaela, R (1, 8) OBP: 0.226, SLG: 0.207 85 Corey Rosier, L (5, 8)	B SL 80 F FF 90 S SI 92 X CH 86 1-2 ② F8	B SL 84 B SL 85 S SI 94 S SI 94 S FF 94 2-3 ③ K			C SC 82 B FF 90 S SC 82 F CU 79 C FF 92 1-3 ① K		X SI 93 0-0 ③ F8			3 1	0 0	0 0	0 0	0 0	2 0	2 0
19 Daniel Palka, L (1, 3) OBP: 0.308, SLG: 0.391 87 Niko Kavadas, L (5, 3) OBP: 0.182, SLG: 0.200	F CH 86 F SI 93 B CH 85 S SL 82 1-3 ③ K		S SL 79 C SL 79 C FF 93 0-3 ① K		F CU 78 B SC 81 B FF 91 C SC 82 B SC 85 S SC 80 3-3 ② K			B SI 96 F SI 96 S SL 86 S SL 84 1-3 ① K		3 1	0 0	0 0	0 0	0 0	3 1	0 0
23 Niko Goodrum, S (1, 10) OBP: 0.290, SLG: 0.214		C FF 91 C CH 85 B SI 91 B SL 79 B CH 85 X SI 92 3-2 82 G3 69 WP 44 1B 1B	F SI 92 B CH 84 B SI 92 B SI 93 3-1 69 S BB		B SC 82 F FF 91 B FF 91 C SC 80 X SC 81 2-2 ③ F9			F SI 97 C SL 84 S SI 95 0-3 ② K		3	1	1	0	1	1	0
69 Stephen Scott, L (1, 2) OBP: 0.333, SLG: 0.500 96 Elih Marrero, S (6, 2) OBP: 0.333, SLG: 0.333		C FF 92 B SL 80 B CH 84 S FF 93 F FF 93 B SL 79 B SL 80 4-2 82 G3 44 1B 1-2 BB	C SI 92 F FF 93 S SL 82 0-3 ② K 1-2			B FF 98 C FF 97 C CU 81 T FF 98 1-2 ① K		X SI 96 0-0 ③ G6-3		2 1	1 0	0 0	0 0	1 0	2 0	1 0
82 Narciso Crook, R (1, 7) OBP: 0.214, SLG: 0.423 88 Max Ferguson, L (6, 7)		F SI 90 F CH 86 F SI 94 X SL 83 0-2 ① G3 1-2 2-3	B SL 80 F SI 91 B SI 93 B SL 82 X FF 95 3-1 ③ G5-3			C SL 88 S SL 88 B FF 100 X FF 98 1-2 ② G5-3			F SI 95 B CU 81 F SI 95 B ST 84 B FF 95 B SI 96 4-2 BB	3 0	0 0	0 0	0 1	0 0	0 0	3 0
David Hamilton, L (1, 6) OBP: 0.370, SLG: 0.333 78 Marcelo Mayer, L (5, 6) OBP: 0.250, SLG: 0.500		B FF 94 C SI 92 S FF 93 S SL 81 1-3 ② K		F SL 80 X CH 84 0-1 ① F9		F FF 100 B FF 99 C FF 100 B CU 84 X FF 100 2-2 E7			F SI 95 F ST 83 C ST 84 0-3 ① K	2 2	0 0	0 0	0 0	0 1	1 1	2 1
92 Nick Sogard, S (1, 5) OBP: 0.250, SLG: 0.118 91 Matthew Lugo, R (6, 5) OBP: 0.385, SLG: 0.667		B CH 88 B SI 93 S FF 94 B SI 93 B FF 95 4-1 44 1B 83 1B BB		B FF 91 B SI 91 B SI 91 C FF 92 B SL 82 4-1 83 S BB		X FF 98 0-0 ③ P5			B ST 82 F SI 96 S SI 95 S ST 83 1-3 ② K	1 1	1 0	0 0	0 0	2 0	0 1	1 1
44 Miguel Bleis, R (1, 9) OBP: 0.333, SLG: 0.333 32 Gilberto Jimenez, S (6, 9)		S FF 94 S SL 81 B SL 82 X FF 92 1-2 83 1B 1-3 2-H 3-H 1B		C SI 90 B FF 92 S SL 81 S SL 80 1-3 ② K			F SI 91 F SI 92 F SL 85 B SL 86 C SI 92 1-3 ① K		C ST 84 C ST 84 S SI 97 0-3 ③ K	2 2	0 0	1 0	2 0	0 0	1 2	1 1
Inning Stats	R: 0 E: 0 K: 1 S: 8 H: 0 LOB: 0 BB: 0 P: 11	R: 3 E: 0 K: 2 S: 21 H: 3 LOB: 2 BB: 2 P: 37	R: 0 E: 0 K: 2 S: 9 H: 0 LOB: 1 BB: 1 P: 15	R: 0 E: 0 K: 2 S: 9 H: 0 LOB: 1 BB: 1 P: 16	R: 0 E: 0 K: 2 S: 10 H: 0 LOB: 0 BB: 0 P: 16	R: 0 E: 1 K: 1 S: 10 H: 0 LOB: 1 BB: 0 P: 14	R: 0 E: 0 K: 1 S: 7 H: 0 LOB: 0 BB: 0 P: 8	R: 0 E: 0 K: 2 S: 7 H: 0 LOB: 0 BB: 0 P: 8	R: 0 E: 0 K: 3 S: 11 H: 0 LOB: 1 BB: 1 P: 16	1B: 3 2B: 0 3B: 0 HR: 0 SF: 0 SAC: 0 DP: 0 HBP: 0						

AB	31
R	3
H	3
RBI	3
BB	5
SO	16
LOB	14

WP: 1 PB: 0 SB: 2 CS: 0 PA: 36

PITCHER		IP	WLS	BF	H	R	ER	SO	BB	IBB	HBP	BLK	WP	HR	S	P	ERA	WHIP
6 Alek Manoah, R ERA: 5.4	(1, 1)	3.1	W	16	2	3	3	5	4	0	0	0	1	0	40	67	8.10	1.800
81 Jackson Rees, R ERA: 5.4	(2, 1)	0.1		2	1	0	0	1	0	0	0	0	0	0	4	7	0.00	3.000
6 Alek Manoah, R ERA: 5.4	(3, 1)	3.1	W	16	2	3	3	5	4	0	0	0	1	0	40	67	8.10	1.800
80 Adrian Hernandez, R ERA:	(4, 1)	1.1	H	4	0	0	0	3	0	0	0	0	0	0	13	21	0.00	0.000
24 Nate Pearson, R ERA: 5.4	(6, 1)	1.0		4	0	0	0	1	0	0	0	0	0	0	10	14	0.00	0.000
58 Tim Mayza, L ERA: 2.25	(7, 1)	1.0		3	0	0	0	1	0	0	0	0	0	0	7	8	0.00	0.000
56 Zach Pop, R ERA:	(8, 1)	1.0		3	0	0	0	2	0	0	0	0	0	0	7	8	0.00	0.000
Yosver Zulueta, R ERA:	(9, 1)	1.0		4	0	0	0	3	1	0	0	0	0	0	11	16	0.00	1.000

Boston Red Sox @ Toronto Blue Jays

TD Ballpark, Dunedin, FL

Mon Mar 13 2023, 1:09 PM - 3:59 PM EDT

Att. 6,911 - Partly Cloudy - 79 F

livebaseballscorecards.com

BOTTOM

Batter	1	2	3	4	5	6	7	8	9	AB	R	H	RBI	BB	SO	LOB
15 Whit Merrifield, R (1, 4) OBP: 0.400, SLG: 0.500	B FF 92 X FF 91 1-0 ① F8	S CH 82 B SL 83 B CH 83 X FF 92 2-1 ③ F9		B SI 90 S SI 91 B SI 91 B CH 80 S SI 91 X SI 92 3-2 11 HR 2B	X CH 83 0-0 1-3 11 E 2B 3-H	B SL 78 B FF 88 X FF 87 2-0 ① G5-3	B SL 87 B SL 86 B FF 92 D FF 92 4-0 1-2 2-3 3-H BB			4	1	2	1	0	0	0
91 Davis Schneider, R (5, PR) OBP: 0.400, SLG: 0.429										1	1	0	1	1	0	0
(6, 4)																
(7, 5)																
11 Bo Bichette, R (1, 6) OBP: 0.452, SLG: 0.643	B SL 85 X SL 85 1-0 HR		X FF 89 0-0 ① G1-3	X CH 82 0-0 2-H HR	C ST 79 X FF 91 0-1 2-H 3-H E4 84 PB 55 1B	C FF 88 F SL 78 B FF 88 F FF 87 F SL 77 H FF 90 2-2 55 1B HBP	S CU 82 B FF 93 D FF 91 X SL 85 2-1 ③ L8			4	2	2	4	0	0	0
Leo Jimenez, R (5, PR) OBP: 0.389, SLG: 0.214										0	0	0	0	0	0	0
(6, 6)																
91 Chris Bec, R (7, 3)										1	0	0	0	0	0	3
30 Alejandro Kirk, R (1, 2) OBP: 1.000, SLG: 1.000	B FF 93 B CH 83 B CH 83 B FF 92 4-0 39 1B 13 BB 44 1B BB		B FF 90 B SL 82 B FF 92 B FF 90 4-0 39 1B 13 BB BB BB	C SI 91 B ST 79 B CH 81 B ST 79 X SI 92 3-1 13 2B 39 G3-1 1B	B SI 93 S CH 83 S SI 92 F SI 92 X FF 92 1-2 1-2 84 PB 1B	B SL 77 F FF 88 X FF 90 1-1 1-2 84 G6-4-3 1B		C FF 92 X FF 92 0-1 2B		1	2	1	0	2	0	0
98 Manuel Beltre, R (4, PR)										1	1	0	0	0	1	1
55 Rob Brantly, L (5, 2) OBP: 0.500, SLG: 0.700										3	0	3	0	0	0	0
13 Brandon Belt, L (1, 10) OBP: 1.000, SLG: 2.000	C SL 86 B CU 72 B FF 93 B SL 85 S FF 93 B FF 93 4-2 1-2 39 1B 44 1B BB		B CH 83 B FF 91 T FF 92 S SL 84 B SL 84 B FF 91 4-2 1-2 BB 39 1B 44 1B BB	C SI 91 B SI 92 X ST 80 1-1 1-3 39 G3-1 2B	B SI 90 C SI 91 B ST 78 S SI 90 S SI 91 2-3 ① K 1-2 2-3	B SI 87 X FF 87 1-0 ② ③ G6-4-3 1-2f		B FF 93 C SL 86 D SL 86 F FF 92 S SL 85 2-3 ① K		1	1	1	0	2	0	0
84 Jamie Ritchie, R (4, PR) OBP: 0.313, SLG: 0.083										3	0	0	0	0	2	5
(5, 10)																
39 Kevin Kiermaier, L (1, 8) OBP: 0.571, SLG: 0.737	D CU 74 S SL 84 C FF 91 D ST 78 B FF 93 X FF 92 3-2 1-2 2-3 44 1B 1B		C SL 86 F SL 86 X FF 92 0-2 1-2 2-3 44 1B BB 1B	B SI 92 C SI 91 X CH 82 1-1 ① 2-3 3-H G3-1	S SI 93 X ST 80 0-1 ② L5		B SL 78 S FF 86 B FF 88 C FF 86 B SI 86 X FF 88 3-2 67 HBP 47 HBP 91 BB 1B	X FF 93 0-0 ② L6		3	1	2	1	0	0	2
87 Cam Eden, R (5, PH) OBP: 0.348, SLG: 0.286										3	1	1	0	0	0	4
(6, 8)																
Orelvis Martinez, R (1, 5) OBP: 0.389, SLG: 0.800	B CH 83 X CH 83 1-0 ② L7		D CU 73 B CH 83 B FF 91 F FF 90 F FF 92 B CH 82 4-2 1-2 2-3 3-H 44 1B 44 E BB	C CH 82 B ST 78 F SI 91 S FF 90 1-3 ② K	X CH 84 0-0 ③ L8		B FF 87 C SL 78 B SL 76 F SL 76 H FF 87 3-2 1-2 91 BB 67 HBP HBP	D SL 86 D FF 93 S SL 86 S SL 85 S SL 88 2-3 ③ K		3	1	0	1	1	1	9
47 Vinny Capra, R (6, 5) OBP: 0.455, SLG: 0.533										0	0	0	0	0	0	0
(7, 6)																
98 Manuel Beltre, R (7, PR)										1	1	0	0	0	1	1
(8, 6)																
44 Addison Barger, L (1, 7) OBP: 0.375, SLG: 0.483	C CU 74 X SL 86 0-1 ③ 1-2 2-H 3-H 1B		S ST 82 F FF 95 F ST 81 X ST 82 0-2 1-H 2-H 3-H E9 38 FC4-2 1B	C ST 80 C SI 92 S ST 80 0-3 ③ K		C FF 86 S SL 79 B FF 88 F SL 77 B FF 89 B FF 89 B SL 77 4-2 67 2B 72 HR BB	B SL 84 C SL 86 S SL 84 S SL 86 1-3 ① K			3	0	2	3	0	1	3
74 Zach Britton, L (6, 7) OBP: 0.360, SLG: 0.667										1	1	0	0	1	1	2
38 Nathan Lukes, L (1, 9) OBP: 0.379, SLG: 0.400		B FF 88 B SL 83 C FF 90 B FF 90 B FF 90 4-1 95 G4-3 BB	F FF 96 B FF 95 X FF 97 1-1 ② 3-H FC4-2		B SI 92 X SI 89 1-0 95 1B 15 2B E4 1B	C FF 88 X SI 87 0-1 1-3 72 HR 2B	C FF 92 F SL 85 D SL 86 F SL 86 H FF 93 2-2 1-2 2-3 91 BB HBP			2	1	1	0	1	0	1
67 Wynton Bernard, R (6, 9) OBP: 0.240, SLG: 0.318										1	1	1	0	0	0	0
95 Rainer Nunez, R (1, 3) OBP: 0.261, SLG: 0.238		B CH 83 C CH 80 F SL 84 X CH 82 1-2 ① ② G4-3 1-2f	B FF 95 B FC 88 F FF 95 S FF 96 1 SAFE S FF 97 2-3 ③ K		X SI 92 0-0 2-3 15 2B 11 E 1B	B SL 78 S FF 88 B SL 79 B SL 78 X FF 87 3-1 2-H 3-H HR	S FF 94 F FF 93 S SL 86 0-3 ② K			3	1	1	0	0	1	2
72 Andres Sosa, R (6, PH) OBP: 0.421, SLG: 0.533										2	1	1	3	0	1	3
(7, 4)																
Inning Stats	R: 2 E: 0 K: 0 S: 10 H: 3 LOB: 2 BB: 2 P: 24	R: 0 E: 0 K: 0 S: 6 H: 0 LOB: 0 BB: 1 P: 13	R: 4 E: 1 K: 1 S: 17 H: 2 LOB: 1 BB: 3 P: 32	R: 3 E: 0 K: 2 S: 16 H: 4 LOB: 3 BB: 0 P: 25	R: 3 E: 2 K: 1 S: 15 H: 4 LOB: 3 BB: 0 P: 19	R: 3 E: 0 K: 0 S: 15 H: 3 LOB: 1 BB: 1 P: 28	R: 1 E: 0 K: 2 S: 16 H: 1 LOB: 3 BB: 1 P: 31	R: 0 E: 0 K: 2 S: 9 H: 1 LOB: 1 BB: 0 P: 13								

| | | | | | | | | | | | | | | | |

Batter	1	2	3	4	5	6	7	8	9	AB	R	H	RBI	BB	SO	LOB
17 Raimel Tapia, L (1, 10) OBP: 0.440, SLG: 0.875 86 Miguel Ugueto, R (8, PH) (8, 10)	C FF 94 F FC 92 B CU 83 F CU 80 B CH 85 B FF 95 F FF 94 X CH 84 3-2 HR		C CH 84 S FC 91 F SI 94 F FF 94 B FF 95 X CH 85 1-2 ① F7		C CH 89 F CH 90 S SI 94 0-3 ② K			C SL 84 X SL 85 0-1 ① L8		3 1 1 1 0 1 0 1 0 0 0 0 0 0					
36 Triston Casas, L (1, 3) OBP: 0.441, SLG: 0.677 78 Blaze Jordan, R (8, PR) (8, 3)	B FC 91 B FC 92 F FF 94 F CH 85 F FF 96 F CU 82 F FF 96 F FF 95 B FC 90 3-2 39 2B 1B		X FC 89 0-0 2B		B CU 79 B SI 92 S CH 89 S CH 89 F SI 95 F CH 89 X CH 90 2-2 ③ G6-3			B FF 92 C CH 84 S FF 93 B CU 81 F CH 84 B SL 86 F SL 86 B FF 94 4-2 BB		3 0 2 0 1 0 0 0 0 0 0 0 0 0					
18 Adam Duvall, R (1, 8) OBP: 0.310, SLG: 0.273 77 Eduardo Lopez, S (8, 8)	B SI 94 X SI 93 1-0 ① F7		S SI 94 C SI 95 B CH 84 B CH 86 X SI 94 2-2 ② L6			B SI 96 B SI 95 B SI 95 B SI 95 4-0 39 G6-4-3 BB		C SL 84 C FF 93 S CH 85 0-3 ② K		3 0 0 0 1 1 3 0 0 0 0 0 0 0					
39 Christian Arroyo, R (1, 4) OBP: 0.344, SLG: 0.594 75 Ahbram Liendo, S (8, 4)	F SL 85 S SL 86 F ST 83 X FF 96 0-2 1-3 2B		S SI 94 S SL 86 S SL 86 0-3 ③ K			X SI 95 0-0 ①② G6-4-3 1-2f		B FF 93 S SL 85 B CH 84 B FF 94 X FF 93 3-1 ③ F9		4 0 1 0 0 1 3 0 0 0 0 0 0 0					
30 Rob Refsnyder, R (1, 9) OBP: 0.276, SLG: 0.182 88 Allan Castro, S (7, 9)	C SI 90 B CH 85 B SI 91 X SI 91 2-1 ② G6-3			S SL 83 B SL 83 F SI 94 X FF 94 1-2 HR		S KC 87 B KC 87 B SI 97 S KC 86 B KC 87 B KC 87 4-2 29 WP BB			B FF 92 C CH 83 B SL 85 B FF 93 S FF 93 C FF 93 3-3 ① K	2 1 1 1 1 0 2 1 0 0 0 0 1 0						
29 Bobby Dalbec, R (1, 6) OBP: 0.375, SLG: 0.552 89 Luis Ravelo, S (8, 6)	B SI 92 C SL 84 F SI 90 C FF 91 1-3 ③ K			B SI 94 S SL 84 F SL 85 B CH 87 F SL 85 F ST 83 S SL 84 2-3 ① K		B SI 96 B KC 88 C KC 86 S CH 88 B CH 90 X KC 88 3-2 ③ G3 1-2			C SL 86 F FF 94 S SL 85 0-3 ② K	3 0 0 0 0 2 3 1 0 0 0 0 1 0						
59 Ronaldo Hernández, R (1, 2) OBP: 0.214, SLG: 0.154 77 Caleb Hamilton, R (7, 2) OBP: 0.500, SLG: 0.727		B SI 93 B SL 83 F SI 91 X SL 83 2-1 ① G6-3		B SI 92 B SI 92 S SI 92 X CH 86 2-1 31 BB 1B			B CU 82 S CU 84 S FF 93 B CH 88 B CH 88 F FF 94 C FF 94 3-3 ① K		C SL 86 B SL 86 X FF 93 1-1 ③ G6-3	3 0 1 0 0 1 0 1 0 0 0 0 0 0						
31 Greg Allen, S (1, 7) OBP: 0.333, SLG: 0.381 75 Tyler McDonough, S (8, 7) OBP: 0.800, SLG: 1.400		B FC 89 F CH 85 C FF 95 F CH 85 F FF 95 B CH 84 F CH 85 F FC 89 F FF 96 2-3 ② C CH 85 K		B CH 86 1 SAFE B SI 93 B SI 92 B SI 91 4-0 ② 94 CS 1-2 BB			X FF 93 0-0 ② G3			2 0 0 0 1 1 0 0 0 0 0 0 0 0						
94 Christian Koss, R (1, 5) 92 Alex Binelas, L (8, 5)		F SI 94 C SL 84 B ST 84 X CH 86 1-2 ③ G5-3		F SI 91 1 SAFE C CU 77 0-2 ③ CS 1-2	S SI 93 F CU 78 T SI 94 0-2 ① K		F FF 93 S CU 84 X CH 87 0-2 ③ G6-3			3 0 0 0 0 1 0 0 0 0 0 0 0 0						
Inning Stats	R: 1 H: 3 E: 0 LOB: 2 K: 1 BB: 0 S: 23 P: 33	R: 0 H: 0 E: 0 LOB: 0 K: 1 BB: 0 S: 13 P: 18	R: 0 H: 1 E: 0 LOB: 1 K: 1 BB: 0 S: 12 P: 15	R: 1 H: 2 E: 0 LOB: 0 K: 1 BB: 1 S: 12 P: 21	R: 0 H: 0 E: 0 LOB: 0 K: 2 BB: 0 S: 11 P: 13	R: 0 H: 0 E: 0 LOB: 1 K: 0 BB: 2 S: 6 P: 17	R: 0 H: 0 E: 0 LOB: 0 K: 1 BB: 0 S: 8 P: 11	R: 0 H: 0 E: 0 LOB: 1 K: 1 BB: 1 S: 11 P: 18	R: 0 H: 0 E: 0 LOB: 0 K: 2 BB: 0 S: 8 P: 12	1B: 2 SF: 0 2B: 2 SAC: 0 3B: 0 DP: 1 HR: 2 HBP: 0						

TOP

Boston Red Sox @ Detroit Tigers

Publix Field at Joker Marchant Stadium, Lakeland, FL

Tue Mar 14 2023, 1:11 PM - 3:45 PM EDT

Att. 8,203 - Sunny - 70 F

livebaseballscorecards.com

AB	30
R	2
H	6
RBI	2
BB	4
SO	10
LOB	11

WP: 1 PA: 35
PB: 0
SB: 0
CS: 1

PITCHER		IP	WLS	BF	H	R	ER	SO	BB	IBB	HBP	BLK	WP	HR	S	P	ERA	WHIP
21 Michael Lorenzen, R ERA: 4.91	(1, 1)	2.2		13	5	2	2	3	0	0	0	0	0	2	51	69	6.75	1.875
83 Adam Wolf, L ERA: 5.4	(1, 1)	0.2		2	0	0	0	1	0	0	0	0	0	0	5	8	0.00	0.000
21 Michael Lorenzen, R ERA: 4.91	(2, 1)	2.2		13	5	2	2	3	0	0	0	0	0	2	51	69	6.75	1.875
65 Edwin Uceta, R ERA: 5.4	(4, 1)	1.2		5	1	0	0	2	1	0	0	0	0	0	15	23	0.00	1.200
55 Alex Lange, R ERA: 6.75	(6, 1)	1.0		4	0	0	0	0	2	0	0	0	1	0	6	17	0.00	2.000

PITCHER		IP	WLS	BF	H	R	ER	SO	BB	IBB	HBP	BLK	WP	HR	S	P	ERA	WHIP
71 Miguel Del Pozo, L ERA:	(7, 1)	1.0		3	0	0	0	1	0	0	0	0	0	0	8	11	0.00	0.000
53 Mason Englert, R ERA: 3.0	(8, 1)	2.0	W	7	0	0	0	3	1	0	0	0	0	0	19	30	0.00	0.500

BOTTOM

Boston Red Sox @ Detroit Tigers

Publix Field at Joker Marchant Stadium, Lakeland, FL

Tue Mar 14 2023, 1:11 PM - 3:45 PM EDT

Att. 8,203 - Sunny - 70 F

livebaseballscorecards.com

Batter	1	2	3	4	5	6	7	8	9	AB	R	H	RBI	BB	SO	LOB
59 Zack Short, R (1, 7) OBP: 0.484, SLG: 0.625 85 Eric De La Rosa, R (7, 7) OBP: 0.286, SLG: 0.167	B FF 94 B FF 94 C FF 94 B FF 95 B FF 94 4-1 32 G6-4-3 BB			B CU 79 B FF 93 S FF 94 S FF 94 X FF 95 2-2 ① 1B	B FF 93 C SI 91 B SI 92 F SI 92 C CH 88 2-3 ② K			64 G4-3 86 BB 93 1B BB F8		2 1	0 1	1 0	0 0	1 1	1 0	2 2
32 Ryan Kreidler, R (1, 5) OBP: 0.313, SLG: 0.567 (6, 6) 86 Gage Workman, L (7, 6) OBP: 0.455, SLG: 0.444	X FF 95 0-0 ①② G6-4-3 1-2f			X FF 94 0-0 31 1B 3B	B ST 83 C SI 94 C FF 93 F FF 93 F ST 82 X FF 93 1-2 ③ F8 1-2 2-3			1 SAFE B FF 94 F SL 85 B FF 96 1 SAFE B CU 77 C FF 94 B FF 96 4-2 64 G4-3 93 1B 1-2 BB		3 0	1 1	1 0	0 0	0 1	0 0	3 0
31 Riley Greene, L (1, 10) OBP: 0.300, SLG: 0.567 30 Kerry Carpenter, L (6, PH) OBP: 0.323, SLG: 0.621 (7, 10) 64 Michael Papierski, S (8, PH) OBP: 0.438, SLG: 0.615 (9, 10)	B FF 94 F CU 81 B FF 94 F FF 94 X FF 96 2-2 ③ G3-1			F FF 94 X CU 79 0-1 17 1B 3-H 1B		S SI 91 B CH 87 B SI 92 F FF 91 S ST 82 2-3 ① K		C SL 88 B FF 94 X FF 93 1-1 ① G4-3 1-2 2-3		2 1 1	0 0 0	1 0 0	1 0 0	0 0 0	0 1 0	0 0 2
20 Spencer Torkelson, R (1, 3) OBP: 0.343, SLG: 0.355 93 Jake Holton, R (6, PR) OBP: 0.800, SLG: 0.800 (7, 3)		B FF 94 F FF 94 S SL 90 B FF 94 C FF 95 2-3 ① K		X FF 95 0-0 ② F7		B FF 93 B SI 92 C FF 92 B ST 82 S FF 92 F FF 93 X FF 93 3-2 17 FC3-6 1B		B SL 88 B SL 88 B FF 96 X FF 93 3-0 74 1B 81 1B 2-H 3-H 1B		3 1	0 1	1 1	0 2	0 0	1 0	1 0
17 Austin Meadows, L (1, 9) OBP: 0.286, SLG: 0.258 74 Brendon Davis, R (6, PR) OBP: 0.458, SLG: 0.474 (7, 9)		B CU 82 C CU 80 X FF 96 1-1 ② G4-3		1 SAFE C FF 94 B FS 84 S FF 94 X CU 79 1-2 1-2 1B		C FF 93 F CH 87 F FF 93 F FF 92 X CH 88 0-2 ② FC3-6 81 WP 1-2f		C FF 93 F SL 89 B FF 95 B CU 79 X SL 87 2-2 81 1B 84 SF9 1-2 1B		3 1	0 1	1 1	0 0	0 0	0 0	1 0
9 Nick Maton, L (1, 6) OBP: 0.303, SLG: 0.581 81 Colt Keith, L (6, 5) OBP: 0.353, SLG: 0.600		S FF 96 C FF 97 F FF 96 S CU 81 0-3 ③ K		B CU 81 C CU 83 F FF 95 S CU 81 1-3 ③ K		F FC 89 B SI 94 B FC 89 S FF 96 S FF 96 2-3 ③ K 1-2		X FF 95 0-0 84 E 1-3 2-H 1B		2 2	0 1	0 1	0 1	0 0	2 1	2 1
72 Jermaine Palacios, R (1, 4) OBP: 0.440, SLG: 0.591 84 Luis García, S (7, 4)			C CU 80 B FF 94 F FF 94 S FS 84 1-3 ① K		C SI 93 X ST 81 0-1 32 S 34 G1-3 1B		S SI 92 C SI 92 C FF 92 0-3 ① K	X FF 99 0-0 ② SF9 1-H 3-H		2 1	0 0	1 0	0 1	0 0	1 1	0 0
34 Jake Rogers, R (1, 2) OBP: 0.364, SLG: 0.857 54 Andrew Knapp, S (7, 2) OBP: 0.400, SLG: 0.647			B FF 95 B FF 95 C SL 86 B FF 96 X FF 96 3-1 ② F8		C SI 93 B CH 88 B ST 81 1 SAFE X SI 93 2-1 ① G1-3 1-2		B CU 80 C SI 92 C SI 92 F SI 93 S FF 94 1-3 ② K	B FC 90 B FC 90 B FF 100 B FF 97 4-0 82 HBP BB		2 1	0 0	0 0	0 0	0 1	0 1	1 0
39 Jonathan Davis, R (1, 8) OBP: 0.300, SLG: 0.231 82 Seth Stephenson, R (8, 8)			B FF 95 C FF 95 F CU 82 F FF 96 S FS 86 1-3 ③ K		D ST 82 B FF 92 C ST 80 B ST 81 F FF 92 B ST 81 4-2 32 S BB		C FF 93 B CH 87 F SI 93 X SI 94 1-2 ③ G6-3	B FC 92 H FF 96 2-0 1-2 HBP		2 0	0 0	0 0	0 0	1 0	1 0	0 0
Inning Stats	R: 0 E: 0 K: 0 S: 5 H: 0 LOB: 0 BB: 1 P: 11	R: 0 E: 0 K: 2 S: 9 H: 0 LOB: 0 BB: 0 P: 12	R: 0 E: 0 K: 2 S: 9 H: 0 LOB: 0 BB: 0 P: 14	R: 1 E: 0 K: 1 S: 13 H: 4 LOB: 2 BB: 0 P: 17	R: 0 E: 0 K: 1 S: 14 H: 1 LOB: 2 BB: 1 P: 23	R: 0 E: 0 K: 2 S: 15 H: 1 LOB: 2 BB: 0 P: 22	R: 0 E: 0 K: 2 S: 10 H: 0 LOB: 0 BB: 0 P: 12	R: 5 E: 1 K: 0 S: 16 H: 3 LOB: 2 BB: 3 P: 37		1B: 8 2B: 0 3B: 1 HR: 0 SF: 1 SAC: 0 DP: 1 HBP: 1						

AB	30
R	6
H	9
RBI	5
BB	5
SO	10
LOB	15

WP: 1 PB: 0 SB: 2 CS: 0 PA: 37

PITCHER		IP	WLS	BF	H	R	ER	SO	BB	IBB	HBP	BLK	WP	HR	S	P	ERA	WHIP
37 Nick Pivetta, R ERA: 7.04	(1, 1)	4.0		15	4	1	1	5	1	0	0	0	0	0	36	54	2.25	1.250
46 John Schreiber, R ERA: 3.38	(5, 1)	1.2	H	8	2	0	0	2	1	0	0	0	0	0	26	40	0.00	1.800
80 Jake Thompson, R ERA:	(6, 1)	0.1	H	1	0	0	0	1	0	0	0	0	1	0	3	5	0.00	0.000
95 Oddanier Mosqueda, L ERA: 1.8	(7, 1)	1.0	H	3	0	0	0	2	0	0	0	0	0	0	10	12	0.00	0.000
98 Chase Shugart, R ERA: 10.8	(8, 1)	0.1	L	6	3	5	4	0	2	0	0	0	0	0	14	28	108.00	15.000

PITCHER		IP	WLS	BF	H	R	ER	SO	BB	IBB	HBP	BLK	WP	HR	S	P	ERA	WHIP
79 Luis Guerrero, R ERA:	(8, 1)	0.2		4	0	0	0	0	1	0	1	0	0	0	2	9	0.00	1.500

Batter	1	2	3	4	5	6	7	8	9	AB	R	H	RBI	BB	SO	LOB
7 Vidal Bruján, S (1, 4) OBP: 0.320, SLG: 0.200	B S S S 1-3 ① K		X 0-0 ③ G3		X 0-0 9 CS 50 G6-3 1B			X 0-0 79 G6-3 1B		4	0	2	0	0	1	0
50 René Pinto, R (1, 2) OBP: 0.304, SLG: 0.364 79 Gavin Collins, R (6, 2) OBP: 0.421, SLG: 0.611	C S S 0-3 ② K			X 0-0 9 G1-3 26 2B 2B	1 SAFE X 0-0 ② G6-3 1-2			X 0-0 ① G6-3 1-2		3 1	1 0	1 0	0 0	0 0	1 0	1 1
9 Ben Gamel, L (1, 7) OBP: 0.136, SLG: 0.100 1 Mason Auer, R (6, 7)	S S S 0-3 ③ K			X 0-0 ① G1-3 2-3	2 SAFE 0-0 ③ CS 2-3	X 0-0 ① F9		C C C 0-3 ② K		3 1	0 0	0 0	0 0	0 0	1 1	1 1
55 Luke Raley, L (1, 3) OBP: 0.323, SLG: 0.556 81 Alexander Ovalles, L (6, 3)		X 0-0 ① F9		H 1-0 26 2B HBP		X 0-0 ② F7		S S S 0-3 ③ K		2 1	0 0	0 0	0 0	0 0	0 1	0 1
26 Daniel Robertson, R (1, 6) OBP: 0.263, SLG: 0.278 9 Ryan Spikes, R (6, 6)		X 0-0 ② G6-3		X 0-0 1-3 3-H 2B		S S S 0-3 ③ K			F C S 0-3 ① K	3 1	0 0	1 0	1 0	0 0	1 1	0 0
74 Kameron Misner, L (1, 8) OBP: 0.250, SLG: 0.118 69 Roberto Alvarez, R (9, PH) OBP: 0.300, SLG: 0.167		X 0-0 1B		B B B B 4-0 BB			X 0-0 ① F8		X 0-0 1B	2 1	0 0	1 1	0 0	1 0	0 0	0 0
99 Jordan Qsar, L (1, 10) OBP: 0.385, SLG: 0.238		C S S 0-3 ③ K		C S C 0-3 ② K			C S S 0-3 ② K		C C C 0-3 ② K	4	0	0	0	0	4	5
97 Tristan Peters, L (1, 9) OBP: 0.381, SLG: 0.294			X 0-0 ① F8	S S S 0-3 ③ K			B B B B 4-0 BB		X 0-0 ③ G4-3	3	0	0	0	1	1	4
53 Tanner Murray, R (1, 5) 73 Abiezel Ramirez, S (6, 5) OBP: 0.250, SLG: 0.250			X 0-0 ② G5-3		X 0-0 ① G1-3		S S S 0-3 ③ K			2 1	0 0	0 0	0 0	0 0	0 1	0 1
Inning Stats	R: 0 E: 0 K: 3 S: 9 H: 0 LOB: 0 BB: 0 P: 10	R: 0 E: 0 K: 1 S: 6 H: 1 LOB: 1 BB: 0 P: 6	R: 0 E: 0 K: 0 S: 3 H: 0 LOB: 0 BB: 0 P: 3	R: 1 E: 0 K: 2 S: 9 H: 2 LOB: 3 BB: 1 P: 14	R: 0 E: 0 K: 0 S: 3 H: 1 LOB: 0 BB: 0 P: 3	R: 0 E: 0 K: 1 S: 5 H: 0 LOB: 0 BB: 0 P: 5	R: 0 E: 0 K: 2 S: 7 H: 0 LOB: 1 BB: 1 P: 11	R: 0 E: 0 K: 2 S: 8 H: 1 LOB: 1 BB: 0 P: 8	R: 0 E: 0 K: 2 S: 8 H: 1 LOB: 1 BB: 0 P: 8	1B: 4 2B: 2 3B: 0 HR: 0 SF: 0 SAC: 0 DP: 0 HBP: 1						

TOP

Tampa Bay Rays @ Boston Red Sox

JetBlue Park, Ft. Myers, FL

Wed Mar 15 2023, 1:07 PM - 3:35 PM EDT

Att. 8,566 - Cloudy - 63 F

livebaseballscorecards.com

AB	32
R	1
H	6
RBI	1
BB	2
SO	13
LOB	15

WP: 0 PB: 0 SB: 0 CS: 1 PA: 36

PITCHER		IP	WLS	BF	H	R	ER	SO	BB	IBB	HBP	BLK	WP	HR	S	P	ERA	WHIP
28 Corey Kluber, R ERA: 2.13	(1, 1)	5.0	W	20	4	1	1	6	1	0	1	0	0	0	30	36	1.80	1.000
22 Garrett Whitlock, R ERA:	(6, 1)	2.0	H	7	0	0	0	3	1	0	0	0	0	0	12	16	0.00	0.500
55 Chris Martin, R ERA: 3.0	(8, 1)	1.0		4	1	0	0	2	0	0	0	0	0	0	8	8	0.00	1.000
57 Joely Rodríguez, L ERA: 7.71	(9, 1)	1.0		4	1	0	0	2	0	0	0	0	0	0	8	8	0.00	1.000

PITCHER	IP	WLS	BF	H	R	ER	SO	BB	IBB	HBP	BLK	WP	HR	S	P	ERA	WHIP

Tampa Bay Rays @ Boston Red Sox

JetBlue Park, Ft. Myers, FL

Wed Mar 15 2023, 1:07 PM - 3:35 PM EDT

Att. 8,566 - Cloudy - 63 F

BOTTOM

Batter	1	2	3	4	5	6	7	8	9	AB	R	H	RBI	BB	SO	LOB
39 Christian Arroyo, R (1, 4) OBP: 0.314, SLG: 0.543 87 Eddinson Paulino, L (7, 4) OBP: 0.333, SLG: 0.571	F8	F8			F9		91 1B; 19 E; 82 BB; BB	L9		3 1	0 1	0 0	0 0	0 1	0 0	0 0
36 Triston Casas, L (1, 3) OBP: 0.432, SLG: 0.647 19 Daniel Palka, L (7, PH) OBP: 0.286, SLG: 0.360 (8, 3)	17 1B; 18 BB; 30 2B; 1B	G4-3			G1-3		E6; 82 BB; 91 1B; 94 1B; 1-2	K		3 2	1 1	1 0	0 0	0 0	0 1	0 1
18 Adam Duvall, R (1, 8) OBP: 0.344, SLG: 0.417 67 Phillip Sikes, R (7, 8) OBP: 0.167, SLG: 0.667	17 1B; 30 2B; 1-2; BB		HR		F9		K	K		2 2	2 0	1 0	1 0	1 0	0 2	0 2
17 Raimel Tapia, L (1, 10) OBP: 0.429, SLG: 0.815 91 Matthew Lugo, R (7, PH) OBP: 0.429, SLG: 0.692 (8, 10)	30 2B; 1-2; 2-3; 1B	F8				E4; 29 3B	82 BB; 94 1B; 1-2; 2-3; 1B			3 1	2 1	1 1	0 0	0 0	0 0	0 0
30 Rob Refsnyder, R (1, 9) OBP: 0.281, SLG: 0.240 82 Narciso Crook, R (7, 9) OBP: 0.241, SLG: 0.423	1-H; 2-H; 3-H; 2B	F9				K	94 1B; 1-2; 2-3; 3-H; BB			3 0	0 0	1 0	3 1	0 1	1 0	1 0
29 Bobby Dalbec, R (1, 6) OBP: 0.400, SLG: 0.613 94 Christian Koss, R (7, 6) OBP: 0.167, SLG: 0.091	BB	K				3 SF8; 1-H; 3B	3 BB; 1-3; 2-H; 3-H; 1B			2 1	1 0	1 1	1 2	1 0	1 0	0 0
3 Reese McGuire, L (1, 2) OBP: 0.360, SLG: 0.500 69 Stephen Scott, L (8, 2) OBP: 0.333, SLG: 0.500	K	G4-3			SF8; 3-H		1-2; BB			2 0	0 0	0 0	1 0	1 0	1 0	2 0
31 Greg Allen, S (1, 7) OBP: 0.333, SLG: 0.375 87 Marcus Wilson, R (7, PH) (8, 7)	K	K				23 E; 1B	K			3 1	0 0	1 0	0 0	0 0	2 1	2 3
23 Niko Goodrum, S (1, 5) OBP: 0.265, SLG: 0.194 92 Nick Sogard, S (7, 5) OBP: 0.238, SLG: 0.111		K			K	1 SAFE; G4-3; 1-2	F7			3 1	0 0	0 0	0 0	0 0	2 0	1 3
Inning Stats	R: 3 E: 0 K: 2 S: 10 H: 3 LOB: 2 BB: 2 P: 18	R: 0 E: 0 K: 1 S: 5 H: 0 LOB: 0 BB: 0 P: 5	R: 1 E: 0 K: 1 S: 8 H: 1 LOB: 0 BB: 0 P: 9	R: 0 E: 0 K: 2 S: 7 H: 0 LOB: 0 BB: 0 P: 7	R: 0 E: 0 K: 0 S: 3 H: 0 LOB: 0 BB: 0 P: 3	R: 2 E: 2 K: 1 S: 8 H: 2 LOB: 1 BB: 0 P: 8	R: 3 E: 1 K: 2 S: 10 H: 2 LOB: 3 BB: 3 P: 22	R: 0 E: 0 K: 2 S: 7 H: 0 LOB: 0 BB: 0 P: 7		1B: 5 2B: 1 3B: 1 HR: 1	SF: 1 SAC: 0 DP: 0 HBP: 0				WP: 0 PB: 0 SB: 0 CS: 0	PA: 39	

livebaseballscorecards.com

	AB	33
	R	9
	H	8
	RBI	9
	BB	5
	SO	11
	LOB	15

PITCHER		IP	WLS	BF	H	R	ER	SO	BB	IBB	HBP	BLK	WP	HR	S	P	ERA	WHIP
82 Evan McKendry, R ERA: 10.29	(1, 1)	1.1	L	8	3	3	3	1	1	0	0	0	0	0	9	13	20.25	3.000
48 Jeff Belge, L ERA:	(1, 1)	0.2		3	0	0	0	2	1	0	0	0	0	0	6	10	0.00	1.500
82 Evan McKendry, R ERA: 10.29	(2, 1)	1.1	L	8	3	3	3	1	1	0	0	0	0	0	9	13	20.25	3.000
38 Colin Poche, L ERA: 4.5	(3, 1)	1.0		4	1	1	1	1	0	0	0	0	0	1	8	9	9.00	1.000
54 Colten Brewer, R ERA:	(4, 1)	1.1		4	0	0	0	2	0	0	0	0	0	0	8	8	0.00	0.000

PITCHER		IP	WLS	BF	H	R	ER	SO	BB	IBB	HBP	BLK	WP	HR	S	P	ERA	WHIP
87 Josh Roberson, R ERA: 3.18	(5, 1)	0.2		2	0	0	0	0	0	0	0	0	0	0	2	2	0.00	0.000
49 Kevin Kelly, R ERA: 3.68	(6, 1)	1.0		6	2	2	0	1	0	0	0	0	0	0	8	8	0.00	2.000
94 Anthony Molina, R ERA: 18.0	(7, 1)	0.1		6	2	3	2	1	2	0	0	0	0	0	6	14	54.00	12.000
67 Hector Perez, R ERA: 4.5	(7, 1)	1.2		6	0	0	0	3	1	0	0	0	0	0	11	15	0.00	0.600

Atlanta Braves @ Boston Red Sox

JetBlue Park, Ft. Myers, FL

Fri Mar 17 2023, 1:07 PM - 3:42 PM EDT

Att. 9,151 - Sunny - 78 F

TOP

livebaseballscorecards.com

Batter	1	2	3	4	5	6	7	8	9	AB	R	H	RBI	BB	SO	LOB
1 Ozzie Albies, S (1, 10) OBP: 0.333, SLG: 0.458	F8		K		28 HR 1B 3-H	K		HR	FC6-5 2-3	4	1	1	1	0	2	1
77 Greyson Jenista, L (8, PH) OBP: 0.333, SLG: 0.833 (8, 10)										2	1	1	1	0	0	1
28 Matt Olson, L (1, 3) OBP: 0.464, SLG: 1.074	HR		L5		1-H HR		G6-3	K	K	3	2	2	3	0	0	0
89 Ryan Casteel, R (6, 3) OBP: 0.324, SLG: 0.406										3	0	0	0	0	2	1
27 Austin Riley, R (1, 5) OBP: 0.464, SLG: 0.619	12 G5-4-3 BB			F9	G5-3		12 1B 8 1B 1B	71 1B 2B		2	0	0	0	1	0	0
15 Beau Philip, R (6, 5) OBP: 0.667, SLG: 1.000										2	2	2	0	0	0	0
12 Sean Murphy, R (1, 2) OBP: 0.350, SLG: 0.294	G5-4-3 1-2f			K	23 1B BB		65 1B 8 1B 1B 1-3	16 2B 1B 2-H		3	0	1	0	1	1	1
71 Joe Hudson, R (7, 2) OBP: 0.318, SLG: 0.400										1	0	1	1	0	0	0
23 Michael Harris II, L (1, 8) OBP: 0.375, SLG: 0.571		G4-3		20 WP 1B	1-2 1B		K	2B 1-3		3	0	2	0	0	0	0
16 Stephen Paolini, L (6, 8) OBP: 0.500, SLG: 1.000										2	0	1	0	0	1	2
20 Marcell Ozuna, R (1, 7) OBP: 0.324, SLG: 0.382		K		BB 1-2	F7		65 1B 1B 1-2 3-H	F9		2	0	0	0	1	1	2
8 Andrew Moritz, L (6, 7) OBP: 0.500, SLG: 0.500										2	0	1	1	0	0	2
65 Braden Shewmake, L (1, 6) OBP: 0.400, SLG: 0.481	17 S HBP		K		45 G4-3 17 G4-3 1B	1-2 2-3 1B	L5			3	0	2	0	0	1	2
56 Adeiny Hechavarría, R (7, 6) OBP: 0.143, SLG: 0.214										1	0	0	0	0	0	2
17 Kevin Pillar, R (1, 9) OBP: 0.290, SLG: 0.464	K 1-2				45 F9 1 1B 2B	G4-3 1-2	L5		K	3	1	1	0	0	1	2
2 Drew Campbell, L (6, 9)										2	0	0	0	0	1	3
45 Yolmer Sánchez, S (1, 4) OBP: 0.258, SLG: 0.080			F9		F9	G4-3 2-3		HR	77 FC6-5 2B	3	0	0	0	0	0	2
81 Mitchell Tolman, L (6, 4) OBP: 0.429, SLG: 1.286										2	1	2	1	0	0	0

	AB	R	H	RBI	BB	SO	LOB
	43	8	17	8	3	10	21

Inning Stats																												
	R: 1	H: 1		R: 0	H: 0		R: 0	H: 0		R: 0	H: 1		R: 3	H: 4		R: 0	H: 1		R: 1	H: 4		R: 3	H: 5		R: 0	H: 1		1B: 9	SF: 0		WP: 1	PA: 47
	E: 0	LOB: 0		E: 0	LOB: 1		E: 0	LOB: 0		E: 0	LOB: 2		E: 0	LOB: 2		E: 0	LOB: 3		E: 0	LOB: 3		E: 0	LOB: 2		E: 0	LOB: 1		2B: 4	SAC: 0		PB: 0	
	K: 0	BB: 1		K: 2	BB: 0		K: 1	BB: 0		K: 2	BB: 1		K: 0	BB: 1		K: 1	BB: 0		K: 1	BB: 0		K: 1	BB: 0		K: 2	BB: 0		3B: 0	DP: 1		SB: 1	
	S: 3	P: 8		S: 7	P: 9		S: 5	P: 5		S: 8	P: 12		S: 9	P: 13		S: 6	P: 6		S: 9	P: 9		S: 12	P: 13		S: 8	P: 8		HR: 4	HBP: 1		CS: 0	

PITCHER		IP	WLS	BF	H	R	ER	SO	BB	IBB	HBP	BLK	WP	HR	S	P	ERA	WHIP
89 Tanner Houck, R ERA: 5.68	(1, 1)	4.2	L	21	5	4	4	5	2	0	1	0	1	2	30	41	7.71	1.500
87 Aaron Perry, R ERA:	(5, 1)	0.1		3	1	0	0	0	1	0	0	0	0	0	2	6	0.00	6.000
74 Kenley Jansen, R ERA: 2.7	(6, 1)	1.0		4	1	0	0	1	0	0	0	0	0	0	6	6	0.00	1.000
70 Ryan Brasier, R ERA: 3.86	(7, 1)	1.0		7	4	1	1	1	0	0	0	0	0	0	9	9	9.00	4.000
61 Kaleb Ort, R ERA: 11.81	(8, 1)	0.1		6	5	3	3	1	0	0	0	0	0	2	10	11	81.00	15.000

PITCHER		IP	WLS	BF	H	R	ER	SO	BB	IBB	HBP	BLK	WP	HR	S	P	ERA	WHIP
80 Skylar Arias, L ERA: 5.4	(8, 1)	0.2		2	0	0	0	0	0	0	0	0	0	0	2	2	0.00	0.000
71 Ryan Sherriff, L ERA:	(9, 1)	1.0		4	1	0	0	2	0	0	0	0	0	0	8	8	0.00	1.000

Atlanta Braves @ Boston Red Sox

JetBlue Park, Ft. Myers, FL

Fri Mar 17 2023, 1:07 PM - 3:42 PM EDT

Att. 9,151 - Sunny - 78 F

BOTTOM

Batter	1	2	3	4	5	6	7	8	9	AB	R	H	RBI	BB	SO	LOB
39 Christian Arroyo, R (1, 4) OBP: 0.289, SLG: 0.500 73 Ryan Fitzgerald, L (7, 4) OBP: 0.421, SLG: 0.563	S S S 0-3 K ①		x 0-0 G5-3 ①		x 0-0 F9 ③			x 0-0 L7 ①		3 0 0 0 0 1 0 1 0 0 0 0 0 1						
36 Triston Casas, L (1, 3) OBP: 0.450, SLG: 0.639 19 Daniel Palka, L (8, 3) OBP: 0.276, SLG: 0.346	S S S 0-3 K ②		x 0-0 1B			B B B B 4-0 17 L4-3 BB		x 0-0 F7 ②		2 0 1 0 1 1 0 1 0 0 0 0 0 1						
18 Adam Duvall, R (1, 8) OBP: 0.343, SLG: 0.407 85 Corey Rosier, L (7, 8) OBP: 0.333, SLG: 0.667	x 0-0 30 WP 17 HBP 1B		x 0-0 F8 ②			S S S 0-3 K ①		x 0-0 1-3 2B		3 0 1 0 0 1 2 1 0 1 0 0 0 0						
17 Raimel Tapia, L (1, 9) OBP: 0.419, SLG: 0.759 82 Narciso Crook, R (8, 9) OBP: 0.233, SLG: 0.407	H 1-0 30 WP 1-2 HBP		x 0-0 F7 ③			x 0-0 ② ③ L4-3 1-1		S S S 0-3 K ③		2 0 0 0 0 0 2 1 0 0 0 0 1 2						
30 Rob Refsnyder, R (1, 10) OBP: 0.306, SLG: 0.222	B B B B 4-0 1-2 2-3 BB			S S S 0-3 K ①			S S S 0-3 K ①		H 1-0 77 FC6-4 HBP	2 0 0 0 1 2 0						
29 Bobby Dalbec, R (1, 6) OBP: 0.395, SLG: 0.647 78 Marcelo Mayer, L (8, 6) OBP: 0.200, SLG: 0.400	C S C 0-3 K ③			x 0-0 G5-3 ②			x 0-0 3B		x 0-0 F8 ①	3 0 1 0 0 1 3 1 0 0 0 0 0 1						
3 Reese McGuire, L (1, 2) OBP: 0.321, SLG: 0.435 77 Caleb Hamilton, R (8, 2) OBP: 0.467, SLG: 0.667		x 0-0 P5 ①		C C C 0-3 ③			x 0-0 F4 ②		x 0-0 FC6-4 ② 1-2f	3 0 0 0 0 1 1 1 0 0 0 0 0 1						
31 Greg Allen, S (1, 7) OBP: 0.333, SLG: 0.370 79 Tyler Dearden, L (8, 7) OBP: 0.375, SLG: 0.750		S S S 0-3 K ②			x 0-0 23 G4-6-3 1B		x 0-0 G6-3 ③		x 0-0 F8 ③	3 0 1 0 0 1 1 1 0 0 0 0 0 1						
23 Niko Goodrum, S (1, 5) OBP: 0.250, SLG: 0.182 92 Nick Sogard, S (8, 5) OBP: 0.273, SLG: 0.158		S S S 0-3 K ③			x 0-0 ① ② G4-6-3 1-2f			x 0-0 85 2B 1B		2 0 0 0 0 1 1 1 0 1 0 0 0 0						
Inning Stats	R: 0 H: 1 E: 0 LOB: 3 K: 3 BB: 1 S: 10 P: 15	R: 0 H: 0 E: 0 LOB: 0 K: 2 BB: 0 S: 7 P: 7	R: 0 H: 1 E: 0 LOB: 1 K: 0 BB: 0 S: 4 P: 4	R: 0 H: 0 E: 0 LOB: 0 K: 2 BB: 0 S: 7 P: 7	R: 0 H: 1 E: 0 LOB: 0 K: 0 BB: 0 S: 3 P: 3	R: 0 H: 0 E: 0 LOB: 0 K: 1 BB: 1 S: 4 P: 8	R: 0 H: 1 E: 0 LOB: 1 K: 1 BB: 0 S: 6 P: 6	R: 0 H: 2 E: 0 LOB: 2 K: 1 BB: 0 S: 7 P: 7	R: 0 H: 0 E: 0 LOB: 1 K: 0 BB: 0 S: 3 P: 4	1B: 4 SF: 0 2B: 2 SAC: 0 3B: 1 DP: 2 HR: 0 HBP: 2						

livebaseballscorecards.com

AB	31
R	0
H	6
RBI	0
BB	2
SO	10
LOB	17

WP: 1 PA: 35
PB: 0
SB: 0
CS: 0

PITCHER		IP	WLS	BF	H	R	ER	SO	BB	IBB	HBP	BLK	WP	HR	S	P	ERA	WHIP
84 Jared Shuster, L ERA: 0.71	(1, 1)	4.0	W	17	3	0	0	7	1	0	1	0	1	0	29	34	0.00	1.000
61 Nick Anderson, R ERA: 2.57	(5, 1)	2.0		5	0	0	0	1	1	0	0	0	0	0	6	10	0.00	0.500
51 Michael Tonkin, R ERA: 7.5	(7, 1)	1.0		4	1	0	0	1	0	0	0	0	0	0	6	6	0.00	1.000
53 Jackson Stephens, R ERA: 33.75	(8, 1)	1.0		5	2	0	0	1	0	0	0	0	0	0	7	7	0.00	2.000
80 Danny Young, L ERA: 3.38	(9, 1)	1.0		4	0	0	0	0	0	0	1	0	0	0	3	4	0.00	0.000

PITCHER	IP	WLS	BF	H	R	ER	SO	BB	IBB	HBP	BLK	WP	HR	S	P	ERA	WHIP

Batter	1	2	3	4	5	6	7	8	9	AB	R	H	RBI	BB	SO	LOB
12 Adam Frazier, L (1, 4) OBP: 0.233, SLG: 0.296	C X 0-1 ① G3		X 0-0 ①② G3-6-1-5 1-2f		B B B B 4-0 29 BB			X 0-0 E7 75 G5-3 1B	X 0-0 75 2B 99 SF8 1B	2	0	0	0	1	0	1
82 Jordan Westburg, R (7, 4) OBP: 0.351, SLG: 0.500										2	2	2	0	0	0	0
29 Ramón Urías, R (1, 5) OBP: 0.370, SLG: 0.318	X 0-0 2B		B B B B 4-0 BB		B B B B 4-0 1-2 2-3 BB			X 0-0 ① G5-3 3-H	X 0-0 99 SF8 76 1B 1-3 2B	1	0	1	0	2	0	0
75 Heston Kjerstad, L (7, 7) OBP: 0.429, SLG: 0.788										2	1	1	1	0	0	0
6 Ryan Mountcastle, R (1, 10) OBP: 0.379, SLG: 0.724	X 0-0 ② F7		X 0-0 ③ F9		S S T 0-2 ③ K			X 0-0 76 BB 89 1B 1B	X 0-0 ① SF8 2-3 3-H	3	0	0	0	1	5	
99 Maverick Handley, R (8, PH) OBP: 0.421, SLG: 0.286 (8, 10)										1	1	1	1	0	0	0
83 Kyle Stowers, L (1, 7) OBP: 0.351, SLG: 0.375	C C C 0-3 ③ K			C S C 0-3 ① K		X 0-0 ① F7		B B B 4-0 89 1B 16 1B 1-2 BB	X 0-0 16 WP 3-H 1B	3	0	0	0	0	2	1
76 Colton Cowser, L (7, 8) OBP: 0.500, SLG: 0.615										1	1	1	1	1	0	0
21 Austin Hays, R (1, 8) OBP: 0.464, SLG: 0.960		X 0-0 27 WP 2B		X 0-0 ② F9		X 0-0 ② G5-3		X 0-0 16 1B 49 1B 1-2 2-H 1B	S S C 0-3 ② K	3	0	1	0	0	0	0
89 Shayne Fontana, L (7, 9) OBP: 0.333, SLG: 0.333										2	1	1	1	0	1	1
66 Ryan O'Hearn, L (1, 3) OBP: 0.500, SLG: 0.619		X 0-0 ① F8		C S C 0-3 ③ K		X 0-0 ③ F9		X 0-0 49 1B 1-3 2-H 1B	B S S S 1-3 ③ K 1-2	2	0	0	0	0	1	1
16 Franchy Cordero, L (4, 3) OBP: 0.517, SLG: 0.931										3	0	1	1	0	1	1
27 James McCann, R (1, 2) OBP: 0.167, SLG: 0.233		B S S S 1-3 ② K 2-3			X 0-0 ① G6-3		X 0-0 3 G6-4-3 1B	X 0-0 1-2 3-H 1B		3	0	1	0	0	1	1
49 Mark Kolozsvary, R (7, PR) OBP: 0.250, SLG: 0.333 (7, 2)										1	0	1	1	0	0	0
15 Nomar Mazara, L (1, 9) OBP: 0.200, SLG: 0.207		X 0-0 ③ G6-3			X 0-0 29 BB 2B		1 SAFE S S S 0-3 ① K	X 0-0 ② F9		3	0	1	0	0	1	2
95 Gilbert Lara, R (7, 5)										1	0	0	0	0	0	2
3 Jorge Mateo, R (1, 6) OBP: 0.258, SLG: 0.214			B B B B 4-0 12 53-6-1-5 BB		S S S 0-3 ② K		X 0-0 ②③ G6-4-3 1-2f	S S S 0-3 ③ K		2	0	0	0	1	1	2
95 Cadyn Grenier, R (7, 6)										1	0	0	0	0	1	2
Inning Stats	R: 0 E: 0 K: 1 S: 7 H: 1 LOB: 1 BB: 0 P: 7	R: 0 E: 0 K: 1 S: 6 H: 1 LOB: 1 BB: 0 P: 7	R: 0 E: 0 K: 0 S: 2 H: 0 LOB: 1 BB: 2 P: 10	R: 0 E: 0 K: 2 S: 7 H: 0 LOB: 0 BB: 0 P: 7	R: 0 E: 0 K: 2 S: 8 H: 1 LOB: 3 BB: 2 P: 16	R: 0 E: 0 K: 0 S: 3 H: 0 LOB: 0 BB: 0 P: 3	R: 0 E: 0 K: 1 S: 5 H: 1 LOB: 1 BB: 0 P: 5	R: 4 E: 1 K: 1 S: 10 H: 5 LOB: 2 BB: 1 P: 14	R: 2 E: 0 K: 2 S: 10 H: 3 LOB: 1 BB: 0 P: 11	1B: 8 2B: 4 3B: 0 HR: 0 SF: 1 SAC: 0 DP: 2 HBP: 0						

TOP

Baltimore Orioles @ Boston Red Sox

JetBlue Park, Ft. Myers, FL

Sat Mar 18 2023, 1:10 PM - 3:59 PM EDT

Att. 7,752 - Partly Cloudy - 85 F

livebaseballscorecards.com

AB	36
R	6
H	12
RBI	6
BB	5
SO	10
LOB	19

WP: 2 PB: 0 SB: 0 CS: 0 PA: 42

PITCHER		IP	WLS	BF	H	R	ER	SO	BB	IBB	HBP	BLK	WP	HR	S	P	ERA	WHIP
50 Kutter Crawford, R ERA: 2.03	(1, 1)	4.2	W	18	3	0	0	5	2	0	0	0	1	0	27	36	0.00	1.071
95 Oddanier Mosqueda, L ERA: 1.69	(5, 1)	0.1		3	0	0	0	1	2	0	0	0	0	0	3	11	0.00	6.000
55 Chris Martin, R ERA: 2.25	(6, 1)	1.0		3	0	0	0	0	0	0	0	0	0	0	3	3	0.00	0.000
Richard Bleier, L ERA: 1.8	(7, 1)	1.0		3	1	0	0	1	0	0	0	0	0	0	5	5	0.00	1.000
57 Joely Rodríguez, L ERA: 16.88	(8, 1)	0.1		3	2	2	2	0	0	0	0	0	0	0	3	3	54.00	6.000

PITCHER		IP	WLS	BF	H	R	ER	SO	BB	IBB	HBP	BLK	WP	HR	S	P	ERA	WHIP
80 Jake Thompson, R ERA: 4.5	(8, 1)	0.2	H	6	3	2	2	1	1	0	0	0	0	0	7	11	27.00	6.000
46 John Schreiber, R ERA: 5.68	(9, 1)	1.0		6	3	2	2	2	0	0	0	0	1	0	10	11	18.00	3.000

BOTTOM

Batter	1	2	3	4	5	6	7	8	9	AB	R	H	RBI	BB	SO	LOB
39 Christian Arroyo, R (1, 4) OBP: 0.310, SLG: 0.524	0-0 36 FC3-6 18 1B 1B		0-0 ① L6	1 SAFE 0-0 11 1B 1-H 2B		0-3 ② K		0-0 75 3B 1-3 1B		4	1	2	1	0	1	1
92 Nick Sogard, S (7, 4) OBP: 0.304, SLG: 0.200										1	1	1	0	0	0	0
11 Rafael Devers, L (1, 5) OBP: 0.421, SLG: 0.471	0-3 ① K		0-0 18 HR 2B	0-0 2-H 1B		0-2 ③ K		0-3 ② K		4	1	2	1	0	2	2
94 Christian Koss, R (7, 5) OBP: 0.154, SLG: 0.083										1	0	0	0	0	1	2
18 Adam Duvall, R (1, 8) OBP: 0.368, SLG: 0.533	0-0 36 FC3-6 1-2 1B		0-0 2-H HR	0-3 ③ K			0-3 ① K	0-0 1-H 3-H 3B		3	1	2	2	0	1	1
75 Tyler McDonough, S (7, 8) OBP: 0.714, SLG: 1.429										2	0	1	2	0	1	0
36 Triston Casas, L (1, 3) OBP: 0.419, SLG: 0.590	0-0 ② FC3-6 1-2f 2-3		0-0 ② G3		0-3 ① K		0-0 ② G3-1	0-3 ③ K		3	0	0	0	0	1	2
19 Daniel Palka, L (7, 3) OBP: 0.258, SLG: 0.321										2	0	0	0	0	1	1
30 Rob Refsnyder, R (1, 9) OBP: 0.308, SLG: 0.233	0-0 ③ G6-3		0-3 ③ K		0-0 1B		0-3 ③ K			3	0	1	0	0	1	2
82 Narciso Crook, R (7, 9) OBP: 0.226, SLG: 0.393										1	0	0	0	0	1	0
29 Bobby Dalbec, R (1, 6) OBP: 0.390, SLG: 0.611		0-3 ① K		4-0 17 3 G5-4-3 E 31 WP BB	0-0 ② F9			0-0 38 WP 38 HR E3		2	1	0	0	1	1	1
23 Niko Goodrum, S (7, 6) OBP: 0.243, SLG: 0.176										1	1	0	0	0	0	0
3 Reese McGuire, L (1, 2) OBP: 0.290, SLG: 0.385	0-0 ② F7		0-0 17 G5-4-3 1-2 FC1	0-3 ③ K				2-2 1-H HR		3	0	0	0	0	1	2
38 Jorge Alfaro, R (7, 2) OBP: 0.750, SLG: 1.182										1	1	1	2	0	0	0
17 Raimel Tapia, L (1, 10) OBP: 0.441, SLG: 0.750	0-0 1B		0-0 ① 2-3 1-2f G5-4-3			0-0 31 G3 1B		0-0 ① F7		3	0	2	0	0	0	2
73 Ryan Fitzgerald, L (8, PH) OBP: 0.400, SLG: 0.529										1	0	0	0	0	0	0
(9, 10)																
31 Greg Allen, S (1, 7) OBP: 0.333, SLG: 0.345	0-0 ③ G4-3			4-0 39 2B 3-H BB		0-0 ① G3 1-2		0-0 92 1B 75 3B 1B		2	1	0	0	1	0	2
78 Nick Decker, L (7, 7) OBP: 0.200, SLG: 0.200										1	1	1	0	0	0	0
Inning Stats	R: 0 H: 2 E: 0 LOB: 2 K: 1 BB: 0 S: 7 P: 7	R: 0 H: 1 E: 0 LOB: 1 K: 1 BB: 0 S: 6 P: 6	R: 2 H: 2 E: 0 LOB: 0 K: 1 BB: 0 S: 7 P: 7	R: 3 H: 2 E: 1 LOB: 1 K: 1 BB: 2 S: 7 P: 15	R: 0 H: 1 E: 0 LOB: 1 K: 2 BB: 0 S: 8 P: 8	R: 0 H: 1 E: 0 LOB: 1 K: 2 BB: 0 S: 8 P: 8	R: 0 H: 0 E: 0 LOB: 0 K: 2 BB: 0 S: 7 P: 7	R: 4 H: 4 E: 1 LOB: 1 K: 2 BB: 0 S: 14 P: 16		1B: 8 SF: 0 2B: 2 SAC: 0 3B: 1 DP: 1 HR: 2 HBP: 0						

PITCHER		IP	WLS	BF	H	R	ER	SO	BB	IBB	HBP	BLK	WP	HR	S	P	ERA	WHIP
85 Grayson Rodriguez, R ERA: 5.56	(1, 1)	3.2	L	19	6	5	2	3	2	0	0	0	1	1	23	31	4.91	2.182
32 Eduard Bazardo, R ERA: 4.26	(4, 1)	0.1		2	1	0	0	1	0	0	0	0	0	0	4	4	0.00	3.000
58 Cionel Pérez, L ERA: 1.8	(5, 1)	1.0		4	1	0	0	2	0	0	0	0	0	0	8	8	0.00	1.000
51 Austin Voth, R ERA: 6.75	(6, 1)	3.0		15	5	4	1	6	0	0	0	0	1	1	29	31	3.00	1.667

PITCHER	IP	WLS	BF	H	R	ER	SO	BB	IBB	HBP	BLK	WP	HR	S	P	ERA	WHIP

Baltimore Orioles @ Boston Red Sox

JetBlue Park, Ft. Myers, FL

Sat Mar 18 2023, 1:10 PM - 3:59 PM EDT

Att. 7,752 - Partly Cloudy - 85 F

livebaseballscorecards.com

AB	38
R	9
H	13
RBI	8
BB	2
SO	12
LOB	18

WP: 2 PA: 40
PB: 0
SB: 0
CS: 0

Batter	1	2	3	4	5	6	7	8	9	AB	R	H	RBI	BB	SO	LOB
44 Miguel Bleis, R (1, 8) OBP: 0.167, SLG: 0.167 47 Juan Chacon, R (6, 8) OBP: 0.500, SLG: 1.000	S FF 97 C FF 98 B SL 89 B SL 92 S CH 87 2-3 ① K		B FF 96 C CU 82 B SL 88 F FF 96 2-2 ② K			F FC 92 C SL 85 F SL 84 T SL 88 0-2 ① K		S SL 87 X SI 96 0-1 1-3 2B		3 0 0 0 0 3 0 1 0 1 0 0 0 0						
78 Marcelo Mayer, L (1, 6) OBP: 0.250, SLG: 0.375 89 Luis Ravelo, S (6, 6)	X FF 97 0-0 ② F7		X SL 89 0-0 ③ G4-3			B FC 94 C CU 78 S SL 86 X FC 92 1-2 77 WP 1B		S SL 87 F SI 95 C SL 85 0-3 ② K		3 0 1 0 0 0 0 1 0 0 0 0 1 2						
77 Caleb Hamilton, R (1, 2) OBP: 0.389, SLG: 0.533 59 Ronaldo Hernández, R (6, 2) OBP: 0.200, SLG: 0.143	C CU 82 T CH 88 S FF 98 0-3 ③ K			B CU 81 F FF 96 X FF 95 1-1 ① P3		F FC 92 F SI 94 B SL 88 S SL 86 1-3 ② K 1-2		C SL 85 S ST 77 F ST 76 X SI 98 0-2 ③ G4-3		3 0 0 0 0 2 1 1 0 0 0 0 0 2						
87 Niko Kavadas, L (1, 3) OBP: 0.200, SLG: 0.154		B CU 81 B CU 82 C FF 95 B CU 82 B FF 95 4-1 BB		C CU 83 C CH 86 X CU 82 0-2 ② F7		B CU 79 X FC 93 1-0 G4-3			B FC 85 C FC 85 B ST 74 C SI 91 F FC 86 C SI 92 2-3 ① K	3 0 0 0 1 1 1						
91 Matthew Lugo, R (1, 5) OBP: 0.438, SLG: 0.643 75 Ahbram Liendo, S (6, 5) 89 Karson Simas, R (9, PH) OBP: 0.333, SLG: 1.000		B FF 96 S CH 87 B CH 88 B FF 96 F FF 96 S CH 87 3-3 ① K		B SL 87 S CH 87 B CU 82 B CU 80 F FF 96 B FF 97 4-2 BB			B SL 83 B FF 92 F FF 92 B FF 92 C FF 91 F FF 92 F SL 84 F FF 92 S SL 84 3-3 ① K		C SI 90 B ST 77 S ST 77 F SI 92 C ST 76 1-3 ② K	1 0 0 0 1 1 1 1 0 0 0 0 1 0 1 0 0 0 0 1 0					
92 Alex Binelas, L (1, 10) 78 Blaze Jordan, R (7, PH) OBP: 0.333, SLG: 0.333 (7, 10)		C CU 84 C FF 97 F SL 90 S CH 88 0-3 ② K		T CU 82 B FF 96 D FF 96 D SL 88 C FF 96 X CH 87 3-2 ③ G4-3			C SL 84 B FF 92 S FF 92 B FF 93 B FF 92 S SL 83 3-3 ② K		C SI 91 B SI 91 X FC 85 1-1 1B	2 0 0 0 0 1 2 2 0 1 0 0 1 0						
87 Eddinson Paulino, L (1, 4) OBP: 0.364, SLG: 0.556 88 Max Ferguson, L (6, 4)		C SL 89 S CU 82 B CU 84 C FF 97 1-3 ③ K			B FF 95 S FF 94 B SL 87 C SL 88 X CH 86 2-2 86 G5-4-3 1B		S FF 92 S SL 83 S SL 82 0-3 ③ K		S FC 85 S FC 84 S FC 84 0-3 ③ K	2 0 1 0 0 1 1 2 0 0 0 0 2 1						
86 Miguel Ugueto, R (1, 7) 85 Corey Rosier, L (6, 7) OBP: 0.250, SLG: 0.500			B CU 81 F FF 95 C CU 82 B FF 96 X CH 87 2-2 ① G5-3		X CH 86 0-0 ①② G5-4-3 1-2f			X SI 96 0-0 ① G3-1		2 0 0 0 0 0 1 1 0 0 0 0 0 0						
32 Gilberto Jimenez, S (1, 9) OBP: 0.143, SLG: 0.571 89 Jhostynxon Garcia, R (6, 9) OBP: 1.000, SLG: 1.000			F SL 88 X CH 86 0-1 HR		F SL 90 B FF 97 X CU 83 1-1 ③ G1-3			B SI 97 C SL 85 C SI 96 F ST 78 X SI 97 1-2 47 2B 1B		2 1 1 1 0 0 0 1 0 1 0 0 0 0						
Inning Stats	R: 0 H: 0 E: 0 LOB: 0 K: 2 BB: 0 S: 7 P: 9	R: 0 H: 0 E: 0 LOB: 1 K: 3 BB: 1 S: 11 P: 19	R: 1 H: 1 E: 0 LOB: 0 K: 1 BB: 0 S: 8 P: 12	R: 0 H: 0 E: 0 LOB: 1 K: 0 BB: 1 S: 10 P: 18	R: 0 H: 1 E: 0 LOB: 0 K: 0 BB: 0 S: 6 P: 9	R: 0 H: 1 E: 0 LOB: 1 K: 2 BB: 0 S: 11 P: 14	R: 0 H: 0 E: 0 LOB: 0 K: 3 BB: 0 S: 12 P: 18	R: 0 H: 2 E: 0 LOB: 2 K: 1 BB: 0 S: 14 P: 15	R: 0 H: 1 E: 0 LOB: 1 K: 3 BB: 0 S: 13 P: 17	1B: 4 SF: 0 2B: 1 SAC: 0 3B: 0 DP: 1 HR: 1 HBP: 0						

TOP

Boston Red Sox @ Tampa Bay Rays

Tropicana Field, St. Petersburg, FL

Sat Mar 18 2023, 1:06 PM - 3:06 PM EDT

Att. 6,444 - Dome - 72 F

livebaseballscorecards.com

AB	32
R	1
H	6
RBI	1
BB	2
SO	15
LOB	12

WP: 1 PA: 34
PB: 0
SB: 0
CS: 0

PITCHER		IP	WLS	BF	H	R	ER	SO	BB	IBB	HBP	BLK	WP	HR	S	P	ERA	WHIP
18 Shane McClanahan, L ERA: 0.93	(1, 1)	5.0	W	18	2	1	1	6	2	0	0	0	0	1	42	67	1.80	0.800
54 Colten Brewer, R ERA:	(6, 1)	1.0	H	4	1	0	0	2	0	0	0	0	1	0	11	14	0.00	1.000
38 Colin Poche, L ERA: 3.0	(7, 1)	1.0	H	3	0	0	0	3	0	0	0	0	0	0	12	18	0.00	0.000
48 Ben Heller, R ERA: 1.29	(8, 1)	1.0	H	5	2	0	0	1	0	0	0	0	0	0	14	15	0.00	2.000
49 Kevin Kelly, R ERA: 3.24	(9, 1)	1.0	S	4	1	0	0	3	0	0	0	0	0	0	13	17	0.00	1.000

PITCHER	IP	WLS	BF	H	R	ER	SO	BB	IBB	HBP	BLK	WP	HR	S	P	ERA	WHIP

BOTTOM

Boston Red Sox @ Tampa Bay Rays

Tropicana Field, St. Petersburg, FL

Sat Mar 18 2023, 1:06 PM - 3:06 PM EDT

Att. 6,444 - Dome - 72 F

livebaseballscorecards.com

Batter	1	2	3	4	5	6	7	8	9	AB	R	H	RBI	BB	SO	LOB
2 Yandy Díaz, R (1, 3) OBP: 0.533, SLG: 0.727	B SI 95 C SI 94 X SL 85 1-1 G4-3 ①		B SL 84 B SI 93 B CH 90 X SI 93 3-0 G6-3 ①			B CH 81 F FF 94 B CH 83 B FF 95 F FF 95 X CH 80 3-2 76 FC5-4 93 BB 1B		C FF 93 B FF 94 F SL 86 X FF 96 1-2 93 E 76 F9-2 1-H 1B		2	0	0	0	0	0	0
73 Kyle Manzardo, L (6, 3) OBP: 0.400, SLG: 0.630										2	0	2	1	0	0	0
6 Taylor Walls, S (1, 5) 93 Austin Shenton, L (6, 5) OBP: 0.464, SLG: 0.450	C FC 87 B FC 87 C SI 94 F SL 84 T SL 83 1-2 K ②		B CH 91 X SI 93 1-0 L6 ②			B FF 94 C SL 87 B CH 81 1 SAFE B FF 94 S FF 94 B FF 93 4-2 76 FC5-4 1-2 BB		B FF 95 B CU 77 1 SAFE C SL 87 B FF 95 F FF 94 F FF 94 S CU 80 3-3 K ① 1-3		2	0	0	0	0	1	0
										1	0	0	0	1	1	1
13 Manuel Margot, R (1, 9) OBP: 0.345, SLG: 0.500	B SI 94 C SI 94 X SI 94 1-1 F9 ③		C SI 94 B SL 85 X CH 92 1-1 G6-3 ③			F SL 88 F FF 94 X SL 88 0-2 FC5-4 26 G1-4-6-3 1-2f 2-3 ①		X FF 95 0-0 F9-2 3-H ②③		2	0	0	0	0	0	0
76 Niko Hulsizer, R (6, 9) OBP: 0.417, SLG: 0.722										2	0	0	0	0	0	3
8 Brandon Lowe, L (1, 4) OBP: 0.367, SLG: 0.520		C SL 86 F CH 90 X CH 91 0-2 G3 ①		F SI 92 B CH 91 X FC 88 1-1 F9 ①		F FF 93 S SL 87 X FF 95 0-2 G1-4-6-3 1-2f ②③				2	0	0	0	0	0	0
26 Daniel Robertson, R (6, 4) OBP: 0.227, SLG: 0.238										1	0	0	0	0	0	2
21 Francisco Mejía, S (1, 2) OBP: 0.200, SLG: 0.143		S SI 94 X FC 86 0-1 L3 ②		C SI 94 B CH 90 B SL 83 F SI 94 F SL 84 F CH 91 S SI 94 2-3 K ②			X FF 93 0-0 F9 ①			2	0	0	0	0	1	0
79 Gavin Collins, R (6, 2) OBP: 0.348, SLG: 0.524										1	0	0	0	0	0	0
22 Jose Siri, R (1, 8) OBP: 0.300, SLG: 0.385		X SI 94 0-0 E5 50 S 50 E		B SL 84 S SL 84 B CH 91 S SI 94 B SL 82 X SL 83 3-2 G5-3 ③			B FF 94 B CH 88 F SL 82 B FF 95 C FF 94 X SL 83 3-2 G3 ②			2	1	0	0	0	0	0
75 Grant Witherspoon, L (7, PH) OBP: 0.231, SLG: 0.143										1	0	0	0	0	0	0
(8, 8)																
50 René Pinto, R (1, 10) OBP: 0.346, SLG: 0.348		B SI 94 B SL 85 S SI 95 B SL 85 S SI 94 F SI 94 B SL 84 4-2 9 2B 1-H BB			X SI 94 0-0 G6-3 ①		B FF 94 B FF 94 B SL 82 B FF 94 4-0 BB			1	1	0	0	2	0	0
9 Ben Gamel, L (1, 7) OBP: 0.160, SLG: 0.174		C FC 86 S FC 88 X FF 93 0-2 1-H 2B			C SI 94 F FC 87 B SI 94 C SI 94 1-3 K ②		B SL 83 C FF 97 F FF 96 B FF 95 S CH 90 2-3 K ③			2	0	1	1	0	1	0
78 Ruben Cardenas, R (6, 7) OBP: 0.308, SLG: 0.429										1	0	0	0	0	1	1
70 Tristan Gray, L (1, 6) OBP: 0.455, SLG: 0.844		B FC 85 X CH 90 1-0 G3 ③			C SL 85 B SI 94 X SI 94 1-1 F8 ③			B CU 76 X SL 85 1-0 73 S 73 1B 1B		2	0	0	0	0	0	1
77 Ronny Simon, S (6, 6) OBP: 0.321, SLG: 0.480										1	1	1	0	0	0	0
Inning Stats	R: 0 E: 0 K: 1 S: 8 H: 0 LOB: 0 BB: 0 P: 11	R: 2 E: 1 K: 0 S: 13 H: 1 LOB: 1 BB: 1 P: 18	R: 0 E: 0 K: 0 S: 4 H: 0 LOB: 0 BB: 0 P: 9	R: 0 E: 0 K: 1 S: 10 H: 0 LOB: 0 BB: 0 P: 16	R: 0 E: 0 K: 1 S: 6 H: 0 LOB: 0 BB: 0 P: 8	R: 0 E: 0 K: 0 S: 11 H: 1 LOB: 1 BB: 1 P: 18	R: 0 E: 0 K: 1 S: 7 H: 0 LOB: 1 BB: 1 P: 16	R: 1 E: 1 K: 1 S: 9 H: 2 LOB: 0 BB: 0 P: 14		1B: 3 2B: 2 3B: 0 HR: 0 SF: 0 SAC: 0 DP: 2 HBP: 0						

	AB	27
	R	3
	H	4
	RBI	2
	BB	3
	SO	5
	LOB	8

WP: 0 PA: 30
PB: 0
SB: 3
CS: 0

PITCHER	IP	WLS	BF	H	R	ER	SO	BB	IBB	HBP	BLK	WP	HR	S	P	ERA	WHIP
25 Josh Winckowski, R (1, 1) ERA:	5.0	L	18	1	2	0	3	1	0	0	0	0	0	41	62	0.00	0.400
76 Zack Kelly, R (6, 1) ERA: 4.5	1.0		4	1	0	0	0	1	0	0	0	0	0	11	18	0.00	2.000
61 Kaleb Ort, R (7, 1) ERA: 9.95	1.0		4	0	0	0	1	1	0	0	0	0	0	7	16	0.00	1.000
98 Chase Shugart, R (8, 1) ERA: 10.38	1.0		4	2	1	1	1	0	0	0	0	0	0	9	14	9.00	2.000

PITCHER	IP	WLS	BF	H	R	ER	SO	BB	IBB	HBP	BLK	WP	HR	S	P	ERA	WHIP

Boston Red Sox @ Philadelphia Phillies

BayCare Ballpark, Clearwater, FL

Sun Mar 19 2023, 1:08 PM - 4:12 PM EDT

Att. 10,237 - Partly Cloudy - 61 F

TOP

livebaseballscorecards.com

Batter	1	2	3	4	5	6	7	8	9	AB	R	H	RBI	BB	SO	LOB
31 Greg Allen, S (1, 8) OBP: 0.325, SLG: 0.424 85 Corey Rosier, L (7, 8) OBP: 0.400, SLG: 0.600	F8	G3-1 1-2 2-3		G6-3		HR 1-H 2-H 3-H			1B 69 BB 89 E 78 1B	4 1	1 1	1 1	4 1	0 0	0 0	2 0
23 Niko Goodrum, S (1, 6) OBP: 0.244, SLG: 0.162 89 Luis Ravelo, S (8, 6) 75 Ahbram Liendo, S (9, PR) (9, 6)	K	G3-1		G4-3	BB 19 CS				E6 78 1B 69 BB 78 BB 1-2	3 1 0	0 0 1	0 0 0	0 0 0	1 0 0	1 0 0	2 1 0
38 Jorge Alfaro, R (1, 2) OBP: 0.688, SLG: 1.000 69 Stephen Scott, L (8, 2) OBP: 0.385, SLG: 0.500	BB 19 BB	K	K	1B 82 L3-6 19 HBP	K				BB 78 BB 78 1B 91 SF7 1-2 2-3	3 0	0 1	1 0	0 0	1 1	2 0	1 0
19 Daniel Palka, L (1, 3) OBP: 0.314, SLG: 0.367 78 Blaze Jordan, R (8, 3) OBP: 0.500, SLG: 0.500	BB 1-2	2B	2B	HBP 1-2	CS 1-2	G4-3		1B 91 SF7 78 BB 1-2 2-3 3-H	2 1	0 0	1 1	0 1	1 1	0 0	0 0
82 Narciso Crook, R (1, 9) OBP: 0.200, SLG: 0.344 78 Nick Decker, L (8, 9) OBP: 0.333, SLG: 0.200	K	F8	L3-6 2-2		P2		BB 91 SF7 1-2 2-3 3-H		4 0	0 0	0 0	0 1	0 1	1 0	5 0
94 Christian Koss, R (1, 5) OBP: 0.176, SLG: 0.188 91 Matthew Lugo, R (8, 5) OBP: 0.412, SLG: 0.643		2B 73 G4-3 92 1B	G3			E4 92 BB 73 F8 31 HR	K		SF7 1-2 2-3 3-H	4 0	2 0	1 0	0 1	0 0	1 0	1 0
73 Ryan Fitzgerald, L (1, 7) OBP: 0.375, SLG: 0.619 79 Tyler Dearden, L (8, 7) OBP: 0.444, SLG: 0.750	G4-3 2-3		HR	F8 1-2		K	HBP 59 G6-4-3		4 0	1 0	1 0	1 0	0 0	1 0	2 0
59 Ronaldo Hernández, R (1, 10) OBP: 0.300, SLG: 0.125	HBP 31 G3-1 92 1B		BB 92 G5-4-3		BB 92 BB 31 HR	F8	G6-4-3 1-2f		2	1	0	0	2	0	3
92 Nick Sogard, S (1, 4) OBP: 0.333, SLG: 0.217 87 Eddinson Paulino, L (8, 4) OBP: 0.364, SLG: 0.556	1B 31 G3-1 1-2 3-H		G5-4-3 1-2f		BB 31 HR 1-2 2-3	K			3 0	1 0	1 0	1 0	1 0	1 0	1 0

Inning Stats	1	2	3	4	5	6	7	8	9
	R: 0 E: 0 K: 2 S: 12	H: 0 LOB: 2 BB: 2 P: 21	R: 1 E: 0 K: 0 S: 10	H: 2 LOB: 2 BB: 0 P: 15	R: 0 E: 0 K: 1 S: 11	H: 1 LOB: 1 BB: 0 P: 17	R: 1 E: 0 K: 0 S: 9	H: 1 LOB: 0 BB: 1 P: 16	R: 0 E: 0 K: 0 S: 9	H: 1 LOB: 1 BB: 0 P: 11	R: 4 E: 1 K: 1 S: 20	H: 1 LOB: 0 BB: 3 P: 42	R: 0 E: 0 K: 1 S: 8	H: 0 LOB: 0 BB: 0 P: 12	R: 0 E: 0 K: 2 S: 9	H: 0 LOB: 0 BB: 0 P: 15	R: 3 E: 1 K: 0 S: 15	H: 2 LOB: 2 BB: 2 P: 31

	AB	R	H	RBI	BB	SO	LOB
	32	9	8	9	8	7	18

	1B	SF	WP	PA
	4	1	0	45
	2B	SAC	PB	
	3	0	0	
	3B	DP	SB	
	0	3	0	
	HR	HBP	CS	
	2	3	1	

PITCHER		IP	WLS	BF	H	R	ER	SO	BB	IBB	HBP	BLK	WP	HR	S	P	ERA	WHIP
56 Luis Ortiz, R ERA: 3.38	(1, 1)	2.0		11	2	1	1	2	2	0	1	0	0	0	22	36	4.50	2.000
18 Trey Cobb, R ERA:	(3, 1)	1.0		4	1	0	0	1	0	0	0	0	0	0	11	17	0.00	1.000
51 Ben Bowden, L ERA: 6.43	(4, 1)	1.0	H	4	1	1	1	0	1	0	0	0	0	1	9	16	9.00	2.000
66 Jake Jewell, R ERA: 8.53	(5, 1)	1.0	H	4	1	0	0	0	0	0	1	0	0	0	9	11	0.00	1.000
47 Jakob Hernandez, L ERA: 19.29	(6, 1)	0.1	L	5	1	4	3	0	2	0	0	0	0	1	12	25	81.00	9.000

PITCHER		IP	WLS	BF	H	R	ER	SO	BB	IBB	HBP	BLK	WP	HR	S	P	ERA	WHIP
73 Jordi Martinez, L ERA:	(6, 1)	0.2		2	0	0	0	1	1	0	0	0	0	0	8	17	0.00	1.500
57 Hans Crouse, R ERA:	(7, 1)	1.0		3	0	0	0	1	0	0	0	0	0	0	8	12	0.00	0.000
56 Taylor Lehman, L ERA: 10.13	(8, 1)	1.0		6	1	3	2	2	1	0	0	0	0	0	15	27	18.00	2.000
40 Keylan Killgore, L ERA: 3.38	(9, 1)	1.0		5	1	0	0	0	1	0	1	0	0	0	9	19	0.00	2.000

BOTTOM

Boston Red Sox @ Philadelphia Phillies

BayCare Ballpark, Clearwater, FL

Sun Mar 19 2023, 1:08 PM - 4:12 PM EDT

Att. 10,237 - Partly Cloudy - 61 F

livebaseballscorecards.com

Batter	1	2	3	4	5	6	7	8	9	AB	R	H	RBI	BB	SO	LOB
5 Bryson Stott, L (1, 4) OBP: 0.231, SLG: 0.378 5 Cam Cannon, R (7, PH) (8, 4) OBP: 0.286, SLG: 0.167	B FF 93 S FF 93 B FF 94 B FF 94 C FF 93 F FF 94 S FF 94 3-3 K ①		S FF 94 B FS 84 B FS 84 S FF 93 X FF 93 2-2 F7 ①		C FF 93 F FF 93 B FF 93 B SL 80 B SL 80 B FF 94 4-2 8 2B 1-2 2-3 BB		B FF 95 C SI 94 X SL 84 1-1 G5-3 ①			2 0 0 0 1 1 0 1 0 0 0 0 0 0						
17 Rhys Hoskins, R (1, 3) OBP: 0.441, SLG: 0.679 53 Carlos De La Cruz, R (7, 3) OBP: 0.294, SLG: 0.467	B FF 94 X FF 94 1-0 HR		B CU 81 C FF 93 B SL 87 X SL 85 2-1 G6-3 ②		X FF 94 0-0 F4 ①		C SL 85 F SL 85 B CH 88 F CH 87 X SI 96 1-2 G4-3 ②			3 1 1 1 0 0 3 1 0 0 0 0 0 0						
8 Nick Castellanos, R (1, 9) OBP: 0.333, SLG: 0.382 29 Pedro Martinez, S (7, PH) (8, 6) OBP: 0.385, SLG: 0.333	B FF 94 B CU 81 S FF 94 S SL 87 F FF 95 F CU 84 S FF 94 2-3 K ②		B FF 94 F FF 95 F CU 80 S FF 94 1-3 K ③		F FF 94 F FC 90 B FC 89 B FF 93 X FF 93 2-2 1-3 2-H 3-H 2B		B CH 88 C SI 97 F SL 84 F CH 88 F FF 96 S SL 86 1-3 K ③			3 0 1 2 0 2 0 1 0 0 0 0 1 0						
33 Edmundo Sosa, R (1, 8) OBP: 0.600, SLG: 0.964 18 Dustin Peterson, R (8, 7) OBP: 0.200, SLG: 0.800	S CU 80 B FF 94 F FF 95 B FS 86 B FF 96 F FF 94 X SL 86 3-2 G6-3 ③			B FF 91 C CU 81 B CU 82 X SL 86 2-1 18 FC6-4 1B	C FC 89 B FC 89 B FF 94 B FF 92 B FF 92 4-1 BB			F SI 95 B SL 84 F SI 95 F SL 84 F SI 95 B SI 94 X SL 84 2-2 F7 ①		2 0 1 0 1 0 0 1 0 0 0 0 0 0						
18 Dalton Guthrie, R (1, 6) OBP: 0.250, SLG: 0.343 54 Cade Fergus, R (8, 8) OBP: 0.500, SLG: 1.250		B CU 81 F CU 81 B FF 94 X FF 92 2-1 P5 ①		X FF 93 0-0 FC6-4 67 CS 1-2f ①	B FF 98 S FF 97 F FF 97 S CH 83 1-3 K ②			C SL 82 S SL 83 B SI 94 S SL 82 1-3 K2-3 ②		3 0 0 0 0 1 4 1 0 0 0 0 1 0						
67 Jim Haley, R (1, 5) OBP: 0.393, SLG: 0.381 3 McCarthy Tatum, R (8, 5)		C SL 84 C FF 94 B CU 80 F FF 95 F FF 94 F CU 84 S FF 95 1-3 K ②		S FF 93 1 SAFE B FF 91 F CU 81 F FF 92 B FF 91 B CU 81 F FF 94 B SL 85 4-2 1-2 BB ②	S FF 98 B FF 97 F FC 87 S CH 83 1-3 K ③			F SI 95 X SL 84 0-1 P6 ③		2 0 0 0 1 2 3 1 0 0 0 0 0 0						
77 Weston Wilson, R (1, 7) OBP: 0.353, SLG: 0.533 7 Garrett Whitley, R (8, 9) OBP: 0.091, SLG: 0.091		B CU 82 B SL 88 S FF 94 S FF 96 S FF 96 2-3 K ③		X FF 94 0-0 F8 ③		C SI 96 B SL 86 F SI 96 S CH 87 1-3 K ①			B SI 90 S CH 82 S CH 83 B CH 81 S SI 89 2-3 K ①	3 0 0 0 0 2 1 1 0 0 0 0 1 0						
72 Max McDowell, R (1, 2) OBP: 0.421, SLG: 0.231 83 Jack Conley, R (7, 2) OBP: 0.143, SLG: 0.143 31 Arturo De Freitas, R (9, 2)			B SL 82 C SL 85 B FF 94 F FF 93 F FF 94 B SL 88 F FF 94 X FF 94 3-2 85 WP 85 HR 2B		B FS 83 C FS 83 B FS 82 B FF 94 B FF 92 4-1 5 S 85 BLK 8 2B BB	B SL 85 S SI 96 B SI 96 S SI 96 B CH 89 C CH 88 3-3 K ②			C SL 79 B CH 83 S CH 80 B SL 79 S SI 89 2-3 K ②	2 2 1 0 1 1 0 0 0 0 0 0 0 0 1 0 0 0 0 1 0						
85 Cody Roberts, R (1, 10) OBP: 0.385, SLG: 0.444			S FF 93 B FF 94 C FF 93 B CU 82 X FF 93 2-2 2-H HR		B FF 93 B FF 94 B FF 92 B FC 90 4-0 5 PB 8 2B 1-2 BB	X SI 96 0-0 G4-3 ③			C SI 90 B SL 78 C SL 78 S CH 82 1-3 K ③	3 2 1 2 1 1 0						

AB	31
R	5
H	5
RBI	5
BB	5
SO	14
LOB	11

Inning Stats	1	2	3	4	5	6	7	8	9
	R: 1 H: 1 E: 0 LOB: 0 K: 2 BB: 0 S: 14 P: 23	R: 0 H: 0 E: 0 LOB: 0 K: 2 BB: 0 S: 11 P: 16	R: 2 H: 2 E: 0 LOB: 0 K: 1 BB: 0 S: 16 P: 26	R: 0 H: 1 E: 0 LOB: 1 K: 0 BB: 1 S: 8 P: 14	R: 2 H: 1 E: 0 LOB: 3 K: 2 BB: 4 S: 14 P: 34	R: 0 H: 0 E: 0 LOB: 0 K: 2 BB: 0 S: 7 P: 11	R: 0 H: 0 E: 0 LOB: 0 K: 1 BB: 0 S: 11 P: 14	R: 0 H: 0 E: 0 LOB: 0 K: 1 BB: 0 S: 10 P: 13	R: 0 H: 0 E: 0 LOB: 0 K: 3 BB: 0 S: 9 P: 14

1B: 1	SF: 0	WP: 1	PA: 36
2B: 2	SAC: 0	PB: 1	
3B: 0	DP: 0	SB: 1	
HR: 2	HBP: 0	CS: 1	

PITCHER		IP	WLS	BF	H	R	ER	SO	BB	IBB	HBP	BLK	WP	HR	S	P	ERA	WHIP
37 Nick Pivetta, R ERA: 7.71	(1, 1)	4.0		17	4	4	4	5	2	0	0	0	1	2	50	84	9.00	1.500
78 Brendan Cellucci, L ERA: 9.0	(5, 1)	0.1		5	1	1	1	0	3	0	0	1	0	0	7	21	27.00	12.000
79 Luis Guerrero, R ERA:	(5, 1)	0.2	W	2	0	0	0	2	0	0	0	0	0	0	6	8	0.00	0.000
66 Brayan Bello, R ERA:	(6, 1)	2.0	H	6	0	0	0	3	0	0	0	0	0	0	18	25	0.00	0.000
70 Ryan Brasier, R ERA: 3.18	(8, 1)	1.0	H	3	0	0	0	1	0	0	0	0	0	0	10	13	0.00	0.000

PITCHER		IP	WLS	BF	H	R	ER	SO	BB	IBB	HBP	BLK	WP	HR	S	P	ERA	WHIP
77 Rio Gomez, L ERA: 8.1	(9, 1)	1.0		3	0	0	0	3	0	0	0	0	0	0	9	14	0.00	0.000

Pittsburgh Pirates @ Boston Red Sox

JetBlue Park, Ft. Myers, FL

Mon Mar 20 2023, 1:07 PM - 3:52 PM EDT

Att. 7,845 - Partly Cloudy - 68 F

TOP

livebaseballscorecards.com

Batter	1	2	3	4	5	6	7	8	9	AB	R	H	RBI	BB	SO	LOB
3 Ji Hwan Bae, L (1, 8) OBP: 0.286, SLG: 0.250 46 Connor Scott, L (7, PR) (7, 7)	E6 (65 E) 1B	F7		G6-3		F8	14 FC4-6 1B (2-3)			5 0	1 0	2 0	0 0	0 0	0 0	2 0
14 Rodolfo Castro, S (1, 6) OBP: 0.233, SLG: 0.310 92 Andrés Alvarez, R (7, 6) OBP: 0.235, SLG: 0.313	BB (65 E, 28 1B)	G4-3			26 F8, 65 S, 28 1B 1B	F9	FC4-6 (1-2f)			4 0	2 0	1 0	0 0	1 0	0 0	3 0
65 Jack Suwinski, L (1, 7) OBP: 0.333, SLG: 0.452 69 Chavez Young, S (7, 8) OBP: 0.182, SLG: 0.333	E8 (28 1B) (1-3, 2-H)	K	K (1-2)			26 HR 3B		K		4 1	1 0	1 0	0 0	0 0	2 1	2 0
26 Miguel Andujar, R (1, 3) OBP: 0.250, SLG: 0.375 47 Aaron Shackelford, L (8, 3)	G5-3	G6-3			F8 (2-3)	HR (3-H)		F9		5 0	1 0	1 0	2 0	0 0	0 0	3 0
28 Canaan Smith-Njigba, L (1, 10) OBP: 0.410, SLG: 0.529 28 Abrahan Gutierrez, R (8, PH) (8, 10)	5 S 1B (2-3, 3-H)	K			89 HBP, 5 1B 1B (3-H)	89 WP 1B		F8		4 1	1 0	3 0	2 0	0 0	1 0	0 0
89 Mark Mathias, R (1, 4) OBP: 0.385, SLG: 0.250 73 Drew Maggi, R (8, 5) OBP: 0.440, SLG: 0.870	1 SAFE 1 SAFE K			BB (5 S, 6 E)	HBP (5 1B) (1-2)	K (1-2)			P4	2 1	1 0	0 0	0 0	1 0	2 0	3 0
5 Travis Swaggerty, L (1, 9) OBP: 0.419, SLG: 0.690 27 Maikol Escotto, R (8, 4) OBP: 0.333, SLG: 0.333	F8 (1-2)			K (1-2)	79 S 1B (1-3, 2-H)		G4-3		K	4 1	0 0	1 0	1 0	0 0	1 1	3 0
79 Chris Owings, R (1, 5) OBP: 0.412, SLG: 0.444 80 Carter Bins, R (8, 2) OBP: 0.563, SLG: 0.615		L5		F9	BB (1-2)		G6-3		F9	3 1	0 0	0 0	0 0	1 0	0 0	1 0
6 Kevin Plawecki, R (1, 2) OBP: 0.235, SLG: 0.353 84 Matt Fraizer, L (8, 9) OBP: 0.400, SLG: 0.400	1B			E7 (2-H)	G5-3		3 1B 2B			4 0	0 0	2 0	0 0	0 0	0 0	3 0
Inning Stats	R: 2 E: 2 K: 1 S: 9 H: 2 LOB: 2 BB: 1 P: 14	R: 0 E: 0 K: 0 S: 4 H: 1 LOB: 1 BB: 0 P: 4	R: 0 E: 0 K: 2 S: 7 H: 0 LOB: 0 BB: 0 P: 7	R: 1 E: 1 K: 1 S: 6 H: 0 LOB: 1 BB: 1 P: 11	R: 2 E: 0 K: 1 S: 8 H: 3 LOB: 3 BB: 1 P: 14	R: 2 E: 0 K: 1 S: 9 H: 3 LOB: 1 BB: 0 P: 11	R: 0 E: 0 K: 0 S: 5 H: 2 LOB: 2 BB: 0 P: 5	R: 0 E: 0 K: 1 S: 5 H: 0 LOB: 0 BB: 0 P: 5	R: 0 E: 0 K: 1 S: 5 H: 0 LOB: 0 BB: 0 P: 5	1B: 8 2B: 1 3B: 1 HR: 1	SF: 0 SAC: 0 DP: 0 HBP: 1			WP: 1 PB: 0 SB: 4 CS: 0		PA: 44	

	AB	40
	R	7
	H	11
	RBI	5
	BB	3
	SO	8
	LOB	20

PITCHER		IP	WLS	BF	H	R	ER	SO	BB	IBB	HBP	BLK	WP	HR	S	P	ERA	WHIP
22 Garrett Whitlock, R ERA:	(1, 1)	3.0		14	3	2	0	3	1	0	0	0	0	0	20	25	0.00	1.333
74 Kenley Jansen, R ERA: 2.08	(4, 1)	1.0	L	5	0	1	0	1	1	0	0	0	0	0	6	11	0.00	1.000
46 John Schreiber, R ERA: 7.71	(5, 1)	0.2		6	3	2	2	1	0	0	1	0	0	0	7	9	27.00	4.500
77 Cody Scroggins, R ERA:	(5, 1)	0.1		2	0	0	0	0	1	0	0	0	0	0	1	5	0.00	3.000
70 Ryan Brasier, R ERA: 5.4	(6, 1)	1.0		6	3	2	2	1	0	0	0	0	1	1	9	11	18.00	3.000

PITCHER		IP	WLS	BF	H	R	ER	SO	BB	IBB	HBP	BLK	WP	HR	S	P	ERA	WHIP
76 Zack Kelly, R ERA: 3.86	(7, 1)	1.0		5	2	0	0	0	0	0	0	0	0	0	5	5	0.00	2.000
71 Ryan Sherriff, L ERA:	(8, 1)	1.0		3	0	0	0	1	0	0	0	0	0	0	5	5	0.00	0.000
79 Brendan Nail, L ERA:	(9, 1)	1.0		3	0	0	0	1	0	0	0	0	0	0	5	5	0.00	0.000

Pittsburgh Pirates @ Boston Red Sox

JetBlue Park, Ft. Myers, FL

Mon Mar 20 2023, 1:07 PM - 3:52 PM EDT

Att. 7,845 - Partly Cloudy - 68 F

BOTTOM

livebaseballscorecards.com

Batter	1	2	3	4	5	6	7	8	9	AB	R	H	RBI	BB	SO	LOB
39 Christian Arroyo, R (1, 4) OBP: 0.311, SLG: 0.511 92 Nick Sogard, S (7, 4) OBP: 0.345, SLG: 0.208	G5-3	G5-3			2 G5-4-3 1B			BBBB 4-0 23 BLK 19 1B BB	0-0 G4-3 1-2 3-H	3 1	0 1	1 0	0 1	0 1	0 1	2 1
11 Rafael Devers, L (1, 5) OBP: 0.409, SLG: 0.450 23 Niko Goodrum, S (7, 5) OBP: 0.256, SLG: 0.158	0-0 2 1B 36 SF7 1B		CSS 0-3 K		0-0 F8			1 SAFE SSS 0-3 K 1-2	BBBB 4-0 87 1B BB	3 1	1 0	1 0	0 0	0 1	1 1	1 1
2 Justin Turner, R (1, 10) OBP: 0.444, SLG: 0.286 87 Marcus Wilson, R (8, PH) OBP: 0.375, SLG: 0.167 (9, 10)	0-0 1-3 1B		BBBB 4-0 18 2B BB		0-0 G5-4-3 1-2f			BBBB 4-0 19 1B BB	0-0 1-2 2-H 1B	2 1	1 0	1 1	0 1	1 1	0 0	1 0
36 Triston Casas, L (1, 3) OBP: 0.391, SLG: 0.561 19 Daniel Palka, L (7, 3) OBP: 0.324, SLG: 0.375	0-0 SF7 3-H		0-0 F7			SSS 0-3 K		0-0 1-2 2-H 1B	0-0 G4-3	2 2	0 0	0 1	1 1	0 0	1 0	1 2
18 Adam Duvall, R (1, 8) OBP: 0.366, SLG: 0.545 75 Tyler McDonough, S (7, 8) OBP: 0.625, SLG: 1.250	SSS 0-3 K		0-0 1-H 2B			0-0 G5-3		0-0 F7		3 1	0 0	1 0	1 0	0 0	1 0	1 2
17 Raimel Tapia, L (1, 7) OBP: 0.432, SLG: 0.706 73 Ryan Fitzgerald, L (7, 7) OBP: 0.360, SLG: 0.591		BBBB 4-0 3 S BB	0-0 G3			0-0 F7		0-0 G1-3		2 1	0 0	0 0	0 0	1 0	0 0	1 2
30 Rob Refsnyder, R (1, 9) OBP: 0.293, SLG: 0.219 82 Narciso Crook, R (7, 9) OBP: 0.216, SLG: 0.333	0-0 F8	0-0 F7			SSC 0-3 K			BBBB 4-0 77 1B 92 G4-3 BB		2 1	0 1	0 0	0 0	0 1	0 1	1 0
3 Reese McGuire, L (1, 2) OBP: 0.273, SLG: 0.357 77 Caleb Hamilton, R (8, 2) OBP: 0.421, SLG: 0.563	BF 1-1 CI 1-2	0-0 F7				0-0 G3			0-0 92 G4-3 87 1B 1-3 1B	2 1	0 1	0 1	0 0	0 0	0 0	0 0
5 Enrique Hernández, R (1, 6) OBP: 0.167, SLG: 0.063 94 Christian Koss, R (8, 6) OBP: 0.167, SLG: 0.176	0-0 P5	0-0 F8				SCS 0-3 K			SSS 0-3 K	3 1	0 0	0 0	0 0	0 0	1 1	2 2
Inning Stats	R: 1 H: 2 E: 0 LOB: 1 K: 1 BB: 0 S: 7 P: 7	R: 0 H: 0 E: 1 LOB: 2 K: 0 BB: 1 S: 4 P: 9	R: 1 H: 1 E: 0 LOB: 1 K: 1 BB: 1 S: 6 P: 10	R: 0 H: 0 E: 0 LOB: 0 K: 0 BB: 0 S: 3 P: 3	R: 0 H: 1 E: 0 LOB: 0 K: 0 BB: 0 S: 3 P: 3	R: 0 H: 0 E: 0 LOB: 0 K: 1 BB: 0 S: 5 P: 5	R: 0 H: 0 E: 0 LOB: 0 K: 2 BB: 0 S: 7 P: 7	R: 1 H: 1 E: 0 LOB: 2 K: 1 BB: 2 S: 6 P: 14	R: 2 H: 2 E: 0 LOB: 2 K: 1 BB: 2 S: 7 P: 15	1B: 6 2B: 1 3B: 0 HR: 0	SF: 1 SAC: 0 DP: 1 HBP: 0						

	AB	32
	R	5
	H	7
	RBI	5
	BB	6
	SO	7
	LOB	20

WP: 0 PB: 0 SB: 1 CS: 0 PA: 40

PITCHER		IP	WLS	BF	H	R	ER	SO	BB	IBB	HBP	BLK	WP	HR	S	P	ERA	WHIP
48 Luis Ortiz, R ERA: 10.5	(1, 1)	3.0	W	15	3	2	2	2	2	0	0	0	0	0	17	26	6.00	1.667
56 Duane Underwood Jr., R ERA: 2.08	(4, 1)	1.1	H	5	1	0	0	0	0	0	0	0	0	0	5	5	0.00	0.750
35 Colin Holderman, R ERA: 4.05	(5, 1)	0.2	H	1	0	0	0	0	0	0	0	0	0	0	1	1	0.00	0.000
62 Rob Zastryzny, L ERA:	(6, 1)	1.0		3	0	0	0	1	0	0	0	0	0	0	5	5	0.00	0.000
61 Jose Hernandez, L ERA: 6.48	(7, 1)	1.0		3	0	0	0	2	0	0	0	0	0	0	7	7	0.00	0.000

PITCHER		IP	WLS	BF	H	R	ER	SO	BB	IBB	HBP	BLK	WP	HR	S	P	ERA	WHIP
68 Angel Perdomo, L ERA: 8.22	(8, 1)	1.0		6	1	1	1	1	2	0	0	1	0	0	6	14	9.00	3.000
67 Cody Bolton, R ERA: 5.14	(9, 1)	1.0		7	2	2	2	1	2	0	0	0	0	0	7	15	18.00	4.000

Boston Red Sox @ Baltimore Orioles

Ed Smith Stadium, Sarasota, FL

Tue Mar 21 2023, 1:05 PM - 3:10 PM EDT

Att. 5,746 - Sunny - 74 F

TOP

livebaseballscorecards.com

Batter	1	2	3	4	5	6	7	8	9	AB	R	H	RBI	BB	SO	LOB
39 Christian Arroyo, R (1, 4) OBP: 0.306, SLG: 0.490 77 Nick Yorke, R (7, 4)	P3		F7		1B		G6-3			4 0	0 0	1 0	0 0	0 0	0 0	1 0
29 Bobby Dalbec, R (1, 5) OBP: 0.356, SLG: 0.550 91 Matthew Lugo, R (8, 5) OBP: 0.412, SLG: 0.643	G5-3		K		K			F8		4 0	0 0	0 0	0 0	0 0	2 0	3 0
18 Adam Duvall, R (1, 10) OBP: 0.386, SLG: 0.667 77 Caleb Hamilton, R (8, PH) OBP: 0.450, SLG: 0.563 (8, 10)	P3			HR		19 2B		BBB 19 G3		3 0	2 0	2 0	1 0	0 1	0 0	0 0
19 Daniel Palka, L (1, 3) OBP: 0.341, SLG: 0.417 92 Alex Binelas, L (8, 3)		17 G5-3 1B		G4-3		2-H 2B		G3 1-2		4 0	0 0	2 0	1 0	0 0	0 0	1 0
30 Rob Refsnyder, R (1, 9) OBP: 0.267, SLG: 0.194 67 Phillip Sikes, R (8, 8) OBP: 0.167, SLG: 0.667	K			P4		P4		L4		4 0	0 0	0 0	0 0	0 0	1 0	3 0
17 Raimel Tapia, L (1, 8) OBP: 0.400, SLG: 0.649 88 Allan Castro, S (8, 9)	G5-3 1-2			G5-3		K2-3			G4-3	3 1	0 0	0 0	0 0	0 0	1 0	2 0
38 Jorge Alfaro, R (1, 2) OBP: 0.600, SLG: 0.889	F7				F8	K			2B	4 0	0 1	1 0	0 0	0 1	1 2	2 0
31 Greg Allen, S (1, 7) OBP: 0.302, SLG: 0.389 86 Miguel Ugueto, R (8, 7)			F9		G6-3		F8		K	3 1	0 0	0 0	0 0	0 0	0 1	0 1
23 Niko Goodrum, S (1, 6) OBP: 0.283, SLG: 0.195 87 Eddinson Paulino, L (7, 6) OBP: 0.333, SLG: 0.500			1B		39 1B		F8		K	3 1	0 0	2 0	0 0	0 0	0 1	0 1
Inning Stats	R: 0 E: 0 K: 0 S: 3 H: 0 LOB: 0 BB: 0 P: 4	R: 0 E: 0 K: 1 S: 6 H: 1 LOB: 1 BB: 0 P: 6	R: 0 E: 0 K: 1 S: 6 H: 1 LOB: 1 BB: 0 P: 6	R: 1 E: 0 K: 0 S: 4 H: 1 LOB: 0 BB: 0 P: 4	R: 0 E: 0 K: 1 S: 7 H: 2 LOB: 2 BB: 0 P: 7	R: 1 E: 0 K: 2 S: 9 H: 2 LOB: 1 BB: 0 P: 9	R: 0 E: 0 K: 0 S: 3 H: 0 LOB: 0 BB: 0 P: 3	R: 0 E: 0 K: 0 S: 3 H: 0 LOB: 1 BB: 1 P: 7	R: 0 E: 0 K: 2 S: 8 H: 1 LOB: 1 BB: 0 P: 8	1B: 4 2B: 3 3B: 0 HR: 1	SF: 0 SAC: 0 DP: 0 HBP: 0			WP: 0 PB: 0 SB: 0 CS: 0	PA: 36		

	AB	35
	R	2
	H	8
	RBI	2
	BB	1
	SO	7
	LOB	14

PITCHER		IP	WLS	BF	H	R	ER	SO	BB	IBB	HBP	BLK	WP	HR	S	P	ERA	WHIP
19 Cole Irvin, L ERA: 3.14	(1, 1)	5.0	W	22	7	2	2	3	0	0	0	0	0	1	28	29	3.60	1.400
58 Cionel Pérez, L ERA: 1.5	(6, 1)	1.0		3	0	0	0	2	0	0	0	0	0	0	7	7	0.00	0.000
34 Joey Krehbiel, R ERA: 11.37	(7, 1)	1.0		3	0	0	0	0	0	0	0	0	0	0	3	3	0.00	0.000
32 Eduard Bazardo, R ERA: 3.68	(8, 1)	1.0		4	0	0	0	0	1	0	0	0	0	0	3	7	0.00	1.000
62 Reed Garrett, R ERA: 5.68	(9, 1)	1.0		4	1	0	0	2	0	0	0	0	0	0	8	8	0.00	1.000

PITCHER	IP	WLS	BF	H	R	ER	SO	BB	IBB	HBP	BLK	WP	HR	S	P	ERA	WHIP

BOTTOM

Boston Red Sox @ Baltimore Orioles

Ed Smith Stadium, Sarasota, FL

Tue Mar 21 2023, 1:05 PM - 3:10 PM EDT

Att. 5,746 - Sunny - 74 F

livebaseballscorecards.com

Batter	1	2	3	4	5	6	7	8	9	AB	R	H	RBI	BB	SO	LOB
21 Austin Hays, R (1, 8) OBP: 0.438, SLG: 0.862 95 Gilbert Lara, R (7, PR) (8, 5)	F8	K		P3			1B			4 0	0 0	1 0	0 0	0 0	1 0	2 0
35 Adley Rutschman, S (1, 2) OBP: 0.415, SLG: 0.657 15 Nomar Mazara, L (7, 9) OBP: 0.235, SLG: 0.273	HR	G6-3		BB			P4			2 1	1 0	1 0	1 0	1 0	0 0	1 1
25 Anthony Santander, S (1, 10) 75 Heston Kjerstad, L (7, PH) OBP: 0.419, SLG: 0.829 (8, 10)	G1-3	G5-3		K			L7			3 1	0 0	0 0	0 0	0 0	1 0	3 1
6 Ryan Mountcastle, R (1, 3) OBP: 0.389, SLG: 0.806 16 Franchy Cordero, L (7, PH) OBP: 0.500, SLG: 0.853 (8, 3)	HR		29 1B 12 G4-6-3 2B		G6-3		G3			3 1	2 0	2 0	1 0	0 0	0 0	0 1
29 Ramón Urías, R (1, 5) OBP: 0.333, SLG: 0.286 76 Colton Cowser, L (8, 8) OBP: 0.435, SLG: 0.485	F9		12 G4-6-3 2-3 1B		G1-3			G4-3		3 1	0 0	1 0	0 0	0 0	0 0	0 0
12 Adam Frazier, L (1, 4) OBP: 0.270, SLG: 0.333 41 Daz Cameron, R (8, 7) OBP: 0.317, SLG: 0.444		3 2B 2B	G4-6-3 1-2f 3-H		L8			K		3 1	1 0	1 0	0 0	0 0	0 1	1 0
66 Ryan O'Hearn, L (1, 7) OBP: 0.433, SLG: 0.519 94 Connor Norby, R (8, 4) OBP: 0.296, SLG: 0.407		3 2B 83 1B	G4-3			F7		80 WP 1B		3 1	1 0	1 1	0 0	0 0	0 0	0 0
3 Jorge Mateo, R (1, 6) OBP: 0.324, SLG: 0.303 80 Collin Burns, L (8, 6) OBP: 0.333, SLG: 0.333		83 1B 1-3 2-H 2B		83 G4-3 1B		K		G1-3 1-2		3 1	1 0	2 0	1 0	0 0	1 0	0 1
83 Kyle Stowers, L (1, 9) OBP: 0.349, SLG: 0.395 37 Anthony Bemboom, L (7, 2) OBP: 0.294, SLG: 0.357		2-H 3-H 1B		G4-3 1-2		G3				3 0	0 0	1 0	2 0	0 0	0 0	1 0
Inning Stats	R: 2 E: 0 K: 0 S: 5 — H: 2 LOB: 0 BB: 0 P: 5	R: 3 E: 0 K: 1 S: 9 — H: 4 LOB: 1 BB: 0 P: 9	R: 1 E: 0 K: 0 S: 4 — H: 2 LOB: 0 BB: 0 P: 4	R: 0 E: 0 K: 1 S: 6 — H: 1 LOB: 2 BB: 1 P: 10	R: 0 E: 0 K: 0 S: 3 — H: 0 LOB: 0 BB: 0 P: 3	R: 0 E: 0 K: 1 S: 5 — H: 0 LOB: 0 BB: 0 P: 5	R: 0 E: 0 K: 0 S: 4 — H: 1 LOB: 1 BB: 0 P: 4	R: 0 E: 0 K: 1 S: 6 — H: 1 LOB: 1 BB: 0 P: 7		1B: 6 2B: 3 3B: 0 HR: 2 — SF: 0 SAC: 0 DP: 1 HBP: 0						

	AB	34
	R	6
	H	11
	RBI	5
	BB	1
	SO	4
	LOB	12

PITCHER		IP	WLS	BF	H	R	ER	SO	BB	IBB	HBP	BLK	WP	HR	S	P	ERA	WHIP
41 Chris Sale, L ERA: 5.4	(1, 1)	5.0	L	24	9	6	6	2	1	0	0	0	0	2	27	31	10.80	2.000
46 John Schreiber, R ERA: 6.75	(6, 1)	1.0		3	0	0	0	1	0	0	0	0	0	0	5	5	0.00	0.000
76 Zack Kelly, R ERA: 3.38	(7, 1)	1.0		4	1	0	0	0	0	0	0	0	0	0	4	4	0.00	1.000
95 Oddanier Mosqueda, L ERA: 1.42	(8, 1)	1.0		4	1	0	0	1	0	0	0	0	1	0	6	7	0.00	1.000

PITCHER	IP	WLS	BF	H	R	ER	SO	BB	IBB	HBP	BLK	WP	HR	S	P	ERA	WHIP

Minnesota Twins @ Boston Red Sox

JetBlue Park, Ft. Myers, FL

Wed Mar 22 2023, 6:06 PM - 8:32 PM EDT

Att. 8,220 - Clear - 82 F

TOP

livebaseballscorecards.com

Batter	1	2	3	4	5	6	7	8	9	AB	R	H	RBI	BB	SO	LOB
13 Joey Gallo, L (1, 9) OBP: 0.333, SLG: 0.382 21 Will Holland, R (6, PR) OBP: 0.429, SLG: 0.375 (6, 9)	S S C 0-3 ① K	S S S 0-3 ② K		x 0-0 64 HR 1B		x 0-0 9 2B 2B	B B B B 4-0 BB		S S S 0-3 ③ K	4 1 2 0 0 2 0 1 1 0 0 1 1 0						
64 Jose Miranda, R (1, 3) OBP: 0.371, SLG: 0.733 89 Andrew Bechtold, R (6, 5) OBP: 0.172, SLG: 0.040	x 0-0 ② L1	x 0-0 ③ F9		x 0-0 1-H HR		x 0-0 ① L3	x 0-0 ③ P4			4 1 1 2 0 0 1 1 0 0 0 0 0 1						
9 Trevor Larnach, L (1, 7) OBP: 0.448, SLG: 0.808 9 DaShawn Keirsey Jr., L (6, PR) OBP: 0.429, SLG: 0.417 (6, 7)	B B C X 2-1 HR		x 0-0 39 1B 12 E 2 G1-2-3 1B	x 0-0 12 HR 1B		x 0-0 12 WP 39 2B 2-H 2B		x 0-0 12 2B 1B		4 2 4 2 0 0 0 1 2 1 0 0 0 0						
12 Kyle Farmer, R (1, 6) OBP: 0.333, SLG: 0.719 84 Danny De Andrade, R (6, PR) OBP: 0.333, SLG: 0.250 (6, 6)	H 1-0 50 HBP 39 1B 2 2B HBP		1 SAFE x 0-0 ① G5-3 1-2	x 0-0 1-H HR		S S S 0-3 K 39 2B 2-3		S S S 0-3 ① K		3 2 1 2 0 1 2 1 0 0 0 0 1 1						
39 Donovan Solano, R (1, 4) OBP: 0.194, SLG: 0.172 12 Mikey Perez, R (6, PR) OBP: 0.500, SLG: 0.750 (6, 4)	x 0-0 50 HBP 2 2B 1-2 1B		2 SAFE x 0-0 50 HBP 2-3 1B	x 0-0 ③ G4-3		x 0-0 1-3 3-H 2B		x 0-0 1-H 2B		4 1 3 1 0 0 0 1 0 1 1 0 0 0						
50 Willi Castro, S (1, 5) OBP: 0.400, SLG: 0.576 30 Dalton Kelly, L (6, 3) OBP: 0.667, SLG: 0.500	H 1-0 2 2B 1-2 2-3 HBP		H 1-0 1-2 HBP		x 0-0 ① F9	S C C 0-3 ② K		B B B B 4-0 89 G4-6-3 BB		2 1 0 0 0 1 3 0 0 0 0 1 0 0						
2 Michael Taylor, R (1, 8) OBP: 0.310, SLG: 0.462 89 Andrew Stevenson, L (6, 8)	x 0-0 1-H 2-H 3-H 2B		x 0-0 ② ③ G1-2-3 3-Hf		x 0-0 2B	C S S 0-3 ③ K		x 0-0 ② ③ G4-6-3 1-2f		4 0 2 3 0 1 6 1 0 0 0 0 0 2						
27 Ryan Jeffers, R (1, 2) OBP: 0.290, SLG: 0.500 85 Jair Camargo, R (8, 2) OBP: 0.100, SLG: 0.100	x 0-0 ③ G6-3			S C S 0-3 ① K	S S S 0-3 ② K		x 0-0 ① F8		x 0-0 ① G6-3	4 0 0 0 0 2 2 1 0 0 0 0 0 0						
55 Mark Contreras, L (1, 10) OBP: 0.314, SLG: 0.367		F F S 0-3 ① K		S S S 0-3 ② K	x 0-0 ③ G4-3		S C S 0-3 ② K		x 0-0 ② F8	5 0 0 0 0 3 1						
Inning Stats	R: 4 H: 3 E: 0 LOB: 1 K: 1 BB: 0 S: 9 P: 13	R: 0 H: 0 E: 0 LOB: 0 K: 2 BB: 0 S: 7 P: 7	R: 0 H: 2 E: 1 LOB: 2 K: 0 BB: 0 S: 4 P: 5	R: 4 H: 4 E: 0 LOB: 0 K: 2 BB: 0 S: 11 P: 11	R: 0 H: 1 E: 0 LOB: 1 K: 1 BB: 0 S: 6 P: 6	R: 2 H: 3 E: 0 LOB: 3 K: 3 BB: 0 S: 13 P: 13	R: 0 H: 0 E: 0 LOB: 1 K: 1 BB: 1 S: 5 P: 9	R: 1 H: 2 E: 0 LOB: 1 K: 1 BB: 1 S: 6 P: 10	R: 0 H: 0 E: 0 LOB: 0 K: 1 BB: 0 S: 5 P: 5	1B: 6 SF: 0 2B: 6 SAC: 0 3B: 0 DP: 2 HR: 3 HBP: 3						

	AB	41
	R	11
	H	15
	RBI	11
	BB	2
	SO	12
	LOB	19

WP: 2 PA: 46
PB: 0
SB: 0
CS: 0

PITCHER		IP	WLS	BF	H	R	ER	SO	BB	IBB	HBP	BLK	WP	HR	S	P	ERA	WHIP
89 Tanner Houck, R ERA: 8.31	(1, 1)	4.2	L	26	10	8	8	6	0	0	3	0	0	3	36	41	15.43	2.143
98 Chase Shugart, R ERA: 9.64	(1, 1)	0.1		1	0	0	0	0	0	0	0	0	0	0	1	1	0.00	0.000
89 Tanner Houck, R	(2, 1)	4.2	L	26	10	8	8	6	0	0	3	0	0	3	36	41	15.43	2.143
ERA: 8.31																		
55 Chris Martin, R ERA: 5.4	(6, 1)	1.0		7	3	2	2	3	0	0	0	0	1	0	13	13	18.00	3.000
61 Kaleb Ort, R ERA: 8.64	(7, 1)	2.0		9	2	1	1	2	2	0	0	0	0	0	11	19	4.50	2.000

PITCHER		IP	WLS	BF	H	R	ER	SO	BB	IBB	HBP	BLK	WP	HR	S	P	ERA	WHIP
78 Ryan Miller, R ERA: 16.2	(9, 1)	1.0		3	0	0	0	1	0	0	0	0	0	0	5	5	0.00	0.000

Batter	1	2	3	4	5	6	7	8	9	AB	R	H	RBI	BB	SO	LOB
39 Christian Arroyo, R (1, 4) OBP: 0.308, SLG: 0.481 88 Chase Meidroth, R (8, 4) OBP: 1.000, SLG: 1.000	F9		G6-3			11 G3-6-1 1B		75 FC4-6 19 BB 1B		3 1	0 0	1 1	0 0	0 0	0 0	0 0
11 Rafael Devers, L (1, 5) OBP: 0.360, SLG: 0.391 23 Niko Goodrum, S (7, 5) OBP: 0.277, SLG: 0.190	K		G4-3			G3-6-1 1-2f		K		3 1	0 0	0 0	0 0	0 0	1 1	1 1
2 Justin Turner, R (1, 10) OBP: 0.476, SLG: 0.267 19 Daniel Palka, L (8, PH) OBP: 0.357, SLG: 0.417 (9, 10)	BB			K		18 2B BB		75 FC4-6 1-2 BB		1 0	0 0	0 0	0 0	2 1	1 0	0 0
18 Adam Duvall, R (1, 8) OBP: 0.383, SLG: 0.667 75 Tyler McDonough, S (7, 8) OBP: 0.556, SLG: 1.111	G4-3			K		1-3 2B		FC4-6 1-2f 2-3		3 1	0 0	1 0	0 0	0 0	1 0	1 2
17 Raimel Tapia, L (1, 7) OBP: 0.372, SLG: 0.600 82 Narciso Crook, R (8, 7) OBP: 0.211, SLG: 0.324		G4-3		K		P5		F9		3 1	0 0	0 0	0 0	0 0	1 0	2 2
5 Enrique Hernández, R (1, 6) OBP: 0.190, SLG: 0.105 87 Niko Kavadas, L (8, 3) OBP: 0.188, SLG: 0.143		30 FC5-4 1B			P4		G5-3		G4-3	3 1	0 0	1 0	0 0	0 0	0 0	0 0
3 Reese McGuire, L (1, 2) OBP: 0.250, SLG: 0.323 77 Caleb Hamilton, R (8, 2) OBP: 0.476, SLG: 0.647	1 SAFE	L7			G6-3		P6		2B	3 1	0 0	0 1	0 0	0 0	0 0	1 0
30 Rob Refsnyder, R (1, 9) OBP: 0.292, SLG: 0.211 87 Marcus Wilson, R (8, 9) OBP: 0.333, SLG: 0.143		FC5-4 1-2f			1B		HBP		K	2 1	0 0	1 0	0 0	0 0	0 1	1 1
29 Bobby Dalbec, R (1, 3) OBP: 0.327, SLG: 0.500 (8, 6)			K		F9		K		K	4	0	0	0	0	3	3
Inning Stats	R: 0 H: 0 E: 0 LOB: 1 K: 1 BB: 1 S: 5 P: 9	R: 0 H: 1 E: 0 LOB: 1 K: 0 BB: 0 S: 4 P: 4	R: 0 H: 0 E: 0 LOB: 0 K: 1 BB: 0 S: 5 P: 5	R: 0 H: 0 E: 0 LOB: 0 K: 3 BB: 0 S: 9 P: 9	R: 0 H: 1 E: 0 LOB: 1 K: 0 BB: 0 S: 4 P: 4	R: 0 H: 2 E: 0 LOB: 2 K: 0 BB: 1 S: 4 P: 8	R: 0 H: 0 E: 0 LOB: 1 K: 1 BB: 0 S: 5 P: 6	R: 0 H: 1 E: 0 LOB: 2 K: 1 BB: 1 S: 6 P: 10	R: 0 H: 1 E: 0 LOB: 1 K: 2 BB: 0 S: 8 P: 8	1B: 4 SF: 0 2B: 2 SAC: 0 3B: 0 DP: 1 HR: 0 HBP: 1						WP: 0 PA: 36 PB: 0 SB: 0 CS: 0	

PITCHER		IP	WLS	BF	H	R	ER	SO	BB	IBB	HBP	BLK	WP	HR	S	P	ERA	WHIP
41 Joe Ryan, R ERA: 2.7	(1, 1)	5.0	W	18	2	0	0	5	1	0	0	0	0	0	27	31	0.00	0.600
15 Emilio Pagán, R ERA: 9.0	(6, 1)	2.0		9	2	0	0	1	1	0	1	0	0	0	9	14	0.00	1.500
77 Cole Sands, R ERA: 4.35	(8, 1)	2.0		9	2	0	0	3	1	0	0	0	0	0	14	18	0.00	1.500

PITCHER	IP	WLS	BF	H	R	ER	SO	BB	IBB	HBP	BLK	WP	HR	S	P	ERA	WHIP

BOTTOM

Minnesota Twins @ Boston Red Sox

JetBlue Park, Ft. Myers, FL

Wed Mar 22 2023, 6:06 PM - 8:32 PM EDT

Att. 8,220 - Clear - 82 F

livebaseballscorecards.com

AB	32
R	0
H	6
RBI	0
BB	3
SO	9
LOB	15

Batter	1	2	3	4	5	6	7	8	9	AB	R	H	RBI	BB	SO	LOB
16 Jarren Duran, L (1, 8) OBP: 0.533, SLG: 0.818	C CU 82 F FC 91 X CH 88 0-2 G1-3		F FF 96 F CH 87 F SL 88 S CH 88 0-3 K		D CU 80 X FF 97 1-0 1-2 1B		C FS 85 X CU 76 0-1 G4-3		B CU 81 T CU 82 B FF 94 B CU 83 F FF 92 S CU 80 3-3 K	5	0	1	0	0	2	0
36 Triston Casas, L (1, 3) OBP: 0.400, SLG: 0.600 92 Alex Binelas, L (8, 3) OBP: 0.444, SLG: 0.750	C FC 92 B FC 92 B CH 86 X FC 92 2-1 29 HR 2B		L CU 81 B FF 98 C SL 88 F FF 98 S SL 88 1-3 K		B SL 88 C SL 87 S SL 89 F FF 97 B SL 88 F FF 97 S CU 81 2-3 K		C FF 92 B FF 91 X FS 86 1-1 2B		S FF 94 S FF 93 S FF 94 0-3 K	4 1	1 0	2 0	0 0	0 0	2 1	2 0
29 Bobby Dalbec, R (1, 5) OBP: 0.321, SLG: 0.542 86 Edwin Díaz, R (8, 5)	C CU 82 B SI 93 F CU 83 F CH 89 X CU 84 1-2 2-H HR			C SL 87 C FF 96 C SL 87 0-3 K	S SL 89 X SL 89 0-1 G6-3		B FF 91 B FS 86 S SL 83 2 SAFE B FS 86 C FF 91 C SL 84 3-3 K			4 0	1 0	1 0	2 0	0 0	2 0	3 0
19 Daniel Palka, L (1, 9) OBP: 0.356, SLG: 0.395 86 Miguel Ugueto, R (7, 9)	B FF 94 S FC 92 X FF 93 1-1 G3			X FF 96 0-0 F7		B FF 92 B SL 84 B FF 92 B FF 91 4-0 38 HR BB		X SI 97 0-0 G3		2 1	1 0	0 0	0 0	1 0	0 0	0 0
38 Jorge Alfaro, R (1, 2) OBP: 0.565, SLG: 0.952 77 Caleb Hamilton, R (7, 2) OBP: 0.500, SLG: 0.647	C CU 82 F SI 93 B CH 89 S CH 89 1-3 K			S SL 88 B SL 88 B SL 87 F SL 88 X SI 97 2-2 G6-3		F SL 83 F FF 92 B FF 92 1 SAFE B FF 92 X SL 83 2-2 1-H HR		B SI 97 B SI 95 C SI 97 F FC 92 B SI 96 B FC 93 4-2 31 WP 23 BB 31 SF8 BB		3 0	1 1	1 0	2 0	0 1	1 0	0 0
23 Niko Goodrum, S (1, 6) OBP: 0.275, SLG: 0.178 88 Max Ferguson, L (8, PR) (8, 6)		C SI 96 F CU 81 S SL 88 0-3 K			F FF 96 B FF 97 B SL 89 C SL 87 B SL 86 S SL 87 3-3 K	B FF 93 C CU 76 T FS 86 B FF 93 S FS 87 2-3 K		B FC 93 B SI 96 F SI 97 B FC 92 S SI 95 1 SAFE B SI 96 4-2 31 WP 1-2 BB		3 0	0 0	0 0	0 0	1 0	3 0	0 0
31 Greg Allen, S (1, 7) OBP: 0.298, SLG: 0.410 79 Tyler Dearden, L (8, 7) OBP: 0.444, SLG: 0.750		B CU 81 S SL 88 B FF 96 X SL 88 2-1 F8			F FF 96 B CH 86 X SL 88 1-1 59 HR 2B	C CU 76 B FF 93 C FS 86 X FS 86 1-2 G3		B SI 96 S SI 97 S SI 96 B SI 98 F FC 91 B ST 84 X SI 97 3-2 SF8 1-2 2-H		3 0	1 0	1 0	1 0	0 0	0 0	0 0
59 Ronaldo Hernández, R (1, 10) OBP: 0.292, SLG: 0.300		B FF 97 S SL 89 B SL 87 X FF 96 2-1 P3			X SL 89 0-0 2-H HR	S FF 91 F FF 92 B FF 92 X SL 84 1-2 F8		S ST 83 S ST 83 B ST 85 B FC 92 X ST 84 2-2 P3		4	1	1	2	0	0	2
77 Nick Yorke, R (1, 4) OBP: 0.333, SLG: 0.333 87 Eddinson Paulino, L (7, 4) OBP: 0.308, SLG: 0.455			C SL 87 C FF 95 S SL 89 0-3 K		B FF 97 X SL 89 1-0 16 1B 1B		S SL 84 B FF 91 S SL 84 X SL 83 1-2 F8		C CU 82 F CU 82 B FF 92 C FF 93 1-3 K	3 1	0 0	1 0	0 0	0 0	1 1	0 0
Inning Stats	R: 2 E: 0 K: 1 S: 14 H: 2 LOB: 0 BB: 0 P: 19	R: 0 E: 0 K: 1 S: 7 H: 0 LOB: 0 BB: 0 P: 11	R: 0 E: 0 K: 3 S: 11 H: 0 LOB: 0 BB: 0 P: 12	R: 0 E: 0 K: 1 S: 7 H: 0 LOB: 0 BB: 0 P: 9	R: 2 E: 0 K: 2 S: 15 H: 4 LOB: 2 BB: 0 P: 23	R: 2 E: 0 K: 1 S: 12 H: 1 LOB: 0 BB: 1 P: 22	R: 0 E: 0 K: 1 S: 10 H: 1 LOB: 1 BB: 0 P: 15	R: 1 E: 0 K: 0 S: 12 H: 0 LOB: 2 BB: 2 P: 25	R: 0 E: 0 K: 3 S: 9 H: 0 LOB: 0 BB: 0 P: 13	1B: 2 2B: 3 3B: 0 HR: 3	SF: 1 SAC: 0 DP: 0 HBP: 0				WP: 1 PB: 0 SB: 0 CS: 0	PA: 38	

PITCHER		IP	WLS	BF	H	R	ER	SO	BB	IBB	HBP	BLK	WP	HR	S	P	ERA	WHIP
56 Duane Underwood Jr., R ERA: 5.06	(1, 1)	1.0		5	2	2	2	1	0	0	0	0	0	1	14	19	18.00	2.000
24 Johan Oviedo, R ERA: 4.91	(2, 1)	4.0	L	16	4	2	2	7	0	0	0	0	0	1	40	55	4.50	1.000
37 Chase De Jong, R ERA: 5.4	(6, 1)	2.0		9	2	2	2	2	1	0	0	0	0	1	22	37	9.00	1.500
35 Colin Holderman, R ERA: 4.7	(8, 1)	1.0		5	0	1	1	0	2	0	0	0	1	0	12	25	9.00	2.000
62 Rob Zastryzny, L ERA:	(9, 1)	1.0		3	0	0	0	3	0	0	0	0	0	0	9	13	0.00	0.000

PITCHER	IP	WLS	BF	H	R	ER	SO	BB	IBB	HBP	BLK	WP	HR	S	P	ERA	WHIP

TOP

Boston Red Sox @ Pittsburgh Pirates

LECOM Park, Bradenton, FL

Thu Mar 23 2023, 1:07 PM - 3:39 PM EDT

Att. 5,384 - Partly Cloudy - 82 F

livebaseballscorecards.com

AB	34
R	7
H	8
RBI	7
BB	3
SO	13
LOB	7

Boston Red Sox @ Pittsburgh Pirates

LECOM Park, Bradenton, FL

Thu Mar 23 2023, 1:07 PM - 3:39 PM EDT

Att. 5,384 - Partly Cloudy - 82 F

BOTTOM

Batter	1	2	3	4	5	6	7	8	9	AB	R	H	RBI	BB	SO	LOB
15 Oneil Cruz, L (1, 6) OBP: 0.244, SLG: 0.409 73 Drew Maggi, R (8, 5) OBP: 0.481, SLG: 0.875	X SI 94 0-0 ① G3	C SI 94 F FC 87 B SI 95 X SL 84 1-2 ③ F9			B SI 88 B SI 89 1 SAFE X SI 88 2-0 ② G3 1-2		B SL 80 B SL 78 C SI 91 B SI 92 X SI 91 3-1 10 1B 1B		B SI 94 C CH 85 H SI 94 2-1 5 BB HBP	4 0	0 0	1 0	0 0	0 0	0 0	2 0
10 Bryan Reynolds, S (1, 7) OBP: 0.279, SLG: 0.410 35 Ewry Espinal, L (7, PR) (8, 3)	B SI 94 X SI 94 1-0 2B		X SL 84 0-0 41 P4-3 1B		B SI 89 C SL 77 S FC 87 S SL 79 1-3 ③ K		X SI 92 0-0 1-3 1B		C SI 92 S SI 92 C SL 77 0-3 ① K	4 1	0 0	3 0	0 0	0 0	1 0	1 1
22 Andrew McCutchen, R (1, 10) OBP: 0.370, SLG: 0.391 10 Yordany De Los Santos, R (9, RH) OBP: 0.000, SLG: 0.000	C SI 94 C SL 85 B SI 95 F SI 95 B SL 85 X SL 84 2-2 ② P6		C SI 94 B SI 93 S SL 85 S SI 94 1-3 ① K			B SL 85 B SI 95 F SI 95 B SI 95 B FF 95 4-1 13 1B BB	F SI 92 B SL 81 B SI 92 T SI 91 X SL 80 2-2 ③ G4-3		B ST 77 S CH 85 B SI 94 C CH 84 T ST 79 2-2 ② K	3 1	0 0	0 0	0 0	1 0	1 1	4 1
41 Carlos Santana, S (1, 3) OBP: 0.263, SLG: 0.242 5 Travis Swaggerty, L (8, 8) OBP: 0.471, SLG: 0.690	B FC 88 F FC 89 X CH 92 1-1 ③ G4-3		F FC 86 X FC 86 0-1 ② ③ P4-3 1-1f			F FF 94 F SL 86 F SL 86 F FF 94 X FF 94 0-2 ① F8		F FF 98 B FF 97 B CH 81 F FF 98 B CH 84 B CH 83 4-2 14 HR BB	B SL 77 B SL 76 B SI 92 B SI 93 4-0 1-2 BB	3 0	0 1	0 0	0 0	0 2	0 0	3 0
65 Jack Suwinski, L (1, 8) OBP: 0.310, SLG: 0.412 14 Rodolfo Castro, S (8, 4) OBP: 0.255, SLG: 0.391		C SI 95 F FC 88 B SL 85 X SL 85 1-2 ① G4-3		C FC 85 B CH 92 F CH 91 B FF 95 F SL 85 F SL 85 C FC 88 2-3 ① K		X SL 87 0-0 ② L3		S FF 99 X FF 99 0-1 1-H HR	F CH 86 B SI 93 F SI 94 S ST 79 1-3 ③ K	3 2	0 1	0 1	0 2	0 0	1 1	1 2
13 Ke'Bryan Hayes, R (1, 5) OBP: 0.323, SLG: 0.700 26 Miguel Andujar, R (8, 9) OBP: 0.263, SLG: 0.382		B SL 83 X SI 95 1-0 28 2B 1B		C FC 87 X SL 84 0-1 ② G6-3		1 SAFE B SL 83 C SL 87 S SL 87 X FF 95 1-2 1-3 1B		B FC 89 S FC 89 S CH 84 F CH 84 X FF 98 1-2 30 FC3-6 1B		3 1	1 0	2 1	0 0	0 0	0 0	0 0
28 Canaan Smith-Njigba, L (1, 9) OBP: 0.419, SLG: 0.541 30 Tucupita Marcano, L (8, 6) OBP: 0.281, SLG: 0.185		B FC 88 C FC 89 X CH 93 1-1 3 1B 1-H 2B		B SI 96 C FC 90 F FC 86 B SI 96 X SL 84 2-2 ③ G5-3		B SL 86 F FF 95 C FF 95 X SL 87 1-2 ③ G3-1		B FC 89 X CH 83 1-0 ① FC3-6 89 S 1-2f		3 1	1 0	1 0	1 0	0 0	0 0	2 1
18 Austin Hedges, R (1, 2) OBP: 0.121, SLG: 0.152 89 Mark Mathias, R (8, 7) OBP: 0.400, SLG: 0.261		C SI 95 2 SAFE C SI 95 X SL 83 0-2 ② F9			F SI 88 X FC 86 0-1 ① F7		X SI 91 0-0 ① F9	B FC 89 B FC 88 C CH 83 B FF 97 C SL 87 F CH 82 F FC 88 X FF 99 3-2 ② G5-3 1-2		3 1	0 0	0 0	0 0	0 0	0 0	1 1
3 Ji Hwan Bae, L (1, 4) OBP: 0.308, SLG: 0.278 55 Jason Delay, R (8, 2) OBP: 0.313, SLG: 0.385		B SI 94 B CH 91 F FC 86 B FC 88 F SI 95 X SI 95 3-2 2-H 1B			C SI 88 F SI 88 X SL 78 0-2 15 G3 1B		C SI 92 F SI 92 B SL 78 F SL 79 B SI 91 S SL 78 2-3 ② K	X FF 99 0-0 ③ G6-3		3 1	0 0	2 0	1 0	0 0	1 0	0 1
Inning Stats	R: 0 E: 0 K: 0 S: 8 H: 1 LOB: 1 BB: 0 P: 12	R: 2 E: 0 K: 0 S: 15 H: 3 LOB: 1 BB: 0 P: 22	R: 0 E: 0 K: 1 S: 6 H: 1 LOB: 0 BB: 0 P: 7	R: 0 E: 0 K: 1 S: 10 H: 0 LOB: 0 BB: 0 P: 14	R: 0 E: 0 K: 1 S: 9 H: 1 LOB: 1 BB: 0 P: 12	R: 0 E: 0 K: 0 S: 13 H: 1 LOB: 2 BB: 1 P: 19	R: 0 E: 0 K: 1 S: 11 H: 2 LOB: 2 BB: 0 P: 18	R: 2 E: 0 K: 0 S: 15 H: 2 LOB: 1 BB: 1 P: 24	R: 0 E: 0 K: 3 S: 10 H: 0 LOB: 2 BB: 1 P: 19	1B: 8 2B: 3 3B: 0 HR: 1 SF: 0 SAC: 0 DP: 1 HBP: 1						WP: 0 PB: 0 SB: 1 CS: 0 PA: 41	

livebaseballscorecards.com

	AB	37
	R	4
	H	11
	RBI	4
	BB	3
	SO	7
	LOB	21

PITCHER		IP	WLS	BF	H	R	ER	SO	BB	IBB	HBP	BLK	WP	HR	S	P	ERA	WHIP
25 Josh Winckowski, R ERA: 1.29	(1, 1)	4.0	W	16	5	2	2	2	0	0	0	0	0	0	39	55	4.50	1.250
Richard Bleier, L ERA: 1.5	(5, 1)	1.0	H	4	1	0	0	1	0	0	0	0	0	0	9	12	0.00	1.000
70 Ryan Brasier, R ERA: 4.7	(6, 1)	1.0		5	1	0	0	0	1	0	0	0	0	0	13	19	0.00	2.000
71 Ryan Sherriff, L ERA:	(7, 1)	1.0		5	2	0	0	1	0	0	0	0	0	0	11	18	0.00	2.000
79 Luis Guerrero, R ERA: 4.5	(8, 1)	1.0		6	2	2	2	0	1	0	0	0	0	1	15	24	18.00	3.000

PITCHER		IP	WLS	BF	H	R	ER	SO	BB	IBB	HBP	BLK	WP	HR	S	P	ERA	WHIP
85 Joe Jacques, L ERA: 6.0	(9, 1)	1.0	S	5	0	0	0	3	1	0	1	0	0	0	10	19	0.00	1.000

Atlanta Braves @ Boston Red Sox

JetBlue Park, Ft. Myers, FL

Fri Mar 24 2023, 6:06 PM - 8:57 PM EDT

Att. 9,199 - Clear - 83 F

TOP

livebaseballscorecards.com

Batter	1	2	3	4	5	6	7	8	9	AB	R	H	RBI	BB	SO	LOB
13 Ronald Acuña Jr., R (1, 9) OBP: 0.375, SLG: 0.333 70 Adam Zebrowski, R (7, 2) OBP: 0.500, SLG: 2.000	B X 1-0 F9 ①		X 0-0 P2 ①	S S S 0-3 K ③		S S S 0-3 K ③		S S S 0-3 K ②	B B S C X 2-2 1-H HR	4 0 0 0 0 2 3 2 1 1 2 0 1 0						
28 Matt Olson, L (1, 3) OBP: 0.548, SLG: 1.111 67 Joe Dunand, R (7, PR) OBP: 0.200, SLG: 0.250 (7, 3)	X 0-0 1B		X 0-0 20 G6-3 27 BB 14 1B 1B		B B B B 4-0 BB		B B B B 4-0 1 BB 14 BB 12 BB BB	X 0-0 4 1B 8 1B 2B	B B B B 4-0 8 BB 4 1B 39 G4-3 BB	2 1 2 0 2 0 0 1 3 1 0 1 0 0						
27 Austin Riley, R (1, 5) OBP: 0.415, SLG: 0.515 4 Cade Bunnell, L (7, 5) OBP: 0.778, SLG: 0.667	S C C 0-3 K ②		B B B B 4-0 14 1B 20 G6-3 1-2 BB		X 0-0 P2 ①		X 0-0 F9 ①	X 0-0 8 1B 8 S 39 1B 2-3 1B	B S C X 1-2 39 G4-3 8 BB 1-2 1B	3 0 0 0 1 1 3 2 1 2 0 0 0 0						
20 Marcel Ozuna, R (1, 7) OBP: 0.360, SLG: 0.489 8 Andrew Moritz, L (7, 7) OBP: 0.800, SLG: 0.750	X 0-0 F8 ③		X 0-0 G6-3 ② 1-2 2-3		X 0-0 F8 ②		X 0-0 P3 ②	B X 1-0 39 1B 1-3 3-H 1B	B B B B 4-0 39 G4-3 1-2 2-3 BB	4 0 0 0 0 0 5 1 0 1 1 1 0 0						
14 Sam Hilliard, L (1, 8) OBP: 0.490, SLG: 0.561 39 Kevin Kilpatrick Jr., R (7, 8) OBP: 0.333, SLG: 0.200		X 0-0 P6 ①	X 0-0 2-3 3-H 1B ③		X 0-0 G4-3 ③		B B B B 4-0 12 BB 1 BB 1-2 BB	X 0-0 37 S 1-3 3-H 1B	X 0-0 G4-3 ② 1-2 2-3 3-H	3 0 1 1 1 0 1 2 0 1 2 0 0 2						
1 Ozzie Albies, S (1, 4) OBP: 0.367, SLG: 0.571 37 Keshawn Ogans, R (7, 4) OBP: 0.375, SLG: 0.286		X 0-0 12 2B 1B	B C B S B X 3-2 HR		C S S 0-3 K ①	B B B B 4-0 12 BB 1-2 2-3 BB	B B B B 4-0 1-2 BB		S S C 0-3 K ③	3 1 2 1 1 1 0 1 0 0 0 1 1 2						
12 Sean Murphy, R (1, 2) OBP: 0.357, SLG: 0.333 16 Stephen Paolini, L (7, 9) OBP: 0.500, SLG: 1.000		X 0-0 1-3 2B	X 0-0 59 G4-6-3 1B		X 0-0 F9 ②	B B B B 4-0 1-2 2-3 3-H BB	X 0-0 G4-3 ③		3 0 2 1 1 0 0 1 0 0 0 0 0 3							
59 Nacho Alvarez Jr., R (1, 10) OBP: 0.333, SLG: 0.500 30 Jacob Pearson, L (7, PH) (7, 10)	S S S 0-3 K ②		X 0-0 1-2f G4-6-3 ① ②		X 0-0 11 2B 1B	S S S 0-3 K ③		X 0-0 F7 ①	3 0 1 0 0 1 3 2 0 0 0 0 1 3							
11 Orlando Arcia, R (1, 6) OBP: 0.436, SLG: 0.545 64 Hoy Park, L (7, 6) OBP: 0.455, SLG: 0.333		X 0-0 F9 ③	X 0-0 1B		X 0-0 1-3 2B		X 0-0 G4-3 ①	X 0-0 70 HR 1B	3 0 2 0 0 0 2 2 1 1 0 0 0 0							
Inning Stats	R: 0 H: 1 E: 0 LOB: 1 K: 1 BB: 0 S: 6 P: 7	R: 0 H: 2 E: 0 LOB: 2 K: 1 BB: 0 S: 7 P: 7	R: 1 H: 2 E: 0 LOB: 2 K: 0 BB: 1 S: 4 P: 8	R: 1 H: 3 E: 0 LOB: 1 K: 1 BB: 0 S: 9 P: 12	R: 0 H: 0 E: 0 LOB: 1 K: 0 BB: 1 S: 3 P: 7	R: 0 H: 2 E: 0 LOB: 2 K: 2 BB: 0 S: 9 P: 9	R: 1 H: 0 E: 0 LOB: 3 K: 1 BB: 4 S: 5 P: 21	R: 2 H: 4 E: 0 LOB: 3 K: 1 BB: 1 S: 9 P: 14	R: 3 H: 3 E: 0 LOB: 2 K: 1 BB: 2 S: 12 P: 23	1B: 12 SF: 0 2B: 3 SAC: 0 3B: 0 DP: 1 HR: 2 HBP: 0						

	AB	42
	R	8
	H	17
	RBI	8
	BB	9
	SO	8
	LOB	27

WP: 0 PB: 0 SB: 2 CS: 0 PA: 51

PITCHER		IP	WLS	BF	H	R	ER	SO	BB	IBB	HBP	BLK	WP	HR	S	P	ERA	WHIP
37 Nick Pivetta, R ERA: 6.11	(1, 1)	6.0		28	10	2	2	5	2	0	0	0	0	1	38	50	3.00	2.000
95 Oddanier Mosqueda, L ERA: 2.57	(7, 1)	0.2	H	6	0	1	1	0	4	0	0	0	0	0	2	18	13.50	6.000
80 Skylar Arias, L ERA: 4.5	(7, 1)	0.1	H	1	0	0	0	1	0	0	0	0	0	0	3	3	0.00	0.000
55 Chris Martin, R ERA: 7.5	(8, 1)	1.0	B	8	4	2	2	1	1	0	0	0	0	0	9	14	18.00	5.000
74 Kenley Jansen, R ERA: 7.71	(9, 1)	0.1	B	4	2	3	3	0	1	0	0	0	0	1	5	11	81.00	9.000

PITCHER		IP	WLS	BF	H	R	ER	SO	BB	IBB	HBP	BLK	WP	HR	S	P	ERA	WHIP
85 Cam Booser, L ERA:	(9, 1)	0.2	W	4	1	0	0	1	1	0	0	0	0	0	7	12	0.00	3.000

Atlanta Braves @ Boston Red Sox

JetBlue Park, Ft. Myers, FL

Fri Mar 24 2023, 6:06 PM - 8:57 PM EDT

Att. 9,199 - Clear - 83 F

BOTTOM

livebaseballscorecards.com

Batter	1	2	3	4	5	6	7	8	9	AB	R	H	RBI	BB	SO	LOB
99 Alex Verdugo, L (1, 9) OBP: 0.500, SLG: 0.500	K		G3-6-3 1-2f		2 1B 1B			11 G6-3 1-H 2B		3	0	1	0	0	1	1
30 Rob Refsnyder, R (6, PH) OBP: 0.320, SLG: 0.300 (7, 9)						1-H 2-H 2B				2	0	2	3	0	0	0
11 Rafael Devers, L (1, 5) OBP: 0.367, SLG: 0.407	2B		2 HR BB		K	P6		G6-3 2-3		4	1	1	0	1	1	3
2 Justin Turner, R (1, 3) OBP: 0.520, SLG: 0.526	K		1-H HR		1-2 1B		36 S 1B	F9		4	1	3	2	0	1	1
19 Daniel Palka, L (8, 3) OBP: 0.348, SLG: 0.385										1	0	0	0	0	0	1
7 Masataka Yoshida, L (1, 7) OBP: 0.250, SLG: 0.286	BB		G6-3		P6		P6		36 HR 2B	2	0	0	0	1	0	2
16 Jarren Duran, L (7, 7) OBP: 0.529, SLG: 0.846										2	1	1	0	0	0	1
18 Adam Duvall, R (1, 8) OBP: 0.365, SLG: 0.636	K			G6-3		36 F9 39 2B 2B	K		G6-3	5	1	1	0	0	2	4
36 Triston Casas, L (1, 10) OBP: 0.400, SLG: 0.640		G4-3		39 1B 1B		F9 2-3	G4-3 1-2		2-0 2-H HR	5	1	2	2	0	0	2
39 Christian Arroyo, R (1, 4) OBP: 0.339, SLG: 0.518		G6-3		3 G6-3 1-2 1B		30 WP 30 2B 3-H 2B		3 1B 5 SF8 1B		4	2	3	1	0	0	0
3 Reese McGuire, L (1, 2) OBP: 0.275, SLG: 0.324		K	G6-3 1-2f			30 WP 30 2B HBP		30 2B 1-3 1B		3	2	1	0	0	1	2
5 Enrique Hernández, R (1, 6) OBP: 0.200, SLG: 0.136			99 G3-6-3 1B		G5-6-3	F9		SF8 3-H		3	0	1	1	0	0	2
Inning Stats	R: 0 E: 0 K: 3 S: 10 H: 1 LOB: 2 BB: 1 P: 14	R: 0 E: 0 K: 1 S: 5 H: 0 LOB: 0 BB: 0 P: 5	R: 2 E: 0 K: 0 S: 4 H: 2 LOB: 2 BB: 1 P: 8	R: 0 E: 0 K: 0 S: 4 H: 2 LOB: 1 BB: 0 P: 4	R: 0 E: 0 K: 1 S: 7 H: 2 LOB: 2 BB: 0 P: 7	R: 3 E: 0 K: 0 S: 6 H: 3 LOB: 1 BB: 0 P: 8	R: 0 E: 0 K: 1 S: 7 H: 1 LOB: 1 BB: 0 P: 7	R: 2 E: 0 K: 0 S: 6 H: 3 LOB: 1 BB: 0 P: 6	R: 2 E: 0 K: 0 S: 3 H: 2 LOB: 0 BB: 0 P: 5	1B: 8 2B: 6 3B: 0 HR: 2 SF: 1 SAC: 0 DP: 2 HBP: 1						

	AB	38
	R	9
	H	16
	RBI	9
	BB	2
	SO	6
	LOB	19

WP: 1 PA: 42
PB: 0
SB: 1
CS: 0

PITCHER		IP	WLS	BF	H	R	ER	SO	BB	IBB	HBP	BLK	WP	HR	S	P	ERA	WHIP
85 Dylan Dodd, L ERA: 2.0	(1, 1)	5.0		23	8	3	3	5	2	0	0	0	0	1	31	39	5.40	2.000
22 Ian Mejia, R ERA: 12.0	(6, 1)	3.0		16	6	4	4	1	0	0	1	0	1	0	18	20	12.00	2.000
90 Joe Harvey, R ERA: 135.0	(9, 1)	0.1	L	3	2	2	2	0	0	0	0	0	0	1	3	5	54.00	6.000

PITCHER	IP	WLS	BF	H	R	ER	SO	BB	IBB	HBP	BLK	WP	HR	S	P	ERA	WHIP

Batter	1	2	3	4	5	6	7	8	9	AB	R	H	RBI	BB	SO	LOB
David Hamilton, L (1, 6) OBP: 0.367, SLG: 0.308	C SI 92 X SI 93 0-1 G5-3		C SL 88 C FS 85 B FF 94 B CH 79 B SI 94 F SI 94 X SI 93 3-2 G4-3		F FS 84 C FS 85 B FS 85 B FS 85 D SI 93 B FS 85 4-2 BB			F SL 88 B FF 94 X FF 94 1-1 S 1B		2	0	0	0	1	0	0
78 Marcelo Mayer, L (6, 6) OBP: 0.333, SLG: 0.444										1	0	1	0	0	0	0
Ceddanne Rafaela, R (1, 8) OBP: 0.235, SLG: 0.219	B SI 93 C SI 93 F SL 89 X SL 90 1-2 L8			S SL 86 X SL 87 0-1 HR 1B	F SI 92 F SL 88 X FS 86 0-2 F8			X SL 84 0-0 F7		3	1	1	0	0	0	2
67 Phillip Sikes, R (6, 8) OBP: 0.143, SLG: 0.571										1	0	0	0	0	0	1
Enmanuel Valdez, L (1, 4) OBP: 0.389, SLG: 0.429	B FS 84 T SI 94 C SI 94 B FS 85 B FS 86 B SI 94 4-2 BB			X SI 92 0-0 1-H HR		B SI 95 C SI 94 X ST 86 1-1 P4		S FF 96 B SL 88 S FF 95 B FF 95 B SL 89 S SL 86 3-3 K 1-2		3	1	1	2	1	1	1
Wilyer Abreu, L (1, 9) OBP: 0.412, SLG: 0.643	B SI 94 B SI 94 X SI 94 2-0 F8			B FS 84 X SI 93 1-0 G1-3		B ST 87 B SI 94 C SI 95 F SI 96 B SI 96 F ST 87 F ST 88 B ST 87 4-2 59 FC6-4 BB		X FF 92 0-0 P2		2	0	0	0	1	0	1
87 Marcus Wilson, R (8, PH) OBP: 0.300, SLG: 0.125										1	0	0	0	0	0	1
(8, 9)																
59 Ronald Hernández, R (1, 2) OBP: 0.259, SLG: 0.261		X SI 92 0-0 G6-3		B SL 88 F SL 88 X SL 87 1-1 G5-3		X ST 86 0-0 FC6-4 1-2f			B FF 97 C SL 84 S CH 93 X FF 97 1-2 G3	3	0	0	0	0	0	1
69 Stephen Scott, L (7, 2) OBP: 0.357, SLG: 0.444										1	0	0	0	0	0	0
73 Ryan Fitzgerald, L (1, 7) OBP: 0.310, SLG: 0.500		B SI 93 X SI 93 1-0 F7		X SI 92 0-0 F7		C SI 95 S ST 86 S ST 87 0-3 K			X FF 96 0-0 F8	4	0	0	0	0	1	1
82 Narciso Crook, R (1, 10) OBP: 0.190, SLG: 0.289		S SL 89 B SL 88 F SI 94 X SL 90 1-2 P3			S SI 91 S SL 88 B FS 84 F SL 89 B SI 91 S FS 84 2-3 K		B ST 85 B ST 84 C SI 94 F ST 87 X ST 87 2-2 F8		B FF 98 C SL 86 C FF 98 B CH 94 S FF 98 2-3 K	4	0	0	0	0	2	0
87 Niko Kavadas, L (1, 3) OBP: 0.211, SLG: 0.235			B SI 92 B SI 92 X SI 93 2-0 G4-3		S SL 87 B FS 84 F SL 89 B SI 93 B FS 85 X SL 89 3-2 2B		B SI 96 C SI 96 F SI 95 B FC 92 B FC 93 X ST 88 3-2 P6			3	0	1	0	0	0	0
92 Nick Sogard, S (1, 5) OBP: 0.323, SLG: 0.192			C SI 93 F FS 84 X FS 84 0-2 L3		C SI 92 B FS 84 X FS 84 1-1 F7		X SI 90 0-0 L9			2	0	0	0	0	0	1
94 Christian Koss, R (6, 5) OBP: 0.158, SLG: 0.167										1	0	0	0	0	0	0
Inning Stats	R: 0 E: 0 K: 0 S: 8 H: 0 LOB: 1 BB: 1 P: 15	R: 0 E: 0 K: 0 S: 5 H: 0 LOB: 0 BB: 0 P: 7	R: 0 E: 0 K: 0 S: 8 H: 0 LOB: 0 BB: 0 P: 13	R: 2 E: 0 K: 0 S: 7 H: 2 LOB: 0 BB: 0 P: 9	R: 0 E: 0 K: 1 S: 14 H: 1 LOB: 2 BB: 1 P: 24	R: 0 E: 0 K: 1 S: 10 H: 0 LOB: 1 BB: 1 P: 15	R: 0 E: 0 K: 0 S: 7 H: 0 LOB: 0 BB: 0 P: 12	R: 0 E: 0 K: 1 S: 7 H: 1 LOB: 1 BB: 0 P: 11	R: 0 E: 0 K: 1 S: 7 H: 0 LOB: 0 BB: 0 P: 10	1B: 2 2B: 1 3B: 0 HR: 1 SF: 0 SAC: 0 DP: 0 HBP: 0						

TOP

Boston Red Sox @ Tampa Bay Rays

Tropicana Field, St. Petersburg, FL

Sat Mar 25 2023, 1:06 PM - 3:12 PM EDT

Att. 6,663 - Dome - 72 F

livebaseballscorecards.com

AB	31
R	2
H	4
RBI	2
BB	3
SO	4
LOB	9

PITCHER		IP	WLS	BF	H	R	ER	SO	BB	IBB	HBP	BLK	WP	HR	S	P	ERA	WHIP
72 Yonny Chirinos, R ERA: 6.57	(1, 1)	5.0	W	20	3	2	2	1	2	0	0	0	0	1	42	68	3.60	1.000
58 Calvin Faucher, R ERA: 1.69	(6, 1)	1.2	H	6	0	0	0	1	1	0	0	0	0	0	16	26	0.00	0.600
42 Ryan Thompson, R ERA: 1.93	(7, 1)	0.1	H	1	0	0	0	0	0	0	0	0	0	0	1	1	0.00	0.000
53 Heath Hembree, R ERA:	(8, 1)	0.2	H	3	1	0	0	1	0	0	0	0	0	0	6	10	0.00	1.500
38 Colin Poche, L ERA: 1.8	(8, 1)	0.1	H	1	0	0	0	0	0	0	0	0	0	0	1	1	0.00	0.000

PITCHER		IP	WLS	BF	H	R	ER	SO	BB	IBB	HBP	BLK	WP	HR	S	P	ERA	WHIP
29 Pete Fairbanks, R ERA:	(9, 1)	1.0	S	3	0	0	0	1	0	0	0	0	0	0	7	10	0.00	0.000

WP: 0 PB: 0 SB: 1 CS: 0 PA: 34

BOTTOM

Boston Red Sox @ Tampa Bay Rays

Tropicana Field, St. Petersburg, FL

Sat Mar 25 2023, 1:06 PM - 3:12 PM EDT

Att. 6,663 - Dome - 72 F

Batter	1	2	3	4	5	6	7	8	9	AB	R	H	RBI	BB	SO	LOB
62 Jonathan Aranda, L (1, 4) (8, 3) OBP: 0.280, SLG: 0.381	X SI 88 0-0 ① P5		C SI 87 S FC 85 B FC 85 D CH 82 B CU 80 X FC 85 3-2 ② F7		C FF 95 B FF 95 F SL 85 C FF 96 1-3 ② K		B SL 84 F SL 84 B FF 93 B SL 84 3-1 26 E 2-3 BB			3	0	0	0	1	1	1
70 Tristan Gray, L (1, 10) OBP: 0.419, SLG: 0.833	B SI 89 S FC 85 X FC 87 1-1 HR		B FC 85 S FC 84 S CU 79 F FC 86 X CU 80 1-2 ③ F8		C SL 85 S SL 86 X FF 95 0-2 2B		C FF 91 S SL 85 S SL 84 0-3 ② K			4	1	2	1	0	1	3
2 Yandy Díaz, R (1, 5) OBP: 0.467, SLG: 0.625 26 Daniel Robertson, R (7, PH) OBP: 0.241, SLG: 0.222 (8, 5)	C FC 86 S CU 81 B CU 80 X FC 87 1-2 ② F8			C CU 79 B FC 85 X CH 82 1-1 ① L5	C FF 94 H CH 82 1-1 HBP		D SL 85 S SL 87 D FF 92 S SL 86 S SL 86 2-3 ③ K 1-2 3-H			2 1	0 0	0 0	0 0	0 0	0 1	0 1
87 Harold Ramírez, R (1, 3) OBP: 0.381, SLG: 0.316 7 Vidal Bruján, S (8, 4) OBP: 0.270, SLG: 0.161	C SI 89 X CU 80 0-1 ③ L9			B FC 84 X SI 88 1-0 14 2B 6 2B 1B	B SL 85 X SL 87 1-0 ③ L9			C FF 94 S FS 85 S FS 86 0-3 ① K		3 1	1 0	1 0	0 0	0 0	0 1	2 0
14 Christian Bethancourt, R (1, 2) OBP: 0.278, SLG: 0.294 79 Gavin Collins, R (8, 2) OBP: 0.321, SLG: 0.462		C CU 80 S CU 80 B FF 88 S CH 81 1-3 ① K		X FC 86 0-0 6 1-3 2B	X FF 93 0-0 13 G4-3 1B			X SL 88 0-0 ② F7		3 1	1 0	2 0	0 0	0 0	1 0	0 0
13 Manuel Margot, R (1, 9) OBP: 0.293, SLG: 0.395		C SI 88 C CU 80 B FC 86 F CU 80 B SI 88 B CU 80 X FC 86 3-2 ② G1-3		C SI 88 B CU 81 X FC 84 1-1 ② P4	B SL 86 B SL 86 X FF 94 2-0 ① ② G4-3 1-2f			C FF 94 X FF 94 0-1 ③ L9		4	0	0	0	0	0	3
6 Taylor Walls, S (1, 6) OBP: 0.250, SLG: 0.667		C SI 89 X CU 81 0-1 ③ G1-6-3		F FC 86 B CU 80 C CH 82 X FC 86 1-2 2-H 3-H 2B	B SL 86 X SL 86 1-0 ③ P6					3	0	1	2	0	0	0
22 Jose Siri, R (1, 8) OBP: 0.317, SLG: 0.343			S FC 86 B FC 87 B SI 88 F FC 86 B CU 81 B SI 89 4-2 9 CS BB	B SI 88 B CU 80 X FC 86 2-0 ③ L7			B FF 92 B FF 91 S SL 86 S SL 88 B SL 88 B SL 84 4-2 62 WP 9 S 26 S BB			1	1	0	0	2	0	1
9 Ben Gamel, L (1, 7) OBP: 0.212, SLG: 0.233			B FC 85 C SI 88 B CU 79 S FC 86 B CH 82 B CU 79 4-2 ① 1-2 BB		F SL 83 F FF 95 B CH 81 S SL 86 1-3 ① K		B FF 92 B SL 87 X FF 91 2-0 ① L7 1-2			2	0	0	0	1	1	1
Inning Stats	R: 1 E: 0 K: 0 S: 8 H: 1 LOB: 0 BB: 0 P: 10	R: 0 E: 0 K: 1 S: 9 H: 0 LOB: 0 BB: 0 P: 13	R: 0 E: 0 K: 0 S: 11 H: 0 LOB: 1 BB: 2 P: 23	R: 2 E: 0 K: 0 S: 10 H: 3 LOB: 1 BB: 1 P: 16	R: 0 E: 0 K: 2 S: 11 H: 1 LOB: 2 BB: 0 P: 15	R: 0 E: 0 K: 0 S: 3 H: 1 LOB: 0 BB: 0 P: 6	R: 1 E: 0 K: 2 S: 10 H: 0 LOB: 1 BB: 2 P: 21	R: 0 E: 0 K: 1 S: 6 H: 0 LOB: 0 BB: 0 P: 6		1B: 2 2B: 3 3B: 0 HR: 1 SF: 0 SAC: 0 DP: 1 HBP: 1				WP: 1 PB: 0 SB: 2 CS: 1 PA: 33		

livebaseballscorecards.com

	AB	28
	R	4
	H	6
	RBI	3
	BB	4
	SO	6
	LOB	12

PITCHER		IP	WLS	BF	H	R	ER	SO	BB	IBB	HBP	BLK	WP	HR	S	P	ERA	WHIP
28 Corey Kluber, R ERA: 3.24	(1, 1)	4.0	L	17	4	3	3	1	2	0	0	0	0	1	38	62	6.75	1.500
76 Zack Kelly, R ERA: 2.7	(5, 1)	2.0		8	2	0	0	2	0	0	1	0	0	0	14	21	0.00	1.000
63 Durbin Feltman, R ERA: 2.25	(7, 1)	1.0		5	0	1	1	2	2	0	0	0	1	0	10	21	9.00	2.000
32 Jake Faria, R ERA: 3.38	(8, 1)	1.0		3	0	0	0	1	0	0	0	0	0	0	6	6	0.00	0.000

PITCHER		IP	WLS	BF	H	R	ER	SO	BB	IBB	HBP	BLK	WP	HR	S	P	ERA	WHIP

Minnesota Twins @ Boston Red Sox

JetBlue Park, Ft. Myers, FL

Sun Mar 26 2023, 1:09 PM - 3:41 PM EDT

Att. 9,098 - Sunny - 88 F

TOP

livebaseballscorecards.com

Batter	1	2	3	4	5	6	7	8	9	AB	R	H	RBI	BB	SO	LOB
39 Donovan Solano, R (1, 3) OBP: 0.216, SLG: 0.206	C X 0-1 ① F8		BBBB 4-0 4 G4-6-3 BB		X 0-0 4 1B 2B		X 0-0 84 HR 1B		BBBB 4-0 38 G4-6-3 BB	2	0	1	0	1	0	0
30 Dalton Kelly, L (5, PR) OBP: 0.625, SLG: 0.400 (5, 3)										1	1	1	0	1	0	0
4 Carlos Correa, R (1, 6) OBP: 0.333, SLG: 0.400	X 0-0 ② F7		X 0-0 ②③ G4-6-3 1-2f		X 0-0 12 CS 2-3 1B		SSS 0-3 ② K		X 0-0 ②③ G4-6-3 1-2f	3	0	1	0	0	0	2
38 Ernie Yake, L (5, PR) OBP: 0.286, SLG: 0.286 (5, 5)										2	0	0	0	0	1	2
12 Kyle Farmer, R (6, 4) OBP: 0.333, SLG: 0.649	BBBB 4-0 BB			X 0-0 27 HR 1B	BX 1-0 ②③ L6 1-2		X 0-0 1-H HR			2	1	1	0	1	0	3
84 Hernán Pérez, R (1, 5) OBP: 0.333, SLG: 1.333 (5, 6)										1	1	1	2	0	0	0
8 Christian Vázquez, R (1, 2) OBP: 0.172, SLG: 0.148	SCC 0-3 ③ K			X 0-0 ① L5		X 0-0 ① F8	SSS 0-3 ③ K			3	0	0	0	0	1	2
32 Tony Wolters, L (6, 2) OBP: 0.240, SLG: 0.050										1	0	0	0	0	1	0
27 Ryan Jeffers, R (1, 10) OBP: 0.297, SLG: 0.559		X 0-0 ① F7		X 0-0 1-H HR		X 0-0 ② F8		X 0-0 ① F7		3	1	1	2	0	0	0
12 Mikey Perez, R (8, PH) OBP: 0.444, SLG: 0.667 (8, 10)										1	0	0	0	0	0	0
2 Michael Taylor, R (1, 8) OBP: 0.319, SLG: 0.442		X 0-0 ② F8		X 0-0 ② G6-3		BBBB 4-0 50 HR BB		X 0-0 89 1B 2B		2	0	0	0	1	0	0
55 Mark Contreras, L (6, PR) OBP: 0.326, SLG: 0.432 (6, 8)										1	2	1	0	0	0	0
50 Willi Castro, S (1, 4) OBP: 0.383, SLG: 0.590		CSC 0-3 ③ K		H 1-0 HBP		X 0-0 1-H HR		X 0-0 ② 2-H 1B		2	1	1	2	0	1	0
89 Andrew Bechtold, R (6, 5) OBP: 0.212, SLG: 0.138										1	0	1	1	0	0	0
30 Kyle Garlick, R (1, 7) OBP: 0.194, SLG: 0.355			X 0-0 2B	X 0-0 ③ F7		X 0-0 ③ F8		SSS 0-3 ③ K		3	0	1	0	0	0	2
21 Will Holland, R (6, 7) OBP: 0.409, SLG: 0.353										1	0	0	0	0	1	0
56 Kala'i Rosario, R (1, 9) OBP: 0.381, SLG: 0.789			X 0-0 ① L7		CCC 0-3 ① K		CSS 0-3 ① K		SCS 0-3 ① K	4	0	0	0	0	3	1
9 DaShawn Keirsey Jr., L (9, 9) OBP: 0.375, SLG: 0.357										0	0	0	0	0	0	0
Inning Stats	R: 0 E: 0 K: 1 S: 6 H: 0 LOB: 1 BB: 1 P: 10	R: 0 E: 0 K: 1 S: 5 H: 0 LOB: 0 BB: 0 P: 5	R: 0 E: 0 K: 0 S: 3 H: 1 LOB: 1 BB: 1 P: 7	R: 2 E: 0 K: 0 S: 5 H: 2 LOB: 1 BB: 0 P: 6	R: 0 E: 0 K: 1 S: 6 H: 2 LOB: 3 BB: 0 P: 7	R: 2 E: 0 K: 0 S: 4 H: 1 LOB: 1 BB: 1 P: 8	R: 2 E: 0 K: 3 S: 11 H: 2 LOB: 0 BB: 0 P: 11	R: 1 E: 0 K: 1 S: 6 H: 2 LOB: 0 BB: 0 P: 6	R: 0 E: 0 K: 1 S: 4 H: 0 LOB: 0 BB: 1 P: 8	1B: 4 2B: 3 3B: 0 HR: 3 SF: 0 SAC: 0 DP: 2 HBP: 1							

AB	33
R	7
H	10
RBI	7
BB	4
SO	8
LOB	12

WP: 0 PB: 0 SB: 0 CS: 1 PA: 38

PITCHER		IP	WLS	BF	H	R	ER	SO	BB	IBB	HBP	BLK	WP	HR	S	P	ERA	WHIP
41 Chris Sale, L ERA: 4.8	(1, 1)	5.0		21	5	2	2	3	2	0	1	0	0	1	25	35	3.60	1.400
61 Kaleb Ort, R ERA: 9.64	(6, 1)	1.0	L	5	1	2	2	0	1	0	0	0	0	1	4	8	18.00	2.000
Richard Bleier, L ERA: 3.86	(7, 1)	1.0		5	2	2	2	3	0	0	0	0	0	1	11	11	18.00	2.000
46 John Schreiber, R ERA: 7.0	(8, 1)	1.0		4	2	1	1	1	0	0	0	0	0	0	6	6	9.00	2.000
80 Jordan DiValerio, R ERA:	(9, 1)	1.0		3	0	0	0	1	1	0	0	0	0	0	4	8	0.00	1.000

PITCHER	IP	WLS	BF	H	R	ER	SO	BB	IBB	HBP	BLK	WP	HR	S	P	ERA	WHIP

BOTTOM

Minnesota Twins @ Boston Red Sox

JetBlue Park, Ft. Myers, FL

Sun Mar 26 2023, 1:09 PM - 3:41 PM EDT

Att. 9,098 - Sunny - 88 F

livebaseballscorecards.com

Batter	1	2	3	4	5	6	7	8	9	AB	R	H	RBI	BB	SO	LOB
99 Alex Verdugo, L (1, 9) OBP: 0.400, SLG: 0.400 17 Raimel Tapia, L (6, 9) OBP: 0.378, SLG: 0.585	G5-3		K		F7		23 BB		L7	3 1	0 0	0 0	0 0	0 1	1 0	2 0
11 Rafael Devers, L (1, 5) OBP: 0.394, SLG: 0.533 23 Niko Goodrum, S (6, 5) OBP: 0.288, SLG: 0.178	F8			HR	2 1B 1-3 1B		1-2 BB			3 0	1 0	2 0	1 0	0 1	0 0	0 0
2 Justin Turner, R (1, 10) OBP: 0.536, SLG: 0.524 30 Rob Refsnyder, R (5, PR) OBP: 0.314, SLG: 0.293 (6, 10)	G1-3			18 2B BB	7 BB 1-3 3-H 1B		K			2 1	0 0	1 0	1 0	1 0	0 1	0 2
7 Masataka Yoshida, L (1, 7) OBP: 0.273, SLG: 0.222 16 Jarren Duran, L (5, PR) OBP: 0.500, SLG: 0.786 (6, 7)		K		F8	1-2 BB		F7			2 1	0 0	0 0	0 0	1 0	1 0	1 2
18 Adam Duvall, R (1, 8) OBP: 0.364, SLG: 0.638 31 Greg Allen, S (6, 8) OBP: 0.292, SLG: 0.400		K		1-3 2B	K			G3-1		3 1	0 0	1 0	0 0	0 0	2 0	3 0
36 Triston Casas, L (1, 3) OBP: 0.397, SLG: 0.615 92 Alex Binelas, L (7, 3)		K		39 G4-6-3 BB		K		G4-3		2 1	0 0	0 0	0 0	1 0	2 0	0 0
39 Christian Arroyo, R (1, 4) OBP: 0.339, SLG: 0.508 87 Eddinson Paulino, L (6, PR) OBP: 0.286, SLG: 0.417 (7, 4)			G6-3	1-2f G4-6-3		38 F9-3 1B		K		3 1	0 0	1 0	0 0	0 0	0 1	3 0
3 Reese McGuire, L (1, 2) OBP: 0.286, SLG: 0.314 38 Jorge Alfaro, R (6, 2) OBP: 0.520, SLG: 0.870			G6-3		29 FC4-6 BB	F9-3 1-1			P3	1 2	0 0	0 0	0 0	1 0	0 0	0 1
5 Enrique Hernández, R (1, 6) OBP: 0.231, SLG: 0.136 29 Bobby Dalbec, R (5, 6) OBP: 0.304, SLG: 0.510			HBP		11 1B 2 1B 1-2f FC4-6		G6-3		L6	0 3	0 1	0 0	0 0	0 0	0 0	0 1
Inning Stats	R: 0 H: 0 E: 0 LOB: 0 K: 0 BB: 0 S: 3 P: 3	R: 0 H: 0 E: 0 LOB: 0 K: 3 BB: 0 S: 9 P: 9	R: 0 H: 0 E: 0 LOB: 1 K: 1 BB: 0 S: 5 P: 6	R: 1 H: 2 E: 0 LOB: 2 K: 0 BB: 2 S: 5 P: 16	R: 1 H: 2 E: 0 LOB: 3 K: 1 BB: 2 S: 7 P: 15	R: 0 H: 1 E: 0 LOB: 1 K: 1 BB: 0 S: 5 P: 5	R: 0 H: 0 E: 0 LOB: 2 K: 1 BB: 2 S: 5 P: 13	R: 0 H: 0 E: 0 LOB: 0 K: 1 BB: 0 S: 5 P: 5	R: 0 H: 0 E: 0 LOB: 0 K: 0 BB: 0 S: 3 P: 3	1B: 3 2B: 2 3B: 0 HR: 1	SF: 0 SAC: 0 DP: 2 HBP: 1					

	AB	30
	R	2
	H	5
	RBI	2
	BB	6
	SO	8
	LOB	15

PITCHER		IP	WLS	BF	H	R	ER	SO	BB	IBB	HBP	BLK	WP	HR	S	P	ERA	WHIP
54 Sonny Gray, R ERA: 1.86	(1, 1)	3.0		10	0	0	0	4	0	0	1	0	0	0	17	18	0.00	0.000
77 Cole Sands, R ERA: 5.25	(4, 1)	1.2	B	12	4	2	2	0	4	0	0	0	0	1	9	28	10.80	4.800
46 Jose Bravo, R ERA:	(5, 1)	0.1	W	1	0	0	0	1	0	0	0	0	0	0	3	3	0.00	0.000
66 Jorge Alcala, R ERA: 1.86	(6, 1)	2.0	H	8	1	0	0	2	2	0	0	0	0	0	10	18	0.00	1.500
59 Jhoan Duran, R ERA:	(8, 1)	1.0		3	0	0	0	1	0	0	0	0	0	0	5	5	0.00	0.000

PITCHER		IP	WLS	BF	H	R	ER	SO	BB	IBB	HBP	BLK	WP	HR	S	P	ERA	WHIP
91 Connor Sadzeck, R ERA: 11.57	(9, 1)	1.0		3	0	0	0	0	0	0	0	0	0	0	3	3	0.00	0.000

WP: 0 PA: 37
PB: 0
SB: 0
CS: 0

Batter	1	2	3	4	5	6	7	8	9	AB	R	H	RBI	BB	SO	LOB
99 Alex Verdugo, L (1, 9) OBP: 0.333, SLG: 0.333	B X 1-0 ① G6-3			X 0-0 ① F9		X 0-0 ③ G4-3		S S S 0-3 ② K		3	0	0	0	0	0	1
88 Chase Meidroth, R (6, 5) OBP: 0.500, SLG: 0.500										1	0	0	0	0	1	2
11 Rafael Devers, L (1, 5) OBP: 0.400, SLG: 0.516	B B B 4-0 2 G6-4-3 BB			X 0-0 ② F7			X 0-0 ① G5-3	X 0-0 87 HBP 1B 1-2 2-3		1	0	0	0	1	0	0
30 Rob Refsnyder, R (6, 9) OBP: 0.321, SLG: 0.302										2	0	1	0	0	0	0
85 Jonathan Diaz, L (8, PR) (8, 9)										0	0	0	0	0	0	0
2 Justin Turner, R (1, 3) OBP: 0.500, SLG: 0.478	1 SAFE X 0-0 ② ③ G6-4-3 1-2f			C C C 0-3 ③ K			X 0-0 ② P6	H 1-0 1-2 2-3 3-H HBP		2	0	0	0	0	1	1
87 Niko Kavadas, L (6, 3) OBP: 0.238, SLG: 0.222										1	0	0	1	0	0	0
7 Masataka Yoshida, L (1, 7) OBP: 0.286, SLG: 0.250		X 0-0 ① G1-3			X 0-0 ① G6-3		X 0-0 18 BB 1B	X 0-0 ③ G3-1		3	0	1	0	0	0	0
16 Jarren Duran, L (7, PR) (7, 7) OBP: 0.474, SLG: 0.733										1	0	0	0	0	0	3
18 Adam Duvall, R (1, 8) OBP: 0.362, SLG: 0.612		C C C 0-3 ② K			S S S 0-3 ② K		B B B 4-0 1-2 BB		B B B 4-0 BB	2	0	0	0	1	2	0
31 Greg Allen, S (7, PR) (7, 8) OBP: 0.306, SLG: 0.400										0	0	0	0	1	0	0
36 Triston Casas, L (1, 10) OBP: 0.377, SLG: 0.582		S S S 0-3 ③ K			X 0-0 ③ F7		X 0-0 ③ F8		S S S 0-3 ① K	3	0	0	0	0	1	2
86 Edwin Díaz, R (9, PH)										1	0	0	0	0	1	1
5 Enrique Hernández, R (1, 6) OBP: 0.214, SLG: 0.125			X 0-0 ① P3			X 0-0 ① G6-3		X 0-0 30 1B 87 HBP 2B	S S S 0-3 ② K	2	0	0	0	0	0	0
23 Niko Goodrum, S (7, 6) OBP: 0.296, SLG: 0.213										2	1	1	0	0	1	1
12 Connor Wong, R (1, 2) OBP: 0.250, SLG: 0.250			S S S 0-3 ② K			S S S 0-3 ② K		C C C 0-3 ① K	X 0-0 ③ F7	3	0	0	0	0	3	1
96 Elih Marrero, S (8, 2) OBP: 0.250, SLG: 0.250										1	0	0	0	0	0	1
20 Yu Chang, R (1, 4) OBP: 0.333, SLG: 0.667			X 0-0 ③ F8			X 0-0 2B		X 0-0 E5 87 HBP 30 1B		3	0	1	0	0	0	1
75 Tyler McDonough, S (8, PR) (8, 4) OBP: 0.556, SLG: 1.111										0	0	0	0	0	0	0

TOP

Boston Red Sox @ Atlanta Braves

CoolToday Park, North Port, FL

Mon Mar 27 2023, 1:01 PM - 5:42 PM EDT

Att. 6,585 - Partly Cloudy - 86 F

livebaseballscorecards.com

AB	31
R	1
H	4
RBI	1
BB	3
SO	10
LOB	14

Inning Stats	1	2	3	4	5	6	7	8	9
	R: 0 E: 0 K: 0 S: 2	R: 0 E: 0 K: 2 S: 7	R: 0 E: 0 K: 1 S: 5	R: 0 E: 0 K: 1 S: 5	R: 0 E: 0 K: 1 S: 5	R: 0 E: 0 K: 1 S: 6	R: 0 E: 0 K: 0 S: 4	R: 1 E: 1 K: 2 S: 10	R: 0 E: 0 K: 2 S: 7
	H: 0 LOB: 0 BB: 1 P: 7	H: 0 LOB: 0 BB: 0 P: 7	H: 0 LOB: 0 BB: 0 P: 5	H: 0 LOB: 0 BB: 0 P: 5	H: 0 LOB: 0 BB: 0 P: 5	H: 1 LOB: 1 BB: 0 P: 6	H: 1 LOB: 2 BB: 1 P: 8	H: 2 LOB: 3 BB: 0 P: 11	H: 0 LOB: 1 BB: 1 P: 11

1B: 2	SF: 0	WP: 0
2B: 2	SAC: 0	PB: 0
3B: 0	DP: 1	SB: 0
HR: 0	HBP: 1	CS: 0

PA: 35

PITCHER		IP	WLS	BF	H	R	ER	SO	BB	IBB	HBP	BLK	WP	HR	S	P	ERA	WHIP
60 Jesse Chavez, R ERA: 4.32	(1, 1)	1.0		3	0	0	0	0	1	0	0	0	0	0	2	7	0.00	1.000
52 Dylan Lee, L ERA:	(2, 1)	1.0	W	3	0	0	0	2	0	0	0	0	0	0	7	7	0.00	0.000
32 Collin McHugh, R ERA: 1.69	(3, 1)	1.0	H	3	0	0	0	1	0	0	0	0	0	0	5	5	0.00	0.000
61 Nick Anderson, R ERA: 2.7	(4, 1)	1.0		3	0	0	0	1	0	0	0	0	0	0	5	5	0.00	0.000
63 Lucas Luetge, L ERA: 5.4	(5, 1)	1.0		3	0	0	0	1	0	0	0	0	0	0	5	5	0.00	0.000
77 Joe Jiménez, R ERA: 3.18	(6, 1)	1.0		4	1	0	0	1	0	0	0	0	0	0	6	6	0.00	1.000
83 Luis De Avila, L ERA:	(7, 1)	1.2		11	3	1	0	2	1	0	1	0	0	0	13	18	0.00	2.400
19 Alec Barger, R ERA:	(8, 1)	1.1	S	5	0	0	0	2	1	0	0	0	0	0	8	12	0.00	0.750

Boston Red Sox @ Atlanta Braves

CoolToday Park, North Port, FL

Mon Mar 27 2023, 1:01 PM - 5:42 PM EDT

Att. 6,585 - Partly Cloudy - 86 F

BOTTOM

Batter	1	2	3	4	5	6	7	8	9	AB	R	H	RBI	BB	SO	LOB
13 Ronald Acuña Jr., R (1, 10) OBP: 0.371, SLG: 0.467	0-3 K		4-0 28 HR BB	4-0 1-2 28 G4-6-3 BB		0-3 K				2	1	0	0	2	2	1
28 Matt Olson, L (1, 3) OBP: 0.519, SLG: 1.023 71 Hudson Potts, R (7, 3)	0-0 P3		1-0 1-H HR	0-0 1-2f G4-6-3			0-3 K			3	1	1	2	0	0	3
										1	0	0	0	0	1	0
27 Austin Riley, R (1, 5) OBP: 0.392, SLG: 0.524 75 Luke Waddell, L (7, 5) OBP: 0.286, SLG: 0.167	0-3 K		0-0 G6-3		0-0 F9		0-0 L7			3	0	0	0	0	1	0
										1	0	0	0	0	0	0
12 Sean Murphy, R (1, 2) OBP: 0.353, SLG: 0.433 58 Arden Pabst, R (7, 2) OBP: 0.250, SLG: 0.250		0-0 G5-3	1-0 HR		0-3 K		0-3 K			3	1	1	1	0	1	0
										1	0	0	0	0	1	0
23 Michael Harris II, L (1, 8) OBP: 0.353, SLG: 0.543 2 Douglas Glod, R (7, 8)		0-0 8 HR 3B	0-3 K		0-0 1B			0-3 K		3	1	2	0	0	1	0
										1	0	0	0	0	1	0
1 Ozzie Albies, S (1, 4) OBP: 0.390, SLG: 0.580 9 Ehire Adrianza, S (7, 6) OBP: 0.354, SLG: 0.400		4-0 8 S 8 HR BB	0-3 K		0-0 F7			0-3 K		2	1	0	0	1	1	1
										1	0	0	0	0	1	0
8 Eddie Rosario, L (1, 7) OBP: 0.259, SLG: 0.500 17 Kevin Pillar, R (7, 7) OBP: 0.293, SLG: 0.432		3-1 1-H 3-H HR		0-0 P4		0-0 1B		0-0 F8		3	1	2	3	0	0	0
										1	0	0	0	0	0	0
14 Sam Hilliard, L (1, 9) OBP: 0.509, SLG: 0.563 16 Stephen Paolini, L (7, 9) OBP: 0.500, SLG: 1.000		0-0 1B		4-0 11 1B 11 S BB		0-3 K				2	0	1	0	1	1	1
										0	0	0	0	0	0	0
11 Orlando Arcia, R (1, 6) OBP: 0.422, SLG: 0.513 4 Cade Bunnell, L (7, 4) OBP: 0.615, SLG: 0.800		0-0 L8		0-1 1-3 13 BB 1B		0-3 K				3	0	1	0	0	1	1
										0	0	0	0	0	0	0
Inning Stats	R: 0 E: 0 K: 2 S: 7 H: 0 LOB: 0 BB: 0 P: 7	R: 3 E: 0 K: 0 S: 6 H: 3 LOB: 0 BB: 1 P: 13	R: 3 E: 0 K: 2 S: 9 H: 2 LOB: 0 BB: 1 P: 15	R: 0 E: 0 K: 0 S: 4 H: 1 LOB: 2 BB: 2 P: 12	R: 0 E: 0 K: 1 S: 6 H: 1 LOB: 1 BB: 0 P: 6	R: 0 E: 0 K: 3 S: 10 H: 1 LOB: 1 BB: 0 P: 10	R: 0 E: 0 K: 2 S: 7 H: 0 LOB: 0 BB: 0 P: 7	R: 0 E: 0 K: 2 S: 7 H: 0 LOB: 0 BB: 0 P: 7		1B: 4 2B: 0 3B: 1 HR: 3	SF: 0 SAC: 0 DP: 1 HBP: 0					

livebaseballscorecards.com

AB	30
R	6
H	8
RBI	6
BB	4
SO	12
LOB	7

WP: 0 PB: 0 SB: 2 CS: 0 PA: 34

PITCHER		IP	WLS	BF	H	R	ER	SO	BB	IBB	HBP	BLK	WP	HR	S	P	ERA	WHIP
89 Tanner Houck, R ERA: 9.74	(1, 1)	3.0	L	15	5	6	6	4	2	0	0	0	0	3	22	35	18.00	2.333
74 Kenley Jansen, R ERA: 6.35	(4, 1)	1.0		5	1	0	0	0	2	0	0	0	0	0	4	12	0.00	3.000
55 Chris Martin, R ERA: 6.43	(5, 1)	1.0		4	1	0	0	1	0	0	0	0	0	0	6	6	0.00	1.000
25 Josh Winckowski, R ERA: 1.13	(6, 1)	2.0		7	1	0	0	5	0	0	0	0	0	0	17	17	0.00	0.500
95 Oddanier Mosqueda, L ERA: 2.25	(8, 1)	1.0		3	0	0	0	2	0	0	0	0	0	0	7	7	0.00	0.000

PITCHER	IP	WLS	BF	H	R	ER	SO	BB	IBB	HBP	BLK	WP	HR	S	P	ERA	WHIP

Atlanta Braves @ Boston Red Sox

JetBlue Park, Ft. Myers, FL

Tue Mar 28 2023, 1:09 PM - 3:52 PM EDT

Att. 7,759 - Partly Cloudy - 87 F

TOP

livebaseballscorecards.com

Batter	1	2	3	4	5	6	7	8	9	AB	R	H	RBI	BB	SO	LOB
13 Ronald Acuña Jr., R (1, 9) OBP: 0.421, SLG: 0.500 39 Kevin Kilpatrick Jr., R (4, PR) OBP: 0.400, SLG: 0.250 (4, 8)	0-0 27 1B 23 FC3-6 1B		0-0 28 2B 23 1B 1B	B B B B 4-0 BB		S S S 0-3 ② K		0-0 82 S 1B		2 2 2 0 1 0 0 2 0 1 0 0 1 0						
28 Matt Olson, L (1, 3) OBP: 0.509, SLG: 1.000 82 Drew Lugbauer, L (4, 3) OBP: 0.308, SLG: 0.182	0-0 ① P5		0-0 1-3 23 1B 2B	1 SAFE S S S 0-3 ② K		S S S 0-3 ③ K		1 SAFE B B B B 4-0 1-2 59 G4-6-3 BB		3 1 1 0 0 1 2 1 0 0 0 1 1 0						
27 Austin Riley, R (1, 5) OBP: 0.389, SLG: 0.511 59 Nacho Alvarez Jr., R (4, 5) OBP: 0.364, SLG: 0.636	0-0 23 FC3-6 20 BB 1-3 1B		S T C 0-3 ① K	0-0 ③ L4			0-0 9 2B 2B	0-0 ② ③ G4-6-3 1-2f		3 0 1 0 0 1 3 2 1 1 0 0 0 2						
20 Marcell Ozuna, R (1, 7) OBP: 0.373, SLG: 0.481 30 Jacob Pearson, L (4, 7) OBP: 0.231, SLG: 0.091	B B B B 4-0 23 FC3-6 1-2 BB		S S S 0-3 ② K	0-0 ① G6-3		B B B B 4-0 9 2B BB		0-3 ① K	S S S 0-3 ① K	1 0 0 0 1 1 2 2 0 0 0 1 1 0						
23 Michael Harris II, L (1, 8) OBP: 0.358, SLG: 0.542 17 Kevin Pillar, R (4, 9) OBP: 0.273, SLG: 0.400	0-0 ② FC3-6 1-2f 2-3 3-H		0-0 1 2B 2-H 3-H 1B	0-0 ② G6-3			S S S 0-3 ① K		S S S 0-3 ② K	2 1 1 3 0 0 2 3 0 0 0 0 2 2						
1 Ozzie Albies, S (1, 4) OBP: 0.393, SLG: 0.596 9 Ehire Adrianza, S (4, 4) OBP: 0.392, SLG: 0.476	0-0 ③ G6-3		0-0 1-H 2B	B B B B 4-0 12 1B 49 1B BB			0-0 1-3 2-H 2B		0-0 2B	2 0 1 1 0 0 2 2 1 2 1 1 0 0						
16 Travis d'Arnaud, R (1, 2) OBP: 0.242, SLG: 0.233 12 Sean Murphy, R (4, 2) OBP: 0.371, SLG: 0.452 94 Alexander Martinez, R (6, 2)		0-0 ① F8	S S S 0-3 ③ K		0-0 49 1B 1-3 1B	S S S 0-3 ② K			0-0 ③ G6-3	2 0 0 0 0 1 1 1 0 1 0 0 0 0 2 0 0 0 0 1 3						
8 Eddie Rosario, L (1, 10) OBP: 0.241, SLG: 0.464 49 Ethan Workinger, R (5, PH) OBP: 0.750, SLG: 0.667 (5, 10) 45 Geraldo Quintero, S (7, PH) (7, 10)	S S S 0-3 ② K		0-0 ① P4	0-0 ③ 1-3 3-H 1B		0-0 F8				2 0 0 0 0 1 0 1 0 1 1 0 0 0 1 0 0 0 0 0 2						
11 Orlando Arcia, R (1, 6) OBP: 0.426, SLG: 0.585 78 Cal Conley, L (4, 6) OBP: 0.056, SLG: 0.111	0-0 ③ F8		B B S X 2-1 HR	S S S 0-3 ① K		0-0 F9				2 1 1 1 0 0 0 2 0 0 0 0 1 0						

Inning Stats	1	2	3	4	5	6	7	8	9
	R: 1 H: 2 E: 0 LOB: 2 K: 0 BB: 1 S: 5 P: 9	R: 0 H: 0 E: 0 LOB: 0 K: 1 BB: 0 S: 5 P: 5	R: 3 H: 4 E: 0 LOB: 1 K: 3 BB: 0 S: 13 P: 13	R: 1 H: 1 E: 0 LOB: 1 K: 1 BB: 1 S: 7 P: 13	R: 1 H: 2 E: 0 LOB: 2 K: 0 BB: 1 S: 4 P: 8	R: 0 H: 0 E: 0 LOB: 0 K: 3 BB: 0 S: 9 P: 9	R: 1 H: 2 E: 0 LOB: 2 K: 2 BB: 1 S: 9 P: 13	R: 0 H: 1 E: 0 LOB: 1 K: 0 BB: 1 S: 3 P: 7	R: 0 H: 1 E: 0 LOB: 1 K: 2 BB: 0 S: 8 P: 8

	1B: 7	SF: 0	WP: 0	PA: 43
	2B: 5	SAC: 0	PB: 0	
	3B: 0	DP: 1	SB: 1	
	HR: 1	HBP: 0	CS: 0	

	AB	38
	R	7
	H	13
	RBI	7
	BB	5
	SO	12
	LOB	21

PITCHER		IP	WLS	BF	H	R	ER	SO	BB	IBB	HBP	BLK	WP	HR	S	P	ERA	WHIP
50 Kutter Crawford, R ERA: 4.15	(1, 1)	4.0	L	21	7	5	5	5	2	0	0	0	0	1	30	40	11.25	2.250
Richard Bleier, L ERA: 4.5	(5, 1)	1.0		5	2	1	1	0	1	0	0	0	0	0	4	8	9.00	3.000
46 John Schreiber, R ERA: 6.3	(6, 1)	1.0		3	0	0	0	3	0	0	0	0	0	0	9	9	0.00	0.000
61 Kaleb Ort, R ERA: 9.58	(7, 1)	1.0		6	2	1	1	2	1	0	0	0	0	0	9	13	9.00	3.000
79 Luis De La Rosa, R ERA:	(8, 1)	1.0		4	1	0	0	0	1	0	0	0	0	0	3	7	0.00	2.000

PITCHER		IP	WLS	BF	H	R	ER	SO	BB	IBB	HBP	BLK	WP	HR	S	P	ERA	WHIP
78 Theo Denlinger, R ERA:	(9, 1)	1.0		4	1	0	0	2	0	0	0	0	0	0	8	8	0.00	1.000

Atlanta Braves @ Boston Red Sox

JetBlue Park, Ft. Myers, FL

Tue Mar 28 2023, 1:09 PM - 3:52 PM EDT

Att. 7,759 - Partly Cloudy - 87 F

BOTTOM

Batter	1	2	3	4	5	6	7	8	9	AB	R	H	RBI	BB	SO	LOB
99 Alex Verdugo, L (1, 9) OBP: 0.300, SLG: 0.300	G6-3	G3			20 BLK; 20 1B 2B	G6-3 2-3		1B		2	0	0	0	0	0	1
17 Raimel Tapia, L (3, 9) OBP: 0.383, SLG: 0.605 (4, 8)										2	1	1	0	0	0	1
79 Tyler Dearden, L (8, PH) OBP: 0.500, SLG: 0.778 (9, 9)										1	0	1	0	0	0	0
11 Rafael Devers, L (1, 5) OBP: 0.405, SLG: 0.545	2 G4-3; 7 HR 2B		F7		91 FC5-4 1B 2-H	K2-3		K		2	1	1	0	0	0	0
20 Yu Chang, R (4, 5) OBP: 0.333, SLG: 0.500 (5, 6)										3	0	1	1	0	2	2
2 Justin Turner, R (1, 10) OBP: 0.500, SLG: 0.520	G4-3 2-3		2B		FC5-4; G3; 30 BB 1-2f		F9	F8		2	0	1	0	0	0	1
91 Matthew Lugo, R (3, PR) OBP: 0.350, SLG: 0.529 (4, 10) (9, 5)										3	0	0	0	0	0	2
7 Masataka Yoshida, L (1, 7) OBP: 0.375, SLG: 0.538	HR 3-H		18 G6-4-3 BB		G3 BB 1-2		1B 1B		K	1	1	1	2	1	0	0
30 Rob Refsnyder, R (3, PR) OBP: 0.345, SLG: 0.318 (4, 9)										1	0	1	0	1	0	0
78 Theo Denlinger, R (9, 1)										0	0	0	0	0	0	0
86 Matt Donlan, R (9, PH)										1	0	0	0	0	1	0
18 Adam Duvall, R (1, 8) OBP: 0.350, SLG: 0.588	F7		G6-4-3 1-2f		G3 1-2 2-3		1-3 1B		G4-3	2	0	0	0	0	0	2
Jarren Duran, L (4, 7) OBP: 0.455, SLG: 0.667 (9, 8)										3	0	1	0	0	0	2
36 Triston Casas, L (1, 3) OBP: 0.381, SLG: 0.632		HR		F8	BB		K		94 S BB	2	1	1	1	0	0	0
87 Niko Kavadas, L (5, 3) OBP: 0.292, SLG: 0.211										1	0	0	0	2	1	2
39 Christian Arroyo, R (1, 4) OBP: 0.344, SLG: 0.500	G5-3			3 WP BB	G4-3	G6-3			K 1-2	1	0	0	0	1	0	0
94 Christian Koss, R (4, PR) OBP: 0.136, SLG: 0.143 (5, 4) (9, 7)										3	0	0	0	0	1	6
3 Reese McGuire, L (1, 2) OBP: 0.295, SLG: 0.306	BB			F8 1-2		L6		HR		1	0	0	0	1	0	1
12 Connor Wong, R (6, 2) OBP: 0.300, SLG: 0.600										2	1	1	1	0	0	0
5 Enrique Hernández, R (1, 6) OBP: 0.200, SLG: 0.115	P6		K			17 G6-3 2B		G6-3		2	0	0	0	0	1	3
86 Edwin Díaz, R (5, 5) OBP: 0.111, SLG: 0.222 (9, 4)										2	0	1	0	0	0	0
Inning Stats	R: 2 E: 0 K: 0 S: 5 H: 2 LOB: 0 BB: 0 P: 6	R: 1 E: 0 K: 0 S: 5 H: 1 LOB: 1 BB: 1 P: 10	R: 0 E: 0 K: 0 S: 3 H: 1 LOB: 2 BB: 1 P: 7	R: 0 E: 0 K: 1 S: 5 H: 0 LOB: 2 BB: 1 P: 10	R: 1 E: 0 K: 0 S: 5 H: 2 LOB: 3 BB: 2 P: 13	R: 0 E: 0 K: 1 S: 6 H: 1 LOB: 1 BB: 0 P: 6	R: 0 E: 0 K: 1 S: 7 H: 2 LOB: 2 BB: 0 P: 7	R: 1 E: 0 K: 1 S: 7 H: 2 LOB: 1 BB: 0 P: 7	R: 0 E: 0 K: 2 S: 7 H: 0 LOB: 1 BB: 1 P: 11	1B: 4 2B: 4 3B: 0 HR: 3	SF: 0 SAC: 0 DP: 1 HBP: 0						

livebaseballscorecards.com

AB	37
R	5
H	11
RBI	5
BB	6
SO	6
LOB	23

WP: 1 PB: 0 SB: 1 CS: 0 PA: 43

PITCHER		IP	WLS	BF	H	R	ER	SO	BB	IBB	HBP	BLK	WP	HR	S	P	ERA	WHIP
50 Charlie Morton, R ERA: 6.0	(1, 1)	2.1	W	13	4	3	3	0	2	0	0	0	0	2	12	22	11.57	2.571
87 Alex Segal, L ERA:	(3, 1)	0.2	H	1	0	0	0	0	0	0	0	0	0	0	1	1	0.00	0.000
84 Jared Shuster, L ERA: 1.74	(4, 1)	2.0	H	11	2	1	1	1	3	0	0	1	1	0	10	23	4.50	2.500
81 Victor Vodnik, R ERA: 10.8	(6, 1)	2.0	H	9	3	0	0	2	0	0	0	0	0	0	13	13	0.00	1.500
39 Jake McSteen, L ERA: 4.5	(8, 1)	1.0	H	5	2	1	1	1	0	0	0	0	0	1	7	7	9.00	2.000

PITCHER		IP	WLS	BF	H	R	ER	SO	BB	IBB	HBP	BLK	WP	HR	S	P	ERA	WHIP
25 Trey Riley, R ERA:	(9, 1)	1.0	S	4	0	0	0	2	1	0	0	0	0	0	7	11	0.00	1.000

Baltimore Orioles @ Boston Red Sox

Fenway Park, Boston, MA

Thu Mar 30 2023, 2:13 PM - 5:22 PM EDT

Att. 36,049 - Sunny - 38 F

livebaseballscorecards.com

Batter	1	2	3	4	5	6	7	8	9	AB	R	H	RBI	BB	SO	LOB
31 Cedric Mullins, L (1, 8) OBP: 0.500, SLG: 0.250	B SI 88 C SI 88 C CH 82 F CU 81 S SI 88 1-3 K ①		X CU 80 0-0 P6 ① C SI 86 F CH 79 F FC 86 B CH 83 F CU 80 X SI 87 1-2 1B ②	F SI 86 B FC 85 F FC 85 F FC 85 F CU 80 B SI 87 D CH 83 B FC 85 4-2 6 BB 35 WP 1-2 BB	B FF 93 C FF 94 S SL 82 B SL 87 B FF 94 D SL 84 4-2 35 S 35 1B 1-3 BB		X SL 84 0-0 35 S 35 1B 3-H 1B		C FC 90 F FS 86 F FF 94 1 SAFE X ST 83 0-2 L4-3 ①② 1-1	4	2	1	1	2	1	1
35 Adley Rutschman, S (1, 2) OBP: 1.000, SLG: 1.600	B SI 87 B SI 88 X SI 87 2-0 HR		C SI 86 F CH 79 F FC 86 B CH 83 F CU 80 X SI 87 1-2 1B ②	B CH 81 C SL 85 D CH 81 B CH 82 B CH 81 4-1 6 BB 1-2 2-3 3-H BB	C FF 93 F FF 93 F SL 84 B FF 92 X FF 92 1-2 1-H 3-H 1B		B FF 95 D SL 84 B FF 94 X FF 94 3-0 ② 1-H 1B		C SI 95 X FF 95 0-1 25 1B 1B	5	1	5	4	1	0	0
25 Anthony Santander, S (1, 7) OBP: 0.333, SLG: 0.500 26 Ryan McKenna, R (9, PR) (9, 7)	B CU 78 C SI 87 B FC 85 C SI 88 B SI 88 S FC 86 3-3 K ②		F FC 85 X SI 86 0-1 2B	B FF 93 C FF 92 S FF 94 F CH 81 F SL 88 C FF 95 1-3 K ②	B FF 94 D SL 87 F FF 92 B FF 93 X SI 93 3-2 L8 ③		B SL 84 F SL 84 X FF 96 1-1 P2 ③		C ST 83 X FS 88 0-1 1B 1-2	6 0	0 0	2 0	0 0	0 0	2 0	4 0
6 Ryan Mountcastle, R (1, 3) OBP: 0.500, SLG: 0.500	B SI 88 F FC 84 S CU 80 F FC 86 B CU 80 B CH 83 B CU 81 4-2 2 BB BB		C CU 80 F CU 79 F FC 85 B CU 80 F FC 84 X FC 86 1-2 L3 ③	C FF 94 B FF 93 B SL 88 C FF 94 B FF 94 B FF 94 4-2 1-2 2-3 3-H BB		X FF 95 0-0 G4-3 ①		X SI 95 0-0 29 E 2B	C FC 92 C FC 92 X FF 94 0-2 L9 ③	4	0	1	1	2	0	3
2 Gunnar Henderson, L (1, 10)	B SI 88 B CU 79 D CU 79 S SI 88 B SI 88 4-1 1-2 BB			C CU 79 B SI 88 B CU 79 B CU 80 B SI 87 4-1 29 HR BB B SL 86 C FF 93 T FF 94 F FF 95 T FF 93 1-2 K ③		C FF 95 S FF 95 S FF 96 0-3 K ②		C FC 86 S FC 86 X FF 94 0-2 F7 ①	3	1	0	0	2	2	4
29 Ramón Urías, R (1, 5) OBP: 0.600, SLG: 1.250	C CU 81 X FC 85 0-1 G6-3 ③			B CU 79 X FC 84 1-0 1-H HR	B FF 94 B FF 95 B FF 95 C FF 95 H SI 94 4-1 21 G6-4-3 HBP	C FF 95 X SL 83 0-1 21 FC5-4 1B		B SL 82 F SI 94 C FC 87 X SL 84 1-2 FC6 2-3		4	1	2	2	0	0	3
21 Austin Hays, R (1, 9)		C SI 87 B SI 88 B CU 80 B SI 88 S CU 80 C CU 80 3-3 K ①	C SI 87 X FC 84 0-1 L3 ①	D SL 86 X SI 93 1-0 G6-4-3 ①② 1-2f	C FF 94 F FF 96 X SL 83 0-2 FC5-4 ③ 1-2f			C SL 84 S FC 88 C SI 95 0-3 K ②		5	0	0	0	0	2	4
12 Adam Frazier, L (1, 4) OBP: 0.600, SLG: 1.000		B SI 88 F FC 86 F CH 82 B SI 88 F FC 86 F CH 82 B SI 88 F FC 86 F CH 82 3-3 K ② C SI 88	X CU 78 0-0 3 1B 35 WP 2B	B SL 83 B SL 86 C FF 94 C FF 94 F FF 94 B SL 86 B FF 91 4-2 3 S 3 1B BB		B FF 94 B FF 94 B FF 94 C FF 94 F FF 94 X FF 94 3-2 3 SH5-3 31 1B 2B	C FC 88 B SI 95 B CH 92 X FC 88 2-1 G3-1 ③		4	3	2	0	1	1	2
3 Jorge Mateo, R (1, 6) OBP: 0.750, SLG: 0.667		B FC 84 X SI 87 1-0 F9 ③	X SI 88 0-0 35 WP 31 S 6 BB 1B 2-3	D SL 83 1 SAFE B FF 93 C SI 94 X SI 94 2-1 31 WP 31 S 35 1B 1-H 1B		X FF 94 0-0 SH5-3 ① 2-3			B ST 83 B ST 82 C FF 93 B FC 91 3-1 31 L4-3 BB	3	2	2	1	1	0	0

	AB	38
	R	10
	H	15
	RBI	9
	BB	9
	SO	8
	LOB	21

Inning Stats										
	R: 1 E: 0 K: 2 S: 14	H: 1 LOB: 2 BB: 2 P: 28	R: 0 E: 0 K: 2 S: 11	H: 0 LOB: 0 BB: 0 P: 18	R: 0 E: 0 K: 0 S: 13	H: 2 LOB: 1 BB: 0 P: 15	R: 4 E: 0 K: 2 S: 22	H: 3 LOB: 3 BB: 4 P: 41	R: 3 E: 0 K: 0 S: 16	H: 2 LOB: 1 BB: 2 P: 35
	R: 0 E: 1 K: 1 S: 9	H: 1 LOB: 0 BB: 0 P: 9	R: 2 E: 0 K: 0 S: 8	H: 3 LOB: 0 BB: 0 P: 15	R: 0 E: 1 K: 1 S: 12	H: 1 LOB: 2 BB: 0 P: 15	R: 0 E: 0 K: 0 S: 12	H: 2 LOB: 2 BB: 1 P: 15	1B: 9 2B: 5 3B: 0 HR: 2	SF: 0 SAC: 1 DP: 2 HBP: 1
	WP: 2 PB: 0 SB: 5 CS: 0	PA: 49								

PITCHER		IP	WLS	BF	H	R	ER	SO	BB	IBB	HBP	BLK	WP	HR	S	P	ERA	WHIP
28 Corey Kluber, R ERA: 13.5	(1, 1)	3.1	L	19	6	5	5	4	4	0	0	0	0	2	48	80	13.50	3.000
76 Zack Kelly, R ERA:	(4, 1)	0.2		4	0	0	0	2	2	0	0	0	1	0	12	22	0.00	3.000
70 Ryan Brasier, R ERA: 27.0	(5, 1)	1.0		7	2	3	3	0	2	0	1	0	1	0	16	35	27.00	4.000
61 Kaleb Ort, R ERA: 9.0	(6, 1)	2.0		9	4	2	2	1	0	0	0	0	0	0	17	24	9.00	2.000
25 Josh Winckowski, R ERA:	(8, 1)	1.0		5	1	0	0	1	0	0	0	0	0	0	12	15	0.00	1.000

PITCHER		IP	WLS	BF	H	R	ER	SO	BB	IBB	HBP	BLK	WP	HR	S	P	ERA	WHIP
55 Chris Martin, R ERA:	(9, 1)	1.0		5	2	0	0	0	1	0	0	0	0	0	12	15	0.00	3.000

Batter	1	2	3	4	5	6	7	8	9	AB	R	H	RBI	BB	SO	LOB
99 Alex Verdugo, L (1, 9) OBP: 0.400, SLG: 0.800	B FF 91 X FF 92 1-0 11 G3 3B		C CU 80 B FF 92 X CH 84 1-1 ③ G3		F CH 83 B SI 91 C SI 89 F CH 83 B SI 92 B SI 91 X SI 90 3-2 ② ③ G4-6-3 1-2f		C FF 97 B SL 84 X SI 96 1-1 ③ G3-1		B FF 97 B FS 84 X FF 95 2-0 E8 7 E 1-3 1B	5	2	2	0	0	0	1
11 Rafael Devers, L (1, 5) OBP: 0.400, SLG: 0.600	F CU 78 B CH 84 X CH 83 1-1 ① G3 3-H			C FF 89 X CH 82 0-1 2 G6-3 18 1B 2B		C SI 89 F FC 89 B CU 80 X CU 78 1-2 2 1B 7 1B		F FF 95 B CH 83 F FF 96 F FF 97 1-2 ① K	S FS 85 T FS 85 S FF 99 0-3 ① K	5	2	2	1	0	2	2
2 Justin Turner, R (1, 10) OBP: 0.600, SLG: 0.500 30 Rob Refsnyder, R (9, PR)	B ST 80 B ST 82 F SI 93 F ST 79 B SI 93 C SI 92 3-3 ② K			C SI 90 X SI 90 0-1 ① G6-3 2-3		X SI 90 0-0 7 1B 36 G3 1-2 1B		S FF 95 S SL 89 B FF 96 B SL 88 B CH 81 B FF 95 4-2 7 1B 36 SF8 BB	C FF 97 F FF 100 X FS 86 0-2 7 E 3-H 1B	4 0	2 0	2 0	1 0	1 0	1 0	1 0
7 Masataka Yoshida, L (1, 7) OBP: 0.600, SLG: 0.500	B FF 93 S FC 88 B CH 86 F CH 85 F FC 89 F FC 90 X CH 84 2-2 ③ G4-3			C CH 83 H FC 89 1-1 36 BB 18 1B HBP		C FF 92 X FF 91 0-1 36 G3 1-3 2-H 1B		X FF 95 0-0 18 HBP 39 2B 1-3 1B	C FF 98 B FF 98 B FS 88 B FF 98 S FF 98 X FF 97 3-2 ② FC6 1-2 2-H	4	1	2	1	0	0	1
18 Adam Duvall, R (1, 8) OBP: 0.400, SLG: 0.250		C FF 91 B FC 87 B ST 81 X ST 80 2-1 ① P5		C ST 81 F ST 81 X ST 80 0-2 36 BB 1-2 3-H 1B		B FF 91 C FF 92 B CH 84 F FF 93 C FF 93 2-3 ① K		H FF 95 1-0 39 2B 1-2 HBP	C FF 98 F FF 99 S FS 87 0-3 ③ K	4	1	1	1	0	2	4
36 Triston Casas, L (1, 3)		C FF 93 B FC 90 B CH 85 B CH 85 S FC 89 F FC 90 F FC 89 C CH 85 3-3 ② K		D CU 78 D CH 82 B FC 88 B FF 92 4-0 39 G4-6-3 1-2 2-3 BB		C FF 93 B SL 84 B FF 92 X FF 94 2-1 ② G3 1-2 3-H		X FF 95 0-0 ② SF8 3-H		2	0	0	2	1	1	1
39 Christian Arroyo, R (1, 4) OBP: 0.250, SLG: 0.500	C FC 90 S ST 82 F ST 82 B ST 82 F ST 82 X ST 82 1-2 ③ G6-3			S ST 82 X SI 92 0-1 ② ③ G4-6-3 1-2f		B FF 91 B CH 84 S FF 90 F FF 92 D CH 86 S FF 91 3-3 ③ K		S FF 94 B FF 95 X SL 80 1-1 1-H 2-H 2B		4	0	1	2	0	1	4
3 Reese McGuire, L (1, 2) OBP: 0.500, SLG: 0.500 12 Connor Wong, R (7, PH) (8, 2)			X FC 88 0-0 ① F7		B FC 87 C FF 89 F FC 87 F CH 83 X SI 90 1-2 5 FC6-4 1B		F FF 95 C FF 96 X SI 96 0-2 ① G4-3	S ST 84 D FF 97 C ST 83 B ST 85 F ST 83 S CU 84 2-3 ③ K		2 2	0 0	1 0	0 0	0 1	0 1	0 1
5 Enrique Hernández, R (1, 6) 17 Raimel Tapia, L (9, PH)			B FC 88 B SI 90 C FC 88 S ST 82 S CH 85 2-3 ② K		C SI 91 X SI 91 0-1 ① FC6-4 99 G4-6-3 1-2f		B FF 97 B SI 96 C FF 96 X FF 97 2-1 ② P4		C FF 96 B FF 97 S FF 97 B FS 87 B FS 85 F FF 96 B FF 97 4-2 99 E 2 1B BB	3 0	0 1	0 0	0 0	0 1	1 0	1 0
Inning Stats	R: 1 H: 1 E: 0 LOB: 0 K: 1 BB: 0 S: 11 P: 18	R: 0 H: 0 E: 0 LOB: 0 K: 1 BB: 0 S: 12 P: 18	R: 0 H: 0 E: 0 LOB: 0 K: 1 BB: 0 S: 6 P: 9	R: 1 H: 2 E: 0 LOB: 2 K: 0 BB: 1 S: 10 P: 15	R: 0 H: 1 E: 0 LOB: 0 K: 0 BB: 0 S: 10 P: 14	R: 2 H: 3 E: 0 LOB: 1 K: 2 BB: 0 S: 14 P: 22	R: 0 H: 0 E: 0 LOB: 0 K: 0 BB: 0 S: 7 P: 10	R: 3 H: 2 E: 0 LOB: 1 K: 2 BB: 1 S: 13 P: 22	R: 2 H: 2 E: 2 LOB: 2 K: 2 BB: 1 S: 16 P: 25	1B: 8 2B: 2 3B: 1 HR: 0	SF: 1 SAC: 0 DP: 2 HBP: 2						

PITCHER		IP	WLS	BF	H	R	ER	SO	BB	IBB	HBP	BLK	WP	HR	S	P	ERA	WHIP
48 Kyle Gibson, R ERA: 7.2	(1, 1)	5.0	W	21	6	4	4	3	1	0	1	0	0	0	53	79	7.20	1.400
45 Keegan Akin, L ERA:	(6, 1)	1.0		4	1	0	0	2	0	0	0	0	0	0	10	17	0.00	1.000
58 Cionel Pérez, L ERA:	(7, 1)	1.0		3	0	0	0	0	0	0	0	0	0	0	7	10	0.00	0.000
43 Bryan Baker, R ERA: 40.5	(8, 1)	0.2		6	2	3	3	1	1	0	1	0	0	0	9	16	40.50	4.500
71 Logan Gillaspie, R ERA:	(8, 1)	0.1	H	1	0	0	0	1	0	0	0	0	0	0	4	6	0.00	0.000

PITCHER		IP	WLS	BF	H	R	ER	SO	BB	IBB	HBP	BLK	WP	HR	S	P	ERA	WHIP
74 Félix Bautista, R ERA: 9.0	(9, 1)	1.0	S	6	2	2	1	2	1	0	0	0	0	0	16	25	9.00	3.000

BOTTOM

Baltimore Orioles @ Boston Red Sox

Fenway Park, Boston, MA

Thu Mar 30 2023, 2:13 PM - 5:22 PM EDT

Att. 36,049 - Sunny - 38 F

livebaseballscorecards.com

AB	35
R	9
H	11
RBI	8
BB	3
SO	9
LOB	16

Batter	1	2	3	4	5	6	7	8	9	AB	R	H	RBI	BB	SO	LOB
29 Ramón Urías, R (1, 4) OBP: 0.300, SLG: 0.556 12 Adam Frazier, L (9, 4) OBP: 0.600, SLG: 1.000	C FF 95 B FF 95 C CH 88 B FF 94 S SL 81 2-3 K ①	2 SAFE C CH 88 F SI 94 B SL 80 B FF 92 S FF 95 2-3 K ② 1-2 2-3	F CH 85 B FF 93 S CH 85 S CH 85 1-3 K ③ 1-2		S SI 95 F FC 88 F FC 86 B SI 96 S FC 87 1-3 K ③			C FF 95 F FC 92 F FF 94 S ST 84 0-3 K ②		5 0	0 0	0 0	0 0	5 0	4 0
35 Adley Rutschman, S (1, 2) OBP: 0.636, SLG: 0.900	B FF 93 X FF 95 1-0 6 HR 1B	B FF 94 B FF 94 X SI 95 2-0 G5-3 ③		C FF 95 C FF 95 B CH 81 F FF 96 F CH 82 X SL 85 1-2 L8 ①		B FC 88 X SI 96 1-0 G4-3 ①		X FC 92 0-0 F7 ③		5	1	1	0	0	0	2
6 Ryan Mountcastle, R (1, 3) OBP: 0.455, SLG: 0.778	S CH 88 B SI 94 X SL 79 1-1 1-H HR		C SI 92 B CH 85 S CH 87 B SI 95 X CH 88 2-2 L8 ①	X FF 94 0-0 25 2B 1B		B SI 96 S SL 84 B SI 95 B FC 89 F SI 94 F SI 95 F FC 90 S FC 89 3-3 K ②			B FC 95 F FC 94 B FC 95 S FC 94 F FC 94 S FC 97 2-3 K ①	5	2	2	2	0	2	0
25 Anthony Santander, S (1, 10) OBP: 0.364, SLG: 0.545	S FF 97 B FF 97 S FF 97 S SL 81 1-3 K ②		B FF 96 B CH 84 C FF 93 X SI 94 2-1 2 BB 21 1B 3 FC6-4 1B	B CH 79 C FF 95 C FF 95 D CH 81 X CH 81 2-2 1-H 2B ②		F SL 85 X SI 96 0-1 G4-3 ③			X FC 97 0-0 G3 ②	5	1	2	1	0	1	0
21 Austin Hays, R (1, 9) OBP: 0.500, SLG: 1.000	X FF 96 0-0 HR		B SI 94 C SL 80 S CH 86 X SI 95 1-2 3 FC6-4 2 BB 31 HR 1-2 1B	B SL 86 X FF 94 1-0 2B			S SI 93 B ST 82 B ST 82 B SI 92 X FF 92 3-1 2B		B FC 97 F FC 96 C FC 97 X FC 96 1-2 2 S 1B	5	2	5	1	0	0	0
2 Gunnar Henderson, L (1, 5)	C SL 78 B SI 96 C SL 79 S SL 81 1-3 K ③		B SI 94 C FF 93 B FF 94 F FF 94 B SL 80 B FF 95 4-2 3 FC6-4 1-2 2-3 BB	F CH 82 X FF 95 0-1 F7 ③			B ST 82 F SI 93 B FF 94 B ST 81 B FF 93 4-1 31 G6-4-3 BB		C FF 93 B SI 96 D SL 84 B FC 95 B SI 96 4-1 1-2 BB	2	0	0	0	3	1	1
3 Jorge Mateo, R (1, 6) OBP: 0.444, SLG: 0.286		C FF 91 B FF 93 S SL 80 B FF 93 B SL 80 D SL 78 4-2 29 S 31 1B BB	C FF 94 X CH 88 0-1 FC6-4 31 S 31 HR 1-2f 2-3 3-H		B SI 97 C FC 86 B SI 97 F FC 88 X SI 97 2-2 G1-3 ①		B ST 82 B ST 82 B FF 93 C FF 94 X FF 92 3-1 F8 ①		S FC 95 S FC 96 S FC 96 0-3 K ③	4	1	0	1	1	1	6
31 Cedric Mullins, L (1, 8) OBP: 0.500, SLG: 0.750		B SL 77 X SI 94 1-0 29 S 1-2 1B	C SL 77 F SI 91 D SL 79 X FF 94 1-2 1-H 3-H HR		S FC 88 S FC 88 X FC 88 0-2 F9 ②		C CH 88 X SI 93 0-1 G6-4-3 1-2f ② ③			4	1	2	3	0	0	2
26 Ryan McKenna, R (1, 7) OBP: 0.500, SLG: 0.333		B CH 87 F FF 93 F CH 88 B FF 95 C SI 94 2-3 K ①	B SI 94 S FF 94 B CH 85 F FF 95 H SL 81 3-2 29 S HBP		B SI 97 B FC 88 X FF 96 2-0 1B			B FC 92 B FC 92 X FF 95 2-0 G6-3 ①		3	0	1	0	0	1	2
Inning Stats	R: 3 E: 0 K: 3 S: 13 H: 3 LOB: 0 BB: 0 P: 19	R: 0 E: 0 K: 2 S: 10 H: 1 LOB: 2 BB: 1 P: 21	R: 4 E: 0 K: 1 S: 20 H: 3 LOB: 1 BB: 1 P: 34	R: 1 E: 0 K: 0 S: 12 H: 3 LOB: 1 BB: 0 P: 16	R: 0 E: 0 K: 1 S: 11 H: 1 LOB: 1 BB: 0 P: 16	R: 0 E: 0 K: 1 S: 8 H: 0 LOB: 0 BB: 0 P: 12	R: 0 E: 0 K: 0 S: 7 H: 1 LOB: 1 BB: 1 P: 17	R: 0 E: 0 K: 1 S: 6 H: 0 LOB: 0 BB: 0 P: 8	R: 0 E: 0 K: 2 S: 12 H: 1 LOB: 2 BB: 1 P: 19	1B: 7 2B: 3 3B: 0 HR: 3 SF: 0 SAC: 0 DP: 1 HBP: 1						

TOP

Baltimore Orioles @ Boston Red Sox

Fenway Park, Boston, MA

Sat Apr 01 2023, 4:13 PM - 7:14 PM EDT

Att. 29,062 - Partly Cloudy - 56 F

livebaseballscorecards.com

AB	38
R	8
H	13
RBI	8
BB	4
SO	11
LOB	17

PITCHER		IP	WLS	BF	H	R	ER	SO	BB	IBB	HBP	BLK	WP	HR	S	P	ERA	WHIP
41 Chris Sale, L ERA: 21.0	(1, 1)	3.0		19	7	7	7	6	2	0	1	0	0	3	43	74	21.00	3.000
76 Zack Kelly, R ERA: 5.4	(4, 1)	1.0		5	3	1	1	0	0	0	0	0	0	0	12	16	9.00	3.000
25 Josh Winckowski, R ERA:	(5, 1)	2.0		7	1	0	0	2	0	0	0	0	0	0	19	28	0.00	0.500
46 John Schreiber, R ERA:	(7, 1)	1.0		4	1	0	0	0	1	0	0	0	0	0	7	17	0.00	2.000
55 Chris Martin, R ERA:	(8, 1)	1.0		3	0	0	0	1	0	0	0	0	0	0	6	8	0.00	0.000

PITCHER		IP	WLS	BF	H	R	ER	SO	BB	IBB	HBP	BLK	WP	HR	S	P	ERA	WHIP
74 Kenley Jansen, R ERA:	(9, 1)	1.0	W	5	1	0	0	2	1	0	0	0	0	0	12	19	0.00	2.000

WP: 0 PA: 43
PB: 0
SB: 5
CS: 0

Baltimore Orioles @ Boston Red Sox

Fenway Park, Boston, MA

Sat Apr 01 2023, 4:13 PM - 7:14 PM EDT

Att. 29,062 - Partly Cloudy - 56 F

BOTTOM

livebaseballscorecards.com

Batter	1	2	3	4	5	6	7	8	9	AB	R	H	RBI	BB	SO	LOB
99 Alex Verdugo, L (1, 9) OBP: 0.300, SLG: 0.800	B FF 94 C FF 94 B FC 89 B FF 94 C FF 93 X FF 94 3-2 ① G4-3		C FF 96 B CU 77 F FC 90 X FC 90 1-2 1-H HR		F FC 84 F FC 86 C ST 81 0-3 ① K		C SI 96 B SI 97 X SL 86 1-1 ① G4-3	C FF 92 X FF 92 0-1 ③ F8		5	1	1	2	0	1	1
20 Yu Chang, R (9, 4)										0	0	0	0	0	0	0
11 Rafael Devers, L (1, 5) OBP: 0.500, SLG: 0.700	X FF 96 0-0 1B		B FF 97 B CU 80 S FF 96 S FF 97 X FF 97 2-2 ① 1B		B SI 90 F FC 85 X FC 87 1-1 ② F7		X SI 96 0-0 2 1B 18 2B 2B		B FS 87 T FS 86 F FF 100 S FS 88 1-3 ① K2-3	5	1	3	0	0	1	0
2 Justin Turner, R (1, 10) OBP: 0.600, SLG: 0.625	C FC 89 B SI 92 X SI 91 1-1 ② F9		X ST 83 0-0 7 F8 18 HR 2B		B FC 87 B FC 85 H FF 91 3-0 HBP		C FF 96 B CU 84 C FF 98 F FF 98 X CU 85 1-2 18 2B 2-3 1B		B FF 100 S FF 100 F FF 100 B FF 100 B FS 90 F FF 99 X FF 100 3-2 ② G6-3	4	1	2	0	0	0	1
7 Masataka Yoshida, L (1, 7) OBP: 0.300, SLG: 0.222	C FF 95 X FC 91 0-1 ③ G4-3		C FF 95 B CH 86 S FF 95 X CH 87 1-2 ② F8 2-3		D FC 85 B FC 86 B SI 89 C FF 90 S FC 86 X ST 84 3-2 ③ G3		C FF 97 F SI 97 S SL 86 0-3 ② K		B FF 100 X FF 99 1-0 E7 18 HR	5	0	0	0	0	1	5
30 Rob Refsnyder, R (9, PR)										0	1	0	0	0	0	0
18 Adam Duvall, R (1, 8) OBP: 0.600, SLG: 1.556		B ST 84 B FC 89 B SI 90 C FF 92 F SI 90 X FF 94 3-2 36 WP 3B	B SI 93 X FC 91 1-0 3-H HR			B FF 94 B CU 78 C FF 95 B CU 77 C FF 94 X FF 94 3-2 ① F7	B SI 97 F CU 84 X FF 98 1-1 1-3 2B 3-H		B FF 100 X FF 100 1-0 1-H HR	5	3	4	5	0	0	0
36 Triston Casas, L (1, 3)		C FF 95 B CH 85 S FC 89 S FC 92 1-3 ① K 3-H	C CU 78 F FF 96 X FF 96 0-2 ③ F7			B FF 93 B CU 77 B FF 94 C FF 94 B FC 90 4-1 BB	C SI 96 F SI 96 S FF 97 0-3 ③ K			3	0	0	0	1	2	2
39 Christian Arroyo, R (1, 4) OBP: 0.143, SLG: 0.286		B CU 78 B FF 94 C FC 89 C SI 92 S CU 80 2-3 ② K		B FF 97 B FF 98 B FF 99 X FF 98 3-1 ① F9		F CU 77 S FF 94 D CU 77 S CU 78 1-3 ② K		B CU 84 C FF 95 X CU 83 1-1 ① G6-3		3	0	0	0	0	2	1
17 Raimel Tapia, L (8, PH) (9, 9)										1	0	0	0	0	0	0
3 Reese McGuire, L (1, 2) OBP: 0.167, SLG: 0.167		F FF 96 B CH 86 F FC 90 T CU 79 1-2 ③ K		F FF 98 B CH 90 F FF 98 B KC 87 X FF 98 2-2 ② G3-1		C CU 78 C FF 93 F CU 78 B FF 94 X CU 77 1-2 ③ G4-3		X FF 98 0-0 ② G6-3		4	0	0	0	0	1	1
5 Enrique Hernández, R (1, 6) OBP: 0.429, SLG: 0.800			B FF 93 F FF 93 S ST 82 B ST 85 B CU 78 B FF 94 4-2 99 HR BB	B FF 96 S FF 98 C FF 96 B KC 86 B FF 97 X FF 98 3-2 ③ L7			C FF 93 X CU 78 0-1 HR	C SL 88 F FF 97 B FF 98 H FF 96 2-2 HBP		2	2	1	1	1	0	0

Inning Stats	1	2	3	4	5	6	7	8	9
	R: 0 E: 0 K: 0 S: 8	R: 1 E: 0 K: 3 S: 12	R: 4 E: 0 K: 0 S: 16	R: 0 E: 0 K: 0 S: 8	R: 0 E: 0 K: 1 S: 8	R: 0 E: 0 K: 1 S: 11	R: 2 E: 0 K: 2 S: 17	R: 0 E: 0 K: 0 S: 7	R: 2 E: 1 K: 1 S: 9
	H: 1 LOB: 1 BB: 0 P: 12	H: 1 LOB: 0 BB: 0 P: 19	H: 4 LOB: 0 BB: 1 P: 25	H: 0 LOB: 0 BB: 0 P: 16	H: 0 LOB: 1 BB: 0 P: 15	H: 0 LOB: 1 BB: 1 P: 20	H: 4 LOB: 2 BB: 0 P: 20	H: 0 LOB: 1 BB: 0 P: 10	H: 1 LOB: 1 BB: 0 P: 15

1B: 3	SF: 0
2B: 3	SAC: 0
3B: 1	DP: 0
HR: 4	HBP: 2
WP: 1	PA: 41
PB: 0	
SB: 0	
CS: 0	

AB	37
R	9
H	11
RBI	8
BB	2
SO	8
LOB	11

PITCHER		IP	WLS	BF	H	R	ER	SO	BB	IBB	HBP	BLK	WP	HR	S	P	ERA	WHIP
64 Dean Kremer, R ERA: 15.0	(1, 1)	3.0		15	6	5	5	3	1	0	0	0	1	2	36	56	15.00	2.333
53 Mike Baumann, R ERA:	(4, 1)	1.0		3	0	0	0	0	0	0	0	0	0	0	8	16	0.00	0.000
54 Danny Coulombe, L ERA:	(5, 1)	1.0	H	4	0	0	0	1	0	0	1	0	0	0	8	15	0.00	0.000
51 Austin Voth, R ERA: 9.0	(6, 1)	1.0	H	5	1	1	1	1	1	0	0	0	0	1	13	22	9.00	2.000
58 Cionel Pérez, L ERA: 4.5	(7, 1)	1.0	H	6	3	1	1	2	0	0	0	0	0	0	15	18	9.00	3.000
71 Logan Gillaspie, R ERA:	(8, 1)	0.2	H	3	0	0	0	0	0	0	1	0	0	0	5	8	0.00	0.000
45 Keegan Akin, L ERA:	(8, 1)	0.1	H	1	0	0	0	0	0	0	0	0	0	0	2	2	0.00	0.000
74 Félix Bautista, R ERA: 5.4	(9, 1)	0.2	L	4	1	2	0	1	0	0	0	0	0	1	9	15	0.00	1.500

Batter	1	2	3	4	5	6	7	8	9	AB	R	H	RBI	BB	SO	LOB
31 Cedric Mullins, L (1, 8) OBP: 0.467, SLG: 0.846	X FF 95 0-0 ① F7		C FC 90 X FC 90 0-1 ② G3		B FS 88 C SI 93 B FF 94 X SL 84 2-1 HR		S FC 87 X FC 88 0-1 35 FC5-4 1B 2-H 3-H		B FF 96 F FF 96 F FF 94 B FF 96 D CH 91 X FF 96 3-2 ② F7	5	1	2	3	0	0	1
35 Adley Rutschman, S (1, 2) OBP: 0.438, SLG: 0.600	B FF 95 B FF 92 T FC 91 C SL 84 F SL 83 S FC 90 2-3 ② K		B SL 83 C FF 93 S FS 84 C SL 82 1-3 ③ K		B SI 95 B SI 93 C FF 94 C FC 91 S SL 84 2-3 ③ K		C FC 85 1 SAFE F FC 85 B FC 86 F FC 86 B FC 86 X FC 86 2-2 ② FC5-4 1-2f		B FF 95 B FF 96 B FF 96 C FF 96 F FF 96 F FF 97 X FF 98 3-2 ③ F7	5	0	0	0	0	3	2
25 Anthony Santander, S (1, 10) OBP: 0.333, SLG: 0.467	S SL 84 X SL 83 0-1 ③ F8			C FF 94 B FC 90 X FS 87 1-1 2 G4-6-3 1B		C FF 92 B FF 92 F ST 81 F FF 93 X CH 88 1-2 ① G4-3	S FC 85 F FC 85 B FC 85 B FC 84 F FC 85 S FC 84 2-3 ③ K			4	0	1	0	0	1	1
6 Ryan Mountcastle, R (1, 3) OBP: 0.400, SLG: 0.615		C SL 85 S SL 85 X SL 85 0-2 ① G5-3		S SI 92 C SI 92 F FF 92 S SL 84 0-3 ① K		B SI 92 C SI 92 F ST 80 S FF 93 1-3 ② K		X FC 91 0-0 2 FC4-6 1B		4	0	1	0	0	2	1
2 Gunnar Henderson, L (1, 6)		B FC 90 B SL 83 C SL 83 C FC 90 B FS 87 S FC 91 3-3 ② K		C SL 84 B FC 89 B FF 94 X FC 91 2-1 ②③ G4-6-3 1-2f		B CH 88 F FF 92 B FF 91 B FF 92 C FF 91 F FF 93 B ST 80 4-2 BB		S FF 94 F FC 91 X FS 88 0-2 ① FC4-6 1-2f		3	0	0	0	1	1	2
23 Terrin Vavra, L (1, 7) OBP: 0.250, SLG: 0.250		B FC 91 X FF 94 1-0 21 BB 1B			B FS 86 F FC 92 B SI 94 C SL 84 B FC 90 X FC 91 3-2 ① F9	F FF 92 F FF 92 S FF 92 0-3 ③ K		B FC 92 C SI 94 B FC 92 F FF 94 X FF 94 2-2 ② P6		4	0	1	0	0	1	2
21 Austin Hays, R (1, 9) OBP: 0.500, SLG: 0.846		B SL 85 B SI 91 S SI 94 B SI 93 C SI 94 B SL 84 4-2 1-2 BB			X SI 94 0-0 12 HR 1B		C SI 87 F FC 84 F FC 87 F FF 89 C FC 85 0-3 ① K	B FF 95 X FF 94 1-0 ③ F9		3	1	1	0	1	1	1
12 Adam Frazier, L (1, 4) OBP: 0.667, SLG: 1.375		B FF 94 X FC 91 1-0 ③ G4-3			B FF 94 B FC 90 C SI 93 B FC 90 X FC 89 3-1 1-H HR		C SI 86 B SI 86 B SI 88 X SI 87 2-1 29 2B 31 1B 1B		B FF 95 F FF 94 C FF 95 F FF 97 B CH 90 F FF 96 X SL 82 2-2 2B	4	2	3	2	0	0	2
29 Ramón Urías, R (1, 5) OBP: 0.308, SLG: 0.583 28 Kyle Stowers, L (9, PH)			C FF 95 X SL 84 0-1 ① P4		C SI 94 X SL 85 0-1 ② G4-3		S FC 85 B FC 84 B FC 85 F FC 83 F FC 85 F FC 86 X SI 88 2-2 31 1B 2B 1-3		C SL 84 F FF 96 S FF 96 0-3 ① K	3 1	1 0	1 0	0 0	0 0	0 1	0 1
Inning Stats	R: 0 E: 0 K: 1 S: 7 H: 0 LOB: 0 BB: 0 P: 9	R: 0 E: 0 K: 1 S: 10 H: 1 LOB: 2 BB: 1 P: 19	R: 0 E: 0 K: 1 S: 7 H: 0 LOB: 0 BB: 0 P: 8	R: 0 E: 0 K: 1 S: 8 H: 1 LOB: 0 BB: 0 P: 11	R: 3 E: 0 K: 1 S: 13 H: 3 LOB: 0 BB: 0 P: 23	R: 0 E: 0 K: 2 S: 13 H: 0 LOB: 1 BB: 1 P: 19	R: 2 E: 0 K: 2 S: 22 H: 3 LOB: 1 BB: 0 P: 30	R: 0 E: 0 K: 0 S: 8 H: 1 LOB: 1 BB: 0 P: 11	R: 0 E: 0 K: 1 S: 15 H: 1 LOB: 1 BB: 0 P: 23	1B: 6 2B: 2 3B: 0 HR: 2 SF: 0 SAC: 0 DP: 1 HBP: 0						

PITCHER		IP	WLS	BF	H	R	ER	SO	BB	IBB	HBP	BLK	WP	HR	S	P	ERA	WHIP
89 Tanner Houck, R ERA: 5.4	(1, 1)	5.0	W	20	5	3	3	5	1	0	0	0	0	2	45	70	5.40	1.200
46 John Schreiber, R ERA:	(6, 1)	1.0	H	4	0	0	0	2	1	0	0	0	0	0	13	19	0.00	1.000
Richard Bleier, L ERA: 18.0	(7, 1)	1.0	H	6	3	2	2	2	0	0	0	0	0	0	22	30	18.00	3.000
55 Chris Martin, R ERA:	(8, 1)	1.0	H	4	1	0	0	0	0	0	0	0	0	0	8	11	0.00	1.000
61 Kaleb Ort, R ERA: 6.0	(9, 1)	1.0		4	1	0	0	1	0	0	0	0	0	0	15	23	0.00	1.000

PITCHER	IP	WLS	BF	H	R	ER	SO	BB	IBB	HBP	BLK	WP	HR	S	P	ERA	WHIP

TOP

Baltimore Orioles @ Boston Red Sox

Fenway Park, Boston, MA

Sun Apr 02 2023, 1:36 PM - 4:20 PM EDT

Att. 27,886 - Sunny - 43 F

livebaseballscorecards.com

AB	36
R	5
H	10
RBI	5
BB	2
SO	10
LOB	13

BOTTOM

Baltimore Orioles @ Boston Red Sox

Fenway Park, Boston, MA

Sun Apr 02 2023, 1:36 PM - 4:20 PM EDT

Att. 27,886 - Sunny - 43 F

Batter	1	2	3	4	5	6	7	8	9	AB	R	H	RBI	BB	SO	LOB
30 Rob Refsnyder, R (1, 7) OBP: 0.400, SLG: 0.250	C FF 90 B FF 91 B CU 77 F FF 91 X CU 75 2-2 2 BB 11 1B 7 G3 1B	B CH 84 B CU 77 C FF 89 B FF 91 C FF 89 C FF 91 3-3 ② K		B CU 75 C FF 91 C FF 91 B SI 91 F FF 91 F FF 92 X CH 83 2-2 ③ G6-3		B FF 95 X FF 95 1-0 ① F7	B FF 96 C FF 97 C FF 96 B FF 96 B KC 84 F FF 97 B SL 91 4-2 1-2 2-3 BB			4	1	1	0	1	1	0
11 Rafael Devers, L (1, 5) OBP: 0.467, SLG: 0.600	X SI 91 0-0 7 G3 2 BB 1-2 1B	C CU 78 B CH 84 F SI 91 B CU 78 S CH 85 2-3 ③ K			S CH 81 X CU 75 0-1 2 1B 7 1B 1B	C CH 82 F FF 97 B CH 86 S CH 83 1-3 ② K	F FF 97 X CH 90 0-1 ③ P3			5	1	2	0	0	2	3
2 Justin Turner, R (1, 3) OBP: 0.533, SLG: 0.500	C FF 91 B FF 91 B CH 82 B SI 92 F FF 91 B SI 91 4-2 7 G3 1-2 2-3 BB		B CH 82 X FF 90 1-0 ① F8		B CH 82 C CH 82 D CU 74 X CH 81 2-1 18 WP 7 1B 18 1B 1-2 1B	C FF 96 X SL 89 0-1 ③ F9		C FF 95 B KC 85 F FF 96 B KC 86 B FF 96 F FF 96 F FF 96 X SL 91 3-2 ① L8		4	1	1	0	1	0	0
7 Masataka Yoshida, L (1, 10) OBP: 0.400, SLG: 0.308	C FF 91 X SI 91 0-1 ① G3 1-2 2-3 3-H		C CU 78 F FF 92 B CU 77 F CU 78 X FF 92 1-2 ② G5-3		X FF 90 0-0 18 WP 18 1B 1-2 2-H 1B		C FF 95 X FF 94 0-1 18 2B 36 1B 1B	C KC 85 B CH 90 B SL 92 S FF 95 B SL 91 B FF 95 4-2 18 E 18 S 99 1B BB		4	3	2	2	1	0	2
18 Adam Duvall, R (1, 8) OBP: 0.600, SLG: 1.357	F CU 77 B CU 78 F FF 93 C CU 77 1-3 ② K		X CH 84 0-0 99 1B 2B		C FF 96 C FF 96 B CH 84 F CH 85 B CH 84 X FF 98 2-2 39 SH2-3 99 E 1-H 2-H 1B		C CH 86 T FF 94 X FF 94 0-2 36 1B 5 1B 1-3 2B	C SL 91 1 SAFE S FF 97 F FF 97 B KC 86 F KC 86 1 SAFE B FF 97 B KC 85 3-2 F SL 92 X FF 96 L5 1-3 ②		5	2	3	2	0	1	3
99 Alex Verdugo, L (1, 9) OBP: 0.400, SLG: 0.714	B SI 92 B SI 91 B FF 91 B FF 91 4-0 BB		B SI 90 X CU 75 1-0 2-H 1B		C FF 96 D CH 84 X FF 95 1-1 E6 39 SH2-3 1-2		B FF 92 C SL 85 X FF 93 1-1 ① P6	C KC 84 X CH 89 0-1 3-H 1B		4	0	2	2	1	0	3
39 Christian Arroyo, R (1, 4) OBP: 0.111, SLG: 0.222 36 Triston Casas, L (7, PH) OBP: 0.333, SLG: 0.167 20 Yu Chang, R (7, PR) (8, 4)	C CU 75 T FF 91 F FF 92 F FF 92 F SI 92 B CH 84 F FF 93 F CH 84 2-3 S SI 92 K		F FF 91 C CU 76 B CH 83 X SI 91 1-2 ③ L8		X SL 90 0-0 ① SH2-3 1-2 2-3		S FF 96 B SL 92 X SL 92 1-1 30 WP 5 1B 2-3 3-H 1B	S FF 95 F FF 96 B FF 95 C KC 83 1-3 ③ K		2 1 1	0 0 0	0 1 0	0 1 0	0 0 1	1 0 1	4 0 1
5 Enrique Hernández, R (1, 6) OBP: 0.455, SLG: 1.000		C FF 89 F FF 90 F CH 83 X FF 91 0-2 HR		B SI 88 C CH 83 C CU 74 F SI 90 B CH 84 F CU 77 X SI 90 2-2 ① F9	S FF 97 S FF 96 D CH 84 F FF 96 B FF 96 C CH 80 2-3 ② K		X SL 94 0-0 30 WP 1-2 3-H 1B			4	1	2	2	0	1	2
12 Connor Wong, R (1, 2)		F FF 89 X CH 83 0-1 ① G4-3		B CH 82 B FF 91 F FF 90 X FF 91 2-1 ② F9	X FF 96 0-0 ③ G5-3		X FF 96 0-0 ② L9			4	0	0	0	0	0	4
Inning Stats	R: 1 E: 0 K: 2 S: 19 H: 2 LOB: 3 BB: 2 P: 32	R: 1 E: 0 K: 2 S: 12 H: 1 LOB: 0 BB: 0 P: 17	R: 1 E: 0 K: 0 S: 10 H: 2 LOB: 1 BB: 0 P: 14	R: 0 E: 0 K: 0 S: 12 H: 0 LOB: 0 BB: 0 P: 18	R: 3 E: 1 K: 1 S: 17 H: 4 LOB: 2 BB: 0 P: 24	R: 0 E: 0 K: 1 S: 6 H: 0 LOB: 0 BB: 0 P: 8	R: 2 E: 0 K: 0 S: 16 H: 4 LOB: 3 BB: 1 P: 22	R: 1 E: 1 K: 1 S: 18 H: 1 LOB: 1 BB: 1 P: 29		1B: 11 2B: 2 3B: 0 HR: 1 SF: 0 SAC: 1 DP: 0 HBP: 0					

livebaseballscorecards.com

AB	38
R	9
H	14
RBI	9
BB	4
SO	7
LOB	22

PITCHER		IP	WLS	BF	H	R	ER	SO	BB	IBB	HBP	BLK	WP	HR	S	P	ERA	WHIP
19 Cole Irvin, L ERA: 13.5	(1, 1)	4.0	L	22	8	6	6	4	2	0	0	0	0	1	58	88	13.50	2.500
43 Bryan Baker, R ERA: 10.13	(5, 1)	2.0		8	1	0	0	2	0	0	0	0	1	0	18	25	0.00	0.500
45 Keegan Akin, L ERA: 10.8	(7, 1)	0.1		3	2	2	2	0	0	0	0	0	0	0	7	8	54.00	6.000
53 Mike Baumann, R ERA: 3.38	(7, 1)	1.2		10	3	1	1	1	2	0	0	0	1	0	27	43	5.40	3.000

PITCHER	IP	WLS	BF	H	R	ER	SO	BB	IBB	HBP	BLK	WP	HR	S	P	ERA	WHIP

Batter	1	2	3	4	5	6	7	8	9	AB	R	H	RBI	BB	SO	LOB
15 Oneil Cruz, L (1, 6) OBP: 0.389, SLG: 0.600	C FC 88 F FC 88 X KC 80 0-2 ① F8	C KC 78 F FF 94 F FS 82 B SL 84 S FS 81 1-3 ② K		C FS 81 B FS 81 F FC 88 S FS 81 1-3 ① K		S CH 82 B CH 83 B FF 96 F CH 83 X SL 86 2-2 2B			B SL 85 C SL 84 F SL 84 X FF 94 1-2 ② G2-3	5	0	1	0	0	2	0
10 Bryan Reynolds, S (1, 8) OBP: 0.389, SLG: 0.882	B FC 89 B FC 88 S FC 89 S FF 95 X FC 89 2-2 42 1B; 13 1B; 1B	F FC 89 B FS 81 X SL 84 1-1 HR		F FC 88 B FS 81 B FF 92 B KC 78 X FC 88 3-1 HR		B FF 94 C FF 94 D CH 84 B CH 84 S CH 83 S CH 83 3-3 ③ K			F FF 95 X FF 94 0-1 ③ G4-3	5	3	3	2	0	1	1
42 Ji Man Choi, L (1, 10) OBP: 0.125, SLG: 0.125 22 Andrew McCutchen, R (7, PH) OBP: 0.500, SLG: 0.333 (7, 10)	C KC 80 B FC 89 X FC 88 1-1 13 1B; 1-2 28 2B; 1B	C KC 79 S FS 82 F FF 94 C FF 95 0-3 ③ K		F FC 89 C FS 81 B FF 94 S FS 81 1-3 ② K			C FC 85 B FC 86 F FC 84 F FS 76 S FC 85 1-3 ① K			3 1	1 0	1 0	0 0	0 0	2 1	0 0
41 Carlos Santana, S (1, 3) OBP: 0.235, SLG: 0.133	S FF 94 X FC 88 0-1 ② L3		B KC 79 S FF 94 B FS 82 S FC 87 F FF 95 B FS 81 B FC 88 4-2 13 FC4-6; BB	B FC 87 B FS 81 B FC 87 C FF 92 C FC 87 S FS 82 3-3 ③ K			C SI 88 F FC 84 X FS 76 0-2 E6; 13 G6-3			3	0	0	0	1	1	2
13 Ke'Bryan Hayes, R (1, 5) OBP: 0.125, SLG: 0.188	B FC 88 B FC 88 F FF 94 X FC 87 2-1 28 2B; 1-3 2-H; 1B		S SL 83 B SL 84 C FF 93 B SL 86 X SL 85 2-2 ① FC4-6; 28 G2-3; 65 1B; 1-2f		C SL 85 X FF 94 0-1 ① G3		B FC 84 B SI 87 C FC 83 X SI 87 2-1 ②③ G6-3; 1-2f			4	2	1	1	0	0	2
28 Canaan Smith-Njigba, L (1, 7) OBP: 0.333, SLG: 0.375 2 Connor Joe, R (8, PH) OBP: 0.444, SLG: 0.375 (8, 7)	B FC 88 B KC 78 B FC 88 C FF 94 X FC 88 3-1 1-H; 3-H; 2B		B FC 87 F FC 88 B FF 94 X KC 79 2-1 ② G2-3; 1-2		B SL 83 B CH 82 B CH 82 C FF 95 B FF 94 4-1 65 F9-3; BB			C FF 94 C SL 82 B SL 83 X FF 95 1-2 ① G6-3		2 1	0 0	1 0	2 0	1 0	0 0	1 0
65 Jack Suwinski, L (1, 9) OBP: 0.250, SLG: 0.143	S KC 79 B FC 88 F FF 93 B SL 84 B FF 95 F FF 96 B FF 94 4-2 BB		C SL 86 X FF 94 0-1 2-H; 1B	F FF 94 S CH 83 F FF 95 B CH 82 X CH 84 1-2 ②③ F9-3; 1-1				B FF 95 C FF 96 X FF 94 1-1 ② F8		3	0	1	1	1	0	1
14 Rodolfo Castro, S (1, 4) OBP: 0.125, SLG: 0.125	C FC 87 F KC 79 S SL 84 0-3 ③ K		C KC 80 B KC 80 2 SAFE S FC 87 D SL 85 X FF 94 2-2 ③ F8			C CH 81 F CH 82 B CH 80 F FF 95 F FF 96 S SL 87 1-3 ① K		C FF 96 B FF 98 B FF 96 C FF 96 B FF 97 F FF 96 X FF 96 3-2 ③ P5		4	0	0	0	0	2	3
55 Jason Delay, R (1, 2) OBP: 0.250, SLG: 1.000		B FF 92 C FC 87 S SL 82 F SL 83 X FF 94 1-2 ① P4		B FF 92 X FF 92 1-0 HR		X SL 83 0-0 ② G5-3			C FF 96 F SL 87 B SL 86 B FF 94 F FF 95 S FF 94 2-3 ① K	4	1	1	1	0	1	0
Inning Stats	R: 3 H: 4 E: 0 LOB: 2 K: 1 BB: 1 S: 20 P: 32	R: 1 H: 1 E: 0 LOB: 0 K: 2 BB: 0 S: 14 P: 17	R: 1 H: 1 E: 0 LOB: 1 K: 0 BB: 1 S: 13 P: 23	R: 2 H: 2 E: 0 LOB: 0 K: 3 BB: 0 S: 12 P: 21	R: 0 H: 0 E: 0 LOB: 0 K: 0 BB: 1 S: 7 P: 12	R: 0 H: 1 E: 0 LOB: 1 K: 2 BB: 0 S: 12 P: 18	R: 0 H: 0 E: 1 LOB: 0 K: 1 BB: 0 S: 9 P: 12	R: 0 H: 0 E: 0 LOB: 0 K: 0 BB: 0 S: 9 P: 14	R: 0 H: 0 E: 0 LOB: 0 K: 1 BB: 0 S: 9 P: 12	1B: 4 SF: 0 2B: 3 SAC: 0 3B: 0 DP: 2 HR: 3 HBP: 0						

PITCHER		IP	WLS	BF	H	R	ER	SO	BB	IBB	HBP	BLK	WP	HR	S	P	ERA	WHIP
50 Kutter Crawford, R ERA: 15.75	(1, 1)	4.0	L	22	8	7	7	6	2	0	0	0	0	3	59	93	15.75	2.500
76 Zack Kelly, R ERA: 2.45	(5, 1)	2.0		7	1	0	0	2	1	0	0	0	0	0	19	30	0.00	1.000
Richard Bleier, L ERA: 9.0	(7, 1)	1.0		3	0	0	0	1	0	0	0	0	0	0	9	12	0.00	0.000
61 Kaleb Ort, R ERA: 4.5	(8, 1)	1.0		3	0	0	0	0	0	0	0	0	0	0	9	14	0.00	0.000
70 Ryan Brasier, R ERA: 13.5	(9, 1)	1.0		3	0	0	0	1	0	0	0	0	0	0	9	12	0.00	0.000

PITCHER	IP	WLS	BF	H	R	ER	SO	BB	IBB	HBP	BLK	WP	HR	S	P	ERA	WHIP

TOP

Pittsburgh Pirates @ Boston Red Sox

Fenway Park, Boston, MA

Mon Apr 03 2023, 7:13 PM - 10:10 PM EDT

Att. 28,369 - Clear - 50 F

livebaseballscorecards.com

AB	35
R	7
H	9
RBI	7
BB	3
SO	10
LOB	10

BOTTOM

Batter	1	2	3	4	5	6	7	8	9	AB	R	H	RBI	BB	SO	LOB
99 Alex Verdugo, L (1, 9) OBP: 0.450, SLG: 0.684	C FF 94 B FF 96 B SL 87 F SL 87 X SL 88 2-2 ① F7	B CU 81 B CU 79 X SL 87 2-0 11 G4-3 1B		B FF 97 B SL 89 C CU 81 B FF 96 F CU 81 S SL 90 3-3 ② K		C CU 83 F CU 81 B FF 93 X CU 83 1-2 7 BB 18 1B 1B		B FC 92 F FC 90 F SI 97 X ST 85 1-2 7 G3 2 BB 1B		5	1	3	0	0	1	1
11 Rafael Devers, L (1, 5) OBP: 0.450, SLG: 0.684	B FF 96 X FF 96 1-0 HR	X CH 88 0-0 ② G4-3 1-2		B SL 87 B CH 90 2-0 2-3 IBB		B CU 85 S FC 88 D CU 83 S FC 87 F FF 93 1 SAFE C FF 93 2-3 ① K		X FC 92 0-0 ① P3		4	1	1	1	1	1	3
2 Justin Turner, R (1, 10) OBP: 0.450, SLG: 0.375 20 Yu Chang, R (8, PR) (9, 10)	X SL 88 0-0 E8 7 HR	C SL 91 F SL 88 X SL 87 0-2 ③ G6-3		S SL 90 X CU 80 0-1 ③ F7		C FC 89 F FC 88 C FF 95 0-3 ② K		C SI 97 C SI 97 B ST 85 B SI 96 B ST 82 D ST 84 4-2 7 G3 1-2 BB		4 0	1 0	0 0	0 0	1 0	1 0	4 0
7 Masataka Yoshida, L (1, 7) OBP: 0.400, SLG: 0.471	B SL 88 X FF 96 1-0 2-H HR	C SL 91 B CH 88 X SL 89 1-1 ① G1-3	C CU 81 B CH 86 X CU 79 1-1 ① G3	D CU 84 D FC 88 B FF 94 C FF 94 C FC 89 D FC 89 4-2 18 1B 1-2 BB		D FC 90 B FC 91 C SI 96 X SI 96 2-1 ② G3 1-2 2-3		4	1	1	2	1	0	2
18 Adam Duvall, R (1, 8) OBP: 0.650, SLG: 1.235	B SL 90 S SL 89 B CU 80 B SL 89 S SL 89 B SL 87 4-2 36 HR BB	F CU 83 B FF 96 B SL 90 S SL 88 F SL 88 B CU 78 B SL 89 4-2 BB	F CU 80 C FF 95 X SL 89 0-2 5 BB 39 WP 1B	B CU 82 F SI 92 D CU 84 B FC 93 X SI 94 3-1 1-2 2-H 1B		C SI 98 B FC 90 S SI 97 X SI 99 1-2 ③ G6-3		3	1	2	1	2	0	3
36 Triston Casas, L (1, 3) OBP: 0.286, SLG: 0.455	B SL 90 F FF 97 D CH 88 F SL 90 X SL 89 2-2 1-H HR	C CU 81 C FF 96 S SL 88 0-3 ② K	F CU 82 T FF 95 F CU 78 B FF 97 B CU 81 S SL 90 2-3 ② K	B CH 89 T SI 94 C CH 89 F CU 84 D SI 92 S CU 84 2-3 ③ K				X FF 95 0-0 ① G4-3		5	1	1	2	0	3	4
39 Christian Arroyo, R (1, 4) OBP: 0.154, SLG: 0.167 17 Raimel Tapia, L (9, PH) OBP: 0.667, SLG: 0.500	B FF 97 B FF 95 B SL 88 C FF 96 X SL 88 3-1 ② L7	C FF 96 B SL 89 C FF 96 F SL 89 B FF 98 X CU 80 2-2 ③ G1-3	B FF 97 S FF 97 B FF 96 B SL 88 B SL 89 4-1 1-2 5 BB BB			F FC 92 B SI 92 B FC 92 X SI 93 2-1 ① F9		C FF 96 X FS 92 0-1 1B		3 1	0 0	0 1	0 0	1 0	0 0	1 0
5 Enrique Hernández, R (1, 6) OBP: 0.375, SLG: 0.692	C SL 90 S CU 81 B SL 89 S CU 79 1-3 ③ K		B FF 96 C SL 87 B SL 89 F CU 82 X SL 88 2-2 ① F9	S SL 83 D SL 84 B SL 84 F SL 83 B SL 85 3-2 1-2 2-3 BB				X CU 83 0-0 ② P4		S FF 95 D CU 75 F FF 95 F CU 76 B FF 95 S CU 76 2-3 ② K		4	0	0	0	1	2	1
12 Connor Wong, R (1, 2) OBP: 0.100, SLG: 0.200 30 Rob Refsnyder, R (9, PH) OBP: 0.333, SLG: 0.200		F FF 96 B CU 79 X SL 88 1-1 ① G6-3		B FF 96 B FF 97 X SL 88 2-0 11 WP 2B	B FF 95 S FF 95 F SL 86 F FF 94 S SL 86 1-3 ③ K			B SI 92 F FC 91 X CU 82 1-1 ③ G5-3		C FS 91 F FF 95 S CU 77 0-3 ③ K		4 1	0 0	1 0	0 0	0 0	1 1	3 1
Inning Stats	R: 5 E: 1 K: 1 S: 16 H: 3 LOB: 0 BB: 1 P: 30	R: 0 E: 0 K: 0 S: 7 H: 1 LOB: 1 BB: 0 P: 10	R: 0 E: 0 K: 1 S: 12 H: 0 LOB: 1 BB: 1 P: 19	R: 0 E: 0 K: 1 S: 9 H: 1 LOB: 2 BB: 1 P: 18	R: 0 E: 0 K: 2 S: 16 H: 1 LOB: 3 BB: 2 P: 27	R: 1 E: 0 K: 3 S: 18 H: 2 LOB: 2 BB: 1 P: 30	R: 0 E: 0 K: 0 S: 5 H: 0 LOB: 0 BB: 0 P: 8	R: 0 E: 0 K: 0 S: 11 H: 1 LOB: 3 BB: 1 P: 19	R: 0 E: 0 K: 2 S: 10 H: 1 LOB: 1 BB: 0 P: 12	1B: 6 2B: 1 3B: 0 HR: 3 SF: 0 SAC: 0 DP: 0 HBP: 0						

PITCHER		IP	WLS	BF	H	R	ER	SO	BB	IBB	HBP	BLK	WP	HR	S	P	ERA	WHIP
24 Johan Oviedo, R ERA: 7.71	(1, 1)	4.2		25	6	5	4	4	3	1	0	0	2	3	54	94	7.71	1.929
36 Dauri Moreta, R ERA:	(5, 1)	0.1		2	0	0	0	1	1	0	0	0	0	0	6	10	0.00	3.000
62 Rob Zastryzny, L ERA: 3.86	(6, 1)	0.2	H	4	1	1	1	2	1	0	0	0	0	0	12	19	13.50	3.000
56 Duane Underwood Jr., R ERA:	(6, 1)	1.1	W	5	1	0	0	1	0	0	0	0	0	0	11	19	0.00	0.750
35 Colin Holderman, R ERA:	(8, 1)	1.0	H	5	1	0	0	0	1	0	0	0	0	0	11	19	0.00	2.000

PITCHER		IP	WLS	BF	H	R	ER	SO	BB	IBB	HBP	BLK	WP	HR	S	P	ERA	WHIP
51 David Bednar, R ERA:	(9, 1)	1.0	S	4	1	0	0	2	0	0	0	0	0	0	10	12	0.00	1.000

Pittsburgh Pirates @ Boston Red Sox

Fenway Park, Boston, MA

Mon Apr 03 2023, 7:13 PM - 10:10 PM EDT

Att. 28,369 - Clear - 50 F

livebaseballscorecards.com

AB	38
R	6
H	10
RBI	6
BB	7
SO	10
LOB	23

WP: 2 PA: 45
PB: 0
SB: 0
CS: 0

Batter	1	2	3	4	5	6	7	8	9	AB	R	H	RBI	BB	SO	LOB
15 Oneil Cruz, L (1, 6) OBP: 0.348, SLG: 0.474	B FF 95 F FF 94 F CU 80 B CU 79 B FF 95 F FF 94 B CU 80 4-2 41 S BB	C CU 77 D CU 82 C FF 95 X FF 95 1-2 G6-3			C SL 85 B CU 80 X FF 94 1-1 F7		B SL 86 F SI 96 1 SAFE B FC 88 F FC 87 S SI 96 2-3 K		B SL 83 B FF 94 X SL 84 2-0 P4	4	0	0	0	1	1	2
10 Bryan Reynolds, S (1, 8) OBP: 0.455, SLG: 1.048 (8, 7)	F FF 95 C FF 94 C FF 95 0-3 K		X CU 78 0-0 HR		X FF 94 0-0 2B		C SI 95 1 SAFE F CH 92 B FC 88 X SI 97 1-2 1-H 22 BB 1B			4	1	3	2	0	1	1
22 Andrew McCutchen, R (1, 9) OBP: 0.500, SLG: 0.273	C FF 94 B SL 89 C SL 88 X FF 96 1-2 F9		B SL 86 C FF 93 C FF 93 F FF 94 C CU 84 1-3 K		S FF 94 B FF 96 D SL 88 D CU 83 B FF 95 4-1 BB		B FC 87 B FF 95 C FC 88 B SI 94 B SI 95 4-1 1-2 BB			2	0	0	0	2	1	1
41 Carlos Santana, S (1, 3) OBP: 0.190, SLG: 0.105	B CU 77 C CU 78 B FF 95 B FF 95 C SL 88 S FF 95 3-3 K 1-2		B FF 94 B FF 94 B FF 93 X FF 93 3-0 F7		F SL 86 B FF 95 F FF 95 X FF 94 1-2 F9		C FC 89 B FC 88 F SL 87 X SL 85 1-2 G6-3			4	0	0	0	0	1	5
42 Ji Man Choi, L (1, 10) OBP: 0.083, SLG: 0.083		X CU 78 0-0 G4-3	F SL 83 F FF 94 X FF 95 0-2 L3			C SL 86 F FC 86 B CH 93 B FC 87 F CH 92 B SL 85 X FC 84 3-2 P6		B FC 87 F SI 94 F FC 88 X SI 95 1-2 G3-1		4	0	0	0	0	0	0
13 Ke'Bryan Hayes, R (1, 5) OBP: 0.100, SLG: 0.150		B CU 78 C FF 94 X SL 87 1-1 G6-3		C FF 93 B SL 88 X SL 86 1-1 F8		S SL 85 C SI 96 B SL 84 X FF 95 1-2 F9		B SL 85 C SI 94 X FC 87 1-1 L9		4	0	0	0	0	0	0
28 Canaan Smith-Njigba, L (1, 7) OBP: 0.231, SLG: 0.250 14 Rodolfo Castro, S (8, 4) OBP: 0.125, SLG: 0.125		C FF 94 B FF 94 T CU 78 F FF 95 B CU 80 B CU 81 S CU 79 3-3 K 3 HR	B SL 85 C CU 83 S FF 94 B SL 88 B FF 95 F FF 94 F FF 95 S CU 78 3-3 K			B FC 88 F SI 97 F FC 88 S SI 94 1-3 K		C FC 88 B FF 95 C SL 84 C SL 84 1-3 K		4 0	1 0	0 0	0 0	0 0	4 0	0 0
3 Ji Hwan Bae, L (1, 4) OBP: 0.267, SLG: 0.500 (8, 8)		C CU 77 B FF 93 X FF 95 1-1 1-H HR	C SL 88 C FF 95 S FF 95 0-3 K				L FF 95 B FC 87 B FC 88 S SI 94 X FC 85 2-2 G3-1		F FF 95 F FF 96 B FF 96 F FF 95 F SL 88 B SL 87 X FF 95 2-2 F8	4	1	1	2	0	1	0
54 Tyler Heineman, S (1, 2) OBP: 0.500, SLG: 0.333		B FF 95 B FF 94 F FF 95 B FF 94 B FF 95 4-1 BB			F FF 93 B FF 94 C FF 93 X CU 79 1-2 G3-1		F SI 96 X FC 88 0-1 10 S 10 1B 1B		B SL 85 B FF 95 F SL 85 C FF 95 X FF 94 2-2 G4-3	3	1	1	0	1	0	0
Inning Stats	R: 0 E: 0 K: 2 S: 12 H: 0 LOB: 1 BB: 1 P: 20	R: 2 E: 0 K: 1 S: 13 H: 1 LOB: 1 BB: 1 P: 23	R: 1 E: 0 K: 1 S: 9 H: 1 LOB: 0 BB: 0 P: 13	R: 0 E: 0 K: 2 S: 10 H: 0 LOB: 0 BB: 0 P: 14	R: 0 E: 0 K: 0 S: 10 H: 1 LOB: 2 BB: 1 P: 17	R: 0 E: 0 K: 1 S: 10 H: 0 LOB: 0 BB: 0 P: 15	R: 1 E: 0 K: 1 S: 15 H: 2 LOB: 2 BB: 1 P: 25	R: 0 E: 0 K: 1 S: 8 H: 0 LOB: 0 BB: 0 P: 11	R: 0 E: 0 K: 0 S: 9 H: 0 LOB: 0 BB: 0 P: 15	1B: 2 2B: 1 3B: 0 HR: 2 SF: 0 SAC: 0 DP: 0 HBP: 0						

PITCHER	IP	WLS	BF	H	R	ER	SO	BB	IBB	HBP	BLK	WP	HR	S	P	ERA	WHIP
37 Nick Pivetta, R (1, 1) ERA: 1.8	5.0	L	22	3	3	1	6	3	0	0	0	0	2	54	87	1.80	1.200
25 Josh Winckowski, R (6, 1) ERA: 1.5	3.0		12	2	1	1	3	1	0	0	0	0	0	33	51	3.00	1.000
70 Ryan Brasier, R (9, 1) ERA: 9.0	1.0		3	0	0	0	0	0	0	0	0	0	0	9	15	0.00	0.000

PITCHER	IP	WLS	BF	H	R	ER	SO	BB	IBB	HBP	BLK	WP	HR	S	P	ERA	WHIP

TOP

Pittsburgh Pirates @ Boston Red Sox

Fenway Park, Boston, MA

Tue Apr 04 2023, 7:12 PM - 9:46 PM EDT

Att. 28,842 - Cloudy - 50 F

livebaseballscorecards.com

AB	33
R	4
H	5
RBI	4
BB	4
SO	9
LOB	9

WP: 0	PA: 37		
PB: 1			
SB: 2			
CS: 0			

Batter	1	2	3	4	5	6	7	8	9	AB	R	H	RBI	BB	SO	LOB
99 Alex Verdugo, L (1, 9) OBP: 0.417, SLG: 0.609	X FF 95 0-0 2 1B 7 G4-3 1B		X CU 77 0-0 ② G3-1			B SL 84 F SL 82 C CH 90 X SL 83 1-2 ① L9		C SI 97 B SI 97 F FC 90 F ST 85 F ST 84 B SI 97 F SI 96 B FC 91 X SI 97 3-2 ① L8		4	1	1	0	0	0	0
11 Rafael Devers, L (1, 5) OBP: 0.375, SLG: 0.565	D SL 83 X SL 82 1-0 ① L9		B CH 91 B CH 90 X FF 96 2-0 ③ G3			F SL 83 B CU 77 B CH 90 X SL 80 2-1 ② G4-3		C SI 99 B SI 99 B SI 97 F FC 90 F ST 84 B ST 83 F ST 85 X ST 82 3-2 ② F8		4	0	0	0	0	0	1
2 Justin Turner, R (1, 10) OBP: 0.458, SLG: 0.368	B FF 95 C SL 82 B FF 95 C FF 95 D SL 84 X FF 95 3-2 7 G4-3 1-3 1B			C CU 78 X FF 94 0-1 ① G6-3		B FF 94 B SL 81 S SL 83 B FF 93 B FF 93 4-1 7 E BB		X SI 97 0-0 ③ G6-3		3	0	1	0	1	0	0
7 Masataka Yoshida, L (1, 7) OBP: 0.333, SLG: 0.381	C CU 78 F FF 95 F SL 82 X CU 77 0-2 ② G4-3 1-2 3-H			C FF 94 B CH 90 B FF 94 C SL 83 X SL 82 2-2 ② G3-1		S SL 83 F SL 82 F SL 82 D CU 76 X FF 94 1-2 E6 1-3			X FF 95 0-0 E3	4	0	0	1	0	0	2
18 Adam Duvall, R (1, 8) OBP: 0.542, SLG: 1.000	B SL 83 X SL 82 1-0 ③ P2			F FF 95 C FF 95 F SL 84 B SL 87 B SL 85 X SL 82 2-2 ③ L5		T SL 82 D SL 83 D SL 82 F SL 82 B SL 84 C SL 84 3-3 ③ K			X FF 95 0-0 ① P5	4	0	0	0	0	1	4
36 Triston Casas, L (1, 3) OBP: 0.222, SLG: 0.333		B FF 95 C FF 94 B SL 83 X FF 94 2-1 ① L9			C CU 77 B FF 94 F SL 83 X CU 77 1-2 ① L6		B CH 85 B CH 85 B CH 85 C CH 84 C FF 93 X CH 85 3-2 ① P3		D CU 75 B CU 75 F FF 96 X FF 95 2-1 ② F8	4	0	0	0	0	0	1
5 Enrique Hernández, R (1, 6) OBP: 0.300, SLG: 0.529		B SL 82 C SL 82 F CU 76 C SL 82 1-3 ② K			C SL 82 X FF 94 0-1 ② F9		C SL 84 B SL 85 B SL 83 T SL 84 X SL 85 2-2 ② P6		B CU 76 F FF 97 S FS 92 B FS 91 S FS 91 2-3 ③ K	4	0	0	0	0	2	1
3 Reese McGuire, L (1, 2) OBP: 0.333, SLG: 0.556		C CU 77 B FF 95 S SL 83 F SL 82 X SL 82 1-2 ③ G3			X FF 94 0-0 2B		C CH 87 S SL 85 F SL 86 B CH 87 X CH 88 1-2 2B			3	0	2	0	0	0	0
20 Yu Chang, R (1, 4) 17 Raimel Tapia, L (7, PH) OBP: 0.667, SLG: 0.500 39 Christian Arroyo, R (7, PH) OBP: 0.143, SLG: 0.154 (8, 4)			B FF 94 C SL 83 S SL 84 F SL 82 F SL 83 S CU 77 1-3 ① K		S SL 84 X SL 84 0-1 ③ G5-3		C SL 82 F SL 83 F SL 83 C FF 95 0-3 ③ K			2 0 1	0 0 0	0 0 0	0 0 0	0 0 0	1 0 1	1 0 1
Inning Stats	R: 1 E: 0 K: 0 S: 10 H: 2 LOB: 1 BB: 0 P: 15	R: 0 E: 0 K: 1 S: 9 H: 0 LOB: 0 BB: 0 P: 13	R: 0 E: 0 K: 1 S: 7 H: 0 LOB: 0 BB: 0 P: 10	R: 0 E: 0 K: 0 S: 9 H: 0 LOB: 0 BB: 0 P: 13	R: 0 E: 0 K: 0 S: 8 H: 1 LOB: 1 BB: 0 P: 9	R: 0 E: 1 K: 1 S: 13 H: 0 LOB: 2 BB: 1 P: 24	R: 0 E: 0 K: 1 S: 14 H: 1 LOB: 1 BB: 0 P: 20	R: 0 E: 0 K: 0 S: 12 H: 0 LOB: 0 BB: 0 P: 18	R: 0 E: 1 K: 1 S: 7 H: 0 LOB: 1 BB: 0 P: 11	1B: 2 2B: 2 3B: 0 HR: 0 SF: 0 SAC: 0 DP: 0 HBP: 0						

PITCHER		IP	WLS	BF	H	R	ER	SO	BB	IBB	HBP	BLK	WP	HR	S	P	ERA	WHIP
59 Roansy Contreras, R ERA: 1.59	(1, 1)	5.2	W	22	3	1	1	2	1	0	0	0	0	0	53	78	1.59	0.706
36 Dauri Moreta, R ERA:	(6, 1)	1.0	H	4	1	0	0	1	0	0	0	0	0	0	13	22	0.00	1.000
61 Jose Hernandez, L ERA:	(7, 1)	0.1	H	1	0	0	0	1	0	0	0	0	0	0	4	4	0.00	0.000
35 Colin Holderman, R ERA:	(8, 1)	1.0	H	3	0	0	0	0	0	0	0	0	0	0	12	18	0.00	0.000
51 David Bednar, R ERA:	(9, 1)	1.0	S	4	0	0	0	1	0	0	0	0	0	0	7	11	0.00	0.000

PITCHER	IP	WLS	BF	H	R	ER	SO	BB	IBB	HBP	BLK	WP	HR	S	P	ERA	WHIP

BOTTOM

Pittsburgh Pirates @ Boston Red Sox

Fenway Park, Boston, MA

Tue Apr 04 2023, 7:12 PM - 9:46 PM EDT

Att. 28,842 - Cloudy - 50 F

livebaseballscorecards.com

AB	33
R	1
H	4
RBI	1
BB	1
SO	5
LOB	11

WP: 0	PA: 34					
PB: 0						
SB: 0						
CS: 0						

Pittsburgh Pirates @ Boston Red Sox

Fenway Park, Boston, MA

Wed Apr 05 2023, 1:37 PM - 4:07 PM EDT

Att. 24,477 - Cloudy - 41 F

TOP

livebaseballscorecards.com

Batter	1	2	3	4	5	6	7	8	9	AB	R	H	RBI	BB	SO	LOB
15 Oneil Cruz, L (1, 6) OBP: 0.333, SLG: 0.435 2 Connor Joe, R (7, 9) OBP: 0.400, SLG: 0.333	F FC 85 S CH 80 B CH 81 X FC 86 1-2 41 BB 22 1B 1B		C CU 79 S CH 81 B CH 83 F FF 87 X CH 81 1-2 ① G4-3		B FC 85 B FC 85 S CH 82 B SI 88 S FC 86 F CH 82 S FC 87 3-3 ③ K		C FF 96 X FF 95 0-1 FC3 10 E 10 SF7 41 2B 2-3		F FF 92 F SL 85 B CH 81 F SL 86 X FF 95 1-2 ① G6-3	4 1	1 0	1 0	0 0	0 0	1 0	1 0
10 Bryan Reynolds, S (1, 7) OBP: 0.444, SLG: 1.000	X FC 84 0-0 ① L9		S CH 81 B FF 88 S CH 82 X SI 88 1-2 ② G4-3			B ST 81 F FF 92 X FF 93 1-1 22 1B 13 1B 2B	X FF 96 0-0 ① SF7 1-3 3-H		B FF 94 S CH 83 F FF 95 F CH 82 B CH 82 B CH 82 B CH 82 4-2 41 S 22 HBP 41 FC1-2 BB	3	1	1	1	1	0	1
22 Andrew McCutchen, R (1, 10) OBP: 0.522, SLG: 0.333	C SI 88 D CU 81 X SI 87 1-1 41 BB 1-2 1B		C SI 88 B SI 88 B CU 80 B FC 87 X FC 86 3-1 ③ F9			B ST 82 C SI 93 B SI 93 X SI 92 2-1 65 BB 13 1B 2-3 1B	B FF 95 B FF 95 F FF 95 F FF 95 D SL 84 F FF 96 F FF 96 F FF 96 F FF 96 3-2 X FF 86 ② P4		C SL 85 C SL 86 H FF 94 1-2 41 FC1-2 41 S 1-2 HBP	4	0	2	0	0	0	1
41 Carlos Santana, S (1, 3) OBP: 0.269, SLG: 0.348	B FC 87 D CH 80 B FC 86 C FC 86 B SI 87 4-1 1-2 2-3 BB			X CU 78 0-0 HR		C CH 87 S FF 92 B FF 93 S CH 89 1-3 ① K	B FF 94 B FF 97 S FF 96 F FF 96 F FF 97 F CH 90 B FF 96 X FF 96 3-2 3-H 2B		B CH 80 B FF 94 2 SAFE C FF 94 F FF 95 B FF 94 F FF 95 X CH 82 3-2 ②③ FC1-2 1-3 2-H	4	1	2	2	1	1	4
13 Ke'Bryan Hayes, R (1, 5) OBP: 0.125, SLG: 0.167	B FC 86 B FC 85 C SI 88 S FC 87 X SI 88 2-2 ② F4			C FC 85 X CU 79 0-1 ① P3		X ST 82 0-0 65 BB 1-2 3-H 1B	C SL 83 B SL 83 F SL 84 C FF 96 1-3 ③ K			4	0	1	1	0	1	4
65 Jack Suwinski, L (1, 9) OBP: 0.333, SLG: 0.111 (7, 8)	X FC 87 0-0 ③ P4			C CU 79 S CH 82 B FC 87 B FC 87 B FF 88 X FC 85 3-2 ② F8		B ST 81 C FF 92 B CH 89 B FF 92 2 SAFE B FF 92 4-1 1-2 2-3 BB		C SI 88 B SL 75 B SI 86 F SI 86 B SI 87 B SI 87 4-2 14 G5-4-3 BB		2	0	0	0	2	0	3
14 Rodolfo Castro, S (1, 4) OBP: 0.083, SLG: 0.083 (7, 6)		B CU 78 S FC 84 F FC 85 X CU 80 1-2 ① F8		X CH 82 0-0 ③ G3		B CH 88 C CH 87 C FF 93 B CH 89 S FF 93 2-3 ② K		L SI 87 B FC 86 X SI 87 1-1 ①② G5-4-3 1-2f		4	0	0	0	0	1	4
3 Ji Hwan Bae, L (1, 8) OBP: 0.263, SLG: 0.444 (7, 4)		F FC 85 X FC 85 0-1 ② L9			X SI 87 0-0 ① F7	F FF 93 X FF 92 0-1 ③ L6		M SI 88 B SL 78 F SI 87 B SL 78 F SI 87 F SI 88 X FF 89 2-2 E1 1B		4	0	1	0	0	0	3
55 Jason Delay, R (1, 2) OBP: 0.250, SLG: 0.750		C FC 86 F FC 86 F CU 81 B SI 87 F CU 82 B FC 84 C SI 88 2-3 ③ K			B FC 85 F FC 85 X CH 80 1-1 ② P6		B FF 93 B FF 94 F FF 94 X FF 94 2-1 15 FC3 10 E 2B	B FC 86 X SI 87 1-0 ③ G1-3		4	1	1	0	0	1	1
Inning Stats	R: 0 E: 0 K: 0 S: 11 H: 2 LOB: 3 BB: 1 P: 19	R: 0 E: 0 K: 1 S: 10 H: 0 LOB: 0 BB: 0 P: 13	R: 0 E: 0 K: 0 S: 9 H: 0 LOB: 0 BB: 0 P: 14	R: 1 E: 0 K: 0 S: 7 H: 1 LOB: 0 BB: 0 P: 10	R: 0 E: 0 K: 1 S: 7 H: 0 LOB: 0 BB: 0 P: 11	R: 1 E: 0 K: 2 S: 14 H: 3 LOB: 3 BB: 1 P: 24	R: 2 E: 1 K: 1 S: 20 H: 2 LOB: 1 BB: 0 P: 29	R: 0 E: 1 K: 0 S: 11 H: 1 LOB: 1 BB: 1 P: 19	R: 0 E: 0 K: 0 S: 13 H: 0 LOB: 1 BB: 1 P: 22	1B: 5 2B: 4 3B: 0 HR: 1 SF: 1 SAC: 0 DP: 2 HBP: 1						

	AB	34
	R	4
	H	9
	RBI	4
	BB	4
	SO	5
	LOB	22

WP: 0 PA: 40
PB: 0
SB: 2
CS: 0

PITCHER		IP	WLS	BF	H	R	ER	SO	BB	IBB	HBP	BLK	WP	HR	S	P	ERA	WHIP
28 Corey Kluber, R ERA: 6.48	(1, 1)	5.0	L	19	3	1	1	2	1	0	0	0	0	1	44	67	1.80	0.800
46 John Schreiber, R ERA: 3.0	(6, 1)	1.0		7	3	1	1	2	1	0	0	0	0	0	14	24	9.00	4.000
61 Kaleb Ort, R ERA: 7.2	(7, 1)	1.0		6	2	2	2	1	0	0	0	0	0	0	20	29	18.00	2.000
Richard Bleier, L ERA: 6.0	(8, 1)	1.0		4	1	0	0	0	1	0	0	0	0	0	11	19	0.00	2.000
76 Zack Kelly, R ERA: 1.93	(9, 1)	1.0		4	0	0	0	0	1	0	1	0	0	0	13	22	0.00	1.000

PITCHER	IP	WLS	BF	H	R	ER	SO	BB	IBB	HBP	BLK	WP	HR	S	P	ERA	WHIP

Batter	1	2	3	4	5	6	7	8	9	AB	R	H	RBI	BB	SO	LOB
99 Alex Verdugo, L (1, 9) OBP: 0.393, SLG: 0.538	C FC 90 X CU 78 0-1 G4-3		X CU 78 0-0 G3-1			B FC 90 B FF 94 B CU 77 B FC 93 4-0 11 P6-3 BB		C CU 82 C CU 80 S CU 82 0-3 K		3	0	0	0	1	1	0
11 Rafael Devers, L (1, 5) OBP: 0.321, SLG: 0.481	F CU 77 B CH 90 B CU 78 C SI 94 S FF 95 2-3 K		B CH 91 X CU 78 1-0 L4			C CH 90 F SI 95 D CU 79 F FF 96 F FC 92 X FF 95 1-2 P6-3 1-1f		C FF 92 X CU 81 0-1 P4		4	0	0	0	0	1	1
2 Justin Turner, R (1, 10) OBP: 0.464, SLG: 0.364	B SI 93 B ST 82 C FF 95 B ST 85 C FF 95 F ST 84 F ST 83 B FF 96 4-2 BB			C SI 94 X SI 95 0-1 F9			C ST 80 B SI 92 C SI 92 B ST 84 F CU 76 F FF 95 F ST 82 X SI 92 2-2 P4		B CH 92 X SI 93 1-0 7 G4-6-3 1B	3	0	1	0	1	0	0
7 Masataka Yoshida, L (1, 7) OBP: 0.286, SLG: 0.320	B FC 91 F FC 91 D CU 79 C FC 90 B CU 78 S FC 92 3-3 K			C FC 89 B CH 91 F FC 91 X FC 92 1-2 G4-3			C FC 88 X CH 90 0-1 G3-1		B FC 92 X FC 92 1-0 G4-6-3 1-2f	4	0	0	0	0	1	2
36 Triston Casas, L (1, 3) OBP: 0.227, SLG: 0.368		C SI 93 X CU 78 0-1 G1-3		F FC 91 F FC 92 X FF 97 0-2 G5-3			B FC 88 C CU 77 F FF 94 F CU 80 X FF 96 1-2 39 1B 2B		X FC 91 0-0 F7	4	1	1	0	0	0	0
39 Christian Arroyo, R (1, 4) OBP: 0.235, SLG: 0.250		C SI 92 X ST 82 0-1 17 G1-3 17 BLK 1B	C SI 93 C FF 95 F CU 79 B ST 84 C FF 96 1-3				B SI 93 X SI 93 1-0 17 1B 17 S 2-H 1B			3	0	2	1	0	1	0
17 Raimel Tapia, L (1, 8) OBP: 0.500, SLG: 0.400		C SI 94 S FC 92 B FF 95 F FC 91 B FC 92 F FF 96 F FF 96 F CU 80 B FC 90 3-2 X FC 92 G1-3 1-3	S CH 90 S FC 91 S CU 81 0-3 K				C FC 88 S CU 78 F FF 96 B CU 79 F CU 79 X FF 95 1-2 1-3 1B			3	0	1	0	0	1	1
20 Yu Chang, R (1, 6) 3 Reese McGuire, L (7, PH) OBP: 0.300, SLG: 0.500 (8, 2)		B ST 85 C SI 94 S ST 83 1-2 K	C SI 94 S ST 84 B ST 84 T FF 96 1-2 K				C FC 89 B FC 90 F CU 78 F FF 97 C FF 96 1-3 K			2 1	0 0	0 0	0 0	0 0	2 1	1 2
12 Connor Wong, R (1, 2) OBP: 0.083, SLG: 0.167 5 Enrique Hernández, R (8, 6) OBP: 0.286, SLG: 0.500			C SI 93 C CU 79 B FF 95 X CU 78 1-2 G5-3			C SI 91 F SI 92 X ST 83 0-2 G5-3		C FC 89 B FF 92 X FC 86 1-1 P3		2 1	0 0	0 0	0 0	0 0	0 0	0 0
Inning Stats	R: 0 E: 0 K: 2 S: 12 H: 0 LOB: 1 BB: 1 P: 21	R: 0 E: 0 K: 1 S: 13 H: 1 LOB: 1 BB: 0 P: 17	R: 0 E: 0 K: 0 S: 5 H: 0 LOB: 0 BB: 0 P: 7	R: 0 E: 0 K: 0 S: 8 H: 0 LOB: 0 BB: 0 P: 9	R: 0 E: 0 K: 3 S: 10 H: 0 LOB: 0 BB: 0 P: 12	R: 0 E: 0 K: 0 S: 8 H: 0 LOB: 0 BB: 0 P: 13	R: 1 E: 0 K: 1 S: 22 H: 3 LOB: 2 BB: 0 P: 28	R: 0 E: 0 K: 1 S: 7 H: 0 LOB: 0 BB: 0 P: 8	R: 0 E: 0 K: 0 S: 3 H: 1 LOB: 0 BB: 0 P: 5	1B: 4 2B: 2 3B: 0 HR: 0	SF: 0 SAC: 0 DP: 2 HBP: 0	WP: 0 PB: 0 SB: 1 CS: 0	PA: 32				

PITCHER	IP	WLS	BF	H	R	ER	SO	BB	IBB	HBP	BLK	WP	HR	S	P	ERA	WHIP
23 Mitch Keller, R (1, 1) ERA: 3.86	7.0	W	26	4	1	1	7	2	0	0	1	0	0	78	107	1.29	0.857
62 Rob Zastryzny, L (8, 1) ERA: 2.7	1.0	H	3	0	0	0	1	0	0	0	0	0	0	7	8	0.00	0.000
56 Duane Underwood Jr., R (9, 1) ERA:	1.0	S	3	1	0	0	0	0	0	0	0	0	0	3	5	0.00	1.000

PITCHER	IP	WLS	BF	H	R	ER	SO	BB	IBB	HBP	BLK	WP	HR	S	P	ERA	WHIP

BOTTOM

Pittsburgh Pirates @ Boston Red Sox

Fenway Park, Boston, MA

Wed Apr 05 2023, 1:37 PM - 4:07 PM EDT

Att. 24,477 - Cloudy - 41 F

livebaseballscorecards.com

AB	30
R	1
H	5
RBI	1
BB	2
SO	8
LOB	7

Batter	1	2	3	4	5	6	7	8	9	AB	R	H	RBI	BB	SO	LOB
99 Alex Verdugo, L (1, 9) OBP: 0.375, SLG: 0.500	C FF 93 B CH 89 X FF 92 1-1 ① L7		F FF 94 B CH 87 D CH 88 1 SAFE X FF 94 2-1 ②③ P5 1-2			B CU 80 X SI 92 1-0 11 2B 1B		B FF 90 C FF 89 X SL 84 1-1 ① G6-3		4	1	1	0	0	0	1
11 Rafael Devers, L (1, 5) OBP: 0.344, SLG: 0.613	B SL 85 X FF 93 1-0 ② G4-3			B CU 80 X FF 93 1-0 HR		B SL 82 S CH 87 F FF 91 X FF 92 1-2 1-H 18 HR 2B		B CU 82 C SL 84 S CH 82 S CH 83 1-3 ② K		4	2	2	2	0	1	0
2 Justin Turner, R (1, 10) OBP: 0.438, SLG: 0.320	C FF 94 B SI 93 B CU 80 X FF 92 2-1 ③ F7			B SI 93 H SL 86 2-0 7 G6-3 HBP		C SI 92 X SI 91 0-1 ② G5-3		B SL 85 S FF 90 B FF 90 X SL 84 2-1 ③ G5-3		3	0	0	0	0	0	1
7 Masataka Yoshida, L (1, 7) OBP: 0.344, SLG: 0.393		C FF 91 F CU 79 B CH 88 B CH 88 X FF 92 2-2 36 G1-6-3 1B	C SI 92 B CH 88 F FF 92 D CU 82 B FF 92 X SI 93 3-2 ①② G6-3 1-2f			F CH 88 D CH 89 B FF 90 B FF 90 B CH 89 4-1 18 S 18 HR BB			B FF 91 B SL 84 S FF 90 X CU 78 2-1 36 F8 39 FC5-2-5 2B	3	1	2	0	1	0	1
18 Adam Duvall, R (1, 8) OBP: 0.536, SLG: 1.042		C SI 93 X SI 93 0-1 ① L7	C SI 94 B CH 89 X SI 93 1-1 ③ P4			B SL 84 C FF 95 F FF 95 F FF 96 B SL 84 X FF 95 2-2 1-H 3-H HR			B SL 86 S SL 84 B FF 90 B SL 84 3-1 3 BB 36 F8 BB	3	1	1	3	1	0	1
36 Triston Casas, L (1, 3) OBP: 0.192, SLG: 0.304		C FF 92 X SI 93 0-1 ②③ G1-6-3 1-2f			F SI 91 B CU 78 F CU 79 B CH 87 X FF 91 2-2 ① G1-6-3	B SL 85 B FF 95 X FF 94 2-0 ③ P6			S FF 91 F CH 83 B CH 83 F FF 92 F SL 86 X CH 81 1-2 ① F8 1-2 2-3	4	0	0	0	0	0	3
39 Christian Arroyo, R (1, 4) OBP: 0.238, SLG: 0.211			B FF 92 B SI 93 B FF 92 C FF 92 F FF 92 B FF 92 4-2 3 1B 5 FC6-4 BB		X SI 92 0-0 ② L7		B FF 94 X FF 94 1-0 ① P4		B SI 92 X SI 92 1-0 ② FC5-2-5 3 BB 3-H	3	1	0	0	1	0	2
3 Reese McGuire, L (1, 2) OBP: 0.357, SLG: 0.462			B SI 93 B SL 85 1 SAFE X SI 93 2-0 5 FC6-4 1-3 1B		B FF 92 B FF 92 C SI 92 F SI 92 C CU 81 2-3 ③ K		C FF 94 C FF 95 B CH 89 B FF 94 B SL 85 S FF 94 3-3 ② K		D KC 84 B FF 93 D KC 84 B SI 93 4-0 1-2 2-3 BB	3	0	1	0	1	2	0
5 Enrique Hernández, R (1, 6) OBP: 0.240, SLG: 0.409			C SL 86 X SL 84 0-1 ① FC6-4 99 P5 1-2f 3-H			C SI 90 X SI 90 0-1 ① G4-3	B FF 95 X FF 94 1-0 ③ P4		F SI 93 X KC 84 0-1 ③ F7	4	0	0	1	0	0	4
Inning Stats	R: 0 E: 0 K: 0 S: 5 H: 0 LOB: 0 BB: 0 P: 9	R: 0 E: 0 K: 0 S: 7 H: 1 LOB: 0 BB: 0 P: 9	R: 1 E: 0 K: 0 S: 7 H: 1 LOB: 0 BB: 1 P: 15	R: 1 E: 0 K: 0 S: 6 H: 1 LOB: 0 BB: 0 P: 13	R: 0 E: 0 K: 1 S: 7 H: 0 LOB: 0 BB: 0 P: 11	R: 4 E: 0 K: 0 S: 14 H: 3 LOB: 0 BB: 1 P: 24	R: 0 E: 0 K: 1 S: 5 H: 0 LOB: 0 BB: 0 P: 10	R: 0 E: 0 K: 1 S: 7 H: 0 LOB: 0 BB: 0 P: 11	R: 0 E: 0 K: 0 S: 11 H: 1 LOB: 3 BB: 2 P: 22	1B: 3 2B: 2 3B: 0 HR: 2 SF: 0 SAC: 0 DP: 2 HBP: 1						

TOP

Boston Red Sox @ Detroit Tigers

Comerica Park, Detroit, MI

Thu Apr 06 2023, 1:13 PM - 3:45 PM EDT

Att. 44,650 - Cloudy - 47 F

livebaseballscorecards.com

AB	31
R	6
H	7
RBI	6
BB	4
SO	3
LOB	13

PITCHER		IP	WLS	BF	H	R	ER	SO	BB	IBB	HBP	BLK	WP	HR	S	P	ERA	WHIP
56 Spencer Turnbull, R ERA: 13.5	(1, 1)	5.2	L	22	5	5	5	1	2	0	1	0	0	1	41	72	7.94	1.235
67 José Cisnero, R ERA: 9.0	(6, 1)	1.1		5	1	1	1	1	0	0	0	0	0	1	10	19	6.75	0.750
53 Mason Englert, R ERA: 1.69	(8, 1)	1.1		6	1	0	0	1	1	0	0	0	0	0	15	25	0.00	1.500
55 Alex Lange, R ERA: 3.38	(9, 1)	0.2		3	0	0	0	0	1	0	0	0	0	0	3	8	0.00	1.500

PITCHER	IP	WLS	BF	H	R	ER	SO	BB	IBB	HBP	BLK	WP	HR	S	P	ERA	WHIP

BOTTOM

Boston Red Sox @ Detroit Tigers

Comerica Park, Detroit, MI

Thu Apr 06 2023, 1:13 PM - 3:45 PM EDT

Att. 44,650 - Cloudy - 47 F

Batter	1	2	3	4	5	6	7	8	9	AB	R	H	RBI	BB	SO	LOB
8 Matt Vierling, R (1, 9) (8, 5) OBP: 0.385, SLG: 0.500	B FF 91 B SI 91 B SI 90 B FF 91 4-0 28 BB BB	C SL 78 B FF 93 X CH 86 1-1 ③ P4		X SI 89 0-0 ③ F9			C FF 94 F ST 84 B FF 94 X FC 91 1-2 28 G1-3 1B		C FC 94 B FC 95 S SL 83 F FC 95 B SI 96 F FC 97 B FC 96 X FC 95 3-2 ② F8	4	0	1	0	1	0	0
28 Javier Báez, R (1, 6) OBP: 0.148, SLG: 0.080	B SL 77 B SI 91 B SI 76 B SI 93 4-0 1-2 BB		X SI 90 0-0 ① G6-3		C CH 82 B FF 90 F SI 91 T SL 76 1-2 ① K		F FC 92 B SI 95 F FC 92 X FF 96 1-2 ② G1-3 1-2		S FC 95 F FC 94 X FC 96 0-2 ③ F9	4	0	0	0	1	1	1
31 Riley Greene, L (1, 8) OBP: 0.345, SLG: 0.481	C SI 93 B SI 92 F SL 77 F SI 92 F SL 78 B FF 93 F SI 92 C SL 77 2-3 ① K		C SI 90 X SI 90 0-1 ② G4-3		C SL 73 S SI 91 S SL 77 0-3 ② K		S FC 92 S FC 92 B FC 92 X FS 89 1-2 ③ G5-3			4	0	0	0	0	2	3
20 Spencer Torkelson, R (1, 3) OBP: 0.250, SLG: 0.370	C SL 77 B SI 92 S SI 91 T FF 92 1-2 ② K		B SI 90 C SL 77 F FF 92 X SL 78 1-2 13 1B 24 1B 1B		X SI 90 0-0 E6			F FF 96 B FF 95 B SL 85 C SL 83 S SL 85 2-3 ① K		4	1	1	0	0	2	2
13 Eric Haase, R (1, 7) OBP: 0.167, SLG: 0.130 30 Kerry Carpenter, L (8, PH) (9, 9) OBP: 0.357, SLG: 0.500	F FF 92 S SI 92 B FF 92 S SL 79 1-3 ③ K		X CH 85 0-0 24 1B 1-3 1B		C CH 84 F SI 91 D SL 78 S CH 84 1-3 ③ K			C FF 95 B SL 87 F FF 95 X FF 94 1-2 2B		3 1	0 0	1 1	0 0	0 0	2 0	3 0
24 Miguel Cabrera, R (1, 10) OBP: 0.263, SLG: 0.235		B CH 84 C SI 91 X CH 85 1-1 ① G5-3	B SI 91 F SL 78 F SL 79 X FF 93 1-2 1-2 3-H 1B			B SI 93 C SI 92 B ST 81 B SI 92 C FF 92 B ST 81 4-2 9 G3 BB		X SI 95 0-0 ② L8		3	0	1	1	1	0	1
7 Jonathan Schoop, R (1, 5) OBP: 0.273, SLG: 0.111 9 Nick Maton, L (6, PH) (7, 5) (8, 4) OBP: 0.263, SLG: 0.067		B FF 92 B SL 75 B SI 93 B SI 91 4-0 34 HR BB	F SL 76 B SL 75 B SL 76 X SI 92 2-1 ③ P3			C ST 81 B CH 89 B FF 94 X SI 92 2-1 ① ② G3 1-2f		F SL 85 B FF 95 B SL 84 C SL 84 D SL 85 B SL 82 4-2 BB		1 1	1 0	0 0	0 0	1 1	0 0	2 1
34 Jake Rogers, R (1, 2) OBP: 0.250, SLG: 0.750		B CH 85 X SI 94 1-0 1-H HR		B SL 73 B CH 82 X CH 83 2-0 ① G5-3		C ST 82 C ST 82 F ST 81 B FF 94 F FF 94 F ST 80 C SI 93 1-3 ③ K		D SL 82 B FF 94 C FF 94 F FF 93 X FF 95 2-2 ③ F9		4	1	1	2	0	1	2
32 Ryan Kreidler, R (1, 4) OBP: 0.154, SLG: 0.154 17 Austin Meadows, L (7, PH) (8, 9) (9, 7) OBP: 0.238, SLG: 0.286		B SL 77 F SI 95 S FF 94 S SL 79 1-3 ② K		C SL 75 X CH 83 0-1 ② G6-3			C FF 94 B FC 92 X FF 95 1-1 ① G4-3		C FC 94 B FC 94 B FC 93 F FC 92 X FC 94 2-2 ① G4-3	2 2	0 0	0 0	0 0	0 0	1 0	0 0
Inning Stats	R: 0 E: 0 K: 3 S: 12 H: 0 LOB: 2 BB: 2 P: 24	R: 2 E: 0 K: 1 S: 8 H: 1 LOB: 0 BB: 1 P: 16	R: 1 E: 0 K: 0 S: 12 H: 3 LOB: 2 BB: 0 P: 16	R: 0 E: 0 K: 0 S: 4 H: 0 LOB: 0 BB: 0 P: 6	R: 0 E: 1 K: 3 S: 10 H: 0 LOB: 1 BB: 0 P: 12	R: 0 E: 0 K: 1 S: 10 H: 0 LOB: 0 BB: 1 P: 17	R: 0 E: 0 K: 0 S: 11 H: 1 LOB: 1 BB: 0 P: 15	R: 0 E: 0 K: 1 S: 12 H: 1 LOB: 2 BB: 1 P: 21	R: 0 E: 0 K: 0 S: 11 H: 0 LOB: 0 BB: 0 P: 16	1B: 4 2B: 1 3B: 0 HR: 1 SF: 0 SAC: 0 DP: 1 HBP: 0				WP: 0 PB: 0 SB: 0 CS: 0		PA: 38

livebaseballscorecards.com

	AB	33
	R	3
	H	6
	RBI	3
	BB	5
	SO	9
	LOB	15

PITCHER		IP	WLS	BF	H	R	ER	SO	BB	IBB	HBP	BLK	WP	HR	S	P	ERA	WHIP
41 Chris Sale, L ERA: 11.25	(1, 1)	5.0	W	23	4	3	3	7	3	0	0	0	0	1	46	74	5.40	1.400
46 John Schreiber, R ERA: 2.25	(6, 1)	1.0	H	3	0	0	0	1	1	0	0	0	0	0	10	17	0.00	1.000
55 Chris Martin, R ERA:	(7, 1)	1.0	H	4	1	0	0	0	0	0	0	0	0	0	11	15	0.00	1.000
70 Ryan Brasier, R ERA: 6.75	(8, 1)	1.0	H	5	1	0	0	1	1	0	0	0	0	0	12	21	0.00	2.000
74 Kenley Jansen, R ERA:	(9, 1)	1.0	S	3	0	0	0	0	0	0	0	0	0	0	11	16	0.00	0.000

PITCHER	IP	WLS	BF	H	R	ER	SO	BB	IBB	HBP	BLK	WP	HR	S	P	ERA	WHIP

Batter	1	2	3	4	5	6	7	8	9	AB	R	H	RBI	BB	SO	LOB
30 Rob Refsnyder, R (1, 7) OBP: 0.364, SLG: 0.222	C FF 93 S FF 94 B CU 78 B FF 94 B FF 93 X FF 94 3-2 **P3** ①	B FC 84 F FF 93 C FF 94 B CH 87 B FF 93 F FF 92 B FC 85 4-2 11 HR 1-2 2-3 3-H **BB**		C SL 83 C SL 84 S SL 87 0-3 **K** ②			C FC 84 X FC 86 0-1 **L9** ①	X FC 86 0-0 1-3 2-H **1B**		4	1	1	2	1	1	0
11 Rafael Devers, L (1, 5) OBP: 0.361, SLG: 0.771 20 Yu Chang, R (8, PH) (8, 5)	X FC 87 0-0 **F9** ②	B KC 77 S SI 94 B KC 78 X CH 85 2-1 1-H 2-H 3-H **HR**		X FF 93 0-0 **F8** ③			C SL 79 B SL 82 X FC 84 1-1 **HR**	F FF 89 X CH 82 0-1 **L9** ②		4 1	2 0	2 0	5 0	0 0	0 0	0 2
2 Justin Turner, R (1, 3) OBP: 0.378, SLG: 0.267 36 Triston Casas, L (8, 3) OBP: 0.192, SLG: 0.304	C FF 93 C CU 78 B CU 78 X FF 94 1-2 **G1-3** ③	B FF 95 B SI 95 F SI 95 C SI 95 F SI 95 B SL 86 X SI 95 3-2 **L5** ③			C SL 85 X SL 85 0-1 **G6-3** ①		B SI 90 B CH 82 F FF 90 B FF 89 C FC 86 F FC 86 X FF 89 3-2 **G6-3** ②	C FC 83 X FF 87 0-1 **L8** ③		5 0	0 0	0 0	0 0	0 0	0 0	2 0
7 Masataka Yoshida, L (1, 10) OBP: 0.378, SLG: 0.367		B FF 94 B FF 94 B FC 86 C FF 93 B FF 94 4-1 99 2B 12 BB **BB**	B FF 93 B SI 92 B SL 85 B SI 93 4-0 18 HR **BB**		B SI 94 B SI 92 B FF 93 B SI 93 4-0 18 FC1-4 **BB**		C SI 89 B SI 89 X FF 89 1-1 **F8** ③		B FA 81 C FA 78 C FA 82 F FA 84 B FA 84 X FA 82 2-2 **G3** ①	2	2	0	0	3	0	0
18 Adam Duvall, R (1, 8) OBP: 0.545, SLG: 1.138		B FC 85 F FF 94 B FC 86 F FF 92 B CU 76 X FF 93 3-2 **F7** ①	B SL 85 X SI 93 1-0 1-H **HR**		D SL 84 X SL 85 1-0 **FC1-4** ② 1-2f			C FF 87 B CH 82 B SL 79 F SI 89 X FC 84 2-2 99 1B **2B**	C FA 85 B FA 84 F FA 84 B FA 83 F FA 83 X FA 84 2-2 17 HR **2B**	5	3	3	2	0	0	2
99 Alex Verdugo, L (1, 9) OBP: 0.389, SLG: 0.529 17 Raimel Tapia, L (9, PH) OBP: 0.571, SLG: 1.000 (9, 9)		B FC 86 X FC 85 1-0 12 BB 1-3 30 BB **2B**	C SI 94 B KC 80 F SL 84 B CH 84 X SI 94 2-2 **F7** ①		B SL 87 X SI 94 1-0 **G1-3** ③			C FC 85 X SI 90 0-1 5 L8 39 1B 12 1B 2-H **1B**	C FA 80 D FA 84 X FA 83 1-1 2-H **HR**	4 1	2 1	2 1	1 2	0 0	0 0	1 0
39 Christian Arroyo, R (1, 4) OBP: 0.269, SLG: 0.250		S FF 94 F CU 78 B CU 78 X FC 85 1-2 **L8** ②	X SL 85 0-0 **P6** ②			B FC 82 B SI 88 F SI 88 X FC 85 2-1 **P6** ①		X CH 83 0-0 12 1B 30 1B 1-2 **1B**	X FA 80 0-0 12 FC4 **1B**	5	1	2	0	0	0	2
5 Enrique Hernández, R (1, 6) OBP: 0.233, SLG: 0.346		B CU 76 S FF 94 B CU 77 B FF 94 B FC 85 4-1 30 BB 12 BB 11 HR **BB**	C SL 84 B SL 84 F FF 94 S SL 87 1-3 **K** ③			B FF 89 F FC 86 C CH 82 B FF 89 S FC 84 2-3 **K** ②		B FC 85 B CH 83 C SI 90 S FC 85 X FF 89 2-2 **L8** ① 2-3	B FA 66 C FA 74 B FA 72 X FA 75 2-1 **P3** ②	4	1	0	0	1	2	3
12 Connor Wong, R (1, 2) OBP: 0.176, SLG: 0.188		T FC 85 B CH 87 B FF 94 S FC 86 F FC 85 B FF 94 B FF 94 4-2 30 BB 11 HR 1-2 2-3 3-H **BB**		F FF 92 X KC 78 0-1 **F8** ①		B CH 83 B FF 89 X SI 89 2-0 **G4-3** ③		C CH 83 B SI 88 X FC 84 1-1 30 1B 1-2 3-H **1B**	C FA 77 X FA 75 0-1 1-2f **FC4** ③	4	1	1	2	1	0	1
Inning Stats	R: 0 E: 0 K: 0 S: 7 H: 0 LOB: 0 BB: 0 P: 11	R: 6 E: 0 K: 0 S: 21 H: 2 LOB: 0 BB: 4 P: 47	R: 2 E: 0 K: 1 S: 8 H: 1 LOB: 0 BB: 1 P: 16	R: 0 E: 0 K: 1 S: 6 H: 0 LOB: 0 BB: 0 P: 6	R: 0 E: 0 K: 0 S: 4 H: 0 LOB: 1 BB: 1 P: 10	R: 0 E: 0 K: 1 S: 6 H: 0 LOB: 0 BB: 0 P: 12	R: 1 E: 0 K: 0 S: 10 H: 1 LOB: 0 BB: 0 P: 15	R: 3 E: 0 K: 0 S: 16 H: 5 LOB: 2 BB: 0 P: 21	R: 2 E: 0 K: 0 S: 15 H: 3 LOB: 1 BB: 0 P: 22	1B: 5 2B: 3 3B: 0 HR: 4 SF: 0 SAC: 0 DP: 0 HBP: 0						

PITCHER		IP	WLS	BF	H	R	ER	SO	BB	IBB	HBP	BLK	WP	HR	S	P	ERA	WHIP
43 Joey Wentz, L ERA: 10.29	(1, 1)	1.2	L	10	1	5	5	0	4	0	0	0	0	0	22	47	27.00	3.000
50 Garrett Hill, R ERA: 8.1	(2, 1)	3.1		14	2	3	3	2	2	0	0	0	0	2	24	43	8.10	1.200
70 Tyler Alexander, L ERA: 8.64	(6, 1)	3.0		15	6	4	4	1	0	0	0	0	0	1	32	48	12.00	2.000
39 Zach McKinstry, R ERA: 18.0	(9, 1)	1.0		6	3	2	2	0	0	0	0	0	0	1	15	22	18.00	3.000

PITCHER	IP	WLS	BF	H	R	ER	SO	BB	IBB	HBP	BLK	WP	HR	S	P	ERA	WHIP

TOP

Boston Red Sox @ Detroit Tigers

Comerica Park, Detroit, MI

Sat Apr 08 2023, 4:12 PM - 6:48 PM EDT

Att. 21,835 - Sunny - 50 F

livebaseballscorecards.com

AB	39
R	14
H	12
RBI	14
BB	6
SO	3
LOB	13

WP: 0	PA: 45
PB: 0	
SB: 0	
CS: 0	

Batter	1	2	3	4	5	6	7	8	9	AB	R	H	RBI	BB	SO	LOB
60 Akil Baddoo, L (1, 7) OBP: 0.400, SLG: 0.400	B FF 92 X FF 92 1-0 31 G4-6-3 1B		B FS 89 B SI 96 C FF 94 S SL 84 X SL 84 2-2 ③ G4-1		F FF 93 B FS 88 X FF 92 1-1 ③ G1-6-3			B SL 84 F FF 95 F SL 83 F FF 97 B FF 98 B SL 82 S SL 84 3-3 ① K	X FF 94 0-0 31 1B 28 E 1-2 2-3 1B	5	1	2	0	0	1	0
31 Riley Greene, L (1, 8) OBP: 0.353, SLG: 0.452	C FF 92 S FS 86 X FF 94 0-2 ①② G4-6-3 1-2f			B SL 85 B SL 84 B FC 90 B FF 93 4-0 30 1B 9 2B BB		C FF 94 X CH 83 0-1 ① G3-1		C FF 97 B SL 84 C SL 83 S FF 98 1-3 ② K	F FF 94 F FF 95 F FF 94 D SL 84 X SL 85 1-2 28 E 1-3 2-H 3-H 1B	4	1	1	2	1	1	1
28 Javier Báez, R (1, 6) OBP: 0.129, SLG: 0.069	B SL 87 B SL 86 C SI 95 X SI 95 2-1 ③ G3-1			C SL 84 C SI 94 B SL 84 S SL 84 1-3 ① K		X FF 94 0-0 CI 9 F9 30 BB		C FF 98 F FF 98 X SL 85 0-2 E6 30 1B	C FF 94 S SL 84 X FF 94 0-2 E6 1-3 3-H	4	0	0	0	0	1	2
30 Kerry Carpenter, L (1, 10) OBP: 0.444, SLG: 0.533 32 Ryan Kreidler, R (9, 5) OBP: 0.143, SLG: 0.143		C FS 88 F FF 93 S FS 88 0-3 ① K		B FF 93 X FC 91 1-0 9 2B 20 SF9 1-3 1B		B CH 82 B CH 83 S FF 95 B CH 83 B FF 95 4-1 1-2 BB		S FF 98 S FF 98 B FF 97 X CH 91 1-2 1B	C FF 95 S FF 94 S SL 85 0-3 ③ K	3 1	1 0	2 0	0 0	1 0	1 1	0 2
9 Nick Maton, L (1, 5) OBP: 0.304, SLG: 0.167 (9, 4)		B FF 93 B FF 93 B SI 93 C FF 95 B FF 93 4-1 BB		B FF 93 F SI 92 B FS 87 S FF 93 B FS 87 X SI 94 3-2 20 SF9 1-3 3-H 2B		F FF 94 F SL 85 D CH 84 B FF 96 D CH 82 X CH 83 3-2 ② F9 2-3		B FF 97 C FF 96 B SL 84 C SL 85 S FF 97 2-3 ③ K		3	0	1	1	1	1	4
20 Spencer Torkelson, R (1, 3) OBP: 0.219, SLG: 0.333		C SI 95 B SL 86 C SL 85 S SL 86 1-3 ② K		S SI 95 B SI 94 C SL 85 F SI 94 X FF 94 1-2 ② SF9 2-3 3-H		B SL 85 C FF 96 B SL 89 X FF 95 2-1 ③ G4-3			X FF 95 0-0 ① F9	3	0	0	1	0	1	3
8 Matt Vierling, R (1, 9) OBP: 0.333, SLG: 0.429		C SL 85 S SL 86 D SL 84 F SI 94 F FF 94 X SL 85 1-2 ③ G6-3		C SL 84 F SL 84 F SL 84 D FS 88 X SI 95 1-2 ③ G4-3			C FF 94 B FF 94 X SL 85 1-1 ① G6-3		C FF 95 S SL 84 S SL 85 0-3 ② K	4	0	0	0	0	1	2
39 Zach McKinstry, L (1, 4) OBP: 0.222, SLG: 0.176 (9, 1)			B SL 84 C FF 93 B FS 88 B FF 93 X FF 95 3-1 ① G3-1		X FF 94 0-0 ① G4-3		C SL 84 S FF 95 F FF 95 B CH 83 B CH 83 X FF 95 2-2 ② G4-3		B FF 94 B FF 95 S FF 94 F FF 94 F SL 83 B SL 85 F FF 94 B FF 94 4-2 60 1B 34 HBP 31 1B BB	3	1	0	0	1	0	0
34 Jake Rogers, R (1, 2) OBP: 0.250, SLG: 0.600			F SI 94 B SL 86 C SL 84 B FS 86 C SI 95 2-3 ② K		B SI 94 X SI 94 1-0 ② G6-3		B SL 85 B FF 94 C FF 95 F SL 86 C CH 84 2-3 ③ K		B SL 83 B SI 92 H SI 94 3-0 60 1B 31 1B 1-2 HBP	3	1	0	0	0	2	0
Inning Stats	R: 0 E: 0 K: 0 S: 6 H: 1 LOB: 0 BB: 0 P: 9	R: 0 E: 0 K: 2 S: 12 H: 0 LOB: 1 BB: 1 P: 18	R: 0 E: 0 K: 1 S: 8 H: 0 LOB: 0 BB: 0 P: 15	R: 2 E: 0 K: 1 S: 15 H: 2 LOB: 1 BB: 1 P: 26	R: 0 E: 0 K: 0 S: 4 H: 0 LOB: 0 BB: 0 P: 6	R: 0 E: 1 K: 0 S: 9 H: 0 LOB: 2 BB: 1 P: 18	R: 0 E: 0 K: 1 S: 9 H: 0 LOB: 0 BB: 0 P: 14	R: 0 E: 1 K: 3 S: 16 H: 1 LOB: 2 BB: 0 P: 23	R: 3 E: 1 K: 2 S: 19 H: 2 LOB: 2 BB: 1 P: 27	1B: 5 2B: 1 3B: 0 HR: 0 SF: 1 SAC: 0 DP: 1 HBP: 1						

PITCHER	IP	WLS	BF	H	R	ER	SO	BB	IBB	HBP	BLK	WP	HR	S	P	ERA	WHIP
89 Tanner Houck, R (1, 1) ERA: 4.5	5.0	W	19	3	2	2	4	2	0	0	0	0	0	45	74	3.60	1.000
76 Zack Kelly, R (6, 1) ERA: 1.35	2.0		8	0	0	0	1	1	0	0	0	0	0	18	32	0.00	0.500
61 Kaleb Ort, R (8, 1) ERA: 6.0	1.0		5	1	0	0	3	0	0	0	0	0	0	16	23	0.00	1.000
70 Ryan Brasier, R (9, 1) ERA: 9.0	1.0		8	2	3	2	2	1	0	1	0	0	0	19	27	18.00	3.000

PITCHER	IP	WLS	BF	H	R	ER	SO	BB	IBB	HBP	BLK	WP	HR	S	P	ERA	WHIP

BOTTOM

Boston Red Sox @ Detroit Tigers

Comerica Park, Detroit, MI

Sat Apr 08 2023, 4:12 PM - 6:48 PM EDT

Att. 21,835 - Sunny - 50 F

livebaseballscorecards.com

AB	33
R	5
H	6
RBI	4
BB	4
SO	10
LOB	14

WP: 0	PA: 40		
PB: 0			
SB: 0			
CS: 0			

Batter	1	2	3	4	5	6	7	8	9	AB	R	H	RBI	BB	SO	LOB
30 Rob Refsnyder, R (1, 7) OBP: 0.438, SLG: 0.250	C FF 91 B FF 92 B SL 78 F SL 79 F CH 78 F SL 80 B CH 81 B FF 92 4-2 99 1B BB	C SL 79 X FF 92 0-1 ③ L8			B CH 79 X SL 78 1-0 2 E 2-H 1B		B SI 95 F KC 86 C CH 87 B KC 87 B KC 86 B KC 86 4-2 11 1B 2 SF9 BB		B FF 92 B FS 83 B FF 91 C FF 91 X ST 83 3-1 ② G4-3	3	1	1	1	2	0	1
11 Rafael Devers, L (1, 5) OBP: 0.366, SLG: 0.718	B FF 92 F SL 78 T SL 79 S SL 80 1-3 ① K		F CU 73 B SI 89 C SI 90 X SL 78 1-2 ① G4-3		F SI 88 X SI 88 0-1 ① P6		B SI 95 B CH 88 X KC 86 2-0 2 SF9 1-3 1B		S ST 83 H FF 91 1-1 HBP	4	0	1	0	0	1	2
2 Justin Turner, R (1, 10) OBP: 0.357, SLG: 0.242	T FF 92 S FF 92 B SL 79 S CH 80 1-3 ② K		B FF 92 C SL 78 B FF 92 B CU 74 B FF 90 4-1 99 L6-3 BB		1 SAFE C SL 77 X SL 79 0-1 FC6 18 FC5-4 1-2		B SI 95 X KC 86 1-0 ② SF9 1-2 3-H		C FF 91 F FS 84 S FS 83 0-3 ③ K	3	0	0	1	1	2	3
99 Alex Verdugo, L (1, 9) OBP: 0.375, SLG: 0.500	1 SAFE C SI 89 X SL 79 0-1 1-2 1B		C SL 80 B SI 90 X SI 89 1-1 ②③ L6-3 1-1		X FF 92 0-0 ② F6		C KC 86 B CH 89 S CH 90 B KC 86 X KC 87 2-2 ③ G1-3			4	0	1	0	0	0	4
18 Adam Duvall, R (1, 8) OBP: 0.514, SLG: 1.030 17 Raimel Tapia, L (9, 8) OBP: 0.571, SLG: 1.000	F SL 90 S FF 92 B FF 93 F FF 93 B CU 75 D CH 82 F SL 81 T FF 93 3-2 ③ K			C CU 74 S CH 79 X CH 81 0-2 39 G5-4-3 1B	C SI 96 X SL 87 0-1 ③ FC5-4 1-2f			B SL 82 S SL 83 B SL 84 X FF 96 2-1 ① G4-3		4 0	0 0	1 0	0 0	1 0	4 0
39 Christian Arroyo, R (1, 4) OBP: 0.233, SLG: 0.214		B FF 91 B CH 79 X FF 89 2-0 ① P5		X CH 80 0-0 ①② G5-4-3 1-2f		B SI 96 C SI 97 B SL 88 X SI 97 2-1 ① G4-3		B FF 95 B FF 95 F SL 82 F SL 83 X FF 98 2-2 ② G4-3		4	0	0	0	0	0	1
5 Enrique Hernández, R (1, 6) OBP: 0.265, SLG: 0.321		B FF 89 B CH 79 B FF 89 B FF 90 4-0 36 2B BB		B SL 79 B FF 90 F FF 90 B SL 79 B FF 90 4-1 BB		B SL 90 C SI 97 F SI 98 C SI 97 1-3 ② K		B SL 84 S FF 95 F FF 96 B SL 86 F FF 98 F SL 84 S SL 86 2-3 ③ K		2	1	0	0	2	2	0
36 Triston Casas, L (1, 3) OBP: 0.233, SLG: 0.481		X FF 90 0-0 1-H 2B		B SL 78 B SL 78 B SI 89 C SL 80 F SL 78 F SL 79 S FF 92 3-3 ③ K		F SI 97 B CH 93 B CH 92 C SL 89 T SI 97 2-2 ③ K			F ST 82 X FF 91 0-1 HR	4	1	2	2	0	2	1
12 Connor Wong, R (1, 2) OBP: 0.190, SLG: 0.250		L SL 81 S CH 81 X FF 92 0-2 ② P5			X FF 90 0-0 30 1B 2B		C KC 85 B SI 94 X SI 94 1-1 ① G4-3		B FF 91 C FF 92 T FF 92 B FS 83 F FS 83 S FS 82 2-3 ① K	4	1	1	0	0	1	1
Inning Stats	R: 0 E: 0 K: 3 S: 17 H: 1 LOB: 2 BB: 1 P: 26	R: 1 E: 0 K: 0 S: 7 H: 1 LOB: 1 BB: 1 P: 13	R: 0 E: 0 K: 0 S: 6 H: 0 LOB: 0 BB: 1 P: 12	R: 0 E: 0 K: 1 S: 9 H: 1 LOB: 1 BB: 1 P: 16	R: 1 E: 1 K: 0 S: 9 H: 2 LOB: 2 BB: 0 P: 10	R: 0 E: 0 K: 2 S: 8 H: 0 LOB: 0 BB: 0 P: 13	R: 1 E: 0 K: 0 S: 9 H: 1 LOB: 1 BB: 1 P: 19	R: 0 E: 0 K: 1 S: 10 H: 0 LOB: 0 BB: 0 P: 16	R: 1 E: 0 K: 2 S: 12 H: 1 LOB: 1 BB: 0 P: 18	1B: 4 2B: 3 3B: 0 HR: 1 SF: 1 SAC: 0 DP: 2 HBP: 1						

PITCHER		IP	WLS	BF	H	R	ER	SO	BB	IBB	HBP	BLK	WP	HR	S	P	ERA	WHIP
48 Matthew Boyd, L ERA: 4.0	(1, 1)	4.2	L	22	5	2	2	4	4	0	0	0	0	0	46	75	3.86	1.929
68 Jason Foley, R ERA: 2.25	(5, 1)	1.1		4	0	0	0	2	0	0	0	0	0	0	10	15	0.00	0.000
55 Alex Lange, R ERA: 4.91	(7, 1)	1.0		5	1	1	1	0	1	0	0	0	0	0	9	19	9.00	2.000
62 Trey Wingenter, R ERA: 5.4	(8, 1)	1.0		3	0	0	0	1	0	0	0	0	0	0	10	16	0.00	0.000
36 Chasen Shreve, L ERA: 4.5	(9, 1)	1.0		5	1	1	1	2	0	0	1	0	0	1	12	18	9.00	1.000

PITCHER	IP	WLS	BF	H	R	ER	SO	BB	IBB	HBP	BLK	WP	HR	S	P	ERA	WHIP

TOP

Boston Red Sox @ Detroit Tigers

Comerica Park, Detroit, MI

Sun Apr 09 2023, 1:12 PM - 3:48 PM EDT

Att. 14,885 - Sunny - 55 F

livebaseballscorecards.com

AB	32
R	4
H	7
RBI	4
BB	5
SO	9
LOB	17

Boston Red Sox @ Detroit Tigers

Comerica Park, Detroit, MI

Sun Apr 09 2023, 1:12 PM - 3:48 PM EDT

Att. 14,885 - Sunny - 55 F

livebaseballscorecards.com

BOTTOM

Batter	1	2	3	4	5	6	7	8	9	AB	R	H	RBI	BB	SO	LOB
60 Akil Baddoo, L (1, 7) OBP: 0.400, SLG: 0.500	F FF 93 B FC 88 C FS 82 B FS 83 B FF 94 X FC 88 3-2 ① F9		B FC 88 X FF 94 1-0 ① F7		S FS 82 T FC 88 X FS 83 0-2 2B			B FC 92 C FF 96 X FC 93 1-1 28 G3 31 1B 1B	T FC 95 C FC 96 T FC 95 0-2 ③ K	5	0	2	0	0	1	3
31 Riley Greene, L (1, 8) OBP: 0.342, SLG: 0.429	B KC 77 B FC 88 F FC 88 B FF 95 X FC 88 3-1 ② F8		F FF 94 B FS 82 F FS 82 S FF 95 1-3 ② K		B FC 88 X FC 90 1-0 ③ G4-3			T FC 91 F FF 96 F FC 92 F FS 88 X FF 95 0-2 28 G3 1-2 1B		4	0	1	0	0	1	1
28 Javier Báez, R (1, 6) OBP: 0.171, SLG: 0.121	B KC 80 X KC 80 1-0 30 WP 20 1B 1B		B FC 89 B FC 90 X FC 90 2-0 1B			S SI 94 S ST 82 F FF 94 X ST 82 0-2 ① G5-3		X SI 95 0-0 ② G3 1-2 2-3		4	1	2	0	0	0	2
30 Kerry Carpenter, L (1, 9) OBP: 0.364, SLG: 0.421 34 Jake Rogers, R (9, 2) OBP: 0.250, SLG: 0.600	C KC 78 F FC 87 S FS 82 0-3 ③ K 20 1B 1-2		B FC 90 X KC 80 1-0 ③ L9			B ST 82 B FF 93 B FF 92 C FF 93 X SI 92 3-1 ② G2-3		B FC 92 F FC 92 B FF 96 C FS 89 X FC 92 2-2 ③ G3-1		4 0	0 0	0 0	0 0	0 0	1 0	4 0
20 Spencer Torkelson, R (1, 3) OBP: 0.250, SLG: 0.353	X SL 83 0-0 1-2 2-H 1B			C KC 79 B FF 93 B FC 88 C FF 95 X FS 82 2-2 ① G6-3		C ST 82 C ST 82 F FF 94 F FF 94 S FF 94 0-3 ③ K			F FC 92 F FC 95 X FC 94 0-2 24 2B 1B	4	0	2	1	0	1	0
9 Nick Maton, L (1, 5) OBP: 0.259, SLG: 0.136	C KC 78 B FF 93 F FS 80 B FS 82 S FF 94 2-3 ③ K			C FS 82 F FF 94 S FF 94 0-3 ② K			F FC 88 F FC 88 B FF 96 B SI 96 S SL 86 2-3 ① K		C FC 93 F SL 83 B SI 96 B SI 96 1 SAFE F FC 96 B SL 85 S FC 94 3-3 ① K	4	0	0	0	0	4	3
24 Miguel Cabrera, R (1, 10) OBP: 0.261, SLG: 0.286 32 Ryan Kreidler, R (9, PR) OBP: 0.143, SLG: 0.143		B FF 92 F FF 93 X FC 88 1-1 ① G1		C FC 88 S FC 88 S KC 82 1-3 ③ K			C SL 85 B FC 87 X FC 89 1-1 ② G5-3		F FC 95 S SL 86 X SL 85 0-2 1-3 2B	4 0	0 0	1 0	0 0	0 0	1 0	0 0
7 Jonathan Schoop, R (1, 4) OBP: 0.333, SLG: 0.167		F KC 79 B FC 89 F FF 94 X SL 84 1-2 ② F9			B KC 81 X FF 92 1-0 13 G6-4-3 1B		C SI 97 B FC 87 B SI 96 X FC 86 2-1 ③ F4		C FC 94 B FC 95 F FC 96 F FC 96 B SL 86 B SI 97 B FC 96 4-2 BB	3	0	1	0	1	0	0
13 Eric Haase, R (1, 2) OBP: 0.154, SLG: 0.120 39 Zach McKinstry, L (8, PH) (9, 9) OBP: 0.200, SLG: 0.158		C FF 94 F KC 81 S FF 94 0-3 ③ K			F FF 93 F FC 87 X KC 81 0-2 ① ② G6-4-3 1-2f			C FC 92 B FC 92 X FS 87 1-1 ① L8	B FC 96 C FC 96 F FC 97 X FC 96 1-2 ② F7	2 2	0 0	0 0	0 0	0 0	1 0	1 3
Inning Stats	R: 1 H: 2 E: 0 LOB: 2 K: 2 BB: 0 S: 13 P: 22	R: 0 H: 0 E: 0 LOB: 0 K: 1 BB: 0 S: 8 P: 10	R: 0 H: 1 E: 0 LOB: 1 K: 1 BB: 0 S: 6 P: 11	R: 0 H: 0 E: 0 LOB: 0 K: 2 BB: 0 S: 9 P: 12	R: 0 H: 2 E: 0 LOB: 1 K: 0 BB: 0 S: 8 P: 10	R: 0 H: 0 E: 0 LOB: 0 K: 1 BB: 0 S: 11 P: 14	R: 0 H: 0 E: 0 LOB: 0 K: 1 BB: 0 S: 7 P: 12	R: 0 H: 2 E: 0 LOB: 2 K: 0 BB: 0 S: 13 P: 17	R: 0 H: 2 E: 0 LOB: 3 K: 2 BB: 1 S: 19 P: 27	1B: 7 SF: 0 2B: 2 SAC: 0 3B: 0 DP: 1 HR: 0 HBP: 0						

AB	36
R	1
H	9
RBI	1
BB	1
SO	10
LOB	17

WP: 1 PA: 37
PB: 0
SB: 0
CS: 0

PITCHER	IP	WLS	BF	H	R	ER	SO	BB	IBB	HBP	BLK	WP	HR	S	P	ERA	WHIP
50 Kutter Crawford, R (1, 1) ERA: 8.0	5.0	W	20	5	1	1	6	0	0	0	0	1	0	44	65	1.80	1.000
46 John Schreiber, R (6, 1) ERA: 1.8	1.0	H	3	0	0	0	1	0	0	0	0	0	0	11	14	0.00	0.000
25 Josh Winckowski, R (7, 1) ERA: 1.29	1.0	H	3	0	0	0	1	0	0	0	0	0	0	7	12	0.00	0.000
55 Chris Martin, R (8, 1) ERA:	1.0	H	5	2	0	0	0	0	0	0	0	0	0	13	17	0.00	2.000
74 Kenley Jansen, R (9, 1) ERA:	1.0	S	6	2	0	0	2	1	0	0	0	0	0	19	27	0.00	3.000

PITCHER	IP	WLS	BF	H	R	ER	SO	BB	IBB	HBP	BLK	WP	HR	S	P	ERA	WHIP

Batter	1	2	3	4	5	6	7	8	9	AB	R	H	RBI	BB	SO	LOB
5 Enrique Hernández, R (1, 6) OBP: 0.263, SLG: 0.290	B FF 94 X FF 94 1-0 ① F9		B CH 82 F CH 82 C CU 76 S CH 81 1-3 ③ K			B CH 81 B SI 89 C CH 81 X CH 82 2-1 ② G5-3		B SL 83 B FF 93 B FF 92 B FF 92 4-0 1-2 2-3 BB		3	0	0	0	1	1	0
11 Rafael Devers, L (1, 5) OBP: 0.333, SLG: 0.651	B FC 87 B FC 88 S CH 90 S CH 90 C FF 95 2-3 ② K			B CU 75 X CU 76 1-0 ① G4-3		B CU 77 F CU 76 C SI 90 C SI 90 1-3 ③ K		S SL 84 F FF 92 F FF 94 C FF 93 0-3 ③ K		4	0	0	0	0	3	3
2 Justin Turner, R (1, 10) OBP: 0.326, SLG: 0.216	C FF 96 B CH 90 X CH 91 1-1 ③ L7			C SI 90 B CH 83 X CU 76 1-1 ② F9			F FF 94 F FF 94 F FF 96 B SL 83 F SL 82 F FF 96 X FF 96 1-2 ① G3-1		C SL 86 F FF 98 C FF 99 0-3 ① K	4	0	0	0	0	1	0
7 Masataka Yoshida, L (1, 7) OBP: 0.366, SLG: 0.353		C FF 94 B FC 86 B CH 90 C CH 90 F FF 95 X FF 94 2-2 1B		B CU 76 S SI 90 B SI 90 S CU 75 X CU 76 2-2 ③ P5			C SL 81 B SL 81 S SI 94 S SL 82 1-3 ② K		C SL 87 B SL 85 X FF 98 1-1 ② G1-3	4	0	1	0	0	1	0
30 Rob Refsnyder, R (1, 8) OBP: 0.368, SLG: 0.200 17 Raimel Tapia, L (9, PH) OBP: 0.500, SLG: 0.857		C CH 90 C CH 90 S FF 95 0-3 ① K			C CH 81 B CU 76 B CH 81 X SI 90 2-1 ① G6-3		B SL 81 X FF 95 1-0 ③ G5-3		B SL 86 C FF 98 S FF 97 X FF 97 1-2 ③ G4-3	3 1	0 0	0 0	0 0	0 0	1 0	1 0
99 Alex Verdugo, L (1, 9) OBP: 0.372, SLG: 0.475		C FF 95 F FF 95 F FF 95 D CH 90 D CH 91 D FC 86 X FF 95 3-2 ② F7			C SI 90 B CU 77 S SI 89 B SI 90 C CU 76 2-3 ② K			C FF 91 B SL 84 B SL 85 B FF 93 B FF 92 4-1 5 BB 29 1B BB		2	0	0	0	1	1	1
39 Christian Arroyo, R (1, 4) OBP: 0.242, SLG: 0.226		X CH 90 0-0 ③ F7			C CH 82 B CU 75 X CH 82 1-1 1B			B SL 84 X FF 92 1-0 ① F9		3	0	1	0	0	0	2
36 Triston Casas, L (1, 3) OBP: 0.219, SLG: 0.448 29 Bobby Dalbec, R (8, PH) OBP: 1.000, SLG: 1.000 (8, 3)			B CU 77 S SI 90 S SI 91 S SI 90 1-3 ① K		X CU 76 0-0 ③ L3			D SL 86 F FF 92 B FF 92 S FF 92 X FF 93 2-2 5 BB 1-2 1B		2 1	0 0	0 1	0 0	0 0	1 0	1 0
12 Connor Wong, R (1, 2) OBP: 0.167, SLG: 0.217			B SI 91 B SI 90 F SI 90 F CH 82 X CH 83 2-2 ② G6-3			C CU 76 F CH 81 S CH 81 0-3 ① K		X FF 91 0-0 ② L7		3	0	0	0	0	1	2
Inning Stats	R: 0 E: 0 K: 1 S: 6 H: 0 LOB: 0 BB: 0 P: 10	R: 0 E: 0 K: 1 S: 12 H: 1 LOB: 1 BB: 0 P: 17	R: 0 E: 0 K: 2 S: 9 H: 0 LOB: 0 BB: 0 P: 13	R: 0 E: 0 K: 0 S: 6 H: 0 LOB: 0 BB: 0 P: 10	R: 0 E: 0 K: 1 S: 8 H: 1 LOB: 1 BB: 0 P: 13	R: 0 E: 0 K: 2 S: 8 H: 0 LOB: 0 BB: 0 P: 11	R: 0 E: 0 K: 1 S: 10 H: 0 LOB: 0 BB: 0 P: 13	R: 0 E: 0 K: 1 S: 10 H: 1 LOB: 3 BB: 2 P: 21	R: 0 E: 0 K: 1 S: 8 H: 0 LOB: 0 BB: 0 P: 10	1B: 3 2B: 0 3B: 0 HR: 0	SF: 0 SAC: 0 DP: 0 HBP: 0	WP: 0 PB: 0 SB: 0 CS: 0	PA: 32			

PITCHER		IP	WLS	BF	H	R	ER	SO	BB	IBB	HBP	BLK	WP	HR	S	P	ERA	WHIP
68 Jalen Beeks, L ERA: 1.8	(1, 1)	2.0		7	1	0	0	2	0	0	0	0	0	0	18	27	0.00	0.500
19 Josh Fleming, L ERA: 6.43	(3, 1)	4.0		13	1	0	0	5	0	0	0	0	0	0	31	47	0.00	0.250
60 Garrett Cleavinger, L ERA:	(7, 1)	1.0		3	0	0	0	1	0	0	0	0	0	0	10	13	0.00	0.000
38 Colin Poche, L ERA:	(8, 1)	1.0	W	6	1	0	0	1	2	0	0	0	0	0	10	21	0.00	3.000
29 Pete Fairbanks, R ERA:	(9, 1)	1.0	S	3	0	0	0	1	0	0	0	0	0	0	8	10	0.00	0.000

PITCHER	IP	WLS	BF	H	R	ER	SO	BB	IBB	HBP	BLK	WP	HR	S	P	ERA	WHIP

TOP

Boston Red Sox @ Tampa Bay Rays

Tropicana Field, St. Petersburg, FL

Mon Apr 10 2023, 6:40 PM - 8:46 PM EDT

Att. 13,470 - Dome - 72 F

livebaseballscorecards.com

AB	30
R	0
H	3
RBI	0
BB	2
SO	10
LOB	10

BOTTOM

Boston Red Sox @ Tampa Bay Rays

Tropicana Field, St. Petersburg, FL

Mon Apr 10 2023, 6:40 PM - 8:46 PM EDT

Att. 13,470 - Dome - 72 F

livebaseballscorecards.com

Batter	1	2	3	4	5	6	7	8	9	AB	R	H	RBI	BB	SO	LOB
2 Yandy Díaz, R (1, 3) (8, 5) OBP: 0.361, SLG: 0.467	F8		1B		BB			P4		3	0	1	0	1	0	0
8 Brandon Lowe, L (1, 4) OBP: 0.469, SLG: 0.667	G4-3		BB		K			HR		3	1	1	1	1	1	1
56 Randy Arozarena, R (1, 7) OBP: 0.444, SLG: 0.590	1B		F8			G5-3		G5-3		4	0	1	0	0	0	2
5 Wander Franco, S (1, 6) OBP: 0.364, SLG: 0.683	K		G4-3			F9		P4		4	0	0	0	0	1	3
55 Luke Raley, L (1, 9) (8, 3) OBP: 0.385, SLG: 0.750		2B		K		K2-3				3	0	1	0	0	2	0
87 Harold Ramírez, R (1, 10) OBP: 0.308, SLG: 0.667		K		F9				G5-3		3	0	0	0	0	1	1
17 Isaac Paredes, R (1, 5) OBP: 0.371, SLG: 0.484 7 Vidal Bruján, S (7, PR) (8, 9)		K		L8				1B		3 0	0 0	1 0	0 0	0 0	1 0	1 0
13 Manuel Margot, R (1, 8) OBP: 0.276, SLG: 0.480		G1-3			L8			FC6-4		3	0	0	0	0	0	2
14 Christian Bethancourt, R (1, 2) OBP: 0.190, SLG: 0.316			F7		K			G6-3		3	0	0	0	0	1	1
Inning Stats	R: 0 E: 0 K: 1 S: 9 H: 1 LOB: 1 BB: 0 P: 15	R: 0 E: 0 K: 2 S: 11 H: 1 LOB: 1 BB: 0 P: 13	R: 0 E: 0 K: 0 S: 11 H: 1 LOB: 2 BB: 1 P: 19	R: 0 E: 0 K: 1 S: 11 H: 0 LOB: 0 BB: 0 P: 14	R: 0 E: 0 K: 2 S: 11 H: 0 LOB: 1 BB: 1 P: 22	R: 0 E: 0 K: 1 S: 11 H: 0 LOB: 0 BB: 0 P: 15	R: 0 E: 0 K: 0 S: 7 H: 1 LOB: 1 BB: 0 P: 13	R: 1 E: 0 K: 0 S: 12 H: 1 LOB: 0 BB: 0 P: 17		1B: 3 2B: 1 3B: 0 HR: 1 SF: 0 SAC: 0 DP: 0 HBP: 0						

AB	29
R	1
H	5
RBI	1
BB	2
SO	7
LOB	11

PITCHER	IP	WLS	BF	H	R	ER	SO	BB	IBB	HBP	BLK	WP	HR	S	P	ERA	WHIP
37 Nick Pivetta, R (1, 1) ERA: 0.9	5.0		20	3	0	0	6	2	0	0	0	0	0	53	83	0.00	1.000
25 Josh Winckowski, R (6, 1) ERA: 1.0	2.0		7	1	0	0	1	0	0	0	0	0	0	18	28	0.00	0.500
55 Chris Martin, R (8, 1) ERA: 1.5	1.0	L	4	1	1	1	0	0	0	0	0	0	1	12	17	9.00	1.000

PITCHER	IP	WLS	BF	H	R	ER	SO	BB	IBB	HBP	BLK	WP	HR	S	P	ERA	WHIP

Boston Red Sox @ Tampa Bay Rays

Tropicana Field, St. Petersburg, FL

Tue Apr 11 2023, 6:40 PM - 9:15 PM EDT

Att. 12,649 - Dome - 72 F

livebaseballscorecards.com

Batter	1	2	3	4	5	6	7	8	9	AB	R	H	RBI	BB	SO	LOB
5 Enrique Hernández, R (1, 6) OBP: 0.233, SLG: 0.250	C FF 97 B CU 82 C CU 83 X CH 90 1-2 ① F9		C FF 94 F CU 83 B FF 98 S CH 88 1-3 ① K		F CU 83 S FF 98 B FF 98 X CH 88 1-2 ③ G6-3 1-2			B SI 91 F SL 78 X SI 91 1-1 ① G5-3	S SI 96 B SI 96 C ST 87 F ST 88 B FC 91 S ST 88 2-3 ③ K2-3	5	0	0	0	0	2	4
11 Rafael Devers, L (1, 5) OBP: 0.327, SLG: 0.609	S FF 99 S FF 99 S FF 100 0-3 ② K		B FF 98 C CU 83 F FF 97 F FF 98 X FF 99 1-2 ② F7			B CU 82 B FF 95 B FF 96 C FF 96 B FF 96 4-1 2 1B 7 G4-6-3 BB		B SL 79 C SL 78 X FF 91 1-1 ② G3-1 2-3		3	1	0	0	1	1	1
2 Justin Turner, R (1, 10) OBP: 0.360, SLG: 0.231	C FF 98 B SL 92 B CH 90 F FF 98 B FF 100 F FF 98 D CU 86 4-2 7 BB BB		F CU 82 B CH 86 S CH 86 S CH 87 1-3 ③ K			T CH 86 S CU 84 F FF 98 B CH 88 F SL 90 X CH 88 1-2 7 G4-6-3 1-3 1B		B SI 90 C SI 91 F SI 92 B SL 78 F SL 78 B SI 91 B SI 92 4-2 BB		2	0	1	0	2	1	0
7 Masataka Yoshida, L (1, 7) OBP: 0.356, SLG: 0.324	B FF 98 B FF 96 B SL 88 C FF 97 F FF 97 B FF 99 4-2 1-2 BB		C FF 94 S SL 88 F SL 89 X FF 97 0-2 ① G1-3			C SI 92 S SI 93 F SI 94 B SL 81 X SI 95 1-2 ① G4-6-3 1-2f 3-H		C SL 78 D SL 78 X FF 90 1-1 ③ P6		3	0	0	0	1	0	3
30 Rob Refsnyder, R (1, 8) OBP: 0.304, SLG: 0.158	C CU 83 B CH 89 F FF 98 C FF 99 1-3 ③ K		C CU 82 B CH 88 S CH 86 S CH 88 1-3 ② K			B SL 81 S SL 80 X FF 94 1-1 ③ F9			C SI 94 F SI 95 B SI 95 F ST 87 X SI 95 1-2 ① L8	4	0	0	0	0	2	2
99 Alex Verdugo, L (1, 9) OBP: 0.362, SLG: 0.455		C FF 96 B FF 97 S CU 83 X CU 83 1-2 ① F8		C FF 96 F FF 97 X CU 83 0-2 ③ G3			C FF 94 B ST 80 B FF 94 B CH 89 X FF 94 3-1 ① F8		C FC 91 B CU 85 S SI 96 B SI 96 F ST 88 B SI 97 X ST 88 3-2 17 1B 3 1B 1B	4	1	1	0	0	0	0
39 Christian Arroyo, R (1, 4) OBP: 0.222, SLG: 0.206 17 Raimel Tapia, L (9, PH) OBP: 0.556, SLG: 0.875		F FF 96 S CH 87 F FF 98 B CU 82 F CH 88 B FF 99 F CH 88 S CU 84 2-3 ② K			S CU 83 S CH 88 S CH 86 0-3 ① K		F CH 90 X ST 79 0-1 ② P3		B CU 84 F SI 95 B SI 96 X ST 88 2-1 3 1B 1-2 1B	3 1	0 0	0 1	0 0	0 0	2 0	0 0
29 Bobby Dalbec, R (1, 3) OBP: 1.000, SLG: 1.000 36 Triston Casas, L (7, PH) OBP: 0.206, SLG: 0.419 (7, 3)		B CU 84 B FF 97 F FF 96 T FF 96 B FF 98 B FF 97 4-2 BB			B FF 96 F FF 96 B CH 87 B FF 96 X FF 95 3-1 5 S 1B		C ST 78 B CH 89 X FF 94 1-1 ③ G6-3		B ST 87 X SI 95 1-0 ② L9	1 2	0 0	1 0	0 0	1 0	0 0	0 2
12 Connor Wong, R (1, 2) OBP: 0.154, SLG: 0.200 3 Reese McGuire, L (8, PH) OBP: 0.438, SLG: 0.600 (8, 2)		C CH 86 S CH 87 S CH 86 0-3 ③ K			S CU 82 F CH 88 S CH 89 0-3 ② K			B SI 91 C SI 92 X SI 90 1-1 11 G3-1 2B	D ST 88 C ST 87 C SI 96 F CU 86 F SI 97 X ST 87 1-2 1B 2-H	2 2	0 0	0 2	0 1	0 0	2 0	2 0
Inning Stats	R: 0 E: 0 K: 2 S: 14 H: 0 LOB: 2 BB: 2 P: 24	R: 0 E: 0 K: 2 S: 14 H: 0 LOB: 1 BB: 1 P: 21	R: 0 E: 0 K: 2 S: 10 H: 0 LOB: 0 BB: 0 P: 13	R: 0 E: 0 K: 1 S: 10 H: 0 LOB: 0 BB: 0 P: 11	R: 0 E: 0 K: 2 S: 11 H: 1 LOB: 1 BB: 0 P: 15	R: 1 E: 0 K: 0 S: 12 H: 1 LOB: 0 BB: 1 P: 19	R: 0 E: 0 K: 0 S: 6 H: 0 LOB: 0 BB: 0 P: 10	R: 0 E: 0 K: 0 S: 11 H: 1 LOB: 2 BB: 1 P: 19	R: 1 E: 0 K: 1 S: 20 H: 3 LOB: 2 BB: 0 P: 30	1B: 5 2B: 1 3B: 0 HR: 0 SF: 0 SAC: 0 DP: 1 HBP: 0						

PITCHER		IP	WLS	BF	H	R	ER	SO	BB	IBB	HBP	BLK	WP	HR	S	P	ERA	WHIP
18 Shane McClanahan, L ERA: 1.59	(1, 1)	5.0	W	21	2	1	1	9	4	0	0	0	0	0	65	95	1.80	1.200
60 Garrett Cleavinger, L ERA:	(6, 1)	1.0		2	0	0	0	0	0	0	0	0	0	0	6	8	0.00	0.000
47 Jason Adam, R ERA: 2.08	(7, 1)	1.0		3	0	0	0	0	0	0	0	0	0	0	6	10	0.00	0.000
42 Ryan Thompson, R ERA:	(8, 1)	1.0		5	1	0	0	0	1	0	0	0	0	0	11	19	0.00	2.000
58 Calvin Faucher, R ERA: 4.5	(9, 1)	1.0		6	3	1	1	1	0	0	0	0	0	0	20	30	9.00	3.000

PITCHER	IP	WLS	BF	H	R	ER	SO	BB	IBB	HBP	BLK	WP	HR	S	P	ERA	WHIP

AB	32
R	2
H	6
RBI	1
BB	5
SO	10
LOB	14

WP: 0 PA: 37
PB: 0
SB: 1
CS: 0

Boston Red Sox @ Tampa Bay Rays

Tropicana Field, St. Petersburg, FL

Tue Apr 11 2023, 6:40 PM - 9:15 PM EDT

Att. 12,649 - Dome - 72 F

livebaseballscorecards.com

BOTTOM

Batter	1	2	3	4	5	6	7	8	9	AB	R	H	RBI	BB	SO	LOB
2 Yandy Díaz, R (1, 3) OBP: 0.425, SLG: 0.606	C SI 93 C SI 94 X SI 94 0-2 8 G3 5 2B 1B	C SI 92 S ST 80 0-2 ③ CS 1-2	F SI 92 B SI 93 B ST 81 F SI 93 X ST 81 2-2 56 FC 1B		B ST 79 B ST 78 X SI 92 2-0 HR		B SL 86 B FF 98 B FF 99 C FF 96 B FF 96 4-1 8 2B 56 E BB			3	3	3	1	1	0	0
13 Manuel Margot, R (8, 9) OBP: 0.276, SLG: 0.480										0	0	0	0	0	0	0
8 Brandon Lowe, L (1, 10) OBP: 0.472, SLG: 0.786	S SI 93 F CH 86 X CH 87 0-2 ① G3 1-2		F SI 92 T SI 94 B SI 95 F SI 94 C CH 89 1-3 ① K		X CH 85 0-0 HR		X FF 97 0-0 56 E 1-3 2B			4	1	2	1	0	1	2
56 Randy Arozarena, R (1, 7) OBP: 0.408, SLG: 0.535	C SI 94 F SI 94 S ST 80 0-3 ② K		C SI 95 C SI 94 F SI 94 B ST 80 F SI 95 X CH 88 1-2 ② FC 5 CS 1-2f		C SI 93 F SI 94 B CH 87 B ST 80 X SI 94 2-2 ③ F8		B FF 96 B SL 85 D SL 86 S FF 96 X SL 85 3-1 FC3 2-3 3-H			4	0	0	0	0	1	3
5 Wander Franco, S (1, 6) OBP: 0.354, SLG: 0.667	B SI 95 X CH 87 1-0 2-H 2B		F SI 91 B SI 94 1-1 ③ CS 1-2	C ST 78 X SI 93 0-1 ① F9		B SI 88 C SI 88 X FC 84 1-1 ① P3	B SL 84 F SL 84 B FF 97 F FF 97 F SL 84 S CH 91 2-3 ② K			4	0	1	1	0	1	2
55 Luke Raley, L (1, 9) OBP: 0.333, SLG: 0.625 (8, 3)	S CH 86 B CH 86 F SI 95 B SI 94 X CH 86 2-2 ③ P5			C SI 93 B SI 93 S SI 93 S ST 80 1-3 ② K		C SI 88 X SL 76 0-1 ② L8	B FF 97 B FF 96 X FF 96 2-0 ③ G4-3			4	0	0	0	0	1	3
17 Isaac Paredes, R (1, 5) OBP: 0.385, SLG: 0.571		C SI 92 X ST 78 0-1 ① F7		B ST 79 F SI 93 F SI 93 B ST 80 B SI 94 X SI 95 3-2 HR		C SI 88 F FF 89 B FS 79 B FS 78 X FC 86 2-2 1B		C FF 95 B SL 86 F SL 86 F SL 85 B SL 86 S FF 95 2-3 ① K		4	1	2	1	0	1	0
21 Francisco Mejía, S (1, 2) OBP: 0.286, SLG: 0.235		X SI 92 0-0 ② F9		C CH 86 B CH 87 F SI 93 F ST 80 B FF 94 F SI 94 B CH 86 S CH 87 3-3 ③ K		C SI 88 F FC 86 S FS 80 0-3 ③ K		B FF 95 X FF 96 1-0 ② F9		4	0	0	0	0	2	1
15 Josh Lowe, L (1, 8) OBP: 0.429, SLG: 0.769		C SI 92 C SI 93 B SI 94 F CH 87 X CH 87 1-2 7 S 7 1B 1B	S SI 92 S ST 79 B SI 92 F SI 94 F ST 79 F SI 94 B SI 94 S CH 87 2-3 ① K			C FF 97 C SL 85 B FF 96 X SL 85 1-2 HR	C FF 94 X SL 87 0-1 ③ G4-3		4	2	2	1	0	1	0
7 Vidal Bruján, S (1, 4) OBP: 0.200, SLG: 0.200		B SI 93 X CH 85 1-0 2 CS 1-H 1B	C ST 78 X SI 93 0-1 ② G5-3			F FF 97 B FF 97 B FF 98 F FF 98 C FF 99 2-3 ① K				3	0	1	1	0	1	0
Inning Stats	R: 1 E: 0 K: 1 S: 13 H: 2 LOB: 1 BB: 0 P: 16	R: 1 E: 0 K: 0 S: 10 H: 2 LOB: 0 BB: 0 P: 12	R: 0 E: 0 K: 1 S: 13 H: 1 LOB: 0 BB: 0 P: 18	R: 1 E: 0 K: 2 S: 13 H: 1 LOB: 0 BB: 0 P: 20	R: 2 E: 0 K: 1 S: 13 H: 2 LOB: 0 BB: 0 P: 19	R: 0 E: 0 K: 1 S: 10 H: 1 LOB: 1 BB: 0 P: 13	R: 2 E: 1 K: 2 S: 15 H: 2 LOB: 2 BB: 1 P: 29	R: 0 E: 0 K: 1 S: 7 H: 0 LOB: 0 BB: 0 P: 10		1B: 5 2B: 2 3B: 0 HR: 4 SF: 0 SAC: 0 DP: 0 HBP: 0					WP: 0 PB: 0 SB: 1 CS: 2 PA: 37	

	AB	34
	R	7
	H	11
	RBI	6
	BB	1
	SO	9
	LOB	11

PITCHER		IP	WLS	BF	H	R	ER	SO	BB	IBB	HBP	BLK	WP	HR	S	P	ERA	WHIP
22 Garrett Whitlock, R ERA: 9.0	(1, 1)	5.0	L	21	8	5	5	5	0	0	0	0	0	3	62	85	9.00	1.600
Richard Bleier, L ERA: 4.5	(6, 1)	1.0		4	1	0	0	1	0	0	0	0	0	0	10	13	0.00	1.000
61 Kaleb Ort, R ERA: 6.43	(7, 1)	1.0		7	2	2	1	2	1	0	0	0	0	1	15	29	9.00	3.000
70 Ryan Brasier, R ERA: 7.5	(8, 1)	1.0		3	0	0	0	1	0	0	0	0	0	0	7	10	0.00	0.000

PITCHER	IP	WLS	BF	H	R	ER	SO	BB	IBB	HBP	BLK	WP	HR	S	P	ERA	WHIP

Batter	1	2	3	4	5	6	7	8	9	AB	R	H	RBI	BB	SO	LOB
99 Alex Verdugo, L (1, 9) OBP: 0.385, SLG: 0.479	B FF 95 B FF 95 B FF 95 C FF 94 S FF 96 B FF 95 4-2 2 G4-6-3 BB			B FF 95 X FC 88 1-0 2 1B 2B	C CU 77 F FF 96 X CU 78 0-2 2-H 1B		B SL 78 3 SAFE C SL 78 F FF 92 X FF 92 1-2 ② F7		C SL 86 X SL 86 0-1 ③ G4-3	4	1	2	1	1	0	4
11 Rafael Devers, L (1, 5) OBP: 0.321, SLG: 0.640	B FS 87 C FF 94 F FC 90 B FF 95 1 SAFE S FF 95 2-3 ① K			D CU 77 B FC 86 C FC 87 B FF 96 C FC 88 S FF 96 3-3 ① K	F FC 87 B FF 94 F FC 86 X FF 96 1-2 ③ L8		F FF 93 X FF 93 0-1 2-H 3-H HR			4	1	1	3	0	2	3
2 Justin Turner, R (1, 10) OBP: 0.370, SLG: 0.279	C FF 96 F FC 90 B FF 97 X FF 96 1-2 ②③ G4-6-3 1-2f			B FF 97 X FC 89 1-0 2-H 1B	B FF 94 C CH 89 X CH 90 1-1 36 G6-3 17 G5-3 2B		B FF 94 S SL 84 B FF 93 X SL 85 2-1 ③ G5-3			4	1	2	1	0	0	1
36 Triston Casas, L (1, 3) OBP: 0.184, SLG: 0.371		B FF 94 X FF 95 1-0 ① P5		B CU 78 C FC 89 C CU 78 S FF 96 1-3 ② K	B FC 85 X FF 94 1-0 ① G6-3 2-3			F FF 93 B CH 89 B CH 88 C ST 77 S FF 95 2-3 ① K		4	0	0	0	0	2	2
17 Raimel Tapia, L (1, 7) OBP: 0.385, SLG: 0.583		C FC 89 F FC 88 B FF 96 C FF 96 1-3 ② K		X FF 95 0-0 ③ F7	D FC 85 X FC 85 1-0 ② G5-3 3-H			B CH 88 C CH 88 C ST 78 B CH 88 S ST 78 2-3 ② K		4	0	0	1	0	2	1
29 Bobby Dalbec, R (1, 6) OBP: 0.429, SLG: 0.333		C FC 90 C FC 87 S FF 97 0-3 ③ K			B FC 85 B FF 95 X FC 88 2-0 ① F7	C CH 89 B CH 89 B FF 94 S CH 88 F CH 90 S CH 89 2-3 ③ K		C CH 88 B FF 94 B CH 89 F ST 77 X FF 95 2-2 ③ G3		4	0	0	0	0	2	0
3 Reese McGuire, L (1, 2) OBP: 0.500, SLG: 0.632 12 Connor Wong, R (9, PR) OBP: 0.154, SLG: 0.200			C CU 77 F FC 87 B FF 97 B FF 97 C CU 77 2-3 ① K	B FF 95 X FS 89 1-0 5 2B 1B		B SI 90 B SI 90 X SI 90 2-0 5 2B 11 HR 1B			C FF 98 X FF 99 0-1 20 B5-3 1B	4 0	2 0	3 0	0 0	0 0	1 0	0 0
20 Yu Chang, R (1, 4)			B FC 88 C FC 87 B FF 96 B FC 89 F FF 97 F FF 97 F FF 98 F CU 76 X FF 96 3-2 ② G5-3	B FF 94 C FC 88 S FC 88 S CU 77 1-3 ② K		C SI 91 B SI 91 B SL 78 F SI 90 X SI 91 2-2 ① L8			C FF 98 X SL 87 0-1 ① B5-3 1-2	4	0	0	0	0	1	3
5 Enrique Hernández, R (1, 8) OBP: 0.255, SLG: 0.325			C FC 92 C CU 79 F FF 97 B FF 98 F FF 98 S CU 80 1-3 ③ K	F FF 95 S FF 95 X FF 96 0-2 99 1-H 1B 2B		C SL 78 B SL 78 X SI 92 1-1 11 HR 1-3 2B			B SL 86 F FF 97 X FF 98 1-1 ② F9	4	2	2	1	0	1	2
Inning Stats	R: 0 E: 0 K: 1 S: 8 H: 0 LOB: 0 BB: 1 P: 15	R: 0 E: 0 K: 2 S: 7 H: 0 LOB: 0 BB: 0 P: 9	R: 0 E: 0 K: 2 S: 14 H: 0 LOB: 0 BB: 0 P: 20	R: 1 E: 0 K: 2 S: 9 H: 2 LOB: 1 BB: 0 P: 15	R: 2 E: 0 K: 1 S: 14 H: 3 LOB: 1 BB: 0 P: 19	R: 1 E: 0 K: 1 S: 8 H: 1 LOB: 0 BB: 0 P: 13	R: 3 E: 0 K: 0 S: 13 H: 3 LOB: 0 BB: 0 P: 21	R: 0 E: 0 K: 2 S: 9 H: 0 LOB: 0 BB: 0 P: 15	R: 0 E: 0 K: 0 S: 8 H: 1 LOB: 2 BB: 0 P: 9	1B: 5 2B: 4 3B: 0 HR: 1 SF: 0 SAC: 0 DP: 1 HBP: 0						

PITCHER		IP	WLS	BF	H	R	ER	SO	BB	IBB	HBP	BLK	WP	HR	S	P	ERA	WHIP
45 Taj Bradley, R ERA: 5.4	(1, 1)	5.0	W	20	5	3	3	8	1	0	0	0	0	0	52	78	5.40	1.200
68 Jalen Beeks, L ERA: 3.0	(6, 1)	1.0		4	1	1	1	1	0	0	0	0	0	0	8	13	9.00	1.000
42 Ryan Thompson, R ERA: 3.18	(7, 1)	0.2		4	2	2	2	0	0	0	0	0	0	0	9	15	27.00	3.000
38 Colin Poche, L ERA: 2.08	(7, 1)	0.1	H	2	1	1	1	0	0	0	0	0	0	1	4	6	27.00	3.000
47 Jason Adam, R ERA: 1.69	(8, 1)	1.0	H	3	0	0	0	2	0	0	0	0	0	0	9	15	0.00	0.000

PITCHER		IP	WLS	BF	H	R	ER	SO	BB	IBB	HBP	BLK	WP	HR	S	P	ERA	WHIP
29 Pete Fairbanks, R ERA:	(9, 1)	1.0	S	4	1	0	0	0	0	0	0	0	0	0	8	9	0.00	1.000

TOP

Boston Red Sox @ Tampa Bay Rays

Tropicana Field, St. Petersburg, FL

Wed Apr 12 2023, 6:41 PM - 9:24 PM EDT

Att. 17,136 - Dome - 72 F

livebaseballscorecards.com

AB	36
R	7
H	10
RBI	7
BB	1
SO	11
LOB	16

PA: 37

WP: 0
PB: 0
SB: 0
CS: 0

Batter	1	2	3	4	5	6	7	8	9	AB	R	H	RBI	BB	SO	LOB
2 Yandy Díaz, R (1, 10) OBP: 0.400, SLG: 0.556	F SI 95 B SL 78 B SL 79 C CH 87 F SI 96 F CH 86 X SI 96 2-2 ① G6-3	C FF 93 S FF 93 F SL 80 B FF 94 F SI 94 X SL 81 1-2 ② P3		F SL 80 S FF 93 X SL 81 0-2 ① SF8 1-2 2-3 3-H	C SL 86 D SL 88 B FF 93 1 SAFE F SL 86 H CH 81 3-2 1-2 HBP		C SI 94 F ST 81 D ST 82 F FF 94 B CH 90 S ST 82 2-3 ③ K			3	0	0	1	0	1	2
5 Wander Franco, S (1, 6) OBP: 0.377, SLG: 0.720	X CH 87 0-0 E6 17 S 56 HR	C FF 94 X FF 93 0-1 2B		X SL 76 0-0 2-H 3-H 2B	B SL 85 X SL 86 1-0 ③ F8			C FS 86 C FC 90 B ST 84 B FS 87 B FC 91 X FF 94 3-2 17 G6-3 56 SF9 2B		5	2	3	2	0	0	2
17 Isaac Paredes, R (1, 3) OBP: 0.386, SLG: 0.538	B FF 94 B FF 95 B CH 87 B FF 95 4-0 56 HR 1-2 BB	B CH 85 C SL 77 C FF 95 S SL 80 1-3 ③ K		C CH 85 F CH 87 B SI 95 S CH 89 1-3 ② K		X FF 95 0-0 1B		F ST 85 X SI 96 0-1 ① G6-3 2-3		4	1	1	0	1	2	3
56 Randy Arozarena, R (1, 7) OBP: 0.389, SLG: 0.574	B SL 80 B FF 95 C CH 87 X SI 96 2-1 1-H 2-H HR		C SL 73 F SL 79 B FF 92 F SL 78 S SL 77 1-3 ① K	B SI 95 X SI 91 1-0 ③ G6-3		F SI 95 F SL 84 B SI 96 B FF 95 C SL 86 2-3 ① K		B FF 96 C SI 97 B FF 96 X FC 93 2-1 ② SF9 3-H		4	1	1	4	0	2	2
87 Harold Ramírez, R (1, 9) OBP: 0.333, SLG: 0.630 21 Francisco Mejía, S (8, 2) OBP: 0.273, SLG: 0.222	X SI 93 0-0 6 BB 1B		C CH 85 C SI 92 F SL 80 X FF 92 0-2 ② G6-3		B SL 84 B SL 87 S SL 85 F SL 94 B CH 82 B FF 95 4-2 6 FC4-6 BB	X SL 85 0-0 ② F9		C FF 96 B FF 96 S FC 92 B FC 92 S FC 92 2-3 ③ K		3 1	0 0	1 0	0 0	1 0	0 1	1 0
13 Manuel Margot, R (1, 8) OBP: 0.242, SLG: 0.414	X FF 95 0-0 ② F9		C CH 84 B CH 86 S CH 85 B FF 93 B SL 80 F SL 77 C SI 93 3-3 ③ K		B FF 94 1 SAFE C FF 94 B SL 88 F FF 94 B FF 96 S CH 81 3-3 ① K	B SI 96 X FF 96 1-0 ③ P4				4	0	0	0	0	2	3
6 Taylor Walls, S (1, 5) OBP: 0.440, SLG: 0.429	B SL 77 C SI 93 B FF 95 C SL 75 B SL 79 B SI 93 4-2 1-2 BB			B FF 90 B FF 92 X SI 92 2-0 14 1B 2 SF8 2B	C FF 94 X CH 82 0-1 ② FC4-6 14 1-2f 2B		B FF 94 S FF 93 S SI 93 F FF 94 B ST 83 F SI 94 F ST 83 S CH 92 2-3 ① K			3	2	1	0	1	1	1
14 Christian Bethancourt, R (1, 2) OBP: 0.280, SLG: 0.409 15 Josh Lowe, L (7, PR) OBP: 0.429, SLG: 0.769 (8, 9)	S SL 78 B FF 94 B FF 94 C SI 92 F SL 79 B SL 76 C SL 76 3-3 ③ K			C SI 93 F FF 91 F SL 80 B SL 79 X FF 93 1-2 2 SF8 7 1B 5 2B 2-3 1B	X FF 94 0-0 7 1B 1-H 2B		C ST 83 B SI 93 B SI 95 S ST 81 B ST 81 B SI 93 4-2 8 G3 BB		3 0	2 0	2 0	1 0	1 0	1 0	2 0
7 Vidal Bruján, S (1, 4) OBP: 0.375, SLG: 0.375 8 Brandon Lowe, L (7, PH) OBP: 0.459, SLG: 0.759 (8, 4)		F FF 92 F FF 91 S SL 79 0-3 ① K		X CH 86 0-0 2 SF8 5 2B 1-2 1B	B CH 81 S CH 82 X FF 94 1-1 2 HBP 2-H 1B		S ST 82 B CH 90 B CH 91 B FF 94 1 SAFE X CH 89 3-1 ② G3 1-2			3 1	1 0	2 0	1 0	0 0	1 0	0 1
Inning Stats	R: 3 E: 1 K: 1 S: 16 H: 2 LOB: 2 BB: 2 P: 31	R: 0 E: 0 K: 2 S: 13 H: 1 LOB: 1 BB: 0 P: 15	R: 0 E: 0 K: 2 S: 12 H: 0 LOB: 0 BB: 0 P: 16	R: 3 E: 0 K: 1 S: 14 H: 4 LOB: 1 BB: 0 P: 19	R: 2 E: 0 K: 1 S: 13 H: 2 LOB: 2 BB: 1 P: 25	R: 0 E: 0 K: 1 S: 6 H: 1 LOB: 1 BB: 0 P: 9	R: 0 E: 0 K: 2 S: 14 H: 0 LOB: 2 BB: 1 P: 25	R: 1 E: 0 K: 1 S: 10 H: 1 LOB: 0 BB: 0 P: 17		1B: 5 2B: 5 3B: 0 HR: 1 SF: 2 SAC: 0 DP: 0 HBP: 1		WP: 0 PB: 0 SB: 1 CS: 0 PA: 41		

BOTTOM

Boston Red Sox @ Tampa Bay Rays

Tropicana Field, St. Petersburg, FL

Wed Apr 12 2023, 6:41 PM - 9:24 PM EDT

Att. 17,136 - Dome - 72 F

livebaseballscorecards.com

AB	34
R	9
H	11
RBI	9
BB	4
SO	11
LOB	17

PITCHER		IP	WLS	BF	H	R	ER	SO	BB	IBB	HBP	BLK	WP	HR	S	P	ERA	WHIP
41 Chris Sale, L ERA: 11.25	(1, 1)	4.0	L	22	7	6	5	6	2	0	0	0	0	1	55	81	11.25	2.250
76 Zack Kelly, R ERA: 3.68	(5, 1)	0.2		6	2	2	2	1	1	0	1	0	0	0	12	23	27.00	4.500
70 Ryan Brasier, R ERA: 6.14	(5, 1)	1.1		5	1	0	0	1	0	0	0	0	0	0	7	11	0.00	0.750
46 John Schreiber, R ERA: 1.5	(7, 1)	1.0		4	0	0	0	2	1	0	0	0	0	0	14	25	0.00	1.000
55 Chris Martin, R ERA: 2.57	(8, 1)	1.0		4	1	1	1	1	0	0	0	0	0	0	10	17	9.00	1.000

PITCHER	IP	WLS	BF	H	R	ER	SO	BB	IBB	HBP	BLK	WP	HR	S	P	ERA	WHIP

Boston Red Sox @ Tampa Bay Rays

Tropicana Field, St. Petersburg, FL

Thu Apr 13 2023, 1:11 PM - 3:48 PM EDT

Att. 21,175 - Dome - 72 F

TOP

livebaseballscorecards.com

Batter	1	2	3	4	5	6	7	8	9	AB	R	H	RBI	BB	SO	LOB
99 Alex Verdugo, L (1, 9) OBP: 0.357, SLG: 0.442	C FF 92 B FF 92 B FF 92 F ST 80 B ST 78 S FF 92 3-3 ① K		C SL 85 B ST 77 X FF 91 1-1 ③ G5-3		B SI 90 C SI 90 X ST 75 1-1 ② G1-3 2-3		C SI 93 B FC 89 X FC 88 1-1 ② L7 1-2			4	0	0	0	0	1	2
2 Justin Turner, R (1, 10) OBP: 0.379, SLG: 0.319	C FF 91 S CH 80 S CH 82 0-3 ② K			C CH 80 S SL 84 F FF 91 F FF 92 X FF 93 0-2 29 S 5 FC6-4 2B	X SI 90 0-0 ① 30 HBP 1B 3-H		C SI 92 B ST 83 X FC 87 1-1 ③ P5			4	1	2	1	0	1	1
30 Rob Refsnyder, R (1, 7) OBP: 0.333, SLG: 0.318	X FF 92 0-0 HR			D SL 80 C SL 79 C SL 79 F FF 95 D SL 80 C SL 81 2-3 ① K	B ST 78 C ST 76 B FC 85 H SI 89 3-1 HBP 1-2			C FC 87 X ST 82 0-1 ① P6		3	1	1	1	0	1	1
36 Triston Casas, L (1, 3) OBP: 0.190, SLG: 0.342	C ST 79 B ST 80 F FF 92 X FF 93 1-2 ③ G5-3			C SI 94 B SI 94 C SL 81 F SI 95 B FF 96 B SL 83 F SI 96 F SI 96 F SI 95 4-2 5 FC6-4 29 BB BB	S ST 76 B ST 77 F ST 75 B FC 90 X FC 85 2-2 ③ L8			C FC 89 B CH 84 S CH 85 F FC 86 F CH 86 S FC 87 1-3 ② K		3	0	0	0	1	1	2
29 Bobby Dalbec, R (1, 5) OBP: 0.364, SLG: 0.222		B SL 86 C CH 80 B CH 80 S CH 81 B CH 81 C FF 92 3-3 ① K		B SL 82 B FF 94 1 SAFE B SL 81 B FF 96 4-0 5 FC6-4 BB 1-2 2-3		C SI 90 B ST 76 C SI 90 B ST 77 F ST 75 S SI 90 2-3 ① K		C ST 83 B SI 92 B SI 92 S FC 88 B ST 81 S FC 88 3-3 ③ K		3	0	0	0	1	3	0
5 Enrique Hernández, R (1, 8) OBP: 0.235, SLG: 0.295		C SL 86 X FF 92 0-1 ② G4-3		C SI 90 B SI 91 X SI 90 1-1 ② FC6-4 1-2f 2-3 3-H	B ST 76 F SI 90 X SI 90 1-1 ② L9				C FC 87 X ST 81 0-1 ① G5-3	4	0	0	1	0	0	2
3 Reese McGuire, L (1, 2) OBP: 0.417, SLG: 0.522		B ST 79 B ST 78 B FF 92 C FF 90 C FF 91 C FF 92 3-3 ③ K		X FC 84 0-0 ③ L9	B SI 92 F ST 77 F ST 77 B FC 86 C ST 76 2-3 ③ K				S FC 88 F FC 87 B CH 85 F FC 88 B CH 84 F SI 91 B FC 88 T SI 91 3-2 ② K	4	0	0	0	0	3	2
20 Yu Chang, R (1, 6)			C SL 86 F CH 80 S CH 79 0-3 ① K		X SI 90 0-0 ① G6-3		B SI 93 F SI 92 C FC 89 B ST 82 B FC 89 B ST 81 4-2 99 WP BB		F SI 92 X SI 92 0-1 ③ F8	3	0	0	0	1	1	0
39 Christian Arroyo, R (1, 4) OBP: 0.231, SLG: 0.243			B CH 80 C FF 92 X CH 80 1-1 ② L7		C ST 77 S ST 78 F ST 77 B SI 91 B ST 77 F SI 90 B SI 92 X ST 75 3-2 99 G1-3 2 1B 2B		C SI 92 C SI 93 F ST 84 S ST 82 0-3 ① K			3	1	1	0	0	1	1

Inning Stats	1	2	3	4	5	6	7	8	9
	R: 1 E: 0 K: 2 S: 10	R: 0 E: 0 K: 2 S: 8	R: 0 E: 0 K: 1 S: 7	R: 1 E: 0 K: 1 S: 22	R: 1 E: 0 K: 0 S: 13	R: 0 E: 0 K: 2 S: 9	R: 0 E: 0 K: 1 S: 10	R: 0 E: 0 K: 2 S: 10	R: 0 E: 0 K: 1 S: 9
	H: 1 LOB: 0 BB: 0 P: 14	H: 0 LOB: 0 BB: 0 P: 14	H: 0 LOB: 0 BB: 0 P: 9	H: 1 LOB: 2 BB: 2 P: 33	H: 2 LOB: 2 BB: 0 P: 22	H: 0 LOB: 0 BB: 0 P: 14	H: 0 LOB: 1 BB: 1 P: 16	H: 0 LOB: 0 BB: 0 P: 14	H: 0 LOB: 0 BB: 0 P: 12

1B: 1	SF: 0	WP: 1	PA: 35
2B: 2	SAC: 0	PB: 0	
3B: 0	DP: 0	SB: 1	
HR: 1	HBP: 1	CS: 0	

	AB	31
	R	3
	H	4
	RBI	3
	BB	3
	SO	12
	LOB	11

PITCHER		IP	WLS	BF	H	R	ER	SO	BB	IBB	HBP	BLK	WP	HR	S	P	ERA	WHIP
59 Jeffrey Springs, L ERA: 0.56	(1, 1)	3.0		10	1	1	1	5	0	0	0	0	0	1	25	37	3.00	0.333
60 Garrett Cleavinger, L ERA: 1.8	(4, 1)	0.1		4	1	1	1	1	2	0	0	0	0	0	19	29	27.00	9.000
49 Kevin Kelly, R ERA: 3.12	(4, 1)	2.2	W	11	2	1	1	2	0	0	1	0	0	0	25	40	3.38	0.750
Braden Bristo, R ERA:	(7, 1)	3.0	S	10	0	0	0	4	1	0	0	0	1	0	29	42	0.00	0.333

PITCHER	IP	WLS	BF	H	R	ER	SO	BB	IBB	HBP	BLK	WP	HR	S	P	ERA	WHIP

Batter	1	2	3	4	5	6	7	8	9	AB	R	H	RBI	BB	SO	LOB
2 Yandy Díaz, R (1, 3) OBP: 0.388, SLG: 0.600	B SI 88 C SI 88 B CU 81 X SI 88 2-1 HR		B CU 81 B SI 89 S CH 82 X SI 88 2-1 F8 ②		C FC 86 2 SAFE B SI 89 B CU 83 D CH 80 X FC 88 3-1 L9 ② 2-3	B FC 88 B FF 95 X FC 88 2-0 F9 ③				4	1	1	1	0	0	2
8 Brandon Lowe, L (1, 4) OBP: 0.463, SLG: 0.818	C FC 87 S CH 82 B CH 83 S FC 86 1-3 K ①		S CH 82 C SI 89 B FC 86 S CU 81 1-3 K ③		X SI 88 0-0 5 HBP 56 1B 13 1B 1-3 3-H 1B		X KC 80 0-0 HR			4	2	2	2	0	2	0
56 Randy Arozarena, R (1, 7) OBP: 0.379, SLG: 0.549	C CU 82 B CH 84 X FC 87 1-1 P3 ②			B CU 79 C CU 79 S FC 86 S CU 81 1-3 K ①	C FC 86 B FC 85 1 SAFE S FC 86 X FS 79 1-2 13 1B 5 HBP 87 2B 1-2 3-H 1B		B FC 88 C FS 82 S FF 94 X KC 80 1-2 P6 ①			4	1	1	1	0	1	0
5 Wander Franco, S (1, 6) OBP: 0.368, SLG: 0.679	B CH 83 F FF 88 F CU 80 S CH 83 1-3 K ③			B FC 87 B CH 81 F FC 86 S CH 81 S CH 82 2-3 K ②	C FC 86 H FC 86 1-1 13 1B 87 2B 1-2 2-3 HBP		X FS 82 0-0 F9 ②			3	1	0	0	0	2	0
55 Luke Raley, L (1, 9) OBP: 0.344, SLG: 0.654 13 Manuel Margot, R (5, PH) OBP: 0.257, SLG: 0.419 (6, 8)		C CU 79 F FC 86 B SI 88 F CH 82 F FC 87 X CU 81 1-2 2B	B FC 85 X FC 86 1-0 F9 ③	X SI 88 0-0 87 2B 1-2 2-3 3-H 1B			C FF 94 X FC 90 0-1 G4-3 ③			2 2	0 1	1 1	0 1	0 0	0 0	0 0
87 Harold Ramírez, R (1, 10) OBP: 0.382, SLG: 0.710		X SI 88 0-0 P4 ①			C CU 81 2-2 B FC 85 B CU 81 F CH 81 B FC 86 X CU 81 6 G4-3 21 1B 2B X FC 86 0-0 1-H 2-H 3-H 2B			X FF 94 0-0 1B		4	1	3	3	0	0	1
6 Taylor Walls, S (1, 5) OBP: 0.379, SLG: 0.360		C SI 88 B FC 86 B FC 86 B SI 88 F CU 81 F CH 82 S CU 83 3-3 K ②			X FC 86 0-0 G4-3 ① 2-3 B FC 86 2-1 S FF 95 B FC 84 X FF 88 F9 ③			B FF 94 C FF 94 T FC 88 X FF 95 1-2 F8 ①		4	0	0	0	0	1	4
15 Josh Lowe, L (1, 8) OBP: 0.406, SLG: 0.690 (6, 9)		F FC 86 T FC 86 X CU 82 0-2 P4 ③			B FC 87 D CH 82 B FC 87 F CH 82 B CU 81 4-1 2 L9 21 1B 8 1B BB	C FF 94 B FC 89 T FS 83 X FS 83 1-2 G4-3 ①		D FS 83 B FF 94 S FC 88 B FF 95 F KC 81 S FF 95 3-3 K ②		3	1	0	0	1	1	2
21 Francisco Mejía, S (1, 2) OBP: 0.269, SLG: 0.227			B SI 88 C SI 86 F CH 82 S FC 86 1-3 K ①		F FC 84 F FC 85 1 SAFE B FC 86 X CH 83 1-2 8 1B 56 1B 1-2 3-H 1B	S FC 90 S FS 83 B FF 95 S FF 95 1-3 K ②		C FC 88 B FC 89 X FS 82 1-1 P5 ③		4	1	1	1	0	2	1
Inning Stats	R: 1 E: 0 K: 2 S: 10 H: 1 LOB: 0 BB: 0 P: 15	R: 0 E: 0 K: 1 S: 13 H: 1 LOB: 1 BB: 0 P: 17	R: 0 E: 0 K: 2 S: 8 H: 0 LOB: 0 BB: 0 P: 12	R: 0 E: 0 K: 2 S: 7 H: 0 LOB: 0 BB: 0 P: 11	R: 7 E: 0 K: 0 S: 20 H: 6 LOB: 1 BB: 1 P: 34	R: 0 E: 0 K: 1 S: 7 H: 0 LOB: 0 BB: 0 P: 11	R: 1 E: 0 K: 0 S: 7 H: 1 LOB: 0 BB: 0 P: 8	R: 0 E: 0 K: 1 S: 9 H: 1 LOB: 1 BB: 0 P: 14		1B: 5 2B: 3 3B: 0 HR: 2 SF: 0 SAC: 0 DP: 0 HBP: 1						

PITCHER		IP	WLS	BF	H	R	ER	SO	BB	IBB	HBP	BLK	WP	HR	S	P	ERA	WHIP
28 Corey Kluber, R ERA: 6.92	(1, 1)	4.2	L	19	4	4	4	7	1	0	0	0	0	1	49	76	7.71	1.071
Richard Bleier, L ERA: 12.46	(5, 1)	0.1		6	4	4	4	0	0	0	1	0	0	0	9	13	108.00	12.000
50 Kutter Crawford, R ERA: 6.75	(6, 1)	3.0		11	2	1	1	2	0	0	0	0	0	1	23	33	3.00	0.667

PITCHER	IP	WLS	BF	H	R	ER	SO	BB	IBB	HBP	BLK	WP	HR	S	P	ERA	WHIP

BOTTOM

Boston Red Sox @ Tampa Bay Rays

Tropicana Field, St. Petersburg, FL

Thu Apr 13 2023, 1:11 PM - 3:48 PM EDT

Att. 21,175 - Dome - 72 F

livebaseballscorecards.com

AB	34
R	9
H	10
RBI	9
BB	1
SO	9
LOB	10

WP: 0 PA: 36
PB: 0
SB: 0
CS: 0

Batter	1	2	3	4	5	6	7	8	9	AB	R	H	RBI	BB	SO	LOB
3 Taylor Ward, R (1, 7) OBP: 0.377, SLG: 0.415	C SI 94 B SL 83 C SL 84 X FS 88 1-2 G1-3 ①	C SI 93 B SL 83 1-1 CS ③ 1-2	B FC 91 X SI 92 1-0 P4 ①	B SL 84 F FF 96 B SL 84 F SL 83 F SI 94 B SL 85 S SL 84 3-3 K ③			F SI 95 B CH 92 F FC 88 F SL 85 B FF 94 X FC 87 2-2 27 2B 6 G4-3 1B	C ST 82 X SI 94 0-1 L4 ③		5	1	1	0	0	1	4
27 Mike Trout, R (1, 8) OBP: 0.433, SLG: 0.522	C SI 96 C SI 94 B SI 96 B FF 96 X SL 85 2-2 P6 ②		B SI 94 F SI 96 B FS 87 B FF 95 B SI 94 4-1 6 1B BB		C SI 96 B FC 89 X SI 96 1-1 L8 ①		B FC 88 F SI 94 B FF 93 C SL 84 X SL 87 2-2 6 G4-3 1-3 2B		B FC 95 S FC 95 F FC 94 S FC 96 1-3 K ①	4	0	1	0	1	1	0
17 Shohei Ohtani, L (1, 10) OBP: 0.404, SLG: 0.545	B FC 92 B FC 92 C FF 96 C FC 92 B SL 83 B FC 92 4-2 6 1B 12 2B BB		S FS 86 B FC 92 C SI 94 F FC 93 F SL 83 F SI 95 S FS 88 1-3 K ②		S FC 90 X FC 90 0-1 6 BB 1B		X CH 94 0-0 G1-3 ①		C FC 95 B SL 86 S FC 95 C FC 96 1-3 K ②	4	1	1	0	1	2	3
6 Anthony Rendon, R (1, 5) OBP: 0.433, SLG: 0.286	B SI 94 B SI 93 C SI 94 X SI 93 2-1 12 2B 1-2 1B		C SL 85 S FF 94 B FF 95 B SL 85 X SI 96 2-2 12 FC5-4 1-3 1B		B SI 95 C SI 95 B FC 87 B FC 84 S SI 95 B FC 89 4-2 12 G6-4-3 1-2 BB		C FC 88 B SL 85 S SL 87 X SI 96 1-2 G4-3 ② 2-3 3-H		C FC 94 X FC 95 0-1 1B	4	1	3	1	1	0	1
12 Hunter Renfroe, R (1, 9) OBP: 0.386, SLG: 0.551	B SL 84 F SI 94 X SL 83 1-1 1-H 2-H 2B		X SI 95 0-0 FC5-4 ③ 1-2f		C FC 88 S SL 86 B FC 88 X SI 96 1-2 G6-4-3 ② ③ 1-2f		B SI 95 X SL 88 1-1 G6-3 ③		F FC 96 F FC 96 S SL 86 0-3 K ③	5	0	1	2	0	1	6
18 Jake Lamb, L (1, 3) OBP: 0.250, SLG: 0.207	C FC 92 B FS 87 F FS 87 F SI 95 F SL 84 S FS 87 1-3 K ③			F SL 84 B SL 81 C FC 94 B FF 94 F FC 93 F SL 83 F SI 95 B FS 88 F FC 91 4-2 B SL 83 23 1B BB		C FC 86 B CH 92 B FC 87 X SI 94 2-1 2 G6-3 23 HBP 1B		B ST 82 B FF 93 X SI 92 2-0 2 1B 1B		3	0	2	0	1	1	1
23 Brandon Drury, R (1, 4) OBP: 0.233, SLG: 0.350		B SL 84 C SL 84 C SL 83 S SI 94 1-3 K ①		F SI 94 X FS 87 0-1 1-2 1B		H SI 94 1-0 2 G6-3 1-2 HBP		B SI 92 B SI 92 S SI 93 B SI 93 F FF 92 S SI 93 3-3 K ①		3	0	1	0	0	2	1
2 Luis Rengifo, S (1, 6) OBP: 0.308, SLG: 0.250		F FC 92 B FC 91 B SL 82 B SL 83 F FC 92 B SL 84 4-2 3 CS BB		C SL 83 S SL 83 D SL 82 S FC 93 1-3 K ①		C SL 84 L SL 84 B FF 96 X FC 88 1-2 G6-3 ① ② 1-2f 2-3		B CH 90 X FF 93 1-0 1-2 1B		3	0	1	0	1	1	4
14 Logan O'Hoppe, R (1, 2) OBP: 0.279, SLG: 0.564		S SI 93 C SL 83 S SL 84 0-3 K ②		B SI 94 T SI 95 F SL 83 X SL 83 1-2 F6 ②		B FC 87 X FC 88 1-0 P4 ③		S ST 82 S ST 82 B ST 82 F FF 94 B ST 82 F SI 92 S FF 93 2-3 K ②		4	0	0	0	0	2	6
Inning Stats	R: 2 E: 0 K: 1 S: 17 H: 2 LOB: 1 BB: 1 P: 28	R: 0 E: 0 K: 2 S: 9 H: 0 LOB: 0 BB: 1 P: 15	R: 0 E: 0 K: 1 S: 12 H: 1 LOB: 2 BB: 1 P: 20	R: 0 E: 0 K: 2 S: 18 H: 1 LOB: 2 BB: 1 P: 27	R: 0 E: 0 K: 0 S: 9 H: 1 LOB: 1 BB: 1 P: 15	R: 0 E: 0 K: 0 S: 6 H: 1 LOB: 1 BB: 0 P: 11	R: 1 E: 0 K: 0 S: 13 H: 2 LOB: 1 BB: 0 P: 19	R: 0 E: 0 K: 2 S: 12 H: 2 LOB: 2 BB: 0 P: 20	R: 0 E: 0 K: 3 S: 11 H: 1 LOB: 1 BB: 0 P: 13	1B: 9 2B: 2 3B: 0 HR: 0 SF: 0 SAC: 0 DP: 2 HBP: 1						

PITCHER	IP	WLS	BF	H	R	ER	SO	BB	IBB	HBP	BLK	WP	HR	S	P	ERA	WHIP
89 Tanner Houck, R (1, 1) ERA: 4.5	4.0		19	4	2	2	6	4	0	0	0	0	0	56	90	4.50	2.000
25 Josh Winckowski, R (5, 1) ERA: 1.5	3.0	W	13	4	1	1	0	1	0	1	0	0	0	28	45	3.00	1.667
46 John Schreiber, R (8, 1) ERA: 1.29	1.0	H	5	2	0	0	2	0	0	0	0	0	0	12	20	0.00	2.000
74 Kenley Jansen, R (9, 1) ERA:	1.0	S	4	1	0	0	3	0	0	0	0	0	0	11	13	0.00	1.000

PITCHER	IP	WLS	BF	H	R	ER	SO	BB	IBB	HBP	BLK	WP	HR	S	P	ERA	WHIP

TOP

Los Angeles Angels @ Boston Red Sox

Fenway Park, Boston, MA

Fri Apr 14 2023, 7:12 PM - 10:08 PM EDT

Att. 36,680 - Partly Cloudy - 58 F

livebaseballscorecards.com

AB	35
R	3
H	11
RBI	3
BB	5
SO	11
LOB	26

WP: 0 PA: 42
PB: 0
SB: 0
CS: 1

Los Angeles Angels @ Boston Red Sox

Fenway Park, Boston, MA

Fri Apr 14 2023, 7:12 PM - 10:08 PM EDT

Att. 36,680 - Partly Cloudy - 58 F

livebaseballscorecards.com

BOTTOM

Batter	1	2	3	4	5	6	7	8	9	AB	R	H	RBI	BB	SO	LOB
99 Alex Verdugo, L (1, 9) OBP: 0.377, SLG: 0.436	B SI 92 B SI 93 B SL 87 B SI 92 4-0 30 G6-3 BB		C SI 94 B SL 88 B SL 89 B SI 94 X SL 86 3-1 2 1B 1B	B SI 91 D SL 88 C SL 88 B SI 93 F SL 87 B SL 86 4-2 BB		C SI 91 B CU 76 B FC 84 C SI 92 X SI 93 2-2 ① G1-3 1-2 2-3		B CH 81 X CH 84 1-0 ① F7		3	0	1	0	2	0	2
2 Justin Turner, R (1, 10) OBP: 0.365, SLG: 0.308	C FF 92 B SL 86 S FF 93 F FF 93 F SL 87 F FF 93 X SL 88 1-2 ① P4		C CH 83 X CH 83 0-1 30 FC5-4 1-2 1B	B SI 92 C CU 77 S SL 84 X CU 77 1-2 ③ FC6-5 2-3f		S SI 92 F SI 93 B FF 92 F CH 80 F SI 92 F CH 80 F CH 80 T FF 92 1-2 ② K		B SL 84 X SL 86 1-0 ② G6-3		5	0	1	0	0	1	6
30 Rob Refsnyder, R (1, 7) OBP: 0.281, SLG: 0.259	C FF 91 C FF 93 X SL 87 0-2 ② G6-3 1-2		B CU 76 C SL 88 X SL 89 1-1 ③ FC5-4 1-2f		S SL 86 F SL 86 B CU 77 B SI 92 B CU 78 S SL 84 3-3 ① K	B CU 75 B SI 92 X SI 93 2-0 E5 5 PB 11 BB 2-3 3-H		C SL 86 C FF 94 B SL 87 B FF 93 C SL 86 2-3 ③ K		5	0	0	0	0	2	4
11 Rafael Devers, L (1, 5) OBP: 0.333, SLG: 0.679	D SL 86 2 SAFE X SI 92 1-0 ③ L7			C SL 86 B SL 84 F SL 87 F SL 88 B FF 93 B SL 89 F FF 94 X SL 89 3-2 E6 5 WP 5 2B	X CU 76 0-0 HR	B CU 76 B CU 76 B FC 83 C SI 92 F SI 91 B FF 92 4-2 5 PB 1-2 BB				3	2	1	1	1	0	1
5 Enrique Hernández, R (1, 8) OBP: 0.255, SLG: 0.333		B FF 92 C FF 92 B SL 86 B FF 93 S CH 82 X CH 84 3-2 ① L8		B FF 93 X FF 91 1-0 20 E 1-H 2B	C SL 85 S SL 86 B SI 89 X CU 77 1-2 1B	B CH 80 C FF 91 C SI 92 F FF 92 X CH 79 1-2 ③ L7 1-2 2-3 3-H				4	1	2	1	0	0	2
39 Christian Arroyo, R (1, 4) OBP: 0.209, SLG: 0.220		S FF 93 S CH 82 S FF 94 0-3 ② K		F CU 78 S SL 86 B SL 87 D CH 83 C FF 94 2-3 ① K	F SL 84 B SI 92 X SL 83 1-1 ② F9		X SL 84 0-0 ① F9			4	0	0	0	0	2	2
36 Triston Casas, L (1, 3) OBP: 0.196, SLG: 0.317		C SI 93 B SL 87 S SL 88 B FF 95 F SL 87 B SL 86 C SL 87 3-3 ③ K		C SI 91 S SL 87 B SL 87 F FF 93 D SL 87 B SL 88 S SL 88 3-3 ② K	C SI 89 F FC 81 X CU 75 0-2 ③ P5		B SL 85 B CH 83 F FF 94 B CH 83 C SL 84 B SL 84 4-2 20 G5-3 12 BB BB		3	0	0	0	1	2	2
12 Connor Wong, R (1, 2) OBP: 0.233, SLG: 0.192			B FF 92 C FF 91 B CH 82 C CH 81 F CH 83 F SL 88 S FF 94 2-3 ① K	B FF 93 B FF 92 D CH 82 B FF 89 4-0 20 E BB		B FC 81 C CH 78 B CH 79 F FF 91 H FC 82 3-2 99 G1-3 20 HBP 30 E HBP	B SI 91 B SL 85 B SL 84 C FF 92 F FF 93 3-2 1-2 BB		1	1	0	0	2	1	0
20 Yu Chang, R (1, 6)			C FF 92 B FF 91 S SL 89 B CH 82 C FF 93 2-3 ② K	C FF 92 S SL 84 D CH 82 X FF 94 1-2 E5 2 FC6-5 1-3 2-H		H FC 83 1-0 30 E 99 G1-3 5 PB 1-2 HBP	B SI 90 X SL 85 1-0 ② ③ G5-3 2-3f			3	1	0	0	0	1	3
Inning Stats	R: 0 E: 0 K: 0 S: 10 H: 0 LOB: 1 BB: 1 P: 16	R: 0 E: 0 K: 2 S: 10 H: 0 LOB: 0 BB: 0 P: 16	R: 0 E: 0 K: 2 S: 14 H: 2 LOB: 2 BB: 0 P: 22	R: 2 E: 2 K: 2 S: 21 H: 1 LOB: 3 BB: 2 P: 40	R: 1 E: 0 K: 1 S: 12 H: 2 LOB: 1 BB: 0 P: 17	R: 2 E: 1 K: 1 S: 19 H: 0 LOB: 2 BB: 1 P: 33	R: 0 E: 0 K: 0 S: 6 H: 0 LOB: 1 BB: 2 P: 14	R: 0 E: 0 K: 1 S: 5 H: 0 LOB: 0 BB: 0 P: 9		1B: 3 2B: 1 3B: 0 HR: 1 SF: 0 SAC: 0 DP: 1 HBP: 2		WP: 1 PB: 1 SB: 0 CS: 0 PA: 39		

	AB	31
	R	5
	H	5
	RBI	2
	BB	6
	SO	9
	LOB	22

PITCHER		IP	WLS	BF	H	R	ER	SO	BB	IBB	HBP	BLK	WP	HR	S	P	ERA	WHIP
43 Patrick Sandoval, L ERA: 1.23	(1, 1)	3.2		19	3	2	0	6	3	0	0	0	1	0	52	90	0.00	1.636
46 Jimmy Herget, R ERA: 6.35	(4, 1)	1.0	L	5	2	1	1	1	0	0	0	0	0	1	12	18	9.00	2.000
28 Aaron Loup, L ERA: 4.91	(5, 1)	1.1		8	0	2	0	1	1	0	2	0	0	0	22	36	0.00	0.750
51 Jaime Barria, R ERA: 4.15	(7, 1)	2.0		7	0	0	0	1	2	0	0	0	0	0	11	23	0.00	1.000

PITCHER	IP	WLS	BF	H	R	ER	SO	BB	IBB	HBP	BLK	WP	HR	S	P	ERA	WHIP

Batter	1	2	3	4	5	6	7	8	9	AB	R	H	RBI	BB	SO	LOB
3 Taylor Ward, R (1, 7) OBP: 0.348, SLG: 0.379	F FF 94 B FF 95 B FF 94 X FF 95 2-1 F8 ①	B SL 88 X FF 93 1-0 F9 ②		B CU 78 C CU 77 S CU 81 B FF 95 S CU 80 2-3 K2-3 ③		B FC 86 B SI 87 F SI 88 X SI 87 2-1 FC4-6 ① 17 WP 17 1B 1-2f		F SL 87 B SL 86 S SL 87 X SL 85 1-2 L6 ②		5	1	0	0	0	1	2
27 Mike Trout, R (1, 8) OBP: 0.462, SLG: 0.580	B CU 80 X FF 95 1-0 12 BB 10 HR 2B	B FF 93 B CU 79 B SL 87 C FF 94 B FF 94 4-1 17 CI 1-2 BB			C FF 93 X FF 92 0-1 17 1B 6 1B 2B	C FF 90 B FS 79 F FC 86 F FS 79 C FF 89 1-3 K ②		S SL 85 B FF 95 B SI 95 X SI 95 2-1 1B		4	2	3	0	1	1	1
17 Shohei Ohtani, L (1, 10) OBP: 0.411, SLG: 0.542	C FF 94 B FF 94 D SL 88 C CU 78 F SL 84 X FF 95 2-2 G5-3 ②	S SL 86 F SL 87 B FF 95 F FS 87 1-2 CI 1-2 2-3			T FF 94 B CU 80 S SL 88 B FF 95 X FF 95 2-2 6 1B 10 1B 2-3 1B	F SI 88 1 SAFE B SL 77 F SI 88 F SI 88 X FF 89 1-2 6 WP 1-H 1B		C FF 96 S FF 96 B FF 96 B SL 88 X SL 86 2-2 G3 ③		4	1	2	1	0	0	2
6 Anthony Rendon, R (1, 5) OBP: 0.429, SLG: 0.280	C CU 79 B SL 87 B FF 96 D FF 95 D SL 88 4-1 12 BB 10 HR BB	C FF 94 D CU 82 C CU 79 X FF 95 1-2 G4-3 ③			F CU 81 F CU 81 F FF 94 B FF 95 F CU 79 B SL 85 X CU 79 2-2 9 WP 10 1B 1-3 3-H 1B	C FC 86 C FC 86 F FC 87 B FS 78 B FS 77 B FC 86 X FC 86 3-2 L8 ③ 2-3			C FC 92 F FC 94 X SI 95 0-2 L3 ①	4	1	1	1	1	0	4
12 Hunter Renfroe, R (1, 9) OBP: 0.387, SLG: 0.528	B SL 90 D SL 89 B FF 95 B FF 95 4-0 10 HR 1-2 2-3 BB		C CU 77 X CU 79 0-1 G5-3 ①		F FF 94 B FF 96 F FF 95 F FF 96 S SL 84 1-3 K ①		C ST 81 F SI 93 B ST 81 B FF 93 X ST 81 2-2 1B		X FC 93 0-0 F9 ②	4	1	1	0	1	1	2
10 Gio Urshela, R (1, 3) OBP: 0.373, SLG: 0.449	B CU 80 B SL 89 C FF 95 X FF 95 2-1 1-H 2-H 3-H HR		B FF 93 B CU 79 B CU 77 C FF 93 F FF 93 F CU 79 F FF 94 X FF 93 3-2 L9 ②		X SL 84 0-0 9 WP 1-2 3-H 1B		B SI 93 X SI 92 1-0 P4 ①		C FC 94 S FC 94 X FC 94 0-2 P6 ③	5	1	2	5	0	0	1
23 Brandon Drury, R (1, 4) OBP: 0.213, SLG: 0.318	S FF 95 F FF 95 B CU 80 S FF 94 1-3 K ③		B CU 78 C CU 77 C CU 78 C CU 79 1-3 K ③		X FF 95 0-0 F9 ②		C ST 80 C ST 81 S ST 82 0-3 K ②			4	0	0	0	0	3	3
9 Zach Neto, R (1, 6)		B CU 79 C CU 77 F FF 94 B CU 82 F FF 93 B SL 86 F SL 85 X FF 94 3-2 G5-3 ①		C CU 76 B CU 80 B FF 93 C FF 93 X CU 81 2-2 G5-3 ①	B SL 85 B FF 95 B SL 85 F FF 95 S FF 96 C FF 96 3-3 K ③ 1-2 2-3		S ST 81 C FF 93 S FF 93 0-3 K ③			4	0	0	0	0	2	3
21 Matt Thaiss, L (1, 2)		S FF 93 B FF 93 C FF 94 H CU 78 2-2 17 CI 27 BB HBP		F CU 81 S FF 94 B FF 95 B FF 94 C CU 81 2-3 K ②		S SI 88 H SI 86 1-1 3 FC4-6 HBP		F FF 97 B FF 96 T FF 96 B SL 88 B SL 84 C FF 96 3-3 K ①		2	0	0	0	0	2	0
Inning Stats	R: 4 E: 0 K: 1 S: 13 H: 2 LOB: 0 BB: 2 P: 29	R: 0 E: 1 K: 0 S: 15 H: 0 LOB: 3 BB: 1 P: 27	R: 0 E: 0 K: 1 S: 10 H: 0 LOB: 0 BB: 0 P: 14	R: 0 E: 0 K: 2 S: 9 H: 0 LOB: 0 BB: 0 P: 15	R: 2 E: 0 K: 2 S: 19 H: 4 LOB: 2 BB: 0 P: 27	R: 1 E: 0 K: 1 S: 15 H: 1 LOB: 1 BB: 0 P: 23	R: 0 E: 0 K: 2 S: 10 H: 1 LOB: 1 BB: 0 P: 13	R: 0 E: 0 K: 1 S: 11 H: 1 LOB: 1 BB: 0 P: 19	R: 0 E: 0 K: 0 S: 7 H: 0 LOB: 0 BB: 0 P: 7	1B: 6 2B: 2 3B: 0 HR: 1	SF: 0 SAC: 0 DP: 0 HBP: 2			WP: 3 PB: 0 SB: 0 CS: 0	PA: 42	

TOP

Los Angeles Angels @ Boston Red Sox

Fenway Park, Boston, MA

Sat Apr 15 2023, 4:11 PM - 7:09 PM EDT

Att. 36,594 - Cloudy - 56 F

livebaseballscorecards.com

AB	36
R	7
H	9
RBI	7
BB	3
SO	10
LOB	18

PITCHER		IP	WLS	BF	H	R	ER	SO	BB	IBB	HBP	BLK	WP	HR	S	P	ERA	WHIP
37 Nick Pivetta, R ERA: 4.5	(1, 1)	4.0		22	5	6	6	4	3	0	1	0	0	1	57	99	13.50	2.000
61 Kaleb Ort, R ERA: 5.63	(5, 1)	1.0		4	1	0	0	2	0	0	0	0	1	0	9	13	0.00	1.000
Richard Bleier, L ERA: 11.81	(6, 1)	1.0		5	1	1	1	1	0	0	1	0	2	0	15	23	9.00	1.000
46 John Schreiber, R ERA: 1.13	(7, 1)	1.0		4	1	0	0	2	0	0	0	0	0	0	10	13	0.00	1.000
70 Ryan Brasier, R ERA: 5.4	(8, 1)	1.0	W	4	1	0	0	1	0	0	0	0	0	0	11	19	0.00	1.000

PITCHER		IP	WLS	BF	H	R	ER	SO	BB	IBB	HBP	BLK	WP	HR	S	P	ERA	WHIP
74 Kenley Jansen, R ERA:	(9, 1)	1.0	S	3	0	0	0	0	0	0	0	0	0	0	7	7	0.00	0.000

BOTTOM

Batter	1	2	3	4	5	6	7	8	9	AB	R	H	RBI	BB	SO	LOB
99 Alex Verdugo, L (1, 9) OBP: 0.379, SLG: 0.424	B FF 88 B FF 88 C FF 88 B SI 88 B FF 89 4-1 2 G5-4-3 BB	C FC 83 C SI 88 S SL 81 0-3 ③ K		F FC 85 B SI 89 C FC 85 X SI 88 1-2 2 WP 30 1B 1B		C FF 95 S KC 83 F CH 85 X CH 85 0-2 ③ F7		C ST 80 C FF 92 B SL 85 B SL 86 F CH 87 F FF 91 B ST 79 X SL 85 3-2 ② F9		4	1	1	0	1	1	4
2 Justin Turner, R (1, 10) OBP: 0.382, SLG: 0.327	C FF 89 ① C FF 89 B CH 78 B FF 90 B FF 90 1 SAFE X FF 89 3-2 ② G5-4-3 1-2f	B CH 76 B FF 88 X FF 88 2-0 30 WP 11 G6-3 2B	B CH 79 B CH 79 C FF 90 D FF 89 B CH 79 4-1 30 1B 1-2 BB			B CH 89 B FF 94 X FF 96 2-0 ① F8	C FF 91 B SI 92 H FF 90 2-1 30 BB 1-2 2-3 HBP			3	1	1	0	1	0	1
30 Rob Refsnyder, R (1, 7) OBP: 0.351, SLG: 0.333	B FF 89 C FF 89 X FF 89 1-1 11 HR 2B	D CH 77 B CH 76 B CH 78 B FF 88 4-0 11 G6-3 2-3 BB	S CH 78 S FC 86 X FF 92 0-2 ③ 1-3 2-H 1B			C FF 97 B FF 97 B SL 90 X FF 96 2-1 ② F9	B SL 85 B SI 91 C SI 92 B SL 83 C SI 91 B SL 84 4-2 1-2 2-3 3-H BB			3	1	2	2	2	0	0
11 Rafael Devers, L (1, 5) OBP: 0.323, SLG: 0.690	X FF 90 0-0 2-H HR	C FC 84 X SI 87 0-1 ①② G6-3 1-2f 3-H			C KC 86 F FF 94 B FF 96 F KC 86 F KC 86 B FF 96 F CH 85 X FF 94 2-2 ① G6-3	C FF 98 X CH 90 0-1 ③ P6	C SL 85 X SL 85 0-1 ③ G5-3			5	1	1	2	0	0	4
5 Enrique Hernández, R (1, 8) OBP: 0.271, SLG: 0.333 (9, 4)	B FF 90 B FC 87 B CH 80 C FF 89 F FF 90 F CH 80 B FF 91 4-2 39 S BB	B CH 78 C FF 90 C FC 83 B CH 79 B FC 86 F FF 90 X CH 79 3-2 ③ G3			C CH 86 F CH 84 X CH 85 0-2 ② F9		B SI 93 X SI 92 1-0 3 CI 17 CI 20 1B 1B			3	1	1	0	1	0	0
39 Christian Arroyo, R (1, 4) OBP: 0.196, SLG: 0.205 17 Raimel Tapia, L (8, PH) OBP: 0.385, SLG: 0.583 (9, 8)	B FF 89 C CH 79 B FF 89 B CH 78 X FF 90 3-1 ③ P3 1-2			F CH 78 X FF 88 0-1 ① P3	B FF 95 S FF 94 S KC 85 F CH 84 S FF 95 1-3 ③ K		L CH 86 F FF 92 X FF 92 0-2 CI 3 CI 20 1B 1-2			3 0	0 1	0 0	0 0	0 0	1 0	1 0
36 Triston Casas, L (1, 3) OBP: 0.200, SLG: 0.311		B FF 89 C FC 84 S FC 84 B FC 84 X SI 87 2-2 ① F7	B FC 84 B FC 84 S FF 89 C CH 78 S FC 82 2-3 ② K			B KC 84 X FF 94 1-0 1B	B FF 92 C ST 79 B ST 79 S SL 86 D SL 86 S SL 84 3-3 ① K			4	0	1	0	0	2	2
12 Connor Wong, R (1, 2) OBP: 0.273, SLG: 0.276 3 Reese McGuire, L (8, PH) OBP: 0.417, SLG: 0.522 (9, 2)		C FF 89 B FF 90 X CH 79 1-1 1B	F CH 79 B FF 89 B FF 90 X CH 79 2-1 20 HR 2B			L CH 85 S FF 94 B CH 84 S CH 85 1-3 ① K	B FF 92 F CH 86 1-1 CI 2 HBP 20 1B 30 BB 1-2 2-3			3 0	1 1	2 0	0 0	0 0	1 0	1 0
20 Yu Chang, R (1, 6) OBP: 0.182, SLG: 0.250		C FF 89 1 SAFE X FC 84 0-1 ② P6	D CH 78 X FF 89 1-0 2-H HR			F KC 85 B FF 94 B KC 84 F KC 84 F CH 83 C CH 85 2-3 ② K	F SI 92 B SL 85 X SI 92 1-1 30 BB 2 HBP 1-2 2-H 3-H 1B			4	1	2	4	0	1	2
Inning Stats	R: 2 H: 2 E: 0 LOB: 1 K: 0 BB: 2 S: 12 P: 27	R: 0 H: 1 E: 0 LOB: 1 K: 1 BB: 0 S: 10 P: 13	R: 1 H: 1 E: 0 LOB: 0 K: 0 BB: 1 S: 7 P: 16	R: 3 H: 4 E: 0 LOB: 2 K: 1 BB: 1 S: 15 P: 25	R: 0 H: 0 E: 0 LOB: 0 K: 1 BB: 0 S: 13 P: 16	R: 0 H: 1 E: 0 LOB: 1 K: 2 BB: 0 S: 12 P: 16	R: 0 H: 0 E: 0 LOB: 0 K: 0 BB: 0 S: 5 P: 9	R: 3 H: 2 E: 2 LOB: 3 K: 1 BB: 1 S: 20 P: 35		1B: 6 SF: 0 2B: 3 SAC: 0 3B: 0 DP: 2 HR: 2 HBP: 1						

PITCHER		IP	WLS	BF	H	R	ER	SO	BB	IBB	HBP	BLK	WP	HR	S	P	ERA	WHIP
31 Tyler Anderson, L ERA: 6.75	(1, 1)	4.0		21	8	6	6	2	4	0	0	0	2	2	44	81	13.50	3.000
55 Matt Moore, L ERA: 2.84	(5, 1)	2.0		7	1	0	0	3	0	0	0	0	0	0	25	32	0.00	0.500
53 Carlos Estévez, R ERA: 1.5	(7, 1)	1.0	H	3	0	0	0	0	0	0	0	0	0	0	5	9	0.00	0.000
52 Ryan Tepera, R ERA: 11.25	(8, 1)	0.2	L	8	2	3	1	1	1	0	1	0	0	0	18	33	13.50	4.500
32 Tucker Davidson, L ERA: 2.45	(8, 1)	0.1		1	0	0	0	0	0	0	0	0	0	0	2	2	0.00	0.000

PITCHER	IP	WLS	BF	H	R	ER	SO	BB	IBB	HBP	BLK	WP	HR	S	P	ERA	WHIP

Los Angeles Angels @ Boston Red Sox

Fenway Park, Boston, MA

Sat Apr 15 2023, 4:11 PM - 7:09 PM EDT

Att. 36,594 - Cloudy - 56 F

livebaseballscorecards.com

AB	32
R	9
H	11
RBI	8
BB	5
SO	6
LOB	15

WP: 2 PA: 40
PB: 0
SB: 1
CS: 0

Batter	1	2	3	4	5	6	7	8	9	AB	R	H	RBI	BB	SO	LOB
9 Zach Neto, R (1, 6)	B SI 94 C SI 92 C CH 84 B CH 86 X SI 94 2-2 ① G5-3		F SI 94 S ST 80 B SI 95 B SI 94 X CH 86 2-2 ①② G5-4-3 1-2f			C ST 78 B SI 94 C SI 94 B SI 95 X ST 80 2-2 ①② G6-4-3 1-2f		C SL 84 B SL 84 2 SAFE 1-1 ③ PO 2-3	X FF 96 0-0 ① L8	4	0	0	0	0	0	2
27 Mike Trout, R (1, 8) OBP: 0.435, SLG: 0.537	C ST 80 B SI 93 F CH 86 S ST 81 1-3 ② K		S ST 79 X ST 79 0-1 ③ P4			B SI 94 C SI 92 B CH 86 B SI 94 X SI 93 3-1 ③ L9			C FF 96 S FF 96 B FF 97 F FF 96 B SL 86 B SL 87 S SL 86 3-3 ② K	4	0	0	0	0	2	0
17 Shohei Ohtani, L (1, 10) OBP: 0.383, SLG: 0.500	B SI 94 C SI 93 F SI 93 X ST 81 1-2 ③ G6-3			B CH 82 C SI 92 X CH 83 1-1 ① F9			C SI 92 X ST 80 0-1 ① G4-3		C SL 82 B SL 84 X SL 84 1-1 ③ F7	4	0	0	0	0	0	0
6 Anthony Rendon, R (1, 5) OBP: 0.421, SLG: 0.321		C SI 92 B SI 94 B ST 80 X SI 93 2-1 12 G4-3 23 1B 2B		C ST 78 B ST 79 B CH 82 C SI 94 B CH 83 X SI 93 3-2 ② G5-3			C ST 77 C ST 79 B ST 80 F SI 94 B CH 84 F SI 95 X SI 94 2-2 ② F9			3	1	1	0	0	0	0
12 Hunter Renfroe, R (1, 9) OBP: 0.369, SLG: 0.500		F SI 93 X SI 95 0-1 ① G4-3 2-3		B ST 78 C SI 94 S CH 83 S ST 81 1-3 ③ K			B SI 93 S ST 79 F CH 84 B SI 95 B ST 81 S ST 79 3-3 ③ K			3	0	0	0	0	2	1
10 Gio Urshela, R (1, 3) OBP: 0.370, SLG: 0.442 8 Brett Phillips, L (8, PR) 18 Jake Lamb, L (8, 3) OBP: 0.250, SLG: 0.207		X CH 86 0-0 ② L5			C SI 93 B SI 92 S SI 93 S ST 81 1-3 ① K			X FF 95 0-0 9 PO 23 BB 1B		3 0 0	0 0 0	1 0 0	0 0 0	0 0 0	1 0 0	1 0 0
2 Luis Rengifo, S (1, 7) OBP: 0.315, SLG: 0.244 3 Taylor Ward, R (8, PH) OBP: 0.343, SLG: 0.373 (8, 7)		S ST 80 C ST 80 B SI 95 B SI 97 D ST 81 B SI 95 4-2 23 1B BB			F SI 93 B CH 84 S ST 79 F SI 95 S ST 80 1-3 ② K			B FF 94 X SL 82 1-0 ① F8		1 1	0 0	0 0	0 0	1 0	1 0	0 1
23 Brandon Drury, R (1, 4) OBP: 0.240, SLG: 0.326		B SI 95 X SI 95 1-0 14 CS 1B 1-3 3-H			F SI 93 B CH 84 X CH 84 1-1 ③ P2			B FF 95 B FF 95 B FF 96 B FF 94 4-0 1-2 BB		2	0	1	1	1	0	0
14 Logan O'Hoppe, R (1, 2) OBP: 0.304, SLG: 0.561		S ST 79 D ST 79 C SI 95 B SI 95 B ST 82 3-2 ③ CS 1-2	C SI 94 S CH 86 X CH 85 0-2 9 G5-4-3 1B			F ST 77 B SI 92 F ST 78 B SI 94 B CH 84 B SI 93 4-2 9 G6-4-3 BB		D SL 85 B SL 84 B FF 95 C FF 95 S FF 95 X FF 95 3-2 ② F8		2	0	1	0	1	0	2
Inning Stats	R: 0 E: 0 K: 1 S: 9 H: 0 LOB: 0 BB: 0 P: 13	R: 1 E: 0 K: 0 S: 10 H: 2 LOB: 1 BB: 1 P: 20	R: 0 E: 0 K: 0 S: 8 H: 1 LOB: 0 BB: 0 P: 10	R: 0 E: 0 K: 1 S: 8 H: 0 LOB: 0 BB: 0 P: 13	R: 0 E: 0 K: 2 S: 9 H: 0 LOB: 0 BB: 0 P: 12	R: 0 E: 0 K: 0 S: 7 H: 0 LOB: 0 BB: 1 P: 16	R: 0 E: 0 K: 1 S: 10 H: 0 LOB: 0 BB: 0 P: 15	R: 0 E: 0 K: 0 S: 6 H: 1 LOB: 2 BB: 1 P: 15	R: 0 E: 0 K: 1 S: 7 H: 0 LOB: 0 BB: 0 P: 11	1B: 3 2B: 1 3B: 0 HR: 0 SF: 0 SAC: 0 DP: 2 HBP: 0						

PITCHER		IP	WLS	BF	H	R	ER	SO	BB	IBB	HBP	BLK	WP	HR	S	P	ERA	WHIP
22 Garrett Whitlock, R ERA: 4.5	(1, 1)	7.0	W	23	3	1	1	5	2	0	0	0	0	0	61	99	1.29	0.714
61 Kaleb Ort, R ERA: 5.0	(8, 1)	1.0	H	4	1	0	0	0	1	0	0	0	0	0	6	15	0.00	2.000
70 Ryan Brasier, R ERA: 4.82	(9, 1)	1.0	S	3	0	0	0	1	0	0	0	0	0	0	7	11	0.00	0.000

PITCHER	IP	WLS	BF	H	R	ER	SO	BB	IBB	HBP	BLK	WP	HR	S	P	ERA	WHIP

TOP

Los Angeles Angels @ Boston Red Sox

Fenway Park, Boston, MA

Sun Apr 16 2023, 1:35 PM - 3:31 PM EDT

Att. 34,790 - Cloudy - 54 F

livebaseballscorecards.com

AB	27
R	1
H	4
RBI	1
BB	3
SO	6
LOB	7

WP: 0 PA: 32
PB: 0
SB: 0
CS: 1

Los Angeles Angels @ Boston Red Sox

Fenway Park, Boston, MA

Sun Apr 16 2023, 1:35 PM - 3:31 PM EDT

Att. 34,790 - Cloudy - 54 F

livebaseballscorecards.com

BOTTOM

Batter	1	2	3	4	5	6	7	8	9	AB	R	H	RBI	BB	SO	LOB
99 Alex Verdugo, L (1, 9) OBP: 0.386, SLG: 0.429	C FF 94 C FF 95 B SL 91 B CU 77 F FF 96 X SL 90 2-2 ① G6-3		C FF 94 F SL 91 B SL 90 X SL 90 1-2 2 S 2 HR 1B		C CU 76 B SL 91 B SL 91 S FF 95 C FF 95 2-3 ③ K			B FF 95 C FF 94 X ST 84 1-1 1B		4	1	2	0	0	1	0
2 Justin Turner, R (1, 3) OBP: 0.389, SLG: 0.390	C FF 96 B SL 91 S FF 96 B FF 96 F SL 92 X FF 95 2-2 ② F9		C FF 95 X FF 95 0-1 1-H HR			B CU 73 C FF 93 F SL 90 X SL 90 1-2 11 G6-3 30 1B 1B		F FF 94 B FF 94 S FC 91 X FF 94 1-2 ② F9		4	1	2	2	0	0	1
30 Rob Refsnyder, R (1, 7) OBP: 0.366, SLG: 0.333	B CU 76 B FF 96 B FF 95 B FF 96 4-0 BB		C SL 90 S SL 91 F FF 94 F SL 90 F FF 95 B CU 78 B SL 91 C FF 94 2-3 ② K			C FF 94 X FF 94 0-1 11 G6-3 1-2 1B		C FC 90 1 SAFE C FF 94 B FF 94 F ST 81 X FF 93 1-2 ③ F8		3	0	1	0	1	1	1
11 Rafael Devers, L (1, 5) OBP: 0.308, SLG: 0.656	X FF 95 0-0 ③ F8		B FF 94 X SL 90 1-0 ③ F7			B SL 90 X SL 90 1-0 ① ② G6-3 1-2f 2-3				3	0	0	0	0	0	3
5 Enrique Hernández, R (1, 8) OBP: 0.274, SLG: 0.333		C FF 94 F FF 95 F CU 76 B FF 95 B SL 90 B CH 86 X FF 95 3-2 39 G6-4-3 7 HBP 1B		B FF 92 F SL 89 B SL 89 F FF 94 S SL 90 2-3 ① K		B FF 94 X FF 95 1-0 ③ F9				3	0	1	0	0	1	1
7 Masataka Yoshida, L (1, 10) OBP: 0.354, SLG: 0.308		H FF 95 1-0 39 G6-4-3 1-2 HBP		B SL 89 F FF 94 S SL 90 S SL 90 1-3 ② K			C SL 89 B CU 77 C SL 90 B SL 90 B FF 93 F SL 91 X SL 91 3-2 ① G4-3			2	0	0	0	0	1	0
39 Christian Arroyo, R (1, 4) OBP: 0.204, SLG: 0.213		C FF 94 F SL 91 B FF 95 F SL 90 B SL 91 X FF 96 2-2 ① ② G6-4-3 1-2f 2-3		C CU 75 F FF 95 F CU 76 S SL 91 0-3 ③ K			B CU 77 X FF 94 1-0 12 G6-4-3 1B			3	0	1	0	0	1	2
12 Connor Wong, R (1, 2) OBP: 0.250, SLG: 0.250		F FF 95 F SL 91 F FF 94 S CU 77 0-3 ③ K			C FF 92 B SL 90 C FF 94 X FF 93 1-2 ① F9		X FF 94 0-0 ② ③ G6-4-3 1-2f			3	0	0	0	0	1	2
20 Yu Chang, R (1, 6) OBP: 0.160, SLG: 0.217			B CU 74 X FF 94 1-0 ① F7		F SL 90 S SL 90 S SL 89 0-3 ② K			B FC 91 X FC 91 1-0 ① G1		3	0	0	0	0	1	0
Inning Stats	R: 0 E: 0 K: 0 S: 9 H: 0 LOB: 1 BB: 1 P: 17	R: 0 E: 0 K: 1 S: 12 H: 1 LOB: 1 BB: 0 P: 18	R: 2 E: 0 K: 1 S: 13 H: 2 LOB: 0 BB: 0 P: 18	R: 0 E: 0 K: 3 S: 10 H: 0 LOB: 0 BB: 0 P: 13	R: 0 E: 0 K: 2 S: 9 H: 0 LOB: 0 BB: 0 P: 12	R: 0 E: 0 K: 0 S: 7 H: 2 LOB: 1 BB: 0 P: 10	R: 0 E: 0 K: 0 S: 6 H: 1 LOB: 0 BB: 0 P: 10	R: 0 E: 0 K: 0 S: 10 H: 1 LOB: 1 BB: 0 P: 14		1B: 6 2B: 0 3B: 0 HR: 1 SF: 0 SAC: 0 DP: 3 HBP: 1					

	AB	28
	R	2
	H	7
	RBI	2
	BB	1
	SO	7
	LOB	10

WP: 0 PA: 30
PB: 0
SB: 1
CS: 0

PITCHER		IP	WLS	BF	H	R	ER	SO	BB	IBB	HBP	BLK	WP	HR	S	P	ERA	WHIP
48 Reid Detmers, L ERA: 4.5	(1, 1)	6.1	L	25	6	2	2	7	1	0	1	0	0	1	65	97	2.84	1.105
60 Andrew Wantz, R ERA:	(7, 1)	1.2		5	1	0	0	0	0	0	0	0	0	0	11	15	0.00	0.600

PITCHER	IP	WLS	BF	H	R	ER	SO	BB	IBB	HBP	BLK	WP	HR	S	P	ERA	WHIP

Batter	1	2	3	4	5	6	7	8	9	10	AB	R	H	RBI	BB	SO	LOB
39 Donovan Solano, R (1, 3) OBP: 0.364, SLG: 0.392	B FF 95 S FF 94 S CH 87 S FF 95 1-3 ① K		C SL 78 B SL 78 B FF 94 X CH 87 2-1 ② G5-3		F FF 95 F FF 95 F FF 96 S SL 82 0-3 ① K		B SI 95 C SI 94 F FC 86 B SI 95 S SL 85 2-3 ② K			B SI 92 B ST 80 F SI 90 H SI 91 3-1 25 SF9 4 BB 64 G6-3 HBP	4	1	0	0	0	3	3
4 Carlos Correa, R (1, 6) OBP: 0.298, SLG: 0.400	B SL 79 B FF 94 C SL 79 X CH 88 2-1 1B		B FF 96 F FF 95 B FF 96 B CH 88 B CH 89 4-1 25 FC5-4 BB		X CH 89 0-0 ② SF7 3-H		B FC 88 B SI 95 C SI 95 S SI 94 X SL 85 2-2 ③ P3			B ST 81 B ST 80 B SI 92 C ST 80 B SI 90 4-1 64 G6-3 BB 1-2 2-3	2	0	1	1	2	0	0
25 Byron Buxton, R (1, 10) OBP: 0.292, SLG: 0.379	C SL 78 F FF 95 F SI 95 F SL 80 S SL 81 0-3 ② K		F FF 96 X CH 88 0-1 ③ FC5-4 1-2f		B SL 80 S SL 78 F SL 81 X CH 88 1-2 ③ FC5-4 1-2f			B SI 94 B SL 84 B SI 93 B SI 94 4-0 BB		B ST 82 C ST 81 F SI 94 X FF 93 1-2 ① SF9 2-3 3-H	3	0	0	1	1	1	4
64 Jose Miranda, R (1, 5) OBP: 0.264, SLG: 0.239	F CH 85 S SL 80 S FF 95 0-3 ③ K			C SL 76 B FF 93 X CH 85 1-1 ① G6-3		C SL 77 S FF 92 S FF 94 0-3 ① K		X FC 87 0-0 ① F7		F SI 91 B ST 81 B ST 81 S CH 87 B ST 82 X SI 92 3-2 ② G6-3 1-2 3-H	5	0	0	1	0	2	3
30 Kyle Garlick, R (1, 7) OBP: 0.143, SLG: 0.571 9 Trevor Larnach, L (7, 7) OBP: 0.333, SLG: 0.339		C SL 74 B SL 78 C FF 94 B FF 94 S SL 79 2-3 ① K		C FF 94 B FF 94 B SL 79 X SL 78 2-1 ② F7		B SL 79 C SL 77 X FF 94 1-1 ② F9		1 SAFE C FC 87 B CH 91 B FC 88 C FC 88 S FF 94 2-3 ② K		B FF 92 C ST 80 B ST 80 B ST 81 X FF 92 3-1 ③ F8	3 2	0 0	0 0	0 0	0 0	1 1	0 2
8 Christian Vázquez, R (1, 2) OBP: 0.400, SLG: 0.400		C FF 94 S CH 85 B FF 95 B SI 95 S CH 84 2-3 ② K		B SL 78 B FF 94 C SL 78 S FF 95 C SL 81 2-3 ③ K		S FF 95 X FF 95 0-1 1B		X FC 88 0-0 ③ G5-3			4	0	1	0	0	2	1
2 Michael Taylor, R (1, 8) OBP: 0.295, SLG: 0.448		C SL 79 C FF 95 H SL 82 1-2 HBP			C FF 93 B FF 93 S CH 85 B SL 80 B FF 95 B FF 93 4-2 50 1B 26 HBP 4 SF7 BB	D FF 94 B SL 78 B SL 77 C FF 96 C FF 95 S SL 79 3-3 ③ K			B FC 92 C FC 93 S FC 94 T FC 96 1-2 ① K	2	1	0	0	1	2	1
26 Max Kepler, L (1, 9) OBP: 0.185, SLG: 0.360		C SI 94 1 SAFE F SL 80 D SL 80 F SL 80 S FF 96 1-3 ③ K			F SL 79 H SI 94 1-1 50 1B 1-2 HBP		B FC 86 X FC 85 1-0 HR			F FC 95 F SI 96 B SL 85 S FC 95 1-3 ② K	3	1	1	1	0	2	1
50 Willi Castro, S (1, 4) OBP: 0.238, SLG: 0.211 47 Edouard Julien, L (7, PH) OBP: 0.158, SLG: 0.278 1 Nick Gordon, L (7, 4) OBP: 0.119, SLG: 0.122			C FF 92 F FF 93 B SL 79 S FF 94 1-3 ① K		L SL 77 X FF 93 0-1 25 FC5-4 1-2 2-3 1B		B FF 94 C SL 84 B FC 86 S CH 91 C FF 93 2-3 ① K			C FF 95 B SI 95 F FC 94 B FC 95 X SL 85 2-2 ③ F8 0-0 4 BB 25 SF9	2 1 1	0 0 1	1 0 0	0 0 0	0 0 0	1 1 0	0 0 0
Inning Stats	R: 0 E: 0 K: 3 S: 13 H: 1 LOB: 1 BB: 0 P: 16	R: 0 E: 0 K: 3 S: 12 H: 0 LOB: 1 BB: 0 P: 18	R: 0 E: 0 K: 1 S: 8 H: 0 LOB: 1 BB: 1 P: 15	R: 0 E: 0 K: 1 S: 7 H: 0 LOB: 0 BB: 0 P: 12	R: 1 E: 0 K: 1 S: 13 H: 1 LOB: 2 BB: 1 P: 19	R: 0 E: 0 K: 2 S: 10 H: 1 LOB: 1 BB: 0 P: 14	R: 1 E: 0 K: 2 S: 10 H: 1 LOB: 0 BB: 0 P: 17	R: 0 E: 0 K: 1 S: 5 H: 0 LOB: 1 BB: 1 P: 11	R: 0 E: 0 K: 2 S: 9 H: 0 LOB: 0 BB: 0 P: 13	R: 2 E: 0 K: 0 S: 10 H: 0 LOB: 1 BB: 1 P: 24	1B: 3 2B: 0 3B: 0 HR: 1	SF: 2 SAC: 0 DP: 0 HBP: 3	WP: 0 PB: 0 SB: 0 CS: 0	PA: 41			

PITCHER		IP	WLS	BF	H	R	ER	SO	BB	IBB	HBP	BLK	WP	HR	S	P	ERA	WHIP
41 Chris Sale, L ERA: 8.0	(1, 1)	6.0		25	3	1	1	11	2	0	2	0	0	0	63	94	1.50	0.833
25 Josh Winckowski, R ERA: 1.93	(7, 1)	2.0		8	1	1	1	3	1	0	0	0	0	1	15	28	4.50	1.000
74 Kenley Jansen, R ERA:	(9, 1)	1.0		3	0	0	0	2	0	0	0	0	0	0	9	13	0.00	0.000
46 John Schreiber, R ERA: 2.0	(10, 1)	1.0	W	5	0	2	1	0	1	0	1	0	0	0	10	24	9.00	1.000

PITCHER	IP	WLS	BF	H	R	ER	SO	BB	IBB	HBP	BLK	WP	HR	S	P	ERA	WHIP

TOP

Minnesota Twins @ Boston Red Sox

Fenway Park, Boston, MA

Tue Apr 18 2023, 7:14 PM - 10:20 PM EDT

Att. 28,132 - Cloudy - 54 F

livebaseballscorecards.com

AB	32
R	4
H	4
RBI	4
BB	4
SO	16
LOB	15

BOTTOM

Minnesota Twins @ Boston Red Sox

Fenway Park, Boston, MA

Tue Apr 18 2023, 7:14 PM - 10:20 PM EDT

Att. 28,132 - Cloudy - 54 F

livebaseballscorecards.com

Batter	1	2	3	4	5	6	7	8	9	10	AB	R	H	RBI	BB	SO	LOB
99 Alex Verdugo, L (1, 9) OBP: 0.416, SLG: 0.464	B FF 92 B FF 93 B FF 93 C FF 93 C FF 93 F FF 93 X FF 93 3-2 11 1B 2B	C CH 87 S CU 80 B FF 93 X SI 93 1-2 11 BB 2-3 1B		B CH 88 F FF 93 D CH 89 S CU 79 D CU 80 B CU 80 4-2 BB			C FF 91 B SL 89 B FF 92 C FF 93 F ST 81 F FF 93 X ST 81 2-2 ① G4-3	C ST 88 B ST 86 C FF 97 S ST 88 1-3 ③ K		C FF 94 F SL 83 B FF 93 D CH 84 X CH 84 2-2 2-3 3-H 1B	5	1	3	1	1	1	2
11 Rafael Devers, L (1, 5) OBP: 0.333, SLG: 0.657	B FF 93 B CH 87 X CU 79 2-0 2 E 2 1B 2-H 1B	S FF 94 B FF 93 B FF 92 B CH 88 B FF 92 4-1 1-2 BB		X CH 87 0-0 ③ P6			B ST 81 S ST 81 X ST 81 1-1 2 G6-3 2B		F FS 99 B FF 101 S FF 101 F FF 101 F FS 99 B FF 102 F FS 99 B FS 99 S FS 98 3-3 ① K		4	0	2	1	1	1	2
2 Justin Turner, R (1, 10) OBP: 0.385, SLG: 0.385 (9, 4)	B FF 93 S SI 92 B SI 92 C FF 93 F ST 83 F FF 93 X SI 93 2-2 E5 1-3 1B	B FC 89 F FC 89 C SI 93 B CU 80 F SI 93 S FC 88 2-3 ③ K			C FF 92 F SI 92 B FF 92 X FC 88 1-2 1B		B FF 92 F FF 92 S FF 92 D CU 74 X FF 93 2-2 ② G6-3 2-3		S FF 102 C FF 101 F FF 102 B FF 101 B FS 99 B FF 102 S FS 100 3-3 ② K		5	0	2	0	0	2	4
7 Masataka Yoshida, L (1, 7) OBP: 0.310, SLG: 0.250 46 John Schreiber, R (10, 1) 50 Kutter Crawford, R (10, PR)	X FF 93 0-0 G4-3 ①		C FF 92 B FF 92 X FC 88 1-1 ① F8		B CH 87 C FF 93 X CH 86 1-1 ① L7		B FF 91 X FF 92 1-0 ③ G1-3		F FF 102 F FF 102 X FS 100 0-2 ③ G5-3	0-0 5 WP 3 1B	5 0 0	0 0 1	0 0 0	0 0 0	0 0 0	0 0 0	4 0 0
5 Enrique Hernández, R (1, 4) OBP: 0.268, SLG: 0.323 (9, 6)	C FC 86 S ST 83 B ST 84 B ST 85 C SI 93 2-3 ② K		B FC 88 X FC 88 1-0 ② P6		B FC 88 F FC 88 S CU 79 F ST 83 D ST 84 F ST 83 D CU 81 C SI 94 3-3 ② K			B FF 96 S ST 87 F ST 88 F ST 86 F ST 87 X CH 90 1-2 3 E 16 FC4 1B		C CH 84 F CH 84 S CH 82 0-3 K 36 BB 3 1B 2-3	5	2	1	0	0	3	3
36 Triston Casas, L (1, 3) OBP: 0.220, SLG: 0.308	B CU 80 F CU 80 F CU 80 B SI 94 D CU 80 F CU 80 C FF 93 3-3 ③ K		B CH 87 C CU 78 F FC 87 B CU 79 S CH 88 2-3 ③ K		D CU 80 F CU 79 F CH 88 S CU 81 1-3 ③ K			B ST 88 C ST 87 F ST 87 S ST 88 1-3 ① K		C FF 94 B FF 94 S SL 82 D CH 83 B CH 83 B SL 81 4-2 16 1B 3 1B 30 G5-3 1-2 BB	4	0	0	0	1	4	4
12 Connor Wong, R (1, 2) OBP: 0.256, SLG: 0.286 3 Reese McGuire, L (8, PH) OBP: 0.414, SLG: 0.500 (9, 2)		C FC 90 F CU 79 B ST 82 S ST 83 1-3 ① K		L CU 78 X ST 82 0-1 16 G6-3 2B			B SI 96 X SI 97 1-0 G4-3 ①	B ST 87 B ST 86 C FF 95 S ST 88 X ST 87 2-2 E3 16 FC4 1-3		D SL 83 C FF 92 C FF 94 F SL 81 X FF 94 1-2 30 G5-3 16 1B 99 1B 1-2 2-H 3-H 1B	3 2	0 1	1 1	0 2	0 0	1 1	0 1
16 Jarren Duran, L (1, 8) OBP: 0.444, SLG: 0.625		X CU 79 0-0 99 1B 2B		B CH 87 C CH 86 X FC 90 1-1 ① G6-3 2-3			B CH 90 F CH 90 F FF 98 B FF 97 B FF 98 S KC 86 3-3 ② K	C ST 87 C ST 87 F ST 87 X ST 87 0-2 FC4 1-2 3-H		C FF 94 B FF 93 X SL 82 1-1 99 1B 30 G5-3 1-2 2-3 1B	5	0	2	1	0	1	2
20 Yu Chang, R (1, 6) OBP: 0.143, SLG: 0.192 17 Raimel Tapia, L (8, PH) OBP: 0.368, SLG: 0.438 74 Kenley Jansen, S (9, 1) 30 Rob Refsnyder, R (10, 7) OBP: 0.340, SLG: 0.308		B FC 88 C FC 89 S CU 80 X ST 82 1-2 ② G6-3		S CU 79 S SI 92 X ST 83 0-2 ② F8			C SI 98 X SL 89 0-1 ③ G6-3	C ST 87 F ST 87 S ST 88 0-3 ② K		F CH 84 B CH 85 B CH 83 C CH 83 X CH 83 2-2 ① ② G5-3 1-2 2-3 3-Hf	3 1 0 1	0 0 0 0	0 0 0 0	0 0 0 0	0 1 0 0	0 2 0 3	2 2 0 3
Inning Stats	R: 1 E: 1 K: 2 S: 18 H: 3 LOB: 2 BB: 0 P: 30	R: 0 E: 0 K: 2 S: 15 H: 2 LOB: 3 BB: 1 P: 24	R: 0 E: 0 K: 1 S: 6 H: 0 LOB: 0 BB: 0 P: 10	R: 0 E: 0 K: 0 S: 10 H: 1 LOB: 2 BB: 1 P: 15	R: 0 E: 0 K: 2 S: 13 H: 1 LOB: 1 BB: 0 P: 19	R: 0 E: 0 K: 1 S: 6 H: 0 LOB: 0 BB: 0 P: 10	R: 0 E: 0 K: 0 S: 11 H: 1 LOB: 1 BB: 0 P: 17	R: 1 E: 1 K: 3 S: 21 H: 1 LOB: 2 BB: 0 P: 26	R: 0 E: 0 K: 2 S: 13 H: 0 LOB: 0 BB: 0 P: 19	R: 3 E: 0 K: 1 S: 17 H: 3 LOB: 2 BB: 1 P: 27	1B: 8 2B: 4 3B: 0 HR: 0	SF: 0 SAC: 0 DP: 1 HBP: 0	WP: 1 PB: 0 SB: 0 CS: 0	PA: 46			

PITCHER		IP	WLS	BF	H	R	ER	SO	BB	IBB	HBP	BLK	WP	HR	S	P	ERA	WHIP
54 Sonny Gray, R ERA: 0.82	(1, 1)	5.0		24	7	1	1	7	2	0	0	0	0	0	62	98	1.80	1.800
48 Jorge López, R ERA:	(6, 1)	1.0		3	0	0	0	1	0	0	0	0	0	0	6	10	0.00	0.000
56 Caleb Thielbar, L ERA: 3.6	(7, 1)	1.0	H	4	1	0	0	0	0	0	0	0	0	0	11	17	0.00	1.000
22 Griffin Jax, R ERA: 2.16	(8, 1)	1.0	B	6	1	1	0	3	0	0	0	0	0	0	21	26	0.00	1.000
59 Jhoan Duran, R ERA: 2.84	(9, 1)	1.0		3	0	0	0	2	0	0	0	0	0	0	13	19	0.00	0.000

PITCHER		IP	WLS	BF	H	R	ER	SO	BB	IBB	HBP	BLK	WP	HR	S	P	ERA	WHIP
71 Jovani Moran, L ERA: 7.71	(10, 1)	0.2	L	6	3	3	2	1	1	0	0	0	1	0	17	27	27.00	6.000

AB	43
R	5
H	12
RBI	5
BB	3
SO	14
LOB	29

Minnesota Twins @ Boston Red Sox

Fenway Park, Boston, MA

Wed Apr 19 2023, 7:13 PM - 9:48 PM EDT

Att. 30,027 - Cloudy - 46 F

TOP

livebaseballscorecards.com

Batter	1	2	3	4	5	6	7	8	9	AB	R	H	RBI	BB	SO	LOB
26 Max Kepler, L (1, 9) OBP: 0.250, SLG: 0.393	B SI 89 F CU 80 B FC 87 B SI 89 F FC 87 F CU 81 F CH 84 B CH 83 4-2 25 2B 9 G3-1 BB	C FC 86 H FC 86 1-1 HBP		B SI 88 B SI 86 C FC 86 C FC 87 X CU 81 2-2 ① L9		C SL 84 B FF 95 B FF 96 X SL 86 2-1 4 F9 9 HR 2B		F SI 87 F SI 88 X SL 77 0-2 ① F8		3	2	1	0	1	0	0
4 Carlos Correa, R (1, 6) OBP: 0.274, SLG: 0.364 50 Willi Castro, S (9, 6) OBP: 0.238, SLG: 0.211	C CU 81 C SI 89 X FC 87 0-2 ① F9	X CU 81 0-0 ③ FC5 2-3f		C SI 88 B SI 87 F CH 82 S CU 82 1-3 ② K		F SI 95 B SL 87 B SL 87 F SL 85 X FF 96 2-2 ② F9 2-3		X FC 86 0-0 ② G5-3		5 0	0 0	0 0	0 0	0 0	1 0	4 0
25 Byron Buxton, R (1, 10) OBP: 0.300, SLG: 0.387	B SI 89 C CU 80 S SI 88 B CU 81 X FC 86 2-2 9 G3-1 47 HR 1-3 2B		F CU 80 X FC 84 0-1 ① F7	F SI 88 B CH 82 F FF 89 X CU 80 1-2 ③ G5-3		B SI 96 C SL 86 F SL 86 F FF 94 B FF 95 B SL 83 D SL 86 4-2 9 HR BB		X SI 87 0-0 ③ G5-3		4	2	1	0	1	0	0
9 Trevor Larnach, L (1, 7) OBP: 0.342, SLG: 0.387 1 Nick Gordon, L (9, PH) OBP: 0.116, SLG: 0.119 (9, 7)	B FC 86 X FC 88 1-0 ② G3-1 2-3 3-H		C CU 79 B CU 80 B CU 79 B FC 87 S SI 88 F CU 82 B SI 88 4-2 47 HBP 64 1B BB		C CU 79 X CH 83 0-1 ① G4-3	B SL 86 X FF 95 1-0 1-H 3-H HR		B FF 95 S FF 96 X FF 95 1-1 ① F8		3 1	2 0	1 0	4 0	1 0	0 0	1 0
47 Edouard Julien, L (1, 4) OBP: 0.292, SLG: 0.500	X FC 86 0-0 3-H HR		B SI 89 F CU 80 H CU 81 2-1 64 1B 13 HR 1-2 HBP		S CH 82 F SI 87 B FF 88 X CU 81 1-2 64 FC6-4 1B	C FF 95 X SL 84 0-1 1B		X FF 96 0-0 ② F8		4	2	3	2	0	0	0
64 Jose Miranda, R (1, 5) OBP: 0.273, SLG: 0.239	S CU 81 S CU 82 X FC 86 0-2 ③ L9		B CU 80 D CU 81 X FC 85 2-0 13 HR 1-2 2-H 1B		S CH 80 B FC 86 B SI 88 1 SAFE S CU 81 F CH 84 X CU 81 2-2 ② FC6-4 13 E 1-2f	B SL 84 F SI 95 F SL 84 B SL 86 B FF 94 X FF 94 3-2 ③ F8		B FF 96 B FF 97 B SL 84 C FF 95 B SL 83 4-1 BB		4	1	1	1	1	0	2
13 Joey Gallo, L (1, 3) OBP: 0.360, SLG: 0.870		B FC 86 F CU 80 F CU 80 B CU 81 B CH 84 X SI 89 3-2 4 FC5 2 G5-3 1B	F CH 83 F FC 87 B CU 80 B CH 83 F SI 88 X CU 80 2-2 1-H 2-H HR		X SI 89 0-0 E4 1-3	C SI 86 B SL 76 F SI 88 B SL 76 F SI 88 B SI 89 C SI 88 3-3 ① K		B FF 95 B FF 96 F FF 95 F FF 96 B FF 98 X FF 96 3-2 ③ F9	5	1	2	3	0	1	2
27 Ryan Jeffers, R (1, 2) OBP: 0.400, SLG: 0.571		B CU 82 S CH 82 B SI 88 1 SAFE F CU 81 S CH 83 2-3 ① K	C SI 88 B FC 86 B SI 87 C CU 81 B CU 80 X CU 81 3-2 ② G1-3		C CU 81 F CU 81 B FF 89 S CU 80 1-3 ③ K	C SI 89 F FC 85 B FS 77 F FC 86 X SI 87 1-2 ② L8			4	0	0	0	0	2	3
2 Michael Taylor, R (1, 8) OBP: 0.277, SLG: 0.419		D CH 83 B CU 81 B SI 88 C SI 88 F SI 88 X SI 88 3-2 ② G5-3 1-2	S SI 88 B SI 89 S CU 80 T CU 81 1-2 ③ K		S FF 96 B SL 85 F SL 86 B FF 95 S FF 95 2-3 ① K	F SI 88 S SI 87 B FS 79 F FC 86 X SI 88 1-2 ③ G4-3			4	0	0	0	0	2	1
Inning Stats	R: 3 E: 0 K: 0 S: 15 H: 2 LOB: 0 BB: 1 P: 22	R: 0 E: 0 K: 1 S: 11 H: 1 LOB: 2 BB: 0 P: 20	R: 4 E: 0 K: 1 S: 17 H: 2 LOB: 0 BB: 1 P: 31	R: 0 E: 0 K: 1 S: 9 H: 0 LOB: 0 BB: 0 P: 13	R: 0 E: 1 K: 1 S: 13 H: 1 LOB: 2 BB: 0 P: 17	R: 3 E: 0 K: 1 S: 17 H: 3 LOB: 1 BB: 1 P: 31	R: 0 E: 0 K: 1 S: 12 H: 0 LOB: 0 BB: 0 P: 17	R: 0 E: 0 K: 0 S: 5 H: 0 LOB: 0 BB: 0 P: 5	R: 0 E: 0 K: 0 S: 7 H: 0 LOB: 1 BB: 1 P: 15	1B: 4 2B: 2 3B: 0 HR: 3 SF: 0 SAC: 0 DP: 0 HBP: 2	WP: 0 PB: 0 SB: 0 CS: 0 PA: 43					

	AB	37
	R	10
	H	9
	RBI	10
	BB	4
	SO	6
	LOB	13

PITCHER		IP	WLS	BF	H	R	ER	SO	BB	IBB	HBP	BLK	WP	HR	S	P	ERA	WHIP
28 Corey Kluber, R ERA: 8.5	(1, 1)	5.0	L	26	6	7	7	4	2	0	2	0	0	2	65	103	12.60	1.600
70 Ryan Brasier, R ERA: 6.97	(6, 1)	1.0		7	3	3	3	1	1	0	0	0	0	1	17	31	27.00	4.000
Richard Bleier, L ERA: 8.59	(7, 1)	2.0		6	0	0	0	1	0	0	0	0	0	0	17	22	0.00	0.000
61 Kaleb Ort, R ERA: 4.5	(9, 1)	1.0		4	0	0	0	0	1	0	0	0	0	0	7	15	0.00	1.000

PITCHER	IP	WLS	BF	H	R	ER	SO	BB	IBB	HBP	BLK	WP	HR	S	P	ERA	WHIP

Minnesota Twins @ Boston Red Sox

Fenway Park, Boston, MA

Wed Apr 19 2023, 7:13 PM - 9:48 PM EDT

Att. 30,027 - Cloudy - 46 F

livebaseballscorecards.com

Batter	1	2	3	4	5	6	7	8	9	AB	R	H	RBI	BB	SO	LOB
99 Alex Verdugo, L (1, 9) OBP: 0.402, SLG: 0.438	B FF 92 X FF 92 1-0 ① G6-3		T FS 82 C FF 92 F FS 82 B FS 84 F FS 82 F FF 93 H SL 82 2-2 17 G6-3 1-2 2-3 HBP		X FS 80 0-0 ① ② G3-6-1 1-2f 3-H		C FF 92 B SL 81 X SL 81 1-1 ③ P4		B FF 91 S SL 79 C FF 90 X SL 82 1-2 ③ F8	4	0	0	0	0	0	3
17 Raimel Tapia, L (1, 8) OBP: 0.304, SLG: 0.350	B FF 94 B FF 92 T FF 94 F FF 94 B FF 94 F FF 93 X FF 94 3-2 ② G4-3		S FS 82 F FS 83 F FS 84 X FF 94 0-2 ② G6-3 1-2 2-3 3-H		B FF 94 F FS 84 X FS 85 1-1 ③ G4-3			C FF 91 X SL 79 0-1 ① G1-3		4	0	0	1	0	0	2
2 Justin Turner, R (1, 10) OBP: 0.366, SLG: 0.362	C FF 93 F FF 94 F FF 94 B SL 85 F FF 94 B SL 83 F FF 94 B FS 85 X FF 94 3-2 ③ F8		C FF 93 X SL 82 0-1 ③ L6			C FF 90 X FF 92 0-1 ① P3		C FF 92 S FF 93 S FF 94 0-3 ② K		4	0	0	0	0	1	2
11 Rafael Devers, L (1, 5) OBP: 0.316, SLG: 0.622		L FS 84 B FS 84 B FF 94 X FS 84 2-1 ① G5-3		S FS 84 S FF 94 B FS 85 F FF 94 F FS 85 F FF 95 F FS 84 X FS 85 1-2 ① G4-3		C FF 93 F FF 94 B FS 85 X FS 85 1-2 ② G4-3		S SL 79 S SL 81 F SL 82 B FF 93 B SL 80 T FF 93 2-2 ③ K		4	0	0	0	0	1	0
5 Enrique Hernández, R (1, 6) OBP: 0.293, SLG: 0.385		B FF 94 C SL 81 B SL 82 F FF 94 S SL 84 2-3 ② K		X SL 82 0-0 1B		F FS 82 B FS 84 X SL 82 1-1 HR			B CH 80 B CH 81 B FF 92 C FF 91 B FF 91 4-1 3 1B 16 SF8 BB	3	2	2	1	1	1	0
3 Reese McGuire, L (1, 2) OBP: 0.424, SLG: 0.531		F FF 93 X SL 82 0-1 ③ B1-3		B FF 92 C FS 82 D FS 82 S FF 93 F FF 94 S FF 94 2-3 ② K		S FF 92 T FF 94 F FF 93 F FF 93 X FF 92 0-2 2B			X FF 90 0-0 36 BB 1-3 1B	4	0	2	0	0	1	1
36 Triston Casas, L (1, 3) OBP: 0.238, SLG: 0.296			C FF 92 B FS 83 B FS 83 B FF 92 B FF 92 4-1 99 HBP 17 G6-3 1B BB	F FF 92 B FS 82 X FF 92 1-1 ③ L8		C FS 80 B FS 82 X FS 82 1-1 ③ G6-3			B SL 79 S SL 79 C SL 80 B FF 93 B FF 92 B SL 80 4-2 1-2 BB	2	1	0	0	2	0	2
16 Jarren Duran, L (1, 7) OBP: 0.385, SLG: 0.636			B FF 92 F FF 90 C FF 93 S FF 94 1-3 ① K		B FS 82 B FF 91 B FF 92 C FF 91 X FF 91 3-1 1B 99 G3-6-1 2B		C FF 92 C FF 94 B SL 82 F FF 94 B SL 82 F FF 94 X FF 93 2-2 ① P5		B FF 91 B FF 91 B FF 91 C FF 90 X FF 91 3-1 ① SF8 3-H	3	1	1	1	0	1	1
Enmanuel Valdez, L (1, 4) OBP: 0.500, SLG: 0.500			C FS 82 X FS 83 0-1 17 G6-3 99 HBP 1-2 1B		B FF 92 S FF 92 X FS 82 1-1 99 G3-6-1 2-3 1B		C FF 92 B FF 94 C FF 94 S SL 82 1-3 ② K		X FF 92 0-0 ② L5	4	0	2	0	0	1	2
Inning Stats	R: 0 H: 0 E: 0 LOB: 0 K: 0 BB: 0 S: 11 P: 18	R: 0 H: 0 E: 0 LOB: 0 K: 1 BB: 0 S: 7 P: 11	R: 1 H: 1 E: 0 LOB: 2 K: 1 BB: 1 S: 17 P: 24	R: 0 H: 1 E: 0 LOB: 1 K: 1 BB: 0 S: 14 P: 18	R: 1 H: 2 E: 0 LOB: 0 K: 0 BB: 0 S: 7 P: 12	R: 1 H: 2 E: 0 LOB: 1 K: 0 BB: 0 S: 14 P: 17	R: 0 H: 0 E: 0 LOB: 0 K: 1 BB: 0 S: 10 P: 14	R: 0 H: 0 E: 0 LOB: 0 K: 2 BB: 0 S: 9 P: 11	R: 1 H: 1 E: 0 LOB: 2 K: 0 BB: 2 S: 10 P: 22	1B: 4 SF: 1 2B: 2 SAC: 0 3B: 0 DP: 1 HR: 1 HBP: 1						

BOTTOM

AB	32
R	4
H	7
RBI	3
BB	3
SO	6
LOB	13

WP: 0 PA: 37
PB: 0
SB: 0
CS: 0

PITCHER		IP	WLS	BF	H	R	ER	SO	BB	IBB	HBP	BLK	WP	HR	S	P	ERA	WHIP
41 Joe Ryan, R ERA: 3.24	(1, 1)	6.0	W	25	6	3	3	3	1	0	1	0	0	1	70	100	4.50	1.167
53 Brent Headrick, L ERA: 3.0	(7, 1)	3.0	S	12	1	1	1	3	2	0	0	0	0	0	29	47	3.00	1.000

PITCHER	IP	WLS	BF	H	R	ER	SO	BB	IBB	HBP	BLK	WP	HR	S	P	ERA	WHIP

Minnesota Twins @ Boston Red Sox

Fenway Park, Boston, MA

Thu Apr 20 2023, 1:38 PM - 4:18 PM EDT

Att. 34,427 - Sunny - 55 F

TOP

livebaseballscorecards.com

Batter	1	2	3	4	5	6	7	8	9	AB	R	H	RBI	BB	SO	LOB
26 Max Kepler, L (1, 9) OBP: 0.270, SLG: 0.424	C FF 92 F SL 84 B FF 95 S SL 84 1-3 ① K		B FS 88 F FS 87 X SI 95 1-1 ③ G6-3		X SL 83 0-0 2-H 2B		C FC 93 B SI 95 X FF 94 1-1 ③ L8		B SL 84 F SL 83 X SL 84 1-1 39 BB 47 1B 1-2 1B	5	0	2	1	0	1	0
4 Carlos Correa, R (1, 6) OBP: 0.277, SLG: 0.362 39 Donovan Solano, R (6, 5) OBP: 0.386, SLG: 0.392	C SI 96 C SI 94 B SL 85 X SL 85 1-2 ② G6-3			B FS 88 S SI 94 S FS 87 B FF 94 X SL 85 2-2 47 FC4-6 1B	B SI 93 B SI 93 C SI 95 B SL 85 T SI 94 X SL 85 3-2 ③ G6-3			H FF 95 1-0 HBP	B SI 95 T FF 96 F SL 85 B FF 96 B FF 96 F FF 95 F FF 95 F FF 95 F FF 96 4-2 F FF 96 B FF 95 47 1B 1-2 2-3 BB	3 0	0 0	1 0	0 0	0 1	0 0	1 0
47 Edouard Julien, L (1, 4) OBP: 0.276, SLG: 0.444	S SL 85 B SL 84 S FC 92 S FS 87 1-3 ③ K			B FF 93 S SL 84 S FS 86 X FF 95 1-2 ① FC4-6 9 1B 1-2f		C FS 88 C FF 94 B FF 94 B SL 83 S SI 94 2-3 ① K		B FF 95 C FF 94 C FF 95 1-2 ① K	C FF 94 B FF 95 S FF 95 B SL 86 X FF 95 2-2 ③ 1-2 2-H 3-H 1B	5	0	1	1	0	3	2
9 Trevor Larnach, L (1, 7) OBP: 0.338, SLG: 0.379		C SL 83 F FC 92 S FS 88 0-3 ① K		C SL 83 B FF 94 S FS 87 B SL 84 B FF 92 X FS 88 3-2 64 FC6-4 1-3 1B		B FF 94 X SL 84 1-0 ② L9		B FF 96 B FF 96 F FF 94 B FF 96 F FF 96 T FF 95 3-2 ② K		4	0	1	0	0	2	1
13 Joey Gallo, L (1, 3) (8, 8) OBP: 0.345, SLG: 0.769		B FS 87 B FS 88 F FC 93 B FC 93 B FC 92 4-1 BB		S SL 85 B FF 94 F FC 92 F FF 95 S FS 88 1-3 ② K		B FF 95 X FF 93 1-0 ③ F8		X FF 95 0-0 ③ F7		3	0	0	0	1	1	3
64 Jose Miranda, R (1, 10) (8, 3) OBP: 0.272, SLG: 0.240		X SI 95 0-0 ② F8		X SL 85 0-0 ③ FC6-4 1-2f			C SI 94 C SL 84 X SL 84 0-2 8 G1-3 50 HR 1B		B FF 96 S FF 95 F FF 95 B SI 96 B FF 96 S FF 96 3-3 ① K	4	1	1	0	0	1	3
1 Nick Gordon, L (1, 8) (8, 6) OBP: 0.128, SLG: 0.152		B FC 92 F FC 93 X SL 85 1-1 ③ F8		B FS 88 F FS 88 B FC 92 B FS 87 X FF 94 3-1 ① G3-1			B FF 93 X FF 93 1-0 ① L7		F SL 86 B FF 95 F FF 95 X FF 95 1-2 8 1B 2B	4	1	1	0	0	0	2
8 Christian Vázquez, R (1, 2) OBP: 0.388, SLG: 0.386			C SI 94 B SL 84 C SI 94 B FS 88 S SL 83 2-3 ① K		S SL 84 X SL 84 0-1 ② G6-3		B SI 94 C FS 87 X SI 94 1-1 ② G1-3 1-2		F FF 95 D SL 86 B SL 85 X SI 95 2-1 39 BB 26 1B 47 1B 2-H 1B	4	1	1	1	0	1	1
50 Willi Castro, S (1, 5) (6, 6) (8, 1) OBP: 0.280, SLG: 0.435			C SL 84 F SL 83 B SL 83 C FC 92 1-3 ② K		F FS 88 B SL 83 X FF 95 1-1 26 2B 2B		F FC 91 X SL 84 0-1 2-H HR		F SL 86 X SL 84 0-1 ② F9	4	2	2	2	0	1	1

	AB	R	H	RBI	BB	SO	LOB
	36	5	10	5	2	10	14

Inning Stats	1	2	3	4	5	6	7	8	9
R:	0	0	0	0	1	0	2	0	2
E:	0	0	0	0	0	0	0	0	0
K:	2	1	2	1	0	1	0	2	1
S:	9	7	8	14	10	5	10	6	22
H:	0	0	0	2	2	0	2	0	4
LOB:	0	1	0	2	1	0	0	1	2
BB:	0	1	0	0	0	0	0	0	1
P:	12	12	12	21	17	9	13	11	35

1B:	6
2B:	3
3B:	0
HR:	1
SF:	0
SAC:	0
DP:	0
HBP:	1

WP:	0
PB:	0
SB:	0
CS:	0
PA:	39

PITCHER		IP	WLS	BF	H	R	ER	SO	BB	IBB	HBP	BLK	WP	HR	S	P	ERA	WHIP
89 Tanner Houck, R ERA: 4.29	(1, 1)	7.0	W	28	6	3	3	7	1	0	0	0	0	1	63	96	3.86	1.000
61 Kaleb Ort, R ERA: 4.09	(8, 1)	1.0		4	0	0	0	2	0	0	1	0	0	0	6	11	0.00	0.000
70 Ryan Brasier, R ERA: 7.94	(9, 1)	1.0		7	4	2	2	1	1	0	0	0	0	0	22	35	18.00	5.000

PITCHER	IP	WLS	BF	H	R	ER	SO	BB	IBB	HBP	BLK	WP	HR	S	P	ERA	WHIP

BOTTOM

Minnesota Twins @ Boston Red Sox

Fenway Park, Boston, MA

Thu Apr 20 2023, 1:38 PM - 4:18 PM EDT

Att. 34,427 - Sunny - 55 F

livebaseballscorecards.com

Batter	1	2	3	4	5	6	7	8	9	AB	R	H	RBI	BB	SO	LOB
99 Alex Verdugo, L (1, 9) OBP: 0.407, SLG: 0.481 30 Rob Refsnyder, R (8, PH) OBP: 0.333, SLG: 0.300 (9, 9)	B FF 88 B FF 88 X ST 79 2-0 HR		X FS 85 0-0 11 2B 1B	B FS 87 C FF 93 F FS 87 F FC 87 F FF 94 B FS 87 B FF 95 X FF 94 3-2 ① G5-3	B CH 88 C CH 86 C FF 96 F CH 87 S SL 89 1-3 ③ K			C FF 91 F FF 92 B CH 84 X FF 92 1-2 ① F9		4 1	2 0	2 0	1 0	0 0	1 0	0 0
11 Rafael Devers, L (1, 5) OBP: 0.313, SLG: 0.615 39 Christian Arroyo, R (8, PH) OBP: 0.208, SLG: 0.235 (9, 5)	B FS 83 S FS 84 B FS 84 X FS 83 2-1 ① G3		S FF 93 F FS 85 X FF 95 0-2 7 1B 1-H 2B	S FF 94 X FF 92 0-1 ② F8		C CH 87 F FF 96 B FF 95 F SL 90 B CH 88 B CH 89 F SL 89 F CH 89 X CH 89 3-2 ① F8		S CH 83 X CH 84 0-1 2 G6-3 7 1B 2B		4 1	1 1	1 1	1 0	0 0	0 0	0 0
2 Justin Turner, R (1, 10) OBP: 0.356, SLG: 0.351	B FF 89 X SL 80 1-0 ② P4		X FF 95 0-0 ② P3	X FF 94 0-0 1B		B SL 87 F SI 95 C SI 95 X SL 89 1-2 ② G4-3		C FF 92 B FF 94 S CH 83 D CH 84 X FF 91 2-2 ② G6-3 2-3		5	0	1	0	0	0	2
7 Masataka Yoshida, L (1, 7) OBP: 0.317, SLG: 0.264	C FS 83 F FF 89 B FS 84 B FS 85 F FF 89 X FS 84 2-2 ③ L9		C FF 95 B FF 96 2 SAFE B FF 96 T FF 95 X FF 96 2-2 36 1B 5 1B 12 1B 2-H 1B	C CH 84 X CH 86 0-1 ③ G4-3		C SL 88 B CH 89 B SL 88 X SL 88 2-1 ③ L7		B FF 92 F FF 91 F CH 83 B FF 91 B FF 90 F FF 90 F FF 92 X FF 91 3-2 1B 3-H		5	1	2	2	0	0	1
5 Enrique Hernández, R (1, 4) OBP: 0.313, SLG: 0.400		B SL 82 S SL 82 X SL 82 1-1 ① F7	B FC 87 D FC 86 C FC 87 1 SAFE X FC 85 2-1 36 1B 12 1B 1-2 1B		C SL 86 B SI 94 X SI 93 1-1 12 F8 36 BB 16 SF8 1B		C FF 92 X CH 83 0-1 12 WP 1B	B EP 45 C EP 41 C EP 44 B FA 75 X EP 43 2-2 ③ G4-3		5	2	3	0	0	0	1
36 Triston Casas, L (1, 3) OBP: 0.269, SLG: 0.304		B CU 75 B FS 83 C FS 83 B FS 84 C FS 84 B FS 84 4-2 16 WP BB	S CU 80 X CU 80 0-1 12 1B 16 2B 1-2 2-3 1B		B CH 87 B CH 86 C SL 84 1 SAFE B SL 86 D SL 86 4-1 20 HR 1-2 BB		B FF 90 C FF 92 B SL 81 F FF 92 F CH 82 C FF 92 2-3 ① K			2	2	1	0	2	1	1
12 Connor Wong, R (1, 2) OBP: 0.256, SLG: 0.282	X SL 82 0-0 ② F8		C FF 96 X FC 87 0-1 16 2B 1-3 2-H 3-H 1B		F SI 93 B SI 94 X SL 86 1-1 ① F8 2-3		C CH 83 B CH 84 S FF 92 B FF 94 S FF 93 2-3 ② K 1-2			4	1	1	2	0	1	4
16 Jarren Duran, L (1, 8) OBP: 0.412, SLG: 0.692	F FS 84 B FF 90 X FS 84 1-1 ③ L1-3 1-2		B FF 94 B FF 96 D FS 85 C FF 93 F FF 95 X FS 85 3-2 1-H 3-H 2B		X CH 87 0-0 ② SF8 3-H		C FF 93 B FF 93 B FF 92 D FF 92 C FF 93 B FF 93 4-2 BB			2	0	1	3	1	0	1
20 Yu Chang, R (1, 6) OBP: 0.156, SLG: 0.300			C FF 91 X CU 81 G5-3 D CU 80 S FF 94 F CU 82 E FF 93 1-3 ③ K		B CH 91 F SI 94 F SL 88 B SL 88 X SI 92 2-2 1-H HR		S CH 84 B CH 84 S CH 83 D CH 83 B CH 83 X CH 83 3-2 ③ G5-3			4	1	1	2	0	1	3

	AB	37
	R	11
	H	14
	RBI	11
	BB	3
	SO	4
	LOB	13

Inning Stats																																		
	R: 1 E: 0 K: 0 S: 8		H: 1 LOB: 0 BB: 0 P: 15		R: 0 E: 0 K: 0 S: 7		H: 0 LOB: 1 BB: 1 P: 13		R: 6 E: 0 K: 1 S: 23		H: 7 LOB: 1 BB: 0 P: 31		R: 0 E: 0 K: 0 S: 10		H: 1 LOB: 1 BB: 0 P: 13		R: 3 E: 0 K: 1 S: 13		H: 2 LOB: 0 BB: 1 P: 22		R: 0 E: 0 K: 0 S: 11		H: 0 LOB: 0 BB: 0 P: 17		R: 0 E: 0 K: 2 S: 14		H: 1 LOB: 2 BB: 1 P: 25		R: 1 E: 0 K: 0 S: 16		H: 2 LOB: 1 BB: 0 P: 24		1B: 9 2B: 3 3B: 0 HR: 2		SF: 1 SAC: 0 DP: 0 HBP: 0		WP: 2 PB: 0 SB: 0 CS: 0		PA: 41

PITCHER		IP	WLS	BF	H	R	ER	SO	BB	IBB	HBP	BLK	WP	HR	S	P	ERA	WHIP
18 Kenta Maeda, R ERA: 4.15	(1, 1)	2.0	L	8	1	1	1	0	1	0	0	0	1	1	15	28	4.50	1.000
15 Emilio Pagán, R ERA: 7.88	(3, 1)	1.2		13	8	6	6	1	0	0	0	0	0	0	31	42	32.40	4.800
66 Jorge Alcala, R ERA: 4.5	(4, 1)	2.1		10	2	3	3	1	1	0	0	0	0	1	26	41	11.57	1.286
71 Jovani Moran, L ERA: 7.27	(7, 1)	1.2		9	3	1	1	2	1	0	0	0	1	0	27	44	5.40	2.400
50 Willi Castro, R ERA:	(8, 1)	0.1		1	0	0	0	0	0	0	0	0	0	0	3	5	0.00	0.000

PITCHER		IP	WLS	BF	H	R	ER	SO	BB	IBB	HBP	BLK	WP	HR	S	P	ERA	WHIP

Boston Red Sox @ Milwaukee Brewers

American Family Field, Milwaukee, WI

Fri Apr 21 2023, 7:13 PM - 9:50 PM CDT

Att. 24,976 - Roof Closed - 62 F

livebaseballscorecards.com

TOP

Batter	1	2	3	4	5	6	7	8	9	AB	R	H	RBI	BB	SO	LOB
99 Alex Verdugo, L (1, 9) OBP: 0.407, SLG: 0.524	C FF 93 F CU 77 F FF 95 B FF 94 F SL 81 S SL 81 1-3 ① K		B FF 93 C FF 95 B CU 76 X SL 83 2-1 2-H HR		F CU 76 C CH 88 F FF 96 F FF 95 F CH 87 B CU 68 B SL 80 F FF 93 F FF 95 2-2 F FF 95 X CU 75 2B		C SI 87 C SI 86 X SI 87 0-2 ① G5-3		B FC 87 C SI 92 B CU 77 F SI 92 X FF 94 2-2 ② G4-3	5	1	2	2	0	1	0
11 Rafael Devers, L (1, 5) OBP: 0.295, SLG: 0.578	C FF 93 S FF 94 B FF 93 S FF 93 1-3 ② K		S FF 93 F CU 77 B CU 74 X FF 95 1-2 ② G6-3		X CH 88 0-0 ③ G4-3		C SI 88 B ST 80 B FF 88 B SI 88 F SI 88 X FF 88 3-2 ② F8		B FC 87 S SI 93 F FF 93 F FF 93 B CH 88 X SI 93 2-2 ③ F9	5	0	0	0	0	1	1
2 Justin Turner, R (1, 10) OBP: 0.363, SLG: 0.351	B FF 93 F FF 93 B FF 94 X SL 82 2-1 ③ F8		C FF 92 B SL 82 B FF 96 X FF 95 2-1 1B			C CU 76 S FF 93 B SL 82 X FF 94 1-2 ① F4	B FC 88 B SI 92 B FC 88 B FC 87 4-0 7 2B BB			3	1	1	0	1	0	0
7 Masataka Yoshida, L (1, 7) OBP: 0.313, SLG: 0.281		C FF 92 C CH 89 B FF 92 S CU 74 1-3 ① K	B SL 80 B FF 94 X FF 93 2-0 ③ P3			B CH 88 B FF 93 C FF 92 F CH 89 F CU 75 F FF 94 F FF 94 S CH 89 2-3 ② K	X SI 93 0-0 1-H 2B			4	0	1	1	0	2	1
5 Enrique Hernández, R (1, 4) OBP: 0.321, SLG: 0.411		B SL 81 B FF 94 X FF 93 2-0 2B		B FF 93 S SL 82 X SL 82 1-1 ① P2		B SL 82 B FF 96 B CH 90 C FF 94 F SL 81 B SL 81 4-2 36 BB 30 1B BB	B FF 94 C SI 92 F SI 94 S CU 79 1-3 ③ K			3	1	1	0	1	1	1
36 Triston Casas, L (1, 3) OBP: 0.268, SLG: 0.288		B FF 94 T SL 80 F SL 81 B FF 95 X FF 94 2-2 ② G1-3		C FF 94 B CH 87 B CU 75 B FF 94 X FF 92 3-1 ② P5		F FF 96 S FF 97 B FF 97 B FF 96 1 SAFE F FF 96 B CH 88 B CU 76 4-2 30 1B 16 1B 1-2 BB		B FC 86 S FF 93 B SI 93 F FC 88 B CU 80 S FC 89 3-3 ① K		3	1	0	0	1	1	1
3 Reese McGuire, L (1, 2) OBP: 0.400, SLG: 0.500 30 Rob Refsnyder, R (6, PH) OBP: 0.347, SLG: 0.317 12 Connor Wong, R (6, 2) OBP: 0.250, SLG: 0.275		B FF 93 C SL 81 T FF 95 X CU 73 1-2 ③ P3		S CU 77 X FF 92 0-1 ③ G1-3		C ST 79 C SI 87 B ST 79 X CH 82 1-2 16 1B 1-3 2-H 1B		S SI 92 X FC 88 0-1 ② P3		2 1 1	0 0 0	0 1 0	0 1 0	0 0 0	0 0 0	1 0 0
16 Jarren Duran, L (1, 8) OBP: 0.429, SLG: 0.647			S CU 75 X CH 89 0-1 20 SH5-3 99 HR 1B		B CH 86 X FF 92 1-0 ① F7	F ST 80 B SI 89 X SI 88 1-1 1-2 3-H 1B		C CU 78 C SI 94 S FC 88 0-3 ③ K		4	1	2	1	0	1	0
20 Yu Chang, R (1, 6) OBP: 0.143, SLG: 0.273			X FF 94 0-0 ① SH5-3 1-2		C SL 80 X FF 93 0-1 ② L9	C ST 80 X SI 88 0-1 ③ F8			C SI 92 X FC 85 0-1 ① L7	3	0	0	0	0	0	2

Inning Stats	1	2	3	4	5	6	7	8	9	1B	SF	WP	PA
	R: 0 E: 0 K: 2 S: 10 H: 0 LOB: 0 BB: 0 P: 14	R: 0 E: 0 K: 1 S: 10 H: 1 LOB: 1 BB: 0 P: 16	R: 2 E: 0 K: 0 S: 11 H: 3 LOB: 1 BB: 0 P: 18	R: 0 E: 0 K: 0 S: 6 H: 0 LOB: 0 BB: 0 P: 10	R: 0 E: 0 K: 0 S: 13 H: 1 LOB: 1 BB: 0 P: 16	R: 2 E: 0 K: 1 S: 21 H: 2 LOB: 2 BB: 2 P: 34	R: 1 E: 0 K: 1 S: 10 H: 1 LOB: 1 BB: 1 P: 18	R: 0 E: 0 K: 2 S: 8 H: 0 LOB: 0 BB: 0 P: 11	R: 0 E: 0 K: 0 S: 9 H: 0 LOB: 0 BB: 0 P: 13	1B: 4 2B: 3 3B: 0 HR: 1 SF: 0 SAC: 1 DP: 0 HBP: 0	WP: 0 PB: 0 SB: 0 CS: 0 PA: 38

PITCHER		IP	WLS	BF	H	R	ER	SO	BB	IBB	HBP	BLK	WP	HR	S	P	ERA	WHIP
51 Freddy Peralta, R ERA: 3.97	(1, 1)	5.2	L	24	5	4	4	4	2	0	0	0	0	1	64	99	6.35	1.235
55 Hoby Milner, L ERA: 2.89	(6, 1)	1.0	B	5	2	0	0	0	0	0	0	0	0	0	13	18	0.00	2.000
46 Bryse Wilson, R ERA: 1.35	(7, 1)	2.1		9	1	1	1	3	1	0	0	0	0	0	21	33	3.86	0.857

PITCHER	IP	WLS	BF	H	R	ER	SO	BB	IBB	HBP	BLK	WP	HR	S	P	ERA	WHIP

AB	34
R	5
H	8
RBI	5
BB	3
SO	7
LOB	7

BOTTOM

Boston Red Sox @ Milwaukee Brewers

American Family Field, Milwaukee, WI

Fri Apr 21 2023, 7:13 PM - 9:50 PM CDT

Att. 24,976 - Roof Closed - 62 F

livebaseballscorecards.com

Batter	1	2	3	4	5	6	7	8	9	AB	R	H	RBI	BB	SO	LOB
22 Christian Yelich, L (1, 7) OBP: 0.319, SLG: 0.370	B FF 93 C FF 93 B CU 78 F FF 93 F SL 87 F FF 94 S CU 78 2-3 ① K		S FF 94 B FF 95 X SL 87 1-1 1-H 1B		B CU 78 B FF 94 B CU 78 C FF 95 S CU 78 X CU 78 3-2 ① L7 1-2		B SI 96 B SI 96 S SL 86 B CH 91 F SL 88 S SI 95 3-3 ③ K			4	0	1	1	0	2	1
33 Jesse Winker, L (1, 10) OBP: 0.319, SLG: 0.317	C CU 79 B FF 95 X SL 87 1-1 ② G3-1		C FF 92 F CU 80 1 SAFE T FF 95 0-2 ③ K		X CU 78 0-0 ② L8			B SL 86 F SL 84 F CH 92 C SL 86 1-3 ① K		4	0	0	0	0	2	2
27 Willy Adames, R (1, 6) OBP: 0.360, SLG: 0.467	B CU 77 S CU 78 X FF 94 1-1 11 2-6-5-4 2B			S SL 86 F CU 78 B FF 93 X FF 94 1-2 ① F9	F FF 95 B CU 82 F FF 95 X FF 96 1-2 ③ L7			C SL 84 B FC 87 S SI 96 B FC 89 F SL 84 T SI 96 2-2 ② K		4	0	1	0	0	1	1
11 Rowdy Tellez, L (1, 3) OBP: 0.338, SLG: 0.548	B CU 79 C FF 94 S FF 95 D CU 81 2-2 ③ 2-6-5-4 2-3	C CU 77 B CU 78 B FF 93 F FF 94 B SL 84 X FF 94 3-2 ① G5-3		C FF 93 B FS 84 X FF 94 1-1 HR		B CU 76 B CU 78 B FF 92 C FF 92 F FF 94 C FF 93 3-3 ① K		B SL 87 B CH 93 C SL 86 F FC 88 B FF 96 D CH 92 4-2 24 1B BB		3	1	1	1	1	1	0
24 William Contreras, R (1, 2) OBP: 0.400, SLG: 0.368 16 Blake Perkins, S (8, PR) 7 Victor Caratini, S (9, 2) OBP: 0.458, SLG: 0.350		C FF 93 C FF 94 B SL 87 S FF 93 1-3 ② K		C CU 78 B SL 85 X SL 85 1-1 2 1B 2B		C SL 87 C FF 94 B FF 94 F FF 94 C CU 82 1-3 ② K		C SI 95 B SL 86 X FC 89 1-1 1-3 1B		4 0 0	1 0 0	2 0 0	0 0 0	0 0 0	2 0 0	0 0 0
9 Brian Anderson, R (1, 9) OBP: 0.338, SLG: 0.435		S CU 77 B CU 79 X FF 93 1-1 ③ L8		X CU 77 0-0 ② G5-3		B SL 85 B CU 79 B FF 94 B FF 93 4-0 BB		C SI 94 C SI 94 B FC 90 S FF 95 1-3 ③ K		3	0	0	0	1	1	3
2 Brice Turang, L (1, 4) OBP: 0.323, SLG: 0.386			C FF 92 B FF 93 F SL 88 B FF 94 F CU 77 S FF 93 2-3 ① K	B CU 78 F FF 94 S FF 95 F FF 95 X CU 78 1-2 6 FC5-4 2-H 1B		B FC 88 B FC 87 B FC 88 C SI 94 F FC 88 X FC 89 3-2 ③ F7			B FC 94 T FC 94 T FC 93 T FC 96 1-2 ① K	4	0	1	1	0	2	1
6 Owen Miller, R (1, 5) OBP: 0.310, SLG: 0.357			C FF 93 X CU 78 0-1 22 S 22 1B 1B	S FF 94 1 SAFE X FF 92 0-1 ③ FC5-4 1-2f			B SI 95 B FC 89 C SI 95 F FC 87 X SI 95 2-2 ① F7		C FC 95 F FC 95 F FC 96 B SL 87 S FC 97 1-3 ② K	4	1	1	0	0	1	1
28 Joey Wiemer, R (1, 8) OBP: 0.303, SLG: 0.310			B CU 78 F CU 77 B FF 95 F CU 77 C CU 80 2-3 ② K		C FF 93 B FF 94 B CU 78 B SL 86 C FF 94 F FF 94 X CU 78 3-2 22 WP 1B		X SL 86 0-0 ② F9		B FC 93 B FC 93 X FC 92 2-0 ③ P5	4	0	1	0	0	1	1
Inning Stats	R: 0 E: 0 K: 1 S: 11 H: 1 LOB: 1 BB: 0 P: 17	R: 0 E: 0 K: 1 S: 8 H: 0 LOB: 0 BB: 0 P: 13	R: 1 E: 0 K: 3 S: 14 H: 2 LOB: 1 BB: 0 P: 19	R: 2 E: 0 K: 0 S: 14 H: 3 LOB: 1 BB: 0 P: 18	R: 0 E: 0 K: 0 S: 11 H: 1 LOB: 1 BB: 0 P: 18	R: 0 E: 0 K: 2 S: 10 H: 0 LOB: 1 BB: 1 P: 21	R: 0 E: 0 K: 1 S: 7 H: 0 LOB: 0 BB: 0 P: 12	R: 0 E: 0 K: 3 S: 14 H: 1 LOB: 2 BB: 1 P: 23	R: 0 E: 0 K: 2 S: 8 H: 0 LOB: 0 BB: 0 P: 12	1B: 5 2B: 2 3B: 0 HR: 1 SF: 0 SAC: 0 DP: 0 HBP: 0						

	AB	34
	R	3
	H	8
	RBI	3
	BB	2
	SO	13
	LOB	10

WP: 1 PA: 36
PB: 0
SB: 1
CS: 0

PITCHER	IP	WLS	BF	H	R	ER	SO	BB	IBB	HBP	BLK	WP	HR	S	P	ERA	WHIP
37 Nick Pivetta, R (1, 1) ERA: 4.58	5.2	W	25	7	3	3	7	1	0	0	0	1	1	65	100	4.76	1.412
25 Josh Winckowski, R (6, 1) ERA: 1.65	2.1	H	9	1	0	0	4	1	0	0	0	0	0	24	41	0.00	0.857
74 Kenley Jansen, R (9, 1) ERA:	1.0	S	3	0	0	0	2	0	0	0	0	0	0	8	12	0.00	0.000

PITCHER	IP	WLS	BF	H	R	ER	SO	BB	IBB	HBP	BLK	WP	HR	S	P	ERA	WHIP

Batter	1	2	3	4	5	6	7	8	9	AB	R	H	RBI	BB	SO	LOB
99 Alex Verdugo, L (1, 9) OBP: 0.389, SLG: 0.500	C FC 87 F FC 87 X SL 77 0-2 ① P6		B SL 78 B SL 77 C FC 87 B FF 90 X FC 87 3-1 ② L9		B FC 88 C FF 90 B SL 80 F CH 83 B FC 89 X FF 90 3-2 ③ F8			C SI 90 C SI 91 X FF 92 0-2 ① L8		4	0	0	0	0	0	0
2 Justin Turner, R (1, 3) OBP: 0.368, SLG: 0.370	F FF 89 B FF 89 C CH 82 B FC 86 B CH 83 X FC 87 3-2 ② L8		C CU 75 X FF 89 0-1 ③ F8			C SI 94 B SI 94 F FF 94 F SI 95 B SL 83 B FF 94 F SI 93 X SI 94 3-2 11 HR 1B		B FF 92 B FF 92 X SI 89 2-0 2B		4	1	2	0	0	0	0
30 Rob Refsnyder, R (1, 7) OBP: 0.353, SLG: 0.310 16 Jarren Duran, L (6, PH) OBP: 0.391, SLG: 0.579 (6, 7) (7, 8)	B FC 86 B CH 83 F FF 89 B FF 89 B CH 84 4-1 11 2B BB			F FC 85 F CH 81 B FF 90 B FC 84 B CH 81 X CH 82 3-2 ① G5-3		S SI 95 D CH 89 F CH 88 F FF 95 B SL 84 S CH 89 2-3 ① K		B SI 87 C FF 87 S ST 77 B SI 89 S FF 88 2-3 ② K		1 2	0 0	0 0	0 0	1 0	0 2	0 2
11 Rafael Devers, L (1, 5) OBP: 0.304, SLG: 0.621	B FC 88 C FF 90 B FC 87 F FC 88 X FF 91 2-2 1-3 2B			C FC 86 X CH 81 0-1 ② F8		D CH 90 B FF 94 S FF 95 C FF 96 B CH 90 F SL 83 F FF 95 X FF 93 3-2 1-H HR		F ST 79 F SI 88 B ST 80 B SI 87 S SI 89 2-3 ③ K		4	1	2	2	0	1	1
5 Enrique Hernández, R (1, 8) OBP: 0.307, SLG: 0.390 (7, 4)	B FC 86 F FC 86 B CH 84 F CH 84 X CH 83 2-2 ③ G4-3			C CH 82 B FC 85 B CH 81 S CH 82 X FC 87 2-2 ③ G5-3		X SI 94 0-0 ② P6			B FF 93 F FF 92 C FF 93 F CH 85 S CH 84 1-3 ① K	4	0	0	0	0	1	2
7 Masataka Yoshida, L (1, 10) OBP: 0.324, SLG: 0.295		B FC 85 C FC 86 X SL 78 1-1 39 F8 1B			C SL 77 F CH 82 B FC 86 F SL 78 B CH 82 F FC 87 C FF 90 2-3 ① K	C FF 94 B CH 89 B CH 90 C FF 94 X FF 94 2-2 ③ L7			F FF 93 B CH 85 X CH 84 1-1 17 G5-3 1B	4	0	2	0	0	1	0
39 Christian Arroyo, R (1, 4) OBP: 0.218, SLG: 0.245 17 Raimel Tapia, L (7, PH) OBP: 0.280, SLG: 0.318 (7, 7)		1 SAFE B CH 82 X FC 87 1-0 ① ② F8 1-2			B FC 87 C CH 83 X CH 83 1-1 20 HR 1B		C CH 81 X CH 82 0-1 ① G3		S CH 84 F FF 93 B CH 85 X CH 84 1-2 ② G5-3 1-2	2 2	1 0	1 0	0 0	0 0	0 0	1 1
12 Connor Wong, R (1, 2) OBP: 0.239, SLG: 0.262 3 Reese McGuire, L (7, PH) OBP: 0.378, SLG: 0.472 (7, 2)		C FF 90 B CH 83 S FC 86 S FF 91 1-3 ③ K			B FC 85 D FC 86 B CH 83 C FC 87 X FF 89 3-1 ② F7		C CH 82 F FF 91 B CH 82 B SL 80 X CH 83 2-2 ② G3		B CH 83 X CH 84 1-0 ③ F7	2 2	0 0	0 0	0 0	0 0	1 0	1 1
20 Yu Chang, R (1, 6) OBP: 0.158, SLG: 0.361			C FC 86 F CU 73 F FF 89 C CH 82 0-3 ① K		D FC 85 X FC 87 1-0 1-H HR		X SL 80 0-0 ③ F8			3	1	1	2	0	1	0
Inning Stats	R: 0 E: 0 K: 0 S: 13 H: 1 LOB: 2 BB: 1 P: 24	R: 0 E: 0 K: 1 S: 6 H: 1 LOB: 0 BB: 0 P: 9	R: 0 E: 0 K: 1 S: 8 H: 0 LOB: 0 BB: 0 P: 11	R: 0 E: 0 K: 0 S: 8 H: 0 LOB: 0 BB: 0 P: 13	R: 2 E: 0 K: 1 S: 13 H: 2 LOB: 0 BB: 0 P: 23	R: 2 E: 0 K: 1 S: 18 H: 2 LOB: 0 BB: 0 P: 28	R: 0 E: 0 K: 0 S: 6 H: 0 LOB: 0 BB: 0 P: 8	R: 0 E: 0 K: 2 S: 10 H: 1 LOB: 1 BB: 0 P: 16	R: 0 E: 0 K: 1 S: 10 H: 1 LOB: 1 BB: 0 P: 14	1B: 4 2B: 2 3B: 0 HR: 2 SF: 0 SAC: 0 DP: 0 HBP: 0						

TOP

Boston Red Sox @ Milwaukee Brewers

American Family Field, Milwaukee, WI

Sat Apr 22 2023, 6:11 PM - 8:34 PM CDT

Att. 31,965 - Roof Closed - 62 F

livebaseballscorecards.com

AB	34
R	4
H	8
RBI	4
BB	1
SO	7
LOB	9

PITCHER		IP	WLS	BF	H	R	ER	SO	BB	IBB	HBP	BLK	WP	HR	S	P	ERA	WHIP
20 Wade Miley, L ERA: 1.96	(1, 1)	5.0	W	19	4	2	2	3	1	0	0	0	0	1	48	80	3.60	1.000
31 Joel Payamps, R ERA: 4.0	(6, 1)	1.0	H	5	2	2	2	1	0	0	0	0	0	1	18	28	18.00	2.000
32 Peter Strzelecki, R ERA: 0.9	(7, 1)	1.1	H	5	1	0	0	0	0	0	0	0	0	0	10	14	0.00	0.750
55 Hoby Milner, L ERA: 2.7	(8, 1)	0.2	H	2	0	0	0	2	0	0	0	0	0	0	6	10	0.00	0.000
38 Devin Williams, R ERA:	(9, 1)	1.0	S	4	1	0	0	1	0	0	0	0	0	0	10	14	0.00	1.000

PITCHER	IP	WLS	BF	H	R	ER	SO	BB	IBB	HBP	BLK	WP	HR	S	P	ERA	WHIP

BOTTOM

Boston Red Sox @ Milwaukee Brewers

American Family Field, Milwaukee, WI

Sat Apr 22 2023, 6:11 PM - 8:34 PM CDT

Att. 31,965 - Roof Closed - 62 F

livebaseballscorecards.com

Batter	1	2	3	4	5	6	7	8	9	AB	R	H	RBI	BB	SO	LOB
22 Christian Yelich, L (1, 7) OBP: 0.326, SLG: 0.388	C SI 92 B CH 84 X CH 84 1-1 ① G6-3	C ST 78 B SI 94 F SI 93 X SI 95 1-2 11 S 11 HR 1B	B SI 91 B CH 81 F SI 92 1 SAFE F SI 93 X CH 84 2-2 27 1B 11 G3-6-1 1-H 2B	B KC 81 X FC 90 1-0 ② P5				4	2	2	1	0	0	0
33 Jesse Winker, L (1, 10) OBP: 0.314, SLG: 0.295	S ST 79 F SI 94 X ST 81 0-2 ② G3	B SI 92 F SI 93 F ST 80 B SI 94 X SI 94 2-2 ① P5	B SI 93 F SI 92 B SI 92 F CH 83 H ST 79 3-2 11 G3-6-1 27 1B HBP	X FC 91 0-0 ③ P5				3	0	0	0	0	0	1
27 Willy Adames, R (1, 6) OBP: 0.376, SLG: 0.481	B SI 93 C SI 93 X ST 79 1-1 1B	1 SAFE C SI 92 B SI 94 X SI 93 1-1 ② F9	S CH 83 B SI 92 C SI 91 X SI 93 1-2 11 G3-6-1 1-2 2-3 1B		C FF 95 S FC 90 B SL 86 B FF 96 F FS 84 F FC 89 F SL 87 F KC 82 X FF 96 2-2 1B			4	0	3	0	0	0	1
11 Rowdy Tellez, L (1, 3) OBP: 0.333, SLG: 0.576	C SI 94 X SI 94 0-1 ③ F7	C CH 84 B SI 94 F SI 94 1 SAFE F SI 95 D CH 86 F SI 95 D ST 80 X CH 85 3-2 1-H HR	C SI 88 X SI 87 0-1 ① ② G3-6-1 1-2f 2-3 3-H		C KC 81 B FF 95 S FF 94 F FF 95 D FS 83 1 SAFE B FC 89 F FF 95 F KC 82 3-2 ① P6 X FF 86			4	1	1	2	0	0	4
24 William Contreras, R (1, 2) OBP: 0.391, SLG: 0.377		C ST 78 B SI 93 C SI 92 B CH 85 B ST 81 X SI 94 3-2 9 2B 2B C SI 93 S SI 93 X SI 94 0-2 ③ G6-3	S FC 87 X FC 85 0-1 ③ G6-3		B FC 88 B FF 95 S FC 89 F FF 95 X FS 82 2-2 ② F8			4	1	1	0	0	0	2
9 Brian Anderson, R (1, 5) OBP: 0.345, SLG: 0.444		S SI 94 F CH 85 F SI 95 F SI 94 B SI 96 B CH 85 X CH 84 2-2 2 G4-3 28 FC6-2 2-H 2B	B SI 90 B CH 82 B CH 83 B SI 92 4-0 28 G5-4-3 BB	C SI 93 X ST 81 0-1 ① L8	S FC 89 B FF 96 F FC 88 F FF 95 S SL 86 1-3 ③ K			3	0	1	1	1	1	1
2 Brice Turang, L (1, 4) OBP: 0.308, SLG: 0.367		X ST 80 0-0 ① G4-3 2-3	C SI 93 C SI 94 T CH 84 0-2 ① K	C ST 82 F SI 93 F FF 94 B FF 94 S CH 89 1-3 ② K				3	0	0	0	0	2	2
28 Joey Wiemer, R (1, 8) OBP: 0.290, SLG: 0.295		B ST 80 S ST 79 B ST 80 X SI 94 2-1 ② FC6-2 3-H	B SI 92 S SI 93 C CH 84 X ST 79 1-2 ② ③ G5-4-3 1-2f	C ST 82 X ST 82 0-1 ③ G6-3				3	0	0	0	0	0	2
16 Blake Perkins, S (1, 9) OBP: 0.333, SLG: 0.333		S SI 93 X SI 93 0-1 ③ G4-3	C SI 90 X SI 90 0-1 22 2B 1B	C FF 95 S FC 90 S FF 96 0-3 ① K				3	1	1	0	0	1	1
Inning Stats	R: 0 E: 0 K: 0 S: 9 H: 1 LOB: 1 BB: 0 P: 11	R: 1 E: 0 K: 0 S: 13 H: 2 LOB: 1 BB: 0 P: 20	R: 2 E: 0 K: 0 S: 16 H: 2 LOB: 0 BB: 0 P: 23	R: 0 E: 0 K: 1 S: 6 H: 0 LOB: 0 BB: 1 P: 11	R: 2 E: 0 K: 0 S: 14 H: 3 LOB: 1 BB: 0 P: 20	R: 0 E: 0 K: 1 S: 8 H: 0 LOB: 0 BB: 0 P: 9	R: 0 E: 0 K: 1 S: 5 H: 0 LOB: 0 BB: 0 P: 6	R: 0 E: 0 K: 1 S: 20 H: 1 LOB: 1 BB: 0 P: 28		1B: 5 2B: 3 3B: 0 HR: 1 SF: 0 SAC: 0 DP: 2 HBP: 1				WP: 0 PB: 0 SB: 1 CS: 0 PA: 33	

	AB	31
	R	5
	H	9
	RBI	4
	BB	1
	SO	4
	LOB	14

PITCHER		IP	WLS	BF	H	R	ER	SO	BB	IBB	HBP	BLK	WP	HR	S	P	ERA	WHIP
22 Garrett Whitlock, R ERA: 6.19	(1, 1)	4.0	L	21	8	5	5	1	1	0	1	0	0	1	54	81	11.25	2.250
Richard Bleier, L ERA: 7.56	(5, 1)	1.0		2	0	0	0	0	0	0	0	0	0	0	4	4	0.00	0.000
46 John Schreiber, R ERA: 1.8	(6, 1)	1.0		3	0	0	0	1	0	0	0	0	0	0	8	9	0.00	0.000
50 Kutter Crawford, R ERA: 3.98	(7, 1)	2.0		7	1	0	0	2	0	0	0	0	0	0	25	34	0.00	0.500

PITCHER	IP	WLS	BF	H	R	ER	SO	BB	IBB	HBP	BLK	WP	HR	S	P	ERA	WHIP

Batter	1	2	3	4	5	6	7	8	9	AB	R	H	RBI	BB	SO	LOB
99 Alex Verdugo, L (1, 9) OBP: 0.396, SLG: 0.489	C FC 93 S FC 92 B CU 81 B FC 94 X CH 91 2-2 2 E 2 1B 7 SF9 1B	B CU 79 D CH 89 F FC 94 B FC 94 C CH 89 B FC 94 4-2 1-2 2-3 3-H BB			C FC 93 S FC 93 B CU 80 C FC 93 1-3 ① K		B SI 87 C SI 87 B ST 77 B SI 86 F SI 87 H ST 78 4-2 11 G4-6-3 1-2 HBP	1 SAFE F SI 98 B FF 98 C SI 98 X ST 83 1-2 ② F8 1-2	C ST 84 F FF 98 B FF 98 F SI 98 B ST 85 C FF 98 2-3 ③ K 1-2	4	1	1	1	1	2	4
11 Rafael Devers, L (1, 5) OBP: 0.299, SLG: 0.600	S CU 80 B SI 96 1 SAFE F FC 93 1 SAFE C FC 92 1-3 ① K	B CH 88 B CH 90 X FC 94 2-0 ② ③ SF9-3-5 2-3 3-H			X CU 79 0-0 ② G3-1		S SI 87 F SI 87 B FF 88 F ST 79 B SI 87 B SI 88 X SI 88 3-2 ② ③ G4-6-3 1-2f	0-0 2 BB 7 HR IBB		3	1	0	1	1	1	3
2 Justin Turner, R (1, 10) OBP: 0.390, SLG: 0.417	C SI 96 C SI 96 1 SAFE D CU 81 B FC 95 F FC 93 D SI 97 1 SAFE X FC 94 3-2 E9 1-3 1B	C FC 93 C FC 93 B FC 93 B CU 79 X SI 95 2-2 ① F9			B CU 78 B FC 92 C FC 93 C FC 93 B FC 93 B SI 95 4-2 BB			X FF 94 0-1 HR B ST 84 4-0 S SI 98 S SI 98 S SI 97 7 HR 1-2 2-3 3-H BB		3	2	2	2	2	0	0
7 Masataka Yoshida, L (1, 7) OBP: 0.329, SLG: 0.400	B FC 93 C CH 88 F FC 93 F CH 90 B FC 94 X CU 79 2-2 ② SF9 3-H	C FC 94 B FC 94 B CU 79 C FC 94 S FC 91 2-3 ② K			S CH 88 S CH 88 D CH 90 X SI 94 1-2 ③ G3			C CU 74 B FF 94 C CU 76 X CU 76 1-2 HR C ST 84 0-2 C SI 98 F FF 98 X ST 84 HR		4	2	2	6	0	1	1
5 Enrique Hernández, R (1, 4) OBP: 0.312, SLG: 0.415	S FC 96 B FC 95 S SL 86 B CU 79 X FC 95 2-2 ③ L8	C SI 94 C FC 92 B CU 80 F SI 95 X CU 84 1-2 2B				B SL 89 F SI 95 C SL 91 C SL 90 1-3 ① K		B FF 96 1-0 X FF 96 36 L9 12 1B 2B C FF 97 1-2 ③ S FF 97 R ST 82 X ST 82 P2		5	1	2	0	0	1	1
36 Triston Casas, L (1, 3) OBP: 0.276, SLG: 0.274		B CU 79 B FC 94 B FC 92 B FC 92 4-0 12 1B 16 1B 99 BB BB S FC 92 S CU 78 S CU 77 0-3 ③ K				X SI 95 0-0 ② F9		D FF 95 F CU 76 F FF 95 F FF 94 X CU 76 1-2 ① L9 2-3	B FF 96 B ST 85 F FF 97 B FF 98 B FF 97 4-1 20 F9 16 1B BB	3	1	0	0	2	1	2
16 Jarren Duran, L (1, 8) OBP: 0.429, SLG: 0.565		B CU 78 F CH 88 B FC 93 B CH 87 X FC 93 3-1 99 BB 12 1B 11 SF9-3-5 1-2 1B		S CU 79 B SI 94 C CU 78 B CH 88 S FC 91 2-3 ① K		B SI 95 B SL 90 C SI 94 C SI 95 B SI 95 S SL 90 3-3 ③ K		B CU 77 F FF 94 C FF 94 D CU 78 B FF 95 D FF 95 4-2 12 S 12 1B BB	B SI 97 T FF 98 B ST 83 X ST 84 2-1 99 WP 1-2 1B	4	2	2	0	1	2	0
12 Connor Wong, R (1, 2) OBP: 0.255, SLG: 0.277		X SI 93 0-0 11 99 BB SF9-3-5 1-2 2-3 1B		X FC 93 0-0 ② G5-3			B SL 88 X SI 94 1-0 ① G5-3	D SI 97 C SI 97 B ST 83 X SI 97 2-1 20 1B 2 BB 1-H 3-H 1B	S FF 96 S FF 96 S FF 98 0-3 ① K	5	1	2	2	0	1	2
20 Yu Chang, R (1, 6) OBP: 0.186, SLG: 0.366		B FC 95 X SL 87 1-0 ① L4		C SI 94 F FC 93 B CH 88 X FC 93 1-2 ③ L5			X SI 95 0-0 99 HBP 1B	B ST 84 B SI 96 X SI 95 2-0 2 BB 99 S 7 HR 2-3 1B	C FF 98 B ST 83 X FF 97 1-1 ② F9 2-3	5	1	2	0	0	0	5
Inning Stats	R: 1 H: 2 E: 1 LOB: 1 K: 1 BB: 0 S: 17 P: 27	R: 2 H: 2 E: 0 LOB: 1 K: 0 BB: 2 S: 7 P: 21	R: 0 H: 1 E: 0 LOB: 1 K: 2 BB: 0 S: 13 P: 18	R: 0 H: 0 E: 0 LOB: 0 K: 1 BB: 0 S: 7 P: 10	R: 0 H: 0 E: 0 LOB: 1 K: 1 BB: 1 S: 9 P: 15	R: 0 H: 0 E: 0 LOB: 0 K: 2 BB: 0 S: 7 P: 11	R: 0 H: 1 E: 0 LOB: 1 K: 0 BB: 0 S: 8 P: 16	R: 9 H: 6 E: 0 LOB: 0 K: 0 BB: 3 S: 25 P: 42	R: 0 H: 1 E: 0 LOB: 2 K: 2 BB: 1 S: 12 P: 21	1B: 8 SF: 2 2B: 3 SAC: 0 3B: 0 DP: 2 HR: 3 HBP: 1						

TOP

Boston Red Sox @ Milwaukee Brewers

American Family Field, Milwaukee, WI

Sun Apr 23 2023, 1:13 PM - 4:14 PM CDT

Att. 26,939 - Roof Closed - 61 F

livebaseballscorecards.com

AB	36
R	12
H	13
RBI	12
BB	7
SO	9
LOB	18

WP: 1 PA: 46
PB: 0
SB: 2
CS: 0

PITCHER		IP	WLS	BF	H	R	ER	SO	BB	IBB	HBP	BLK	WP	HR	S	P	ERA	WHIP
39 Corbin Burnes, R ERA: 4.55	(1, 1)	5.0		22	5	3	2	5	3	0	0	0	0	0	53	91	3.60	1.600
59 Elvis Peguero, R ERA:	(6, 1)	1.1		5	1	0	0	2	0	0	0	0	0	0	9	14	0.00	0.750
55 Hoby Milner, L ERA: 2.53	(7, 1)	0.2		2	0	0	0	0	0	0	1	0	0	0	6	13	0.00	0.000
21 Matt Bush, R ERA: 8.22	(8, 1)	0.1	L	5	3	4	4	0	1	0	0	0	0	2	12	19	108.00	12.000
12 Javy Guerra, R ERA: 8.64	(8, 1)	1.2		12	4	5	5	2	2	1	0	0	1	1	25	44	27.00	3.600

PITCHER		IP	WLS	BF	H	R	ER	SO	BB	IBB	HBP	BLK	WP	HR	S	P	ERA	WHIP

Boston Red Sox @ Milwaukee Brewers

American Family Field, Milwaukee, WI

Sun Apr 23 2023, 1:13 PM - 4:14 PM CDT

Att. 26,939 - Roof Closed - 61 F

BOTTOM

livebaseballscorecards.com

Batter	1	2	3	4	5	6	7	8	9	AB	R	H	RBI	BB	SO	LOB
22 Christian Yelich, L (1, 7) OBP: 0.333, SLG: 0.386 10 Mike Brosseau, R (9, PH) OBP: 0.314, SLG: 0.484	C FF 96 B SI 96 B SI 96 B CH 88 X SI 96 3-1 G4-3 ①		C SI 96 B SL 87 B SI 96 S SL 86 X SI 96 2-2 G6-3 ①		F SL 84 F FF 96 F FF 97 B SI 96 D CH 90 X CH 88 2-2 33 1B 27 SF8 1B 3-H		B SL 84 C FF 96 B FF 96 B FF 96 F FF 96 F FF 96 B FF 96 4-2 33 WP BB		S SL 84 S SL 86 X SL 86 0-2 P4 ②	3 1	1 0	1 0	1 0	1 0	0 0	0 0
33 Jesse Winker, L (1, 10) OBP: 0.321, SLG: 0.292	B FF 97 X SI 96 1-0 G6-3 ②		B SI 96 X CH 88 1-0 F6 ②		S FF 97 B FF 96 T CH 88 B CH 88 1 SAFE B FF 96 X CH 87 3-2 1-3 1B		F FF 95 F FF 96 D CH 91 B FF 97 F FF 97 B SL 84 F FF 96 B FF 97 4-2 1-2 3-H BB		B FF 97 B FF 96 X FF 97 2-0 G4-3 ③	4	0	1	0	1	0	0
27 Willy Adames, R (1, 6) OBP: 0.371, SLG: 0.469 6 Owen Miller, R (9, 4) OBP: 0.310, SLG: 0.357	C SI 96 B SI 96 C CH 88 B CH 89 B CH 88 B SI 97 4-2 11 WP BB		C SI 95 T SL 86 F FF 97 F CH 88 X SL 86 0-2 G6-3 ③		F SI 95 S CH 87 X FF 95 0-2 SF8 ② 3-H		B FF 97 X SL 83 1-0 P5 ②			2 0	0 0	0 0	1 0	1 0	0 0	2 0
11 Rowdy Tellez, L (1, 3) OBP: 0.329, SLG: 0.551	B SI 97 C SI 96 F CH 89 B FF 96 B FF 97 F SI 96 B SI 96 4-2 1-2 BB			B SI 96 C CH 87 B SL 85 C FF 96 B SL 85 C SI 96 3-3 K ①	C SI 88 B SI 89 C SI 88 S SI 88 1-3 K ③		B FF 98 X FF 97 1-0 G3 ③			3	0	0	0	1	2	3
9 Brian Anderson, R (1, 5) OBP: 0.364, SLG: 0.533	S SL 85 B CH 87 B SI 96 S SL 85 F SL 86 S SI 96 2-3 K ③			X SL 85 0-0 HR		B FC 86 B FC 86 C SI 88 B SI 88 T FC 85 B SI 86 4-2 7 G5-4-3 BB		C SI 92 B FF 92 B ST 80 X SI 91 2-1 HR		3	2	2	2	1	1	2
7 Victor Caratini, S (1, 2) OBP: 0.393, SLG: 0.292		C SL 86 S CH 89 X FF 96 0-2 G6-3 ①		S CH 88 B CH 88 S CH 88 S CH 89 1-3 K ②		C FC 86 X SI 88 0-1 G5-4-3 ①② 1-2f		C SI 92 X CH 88 0-1 G3-1 ①		4	0	0	0	0	1	1
2 Brice Turang, L (1, 4) OBP: 0.290, SLG: 0.344 (9, 6)		B SI 96 C CH 87 F CH 88 B SI 97 X SI 96 2-2 L5 ②		X CH 88 0-0 G6-3 ③		C SI 89 C SL 77 B SL 79 F SI 88 B SL 77 C SI 88 2-3 K ③		B ST 81 F SI 92 C CH 88 F FF 94 S FF 93 1-3 K ②		4	0	0	0	0	2	0
28 Joey Wiemer, R (1, 8) OBP: 0.315, SLG: 0.328		F SL 87 B SL 87 X SL 86 1-1 1B			C SI 95 F SL 86 X SL 85 0-2 16 SH2-3 22 1B 2B		B SL 83 B FF 96 B FF 96 B FF 95 4-0 16 SH5-4 16 S 33 WP BB	C SI 92 B ST 82 B ST 81 S SI 93 S FF 94 2-3 K ③		3	2	2	0	1	1	0
16 Blake Perkins, S (1, 9) OBP: 0.200, SLG: 0.200		X SI 95 0-0 G2-3 ③			B FF 96 X SI 95 1-0 SH2-3 ① 2-3		B FF 95 B FF 95 X FF 95 2-0 SH5-4 ① 1-3		C FF 95 C FF 96 F FF 96 F SL 87 F FF 96 F FF 96 C SL 88 0-3 K ①	2	0	0	0	0	1	1

Inning Stats	1	2	3	4	5	6	7	8	9
	R: 0 E: 0 K: 1 S: 12 H: 0 LOB: 2 BB: 2 P: 26	R: 0 E: 0 K: 0 S: 9 H: 1 LOB: 1 BB: 0 P: 12	R: 0 E: 0 K: 0 S: 9 H: 0 LOB: 0 BB: 0 P: 12	R: 1 E: 0 K: 2 S: 8 H: 1 LOB: 0 BB: 0 P: 12	R: 2 E: 0 K: 1 S: 17 H: 3 LOB: 1 BB: 0 P: 24	R: 0 E: 0 K: 1 S: 8 H: 0 LOB: 0 BB: 1 P: 14	R: 1 E: 0 K: 0 S: 10 H: 0 LOB: 2 BB: 3 P: 26	R: 1 E: 0 K: 2 S: 11 H: 1 LOB: 0 BB: 0 P: 16	R: 0 E: 0 K: 1 S: 11 H: 0 LOB: 0 BB: 0 P: 13

	AB	29
	R	5
	H	6
	RBI	4
	BB	6
	SO	8
	LOB	9

	1B: 3	SF: 1
	2B: 1	SAC: 2
	3B: 0	DP: 1
	HR: 2	HBP: 0

	WP: 2	PA: 38
	PB: 0	
	SB: 1	
	CS: 0	

PITCHER		IP	WLS	BF	H	R	ER	SO	BB	IBB	HBP	BLK	WP	HR	S	P	ERA	WHIP
66 Brayan Bello, R ERA: 9.82	(1, 1)	4.2		21	5	3	3	3	2	0	0	0	1	1	52	82	5.79	1.500
Richard Bleier, L ERA: 6.52	(5, 1)	1.1		4	0	0	0	2	1	0	0	0	0	0	11	18	0.00	0.750
61 Kaleb Ort, R ERA: 4.5	(7, 1)	1.0	W	6	0	1	1	0	3	0	0	0	1	0	10	26	9.00	3.000
46 John Schreiber, R ERA: 2.45	(8, 1)	1.0		4	1	1	1	2	0	0	0	0	0	1	11	16	9.00	1.000
70 Ryan Brasier, R ERA: 7.3	(9, 1)	1.0		3	0	0	0	1	0	0	0	0	0	0	11	13	0.00	0.000

PITCHER	IP	WLS	BF	H	R	ER	SO	BB	IBB	HBP	BLK	WP	HR	S	P	ERA	WHIP

Batter	1	2	3	4	5	6	7	8	9	AB	R	H	RBI	BB	SO	LOB
99 Alex Verdugo, L (1, 9) OBP: 0.390, SLG: 0.479	B FF 95 C FF 95 X CH 85 1-1 ① G2-3		C FC 90 B CH 86 X CH 85 1-1 11 HR 2-H 1B		C FF 95 B FF 95 X FF 95 1-1 ② L7			C FC 84 X ST 83 0-1 ① G3		4	1	1	1	0	0	0
11 Rafael Devers, L (1, 5) OBP: 0.297, SLG: 0.617	C CU 77 S FF 97 B SI 96 B CH 86 C CH 85 2-3 ② K		B CH 84 B FC 90 X FC 90 2-0 1-H HR		X FF 95 0-0 ③ G3-1			C ST 81 F FC 85 F ST 82 S FF 91 0-3 ② K		4	1	1	2	0	2	0
2 Justin Turner, R (1, 10) OBP: 0.385, SLG: 0.409	F FF 96 B SI 94 C SI 92 F ST 84 S ST 84 1-3 ③ K		B ST 81 F SI 93 B FF 96 C SI 93 B FF 97 X ST 83 3-2 ② F8			C ST 81 B SI 92 B FF 94 C SI 92 F ST 83 B FF 94 X SI 92 3-2 7 1B 1B		F FC 86 X FC 86 0-1 ③ F9		4	0	1	0	0	1	0
7 Masataka Yoshida, L (1, 7) OBP: 0.363, SLG: 0.426 17 Raimel Tapia, L (9, PR) OBP: 0.280, SLG: 0.318		C FF 94 B CH 84 B CH 85 X FF 93 2-1 5 G6-4-3 1B	C CU 78 B FC 91 F CH 85 X FF 96 1-2 1B			C CH 88 B CH 86 D CH 86 B CH 84 C FF 94 X FF 95 3-2 ① 1-3 1B			B ST 81 B FC 85 B FC 84 C FF 90 C FC 86 B FC 87 4-2 5 BLK BB	3 0	0 0	3 0	0 0	1 0	0 0	0 0
5 Enrique Hernández, R (1, 4) OBP: 0.299, SLG: 0.395 (7, 6)		X SI 92 0-0 ①② G6-4-3 1-2f	C ST 84 X ST 84 0-1 ③ P6			C SI 92 B ST 82 F SI 92 F ST 83 X FF 94 1-2 ② F9			B SI 94 B SI 95 C SI 95 F SI 95 C SI 95 2-3 ① K 1-2	4	0	0	0	0	1	4
36 Triston Casas, L (1, 3) OBP: 0.275, SLG: 0.318		X FF 96 0-0 HR	B CU 78 C CU 77 B CH 85 B CH 84 F FF 95 C FC 91 3-3 ① K			X FF 93 0-0 ③ G4-3			D CH 90 T SI 96 S CH 90 B CH 91 S CH 90 2-3 ② K	4	1	1	1	0	2	3
16 Jarren Duran, L (1, 8) OBP: 0.375, SLG: 0.481		B CU 79 F CH 85 X CH 86 1-1 ③ G3-1	C CU 76 S FF 95 S FF 96 0-3 ② K				C FF 93 F FF 94 B CH 79 B CH 76 B FF 95 F FF 96 F FF 94 S FF 95 3-3 ① K		B SI 96 X SI 95 1-0 ③ L5	4	0	0	0	0	2	2
12 Connor Wong, R (1, 2) OBP: 0.278, SLG: 0.271			C SI 92 B ST 83 B FF 95 F FF 94 B ST 84 B ST 82 4-2 20 G6-3 99 1B BB	F SI 93 C SI 93 S FF 95 0-3 ③ K			B SL 83 B FF 94 B FF 93 C FF 90 B FF 91 4-1 39 CS BB			1	1	0	0	2	1	0
20 Yu Chang, R (1, 6) OBP: 0.174, SLG: 0.341 39 Christian Arroyo, R (7, PH) OBP: 0.218, SLG: 0.245 (7, 4)			B FF 94 F SI 93 B ST 83 1 SAFE X SI 92 2-1 ① G6-3 1-2		C SI 91 B FF 94 X SI 91 1-1 ① F9		F FF 93 B SL 85 S SL 80 B SL 84 F FF 95 S FF 95 2-3 ②③ K 1-2			2 1	0 0	0 0	0 0	0 1	0 1	1 1

Inning Stats	1	2	3	4	5	6	7	8	9	1B	SF	WP	PA
	R: 0 E: 0 K: 2 S: 9	H: 0 LOB: 0 BB: 0 P: 13	R: 1 E: 0 K: 0 S: 6	H: 2 LOB: 0 BB: 0 P: 9	R: 3 E: 0 K: 0 S: 15	H: 3 LOB: 1 BB: 1 P: 28	R: 0 E: 0 K: 3 S: 9	H: 0 LOB: 0 BB: 0 P: 12	R: 0 E: 0 K: 0 S: 5	H: 0 LOB: 0 BB: 0 P: 7	R: 0 E: 0 K: 0 S: 12	H: 2 LOB: 1 BB: 0 P: 19	R: 0 E: 0 K: 2 S: 10	H: 0 LOB: 0 BB: 1 P: 19	R: 0 E: 0 K: 1 S: 8	H: 0 LOB: 0 BB: 0 P: 8	R: 0 E: 0 K: 2 S: 9	H: 0 LOB: 2 BB: 1 P: 18	1B: 5 2B: 0 3B: 0 HR: 2	SF: 0 SAC: 0 DP: 1 HBP: 0	WP: 0 PB: 0 SB: 0 CS: 1	PA: 34

PITCHER		IP	WLS	BF	H	R	ER	SO	BB	IBB	HBP	BLK	WP	HR	S	P	ERA	WHIP
64 Dean Kremer, R ERA: 6.2	(1, 1)	5.2	W	23	7	4	4	5	1	0	0	0	0	2	55	87	6.35	1.412
45 Keegan Akin, L ERA: 6.35	(6, 1)	0.1	H	1	0	0	0	0	0	0	0	0	0	0	1	1	0.00	0.000
43 Bryan Baker, R ERA: 2.25	(7, 1)	1.0	H	3	0	0	0	2	1	0	0	0	0	0	10	19	0.00	1.000
54 Danny Coulombe, L ERA: 1.0	(8, 1)	1.0	H	4	0	0	0	1	1	0	0	0	0	0	10	14	0.00	1.000
78 Yennier Cano, R ERA:	(9, 1)	1.0	S	3	0	0	0	2	0	0	0	1	0	0	7	12	0.00	0.000

PITCHER	IP	WLS	BF	H	R	ER	SO	BB	IBB	HBP	BLK	WP	HR	S	P	ERA	WHIP

TOP

Boston Red Sox @ Baltimore Orioles

Oriole Park at Camden Yards, Baltimore, MD

Mon Apr 24 2023, 6:37 PM - 9:05 PM EDT
Att. 11,811 - Partly Cloudy - 59 F

livebaseballscorecards.com

AB	31
R	4
H	7
RBI	4
BB	3
SO	10
LOB	11

Batter	1	2	3	4	5	6	7	8	9	AB	R	H	RBI	BB	SO	LOB
21 Austin Hays, R (1, 7) OBP: 0.345, SLG: 0.549	F FF 93 B CH 85 B CH 87 X FF 96 2-1 G6-3 ①		B CH 89 F FF 94 B SL 81 X CH 88 2-1 G6-4-3 ②③ 1-2f		C SL 82 B CH 88 X CH 88 1-1 35 1B 3-H 1B		B SI 92 C SI 91 B SI 92 C SI 92 D SI 92 X SI 92 3-2 1-3 1B			4	0	2	1	0	0	1
35 Adley Rutschman, S (1, 10) OBP: 0.416, SLG: 0.458	B FF 93 C SL 79 B SL 79 B FF 95 X FF 94 3-1 F7 ②			B FF 92 X CH 86 1-0 F8 ①	C SL 79 B SL 80 C FF 95 1 SAFE X FF 95 1-2 6 G6-4-3 1-3 1B		B SI 92 X SI 92 1-0 F9 ③			4	0	1	0	0	0	2
6 Ryan Mountcastle, R (1, 3) OBP: 0.245, SLG: 0.462	S CH 88 B CH 90 B FF 96 F FF 95 F SL 82 X SL 80 2-2 G4-3 ③			C CH 86 F FF 93 X SL 80 0-2 25 2B 29 2B 1B	B SL 80 X FF 94 1-0 G6-4-3 ②③ 1-2f			C SI 88 B CU 76 X CU 77 1-1 25 G1-4-3 1B		4	1	2	0	0	0	2
25 Anthony Santander, S (1, 9) OBP: 0.294, SLG: 0.347 26 Ryan McKenna, R (9, 9) OBP: 0.250, SLG: 0.235		B SL 78 X FF 94 1-0 F8 ①		C FF 95 B FF 95 F SL 82 B SL 80 X FF 96 2-2 29 2B 1-3 2B		C FF 96 S FF 95 F FF 96 X SL 84 0-2 P5 ①		F SI 91 F SI 91 F CU 79 X SI 92 0-2 G1-4-3 ①② 1-2f		4 0	1 0	1 0	0 0	0 0	0 0	1 0
29 Ramón Urías, R (1, 5) OBP: 0.358, SLG: 0.386		F SL 79 B SL 80 B FF 94 B FF 94 B FF 95 4-1 31 CS BB		B FF 94 F FF 95 B SL 82 X SL 80 2-1 27 1B 2-H 3-H 2B		B SL 83 B SL 84 F FF 96 F SI 95 X SL 84 2-2 G5-3 ②		C SI 92 B SI 91 F CU 79 X SI 92 1-2 1B		3	1	2	2	1	0	0
27 James McCann, R (1, 2) OBP: 0.160, SLG: 0.320		1 SAFE C FF 95 B FF 94 F FF 94 X FF 96 1-2 F8 ②		C FF 95 B FF 97 S SL 81 F SL 82 B FF 96 F CH 87 F FF 96 F SL 81 F SL 80 2-2 X FF 95 31 G6-3 2-H 1B		F SL 83 X SL 84 0-1 G5-3 ③		C CU 78 S SI 91 D CU 79 B SI 92 X SI 92 2-2 F9 ③		4	0	1	1	0	0	2
31 Cedric Mullins, L (1, 8) OBP: 0.380, SLG: 0.416	C SL 78 0-1 CS ③ 1-2		C SL 77 B SI 91 B FF 94 F SL 79 F SL 80 B FF 95 X FF 95 3-2 12 1B 2B	B SI 95 X SI 96 1-0 G6-3 ②③ 1-2f			X SI 92 0-0 12 FC6 1B			3	1	2	0	0	0	1
3 Jorge Mateo, R (1, 6) OBP: 0.410, SLG: 0.623			F SL 79 B FF 95 F FF 94 X FF 95 1-2 L9 ①		X CH 86 0-0 12 G3 21 1B 2B		1 SAFE C SI 92 B SI 92 1 SAFE B SI 91 F SI 92 X SI 91 2-2 L9 ①			3	1	1	0	0	0	2
12 Adam Frazier, L (1, 4) OBP: 0.306, SLG: 0.359			B SI 94 X SL 79 1-0 21 G6-4-3 2-H 1B		F FF 95 F SI 95 X FF 94 0-2 G3 ① 2-3		C SI 90 1 SAFE B CU 79 C SI 92 X CU 79 1-2 FC6 ② 21 1B 1-2f			3	0	1	1	0	0	2
Inning Stats	R: 0 E: 0 K: 0 S: 8 H: 0 LOB: 0 BB: 0 P: 15	R: 0 E: 0 K: 0 S: 6 H: 0 LOB: 0 BB: 1 P: 12	R: 1 E: 0 K: 0 S: 10 H: 2 LOB: 0 BB: 0 P: 17	R: 3 E: 0 K: 0 S: 18 H: 4 LOB: 0 BB: 0 P: 26	R: 1 E: 0 K: 0 S: 10 H: 3 LOB: 1 BB: 0 P: 13	R: 0 E: 0 K: 0 S: 9 H: 0 LOB: 0 BB: 0 P: 11	R: 0 E: 0 K: 0 S: 11 H: 2 LOB: 2 BB: 0 P: 18	R: 0 E: 0 K: 0 S: 12 H: 2 LOB: 1 BB: 0 P: 16		1B: 9 2B: 4 3B: 0 HR: 0 SF: 0 SAC: 0 DP: 4 HBP: 0					WP: 0 PB: 0 SB: 0 CS: 1 PA: 34	

PITCHER		IP	WLS	BF	H	R	ER	SO	BB	IBB	HBP	BLK	WP	HR	S	P	ERA	WHIP
41 Chris Sale, L ERA: 8.22	(1, 1)	5.0	L	21	9	5	5	0	1	0	0	0	0	0	52	83	9.00	2.000
70 Ryan Brasier, R ERA: 6.75	(6, 1)	1.0		3	0	0	0	0	0	0	0	0	0	0	9	11	0.00	0.000
83 Brennan Bernardino, L ERA:	(7, 1)	2.0		9	4	0	0	0	0	0	0	0	0	0	23	34	0.00	2.000

PITCHER	IP	WLS	BF	H	R	ER	SO	BB	IBB	HBP	BLK	WP	HR	S	P	ERA	WHIP

BOTTOM

Boston Red Sox @ Baltimore Orioles

Oriole Park at Camden Yards, Baltimore, MD

Mon Apr 24 2023, 6:37 PM - 9:05 PM EDT

Att. 11,811 - Partly Cloudy - 59 F

livebaseballscorecards.com

AB	32
R	5
H	13
RBI	5
BB	1
SO	0
LOB	13

Batter	1	2	3	4	5	6	7	8	9	AB	R	H	RBI	BB	SO	LOB
99 Alex Verdugo, L (1, 9) OBP: 0.382, SLG: 0.465	B FF 95 C FF 94 C CU 84 S CU 85 1-3 ① K	B FF 95 D CH 90 X FF 93 2-0 11 SF8 1-2 2-3 1B	C FF 94 C FF 95 D KC 86 S KC 86 1-3 ② K			C CU 78 B FF 94 S FC 90 F CU 78 B FF 91 B CU 77 X CU 78 3-2 ② G1-3		B CU 79 F CU 77 B FC 90 F CU 79 D CU 78 C FF 92 3-3 ③ K		5	0	1	0	0	3	2
11 Rafael Devers, L (1, 5) OBP: 0.292, SLG: 0.598	B FF 96 B CH 91 B CH 91 B FF 95 4-0 2 BB BB	S CU 86 S CU 86 X CU 86 0-2 ② SF8 1-2 2-3 3-H	S KC 86 B CH 89 F FF 96 B FF 96 X KC 85 2-2 ③ G3			S FF 92 X CU 78 0-1 ③ F9			B SL 84 X SL 84 1-0 ① G4-3	3	0	0	1	1	0	1
2 Justin Turner, R (1, 10) OBP: 0.376, SLG: 0.391	S FF 95 B SI 96 F SI 94 B FF 95 B SL 87 F SL 86 B SI 96 4-2 7 G4-6-3 1-2 BB	B FF 94 F SI 94 F SI 95 B FF 94 X FF 95 2-2 ③ G1-3		B FF 94 B SL 88 X FF 95 2-0 ① F9			C CU 76 X FF 92 0-1 ① F9		B FF 98 B SL 85 B SI 95 C FF 97 S FF 98 X FF 98 3-2 ② F9	4	0	0	0	1	0	2
7 Masataka Yoshida, L (1, 7) OBP: 0.376, SLG: 0.431	X FF 94 0-0 ② ③ G4-6-3 1-2f		C CH 89 C FF 92 X CU 84 0-2 36 1B 5 1B 16 HR 1B	B KC 87 X FF 95 1-0 5 G5-4-3 1B			B CU 78 B FC 90 C FC 89 X FF 93 2-1 ② G4-3		B FF 98 B FF 98 B SL 86 B FF 97 4-0 BB	4	1	2	0	1	0	2
5 Enrique Hernández, R (1, 6) OBP: 0.294, SLG: 0.385		C SL 85 B SI 94 B CU 84 F SL 85 X CU 86 2-2 ① G6-3	X SI 94 0-0 36 1B 16 HR 1-2 1B	F SL 90 X SL 89 0-1 ② ③ G5-4-3 1-2f			B FC 88 B CU 77 B FF 93 C FF 93 S FC 90 C FC 89 3-3 ③ K		C FF 98 X CU 84 0-1 ③ F7	5	1	1	0	0	1	2
36 Triston Casas, L (1, 3) OBP: 0.286, SLG: 0.319		C FF 94 B CU 85 S CU 83 B CU 85 F FF 93 F CU 84 B CH 92 F CH 91 F SL 87 4-2 16 2B 39 1B BB	C CH 90 B CH 89 X CU 84 1-1 16 HR 1-2 2-3 1B		F FF 95 B CH 87 B CH 86 X CH 88 2-1 ① F8			B FF 93 C CU 78 B CU 77 C FF 94 X FC 90 2-2 ① F8		3	2	1	0	1	0	0
16 Jarren Duran, L (1, 8) OBP: 0.417, SLG: 0.645		B FF 95 S FF 94 B FF 94 C CH 90 X CU 85 2-2 39 1B 3 1B 1-3 2B	B FF 91 F FF 92 F CH 91 B FF 92 F FF 94 F SL 87 B FF 92 X FF 93 3-2 1-H 2-H 3-H HR		C SL 89 B KC 87 B FF 95 B CH 88 X FF 94 3-1 ② F8			C FF 95 S CU 78 X FF 92 0-2 47 1B 3 G3 1B	4	3	3	4	0	0	0
39 Christian Arroyo, R (1, 4) OBP: 0.224, SLG: 0.250 47 Enmanuel Valdez, L (5, 4) OBP: 0.600, SLG: 0.600		C SI 95 X SL 87 0-1 99 1B 3 1B 11 SF8 2-3 3-H 1B	B SI 94 B SL 85 X SI 93 2-0 ① G5-3		F FF 96 S SL 90 B KC 86 F KC 86 F SL 87 B KC 86 S SL 89 2-3 ③ K			D CU 77 F FC 90 1 SAFE X FC 88 1-1 3 G3 1-3 1B	3 1	1 0	1 1	1 0	0 0	1 0	0 0
3 Reese McGuire, L (1, 2) OBP: 0.390, SLG: 0.462		B FF 94 C FF 93 L FF 92 B FF 95 F FF 94 X CH 90 2-2 11 SF8 99 1B 1-2 3-H 1B	B FF 92 B CH 90 F FF 92 B CH 90 C FF 93 F FF 92 B CU 82 4-2 BB			C FF 92 X CU 77 0-1 ① G4-3		D CU 78 B FF 93 F FF 93 X CU 78 2-1 ② G3 1-2 3-H	3	0	1	2	1	0	1
Inning Stats	R: 0 E: 0 K: 1 S: 7 H: 0 LOB: 1 BB: 2 P: 16	R: 3 E: 0 K: 0 S: 26 H: 4 LOB: 2 BB: 1 P: 40	R: 4 E: 0 K: 1 S: 21 H: 4 LOB: 1 BB: 1 P: 34	R: 0 E: 0 K: 0 S: 4 H: 1 LOB: 0 BB: 0 P: 7	R: 0 E: 0 K: 1 S: 9 H: 0 LOB: 0 BB: 0 P: 16	R: 0 E: 0 K: 0 S: 8 H: 0 LOB: 0 BB: 0 P: 11	R: 0 E: 0 K: 1 S: 7 H: 0 LOB: 0 BB: 0 P: 12	R: 1 E: 0 K: 1 S: 13 H: 2 LOB: 1 BB: 0 P: 21	R: 0 E: 0 K: 0 S: 6 H: 0 LOB: 1 BB: 1 P: 14	1B: 9 2B: 1 3B: 0 HR: 1 SF: 1 SAC: 0 DP: 2 HBP: 0						

TOP

Boston Red Sox @ Baltimore Orioles

Oriole Park at Camden Yards, Baltimore, MD

Tue Apr 25 2023, 6:36 PM - 9:18 PM EDT

Att. 14,343 - Partly Cloudy - 59 F

livebaseballscorecards.com

AB	35
R	8
H	11
RBI	8
BB	5
SO	5
LOB	10

PITCHER		IP	WLS	BF	H	R	ER	SO	BB	IBB	HBP	BLK	WP	HR	S	P	ERA	WHIP
Kyle Bradish, R ERA: 6.3	(1, 1)	2.1	L	18	8	7	7	1	4	0	0	0	0	1	48	81	27.00	5.143
53 Mike Baumann, R ERA: 0.64	(3, 1)	2.2		8	1	0	0	2	0	0	0	0	0	0	19	32	0.00	0.375
51 Austin Voth, R ERA: 6.39	(6, 1)	3.0		11	2	1	1	2	0	0	0	0	0	0	28	44	3.00	0.667
58 Cionel Pérez, L ERA: 4.66	(9, 1)	1.0		4	0	0	0	0	1	0	0	0	0	0	6	14	0.00	1.000

PITCHER	IP	WLS	BF	H	R	ER	SO	BB	IBB	HBP	BLK	WP	HR	S	P	ERA	WHIP

Boston Red Sox @ Baltimore Orioles

Oriole Park at Camden Yards, Baltimore, MD

Tue Apr 25 2023, 6:36 PM - 9:18 PM EDT

Att. 14,343 - Partly Cloudy - 59 F

livebaseballscorecards.com

BOTTOM

Batter	1	2	3	4	5	6	7	8	9	AB	R	H	RBI	BB	SO	LOB
31 Cedric Mullins, L (1, 8) OBP: 0.371, SLG: 0.439	X CU 81 0-0 ① F9		B CH 82 B SI 89 C CH 82 C SI 89 C SI 89 2-3 ③ K		S FC 85 F FC 86 B CU 81 F SI 89 F FC 86 B CH 82 B CH 83 X CU 82 3-2 ③ F8			S SL 84 F FC 88 C SI 95 0-3 ① K	B FF 97 F FF 97 C FF 97 X FF 98 1-2 1-H 2-H 3-H HR	5	1	1	4	0	2	0
35 Adley Rutschman, S (1, 2) OBP: 0.406, SLG: 0.443	C SI 88 B CU 81 X CH 82 1-1 ② G3			B CU 79 B CU 80 X SI 88 2-0 2 1B 1B		B FF 86 C CU 80 B CU 80 C CU 80 X SI 89 2-2 ① F7		B SI 94 C SI 95 X FC 88 1-1 ② F7	B FC 92 C FC 93 F FC 93 B SI 96 F FC 94 F FC 94 X FC 95 2-2 ② G6-3	5	0	1	0	0	0	0
25 Anthony Santander, S (1, 10) OBP: 0.289, SLG: 0.338	S SI 89 B FF 89 X CU 81 1-1 ③ F8			C FC 85 B FC 87 B FF 89 C SI 89 X FC 86 2-2 ① P5		B FF 89 C FC 87 F FC 86 S CU 81 1-3 ② K		F FC 88 X SI 95 0-1 ② 6 FC6-4 1B	C FC 94 S SL 84 F SI 95 X FC 95 0-2 ③ L9	5	0	1	0	0	1	1
6 Ryan Mountcastle, R (1, 3) OBP: 0.255, SLG: 0.464		C SI 87 B CH 79 X CU 80 1-1 1B		X CU 82 0-0 ② F9		F SI 89 B SI 88 X CU 81 1-1 1B		B SI 95 B SL 86 C SI 95 F SI 95 F FC 89 X CH 92 2-2 ③ FC6-4 1-2f		4	0	2	0	0	0	2
2 Gunnar Henderson, L (1, 5) OBP: 0.363, SLG: 0.344		C CU 80 F FC 86 X CH 82 0-2 ① F8		X CH 81 0-0 1-2 1B		F CU 81 B FC 86 X CU 80 1-1 ③ G4-3			F SL 83 B FF 94 X SL 82 1-1 HR	4	1	2	1	0	0	2
29 Ramón Urías, R (1, 4) OBP: 0.352, SLG: 0.377		C CU 81 X CH 80 0-1 ② F7		B SI 90 C CU 82 F SI 90 X CU 82 1-2 ③ F8			F SI 95 B CH 91 X SL 83 1-1 ① F9		C FF 97 S FF 96 X SL 84 0-2 3 E 23 1B 31 HR 1B	4	1	1	0	0	0	3
12 Adam Frazier, L (1, 9) OBP: 0.289, SLG: 0.338		B SI 88 F CU 79 F FC 85 F SI 88 F FC 85 F FF 89 X CU 82 1-2 ③ F7			C SI 88 B FC 86 B SI 88 X CU 80 2-1 ① F8		B SL 85 C SI 94 C SI 95 X SL 84 1-2 ② F8		X FF 96 0-0 ① F7	4	0	0	0	0	0	2
21 Austin Hays, R (1, 7) OBP: 0.341, SLG: 0.542 23 Terrin Vavra, L (4, 7) OBP: 0.321, SLG: 0.240			C SI 87 B FC 86 L SI 88 X CU 82 1-2 ① F9		X CU 80 0-0 ② G3		C SI 96 X SI 95 0-1 1B		B SL 84 X FF 95 1-0 3 E 31 HR 1-2 1B	1 3	0 1	0 2	0 0	0 0	0 0	0 0
3 Jorge Mateo, R (1, 6) OBP: 0.400, SLG: 0.649			S CU 80 B CH 82 C SI 88 S CU 81 1-3 ② K		B CH 81 B SI 88 X SI 89 2-0 HR		B SL 85 S SL 82 B SI 96 X SI 94 2-1 ③ F9		C FF 97 B FF 96 S FF 96 X FF 96 1-2 FC1 31 HR 1-2 2-3	4	2	1	1	0	1	3

Inning Stats	1	2	3	4	5	6	7	8	9
	R: 0 E: 0 K: 0 S: 5	R: 0 E: 0 K: 0 S: 13	R: 0 E: 0 K: 2 S: 9	R: 0 E: 0 K: 0 S: 9	R: 1 E: 0 K: 0 S: 9	R: 0 E: 0 K: 1 S: 10	R: 0 E: 0 K: 0 S: 9	R: 0 E: 0 K: 1 S: 11	R: 5 E: 1 K: 0 S: 22
	H: 0 LOB: 0 BB: 0 P: 7	H: 1 LOB: 1 BB: 0 P: 15	H: 0 LOB: 0 BB: 0 P: 13	H: 2 LOB: 2 BB: 0 P: 14	H: 1 LOB: 0 BB: 0 P: 16	H: 1 LOB: 1 BB: 0 P: 15	H: 1 LOB: 1 BB: 0 P: 13	H: 1 LOB: 1 BB: 0 P: 14	H: 4 LOB: 0 BB: 0 P: 28

	AB	39
	R	6
	H	11
	RBI	6
	BB	0
	SO	4
	LOB	13

	1B: 8	SF: 0	WP: 0	PA: 39
	2B: 0	SAC: 0	PB: 0	
	3B: 0	DP: 0	SB: 0	
	HR: 3	HBP: 0	CS: 0	

PITCHER		IP	WLS	BF	H	R	ER	SO	BB	IBB	HBP	BLK	WP	HR	S	P	ERA	WHIP
28 Corey Kluber, R ERA: 6.75	(1, 1)	6.0	W	23	5	1	1	3	0	0	0	0	0	1	55	80	1.50	0.833
25 Josh Winckowski, R ERA: 1.47	(7, 1)	2.0		8	2	0	0	1	0	0	0	0	0	0	20	27	0.00	1.000
61 Kaleb Ort, R ERA: 7.3	(9, 1)	0.1		6	4	5	4	0	0	0	0	0	0	2	13	17	108.00	12.000
74 Kenley Jansen, R ERA:	(9, 1)	0.2	S	2	0	0	0	0	0	0	0	0	0	0	9	11	0.00	0.000

PITCHER	IP	WLS	BF	H	R	ER	SO	BB	IBB	HBP	BLK	WP	HR	S	P	ERA	WHIP

Batter	1	2	3	4	5	6	7	8	9	AB	R	H	RBI	BB	SO	LOB
99 Alex Verdugo, L (1, 9) OBP: 0.377, SLG: 0.466	C FF 93 X CU 73 0-1 G3-1		B CU 74 C FF 93 B CU 75 X CH 84 2-1 G1-3			B CH 85 C FF 92 X CU 74 1-1 11 F8 2 1B 2B		B SI 95 C SI 95 F CH 90 X CH 90 1-2 F8		4	1	1	0	0	0	0
11 Rafael Devers, L (1, 5) OBP: 0.282, SLG: 0.574	F CH 85 X CU 74 0-1 F9		C FF 93 B CH 86 B FF 93 B CH 86 C CH 85 X CH 85 3-2 G1-3			F CH 85 B FF 91 F FF 92 F CU 74 B FF 92 B CH 85 F CH 85 X FF 93 3-2 F8 2-3		S SI 96 X CH 90 0-1 G4-3		4	0	0	0	0	0	1
2 Justin Turner, R (1, 10) OBP: 0.381, SLG: 0.389	C FF 92 B FF 92 C FF 93 F FF 93 F FF 94 F CH 86 B SL 85 F SL 85 F FF 93 2-2 X CU 74 L6			C FC 88 F FC 88 F FF 93 F CH 85 S CU 74 0-3 K		C FF 91 D SL 85 T FF 92 B FF 91 F FC 90 D CU 74 X FF 93 3-2 3-H 1B		H SI 94 1-0 HBP		3	0	1	1	0	1	0
7 Masataka Yoshida, L (1, 7) OBP: 0.371, SLG: 0.461		C FF 91 F FF 92 X CH 84 0-2 HR		B CU 72 S CU 73 C FF 92 S FF 92 1-3 K		C SI 90 X FC 85 0-1 G4-3		B SI 95 C SI 95 B SI 95 X SI 95 2-1 G4-3		4	1	1	1	0	1	2
5 Enrique Hernández, R (1, 6) OBP: 0.311, SLG: 0.394		B SL 85 C FC 86 B FF 92 B FC 88 B FC 87 4-1 BB		C FF 92 F FC 90 B SL 85 S SL 83 1-3 K			B FC 85 C FC 84 F FC 87 X ST 82 1-2 16 1B 1B		X FF 98 0-0 36 BB 1B	3	0	2	0	1	1	0
36 Triston Casas, L (1, 3) OBP: 0.284, SLG: 0.306		B CH 85 C FF 92 B CH 84 B FC 87 C FF 93 C FF 93 3-3 K			B CU 73 C CU 72 F CH 84 X FF 91 1-2 G5-3		F FC 86 D FC 87 B FC 85 X FC 86 2-1 P4		C FF 98 D FS 87 S FS 86 B FF 101 B FF 99 B FF 100 4-2 1-2 BB	3	0	0	0	1	1	2
16 Jarren Duran, L (1, 8) OBP: 0.425, SLG: 0.629		C CH 85 D CU 74 1 SAFE X CH 85 1-1 F8			C CH 84 C FC 89 B FF 92 B FF 92 F FC 88 F CH 85 X FC 88 2-2 47 G1-6-3 1B		T SI 90 B ST 81 B FC 86 D FC 86 X FC 84 3-1 1-2 1B		C FF 98 F FS 90 F FS 90 F FS 89 S FF 101 0-3 K	4	0	2	0	0	1	3
47 Enmanuel Valdez, L (1, 4) OBP: 0.429, SLG: 0.429 39 Christian Arroyo, R (7, PH) OBP: 0.217, SLG: 0.241 (7, 4)		B FF 93 B FF 92 B FF 92 C FF 92 C CH 84 C CH 84 3-3 K			S CH 84 X CH 84 0-1 G1-6-3 1-2f		F SI 95 F SI 95 F SI 96 F CH 90 F SI 96 B SL 90 F CH 90 F SL 87 S SI 96 1-3 K		X FF 99 0-0 F9	2 2	0 0	0 0	0 0	0 0	1 1	2 4
12 Connor Wong, R (1, 2) OBP: 0.268, SLG: 0.260 3 Reese McGuire, L (7, PH) OBP: 0.372, SLG: 0.439 (7, 2)			B SL 85 F FF 92 B SL 84 S FC 87 B FC 90 F FC 87 C CH 85 3-3 K			B FF 90 F FC 88 F SL 86 S FF 92 1-3 K	X SI 96 0-0 L7		S FF 100 B FF 101 C FF 100 F FF 100 S FS 89 1-3 K2-3	2 2	0 0	0 0	0 0	0 0	2 1	0 4
Inning Stats	R: 0 E: 0 K: 0 S: 12 H: 0 LOB: 0 BB: 0 P: 14	R: 1 E: 0 K: 2 S: 12 H: 1 LOB: 1 BB: 1 P: 23	R: 0 E: 0 K: 1 S: 9 H: 0 LOB: 0 BB: 0 P: 17	R: 0 E: 0 K: 3 S: 11 H: 0 LOB: 0 BB: 0 P: 13	R: 0 E: 0 K: 0 S: 10 H: 1 LOB: 0 BB: 0 P: 13	R: 1 E: 0 K: 1 S: 16 H: 2 LOB: 1 BB: 0 P: 24	R: 0 E: 0 K: 1 S: 16 H: 2 LOB: 2 BB: 0 P: 23	R: 0 E: 0 K: 0 S: 7 H: 0 LOB: 1 BB: 0 P: 11	R: 0 E: 0 K: 2 S: 13 H: 1 LOB: 2 BB: 1 P: 18	1B: 5 2B: 1 3B: 0 HR: 1 SF: 0 SAC: 0 DP: 1 HBP: 1	WP: 0 PB: 0 SB: 0 CS: 0 PA: 36					

PITCHER		IP	WLS	BF	H	R	ER	SO	BB	IBB	HBP	BLK	WP	HR	S	P	ERA	WHIP
68 Tyler Wells, R ERA: 2.79	(1, 1)	5.2	W	21	4	2	2	7	1	0	0	0	0	1	68	102	3.18	0.882
54 Danny Coulombe, L ERA: 0.93	(6, 1)	0.2	H	4	2	0	0	0	0	0	0	0	0	0	9	15	0.00	3.000
78 Yennier Cano, R ERA:	(7, 1)	1.2	H	6	0	0	0	1	0	0	1	0	0	0	16	21	0.00	0.000
74 Félix Bautista, R ERA: 1.54	(9, 1)	1.0		5	1	0	0	2	1	0	0	0	0	0	13	18	0.00	2.000

PITCHER	IP	WLS	BF	H	R	ER	SO	BB	IBB	HBP	BLK	WP	HR	S	P	ERA	WHIP

TOP

Boston Red Sox @ Baltimore Orioles

Oriole Park at Camden Yards, Baltimore, MD

Wed Apr 26 2023, 1:06 PM - 3:43 PM EDT

Att. 12,044 - Partly Cloudy - 61 F

livebaseballscorecards.com

AB	33
R	2
H	7
RBI	2
BB	2
SO	10
LOB	18

BOTTOM

Boston Red Sox @ Baltimore Orioles

Oriole Park at Camden Yards, Baltimore, MD

Wed Apr 26 2023, 1:06 PM - 3:43 PM EDT

Att. 12,044 - Partly Cloudy - 61 F

livebaseballscorecards.com

Batter	1	2	3	4	5	6	7	8	9	AB	R	H	RBI	BB	SO	LOB
31 Cedric Mullins, L (1, 8) OBP: 0.386, SLG: 0.447	B FC 92 C FC 91 F FC 90 B FS 87 X SL 83 2-2 35 E 25 SF8 1B		B FS 88 X FC 93 1-0 ① F9	B FF 94 F FC 93 B FC 92 C SL 86 F FC 93 B FS 88 X FS 88 3-2 25 S 2-3 3-H 1B		X SI 88 0-0 ① SH5-3 1-2 2-3		S ST 82 B FF 95 B CH 89 B CH 89 B SI 94 4-1 35 G3-6-1 BB		3	1	2	1	1	0	0
35 Adley Rutschman, S (1, 2) OBP: 0.405, SLG: 0.433	C FC 91 F FC 92 F SL 83 X FC 94 0-2 E4 1-3		B SI 94 B FS 87 C SL 84 B FS 87 F SI 94 B FC 93 4-2 25 FC4-6 BB	B FC 93 X FC 91 1-0 ② SF7 3-H		B FC 87 B FC 88 B FC 87 C FC 86 B FC 86 4-1 BB		B ST 83 C ST 82 X FF 94 1-1 ①② G3-6-1 1-2f 2-3		2	0	0	1	2	0	3
25 Anthony Santander, S (1, 9) OBP: 0.274, SLG: 0.325	X SL 83 0-0 ① SF8 3-H		B FS 87 F FC 93 X FS 88 1-1 ② FC4-6 6 1B 1-2f	C FC 93 P FC 91 C FC 92 F FC 92 X FS 87 1-2 ③ L9 1-2		F FC 86 X FC 86 0-1 ② SF7 3-H		B FF 94 C ST 82 F FF 94 B ST 82 X SI 94 2-2 ③ P4		3	0	0	2	0	0	3
6 Ryan Mountcastle, R (1, 10) OBP: 0.255, SLG: 0.455	S SL 84 S FC 93 X SL 85 0-2 ② F9		X SI 95 0-0 1-2 1B		B SI 93 X SI 94 1-0 ① G5-3	B FC 87 X FC 86 1-0 ③ F8				4	0	1	0	0	0	3
2 Gunnar Henderson, L (1, 6) OBP: 0.357, SLG: 0.328	F SL 83 S FC 92 B FS 88 X FC 93 1-2 ③ G4-3		C SL 83 B FC 92 F SI 93 F FC 93 B SL 83 D SL 82 S FC 93 3-3 ③ K		B FS 88 B FF 94 B FS 88 C FC 92 S SL 84 B FF 95 4-2 BB		B SI 90 C SI 92 S SI 92 C CU 78 1-3 ① K			3	0	0	0	1	2	3
12 Adam Frazier, L (1, 4) OBP: 0.288, SLG: 0.333		B FC 92 B FC 92 C SI 92 X FS 89 2-1 ① L1		B SL 83 C SL 84 X SI 94 1-1 32 1B 29 1B 1B	F FC 92 F FC 92 F FF 95 S FC 93 0-3 ② K		F SI 92 F CU 78 X SI 92 0-2 ② G6-3			4	1	1	0	0	1	1
32 Ryan O'Hearn, L (1, 3) OBP: 0.429, SLG: 0.455		C SL 83 F FC 93 F FF 95 X FC 93 0-2 ② G4-3		X FC 92 0-0 23 SH1-3 29 1B 31 1B 1-2 1B	C SL 84 B FC 94 X FC 92 1-1 ③ P4		C SI 92 C SI 92 B CU 79 S CU 79 1-3 ③ K			4	1	1	0	0	1	1
29 Ramón Urías, R (1, 5) OBP: 0.387, SLG: 0.415		C SI 94 F SI 94 B FF 95 X SL 85 1-2 1B		X SL 83 0-0 31 1B 23 SH1-3 35 SF7 1-2 2-H 1B		C FC 86 X FC 86 0-1 31 SH5-3 26 1B 25 SF7 1B		B SI 94 F SI 92 B ST 81 B FF 94 X SI 92 3-1 26 2B 1B		4	3	4	1	0	0	0
23 Terrin Vavra, L (1, 7) OBP: 0.310, SLG: 0.231 26 Ryan McKenna, R (6, PH) (7, 7) OBP: 0.318, SLG: 0.368		C SL 83 F FC 93 X FC 92 0-2 ③ G4-3		X SL 83 0-0 ① SH1-3 1-2 2-3		B FC 86 1 SAFE X SI 89 1-0 31 SH5-3 1-2 1B		X ST 81 0-0 35 G3-6-1 1-H 2B		1 2	0 0	0 2	0 1	0 0	0 0	1 0
Inning Stats	R: 1 E: 1 K: 0 S: 14 H: 1 LOB: 1 BB: 0 P: 17	R: 0 E: 0 K: 0 S: 12 H: 1 LOB: 1 BB: 0 P: 15	R: 0 E: 0 K: 1 S: 10 H: 1 LOB: 2 BB: 1 P: 19	R: 3 E: 0 K: 0 S: 15 H: 4 LOB: 1 BB: 0 P: 20	R: 0 E: 0 K: 1 S: 9 H: 0 LOB: 1 BB: 1 P: 15	R: 1 E: 0 K: 0 S: 8 H: 2 LOB: 2 BB: 1 P: 14	R: 0 E: 0 K: 2 S: 9 H: 0 LOB: 0 BB: 0 P: 11	R: 1 E: 0 K: 0 S: 9 H: 2 LOB: 1 BB: 1 P: 19		1B: 10 2B: 1 3B: 0 HR: 0 SF: 3 SAC: 2 DP: 1 HBP: 0						

	AB	30
	R	6
	H	11
	RBI	6
	BB	4
	SO	4
	LOB	15

PITCHER		IP	WLS	BF	H	R	ER	SO	BB	IBB	HBP	BLK	WP	HR	S	P	ERA	WHIP
89 Tanner Houck, R ERA: 4.5	(1, 1)	5.0	L	25	7	4	3	2	2	0	0	0	0	0	60	86	5.40	1.800
Richard Bleier, L ERA: 6.75	(6, 1)	1.0		6	2	1	1	0	1	0	0	0	0	0	8	14	9.00	3.000
83 Brennan Bernardino, L ERA:	(7, 1)	1.0		3	0	0	0	2	0	0	0	0	0	0	9	11	0.00	0.000
46 John Schreiber, R ERA: 3.0	(8, 1)	1.0		5	2	1	1	0	1	0	0	0	0	0	9	19	9.00	3.000

PITCHER	IP	WLS	BF	H	R	ER	SO	BB	IBB	HBP	BLK	WP	HR	S	P	ERA	WHIP

Cleveland Guardians @ Boston Red Sox

Fenway Park, Boston, MA

Fri Apr 28 2023, 7:13 PM - 9:36 PM EDT

Att. 30,578 - Cloudy - 52 F

TOP

livebaseballscorecards.com

Batter	1	2	3	4	5	6	7	8	9	AB	R	H	RBI	BB	SO	LOB
38 Steven Kwan, L (1, 7) OBP: 0.358, SLG: 0.314	B FF 93 B FF 93 F FF 94 F FF 92 B CU 80 X CU 78 3-2 11 1B 22 SF7 1B	B SL 87 C FF 91 X FF 92 1-1 L5-3 1-1		C CU 78 F CU 77 F FF 93 F FF 95 S FS 86 0-3 K			B FC 90 B FF 95 T FC 91 X FC 91 2-1 1B		C FS 82 C FF 94 F FF 96 X KC 82 0-2 G4-3	5	1	2	0	0	1	1
1 Amed Rosario, R (1, 6) OBP: 0.274, SLG: 0.352	F FF 94 X FF 93 0-1 P4		C CU 77 F FF 92 S CU 80 0-3 K		C CU 78 S CU 77 F CU 78 X FF 93 0-2 F9		C FF 94 C FF 96 C FF 96 0-3 K			4	0	0	0	0	2	2
11 José Ramírez, S (1, 5) OBP: 0.362, SLG: 0.475	C FF 93 B FF 93 F CU 79 F FF 94 F FF 93 D FS 86 1 SAFE F CU 80 F FF 93 3-2 D SL 86 F CU 79 F FF 92 X FF 94 55 WP 55 2B 1-3 1B		B CU 79 S CU 76 B FS 84 B CU 78 F CU 78 B FF 93 4-2 22 G6-3 22 S BB		C SL 88 F CU 78 B FF 94 F FF 93 X FS 84 1-2 L8		C FF 96 B FC 91 X FS 84 1-1 P4			3	1	1	0	1	0	1
22 Josh Naylor, L (1, 3) OBP: 0.256, SLG: 0.316	F SL 86 F FF 93 X FF 93 0-2 SF7 3-H		C SL 88 X FF 94 0-1 G6-3 1-3		C FF 94 B SL 88 F CU 77 F FS 85 X FF 94 1-2 G4-3			C KC 80 F FC 90 B FS 85 S FF 95 1-3 K		3	0	0	1	0	1	1
55 Josh Bell, S (1, 10) OBP: 0.321, SLG: 0.376	B CU 78 B CU 79 X FF 93 2-0 1-H 2B		B FF 94 B CU 80 D SL 90 B FF 93 4-0 BB			B FF 96 X FC 90 1-0 G3-1		S FF 97 X FF 96 0-1 G4-3		3	0	1	1	1	0	0
0 Andrés Giménez, L (1, 4) OBP: 0.333, SLG: 0.363	B CU 78 S FF 93 F FF 94 F FF 93 F CU 79 S CU 79 1-3 K2-3		S CU 78 S FF 93 S FF 94 0-3 K			B KC 81 S FF 95 F FC 90 B FS 86 B FS 85 X FF 96 3-2 2B		C FC 90 S FF 96 B KC 82 F FF 96 B SL 87 X FF 96 2-2 P5		4	0	1	0	0	2	3
10 Mike Zunino, R (1, 2) OBP: 0.385, SLG: 0.491		C FF 92 F FF 92 S FF 93 0-3 K		C FF 94 C SL 86 F FF 93 B SL 87 F FF 94 X FF 94 1-2 HR		S SL 86 S KC 82 C FF 97 0-3 K			B KC 81 F FC 88 B FF 96 F FC 89 X SL 86 2-2 G3	4	1	1	1	0	2	1
17 Will Brennan, L (1, 9) OBP: 0.279, SLG: 0.345		B CU 77 S FF 92 F FF 92 H CU 78 2-2 7 S 7 1B HBP		B CU 79 F FF 94 C FF 92 F SL 87 X FF 94 1-2 L6		F FC 92 S FC 92 X FF 97 0-2 F7			X FC 90 0-0 HR	3	2	1	1	0	0	1
7 Myles Straw, R (1, 8) OBP: 0.340, SLG: 0.298		C FF 93 F SL 86 B FF 92 F FF 93 B CU 77 X FF 93 2-2 38 L5-3 1-H 1B		B CU 78 F FF 93 X FF 93 1-1 L9			B KC 82 X FF 95 1-0 F9		F FF 95 B FF 95 F FF 96 X FS 84 1-2 F7	4	0	1	1	0	0	0
Inning Stats	R: 2 E: 0 K: 1 S: 23 H: 3 LOB: 1 BB: 0 P: 32	R: 1 E: 0 K: 1 S: 11 H: 1 LOB: 0 BB: 0 P: 16	R: 0 E: 0 K: 2 S: 11 H: 0 LOB: 2 BB: 2 P: 19	R: 1 E: 0 K: 1 S: 16 H: 1 LOB: 0 BB: 0 P: 19	R: 0 E: 0 K: 0 S: 12 H: 0 LOB: 0 BB: 0 P: 14	R: 0 E: 0 K: 1 S: 10 H: 1 LOB: 1 BB: 0 P: 14	R: 0 E: 0 K: 1 S: 8 H: 1 LOB: 1 BB: 0 P: 12	R: 0 E: 0 K: 1 S: 9 H: 0 LOB: 0 BB: 0 P: 12	R: 1 E: 0 K: 0 S: 11 H: 1 LOB: 0 BB: 0 P: 14	1B: 4 2B: 3 3B: 0 HR: 2 SF: 1 SAC: 0 DP: 1 HBP: 1						

AB	33
R	5
H	8
RBI	5
BB	2
SO	8
LOB	10

WP: 1 PA: 37
PB: 0
SB: 2
CS: 0

PITCHER		IP	WLS	BF	H	R	ER	SO	BB	IBB	HBP	BLK	WP	HR	S	P	ERA	WHIP
37 Nick Pivetta, R ERA: 5.11	(1, 1)	5.0	L	22	5	4	4	5	2	0	1	0	1	1	73	100	7.20	1.400
50 Kutter Crawford, R ERA: 3.7	(6, 1)	4.0		15	3	1	1	3	0	0	0	0	0	1	38	52	2.25	0.750

PITCHER	IP	WLS	BF	H	R	ER	SO	BB	IBB	HBP	BLK	WP	HR	S	P	ERA	WHIP

BOTTOM

Cleveland Guardians @ Boston Red Sox

Fenway Park, Boston, MA

Fri Apr 28 2023, 7:13 PM - 9:36 PM EDT

Att. 30,578 - Cloudy - 52 F

livebaseballscorecards.com

Batter	1	2	3	4	5	6	7	8	9	AB	R	H	RBI	BB	SO	LOB
99 Alex Verdugo, L (1, 9) OBP: 0.364, SLG: 0.449	C FF 91 B FF 91 F FC 86 B KC 83 C FF 92 2-3 ① K	C FF 91 F CH 88 F KC 82 B FF 92 B FC 86 B FF 92 X FF 92 3-2 ② G4-3	F FC 86 B FF 92 F FC 87 B FC 85 X SL 85 2-2 ② G3-1 2-3 3-H	C FF 95 F FF 96 F FF 96 B FF 96 B SL 85 B FS 89 X FF 95 3-2 ① F9	4	0	0	1	0	1	1
7 Masataka Yoshida, L (1, 7) OBP: 0.366, SLG: 0.463	C FF 91 X FF 91 0-1 ② G6-3	B FF 91 B CH 87 C FF 92 B FF 92 C FF 91 X FF 92 3-2 ③ G6-3	B FC 86 C FF 92 X FF 91 1-1 ③ G1-3	X FF 95 0-0 2 1B 2B	4	0	1	0	0	0	1
2 Justin Turner, R (1, 10) OBP: 0.376, SLG: 0.384 30 Rob Refsnyder, R (8, PR) OBP: 0.353, SLG: 0.310 (9, 10)	B FF 92 C FF 91 X FF 92 1-1 ③ G5-3	S FC 85 B FC 87 B FF 91 F FC 87 X FF 92 2-2 ① L9	C FF 91 B FC 86 X FC 87 1-1 ① F7	X SL 86 0-0 2-3 1B	4	0	1	0	0	0	0
					0	0	0	0	0	0	0
11 Rafael Devers, L (1, 5) OBP: 0.281, SLG: 0.558	C FF 92 X CH 87 0-1 ① G6-3	C FF 92 C FF 91 B FC 86 B FF 91 B FC 86 D FC 87 4-2 BB	X FC 87 0-0 ② G3-1	C FF 96 S FF 97 S FS 89 0-3 ② K	3	0	0	0	1	1	2
36 Triston Casas, L (1, 3) OBP: 0.283, SLG: 0.293	B FF 92 B FF 92 B FF 91 B FF 92 4-0 16 2B 5 1B BB	X FF 91 0-0 ② F7	S FC 86 C CH 88 B KC 83 F KC 83 B KC 83 C FF 92 2-3 ③ K	D FS 87 X FF 96 1-0 ③ G4-3	3	1	0	0	1	1	3
16 Jarren Duran, L (1, 8) OBP: 0.455, SLG: 0.718	C FF 90 C FC 88 D KC 83 X KC 83 1-2 5 1B 1-3 2B	C FF 91 F FC 87 X FF 92 0-2 ③ G6-3	C FF 90 X FC 85 0-1 2B	C FC 98 B FC 97 B SL 89 F FC 97 X FC 98 2-2 3 G3 2B	4	0	3	0	0	0	1
5 Enrique Hernández, R (1, 6) OBP: 0.318, SLG: 0.398	C FF 92 X FC 85 0-1 3 G4-6-3 2-3 3-H 1B	B FF 91 B FC 86 C FF 92 X FC 88 2-1 47 2B 99 G3-1 1B	S FC 86 T FC 87 B FC 87 B FC 86 B FC 85 X FC 86 3-2 ① P3	F FC 98 B SL 91 B FC 96 X FC 98 2-1 ① G5-3	4	1	2	1	0	0	2
3 Reese McGuire, L (1, 2) OBP: 0.340, SLG: 0.400	B FC 88 F FC 87 X FC 86 1-1 ②③ G4-6-3 1-2f	C FF 92 F CH 87 F KC 81 S KC 82 0-3 ① K	C FF 87 F FC 86 S KC 82 0-3 ② K	X SL 91 0-0 ② G3 2-3	4	0	0	0	0	2	5
47 Enmanuel Valdez, L (1, 4) OBP: 0.364, SLG: 0.455	C FF 92 B FC 86 B FF 91 X FC 86 2-1 ① L3	C FF 91 1 SAFE D CH 88 B FC 85 X FF 91 2-1 99 G3-1 1-3 2B	X FC 87 0-0 ③ G4-3	F FC 98 F FC 99 X FC 95 0-2 ③ G5-3	4	0	1	0	0	0	2

	AB						
	34						
	R						
	2						
	H						
	8						
	RBI						
	2						
	BB						
	2						
	SO						
	5						
	LOB						
	17						

Inning Stats	1	2	3	4	5	6	7	8	9
	R: 0 E: 0 K: 1 S: 7	R: 1 E: 0 K: 0 S: 9	R: 0 E: 0 K: 0 S: 9	R: 0 E: 0 K: 0 S: 9	R: 1 E: 0 K: 1 S: 13	R: 0 E: 0 K: 1 S: 7	R: 0 E: 0 K: 1 S: 9	R: 0 E: 0 K: 1 S: 10	R: 0 E: 0 K: 0 S: 9
	H: 0 LOB: 0 BB: 0 P: 10	H: 2 LOB: 1 BB: 1 P: 15	H: 0 LOB: 0 BB: 0 P: 17	H: 0 LOB: 1 BB: 1 P: 15	H: 2 LOB: 1 BB: 0 P: 20	H: 0 LOB: 0 BB: 0 P: 10	H: 1 LOB: 1 BB: 0 P: 12	H: 2 LOB: 2 BB: 0 P: 14	H: 1 LOB: 1 BB: 0 P: 13

	1B: 3	SF: 0	WP: 0	PA: 36
	2B: 5	SAC: 0	PB: 0	
	3B: 0	DP: 1	SB: 0	
	HR: 0	HBP: 0	CS: 0	

PITCHER	IP	WLS	BF	H	R	ER	SO	BB	IBB	HBP	BLK	WP	HR	S	P	ERA	WHIP
57 Shane Bieber, R (1, 1) ERA: 3.11	7.0	W	27	5	2	2	4	2	0	0	0	0	0	63	99	2.57	1.000
37 Trevor Stephan, R (8, 1) ERA: 1.46	1.0	H	5	2	0	0	1	0	0	0	0	0	0	10	14	0.00	2.000
48 Emmanuel Clase, R (9, 1) ERA: 1.93	1.0	S	4	1	0	0	0	0	0	0	0	0	0	9	13	0.00	1.000

PITCHER	IP	WLS	BF	H	R	ER	SO	BB	IBB	HBP	BLK	WP	HR	S	P	ERA	WHIP

Batter	1	2	3	4	5	6	7	8	9	10	AB	R	H	RBI	BB	SO	LOB
38 Steven Kwan, L (1, 7) OBP: 0.373, SLG: 0.327	B SI 95 B FF 95 F SI 94 X FF 96 2-1 1 G4-6-3 1B		C SL 85 B FF 97 F FF 96 X CH 88 1-2 ② G4-3		B FF 96 B SI 95 B SI 94 C FF 96 F SI 94 F FF 96 F FF 96 B SI 95 4-2 1-2 BB		X FF 95 0-0 1-2 22 2B 11 BB 1B		C FC 94 B SL 85 F FC 94 B SI 95 X FC 95 2-2 1-2 11 1B 1B	B SI 91 C SI 92 C SI 92 S CU 80 1-3 ③ K	5	1	3	0	1	1	2
1 Amed Rosario, R (1, 6) OBP: 0.260, SLG: 0.333	C SI 95 B SI 93 D SL 85 D SL 83 X FF 96 3-1 ① ② G4-6-3 1-2f		B SL 85 F SI 95 F CH 87 S SL 87 1-3 ③ K		X SI 94 0-0 ③ G1-3		C FF 96 S FF 96 B SL 84 S SL 84 1-3 ② K		B FC 95 F FC 94 C FC 95 C FC 96 1-3 ① K		5	0	0	0	0	3	7
11 José Ramírez, S (1, 5) OBP: 0.380, SLG: 0.485	B SI 95 B CH 87 C CH 87 X FF 96 2-1 1B			B CH 87 X SI 95 1-0 22 CS 1B		C SI 87 X FC 85 0-1 ① L5	B FF 95 D SL 84 B SL 83 B FF 95 4-0 1-2 2-3 22 2B BB		C FC 95 B FC 95 F FC 95 X FC 97 1-2 1-2 2-H 1B		4	1	3	1	1	0	0
22 Josh Naylor, L (1, 3) OBP: 0.274, SLG: 0.345	B SL 86 B SL 84 1 SAFE F FF 95 F CH 86 F FF 96 S CH 87 2-3 ③ K			1 SAFE B SI 94 B SI 94 S CH 86 B SL 85 C SL 84 X SI 96 3-2 ① 55 S 1-2 1B		X SI 88 0-0 1B	C ST 81 S FF 94 B FF 92 D CH 89 F FF 94 X FF 94 2-2 1-H 2-H 3-H 2B		F SL 84 F FC 93 X SL 84 0-2 ② F7		5	0	3	3	0	1	3
55 Josh Bell, S (1, 10) OBP: 0.316, SLG: 0.398 13 Gabriel Arias, R (10, PR) OBP: 0.250, SLG: 0.278 (10, 10)		B FF 96 B CH 87 X FF 95 2-0 HR		C SI 95 B SL 84 F CH 87 D CH 89 F FF 96 D SL 86 S CH 88 3-3 ② K 1-2		B SI 88 B FC 87 F SI 87 F FC 86 X SI 88 2-2 ② L8	C ST 81 F CH 89 F FF 94 B ST 82 D CH 89 F ST 82 F FF 95 B ST 81 X FF 94 3-2 ③ G4-3		C FC 94 B SI 94 F SL 82 X FC 94 1-2 ③ F9	0-0 10 1B	5 0	1 1	1 0	1 0	0 0	1 0	5 0
39 Oscar Gonzalez, R (1, 9) OBP: 0.212, SLG: 0.297 17 Will Brennan, L (8, PH) OBP: 0.270, SLG: 0.333 (8, 9)		X SI 95 0-0 ① G5-3		B SL 85 F SI 95 D SL 84 S CH 87 S FF 97 2-3 ③ K		C SI 89 X FC 87 0-1 ③ L5		B FC 84 S FC 86 S FC 87 F FC 86 X FF 93 1-2 ① G4-3		B C SI 90 S CU 77 X SI 92 1-2 ① G5-3	3 2	0 0	0 0	0 0	0 0	1 0	2 0
0 Andrés Giménez, L (1, 4) OBP: 0.327, SLG: 0.385		C SL 84 C CH 88 B FF 95 F SL 85 S CH 88 1-3 ② K			B CH 87 F CH 86 X SL 84 1-1 ① F7		B SI 87 T SI 87 S SI 87 F SI 88 X SL 76 1-2 HR	B FC 88 X FC 88 1-0 ② G3		C SI 92 F SI 91 F CU 78 S SI 92 0-3 ② K	5	1	1	1	0	2	0
10 Mike Zunino, R (1, 2) OBP: 0.371, SLG: 0.466		B SI 96 B SL 86 C SI 95 F SL 86 S FF 96 2-3 ③ K			B SI 94 X SI 94 1-0 ② G4-3		B FF 95 C FF 95 S SL 81 B SL 86 X FF 96 2-2 ① G4-3	C FC 88 X SI 96 0-1 ③ G5-3		X SI 92 0-0 7 1B 2-H 1B	5	0	1	1	0	1	0
7 Myles Straw, R (1, 8) OBP: 0.364, SLG: 0.310			B SI 95 B SI 95 X SI 95 2-0 ① L8		C SL 83 B SL 84 B FF 95 F SI 95 B CH 87 B FF 96 4-2 38 BB BB		C SL 82 C SL 82 B FF 95 F FF 96 B SI 96 B SL 83 D SL 84 4-2 11 BB 38 1B 22 2B BB		B FC 92 B FC 93 C FC 93 F FC 94 F FC 95 F FC 95 F FC 95 F FC 94 X SI 94 2-2 38 S 11 1B 1B	B SI 92 C SI 91 B SI 92 X SI 92 2-1 1-3 1B	3	2	2	0	2	0	0
Inning Stats	R: 0 E: 0 K: 1 S: 10 H: 2 LOB: 1 BB: 0 P: 19	R: 1 E: 0 K: 2 S: 9 H: 1 LOB: 0 BB: 0 P: 14	R: 0 E: 0 K: 1 S: 7 H: 0 LOB: 0 BB: 0 P: 11	R: 0 E: 0 K: 2 S: 11 H: 2 LOB: 1 BB: 0 P: 20	R: 0 E: 0 K: 0 S: 10 H: 0 LOB: 2 BB: 2 P: 20	R: 0 E: 0 K: 0 S: 8 H: 1 LOB: 1 BB: 0 P: 10	R: 4 E: 0 K: 1 S: 24 H: 3 LOB: 1 BB: 2 P: 41	R: 0 E: 0 K: 0 S: 7 H: 0 LOB: 0 BB: 0 P: 9	R: 1 E: 0 K: 1 S: 22 H: 3 LOB: 2 BB: 0 P: 29	R: 1 E: 0 K: 2 S: 13 H: 2 LOB: 2 BB: 0 P: 17	1B: 11 2B: 1 3B: 0 HR: 2	SF: 0 SAC: 0 DP: 1 HBP: 0	WP: 0 PB: 0 SB: 2 CS: 1	PA: 46				

PITCHER		IP	WLS	BF	H	R	ER	SO	BB	IBB	HBP	BLK	WP	HR	S	P	ERA	WHIP
66 Brayan Bello, R ERA: 6.57	(1, 1)	5.0		20	5	1	1	6	2	0	0	0	0	1	47	84	1.80	1.400
Richard Bleier, L ERA: 6.94	(6, 1)	1.0		5	2	1	1	0	0	0	0	0	0	1	12	15	9.00	2.000
70 Ryan Brasier, R ERA: 8.36	(7, 1)	0.2		5	1	0	0	1	2	0	0	0	0	0	10	21	0.00	4.500
46 John Schreiber, R ERA: 2.92	(7, 1)	0.1	H	2	1	3	3	0	0	0	0	0	0	0	10	15	81.00	3.000
25 Josh Winckowski, R ERA: 1.4	(8, 1)	1.0	H	3	0	0	0	0	0	0	0	0	0	0	7	9	0.00	0.000

PITCHER		IP	WLS	BF	H	R	ER	SO	BB	IBB	HBP	BLK	WP	HR	S	P	ERA	WHIP
74 Kenley Jansen, R ERA: 1.04	(9, 1)	1.0	B	6	3	1	1	1	0	0	0	0	0	0	22	29	9.00	3.000
83 Brennan Bernardino, L ERA:	(10, 1)	1.0	W	5	2	1	0	2	0	0	0	0	0	0	13	17	0.00	2.000

TOP

Cleveland Guardians @ Boston Red Sox

Fenway Park, Boston, MA

Sat Apr 29 2023, 4:13 PM - 7:29 PM EDT

Att. 31,717 - Overcast - 49 F

livebaseballscorecards.com

AB	42
R	7
H	14
RBI	7
BB	4
SO	10
LOB	19

Cleveland Guardians @ Boston Red Sox

Fenway Park, Boston, MA

Sat Apr 29 2023, 4:13 PM - 7:29 PM EDT

Att. 31,717 - Overcast - 49 F

livebaseballscorecards.com

BOTTOM

Batter	1	2	3	4	5	6	7	8	9	10	AB	R	H	RBI	BB	SO	LOB
99 Alex Verdugo, L (1, 9) OBP: 0.363, SLG: 0.451	X FF 89 0-0 11 HR 2B	B FF 91 X CH 84 1-0 ③ G1-3		B FF 92 X SL 86 1-0 ② G3 1-2 2-3		B FF 94 B FF 94 C FF 93 C CH 89 F SL 87 X FF 94 2-2 ① L8 2-3		X FF 94 0-0 ③ F7		B SL 91 D FC 99 X FC 98 2-0 2-H 1B	6	1	2	1	0	0	6
7 Masataka Yoshida, L (1, 10) OBP: 0.367, SLG: 0.452	B FF 91 B CU 78 B FF 90 B FF 90 4-0 11 HR BB		B FF 89 C CH 83 X FF 89 1-1 ① 1B	C SL 85 C FF 92 D SL 84 X FF 94 1-2 ③ G1-6-3		B CH 88 X FF 93 1-0 ② G3 1-3 3-H			B FF 91 C FF 92 S CH 78 X CH 77 1-2 ① P6		4	1	1	0	1	0	3
2 Justin Turner, R (1, 3) OBP: 0.369, SLG: 0.375	B SL 85 B FF 91 S SL 84 F SL 83 S SL 84 2-3 ① K		C SL 84 X CH 83 0-1 ② G6-3		F FF 92 F SL 82 B SL 87 B FF 94 X SL 84 2-2 ① F8	B SL 85 C FF 93 S FF 93 X FF 94 1-2 ③ L9			B SL 85 C FF 92 F FF 93 B CH 79 X FF 93 2-2 11 FC4-6 1B		5	0	1	0	0	1	3
11 Rafael Devers, L (1, 5) OBP: 0.286, SLG: 0.578	F FF 91 C CH 84 D CH 84 B CH 84 F FF 90 X SL 85 2-2 1-H 2-H HR		B CU 78 B FF 90 F FF 90 X CH 84 2-1 ③ G4-3		B FF 95 X CH 88 1-0 17 1B 1B		C FF 94 B CH 87 S CH 87 B FF 95 F CH 87 C FF 94 2-3 ① K		X CH 78 0-0 ② FC4-6 16 1B 1-2f		5	1	2	3	0	1	1
16 Jarren Duran, L (1, 8) OBP: 0.429, SLG: 0.659	B FF 91 B FF 90 C FF 92 B CH 85 C FF 91 X FF 90 3-2 ② G1-3			B FF 89 X FF 88 1-0 ① F7	F FF 94 F CU 76 F CU 77 F FF 94 B CH 90 F SL 85 X CU 77 1-2 ② P5		B FF 94 C FF 95 T FF 94 F FF 95 B CH 87 B CH 89 X FF 94 3-2 ② F7		C FF 93 X CH 79 0-1 17 DI 1-3 1B	5	0	1	0	0	0	1
17 Raimel Tapia, L (1, 7) OBP: 0.333, SLG: 0.385	B CU 80 B FF 90 X FF 90 2-0 ③ P5			B SL 84 B CH 83 X FF 90 2-0 47 2B 2B	C SL 86 X FF 94 0-1 1-2 1B		C FF 95 F SL 83 X SL 82 0-2 ③ G4-3		B CH 77 B C B F B 4-2 1-2 BB		4	1	2	0	1	0	0
47 Enmanuel Valdez, L (1, 4) OBP: 0.313, SLG: 0.438		B CU 78 X FF 90 1-0 ① G1-3		C CH 83 F FF 91 B CH 82 F SL 84 X FF 89 1-2 39 1B 2-H 2B B CU 77 C FF 93 C CH 90 F SL 83 F CH 90 S CU 77 1-3 ③ K				B CU 81 B FF 94 X FF 94 2-0 ① F9	F F B F X 1-2 ③ F9	0-0 39 1B	5	2	1	1	0	1	5
39 Christian Arroyo, R (1, 6) OBP: 0.262, SLG: 0.274		C SL 84 F SL 83 X FF 90 0-2 ② G6-3		B SL 84 X SL 84 1-0 99 G3 12 1B 2-H 1B		F FF 93 S FF 94 B FF 95 X CU 78 1-2 99 L8 12 1B 7 E 1B		F FF 94 B FF 94 B CU 81 B CU 82 B FF 95 4-1 BB		F FC 97 F SL 88 X FC 97 0-2 99 PB 12 SH3 99 1B 2-H 1B	4	2	3	2	1	0	0
12 Connor Wong, R (1, 2) OBP: 0.300, SLG: 0.296		X FF 91 0-0 1B		C SL 85 F SL 84 X CH 84 0-2 99 G3 1-2 1B		S SL 86 B SL 86 F FF 93 F SL 87 X SL 85 1-2 7 S 1-2 1B		D CU 82 F CU 82 B CU 82 F FF 95 C FF 95 2-3 ② K		X FC 98 0-0 ① SH3 1-2	4	0	3	0	0	1	1
Inning Stats	R: 3 H: 2 E: 0 LOB: 0 K: 1 BB: 1 S: 12 P: 25	R: 0 H: 1 E: 0 LOB: 1 K: 0 BB: 0 S: 6 P: 8	R: 0 H: 1 E: 0 LOB: 0 K: 0 BB: 0 S: 6 P: 9	R: 2 H: 4 E: 0 LOB: 2 K: 0 BB: 0 S: 14 P: 21	R: 0 H: 2 E: 0 LOB: 2 K: 1 BB: 0 S: 17 P: 22	R: 1 H: 2 E: 0 LOB: 1 K: 0 BB: 0 S: 15 P: 21	R: 0 H: 0 E: 0 LOB: 0 K: 1 BB: 0 S: 11 P: 16	R: 0 H: 0 E: 0 LOB: 1 K: 1 BB: 1 S: 6 P: 14	R: 0 H: 2 E: 0 LOB: 3 K: 0 BB: 1 S: 15 P: 23	R: 2 H: 2 E: 0 LOB: 1 K: 0 BB: 0 S: 5 P: 7	1B: 12 SF: 0 2B: 3 SAC: 1 3B: 0 DP: 0 HR: 1 HBP: 0						

	AB	42
	R	8
	H	16
	RBI	7
	BB	3
	SO	4
	LOB	20

	WP: 0	PA: 46
	PB: 1	
	SB: 2	
	CS: 0	

PITCHER		IP	WLS	BF	H	R	ER	SO	BB	IBB	HBP	BLK	WP	HR	S	P	ERA	WHIP
34 Zach Plesac, R ERA: 7.59	(1, 1)	3.1		18	8	5	5	1	1	0	0	0	0	1	34	57	13.50	2.700
44 Xzavion Curry, R ERA: 2.5	(4, 1)	2.2		12	4	1	0	1	0	0	0	0	0	0	36	49	0.00	1.500
62 Enyel De Los Santos, R ERA: 1.86	(7, 1)	1.0		3	0	0	0	1	0	0	0	0	0	0	11	16	0.00	0.000
99 James Karinchak, R ERA: 5.79	(8, 1)	1.0		4	0	0	0	1	1	0	0	0	0	0	6	14	0.00	1.000
49 Eli Morgan, R ERA:	(9, 1)	1.0		6	2	0	0	0	1	0	0	0	0	0	15	23	0.00	3.000

PITCHER		IP	WLS	BF	H	R	ER	SO	BB	IBB	HBP	BLK	WP	HR	S	P	ERA	WHIP
48 Emmanuel Clase, R ERA: 1.88	(10, 1)	0.1	L	3	2	2	0	0	0	0	0	0	0	0	5	7	0.00	6.000

Cleveland Guardians @ Boston Red Sox

Fenway Park, Boston, MA

Sun Apr 30 2023, 1:37 PM - 4:08 PM EDT

Att. 29,395 - Drizzle - 51 F

TOP

livebaseballscorecards.com

Batter	1	2	3	4	5	6	7	8	9	AB	R	H	RBI	BB	SO	LOB
38 Steven Kwan, L (1, 7) OBP: 0.369, SLG: 0.333	C FF 96 B FF 96 X SI 95 1-1 ① G4-3		B SL 78 B FF 94 C SI 93 X SI 92 2-1 ③ G4-3			C FF 91 B FF 94 B SL 77 F FF 93 F SI 93 X SL 80 2-2 1 1B 2B		C SI 87 X SI 86 0-1 ① L6		4	1	1	0	0	0	0
1 Amed Rosario, R (1, 6) OBP: 0.260, SLG: 0.330	B FF 95 F FF 94 B FF 94 F FF 95 S SL 81 2-3 ② K			X CH 84 0-0 ① L1-3		C SL 77 C FF 94 B FF 93 F FF 94 F FF 95 F SL 81 X FF 95 1-2 11 F9 2-H 1B		C SI 87 F SI 86 B FC 84 B FC 86 X SI 86 2-2 ② G6-3		4	0	1	1	0	1	0
11 José Ramírez, S (1, 10) OBP: 0.368, SLG: 0.467	B FF 95 B CH 88 X FF 95 2-0 ③ G6-3			B FF 92 S FF 94 S CH 86 X SL 80 1-2 ② P2		C SL 77 B FF 93 B CH 86 X FF 94 2-1 ① F9 2-3		C SI 87 B FS 78 B SI 87 F SI 88 S FC 85 2-3 ③ K		4	0	0	0	0	1	1
55 Josh Bell, S (1, 3) OBP: 0.305, SLG: 0.382		C FF 93 B FF 95 F FF 94 B SL 81 F SL 80 S FF 94 2-3 ① K		C FF 94 B CH 87 F FF 92 X SL 78 1-2 ③ L9		B FF 95 S FF 96 F FF 96 X FF 96 1-2 ② G2-3			S SI 89 B CH 82 C SI 91 B CU 78 X SI 91 2-2 ① L8	4	0	0	0	0	1	1
39 Oscar Gonzalez, R (1, 9) OBP: 0.200, SLG: 0.279		B SL 78 C FF 92 C FF 94 X SL 80 1-2 ② L6			C FF 92 X CH 84 0-1 E5 0 HBP	S SL 78 D SL 79 B FF 96 C FF 95 F FF 98 F SL 83 F FF 97 X FF 96 2-2 ③ G3-1			B SI 90 B SI 90 B SI 90 C SI 89 C SI 90 X SI 91 3-2 ② G6-3	4	0	0	0	0	0	1
0 Andrés Giménez, L (1, 4) OBP: 0.333, SLG: 0.384		X FF 96 0-0 1B			C SI 91 L SI 90 H SI 92 1-2 1-2 HBP		C SL 76 F SI 91 B SI 94 F SI 95 F SI 94 X SL 80 1-2 ① L8		B SI 90 S SI 90 B SI 89 C SI 90 X SI 91 2-2 ③ G3	3	0	1	0	0	0	0
7 Myles Straw, R (1, 8) OBP: 0.353, SLG: 0.300		B FF 93 F FF 94 B FF 94 C FF 94 B FF 94 F FF 94 F FF 94 F FF 95 C FF 93 3-3 ③ K			L FF 93 F FF 93 S SL 79 0-3 ① K		F SI 93 C FF 93 C SI 94 0-3 ② K			3	0	0	0	0	3	3
13 Gabriel Arias, R (1, 5) OBP: 0.256, SLG: 0.282			B FF 92 X FF 91 1-0 ① F9		B SL 77 S FF 95 F FF 96 S FF 95 1-3 ② K		B SI 94 S SI 93 C SI 94 X ST 82 1-2 1B			3	0	1	0	0	1	2
35 Cam Gallagher, R (1, 2) OBP: 0.185, SLG: 0.125 22 Josh Naylor, L (7, PH) OBP: 0.271, SLG: 0.341 46 Meibrys Viloria, L (7, 2)			C FF 92 S SL 77 X FF 93 0-2 ② P3		S SL 79 X FF 94 0-1 ③ L8		S FF 93 X SI 93 0-1 ③ G3			2 1 0	0 0 0	0 0 0	0 0 0	0 0 0	0 0 0	2 1 0

	AB	32
	R	1
	H	4
	RBI	1
	BB	0
	SO	7
	LOB	11

| Inning Stats | | |

Batter	1	2	3	4	5	6	7	8	9	AB	R	H	RBI	BB	SO	LOB
99 Alex Verdugo, L (1, 9) OBP: 0.372, SLG: 0.479	B FF 92 C FF 92 S ST 78 S ST 80 1-3 ① **K**		F ST 77 B ST 80 B ST 74 F ST 79 B FF 92 X CH 84 3-2 ② **G4-3**		B FF 91 F ST 78 X CH 84 1-1 30 BB **1B** 2-H 3-H		B FF 91 B FF 91 F FF 91 B FF 90 X FF 92 3-1 **HR**	B FF 88 D CU 79 D CU 80 C FF 91 F FF 90 D CH 85 4-2 **BB**		4	1	2	3	1	1	0
2 Justin Turner, R (1, 3) OBP: 0.362, SLG: 0.361	B FF 92 B FF 92 B FF 92 C FF 92 C ST 79 X FF 93 3-2 ② **F9**		C ST 79 B CH 83 F FF 91 B FF 91 X ST 78 2-2 **E6**		F ST 78 F FF 92 B CH 84 B FF 91 F ST 80 F CH 83 C FF 91 2-3 ② **K**		B FF 92 F FC 87 B FF 90 B FF 91 B FC 88 4-1 30 G6-4-3 **BB**	C FC 90 B FF 91 F FF 91 F FC 89 S FF 92 1-3 ② **K**		4	0	0	0	1	2	3
30 Rob Refsnyder, R (1, 7) OBP: 0.339, SLG: 0.283	B FF 92 C CH 84 S CH 84 F FF 92 X CH 76 1-2 ③ **L7**		C CH 82 X FF 92 0-1 ③ **F9**		C FF 91 C FF 91 B CH 82 D CH 82 F FF 92 F ST 80 B CH 82 F CH 82 B ST 78 4-2 **1-2** **BB**		B FF 91 C FC 87 X FC 89 1-1 ①② **G6-4-3** **1-2f**	F FC 86 C FF 92 S CU 81 0-3 ③ **K2-3**		4	0	0	0	1	1	4
11 Rafael Devers, L (1, 5) OBP: 0.285, SLG: 0.563		B FF 92 F ST 77 F FF 92 B ST 80 X CH 84 2-2 ① **G3-1**		S ST 78 S ST 79 B FF 91 B ST 79 S ST 78 2-3 ① **K**	C FF 91 F ST 79 F ST 80 B ST 80 B ST 78 C FF 92 2-3 ③ **K**		B FF 91 B FF 91 B FF 90 B FF 91 4-0 7 BB 39 2B **BB**			3	1	0	0	1	2	2
7 Masataka Yoshida, L (1, 10) OBP: 0.373, SLG: 0.460		C FF 92 X FF 92 0-1 **2B**		C ST 78 C ST 78 S ST 79 0-3 ② **K**		C FF 92 C FS 87 B SL 81 F FF 92 B FS 84 F SL 81 X FF 93 2-2 ① **F7**	D CU 80 B FF 90 B FF 90 C FF 91 B FF 91 4-1 **1-2** 39 2B **BB**			3	1	1	0	1	1	0
39 Christian Arroyo, R (1, 6) OBP: 0.290, SLG: 0.308		F FF 92 B FC 87 S ST 79 F FF 92 B FF 93 B CH 83 F ST 80 F FF 92 B ST 80 4-2 **BB**		F CH 84 C FF 93 B ST 81 S CH 84 1-3 ③ **K**		S SL 81 S SL 81 B SL 80 X SL 80 1-2 12 HR **1B**	X FC 87 0-0 **1-H** **2-H** **2B**			3	1	2	2	1	1	0
12 Connor Wong, R (1, 2) OBP: 0.313, SLG: 0.362		F FF 93 S FF 92 B CH 83 S ST 81 1-3 ② **K**			X CH 82 0-0 16 2B 99 1B **1B**	B SL 80 C SI 90 F FF 92 X FF 92 1-2 **1-H** **HR**	C FF 90 X FC 89 0-1 ③ **G6-3**			4	2	2	2	0	1	3
16 Jarren Duran, L (1, 8) OBP: 0.415, SLG: 0.646		F ST 79 X ST 80 0-1 ③ **G6-3**			B FF 90 F ST 78 B ST 76 F FF 91 X ST 78 2-2 **1-3** 99 1B **2B**	B SL 81 C FS 86 F SI 91 B SL 79 X SL 78 2-2 ② **F7**		B FF 91 X CH 84 1-0 ① **G3-1**		4	1	1	0	0	0	2
47 Enmanuel Valdez, L (1, 4) OBP: 0.300, SLG: 0.450			B FF 92 C ST 78 B ST 79 F FF 91 F ST 79 X ST 80 2-2 ① **G6-3**		B ST 79 F ST 76 C ST 78 B FF 92 S ST 79 2-3 ① **K2-3**	B FS 84 F SL 79 C FS 90 X SL 78 1-2 ③ **G3-1**		B FF 91 S FF 92 B FF 92 X CH 85 2-1 **2B**		4	0	1	0	0	1	2
Inning Stats	R: 0 E: 0 K: 1 S: 10 H: 0 LOB: 0 BB: 0 P: 15	R: 0 E: 0 K: 1 S: 15 H: 1 LOB: 2 BB: 1 P: 22	R: 0 E: 1 K: 0 S: 12 H: 0 LOB: 1 BB: 0 P: 19	R: 0 E: 0 K: 3 S: 9 H: 0 LOB: 0 BB: 0 P: 12	R: 2 E: 0 K: 3 S: 23 H: 3 LOB: 2 BB: 1 P: 36	R: 2 E: 0 K: 0 S: 17 H: 2 LOB: 0 BB: 0 P: 24	R: 3 E: 0 K: 0 S: 9 H: 2 LOB: 1 BB: 3 P: 25	R: 0 E: 0 K: 2 S: 12 H: 1 LOB: 2 BB: 1 P: 20		1B: 3 2B: 4 3B: 0 HR: 2	SF: 0 SAC: 0 DP: 1 HBP: 0		WP: 0 PB: 0 SB: 0 CS: 0	PA: 39	

PITCHER		IP	WLS	BF	H	R	ER	SO	BB	IBB	HBP	BLK	WP	HR	S	P	ERA	WHIP
41 Logan Allen, L ERA: 2.45	(1, 1)	5.0	L	22	4	2	2	8	2	0	0	0	0	0	69	104	3.60	1.200
52 Nick Sandlin, R ERA: 5.91	(6, 1)	1.0		5	2	2	2	0	0	0	0	0	0	1	17	24	18.00	2.000
50 Peyton Battenfield, R ERA: 4.67	(7, 1)	2.0		12	3	3	3	2	4	0	0	0	0	1	21	45	13.50	3.500

PITCHER	IP	WLS	BF	H	R	ER	SO	BB	IBB	HBP	BLK	WP	HR	S	P	ERA	WHIP

BOTTOM

Cleveland Guardians @ Boston Red Sox

Fenway Park, Boston, MA

Sun Apr 30 2023, 1:37 PM - 4:08 PM EDT

Att. 29,395 - Drizzle - 51 F

livebaseballscorecards.com

AB	33
R	7
H	9
RBI	7
BB	6
SO	10
LOB	16

Toronto Blue Jays @ Boston Red Sox

Fenway Park, Boston, MA

Mon May 01 2023, 7:11 PM - 9:56 PM EDT

Att. 27,438 - Partly Cloudy - 59 F

TOP

livebaseballscorecards.com

Batter	1	2	3	4	5	6	7	8	9	AB	R	H	RBI	BB	SO	LOB
11 Bo Bichette, R (1, 6) OBP: 0.379, SLG: 0.552	B SI 89 X CU 82 1-0 26 S 1B	C SI 90 B CU 82 X CU 81 1-1 1-H 2-H HR		B SI 89 B SI 88 F CH 81 X SI 88 2-1 1B			X FF 95 0-0 25 FC5-4 26 1B 1B	D SI 96 X SI 95 1-0 27 FC6 1-2 1B		5	1	5	3	0	0	0
27 Vladimir Guerrero Jr., R (1, 10) OBP: 0.386, SLG: 0.487	B SI 88 F SI 89 B CU 82 X SI 89 2-1 F8	① X FC 85 0-0 2B		C SI 87 F SI 88 D CU 81 D CU 80 D CH 83 1 SAFE F SI 88 X CU 81 3-2 F7 ③			F FC 92 B SI 93 F FC 91 C FS 86 1-3 ①	F SI 96 B FC 89 F SI 96 X FC 89 1-2 FC6 1-2f 2-H ②		5	0	1	0	0	1	4
26 Matt Chapman, R (1, 5) OBP: 0.462, SLG: 0.670	C SI 87 1 SAFE S CU 81 B CU 81 B FC 86 B SI 89 C CU 81 3-3 1-2 ②	C SI 89 F CU 82 T SI 88 0-2 ③			X SI 87 0-0 P1 ①		B SI 93 S FF 95 F FF 95 F FC 91 X FF 96 1-2 25 FC5-4 1-2 1B	B SI 96 F SI 95 F SI 96 B FC 88 B FC 90 D SI 97 4-2 BB		4	0	1	0	1	2	2
25 Daulton Varsho, L (1, 7) OBP: 0.288, SLG: 0.284	B FC 87 C SI 88 B FC 86 B CH 82 B FC 87 4-1 BB		X FC 84 0-0 F9 ①		B SI 88 F CU 79 B FC 85 S CH 80 F CU 80 S CH 80 2-3 ②		C FC 92 X FC 92 0-1 1-2f 2-3 ② FC5-4 15 S	X SI 96 0-0 F7 ③		4	0	0	0	1	1	4
15 Whit Merrifield, R (1, 4) OBP: 0.378, SLG: 0.418	C CU 81 B FC 85 X SI 89 1-1 L5 ③		C FF 87 B CH 81 B SI 87 C CU 81 X SI 87 2-2 2B		F FC 83 B FC 87 C CH 81 B CH 80 B SI 88 F SI 87 F SI 88 X SI 87 3-2 L7 ③		B FC 90 B SI 94 B SI 94 C FC 90 B FF 95 4-1 1-2 BB		C SI 94 X SI 94 0-1 F7 ①	4	0	1	0	1	0	2
13 Brandon Belt, L (1, 3) OBP: 0.235, SLG: 0.274 30 Alejandro Kirk, R (7, PH) OBP: 0.413, SLG: 0.381 38 Nathan Lukes, L (7, 9)		C SI 88 F FC 86 C CU 81 0-3 ①	C CH 84 T FC 86 B FC 87 D CU 80 B SI 89 F CH 82 F FC 87 C CU 81 3-3 ②			B CH 80 C FC 84 B FC 85 F CU 78 F SI 88 B CH 82 S CU 80 3-3 K ①	C SI 94 X FC 91 0-1 G1-3 ③		B FC 89 F SI 95 T FC 88 C CH 93 1-3 ②	3 1 1	0 0 0	0 0 0	0 0 0	0 0 0	3 0 1	1 3 0
9 Danny Jansen, R (1, 2) OBP: 0.258, SLG: 0.356		B SI 88 B SI 89 B SI 88 B FC 85 4-0 39 BB 11 HR BB	F SI 89 X CU 81 0-1 L7 ③			B SI 88 B FC 85 B CU 78 C SI 88 B FC 86 4-1 BB		C SI 97 S FC 90 X SL 85 0-2 ① G6-3	F FC 90 C FF 95 B FF 96 B SL 84 X SI 96 2-2 ③ G6-3	3	1	0	0	2	0	1
8 Cavan Biggio, L (1, 9) OBP: 0.189, SLG: 0.265 (7, 3)		C CU 80 S FC 86 B SI 88 F CU 80 B FC 87 C SI 90 2-3 ②		F SI 89 C FC 85 B CU 80 X CH 82 1-2 ① G4-3		F SI 90 B CU 78 S SI 91 S CU 79 1-3 ② K		X SL 86 0-0 39 E 2B		4	1	1	0	0	2	2
39 Kevin Kiermaier, L (1, 8) OBP: 0.317, SLG: 0.395		D CU 80 D CU 80 F SI 89 B FC 86 B FC 86 4-1 1-2 11 HR BB		X CH 81 0-0 F7 ②		B CU 79 B CU 79 C SI 90 X SI 90 2-1 G4-3 ③		S SI 96 X FC 89 0-1 E6 11 1B 2-H 27 E		3	2	0	0	1	0	1
Inning Stats	R: 0 E: 0 K: 1 S: 9 H: 1 LOB: 2 BB: 1 P: 20	R: 3 E: 0 K: 3 S: 14 H: 2 LOB: 1 BB: 2 P: 25	R: 0 E: 0 K: 1 S: 11 H: 1 LOB: 1 BB: 0 P: 16	R: 0 E: 0 K: 0 S: 10 H: 1 LOB: 1 BB: 0 P: 16	R: 0 E: 0 K: 1 S: 10 H: 0 LOB: 0 BB: 0 P: 15	R: 0 E: 0 K: 2 S: 10 H: 0 LOB: 1 BB: 1 P: 20	R: 0 E: 0 K: 1 S: 13 H: 2 LOB: 3 BB: 1 P: 19	R: 2 E: 2 K: 0 S: 13 H: 2 LOB: 2 BB: 1 P: 19	R: 0 E: 0 K: 1 S: 8 H: 0 LOB: 0 BB: 0 P: 11	1B: 5 2B: 3 3B: 0 HR: 1 SF: 0 SAC: 0 DP: 0 HBP: 0						

	AB	37
	R	5
	H	9
	RBI	3
	BB	6
	SO	10
	LOB	20

PITCHER		IP	WLS	BF	H	R	ER	SO	BB	IBB	HBP	BLK	WP	HR	S	P	ERA	WHIP	PITCHER	IP	WLS	BF	H	R	ER	SO	BB	IBB	HBP	BLK	WP	HR	S	P	ERA	WHIP
28 Corey Kluber, R ERA: 6.44	(1, 1)	5.1		25	5	3	3	7	4	0	0	0	0	1	59	104	5.06	1.688																	
83 Brennan Bernardino, L ERA:	(6, 1)	0.2		2	0	0	0	1	0	0	0	0	0	0	5	8	0.00	0.000																	
55 Chris Martin, R ERA: 2.25	(7, 1)	1.0	H	6	2	0	0	1	1	0	0	0	0	0	13	19	0.00	3.000																	
25 Josh Winckowski, R ERA: 1.69	(8, 1)	2.0	W	10	2	2	1	1	1	0	0	0	0	0	21	30	4.50	1.500																	

PITCHER		IP	WLS	BF	H	R	ER	SO	BB	IBB	HBP	BLK	WP	HR	S	P	ERA	WHIP	PITCHER	IP	WLS	BF	H	R	ER	SO	BB	IBB	HBP	BLK	WP	HR	S	P	ERA	WHIP

Batter	1	2	3	4	5	6	7	8	9	AB	R	H	RBI	BB	SO	LOB
99 Alex Verdugo, L (1, 9) OBP: 0.373, SLG: 0.508	B FF 93 C FF 94 X CH 85 1-1 7 2B 2B	B SV 83 C FF 95 B FF 95 B SV 83 C FF 93 X SV 86 3-2 ② G4-3 1-3		B SV 81 C FF 95 F FF 94 D SV 84 X CH 82 2-2 ②③ G1-6-3 1-2f		C SI 92 X SI 93 0-1 ② FC3-6 7 S 1-2f			C FF 96 B SL 84 X FF 94 1-1 HR	5	2	2	1	0	0	3
7 Masataka Yoshida, L (1, 7) OBP: 0.377, SLG: 0.473	B SV 84 X FF 94 1-0 2 1B 2-H 2B	B FF 93 X FF 95 1-0 ③ G4-3			C SV 82 B CH 84 B FF 93 C CH 83 X SI 94 2-2 11 G5-6-3 1B	B SI 93 1 SAFE B SI 92 B SI 92 C SI 92 X SI 92 3-1 ③ G6-3 1-2				4	1	2	1	0	0	2
2 Justin Turner, R (1, 10) OBP: 0.359, SLG: 0.357	B FF 93 B SI 94 F SV 84 X FF 95 2-1 11 BB 2-H 1B		C FF 94 X SV 79 0-1 ① G5-3		B SV 84 C SI 94 C SI 94 X SV 84 1-2 ① L8		B FF 96 B SL 86 B FF 96 C FF 96 F FF 96 X FF 96 3-2 ① L9			4	0	1	1	0	0	1
11 Rafael Devers, L (1, 5) OBP: 0.291, SLG: 0.557	B FF 95 S FF 94 B FF 94 S FF 95 F FF 95 B CH 85 B SI 96 4-2 1-2 BB		X FF 95 0-0 36 BLK 16 1B 1B		S CH 86 B FF 95 X FF 95 1-1 ②③ G5-6-3 1-2f		B FF 98 B FF 96 C FF 97 X FF 98 2-1 ② P4			3	0	1	0	1	0	1
16 Jarren Duran, L (1, 8) OBP: 0.421, SLG: 0.692	C SV 83 S CH 84 B CH 78 F SI 95 S CH 84 1-3 ① K		X CH 84 0-0 36 BLK 1-2 1B			X SV 81 0-0 HR	F FF 99 C FF 98 S FF 100 0-3 ③ K			4	1	2	1	0	2	2
5 Enrique Hernández, R (1, 6) OBP: 0.316, SLG: 0.392 17 Raimel Tapia, L (8, PR) OBP: 0.333, SLG: 0.385 39 Christian Arroyo, R (9, 6) OBP: 0.290, SLG: 0.308	X SV 85 0-0 ② P5		B FF 95 B FF 95 B SI 96 X FF 96 3-0 ② F9			C SI 93 B SV 82 S SV 82 B SV 83 S SI 96 2-3 ① K		B SL 85 S FF 96 X FF 96 1-1 47 E 47 S 1B		4 0 0	0 0 0	1 0 0	0 0 0	0 0 0	1 0 0	4 0 0
36 Triston Casas, L (1, 3) OBP: 0.281, SLG: 0.282	B SV 78 2 SAFE B CH 86 C CH 85 B CH 78 C FF 96 F FF 95 C CH 82 3-3 ③ K		B SV 85 X FF 96 1-0 ③ G6-3 1-2 2-3			B FF 96 B CH 86 B SI 93 S FF 94 B FF 95 4-1 47 HR BB		C FF 97 1 SAFE S FF 97 T FF 98 0-2 ① K		3	1	0	0	1	2	5
47 Enmanuel Valdez, L (1, 4) OBP: 0.333, SLG: 0.583		C FF 92 B SV 81 B CH 84 X FF 92 2-1 99 G4-3 99 S 1B		B SV 82 C SV 82 C CH 79 X SI 95 1-2 ① G1-3		B CH 87 X FF 95 1-0 1-H HR		B FF 96 S FF 96 B CU 78 S FF 97 S FF 97 2-3 ② K 1-3		4	1	2	2	0	1	1
3 Reese McGuire, L (1, 2) OBP: 0.353, SLG: 0.408		C SV 82 1 SAFE S CH 84 S FF 95 0-3 ① K		B CH 83 C SI 93 X CH 78 1-1 99 G1-6-3 1B		F FF 94 X SV 84 0-1 99 FC3-6 1B		F FF 98 F FF 100 F FF 100 B CU 78 X FF 98 1-2 ③ F9		4	0	2	0	0	1	3
Inning Stats	R: 2 H: 3 E: 0 LOB: 2 K: 2 BB: 1 S: 17 P: 29	R: 0 H: 1 E: 0 LOB: 1 K: 1 BB: 0 S: 9 P: 15	R: 0 H: 2 E: 0 LOB: 2 K: 0 BB: 0 S: 6 P: 10	R: 0 H: 1 E: 0 LOB: 0 K: 0 BB: 0 S: 8 P: 12	R: 0 H: 1 E: 0 LOB: 0 K: 0 BB: 0 S: 8 P: 12	R: 3 H: 3 E: 0 LOB: 1 K: 1 BB: 1 S: 12 P: 22	R: 0 H: 0 E: 0 LOB: 0 K: 1 BB: 0 S: 8 P: 13	R: 0 H: 1 E: 0 LOB: 2 K: 2 BB: 0 S: 12 P: 16	R: 1 H: 1 E: 0 LOB: 0 K: 0 BB: 0 S: 2 P: 3	1B: 8 SF: 0 2B: 2 SAC: 0 3B: 0 DP: 2 HR: 3 HBP: 0						

PITCHER	IP	WLS	BF	H	R	ER	SO	BB	IBB	HBP	BLK	WP	HR	S	P	ERA	WHIP
17 José Berríos, R (1, 1) ERA: 5.29	5.1		27	11	5	5	4	2	0	0	1	0	2	56	93	8.44	2.438
58 Tim Mayza, L (6, 1) ERA: 1.13	0.2		2	0	0	0	0	0	0	0	0	0	0	4	7	0.00	0.000
24 Nate Pearson, R (7, 1) ERA:	2.0		7	1	0	0	3	0	0	0	0	0	0	20	29	0.00	0.500
68 Jordan Romano, R (9, 1) ERA: 3.65	0.0	L	1	1	1	1	0	0	0	0	0	0	1	2	3	∞	∞

PITCHER	IP	WLS	BF	H	R	ER	SO	BB	IBB	HBP	BLK	WP	HR	S	P	ERA	WHIP

BOTTOM

Toronto Blue Jays @ Boston Red Sox

Fenway Park, Boston, MA

Mon May 01 2023, 7:11 PM - 9:56 PM EDT

Att. 27,438 - Partly Cloudy - 59 F

livebaseballscorecards.com

AB	35
R	6
H	13
RBI	6
BB	2
SO	7
LOB	22

WP: 0	PA: 37		
PB: 0			
SB: 3			
CS: 0			

Batter	1	2	3	4	5	6	7	8	9	AB	R	H	RBI	BB	SO	LOB
4 George Springer, R (1, 9) OBP: 0.272, SLG: 0.302	F SI 94 F SI 95 B SL 84 B SL 83 B SI 94 S SI 94 3-3 ① **K**		F SL 85 F SL 84 B SL 84 B SL 85 B SI 95 X SI 94 3-2 ② F8		C FS 88 F SL 84 T FF 95 0-2 ② **K** 1-2		X SI 93 0-0 ① F9		X SI 95 0-0 ② ③ G6-4-3 1-2f	5	0	0	0	0	2	4
11 Bo Bichette, R (1, 6) OBP: 0.382, SLG: 0.543	B SI 95 F SL 84 B SL 84 B SI 94 B SI 94 4-1 BB		D SI 95 B FS 88 C SI 94 C SL 83 F FF 95 S SL 84 2-3 ③ **K**		B SL 84 B SL 83 B FC 93 C FC 92 B SI 94 4-1 27 1B 26 PB BB		C SI 95 B SI 95 F ST 82 S SI 93 1-3 ② **K**			2	1	0	0	2	2	1
27 Vladimir Guerrero Jr., R (1, 3) OBP: 0.390, SLG: 0.487	X SI 95 0-0 ② F7			C FC 92 F SL 84 S FS 89 0-3 ① **K**	X FF 95 0-0 26 1B 26 PB 25 HR 1-3 2-H 3-H 1B		X SI 94 0-0 1B			4	1	2	2	0	1	1
26 Matt Chapman, R (1, 5) OBP: 0.455, SLG: 0.654	X SI 94 0-0 ③ F7			C SI 93 B FC 92 S SL 83 B SL 84 X SI 94 2-2 ② G5-3	B SL 85 B FC 92 F SI 93 B FC 92 X SI 92 3-1 25 HR 1-3 3-H 1B		X SI 94 0-0 ③ G4-3			4	1	1	0	0	0	2
25 Daulton Varsho, L (1, 7) OBP: 0.295, SLG: 0.330		B SL 85 F SL 85 B FC 91 F FC 92 B FS 90 X FC 92 3-2 ① F7		X SI 94 0-0 2B	F FS 88 X FS 88 0-1 1-H 3-H HR			B SI 89 C SI 87 S SL 76 B SI 88 X SI 88 2-2 ① G6-3		4	1	2	3	0	0	0
15 Whit Merrifield, R (1, 4) OBP: 0.362, SLG: 0.398		C SL 84 B SI 94 X SI 94 1-1 ② F9		B FC 93 X SI 94 1-0 ③ G5-3	F SI 94 B FS 88 S SL 84 X SL 83 1-2 ③ L7			X SI 89 0-0 ② F9		4	0	0	0	0	0	1
30 Alejandro Kirk, R (1, 10) OBP: 0.393, SLG: 0.358		C SI 95 X SL 84 0-1 ③ G6-3			B SI 92 B FS 87 X SI 93 2-0 ① G6-3	C SI 94 X FS 87 0-1 ① G6-3		C FC 87 F FC 85 B FS 81 X FC 86 1-2 ③ G5-3		4	0	0	0	0	0	0
9 Danny Jansen, R (1, 2) OBP: 0.271, SLG: 0.355			B SI 94 B SI 93 C SI 94 F SI 94 B SL 84 B SI 93 4-2 BB		X SI 93 0-0 39 1B 27 1B 1B	C SL 85 B SL 83 F SI 94 B SL 83 S SL 82 2-3 ② **K**			X SI 95 0-0 ① P4	3	1	1	0	1	1	0
39 Kevin Kiermaier, L (1, 8) OBP: 0.326, SLG: 0.400			B SL 84 S SL 84 X FC 91 1-1 ① F8		C FS 87 B FS 86 F SI 93 X FC 90 1-2 4 S 27 1B 1-3 1B	B SL 82 C SL 81 B FS 88 C FC 91 X SL 83 2-2 ③ F8			B SL 86 B FF 95 B FC 87 C FC 88 X FC 87 3-1 4 G6-4-3 1B	4	1	2	0	0	0	1
Inning Stats	R: 0 E: 0 K: 1 S: 6 H: 0 LOB: 1 BB: 1 P: 13	R: 0 E: 0 K: 0 S: 7 H: 0 LOB: 0 BB: 0 P: 11	R: 0 E: 0 K: 1 S: 11 H: 0 LOB: 1 BB: 1 P: 21	R: 0 E: 0 K: 1 S: 8 H: 1 LOB: 1 BB: 0 P: 11	R: 6 E: 0 K: 1 S: 17 H: 5 LOB: 0 BB: 1 P: 28	R: 0 E: 0 K: 1 S: 8 H: 0 LOB: 0 BB: 0 P: 12	R: 0 E: 0 K: 1 S: 6 H: 1 LOB: 1 BB: 0 P: 7	R: 0 E: 0 K: 0 S: 7 H: 0 LOB: 0 BB: 0 P: 10	R: 0 E: 0 K: 0 S: 4 H: 1 LOB: 0 BB: 0 P: 7	1B: 6 2B: 1 3B: 0 HR: 1 SF: 0 SAC: 0 DP: 1 HBP: 0						

PITCHER	IP	WLS	BF	H	R	ER	SO	BB	IBB	HBP	BLK	WP	HR	S	P	ERA	WHIP
89 Tanner Houck, R (1, 1) ERA: 5.34	6.0		27	6	6	6	5	3	0	0	0	0	1	57	96	9.00	1.500
46 John Schreiber, R (7, 1) ERA: 2.57	1.0		4	1	0	0	1	0	0	0	0	0	0	6	7	0.00	1.000
Richard Bleier, L (8, 1) ERA: 5.93	1.0	W	3	0	0	0	0	0	0	0	0	0	0	7	10	0.00	0.000
25 Josh Winckowski, R (9, 1) ERA: 1.61	1.0	S	3	1	0	0	0	0	0	0	0	0	0	4	7	0.00	1.000

PITCHER	IP	WLS	BF	H	R	ER	SO	BB	IBB	HBP	BLK	WP	HR	S	P	ERA	WHIP

TOP

Toronto Blue Jays @ Boston Red Sox

Fenway Park, Boston, MA

Tue May 02 2023, 7:13 PM - 9:49 PM EDT

Att. 27,721 - Rain - 50 F

livebaseballscorecards.com

AB	34
R	6
H	8
RBI	5
BB	3
SO	6
LOB	10

Batter	1	2	3	4	5	6	7	8	9	AB	R	H	RBI	BB	SO	LOB
99 Alex Verdugo, L (1, 9) OBP: 0.381, SLG: 0.524	B FF 94 C FF 94 B SL 91 B SL 90 F FF 95 X FF 94 3-2 2 F9 2B		B CU 84 C FF 94 X CU 86 1-1 30 1B 2B		C FF 94 F FF 93 B CH 89 H CH 87 2-2 2 1B 30 1B HBP	C SI 91 C SI 92 B SI 94 X SI 93 1-2 G4-6-3 1-2f		B FF 94 C FS 85 X FS 84 1-1 G4-3		4	2	2	0	0	0	1
2 Justin Turner, R (1, 3) OBP: 0.360, SLG: 0.368	F FF 95 B CH 88 F CH 89 X SL 91 1-2 F9 2-3		B CH 90 B FF 95 C FF 95 X CH 90 2-1 P6		B SL 91 X FF 95 1-0 5 P1-3 30 1B 7 1B 1-2 1B	F SI 93 B SI 93 B SI 92 F SI 93 B SI 93 F SI 94 F SI 94 X SI 94 3-2 2B		F FF 93 F SL 86 B FS 84 B FS 84 S FS 84 2-3 K		5	1	2	0	0	1	2
30 Rob Refsnyder, R (1, 7) OBP: 0.356, SLG: 0.306 16 Jarren Duran, L (6, PH) OBP: 0.414, SLG: 0.679 (7, 8)	C SL 91 B CH 88 S CH 90 S CH 90 1-3 K		S FF 96 X FF 96 0-1 2-H 1B		B CH 89 B SL 93 F SL 91 D CH 90 X SL 92 3-1 7 1B 5 P1-3 1-2 2-H 1B	S FF 95 S FF 95 B FF 95 B FF 94 2 SAFE T CH 87 2-2 K				3 1	0 0	2 0	2 0	0 0	1 1	1 1
11 Rafael Devers, L (1, 5) OBP: 0.282, SLG: 0.538	S FF 95 B FF 96 S FF 95 B FF 96 B FF 96 X FF 96 3-2 F7		B FF 95 B FF 96 S FF 95 S FF 95 F FF 96 F FF 96 B CU 87 F FF 96 X FF 96 3-2 F8		B FF 96 S FF 95 B CU 86 T FF 95 X FF 95 2-2 F8		X FF 93 0-0 G1			4	0	0	0	0	0	3
5 Enrique Hernández, R (1, 6) OBP: 0.305, SLG: 0.377		C FF 94 C CH 90 X FF 96 0-2 G4-3		S CU 85 B FF 96 F CH 90 B FF 95 F CU 88 X FF 95 2-2 F8	C SI 97 F SI 96 X SI 96 0-2 P1-3 1-2 2-3		B CU 84 S CU 82 B FF 95 X SL 90 2-1 F9			4	0	0	0	0	0	2
7 Masataka Yoshida, L (1, 10) OBP: 0.391, SLG: 0.511		B SL 92 X FF 96 1-0 G4-3		B FF 96 B SL 92 C FF 94 B FF 96 X FF 95 3-1 HR	C SI 96 X SI 95 0-1 2-3 3-H 1B		B FF 94 B CH 89 C CH 89 B FF 95 B CH 88 4-1 BB			3	1	2	2	1	0	0
39 Christian Arroyo, R (1, 4) OBP: 0.288, SLG: 0.348		C CH 88 B CH 91 X CH 92 1-1 HR		S FF 96 F FF 95 B CU 88 B FF 95 X SL 91 2-2 G5-3	F SI 96 X SI 97 0-1 G5-3		B SI 95 B SL 89 X SI 94 2-0 G5-3			4	1	1	1	0	0	3
12 Connor Wong, R (1, 2) OBP: 0.353, SLG: 0.516		B SL 90 B FF 96 X SL 91 2-0 2B		X FF 95 0-0 1B		F SI 96 X SI 96 0-1 HR		C SL 86 B FF 94 B FS 84 X FF 93 2-1 HR		4	2	4	2	0	0	0
17 Raimel Tapia, L (1, 8) OBP: 0.324, SLG: 0.367 (7, 7)		C FF 96 B SL 91 F FF 96 B FF 96 S CU 87 2-3 K		C SL 91 S FF 96 1 SAFE D CU 86 F FF 96 F SL 91 X FF 95 1-2 G6-3		B SI 91 X SI 91 1-0 99 G4-6-3 1B		C FS 84 X FS 85 0-1 F8		4	0	1	0	0	1	2
Inning Stats	R: 0 E: 0 K: 1 S: 12 H: 1 LOB: 1 BB: 0 P: 20	R: 1 E: 0 K: 1 S: 10 H: 2 LOB: 1 BB: 0 P: 16	R: 1 E: 0 K: 0 S: 12 H: 2 LOB: 0 BB: 0 P: 18	R: 1 E: 0 K: 0 S: 15 H: 2 LOB: 1 BB: 0 P: 23	R: 2 E: 0 K: 0 S: 15 H: 3 LOB: 2 BB: 0 P: 23	R: 1 E: 0 K: 0 S: 14 H: 3 LOB: 1 BB: 0 P: 21	R: 0 E: 0 K: 0 S: 5 H: 0 LOB: 1 BB: 1 P: 13	R: 1 E: 0 K: 1 S: 9 H: 1 LOB: 0 BB: 0 P: 14		1B: 6 2B: 4 3B: 0 HR: 4 SF: 0 SAC: 0 DP: 1 HBP: 1					WP: 0 PB: 0 SB: 0 CS: 0 PA: 38	

PITCHER		IP	WLS	BF	H	R	ER	SO	BB	IBB	HBP	BLK	WP	HR	S	P	ERA	WHIP
16 Yusei Kikuchi, L ERA: 4.02	(1, 1)	4.1		22	9	5	5	2	0	0	1	0	0	2	57	93	10.38	2.077
56 Zach Pop, R ERA: 4.85	(5, 1)	0.2		4	2	1	1	0	0	0	0	0	0	1	9	9	13.50	3.000
58 Tim Mayza, L ERA: 1.04	(6, 1)	0.2		3	2	0	0	0	0	0	0	0	0	0	9	14	0.00	3.000
93 Yimi García, R ERA: 5.52	(6, 1)	1.1		5	0	0	0	1	1	0	0	0	0	0	8	18	0.00	0.750
50 Erik Swanson, R ERA: 1.84	(8, 1)	1.0	L	4	1	1	1	1	0	0	0	0	0	1	9	14	9.00	1.000

PITCHER	IP	WLS	BF	H	R	ER	SO	BB	IBB	HBP	BLK	WP	HR	S	P	ERA	WHIP

BOTTOM

Toronto Blue Jays @ Boston Red Sox

Fenway Park, Boston, MA

Tue May 02 2023, 7:13 PM - 9:49 PM EDT

Att. 27,721 - Rain - 50 F

livebaseballscorecards.com

AB	36
R	7
H	14
RBI	7
BB	1
SO	4
LOB	15

Batter	1	2	3	4	5	6	7	8	9	AB	R	H	RBI	BB	SO	LOB
4 George Springer, R (1, 9) OBP: 0.271, SLG: 0.300	B CU 75 C CU 77 X CU 77 1-1 11 FC5-4 1B		F SL 84 F FF 91 B CU 78 S SL 85 1-3 ① K		B FF 93 C FF 93 F SL 86 B CU 79 B FF 94 X SL 86 3-2 ① F8 2-3			C FF 96 X FC 89 0-1 ① G6-3		4	0	1	0	0	1	1
11 Bo Bichette, R (1, 6) OBP: 0.371, SLG: 0.527	B FF 92 F FF 92 B SL 87 S CU 77 X CU 78 2-2 ① FC5-4 1-2f		X CU 77 0-0 ② F8		B FF 93 S FF 93 S SL 87 B SL 86 B CU 77 F SL 86 S SL 86 3-3 ② K 3-H			X KC 82 0-0 ② G4-3		4	0	0	0	0	1	1
27 Vladimir Guerrero Jr., R (1, 3) OBP: 0.393, SLG: 0.512	X CU 78 0-0 ② L7		B SL 86 C CU 76 X FS 84 1-1 HR		X SL 87 0-0 ③ G6-3			C FF 96 B FC 90 X FC 90 1-1 26 BB 1B		4	1	2	1	0	0	1
26 Matt Chapman, R (1, 10) OBP: 0.449, SLG: 0.636	C CU 78 1 SAFE C SL 87 X FF 93 0-2 ③ F8		B CU 77 B CU 75 T SL 85 B FF 92 F FF 92 F CU 76 X FF 93 3-2 ③ F9			C CU 75 F CU 80 T SL 87 0-2 ① K		B KC 81 D FC 89 C FC 88 S FF 96 B FF 97 F FF 96 B FF 97 4-2 1-2 BB		3	0	0	0	1	1	1
25 Daulton Varsho, L (1, 7) OBP: 0.302, SLG: 0.364		C CU 76 X CU 77 0-1 HR		C SL 84 F FF 92 X CU 78 0-2 30 E 30 BB 1B		B CU 77 S SL 82 S SL 85 B FF 92 F FF 93 S SL 87 2-3 ② K		F FC 90 C FS 84 F FF 96 F FS 83 F FF 96 D KC 81 B FF 95 X FC 90 2-2 ③ G3-1		4	1	2	1	0	1	2
30 Alejandro Kirk, R (1, 2) OBP: 0.386, SLG: 0.343		B FF 91 X SL 87 1-0 ① G6-3		F SL 86 B FF 92 F FF 93 B SL 87 D SL 88 B FF 93 4-2 E2 5 G6-4-3 1-3 BB		C CU 78 B CU 80 F SL 87 B SL 86 F FF 94 F CU 79 F FF 94 X FS 82 2-2 ③ G4-3			C FF 93 B ST 82 B SL 86 F FF 94 F FF 94 F ST 84 F FF 94 F FC 89 F FC 88 3-2 ① B FF 95 F FF 95 X FF 95 G4-3	3	0	0	0	1	0	0
15 Whit Merrifield, R (1, 4) OBP: 0.347, SLG: 0.379		C FF 92 B CU 78 S SL 86 X SL 87 1-2 ② G6-3		F SL 84 T FF 93 D SL 86 S SL 86 1-3 ① K			C FC 90 S FC 90 C SL 87 0-3 ① K		F FF 95 B FF 95 F FF 95 X SL 85 1-2 ② G4-3	4	0	0	0	0	2	2
5 Santiago Espinal, R (1, 5) OBP: 0.255, SLG: 0.277		C CU 77 B FF 93 X FF 91 1-1 2B		D CU 78 B SL 84 F SL 87 X FF 94 2-1 ② ③ G6-4-3 1-2f			B SL 86 S FF 95 B FC 91 F FF 95 X FF 94 2-2 ② G6-3		X FF 95 0-0 ③ F8	4	0	1	0	0	0	2
39 Kevin Kiermaier, L (1, 8) OBP: 0.326, SLG: 0.410		C CU 78 B CU 79 B FF 94 S SL 85 C FF 93 2-3 ③ K			B CU 74 B CU 74 X FF 90 2-0 4 F8 11 BLK 2B		B FF 95 F FC 91 F FC 92 B FF 94 S FS 87 2-3 ③ K			3	1	1	0	0	2	1
Inning Stats	R: 0 E: 0 K: 0 S: 9 H: 1 LOB: 1 BB: 0 P: 12	R: 1 E: 0 K: 1 S: 11 H: 2 LOB: 1 BB: 0 P: 16	R: 1 E: 0 K: 1 S: 10 H: 1 LOB: 0 BB: 0 P: 15	R: 0 E: 1 K: 1 S: 10 H: 1 LOB: 1 BB: 1 P: 17	R: 1 E: 0 K: 1 S: 9 H: 1 LOB: 0 BB: 0 P: 17	R: 0 E: 0 K: 2 S: 13 H: 0 LOB: 0 BB: 0 P: 17	R: 0 E: 0 K: 2 S: 9 H: 0 LOB: 0 BB: 0 P: 13	R: 0 E: 0 K: 0 S: 14 H: 1 LOB: 2 BB: 1 P: 21	R: 0 E: 0 K: 0 S: 13 H: 0 LOB: 0 BB: 0 P: 17	1B: 3 2B: 2 3B: 0 HR: 2 SF: 0 SAC: 0 DP: 1 HBP: 0						

PITCHER		IP	WLS	BF	H	R	ER	SO	BB	IBB	HBP	BLK	WP	HR	S	P	ERA	WHIP
37 Nick Pivetta, R ERA: 4.99	(1, 1)	6.0	W	24	6	3	3	6	1	0	0	1	0	2	62	94	4.50	1.167
55 Chris Martin, R ERA: 2.0	(7, 1)	1.0	H	3	0	0	0	2	0	0	0	0	0	0	9	13	0.00	0.000
50 Kutter Crawford, R ERA: 3.51	(8, 1)	1.1		6	1	0	0	0	1	0	0	0	0	0	23	33	0.00	1.500
70 Ryan Brasier, R ERA: 7.98	(9, 1)	0.2		2	0	0	0	0	0	0	0	0	0	0	4	5	0.00	0.000

PITCHER	IP	WLS	BF	H	R	ER	SO	BB	IBB	HBP	BLK	WP	HR	S	P	ERA	WHIP

TOP

Toronto Blue Jays @ Boston Red Sox

Fenway Park, Boston, MA

Wed May 03 2023, 7:12 PM - 10:25 PM EDT

Att. 27,963 - Overcast - 50 F

livebaseballscorecards.com

AB	33
R	3
H	7
RBI	2
BB	2
SO	8
LOB	11

WP: 0 PA: 35
PB: 0
SB: 0
CS: 0

BOTTOM

Toronto Blue Jays @ Boston Red Sox

Fenway Park, Boston, MA

Wed May 03 2023, 7:12 PM - 10:25 PM EDT

Att. 27,963 - Overcast - 50 F

livebaseballscorecards.com

Batter	1	2	3	4	5	6	7	8	9	AB	R	H	RBI	BB	SO	LOB
99 Alex Verdugo, L (1, 9) OBP: 0.382, SLG: 0.515	F FF 90 F FF 91 S SI 92 0-3 ① K		C CH 85 F SI 91 B SL 81 X SL 81 1-2 1B		F SL 81 F FF 93 X SI 93 0-2 ① P5	C SL 85 X SL 84 0-1 ① G3 2-3	1 SAFE B CH 82 D CH 83 B FF 93 C FF 93 C FF 92 B FF 92 4-2 7 2B 1-2 BB			4	0	1	0	1	1	1
7 Masataka Yoshida, L (1, 7) OBP: 0.391, SLG: 0.515	C FF 91 X FF 91 0-1 ② G3		C FF 92 B SI 92 X SL 81 1-1 ③ F8		C FF 93 B SI 93 B SI 93 B SI 93 F FF 93 X CH 86 3-2 E5 2 2B 36 1B	X FF 94 0-0 11 G3 2 1B 3-H 1B	C CH 81 D CH 82 B CH 82 X FF 93 2-1 1-3 2-H 2B			5	1	2	2	0	0	1
2 Justin Turner, R (1, 10) OBP: 0.369, SLG: 0.380	B SI 92 B SL 79 B FF 91 C SI 90 C SI 91 X SI 91 3-2 ③ G6-3			B SI 89 C SI 90 B FF 90 X SI 93 2-1 ① L3	C SI 93 B SL 82 F SL 81 B FF 92 F SL 81 X SI 93 2-2 36 1B 1-3 47 1B 2B	B SL 86 B SL 84 X SI 94 2-0 11 G3 1-2 1B	B FF 92 B FF 93 B CH 83 B FF 93 4-0 BB			4	1	2	0	1	0	0
11 Rafael Devers, L (1, 5) OBP: 0.279, SLG: 0.524		T CH 83 F FF 92 B SL 80 F SI 92 B FF 93 F CH 85 C SI 93 2-3 ① K		F FF 92 B FF 92 X CH 85 1-1 E2 16 WP 16 2B 1B	F SL 84 D SL 81 B FF 93 C SI 92 X SL 82 2-2 ② P5	B CH 82 X CH 82 1-0 ② G3 1-2 2-3	B FF 98 B FF 96 X FF 97 2-0 ③ F8			5	1	1	0	0	1	7
16 Jarren Duran, L (1, 8) OBP: 0.444, SLG: 0.691		B FF 92 B SL 80 B CH 84 C SI 91 B FF 92 4-1 36 FC3-6 BB		C SI 93 B SL 82 F SI 94 X CH 87 1-2 36 E 36 1B 2-H 2B	B FF 92 C FF 94 H SL 84 2-1 36 1B 47 1B HBP	B CH 82 S FF 92 T FF 93 B CH 82 B FF 93 B CH 82 4-2 BB		B FF 96 B SL 87 B FF 96 C FF 95 F FF 95 X FF 94 3-2 ① P4		2	2	1	1	2	0	0
36 Triston Casas, L (1, 3) OBP: 0.297, SLG: 0.301		X FF 91 0-0 ② FC3-6 1-2f		2 SAFE B FF 93 F SI 93 B FF 93 C SI 94 B SI 92 X FF 93 3-2 47 1B 2-H 1B	F SI 93 X FF 94 0-1 47 1B 1-2 2-3 3-H 1B	F FF 94 X FF 93 0-1 ③ F8		C SL 85 S SL 86 F FF 99 X FF 98 0-2 E7 5 1B		5	1	3	2	0	0	4
47 Enmanuel Valdez, L (1, 4) OBP: 0.345, SLG: 0.552		B CH 84 D FF 92 C SI 92 F SI 92 S FF 93 2-3 ③ K		B FF 92 B SI 93 F SI 92 B SL 80 F FF 92 X SI 93 3-2 1-2 1B	B SL 82 C SI 93 X SL 81 1-1 5 S 1-3 2-H 3-H 1B		C CH 81 S CH 82 B CH 82 S CH 82 1-3 ① K	C SL 86 D SL 85 F FF 97 X SL 84 1-2 ② F7		5	0	2	2	0	2	2
5 Enrique Hernández, R (1, 6) OBP: 0.309, SLG: 0.378			C SI 91 X SI 92 0-1 ① L8	B SL 82 D SL 82 X SI 93 2-0 ② L7	F SI 91 D SL 82 B SL 81 F FF 93 D SL 82 X SI 93 3-2 ③ G5-3 1-2		B CH 83 B FF 92 S CH 83 F CH 82 B CH 84 X FF 93 3-2 99 BB 7 2B 1B	C FF 98 F SL 86 B SL 88 B SL 86 B FF 98 X FF 97 3-2 2-H 1B		5	1	2	1	0	0	4
12 Connor Wong, R (1, 2) OBP: 0.342, SLG: 0.507			B SL 81 B FF 91 C SI 91 X SI 92 2-1 ② G5-3	X SI 93 0-0 ③ G5-3		X SI 94 0-0 99 G3 7 1B 2B	C CH 83 S FF 92 S CH 82 0-3 ② K	B FF 97 C SL 86 B SL 84 F FF 95 S CU 81 2-3 ③ K2-3		5	1	1	0	0	2	4
Inning Stats	R: 0 E: 0 K: 1 S: 8 H: 0 LOB: 0 BB: 0 P: 11	R: 0 E: 0 K: 2 S: 10 H: 0 LOB: 1 BB: 1 P: 18	R: 0 E: 0 K: 0 S: 9 H: 1 LOB: 1 BB: 0 P: 13	R: 2 E: 2 K: 0 S: 15 H: 4 LOB: 2 BB: 0 P: 27	R: 3 E: 1 K: 0 S: 21 H: 3 LOB: 2 BB: 0 P: 34	R: 1 E: 0 K: 0 S: 10 H: 3 LOB: 3 BB: 1 P: 17	R: 1 E: 0 K: 2 S: 14 H: 2 LOB: 3 BB: 2 P: 30	R: 1 E: 1 K: 1 S: 16 H: 2 LOB: 1 BB: 0 P: 25		1B: 11 2B: 4 3B: 0 HR: 0 SF: 0 SAC: 0 DP: 0 HBP: 1						

AB	40
R	8
H	15
RBI	8
BB	4
SO	6
LOB	23

WP: 1 PA: 45
PB: 0
SB: 1
CS: 0

PITCHER		IP	WLS	BF	H	R	ER	SO	BB	IBB	HBP	BLK	WP	HR	S	P	ERA	WHIP
6 Alek Manoah, R ERA: 4.71	(1, 1)	5.0	L	26	8	5	2	3	1	0	1	0	1	0	63	103	3.60	1.800
52 Anthony Bass, R ERA: 7.71	(6, 1)	0.1		4	3	1	1	0	0	0	0	0	0	0	5	7	27.00	9.000
33 Trevor Richards, R ERA: 3.55	(6, 1)	1.1		9	2	1	1	2	3	0	0	0	0	0	18	37	6.75	3.750
24 Nate Pearson, R ERA:	(7, 1)	1.1		6	2	1	0	1	0	0	0	0	0	0	17	28	0.00	1.500

PITCHER	IP	WLS	BF	H	R	ER	SO	BB	IBB	HBP	BLK	WP	HR	S	P	ERA	WHIP

Toronto Blue Jays @ Boston Red Sox

Fenway Park, Boston, MA

Thu May 04 2023, 6:13 PM - 9:05 PM EDT

Att. 30,173 - Cloudy - 47 F

TOP

livebaseballscorecards.com

Batter	1	2	3	4	5	6	7	8	9	AB	R	H	RBI	BB	SO	LOB
4 George Springer, R (1, 9) OBP: 0.276, SLG: 0.298	G4-3		K		E5 11 1B 27 2B 1-2		BB		1B 1-2 2-H	4	1	1	1	1	1	1
11 Bo Bichette, R (1, 6) OBP: 0.372, SLG: 0.529	2B			G6-3	27 2B 25 SF7 1-2 2-H		K		F9 2-3	5	1	2	1	0	1	3
27 Vladimir Guerrero Jr., R (1, 3) OBP: 0.393, SLG: 0.539	L8			HR	2B 1-3 2-H		K		K 1-2	5	1	2	2	0	2	4
25 Daulton Varsho, L (1, 7) OBP: 0.308, SLG: 0.372	G4-3			13 1B 1B	SF7 3-H			30 G4-6-3 1B		3	0	2	1	0	0	1
26 Matt Chapman, R (1, 5) OBP: 0.435, SLG: 0.614		K		K	L8			K		4	0	0	0	0	3	3
13 Brandon Belt, L (1, 10) OBP: 0.243, SLG: 0.281 30 Alejandro Kirk, R (6, PH) OBP: 0.378, SLG: 0.333 (6, 10)		K		1B 1-2		G3		G4-6-3 1-2f		2 2	0 0	1 0	0 0	0 0	1 0	0 1
9 Danny Jansen, R (1, 2) OBP: 0.270, SLG: 0.338		K		L8		G1-3			15 1B 4 1B BB	3	1	0	0	1	1	2
8 Cavan Biggio, L (1, 4) OBP: 0.182, SLG: 0.255 15 Whit Merrifield, R (6, PH) OBP: 0.350, SLG: 0.382 (6, 4)			G3-1		G4-3	G1-6-3			11 F9 4 1B 1-2 1B	2 2	0 0	0 1	0 0	0 0	0 0	0 0
39 Kevin Kiermaier, L (1, 8) OBP: 0.323, SLG: 0.395			G5-3		4 E 11 1B BB		L6		F8	3	1	0	0	1	0	2
Inning Stats	R: 0 E: 0 K: 0 S: 11 H: 1 LOB: 1 BB: 0 P: 15	R: 0 E: 0 K: 3 S: 8 H: 0 LOB: 0 BB: 0 P: 14	R: 0 E: 0 K: 1 S: 6 H: 0 LOB: 0 BB: 0 P: 9	R: 1 E: 0 K: 1 S: 14 H: 3 LOB: 2 BB: 0 P: 22	R: 3 E: 1 K: 0 S: 15 H: 2 LOB: 1 BB: 1 P: 27	R: 0 E: 0 K: 0 S: 7 H: 0 LOB: 0 BB: 0 P: 11	R: 0 E: 0 K: 2 S: 9 H: 0 LOB: 1 BB: 1 P: 15	R: 0 E: 0 K: 1 S: 7 H: 1 LOB: 0 BB: 0 P: 8	R: 1 E: 0 K: 1 S: 13 H: 2 LOB: 2 BB: 1 P: 20	1B: 6 2B: 2 3B: 0 HR: 1 SF: 1 SAC: 0 DP: 1 HBP: 0						

	AB	35
	R	5
	H	9
	RBI	5
	BB	3
	SO	9
	LOB	17

PITCHER		IP	WLS	BF	H	R	ER	SO	BB	IBB	HBP	BLK	WP	HR	S	P	ERA	WHIP
66 Brayan Bello, R ERA: 5.71	(1, 1)	5.0	W	23	6	4	2	5	1	0	0	0	0	1	54	87	3.60	1.400
83 Brennan Bernardino, L ERA:	(6, 1)	1.1		5	0	0	0	0	1	0	0	0	0	0	9	18	0.00	0.750
46 John Schreiber, R ERA: 2.3	(7, 1)	1.2		5	1	0	0	3	0	0	0	0	0	0	14	16	0.00	0.600
70 Ryan Brasier, R ERA: 8.04	(9, 1)	1.0		6	2	1	1	1	1	0	0	0	0	0	13	20	9.00	3.000

PITCHER		IP	WLS	BF	H	R	ER	SO	BB	IBB	HBP	BLK	WP	HR	S	P	ERA	WHIP

WP: 0 PB: 0 SB: 0 CS: 0 PA: 39

Toronto Blue Jays @ Boston Red Sox

Fenway Park, Boston, MA

Thu May 04 2023, 6:13 PM - 9:05 PM EDT

Att. 30,173 - Cloudy - 47 F

BOTTOM

livebaseballscorecards.com

Batter	1	2	3	4	5	6	7	8	9	AB	R	H	RBI	BB	SO	LOB
17 Raimel Tapia, L (1, 9) OBP: 0.333, SLG: 0.382	B FF 90 B FF 90 C FF 90 S FS 82 B FS 83 C FF 92 3-3 ① K	D FS 84 S FS 83 X FS 84 1-1 ② FC6-4 (7 WP, 7 S, 7 1B) 1-2f 3-H		C FF 88 B FS 82 F FF 90 X FS 83 1-2 7 WP 7 1B 2B	S SI 92 C SI 93 S SL 87 0-3 ② K			B SI 96 B SI 96 B SI 95 B SI 96 4-0 7 P1-3 7 S 2 1B BB		4	3	1	1	1	2	2
7 Masataka Yoshida, L (1, 7) OBP: 0.400, SLG: 0.548	X FF 92 0-0 HR	C FS 85 B FS 85 X FS 85 1-1 2 1B 11 2B 1-H 1B		B FS 83 F FF 93 X FF 93 1-1 11 1B 16 1B 2-H 1B	C SI 94 X SI 94 0-1 ③ G5-3			C SI 95 X SI 96 0-1 ① P1-3 1-3		5	3	3	3	0	0	2
2 Justin Turner, R (1, 10) OBP: 0.377, SLG: 0.389	B FF 92 F FF 92 B SL 82 B FF 92 C FF 93 F FF 94 X FF 94 3-2 16 S 1B	B FF 95 1 SAFE C FS 85 F FF 96 1 SAFE X FS 85 1-2 11 2B 1-3 1B		B FF 94 C FF 92 D SL 83 X FF 93 2-1 ① F8		B SL 86 F SL 88 S FF 94 X FS 85 1-2 ① F8		X SI 96 0-0 11 HR 3-H 1B		5	2	3	1	0	0	1
11 Rafael Devers, L (1, 5) OBP: 0.291, SLG: 0.558	B FS 83 F FF 93 B FS 84 B FF 93 X FF 93 3-1 ② F7	X FF 93 0-0 16 1B 1-H 3-H 2B		F SI 92 X SI 93 0-1 16 1B 1-2 1B		C FS 84 B FF 94 C FS 84 X FS 85 1-2 ② G4-1		X SI 96 0-0 1-H HR		5	1	3	4	0	0	1
16 Jarren Duran, L (1, 8) OBP: 0.456, SLG: 0.683	1 SAFE B FS 83 F FF 92 C FF 93 B FS 84 B FF 95 S FS 83 3-3 ③ K 1-2	B FF 90 S FS 83 X FS 83 1-1 36 S 2-3 1B		C SI 93 F SI 93 B SI 94 F SI 94 B SI 95 X SI 94 2-2 1-3 2-H 1B		F FS 84 S FS 84 F FF 94 X FS 85 0-2 36 E 36 S 1B		F SL 86 B SI 98 S SI 96 B SL 88 B SI 96 S SI 96 3-3 ② K		5	0	3	1	0	2	1
36 Triston Casas, L (1, 3) OBP: 0.292, SLG: 0.295		X FF 90 0-0 5 FS 47 BB 3 1B 1B B FS 84 B FS 84 B FF 92 F FF 92 C FF 94 F FF 94 S FF 94 3-3 ③ K 1-2		X SI 93 0-0 ② G4-3		B FS 83 X FS 84 1-0 ③ G4-3 1-3		C CU 83 S CH 88 B CH 88 B FF 96 X FF 96 2-2 ③ F7		5	1	1	0	0	1	5
47 Enmanuel Valdez, L (1, 4) OBP: 0.333, SLG: 0.500		D FS 82 S FS 81 D FS 84 B FF 94 F FF 92 B FS 85 4-2 3 1B 17 FC6-4 1-2 BB	B SL 79 C FF 90 B FS 82 B FF 90 X FF 90 3-1 ① F8	B SI 94 S SI 93 D SI 94 B SI 93 F SI 93 X SI 94 3-2 ③ G4-3			C SL 85 X SL 85 0-1 ① F9			3	1	0	0	1	0	2
5 Enrique Hernández, R (1, 6) OBP: 0.299, SLG: 0.365		B SL 82 F FS 82 F FF 93 F FS 85 D FS 85 D FF 95 X FF 94 3-2 ① F9 2-3	C FF 92 B FS 82 F FS 83 B FF 94 B FS 85 X FF 94 3-2 ② G4-3		C SI 91 C SI 91 B SI 84 B SI 93 F SI 92 X SL 86 2-2 ① G5-3		F SL 86 B FF 95 F SL 86 S SL 87 1-3 ② K			4	0	0	0	0	1	2
3 Reese McGuire, L (1, 2) OBP: 0.364, SLG: 0.415		1 SAFE X FS 84 0-0 17 FC6-4 1-3 3-H 1B	B FF 91 F FF 92 F FF 93 F FF 95 S FS 85 1-3 ③ K		B SI 93 C SI 92 X SI 93 1-1 1B		C SL 88 F FF 94 X SL 85 0-2 ③ L8			4	0	2	1	0	1	0
Inning Stats	R: 1 H: 2 E: 0 LOB: 1 K: 2 BB: 0 S: 13 P: 25	R: 5 H: 6 E: 0 LOB: 2 K: 1 BB: 1 S: 22 P: 36	R: 0 H: 0 E: 0 LOB: 0 K: 1 BB: 0 S: 9 P: 16	R: 2 H: 4 E: 0 LOB: 2 K: 0 BB: 0 S: 17 P: 26	R: 0 H: 1 E: 0 LOB: 1 K: 1 BB: 0 S: 11 P: 14	R: 0 H: 1 E: 0 LOB: 1 K: 0 BB: 0 S: 11 P: 14	R: 0 H: 0 E: 0 LOB: 0 K: 1 BB: 0 S: 8 P: 9	R: 3 H: 2 E: 0 LOB: 0 K: 1 BB: 1 S: 10 P: 19		1B: 12 SF: 0 2B: 2 SAC: 0 3B: 0 DP: 0 HR: 2 HBP: 0						WP: 2 PA: 42 PB: 0 SB: 5 CS: 0	

	AB	40
	R	11
	H	16
	RBI	11
	BB	2
	SO	7
	LOB	16

PITCHER		IP	WLS	BF	H	R	ER	SO	BB	IBB	HBP	BLK	WP	HR	S	P	ERA	WHIP
34 Kevin Gausman, R ERA: 3.86	(1, 1)	3.1	L	21	10	8	8	4	1	0	0	0	2	1	51	88	21.60	3.300
58 Tim Mayza, L ERA: 0.87	(4, 1)	1.2		8	3	0	0	1	0	0	0	0	0	0	21	29	0.00	1.800
50 Erik Swanson, R ERA: 1.72	(6, 1)	1.0		4	1	0	0	0	0	0	0	0	0	0	11	14	0.00	1.000
52 Anthony Bass, R ERA: 6.97	(7, 1)	1.0		3	0	0	0	1	0	0	0	0	0	0	8	9	0.00	0.000
56 Zach Pop, R ERA: 6.59	(8, 1)	0.2		5	2	3	3	1	1	0	0	0	0	1	7	14	40.50	4.500

PITCHER		IP	WLS	BF	H	R	ER	SO	BB	IBB	HBP	BLK	WP	HR	S	P	ERA	WHIP
93 Yimi García, R ERA: 5.4	(8, 1)	0.1		1	0	0	0	0	0	0	0	0	0	0	3	5	0.00	0.000

Batter	1	2	3	4	5	6	7	8	9	AB	R	H	RBI	BB	SO	LOB
17 Raimel Tapia, L (1, 9) (9, 7) OBP: 0.318, SLG: 0.359	C FF 97 X FF 97 0-1 E7 7 G3 11 1B		B FC 92 B FF 95 X FF 95 2-0 7 1B 2 G5-3 1B	C FF 95 X ST 84 0-1 ③ L5		B FC 89 S CH 83 B FF 95 F FF 95 F CH 83 X CH 83 2-2 ③ G1-3			C SL 80 F CU 76 S SL 81 0-3 ② K	5	2	1	0	0	1	1
7 Masataka Yoshida, L (1, 7) OBP: 0.400, SLG: 0.537 99 Alex Verdugo, L (9, PR) OBP: 0.382, SLG: 0.515 (9, 9)	F FF 97 C FF 96 B FC 90 F FC 91 B FF 96 X CU 81 2-2 ① G3 2-3		1 SAFE C CU 81 1 SAFE X FF 96 0-1 16 FC4 5 1B 2 G5-3 1-3 1B		B FF 94 B CU 80 C FC 90 B FC 90 C FF 95 X CU 81 3-2 ① G5-3		B SI 97 C SI 95 F SL 87 X SL 88 1-2 ① G6-3		C SL 80 B FF 88 H CU 76 2-1 HBP	4 0	1 0	1 0	0 0	0 0	0 0	1 0
2 Justin Turner, R (1, 10) OBP: 0.364, SLG: 0.374	C FF 96 B SI 85 F ST 85 S ST 85 1-3 ② K		C ST 84 B SI 95 F SI 96 1 SAFE B FF 96 B ST 84 X ST 84 3-2 ① G5-3 1-2 3-H		C FF 94 B ST 84 B SI 93 S ST 84 2-2 ② K		B SI 98 F SI 96 S SL 87 X SL 87 1-2 ② G5-3		B SL 80 C SL 80 S SL 80 F SL 80 B CU 76 B SL 82 X SL 82 3-2 ③ G5-3	5	0	0	1	0	2	3
11 Rafael Devers, L (1, 5) OBP: 0.297, SLG: 0.553	F FC 92 B FF 96 F FF 96 F SI 97 F CU 82 X FF 97 1-2 3-H 1B		F FC 92 F ST 85 H SI 96 1-2 16 FC4 HBP		S CU 81 C CU 80 S FF 95 0-3 ③ K		B SL 87 S SL 88 C FF 97 S SL 89 1-3 ③ K			3	0	1	1	0	2	0
16 Jarren Duran, L (1, 8) OBP: 0.444, SLG: 0.672	C FF 95 F FC 92 F FF 97 B FC 90 F FC 92 B FF 96 F FC 93 X ST 86 2-2 ③ F7		B FC 92 C ST 83 F FF 95 X CU 81 1-2 ② FC4 5 1B 1-2f 2-3			F CU 78 X CU 78 0-1 5 1B 36 SF8 2B		C SL 79 F SL 79 B CU 76 B CH 82 F SL 79 S FF 88 2-3 ① K		4	1	1	0	0	1	3
5 Enrique Hernández, R (1, 6) OBP: 0.305, SLG: 0.370		S FF 95 B SI 95 B FF 96 C SI 95 S SI 95 2-3 ① K	X SI 94 0-0 1-2 3-H 1B			B FF 94 C ST 82 X FF 94 1-1 36 SF8 47 1B 2-3 1B		C SL 80 X CU 74 0-1 ② F8		4	1	2	1	0	1	0
36 Triston Casas, L (1, 3) OBP: 0.291, SLG: 0.289		B CU 82 B FF 97 X FF 97 2-0 ② L4	C CU 80 C CU 79 X CU 80 0-2 ③ G1-3			F FF 93 B CU 78 X FF 94 1-1 ① SF8 1-2 3-H		B SL 80 B SL 78 B SL 79 B FF 88 4-0 39 BLK BB		2	0	0	1	1	0	2
47 Enmanuel Valdez, L (1, 4) OBP: 0.361, SLG: 0.514 39 Christian Arroyo, R (8, PH) OBP: 0.284, SLG: 0.343 (8, 4)		C FF 96 S FF 96 B FF 96 B FC 90 X FF 96 2-2 1B		C FF 93 B ST 84 B FF 94 C FC 90 X CU 80 2-2 ① G3		C FF 94 S CH 81 B CH 83 X CH 82 1-2 12 S 2-H 1B		S SL 80 C CU 76 X SL 80 0-2 ③ G5-3 1-2		3 1	0 0	2 0	1 0	0 0	0 0	0 1
12 Connor Wong, R (1, 2) OBP: 0.325, SLG: 0.479		B SI 95 C FF 95 B FF 96 1 SAFE B SI 96 S FF 95 S FF 97 3-3 ③ K		C ST 85 X FF 95 0-1 ② L9		1 SAFE F FF 95 B FC 89 B CH 84 S FC 87 D CH 83 F FF 94 X FF 95 3-2 ② F7 1-2			F SL 79 X FF 88 0-1 ① G3	4	0	0	0	0	1	2
Inning Stats	R: 1 E: 1 K: 1 S: 20 H: 1 LOB: 1 BB: 0 P: 26	R: 0 E: 0 K: 2 S: 10 H: 1 LOB: 1 BB: 0 P: 19	R: 2 E: 0 K: 0 S: 15 H: 3 LOB: 2 BB: 0 P: 22	R: 0 E: 0 K: 0 S: 7 H: 0 LOB: 0 BB: 0 P: 9	R: 0 E: 0 K: 2 S: 8 H: 0 LOB: 0 BB: 0 P: 13	R: 2 E: 0 K: 0 S: 17 H: 3 LOB: 1 BB: 0 P: 25	R: 0 E: 0 K: 1 S: 9 H: 0 LOB: 0 BB: 0 P: 12	R: 0 E: 0 K: 1 S: 9 H: 0 LOB: 1 BB: 1 P: 15	R: 0 E: 0 K: 1 S: 10 H: 0 LOB: 1 BB: 0 P: 15	1B: 7 2B: 1 3B: 0 HR: 0 SF: 1 SAC: 0 DP: 0 HBP: 2						

TOP

Boston Red Sox @ Philadelphia Phillies

Citizens Bank Park, Philadelphia, PA

Fri May 05 2023, 7:08 PM - 9:59 PM EDT

Att. 43,322 - Partly Cloudy - 59 F

livebaseballscorecards.com

AB	35
R	5
H	8
RBI	5
BB	1
SO	8
LOB	13

PITCHER	IP	WLS	BF	H	R	ER	SO	BB	IBB	HBP	BLK	WP	HR	S	P	ERA	WHIP
45 Zack Wheeler, R (1, 1) ERA: 4.26	5.1	L	25	7	5	4	5	0	0	1	0	0	0	66	97	6.75	1.312
75 Connor Brogdon, R (6, 1) ERA: 2.16	0.2		3	1	0	0	0	0	0	0	0	0	0	11	17	0.00	1.500
30 Gregory Soto, L (7, 1) ERA: 5.02	1.0		3	0	0	0	1	0	0	0	0	0	0	9	12	0.00	0.000
37 Andrew Vasquez, L (8, 1) ERA: 1.69	2.0		8	0	0	0	2	1	0	1	1	0	0	19	30	0.00	0.500

PITCHER	IP	WLS	BF	H	R	ER	SO	BB	IBB	HBP	BLK	WP	HR	S	P	ERA	WHIP

WP: 0	PB: 0	SB: 1	CS: 0	PA: 39													

BOTTOM

Batter	1	2	3	4	5	6	7	8	9	AB	R	H	RBI	BB	SO	LOB
12 Kyle Schwarber, L (1, 7) OBP: 0.305, SLG: 0.392	C FF 96 S SI 95 X SL 83 0-2 ① F9		C SL 81 S SI 95 B SI 95 S SI 97 1-3 ② K		B SI 93 C SL 79 F SL 80 S SI 94 1-3 ① K		L SI 87 C FC 85 B SL 78 X SI 88 1-2 ② G4-3		B FC 95 F FC 95 B FC 96 C FC 96 F FC 96 B SI 97 S SL 85 3-3 ② K	5	0	0	0	0	3	3
7 Trea Turner, R (1, 6) OBP: 0.297, SLG: 0.386	C FF 97 X FF 98 0-1 ② P3		S CH 89 S CH 90 B FF 97 D SL 83 F FF 98 S CH 90 2-3 ③ K		B FF 94 X CH 87 1-0 3 G3 1B		C SI 89 S FF 89 X FS 78 0-2 E5		F FC 96 S FC 97 S FC 96 0-3 ③ K	5	0	1	0	0	2	3
3 Bryce Harper, L (1, 10) OBP: 0.462, SLG: 0.455	C FF 98 C FF 98 F FF 99 S FF 98 0-3 ③ K			B SL 81 X SI 95 1-0 8 2B 1B	X SI 94 0-0 ② G3 1-2		B SL 78 1 SAFE B SI 88 C SI 88 F SI 87 D FC 86 1 SAFE X SI 88 3-2 ③ G4-3			4	1	1	0	0	1	2
8 Nick Castellanos, R (1, 9) OBP: 0.370, SLG: 0.504		X FF 96 0-0 ① 1B		X SL 79 0-0 1-H 10 3B 2B	B FF 94 F FF 96 F CH 87 F FF 94 S SL 80 1-3 ③ K			X FC 91 0-0 ① G5-3		4	1	2	1	0	1	1
10 J.T. Realmuto, R (1, 2) OBP: 0.292, SLG: 0.477		C FF 96 S FF 97 B FF 97 S FF 96 1-3 ② K		S FF 96 F CH 88 F FF 96 D SL 82 X CH 88 1-2 2-H 28 1B 3B	B SL 77 F FF 94 B FF 94 F FF 93 B SL 80 X FF 95 3-2 ① F9			C FC 92 X FC 91 0-1 ② L9		4	1	1	1	0	1	0
28 Alec Bohm, R (1, 3) OBP: 0.341, SLG: 0.402		C FF 98 F FF 97 F FF 98 B SL 84 B FF 98 B FF 96 F FF 96 B FF 96 4-2 BB		B FF 97 B FF 97 B SL 81 C FF 96 F FF 95 X FF 97 3-2 2 WP 3-H 1B	X CH 87 0-0 ② G5-3			B FF 95 X FC 91 1-0 ③ F9		3	0	1	1	1	0	0
2 Josh Harrison, R (1, 4) OBP: 0.265, SLG: 0.304 5 Bryson Stott, L (9, PH) OBP: 0.329, SLG: 0.397		X FF 97 0-0 ③ F8		B FF 99 X CH 89 1-0 ① G5-3 1-2	B FF 93 X CH 87 1-0 1B				B FC 93 C FC 93 S FC 94 S FC 95 1-3 ① K	3 1	0 0	1 0	0 0	0 0	0 1	2 0
33 Edmundo Sosa, R (1, 5) OBP: 0.329, SLG: 0.493			C FF 94 F CH 86 B FF 97 B FF 96 H FF 96 3-2 18 PB HBP	C SL 83 B FF 96 F SL 80 B FF 96 S SL 80 2-3 ② K	C FF 93 S FF 94 B FF 94 F FF 95 F SL 81 F FF 94 F CH 85 S SL 79 1-3 ③ K				B FC 94 S FC 94 X FC 94 1-1 16 BB 1B	3	0	1	0	0	2	2
18 Dalton Guthrie, R (1, 8) 16 Brandon Marsh, L (9, PH) OBP: 0.418, SLG: 0.611			C FF 95 C FF 96 F FF 96 B SI 97 S SL 80 1-3 ① K 1-2	F SL 81 F SL 81 B FF 96 F SL 79 S FF 96 1-3 ③ K			F FC 84 B FC 86 S FF 87 F FC 85 B FS 79 F FC 88 S SI 88 2-3 ① K		S FC 94 B FC 94 1 SAFE B FC 94 B FC 94 B FC 96 4-1 1-2 BB	3 0	0 0	0 0	0 0	0 1	3 0	2 0
Inning Stats	R: 0 E: 0 K: 1 S: 9 H: 0 LOB: 0 BB: 0 P: 9	R: 0 E: 0 K: 1 S: 9 H: 1 LOB: 1 BB: 1 P: 14	R: 0 E: 0 K: 3 S: 13 H: 0 LOB: 1 BB: 0 P: 20	R: 3 E: 0 K: 2 S: 17 H: 4 LOB: 1 BB: 0 P: 26	R: 0 E: 0 K: 2 S: 9 H: 1 LOB: 1 BB: 0 P: 12	R: 0 E: 0 K: 1 S: 12 H: 1 LOB: 1 BB: 0 P: 17	R: 0 E: 1 K: 1 S: 14 H: 0 LOB: 1 BB: 0 P: 20	R: 0 E: 0 K: 0 S: 4 H: 0 LOB: 0 BB: 0 P: 5	R: 0 E: 0 K: 3 S: 13 H: 1 LOB: 2 BB: 1 P: 22	1B: 6 2B: 1 3B: 1 HR: 0 SF: 0 SAC: 0 DP: 0 HBP: 1						WP: 1 PB: 1 SB: 0 CS: 0 PA: 38	

PITCHER		IP	WLS	BF	H	R	ER	SO	BB	IBB	HBP	BLK	WP	HR	S	P	ERA	WHIP
41 Chris Sale, L ERA: 6.37	(1, 1)	6.0	W	26	7	3	3	10	1	0	1	0	1	0	69	98	4.50	1.333
Richard Bleier, L ERA: 5.52	(7, 1)	1.0	H	4	0	0	0	1	0	0	0	0	0	0	14	20	0.00	0.000
55 Chris Martin, R ERA: 1.8	(8, 1)	1.0	H	3	0	0	0	0	0	0	0	0	0	0	4	5	0.00	0.000
74 Kenley Jansen, R ERA: 0.93	(9, 1)	1.0	S	5	1	0	0	3	1	0	0	0	0	0	13	22	0.00	2.000

PITCHER	IP	WLS	BF	H	R	ER	SO	BB	IBB	HBP	BLK	WP	HR	S	P	ERA	WHIP

Boston Red Sox @ Philadelphia Phillies

Citizens Bank Park, Philadelphia, PA

Fri May 05 2023, 7:08 PM - 9:59 PM EDT

Att. 43,322 - Partly Cloudy - 59 F

livebaseballscorecards.com

AB	35
R	3
H	8
RBI	3
BB	2
SO	14
LOB	15

Boston Red Sox @ Philadelphia Phillies

Citizens Bank Park, Philadelphia, PA

Sat May 06 2023, 7:17 PM - 10:06 PM EDT

Att. 43,832 - Partly Cloudy - 72 F

TOP

livebaseballscorecards.com

Batter	1	2	3	4	5	6	7	8	9	AB	R	H	RBI	BB	SO	LOB
30 Rob Refsnyder, R (1, 10) OBP: 0.359, SLG: 0.333	C FF 90 F FF 90 B FF 90 S FF 91 1-3 K ①			C FF 91 S ST 81 X FF 92 99 2B 11 2B 1B C FF 91 S ST 81 S ST 81 0-3 K ③		C FF 95 D CH 83 B FC 89 X FC 88 2-1 1-H 2-H 2B		C SL 87 S SL 89 0-2 K ②		5	1	2	2	0	3	3
99 Alex Verdugo, L (1, 9) OBP: 0.389, SLG: 0.519	C FF 91 B FF 90 S SL 85 B FF 91 B FF 91 F FF 92 F FF 92 X FF 91 3-2 F8 ②			C SL 82 X FF 90 0-1 1-3 11 2B 2B	B SI 93 B ST 80 B SI 93 C SI 93 C SI 93 F SI 94 B ST 81 4-2 11 1B 2 G5-3 BB	C FF 94 X FF 94 0-1 F8 ③		0-0 2 S IBB		3	1	1	0	2	0	1
2 Justin Turner, R (1, 3) OBP: 0.359, SLG: 0.363	B CU 76 X FF 90 1-0 L9 ③			B FF 90 B CU 76 B CU 74 B FF 90 4-0 11 2B 39 1B BB	C SI 94 B ST 81 F ST 81 1 SAFE X SI 95 1-2 G5-3 ① 1-2		B FF 97 X FF 98 1-0 F8 ①	C SL 87 S SL 89 F SL 89 B FF 99 S SL 88 1-3 K ③ 1-2		4	1	0	0	1	1	3
11 Rafael Devers, L (1, 5) OBP: 0.307, SLG: 0.562		S FF 90 B FF 90 C FF 90 X SL 84 1-2 F9 ①		F SL 82 F FF 90 D CU 76 F CU 77 X FF 92 1-2 1-3 2-H 3-H 39 1B 2B	S SI 82 B SI 95 X SI 95 1-1 5 G6-4-3 2-3 1B		X SI 98 0-0 16 HBP 1B		S FF 96 S SL 87 S SL 88 0-3 K ①	5	1	3	2	0	1	0
5 Enrique Hernández, R (1, 6) OBP: 0.294, SLG: 0.355		C CU 75 B CU 76 X FF 90 1-1 G6-3 ②		D CU 77 X SL 85 1-0 G5-3 ①	B ST 81 S ST 83 B ST 83 B SI 95 S SI 95 F ST 83 X SI 95 3-2 G6-4-3 ② ③ 1-2f		X SI 98 0-0 F8 ②		B SL 85 F SL 97 C SL 87 X SL 88 1-2 P3 ②	5	0	0	0	0	0	5
16 Jarren Duran, L (1, 8) OBP: 0.429, SLG: 0.632		L SL 84 B SL 84 B FF 90 X FF 90 2-1 P5 ③		C SL 83 B SL 82 F FF 91 S SL 83 1-3 K ②		C FC 88 X FF 94 0-1 F7 ①	H SL 91 1-0 1-2 HBP		C SL 86 B SL 88 C FF 97 X SL 87 1-2 F6 ③	4	0	0	0	0	1	2
39 Christian Arroyo, R (1, 4) OBP: 0.295, SLG: 0.365			F FF 91 F FF 91 S FF 91 0-3 K ①	X CU 76 0-0 2-H 3-H 17 1B 3 1B 1B		B FC 88 X FF 94 1-0 30 2B 2B	X SI 99 0-0 G5-3 ③			4	2	2	2	0	1	2
17 Raimel Tapia, L (1, 7) OBP: 0.333, SLG: 0.357			C FF 91 B SL 85 X FF 91 1-1 G4-3 ②	C FF 90 F SL 83 B FF 91 1 SAFE B FF 91 X FF 91 2-2 1-2 3 1B 1B		B CH 82 F FC 90 C CH 80 X CH 83 1-2 F7 ②		F FF 98 B FF 98 B FS 90 B FF 97 B SL 88 4-1 3 SH5-3 3 S BB		3	0	1	0	1	0	1
3 Reese McGuire, L (1, 2) OBP: 0.379, SLG: 0.418			B FF 91 C FF 90 S FF 91 F FF 92 B SL 84 S FF 92 2-3 K ③	C SL 82 B FF 90 F FF 90 B SL 82 F SL 84 X FF 90 2-2 1-2 2-H 1B		C FF 94 D CH 83 B CH 84 B FC 89 B FF 95 4-1 30 2B BB		B FF 97 B FF 96 B FF 97 C FF 97 X FF 96 3-1 1-3 SH5-3 ①		2	1	1	1	1	1	0
Inning Stats	R: 0 E: 0 K: 1 S: 9 H: 0 LOB: 0 BB: 0 P: 14	R: 0 E: 0 K: 0 S: 7 H: 0 LOB: 0 BB: 0 P: 11	R: 0 E: 0 K: 2 S: 9 H: 0 LOB: 0 BB: 0 P: 12	R: 5 E: 0 K: 2 S: 23 H: 6 LOB: 2 BB: 1 P: 35	R: 0 E: 0 K: 0 S: 12 H: 1 LOB: 1 BB: 1 P: 21	R: 2 E: 0 K: 0 S: 11 H: 2 LOB: 1 BB: 1 P: 19	R: 0 E: 0 K: 0 S: 4 H: 1 LOB: 2 BB: 0 P: 6	R: 0 E: 0 K: 2 S: 9 H: 0 LOB: 2 BB: 2 P: 17	R: 0 E: 0 K: 1 S: 9 H: 0 LOB: 0 BB: 0 P: 11	1B: 6 2B: 4 3B: 0 HR: 0 SF: 0 SAC: 1 DP: 1 HBP: 1						

	AB	35
	R	7
	H	10
	RBI	7
	BB	5
	SO	8
	LOB	17

WP: 0 PB: 0 SB: 2 CS: 0 PA: 42

PITCHER		IP	WLS	BF	H	R	ER	SO	BB	IBB	HBP	BLK	WP	HR	S	P	ERA	WHIP
70 Bailey Falter, L ERA: 5.75	(1, 1)	3.2	L	18	6	5	5	4	1	0	0	0	0	0	45	69	12.27	1.909
56 Luis Ortiz, R ERA: 2.7	(4, 1)	1.1		5	1	0	0	1	1	0	0	0	0	0	15	24	0.00	1.500
75 Connor Brogdon, R ERA: 3.06	(6, 1)	1.0		6	2	2	2	0	1	0	0	0	0	0	11	19	18.00	3.000
58 Seranthony Domínguez, R ERA: 5.14	(7, 1)	1.0		5	1	0	0	0	0	0	1	0	0	0	4	6	0.00	1.000
68 Jeff Hoffman, R ERA:	(8, 1)	1.0		5	0	0	0	2	1	1	0	0	0	0	9	17	0.00	1.000

PITCHER		IP	WLS	BF	H	R	ER	SO	BB	IBB	HBP	BLK	WP	HR	S	P	ERA	WHIP
30 Gregory Soto, L ERA: 4.7	(9, 1)	1.0		3	0	0	0	1	0	0	0	0	0	0	9	11	0.00	0.000

Boston Red Sox @ Philadelphia Phillies

Citizens Bank Park, Philadelphia, PA

Sat May 06 2023, 7:17 PM - 10:06 PM EDT

Att. 43,832 - Partly Cloudy - 72 F

livebaseballscorecards.com

Batter	1	2	3	4	5	6	7	8	9	AB	R	H	RBI	BB	SO	LOB
12 Kyle Schwarber, L (1, 7) OBP: 0.295, SLG: 0.376	C SI 87 B FC 87 B FC 87 C CU 80 F CU 82 X SI 88 2-2 ① P5		S CU 79 X CH 83 0-1 ① G4-3	C CU 81 X FC 86 0-1 ③ F9			C SI 91 X SI 91 0-1 ① G3		F FC 94 S SI 95 B FC 96 S FC 96 1-3 ① K	5	0	0	0	0	1	3
7 Trea Turner, R (1, 6) OBP: 0.301, SLG: 0.414	X SI 90 0-0 2B		B CH 83 C FC 86 F SI 88 S CU 82 1-3 ② K		B CH 80 B FC 87 B SI 88 C SI 87 X SI 88 3-1 ① G5-3		C CU 78 C SI 91 B CU 79 X CH 84 1-2 HR		X FC 94 0-0 ② F7	5	1	2	1	0	1	1
3 Bryce Harper, L (1, 10) OBP: 0.444, SLG: 0.625	F FC 87 B FC 86 S CH 83 X CH 82 1-2 ② F8		C CH 84 B FF 89 X FC 87 1-1 8 FC6-4 1B		C SI 89 B CU 81 S CU 80 B SI 89 B CH 83 X SI 89 3-2 HR		F CU 79 C SI 91 B CU 80 S SI 91 1-3 ② K		F FC 95 F SL 86 F FC 97 X SL 84 0-2 ③ G6-3	5	1	2	1	0	1	2
8 Nick Castellanos, R (1, 9) OBP: 0.359, SLG: 0.489	F SI 89 B FF 88 B SI 90 S FC 87 X CU 81 2-2 ③ F9		B FC 88 F SI 88 X SI 89 1-1 ③ FC6-4 1-2f		S CU 81 B FF 88 X CH 82 1-1 ② G6-3		B SI 92 S CU 80 X SI 91 1-1 ③ L9			4	0	0	0	0	0	2
5 Bryson Stott, L (1, 4) OBP: 0.327, SLG: 0.388		C SI 89 H FC 87 1-1 28 WP 28 1B HBP	C SI 88 C CU 79 B SI 87 X CH 82 1-2 ① G4-3	C CU 80 B SI 88 C CU 80 B CH 83 X CU 81 2-2 ③ G4-3				B SI 91 C SI 91 B CU 78 F SI 91 X CU 79 2-2 ① P5		3	1	0	0	0	0	0
10 J.T. Realmuto, R (1, 2) OBP: 0.299, SLG: 0.482		C SI 88 D CH 81 B FC 86 X SI 88 2-1 ① F7	S FC 86 B SI 88 S CH 81 X CU 82 1-2 ② G5-3			C SI 94 B SI 94 B ST 81 B SI 94 B SI 93 B SI 93 4-1 28 FC3-6 BB		F SI 96 F SI 96 X FF 96 0-2 2B		3	0	1	0	1	0	1
28 Alec Bohm, R (1, 3) OBP: 0.345, SLG: 0.405		C SI 89 B CU 81 S FC 87 B FC 88 X CU 81 2-2 1-H 1B	B FC 88 C FC 86 X SI 89 1-1 16 1B 33 1B			C SI 92 B CH 88 X SI 94 1-1 ① FC3-6 16 FC6 1-2f		D FC 90 B SI 95 X SI 95 2-0 ② L6		4	1	2	1	0	0	2
16 Brandon Marsh, L (1, 8) OBP: 0.412, SLG: 0.596		C CU 80 C FC 88 B FC 89 B CU 81 X CH 82 2-2 ② L8	C CU 81 X CU 80 0-1 33 1B 1-3 1B			B CH 89 X SI 93 1-0 ② FC6 1-2f		C SI 96 F FC 89 S SL 84 0-3 ③ K		4	0	1	0	0	1	3
33 Edmundo Sosa, R (1, 5) OBP: 0.338, SLG: 0.493		B SI 88 X FC 86 1-0 ③ L9	B CU 82 B SI 88 C CU 80 F CU 80 F CH 83 F CU 82 B CU 82 F CH 82 F SI 89 3-2 F CU 82 X SI 89 1-2 3-H 1B			F SI 92 B FF 92 B ST 81 S SI 93 X ST 82 2-2 ③ F9			F FC 92 B FC 94 F FC 94 B SL 86 X FC 95 2-2 1B	4	0	2	1	0	0	2
Inning Stats	R: 0 E: 0 K: 0 S: 11 H: 1 LOB: 1 BB: 0 P: 16	R: 1 E: 0 K: 0 S: 10 H: 1 LOB: 1 BB: 0 P: 18	R: 0 E: 0 K: 1 S: 9 H: 1 LOB: 1 BB: 0 P: 12	R: 1 E: 0 K: 0 S: 20 H: 3 LOB: 2 BB: 0 P: 26	R: 1 E: 0 K: 0 S: 10 H: 1 LOB: 0 BB: 0 P: 19	R: 0 E: 0 K: 0 S: 7 H: 0 LOB: 1 BB: 0 P: 15	R: 1 E: 0 K: 1 S: 10 H: 1 LOB: 0 BB: 0 P: 13	R: 0 E: 0 K: 1 S: 10 H: 1 LOB: 1 BB: 0 P: 14	R: 0 E: 0 K: 1 S: 11 H: 1 LOB: 1 BB: 0 P: 14	1B: 6 2B: 2 3B: 0 HR: 2 SF: 0 SAC: 0 DP: 0 HBP: 1						

	AB	37
	R	4
	H	10
	RBI	4
	BB	1
	SO	4
	LOB	16

WP: 1 PA: 39
PB: 0
SB: 0
CS: 0

PITCHER		IP	WLS	BF	H	R	ER	SO	BB	IBB	HBP	BLK	WP	HR	S	P	ERA	WHIP
28 Corey Kluber, R ERA: 6.29	(1, 1)	5.0	W	23	7	3	3	1	0	0	1	0	1	1	60	91	5.40	1.400
46 John Schreiber, R ERA: 2.16	(6, 1)	1.0		4	0	0	0	0	1	0	0	0	0	0	7	15	0.00	1.000
83 Brennan Bernardino, L ERA: 1.08	(7, 1)	1.1		5	1	1	1	1	0	0	0	0	0	1	13	18	6.75	0.750
25 Josh Winckowski, R ERA: 1.57	(8, 1)	0.2	H	3	1	0	0	1	0	0	0	0	0	0	7	9	0.00	1.500
74 Kenley Jansen, R ERA: 0.84	(9, 1)	1.0	S	4	1	0	0	1	0	0	0	0	0	0	11	14	0.00	1.000

PITCHER		IP	WLS	BF	H	R	ER	SO	BB	IBB	HBP	BLK	WP	HR	S	P	ERA	WHIP

Boston Red Sox @ Philadelphia Phillies

Citizens Bank Park, Philadelphia, PA

Sun May 07 2023, 1:40 PM - 3:53 PM EDT

Att. 44,669 - Partly Cloudy - 76 F

TOP

livebaseballscorecards.com

Batter	1	2	3	4	5	6	7	8	9	AB	R	H	RBI	BB	SO	LOB
99 Alex Verdugo, L (1, 9) OBP: 0.379, SLG: 0.504	C FF 92 F FS 89 S FS 89 0-3 ① K			C FC 86 B SI 93 F FS 89 B FS 88 C SI 93 2-3 ① K		B FS 88 S FS 86 F FS 88 X FC 88 1-2 ③ F8			B FF 92 X SI 93 1-0 ① G3-1	4	0	0	0	0	2	0
7 Masataka Yoshida, L (1, 10) OBP: 0.403, SLG: 0.536	C SI 93 X FS 90 0-1 ① 17 F7 1B			B FC 90 B FS 89 C SI 93 X FF 94 2-1 ② F6			B SI 97 X SI 96 1-0 1B		B SL 81 B SI 92 C FF 92 C SL 82 B SL 83 X SI 94 3-2 ② G1-3	4	0	2	0	0	0	0
17 Raimel Tapia, L (1, 7) OBP: 0.327, SLG: 0.348	B SI 92 C FS 88 F FS 88 1 SAFE F FF 93 F FS 88 D FS 88 1 SAFE X FF 94 2-2 ② ③ F7 1-2			B FS 89 B SI 92 F SI 92 C FS 90 X FS 89 2-2 11 CS 1B			C SI 98 X FC 93 0-1 ① F7		C SI 93 B SL 82 B SL 83 S SI 92 X SL 83 2-2 ③ P6	4	0	1	0	0	0	2
11 Rafael Devers, L (1, 5) OBP: 0.301, SLG: 0.550		F FC 86 B FS 88 B SI 93 B FS 88 X FS 89 3-1 ① L4		1 SAFE B FF 93 F FS 89 F FF 94 B SI 94 2-2 ③ CS 1-2	B FS 87 F FS 86 S FS 88 F FS 88 F FF 93 B SI 93 B FS 88 S FS 88 3-3 ① K		B FC 93 X SI 98 1-0 ② G3			3	0	0	0	0	1	1
16 Jarren Duran, L (1, 8) OBP: 0.413, SLG: 0.606		B SI 92 F SI 92 T FF 93 F FS 89 F FF 94 B FS 89 B FC 90 T FS 90 3-2 ② K			F FC 87 X FS 88 0-1 ② G6-3		F SI 99 F FC 92 B FC 93 F FC 93 X SI 99 1-2 ③ G4-3			3	0	0	0	0	1	1
36 Triston Casas, L (1, 3) OBP: 0.295, SLG: 0.326 2 Justin Turner, R (8, PH) OBP: 0.357, SLG: 0.360 (8, 3)		S FF 95 B FS 90 C FS 89 B FS 91 S FS 89 2-3 ③ K			B FS 89 T FS 88 X FF 93 1-1 HR			C FF 94 S SI 94 B SL 84 T SI 96 1-2 ① K		2 1	1 0	1 0	1 0	0 0	1 1	0 0
47 Enmanuel Valdez, L (1, 4) OBP: 0.342, SLG: 0.486 29 Bobby Dalbec, R (8, PH) OBP: 0.333, SLG: 0.200 (8, 4)			T FF 92 X FS 88 0-1 ① G3-1		C FS 89 B FS 88 X FS 88 1-1 ③ G4-3			C FF 94 S FF 94 B FF 96 C FF 95 1-3 ② K		2 1	0 0	0 0	0 0	0 0	0 1	0 0
5 Enrique Hernández, R (1, 6) OBP: 0.295, SLG: 0.362			C ST 82 X SI 94 0-1 ② G5-3			B FS 86 C SI 91 B FS 87 B ST 82 C SI 92 S SI 93 3-3 ① K		C SL 83 B SL 83 S FF 94 X SL 84 1-2 2B		3	0	1	0	0	1	0
12 Connor Wong, R (1, 2) OBP: 0.313, SLG: 0.459			F SI 95 X FS 89 0-1 ③ G5-3			F FS 86 F FS 88 B FF 94 F FS 88 X SI 94 1-2 ② P4		C FC 90 S FF 95 B FF 95 S FF 93 1-3 ③ K		3	0	0	0	0	1	1

Inning Stats	1	2	3	4	5	6	7	8	9
R:	0	0	0	0	1	0	0	0	0
E:	0	0	0	1	1	0	1	1	0
K:	1	2	0	1	1	1	0	3	0
S:	10	10	6	10	11	10	8	12	7
H:	1	0	0	1	1	0	1	1	0
LOB:	0	0	0	0	0	0	1	1	0
BB:	0	0	0	0	0	0	0	0	0
P:	12	18	6	18	16	15	11	16	13

1B:	3
2B:	1
3B:	0
HR:	1
SF:	0
SAC:	0
DP:	0
HBP:	0

WP:	0
PB:	0
SB:	0
CS:	1
PA:	31

AB	30
R	1
H	5
RBI	1
BB	0
SO	9
LOB	5

PITCHER	IP	WLS	BF	H	R	ER	SO	BB	IBB	HBP	BLK	WP	HR	S	P	ERA	WHIP
99 Taijuan Walker, R (1, 1) ERA: 5.97	6.0	W	19	3	1	1	6	0	0	0	0	0	1	57	85	1.50	0.500
46 José Alvarado, L (7, 1) ERA: 0.63	1.0	H	4	1	0	0	0	0	0	0	0	0	0	8	11	0.00	1.000
25 Matt Strahm, L (8, 1) ERA: 3.14	2.0	S	7	1	0	0	3	0	0	0	0	0	0	19	29	0.00	0.500

PITCHER	IP	WLS	BF	H	R	ER	SO	BB	IBB	HBP	BLK	WP	HR	S	P	ERA	WHIP

BOTTOM

Boston Red Sox @ Philadelphia Phillies

Citizens Bank Park, Philadelphia, PA

Sun May 07 2023, 1:40 PM - 3:53 PM EDT

Att. 44,669 - Partly Cloudy - 76 F

livebaseballscorecards.com

Batter	1	2	3	4	5	6	7	8	9	AB	R	H	RBI	BB	SO	LOB
5 Bryson Stott, L (1, 4) OBP: 0.325, SLG: 0.385	C SI 92 B FC 90 C FC 90 S FC 90 1-3 ① K			B SL 82 C SL 82 S FC 92 X FC 92 1-2 3 BB, 7 1B, 8 FC5 1B	C SI 92 F FS 88 B FS 87 F SL 84 B FS 88 X FC 92 2-2 ③ P5		B FF 96 1 SAFE S FF 96 B FF 96 2-1 ③ CS 1-2	B FF 95 B FF 95 C SL 90 B SL 90 S FF 94 F FF 95 F FF 95 F FF 96 F SL 89 3-2 ① L9		4	1	1	0	0	1	0
7 Trea Turner, R (1, 6) OBP: 0.306, SLG: 0.412 2 Josh Harrison, R (9, 5) OBP: 0.265, SLG: 0.304	C SI 92 F SI 91 B SL 83 B SI 93 X SI 92 2-2 ② G6-3			B SL 84 X SI 94 1-0 8 FC5, 3 BB 1-2 1B		B SL 84 S SL 84 F SI 93 S SL 84 1-3 ① K		B FF 95 B FF 94 B SL 89 C FF 95 B FF 96 4-1 8 2B, 10 1B BB		3 0	1 0	1 0	0 0	1 0	1 0	0 0
3 Bryce Harper, L (1, 10) OBP: 0.455, SLG: 0.579	X SL 83 0-0 ③ G1-3			F SL 84 B FC 90 B FC 91 B SL 83 B FC 92 4-1 8 FC5, 12 1B 1-2 2-3 BB		C FS 87 X SL 84 0-1 8 G4-3, 12 HR 1B		F FF 94 C FF 94 X FS 85 0-2 ② L7		3	2	1	0	1	0	1
8 Nick Castellanos, R (1, 9) OBP: 0.356, SLG: 0.489		S SI 91 S SI 91 S SL 83 0-3 ① K		B SI 92 X SL 85 1-0 ① FC5, 12 1B 1-2 2-3f 3-H		B SI 93 F SI 94 X SI 91 1-1 ② G4-3 1-2		1 SAFE C FF 93 F FF 94 F FF 94 B SL 88 X SL 89 1-2 1-3 10 1B 2B		4	1	1	1	0	1	3
12 Kyle Schwarber, L (1, 7) OBP: 0.307, SLG: 0.406 18 Dalton Guthrie, R (8, PR) (9, 7)		C SL 83 B FC 90 S FC 90 S FC 90 1-3 ② K		B SL 84 B SL 83 X FC 93 2-0 28 FC6-4 1-2 2-H 1B		B FC 87 X SI 88 1-0 2-H HR		0-0 10 1B IBB		3 0	1 0	2 0	3 0	1 0	1 0	0 0
10 J.T. Realmuto, R (1, 2) OBP: 0.306, SLG: 0.482		S FC 91 B FC 92 B SL 84 F SI 92 X FC 92 2-2 28 CS 1B		C SI 92 C SL 84 X SL 84 0-2 ② F7		C SI 89 B FC 87 X SI 88 1-1 ③ F8		B SL 90 F SL 89 X FF 94 1-1 28 FC6-4 1-2 2-H 3-H 1B		4	0	2	2	0	0	2
28 Alec Bohm, R (1, 3) OBP: 0.336, SLG: 0.392		B SI 92 1-0 ③ CS 1-2	C SI 92 X SI 93 0-1 ① G6-3	B SI 94 S SL 83 X SI 93 1-1 ③ FC6-4 1-2f			C FF 97 F SI 96 X SL 86 0-2 ① G4-3	B FF 94 B FF 95 X SL 90 2-0 ③ FC6-4 1-2f		4	0	0	0	0	0	4
16 Brandon Marsh, L (1, 8) OBP: 0.402, SLG: 0.578			X FC 91 0-0 ② F7		C SL 84 X SL 83 0-1 ① L9		B FF 96 F FF 96 F FF 97 B FF 96 F FF 96 S SL 85 2-3 ② K			3	0	0	0	0	1	0
33 Edmundo Sosa, R (1, 5) OBP: 0.337, SLG: 0.487 (9, 6)			C SI 92 F SI 91 B FC 94 X SL 84 1-2 ③ P5		T SL 84 B FS 87 B SI 92 F SI 92 X SL 83 2-2 ② F9		B SI 96 B SL 87 X SI 96 2-0 5 CS 1B			3	0	1	0	0	0	0

Inning Stats	1	2	3	4	5	6	7	8	9
	R: 0 E: 0 K: 1 S: 7	H: 0 LOB: 0 BB: 0 P: 10	R: 0 E: 0 K: 2 S: 9	H: 1 LOB: 0 BB: 0 P: 13	R: 0 E: 0 K: 0 S: 6	H: 0 LOB: 0 BB: 0 P: 7	R: 2 E: 0 K: 0 S: 12	H: 3 LOB: 2 BB: 1 P: 22	R: 0 E: 0 K: 0 S: 9	H: 0 LOB: 0 BB: 0 P: 13	R: 2 E: 0 K: 1 S: 10	H: 2 LOB: 0 BB: 0 P: 14	R: 0 E: 0 K: 1 S: 9	H: 1 LOB: 0 BB: 0 P: 15	R: 2 E: 0 K: 0 S: 20	H: 2 LOB: 2 BB: 2 P: 31

AB	31	
R	6	
H	9	
RBI	6	
BB	3	
SO	5	
LOB	10	

1B: 7	SF: 0	WP: 0
2B: 1	SAC: 0	PB: 0
3B: 0	DP: 0	SB: 0
HR: 1	HBP: 0	CS: 2

PA: 36

PITCHER		IP	WLS	BF	H	R	ER	SO	BB	IBB	HBP	BLK	WP	HR	S	P	ERA	WHIP
89 Tanner Houck, R ERA: 5.26	(1, 1)	5.2	L	22	5	3	3	4	1	0	0	0	0	0	50	74	4.76	1.059
Richard Bleier, L ERA: 6.0	(6, 1)	0.1		2	1	1	1	0	0	0	0	0	0	1	3	5	27.00	3.000
70 Ryan Brasier, R ERA: 7.56	(7, 1)	1.0		3	1	0	0	1	0	0	0	0	0	0	9	15	0.00	1.000
52 Zack Littell, R ERA: 18.0	(8, 1)	1.0		7	2	2	2	0	1	1	0	0	0	0	20	31	18.00	3.000

PITCHER	IP	WLS	BF	H	R	ER	SO	BB	IBB	HBP	BLK	WP	HR	S	P	ERA	WHIP

Boston Red Sox @ Atlanta Braves

Truist Park, Atlanta, GA

Tue May 09 2023, 7:23 PM - 10:03 PM EDT

Att. 36,805 - Cloudy - 77 F

TOP

livebaseballscorecards.com

Batter	1	2	3	4	5	6	7	8	9	AB	R	H	RBI	BB	SO	LOB
99 Alex Verdugo, L (1, 9) OBP: 0.386, SLG: 0.514	C FF 95 F FF 94 B CH 87 B CU 84 B CH 87 X FF 96 3-2 G1-3 ①		X FF 94 0-0 7 BLK 2 SF9 2B		C CU 83 X CU 83 0-1 1B		C FF 93 B FS 87 X FS 86 1-1 G4-3 ③		B ST 80 B SI 90 T SI 88 C ST 78 B SI 90 X ST 78 3-2 1B	5	1	3	0	0	0	1
7 Masataka Yoshida, L (1, 7) OBP: 0.388, SLG: 0.513	C CU 84 B FF 96 F FF 96 F CU 84 F CH 88 X FF 98 1-2 P5 ②		B CU 82 S CU 82 S CU 83 S CU 83 1-3 K ① 2-3		C CU 81 B CU 82 F CH 87 X FF 94 1-2 G5-3 ③			B FC 89 C FC 88 S FC 88 X FC 88 1-2 G6-3 ① (8)	X ST 79 0-0 G4-3 ③	5	0	0	0	0	1	3
2 Justin Turner, R (1, 10) OBP: 0.360, SLG: 0.396	C FF 96 X FF 96 0-1 L9 ③		B SI 94 X CU 83 1-0 SF9 ② 3-H			C SI 93 B FC 88 S CH 87 B CU 83 F FF 94 F SI 94 X SI 93 2-2 HR		C FC 88 B FC 88 S CH 87 B FF 96 X FC 88 2-2 16 FC4-6 5 1B 2B		3	2	2	2	0	0	0
11 Rafael Devers, L (1, 5) OBP: 0.299, SLG: 0.538		C CU 82 B FF 94 S CU 81 X CH 87 1-2 G1-3 ①	B FF 96 B CH 88 C CU 83 F CH 88 C FF 96 2-3 K			C CH 88 B CU 82 B FF 94 F CU 85 S FF 95 2-3 K ①		B FF 96 S FF 96 B FF 96 B FF 96 T FF 96 B FF 96 4-2 16 FC4-6 BB		3	0	0	0	1	2	0
16 Jarren Duran, L (1, 8) OBP: 0.405, SLG: 0.587		X FF 96 0-0 47 1B 36 S 1B	B CU 82 B CU 83 S CH 87 B FF 96 S CU 83 C FF 96 3-3 K ①			M CH 86 C CU 82 X CU 83 0-2 G3 ②		X FC 90 0-0 FC4-6 5 1B 1-2f 2-3 ②		4	0	1	0	0	1	2
5 Enrique Hernández, R (1, 6) OBP: 0.301, SLG: 0.362		B FC 90 B FF 94 C CU 82 1 SAFE B CU 83 C CU 84 S CU 84 3-3 K ②	B SI 95 B SI 95 B SI 95 B FF 94 4-0 36 G3-6-3 BB			C SI 93 B CH 87 S CU 83 B FF 95 X FF 93 3-2 G6-3 ③		D FC 88 C FC 88 C FC 87 B CH 88 X FC 89 2-2 1-2 3-H 1B		3	0	1	1	1	1	1
36 Triston Casas, L (1, 3) OBP: 0.304, SLG: 0.323 29 Bobby Dalbec, R (8, PH) OBP: 0.308, SLG: 0.182 (8, 3)		B FF 95 B CU 83 B CU 84 B FF 95 4-0 47 1B 1-2 BB	C CU 83 C CU 82 D CU 84 X FF 96 1-2 G3-6-3 1-2f ② ③				F FF 92 B FS 85 B FS 86 S FS 86 B FF 94 B FF 94 4-2 BB	F FF 95 B FF 95 S FF 96 S CH 88 1-3 K ③		1 1	0 0	0 0	0 0	2 0	0 1	1 2
47 Enmanuel Valdez, L (1, 4) OBP: 0.341, SLG: 0.475 30 Rob Refsnyder, R (9, PH) OBP: 0.354, SLG: 0.327		B CU 83 X CH 88 1-0 1-2 2-3 1B			B FF 94 C FF 94 F CU 83 F CU 83 B FF 95 B CU 82 T CH 88 3-2 K ①		C FF 93 B FF 93 S FS 86 S FF 94 1-3 K ①		C ST 77 C SI 89 B SI 89 S SI 90 1-3 K ①	3 1	0 0	1 0	0 0	0 0	2 1	1 0
3 Reese McGuire, L (1, 2) OBP: 0.355, SLG: 0.390		F CU 84 F CU 83 D CU 84 B FF 96 B CU 84 C CU 84 3-3 K ③			C FF 94 S FF 95 X CU 82 0-2 G4-3 ②		B FS 87 C FF 93 C FF 94 S FF 93 1-3 K ②		C SI 90 C SI 89 S ST 79 0-3 K ②	4	0	0	0	0	3	4

| Inning Stats | | | |

Boston Red Sox @ Atlanta Braves

Truist Park, Atlanta, GA

Tue May 09 2023, 7:23 PM - 10:03 PM EDT

Att. 36,805 - Cloudy - 77 F

BOTTOM

livebaseballscorecards.com

Batter	1	2	3	4	5	6	7	8	9	AB	R	H	RBI	BB	SO	LOB
13 Ronald Acuña Jr., R (1, 9) OBP: 0.436, SLG: 0.557	B FF 90 B CU 77 S SL 86 B FF 93 X FF 92 3-1 28 HR 1B	F CU 78 B FF 94 F SL 85 B CU 80 F CU 80 X FF 94 2-2 ① FC9-6 28 BB 12 1B 1-2f		X SL 87 0-0 12 1B 1-3 2B	B CU 77 B SI 91 F SI 90 D SI 92 B CH 83 4-1 12 FC4 BB		C SL 89 F FF 92 F FS 86 B FS 86 B SL 89 F FS 85 S FS 85 2-3 ③ K			4	3	2	0	1	1	1
28 Matt Olson, L (1, 3) OBP: 0.382, SLG: 0.551	X CU 78 0-0 1-H HR	F FF 93 B FF 93 B SL 89 B FF 93 B SL 88 4-1 12 1B 1-2 BB		C CU 77 B FF 93 S FF 94 B SL 86 B FF 94 B CU 79 4-2 12 1B BB	B CU 76 C SI 90 C SI 90 S SI 91 1-3 ① K			F SL 88 B FF 93 S FF 93 B FS 86 B FF 94 B FS 85 4-2 12 2B BB		2	2	1	2	3	1	3
27 Austin Riley, R (1, 5) OBP: 0.327, SLG: 0.406	S FF 92 B FF 92 B FF 92 B CU 77 F SL 86 B SL 87 4-2 1 WP 12 HBP 1 1B BB	C FF 94 B SL 88 B SL 85 S FF 94 X FF 93 2-2 ② L7		D CU 80 S FF 93 X FF 93 1-1 ① L5	B SI 92 B SI 92 X SI 92 2-0 ② F9			C FF 94 F FF 93 B FF 93 T SL 89 1-2 ① K		4	1	0	0	1	1	9
12 Sean Murphy, R (1, 2) OBP: 0.440, SLG: 0.636	B SL 87 H FF 93 2-0 1 1B 1 WP 20 G5-3 1-2 HBP	X CU 80 0-0 1-2 2-H 1B		F FF 95 B FF 94 F FF 95 X CU 80 1-2 1-2 2-H 3-H 1B	S SI 92 F SI 91 X SI 92 0-2 ③ FC4 1-2f			S SL 88 C FF 94 D FS 86 B FS 85 X FF 94 2-2 1-H 2B		4	1	3	4	0	0	3
8 Eddie Rosario, L (1, 7) OBP: 0.288, SLG: 0.400	F FF 93 F FF 94 F FF 94 S CU 80 0-3 ① K	B FF 93 2 SAFE F SL 84 F FF 92 X FF 94 1-2 ③ G3-1		S FF 94 X FF 93 0-1 ② F7		S FF 97 X FF 97 0-1 1 G4-6-3 1B		X FF 93 0-0 ② L8		5	0	1	0	0	1	7
1 Ozzie Albies, S (1, 4) OBP: 0.316, SLG: 0.531	C FF 94 B CU 80 F FF 94 B FF 93 D CU 79 F CU 79 X FF 94 3-2 20 G5-3 1-3 2-H 1B		X CU 78 0-0 ① F8	B SL 86 X FF 92 1-0 ③ G3		B FF 96 X FF 97 1-0 ① ② G4-6-3 1-2f		C SL 88 F FS 83 B FF 93 X FS 84 1-2 ③ G3		5	0	1	1	0	0	4
20 Marcell Ozuna, R (1, 10) OBP: 0.263, SLG: 0.372	F FF 93 S FF 94 F FF 94 1 SAFE B FF 92 X CU 78 1-2 ② G5-3 1-2 3-H		B FF 92 X FF 93 1-0 ② F9		C SI 91 B CH 83 S CU 75 X SI 92 1-2 23 HBP 11 2B 1B	S SL 84 C FF 97 F SL 86 S SL 86 0-3 ③ K				4	1	1	1	0	1	1
23 Michael Harris II, L (1, 8) OBP: 0.309, SLG: 0.333	D CU 76 B CU 77 X SL 86 2-0 ③ F8		B CU 78 C FF 93 F CU 76 S FF 93 1-3 ③ K		C SI 91 C SI 92 H CU 78 1-2 11 2B 1-2 HBP		X FS 84 0-0 ① P6			3	0	0	0	0	1	1
11 Orlando Arcia, R (1, 6) OBP: 0.414, SLG: 0.547		B SL 87 C SL 85 T FF 92 B SL 88 B FF 93 X SL 87 3-2 13 FC9-6 1B		C FF 93 B SL 84 B FF 92 S FF 93 X FF 94 2-2 13 2B 12 1B 1B	C CU 77 B SI 92 F SI 92 F SI 92 F CU 78 B CU 78 X CU 78 2-2 1-3 2-H 2B		C FF 94 S FF 94 X FF 94 0-2 ② F8			4	1	3	1	0	0	0
Inning Stats	R: 4 E: 0 K: 1 S: 18 H: 3 LOB: 1 BB: 1 P: 33	R: 1 E: 0 K: 0 S: 15 H: 2 LOB: 2 BB: 1 P: 27	R: 0 E: 0 K: 1 S: 5 H: 0 LOB: 0 BB: 0 P: 7	R: 2 E: 0 K: 0 S: 14 H: 3 LOB: 2 BB: 1 P: 23	R: 1 E: 0 K: 1 S: 18 H: 2 LOB: 3 BB: 1 P: 29	R: 0 E: 0 K: 1 S: 7 H: 1 LOB: 0 BB: 0 P: 8	R: 0 E: 0 K: 1 S: 9 H: 0 LOB: 0 BB: 0 P: 11	R: 1 E: 0 K: 1 S: 12 H: 1 LOB: 1 BB: 1 P: 20		1B: 8 2B: 3 3B: 0 HR: 1 SF: 0 SAC: 0 DP: 1 HBP: 2						

AB	35
R	9
H	12
RBI	9
BB	5
SO	6
LOB	29

PITCHER		IP	WLS	BF	H	R	ER	SO	BB	IBB	HBP	BLK	WP	HR	S	P	ERA	WHIP
37 Nick Pivetta, R ERA: 6.23	(1, 1)	4.0	L	24	8	7	7	2	3	0	1	0	1	1	52	90	15.75	2.750
83 Brennan Bernardino, L ERA: 1.93	(5, 1)	1.0		7	2	1	1	1	1	0	1	0	0	0	18	29	9.00	3.000
70 Ryan Brasier, R ERA: 7.13	(6, 1)	1.0		3	1	0	0	1	0	0	0	0	0	0	7	8	0.00	1.000
52 Zack Littell, R ERA: 9.0	(7, 1)	2.0		8	1	1	1	2	1	0	0	0	0	0	21	31	4.50	1.000

PITCHER	IP	WLS	BF	H	R	ER	SO	BB	IBB	HBP	BLK	WP	HR	S	P	ERA	WHIP

Batter	1	2	3	4	5	6	7	8	9	AB	R	H	RBI	BB	SO	LOB
30 Rob Refsnyder, R (1, 7) OBP: 0.338, SLG: 0.310 17 Raimel Tapia, L (7, PH) OBP: 0.333, SLG: 0.375 (7, 7)	X FF 92 0-0 ① G6-3		C FC 90 B FC 89 B FC 89 B ST 78 F FC 88 X FC 89 3-2 ③ G4-3		C SI 90 D SI 88 S ST 78 F ST 78 S ST 76 1-3 ① K		C CU 81 X CU 81 0-1 1-3 2-H 2B		C FF 94 S CH 89 S CH 90 0-3 ② K	3 2	0 0	0 1	0 1	0 0	1 1	1 1
99 Alex Verdugo, L (1, 9) OBP: 0.380, SLG: 0.500	C FF 92 X SL 85 0-1 ② F8			B ST 78 C ST 77 B FF 91 S ST 78 B ST 78 B ST 78 4-2 2 5 1B 1B BB	F SI 90 B SI 89 B ST 80 F ST 78 B ST 78 F SI 90 F SI 90 X ST 79 3-2 ②③ L6 1-2		C CU 80 C FF 95 B FF 95 X FF 96 1-2 ③ F7		X FF 96 0-0 ③ P5	4	1	0	0	1	0	4
2 Justin Turner, R (1, 5) OBP: 0.370, SLG: 0.397 (7, 4)	B FF 93 C SL 85 C SL 85 F SL 85 B CH 87 F SL 85 B SL 85 B CH 87 4-2 BB			C FC 89 B FC 89 B ST 80 B ST 81 X FC 88 3-1 5 1B 16 1B 1-2 1B		C SI 92 F CU 76 F FC 88 F FC 88 B CU 76 S SI 92 1-3 ① K		S FF 94 B FF 95 F CU 79 B FF 94 B FF 94 B CU 79 4-2 5 G6-3 BB		2	1	1	0	2	1	0
7 Masataka Yoshida, L (1, 10) OBP: 0.377, SLG: 0.496	C SL 83 X SL 86 0-1 ③ G3			C FC 89 S ST 79 X ST 81 0-2 ① F5		C FC 88 B CH 86 C FC 89 S FC 87 1-3 ② K		C CU 79 F CU 80 F FF 94 S CU 81 0-3 ① K		4	0	0	0	0	2	4
5 Enrique Hernández, R (1, 6) OBP: 0.299, SLG: 0.358		C SL 82 B SL 84 X CH 85 1-1 ① G6-3		S FC 90 T FC 90 X ST 80 0-2 36 G4-3 16 1B 1-2 2-H 1B		C SI 92 F FC 88 B FC 89 B SI 92 X CU 76 2-2 ③ P5		C FF 94 F FC 94 F FF 95 X FF 94 0-2 ②③ G6-3 1-2f		4	0	1	1	0	0	1
16 Jarren Duran, L (1, 8) OBP: 0.420, SLG: 0.603		C FF 91 B SL 84 S SL 85 S SL 85 1-3 ② K		B ST 81 S FC 88 F FC 89 B FC 88 X ST 80 2-2 36 G4-3 1-2 2-H 1B			B FF 96 B FF 96 B FF 96 B FF 96 4-0 36 S 17 2B BB		F FF 94 B FF 95 B CH 88 B FF 95 F FF 95 X FF 95 3-2 36 HR 2B	3	2	2	1	1	1	0
36 Triston Casas, L (1, 3) OBP: 0.311, SLG: 0.354		S SL 83 S SL 85 B SL 84 T FF 94 1-2 ③ K		X FC 89 0-0 ② G4-3 1-2 2-3			B FF 96 B FF 96 C FC 90 B FC 89 C FC 89 B FC 90 4-2 17 2B 1-2 BB		X FF 94 0-0 2-H HR	3	1	1	2	1	1	2
12 Connor Wong, R (1, 2) OBP: 0.298, SLG: 0.436			C SL 81 B FF 91 F FF 91 X FF 92 1-2 ① G5-3	S ST 80 S ST 80 S ST 80 0-3 ③ K			C FF 96 S FF 96 F FF 96 T FF 97 0-2 ① K		C SL 83 B FF 95 B FF 95 C SL 84 S SL 85 2-3 ① K	4	0	0	0	0	3	4
47 Enmanuel Valdez, L (1, 4) OBP: 0.349, SLG: 0.463 29 Bobby Dalbec, R (7, PH) OBP: 0.308, SLG: 0.182 11 Rafael Devers, L (7, PH) OBP: 0.302, SLG: 0.538 (7, 5)			C SL 82 S SL 84 C SL 84 0-3 ② K		B ST 78 S ST 78 H ST 76 2-1 99 CS HBP		S CU 81 S CU 81 F CU 80 T FF 95 0-2 ② K		B FF 95 B CH 88 F CH 88 T CH 88 X CH 90 2-2 1B	1 0 2	0 0 0	0 0 1	0 0 0	0 0 1	1 0 2	0 0 2
Inning Stats	R: 0 E: 0 K: 0 S: 9 H: 0 LOB: 1 BB: 1 P: 13	R: 0 E: 0 K: 2 S: 8 H: 0 LOB: 0 BB: 0 P: 11	R: 0 E: 0 K: 1 S: 9 H: 0 LOB: 0 BB: 0 P: 13	R: 2 E: 0 K: 1 S: 17 H: 3 LOB: 2 BB: 1 P: 26	R: 0 E: 0 K: 1 S: 10 H: 0 LOB: 0 BB: 0 P: 16	R: 0 E: 0 K: 2 S: 11 H: 0 LOB: 0 BB: 0 P: 15	R: 1 E: 0 K: 2 S: 15 H: 1 LOB: 2 BB: 2 P: 24	R: 0 E: 0 K: 1 S: 10 H: 0 LOB: 0 BB: 1 P: 14	R: 2 E: 0 K: 2 S: 14 H: 3 LOB: 1 BB: 0 P: 21	1B: 4 2B: 2 3B: 0 HR: 1 SF: 0 SAC: 0 DP: 1 HBP: 1						

PITCHER		IP	WLS	BF	H	R	ER	SO	BB	IBB	HBP	BLK	WP	HR	S	P	ERA	WHIP
52 Dylan Lee, L ERA: 2.41	(1, 1)	2.2		9	0	0	0	3	1	0	0	0	0	0	23	31	0.00	0.375
32 Collin McHugh, R ERA: 3.38	(3, 1)	1.1		8	3	2	2	1	1	0	0	0	0	0	20	32	13.50	3.000
65 Danny Young, L ERA: 1.59	(5, 1)	1.0		3	0	0	0	1	0	0	1	0	0	0	10	16	0.00	0.000
60 Jesse Chavez, R ERA: 2.4	(6, 1)	1.0		3	0	0	0	2	0	0	0	0	0	0	11	15	0.00	0.000
33 A.J. Minter, L ERA: 7.5	(7, 1)	0.1	L	3	0	1	1	1	2	0	0	0	0	0	6	14	27.00	6.000

PITCHER		IP	WLS	BF	H	R	ER	SO	BB	IBB	HBP	BLK	WP	HR	S	P	ERA	WHIP
61 Nick Anderson, R ERA: 3.31	(7, 1)	1.2		6	1	0	0	2	1	0	0	0	0	0	19	24	0.00	1.200
26 Raisel Iglesias, R ERA: 6.75	(9, 1)	0.2		5	3	2	2	2	0	0	0	0	0	1	13	20	27.00	4.500
77 Joe Jiménez, R ERA: 3.97	(9, 1)	0.1		1	0	0	0	0	0	0	0	0	0	0	1	1	0.00	0.000

Boston Red Sox @ Atlanta Braves

Truist Park, Atlanta, GA

Wed May 10 2023, 7:22 PM - 10:05 PM EDT

Att. 40,270 - Partly Cloudy - 81 F

TOP

livebaseballscorecards.com

AB	32
R	5
H	7
RBI	5
BB	5
SO	12
LOB	19

Batter	1	2	3	4	5	6	7	8	9	AB	R	H	RBI	BB	SO	LOB
13 Ronald Acuña Jr., R (1, 9) OBP: 0.438, SLG: 0.576	T SI 96 B SL 86 B SI 96 C SI 96 B CH 88 F SI 96 F SI 97 X SI 97 3-2 ① G6-3		C SI 97 D SI 97 B SL 86 S SL 86 X SI 97 2-2 ② F9 2-3			B SL 85 C SI 95 B FF 95 B SI 96 X SI 94 3-1 HR		F SI 95 F SL 87 X FC 92 0-2 1B		4	1	2	1	0	0	2
28 Matt Olson, L (1, 3) OBP: 0.373, SLG: 0.536	C FF 96 C FF 97 B FF 98 F SI 97 B CH 89 B CH 90 X FF 97 3-2 ② G6-3		D CH 88 C FF 97 F SL 87 F FF 97 X CH 90 1-2 ③ G6-3 1-2			B FF 98 X FF 96 1-0 ① G4-3		C FF 96 S FF 96 F FF 97 S FC 91 0-3 ② K		4	0	0	0	0	1	3
27 Austin Riley, R (1, 5) OBP: 0.331, SLG: 0.408	B SI 96 C SI 97 B SL 86 B SI 96 X SI 96 3-1 ③ G6-3			X SL 84 0-0 8 FC6-4 1B		B SL 86 B SI 96 B SI 96 F SI 96 F SI 96 X SI 94 3-2 12 G5-3 8 1B 1B		C FF 95 F FF 97 B FF 96 C ST 87 1-3 ③ K		4	1	2	0	0	1	1
12 Sean Murphy, R (1, 10) OBP: 0.428, SLG: 0.613		C SI 96 S SI 96 B SI 96 F SL 87 X SI 96 1-2 ① G5-3		C SI 97 S SI 96 B CH 88 B SL 87 T SI 97 2-2 ① K		F SI 96 S SL 88 X SI 96 0-2 ② G5-3 1-2			C FC 97 F FC 97 X FC 97 0-2 ① F8	4	0	0	0	0	1	2
8 Eddie Rosario, L (1, 7) OBP: 0.296, SLG: 0.413		B SL 87 S FF 97 S CH 89 S FF 97 1-3 ② K		S FF 96 T FF 97 F SI 97 X CH 89 0-2 ② FC6-4 1-2f		S CH 87 F FF 96 F SI 96 X CH 89 0-2 ③ 1B 2-H			B FC 96 S FC 97 X FC 97 1-1 2B	4	0	2	1	0	1	1
1 Ozzie Albies, S (1, 4) OBP: 0.308, SLG: 0.517		B FF 97 F FF 97 F SI 97 S CH 90 1-3 ③ K		C FF 97 B CH 88 X CH 87 1-1 ③ F7			B FC 89 F FC 90 S FC 89 X CH 94 1-2 ① G5-3		B FC 97 B SL 83 F FC 96 X FC 97 2-1 ② F8	4	0	0	0	0	1	2
16 Travis d'Arnaud, R (1, 2) OBP: 0.351, SLG: 0.417			F SI 96 C SI 96 B SL 88 F SI 97 B SL 88 F FF 98 F CH 89 B CH 89 B SI 97 4-2 13 F9 23 1B BB		F SI 96 X SL 86 0-1 11 G5-4-3 1B		F SI 98 B FC 88 B SL 87 F FC 88 S SL 85 2-3 ② K		C FC 96 S FC 98 F FC 99 F FC 98 S SL 88 0-3 ③ K	3	0	1	0	1	2	1
23 Michael Harris II, L (1, 8) OBP: 0.310, SLG: 0.333			X SI 97 0-0 28 S 1-2 1B		C CH 87 S CH 88 S FF 97 0-3 ① K		X SL 86 0-0 ③ L9			3	0	1	0	0	1	1
11 Orlando Arcia, R (1, 6) OBP: 0.393, SLG: 0.518			S SI 96 B SL 87 S SL 86 S SL 87 1-3 ① K		B SL 85 F SI 96 B CH 87 B SL 86 X SI 96 3-1 ② ③ G5-4-3 1-2f			F SI 95 F FC 92 F FF 96 S ST 88 0-3 ① K		3	0	0	0	0	2	3
Inning Stats	R: 0 E: 0 K: 0 S: 11 H: 0 LOB: 0 BB: 0 P: 20	R: 0 E: 0 K: 2 S: 10 H: 0 LOB: 0 BB: 0 P: 13	R: 0 E: 0 K: 1 S: 16 H: 1 LOB: 2 BB: 1 P: 24	R: 0 E: 0 K: 1 S: 10 H: 1 LOB: 1 BB: 0 P: 13	R: 0 E: 0 K: 1 S: 7 H: 1 LOB: 0 BB: 0 P: 10	R: 2 E: 0 K: 0 S: 13 H: 3 LOB: 2 BB: 0 P: 20	R: 0 E: 0 K: 1 S: 7 H: 0 LOB: 0 BB: 0 P: 10	R: 0 E: 0 K: 3 S: 14 H: 1 LOB: 1 BB: 0 P: 15	R: 0 E: 0 K: 1 S: 12 H: 1 LOB: 1 BB: 0 P: 15	1B: 6 2B: 1 3B: 0 HR: 1 SF: 0 SAC: 0 DP: 1 HBP: 0						

PITCHER	IP	WLS	BF	H	R	ER	SO	BB	IBB	HBP	BLK	WP	HR	S	P	ERA	WHIP
66 Brayan Bello, R (1, 1) ERA: 5.01	6.0	W	23	6	2	2	5	1	0	0	0	0	1	67	100	3.00	1.167
25 Josh Winckowski, R (7, 1) ERA: 1.5	1.0	H	3	0	0	0	1	0	0	0	0	0	0	7	10	0.00	0.000
55 Chris Martin, R (8, 1) ERA: 1.64	1.0	H	4	1	0	0	3	0	0	0	0	0	0	14	15	0.00	1.000
74 Kenley Jansen, R (9, 1) ERA: 0.77	1.0	S	4	1	0	0	1	0	0	0	0	0	0	12	15	0.00	1.000

PITCHER	IP	WLS	BF	H	R	ER	SO	BB	IBB	HBP	BLK	WP	HR	S	P	ERA	WHIP

BOTTOM

Boston Red Sox @ Atlanta Braves

Truist Park, Atlanta, GA

Wed May 10 2023, 7:22 PM - 10:05 PM EDT

Att. 40,270 - Partly Cloudy - 81 F

livebaseballscorecards.com

AB	33
R	2
H	8
RBI	2
BB	1
SO	10
LOB	16

St. Louis Cardinals @ Boston Red Sox

Fenway Park, Boston, MA

Fri May 12 2023, 7:13 PM - 10:04 PM EDT

Att. 34,553 - Clear - 82 F

TOP

livebaseballscorecards.com

Batter	1	2	3	4	5	6	7	8	9	AB	R	H	RBI	BB	SO	LOB
19 Tommy Edman, S (1, 4) OBP: 0.305, SLG: 0.424	F FF 94 F FF 95 B FF 96 F FC 88 C FF 97 1-3 ① K		C KC 79 X FF 95 0-1 ① F9		F KC 81 T KC 82 F FF 97 F KC 83 C FC 85 0-3 ② K		B FC 86 S FF 89 X FC 86 1-1 ① G5-3		B FC 95 B FC 94 C FC 94 X FC 94 2-1 28 1B 2B	5	0	1	0	0	2	0
46 Paul Goldschmidt, R (1, 3) OBP: 0.395, SLG: 0.546	F FF 97 B KC 82 B FC 87 B FC 88 C FF 97 X FC 86 3-2 28 HR 1B		F FF 95 F FC 86 X FF 98 0-2 28 1B 1B		B FC 85 B FF 97 C FF 96 F KC 81 S KC 84 2-3 ③ K		C FF 90 X FS 79 0-1 40 G6-4-3 1B		B FC 96 F FF 97 S SL 87 B SL 87 F SI 97 F SL 85 C FF 96 2-3 ① K	5	1	3	0	0	2	1
40 Willson Contreras, R (1, 10) OBP: 0.333, SLG: 0.398	B FC 83 F FF 95 T FF 96 C FF 96 1-3 ② K		C KC 81 X FF 96 0-1 ② F9			B SI 96 B SI 95 X SI 96 2-0 HR	F FC 86 B FF 88 X SI 90 1-1 ②③ G6-4-3 1-2f		X SI 97 0-0 ② G5-3	5	1	1	1	0	1	4
28 Nolan Arenado, R (1, 5) OBP: 0.301, SLG: 0.371	B FF 96 F FF 96 C FC 86 X FF 96 1-2 1-H HR		B FC 87 X FF 97 1-0 1-2 1B			B FC 89 F SI 96 X FC 89 1-1 3 1B 33 1B 11 G6-4-3 1B		B SI 92 C CU 77 X CH 83 1-1 ① G6-3	B SL 83 X SL 84 1-0 ③ 2-H 1B	5	2	4	2	0	0	0
13 Juan Yepez, R (1, 7) OBP: 0.318, SLG: 0.429 33 Brendan Donovan, L (6, PH) OBP: 0.331, SLG: 0.383 (6, 7)	B FF 97 F KC 82 B FC 86 X FF 96 2-1 ③ G4-3		C FF 97 C FF 97 D FC 88 F FF 97 S FF 96 1-3 ③ K			B FC 88 X FC 89 1-0 11 G6-4-3 3 1B 21 2B 1-2 1B		C CU 76 C CU 77 B CU 78 F SI 91 B CU 78 X SI 91 2-2 ② G4-3		2	0	0	0	0	1	2
										2	1	1	0	0	0	0
3 Dylan Carlson, S (1, 8) OBP: 0.269, SLG: 0.351		C FF 94 S FF 95 F FF 96 B FC 86 X KC 82 1-2 ① F9		B KC 81 C FF 96 S FF 95 F FC 85 F FF 97 C FF 98 1-3 ① K		B SI 95 F SI 94 X FC 88 1-1 11 G6-4-3 1-2 2-3 1B		B SI 91 C CH 83 F CU 78 B SI 92 X SI 93 2-2 ③ G6-3		4	0	1	0	0	1	0
11 Paul DeJong, R (1, 6) OBP: 0.404, SLG: 0.596		B FC 84 B FC 85 C FF 96 S FF 96 S FF 96 2-3 ② K		C KC 81 B KC 82 S FF 97 C FF 98 1-3 ② K		F SI 95 S SL 86 X SL 86 0-2 ①② G6-4-3 1-2f 2-3 3-H			B FC 94 B FC 94 B FC 93 B FC 93 4-0 21 S 21 1B BB	3	1	0	0	1	2	2
21 Lars Nootbaar, L (1, 9) OBP: 0.444, SLG: 0.442		B FF 97 B FF 96 B FC 87 B FF 96 4-0 BB		B FF 97 C FF 97 T FF 96 B FF 98 B FC 88 C FF 97 3-3 ③ K		C SI 89 B SI 89 B FC 86 X SI 88 2-1 3-H 2B			D FC 95 C FC 96 C FC 95 F SI 97 F FC 97 X FC 96 1-2 16 E 16 S 16 HR 1-H 1B	3	1	2	2	1	1	0
7 Andrew Knizner, R (1, 2) OBP: 0.236, SLG: 0.340 16 Nolan Gorman, L (9, PH) OBP: 0.352, SLG: 0.550 63 Tres Barrera, R (9, 2)		S FF 96 S FF 96 B FC 87 B FC 87 X FF 97 2-2 ③ F9			B FF 94 B KC 80 B FF 96 C FF 96 X FF 96 3-1 ① F8	S SI 90 F FC 85 X FS 78 0-2 ③ P3			C FC 96 B FC 96 B SL 85 S SL 84 F SL 84 F SI 96 B FC 95 X SL 85 3-2 1-H HR	3	0	0	0	0	0	2
										1	1	1	2	0	0	0
										0	0	0	0	0	0	0

	AB	38
	R	8
	H	14
	RBI	7
	BB	2
	SO	10
	LOB	11

Inning Stats																												
	R: 2	H: 2	R: 0	H: 0	R: 0	H: 2	R: 0	H: 0	R: 0	H: 0	R: 3	H: 5	R: 0	H: 1	R: 0	H: 0	R: 3	H: 4	1B: 9	SF: 0	WP: 0	PA: 40
	E: 0	LOB: 0	E: 0	LOB: 1	E: 0	LOB: 2	E: 0	LOB: 0	E: 0	LOB: 0	E: 0	LOB: 1	E: 0	LOB: 0	E: 0	LOB: 0	E: 0	LOB: 2	2B: 2	SAC: 0	PB: 0	
	K: 2	BB: 0	K: 1	BB: 1	K: 1	BB: 0	K: 0	BB: 0	K: 3	BB: 0	K: 2	BB: 0	K: 0	BB: 0	K: 0	BB: 0	K: 1	BB: 1	3B: 0	DP: 2	SB: 2	
	S: 15	P: 23	S: 10	P: 19	S: 12	P: 14	S: 11	P: 16	S: 10	P: 15	S: 14	P: 21	S: 6	P: 8	S: 9	P: 14	S: 19	P: 32	HR: 3	HBP: 0	CS: 0	

PITCHER		IP	WLS	BF	H	R	ER	SO	BB	IBB	HBP	BLK	WP	HR	S	P	ERA	WHIP
65 James Paxton, L ERA: 3.6	(1, 1)	5.0		20	4	2	2	9	1	0	0	0	0	1	58	87	3.60	1.000
25 Josh Winckowski, R ERA: 2.55	(6, 1)	0.2	B	5	4	3	3	0	0	0	0	0	0	1	9	14	40.50	6.000
Richard Bleier, L ERA: 5.51	(6, 1)	1.1		5	2	0	0	0	0	0	0	0	0	0	11	15	0.00	1.500
83 Brennan Bernardino, L ERA: 1.74	(8, 1)	1.0		3	0	0	0	0	0	0	0	0	0	0	9	14	0.00	0.000
74 Kenley Jansen, R ERA: 3.09	(9, 1)	0.0	L	4	3	3	3	0	1	0	0	0	0	1	12	22	∞	∞

PITCHER		IP	WLS	BF	H	R	ER	SO	BB	IBB	HBP	BLK	WP	HR	S	P	ERA	WHIP
70 Ryan Brasier, R ERA: 6.75	(9, 1)	1.0		3	1	0	0	1	0	0	0	0	0	0	7	10	0.00	1.000

Batter	1	2	3	4	5	6	7	8	9	AB	R	H	RBI	BB	SO	LOB
99 Alex Verdugo, L (1, 9) OBP: 0.375, SLG: 0.497	B SI 86 B SI 88 B SI 88 C SI 87 C FC 84 C SI 88 3-3 ① K			B FC 82 C SI 87 F CU 72 X SI 87 1-2 11 G3-1 16 1B 2B	B CH 79 B FC 83 B CU 71 F SI 86 F FC 83 X CU 71 3-2 ① L3		B FC 92 C FC 91 F CU 79 S FC 90 1-3 ③ K		B FF 100 C FF 101 F CU 82 F FF 102 B CU 84 F FF 101 F FF 102 S SL 91 2-3 ③ K	5	1	1	0	0	3	0
7 Masataka Yoshida, L (1, 7) OBP: 0.387, SLG: 0.508	C SI 88 F FC 84 B CU 72 X CU 72 1-2 2 G4-6-3 1B			B SI 87 X FC 83 1-0 ① F9	C CU 72 B SI 86 B CU 72 F SI 86 F CU 73 X SI 87 2-2 2B			C FF 96 B FC 91 B FF 96 B FC 91 B FF 96 4-1 2 11 2B BB		3	1	2	0	1	0	1
2 Justin Turner, R (1, 10) OBP: 0.373, SLG: 0.392 29 Bobby Dalbec, R (8, PR) OBP: 0.308, SLG: 0.182 (9, 10)	S SI 88 X FC 83 0-1 ② ③ G4-6-3 1-2f			B FC 84 B SI 87 B FC 84 T SI 87 F SI 89 B CU 73 4-2 11 G3-1 16 1B BB	B FC 82 F FC 82 X SI 86 1-1 ② F9			B FF 96 D CU 80 F FF 96 B FC 90 F FF 97 1 SAFE B FF 97 4-2 11 2B 17 G4-3 BB 1-2		2	1	0	0	2	0	2
										0	1	0	0	0	0	0
11 Rafael Devers, L (1, 5) OBP: 0.301, SLG: 0.537		B CS 67 C SI 87 B FC 82 B FC 83 C SI 87 F CU 72 X SI 87 3-2 ① F7		X CU 72 0-0 ② G3-1 1-2 2-3	B FC 84 F FF 86 B CH 80 X CU 72 2-1 ③ F8			B FC 92 B FF 97 X FC 92 2-0 36 F9 1-3 2-H 2B		4	0	1	1	0	0	3
16 Jarren Duran, L (1, 8) OBP: 0.429, SLG: 0.600 30 Rob Refsnyder, R (8, PH) OBP: 0.338, SLG: 0.310 17 Raimel Tapia, L (8, PH) OBP: 0.327, SLG: 0.367 (9, 8)		B SI 87 B FF 85 F FC 84 B SI 87 C FC 83 3-2 36 G3-6-1 BB		X CU 73 0-0 36 2B 2-H 3-H 1B		X FF 96 0-0 ① G5-3		B FF 100 X FF 100 1-0 ① G4-3 3-H		2	0	1	2	1	0	0
										0	0	0	0	0	0	0
										1	0	0	1	0	0	1
36 Triston Casas, L (1, 3) OBP: 0.317, SLG: 0.370		X SI 87 0-0 ② ③ G3-6-1 1-2f		C SI 87 F CU 72 B SI 87 D CU 73 X SI 88 2-2 1-3 2B		B FF 96 S FF 96 B CU 75 X FF 95 2-1 5 G4-3 1B		B FF 99 B SL 90 X FF 101 2-0 ② F9 2-3		4	0	2	0	0	0	3
5 Enrique Hernández, R (1, 6) OBP: 0.291, SLG: 0.348			B FC 83 X SI 86 1-0 ① F9	S FC 84 B CU 74 C SI 88 B FC 82 X SI 88 2-2 ③ G4-3		S FF 96 X FF 95 0-1 ② ③ G4-3 1-2f		F FF 99 S FF 100 B SL 90 S SL 91 1-3 ③ K		4	0	0	0	0	1	4
47 Enmanuel Valdez, L (1, 4) OBP: 0.340, SLG: 0.511			C FC 83 C SI 87 B CU 73 F SI 87 B SI 87 F CU 73 C SI 88 2-3 ② K		C CU 70 C CH 79 F SI 86 X CU 73 0-2 HR		B FF 94 B FF 95 X FF 96 2-0 ① G6-3		C FF 101 B FF 101 F FF 102 S FF 102 1-3 ① K	4	1	1	1	0	2	0
12 Connor Wong, R (1, 2) OBP: 0.299, SLG: 0.469 3 Reese McGuire, L (9, PH) OBP: 0.349, SLG: 0.383			B CU 71 C CU 71 F SI 88 X FC 81 1-2 ③ G6-3		X SI 87 0-0 HR		C FF 98 S SL 87 F CU 74 S SL 84 0-3 ② K		B FF 101 B FF 102 C FF 101 F FF 102 F FF 103 B FF 101 S SL 90 3-3 ② K	3	1	1	1	0	1	0
										1	0	0	0	0	1	0
Inning Stats	R: 0 E: 0 K: 1 S: 8 H: 1 LOB: 0 BB: 0 P: 12	R: 0 E: 0 K: 0 S: 7 H: 0 LOB: 0 BB: 1 P: 13	R: 0 E: 0 K: 1 S: 9 H: 0 LOB: 0 BB: 0 P: 13	R: 2 E: 0 K: 0 S: 14 H: 3 LOB: 2 BB: 1 P: 24	R: 2 E: 0 K: 0 S: 16 H: 3 LOB: 1 BB: 0 P: 24	R: 0 E: 0 K: 0 S: 5 H: 1 LOB: 0 BB: 0 P: 7	R: 0 E: 0 K: 2 S: 8 H: 0 LOB: 0 BB: 0 P: 11	R: 2 E: 0 K: 1 S: 9 H: 1 LOB: 1 BB: 2 P: 23	R: 0 E: 0 K: 3 S: 13 H: 0 LOB: 0 BB: 0 P: 19	1B: 3 2B: 4 3B: 0 HR: 2 SF: 0 SAC: 0 DP: 3 HBP: 0	WP: 0 PB: 0 SB: 0 CS: 0 PA: 37					

PITCHER	IP	WLS	BF	H	R	ER	SO	BB	IBB	HBP	BLK	WP	HR	S	P	ERA	WHIP
50 Adam Wainwright, R (1, 1) ERA: 7.2	5.0		22	7	4	4	2	2	0	0	0	0	2	54	86	7.20	1.800
53 Andre Pallante, R (6, 1) ERA: 6.17	1.2	H	5	1	0	0	1	0	0	0	0	0	0	10	14	0.00	0.600
92 Génesis Cabrera, L (7, 1) ERA: 3.68	0.1	B	4	1	2	2	1	2	0	0	0	0	0	7	18	54.00	9.000
56 Ryan Helsley, R (8, 1) ERA: 2.76	2.0	W	6	0	0	0	4	0	0	0	0	0	0	18	28	0.00	0.000

PITCHER	IP	WLS	BF	H	R	ER	SO	BB	IBB	HBP	BLK	WP	HR	S	P	ERA	WHIP

BOTTOM

St. Louis Cardinals @ Boston Red Sox

Fenway Park, Boston, MA

Fri May 12 2023, 7:13 PM - 10:04 PM EDT

Att. 34,553 - Clear - 82 F

livebaseballscorecards.com

AB	33
R	6
H	9
RBI	6
BB	4
SO	8
LOB	14

Batter	1	2	3	4	5	6	7	8	9	AB	R	H	RBI	BB	SO	LOB
19 Tommy Edman, S (1, 4) (9, 6) OBP: 0.304, SLG: 0.418	C FF 97 X FF 96 0-1 ① G6-3		C FF 94 X FF 94 0-1 ① 1B			T SL 76 B SL 77 X FF 93 1-1 ① F8		B SL 79 B FF 94 F SL 78 C FF 97 B FF 97 F FF 96 X FF 97 3-2 ③ F9		4	0	1	0	0	0	0
46 Paul Goldschmidt, R (1, 3) OBP: 0.392, SLG: 0.535	C FF 96 B SL 79 F SL 80 F FF 97 B SL 81 X FF 96 2-2 ② G3		X FF 94 0-0 ② F8			B SL 77 C SL 78 C SL 78 F FF 96 X FF 95 1-2 ② G3-1			B FC 92 B FC 93 B FC 92 B FC 91 4-0 40 S 16 2B BB	3	1	0	0	1	0	1
40 Willson Contreras, R (1, 10) OBP: 0.338, SLG: 0.404	B SL 79 F FF 95 X CH 87 1-1 2B		X FF 94 0-0 ③ P6			F CH 87 C SL 81 S SL 81 0-3 ③ K			C FC 93 B FC 95 B FC 94 2-1 16 2B 1-2 41 FC4-6 BB	3	1	1	0	1	1	1
28 Nolan Arenado, R (1, 5) OBP: 0.299, SLG: 0.387	C SL 80 B FF 95 C FF 95 B FF 95 X CH 90 2-2 ③ F9			B CH 87 B SL 77 C SL 78 X FF 94 2-1 ① F7			B FF 92 X FF 94 1-0 HR		B FC 94 X FC 94 1-0 ① F4	4	1	1	1	0	0	3
13 Juan Yepez, R (1, 7) OBP: 0.280, SLG: 0.375 16 Nolan Gorman, L (9, PH) OBP: 0.357, SLG: 0.563 (9, 4)		F FF 93 F FF 94 S FF 95 0-3 ① K		B FF 95 B SL 80 C SL 78 B SL 80 F FF 96 C FF 95 3-3 ② K			F FF 95 B SL 78 S SL 78 S SL 79 1-3 ① K		B FC 95 C FC 95 S SL 86 X SI 98 1-2 41 E 1-3 2-H 2B	3 1	0 1	0 1	0 1	0 0	3 0	0 0
3 Dylan Carlson, S (1, 8) OBP: 0.271, SLG: 0.343 33 Brendan Donovan, L (9, PH) OBP: 0.336, SLG: 0.383 (9, 9)		B FF 94 F FF 94 C FF 94 F FF 96 F SL 82 B FF 96 B FF 94 F FF 95 F FF 96 4-2 B FF 85 BB		T FF 94 S SL 79 S SL 80 0-3 ③ K2-3			S FF 95 F FF 96 F SL 80 B SL 80 B FF 94 T FF 96 2-2 ② K		0-0 41 FC4-6 IBB	2 0	0 0	0 0	0 0	1 1	2 0	0 0
11 Paul DeJong, R (1, 6) OBP: 0.382, SLG: 0.560 41 Alec Burleson, L (9, PH) OBP: 0.263, SLG: 0.393 (9, 7)		B SL 78 T FF 95 F CH 87 S SL 81 1-3 ② K			S SL 76 B SL 78 X FF 93 1-1 ① F8		C SL 78 B FF 93 F FF 95 S SL 80 1-3 ③ K		B FC 92 X FC 92 1-0 ② FC4-6 21 FC5-6 1-2f 2-H 3-H	3 1	0 0	0 0	0 1	0 0	2 0	1 1
21 Lars Nootbaar, L (1, 9) OBP: 0.429, SLG: 0.422 (9, 8)		C FF 96 X SI 93 0-1 ③ G3-1			C SL 77 B SL 80 B SI 94 C FF 95 S SL 79 2-3 ② K			C SL 78 B SL 77 X SL 79 1-1 ① G5-3	C FC 93 X FC 94 0-1 ③ FC5-6 2-3	4	0	0	0	0	1	2
7 Andrew Knizner, R (1, 2) OBP: 0.224, SLG: 0.321			F FF 94 X FF 93 0-1 ① F8		B FF 95 C SL 78 X FF 95 1-1 ③ G3-1			S SL 77 F SL 78 B SL 79 F FF 95 F SL 81 B SL 81 B FF 96 X FF 95 3-2 ② F9		3	0	0	0	0	0	0
Inning Stats	R: 0 E: 0 K: 0 S: 11 H: 1 LOB: 1 BB: 0 P: 16	R: 0 E: 0 K: 2 S: 14 H: 0 LOB: 1 BB: 1 P: 19	R: 0 E: 0 K: 0 S: 6 H: 1 LOB: 0 BB: 0 P: 6	R: 0 E: 0 K: 2 S: 8 H: 0 LOB: 0 BB: 0 P: 13	R: 0 E: 0 K: 1 S: 7 H: 0 LOB: 0 BB: 0 P: 11	R: 0 E: 0 K: 1 S: 9 H: 0 LOB: 0 BB: 0 P: 11	R: 1 E: 0 K: 3 S: 11 H: 1 LOB: 0 BB: 0 P: 16	R: 0 E: 0 K: 0 S: 11 H: 0 LOB: 0 BB: 0 P: 18	R: 3 E: 1 K: 0 S: 8 H: 1 LOB: 1 BB: 3 P: 17	1B: 1 2B: 2 3B: 0 HR: 1 SF: 0 SAC: 0 DP: 0 HBP: 0						

TOP

St. Louis Cardinals @ Boston Red Sox

Fenway Park, Boston, MA

Sat May 13 2023, 4:11 PM - 6:34 PM EDT

Att. 35,935 - Sunny - 80 F

livebaseballscorecards.com

AB	31
R	4
H	4
RBI	3
BB	4
SO	9
LOB	9

WP: 0 PB: 0 SB: 1 CS: 0 PA: 35

PITCHER		IP	WLS	BF	H	R	ER	SO	BB	IBB	HBP	BLK	WP	HR	S	P	ERA	WHIP
41 Chris Sale, L ERA: 5.4	(1, 1)	8.0		28	3	1	1	9	1	0	0	0	0	1	77	110	1.12	0.500
74 Kenley Jansen, R ERA: 4.26	(9, 1)	1.0	L	7	1	3	2	0	2	1	0	0	0	0	8	17	18.00	3.000

PITCHER	IP	WLS	BF	H	R	ER	SO	BB	IBB	HBP	BLK	WP	HR	S	P	ERA	WHIP

BOTTOM

St. Louis Cardinals @ Boston Red Sox

Fenway Park, Boston, MA

Sat May 13 2023, 4:11 PM - 6:34 PM EDT

Att. 35,935 - Sunny - 80 F

livebaseballscorecards.com

Batter	1	2	3	4	5	6	7	8	9	AB	R	H	RBI	BB	SO	LOB
99 Alex Verdugo, L (1, 9) OBP: 0.372, SLG: 0.487	F SI 95 X SI 96 0-1 ① L5		B SI 95 B CU 81 H CU 80 3-0 30 WP, 30 2B, HBP		B CU 78 B SI 93 C SI 94 S SI 91 C SI 92 2-3 ② K		C SI 95 F CH 90 X ST 82 0-2 ③ F8			3	1	0	0	0	1	1
2 Justin Turner, R (1, 3) OBP: 0.370, SLG: 0.395	C SI 95 B CU 80 C SI 95 F SI 94 B SI 95 F SI 95 F SI 95 X CH 86 2-2 30 F9, 11 1B, 2B		F SI 95 B SI 94 S SI 93 F SI 94 C SI 94 1-3 ② K		T SI 92 C SI 93 C SI 94 0-3 ③ K			B FF 95 B FF 94 X FF 95 2-0 ① G6-3		4	1	1	0	0	2	3
30 Rob Refsnyder, R (1, 7) OBP: 0.361, SLG: 0.355	B CU 80 C SI 95 S SI 95 X SI 95 1-2 ② F9 2-3		C CU 78 B CH 84 X SI 94 1-1 1-H, 2-H, 2B			X SI 94 0-0 7 S, 1B		C FF 95 S FF 95 B SL 86 B FF 96 F FF 95 F SL 84 X FF 94 2-2 11 G4-3, 1B		4	0	3	2	0	0	1
11 Rafael Devers, L (1, 5) OBP: 0.299, SLG: 0.529	B SI 96 B SI 96 X SI 95 2-0 ③ 3-H, 1B		X CU 80 0-0 ③ G3-1			B CU 79 X CU 77 1-0 ① P4		C FF 94 F FF 95 X FF 95 0-2 ② G4-3 1-2		4	0	1	1	0	0	3
7 Masataka Yoshida, L (1, 10) OBP: 0.390, SLG: 0.504		C SI 95 C CU 80 B CU 80 F CU 79 B SI 96 F CU 80 X SI 96 2-2 ① G5-3		C SI 95 B SI 96 X SI 95 1-1 5 G6-4-3, 1B		B CU 78 B CU 77 C SI 91 B CU 77 B SI 94 4-1 1-2, BB		C FF 96 S FF 96 B FF 97 D FF 96 T FF 95 2-2 ③ K		3	0	1	0	1	1	1
5 Enrique Hernández, R (1, 6) OBP: 0.292, SLG: 0.348 17 Raimel Tapia, L (9, PH) OBP: 0.321, SLG: 0.360		C SI 95 B CH 85 B SI 95 B CH 85 X SI 95 3-1 16 G4-6-3, 1B		C CH 82 B CH 82 C SI 94 F SI 94 B SI 94 X SI 94 2-2 ① ② G6-4-3 1-2f		B FF 92 F FF 94 X SI 95 1-1 ② F6			B FF 90 C SL 84 X FF 92 1-1 ① G6-3	3 1	0 0	1 0	0 0	0 0	0 0	3 0
16 Jarren Duran, L (1, 8) OBP: 0.411, SLG: 0.571	F CU 80 B SI 94 C SI 94 B SI 95 X SI 94 2-2 ② ③ G4-6-3 1-2f			B SI 94 B SI 94 C SI 93 X SI 94 2-1 ③ G4-3		S FF 95 B SI 95 F FF 94 B FF 96 S ST 82 2-3 ③ K			C FF 93 B FF 94 X FF 93 1-1 ② L7	4	0	0	0	0	1	3
12 Connor Wong, R (1, 2) OBP: 0.289, SLG: 0.452 36 Triston Casas, L (9, PH) OBP: 0.323, SLG: 0.376 47 Enmanuel Valdez, L (9, PR) OBP: 0.340, SLG: 0.511			S SI 95 C SI 80 B SI 96 X CH 85 1-2 ① L7		C CU 78 S SI 94 B SI 95 F SI 94 S SI 93 1-3 ① K		C ST 83 B SI 96 S ST 83 X FF 94 1-2 ① F8		B SL 85 F FF 94 X FF 93 1-1 1B	3 1 0	0 0 0	0 1 0	0 0 0	0 0 0	1 0 0	0 0 0
19 Pablo Reyes, R (1, 4) OBP: 0.667, SLG: 1.000 3 Reese McGuire, L (9, PH) OBP: 0.344, SLG: 0.377			C CU 80 F CU 80 B SI 95 B SI 95 X CH 85 2-2 30 WP, 30 2B, 2B		B CU 79 X SI 94 1-0 1B		C FF 94 B ST 82 F ST 83 B ST 84 F ST 83 B SI 94 X ST 82 3-2 ② F8		T FF 93 X FF 95 0-1 ③ G5-3	3 1	1 0	2 0	0 0	0 0	0 1	0 1
Inning Stats	R: 1 E: 0 K: 0 S: 12 H: 2 LOB: 2 BB: 0 P: 17	R: 0 E: 0 K: 0 S: 10 H: 1 LOB: 0 BB: 0 P: 17	R: 2 E: 0 K: 1 S: 13 H: 2 LOB: 1 BB: 0 P: 21	R: 0 E: 0 K: 0 S: 8 H: 1 LOB: 0 BB: 0 P: 13	R: 0 E: 0 K: 3 S: 11 H: 1 LOB: 1 BB: 0 P: 15	R: 0 E: 0 K: 1 S: 8 H: 1 LOB: 2 BB: 1 P: 16	R: 0 E: 0 K: 0 S: 10 H: 0 LOB: 0 BB: 0 P: 14	R: 0 E: 0 K: 1 S: 12 H: 1 LOB: 1 BB: 0 P: 18	R: 0 E: 0 K: 0 S: 8 H: 1 LOB: 1 BB: 0 P: 11	1B: 7 2B: 3 3B: 0 HR: 0	SF: 0 SAC: 0 DP: 2 HBP: 1						

	AB	34
	R	3
	H	10
	RBI	3
	BB	1
	SO	6
	LOB	16

PITCHER		IP	WLS	BF	H	R	ER	SO	BB	IBB	HBP	BLK	WP	HR	S	P	ERA	WHIP
32 Steven Matz, L ERA: 5.62	(1, 1)	5.1		23	8	3	3	4	1	0	1	0	1	0	57	91	5.06	1.688
34 Drew VerHagen, R ERA: 4.35	(6, 1)	1.2		5	0	0	0	1	0	0	0	0	0	0	15	22	0.00	0.000
53 Andre Pallante, R ERA: 5.68	(8, 1)	1.0	W	4	1	0	0	1	0	0	0	0	0	0	12	18	0.00	1.000
65 Giovanny Gallegos, R ERA: 2.45	(9, 1)	1.0	S	4	1	0	0	0	0	0	0	0	0	0	8	11	0.00	1.000

PITCHER	IP	WLS	BF	H	R	ER	SO	BB	IBB	HBP	BLK	WP	HR	S	P	ERA	WHIP

St. Louis Cardinals @ Boston Red Sox

Fenway Park, Boston, MA

Sun May 14 2023, 7:14 PM - 10:13 PM EDT

Att. 27,732 - Clear - 66 F

TOP

livebaseballscorecards.com

Batter	1	2	3	4	5	6	7	8	9	AB	R	H	RBI	BB	SO	LOB
21 Lars Nootbaar, L (1, 9) (3, 8) OBP: 0.432, SLG: 0.448	C SI 88 F FC 86 B CH 83 B FC 87 B SI 89 X SI 89 / 3-2 / 46 1B 2B	C CU 79 F FC 87 X CU 79 / 0-2 ③ / L7		C CU 80 X CH 83 / 0-1 ① / G3		B CU 78 X SI 91 / 1-0 / 16 BB 28 1B 1-2 1B		B FF 94 B FF 95 F FF 95 X FF 95 / 2-1 / 46 WP 16 2B	F SL 76 X SI 88 / 0-1 ③ / G1-3	6	3	3	0	0	0	2
46 Paul Goldschmidt, R (1, 3) OBP: 0.392, SLG: 0.538 19 Tommy Edman, S (9, 4) OBP: 0.304, SLG: 0.418	B SI 90 C SI 89 X CH 83 / 1-1 / 2-H 1B		C SI 87 F CU 81 B FC 86 F CH 82 X CU 80 / 1-2 ① / L8	C CU 80 C CU 80 X CU 81 / 0-2 / 2B		B SI 92 F SI 92 B SI 91 S CU 78 S SI 92 / 2-3 ② / K		F SI 96 F FF 96 B FF 96 B FF 96 S FF 95 / 2-3 ① / K 2-3		5 0	0 0	2 0	1 0	0 0	2 0	3 0
16 Nolan Gorman, L (1, 4) (9, 5) OBP: 0.366, SLG: 0.565	X CU 80 / 0-0 ① / F9		B CH 82 B CH 82 B CU 79 B SI 88 / 4-0 / 28 FC6-4 BB	F CH 83 X FC 86 / 0-1 ② / F8		B SI 93 B CU 78 F SI 91 B SI 92 F SI 92 F SI 92 B CU 78 / 4-2 / 28 1B 1-2 2-3 BB		B FF 95 F SL 83 X FF 95 / 1-1 / 28 HR 3-H 2B		3	1	1	1	2	0	2
28 Nolan Arenado, R (1, 5) OBP: 0.302, SLG: 0.406 13 Juan Yepez, R (9, 9) OBP: 0.280, SLG: 0.375	C CU 81 S FC 87 S CU 80 / 0-3 ② / K		S CH 82 X SI 87 / 0-1 ② / FC6-4 33 BB 40 S 1-2f	F CU 81 C SI 89 S CU 81 / 0-3 ③ / K		D SI 96 F FF 95 S SI 95 F FF 96 X SL 85 / 1-2 / 1-2 2-H 3-H 1B		B FF 95 C FF 95 F SI 96 B FF 95 F SI 95 F SL 82 X FF 96 / 2-2 / 2-H HR		5 0	1 0	2 0	4 0	0 0	2 0	3 0
40 Willson Contreras, R (1, 10) OBP: 0.333, SLG: 0.393	B SI 88 B SI 88 C CU 81 F SI 88 F CU 82 F FC 88 F CU 81 B SI 89 S CU 81 / 3-3 ③ / K		B FC 85 S SI 88 F SI 89 D CU 81 B CH 84 B SI 88 / 4-2 / 33 BB 1-2 BB		B SI 87 B SI 87 C FF 88 X SI 88 / 2-1 ① / G6-3	B FF 93 F FF 95 X SI 94 / 1-1 ③ / L3-4-1		X SL 83 / 0-0 ② / G6-3		4	0	0	0	1	1	3
33 Brendan Donovan, L (1, 7) (3, 9) (9, 3) OBP: 0.331, SLG: 0.369		B SI 87 C SI 86 C CU 78 B CU 80 C CH 82 / 2-3 ① / K	B SI 88 C CU 80 F CU 80 F FC 86 B CU 81 B SI 89 B CU 81 / 4-2 / 1-2 2-3 BB		C CH 81 C SI 87 B FF 88 F FC 86 B CU 80 B SI 88 F CU 81 F SI 88 X FC 86 / 3-2 ② / F8		X SL 83 / 0-0 / E3	C SL 82 B SL 84 C FF 94 B SL 82 X SL 82 / 2-2 ③ / G4-3		4	0	0	0	1	1	0
11 Paul DeJong, R (1, 6) OBP: 0.367, SLG: 0.582		B SI 88 B SI 87 B FC 85 C SI 88 C SI 88 X SI 88 / 3-2 / HR	B CU 81 B SI 88 F CU 81 S FC 87 F FC 85 B FC 86 S CU 82 / 3-3 ③ / K		C CU 80 B SI 88 X SI 88 / 1-1 ③ / F7		X SI 96 / 0-0 ① / L6		B SI 88 C SI 87 F FC 85 B FS 78 X SI 88 / 2-2 ① / G1-3	5	1	1	1	0	1	4
3 Dylan Carlson, S (1, 8) OBP: 0.278, SLG: 0.350 41 Alec Burleson, L (3, 7) OBP: 0.273, SLG: 0.398		C CU 80 B SI 88 S CU 80 F FC 87 F CU 80 F SI 89 X FC 86 / 1-2 / 1B	F FC 85 X FC 85 / 0-1 / 7 HR 1B		C SI 91 F SI 90 X CU 77 / 0-2 ① / F8	C SL 83 X FF 96 / 0-1 ② / F7			X SI 89 / 0-0 / 7 FC6-4 1B	1 4	0 1	1 2	0 0	0 0	0 0	0 1
7 Andrew Knizner, R (1, 2) OBP: 0.238, SLG: 0.377		X SI 86 / 0-0 ② / P4	F SI 88 X FC 87 / 0-1 / 1-H HR		B CU 77 X SI 90 / 1-0 / 16 BB 21 1B 28 1B 1B	C SL 83 B SL 86 F FF 95 F FF 95 S SL 83 / 1-3 ③ / K			F SL 77 F FC 85 X FF 90 / 0-2 ② / FC6-4 1-2f	5	2	2	2	0	1	3
Inning Stats	R: 1 E: 0 K: 2 S: 15 H: 2 LOB: 1 BB: 0 P: 22	R: 1 E: 0 K: 1 S: 16 H: 2 LOB: 1 BB: 0 P: 22	R: 0 E: 0 K: 1 S: 15 H: 0 LOB: 3 BB: 3 P: 31	R: 2 E: 0 K: 1 S: 14 H: 3 LOB: 1 BB: 0 P: 14	R: 0 E: 0 K: 0 S: 10 H: 0 LOB: 0 BB: 0 P: 16	R: 2 E: 0 K: 1 S: 17 H: 3 LOB: 2 BB: 1 P: 27	R: 0 E: 1 K: 1 S: 8 H: 0 LOB: 1 BB: 0 P: 9	R: 3 E: 0 K: 1 S: 16 H: 3 LOB: 0 BB: 0 P: 25	R: 0 E: 0 K: 0 S: 9 H: 1 LOB: 1 BB: 0 P: 11	1B: 7 2B: 4 3B: 0 HR: 3	SF: 0 SAC: 0 DP: 0 HBP: 0						

	AB	42
	R	9
	H	14
	RBI	9
	BB	4
	SO	8
	LOB	21

WP: 1 PB: 0 SB: 1 CS: 0 PA: 46

PITCHER		IP	WLS	BF	H	R	ER	SO	BB	IBB	HBP	BLK	WP	HR	S	P	ERA	WHIP
28 Corey Kluber, R ERA: 6.41	(1, 1)	5.0	L	25	7	4	4	5	3	0	0	0	0	2	70	105	7.20	2.000
83 Brennan Bernardino, L ERA: 3.27	(6, 1)	0.2		5	2	2	2	1	1	0	0	0	0	0	11	19	27.00	4.500
70 Ryan Brasier, R ERA: 7.29	(6, 1)	2.1		12	4	3	3	2	0	0	0	0	1	1	30	42	11.57	1.714
Richard Bleier, L ERA: 5.19	(9, 1)	1.0		4	1	0	0	0	0	0	0	0	0	0	9	11	0.00	1.000

PITCHER	IP	WLS	BF	H	R	ER	SO	BB	IBB	HBP	BLK	WP	HR	S	P	ERA	WHIP

Batter	1	2	3	4	5	6	7	8	9	AB	R	H	RBI	BB	SO	LOB
99 Alex Verdugo, L (1, 9) OBP: 0.375, SLG: 0.490	C SI 92 B CH 89 F CH 88 B SI 94 X SI 94 2-2 7 G4-3 11 1B 2B	C SL 87 X CH 87 0-1 ① G6-3	D CU 76 C FF 92 B FF 94 C SI 92 B SL 87 F SI 92 X CH 86 3-2 ② G4-3 1-2	B FC 91 C FF 95 B FC 91 F FF 95 B FF 96 3-2 1-2 BB			3	1	1	0	1	0	1
7 Masataka Yoshida, L (1, 7) OBP: 0.380, SLG: 0.489	D CU 76 D CU 76 C SI 91 F SL 88 B SI 93 X SI 92 3-2 ① G4-3 2-3	C SL 88 C CH 87 X FF 96 0-2 ② G5-3	C CU 76 D SL 87 X FF 93 1-1 ③ G4-3	F FF 97 X FF 96 0-1 ③ F7			4	0	0	0	0	0	5
2 Justin Turner, R (1, 10) OBP: 0.362, SLG: 0.384	F FF 94 C SI 94 F FF 96 F SI 94 X FF 94 0-2 ② F9	C FF 95 B SL 90 B SI 95 F FF 95 B CU 78 F SL 86 X SI 93 3-2 ③ G5-3	C SL 87 B SL 86 S SL 86 X FF 94 1-2 ① F9	C SI 99 B ST 88 S ST 87 B FF 100 B SI 101 F SI 102 C SI 101 3-3 ① K			4	0	0	0	0	1	1
11 Rafael Devers, L (1, 5) OBP: 0.304, SLG: 0.529	T FF 94 X SL 90 0-1 3-H 1B	C CU 76 B CU 76 F CH 87 B FF 95 X SI 93 2-2 ① 1B	B CH 85 X CH 86 1-0 ② F8	C SI 101 S SI 101 S FF 101 0-3 ② K			4	0	2	1	0	1	0
16 Jarren Duran, L (1, 8) OBP: 0.404, SLG: 0.552	C SI 93 C SI 93 B FF 94 F CH 88 F FF 93 X SL 88 1-2 ③ L3	X CH 88 0-0 ② L8	B FF 93 F SI 92 B CU 75 S SL 87 X SI 93 2-2 ③ G6-3	B SI 102 B SI 101 B SI 101 D SI 101 4-0 BB			3	0	0	0	1	0	1
36 Triston Casas, L (1, 3) OBP: 0.328, SLG: 0.375	T SI 94 B CU 77 B CU 77 X CH 87 2-1 ① G4-3	C FF 94 S CH 89 X FF 94 0-2 47 FC4-6 1B	B FF 94 B FC 89 B FC 89 C FF 94 C FF 94 B FF 94 4-2 19 1B BB	B SI 101 S SI 102 C ST 90 B FF 102 D FF 101 F SI 103 C SI 102 3-3 ③ K			3	0	1	0	1	1	1
47 Enmanuel Valdez, L (1, 4) OBP: 0.333, SLG: 0.479	F SL 90 B CU 78 B FF 95 B CH 87 B FF 93 4-1 BB	B CU 76 B FF 94 F SL 88 C CH 86 X SI 93 2-2 ③ FC4-6 1-2f	B FF 95 F FF 95 S FC 90 S FC 91 1-3 ① K	C FF 93 S CH 86 F FF 94 B CH 87 C FF 94 1-3 ① K			3	0	0	0	1	2	2
3 Reese McGuire, L (1, 2) OBP: 0.324, SLG: 0.354	F CU 74 B SL 88 X CU 73 1-1 ② F7	F FF 94 X CU 76 0-1 ① G5-3	C FC 90 F FC 90 S FF 96 0-3 ② K	S CU 82 B CH 88 X CU 81 1-1 ② G3-1			4	0	0	0	0	1	2
19 Pablo Reyes, R (1, 6) OBP: 0.571, SLG: 0.667	B SL 87 B FF 94 B SI 92 C FF 92 F FF 91 F SL 84 X FF 94 3-2 ③ P6		S FF 93 B SI 94 F CU 76 B FF 95 B CU 77 B FF 93 4-2 99 G4-3 BB	B SI 95 B FF 96 B SI 94 C FF 94 X FF 95 3-1 1-3 99 BB 1B	B SL 86 B FF 92 C FF 92 C CU 82 C CU 81 2-3 ③ K		3	0	1	0	1	1	1
Inning Stats	R: 1 H: 2 E: 0 LOB: 1 K: 0 BB: 0 S: 18 P: 24	R: 0 H: 0 E: 0 LOB: 1 K: 0 BB: 1 S: 9 P: 19	R: 0 H: 0 E: 0 LOB: 0 K: 0 BB: 0 S: 9 P: 12	R: 0 H: 2 E: 0 LOB: 1 K: 0 BB: 0 S: 10 P: 14	R: 0 H: 0 E: 0 LOB: 1 K: 0 BB: 1 S: 10 P: 18	R: 0 H: 0 E: 0 LOB: 0 BB: 0 S: 7 P: 11	R: 0 H: 1 E: 0 LOB: 3 K: 2 BB: 2 S: 14 P: 25	R: 0 H: 0 E: 0 LOB: 1 K: 3 BB: 1 S: 11 P: 21	R: 0 H: 0 E: 0 LOB: 0 K: 2 BB: 0 S: 9 P: 13	1B: 4 SF: 0 2B: 1 SAC: 0 3B: 0 DP: 0 HR: 0 HBP: 0						WP: 0 PA: 36 PB: 0 SB: 0 CS: 0

PITCHER	IP	WLS	BF	H	R	ER	SO	BB	IBB	HBP	BLK	WP	HR	S	P	ERA	WHIP
39 Miles Mikolas, R (1, 1) ERA: 4.91	6.0	W	23	4	1	1	0	2	0	0	0	0	0	63	98	1.50	1.000
92 Génesis Cabrera, L (7, 1) ERA: 3.45	1.0		6	1	0	0	2	2	0	0	0	0	0	14	25	0.00	3.000
12 Jordan Hicks, R (8, 1) ERA: 6.19	1.0		4	0	0	0	3	1	0	0	0	0	0	11	21	0.00	1.000
30 Chris Stratton, R (9, 1) ERA: 2.82	1.0		3	0	0	0	2	0	0	0	0	0	0	9	13	0.00	0.000

PITCHER	IP	WLS	BF	H	R	ER	SO	BB	IBB	HBP	BLK	WP	HR	S	P	ERA	WHIP

BOTTOM

St. Louis Cardinals @ Boston Red Sox

Fenway Park, Boston, MA

Sun May 14 2023, 7:14 PM - 10:13 PM EDT

Att. 27,732 - Clear - 66 F

livebaseballscorecards.com

AB	31
R	1
H	5
RBI	1
BB	5
SO	7
LOB	14

Batter	1	2	3	4	5	6	7	8	9	AB	R	H	RBI	BB	SO	LOB
3 J.P. Crawford, L (1, 6) OBP: 0.373, SLG: 0.344	B FF 93 B FF 93 B FF 95 C FF 93 S FC 92 X FC 93 3-2 ① G1-6-3			C SL 84 B SL 84 X FC 92 1-1 ① G3-1	B FC 91 S FS 87 C FC 92 F SL 84 B FS 87 1 SAFE C FC 92 2-3 ③ K		C SI 90 B CU 77 B CU 77 F SI 89 X CU 78 2-2 2B	X SL 76 0-0 ② P3	X CH 61 0-0 ③ G6-3	5	0	1	0	0	1	3
76 José Caballero, R (9, PH) OBP: 0.365, SLG: 0.356 (9, 6)										1	0	0	0	0	0	3
23 Ty France, R (1, 3) OBP: 0.358, SLG: 0.394	B SI 94 X SI 94 1-0 ② G4-3			B SL 82 S SL 83 S SI 94 F SL 84 F SI 93 X SL 83 1-2 ② L6		X SI 92 0-0 E9 10 FC3-6 2B	C SI 94 S SI 92 C ST 82 0-3 ② K	S FC 86 F SI 88 X FC 85 0-2 1-3 3-H 2B		5	1	2	1	0	1	1
44 Julio Rodríguez, R (1, 8) OBP: 0.287, SLG: 0.401	C SI 94 S SL 84 B SL 84 S SI 93 1-3 ③ K			X SL 84 0-0 2B		B SI 93 S SL 84 F SI 93 B SL 84 B SL 84 3-2 10 FC3-6 BB	B SI 94 B SI 94 C SI 93 S FC 86 2-3 ③ K	C SI 89 F SI 88 F FC 86 B FC 84 F SI 88 B FS 78 S SL 76 2-3 ③ K		4	0	1	0	1	3	3
0 Sam Haggerty, S (9, 8) OBP: 0.194, SLG: 0.121										0	0	0	0	0	0	0
10 Jarred Kelenic, L (1, 7) OBP: 0.340, SLG: 0.553		F FC 93 B FC 92 C SI 93 X FC 92 1-2 ① G4-3		D SL 84 B FC 93 X SL 83 2-0 ③ G4-3		B CU 78 X SI 90 1-0 ① FC3-6 28 S 29 HR 1-2f 3-H		B FC 85 B SI 88 B SI 88 C SI 88 X SI 88 3-1 28 WP 28 HR 1B	C EP 34 X EP 39 0-1 29 G3 28 BB 8 1B 1B	5	3	2	1	0	0	2
28 Eugenio Suárez, R (1, 5) OBP: 0.324, SLG: 0.335		S SI 93 C SL 84 F SL 83 X SL 83 0-2 ② G6-3			C SL 83 B SI 92 B SI 90 X SI 91 2-1 29 HR 1B	1 SAFE B SI 90 T SI 90 B CH 82 C CU 76 F SI 91 1 SAFE F SI 91 C SI 92 2-3 ② K 1-2		F FC 87 B FS 80 F FC 86 F FC 86 X FF 90 1-2 1-H HR	B CH 62 B EP 38 C CH 63 F FA 73 B EP 36 B EP 44 4-2 8 1B 29 G3 1-2 BB	4	2	2	2	1	1	1
29 Cal Raleigh, S (1, 2) OBP: 0.312, SLG: 0.463		S SI 94 S FS 88 S SL 83 0-3 ③ K			B FS 86 F SL 83 F FC 91 D SL 83 X SI 92 2-2 1-H HR	X SI 91 0-0 2-H HR		C SL 76 B FS 78 X FC 86 1-1 35 E 8 1B 1B	B FA 74 C EP 43 X EP 42 1-1 ① G3 1-2 2-3	5	3	3	4	0	1	2
35 Teoscar Hernández, R (1, 9) OBP: 0.277, SLG: 0.416			B SI 92 C SI 92 B SL 84 S SL 84 B SL 84 S SI 92 3-3 ① K		C SI 94 B SL 84 X SL 83 1-1 1B	B CU 77 X SI 91 1-0 1B		C SI 89 C SI 88 F FC 87 B FC 86 X SI 87 1-2 FC4 16 FC1-6 8 1B 23 2B 1-2	B FA 75 B EP 40 B EP 44 B EP 46 4-0 8 1B BB	4	1	2	0	1	1	1
5 Taylor Trammell, L (1, 10) OBP: 0.286, SLG: 0.391			B SL 82 X FC 91 1-0 ② F9		B FC 90 T SL 83 F FC 92 1 SAFE S FS 87 1-3 ① K	F CU 78 B CU 78 S CU 79 S SI 92 1-3 ③ K		S SI 89 B SI 88 F FC 86 X SI 89 1-2 16 FC1-6 1-2 2-H 1B	B FA 74 B EP 46 X EP 47 2-0 1-2 2-3 3-H 1B	3	0	0	0	0	2	2
8 AJ Pollock, R (8, PH) OBP: 0.220, SLG: 0.365 (8, 10)										2	0	2	2	0	0	0
16 Kolten Wong, L (1, 4) OBP: 0.260, SLG: 0.196			X FC 92 0-0 ③ G3	C FF 93 X FC 90 0-1 ② F8			B SI 90 X SI 89 1-0 ① G3-1	B SI 89 F SI 88 S SL 77 B SL 78 X SI 87 2-2 ① FC1-6 23 2B 1-2f 2-3	F CH 61 X EP 46 0-1 ② F9	5	0	0	0	0	0	6
Inning Stats	R: 0 E: 0 K: 1 S: 7 H: 0 LOB: 0 BB: 0 P: 12	R: 0 E: 0 K: 1 S: 10 H: 0 LOB: 0 BB: 0 P: 11	R: 0 E: 0 K: 1 S: 5 H: 0 LOB: 0 BB: 0 P: 9	R: 0 E: 0 K: 0 S: 9 H: 1 LOB: 1 BB: 0 P: 13	R: 2 E: 0 K: 2 S: 16 H: 3 LOB: 0 BB: 0 P: 24	R: 3 E: 1 K: 2 S: 14 H: 3 LOB: 1 BB: 1 P: 22	R: 0 E: 0 K: 2 S: 10 H: 1 LOB: 1 BB: 0 P: 15	R: 4 E: 1 K: 1 S: 28 H: 5 LOB: 2 BB: 0 P: 39	R: 1 E: 0 K: 0 S: 10 H: 2 LOB: 3 BB: 2 P: 21	1B: 8 2B: 4 3B: 0 HR: 3 SF: 0 SAC: 0 DP: 0 HBP: 0						

TOP

Seattle Mariners @ Boston Red Sox

Fenway Park, Boston, MA

Mon May 15 2023, 7:13 PM - 10:10 PM EDT

Att. 31,744 - Clear - 72 F

livebaseballscorecards.com

AB	43
R	10
H	15
RBI	10
BB	3
SO	10
LOB	24

WP: 1 PA: 46
PB: 0
SB: 1
CS: 0

PITCHER		IP	WLS	BF	H	R	ER	SO	BB	IBB	HBP	BLK	WP	HR	S	P	ERA	WHIP
89 Tanner Houck, R ERA: 5.48	(1, 1)	5.0	L	21	5	4	4	5	1	0	0	0	0	1	50	75	7.20	1.200
83 Brennan Bernardino, L ERA: 3.65	(6, 1)	1.1		7	3	1	1	2	0	0	0	0	0	1	15	23	6.75	2.250
46 John Schreiber, R ERA: 2.12	(7, 1)	0.1		1	0	0	0	1	0	0	0	0	0	0	3	3	0.00	0.000
Richard Bleier, L ERA: 5.79	(7, 1)	1.1		10	5	4	2	2	0	0	0	0	1	1	31	44	13.50	3.750
19 Pablo Reyes, R ERA: 9.0	(9, 1)	1.0		7	2	1	1	0	2	0	0	0	0	0	10	21	9.00	4.000

PITCHER	IP	WLS	BF	H	R	ER	SO	BB	IBB	HBP	BLK	WP	HR	S	P	ERA	WHIP

BOTTOM

Seattle Mariners @ Boston Red Sox

Fenway Park, Boston, MA

Mon May 15 2023, 7:13 PM - 10:10 PM EDT

Att. 31,744 - Clear - 72 F

livebaseballscorecards.com

Batter	1	2	3	4	5	6	7	8	9	AB	R	H	RBI	BB	SO	LOB
16 Jarren Duran, L (1, 8) OBP: 0.402, SLG: 0.556 30 Rob Refsnyder, R (7, PH) OBP: 0.370, SLG: 0.355 (8, 7)	F FF 95 F SL 86 B FF 97 C FF 97 1-3 ① K		X CH 88 0-0 ③ G4-3			C SL 85 X FF 94 0-1 11 2B 2B	B SL 85 C SL 85 B SI 94 H SL 87 3-1 1-2 2-3 HBP			3 0	1 0	1 0	0 0	0 0	1 0	0 0
99 Alex Verdugo, L (1, 9) OBP: 0.372, SLG: 0.484	C SL 87 B CH 88 B FF 98 X FF 96 2-1 2 1B 1B			C SI 95 X KC 81 0-1 ① G3-1		C CH 87 C CH 87 F SI 95 S KC 83 0-3 ① K	X SI 95 0-0 ③ L5			4	0	1	0	0	1	4
2 Justin Turner, R (1, 10) OBP: 0.359, SLG: 0.381 3 Reese McGuire, L (9, 2) OBP: 0.324, SLG: 0.354	B SI 96 C FF 95 F SI 96 B SI 97 B KC 83 X FF 97 3-2 11 G4-6-3 1-2 1B			C SI 95 F SL 85 B FF 97 S SI 96 1-3 ② K		C FF 96 F SI 95 B SL 87 B SL 87 B SI 96 F SI 95 X FF 96 3-2 ② G5-3		C SI 91 S SL 81 F CH 86 T CU 78 0-2 ① K		4 0	0 0	1 0	0 0	0 0	2 0	1 0
11 Rafael Devers, L (1, 5) OBP: 0.309, SLG: 0.534	X SL 87 0-0 ② ③ G4-6-3 1-2f			B FF 97 F CH 88 C SI 96 B KC 81 X KC 83 2-2 1B		C KC 83 T FF 96 X SI 96 0-2 2-H 2B		C SI 93 B SL 82 X SI 92 1-1 ② G1-3		4	0	2	1	0	0	2
36 Triston Casas, L (1, 3) OBP: 0.318, SLG: 0.361		B SL 85 X SL 86 1-0 ① P5		B CH 88 F KC 82 X FF 96 1-1 ③ F7		D CH 88 B SL 87 C CH 88 X FF 96 2-1 ③ G4-3		C SI 92 S SL 83 S SI 92 0-3 ③ K		4	0	0	0	0	1	2
17 Raimel Tapia, L (1, 7) OBP: 0.317, SLG: 0.352 (8, 8)		B FF 97 C FF 97 F FF 96 F FF 97 F KC 81 X FF 97 1-2 ② G5-3			C SL 85 B FF 94 B FF 96 B SI 94 X FF 93 3-1 ① F7		C SL 84 F KC 80 X FF 96 0-2 30 WP 47 1B 1B		C FF 92 F CH 80 F FC 90 F SL 82 X FC 90 0-2 ① G3-1	4	0	1	0	0	0	0
19 Pablo Reyes, R (1, 6) OBP: 0.545, SLG: 0.600 (9, 1)		B SI 96 C SI 96 B FF 97 S FF 96 C SI 96 2-3 ③ K			X SI 96 0-0 47 CS 1B		D KC 81 X SI 94 1-0 ① P2		B FF 93 F FF 94 B FC 90 S FC 90 X CH 82 2-2 47 G4-6-3 1B	4	0	2	0	0	1	1
47 Enmanuel Valdez, L (1, 4) OBP: 0.345, SLG: 0.471 (9, 6)			C SL 85 X FF 95 0-1 ① F9		C KC 81 B CH 86 B FF 94 B SI 96 B FF 93 4-1 ② 1-2 BB		C SL 86 X KC 82 0-1 30 WP 1-2 1B		B FF 93 C FC 88 F FC 90 X CH 82 1-2 ② ③ G4-6-3 1-2f	3	0	1	0	1	0	1
12 Connor Wong, R (1, 2) OBP: 0.280, SLG: 0.437 (9, 4)			C FF 96 F FF 96 X SL 86 0-2 ② G6-3		C KC 82 C FF 96 B FF 97 F FF 96 D SL 87 S FF 96 2-3 ③ K		T SI 94 T FF 96 B FF 96 B SI 95 S FF 95 2-3 ② K			3	0	0	0	0	2	3
Inning Stats	R: 0 E: 0 K: 1 S: 9 H: 2 LOB: 1 BB: 0 P: 15	R: 0 E: 0 K: 1 S: 9 H: 0 LOB: 0 BB: 0 P: 13	R: 0 E: 0 K: 0 S: 6 H: 0 LOB: 0 BB: 0 P: 6	R: 0 E: 0 K: 1 S: 10 H: 1 LOB: 1 BB: 0 P: 14	R: 0 E: 0 K: 1 S: 8 H: 1 LOB: 1 BB: 1 P: 17	R: 1 E: 0 K: 1 S: 15 H: 2 LOB: 1 BB: 0 P: 20	R: 0 E: 0 K: 1 S: 11 H: 2 LOB: 3 BB: 0 P: 17	R: 0 E: 0 K: 2 S: 9 H: 0 LOB: 0 BB: 0 P: 10	R: 0 E: 0 K: 0 S: 11 H: 1 LOB: 0 BB: 0 P: 14	1B: 7 2B: 2 3B: 0 HR: 0	SF: 0 SAC: 0 DP: 2 HBP: 1	WP: 1 PB: 0 SB: 0 CS: 1	PA: 35				

	AB	33
	R	1
	H	9
	RBI	1
	BB	1
	SO	8
	LOB	14

PITCHER		IP	WLS	BF	H	R	ER	SO	BB	IBB	HBP	BLK	WP	HR	S	P	ERA	WHIP
68 George Kirby, R ERA: 2.45	(1, 1)	6.2	W	27	8	1	1	6	1	0	0	0	0	0	66	97	1.35	1.350
55 Gabe Speier, L ERA: 1.8	(7, 1)	0.1	H	2	0	0	0	0	0	0	1	0	1	0	2	5	0.00	0.000
60 Tayler Saucedo, L ERA:	(8, 1)	1.0		3	0	0	0	2	0	0	0	0	0	0	9	10	0.00	0.000
77 Chris Flexen, R ERA: 7.46	(9, 1)	1.0		3	1	0	0	0	0	0	0	0	0	0	11	14	0.00	1.000

PITCHER	IP	WLS	BF	H	R	ER	SO	BB	IBB	HBP	BLK	WP	HR	S	P	ERA	WHIP

Batter	1	2	3	4	5	6	7	8	9	AB	R	H	RBI	BB	SO	LOB
3 J.P. Crawford, L (1, 6) OBP: 0.368, SLG: 0.333	C FF 95 B CU 81 F CU 79 B FF 95 C FF 95 2-3 K		B FF 95 B SL 88 B SL 88 B FF 95 4-0 23 G4-3 BB	B CU 77 C CU 77 X CU 79 1-1 F9			B SL 80 F SI 90 B SL 80 X SL 80 2-1 P2		C CH 86 C SI 96 X SI 95 0-2 G6-3	4	0	0	0	1	1	1
23 Ty France, R (1, 3) OBP: 0.354, SLG: 0.394	X FF 96 0-0 L3		C SL 86 F FF 94 B FF 94 F SL 88 F CU 80 B SL 88 X FF 94 2-2 G4-3 1-2f		F FF 92 X FF 93 0-1 44 G5-3 2B		C SI 97 X SL 87 0-1 G6-3		S SL 82 B SI 95 F FC 90 B SL 84 X FC 88 2-2 F8	5	0	1	0	0	0	1
44 Julio Rodríguez, R (1, 8) OBP: 0.286, SLG: 0.398	B SL 89 C FF 95 C FF 95 B FF 95 F CU 80 S SL 88 2-3 K			C FF 94 F FF 94 B FF 93 X SL 88 1-2 F8	F SL 88 B FF 92 X CU 78 1-1 G5-3 2-3		B SI 98 X SI 97 1-0 1B			4	0	1	0	0	1	1
10 Jarred Kelenic, L (1, 7) OBP: 0.331, SLG: 0.538		B FF 95 C FF 94 B CU 80 C FF 94 X CU 82 2-2 L3		B CU 80 C CU 79 F FF 94 S CU 80 1-3 K	B CU 78 S CU 80 B FF 93 B CU 77 S SL 88 F SL 87 S SL 86 3-3 K		B FC 89 F SL 86 S SL 85 S SL 85 1-3 K			4	0	0	0	0	3	2
28 Eugenio Suárez, R (1, 5) OBP: 0.333, SLG: 0.338		S SL 87 B FF 94 B FF 95 B FF 94 B SL 88 4-1 35 G2-3 29 1B BB		C FF 95 X FF 95 0-1 29 BB 35 3B 1B	B SL 88 C SL 87 B FF 93 B SL 89 B FF 93 4-1 BB			B SI 96 B FF 96 X FF 93 2-0 F8		2	1	1	0	2	0	0
29 Cal Raleigh, S (1, 2) OBP: 0.317, SLG: 0.460		C CU 80 B FF 94 X CU 79 1-1 35 G2-3 1-2 1B		B SL 88 B FF 94 F CU 77 B FF 94 B SL 86 4-1 35 3B 1-2 BB	B FF 92 C CU 79 S CU 78 S CU 79 1-3 K			X FC 91 0-0 G3		3	1	1	0	1	1	2
35 Teoscar Hernández, R (1, 9) OBP: 0.282, SLG: 0.430		B FF 95 F CU 79 B FF 96 B SL 88 X FF 95 3-1 G2-3 1-2 2-3		B SL 87 2 SAFE B SL 85 C FF 95 S FF 95 X FF 96 2-2 5 HR 1-H 2-H 3B		F FF 90 X SL 87 0-1 F8		B SI 96 C SL 87 B SI 96 S SL 88 B SI 98 F FC 90 X FC 90 3-2 8 WP 1B		4	1	2	2	0	0	2
5 Taylor Trammell, L (1, 10) 8 AJ Pollock, R (6, PH) OBP: 0.214, SLG: 0.355 (6, 10) OBP: 0.300, SLG: 0.520		S CU 81 S FF 95 F FF 95 C CU 79 0-3		S CU 80 X FF 94 0-1 HR 3-H		C SI 90 B SL 79 F SI 90 F SL 80 F SL 81 B SI 91 F SI 92 S SL 82 2-3 K		S FC 89 F FF 96 B SL 86 B FF 96 B SL 86 X FC 91 3-2 G4-3 1-2		2 2	1 0	1 0	2 0	0 0	1 1	2 1
16 Kolten Wong, L (1, 4) OBP: 0.259, SLG: 0.208			C CU 80 B FF 94 X FF 95 1-1 G6-3	B CU 80 X FF 94 1-0 2B		X SI 91 0-0 B1-3			C SI 94 C CH 84 F SI 95 F CH 87 B SI 94 X SL 83 1-2 G4-3	4	0	1	0	0	0	0
Inning Stats	R: 0 E: 0 K: 2 S: 8 H: 0 LOB: 0 BB: 0 P: 12	R: 0 E: 0 K: 1 S: 12 H: 1 LOB: 2 BB: 1 P: 22	R: 0 E: 0 K: 0 S: 7 H: 0 LOB: 0 BB: 1 P: 14	R: 4 E: 0 K: 1 S: 17 H: 4 LOB: 1 BB: 1 P: 27	R: 0 E: 0 K: 2 S: 12 H: 1 LOB: 2 BB: 1 P: 21	R: 0 E: 0 K: 1 S: 9 H: 0 LOB: 0 BB: 0 P: 11	R: 0 E: 0 K: 1 S: 8 H: 1 LOB: 1 BB: 0 P: 12	R: 0 E: 0 K: 0 S: 9 H: 1 LOB: 1 BB: 0 P: 17	R: 0 E: 0 K: 0 S: 11 H: 0 LOB: 0 BB: 0 P: 14	1B: 4 2B: 2 3B: 1 HR: 1 SF: 0 SAC: 0 DP: 1 HBP: 0						

PITCHER	IP	WLS	BF	H	R	ER	SO	BB	IBB	HBP	BLK	WP	HR	S	P	ERA	WHIP
37 Nick Pivetta, R (1, 1) ERA: 6.3	5.1	W	25	6	4	4	6	4	0	0	0	0	1	58	98	6.75	1.875
71 Ryan Sherriff, L (6, 1) ERA:	1.0	H	3	0	0	0	1	0	0	0	0	0	0	9	13	0.00	0.000
25 Josh Winckowski, R (7, 1) ERA: 2.39	1.2	H	7	2	0	0	1	0	0	0	0	1	0	15	25	0.00	1.200
63 Justin Garza, R (9, 1) ERA:	1.0		3	0	0	0	0	0	0	0	0	0	0	11	14	0.00	0.000

PITCHER	IP	WLS	BF	H	R	ER	SO	BB	IBB	HBP	BLK	WP	HR	S	P	ERA	WHIP

Seattle Mariners @ Boston Red Sox

Fenway Park, Boston, MA

Tue May 16 2023, 7:12 PM - 9:51 PM EDT

Att. 31,476 - Clear - 77 F

TOP

livebaseballscorecards.com

AB	34
R	4
H	8
RBI	4
BB	4
SO	8
LOB	12

WP: 1 PA: 38
PB: 0
SB: 0
CS: 0

Batter	1	2	3	4	5	6	7	8	9	AB	R	H	RBI	BB	SO	LOB
99 Alex Verdugo, L (1, 9) OBP: 0.378, SLG: 0.491	C SI 95 C SL 85 F FF 97 F CH 89 X CH 90 0-2 E4 (7 3B)	B SL 86 X CH 87 1-0 ② L9			B SL 84 B CH 87 B SI 96 F FF 97 C FF 96 X FF 97 3-2 (7 2B) 2B		C FF 92 B ST 84 S ST 84 B ST 84 B FF 93 F FF 92 F FF 92 B FF 92 4-2 (2 1B, 16 1B) BB	X SI 94 0-0 (7 G3) 1-2 2-3 1B		4	3	2	0	1	0	0
7 Masataka Yoshida, L (1, 7) OBP: 0.381, SLG: 0.507	C FF 96 X FF 97 0-1 (2 HR) 1-H 3B	B CH 89 B CH 88 F SL 85 X SI 98 2-1 ③ G4-3			B CH 88 B SL 85 B SL 86 C SI 96 X FF 96 3-1 (2 F9, 11 WP) 2-H 2B		C ST 84 C FF 93 X ST 84 0-2 ① F8	B SL 87 C CH 89 X SL 87 1-1 ② G3 1-2 2-3 3-H		5	2	2	3	0	0	3
2 Justin Turner, R (1, 10) OBP: 0.360, SLG: 0.400	C SI 96 X FF 96 0-1 3-H HR	B SL 86 C SL 84 F CH 88 B SI 96 B CH 88 F FF 97 X SI 96 3-2 ① G6-3			B CH 88 F SI 96 B SI 97 F CH 88 X FF 97 2-2 ① F9 2-3		B FF 91 B ST 84 C ST 84 X FF 92 2-1 (16 1B) 1-2 1B	D SL 87 X SI 94 1-0 ③ G5-3		5	1	2	2	0	0	3
11 Rafael Devers, L (1, 5) OBP: 0.302, SLG: 0.521	X CH 89 0-0 ① G3		B FF 98 F SL 88 S FF 97 S SL 86 1-3 ② K		B FF 96 F SL 87 F FF 97 B CH 89 F SL 88 F CH 89 S SL 86 2-3 ② K 3-H		B ST 83 F ST 84 B FF 92 B FF 93 F ST 84 X FF 92 3-2 ② F8			4	0	0	0	0	2	2
16 Jarren Duran, L (1, 8) OBP: 0.406, SLG: 0.585	C CH 89 F SL 87 S CH 90 0-3 ② K		C FF 98 B SI 98 B CH 90 F CH 89 B FF 98 F CH 88 F FF 97 F FF 98 S SL 86 3-3 ③ K		X SL 86 0-0 (HR)		C FF 93 S FF 92 F FF 93 B ST 85 B ST 84 X ST 84 2-2 (36 S) 1-3 2-H 1B			4	1	2	2	0	2	0
36 Triston Casas, L (1, 3) OBP: 0.324, SLG: 0.387	X SL 85 0-0 (HR)			C FF 96 B CH 87 B FF 96 F FF 96 B FF 98 B FF 96 4-2 (3 G3) BB	B FF 99 F FF 98 B FF 97 S CH 88 B FF 97 X FF 97 3-2 ③ F9		B SI 93 B CH 89 B SL 87 C SI 94 F SI 94 C CH 90 3-3 ③ K 1-2			3	1	1	1	1	1	2
47 Enmanuel Valdez, L (1, 4) OBP: 0.339, SLG: 0.444	B SI 98 F FF 98 B CH 89 B CH 88 B FF 97 4-1 BB			X CH 87 0-0 ① P5	C SI 92 X SL 82 0-1 ① G4-3			S SI 95 B SI 92 B CH 88 F SI 94 X CH 89 2-2 ① F8		3	0	0	0	1	0	1
3 Reese McGuire, L (1, 2) OBP: 0.319, SLG: 0.348	B SI 98 F FF 97 F FF 97 S CH 88 1-3 ③ K			X CH 89 0-0 ② G3 1-2	C SL 83 B SI 94 B SL 82 F SI 92 B SI 92 X SI 92 3-2 ② G4-3			C SL 86 B SI 93 B CH 89 X CH 89 2-1 (99 1B, 19 1B, 7 G3) 1B		4	1	1	0	0	1	2
19 Pablo Reyes, R (1, 6) OBP: 0.467, SLG: 0.500		F FF 95 C SL 85 C SI 97 0-3 ① K		X SI 96 0-0 ③ G6-3	B SI 92 S CH 86 B ST 81 F SI 93 X CU 77 2-2 ③ G6-3			C SI 94 B SL 86 B SI 94 X SI 94 2-1 (7 G3, 99 1B) 1-2 1B		4	0	1	0	0	1	1
Inning Stats	R: 4 H: 3 E: 1 LOB: 1 K: 2 BB: 1 S: 18 P: 23	R: 0 H: 0 E: 0 LOB: 0 K: 1 BB: 0 S: 6 P: 9	R: 0 H: 0 E: 0 LOB: 0 K: 2 BB: 0 S: 13 P: 20	R: 0 H: 0 E: 0 LOB: 1 K: 0 BB: 1 S: 5 P: 9	R: 3 H: 3 E: 0 LOB: 0 K: 1 BB: 0 S: 17 P: 30	R: 0 H: 0 E: 0 LOB: 0 K: 0 BB: 0 S: 8 P: 13	R: 1 H: 2 E: 0 LOB: 2 K: 1 BB: 1 S: 19 P: 33	R: 1 H: 3 E: 0 LOB: 2 K: 0 BB: 0 S: 11 P: 19		1B: 5 SF: 0 2B: 2 SAC: 0 3B: 1 DP: 0 HR: 3 HBP: 0						

PITCHER		IP	WLS	BF	H	R	ER	SO	BB	IBB	HBP	BLK	WP	HR	S	P	ERA	WHIP
58 Luis Castillo, R ERA: 3.31	(1, 1)	5.0	L	24	6	7	5	6	2	0	0	0	1	3	59	91	9.00	1.600
60 Tayler Saucedo, L ERA:	(6, 1)	1.0		3	0	0	0	0	0	0	0	0	0	0	8	13	0.00	0.000
37 Paul Sewald, R ERA: 3.66	(7, 1)	0.2		5	2	1	1	0	1	0	0	0	0	0	16	27	13.50	4.500
43 Juan Then, R ERA: 1.59	(7, 1)	1.1		7	3	1	1	1	0	0	0	0	0	0	14	25	6.75	2.250

PITCHER	IP	WLS	BF	H	R	ER	SO	BB	IBB	HBP	BLK	WP	HR	S	P	ERA	WHIP

BOTTOM

Seattle Mariners @ Boston Red Sox

Fenway Park, Boston, MA

Tue May 16 2023, 7:12 PM - 9:51 PM EDT

Att. 31,476 - Clear - 77 F

livebaseballscorecards.com

AB	36
R	9
H	11
RBI	8
BB	3
SO	7
LOB	14

WP: 1 PA: 39
PB: 0
SB: 1
CS: 0

Seattle Mariners @ Boston Red Sox

Fenway Park, Boston, MA

Wed May 17 2023, 7:13 PM - 10:10 PM EDT

Att. 32,209 - Clear - 53 F

TOP

livebaseballscorecards.com

Batter	1	2	3	4	5	6	7	8	9	AB	R	H	RBI	BB	SO	LOB
3 J.P. Crawford, L (1, 6) OBP: 0.367, SLG: 0.328	X FF 95 0-0 G3		B SI 95 C SI 95 D SL 85 H SL 83 3-1 10 BB 1-2 HBP	X FF 94 0-0 G6-3		S SI 92 B CH 88 S CH 86 B SI 91 F CH 87 B SI 91 B CH 87 4-2 23 1B 44 E 1-2 BB		B SI 89 S SI 89 X SI 89 1-1 1-3 2B		2	0	0	0	0	0	1
0 Sam Haggerty, S (6, PH) OBP: 0.237, SLG: 0.176 (6, 4)										1	1	1	0	1	0	0
23 Ty France, R (1, 3) OBP: 0.349, SLG: 0.388	C SI 95 F SI 94 B SL 86 B SL 87 X SI 96 2-2 P4		C SI 95 F SI 95 T SL 84 0-2 K		F SI 93 B SL 84 X SI 94 1-1 G5-3	B SI 92 B SI 91 X SI 90 2-0 44 FC6-4 1-2 2-3 1B		F SI 89 B SL 78 F SI 88 X SL 79 1-2 L6		5	0	1	0	0	1	4
44 Julio Rodríguez, R (1, 8) OBP: 0.278, SLG: 0.386	C SI 96 B SI 96 S SL 86 B SL 86 F CH 88 C SI 96 2-3 K		S SI 95 X SL 85 0-1 F8		F CH 86 B CH 86 S SI 94 X CH 86 1-2 10 2B E5	C CH 88 X CH 88 0-1 1-2f 2-H 3-H FC6-4		X SI 89 0-0 G3-1		5	0	0	1	0	1	5
10 Jarred Kelenic, L (1, 7) OBP: 0.333, SLG: 0.537		B SI 94 F SI 95 S CH 87 S CH 88 1-3 K	T FF 96 B FF 96 C CH 87 B FF 95 B CH 88 B FF 96 4-2 1-2 2-3 BB		C SL 84 B FF 95 S CH 86 F FF 96 X CH 87 1-2 1-3 2B	B SI 90 C SI 92 B CH 88 X SI 92 2-1 L7			C SI 93 X SI 94 0-1 F7	4	0	1	0	1	1	1
28 Eugenio Suárez, R (1, 5) OBP: 0.330, SLG: 0.329		B SI 96 C SI 96 C SL 85 B SI 96 B SL 85 F SI 96 F SI 95 B CH 87 4-2 29 BB BB	B SL 84 C SI 95 T SI 95 S FF 96 1-3 K		S SI 94 B CH 86 B SI 95 F SI 94 S SI 95 2-3 K		C FF 94 F FC 92 B SL 86 B SI 94 X FC 92 2-2 G5-3		C SI 93 C SL 84 S SL 84 0-3 K	4	0	0	0	1	3	5
29 Cal Raleigh, S (1, 2) OBP: 0.327, SLG: 0.465		B SL 86 C FF 96 B CH 87 B CH 87 F FF 96 B CH 88 4-2 1-2 BB		X FF 96 0-0 5 G4-3 76 1B 2B	B SL 84 B CH 86 F SI 94 B SL 83 B CH 86 4-1 BB		C FF 94 X FC 91 0-1 G3-1		C SI 93 S CH 84 B SI 94 X SI 94 1-2 F8	3	1	1	0	2	0	0
35 Teoscar Hernández, R (1, 9) OBP: 0.276, SLG: 0.420		C SI 95 S SI 95 S SI 96 0-3 K		C SI 94 B SI 95 S SI 93 F SL 85 F SI 95 S CH 87 1-3 K	F SI 93 C SI 95 X SL 84 0-2 G4-3		F SI 95 F SL 85 C FF 94 0-3 K			4	0	0	0	0	3	6
5 Taylor Trammell, L (1, 10) OBP: 0.294, SLG: 0.464		S FF 96 B CH 88 S CH 87 B CH 88 X FF 96 2-2 F9		B SI 95 B CH 86 S SI 94 X SI 94 2-1 G4-3 2-3		C SI 92 X SI 92 0-1 G3-1		B SI 87 F SI 88 B SL 78 B SL 78 B SI 88 4-2 0 2B BB		3	0	0	0	1	0	3
76 José Caballero, R (1, 4) OBP: 0.393, SLG: 0.362 (6, 6)			B SI 95 B SI 94 B SI 95 C FF 95 C SI 95 F SI 95 F SI 95 F SL 86 B SI 95 4-2 10 BB 3 HBP BB	B SI 95 C SI 94 C SI 94 X SI 95 1-2 3-H 1B		C SI 92 F CH 87 B CH 88 F CH 87 B SI 91 F SI 91 F CH 86 F SL 84 B SI 91 4-2 D CH 88 23 1B 0 BB 44 FC6-4 BB		C SI 88 F SI 89 B SI 89 X SI 88 1-2 P4		2	1	1	1	2	0	1
Inning Stats	R: 0 E: 0 K: 1 S: 8 H: 0 LOB: 0 BB: 0 P: 12	R: 0 E: 0 K: 2 S: 15 H: 0 LOB: 2 BB: 2 P: 26	R: 0 E: 0 K: 2 S: 16 H: 0 LOB: 2 BB: 2 P: 28	R: 1 E: 0 K: 1 S: 12 H: 2 LOB: 1 BB: 0 P: 16	R: 0 E: 1 K: 1 S: 16 H: 1 LOB: 3 BB: 1 P: 25	R: 2 E: 1 K: 0 S: 16 H: 1 LOB: 1 BB: 2 P: 28	R: 0 E: 0 K: 1 S: 8 H: 0 LOB: 0 BB: 0 P: 10	R: 0 E: 0 K: 0 S: 11 H: 1 LOB: 2 BB: 1 P: 18	R: 0 E: 0 K: 1 S: 8 H: 0 LOB: 0 BB: 0 P: 9	1B: 2 2B: 3 3B: 0 HR: 0 SF: 0 SAC: 0 DP: 0 HBP: 1		WP: 0 PB: 0 SB: 0 CS: 0 PA: 42				

	AB	33
	R	3
	H	5
	RBI	2
	BB	8
	SO	9
	LOB	26

PITCHER		IP	WLS	BF	H	R	ER	SO	BB	IBB	HBP	BLK	WP	HR	S	P	ERA	WHIP
66 Brayan Bello, R ERA: 4.45	(1, 1)	5.0	W	25	3	1	1	7	5	0	1	0	0	0	67	107	1.80	1.600
57 Joely Rodríguez, L ERA: 9.0	(6, 1)	1.0		6	1	2	1	0	2	0	0	0	0	0	16	28	9.00	3.000
55 Chris Martin, R ERA: 1.5	(7, 1)	1.0		3	0	0	0	1	0	0	0	0	0	0	8	10	0.00	0.000
71 Ryan Sherriff, L ERA:	(8, 1)	1.0		5	1	0	0	0	1	0	0	0	0	0	11	18	0.00	2.000
63 Justin Garza, R ERA:	(9, 1)	1.0		3	0	0	0	1	0	0	0	0	0	0	8	9	0.00	0.000

Seattle Mariners @ Boston Red Sox

Fenway Park, Boston, MA

Wed May 17 2023, 7:13 PM - 10:10 PM EDT

Att. 32,209 - Clear - 53 F

BOTTOM

livebaseballscorecards.com

Batter	1	2	3	4	5	6	7	8	9	AB	R	H	RBI	BB	SO	LOB
99 Alex Verdugo, L (1, 9) OBP: 0.380, SLG: 0.497	G4-3	2 HR 2B	2 G3 1B	K		G4-6-3				2	1	1	0	0	0	0
17 Raimel Tapia, L (3, 9) OBP: 0.317, SLG: 0.351						1-2f				3	0	1	0	0	1	4
2 Justin Turner, R (1, 3) OBP: 0.368, SLG: 0.427	30 11 1B 1B	2-H HR	G3 1-2		30 11 2B 1B		L3			4	3	3	2	0	0	1
36 Triston Casas, L (7, 3) OBP: 0.321, SLG: 0.384										1	0	0	0	0	0	0
30 Rob Refsnyder, R (1, 7) OBP: 0.385, SLG: 0.364	7 BB 11 1B 19 2B 1B 1-2	7 E 7 1B 5 1B BB	K		11 2B 7 G4-3 1B 1-2		G6-3			4	3	2	0	1	1	1
11 Rafael Devers, L (1, 5) OBP: 0.304, SLG: 0.524	7 BB 19 2B 1B 1-2 2-H	F7	G4-3		7 G4-3 5 SF8 2B 1-3 2-H		K2-3			5	2	2	2	0	1	2
47 Enmanuel Valdez, L (8, 4) OBP: 0.339, SLG: 0.444										0	0	0	0	0	0	0
7 Masataka Yoshida, L (1, 10) OBP: 0.381, SLG: 0.500	19 2B BB 1-2 2-3	E6 5 1B 19 2B 1B 1-3		L7	G4-3 2-3 3-H			G5-3		4	1	1	1	1	0	1
5 Enrique Hernández, R (1, 6) OBP: 0.296, SLG: 0.352	F8	19 2B 1B 1-2 3-H		12 HBP 16 BB 1B				G1-3		4	1	2	2	0	0	3
19 Pablo Reyes, R (1, 4) OBP: 0.450, SLG: 0.579	2B 1-3 2-H 3-H	16 1B 2B 1-H 2-H	K	L7				G5-3		5	1	2	4	0	1	1
(8, 5)																
16 Jarren Duran, L (1, 8) OBP: 0.418, SLG: 0.588		12 FC6-4 1B 2-H		12 HBP BB 1-2		17 G4-6-3 1B				3	0	2	1	1	1	2
12 Connor Wong, R (1, 2) OBP: 0.278, SLG: 0.422	P4 FC6-4			HBP 1-2 2-3		F9				3	0	0	0	0	0	2

Inning Stats	1	2	3	4	5	6	7	8	9
	R: 3 E: 0 K: 1 S: 23 H: 4 LOB: 2 BB: 1 P: 37	R: 6 E: 1 K: 0 S: 28 H: 6 LOB: 1 BB: 1 P: 43	R: 0 E: 0 K: 1 S: 10 H: 1 LOB: 1 BB: 0 P: 17	R: 0 E: 0 K: 2 S: 13 H: 1 LOB: 3 BB: 1 P: 23	R: 3 E: 0 K: 0 S: 10 H: 3 LOB: 0 BB: 0 P: 11	R: 0 E: 0 K: 0 S: 5 H: 1 LOB: 0 BB: 0 P: 9	R: 0 E: 0 K: 1 S: 8 H: 0 LOB: 0 BB: 0 P: 13	R: 0 E: 0 K: 0 S: 6 H: 0 LOB: 0 BB: 0 P: 7	

AB	38
R	12
H	16
RBI	12
BB	3
SO	5
LOB	17

1B: 11 SF: 1
2B: 4 SAC: 0
3B: 0 DP: 1
HR: 1 HBP: 1

WP: 0 PA: 43
PB: 0
SB: 0
CS: 0

PITCHER		IP	WLS	BF	H	R	ER	SO	BB	IBB	HBP	BLK	WP	HR	S	P	ERA	WHIP
7 Marco Gonzales, L ERA: 6.1	(1, 1)	1.2	L	15	8	8	8	1	2	0	0	0	0	1	41	66	43.20	6.000
30 Trevor Gott, R ERA: 2.11	(2, 1)	1.1		7	3	1	1	1	0	0	0	0	0	0	20	31	6.75	2.250
47 Matt Brash, R ERA: 4.74	(4, 1)	1.0		6	1	0	0	2	1	0	1	0	0	0	13	23	0.00	2.000
55 Gabe Speier, L ERA: 3.38	(5, 1)	1.0		6	3	3	3	0	0	0	0	0	0	0	10	11	27.00	3.000
77 Chris Flexen, R ERA: 6.67	(6, 1)	3.0		9	1	0	0	1	0	0	0	0	0	0	19	29	0.00	0.333

PITCHER		IP	WLS	BF	H	R	ER	SO	BB	IBB	HBP	BLK	WP	HR	S	P	ERA	WHIP

Boston Red Sox @ San Diego Padres

Petco Park, San Diego, CA

Fri May 19 2023, 6:41 PM - 9:05 PM PDT

Att. 41,530 - Cloudy - 62 F

livebaseballscorecards.com

Batter	1	2	3	4	5	6	7	8	9	AB	R	H	RBI	BB	SO	LOB
99 Alex Verdugo, L (1, 9) OBP: 0.380, SLG: 0.491	C FF 95 B FF 94 C FF 94 S CU 81 1-3 ① K		C FF 93 B FF 95 B FF 94 B FF 94 S SL 87 D SL 87 4-2 2 BB 30 2B BB	C FF 94 X FF 94 0-1 ③ F9			C CH 84 C CH 86 F SC 78 X CH 84 0-2 30 G5-4-3 1B		C FF 92 S FF 92 B ST 75 X ST 77 1-2 ② G2-3 2-3	4	1	1	0	1	1	1
2 Justin Turner, R (1, 3) OBP: 0.370, SLG: 0.424 36 Triston Casas, L (5, PH) OBP: 0.314, SLG: 0.374 (5, 3)	C FF 94 B FF 94 S CH 88 F FF 94 B FF 96 C FF 96 2-3 ② K		F FF 93 F FF 94 D CU 80 B FF 94 D CH 88 B FF 95 4-2 30 2B 11 HR 1-2 2-3 BB		B FF 94 F FF 94 B FF 95 C CH 86 C FF 96 2-3 ① K		B FF 93 X FF 93 1-0 ① F8		B ST 75 B FF 91 X FF 92 2-0 ③ G1-3	1 3	1 0	0 0	0 0	1 0	1 1	0 2
30 Rob Refsnyder, R (1, 7) OBP: 0.390, SLG: 0.377	C FF 94 C FF 96 B FF 96 X CH 87 1-2 ③ G1-3		B CH 88 B FF 95 C FF 94 F CH 88 F FF 96 F CH 88 X CH 87 3-2 11 HR 1-3 2-H 3-H 2B		C ST 82 B CH 87 B FF 94 S FF 95 B FF 96 B FF 95 4-2 BB		C CH 85 X ST 80 0-1 ②③ G5-4-3 1-2f			3	1	1	2	1	0	1
11 Rafael Devers, L (1, 5) OBP: 0.309, SLG: 0.557		B SL 87 B SL 88 F SL 86 X CU 82 2-1 HR	B FF 97 S SL 89 D SL 89 B FF 95 X SL 87 3-1 2-H 3-H HR		D CH 87 X CH 86 1-0 ② L4			B ST 76 S FF 90 S FF 94 S FF 94 1-3 ① K		4	2	2	4	0	1	1
7 Masataka Yoshida, L (1, 10) OBP: 0.378, SLG: 0.493		C FF 95 B SL 87 S SL 85 B SL 88 B CU 81 X FF 96 3-2 1B	C FF 96 F FF 96 B SL 89 B SL 87 B SL 88 X FF 95 3-2 ① G4-3		X FF 94 0-0 ③ G6-3			C FF 93 B FF 93 X SI 92 1-1 ② G1-3		4	0	1	0	0	0	1
5 Enrique Hernández, R (1, 6) OBP: 0.294, SLG: 0.349		B FF 94 C CH 86 F CH 86 C SL 87 1-3 ① K	C CH 88 B FF 95 X CH 88 1-1 ② G3-1			C FF 92 F CH 84 C FF 95 0-3 ① K		B ST 78 B SI 92 X SI 92 2-0 1B		4	0	1	0	0	2	1
19 Pablo Reyes, R (1, 4) OBP: 0.375, SLG: 0.478		X SL 87 0-0 ② F7	B FF 94 B FF 93 S CH 86 B FF 94 X FF 95 3-1 ③ F8			B ST 81 C FF 94 C ST 80 F SC 78 X ST 81 1-2 ② G4-3		F FF 93 C ST 76 X ST 75 0-2 ③ F7		4	0	0	0	0	0	2
16 Jarren Duran, L (1, 8) OBP: 0.412, SLG: 0.574		F FF 95 B FF 94 D SL 88 B FF 95 F FF 94 F FF 96 X SL 88 3-2 ③ L8		B FF 92 C FF 93 C FF 92 B SL 86 S FF 94 2-3 ① K		B CH 86 X CH 85 1-0 E3			X SI 93 0-0 99 G2-3 12 WP 1B	4	0	1	0	0	1	1
12 Connor Wong, R (1, 2) OBP: 0.277, SLG: 0.426			X FF 93 0-0 2 BB 30 2B 2B	B FF 93 F FF 94 F CH 85 S SL 86 1-3 ② K		1 SAFE P FF 91 X FF 93 1-0 ③ L8			B SI 90 C ST 77 X ST 75 1-1 ① G6-3 1-2	4	1	1	0	0	1	2
Inning Stats	R: 0 E: 0 K: 2 S: 10 H: 0 LOB: 0 BB: 0 P: 14	R: 1 E: 0 K: 1 S: 13 H: 2 LOB: 1 BB: 0 P: 22	R: 5 E: 0 K: 0 S: 19 H: 3 LOB: 0 BB: 2 P: 40	R: 0 E: 0 K: 2 S: 8 H: 0 LOB: 0 BB: 0 P: 11	R: 0 E: 0 K: 1 S: 7 H: 0 LOB: 1 BB: 1 P: 14	R: 0 E: 1 K: 1 S: 10 H: 0 LOB: 1 BB: 0 P: 12	R: 0 E: 0 K: 0 S: 7 H: 1 LOB: 0 BB: 0 P: 8	R: 0 E: 0 K: 1 S: 9 H: 1 LOB: 1 BB: 0 P: 13	R: 0 E: 0 K: 0 S: 7 H: 1 LOB: 1 BB: 0 P: 11	1B: 4 2B: 2 3B: 0 HR: 2 SF: 0 SAC: 0 DP: 1 HBP: 0						

TOP

AB	35
R	6
H	8
RBI	6
BB	3
SO	8
LOB	12

WP: 1 PB: 0 SB: 0 CS: 0 PA: 38

PITCHER		IP	WLS	BF	H	R	ER	SO	BB	IBB	HBP	BLK	WP	HR	S	P	ERA	WHIP
4 Blake Snell, L ERA: 5.4	(1, 1)	4.0	L	19	5	6	6	5	2	0	0	0	0	2	50	87	13.50	1.750
45 Brent Honeywell, R ERA: 3.51	(5, 1)	3.0		11	1	0	0	2	1	0	0	0	0	0	24	34	0.00	0.667
59 Tom Cosgrove, L ERA:	(8, 1)	2.0		8	2	0	0	1	0	0	0	0	1	0	16	24	0.00	1.000

PITCHER	IP	WLS	BF	H	R	ER	SO	BB	IBB	HBP	BLK	WP	HR	S	P	ERA	WHIP

BOTTOM

Boston Red Sox @ San Diego Padres

Petco Park, San Diego, CA

Fri May 19 2023, 6:41 PM - 9:05 PM PDT

Att. 41,530 - Cloudy - 62 F

livebaseballscorecards.com

Batter	1	2	3	4	5	6	7	8	9	AB	R	H	RBI	BB	SO	LOB
23 Fernando Tatis Jr., R (1, 9) OBP: 0.319, SLG: 0.491	B FF 95 F FF 95 F FF 96 X KC 80 1-2 ① 1B		B KC 82 B FF 95 B KC 80 C FF 96 X FF 96 3-1 HR		F KC 80 F FF 95 B KC 83 X CH 87 1-2 ① G6-3			X SI 97 0-0 ① G1-3		4	1	2	1	0	0	0
7 Ha-Seong Kim, R (1, 5) OBP: 0.323, SLG: 0.368	B FF 97 C FF 96 C FF 95 F FF 97 F FF 97 X FC 86 1-2 ② 22 BB 1B		B FF 96 B FF 95 C FF 96 C FC 85 F FF 97 B KC 82 S FF 97 3-3 ② K		B KC 81 C KC 81 S FF 95 F FC 86 F KC 81 X FF 97 1-2 ② F8			C SI 97 B SI 97 X SL 85 1-1 ② L8		4	0	1	0	0	1	0
2 Xander Bogaerts, R (1, 6) OBP: 0.366, SLG: 0.421	F FF 95 T FF 96 X FF 96 0-2 ② F9		C FF 98 B CH 86 S CH 85 B FF 97 C FC 85 2-3 ③ K		B CH 85 C FF 96 X KC 81 1-1 ③ L9			B SI 97 C SI 97 S SI 96 X CH 94 1-2 ③ G5-3		4	0	0	0	0	1	1
22 Juan Soto, L (1, 7) OBP: 0.399, SLG: 0.462	B FF 96 B SI 96 C FF 96 B FC 87 B FF 96 4-1 1-2 BB			B FC 84 C FC 84 X FF 97 1-1 ① L7		B FC 87 B FF 96 C FF 95 C FC 85 X FC 86 2-2 ① G3-1			C SI 96 B FC 90 B FC 89 B FC 90 C SI 97 X FC 87 3-2 ① G1-3	3	0	0	0	1	0	0
32 Nelson Cruz, R (1, 10) OBP: 0.273, SLG: 0.411	F KC 81 S FF 96 F FF 97 S FF 97 0-3 ③ K			C KC 82 S CH 87 B CH 86 B FF 98 B FF 98 X FF 96 3-2 26 BB 9 1B 1B	F FF 96 B FF 97 B CH 83 S FF 96 X CH 86 2-2 ② L5				B SI 96 C SL 86 B SL 86 S SI 95 S FC 89 2-3 ② K	4	0	1	0	0	2	2
9 Jake Cronenworth, L (1, 4) OBP: 0.333, SLG: 0.390		C FF 94 C FF 95 B FC 86 B FC 86 B FF 97 S FF 96 3-3 ① K		F FC 86 C FF 97 X FF 97 0-2 26 BB 1-2 1B	B SI 95 F FF 96 X FC 85 1-1 ③ P5				B SI 97 B FC 89 B CH 92 C SI 96 F SI 96 T FC 90 3-2 ③ K	4	0	1	0	0	2	0
16 Brandon Dixon, R (1, 3) OBP: 0.133, SLG: 0.133		B KC 81 C FF 95 B FF 96 F FF 96 X FF 97 2-2 ② P3		S CH 86 F FF 98 B KC 83 S CH 87 1-3 ② K			F SI 97 S SI 98 B SL 86 X FC 89 1-2 ① F8			3	0	0	0	0	1	2
26 Austin Nola, R (1, 2) OBP: 0.275, SLG: 0.207		C FF 96 X FF 96 0-1 ③ L9		C CH 86 B FF 98 B CH 86 B FF 97 D FC 88 4-1 1-2 2-3 BB			C SL 84 B SL 85 C SI 96 B SI 97 B SI 96 B FC 89 4-2 1 G3-6-3 BB			1	0	0	0	2	0	0
5 Adam Engel, R (1, 8) 1 Trent Grisham, L (7, PH) (8, 8) OBP: 0.307, SLG: 0.352			B FF 93 B FF 94 X FF 94 2-0 ① P5	B CH 86 B FF 97 C FF 97 D CH 88 X FF 98 3-1 ③ P3				B FC 89 F FC 89 B FC 88 F SI 96 X FC 90 2-2 ②③ G3-6-3 1-2f		2 1	0 0	0 0	0 0	0 0	0 0	3 1
Inning Stats	R: 0 E: 0 K: 1 S: 16 H: 2 LOB: 2 BB: 1 P: 22	R: 0 E: 0 K: 1 S: 8 H: 0 LOB: 0 BB: 0 P: 13	R: 1 E: 0 K: 2 S: 10 H: 1 LOB: 0 BB: 0 P: 20	R: 0 E: 0 K: 1 S: 14 H: 2 LOB: 3 BB: 1 P: 26	R: 0 E: 0 K: 0 S: 10 H: 0 LOB: 0 BB: 0 P: 13	R: 0 E: 0 K: 0 S: 8 H: 0 LOB: 0 BB: 0 P: 13	R: 0 E: 0 K: 0 S: 8 H: 0 LOB: 0 BB: 1 P: 15	R: 0 E: 0 K: 0 S: 6 H: 0 LOB: 0 BB: 0 P: 8	R: 0 E: 0 K: 2 S: 9 H: 0 LOB: 0 BB: 0 P: 17	1B: 4 2B: 0 3B: 0 HR: 1	SF: 0 SAC: 0 DP: 1 HBP: 0					WP: 0 PB: 0 SB: 0 CS: 0	PA: 33

	AB	30
	R	1
	H	5
	RBI	1
	BB	3
	SO	7
	LOB	9

PITCHER	IP	WLS	BF	H	R	ER	SO	BB	IBB	HBP	BLK	WP	HR	S	P	ERA	WHIP
65 James Paxton, L (1, 1) ERA: 2.45	6.0	W	24	5	1	1	5	2	0	0	0	0	1	66	107	1.50	1.167
25 Josh Winckowski, R (7, 1) ERA: 2.15	3.0	S	9	0	0	0	2	1	0	0	0	0	0	23	40	0.00	0.333

PITCHER	IP	WLS	BF	H	R	ER	SO	BB	IBB	HBP	BLK	WP	HR	S	P	ERA	WHIP

Batter	1	2	3	4	5	6	7	8	9	AB	R	H	RBI	BB	SO	LOB
99 Alex Verdugo, L (1, 9) OBP: 0.381, SLG: 0.486	C FF 94 X FC 90 0-1 F8	B CU 80 C FF 92 B CH 86 B CH 88 F FF 92 B FF 93 4-2 7 WP BB		C FC 89 B CH 87 X FF 93 1-1 7 FC4-6 1-2 3-H 1B			B SI 88 B FF 90 C SI 88 B FF 90 C SI 89 C SI 90 3-3 K		C ST 80 B FF 94 C ST 81 X ST 82 1-2 F7	4	0	1	1	1	1	1
7 Masataka Yoshida, L (1, 10) OBP: 0.373, SLG: 0.490	B FF 95 B FC 90 B FC 91 C FF 94 F FC 91 X FF 94 3-2 36 G3 2B	C FF 91 C FC 90 F FC 90 F CU 81 S CU 82 0-3 K 1-2		F FC 88 B FC 88 B FC 88 F FF 91 F CU 82 F CU 82 X FC 89 2-2 FC4-6 36 S 1-2f 2-3			B SI 89 C FF 91 B FF 91 X SI 90 2-1 G6-3		B FF 96 X FF 95 1-0 P5	5	0	1	0	0	1	4
36 Triston Casas, L (1, 3) OBP: 0.313, SLG: 0.364	B FC 91 B CU 82 F FF 92 B CH 87 C FC 90 X FF 92 3-2 G3 2-3	C CU 81 B FC 89 S CU 81 T CU 81 1-2 K		1 SAFE B FC 90 C CU 80 C CU 82 X FF 92 1-2 L9 1-2			B FF 91 B FF 91 C SI 90 C SI 90 F FF 91 B SI 90 F FF 92 B FF 92 4-2 11 FC6 BB			3	0	0	0	1	1	5
11 Rafael Devers, L (1, 5) OBP: 0.302, SLG: 0.545	B FF 93 S FF 94 F FF 94 F CU 82 F FF 94 B CH 88 F CU 82 F CU 82 B FF 95 3-3 S FF 85 K		F CU 81 S FF 92 X CU 81 0-2 F8		C FC 88 F FF 92 B CU 81 B FF 92 B CH 88 X CH 87 3-2 F9		S FF 91 B SI 90 S FF 91 F FF 92 X SI 91 1-2 FC6 1-2f			4	0	0	0	0	1	2
16 Jarren Duran, L (1, 8) OBP: 0.398, SLG: 0.552		B CU 81 X FF 92 1-0 G4-3	B FF 92 B FF 93 C FC 88 B CH 87 X FF 92 3-1 G4-3		X CH 86 0-0 F8			B FF 91 X SI 88 1-0 G6-3		4	0	0	0	0	0	0
17 Raimel Tapia, L (1, 7) OBP: 0.313, SLG: 0.344		B FF 92 C CU 80 X CH 88 1-1 47 S 5 HBP 47 HR 1B	C FF 93 S FF 92 B FF 92 S CU 82 1-3 K		B FF 92 X FF 92 1-0 G6-3			X SI 90 0-0 G4-3		4	1	1	0	0	1	0
5 Enrique Hernández, R (1, 6) OBP: 0.299, SLG: 0.355		C FC 89 H SI 92 1-1 47 S 47 HR 1-2 HBP		B CU 80 F FC 87 X FC 88 1-1 12 1B 99 1B 2B		B SI 98 C SI 97 C SI 97 F SI 99 B ST 82 X SI 98 2-2 G5-3		B ST 80 B FF 94 B FF 94 C FF 94 F FF 95 X ST 81 3-2 F7		3	2	1	0	0	0	0
47 Enmanuel Valdez, L (1, 4) OBP: 0.349, SLG: 0.517		S CU 81 B CH 87 X SL 83 1-1 1-H 2-H HR		F FC 90 F FF 90 B CH 87 S CH 86 1-3 K2-3		C SI 98 B ST 82 B SI 99 F SI 98 B ST 81 C SI 97 3-3			F FF 94 C FF 94 B FF 95 F ST 82 X FF 95 1-2 2B	4	1	2	3	0	2	1
12 Connor Wong, R (1, 2) OBP: 0.276, SLG: 0.418		B SL 82 C SL 82 F FF 92 S SL 82 1-3 K		C CU 80 X SL 82 0-1 7 FC4-6 99 1B 2-3 1B		B ST 81 C SI 98 S ST 81 B ST 83 B FF 98 F ST 80 C SI 98 3-3			L ST 80 B ST 79 C FF 95 X ST 81 1-2 P6	4	0	1	0	0	2	1
Inning Stats	R: 0 E: 0 K: 1 S: 15 H: 1 LOB: 1 BB: 0 P: 24	R: 3 E: 0 K: 3 S: 19 H: 2 LOB: 2 BB: 1 P: 29	R: 0 E: 0 K: 1 S: 8 H: 0 LOB: 0 BB: 0 P: 12	R: 1 E: 0 K: 1 S: 17 H: 3 LOB: 2 BB: 0 P: 23	R: 0 E: 0 K: 0 S: 5 H: 0 LOB: 0 BB: 0 P: 9	R: 0 E: 0 K: 2 S: 11 H: 0 LOB: 0 BB: 0 P: 19	R: 0 E: 0 K: 1 S: 13 H: 0 LOB: 1 BB: 1 P: 23	R: 0 E: 0 K: 0 S: 5 H: 0 LOB: 0 BB: 0 P: 9	R: 0 E: 0 K: 0 S: 11 H: 1 LOB: 1 BB: 0 P: 15	1B: 3 2B: 3 3B: 0 HR: 1 SF: 0 SAC: 0 DP: 0 HBP: 1	WP: 1 PB: 0 SB: 3 CS: 0 PA: 38					

PITCHER		IP	WLS	BF	H	R	ER	SO	BB	IBB	HBP	BLK	WP	HR	S	P	ERA	WHIP
44 Joe Musgrove, R ERA: 6.75	(1, 1)	5.0	L	24	6	4	4	6	1	0	1	0	1	1	64	97	7.20	1.400
66 Luis García, R ERA: 4.82	(6, 1)	1.0		3	0	0	0	2	0	0	0	0	0	0	11	19	0.00	0.000
25 Tim Hill, L ERA: 3.05	(7, 1)	1.2		6	0	0	0	1	1	0	0	0	0	0	15	26	0.00	0.600
36 Steven Wilson, R ERA: 3.18	(8, 1)	1.1		5	1	0	0	0	0	0	0	0	0	0	14	21	0.00	0.750

PITCHER	IP	WLS	BF	H	R	ER	SO	BB	IBB	HBP	BLK	WP	HR	S	P	ERA	WHIP

TOP

Boston Red Sox @ San Diego Padres

Petco Park, San Diego, CA

Sat May 20 2023, 7:11 PM - 10:02 PM PDT

Att. 40,215 - Overcast - 63 F

livebaseballscorecards.com

AB	35
R	4
H	7
RBI	4
BB	2
SO	9
LOB	14

BOTTOM

Boston Red Sox @ San Diego Padres

Petco Park, San Diego, CA

Sat May 20 2023, 7:11 PM - 10:02 PM PDT

Att. 40,215 - Overcast - 63 F

livebaseballscorecards.com

Batter	1	2	3	4	5	6	7	8	9	AB	R	H	RBI	BB	SO	LOB
23 Fernando Tatis Jr., R (1, 9) OBP: 0.317, SLG: 0.509	B FF 96 C FF 96 B FF 95 F FF 96 F FF 97 F SL 82 X SL 81 2-2 ① F7		F SL 79 B SL 81 B FF 96 X CH 89 2-1 ③ G6-3			F SL 78 B FF 93 B FF 94 B SL 77 S FF 95 X SL 80 3-2 HR		C SI 94 C FC 92 X SL 87 0-2 ② F9		4	1	1	1	0	0	0
7 Ha-Seong Kim, R (1, 5) OBP: 0.321, SLG: 0.371 29 Brett Sullivan, L (9, 2) OBP: 0.200, SLG: 0.324	S FF 96 S FF 96 B FF 96 C FF 95 1-3 ② K			C SL 73 B FF 93 C FF 94 X SL 80 1-2 ① G6-3		F FF 97 B FF 95 X FF 96 1-1 2 L9 2B		B SI 96 C FF 96 F FC 92 F SI 94 X SL 87 1-2 ③ F8		4 0	0 0	1 0	0 0	0 0	1 0	0 0
2 Xander Bogaerts, R (1, 6) OBP: 0.359, SLG: 0.411	B FF 96 C FF 96 B CH 88 F FF 96 F FF 96 X SL 82 2-2 ③ G5-3			B SL 77 B SL 77 S FF 95 X FF 95 2-1 ② P4		F CH 89 F FF 95 B FF 97 B FF 96 F FF 96 B SL 81 X SI 97 3-2 ① L9 2-3			C FC 91 C FC 92 F FC 93 B FC 95 B SL 82 X FC 94 2-2 ① F9	4	0	0	0	0	0	1
22 Juan Soto, L (1, 7) OBP: 0.401, SLG: 0.478		X FF 92 0-0 HR		C SL 80 B SL 81 C SL 80 B FF 96 B SL 82 S FF 98 3-3 ③ K		B SL 82 B SL 80 C SL 81 F SI 97 S SL 83 2-3 ② K			B SL 81 C FC 94 C SI 95 B FC 95 B SL 82 B SI 96 4-2 9 S BB	3	1	1	1	1	2	1
32 Nelson Cruz, R (1, 10) OBP: 0.275, SLG: 0.402 14 Matt Carpenter, L (9, PH) OBP: 0.336, SLG: 0.391		C FF 95 S CH 87 B SL 81 X FF 95 1-2 ① F9			C FF 93 B FF 92 B CH 85 B SL 78 B FF 95 4-1 16 HBP BB	S SL 83 S SL 82 S SL 83 0-3 ③ K			X FC 93 0-0 ② P5	2 1	0 0	0 0	0 0	1 0	1 0	1 1
9 Jake Cronenworth, L (1, 4) OBP: 0.332, SLG: 0.382		F SI 94 F SI 94 X SL 80 0-2 ② G4-3			F SL 79 S SL 79 F SL 80 B FF 96 S SL 80 1-3 ① K		C SI 93 B FF 95 F SL 78 B SL 81 F FF 95 S SI 95 2-3 ① K		B FC 95 B SI 95 B FC 96 B FC 97 4-0 1-2 BB	3	0	0	0	1	2	1
16 Brandon Dixon, R (1, 3) OBP: 0.158, SLG: 0.111		C SL 76 S FF 95 X FF 96 0-2 ③ P3			F FF 97 C CH 87 H SL 82 1-2 1-2 HBP		B FF 96 X FF 95 1-0 ② F8		B FC 94 X FC 94 1-0 ③ P5	3	0	0	0	0	0	2
28 José Azocar, R (1, 8) OBP: 0.244, SLG: 0.273			B FF 95 B FF 94 X FF 94 2-0 ① G6-3		F FF 95 S FF 95 X FF 95 0-2 ② L9		C SL 79 B FF 97 S FF 95 F SL 81 X FF 96 1-2 ③ G6-3			3	0	0	0	0	0	2
26 Austin Nola, R (1, 2) OBP: 0.269, SLG: 0.202 24 Rougned Odor, L (8, PH) OBP: 0.250, SLG: 0.245 (9, 5)			B FF 96 C SL 78 B FF 96 C FF 95 C FF 95 2-3 ② K		F FF 96 C FF 96 B FF 96 C SL 81 1-3 ③ K			B FC 92 S FC 91 B FF 94 X FC 93 2-1 ① L3		2 1	0 0	0 0	0 0	0 0	2 0	2 0
Inning Stats	R: 0 E: 0 K: 1 S: 12 H: 0 LOB: 0 BB: 0 P: 17	R: 1 E: 0 K: 0 S: 10 H: 1 LOB: 0 BB: 0 P: 11	R: 0 E: 0 K: 1 S: 6 H: 0 LOB: 0 BB: 0 P: 12	R: 0 E: 0 K: 1 S: 8 H: 0 LOB: 0 BB: 0 P: 14	R: 0 E: 0 K: 2 S: 13 H: 0 LOB: 2 BB: 1 P: 20	R: 1 E: 0 K: 2 S: 15 H: 2 LOB: 1 BB: 0 P: 24	R: 0 E: 0 K: 1 S: 9 H: 0 LOB: 0 BB: 0 P: 13	R: 0 E: 0 K: 0 S: 9 H: 0 LOB: 0 BB: 0 P: 12	R: 0 E: 0 K: 0 S: 8 H: 0 LOB: 2 BB: 2 P: 19	1B: 0 2B: 1 3B: 0 HR: 2 SF: 0 SAC: 0 DP: 0 HBP: 1						

AB	30
R	2
H	3
RBI	2
BB	3
SO	8
LOB	11

WP: 0 PA: 34
PB: 0
SB: 1
CS: 0

PITCHER		IP	WLS	BF	H	R	ER	SO	BB	IBB	HBP	BLK	WP	HR	S	P	ERA	WHIP
41 Chris Sale, L ERA: 5.01	(1, 1)	7.0	W	26	3	2	2	8	1	0	1	0	0	2	73	111	2.57	0.571
55 Chris Martin, R ERA: 1.38	(8, 1)	1.0	H	3	0	0	0	0	0	0	0	0	0	0	9	12	0.00	0.000
74 Kenley Jansen, R ERA: 3.95	(9, 1)	1.0	S	5	0	0	0	0	2	0	0	0	0	0	8	19	0.00	2.000

PITCHER	IP	WLS	BF	H	R	ER	SO	BB	IBB	HBP	BLK	WP	HR	S	P	ERA	WHIP

Batter	1	2	3	4	5	6	7	8	9	AB	R	H	RBI	BB	SO	LOB
99 Alex Verdugo, L (1, 9) OBP: 0.373, SLG: 0.475	F FF 92 S FF 92 B FF 92 F FF 93 X CH 83 1-2 ① F8		F CH 80 C FF 91 F FF 92 B CH 81 B FC 88 X CH 83 2-2 ③ F9		B CU 75 X CH 83 1-0 ③ L9			C FC 90 B SI 93 D CH 82 F SI 94 X CH 82 2-2 ② FC4-6 7 1B 1-2f		4	0	0	0	0	0	3
7 Masataka Yoshida, L (1, 10) OBP: 0.382, SLG: 0.493	F FF 92 F FC 87 B CH 82 B FF 92 B SI 92 F FC 88 F CH 82 B FF 91 4-2 BB			C CU 74 F FF 91 B FF 93 X CH 80 1-2 11 G3-6-1 36 1B 1B		B FF 90 C FF 90 B FC 87 F CH 82 B SI 90 F FF 91 S SI 91 3-3 ① K		C FC 90 F CH 81 X SI 94 0-2 1-2 1B		3	0	2	0	1	1	0
36 Triston Casas, L (1, 3) OBP: 0.311, SLG: 0.361	C CU 74 1 SAFE S CH 82 S FF 93 0-3 ② K			S CH 81 S CH 81 X CH 80 0-2 11 G3-6-1 1-2 1B		B CU 74 B FF 93 X FF 92 2-0 ② G3		S CU 80 F CH 81 B CH 81 B FC 90 S FC 91 2-3 ③ K		4	0	1	0	0	2	3
11 Rafael Devers, L (1, 5) OBP: 0.296, SLG: 0.533	X FF 92 0-0 ③ F9			B FF 93 C FF 92 F FC 88 B FF 89 X FF 92 2-2 ①② G3-6-1 1-2f 2-3		C CH 82 F FF 93 B FF 93 F FF 93 B CU 76 T CH 83 2-2 ③ K			S SI 96 F SI 97 F SI 96 B SL 85 B SI 98 S SL 86 2-3 ① K	4	0	0	0	0	2	3
16 Jarren Duran, L (1, 8) OBP: 0.385, SLG: 0.532		C FF 89 B FF 91 C CH 80 X FF 92 1-2 ① L7		B CU 74 X CH 83 1-0 ③ F9			C ST 76 C ST 75 S ST 78 0-3 ① K		S SL 86 B SI 98 S SI 97 F SI 97 B SL 86 F SI 98 S SI 97 2-3 ② K	4	0	0	0	0	2	1
17 Raimel Tapia, L (1, 7) OBP: 0.338, SLG: 0.359		B FF 89 S CH 80 X FC 86 1-1 5 G6-4-3 1B			C FF 91 B CU 74 S CH 82 X CH 82 1-2 3 1B 1B		C SI 91 C ST 76 S ST 78 0-3 ② K		B SI 96 B SI 97 F SI 96 B SI 96 B SI 95 4-1 5 BB BB	3	0	2	0	1	1	0
5 Enrique Hernández, R (1, 6) OBP: 0.298, SLG: 0.348		C FC 85 B FC 86 S CH 80 X CH 82 1-2 ②③ G6-4-3 1-2f			T FF 90 B FC 87 B FF 92 S CH 82 S CH 82 2-3 ① K		X ST 77 0-0 ③ F8		D CH 89 B SI 96 B SL 85 C SI 96 B SI 96 4-1 1-2 BB	3	0	0	0	1	1	2
47 Enmanuel Valdez, L (1, 4) OBP: 0.338, SLG: 0.500 19 Pablo Reyes, R (7, 4) OBP: 0.346, SLG: 0.440			B FF 90 B CH 80 S CH 80 C CH 81 X FF 90 2-2 ① P6		B SI 92 C CH 82 B FF 92 C CH 80 X FF 94 2-2 ② F8			X FC 90 0-0 ① L9	B SI 97 C SI 96 B SI 97 B SI 97 F SI 96 X SI 96 3-2 ③ G4-3	2 2	0 0	0 0	0 0	0 0	0 0	1 2
3 Reese McGuire, L (1, 2) OBP: 0.333, SLG: 0.361			C CU 73 X CU 76 0-1 ② L8		X CH 82 0-0 1-2 1B			B FC 90 C FF 94 B CH 83 B FF 94 X FC 91 3-1 99 FC4-6 1B		3	0	2	0	0	0	0
Inning Stats	R: 0 H: 0 E: 0 LOB: 1 K: 1 BB: 1 S: 12 P: 17	R: 0 H: 1 E: 0 LOB: 0 K: 0 BB: 0 S: 8 P: 11	R: 0 H: 0 E: 0 LOB: 0 K: 0 BB: 0 S: 9 P: 13	R: 0 H: 2 E: 0 LOB: 1 K: 0 BB: 0 S: 10 P: 14	R: 0 H: 2 E: 0 LOB: 2 K: 1 BB: 0 S: 11 P: 17	R: 0 H: 0 E: 0 LOB: 0 K: 2 BB: 0 S: 9 P: 16	R: 0 H: 0 E: 0 LOB: 0 K: 2 BB: 0 S: 7 P: 7	R: 0 H: 2 E: 0 LOB: 2 K: 1 BB: 0 S: 12 P: 19	R: 0 H: 0 E: 0 LOB: 2 K: 2 BB: 2 S: 14 P: 29	1B: 7 SF: 0 2B: 0 SAC: 0 3B: 0 DP: 2 HR: 0 HBP: 0						

TOP

Boston Red Sox @ San Diego Padres

Petco Park, San Diego, CA

Sun May 21 2023, 1:14 PM - 3:50 PM PDT

Att. 42,825 - Partly Cloudy - 68 F

livebaseballscorecards.com

AB	32
R	0
H	7
RBI	0
BB	3
SO	9
LOB	15

PITCHER		IP	WLS	BF	H	R	ER	SO	BB	IBB	HBP	BLK	WP	HR	S	P	ERA	WHIP
52 Michael Wacha, R ERA: 3.58	(1, 1)	6.0	W	22	5	0	0	4	1	0	0	0	0	0	59	88	0.00	1.000
59 Tom Cosgrove, L ERA:	(7, 1)	1.0		3	0	0	0	2	0	0	0	0	0	0	7	7	0.00	0.000
21 Nick Martinez, R ERA: 2.68	(8, 1)	1.0		5	2	0	0	1	0	0	0	0	0	0	12	19	0.00	2.000
71 Josh Hader, L ERA: 0.95	(9, 1)	1.0		5	0	0	0	2	2	0	0	0	0	0	14	29	0.00	2.000

PITCHER	IP	WLS	BF	H	R	ER	SO	BB	IBB	HBP	BLK	WP	HR	S	P	ERA	WHIP

WP: 0	PA: 35																
PB: 0																	
SB: 0																	
CS: 0																	

BOTTOM

Boston Red Sox @ San Diego Padres

Petco Park, San Diego, CA

Sun May 21 2023, 1:14 PM - 3:50 PM PDT

Att. 42,825 - Partly Cloudy - 68 F

livebaseballscorecards.com

Batter	1	2	3	4	5	6	7	8	9	AB	R	H	RBI	BB	SO	LOB
23 Fernando Tatis Jr., R (1, 9) OBP: 0.315, SLG: 0.496	B FC 86 B FC 86 C FC 86 B SI 88 B FC 87 4-1 2 BB 9 E 14 BB BB	X CH 82 0-0 ① G5-3		B CU 79 X FF 95 1-0 ③ F9		F FF 94 F FF 94 B FF 95 S CU 80 1-3 ③ K				3	1	0	0	1	1	2
9 Jake Cronenworth, L (1, 3) OBP: 0.325, SLG: 0.373	D SI 87 S FC 86 B CU 80 X CH 82 2-1 E1 14 BB 2 BB 24 2B 1-2	C SI 89 B CU 80 X CH 83 1-1 ②③ L4-6 2-2			B CU 77 C FF 94 S SL 88 B SL 89 F FF 94 B CU 78 X SL 88 3-2 ① G6-3		C SI 90 X SL 84 0-1 ① G4-3			4	1	0	0	0	0	2
2 Xander Bogaerts, R (1, 6) OBP: 0.357, SLG: 0.404	D CU 81 B FC 86 C SI 89 B SI 89 S CH 83 B SI 89 4-2 14 BB 24 2B 1-2 2-3 BB		C CU 80 B CH 82 F CH 82 F FF 88 F CU 82 F CH 83 B FC 87 X CU 82 2-2 ① G5-3		B FF 94 B SL 90 C SL 89 S FF 95 F FF 94 F FF 95 C CU 80 2-3 ② K		B CH 85 S CH 84 F SI 90 B SL 85 S CH 85 2-3 ② K			3	1	0	0	1	2	0
22 Juan Soto, L (1, 7) 28 José Azocar, R (9, 7) OBP: 0.244, SLG: 0.273	C CU 81 B CU 82 X CH 83 1-1 ① F6		C CH 82 B FC 87 B SI 88 C FC 86 B CH 84 X FC 86 3-2 14 HR 1B		C CU 80 F CU 94 B FF 94 X CU 80 1-2 E4		B SL 82 C SI 91 C SI 91 C SI 92 1-3 ③ K			4 0	1 0	1 0	0 0	0 0	1 0	3 0
14 Matt Carpenter, L (1, 10) OBP: 0.342, SLG: 0.422	B CH 84 F FC 86 S CU 82 F FC 87 B FC 86 B CU 81 B FC 86 4-2 24 2B 1-2 2-3 3-H BB		X SI 88 0-0 1-H HR		B CU 79 C FF 94 C SL 90 B FF 95 B FF 96 X SL 90 3-2 ③ G1-3			F SI 96 F SI 97 X CH 88 0-2 ① G2-3		3	2	1	3	1	0	1
7 Ha-Seong Kim, R (1, 5) OBP: 0.319, SLG: 0.368	B CU 81 2 SAFE L FC 86 C SI 88 S CH 82 1-3 ② K		F SI 89 X FC 87 0-1 ② G5-3			B FF 93 F FF 93 B SL 87 B FF 91 X FF 95 3-1 24 2B 1B		C FC 91 C SL 85 B SI 95 F SI 95 F FC 91 B SI 96 S SI 96 2-3 ② K		4	1	1	0	0	2	3
24 Rougned Odor, L (1, 4) OBP: 0.266, SLG: 0.298	F CU 81 B FC 85 F CH 83 D CU 80 B CH 84 F CU 80 X CU 80 3-2 1-H 2-H 3-H 2B		F SL 77 X SI 88 0-1 ③ F7			X SL 87 0-0 1-H 2B		F SI 97 B SI 95 X SI 96 1-1 ③ P5		4	0	2	4	0	0	0
1 Trent Grisham, L (1, 8) OBP: 0.302, SLG: 0.345	C FC 85 F FC 84 B FF 89 X CH 84 1-2 ③ F9			C SI 89 X SL 77 0-1 ① G4-3		D CU 79 B CU 76 F FF 93 X FF 93 2-1 ① F7				3	0	0	0	0	0	2
29 Brett Sullivan, L (1, 2) OBP: 0.211, SLG: 0.351		B CH 81 B CH 81 C SI 88 B CU 79 F SI 88 X SI 88 3-2 9 L4-6 2B		X SL 76 0-0 ② F9		F CU 78 C FF 94 F FF 92 C CU 78 0-3 ② K				3	0	1	0	0	1	1
Inning Stats	R: 4 H: 1 E: 1 LOB: 1 K: 1 BB: 3 S: 20 P: 40	R: 0 H: 1 E: 0 LOB: 0 K: 0 BB: 0 S: 6 P: 10	R: 2 H: 2 E: 0 LOB: 0 K: 0 BB: 0 S: 14 P: 19	R: 0 H: 0 E: 0 LOB: 0 K: 0 BB: 0 S: 4 P: 5	R: 0 H: 0 E: 1 LOB: 1 K: 1 BB: 0 S: 15 P: 24	R: 1 H: 2 E: 0 LOB: 1 K: 2 BB: 0 S: 12 P: 18	R: 0 H: 0 E: 0 LOB: 0 K: 2 BB: 0 S: 8 P: 11	R: 0 H: 0 E: 0 LOB: 0 K: 1 BB: 0 S: 10 P: 13		1B: 2 SF: 0 2B: 4 SAC: 0 3B: 0 DP: 1 HR: 1 HBP: 0						WP: 0 PA: 34 PB: 0 SB: 0 CS: 0

	AB	31
	R	7
	H	6
	RBI	7
	BB	3
	SO	7
	LOB	14

PITCHER		IP	WLS	BF	H	R	ER	SO	BB	IBB	HBP	BLK	WP	HR	S	P	ERA	WHIP
28 Corey Kluber, R ERA: 6.26	(1, 1)	2.1	L	13	3	5	1	1	3	0	0	0	0	0	35	64	3.86	2.571
Richard Bleier, L ERA: 5.85	(3, 1)	1.1		5	1	1	1	0	0	0	0	0	0	1	8	8	6.75	0.750
37 Nick Pivetta, R ERA: 6.17	(4, 1)	2.1		10	2	1	1	3	0	0	0	0	0	0	28	44	3.86	0.857
57 Joely Rodríguez, L ERA: 4.5	(7, 1)	1.0		3	0	0	0	2	0	0	0	0	0	0	8	11	0.00	0.000
63 Justin Garza, R ERA:	(8, 1)	1.0		3	0	0	0	1	0	0	0	0	0	0	10	13	0.00	0.000

PITCHER	IP	WLS	BF	H	R	ER	SO	BB	IBB	HBP	BLK	WP	HR	S	P	ERA	WHIP

Boston Red Sox @ Los Angeles Angels

Angel Stadium, Anaheim, CA

Mon May 22 2023, 6:40 PM - 8:43 PM PDT

Att. 25,314 - Clear - 68 F

TOP

livebaseballscorecards.com

Batter	1	2	3	4	5	6	7	8	9	AB	R	H	RBI	BB	SO	LOB
99 Alex Verdugo, L (1, 9) OBP: 0.366, SLG: 0.464	C FF 92 B CH 85 F CH 83 F FF 93 B FF 93 F CH 85 S CH 83 2-3 ① K		B FF 93 C FF 93 X SL 86 1-1 ③ G3			L SI 91 X SI 91 0-1 ① G6-3 2-3			C SL 84 F FS 84 X FS 84 0-2 ① G4-3	4	0	0	0	0	1	1
7 Masataka Yoshida, L (1, 7) OBP: 0.384, SLG: 0.494	B SL 86 X SL 88 1-0 ② G3			C SL 85 X FF 93 0-1 1B		B SI 91 X SI 91 1-0 2 G5-4-3 1B 3-H			C SL 85 B SL 84 B SL 84 F FF 94 B FS 84 X FF 94 3-2 ② F7	4	0	2	1	0	0	0
2 Justin Turner, R (1, 10) OBP: 0.362, SLG: 0.414	C FF 93 B FF 92 S SL 87 F SL 87 B SL 86 S SL 86 2-3 ③ K			C SL 84 B FF 91 S SL 85 T SL 85 1-2 ① K		B SL 85 X SL 84 1-0 ② ③ G5-4-3 1-2f			B ST 82 F SL 84 B FC 86 C SL 85 X SL 84 2-2 ③ G5-3	4	0	0	0	0	2	2
11 Rafael Devers, L (1, 5) OBP: 0.296, SLG: 0.530		B SL 86 X CH 84 1-0 1B		S CH 82 B FF 92 B CH 85 X CH 86 2-1 ② F8			S CH 82 B CH 83 X CH 83 1-1 ① B1-3			3	0	1	0	0	0	1
16 Jarren Duran, L (1, 8) OBP: 0.376, SLG: 0.518		F SL 85 B FF 92 S SL 85 B CH 85 S CH 83 2-3 ① K		F SL 85 B CH 84 B SL 86 S CH 84 S CH 86 2-3 ③ K			C FF 94 X CH 82 0-1 ② G5-3			3	0	0	0	0	2	2
36 Triston Casas, L (1, 3) OBP: 0.305, SLG: 0.352		B SL 86 B CH 84 C SL 86 F CH 84 F FF 92 X CH 85 2-2 ② P5			B SL 84 C CH 82 B CH 82 C SL 85 S CH 84 2-3 ① K		C SL 83 S CH 83 S CH 84 0-3 ③ K			3	0	0	0	0	2	1
47 Enmanuel Valdez, L (1, 4) OBP: 0.324, SLG: 0.476		C FF 93 B CH 83 B CH 85 X SL 86 2-1 ③ G4-3			B SL 86 S SL 84 C CH 84 B FF 93 X SL 86 2-2 ② L3			B FC 88 B FF 95 C FF 96 B FF 94 F FF 95 F FF 96 S FF 94 3-3 ① K		3	0	0	0	0	1	1
19 Pablo Reyes, R (1, 6) OBP: 0.321, SLG: 0.407 17 Raimel Tapia, L (8, PH) OBP: 0.333, SLG: 0.354 5 Enrique Hernández, R (8, 6) OBP: 0.298, SLG: 0.348			C SL 85 X FF 91 0-1 ① F4		X SL 85 0-0 ③ L8			C SL 84 B FS 84 X FC 87 1-1 ② G5-3		2 1 0	0 0 0	0 0 0	0 0 0	0 0 0	0 0 0	0 0 0
12 Connor Wong, R (1, 2) OBP: 0.278, SLG: 0.426			X SL 85 0-0 ② P5			C SI 90 B CH 78 B SI 91 S SI 90 X CH 80 2-2 99 G6-3 7 1B 2B		C ST 83 F FC 88 S SL 84 0-3 ③ K		3	1	1	0	0	1	0
Inning Stats	R: 0 E: 0 K: 2 S: 10 H: 0 LOB: 0 BB: 0 P: 15	R: 0 E: 0 K: 1 S: 10 H: 1 LOB: 1 BB: 0 P: 17	R: 0 E: 0 K: 0 S: 5 H: 0 LOB: 0 BB: 0 P: 6	R: 0 E: 0 K: 2 S: 10 H: 1 LOB: 1 BB: 0 P: 15	R: 0 E: 0 K: 1 S: 7 H: 0 LOB: 0 BB: 0 P: 11	R: 1 E: 0 K: 0 S: 7 H: 2 LOB: 0 BB: 0 P: 11	R: 0 E: 0 K: 1 S: 7 H: 0 LOB: 0 BB: 0 P: 8	R: 0 E: 0 K: 2 S: 9 H: 0 LOB: 0 BB: 0 P: 13	R: 0 E: 0 K: 0 S: 9 H: 0 LOB: 0 BB: 0 P: 14	1B: 3 2B: 1 3B: 0 HR: 0 SF: 0 SAC: 0 DP: 1 HBP: 0						

	AB	30
	R	1
	H	4
	RBI	1
	BB	0
	SO	9
	LOB	8

PITCHER		IP	WLS	BF	H	R	ER	SO	BB	IBB	HBP	BLK	WP	HR	S	P	ERA	WHIP
51 Jaime Barria, R ERA: 1.61	(1, 1)	5.0		17	2	0	0	6	0	0	0	0	0	0	42	64	0.00	0.400
28 Aaron Loup, L ERA: 7.71	(6, 1)	0.1	B	3	2	1	1	0	0	0	0	0	0	0	6	9	27.00	6.000
49 Chris Devenski, R ERA: 3.38	(6, 1)	1.2		4	0	0	0	1	0	0	0	0	0	0	8	10	0.00	0.000
63 Chase Silseth, R ERA: 4.61	(8, 1)	2.0	W	6	0	0	0	2	0	0	0	0	0	0	18	27	0.00	0.000

PITCHER	IP	WLS	BF	H	R	ER	SO	BB	IBB	HBP	BLK	WP	HR	S	P	ERA	WHIP

WP: 0 PA: 30
PB: 0
SB: 0
CS: 0

Batter	1	2	3	4	5	6	7	8	9	AB	R	H	RBI	BB	SO	LOB
16 Mickey Moniak, L (1, 7) OBP: 0.448, SLG: 0.893	X FF 93 0-0 ① G3	S FS 87 D FS 88 F FC 92 F FS 87 X SL 84 1-2 1B 1-2 2-3			B FC 92 T FS 88 B FC 92 C SL 84 S SL 83 2-3 ② K			F FC 89 X FS 82 0-1 HR		4	1	2	1	0	1	0
27 Mike Trout, R (1, 8) OBP: 0.368, SLG: 0.506	C SI 93 B SL 83 F SI 93 S SI 94 1-3 ② K	B SI 95 S SL 83 S SI 95 F SL 84 T SL 84 1-2 ③ K			F SL 85 X SI 94 0-1 ③ G4-3			B FF 94 B FC 89 B FC 90 C FF 95 S FF 95 B FF 96 4-2 BB		3	0	0	0	1	2	3
17 Shohei Ohtani, L (1, 10) OBP: 0.358, SLG: 0.530	B SL 81 B FC 93 C SL 84 B FC 93 B FC 92 4-1 BB		S FS 89 S SL 84 B FS 89 S FS 90 1-3 ① K			S SL 84 C FC 92 F FC 93 F FS 88 S SL 85 0-3 ① K		B FC 89 B FC 89 S FF 96 F FF 96 F FS 83 X FF 95 2-2 ① L9		3	0	0	0	1	2	1
12 Hunter Renfroe, R (1, 9) OBP: 0.313, SLG: 0.473	B SI 93 X SI 94 1-0 ③ L5		C SL 85 C SL 84 C SL 84 0-3 ② K			C SI 94 C SL 84 X SI 94 0-2 ② G1-3		S FC 89 S FC 89 S FF 95 0-3 ② K		4	0	0	0	0	2	2
20 Jared Walsh, L (1, 3) OBP: 0.083, SLG: 0.083		B SL 82 C SL 84 X FC 92 1-1 ① F9	S FS 89 S FS 89 B FS 90 B SL 84 B FC 93 S FC 92 3-3 ③ K			B FC 93 C SL 83 S FC 92 B FS 88 B FF 95 F FS 88 C SL 84 3-3 ③ K		F FF 95 B FS 82 B FC 89 F FC 90 S FF 96 2-3 ③ K		4	0	0	0	0	3	1
23 Brandon Drury, R (1, 4) OBP: 0.281, SLG: 0.462		B SI 94 C SI 94 B SL 83 B SL 84 C SI 94 B SL 83 4-2 21 1B 2 G3 BB		C SI 93 C SL 84 B SL 84 B SI 94 X SL 85 2-2 21 G1-6-3 1B			B FF 95 T FF 95 X SL 84 1-1 2B			2	1	2	0	1	0	0
21 Matt Thaiss, L (1, 2) OBP: 0.379, SLG: 0.387	F FC 94 X FS 88 0-1 16 1B 2 G3 1-3 1B			B FS 88 X FS 89 1-0 ① ② G1-6-3 1-2f			B FF 95 B FF 95 C FC 88 S FF 95 B FF 96 S FF 95 3-3 ① K			3	0	1	0	0	1	2
2 Luis Rengifo, S (1, 5) OBP: 0.312, SLG: 0.277 10 Gio Urshela, R (9, 5) OBP: 0.321, SLG: 0.352	X SL 84 0-0 ② G3 1-2 3-H			C SL 84 S SL 84 B FF 94 B SL 83 X FC 93 2-2 ③ G1-3			S FC 90 F FF 95 F FF 96 D KC 82 B FF 96 B FC 90 F FF 96 X FC 90 3-2 ② P2			3 0	0 0	0 0	1 0	0 0	0 0	2 0
9 Zach Neto, R (1, 6) OBP: 0.318, SLG: 0.364	H SL 82 1-0 16 1B HBP				X SL 85 0-0 ① G5-3		F FC 88 B FC 90 X FC 89 1-1 ③ G6-3			2	0	0	0	0	0	1
Inning Stats	R: 0 E: 0 K: 1 S: 6 H: 0 LOB: 1 BB: 1 P: 12	R: 1 E: 0 K: 1 S: 15 H: 2 LOB: 3 BB: 1 P: 23	R: 0 E: 0 K: 3 S: 9 H: 0 LOB: 0 BB: 0 P: 13	R: 0 E: 0 K: 0 S: 7 H: 1 LOB: 0 BB: 0 P: 12	R: 0 E: 0 K: 1 S: 6 H: 0 LOB: 0 BB: 0 P: 8	R: 0 E: 0 K: 2 S: 12 H: 0 LOB: 0 BB: 0 P: 15	R: 0 E: 0 K: 1 S: 12 H: 1 LOB: 1 BB: 0 P: 20	R: 1 E: 0 K: 2 S: 14 H: 1 LOB: 1 BB: 1 P: 22		1B: 3 2B: 1 3B: 0 HR: 1 SF: 0 SAC: 0 DP: 1 HBP: 1						

PITCHER		IP	WLS	BF	H	R	ER	SO	BB	IBB	HBP	BLK	WP	HR	S	P	ERA	WHIP
89 Tanner Houck, R ERA: 4.99	(1, 1)	6.0		23	3	1	1	8	2	0	1	0	0	0	55	83	1.50	0.833
50 Kutter Crawford, R ERA: 3.58	(7, 1)	2.0	L	9	2	1	1	3	1	0	0	0	0	1	26	42	4.50	1.500

PITCHER	IP	WLS	BF	H	R	ER	SO	BB	IBB	HBP	BLK	WP	HR	S	P	ERA	WHIP

BOTTOM

Boston Red Sox @ Los Angeles Angels

Angel Stadium, Anaheim, CA

Mon May 22 2023, 6:40 PM - 8:43 PM PDT

Att. 25,314 - Clear - 68 F

livebaseballscorecards.com

AB	28
R	2
H	5
RBI	2
BB	3
SO	11
LOB	12

WP: 0 PA: 32
PB: 0
SB: 0
CS: 0

Batter	1	2	3	4	5	6	7	8	9	AB	R	H	RBI	BB	SO	LOB
99 Alex Verdugo, L (1, 9) OBP: 0.359, SLG: 0.455	F SI 96 F SI 96 X CH 92 0-2 ① L7		B FF 94 S CU 82 B CH 91 X FF 96 2-1 ① G5-3		X CU 82 0-0 ③ L7			B FF 95 B FF 95 X FF 94 2-0 ① FC3-6 7 G4-6-3 1-2f		4	0	0	0	0	0	1
7 Masataka Yoshida, L (1, 7) OBP: 0.376, SLG: 0.481 12 Connor Wong, R (8, 2) OBP: 0.278, SLG: 0.426	C CU 84 F CU 84 F FF 96 B FF 95 F CH 92 B FF 96 X SL 90 2-2 ② F7		B CU 82 S CH 90 X FF 95 1-1 ② F8			C SL 87 B SL 88 F CH 90 X FF 93 1-2 ① F7		B FF 93 X FF 94 1-0 ②③ G4-6-3 1-2f		4 0	0 0	0 0	0 0	0 0	0 0	1 0
2 Justin Turner, R (1, 10) OBP: 0.360, SLG: 0.407	C FF 96 B FF 96 B CU 83 B SL 90 B FF 96 4-1 BB		B CU 84 C FF 96 F FF 96 F CU 83 C SL 89 1-3 ③ K			C SL 88 X SL 88 0-1 ② G5-3			B FF 94 B FF 94 B FF 95 C FF 94 X FF 95 3-1 ① F8	3	0	0	0	1	1	0
11 Rafael Devers, L (1, 5) OBP: 0.291, SLG: 0.519	B FF 95 F CU 83 X CH 92 1-1 ③ G4-3			C SL 88 X CH 90 0-1 ① L7		B FF 94 B CH 91 S CU 83 S CH 90 X SL 89 2-2 ③ G6-3			C FF 95 B CH 86 F CH 86 S CH 86 1-3 ② K	4	0	0	0	0	1	1
16 Jarren Duran, L (1, 8) OBP: 0.364, SLG: 0.500		C CU 81 B FF 95 F CH 90 T SL 89 1-2 ① K		X SL 89 0-0 ② G3			B SL 87 X CH 88 1-0 ① G6-3		C CH 86 S CH 86 T CH 87 0-2 ③ K	4	0	0	0	0	2	0
5 Enrique Hernández, R (1, 6) OBP: 0.299, SLG: 0.344		C FF 96 C SI 96 B SL 91 F SL 89 X CH 92 1-2 ② F9		B FF 95 B SL 89 B SI 94 C FF 95 B SI 95 4-1 BB			X SI 94 0-0 ② L9			2	0	0	0	1	0	0
36 Triston Casas, L (1, 3) OBP: 0.312, SLG: 0.354		B CU 84 B CU 84 F CH 91 F CH 91 F FF 96 B SL 91 B CU 85 4-2 47 1B BB		B CU 82 C FF 95 F CH 91 B CH 91 S CH 91 2-3 ③ K			X SL 87 0-0 1B			2	0	1	0	1	1	1
47 Enmanuel Valdez, L (1, 4) OBP: 0.324, SLG: 0.470		B FF 94 B CH 91 C CH 91 X SL 89 2-1 1-2 1B			B CU 80 C SL 87 X CH 89 1-1 ① G3		X SL 87 0-0 ③ P5			3	0	1	0	0	0	1
3 Reese McGuire, L (1, 2) OBP: 0.325, SLG: 0.351 30 Rob Refsnyder, R (8, PH) OBP: 0.398, SLG: 0.377 (8, 7)		C CU 82 F CH 91 T FF 96 0-2 ③ K			C FF 95 B SL 89 S CH 89 F CH 90 S SL 90 1-3 ② K			B FF 95 B FF 93 C FF 93 B FF 94 B FF 94 4-1 99 FC3-6 BB		2 0	0 0	0 0	0 0	0 1	2 0	2 0
Inning Stats	R: 0 E: 0 K: 0 S: 11 H: 0 LOB: 1 BB: 1 P: 18	R: 0 E: 0 K: 2 S: 15 H: 1 LOB: 2 BB: 1 P: 23	R: 0 E: 0 K: 1 S: 8 H: 0 LOB: 0 BB: 0 P: 12	R: 0 E: 0 K: 1 S: 7 H: 0 LOB: 1 BB: 1 P: 13	R: 0 E: 0 K: 1 S: 7 H: 0 LOB: 0 BB: 0 P: 9	R: 0 E: 0 K: 0 S: 8 H: 0 LOB: 0 BB: 0 P: 11	R: 0 E: 0 K: 0 S: 4 H: 1 LOB: 1 BB: 0 P: 5	R: 0 E: 0 K: 0 S: 3 H: 0 LOB: 0 BB: 1 P: 10	R: 0 E: 0 K: 2 S: 8 H: 0 LOB: 0 BB: 0 P: 12	1B: 2 2B: 0 3B: 0 HR: 0	SF: 0 SAC: 0 DP: 1 HBP: 0					

PITCHER		IP	WLS	BF	H	R	ER	SO	BB	IBB	HBP	BLK	WP	HR	S	P	ERA	WHIP
47 Griffin Canning, R ERA: 4.95	(1, 1)	7.0	W	26	2	0	0	5	3	0	0	0	0	0	60	91	0.00	0.714
55 Matt Moore, L ERA: 1.44	(8, 1)	1.0	H	3	0	0	0	0	1	0	0	0	0	0	3	10	0.00	1.000
71 Jacob Webb, R ERA:	(9, 1)	1.0		3	0	0	0	2	0	0	0	0	0	0	8	12	0.00	0.000

PITCHER	IP	WLS	BF	H	R	ER	SO	BB	IBB	HBP	BLK	WP	HR	S	P	ERA	WHIP

TOP

Boston Red Sox @ Los Angeles Angels

Angel Stadium, Anaheim, CA

Tue May 23 2023, 6:39 PM - 8:51 PM PDT

Att. 25,798 - Overcast - 62 F

livebaseballscorecards.com

AB	28
R	0
H	2
RBI	0
BB	4
SO	7
LOB	7

WP: 0	PA: 32															
PB: 0																
SB: 0																
CS: 0																

BOTTOM

Boston Red Sox @ Los Angeles Angels
Angel Stadium, Anaheim, CA
Tue May 23 2023, 6:39 PM - 8:51 PM PDT
Att. 25,798 - Overcast - 62 F

livebaseballscorecards.com

Batter	1	2	3	4	5	6	7	8	9	AB	R	H	RBI	BB	SO	LOB
16 Mickey Moniak, L (1, 7) OBP: 0.438, SLG: 0.935 3 Taylor Ward, R (8, PH) (9, 7) OBP: 0.306, SLG: 0.329	B FF 95 X FF 94 1-0 HR	B SL 85 B CH 88 F CH 87 S CH 88 X FF 96 2-2 ① F8	S CH 86 F FF 96 1 SAFE F FF 96 X SL 87 0-2 ② F8		B SI 90 C CH 85 B CH 85 F CH 84 B SI 90 X CH 84 3-2 27 HR 2B	3 1 1 1 0 0 1 1 1 1 0 0 0 0									
27 Mike Trout, R (1, 8) OBP: 0.366, SLG: 0.517	B FF 96 C SL 84 F CH 86 B CH 87 S CH 87 2-3 ① K	B SI 96 X SI 96 1-0 ② G4-3	1 SAFE B FF 96 B SI 94 X SI 94 2-0 ③ F9		C CH 86 B CH 85 F SI 90 X CH 85 1-2 2-H HR	4 1 1 2 0 1 1									
17 Shohei Ohtani, L (1, 10) OBP: 0.356, SLG: 0.524	F FF 96 B SL 87 X CH 88 1-1 12 FC4-6 1B	F FF 97 S FF 97 X CH 89 0-2 ③ G3-1			F SL 85 X FF 96 0-1 ① L7			S SL 82 B SI 91 F SL 83 C CH 86 1-3 ① K		4 0 1 0 0 1 0						
12 Hunter Renfroe, R (1, 9) OBP: 0.312, SLG: 0.473	C SL 85 S FF 96 F CH 87 F FF 96 X SI 96 0-2 ② FC4-6 20 1B 1-2f	C FF 96 B FF 95 B SI 96 X SI 94 2-1 ① G5-3			X SL 86 0-0 ② L7			X CH 86 0-0 23 L9 2B		4 0 1 0 0 0 1						
20 Jared Walsh, L (1, 3) OBP: 0.188, SLG: 0.133	B FF 96 X CH 86 1-0 1-2 1B	C FF 95 S FF 96 F FF 96 C SL 87 0-3 ② K			C CH 88 F FF 96 B SI 96 B SL 87 B FF 96 X CH 87 3-2 ③ F9			B SI 91 B SI 90 C SI 90 B SL 84 B SI 90 4-1 BB		3 0 1 0 1 1 0						
23 Brandon Drury, R (1, 4) OBP: 0.274, SLG: 0.451	B SL 86 C SI 94 F SI 95 S CH 87 1-3 ③ K	B CH 88 C FF 97 C SL 87 B CH 88 X SL 87 2-2 ③ G5-3					C SI 94 F SL 86 X SI 96 0-2 ① G4-3	X SI 95 0-0 ② L9 2-3		4 0 0 0 0 1 4						
21 Matt Thaiss, L (1, 2) OBP: 0.374, SLG: 0.418		B SL 85 C SL 84 S CH 87 B FF 96 B SL 86 F CH 87 X CH 87 3-2 ① G4-3	B SL 84 B SL 84 X SI 94 2-0 HR				S FF 96 B FF 96 B CH 88 F CH 87 T FF 97 2-2 ② K	C SI 96 S SI 96 B SI 95 B CH 84 S SI 96 2-3 ③ K		4 1 1 1 0 2 2						
10 Gio Urshela, R (1, 5) OBP: 0.322, SLG: 0.358		B CH 87 S FF 96 B FF 96 B SI 95 C SI 95 F CH 87 C SI 95 3-3 ② K	X SI 94 0-0 ① G5-3				B FF 97 X SL 85 1-0 2B			3 0 1 0 0 1 0						
9 Zach Neto, R (1, 6) OBP: 0.319, SLG: 0.364		C SL 86 C SI 96 S FF 97 0-3 ③ K	C SI 96 F FF 96 B SL 87 F FF 96 X SL 87 1-2 1B				B SI 94 X SL 84 1-0 ③ G5-3			3 0 1 0 0 1 1						
Inning Stats	R: 1 E: 0 K: 2 S: 15 H: 3 LOB: 2 BB: 0 P: 21	R: 0 E: 0 K: 2 S: 11 H: 0 LOB: 0 BB: 0 P: 17	R: 0 E: 0 K: 0 S: 7 H: 0 LOB: 0 BB: 0 P: 10	R: 0 E: 0 K: 1 S: 9 H: 0 LOB: 0 BB: 0 P: 13	R: 1 E: 0 K: 0 S: 11 H: 2 LOB: 1 BB: 0 P: 16	R: 0 E: 0 K: 0 S: 6 H: 0 LOB: 0 BB: 0 P: 9	R: 0 E: 0 K: 1 S: 8 H: 1 LOB: 1 BB: 0 P: 12	R: 2 E: 0 K: 2 S: 15 H: 3 LOB: 2 BB: 1 P: 26		1B: 3 2B: 3 3B: 0 HR: 3 SF: 0 SAC: 0 DP: 0 HBP: 0	WP: 0 PB: 0 SB: 0 CS: 0 PA: 34					

	AB	33
	R	4
	H	9
	RBI	4
	BB	1
	SO	8
	LOB	10

PITCHER		IP	WLS	BF	H	R	ER	SO	BB	IBB	HBP	BLK	WP	HR	S	P	ERA	WHIP
66 Brayan Bello, R ERA: 4.08	(1, 1)	7.0	L	27	6	2	2	6	0	0	0	0	0	2	67	98	2.57	0.857
57 Joely Rodríguez, L ERA: 11.57	(8, 1)	0.1		5	3	2	2	1	1	0	0	0	0	1	11	20	54.00	12.000
63 Justin Garza, R ERA:	(8, 1)	0.2		2	0	0	0	1	0	0	0	0	0	0	4	6	0.00	0.000

PITCHER	IP	WLS	BF	H	R	ER	SO	BB	IBB	HBP	BLK	WP	HR	S	P	ERA	WHIP

Boston Red Sox @ Los Angeles Angels

Angel Stadium, Anaheim, CA

Wed May 24 2023, 6:38 PM - 9:11 PM PDT

Att. 26,596 - Cloudy - 64 F

livebaseballscorecards.com

TOP

Batter	1	2	3	4	5	6	7	8	9	AB	R	H	RBI	BB	SO	LOB
30 Rob Refsnyder, R (1, 7) OBP: 0.409, SLG: 0.384	C FF 88 X FF 88 0-1 ① L6		C CH 81 F FF 90 F FF 92 B FC 84 F CH 81 X CH 80 1-2 ③ F8		C CH 79 X CH 79 0-1 1-2 1B		B FF 95 B FF 96 B SL 83 B FF 95 4-0 2 WP BB		C SI 91 B FC 84 B SI 91 C SI 92 F SI 91 F FC 84 X CH 79 2-2 3-H 1B	4	0	2	1	1	0	0
2 Justin Turner, R (1, 3) OBP: 0.361, SLG: 0.400	B CH 80 B CH 79 C FF 89 B FF 89 B FF 89 4-1 7 G3-6-3 BB			C FF 88 C FC 83 F FC 81 X FF 90 0-2 ① F8	B CH 78 B FF 90 C FF 89 X FF 88 2-1 ③ G5-6-3		C SL 81 B FF 96 B FF 96 S SL 82 F SL 85 D SL 82 B SL 84 4-2 1-2 2-3 BB		B SI 92 B SI 92 F SI 91 C FC 82 X SI 92 2-2 ③ L8	3	0	0	0	2	0	3
7 Masataka Yoshida, L (1, 10) OBP: 0.373, SLG: 0.482	B FF 88 S FC 83 B FC 82 B SI 87 C FF 90 X FC 83 3-2 ②③ G3-6-3 1-2f			C FF 90 B SI 87 F FC 83 B SL 80 X SI 87 2-2 5 2B		B FF 87 C FF 89 X FC 83 1-1 ① G4-3	B FF 93 B CH 81 C CH 82 X FF 93 2-1 ③ G3			4	1	1	0	0	0	4
11 Rafael Devers, L (1, 5) OBP: 0.290, SLG: 0.513		C FF 88 F CH 80 B FF 90 B FC 84 F FF 89 F FC 83 X SL 80 2-2 19 1B 12 CS 1B		D FC 81 F FC 80 T SI 86 B FF 90 F FC 90 X FF 89 2-2 ② F7		B CH 79 S FF 88 S FC 83 B FF 91 F FF 90 X FC 82 2-2 ② L6		C FF 93 B CH 82 F CH 82 B FF 93 X CH 83 2-2 ① G3-1		4	0	1	0	0	0	1
5 Enrique Hernández, R (1, 6) OBP: 0.298, SLG: 0.348		S CH 79 S FC 83 F CH 79 F CH 80 B FC 82 F FC 82 X FF 90 1-2 ① F8		X FC 85 0-0 2-H 2B		C FF 91 X CH 82 0-1 ③ F9		B SL 84 C SL 83 S FF 94 S FF 94 1-3 ② K		4	0	1	1	0	1	1
19 Pablo Reyes, R (1, 4) OBP: 0.313, SLG: 0.387		B FC 83 B CH 79 S CH 80 F FF 87 D CH 80 X FF 88 3-2 1-3 1B		B CH 80 C FC 81 C FF 88 D CH 79 X CH 79 2-2 ③ G5-3			C FF 96 X FF 95 0-1 ① P3	B SL 84 C SL 84 B FF 94 F CH 84 B FF 95 X SL 83 3-2 ③ P3		4	0	1	0	0	0	1
12 Connor Wong, R (1, 2) OBP: 0.286, SLG: 0.452		B FF 88 1 SAFE C FF 87 B CH 77 C FF 89 S FF 88 2-3 ②③ K 3-H			C CH 77 X FF 88 0-1 ① F7		B SL 83 C SL 82 B FF 96 X FF 96 2-1 HR		B SI 90 C SI 90 B SI 91 B CH 79 F SI 92 F SI 92 F SI 92 F SI 92 B FC 84 4-2 16 G4-3 17 G6-3 30 1B BB	3	2	1	1	1	1	2
17 Raimel Tapia, L (1, 9) OBP: 0.342, SLG: 0.353			B FF 88 C FF 88 C SI 88 X FC 86 1-2 ① G6-3		B SI 88 B FC 83 B FC 82 C FF 88 B FF 90 4-1 30 1B BB		C SL 82 C CH 89 F SL 84 F SL 82 X CH 89 0-2 2 WP 16 G4-3 1B		C SI 91 X SI 92 0-1 ① G6-3 1-2	3	0	1	0	1	0	1
16 Jarren Duran, L (1, 8) OBP: 0.353, SLG: 0.483			C FF 89 B FC 84 S FC 83 B FF 91 B FC 81 C FF 89 3-3 ② K		C FF 89 C FC 80 C SL 78 0-3 ② K		F CH 90 C FF 96 D SL 82 B CH 89 X FF 96 2-2 ② G4-3 1-2		F SI 90 B FC 83 X FC 83 1-1 ② G4-3 2-3	4	0	0	0	0	2	3
Inning Stats	R: 0 E: 0 K: 0 S: 6 H: 0 LOB: 0 BB: 1 P: 13	R: 0 E: 0 K: 1 S: 17 H: 2 LOB: 2 BB: 0 P: 25	R: 0 E: 0 K: 1 S: 11 H: 0 LOB: 0 BB: 0 P: 16	R: 1 E: 0 K: 0 S: 15 H: 2 LOB: 1 BB: 0 P: 21	R: 0 E: 0 K: 1 S: 10 H: 1 LOB: 2 BB: 1 P: 16	R: 0 E: 0 K: 0 S: 8 H: 0 LOB: 0 BB: 0 P: 11	R: 1 E: 0 K: 0 S: 17 H: 2 LOB: 3 BB: 2 P: 31	R: 0 E: 0 K: 1 S: 9 H: 0 LOB: 0 BB: 0 P: 15	R: 1 E: 0 K: 0 S: 17 H: 1 LOB: 1 BB: 1 P: 26	1B: 5 2B: 3 3B: 0 HR: 1 SF: 0 SAC: 0 DP: 2 HBP: 0						

	AB	33
	R	3
	H	8
	RBI	3
	BB	5
	SO	4
	LOB	16

PITCHER		IP	WLS	BF	H	R	ER	SO	BB	IBB	HBP	BLK	WP	HR	S	P	ERA	WHIP
31 Tyler Anderson, L ERA: 4.81	(1, 1)	6.0	W	23	5	1	1	3	2	0	0	0	0	0	67	102	1.50	1.167
52 Reyes Moronta, R ERA: 6.75	(7, 1)	0.2		6	2	1	1	0	2	0	0	0	1	1	15	27	13.50	6.000
49 Chris Devenski, R ERA: 3.07	(7, 1)	1.1	H	4	0	0	0	1	0	0	0	0	0	0	11	19	0.00	0.000
28 Aaron Loup, L ERA: 7.84	(9, 1)	1.0		5	1	1	1	0	1	0	0	0	0	0	17	26	9.00	2.000

PITCHER		IP	WLS	BF	H	R	ER	SO	BB	IBB	HBP	BLK	WP	HR	S	P	ERA	WHIP

WP: 1 PB: 0 SB: 0 CS: 1 PA: 38

Boston Red Sox @ Los Angeles Angels

Angel Stadium, Anaheim, CA

Wed May 24 2023, 6:38 PM - 9:11 PM PDT

Att. 26,596 - Cloudy - 64 F

BOTTOM

livebaseballscorecards.com

Batter	1	2	3	4	5	6	7	8	9	AB	R	H	RBI	BB	SO	LOB
3 Taylor Ward, R (1, 7) OBP: 0.300, SLG: 0.322	B FF 93 C FF 94 F FF 94 F FF 96 X KC 80 1-2 ① F9	X KC 82 0-0 ③ G5-3		B SL 86 F FF 94 F FF 94 X CU 82 1-2 ② F8		B FF 94 B FF 94 X SL 86 2-0 ③ F9				4	0	0	0	0	0	2
27 Mike Trout, R (1, 8) OBP: 0.364, SLG: 0.527	C FF 96 B FF 96 B FF 96 B KC 80 F FF 96 T FC 85 3-2 ② K		F FF 94 B FF 96 B KC 80 F FF 95 C FC 85 2-3 ① K	1 SAFE B FF 93 F FF 93 B FF 93 X SL 87 2-1 1-H HR			B SI 95 F SI 94 B CH 85 C SL 85 F SI 95 F CH 85 F SI 95 X SL 85 2-2 ① G6-3			4	1	1	2	0	2	0
17 Shohei Ohtani, L (1, 10) OBP: 0.354, SLG: 0.534	C FF 96 C FF 97 S FC 86 0-3 ③ K		S KC 82 X FC 84 0-1 HR	B CU 79 B CU 79 C FF 93 C CU 78 X CU 81 2-2 ③ F6			C CH 85 B CH 86 B FC 90 X SI 95 2-1 ② G6-3			4	1	1	1	0	1	0
12 Hunter Renfroe, R (1, 9) OBP: 0.311, SLG: 0.466		B KC 79 B KC 79 B FF 95 B FF 95 4-0 23 2B 10 SF8 BB	B FF 96 X KC 80 1-0 ② L9		F CU 76 F CU 78 X FF 94 0-2 ① G4-3		S SI 95 C SL 86 B SL 87 X SI 96 1-2 ③ F7			3	1	0	0	1	0	0
23 Brandon Drury, R (1, 3) (8, 4) OBP: 0.279, SLG: 0.458		B FF 95 X FF 94 1-0 1-3 9 HR 2B	X FF 96 0-0 10 BB 1B		T CU 77 B FF 93 B FF 94 X CU 76 2-1 ② F4			C FC 92 B FC 93 S FC 92 F FC 94 F FC 94 X SL 83 1-2 ① G5-3		4	1	2	0	0	0	0
10 Gio Urshela, R (1, 5) OBP: 0.320, SLG: 0.353		B FF 96 F FF 95 C KC 81 F FF 96 X FC 85 1-2 ① 3-H SF8	B KC 79 B FF 95 F FF 95 F FF 95 B KC 82 B KC 80 4-2 1-2 BB		B FF 93 B FF 94 C SL 86 F FF 94 B CU 78 S CU 79 3-3 ③ K			X FC 93 0-0 ② P4		2	0	0	1	1	1	0
2 Luis Rengifo, S (1, 4) OBP: 0.305, SLG: 0.270 20 Jared Walsh, L (8, 3) OBP: 0.235, SLG: 0.133		F FF 95 B FF 96 S KC 81 B FF 95 S KC 82 2-3 ② K	C KC 80 S FC 85 D FC 87 C SI 94 1-3 ③ K			B CU 78 C FF 94 S CU 78 F FF 94 B CU 79 F CU 79 B FF 94 S CU 78 3-3 ① K		B FC 94 C SL 80 B SI 93 B SI 93 F FC 93 B FC 94 4-2 BB		3 0	0 0	0 0	0 0	0 1	3 0	3 0
35 Chad Wallach, R (1, 2) OBP: 0.255, SLG: 0.429		D KC 80 B FF 95 B FF 96 C FF 96 F FF 96 F FF 97 D KC 83 4-2 9 HR BB		C CU 76 B FF 93 B SL 87 F FF 94 S CU 79 2-3 ① K		S CU 80 B CU 78 B FF 94 S FF 93 X FF 94 2-2 ② F9		X FC 92 0-0 ③ P3		3	1	0	0	1	1	1
9 Zach Neto, R (1, 6) OBP: 0.333, SLG: 0.411		X FF 95 0-0 1-H 2-H HR		X CU 77 0-0 27 HR 1B		B CU 79 F CU 78 B FF 93 X CU 78 2-1 2B				3	2	3	3	0	0	0

Inning Stats	1	2	3	4	5	6	7	8	9
	R: 0 H: 0 E: 0 LOB: 0 K: 2 BB: 0 S: 10 P: 14	R: 4 H: 2 E: 0 LOB: 0 K: 1 BB: 2 S: 13 P: 25	R: 1 H: 2 E: 0 LOB: 2 K: 2 BB: 1 S: 12 P: 20	R: 2 H: 2 E: 0 LOB: 0 K: 1 BB: 0 S: 12 P: 19	R: 0 H: 0 E: 0 LOB: 0 K: 1 BB: 0 S: 8 P: 13	R: 0 H: 1 E: 0 LOB: 1 K: 1 BB: 0 S: 11 P: 20	R: 0 H: 0 E: 0 LOB: 0 K: 0 BB: 0 S: 11 P: 16	R: 0 H: 0 E: 0 LOB: 1 K: 0 BB: 1 S: 9 P: 14	

AB	30
R	7
H	7
RBI	7
BB	4
SO	8
LOB	6

1B: 2	SF: 1	WP: 0	PA: 35
2B: 2	SAC: 0	PB: 0	
3B: 0	DP: 0	SB: 0	
HR: 3	HBP: 0	CS: 0	

PITCHER		IP	WLS	BF	H	R	ER	SO	BB	IBB	HBP	BLK	WP	HR	S	P	ERA	WHIP
65 James Paxton, L ERA: 5.14	(1, 1)	3.0	L	16	4	5	5	5	3	0	0	0	0	2	35	59	15.00	2.333
37 Nick Pivetta, R ERA: 6.15	(4, 1)	3.0		12	3	2	2	3	0	0	0	0	0	1	31	52	6.00	1.000
63 Justin Garza, R ERA:	(7, 1)	1.0		3	0	0	0	0	0	0	0	0	0	0	11	16	0.00	0.000
74 Kenley Jansen, R ERA: 3.68	(8, 1)	1.0		4	0	0	0	0	1	0	0	0	0	0	9	14	0.00	1.000

PITCHER	IP	WLS	BF	H	R	ER	SO	BB	IBB	HBP	BLK	WP	HR	S	P	ERA	WHIP

Boston Red Sox @ Arizona Diamondbacks

Chase Field, Phoenix, AZ

Fri May 26 2023, 6:42 PM - 9:25 PM MST

Att. 25,467 - Roof Closed - 77 F

livebaseballscorecards.com

TOP

Batter	1	2	3	4	5	6	7	8	9	AB	R	H	RBI	BB	SO	LOB
17 Raimel Tapia, L (1, 8) OBP: 0.346, SLG: 0.356	C FF 93 F FF 94 B FF 94 B FF 95 X FF 93 2-2 ① G4-3	F FF 92 B FF 94 B FF 94 B CH 86 X FF 94 3-1 99 FC6-4 2-H 1B		B CU 78 F FF 93 X CH 86 1-1 99 1B 1B		B FF 96 C FF 97 B FF 96 F FC 91 X FF 97 2-2 ② G4-3		X FF 97 0-0 ② G6-3		5	0	2	1	0	0	1
99 Alex Verdugo, L (1, 9) OBP: 0.364, SLG: 0.464	B ST 83 F FF 94 B FF 94 C ST 82 S FF 95 2-3 ② K	F ST 84 C FF 94 1 SAFE F CH 87 X FF 94 0-2 ③ FC6-4 1-2f		C FF 96 C FF 96 X FC 89 0-2 1-3 1B		B FF 96 B FF 97 B FF 96 X FF 96 3-0 2 1B 2B		C FF 97 B FF 98 T FF 98 B FF 98 D SL 88 F SL 88 X FF 96 3-2 2-H 1B		5	1	3	1	0	1	1
2 Justin Turner, R (1, 5) OBP: 0.362, SLG: 0.406	B ST 84 B FF 94 C ST 82 X ST 82 2-1 2B		C FF 92 B FF 93 F FF 93 X ST 83 1-2 ① L8	F FF 97 C FC 91 F SL 86 B SL 86 S FC 91 1-3 ③ K		B FC 91 F FC 91 B FF 96 B FF 96 F FF 97 X FF 97 3-2 2-H 1B		D SL 88 C SI 95 X SL 88 1-1 ③ G5-3		5	0	2	1	0	1	3
7 Masataka Yoshida, L (1, 10) OBP: 0.363, SLG: 0.467	C ST 84 B FF 95 C FF 93 X FF 94 1-2 ③ F8		B FF 92 C FF 93 S CH 86 B FF 95 B ST 83 C CH 86 3-3 ② K		C SL 82 S CH 88 S CH 89 0-3 ① K	C SL 83 F CH 90 D SL 84 S CH 90 1-3 ③ K			C SI 96 B CH 89 B CH 90 X SI 96 2-1 ① G5-3	5	0	0	0	0	3	2
30 Rob Refsnyder, R (1, 7) OBP: 0.409, SLG: 0.377		C FF 92 B ST 83 S FF 94 F ST 84 F ST 82 B ST 83 B FF 95 X ST 82 3-2 36 2B 1B	B FF 92 B FF 93 X FF 94 2-0 ③ F9		B FC 89 B FF 96 B FF 97 B FF 96 4-0 5 S BB		B FF 94 C SI 93 C FF 96 T SL 87 1-2 ① K		B CU 85 X SI 96 1-0 ② L4	4	1	1	0	1	1	0
36 Triston Casas, L (1, 3) OBP: 0.321, SLG: 0.379		B FF 92 C FF 92 D CH 86 X CH 88 2-1 12 2B 1-H 2B		B CU 79 B CH 86 F FF 93 B FF 92 X FF 91 3-1 5 HR 1B	C SL 84 1 SAFE S FF 97 C FF 98 0-3 ② K		S SL 86 X SL 87 0-1 ② P5		B CU 86 X CH 90 1-0 2B	5	2	3	1	0	1	1
5 Enrique Hernández, R (1, 6) OBP: 0.306, SLG: 0.366		C FF 94 B FF 93 S ST 84 B FF 94 B ST 83 S ST 84 3-3 ① K		X FF 92 0-0 1-H HR	B FC 93 B FC 93 B FF 99 C FF 97 D FF 97 4-1 1-2 BB		C SL 87 B FF 96 F SL 86 B FF 96 X SL 87 2-2 ③ G4-3		C CU 87 F FF 96 D CU 86 D CU 87 F CU 86 B FF 96 B CU 83 4-2 BB	3	1	1	2	2	1	1
47 Enmanuel Valdez, L (1, 4) OBP: 0.303, SLG: 0.437		B CH 87 F FF 94 C CH 88 S FF 94 1-3 ② K		C CU 78 C CH 86 X FF 94 0-2 ① G3	B SL 83 C SL 83 D CH 91 B SL 84 F FC 92 X FF 98 3-2 ③ L8			B FF 96 B SL 86 C FF 96 F FF 95 F SL 87 B FF 97 F FF 96 S SL 88 3-3 ① K	C CH 90 B CU 84 C CH 91 X CU 85 1-2 ③ F8	5	0	0	0	0	2	5
12 Connor Wong, R (1, 2) OBP: 0.293, SLG: 0.472		C ST 83 B FF 93 C FF 93 B ST 84 X ST 83 2-2 17 1B 2-H 2B		B FF 92 F FF 91 C CU 78 B ST 82 B CH 86 F FF 92 F FF 94 X CH 86 3-2 ② P2		C FF 94 C FC 89 S FC 90 0-3 ① K		B FF 96 X FF 96 1-0 99 1B 2B		4	2	2	1	0	1	0
Inning Stats	R: 0 E: 0 K: 1 S: 11 H: 1 LOB: 1 BB: 0 P: 18	R: 3 E: 0 K: 2 S: 22 H: 4 LOB: 1 BB: 0 P: 36	R: 0 E: 0 K: 1 S: 7 H: 0 LOB: 0 BB: 0 P: 13	R: 2 E: 0 K: 1 S: 20 H: 4 LOB: 2 BB: 0 P: 28	R: 0 E: 0 K: 2 S: 10 H: 0 LOB: 2 BB: 2 P: 21	R: 1 E: 0 K: 2 S: 13 H: 2 LOB: 1 BB: 0 P: 22	R: 0 E: 0 K: 1 S: 8 H: 0 LOB: 0 BB: 0 P: 11	R: 1 E: 0 K: 1 S: 13 H: 2 LOB: 1 BB: 0 P: 21	R: 0 E: 0 K: 0 S: 10 H: 1 LOB: 2 BB: 1 P: 19	1B: 7 2B: 6 3B: 0 HR: 1 SF: 0 SAC: 0 DP: 0 HBP: 0						

	AB	41
	R	7
	H	14
	RBI	7
	BB	3
	SO	11
	LOB	14

WP: 0 PA: 44
PB: 0
SB: 1
CS: 0

PITCHER		IP	WLS	BF	H	R	ER	SO	BB	IBB	HBP	BLK	WP	HR	S	P	ERA	WHIP
32 Brandon Pfaadt, R ERA: 8.37	(1, 1)	3.2	L	19	8	5	5	4	0	0	0	0	0	1	53	87	12.27	2.182
65 Luis Frías, R ERA: 10.8	(4, 1)	2.1		12	3	1	1	5	2	0	0	0	0	0	30	51	3.86	2.143
37 Kevin Ginkel, R ERA: 3.09	(7, 1)	2.0		8	2	1	1	2	0	0	0	0	0	0	21	32	4.50	1.000
66 José Ruiz, R ERA: 6.85	(9, 1)	1.0		5	1	0	0	0	1	0	0	0	0	0	10	19	0.00	2.000

PITCHER	IP	WLS	BF	H	R	ER	SO	BB	IBB	HBP	BLK	WP	HR	S	P	ERA	WHIP

BOTTOM

Batter	1	2	3	4	5	6	7	8	9	AB	R	H	RBI	BB	SO	LOB
4 Ketel Marte, S (1, 4) OBP: 0.340, SLG: 0.460	X FF 95 0-0 ① F9		C SL 79 B FF 94 X FF 95 1-1 ②③ G5-4-3 1-2f		S SL 77 B SL 78 X FF 96 1-1 ③ P5 2-3			D FC 93 X FC 92 1-0 12 FC3-6 15 1B 1-2 1B		4	0	1	0	0	0	2
15 Emmanuel Rivera, R (1, 5) OBP: 0.362, SLG: 0.455	B FF 94 T FF 94 F FF 94 S FF 94 1-3 ② K			B SL 72 F FF 91 X CH 84 1-1 12 3B 1B		B SL 87 B SL 87 X SI 96 2-0 ① G6-3		C SI 97 B FC 93 X SI 95 1-1 12 FC3-6 1-2 2-H 1B		4	1	2	1	0	1	0
12 Lourdes Gurriel Jr., R (1, 7) OBP: 0.369, SLG: 0.561	C FF 94 F FF 93 B SL 80 X SL 79 1-2 ③ F7			C SL 76 B FF 93 B FF 94 S SL 76 X SL 79 2-2 1-H 3B		C SL 85 S SI 97 B SL 86 B FF 97 S SL 87 2-3 ② K		X SI 96 0-0 ② FC3-6 1-2f 2-3		4	0	1	1	0	1	2
53 Christian Walker, R (1, 3) OBP: 0.307, SLG: 0.481		C FF 90 B FF 93 X FF 92 1-1 ① P3		X FF 96 0-0 ① P3		C FC 94 X SL 86 0-1 ③ P5		B SI 95 X FC 92 1-0 ③ F7		4	0	0	0	0	0	3
3 Evan Longoria, R (1, 10) OBP: 0.263, SLG: 0.466 26 Pavin Smith, L (7, PH) OBP: 0.331, SLG: 0.382 (8, 10)		B FF 94 C FF 93 B CH 86 B SL 76 X FF 94 3-1 ② L5		B SL 80 F FF 95 F FF 96 B FF 97 B SL 80 C SL 82 3-3 ② K			C SL 85 X FC 94 0-1 ① G6-3		C SI 92 B CU 78 B SI 91 B SI 92 C SI 91 C SI 92 3-3 ① K	2 2	0 0	0 0	0 0	0 0	1 1	1 0
7 Corbin Carroll, L (1, 8) OBP: 0.377, SLG: 0.503		B SL 78 B SL 77 X FF 96 2-0 1B		B SI 95 B SL 80 C SL 80 X SL 80 2-1 ③ G4-3			C FC 94 F FC 94 B SL 87 X SL 86 1-2 ② P5		C SI 92 C CU 78 B CU 79 F SI 91 B CU 79 F SI 91 X CU 78 2-2 ② P4	4	0	1	0	0	0	1
13 Nick Ahmed, R (1, 6) OBP: 0.267, SLG: 0.314 2 Geraldo Perdomo, S (7, PH) OBP: 0.414, SLG: 0.514 (8, 6)		B FF 96 S SL 78 X SL 79 1-1 ③ G6-3			B FF 90 X FF 92 1-0 ① F7		B FC 88 B SL 87 C FC 93 X FC 92 2-1 ③ F7		B CU 78 B SI 93 C SI 91 C SI 92 B SI 93 B SI 93 4-2 14 DI BB	2 1	0 0	0 0	0 0	0 1	0 0	1 0
31 Jake McCarthy, L (1, 9) OBP: 0.233, SLG: 0.231 14 Gabriel Moreno, R (9, PH) OBP: 0.338, SLG: 0.397			C SL 74 B SL 78 S CH 91 B SL 79 F SL 78 C FF 94 2-3 ① K		C SL 74 S CH 90 B SI 92 F SL 79 B FF 96 B SL 78 3-2 4 WP 11 S BB			B SL 86 F FC 92 X FC 91 1-1 ① G4-3	B SI 92 B SI 91 B SI 92 C SI 90 X SI 91 3-1 ③ P3 1-3	2 1	0 0	0 0	0 0	1 0	1 0	0 1
11 Jose Herrera, S (1, 2) OBP: 0.345, SLG: 0.340			B FF 93 X FF 93 1-0 4 G5-4-3 1B		F FF 95 1 SAFE C FF 94 D SL 79 B SL 79 B FF 95 F FF 95 F FF 96 F SL 76 3-2 ② X FF 95 G6-3 1-2			C SL 86 B SI 97 X SI 96 1-1 4 1B 15 1B 1B		3	1	2	0	0	0	1
Inning Stats	R: 0 H: 0 E: 0 LOB: 0 K: 1 BB: 0 S: 7 P: 9	R: 0 H: 1 E: 0 LOB: 1 K: 0 BB: 0 S: 7 P: 14	R: 0 H: 1 E: 0 LOB: 0 K: 1 BB: 0 S: 7 P: 11	R: 1 H: 2 E: 0 LOB: 1 K: 1 BB: 0 S: 11 P: 19	R: 0 H: 0 E: 0 LOB: 1 K: 0 BB: 1 S: 12 P: 20	R: 0 H: 0 E: 0 LOB: 0 K: 1 BB: 0 S: 6 P: 10	R: 0 H: 0 E: 0 LOB: 0 K: 0 BB: 0 S: 7 P: 10	R: 1 H: 3 E: 0 LOB: 2 K: 0 BB: 0 S: 9 P: 14	R: 0 H: 0 E: 0 LOB: 1 K: 1 BB: 1 S: 12 P: 24	1B: 6 2B: 0 3B: 1 HR: 0	SF: 0 SAC: 0 DP: 1 HBP: 0						

PITCHER		IP	WLS	BF	H	R	ER	SO	BB	IBB	HBP	BLK	WP	HR	S	P	ERA	WHIP
41 Chris Sale, L ERA: 4.72	(1, 1)	5.0	W	19	4	1	1	3	1	0	0	0	1	0	44	73	1.80	1.000
25 Josh Winckowski, R ERA: 2.23	(6, 1)	3.0	H	12	3	1	1	1	0	0	0	0	0	0	22	34	3.00	1.000
83 Brennan Bernardino, L ERA: 3.38	(9, 1)	1.0		4	0	0	0	1	1	0	0	0	0	0	12	24	0.00	1.000

PITCHER	IP	WLS	BF	H	R	ER	SO	BB	IBB	HBP	BLK	WP	HR	S	P	ERA	WHIP

Boston Red Sox @ Arizona Diamondbacks

Chase Field, Phoenix, AZ

Fri May 26 2023, 6:42 PM - 9:25 PM MST

Att. 25,467 - Roof Closed - 77 F

livebaseballscorecards.com

AB	33
R	2
H	7
RBI	2
BB	2
SO	5
LOB	12

WP: 1	PA: 35		
PB: 0			
SB: 1			
CS: 0			

Batter	1	2	3	4	5	6	7	8	9	AB	R	H	RBI	BB	SO	LOB
17 Raimel Tapia, L (1, 7) OBP: 0.329, SLG: 0.338	C SI 90 F FC 89 B FF 90 S CH 82 1-3 **K** ①		C SI 89 B FC 87 X CH 81 1-1 **G4-3** ②	B FF 94 C FF 94 F SL 84 D SL 87 D SL 87 S FF 93 3-3 **K** ③			B FF 94 X FS 86 1-0 **L9** ②			4	0	0	0	0	2	2
99 Alex Verdugo, L (1, 9) OBP: 0.367, SLG: 0.459	B CU 78 C CH 82 C FF 91 B CH 82 B FF 91 B CH 81 4-2 7 1B 16 CS **BB**		B CU 77 B FF 90 C SI 89 B CH 81 B SI 90 4-1 **BB**		F FF 90 B SL 82 X FF 91 1-1 **F9** ①		F FF 94 B FF 95 C FF 93 B FS 85 B FS 86 S FS 86 3-3 **K** ③			2	0	0	0	2	1	0
2 Justin Turner, R (1, 5) OBP: 0.355, SLG: 0.397	B FF 91 C SI 91 B CU 78 C SI 91 1 SAFE X FF 91 2-2 **F9** ②		B FF 90 F SI 88 B ST 78 X SI 90 2-1 **F9** ③		B FF 90 X CH 84 1-0 **G6-3** ②			C FF 93 F SL 87 S FS 86 0-3 **K** ①		4	0	0	0	0	1	2
7 Masataka Yoshida, L (1, 10) OBP: 0.371, SLG: 0.471	D CU 77 B CH 80 B SI 90 C FF 90 C SI 89 X CH 81 3-2 **1-3** 1B			C CU 76 C SI 88 B CH 81 X FF 90 1-2 36 1B 5 1B **1B**	B FF 90 X FF 91 1-0 **F7** ③			B FF 94 F FF 94 B FF 95 B FF 94 B FS 85 4-1 **BB**		3	1	2	0	1	0	0
16 Jarren Duran, L (1, 8) OBP: 0.358, SLG: 0.484	C SI 90 D CH 82 B SI 90 F SI 91 B CH 81 3-2 **CS** ③ **3-H**	F FF 89 L FC 87 B CH 81 B FF 90 X CH 81 2-2 1B		C SI 89 F FC 88 S FF 90 0-3 **K** ①		X FF 90 0-0 E1 19 WP 1B		C FF 94 B FS 86 B FS 86 C FF 95 F FF 95 S FF 94 2-3 **K** ②		4	0	2	0	0	2	2
36 Triston Casas, L (1, 3) OBP: 0.319, SLG: 0.375		B SI 90 F CH 81 F SI 90 X CH 80 1-2 **F9** ①		B FC 88 B CH 81 B CH 80 C SI 90 X SI 90 3-1 19 BB 5 1B 3 SH1-3 **1-3** 1B		C SL 83 X SL 83 0-1 **F9** ①		C FS 86 B FF 94 B FF 94 F FF 94 S FF 95 2-3 **K** ③		4	1	1	0	0	1	3
5 Enrique Hernández, R (1, 6) OBP: 0.305, SLG: 0.363		1 SAFE C FF 89 S CH 80 D CH 80 B FF 91 S CH 81 2-3 **K** ②		B SI 89 B CH 80 C SI 90 F CH 80 X CH 80 2-2 3 SH1-3 19 BB **1-2** **3-H** 1B		F SL 86 F SL 88 S SL 88 0-3 **K** ②			S SL 83 B SL 84 B SL 84 F SI 96 X SL 83 2-2 **G5-3** ①	4	0	1	1	0	2	2
47 Enmanuel Valdez, L (1, 4) OBP: 0.299, SLG: 0.431 19 Pablo Reyes, R (4, PH) OBP: 0.314, SLG: 0.364 (4, 4)		1 SAFE C FF 90 B FC 87 B CH 81 B FF 91 X CH 81 3-1 **G4-3** ③		C SL 85 F SL 86 F SL 87 B FF 94 B FC 88 F FF 94 D SL 87 B SL 83 4-2 3 SH1-3 **1-2** **2-3** **BB**		B SL 87 B FF 92 C SL 87 F SL 89 X SL 88 2-2 **G6-3** ③ **2-3**			X SI 96 0-0 **L7** ②	1 2	0 0	0 0	0 0	0 1	0 0	1 1
3 Reese McGuire, L (1, 2) OBP: 0.313, SLG: 0.338			X SI 88 0-0 **G4-3** ①	S SL 84 X SL 84 0-1 **SH1-3** ② **1-2** **2-3** **3-H**			F FF 93 S FF 94 B FF 94 F FS 86 F FS 86 C FF 94 1-3 **K** ①		C SL 84 X CH 92 0-1 **G4-3** ③	3	0	0	1	0	1	0

TOP

Boston Red Sox @ Arizona Diamondbacks

Chase Field, Phoenix, AZ

Sat May 27 2023, 4:19 PM - 7:04 PM MST
Att. 29,142 - Roof Closed - 75 F

livebaseballscorecards.com

AB	31
R	2
H	6
RBI	2
BB	4
SO	10
LOB	13

Inning Stats	1	2	3	4	5	6	7	8	9
	R: 0 E: 0 K: 1 S: 13	H: 1 LOB: 1 BB: 1 P: 26	R: 0 E: 0 K: 1 S: 11	H: 1 LOB: 1 BB: 0 P: 19	R: 0 E: 0 K: 0 S: 6	H: 0 LOB: 1 BB: 1 P: 13	R: 2 E: 0 K: 2 S: 21	H: 3 LOB: 2 BB: 1 P: 34	R: 0 E: 0 K: 0 S: 4	H: 0 LOB: 0 BB: 0 P: 7
	R: 0 E: 1 K: 1 S: 9	H: 1 LOB: 1 BB: 0 P: 11	R: 0 E: 0 K: 2 S: 9	H: 0 LOB: 0 BB: 0 P: 14	R: 0 E: 0 K: 3 S: 11	H: 0 LOB: 1 BB: 1 P: 19	R: 0 E: 0 K: 0 S: 6	H: 0 LOB: 0 BB: 0 P: 8	1B: 6 2B: 0 3B: 0 HR: 0	SF: 0 SAC: 1 DP: 0 HBP: 0

WP: 1 PA: 37
PB: 0
SB: 0
CS: 1

PITCHER	IP	WLS	BF	H	R	ER	SO	BB	IBB	HBP	BLK	WP	HR	S	P	ERA	WHIP
27 Zach Davies, R (1, 1) ERA: 5.68	3.1	L	16	5	2	2	3	2	0	0	0	0	0	41	75	5.40	2.100
24 Kyle Nelson, L (4, 1) ERA: 2.25	0.2		3	0	0	0	1	1	0	0	0	0	0	10	17	0.00	1.500
47 Tommy Henry, L (5, 1) ERA: 4.5	1.1		5	1	0	0	0	0	0	0	0	0	0	7	10	0.00	0.750
55 Austin Adams, R (6, 1) ERA: 4.5	0.2		2	0	0	0	1	0	0	0	0	1	0	6	8	0.00	0.000
30 Scott McGough, R (7, 1) ERA: 3.58	2.0		7	0	0	0	5	1	0	0	0	0	0	20	33	0.00	0.500

PITCHER	IP	WLS	BF	H	R	ER	SO	BB	IBB	HBP	BLK	WP	HR	S	P	ERA	WHIP
50 Miguel Castro, R (9, 1) ERA: 2.31	1.0		3	0	0	0	0	0	0	0	0	0	0	6	8	0.00	0.000

Batter	1	2	3	4	5	6	7	8	9	AB	R	H	RBI	BB	SO	LOB
26 Pavin Smith, L (1, 3) OBP: 0.320, SLG: 0.368	B SI 92 C SI 93 B ST 80 C CH 81 B CH 81 X SI 94 3-2 ① L7		C CH 82 B CH 81 F CH 82 B SI 96 F ST 79 B SI 94 S CH 83 3-3 ② K			B FF 95 C KC 81 X FC 92 1-1 ① G3-1			B FC 92 B FC 92 F FC 93 S FC 93 F FC 94 X FC 94 2-2 ① F7	4	0	0	0	0	1	0
4 Ketel Marte, S (1, 4) OBP: 0.338, SLG: 0.471	C SI 94 F SI 94 X ST 81 0-2 HR		B SI 94 X SI 93 1-0 ③ F8			C FC 92 F FC 91 B FF 96 S FF 96 1-3 ② K			B FC 93 C FC 94 X FC 95 1-1 ② F8	4	1	1	1	0	1	0
7 Corbin Carroll, L (1, 8) OBP: 0.369, SLG: 0.491	B SI 93 C ST 79 X CH 82 1-1 ② G3-1			F SI 92 F ST 78 B CH 81 B FF 94 F CH 82 B SI 94 X CH 83 3-2 ① F8		F FF 95 C FS 84 S FF 96 0-3 ③ K			C FC 93 F FC 93 B FC 95 S FC 96 1-3 ③ K	4	0	0	0	0	2	0
53 Christian Walker, R (1, 10) OBP: 0.307, SLG: 0.478	C SI 94 B SI 94 S ST 80 B SI 96 B CH 82 X CH 83 3-2 1B			C ST 80 B CH 83 X CH 80 1-1 ② F8			F FF 95 B FC 90 F FC 90 B SL 84 X FS 84 2-2 ① L3			3	0	1	0	0	0	0
12 Lourdes Gurriel Jr., R (1, 7) OBP: 0.363, SLG: 0.552	B SI 94 F SI 94 X SI 94 1-1 ③ L3			C SI 94 S SI 94 B CH 82 B SI 94 S CH 81 2-3 ③ K			B FC 90 B FC 90 F FF 95 F FF 96 X ST 83 2-2 ② P6			3	0	0	0	0	1	1
10 Josh Rojas, L (1, 5) OBP: 0.310, SLG: 0.333		C SI 93 F CH 82 B FF 95 X CH 82 1-2 ① G4-3			F ST 77 B SI 94 B CH 82 X ST 78 2-1 ① G4-3		C FS 84 B FS 85 F FC 90 S FF 95 1-3 ③ K			3	0	0	0	0	1	0
14 Gabriel Moreno, R (1, 2) OBP: 0.331, SLG: 0.388		C SI 94 B CH 82 B ST 78 F CH 81 F SI 95 B SI 96 X CH 83 3-2 ② G5-3			C ST 76 F SI 93 B SI 94 S CH 82 1-3 ② K			F FF 95 C FF 95 X SL 83 0-2 ① G1-3		3	0	0	0	0	1	0
31 Jake McCarthy, L (1, 9) OBP: 0.237, SLG: 0.250		C CH 83 F SI 94 B FF 95 F CH 83 B SI 94 F CH 84 B ST 80 F SI 94 X CH 84 3-2 ③ G3			S ST 78 B ST 78 S CH 81 F FF 96 B ST 79 X CH 81 2-2 2B			F FC 91 X FC 92 0-1 ② G4-3		3	0	1	0	0	0	0
2 Geraldo Perdomo, S (1, 6) OBP: 0.405, SLG: 0.500			C SI 92 F ST 78 F SI 94 B CH 83 B CH 83 B SI 94 C ST 78 3-3 ① K		C ST 77 S CH 81 F CH 82 F CH 83 B SI 95 X CH 82 1-2 ③ G4-3			B SI 95 F FC 92 B FC 92 S FF 96 X FC 93 2-2 ③ F9		3	0	0	0	0	1	1
Inning Stats	R: 1 H: 2 E: 0 LOB: 1 K: 0 BB: 0 S: 13 P: 21	R: 0 H: 0 E: 0 LOB: 0 K: 0 BB: 0 S: 13 P: 20	R: 0 H: 0 E: 0 LOB: 0 K: 2 BB: 0 S: 9 P: 16	R: 0 H: 0 E: 0 LOB: 0 K: 1 BB: 0 S: 9 P: 15	R: 0 H: 1 E: 0 LOB: 1 K: 1 BB: 0 S: 14 P: 20	R: 0 H: 0 E: 0 LOB: 0 K: 2 BB: 0 S: 8 P: 10	R: 0 H: 0 E: 0 LOB: 0 K: 1 BB: 0 S: 9 P: 14	R: 0 H: 0 E: 0 LOB: 0 K: 0 BB: 0 S: 8 P: 10	R: 0 H: 0 E: 0 LOB: 0 K: 1 BB: 0 S: 9 P: 13	1B: 1 SF: 0 2B: 1 SAC: 0 3B: 0 DP: 0 HR: 1 HBP: 0						WP: 0 PA: 30 PB: 0 SB: 0 CS: 0	

PITCHER		IP	WLS	BF	H	R	ER	SO	BB	IBB	HBP	BLK	WP	HR	S	P	ERA	WHIP
22 Garrett Whitlock, R ERA: 5.14	(1, 1)	5.0	W	18	3	1	1	4	0	0	0	0	0	1	58	92	1.80	0.600
50 Kutter Crawford, R ERA: 3.3	(6, 1)	2.1	H	7	0	0	0	3	0	0	0	0	0	0	20	27	0.00	0.000
55 Chris Martin, R ERA: 1.32	(8, 1)	0.2	H	2	0	0	0	0	0	0	0	0	0	0	5	7	0.00	0.000
74 Kenley Jansen, R ERA: 3.45	(9, 1)	1.0	S	3	0	0	0	1	0	0	0	0	0	0	9	13	0.00	0.000

PITCHER	IP	WLS	BF	H	R	ER	SO	BB	IBB	HBP	BLK	WP	HR	S	P	ERA	WHIP

BOTTOM

Boston Red Sox @ Arizona Diamondbacks

Chase Field, Phoenix, AZ

Sat May 27 2023, 4:19 PM - 7:04 PM MST

Att. 29,142 - Roof Closed - 75 F

livebaseballscorecards.com

AB	30
R	1
H	3
RBI	1
BB	0
SO	8
LOB	2

Batter	1	2	3	4	5	6	7	8	9	AB	R	H	RBI	BB	SO	LOB
99 Alex Verdugo, L (1, 9) OBP: 0.368, SLG: 0.457	X FF 93 0-0 ① P5		D CH 90 C CH 90 X FF 94 1-1 ② G4-3 2-3			C CU 80 B CH 88 C FF 92 C SI 94 1-3 ① K	X SI 94 0-0 1-2 2-3 3-H 1B		B SL 83 S CH 91 X SL 82 1-1 11 G6-3 1B	5	0	2	1	0	1	1
11 Rafael Devers, L (1, 5) OBP: 0.283, SLG: 0.500	C FF 93 B FC 93 X CH 90 1-1 ② G3-1		B CH 90 B FF 94 F CH 91 X FC 93 2-1 ③ G3-1			C FC 91 S FC 92 B FC 93 C FF 94 1-3 ② K	C SL 83 F SI 93 B SL 82 B SL 84 F SL 85 S SI 94 2-3 ③ K		B CH 92 X CH 90 1-0 ② G6-3 1-2	5	0	0	0	0	2	5
2 Justin Turner, R (1, 10) OBP: 0.356, SLG: 0.413 (8, 4)	C FF 94 C FC 92 S SL 87 0-3 ③ K			B FF 92 B SL 86 F SI 93 F CH 90 F FF 94 B SL 90 X CH 91 3-2 ① F7		C FC 92 S FF 93 X SL 88 0-2 1B	X FF 92 0-0 HR	C SL 83 C SL 82 B SL 83 B SL 83 B SL 83 F SL 82 S SL 82 3-3 ③ K	5	1	2	1	0	2	1
7 Masataka Yoshida, L (1, 7) OBP: 0.379, SLG: 0.474		B FF 92 C FF 92 X FC 92 1-1 1B		C CU 82 F CU 83 B FF 94 B CH 90 B FC 92 B FC 92 4-2 BB		C FF 93 B FF 93 T CH 90 B FF 93 C FC 92 2-3 ③ K		B FF 94 C SL 85 B FF 93 X FF 92 2-1 5 BB 1B		3	0	2	0	1	1	1
16 Jarren Duran, L (1, 8) OBP: 0.348, SLG: 0.469		S CH 90 F CH 90 B FF 94 C FC 92 1-3 ① K		F CH 90 B SI 94 F CH 90 F FF 94 S CH 91 1-3 ② K			B FC 91 F SI 92 B FC 91 B CH 89 C FF 93 S CU 83 3-3 ① K	C SL 86 F FF 93 B SL 86 C SL 87 1-3 ① K		4	0	0	0	0	4	3
36 Triston Casas, L (1, 3) OBP: 0.317, SLG: 0.371		B CU 82 B SI 94 F SI 93 F CH 90 B CH 91 C FC 93 3-3 ② K		F SI 94 S CH 90 B CH 91 B FC 93 B CU 85 T CH 91 3-2 ③ K			C SI 93 C FC 92 B SI 94 X CH 91 1-2 30 BB 5 BB 99 1B 1B	F SL 84 B SL 86 C FF 93 B SL 85 S FF 93 2-3 ② K		4	1	1	0	0	3	3
5 Enrique Hernández, R (1, 6) OBP: 0.309, SLG: 0.359		X SI 94 0-0 ③ G5-3			B FF 92 B FC 92 X SI 93 2-0 ① F7		B CH 90 B FF 94 S FC 92 D CH 89 F FC 92 B CU 82 4-2 99 1B 30 BB 1-2 BB	B CU 87 F FF 97 C CU 86 B CU 85 D CU 86 D CU 87 4-2 1-2 BB		2	0	0	0	2	0	1
47 Enmanuel Valdez, L (1, 4) OBP: 0.291, SLG: 0.419 30 Rob Refsnyder, R (7, PH) OBP: 0.415, SLG: 0.377 19 Pablo Reyes, R (7, PR) OBP: 0.314, SLG: 0.364 (7, 4) 17 Raimel Tapia, L (8, PH) OBP: 0.326, SLG: 0.333 37 Nick Pivetta, R (8, 1)			B CH 89 B CH 90 B FF 92 C FF 93 C CH 90 C FC 93 3-3 ① K		F CU 81 B CH 89 B CH 89 B SI 93 C FF 92 X CH 90 3-2 ② L8		B SI 91 C SI 93 D SL 84 F SI 93 D SL 84 B SL 82 4-2 99 1B 1-2 2-3 BB	B CH 91 X CH 90 1-0 ③ F7		2 0 0 1 0	0 0 0 0 0	0 1 0 0 0	0 0 0 0 0	1 0 0 0 0	0 0 0 2 0
12 Connor Wong, R (1, 2) OBP: 0.294, SLG: 0.477 3 Reese McGuire, L (9, PH) OBP: 0.309, SLG: 0.333			B CU 83 B FC 93 B SI 93 S FF 94 S CH 90 X SI 95 3-2 99 G4-3 2B		C SI 93 B FC 91 X CU 82 1-1 ③ G5-3		B SI 93 B SL 84 X SI 92 2-0 ② F7		C SI 97 F CH 91 B CH 91 F SL 83 T CH 91 1-2 ① K	3 1	0 0	1 0	0 0	0 0	0 1	3 0

Inning Stats	1	2	3	4	5	6	7	8	9
	R: 0 E: 0 K: 1 S: 6 H: 0 LOB: 0 BB: 0 P: 7	R: 0 E: 0 K: 2 S: 9 H: 1 LOB: 1 BB: 0 P: 14	R: 0 E: 0 K: 1 S: 10 H: 1 LOB: 1 BB: 0 P: 19	R: 0 E: 0 K: 2 S: 13 H: 0 LOB: 1 BB: 1 P: 24	R: 0 E: 0 K: 0 S: 6 H: 0 LOB: 0 BB: 0 P: 12	R: 0 E: 0 K: 3 S: 12 H: 1 LOB: 1 BB: 0 P: 16	R: 1 E: 0 K: 2 S: 16 H: 2 LOB: 3 BB: 2 P: 32	R: 1 E: 0 K: 2 S: 12 H: 2 LOB: 2 BB: 1 P: 22	R: 0 E: 0 K: 2 S: 11 H: 1 LOB: 1 BB: 0 P: 17

1B: 6	SF: 0	WP: 0	PA: 39
2B: 1	SAC: 0	PB: 0	
3B: 0	DP: 0	SB: 0	
HR: 1	HBP: 0	CS: 0	

PITCHER		IP	WLS	BF	H	R	ER	SO	BB	IBB	HBP	BLK	WP	HR	S	P	ERA	WHIP
29 Merrill Kelly, R ERA: 2.83	(1, 1)	6.1	W	25	4	1	1	10	2	0	0	0	0	0	64	108	1.42	0.947
57 Andrew Chafin, L ERA: 3.15	(7, 1)	0.2	H	4	1	0	0	1	1	0	0	0	0	0	8	16	0.00	3.000
24 Kyle Nelson, L ERA: 2.61	(8, 1)	0.2	H	4	2	1	1	2	0	0	0	0	0	1	9	14	13.50	3.000
66 José Ruiz, R ERA: 6.75	(8, 1)	0.1	H	2	0	0	0	0	1	0	0	0	0	0	3	8	0.00	3.000
50 Miguel Castro, R ERA: 2.22	(9, 1)	1.0	S	4	1	0	0	2	0	0	0	0	0	0	11	17	0.00	1.000

PITCHER	IP	WLS	BF	H	R	ER	SO	BB	IBB	HBP	BLK	WP	HR	S	P	ERA	WHIP

TOP

Boston Red Sox @ Arizona Diamondbacks

Chase Field, Phoenix, AZ

Sun May 28 2023, 1:10 PM - 3:53 PM MST

Att. 26,051 - Roof Closed - 76 F

livebaseballscorecards.com

AB	35
R	2
H	8
RBI	2
BB	4
SO	15
LOB	20

BOTTOM

Boston Red Sox @ Arizona Diamondbacks

Chase Field, Phoenix, AZ

Sun May 28 2023, 1:10 PM - 3:53 PM MST

Att. 26,051 - Roof Closed - 76 F

livebaseballscorecards.com

Batter	1	2	3	4	5	6	7	8	9	AB	R	H	RBI	BB	SO	LOB
26 Pavin Smith, L (1, 10) OBP: 0.310, SLG: 0.355	B SI 93 C FF 93 X FF 92 1-1 F8 ① C SL 84 T SL 85 F SL 85 X FS 89 0-2 G3 ①				C SI 90 X SL 81 0-1 P5 ①		B FF 92 F FF 93 B FF 93 X FF 93 2-1 L6 ①			4	0	0	0	0	0	0
4 Ketel Marte, S (1, 4) OBP: 0.341, SLG: 0.472	B FF 94 F FF 92 F SL 85 F SL 84 B FS 89 B FF 93 X FF 93 3-2 7 HR 1B ② S SL 85 S FS 88 B FS 89 B SL 85 S FF 94 2-3 K ②				B CH 86 B SI 89 F CH 85 B SI 89 X SI 90 3-1 7 F8 7 S 1B		B CU 77 B SL 86 C FF 94 F FF 94 B SL 88 X SL 87 3-2 F9 ②			4	1	2	0	0	1	0
7 Corbin Carroll, L (1, 8) OBP: 0.367, SLG: 0.503	B SL 84 F SL 84 X FF 94 1-1 1-H HR ③ B FF 95 C SL 84 X SL 84 1-1 G4-3 ③				B FF 90 B SL 83 B SI 89 C SI 90 X CH 85 3-1 F8 1-3 ②		F CU 79 F FF 94 F SL 87 S CU 81 0-3 K ③			4	1	1	2	0	1	1
53 Christian Walker, R (1, 3) OBP: 0.306, SLG: 0.473	C SI 96 X SI 94 0-1 12 1B 10 1B 1B		B SI 94 S SL 84 F SL 84 B SI 95 X SL 85 2-2 L8 ①		S CH 86 S CH 87 D CH 86 B SI 91 F CH 85 S CH 86 2-3 K ③			B SL 85 S ST 84 B FF 94 T ST 84 F SL 85 X FF 95 2-2 F9 ①		4	1	1	0	0	1	1
12 Lourdes Gurriel Jr., R (1, 7) OBP: 0.366, SLG: 0.551	S SI 94 X SL 85 0-1 14 FC6-4 10 1B 1-3 1B		B SL 84 B SL 84 B SI 94 C SI 94 X SI 94 3-1 G6-3 ②			X CU 78 0-0 2 WP 14 1B 1B		B FF 95 B ST 84 B SL 84 C FF 94 S FF 94 F SL 84 F FF 94 S FF 95 3-3 K ②		4	0	2	0	0	1	0
10 Josh Rojas, L (1, 5) OBP: 0.309, SLG: 0.331	B SL 85 S SL 84 B FS 88 X FS 89 2-1 14 FC6-4 1-2 3-H 1B		F SL 85 C SL 83 B FF 95 B SL 82 S FS 89 2-3 K ③			F SL 85 B FF 95 C FF 94 X CU 80 1-2 F8 ①		C CU 78 X CU 78 0-1 F9 ③		4	0	1	1	0	1	1
14 Gabriel Moreno, R (1, 2) OBP: 0.331, SLG: 0.386	C SL 85 F SI 94 X SL 85 0-2 FC6-4 1-2f 2-3 ②			B SI 94 C FF 95 X SL 84 1-1 L8 ①		B FF 95 C ST 86 F FF 95 X SL 85 1-2 2 WP 1-2 1B				3	0	1	0	0	0	2
31 Jake McCarthy, L (1, 9) OBP: 0.228, SLG: 0.239	B SL 84 B SL 84 C FC 94 B FF 93 X FF 94 3-1 L7 ③			B SI 94 B SL 84 S SL 84 B FF 95 F SI 93 F FF 92 C FF 94 3-3 K ②		C SL 88 B FF 95 B CU 79 B SL 86 F FF 95 C FF 95 3-3 K ②				3	0	0	0	0	2	4
2 Geraldo Perdomo, S (1, 6) OBP: 0.403, SLG: 0.522		B SL 85 B SI 93 B SI 94 C FF 92 X FF 94 3-1 HR		B FF 94 S SL 84 B SL 84 C FF 94 C FS 89 2-3 K ③		B CU 79 C CU 80 B FF 96 C FF 96 F CU 80 F FF 96 B SL 88 F FF 94 X CU 80 3-2 F9 1-2 2-3 ③				3	1	1	1	0	1	2
Inning Stats	R: 3 H: 5 E: 0 LOB: 2 K: 0 BB: 0 S: 19 P: 29	R: 1 H: 1 E: 0 LOB: 0 K: 1 BB: 0 S: 11 P: 17	R: 0 H: 0 E: 0 LOB: 0 K: 1 BB: 0 S: 8 P: 15	R: 0 H: 0 E: 0 LOB: 0 K: 2 BB: 0 S: 9 P: 15	R: 0 H: 1 E: 0 LOB: 1 K: 1 BB: 0 S: 10 P: 18	R: 0 H: 2 E: 0 LOB: 2 K: 1 BB: 0 S: 16 P: 24	R: 0 H: 0 E: 0 LOB: 0 K: 1 BB: 0 S: 9 P: 14	R: 0 H: 0 E: 0 LOB: 0 K: 1 BB: 0 S: 11 P: 16		1B: 7 SF: 0 2B: 0 SAC: 0 3B: 0 DP: 0 HR: 2 HBP: 0						

	AB	33
	R	4
	H	9
	RBI	4
	BB	0
	SO	8
	LOB	11

WP: 1 PA: 33
PB: 0
SB: 1
CS: 0

PITCHER		IP	WLS	BF	H	R	ER	SO	BB	IBB	HBP	BLK	WP	HR	S	P	ERA	WHIP
89 Tanner Houck, R ERA: 5.3	(1, 1)	4.0	L	18	6	4	4	4	0	0	0	0	0	2	47	76	9.00	1.500
57 Joely Rodríguez, L ERA: 8.1	(5, 1)	1.0		4	1	0	0	1	0	0	0	0	0	0	10	18	0.00	1.000
37 Nick Pivetta, R ERA: 5.77	(6, 1)	3.0		11	2	0	0	3	0	0	0	0	1	0	36	54	0.00	0.667
37 Nick Pivetta, R ERA: 5.77	(8, 1)	3.0		11	2	0	0	3	0	0	0	0	1	0	36	54	0.00	0.667

PITCHER	IP	WLS	BF	H	R	ER	SO	BB	IBB	HBP	BLK	WP	HR	S	P	ERA	WHIP

Batter	1	2	3	4	5	6	7	8	9	AB	R	H	RBI	BB	SO	LOB
29 TJ Friedl, L (1, 8) OBP: 0.377, SLG: 0.496	C FF 96 B CH 88 F FF 97 F FF 96 B SL 85 B CH 88 X CH 87 3-2 G6-3	1 SAFE C FF 95 B SL 85 X FF 95 1-1 FC4-6 1-2f 3-H		C FF 96 F FF 95 B CH 88 B SI 95 F FF 96 F SL 86 F FF 97 B SL 84 S CH 88 3-3 K		B FC 88 F FF 93 F SI 94 B SL 85 B SL 85 B SL 85 4-2 9 E BB	B CH 88 B SI 91 X SI 90 2-0 1-H 2-H 3-H HR	C SL 82 S SL 81 B SL 82 B SI 90 X SL 82 2-2 1B	3	0	0	1	0	1	2
2 Jose Barrero, R (4, 8) OBP: 0.313, SLG: 0.353										2	1	2	4	1	0	0
9 Matt McLain, R (1, 6) OBP: 0.429, SLG: 0.554	C FF 96 B SI 95 C SL 85 X FF 96 1-2 37 BB 6 G1-3 1B	F SI 95 B SL 82 S CH 85 F CH 85 F FF 96 F SL 86 C CH 86 1-3 K		C SL 84 C SI 94 D SL 87 F CH 86 F FF 96 F SL 95 S CH 87 1-3 K		B SL 85 C FC 87 X FF 92 1-1 FC6 1-3 2-H	C SI 88 B SL 79 X SI 88 1-1 L5		X SI 89 0-0 F8	6	0	1	0	0	2	4
6 Jonathan India, R (1, 4) OBP: 0.372, SLG: 0.434	F FF 95 S SI 94 B SL 85 F SI 94 B SL 85 B SI 95 1 SAFE X SI 95 3-2 G1-3 1-2		C SL 85 B SL 86 B SL 86 F SI 94 X FF 96 2-2 G6-3		B FC 89 B SI 95 S FC 89 B FC 88 X SI 95 3-1 27 2B 1B	C FF 92 S FF 92 B FC 89 X CH 84 1-2 P3	C SL 80 C SL 79 F SL 80 S SL 81 0-3 K			5	1	1	0	0	1	3
27 Jake Fraley, L (1, 10) OBP: 0.341, SLG: 0.404	B SL 84 B SL 86 B FF 96 2 SAFE C FF 96 F CH 87 F CH 87 B CH 87 4-2 37 BB BB		S CH 86 B FF 96 X SL 86 1-1 G4-3		S SI 95 F SI 95 1 SAFE F SI 96 X SL 83 0-2 7 G6-3 1-H 2B	B SI 91 B SI 91 C SI 92 S SI 92 S CH 86 2-3 K		C SI 88 X SI 87 0-1 G1-3		4	0	1	1	1	1	2
37 Tyler Stephenson, R (1, 2) OBP: 0.343, SLG: 0.348	B SI 97 B SI 95 C SL 85 B SI 96 B SL 84 4-1 7 FC6-4 1-2 2-3 BB		B FF 96 X SL 84 1-0 E6 7 1B		C FF 96 T FF 94 B FF 94 B CH 85 F FF 95 F SL 84 C FC 89 2-3 K		B CH 84 B FF 91 C SI 90 B CH 85 C SI 91 B SI 91 4-2 28 BB 7 1B 30 FC4-2 BB	B CH 79 X SI 89 1-0 7 SF7 3B		3	1	1	0	2	1	1
7 Spencer Steer, R (1, 3) OBP: 0.353, SLG: 0.485	C SL 84 X SL 85 0-1 FC6-4 1-2f		B SI 94 B FF 95 C FF 94 F SL 85 X FF 95 2-2 1-3 1B		C FC 87 B FF 94 X FC 87 1-1 G6-3 2-3		C SL 82 C SI 91 B CH 86 X SI 91 1-2 30 FC4-2 28 BB 17 BB 1-2 1B	C SI 89 X SL 80 0-1 SF7 3-H		4	1	2	1	0	0	4
28 Kevin Newman, R (1, 5) OBP: 0.333, SLG: 0.361		B FF 95 F FF 94 F CH 86 B SL 86 F CH 86 B SL 83 F CH 85 C FF 96 3-3 K	B SL 85 F CH 86 X CH 85 1-1 L7		X SL 84 0-0 G4-3		C SL 84 B CH 87 S CH 87 B SI 92 D CH 87 F CH 85 B CH 86 4-2 17 BB 30 FC4-2 2 HR 1-2 2-3 BB	B SL 78 B SI 90 B SI 88 C SI 90 X SI 89 3-1 G3		4	1	0	0	1	1	3
30 Will Benson, L (1, 7) OBP: 0.182, SLG: 0.219		B FF 96 F FF 96 B CH 86 X CH 85 2-1 17 1B 29 FC4-6 1B		X FF 95 0-0 3B		F SI 94 B SI 94 X SL 84 1-1 17 WP 9 FC6 1B	B SI 91 C SI 90 F SL 82 B SL 84 B CH 85 X SI 90 3-2 FC4-2 1 17 BB 2 HR 1-2 2-3 3-Hf		C SI 89 X SL 79 0-1 P6	5	3	3	0	0	0	3
17 Stuart Fairchild, R (1, 9) OBP: 0.348, SLG: 0.393		B FF 96 1 SAFE B FF 96 F FF 94 X SI 93 2-1 29 FC4-6 1-3 1B		S CH 85 B FF 96 X SI 93 1-1 G6-3		C SI 95 F FC 88 1 SAFE F SI 94 B SL 85 S CH 84 1-3 K 1-2	B SI 91 F CH 86 B CH 86 B SI 92 B SI 90 4-1 2 HR 1-2 2-3 3-H BB		C SL 79 B SL 79 S SI 90 B SL 80 S SI 89 2-3 K	4	1	1	1	1	2	2

Inning Stats																								
	R: 0 E: 0 K: 0 S: 18	H: 1 LOB: 3 BB: 2 P: 33	R: 1 E: 0 K: 2 S: 17	H: 2 LOB: 1 BB: 0 P: 26	R: 0 E: 1 K: 0 S: 11	H: 1 LOB: 2 BB: 0 P: 18	R: 0 E: 0 K: 2 S: 15	H: 1 LOB: 1 BB: 0 P: 20	R: 1 E: 0 K: 1 S: 14	H: 2 LOB: 1 BB: 0 P: 20	R: 1 E: 1 K: 2 S: 16	H: 1 LOB: 2 BB: 1 P: 26	R: 5 E: 0 K: 1 S: 19	H: 2 LOB: 0 BB: 3 P: 38	R: 1 E: 0 K: 0 S: 7	H: 1 LOB: 0 BB: 0 P: 11	R: 0 E: 0 K: 1 S: 9	H: 1 LOB: 1 BB: 0 P: 13	1B: 8 2B: 1 3B: 2 HR: 1	SF: 1 SAC: 0 DP: 0 HBP: 0	WP: 1 PB: 0 SB: 0 CS: 0	PA: 47	

PITCHER		IP	WLS	BF	H	R	ER	SO	BB	IBB	HBP	BLK	WP	HR	S	P	ERA	WHIP
66 Brayan Bello, R ERA: 3.89	(1, 1)	4.0	L	20	5	1	1	4	2	0	0	0	0	0	61	97	2.25	1.750
63 Justin Garza, R ERA: 1.42	(5, 1)	1.2		10	3	2	1	2	1	0	0	0	1	0	27	41	5.40	2.400
57 Joely Rodríguez, L ERA: 18.0	(6, 1)	0.2		7	2	5	5	1	3	0	0	0	0	1	16	36	67.50	7.500
71 Ryan Sherriff, L ERA: 1.93	(7, 1)	2.2		10	2	1	1	2	0	0	0	0	0	0	22	31	3.38	0.750

PITCHER	IP	WLS	BF	H	R	ER	SO	BB	IBB	HBP	BLK	WP	HR	S	P	ERA	WHIP

TOP

Cincinnati Reds @ Boston Red Sox

Fenway Park, Boston, MA

Tue May 30 2023, 7:14 PM - 10:24 PM EDT

Att. 31,642 - Clear - 65 F

livebaseballscorecards.com

AB	40
R	9
H	12
RBI	8
BB	6
SO	9
LOB	24

Batter	1	2	3	4	5	6	7	8	9	AB	R	H	RBI	BB	SO	LOB
17 Raimel Tapia, L (1, 9) OBP: 0.341, SLG: 0.386	C FF 90 B FF 89 X FF 91 1-1 G4-3 ①		B FC 89 C CH 85 B SI 92 B FC 89 X FF 91 3-1 F7 ①		C ST 79 B FF 92 X ST 80 1-1 1-H 2B ③		X FC 90 0-0 2-H 11 1B 3B		B SL 85 F SI 94 X SI 94 1-1 11 1B 2 1B 2-3 3-H 1B	5	2	3	2	0	0	0
11 Rafael Devers, L (1, 5) OBP: 0.286, SLG: 0.498	C FF 91 X ST 80 0-1 F8 ②		F CH 86 X FF 93 0-1 F8 ②			C FF 92 F CU 76 F ST 80 B FC 90 S CH 85 1-3 K ①	B FF 95 X FC 89 1-0 3-H 1B		B SI 95 B SI 94 F SI 95 X SI 94 2-1 2 1B 7 2B 1-3 3-H 1B	5	1	2	2	0	1	0
2 Justin Turner, R (1, 10) OBP: 0.353, SLG: 0.407	C FF 92 B ST 81 C FF 91 B SI 93 F FF 92 X ST 81 2-2 F9 ③		B SI 93 C FF 93 B FC 90 X ST 81 2-1 G5-3 ③			C ST 82 T SI 92 B SI 93 X ST 82 1-2 G5-3 ②	C FF 96 S FS 82 D FS 81 B FS 82 X FF 95 2-2 F9 ③		B SL 86 X SI 94 1-0 7 2B 16 G6-3 1-2 3-H 1B	5	1	1	1	0	0	1
7 Masataka Yoshida, L (1, 7) OBP: 0.389, SLG: 0.486 19 Pablo Reyes, R (9, PR) OBP: 0.314, SLG: 0.364		B FF 90 B FF 90 B ST 80 C FF 90 B FF 88 4-1 16 2B BB	B FF 91 X FC 88 1-0 G4-3 ①			C CU 76 X FF 91 0-1 1B		C SL 80 F CH 87 B CH 87 X FF 93 1-2 36 L9-6 16 G4-3 1B	B FF 94 F FF 93 B SL 88 C FF 94 X SL 87 2-2 16 G6-3 1-3 2-H 2B	4 0	0 0	3 0	1 0	1 0	0 0	0 0
16 Jarren Duran, L (1, 8) OBP: 0.342, SLG: 0.466		C SI 92 X CH 84 0-1 1-3 2B	B FC 87 S FF 91 B FC 89 F FF 91 F CU 77 F SI 94 T FF 93 2-2 K ②			S CU 82 B CU 82 S SI 90 X CH 86 1-2 L9 ③		B CH 87 F FF 94 B FF 93 B CH 88 X FF 94 3-1 1-2 G4-3 ①	S FF 96 B FF 97 X FF 98 1-1 2-3 3-H G6-3 ②	5	0	1	1	0	1	3
36 Triston Casas, L (1, 3) OBP: 0.308, SLG: 0.359		X CU 77 0-0 G4-3 ①	B FF 92 B CH 86 F FF 92 F ST 80 S ST 82 2-3 K ③				X FF 94 0-0 G3 ①	F CH 88 F CH 88 X FF 94 0-2 2-2 L9-6 ②③	B FF 97 C FF 98 F SL 90 S SL 90 1-3 K ③	5	0	0	0	0	2	5
5 Enrique Hernández, R (1, 6) OBP: 0.313, SLG: 0.358		C ST 81 F ST 80 D ST 82 B SI 95 F FF 93 B ST 82 B SI 94 4-2 BB	C ST 79 X FF 90 0-1 17 2B 1B				C FF 94 B FC 88 C FC 87 S FS 81 1-3 K ②		B SI 92 B SI 92 C SI 93 X SI 93 2-1 L9 ①	3	0	1	0	1	1	0
47 Enmanuel Valdez, L (1, 4) OBP: 0.301, SLG: 0.416		B FF 94 F CH 86 S FF 90 F CU 76 F SI 94 S FF 91 1-3 K ②	T ST 80 B CH 84 B FC 87 F ST 79 S SI 93 2-3 K ①				C FC 89 F FF 94 X FS 81 0-2 3 2B 1B		C SL 84 S SL 86 B SL 87 B SI 87 F SI 94 B SI 93 F SI 93 B SL 84 4-2 3 2B 17 1B BB	3	2	1	0	1	2	4
3 Reese McGuire, L (1, 2) OBP: 0.318, SLG: 0.366		C FF 93 F FF 90 F SI 94 F FF 92 X ST 82 0-2 L6 ③	1 SAFE S ST 79 B CH 85 F FC 88 S SI 93 1-3 K ②				X FF 94 0-0 1-H 17 3B 2B		F SL 85 F SL 86 F SI 95 F FF 95 X SL 86 0-2 17 1B 11 1B 1-3 2B	4	2	2	1	0	1	4
Inning Stats	R: 0 E: 0 K: 0 S: 8 H: 0 LOB: 0 BB: 0 P: 11	R: 0 E: 0 K: 1 S: 17 H: 1 LOB: 3 BB: 2 P: 26	R: 0 E: 0 K: 0 S: 6 H: 0 LOB: 0 BB: 0 P: 11	R: 0 E: 0 K: 2 S: 9 H: 0 LOB: 0 BB: 0 P: 14	R: 0 E: 0 K: 2 S: 10 H: 2 LOB: 2 BB: 0 P: 14	R: 0 E: 0 K: 1 S: 12 H: 1 LOB: 1 BB: 0 P: 15	R: 3 E: 0 K: 1 S: 13 H: 4 LOB: 1 BB: 0 P: 17	R: 0 E: 0 K: 0 S: 8 H: 1 LOB: 0 BB: 0 P: 12	R: 5 E: 0 K: 1 S: 24 H: 5 LOB: 2 BB: 1 P: 38	1B: 8 2B: 6 3B: 1 HR: 0 SF: 0 SAC: 0 DP: 1 HBP: 0						

PITCHER		IP	WLS	BF	H	R	ER	SO	BB	IBB	HBP	BLK	WP	HR	S	P	ERA	WHIP
59 Ben Lively, R ERA: 1.99	(1, 1)	5.2	W	22	4	0	0	6	2	0	0	0	0	0	59	87	0.00	1.059
48 Alex Young, L ERA: 2.91	(6, 1)	0.1	H	1	0	0	0	0	0	0	0	0	0	0	3	4	0.00	0.000
63 Fernando Cruz, R ERA: 7.47	(7, 1)	1.0		7	4	3	3	1	0	0	0	0	0	0	13	17	27.00	4.000
46 Buck Farmer, R ERA: 2.7	(8, 1)	1.0		3	1	0	0	0	0	0	0	0	0	0	8	12	0.00	1.000
81 Eduardo Salazar, R ERA: 16.2	(9, 1)	0.1		6	4	5	5	0	1	0	0	0	0	0	16	26	135.00	15.000

PITCHER		IP	WLS	BF	H	R	ER	SO	BB	IBB	HBP	BLK	WP	HR	S	P	ERA	WHIP
43 Alexis Díaz, R ERA: 1.69	(9, 1)	0.2	S	3	1	0	0	1	0	0	0	0	0	0	8	12	0.00	1.500

BOTTOM

Cincinnati Reds @ Boston Red Sox

Fenway Park, Boston, MA

Tue May 30 2023, 7:14 PM - 10:24 PM EDT

Att. 31,642 - Clear - 65 F

livebaseballscorecards.com

AB	39
R	8
H	14
RBI	8
BB	3
SO	8
LOB	17

WP: 0 PA: 42
PB: 0
SB: 0
CS: 0

Batter	1	2	3	4	5	6	7	8	9	AB	R	H	RBI	BB	SO	LOB
28 Kevin Newman, R (1, 5) OBP: 0.343, SLG: 0.366	B FF 96 X FF 96 1-0 ① G4-3		C KC 81 F FF 96 F FC 86 X FC 86 0-2 ② L5		S FF 97 D KC 83 X FF 96 1-1 2-3 1B		B SI 96 B FC 91 B FC 91 C SI 97 C SI 97 X SI 97 3-2 6 G6-4-3 9 1B 7 HR 1-2 1B		C CU 80 F SL 85 H FF 96 1-2 HBP	4	1	2	0	0	0	0
9 Matt McLain, R (1, 6) OBP: 0.426, SLG: 0.541	C FF 96 T FF 96 B FF 98 B FC 87 F FF 98 X FF 98 2-2 1B		C KC 81 S CH 86 X FF 97 0-2 ③ G1-3		C FF 96 F FF 96 F FC 86 B FC 85 F FF 97 D KC 84 S FF 97 2-3 ③ K		X SI 97 0-0 6 G6-4-3 1-2 2-3 1B		B CU 79 S FF 96 X FF 96 1-1 ② F8	5	0	2	0	0	1	3
6 Jonathan India, R (1, 4) OBP: 0.369, SLG: 0.426	C FF 95 B CH 85 B FF 95 F FF 96 F FF 96 F KC 81 S FC 85 2-3 ② K			S FC 85 B CH 86 B FF 95 B FC 85 X FF 95 3-1 ① F8		B FC 89 B FC 90 F FF 95 C FC 90 B FF 96 F FF 96 B FC 90 4-2 7 BB 15 1B BB	C FC 93 X SI 97 0-1 ①② G6-4-3 1-2f 2-3 3-H		C FF 96 B SL 86 B FF 97 F FF 96 S CU 81 2-3 ③ K	4	1	0	0	1	2	4
7 Spencer Steer, R (1, 3) OBP: 0.356, SLG: 0.498	B KC 80 B FF 95 F FF 96 S KC 82 D FC 86 F FF 97 F FC 84 F FF 96 X KC 82 3-2 ③ F7			F KC 82 C FF 96 T FF 96 0-2 ② K		F FC 88 B FF 94 S FC 89 D FC 87 B FF 95 B FF 96 4-2 15 1B 1-2 BB	C FC 91 F SI 97 D SL 88 B SI 96 X SI 97 2-2 3-H HR			3	1	1	2	1	1	1
37 Tyler Stephenson, R (1, 10) OBP: 0.336, SLG: 0.340		C FF 94 S FF 96 B FC 88 X FF 96 1-2 ① F9		B KC 82 C FF 96 B CH 86 T FF 97 S FF 97 2-3 ③ K	C FF 95 B FC 88 X FC 90 1-1 ① F7		S SI 96 S SI 87 S SL 87 0-3 ③ K			4	0	0	0	0	2	3
17 Stuart Fairchild, R (1, 9) OBP: 0.343, SLG: 0.386 27 Jake Fraley, L (6, PH) OBP: 0.337, SLG: 0.399 (6, 9) (7, 7)		S FC 86 S FF 97 B FF 97 F FC 86 F FC 87 S FF 98 1-3 ② K			S FF 94 B CH 85 B FF 95 S KC 83 F FF 96 F FC 85 S KC 81 2-3 ① K	D FC 90 B FC 90 F FF 96 F FF 95 F FF 96 D FS 84 X FF 96 3-2 ② F8		B FF 95 F FC 91 C FC 90 F FS 88 S FS 88 1-3 ① K		2	0	0	0	0	2	0
										2	0	0	0	0	1	2
15 Nick Senzel, R (1, 7) OBP: 0.341, SLG: 0.405 (7, 8)		C KC 82 X FF 97 0-1 2B			F FF 96 C FF 97 S KC 83 0-3 ② K	X FC 90 0-0 1-2 2-H 1B		F FC 91 X SI 95 0-1 ② G1-3		4	0	2	1	0	1	0
2 Jose Barrero, R (1, 8) OBP: 0.314, SLG: 0.347 12 Curt Casali, R (7, 2) OBP: 0.254, SLG: 0.154		B FF 96 B KC 80 S FC 85 C FF 95 B FC 86 X FF 96 3-2 ③ P6			B KC 79 B CH 86 B FF 96 B FF 96 4-0 22 2B BB	F SI 97 S SI 97 S SL 85 0-3 ③ K		F SI 94 C FF 94 B ST 87 F FF 95 B ST 86 B FF 96 S SI 94 3-3 ③ K		2	1	0	0	1	1	3
										1	0	0	0	0	1	0
22 Luke Maile, R (1, 2) OBP: 0.310, SLG: 0.481 30 Will Benson, L (7, PR) OBP: 0.176, SLG: 0.212 (7, 9)			C FF 94 S FF 96 B FF 96 B KC 81 F FF 96 F FC 87 S FF 97 2-3 ① K		S FC 86 B FF 96 F FF 96 D KC 82 B FC 87 F FF 96 X FF 97 3-2 28 1B 1-H 2B		C SI 96 B FC 91 B FC 91 X SI 96 2-1 E5 9 1B 28 1B 6 G6-4-3		B CU 81 X CU 80 1-0 ① G3-1	3	0	1	1	0	1	0
										1	1	0	0	0	0	0

Inning Stats	1	2	3	4	5	6	7	8	9
	R: 0 E: 0 K: 1 S: 16	H: 1 LOB: 1 BB: 0 P: 24	R: 0 E: 0 K: 1 S: 13	H: 1 LOB: 1 BB: 0 P: 18	R: 0 E: 0 K: 1 S: 12	H: 0 LOB: 0 BB: 0 P: 14	R: 0 E: 0 K: 2 S: 8	H: 0 LOB: 0 BB: 0 P: 13	R: 1 E: 0 K: 3 S: 19	H: 2 LOB: 2 BB: 1 P: 31	R: 1 E: 0 K: 1 S: 15	H: 1 LOB: 2 BB: 2 P: 27	R: 3 E: 1 K: 1 S: 14	H: 3 LOB: 1 BB: 0 P: 21	R: 0 E: 0 K: 2 S: 10	H: 0 LOB: 0 BB: 0 P: 14	R: 0 E: 0 K: 1 S: 8	H: 0 LOB: 1 BB: 0 P: 13

	1B: 5	SF: 0	WP: 0	PA: 39
	2B: 2	SAC: 0	PB: 0	
	3B: 0	DP: 1	SB: 0	
	HR: 1	HBP: 1	CS: 0	

PITCHER		IP	WLS	BF	H	R	ER	SO	BB	IBB	HBP	BLK	WP	HR	S	P	ERA	WHIP
65 James Paxton, L ERA: 4.26	(1, 1)	5.0		20	4	1	1	8	1	0	0	0	0	0	68	100	1.80	1.000
50 Kutter Crawford, R ERA: 3.52	(6, 1)	0.2	H	5	1	1	1	0	2	0	0	0	0	0	12	24	13.50	4.500
25 Josh Winckowski, R ERA: 2.14	(6, 1)	1.1	L	7	3	3	0	2	0	0	0	0	0	1	17	24	0.00	2.250
55 Chris Martin, R ERA: 1.23	(8, 1)	1.0		3	0	0	0	2	0	0	0	0	0	0	10	14	0.00	0.000
37 Nick Pivetta, R ERA: 5.66	(9, 1)	1.0		4	0	0	0	1	0	0	1	0	0	0	8	13	0.00	0.000

PITCHER	IP	WLS	BF	H	R	ER	SO	BB	IBB	HBP	BLK	WP	HR	S	P	ERA	WHIP

TOP

Cincinnati Reds @ Boston Red Sox

Fenway Park, Boston, MA

Wed May 31 2023, 7:12 PM - 10:13 PM EDT

Att. 32,593 - Clear - 79 F

livebaseballscorecards.com

AB	35
R	5
H	8
RBI	4
BB	3
SO	13
LOB	16

Cincinnati Reds @ Boston Red Sox

Fenway Park, Boston, MA

Wed May 31 2023, 7:12 PM - 10:13 PM EDT

Att. 32,593 - Clear - 79 F

livebaseballscorecards.com

BOTTOM

Batter	1	2	3	4	5	6	7	8	9	AB	R	H	RBI	BB	SO	LOB
99 Alex Verdugo, L (1, 9) OBP: 0.368, SLG: 0.456	C FF 93 B CH 84 C CH 85 F FF 95 B SL 88 B FF 95 X FF 95 3-2 G6-3 ①		C FF 94 F FF 94 X CH 85 0-2 G3 ② 1-2		B KC 81 C KC 81 X CH 85 1-1 1B		B SI 90 B CU 81 X SI 90 2-0 11 BB 1B 1-2		B CH 89 F FF 95 B CH 88 B CH 88 X FF 96 3-1 G5-3 ②	5	0	2	0	0	0	1
11 Rafael Devers, L (1, 5) OBP: 0.288, SLG: 0.498	X KC 83 0-0 L7 ②		B CH 86 F FF 94 X FF 93 1-1 2B ② 2-H		F CH 85 B FF 93 S KC 81 S FF 94 1-3 K ③		C CH 86 B SI 90 D CH 86 F CH 87 F CH 87 F SI 92 F CU 84 F CH 87 B SI 92 4-2 D CH 87 BB 1-2 2-3		S FF 96 F SL 84 B CH 88 B FF 95 B CH 89 X FF 95 3-2 F8 ③	4	0	1	1	1	1	1
2 Justin Turner, R (1, 3) OBP: 0.351, SLG: 0.404	C SL 87 B FF 93 S FF 93 S SL 87 1-3 K ③		B SL 87 B SL 86 X CH 85 2-0 G5-3 ③			B FF 93 C FF 94 C FF 94 B FF 94 B CH 85 X SL 86 3-2 7 G6-3 1B	B CH 86 F CH 87 F SI 91 F CU 84 X CH 88 1-2 G6-3 ③			4	0	1	0	0	1	4
7 Masataka Yoshida, L (1, 10) OBP: 0.391, SLG: 0.508		B CH 85 C FF 94 X SL 86 1-1 HR		C FF 93 C KC 81 B CH 85 F FF 94 X CH 85 1-2 G6-3 ①		F FF 93 B KC 81 S CH 85 F FF 94 B FF 95 X CH 85 2-2 G6-3 ①② 1-2f		C FF 94 X FF 94 0-1 16 2B 2B		4	2	2	1	0	0	1
30 Rob Refsnyder, R (1, 7) OBP: 0.408, SLG: 0.383		C KC 80 B SL 85 B CH 85 B SL 87 F FF 94 F FF 94 X SL 87 3-2 G6-3 ①		C FF 94 B CH 86 F SL 86 B FF 94 F SL 88 S FF 96 2-3 K ②		X CH 85 0-0 2B		B SL 84 B FF 94 C FF 94 F SL 85 X SL 85 2-2 F7 ①		4	0	1	0	0	1	1
16 Jarren Duran, L (1, 8) OBP: 0.340, SLG: 0.467		C FF 95 C FF 94 B KC 82 S CH 86 1-3 K ②		B CH 85 F CH 85 C CH 86 X FF 95 1-2 P5 ③		C FF 95 B FC 92 X CH 87 1-1 G3 ③		B FF 94 S CU 77 B FF 94 F FF 95 F CU 78 X SL 85 2-2 2B 2-H		4	0	1	1	0	1	1
5 Enrique Hernández, R (1, 6) OBP: 0.308, SLG: 0.352 17 Raimel Tapia, L (8, PH) OBP: 0.337, SLG: 0.381 19 Pablo Reyes, R (9, 6) OBP: 0.314, SLG: 0.364		C CH 85 B SL 86 B CH 85 C SL 86 F FF 95 B SL 87 S CH 86 3-3 K ③			B SL 86 B KC 79 C SL 85 X FF 93 2-1 F9 ①		C FF 93 F CH 86 X FF 96 0-2 G3-1 ①	S SL 85 S SL 84 F SL 85 F FF 95 F SL 85 X SL 83 0-2 L8 ②		3 1 0	0 0 0	0 0 0	0 0 0	0 0 0	1 0 0	0 1 0
47 Enmanuel Valdez, L (1, 4) OBP: 0.302, SLG: 0.450			B KC 82 C CH 84 X CH 84 1-1 F7 ①		C FF 93 L FF 93 B KC 83 X CH 85 1-2 HR		C FF 95 F FC 93 0-2 CI 11 BB 99 1B	B FF 95 D CU 79 C SL 82 F FF 93 F SL 84 F SL 84 F SL 84 F FF 94 S FF 94 2-3 K ③		3	1	1	1	0	1	1
12 Connor Wong, R (1, 2) OBP: 0.293, SLG: 0.470			C KC 81 B FF 93 S SL 87 B FF 94 X SL 87 2-2 99 G3 11 2B 1B		S FF 94 F FF 94 F CH 86 X FF 96 0-2 F8 ②		1 SAFE B ST 85 X ST 86 1-0 F8 ②		B FF 95 S SL 84 B CH 88 T FF 94 S SL 84 2-3 K ①	4	1	1	0	0	1	1
Inning Stats	R: 0 E: 0 K: 1 S: 8 H: 0 LOB: 0 BB: 0 P: 12	R: 1 E: 0 K: 2 S: 13 H: 1 LOB: 0 BB: 0 P: 21	R: 1 E: 0 K: 0 S: 11 H: 2 LOB: 1 BB: 0 P: 17	R: 0 E: 0 K: 1 S: 11 H: 0 LOB: 0 BB: 0 P: 15	R: 1 E: 0 K: 1 S: 14 H: 2 LOB: 1 BB: 0 P: 19	R: 0 E: 0 K: 0 S: 10 H: 2 LOB: 1 BB: 0 P: 16	R: 0 E: 1 K: 0 S: 17 H: 1 LOB: 3 BB: 1 P: 25	R: 1 E: 0 K: 1 S: 22 H: 2 LOB: 1 BB: 0 P: 28	R: 0 E: 0 K: 1 S: 8 H: 0 LOB: 0 BB: 0 P: 16	1B: 4 2B: 4 3B: 0 HR: 2 SF: 0 SAC: 0 DP: 1 HBP: 0	WP: 0 PB: 0 SB: 0 CS: 0 PA: 38					

	AB	36
	R	4
	H	10
	RBI	4
	BB	1
	SO	7
	LOB	12

PITCHER		IP	WLS	BF	H	R	ER	SO	BB	IBB	HBP	BLK	WP	HR	S	P	ERA	WHIP
34 Luke Weaver, R ERA: 5.36	(1, 1)	5.2		23	7	3	3	5	0	0	0	0	0	2	65	97	4.76	1.235
79 Ian Gibaut, R ERA: 3.55	(6, 1)	1.0	W	4	0	0	0	0	0	0	0	0	0	0	8	10	0.00	0.000
48 Alex Young, L ERA: 2.86	(7, 1)	0.1	H	3	1	0	0	0	1	0	0	0	0	0	11	18	0.00	6.000
39 Lucas Sims, R ERA: 4.15	(8, 1)	1.0	H	5	2	1	1	1	0	0	0	0	0	0	22	28	9.00	2.000
46 Buck Farmer, R ERA: 2.6	(9, 1)	1.0	S	3	0	0	0	1	0	0	0	0	0	0	8	16	0.00	0.000

PITCHER	IP	WLS	BF	H	R	ER	SO	BB	IBB	HBP	BLK	WP	HR	S	P	ERA	WHIP

Cincinnati Reds @ Boston Red Sox

Fenway Park, Boston, MA

Thu Jun 01 2023, 7:13 PM - 9:51 PM EDT

Att. 31,204 - Clear - 85 F

livebaseballscorecards.com

TOP

Batter	1	2	3	4	5	6	7	8	9	AB	R	H	RBI	BB	SO	LOB
28 Kevin Newman, R (1, 5) OBP: 0.355, SLG: 0.394	B FF 94 X FF 93 1-0 1B		X CH 86 0-0 2-H 2B		C SI 94 B SI 94 B SL 81 X SL 80 2-1 ② G4-3			C FF 95 X FC 92 0-1 9 WP 9 1B 2B		4	1	3	1	0	0	0
9 Matt McLain, R (1, 6) OBP: 0.417, SLG: 0.523	C FF 95 B FF 92 S SL 79 T FF 95 1-2 ① K		C SL 77 S SL 79 X SL 80 0-2 ② G5-3		B SL 82 F SL 81 B SI 94 T SI 94 X SI 95 2-2 ③ L8			C SI 94 T FF 96 B ST 86 B FF 96 X SI 95 2-2 6 G5-4-3 2-H 1B		4	0	1	1	0	1	2
6 Jonathan India, R (1, 4) OBP: 0.363, SLG: 0.418	B FF 93 S FF 95 S CH 88 F SL 81 S FF 96 1-3 ② K		X FF 92 0-0 ③ L7			C SI 98 S FC 88 S FC 87 0-3 ① K		B FC 91 C FF 95 S FF 95 F FF 96 1 SAFE X SI 94 1-2 ① ② G5-4-3 1-2f		4	0	0	0	0	2	3
7 Spencer Steer, R (1, 3) OBP: 0.358, SLG: 0.500	C SL 78 B FF 95 S SL 80 F FF 96 B SL 81 S SL 80 2-3 ③ K			C FF 90 F FF 90 B FF 93 X SL 77 1-2 37 2B 17 F 2B		C FC 87 B SI 97 B FC 92 B FC 88 C SI 97 B FC 88 4-2 BB		S FF 95 B ST 85 C FF 95 F FF 95 X ST 84 1-2 ③ F8		3	0	1	0	1	1	1
37 Tyler Stephenson, R (1, 10) OBP: 0.335, SLG: 0.344		C SL 77 C FF 92 B FF 94 X SL 79 1-2 ① F9		B SL 78 T FF 93 B FF 93 X SL 79 2-1 2-3 2B		C SI 96 S FC 89 B SI 98 D SL 86 X FC 92 2-2 ② F9			B FC 90 C FC 91 X FC 92 1-1 ① F9	4	0	1	0	0	0	1
17 Stuart Fairchild, R (1, 9) OBP: 0.338, SLG: 0.379 27 Jake Fraley, L (6, PH) OBP: 0.333, SLG: 0.394 (6, 9)		B CH 86 S FF 93 T FF 93 S FF 93 1-3 ② K		C FF 93 F FF 92 D SL 79 X SL 80 1-2 ① ② F 3-H		B FC 90 X FC 91 1-0 ③ G4-3			B FC 92 F FC 91 X FC 95 1-1 ② G6-3	2 2	0 0	0 0	0 0	0 0	1 0	2 1
15 Nick Senzel, R (1, 7) OBP: 0.345, SLG: 0.400		B SL 77 F FF 94 F CH 87 S SL 82 1-3 ③ K		C SL 78 B SL 78 B FF 95 B SL 80 F FF 96 B SL 82 4-2 BB			C CU 81 F SL 88 B FF 95 F FF 96 B CU 84 C FF 96 2-3 ① K		B FC 92 B FC 92 B FC 92 C FC 91 B FC 91 4-1 2 DI BB	2	0	0	0	2	2	0
2 Jose Barrero, R (1, 8) OBP: 0.305, SLG: 0.336			C SL 74 S SL 76 B FF 92 B FF 92 S SL 79 2-3 ① K	B SL 80 X FF 93 1-0 ③ P3			B FF 96 C FF 97 B CU 82 C CU 82 S FF 96 2-3 ② K		B FC 92 X FC 93 1-0 ③ P2 1-2	4	0	0	0	0	2	3
12 Curt Casali, R (1, 2) OBP: 0.258, SLG: 0.182			B FF 92 X FF 92 1-0 28 2B 2B		C SI 94 B SI 94 C SL 82 F SL 95 F SI 83 F SI 94 B FF 93 S SL 82 2-3 ① K		S SL 87 C CU 82 B FF 96 C FF 96 1-3 ③ K			3	1	1	0	0	2	0
Inning Stats	R: 0 E: 0 K: 3 S: 12 H: 1 LOB: 1 BB: 0 P: 17	R: 0 E: 0 K: 2 S: 9 H: 0 LOB: 0 BB: 0 P: 12	R: 1 E: 0 K: 1 S: 9 H: 2 LOB: 1 BB: 0 P: 12	R: 0 E: 0 K: 0 S: 11 H: 2 LOB: 2 BB: 1 P: 20	R: 0 E: 0 K: 1 S: 11 H: 0 LOB: 0 BB: 0 P: 17	R: 0 E: 0 K: 1 S: 9 H: 0 LOB: 1 BB: 1 P: 16	R: 0 E: 0 K: 3 S: 10 H: 0 LOB: 0 BB: 0 P: 15	R: 1 E: 0 K: 0 S: 13 H: 2 LOB: 0 BB: 0 P: 17	R: 0 E: 0 K: 0 S: 6 H: 0 LOB: 1 BB: 1 P: 13	1B: 2 2B: 6 3B: 0 HR: 0 SF: 0 SAC: 0 DP: 2 HBP: 0						

	AB	32
	R	2
	H	7
	RBI	2
	BB	3
	SO	11
	LOB	13

WP: 1 PB: 0 SB: 0 CS: 0 PA: 35

PITCHER		IP	WLS	BF	H	R	ER	SO	BB	IBB	HBP	BLK	WP	HR	S	P	ERA	WHIP
41 Chris Sale, L ERA: 4.58	(1, 1)	3.2		16	5	1	1	6	1	0	0	0	0	0	40	59	2.46	1.636
63 Justin Garza, R ERA: 1.17	(4, 1)	1.1		4	0	0	0	1	0	0	0	0	0	0	12	19	0.00	0.000
25 Josh Winckowski, R ERA: 2.08	(6, 1)	1.0		4	0	0	0	1	1	0	0	0	0	0	9	16	0.00	1.000
37 Nick Pivetta, R ERA: 5.54	(7, 1)	1.0		3	0	0	0	3	0	0	0	0	0	0	10	15	0.00	0.000
55 Chris Martin, R ERA: 1.72	(8, 1)	1.0	W	4	2	1	1	0	0	0	0	0	1	0	13	17	9.00	2.000

PITCHER		IP	WLS	BF	H	R	ER	SO	BB	IBB	HBP	BLK	WP	HR	S	P	ERA	WHIP
74 Kenley Jansen, R ERA: 3.24	(9, 1)	1.0		4	0	0	0	0	1	0	0	0	0	0	6	13	0.00	1.000

BOTTOM

Cincinnati Reds @ Boston Red Sox

Fenway Park, Boston, MA

Thu Jun 01 2023, 7:13 PM - 9:51 PM EDT

Att. 31,204 - Clear - 85 F

livebaseballscorecards.com

Batter	1	2	3	4	5	6	7	8	9	AB	R	H	RBI	BB	SO	LOB
99 Alex Verdugo, L (1, 9) OBP: 0.365, SLG: 0.447	C FF 96 C FF 98 B FF 98 S SL 88 1-3 ① K		F SL 87 X SL 87 0-1 ③ F8		B FF 98 C FF 98 B FF 97 X FF 99 2-1 ③ G5-3			B FF 96 B FF 95 C FF 91 C CH 83 B FF 94 B FF 92 11 2B BB X CH 85 0-0 ③ G6-3		4	1	0	0	1	1	2
11 Rafael Devers, L (1, 5) OBP: 0.296, SLG: 0.510	S SL 86 B FF 97 B FF 97 S FF 98 S FF 99 2-3 ② K			B FF 95 B SL 85 F FF 98 S FF 99 B SL 87 F FF 99 F FF 100 F SL 90 X FF 100 3-2 2 1B 2B		F SL 87 B SL 87 B SL 86 F FF 98 B FF 99 F FF 99 F SL 89 B FF 100 4-2 BB		B FF 92 B SL 85 C FF 92 X CH 83 2-1 2 1B 7 FC4-2-5 1-H 2B		3	1	2	1	1	1	0
2 Justin Turner, R (1, 10) OBP: 0.353, SLG: 0.406 17 Raimel Tapia, L (8, PR) OBP: 0.337, SLG: 0.381 (9, 10)	F FF 98 B FF 98 F SL 87 B SL 87 F FF 98 B FF 98 F FF 99 F FF 99 S SL 87 3-3 ③ K			B SL 87 X FF 98 1-0 16 BB 2-H 1B		C FF 98 S FF 98 F FF 98 B FF 99 B SL 89 F SL 88 S FF 99 2-3 ① K		F SL 84 B FF 93 B CU 76 X SL 82 2-1 7 FC4-2-5 5 BLK 2-3 1B		4 0	0 1	2 0	1 0	0 0	2 0	1 0
7 Masataka Yoshida, L (1, 7) OBP: 0.389, SLG: 0.500		B FF 96 S FF 97 B SL 88 C SL 86 B FF 99 B FF 98 4-2 BB		X FF 97 0-0 ① F7		B FF 98 X FF 98 1-0 ② F7		C FF 93 X FF 94 0-1 ① FC4-2-5 5 BLK 5 1B 1-3 3-H		3	1	0	0	1	0	4
16 Jarren Duran, L (1, 8) OBP: 0.344, SLG: 0.460		B FF 98 B CH 90 F FF 98 C FF 99 1 SAFE F FF 99 F SL 87 S SL 89 2-3 ① K		B FF 97 B CH 89 C FF 97 B FF 98 B FF 98 4-1 1-2 BB		X SL 87 0-0 ③ F8		0-0 5 BLK 5 1B IBB		2	1	0	0	2	1	2
5 Enrique Hernández, R (1, 6) OBP: 0.312, SLG: 0.372		B FF 99 S SL 87 F FF 98 F FF 99 S SL 88 1-3 ② K		X SL 87 0-0 ② F4			C ST 85 C CH 87 B FF 96 X CH 86 1-2 HR	S FF 93 T FF 94 X FF 94 0-2 36 G3 12 HR 1-H 2-H 3-H 1B		4	2	2	3	0	1	3
36 Triston Casas, L (1, 3) OBP: 0.301, SLG: 0.349		1 SAFE B SL 87 F FF 98 C CH 90 B FF 100 B SL 88 F FF 100 F SL 89 F SL 89 3-2 X FF 100 ③ F7		X FF 97 0-0 ③ F8			X ST 87 0-0 ① P6	S CH 85 1 SAFE F CH 84 X SL 83 0-2 ② G3 1-2		4	0	0	0	0	0	5
12 Connor Wong, R (1, 2) OBP: 0.291, SLG: 0.487			F FF 97 F FF 96 B SL 87 S SL 85 1-3 ① K		B FF 96 B FF 97 B FF 98 X FF 98 3-0 ① F7		X FF 95 0-0 ② F9	C SL 82 B FF 94 X CH 85 1-1 2-H HR		4	1	1	2	0	1	0
47 Enmanuel Valdez, L (1, 4) OBP: 0.300, SLG: 0.440			C FF 98 B FF 98 B CH 90 B SL 88 F FF 99 C FF 99 3-3 ② K		C SL 89 S SL 86 B SL 87 F FF 98 B FF 98 F SL 88 X FF 99 2-2 ② F8		C FF 95 X FC 90 0-1 ③ G6-3	B FF 93 X CU 76 1-0 1B		4	0	1	0	0	1	0
Inning Stats	R: 0 E: 0 K: 3 S: 12 H: 0 LOB: 0 BB: 0 P: 18	R: 0 E: 0 K: 2 S: 17 H: 0 LOB: 1 BB: 1 P: 27	R: 0 E: 0 K: 2 S: 8 H: 0 LOB: 0 BB: 0 P: 12	R: 1 E: 0 K: 0 S: 11 H: 2 LOB: 2 BB: 1 P: 19	R: 0 E: 0 K: 0 S: 8 H: 0 LOB: 0 BB: 0 P: 15	R: 0 E: 0 K: 1 S: 11 H: 0 LOB: 1 BB: 1 P: 18	R: 1 E: 0 K: 0 S: 7 H: 1 LOB: 0 BB: 0 P: 8	R: 6 E: 0 K: 0 S: 19 H: 5 LOB: 2 BB: 2 P: 29		1B: 4 2B: 2 3B: 0 HR: 2 SF: 0 SAC: 0 DP: 0 HBP: 0						

	AB	32
	R	8
	H	8
	RBI	7
	BB	5
	SO	8
	LOB	17

WP: 0 PB: 0 SB: 0 CS: 0 PA: 37

PITCHER		IP	WLS	BF	H	R	ER	SO	BB	IBB	HBP	BLK	WP	HR	S	P	ERA	WHIP
21 Hunter Greene, R ERA: 3.92	(1, 1)	6.0		23	2	1	1	8	3	0	0	0	0	0	67	109	1.50	0.833
79 Ian Gibaut, R ERA: 3.76	(7, 1)	1.0		4	1	1	1	0	0	0	0	0	0	1	7	8	9.00	1.000
57 Kevin Herget, R ERA: 5.3	(8, 1)	1.0	L	10	5	6	6	0	1	1	0	1	0	1	19	29	54.00	6.000

PITCHER		IP	WLS	BF	H	R	ER	SO	BB	IBB	HBP	BLK	WP	HR	S	P	ERA	WHIP

Tampa Bay Rays @ Boston Red Sox

Fenway Park, Boston, MA

Sat Jun 03 2023, 1:10 PM - 4:05 PM EDT

Att. 31,303 - Drizzle - 52 F

TOP

livebaseballscorecards.com

Batter	1	2	3	4	5	6	7	8	9	AB	R	H	RBI	BB	SO	LOB
2 Yandy Díaz, R (1, 3) OBP: 0.410, SLG: 0.587	X SI 92 0-0 ① F8	C CH 84 B SI 93 X ST 79 1-1 1-H 3-H 2B			F SI 90 C SI 90 B SI 92 B CH 81 X SI 92 2-2 ① G4-3		C SI 96 B FC 90 X FC 91 1-1 ① G3-1		F FC 93 B FC 94 X FC 95 1-1 2B	5	0	2	2	0	0	0
5 Wander Franco, S (1, 6) OBP: 0.367, SLG: 0.493	B SI 92 B ST 78 F ST 78 X SI 93 2-1 8 S 8 FC3-2 2B	C ST 78 B SI 93 F CH 82 D CH 82 X CH 83 2-2 ③ G4-3			C ST 77 F SI 92 B CH 82 X CH 81 1-2 56 1B 8 BB 87 SF9 1B		C SL 86 B FC 92 F SL 85 X SI 96 1-2 8 1B 87 1B 2B		F FC 94 F FC 94 B FC 95 D SL 86 B FC 94 S FC 95 3-3 ① K	5	2	3	0	0	1	2
8 Brandon Lowe, L (1, 4) OBP: 0.306, SLG: 0.409	F CH 82 B SI 94 B SI 94 C CH 82 F SI 95 B CH 84 F SI 95 X CH 84 3-2 ② FC3-2 2-H	F ST 77 F CH 82 X SI 93 0-2 ① G4-3			B SI 90 S ST 76 B SI 91 B SI 91 B ST 78 4-1 87 SF9 56 1B 1-2 BB		T SL 84 X FF 96 0-1 87 1B 2-3 1B		F FC 94 C SI 96 S FC 97 0-3 ② K	4	0	1	0	1	1	2
56 Randy Arozarena, R (1, 7) OBP: 0.402, SLG: 0.505	C SI 94 C SI 95 X SI 96 0-2 ③ G5-3	B CH 82 S SI 94 F CH 83 B SI 93 B CH 83 X SI 93 3-2 ② F8			B SI 92 F SI 92 D CH 81 C SI 91 F SI 93 D CH 83 F SI 95 F CH 82 X SI 94 3-2 87 SF9 1-2 2-3 1B		S SI 96 C SI 96 S FC 90 0-3 ② K		B FC 96 C FC 95 S SL 86 S FC 96 1-3 ③ K	5	0	1	0	0	2	4
87 Harold Ramírez, R (1, 10) OBP: 0.339, SLG: 0.497		X SI 92 0-0 14 1B 6 BB 14 E 1B C SI 93 X CH 83 0-1 E6			X SI 93 0-0 ② SF9 1-2 2-3 3-H		F SI 97 B SL 86 X SI 96 1-1 1-3 3-H 1B			3	1	2	2	0	0	0
15 Josh Lowe, L (1, 9) OBP: 0.345, SLG: 0.570		C ST 79 S SI 94 F SI 95 X ST 80 0-2 ① F7 C ST 78 S CH 82 B SI 93 T CH 82 1-2 ③ K			C SL 78 B SI 89 S SL 79 B SL 78 S SL 78 2-3 ③ K		X FC 90 0-0 ③ L7			4	0	0	0	0	2	6
22 Jose Siri, R (1, 8) OBP: 0.289, SLG: 0.564		C SI 93 F ST 78 S SI 94 0-3 ② K		F SI 91 B CH 81 L SI 92 F ST 78 S SI 92 1-3 ① K		S SI 88 S CU 81 S CU 81 0-3 ① K		B SI 94 B FF 95 C SI 94 B SI 94 X SI 94 3-1 ① L8		4	0	0	0	0	3	1
6 Taylor Walls, S (1, 5) OBP: 0.346, SLG: 0.470		B SI 93 C SI 94 B CH 83 1 SAFE B CH 83 C SI 94 F SI 94 F SI 94 B CH 83 4-2 14 E 2 2B 1-2 BB		S SI 92 C SI 92 S SI 92 0-3 ② K		C CU 80 X CH 82 0-1 ② P5		F FC 91 B FC 90 B FC 90 S FC 90 S FC 92 2-3 ② K		3	1	0	0	1	2	0
14 Christian Bethancourt, R (1, 2) OBP: 0.275, SLG: 0.488		C ST 79 C ST 79 F SI 95 X CH 84 0-2 E6 2 2B 1-3 2-H 1B		F SI 92 S CH 83 F SI 94 F SI 93 B ST 79 S SI 92 1-3 ③ K		X CU 82 0-0 ③ F7		S ST 84 T FF 95 X ST 84 0-2 ③ P4		4	1	1	0	0	1	0
Inning Stats	R: 0 H: 1 E: 0 LOB: 1 K: 0 BB: 0 S: 11 P: 16	R: 3 H: 3 E: 1 LOB: 1 K: 1 BB: 1 S: 21 P: 28	R: 0 H: 0 E: 1 LOB: 1 K: 1 BB: 0 S: 11 P: 15	R: 0 H: 0 E: 0 LOB: 0 K: 3 BB: 0 S: 12 P: 14	R: 1 H: 2 E: 0 LOB: 2 K: 1 BB: 1 S: 17 P: 29	R: 0 H: 0 E: 0 LOB: 0 K: 1 BB: 0 S: 6 P: 6	R: 1 H: 3 E: 0 LOB: 2 K: 1 BB: 0 S: 13 P: 16	R: 0 H: 0 E: 0 LOB: 0 K: 1 BB: 0 S: 8 P: 13	R: 0 H: 1 E: 0 LOB: 1 K: 3 BB: 0 S: 11 P: 16	1B: 6 SF: 1 2B: 4 SAC: 0 3B: 0 DP: 0 HR: 0 HBP: 0						

AB	37
R	5
H	10
RBI	4
BB	2
SO	12
LOB	15

WP: 0 PA: 40
PB: 0
SB: 1
CS: 0

PITCHER		IP	WLS	BF	H	R	ER	SO	BB	IBB	HBP	BLK	WP	HR	S	P	ERA	WHIP
22 Garrett Whitlock, R ERA: 5.61	(1, 1)	4.2		23	6	4	4	5	2	0	0	0	0	0	69	97	7.71	1.714
71 Ryan Sherriff, L ERA: 1.8	(5, 1)	0.1		1	0	0	0	1	0	0	0	0	0	0	3	5	0.00	0.000
28 Corey Kluber, R ERA: 6.12	(6, 1)	1.0	W	3	0	0	0	1	0	0	0	0	0	0	6	6	0.00	0.000
25 Josh Winckowski, R ERA: 2.27	(7, 1)	1.0	H	6	3	1	1	1	0	0	0	0	0	0	13	16	9.00	3.000
55 Chris Martin, R ERA: 1.62	(8, 1)	1.0	H	3	0	0	0	1	0	0	0	0	0	0	8	13	0.00	0.000

PITCHER		IP	WLS	BF	H	R	ER	SO	BB	IBB	HBP	BLK	WP	HR	S	P	ERA	WHIP
74 Kenley Jansen, R ERA: 3.06	(9, 1)	1.0	S	4	1	0	0	3	0	0	0	0	0	0	11	16	0.00	1.000

BOTTOM

Tampa Bay Rays @ Boston Red Sox

Fenway Park, Boston, MA

Sat Jun 03 2023, 1:10 PM - 4:05 PM EDT

Att. 31,303 - Drizzle - 52 F

livebaseballscorecards.com

Batter	1	2	3	4	5	6	7	8	9	AB	R	H	RBI	BB	SO	LOB
99 Alex Verdugo, L (1, 9) OBP: 0.370, SLG: 0.455	C SI 88 C SI 89 X SI 88 0-2 1B		C SI 87 X SL 75 0-1 ② P6		C SI 84 X SL 74 0-1 11 FC5-6 2-H 1B	B FF 94 C FC 87 C FF 94 F FF 96 S FC 86 1-3 ② K	C SI 88 B ST 73 X ST 75 1-1 1-H 2B			5	0	3	2	0	1	2
11 Rafael Devers, L (1, 5) OBP: 0.294, SLG: 0.500	C SI 89 S ST 75 B SI 90 B SI 89 T ST 75 2-2 ① K		B SI 88 B SI 87 S SL 74 F SL 74 X SI 88 2-2 ③ G5-3		B SI 86 C SI 86 X SI 86 1-1 ② FC5-6 7 BB 2 1B 1-2f	S FC 88 B FF 95 S FF 95 F FF 95 B FF 94 B FF 94 F FF 94 D CH 89 4-2 2 2B 1-2 BB	C SI 89 F FC 83 X SI 89 0-2 ③ L7			4	1	0	0	1	1	3
2 Justin Turner, R (1, 3) OBP: 0.354, SLG: 0.411	B ST 75 B SI 89 B SI 89 C SI 88 X SI 88 3-1 ② F8			C SI 87 F SL 75 B CH 83 X SL 75 1-2 ① G6-3	C CH 82 F SL 75 B SL 73 X SI 88 1-2 7 BB 1-2 1B	C CH 90 B FF 94 T FF 94 B FF 94 X CH 90 2-2 7 2B 1-H 2-H 3-H 2B		C SI 87 B SI 88 B FC 82 X SI 88 2-1 ① G4-3		5	1	2	3	0	0	1
7 Masataka Yoshida, L (1, 7) OBP: 0.394, SLG: 0.505	C SI 89 F ST 75 D ST 74 X SI 88 1-2 ③ G4-3			C SI 86 B SI 88 F SL 74 S SL 76 1-3 ② K	D SI 85 B SI 86 C SI 86 B SL 76 C SI 87 F SI 88 B SI 88 4-2 1-2 2-3 BB	C FF 94 X FF 94 0-1 16 1B 2-H 2B		B SI 88 C ST 75 C FC 83 B ST 76 X CH 83 2-2 16 G3-6 1B		4	1	2	1	1	1	1
30 Rob Refsnyder, R (1, 8) OBP: 0.420, SLG: 0.383 16 Jarren Duran, L (5, PH) OBP: 0.344, SLG: 0.458 (6, 8)		C ST 73 F ST 74 H SI 87 1-2 HBP		C CH 81 F SL 75 B CH 82 F SI 87 F CH 82 F SL 76 H SI 90 2-2 36 BB HBP	C ST 73 B SI 90 C SI 90 S ST 76 1-3 ③ K	M SI 88 X ST 75 0-1 2-H 1B		B SI 89 X SI 88 1-0 ② ③ G3-6 1-2f		0 3	0 0	0 1	0 1	0 0	0 1	0 4
36 Triston Casas, L (1, 10) OBP: 0.300, SLG: 0.342		C SI 89 T SI 89 S ST 75 0-3 ① K		B SL 74 B SI 86 S SI 87 F SI 86 F SL 75 F SI 88 B SI 88 B SL 77 4-2 1-2 BB	K	G4-3				3	0	0	0	1	2	2
5 Enrique Hernández, R (1, 6) OBP: 0.311, SLG: 0.370		C ST 75 B ST 74 B SI 88 X SI 87 2-1 ② F7		B CH 82 X CH 82 1-0 ③ F7		B CH 89 F CH 88 B CH 90 X CH 89 2-1 3 BB 19 1B 1B	C FC 82 B ST 74 C SL 82 S ST 75 1-3 ① K			4	1	1	0	0	1	3
3 Reese McGuire, L (1, 2) OBP: 0.326, SLG: 0.376		F SI 88 B ST 74 F ST 75 X ST 75 1-2 ③ G3			B CH 84 B SI 84 F SI 86 B SI 86 C SI 85 F SI 88 X SI 88 3-2 99 1B 2B	B FF 93 B FF 94 B FF 93 B FF 94 4-0 19 1B 2 2B 1-2 BB	F SI 89 X SI 90 0-1 ② F8			3	2	1	0	1	0	1
19 Pablo Reyes, R (1, 4) OBP: 0.333, SLG: 0.378			C ST 72 B ST 74 C SI 87 X ST 75 1-2 ① P3		B CH 81 C CH 84 C CH 82 X SL 75 1-2 ① P4	B CH 89 B CH 89 B FF 94 C FF 94 X FF 95 3-1 11 BB 2 2B 1-3 2-H 1B	C SL 83 X FC 83 0-1 99 E 99 S 99 2B 1B			4	2	2	1	0	0	1
Inning Stats	R: 0 E: 0 K: 1 S: 11 H: 1 LOB: 1 BB: 0 P: 17	R: 0 E: 0 K: 1 S: 10 H: 0 LOB: 1 BB: 0 P: 14	R: 0 E: 0 K: 0 S: 8 H: 0 LOB: 0 BB: 0 P: 11	R: 0 E: 0 K: 1 S: 16 H: 0 LOB: 2 BB: 1 P: 25	R: 1 E: 0 K: 1 S: 20 H: 3 LOB: 3 BB: 1 P: 31	R: 6 E: 0 K: 2 S: 23 H: 5 LOB: 1 BB: 2 P: 40	R: 1 E: 0 K: 1 S: 12 H: 2 LOB: 1 BB: 0 P: 14	R: 0 E: 0 K: 0 S: 6 H: 1 LOB: 0 BB: 0 P: 11								

AB	35
R	8
H	12
RBI	8
BB	4
SO	7
LOB	18

1B: 8	SF: 0	WP: 0	PA: 41
2B: 4	SAC: 0	PB: 0	
3B: 0	DP: 1	SB: 1	
HR: 0	HBP: 2	CS: 0	

PITCHER		IP	WLS	BF	H	R	ER	SO	BB	IBB	HBP	BLK	WP	HR	S	P	ERA	WHIP
44 Trevor Kelley, R ERA: 4.05	(1, 1)	2.1		9	1	0	0	2	0	0	1	0	0	0	24	35	0.00	0.429
73 Joe La Sorsa, L ERA: 2.08	(3, 1)	2.1		13	3	1	1	1	2	0	1	0	0	0	38	59	3.86	2.143
49 Kevin Kelly, R ERA: 4.1	(5, 1)	0.1	H	1	0	0	0	1	0	0	0	0	0	0	3	4	0.00	0.000
68 Jalen Beeks, L ERA: 6.21	(6, 1)	0.2	L	8	4	6	6	2	2	0	0	0	0	0	20	37	81.00	9.000
Cooper Criswell, R ERA: 6.11	(6, 1)	2.1		10	4	1	1	1	0	0	0	0	0	0	21	28	3.86	1.714

PITCHER	IP	WLS	BF	H	R	ER	SO	BB	IBB	HBP	BLK	WP	HR	S	P	ERA	WHIP

Batter	1	2	3	4	5	6	7	8	9	AB	R	H	RBI	BB	SO	LOB
2 Yandy Díaz, R (1, 3) OBP: 0.405, SLG: 0.576	C FC 90 B FF 94 X SL 84 1-1 ① G6-3		B FF 95 X FC 88 1-0 ② G6-3 3-H		F SI 88 X SI 90 0-1 ② FC3-2 1-2 2-3 3-Hf		C CU 75 X SI 91 0-1 ① L9		C FC 94 B FC 95 X SL 84 1-1 8 F9 1-2 87 2B 1B	5	1	1	1	0	0	3
8 Brandon Lowe, L (1, 4) OBP: 0.299, SLG: 0.398	C FC 91 S FS 84 S FF 96 0-3 ② K		C FC 89 X KC 82 0-1 ③ F7		B SL 78 B SL 77 C SI 89 S SI 89 B SL 79 S SI 88 3-3 ③ K		F SI 90 B CU 78 S CU 78 S SI 91 1-3 ② K		F FC 94 B FC 93 B FC 95 B FC 95 X FC 94 3-1 ① F9 1-2 2-3	5	0	0	0	0	3	5
87 Harold Ramírez, R (1, 7) OBP: 0.347, SLG: 0.512	B FC 90 X FC 90 1-0 ③ P6			B SL 82 X SI 93 1-0 ① L9		C SI 87 B SI 88 B SL 79 X SL 79 2-1 56 S 22 2B 2B	X CU 78 0-0 1B		S FC 96 X FC 96 0-1 2-H 3-H 2B	5	1	3	2	0	0	0
56 Randy Arozarena, R (1, 10) OBP: 0.402, SLG: 0.500		C KC 80 B FF 93 C KC 81 X FF 94 1-2 17 S 1B		B SI 94 C SI 94 S CH 82 S SL 84 1-3 ② K		C SI 88 B SI 88 B SL 78 B SI 87 X SL 78 3-1 ① P5 2-3	C SI 91 D CU 78 B CU 78 C CU 78 C SI 92 2-3 ③ K		B FC 94 B SL 83 S FC 94 B SI 95 D FC 95 4-1 BB	4	0	1	0	1	2	2
15 Josh Lowe, L (1, 9) OBP: 0.341, SLG: 0.563 22 Jose Siri, R (6, PH) OBP: 0.290, SLG: 0.566 (6, 8)		S KC 80 B FC 89 F FC 88 S FF 95 1-3 ① K		F SI 94 S SI 95 X CH 82 0-2 ③ L4		B SL 79 X SI 89 1-0 6 S 3-H 2B		C CU 76 F CU 77 F CU 77 S CU 77 0-3 ① K	S FC 92 S FC 93 B FC 93 S FC 93 1-3 ② K	2 3	0 0	0 1	0 1	0 0	1 2	1 2
17 Isaac Paredes, R (1, 5) OBP: 0.345, SLG: 0.466		B FC 88 S FC 88 B ST 83 S FC 88 F FF 95 B FF 95 X FC 88 3-2 ② L9 1-2			B SI 92 B SI 93 B FC 87 B SI 93 4-0 21 1B 6 BB 2 FC3-2 BB	B SI 88 B SI 87 B SI 88 C SI 89 F SI 87 H SL 78 4-2 6 BB HBP		B SI 91 C SI 92 C CU 77 X SI 92 1-2 1B	B FC 93 B FC 92 B FC 93 X FC 92 3-0 ③ P2	3	0	1	0	1	0	3
6 Taylor Walls, S (1, 6) OBP: 0.350, SLG: 0.463		C FC 89 B FS 82 S FF 94 F FF 95 S FF 95 1-3 ③ K			B SI 92 B SI 93 D SI 93 C SI 94 B SI 93 4-1 2 FC3-2 21 1B 1-2 BB	B SI 89 C SL 78 B SI 89 D SI 89 3-1 1-2 2-3 BB		B CU 78 C SI 90 B CU 78 F SI 91 C SI 92 2-3 ② K		2	0	0	0	2	2	2
13 Manuel Margot, R (1, 8) OBP: 0.325, SLG: 0.346 (6, 9)			X FF 93 0-0 21 G4-3 2 G6-3 2B		B FC 89 C SI 94 B SI 94 B FC 87 S SI 94 F SI 94 F SI 94 S SI 95 3-3 ① K	C SL 80 S SL 79 X SL 79 0-2 ② F4		B CU 78 C SI 91 F SI 92 F SI 92 D CU 79 F CU 79 F CU 79 B SI 93 F SI 91 3-2 ③ F SI 92 X SI 92 G5-3		4	1	1	0	0	1	6
21 Francisco Mejía, S (1, 2) OBP: 0.258, SLG: 0.315			B FC 88 C FS 82 L FC 89 F FF 95 B FS 82 F FF 95 X KC 82 2-2 ① G4-3 2-3		C SI 88 X SI 89 0-1 2 FC3-2 1-2 2-3 1B	B SL 79 C SL 78 X SI 89 1-1 ③ F9			C FC 93 F FC 93 F SL 83 X SL 84 0-2 8 F9 2 1B 87 2B 1B	4	1	2	0	0	0	4
Inning Stats	R: 0 E: 0 K: 1 S: 6 H: 0 LOB: 0 BB: 0 P: 8	R: 0 E: 0 K: 2 S: 14 H: 1 LOB: 1 BB: 0 P: 20	R: 1 E: 0 K: 0 S: 9 H: 1 LOB: 0 BB: 0 P: 12	R: 0 E: 0 K: 1 S: 7 H: 0 LOB: 0 BB: 0 P: 9	R: 0 E: 0 K: 2 S: 13 H: 1 LOB: 3 BB: 2 P: 27	R: 1 E: 0 K: 0 S: 13 H: 2 LOB: 3 BB: 1 P: 27	R: 0 E: 0 K: 2 S: 9 H: 1 LOB: 1 BB: 0 P: 12	R: 0 E: 0 K: 2 S: 18 H: 1 LOB: 1 BB: 0 P: 24	R: 2 E: 0 K: 1 S: 15 H: 3 LOB: 2 BB: 1 P: 27	1B: 6 2B: 4 3B: 0 HR: 0 SF: 0 SAC: 0 DP: 0 HBP: 1						

PITCHER		IP	WLS	BF	H	R	ER	SO	BB	IBB	HBP	BLK	WP	HR	S	P	ERA	WHIP
50 Kutter Crawford, R ERA: 3.48	(1, 1)	3.0		11	2	1	1	3	0	0	0	0	0	0	29	40	3.00	0.667
63 Justin Garza, R ERA: 1.0	(4, 1)	1.1		6	0	0	0	2	2	0	0	0	0	0	13	26	0.00	1.500
71 Ryan Sherriff, L ERA: 2.7	(5, 1)	1.2		10	3	1	1	1	1	0	1	0	0	0	20	37	5.40	2.400
83 Brennan Bernardino, L ERA: 2.93	(7, 1)	2.0		8	2	0	0	4	0	0	0	0	0	0	27	36	0.00	1.000
74 Kenley Jansen, R ERA: 3.86	(9, 1)	1.0	L	7	3	2	2	1	1	0	0	0	0	0	15	27	18.00	4.000

PITCHER	IP	WLS	BF	H	R	ER	SO	BB	IBB	HBP	BLK	WP	HR	S	P	ERA	WHIP

TOP

Tampa Bay Rays @ Boston Red Sox

Fenway Park, Boston, MA

Sat Jun 03 2023, 6:13 PM - 9:15 PM EDT

Att. 30,784 - Drizzle - 48 F

livebaseballscorecards.com

AB	37
R	4
H	10
RBI	4
BB	4
SO	11
LOB	28

WP: 0 PA: 42
PB: 0
SB: 3
CS: 0

Tampa Bay Rays @ Boston Red Sox

Fenway Park, Boston, MA

Sat Jun 03 2023, 6:13 PM - 9:15 PM EDT

Att. 30,784 - Drizzle - 48 F

livebaseballscorecards.com

BOTTOM

Batter	1	2	3	4	5	6	7	8	9	AB	R	H	RBI	BB	SO	LOB
99 Alex Verdugo, L (1, 9) OBP: 0.362, SLG: 0.445	B FF 94 B FF 94 C FF 95 X FF 94 2-1 ① G3-1		B FF 95 B SL 90 C FF 95 X SL 90 2-1 ② G3-1		C FF 95 X SL 88 0-1 ② G1-3 1-2		F FF 92 B FF 92 F SL 83 F SL 84 D FF 93 B FF 92 T FF 92 3-2 ② K		X CH 90 0-0 ② G3-1	5	0	0	0	0	1	2
11 Rafael Devers, L (1, 5) OBP: 0.301, SLG: 0.495	B SL 88 F FF 96 B FF 96 B SL 88 B FF 95 4-1 BB		S CU 82 X CU 85 0-1 ③ G6-3		B SL 89 C FF 95 S SL 90 D CU 84 D CU 85 B SL 88 4-2 BB		X SL 82 0-0 E4 1-H		H ST 81 1-0 7 DI HBP	2	0	0	0	2	0	0
7 Masataka Yoshida, L (1, 10) OBP: 0.384, SLG: 0.505 30 Rob Refsnyder, R (9, PR) OBP: 0.420, SLG: 0.383	B FF 95 C SL 88 B SL 88 B FF 94 F SL 90 X SL 87 3-2 ② L8			B FF 95 B SL 90 C FF 94 F SL 88 X CU 83 2-2 16 G4-3 36 3B 2B	F SL 88 X SL 89 0-1 ③ G3-1		B FF 91 B FF 91 C FF 91 F FF 91 F FF 92 X SL 83 2-2 ③ G4-3		C CH 89 B FF 95 B CH 89 B ST 78 S CH 90 B CH 89 4-2 1-2 BB	4 0	1 0	1 0	0 0	1 0	0 0	4 0
16 Jarren Duran, L (1, 8) OBP: 0.333, SLG: 0.442	C FF 96 D CU 84 B SL 87 F FF 95 C FF 95 2-3 ③ K			F SL 87 D CU 83 F FF 95 B CU 84 X SL 89 2-2 ① G4-3 2-3		F FF 95 B CU 83 B SL 88 S SL 88 F SL 88 F FF 94 S CU 83 2-3 ① K2-3		C FC 91 S CU 81 S CU 82 0-3 ① K	S CH 89 T CH 90 F FF 96 X CH 92 0-2 ③ F8	5	0	0	0	0	3	4
17 Raimel Tapia, L (1, 7) OBP: 0.333, SLG: 0.368		L SL 88 F CU 82 S CU 84 0-3 ① K	C FF 96 S CU 85 S CU 84 0-3 ② K		B SL 88 B FF 94 B FF 94 B FF 93 4-0 36 E 36 S BB			B FC 91 X FC 90 1-0 ② G1-3		3	0	0	0	1	2	1
36 Triston Casas, L (1, 3) OBP: 0.310, SLG: 0.368		B FF 96 B FF 95 S FF 94 F FF 95 B FF 97 X FF 94 3-2 2B	S SL 89 X FF 97 0-1 3-H 3B		F FF 97 D FS 88 S FS 87 D SL 85 S FS 88 2-3 ② K 1-3			B CU 80 B SI 95 B FC 91 C FC 89 C FC 90 B FC 91 4-2 19 1B BB		3	0	2	1	1	1	1
19 Pablo Reyes, R (1, 6) OBP: 0.326, SLG: 0.366 (8, 4)		C SL 87 C FF 94 D CU 84 S SL 86 1-3 ② K	C FF 95 B SL 89 X SL 88 1-1 ③ G6-3				S SL 87 X SL 87 0-1 ③ F8	B FC 90 X FC 89 1-0 1-2 1B		4	0	1	0	0	1	3
47 Enmanuel Valdez, L (1, 4) OBP: 0.304, SLG: 0.442 5 Enrique Hernández, R (7, PH) OBP: 0.308, SLG: 0.366 (8, 6)		B FF 95 X SL 89 1-0 ③ G3			C SL 89 B CU 84 X SL 88 1-1 99 G1-3 1B		C SL 85 F FF 92 B FF 93 T FF 94 1-2 ① K	B FC 90 X FC 90 1-0 ③ G6-3		2 2	0 0	1 0	0 0	0 0	0 1	1 2
12 Connor Wong, R (1, 2) OBP: 0.292, SLG: 0.479 3 Reese McGuire, L (9, PH) OBP: 0.322, SLG: 0.372			C SL 88 X FF 95 0-1 ① F8		C SL 88 S SL 88 S SL 88 0-3 ① K		F FF 93 S FF 93 B FF 93 B FF 93 F FF 93 B SL 85 B FF 92 4-2 11 E BB		C FF 94 X CH 90 0-1 ① G5-3	2 1	1 0	0 0	0 0	1 0	1 0	1 0
Inning Stats	R: 0 E: 0 K: 1 S: 9 H: 0 LOB: 1 BB: 1 P: 20	R: 0 E: 0 K: 2 S: 10 H: 1 LOB: 1 BB: 0 P: 15	R: 0 E: 0 K: 0 S: 6 H: 0 LOB: 0 BB: 0 P: 8	R: 1 E: 0 K: 1 S: 13 H: 2 LOB: 1 BB: 0 P: 18	R: 0 E: 0 K: 1 S: 11 H: 1 LOB: 2 BB: 1 P: 16	R: 0 E: 0 K: 2 S: 10 H: 0 LOB: 1 BB: 1 P: 18	R: 1 E: 1 K: 2 S: 15 H: 0 LOB: 1 BB: 1 P: 25	R: 0 E: 0 K: 1 S: 8 H: 1 LOB: 2 BB: 1 P: 15	R: 0 E: 0 K: 0 S: 9 H: 0 LOB: 2 BB: 1 P: 14	1B: 2 2B: 2 3B: 1 HR: 0 SF: 0 SAC: 0 DP: 0 HBP: 1						WP: 0 PB: 0 SB: 1 CS: 0 PA: 40

PITCHER		IP	WLS	BF	H	R	ER	SO	BB	IBB	HBP	BLK	WP	HR	S	P	ERA	WHIP
20 Tyler Glasnow, R ERA: 3.72	(1, 1)	5.1		23	4	1	1	6	3	0	0	0	0	0	54	88	1.69	1.312
26 Robert Stephenson, R ERA: 4.91	(6, 1)	0.2	H	2	0	0	0	1	0	0	0	0	0	0	5	7	0.00	0.000
38 Colin Poche, L ERA: 2.18	(7, 1)	1.0	B	5	0	1	0	2	1	0	0	0	0	0	15	25	0.00	1.000
58 Calvin Faucher, R ERA: 5.5	(8, 1)	1.0	W	5	1	0	0	1	1	0	0	0	0	0	8	15	0.00	2.000
47 Jason Adam, R ERA: 2.96	(9, 1)	1.0	S	5	0	0	0	0	1	0	1	0	0	0	9	14	0.00	1.000

PITCHER	IP	WLS	BF	H	R	ER	SO	BB	IBB	HBP	BLK	WP	HR	S	P	ERA	WHIP

AB	33
R	2
H	5
RBI	1
BB	6
SO	10
LOB	19

Tampa Bay Rays @ Boston Red Sox

Fenway Park, Boston, MA

Sun Jun 04 2023, 1:38 PM - 4:14 PM EDT

Att. 34,192 - Overcast - 52 F

TOP

livebaseballscorecards.com

Batter	1	2	3	4	5	6	7	8	9	AB	R	H	RBI	BB	SO	LOB
2 Yandy Díaz, R (1, 5) OBP: 0.405, SLG: 0.571	C SI 93 F SI 93 T SL 84 0-2 ① K		B SI 92 C SI 92 X SI 92 1-1 56 G6-3 15 SF8 1-3 1B	C SI 93 F SL 84 B FS 87 S SI 92 1-3 ③ K		B FC 85 F FC 85 F CU 81 X SI 89 1-2 E2 1-H 1B			B FF 93 C FF 94 X FC 90 1-1 ① F8	5	1	2	1	0	2	1
15 Josh Lowe, L (1, 9) OBP: 0.348, SLG: 0.571	B FC 90 B FC 90 F FF 92 X FC 91 2-1 56 G5-3 1B		S SL 84 F FS 86 B FC 91 F FC 91 X SL 84 1-2 ① SF8 1-2 3-H		C FC 90 B SI 92 B FC 90 F FC 90 B SI 92 B SL 83 4-2 56 S 55 2B BB	S FC 86 X FC 87 0-1 2B			B FF 95 X FC 91 1-0 ② G3-1	3	1	2	1	1	0	0
56 Randy Arozarena, R (1, 7) OBP: 0.394, SLG: 0.488	S SI 90 X SL 84 0-1 ② G5-3 1-2		C SL 84 B SI 92 S SL 84 X FF 94 1-2 ② G6-3 2-3		S FS 90 B FF 92 B SL 84 2 SAFE C SL 84 S SI 92 2-3 ① K 1-2	F CU 82 F SI 88 B FC 89 F CU 82 C CH 82 1-3 ③ K			B SL 84 F FF 94 C FF 97 B SL 86 F FF 97 T FF 97 2-2 ③ K	5	0	0	0	0	3	4
87 Harold Ramírez, R (1, 10) OBP: 0.344, SLG: 0.503	B SL 84 B SL 84 B SI 93 C SI 94 B SL 85 4-1 BB		S SL 83 S FF 93 S SI 94 0-3 ③ K		X SL 82 0-0 ② F8		F FC 85 X SI 88 0-1 ① G6-3			3	0	0	0	1	1	2
55 Luke Raley, L (1, 3) OBP: 0.347, SLG: 0.551	F FC 91 2 SAFE B FS 87 B FF 94 X SL 84 2-1 ③ G4-3			F SL 83 B SL 82 F FS 86 B FF 93 X SL 82 2-2 6 FC2 17 BB 13 E 1B	B FC 89 X FC 90 1-0 2-H 2B		C CU 80 S FC 86 F FC 87 X CH 82 0-2 ② L4			4	1	2	1	0	0	2
17 Isaac Paredes, R (1, 4) OBP: 0.343, SLG: 0.458		C SI 92 S SL 83 F FF 93 S SL 84 0-3 ① K		B SI 92 B SI 92 B SI 93 C SI 93 B SI 92 4-1 13 1B 6 FC2 13 E 1-2 BB	X SI 92 0-0 ③ P4		C FC 87 S CU 81 F SI 89 F CH 82 B FC 88 F FC 86 X SI 89 1-2 ③ F7			3	1	0	0	1	1	1
6 Taylor Walls, S (1, 6) OBP: 0.341, SLG: 0.450		C SI 91 B FC 91 B FC 90 S SI 92 X FS 88 2-2 ② L3		C SL 84 B SL 84 X SI 91 1-1 FC2 14 G4-3 13 E 1-2 2-3		F FC 85 X FC 85 0-1 ① P2		C FF 93 B FC 90 X FF 94 1-1 ① P6		4	0	0	0	0	0	2
13 Manuel Margot, R (1, 8) OBP: 0.329, SLG: 0.346		B SI 93 C SI 92 B SL 84 S SL 85 F SI 93 C SL 84 2-3 ③ K		B SL 84 S SI 93 X SI 93 1-1 E7 14 G4-3 1-2 2-H 3-H 1B		B FC 87 B CU 80 F FC 85 B FC 86 B FC 86 4-1 2 E 2 E BB		C FF 95 S SL 85 S SL 84 0-3 ② K		3	1	1	1	1	2	0
14 Christian Bethancourt, R (1, 2) OBP: 0.274, SLG: 0.477			B SL 83 B SL 83 B SI 92 B SI 91 4-0 2 1B 15 SF8 BB	C SL 84 F SL 84 F SL 84 F FF 93 X SL 84 0-2 ① ② G4-3 1-2f 2-3		F FC 84 B SI 87 1 SAFE X CU 81 1-1 ② F7		S SL 84 F FF 95 B SL 85 B FF 96 S SL 86 2-3 ③ K		3	1	0	0	1	1	3
Inning Stats	R: 0 E: 0 K: 1 S: 10 H: 1 LOB: 2 BB: 1 P: 18	R: 0 E: 0 K: 2 S: 11 H: 0 LOB: 0 BB: 0 P: 15	R: 1 E: 0 K: 1 S: 12 H: 1 LOB: 1 BB: 1 P: 19	R: 2 E: 1 K: 1 S: 16 H: 2 LOB: 1 BB: 1 P: 25	R: 1 E: 0 K: 1 S: 8 H: 1 LOB: 1 BB: 1 P: 15	R: 2 E: 1 K: 1 S: 14 H: 2 LOB: 1 BB: 1 P: 21	R: 0 E: 0 K: 0 S: 12 H: 0 LOB: 0 BB: 0 P: 13	R: 0 E: 0 K: 2 S: 8 H: 0 LOB: 0 BB: 0 P: 11	R: 0 E: 0 K: 1 S: 7 H: 0 LOB: 0 BB: 0 P: 11	1B: 5 2B: 2 3B: 0 HR: 0 SF: 1 SAC: 0 DP: 1 HBP: 0						

	AB	33
	R	6
	H	7
	RBI	4
	BB	5
	SO	10
	LOB	15

| | | | | | |

Tampa Bay Rays @ Boston Red Sox

Fenway Park, Boston, MA

Sun Jun 04 2023, 1:38 PM - 4:14 PM EDT

Att. 34,192 - Overcast - 52 F

livebaseballscorecards.com

BOTTOM

Batter	1	2	3	4	5	6	7	8	9	AB	R	H	RBI	BB	SO	LOB
99 Alex Verdugo, L (1, 9) OBP: 0.367, SLG: 0.466	C FF 94 B FC 88 B FC 88 X FF 95 / 2-1 11 G6-3 2B		B FC 89 C FS 87 B CU 79 X FF 95 / 2-1 7 1B 2B		C FC 89 X FS 89 / 0-1 11 SF9 3B	B FF 94 X FF 94 / 1-0 ③ G4-3			X FC 90 / 0-0 ② F7	5	2	3	0	0	0	2
11 Rafael Devers, L (1, 10) OBP: 0.295, SLG: 0.486	B FF 95 S FS 88 X FC 89 / 1-1 ① G6-3 2-3		C FF 96 S FF 96 B FF 96 S FF 97 / 1-3 ① K		X FF 94 / 0-0 ① SF9 3-H		C FF 93 X ST 82 / 0-1 ① P6		B FF 94 B FF 93 F FC 90 F SI 93 S FF 93 / 2-3 ③ K	4	0	0	1	0	2	2
2 Justin Turner, R (1, 5) OBP: 0.349, SLG: 0.403	F FC 88 F FF 95 S FF 96 / 0-3 ② K		C CU 80 B FC 92 B CU 80 F FF 97 F FF 97 F FF 98 X CU 79 / 2-2 ② G5-3		B FF 95 F FF 94 C CU 79 B FF 97 B FF 95 X FC 91 / 3-2 ② G5-3		C FF 94 X CH 88 / 0-1 ② G4-3			4	0	0	0	0	1	2
7 Masataka Yoshida, L (1, 7) OBP: 0.396, SLG: 0.505	B FF 96 B FC 90 X FC 89 / 2-0 ③ L7		C FF 97 X CU 79 / 0-1 2-H 1B		X FF 97 / 0-0 1B		B FF 95 X FF 95 / 1-0 ③ L7			4	0	2	1	0	0	1
16 Jarren Duran, L (1, 8) OBP: 0.337, SLG: 0.440		X FC 89 / 0-0 5 G6-4-3 1B	F FS 90 X FF 95 / 0-1 ③ P6		B FS 87 T FF 94 F FF 95 B FF 96 D CU 79 F FF 97 F FF 96 S FF 96 / 3-3 ③ K			B FC 90 T FC 89 B SI 92 B FC 91 S SI 93 B SI 93 / 4-2 BB		3	0	1	0	1	1	2
5 Enrique Hernández, R (1, 6) OBP: 0.307, SLG: 0.360		C FC 87 B FC 88 F FF 95 X CU 78 / 1-2 ① ② G6-4-3 1-2f	B FC 87 B FC 89 C FF 92 S FC 87 F FC 88 B FF 95 C FF 97 / 3-3 ① K			C SL 85 B SL 88 B FF 98 F SL 85 B SL 85 B FF 97 / 4-2 36 BB BB		C SI 93 S FC 89 B SL 84 F FC 90 S SL 84 / 1-3 ① K		3	0	0	0	1	2	2
36 Triston Casas, L (1, 3) OBP: 0.314, SLG: 0.363		B CU 79 B FC 88 B FS 88 B FF 95 / 4-0 12 BB BB	B CU 79 X FF 96 / 1-0 ② L3			C FF 97 B SL 85 D SL 84 F FF 96 B FF 96 F FF 96 B FF 96 / 4-2 1-2 BB		B SI 93 X FC 89 / 1-0 ② F7		2	0	0	0	2	0	1
12 Connor Wong, R (1, 2) OBP: 0.299, SLG: 0.472		C FC 89 B FC 87 B FF 95 F FF 95 D CU 79 B FC 89 / 4-2 1-2 BB	F FC 91 B CU 78 B FC 89 B FF 96 B FF 97 / 4-1 BB			C SL 85 B SL 86 C SL 85 S SL 84 / 1-3 ① K		C FC 90 B FC 90 S SL 84 S FF 94 / 1-3 ③ K		2	0	0	0	2	2	3
47 Enmanuel Valdez, L (1, 4) OBP: 0.292, SLG: 0.422		C FS 89 B FF 96 B FC 92 C FF 94 S FS 90 / 2-3 ③ K	B FS 89 B FF 94 C FF 96 S FC 90 C FF 97 / 2-3 ③ K			F FF 97 B FS 88 F FS 87 B SL 84 B FF 97 X FF 95 / 3-2 ② F7			F SI 93 C FC 90 B SL 85 X FF 94 / 1-2 ① F7	4	0	0	0	0	2	5
Inning Stats	R: 0 E: 0 K: 1 S: 8 H: 1 LOB: 1 BB: 0 P: 13	R: 0 E: 0 K: 1 S: 9 H: 1 LOB: 2 BB: 2 P: 20	R: 1 E: 0 K: 1 S: 14 H: 2 LOB: 1 BB: 0 P: 19	R: 0 E: 0 K: 2 S: 9 H: 0 LOB: 1 BB: 1 P: 19	R: 1 E: 0 K: 1 S: 12 H: 2 LOB: 1 BB: 0 P: 18	R: 0 E: 0 K: 1 S: 12 H: 0 LOB: 2 BB: 2 P: 25	R: 0 E: 0 K: 0 S: 5 H: 0 LOB: 0 BB: 0 P: 6	R: 0 E: 0 K: 2 S: 10 H: 0 LOB: 1 BB: 1 P: 17	R: 0 E: 0 K: 1 S: 7 H: 0 LOB: 0 BB: 0 P: 10	1B: 3 2B: 2 3B: 1 HR: 0	SF: 1 SAC: 0 DP: 1 HBP: 0			WP: 0 PB: 0 SB: 0 CS: 0	PA: 38		

	AB	R	H	RBI	BB	SO	LOB
AB	31						
R	2						
H	6						
RBI	2						
BB	6						
SO	10						
LOB	20						

PITCHER		IP	WLS	BF	H	R	ER	SO	BB	IBB	HBP	BLK	WP	HR	S	P	ERA	WHIP
45 Taj Bradley, R ERA: 3.6	(1, 1)	5.0	W	23	6	2	2	6	3	0	0	0	0	0	52	89	3.60	1.800
26 Robert Stephenson, R ERA: 4.7	(6, 1)	0.2		4	0	0	0	1	2	0	0	0	0	0	11	23	0.00	3.000
30 Jake Diekman, L ERA: 6.87	(6, 1)	1.1	H	4	0	0	0	0	0	0	0	0	0	0	6	8	0.00	0.000
64 Shawn Armstrong, R ERA:	(8, 1)	2.0		7	0	0	0	3	1	0	0	0	0	0	17	27	0.00	0.500

PITCHER	IP	WLS	BF	H	R	ER	SO	BB	IBB	HBP	BLK	WP	HR	S	P	ERA	WHIP

Tampa Bay Rays @ Boston Red Sox

Fenway Park, Boston, MA

Mon Jun 05 2023, 4:08 PM - 6:42 PM EDT

Att. 30,860 - Overcast - 58 F

TOP

livebaseballscorecards.com

Batter	1	2	3	4	5	6	7	8	9	AB	R	H	RBI	BB	SO	LOB
2 Yandy Díaz, R (1, 10) OBP: 0.409, SLG: 0.570	S SI 96 F CH 88 F FF 97 B SL 86 B CH 88 S SI 94 2-3 **K** ①		B FF 97 B CH 88 C SI 95 B CH 87 X SI 95 3-1 **1B**		B SI 95 X SI 94 1-0 15 FC4-6 5 1B **1B** 1-2		B CU 79 B FF 94 B SL 87 B FF 95 4-0 5 2B 6 BB **BB**	C SI 91 B CU 76 B SI 91 X SI 91 2-1 **G6-3** ③		4	1	2	0	1	1	1
5 Wander Franco, S (1, 6) OBP: 0.372, SLG: 0.498	C FF 96 B FF 96 S SL 86 S CH 89 1-3 **K** ②		X SL 85 0-0 **G3** ③		F FF 97 X FF 96 0-1 15 FC4-6 1-2 2-3 **1B**		B CU 78 C FF 95 X CU 80 1-1 6 BB 1-3 **2B**		B FF 93 C FF 94 C FF 94 B FF 96 B FF 94 F FF 94 F FF 94 F FC 91 B FF 96 4-2 **BB**	4	0	2	0	1	1	1
15 Josh Lowe, L (1, 9) OBP: 0.339, SLG: 0.554	F FF 97 B FF 97 B SL 86 S CH 87 T FF 97 2-2 **K** ③			C FF 95 S CH 87 F FF 95 B FF 96 X CH 88 1-2 **G4-3** ①	S CH 88 S FF 95 B FF 96 B FF 96 X SI 95 2-2 **FC4-6** ② 1-2f 2-3 3-H		S FF 95 S FF 95 F FF 95 F FF 95 B FF 94 F CU 79 F FF 96 S FF 96 1-3 **K** ②		B FF 94 B FF 94 F FC 91 F FF 96 S SL 84 2-3 **K** ①	5	0	0	1	0	3	5
17 Isaac Paredes, R (1, 3) OBP: 0.345, SLG: 0.450		B SI 94 C FF 95 F CH 86 B SL 85 F SI 94 B FF 96 B SI 93 4-2 **BB**		C SL 85 C SI 95 B CH 88 F FF 96 B SL 87 B SI 96 X FF 96 3-2 **P3** ②	C SI 95 F SI 94 D CH 86 F SL 87 S SI 94 1-3 **K** ③		D SL 91 F FF 95 F FF 96 D CU 81 B FF 97 F FF 96 B ST 84 4-2 6 BB **BB**		C FF 94 B FF 95 B FF 95 B FC 91 F FF 94 F FF 94 X FF 95 3-2 **F7** ②	3	0	0	0	2	1	3
6 Taylor Walls, S (1, 5) OBP: 0.337, SLG: 0.438		C FF 95 C SI 94 F SL 86 X FF 96 0-2 **F7** ①		B SL 83 B FF 96 C FF 96 S FF 96 X SI 96 2-2 **P6** ③		B SI 93 F FF 94 C FF 96 S CH 88 1-3 **K** ①	C FF 96 B FF 96 D CU 79 F FF 95 B FF 95 B FF 96 4-2 1-2 2-3 3-H **BB**		X FF 95 0-0 **G5-3** ③	4	0	0	1	1	1	2
55 Luke Raley, L (1, 7) OBP: 0.344, SLG: 0.550		X SL 84 0-0 **F8** ②			B FF 96 X FF 95 1-0 13 1B **2B** F FF 94 B SL 83 X FF 95 1-1 **F8** ②		B CU 76 D CU 77 X SI 90 2-0 **G1-3** ③			4	1	1	0	0	0	4
13 Manuel Margot, R (1, 8) OBP: 0.327, SLG: 0.343		C SL 84 B SI 95 B SI 95 X FF 96 2-1 **P2** ③			B SL 82 X SI 95 1-0 7 G3 21 1B **1B** 2-H F SI 95 B SL 86 X SI 95 1-1 **E6**			C CU 76 B SI 90 S SI 90 C SI 90 1-3 **K** ①		4	1	1	1	0	1	1
7 Vidal Bruján, S (1, 4) OBP: 0.240, SLG: 0.208			F FF 94 F FF 95 X FF 95 0-2 **F7** ①		B SL 84 B FF 96 C SI 94 X FF 96 2-1 **G3** ① 2-3 B FF 94 X FF 93 1-0 **F9** ③			X SI 90 0-0 **P6** ②		4	0	0	0	0	0	2
21 Francisco Mejía, S (1, 2) OBP: 0.267, SLG: 0.333			B FF 96 C SI 94 F CH 88 F FF 96 B SL 86 X SL 85 2-2 **F9** ②		C FF 96 F SI 95 X CH 88 0-2 5 1B 2 1B 15 FC4-6 **1B** 3-H		C SL 89 S FF 94 X FF 94 0-2 **G4-3** ①	C SI 90 B CU 76 S CU 76 F SI 90 B SI 90 X CU 76 2-2 **2B**		4	1	2	1	0	0	0
Inning Stats	R: 0 E: 0 K: 3 S: 10 H: 0 LOB: 0 BB: 0 P: 15	R: 0 E: 0 K: 0 S: 10 H: 0 LOB: 1 BB: 1 P: 16	R: 0 E: 0 K: 0 S: 10 H: 1 LOB: 1 BB: 0 P: 15	R: 0 E: 0 K: 0 S: 11 H: 0 LOB: 0 BB: 0 P: 17	R: 3 E: 0 K: 1 S: 17 H: 5 LOB: 2 BB: 0 P: 25	R: 0 E: 1 K: 1 S: 8 H: 0 LOB: 1 BB: 0 P: 12	R: 1 E: 0 K: 1 S: 18 H: 1 LOB: 3 BB: 3 P: 34	R: 0 E: 0 K: 1 S: 10 H: 1 LOB: 1 BB: 0 P: 15	R: 0 E: 0 K: 1 S: 13 H: 0 LOB: 1 BB: 1 P: 22	1B: 5 2B: 3 3B: 0 HR: 0 SF: 0 SAC: 0 DP: 0 HBP: 0						

AB	36
R	4
H	8
RBI	4
BB	5
SO	8
LOB	19

WP: 0 PA: 41
PB: 0
SB: 0
CS: 0

PITCHER		IP	WLS	BF	H	R	ER	SO	BB	IBB	HBP	BLK	WP	HR	S	P	ERA	WHIP
66 Brayan Bello, R ERA: 3.97	(1, 1)	6.0	L	26	6	3	3	5	1	0	0	0	0	0	66	100	4.50	1.167
37 Nick Pivetta, R ERA: 5.65	(7, 1)	0.2		6	1	1	1	1	3	0	0	0	0	0	17	31	13.50	6.000
83 Brennan Bernardino, L ERA: 2.7	(7, 1)	1.1		5	1	0	0	1	0	0	0	0	0	0	11	18	0.00	0.750
61 Kaleb Ort, R ERA: 5.87	(9, 1)	1.0		4	0	0	0	1	1	0	0	0	0	0	13	22	0.00	1.000

PITCHER		IP	WLS	BF	H	R	ER	SO	BB	IBB	HBP	BLK	WP	HR	S	P	ERA	WHIP

Tampa Bay Rays @ Boston Red Sox

Fenway Park, Boston, MA

Mon Jun 05 2023, 4:08 PM - 6:42 PM EDT

Att. 30,860 - Overcast - 58 F

livebaseballscorecards.com

BOTTOM

Batter	1	2	3	4	5	6	7	8	9	AB	R	H	RBI	BB	SO	LOB
30 Rob Refsnyder, R (1, 7) OBP: 0.423, SLG: 0.381	B FF 94 B SL 89 C FF 94 B FF 96 B FF 94 4-1 2 BB BB		S FF 96 B FF 97 B CH 87 F SL 89 X FF 96 2-2 1B		B FF 96 C FF 96 C SL 89 X CH 88 1-2 ③ G6-3		C SI 97 F CU 86 B SI 97 F SI 97 F CU 86 C FC 92 1-3 ③			3	0	1	0	1	1	3
99 Alex Verdugo, L (1, 9) OBP: 0.365, SLG: 0.460	C FF 94 C SL 90 X FF 98 0-2 ① L7		B CU 84 S SL 90 1 SAFE B FF 96 S SL 89 F CU 85 S SL 90 2-3 ③ K			X FF 96 0-0 ① G6-3		B FF 91 C FF 91 B FF 92 B FF 92 B FF 92 4-1 11 CS BB		3	0	0	0	1	1	2
2 Justin Turner, R (1, 3) OBP: 0.351, SLG: 0.416 (8, 4)	B FF 96 D SL 90 B FF 96 C FF 94 B CH 85 4-1 11 G6-3 1-2 BB			C FF 96 X CU 84 0-1 ① G4-3		C FF 95 B CH 86 X SL 89 1-1 HR		S SL 84 C FF 92 B FF 94 X FF 92 1-2 ① F8		3	1	1	1	1	0	1
11 Rafael Devers, L (1, 5) OBP: 0.298, SLG: 0.487	X CU 85 0-0 ② ③ G6-3 1-2f			B CU 84 C FF 96 C FF 98 F FF 99 X SL 90 1-2 1B		C FF 97 F FF 98 B FF 98 B SL 89 F SL 89 X FF 98 2-2 7 G4-3 1B		S SL 84 B SL 85 B SL 85 S FF 92 F FF 92 D SL 85 C FF 93 3-3 ② ③ K 1-2		4	0	2	0	0	1	3
7 Masataka Yoshida, L (1, 10) OBP: 0.389, SLG: 0.495		C FF 95 F FF 96 F FF 97 C SL 89 0-3 ① K		S CU 84 S SL 89 S SL 90 F FF 97 X SL 89 0-2 ② P6		D CU 84 B CU 85 S SL 90 B FF 97 X SL 89 3-1 ② ③ G4-3 1-2f			C FF 93 S CH 90 F CH 90 X FF 95 0-2 ① G6-3	4	0	0	0	0	1	2
5 Enrique Hernández, R (1, 8) OBP: 0.301, SLG: 0.352 (8, 6)		C CU 83 S CH 88 X CH 88 0-2 ② G4-3		F FF 96 F FF 96 B CH 87 X CU 84 1-2 ③ L4			B SI 95 X FC 90 1-0 ① L9		C FF 94 B ST 82 S FF 95 B FF 96 S CH 91 2-3 ② K	4	0	0	0	0	1	1
19 Pablo Reyes, R (1, 6) OBP: 0.311, SLG: 0.349 16 Jarren Duran, L (7, PH) OBP: 0.333, SLG: 0.434 (8, 8)		F FF 96 X CH 88 0-1 ③ G6-3			B CU 83 B FF 95 F FF 93 S FF 95 B CH 86 F SL 89 F FF 95 C CH 87 3-3 ① K		F SI 96 B SI 97 F SI 97 X CU 85 1-2 ② G6-3		S CH 89 S CH 90 S CH 91 0-3 ③ K	2 2	0 0	0 0	0 0	0 0	1 1	0 0
12 Connor Wong, R (1, 2) OBP: 0.299, SLG: 0.468			B SL 89 F FF 95 X FF 96 1-1 ① P3		C CU 83 B CH 88 B CH 85 F FF 96 S SL 89 2-3 ② K		B SI 97 X FC 91 1-0 36 BB 1B			3	0	1	0	0	1	0
39 Christian Arroyo, R (1, 4) OBP: 0.300, SLG: 0.382 36 Triston Casas, L (7, PH) OBP: 0.317, SLG: 0.363 (8, 3)			C FF 96 S CH 88 F FF 98 S CU 85 0-3 ② K		B FF 97 S SL 89 X FF 98 1-1 2B		B CU 85 B SI 96 B CU 84 C FC 92 B FC 92 4-1 1-2 BB			2 0	0 0	1 0	0 0	0 0	1 1	0 0
Inning Stats	R: 0 E: 0 K: 0 S: 6 H: 0 LOB: 1 BB: 2 P: 14	R: 0 E: 0 K: 1 S: 9 H: 0 LOB: 0 BB: 0 P: 9	R: 0 E: 0 K: 2 S: 13 H: 1 LOB: 1 BB: 0 P: 18	R: 0 E: 0 K: 0 S: 14 H: 1 LOB: 1 BB: 0 P: 16	R: 0 E: 0 K: 2 S: 13 H: 1 LOB: 1 BB: 0 P: 20	R: 1 E: 0 K: 0 S: 9 H: 2 LOB: 0 BB: 0 P: 15	R: 0 E: 0 K: 1 S: 11 H: 1 LOB: 2 BB: 1 P: 19	R: 0 E: 0 K: 1 S: 8 H: 0 LOB: 1 BB: 1 P: 16	R: 0 E: 0 K: 2 S: 10 H: 0 LOB: 0 BB: 0 P: 12	1B: 4 2B: 2 3B: 0 HR: 1 SF: 0 SAC: 0 DP: 3 HBP: 0						

	AB	30
	R	1
	H	6
	RBI	1
	BB	4
	SO	9
	LOB	12

PITCHER		IP	WLS	BF	H	R	ER	SO	BB	IBB	HBP	BLK	WP	HR	S	P	ERA	WHIP
18 Shane McClanahan, L ERA: 2.02	(1, 1)	6.0	W	23	5	1	1	5	2	0	0	0	0	1	64	92	1.50	1.167
58 Calvin Faucher, R ERA: 5.21	(7, 1)	1.0	H	5	1	0	0	1	1	0	0	0	0	0	11	19	0.00	2.000
38 Colin Poche, L ERA: 2.08	(8, 1)	1.0	H	3	0	0	0	1	1	0	0	0	0	0	8	16	0.00	1.000
47 Jason Adam, R ERA: 2.84	(9, 1)	1.0	S	3	0	0	0	2	0	0	0	0	0	0	10	12	0.00	0.000

PITCHER	IP	WLS	BF	H	R	ER	SO	BB	IBB	HBP	BLK	WP	HR	S	P	ERA	WHIP

WP: 0 PB: 0 SB: 0 CS: 1 PA: 34

Boston Red Sox @ Cleveland Guardians

Progressive Field, Cleveland, OH

Tue Jun 06 2023, 7:12 PM - 10:01 PM EDT

Att. 21,471 - Partly Cloudy - 68 F

livebaseballscorecards.com

Batter	1	2	3	4	5	6	7	8	9	AB	R	H	RBI	BB	SO	LOB
99 Alex Verdugo, L (1, 9) OBP: 0.362, SLG: 0.454	C FF 91 S SL 84 B KC 82 X FF 90 1-2 ① L7		C FC 86 C KC 81 B KC 82 X FF 91 1-2 ② G6-3		B FF 91 C FF 91 S FC 86 B SL 85 X FF 91 2-2 ③ G4-3		B SI 94 B SI 95 B SI 95 B SI 95 4-0 BB	C CU 81 B FF 94 C FF 95 F FF 95 X FF 95 1-2 ② SF8 3-H		3	0	0	1	1	0	1
7 Masataka Yoshida, L (1, 7) OBP: 0.393, SLG: 0.502	C FF 91 X CH 88 0-1 2 FC5-4 1B		B KC 83 B FC 86 X FF 92 2-0 1B			C FC 86 B SL 85 X SL 83 1-1 5 1B 2B	B SL 86 X SI 95 1-0 ③ G3	B FF 95 C FF 95 C CU 84 F FF 96 S CU 84 1-3 ③ K2-3		5	1	3	0	0	1	3
2 Justin Turner, R (1, 10) OBP: 0.348, SLG: 0.416	F SL 84 B FF 92 F FC 86 F SL 84 X FF 91 1-2 ② FC5-4 1-2f		C FF 92 D SL 86 X FF 91 1-1 ③ F9			S FC 86 B FF 91 T FF 91 D SL 86 X SL 86 2-2 FC1 5 1B		C SL 83 B SL 83 F FF 95 B SL 85 X FF 96 2-2 36 1B 5 BB 2B	C FF 93 X SL 87 0-1 ① G5-3	5	1	1	0	0	0	3
11 Rafael Devers, L (1, 5) OBP: 0.296, SLG: 0.478	S FC 85 X SL 84 0-1 ③ G4-1			B FF 91 B FC 86 C FF 92 S FC 87 B FC 87 F SL 85 F SL 85 X FF 91 3-2 ① F7		F SL 84 D KC 84 B SL 85 F FC 87 C FF 91 2-3 ① K		C FF 96 D SL 84 B FF 95 B FF 95 B FF 96 4-1 5 BB 36 1B 30 1B BB	F SL 86 S CH 80 F CH 80 B FF 94 B FF 94 B CH 80 X FF 94 3-2 ② F7	4	1	0	0	1	1	3
36 Triston Casas, L (1, 3) OBP: 0.325, SLG: 0.373		C FF 91 B FC 86 B SL 83 B FF 91 B FF 91 4-1 BB		C KC 82 B CH 87 B FF 92 X FC 88 2-1 ② G4-3		B FC 86 F FC 86 S FC 86 D FC 86 X FF 92 2-2 ② F7		F FF 95 S FF 96 X FF 97 0-2 30 1B 5 BB 19 1B 1-2 2-3 1B	C FF 95 B FF 94 F CH 80 F CH 81 B FF 94 B SL 87 X CH 78 3-2 2B	4	1	2	0	1	0	2
5 Enrique Hernández, R (1, 6) OBP: 0.303, SLG: 0.350		B FC 87 B SL 84 B FF 91 C FF 90 S FC 88 X FC 86 3-2 ① F8		C SL 84 B FC 88 B FC 87 F FC 87 F KC 83 X FF 92 2-2 ③ G4-3		S SL 84 X SL 85 0-1 1-2 2-H 1B		B FF 95 B SL 86 B FF 96 B FF 95 4-0 19 1B 30 1B 99 SF8 1-2 2-3 3-H BB	F SL 86 F FF 93 B FF 93 S CH 80 1-3 ③ K	4	1	1	2	1	1	2
16 Jarren Duran, L (1, 8) OBP: 0.335, SLG: 0.442 30 Rob Refsnyder, R (6, PH) OBP: 0.425, SLG: 0.384 (6, 8)		F FF 91 C FF 91 F FC 86 B CH 88 B FF 91 F SL 85 X FF 91 2-2 ② L7			B FF 92 X KC 82 1-0 2B	B FF 95 C CU 78 B CU 80 C FF 96 X CU 79 2-2 ③ L7		C FF 92 B SL 79 B SL 79 F SL 79 X SI 93 2-2 19 1B 1-2 2-3 3-H 1B		2 2	0 0	1 1	0 1	0 0	0 0	1 2
47 Enmanuel Valdez, L (1, 4) OBP: 0.286, SLG: 0.413 19 Pablo Reyes, R (7, PH) OBP: 0.319, SLG: 0.356 (7, 4)		D KC 83 X FF 91 1-0 ③ G4-3			X FC 87 0-0 ① P3		C FF 95 X CU 79 0-1 E6 12 G4-6-3	B SL 79 B SL 79 X SI 92 2-0 1-2 2-3 3-H 1B		2 2	0 0	0 1	0 1	0 0	0 0	2 0
3 Reese McGuire, L (1, 2) OBP: 0.315, SLG: 0.364 12 Connor Wong, R (7, PH) OBP: 0.295, SLG: 0.461 (7, 2)			F FF 90 X SL 84 0-1 ① F8		C FC 86 D KC 83 F FC 85 S KC 83 1-3 ② K		B FF 95 D FF 95 S FF 96 1 SAFE C FF 95 X FF 96 2-2 ① ② G4-6-3 1-2f	C SL 80 B SL 80 C SI 93 B SL 80 F SL 79 S SL 79 2-3 ① K		2 2	0 0	0 0	0 0	1 1	1 4
Inning Stats	R: 0 E: 0 K: 0 S: 11 H: 1 LOB: 1 BB: 0 P: 13	R: 0 E: 0 K: 0 S: 10 H: 0 LOB: 1 BB: 1 P: 20	R: 0 E: 0 K: 0 S: 8 H: 1 LOB: 1 BB: 0 P: 12	R: 0 E: 0 K: 0 S: 11 H: 0 LOB: 0 BB: 0 P: 18	R: 0 E: 0 K: 1 S: 8 H: 1 LOB: 1 BB: 0 P: 12	R: 1 E: 0 K: 1 S: 16 H: 2 LOB: 2 BB: 0 P: 25	R: 0 E: 1 K: 0 S: 6 H: 0 LOB: 1 BB: 1 P: 13	R: 4 E: 0 K: 2 S: 23 H: 4 LOB: 2 BB: 2 P: 41	R: 0 E: 0 K: 1 S: 13 H: 1 LOB: 1 BB: 0 P: 20	1B: 6 2B: 4 3B: 0 HR: 0 SF: 1 SAC: 0 DP: 1 HBP: 0						

AB	37
R	5
H	10
RBI	5
BB	4
SO	5
LOB	24

WP: 0 PA: 42
PB: 0
SB: 0
CS: 0

PITCHER		IP	WLS	BF	H	R	ER	SO	BB	IBB	HBP	BLK	WP	HR	S	P	ERA	WHIP
57 Shane Bieber, R ERA: 3.57	(1, 1)	5.2		24	5	1	1	2	1	0	0	0	0	0	61	95	1.59	1.059
31 Sam Hentges, L ERA: 2.61	(6, 1)	1.1	H	5	0	0	0	0	1	0	0	0	0	0	9	18	0.00	0.750
62 Enyel De Los Santos, R ERA: 3.52	(8, 1)	0.0	L	4	2	4	4	0	2	0	0	0	0	0	7	17	∞	∞
52 Nick Sandlin, R ERA: 3.32	(8, 1)	0.1		3	2	0	0	1	0	0	0	0	0	0	8	14	0.00	6.000
99 James Karinchak, R ERA: 3.76	(8, 1)	0.2		2	0	0	0	1	0	0	0	0	0	0	8	10	0.00	0.000

PITCHER		IP	WLS	BF	H	R	ER	SO	BB	IBB	HBP	BLK	WP	HR	S	P	ERA	WHIP
49 Eli Morgan, R ERA: 1.85	(9, 1)	1.0		4	1	0	0	1	0	0	0	0	0	0	13	20	0.00	1.000

Batter	1	2	3	4	5	6	7	8	9	AB	R	H	RBI	BB	SO	LOB
38 Steven Kwan, L (1, 7) OBP: 0.335, SLG: 0.350	C FF 93 B FC 86 F FF 94 F FF 95 X KC 81 1-2 22 2B 1B	B FF 94 B FC 87 B FF 93 C FF 95 X FF 95 3-1 ② F8		C FF 95 F FF 96 B FF 96 X FF 95 1-2 ③ G3-1			B KC 81 F FF 96 B FF 96 S FC 86 F FF 96 F FC 86 B FF 97 C FF 97 3-3 ② K		C FC 93 B FC 93 F FC 95 X FC 94 1-2 ① G6-3	5	1	1	0	0	1	3
13 Gabriel Arias, R (1, 6) OBP: 0.295, SLG: 0.361	S FF 94 S FF 94 S FF 95 0-3 ① K	B FF 95 S FF 95 S FF 96 B FF 96 S FF 95 2-3 ③ K			M FF 95 S FF 96 S FF 96 0-3 ① K		X FF 97 0-0 ③ G4-3		B FC 95 S FC 94 B FC 94 B FC 93 C FC 92 S FC 94 3-3 ② K	5	0	0	0	0	4	2
11 José Ramírez, S (1, 5) OBP: 0.329, SLG: 0.430	C FF 96 B CH 84 B FF 95 S FC 85 X FF 95 2-2 ② P6		C KC 81 B KC 81 S CH 85 B FF 96 X FC 84 2-2 ① G6-3		X FF 96 0-0 ② P3			C FF 95 S FC 92 B FF 95 X FS 88 1-2 22 FC4-6 1B	C FC 97 S SI 96 X SI 97 0-2 ③ F9	5	0	1	0	0	0	1
22 Josh Naylor, L (1, 3) OBP: 0.315, SLG: 0.448	B FC 85 B FF 95 X FC 86 2-0 55 1-H 2B 2B		S FF 95 X FF 96 0-1 ② F7		S FF 96 X KC 82 0-1 1B			B FS 88 X FC 91 1-0 ① FC4-6 55 1B 1 1-2f 1B		4	2	2	1	0	0	1
55 Josh Bell, S (1, 10) OBP: 0.332, SLG: 0.356 2 Tyler Freeman, R (8, PR) OBP: 0.294, SLG: 0.313 (9, 10)	S FF 95 X FF 96 0-1 2-H 2B		B KC 80 C CH 85 B FF 96 B CH 86 F FC 86 S FC 86 3-3 ③ K		B FF 95 C FF 95 S FF 96 B FF 96 1 SAFE S FC 86 2-3 ③ K			S FF 94 B FC 92 B FC 93 X FC 92 2-1 1 1B 17 1-2 2B 1B		4 0	0 1	2 0	1 0	0 0	2 0	1 0
0 Andrés Giménez, L (1, 4) OBP: 0.309, SLG: 0.358	B KC 79 S FC 86 B FF 96 D FF 95 C FC 85 B FF 96 4-2 BB			F FF 94 X FF 94 0-1 ① G6-3		C FF 93 S FF 94 X FF 95 0-2 ① F8		C FC 93 S FF 96 F FF 96 T FS 87 0-2 ② K		3	0	0	0	1	1	2
10 Mike Zunino, R (1, 2) OBP: 0.281, SLG: 0.327 1 Amed Rosario, R (8, PH) OBP: 0.273, SLG: 0.318 12 David Fry, R (9, 2) OBP: 0.188, SLG: 0.133	B FF 95 S FF 95 C FF 95 S FC 87 1-3 ③ K			B KC 78 B FC 86 B FF 95 B FF 96 4-0 17 1B BB		C FF 95 B FC 86 S FF 96 S FC 87 1-3 ② K		C FF 95 D ST 86 X ST 85 1-1 17 2B 1-2 1B 2-H		2 1 0	0 0 0	0 1 0	0 1 0	1 0 0	2 0 0	2 0 0
17 Will Brennan, L (1, 9) OBP: 0.306, SLG: 0.391		B FF 94 X FF 94 1-0 7 F8 2B		B FC 85 X FF 94 1-0 1-2 1B		C FF 96 C FF 96 B FC 87 F SI 97 X FF 98 1-2 ③ G6-3		S FF 97 X FF 96 0-1 1-3 2-H 2B		4	0	3	1	0	0	0
7 Myles Straw, R (1, 8) OBP: 0.308, SLG: 0.288		C FC 84 X FF 94 0-1 ① F8 2-3		F FF 95 F FC 85 B FF 95 S KC 81 1-3 ② K			F FF 94 F FF 95 X FF 96 0-2 ① L9	F SI 95 C FF 94 F FF 96 F SI 94 F FF 94 S FS 88 0-3 ③ K		4	0	0	0	0	2	5
Inning Stats	R: 2 E: 0 K: 2 S: 18 H: 3 LOB: 2 BB: 1 P: 28	R: 0 E: 0 K: 1 S: 8 H: 1 LOB: 1 BB: 0 P: 14	R: 0 E: 0 K: 1 S: 8 H: 0 LOB: 0 BB: 0 P: 13	R: 0 E: 0 K: 1 S: 9 H: 1 LOB: 2 BB: 1 P: 16	R: 0 E: 0 K: 2 S: 9 H: 1 LOB: 1 BB: 0 P: 11	R: 0 E: 0 K: 1 S: 10 H: 0 LOB: 0 BB: 0 P: 12	R: 0 E: 0 K: 1 S: 9 H: 0 LOB: 0 BB: 0 P: 12	R: 2 E: 0 K: 2 S: 20 H: 4 LOB: 2 BB: 0 P: 25	R: 0 E: 0 K: 1 S: 9 H: 0 LOB: 0 BB: 0 P: 13	1B: 6 2B: 4 3B: 0 HR: 0 SF: 0 SAC: 0 DP: 0 HBP: 0						

PITCHER		IP	WLS	BF	H	R	ER	SO	BB	IBB	HBP	BLK	WP	HR	S	P	ERA	WHIP
65 James Paxton, L ERA: 3.81	(1, 1)	7.0	W	29	6	2	2	9	2	0	0	0	0	0	71	106	2.57	1.143
55 Chris Martin, R ERA: 2.55	(8, 1)	1.0	H	7	4	2	2	2	0	0	0	0	0	0	20	25	18.00	4.000
74 Kenley Jansen, R ERA: 3.66	(9, 1)	1.0	S	3	0	0	0	1	0	0	0	0	0	0	9	13	0.00	0.000

PITCHER	IP	WLS	BF	H	R	ER	SO	BB	IBB	HBP	BLK	WP	HR	S	P	ERA	WHIP

BOTTOM

Boston Red Sox @ Cleveland Guardians

Progressive Field, Cleveland, OH

Tue Jun 06 2023, 7:12 PM - 10:01 PM EDT

Att. 21,471 - Partly Cloudy - 68 F

livebaseballscorecards.com

AB	37
R	4
H	10
RBI	4
BB	2
SO	12
LOB	17

WP: 0 PA: 39
PB: 0
SB: 0
CS: 0

Batter	1	2	3	4	5	6	7	8	9	AB	R	H	RBI	BB	SO	LOB
99 Alex Verdugo, L (1, 9) OBP: 0.364, SLG: 0.450 39 Christian Arroyo, R (8, 4) OBP: 0.296, SLG: 0.377	B FF 93 B FF 93 F FF 95 B FF 96 B FF 96 4-1 7 1B 11 1B BB	C SL 85 F FF 96 B CH 84 D SL 86 B CH 82 B FF 96 4-2 BB	C CH 83 1 SAFE 1 SAFE B SL 85 B SL 85 B CH 84 F FF 96 X FF 96 3-2 ③ L8 1-2			C SI 94 X SI 95 0-1 ② FC5-4 7 FC3-6 1-2f	X FC 101 0-0 ③ F8	2 1	1 0	0 0	0 0	2 0	0 0	2 1
7 Masataka Yoshida, L (1, 7) OBP: 0.391, SLG: 0.498	B FF 94 B CH 82 X FF 94 2-0 36 F8 11 1B 1-2 1B	B CU 78 X FF 96 1-0 ③ G4-3			B SL 83 C FF 93 B CU 75 X FF 94 2-1 ① G4-3		X SI 95 0-0 ③ FC3-6 1-2f			4	0	1	0	0	0	3
2 Justin Turner, R (1, 10) OBP: 0.343, SLG: 0.408	C SL 84 X SL 85 0-1 ① P3		B FF 94 S SL 84 X FF 95 1-1 ① G4-3		B FF 95 X FF 94 1-0 ② F7			B FF 95 C FF 96 B FF 95 C FF 95 X FF 95 2-2 ① G6-3		4	0	0	0	0	0	2
11 Rafael Devers, L (1, 5) OBP: 0.299, SLG: 0.478	C SL 85 F CH 84 B FF 96 X SL 86 1-2 5 FC5-4 1-2 2-H 1B		C CU 79 F FF 95 F CH 83 F SL 84 B FF 96 X SL 86 1-2 ② G5-3		B CH 83 F FF 95 F SL 82 B FF 96 B CH 81 F FF 97 X FF 97 3-2 ③ P5			X FF 96 0-0 36 G3 1B		4	0	2	1	0	0	0
36 Triston Casas, L (1, 3) OBP: 0.318, SLG: 0.364	F FF 95 S CH 84 B CH 85 X FF 96 2-1 ② F8 2-3		B CU 79 S CH 84 X CU 79 1-1 ③ F8			F FF 91 F CH 78 F CH 79 B SL 87 B FF 93 F FF 92 S SL 87 2-3 ① K			D FS 88 F FF 95 D FS 88 X FF 95 2-1 ② G3 1-2		4	0	0	0	0	1	3
5 Enrique Hernández, R (1, 6) OBP: 0.302, SLG: 0.348 (8, 8)	B FF 96 C SL 86 X SL 84 1-1 ③ FC5-4 1-2f			B FF 95 B FF 94 B SL 82 C FF 94 X FF 95 3-1 E4 16 G4-3 47 E 1B		C SL 86 S CH 79 B SL 89 F SL 87 B FF 92 F CH 79 C CH 78 2-3 ② K		C SL 85 B FS 87 X FF 95 1-1 ③ F9		4	1	1	0	0	1	3
16 Jarren Duran, L (1, 8) OBP: 0.333, SLG: 0.433 (8, 9)		F FF 95 B SL 84 B CH 84 B FF 96 X FF 95 3-1 ① G6-3		B CH 84 B FF 95 X FF 95 2-0 ① G4-3 2-3		B FF 92 C SL 87 S FF 92 F FF 93 S CH 79 1-3 ③ K			B SL 91 B SL 90 B FC 99 B FC 99 4-0 12 S BB	3	0	0	0	1	1	1
12 Connor Wong, R (1, 2) OBP: 0.294, SLG: 0.462		C SL 83 B SL 85 X FF 95 1-1 2B		C SL 85 F SL 85 F SL 85 B FF 97 S SL 85 1-3 ② K			F FF 95 F CU 79 F CU 79 B FF 97 S SL 86 1-3 ① K		B SL 91 C FC 100 B SL 91 C FC 99 B FC 100 S FC 101 3-3 ① K 1-2	4	0	1	0	0	3	2
47 Enmanuel Valdez, L (1, 4) OBP: 0.280, SLG: 0.404 19 Pablo Reyes, R (7, PH) OBP: 0.333, SLG: 0.356 (7, 4) (8, 6) 30 Rob Refsnyder, R (9, PH) OBP: 0.421, SLG: 0.379		B CU 79 D CH 85 S FF 95 F FF 97 T CH 84 2-2 ② K		B CH 85 C FF 97 F SL 86 X CH 84 1-2 E3 99 S 3-H			B FF 96 B FF 95 B CU 78 C FF 96 B FF 96 4-1 99 FC5-4 BB		S FC 100 F SL 91 B FC 100 F SL 92 S FC 100 1-3 ② K	2 0 1	0 0 0	0 0 0	0 0 0	0 1 1	1 0 1	1 0 1
Inning Stats	R: 1 E: 0 K: 0 S: 11 H: 2 LOB: 2 BB: 1 P: 21	R: 0 E: 0 K: 1 S: 10 H: 1 LOB: 2 BB: 1 P: 21	R: 0 E: 0 K: 0 S: 9 H: 0 LOB: 0 BB: 0 P: 12	R: 1 E: 2 K: 1 S: 13 H: 1 LOB: 1 BB: 0 P: 23	R: 0 E: 0 K: 0 S: 7 H: 0 LOB: 0 BB: 0 P: 13	R: 0 E: 0 K: 3 S: 14 H: 0 LOB: 0 BB: 0 P: 19	R: 0 E: 0 K: 1 S: 8 H: 0 LOB: 1 BB: 1 P: 13	R: 0 E: 0 K: 0 S: 8 H: 1 LOB: 1 BB: 0 P: 13	R: 0 E: 0 K: 2 S: 8 H: 0 LOB: 1 BB: 1 P: 16	1B: 4 2B: 1 3B: 0 HR: 0 SF: 0 SAC: 0 DP: 0 HBP: 0						WP: 0 PB: 0 SB: 2 CS: 0 PA: 37	

PITCHER	IP	WLS	BF	H	R	ER	SO	BB	IBB	HBP	BLK	WP	HR	S	P	ERA	WHIP
61 Tanner Bibee, R (1, 1) ERA: 3.05	5.0	W	22	4	2	1	2	2	0	0	0	0	0	50	90	1.80	1.200
49 Eli Morgan, R (6, 1) ERA: 1.78	1.0	H	3	0	0	0	3	0	0	0	0	0	0	14	19	0.00	0.000
31 Sam Hentges, L (7, 1) ERA: 2.38	1.0	H	4	0	0	0	1	1	0	0	0	0	0	8	13	0.00	1.000
37 Trevor Stephan, R (8, 1) ERA: 2.73	1.0	H	4	1	0	0	0	0	0	0	0	0	0	8	13	0.00	1.000
48 Emmanuel Clase, R (9, 1) ERA: 3.0	1.0	S	4	0	0	0	2	1	0	0	0	0	0	8	16	0.00	1.000

PITCHER	IP	WLS	BF	H	R	ER	SO	BB	IBB	HBP	BLK	WP	HR	S	P	ERA	WHIP

TOP

Boston Red Sox @ Cleveland Guardians

Progressive Field, Cleveland, OH

Wed Jun 07 2023, 7:12 PM - 9:42 PM EDT

Att. 19,444 - Overcast - 65 F

livebaseballscorecards.com

AB	33
R	2
H	5
RBI	1
BB	4
SO	8
LOB	19

Batter	1	2	3	4	5	6	7	8	9	AB	R	H	RBI	BB	SO	LOB
38 Steven Kwan, L (1, 7) OBP: 0.333, SLG: 0.346	C FF 93 F FF 94 S FS 84 0-3 ① **K**		B KC 80 B FC 89 F FC 90 F FF 94 B FS 84 S FF 95 3-3 ③ **K**		C SI 95 D CH 84 X CH 84 1-1 ② **FC3-6** 1 2B 1-2f		B FF 95 B FF 94 C SL 89 B SL 90 F FF 94 F SL 90 1 SAFE B SL 90 4-2 **BB** 1-2			3	1	0	0	1	2	1
1 Amed Rosario, R (1, 6) OBP: 0.281, SLG: 0.330	C FF 94 X FF 94 0-1 11 L5-3 1B			S FF 92 B FC 88 C FC 88 B FS 84 B FF 94 F FC 89 F FF 95 X FC 89 3-2 11 E 22 1B 11 1B 1B	X SL 82 0-0 11 2B 1-H 2B		F FF 94 B FF 94 S FF 94 B SL 87 S FF 95 2-3 ② **K**			4	2	3	1	0	1	2
11 José Ramírez, S (1, 5) OBP: 0.332, SLG: 0.436	B KC 79 B FC 89 F FF 94 B FS 82 F FC 88 X FC 89 3-2 ② ③ **L5-3** 1-1			C FS 83 D FS 82 F FF 94 X FS 82 1-2 **E4** 22 1B 55 FC 1-3 1B	B SI 94 B CH 83 F CH 83 F SI 96 X FC 89 2-2 2-H 2B		B FF 95 C FF 95 B FF 95 X SL 88 2-1 ③ **FC5** 2-3f			4	1	2	1	0	0	3
22 Josh Naylor, L (1, 3) OBP: 0.324, SLG: 0.459		F FF 93 F FC 89 B FS 82 F FF 95 B FF 95 X KC 80 2-2 55 1B 2B		X FC 90 0-0 0 G4-6-3 55 E 1B 2-3 3-H	F FF 94 X FF 95 0-1 ③ **G6-3**			C CU 75 X ST 80 0-1 55 G5-4-3 1B		4	1	3	1	0	0	1
55 Josh Bell, S (1, 10) OBP: 0.330, SLG: 0.354		F FC 89 X FC 91 0-1 0 FC6 1B 2-H		X SI 92 0-0 FC 0 G4-6-3 1-2 3-H		C FF 93 B SL 88 B FF 93 F FF 94 S CH 85 2-3 ① **K**		B SL 88 F SL 88 X FF 94 1-1 ① ② **G5-4-3** 1-2f		4	0	1	2	0	1	2
0 Andrés Giménez, L (1, 4) OBP: 0.304, SLG: 0.351		S FF 94 F FF 94 F FS 83 F FF 95 X FC 91 0-2 ① FC6 17 CS 1-2f		B SI 90 X SI 90 1-0 ① ② **G4-6-3** 1-2f 2-3		C SL 90 F ST 79 B FF 96 B ST 80 T SL 89 2-2 ② **K**		C ST 78 S FF 95 S CU 77 0-3 **K** 17 WP		4	0	0	0	0	2	3
17 Will Brennan, L (1, 9) OBP: 0.298, SLG: 0.380		B FC 88 F FF 94 B FC 87 C KC 79 X FF 95 2-2 ② ③ **F8** 1-2		F SI 90 X CU 76 0-1 ③ **L7**		B SL 87 B FF 95 B SL 88 C FF 95 F FF 95 X SL 90 3-2 ③ **L6**		C SL 88 B ST 81 X ST 78 1-1 ③ **F8** 1-2		4	0	0	0	0	0	3
10 Mike Zunino, R (1, 2) OBP: 0.282, SLG: 0.328			B KC 80 B FC 88 S FC 87 F FF 94 F FF 95 S ST 82 2-3 ① **K**		C SI 95 B SL 86 F SI 96 X SL 85 1-2 38 FC3-6 1B		B CU 75 B FF 94 C FF 94 B FF 94 C FF 95 S FF 95 3-3 ① **K**			3	0	1	0	0	2	0
7 Myles Straw, R (1, 8) OBP: 0.309, SLG: 0.289			T FF 94 B ST 84 C FF 95 X FF 95 1-2 **F9**		C SI 95 X SI 95 0-1 ① **F8**		B FF 95 B SL 89 X FF 94 2-0 11 FC5 38 BB 1B			3	0	1	0	0	0	1
Inning Stats	R: 0 E: 0 K: 1 S: 8 H: 1 LOB: 0 BB: 0 P: 11	R: 1 E: 0 K: 0 S: 14 H: 2 LOB: 0 BB: 0 P: 18	R: 0 E: 0 K: 2 S: 10 H: 0 LOB: 0 BB: 0 P: 16	R: 2 E: 2 K: 0 S: 13 H: 3 LOB: 1 BB: 0 P: 18	R: 2 E: 0 K: 0 S: 13 H: 3 LOB: 1 BB: 0 P: 17	R: 0 E: 0 K: 2 S: 9 H: 0 LOB: 0 BB: 0 P: 16	R: 0 E: 0 K: 2 S: 12 H: 1 LOB: 2 BB: 1 P: 25	R: 0 E: 0 K: 1 S: 9 H: 1 LOB: 1 BB: 0 P: 11		1B: 8 2B: 4 3B: 0 HR: 0 SF: 0 SAC: 0 DP: 3 HBP: 0			WP: 2 PB: 0 SB: 0 CS: 1 PA: 34	

PITCHER		IP	WLS	BF	H	R	ER	SO	BB	IBB	HBP	BLK	WP	HR	S	P	ERA	WHIP
50 Kutter Crawford, R ERA: 3.68	(1, 1)	3.0	L	13	6	3	2	3	0	0	0	0	0	0	41	58	6.00	2.000
83 Brennan Bernardino, L ERA: 2.55	(4, 1)	1.0		3	0	0	0	0	0	0	0	0	0	0	4	5	0.00	0.000
63 Justin Garza, R ERA: 2.79	(5, 1)	0.2		5	3	2	2	0	0	0	0	0	0	0	11	15	27.00	4.500
72 Chris Murphy, L ERA:	(5, 1)	3.1		13	2	0	0	5	1	0	0	0	2	0	32	54	0.00	0.900

PITCHER	IP	WLS	BF	H	R	ER	SO	BB	IBB	HBP	BLK	WP	HR	S	P	ERA	WHIP

BOTTOM

Boston Red Sox @ Cleveland Guardians

Progressive Field, Cleveland, OH

Wed Jun 07 2023, 7:12 PM - 9:42 PM EDT

Att. 19,444 - Overcast - 65 F

livebaseballscorecards.com

AB	33
R	5
H	11
RBI	5
BB	1
SO	8
LOB	16

Boston Red Sox @ Cleveland Guardians

Progressive Field, Cleveland, OH

Thu Jun 08 2023, 7:12 PM - 9:47 PM EDT

Att. 21,473 - Overcast - 64 F

TOP

livebaseballscorecards.com

Batter	1	2	3	4	5	6	7	8	9	AB	R	H	RBI	BB	SO	LOB
16 Jarren Duran, L (1, 8) OBP: 0.335, SLG: 0.432	F FF 93 F FC 91 B CU 78 F FC 89 F CU 77 X SI 94 1-2 7 G3 1B		X FC 88 0-0 ① F6		F FC 86 F FC 87 B SI 91 X FF 92 1-2 7 WP 2-H 1B		B FF 97 X SL 84 1-0 ② FC4-6 7 1B 1-2f		B FF 92 C SL 86 F SL 88 T SL 82 1-2 ② K	5	0	2	1	0	1	2
7 Masataka Yoshida, L (1, 7) OBP: 0.387, SLG: 0.491	C FC 89 1 SAFE F FC 90 X CU 78 0-2 ① G3 1-2		B FF 91 B FC 87 B FC 87 C FF 92 X FC 88 3-1 ② G3-1		C CU 77 F FC 88 B CU 78 X CU 79 1-2 ③ G6-3 2-3		X FF 97 0-0 1-2 1B		S CU 74 F FF 93 D SL 87 D CU 76 F SL 86 X FF 94 2-2 ③ G6-3	5	0	1	0	0	0	3
2 Justin Turner, R (1, 10) OBP: 0.337, SLG: 0.401	S FC 88 B SI 94 X SL 83 1-1 ② F7		B CU 77 B SI 92 C SI 92 X SL 82 2-1 ③ F9			B SL 82 B CU 78 S FC 87 F SI 91 F CU 76 X SL 82 2-2 ① G5-3	C SL 84 B SL 85 F SL 85 S FF 97 1-3 ③ K			4	0	0	0	0	1	3
11 Rafael Devers, L (1, 5) OBP: 0.298, SLG: 0.472	C CU 79 B FF 92 B FC 88 B FC 89 B CU 78 4-1 BB			C FF 91 F FC 88 X CU 77 0-2 ① G4-3		F FC 87 B FF 91 B FS 86 B FC 88 X CU 78 3-1 ② G3-1		X CU 74 0-0 ① F8		3	0	0	0	1	0	0
36 Triston Casas, L (1, 3) OBP: 0.322, SLG: 0.385	F FC 88 F CU 77 F CU 77 B FC 88 B FC 89 C CU 78 2-3 ③ K			B FC 88 F CU 77 B FF 91 B FC 85 F FF 91 C FC 87 3-3 ② K		B CU 78 X FC 88 1-0 HR		C FF 94 B CU 77 C SL 85 B FF 94 X FF 94 2-2 30 G6-4-3 1B		4	1	2	1	0	2	2
30 Rob Refsnyder, R (1, 9) OBP: 0.423, SLG: 0.371		B FF 91 C FC 88 B SI 92 C SL 84 F CU 77 B CU 76 F SL 86 F FF 92 F CU 77 4-2 B SL 82 BB		C SI 92 C SI 92 X CU 78 0-2 ③ F7		B CU 82 B CU 82 B FF 94 F FF 94 C FF 94 B FF 94 4-2 39 S BB		B SL 86 S SL 87 F CU 75 X SL 85 1-2 ②③ G6-4-3 1-2f		2	0	0	0	2	0	1
39 Christian Arroyo, R (1, 4) OBP: 0.294, SLG: 0.383		S FC 86 F SI 92 S CU 76 0-3 ① K			C CU 77 F SL 80 B SI 92 X CU 77 1-2 ① G5-3	B CU 83 C CU 82 X CU 84 1-1 ③ G5-3 1-2			C FF 92 X SL 86 0-1 5 2B 2B	4	1	1	0	0	1	2
3 Reese McGuire, L (1, 2) OBP: 0.323, SLG: 0.374		D CU 77 X FC 86 1-0 ② P6			B FC 86 C CU 78 S CU 77 B CU 73 X FC 86 2-2 16 1B 2B		B FF 96 B FF 96 C FF 96 B CH 89 B FF 96 4-1 16 FC4-6 BB		C SL 86 F FF 92 B SL 86 S CU 75 1-3 ① K	3	1	1	0	1	1	2
5 Enrique Hernández, R (1, 6) OBP: 0.301, SLG: 0.351		C FC 86 X SI 91 0-1 ③ F9			X CU 76 0-0 ② G5-3		C SL 84 F FF 97 C FF 97 0-3 ① K		B CU 75 B FF 92 B FF 93 C FF 92 X FF 93 3-1 2-H 2B	4	0	1	1	0	1	3

Inning Stats	1	2	3	4	5	6	7	8	9
	R: 0 E: 0 K: 1 S: 15 H: 1 LOB: 2 BB: 1 P: 23	R: 0 E: 0 K: 1 S: 12 H: 0 LOB: 1 BB: 1 P: 17	R: 0 E: 0 K: 0 S: 5 H: 0 LOB: 0 BB: 0 P: 10	R: 0 E: 0 K: 1 S: 9 H: 0 LOB: 0 BB: 0 P: 12	R: 1 E: 0 K: 0 S: 13 H: 2 LOB: 1 BB: 0 P: 18	R: 1 E: 0 K: 0 S: 11 H: 1 LOB: 1 BB: 1 P: 22	R: 0 E: 0 K: 2 S: 9 H: 1 LOB: 2 BB: 1 P: 15	R: 0 E: 0 K: 0 S: 7 H: 1 LOB: 0 BB: 0 P: 10	R: 1 E: 0 K: 2 S: 14 H: 2 LOB: 1 BB: 0 P: 21

AB	34
R	3
H	8
RBI	3
BB	4
SO	7
LOB	18

1B: 4	SF: 0	WP: 1	PA: 38
2B: 3	SAC: 0	PB: 0	
3B: 0	DP: 1	SB: 1	
HR: 1	HBP: 0	CS: 0	

PITCHER		IP	WLS	BF	H	R	ER	SO	BB	IBB	HBP	BLK	WP	HR	S	P	ERA	WHIP
43 Aaron Civale, R ERA: 2.31	(1, 1)	5.2	W	23	4	2	2	3	2	0	0	0	1	1	61	93	3.18	1.059
99 James Karinchak, R ERA: 3.71	(6, 1)	0.1	H	2	0	0	0	0	1	0	0	0	0	0	4	9	0.00	3.000
62 Enyel De Los Santos, R ERA: 3.38	(7, 1)	1.0		5	1	0	0	2	1	0	0	0	0	0	9	15	0.00	2.000
44 Xzavion Curry, R ERA: 2.59	(8, 1)	2.0		8	3	1	1	2	0	0	0	0	0	0	21	31	4.50	1.500

PITCHER		IP	WLS	BF	H	R	ER	SO	BB	IBB	HBP	BLK	WP	HR	S	P	ERA	WHIP

Batter	1	2	3	4	5	6	7	8	9	AB	R	H	RBI	BB	SO	LOB
38 Steven Kwan, L (1, 7) OBP: 0.338, SLG: 0.346	B FF 92 C SI 93 F SL 81 B FF 93 H SI 92 3-2 1 G6-4-3 HBP		F SI 91 D SL 81 B FF 91 X FF 91 2-1 ① FC4-6 11 HR 1-2f		B CU 80 C CH 82 F FC 87 X FC 87 1-2 ② G4-3	B CU 81 X FC 87 1-0 1-2 1B		B CH 81 B SI 88 B SI 88 C SI 87 C CH 82 B SI 89 4-2 1 1B 11 FC5-4-5-4-3 BB		3	2	1	0	1	0	1
1 Amed Rosario, R (1, 6) OBP: 0.280, SLG: 0.327 13 Gabriel Arias, R (9, 6) OBP: 0.295, SLG: 0.361	C FF 91 S FC 89 B FF 92 F FC 90 D SL 83 B SL 81 X SI 93 3-2 ①② G6-4-3 1-2f		X FC 87 0-0 ② L5		C CU 81 B CH 82 S CU 81 B FC 86 F CU 82 X SI 90 2-2 ③ F9	X SI 88 0-0 ② F8 2-3		B FC 86 B SI 88 F FC 85 X SI 88 2-1 11 FC5-4-5-4-3 1-3 1B		5 0	0 0	1 0	0 0	0 0	0 0	4 0
11 José Ramírez, S (1, 5) OBP: 0.337, SLG: 0.478 2 Tyler Freeman, R (9, 5) OBP: 0.294, SLG: 0.313	B CH 85 C FF 93 B CH 86 B FF 93 S FC 88 X FF 93 3-2 HR		B FF 91 B SI 90 B CH 82 F SI 91 X SI 91 3-1 1-H HR			S CU 78 C CU 77 C CH 85 F SI 89 X CU 82 3-2 HR B SI 80 C CU 81 F SI 88 S CH 84 1-3 ③ K		D CU 76 X CU 75 1-0 ②③ FC5-4-5-4-3 2-3 3-H		5 0	3 0	3 0	5 0	0 0	1 0	3 0
22 Josh Naylor, L (1, 3) OBP: 0.332, SLG: 0.463	F SI 92 B SL 82 F FC 88 B SI 93 B SI 92 B FC 89 4-2 BB		C SL 80 B SL 79 F SL 80 B FF 91 C SI 91 2-3 ③ K			X CH 82 0-0 55 2B 0 2B 1B	X CU 79 0-0 0 G4-3 1B			3	1	2	0	1	1	0
55 Josh Bell, S (1, 10) OBP: 0.329, SLG: 0.357	F FF 92 F FF 92 B CH 85 B FF 92 X FC 88 2-2 ③ P3			B CU 73 B CU 74 F SI 91 F FC 87 X SL 79 2-2 ① G4-3		C SI 87 S FC 87 F FC 86 B CU 81 X SI 89 1-2 1-3 0 2B 2B	C SI 88 X FC 87 0-1 ① L7			4	1	1	0	0	0	2
0 Andrés Giménez, L (1, 4) OBP: 0.307, SLG: 0.358		B FF 92 S FF 92 S FF 92 F FF 92 F FF 93 B FF 92 X FC 89 2-2 ① L6		T SI 92 B SL 81 X CH 83 1-1 1B		B FC 86 X FC 86 1-0 7 3B 2B 2-H 3-H	F FC 86 X CH 82 0-1 ② G4-3 1-2			4	1	2	2	0	0	1
7 Myles Straw, R (1, 8) OBP: 0.308, SLG: 0.298		B CU 76 F FF 92 B FC 87 C SI 91 X SI 91 2-2 ② G4-3		F FC 86 S FC 85 F FF 90 X FC 87 0-2 ② L6		C CH 82 C CU 80 F CH 82 B CU 81 B CU 81 F SI 89 X SI 90 2-2 17 1B 3B 2-H	C CU 80 B CU 82 F FC 85 B CU 81 X FC 85 2-2 ③ F9			4	1	1	1	0	0	2
17 Will Brennan, L (1, 9) OBP: 0.303, SLG: 0.404		X SI 91 0-0 ③ G6-3		B SL 80 C SI 90 B SI 90 F SL 79 X SI 89 2-2 ③ F8		B FC 86 X FC 86 1-0 ① 3-H 1B		B FF 86 B CH 80 F CH 82 F CU 79 F CH 81 F CU 80 X FC 85 2-2 HR		4	1	2	2	0	0	1
35 Cam Gallagher, R (1, 2) OBP: 0.176, SLG: 0.171			C FF 92 X CH 84 0-1 38 FC4-6 1B		B SI 88 C FC 86 X FC 86 1-1 ① G3	X CU 81 0-0 1 F8 38 1B 1B		B SI 87 X SI 88 1-0 ① G6-3		4	0	2	0	0	0	0
Inning Stats	R: 1 H: 1 E: 0 LOB: 1 K: 0 BB: 1 S: 14 P: 29	R: 0 H: 0 E: 0 LOB: 0 K: 0 BB: 0 S: 9 P: 13	R: 2 H: 2 E: 0 LOB: 0 K: 1 BB: 0 S: 10 P: 17	R: 0 H: 1 E: 0 LOB: 1 K: 0 BB: 0 S: 12 P: 17	R: 0 H: 0 E: 0 LOB: 0 K: 0 BB: 0 S: 9 P: 13	R: 5 H: 8 E: 0 LOB: 2 K: 1 BB: 0 S: 21 P: 31	R: 0 H: 1 E: 0 LOB: 1 K: 0 BB: 0 S: 8 P: 10	R: 2 H: 2 E: 0 LOB: 0 K: 0 BB: 1 S: 11 P: 21		1B: 8 SF: 0 2B: 3 SAC: 0 3B: 1 DP: 2 HR: 4 HBP: 1						

PITCHER		IP	WLS	BF	H	R	ER	SO	BB	IBB	HBP	BLK	WP	HR	S	P	ERA	WHIP
62 Matt Dermody, L ERA: 6.75	(1, 1)	4.0	L	17	4	3	3	1	1	0	1	0	0	2	45	76	6.75	1.250
28 Corey Kluber, R ERA: 7.13	(5, 1)	3.1		21	11	7	7	1	1	0	0	0	0	2	48	73	18.90	3.600
83 Brennan Bernardino, L ERA: 2.45	(8, 1)	0.2		1	0	0	0	0	0	0	0	0	0	0	1	2	0.00	0.000

PITCHER	IP	WLS	BF	H	R	ER	SO	BB	IBB	HBP	BLK	WP	HR	S	P	ERA	WHIP

BOTTOM

Boston Red Sox @ Cleveland Guardians

Progressive Field, Cleveland, OH

Thu Jun 08 2023, 7:12 PM - 9:47 PM EDT

Att. 21,473 - Overcast - 64 F

livebaseballscorecards.com

AB	36
R	10
H	15
RBI	10
BB	2
SO	2
LOB	14

Batter	1	2	3	4	5	6	7	8	9	AB	R	H	RBI	BB	SO	LOB
99 Alex Verdugo, L (1, 9) OBP: 0.365, SLG: 0.449	C FF 94 B FF 94 F FC 93 T FF 96 1-2 ① K		C CH 90 X FF 97 0-1 ② L8		C FF 99 C FF 96 B SL 90 F FF 98 B SL 90 F CH 90 B CH 90 X FF 98 3-2 1B		C SI 95 B SL 86 X CH 88 1-1 2 1B 1B		C SI 96 B SI 97 X SI 97 1-1 ③ L7	5	0	2	0	0	1	1
7 Masataka Yoshida, L (1, 7) OBP: 0.381, SLG: 0.482	X FF 94 0-0 ② F9		C FF 95 C KC 83 B CH 90 F FF 98 B KC 83 X FF 98 2-2 ③ L4		B CH 90 B CH 91 C FC 95 B FF 98 C FF 97 F FF 98 X FF 97 3-2 ③ F7		B SI 88 B ST 77 C SI 87 T ST 77 1 SAFE X ST 79 2-2 ② F7			4	0	0	0	0	0	3
2 Justin Turner, R (1, 10) OBP: 0.340, SLG: 0.403	C FF 96 B FF 95 B SL 88 X FF 96 2-1 1B			C FF 97 B FF 96 S FC 94 B SL 88 F SL 89 F FF 98 F FC 94 C FF 99 2-3 ① K		C SL 89 F FC 93 X SL 88 0-2 ① F9	C SI 88 X CH 79 0-1 11 FC4-6 1-2 1B			4	0	2	0	0	1	0
11 Rafael Devers, L (1, 5) OBP: 0.302, SLG: 0.490	C FF 98 B FF 97 X FC 94 1-1 ③ L4			B FF 98 S FF 98 X CH 92 1-1 36 1B 2B		X CH 90 0-0 HR	B SI 89 C SI 88 D ST 78 X SI 89 2-1 ③ FC4-6 1-2f			4	2	2	1	0	0	3
18 Adam Duvall, R (1, 8) OBP: 0.488, SLG: 0.944		C FF 95 F SL 89 B SL 89 S FF 96 1-3 ① K		S FF 98 F FF 98 C FF 99 0-3 ② K		B SL 91 S SL 90 B FC 94 C FF 98 B SL 90 F FC 96 B FF 98 4-2 39 FC4-6 BB		C ST 78 F CH 78 C SI 90 0-3 ① K		3	0	0	0	1	3	1
36 Triston Casas, L (1, 3) OBP: 0.330, SLG: 0.390		B FF 97 T FF 96 B FF 97 X CH 91 2-1 39 G6-4-3 1B		C FF 97 B FF 98 X KC 85 1-1 2-H 1B		S CH 92 B FF 97 B FF 98 C FF 97 S FF 97 2-3 ② K		C ST 78 B SI 89 B SI 89 S ST 78 B ST 80 B ST 78 4-2 39 G5-4-3 BB		3	0	2	1	1	1	1
39 Christian Arroyo, R (1, 4) OBP: 0.281, SLG: 0.365		S SL 88 S FF 97 D SL 90 D SL 90 X SL 90 2-2 ②③ G6-4-3 1-2f		C FF 99 F FF 98 B FF 99 C FF 98 1-3 ③ K		T FF 97 F FF 97 X FF 96 0-2 ③ FC4-6 1-2f		C SI 95 X SL 86 0-1 ②③ G5-4-3 1-2f		4	0	0	0	0	1	4
12 Connor Wong, R (1, 2) OBP: 0.299, SLG: 0.459			S KC 82 B FF 95 C FF 96 F SL 87 B FF 95 F SL 89 X KC 83 2-2 1B		H FF 96 1-0 5 G5-4-3 HBP		B SL 85 C SI 95 F SI 96 S SL 87 1-3 ① K		B SL 86 C SL 85 F SL 86 C SI 97 1-3 ① K	3	0	1	0	0	2	0
5 Enrique Hernández, R (1, 6) OBP: 0.300, SLG: 0.364			B FF 97 S FF 98 B FF 98 X FF 99 2-1 ① F9		X SL 90 0-0 ①② G5-4-3 1-2f		C SI 97 X SI 97 0-1 HR		C SI 95 B SL 87 S SL 86 S SL 87 1-3 ② K	4	1	1	1	0	1	2
Inning Stats	R: 0 E: 0 K: 1 S: 8 H: 1 LOB: 1 BB: 0 P: 12	R: 0 E: 0 K: 1 S: 8 H: 1 LOB: 0 BB: 0 P: 13	R: 0 E: 0 K: 0 S: 13 H: 1 LOB: 1 BB: 0 P: 19	R: 1 E: 0 K: 3 S: 16 H: 2 LOB: 1 BB: 0 P: 21	R: 0 E: 0 K: 0 S: 10 H: 1 LOB: 1 BB: 0 P: 17	R: 1 E: 0 K: 1 S: 13 H: 1 LOB: 1 BB: 1 P: 19	R: 1 E: 0 K: 1 S: 14 H: 3 LOB: 2 BB: 0 P: 20	R: 0 E: 0 K: 1 S: 7 H: 0 LOB: 0 BB: 1 P: 11	R: 0 E: 0 K: 2 S: 9 H: 0 LOB: 0 BB: 0 P: 12	1B: 7 2B: 1 3B: 0 HR: 2 SF: 0 SAC: 0 DP: 3 HBP: 1						

PITCHER		IP	WLS	BF	H	R	ER	SO	BB	IBB	HBP	BLK	WP	HR	S	P	ERA	WHIP
45 Gerrit Cole, R ERA: 2.84	(1, 1)	6.0	L	25	7	2	2	6	1	0	1	0	0	1	68	101	3.00	1.333
84 Albert Abreu, R ERA: 3.6	(7, 1)	0.1		3	2	1	1	1	0	0	0	0	0	1	7	9	27.00	6.000
63 Nick Ramirez, L ERA: 1.8	(7, 1)	1.0		5	1	0	0	1	1	0	0	0	0	0	12	20	0.00	2.000
70 Jimmy Cordero, R ERA: 3.04	(8, 1)	1.2		4	0	0	0	2	0	0	0	0	0	0	11	14	0.00	0.000

PITCHER	IP	WLS	BF	H	R	ER	SO	BB	IBB	HBP	BLK	WP	HR	S	P	ERA	WHIP

TOP

Boston Red Sox @ New York Yankees

Yankee Stadium, Bronx, NY

Fri Jun 09 2023, 7:08 PM - 9:35 PM EDT

Att. 46,007 - Cloudy - 68 F

livebaseballscorecards.com

AB	34
R	3
H	10
RBI	3
BB	2
SO	10
LOB	15

Boston Red Sox @ New York Yankees

Yankee Stadium, Bronx, NY

Fri Jun 09 2023, 7:08 PM - 9:35 PM EDT

Att. 46,007 - Cloudy - 68 F

livebaseballscorecards.com

BOTTOM

Batter	1	2	3	4	5	6	7	8	9	AB	R	H	RBI	BB	SO	LOB
26 DJ LeMahieu, R (1, 4) OBP: 0.302, SLG: 0.390	C SI 94 F SI 94 X SI 94 0-2 27 1B 1B		B ST 80 B SI 94 C CH 81 X CH 80 2-1 28 G1-3 1B		C SI 93 C SI 93 X ST 82 0-2 ③ G1-3		X CU 81 0-0 ③ FC6-4 1-2f			4	0	2	0	0	0	2
66 Kyle Higashioka, R (8, 2) OBP: 0.270, SLG: 0.383										0	0	0	0	0	0	0
28 Josh Donaldson, R (1, 5) OBP: 0.237, SLG: 0.600	B SI 95 F SI 95 F CH 82 S ST 80 1-3 ① K		S ST 80 F SI 94 B SI 94 B ST 81 X SI 95 2-2 ② G1-3 1-2			B ST 79 X SI 93 1-0 HR		X FC 90 0-0 ① G6-3		4	1	1	1	0	1	2
48 Anthony Rizzo, L (1, 3) OBP: 0.345, SLG: 0.450	F SI 95 B SI 93 S CH 82 B SI 96 S CH 84 2-3 ② K		S ST 78 X SI 94 0-1 ③ L8			S CH 81 S ST 79 X SI 95 0-2 ① G6-3		C FF 95 S FC 92 X FC 93 0-2 ② L6		4	0	0	0	0	1	2
27 Giancarlo Stanton, R (1, 10) OBP: 0.284, SLG: 0.514	C ST 80 B SI 95 S SI 95 B ST 82 X SI 96 2-2 1-3 1B			C SI 92 F CH 82 F SI 93 B ST 80 S ST 80 1-3 ① K		X CH 81 0-0 ② L7		C SI 95 B SI 94 S FF 96 F FF 97 B FS 89 X FF 95 2-2 ③ G1-3		4	0	1	0	0	1	0
61 Jake Bauers, L (1, 9) OBP: 0.333, SLG: 0.513	B ST 79 X SI 94 1-0 ③ G3			C CH 81 B CH 82 C SI 95 S CH 81 1-3 ② K		C ST 78 S ST 77 X SI 95 0-2 ③ L7			F FC 92 C SI 94 S FC 94 0-3 ① K	4	0	0	0	0	2	2
12 Isiah Kiner-Falefa, R (1, 8) OBP: 0.281, SLG: 0.355		B SI 94 X SI 94 1-0 57 CS 1B		B ST 79 S CH 80 X SI 94 1-1 ③ L6			C ST 77 B ST 76 X SI 93 1-1 25 E 25 S 25 WP 1B		C FC 94 X FC 93 0-1 ② F9	4	1	2	0	0	0	0
57 Billy McKinney, L (1, 7) OBP: 0.300, SLG: 0.800		B SI 93 C SI 94 B SI 95 C ST 80 X CH 83 2-2 ①② F8 1-2	F SI 92 B CH 80 X SI 94 1-1 ① F8			F SI 92 B SI 92 S CH 80 F SI 95 S ST 78 1-3 ① K		X FC 94 0-0 25 1B 1B	4	0	1	0	0	1	2
95 Oswaldo Cabrera, S (9, PR) OBP: 0.249, SLG: 0.313										0	0	0	0	0	0	0
39 Jose Trevino, R (1, 2) OBP: 0.258, SLG: 0.310		C ST 78 S ST 79 X CH 84 0-2 ③ G6-3	C SI 94 S ST 80 B SI 94 S ST 80 1-3 ② K			C CH 80 B SI 94 B SI 94 1 SAFE S CH 82 B ST 79 B CH 81 4-2 26 FC6-4 1-H BB		F FC 93 B FC 95 1 SAFE B FC 94 X FC 95 2-1 1-2 1B	2	0	0	0	0	1	0
25 Gleyber Torres, R (7, PH) OBP: 0.330, SLG: 0.420										1	0	1	0	1	0	0
(8, 4)																
11 Anthony Volpe, R (1, 6) OBP: 0.264, SLG: 0.351			X SI 92 0-0 ① G6-3		C ST 79 X SI 94 0-1 1B		S SL 90 F FF 96 X FF 94 0-2 ② P4		B FC 94 S FC 94 B FC 95 B FC 95 F FC 95 F FC 96 X FC 97 3-2 ③ P6	4	0	1	0	0	0	3

	AB	35
	R	2
	H	9
	RBI	1
	BB	1
	SO	7
	LOB	13

Inning Stats										
	R: 0 E: 0 K: 2 S: 13	H: 2 LOB: 2 BB: 0 P: 19	R: 0 E: 0 K: 0 S: 7	H: 1 LOB: 0 BB: 0 P: 10	R: 0 E: 0 K: 0 S: 8	H: 1 LOB: 1 BB: 0 P: 12	R: 0 E: 0 K: 2 S: 9	H: 0 LOB: 0 BB: 0 P: 12	R: 0 E: 0 K: 1 S: 10	H: 1 LOB: 1 BB: 0 P: 12
	R: 1 E: 0 K: 0 S: 8	H: 1 LOB: 0 BB: 0 P: 9	R: 1 E: 0 K: 1 S: 12	H: 1 LOB: 1 BB: 1 P: 18	R: 0 E: 0 K: 0 S: 8	H: 0 LOB: 0 BB: 0 P: 10	R: 0 E: 0 K: 1 S: 12	H: 2 LOB: 2 BB: 0 P: 17	1B: 8 2B: 0 3B: 0 HR: 1	SF: 0 SAC: 0 DP: 0 HBP: 0

	WP: 1	PA: 36
	PB: 0	
	SB: 1	
	CS: 1	

PITCHER		IP	WLS	BF	H	R	ER	SO	BB	IBB	HBP	BLK	WP	HR	S	P	ERA	WHIP
22 Garrett Whitlock, R ERA: 4.78	(1, 1)	6.1	W	26	7	2	1	6	1	0	0	0	1	1	63	88	1.42	1.263
37 Nick Pivetta, R ERA: 5.57	(7, 1)	0.2	H	2	0	0	0	0	0	0	0	0	0	0	4	4	0.00	0.000
55 Chris Martin, R ERA: 2.41	(8, 1)	1.0	H	3	0	0	0	0	0	0	0	0	0	0	8	10	0.00	0.000
74 Kenley Jansen, R ERA: 3.48	(9, 1)	1.0	S	5	2	0	0	1	0	0	0	0	0	0	12	17	0.00	2.000

PITCHER	IP	WLS	BF	H	R	ER	SO	BB	IBB	HBP	BLK	WP	HR	S	P	ERA	WHIP

Batter	1	2	3	4	5	6	7	8	9	AB	R	H	RBI	BB	SO	LOB
99 Alex Verdugo, L (1, 9) OBP: 0.362, SLG: 0.444	B FF 92 B FF 91 C CH 85 X FF 90 2-1 F9 ①		B SI 92 B CU 83 F FF 91 F FF 92 X CH 87 2-2 G4-3 ①		B CH 85 X CU 81 1-0 G4-3 ②		B SI 97 B SI 96 S SL 89 X SI 97 2-1 G3 ②		B SI 98 X SI 97 1-0 1B	5	0	1	0	0	0	0
7 Masataka Yoshida, L (1, 7) OBP: 0.381, SLG: 0.475	B CU 82 C CU 81 C FF 92 S CH 87 1-3 K ②		C FF 92 F FF 92 X CU 85 0-2 F8 ②		B CU 83 B CH 85 C SI 92 B FF 91 B CU 82 4-1 2 FC5-4 BB		B SI 96 B SI 96 B SI 96 C SL 89 C CH 90 F CH 91 F CH 92 F SI 97 F SI 97 4-2 F CH 92 F CH 91 F SI 97 F CH 90 B SL 89 2 BB BB		C SI 97 S SL 88 B SI 98 S SL 88 1-3 K ②	3	0	0	0	2	2	1
2 Justin Turner, R (1, 10) OBP: 0.345, SLG: 0.404	F FF 93 B CU 85 B CU 84 X CH 86 2-1 1B		F SI 92 F FF 93 B FF 92 X CU 85 1-2 11 E 11 S 1B		S CU 81 B SI 92 X SI 92 1-1 FC5-4 ③ 1-2f		B CH 89 1 SAFE F CH 91 B SI 96 B SI 97 B CH 91 4-1 1-2 BB		C SI 98 B SI 97 F SL 88 B SI 98 F SL 88 D SL 89 F SI 97 X SI 97 3-2 G5-3 ③	4	0	2	0	1	0	2
11 Rafael Devers, L (1, 5) OBP: 0.301, SLG: 0.498	S CU 83 D CU 86 B SI 93 F CH 86 F FF 94 S CU 85 2-3 K ③		S CU 83 B FF 95 F CU 84 X FF 94 1-2 F7 ③ 1-3			X FF 91 0-0 HR	B SI 97 X SI 97 1-0 G4-3 ③			4	1	1	1	0	1	4
18 Adam Duvall, R (1, 8) OBP: 0.489, SLG: 0.897		C CU 82 X SI 92 0-1 P3 ①		X SI 91 0-0 F8 ①		B CU 82 X CU 82 1-0 39 S 1B		H CH 87 1-0 HBP		3	0	1	0	0	0	0
36 Triston Casas, L (1, 3) OBP: 0.329, SLG: 0.383		C CU 84 B CU 84 B SI 93 B CH 86 B CU 83 4-1 3 2B BB		B CU 82 C FF 92 B CH 85 S CH 85 C FF 93 2-3 K ②		C CH 85 F FF 92 C CU 85 0-3 K ①		C CH 88 B CH 87 S CH 89 B CH 87 X CH 88 2-2 F9 ①		3	0	0	0	1	2	2
39 Christian Arroyo, R (1, 4) OBP: 0.280, SLG: 0.360		X SI 93 0-0 L8 ②		C CH 86 F CU 84 B SI 93 X CU 84 1-2 1B		B SI 92 1 SAFE B SI 90 F FF 91 S CU 82 S CU 82 2-3 K ② 1-2		S CH 87 L CH 89 B CH 90 B FF 94 F CH 88 X CH 89 2-2 F8 ②		4	0	1	0	0	1	3
3 Reese McGuire, L (1, 2) OBP: 0.320, SLG: 0.379		X FF 94 0-0 1-3 2B		S CU 82 D CH 86 1 SAFE X CH 85 1-1 G3 ③		X CU 81 0-0 F4 ③		C CH 88 C CH 88 F CH 89 X CH 90 0-2 G4-3 ③		4	0	1	0	0	0	3
5 Enrique Hernández, R (1, 6) OBP: 0.297, SLG: 0.358 16 Jarren Duran, L (9, PH) OBP: 0.333, SLG: 0.429		C CU 85 B CU 86 B SI 94 B CU 85 X CH 87 3-1 L6 ③			B SI 91 C CH 86 X CU 83 1-1 L8 ①		C SI 95 B CH 88 B SI 95 X CH 89 2-1 G5-3 ①		C SI 96 S SL 88 C SI 98 0-3 K ①	3 1	0 0	0 0	0 0	0 0	0 1	2 0
Inning Stats	R: 0 E: 0 K: 2 S: 11 H: 1 LOB: 1 BB: 0 P: 18	R: 0 E: 0 K: 0 S: 7 H: 1 LOB: 2 BB: 1 P: 14	R: 0 E: 0 K: 0 S: 12 H: 1 LOB: 1 BB: 0 P: 16	R: 0 E: 0 K: 1 S: 9 H: 1 LOB: 1 BB: 0 P: 13	R: 0 E: 0 K: 0 S: 6 H: 0 LOB: 1 BB: 1 P: 13	R: 1 E: 0 K: 2 S: 9 H: 2 LOB: 1 BB: 0 P: 12	R: 0 E: 0 K: 0 S: 16 H: 0 LOB: 2 BB: 2 P: 29	R: 0 E: 0 K: 0 S: 11 H: 0 LOB: 1 BB: 0 P: 16	R: 0 E: 0 K: 2 S: 13 H: 1 LOB: 1 BB: 0 P: 18	1B: 5 2B: 1 3B: 0 HR: 1 SF: 0 SAC: 0 DP: 0 HBP: 1						

PITCHER		IP	WLS	BF	H	R	ER	SO	BB	IBB	HBP	BLK	WP	HR	S	P	ERA	WHIP
0 Domingo Germán, R ERA: 3.49	(1, 1)	6.0	W	26	6	1	1	5	2	0	0	0	0	1	54	86	1.50	1.333
58 Wandy Peralta, L ERA: 2.7	(7, 1)	1.0	H	5	0	0	0	0	2	0	0	0	0	0	16	29	0.00	2.000
41 Tommy Kahnle, R ERA:	(8, 1)	1.0	H	4	0	0	0	0	0	0	1	0	0	0	11	16	0.00	0.000
35 Clay Holmes, R ERA: 2.63	(9, 1)	1.0	S	4	1	0	0	2	0	0	0	0	0	0	13	18	0.00	1.000

PITCHER	IP	WLS	BF	H	R	ER	SO	BB	IBB	HBP	BLK	WP	HR	S	P	ERA	WHIP

TOP

Boston Red Sox @ New York Yankees

Yankee Stadium, Bronx, NY

Sat Jun 10 2023, 7:37 PM - 10:05 PM EDT

Att. 46,061 - Clear - 75 F

livebaseballscorecards.com

AB	34
R	1
H	7
RBI	1
BB	4
SO	7
LOB	17

BOTTOM

Batter	1	2	3	4	5	6	7	8	9	AB	R	H	RBI	BB	SO	LOB
25 Gleyber Torres, R (1, 4) OBP: 0.332, SLG: 0.434	X SI 95 0-0 ① G6-3			X SI 94 0-0 HR		B SL 85 B SI 94 C SI 93 B SL 84 S SL 83 X SI 94 3-2 ① G6-3		C SL 86 B SI 98 F SI 98 X SI 98 1-2 28 G6-4-3 1B		4	1	2	1	0	0	0
28 Josh Donaldson, R (1, 5) OBP: 0.214, SLG: 0.538	C SI 94 S SL 85 B SL 85 S FF 95 1-3 ② K			X SI 94 0-0 ① L8		B SL 84 F SL 83 F SI 94 B SI 95 F SL 84 X SI 95 2-2 ② G4-3		S SI 97 X FC 91 0-1 ①② G6-4-3 1-2f		4	0	0	0	0	1	1
24 Willie Calhoun, L (1, 9) OBP: 0.316, SLG: 0.426 95 Oswaldo Cabrera, S (7, 7) OBP: 0.247, SLG: 0.311 (8, 9)	C FF 94 B SL 85 C SI 94 S FS 90 1-3 ③ K			C SL 85 B FF 95 X FS 88 1-1 ② G3		F FS 88 B FF 94 C SL 82 X FS 89 1-2 HR		C SL 85 B FC 89 X SI 97 1-1 ③ G6-3		3 1	1 0	1 0	1 0	0 0	1 0	0 0
27 Giancarlo Stanton, R (1, 10) OBP: 0.286, SLG: 0.500		B SI 95 B SI 95 C SL 84 C SL 85 B SL 85 X SL 85 3-2 ① F8		B FS 87 C SL 84 H FF 93 2-1 HBP		B SL 84 C SL 83 S FS 88 B SL 85 X SL 85 2-2 ③ L6				2	0	0	0	0	0	0
61 Jake Bauers, L (1, 7) OBP: 0.326, SLG: 0.500 (7, 9) 12 Isiah Kiner-Falefa, R (7, PH) OBP: 0.286, SLG: 0.360 (8, 8)		S SL 84 F SI 95 B SL 84 B SL 84 B FS 89 F FS 89 C SL 84 3-3 ② K		B FS 86 B SL 82 1 SAFE F SI 93 S FS 87 X FS 87 2-2 ③ G4-3			B CU 79 X SI 92 1-0 57 G4-3 66 E 1B			2 1	0 1	0 1	0 0	0 0	1 0	1 0
26 DJ LeMahieu, R (1, 3) OBP: 0.298, SLG: 0.385		C SI 95 X FS 89 0-1 ③ G5-3			C SI 95 B SL 84 X SI 93 1-1 ① G4-3		C CU 79 C SI 92 F CU 80 S SI 93 0-3 ① K			3	0	0	0	0	1	1
57 Billy McKinney, L (1, 8) OBP: 0.308, SLG: 0.769 (8, 7)		B SL 86 S FS 90 B FF 96 B FF 94 F SI 94 F SI 95 C SL 85 3-3 ① K			B SI 93 C SI 93 B FC 91 X SI 94 2-1 2B		C SI 92 S SI 92 X SI 93 0-2 ② G4-3 1-2			3	0	1	0	0	1	1
66 Kyle Higashioka, R (1, 2) OBP: 0.282, SLG: 0.385		B SL 86 F SL 84 S SI 95 F SI 94 S SL 85 1-3 ② K			B SL 84 B SL 84 C SL 83 B SI 94 B SL 83 4-1 11 G5-4-3 BB		X FC 90 0-0 E4 2-H 1B			2	0	1	1	1	1	0
11 Anthony Volpe, R (1, 6) OBP: 0.261, SLG: 0.347		B SI 95 S SI 94 S SL 85 B SL 85 B SI 94 S SL 86 3-3 ③ K			B SI 94 S SL 85 C SL 84 B SI 94 X SI 93 2-2 ②③ G5-4-3 1-2f		F SI 97 X SI 97 0-1 ③ P4			3	0	0	0	0	1	3
Inning Stats	R: 0 E: 0 K: 2 S: 7 H: 0 LOB: 0 BB: 0 P: 9	R: 0 E: 0 K: 1 S: 9 H: 0 LOB: 0 BB: 0 P: 15	R: 0 E: 0 K: 3 S: 11 H: 0 LOB: 0 BB: 0 P: 18	R: 1 E: 0 K: 0 S: 8 H: 1 LOB: 1 BB: 0 P: 13	R: 0 E: 0 K: 0 S: 8 H: 1 LOB: 1 BB: 1 P: 17	R: 1 E: 0 K: 0 S: 13 H: 1 LOB: 0 BB: 0 P: 21	R: 1 E: 1 K: 1 S: 11 H: 2 LOB: 1 BB: 0 P: 12	R: 0 E: 0 K: 0 S: 7 H: 1 LOB: 0 BB: 0 P: 9		1B: 3 2B: 1 3B: 0 HR: 2 SF: 0 SAC: 0 DP: 2 HBP: 1						

PITCHER		IP	WLS	BF	H	R	ER	SO	BB	IBB	HBP	BLK	WP	HR	S	P	ERA	WHIP
89 Tanner Houck, R ERA: 5.23	(1, 1)	6.0	L	22	3	2	2	6	1	0	1	0	0	2	56	93	3.00	0.667
83 Brennan Bernardino, L ERA: 2.84	(7, 1)	0.2		3	1	1	1	1	0	0	0	0	0	0	8	9	13.50	1.500
25 Josh Winckowski, R ERA: 2.19	(7, 1)	1.1		5	2	0	0	0	0	0	0	0	0	0	10	12	0.00	1.500

PITCHER	IP	WLS	BF	H	R	ER	SO	BB	IBB	HBP	BLK	WP	HR	S	P	ERA	WHIP

Boston Red Sox @ New York Yankees

Yankee Stadium, Bronx, NY

Sat Jun 10 2023, 7:37 PM - 10:05 PM EDT

Att. 46,061 - Clear - 75 F

livebaseballscorecards.com

AB	28
R	3
H	6
RBI	3
BB	1
SO	7
LOB	7

WP: 0	PA: 30		
PB: 0			
SB: 0			
CS: 0			

Batter	1	2	3	4	5	6	7	8	9	10	AB	R	H	RBI	BB	SO	LOB
16 Jarren Duran, L (1, 8) OBP: 0.337, SLG: 0.437	X SI 95 0-0 99 G4-3 2B		X FC 91 0-0 99 1B 1B			C ST 84 B ST 84 B FC 90 B ST 85 X FC 91 3-1 ① F7		F CH 86 B CH 87 D ST 82 X CH 88 2-1 ② G4-3 2-3 3-H			4	0	2	1	0	0	1
99 Alex Verdugo, L (1, 9) OBP: 0.360, SLG: 0.441	C ST 87 C ST 86 X KC 84 0-2 ① G4-3 2-3		B FC 92 F ST 84 1 SAFE X FC 91 1-1 ② 1-2 1B			C SI 89 F ST 79 X ST 81 0-2 ② G4-3		S SI 95 B SI 96 D SI 96 X CH 90 2-1 ③ G3-1			4	0	1	0	0	0	3
7 Masataka Yoshida, L (1, 7) OBP: 0.375, SLG: 0.467	X FC 92 0-0 ② L6		B SI 94 F ST 86 X FC 90 1-1 ③ L9			C SI 90 X SI 90 0-1 ③ G3-1			C SI 97 F SI 97 F SI 98 F SL 89 X SI 98 0-2 ① G4-3		4	0	0	0	0	0	2
11 Rafael Devers, L (1, 5) OBP: 0.300, SLG: 0.494	C FC 93 S KC 86 F FC 92 S FC 93 0-3 ③ K			S KC 84 F KC 83 B KC 84 B FC 89 F FC 91 S SI 93 2-3 ① K			B SI 89 C SI 89 X SI 90 1-1 ① G1		C SI 97 X SI 98 0-1 ② 2 G6-4-3 1B		4	0	1	0	0	2	1
2 Justin Turner, R (1, 10) OBP: 0.347, SLG: 0.416 18 Adam Duvall, R (10, PR) OBP: 0.489, SLG: 0.897 (10, 10)		B SI 94 F SI 93 B SI 94 F SI 94 B ST 87 F ST 87 F ST 88 X SI 94 3-2 ② HR		C FC 89 S FC 93 F FC 89 B KC 83 F KC 82 F FC 90 F SI 92 F ST 86 F FC 90 1-2 ② X ST 86 F9			B ST 79 B SI 94 S ST 80 B ST 82 B ST 82 4-1 ② 36 G6-3 BB		B SI 96 X SI 97 1-0 ②③ G6-4-3 1-2f	0-0 ① 36 G4-3 5 1B	3 0	1 1	1 0	1 0	1 0	0 0	1 0
36 Triston Casas, L (1, 3) OBP: 0.322, SLG: 0.374		B ST 86 C ST 86 X FC 91 1-1 ① F8		C SI 92 B FC 90 B SI 92 X ST 86 2-1 ③ F9			B SI 94 X SI 94 1-0 ②③ G6-3 1-2f			C FF 94 D CH 85 X FF 94 1-1 ① G4-3 2-3	4	0	0	0	0	0	1
5 Enrique Hernández, R (1, 4) OBP: 0.300, SLG: 0.361	C FC 91 F ST 85 B ST 87 B SI 94 B ST 87 F FC 91 F ST 86 F ST 85 F FC 90 3-2 ② F 0 80 X ST 86 F7				C KC 84 B KC 82 F FC 90 B KC 84 X FC 90 2-2 ① G5-3			B ST 80 S FF 93 C ST 81 X ST 82 1-2 E4 19 SH1-4 16 G4-3 1B		F CH 82 B CH 84 X ST 82 1-1 12 FC6-4 1B 3-H	4	1	2	1	0	0	0
3 Reese McGuire, L (1, 2) OBP: 0.320, SLG: 0.371 12 Connor Wong, R (8, PR) OBP: 0.297, SLG: 0.456 (8, 2)		C ST 86 C FC 91 B KC 86 S KC 85 1-3 ③ K			B ST 86 F FC 91 X KC 84 1-1 ② G3-1			B ST 80 B CH 87 B ST 80 C SI 93 D ST 81 4-1 16 G4-3 19 SH1-4 BB		C FF 93 B CH 83 1 SAFE B CH 82 B CH 82 X FF 94 3-1 ② FC6-4 1-2f	2 1	0 0	0 0	0 0	1 0	1 0	0 1
19 Pablo Reyes, R (1, 6) OBP: 0.314, SLG: 0.333			C SI 93 C KC 84 C ST 87 0-3 ① K		C ST 85 B KC 84 S SI 93 X SI 94 1-2 ③ P4			C ST 81 X ST 80 0-1 ① SH1-4 1-2 2-3		X FF 94 0-0 ③ F7	3	0	0	0	0	1	1
Inning Stats	R: 0 H: 1 E: 0 LOB: 1 K: 1 BB: 0 S: 9 P: 9	R: 1 H: 1 E: 0 LOB: 0 K: 1 BB: 0 S: 18 P: 26	R: 0 H: 2 E: 0 LOB: 1 K: 1 BB: 0 S: 8 P: 10	R: 0 H: 0 E: 0 LOB: 0 K: 1 BB: 0 S: 15 P: 20	R: 0 H: 0 E: 0 LOB: 0 K: 0 BB: 0 S: 8 P: 12	R: 0 H: 0 E: 0 LOB: 0 K: 0 BB: 0 S: 7 P: 10	R: 0 H: 0 E: 0 LOB: 0 K: 0 BB: 1 S: 4 P: 10	R: 1 H: 1 E: 1 LOB: 2 K: 0 BB: 1 S: 10 P: 19	R: 0 H: 1 E: 0 LOB: 0 K: 0 BB: 0 S: 8 P: 9	R: 1 H: 1 E: 0 LOB: 1 K: 0 BB: 0 S: 7 P: 12	1B: 5 2B: 1 3B: 0 HR: 1	SF: 0 SAC: 1 DP: 2 HBP: 0					

TOP

Boston Red Sox @ New York Yankees

Yankee Stadium, Bronx, NY

Sun Jun 11 2023, 7:11 PM - 10:01 PM EDT

Att. 46,138 - Partly Cloudy - 76 F

livebaseballscorecards.com

AB	33
R	3
H	7
RBI	3
BB	2
SO	4
LOB	11

WP: 0 PA: 36
PB: 0
SB: 0
CS: 0

PITCHER	IP	WLS	BF	H	R	ER	SO	BB	IBB	HBP	BLK	WP	HR	S	P	ERA	WHIP
36 Clarke Schmidt, R (1, 1) ERA: 4.7	5.1		19	4	1	1	4	0	0	0	0	0	1	60	82	1.69	0.750
63 Nick Ramirez, L (6, 1) ERA: 1.64	1.0	H	3	0	0	0	0	0	0	0	0	0	0	7	8	0.00	0.000
34 Michael King, R (7, 1) ERA: 2.25	1.1	B	6	1	1	1	0	2	0	0	0	0	0	10	22	6.75	2.250
58 Wandy Peralta, L (8, 1) ERA: 2.67	0.1		1	0	0	0	0	0	0	0	0	0	0	2	4	0.00	0.000
35 Clay Holmes, R (9, 1) ERA: 2.54	1.0		3	1	0	0	0	0	0	0	0	0	0	8	9	0.00	1.000

PITCHER	IP	WLS	BF	H	R	ER	SO	BB	IBB	HBP	BLK	WP	HR	S	P	ERA	WHIP
97 Ron Marinaccio, R (10, 1) ERA: 3.56	1.0	L	4	1	1	0	0	0	0	0	0	0	0	7	12	0.00	1.000

Batter	1	2	3	4	5	6	7	8	9	10	AB	R	H	RBI	BB	SO	LOB
24 Willie Calhoun, L (1, 9) OBP: 0.309, SLG: 0.416	B FF 96 B SL 84 F FF 96 B SL 86 F SI 95 X CH 86 3-2 ① G4-3		C SI 93 C SI 94 X FF 95 0-2 ① G6-3		F CH 85 X SI 95 0-1 ② G3 1-2			F FF 95 C SL 91 B FF 97 X ST 85 1-2 ② G5-3			3	0	0	0	0	0	1
12 Isiah Kiner-Falefa, R (6, 8) OBP: 0.284, SLG: 0.357											1	0	0	0	0	0	0
25 Gleyber Torres, R (1, 4) OBP: 0.331, SLG: 0.429	X FF 96 0-0 ② F8		C CH 86 B CH 87 C SI 94 S CH 87 1-3 ② K		F CH 84 S FF 95 B FF 96 B CH 86 C SI 94 3-3 ③ K			B CU 81 B CU 79 B FF 97 F FF 97 B FF 97 4-1 BB			3	0	0	0	1	2	1
48 Anthony Rizzo, L (1, 3) OBP: 0.344, SLG: 0.444	C FF 96 X FF 97 0-1 ③ L6		B SI 95 B SI 94 X CH 86 2-0 ③ G4-3			B SL 85 B CH 86 B CH 85 F SI 95 B CH 86 4-1 26 CS 61 G1-3 BB		X FF 96 0-0 ③ F8			3	0	0	0	1	0	1
28 Josh Donaldson, R (1, 10) OBP: 0.217, SLG: 0.500		C SL 84 B FF 94 B CH 85 B SL 85 S CH 85 B SI 95 4-2 57 2B 39 1B BB	X SI 93 0-0 ① G6-3			F SI 95 B SI 94 X SL 85 1-1 ① F8			B FC 94 F FC 94 S SL 83 S FC 94 1-3 ① K		3	1	0	0	1	1	1
61 Jake Bauers, L (1, 7) OBP: 0.313, SLG: 0.476 (6, 9)		C CH 86 B FF 96 F SI 95 B FF 96 F CH 87 C SI 95 2-3 ① K	F SI 94 X SL 85 0-1 ② G3			S CH 86 B FF 95 X CH 86 1-1 ② G1-3 1-2			C FC 94 B SI 94 C FC 94 X SL 83 1-2 ② G4-3		4	0	0	0	0	1	2
26 DJ LeMahieu, R (1, 5) OBP: 0.297, SLG: 0.382	B SL 84 C SI 95 S SI 94 F CH 86 X SI 94 1-2 ② L9		B SI 93 B SI 94 C SL 84 F CH 86 B SL 86 X CH 86 3-2 1B			B FF 96 B SL 85 2 SAFE 2-0 ③ CS 2-3	C SI 95 F FF 96 B CH 87 B SI 95 F SI 94 F CH 86 X CH 86 2-2 ① P6		C FC 95 X SI 94 0-1 ③ G1-3	0-0 57 F9	4	0	1	0	0	0	1
57 Billy McKinney, L (1, 8) OBP: 0.294, SLG: 0.706 (6, 7)	C CH 86 S CH 87 B FF 95 F FF 96 X SL 86 1-2 1-3 39 1B 2B		C SI 95 X SI 95 0-1 ③ F7				B SI 96 C SL 84 C SI 95 X CH 88 1-2 ② G4-1			S FC 92 S FC 93 B FF 96 X FC 93 1-2 ① F9 2-3	4	1	1	0	0	0	1
39 Jose Trevino, R (1, 2) OBP: 0.258, SLG: 0.308	C FF 95 F FF 94 B FF 95 X SL 85 1-2 2-H 3-H 1B				B SI 93 C SI 94 X SL 84 1-1 E5 24 G3		B SI 95 X SL 84 1-0 ③ G5-3			F FC 92 B FC 92 F SI 94 F FS 87 S FF 97 1-3 ② K	4	0	1	2	0	1	1
95 Oswaldo Cabrera, S (1, 6) OBP: 0.244, SLG: 0.307 27 Giancarlo Stanton, R (8, PH) OBP: 0.282, SLG: 0.493 11 Anthony Volpe, R (9, 6) OBP: 0.260, SLG: 0.345	S CH 88 X FF 96 0-1 ③ F8				B SI 94 C SI 94 X CH 86 1-1 ① F9			B CU 81 X CU 81 1-0 ① G6-3		C SI 95 C SI 95 F FF 97 S FC 93 0-3 ③ K	2	0	0	0	0	0	2
											1	0	0	0	0	0	0
											1	0	0	0	0	1	1
Inning Stats	R: 0 H: 0 E: 0 LOB: 0 K: 0 BB: 0 S: 6 P: 9	R: 2 H: 2 E: 0 LOB: 1 K: 1 BB: 1 S: 19 P: 28	R: 0 H: 0 E: 0 LOB: 0 K: 1 BB: 0 S: 7 P: 10	R: 0 H: 1 E: 0 LOB: 1 K: 0 BB: 0 S: 8 P: 11	R: 0 H: 0 E: 1 LOB: 1 K: 1 BB: 0 S: 9 P: 14	R: 0 H: 0 E: 0 LOB: 0 K: 0 BB: 1 S: 5 P: 13	R: 0 H: 0 E: 0 LOB: 0 K: 0 BB: 0 S: 9 P: 13	R: 0 H: 0 E: 0 LOB: 1 K: 0 BB: 1 S: 6 P: 12	R: 0 H: 0 E: 0 LOB: 0 K: 1 BB: 0 S: 8 P: 10	R: 0 H: 0 E: 0 LOB: 1 K: 2 BB: 0 S: 11 P: 13	1B: 2 SF: 0 2B: 1 SAC: 0 3B: 0 DP: 0 HR: 0 HBP: 0						

PITCHER		IP	WLS	BF	H	R	ER	SO	BB	IBB	HBP	BLK	WP	HR	S	P	ERA	WHIP
66 Brayan Bello, R ERA: 3.78	(1, 1)	7.0		26	3	2	2	3	2	0	0	0	0	0	63	98	2.57	0.714
37 Nick Pivetta, R ERA: 5.47	(8, 1)	1.0		4	0	0	0	0	1	0	0	0	0	0	6	12	0.00	1.000
74 Kenley Jansen, R ERA: 3.32	(9, 1)	1.0	W	3	0	0	0	1	0	0	0	0	0	0	8	10	0.00	0.000
55 Chris Martin, R ERA: 2.29	(10, 1)	1.0	S	3	0	0	0	2	0	0	0	0	0	0	11	13	0.00	0.000

PITCHER	IP	WLS	BF	H	R	ER	SO	BB	IBB	HBP	BLK	WP	HR	S	P	ERA	WHIP

BOTTOM

Boston Red Sox @ New York Yankees

Yankee Stadium, Bronx, NY

Sun Jun 11 2023, 7:11 PM - 10:01 PM EDT

Att. 46,138 - Partly Cloudy - 76 F

livebaseballscorecards.com

AB	33
R	2
H	3
RBI	2
BB	3
SO	6
LOB	12

1B: 2	SF: 0	WP: 0	PA: 37
2B: 1	SAC: 0	PB: 0	
3B: 0	DP: 0	SB: 0	
HR: 0	HBP: 0	CS: 1	

Batter	1	2	3	4	5	6	7	8	9	10	AB	R	H	RBI	BB	SO	LOB
29 Jurickson Profar, S (1, 7) OBP: 0.327, SLG: 0.397	X FF 95 0-0 24 G4-3 2B		C KC 82 B CH 86 F FC 85 B FF 97 B KC 82 X FC 86 3-2 ③ G6-3		C FC 85 B FF 95 X CH 84 1-1 1-2 1B			B FC 92 F FC 90 B SL 84 F FC 89 B FC 90 F SL 86 X SL 86 3-2 35 1B 2B		B CU 78 F SL 88 F FF 96 B FF 95 F CU 80 X FF 96 2-2 ① F7	5	1	3	0	0	0	0
14 Ezequiel Tovar, R (1, 6) OBP: 0.289, SLG: 0.403	B FF 94 S FF 94 S FF 96 F FF 96 X FC 84 1-2 ① G5-3			S KC 80 C FC 84 X FF 95 0-2 ① G1-3	C KC 80 F FC 85 B FF 97 F FC 87 S FF 97 1-3 ③ K			X SL 86 0-0 ② L5		S CU 82 X CU 79 0-1 ② L7	5	0	0	0	0	1	4
24 Ryan McMahon, L (1, 5) OBP: 0.339, SLG: 0.481	B KC 82 C KC 81 B FF 95 C FF 95 2 SAFE X FC 87 2-2 ② G4-3 2-3			X FF 94 0-0 15 E 2B		C KC 81 B FC 87 B FF 96 X FC 86 2-1 ① L8		B SI 96 B SI 96 C FC 88 B SI 96 B SI 97 4-1 35 1B BB		0-0 15 BB 35 BB 22 E IBB	3	2	1	0	2	0	1
35 Elias Díaz, R (1, 2) OBP: 0.351, SLG: 0.448	B KC 81 F FF 95 X FF 96 1-1 ③ F8			B CH 84 F FF 95 S KC 82 F KC 82 X CH 86 1-2 ② G5-3		C KC 81 S FC 87 F FC 86 F FF 97 F KC 83 F FF 97 F FC 86 F KC 83 X KC 82 0-2 ② G5-3		C SI 97 B FC 90 S SL 86 F SL 86 B SL 85 X FC 90 2-2 15 BB 1-3 2-H 1B		B FF 95 B FF 94 B SL 90 C FF 95 B FF 95 4-1 22 E 15 BB 1-2 2-3 BB	4	0	1	1	1	0	2
15 Randal Grichuk, R (1, 10) OBP: 0.375, SLG: 0.442		C KC 80 B FF 95 S CH 84 F FF 96 F FC 84 S FC 86 1-3 ① K		X KC 83 0-0 E6 2-H		B CH 84 F KC 79 F FF 97 F KC 82 F FC 86 B FF 98 S KC 82 2-3 ③ K		B SI 97 B SI 96 D FC 91 C SI 96 S FC 91 F FC 91 B SI 96 4-2 1-2 BB		F CU 80 B FF 96 B FF 97 B FF 96 B FF 96 4-1 22 E 1-2 2-3 3-H BB	3	0	0	1	2	2	0
22 Nolan Jones, L (1, 9) OBP: 0.390, SLG: 0.630		C KC 83 B FC 86 B SI 96 S KC 80 B FF 97 C FF 96 3-3 ② K		B KC 81 X KC 81 1-0 ③ G3			B KC 78 B FF 94 B KC 81 C FF 95 B FC 85 4-1 44 G4-6-3 BB	B CU 77 C CU 77 S CU 78 B CU 78 F SI 92 S SI 93 2-3 ③ K		B SI 90 C SI 91 B SI 90 S SI 90 X SI 91 2-2 E3 1-2 2-3 3-H	4	0	0	0	1	2	6
3 Coco Montes, R (1, 4) OBP: 0.250, SLG: 0.625		C KC 82 B FF 97 B FF 96 F KC 82 B FF 97 S FC 86 3-3 ③ K			F KC 81 S KC 82 C FF 95 0-3 ① K		F SI 96 B SI 96 F SI 96 S SL 84 1-3 ① K		C FC 90 C FC 93 S FC 93 0-3 ① K	F FC 90 X SI 96 0-1 ③ G3-1	5	0	0	0	0	4	4
44 Elehuris Montero, R (1, 3) OBP: 0.234, SLG: 0.311 30 Harold Castro, L (9, PH) OBP: 0.276, SLG: 0.318 (9, 8)			B CH 84 S KC 80 X FF 96 1-1 ① F9		C FF 95 F CH 86 S KC 81 0-3 ② K		C FC 89 X SI 97 0-1 ②③ G4-6-3 1-2f		B FC 93 X FC 91 1-0 ② G4-3		3 1	0 0	0 0	0 0	1 0	1 0	1 0
9 Brenton Doyle, R (1, 8) OBP: 0.260, SLG: 0.365 11 Mike Moustakas, L (9, PH) OBP: 0.336, SLG: 0.406 (9, 3)			C FF 96 S FC 85 F FC 86 S CH 85 0-3 ② K		B KC 80 X KC 80 1-0 29 1B 1B			X SI 97 0-0 ① L3	B FC 93 C SI 93 B FC 95 B FC 94 X FC 93 3-1 ③ P5	0-0 35 BB 15 BB	3 1	0 1	1 0	0 0	0 0	1 0	0 0
Inning Stats	R: 0 H: 1 E: 0 LOB: 1 K: 0 BB: 0 S: 10 P: 14	R: 0 H: 0 E: 0 LOB: 0 K: 3 BB: 0 S: 11 P: 18	R: 0 H: 0 E: 0 LOB: 0 K: 1 BB: 0 S: 9 P: 13	R: 1 H: 1 E: 1 LOB: 1 K: 0 BB: 0 S: 10 P: 12	R: 0 H: 2 E: 0 LOB: 2 K: 3 BB: 0 S: 13 P: 16	R: 0 H: 0 E: 0 LOB: 0 K: 1 BB: 0 S: 16 P: 20	R: 0 H: 0 E: 0 LOB: 0 K: 1 BB: 1 S: 6 P: 11	R: 1 H: 2 E: 0 LOB: 3 K: 1 BB: 2 S: 18 P: 33	R: 0 H: 0 E: 0 LOB: 0 K: 1 BB: 0 S: 6 P: 10	R: 2 H: 0 E: 1 LOB: 3 K: 0 BB: 3 S: 13 P: 25	1B: 3 SF: 0 2B: 3 SAC: 0 3B: 0 DP: 1 HR: 0 HBP: 0						

PITCHER		IP	WLS	BF	H	R	ER	SO	BB	IBB	HBP	BLK	WP	HR	S	P	ERA	WHIP
65 James Paxton, L ERA: 3.09	(1, 1)	6.0		24	4	1	0	8	1	0	0	0	0	0	70	98	0.00	0.833
25 Josh Winckowski, R ERA: 2.33	(7, 1)	1.2		8	2	1	1	1	2	0	0	0	0	0	19	33	5.40	2.400
83 Brennan Bernardino, L ERA: 2.79	(8, 1)	0.1		1	0	0	0	1	0	0	0	0	0	0	4	6	0.00	0.000
74 Kenley Jansen, R ERA: 3.18	(9, 1)	1.0		3	0	0	0	1	0	0	0	0	0	0	6	10	0.00	0.000
37 Nick Pivetta, R ERA: 5.4	(10, 1)	0.2	L	5	0	1	0	0	2	1	0	0	0	0	8	18	0.00	3.000

PITCHER		IP	WLS	BF	H	R	ER	SO	BB	IBB	HBP	BLK	WP	HR	S	P	ERA	WHIP
78 Joe Jacques, L ERA:	(10, 1)	0.0		1	0	1	0	0	0	0	0	0	0	0	3	5	∞	∞
63 Justin Garza, R ERA: 2.7	(10, 1)	0.1		1	0	0	0	0	0	0	0	0	0	0	2	2	0.00	0.000

TOP

Colorado Rockies @ Boston Red Sox

Fenway Park, Boston, MA

Mon Jun 12 2023, 7:12 PM - 11:46 PM EDT

Att. 32,227 - Partly Cloudy - 73 F

livebaseballscorecards.com

AB	37
R	4
H	6
RBI	2
BB	6
SO	11
LOB	18

WP: 0		PA:	43
PB: 0			
SB: 0			
CS: 0			

Batter	1	2	3	4	5	6	7	8	9	10	AB	R	H	RBI	BB	SO	LOB
16 Jarren Duran, L (1, 7) OBP: 0.337, SLG: 0.435 30 Rob Refsnyder, R (8, PH) OBP: 0.416, SLG: 0.363 (9, 7)	C FF 92 F FF 92 B FF 93 X CH 80 1-2 2 1B 99 1B 11 G1-2-3 1B		B FF 93 B FF 92 X SL 86 2-0 ① G4-3			C SL 86 X CH 81 0-1 ① G4-3		B SI 88 B SI 89 C SI 87 B FF 87 X SI 87 3-1 ① L9		S SI 93 B SI 95 B SI 94 X SI 94 2-1 ① FC5-4 99 G5-6-3 1-2f 3-H	3 2	0 0	1 0	0 1	0 0	0 0	0 1
99 Alex Verdugo, L (1, 9) OBP: 0.361, SLG: 0.438	C FF 93 X SL 84 0-1 11 G1-2-3 2 1B 1-2 1B		F FF 93 F FF 93 X FF 95 0-2 ② G1-3			B CH 81 B CH 81 C SL 88 F SL 86 F FF 94 B CH 80 B FF 94 4-2 2 2B BB		B FF 86 C FF 88 B SL 79 F SI 89 F FF 89 B CH 78 X SI 89 3-2 ② G4-3		C SI 95 X SI 94 0-1 ②③ G5-6-3 1-2f	4	1	1	0	1	0	1
2 Justin Turner, R (1, 10) OBP: 0.353, SLG: 0.423 19 Pablo Reyes, R (8, PR) OBP: 0.314, SLG: 0.333 (9, 10)	X FF 93 0-0 11 G1-2-3 1-2 2-3 1B		B FF 94 B SL 87 B SL 87 C FF 93 C FF 95 S FF 94 3-3 ③ K			F FF 93 X SL 86 0-1 1-H 2B		B CU 85 B CU 85 C CU 85 F FF 97 B CU 86 B SL 85 4-2 BB			3 0	0 0	2 0	1 0	1 0	1 0	0 0
11 Rafael Devers, L (1, 5) OBP: 0.296, SLG: 0.486	X CH 81 0-0 ①② G1-2-3 1-2 2-3 3-Hf			B FF 92 F SL 86 S FF 94 F FF 94 B FF 94 B CH 81 X SL 88 3-2 ① F9		C FF 93 B CH 81 B FF 94 D CH 82 F CH 80 S FF 94 3-3 ② K		F FF 97 X FF 97 0-1 ③ F9			4	0	0	0	0	1	5
18 Adam Duvall, R (1, 8) OBP: 0.469, SLG: 0.833	B SL 88 B SL 86 F SL 86 F FF 92 S SL 89 2-3 ③ K			F FF 93 B FF 93 B SL 89 F FF 94 F FF 95 F SL 87 F SL 88 S FF 96 2-3 ② K		C FF 94 S FF 94 X FF 94 0-2 ③ P3			B SL 84 B FF 92 C SL 84 F SL 84 F FF 94 B FF 94 F SL 85 B SV 77 4-2 36 G4-6-3 BB		3	0	0	0	1	2	3
36 Triston Casas, L (1, 3) OBP: 0.317, SLG: 0.366		C FF 92 F SL 86 B FF 94 B CH 82 S FF 94 2-3 ① K		S FF 94 F FF 94 B FF 95 F FF 94 X CH 82 1-2 ③ G4-3			C SI 87 B SL 77 F FF 89 B SI 90 F CH 79 F FF 89 B SL 79 X SI 89 3-2 ① G3-1		X SI 93 0-0 ①② G4-6-3 1-2f		4	0	0	0	0	1	1
39 Christian Arroyo, R (1, 4) OBP: 0.289, SLG: 0.409		F FF 94 C FF 94 F SL 88 B FF 95 S FF 92 1-3 ② K			B SL 85 X FF 92 1-0 ① F9		X CH 78 0-0 HR		B SV 84 F SL 85 F SI 94 F SL 85 X SL 86 1-2 2B		4	1	2	1	0	1	0
12 Connor Wong, R (1, 2) OBP: 0.303, SLG: 0.457		B FF 94 S SL 88 X SL 88 1-1 1B			X FF 94 0-0 ② 1B		F SI 89 B SI 90 F CH 80 B SI 92 X FF 88 2-2 ② P4		X SI 92 0-0 ③ G6-3	0-0 7 1B 30 FC5-4	4	1	2	0	0	0	1
5 Enrique Hernández, R (1, 6) OBP: 0.296, SLG: 0.356 7 Masataka Yoshida, L (10, PH) OBP: 0.377, SLG: 0.469		B FF 94 C FF 93 B SL 86 B SL 86 X SL 87 3-1 ③ P6			C FF 93 X CH 79 0-1 ③ G2-3		C SI 89 S FF 89 X FF 88 0-2 ③ G6-3			C SI 94 B FO 80 C SI 93 X FO 80 1-2 2-3 30 FC5-4 1B	3 1	0 0	0 1	0 0	0 0	0 0	1 0
Inning Stats	R: 0 H: 3 E: 0 LOB: 2 K: 1 BB: 0 S: 10 P: 13	R: 0 H: 1 E: 0 LOB: 1 K: 2 BB: 0 S: 11 P: 18	R: 0 H: 0 E: 0 LOB: 0 K: 1 BB: 0 S: 7 P: 12	R: 0 H: 0 E: 0 LOB: 0 K: 1 BB: 0 S: 14 P: 20	R: 0 H: 1 E: 0 LOB: 0 K: 0 BB: 0 S: 4 P: 5	R: 1 H: 1 E: 0 LOB: 1 K: 1 BB: 1 S: 13 P: 20	R: 1 H: 1 E: 0 LOB: 0 K: 0 BB: 0 S: 12 P: 17	R: 0 H: 0 E: 0 LOB: 1 K: 0 BB: 1 S: 10 P: 20	R: 0 H: 1 E: 0 LOB: 1 K: 0 BB: 1 S: 10 P: 15	R: 1 H: 1 E: 0 LOB: 0 K: 0 BB: 0 S: 7 P: 10	1B: 6 SF: 0 2B: 2 SAC: 0 3B: 0 DP: 3 HR: 1 HBP: 0						

PITCHER		IP	WLS	BF	H	R	ER	SO	BB	IBB	HBP	BLK	WP	HR	S	P	ERA	WHIP
43 Connor Seabold, R ERA: 4.7	(1, 1)	6.0		23	6	1	1	6	1	0	0	0	0	0	59	88	1.50	1.167
39 Brent Suter, L ERA: 2.06	(7, 1)	1.2		6	1	1	1	0	0	0	0	0	0	1	18	29	5.40	0.600
36 Pierce Johnson, R ERA: 7.11	(8, 1)	0.1		2	0	0	0	0	1	0	0	0	0	0	4	8	0.00	3.000
52 Daniel Bard, R ERA: 0.92	(9, 1)	1.0	W	4	1	0	0	0	1	0	0	0	0	0	10	15	0.00	2.000
62 Matt Carasiti, R ERA: 3.86	(10, 1)	1.0	S	3	1	1	0	0	0	0	0	0	0	0	7	10	0.00	1.000

PITCHER	IP	WLS	BF	H	R	ER	SO	BB	IBB	HBP	BLK	WP	HR	S	P	ERA	WHIP

BOTTOM

Colorado Rockies @ Boston Red Sox

Fenway Park, Boston, MA

Mon Jun 12 2023, 7:12 PM - 11:46 PM EDT

Att. 32,227 - Partly Cloudy - 73 F

livebaseballscorecards.com

AB	35
R	3
H	9
RBI	3
BB	3
SO	6
LOB	13

WP: 0 PA: 38
PB: 0
SB: 0
CS: 0

Colorado Rockies @ Boston Red Sox

Fenway Park, Boston, MA

Tue Jun 13 2023, 7:13 PM - 10:42 PM EDT

Att. 31,400 - Partly Cloudy - 69 F

livebaseballscorecards.com

TOP

Batter	1	2	3	4	5	6	7	8	9	10	AB	R	H	RBI	BB	SO	LOB
29 Jurickson Profar, S (1, 10) OBP: 0.324, SLG: 0.393	C FF 93 F FC 91 S FF 95 0-3 K ①		B KC 80 F FF 95 B FC 89 B FF 95 X FC 89 3-1 14 1B 35 2B 1B	C KC 80 D KC 82 B FF 94 S FF 95 X FF 95 2-2 ② FC3-2 14 WP 3-H			F CU 79 C FC 87 S CH 83 0-3 K ①		C FF 94 B FC 90 F FC 92 X FS 87 1-2 ① G3-1	C FC 87 B FC 89 X SI 94 1-1 ② SF8 3-H	5	1	1	1	0	2	2
14 Ezequiel Tovar, R (1, 6) OBP: 0.286, SLG: 0.397	X FF 93 0-0 G6-3 ②		S ST 82 F FF 93 F FF 95 B ST 82 F FF 95 X FC 90 2-2 24 BB 35 2B 1-3 1B	B ST 81 C FC 86 F FF 93 B FF 94 X SL 83 2-2 ③ L7 1-2 2-3			F SI 89 F CU 81 S CU 81 0-3 K ②		F FC 91 F FF 94 F SL 86 B SI 95 F SL 87 X FF 95 1-2 E3	X FC 89 0-0 FC6-4 ③ 1-2f	6	1	1	0	0	1	4
24 Ryan McMahon, L (1, 5) OBP: 0.344, SLG: 0.488	B FF 92 B FF 93 B FF 94 B FF 93 4-0 BB		C FC 89 B FC 90 F KC 82 F FF 96 B FF 95 B FF 95 B KC 81 4-2 35 2B 1-2 BB		X SI 91 0-0 G5-3 ①		F CH 84 F FC 86 X CH 84 0-2 3B		C FF 95 B FC 91 F FF 95 S FS 89 1-3 K ②		3	1	1	0	2	1	1
35 Elias Díaz, R (1, 2) OBP: 0.352, SLG: 0.461 3 Coco Montes, R (10, PR) OBP: 0.250, SLG: 0.625 16 Austin Wynns, R (10, 2) OBP: 0.260, SLG: 0.244	C FC 87 F FF 93 F SL 83 T FF 94 0-2 K ③		X FC 88 0-0 1-H 2-H 3-H 2B		C SI 92 B ST 78 B SI 92 S ST 77 F SI 92 X ST 77 2-2 3B		C SI 89 X CU 82 0-1 P3 ③		B FF 94 F FF 95 S FC 88 1-3 K ③	0-0 15 2B	5 0 0	0 1 0	2 0 0	3 0 0	0 0 0	2 0 0	3 0 0
22 Nolan Jones, L (1, 9) OBP: 0.406, SLG: 0.638		C FF 94 X FS 83 0-1 F8 ①	T KC 81 B FC 89 X FC 88 1-1 G3 ③		F SI 90 B SI 91 B SL 78 F SI 91 X SL 78 2-2 15 G4-3 1B			C CU 79 B FC 86 C CU 80 F CU 81 X CH 83 1-2 2B		B FC 86 B SI 95 B FC 89 B FC 88 4-0 15 2B BB	4	1	2	0	1	0	1
15 Randal Grichuk, R (1, 7) OBP: 0.383, SLG: 0.451		C FF 93 B FF 94 X ST 83 1-1 G5-3 ②		B KC 80 F FF 93 F FF 93 X ST 83 1-2 30 WP 9 2B 1B	1 SAFE C SI 90 X SI 90 0-1 G4-3 ②③ 1-2f			C CU 81 H SI 89 1-1 HBP		F SL 85 X SL 85 0-1 30 1B 29 SF8 1-H 2-H 2B	4	2	2	2	0	0	2
11 Mike Moustakas, L (1, 3) OBP: 0.339, SLG: 0.400		C FF 94 F FC 90 S FF 96 0-3 K ③		C FF 93 C FF 94 S FF 95 0-3 K ①		B SI 90 X SI 89 1-0 30 G5-6-3 1B		F CU 80 D SI 88 C CU 80 F SI 90 X FC 88 1-2 F4 ①		C FC 89 H FC 88 1-1 30 1B HBP	4	0	1	0	0	2	3
30 Harold Castro, L (1, 4) OBP: 0.281, SLG: 0.316			B FF 93 F FF 93 F FC 89 T FF 94 1-2 K ①	B FC 89 F KC 80 S ST 82 B FF 94 F FF 94 F FS 81 F FF 94 F KC 82 B FF 95 4-2 F FF 95 B FC 89 9 2B 29 FC3-2 1-2 BB		B SL 76 C SI 89 X SI 90 1-1 G5-6-3 ①② 1-2f		X FC 86 0-0 F8 ②		L SI 93 X CH 83 0-1 14 FC6-4 1-2 2-3 1B	4	0	1	0	1	1	3
9 Brenton Doyle, R (1, 8) OBP: 0.258, SLG: 0.367			B FC 88 X FF 95 1-0 L9 ②	F FF 94 B ST 82 X FF 93 1-1 14 WP 1-3 2-H 2B		C CH 85 C SI 92 B ST 77 B ST 77 B SI 91 X SI 90 3-2 G3-1 ③		X CU 82 0-0 G1-3 ③		C CH 84 B SI 95 F SI 95 S FC 88 1-3 K ①	5	0	1	1	0	1	5
Inning Stats	R: 0 E: 0 K: 2 S: 8 H: 0 LOB: 1 BB: 1 P: 12	R: 0 E: 0 K: 1 S: 7 H: 0 LOB: 0 BB: 0 P: 8	R: 3 E: 0 K: 1 S: 17 H: 3 LOB: 1 BB: 1 P: 29	R: 1 E: 0 K: 1 S: 21 H: 2 LOB: 2 BB: 1 P: 31	R: 0 E: 0 K: 0 S: 10 H: 2 LOB: 1 BB: 0 P: 14	R: 0 E: 0 K: 0 S: 6 H: 1 LOB: 0 BB: 0 P: 11	R: 0 E: 0 K: 2 S: 11 H: 1 LOB: 1 BB: 0 P: 11	R: 0 E: 0 K: 0 S: 11 H: 1 LOB: 2 BB: 0 P: 14	R: 0 E: 1 K: 2 S: 14 H: 0 LOB: 1 BB: 0 P: 18	R: 3 E: 0 K: 1 S: 11 H: 2 LOB: 2 BB: 1 P: 18	1B: 6 2B: 4 3B: 2 HR: 0	SF: 1 SAC: 0 DP: 2 HBP: 2	WP: 2 PB: 0 SB: 0 CS: 0	PA: 47					

	AB	40
	R	7
	H	12
	RBI	7
	BB	4
	SO	10
	LOB	24

PITCHER		IP	WLS	BF	H	R	ER	SO	BB	IBB	HBP	BLK	WP	HR	S	P	ERA	WHIP
50 Kutter Crawford, R ERA: 4.2	(1, 1)	4.0		20	5	4	4	5	3	0	0	0	2	0	53	80	9.00	2.000
78 Joe Jacques, L ERA:	(5, 1)	2.0		7	3	0	0	0	0	0	0	0	0	0	16	25	0.00	1.500
28 Corey Kluber, R ERA: 6.84	(7, 1)	2.0		9	2	0	0	2	0	0	1	0	0	0	22	25	0.00	1.000
55 Chris Martin, R ERA: 2.18	(9, 1)	1.0		4	0	0	0	2	0	0	0	0	0	0	14	18	0.00	0.000
63 Justin Garza, R ERA: 4.09	(10, 1)	1.0	L	7	2	3	2	1	1	0	1	0	0	0	11	18	18.00	3.000

PITCHER	IP	WLS	BF	H	R	ER	SO	BB	IBB	HBP	BLK	WP	HR	S	P	ERA	WHIP

Colorado Rockies @ Boston Red Sox

Fenway Park, Boston, MA

Tue Jun 13 2023, 7:13 PM - 10:42 PM EDT

Att. 31,400 - Partly Cloudy - 69 F

livebaseballscorecards.com

Batter	1	2	3	4	5	6	7	8	9	10	AB	R	H	RBI	BB	SO	LOB
99 Alex Verdugo, L (1, 9) OBP: 0.361, SLG: 0.435	S FF 92 X CH 84 0-1 L8		B CU 78 B FC 90 C SI 93 F FF 94 X FF 94 2-2 G6-3		B SI 94 C SI 93 F FC 91 1 SAFE B CH 84 F CH 85 B FF 94 X CH 85 3-2 7 HBP 2 1B 1-3 1B		B SI 93 B SI 93 B FF 92 B FF 93 4-0 2 FC4-2 7 G4-3 1-2 BB		B SI 94 F SI 96 S SI 95 F SI 96 B SL 88 T SI 96 2-2 K		4	0	1	0	1	1	0
7 Masataka Yoshida, L (1, 7) OBP: 0.374, SLG: 0.461	B CU 75 B FC 89 C FF 92 B CH 83 F FF 93 C FF 94 3-3 K			C SI 91 C SI 91 S FF 93 0-3 K	B FC 90 B SI 93 S CH 85 S CH 84 F CH 84 1 SAFE F CH 86 H FF 92 3-2 2 1B 1-2 HBP		F FF 93 B FF 94 B ST 81 B FF 94 X FF 92 3-1 G4-3 1-2 2-3		C SI 96 B SI 96 C SI 95 X SL 87 1-2 G4-3		4	0	0	0	0	2	2
2 Justin Turner, R (1, 3) OBP: 0.354, SLG: 0.423	B FF 94 F FC 88 F FF 94 F ST 82 X FF 94 1-2 F8			B FF 93 S CH 82 X SI 93 1-1 11 HR 1B	F SI 94 D CU 81 X SI 94 1-1 1-2 2-H 3-H 1B		S ST 82 B ST 82 B ST 81 B SI 94 C SI 94 X SI 95 3-2 FC4-2 11 IBB 2-3 3-H		X SL 85 0-0 F8	0-0 11 HR	5	2	2	1	0	0	2
11 Rafael Devers, L (1, 5) OBP: 0.301, SLG: 0.510		F FC 89 F CH 84 B FF 94 X CU 78 1-2 G6-3		B CH 83 X FC 89 1-0 1-H HR	B SI 94 F CU 82 B SI 95 B SI 94 X SI 95 3-1 G5-3		0-0 1-2 IBB			B SI 95 C SI 95 F FC 92 F FO 80 B FO 79 X FC 92 2-2 2-H HR	4	2	2	4	1	0	2
18 Adam Duvall, R (1, 8) OBP: 0.444, SLG: 0.787		C FF 93 S FF 93 S FC 89 0-3 K		S FC 88 X ST 79 0-1 G3-1		B SI 93 X FC 90 1-0 36 G3-1 39 SF8 2B	C SI 96 B ST 84 B SI 96 X SI 95 2-1 G6-3			C SI 94 B FO 80 F SI 95 X SI 96 1-2 G5-3	5	1	1	0	0	1	3
36 Triston Casas, L (1, 10) OBP: 0.324, SLG: 0.368 16 Jarren Duran, L (8, PR) OBP: 0.340, SLG: 0.435 (9, 10)		B SI 93 F FF 94 X FF 94 1-1 1B		F SI 93 F CH 83 F CH 84 B CH 84 B ST 82 F FC 89 B FF 95 F FF 95 B CH 86 4-2 BB		S SI 95 X SI 94 0-1 G3-1 2-3		B SI 94 B SI 95 B SI 95 C SI 95 B SI 96 4-1 3 S 39 S BB		B SI 96 B FC 92 B SI 96 C SI 95 B SI 96 4-1 3 WP BB	2 0	0 0	1 0	0 0	2 1	0 0	1 0
39 Christian Arroyo, R (1, 4) OBP: 0.275, SLG: 0.392	S FC 89 F FC 88 B FF 94 F FC 87 S ST 81 1-3 K			B FC 88 F FC 87 S FF 94 T FF 94 1-2 K		X SI 95 0-0 SF8 3-H	B SI 97 B SI 95 X ST 83 2-0 L7 1-2			B FF 95 X CU 84 1-0 F8	4	0	0	1	0	2	4
3 Reese McGuire, L (1, 2) OBP: 0.306, SLG: 0.353			C SI 91 B SI 92 B FC 88 S CH 83 F CH 83 C CH 84 2-3 K		C FF 92 B CU 77 X CH 83 1-1 G5-3	C SI 95 X SI 94 0-1 G4-3		B SI 96 L SI 96 B ST 84 S ST 84 X ST 85 2-2 L4 2-3		F CU 84 F FF 96 B SL 86 D SL 87 S CU 86 2-3 K 1-2	5	0	0	0	0	2	3
19 Pablo Reyes, R (1, 6) OBP: 0.327, SLG: 0.346			C CU 77 B FC 88 B FC 87 S FF 93 X ST 79 2-2 F9		S FF 91 B FC 86 B CH 82 C FF 92 X ST 78 2-2 99 1B 2 1B 1B		B SI 92 B SI 92 C SI 92 C SI 94 X ST 81 2-2 7 G4-3 99 BB 2 FC4-2 1B	B ST 84 B ST 84 C SI 96 B ST 84 X SI 95 3-1 G4-3			4	1	2	0	0	0	2

Inning Stats																													
	R: 0	H: 0	R: 0	H: 1	R: 0	H: 0	R: 2	H: 2	R: 1	H: 3	R: 1	H: 1	R: 0	H: 1	R: 0	H: 0	R: 0	H: 0	R: 2	H: 1	1B: 6	SF: 1	WP: 1	PA: 44
	E: 0	LOB: 0	E: 0	LOB: 1	E: 0	LOB: 0	E: 0	LOB: 1	E: 0	LOB: 2	E: 0	LOB: 0	E: 0	LOB: 3	E: 0	LOB: 2	E: 0	LOB: 0	E: 0	LOB: 1	2B: 1	SAC: 0	PB: 0	
	K: 1	BB: 0	K: 2	BB: 0	K: 1	BB: 0	K: 2	BB: 1	K: 0	BB: 0	K: 0	BB: 0	K: 0	BB: 2	K: 0	BB: 1	K: 1	BB: 0	K: 1	BB: 1	3B: 0	DP: 0	SB: 2	
	S: 9	P: 13	S: 12	P: 15	S: 10	P: 16	S: 16	P: 23	S: 17	P: 30	S: 6	P: 7	S: 10	P: 24	S: 7	P: 18	S: 8	P: 11	S: 12	P: 22	HR: 2	HBP: 1	CS: 0	

PITCHER	IP	WLS	BF	H	R	ER	SO	BB	IBB	HBP	BLK	WP	HR	S	P	ERA	WHIP
45 Chase Anderson, R (1, 1) ERA: 2.72	4.1		20	5	3	3	6	1	0	1	0	0	1	60	89	6.23	1.385
59 Jake Bird, R (5, 1) ERA: 3.5	1.2		6	2	1	1	0	0	0	0	0	0	0	10	15	5.40	1.200
55 Brad Hand, L (7, 1) ERA: 3.6	0.1		3	1	0	0	0	1	0	0	0	0	0	5	14	0.00	6.000
61 Justin Lawrence, R (7, 1) ERA: 3.08	1.2		7	0	0	0	0	1	1	0	0	0	0	12	28	0.00	0.600
52 Daniel Bard, R (9, 1) ERA: 0.87	1.0	W	3	0	0	0	1	0	0	0	0	0	0	8	11	0.00	0.000

PITCHER	IP	WLS	BF	H	R	ER	SO	BB	IBB	HBP	BLK	WP	HR	S	P	ERA	WHIP
62 Matt Carasiti, R (10, 1) ERA: 4.4	0.1	H	3	1	2	1	0	1	0	0	0	0	1	8	15	27.00	6.000
36 Pierce Johnson, R (10, 1) ERA: 6.92	0.2	S	2	0	0	0	1	0	0	0	0	1	0	4	7	0.00	0.000

BOTTOM

AB	37
R	6
H	9
RBI	6
BB	5
SO	8
LOB	19

Colorado Rockies @ Boston Red Sox

Fenway Park, Boston, MA

Wed Jun 14 2023, 9:12 PM - 11:43 PM EDT

Att. 31,977 - Cloudy - 64 F

TOP

livebaseballscorecards.com

Batter	1	2	3	4	5	6	7	8	9	AB	R	H	RBI	BB	SO	LOB
22 Nolan Jones, L (1, 9) OBP: 0.397, SLG: 0.613	C SI 94 S SI 95 T SI 96 0-2 ① K		C CH 81 B SI 94 S ST 79 B SI 95 S CH 82 2-3 ②③ K 1-2			B SI 92 C SI 92 2 SAFE S CH 81 X CH 82 1-2 24 2B 2-3 1B		C SI 96 C FC 90 X CH 93 0-2 ② G1-3		4	1	1	0	0	2	1
14 Ezequiel Tovar, R (1, 6) OBP: 0.285, SLG: 0.400	B SI 95 C SI 95 B ST 81 X SI 95 2-1 24 1B 2B			C SI 93 S CH 81 F SI 93 B ST 80 B CH 82 X SI 95 2-2 ① G4-3		S CH 80 B SI 94 F SI 94 B CH 82 X CH 82 2-2 ② SF7 3-H		C FC 90 F FC 90 X SL 86 0-2 ③ L7		3	0	1	1	0	0	0
24 Ryan McMahon, L (1, 5) OBP: 0.350, SLG: 0.494	C SI 95 X CH 82 0-1 ② K 2-H 1B			F CH 81 S ST 79 B SI 95 X CH 82 1-2 ② G4-3		X ST 78 0-0 2-H 2B			B SI 95 C SI 95 B CH 92 F FC 91 B CH 92 F FC 86 B SI 95 4-2 35 1B 15 G5-4-3 BB	3	1	2	1	1	0	0
35 Elias Díaz, R (1, 10) OBP: 0.351, SLG: 0.457	B ST 81 S ST 81 S ST 80 C CH 83 1-3 ③ K			C SI 94 F SI 95 B ST 80 F ST 80 F SI 95 X CH 83 1-2 ③ G6-3		C CH 81 X CH 82 0-1 ③ F7			F SI 95 C FC 89 X SL 86 0-2 15 G5-4-3 1-3 1B	4	0	1	0	0	1	2
15 Randal Grichuk, R (1, 7) OBP: 0.373, SLG: 0.438		C SI 93 X ST 81 0-1 E5 30 G5-6-3			C SI 93 S CH 81 S CH 80 0-3 ① K		X SI 93 0-0 ① G6-3		X FC 90 0-0 ①② G5-4-3 1-2f 3-H	4	0	0	0	0	1	1
30 Harold Castro, L (1, 4) OBP: 0.280, SLG: 0.314		C ST 78 F SI 94 X CH 82 0-2 ①② G5-6-3 1-2f			C CH 80 S ST 80 T CH 81 0-2 ② K		B SI 93 F SI 92 F ST 79 B CH 82 F SI 94 F CH 80 F CH 81 X SI 95 2-2 9 FC5-4 1B		C FC 91 F SI 96 C FF 96 0-3 ③ K	4	0	1	0	0	2	1
44 Elehuris Montero, R (1, 3) OBP: 0.225, SLG: 0.299		B SI 94 C SI 92 F CH 82 X ST 80 1-2 ③ G4-3			F SI 94 F SI 95 F CH 82 X ST 81 0-2 ③ F8		S ST 79 C SI 94 S CH 81 0-3 ② K			3	0	0	0	0	1	1
9 Brenton Doyle, R (1, 8) OBP: 0.267, SLG: 0.369			M ST 77 S CH 80 B CH 81 B SI 96 B ST 81 B SI 96 4-2 22 CS BB			X SI 92 0-0 22 1B 16 S 14 SF7 1B	D CH 81 X CH 82 1-0 ③ FC5-4 1-2f			2	1	1	0	1	0	1
16 Austin Wynns, R (1, 2) OBP: 0.250, SLG: 0.234 11 Mike Moustakas, L (8, PH) OBP: 0.336, SLG: 0.396 6 Brian Serven, R (8, 2) OBP: 0.130, SLG: 0.174			C SI 94 F SI 96 F SI 95 C ST 79 0-3 ① K			S ST 78 X CH 79 0-1 ① G5-3 1-2		X SI 94 0-0 ① P5		2 1 0	0 0 0	0 0 0	0 0 0	0 0 0	1 0 0	2 0 0
Inning Stats	R: 0 E: 0 K: 2 S: 10 H: 2 LOB: 1 BB: 0 P: 13	R: 0 E: 1 K: 0 S: 8 H: 0 LOB: 0 BB: 0 P: 9	R: 0 E: 0 K: 2 S: 9 H: 0 LOB: 0 BB: 1 P: 15	R: 0 E: 0 K: 0 S: 12 H: 0 LOB: 0 BB: 0 P: 16	R: 0 E: 0 K: 2 S: 10 H: 0 LOB: 0 BB: 0 P: 10	R: 2 E: 0 K: 0 S: 12 H: 3 LOB: 1 BB: 0 P: 15	R: 0 E: 0 K: 1 S: 11 H: 1 LOB: 1 BB: 0 P: 14	R: 0 E: 0 K: 0 S: 7 H: 0 LOB: 0 BB: 0 P: 7	R: 1 E: 0 K: 1 S: 10 H: 1 LOB: 0 BB: 1 P: 14	1B: 5 2B: 2 3B: 0 HR: 0 SF: 1 SAC: 0 DP: 2 HBP: 0						

AB	30
R	3
H	7
RBI	2
BB	2
SO	8
LOB	9

WP: 0 PA: 33
PB: 0
SB: 1
CS: 1

PITCHER		IP	WLS	BF	H	R	ER	SO	BB	IBB	HBP	BLK	WP	HR	S	P	ERA	WHIP
22 Garrett Whitlock, R ERA: 4.38	(1, 1)	7.0	W	26	6	2	2	7	1	0	0	0	0	0	72	92	2.57	1.000
25 Josh Winckowski, R ERA: 2.43	(8, 1)	2.0		7	1	1	1	1	1	0	0	0	0	0	17	21	4.50	1.000

PITCHER	IP	WLS	BF	H	R	ER	SO	BB	IBB	HBP	BLK	WP	HR	S	P	ERA	WHIP

Colorado Rockies @ Boston Red Sox

Fenway Park, Boston, MA

Wed Jun 14 2023, 9:12 PM - 11:43 PM EDT

Att. 31,977 - Cloudy - 64 F

livebaseballscorecards.com

Batter	1	2	3	4	5	6	7	8	9	AB	R	H	RBI	BB	SO	LOB
30 Rob Refsnyder, R (1, 7) OBP: 0.427, SLG: 0.394	X FF 90 0-0 2 S 99 1B 1B		B FF 89 C SL 84 B CH 82 X SI 90 2-1 ② L4		D KC 78 B FF 91 B CH 83 C CH 83 B SL 86 4-1 BB		B FF 87 D CH 77 C CH 79 C SI 88 F FF 87 X SI 90 2-2 2 1B 3B 2-H 3-H			3	2	2	2	1	0	0
2 Justin Turner, R (1, 5) (8, 3) OBP: 0.352, SLG: 0.420	C FF 91 T SL 86 B SL 87 F FF 92 F KC 79 X SL 87 1-2 ① G5-3 1-2		C SL 84 X SL 84 0-1 ③ G5-3		2 SAFE C FF 92 X SL 87 0-1 ③ F8		F ST 84 F FF 95 B SL 87 X ST 84 1-2 99 2B 1B 3-H			4	1	1	1	0	0	3
99 Alex Verdugo, L (1, 9) OBP: 0.367, SLG: 0.447	B FF 92 2 SAFE C SL 87 X SL 87 1-1 39 FC6-4 2-H 1B			C FF 89 B KC 77 X SL 84 1-1 2B		B KC 74 B FF 88 X FF 90 2-0 ① F8	C FF 94 B SL 88 F CH 86 B ST 82 B FF 96 F CH 87 1 SAFE X FF 95 3-2 1-H 2B			4	0	3	2	0	0	0
18 Adam Duvall, R (1, 10) OBP: 0.414, SLG: 0.725	B SL 85 B FF 91 B CH 82 C FF 92 S SL 85 S SL 86 3-3 ② K			C CH 82 S SI 91 X FF 91 0-2 ① F8		X FF 91 0-0 ② F8	B SL 89 D CH 85 C FF 94 F ST 82 S FF 95 2-3 ② K			4	0	0	0	0	2	3
39 Christian Arroyo, R (1, 4) (8, 5) OBP: 0.274, SLG: 0.380	C FF 92 B FF 92 F FF 93 F SL 86 D CH 84 F FF 92 X SL 87 2-2 ③ FC6-4 1-2f			S SL 86 S SL 86 D SL 87 F FF 92 S KC 78 1-3 ② K		C FF 90 B SL 85 F SL 86 F KC 77 F SL 86 X FF 92 1-2 ③ G4-3	C FF 95 F ST 84 B FF 94 F CH 86 F CH 86 B FF 94 B ST 84 F FF 95 B FF 94 4-2 BB			3	0	0	0	1	1	2
5 Enrique Hernández, R (1, 8) (8, 4) OBP: 0.296, SLG: 0.354		C FF 90 B SL 85 F FF 90 X FF 91 1-2 ① F8		X SL 86 0-0 ③ F8			F FF 89 B FF 96 X SL 86 1-1 12 BB 36 1B 19 SF8 1B C FF 94 B ST 83 D CH 86 X FF 95 2-2 ③ F9			4	1	1	0	0	0	3
36 Triston Casas, L (1, 3) OBP: 0.324, SLG: 0.367 16 Jarren Duran, L (7, PR) (8, 8) OBP: 0.344, SLG: 0.439		C SL 85 B SL 86 F SL 86 X SL 86 1-2 ② G4-3			S SL 83 C FF 90 S SL 86 0-3 ① K		B SL 85 B SL 86 S SL 86 C FF 91 X SL 88 2-2 19 SF8 12 BB 30 3B 1B 1-2 F FF 94 X CH 86 0-1 12 CS 1B			3 1	0 1	1 1	0 0	0 0	1 0	0 0
12 Connor Wong, R (1, 2) OBP: 0.301, SLG: 0.448		F SL 84 F FF 91 B KC 78 S SL 86 1-3 ③ K			C KC 77 B FF 91 S SL 85 B KC 79 B FF 91 S SL 86 3-3 ② K2-3		B FF 86 L FF 86 F FF 87 B CH 78 B FF 87 F SI 88 F SI 89 D SL 80 4-2 19 SF8 30 3B BB 1-2 2-3 1 SAFE 1 SAFE C ST 84 F FF 93 F CH 87 B FF 93 B ST 83 C CH 86 2-3 ①② K 1-2			3	1	0	0	1	3	1
19 Pablo Reyes, R (1, 6) OBP: 0.322, SLG: 0.364			X FF 89 0-0 ① L8		B FF 91 B SL 84 X SL 85 2-0 2B		F CH 78 B FF 86 X CH 77 1-1 ① SF8 1-2 2-3 3-H C FF 93 X ST 84 0-1 ③ F8			3	0	1	1	0	0	0
Inning Stats	R: 1 H: 2 E: 0 LOB: 1 K: 1 BB: 0 S: 16 P: 23	R: 0 H: 0 E: 0 LOB: 0 K: 1 BB: 0 S: 9 P: 12	R: 0 H: 0 E: 0 LOB: 0 K: 0 BB: 0 S: 5 P: 7	R: 0 H: 1 E: 0 LOB: 1 K: 1 BB: 0 S: 10 P: 12	R: 0 H: 1 E: 0 LOB: 2 K: 2 BB: 1 S: 10 P: 19	R: 0 H: 0 E: 0 LOB: 0 K: 0 BB: 0 S: 7 P: 10	R: 5 H: 5 E: 0 LOB: 2 K: 1 BB: 2 S: 33 P: 55	R: 0 H: 1 E: 0 LOB: 0 K: 1 BB: 0 S: 8 P: 10		1B: 6 SF: 1 2B: 3 SAC: 0 3B: 1 DP: 0 HR: 0 HBP: 0						

	AB	32
	R	6
	H	10
	RBI	6
	BB	3
	SO	7
	LOB	12

PITCHER		IP	WLS	BF	H	R	ER	SO	BB	IBB	HBP	BLK	WP	HR	S	P	ERA	WHIP
26 Austin Gomber, L ERA: 7.29	(1, 1)	6.0	L	25	6	3	3	5	1	0	0	0	0	0	62	91	4.50	1.167
39 Brent Suter, L ERA: 2.5	(7, 1)	0.1	B	3	1	1	1	0	1	0	0	0	0	0	10	17	27.00	6.000
20 Peter Lambert, R ERA: 6.29	(7, 1)	1.2		8	3	2	2	2	1	0	0	0	0	0	26	40	10.80	2.400

PITCHER	IP	WLS	BF	H	R	ER	SO	BB	IBB	HBP	BLK	WP	HR	S	P	ERA	WHIP

WP: 0 PA: 36
PB: 0
SB: 1
CS: 1

Batter	1	2	3	4	5	6	7	8	9	AB	R	H	RBI	BB	SO	LOB
61 Jake Bauers, L (1, 9) OBP: 0.303, SLG: 0.453	X FC 90 0-0 25 1B 48 G4-3 2B		F SI 93 C SI 92 X FF 94 0-2 ① P4		S SL 78 C SL 78 F SL 78 X SI 93 0-2 ③ G3-1		B FC 87 B FC 87 B CU 79 C FC 86 F FC 88 F SI 90 X FC 88 3-2 ① F9		C SI 90 B SI 92 T SI 92 X SI 92 1-2 ①② G4-6-3 1-2f	5	1	1	0	0	0	3
27 Giancarlo Stanton, R (1, 10) OBP: 0.280, SLG: 0.477	C SI 95 B SL 84 S SL 85 F SL 84 F SI 95 B FF 95 B SL 84 C SI 93 3-3 ① K		C SL 84 F SL 84 B FF 94 X SI 94 1-2 ② P4			C SI 92 B CH 84 X CH 85 1-1 48 WP 25 E 48 2B 1B	B CU 82 C SI 90 B CU 82 S FC 88 X FC 87 2-2 ② F8		C CU 77 B SI 92 B SI 92 X SI 91 2-1 ③ G4-3	5	1	1	0	0	1	3
25 Gleyber Torres, R (1, 4) OBP: 0.330, SLG: 0.421	B SL 83 C SI 94 X SL 84 1-1 48 G4-3 2-3 1B		C SI 94 X SI 92 0-1 ③ FC4-6 1-2f			X SI 92 0-0 FC6 48 WP 48 2B 1-2	S FC 88 D CU 81 S CU 82 F SI 90 B FC 88 B CH 84 X FC 87 3-2 ③ F8			4	1	1	0	0	0	3
48 Anthony Rizzo, L (1, 3) OBP: 0.342, SLG: 0.437	B FC 91 B SI 93 C SL 84 B FS 88 F SL 84 X FC 91 3-2 ② G4-3 1-3 3-H			C SI 92 B FS 86 F FS 87 X SL 82 1-2 ① F7		B SI 91 B SL 77 X SI 92 2-0 28 G6-3 57 1B 1-H 2-H 2B		F FC 86 F FC 85 S CH 83 0-3 ① K		4	1	1	3	0	1	1
28 Josh Donaldson, R (1, 5) OBP: 0.232, SLG: 0.520	F SL 84 F SI 94 S SI 94 0-3 ③ K			B SI 94 B FF 94 F SI 92 X SI 93 2-1 1B		B SI 91 F SI 91 D CH 85 X SI 91 2-1 ① G6-3 2-3		X FC 87 0-0 HR		4	1	2	1	0	1	2
24 Willie Calhoun, L (1, 7) OBP: 0.306, SLG: 0.408		B SI 93 X SI 92 1-0 ① G3-1		C SI 93 F FF 93 B FS 87 X SL 84 1-2 ② F9		B SL 78 S SL 76 F SI 92 B SL 78 B SL 78 C SI 92 3-3 ② K		B FC 87 X CH 82 1-0 1B		4	0	1	0	0	1	2
57 Billy McKinney, L (1, 8) OBP: 0.310, SLG: 0.586		C SL 83 X SI 91 0-1 ② G4-3		F SI 94 X FC 89 0-1 ③ F7		B SI 92 C SI 92 X SL 77 1-1 3-H 1B		F CU 81 S CH 83 B FC 87 F CH 83 B CH 84 X FC 86 2-2 ② F8		4	0	1	1	0	0	2
66 Kyle Higashioka, R (1, 2) OBP: 0.288, SLG: 0.385		X SI 93 0-0 ③ G6-3			C SL 81 S SL 82 B SL 82 X SI 93 1-2 11 G6-4-3 1B	C ST 76 B ST 76 S SI 92 F SI 92 S SI 91 1-3 ③ K		S CU 81 X CU 80 0-1 ③ G5-3		4	0	1	0	0	1	2
11 Anthony Volpe, R (1, 6) OBP: 0.271, SLG: 0.360			C SI 92 F SI 92 B SI 92 B SL 83 B SI 93 B SI 92 4-2 25 FC4-6 BB		C SI 90 B SI 92 B SI 92 X SI 92 2-1 ①② G6-4-3 1-2f		X FC 87 0-0 1B		C SI 91 B CU 75 B SI 91 B SI 90 F SI 89 B SI 91 4-2 61 G4-6-3 BB	2	0	1	0	2	0	1
Inning Stats	R: 1 E: 0 K: 2 S: 14 H: 2 LOB: 1 BB: 0 P: 21	R: 0 E: 0 K: 0 S: 4 H: 0 LOB: 0 BB: 0 P: 5	R: 0 E: 0 K: 0 S: 10 H: 0 LOB: 1 BB: 1 P: 15	R: 0 E: 0 K: 0 S: 10 H: 1 LOB: 1 BB: 0 P: 14	R: 0 E: 0 K: 0 S: 9 H: 1 LOB: 0 BB: 0 P: 12	R: 3 E: 1 K: 2 S: 15 H: 3 LOB: 1 BB: 0 P: 25	R: 0 E: 0 K: 0 S: 12 H: 1 LOB: 1 BB: 0 P: 20	R: 1 E: 0 K: 1 S: 11 H: 2 LOB: 1 BB: 0 P: 14	R: 0 E: 0 K: 0 S: 7 H: 0 LOB: 0 BB: 1 P: 14	1B: 7 2B: 2 3B: 0 HR: 1 SF: 0 SAC: 0 DP: 2 HBP: 0						

TOP

New York Yankees @ Boston Red Sox

Fenway Park, Boston, MA

Fri Jun 16 2023, 7:10 PM - 10:03 PM EDT

Att. 37,086 - Cloudy - 73 F

livebaseballscorecards.com

AB	36
R	5
H	10
RBI	5
BB	2
SO	5
LOB	19

WP: 1 PA: 38
PB: 0
SB: 0
CS: 0

PITCHER		IP	WLS	BF	H	R	ER	SO	BB	IBB	HBP	BLK	WP	HR	S	P	ERA	WHIP
89 Tanner Houck, R ERA: 5.05	(1, 1)	4.0		17	4	1	1	2	1	0	0	0	0	0	41	59	2.25	1.250
78 Joe Jacques, L ERA: 2.25	(5, 1)	2.0	W	9	3	3	1	2	0	0	0	0	1	0	21	33	4.50	1.500
28 Corey Kluber, R ERA: 6.75	(7, 1)	2.0		9	3	1	1	1	0	0	0	0	0	1	23	34	4.50	1.500
83 Brennan Bernardino, L ERA: 2.66	(9, 1)	1.0		3	0	0	0	0	1	0	0	0	0	0	7	14	0.00	1.000

PITCHER	IP	WLS	BF	H	R	ER	SO	BB	IBB	HBP	BLK	WP	HR	S	P	ERA	WHIP

Batter	1	2	3	4	5	6	7	8	9	AB	R	H	RBI	BB	SO	LOB
99 Alex Verdugo, L (1, 9) OBP: 0.367, SLG: 0.450	C FF 91 C FF 92 B FF 92 X CH 87 1-2 ① G4-3	C SI 93 X CH 88 0-1 2 HR 2B	C SI 89 C SI 90 F FC 88 X ST 81 0-2 2 HR 1-2 2-3 1B	B SI 97 C SI 96 C SI 97 X SL 89 1-2 ③ F7			C SI 88 F CH 78 F ST 80 X ST 79 0-2 ① F8			5	2	2	0	0	0	1
2 Justin Turner, R (1, 10) OBP: 0.356, SLG: 0.451	B SI 92 B CU 84 C FF 92 F FF 92 F FF 93 X CU 84 2-2 7 2B 2B	X CU 84 0-0 2-H HR	C SI 89 B ST 83 X SI 90 1-1 1-H 2-H 3-H HR		B SI 96 B SL 87 B CH 87 C SI 95 C SI 97 X SI 97 3-2 ① G4-3		C SI 90 S FF 90 B FF 90 B CH 81 X SI 90 2-2 ② G6-3			5	3	3	6	0	0	0
11 Rafael Devers, L (1, 5) OBP: 0.299, SLG: 0.502	B CU 83 C SI 93 S CU 83 F SI 93 B CH 88 D CU 85 B CH 87 4-2 7 2B BB	F CU 85 B FF 93 F CU 85 F FF 94 B FF 94 X CU 85 2-2 ③ G3-1	B SI 88 C SI 89 X FC 88 1-1 ③ P5		C CH 88 C SL 88 S SI 96 0-3 ② K		F SI 90 F ST 80 B ST 80 B FF 91 F ST 79 B SI 91 F ST 79 S CH 79 3-3 ③ K			4	1	0	0	1	2	0
18 Adam Duvall, R (1, 8) OBP: 0.403, SLG: 0.709 16 Jarren Duran, L (8, PH) OBP: 0.347, SLG: 0.448 (9, 8)	F SI 93 F CU 84 B CU 85 F FF 93 C CH 88 1-3 ② K		B CU 82 X CU 82 1-0 7 WP 7 1B 2B	C SI 90 F ST 81 B ST 82 X SI 91 1-2 ① L4	F SL 87 S CH 88 S SL 88 0-3 ③ K			X FA 70 0-0 36 2B 2B		4 1	1 1	1 1	0 0	0 0	2 0	2 0
7 Masataka Yoshida, L (1, 7) OBP: 0.383, SLG: 0.479 30 Rob Refsnyder, R (8, PH) OBP: 0.424, SLG: 0.389 (9, 7)	C CU 83 B FF 92 X CU 83 1-1 1-H 2-H 2B		B FF 92 S FF 92 B FF 92 X CH 85 2-1 39 2B 12 FC5-2 2-H 1B	C FC 88 C SI 88 B ST 84 X SI 90 1-2 39 FC5-4 1B	C SI 95 B SI 95 X SI 95 1-1 36 E 2B			X FA 68 0-0 ① F8		4 1	1 0	4 0	3 0	0 0	0 1	0 1
39 Christian Arroyo, R (1, 4) OBP: 0.279, SLG: 0.385	B CU 85 H SI 92 2-0 HBP		X SI 91 0-0 12 FC5-2 1-3 19 1B 2B	B SI 89 F SI 90 X ST 83 1-1 ② FC5-4 36 BB 1-2f 12 E		C SI 96 B SI 96 B SI 97 F SI 97 X CH 88 2-2 ① G5-3		B FA 76 B FA 74 F FA 73 B FA 75 X FA 73 3-1 ② P3		4	2	1	0	0	0	3
36 Triston Casas, L (1, 3) OBP: 0.330, SLG: 0.375	B CU 83 C FF 92 C FF 93 B SI 94 X CH 88 2-2 ③ G3-1		B SI 86 F SI 88 X SI 88 1-1 ① G4-3	B ST 81 B SI 90 B SI 90 B SI 89 4-0 12 E 12 E 1-2 BB		C SI 88 B ST 78 B SI 89 F SI 88 B ST 79 X SI 90 3-2 E4 2-H 1B		B FA 75 F FA 76 F FA 79 F FA 80 X FA 83 1-2 2-H 2B		4	1	2	1	1	0	4
12 Connor Wong, R (1, 2) OBP: 0.304, SLG: 0.442		B FF 92 B FF 92 B FF 91 F FF 92 F FF 92 B SI 93 4-2 19 G4-3 BB	B SI 91 C SI 90 B SI 91 F SI 89 F FC 87 X SI 90 2-2 ② FC5-2 99 1B 19 1B 2 HR 2-3 3-H	C SL 85 D SL 87 B SI 97 S SI 97 X SI 97 2-2 E9 19 1B 1-H 2-H 1B		C SI 88 C ST 79 S CH 79 0-3 ② K		B FA 71 C FA 73 F FA 74 X FA 81 1-2 ③ G6-3		4	2	1	1	1	1	4
19 Pablo Reyes, R (1, 6) OBP: 0.333, SLG: 0.373		C FF 93 X CU 83 0-1 1-2f G4-3	① C SI 91 ② C SI 91 F SI 93 X ST 83 0-2 99 1B 2 HR 1-2 3-H 1B	F SI 96 F SI 96 B SI 96 F SL 88 X SL 88 1-2 2-H 1B		C ST 78 X SI 89 0-1 ③ G4-3				4	1	2	2	0	0	2
Inning Stats	R: 2 E: 0 K: 1 S: 19 H: 2 LOB: 2 BB: 1 P: 32	R: 2 E: 0 K: 0 S: 11 H: 2 LOB: 0 BB: 1 P: 17	R: 6 E: 0 K: 0 S: 22 H: 6 LOB: 0 BB: 0 P: 30	R: 3 E: 1 K: 0 S: 18 H: 3 LOB: 1 BB: 1 P: 29	R: 0 E: 0 K: 2 S: 9 H: 0 LOB: 0 BB: 0 P: 12	R: 1 E: 1 K: 1 S: 13 H: 2 LOB: 1 BB: 0 P: 19	R: 0 E: 0 K: 1 S: 12 H: 0 LOB: 0 BB: 0 P: 17	R: 1 E: 0 K: 0 S: 11 H: 2 LOB: 1 BB: 0 P: 16		1B: 7 2B: 8 3B: 0 HR: 2 SF: 0 SAC: 0 DP: 1 HBP: 1						

PITCHER		IP	WLS	BF	H	R	ER	SO	BB	IBB	HBP	BLK	WP	HR	S	P	ERA	WHIP
0 Domingo Germán, R ERA: 4.3	(1, 1)	2.0	L	15	7	7	7	1	2	0	1	0	1	1	34	56	31.50	4.500
92 Matt Krook, L ERA: 27.0	(3, 1)	1.2		10	4	5	5	0	1	0	0	0	0	1	26	38	27.00	3.000
84 Albert Abreu, R ERA: 3.27	(4, 1)	1.2		8	3	2	0	2	0	0	0	0	0	0	24	34	0.00	1.800
63 Nick Ramirez, L ERA: 1.42	(6, 1)	1.2		6	1	0	0	2	0	0	0	0	0	0	20	28	0.00	0.600
12 Isiah Kiner-Falefa, R ERA: 4.5	(8, 1)	1.0		5	2	1	1	0	0	0	0	0	0	0	11	16	9.00	2.000

PITCHER	IP	WLS	BF	H	R	ER	SO	BB	IBB	HBP	BLK	WP	HR	S	P	ERA	WHIP

BOTTOM

New York Yankees @ Boston Red Sox

Fenway Park, Boston, MA

Fri Jun 16 2023, 7:10 PM - 10:03 PM EDT

Att. 37,086 - Cloudy - 73 F

livebaseballscorecards.com

AB	40
R	15
H	17
RBI	13
BB	3
SO	5
LOB	17

Batter	1	2	3	4	5	6	7	8	9	AB	R	H	RBI	BB	SO	LOB
61 Jake Bauers, L (1, 7) OBP: 0.310, SLG: 0.475	C FF 94 C FF 95 B FF 96 B SL 85 X FF 96 2-2 25 HR 2B		C FF 95 F ST 80 B FF 96 B ST 80 B FF 95 F FF 96 F FF 96 T SL 89 3-2 ② K			X SL 85 0-0 2B		S SL 90 X FF 96 0-1 ③ L3		4	1	2	0	0	1	0
27 Giancarlo Stanton, R (1, 10) OBP: 0.268, SLG: 0.456	B FF 97 S FF 96 S SL 87 B SL 87 C FF 98 2-3 ① K		B CU 76 B FF 95 F SL 89 S SL 90 B FF 97 F SL 90 X SL 90 3-2 ③ F7			B SL 88 C SL 88 C FF 94 S FF 95 1-3 ① K			C FF 96 B FC 93 X SI 95 1-1 ① G5-3	4	0	0	0	0	2	2
25 Gleyber Torres, R (1, 4) OBP: 0.329, SLG: 0.430	D SL 85 X FF 97 1-0 2-H HR			B CU 74 B CU 72 B SL 85 X FF 92 3-0 ① G5-3		S CU 78 B FF 95 B FF 95 S SL 90 F FF 93 D CU 81 X FF 95 3-2 ② F9			F FC 92 B ST 85 X SI 96 1-1 ② F9	4	1	1	2	0	0	1
48 Anthony Rizzo, L (1, 3) OBP: 0.341, SLG: 0.434	F FF 97 X CH 91 0-1 ② G6-3			B FF 93 B SL 86 C FF 93 B FF 93 F FF 94 F SL 86 F FF 95 F SL 90 X CU 76 3-2 ② F9		B FF 96 X FF 95 1-0 ③ F8			C FC 92 F FS 88 F FF 96 F FF 96 X FC 93 0-2 1B	4	0	1	0	0	0	1
26 DJ LeMahieu, R (1, 5) OBP: 0.291, SLG: 0.388	B FF 98 F FF 97 C SL 86 T SL 84 1-2 ③ K			B FF 95 B FF 95 C FF 94 X CH 85 2-1 ③ G6-3			B FF 93 C FF 93 B SL 87 C SL 89 F ST 84 S FF 94 2-3 ① K		X SI 95 0-0 ③ G4-3	4	0	0	0	0	2	1
12 Isiah Kiner-Falefa, R (1, 8) OBP: 0.272, SLG: 0.340		C FF 95 F SL 83 S SL 84 0-3 ① K			C FF 92 F SL 86 S CU 75 0-3 ① K		F CU 79 B CU 81 B FF 94 B FF 94 C FF 95 S FF 95 3-3 ② K			3	0	0	0	0	3	0
57 Billy McKinney, L (1, 9) OBP: 0.313, SLG: 0.548		B FC 92 B FC 92 B FF 95 B FF 95 4-0 39 G6-4-3 BB			B SL 86 B FF 92 F FF 93 B CU 75 X SL 86 3-1 ② L7		B FF 95 S CU 81 B CU 81 C FF 94 X CU 81 2-2 ③ G3			2	0	0	0	1	0	0
39 Jose Trevino, R (1, 2) OBP: 0.254, SLG: 0.309		C FF 95 X FF 95 0-1 ② ③ G6-4-3 1-2f			B SL 86 X FF 94 1-0 E5			C FF 93 B SL 85 X SL 88 1-1 ① F9		3	0	0	0	0	0	1
11 Anthony Volpe, R (1, 6) OBP: 0.268, SLG: 0.356			B SL 83 C SL 83 B SL 84 S FF 95 S FF 96 2-3 ① K		C CU 75 S SL 84 B FF 94 B FF 93 S CU 76 2-3 ③ K			S CU 80 S SL 87 F FF 95 B SL 84 B CU 82 F FF 94 B SL 89 T FF 95 3-2 ② K		3	0	0	0	0	3	1
Inning Stats	R: 2 E: 0 K: 2 S: 12 H: 2 LOB: 0 BB: 0 P: 18	R: 0 E: 0 K: 1 S: 5 H: 0 LOB: 0 BB: 1 P: 9	R: 0 E: 0 K: 2 S: 12 H: 0 LOB: 0 BB: 0 P: 20	R: 0 E: 0 K: 0 S: 9 H: 0 LOB: 0 BB: 0 P: 17	R: 0 E: 1 K: 2 S: 9 H: 0 LOB: 1 BB: 0 P: 15	R: 0 E: 0 K: 1 S: 9 H: 1 LOB: 1 BB: 0 P: 14	R: 0 E: 0 K: 2 S: 10 H: 0 LOB: 0 BB: 0 P: 17	R: 0 E: 0 K: 1 S: 9 H: 0 LOB: 0 BB: 0 P: 13	R: 0 E: 0 K: 0 S: 10 H: 1 LOB: 1 BB: 0 P: 12	1B: 1 2B: 2 3B: 0 HR: 1	SF: 0 SAC: 0 DP: 1 HBP: 0			WP: 0 PB: 0 SB: 0 CS: 0	PA: 32	

TOP

New York Yankees @ Boston Red Sox

Fenway Park, Boston, MA

Sun Jun 18 2023, 1:47 PM - 4:17 PM EDT

Att. 36,178 - Cloudy - 64 F

livebaseballscorecards.com

AB	31
R	2
H	4
RBI	2
BB	1
SO	11
LOB	7

PITCHER		IP	WLS	BF	H	R	ER	SO	BB	IBB	HBP	BLK	WP	HR	S	P	ERA	WHIP
61 Kaleb Ort, R ERA: 6.11	(1, 1)	2.1		9	2	2	2	4	1	0	0	0	0	1	20	32	7.71	1.286
Chris Murphy, L ERA:	(3, 1)	2.2		10	1	0	0	3	0	0	0	0	0	0	28	48	0.00	0.375
37 Nick Pivetta, R ERA: 5.11	(6, 1)	3.0	W	9	0	0	0	4	0	0	0	0	0	0	27	43	0.00	0.000
55 Chris Martin, R ERA: 2.08	(9, 1)	1.0		4	1	0	0	0	0	0	0	0	0	0	10	12	0.00	1.000

PITCHER	IP	WLS	BF	H	R	ER	SO	BB	IBB	HBP	BLK	WP	HR	S	P	ERA	WHIP

Batter	1	2	3	4	5	6	7	8	9	AB	R	H	RBI	BB	SO	LOB
99 Alex Verdugo, L (1, 9) OBP: 0.371, SLG: 0.459	C SI 93 X SI 93 0-1 ① F7		C FC 91 B ST 84 F ST 84 X FC 90 1-2 2B		B FC 90 B SI 91 C SI 92 B ST 84 B SI 92 4-1 2 2B 11 G6-3 BB	B CH 87 X FF 94 1-0 2 1B 2B 2-H		B FC 92 B FF 94 X FC 91 2-0 ① P5		4	2	2	1	1	0	0
2 Justin Turner, R (1, 3) OBP: 0.357, SLG: 0.454	B SI 94 X SI 94 1-0 ② P6		C ST 86 F SI 92 F SI 93 D KC 85 X SI 94 1-2 ① P4		C ST 85 B KC 85 X ST 85 1-1 11 G6-3 18 1B 2B 1-3	B FF 94 B SI 94 X SI 91 2-0 11 BB 1B 2-H		B ST 81 B SI 94 C ST 81 X SI 93 2-1 ② G6-3		5	1	2	1	0	0	1
11 Rafael Devers, L (1, 5) OBP: 0.304, SLG: 0.500	C FC 93 S SI 93 F SI 94 B KC 84 F KC 84 B FC 92 B SI 94 X FC 92 3-2 18 1B 1B		F ST 87 F ST 86 B KC 85 B KC 85 B ST 87 D KC 85 4-2 BB		C KC 84 F ST 85 B FC 91 B KC 84 X ST 86 2-2 ② G6-3 2-3 3-H	B FF 92 B FF 93 B ST 82 B FF 92 4-0 1-2 BB		C FC 93 S FF 94 F FF 95 C FF 95 0-3 ③ K		3	0	1	1	2	1	1
18 Adam Duvall, R (1, 8) OBP: 0.409, SLG: 0.695	B SI 92 X ST 86 1-0 1-2 1B		X FC 93 0-0 ② F8		C KC 85 F SI 92 X ST 85 0-2 3-H 1B	C ST 81 D ST 80 D ST 81 F SI 93 X ST 80 2-2 ③ F7				4	0	2	1	0	0	4
7 Masataka Yoshida, L (1, 10) OBP: 0.381, SLG: 0.483	C SI 95 S ST 87 D KC 85 X KC 85 1-2 ③ L6		B FC 92 B FC 92 C ST 87 X ST 87 2-1 ③ F8		C FF 90 B CH 85 B FF 94 F ST 80 F SI 94 X CH 88 2-2 ③ F8		B ST 78 B SI 88 C SI 88 X SL 85 2-1 39 BLK 3B			4	1	1	0	0	0	5
39 Christian Arroyo, R (1, 4) OBP: 0.270, SLG: 0.370		B ST 85 B ST 86 X SI 93 2-0 ① G6-3		C ST 85 B FC 91 B SI 92 F SI 92 X ST 87 2-2 ① F8		X ST 82 0-0 ① G3	B CH 78 B SL 85 F CH 79 X SI 88 2-1 ① L4 3-H			4	0	0	0	0	0	0
16 Jarren Duran, L (1, 7) OBP: 0.347, SLG: 0.443 30 Rob Refsnyder, R (7, PH) OBP: 0.420, SLG: 0.385 (8, 7)		B FC 91 B ST 84 B ST 86 B SI 94 4-0 12 BLK BB		C ST 85 X KC 84 0-1 ② G3-1		C FF 94 F CH 87 B CH 87 B CH 86 F SI 94 X CH 87 2-2 ② L8	C SI 88 X CH 78 0-1 ② F7			2 1	0 0	0 0	0 0	1 0	0 0	0 0
5 Enrique Hernández, R (1, 6) OBP: 0.299, SLG: 0.357		F SI 94 F ST 86 1 SAFE B ST 87 C SI 93 1-3 ② K		F ST 88 S KC 83 S ST 86 0-3 ③ K		B ST 82 B FF 93 C FF 93 F FF 94 B FF 94 X SI 94 3-2 12 2B 1B	C SL 85 X CH 77 0-1 1B			4	1	2	0	0	2	1
12 Connor Wong, R (1, 2) OBP: 0.303, SLG: 0.444		F ST 86 B FC 91 1 SAFE 1 SAFE C KC 83 S KC 84 1-3 ③ K 1-2		B SI 92 S FC 90 F SI 92 F KC 85 X SI 91 1-2 ① L7		S ST 82 C FF 93 X ST 81 0-2 1-H 99 2B 2B	B ST 81 C ST 80 F FF 92 1 SAFE B FF 96 B SI 94 F FF 94 T FF 96 3-2 ③ K			4	1	1	1	0	2	2
Inning Stats	R: 0 E: 0 K: 0 S: 12 H: 2 LOB: 2 BB: 0 P: 18	R: 0 E: 0 K: 2 S: 7 H: 0 LOB: 1 BB: 1 P: 15	R: 0 E: 0 K: 0 S: 12 H: 1 LOB: 2 BB: 1 P: 20	R: 0 E: 0 K: 1 S: 8 H: 0 LOB: 0 BB: 0 P: 10	R: 2 E: 0 K: 0 S: 17 H: 2 LOB: 1 BB: 1 P: 27	R: 3 E: 0 K: 0 S: 16 H: 4 LOB: 2 BB: 1 P: 30	R: 1 E: 0 K: 1 S: 12 H: 2 LOB: 1 BB: 0 P: 19	R: 0 E: 0 K: 1 S: 7 H: 0 LOB: 0 BB: 0 P: 11		1B: 6 2B: 4 3B: 1 HR: 0	SF: 0 SAC: 0 DP: 0 HBP: 0			WP: 0 PB: 0 SB: 0 CS: 0	PA: 39	

BOTTOM

New York Yankees @ Boston Red Sox

Fenway Park, Boston, MA

Sun Jun 18 2023, 1:47 PM - 4:17 PM EDT

Att. 36,178 - Cloudy - 64 F

livebaseballscorecards.com

AB	35
R	6
H	11
RBI	5
BB	4
SO	5
LOB	14

PITCHER		IP	WLS	BF	H	R	ER	SO	BB	IBB	HBP	BLK	WP	HR	S	P	ERA	WHIP
36 Clarke Schmidt, R ERA: 4.65	(1, 1)	4.2		22	5	2	2	3	3	0	0	1	0	0	52	84	3.86	1.714
34 Michael King, R ERA: 2.82	(5, 1)	1.1	L	9	4	3	3	0	1	0	0	0	0	0	20	36	20.25	3.750
63 Nick Ramirez, L ERA: 2.03	(7, 1)	0.2		4	2	1	1	0	0	0	0	1	0	0	8	12	13.50	3.000
Greg Weissert, R ERA: 4.05	(7, 1)	1.1		4	0	0	0	2	0	0	0	0	0	0	11	18	0.00	0.000

PITCHER	IP	WLS	BF	H	R	ER	SO	BB	IBB	HBP	BLK	WP	HR	S	P	ERA	WHIP

Batter	1	2	3	4	5	6	7	8	9	AB	R	H	RBI	BB	SO	LOB
61 Jake Bauers, L (1, 7) OBP: 0.316, SLG: 0.471	F FF 95 B FF 95 B CH 86 C CH 87 B SI 95 B CH 87 4-2 25 2B 48 G4-3 BB		B SL 86 S CH 86 C SI 94 B SI 95 X CH 86 2-2 25 S 1B			C SI 94 C SL 84 B SL 84 B CH 86 X CH 86 2-2 ① G6-3	S CH 85 S FF 96 B FF 96 S CH 88 1-3 ③ K 1-2			3	1	1	0	1	1	2
25 Gleyber Torres, R (1, 4) OBP: 0.331, SLG: 0.439	X SI 95 0-0 48 G4-3 1-3 2B		C SI 94 F FF 95 S FF 95 0-3 ② K 1-2			X SL 83 0-0 48 G3-1 2B		S SI 96 B SL 85 X SI 95 1-1 ① P4		4	0	2	0	0	1	1
48 Anthony Rizzo, L (1, 3) OBP: 0.339, SLG: 0.429	C SI 95 X FF 95 0-1 ① G4-3 2-3 3-H		X FF 94 0-0 ③ F8			B CH 86 B SI 94 C SI 94 B SI 93 F CH 86 X SI 94 3-2 ② G3-1 2-3		B FC 88 B FC 88 F SI 95 C SI 95 F CH 93 B CH 92 H FC 90 4-2 28 FC5-4 HBP		3	0	0	1	0	0	3
27 Giancarlo Stanton, R (1, 10) OBP: 0.267, SLG: 0.441	C CH 86 C SI 94 D SL 87 D SL 85 B SI 95 S CH 86 3-3 ② K			C FF 96 B SI 94 S SL 85 B SI 95 S SI 95 2-3 ① K		B FF 95 B SI 95 B SI 94 C SI 94 B SI 94 4-1 BB		C SL 85 D SI 95 F SI 95 S FF 96 1-3 ② K		3	0	0	0	1	3	2
28 Josh Donaldson, R (1, 5) OBP: 0.233, SLG: 0.491	B FF 95 X SI 94 1-0 ③ G3-1			B SL 86 C FF 96 F CH 87 B FF 95 B SI 96 B SI 96 4-2 95 PO BB		C SI 95 D SL 85 B FF 95 C SL 84 X SI 94 2-2 ③ G6-3		S SL 85 X SI 95 0-1 ③ FC5-4 1-2f		3	0	0	0	1	0	4
57 Billy McKinney, L (1, 8) OBP: 0.306, SLG: 0.514		B SI 93 X SI 94 1-0 ① G3		B CH 86 S CH 86 F SI 95 C SI 95 1-3 ② K			X SI 93 0-0 11 FC5-4 95 FC3 1B		C FC 92 F FC 93 X FC 95 0-2 ① G3	4	0	1	0	0	1	1
95 Oswaldo Cabrera, S (1, 9) OBP: 0.238, SLG: 0.298		C SI 94 X SI 95 0-1 ② L6	D SL 88 B SL 85 S CH 85 F SI 95 1 SAFE 2-2 ③ PO 1-2		F FF 94 B FF 94 X SL 83 1-1 ① G3-1		X CH 85 0-0 FC3 11 FC5-4 1-2		F FC 93 S FC 94 F FC 94 C FC 94 0-3 ② K	4	0	0	0	0	1	1
66 Kyle Higashioka, R (1, 2) 24 Willie Calhoun, L (7, PH) 39 Jose Trevino, R (7, 2) OBP: 0.283, SLG: 0.377 OBP: 0.303, SLG: 0.405 OBP: 0.260, SLG: 0.315		C FF 95 B SL 86 B SL 85 B SI 95 S CH 86 T SI 95 3-2 ③ K		S SI 93 B SL 84 X FF 94 1-1 ② P6		C FF 95 D CH 87 B CH 86 C FF 96 S FF 96 2-3 ① K		B FC 94 X FC 93 1-0 ① 11 WP 1B	2 1 1	0 0 0	0 0 1	0 0 0	0 0 0	1 1 0	0 2 0
11 Anthony Volpe, R (1, 6) OBP: 0.264, SLG: 0.350			S SI 93 B FF 94 X SL 84 1-1 ① G5-3		B SL 83 C SL 84 F FF 95 S FF 94 1-3 ③ K		X SI 95 0-0 ② FC5-4 61 S 1-2f 2-3		S FC 94 B FC 95 S FC 94 S FC 96 1-3 ③ K 1-2	4	0	0	0	0	2	3

Inning Stats																		
	R: 1 E: 0 K: 1 S: 9	H: 1 LOB: 1 BB: 1 P: 17	R: 0 E: 0 K: 1 S: 6	H: 0 LOB: 0 BB: 0 P: 10	R: 0 E: 0 K: 1 S: 9	H: 1 LOB: 1 BB: 0 P: 12	R: 0 E: 0 K: 2 S: 10	H: 0 LOB: 0 BB: 1 P: 19	R: 0 E: 0 K: 1 S: 7	H: 0 LOB: 0 BB: 0 P: 10	R: 0 E: 0 K: 0 S: 11	H: 1 LOB: 2 BB: 1 P: 22	R: 0 E: 0 K: 2 S: 9	H: 1 LOB: 2 BB: 0 P: 12	R: 0 E: 0 K: 1 S: 10	H: 0 LOB: 1 BB: 0 P: 16	R: 0 E: 0 K: 2 S: 11	H: 1 LOB: 1 BB: 0 P: 13

1B: 3	SF: 0	WP: 1	PA: 37
2B: 2	SAC: 0	PB: 0	
3B: 0	DP: 0	SB: 2	
HR: 0	HBP: 1	CS: 0	

PITCHER		IP	WLS	BF	H	R	ER	SO	BB	IBB	HBP	BLK	WP	HR	S	P	ERA	WHIP
66 Brayan Bello, R ERA: 3.49	(1, 1)	7.0	W	28	4	1	1	8	3	0	0	0	0	0	61	102	1.29	1.000
25 Josh Winckowski, R ERA: 2.38	(8, 1)	1.0	H	4	0	0	0	1	0	0	1	0	0	0	10	16	0.00	0.000
74 Kenley Jansen, R ERA: 3.04	(9, 1)	1.0	S	4	1	0	0	2	0	0	0	0	1	0	11	13	0.00	1.000

PITCHER	IP	WLS	BF	H	R	ER	SO	BB	IBB	HBP	BLK	WP	HR	S	P	ERA	WHIP

TOP

New York Yankees @ Boston Red Sox

Fenway Park, Boston, MA

Sun Jun 18 2023, 7:13 PM - 9:31 PM EDT

Att. 36,787 - Partly Cloudy - 65 F

livebaseballscorecards.com

AB	32
R	1
H	5
RBI	1
BB	3
SO	11
LOB	19

BOTTOM

New York Yankees @ Boston Red Sox

Fenway Park, Boston, MA

Sun Jun 18 2023, 7:13 PM - 9:31 PM EDT

Att. 36,787 - Partly Cloudy - 65 F

livebaseballscorecards.com

Batter	1	2	3	4	5	6	7	8	9	AB	R	H	RBI	BB	SO	LOB
16 Jarren Duran, L (1, 8) (9, 7) OBP: 0.350, SLG: 0.441	B FF 96 X FF 95 1-0 99 F7 1B		F FF 97 B CH 88 F FF 98 X SL 84 1-2 ② L4		C SL 83 B CH 87 S FF 98 F FF 96 B CH 87 F CH 87 B CH 83 D SL 86 4-2 99 1B 99 S 36 2B BB	C FF 94 S CH 83 S FF 94 0-3 ③ K				3	1	1	0	1	1	0
2 Justin Turner, R (1, 10) OBP: 0.352, SLG: 0.447	C FF 94 F FC 87 B FF 96 S FF 96 1-3 ① K		C FF 97 B FF 97 B FF 97 C FF 98 S FF 97 2-3 ③ K		B FF 96 B SL 82 F FF 95 1 SAFE F FF 97 F CH 88 S CH 87 2-3 ① K		B SI 95 C SI 96 B CH 90 X CH 90 2-1 ① G5-3			4	0	0	0	0	3	2
99 Alex Verdugo, L (1, 9) OBP: 0.373, SLG: 0.459	F FF 95 1 SAFE X FF 94 0-1 ②③ F7 1-2			X FF 96 0-0 36 BB 30 1B 3 CI 1B	B CH 85 1 SAFE C FF 96 X FF 97 1-1 11 BB 36 2B 1-3 1B		B SL 90 X CH 90 1-0 ② G4-3			4	2	2	0	0	0	1
11 Rafael Devers, L (1, 5) OBP: 0.307, SLG: 0.498		X SL 85 0-0 30 SH1-3 5 2B 1B		F FF 97 X FF 98 0-1 ① P5	B FF 98 F SL 85 B FF 98 B FF 98 B CH 88 4-1 36 2B 1-2 BB		X SI 96 0-0 ③ G3			3	1	1	0	1	0	1
30 Rob Refsnyder, R (1, 7) OBP: 0.418, SLG: 0.384 39 Christian Arroyo, R (9, 4) OBP: 0.270, SLG: 0.370		X FF 96 0-0 ① SH1-3 1-2		S FF 98 X FF 98 0-1 3 CI 36 BB 1-2 1B	C CH 86 F CH 87 F FF 98 S FF 98 0-3 ② K			B FF 93 F CH 86 F CH 87 1-2 ① K		3 0	0 0	1 0	0 0	0 0	2 0	3 0
36 Triston Casas, L (1, 3) OBP: 0.333, SLG: 0.379		F FF 97 C FF 98 S FF 97 0-3 ② K		B SL 85 F FF 98 B CH 87 F CH 89 B CH 87 F CH 89 F FF 97 B FF 98 4-2 3 CI 1-2 2-3 BB	F FF 98 X CH 87 0-1 1-3 2-H 3-H 2B			B CH 88 C CH 88 F FF 94 F CH 88 B CH 88 B CH 89 C CH 88 3-3 ② K		3	0	1	2	1	2	1
5 Enrique Hernández, R (1, 4) (9, 8) OBP: 0.298, SLG: 0.359		D SL 84 B FF 97 X CH 87 2-0 2-H 2B		B FF 97 F FF 97 F FF 98 B SL 85 X FF 98 2-2 ② F3	X FF 97 0-0 ③ F7			B SL 85 B SL 83 S SI 94 C CH 88 S SL 84 2-3 ③ K		4	0	1	1	0	1	5
3 Reese McGuire, L (1, 2) OBP: 0.309, SLG: 0.356		X SL 86 0-0 ③ G3-1		F SL 82 0-1 CI 1-2 2-3 3-H		F FF 93 F FF 93 X CH 83 0-2 19 CS 1B				2	0	1	1	0	0	1
19 Pablo Reyes, R (1, 6) OBP: 0.318, SLG: 0.355			S FF 96 S FF 97 B FF 98 F FF 98 S FF 98 1-3 ① K	F FF 98 X FF 98 0-1 ③ F8		B FF 93 S FF 92 B FF 92 S FF 93 T FF 93 2-2 ①② K 1-2				3	0	0	0	0	2	4
Inning Stats	R: 0 E: 0 K: 1 S: 6 H: 1 LOB: 0 BB: 0 P: 8	R: 1 E: 0 K: 1 S: 7 H: 2 LOB: 1 BB: 0 P: 9	R: 0 E: 0 K: 2 S: 10 H: 0 LOB: 0 BB: 0 P: 14	R: 1 E: 1 K: 0 S: 15 H: 2 LOB: 3 BB: 1 P: 21	R: 2 E: 0 K: 2 S: 18 H: 2 LOB: 2 BB: 2 P: 29	R: 0 E: 0 K: 2 S: 9 H: 1 LOB: 0 BB: 0 P: 11	R: 0 E: 0 K: 0 S: 4 H: 0 LOB: 0 BB: 0 P: 7	R: 0 E: 0 K: 3 S: 9 H: 0 LOB: 0 BB: 0 P: 15		1B: 6 2B: 2 3B: 0 HR: 0 SF: 0 SAC: 1 DP: 0 HBP: 0				WP: 0 PB: 0 SB: 1 CS: 1 PA: 34	

	AB	29
	R	4
	H	8
	RBI	4
	BB	3
	SO	11
	LOB	18

PITCHER		IP	WLS	BF	H	R	ER	SO	BB	IBB	HBP	BLK	WP	HR	S	P	ERA	WHIP
40 Luis Severino, R ERA: 6.3	(1, 1)	5.0	L	25	7	4	3	6	3	0	0	0	0	0	56	81	5.40	2.000
97 Ron Marinaccio, R ERA: 3.31	(6, 1)	1.0		3	1	0	0	2	0	0	0	0	0	0	9	11	0.00	1.000
58 Wandy Peralta, L ERA: 2.54	(7, 1)	1.0		3	0	0	0	0	0	0	0	0	0	0	4	7	0.00	0.000
41 Tommy Kahnle, R ERA:	(8, 1)	1.0		3	0	0	0	3	0	0	0	0	0	0	9	15	0.00	0.000

PITCHER	IP	WLS	BF	H	R	ER	SO	BB	IBB	HBP	BLK	WP	HR	S	P	ERA	WHIP

Batter	1	2	3	4	5	6	7	8	9	AB	R	H	RBI	BB	SO	LOB
16 Jarren Duran, L (1, 7) OBP: 0.360, SLG: 0.467	F FF 95 X FF 95 0-1 99 L9 2B		F CH 88 F FF 94 X FF 95 0-2 18 BB 1-3 2B	C CH 88 X CH 87 0-1 2-H 3-H 2B		B CH 81 D CH 81 B FF 92 C FF 92 C CH 82 F CH 82 B CH 82 4-2 99 3B BB		C FF 91 X FF 91 0-1 ① G1-3 1-2		3	0	3	2	0	0	0
30 Rob Refsnyder, R (6, PH) OBP: 0.419, SLG: 0.380 (6, 7)										1	1	0	0	1	0	1
99 Alex Verdugo, L (1, 9) OBP: 0.377, SLG: 0.467	B FF 97 B CH 88 B CH 89 F FF 96 X CH 89 3-1 ① L9 2-3		C CH 89 B FF 95 B FF 95 S CH 89 H FF 95 3-2 18 BB HBP	C CH 88 C CU 82 S CU 83 0-3 ③ K		C FF 94 F FF 94 X CH 82 0-2 1-H 2-H 3-H 3B		C FC 85 X CH 80 0-1 18 BB 11 BB 7 G1-2-3 2-H 1B		4	0	2	4	0	1	2
11 Rafael Devers, L (1, 5) OBP: 0.305, SLG: 0.491	F CU 84 B FF 96 C CU 84 F CU 85 B FF 95 S FF 95 2-3 ② K		C FF 96 F FF 94 F CU 83 S CU 84 0-3 ② K		X CH 87 0-0 ① G3	S CH 82 D CH 83 X CH 82 1-1 ③ G4-3		F FS 82 B FF 95 B FF 96 B FS 84 F FS 84 F FF 95 F FF 96 B FS 83 4-2 18 BB 1-2 BB		4	0	0	0	1	2	5
18 Adam Duvall, R (1, 8) OBP: 0.408, SLG: 0.661	B ST 86 X CU 84 1-0 ③ G6-3		B ST 85 B SI 94 B CU 82 B SI 95 4-0 1-2 2-3 3-H BB		B CU 82 C SI 94 C SI 93 S CH 87 1-3 ② K		X SL 80 0-0 ① F8	B FC 90 F FC 88 B FC 86 B FC 87 F FC 89 B FC 88 4-2 1-2 2-3 BB		3	0	0	1	2	1	1
7 Masataka Yoshida, L (1, 10) OBP: 0.375, SLG: 0.473		C FF 94 C CH 89 B CH 90 F FF 95 X CH 90 1-2 ① P5	C CH 89 F FF 95 B CH 89 S CU 84 1-3 ③ K		C FF 94 F CH 88 B ST 83 F CU 83 S CH 88 1-3 ③ K		C FF 94 B CH 85 X CH 83 1-1 ② F8	B FF 95 S FS 86 X FF 95 1-1 ②③ G1-2-3 3-Hf		5	0	0	0	0	2	6
39 Christian Arroyo, R (1, 4) OBP: 0.267, SLG: 0.357		S FF 97 X FF 96 0-1 ② L9		B FF 94 S FF 94 F FF 93 B CU 83 F FF 95 B CH 89 C FF 96 3-3 ① K		C CU 81 F FF 95 B CU 83 T FF 95 1-2 ① K	B FF 92 B FF 92 C FF 92 F FF 92 F FF 94 B FF 93 B FF 94 4-2 36 HR BB		B FF 96 C FF 96 B FF 96 X FF 96 2-1 ① G4-3	4	1	0	0	1	2	0
36 Triston Casas, L (1, 3) OBP: 0.335, SLG: 0.395		B CU 82 X CH 88 1-0 ③ P5		S CH 88 B CU 82 X CH 88 1-1 ② G4-3		F CH 88 B CH 87 X CU 82 1-1 12 2B 99 3B 1B	C CH 84 B CH 83 1 SAFE X CH 83 1-1 1-H HR		B ST 86 C FF 96 F ST 86 X ST 86 1-2 ② F8	5	2	2	2	0	0	0
12 Connor Wong, R (1, 2) OBP: 0.306, SLG: 0.445			X CU 83 0-0 ① F8	F FF 94 B ST 86 B FF 95 C FF 94 B ST 85 B FF 95 4-2 19 E 16 2B BB		S CU 82 S ST 82 D ST 82 F FF 95 B FF 95 X CU 82 2-2 99 3B 1-3 2B	S SL 79 C SL 77 F FF 91 X FF 92 0-2 ③ G6-3		B SI 96 X ST 85 1-0 ③ G5-3	4	2	1	0	1	0	0
19 Pablo Reyes, R (1, 6) OBP: 0.343, SLG: 0.369			C FF 94 S FF 94 B ST 85 F FF 95 B FF 96 B ST 84 F FF 94 B FF 94 4-2 16 2B 18 BB BB	F FF 94 C FF 94 1 SAFE X CU 82 0-2 E4 16 2B 1-3 1B		C ST 84 B FF 95 S FF 93 S FF 94 1-3 ② K		F FF 90 C FF 92 X FF 90 0-2 30 G1-3 99 1B 1B		3	3	2	0	1	1	2
Inning Stats	R: 0 E: 0 K: 1 S: 9 H: 1 LOB: 1 BB: 0 P: 15	R: 0 E: 0 K: 0 S: 7 H: 0 LOB: 0 BB: 0 P: 9	R: 1 E: 0 K: 2 S: 17 H: 1 LOB: 3 BB: 2 P: 29	R: 2 E: 1 K: 2 S: 16 H: 2 LOB: 1 BB: 1 P: 24	R: 0 E: 0 K: 2 S: 8 H: 0 LOB: 0 BB: 0 P: 10	R: 3 E: 0 K: 2 S: 20 H: 3 LOB: 1 BB: 1 P: 30	R: 2 E: 0 K: 0 S: 12 H: 1 LOB: 0 BB: 1 P: 18	R: 1 E: 0 K: 0 S: 15 H: 2 LOB: 2 BB: 2 P: 24	R: 0 E: 0 K: 0 S: 6 H: 0 LOB: 0 BB: 0 P: 10	1B: 4 2B: 4 3B: 1 HR: 1 SF: 0 SAC: 0 DP: 1 HBP: 1	WP: 0 PB: 0 SB: 0 CS: 0 PA: 44					

TOP

Boston Red Sox @ Minnesota Twins

Target Field, Minneapolis, MN

Mon Jun 19 2023, 6:42 PM - 9:31 PM CDT

Att. 22,081 - Partly Cloudy - 89 F

livebaseballscorecards.com

AB	36
R	9
H	10
RBI	9
BB	7
SO	9
LOB	17

PITCHER		IP	WLS	BF	H	R	ER	SO	BB	IBB	HBP	BLK	WP	HR	S	P	ERA	WHIP
49 Pablo López, R ERA: 4.4	(1, 1)	5.2	L	27	6	5	4	9	3	0	1	0	0	0	69	104	6.35	1.588
71 Jovani Moran, L ERA: 4.6	(6, 1)	0.1		3	1	1	1	0	1	0	0	0	0	0	8	13	27.00	6.000
87 José De León, R ERA: 4.67	(7, 1)	1.1		8	3	3	3	0	1	0	0	0	0	1	19	25	20.25	3.000
15 Emilio Pagán, R ERA: 3.98	(8, 1)	0.2		3	0	0	0	0	2	0	0	0	0	0	8	17	0.00	3.000
22 Griffin Jax, R ERA: 3.48	(9, 1)	1.0		3	0	0	0	0	0	0	0	0	0	0	6	10	0.00	0.000

PITCHER	IP	WLS	BF	H	R	ER	SO	BB	IBB	HBP	BLK	WP	HR	S	P	ERA	WHIP

Red Sox @ Minnesota Twins

Target Field, Minneapolis, MN

Mon Jun 19 2023, 6:42 PM - 9:31 PM CDT

Att. 22,081 - Partly Cloudy - 89 F

livebaseballscorecards.com

Batter	1	2	3	4	5	6	7	8	9	AB	R	H	RBI	BB	SO	LOB
39 Donovan Solano, R (1, 3) OBP: 0.375, SLG: 0.391	C FF 93 S FF 95 B FF 94 B FC 86 X FF 96 2-2 L9 ①		C KC 80 F CH 84 F FF 96 S FC 87 0-3 K ③		C KC 81 B FF 96 X FC 87 1-1 P4 ③			C SI 95 X SI 96 0-1 25 FC6-4 1B	C FC 86 X SL 83 0-1 FC5-4 ③ 1-2f	5	0	1	0	0	1	3
47 Edouard Julien, L (1, 4) OBP: 0.340, SLG: 0.449	B KC 81 B KC 80 C FF 94 X FF 95 2-1 G6-3 ②			B KC 80 B FF 93 B FC 86 C FF 94 X FF 95 3-1 G6-3 ①		F FF 93 S FC 85 B KC 83 T FF 95 1-2 K ①		B SI 95 F FC 89 B CH 84 S CH 86 B SI 96 S CH 85 3-3 K ①		4	0	0	0	0	2	1
25 Byron Buxton, R (1, 10) OBP: 0.306, SLG: 0.409	S FF 94 C FF 95 F FC 86 S FF 96 0-3 K ③			B CH 84 S FF 94 B FF 94 B CH 86 B FF 96 4-1 4 G5-4-3 BB		F KC 80 B FF 95 B FF 95 S FF 95 C FF 95 2-3 K ②		X SL 86 0-0 FC6-4 4 1B ② 1-2f		3	0	0	0	1	2	1
4 Carlos Correa, R (1, 6) OBP: 0.301, SLG: 0.410		F FF 93 X CH 84 0-1 F9 ①		X KC 82 0-0 G5-4-3 ②③ 1-2f		B FF 95 S KC 82 F FC 88 F FF 97 B CH 83 F FF 97 F FF 98 X KC 84 2-2 G5-3 ③		C SI 96 X SL 83 0-1 1B 1-2		4	0	1	0	0	0	1
19 Alex Kirilloff, L (1, 9) OBP: 0.384, SLG: 0.423		B FF 93 S FC 85 X FC 86 1-1 G3 ②			C FF 94 C FF 95 S FF 96 0-3 K ①		C FF 93 B FF 94 F FC 84 S FC 85 1-3 K ①	C FC 88 B CH 86 X CH 85 1-1 G6-3 ③		4	0	0	0	0	2	2
50 Willi Castro, S (1, 8) OBP: 0.315, SLG: 0.411		B KC 81 B FF 94 F CH 85 B FF 95 C FF 95 X FC 85 3-2 G6-3 ③			S FF 95 B FF 96 S FF 96 F FC 86 F FF 96 B FF 96 B CH 85 X FF 96 3-2 13 F8 12 HBP 8 HR 1B		S FC 88 F FC 87 B CH 93 B SL 86 X FC 87 2-2 12 1B 1B		B SI 96 C FC 88 S CH 86 T SI 95 1-2 K ①	4	1	2	0	0	1	0
12 Kyle Farmer, R (1, 5) OBP: 0.329, SLG: 0.385			C KC 79 B CH 84 F FF 94 F KC 81 S FF 95 1-3 K ①		S FF 95 F FF 95 H FC 88 1-2 8 HR HBP		C SI 96 S FC 88 F SI 97 F FC 88 B SL 84 F SI 94 X SI 97 1-2 1B		B SI 95 B SI 94 B SI 95 C SI 95 B FC 88 4-1 8 DI BB	2	1	1	0	1	1	0
13 Joey Gallo, L (1, 7) OBP: 0.319, SLG: 0.462			X FF 96 0-0 1B		B FC 86 B FF 96 X FF 95 2-0 F8 ② 2-3		S FC 89 X CH 92 0-1 F5 ②		F FC 90 S CH 87 B CH 88 B CH 86 B CH 86 C FC 88 3-3 K ②	4	0	1	0	0	1	5
8 Christian Vázquez, R (1, 2) OBP: 0.299, SLG: 0.286			B FF 94 F FF 94 X CH 84 1-1 L5 ②		B FF 96 X FF 96 1-0 1-H 3-H HR		C SI 96 B FC 88 S FC 90 S FC 90 1-3 K ③		B FF 94 B FC 87 F FC 86 B SI 94 F SI 93 B FC 87 4-2 39 FC5-4 1-2 BB	3	1	1	3	1	1	3

Inning Stats	1	2	3	4	5	6	7	8	9
	R: 0 E: 0 K: 1 S: 9	H: 0 LOB: 0 BB: 0 P: 13	R: 0 E: 0 K: 0 S: 7	H: 0 LOB: 0 BB: 0 P: 11	R: 0 E: 0 K: 2 S: 11	H: 1 LOB: 1 BB: 0 P: 13	R: 0 E: 0 K: 0 S: 4	H: 0 LOB: 0 BB: 1 P: 11	R: 3 E: 0 K: 1 S: 14	H: 2 LOB: 0 BB: 0 P: 22	R: 0 E: 0 K: 2 S: 12	H: 0 LOB: 0 BB: 0 P: 17	R: 0 E: 0 K: 2 S: 17	H: 2 LOB: 2 BB: 0 P: 22	R: 0 E: 0 K: 1 S: 10	H: 2 LOB: 2 BB: 0 P: 14	R: 0 E: 0 K: 2 S: 11	H: 0 LOB: 2 BB: 2 P: 23

	1B: 6	SF: 0	WP: 0	PA: 37
	2B: 0	SAC: 0	PB: 0	
	3B: 0	DP: 1	SB: 0	
	HR: 1	HBP: 1	CS: 0	

	AB	33
	R	3
	H	7
	RBI	3
	BB	3
	SO	11
	LOB	16

PITCHER		IP	WLS	BF	H	R	ER	SO	BB	IBB	HBP	BLK	WP	HR	S	P	ERA	WHIP
65 James Paxton, L ERA: 3.29	(1, 1)	6.1	W	23	3	3	3	7	1	0	1	0	0	1	60	91	4.26	0.632
25 Josh Winckowski, R ERA: 2.34	(7, 1)	0.2		4	2	0	0	1	0	0	0	0	0	0	14	18	0.00	3.000
63 Justin Garza, R ERA: 3.46	(8, 1)	2.0		10	2	0	0	3	2	0	0	0	0	0	21	37	0.00	2.000

PITCHER		IP	WLS	BF	H	R	ER	SO	BB	IBB	HBP	BLK	WP	HR	S	P	ERA	WHIP

Boston Red Sox @ Minnesota Twins

Target Field, Minneapolis, MN

Tue Jun 20 2023, 6:41 PM - 9:18 PM CDT

Att. 22,650 - Clear - 89 F

livebaseballscorecards.com

Batter	1	2	3	4	5	6	7	8	9	AB	R	H	RBI	BB	SO	LOB
99 Alex Verdugo, L (1, 9) OBP: 0.374, SLG: 0.462	B FF 92 C FF 91 X CH 84 1-1 G4-3 ①		B CU 75 C CH 82 B FF 91 B CH 84 F FF 92 X FF 91 3-2 F8 ①		C CU 76 F FF 91 B CU 78 B CH 83 X CH 84 2-2 G3 ②		2 2B 1B G4-3			5	1	1	0	0	0	2
2 Justin Turner, R (1, 10) OBP: 0.360, SLG: 0.453	B FF 92 C SL 80 X SL 82 1-1 7 PB 1B		B SL 83 F CH 83 S FF 91 S SL 81 1-3 K ②		S FF 90 B FF 90 H CH 82 2-1 HBP		F FF 92 C SL 80 X FF 93 0-2 1-H 7 1B 2B	B SL 82 B SL 83 B SI 95 B SI 95 4-0 7 HR BB		3	2	2	1	1	1	0
11 Rafael Devers, L (1, 5) OBP: 0.304, SLG: 0.484	F CH 84 B FF 91 X CU 79 1-1 F8 ②		C CU 77 B CH 81 B FF 92 S FF 92 B CU 80 S FF 91 3-3 K ③		X CH 84 0-0 G1-3 ③		B FF 91 C FF 92 B SL 80 F FF 91 F SL 80 H FF 92 3-2 36 1B 7 1B 39 2B HBP	D CU 82 X FF 96 1-0 F7 ①		4	1	0	0	0	1	3
7 Masataka Yoshida, L (1, 7) OBP: 0.379, SLG: 0.488	C FF 92 B CH 83 C CH 84 S CU 80 1-3 K2-3 ③ 1-2			B CH 83 X CH 82 1-0 G1-3 ①		B FF 91 C CH 83 B SL 80 B FF 90 X FF 90 3-1 39 1B 12 1B 1B	C SL 79 S SL 79 B SL 81 F FF 92 X SL 80 1-2 36 1B 39 2B 1-2 3-H 1B	X FF 95 0-0 1-H HR		5	3	3	3	0	1	1
18 Adam Duvall, R (1, 8) OBP: 0.395, SLG: 0.672		C SL 81 C CH 82 S CH 83 0-3 K ①		B FF 91 C CH 83 X SL 81 1-1 HR		B SL 79 F CH 83 F CH 83 B FF 90 F CH 84 X SL 80 2-2 F7 ①	B SL 80 T SL 80 S FF 92 X SL 81 1-2 F7 ①	C SI 96 F SL 85 X CU 83 0-2 F4 ②		5	1	1	1	0	1	3
36 Triston Casas, L (1, 3) OBP: 0.332, SLG: 0.390		C FF 92 X CH 84 0-1 F9 ②		F FF 92 B FF 91 X CH 85 1-1 G4-3 ②		C CU 75 F FF 89 X CU 77 0-2 F8 ②	C FF 91 B SL 80 D SL 81 T FF 92 X SL 80 2-2 39 2B 1-2 2-3 1B	B CU 82 B CU 83 S SL 84 F SL 86 F CU 82 S SL 84 2-3 K ③		5	1	1	0	0	1	1
39 Christian Arroyo, R (1, 4) OBP: 0.296, SLG: 0.419		F FF 93 T FF 92 F SL 79 B CU 79 X FF 92 1-2 12 1B 1B		B FF 92 F FF 91 F FF 91 B SL 82 X FF 91 2-2 HR		F FF 91 F CH 83 B CU 77 1 SAFE F CH 84 F FF 90 X SL 79 1-2 12 1B 1-3 1B	B FF 91 S FF 91 X FF 92 1-1 1-H 2-H 3-H 2B		B EP 42 X EP 42 1-0 5 G4-6-3 1B	5	1	5	4	0	0	0
12 Connor Wong, R (1, 2) OBP: 0.314, SLG: 0.447		X FF 92 0-0 1-3 1B		B SL 78 X CH 81 1-0 P3 ③		X FF 91 0-0 1-2 3-H 1B	F FF 91 B SL 79 D SL 81 B FF 91 B FF 90 4-1 BB		B EP 49 X EP 50 1-0 F9 ①	4	0	2	1	1	0	1
5 Enrique Hernández, R (1, 6) OBP: 0.292, SLG: 0.352		B FF 92 S SL 78 X FF 92 1-1 F8 ③			F SL 80 B SL 80 F SL 79 B SL 80 B CH 84 X FF 91 3-2 F8 ①	X FF 90 0-0 P3 ③	X FF 90 0-0 F9 ②		B EP 54 F EP 53 B EP 52 B EP 38 X EP 41 3-1 G4-6-3 ② ③ 1-2f	5	0	0	0	0	0	7

Inning Stats	R	E	K	S	H	LOB	BB	P
	0	0	1	9	1	1	0	13
	0	0	1	12	2	2	0	14
	0	0	2	9	0	0	0	16
	2	0	0	9	2	0	0	15
	0	0	0	8	0	0	0	15
	1	0	0	16	3	2	0	22
	5	0	0	26	5	2	1	41
	2	0	1	9	1	0	1	16
	0	0	0	4	1	0	0	9

1B: 10	SF: 0
2B: 2	SAC: 0
3B: 0	DP: 1
HR: 3	HBP: 2
WP: 0	PA: 45
PB: 1	
SB: 0	
CS: 0	

PITCHER		IP	WLS	BF	H	R	ER	SO	BB	IBB	HBP	BLK	WP	HR	S	P	ERA	WHIP
17 Bailey Ober, R ERA: 2.83	(1, 1)	6.0	L	27	8	3	3	4	0	0	1	0	0	2	63	95	4.50	1.333
53 Brent Headrick, L ERA: 6.17	(7, 1)	1.0		10	5	5	5	0	1	0	1	0	0	0	26	41	45.00	6.000
62 Oliver Ortega, R ERA: 18.0	(8, 1)	1.0		5	1	2	2	1	1	0	0	0	0	1	9	16	18.00	2.000
50 Willi Castro, R ERA:	(9, 1)	1.0		3	1	0	0	0	0	0	0	0	0	0	4	9	0.00	1.000

PITCHER	IP	WLS	BF	H	R	ER	SO	BB	IBB	HBP	BLK	WP	HR	S	P	ERA	WHIP

BOTTOM

Boston Red Sox @ Minnesota Twins

Target Field, Minneapolis, MN

Tue Jun 20 2023, 6:41 PM - 9:18 PM CDT

Att. 22,650 - Clear - 89 F

livebaseballscorecards.com

Batter	1	2	3	4	5	6	7	8	9	AB	R	H	RBI	BB	SO	LOB
47 Edouard Julien, L (1, 4) OBP: 0.333, SLG: 0.436	C FF 93 B FS 83 F FC 89 B FS 84 B FF 95 X FC 90 3-2 ① G1-4-3		C KC 80 X FS 82 0-1 ② P6		C KC 81 B FC 90 B FC 91 C FF 95 S FF 95 2-3 ② K			B FC 85 B FC 86 S FC 86 F FC 86 X CH 83 2-2 25 HR 1B	D CU 80 F CU 81 F FF 89 B FC 88 B CH 83 F FC 87 X CH 83 3-2 ② 1-2 G3	5	1	1	0	0	1	3
4 Carlos Correa, R (1, 6) OBP: 0.301, SLG: 0.409 12 Kyle Farmer, R (8, 6) OBP: 0.325, SLG: 0.380 (9, 7)	C FF 93 S FF 95 B ST 85 S ST 86 1-3 ② K		C FF 94 B ST 83 X KC 80 1-1 1-2 1B		F FF 95 B ST 83 C FF 96 B FF 95 T FF 96 2-2 ③ K			C FC 87 S SI 90 B FC 86 C CU 81 1-3 ① K	C SI 88 S CU 80 B CU 81 X SI 90 1-2 ③ G1-3	3 2	0 0	1 0	0 0	0 0	2 1	1 2
19 Alex Kirilloff, L (1, 3) OBP: 0.378, SLG: 0.416 39 Donovan Solano, R (6, PH) OBP: 0.371, SLG: 0.386 (7, 3) (9, 5)	F FF 95 B FC 90 S FC 89 B FF 96 B FC 90 S FC 89 3-3 ③ K		C FC 88 B FC 88 X FS 81 1-1 ③ G6-3			C SI 91 B SI 91 T SI 91 S CU 78 1-3 ① K		F FC 86 X CU 81 0-1 ② F7		2 2	0 0	0 0	0 0	0 0	1 1	2 1
25 Byron Buxton, R (1, 10) OBP: 0.313, SLG: 0.428 8 Christian Vázquez, R (9, 3) OBP: 0.299, SLG: 0.286		C KC 78 F ST 81 B FF 95 F FF 94 X KC 81 1-2 23 1B 1B		X FF 94 0-0 ① P5		B CU 78 S CU 76 B CU 77 B SI 91 B SI 89 4-1 BB		X FC 88 0-0 1-H HR		3 0	1 0	2 0	2 0	1 0	0 0	0 0
13 Joey Gallo, L (1, 7) OBP: 0.312, SLG: 0.450 (9, 8)		B FC 88 X FF 93 1-0 ① P5		C FS 82 B FS 83 S KC 80 S FF 95 1-3 ② K		C CU 77 B CU 78 1 SAFE F SI 91 B CU 78 B SI 91 C SI 91 3-3 ② K		S FC 86 C CH 83 S FC 88 0-3 ③ K		4	0	0	0	0	3	2
23 Royce Lewis, R (1, 5) OBP: 0.333, SLG: 0.475 (9, 6)		C FF 94 X FC 88 0-1 26 G2-6-3 1-2 1B		B KC 80 C KC 80 X ST 84 1-1 1B		S CU 77 B SI 92 X SI 92 1-1 ③ P3			C FC 85 X SI 88 0-1 HR	4	1	3	1	0	0	1
26 Max Kepler, L (1, 9) OBP: 0.266, SLG: 0.384		B KC 79 F FS 81 B FC 90 F FC 90 F FF 96 B FF 95 X FC 90 3-2 ②③ G2-6-3 1-2f		B FF 93 F FC 90 X FF 94 1-1 ③ F7			B FC 87 C FC 87 B CH 83 F CH 82 B FC 88 B FC 86 4-2 27 G5-4-3 BB	F CU 79 B CH 83 X FC 86 1-1 HR	3	1	1	1	1	0	3
27 Ryan Jeffers, R (1, 2) OBP: 0.365, SLG: 0.406			S FC 89 S ST 82 B ST 84 X FF 94 1-2 4 1B 1B		B FF 93 C FF 94 B ST 83 X FC 88 2-1 50 G3 2B			B FC 87 C SI 88 B FC 87 X SI 89 2-1 ①② G5-4-3 1-2f	C FF 88 S CU 80 F CU 80 F SI 88 X CU 80 0-2 47 G3 1B	4	0	3	0	0	0	1
50 Willi Castro, S (1, 8) OBP: 0.308, SLG: 0.400 (9, 1)			C FC 88 B FF 94 B FC 88 C KC 80 F FF 94 X FS 82 2-2 ① P5		D KC 81 X FC 90 1-0 ① G3 2-3			X FC 86 0-0 ③ P5	X FC 87 0-0 ① F9	4	0	0	0	0	0	3
Inning Stats	R: 0 E: 0 K: 2 S: 9 H: 0 LOB: 0 BB: 0 P: 16	R: 0 E: 0 K: 0 S: 11 H: 2 LOB: 1 BB: 0 P: 16	R: 0 E: 0 K: 0 S: 13 H: 2 LOB: 2 BB: 0 P: 18	R: 0 E: 0 K: 1 S: 8 H: 1 LOB: 1 BB: 0 P: 11	R: 0 E: 0 K: 2 S: 9 H: 1 LOB: 1 BB: 0 P: 16	R: 0 E: 0 K: 2 S: 9 H: 0 LOB: 1 BB: 1 P: 18	R: 0 E: 0 K: 0 S: 5 H: 0 LOB: 0 BB: 1 P: 11	R: 2 E: 0 K: 2 S: 12 H: 2 LOB: 0 BB: 0 P: 15	R: 2 E: 0 K: 0 S: 17 H: 3 LOB: 1 BB: 0 P: 22	1B: 7 2B: 1 3B: 0 HR: 3 SF: 0 SAC: 0 DP: 2 HBP: 0						

	AB	36
	R	4
	H	11
	RBI	4
	BB	2
	SO	9
	LOB	19

WP: 0 PA: 38
PB: 0
SB: 0
CS: 0

PITCHER		IP	WLS	BF	H	R	ER	SO	BB	IBB	HBP	BLK	WP	HR	S	P	ERA	WHIP
50 Kutter Crawford, R ERA: 3.74	(1, 1)	5.0	W	20	6	0	0	5	0	0	0	0	0	0	50	77	0.00	1.200
83 Brennan Bernardino, L ERA: 2.53	(6, 1)	1.0	H	4	0	0	0	2	1	0	0	0	0	0	9	18	0.00	1.000
28 Corey Kluber, R ERA: 7.04	(7, 1)	3.0	S	14	5	4	4	2	1	0	0	0	0	3	34	48	12.00	2.000

PITCHER	IP	WLS	BF	H	R	ER	SO	BB	IBB	HBP	BLK	WP	HR	S	P	ERA	WHIP

Batter	1	2	3	4	5	6	7	8	9	10	AB	R	H	RBI	BB	SO	LOB
16 Jarren Duran, L (1, 8) (8, 7) (9, 8) OBP: 0.351, SLG: 0.454	X FF 93 0-0 G4-3		C FF 93 F CH 88 C SI 94 0-3 K		C CH 86 F FF 93 B CU 80 F SI 93 F FF 93 B FC 87 F SI 94 B ST 86 F FF 94 3-3 F FF 93 F SI 93 K		X FF 94 0-0 B1-3		S FF 102 F FF 100 F FF 102 S FF 101 0-3 K		5	0	0	0	0	3	0
99 Alex Verdugo, L (1, 9) OBP: 0.374, SLG: 0.468	C FF 94 B CU 80 X FF 94 1-1 G3-1		C CU 79 B CH 85 X FF 93 1-1 P5		B CH 88 X CH 87 1-0 2 1B 3B		C FF 96 X ST 86 0-1 1B		B FS 99 B FF 101 B FS 99 C FF 100 F FF 102 F FF 103 X FF 102 3-2 G4-3	0-0	5	1	2	0	0	0	0
2 Justin Turner, R (1, 10) OBP: 0.364, SLG: 0.465	B CU 79 C SI 93 B SI 93 B FF 94 3-1 11 S 11 2B BB		B SI 93 X SI 93 1-0 HR		B FF 93 F ST 84 S ST 86 D ST 86 F SI 94 F ST 85 D SI 94 X ST 86 3-2 7 E 3-H 1B		B ST 86 C ST 86 B ST 86 S ST 86 X ST 87 2-2 F9			C FF 94 F CH 83 B FF 95 X CH 82 1-2 G6-3	4	2	2	2	1	0	0
11 Rafael Devers, L (1, 5) OBP: 0.302, SLG: 0.482	C FF 95 B FF 94 X CU 80 1-1 1-H 2B		B CH 89 B FF 95 S FF 95 C FF 94 S SI 94 2-3 K		B CH 87 B FF 93 F FF 92 B FF 92 F FF 92 S ST 84 3-3 K			S FF 103 X FF 103 0-1 G3		S FF 95 B CH 84 S CH 83 D CH 86 S FF 96 2-3 K	5	0	1	1	0	3	1
7 Masataka Yoshida, L (1, 7) OBP: 0.390, SLG: 0.486 70 David Hamilton, L (8, PR) (8, 6) 18 Adam Duvall, R (10, PH) OBP: 0.403, SLG: 0.672 19 Pablo Reyes, R (10, PR) OBP: 0.343, SLG: 0.369 (10, 6)	B FF 94 C CH 89 X FF 95 1-1 G5-3			B CU 78 C CU 78 X FF 92 1-1 E8 36 G4-3 1B	1 SAFE F CU 81 X CH 87 0-1 F7 1-2			B FS 100 B FS 99 B CU 88 B FF 103 4-0 36 S 36 2B BB		B CH 85 1-0 IBB	3	0	1	0	1	0	2
											0	1	0	0	0	0	0
											0	0	0	0	1	0	0
											0	0	0	0	0	0	0
36 Triston Casas, L (1, 3) OBP: 0.333, SLG: 0.395		B FF 93 C FF 94 X CU 80 1-1 F7		X CH 86 0-0 G4-3 2-3		C FF 98 X CH 89 0-1 39 1B 1B		C FS 99 1 SAFE B FS 99 X FS 98 1-1 1-H 2B		B CH 84 B FF 95 F FF 95 B CH 84 T FF 94 F FF 95 S CH 84 3-3 K	5	0	2	1	0	1	2
39 Christian Arroyo, R (1, 4) OBP: 0.302, SLG: 0.421		C FF 94 F FF 94 B SI 94 B SI 94 X SI 94 2-2 1B	S FF 93 S FF 92 S ST 85 0-3 K		S FF 98 X FF 97 0-1 12 CS 1-3 1B			B FF 102 F FF 102 X FF 102 1-1 G6-3			4	0	2	0	0	1	3
3 Reese McGuire, L (1, 2) OBP: 0.313, SLG: 0.352 12 Connor Wong, R (6, PH) OBP: 0.311, SLG: 0.441 (6, 2)		C FF 94 F CU 80 1 SAFE B SI 95 X CU 82 1-2 F8	D FF 93 C FF 94 B FF 92 B CU 81 C FF 94 F SI 94 F SI 94 B FC 88 4-2 BB		F FF 98 B ST 84 1 SAFE B ST 85 B ST 84 F ST 85 S FF 98 3-3 K 1-2			B FF 102 D CU 88 X FF 102 2-0 G4-3			1	0	0	0	1	0	1
											2	0	0	0	0	1	4
5 Enrique Hernández, R (1, 6) OBP: 0.289, SLG: 0.347 (8, 8) 30 Rob Refsnyder, R (9, PH) OBP: 0.416, SLG: 0.376 (9, 7)		C ST 85 B FF 94 B FF 93 S SI 94 D FC 87 X SI 94 3-2 G6-3	C SI 94 S ST 85 X ST 84 0-2 L7		C FC 94 B FC 93 B FC 95 S FF 97 S ST 86 2-3 K				B FF 101 C FF 101 C FF 101 B FS 98 F FF 101 T FS 97 2-2 K		3	0	0	0	0	1	4
											1	0	0	0	0	1	0
Inning Stats	R: 1 H: 1 E: 0 LOB: 1 K: 0 BB: 1 S: 8 P: 14	R: 0 H: 1 E: 0 LOB: 1 K: 0 BB: 0 S: 11 P: 18	R: 1 H: 1 E: 0 LOB: 0 K: 2 BB: 0 S: 9 P: 13	R: 0 H: 1 E: 1 LOB: 2 K: 1 BB: 1 S: 13 P: 18	R: 1 H: 2 E: 1 LOB: 1 K: 2 BB: 0 S: 19 P: 29	R: 0 H: 2 E: 0 LOB: 1 K: 2 BB: 0 S: 10 P: 15	R: 0 H: 1 E: 0 LOB: 0 K: 0 BB: 0 S: 6 P: 8	R: 1 H: 1 E: 0 LOB: 2 K: 0 BB: 1 S: 7 P: 15	R: 0 H: 0 E: 0 LOB: 0 K: 2 BB: 0 S: 12 P: 17	R: 0 H: 0 E: 0 LOB: 1 K: 2 BB: 1 S: 10 P: 17	1B: 6 2B: 2 3B: 1 HR: 1	SF: 0 SAC: 0 DP: 0 HBP: 0				WP: 0 PB: 0 SB: 2 CS: 1	PA: 42	

PITCHER		IP	WLS	BF	H	R	ER	SO	BB	IBB	HBP	BLK	WP	HR	S	P	ERA	WHIP
54 Sonny Gray, R ERA: 2.56	(1, 1)	5.0		23	6	3	3	5	2	0	0	0	0	1	60	92	5.40	1.600
61 Brock Stewart, R ERA: 0.78	(6, 1)	1.0		4	2	0	0	2	0	0	0	0	0	0	10	15	0.00	2.000
22 Griffin Jax, R ERA: 3.38	(7, 1)	1.0	H	3	1	0	0	0	0	0	0	0	0	0	6	8	0.00	1.000
59 Jhoan Duran, R ERA: 1.55	(8, 1)	2.0	B	8	1	1	1	2	1	0	0	0	0	0	19	32	4.50	1.000
71 Jovani Moran, L ERA: 4.45	(10, 1)	1.0	W	4	0	0	0	2	0	1	0	0	0	0	10	17	0.00	0.000

PITCHER	IP	WLS	BF	H	R	ER	SO	BB	IBB	HBP	BLK	WP	HR	S	P	ERA	WHIP

TOP

Boston Red Sox @ Minnesota Twins

Target Field, Minneapolis, MN

Wed Jun 21 2023, 6:43 PM - 9:36 PM CDT

Att. 23,912 - Partly Cloudy - 90 F

livebaseballscorecards.com

AB	38
R	4
H	10
RBI	4
BB	4
SO	11
LOB	17

Boston Red Sox @ Minnesota Twins

Target Field, Minneapolis, MN

Wed Jun 21 2023, 6:43 PM - 9:36 PM CDT

Att. 23,912 - Partly Cloudy - 90 F

livebaseballscorecards.com

Batter	1	2	3	4	5	6	7	8	9	10	AB	R	H	RBI	BB	SO	LOB
47 Edouard Julien, L (1, 4) OBP: 0.342, SLG: 0.454	X SI 93 0-0 ① F8		C SI 93 S SI 94 F CH 82 X CH 82 0-2 19 F7 4 G5-3 2B		B CH 82 X CH 81 1-0 19 1B 1B		C SI 92 S ST 77 B CH 82 B SI 94 B ST 77 X SI 94 3-2 ③ G6-3			S SL 84 B FF 96 X SL 85 1-1 2-3 3-H 1B	3	1	2	0	0	0	0
12 Kyle Farmer, R (7, 4) OBP: 0.327, SLG: 0.381											2	0	1	1	0	0	0
19 Alex Kirilloff, L (1, 3) OBP: 0.375, SLG: 0.411	B SI 92 X SI 93 1-0 ② P5		S CH 82 X SI 92 0-1 ① F7 2-3		C SI 92 D CH 81 S SI 93 X SI 93 1-2 4 FC6-4 1-2 1B			C FC 92 S FC 93 F FC 93 S FS 88 0-3 ① K			4	0	1	0	0	1	1
4 Carlos Correa, R (1, 6) OBP: 0.297, SLG: 0.402	T SI 94 F CH 81 T SI 95 0-2 ③ K		B SI 92 B SI 94 X SI 93 2-0 ② G5-3 3-H		B ST 79 2 SAFE S CH 81 B SI 94 X SI 93 2-1 ③ FC6-4 1-2f			F SI 96 T FF 96 X FC 92 0-2 ② G4-3			4	0	0	1	0	1	2
25 Byron Buxton, R (1, 10) OBP: 0.312, SLG: 0.429		X SI 93 0-0 26 1B 2B	F SI 94 B ST 80 C CH 81 B SI 93 T CH 82 2-2 ③ K			F SI 92 X SI 92 0-1 ① F6		T FF 96 T FF 96 F FF 97 F SI 95 B FC 93 F FF 97 B FS 89 F FS 90 S FF 96 2-3 ③ K			4	1	1	0	0	2	0
26 Max Kepler, L (1, 9) OBP: 0.272, SLG: 0.406		B CH 82 B SI 93 C CH 81 X SI 94 2-1 23 FC1-4 2-H 1B		B ST 78 C SI 92 F CH 81 S ST 78 1-3 ① K		B SI 92 X CH 80 1-0 HR			C FC 92 F FC 94 B FC 95 B FC 94 B FC 95 S FC 95 3-3 ① K		4	1	2	2	0	2	0
23 Royce Lewis, R (1, 5) OBP: 0.328, SLG: 0.477		B ST 79 C CH 82 S SI 93 X SI 94 1-2 ① FC1-4 8 1B 8 1B 1-2f		X ST 76 0-0 13 WP 13 2B		S SI 93 S SI 93 B SI 93 X ST 78 1-2 ② L7			C FC 93 X FC 94 0-1 ② P5		4	1	1	0	0	0	1
13 Joey Gallo, L (1, 7) OBP: 0.309, SLG: 0.444		B SI 93 S SI 93 1 SAFE S CH 82 B SI 94 C CH 82 2-3 ② K		S CH 80 C SI 93 B CH 82 B CH 82 B SI 95 3 SAFE C CH 81 3-3 ②③ K 2-H		B CH 80 B CH 80 X SI 92 2-0 ③ P5			X FC 93 0-0 ③ B1-3	0-0 2 SH3-1 12 1B	2	0	0	0	0	2	2
50 Willi Castro, S (5, 7) OBP: 0.304, SLG: 0.395											2	1	0	0	0	0	0
8 Christian Vázquez, R (1, 2) OBP: 0.304, SLG: 0.287		B ST 78 X SI 94 1-0 1-H 1B			X SI 92 0-0 ① F7		C SI 92 X ST 78 0-1 ① L8			0-0 12 1B 2 SH3-1 IBB	3	0	1	1	1	0	0
2 Michael Taylor, R (1, 8) OBP: 0.267, SLG: 0.423		S SI 94 X SI 94 0-1 ③ P3			F SI 92 F ST 78 B CH 83 F ST 80 C SI 93 1-3 ② K		B CH 80 S SI 92 S SI 92 X SI 93 1-2 ② G3-1			L FF 93 X FF 95 0-1 ① SH3-1 1-2 2-3	3	0	0	0	0	1	1
Inning Stats	R: 0 H: 0 E: 0 LOB: 0 K: 1 BB: 0 S: 5 P: 6	R: 2 H: 3 E: 0 LOB: 1 K: 1 BB: 0 S: 12 P: 18	R: 1 H: 1 E: 0 LOB: 0 K: 1 BB: 0 S: 10 P: 14	R: 0 H: 1 E: 0 LOB: 0 K: 2 BB: 0 S: 7 P: 11	R: 0 H: 2 E: 0 LOB: 2 K: 1 BB: 0 S: 11 P: 16	R: 1 H: 1 E: 0 LOB: 0 K: 0 BB: 0 S: 7 P: 11	R: 0 H: 0 E: 0 LOB: 0 K: 0 BB: 0 S: 8 P: 12	R: 0 H: 0 E: 0 LOB: 0 K: 2 BB: 0 S: 14 P: 16	R: 0 H: 0 E: 0 LOB: 0 K: 1 BB: 0 S: 6 P: 9	R: 1 H: 1 E: 0 LOB: 2 K: 0 BB: 1 S: 4 P: 5	1B: 5 SF: 0 2B: 3 SAC: 1 3B: 0 DP: 0 HR: 1 HBP: 0						

PITCHER		IP	WLS	BF	H	R	ER	SO	BB	IBB	HBP	BLK	WP	HR	S	P	ERA	WHIP
22 Garrett Whitlock, R ERA: 4.5	(1, 1)	7.0		28	8	4	4	6	0	0	0	0	1	1	60	88	5.14	1.143
55 Chris Martin, R ERA: 1.99	(8, 1)	1.0		3	0	0	0	2	0	0	0	0	0	0	14	16	0.00	0.000
74 Kenley Jansen, R ERA: 2.92	(9, 1)	1.0		3	0	0	0	1	0	0	0	0	0	0	6	9	0.00	0.000
61 Kaleb Ort, R ERA: 6.0	(10, 1)	0.1	L	3	1	1	0	0	0	1	0	0	0	0	4	5	0.00	3.000

PITCHER	IP	WLS	BF	H	R	ER	SO	BB	IBB	HBP	BLK	WP	HR	S	P	ERA	WHIP

AB	35
R	5
H	9
RBI	5
BB	1
SO	9
LOB	7

WP: 1 PA: 37
PB: 0
SB: 0
CS: 0

Boston Red Sox @ Minnesota Twins

Target Field, Minneapolis, MN

Thu Jun 22 2023, 12:12 PM - 2:26 PM CDT

Att. 28,553 - Cloudy - 86 F

livebaseballscorecards.com

TOP

Batter	1	2	3	4	5	6	7	8	9	AB	R	H	RBI	BB	SO	LOB
16 Jarren Duran, L (1, 8) OBP: 0.344, SLG: 0.444	B FF 92 F FF 93 F FS 84 S FS 85 1-3 ① K			C FF 92 X FS 84 0-1 ① F8		X FS 85 0-0 ③ L9			F FF 92 S FF 93 B FF 94 S FF 92 1-3 ① K	4	0	0	0	0	2	0
2 Justin Turner, R (1, 10) OBP: 0.362, SLG: 0.462	F FF 93 F FF 94 B FS 85 F FS 85 F FF 93 X FS 86 1-2 ② L8			C FS 83 B ST 82 F FF 92 X ST 81 1-2 1B			B FF 92 B FF 92 B FF 92 C FF 91 F FF 93 F FF 92 X FF 93 3-2 ① F8		B FF 94 S FF 93 B FF 94 S FF 93 F FF 95 F FF 93 X FF 94 2-2 ② P4	4	0	1	0	0	0	0
7 Masataka Yoshida, L (1, 7) OBP: 0.375, SLG: 0.479	C FF 93 C FS 85 X FS 85 0-2 ③ G6-3			B FF 91 F FS 84 X FS 84 1-1 ② F8			C FF 92 X FF 92 0-1 ② G3-1		B FS 86 B FF 92 X FF 91 2-0 ③ F7	4	0	0	0	0	0	1
11 Rafael Devers, L (1, 5) OBP: 0.302, SLG: 0.480		B FS 84 X FS 84 1-0 ① G3-1		S FF 92 F FF 92 D FS 85 B FF 93 X FF 93 2-2 ③ P3			C FF 92 X FS 85 0-1 1B			3	0	1	0	0	0	1
18 Adam Duvall, R (1, 9) OBP: 0.388, SLG: 0.643		B FF 94 F FS 85 F FS 87 F FS 85 S FF 94 1-3 ② K			B FF 93 B FS 86 C FF 93 F FF 94 F FS 87 S FS 88 2-3 ① K		X FS 85 0-0 ③ F7			3	0	0	0	0	2	1
36 Triston Casas, L (1, 3) OBP: 0.329, SLG: 0.390		F FF 92 F FF 93 X FS 86 0-2 ③ G1-3			F FS 85 S FS 93 S FS 86 0-3 ② K			F FF 92 F FF 93 B FF 94 B FS 86 S FF 93 2-3 ① K		3	0	0	0	0	2	0
12 Connor Wong, R (1, 2) OBP: 0.306, SLG: 0.433			C FF 92 S FF 92 B FF 93 S FF 94 1-3 ① K		F FF 93 S FF 92 B FF 94 B FF 94 F FF 94 B FS 87 S FF 93 3-3 ③ K			F FF 93 F FF 94 F FF 94 S FS 87 0-3 ② K		3	0	0	0	0	3	0
70 David Hamilton, L (1, 6) OBP: 0.333, SLG: 0.333			B FF 93 C FF 92 F FS 84 X FS 86 1-2 ② P5			F FF 91 C FF 92 F FS 85 B FS 85 X FF 94 1-2 ① G6-3		C FS 86 X FF 93 0-1 1B		3	0	1	0	0	0	0
19 Pablo Reyes, R (1, 4) OBP: 0.338, SLG: 0.364 5 Enrique Hernández, R (4, 4) OBP: 0.287, SLG: 0.344			F FF 93 X FF 93 0-1 ③ L7			X FF 92 0-0 ② L8		B FF 93 F FF 92 B FF 93 B FF 93 X FF 92 3-1 ③ F8		1 2	0 0	0 0	0 0	0 0	0 0	0 1
Inning Stats	R: 0 E: 0 K: 1 S: 11 H: 0 LOB: 0 BB: 0 P: 13	R: 0 E: 0 K: 1 S: 8 H: 0 LOB: 0 BB: 0 P: 10	R: 0 E: 0 K: 1 S: 8 H: 0 LOB: 0 BB: 0 P: 10	R: 0 E: 0 K: 0 S: 10 H: 1 LOB: 1 BB: 0 P: 14	R: 0 E: 0 K: 3 S: 11 H: 0 LOB: 0 BB: 0 P: 16	R: 0 E: 0 K: 0 S: 6 H: 0 LOB: 0 BB: 0 P: 7	R: 0 E: 0 K: 0 S: 9 H: 1 LOB: 1 BB: 0 P: 12	R: 0 E: 0 K: 2 S: 11 H: 1 LOB: 1 BB: 0 P: 16	R: 0 E: 0 K: 1 S: 9 H: 0 LOB: 0 BB: 0 P: 14	1B: 3 2B: 0 3B: 0 HR: 0	SF: 0 SAC: 0 DP: 0 HBP: 0					

	AB	30
	R	0
	H	3
	RBI	0
	BB	0
	SO	9
	LOB	4

WP: 0 PA: 30
PB: 0
SB: 0
CS: 0

PITCHER	IP	WLS	BF	H	R	ER	SO	BB	IBB	HBP	BLK	WP	HR	S	P	ERA	WHIP
41 Joe Ryan, R (1, 1) ERA: 2.98	9.0	W	30	3	0	0	9	0	0	0	0	0	0	83	112	0.00	0.333

PITCHER	IP	WLS	BF	H	R	ER	SO	BB	IBB	HBP	BLK	WP	HR	S	P	ERA	WHIP

Boston Red Sox @ Minnesota Twins

Target Field, Minneapolis, MN

Thu Jun 22 2023, 12:12 PM - 2:26 PM CDT

Att. 28,553 - Cloudy - 86 F

BOTTOM

Batter	1	2	3	4	5	6	7	8	9	AB	R	H	RBI	BB	SO	LOB
47 Edouard Julien, L (1, 4) OBP: 0.339, SLG: 0.449	F FC 87 S FC 90 F SI 96 2-3 ① K	B SI 91 B SI 92 D FC 87 B SI 89 4-0 BB		C CH 82 X CH 81 0-1 ② G6-3		B ST 80 C FC 87 C SI 92 B ST 80 B SI 93 B SI 90 4-2 BB				1	0	0	0	0	1	0
39 Donovan Solano, R (2, PH) OBP: 0.376, SLG: 0.384	B SL 86 B CH 85 C FC 89									1	0	0	0	2	0	0
(3, 3)																
4 Carlos Correa, R (1, 6) OBP: 0.296, SLG: 0.412	B SI 95 X SI 94 1-0 HR	B CH 82 C ST 80 F FC 87 F CH 83 X FF 92 1-2 ① F8		B CH 83 B ST 79 X FC 86 2-0 ③ P4		X FC 88 0-0 ③ F9				4	1	1	1	0	0	3
19 Alex Kirilloff, L (1, 3) OBP: 0.373, SLG: 0.408	B SI 94 F FC 88 F CH 84 S SL 87 1-3 ② K	C ST 79 X CH 83 0-1 ② ③ F8-6-5 2-3			B CH 80 B SI 90 B FC 86 C FC 86 B SI 90 4-1 26 G4-3 25 G5-3 23 1B BB		F CH 81 B SI 90 B SI 91 F FC 87 X ST 79 2-2 ① G6-3			1	0	0	0	0	1	0
12 Kyle Farmer, R (2, PH) OBP: 0.327, SLG: 0.376										2	1	0	0	1	0	2
(3, 4)																
25 Byron Buxton, R (1, 10) OBP: 0.315, SLG: 0.459	C SL 88 X SL 85 0-1 HR	C ST 80 X CH 82 0-1 HR			B FC 86 X FC 87 1-0 ① G5-3 1-2		F SI 90 X ST 80 0-1 ② P3			4	2	2	2	0	0	1
26 Max Kepler, L (1, 9) OBP: 0.271, SLG: 0.403	C FC 89 F CH 85 F SI 96 X CH 86 1-2 1B	C ST 80 B SI 92 F SI 92 B ST 80 F CH 83 F SI 92 C ST 80 2-3 ① K			X SI 91 0-0 ② G4-3 2-3		F SI 92 X ST 80 0-1 ③ F9			4	0	1	0	0	1	1
23 Royce Lewis, R (1, 5) OBP: 0.338, SLG: 0.478	B SI 94 F SI 95 B SI 94 1 SAFE F SL 83 D CH 85 F FC 88 F SI 95 X SI 94 3-2 ③ G5-3	X ST 80 0-0 27 S 1B			B FC 87 F FC 88 C FC 86 X SI 92 1-2 3-H 1B			B ST 79 B FC 87 B FC 85 C SI 88 S FC 86 X SI 89 3-2 ① G6-3		4	0	2	1	0	0	1
27 Ryan Jeffers, R (1, 2) OBP: 0.369, SLG: 0.418		C SI 94 F SI 95 F SL 85 B SI 94 B SL 84 X SL 84 2-2 50 1B 2 2B 1B	C CH 82 F FC 89 1 SAFE S ST 80 0-3 ② K 1-2		B CH 83 B SI 91 B FC 86 C SI 89 X FC 85 3-1 ③ F9			X ST 79 0-0 2B		4	1	2	0	0	1	2
50 Willi Castro, S (1, 7) OBP: 0.303, SLG: 0.391		C FC 86 B FC 86 B SI 91 B SI 91 S FC 88 X SI 92 3-2 2 2B 1B 1-3	S CH 83 B FC 90 B CH 83 X FC 87 2-1 ③ L7			C CH 81 X SI 92 0-1 ① L8		F FC 86 F FC 86 B SI 92 B CH 82 X FC 87 2-2 ② L4		4	1	1	0	0	0	2
2 Michael Taylor, R (1, 8) OBP: 0.267, SLG: 0.425		B FC 88 S SI 92 B FC 88 X FC 87 2-1 12 F8-6-5 2B 2-H 3-H		X CH 81 0-0 ① G5-3		X FC 88 0-0 ② P3		C SI 90 D ST 77 C SI 91 B ST 77 C SI 91 2-3 ③ K		4	0	1	2	0	1	1
Inning Stats	R: 2 E: 0 K: 2 S: 18 H: 3 LOB: 1 BB: 0 P: 26	R: 2 E: 0 K: 0 S: 15 H: 3 LOB: 1 BB: 1 P: 27	R: 1 E: 0 K: 2 S: 13 H: 2 LOB: 1 BB: 0 P: 17	R: 0 E: 0 K: 0 S: 4 H: 0 LOB: 0 BB: 0 P: 6	R: 1 E: 0 K: 0 S: 8 H: 1 LOB: 1 BB: 1 P: 17	R: 0 E: 0 K: 0 S: 6 H: 0 LOB: 1 BB: 1 P: 10	R: 0 E: 0 K: 0 S: 7 H: 0 LOB: 0 BB: 0 P: 9	R: 0 E: 0 K: 1 S: 10 H: 1 LOB: 1 BB: 0 P: 17		1B: 5 2B: 3 3B: 0 HR: 3 SF: 0 SAC: 0 DP: 1 HBP: 0				WP: 0 PB: 0 SB: 1 CS: 0 PA: 36	

livebaseballscorecards.com

	AB	33
	R	6
	H	10
	RBI	6
	BB	3
	SO	5
	LOB	13

PITCHER	IP	WLS	BF	H	R	ER	SO	BB	IBB	HBP	BLK	WP	HR	S	P	ERA	WHIP
63 Justin Garza, R (1, 1) ERA: 5.14	1.0	L	7	4	3	3	2	0	0	0	0	0	2	22	32	27.00	4.000
Brandon Walter, L (2, 1) ERA: 4.05	6.2		28	6	3	3	2	3	0	0	0	0	1	56	92	4.05	1.350
78 Joe Jacques, L (8, 1) ERA: 2.08	0.1		1	0	0	0	1	0	0	0	0	0	0	3	5	0.00	0.000

PITCHER	IP	WLS	BF	H	R	ER	SO	BB	IBB	HBP	BLK	WP	HR	S	P	ERA	WHIP

Boston Red Sox @ Chicago White Sox

Guaranteed Rate Field, Chicago, IL

Fri Jun 23 2023, 7:10 PM - 9:38 PM CDT

Att. 27,015 - Clear - 75 F

livebaseballscorecards.com

Batter	1	2	3	4	5	6	7	8	9	AB	R	H	RBI	BB	SO	LOB
30 Rob Refsnyder, R (1, 7) OBP: 0.411, SLG: 0.365	C FF 94 X CH 82 0-1 ① G5-3		C FF 93 B SL 86 B SL 84 2 SAFE S SL 84 B FF 95 2 SAFE X SL 86 3-2 ② L5 1-H		C SL 86 H FF 93 1-1 HBP			S FF 98 B SL 90 B SL 90 X FF 99 2-1 ① L9		3	0	0	0	0	0	0
2 Justin Turner, R (1, 3) OBP: 0.358, SLG: 0.455	C SL 86 B SL 84 S SL 86 B SL 86 B FF 94 C FF 96 3-3 ② K		B CH 82 F FF 95 B FF 93 X FF 94 2-1 ③ L9		D SL 86 F SL 85 X FF 93 1-1 ② L9			S SL 90 S FF 99 B SL 91 S SL 91 1-3 ② K		4	0	0	0	0	2	2
7 Masataka Yoshida, L (1, 10) OBP: 0.377, SLG: 0.479	B FF 94 B CH 82 B FF 94 C FF 96 X FF 95 3-1 1B			B FF 92 S CH 81 T SL 84 B CH 83 F SL 85 X FF 94 2-2 E6 11 HR	B CH 82 X SL 85 1-0 ③ L8			F FF 99 X FF 99 0-1 1B		4	1	2	0	0	0	2
11 Rafael Devers, L (1, 5) OBP: 0.302, SLG: 0.488	F SL 86 B CH 81 S FF 94 X FF 94 1-2 ③ F5			B FF 93 F FF 93 B FF 93 S SL 84 D SL 86 F FF 93 F FF 94 X SL 86 3-2 1-H HR		C FF 95 S FF 93 F CH 83 B CH 82 B FF 94 B CU 78 C CH 81 3-3 ① K		S CH 91 B FF 99 C FF 99 S CH 93 1-3 ③ K		4	1	1	2	0	2	2
18 Adam Duvall, R (1, 9) OBP: 0.369, SLG: 0.608		C SL 85 B SL 84 F FF 93 B FF 95 F CH 82 S SL 86 2-3 ① K		F FF 96 F FF 95 B SL 88 F SL 86 B CH 83 S SL 86 2-3 ① K		F SL 86 C FF 94 F FF 95 S SL 87 0-3 ② K			C SL 85 F FF 94 F CH 88 S FF 96 0-3 ① K	4	0	0	0	0	4	0
12 Connor Wong, R (1, 2) OBP: 0.299, SLG: 0.423		C SL 84 S SL 85 S SL 84 0-3 ② K		S CH 83 C SL 86 F SL 86 S FF 95 0-3 ② K		B FF 95 F CH 81 S FF 94 S SL 85 1-3 ③ K			C CH 86 S SL 86 F FF 96 F CH 89 B SL 86 B SL 86 S CH 87 2-3 ② K	4	0	0	0	0	4	0
39 Christian Arroyo, R (1, 4) OBP: 0.293, SLG: 0.408		B FF 95 X FF 93 1-0 ③ P4		F FF 94 F FF 95 F FF 95 S SL 87 0-3 ③ K			S SI 98 C SL 90 S SL 90 0-3 ① K		B FF 94 B CH 86 S CH 84 S SL 85 B CH 88 S CH 88 3-3 ③ K	4	0	0	0	0	3	0
5 Enrique Hernández, R (1, 8) OBP: 0.287, SLG: 0.344			C SL 85 B FF 93 X CH 81 1-1 ① F7		X FF 94 0-0 70 S 1B		B SL 92 X SI 100 1-0 ② L4			3	0	1	0	0	0	0
70 David Hamilton, L (1, 6) OBP: 0.333, SLG: 0.200			C SL 85 C FF 93 B FF 95 B CH 83 B CH 81 B SL 84 4-2 30 S 30 E BB		C SL 84 C CH 81 D CH 82 B FF 93 F CH 82 B FF 93 C FF 94 3-3 ① K 1-2		S SI 100 F SI 99 F SI 98 C SL 92 0-3 ③ K			2	1	0	0	1	2	1
Inning Stats	R: 0 E: 0 K: 1 S: 10 H: 1 LOB: 1 BB: 0 P: 17	R: 0 E: 0 K: 2 S: 8 H: 0 LOB: 0 BB: 0 P: 11	R: 1 E: 1 K: 0 S: 9 H: 0 LOB: 0 BB: 1 P: 19	R: 2 E: 1 K: 3 S: 21 H: 1 LOB: 0 BB: 0 P: 28	R: 0 E: 0 K: 1 S: 9 H: 1 LOB: 2 BB: 0 P: 15	R: 0 E: 0 K: 3 S: 11 H: 0 LOB: 0 BB: 0 P: 15	R: 0 E: 0 K: 2 S: 8 H: 0 LOB: 0 BB: 0 P: 9	R: 0 E: 0 K: 2 S: 10 H: 1 LOB: 1 BB: 0 P: 14	R: 0 E: 0 K: 3 S: 12 H: 0 LOB: 0 BB: 0 P: 17	1B: 3 2B: 0 3B: 0 HR: 1	SF: 0 SAC: 0 DP: 0 HBP: 1					

TOP

AB	32
R	3
H	4
RBI	2
BB	1
SO	17
LOB	7

WP: 0 PB: 0 SB: 2 CS: 0 PA: 34

PITCHER		IP	WLS	BF	H	R	ER	SO	BB	IBB	HBP	BLK	WP	HR	S	P	ERA	WHIP
27 Lucas Giolito, R ERA: 3.41	(1, 1)	6.0	L	24	3	3	1	10	1	0	1	0	0	1	68	105	1.50	0.667
60 Gregory Santos, R ERA: 2.82	(7, 1)	1.0		3	0	0	0	2	0	0	0	0	0	0	8	9	0.00	0.000
40 Reynaldo López, R ERA: 5.34	(8, 1)	1.0		4	1	0	0	2	0	0	0	0	0	0	10	14	0.00	1.000
99 Keynan Middleton, R ERA: 2.42	(9, 1)	1.0		3	0	0	0	3	0	0	0	0	0	0	12	17	0.00	0.000

PITCHER		IP	WLS	BF	H	R	ER	SO	BB	IBB	HBP	BLK	WP	HR	S	P	ERA	WHIP

Batter	1	2	3	4	5	6	7	8	9	AB	R	H	RBI	BB	SO	LOB
23 Andrew Benintendi, L (1, 7) OBP: 0.341, SLG: 0.366	X SI 94 0-0 ① G6-3		B CH 85 C CH 85 B FF 95 X SI 94 2-1 7 SF8 1-3 2B		C FC 89 B FF 94 X FF 94 1-1 2B		B CU 80 B FF 95 B FF 95 C FF 97 F FF 96 X FF 96 3-2 ③ F7			4	0	2	0	0	0	1
7 Tim Anderson, R (1, 4) OBP: 0.284, SLG: 0.288	C SI 94 B SI 93 F SI 93 B CH 84 S CH 85 2-3 ② K		C SI 96 X CH 86 0-1 ② SF8 2-3 3-H		F SI 95 B SI 95 X FC 88 1-1 ③ F9			C FC 93 C SI 95 B SI 95 F FF 96 F SI 96 B FF 96 X FC 93 2-2 ① L3		3	0	0	1	0	1	1
88 Luis Robert Jr., R (1, 8) OBP: 0.321, SLG: 0.529	S SI 94 B SL 86 F SL 83 S CH 86 1-3 ③ K		D CH 86 B SI 95 C SI 95 S CH 86 F FC 90 X FF 95 2-2 ③ G4-3			F SI 94 X FC 88 0-1 ① F7		C FF 95 B FC 93 X SI 95 1-1 25 E 25 1B 1B		4	0	1	0	0	1	1
74 Eloy Jiménez, R (1, 10) OBP: 0.319, SLG: 0.477		X SI 93 0-0 32 G4-6-3 25 HBP 1B		C SI 94 B CH 85 B CH 86 X SI 94 2-1 25 G5-4-3 1B		S SI 95 X FC 88 0-1 2B		X FC 92 0-0 ② L9		4	0	3	0	0	0	1
25 Andrew Vaughn, R (1, 3) OBP: 0.325, SLG: 0.437 15 Clint Frazier, R (8, PR) OBP: 0.317, SLG: 0.259 (9, 9)		B SI 93 S SI 94 B SL 85 B SL 85 H SI 93 4-1 32 G4-6-3 1-2 HBP		C SI 93 X SI 93 0-1 ①② G5-4-3 1-2f		S CH 84 S CH 85 D CH 87 S CH 86 1-3 ② K		X SI 94 0-0 E4 1-3 1B		3 0	0 0	1 0	0 0	0 0	1 0	2 0
32 Gavin Sheets, L (1, 9) OBP: 0.303, SLG: 0.405 (9, 3)		F FF 95 B FF 95 X CH 84 1-1 ①② G4-6-3 1-2f 2-3		C FC 89 B CH 86 B FF 95 F FF 95 B CH 87 B CH 86 4-2 BB		B FF 95 X FF 95 1-0 ③ P5		B FC 92 X FC 93 1-0 ③ G4-3		3	0	0	0	1	0	5
30 Jake Burger, R (1, 5) OBP: 0.275, SLG: 0.539		F SI 94 F SI 93 D SL 87 D CH 86 S SL 86 2-3 ③ K		B FC 88 B SI 96 X SI 95 2-0 ③ P5			B CH 85 X SI 93 1-0 E6		B FC 92 C FC 92 F FC 93 C FC 94 1-3 ① K	4	0	0	0	0	2	2
1 Elvis Andrus, R (1, 6) OBP: 0.275, SLG: 0.266			B SI 94 B SI 93 C FF 94 B SI 93 F SI 93 F SI 94 X SI 93 3-2 ① G5-3		S FC 88 X FC 88 0-1 ① G6-3		C SI 95 F SL 84 F FF 96 B CH 86 B SL 83 B SI 96 C SI 94 3-3 ① K		C FC 93 C FC 94 X SL 85 0-2 ② G4-3	4	0	0	0	0	1	1
44 Seby Zavala, R (1, 2) OBP: 0.189, SLG: 0.279 24 Yasmani Grandal, S (7, PH) OBP: 0.315, SLG: 0.387 (8, 2)			C SI 94 S SI 93 B CH 86 F SI 92 F CH 85 B FF 95 F CH 85 B SL 85 F SI 94 3-2 F SI 94 X SI 95 23 2B 7 SF8 1B		X SI 94 0-0 ② G5-3		D CH 85 C CH 86 F FF 95 B FF 96 B SI 94 F FF 95 X FF 95 3-2 ② F8		C FC 95 X SI 95 0-1 ③ G4-3	2 2	1 0	1 0	0 0	0 0	0 0	0 1

Inning Stats	1	2	3	4	5	6	7	8	9
	R: 0 E: 0 K: 2 S: 7 H: 0 LOB: 0 BB: 0 P: 10	R: 0 E: 0 K: 1 S: 7 H: 1 LOB: 1 BB: 0 P: 14	R: 1 E: 0 K: 0 S: 20 H: 2 LOB: 1 BB: 0 P: 30	R: 0 E: 0 K: 0 S: 7 H: 1 LOB: 1 BB: 1 P: 15	R: 0 E: 0 K: 0 S: 7 H: 1 LOB: 1 BB: 0 P: 9	R: 0 E: 0 K: 1 S: 8 H: 1 LOB: 1 BB: 0 P: 10	R: 0 E: 1 K: 1 S: 12 H: 0 LOB: 1 BB: 0 P: 22	R: 0 E: 1 K: 0 S: 10 H: 2 LOB: 2 BB: 0 P: 14	R: 0 E: 0 K: 1 S: 8 H: 0 LOB: 0 BB: 0 P: 9

	1B: 5	SF: 1	WP: 0	PA: 36
	2B: 3	SAC: 0	PB: 0	
	3B: 0	DP: 2	SB: 0	
	HR: 0	HBP: 1	CS: 0	

PITCHER		IP	WLS	BF	H	R	ER	SO	BB	IBB	HBP	BLK	WP	HR	S	P	ERA	WHIP
66 Brayan Bello, R ERA: 3.27	(1, 1)	6.2	W	27	6	1	1	5	1	0	1	0	0	0	65	104	1.35	1.050
37 Nick Pivetta, R ERA: 5.08	(7, 1)	0.1	H	1	0	0	0	0	0	0	0	0	0	0	3	6	0.00	0.000
55 Chris Martin, R ERA: 1.9	(8, 1)	1.0	H	5	2	0	0	0	0	0	0	0	0	0	10	14	0.00	2.000
74 Kenley Jansen, R ERA: 2.81	(9, 1)	1.0	S	3	0	0	0	1	0	0	0	0	0	0	8	9	0.00	0.000

PITCHER	IP	WLS	BF	H	R	ER	SO	BB	IBB	HBP	BLK	WP	HR	S	P	ERA	WHIP

BOTTOM

Boston Red Sox @ Chicago White Sox

Guaranteed Rate Field, Chicago, IL

Fri Jun 23 2023, 7:10 PM - 9:38 PM CDT

Att. 27,015 - Clear - 75 F

livebaseballscorecards.com

AB	33
R	1
H	8
RBI	1
BB	1
SO	6
LOB	15

Batter	1	2	3	4	5	6	7	8	9	AB	R	H	RBI	BB	SO	LOB
16 Jarren Duran, L (1, 8) OBP: 0.346, SLG: 0.443	X FF 92 0-0 ① P5		C FF 93 F SI 89 S FC 88 0-3 ② K		F FC 90 F FC 90 X FC 88 0-2 2 S 1B		S SL 94 B SL 91 B SI 101 F SL 93 X SI 100 2-2 ① FC4-6 2 S 1-2f		B CH 88 X SI 96 1-0 2 WP 2 S 2 1B 1B	5	1	2	0	0	1	1
2 Justin Turner, R (1, 10) OBP: 0.355, SLG: 0.451 29 Bobby Dalbec, R (9, PR) OBP: 0.308, SLG: 0.182 (9, 10)	C FF 92 X FC 87 0-1 ② F7		B SL 82 F SL 83 X CU 80 1-1 ③ G5-3		1 SAFE C FF 92 B CU 81 S FF 93 B CU 81 D CU 82 C SL 83 3-3 ③ K 1-2		D SI 101 1 SAFE B SL 93 T SL 94 D SL 94 X SL 93 3-1 ② L7 1-2		1 SAFE B FF 95 F SL 86 B FF 95 X SL 86 2-1 11 BB 7 BB 1-H 1B	5 0	0 0	1 0	1 0	0 0	1 0	2 0
7 Masataka Yoshida, L (1, 7) OBP: 0.374, SLG: 0.472 77 Caleb Hamilton, R (9, 2)	C FF 92 B FF 92 B FF 92 T SI 88 B CH 85 X SI 92 3-2 ③ G3			C FC 90 B FC 90 F CH 85 X FF 93 1-2 ① G5-3		C FC 89 S FC 88 F CH 84 B CH 85 T FC 89 1-2 ① K	B KC 88 C KC 89 F KC 90 F KC 90 X SL 91 1-2 ③ G4-3		1 SAFE B SI 94 B SI 94 B CH 87 C SI 96 1 SAFE B SL 87 4-1 11 BB 1-2 BB	4 0	0 0	0 0	0 0	1 0	1 0	1 0
11 Rafael Devers, L (1, 5) OBP: 0.309, SLG: 0.490		S FF 91 S FF 92 F FF 93 B FF 93 X SL 82 1-2 36 1B 39 SF8 1B		B FF 94 S FF 93 X FC 90 1-1 36 E 1B		B CH 85 B FC 88 S CH 85 B FF 92 F FF 91 F FF 92 B FF 92 4-2 36 HR BB		B CH 88 F FF 99 X FF 98 1-1 ① L7	B CH 88 S FF 97 B FF 95 S FF 95 B FF 96 B FF 96 4-2 1-2 2-3 BB	3	2	2	0	2	0	0
18 Adam Duvall, R (1, 9) OBP: 0.360, SLG: 0.577		B FF 91 B FF 93 B FC 88 C FC 89 X FC 89 3-1 ① P4		B FF 93 S FF 93 B FF 94 T FF 94 T FF 93 2-2 ② K		B FF 92 S FF 92 C FF 92 X FF 92 2-1 ② P3		H SI 100 1-0 36 S HBP	B FF 97 C SI 96 C SL 85 S SL 86 1-3 ③ K	4	0	0	0	0	2	6
36 Triston Casas, L (1, 3) OBP: 0.332, SLG: 0.406		B SI 91 B SI 91 S SI 91 X SI 91 2-1 1-3 1B		F FC 91 X CH 87 0-1 E5 1-2		B CH 85 X FC 90 1-0 1-H HR		B CH 89 D CH 90 F SI 98 B SI 98 F SI 98 C KC 90 3-3 ② 1-2 K		4	1	2	2	0	1	2
39 Christian Arroyo, R (1, 4) OBP: 0.292, SLG: 0.414		F FF 93 F FF 93 B FC 90 F FF 94 X FC 88 1-2 ② SF8 3-H		F FF 94 T FF 93 F FF 93 F FF 93 B SI 94 F FF 93 D SL 84 S CU 82 2-3 ③ K		F FF 92 X CU 78 0-1 2B		X SI 99 0-0 ③ G3-1		3	0	1	1	0	1	3
70 David Hamilton, L (1, 6) OBP: 0.200, SLG: 0.111		C FF 92 L FF 93 X FC 91 0-2 ③ G3			C FF 91 S CH 84 B FF 92 F FF 92 B SL 84 F SL 84 F CH 85 B FF 92 F FC 89 3-2 ① F7 X FF 91	C SL 90 F SL 92 F SI 99 S SI 99 0-3 ③ K			X SI 93 0-0 ① P6	4	0	0	0	0	1	2
12 Connor Wong, R (1, 2) OBP: 0.299, SLG: 0.421 30 Rob Refsnyder, R (9, PH) OBP: 0.408, SLG: 0.362 (9, 7)			C FC 88 C FF 91 B FF 92 T FF 92 1-2 ① K		F FF 91 S FF 92 S SL 83 0-3 ② K		B SI 98 B SI 99 F SL 94 F SL 94 F SI 101 X SL 92 2-2 16 FC4-6 1B		B SI 96 S SL 86 S SL 86 B SL 85 B SI 97 S SL 88 3-3 ② K	3 1	0 0	1 0	0 0	0 0	2 1	0 0
Inning Stats	R: 0 E: 0 K: 0 S: 6 H: 0 LOB: 0 BB: 0 P: 9	R: 1 E: 0 K: 0 S: 15 H: 2 LOB: 1 BB: 0 P: 22	R: 0 E: 0 K: 2 S: 8 H: 0 LOB: 0 BB: 0 P: 10	R: 0 E: 1 K: 2 S: 16 H: 1 LOB: 2 BB: 0 P: 22	R: 0 E: 0 K: 2 S: 16 H: 1 LOB: 1 BB: 0 P: 22	R: 2 E: 0 K: 2 S: 16 H: 2 LOB: 1 BB: 1 P: 24	R: 0 E: 0 K: 0 S: 13 H: 1 LOB: 1 BB: 0 P: 21	R: 0 E: 0 K: 1 S: 6 H: 0 LOB: 1 BB: 0 P: 11	R: 1 E: 0 K: 2 S: 13 H: 2 LOB: 3 BB: 2 P: 28	1B: 7 2B: 1 3B: 0 HR: 1 SF: 1 SAC: 0 DP: 0 HBP: 1						

PITCHER		IP	WLS	BF	H	R	ER	SO	BB	IBB	HBP	BLK	WP	HR	S	P	ERA	WHIP
33 Lance Lynn, R ERA: 6.4	(1, 1)	5.2		25	6	3	3	7	1	0	0	0	0	1	73	105	4.76	1.235
60 Gregory Santos, R ERA: 2.75	(6, 1)	1.0		4	1	0	0	1	0	0	0	0	0	0	13	20	0.00	1.000
17 Joe Kelly, R ERA: 4.13	(7, 1)	1.1	H	5	0	0	0	1	0	0	1	0	0	0	10	16	0.00	0.000
49 Kendall Graveman, R ERA: 2.7	(9, 1)	1.0	W	7	2	1	1	2	2	0	0	0	1	0	13	28	9.00	4.000

PITCHER	IP	WLS	BF	H	R	ER	SO	BB	IBB	HBP	BLK	WP	HR	S	P	ERA	WHIP

TOP

Boston Red Sox @ Chicago White Sox

Guaranteed Rate Field, Chicago, IL

Sat Jun 24 2023, 3:12 PM - 5:59 PM CDT

Att. 33,054 - Sunny - 82 F

livebaseballscorecards.com

AB	36
R	4
H	9
RBI	4
BB	3
SO	11
LOB	17

1B: 7	SF: 1	WP: 1
2B: 1	SAC: 0	PB: 0
3B: 0	DP: 0	SB: 4
HR: 1	HBP: 1	CS: 0
		PA: 41

Boston Red Sox @ Chicago White Sox

Guaranteed Rate Field, Chicago, IL

Sat Jun 24 2023, 3:12 PM - 5:59 PM CDT

Att. 33,054 - Sunny - 82 F

livebaseballscorecards.com

Batter	1	2	3	4	5	6	7	8	9	AB	R	H	RBI	BB	SO	LOB
23 Andrew Benintendi, L (1, 7) OBP: 0.347, SLG: 0.372	C FF 93 B FF 94 B FF 94 F FF 94 X FF 95 2-2 ① L5		B FC 86 B FF 95 B FC 84 C FF 94 X FF 96 3-1 1B		B FC 88 X FC 87 1-0 7 FC6-4 1-2 1B		B CU 76 F FF 95 B ST 79 X FF 95 2-1 7 FC5-4 1B			4	0	3	0	0	0	0
7 Tim Anderson, R (1, 4) OBP: 0.279, SLG: 0.282	C FF 94 B FF 95 F FC 86 F KC 83 S FF 96 1-3 ② K		B FF 96 X KC 80 1-0 ③ G6-3		C FC 87 X SI 94 0-1 ③ FC6-4 1-2f		B SL 87 B FF 94 C FF 94 X SL 87 2-1 ③ FC5-4 1-2f			4	0	0	0	0	1	4
88 Luis Robert Jr., R (1, 8) OBP: 0.320, SLG: 0.535	S FF 95 B FF 96 F KC 81 B FF 97 X FC 87 2-2 ③ F7			C FF 92 F FF 93 B KC 80 B KC 80 X FF 94 2-2 ① L6		B SL 86 F SI 95 X SL 85 1-1 HR		C SL 88 S CU 77 B FF 94 X SL 88 1-2 ① G5-3		4	1	1	1	0	0	0
74 Eloy Jiménez, R (1, 10) OBP: 0.313, SLG: 0.466		C KC 79 B FF 94 B FC 85 F FF 94 F FF 96 F FF 96 S KC 82 2-3 ① K		B KC 78 X FF 94 1-0 ② G6-3		C SI 96 X SI 96 0-1 ① G5-3		S SL 88 F SL 89 S CU 77 0-3 ② K		4	0	0	0	0	2	0
25 Andrew Vaughn, R (1, 3) OBP: 0.324, SLG: 0.445		B FF 94 B FF 95 X FF 95 2-0 ② F8		B CH 82 C FF 94 B FF 95 B KC 80 F FF 94 X FF 96 3-2 ③ L9		X SI 95 0-0 HR		B CU 75 B SL 85 C CU 75 C FF 95 F CU 78 X SL 87 2-2 ③ F9		4	1	1	1	0	0	0
24 Yasmani Grandal, S (1, 2) OBP: 0.314, SLG: 0.399		B FF 95 B FF 95 C FF 95 F FF 95 B FF 96 X FF 96 3-2 ① HR			C SI 95 F FC 87 F FC 86 B CH 91 B SL 84 X SI 95 2-2 ① G4-3	C FC 88 X FC 88 0-1 ② G3-1			C FC 93 B FC 94 B SL 84 X FC 94 2-1 ① G3-1	4	1	1	1	0	0	0
30 Jake Burger, R (1, 5) OBP: 0.275, SLG: 0.549		C KC 82 S FC 84 S FF 96 0-3 ③ K			X SI 96 0-0 HR	S FC 87 B SI 94 X FC 90 1-1 ③ F8			B FC 94 C FC 95 F FC 94 F FC 95 B FC 96 S FC 94 2-3 ② K	4	1	1	1	0	2	0
15 Clint Frazier, R (1, 9) OBP: 0.318, SLG: 0.250 32 Gavin Sheets, L (9, PH) OBP: 0.307, SLG: 0.409 28 Zach Remillard, R (9, PR) OBP: 0.333, SLG: 0.294			B KC 79 F FF 92 F FF 95 B KC 80 X FC 86 2-2 ① P3		B SI 96 B SL 83 C FC 89 B SI 94 B FC 89 4-1 1 CS BB		S SL 86 B CH 86 B FF 94 F SL 87 S FF 94 2-3 ① K		C FC 94 X FC 96 0-1 1 S 1 1B 1B	2 1 0	0 0 1	0 1 0	0 0 0	1 0 0	1 0 0	0 0 0
1 Elvis Andrus, R (1, 6) OBP: 0.279, SLG: 0.271			B FF 95 B CH 86 F FF 95 X FF 96 2-1 ② P4		S SI 95 S SI 96 B SL 86 X SI 96 1-2 ② 23 1B 1-2 1B		C CU 75 F SL 86 F FF 95 B CU 77 S CU 77 1-3 ② K		C FC 93 X FC 95 0-1 1-H 1B	4	0	2	1	0	1	0
Inning Stats	R: 0 E: 0 K: 1 S: 10 H: 0 LOB: 0 BB: 0 P: 15	R: 1 E: 0 K: 2 S: 12 H: 1 LOB: 0 BB: 0 P: 19	R: 0 E: 0 K: 0 S: 8 H: 1 LOB: 1 BB: 0 P: 16	R: 0 E: 0 K: 0 S: 7 H: 0 LOB: 0 BB: 0 P: 13	R: 1 E: 0 K: 0 S: 12 H: 3 LOB: 2 BB: 1 P: 20	R: 2 E: 0 K: 0 S: 9 H: 2 LOB: 0 BB: 0 P: 11	R: 0 E: 0 K: 2 S: 11 H: 1 LOB: 1 BB: 0 P: 18	R: 0 E: 0 K: 1 S: 10 H: 0 LOB: 0 BB: 0 P: 13	R: 1 E: 0 K: 1 S: 10 H: 2 LOB: 1 BB: 0 P: 14	1B: 6 2B: 0 3B: 0 HR: 4 SF: 0 SAC: 0 DP: 0 HBP: 0						WP: 0 PB: 0 SB: 1 CS: 1 PA: 36

	AB	35
	R	5
	H	10
	RBI	5
	BB	1
	SO	7
	LOB	4

PITCHER	IP	WLS	BF	H	R	ER	SO	BB	IBB	HBP	BLK	WP	HR	S	P	ERA	WHIP
65 James Paxton, L (1, 1) ERA: 3.19	4.0		14	2	1	1	3	0	0	0	0	0	1	37	63	2.25	0.500
25 Josh Winckowski, R (5, 1) ERA: 2.84	2.0		11	5	3	3	0	1	0	0	0	0	3	21	31	13.50	3.000
72 Chris Murphy, L (7, 1) ERA:	2.0		7	1	0	0	3	0	0	0	0	0	0	21	31	0.00	0.500
74 Kenley Jansen, R (9, 1) ERA: 3.08	0.2	L	4	2	1	1	1	0	0	0	0	0	0	10	14	13.50	3.000

PITCHER	IP	WLS	BF	H	R	ER	SO	BB	IBB	HBP	BLK	WP	HR	S	P	ERA	WHIP

Batter	1	2	3	4	5	6	7	8	9	AB	R	H	RBI	BB	SO	LOB
30 Rob Refsnyder, R (1, 9) OBP: 0.396, SLG: 0.349	C FF 90 B CH 85 B SL 87 X FF 92 2-1 G4-3		X SL 84 0-0 ① L9		C FF 92 B SL 86 X SL 88 1-1 ① G6-3		C SL 86 C SL 84 C SL 85 0-3 ② K			4	0	0	0	0	1	1
12 Connor Wong, R (7, 2) OBP: 0.299, SLG: 0.421										0	0	0	0	0	0	0
2 Justin Turner, R (1, 10) OBP: 0.357, SLG: 0.449	S FF 93 B SL 88 F FF 92 B CU 82 X FF 95 2-2 ② G1-4-3		B CH 85 B SL 86 C SL 85 B FF 93 C SL 86 F FF 92 F FF 93 B FF 93 4-2 11 BB 18 2B BB		C SL 87 B FF 91 F CU 74 F SL 85 B SL 86 F FF 93 B FF 94 C FF 93 3-3 ② K		C FF 92 B SL 84 1 SAFE B SL 85 1 SAFE F FF 93 F FF 92 B SL 83 1 SAFE 3-2 X SL 86 1-3 1B			3	1	1	0	1	1	0
11 Rafael Devers, L (1, 5) OBP: 0.312, SLG: 0.486	C SL 88 S CU 83 B CU 83 B FF 92 S CU 83 2-3 ③ K		B FF 94 B CH 88 S SL 88 B SL 82 B SL 88 4-1 18 2B 1-2 BB		C FF 92 B SL 85 B CH 86 B SL 86 B FF 93 4-1 BB		C ST 81 B ST 80 X ST 82 1-1 ③ F9			2	0	0	0	2	1	2
18 Adam Duvall, R (1, 8) OBP: 0.366, SLG: 0.598 (7, 9)		C FF 92 B SL 87 F SL 87 F FF 94 B CU 82 B CH 86 F SL 87 X FF 93 3-2 5 1B 2B	C SL 87 F SL 86 2 SAFE X FF 91 0-2 1-3 2-H 2B		C SL 86 B SL 86 B FF 93 X SL 87 2-1 ③ F9			B SI 95 B SI 94 X SI 95 2-0 ① L1		4	0	2	1	0	0	1
7 Masataka Yoshida, L (1, 7) OBP: 0.372, SLG: 0.466		B FF 93 S SL 87 H FF 92 2-1 5 1B HBP	B FF 93 X SL 87 1-0 ② F7			C CU 73 B FF 90 B FF 92 S SL 86 F SL 86 X FF 93 2-2 ① G6-3		B SI 96 B SI 95 C SI 94 F SI 94 C SI 96 2-3 ② K		3	0	0	0	0	1	2
29 Bobby Dalbec, R (1, 3) OBP: 0.286, SLG: 0.167 36 Triston Casas, L (3, PH) OBP: 0.328, SLG: 0.400 (3, 3)		B CH 85 B FF 92 C SL 86 S SL 85 S FF 93 2-3 ① K	C FF 91 S CU 75 X CU 74 0-2 ③ F7			S SL 85 B CH 85 B FF 93 X CU 75 2-1 ② F8		B SI 96 C ST 83 B ST 82 C SI 95 S ST 84 2-3 ③ K		1 3	0 0	0 0	0 0	0 0	1 1	2 2
39 Christian Arroyo, R (1, 4) OBP: 0.284, SLG: 0.402		B FF 93 S FF 92 F FF 93 D CH 85 T SL 87 2-2 ② K	X FF 91 0-0 ① F9			C SL 85 X FF 92 0-1 ③ L4		B CH 87 X SL 86 1-0 ① L4		4	0	0	0	0	1	2
5 Enrique Hernández, R (1, 6) OBP: 0.287, SLG: 0.343		C CH 85 B CH 86 F FF 94 B SL 87 X FF 93 2-2 1-2 2-3 1B	C FF 92 S SL 85 B SL 86 B SL 87 X SL 86 2-2 ② P6				X SL 86 0-0 ① L8	C FF 98 B CH 91 F CH 88 F FF 97 B SL 89 X CH 90 2-2 ② G5-3		4	0	1	0	0	0	0
77 Caleb Hamilton, R (1, 2) 16 Jarren Duran, L (7, PH) OBP: 0.347, SLG: 0.444 (7, 8)		C FF 94 D SL 89 C SL 87 C CU 81 1-3 ③ K	S SL 86 F SL 86 F FF 93 S CU 75 0-3 ③ K				C CU 73 X CH 84 0-1 2 1B 1B	C CH 88 S SL 88 B FF 97 S CH 91 1-3 ③ K		2 2	0 0	0 1	0 0	0 1	2 0	3 0

Inning Stats	1	2	3	4	5	6	7	8	9
	R: 0 E: 0 K: 1 S: 8 H: 0 LOB: 0 BB: 0 P: 14	R: 0 E: 0 K: 3 S: 18 H: 2 LOB: 3 BB: 0 P: 30	R: 1 E: 0 K: 0 S: 13 H: 1 LOB: 2 BB: 2 P: 22	R: 0 E: 0 K: 1 S: 8 H: 0 LOB: 0 BB: 0 P: 10	R: 0 E: 0 K: 1 S: 10 H: 0 LOB: 1 BB: 1 P: 20	R: 0 E: 0 K: 0 S: 8 H: 0 LOB: 0 BB: 0 P: 12	R: 0 E: 0 K: 1 S: 12 H: 2 LOB: 2 BB: 0 P: 16	R: 0 E: 0 K: 2 S: 7 H: 0 LOB: 0 BB: 0 P: 13	R: 0 E: 0 K: 1 S: 8 H: 0 LOB: 0 BB: 0 P: 12

1B: 3 SF: 0 WP: 0 PA: 36
2B: 2 SAC: 0 PB: 0
3B: 0 DP: 0 SB: 0
HR: 0 HBP: 1 CS: 0

PITCHER		IP	WLS	BF	H	R	ER	SO	BB	IBB	HBP	BLK	WP	HR	S	P	ERA	WHIP
57 Tanner Banks, L ERA: 4.5	(1, 1)	2.2		14	3	1	1	4	2	0	1	0	0	0	36	63	3.38	1.875
62 Jesse Scholtens, R ERA: 2.31	(3, 1)	4.0	W	15	2	0	0	3	1	0	0	0	0	0	39	58	0.00	0.750
39 Aaron Bummer, L ERA: 6.66	(7, 1)	1.1	H	4	0	0	0	2	0	0	0	0	0	0	9	16	0.00	0.000
99 Keynan Middleton, R ERA: 2.33	(9, 1)	1.0	S	3	0	0	0	1	0	0	0	0	0	0	8	12	0.00	0.000

PITCHER	IP	WLS	BF	H	R	ER	SO	BB	IBB	HBP	BLK	WP	HR	S	P	ERA	WHIP

TOP

Boston Red Sox @ Chicago White Sox

Guaranteed Rate Field, Chicago, IL

Sun Jun 25 2023, 1:11 PM - 3:43 PM CDT
Att. 26,077 - Overcast - 86 F

livebaseballscorecards.com

AB	32
R	1
H	5
RBI	1
BB	3
SO	10
LOB	15

Batter	1	2	3	4	5	6	7	8	9	AB	R	H	RBI	BB	SO	LOB
23 Andrew Benintendi, L (1, 7) OBP: 0.349, SLG: 0.377	S FF 94 F FF 95 F FS 83 B FS 82 F FF 95 X KC 80 1-2 G4-3 ①			X KC 80 0-0 88 HR 1B	T FF 94 B FC 89 B FS 83 B FF 94 F FF 95 X FS 83 3-2 1-H 2B		B SI 91 1 SAFE B CU 79 F SI 91 F CU 78 1 SAFE 2-2 CS ③ 1-2	C SI 90 F SI 90 X CU 78 0-2 G5-3 ①		4	1	2	1	0	0	0
25 Andrew Vaughn, R (1, 3) OBP: 0.320, SLG: 0.439	X FF 95 0-0 F9 ②			C FC 86 B ST 83 B ST 82 C FC 88 S FS 82 2-3 K ①	D ST 84 S ST 84 S ST 84 F FF 95 B FF 95 S ST 84 2-3 K ③			F SL 82 X SL 82 0-1 P6 ②		4	0	0	0	0	2	2
88 Luis Robert Jr., R (1, 8) OBP: 0.326, SLG: 0.559	C FC 89 F FF 95 X ST 83 0-2 F8 ③			C KC 80 X FC 89 0-1 1-H HR		F FF 93 X FF 94 0-1 HR		C FF 97 S SL 83 X SL 83 0-2 1B		4	2	3	3	0	0	0
74 Eloy Jiménez, R (1, 10) OBP: 0.306, SLG: 0.456		C KC 79 X FF 93 0-1 G6-3 ①		B FC 91 B FC 90 C KC 80 X FF 95 2-1 G6-3 ②		B ST 81 X ST 82 1-0 F8 ①		C SL 85 F FF 97 B SL 83 D SL 84 T FF 98 2-2 K ③		4	0	0	0	0	1	1
24 Yasmani Grandal, S (1, 2) OBP: 0.316, SLG: 0.400 44 Seby Zavala, R (6, 2) OBP: 0.188, SLG: 0.276		B KC 78 B FC 89 C FF 94 X FC 89 2-1 L8 ②		S FC 90 B FS 83 F FS 82 B FF 95 B FF 96 X FS 83 3-2 30 FC5-4 1B		X FF 94 0-0 F8 ②				2 1	0 0	1 0	0 0	0 0	0 0	0 0
30 Jake Burger, R (1, 5) OBP: 0.271, SLG: 0.540		X KC 80 0-0 F8 ③		F FF 93 C FF 94 B ST 82 F ST 82 X FS 84 1-2 FC5-4 ③ 1-2f		S KC 79 S FC 88 F SL 83 F FF 94 F KC 81 B KC 80 B FF 94 B FC 88 C ST 83 3-3 K ③				3	0	0	0	0	1	1
32 Gavin Sheets, L (1, 9) OBP: 0.309, SLG: 0.406 15 Clint Frazier, R (7, PH) OBP: 0.313, SLG: 0.246 (8, 9)			C FF 93 B FC 90 F FC 88 B FS 82 F FF 95 T FF 96 2-2 K ①		B FF 94 B FF 94 S KC 79 C FS 83 B FS 82 B FS 84 4-2 23 2B BB		C CU 76 B SI 92 B SI 92 C SI 92 F SI 91 F CU 77 S CU 78 2-3 K ①			1 1	1 0	0 0	0 0	1 1	1 0	0 0
1 Elvis Andrus, R (1, 6) OBP: 0.280, SLG: 0.268			C FC 89 B FF 94 C KC 80 H FF 96 2-2 28 G6-4-3 HBP		C FF 94 D KC 80 S ST 83 F ST 83 F KC 81 X FF 94 1-2 L9 ①		C CU 76 F CU 77 C SI 91 0-3 K ②			2	0	0	0	0	1	1
28 Zach Remillard, R (1, 4) OBP: 0.333, SLG: 0.300			C FF 92 X FC 88 0-1 G6-4-3 ②③ 1-2f		B FC 88 S FF 93 C FF 94 X ST 83 1-2 F8 ②		C CU 77 B CU 78 B SI 91 X SI 91 2-1 23 CS 1B			3	0	1	0	0	0	2
Inning Stats	R: 0 E: 0 K: 0 S: 9 H: 0 LOB: 0 BB: 0 P: 10	R: 0 E: 0 K: 0 S: 5 H: 0 LOB: 0 BB: 0 P: 7	R: 0 E: 0 K: 1 S: 8 H: 0 LOB: 0 BB: 0 P: 12	R: 2 E: 0 K: 1 S: 15 H: 3 LOB: 1 BB: 0 P: 23	R: 1 E: 0 K: 1 S: 17 H: 1 LOB: 1 BB: 1 P: 28	R: 1 E: 0 K: 1 S: 10 H: 1 LOB: 0 BB: 0 P: 14	R: 0 E: 0 K: 2 S: 12 H: 1 LOB: 0 BB: 0 P: 18	R: 0 E: 0 K: 1 S: 11 H: 1 LOB: 1 BB: 0 P: 13		1B: 4 2B: 1 3B: 0 HR: 2	SF: 0 SAC: 0 DP: 1 HBP: 1			WP: 0 PB: 0 SB: 0 CS: 1	PA: 32	

BOTTOM

Boston Red Sox @ Chicago White Sox

Guaranteed Rate Field, Chicago, IL

Sun Jun 25 2023, 1:11 PM - 3:43 PM CDT

Att. 26,077 - Overcast - 86 F

livebaseballscorecards.com

AB	29
R	4
H	7
RBI	4
BB	1
SO	7
LOB	7

PITCHER		IP	WLS	BF	H	R	ER	SO	BB	IBB	HBP	BLK	WP	HR	S	P	ERA	WHIP
50 Kutter Crawford, R ERA: 4.01	(1, 1)	6.0	L	24	5	4	4	4	1	0	1	0	0	2	64	94	6.00	1.000
83 Brennan Bernardino, L ERA: 2.38	(7, 1)	1.1		4	1	0	0	2	0	0	0	0	0	0	15	21	0.00	0.750
61 Kaleb Ort, R ERA: 5.79	(8, 1)	0.2		3	1	0	0	1	0	0	0	0	0	0	8	10	0.00	1.500

PITCHER		IP	WLS	BF	H	R	ER	SO	BB	IBB	HBP	BLK	WP	HR	S	P	ERA	WHIP

Miami Marlins @ Boston Red Sox

Fenway Park, Boston, MA

Tue Jun 27 2023, 7:13 PM - 9:46 PM EDT

Att. 35,327 - Cloudy - 76 F

livebaseballscorecards.com

Batter	1	2	3	4	5	6	7	8	9	AB	R	H	RBI	BB	SO	LOB
3 Luis Arraez, L (1, 4) OBP: 0.450, SLG: 0.495 5 Jon Berti, R (9, PH) OBP: 0.316, SLG: 0.341 (9, 4)	C SI 94 B SI 94 F SI 94 S SI 96 1-3 K ①	F SI 92 B SI 94 X SI 94 1-1 FC4-6 ② 1-2f		X SI 92 0-0 12 2B 2 1B 1-2 1B	X SI 90 0-0 G4-3 ③			B SL 76 X SI 90 1-0 2 1B 1-3 2-H 2B	B SI 94 B SI 93 C SL 85 C SL 85 X FF 92 2-2 F8 ②	5 1	2 0	2 0	1 0	0 0	1 0	2 1
12 Jorge Soler, R (1, 10) OBP: 0.346, SLG: 0.525 10 Yuli Gurriel, R (9, PH) OBP: 0.318, SLG: 0.399 (9, 10)	C SI 95 B ST 80 B ST 79 F SI 95 X SI 96 2-2 14 HR 1B	B ST 80 D ST 78 C SI 95 F SI 95 D ST 81 X SI 96 3-2 G4-3 ③		B ST 78 B SI 93 X ST 79 2-0 2 1B 1-3 2-H 2B		B ST 76 X SI 90 1-0 F8 ①		F SI 94 X SI 94 0-1 L3 ①	B SI 93 C SL 86 X SI 93 1-1 F8 ③	5 1	1 0	2 0	1 0	0 0	0 0	3 1
14 Bryan De La Cruz, R (1, 7) OBP: 0.329, SLG: 0.436	C SI 94 X CH 81 0-1 1-H HR	B SI 93 F SI 93 S ST 80 B ST 80 C SI 95 2-3 K ①	B SI 93 T SI 94 F SI 94 S ST 81 1-3 K ②			B SI 91 X SI 91 1-0 2 CS 1B		B SL 84 X SI 95 1-0 F9 ②		5	1	2	2	0	2	4
2 Jazz Chisholm Jr., L (1, 8) OBP: 0.307, SLG: 0.419 49 Jonathan Davis, R (9, 8) OBP: 0.326, SLG: 0.418	C SI 95 B SI 95 X CH 83 1-1 26 1B 2B		H ST 80 1-0 9 FC4-6 26 1B HBP	F SI 94 X CH 82 0-1 2-3 3-H 1B		B SI 90 C SL 76 F SI 91 X SI 92 1-2 G4-3 ②③ 1-2		C FC 88 B SI 95 B SI 94 S CH 83 F SI 97 F FC 87 X CH 84 2-2 26 2B 2-H 3-H 1B		4 0	2 0	3 0	3 0	0 0	0 0	1 0
26 Garrett Cooper, R (1, 3) OBP: 0.289, SLG: 0.423	X SI 95 0-0 2-H 1B		X SI 92 0-0 9 FC4-6 1-2 1B	C ST 80 B ST 78 X ST 80 1-1 F8 ③			C ST 77 F SI 91 F CH 86 F SI 93 B SI 92 S ST 77 1-3 K ①	B SI 95 B FC 86 X SI 94 2-0 9 1B 2-H 2B		5	0	3	2	0	1	2
9 Jean Segura, R (1, 5) OBP: 0.262, SLG: 0.252	S ST 80 D ST 80 C SI 95 S ST 80 1-3 K ②	B SI 92 C SI 93 F ST 78 X SI 94 1-2 FC4-6 ② 1-2f 2-3			C SI 92 S SI 93 B ST 80 X ST 80 1-2 HR		X SI 92 0-0 G6-3 ②	C FC 87 X SL 85 0-1 2-3 1B		5	1	2	1	0	1	3
7 Jesús Sánchez, L (1, 9) OBP: 0.310, SLG: 0.438	C SI 95 B CH 81 X CH 82 1-1 G4-3 ③	D ST 80 B SI 94 F SI 94 S SI 95 S SI 96 2-3 K ③			B SI 94 C SI 94 B CH 82 F SI 93 B SI 95 F CH 82 F SI 94 F SI 95 X SI 96 3-2 G3-1 ①		F SI 90 C SI 92 T SI 92 0-2 K ③	F SI 95 B FC 89 B FC 87 C SI 95 S CH 84 2-3 K ③		5	0	0	0	0	3	5
58 Jacob Stallings, R (1, 2) OBP: 0.279, SLG: 0.241		C SI 92 C SI 94 X ST 81 0-2 G5-3 ①		S ST 78 S CH 79 S ST 79 0-3 K ①	C SI 93 C SI 94 F CH 82 B ST 81 S SI 95 1-3 K ②			B ST 76 B SI 90 X SI 90 2-0 18 3 2B 1B	C SI 94 B SI 96 B SI 95 X SI 96 2-1 F8 ①	5	1	1	0	0	2	0
18 Joey Wendle, L (1, 6) OBP: 0.323, SLG: 0.390		B SI 93 C ST 79 B ST 79 F SI 94 F ST 80 X SI 95 2-2 3 FC4-6 1B		B SI 93 X CH 80 1-0 3 1B 12 2B 1B	C SL 76 B SL 77 B SI 91 X SI 91 2-1 1B			C SL 76 B SL 77 C SI 91 B SI 91 X SI 91 2-2 3 2B 1-2 2 1B 1B	B SI 96 C SI 95 F SI 95 B SI 95 B FF 94 B FF 92 4-2 BB	4	2	4	0	1	0	0

Inning Stats										
	R: 3 E: 0 K: 2 S: 16	H: 4 LOB: 1 BB: 0 P: 22	R: 0 E: 0 K: 0 S: 12	H: 1 LOB: 1 BB: 0 P: 18	R: 0 E: 0 K: 2 S: 10	H: 1 LOB: 2 BB: 0 P: 16	R: 2 E: 0 K: 2 S: 13	H: 4 LOB: 2 BB: 0 P: 18	R: 1 E: 0 K: 1 S: 16	H: 2 LOB: 1 BB: 0 P: 23
	R: 0 E: 0 K: 0 S: 5	H: 1 LOB: 0 BB: 0 P: 8	R: 0 E: 0 K: 2 S: 9	H: 0 LOB: 0 BB: 0 P: 10	R: 4 E: 0 K: 1 S: 19	H: 6 LOB: 2 BB: 0 P: 31	R: 0 E: 0 K: 0 S: 9	H: 0 LOB: 1 BB: 1 P: 18	1B: 13 2B: 4 3B: 0 HR: 2	SF: 0 SAC: 0 DP: 0 HBP: 1

TOP	
AB	45
R	10
H	19
RBI	10
BB	1
SO	10
LOB	22

WP: 0 PB: 0 SB: 0 CS: 1 PA: 47

PITCHER		IP	WLS	BF	H	R	ER	SO	BB	IBB	HBP	BLK	WP	HR	S	P	ERA	WHIP
22 Garrett Whitlock, R ERA: 5.15	(1, 1)	4.2	L	26	11	6	6	7	0	0	1	0	0	2	64	92	11.57	2.357
78 Joe Jacques, L ERA: 5.4	(5, 1)	2.1		11	5	3	3	2	0	0	0	0	0	0	22	33	11.57	2.143
63 Justin Garza, R ERA: 5.06	(8, 1)	2.0		10	3	1	1	1	1	0	0	0	0	0	23	39	4.50	2.000

PITCHER		IP	WLS	BF	H	R	ER	SO	BB	IBB	HBP	BLK	WP	HR	S	P	ERA	WHIP

Miami Marlins @ Boston Red Sox

Fenway Park, Boston, MA

Tue Jun 27 2023, 7:13 PM - 9:46 PM EDT

Att. 35,327 - Cloudy - 76 F

BOTTOM

Batter	1	2	3	4	5	6	7	8	9	AB	R	H	RBI	BB	SO	LOB
16 Jarren Duran, L (1, 7) OBP: 0.341, SLG: 0.435	C SI 95 S FF 98 F CH 91 B CH 92 B FF 98 F FF 98 S CH 91 2-3 ① K		C SL 85 T CH 90 S CH 91 0-3 ① K			B FF 96 X CH 91 1-0 ① G4-3		C FF 93 B FF 87 C FF 92 B KC 81 F FF 93 B FF 93 F FF 94 C SI 94 3-3 ① K		4	0	0	0	0	3	0
2 Justin Turner, R (1, 10) OBP: 0.356, SLG: 0.450	B SI 98 F SL 91 B SL 92 C SL 90 X FF 98 2-2 99 2B 2B		C SI 97 B SI 97 S SL 91 X SL 91 1-2 ② G4-3			C SL 88 B SL 91 X CH 91 1-1 ② L7		B FF 94 C FF 94 F FF 94 B FF 94 C FF 93 2-3 ② K		4	1	1	0	0	1	0
99 Alex Verdugo, L (1, 9) OBP: 0.379, SLG: 0.477	C FF 98 B FF 98 F FF 98 X SI 99 1-2 2-H 2B		B FF 97 C SL 88 X CH 92 1-1 ③ G3			B SL 89 B CH 91 B CH 91 B SI 98 4-0 BB		B SI 93 C FF 93 X FF 94 1-1 2B		3	0	2	1	1	0	0
11 Rafael Devers, L (1, 5) OBP: 0.311, SLG: 0.483	B CH 91 S CH 91 X FF 99 1-1 ② F7			C SI 96 X FF 98 0-1 36 G4-6-3 1B		X CH 91 0-0 ③ F7		C KC 80 C SI 93 F FF 94 X CH 86 0-2 ③ L8		4	0	1	0	0	0	3
18 Adam Duvall, R (1, 8) OBP: 0.351, SLG: 0.570	C SL 92 B CH 92 S SL 92 B CH 91 X SI 98 2-2 ③ L5			X SL 90 0-0 ① P3			C SI 96 X FF 98 0-1 ① F7		C FF 93 T FF 94 B FF 94 X FF 93 1-2 ① F8	4	0	0	0	0	0	2
36 Triston Casas, L (1, 3) OBP: 0.335, SLG: 0.406		C SL 88 X FF 97 0-1 5 FC3-6 1B		C CH 91 X CH 91 0-1 ②③ G4-6-3 1-2f			C SI 97 B CH 90 X SL 90 1-1 5 G5-3 1B		C SI 93 B CH 86 B SI 93 X CH 85 2-1 70 FC6 5 1B 1B	4	0	3	0	0	0	1
5 Enrique Hernández, R (1, 4) OBP: 0.290, SLG: 0.345		C SI 98 S SL 92 X SL 93 0-2 ① FC3-6 12 FC6-4 1-2f	B SL 90 S SL 90 B SI 97 S CH 91 F SL 90 X SI 98 2-2 70 CS 1B				X SL 90 0-0 ② G5-3 1-2		C FF 92 D KC 80 B FF 93 X FF 92 2-1 70 FC6 1-2 1B	4	0	2	0	0	0	2
70 David Hamilton, L (1, 6) OBP: 0.214, SLG: 0.083		B SI 97 S CH 90 1 SAFE C CH 91 B CH 91 S CH 91 2-3 ② K	C CH 89 F FF 98 B CH 92 F CH 92 B FF 99 B CH 93 C FF 98 3-3 ①② K 1-2				B CH 91 S CH 90 S CH 90 F CH 91 B FF 98 B CH 92 B CH 92 4-2 BB		B FF 92 X FF 92 1-0 ② FC6 1-2f 2-3	3	0	0	0	1	2	4
12 Connor Wong, R (1, 2) OBP: 0.293, SLG: 0.411		F SI 98 X SL 92 0-1 ③ FC6-4 1-2f	B FF 98 B SI 97 S SI 98 F SI 98 F CH 93 F CH 93 S SL 91 2-3 ③ K				X SL 90 0-0 ③ F7		B FF 94 C FF 93 D KC 81 F FF 93 B CH 84 X SI 93 3-2 ③ G6-3	4	0	0	0	0	1	5
Inning Stats	R: 1 H: 2 E: 0 LOB: 1 K: 1 BB: 0 S: 16 P: 24	R: 0 H: 1 E: 0 LOB: 1 K: 1 BB: 0 S: 10 P: 12	R: 0 H: 0 E: 0 LOB: 0 K: 1 BB: 0 S: 8 P: 10	R: 0 H: 1 E: 0 LOB: 0 K: 0 BB: 0 S: 5 P: 5	R: 0 H: 1 E: 0 LOB: 0 K: 2 BB: 0 S: 13 P: 20	R: 0 H: 0 E: 0 LOB: 1 K: 0 BB: 1 S: 4 P: 10	R: 0 H: 1 E: 0 LOB: 2 K: 0 BB: 1 S: 9 P: 14	R: 0 H: 1 E: 0 LOB: 1 K: 2 BB: 0 S: 14 P: 20	R: 0 H: 2 E: 0 LOB: 2 K: 0 BB: 0 S: 11 P: 20	1B: 6 SF: 0 2B: 3 SAC: 0 3B: 0 DP: 1 HR: 0 HBP: 0						

livebaseballscorecards.com

AB	34
R	1
H	9
RBI	1
BB	2
SO	7
LOB	17

WP: 0 PA: 36
PB: 0
SB: 0
CS: 1

PITCHER		IP	WLS	BF	H	R	ER	SO	BB	IBB	HBP	BLK	WP	HR	S	P	ERA	WHIP
22 Sandy Alcantara, R ERA: 4.82	(1, 1)	7.0	W	27	6	1	1	5	2	0	0	0	0	0	65	95	1.29	1.143
25 Archie Bradley, R ERA: 5.4	(8, 1)	2.0		9	3	0	0	2	0	0	0	0	0	0	25	40	0.00	1.500

PITCHER	IP	WLS	BF	H	R	ER	SO	BB	IBB	HBP	BLK	WP	HR	S	P	ERA	WHIP

Batter	1	2	3	4	5	6	7	8	9	AB	R	H	RBI	BB	SO	LOB
3 Luis Arraez, L (1, 4) OBP: 0.447, SLG: 0.490	B FF 96 C FF 95 X FF 96 1-1 ① G5-3		F FF 95 B FF 95 B FF 95 X SL 88 2-1 ② F8			C CU 80 F CU 80 X CU 81 0-2 ① G3-1	C CU 77 B SI 91 X SI 92 1-1 12 G6-4-3 1-2 1B		F FF 93 B FF 94 F CU 77 F FF 94 X FF 94 1-2 ② G6-3 2-3 3-H	5	0	1	1	0	0	1
12 Jorge Soler, R (1, 10) OBP: 0.347, SLG: 0.520	F FF 96 X FF 96 0-1 ② F9		F FF 95 B ST 84 B ST 84 F FF 95 S CU 81 2-3 ③ K			B CU 81 C SL 88 B ST 85 F FF 95 F FF 96 F ST 85 B FF 96 B SL 89 4-2 26 BB 14 BB 9 WP BB	B CU 77 B CU 78 F SI 91 B SI 91 X SI 91 3-1 ②③ G6-4-3 1-2f		F CU 77 C CU 77 B CH 86 F SL 88 D CU 78 B SL 88 B CH 87 4-2 BB	3	1	0	0	2	1	2
14 Bryan De La Cruz, R (1, 7) OBP: 0.330, SLG: 0.433	B FF 96 F FF 97 B SL 84 F FC 92 X FF 98 2-2 1B			C FF 95 C FF 95 F FF 96 S ST 85 0-3 ① K		B FF 96 D CU 81 B FF 96 B FF 96 4-0 9 WP 26 BB 9 1B 1-2 BB		B FF 96 T SL 88 F CH 88 B FF 97 B SL 89 F SL 90 F CH 87 X FF 96 3-2 ① F9	S SL 88 B FF 93 C CU 75 S SL 89 1-3 ③ K	4	1	1	0	1	2	2
2 Jazz Chisholm Jr., L (1, 8) OBP: 0.305, SLG: 0.434	B FF 96 B FF 97 B FF 96 C FF 96 X FF 96 3-1 ③ F8			B CU 80 S FF 95 S SL 89 C FF 97 1-3 ② K		F CU 80 F FF 96 B SL 90 S FC 91 1-3 ② K		L FF 96 B ST 80 X ST 79 1-1 HR		4	1	1	1	0	2	3
26 Garrett Cooper, R (1, 3) OBP: 0.293, SLG: 0.436		C FF 94 X SL 85 0-1 HR		B SL 90 S FF 96 B SI 96 C FF 96 S SL 86 1-3 ③ K		B FC 90 D FC 90 B SI 96 C SI 97 B FC 90 4-1 9 WP 9 1B 1-2 2-3 BB		B FF 96 C CU 76 F FF 94 F CU 78 X CH 88 1-2 ② G5-3		3	2	1	1	1	1	0
9 Jean Segura, R (1, 5) OBP: 0.262, SLG: 0.252		C FF 96 X FF 97 0-1 ① P3			B FF 96 B CU 80 S FF 95 F FF 96 T SL 86 2-2 ① K	C FC 90 F SI 97 B FC 92 X FC 88 1-2 1-H 2-H 3-H 1B		B CU 77 S CH 86 F SL 90 X FF 96 1-2 ③ G4-3		4	0	1	2	0	1	0
18 Joey Wendle, L (1, 6) OBP: 0.328, SLG: 0.402		X FF 96 0-0 ② G1-3			C CU 80 B CU 80 C FF 95 F FF 96 F FF 95 B CU 79 X SL 88 2-2 49 S 1B	D CU 76 C SI 91 S SI 91 C CU 78 1-3 ③ K			B FF 94 C SL 87 B SL 81 F FF 94 X SL 90 2-2 49 SH1-3 3 G6-3 2B	4	1	2	0	0	1	1
4 Nick Fortes, R (1, 2) OBP: 0.280, SLG: 0.321		B FF 97 C FF 96 F SL 86 S SL 84 1-3 ③ K			X SL 86 0-0 ② F9		X SI 90 0-0 ① G6-3		B CU 75 B FF 93 B CH 86 B FF 94 4-0 3 G6-3 49 SH1-3 BB	3	0	0	0	1	1	1
49 Jonathan Davis, R (1, 9) OBP: 0.326, SLG: 0.407			C CU 79 F FF 94 S FF 95 0-3 ① K		B FF 96 C FF 94 S FF 95 F FF 96 B ST 85 B ST 87 C FF 96 3-3 ③ K 1-2		B CU 75 B CU 76 C SI 90 B SI 91 B SI 90 4-1 3 1B BB		X SL 90 0-0 ① SH1-3 1-2 2-3	2	0	0	0	1	2	1
Inning Stats	R: 0 H: 1 E: 0 LOB: 1 K: 0 BB: 0 S: 9 P: 15	R: 1 H: 1 E: 0 LOB: 0 K: 1 BB: 0 S: 8 P: 9	R: 0 H: 0 E: 0 LOB: 0 K: 2 BB: 0 S: 8 P: 12	R: 0 H: 0 E: 0 LOB: 0 K: 3 BB: 0 S: 10 P: 12	R: 0 H: 1 E: 0 LOB: 1 K: 2 BB: 0 S: 13 P: 20	R: 3 H: 1 E: 0 LOB: 1 K: 2 BB: 3 S: 17 P: 32	R: 0 H: 1 E: 0 LOB: 1 K: 0 BB: 1 S: 6 P: 14	R: 1 H: 1 E: 0 LOB: 0 K: 0 BB: 0 S: 14 P: 20	R: 1 H: 1 E: 0 LOB: 2 K: 1 BB: 2 S: 14 P: 26	1B: 4 SF: 0 2B: 1 SAC: 1 3B: 0 DP: 1 HR: 2 HBP: 0						

TOP

Miami Marlins @ Boston Red Sox

Fenway Park, Boston, MA

Wed Jun 28 2023, 7:12 PM - 11:02 PM EDT

Att. 34,261 - Cloudy - 77 F

livebaseballscorecards.com

AB	32
R	6
H	7
RBI	5
BB	6
SO	11
LOB	11

MIAMI

PITCHER		IP	WLS	BF	H	R	ER	SO	BB	IBB	HBP	BLK	WP	HR	S	P	ERA	WHIP
61 Kaleb Ort, R ERA: 5.66	(1, 1)	2.0		8	2	1	1	1	0	0	0	0	0	1	17	24	4.50	1.000
37 Nick Pivetta, R ERA: 5.1	(3, 1)	3.1	L	13	1	2	2	7	2	0	0	0	0	0	38	59	5.40	0.900
25 Josh Winckowski, R ERA: 3.02	(6, 1)	0.1		3	1	1	1	1	1	0	0	0	1	0	7	13	27.00	6.000
83 Brennan Bernardino, L ERA: 2.25	(6, 1)	1.1		5	1	0	0	1	1	0	0	0	0	0	9	18	0.00	1.500
72 Chris Murphy, L ERA: 1.8	(8, 1)	2.0		10	2	2	2	1	2	0	0	0	0	1	28	46	9.00	2.000

PITCHER		IP	WLS	BF	H	R	ER	SO	BB	IBB	HBP	BLK	WP	HR	S	P	ERA	WHIP

BOTTOM

Miami Marlins @ Boston Red Sox

Fenway Park, Boston, MA

Wed Jun 28 2023, 7:12 PM - 11:02 PM EDT

Att. 34,261 - Cloudy - 77 F

livebaseballscorecards.com

Batter	1	2	3	4	5	6	7	8	9	AB	R	H	RBI	BB	SO	LOB
99 Alex Verdugo, L (1, 9) OBP: 0.374, SLG: 0.471	C SI 90 B SI 91 B FC 88 C SI 91 C SI 92 2-3 ① K		C SI 89 B SI 91 B SL 83 S FC 87 X FC 88 2-2 ②③ G4-3 1-2			C SI 96 B CH 91 X FF 98 1-1 ① F8		C SL 91 B FF 98 B FF 97 B SL 90 X FF 97 3-1 ② L7		4	0	0	0	0	1	1
2 Justin Turner, R (1, 3) OBP: 0.351, SLG: 0.444	F SI 91 F SL 82 B FC 88 B SI 90 X CU 76 2-2 ② F8			B FC 86 X SI 90 1-0 ① F9		X FF 97 0-0 ② G5-3		F SL 91 F SL 89 B SL 90 F FF 97 F FF 98 F FF 98 S FF 96 1-3 ③ K		4	0	0	0	0	1	0
30 Rob Refsnyder, R (1, 7) OBP: 0.399, SLG: 0.354	B SI 91 C SI 91 B CU 76 B FC 87 X SI 90 3-1 11 FC6 1B			C SL 81 B CH 82 C SI 91 X SL 83 1-2 ② G6-3		C SI 99 B FC 88 B FF 97 F SI 97 X FC 88 2-2 1B			C SI 94 B FF 94 X SL 86 1-1 ① L7	4	0	2	0	0	0	0
11 Rafael Devers, L (1, 5) OBP: 0.313, SLG: 0.493	B SI 90 X SI 90 1-0 ③ FC6 1-2f			X CU 77 0-0 HR		B CH 91 S SI 97 X CH 91 1-1 ③ G3			B SI 94 B CH 87 B SI 94 C SI 94 F SI 93 F SI 94 X CH 87 3-2 18 1B 16 1B 1B	4	2	2	1	0	0	2
18 Adam Duvall, R (1, 10) OBP: 0.356, SLG: 0.562		C FC 88 X CU 78 0-1 ① L5	C SL 81 C SI 90 B FC 87 B SL 83 B SI 91 F SL 82 F FC 87 B SI 90 4-2 BB				C FC 88 B CH 88 B FC 86 S SI 95 F FC 87 S FF 96 2-3 ① K		B FF 92 X SI 93 1-0 16 1B 1-2 1B	3	0	1	0	1	1	0
39 Christian Arroyo, R (1, 4) OBP: 0.280, SLG: 0.396 16 Jarren Duran, L (7, PH) OBP: 0.347, SLG: 0.441 (8, 8)		C SI 90 X FC 87 0-1 ② L6	X FC 86 0-0 ③ F9				X SI 98 0-0 5 S 1B		C SI 93 F SL 85 B SI 94 F FF 92 B SI 94 D SL 86 X SI 94 3-2 7 G4-6-3 1B 1-3 2-H	2	0	0	0	0	0	1
5 Enrique Hernández, R (1, 8) OBP: 0.287, SLG: 0.341 (8, 4) 7 Masataka Yoshida, L (9, PH) OBP: 0.371, SLG: 0.465		C SI 90 B CH 84 S SL 82 B SL 83 F SI 91 F SL 83 X FC 88 2-2 ③ P4		B SI 89 C SI 90 F FC 87 B SL 82 B SL 82 X SI 90 3-2 ① G6-3			C FC 87 S FC 88 1 SAFE F FC 87 S SI 96 0-3 ② K 1-2		B ST 86 S ST 83 X FF 96 1-1 ②③ G4-6-3 1-2f	3	0	0	0	0	1	1
										1	0	0	0	0	0	2
12 Connor Wong, R (1, 2) OBP: 0.290, SLG: 0.407 36 Triston Casas, L (7, PH) OBP: 0.333, SLG: 0.404 77 Caleb Hamilton, R (8, 2)		C CU 76 F FC 87 B SL 83 X SI 90 1-2 ① G6-3		S SL 80 F CH 84 C SL 83 0-3 ② K			C FF 96 B FF 96 B SL 83 F FF 96 S SL 85 2-3 ③ K			2	0	0	0	0	1	0
										1	0	0	0	0	1	1
										0	0	0	0	0	0	0
70 David Hamilton, L (1, 6) OBP: 0.235, SLG: 0.133			B SI 89 X SI 90 1-0 99 CS 1B	C SL 82 X SL 82 0-1 ③ G3				S FF 97 X SL 90 0-1 ① P6		3	0	1	0	0	0	0

Inning Stats	R: 0 E: 0 K: 1 S: 9	H: 1 LOB: 1 BB: 0 P: 17	R: 0 E: 0 K: 0 S: 9	H: 0 LOB: 0 BB: 0 P: 11	R: 0 E: 0 K: 0 S: 7	H: 1 LOB: 0 BB: 0 P: 11	R: 1 E: 0 K: 0 S: 10	H: 1 LOB: 1 BB: 1 P: 16	R: 0 E: 0 K: 1 S: 8	H: 0 LOB: 0 BB: 0 P: 11	R: 0 E: 0 K: 0 S: 8	H: 1 LOB: 1 BB: 0 P: 12	R: 0 E: 0 K: 3 S: 12	H: 1 LOB: 1 BB: 0 P: 16	R: 0 E: 0 K: 1 S: 10	H: 0 LOB: 0 BB: 0 P: 14	R: 1 E: 0 K: 0 S: 13	H: 3 LOB: 1 BB: 0 P: 22	1B: 7 2B: 0 3B: 0 HR: 1	SF: 0 SAC: 0 DP: 1 HBP: 0	WP: 0 PB: 0 SB: 1 CS: 1	PA: 34

	AB	33
	R	2
	H	8
	RBI	2
	BB	1
	SO	6
	LOB	8

PITCHER		IP	WLS	BF	H	R	ER	SO	BB	IBB	HBP	BLK	WP	HR	S	P	ERA	WHIP
29 Braxton Garrett, L ERA: 3.53	(1, 1)	5.0	W	18	3	1	1	2	1	0	0	0	0	1	43	66	1.80	0.800
31 Huascar Brazoban, R ERA: 3.4	(6, 1)	1.2	H	7	2	0	0	2	0	0	0	0	0	0	17	23	0.00	1.200
43 Andrew Nardi, L ERA: 2.6	(7, 1)	0.1	H	1	0	0	0	1	0	0	0	0	0	0	3	5	0.00	0.000
66 Tanner Scott, L ERA: 3.32	(8, 1)	1.0		3	0	0	0	1	0	0	0	0	0	0	10	14	0.00	0.000
36 Dylan Floro, R ERA: 4.4	(9, 1)	0.1		4	3	1	1	0	0	0	0	0	0	0	11	19	27.00	9.000

PITCHER		IP	WLS	BF	H	R	ER	SO	BB	IBB	HBP	BLK	WP	HR	S	P	ERA	WHIP
35 A.J. Puk, L ERA: 3.0	(9, 1)	0.2	S	1	0	0	0	0	0	0	0	0	0	0	2	3	0.00	0.000

Batter	1	2	3	4	5	6	7	8	9	AB	R	H	RBI	BB	SO	LOB
3 Luis Arraez, L (1, 3) OBP: 0.444, SLG: 0.485	C SI 94 B FF 96 X FF 95 1-1 ① F7		B FF 96 B SI 94 X SI 95 2-0 ③ L1			C FF 96 X FF 96 0-1 ③ P4		0-0 IBB		3	0	0	0	1	0	0
12 Jorge Soler, R (1, 10) OBP: 0.343, SLG: 0.512	S SI 95 C SI 96 C SI 95 0-3 ② K			F SL 81 S CH 86 B CH 86 X SI 95 1-2 ① G5-3			B SI 94 C SI 94 S SI 95 S CH 86 1-3 ① K	F FF 97 C FC 93 S FS 89 0-3 ③ K		4	0	0	0	0	3	3
14 Bryan De La Cruz, R (1, 7) OBP: 0.329, SLG: 0.431 49 Jonathan Davis, R (9, PR) OBP: 0.326, SLG: 0.407 (9, 7)	B SI 97 C SI 96 X SI 96 1-1 ③ G6-3			B SI 93 X SI 95 1-0 ② G4-3			C SI 96 X CH 86 0-1 ② L5		B FC 93 X FC 91 1-0 2 CS 1B	4 0	0 0	1 0	0 0	0 0	0 0	0 0
2 Jazz Chisholm Jr., L (1, 8) OBP: 0.304, SLG: 0.449		B CH 85 B FF 94 B FF 95 C FF 94 F FF 95 X FF 98 3-2 E3 18 G1-3		S FC 90 B FF 96 B CH 86 S CH 86 X FF 96 2-2 ③ F7			C FF 96 B FC 90 X CH 87 1-1 ③ F8		B FC 93 B FC 94 X SI 94 2-0 ① 1-2 HR	4	1	1	1	0	0	0
9 Jean Segura, R (1, 5) OBP: 0.262, SLG: 0.252		B SI 96 B SI 96 S SI 94 B SI 96 F SI 95 S SI 95 3-3 ① K			B SI 94 C SI 94 X CH 84 1-1 ① G5-3			C SI 94 X SI 94 0-1 18 1B 5 1B 1B	S FC 93 X FC 94 0-1 ② P4	4	1	1	0	0	1	2
18 Joey Wendle, L (1, 6) OBP: 0.333, SLG: 0.405		F FF 96 B FF 96 C FF 96 X FF 96 1-2 ② G1-3 2-3			B FF 95 F CH 86 B SI 95 B FF 95 X FF 96 3-1 ② F7			C SI 96 F FC 88 B FF 95 B FF 94 X CH 85 2-2 7 1B 5 1B 4 G5-2-3 1-3 1B	C FC 93 X SL 84 0-1 5 S 1B	4	0	2	0	0	0	1
5 Jon Berti, R (1, 4) OBP: 0.315, SLG: 0.339		C SI 95 B SI 96 B SI 96 S SI 96 F SI 96 X SI 96 2-2 ③ L9			C SL 83 B CH 86 F SI 96 S CH 87 1-3 ③ K			T SI 94 F SI 95 B FF 96 X SI 95 1-2 4 G5-2-3 7 1B 1-2 3-H 1B	1 SAFE B FC 92 C FC 91 B FC 94 B FC 92 C FC 93 C FC 95 3-3 ③ K 1-2	4	0	1	1	0	2	2
7 Jesús Sánchez, L (1, 9) OBP: 0.316, SLG: 0.439			C CH 83 B CH 85 S FF 94 B FF 94 B FC 89 B FF 95 4-2 4 G4-6-3 BB			B FF 95 C SI 93 F SI 95 F FC 90 F CH 87 B SL 86 B FF 96 F SI 93 F FF 96 3-3 ① S CH 86 K		B FC 93 B FC 93 F FF 95 X FC 93 2-1 4 G5-2-3 1-2 2-3 1B	2	0	1	0	1	1	0
4 Nick Fortes, R (1, 2) OBP: 0.275, SLG: 0.315			C SI 94 B SL 81 F SI 94 X SI 93 1-2 ① ② G4-6-3 1-2f			B SI 96 C SI 95 B SL 83 X SI 95 2-1 ② G5-3		F FC 93 B FC 92 X FC 92 1-1 ① ② G5-2-3 1-2 2-3 3-Hf		3	0	0	0	0	0	4
Inning Stats	R: 0 E: 0 K: 1 S: 7 H: 0 LOB: 0 BB: 0 P: 9	R: 0 E: 1 K: 1 S: 13 H: 0 LOB: 1 BB: 0 P: 22	R: 0 E: 0 K: 0 S: 6 H: 0 LOB: 0 BB: 1 P: 13	R: 0 E: 0 K: 0 S: 7 H: 0 LOB: 0 BB: 0 P: 11	R: 0 E: 0 K: 1 S: 7 H: 0 LOB: 0 BB: 0 P: 12	R: 0 E: 0 K: 1 S: 11 H: 0 LOB: 0 BB: 0 P: 16	R: 0 E: 0 K: 1 S: 7 H: 0 LOB: 0 BB: 0 P: 9	R: 1 E: 0 K: 1 S: 15 H: 4 LOB: 3 BB: 1 P: 21	R: 1 E: 0 K: 1 S: 9 H: 3 LOB: 2 BB: 0 P: 15	1B: 6 2B: 0 3B: 0 HR: 1	SF: 0 SAC: 0 DP: 2 HBP: 0	WP: 0 PB: 0 SB: 1 CS: 1	PA: 34				

PITCHER		IP	WLS	BF	H	R	ER	SO	BB	IBB	HBP	BLK	WP	HR	S	P	ERA	WHIP
66 Brayan Bello, R ERA: 3.08	(1, 1)	7.0	L	24	2	1	1	5	1	0	0	0	0	0	63	99	1.29	0.429
55 Chris Martin, R ERA: 1.82	(8, 1)	1.0		5	2	0	0	1	0	1	0	0	0	0	10	14	0.00	2.000
74 Kenley Jansen, R ERA: 3.29	(9, 1)	1.0		5	3	1	1	1	0	0	0	0	0	1	9	15	9.00	3.000

PITCHER	IP	WLS	BF	H	R	ER	SO	BB	IBB	HBP	BLK	WP	HR	S	P	ERA	WHIP

TOP

Miami Marlins @ Boston Red Sox

Fenway Park, Boston, MA

Thu Jun 29 2023, 6:13 PM - 8:34 PM EDT

Att. 36,559 - Partly Cloudy - 77 F

livebaseballscorecards.com

AB	32
R	2
H	7
RBI	2
BB	2
SO	7
LOB	12

MIAMI

Miami Marlins @ Boston Red Sox

Fenway Park, Boston, MA

Thu Jun 29 2023, 6:13 PM - 8:34 PM EDT

Att. 36,559 - Partly Cloudy - 77 F

livebaseballscorecards.com

Batter	1	2	3	4	5	6	7	8	9	AB	R	H	RBI	BB	SO	LOB
99 Alex Verdugo, L (1, 9) OBP: 0.373, SLG: 0.468	C FF 96 B FF 97 X FF 98 1-1 11 BB 1B		C FF 96 S SL 85 B CH 88 X FF 98 1-2 ② G3			C SL 82 F CH 88 S SL 86 0-3 ② K		C FF 96 B SL 88 B FF 96 S FF 96 S SL 89 2-3 ② K		4	0	1	0	0	2	1
2 Justin Turner, R (1, 3) OBP: 0.347, SLG: 0.438	X FF 97 0-0 ① F8		C SL 85 B CH 88 X FF 96 1-1 ③ G5-3			B SL 85 B CH 89 X FF 98 2-0 ③ L4		S FF 97 B FF 96 F SL 91 F FF 97 S FF 96 1-3 ③ K		4	0	0	0	0	1	2
30 Rob Refsnyder, R (1, 7) OBP: 0.387, SLG: 0.342	B FF 97 F FF 98 S SL 85 S CH 89 1-3 ② K			C SL 83 S SL 83 S FF 96 0-3 ① K			F CH 86 X FF 95 0-1 ① P4		F FF 97 B FF 95 S ST 82 B ST 83 F ST 82 F FF 96 S FF 96 2-3 ① K	4	0	0	0	0	3	1
11 Rafael Devers, L (1, 5) OBP: 0.315, SLG: 0.492	B FF 98 F CH 89 B SL 86 F FF 98 D CH 90 B FF 99 4-2 1-2 BB			B FF 96 F CH 89 B CH 88 F FF 98 F SL 87 X FF 98 2-2 ② G6-3			F SI 96 X FF 97 0-1 18 1B 1B		S SI 97 B ST 84 F SI 95 F ST 85 S FF 96 1-3 ② K	3	0	1	0	1	1	0
18 Adam Duvall, R (1, 8) OBP: 0.352, SLG: 0.548	S SL 86 B FF 98 F FF 98 F SL 86 F CH 89 X FF 98 1-2 ③ G6-3			S CH 88 F FC 92 B CH 90 S FF 98 1-3 ③ K			B FF 97 B SL 85 F CH 88 S FF 97 X SL 85 2-2 1-2 1B		C FF 95 B ST 83 S FF 96 X FF 95 1-2 ③ F9	4	0	1	0	0	1	2
7 Masataka Yoshida, L (1, 10) OBP: 0.367, SLG: 0.460		C FF 95 C SL 85 B SL 85 B SL 84 F SL 85 F FF 98 S SL 85 2-3 ① K			F FF 94 F FF 96 B SL 85 B SL 85 F FF 96 X CH 89 2-2 ① G1-3		S SL 84 B SL 83 C FF 94 S SL 84 1-3 ② K			3	0	0	0	0	2	2
39 Christian Arroyo, R (1, 4) OBP: 0.274, SLG: 0.387		S SL 85 B FF 97 S SL 85 X FF 97 1-2 ② G6-3			S SL 84 B FF 96 S SL 84 B SL 85 S SL 86 2-3 ② K		B SL 84 S SL 84 X FF 95 1-1 ③ G1			3	0	0	0	0	1	2
5 Enrique Hernández, R (1, 6) OBP: 0.287, SLG: 0.341 70 David Hamilton, L (8, PR) OBP: 0.235, SLG: 0.133 (9, 6)		C FF 96 S CH 88 B CH 89 S SL 86 1-3 ③ K			C CH 88 B CH 87 B SL 86 B SI 97 F SI 97 C FF 98 3-3 ③ K			X SL 90 0-0 1B		3 0	0 0	1 0	0 0	0 0	2 0	0 0
12 Connor Wong, R (1, 2) OBP: 0.286, SLG: 0.400			B CH 86 F FF 95 C FF 96 F CH 88 S FF 98 1-3 ① K			L CH 92 F SL 83 B SL 85 F FF 96 F SL 85 F SL 84 X CH 88 1-2 ① F7		X FF 95 0-0 ① B3		3	0	0	0	0	1	1

	AB	31
	R	0
	H	4
	RBI	0
	BB	1
	SO	14
	LOB	11

Inning Stats	1	2	3	4	5	6	7	8	9
	R: 0 E: 0 K: 1 S: 13	H: 1 LOB: 2 BB: 1 P: 20	R: 0 E: 0 K: 2 S: 11	H: 0 LOB: 0 BB: 0 P: 15	R: 0 E: 0 K: 1 S: 9	H: 0 LOB: 0 BB: 0 P: 12	R: 0 E: 0 K: 2 S: 10	H: 0 LOB: 0 BB: 0 P: 13	R: 0 E: 0 K: 1 S: 10	H: 0 LOB: 0 BB: 0 P: 13	R: 0 E: 0 K: 1 S: 12	H: 2 LOB: 2 BB: 0 P: 16	R: 0 E: 0 K: 2 S: 9	H: 1 LOB: 1 BB: 0 P: 12	R: 0 E: 0 K: 2 S: 12	H: 0 LOB: 0 BB: 0 P: 16

	1B: 4	SF: 0	WP: 0	PA: 32
	2B: 0	SAC: 0	PB: 0	
	3B: 0	DP: 0	SB: 0	
	HR: 0	HBP: 0	CS: 0	

PITCHER		IP	WLS	BF	H	R	ER	SO	BB	IBB	HBP	BLK	WP	HR	S	P	ERA	WHIP
44 Jesús Luzardo, L ERA: 3.53	(1, 1)	6.1		23	3	0	0	9	1	0	0	0	0	0	70	99	0.00	0.632
43 Andrew Nardi, L ERA: 2.55	(7, 1)	0.2	W	2	0	0	0	1	0	0	0	0	0	0	5	7	0.00	0.000
66 Tanner Scott, L ERA: 3.23	(8, 1)	1.0	H	4	1	0	0	2	0	0	0	0	0	0	9	12	0.00	1.000
35 A.J. Puk, L ERA: 2.88	(9, 1)	1.0	S	3	0	0	0	2	0	0	0	0	0	0	12	16	0.00	0.000

PITCHER	IP	WLS	BF	H	R	ER	SO	BB	IBB	HBP	BLK	WP	HR	S	P	ERA	WHIP

Batter	1	2	3	4	5	6	7	8	9	AB	R	H	RBI	BB	SO	LOB
16 Jarren Duran, L (1, 8) OBP: 0.344, SLG: 0.449	B FF 93 B FF 94 C FF 94 S CH 86 F CH 86 S CH 82 2-3 K ①		B SV 81 S SV 83 X CH 85 1-1 G4-3 ③			X CH 85 0-0 2-H HR	B CU 80 X CU 79 1-0 F7 ③		B FF 93 C FF 93 X SL 88 1-1 F9 ③	5	1	1	2	0	1	3
99 Alex Verdugo, L (1, 9) OBP: 0.371, SLG: 0.465	C FF 95 B FF 94 B CH 84 C SI 94 F SV 84 F SI 95 S SV 84 2-3 K ②			C FF 94 B CH 82 F CH 85 S CH 86 1-3 K ①		B SI 95 S SV 84 C FF 94 S SV 84 1-3 K ①		F CU 78 C FF 94 B CU 81 F CU 80 B FF 94 X FF 95 2-2 7 1B 2 SF8 1B		4	1	1	0	0	3	0
7 Masataka Yoshida, L (1, 7) OBP: 0.372, SLG: 0.475	B SV 84 X FF 94 1-0 1B			B SI 95 C CH 85 B SI 94 X CH 83 2-1 P6 ②		B SV 84 X CH 85 1-0 HR		B FF 93 C FF 92 B FF 94 X CU 82 2-1 11 S 1-3 1B		4	1	3	1	0	0	0
11 Rafael Devers, L (1, 5) OBP: 0.312, SLG: 0.485	F FF 95 B CH 86 F CH 86 B FF 95 F SI 94 X CH 86 2-2 F9 ③			X FF 95 0-0 G4-3 ③		B FF 96 B SI 93 F SI 95 S SI 95 B FF 95 S SV 84 3-3 K ②		B FF 94 T FF 93 B FF 94 C FF 93 D CU 81 X FF 94 3-2 G4-3 ① 1-2		4	0	0	0	0	1	3
2 Justin Turner, R (1, 10) OBP: 0.346, SLG: 0.447		B FF 94 B FF 94 C SI 93 B SV 82 C SI 94 F SI 95 F SI 95 T SI 95 3-2 K ①			B SV 83 C SI 94 F SI 93 F CH 87 F CH 84 F SI 95 B SV 84 B SV 83 X SI 95 3-2 HR	C FF 94 F CH 82 F FF 95 B SV 83 B FF 95 C FF 95 2-3 K ③		X FF 93 0-0 SF8 ② 3-H	3	1	1	2	0	2	0
36 Triston Casas, L (1, 3) OBP: 0.332, SLG: 0.402		B SV 80 B SV 80 B SI 95 X FF 93 3-0 G3 ②			B CH 86 B CH 87 X SI 93 2-0 L4 ①		B CU 79 X FF 94 1-0 70 BB 1B	B FF 94 S FF 94 B FF 95 F CU 81 S FF 95 2-3 K ③		4	0	1	0	0	1	1
39 Christian Arroyo, R (1, 4) OBP: 0.267, SLG: 0.376		B SI 92 B SI 94 X SI 94 2-0 G5-3 ③			F SV 81 B SI 94 C SI 94 F CH 85 B SV 83 X SV 84 2-2 G6-3 ②		F SI 94 T SI 95 S ST 80 0-3 K ①		B FF 94 F SL 90 F SL 86 X ST 85 1-2 F9 ①	4	0	0	0	0	1	1
70 David Hamilton, L (1, 6) OBP: 0.286, SLG: 0.222			F FF 94 C CH 85 X SI 94 0-2 F7 ①		C SV 81 B FF 95 S CH 85 B CH 85 F FF 95 C SV 84 2-3 K ③		B FF 94 C CU 80 B FF 95 1 SAFE B FF 94 C FF 95 B FF 94 4-2 1-2 BB		B FF 94 X FF 95 1-0 12 F8 2B	3	0	1	0	1	1	0
12 Connor Wong, R (1, 2) OBP: 0.285, SLG: 0.402			X FF 95 0-0 F9 ②			C FF 94 X SV 83 0-1 16 HR 2B	F ST 80 F SI 93 B ST 80 B FF 95 F ST 80 F SI 94 2 SAFE F ST 80 C ST 80 2-3 K ②		B FF 94 B SL 88 S SL 88 F FF 94 F SL 87 X FF 94 2-2 F8 ② 2-3	4	1	1	0	0	1	3
Inning Stats	R: 0 E: 0 K: 2 S: 14 H: 1 LOB: 1 BB: 0 P: 21	R: 0 E: 0 K: 1 S: 7 H: 0 LOB: 0 BB: 0 P: 15	R: 0 E: 0 K: 0 S: 6 H: 0 LOB: 0 BB: 0 P: 7	R: 0 E: 0 K: 1 S: 6 H: 0 LOB: 0 BB: 0 P: 9	R: 1 E: 0 K: 1 S: 15 H: 1 LOB: 0 BB: 0 P: 24	R: 3 E: 0 K: 3 S: 15 H: 3 LOB: 0 BB: 0 P: 22	R: 0 E: 0 K: 2 S: 13 H: 1 LOB: 2 BB: 1 P: 21	R: 1 E: 0 K: 1 S: 13 H: 2 LOB: 1 BB: 0 P: 22	R: 0 E: 0 K: 0 S: 10 H: 1 LOB: 1 BB: 0 P: 15	1B: 4 2B: 2 3B: 0 HR: 3 SF: 1 SAC: 0 DP: 0 HBP: 0						

PITCHER		IP	WLS	BF	H	R	ER	SO	BB	IBB	HBP	BLK	WP	HR	S	P	ERA	WHIP
17 José Berríos, R ERA: 3.74	(1, 1)	6.0	L	23	5	4	4	8	0	0	0	0	0	3	63	98	6.00	0.833
57 Trent Thornton, R ERA: 1.69	(7, 1)	1.1		8	3	1	1	2	1	0	0	0	0	0	22	37	6.75	3.000
45 Mitch White, R ERA: 3.38	(8, 1)	1.2		6	1	0	0	1	0	0	0	0	0	0	14	21	0.00	0.600

PITCHER	IP	WLS	BF	H	R	ER	SO	BB	IBB	HBP	BLK	WP	HR	S	P	ERA	WHIP

TOP

Boston Red Sox @ Toronto Blue Jays

Rogers Centre, Toronto, ON

Fri Jun 30 2023, 7:10 PM - 9:38 PM EDT

Att. 37,218 - Roof Closed - 68 F

livebaseballscorecards.com

AB	35
R	5
H	9
RBI	5
BB	1
SO	11
LOB	11

WP: 0	PB: 0	SB: 1	CS: 0	PA: 37														

Batter	1	2	3	4	5	6	7	8	9	AB	R	H	RBI	BB	SO	LOB
4 George Springer, R (1, 9) OBP: 0.330, SLG: 0.410	B FF 94 F FF 95 S FF 96 S FF 97 1-3 K ①		S FC 86 F FF 97 S FC 87 0-3 K ③			B KC 83 B CH 86 F FF 96 F FF 97 B FF 98 X FC 88 3-2 G5-3 ③			X FF 94 0-0 E5	4	0	0	0	0	2	1
11 Bo Bichette, R (1, 6) OBP: 0.346, SLG: 0.500	F FF 96 F FF 97 F KC 83 F FF 98 S KC 82 0-3 K2-3 ②			S CH 86 B FF 97 B FC 88 T FF 96 B FF 98 B FF 97 4-2 27 G6-4-3 BB			C FF 95 F FF 95 B FF 97 B KC 83 F FF 97 B FC 86 X FC 86 3-2 L7 ①		F FF 96 F FF 97 C FC 93 0-3 K ①	3	0	0	0	1	2	1
27 Vladimir Guerrero Jr., R (1, 3) OBP: 0.348, SLG: 0.452	C FF 97 X FF 97 0-1 F8 ③			C FF 97 D CH 88 X CH 86 1-1 G6-4-3 ①② 1-2f			C FF 96 X KC 84 0-1 P6 ②		B SL 85 F FF 97 S FF 97 F FF 98 F FF 99 D SL 86 F FF 97 X FF 97 2-2 F9 ②	4	0	0	0	0	0	2
26 Matt Chapman, R (1, 5) OBP: 0.339, SLG: 0.450		C KC 81 B FF 96 B FF 95 S FC 87 F FF 97 B FC 85 S FF 97 3-3 K ①		F FF 97 B FF 98 C FF 98 F FC 88 C KC 86 1-3 K ③			X KC 82 0-0 G5-3 ③		B FF 98 X FF 98 1-0 P4 ③	4	0	0	0	0	2	1
30 Alejandro Kirk, R (1, 10) OBP: 0.337, SLG: 0.328		B KC 81 B KC 83 C FF 97 B FF 96 X FF 97 3-1 F8 ②			C FF 94 B CH 86 F FF 96 X FF 97 1-2 F9 ①			C KC 81 X FF 94 0-1 25 FC5 15 BB 1B		3	0	1	0	0	0	0
9 Danny Jansen, R (1, 2) OBP: 0.266, SLG: 0.448		F FF 97 B FC 86 F FC 87 B FF 98 B KC 83 X FF 97 3-2 F9 ③			B FC 85 B FF 96 B KC 83 C FF 97 X FF 97 3-1 P4 ②			B FF 95 D KC 80 F FF 95 X FF 95 2-1 F7 ①		3	0	0	0	0	0	1
15 Whit Merrifield, R (1, 7) OBP: 0.343, SLG: 0.366			B FF 95 C KC 82 S FC 87 S FC 87 1-3 K ①		B FF 96 S FF 97 F CH 84 S FC 86 1-3 K ③			B KC 80 B FF 94 B FF 96 B FF 96 4-0 25 FC5 1-2 BB		2	0	0	0	1	2	0
25 Daulton Varsho, L (1, 8) OBP: 0.290, SLG: 0.392			C KC 84 B FF 97 B FF 97 S FC 87 X FF 98 2-2 G6-3 ②			C FF 95 B KC 83 X FF 96 1-1 5 G6-4-3 1B		B FF 96 C FF 96 B FF 96 F FF 97 F FC 86 F FF 97 X FC 87 2-2 FC5 ② 1-2 2-3f		3	0	1	0	0	0	2
5 Santiago Espinal, R (1, 4) OBP: 0.310, SLG: 0.304 13 Brandon Belt, L (8, PH) OBP: 0.364, SLG: 0.417 28 Ernie Clement, R (9, 4) OBP: 0.375, SLG: 0.429			C FF 97 S FC 87 X FC 88 0-2 1B			B KC 81 C FF 95 X FC 87 1-1 G6-4-3 ①② 1-2f		F FC 93 B FC 92 B FF 97 S FF 96 S FF 97 2-3 K ③		2 0 1 0 0 0 1 1 0 0 0 0 1 2 0 0 0 0 0 0 0						
Inning Stats	R: 0 E: 0 K: 2 S: 10 H: 0 LOB: 0 BB: 0 P: 11	R: 0 E: 0 K: 1 S: 9 H: 0 LOB: 0 BB: 0 P: 18	R: 0 E: 0 K: 2 S: 12 H: 1 LOB: 1 BB: 0 P: 15	R: 0 E: 0 K: 1 S: 8 H: 0 LOB: 0 BB: 1 P: 14	R: 0 E: 0 K: 1 S: 8 H: 0 LOB: 0 BB: 0 P: 13	R: 0 E: 0 K: 0 S: 7 H: 1 LOB: 0 BB: 0 P: 12	R: 0 E: 0 K: 0 S: 7 H: 0 LOB: 0 BB: 0 P: 10	R: 0 E: 0 K: 1 S: 12 H: 1 LOB: 2 BB: 1 P: 22	R: 0 E: 1 K: 1 S: 11 H: 0 LOB: 1 BB: 0 P: 14	1B: 3 2B: 0 3B: 0 HR: 0 SF: 0 SAC: 0 DP: 2 HBP: 0						

PITCHER		IP	WLS	BF	H	R	ER	SO	BB	IBB	HBP	BLK	WP	HR	S	P	ERA	WHIP
65 James Paxton, L ERA: 2.7	(1, 1)	7.2	W	26	3	0	0	7	2	0	0	0	0	0	70	110	0.00	0.652
55 Chris Martin, R ERA: 1.8	(8, 1)	0.1		1	0	0	0	1	0	0	0	0	0	0	3	5	0.00	0.000
61 Kaleb Ort, R ERA: 5.4	(9, 1)	1.0		4	0	0	0	1	0	0	0	0	0	0	11	14	0.00	0.000

PITCHER	IP	WLS	BF	H	R	ER	SO	BB	IBB	HBP	BLK	WP	HR	S	P	ERA	WHIP

BOTTOM

Boston Red Sox @ Toronto Blue Jays

Rogers Centre, Toronto, ON

Fri Jun 30 2023, 7:10 PM - 9:38 PM EDT

Att. 37,218 - Roof Closed - 68 F

livebaseballscorecards.com

AB	29
R	0
H	3
RBI	0
BB	2
SO	9
LOB	11

1B: 3	SF: 0	WP: 0	PA: 31
2B: 0	SAC: 0	PB: 0	
3B: 0	DP: 2	SB: 0	
HR: 0	HBP: 0	CS: 0	

Boston Red Sox @ Toronto Blue Jays

Rogers Centre, Toronto, ON

Sat Jul 01 2023, 3:32 PM - 6:36 PM EDT

Att. 41,813 - Overcast - 80 F

TOP

livebaseballscorecards.com

Batter	1	2	3	4	5	6	7	8	9	AB	R	H	RBI	BB	SO	LOB
30 Rob Refsnyder, R (1, 7) OBP: 0.395, SLG: 0.355	B FF 95 B FF 95 B CU 81 B FF 93 4-0 2 S BB	B CU 84 C CU 83 B FF 97 F CU 83 F SL 90 B FF 97 X CU 85 3-2 ③ P3			C FF 96 B CH 88 F FF 96 X SL 89 1-2 2 2B 1B	B CH 84 B CH 83 B FF 93 X FF 94 3-0 99 SF9 1-3 2B		B CU 84 C SI 97 B SL 91 B FF 96 C SI 95 F FF 97 X SI 95 3-2 ② L3		4	1	2	0	1	0	3
99 Alex Verdugo, L (1, 9) OBP: 0.366, SLG: 0.459	C FF 95 C SL 87 B SL 88 C FF 95 1-3 ① K		C FF 95 C FF 96 B SL 89 T SL 89 1-2 ① K		F SL 87 X FF 95 0-1 ① F8	S CH 82 X CH 84 0-1 ② SF9 2-3 3-H		B CU 82 B FF 95 X FF 94 2-0 ③ F8		4	0	0	1	0	2	2
2 Justin Turner, R (1, 3) OBP: 0.350, SLG: 0.463	D CU 83 C FF 96 X CH 88 1-1 ② F8 1-2		C FF 96 X CU 83 0-1 11 HR 1B		1 SAFE C FF 95 B FF 96 F CH 88 B FF 96 X CH 89 2-2 11 1B 1-H 2B	B FF 97 B SL 86 F FF 98 B FF 99 F FF 98 X SL 89 3-2 ③ L7			F FF 94 F FF 94 B FS 86 F FF 94 F FF 94 X FS 85 1-2 HR	5	3	3	2	0	0	2
11 Rafael Devers, L (1, 5) OBP: 0.316, SLG: 0.500	F FF 96 B FF 96 S FF 96 T FF 96 1-2 ③ K		C FF 95 F FF 97 B FF 97 1 SAFE F FF 96 B SL 86 B FF 96 X FF 97 3-2 1-H HR		S FF 96 F FF 95 B SL 88 X FF 96 1-2 7 1B 2-H 1B		F FF 97 S FF 100 F FF 101 B CU 84 B FF 100 F FF 99 B FF 100 X FF 100 3-2 2B		B FF 94 S FF 94 S FF 95 F FF 94 X FS 86 1-2 ① F8	5	2	3	3	0	1	1
18 Adam Duvall, R (1, 8) OBP: 0.336, SLG: 0.520		C CU 80 B FF 95 T FF 96 B SL 88 S FF 96 2-3 ① K	S FF 95 F FF 96 S CU 82 C FF 95 1-3 ② K		C CH 82 B FF 93 2 SAFE X FF 93 1-1 ② F9		B SL 90 B SL 90 C FF 99 C FF 99 C SL 89 2-3 ① K		C SL 87 S SL 85 B SL 86 S FS 85 1-3 ② K	5	0	0	0	0	4	2
7 Masataka Yoshida, L (1, 10) OBP: 0.377, SLG: 0.477 36 Triston Casas, L (9, PH) OBP: 0.335, SLG: 0.409 (9, 10)		B FF 95 C SL 87 B FF 96 X SL 86 2-1 77 BB 5 1B 1B	C FF 96 F FF 96 X CU 86 0-2 ③ G4-3		C FF 92 C FF 93 B CH 83 X CH 82 1-2 2-H 1B		H FF 102 1-0 HBP		X SL 87 0-0 2B	3 1	0 0	2 1	1 0	0 0	0 0	0 0
5 Enrique Hernández, R (1, 6) OBP: 0.287, SLG: 0.340 16 Jarren Duran, L (9, PH) OBP: 0.342, SLG: 0.447 70 David Hamilton, L (9, 6) OBP: 0.286, SLG: 0.222		B FF 95 X CU 82 1-0 77 BB 1-2 1B	X FF 94 0-0 ① P3	C FF 94 S CH 82 X CH 84 0-2 ③ P6		X SL 90 0-0 ② P2		X FS 86 0-0 ③ G3-1	4 1 0	0 0 0	1 0 0	0 0 0	0 0 0	0 0 0	3 1 0
39 Christian Arroyo, R (1, 4) OBP: 0.266, SLG: 0.372		F CU 82 C FF 96 B FF 97 X CU 83 1-2 ② F9	B FF 95 S FF 95 F FF 95 S SL 89 1-3 ② K		F FF 92 B FF 92 F CH 83 B CH 84 X CH 84 2-2 30 2B 99 SF9 1B	T FF 99 B SL 90 S SL 90 B FF 101 X FF 100 2-2 ③ G5-3				4	1	1	0	0	1	4
77 Caleb Hamilton, R (1, 2) 12 Connor Wong, R (9, 2) OBP: 0.285, SLG: 0.402		T FF 96 F FF 96 D SL 89 B FF 97 B CU 83 B FF 97 4-2 1-2 2-3 BB	C FF 96 S CH 89 S FF 96 0-3 ③ K		C FF 93 B FF 93 M CH 84 D CH 82 1 SAFE S CH 85 2-3 ① K			C FF 96 F SI 96 B CU 84 F CU 83 C FF 98 1-3 ① K		3 0	0 0	0 0	0 0	1 0	3 0	1 0
Inning Stats	R: 0 E: 0 K: 2 S: 8 H: 0 LOB: 1 BB: 1 P: 15	R: 0 E: 0 K: 1 S: 15 H: 2 LOB: 3 BB: 1 P: 28	R: 2 E: 0 K: 2 S: 15 H: 2 LOB: 0 BB: 0 P: 20	R: 0 E: 0 K: 2 S: 7 H: 0 LOB: 0 BB: 0 P: 8	R: 3 E: 0 K: 0 S: 19 H: 4 LOB: 1 BB: 0 P: 25	R: 1 E: 0 K: 1 S: 13 H: 2 LOB: 1 BB: 0 P: 23	R: 0 E: 0 K: 1 S: 12 H: 1 LOB: 2 BB: 0 P: 20	R: 0 E: 0 K: 1 S: 9 H: 0 LOB: 0 BB: 0 P: 15	R: 1 E: 0 K: 1 S: 14 H: 2 LOB: 1 BB: 0 P: 17	1B: 7 2B: 4 3B: 0 HR: 2 SF: 1 SAC: 0 DP: 0 HBP: 1						

AB	39
R	7
H	13
RBI	7
BB	2
SO	11
LOB	19

WP: 0	PA: 43
PB: 0	
SB: 1	
CS: 0	

PITCHER		IP	WLS	BF	H	R	ER	SO	BB	IBB	HBP	BLK	WP	HR	S	P	ERA	WHIP
16 Yusei Kikuchi, L ERA: 4.08	(1, 1)	4.1	L	22	7	5	5	7	2	0	0	0	0	1	56	86	10.38	2.077
33 Trevor Richards, R ERA: 3.38	(5, 1)	1.1		7	3	1	1	1	0	0	0	0	0	0	18	27	6.75	2.250
24 Nate Pearson, R ERA: 4.23	(6, 1)	1.1		6	1	0	0	1	0	0	1	0	0	0	15	26	0.00	0.750
93 Yimi García, R ERA: 5.03	(8, 1)	1.0		3	0	0	0	1	0	0	0	0	0	0	9	15	0.00	0.000
50 Erik Swanson, R ERA: 2.97	(9, 1)	1.0		5	2	1	1	1	0	0	0	0	0	1	14	17	9.00	2.000

PITCHER	IP	WLS	BF	H	R	ER	SO	BB	IBB	HBP	BLK	WP	HR	S	P	ERA	WHIP

BOTTOM

Boston Red Sox @ Toronto Blue Jays

Rogers Centre, Toronto, ON

Sat Jul 01 2023, 3:32 PM - 6:36 PM EDT

Att. 41,813 - Overcast - 80 F

livebaseballscorecards.com

Batter	1	2	3	4	5	6	7	8	9	AB	R	H	RBI	BB	SO	LOB
4 George Springer, R (1, 9) OBP: 0.333, SLG: 0.422	F FC 88 F SL 83 X FF 94 0-2 HR		X ST 83 0-0 ② F8			B FC 89 X FC 87 1-0 11 G6-3 1B	B CH 93 F SI 96 C SL 86 S SI 96 1-3 ③ K		C FC 93 X FC 94 0-1 11 2B 27 1B 1B	5	2	3	1	0	1	2
11 Bo Bichette, R (1, 6) OBP: 0.347, SLG: 0.510	F FF 94 S ST 83 S ST 82 0-3 ① K		B FF 93 X KC 82 1-0 HR			B ST 82 X FF 93 1-0 ①② G6-3 1-2f		C SI 96 F FC 89 F SL 85 B SI 96 T CH 93 1-2 ① K	X FC 94 0-0 1-3 27 1B 2B	5	1	2	1	0	2	1
13 Brandon Belt, L (1, 10) OBP: 0.360, SLG: 0.408	S FF 94 F FC 90 S FF 96 0-3 ② K		B FF 94 B FF 94 C FF 94 C FC 88 F FF 95 S FF 95 2-3 ③ K			B FF 94 B FC 88 C FF 93 T FF 94 B FF 94 B FF 95 4-2 BB		S FC 89 C SI 96 B FF 96 B CH 93 S FC 88 2-3 ② K	F FC 94 F FC 95 B SI 97 B FC 96 S SI 97 2-3 ② K	4	0	0	0	1	4	2
27 Vladimir Guerrero Jr., R (1, 3) OBP: 0.348, SLG: 0.449	S SL 83 B FF 95 B ST 82 X FC 89 2-1 ③ F9			B SL 82 B SL 84 C FF 94 S FF 94 B FF 94 S ST 83 3-3 ① K		C SI 97 B SI 97 F SI 97 D FC 91 X SI 97 2-2 ③ G4-3		B SL 87 F FC 88 B SI 97 B CH 94 B SI 96 4-1 26 HR BB	C FC 96 S SL 84 X FC 97 0-2 ③ 2-H 3-H 1B	4	1	1	1	1	1	1
26 Matt Chapman, R (1, 5) OBP: 0.344, SLG: 0.465		B FF 93 B KC 80 B FC 89 B FF 93 4-0 8 S BB	B FF 95 B FC 89 S FF 95 X FC 90 2-1 ② P3				C SI 96 B FC 90 X SI 97 1-1 8 G3 39 E 2B	X SI 96 0-0 1-H HR		3	2	2	2	1	0	0
25 Daulton Varsho, L (1, 7) OBP: 0.290, SLG: 0.391		C FF 93 X KC 79 0-1 ① F8	S FC 90 B FS 85 S SL 83 X FF 95 1-2 ③ G3-1				C FC 89 C SI 96 B CH 92 F SL 85 F SI 97 S FC 89 1-3 ① K	X CH 92 0-0 8 S 9 BB 1B		4	0	1	0	0	1	2
9 Danny Jansen, R (1, 2) OBP: 0.271, SLG: 0.446 28 Alejandro Kirk, R (8, PR) OBP: 0.375, SLG: 0.429 30 Alejandro Kirk, R (9, 2) OBP: 0.337, SLG: 0.328		C FC 88 B FF 94 F ST 81 B FF 94 T ST 82 2-2 ② K			S FF 94 X FF 93 0-1 ① F8		B FC 88 C SI 97 X SI 97 1-1 8 G3 1B	S SI 96 C FC 88 B SL 85 B SI 96 B FC 87 B FC 89 4-2 8 S 1-2 BB		3 0 0	0 0 0	1 0 0	0 0 0	1 0 0	1 0 0
8 Cavan Biggio, L (1, 4) OBP: 0.262, SLG: 0.388		C KC 79 B FF 94 B FC 89 F FF 94 B FF 94 X KC 80 3-2 ③ G3 1-2			C FF 93 B FC 91 F FF 94 F FF 95 B FS 83 X FC 89 2-2 ② P3		B FC 90 C SI 96 F FC 90 X CH 94 1-2 ② G3 1-2 2-3	C FC 94 S FC 93 F FC 95 B FC 94 B FC 95 B FC 94 F FC 94 T FC 96 3-2 ③ K 1-2 2-3		4	0	0	0	0	1	5
39 Kevin Kiermaier, L (1, 8) OBP: 0.330, SLG: 0.437			C KC 79 X FS 81 0-1 ① G3-1		X KC 80 0-0 ③ L1-2-3		B FC 89 F CH 94 B SI 97 S SI 98 B SI 97 F CH 94 2 SAFE F SI 97 B FC 90 4-2 3-H BB		C FC 92 F FC 93 S FC 94 0-3 ① K	3	0	0	0	1	1	0
Inning Stats	R: 1 E: 0 K: 2 S: 11 H: 1 LOB: 0 BB: 0 P: 13	R: 0 E: 0 K: 1 S: 8 H: 0 LOB: 1 BB: 1 P: 17	R: 1 E: 0 K: 1 S: 8 H: 1 LOB: 0 BB: 0 P: 11	R: 0 E: 0 K: 1 S: 8 H: 0 LOB: 0 BB: 0 P: 14	R: 0 E: 0 K: 0 S: 7 H: 0 LOB: 0 BB: 0 P: 9	R: 0 E: 0 K: 0 S: 7 H: 1 LOB: 1 BB: 1 P: 15	R: 1 E: 1 K: 2 S: 19 H: 2 LOB: 2 BB: 1 P: 28	R: 2 E: 0 K: 3 S: 17 H: 2 LOB: 3 BB: 2 P: 31	R: 1 E: 0 K: 2 S: 12 H: 3 LOB: 3 BB: 0 P: 14	1B: 5 2B: 2 3B: 0 HR: 3 SF: 0 SAC: 0 DP: 1 HBP: 0						

	AB	35
	R	6
	H	10
	RBI	5
	BB	5
	SO	12
	LOB	14

WP: 0 PB: 0 SB: 3 CS: 0 PA: 40

PITCHER		IP	WLS	BF	H	R	ER	SO	BB	IBB	HBP	BLK	WP	HR	S	P	ERA	WHIP
50 Kutter Crawford, R ERA: 3.92	(1, 1)	5.2	W	21	3	2	2	5	2	0	0	0	0	2	46	74	3.18	0.882
25 Josh Winckowski, R ERA: 3.28	(6, 1)	2.0		13	4	3	2	4	3	0	0	0	0	1	34	56	9.00	3.500
74 Kenley Jansen, R ERA: 3.45	(8, 1)	1.1	S	6	3	1	1	3	0	0	0	0	0	0	17	22	6.75	2.250

PITCHER	IP	WLS	BF	H	R	ER	SO	BB	IBB	HBP	BLK	WP	HR	S	P	ERA	WHIP

Batter	1	2	3	4	5	6	7	8	9	AB	R	H	RBI	BB	SO	LOB
16 Jarren Duran, L (1, 8) OBP: 0.356, SLG: 0.479	S FF 94 S FF 96 B FF 96 B FF 96 B FS 88 F FF 96 F FF 96 X FS 87 3-2 11 1B 2B		B SL 84 F FF 95 B FF 97 X FS 88 2-1 99 FC4-6 11 1B 2B		T FF 96 X FS 88 0-1 2B		F FF 92 X FF 94 0-1 2 1B 2B	B CH 82 F CH 82 S FF 93 F FF 94 X CH 83 1-2 1B		5	3	5	0	0	0	0
2 Justin Turner, R (1, 10) OBP: 0.350, SLG: 0.460	B FF 96 B SL 87 D SL 86 F FF 96 2 SAFE F FS 87 F FF 98 C FF 97 3-3 K ①		B FF 98 B FF 97 D SL 86 C FF 97 B FF 96 4-1 99 FC4-6 BB		C FF 98 F FF 96 B FF 97 X FF 98 1-2 G6-3 ②		B FF 93 B SL 87 X SL 89 2-0 99 G5-3 99 E 2-H 1B	C FF 94 F FF 93 1 SAFE B FF 94 S FF 94 1-3 K ③		4	1	1	1	1	2	3
99 Alex Verdugo, L (1, 9) OBP: 0.363, SLG: 0.464	B SL 87 C FF 96 X FF 95 1-1 P5 ②		B SL 87 B FF 97 B FF 97 X FF 98 3-0 FC4-6 11 1B 1-2f 2-3 ②		B FF 97 D SL 87 F FF 96 C FF 98 F FF 98 F FF 98 F FS 89 D FS 89 X FF 98 3-2 L8 ③		B FS 84 S FS 85 B FS 85 B FS 85 C FF 94 X FS 85 3-2 G5-3 ① 1-H		X FF 96 0-0 HR	5	1	1	1	0	0	4
11 Rafael Devers, L (1, 5) OBP: 0.326, SLG: 0.505	B FF 98 F FS 88 B FF 98 B FS 89 X FS 88 3-1 2-H 1B		S FF 97 F FF 98 B FF 97 X FS 88 1-2 1-3 3-H 1B			C SI 93 X SL 86 0-1 30 1B 1B	B FS 86 B FS 86 S FS 85 B FF 94 F FS 84 B FS 83 4-2 30 1B BB		B FF 98 B FF 97 F FF 98 F FF 97 B SL 90 B SL 89 4-2 30 S BB	3	0	3	2	2	0	0
30 Rob Refsnyder, R (1, 7) OBP: 0.395, SLG: 0.357	C FF 97 C FF 95 1 SAFE D FS 90 B FS 89 S FF 98 2-3 K ③		C SL 87 X FF 97 0-1 G3 ③			X SI 94 0-0 5 S 1-3 1B	B SL 87 1 SAFE S FS 83 X FS 83 1-1 1-2 1B		D SL 87 C FF 97 S SL 88 S SL 90 1-3 K ① 1-2	5	0	2	0	0	2	4
36 Triston Casas, L (1, 3) OBP: 0.328, SLG: 0.400		S FF 92 B FF 94 C SL 84 S FS 89 1-3 K ①		X FF 93 0-0 G6-3 ①		F SI 93 F SI 94 F SI 94 1 SAFE F SI 94 F SI 95 B SL 89 S SI 95 1-3 K ①	S FF 94 F FF 94 S FF 93 0-3 K ②		X SL 89 0-0 P3 ②	5	0	0	0	0	3	5
5 Enrique Hernández, R (1, 4) OBP: 0.282, SLG: 0.333		B SL 87 C FF 95 F FF 96 F FF 96 F FS 88 B FS 89 B SL 86 F FS 85 S FS 88 3-3 K ②		C FF 94 C FF 95 S FF 95 0-3 K ②		F CU 82 1 SAFE C CU 81 B CU 83 S FF 95 1-3 K ② 1-2	X FF 93 0-0 F8 ③		C FF 98 X SL 90 0-1 G6-3 ③	5	0	0	0	0	3	5
70 David Hamilton, L (1, 6) OBP: 0.280, SLG: 0.190		C FF 95 C FF 96 F FF 97 F FS 89 S FF 98 0-3 K ③		C FF 94 B FF 95 B FS 88 F FF 95 X FF 97 2-2 G3 ③		C SL 90 C CU 82 B FF 95 B FF 96 F FF 96 D CU 84 F SL 90 B CU 82 4-2 BB		C CH 82 S CH 83 S CH 82 0-3 K ①		3	0	0	0	1	2	0
12 Connor Wong, R (1, 2) OBP: 0.279, SLG: 0.394			C FF 92 B FF 93 F SL 85 S FS 88 1-3 K ①		B FF 94 F FF 95 S FS 87 B FS 87 X FF 97 2-2 P3 ①	B SI 95 F SI 95 B CU 84 B SI 94 F SI 95 S FF 96 3-3 K ③		B CH 81 F FF 93 B CH 83 F CH 82 S CH 84 2-3 K ②		4	0	0	0	0	3	3
Inning Stats	R: 1 E: 0 K: 2 S: 16 H: 2 LOB: 1 BB: 0 P: 28	R: 0 E: 0 K: 3 S: 14 H: 0 LOB: 0 BB: 0 P: 18	R: 1 E: 0 K: 1 S: 12 H: 2 LOB: 2 BB: 1 P: 23	R: 0 E: 0 K: 1 S: 7 H: 0 LOB: 0 BB: 0 P: 9	R: 0 E: 0 K: 0 S: 14 H: 1 LOB: 1 BB: 0 P: 20	R: 0 E: 0 K: 3 S: 19 H: 2 LOB: 3 BB: 1 P: 28	R: 2 E: 1 K: 1 S: 14 H: 3 LOB: 2 BB: 1 P: 24	R: 0 E: 0 K: 3 S: 13 H: 1 LOB: 1 BB: 0 P: 17	R: 1 E: 0 K: 1 S: 9 H: 1 LOB: 1 BB: 1 P: 14	1B: 7 2B: 4 3B: 0 HR: 1 SF: 0 SAC: 0 DP: 0 HBP: 0						

TOP

Boston Red Sox @ Toronto Blue Jays

Rogers Centre, Toronto, ON

Sun Jul 02 2023, 1:41 PM - 4:37 PM EDT

Att. 41,455 - Roof Closed - 68 F

livebaseballscorecards.com

AB	39
R	5
H	12
RBI	4
BB	4
SO	15
LOB	24

PITCHER		IP	WLS	BF	H	R	ER	SO	BB	IBB	HBP	BLK	WP	HR	S	P	ERA	WHIP
34 Kevin Gausman, R ERA: 3.04	(1, 1)	5.0		21	5	2	2	7	1	0	0	0	0	0	63	98	3.60	1.200
58 Tim Mayza, L ERA: 1.27	(6, 1)	0.1	H	3	2	0	0	1	0	0	0	0	0	0	9	10	0.00	6.000
93 Yimi García, R ERA: 4.93	(6, 1)	0.2	H	3	0	0	0	2	1	0	0	0	0	0	10	18	0.00	1.500
50 Erik Swanson, R ERA: 3.35	(7, 1)	1.0	B	7	3	2	2	1	1	0	0	0	0	0	14	24	18.00	4.000
33 Trevor Richards, R ERA: 3.29	(8, 1)	1.0		4	1	0	0	3	0	0	0	0	0	0	13	17	0.00	1.000

PITCHER		IP	WLS	BF	H	R	ER	SO	BB	IBB	HBP	BLK	WP	HR	S	P	ERA	WHIP
68 Jordan Romano, R ERA: 3.12	(9, 1)	1.0	L	5	1	1	1	1	1	0	0	0	0	1	9	14	9.00	2.000

Boston Red Sox @ Toronto Blue Jays

Rogers Centre, Toronto, ON

Sun Jul 02 2023, 1:41 PM - 4:37 PM EDT

Att. 41,455 - Roof Closed - 68 F

BOTTOM

Batter	1	2	3	4	5	6	7	8	9	AB	R	H	RBI	BB	SO	LOB
4 George Springer, R (1, 9) OBP: 0.332, SLG: 0.420	B SI 92 F SI 93 F SI 93 X ST 79 1-2 ① G6-3		X FF 94 0-0 ③ 11 S 11 1B 1-2 1B		X ST 84 0-0 ③ G4-3		B FF 94 T FF 95 F FF 95 D CU 80 S FF 96 2-3 ③ K			4	1	1	0	0	1	1
11 Bo Bichette, R (1, 6) OBP: 0.346, SLG: 0.507	C ST 78 F SI 93 F SI 94 B SI 95 C SI 95 1-3 ② K		B SL 82 B SL 84 B FC 91 X FF 96 3-0 ② 1-H 2-H 1B			S FF 94 F FF 94 B ST 85 F FF 95 S CU 80 1-3 ① K		F FC 92 S FS 87 X FF 97 0-2 ① G4-3		4	0	1	2	0	2	0
13 Brandon Belt, L (1, 10) OBP: 0.363, SLG: 0.443	F SI 94 S SI 94 B CH 82 B SI 95 B SI 95 X SI 93 3-2 HR		B SL 85 F FC 91 S FF 97 T FF 97 1-2 ③ K			B FC 89 X CU 80 1-0 HR		S FF 96 T FC 93 B FF 96 X FS 89 1-2 ② G1-3		4	2	2	2	0	1	0
27 Vladimir Guerrero Jr., R (1, 3) OBP: 0.347, SLG: 0.445	B ST 80 B SI 94 X SI 94 2-0 ③ L9			B FF 95 S FC 87 C ST 84 B ST 84 X FF 96 2-2 ① L6		F FF 96 B CU 81 F FF 96 B FF 96 B FF 97 B FC 90 4-2 26 S BB		B FC 93 X SI 96 1-0 ③ G6-3		3	0	0	0	1	0	0
26 Matt Chapman, R (1, 5) OBP: 0.340, SLG: 0.459		C CU 76 B CU 77 C SI 91 B CU 78 S CU 78 2-3 ① K		B CU 79 X CU 80 1-0 ② G5-3		S FF 96 F ST 85 B FF 96 F FF 96 D CU 81 B CU 82 C CU 80 3-3 ② 1-2 K			C ST 79 X SI 92 0-1 ① G6-3	4	0	0	0	0	2	1
25 Daulton Varsho, L (1, 7) OBP: 0.290, SLG: 0.388 5 Santiago Espinal, R (9, PH) OBP: 0.307, SLG: 0.301		C SI 90 F SI 91 X CU 78 0-2 ② F9		B CU 79 F FF 96 S FF 94 B CU 81 B FF 96 B FF 96 4-2 BB		F FF 95 F FF 96 D FC 90 C FC 88 1-3 ③ K			C SI 92 B SI 93 B SI 92 X SI 92 2-1 ② L8	2 1	0 0	0 0	0 0	1 0	1 0	1 0
15 Whit Merrifield, R (1, 4) OBP: 0.339, SLG: 0.361		B CU 77 F CU 78 F SI 92 B CU 78 X CU 78 2-2 ③ G5-3		C FF 94 D FC 90 S FC 91 1 SAFE F FF 95 F CU 80 B ST 85 X FF 96 2-2 ③ F9			C FF 94 F FF 95 B SL 85 F ST 85 F FF 96 C FF 96 1-3 ① K		C ST 78 B SI 93 F SI 92 X SI 94 1-2 ③ F9	4	0	0	0	0	1	1
30 Alejandro Kirk, R (1, 2) OBP: 0.336, SLG: 0.328 28 Ernie Clement, R (7, PR) OBP: 0.375, SLG: 0.429 9 Danny Jansen, R (8, 2) OBP: 0.271, SLG: 0.446			C SI 89 X CU 77 0-1 ① P3		C CU 79 F FC 88 X ST 84 0-2 ① G6-3		C FF 95 X CU 82 0-1 ① 1B			3 0 0	0 0 0	1 0 0	0 0 0	0 0 0	0 0 0	0 0 0
39 Kevin Kiermaier, L (1, 8) OBP: 0.330, SLG: 0.436			B CU 78 B CU 77 F SI 89 X SI 91 2-1 ① 11 S 4 1B 11 1B 1B		B FF 94 C FF 78 F CU 80 B FF 95 S FF 94 2-3 ② K		X CU 79 0-0 ② F7			3	1	1	0	0	1	1
Inning Stats	R: 1 H: 1 E: 0 LOB: 0 K: 1 BB: 0 S: 11 P: 18	R: 0 H: 0 E: 0 LOB: 0 K: 1 BB: 0 S: 9 P: 13	R: 2 H: 3 E: 0 LOB: 0 K: 1 BB: 0 S: 9 P: 15	R: 0 H: 0 E: 0 LOB: 1 K: 0 BB: 1 S: 11 P: 20	R: 0 H: 0 E: 0 LOB: 0 K: 1 BB: 0 S: 7 P: 9	R: 1 H: 1 E: 0 LOB: 1 K: 3 BB: 1 S: 14 P: 24	R: 0 H: 1 E: 0 LOB: 1 K: 2 BB: 0 S: 11 P: 14	R: 0 H: 0 E: 0 LOB: 0 K: 0 BB: 0 S: 7 P: 9	R: 0 H: 0 E: 0 LOB: 0 K: 0 BB: 0 S: 7 P: 10	1B: 4 SF: 0 2B: 0 SAC: 0 3B: 0 DP: 0 HR: 2 HBP: 0						

livebaseballscorecards.com

AB	32
R	4
H	6
RBI	4
BB	2
SO	9
LOB	5

WP: 0 PA: 34
PB: 0
SB: 3
CS: 0

PITCHER		IP	WLS	BF	H	R	ER	SO	BB	IBB	HBP	BLK	WP	HR	S	P	ERA	WHIP
22 Garrett Whitlock, R ERA: 5.23	(1, 1)	1.0		4	1	1	1	1	0	0	0	0	0	1	11	18	9.00	1.000
83 Brennan Bernardino, L ERA: 2.49	(2, 1)	1.1		5	1	1	1	1	0	0	0	0	0	0	13	19	6.75	0.750
61 Kaleb Ort, R ERA: 5.64	(3, 1)	0.2	B	3	2	1	1	1	0	0	0	0	0	0	5	9	13.50	3.000
37 Nick Pivetta, R ERA: 4.92	(4, 1)	4.0		16	2	1	1	6	2	0	0	0	0	1	43	67	2.25	1.000
55 Chris Martin, R ERA: 1.73	(8, 1)	1.0	W	3	0	0	0	0	0	0	0	0	0	0	7	9	0.00	0.000

PITCHER		IP	WLS	BF	H	R	ER	SO	BB	IBB	HBP	BLK	WP	HR	S	P	ERA	WHIP
78 Joe Jacques, L ERA: 4.7	(9, 1)	1.0	S	3	0	0	0	0	0	0	0	0	0	0	7	10	0.00	0.000

Batter	1	2	3	4	5	6	7	8	9	AB	R	H	RBI	BB	SO	LOB
2 Marcus Semien, R (1, 4) OBP: 0.345, SLG: 0.451	C SI 91 F SI 92 F SI 91 B CU 78 S CU 78 1-3 K2-3	D FF 96 X SL 84 1-0 G6-3		X FF 95 0-0 G5-3			B SI 94 B FC 89 B FC 88 F SI 94 S FC 89 B SI 94 4-2 5 BB 6 2B BB	F SI 90 X ST 80 0-1 P3		4	1	0	0	1	1	2
5 Corey Seager, L (1, 6) OBP: 0.413, SLG: 0.597	S CU 78 B CU 78 B CU 78 X SI 91 2-1 G4-3		S CU 76 F FF 94 X ST 81 0-2 53 G6-4-3 6 1B 1B		F SL 88 F ST 77 X CU 76 0-2 F9		B FC 88 B SI 94 C SI 95 B FC 89 B SI 94 4-1 6 2B 18 BB 1-2 BB	X ST 80 0-0 E6		4	1	1	0	1	0	0
6 Josh Jung, R (1, 5) OBP: 0.325, SLG: 0.488	C CU 78 B CU 79 T SI 92 S CU 78 1-3 K		X SL 89 0-0 53 G6-4-3 1-2 1B		B FF 95 X FF 94 1-0 L4		D FC 88 X FC 88 1-0 18 BB 1-3 2-H 2B	F FC 84 X FC 85 0-1 F9		5	0	2	1	0	1	1
53 Adolis García, R (1, 9) OBP: 0.326, SLG: 0.505		X CU 77 0-0 P4	D CU 76 B FF 95 B SL 88 C FF 94 X FF 94 3-1 G6-4-3 1-2f 2-3		B CH 86 B FF 95 F CU 76 X FF 94 2-1 F9		B SL 85 S FC 90 F SI 96 B SL 84 X SI 94 2-2 F8		B SL 83 C SL 82 B FF 93 B SL 84 B SI 93 4-1 30 G6-4-3 BB	4	0	0	0	1	0	4
30 Nathaniel Lowe, L (1, 3) OBP: 0.365, SLG: 0.424		C SI 91 C SI 91 B CU 79 X CU 78 1-2 20 1B 18 HR 1B	C CU 77 X ST 79 0-1 F9			F FF 91 B ST 79 F FF 93 B CU 77 B FF 95 F SL 88 X ST 80 3-2 G3 0-0 18 BB IBB			B SI 93 X SI 92 1-0 G6-4-3 1-2f	4	1	1	0	1	0	2
20 Ezequiel Duran, R (1, 10) OBP: 0.346, SLG: 0.530		T FF 95 B FF 94 F FF 96 X SL 84 1-2 18 HR 1-2 1B		F SL 87 B CH 85 X SL 88 1-1 F9		B CU 74 B CU 74 F FF 94 F FF 95 F CU 77 S CH 86 2-3 K	B SL 84 X SL 83 1-0 F9		C SL 84 C SL 84 B SL 84 X SL 84 1-2 F8	5	1	1	0	0	1	3
18 Mitch Garver, R (1, 2) OBP: 0.344, SLG: 0.463		X FF 96 0-0 1-H 2-H HR		C CU 76 B CH 86 B CU 78 F SL 90 X FF 95 2-2 4 2B 2B		B CU 74 B CU 75 B SL 90 B SL 88 4-0 4 1B BB	B SL 85 B SI 95 B SI 94 F SI 95 B FF 94 4-1 1-2 2-3 3-H BB			2	2	2	4	2	0	0
4 Robbie Grossman, S (1, 7) OBP: 0.304, SLG: 0.370		X FF 97 0-0 1B		C CU 76 B SL 89 B FF 95 C FF 94 X SL 88 2-2 3 G4-3 2-H 2B		X FF 92 0-0 1-2 1B	C FC 88 F CH 84 S CH 84 0-3 K			4	0	3	1	0	1	3
3 Leody Taveras, S (1, 8) OBP: 0.348, SLG: 0.486		X FC 93 0-0 F8		B CU 76 2 SAFE B FF 94 X SL 89 2-0 G4-3 2-3		B FC 87 F SI 94 F FC 88 S CH 85 1-3 K		C ST 78 F SI 90 B CH 84 B FC 86 X SI 92 2-2 G4-3		4	0	0	0	0	1	4
Inning Stats	R: 0 E: 0 K: 2 S: 9 H: 0 LOB: 0 BB: 0 P: 13	R: 3 E: 0 K: 0 S: 11 H: 4 LOB: 1 BB: 0 P: 14	R: 0 E: 0 K: 0 S: 8 H: 2 LOB: 1 BB: 0 P: 11	R: 1 E: 0 K: 0 S: 10 H: 2 LOB: 1 BB: 0 P: 17	R: 0 E: 0 K: 0 S: 6 H: 0 LOB: 0 BB: 0 P: 9	R: 0 E: 0 K: 2 S: 12 H: 1 LOB: 2 BB: 1 P: 22	R: 2 E: 0 K: 1 S: 12 H: 1 LOB: 3 BB: 4 P: 28	R: 0 E: 1 K: 0 S: 8 H: 0 LOB: 1 BB: 0 P: 10	R: 0 E: 0 K: 0 S: 5 H: 0 LOB: 0 BB: 1 P: 11	1B: 6 2B: 3 3B: 0 HR: 1 SF: 0 SAC: 0 DP: 2 HBP: 0						

TOP

Texas Rangers @ Boston Red Sox

Fenway Park, Boston, MA

Tue Jul 04 2023, 1:38 PM - 6:04 PM EDT

Att. 36,136 - Overcast - 73 F

livebaseballscorecards.com

AB	36
R	6
H	10
RBI	6
BB	6
SO	5
LOB	19

PITCHER		IP	WLS	BF	H	R	ER	SO	BB	IBB	HBP	BLK	WP	HR	S	P	ERA	WHIP
83 Brennan Bernardino, L ERA: 2.7	(1, 1)	1.1		5	1	1	1	2	0	0	0	0	0	0	13	18	6.75	0.750
61 Kaleb Ort, R ERA: 6.26	(2, 1)	0.2	L	5	3	2	2	0	0	0	0	0	0	1	7	9	27.00	4.500
72 Chris Murphy, L ERA: 1.98	(3, 1)	3.2		16	5	1	1	1	1	0	0	0	0	0	33	55	2.46	1.636
63 Justin Garza, R ERA: 5.71	(6, 1)	1.1		9	1	2	2	2	3	1	0	0	0	0	15	32	13.50	3.000
75 Brandon Walter, L ERA: 3.52	(8, 1)	1.0		4	0	0	0	0	0	0	0	0	0	0	8	10	0.00	0.000

PITCHER		IP	WLS	BF	H	R	ER	SO	BB	IBB	HBP	BLK	WP	HR	S	P	ERA	WHIP
67 Tayler Scott, R ERA: 7.71	(9, 1)	1.0		3	0	0	0	0	1	0	0	0	0	0	5	11	0.00	1.000

WP: 0 PA: 42
PB: 0
SB: 0
CS: 0

BOTTOM

Batter	1	2	3	4	5	6	7	8	9	AB	R	H	RBI	BB	SO	LOB
16 Jarren Duran, L (1, 8) OBP: 0.360, SLG: 0.495 30 Rob Refsnyder, R (7, PH) OBP: 0.392, SLG: 0.354 (8, 8)	F SI 91 S FC 90 X SL 83 0-2 99 G6-3 3B		B FC 90 F SI 92 B FF 92 F CH 86 F SI 93 F FC 90 B FF 91 X SI 92 3-2 2B		X CH 85 0-0 ③ P6		B SI 91 F SI 92 X FF 94 1-1 ③ F8		B SL 89 C FF 97 S SL 88 B FF 97 F SL 90 2-2 CI 1-2	3 1	1 0	2 0	0 0	0 0	0 0	1 1
99 Alex Verdugo, L (1, 9) OBP: 0.358, SLG: 0.457	B FC 89 F FC 89 X SI 93 1-1 ① G6-3 3-H		X CH 86 0-0 ③ F9			C CH 83 X CH 86 0-1 ① L8		F FF 94 C SI 92 B SL 87 X SL 86 1-2 ① G4-3	C FF 90 D SL 81 X SL 81 1-1 ③ P4	5	0	0	1	0	0	3
7 Masataka Yoshida, L (1, 7) OBP: 0.379, SLG: 0.477	B CU 78 C FF 91 B CH 87 X FC 90 2-1 ② F7			C SI 91 F SL 83 B CH 87 X SI 92 1-2 ① G4-3		C SI 90 X CH 85 0-1 11 1B 1B		B FF 96 F FF 93 F SL 86 B SL 87 X SI 92 2-2 2 PB 2 1B 1B		4	1	2	0	0	0	0
11 Rafael Devers, L (1, 5) OBP: 0.325, SLG: 0.502	X SI 92 0-0 ③ G3			B FC 90 X CH 87 1-0 ② F9		B FC 88 B FC 88 C SI 91 B SI 90 X SI 91 3-1 1-2 1B		B FF 95 S FF 94 C SI 93 S FF 97 1-3 ② K		4	0	1	0	0	1	1
2 Justin Turner, R (1, 10) OBP: 0.352, SLG: 0.460 (9, 3)		B SI 90 C SI 91 F SL 83 S SL 83 1-3 ① K		C SL 84 C SL 84 B FF 91 B CH 88 B SI 92 X SI 92 3-2 1B		B SI 90 S FC 90 F SL 84 S SL 84 1-3 ② K		B FF 92 F SI 92 B FF 94 F FF 94 F FF 94 F FF 95 X SL 91 2-2 1-H 1B		4	0	2	1	0	2	2
36 Triston Casas, L (1, 3) OBP: 0.325, SLG: 0.395 18 Adam Duvall, R (8, PH) OBP: 0.333, SLG: 0.515 67 Tayler Scott, R (9, 1)		C SI 92 F CH 87 C SI 93 0-3 ② K		S CH 86 B SI 92 F FF 90 X CH 86 1-2 ③ P5		S CU 77 X CH 85 0-1 ③ F8		B SL 88 F SL 87 C SL 89 B FF 96 F SL 89 C CU 86 2-3 ③ K		3 1 0	0 0 0	0 0 0	0 0 0	1 1 0	3 1 0	
39 Christian Arroyo, R (1, 4) OBP: 0.272, SLG: 0.376		C SL 83 B SL 84 B SL 82 C SI 93 B FC 92 C SI 93 3-3 ③ K			F FC 88 B SL 82 F FC 89 X SL 83 1-2 70 G1-6-3 1B		F SL 83 F SL 85 B SL 86 B FF 93 F SL 85 F SI 93 X SL 84 2-2 ① L9		F FF 97 X SL 88 0-1 30 DI 1B	4	0	2	0	0	1	0
70 David Hamilton, L (1, 6) OBP: 0.241, SLG: 0.160		C CU 77 F CH 86 F FF 91 X CH 88 0-2 ① L5			F CH 86 B FC 89 B CH 85 X SI 89 2-1 ① ② G1-6-3 1-2f		C SL 85 F SL 84 B FF 92 B CH 89 X SL 85 2-2 ② F7		B CU 83 B SL 89 C FF 97 F FF 96 C CU 85 2-3 ① K	4	0	0	0	0	1	2
12 Connor Wong, R (1, 2) OBP: 0.284, SLG: 0.398		B SL 85 C SI 92 F FC 89 F SL 83 X SI 92 1-2 ② F9			B FC 89 B FC 88 C SI 89 C SI 91 F CH 86 B SI 91 B SI 91 4-2 BB		X SL 86 0-0 2B		S FF 97 F SL 89 B FF 97 F FF 97 C SL 88 1-3 ② K	3	0	1	0	1	1	1
Inning Stats	R: 1 E: 0 K: 0 S: 8 H: 1 LOB: 0 BB: 0 P: 11	R: 0 E: 0 K: 3 S: 9 H: 0 LOB: 0 BB: 0 P: 13	R: 0 E: 0 K: 0 S: 14 H: 1 LOB: 1 BB: 0 P: 18	R: 0 E: 0 K: 0 S: 10 H: 1 LOB: 1 BB: 0 P: 16	R: 0 E: 0 K: 0 S: 9 H: 1 LOB: 1 BB: 1 P: 16	R: 0 E: 0 K: 1 S: 11 H: 2 LOB: 2 BB: 0 P: 15	R: 0 E: 0 K: 0 S: 11 H: 1 LOB: 1 BB: 0 P: 16	R: 1 E: 0 K: 2 S: 18 H: 2 LOB: 1 BB: 0 P: 26	R: 0 E: 1 K: 2 S: 14 H: 1 LOB: 2 BB: 0 P: 20	1B: 7 2B: 2 3B: 1 HR: 0 SF: 0 SAC: 0 DP: 1 HBP: 0						

PITCHER		IP	WLS	BF	H	R	ER	SO	BB	IBB	HBP	BLK	WP	HR	S	P	ERA	WHIP
33 Dane Dunning, R ERA: 2.61	(1, 1)	6.0	W	24	6	1	1	4	1	0	0	0	0	0	61	89	1.50	1.167
65 Grant Anderson, R ERA: 3.26	(7, 1)	0.2		3	1	0	0	0	0	0	0	0	0	0	9	13	0.00	1.500
46 Brock Burke, L ERA: 3.15	(7, 1)	1.0		5	2	1	0	1	0	0	0	0	0	0	16	23	0.00	2.000
66 Josh Sborz, R ERA: 3.25	(8, 1)	1.0		5	1	0	0	3	0	0	0	0	0	0	16	23	0.00	1.000
51 Will Smith, L ERA: 3.16	(9, 1)	0.1	S	1	0	0	0	0	0	0	0	0	0	0	2	3	0.00	0.000

PITCHER	IP	WLS	BF	H	R	ER	SO	BB	IBB	HBP	BLK	WP	HR	S	P	ERA	WHIP

Texas Rangers @ Boston Red Sox

Fenway Park, Boston, MA

Tue Jul 04 2023, 1:38 PM - 6:04 PM EDT

Att. 36,136 - Overcast - 73 F

livebaseballscorecards.com

AB	36
R	2
H	10
RBI	2
BB	1
SO	8
LOB	15

WP: 0 PA: 38
PB: 1
SB: 0
CS: 0

Batter	1	2	3	4	5	6	7	8	9	AB	R	H	RBI	BB	SO	LOB
2 Marcus Semien, R (1, 4) OBP: 0.341, SLG: 0.446	B SI 94 B SI 94 C FF 95 S CH 85 X FF 95 2-2 ① F9	C SL 83 B SI 94 X SI 93 1-1 ③ FC6-4 1-2f			F CH 84 X SL 84 0-1 ③ G4-3		2 SAFE D SL 84 C FF 94 B CH 85 B SL 83 X CH 84 3-1 ③ L7			4	0	0	0	0	0	3
5 Corey Seager, L (1, 6) OBP: 0.418, SLG: 0.605	F FF 94 B CH 85 F CH 84 X FF 96 1-2 30 2B 1B	F SL 84 S CH 86 B SI 95 X FC 88 1-2 30 G4-6-3 1B				B CH 85 X FF 95 1-0 30 F9 53 HR 2B		B FC 93 F FC 93 B FS 85 F FC 92 F FF 96 F FS 88 X FC 93 2-2 ① G3		4	1	3	0	0	0	0
30 Nathaniel Lowe, L (1, 3) OBP: 0.364, SLG: 0.425	B CH 85 X FF 94 1-0 1-3 2B	F FF 96 D SL 86 B CH 85 B CH 83 X SI 95 3-1 ① ② G4-6-3 1-2f				F FF 96 B FC 88 F FC 88 X SL 85 1-2 ① F9 2-3		C FC 94 X FF 97 0-1 ② G6-3		4	0	1	0	0	0	2
53 Adolis García, R (1, 9) OBP: 0.328, SLG: 0.514	C SL 85 F CH 85 B FF 95 D SI 94 F SI 94 F SL 85 F FF 96 S CH 86 2-3 ② K	B SI 96 B SI 96 C SI 94 S CH 84 X CH 85 2-2 ③ F8				F CH 84 B CH 84 X SI 94 1-1 3-H HR		S FC 91 X SI 96 0-1 1B		4	1	2	2	0	1	2
6 Josh Jung, R (1, 5) OBP: 0.321, SLG: 0.482	D SL 84 C SL 84 B FF 94 B SI 94 S SI 93 F SL 83 X FF 96 3-2 ③ F8			S SI 94 S SI 93 S CH 85 0-3 ① K		X SI 96 0-0 ② G6-3		C FC 93 F SI 95 S FF 96 0-3 ③ K		4	0	0	0	0	2	3
28 Jonah Heim, S (1, 2) OBP: 0.331, SLG: 0.473		B SI 94 F CH 85 X SI 94 1-1 ① G6-3		C SL 85 B FF 95 X FC 90 1-1 ② G3		F CH 86 B SI 96 S CH 86 X CH 88 1-2 ③ G4-3			C FC 92 C FC 95 F SI 97 F FC 96 X SL 85 0-2 ① G4-3	4	0	0	0	0	0	0
18 Mitch Garver, R (1, 10) OBP: 0.340, SLG: 0.453		C SI 95 X SL 85 0-1 4 FC4-6 1B		C SI 94 C SI 95 B FC 88 B CH 85 X SI 95 2-2 ③ F8			B SI 95 X SI 94 1-0 ① P4		B FC 94 X FC 94 1-0 ② P2	4	0	1	0	0	0	0
4 Robbie Grossman, S (1, 7) OBP: 0.303, SLG: 0.372		S CH 85 B CH 84 B SI 94 F SI 94 F CH 86 B CH 85 F SI 94 X SI 95 3-2 ② FC4-6 16 1B 1-2f			F SL 83 X CH 86 0-1 ① P6		B CH 86 B CH 86 S SI 94 C SI 93 B CH 87 X SI 94 3-2 2B		B FC 95 F FC 95 B SL 83 X FC 94 2-1 ③ L3	4	0	1	0	0	0	1
16 Travis Jankowski, L (1, 8) OBP: 0.424, SLG: 0.431		X SI 95 0-0 2 FC6-4 1B 1-2			B SL 84 C SI 95 S CH 86 B FF 96 C SI 94 2-3 ② K		D SL 83 F FF 95 X CH 85 1-1 ② F7			3	0	1	0	0	1	1
Inning Stats	R: 0 H: 2 E: 0 LOB: 2 K: 1 BB: 0 S: 17 P: 26	R: 0 H: 2 E: 0 LOB: 2 K: 0 BB: 0 S: 12 P: 17	R: 0 H: 1 E: 0 LOB: 0 K: 0 BB: 0 S: 8 P: 14	R: 0 H: 0 E: 0 LOB: 0 K: 1 BB: 0 S: 8 P: 11	R: 0 H: 0 E: 0 LOB: 0 K: 1 BB: 0 S: 7 P: 9	R: 2 H: 2 E: 0 LOB: 0 K: 0 BB: 0 S: 10 P: 14	R: 0 H: 1 E: 0 LOB: 1 K: 0 BB: 0 S: 8 P: 16	R: 0 H: 1 E: 0 LOB: 1 K: 1 BB: 0 S: 12 P: 14	R: 0 H: 0 E: 0 LOB: 0 K: 0 BB: 0 S: 8 P: 11	1B: 5 SF: 0 2B: 3 SAC: 0 3B: 0 DP: 1 HR: 1 HBP: 0						

TOP

Texas Rangers @ Boston Red Sox

Fenway Park, Boston, MA

Wed Jul 05 2023, 7:13 PM - 9:33 PM EDT

Att. 31,568 - Partly Cloudy - 80 F

livebaseballscorecards.com

AB	35
R	2
H	9
RBI	2
BB	0
SO	4
LOB	12

PITCHER	IP	WLS	BF	H	R	ER	SO	BB	IBB	HBP	BLK	WP	HR	S	P	ERA	WHIP
66 Brayan Bello, R (1, 1) ERA: 3.04	7.0	W	28	8	2	2	3	0	0	0	0	0	1	70	107	2.57	1.143
55 Chris Martin, R (8, 1) ERA: 1.67	1.0	H	4	1	0	0	1	0	0	0	0	0	0	12	14	0.00	1.000
74 Kenley Jansen, R (9, 1) ERA: 3.34	1.0	S	3	0	0	0	0	0	0	0	0	0	0	8	11	0.00	0.000

PITCHER	IP	WLS	BF	H	R	ER	SO	BB	IBB	HBP	BLK	WP	HR	S	P	ERA	WHIP

WP: 0 PA: 35
PB: 0
SB: 0
CS: 0

BOTTOM

Texas Rangers @ Boston Red Sox

Fenway Park, Boston, MA

Wed Jul 05 2023, 7:13 PM - 9:33 PM EDT

Att. 31,568 - Partly Cloudy - 80 F

livebaseballscorecards.com

Batter	1	2	3	4	5	6	7	8	9	AB	R	H	RBI	BB	SO	LOB
16 Jarren Duran, L (1, 7) OBP: 0.358, SLG: 0.491	X FF 94 0-0 7 S 2 1B 1B	T FF 96 B FF 96 X CH 89 1-1 ② F7		C FF 94 C FF 95 X FF 97 0-2 ③ G4-3 1-2		F FF 96 B FF 95 X SL 87 1-1 ③ G4-3				4	1	1	0	0	0	4
7 Masataka Yoshida, L (1, 10) OBP: 0.380, SLG: 0.481	B FF 94 C FF 95 1 SAFE B SL 87 B CH 88 X FF 95 3-1 ① G5-3 1-2	C CU 77 X FF 95 0-1 ③ G4-3			C CU 75 F SL 87 X FF 94 0-2 2 1B 2B		C SI 92 B SL 84 F SI 93 X SL 84 1-2 2 G5-4-3 1B			4	1	2	0	0	0	2
2 Justin Turner, R (1, 3) OBP: 0.354, SLG: 0.461	B FF 96 C SL 86 S SL 86 X FF 96 1-2 99 BB 18 1B 2-H 1B		C FF 95 B SL 86 B SL 86 X FF 95 2-1 ① G4-3		F SL 86 X CH 88 0-1 99 G6-3 2-H 1B		B SI 93 F SL 85 B CH 85 B SI 95 X SI 94 3-1 ①② G5-4-3 1-2f			4	1	2	2	0	0	1
11 Rafael Devers, L (1, 5) OBP: 0.321, SLG: 0.495	B FF 96 X FF 95 1-0 ② L9		F FF 96 F FF 97 B FF 96 B SL 87 X FF 97 2-2 ② L7		F SL 87 B FF 95 B CH 88 T FF 93 X FF 95 2-2 ① L9		C SI 94 X SI 94 0-1 ③ G4-3			4	0	0	0	0	0	2
99 Alex Verdugo, L (1, 9) OBP: 0.357, SLG: 0.453	B FF 96 B FF 95 B CH 89 B FF 95 4-0 18 1B 1-2 BB		B CU 76 X CH 89 1-0 ③ F8		B FF 96 C FF 95 B CH 89 B SL 86 X FF 94 3-1 ②③ G6-3 1-2f			C SI 93 F SI 92 X SI 94 0-2 ① G6-3		3	0	0	0	1	0	1
18 Adam Duvall, R (1, 8) OBP: 0.330, SLG: 0.505	S SL 89 S SL 88 X SL 86 0-2 1-3 2-H 1B			C SL 86 C FF 95 B SL 87 F FF 96 B SL 88 S SL 87 2-3 ① K		C SL 85 X FF 94 0-1 ① L5		C SI 94 F CH 84 C SI 94 0-3 ② K		4	0	1	1	0	2	0
39 Christian Arroyo, R (1, 4) OBP: 0.278, SLG: 0.375	B SL 88 X FF 95 1-0 ③ L6			C FF 96 F SL 87 B FF 96 X SL 86 1-2 70 CS 1B		B FF 95 B FF 94 B SL 83 C FF 94 B FF 94 4-1 70 2B 70 E BB		X SI 93 0-0 ③ G6-3		3	1	1	0	1	0	2
70 David Hamilton, L (1, 6) OBP: 0.281, SLG: 0.222		F FF 94 X CH 87 0-1 ① G4-3		B CU 77 C CH 88 B FF 95 T FF 94 B SL 87 B FF 95 4-2 ② 12 1B 1-2 BB		X FF 94 0-0 E9 1-H 2B				2	0	1	0	1	0	0
12 Connor Wong, R (1, 2) OBP: 0.289, SLG: 0.402		C SL 86 B FF 96 S SL 88 B SL 87 X SL 87 2-2 1B		X SL 86 0-0 16 S 1-3 1B		F SL 86 B FF 95 S SL 86 S SL 87 1-3 ② K				3	0	2	0	0	1	1

Inning Stats	1	2	3	4	5	6	7	8	9
	R: 2 E: 0 K: 0 S: 11 H: 3 LOB: 2 BB: 1 P: 21	R: 0 E: 0 K: 0 S: 9 H: 1 LOB: 1 BB: 0 P: 12	R: 0 E: 0 K: 0 S: 6 H: 0 LOB: 0 BB: 0 P: 11	R: 0 E: 0 K: 1 S: 13 H: 2 LOB: 2 BB: 1 P: 20	R: 1 E: 0 K: 0 S: 10 H: 2 LOB: 0 BB: 0 P: 15	R: 1 E: 1 K: 1 S: 9 H: 1 LOB: 1 BB: 1 P: 15	R: 0 E: 0 K: 0 S: 7 H: 1 LOB: 0 BB: 0 P: 11	R: 0 E: 0 K: 1 S: 7 H: 0 LOB: 0 BB: 0 P: 7	

| | | | |

Batter	1	2	3	4	5	6	7	8	9	AB	R	H	RBI	BB	SO	LOB
2 Marcus Semien, R (1, 4) OBP: 0.337, SLG: 0.440	B FF 93 X FC 88 1-0 ① G5-3	X ST 82 0-0 ③ F8		B FC 86 D FC 88 C FF 94 D FC 88 F FF 94 S FC 88 3-3 ③ K		X FC 87 0-0 ③ L7		F SI 97 F FC 88 B SL 87 B SL 86 X FC 90 2-2 ③ P3		5	0	0	0	0	1	4
5 Corey Seager, L (1, 6) OBP: 0.422, SLG: 0.618	B FC 88 F FC 90 X FS 83 1-1 ② G3		B FF 92 B FF 93 F FF 93 X FC 88 2-1 30 G4-6-3 1B		C SL 77 S SL 78 B SL 79 B SI 93 F SI 92 S SI 92 2-3 ① K		C ST 79 B SI 93 X ST 81 1-1 30 2B 1B		B SI 95 B FC 90 F FC 88 X SI 95 2-1 HR	5	1	3	1	0	1	0
30 Nathaniel Lowe, L (1, 3) OBP: 0.362, SLG: 0.424	C FC 89 B KC 81 X FC 89 1-1 ③ P1		X KC 79 0-0 ① ② G4-6-3 1-2f		C SL 78 F SI 92 F SL 78 S SL 78 0-3 ② K		C ST 80 B ST 81 X SI 92 1-1 1-3 2B		B FC 89 B FC 90 B SI 95 C SI 95 X FC 89 3-1 ① F8	5	0	1	0	0	1	1
53 Adolis García, R (1, 9) OBP: 0.332, SLG: 0.515		X KC 79 0-0 28 1B 2B	B FF 93 C ST 82 C FF 93 F FF 94 S SL 83 1-3 ③ K		F SI 91 B ST 77 B CH 85 C ST 76 F ST 77 B SI 93 B SI 92 4-2 6 2B 6 E BB		B SL 87 S SI 97 D FC 89 S FC 90 X FC 92 2-2 ① G4-3		C SL 84 B SI 95 B SI 94 B FC 87 C SI 95 B SI 95 4-2 6 G1-6-3 BB	3	2	1	0	2	1	2
6 Josh Jung, R (1, 5) OBP: 0.322, SLG: 0.487		B FC 88 F FC 89 T SL 82 B FF 92 B FF 93 F FC 87 X SL 83 3-2 ① F8		B FF 92 X SL 83 1-0 20 1B 4 SF9 2B	C SI 91 X ST 76 0-1 E7 1-H 28 2B 2B		S FC 92 F SI 98 S FF 97 0-3 ② K		X FC 92 0-0 ②③ G1-6-3 1-2f	5	2	2	0	0	1	4
28 Jonah Heim, S (1, 2) OBP: 0.337, SLG: 0.479		C FC 88 X FS 82 0-1 20 2B 2-H 1B		B FF 92 S FF 92 B FF 93 S KC 79 F FF 93 F FC 87 F FF 94 X FS 81 2-2 ① L9	B SI 90 B ST 76 X SI 90 2-0 2-H 2B		0-0 IBB			3	0	2	2	1	0	1
20 Ezequiel Duran, R (1, 10) OBP: 0.348, SLG: 0.534		F ST 82 S SL 84 B FF 94 F FF 93 X KC 80 1-2 1-3 2B		T FF 93 B SL 84 D FC 89 X FC 88 2-1 4 SF9 3 1B 2-3 1B	S ST 76 S ST 76 B SI 91 C SI 91 1-3 ③ K		S FC 92 X SI 98 0-1 ③ G4-3			4	1	2	0	0	1	4
4 Robbie Grossman, S (1, 7) OBP: 0.302, SLG: 0.369		B FF 93 B FF 94 B FC 88 B FF 94 4-0 BB		B FC 88 B FC 89 B FF 94 X FF 94 3-0 ② SF9 1-2 3-H		C ST 79 F FC 86 B FC 92 B ST 80 F FC 87 B FF 92 F FC 86 C SI 91 3-3 ① K		F SI 95 F FC 90 B CH 94 X SL 86 1-2 ① P4		2	0	0	1	1	1	0
3 Leody Taveras, S (1, 8) OBP: 0.346, SLG: 0.483		B FC 88 F FC 87 F FF 94 B FS 81 B FC 88 F FC 88 C FF 94 3-3 ② K		B FC 89 F FF 94 T FF 93 X FF 94 1-2 2-H 1B		C ST 80 B ST 80 X ST 80 1-1 ② G6-3		B SL 88 X SI 97 1-0 ② G6-3		4	0	1	1	0	1	3
Inning Stats	R: 0 E: 0 K: 0 S: 5 H: 0 LOB: 0 BB: 0 P: 8	R: 1 E: 0 K: 1 S: 16 H: 3 LOB: 3 BB: 1 P: 27	R: 0 E: 0 K: 1 S: 7 H: 1 LOB: 0 BB: 0 P: 10	R: 2 E: 0 K: 1 S: 16 H: 3 LOB: 1 BB: 0 P: 28	R: 2 E: 1 K: 3 S: 17 H: 2 LOB: 1 BB: 1 P: 26	R: 0 E: 0 K: 1 S: 8 H: 0 LOB: 0 BB: 0 P: 12	R: 0 E: 0 K: 1 S: 12 H: 2 LOB: 3 BB: 1 P: 16	R: 0 E: 0 K: 0 S: 7 H: 0 LOB: 0 BB: 0 P: 11	R: 1 E: 0 K: 0 S: 7 H: 1 LOB: 0 BB: 1 P: 16	1B: 5 2B: 6 3B: 0 HR: 1 SF: 1 SAC: 0 DP: 2 HBP: 0						

TOP

Texas Rangers @ Boston Red Sox

Fenway Park, Boston, MA

Thu Jul 06 2023, 7:12 PM - 10:26 PM EDT

Att. 33,847 - Partly Cloudy - 88 F

livebaseballscorecards.com

AB	36
R	6
H	12
RBI	5
BB	4
SO	8
LOB	19

PITCHER		IP	WLS	BF	H	R	ER	SO	BB	IBB	HBP	BLK	WP	HR	S	P	ERA	WHIP
50 Kutter Crawford, R ERA: 4.11	(1, 1)	4.0		19	7	3	3	3	1	0	0	0	0	0	44	73	6.75	2.000
78 Joe Jacques, L ERA: 6.23	(5, 1)	1.0		6	2	2	2	3	1	0	0	0	0	0	17	26	18.00	3.000
75 Brandon Walter, L ERA: 3.12	(6, 1)	1.0		5	2	0	0	1	0	0	0	0	0	0	12	18	0.00	2.000
25 Josh Winckowski, R ERA: 3.14	(7, 1)	2.0	W	7	0	0	0	1	0	1	0	0	0	0	15	21	0.00	0.000
63 Justin Garza, R ERA: 6.11	(9, 1)	0.1		3	1	1	1	0	1	0	0	0	0	1	6	15	27.00	6.000

PITCHER		IP	WLS	BF	H	R	ER	SO	BB	IBB	HBP	BLK	WP	HR	S	P	ERA	WHIP
55 Chris Martin, R ERA: 1.63	(9, 1)	0.2		1	0	0	0	0	0	0	0	0	0	0	1	1	0.00	0.000

Batter	1	2	3	4	5	6	7	8	9	AB	R	H	RBI	BB	SO	LOB
99 Alex Verdugo, L (1, 9) OBP: 0.355, SLG: 0.447	B FF 92 C FS 85 F FF 95 B FS 87 B FS 87 B FF 95 4-2 7 G4-3 2 1B 11 G4-3 BB	X CU 76 0-0 ③ F9		B FF 93 B FF 95 C FC 90 B FS 88 X FS 88 3-1 ② G4-3 2-3		B SI 92 S FF 94 B FF 94 X FF 94 2-1 ② FC5-4 1-2f 2-3	X SI 93 0-0 ② FC6-4 2 1B 7 1B 1-2f 2-3			4	2	0	0	1	0	7
2 Justin Turner, R (1, 10) OBP: 0.357, SLG: 0.461	X FF 94 0-0 11 G4-3 7 G4-3 1-2 1B		C FC 90 B SL 83 B FF 94 F FC 90 B SL 83 F FF 95 B FF 96 4-2 7 1B 11 2B BB	C FF 94 F FF 93 B FF 94 B CU 76 D FS 88 F SL 82 X FF 94 3-2 ③ G1-3		B SL 89 B FF 97 X SL 90 2-0 ③ G3-1	B SI 94 B CH 83 B SI 93 C SI 93 C CH 85 X SI 95 3-2 11 1B 7 1B 1-3 3-H 1B			4	1	2	1	1	0	3
7 Masataka Yoshida, L (1, 7) OBP: 0.380, SLG: 0.479	B CU 75 C FF 93 B FC 90 X FF 94 2-1 ① G4-3 1-2 2-3		C FC 89 S FS 87 D FS 86 X FF 95 1-2 11 2B 18 SF9 1-2 1B		B FF 92 X FS 87 1-0 ① G6-3		 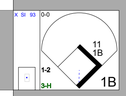		5	1	2	1	0	0	2
11 Rafael Devers, L (1, 5) OBP: 0.325, SLG: 0.498	B FF 96 X FF 94 1-0 ② G4-3 2-3 3-H		B FF 95 F FS 88 B FF 94 X FS 89 2-1 36 G6-3 1-3 2-H 2B		X FF 92 0-0 ② F8		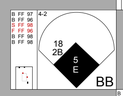 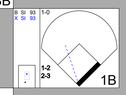		4	1	2	2	1	0	1
18 Adam Duvall, R (1, 8) OBP: 0.325, SLG: 0.505	C FC 90 D FS 87 X SL 84 1-1 ③ G4-3		B FC 90 S FS 88 B FS 87 X FC 90 2-1 ① SF9 3-H		C FF 93 F FS 87 B FS 86 C FF 94 1-3 ③ K		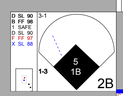 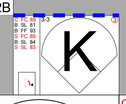		4	1	1	1	0	2	4
36 Triston Casas, L (1, 3) OBP: 0.326, SLG: 0.390		B CU 73 B CU 73 C FC 88 X FF 94 2-1 ① G6-3 S CU 74 B FS 85 B FS 87 X FF 94 2-1 ② G6-3 2-3				B FS 86 S CU 74 F CU 74 B CU 76 B FS 88 B FC 86 4-2 5 FC5-4 BB	B CU 84 F CU 86 S CU 86 B FF 98 D CU 88 B CU 86 4-2 5 E 5 1B 39 1B BB	C SL 80 F CH 86 B FF 94 F CH 87 S SL 83 1-3 ① K		3	1	0	0	2	1	1
5 Enrique Hernández, R (1, 4) (7, 6) OBP: 0.284, SLG: 0.332		B FC 88 B FF 94 B FC 91 B FF 95 4-0 12 1B BB	C FF 94 F FC 90 S SL 83 0-3 ③ K			C FC 89 D FS 86 B FF 94 F FC 89 B FF 96 X FC 90 3-2 ① FC5-4 30 1B 1-2f	S SL 86 F SL 87 F SL 87 B SL 87 X SI 94 1-2 E7 39 1B 12 1B 1-3 2-H 3-H 1B	F FF 94 B FC 88 C SL 82 S SL 82 1-3 ② K		4	2	1	2	1	2	2
70 David Hamilton, L (1, 6) OBP: 0.265, SLG: 0.207 16 Jarren Duran, L (6, PH) OBP: 0.358, SLG: 0.491 30 Rob Refsnyder, R (6, PH) OBP: 0.396, SLG: 0.359 39 Christian Arroyo, R (7, 4) OBP: 0.280, SLG: 0.377		S FS 87 F FC 90 B FS 88 C FF 94 1-3 ② K		C FS 85 X FS 88 0-1 ① G4-3		B FF 93 X SI 92 1-0 99 FC5-4 12 HBP 2-H 1B	S SI 94 B SL 87 F SI 93 F SL 86 X SI 94 1-2 99 FC6-4 12 2B 1B 2-3 3-H 1B	B FF 94 F FF 93 X FC 88 1-1 ③ L6		2 0 1 2	0 0 0 1	0 0 1 1	0 0 1 1	0 0 0 0	1 0 0 0	1 0 0 0
12 Connor Wong, R (1, 2) OBP: 0.302, SLG: 0.416		S CU 77 S SL 82 F FS 88 B FF 94 F SL 83 X FC 90 1-2 1B		C FF 93 X SL 83 0-1 99 G4-3 2B		H FF 94 1-0 99 FC5-4 1-2 HBP	L SL 87 B SL 87 L SI 94 X SL 86 1-2 99 FC6-4 1-2 3-H 1B			3	0	3	1	0	0	0
Inning Stats	R: 1 H: 1 E: 0 LOB: 1 K: 0 BB: 1 S: 8 P: 16	R: 0 H: 1 E: 0 LOB: 2 K: 1 BB: 1 S: 11 P: 19	R: 2 H: 2 E: 0 LOB: 1 K: 1 BB: 1 S: 15 P: 26	R: 0 H: 1 E: 0 LOB: 1 K: 0 BB: 0 S: 10 P: 16	R: 0 H: 0 E: 0 LOB: 0 K: 1 BB: 0 S: 5 P: 7	R: 1 H: 1 E: 1 LOB: 2 K: 0 BB: 1 S: 9 P: 22	R: 6 H: 7 E: 1 LOB: 3 K: 1 BB: 2 S: 32 P: 54	R: 0 H: 0 E: 0 LOB: 0 K: 2 BB: 0 S: 9 P: 12		1B: 10 SF: 1 2B: 3 SAC: 0 3B: 0 DP: 0 HR: 0 HBP: 1						WP: 0 PA: 44 PB: 0 SB: 0 CS: 0	

BOTTOM

Texas Rangers @ Boston Red Sox

Fenway Park, Boston, MA

Thu Jul 06 2023, 7:12 PM - 10:26 PM EDT

Att. 33,847 - Partly Cloudy - 88 F

livebaseballscorecards.com

AB	36
R	10
H	13
RBI	10
BB	6
SO	6
LOB	21

PITCHER		IP	WLS	BF	H	R	ER	SO	BB	IBB	HBP	BLK	WP	HR	S	P	ERA	WHIP
17 Nathan Eovaldi, R ERA: 2.83	(1, 1)	5.1		25	5	4	4	3	4	0	0	0	0	0	54	96	6.75	1.688
46 Brock Burke, L ERA: 3.12	(6, 1)	0.1	H	3	1	0	0	0	0	0	1	0	0	0	3	7	0.00	3.000
66 Josh Sborz, R ERA: 3.93	(6, 1)	0.2	L	5	1	3	3	0	2	0	0	0	0	0	13	27	40.50	4.500
65 Grant Anderson, R ERA: 4.66	(7, 1)	0.0	B	3	3	1	1	0	0	0	0	0	0	0	11	14	∞	∞
32 John King, L ERA: 5.79	(7, 1)	0.1		4	3	2	2	0	0	0	0	0	0	0	6	10	54.00	9.000

PITCHER		IP	WLS	BF	H	R	ER	SO	BB	IBB	HBP	BLK	WP	HR	S	P	ERA	WHIP
25 José Leclerc, R ERA: 3.24	(7, 1)	1.1		4	0	0	0	3	0	0	0	0	0	0	12	18	0.00	0.000

Batter	1	2	3	4	5	6	7	8	9	AB	R	H	RBI	BB	SO	LOB
5 Tony Kemp, L (1, 4) OBP: 0.283, SLG: 0.283	B SI 91 C CU 77 X CU 78 1-1 L8 ①		B CU 79 B CU 78 C FF 95 S FF 96 C FF 96 2-3 K ②		C CU 80 F CU 81 F FF 96 X FF 97 0-2 E5 1-3 2-H 1B		F FF 94 B FF 96 F CU 80 F FC 87 X FF 95 1-2 F9 ③			4	0	1	0	0	1	0
13 Jordan Diaz, R (1, 10) OBP: 0.287, SLG: 0.433	S CU 77 S CU 77 B CU 78 S CU 78 1-3 K ②		B FF 94 X ST 83 1-0 L4 ③		F FF 96 X FC 88 0-1 F9 ③			B ST 76 B SI 90 F SI 91 B SI 91 X SI 91 3-1 12 G4-3 1B		4	0	1	0	0	1	2
49 Ryan Noda, L (1, 3) OBP: 0.379, SLG: 0.402 12 Aledmys Díaz, R (8, PH) OBP: 0.256, SLG: 0.282 (8, 3)	B SI 92 F SI 91 F SI 92 C CU 79 1-3 K ③			C FF 94 X FF 95 0-1 G4-3 ①		F CU 80 F FC 86 F FF 95 S FF 96 0-3 K ①		B SI 90 X SI 92 1-0 G4-3 ①② 1-2f		3 1	0 0	0 0	0 0	0 0	2 0	0 1
25 Brent Rooker, R (1, 7) OBP: 0.331, SLG: 0.458		F SI 90 B SI 90 B SI 91 C CU 77 S CU 77 2-3 K ①		C CU 81 B CU 81 B FF 95 T FF 95 T FF 96 2-2 K ②		S FC 88 F FC 88 F FF 94 S CU 80 0-3 K ②		X SI 91 0-0 L9 ③		4	0	0	0	0	3	0
33 JJ Bleday, L (1, 8) OBP: 0.312, SLG: 0.370		B CU 77 C CU 77 X CU 77 1-1 6 G6-3 2B		C FF 95 S FF 95 F FF 96 S CU 80 0-3 K ③		F FF 95 B FF 95 C CU 79 F CU 80 F FF 96 S FC 89 1-3 K ③			C SI 91 S SI 92 X SL 78 0-2 G3 ①	4	0	1	0	0	2	0
6 Jace Peterson, L (1, 5) OBP: 0.293, SLG: 0.305 10 Nick Allen, R (9, PH) OBP: 0.250, SLG: 0.239		C SI 91 B CU 78 B CU 78 S SI 92 X SI 92 2-2 G6-3 ② 2-3			B FF 94 C FF 94 S FC 88 C FF 95 1-3 K ①		S FF 95 S FF 95 F FC 89 S CU 79 0-3 K ①		B SI 91 B SI 90 C SI 90 B SI 91 X SI 90 3-1 23 G6-4-3 1B	3 1	0 0	0 1	0 0	0 0	2 0	1 0
23 Shea Langeliers, R (1, 2) OBP: 0.271, SLG: 0.371		B CU 78 B SI 92 B CU 77 B SI 91 4-0 BB			B CU 81 S FC 87 S ST 85 B FF 96 X FF 96 2-2 P3 ②		C FF 94 B ST 83 X ST 84 1-1 15 HR 2B		C SI 91 D SI 91 B SI 91 S ST 75 B SI 91 X SI 91 3-2 G6-4-3 ②③ 1-2f	3	1	1	0	1	0	1
15 Seth Brown, L (1, 9) OBP: 0.268, SLG: 0.390		B SI 92 S SI 91 X SI 92 1-1 G1 ③			B CU 80 B CU 79 B FF 95 C FF 94 F FF 95 F FC 88 B FF 95 4-2 5 1B 8 1B 5 E BB		X FC 86 0-0 2-H HR			2	2	1	2	1	0	2
8 Tyler Wade, L (1, 6) OBP: 0.314, SLG: 0.333			C FF 95 C FF 95 B FF 95 F CU 80 X FF 95 1-2 L8 ①		C FF 95 X FF 96 0-1 5 1B 1-2 1B		F CU 80 X CU 80 0-1 B1-3 ②			3	0	1	0	0	0	0
Inning Stats	R: 0 E: 0 K: 2 S: 8 H: 0 LOB: 0 BB: 0 P: 11	R: 0 E: 0 K: 1 S: 10 H: 1 LOB: 2 BB: 1 P: 20	R: 0 E: 0 K: 1 S: 8 H: 0 LOB: 0 BB: 0 P: 12	R: 0 E: 0 K: 2 S: 9 H: 0 LOB: 0 BB: 0 P: 11	R: 1 E: 1 K: 1 S: 17 H: 2 LOB: 2 BB: 1 P: 24	R: 0 E: 0 K: 3 S: 13 H: 0 LOB: 0 BB: 0 P: 14	R: 2 E: 0 K: 1 S: 13 H: 2 LOB: 0 BB: 0 P: 15	R: 0 E: 0 K: 0 S: 4 H: 1 LOB: 0 BB: 0 P: 8	R: 0 E: 0 K: 0 S: 8 H: 1 LOB: 0 BB: 0 P: 14	1B: 4 2B: 2 3B: 0 HR: 1 SF: 0 SAC: 0 DP: 2 HBP: 0						

PITCHER		IP	WLS	BF	H	R	ER	SO	BB	IBB	HBP	BLK	WP	HR	S	P	ERA	WHIP
83 Brennan Bernardino, L ERA: 2.51	(1, 1)	2.0		8	1	0	0	3	1	0	0	0	0	0	18	31	0.00	1.000
37 Nick Pivetta, R ERA: 4.83	(3, 1)	5.0	W	20	4	3	2	8	1	0	0	0	0	1	60	76	3.60	1.000
78 Joe Jacques, L ERA: 5.06	(8, 1)	2.0		6	2	0	0	0	0	0	0	0	0	0	12	22	0.00	1.000

PITCHER	IP	WLS	BF	H	R	ER	SO	BB	IBB	HBP	BLK	WP	HR	S	P	ERA	WHIP

TOP

Oakland Athletics @ Boston Red Sox

Fenway Park, Boston, MA

Fri Jul 07 2023, 7:11 PM - 9:32 PM EDT

Att. 31,157 - Partly Cloudy - 82 F

livebaseballscorecards.com

AB	32
R	3
H	7
RBI	2
BB	2
SO	11
LOB	7

WP: 0 PA: 34
PB: 0
SB: 0
CS: 0

Batter	1	2	3	4	5	6	7	8	9	AB	R	H	RBI	BB	SO	LOB
16 Jarren Duran, L (1, 7) OBP: 0.361, SLG: 0.500	B FF 94 B SL 85 B FF 93 C FF 94 F FF 94 S FF 95 3-3 **K** ①	B CU 79 X FF 97 1-0 2 1B 11 FC6 1B 1-3 2-H		F FF 98 F FF 99 B CU 82 F FF 100 B FF 100 F FF 99 B CU 82 X FF 97 3-2 **G4-3** ③			X CU 79 0-0 18 1B 3B			4	2	2	1	0	1	0
2 Justin Turner, R (1, 10) OBP: 0.359, SLG: 0.462	C CU 78 F FF 95 B CU 79 X FF 95 1-2 11 FC4-6 1B	B SL 86 B SL 85 B SI 96 X SI 96 3-0 11 FC6 1B 1-3 3-H			B SI 95 X SL 86 1-0 **P4** ①		D SL 83 C SI 95 B SI 96 C SL 84 S SL 88 2-3 **K** ②			4	0	2	1	0	1	1
11 Rafael Devers, L (1, 5) OBP: 0.324, SLG: 0.494	S SL 87 X SL 86 0-1 **FC4-6** ② 1-2f	B FF 96 X FF 96 1-0 **FC6** ② 1-2f 3-H			B FF 97 X CH 88 1-0 **P5** ②		0-0 18 1B 18 S 99 1B IBB			3	1	0	1	1	0	2
18 Adam Duvall, R (1, 8) OBP: 0.323, SLG: 0.495	F FF 95 D FF 95 S CU 79 S CU 81 1-3 **K2-3** ③	B FF 96 S SL 86 S SL 87 S CU 81 1-3 **K** ③			B CU 75 C SL 83 B SI 96 F SL 85 B FF 99 S SL 87 3-3 **K** ③		B SI 96 X SI 95 1-0 99 1B 1-3 3-H 1B			4	0	1	1	0	3	2
99 Alex Verdugo, L (1, 9) OBP: 0.356, SLG: 0.448		C FF 94 C FF 95 B SL 86 F FF 96 X FF 95 1-2 5 1B 20 1B 1B C FF 94 B CH 90 B CH 89 C FF 98 F CU 82 S SL 87 2-3 **K** ①			B FF 97 B CH 89 X FF 97 2-0 **F7** ①	B FF 97 1 SAFE B SL 86 D SI 94 C SI 97 X SI 94 3-1 1-2 3-H 1B			4	1	2	1	0	1	0
5 Enrique Hernández, R (1, 4) OBP: 0.283, SLG: 0.331		C CU 78 S CU 80 X FF 95 0-2 36 BB 20 1B 1B 1-3 C SL 84 X SI 94 0-1 **G6-3** ②			X SI 96 0-0 **G3-1** ②	B SL 83 F SI 94 B FF 95 B SL 82 S SI 94 S SL 85 3-3 **K** ③			4	1	1	0	0	1	2
36 Triston Casas, L (1, 3) OBP: 0.329, SLG: 0.389		C CU 79 S SL 87 B SL 86 B FF 96 D CU 80 F CU 80 B FF 94 4-2 16 WP 20 1B 16 1B 1-2 BB B CU 80 X CH 88 1-0 **L6** ③			B FF 96 X CH 88 1-0 1B		X FF 96 0-0 **G4-3** ①			3	1	1	0	1	0	0
12 Connor Wong, R (1, 2) OBP: 0.297, SLG: 0.408		B SL 85 B FF 97 F FF 96 C FF 97 S CU 81 2-3 **K** ①		X SI 94 0-0 **G5-3** ①		F SI 96 S FF 97 S SL 86 0-3 **K** ③	C SI 98 X SL 85 0-1 **F8** ②			4	0	0	0	0	2	4
20 Yu Chang, R (1, 6) OBP: 0.180, SLG: 0.333		X FF 97 0-0 16 1B 16 WP 2 1B 1B 1-2 2-H 3-H		C SI 96 B SL 87 S SL 87 B CU 82 T SI 97 2-2 **K** ②			B SL 84 S SL 84 S SI 95 S CU 82 1-3 **K** ①	C SL 83 B SL 86 B SI 96 S SI 96 F SL 87 F FF 96 B SL 85 S SL 84 3-3 **K** ③		4	1	1	2	0	3	0
Inning Stats	R: 0 E: 0 K: 2 S: 11 H: 1 LOB: 1 BB: 0 P: 16	R: 5 E: 0 K: 2 S: 20 H: 5 LOB: 1 BB: 1 P: 33	R: 0 E: 0 K: 1 S: 7 H: 0 LOB: 0 BB: 0 P: 10	R: 0 E: 0 K: 1 S: 9 H: 0 LOB: 0 BB: 0 P: 14	R: 0 E: 0 K: 1 S: 5 H: 0 LOB: 0 BB: 0 P: 10	R: 0 E: 0 K: 1 S: 6 H: 1 LOB: 1 BB: 0 P: 9	R: 2 E: 0 K: 3 S: 13 H: 3 LOB: 2 BB: 1 P: 23	R: 0 E: 0 K: 1 S: 8 H: 0 LOB: 0 BB: 0 P: 11		1B: 9 2B: 0 3B: 1 HR: 0 SF: 0 SAC: 0 DP: 0 HBP: 0				WP: 1 PB: 0 SB: 1 CS: 0 PA: 36		

PITCHER		IP	WLS	BF	H	R	ER	SO	BB	IBB	HBP	BLK	WP	HR	S	P	ERA	WHIP
66 Sam Long, L ERA: 4.36	(1, 1)	1.0	L	7	3	3	3	2	1	0	0	0	0	0	21	31	27.00	4.000
46 Luis Medina, R ERA: 6.34	(2, 1)	6.0		26	7	4	4	9	0	1	0	0	1	0	50	84	6.00	1.167
53 Angel Felipe, R ERA:	(8, 1)	1.0		3	0	0	0	1	0	0	0	0	0	0	8	11	0.00	0.000

PITCHER	IP	WLS	BF	H	R	ER	SO	BB	IBB	HBP	BLK	WP	HR	S	P	ERA	WHIP

BOTTOM

Oakland Athletics @ Boston Red Sox

Fenway Park, Boston, MA

Fri Jul 07 2023, 7:11 PM - 9:32 PM EDT

Att. 31,157 - Partly Cloudy - 82 F

livebaseballscorecards.com

AB	34
R	7
H	10
RBI	7
BB	2
SO	12
LOB	11

Batter	1	2	3	4	5	6	7	8	9	AB	R	H	RBI	BB	SO	LOB
10 Nick Allen, R (1, 6) OBP: 0.248, SLG: 0.230	C FF 95 X FF 95 0-1 G4-3		C KC 81 X FF 96 0-1 G4-3		C CH 85 B FF 95 B FF 96 B FF 95 F FF 96 B FC 86 4-2 1-2 BB		F FC 88 F FC 87 B ST 79 S FF 92 1-3 K		X FC 88 0-0 P2	4	0	0	0	1	1	1
13 Jordan Diaz, R (1, 4) OBP: 0.276, SLG: 0.415	B FF 95 X FC 85 1-0 G6-3		X FF 95 0-0 L8		C KC 81 F FF 95 D FC 87 X KC 83 1-2 FC5 2-3f			C SI 91 B FC 87 X FC 86 1-1 P4		4	0	0	0	0	0	2
49 Ryan Noda, L (1, 3) OBP: 0.381, SLG: 0.402	C FF 95 S FC 86 X FF 96 0-2 G4-3			B KC 82 C FC 85 C FC 86 X FF 96 1-2 25 G2-3 33 1B 1B		C FC 84 F SI 95 C KC 80 0-3 K		C FC 88 H SI 92 1-1 12 E 12 1B 33 1B HBP		3	1	1	0	0	1	0
25 Brent Rooker, R (1, 7) OBP: 0.330, SLG: 0.467		X FF 94 0-0 P4		C KC 81 B FF 96 S FC 85 X FF 96 1-2 G2-3 1-2		C FF 94 S CH 85 F FC 85 F FF 96 B KC 82 F CH 86 F FF 96 B KC 82 F FF 96 2-2 F FF 97 X FC 84 HR		X SI 91 0-0 F8		4	1	1	1	0	0	2
12 Aledmys Díaz, R (1, 5) OBP: 0.260, SLG: 0.286		B FF 95 C FF 95 S FC 87 B FC 89 B FF 96 X FF 96 3-2 1B		B KC 82 X FF 95 1-0 G6-3		X FF 97 0-0 F9		C FC 88 X CH 83 0-1 E4 33 1B 1-3 1B		4	0	2	0	0	0	1
33 JJ Bleday, L (1, 8) OBP: 0.316, SLG: 0.373		B KC 81 C FF 95 S FC 86 X FC 86 1-2 P2		X FC 87 0-0 2-H 1B		B FF 96 B FC 87 C FF 96 S FC 85 B FC 86 X FF 96 3-2 F8		X FC 85 0-0 1-2 3-H 1B		4	0	2	1	0	0	1
23 Shea Langeliers, R (1, 2) OBP: 0.267, SLG: 0.366		B FF 96 C KC 81 F FF 96 B KC 83 S FC 86 2-3 K		F FF 95 S KC 84 B FC 87 F FF 96 F KC 83 X KC 82 1-2 G4-3			X FC 87 0-0 F7	D ST 79 F FC 87 T SI 93 S FF 91 1-3 K		4	0	0	0	0	2	3
28 Manny Piña, R (1, 10) OBP: 0.125, SLG: 0.500			B FF 93 F FF 93 B CH 84 F FF 94 X FF 95 2-2 HR	B KC 81 C KC 83 F FC 86 B CH 84 F FF 96 F KC 84 C FC 87 2-3 K			B ST 80 C SI 92 B FC 88 X FC 87 2-1 G5-3		F FC 88 S SI 92 B FF 92 X CH 83 1-2 G6-3	4	1	1	1	0	1	0
48 Cody Thomas, L (1, 9) OBP: 0.500, SLG: 0.750			C FF 95 X FC 86 0-1 F9	B FF 95 B SI 95 S FC 86 F FC 85 X FF 96 2-2 13 FC5 10 WP 1B			C FC 87 C ST 79 X ST 78 0-2 2B		B ST 81 C SI 92 F CH 82 F SI 92 S CH 83 1-3 K	4	0	2	0	0	1	0
Inning Stats	R: 0 E: 0 K: 0 S: 6 H: 0 LOB: 0 BB: 0 P: 7	R: 0 E: 0 K: 1 S: 10 H: 1 LOB: 1 BB: 0 P: 16	R: 1 E: 0 K: 0 S: 8 H: 1 LOB: 0 BB: 0 P: 10	R: 0 E: 0 K: 0 S: 8 H: 2 LOB: 2 BB: 0 P: 11	R: 0 E: 0 K: 1 S: 18 H: 1 LOB: 2 BB: 1 P: 28	R: 1 E: 0 K: 1 S: 16 H: 1 LOB: 0 BB: 0 P: 21	R: 0 E: 0 K: 1 S: 9 H: 1 LOB: 1 BB: 0 P: 12	R: 1 E: 1 K: 1 S: 10 H: 2 LOB: 2 BB: 0 P: 13	R: 0 E: 0 K: 1 S: 8 H: 0 LOB: 0 BB: 0 P: 10	1B: 6 2B: 1 3B: 0 HR: 2 SF: 0 SAC: 0 DP: 0 HBP: 1						

PITCHER	IP	WLS	BF	H	R	ER	SO	BB	IBB	HBP	BLK	WP	HR	S	P	ERA	WHIP
65 James Paxton, L (1, 1) ERA: 2.73	6.0	W	24	6	2	2	3	1	0	0	0	1	2	66	93	3.00	1.167
75 Brandon Walter, L (7, 1) ERA: 2.31	3.0	S	13	3	1	0	3	0	0	1	0	0	0	27	35	0.00	1.000

PITCHER	IP	WLS	BF	H	R	ER	SO	BB	IBB	HBP	BLK	WP	HR	S	P	ERA	WHIP

TOP

Oakland Athletics @ Boston Red Sox

Fenway Park, Boston, MA

Sat Jul 08 2023, 4:13 PM - 6:56 PM EDT

Att. 34,087 - Sunny - 78 F

livebaseballscorecards.com

AB	35
R	3
H	9
RBI	3
BB	1
SO	6
LOB	10

WP: 1	PA: 37
PB: 0	
SB: 0	
CS: 0	

Batter	1	2	3	4	5	6	7	8	9	AB	R	H	RBI	BB	SO	LOB
16 Jarren Duran, L (1, 8) OBP: 0.365, SLG: 0.520	X FF 92 0-0 7 G3 7 S 2 1B 1B	F ST 79 X FF 94 0-1 1-H HR		C SL 85 C SI 92 X SL 86 0-2 ① G6-3	B CH 90 C CH 91 B FF 96 B CH 91 X CH 89 3-1 7 1B 2-H 2B		C FF 97 S CH 88 X CH 90 0-2 ② G6-3			5	3	3	3	0	0	0
7 Masataka Yoshida, L (1, 7) OBP: 0.381, SLG: 0.481	B FF 92 1 SAFE S CH 88 C SL 88 X SL 89 1-2 ① G3 1-3	C SI 94 X SI 94 0-1 E5 11 HBP 2 S		C SI 92 C SI 91 B FF 92 F SL 86 F SI 92 F SI 91 X SL 85 1-2 11 2B 2B	B FF 98 B CH 88 F FF 98 X SI 98 2-1 2-H 1B		X FF 98 0-0 ③ G4-3			5	1	2	1	0	0	1
2 Justin Turner, R (1, 10) OBP: 0.360, SLG: 0.461 30 Rob Refsnyder, R (8, PH) OBP: 0.394, SLG: 0.357 (9, 10)	X CU 82 0-0 99 HR 3-H 1B	B FF 95 C ST 82 S SI 94 B FF 96 F FF 96 F FF 97 B ST 83 B ST 83 4-2 11 HBP 1-2 BB		C SI 92 B FF 93 F SL 88 S FF 93 1-3 ② K	C FF 98 C SI 98 B SL 89 B FO 91 C FF 99 2-3 ③ K			B FF 100 B FF 99 F FF 98 B ST 84 C FF 100 F FF 102 T FF 100 3-2 ① K		3 1	1 0	1 0	1 0	2 1	2 0
11 Rafael Devers, L (1, 5) OBP: 0.326, SLG: 0.495 38 Jorge Alfaro, R (8, 2) OBP: 0.182, SLG: 0.375	F SL 88 B SL 89 F CH 89 B FF 93 X SL 90 2-2 P2	C ST 82 S SI 95 B ST 83 F ST 83 F SI 95 H ST 83 2-2 ② 1-2 2-3 HBP		B SL 87 F SL 87 X SL 87 1-1 2-H 2B		C CH 90 S SL 87 B FF 98 B SL 85 B CH 91 C FF 98 3-3 ① K		F FF 99 X FF 100 0-1 ② G6-3		3 1	0 0	1 0	1 0	0 0	1 0	1 0
99 Alex Verdugo, L (1, 9) OBP: 0.360, SLG: 0.457	F CU 82 X SL 89 0-1 1-H HR	C ST 82 X ST 82 0-1 ③ F7		B SI 91 C SI 92 C FF 92 H FF 91 2-2 HBP		B FF 97 C CH 90 X CH 90 1-1 ② G6-3		B FS 94 B FS 95 X FF 102 2-0 1B		4	1	2	2	0	0	3
36 Triston Casas, L (1, 3) OBP: 0.330, SLG: 0.398	B CH 88 B CH 88 C FF 93 F CU 81 X SL 90 2-2 ③ F7		B ST 80 S ST 82 X ST 81 1-1 39 1B 12 SF7 2B	C SL 86 F SL 85 S FF 92 0-3 ③ K		C CH 90 F FF 99 B FF 97 B SL 86 F CH 90 X FF 98 2-2 39 2B 2B		C FF 102 F FS 94 F FS 94 B FF 100 X FF 101 1-2 ③ F7		5	2	2	0	0	1	3
39 Christian Arroyo, R (1, 4) OBP: 0.292, SLG: 0.399 (8, 5)		C FF 92 B SL 87 F SI 92 F SL 88 F FF 92 B CU 83 X SL 88 2-2 ① G1-3	X SI 94 0-0 5 G6-4-3 2-3 1B		S FF 98 X SI 98 0-1 16 2B 2B	B FF 100 B FF 97 F SI 98 X FF 96 2-1 2-H 2B				4	1	3	1	0	0	0
12 Connor Wong, R (1, 2) OBP: 0.296, SLG: 0.407 20 Yu Chang, R (8, 6) OBP: 0.180, SLG: 0.333		C SL 87 F SI 93 B SL 90 B SL 89 B SI 91 F SL 89 X FF 92 3-2 16 HR 1B	C ST 81 X ST 83 0-1 ① SF7 3-H		C SI 98 C SI 98 S FF 99 0-3 ① K	C SL 86 S SI 97 F FF 97 D SL 88 B CH 91 D CH 91 F SI 99 F CH 90 S SL 85 3-3 ③ K				3 0	1 0	1 0	1 0	0 0	2 0	2 0
5 Enrique Hernández, R (1, 6) OBP: 0.280, SLG: 0.326 (8, 4)		B SL 88 S FF 92 X SI 92 1-1 ② F9	C SI 95 X SI 95 0-1 ② ③ G6-4-3 1-2f		B SL 85 B CH 91 B SI 98 C SI 97 X SI 98 3-1 ② F7		X SI 96 0-0 ① G5-3			4	0	0	0	0	0	3
Inning Stats	R: 3 H: 3 E: 0 LOB: 0 K: 0 BB: 0 S: 13 P: 18	R: 2 H: 2 E: 1 LOB: 3 K: 0 BB: 1 S: 25 P: 37	R: 1 H: 2 E: 0 LOB: 0 K: 0 BB: 0 S: 7 P: 8	R: 1 H: 2 E: 0 LOB: 2 K: 2 BB: 0 S: 19 P: 24	R: 2 H: 3 E: 0 LOB: 1 K: 2 BB: 0 S: 14 P: 24	R: 1 H: 2 E: 0 LOB: 2 K: 2 BB: 0 S: 17 P: 28	R: 0 H: 0 E: 0 LOB: 0 K: 0 BB: 0 S: 5 P: 5	R: 0 H: 1 E: 0 LOB: 1 K: 1 BB: 0 S: 11 P: 17		1B: 6 SF: 1 2B: 7 SAC: 0 3B: 0 DP: 1 HR: 2 HBP: 2						

BOTTOM

Oakland Athletics @ Boston Red Sox

Fenway Park, Boston, MA

Sat Jul 08 2023, 4:13 PM - 6:56 PM EDT

Att. 34,087 - Sunny - 78 F

livebaseballscorecards.com

AB	38
R	10
H	15
RBI	10
BB	1
SO	7
LOB	15

PITCHER		IP	WLS	BF	H	R	ER	SO	BB	IBB	HBP	BLK	WP	HR	S	P	ERA	WHIP
29 Austin Pruitt, R ERA: 3.9	(1, 1)	1.2	L	9	4	4	4	0	0	0	0	0	0	1	24	35	21.60	2.400
60 Sam Moll, L ERA: 5.01	(2, 1)	1.1		9	3	2	2	0	1	0	1	0	0	1	21	28	13.50	3.000
45 Richard Lovelady, L ERA: 4.63	(4, 1)	1.0		6	2	1	1	2	0	0	1	0	0	0	19	24	9.00	2.000
70 Lucas Erceg, R ERA: 5.55	(5, 1)	2.0		11	5	3	3	4	0	0	0	0	0	0	31	52	13.50	2.500
53 Angel Felipe, R ERA:	(7, 1)	1.0		3	0	0	0	0	0	0	0	0	0	0	5	5	0.00	0.000

PITCHER		IP	WLS	BF	H	R	ER	SO	BB	IBB	HBP	BLK	WP	HR	S	P	ERA	WHIP
11 Shintaro Fujinami, R ERA: 9.14	(8, 1)	1.0		4	1	0	0	1	0	0	0	0	0	0	11	17	0.00	1.000

Oakland Athletics @ Boston Red Sox

Fenway Park, Boston, MA

Sun Jul 09 2023, 1:37 PM - 4:42 PM EDT

Att. 35,460 - Cloudy - 80 F

livebaseballscorecards.com

TOP

Batter	1	2	3	4	5	6	7	8	9	AB	R	H	RBI	BB	SO	LOB
5 Tony Kemp, L (1, 4) (7, 7) OBP: 0.286, SLG: 0.283	B SI 93 X SI 94 1-0 G4-3 ①	B SL 89 F SL 88 S SL 88 F SL 88 F CU 76 B FF 94 F SL 87 B SL 85 X SL 89 3-2 FC3-2 49 BB ② 1-2 2-3 3-Hf		B CU 76 B CU 76 B FF 95 C FF 94 F FF 95 B FF 95 4-2 49 S BB		B FC 89 X CH 91 1-0 FC3-6 ② 1-2f 2-3		X FC 92 0-0 1-2 1B		4	0	1	0	1	0	5
49 Ryan Noda, L (1, 3) OBP: 0.381, SLG: 0.403	X SI 95 0-0 15 WP 15 E 2B	C SL 85 B FF 93 F CU 76 B FF 96 B SL 89 B SL 89 4-2 1-2 2-3 3-H BB		1 SAFE B SL 85 B SL 86 C SL 88 F SL 87 S CU 77 2-3 K ③ 1-2		C FC 90 B FF 96 B FC 90 D CH 92 S FC 91 S FC 91 3-3 K ③		X FC 94 0-0 F7 ②		4	1	1	1	1	2	5
15 Seth Brown, L (1, 7) (7, 9) OBP: 0.266, SLG: 0.384	S SL 84 S CH 87 B CH 88 X CH 87 1-2 G1-3 ② 2-H	C CU 78 S SL 89 F SL 87 X FF 94 0-2 F7 ③			B SI 95 C FC 89 B CH 92 F FC 89 X CH 92 2-2 G4-3 ①		F SI 96 B FC 90 X FC 89 1-1 33 FC4-6 25 1B 1B	C FC 94 B FC 94 X FS 87 1-1 G1-3 ③		5	0	1	0	0	0	5
25 Brent Rooker, R (1, 10) OBP: 0.341, SLG: 0.485 10 Nick Allen, R (9, PR) OBP: 0.248, SLG: 0.230	H SL 84 1-0 33 1B HBP		X FF 93 0-0 48 G4-3 48 S 1B		B SL 86 X SI 96 1-0 HR		B FC 90 D FC 90 C CH 95 B FC 90 F SI 96 X SI 95 3-2 33 FC4-6 1-2 1B		F FC 94 S FC 95 B FC 96 B FC 97 B FC 96 F FC 94 B FC 95 4-2 33 CS BB	3 0	1 0	3 0	1 0	1 0	0 0	0 0
33 JJ Bleday, L (1, 8) OBP: 0.313, SLG: 0.368	B SL 84 F SI 94 B CH 87 C SL 84 B SL 84 X FF 95 3-2 1-2 1B ③		B SL 88 S SL 86 T SL 88 S FF 93 1-3 K ①		X SI 96 0-0 G6-3 ②		C SI 93 F CH 87 B CH 88 X SI 94 1-2 FC4-6 ① 1-2f 2-3		B FC 92 C FC 94 S SI 96 B SL 83 B FC 94 F FC 95 S SI 97 3-3 K ①② 1-2	5	0	1	0	0	2	4
48 Cody Thomas, L (1, 9) OBP: 0.286, SLG: 0.429 13 Jordan Diaz, R (7, PH) (7, 4) OBP: 0.270, SLG: 0.406		B FF 94 F FF 93 F CU 76 B ST 78 S ST 76 2-3 K ①	B ST 78 C FF 94 D SL 89 F SL 86 X CU 77 2-2 G4-3 ② 1-3		C FC 88 C CH 92 C FF 97 0-3 K ③		B CH 88 D CH 88 C SI 92 F SI 93 F CH 87 S CH 87 2-3 K ②		B FC 96 B SL 84 C FC 95 F SL 84 B FC 95 X FC 96 3-2 F9 ③	3 2	0 0	0 0	0 0	0 0	2 1	1 3
28 Manny Piña, R (1, 2) OBP: 0.250, SLG: 0.500 23 Shea Langeliers, R (7, 2) OBP: 0.267, SLG: 0.366		X FF 95 0-0 8 BB 6 BB 5 FC3-2 1B	B CU 76 C CU 76 C SL 88 X CH 86 1-2 G6-3 ③			C FC 88 B FC 89 F SI 95 F SL 85 X SI 97 1-2 5 FC3-6 6 1B 1B	C CH 87 F CH 88 1 SAFE S CH 87 0-3 K ③			4 0	0 0	2 0	0 0	0 0	1 0	3 0
6 Jace Peterson, L (1, 5) OBP: 0.299, SLG: 0.309		B ST 78 B FF 95 B FF 93 C FF 94 B FF 94 4-1 5 FC3-2 8 BB 49 BB 1-2 BB		B FF 92 C FF 91 S SL 86 F CU 75 B FF 94 S SL 88 2-3 K ①		X CH 95 0-0 5 FC3-6 1-2 1B		F FF 95 B FC 91 X FC 92 1-1 5 1B 1B		3	1	2	0	1	1	0
8 Tyler Wade, L (1, 6) OBP: 0.309, SLG: 0.314		B SL 89 B FF 94 B FF 94 C FF 93 B FF 94 4-1 49 BB 5 FC3-2 1-2 2-3 BB		X SL 88 0-0 G4-3 ②		L FC 90 L FC 88 X CH 92 0-2 B2 ①		L FC 91 X FC 90 0-1 B3 ①		3	0	0	0	1	0	3

Inning Stats	1	2	3	4	5	6	7	8	9
	R: 1 E: 0 K: 0 S: 8 H: 2 LOB: 1 BB: 0 P: 14	R: 1 E: 0 K: 1 S: 18 H: 1 LOB: 3 BB: 3 P: 35	R: 0 E: 0 K: 1 S: 10 H: 1 LOB: 1 BB: 0 P: 14	R: 0 E: 0 K: 2 S: 10 H: 0 LOB: 1 BB: 1 P: 18	R: 1 E: 0 K: 1 S: 8 H: 1 LOB: 0 BB: 0 P: 11	R: 0 E: 0 K: 1 S: 12 H: 2 LOB: 2 BB: 0 P: 17	R: 0 E: 0 K: 2 S: 15 H: 2 LOB: 2 BB: 0 P: 22	R: 0 E: 0 K: 0 S: 8 H: 2 LOB: 2 BB: 0 P: 10	R: 0 E: 0 K: 1 S: 10 H: 0 LOB: 1 BB: 1 P: 20

1B: 9	SF: 0	WP: 1	PA: 42
2B: 1	SAC: 0	PB: 0	
3B: 0	DP: 0	SB: 2	
HR: 1	HBP: 1	CS: 1	

PITCHER		IP	WLS	BF	H	R	ER	SO	BB	IBB	HBP	BLK	WP	HR	S	P	ERA	WHIP
67 Tayler Scott, R ERA: 6.75	(1, 1)	1.0		5	2	1	0	0	0	0	1	0	1	0	8	14	0.00	2.000
72 Chris Murphy, L ERA: 2.16	(2, 1)	3.0		15	2	1	1	4	4	0	0	0	0	0	38	67	3.00	2.000
25 Josh Winckowski, R ERA: 3.2	(5, 1)	2.0		11	5	1	1	2	0	0	0	0	0	1	25	37	4.50	2.500
57 Joely Rodríguez, L ERA: 14.4	(7, 1)	1.0		3	0	0	0	2	0	0	0	0	0	0	10	13	0.00	0.000
55 Chris Martin, R ERA: 1.57	(8, 1)	1.0	W	5	2	0	0	0	0	0	0	0	0	0	8	10	0.00	2.000
74 Kenley Jansen, R ERA: 3.23	(9, 1)	1.0	S	3	0	0	0	1	1	0	0	0	0	0	10	20	0.00	1.000

AB	36
R	3
H	11
RBI	2
BB	5
SO	9
LOB	29

Oakland Athletics @ Boston Red Sox

Fenway Park, Boston, MA

Sun Jul 09 2023, 1:37 PM - 4:42 PM EDT

Att. 35,460 - Cloudy - 80 F

livebaseballscorecards.com

BOTTOM

Batter	1	2	3	4	5	6	7	8	9	AB	R	H	RBI	BB	SO	LOB
30 Rob Refsnyder, R (1, 7) OBP: 0.390, SLG: 0.348 99 Alex Verdugo, L (9, 9) OBP: 0.360, SLG: 0.457	C FF 96 C FF 96 B FF 96 B CH 85 B FF 95 B FF 94 4-2 11 1B 2 WP 18 SF9 BB		X FF 94 0-0 ① F7		B CH 84 C CH 85 F FF 93 B SL 81 F FF 94 T FF 94 2-2 ② K	C FC 89 F CU 80 B FF 91 B FF 92 F CH 86 F FC 88 B FC 88 S FF 93 3-3 ③ K				3 0	1 0	0 0	0 0	1 0	2 0	2 0
2 Justin Turner, R (1, 3) OBP: 0.362, SLG: 0.462	C FF 95 B SL 83 F FF 94 X ST 83 1-2 ① P3 1-2		B ST 79 C FF 93 F CH 85 F CH 84 H FF 94 2-2 18 HBP HBP		B CH 84 X FF 93 1-0 2B		C FF 94 X FF 95 0-1 ① G5-3			3	0	1	0	0	0	1
11 Rafael Devers, L (1, 5) OBP: 0.325, SLG: 0.493	X FF 95 0-0 2-3 1B		B SL 82 F SL 83 F ST 82 F FF 95 B FF 94 F FF 94 F ST 83 1 SAFE X ST 81 2-2 ② P4		C FF 94 B FF 93 B ST 83 F FF 94 F FF 95 F FF 95 S CH 85 2-3 ③ K		B ST 84 X ST 83 1-0 ② P6			4	0	1	0	0	1	2
18 Adam Duvall, R (1, 9) OBP: 0.328, SLG: 0.522 (9, 8)	B ST 83 B FF 94 F ST 82 X SL 82 2-1 ② SF9 3-H		F FF 95 H CH 85 1-1 1-2 HBP			B SI 92 B FC 90 B SI 92 F FF 92 X FF 93 3-1 HR	S ST 83 S CH 85 S CH 86 0-3 ③ K			2	1	1	2	0	1	0
7 Masataka Yoshida, L (1, 10) OBP: 0.382, SLG: 0.492	F FF 94 B ST 83 S ST 83 B ST 82 X FF 94 2-2 ③ G5-3		B FF 94 T FF 94 F FF 94 B ST 82 B ST 81 F FF 94 C FF 94 3-3 ③ K			C FC 91 B CH 88 X FC 91 1-1 39 E 39 S 39 2B 1B		C FF 92 C FF 95 B ST 83 F ST 81 F ST 82 X FF 95 1-2 HR		4	2	2	1	0	1	3
38 Jorge Alfaro, R (1, 2) OBP: 0.216, SLG: 0.353 12 Connor Wong, R (9, 2) OBP: 0.296, SLG: 0.407		B FF 93 F FF 94 B FF 93 B FF 92 B FF 94 4-1 BB		F FF 94 B FF 92 B CH 83 F FF 93 F FF 94 F FF 93 B SL 82 F FF 94 F FF 94 4-2 F FF 95 B SL 84 39 G5-4-3 BB		C FF 94 F CU 80 X FF 92 0-2 ① F9		C ST 83 X FF 94 0-1 ① G5-3		2 0	0 0	0 0	0 0	2 0	0 0	1 0
5 Enrique Hernández, R (1, 8) OBP: 0.278, SLG: 0.324 16 Jarren Duran, L (6, PH) OBP: 0.367, SLG: 0.519 (7, 8) (9, 7)		C SL 84 X ST 83 0-1 ① P5		C SL 83 X FF 95 0-1 ① F9		F FC 90 F FC 90 F FC 90 B CH 87 B CH 86 F FC 90 X FF 93 2-2 ② L7		B ST 82 C ST 81 B FF 94 S ST 82 B ST 83 X FF 96 3-2 E6 1B		2 2	0 0	0 1	0 0	0 0	0 0	2 1
39 Christian Arroyo, R (1, 4) OBP: 0.291, SLG: 0.401		B CH 85 F FF 94 B ST 80 F FF 94 S FF 94 2-3 ② K		X CH 85 0-0 ②③ G5-4-3 1-2f		F FC 90 B CU 78 F FC 89 F FF 92 B FF 93 B FC 89 F CU 80 X FF 92 3-2 1-H 2B		C FF 99 X FF 98 0-1 ② F9		4	0	1	1	0	1	3
20 Yu Chang, R (1, 6) OBP: 0.185, SLG: 0.314		X FF 94 0-0 ③ G6-3			B FF 93 C SL 81 B FF 91 X FF 92 2-1 ① P4	D CU 80 S FC 87 B FC 87 B FF 92 B FF 91 4-1 BB		S FS 94 D FS 94 X FF 100 1-1 ③ F9		3	0	0	0	1	0	2
Inning Stats	R: 1 E: 0 K: 0 S: 11 H: 1 LOB: 1 BB: 1 P: 20	R: 0 E: 0 K: 1 S: 7 H: 0 LOB: 1 BB: 1 P: 13	R: 0 E: 0 K: 1 S: 15 H: 0 LOB: 2 BB: 0 P: 23	R: 0 E: 0 K: 0 S: 10 H: 0 LOB: 0 BB: 1 P: 14	R: 0 E: 0 K: 2 S: 12 H: 1 LOB: 1 BB: 0 P: 19	R: 2 E: 0 K: 1 S: 23 H: 3 LOB: 2 BB: 1 P: 39	R: 0 E: 0 K: 1 S: 6 H: 0 LOB: 0 BB: 0 P: 7	R: 1 E: 1 K: 0 S: 14 H: 2 LOB: 1 BB: 0 P: 19		1B: 3 2B: 2 3B: 0 HR: 2 SF: 1 SAC: 0 DP: 1 HBP: 2					WP: 1 PB: 0 SB: 1 CS: 0 PA: 36	

	AB	29
	R	4
	H	7
	RBI	4
	BB	4
	SO	6
	LOB	17

PITCHER		IP	WLS	BF	H	R	ER	SO	BB	IBB	HBP	BLK	WP	HR	S	P	ERA	WHIP
38 JP Sears, L ERA: 3.97	(1, 1)	5.0		21	2	1	1	4	3	0	2	0	1	0	55	89	1.80	1.000
58 Paul Blackburn, R ERA: 4.86	(6, 1)	1.0	B	7	3	2	2	1	1	0	0	0	0	1	23	39	18.00	4.000
Ken Waldichuk, L ERA: 6.63	(7, 1)	1.1	L	6	2	1	1	1	0	0	0	0	0	1	16	21	6.75	1.500
11 Shintaro Fujinami, R ERA: 9.0	(8, 1)	0.2		2	0	0	0	0	0	0	0	0	0	0	4	5	0.00	0.000

PITCHER	IP	WLS	BF	H	R	ER	SO	BB	IBB	HBP	BLK	WP	HR	S	P	ERA	WHIP

Batter	1	2	3	4	5	6	7	8	9	AB	R	H	RBI	BB	SO	LOB
16 Jarren Duran, L (1, 7) OBP: 0.367, SLG: 0.521	C FF 88 F FF 88 F CH 81 S CH 82 0-3 K ①		B FF 88 B FF 88 C FF 88 F FF 87 X FF 89 2-2 7 L8 2 SF9 2B	B FF 88 F FF 87 X CH 80 1-1 G4-3 ③			C FC 91 S FS 86 X FS 86 0-2 G3-1 ①		B FF 94 X CH 84 1-0 2 L8 7 1B 1B	5	1	2	0	0	1	0
7 Masataka Yoshida, L (1, 10) OBP: 0.382, SLG: 0.490	C FF 88 C FF 89 B CH 82 X CH 83 1-2 G4-3 ②		B FF 88 X FF 87 1-0 L8 ① 2-3		B SI 85 C FF 87 S CH 80 B CH 81 X CH 81 2-2 G3-1 ①		F SI 93 B FS 84 C FC 89 B FS 85 X FS 85 2-2 2 HR 1B		B FC 89 C FF 94 B CH 83 C FC 89 F SI 94 B FC 90 X SI 93 3-2 1-2 1B	5	1	2	0	0	0	1
2 Justin Turner, R (1, 4) (8, 3) OBP: 0.360, SLG: 0.469	C SI 88 B CH 82 C SI 88 B CH 81 B CH 82 C SI 89 3-3 K ③		B CH 79 C SI 88 B SI 88 X SI 88 2-1 SF9 ② 3-H		C CH 79 F SI 89 B CH 82 B SI 88 F CH 80 X SI 88 2-2 G5-3 ②		B FC 88 B FC 88 F SI 92 X SI 92 2-1 1-H HR		B FC 88 B FC 89 C FC 89 B SL 81 C SI 94 F FC 89 F SI 93 X FC 90 3-2 L8 ① 2-3	4	1	1	3	0	1	2
11 Rafael Devers, L (1, 5) OBP: 0.329, SLG: 0.512		C FF 88 X CH 81 0-1 HR	C FF 89 X FF 88 0-1 HR		B FF 88 F FF 89 X FF 89 1-1 18 WP 99 BB 1B		S FF 93 S SI 93 S FS 86 0-3 K ②		B FF 93 S FF 94 B CH 85 C FC 91 C FF 94 2-3 K ②	5	2	3	2	0	2	2
99 Alex Verdugo, L (1, 9) OBP: 0.360, SLG: 0.455		C FF 88 B FF 88 F FF 88 X SI 87 1-2 G6-3 ①	C FF 88 X FF 88 0-1 18 S 1B		C SL 89 F FF 95 B ST 81 B FF 96 B SL 88 B SL 88 4-2 18 WP 1-2 BB		B CU 73 X SI 93 1-0 G4-3 ③		C FF 93 C FF 93 D CU 78 D CU 79 X FC 90 2-2 G6-3 ③	4	0	1	0	1	0	2
18 Adam Duvall, R (1, 8)		C SI 87 C SI 88 B CH 81 F SI 88 X CH 82 1-2 HR	B SI 86 F SI 87 1 SAFE F FF 88 B SI 88 X CH 80 2-2 G5-3 ③ 1-2		B FF 95 S FF 96 F ST 83 B FF 95 F FF 95 S SL 91 2-3 K ③ 1-2 2-3			B FF 93 B FC 89 C FF 93 T FC 89 B SI 94 C FC 90 3-3 K ①		4	1	1	1	0	2	3
36 Triston Casas, L (1, 3) OBP: 0.332, SLG: 0.411 39 Christian Arroyo, R (8, 4) OBP: 0.291, SLG: 0.401		B FF 88 C FF 88 B FF 88 X FF 88 2-1 1B	C CU 72 X FF 86 0-1 HR		B SL 89 F FF 94 B ST 83 C SL 90 B SL 90 X FF 94 3-2 L8 ①			B CU 79 X FF 93 1-0 G6-3 ②		4 0	1 0	2 0	1 0	0 0	0 0	0 0
12 Connor Wong, R (1, 2) OBP: 0.291, SLG: 0.399		B SI 85 F SI 87 F SI 87 B CH 80 B SI 88 1 SAFE S SI 87 3-3 K ②	B SI 86 X SI 86 1-0 G5-3 ①		F FF 95 B FF 95 F SL 91 F SL 92 B SL 90 S FF 95 2-3 K ②			X SI 94 0-0 G6-3 ③		4	0	0	0	0	2	1
20 Yu Chang, R (1, 6) OBP: 0.190, SLG: 0.364		C SI 88 C SI 88 D CH 81 B SI 88 1 SAFE S SI 88 2-3 K ③	C SI 86 C SI 87 S SI 86 0-3 K ②		F FF 95 X SL 92 0-1 L7 ③				B FF 93 X SI 92 1-0 HR	4	1	1	1	0	2	1
Inning Stats	R: 0 E: 0 K: 2 S: 10 H: 0 LOB: 0 BB: 0 P: 14	R: 2 E: 0 K: 2 S: 17 H: 3 LOB: 1 BB: 0 P: 26	R: 2 E: 0 K: 0 S: 13 H: 3 LOB: 1 BB: 0 P: 20	R: 1 E: 0 K: 1 S: 8 H: 1 LOB: 0 BB: 0 P: 10	R: 0 E: 0 K: 1 S: 15 H: 1 LOB: 2 BB: 1 P: 26	R: 0 E: 0 K: 1 S: 9 H: 0 LOB: 0 BB: 0 P: 14	R: 2 E: 0 K: 1 S: 12 H: 2 LOB: 0 BB: 0 P: 17	R: 0 E: 0 K: 1 S: 5 H: 0 LOB: 0 BB: 0 P: 9	R: 1 E: 0 K: 1 S: 17 H: 3 LOB: 2 BB: 0 P: 29	1B: 6 2B: 1 3B: 0 HR: 6 SF: 1 SAC: 0 DP: 0 HBP: 0						

Boston Red Sox @ Chicago Cubs

Wrigley Field, Chicago, IL

Fri Jul 14 2023, 7:06 PM - 9:53 PM CDT

Att. 37,597 - Cloudy - 86 F

TOP

livebaseballscorecards.com

AB	39
R	8
H	13
RBI	8
BB	1
SO	10
LOB	12

PITCHER		IP	WLS	BF	H	R	ER	SO	BB	IBB	HBP	BLK	WP	HR	S	P	ERA	WHIP
28 Kyle Hendricks, R ERA: 3.57	(1, 1)	4.2	L	22	8	5	5	5	0	0	0	0	0	4	57	84	9.64	1.714
46 Anthony Kay, L ERA: 1.29	(5, 1)	1.1		5	0	0	0	2	1	0	0	0	1	0	15	26	0.00	0.750
38 Mark Leiter Jr., R ERA: 3.58	(7, 1)	1.0		5	2	2	2	1	0	0	0	0	0	1	12	17	18.00	2.000
72 Javier Assad, R ERA: 4.19	(8, 1)	2.0		9	3	1	1	2	0	0	0	0	0	1	22	38	4.50	1.500

PITCHER	IP	WLS	BF	H	R	ER	SO	BB	IBB	HBP	BLK	WP	HR	S	P	ERA	WHIP

Batter	1	2	3	4	5	6	7	8	9	AB	R	H	RBI	BB	SO	LOB
40 Mike Tauchman, L (1, 10) OBP: 0.343, SLG: 0.343	B FF 95 C FF 95 B CH 87 S CH 86 F FF 97 F FF 96 X SL 85 2-2 ① G3-1		F SL 86 X FC 90 0-1 2-H 2B		F SL 84 B SL 84 F FF 96 B CH 88 X CH 87 2-2 ② G4-3		B SI 98 X CH 94 1-0 ③ F7		C FC 92 C SI 95 S FC 94 0-3 ③ K	5	0	1	1	0	1	3
2 Nico Hoerner, R (1, 6) OBP: 0.320, SLG: 0.375	C SI 95 C SI 94 C SI 95 0-3 ② K		X SI 95 0-0 1B		B SL 84 B FF 96 X SI 93 2-0 ③ G5-3			B CU 78 B CU 79 C SI 91 X SI 91 2-1 ① F8		4	0	1	0	0	1	0
8 Ian Happ, S (1, 7) OBP: 0.373, SLG: 0.381	X FF 96 0-0 ③ L8		F CH 85 2 SAFE C FF 96 B CH 88 F FF 96 X FF 95 1-2 ② F5			B FF 94 F CH 85 B CH 86 B FF 94 X FF 95 3-1 ① L8		C CU 78 S CU 79 C SI 92 0-3 ② K		4	0	0	0	0	1	2
27 Seiya Suzuki, R (1, 9) OBP: 0.338, SLG: 0.399		F FF 95 C SI 94 B SL 86 B CH 87 F SI 95 S CH 87 2-3 ① K	C SI 96 F SI 96 B SL 86 B CH 86 B FF 96 2 SAFE F SI 96 X SI 96 3-2 ③ G4-3			X SL 84 0-0 ② G6-3		B CU 78 B CU 79 C SI 92 C SI 93 B CU 79 S SI 92 3-3 ③ K		4	0	0	0	0	2	2
24 Cody Bellinger, L (1, 8) OBP: 0.357, SLG: 0.518		C SL 85 S FF 97 S FF 96 0-3 ② K		B CH 86 B FF 95 B CH 85 C FF 96 F FF 97 X SI 96 3-2 HR		X FF 96 0-0 HR			B SL 83 X SI 93 1-0 ① F7	4	2	2	2	0	1	0
5 Christopher Morel, R (1, 4) OBP: 0.328, SLG: 0.576		X SI 95 0-0 1B		C SI 96 B SL 86 F SI 95 S CH 88 1-3 ① K		B SI 95 B SI 94 S CH 84 B CH 85 C SI 95 F SI 94 X SI 94 3-2 1B			F SI 94 C SL 84 B CH 88 X SL 84 1-2 74 E 74 S 1B	4	0	3	0	0	1	0
74 Jared Young, L (1, 3) OBP: 0.270, SLG: 0.394		F FF 96 B FF 96 X CH 86 1-1 ③ G3		C SL 85 X SI 96 0-1 ② G4-3		B CH 85 T FF 95 B CH 85 F FF 94 F CH 85 F CH 86 X FF 95 2-2 ③ P5			B SI 95 T SI 94 B CH 88 B SI 94 B SI 94 4-1 18 BB 1-3 BB	3	0	0	0	1	0	2
20 Miles Mastrobuoni, L (1, 5) OBP: 0.256, SLG: 0.203			C SI 94 B CH 85 B CH 85 F SI 93 F FF 95 T CH 87 2-2 ① K	S CH 88 B CH 88 X FF 96 1-1 ③ F7			B FC 92 F FC 91 X CH 93 1-1 ① F7		C SL 85 S CH 88 B FF 95 B CH 88 F SL 85 S CH 89 2-3 ② K	4	0	0	0	0	2	2
18 Tucker Barnhart, L (1, 2) OBP: 0.291, SLG: 0.268			X SI 94 0-0 40 2B 2B		C SL 83 B FF 94 X CH 86 1-1 ① 1B		S FC 90 C FC 91 S FF 98 0-3 ② K		B SL 84 B SI 95 S SI 94 B SI 94 F SI 93 B CH 87 4-2 1-2 BB	3	1	2	0	1	1	0
Inning Stats	R: 0 E: 0 K: 1 S: 9 H: 0 LOB: 0 BB: 0 P: 11	R: 0 E: 0 K: 2 S: 10 H: 1 LOB: 1 BB: 0 P: 13	R: 1 E: 0 K: 1 S: 16 H: 3 LOB: 2 BB: 0 P: 22	R: 1 E: 0 K: 1 S: 10 H: 1 LOB: 0 BB: 0 P: 15	R: 0 E: 0 K: 0 S: 6 H: 1 LOB: 0 BB: 0 P: 11	R: 1 E: 0 K: 0 S: 13 H: 2 LOB: 1 BB: 0 P: 21	R: 0 E: 0 K: 1 S: 6 H: 0 LOB: 0 BB: 0 P: 8	R: 0 E: 0 K: 2 S: 8 H: 0 LOB: 0 BB: 0 P: 13	R: 0 E: 0 K: 2 S: 14 H: 1 LOB: 3 BB: 2 P: 26	1B: 5 2B: 2 3B: 0 HR: 2	SF: 0 SAC: 0 DP: 0 HBP: 0						

PITCHER		IP	WLS	BF	H	R	ER	SO	BB	IBB	HBP	BLK	WP	HR	S	P	ERA	WHIP
66 Brayan Bello, R ERA: 3.14	(1, 1)	6.0	W	25	8	3	3	5	0	0	0	0	0	2	64	93	4.50	1.333
25 Josh Winckowski, R ERA: 3.14	(7, 1)	1.0		3	0	0	0	1	0	0	0	0	0	0	6	8	0.00	0.000
83 Brennan Bernardino, L ERA: 2.43	(8, 1)	1.0		3	0	0	0	2	0	0	0	0	0	0	8	13	0.00	0.000
67 Tayler Scott, R ERA: 6.23	(9, 1)	0.2		5	1	0	0	1	2	0	0	0	0	0	11	23	0.00	4.500
74 Kenley Jansen, R ERA: 3.19	(9, 1)	0.1	S	1	0	0	0	1	0	0	0	0	0	0	3	3	0.00	0.000

PITCHER	IP	WLS	BF	H	R	ER	SO	BB	IBB	HBP	BLK	WP	HR	S	P	ERA	WHIP

BOTTOM

Boston Red Sox @ Chicago Cubs

Wrigley Field, Chicago, IL

Fri Jul 14 2023, 7:06 PM - 9:53 PM CDT

Att. 37,597 - Cloudy - 86 F

livebaseballscorecards.com

AB	35
R	3
H	9
RBI	3
BB	2
SO	10
LOB	11

1B: 5 SF: 0
2B: 2 SAC: 0
3B: 0 DP: 0
HR: 2 HBP: 0

WP: 0 PA: 37
PB: 0
SB: 1
CS: 0

Boston Red Sox @ Chicago Cubs

Wrigley Field, Chicago, IL

Sat Jul 15 2023, 1:21 PM - 3:56 PM CDT

Att. 40,224 - Partly Cloudy - 83 F

TOP

livebaseballscorecards.com

Batter	1	2	3	4	5	6	7	8	9	AB	R	H	RBI	BB	SO	LOB
16 Jarren Duran, L (1, 8) OBP: 0.369, SLG: 0.517	B SI 91 B SI 92 B SI 91 C SI 90 X SI 92 3-1 ① G4-3		B FS 88 B SI 93 B SI 92 3-0 7 G4-6-3 1-2 BB			B FF 92 B SI 92 B SI 91 C FS 89 F SI 92 C SI 91 3-3 ① K		B FF 94 B FF 94 B FF 93 C FF 96 C FF 94 F FF 94 B FF 95 4-2 2 G5-3 7 G3 1-2 BB		2	0	0	0	2	1	0
7 Masataka Yoshida, L (1, 7) OBP: 0.378, SLG: 0.484	C FF 92 B SV 85 B FC 90 F SI 91 C FF 93 2-3 ② K		C SI 92 D SV 85 F SI 92 X FS 86 1-2 ②③ G4-6-3 1-2f			B SV 85 X FF 92 1-0 ② F7		X FC 92 0-0 ① G3 1-2 2-3		4	0	0	0	0	1	4
2 Justin Turner, R (1, 10) OBP: 0.361, SLG: 0.475	F SI 92 B SV 86 B SI 92 F SI 92 X FS 87 2-2 ② 2B			B SI 91 C SI 91 C FF 92 F FF 93 X SV 84 1-2 11 G6-3 99 G6-3 2B		B SV 86 C SI 92 S FS 86 F SI 92 B FF 91 F SV 84 B FS 87 X FF 92 3-2 ③ F8		B ST 83 C FF 96 S FF 95 X SI 95 1-2 ② G5-3 2-3 3-H		4	1	2	1	0	0	1
11 Rafael Devers, L (1, 5) OBP: 0.328, SLG: 0.512	C SV 85 B FS 88 B SI 92 F SV 86 B FC 89 X SL 86 3-2 ③ G6-3			B FS 87 F SI 92 D SL 86 X SI 92 2-1 ① G6-3 2-3			C FF 99 F FF 99 X FF 100 0-2 36 HR 2B	C FC 92 B FF 95 S ST 83 C FF 94 1-3 ③ K		4	1	1	0	0	1	3
99 Alex Verdugo, L (1, 9) OBP: 0.356, SLG: 0.449		C SI 92 B FS 86 F FF 93 F SL 86 B FF 93 F SV 84 B SI 93 S SI 92 3-3 ① K		D SV 86 C FC 89 B FF 92 X SI 92 2-1 ② G6-3 3-H			C FF 98 X SL 86 0-1 ① F8		S FF 99 F FF 100 X CU 82 0-2 ① L9	4	0	0	1	0	1	1
36 Triston Casas, L (1, 3) OBP: 0.331, SLG: 0.420		X SI 93 0-0 ② G6-3		C SI 92 X FF 93 0-1 ③ G4-3			B SL 86 F FF 99 B CH 80 D SL 88 F SL 86 F SL 87 X FF 99 3-2 2-H HR		B CU 84 C FF 99 B CH 88 F FF 100 F FF 101 F CU 85 S SL 93 2-3 ② K	4	1	1	2	0	1	0
39 Christian Arroyo, R (1, 4) OBP: 0.290, SLG: 0.404		B SI 92 C SV 85 F SV 86 B FF 91 X SV 85 2-2 ③ F9			F SI 92 X SI 93 0-1 ① G4-3		S SL 87 S SL 88 S SL 87 0-3 ② K		B SL 92 X FF 100 1-0 38 WP 2B	4	0	1	0	0	1	0
12 Connor Wong, R (1, 2) OBP: 0.291, SLG: 0.398 38 Jorge Alfaro, R (7, 2) OBP: 0.211, SLG: 0.343			C SI 92 F FF 93 X SV 84 0-2 16 BB 1B		C FF 93 B SI 93 X SI 92 1-1 ② L9		S FF 98 S SL 87 B SL 88 S SL 88 1-3 ③ K		B FF 101 B SL 90 X SL 91 2-0 ③ G2-3 2-3	3 1	0 0	1 0	0 0	0 0	1 0	0 1
5 Enrique Hernández, R (1, 6) OBP: 0.278, SLG: 0.322			S FF 92 B SI 92 B SV 85 X SI 92 2-1 ① F8		B SV 86 B SV 86 C SV 86 C SI 92 B SL 86 X SI 91 3-2 ③ F8			B FF 94 S FF 94 B ST 84 B FF 94 F FF 95 B FF 95 4-2 7 G3 16 BB 2 G5-3 BB		2	1	0	0	1	0	1
Inning Stats	R: 0 E: 0 K: 1 S: 11 H: 1 LOB: 1 BB: 0 P: 21	R: 0 E: 0 K: 1 S: 9 H: 0 LOB: 0 BB: 0 P: 14	R: 0 E: 0 K: 0 S: 8 H: 1 LOB: 1 BB: 1 P: 14	R: 1 E: 0 K: 0 S: 10 H: 1 LOB: 0 BB: 0 P: 15	R: 0 E: 0 K: 0 S: 7 H: 0 LOB: 0 BB: 0 P: 11	R: 0 E: 0 K: 1 S: 9 H: 0 LOB: 0 BB: 0 P: 16	R: 2 E: 0 K: 2 S: 16 H: 2 LOB: 0 BB: 0 P: 20	R: 1 E: 0 K: 1 S: 12 H: 0 LOB: 1 BB: 2 P: 22	R: 0 E: 0 K: 1 S: 10 H: 1 LOB: 1 BB: 0 P: 15	1B: 1 2B: 4 3B: 0 HR: 1 SF: 0 SAC: 0 DP: 1 HBP: 0						

	AB	32
	R	4
	H	6
	RBI	4
	BB	3
	SO	7
	LOB	11

WP: 1 PA: 35
PB: 0
SB: 0
CS: 0

PITCHER		IP	WLS	BF	H	R	ER	SO	BB	IBB	HBP	BLK	WP	HR	S	P	ERA	WHIP
0 Marcus Stroman, R ERA: 2.88	(1, 1)	6.0	W	21	3	1	1	3	1	0	0	0	0	0	54	91	1.50	0.667
66 Julian Merryweather, R ERA: 3.72	(7, 1)	1.0		5	2	2	2	2	0	0	0	0	0	1	16	20	18.00	2.000
32 Michael Fulmer, R ERA: 4.61	(8, 1)	1.0		5	0	1	1	1	2	0	0	0	0	0	12	22	9.00	2.000
48 Daniel Palencia, R ERA:	(9, 1)	1.0		4	1	0	0	1	0	0	0	0	1	0	10	15	0.00	1.000

PITCHER		IP	WLS	BF	H	R	ER	SO	BB	IBB	HBP	BLK	WP	HR	S	P	ERA	WHIP

Batter	1	2	3	4	5	6	7	8	9	AB	R	H	RBI	BB	SO	LOB
2 Nico Hoerner, R (1, 6) OBP: 0.318, SLG: 0.372	F FF 93 B FF 94 S FF 94 F FF 96 B FC 85 S FC 85 2-3 K ①		F FF 95 B FF 95 F FF 96 X FC 86 1-2 8 S 27 E 24 HR 1B 2-3 3-H	C SI 94 X SL 83 0-1 L9 ①		B SI 91 F SI 91 B ST 78 C ST 78 X SI 92 2-2 G4-3 ②		C SI 92 F ST 80 B FF 92 B CH 85 S FC 88 2-3 K ①		5	1	1	1	0	2	0
27 Seiya Suzuki, R (1, 9) OBP: 0.336, SLG: 0.396	C FF 95 S FF 95 S FF 95 0-3 K ②		B FF 95 X KC 82 1-0 FC5 8 S 24 HR ① 1-2 2-3f 3-H	B SI 94 C SI 93 F SL 84 B FF 95 X SI 94 2-2 24 BB 1B		B SI 92 B ST 78 C SI 92 B SI 92 S SI 92 C SI 92 3-3 K ③		B ST 80 C FC 88 B CH 82 F SI 92 S FC 89 2-3 K ②		5	1	1	0	0	3	2
8 Ian Happ, S (1, 7) OBP: 0.376, SLG: 0.383	B KC 80 X FF 96 1-0 G4-3 ③		B KC 80 B FF 95 B FF 95 F FF 96 B FC 86 4-1 24 HR BB 1-2 2-3	F SL 84 B CH 88 F FF 94 B CH 87 X SL 84 2-2 P4 ②			B SI 93 X FC 88 1-0 15 24 1B F9-6-3-4-3-5 1B	C ST 80 X CH 84 0-1 1B		4	1	2	0	1	0	1
24 Cody Bellinger, L (1, 8) OBP: 0.362, SLG: 0.531		B FC 85 S FF 94 X FF 94 1-1 F9 ①	S FC 86 X FF 94 0-1 HR 1-H 2-H 3-H	B CH 87 B CH 88 D SI 94 C SI 94 C SL 85 F SL 84 B FF 94 4-2 BB 1-2			C ST 80 C SI 93 X CH 83 0-2 36 1B 5 1B 1B 1-2	F SI 94 S CH 84 B SI 94 S FF 94 1-3 K ③		4	2	2	4	1	1	1
15 Yan Gomes, R (1, 2) OBP: 0.302, SLG: 0.412		B FF 95 F FF 95 X FF 95 1-1 F9 ②	X FF 94 0-0 36 FC4-6 1B	C SL 84 B SL 84 F SL 84 S CH 88 1-3 K ③			S FC 88 X FC 88 0-1 F9-6-3-4-3-5 ① ② 2-3			4	0	1	0	0	1	4
36 Trey Mancini, R (1, 3) OBP: 0.305, SLG: 0.344		B KC 80 S FF 96 F FF 96 F FC 86 S KC 83 1-3 K ③	S FC 85 S FC 85 B FF 94 D FC 85 F FF 95 F KC 81 F KC 82 X FF 95 2-2 FC4-6 ② 1-2f		B SI 92 X CH 86 1-0 G5-3 ①		1 SAFE X SI 92 0-0 5 1B 9 1B 1B 1-2			4	1	1	0	0	1	1
5 Christopher Morel, R (1, 4) OBP: 0.332, SLG: 0.572			16 BB 9 HBP 2 1B BB C KC 80 F FC 84 B FF 95 1-3 K ③		C SI 91 S CH 86 S CH 87 0-3 K ②		F FC 88 X FC 87 0-1 9 1B 1-2 2-H 1B			3	1	1	1	1	2	1
9 Miguel Amaya, R (1, 10) OBP: 0.403, SLG: 0.448			C KC 80 H FC 87 1-1 2 1B 16 BB 27 E HBP 1-2	B SL 84 X SI 93 1-0 16 HR 2B	S CH 86 C CH 85 B CH 87 F FF 92 C CH 87 1-3 K ③		B CH 83 X FC 90 1-0 1-3 2-H 1B			3	2	2	1	0	1	0
16 Patrick Wisdom, R (1, 5) OBP: 0.283, SLG: 0.465			B FF 94 F FF 95 B FF 94 B FF 94 F FF 94 F FF 95 B FC 87 4-2 27 FC5 2 1B BB 1-2 2-3	B SL 84 B SL 83 X SI 94 2-0 HR 2-H		C ST 76 B ST 78 X SI 92 1-1 G5-3 ①	F ST 80 B ST 80 B CH 84 F FC 89 B FF 93 X FC 89 3-2 F9 ③			3	1	1	2	1	0	2
Inning Stats	R: 0 E: 0 K: 2 S: 8 H: 0 LOB: 0 BB: 0 P: 11	R: 0 E: 0 K: 1 S: 8 H: 0 LOB: 0 BB: 0 P: 11	R: 6 E: 1 K: 1 S: 23 H: 3 LOB: 1 BB: 3 P: 41	R: 2 E: 0 K: 1 S: 17 H: 3 LOB: 2 BB: 1 P: 29	R: 0 E: 0 K: 2 S: 8 H: 0 LOB: 0 BB: 0 P: 10	R: 0 E: 0 K: 1 S: 8 H: 0 LOB: 0 BB: 0 P: 14	R: 2 E: 0 K: 0 S: 13 H: 5 LOB: 2 BB: 0 P: 18	R: 0 E: 0 K: 3 S: 11 H: 1 LOB: 1 BB: 0 P: 16		1B: 9 2B: 2 3B: 0 HR: 2 SF: 0 SAC: 0 DP: 1 HBP: 1				WP: 0 PB: 0 SB: 2 CS: 0 PA: 40	

PITCHER		IP	WLS	BF	H	R	ER	SO	BB	IBB	HBP	BLK	WP	HR	S	P	ERA	WHIP
65 James Paxton, L ERA: 3.51	(1, 1)	3.0	L	16	3	6	6	4	3	0	1	0	0	1	39	63	18.00	2.000
67 Tayler Scott, R ERA: 7.45	(4, 1)	1.0		7	3	2	2	1	1	0	0	0	0	1	17	29	18.00	4.000
57 Joely Rodríguez, L ERA: 12.0	(5, 1)	1.0		3	0	0	0	2	0	0	0	0	0	0	8	10	0.00	0.000
78 Joe Jacques, L ERA: 4.63	(6, 1)	1.0		3	0	0	0	1	0	0	0	0	0	0	8	14	0.00	0.000
75 Brandon Walter, L ERA: 3.29	(7, 1)	2.0		11	6	2	2	3	0	0	0	0	0	0	24	34	9.00	3.000

PITCHER	IP	WLS	BF	H	R	ER	SO	BB	IBB	HBP	BLK	WP	HR	S	P	ERA	WHIP

BOTTOM

Boston Red Sox @ Chicago Cubs

Wrigley Field, Chicago, IL

Sat Jul 15 2023, 1:21 PM - 3:56 PM CDT

Att. 40,224 - Partly Cloudy - 83 F

livebaseballscorecards.com

AB	35
R	10
H	12
RBI	9
BB	4
SO	11
LOB	12

Batter	1	2	3	4	5	6	7	8	9	AB	R	H	RBI	BB	SO	LOB
30 Rob Refsnyder, R (1, 8) (9, 9) OBP: 0.396, SLG: 0.353	B FF 90 B FF 90 F FF 89 S FF 90 B SL 83 B FF 92 4-2 11 CS BB		X FF 91 0-0 ② G4-3 2-3		C FF 90 X SL 82 0-1 2 1B 7 HR 1-2 3-H 1B	C FF 91 B CH 86 B FF 90 X SL 82 2-1 ③ F8		C SL 89 X SI 96 0-1 36 HR 1B		4	2	2	1	1	0	1
2 Justin Turner, R (1, 3) OBP: 0.362, SLG: 0.474 36 Triston Casas, L (8, PH) OBP: 0.333, SLG: 0.434 (8, 3)	C FF 91 D SL 83 X FF 92 1-1 ① P4		C FF 91 C SL 83 S SL 84 0-3 ③ K2-3		X FF 89 0-0 7 HR 1-2 2-3 1B		C FF 95 B FF 95 B FC 89 B FC 89 B FF 94 4-1 11 FC4-6 BB	B SL 89 X FF 96 1-0 1-H HR		3 1	1 1	1 1	0 2	1 0	1 0	2 0
11 Rafael Devers, L (1, 5) OBP: 0.330, SLG: 0.523 5 Enrique Hernández, R (8, PH) OBP: 0.277, SLG: 0.320 (8, 4)	F FF 92 S SL 84 1 SAFE X SL 83 0-2 ② 1-2 HR			C FF 90 X SI 91 0-1 38 1B 2B	B FF 91 S FF 91 C SL 82 F FF 94 B SL 83 B FF 93 T FF 91 3-2 ① K		B CU 81 X FF 94 1-0 ① FC4-6 18 BB 7 3B 1-2f	S SL 90 S SL 84 B ST 83 B SI 96 B SL 89 F SL 88 X SL 85 3-2 F8 ③		4 1	2 0	2 0	1 0	0 0	1 0	4 0
18 Adam Duvall, R (1, 9) OBP: 0.324, SLG: 0.525 16 Jarren Duran, L (9, PH) OBP: 0.368, SLG: 0.515 (9, 8)	C FF 92 B FF 92 F SL 83 T FF 93 1-2 ③ K			B SL 81 T FF 90 X FF 90 1-1 E6 38 1B	B FF 91 F FF 92 S SL 83 X FF 91 1-2 ② P5		B SL 86 B FC 89 B SL 85 C FF 95 D SL 87 4-1 7 3B 1-2 BB		B EP 42 X EP 45 1-0 ① G2-3	3 1	1 0	0 0	0 0	1 0	1 0	4 0
7 Masataka Yoshida, L (1, 7) OBP: 0.381, SLG: 0.502		C FF 90 X SI 91 0-1 ① G5-3		C SL 80 S SL 82 S SL 84 0-3 ① K	B SL 81 B FF 91 X FF 89 2-0 1-H 2-H 3-H HR		B FF 95 C CH 90 C FF 95 F SL 85 B FF 95 B CU 81 X FF 94 3-2 38 WP 1-H 2-H 3B		C EP 39 B EP 38 X EP 40 1-1 38 FC6-4 1B	5	2	3	6	0	1	2
38 Jorge Alfaro, R (1, 10) OBP: 0.233, SLG: 0.350		B SL 83 T FF 91 F FF 92 F FF 93 B SL 84 X SL 84 2-2 ② G6-3		S FF 92 S FF 91 D SL 83 X SL 82 1-2 ② 1-2 2-H 1B	X SL 81 0-0 1B		D SL 86 F FF 96 S SL 86 S SL 87 1-3 ② K2-3 3-H		B EP 42 X EP 43 1-0 ② FC6-4 39 FC6-4 1-2f	5	0	2	0	0	1	1
39 Christian Arroyo, R (1, 4) OBP: 0.282, SLG: 0.392 (8, 5)		B FF 91 X FF 92 1-0 ③ G5-3		C SL 81 F FF 91 S SL 84 0-3 ③ K	X FF 91 0-0 ③ G6-3		C FF 95 B FC 90 S SL 85 B SL 85 B FF 95 X FC 88 3-2 ③ P3		C EP 41 B EP 37 F EP 38 B FA 75 X EP 38 2-2 ③ FC6-4 1-2f	5	0	0	0	0	1	4
12 Connor Wong, R (1, 2) OBP: 0.286, SLG: 0.391			B FF 90 X FF 90 1-0 ① L6		F SL 81 X FF 88 0-1 E6 20 1B 30 1B	B FF 88 B FF 91 F FF 90 S SL 82 S FF 92 2-3 ① K		C FF 95 C CU 83 B SL 87 X SL 86 1-2 ① F9		4	1	0	0	0	1	0
20 Yu Chang, R (1, 6) OBP: 0.210, SLG: 0.390			C FF 90 S FF 90 X FF 94 0-2 30 G4-3 2B		X SL 80 0-0 2 1B 30 1B 7 HR 2-3 1B	X FF 91 0-0 ② G5-3		B SI 95 C SL 88 S SL 84 S SL 89 1-3 ② K		4	1	2	0	0	1	0
Inning Stats	R: 1 E: 0 K: 1 S: 10 H: 1 LOB: 0 BB: 1 P: 16	R: 0 E: 0 K: 0 S: 7 H: 0 LOB: 0 BB: 0 P: 10	R: 0 E: 0 K: 1 S: 8 H: 1 LOB: 1 BB: 0 P: 9	R: 0 E: 1 K: 2 S: 13 H: 2 LOB: 2 BB: 0 P: 15	R: 5 E: 1 K: 1 S: 16 H: 5 LOB: 1 BB: 0 P: 22	R: 0 E: 0 K: 1 S: 6 H: 0 LOB: 0 BB: 0 P: 10	R: 3 E: 0 K: 1 S: 13 H: 1 LOB: 0 BB: 2 P: 29	R: 2 E: 0 K: 1 S: 13 H: 2 LOB: 0 BB: 0 P: 19	R: 0 E: 0 K: 0 S: 7 H: 1 LOB: 1 BB: 0 P: 12	1B: 7 2B: 2 3B: 1 HR: 3 SF: 0 SAC: 0 DP: 0 HBP: 0						

PITCHER		IP	WLS	BF	H	R	ER	SO	BB	IBB	HBP	BLK	WP	HR	S	P	ERA	WHIP
35 Justin Steele, L ERA: 2.5	(1, 1)	6.0	L	28	9	6	1	6	1	0	0	0	0	2	60	82	1.50	1.667
59 Michael Rucker, R ERA: 4.91	(7, 1)	1.1		7	1	3	3	1	2	0	0	0	1	0	16	33	20.25	2.250
73 Adbert Alzolay, R ERA: 2.7	(8, 1)	0.2		4	2	2	2	1	0	0	0	0	0	1	10	15	27.00	3.000
18 Tucker Barnhart, R ERA:	(9, 1)	1.0		4	1	0	0	0	0	0	0	0	0	0	7	12	0.00	1.000

PITCHER	IP	WLS	BF	H	R	ER	SO	BB	IBB	HBP	BLK	WP	HR	S	P	ERA	WHIP

TOP

Boston Red Sox @ Chicago Cubs

Wrigley Field, Chicago, IL

Sun Jul 16 2023, 1:21 PM - 3:59 PM CDT

Att. 37,812 - Partly Cloudy - 81 F

livebaseballscorecards.com

AB	40
R	11
H	13
RBI	10
BB	3
SO	8
LOB	18

WP: 1 PA: 43
PB: 0
SB: 0
CS: 1

Boston Red Sox @ Chicago Cubs

Wrigley Field, Chicago, IL

Sun Jul 16 2023, 1:21 PM - 3:59 PM CDT

Att. 37,812 - Partly Cloudy - 81 F

livebaseballscorecards.com

Batter	1	2	3	4	5	6	7	8	9	AB	R	H	RBI	BB	SO	LOB
40 Mike Tauchman, L (1, 8) OBP: 0.362, SLG: 0.352	B FF 92 C FF 92 X KC 80 1-1 2 HBP 1B		B FF 93 B FC 88 B FF 93 C FF 93 B FF 92 4-1 5 G6-4-3 1-2 BB			C FF 92 B KC 80 S FF 93 B FS 82 B FF 93 B FF 93 4-2 BB		B SL 88 C FF 94 S FF 92 B FF 94 D FS 85 B FF 94 4-2 5 1B, 2 BB, 16 SF8 1-2 2-3 BB	F FF 94 B FF 94 B FF 93 X FF 93 2-1 2 3B 2-H 1B	2	2	2	1	3	0	0
2 Nico Hoerner, R (1, 6) OBP: 0.322, SLG: 0.377	B FF 93 S FC 88 F FC 88 H FF 93 2-2 8 G4-6-3 1-2 HBP		C FC 87 D FC 88 F FC 88 B ST 83 T SL 82 2-2 ① K			F FC 86 F FF 92 S ST 81 0-3 ① K		C FF 93 B SL 87 B FF 93 B FF 93 B FF 92 4-1 5 1B 1-2 2-3 3-H BB	C SL 88 F SL 87 F FF 95 B FF 93 X SL 85 1-2 1-H 3B	3	0	1	2	1	2	3
5 Christopher Morel, R (1, 4) OBP: 0.329, SLG: 0.563	F FC 87 S ST 82 S ST 81 0-3 ① K		S FC 88 S FF 93 B FF 93 X KC 78 1-2 ②③ G6-4-3 1-2f			B FC 87 X FC 86 1-0 ② P5		B CU 80 C FF 93 X FF 93 1-1 1-2 2-3 3-H 1B	C FF 94 S FF 93 F FF 94 B SL 87 B FF 94 B FF 94 S SL 87 3-3 ③ K	5	0	1	1	0	2	6
8 Ian Happ, S (1, 7) OBP: 0.373, SLG: 0.379 16 Patrick Wisdom, R (8, 7) OBP: 0.281, SLG: 0.465	C KC 77 X FC 91 0-1 ②③ G4-6-3 1-2f			B FS 82 F FC 88 C FS 82 B FF 92 F KC 79 B FS 82 S FF 91 3-3 ① K		B FF 93 B FC 88 C FF 93 C FF 93 B FF 93 F FF 94 S FF 93 3-3 ③ K		B FF 94 B FF 94 B FF 94 C FF 93 X FF 92 3-1 ① SF8 3-H		3 0	0 0	0 0	0 1	0 0	2 0	3 0
24 Cody Bellinger, L (1, 3) OBP: 0.358, SLG: 0.524 74 Jared Young, L (8, 3) OBP: 0.263, SLG: 0.382		C KC 79 C FC 90 B FS 82 F KC 80 X FF 93 1-2 ① F7		C FS 83 X FC 89 0-1 ② P4			C SL 76 S SL 77 F SL 78 B SL 78 B SI 91 X SL 78 2-2 ① G4-3	B FF 93 B FF 94 C FF 94 S FF 94 B FF 94 S FF 94 3-3 ② K		3 1	0 0	0 0	0 0	0 1	0 2	0 2
27 Seiya Suzuki, R (1, 9) OBP: 0.334, SLG: 0.391		C FF 94 B FC 89 B FC 88 B FC 88 B FF 94 4-1 BB		C FC 88 C FC 86 T FC 87 0-2 ③ K			X SI 90 0-0 ② F8	B FF 93 S FF 93 S FF 94 X FF 94 1-2 ③ F9		3	0	0	0	1	1	2
15 Yan Gomes, R (1, 2) OBP: 0.296, SLG: 0.403		C KC 79 X FC 87 0-1 ② P3			C FF 91 B FC 87 F FC 87 B KC 79 F FF 94 S ST 82 2-3 ① K		C SI 90 B SI 90 S ST 78 B SI 92 X SI 91 2-2 ③ G3		B FF 93 F FF 92 X SL 87 1-1 ① F8	4	0	0	0	0	1	1
36 Trey Mancini, R (1, 10) OBP: 0.308, SLG: 0.344		S FC 86 F FF 94 S ST 82 0-3 ③ K			S FF 92 S ST 81 F ST 83 B FF 92 S FC 86 1-3 ② K			B FF 93 S SL 87 B SL 86 B FF 94 B SL 86 4-1 40 BB, 20 BB, 2 BB BB	B FF 93 X FF 92 1-0 40 DI, 20 PB, 40 1B 1B	3	2	1	0	1	2	1
20 Miles Mastrobuoni, L (1, 5) OBP: 0.268, SLG: 0.197			C KC 79 B FC 88 B FC 90 B FF 94 B FF 93 4-1 40 S BB		C FF 93 X FS 82 0-1 ③ F7			B FF 93 B FF 91 B SL 86 B FF 93 4-0 2 BB, 40 BB, 5 1B 1-2 BB	B FF 94 C SL 86 C FF 94 C FS 85 B FF 94 S FF 93 2-3 ② K 1-2	2	1	0	0	2	1	1
Inning Stats	R: 0 E: 0 K: 1 S: 9 H: 1 LOB: 1 BB: 0 P: 12	R: 0 E: 0 K: 1 S: 10 H: 0 LOB: 1 BB: 1 P: 15	R: 0 E: 0 K: 1 S: 8 H: 0 LOB: 1 BB: 2 P: 19	R: 0 E: 0 K: 2 S: 9 H: 0 LOB: 0 BB: 0 P: 12	R: 0 E: 0 K: 2 S: 10 H: 0 LOB: 0 BB: 0 P: 13	R: 0 E: 0 K: 2 S: 10 H: 0 LOB: 1 BB: 1 P: 18	R: 0 E: 0 K: 0 S: 8 H: 0 LOB: 0 BB: 0 P: 12	R: 3 E: 0 K: 1 S: 14 H: 1 LOB: 2 BB: 4 P: 38	R: 2 E: 0 K: 2 S: 17 H: 3 LOB: 1 BB: 0 P: 27	1B: 4 2B: 0 3B: 1 HR: 0	SF: 1 SAC: 0 DP: 2 HBP: 1	WP: 0 PB: 1 SB: 1 CS: 0	PA: 39			

	AB	29
	R	5
	H	5
	RBI	5
	BB	8
	SO	12
	LOB	19

PITCHER		IP	WLS	BF	H	R	ER	SO	BB	IBB	HBP	BLK	WP	HR	S	P	ERA	WHIP
50 Kutter Crawford, R ERA: 3.74	(1, 1)	6.0	W	22	1	0	0	9	4	0	1	0	0	0	56	89	0.00	0.833
78 Joe Jacques, L ERA: 4.26	(7, 1)	1.0		3	0	0	0	0	0	0	0	0	0	0	8	12	0.00	0.000
32 Jake Faria, R ERA: 22.5	(8, 1)	2.0		14	4	5	5	3	4	0	0	0	0	0	31	65	22.50	4.000

PITCHER	IP	WLS	BF	H	R	ER	SO	BB	IBB	HBP	BLK	WP	HR	S	P	ERA	WHIP

Batter	1	2	3	4	5	6	7	8	9	AB	R	H	RBI	BB	SO	LOB
16 Jarren Duran, L (1, 7) OBP: 0.368, SLG: 0.514	F SI 91 X FC 90 0-1 99 G4-3 2 SF9 2B		X CU 78 0-0 ① G3		X CH 86 0-0 ② L1	B ST 82 C ST 80 F ST 83 F ST 83 B ST 82 F ST 83 F SI 94 X ST 82 2-2 ③ F7			B CH 86 S CH 86 B CH 87 F FF 93 B CH 85 B FF 95 4-2 2 FC6-5 99 BB 1-2 BB	4	1	1	0	1	0	1
99 Alex Verdugo, L (1, 9) OBP: 0.357, SLG: 0.450	B CU 79 C CH 85 B CH 86 D CU 79 C SI 92 X FC 90 3-2 ① G4-3 2-3		C SI 90 B CH 86 B FF 92 X SI 91 2-1 2B		X CU 78 0-0 ③ G4-3		B SI 93 C SI 92 S ST 82 S FF 95 1-3 ① K		B FF 94 D SL 84 B FF 95 B FF 95 4-0 2 FC6-5 1-2 2-3 BB	4	0	1	0	1	1	1
2 Justin Turner, R (1, 5) OBP: 0.360, SLG: 0.474	C SI 92 F FC 90 X SL 81 0-2 ② SF9 3-H		C FF 92 B SI 91 F CH 87 F FF 92 X CU 80 1-2 ② L7			B CU 80 F SL 79 C SI 93 B SL 81 X SI 92 2-2 7 1B 18 SF9 2B	B SI 94 B ST 81 C SI 93 B SI 94 X SI 92 3-1 ② F9		D SL 83 X SI 94 1-0 ② FC6-5 1-2 2-3f 3-H	4	1	1	2	0	0	3
7 Masataka Yoshida, L (1, 10) OBP: 0.379, SLG: 0.497	C SI 91 B CH 87 F FC 89 B SL 82 X SI 92 2-2 ③ G3-1		F CH 86 F CH 86 B FF 92 X SL 80 1-2 ③ F7			X FC 89 0-0 39 1B 36 S 12 2B 2-3 1B	B ST 80 B SI 93 B SI 90 C CH 88 F SI 92 C SI 94 3-3 ③ K		B CH 84 S CH 85 B CH 84 C FF 94 D CH 86 S SL 84 3-3 ③ K2-3	5	1	1	0	0	2	3
18 Adam Duvall, R (1, 8) OBP: 0.321, SLG: 0.528		B FF 92 C SI 92 X SL 81 1-1 36 1B 12 1B 2B		B FC 88 C SI 92 B SI 91 C FC 88 F FF 91 S SL 82 2-3 ① K		B FC 90 C SI 93 C SI 92 X SL 82 1-2 ① SF9 3-H		B SI 95 B SL 83 C SI 94 X SI 95 2-1 ① G6-3		3	1	1	1	0	1	0
36 Triston Casas, L (1, 3) OBP: 0.339, SLG: 0.435		S FC 90 X FC 90 0-1 12 1B 2-3 1B		S CH 86 B CH 87 B FC 88 C SL 80 F FF 91 F CU 80 B SI 92 B CH 88 4-2 BB		B FC 89 1 SAFE B CH 86 F FC 89 F CU 81 B SL 82 B SI 92 4-2 39 1B 12 2B 1-2 BB		B CH 86 B CH 87 C FF 96 F FF 96 B SL 82 S SL 83 3-3 ② K		2	1	1	0	2	1	0
39 Christian Arroyo, R (1, 4) OBP: 0.281, SLG: 0.389		X SI 92 0-0 ① F4		X SL 81 0-0 ② L8		C SI 92 B FC 89 F SI 90 X SL 81 1-2 12 2B 20 G5-3 1-2 2-3 1B		C SL 85 F SI 96 X SL 84 0-2 ③ F8		4	1	1	0	0	0	3
12 Connor Wong, R (1, 2) OBP: 0.294, SLG: 0.402		B FC 88 B FC 87 X SI 92 2-0 20 G5-4-3 1-2 3-H 1B		F FF 93 T SL 81 D SL 82 C SI 92 1-3 ③ K		S SL 81 B SI 90 X SL 81 1-1 20 G5-3 1-3 2-H 3-H 2B			X SI 93 0-0 99 BB 16 BB 2 FC6-5 1B	4	1	3	3	0	1	1
20 Yu Chang, R (1, 6) OBP: 0.197, SLG: 0.365		S SL 80 D SL 82 X SI 91 1-1 ②③ G5-4-3 1-2f			C FF 92 B SI 90 F FC 88 F SL 82 F SL 81 B FF 91 T CU 80 2-2 ① K	B FC 90 S CU 80 D SL 81 X SI 92 2-1 ② G5-3 2-3 3-H			B SL 82 C SL 82 S SI 94 F SI 93 X SL 82 1-2 ① P4	4	0	0	1	0	1	4
Inning Stats	R: 1 E: 0 K: 0 S: 11 H: 1 LOB: 0 BB: 0 P: 16	R: 1 E: 0 K: 0 S: 8 H: 3 LOB: 1 BB: 0 P: 12	R: 0 E: 0 K: 0 S: 10 H: 1 LOB: 1 BB: 0 P: 14	R: 0 E: 0 K: 2 S: 12 H: 0 LOB: 1 BB: 1 P: 19	R: 0 E: 0 K: 1 S: 7 H: 0 LOB: 0 BB: 0 P: 9	R: 4 E: 0 K: 0 S: 22 H: 4 LOB: 1 BB: 1 P: 35	R: 0 E: 0 K: 2 S: 8 H: 0 LOB: 0 BB: 0 P: 15	R: 0 E: 0 K: 1 S: 8 H: 0 LOB: 0 BB: 0 P: 13	R: 1 E: 0 K: 1 S: 11 H: 1 LOB: 2 BB: 2 P: 24	1B: 5 2B: 5 3B: 0 HR: 0 SF: 2 SAC: 0 DP: 1 HBP: 0						

PITCHER		IP	WLS	BF	H	R	ER	SO	BB	IBB	HBP	BLK	WP	HR	S	P	ERA	WHIP
58 Paul Blackburn, R ERA: 5.48	(1, 1)	5.2	L	27	9	6	6	3	2	0	0	0	0	0	64	97	9.53	1.941
60 Sam Moll, L ERA: 4.72	(6, 1)	1.1		4	0	0	0	2	0	0	0	0	0	0	14	23	0.00	0.000
53 Angel Felipe, R ERA: 1.93	(8, 1)	2.0		9	1	1	1	2	2	0	0	0	0	0	19	37	4.50	1.500

PITCHER	IP	WLS	BF	H	R	ER	SO	BB	IBB	HBP	BLK	WP	HR	S	P	ERA	WHIP

TOP

Boston Red Sox @ Oakland Athletics

Oakland Coliseum, Oakland, CA

Mon Jul 17 2023, 6:41 PM - 9:18 PM PDT

Att. 9,987 - Clear - 67 F

livebaseballscorecards.com

AB	34
R	7
H	10
RBI	7
BB	4
SO	7
LOB	16

Batter	1	2	3	4	5	6	7	8	9	AB	R	H	RBI	BB	SO	LOB
20 Zack Gelof, R (1, 4) OBP: 0.313, SLG: 0.533	F SI 90 S CU 78 B CU 78 B CU 78 T SI 91 2-2 ① **K**	C FC 88 F ST 83 B FF 96 B FF 95 B FF 95 B FF 97 4-2 **BB**		C FC 88 F FF 96 F FF 96 B ST 84 S ST 83 1-3 ② **K**		B FF 95 S FC 92 F FC 91 S FF 95 1-3 ① **K**	3	0	0	0	1	3	0
13 Jordan Diaz, R (1, 5) OBP: 0.271, SLG: 0.426 12 Aledmys Díaz, R (6, PH) OBP: 0.258, SLG: 0.288 (7, 5)	H CU 79 1-0 49 1B **HBP**	D FF 94 F FF 95 S FC 87 S ST 84 1-3 ③ **K**		F FC 86 B FC 88 F FF 95 F CU 81 C FF 94 1-3 ③ **K**		F SI 95 F FC 92 S FS 87 0-3 ② **K**	1 2	0 0	0 0	0 0	0 0	1 2	1 0
49 Ryan Noda, L (1, 3) OBP: 0.374, SLG: 0.402 48 Cody Thomas, L (8, 9) OBP: 0.333, SLG: 0.300	X CU 79 0-0 25 G6-4-3 **1-2** 1B			C CU 78 F FF 95 B FC 88 S FC 88 1-3 ① **K**		F FC 88 C FF 95 B FF 95 B CU 79 S FF 93 2-3 ① **K**	C FF 96 B FC 92 B FF 95 B FC 92 B FF 95 4-1 **BB**		3 0	0 0	1 0	0 0	2 1	0 0
25 Brent Rooker, R (1, 7) OBP: 0.335, SLG: 0.470	F SI 92 X SI 92 0-1 ② ③ G6-4-3 **1-2f**			B CU 80 B FF 94 B FF 95 C FF 95 S FF 96 F FF 96 S FC 88 3-3 ② **K**		B FF 94 T FC 90 C CU 79 B SL 85 F FF 93 B FC 89 F FF 95 S FF 96 3-3 ② **K**	C SI 95 F SI 96 S FS 87 0-3 ③ **K**		4	0	0	0	0	3	3
37 Tyler Soderstrom, L (1, 10) OBP: 0.333, SLG: 0.231		X SI 90 0-0 ① G3-1		S CU 79 S CU 80 C FF 95 0-3 ③ **K**		F CU 79 B CU 80 C FF 94 S FF 94 1-3 ③ **K**			3	0	0	0	0	2	0
23 Shea Langeliers, R (1, 2) OBP: 0.267, SLG: 0.371		B SI 90 C CU 77 F SI 91 B SI 92 S CU 79 2-3 ② **K**		S FC 88 X FC 88 0-1 ① G6-3			S FF 94 F FF 94 B ST 80 S ST 84 1-3 ① **K**		3	0	0	0	0	2	0
33 JJ Bleday, L (1, 8) OBP: 0.327, SLG: 0.355		B CU 79 B SI 91 F SI 90 C SI 92 X CU 79 2-2 ③ G4-3		X FF 95 0-0 ② F7			B FF 95 B CU 79 B FF 95 B FF 95 4-0 **BB**		2	0	0	0	1	0	0
10 Nick Allen, R (1, 6) OBP: 0.248, SLG: 0.234			C FF 95 F FF 95 B ST 83 F FF 97 C CU 79 1-3 ① **K**	C FF 95 B FC 89 X FC 88 1-1 ③ G6-3			C CU 78 B CU 79 F CU 78 B FF 95 S FF 95 2-3 ② **K**		3	0	0	0	0	2	1
15 Seth Brown, L (1, 9) OBP: 0.271, SLG: 0.382 (8, 3)			C FF 96 B FC 88 F FF 96 B CU 79 F CU 79 F FF 96 X FC 90 2-2 ② F9			C FF 94 B FF 95 S FF 94 S FF 95 1-3 ① **K**		X FF 94 0-0 ③ F7	3	0	0	0	0	1	1
Inning Stats	R: 0 E: 0 K: 1 S: 6 H: 1 LOB: 1 BB: 0 P: 9	R: 0 E: 0 K: 1 S: 7 H: 0 LOB: 0 BB: 0 P: 11	R: 0 E: 0 K: 2 S: 14 H: 0 LOB: 1 BB: 1 P: 22	R: 0 E: 0 K: 3 S: 10 H: 0 LOB: 0 BB: 0 P: 14	R: 0 E: 0 K: 0 S: 5 H: 0 LOB: 0 BB: 0 P: 6	R: 0 E: 0 K: 3 S: 11 H: 0 LOB: 0 BB: 0 P: 14	R: 0 E: 0 K: 3 S: 11 H: 0 LOB: 0 BB: 0 P: 17	R: 0 E: 0 K: 2 S: 7 H: 0 LOB: 1 BB: 1 P: 14	R: 0 E: 0 K: 3 S: 10 H: 0 LOB: 1 BB: 1 P: 15	1B: 1 2B: 0 3B: 0 HR: 0	SF: 0 SAC: 0 DP: 1 HBP: 1	WP: 0 PB: 0 SB: 0 CS: 0	PA: 31				

PITCHER		IP	WLS	BF	H	R	ER	SO	BB	IBB	HBP	BLK	WP	HR	S	P	ERA	WHIP
83 Brennan Bernardino, L ERA: 2.27	(1, 1)	2.0		7	1	0	0	2	0	0	1	0	0	0	13	20	0.00	0.500
37 Nick Pivetta, R ERA: 4.44	(3, 1)	6.0	W	20	0	0	0	13	2	0	0	0	0	0	58	87	0.00	0.333
55 Chris Martin, R ERA: 1.52	(9, 1)	1.0		4	0	0	0	3	1	0	0	0	0	0	10	15	0.00	1.000

PITCHER	IP	WLS	BF	H	R	ER	SO	BB	IBB	HBP	BLK	WP	HR	S	P	ERA	WHIP

BOTTOM

Boston Red Sox @ Oakland Athletics

Oakland Coliseum, Oakland, CA

Mon Jul 17 2023, 6:41 PM - 9:18 PM PDT

Att. 9,987 - Clear - 67 F

livebaseballscorecards.com

AB	27
R	0
H	1
RBI	0
BB	3
SO	18
LOB	6

Batter	1	2	3	4	5	6	7	8	9	AB	R	H	RBI	BB	SO	LOB
16 Jarren Duran, L (1, 8) OBP: 0.364, SLG: 0.508 18 Adam Duvall, R (8, PH) OBP: 0.319, SLG: 0.524 (8, 8)	S FF 97 F FF 97 F SI 98 F FF 100 S CU 84 0-3 ① K		B FF 97 S CU 80 X SL 85 1-1 ② F9			X CU 78 0-0 ① G3-1		C ST 82 X SI 95 0-1 ② L9		3 1	0 0	0 0	0 0	0 0	1 0	0 0
99 Alex Verdugo, L (1, 9) OBP: 0.353, SLG: 0.445	C SI 96 B FF 98 X CU 82 1-1 ② G4-3		B CU 79 B CH 84 C FF 97 B SI 98 X SI 95 3-1 ③ G4-3			C SI 95 B FF 96 B CH 87 F CU 80 S SI 96 2-3 ② K		B SI 94 C ST 81 B ST 83 X SI 92 2-1 ③ G4-3		4	0	0	0	0	1	0
2 Justin Turner, R (1, 5) OBP: 0.359, SLG: 0.472	C FF 97 X SI 98 0-1 ③ F8			B SL 84 B SL 85 F FF 96 X SI 95 2-1 ① G5-3		C SI 96 X SI 96 0-1 7 FC5-4 1B			B FF 95 C SL 86 B SL 86 F CH 87 S SL 86 2-3 ① K	4	0	1	0	0	1	0
7 Masataka Yoshida, L (1, 10) OBP: 0.380, SLG: 0.503		B SI 95 B CH 89 X SI 96 2-0 36 WP 2B		B CU 75 X FF 95 1-0 2B		F FF 93 C CU 76 D SL 85 D SL 84 X FF 95 2-2 ③ FC5-4 1-2f			X CH 89 0-0 ② L8	4	0	2	0	0	0	1
30 Rob Refsnyder, R (1, 7) OBP: 0.393, SLG: 0.350		C FF 95 C SL 84 B SL 85 F SI 96 F SL 86 F FF 97 F CU 81 X SI 99 1-2 ① G1-3		C SL 81 F SI 96 B SL 85 B SI 96 X SI 94 2-2 ② F7			B FF 99 X FF 99 1-0 ① P6		X FF 96 0-0 1B	4	0	1	0	0	0	2
36 Triston Casas, L (1, 3) OBP: 0.341, SLG: 0.433		B FF 96 F FF 95 B SL 84 F SL 83 B FF 97 B FF 96 4-2 2-3 BB		F FF 94 F CU 79 D CU 81 X FF 95 1-2 ③ F8			B FS 92 X FS 92 1-0 39 FC5-4 1B		B CH 88 C SL 86 F SL 86 B FF 96 B FF 94 X CH 89 3-2 ③ G6-3	3	0	1	0	1	0	2
39 Christian Arroyo, R (1, 4) OBP: 0.277, SLG: 0.382		C SI 95 F SI 96 S FF 99 0-3 ② K	S CU 76 F SL 82 B SL 84 S SL 83 1-3 ① K				F FF 100 S FS 92 B FS 92 F FS 93 X FF 99 1-2 ② FC5-4 1-2f			3	0	0	0	0	2	3
38 Jorge Alfaro, R (1, 2) OBP: 0.217, SLG: 0.326		D CU 80 X SI 96 1-0 ③ G3	B FF 96 S CU 81 B SI 93 S SI 94 S CU 81 2-3 ② K2-3				B FF 101 B FF 97 X FF 99 2-0 ③ G6-3			3	0	0	0	0	1	3
20 Yu Chang, R (1, 6) OBP: 0.191, SLG: 0.354 5 Enrique Hernández, R (8, PH) OBP: 0.277, SLG: 0.319 (8, 6)			B FF 93 F SI 93 B SI 94 X SI 95 2-1 ① G6-3		S SI 94 B SI 95 S SL 85 S SL 87 1-3 ③ K			B SI 93 F SI 94 F ST 82 T FF 95 1-2 ① K		2 1	0 0	0 0	0 0	0 0	1 1	0 0
Inning Stats	R: 0 E: 0 K: 1 S: 9 H: 0 LOB: 0 BB: 0 P: 10	R: 0 E: 0 K: 1 S: 14 H: 1 LOB: 2 BB: 1 P: 22	R: 0 E: 0 K: 0 S: 6 H: 0 LOB: 0 BB: 0 P: 12	R: 0 E: 0 K: 0 S: 9 H: 1 LOB: 1 BB: 0 P: 15	R: 0 E: 0 K: 3 S: 9 H: 0 LOB: 0 BB: 0 P: 13	R: 0 E: 0 K: 1 S: 9 H: 1 LOB: 1 BB: 0 P: 13	R: 0 E: 0 K: 0 S: 7 H: 1 LOB: 1 BB: 0 P: 12	R: 0 E: 0 K: 1 S: 7 H: 0 LOB: 0 BB: 0 P: 10	R: 0 E: 0 K: 1 S: 8 H: 1 LOB: 1 BB: 0 P: 13	1B: 3 2B: 2 3B: 0 HR: 0 SF: 0 SAC: 0 DP: 0 HBP: 0						

PITCHER		IP	WLS	BF	H	R	ER	SO	BB	IBB	HBP	BLK	WP	HR	S	P	ERA	WHIP
46 Luis Medina, R ERA: 5.79	(1, 1)	5.2	W	21	3	0	0	6	1	0	0	0	1	0	53	80	0.00	0.706
66 Sam Long, L ERA: 4.11	(6, 1)	0.1	H	1	0	0	0	0	0	0	0	0	0	0	3	5	0.00	0.000
Shintaro Fujinami, R ERA: 8.57	(7, 1)	1.0	H	4	1	0	0	0	0	0	0	0	0	0	7	12	0.00	1.000
60 Sam Moll, L ERA: 4.58	(8, 1)	1.0	H	3	0	0	0	1	0	0	0	0	0	0	7	10	0.00	0.000
65 Trevor May, R ERA: 5.11	(9, 1)	1.0	S	4	1	0	0	1	0	0	0	0	0	0	8	13	0.00	1.000

PITCHER	IP	WLS	BF	H	R	ER	SO	BB	IBB	HBP	BLK	WP	HR	S	P	ERA	WHIP

TOP

Boston Red Sox @ Oakland Athletics

Oakland Coliseum, Oakland, CA

Tue Jul 18 2023, 6:44 PM - 8:57 PM PDT

Att. 10,115 - Clear - 63 F

livebaseballscorecards.com

AB	32
R	0
H	5
RBI	0
BB	1
SO	8
LOB	11

PA: 33

WP: 1
PB: 0
SB: 0
CS: 0

Batter	1	2	3	4	5	6	7	8	9	AB	R	H	RBI	BB	SO	LOB
5 Tony Kemp, L (1, 7) OBP: 0.291, SLG: 0.298	B SL 78 B SI 91 C SI 91 X SI 92 2-1 13 BB 3B	B SL 84 C FF 92 D SL 86 B FF 93 C FF 92 B FF 94 4-2 BB		X FF 95 0-0 ③ F7			F SI 91 X SI 92 0-1 ② L8			3	0	1	0	1	0	0
20 Zack Gelof, R (1, 4) OBP: 0.250, SLG: 0.421	X ST 77 0-0 ① F7	S SL 89 F SL 87 S FF 93 0-3 ② K			F FF 91 C SL 90 S CU 76 0-3 ① K		S CH 86 B SI 92 B CH 88 B SI 91 X CH 86 3-1 ③ G6-3			4	0	0	0	0	2	3
13 Jordan Diaz, R (1, 10) OBP: 0.279, SLG: 0.433 48 Cody Thomas, L (8, PR) OBP: 0.333, SLG: 0.300 (9, 10)	B ST 77 B SI 92 B SI 92 C SI 92 B SI 91 4-1 ② 3-H BB	C CU 75 F SL 89 S CU 76 0-3 ③ K			C CU 75 S CU 76 B CU 77 B SL 89 B FF 94 S FF 95 3-3 ② K			S SI 89 F FC 85 F FS 79 F FC 87 X SL 80 0-2 2B		3 0	0 0	1 0	0 0	1 0	2 0	2 0
25 Brent Rooker, R (1, 9) OBP: 0.334, SLG: 0.471	C ST 77 F SI 92 S SI 93 0-3 ③ K		B FF 91 S FF 92 B SL 90 F SL 88 C FF 94 2-3 ① K		B FF 94 B CH 84 F FF 94 C SL 89 X FF 95 2-2 2B			C FC 86 F FC 86 B FC 86 T FC 86 1-2 ① K		4	0	1	0	0	3	2
49 Ryan Noda, L (1, 3) OBP: 0.375, SLG: 0.418		S SL 77 F SL 78 B SI 92 X SL 78 1-2 HR	X FF 94 0-0 2B		F SL 87 X FF 94 0-1 ③ G5-3			B SI 88 C SI 88 D SL 78 C SI 88 S SI 88 2-3 ② K		4	1	2	1	0	1	2
12 Aledmys Díaz, R (1, 5) OBP: 0.262, SLG: 0.288 6 Jace Peterson, L (8, PR) OBP: 0.299, SLG: 0.311 (9, 5)		B ST 78 X SI 91 1-0 E6 33 HR 1B	B CU 74 B SL 87 X FF 94 2-0 ② F9			C FF 91 B CU 76 F SL 89 F FF 94 F CU 75 S CH 84 1-3 ① K			0-0 IBB	3 0	1 0	1 0	0 0	1 0	1 0	1 0
33 JJ Bleday, L (1, 8) OBP: 0.325, SLG: 0.371		B SL 77 C SI 90 F SI 91 B SL 79 B SI 91 X SI 91 3-2 2-H HR	B SL 89 S SL 88 X FF 95 1-1 ③ F8			B SL 86 F FF 93 B CU 76 X SL 87 2-1 ② F8		D SL 80 S SI 89 X SI 89 1-1 ③ G4-3		4	1	1	2	0	0	3
23 Shea Langeliers, R (1, 2) OBP: 0.265, SLG: 0.367		B ST 77 X SI 91 1-0 E5 10 G2-3		S FF 93 C FF 92 B FF 95 X CU 76 1-2 ① G5-3		B SL 86 F SL 88 B CH 84 B FF 92 X FF 94 3-1 E5 10 CS				3	0	0	0	0	0	0
10 Nick Allen, R (1, 6) OBP: 0.243, SLG: 0.228		L SI 92 X SI 91 0-1 ① G2-3 1-2		C SL 88 B SL 86 X FF 94 1-1 ② L9		F SL 86 B FF 92 1-1 ③ CS 1-2	C SI 92 X CH 86 0-1 ① G5-3			3	0	0	0	0	0	1
Inning Stats	R: 0 E: 0 K: 1 S: 7 H: 1 LOB: 1 BB: 1 P: 13	R: 3 E: 2 K: 2 S: 18 H: 3 LOB: 2 BB: 1 P: 28	R: 0 E: 0 K: 1 S: 7 H: 1 LOB: 1 BB: 0 P: 12	R: 0 E: 0 K: 0 S: 6 H: 0 LOB: 0 BB: 0 P: 8	R: 0 E: 0 K: 2 S: 11 H: 1 LOB: 1 BB: 0 P: 16	R: 0 E: 1 K: 1 S: 10 H: 0 LOB: 0 BB: 0 P: 17	R: 0 E: 0 K: 0 S: 6 H: 0 LOB: 0 BB: 0 P: 9	R: 0 E: 0 K: 2 S: 13 H: 1 LOB: 2 BB: 1 P: 17		1B: 1 2B: 3 3B: 1 HR: 2 SF: 0 SAC: 0 DP: 0 HBP: 0				WP: 0 PB: 0 SB: 0 CS: 1 PA: 35	

BOTTOM

Boston Red Sox @ Oakland Athletics

Oakland Coliseum, Oakland, CA

Tue Jul 18 2023, 6:44 PM - 8:57 PM PDT

Att. 10,115 - Clear - 63 F

livebaseballscorecards.com

AB	31
R	3
H	7
RBI	3
BB	3
SO	9
LOB	14

PITCHER		IP	WLS	BF	H	R	ER	SO	BB	IBB	HBP	BLK	WP	HR	S	P	ERA	WHIP
78 Joe Jacques, L ERA: 5.79	(1, 1)	1.1	L	9	4	3	3	1	1	0	0	0	0	2	17	29	20.25	3.750
72 Chris Murphy, L ERA: 1.69	(2, 1)	4.2		17	2	0	0	6	1	0	0	0	0	0	42	65	0.00	0.643
57 Joely Rodríguez, L ERA: 10.29	(7, 1)	1.0		3	0	0	0	0	0	0	0	0	0	0	6	9	0.00	0.000
35 Richard Bleier, L ERA: 5.57	(8, 1)	1.0		5	1	0	0	2	0	1	0	0	0	0	13	17	0.00	1.000

PITCHER	IP	WLS	BF	H	R	ER	SO	BB	IBB	HBP	BLK	WP	HR	S	P	ERA	WHIP

Boston Red Sox @ Oakland Athletics

Oakland Coliseum, Oakland, CA

Wed Jul 19 2023, 12:40 PM - 3:21 PM PDT

Att. 15,023 - Sunny - 69 F

TOP

livebaseballscorecards.com

Batter	1	2	3	4	5	6	7	8	9	AB	R	H	RBI	BB	SO	LOB
30 Rob Refsnyder, R (1, 7) OBP: 0.393, SLG: 0.347	B FF 94 B FF 93 B FF 92 C FF 92 F FF 94 B FF 95 4-2 2 S 2 HR BB	1 SAFE B CH 84 F FF 94 S FF 94 B FF 95 2-2 ③ CS 1-2	B FF 94 C ST 82 X CH 85 1-1 ① G6-3		B ST 82 S FF 95 S FF 96 X FF 96 1-2 7 2B 2 G4-3 3-H 1B		B SI 94 C SI 94 B SL 80 B SI 95 S FF 93 X SL 82 3-2 ① L8		F SL 84 B FF 96 X CH 89 1-1 ③ L9	4	2	1	1	1	0	1
7 Masataka Yoshida, L (1, 10) OBP: 0.378, SLG: 0.503	C ST 81 X ST 81 0-1 ① F8		B FF 92 F ST 81 C ST 84 S ST 85 1-3 ② K		X ST 82 0-0 2 G4-3 1-3 2B		C FF 96 B SL 82 F CH 85 B SL 83 X SL 83 2-2 ② P5			4	0	1	0	0	1	1
2 Justin Turner, R (1, 3) OBP: 0.358, SLG: 0.478 (6, 4)	1 SAFE B FF 93 C CH 83 B CH 82 X FF 94 2-1 1-H HR		C ST 82 B CH 86 B CH 86 B ST 82 X FF 94 3-1 ③ F9		X SI 99 0-0 ② G4-3 2-3 3-H		C SI 95 X SI 95 0-1 ③ L6			4	1	1	3	0	0	1
11 Rafael Devers, L (1, 5) OBP: 0.327, SLG: 0.517	B CU 76 S ST 82 X ST 83 1-1 ② F9			B FF 94 B FF 92 F ST 84 F ST 82 F FF 96 F ST 84 C CH 86 2-3 ① K	C CH 90 B FF 98 F FF 98 F SL 86 D CH 91 D CH 90 X CH 91 3-2 ③ G4-3			C CU 77 B SL 84 X SL 82 1-1 ① F7		4	0	0	0	0	1	1
18 Adam Duvall, R (1, 8) OBP: 0.324, SLG: 0.523	B ST 82 X FF 94 1-0 99 E 99 S 1B			C CH 87 B CH 87 F ST 84 C ST 85 1-3 ② K		C SL 84 S SL 85 X SL 87 0-2 99 E 5 E 1B		F FF 95 X CU 78 0-1 ② F7		4	1	2	0	0	1	0
99 Alex Verdugo, L (1, 9) OBP: 0.352, SLG: 0.441	C FF 93 C FF 94 B FF 95 1 SAFE F ST 84 B ST 85 S FF 96 2-3 ③ K 1-3			B ST 80 B ST 83 B FF 96 C FF 93 B FF 94 4-1 BB		1 SAFE C FF 99 B CH 92 B CH 90 F FF 98 F FF 98 S SL 86 2-3 ① K 1-3		C FF 95 B SL 86 B CU 78 B SL 83 F FF 95 X CU 78 3-2 ③ G4-3		3	0	0	0	1	2	2
5 Enrique Hernández, R (1, 4) OBP: 0.277, SLG: 0.319 (6, 6) 16 Jarren Duran, L (9, PH) OBP: 0.363, SLG: 0.506		B FF 93 B CH 84 B CH 85 C FF 92 C FF 92 X FF 95 3-2 12 FC6-4 1B		D CH 85 F FF 94 F FF 94 1 SAFE X ST 84 1-2 ③ F9		F SI 98 B SI 100 X CH 91 1-1 E5 3-H			C SL 86 X FF 95 0-1 ① F7	3 1	0 0	1 0	0 0	0 0	0 0	1 0
12 Connor Wong, R (1, 2) OBP: 0.298, SLG: 0.398		C ST 82 B ST 82 B FF 95 X CH 86 2-1 ① FC6-4 30 CS 1-2f			B FF 94 S ST 82 B ST 83 S FF 95 B FF 95 B FF 95 4-2 20 E 30 1B BB		S SI 94 C SI 95 B SL 81 F SI 93 S SI 94 1-3 ② K		B SL 84 B SL 85 B FF 95 C FF 94 B SL 86 4-1 36 S BB	2	1	0	0	2	1	2
20 Yu Chang, R (1, 6) OBP: 0.186, SLG: 0.343 36 Triston Casas, L (6, PH) OBP: 0.339, SLG: 0.430 (6, 3)		B FF 93 B ST 82 B FF 95 C FF 92 X FF 94 3-1 ② F9			B CH 84 B CH 84 C FF 95 F FF 93 1 SAFE S ST 84 2-3 ① K 1-3	S FF 95 B FF 96 B FF 95 S SL 81 S FF 97 2-3 ③ K			C CH 88 B FF 95 F FF 95 1 SAFE S CH 89 1-3 ② K 1-2	2 2	0 0	0 0	0 0	0 0	1 2	2 2
Inning Stats	R: 2 E: 0 K: 1 S: 13 H: 2 LOB: 1 BB: 1 P: 23	R: 0 E: 0 K: 0 S: 9 H: 1 LOB: 0 BB: 0 P: 19	R: 0 E: 0 K: 1 S: 7 H: 0 LOB: 0 BB: 0 P: 12	R: 0 E: 0 K: 2 S: 12 H: 0 LOB: 1 BB: 1 P: 20	R: 2 E: 1 K: 1 S: 14 H: 2 LOB: 1 BB: 1 P: 24	R: 1 E: 2 K: 3 S: 16 H: 1 LOB: 1 BB: 0 P: 22	R: 0 E: 0 K: 0 S: 8 H: 0 LOB: 0 BB: 0 P: 13	R: 0 E: 0 K: 0 S: 7 H: 0 LOB: 0 BB: 0 P: 11	R: 0 E: 0 K: 1 S: 8 H: 0 LOB: 1 BB: 1 P: 14	1B: 4 2B: 1 3B: 0 HR: 1 SF: 0 SAC: 0 DP: 0 HBP: 0	WP: 0 PB: 0 SB: 3 CS: 1 PA: 38					

	AB	R	H	RBI	BB	SO	LOB
AB	33						
R	5						
H	6						
RBI	4						
BB	4						
SO	9						
LOB	13						

PITCHER		IP	WLS	BF	H	R	ER	SO	BB	IBB	HBP	BLK	WP	HR	S	P	ERA	WHIP
Ken Waldichuk, L ERA: 6.75	(1, 1)	4.1		20	5	4	4	5	3	0	0	0	0	1	50	90	8.31	1.846
70 Lucas Erceg, R ERA: 5.67	(5, 1)	1.0		5	1	1	0	1	0	0	0	0	0	0	14	20	0.00	1.000
53 Angel Felipe, R ERA: 1.42	(6, 1)	1.2	W	5	0	0	0	2	0	0	0	0	0	0	15	23	0.00	0.000
66 Sam Long, L ERA: 4.0	(8, 1)	1.0	H	3	0	0	0	0	0	0	0	0	0	0	7	11	0.00	0.000
65 Trevor May, R ERA: 4.91	(9, 1)	1.0	S	4	0	0	0	1	1	0	0	0	0	0	8	14	0.00	1.000

PITCHER	IP	WLS	BF	H	R	ER	SO	BB	IBB	HBP	BLK	WP	HR	S	P	ERA	WHIP

BOTTOM

Boston Red Sox @ Oakland Athletics

Oakland Coliseum, Oakland, CA

Wed Jul 19 2023, 12:40 PM - 3:21 PM PDT

Att. 15,023 - Sunny - 69 F

livebaseballscorecards.com

Batter	1	2	3	4	5	6	7	8	9	AB	R	H	RBI	BB	SO	LOB
5 Tony Kemp, L (1, 7) OBP: 0.297, SLG: 0.303	B FF 94 F FF 95 X FF 95 1-1 33 HR 1B	C SI 96 F CH 87 H SL 88 1-2 33 FC4-6 HBP		F FC 90 S CH 88 X CH 88 0-2 ③ G4-3			C FC 91 X FC 89 0-1 13 1B 1B			3	1	2	0	0	0	0
33 JJ Bleday, L (1, 8) OBP: 0.329, SLG: 0.397	X FF 96 0-0 1-H HR	B CH 86 X SI 96 1-0 ③ FC4-6 1-2f			B SI 90 X CH 83 1-0 13 1B 25 G4-3-2 2B		F CH 94 B FC 91 C FC 90 1 SAFE F SI 97 X SL 85 1-2 ① F8			4	1	2	2	0	0	2
13 Jordan Diaz, R (1, 4) OBP: 0.287, SLG: 0.435	F SI 95 S CH 85 F CH 86 B SL 87 F SI 94 B CH 86 S CH 86 2-3 ① K		C SL 85 X SI 94 0-1 ① G1-3		D CH 85 D CH 85 X CH 85 2-0 25 G4-3-2 2-3 1B		D SI 98 F SI 97 X FC 88 1-1 1-2 1B			4	0	2	0	0	1	0
15 Seth Brown, L (1, 10) OBP: 0.274, SLG: 0.380 25 Brent Rooker, R (5, PH) OBP: 0.332, SLG: 0.467 (6, 10)	B CH 86 X CH 85 1-0 ② P5		B CH 87 F SL 86 B CH 86 B FF 97 B SI 96 4-1 37 G4-6-3 BB		B SI 92 D SI 91 C SI 91 T CH 86 X FF 91 2-2 ①② G4-3-2 1-2 3-Hf		B SI 96 C SI 97 B SI 97 S FC 89 B FC 89 S FC 89 3-3 ② K			1 2	0 0	0 0	0 0	1 0	0 1	0 4
37 Tyler Soderstrom, L (1, 3) OBP: 0.263, SLG: 0.176 12 Aledmys Díaz, R (9, 3) OBP: 0.262, SLG: 0.288	B CH 86 S CH 85 X CH 86 1-1 ③ G3-1		C SI 96 D SL 87 B CH 86 B SI 95 X SI 96 3-1 ②③ G4-6-3 1-2f		C SI 92 B SL 83 B SI 90 F SI 91 S FF 91 2-3 ③ K		F FC 90 B CH 93 S FC 90 F FF 97 B SL 85 S FC 89 2-3 ③ K			4 0	0 0	0 0	0 0	0 0	2 0	4 0
23 Shea Langeliers, R (1, 2) OBP: 0.265, SLG: 0.368		C SL 82 X SI 94 0-1 ① G3		X SI 95 0-0 6 HR 2B		S FC 90 B SL 88 F SI 98 S FF 98 1-3 ① K		F FC 92 S SL 82 B SL 85 F FC 94 X FC 94 1-2 ① P5		4	1	1	0	0	1	0
6 Jace Peterson, L (1, 5) OBP: 0.305, SLG: 0.324		B CH 85 B CH 86 B CH 84 C FF 96 C SI 94 B CH 86 4-2 48 HR BB		S CH 86 S CH 86 X FF 96 0-2 2-H HR		B FC 91 S FC 90 C FC 90 B CH 94 X FF 98 2-2 ② G6-3		S SL 82 B SL 84 C SI 95 B FC 94 B SL 84 B FC 94 4-2 BB		2	2	1	2	2	0	0
48 Cody Thomas, L (1, 9) OBP: 0.375, SLG: 0.571		S CH 85 F FF 96 B CH 87 X CH 87 1-2 1-H HR		C SL 86 S FC 91 S CH 88 0-3 ① K		X SL 87 0-0 1B		1 SAFE F FC 92 C FC 93 1 SAFE B SI 94 F FC 94 X SL 82 1-2 ② F8		4	1	2	2	0	1	1
10 Nick Allen, R (1, 6) OBP: 0.236, SLG: 0.221		F SI 97 S SI 97 S SI 97 0-3 ② K		B SI 97 F SL 86 S SI 96 B CH 87 F CH 88 F SI 97 F SI 97 B SL 87 X SI 97 3-2 ② G5-3		C SI 97 B FC 89 F SI 97 C SI 98 1-3 ③ K		F FC 93 F FC 93 S FC 94 0-3 ③ K		4	0	0	0	0	3	2
Inning Stats	R: 2 E: 0 K: 1 S: 11 H: 2 LOB: 0 BB: 0 P: 16	R: 2 E: 0 K: 1 S: 13 H: 1 LOB: 1 BB: 1 P: 20	R: 0 E: 0 K: 0 S: 5 H: 0 LOB: 0 BB: 1 P: 12	R: 2 E: 0 K: 1 S: 16 H: 2 LOB: 0 BB: 0 P: 19	R: 0 E: 0 K: 1 S: 8 H: 2 LOB: 1 BB: 0 P: 15	R: 0 E: 0 K: 2 S: 10 H: 1 LOB: 1 BB: 0 P: 14	R: 0 E: 0 K: 2 S: 15 H: 2 LOB: 2 BB: 0 P: 22	R: 0 E: 0 K: 1 S: 13 H: 0 LOB: 1 BB: 1 P: 19		1B: 5 2B: 3 3B: 0 HR: 3 SF: 0 SAC: 0 DP: 2 HBP: 1					WP: 0 PB: 0 SB: 0 CS: 0 PA: 36	

	AB	32
	R	6
	H	10
	RBI	6
	BB	3
	SO	9
	LOB	13

PITCHER	IP	WLS	BF	H	R	ER	SO	BB	IBB	HBP	BLK	WP	HR	S	P	ERA	WHIP
66 Brayan Bello, R (1, 1) ERA: 3.6	4.0	L	19	5	6	6	3	2	0	1	0	0	0	45	67	13.50	1.750
57 Joely Rodríguez, L (5, 1) ERA: 9.0	1.0		4	2	0	0	1	0	0	0	0	0	0	8	15	0.00	2.000
25 Josh Winckowski, R (6, 1) ERA: 3.02	2.0		9	3	0	0	4	0	0	0	0	0	0	25	36	0.00	1.500
74 Kenley Jansen, R (8, 1) ERA: 3.09	1.0		4	0	0	0	1	1	0	0	0	0	0	13	19	0.00	1.000

PITCHER	IP	WLS	BF	H	R	ER	SO	BB	IBB	HBP	BLK	WP	HR	S	P	ERA	WHIP

Batter	1	2	3	4	5	6	7	8	9	AB	R	H	RBI	BB	SO	LOB
9 Brandon Nimmo, L (1, 8) OBP: 0.360, SLG: 0.450	B FF 94 S FC 89 F FC 90 F FS 83 F FF 95 F FF 95 B KC 82 X FC 90 2-2 ① G1-6-3		B FF 93 B FF 93 X KC 78 2-0 2-H HR		B SL 77 B SI 92 C SI 90 C SL 77 X SI 93 2-2 1B		X SL 75 0-0 ② F8		S FC 93 B FC 93 B FS 88 C FF 97 C FF 97 2-3 ① K	5	1	2	2	0	1	2
12 Francisco Lindor, S (1, 6) OBP: 0.314, SLG: 0.452	C FF 94 F FF 94 B KC 82 X FC 89 1-2 ② G6-3		F FC 88 F FF 93 B FS 83 F FS 83 S FF 94 1-3 ③ K		F ST 77 B ST 76 F ST 77 B ST 77 S SI 92 2-3 ② K		B FC 86 B SI 89 C SI 89 S SI 89 F FC 87 X FC 87 2-2 ③ G5-3		X FC 94 0-0 ② FC3-6 1 S 1-2f 2-3	5	0	0	0	0	2	4
1 Jeff McNeil, L (1, 9) (6, 4) OBP: 0.324, SLG: 0.323	B FC 89 F FC 89 C FF 93 B FS 84 F FF 95 F FC 89 B ST 83 F FF 95 F FF 94 3-2 ③ F8 F FC 90 X FC 90			X KC 79 0-0 32 HR 2B	C SI 91 S SL 77 D SL 77 S SI 91 1-3 ③ K			B SL 75 C SI 87 B SI 88 S FC 85 X SI 88 2-2 27 1B 20 1B 1B	F FC 94 B FC 94 F FC 96 B FC 93 X FF 98 2-2 ③ G4-3 1-2	5	1	2	0	0	1	4
20 Pete Alonso, R (1, 3) OBP: 0.306, SLG: 0.476		B FF 93 C FF 93 F FF 94 X ST 82 1-2 ① G5-3		B FF 92 S SL 82 X FF 92 1-1 ① F9		X CU 78 0-0 4 WP 22 1B 2B		C SI 87 B SI 87 1 SAFE X SI 88 1-1 27 1B 1-2 1B		4	1	2	0	0	0	1
32 Daniel Vogelbach, L (1, 10) OBP: 0.333, SLG: 0.365 27 Mark Vientos, R (6, PH) OBP: 0.235, SLG: 0.255 (6, 10)		C FF 93 X FC 90 0-1 ② F9		C FF 93 F FF 93 F FF 94 F FC 89 F FS 83 B FS 84 X FF 94 1-2 2-H HR		C CU 79 C CU 78 S SI 91 0-3 ① K		F FC 87 C SI 88 X SI 88 0-2 1-2 2-3 22 G4-6-3 1B		2 2	1 0	1 1	2 0	0 0	0 1	0 1
4 Francisco Alvarez, R (1, 2) OBP: 0.300, SLG: 0.517		S FC 88 S FC 88 X FC 88 0-2 ③ G6-3		B FC 89 S SL 83 X FC 88 1-1 ② G4-3		F CU 79 F SI 91 B CU 81 F CU 80 C SI 92 1-3 ② 2-3 K		S FC 86 B FC 87 X FC 86 1-1 ① P3		4	0	0	0	0	1	4
22 Brett Baty, L (1, 5) OBP: 0.304, SLG: 0.368			B KC 78 X FC 88 1-0 9 HR 2B	F FF 93 F FF 94 B FC 88 S ST 82 1-3 ③ K		B CU 80 X SI 92 1-0 3-H 1B		C SI 88 X FC 87 0-1 ② ③ G4-6-3 1-2f		4	1	2	1	0	1	3
19 Mark Canha, R (1, 7) (6, 9) OBP: 0.344, SLG: 0.392			C FC 87 F ST 80 X SL 83 0-2 ① F8		C SI 92 C SI 78 F ST 78 B ST 78 B SI 93 X SI 92 2-2 SH3-4 1B	B SI 92 C CU 79 B CU 78 X SI 90 2-1 ③ L8			C FF 94 X FC 92 0-1 12 FC3-6 29 1B 1B	4	0	2	0	0	0	2
Luis Guillorme, L (1, 4) OBP: 0.304, SLG: 0.347 29 DJ Stewart, L (6, 7) OBP: 0.357, SLG: 0.545			C KC 78 X FS 82 0-1 ② P6		1 SAFE L SI 91 B SI 92 X SL 76 1-1 ① SH3-4 1-2		B SI 88 X SI 87 1-0 ① G3		X FC 90 0-0 1-2 12 FC3-6 1B	1 2	0 0	0 1	0 0	0 0	0 0	1 0
Inning Stats	R: 0 E: 0 K: 0 S: 17 H: 0 LOB: 0 BB: 0 P: 23	R: 0 E: 0 K: 0 S: 8 H: 0 LOB: 0 BB: 0 P: 9	R: 2 E: 0 K: 1 S: 11 H: 2 LOB: 0 BB: 0 P: 15	R: 2 E: 0 K: 1 S: 14 H: 2 LOB: 0 BB: 0 P: 18	R: 0 E: 0 K: 2 S: 15 H: 2 LOB: 2 BB: 0 P: 23	R: 1 E: 0 K: 2 S: 11 H: 2 LOB: 1 BB: 0 P: 15	R: 0 E: 0 K: 0 S: 6 H: 0 LOB: 0 BB: 0 P: 9	R: 0 E: 0 K: 0 S: 12 H: 3 LOB: 2 BB: 0 P: 16	R: 0 E: 0 K: 1 S: 10 H: 2 LOB: 2 BB: 0 P: 14	1B: 8 2B: 3 3B: 0 HR: 2 SF: 0 SAC: 1 DP: 1 HBP: 0						

TOP

New York Mets @ Boston Red Sox

Fenway Park, Boston, MA

Fri Jul 21 2023, 7:16 PM - 4:01 PM EDT

Att. 37,035 - Cloudy - 75 F

livebaseballscorecards.com

AB	38
R	5
H	13
RBI	5
BB	0
SO	7
LOB	22

WP: 1 PA: 39
PB: 0
SB: 1
CS: 0

PITCHER		IP	WLS	BF	H	R	ER	SO	BB	IBB	HBP	BLK	WP	HR	S	P	ERA	WHIP
50 Kutter Crawford, R ERA: 4.04	(1, 1)	4.0	L	16	4	4	4	2	0	0	0	0	0	2	50	65	9.00	1.000
78 Joe Jacques, L ERA: 5.4	(5, 1)	1.0		5	2	0	0	2	0	0	0	0	0	0	15	23	0.00	2.000
83 Brennan Bernardino, L ERA: 2.48	(6, 1)	1.0		5	2	1	1	2	0	0	0	0	1	0	11	15	9.00	2.000
35 Richard Bleier, L ERA: 5.09	(7, 1)	2.0		8	3	0	0	0	0	0	0	0	0	0	18	25	0.00	1.500
55 Chris Martin, R ERA: 1.47	(9, 1)	1.0		5	2	0	0	1	0	0	0	0	0	0	10	14	0.00	2.000

PITCHER	IP	WLS	BF	H	R	ER	SO	BB	IBB	HBP	BLK	WP	HR	S	P	ERA	WHIP

New York Mets @ Boston Red Sox

Fenway Park, Boston, MA

Fri Jul 21 2023, 7:16 PM - 4:01 PM EDT

Att. 37,035 - Cloudy - 75 F

BOTTOM

Batter	1	2	3	4	5	6	7	8	9	AB	R	H	RBI	BB	SO	LOB
16 Jarren Duran, L (1, 7) OBP: 0.365, SLG: 0.506 5 Enrique Hernández, R (8, 6) OBP: 0.276, SLG: 0.318	B FF 94 F FF 95 F FF 95 F FF 95 X FO 82 1-2 2 E 2 S 2 G6-3 1B	D FO 81 X FC 89 1-0 ③ F7			B SI 94 B SI 93 C FC 93 X FC 94 2-1 ③ G4-3		C SL 86 S SL 85 F FF 96 X FF 96 0-2 1B		C FC 94 B FC 94 B FC 94 C FC 94 X FC 94 2-2 ③ F8	4 1	1 0	2 0	0 0	0 0	0 0	1 0
2 Justin Turner, R (1, 4) OBP: 0.355, SLG: 0.472	C FF 94 B SL 82 B FF 95 D FC 91 S FC 90 X FC 89 3-2 ① G6-3 1-H		C FF 94 S FO 84 B FO 82 X SL 85 1-2 ① G5-3			F FC 93 B CH 87 B ST 83 S FC 92 X SI 94 2-2 ① G6-3	1 SAFE X FC 92 0-0 ③ F9			4	0	0	1	0	0	1
7 Masataka Yoshida, L (1, 10) OBP: 0.377, SLG: 0.498	C CU 75 C SL 84 B FF 95 X FC 92 1-2 ② G6-3		B ST 77 S FC 91 F FC 91 S FO 84 1-3 ② K			C CU 79 B SL 84 S SI 92 B SL 85 B SI 93 B CH 85 4-2 11 1B 11 WP BB		C SI 90 B ST 82 F FC 87 B SI 90 X ST 81 2-2 ① G3-1		3	0	0	0	1	1	0
11 Rafael Devers, L (1, 5) OBP: 0.328, SLG: 0.517	C FO 82 S FO 81 B FO 84 B FO 82 X FO 83 2-2 ③ G1-3		B FF 97 S FO 82 X FC 90 1-1 ③ G1-3			C SI 92 S SL 85 B FF 94 D SL 85 B SL 87 X SI 93 3-2 1-3 1B		C ST 81 F ST 81 X ST 80 0-2 99 BB 1B		4	0	2	0	0	0	0
18 Adam Duvall, R (1, 8) OBP: 0.315, SLG: 0.508		X FF 95 0-0 ① P6		C FF 94 B FO 81 C FO 81 B FO 82 F FO 83 F FO 80 S FC 88 2-3 ① K		S CH 83 X SL 85 0-1 ② L6		B CH 84 F ST 81 C CH 86 S ST 82 1-3 ② K		4	0	0	0	0	2	3
99 Alex Verdugo, L (1, 9) OBP: 0.351, SLG: 0.437		C FF 96 F SL 83 S FF 96 0-3 ② K		C FO 83 S FC 90 B FO 84 F FF 98 X FC 93 1-2 ② G4-3		C SI 92 F SI 92 B FF 93 C SI 94 1-3 ③ K		C SI 91 B SI 90 B SI 90 1 SAFE B ST 83 C SI 90 F ST 82 B ST 82 4-2 1-2 BB		3	0	0	0	1	2	2
36 Triston Casas, L (1, 3) OBP: 0.344, SLG: 0.440		B CU 71 S FF 96 B FF 97 B SL 83 F FC 91 D FC 92 4-2 12 1B 20 2B BB		C ST 82 S FC 93 B ST 83 B CH 88 X FC 94 2-2 12 PO 1B			C CU 77 B SL 84 S SL 83 B SI 94 F SI 94 X FF 93 2-2 30 SF8 3B	S ST 82 B SI 90 F ST 82 C ST 80 1-3 ③ K		3	2	2	0	1	1	2
12 Connor Wong, R (1, 2) OBP: 0.297, SLG: 0.396		C FF 95 D FO 82 B FF 96 X FC 89 2-1 20 2B 1-2 1B		B SI 94 S ST 83 B SI 95 1 SAFE 2-1 ③ PO 1-2	S ST 82 S ST 82 B SI 94 B ST 83 C SI 95 2-3 ① K		B FC 93 B SL 86 C FF 97 F FF 96 B FC 92 S FF 98 3-3 ① K		C SL 81 F FC 93 F FC 93 B SL 86 B SL 88 S KC 83 2-3 ① K	4	1	1	0	0	3	1
20 Yu Chang, R (1, 6) OBP: 0.194, SLG: 0.362 30 Rob Refsnyder, R (7, PH) OBP: 0.389, SLG: 0.345 (8, 7)		C FF 95 S SL 83 F FF 94 B FO 83 X FF 96 1-2 1-H 2-H 2B			C ST 83 X ST 83 0-1 ② F8		X FF 97 0-0 ② SF8 3-H		B SL 84 B FC 92 S FC 93 X FC 92 2-1 ② P4	2 1	0 0	1 0	2 1	0 0	0 0	0 0

AB	33	1B: 6	SF: 1	WP: 1	PA: 38
R	4	2B: 1	SAC: 0	PB: 0	
H	8	3B: 1	DP: 0	SB: 1	
RBI	4	HR: 0	HBP: 0	CS: 0	
BB	3				
SO	9				
LOB	10				

livebaseballscorecards.com

Inning Stats	1	2	3	4	5	6	7	8	9
	R: 1 E: 0 K: 0 S: 13 H: 1 LOB: 0 BB: 0 P: 20	R: 2 E: 0 K: 1 S: 13 H: 2 LOB: 1 BB: 1 P: 21	R: 0 E: 0 K: 1 S: 8 H: 0 LOB: 0 BB: 0 P: 11	R: 0 E: 0 K: 1 S: 13 H: 1 LOB: 0 BB: 0 P: 20	R: 0 E: 0 K: 1 S: 7 H: 0 LOB: 0 BB: 0 P: 11	R: 0 E: 0 K: 1 S: 13 H: 1 LOB: 2 BB: 1 P: 23	R: 1 E: 0 K: 1 S: 13 H: 2 LOB: 1 BB: 0 P: 18	R: 0 E: 0 K: 2 S: 15 H: 1 LOB: 2 BB: 1 P: 23	R: 0 E: 0 K: 1 S: 9 H: 0 LOB: 0 BB: 0 P: 15

PITCHER		IP	WLS	BF	H	R	ER	SO	BB	IBB	HBP	BLK	WP	HR	S	P	ERA	WHIP
34 Kodai Senga, R ERA: 3.27	(1, 1)	3.1		14	3	3	2	3	1	0	0	0	0	0	39	59	5.40	1.200
93 Grant Hartwig, R ERA: 2.87	(4, 1)	2.0	W	6	1	0	0	1	0	0	0	0	0	0	18	29	0.00	0.500
23 David Peterson, L ERA: 6.44	(6, 1)	0.2	H	5	2	1	1	1	1	0	0	0	1	0	14	24	13.50	4.500
50 Dominic Leone, R ERA: 4.5	(7, 1)	1.0	H	4	1	0	0	1	0	0	0	0	0	0	9	12	0.00	1.000
25 Brooks Raley, L ERA: 2.08	(8, 1)	1.0	H	5	1	0	0	2	1	0	0	0	0	0	15	23	0.00	2.000

PITCHER		IP	WLS	BF	H	R	ER	SO	BB	IBB	HBP	BLK	WP	HR	S	P	ERA	WHIP
30 David Robertson, R ERA: 2.08	(9, 1)	1.0	S	3	0	0	0	1	0	0	0	0	0	0	9	15	0.00	0.000

New York Mets @ Boston Red Sox

Fenway Park, Boston, MA

Sat Jul 22 2023, 7:14 PM - 9:52 PM EDT

Att. 36,505 - Partly Cloudy - 74 F

TOP

livebaseballscorecards.com

Batter	1	2	3	4	5	6	7	8	9	AB	R	H	RBI	BB	SO	LOB
9 Brandon Nimmo, L (1, 8) OBP: 0.357, SLG: 0.445	C FF 94 B FF 95 X FF 94 1-1 ① L8		C FF 94 D FC 86 S FC 86 B FF 95 B FF 95 F FF 95 C FC 85 3-3 ③ K		B FC 85 B FF 94 C FF 94 T FF 94 C FF 94 2-3 ③ K			C CU 77 B FC 89 B FF 95 B FF 95 F FF 95 X CU 78 3-2 ② L5		4	0	0	0	0	2	1
19 Mark Canha, R (1, 9) OBP: 0.339, SLG: 0.386	X FF 95 0-0 ② F7			C FF 94 C FC 85 X FF 94 0-2 ① G6-3		C FF 93 B FF 94 C FC 84 F FF 95 S FC 85 1-3 ① K		B FF 95 F FF 95 B ST 84 X FF 96 2-1 ③ G5-3		4	0	0	0	0	1	0
12 Francisco Lindor, S (1, 6) OBP: 0.314, SLG: 0.450	B FF 94 S FF 95 F FF 95 B FF 96 S FC 86 2-3 ③ K2-3			S KC 81 C FF 94 F FF 96 B FC 87 F FF 96 X KC 80 1-2 20 2B 1 E 1B		F KC 81 B FC 85 B FF 95 B FF 94 X FF 95 3-1 ② F7			B SI 96 B SI 94 X SI 95 2-0 ① F9	4	1	1	0	0	1	0
20 Pete Alonso, R (1, 3) OBP: 0.308, SLG: 0.485		B FF 94 B FF 93 F FF 94 B FC 86 S FF 94 C FC 85 3-3 ① K		C FC 85 F FF 95 F FF 95 B FC 85 F FC 85 X FF 95 1-2 1 E **1-3** 2B		F FF 95 C FF 96 X FF 96 0-2 ③ L8			B SI 96 C FC 87 X SI 96 1-1 4 1B 3B	4	2	2	0	0	1	0
4 Francisco Alvarez, R (1, 2) OBP: 0.299, SLG: 0.513		C FF 95 B FC 88 B CH 84 B FF 94 S FF 94 S FF 96 3-3 ② K		F FC 86 F FF 96 S FF 97 0-3 ② K			C SI 98 F FC 89 B SL 85 B FC 90 B SI 97 C SI 97 3-3 ① K		X FC 88 0-0 1 G4-3 1 WP 27 1B **3-H** 1B	4	1	1	1	0	3	2
1 Jeff McNeil, L (1, 4) OBP: 0.323, SLG: 0.322		C KC 82 B FC 86 B FF 96 F FF 94 F FF 96 F FF 95 X FC 87 2-2 ③ F7		F FC 86 X FF 94 0-1 E2 **2-H** **3-H** 1B			B SI 98 B FC 90 B FC 89 C SI 97 X SI 98 3-1 ② G4-3		C SI 95 S CH 84 B CH 85 B SI 96 X CH 84 2-2 ② G4-3 **1-3**	4	1	1	2	0	0	1
27 Mark Vientos, R (1, 10) OBP: 0.255, SLG: 0.275			X KC 79 0-0 ① F9	B FC 86 F FF 95 F FF 95 B FC 85 X FC 86 2-2 ③ F9			S FC 90 X FC 89 0-1 1B		C FC 88 C SI 96 D CH 88 F CH 86 X SI 95 1-2 22 BLK 22 1B **3-H** 1B	4	1	2	1	0	0	0
22 Brett Baty, L (1, 5) OBP: 0.303, SLG: 0.366			C FF 94 B FC 82 B FF 94 B FF 91 C FF 94 X FF 95 3-2 ② G5-3		F FF 91 F FC 83 X FF 94 0-2 ① G6-3		B SI 98 B FC 91 C CH 92 C SI 97 X FF 98 2-2 ③ L5		B CH 83 C FC 94 X FC 94 1-1 **1-H** 1B	4	0	1	1	0	0	1
29 DJ Stewart, L (1, 7) OBP: 0.353, SLG: 0.462 32 Daniel Vogelbach, L (9, PH) OBP: 0.332, SLG: 0.383			B FC 85 S FF 95 B FF 95 B FF 94 B FF 95 4-1 BB		C KC 80 B FF 94 X FF 94 1-1 ② G4-3			S FF 94 F FF 95 B CU 80 F CU 80 T FF 95 1-2 ① K	C FC 94 B SI 96 F FC 96 F SL 83 X FC 95 1-2 ③ F7	2 1	0 0	0 0	0 0	1 0	1 0	0 1

Inning Stats	1	2	3	4	5	6	7	8	9
R:	0	0	0	3	0	0	0	0	3
E:	0	0	0	1	0	0	0	0	0
K:	1	2	1	1	1	1	1	1	0
S:	6	11	9	21	8	9	10	9	17
H:	0	0	0	3	0	0	1	0	4
LOB:	0	0	1	0	0	0	0	0	1
BB:	0	0	1	0	0	0	0	0	0
P:	9	19	19	25	11	13	18	15	25

1B:	6
2B:	1
3B:	1
HR:	0
SF:	0
SAC:	0
DP:	0
HBP:	0
WP:	1
PB:	0
SB:	0
CS:	0
PA:	36

PITCHER	IP	WLS	BF	H	R	ER	SO	BB	IBB	HBP	BLK	WP	HR	S	P	ERA	WHIP
65 James Paxton, L (1, 1) ERA: 3.46	6.0	W	22	3	3	2	7	1	0	0	0	0	0	64	96	3.00	0.667
25 Josh Winckowski, R (7, 1) ERA: 2.96	1.0	H	4	1	0	0	1	0	0	0	0	0	0	10	18	0.00	1.000
37 Nick Pivetta, R (8, 1) ERA: 4.38	1.0		3	0	0	0	1	0	0	0	0	0	0	9	15	0.00	0.000
63 Justin Garza, R (9, 1) ERA: 7.36	0.2		5	3	3	3	0	0	0	0	0	1	0	11	17	40.50	4.500
74 Kenley Jansen, R (9, 1) ERA: 3.06	0.1	S	2	1	0	0	0	0	0	0	1	0	0	6	8	0.00	3.000

AB	35
R	6
H	8
RBI	5
BB	1
SO	9
LOB	6

Batter	1	2	3	4	5	6	7	8	9	AB	R	H	RBI	BB	SO	LOB
16 Jarren Duran, L (1, 8) OBP: 0.367, SLG: 0.516	C FF 92 F FF 94 F FF 93 B FC 88 F FC 87 F FF 94 X CU 76 1-2 HR		X CU 75 0-0 ① L8		F CH 83 B FF 94 C FF 94 F CH 84 S FC 90 1-3 ① K		B FC 89 B FF 93 B FF 94 C SI 94 B FC 91 4-1 7 S 7 1B BB			3	2	1	1	1	1	0
7 Masataka Yoshida, L (1, 7) OBP: 0.381, SLG: 0.501	C CU 75 X FF 94 0-1 1B		C FF 91 B FF 93 X CH 84 1-1 E1 1B		C FF 94 X FC 88 0-1 ② G3-1		C FC 90 1 SAFE 1 SAFE B FC 91 X FF 93 1-1 2 S 1-H 2 HR 1B			4	1	3	1	0	0	0
2 Justin Turner, R (1, 10) OBP: 0.354, SLG: 0.478	C FF 93 S SL 83 D CH 85 B SL 85 F FF 95 X FF 94 2-2 ① F9		X SL 84 0-0 ② F8		C FF 93 C CH 85 S FC 90 0-3 ③ K		C SI 94 B FC 90 X FC 90 1-1 1-H HR			4	1	1	2	0	1	2
11 Rafael Devers, L (1, 5) OBP: 0.330, SLG: 0.515	C FF 94 S FF 94 X FC 87 0-2 ② F9		C FF 94 S CU 76 F FF 95 F FC 86 X CU 75 0-2 ③ G4-3			F FC 88 B CH 83 B CU 76 B FC 90 B FF 94 4-1 99 G1-3 36 HR BB	B CU 82 C FF 94 S FF 95 B FF 96 X CU 84 2-2 1B			3	1	1	0	1	0	2
99 Alex Verdugo, L (1, 9) OBP: 0.348, SLG: 0.432	C FF 93 X FF 94 0-1 ③ F8			C CU 75 F CH 83 B FC 87 S FC 87 1-3 ① K		B CH 83 B FF 94 C FC 88 F FF 94 X CH 84 2-2 ① G1-3 1-2	C FF 94 F FF 95 F FF 96 X CU 84 0-2 ② L9			4	0	0	0	0	1	3
36 Triston Casas, L (1, 3) OBP: 0.349, SLG: 0.465		B FF 93 C FF 93 X FC 88 1-1 HR		B FF 94 B CU 75 F FF 93 B CH 84 T FF 94 F FF 94 B CH 85 4-2 BB		B CH 84 B CU 75 F FF 94 X FF 95 2-1 2-H HR	B FF 96 S CU 84 D CU 85 S FF 94 B CU 83 T FF 95 3-2 ③ K			3	2	2	3	1	1	1
5 Enrique Hernández, R (1, 4) OBP: 0.276, SLG: 0.317		C SL 83 C FF 93 B CH 85 T SL 85 1-2 ① K		B FF 94 B FF 94 S SL 84 F SL 84 S CU 76 2-3 ② K		C FF 95 X SL 85 0-1 ② P4		X FF 94 0-0 38 G6-4-3 1B		4	0	1	0	0	2	1
38 Jorge Alfaro, R (1, 2) OBP: 0.200, SLG: 0.298		X SL 84 0-0 ② L5		C FF 94 S SL 82 B FF 94 B CH 84 S SL 84 2-3 ③ K2-3		X CU 75 0-0 ③ G6-3		B SL 83 C SL 82 F SL 84 F FF 96 B FF 95 X SL 85 2-2 ①② G6-4-3 1-2f		4	0	0	0	0	1	2
20 Yu Chang, R (1, 6) OBP: 0.197, SLG: 0.397		B FF 93 C SL 84 F FF 94 S SL 84 1-3 ③ K			B SL 84 F FF 94 X SL 84 1-1 HR		C FC 90 B FC 89 S FC 90 C FC 90 1-3 ① K	C CU 78 B SL 83 B SL 84 T SL 83 F FF 95 X FF 96 2-2 ③ P2		4	1	1	1	0	2	0
Inning Stats	R: 1 E: 0 K: 0 S: 17 H: 2 LOB: 1 BB: 0 P: 20	R: 1 E: 0 K: 2 S: 9 H: 1 LOB: 0 BB: 0 P: 12	R: 0 E: 1 K: 0 S: 9 H: 1 LOB: 1 BB: 0 P: 10	R: 0 E: 0 K: 3 S: 12 H: 0 LOB: 1 BB: 1 P: 21	R: 1 E: 0 K: 2 S: 11 H: 1 LOB: 0 BB: 0 P: 13	R: 2 E: 0 K: 0 S: 9 H: 1 LOB: 0 BB: 1 P: 17	R: 3 E: 0 K: 2 S: 18 H: 3 LOB: 1 BB: 1 P: 30	R: 0 E: 0 K: 0 S: 9 H: 1 LOB: 0 BB: 0 P: 13		1B: 5 2B: 0 3B: 0 HR: 5 SF: 0 SAC: 0 DP: 1 HBP: 0					WP: 0 PB: 0 SB: 2 CS: 0 PA: 36	

PITCHER		IP	WLS	BF	H	R	ER	SO	BB	IBB	HBP	BLK	WP	HR	S	P	ERA	WHIP
21 Max Scherzer, R ERA: 4.2	(1, 1)	6.0	L	26	6	5	5	7	2	0	0	0	0	4	67	93	7.50	1.333
33 Trevor Gott, R ERA: 5.08	(7, 1)	0.1		4	2	3	3	1	1	0	0	0	0	1	8	15	81.00	9.000
Josh Walker, L ERA: 6.75	(7, 1)	0.2		3	1	0	0	1	0	0	0	0	0	0	10	15	0.00	1.500
40 Drew Smith, R ERA: 4.5	(8, 1)	1.0		3	1	0	0	0	0	0	0	0	0	0	9	13	0.00	1.000

PITCHER	IP	WLS	BF	H	R	ER	SO	BB	IBB	HBP	BLK	WP	HR	S	P	ERA	WHIP

BOTTOM

New York Mets @ Boston Red Sox

Fenway Park, Boston, MA

Sat Jul 22 2023, 7:14 PM - 9:52 PM EDT

Att. 36,505 - Partly Cloudy - 74 F

livebaseballscorecards.com

AB	33
R	8
H	10
RBI	8
BB	3
SO	9
LOB	11

Batter	1	2	3	4	5	6	7	8	9	AB	R	H	RBI	BB	SO	LOB
9 Brandon Nimmo, L (1, 8) OBP: 0.358, SLG: 0.446	C SI 92 X SI 92 0-1 ① G5-3		B SL 89 X FF 93 1-0 ② P5			C FF 92 X SL 86 0-1 12 1B 1-2 1B		C SI 90 B SL 78 B SI 90 F SI 91 X SI 92 2-2 12 FC6-4 1B		4	0	2	0	0	0	1
12 Francisco Lindor, S (1, 6) OBP: 0.313, SLG: 0.447	B CU 79 F CU 80 F CU 80 B CU 80 F SI 92 B SI 92 F SI 92 C SI 92 3-3 ② K		C CU 75 X SL 90 0-1 ③ L4			B SL 89 C SL 88 B CH 85 X FF 93 2-1 1-3 2-H 1B		C ST 77 X SI 92 0-1 ① FC6-4 32 E 20 HBP 1-2f		4	0	1	1	0	1	2
1 Jeff McNeil, L (1, 9) OBP: 0.322, SLG: 0.321	C SI 91 F SI 91 B CU 80 S CU 79 1-3 ③ K			C SL 89 B ST 79 F FF 93 B ST 78 B SL 88 X FF 94 3-2 27 G6-4-3 1B		F FF 93 B SL 88 X SL 87 1-1 ① L4		B SI 92 B SI 91 C SI 91 X SI 91 2-1 ② P5		4	0	1	0	0	1	3
20 Pete Alonso, R (1, 3) OBP: 0.310, SLG: 0.484		C SI 90 C SI 90 F CU 78 B SI 91 X SI 92 1-2 1B		B FF 94 F FF 94 C SL 88 F SL 90 S CH 84 1-3 ① K		C SI 98 B SI 98 B FC 90 B FC 89 F SI 98 S FC 90 3-3 ② K		H ST 79 1-0 32 E 1-2 HBP		3	0	1	0	0	2	3
27 Mark Vientos, R (1, 10) OBP: 0.241, SLG: 0.259 32 Daniel Vogelbach, L (8, PH) OBP: 0.330, SLG: 0.361 (8, 10)		1 SAFE C SI 92 F CU 79 T SI 92 0-2 ① K		X CU 74 0-0 ② G6-4-3 1-2f ③		C FC 89 S SI 98 S FF 97 0-3 ③ K		B FF 97 C FF 97 C FF 97 F FF 98 F FS 90 F FF 97 B FC 94 F FF 97 2 SAFE 2-3 F FC 94 F FF 98 S FS 90 1-2 2-3 ③ K		3 1	0 0	0 0	0 0	0 0	2 1	4 2
22 Brett Baty, L (1, 5) OBP: 0.298, SLG: 0.360		B SI 92 C SI 91 F CU 79 F SI 92 F SI 92 X CU 80 1-2 ② F8	B FF 95 X SL 89 1-0 ① G5-3			B SI 92 B SI 91 C FF 92 S CH 86 X SI 92 2-2 ① L5		C SI 92 X FC 86 0-1 ① G6-3		4	0	0	0	0	0	1
19 Mark Canha, R (1, 7) OBP: 0.338, SLG: 0.381		C FF 93 F SL 88 X CH 85 0-2 ③ G6-3	C CU 75 F SL 90 X CU 78 0-2 ② G5-3			B SI 92 F CH 86 S CH 86 B CH 84 X FF 91 2-2 ② G4-3		B SI 91 C SI 91 F CH 82 B ST 82 B FC 88 B SI 91 4-2 28 G6-3 28 PB BB		3	0	0	0	1	0	1
2 Omar Narváez, L (1, 2) OBP: 0.315, SLG: 0.289 28 Tommy Pham, R (9, PH) OBP: 0.355, SLG: 0.472			B FF 93 B SL 87 B FF 94 B FF 93 4-0 BB	B CU 74 C CU 77 S ST 78 B ST 79 S FF 95 2-3 ③ K		C FF 91 B SL 84 X SL 84 1-1 1B		C SI 92 S SI 93 B FF 92 X SI 94 1-2 ② G6-3 1-3		2 1	0 0	1 0	0 0	1 0	1 0	0 1
15 Danny Mendick, R (1, 4) 4 Francisco Alvarez, R (9, PH) OBP: 0.298, SLG: 0.511			F CU 75 B CH 83 C FF 92 B SL 89 S FF 94 2-3 ① K			B CU 74 B CU 74 B FF 92 B FF 92 4-0 9 1B 12 1B BB	C SI 91 B CH 86 B CH 86 F CH 86 S CH 87 2-3 ③ K		B SI 92 S ST 80 F FC 88 X FF 92 1-2 ③ F9	2 1	1 0	0 0	0 0	1 0	2 0	2 1
Inning Stats	R: 0 E: 0 K: 2 S: 10 H: 0 LOB: 0 BB: 0 P: 14	R: 0 E: 0 K: 1 S: 15 H: 1 LOB: 1 BB: 0 P: 17	R: 0 E: 0 K: 1 S: 6 H: 0 LOB: 1 BB: 1 P: 13	R: 0 E: 0 K: 1 S: 8 H: 1 LOB: 0 BB: 0 P: 12	R: 0 E: 0 K: 1 S: 7 H: 0 LOB: 0 BB: 0 P: 10	R: 1 E: 0 K: 2 S: 12 H: 2 LOB: 2 BB: 1 P: 22	R: 0 E: 0 K: 1 S: 11 H: 1 LOB: 1 BB: 0 P: 18	R: 0 E: 1 K: 1 S: 16 H: 1 LOB: 2 BB: 0 P: 23	R: 0 E: 0 K: 0 S: 10 H: 0 LOB: 1 BB: 1 P: 16	1B: 6 2B: 0 3B: 0 HR: 0	SF: 0 SAC: 0 DP: 1 HBP: 1					WP: 0 PB: 1 SB: 0 CS: 0	PA: 36

TOP

New York Mets @ Boston Red Sox

Fenway Park, Boston, MA

Sun Jul 23 2023, 7:11 PM - 10:03 PM EDT

Att. 35,619 - Clear - 75 F

livebaseballscorecards.com

AB	32
R	1
H	6
RBI	1
BB	3
SO	10
LOB	21

PITCHER		IP	WLS	BF	H	R	ER	SO	BB	IBB	HBP	BLK	WP	HR	S	P	ERA	WHIP
83 Brennan Bernardino, L ERA: 2.36	(1, 1)	1.2		6	1	0	0	3	0	0	0	0	0	0	22	28	0.00	0.600
72 Chris Murphy, L ERA: 1.8	(2, 1)	3.2	W	15	3	1	1	3	2	0	0	0	0	0	30	51	2.46	1.364
25 Josh Winckowski, R ERA: 2.93	(6, 1)	0.2	H	2	0	0	0	2	0	0	0	0	0	0	6	9	0.00	0.000
57 Joely Rodríguez, L ERA: 8.0	(7, 1)	1.0		4	1	0	0	1	0	0	0	0	0	0	11	18	0.00	1.000
78 Joe Jacques, L ERA: 5.17	(8, 1)	0.2		4	1	0	0	0	0	0	1	0	0	0	7	12	0.00	1.500

PITCHER		IP	WLS	BF	H	R	ER	SO	BB	IBB	HBP	BLK	WP	HR	S	P	ERA	WHIP
55 Chris Martin, R ERA: 1.45	(8, 1)	0.1		1	0	0	0	1	0	0	0	0	0	0	9	11	0.00	0.000
75 Brandon Walter, L ERA: 3.07	(9, 1)	1.0		4	0	0	0	0	1	0	0	0	0	0	10	16	0.00	1.000

Batter	1	2	3	4	5	6	7	8	9	AB	R	H	RBI	BB	SO	LOB
16 Jarren Duran, L (1, 8) OBP: 0.367, SLG: 0.514	X FF 94 0-0 7 G 7 G 1B	D CH 87 X SI 92 1-0 ② L7	C FF 95 F CH 85 S CH 86 0-3 ② K			B SL 84 F FF 93 S FF 93 F SL 85 F FF 94 F SL 84 X FF 94 1-2 7 K 1B		B SI 93 F FC 89 S CH 89 B CH 88 B FC 88 X ST 81 3-2 ② F8 1-2		5	0	2	0	0	1	7
7 Masataka Yoshida, L (1, 7) OBP: 0.376, SLG: 0.494	C FF 93 X FF 94 0-1 ①② G 1-H	X CU 80 0-0 ③ G5-3	B FF 95 F CH 84 X CU 76 1-1 ③ F8 1-2 2-3 3-H			C FF 92 S SL 85 1 SAFE 1 SAFE B SL 86 S SL 85 1-3 ②③ K 1-2		C FC 89 X CH 88 0-1 ③ G3-1		5	0	0	0	0	1	8
2 Justin Turner, R (1, 10) OBP: 0.355, SLG: 0.480	B SL 85 C FF 94 B FF 94 C SL 83 F CH 88 F SL 85 F FF 94 B CH 89 B SL 85 4-2 11 WP 18 1B BB		B CU 79 C SI 92 B CH 86 B SI 92 F FF 93 F FF 92 X SL 85 3-2 11 1B 18 2B 2B	B FF 94 F FF 94 X FF 95 1-1 ① F9			B FC 93 X FF 96 1-0 ① F8			3	2	1	0	1	0	0
11 Rafael Devers, L (1, 5) OBP: 0.334, SLG: 0.525	S CH 87 B CH 89 B FF 94 B FF 93 D CH 88 4-1 18 1B 1-2 BB		X SI 93 0-0 18 2B 2-3 1B	F CU 77 F CH 84 B FF 95 B FF 96 F CH 86 F SL 84 C FF 96 2-3 ② K			B FC 93 S FC 92 X FF 95 1-1 HR			3	1	2	1	1	1	0
18 Adam Duvall, R (1, 9) OBP: 0.320, SLG: 0.515	B FF 93 X SL 84 1-0 36 S 1-3 2-H 1B		X SL 84 0-0 ① 36 1B 1-H 3-H 2B	B FF 96 C FF 96 F SL 84 F FF 96 S FF 96 1-3 ③ K			X FC 94 0-0 ② L8			4	1	2	2	0	1	0
36 Triston Casas, L (1, 3) OBP: 0.351, SLG: 0.465	C CU 80 C FF 93 B CH 88 B CH 89 B FF 93 S CH 88 3-3 ③ K 1-2		F FF 93 B FF 92 B FF 93 X CH 87 2-1 5 1B 12 1B 20 1B 2-H 1B		B CU 79 B FC 89 B SI 93 C SI 93 X FC 90 3-1 ① 1B		F FF 96 S FF 97 S FF 96 0-3 ③ K			4	1	2	1	0	2	2
12 Connor Wong, R (1, 2) OBP: 0.304, SLG: 0.402		C CU 78 X FF 93 0-1 5 1B 1B	X SI 91 0-0 20 1B 5 1B 7 WP 1-2 1B		C FC 90 F SI 93 F FF 93 X FC 89 0-2 ② G4-3			B ST 78 C SI 92 B SI 90 F SI 91 B ST 82 X SI 92 3-2 5 G6-3 5 S 1B		4	1	3	0	0	0	0
5 Enrique Hernández, R (1, 4) OBP: 0.279, SLG: 0.320		F SL 83 F SL 83 B FF 92 B CH 87 1 SAFE X FF 93 2-2 1-2 1B	S SL 85 F CH 87 B CH 86 F SI 91 X SL 85 1-2 7 WP 20 1B 1-2 2-3 1B		B SI 93 F SI 94 B FF 93 F FC 91 C SI 94 2-3 ③ K			C SI 93 1 SAFE B SI 93 C ST 82 X SI 94 1-2 ① G6-3 1-3		4	0	2	0	0	1	1
20 Yu Chang, R (1, 6) OBP: 0.213, SLG: 0.395		L SL 85 B CH 85 F SL 83 S CH 87 1-3 ① K	C SL 83 B SL 85 B FF 95 C FF 95 X SL 84 2-2 7 WP 1-2 2-3 3-H 1B			C SI 90 S CH 84 S SL 84 0-3 ① K		H SI 92 1-0 16 S HBP		3	0	1	1	0	2	2
Inning Stats	R: 1 H: 2 E: 0 LOB: 2 K: 1 BB: 2 S: 13 P: 25	R: 0 H: 2 E: 0 LOB: 2 K: 1 BB: 0 S: 10 P: 14	R: 4 H: 7 E: 0 LOB: 2 K: 1 BB: 0 S: 21 P: 30	R: 0 H: 0 E: 0 LOB: 0 K: 2 BB: 0 S: 11 P: 15	R: 0 H: 1 E: 0 LOB: 0 K: 1 BB: 0 S: 9 P: 14	R: 0 H: 1 E: 0 LOB: 0 K: 2 BB: 0 S: 12 P: 14	R: 1 H: 1 E: 0 LOB: 0 K: 1 BB: 0 S: 7 P: 9	R: 0 H: 1 E: 0 LOB: 2 K: 0 BB: 0 S: 11 P: 19		1B: 12 SF: 0 2B: 2 SAC: 0 3B: 0 DP: 0 HR: 1 HBP: 1						

BOTTOM

New York Mets @ Boston Red Sox

Fenway Park, Boston, MA

Sun Jul 23 2023, 7:11 PM - 10:03 PM EDT

Att. 35,619 - Clear - 75 F

livebaseballscorecards.com

AB	35
R	6
H	15
RBI	5
BB	2
SO	9
LOB	20

PITCHER		IP	WLS	BF	H	R	ER	SO	BB	IBB	HBP	BLK	WP	HR	S	P	ERA	WHIP
59 Carlos Carrasco, R ERA: 5.82	(1, 1)	2.1	L	17	10	5	5	2	2	0	0	0	1	0	36	58	19.29	5.143
40 Drew Smith, R ERA: 4.28	(3, 1)	1.2		6	1	0	0	3	0	0	0	0	1	0	19	26	0.00	0.600
33 Trevor Gott, R ERA: 4.93	(5, 1)	1.0		3	1	0	0	1	0	0	0	0	0	0	9	14	0.00	1.000
23 David Peterson, L ERA: 6.33	(6, 1)	1.0		3	1	0	0	2	0	0	0	0	0	0	12	14	0.00	1.000
50 Dominic Leone, R ERA: 4.66	(7, 1)	1.0		4	1	1	1	1	0	0	0	0	0	1	7	9	9.00	1.000

PITCHER		IP	WLS	BF	H	R	ER	SO	BB	IBB	HBP	BLK	WP	HR	S	P	ERA	WHIP
0 Adam Ottavino, R ERA: 3.57	(8, 1)	1.0		5	1	0	0	0	0	0	1	0	0	0	11	19	0.00	1.000

Batter	1	2	3	4	5	6	7	8	9	AB	R	H	RBI	BB	SO	LOB
13 Ronald Acuña Jr., R (1, 9) OBP: 0.407, SLG: 0.571	X SI 94 0-0 ① F9	F FF 97 B ST 83 S FC 88 B FC 90 X FF 96 2-2 ② FC6-4 1 S 1-2f 2-3			F FC 86 S SL 83 C FF 95 0-3 ① K		B FC 87 B FC 87 B SI 89 B SI 88 4-0 1 S 1-3 BB		B SI 92 F CH 88 F SI 92 F SI 92 B CH 88 C SI 92 2-3 ② K	4	0	0	0	1	2	4
1 Ozzie Albies, S (1, 4) OBP: 0.318, SLG: 0.497	C SI 95 H ST 83 1-1 27 1B 12 1B HBP	B FF 94 F FF 94 F FF 96 B CU 80 X FF 95 2-2 ③ P3 1-2			B CU 79 B FF 95 X FF 94 2-0 ② G3		F FF 96 F FC 94 B FF 96 B FS 89 S FF 97 2-3 ③ K 1-2		C SI 91 F CH 89 X FF 92 0-2 ③ F8	4	1	0	0	0	1	6
27 Austin Riley, R (1, 5) OBP: 0.330, SLG: 0.486	C SI 94 C ST 81 B ST 83 B FF 94 1 SAFE B ST 82 F SI 93 X SI 94 3-2 12 1B 28 BB 20 L4-1-5 1-3 1B		C FF 94 S ST 84 B FC 89 F FF 96 B FC 90 F FC 87 C FF 96 2-3 ① K		F FC 87 F FF 95 X FF 93 0-2 ③ F8			X SI 91 0-0 ① L5		4	0	1	0	0	1	0
28 Matt Olson, L (1, 3) OBP: 0.361, SLG: 0.569	B FF 94 B ST 81 C ST 81 B SI 94 B SI 93 4-1 12 1B 1-2 BB		B FC 91 B FF 96 F FF 96 C FF 95 F CU 79 B FC 88 X FF 96 3-2 ② G4-3			B FF 91 F FF 92 F FF 93 X FC 87 1-2 ① F8		C SI 92 C FF 91 F CH 87 B SL 85 B CH 88 F SI 92 B CH 87 X SI 92 3-2 1B		3	0	1	0	1	0	0
12 Sean Murphy, R (1, 2) OBP: 0.379, SLG: 0.550	S SI 94 B SI 93 X SI 94 1-1 1-2 2-3 3-H 1B		C FF 95 B FC 89 X FC 88 1-1 ③ G5-3			S CU 78 S FC 85 F FC 87 B FF 93 S FC 86 1-3 ② K		F CH 86 B CH 88 X CH 87 1-1 ② F7		4	0	1	1	0	1	1
20 Marcell Ozuna, R (1, 10) OBP: 0.301, SLG: 0.436	B ST 82 F SI 94 B ST 82 C SI 92 B SI 94 X SI 93 3-2 ② ③ L4-1-5 3-3			B FC 89 F FC 86 S FF 94 B CU 80 F FF 95 F ST 83 F FF 94 F FF 95 X FF 94 2-2 8 G4-6-3 1B		X FC 86 0-0 ③ F7		C CH 88 B SI 92 B SI 93 F SI 92 S CH 87 2-3 ③ K		4	0	1	0	0	1	4
8 Eddie Rosario, L (1, 7) OBP: 0.299, SLG: 0.466 17 Kevin Pillar, R (9, PH) OBP: 0.269, SLG: 0.460		B CU 80 C FF 94 B FF 95 F FF 95 X CU 80 2-2 13 FC6-4 11 1B 1B		B FC 90 X FF 95 1-0 ① ② G4-6-3 1-2f			X SI 88 0-0 ① G6-3		C SI 92 F CH 87 S CH 88 0-3 ① K	3 1	0 0	1 0	0 0	0 0	0 1	1 0
11 Orlando Arcia, R (1, 6) OBP: 0.346, SLG: 0.442		B FF 94 X FC 88 1-0 13 FC6-4 1-2 1B		B CU 80 C ST 81 B FF 95 B FC 88 B FF 94 4-1 BB			C SI 88 B FC 86 B FC 85 B SI 88 C FC 86 X FC 86 3-2 ② F9		C SI 92 C SI 92 F CH 87 X CH 88 0-2 23 1B 1B	3	0	2	0	1	0	0
23 Michael Harris II, L (1, 8) OBP: 0.325, SLG: 0.445		S FF 95 F FF 95 C FF 97 0-3 ① K		C CU 80 S FC 88 F FC 90 F FF 96 F FF 96 F CU 81 S FF 95 0-3 ③ K			C SI 90 X FC 87 0-1 13 E 13 S 1B		B SI 91 B SI 91 C SI 91 X SI 91 2-1 1-3 1B	4	0	2	0	0	2	3
Inning Stats	R: 1 H: 2 E: 0 LOB: 2 K: 0 BB: 1 S: 12 P: 24	R: 0 H: 2 E: 0 LOB: 2 K: 1 BB: 0 S: 13 P: 20	R: 0 H: 0 E: 0 LOB: 0 K: 1 BB: 0 S: 11 P: 17	R: 0 H: 1 E: 0 LOB: 1 K: 1 BB: 1 S: 16 P: 23	R: 0 H: 0 E: 0 LOB: 0 K: 1 BB: 0 S: 8 P: 10	R: 0 H: 0 E: 0 LOB: 0 K: 1 BB: 0 S: 8 P: 10	R: 0 H: 1 E: 0 LOB: 2 K: 1 BB: 1 S: 9 P: 18	R: 0 H: 1 E: 0 LOB: 1 K: 1 BB: 0 S: 11 P: 17	R: 0 H: 2 E: 0 LOB: 2 K: 2 BB: 0 S: 16 P: 20	1B: 9 SF: 0 2B: 1 SAC: 0 3B: 0 DP: 2 HR: 0 HBP: 1						

PITCHER		IP	WLS	BF	H	R	ER	SO	BB	IBB	HBP	BLK	WP	HR	S	P	ERA	WHIP
46 John Schreiber, R ERA: 2.5	(1, 1)	1.0		6	2	1	1	0	1	0	1	0	0	0	12	24	9.00	3.000
37 Nick Pivetta, R ERA: 4.11	(2, 1)	5.0	W	18	3	0	0	5	1	0	0	0	0	0	56	80	0.00	0.800
35 Richard Bleier, L ERA: 4.94	(7, 1)	0.2		4	1	0	0	0	1	0	0	0	0	0	6	13	0.00	3.000
55 Chris Martin, R ERA: 1.44	(7, 1)	0.1	H	1	0	0	0	1	0	0	0	0	0	0	3	5	0.00	0.000
57 Joely Rodríguez, L ERA: 6.55	(8, 1)	2.0		9	3	0	0	3	0	0	0	0	0	0	27	37	0.00	1.500

PITCHER	IP	WLS	BF	H	R	ER	SO	BB	IBB	HBP	BLK	WP	HR	S	P	ERA	WHIP

TOP

Atlanta Braves @ Boston Red Sox

Fenway Park, Boston, MA

Tue Jul 25 2023, 8:50 PM - 11:44 PM EDT

Att. 36,663 - Cloudy - 69 F

livebaseballscorecards.com

AB	34
R	1
H	9
RBI	1
BB	3
SO	9
LOB	19

BOTTOM

Atlanta Braves @ Boston Red Sox

Fenway Park, Boston, MA

Tue Jul 25 2023, 8:50 PM - 11:44 PM EDT

Att. 36,663 - Cloudy - 69 F

livebaseballscorecards.com

Batter	1	2	3	4	5	6	7	8	9	AB	R	H	RBI	BB	SO	LOB
16 Jarren Duran, L (1, 8) OBP: 0.368, SLG: 0.510	B FF 93 X CU 81 1-0 G3-1 ① S FF 94 S CH 85 B FF 95 F CH 86 H CU 83 2-2 2 F8 2 S HBP	B CU 82 B CH 86 C CU 83 C FF 94 X CU 83 2-2 2 S 11 1B 1-H 1B	F SI 94 F SI 94 S SI 94 0-3 K ②	B SL 88 B SL 89 B FF 96 C FF 95 X FF 96 3-1 F7 ①	4	1	1	1	0	1	2
2 Justin Turner, R (1, 10) OBP: 0.358, SLG: 0.478	C FF 94 X FF 94 0-1 7 G4-3 11 1B 36 BB 1B B FC 90 X CU 83 1-0 F8 ② 1-3	1 SAFE B FF 94 B SI 93 F CH 86 B FF 95 B SI 94 4-1 7 HBP 11 1B 1-2 BB	F SI 95 D SL 84 D SL 85 F SL 83 F SI 96 F SI 93 B SI 96 F SL 83 F SI 95 3-2 X SI 94 F8 ③	B FF 95 B SL 88 B FF 95 B FF 95 4-0 7 HR BB	3	2	1	0	2	0	3
11 Rafael Devers, L (1, 5) OBP: 0.335, SLG: 0.523	S CU 82 1 SAFE F CU 84 B CU 84 F FF 97 B FF 97 3-2 F CU 84 F CU 84 X CH 87 36 BB 7 G4-3 39 1B 1-2 1B C FF 94 X CU 82 0-1 G6-3 ③	S FF 95 B FF 94 C FF 94 X FF 95 1-2 7 HBP 1-2 2-H 1B	B SL 83 S SI 94 F SI 94 X SI 93 1-2 F8 ①	C FF 95 C FF 96 D SL 89 S SL 88 1-3 K ②	5	1	2	1	0	1	2
7 Masataka Yoshida, L (1, 7) OBP: 0.382, SLG: 0.506	X CU 83 0-0 G4-3 ② 1-2 2-3	C FF 93 C SI 93 X CU 82 0-2 36 F8-3-5 18 BB 1B	C SI 94 2 SAFE B SI 94 H SL 84 2-1 1-2 2-3 HBP	C SI 95 B SI 94 S SL 84 F SL 84 X SI 94 1-2 1B	B FF 96 X SL 88 1-0 1-H HR	4	1	3	2	0	0	2
18 Adam Duvall, R (1, 9) OBP: 0.329, SLG: 0.511	B CU 83 B CU 84 B CU 83 B FC 90 4-0 39 1B 36 BB BB	B SI 94 F FC 89 B FC 89 B FF 94 C CU 83 B CU 83 4-2 36 F8-3-5 1-2 BB	X SI 94 0-0 L6 ③	X SI 94 0-0 F8 ②	S SL 87 S SL 88 B SL 88 F FF 96 X SL 89 1-2 1B	3	0	1	0	2	0	4
36 Triston Casas, L (1, 3) OBP: 0.352, SLG: 0.462	C FF 97 B FF 96 B CU 83 C CU 84 D CU 83 F FF 96 B CU 82 4-2 39 1B 1-2 2-3 3-H BB	B FF 95 X CH 86 1-0 F8-3-5 ①②③ 1-1 2-3	F SI 93 X SL 82 0-1 12 1B 20 1B 1B	X SI 94 0-0 G4-3 ③	X FF 96 0-0 G3 ③	4	1	1	1	1	0	4
39 Christian Arroyo, R (1, 4) OBP: 0.276, SLG: 0.379	X FF 96 0-0 1-2 2-3 3-H 1B	F FC 88 B CU 83 B CU 82 F CU 83 X FF 95 2-2 G5-3 ① B SL 83 B SL 81 X SI 93 2-0 F9 ①	C FF 96 F FF 96 F FF 96 F SL 86 S CH 89 0-3 K ①	4	0	1	1	0	1	1
12 Connor Wong, R (1, 2) OBP: 0.303, SLG: 0.399	S FF 96 B FC 91 S CU 83 F FF 95 S CU 84 1-3 K ③	L SI 93 C FF 94 F FF 94 X CU 83 0-2 L8 ② S SI 94 X SI 93 0-1 20 1B 1-3 1B	T FF 96 S SL 86 S SL 86 0-3 K ②	4	0	1	0	0	2	3
20 Yu Chang, R (1, 6) OBP: 0.226, SLG: 0.392	X FF 93 0-0 F8 ①	B FC 90 B FC 90 B FF 93 3-0 16 E 16 S 16 1B BB X SL 82 0-0 1-2 3-H 1B	B SL 87 F FF 97 S FF 96 F FF 96 B CH 91 S SL 86 2-3 K ③	3	1	1	1	1	1	0
Inning Stats	R: 2 E: 0 K: 1 S: 20 H: 3 LOB: 3 BB: 2 P: 33	R: 0 E: 0 K: 0 S: 7 H: 0 LOB: 1 BB: 0 P: 10	R: 0 E: 0 K: 0 S: 6 H: 1 LOB: 0 BB: 1 P: 11	R: 2 E: 0 K: 0 S: 16 H: 2 LOB: 3 BB: 2 P: 30	R: 1 E: 0 K: 1 S: 16 H: 3 LOB: 2 BB: 0 P: 21	R: 0 E: 0 K: 0 S: 9 H: 1 LOB: 1 BB: 0 P: 11	R: 0 E: 0 K: 3 S: 12 H: 0 LOB: 0 BB: 0 P: 14	R: 2 E: 0 K: 1 S: 11 H: 2 LOB: 1 BB: 1 P: 21		1B: 11 2B: 0 3B: 1 HR: 1 SF: 0 SAC: 0 DP: 0 HBP: 2						

	AB	34
	R	7
	H	12
	RBI	7
	BB	6
	SO	6
	LOB	21

PITCHER		IP	WLS	BF	H	R	ER	SO	BB	IBB	HBP	BLK	WP	HR	S	P	ERA	WHIP
50 Charlie Morton, R ERA: 3.57	(1, 1)	3.2	L	21	6	4	4	1	5	0	1	0	0	0	47	80	9.82	3.000
51 Michael Tonkin, R ERA: 3.25	(4, 1)	2.1		12	4	1	1	1	0	0	1	0	0	0	27	36	3.86	1.714
77 Joe Jiménez, R ERA: 2.78	(7, 1)	1.0		3	0	0	0	3	0	0	0	0	0	0	12	14	0.00	0.000
75 Daysbel Hernández, R ERA: 9.0	(8, 1)	1.0		6	2	2	2	1	1	0	0	0	0	1	11	21	18.00	3.000

PITCHER	IP	WLS	BF	H	R	ER	SO	BB	IBB	HBP	BLK	WP	HR	S	P	ERA	WHIP

WP: 0 PB: 0 SB: 3 CS: 0 PA: 42

Atlanta Braves @ Boston Red Sox

Fenway Park, Boston, MA

Wed Jul 26 2023, 7:13 PM - 9:42 PM EDT

Att. 37,457 - Partly Cloudy - 85 F

livebaseballscorecards.com

Batter	1	2	3	4	5	6	7	8	9	AB	R	H	RBI	BB	SO	LOB
13 Ronald Acuña Jr., R (1, 9) OBP: 0.407, SLG: 0.569	X SI 96 0-0 ① L7		B SL 86 B CH 85 B SI 95 B SI 96 4-0 BB			H SI 95 1-0 1 HR HBP		X ST 81 0-0 ① F7		2	1	0	0	1	0	0
1 Ozzie Albies, S (1, 4) OBP: 0.319, SLG: 0.505	C SI 96 F CH 88 B FF 97 F CH 88 B SL 88 B SI 96 F SI 96 F CH 86 S FC 92 3-3 ② K		B FF 96 B CH 86 1 SAFE F CH 85 X SI 95 2-1 ③ G3			C FC 89 B CH 86 B CH 85 X SI 95 2-1 1-H 2-H HR		C FF 94 S CH 88 X CH 89 0-2 1B		4	1	2	3	0	1	1
27 Austin Riley, R (1, 5) OBP: 0.329, SLG: 0.484	C SI 97 X SI 95 0-1 1B			C SL 84 B CH 86 F SI 94 B CH 86 F SI 94 B FF 95 X SI 94 3-2 ① F9		B SL 85 X SI 94 1-0 ① G5-3		B SI 93 B ST 80 X SI 92 2-0 ② F9		4	0	1	0	0	0	1
28 Matt Olson, L (1, 3) OBP: 0.360, SLG: 0.565	S CH 86 B FF 96 B SI 96 F CH 86 S FC 92 2-3 ③ K			X FF 96 0-0 12 G6-4-3 1B		C CH 86 B CH 86 B SL 84 X SI 95 2-1 ② G3-1		B CU 78 1 SAFE X SI 92 1-0 ③ F8		4	0	1	0	0	1	2
12 Sean Murphy, R (1, 2) OBP: 0.380, SLG: 0.546		X SL 83 0-0 ① G4-3		B SI 94 B SL 84 S SI 95 X SI 95 2-1 ②③ G6-4-3 1-2f		B SL 84 B SL 84 B SI 95 C SI 96 D SI 95 4-1 BB			C FC 94 B SL 86 H FC 93 2-1 17 1B HBP	2	0	0	0	1	0	1
20 Marcell Ozuna, R (1, 10) OBP: 0.298, SLG: 0.430		C SI 96 B CH 87 B CH 86 X SI 95 2-1 E5 8 G4-6-3			B CH 85 S CH 85 C SI 94 X SL 85 1-2 ① G1-3	B SI 96 C SL 85 S CH 85 B SI 96 S CH 85 2-3 ③ K			S FC 95 S FC 93 F FC 96 F SL 86 F FC 94 X FC 95 0-2 ① P3	4	0	0	0	0	1	2
8 Eddie Rosario, L (1, 7) OBP: 0.297, SLG: 0.463 17 Kevin Pillar, R (7, PH) OBP: 0.273, SLG: 0.461 (7, 7) 73 Forrest Wall, L (9, PR)		F CH 85 B FF 95 D FC 92 F SI 95 F FF 96 F CH 87 F SL 87 X SI 96 2-2 ②③ G4-6-3 1-2f			S SL 86 F FC 90 B FF 96 S FF 95 1-3 ② K		S ST 78 B SI 93 X SI 92 1-1 ① G6-3		F FC 95 F FC 96 X FC 95 0-2 1-3 11 CS 1B	2 2 0	0 0 0	0 1 0	0 0 0	0 0 0	1 0 0	1 0 0
11 Orlando Arcia, R (1, 6) OBP: 0.341, SLG: 0.436			S SI 94 X SL 85 0-1 ① G6-3		B SL 86 C CH 86 B SI 96 B SI 96 C SI 96 X SI 94 3-2 ③ G4-3		B ST 78 C ST 78 C SI 93 F SI 93 B ST 79 C SI 93 2-3 ② K		B FC 94 B FC 96 F FC 95 F FC 96 S SL 86 2-3 ②③ 1-2 K	4	0	0	0	0	2	2
23 Michael Harris II, L (1, 8) OBP: 0.325, SLG: 0.447			B SL 84 C SL 83 X FF 95 1-1 ② P5			B CH 85 X FF 95 1-0 1 HR 2B	C SL 78 X SL 79 0-1 ③ F7			3	1	1	0	0	0	0
Inning Stats	R: 0 E: 0 K: 2 S: 12 H: 1 LOB: 1 BB: 0 P: 17	R: 0 E: 1 K: 0 S: 9 H: 0 LOB: 0 BB: 0 P: 13	R: 0 E: 0 K: 0 S: 6 H: 0 LOB: 1 BB: 1 P: 13	R: 0 E: 0 K: 0 S: 7 H: 1 LOB: 0 BB: 0 P: 12	R: 0 E: 0 K: 1 S: 9 H: 0 LOB: 0 BB: 0 P: 14	R: 3 E: 0 K: 1 S: 10 H: 2 LOB: 1 BB: 1 P: 23	R: 0 E: 0 K: 1 S: 8 H: 0 LOB: 0 BB: 0 P: 11	R: 0 E: 0 K: 0 S: 6 H: 1 LOB: 1 BB: 0 P: 9	R: 0 E: 0 K: 1 S: 13 H: 1 LOB: 2 BB: 0 P: 17	1B: 4 2B: 1 3B: 0 HR: 1 SF: 0 SAC: 0 DP: 2 HBP: 2	WP: 0 PB: 0 SB: 0 CS: 1 PA: 35					

PITCHER		IP	WLS	BF	H	R	ER	SO	BB	IBB	HBP	BLK	WP	HR	S	P	ERA	WHIP
66 Brayan Bello, R ERA: 3.66	(1, 1)	6.0		24	4	3	3	4	2	0	1	0	0	1	53	92	4.50	1.000
78 Joe Jacques, L ERA: 4.86	(7, 1)	1.0	W	3	0	0	0	1	0	0	0	0	0	0	8	11	0.00	0.000
46 John Schreiber, R ERA: 2.41	(8, 1)	0.2	H	3	1	0	0	0	0	0	0	0	0	0	5	7	0.00	1.500
83 Brennan Bernardino, L ERA: 2.34	(8, 1)	0.1	H	1	0	0	0	0	0	0	0	0	0	0	1	2	0.00	0.000
74 Kenley Jansen, R ERA: 2.97	(9, 1)	1.0	S	4	1	0	0	1	0	0	1	0	0	0	13	17	0.00	1.000

PITCHER	IP	WLS	BF	H	R	ER	SO	BB	IBB	HBP	BLK	WP	HR	S	P	ERA	WHIP

TOP	
AB	31
R	3
H	6
RBI	3
BB	2
SO	6
LOB	10

BOTTOM

Atlanta Braves @ Boston Red Sox

Fenway Park, Boston, MA

Wed Jul 26 2023, 7:13 PM - 9:42 PM EDT

Att. 37,457 - Partly Cloudy - 85 F

Batter	1	2	3	4	5	6	7	8	9	AB	R	H	RBI	BB	SO	LOB
16 Jarren Duran, L (1, 7) OBP: 0.363, SLG: 0.502	B FF 99 B FF 97 B FF 98 C FF 98 F FF 99 C FF 99 3-3 ① K		C SL 84 F FF 98 X FF 98 0-2 ③ F7		B FF 98 X SL 87 1-0 ③ F8		T FF 96 S CU 86 D CU 87 X CU 87 1-2 ② G3-1 1-2 2-3			4	0	0	0	0	1	5
2 Justin Turner, R (1, 4) (9, 3) OBP: 0.359, SLG: 0.481	C FF 99 X FF 98 0-1 ② P3			C SL 88 X FF 98 0-1 7 FC3-6 1B		B FF 98 C FF 97 S FF 99 F FF 98 F SL 89 B SL 87 S SL 84 2-3 ① K	C SL 89 X SL 90 0-1 7 FC5 2B 2-H 3-H			4	0	2	2	0	1	0
7 Masataka Yoshida, L (1, 10) OBP: 0.378, SLG: 0.500	C FF 99 X FF 99 0-1 ③ G6-3			B FF 97 X FF 97 1-0 ① FC3-6 1-2f		C SL 86 S CH 84 B FF 100 F FF 98 B SL 87 S SL 87 2-3 ② K2-3	X FF 96 0-0 ③ FC5 2-3			4	0	0	0	0	1	2
11 Rafael Devers, L (1, 5) OBP: 0.334, SLG: 0.528		X FF 97 0-0 ① G1-3		C FF 97 1 SAFE F SL 87 B FF 98 X CH 88 1-2 ② P5		C FF 98 B FF 98 S FF 97 X SL 87 1-2 HR		C FS 85 B FF 94 C FF 93 X FF 93 1-2 ① G6-3		4	1	1	1	0	0	1
18 Adam Duvall, R (1, 8) OBP: 0.327, SLG: 0.524		C SL 87 C FF 98 F FF 99 F FF 99 S SL 87 0-3 ② K		F FF 98 1 SAFE F SL 87 S SL 86 0-3 ③ K		F FF 98 C FF 98 S SL 88 0-3 ③ K		X FF 94 0-0 HR		4	1	1	1	0	3	1
99 Alex Verdugo, L (1, 9) OBP: 0.344, SLG: 0.427		B SL 87 B FF 99 X FF 99 2-0 ③ G1			C FF 98 B FF 96 B CH 88 F FF 99 S SL 86 2-3 ① K		F FF 96 C FF 97 B SL 86 C FF 99 1-3 ① K	B FS 87 B FS 87 C FF 95 X FF 94 2-1 ② G6-3		4	0	0	0	0	2	0
36 Triston Casas, L (1, 3) OBP: 0.360, SLG: 0.477 39 Christian Arroyo, R (8, PR) OBP: 0.276, SLG: 0.379 (9, 4)			F FF 98 X FF 98 0-1 1B		B SL 86 B FF 98 C SL 86 B SL 86 F FF 99 B FF 98 4-2 12 1B BB		X SL 87 0-0 HR	B FF 94 S FF 94 B FS 87 B FS 86 B FS 86 4-1 12 CS BB		2 0	1 0	2 0	1 0	2 0	0 0	0 0
12 Connor Wong, R (1, 2) OBP: 0.307, SLG: 0.403			B FF 99 D FF 98 X FF 98 2-0 ① F9		B FF 97 C SL 85 S SL 87 D SL 86 X SL 85 2-2 1-2 1B		B FF 96 B FF 97 X FF 97 2-0 16 G3-1 2 2B 20 E 1B	B FF 94 1-0 ③ CS 1-2		3	1	2	0	0	0	1
20 Yu Chang, R (1, 6) OBP: 0.218, SLG: 0.378			C SL 86 S SL 86 S SL 86 0-3 ② K		B FF 98 F FF 97 S SL 86 S SL 87 1-3 ② K		F FF 94 F CU 85 B FF 95 X SL 89 1-2 FC 16 G3-1 2 2B 1-2			3	1	0	0	0	2	4
Inning Stats	R: 0 E: 0 K: 1 S: 7 H: 0 LOB: 0 BB: 0 P: 10	R: 0 E: 0 K: 1 S: 7 H: 0 LOB: 0 BB: 0 P: 9	R: 0 E: 0 K: 1 S: 9 H: 1 LOB: 1 BB: 0 P: 11	R: 0 E: 0 K: 1 S: 9 H: 1 LOB: 1 BB: 0 P: 11	R: 0 E: 0 K: 2 S: 12 H: 1 LOB: 2 BB: 1 P: 22	R: 1 E: 0 K: 3 S: 15 H: 1 LOB: 0 BB: 0 P: 20	R: 3 E: 1 K: 1 S: 14 H: 3 LOB: 1 BB: 0 P: 19	R: 1 E: 0 K: 0 S: 7 H: 1 LOB: 1 BB: 1 P: 15		1B: 4 2B: 1 3B: 0 HR: 3 SF: 0 SAC: 0 DP: 0 HBP: 0				WP: 0 PB: 0 SB: 0 CS: 1 PA: 35		

	AB	32
	R	5
	H	8
	RBI	5
	BB	2
	SO	10
	LOB	14

livebaseballscorecards.com

PITCHER		IP	WLS	BF	H	R	ER	SO	BB	IBB	HBP	BLK	WP	HR	S	P	ERA	WHIP
99 Spencer Strider, R ERA: 3.73	(1, 1)	6.1		26	6	3	2	10	1	0	0	0	0	2	64	91	2.84	1.105
76 Pierce Johnson, R ERA: 5.9	(7, 1)	0.2	L	4	1	1	0	0	0	0	0	0	0	0	9	11	0.00	1.500
22 Kirby Yates, R ERA: 3.52	(8, 1)	1.0		4	1	1	1	0	1	0	0	0	0	1	7	15	9.00	2.000

PITCHER	IP	WLS	BF	H	R	ER	SO	BB	IBB	HBP	BLK	WP	HR	S	P	ERA	WHIP

Batter	1	2	3	4	5	6	7	8	9	AB	R	H	RBI	BB	SO	LOB
16 Jarren Duran, L (1, 7) OBP: 0.363, SLG: 0.500 30 Rob Refsnyder, R (8, PH) OBP: 0.392, SLG: 0.349	B SI 93 F SI 93 B ST 85 C SI 92 F CH 87 F CH 88 F SI 93 S FF 94 2-3 K		F CH 87 X SI 92 0-1 7 CS 1B		X CH 86 0-0 F8			X ST 79 0-0 7 G5-6-3 2-H 1B		3 1	0 0	1 1	0 1	0 1	1 0	1 0
7 Masataka Yoshida, L (1, 10) OBP: 0.374, SLG: 0.494	C SI 92 B CH 87 X SI 92 1-1 G5-3		1 SAFE C SI 93 B CH 88 X SI 92 1-1 G3 1-2			C ST 82 B SI 92 F CH 87 X CH 88 1-2 G4-3		B SI 93 X SI 94 1-0 G5-6-3 1-2f		4	0	0	0	0	0	2
2 Justin Turner, R (1, 4) OBP: 0.356, SLG: 0.476 (9, 3)	B SI 92 X ST 84 1-0 F8			F SI 91 F SI 92 B ST 86 B ST 85 X SI 91 2-2 P5		C SI 91 C ST 84 B ST 84 X ST 85 1-2 G6-3			C SI 93 F ST 80 C SI 93 0-3	4	0	0	0	0	1	0
11 Rafael Devers, L (1, 5) OBP: 0.331, SLG: 0.523		F ST 84 X SI 92 0-1 G2		B CH 88 X SI 92 1-0 G6-3		B SI 91 X CH 88 1-0 G3			C ST 79 C SI 93 X ST 80 0-2 P4	4	0	0	0	0	0	0
18 Adam Duvall, R (1, 8) OBP: 0.331, SLG: 0.537		C SI 92 B ST 86 B SI 92 X CH 88 2-1 36 2B 2B		F SI 92 F SI 92 X ST 84 0-2 G5-3			F SI 91 F SI 84 C ST 83 C SI 93 1-3		C SI 93 B ST 81 B SI 94 F ST 80 X ST 81 2-2 2B	4	1	2	0	0	1	0
36 Triston Casas, L (1, 3) OBP: 0.361, SLG: 0.491 39 Christian Arroyo, R (9, 4) OBP: 0.276, SLG: 0.379		C CH 86 X ST 85 0-1 2-H 2B			B SI 92 B SI 92 F CH 86 F CH 87 X SI 93 2-2 HR		B SI 92 X CH 88 1-0 G4-3		X SI 93 0-0 F9	4 0	1 0	2 0	2 0	0 0	0 0	1 0
99 Alex Verdugo, L (1, 9) OBP: 0.344, SLG: 0.427		C SI 93 B CH 88 B CH 87 F SI 92 S CH 87 2-3 K			C CH 86 B SI 91 B CH 89 B CH 88 S CH 85 F CH 87 X CH 86 3-2 12 FC6-4 1B		X CH 87 0-0 G3			3	0	1	0	0	1	1
12 Connor Wong, R (1, 2) OBP: 0.308, SLG: 0.402		B CH 87 F SI 94 F SI 93 C CH 89 1-3			C SI 94 X CH 88 0-1 FC6-4 20 G4-3 1-2f			B SI 92 F CH 85 B CH 88 X SI 92 2-1 20 SH1-3 30 1B 1B		3	1	1	0	0	1	2
20 Yu Chang, R (1, 6) OBP: 0.213, SLG: 0.369			M SI 90 F CH 87 X CH 88 0-2 G2-3		C CH 87 X SI 93 0-1 G4-3 1-2			M SI 91 X CH 85 0-1 SH1-3 1-2		2	0	0	0	0	0	1
Inning Stats	R: 0 E: 0 K: 1 S: 9 H: 0 LOB: 0 BB: 0 P: 13	R: 1 E: 0 K: 2 S: 12 H: 2 LOB: 1 BB: 0 P: 17	R: 0 E: 0 K: 0 S: 7 H: 1 LOB: 0 BB: 0 P: 8	R: 0 E: 0 K: 0 S: 7 H: 0 LOB: 0 BB: 0 P: 10	R: 1 E: 0 K: 0 S: 12 H: 2 LOB: 1 BB: 0 P: 17	R: 0 E: 0 K: 0 S: 7 H: 0 LOB: 0 BB: 0 P: 10	R: 0 E: 0 K: 1 S: 5 H: 0 LOB: 0 BB: 0 P: 7	R: 1 E: 0 K: 0 S: 6 H: 2 LOB: 0 BB: 0 P: 9	R: 0 E: 0 K: 1 S: 10 H: 1 LOB: 1 BB: 0 P: 12	1B: 4 2B: 3 3B: 0 HR: 1 SF: 0 SAC: 1 DP: 1 HBP: 0						

PITCHER		IP	WLS	BF	H	R	ER	SO	BB	IBB	HBP	BLK	WP	HR	S	P	ERA	WHIP
62 Logan Webb, R ERA: 3.49	(1, 1)	7.1	L	27	6	3	3	4	0	0	0	0	0	1	63	88	3.68	0.818
33 Taylor Rogers, L ERA: 2.8	(8, 1)	1.2		6	2	0	0	1	0	0	0	0	0	0	12	15	0.00	1.200

PITCHER	IP	WLS	BF	H	R	ER	SO	BB	IBB	HBP	BLK	WP	HR	S	P	ERA	WHIP

TOP

Boston Red Sox @ San Francisco Giants

Oracle Park, San Francisco, CA

Fri Jul 28 2023, 7:17 PM - 9:32 PM PDT

Att. 33,755 - Clear - 62 F

livebaseballscorecards.com

AB	32
R	3
H	8
RBI	3
BB	0
SO	5
LOB	8

WP: 0	PA: 33					
PB: 0						
SB: 0						
CS: 1						

BOTTOM

Boston Red Sox @ San Francisco Giants

Oracle Park, San Francisco, CA

Fri Jul 28 2023, 7:17 PM - 9:32 PM PDT

Att. 33,755 - Clear - 62 F

livebaseballscorecards.com

Batter	1	2	3	4	5	6	7	8	9	AB	R	H	RBI	BB	SO	LOB
23 Joc Pederson, L (1, 10) OBP: 0.371, SLG: 0.466	P3		BB			F8		HR		3	1	1	1	1	0	1
8 Michael Conforto, L (1, 7) (7, 9) OBP: 0.326, SLG: 0.397	K		F8			1B		G3-1		4	0	1	1	0	1	1
41 Wilmer Flores, R (1, 3) OBP: 0.352, SLG: 0.529	1B			F8		F7		P2		4	0	1	0	0	0	1
5 Mike Yastrzemski, L (1, 9) OBP: 0.308, SLG: 0.434 13 Austin Slater, R (6, PH) (7, 7) (8, 8) OBP: 0.359, SLG: 0.462	K			F7		K		K		2 2	0 0	0 0	0 0	0 0	1 2	1 1
7 J.D. Davis, R (1, 5) OBP: 0.340, SLG: 0.430		G6-3		K			FC4-6 1B		K	4	0	1	0	0	2	0
14 Patrick Bailey, S (1, 2) OBP: 0.297, SLG: 0.429		K			F8		1B		F8	4	0	1	0	0	1	0
29 Luis Matos, R (1, 8) OBP: 0.315, SLG: 0.342 2 Blake Sabol, L (7, PH) (8, 7) OBP: 0.305, SLG: 0.430		K			K		FC4-6		K	2 2	0 0	0 0	0 0	0 0	2 1	0 2
70 Brett Wisely, L (1, 4) OBP: 0.231, SLG: 0.267			G3-1		L7		K			3	0	0	0	0	1	2
37 Marco Luciano, R (1, 6) OBP: 0.200, SLG: 0.200			K			1B	K			3	1	1	0	0	2	2

	AB	33
	R	2
	H	6
	RBI	2
	BB	1
	SO	13
	LOB	11

Inning Stats	1	2	3	4	5	6	7	8	9
	R: 0 E: 0 K: 2 S: 12	H: 1 LOB: 1 BB: 0 P: 17	R: 0 E: 0 K: 2 S: 9	H: 0 LOB: 0 BB: 0 P: 12	R: 0 E: 0 K: 1 S: 10	H: 0 LOB: 1 BB: 1 P: 17	R: 0 E: 0 K: 1 S: 7	H: 0 LOB: 0 BB: 0 P: 11	R: 0 E: 0 K: 1 S: 11	H: 0 LOB: 0 BB: 0 P: 15
	R: 1 E: 0 K: 1 S: 11	H: 2 LOB: 1 BB: 0 P: 19	R: 0 E: 0 K: 2 S: 15	H: 2 LOB: 2 BB: 0 P: 22	R: 1 E: 0 K: 1 S: 11	H: 1 LOB: 0 BB: 0 P: 12	R: 0 E: 0 K: 2 S: 8	H: 0 LOB: 0 BB: 0 P: 9	1B: 5 2B: 0 3B: 0 HR: 1	SF: 0 SAC: 0 DP: 0 HBP: 0	WP: 1 PB: 0 SB: 0 CS: 0	PA: 34

PITCHER		IP	WLS	BF	H	R	ER	SO	BB	IBB	HBP	BLK	WP	HR	S	P	ERA	WHIP
50 Kutter Crawford, R ERA: 3.86	(1, 1)	5.2	W	21	3	1	1	7	1	0	0	0	1	0	57	86	1.59	0.706
83 Brennan Bernardino, L ERA: 2.31	(6, 1)	0.1	H	1	0	0	0	1	0	0	0	0	0	0	3	5	0.00	0.000
25 Josh Winckowski, R ERA: 2.88	(7, 1)	1.0	H	5	2	0	0	2	0	0	0	0	0	0	15	22	0.00	2.000
55 Chris Martin, R ERA: 1.67	(8, 1)	1.0	H	4	1	1	1	1	0	0	0	0	0	1	11	12	9.00	1.000
74 Kenley Jansen, R ERA: 2.88	(9, 1)	1.0	S	3	0	0	0	2	0	0	0	0	0	0	8	9	0.00	0.000

PITCHER	IP	WLS	BF	H	R	ER	SO	BB	IBB	HBP	BLK	WP	HR	S	P	ERA	WHIP

Boston Red Sox @ San Francisco Giants

Oracle Park, San Francisco, CA

Sat Jul 29 2023, 4:15 PM - 6:53 PM PDT

Att. 37,470 - Sunny - 65 F

TOP

livebaseballscorecards.com

Batter	1	2	3	4	5	6	7	8	9	AB	R	H	RBI	BB	SO	LOB
16 Jarren Duran, L (1, 7) OBP: 0.365, SLG: 0.504 19 Pablo Reyes, R (9, 6) OBP: 0.338, SLG: 0.364	X SI 96 0-0 ① G4-3		C FF 94 C FF 96 C FF 96 0-3 ③ K			B ST 82 B FF 94 X FF 94 2-0 2 G5-4-3 1B			B SL 88 B SL 88 C FC 99 S FC 99 B FC 100 F FC 98 X SL 89 3-2 2 1B 1-3 2B	4 0	1 0	2 0	0 0	0 0	1 0	0 0
2 Justin Turner, R (1, 10) OBP: 0.357, SLG: 0.479 30 Rob Refsnyder, R (9, PR) OBP: 0.392, SLG: 0.349 (9, 10)	C SI 96 C SL 82 X SL 83 0-2 11 G4-3 2B			B FF 94 S FF 94 B ST 81 F FF 95 F FF 96 B FF 96 S FF 95 3-3 ① K		C FF 93 F FF 94 F FF 94 B FF 94 X FF 94 1-2 ②③ G5-4-3 1-2f			B SI 98 X SI 97 1-0 11 CS 2-H 3-H 1B	4 0	0 0	2 0	2 0	0 0	1 0	1 0
11 Rafael Devers, L (1, 5) OBP: 0.328, SLG: 0.517	C SI 96 F SL 82 X SL 83 0-2 ② G4-3 2-3			X ST 82 0-0 ② P6			B FF 92 C FF 92 F ST 79 T FF 93 1-2 ① K		C FC 100 F FC 100 1 SAFE B FC 98 B SL 90 X FC 100 2-2 ①② F7 1-2	4	0	0	0	0	1	2
36 Triston Casas, L (1, 3) OBP: 0.357, SLG: 0.484	B SL 84 C SI 95 C SI 96 B SL 83 S SL 84 2-3 ③ K			C FF 95 X ST 82 0-1 ③ P3			B ST 78 B FF 93 C FF 93 S FF 92 F FF 94 C FF 94 2-3 ② K		S FC 101 S FC 101 B FC 102 B FC 100 S FC 99 2-3 ③ K	4	0	0	0	0	3	2
18 Adam Duvall, R (1, 8) OBP: 0.325, SLG: 0.527		B SI 96 C SL 83 B SI 95 C SI 96 B SL 84 F SL 83 X SI 96 3-2 ① P2			C CH 90 X FF 93 0-1 ① P3		T FF 93 C FF 93 S FF 94 0-3 ③ K			3	0	0	0	0	1	0
99 Alex Verdugo, L (1, 9) OBP: 0.344, SLG: 0.426		B SL 85 C SI 95 C SL 84 F SL 84 B SI 96 F SI 95 F SL 84 S SL 85 2-3 ② K			C FF 94 X ST 81 0-1 1B			B FF 92 C FF 93 C FF 93 B ST 81 X FF 92 2-2 ① G4-3		3	0	1	0	0	1	0
39 Christian Arroyo, R (1, 4) OBP: 0.272, SLG: 0.373		F SL 84 B SL 84 X SL 84 1-1 ③ F7			X FF 92 0-0 ② F9			X SI 84 0-0 ② G6-3		3	0	0	0	0	0	1
12 Connor Wong, R (1, 2) OBP: 0.304, SLG: 0.397			C SL 82 B SL 83 C SI 94 X SL 85 1-2 ① F9		F FF 94 B FF 94 B CH 89 B FF 94 F FF 94 X FF 94 3-2 ③ L9			C SI 82 B SL 72 F SL 73 X SL 73 1-2 ③ F8		3	0	0	0	0	0	1
20 Yu Chang, R (1, 6) OBP: 0.209, SLG: 0.360 7 Masataka Yoshida, L (9, PH) OBP: 0.375, SLG: 0.494 (9, 7)			S SL 83 S SL 83 B SL 85 B SL 84 B SI 96 S SL 84 3-3 ② K			C FF 93 X FF 94 0-1 ① G6-3			B SL 87 B SL 86 B SL 87 C SL 87 S SL 87 B SL 87 4-2 16 2B 2 1B BB	2 0	0 1	0 0	0 0	0 1	1 0	0 0
Inning Stats	R: 0 E: 0 K: 1 S: 10 H: 1 LOB: 1 BB: 0 P: 12	R: 0 E: 0 K: 1 S: 12 H: 0 LOB: 0 BB: 0 P: 18	R: 0 E: 0 K: 2 S: 9 H: 0 LOB: 0 BB: 0 P: 13	R: 0 E: 0 K: 1 S: 7 H: 0 LOB: 0 BB: 0 P: 10	R: 0 E: 0 K: 0 S: 8 H: 1 LOB: 1 BB: 0 P: 11	R: 0 E: 0 K: 0 S: 7 H: 1 LOB: 0 BB: 0 P: 10	R: 0 E: 0 K: 3 S: 10 H: 0 LOB: 0 BB: 0 P: 13	R: 0 E: 0 K: 0 S: 7 H: 0 LOB: 0 BB: 0 P: 10	R: 2 E: 0 K: 1 S: 13 H: 2 LOB: 1 BB: 1 P: 25	1B: 3 2B: 2 3B: 0 HR: 0 SF: 0 SAC: 0 DP: 1 HBP: 0						

	AB	30
	R	2
	H	5
	RBI	2
	BB	1
	SO	9
	LOB	7

PITCHER		IP	WLS	BF	H	R	ER	SO	BB	IBB	HBP	BLK	WP	HR	S	P	ERA	WHIP
74 Ryan Walker, R ERA: 2.5	(1, 1)	2.2		9	1	0	0	3	0	0	0	0	0	0	28	40	0.00	0.375
52 Sean Manaea, L ERA: 5.48	(3, 1)	4.2		15	2	0	0	5	0	0	0	0	0	0	38	52	0.00	0.429
71 Tyler Rogers, R ERA: 2.22	(8, 1)	0.2	H	2	0	0	0	0	0	0	0	0	0	0	4	5	0.00	0.000
75 Camilo Doval, R ERA: 2.68	(9, 1)	1.0	W	5	2	2	2	1	1	0	0	0	0	0	13	25	18.00	3.000

PITCHER	IP	WLS	BF	H	R	ER	SO	BB	IBB	HBP	BLK	WP	HR	S	P	ERA	WHIP

BOTTOM

Batter	1	2	3	4	5	6	7	8	9	AB	R	H	RBI	BB	SO	LOB
13 Austin Slater, R (1, 7) OBP: 0.361, SLG: 0.455	X FF 95 / 0-0 / 41 2B 1B		C KC 79 B CH 84 B CH 85 X FF 95 / 2-1 ① / G6-3	S KC 82 B FF 96 F FF 96 F FC 87 D KC 83 B CH 84 F FF 96 X FF 96 / 3-2 ③ / F9		F FC 88 F FC 88 X FC 86 / 0-2 ② / G4-3 2-3 3-H		S SL 84 D SL 83 B SI 96 D SL 83 C SI 95 B SL 83 / 4-2 1-2 2-3 / BB		4	1	1	1	1	0	4
41 Wilmer Flores, R (1, 3) OBP: 0.357, SLG: 0.534	B FF 94 X FF 94 / 1-0 / 7 1B 1-H 2B		C FF 94 B CH 84 S CH 83 F FF 96 X KC 83 / 1-2 / 7 BB 1B		C FF 95 B CH 85 S FF 95 F FF 96 X KC 81 / 1-2 / 29 1B 1B	C FC 87 X SI 88 / 0-1 ③ / G3		B SL 84 D SL 82 C SI 94 C SL 83 C SI 96 / 2-3 ③ / K		5	0	3	1	0	1	4
7 J.D. Davis, R (1, 5) OBP: 0.343, SLG: 0.440	C KC 81 S KC 82 X FC 85 / 0-2 / 14 WP 2-3 1B		F FF 95 B FF 95 B CH 84 B FF 96 S FF 96 F FF 95 D KC 81 / 4-2 / 14 G5-4-3 1-2 BB		F FF 95 B FF 96 D FC 86 F FF 94 B FF 96 T FF 95 / 3-2 ① / K		B SL 75 B SI 88 X SI 89 / 2-0 ① / G4-3		X FC 92 / 0-0 / HR	4	1	2	1	1	1	1
14 Patrick Bailey, S (1, 2) OBP: 0.291, SLG: 0.419	B KC 81 B KC 81 T FF 95 F KC 81 B KC 82 S FF 96 / 3-3 ① / K 1-2		B FF 96 C CH 85 B FC 86 B FF 95 F FF 96 X FF 96 / 3-2 ②③ / G5-4-3 1-2f		C KC 78 B KC 78 X FF 94 / 1-1 ② / P3		B SL 76 X SI 89 / 1-0 ② / G5-3			4	0	0	0	0	1	5
29 Luis Matos, R (1, 8) OBP: 0.313, SLG: 0.339	C FF 96 D FC 87 X FC 85 / 1-1 ② / G5-3			X FC 85 / 0-0 ① / L6	C FF 94 C CH 85 F FF 97 F FF 95 X CH 82 / 0-2 / 1-2 1B		C SL 78 B FC 87 X SI 88 / 1-1 ③ / G6-3			4	0	1	0	0	0	2
8 Michael Conforto, L (1, 10) OBP: 0.328, SLG: 0.401	X FC 87 / 0-0 ③ / G3			C FF 94 C FC 86 B FC 87 F FF 96 B FC 88 X FF 96 / 2-2 / 37 2B 1B	B FC 86 S FC 86 S FC 86 B FC 86 D FC 87 C FF 95 / 3-3 ③ / K			B SL 84 C SL 83 B SI 96 C SI 97 X SL 84 / 2-2 / 13 BB 2B		4	0	2	0	0	1	4
37 Marco Luciano, R (1, 6) OBP: 0.333, SLG: 0.444		B KC 80 S CH 84 C FF 96 B KC 83 S CH 84 / 2-3 ① / K		S KC 81 X FF 96 / 0-1 / 1-3 2B		S SI 89 X FC 85 / 0-1 / 5 SH5-4 6 HBP 13 G4-3 1B		C SL 82 C SL 82 S SL 82 / 0-3 ① / K		4	1	2	0	0	2	1
6 Casey Schmitt, R (1, 4) OBP: 0.258, SLG: 0.295		F FF 96 B CH 85 B KC 83 X FF 96 / 2-1 ② / G5-3		C KC 82 F FC 85 X FF 96 / 0-2 ② / L3		F FC 86 F SI 88 1 SAFE F FC 86 H SL 79 / 1-2 / 13 G4-3 5 SH5-4 1-2 HBP		C SI 96 D SL 82 S SL 82 F SL 83 F SI 97 F SL 82 B SI 96 S SL 82 / 2-3 ② / K		3	0	0	0	0	1	3
5 Mike Yastrzemski, L (1, 9) OBP: 0.312, SLG: 0.433		C FF 96 B FC 85 C FC 87 B FC 87 F FF 97 F FC 86 C FC 88 / 2-3 ③ / K		B FC 86 B FC 86 B FF 96 C FF 96 B FC 86 / 4-1 / BB		X SI 88 / 0-0 ① / SH5-4 1-2 2-3		0-0 / 13 BB IBB		1	0	0	0	2	1	0
Inning Stats	R: 1 E: 0 K: 1 S: 11 / H: 3 LOB: 2 BB: 0 P: 16	R: 0 E: 0 K: 2 S: 10 / H: 0 LOB: 0 BB: 0 P: 16	R: 0 E: 0 K: 0 S: 12 / H: 1 LOB: 1 BB: 1 P: 22	R: 0 E: 0 K: 0 S: 16 / H: 2 LOB: 3 BB: 1 P: 25	R: 0 E: 0 K: 2 S: 17 / H: 2 LOB: 2 BB: 0 P: 25	R: 1 E: 0 K: 0 S: 11 / H: 1 LOB: 1 BB: 0 P: 12	R: 0 E: 0 K: 0 S: 4 / H: 0 LOB: 0 BB: 0 P: 8	R: 0 E: 0 K: 3 S: 17 / H: 1 LOB: 3 BB: 2 P: 27	R: 1 E: 0 K: 0 S: 1 / H: 1 LOB: 0 BB: 0 P: 1	1B: 7 2B: 3 3B: 0 HR: 1	SF: 0 SAC: 1 DP: 1 HBP: 1	WP: 1 PB: 0 SB: 0 CS: 0	PA: 39			

PITCHER		IP	WLS	BF	H	R	ER	SO	BB	IBB	HBP	BLK	WP	HR	S	P	ERA	WHIP
65 James Paxton, L ERA: 3.34	(1, 1)	5.0		24	8	1	1	5	2	0	0	0	1	0	66	104	1.80	2.000
35 Richard Bleier, L ERA: 4.91	(6, 1)	2.0		8	1	1	1	0	0	0	1	0	0	0	15	20	4.50	0.500
68 Mauricio Llovera, R ERA: 1.42	(8, 1)	1.0		6	1	0	0	3	1	1	0	0	0	0	17	27	0.00	2.000
74 Kenley Jansen, R ERA: 3.15	(9, 1)	0.0	L	1	1	1	1	0	0	0	0	0	0	1	1	1	∞	∞

PITCHER	IP	WLS	BF	H	R	ER	SO	BB	IBB	HBP	BLK	WP	HR	S	P	ERA	WHIP

Boston Red Sox @ San Francisco Giants

Oracle Park, San Francisco, CA

Sat Jul 29 2023, 4:15 PM - 6:53 PM PDT

Att. 37,470 - Sunny - 65 F

livebaseballscorecards.com

AB	33
R	3
H	11
RBI	3
BB	4
SO	8
LOB	24

Boston Red Sox @ San Francisco Giants

Oracle Park, San Francisco, CA

Sun Jul 30 2023, 1:06 PM - 4:18 PM PDT

Att. 37,026 - Partly Cloudy - 65 F

livebaseballscorecards.com

TOP

Batter	1	2	3	4	5	6	7	8	9	10	11	AB	R	H	RBI	BB	SO	LOB
30 Rob Refsnyder, R (1, 7) OBP: 0.387, SLG: 0.344	C SI 90 S SL 81 X SI 90 0-2 G5-3		B SI 91 F SI 91 C SL 86 F CH 83 X SL 88 1-2 F9			B SI 89 F SI 90 X CH 82 1-1 2 G6-4-3 1B		C SL 74 F SL 74 B SL 73 B SI 83 X SI 83 2-2 G4-3 2-3		B SL 87 C FF 93 S SL 86 S ST 81 1-3 K2-3		5	0	1	0	0	1	2
2 Justin Turner, R (1, 3) OBP: 0.356, SLG: 0.483 (5, 4)	X SI 92 0-0 F7		C SI 87 B SL 86 C SI 90 B FF 92 B FF 92 X SL 88 3-2 G6-3			C KC 76 B FF 90 X SL 86 1-1 G6-4-3 1-2f		X SL 73 0-0 3-H HR		T FF 94 F ST 80 X FF 96 0-2 F9		5	1	1	2	0	0	1
11 Rafael Devers, L (1, 5) OBP: 0.329, SLG: 0.517	C SI 91 S SL 82 B SL 82 F SL 82 B SI 92 X SI 92 2-2 G3-1			B CH 85 S SI 93 F SI 92 F FF 94 B CH 85 X SI 94 2-2 2B		B CH 83 S CH 83 C KC 76 B FF 94 B FF 93 S SL 88 3-3 K		B SI 84 X SI 83 1-0 F7		0-0 IBB		4	0	1	0	1	1	0
18 Adam Duvall, R (1, 8) OBP: 0.329, SLG: 0.542 20 Yu Chang, R (8, 6) OBP: 0.207, SLG: 0.356		C SI 92 B SI 92 X SI 92 1-1 L8		C FF 92 X CH 83 0-1 L3			S SL 84 C SL 85 F CH 80 B SL 87 B SI 90 X CH 83 2-2 HR	B SI 83 C SL 74 B SI 83 F SI 83 B SI 83 B SL 74 4-2 BB		F SL 91 S ST 84 B ST 84 S ST 83 1-3 K	0-0	3 1	1 0	1 0	1 0	0 0	1 1
7 Masataka Yoshida, L (1, 10) OBP: 0.371, SLG: 0.487		C SI 92 S SI 92 S SL 80 0-3 K		C CH 82 F FF 93 B CH 85 B SI 94 C SL 88 2-3 K			X SI 93 0-0 G4-3	F SL 73 S SI 84 B SI 84 F SL 74 B SI 83 F SI 83 B SL 72 S SL 73 3-3 K			X SL 89 0-0 F9	5	0	0	0	0	3	2
39 Christian Arroyo, R (1, 4) OBP: 0.273, SLG: 0.372 (5, 6) 12 Connor Wong, R (8, 2) OBP: 0.302, SLG: 0.393		C SL 86 B SL 87 B SL 86 F SI 91 C SL 89 2-3 K			X SL 85 0-0 G6-3		C SI 93 S ST 80 X ST 80 0-2 36 F8-4 99 BB 1B		F FC 98 S SL 90 B SL 87 B FC 100 F FC 100 S SL 87 3-3 K		S ST 83 F ST 83 S ST 85 0-3 K	3 2	0 0	1 0	0 0	0 0	1 2	0 0
99 Alex Verdugo, L (1, 9) OBP: 0.345, SLG: 0.424			C KC 74 B CH 80 B SI 91 C SL 86 X CH 83 2-2 F9		C SL 85 B CH 82 F FF 91 X CH 82 1-2 1B		B ST 80 B SI 95 C ST 80 B SI 94 C SI 93 F SI 94 B ST 78 4-2 1-2 BB		C FC 100 B SL 90 S FC 100 B FC 101 X SL 90 2-2 P5		F SL 89 C ST 83 X CU 81 0-2 F7	4	0	1	0	1	0	0
19 Pablo Reyes, R (1, 6) OBP: 0.333, SLG: 0.358 36 Triston Casas, L (5, PH) OBP: 0.357, SLG: 0.483 (5, 3)			C FF 92 X SL 88 0-1 G6-3		D KC 76 X CH 83 1-0 P4		C SI 94 B SI 94 C ST 80 X ST 80 1-2 F8-4 2-2		F FC 100 F FC 100 B FC 101 X FC 100 1-2 1B			1 3	0 0	0 1	0 0	0 0	0 3	0 3
38 Jorge Alfaro, R (1, 2) OBP: 0.212, SLG: 0.292 16 Jarren Duran, L (8, PH) OBP: 0.365, SLG: 0.507 (8, 8)			H KC 75 1-0 HBP		X SL 86 0-0 G1-3			C SI 83 B SL 72 X SL 73 1-1 30 G4-3 2 HR 2B	B FC 99 B FC 98 C SL 89 F FC 98 X FC 99 2-2 F7	0-0		1 2	0 1	0 1	0 0	0 0	1 1	0 1
Inning Stats	R: 0 E: 0 K: 0 S: 8 H: 0 LOB: 0 BB: 0 P: 10	R: 0 E: 0 K: 2 S: 8 H: 0 LOB: 0 BB: 0 P: 11	R: 0 E: 0 K: 0 S: 9 H: 0 LOB: 1 BB: 0 P: 13	R: 0 E: 0 K: 1 S: 12 H: 1 LOB: 1 BB: 0 P: 19	R: 0 E: 0 K: 0 S: 6 H: 1 LOB: 1 BB: 0 P: 8	R: 0 E: 0 K: 1 S: 7 H: 1 LOB: 0 BB: 0 P: 12	R: 1 E: 0 K: 0 S: 14 H: 2 LOB: 1 BB: 1 P: 21	R: 2 E: 0 K: 1 S: 14 H: 2 LOB: 1 BB: 1 P: 25	R: 0 E: 0 K: 1 S: 12 H: 1 LOB: 1 BB: 0 P: 20	R: 0 E: 0 K: 2 S: 9 H: 0 LOB: 1 BB: 1 P: 11	R: 0 E: 0 K: 1 S: 7 H: 0 LOB: 0 BB: 0 P: 7	1B: 4 2B: 3 3B: 0 HR: 2 SF: 0 SAC: 0 DP: 2 HBP: 1						

PITCHER		IP	WLS	BF	H	R	ER	SO	BB	IBB	HBP	BLK	WP	HR	S	P	ERA	WHIP
54 Scott Alexander, L ERA: 3.23	(1, 1)	1.2		5	0	0	0	1	0	0	0	0	0	0	13	16	0.00	0.000
48 Ross Stripling, R ERA: 5.52	(2, 1)	4.1		17	4	1	1	3	0	0	1	0	0	1	41	63	2.08	0.923
33 Taylor Rogers, L ERA: 2.72	(7, 1)	1.0	H	4	1	0	0	0	1	0	0	0	0	0	10	15	0.00	2.000
71 Tyler Rogers, R ERA: 2.52	(8, 1)	1.0	B	6	2	2	2	1	1	0	0	0	0	1	14	25	18.00	3.000
75 Camilo Doval, R ERA: 2.63	(9, 1)	1.0		4	1	0	0	1	0	0	0	0	0	0	12	20	0.00	1.000

PITCHER		IP	WLS	BF	H	R	ER	SO	BB	IBB	HBP	BLK	WP	HR	S	P	ERA	WHIP
43 Tristan Beck, R ERA: 2.94	(10, 1)	2.0	W	7	0	0	0	3	0	1	0	0	0	0	16	18	0.00	0.000

AB	39
R	3
H	8
RBI	3
BB	3
SO	9
LOB	12

WP: 0 PA: 43
PB: 0
SB: 0
CS: 0

Batter	1	2	3	4	5	6	7	8	9	10	11	AB	R	H	RBI	BB	SO	LOB
13 Austin Slater, R (1, 7) OBP: 0.358, SLG: 0.450 5 Mike Yastrzemski, L (3, PH) OBP: 0.314, SLG: 0.439 (4, 9) 23 Joc Pederson, L (5, 7) OBP: 0.369, SLG: 0.462	C SI 90 S CU 76 B CU 78 S CU 78 1-3 K ①		C ST 80 X CH 86 0-1 41 G1-3 2B		B SL 89 X SL 88 1-0 L8 1-2 ①		X SL 86 0-0 FC3-6 41 1B 1-2f ①		F FC 88 B SL 80 F SI 89 F FC 87 X SI 88 1-2 G3 ②		B SL 83 C SI 96 B SI 94 X SI 96 2-1 1-2 2-3 3-H 1B	1 1 4	0 0 0	0 1 1	0 0 0	0 0 1	1 0 0	0 0 3
41 Wilmer Flores, R (1, 3) OBP: 0.357, SLG: 0.532	B CU 77 B CU 78 C SI 90 B SI 91 C SI 90 C SI 91 3-3 K ②		X SI 94 0-0 G1-3 2-3 ①		D CU 78 F SL 88 F CU 78 X FF 94 1-2 37 FC5-2-5-1 2-3 3-H 1B		X SI 97 0-0 31 G3-6-1 1-2 1B		C SI 88 B FC 86 X FC 86 1-1 P6 ③	0-0 7 FC6-4 29 FC5-2		5	0	2	1	0	1	1
37 Marco Luciano, R (1, 10) OBP: 0.333, SLG: 0.364 31 LaMonte Wade Jr., L (7, PH) OBP: 0.400, SLG: 0.415 (8, 10)	B CU 78 F CU 78 S CU 78 B CU 79 F CU 79 F SI 91 B SI 92 B SI 92 4-2 7 FC6-4 BB		F SI 91 B SI 92 F ST 80 T SI 92 1-2 K ②		X SL 88 0-0 FC5-2-5-1 7 FC6-4 1-2 3-H ②		C FC 87 S SL 87 X SI 97 0-2 G3-6-1 1-2f ② ③			0-0 7 FC6-4 IBB		2 1	0 0	0 0	0 0	1 1	1 0	3 2
7 J.D. Davis, R (1, 5) OBP: 0.339, SLG: 0.433	B SI 91 X CU 78 1-0 FC6-4 1-2f ③		C ST 81 B ST 81 F SI 92 S FF 92 1-3 K ③		T SL 88 X SL 88 0-1 FC6-4 1-2f ③			S SI 97 C FC 90 X FC 88 0-2 L9 ①		X SI 95 0-0 FC6-4 29 FC5-2 8 IBB 1-2f 2-3 ①		5	0	0	0	0	1	5
8 Michael Conforto, L (1, 9) OBP: 0.331, SLG: 0.401 (4, 7) (5, 9)		C CU 76 B SI 88 B SI 90 H SI 90 3-1 2 1B 29 HBP 6 FC5 HBP		C SL 87 F FF 95 F SL 89 F SL 88 X FF 95 0-2 G2-3 ①	C CU 76 B SL 89 B SL 89 X SL 89 2-1 P3 ①			C SL 87 X SI 98 0-1 29 2B 14 G1 1B		0-0 29 FC5-2 1-2 IBB		3	2	1	0	1	0	0
29 Luis Matos, R (1, 8) OBP: 0.324, SLG: 0.352		B SI 90 H CU 78 2-0 6 FC5 2 1B 1-2 HBP		F FF 94 B FF 95 S SL 89 B CU 79 X SL 91 2-2 G4-3 ②	B SL 89 B CH 86 F FF 94 X FF 94 2-1 1B			S SI 96 X SI 96 0-1 14 G1 1-3 2B		F SI 96 C FC 93 B FF 96 B FC 94 X SI 96 2-2 FC5-2 1-2 2-3 3-Hf ②		4	0	2	0	0	0	3
2 Blake Sabol, L (1, 2) OBP: 0.307, SLG: 0.430 14 Patrick Bailey, S (6, PH) OBP: 0.286, SLG: 0.413 (7, 2)	X SI 90 0-0 35 L8-4 6 FC5 1-2 2-3 1B		B SL 89 T SL 91 B SL 88 C FF 96 B FF 95 F FF 94 S SL 89 3-3 K ③			C CU 75 F SL 88 B CU 77 F SL 87 B FF 93 F SL 88 X CU 77 2-2 F9 ②		F FC 90 X CH 92 0-1 G1 2-3 3-H ②		B FF 96 F FC 94 X FS 88 1-1 F8 ③	0-0 35 1B 23 1B	2 3	0 1	1 0	0 1	0 0	1 0	0 5
6 Casey Schmitt, R (1, 4) OBP: 0.262, SLG: 0.294	F SI 93 F SI 92 B ST 81 B ST 81 F FF 94 F SI 93 F CH 86 F FF 94 B ST 80 3-2 X SI 92 FC5 1-2 2-3f 3-H ①			C SL 87 B FF 93 F SL 87 X CU 76 1-2 35 E 35 FC5 41 1B 1B	B SL 88 C SL 89 X CH 84 1-1 G4-3 ③		S FC 92 B FC 89 F SI 97 B FC 90 B SI 97 S SI 98 3-3 K ③			B SL 83 C SI 80 B SL 81 M SI 95 B SL 81 F SI 95 H SI 94 4-2 23 1B 35 1B HBP	4	1	1	1	0	1	4
35 Brandon Crawford, L (1, 6) OBP: 0.288, SLG: 0.335	X FF 93 0-0 L8-4 2-2 ② ③			B SL 87 B SL 84 F FF 92 X SL 88 2-1 FC5 41 1B 23 L8 37 FC5-2-5-1 1-3		X FF 91 0-0 23 FC3-6 1B			F SI 88 C SI 87 B SL 78 B FC 87 F FC 86 F SI 88 X SI 89 2-2 G4-3 ①	X SI 95 0-0 23 1B 1-2 2-3 1B	5	0	2	0	0	0	3

Inning Stats	1	2	3	4	5	6	7	8	9	10	11
	R: 0 E: 0 K: 2 S: 11 H: 0 LOB: 1 BB: 1 P: 20	R: 1 E: 0 K: 0 S: 10 H: 1 LOB: 1 BB: 0 P: 18	R: 0 E: 0 K: 2 S: 9 H: 1 LOB: 1 BB: 0 P: 11	R: 0 E: 0 K: 1 S: 12 H: 0 LOB: 0 BB: 0 P: 17	R: 1 E: 1 K: 0 S: 12 H: 2 LOB: 2 BB: 0 P: 17	R: 0 E: 0 K: 0 S: 11 H: 1 LOB: 1 BB: 0 P: 18	R: 0 E: 0 K: 0 S: 6 H: 2 LOB: 1 BB: 0 P: 6	R: 1 E: 0 K: 1 S: 12 H: 2 LOB: 1 BB: 0 P: 15	R: 0 E: 0 K: 0 S: 11 H: 0 LOB: 0 BB: 0 P: 15	R: 0 E: 0 K: 0 S: 6 H: 0 LOB: 3 BB: 2 P: 9	R: 1 E: 0 K: 0 S: 6 H: 2 LOB: 3 BB: 0 P: 12

PITCHER		IP	WLS	BF	H	R	ER	SO	BB	IBB	HBP	BLK	WP	HR	S	P	ERA	WHIP
83 Brennan Bernardino, L ERA: 2.5	(1, 1)	1.0		7	1	1	1	2	1	0	2	0	0	0	13	27	9.00	2.000
46 John Schreiber, R ERA: 2.18	(2, 1)	2.0		6	1	0	0	2	0	0	0	0	0	0	17	22	0.00	0.500
72 Chris Murphy, L ERA: 1.59	(4, 1)	3.1		15	4	1	0	1	0	0	0	0	0	0	37	54	0.00	1.200
25 Josh Winckowski, R ERA: 2.95	(7, 1)	1.2		7	3	1	1	1	0	0	0	0	0	0	16	19	5.40	1.800
35 Richard Bleier, L ERA: 4.73	(9, 1)	1.0		3	0	0	0	0	0	0	0	0	0	0	11	15	0.00	0.000

PITCHER		IP	WLS	BF	H	R	ER	SO	BB	IBB	HBP	BLK	WP	HR	S	P	ERA	WHIP
55 Chris Martin, R ERA: 1.62	(10, 1)	1.0		5	0	0	0	0	0	2	0	0	0	0	6	9	0.00	0.000
68 Mauricio Llovera, R ERA: 1.42	(11, 1)	0.0	L	3	2	1	0	0	0	0	1	0	0	0	6	12	∞	∞

BOTTOM

Boston Red Sox @ San Francisco Giants

Oracle Park, San Francisco, CA

Sun Jul 30 2023, 1:06 PM - 4:18 PM PDT

Att. 37,026 - Partly Cloudy - 65 F

livebaseballscorecards.com

AB	40
R	4
H	11
RBI	4
BB	3
SO	6
LOB	29

1B: 9	SF: 0	WP: 0	PA: 46
2B: 3	SAC: 0	PB: 0	
3B: 0	DP: 2	SB: 0	
HR: 0	HBP: 3	CS: 0	

Boston Red Sox @ Seattle Mariners

T-Mobile Park, Seattle, WA

Mon Jul 31 2023, 6:43 PM - 9:26 PM PDT

Att. 32,665 - Clear - 74 F

TOP

livebaseballscorecards.com

Batter	1	2	3	4	5	6	7	8	9	AB	R	H	RBI	BB	SO	LOB
16 Jarren Duran, L (1, 8) OBP: 0.366, SLG: 0.504	S FF 98 S SL 87 B FF 98 F FS 86 B FF 98 B KC 84 F FF 97 B FF 97 4-2 2 S 2 E BB		F KC 82 F FS 85 F FF 97 F SL 87 B FS 85 B SI 97 F FF 97 X KC 82 2-2 ① G4-3		F FF 96 B FS 83 B FF 97 F SL 85 B SI 97 F FF 96 F SL 86 X FF 96 3-2 7 S 2-3 1B		B KC 85 C KC 84 X FF 98 1-1 ③ F7		C FF 95 F SL 87 F SL 86 D SL 86 S SL 86 1-3 K 2 1B 2 DI 2-3	4	1	1	0	1	1	1
2 Justin Turner, R (1, 10) OBP: 0.356, SLG: 0.481 38 Jorge Alfaro, R (9, PR) OBP: 0.212, SLG: 0.292	B FF 98 C SI 98 S FF 98 B FF 99 S FF 98 2-3 ① K 1-H		B FF 97 C SI 96 F FF 96 F FF 97 B FF 97 F SI 96 B SI 96 F FF 97 B SI 96 4-2 BB		F SI 95 1 SAFE F SL 87 T SI 96 0-2 ② K			B FF 97 B FF 98 C FF 98 B FF 98 F FF 98 F FF 98 X FF 98 3-2 ① F8	S FF 95 F FF 95 F FF 96 B FF 96 F SL 87 B FF 97 X SL 87 2-2 1-3 3-H 1B	4 0	0 0	1 0	1 0	1 0	2 0	2 0
7 Masataka Yoshida, L (1, 7) OBP: 0.366, SLG: 0.481	C FF 98 B KC 83 X SI 97 1-1 ② G6-3		B KC 84 X SI 96 1-0 ② L7		C FF 97 B SL 86 F SL 86 B SL 87 X SI 97 2-2 ③ L7 1-2			C SI 92 F CU 77 X SL 80 0-2 ② G4-3	B FF 95 B SL 86 B FF 95 C FF 95 F FF 95 F FF 96 X FF 95 3-2 ③ L6	5	0	0	0	0	0	5
11 Rafael Devers, L (1, 5) OBP: 0.333, SLG: 0.519	B FF 98 F SI 97 X FS 86 1-1 1B		S FF 96 F FF 97 B FF 96 B FS 84 F FF 97 S FS 84 2-3 ③ K			C SI 93 X SI 92 0-1 99 36 G4-6-3 1B 1B		C SI 92 X SI 93 0-1 30 BB 1B		4	0	3	0	0	1	1
36 Triston Casas, L (1, 3) OBP: 0.357, SLG: 0.481 30 Rob Refsnyder, R (8, PH) OBP: 0.390, SLG: 0.344 (8, 9)	F KC 84 B SL 87 B FF 96 C SL 87 S FS 84 2-3 ③ K			F KC 83 B FS 82 C SL 86 F FF 96 B FS 84 C SI 96 2-3 ① K		C SL 82 D SL 83 X SI 94 1-1 99 G4-6-3 1-2 1B		F SI 91 B CU 77 D CH 86 B SL 79 B SI 92 4-1 1-2 BB		3 0	0 0	1 0	0 0	0 1	2 0	1 0
99 Alex Verdugo, L (1, 9) OBP: 0.344, SLG: 0.422 39 Christian Arroyo, R (8, 4) OBP: 0.273, SLG: 0.372		C FF 97 B FS 85 B SL 88 X FF 97 2-1 1B		B FF 96 C SI 96 X SL 84 1-1 ② L7		C SI 93 X SL 82 0-1 ①② G4-6-3 1-2f 2-3		B SL 88 C SL 87 B SL 89 F FF 98 D SL 89 S SL 90 3-3 ③ K		4 0	0 0	1 0	0 0	0 0	1 0	4 0
12 Connor Wong, R (1, 2) OBP: 0.301, SLG: 0.395		C FF 97 C SI 95 S FF 96 0-3 ① K		T FF 96 F FF 96 B SL 84 S FF 96 1-3 ③ K		S SI 94 F SI 94 D SL 86 B FF 94 X SL 85 2-2 ③ G5-3			C FF 93 X SL 86 0-1 16 K 2 1B 2B	4	1	1	0	0	2	2
19 Pablo Reyes, R (1, 4) OBP: 0.329, SLG: 0.352 (8, 6)		B SI 94 X SI 96 1-0 ② P4			B FF 95 X SI 95 1-0 16 20 1B G5-3 1B		B FF 98 B FF 99 T FF 98 F FF 99 B SL 88 X FF 99 3-2 ① L8		C FF 96 B FF 96 F SL 85 D SL 88 B FF 92 X FF 94 3-2 ① P2	4	0	1	0	0	0	2
20 Yu Chang, R (1, 6) OBP: 0.200, SLG: 0.344 (8, 3) 18 Adam Duvall, R (9, PH) OBP: 0.328, SLG: 0.539		B FF 97 X SI 95 1-0 ③ F9			C KC 82 B SI 95 S SI 96 F FF 97 F FF 95 X SL 86 1-2 ① G5-3 1-2		C SL 88 S SL 90 B SL 91 X SL 90 1-2 ② G6-3		C FF 95 F SL 87 X SL 87 0-2 ② F8	3 1	0 0	0 0	0 0	0 0	0 0	2 1
Inning Stats	R: 1 E: 0 K: 2 S: 14 H: 1 LOB: 1 BB: 1 P: 24	R: 0 E: 0 K: 1 S: 7 H: 1 LOB: 1 BB: 0 P: 11	R: 0 E: 0 K: 1 S: 16 H: 0 LOB: 1 BB: 1 P: 25	R: 0 E: 0 K: 2 S: 9 H: 0 LOB: 0 BB: 0 P: 13	R: 0 E: 0 K: 1 S: 17 H: 2 LOB: 2 BB: 0 P: 24	R: 0 E: 0 K: 0 S: 9 H: 2 LOB: 1 BB: 0 P: 12	R: 0 E: 0 K: 0 S: 8 H: 0 LOB: 0 BB: 0 P: 13	R: 0 E: 0 K: 1 S: 13 H: 1 LOB: 2 BB: 1 P: 23	R: 1 E: 0 K: 1 S: 21 H: 2 LOB: 2 BB: 0 P: 30	1B: 8 2B: 1 3B: 0 HR: 0 SF: 0 SAC: 0 DP: 1 HBP: 0						

	AB	36
	R	2
	H	9
	RBI	1
	BB	3
	SO	9
	LOB	21

WP: 1 PB: 0 SB: 2 CS: 0 PA: 39

PITCHER		IP	WLS	BF	H	R	ER	SO	BB	IBB	HBP	BLK	WP	HR	S	P	ERA	WHIP
68 George Kirby, R ERA: 3.43	(1, 1)	5.0		21	4	1	1	7	2	0	0	0	0	0	63	97	1.80	1.200
55 Gabe Speier, L ERA: 3.75	(6, 1)	1.0		4	2	0	0	0	0	0	0	0	0	0	9	12	0.00	2.000
47 Matt Brash, R ERA: 3.43	(7, 1)	1.1	W	4	0	0	0	0	0	0	0	0	0	0	12	20	0.00	0.000
60 Tayler Saucedo, L ERA: 2.27	(8, 1)	0.1	H	3	1	0	0	0	1	0	0	0	0	0	6	10	0.00	6.000
75 Andrés Muñoz, R ERA: 2.92	(8, 1)	0.1	H	1	0	0	0	1	0	0	0	0	0	0	3	6	0.00	0.000

PITCHER		IP	WLS	BF	H	R	ER	SO	BB	IBB	HBP	BLK	WP	HR	S	P	ERA	WHIP
49 Isaiah Campbell, R ERA: 2.57	(9, 1)	1.0		6	2	1	1	1	0	0	0	0	1	0	21	30	9.00	2.000

BOTTOM

Boston Red Sox @ Seattle Mariners

T-Mobile Park, Seattle, WA

Mon Jul 31 2023, 6:43 PM - 9:26 PM PDT

Att. 32,665 - Clear - 74 F

livebaseballscorecards.com

Batter	1	2	3	4	5	6	7	8	9	AB	R	H	RBI	BB	SO	LOB
3 J.P. Crawford, L (1, 6) OBP: 0.377, SLG: 0.412	B FF 94 B FF 94 C FF 94 C CU 79 F FF 95 B FC 89 F FF 96 C FF 95 3-3 ① K		F FF 95 B FC 88 B FC 86 X FF 94 2-1 1B			C CU 79 C CU 79 B CU 81 X FF 95 1-2 ② F8		C SL 76 B SI 91 C SI 91 F SL 78 F SI 91 B SL 78 B SI 91 F SI 92 F SI 91 4-2 B SI 90 44 1B 28 1B 1-2 2-3 BB		3	1	1	0	1	1	0
44 Julio Rodríguez, R (1, 8) OBP: 0.315, SLG: 0.423	B CU 80 X FC 89 1-0 ② F8		B FF 95 F CU 79 S CU 79 D FF 96 S FF 96 2-3 ③ K			S CU 79 B FC 87 C FF 94 T ST 83 1-2 ③ K		X ST 77 0-0 29 FC6 28 1B 35 1B 1-3 2-H 3-H 1B		4	1	1	2	0	2	1
28 Eugenio Suárez, R (1, 5) OBP: 0.321, SLG: 0.379	C FF 95 F FF 95 X ST 86 0-2 ③ F7			B FF 94 X FF 95 1-0 ① P3			S CU 78 S FF 94 C ST 82 0-3 ① K	C ST 77 X SI 91 0-1 35 1B 29 E 23 G3-2-3 1-2 3-H 1B		4	0	1	1	0	1	0
29 Cal Raleigh, S (1, 10) OBP: 0.306, SLG: 0.442		C FF 94 B CU 79 B FF 94 B FF 95 X FF 95 3-1 HR		S CU 79 B FC 87 C FF 95 F FF 95 S CU 79 1-3 ② K			B FF 95 F FF 94 X FC 85 1-1 HR	B SI 91 F SI 90 C SI 91 X SI 92 1-2 FC6 35 1B 1-2 2-3		4	2	2	2	0	1	2
35 Teoscar Hernández, R (1, 9) OBP: 0.288, SLG: 0.406		C FF 95 S FC 89 B ST 85 T ST 85 1-2 ① K		C FC 88 B CU 79 F ST 84 F FF 96 F FF 96 B SL 84 X FF 95 2-2 ③ F9			F FF 94 F FF 95 B CU 80 S FC 87 1-3 ② K	B SI 91 X SI 90 1-0 1-2 2-3 3-H 1B		4	0	1	1	0	2	0
23 Ty France, R (1, 3) OBP: 0.321, SLG: 0.364		B FC 89 X FC 86 1-0 ② P4			X FF 93 0-0 ① F7		B FC 88 S FC 88 B ST 84 B FF 96 X FF 96 3-1 ③ G3	X SI 91 0-0 ② ③ G3-2-3 3-Hf		4	0	0	0	0	0	3
2 Tom Murphy, R (1, 2) OBP: 0.328, SLG: 0.571		C FC 87 F FF 95 B ST 82 B ST 83 C FF 95 2-3 ③ K			C FF 93 B ST 83 X FC 86 1-1 18 G3-6 1B			B FF 94 B FF 92 F FF 93 B FF 91 X FF 92 3-1 ① G5-3		3	0	1	0	0	1	0
18 Cade Marlowe, L (1, 7) OBP: 0.385, SLG: 0.571			B FF 93 C FF 93 F FF 92 C FF 94 1-3 ① K		D CU 78 X FF 94 1-0 ② ③ G3-6 1-2f			B CU 78 B CU 77 F FF 92 C FC 86 B CU 76 X FF 94 3-2 3 BB 44 1B 2B		3	1	1	0	0	1	1
76 José Caballero, R (1, 4) OBP: 0.353, SLG: 0.325			C CU 78 C FC 87 C FF 94 0-3 ② K			B FF 94 C FC 85 B ST 82 F FF 94 X FC 86 2-2 ① G5-3		B ST 77 H ST 77 2-0 3 BB 44 1B HBP		2	1	0	0	0	1	0
Inning Stats	R: 0 E: 0 K: 1 S: 9 H: 0 LOB: 0 BB: 0 P: 13	R: 1 E: 0 K: 2 S: 9 H: 1 LOB: 0 BB: 0 P: 16	R: 0 E: 0 K: 3 S: 11 H: 1 LOB: 1 BB: 0 P: 16	R: 0 E: 0 K: 1 S: 10 H: 0 LOB: 0 BB: 0 P: 14	R: 0 E: 0 K: 0 S: 4 H: 1 LOB: 0 BB: 0 P: 6	R: 0 E: 0 K: 1 S: 9 H: 0 LOB: 0 BB: 0 P: 13	R: 1 E: 0 K: 2 S: 10 H: 1 LOB: 0 BB: 0 P: 15	R: 4 E: 1 K: 0 S: 19 H: 4 LOB: 2 BB: 1 P: 33		1B: 5 2B: 1 3B: 0 HR: 2 SF: 0 SAC: 0 DP: 2 HBP: 1		WP: 0 PB: 0 SB: 0 CS: 0 PA: 33	

	AB	31
	R	6
	H	8
	RBI	6
	BB	1
	SO	10
	LOB	7

PITCHER		IP	WLS	BF	H	R	ER	SO	BB	IBB	HBP	BLK	WP	HR	S	P	ERA	WHIP
37 Nick Pivetta, R ERA: 4.08	(1, 1)	7.1	L	26	5	3	3	10	0	0	0	0	0	2	67	104	3.68	0.682
78 Joe Jacques, L ERA: 6.23	(8, 1)	0.2		7	3	3	3	0	1	0	1	0	0	0	14	22	40.50	6.000

PITCHER	IP	WLS	BF	H	R	ER	SO	BB	IBB	HBP	BLK	WP	HR	S	P	ERA	WHIP

Batter	1	2	3	4	5	6	7	8	9	AB	R	H	RBI	BB	SO	LOB
16 Jarren Duran, L (1, 7) OBP: 0.363, SLG: 0.502	F FF 96 X FF 96 0-1 ① L8		C SL 87 C CH 86 B SL 88 X CH 82 1-2 ② P6		S SL 84 F CH 83 X FF 94 0-2 99 HR 2B		F ST 80 B FF 93 C FF 93 B CU 81 X CU 80 2-2 ① G3		B CH 77 F SL 87 X SL 88 1-1 ② P5	5	1	1	0	0	0	1
99 Alex Verdugo, L (1, 9) OBP: 0.344, SLG: 0.428	B FF 96 B FF 96 C FF 96 F FF 96 F SL 86 F FF 97 F CH 84 B CH 83 F FF 96 4-2 BB		C SL 87 X FF 96 0-1 ③ F7		2 SAFE B FF 93 B SL 85 X FF 91 2-0 2-H HR		B FF 94 C FF 94 B ST 80 X FF 93 2-1 ② G4-3		B FF 93 1 SAFE B SL 87 B CH 78 C FF 93 F SL 87 C FF 93 3-3 ③ K	4	1	1	2	1	1	1
7 Masataka Yoshida, L (1, 10) OBP: 0.367, SLG: 0.484	B SL 85 X SL 86 1-0 ② F7			B FF 95 B SL 87 F SI 93 F SL 87 X CH 85 2-2 18 HBP 39 2B 2B	C SI 93 C SI 93 B CH 85 X CH 84 1-2 ① L7		C ST 79 F ST 78 B CU 79 X CU 79 1-2 1B			4	1	2	0	0	0	1
11 Rafael Devers, L (1, 5) OBP: 0.332, SLG: 0.515	C FF 96 S FF 97 C FF 96 0-3 ③ K			B FF 94 B FF 95 B SL 85 S FF 95 B FF 94 4-1 18 HBP 39 2B BB	F FF 94 S FF 94 B FF 96 F FF 95 S SI 94 1-3 ② K		X FF 94 0-0 ③ F9			3	1	0	0	1	2	2
18 Adam Duvall, R (1, 8) OBP: 0.326, SLG: 0.529		B FF 94 X SL 86 1-0 ① P4		B FF 95 C SI 92 C SI 94 F FF 95 H SI 94 2-2 39 2B 3 SF8 1-2 2-3 HBP	C SI 94 X FF 95 0-1 ③ F8			C SI 92 C ST 78 B ST 80 B FF 93 B SI 93 F SI 93 S FF 94 3-3 ① K		3	1	0	0	0	1	0
36 Triston Casas, L (1, 3) OBP: 0.358, SLG: 0.485		B FF 94 F CH 84 B FF 96 X FF 95 2-1 2B		C SL 84 B SL 85 X SL 87 1-1 ① L9		B SL 86 C CH 83 X SI 93 1-1 39 G4-6-3 1B		C ST 80 F FF 95 B CU 81 B ST 81 B FF 93 C ST 79 3-3 ② K		4	0	2	0	0	1	3
39 Christian Arroyo, R (1, 4) OBP: 0.272, SLG: 0.375		F SL 86 B FF 95 S FF 94 T FF 95 1-2 ② K		B FF 93 S FF 92 S FF 93 X FF 93 1-2 1-3 2-H 3-H 2B	X SI 92 0-0 ① ② G4-6-3 1-2f		X SI 92 0-0 ③ F7			4	0	1	2	0	1	2
3 Reese McGuire, L (1, 2) OBP: 0.310, SLG: 0.380 12 Connor Wong, R (9, 2) OBP: 0.301, SLG: 0.395		C FF 94 X FF 95 0-1 ③ P5		F SL 86 S FF 93 F FF 94 X SL 86 0-2 ② SF8 3-H	B FF 95 M FF 92 X FF 94 1-1 HR				B SL 88 C FF 93 F SL 86 X CH 78 1-2 ① L8	3 0	1 0	1 0	2 0	0 0	0 0	1 0
20 Yu Chang, R (1, 6) OBP: 0.202, SLG: 0.340			C FF 94 X FF 95 0-1 ① F9	B FF 94 F SL 86 B FF 94 F FF 93 B ST 82 C FF 93 3-3 ③ K		S ST 80 C ST 79 S ST 80 0-3 ③ K			B SL 87 B SL 87 F FF 93 B FF 94 X FF 94 3-1 1B	4	0	1	0	0	2	1
Inning Stats	R: 0 E: 0 K: 1 S: 12 H: 0 LOB: 1 BB: 1 P: 17	R: 0 E: 0 K: 1 S: 8 H: 1 LOB: 1 BB: 0 P: 12	R: 0 E: 0 K: 0 S: 7 H: 0 LOB: 0 BB: 0 P: 8	R: 3 E: 0 K: 1 S: 19 H: 2 LOB: 1 BB: 1 P: 32	R: 2 E: 0 K: 1 S: 13 H: 2 LOB: 0 BB: 0 P: 17	R: 1 E: 0 K: 1 S: 8 H: 2 LOB: 0 BB: 0 P: 10	R: 0 E: 0 K: 0 S: 9 H: 1 LOB: 1 BB: 0 P: 14	R: 0 E: 0 K: 2 S: 8 H: 0 LOB: 0 BB: 0 P: 14	R: 0 E: 0 K: 1 S: 10 H: 1 LOB: 1 BB: 0 P: 18	1B: 3 2B: 4 3B: 0 HR: 2 SF: 1 SAC: 0 DP: 1 HBP: 1						

PITCHER		IP	WLS	BF	H	R	ER	SO	BB	IBB	HBP	BLK	WP	HR	S	P	ERA	WHIP
50 Bryce Miller, R ERA: 4.35	(1, 1)	5.2	L	26	7	6	6	4	2	0	1	0	0	2	64	93	9.53	1.588
46 Trent Thornton, R ERA: 1.17	(6, 1)	2.1		8	1	0	0	3	0	0	0	0	0	0	20	31	0.00	0.429
31 Devin Sweet, R ERA: 9.0	(9, 1)	1.0		4	1	0	0	1	0	0	0	0	0	0	10	18	0.00	1.000

PITCHER IP WLS BF H R ER SO BB IBB HBP BLK WP HR S P ERA WHIP

TOP

Boston Red Sox @ Seattle Mariners

T-Mobile Park, Seattle, WA

Tue Aug 01 2023, 6:41 PM - 9:19 PM PDT

Att. 28,677 - Clear - 77 F

livebaseballscorecards.com

AB	34
R	6
H	9
RBI	6
BB	2
SO	8
LOB	12

WP: 0 PA: 38
PB: 0
SB: 0
CS: 0

BOTTOM

Boston Red Sox @ Seattle Mariners

T-Mobile Park, Seattle, WA

Tue Aug 01 2023, 6:41 PM - 9:19 PM PDT

Att. 28,677 - Clear - 77 F

livebaseballscorecards.com

Batter	1	2	3	4	5	6	7	8	9	AB	R	H	RBI	BB	SO	LOB
3 J.P. Crawford, L (1, 6) OBP: 0.375, SLG: 0.408	BB	G4-6-3			K		G1-3		P5	4	1	0	0	1	1	2
44 Julio Rodríguez, R (1, 8) OBP: 0.314, SLG: 0.421	1B		G6-3		K		G5-3		K	5	0	1	0	0	2	1
28 Eugenio Suárez, R (1, 5) OBP: 0.322, SLG: 0.388	1B		K		HR		K			4	1	2	3	0	2	0
29 Cal Raleigh, S (1, 2) OBP: 0.309, SLG: 0.439	BB		G3-1		K			BB		2	0	0	0	2	1	0
8 Dominic Canzone, L (1, 9) OBP: 0.289, SLG: 0.381	F9			F7		2B		P3		4	1	1	0	0	0	4
23 Ty France, R (1, 3) OBP: 0.325, SLG: 0.373	K			2B		2B		1B		4	0	3	1	0	1	3
20 Mike Ford, L (1, 10) OBP: 0.294, SLG: 0.523	G1-6-3			G1-3		K		K		4	0	0	0	0	2	7
4 Josh Rojas, L (1, 4) OBP: 0.287, SLG: 0.290		K		G4-3		G4-3		K		4	0	0	0	0	2	4
18 Cade Marlowe, L (1, 7) OBP: 0.400, SLG: 0.560		1B			1B	F7			F8	4	1	2	0	0	0	1

	AB	35
	R	4
	H	9
	RBI	4
	BB	3
	SO	11
	LOB	22

Inning Stats	1	2	3	4	5	6	7	8	9
	R: 1 E: 1 K: 1 S: 10	H: 2 LOB: 3 BB: 2 P: 20	R: 0 E: 0 K: 1 S: 6	H: 1 LOB: 0 BB: 0 P: 9	R: 0 E: 0 K: 1 S: 7	H: 0 LOB: 0 BB: 0 P: 10	R: 0 E: 0 K: 0 S: 7	H: 1 LOB: 1 BB: 0 P: 9	R: 2 E: 0 K: 3 S: 13	H: 2 LOB: 0 BB: 0 P: 20
	R: 1 E: 0 K: 1 S: 13	H: 2 LOB: 1 BB: 0 P: 18	R: 0 E: 0 K: 1 S: 6	H: 0 LOB: 0 BB: 0 P: 8	R: 0 E: 1 K: 2 S: 13	H: 1 LOB: 2 BB: 1 P: 19	R: 0 E: 0 K: 1 S: 11	H: 0 LOB: 0 BB: 0 P: 15	1B: 5 2B: 3 3B: 0 HR: 1	SF: 0 SAC: 0 DP: 1 HBP: 0	WP: 0 PB: 0 SB: 0 CS: 0	PA: 38

PITCHER	IP	WLS	BF	H	R	ER	SO	BB	IBB	HBP	BLK	WP	HR	S	P	ERA	WHIP
66 Brayan Bello, R (1, 1) ERA: 3.79	6.0	W	27	8	4	4	7	2	0	0	0	0	1	56	86	6.00	1.667
55 Chris Martin, R (7, 1) ERA: 1.57	1.0	H	3	0	0	0	1	0	0	0	0	0	0	6	8	0.00	0.000
25 Josh Winckowski, R (8, 1) ERA: 2.9	1.0	H	5	1	0	0	2	1	0	0	0	0	0	13	19	0.00	2.000
74 Kenley Jansen, R (9, 1) ERA: 3.06	1.0	S	3	0	0	0	1	0	0	0	0	0	0	11	15	0.00	0.000

PITCHER	IP	WLS	BF	H	R	ER	SO	BB	IBB	HBP	BLK	WP	HR	S	P	ERA	WHIP

Boston Red Sox @ Seattle Mariners

T-Mobile Park, Seattle, WA

Wed Aug 02 2023, 1:11 PM - 3:59 PM PDT

Att. 37,942 - Sunny - 77 F

TOP

livebaseballscorecards.com

Batter	1	2	3	4	5	6	7	8	9	AB	R	H	RBI	BB	SO	LOB
16 Jarren Duran, L (1, 7) OBP: 0.362, SLG: 0.509	F8		F SL 89 1 SAFE S FS 85 F FS 85 X FS 85 0-2 1-H HR		S FF 96 F FF 96 F SL 88 B FF 96 S SL 90 1-3 K		B FF 98 X FF 98 1-0 G4-3			4	1	1	2	0	1	2
99 Alex Verdugo, L (1, 9) OBP: 0.346, SLG: 0.427	B FF 96 B FF 96 C FF 96 C SL 88 F FS 86 B FS 88 B FF 97 4-2 BB		C FF 96 B KC 80 B FF 96 S SL 89 F SL 88 X FF 96 2-2 1B		C SL 88 B FF 95 F FF 96 B FS 87 B SL 90 S SL 90 3-3 K 1-2			C SI 96 B SI 96 C SI 96 S SL 86 1-3 K		3	0	1	0	1	2	2
7 Masataka Yoshida, L (1, 10) OBP: 0.366, SLG: 0.481	C FF 96 D KC 80 T SL 88 F FS 86 S FS 87 1-3 K		F SL 88 X FS 86 0-1 L7		B SL 88 X SL 89 1-0 2-3 3-H 1B			F SI 96 X SL 86 0-1 G6-3		4	0	1	1	0	1	2
11 Rafael Devers, L (1, 5) OBP: 0.331, SLG: 0.513	B FF 97 X FF 97 1-0 F8		B FF 95 B FF 95 F SL 88 X FF 95 2-1 G4-3		S FF 95 F FF 96 X FF 96 0-2 L8			S SL 85 F FF 95 B FF 96 B SI 96 B SI 95 F SI 96 X SI 97 3-2 1B		4	0	1	0	0	0	4
18 Adam Duvall, R (1, 8) OBP: 0.319, SLG: 0.516		B FF 96 S SL 88 C KC 78 B FS 87 S SL 89 2-3 K	F KC 78 B SL 88 X FF 95 1-1 F4			C FF 95 B SL 88 X FF 96 1-1 F7		B SL 84 B SI 95 B SI 94 C SI 96 X SI 96 3-1 G5-3		4	0	0	0	0	1	1
36 Triston Casas, L (1, 3) OBP: 0.357, SLG: 0.480		B SL 88 S SL 90 B KC 80 X SL 90 2-1 F9	C SL 78 S FS 86 B FS 86 B FF 97 B FS 86 B SL 89 4-2 39 G6-4-3 BB			C SL 89 B KC 81 C SL 89 S FS 87 1-3 K			C FF 99 B SL 87 S SL 87 B SL 87 X SL 88 2-2 F7	3	0	0	0	1	1	0
39 Christian Arroyo, R (1, 4) OBP: 0.268, SLG: 0.369 3 Reese McGuire, L (9, PH) OBP: 0.308, SLG: 0.376		B FF 96 S SL 88 S FF 96 X FS 86 1-2 L7	C SL 89 F SL 89 B FF 95 X SL 88 1-2 G6-4-3 1-2f			C KC 77 F SL 88 B FF 97 F FS 86 B SL 89 X SL 88 2-2 G5-3			B FF 99 S SL 88 F SL 87 F SL 88 S SL 89 1-3 K	3 1	0 0	0 0	0 0	0 0	0 1	1 0
12 Connor Wong, R (1, 2) OBP: 0.304, SLG: 0.398			B FF 94 B FF 95 B FF 96 C FF 95 S FF 94 F SL 88 B SL 89 4-2 16 HR BB		B KC 76 S SL 87 X SL 89 1-1 20 1B 7 1B 2B		C SL 88 B SL 88 S SL 88 T SL 90 1-2 K		B SI 99 C SI 99 C SL 88 B SL 90 S SL 89 2-3 K	3	2	1	0	1	2	0
20 Yu Chang, R (1, 6) OBP: 0.206, SLG: 0.340			X FF 95 0-0 F9		F FF 95 B FF 96 D SL 89 X SL 87 2-1 7 1B 99 S 2-3 1B		B SL 91 F FF 98 F SL 90 S SL 90 1-3 K			3	0	1	0	0	1	1
Inning Stats	R: 0 E: 0 K: 1 S: 10 H: 0 LOB: 1 BB: 1 P: 18	R: 0 E: 0 K: 1 S: 8 H: 0 LOB: 0 BB: 0 P: 13	R: 2 E: 0 K: 0 S: 16 H: 2 LOB: 1 BB: 1 P: 24	R: 0 E: 0 K: 0 S: 7 H: 0 LOB: 0 BB: 1 P: 13	R: 1 E: 0 K: 2 S: 15 H: 3 LOB: 2 BB: 0 P: 23	R: 0 E: 0 K: 1 S: 9 H: 0 LOB: 0 BB: 0 P: 13	R: 0 E: 0 K: 2 S: 7 H: 0 LOB: 0 BB: 0 P: 10	R: 0 E: 0 K: 1 S: 11 H: 1 LOB: 1 BB: 0 P: 18	R: 0 E: 0 K: 2 S: 10 H: 0 LOB: 0 BB: 0 P: 15	1B: 4 2B: 1 3B: 0 HR: 1	SF: 0 SAC: 0 DP: 1 HBP: 0					WP: 0 PB: 0 SB: 1 CS: 0	PA: 35

	AB	32
	R	3
	H	6
	RBI	3
	BB	3
	SO	10
	LOB	13

PITCHER		IP	WLS	BF	H	R	ER	SO	BB	IBB	HBP	BLK	WP	HR	S	P	ERA	WHIP
36 Logan Gilbert, R ERA: 3.86	(1, 1)	6.0		25	5	3	3	5	3	0	0	0	0	1	65	104	4.50	1.333
47 Matt Brash, R ERA: 3.35	(7, 1)	1.0	W	3	0	0	0	2	0	0	0	0	0	0	7	10	0.00	0.000
55 Gabe Speier, L ERA: 3.68	(8, 1)	0.2	H	3	1	0	0	1	0	0	0	0	0	0	9	13	0.00	1.500
48 Justin Topa, R ERA: 2.57	(8, 1)	0.1	H	1	0	0	0	0	0	0	0	0	0	0	2	5	0.00	0.000
75 Andrés Muñoz, R ERA: 2.81	(9, 1)	1.0	S	3	0	0	0	2	0	0	0	0	0	0	10	15	0.00	0.000

PITCHER	IP	WLS	BF	H	R	ER	SO	BB	IBB	HBP	BLK	WP	HR	S	P	ERA	WHIP

Boston Red Sox @ Seattle Mariners

T-Mobile Park, Seattle, WA

Wed Aug 02 2023, 1:11 PM - 3:59 PM PDT

Att. 37,942 - Sunny - 77 F

BOTTOM

Batter	1	2	3	4	5	6	7	8	9	AB	R	H	RBI	BB	SO	LOB
3 J.P. Crawford, L (1, 6) OBP: 0.374, SLG: 0.404	B FF 90 X FC 88 1-0 ① L8		B KC 78 B FC 87 C FC 88 F FF 93 F FF 93 B SL 82 B FC 88 4-2 ① 1-2 BB		B FC 88 C FC 88 B FF 93 X FC 89 2-1 ③ F7		C SL 77 F FF 89 1 SAFE D SI 88 F FC 86 S SL 77 1-3 ① K			3	0	0	0	1	1	4
44 Julio Rodríguez, R (1, 8) OBP: 0.313, SLG: 0.419	B FC 87 F FC 88 X FF 92 1-1 ② F4		B ST 84 S SL 82 F FF 93 F KC 80 F FC 88 F ST 83 F SL 83 C FF 94 1-3 ③ K			B SI 92 C SI 91 S FF 93 C ST 81 1-3 ① K	X FC 88 0-0 28 1B 23 S 1-3 3-H 1B			4	1	1	1	0	2	2
28 Eugenio Suárez, R (1, 5) OBP: 0.326, SLG: 0.394	C KC 78 F SL 80 B FS 81 F FF 93 T FF 93 1-2 ③ K			C FF 91 X FC 88 0-1 23 G4-3 1B		C ST 81 B ST 82 B FF 93 C SI 91 B ST 81 X SI 92 3-2 29 HR 2B	D SI 89 1 SAFE C FC 87 X SI 88 1-1 23 S 1-3 3-H 1B			4	1	3	1	0	1	0
29 Cal Raleigh, S (1, 10) OBP: 0.308, SLG: 0.447		T FC 89 F FF 92 F FF 93 B ST 81 B FF 92 B FC 88 X FC 89 3-2 ① G3-1		F KC 78 D FS 80 B FC 88 B FC 88 X FC 89 3-1 ① F4		B FF 92 S ST 80 S CH 87 B FF 93 B CH 87 F SI 92 F SI 92 F FF 92 F CH 87 3-2 X SI 92 2-H HR	S FC 88 S FC 87 F FC 86 F FC 86 F FC 87 X FC 87 0-2 ② P6			4	1	1	2	0	0	3
23 Ty France, R (1, 3) OBP: 0.324, SLG: 0.370		F KC 78 S ST 82 B FC 89 B ST 82 B FF 94 S FC 88 3-3 ② K		F ST 82 X FF 92 0-1 ② ③ G4-3 1-2f		C SI 92 C ST 80 B ST 81 B ST 80 X FF 92 2-2 ② G5-3	B SL 84 B SI 96 S SI 95 F SI 95 B SL 83 B SI 94 4-2 1-2 3-H BB			3	0	0	0	1	1	1
35 Teoscar Hernández, R (1, 9) OBP: 0.287, SLG: 0.405		B FC 88 C FC 88 C FF 95 F ST 84 B KC 81 F FF 94 X FC 89 2-2 ③ G6-3			F FC 88 B KC 80 F FF 92 X ST 82 1-2 2 1B 1B	C FF 93 X SI 89 0-1 ③ F7	B SL 83 X SL 82 1-0 ③ G5-3			4	0	1	0	0	0	2
8 Dominic Canzone, L (1, 7) OBP: 0.286, SLG: 0.356			C FC 88 X FF 92 0-1 ① F5		C KC 78 B FC 87 F FC 88 C FF 93 1-3 ① K		B FF 91 B CH 85 B SI 90 B SI 90 4-0 2 1B 18 1B BB	B SL 81 F FC 90 X FC 90 1-1 ① G3-1		3	1	0	0	1	1	1
2 Tom Murphy, R (1, 2) OBP: 0.340, SLG: 0.577			B FF 92 F FF 92 X FC 88 1-1 3 BB 1B		X FF 92 0-0 1-2 1B	C SI 90 C ST 79 B SI 90 X ST 79 1-2 18 1B 44 1B 1-2 1B	X SI 95 0-0 ② G3-1			4	1	3	0	0	0	0
25 Dylan Moore, R (1, 4) OBP: 0.259, SLG: 0.458 18 Cade Marlowe, L (7, PH) OBP: 0.419, SLG: 0.577 76 José Caballero, R (7, PR) OBP: 0.351, SLG: 0.324 (8, 4)			C FC 87 X ST 81 0-2 ② F8		B KC 78 F KC 78 F FC 88 B ST 82 F FF 92 S FC 87 2-3 ② K		B SI 88 S SI 88 F FC 86 F SI 88 X SI 89 1-2 44 1B 28 1B 1-3 2-H 1B	B SI 96 B SI 95 C SI 95 B SI 96 F SI 94 C SI 95 3-3 ③ K		2 1 1	0 0 1	0 1 0	0 1 0	1 0 1	0 0 0	3 0 0
Inning Stats	R: 0 E: 0 K: 1 S: 7 H: 0 LOB: 0 BB: 0 P: 10	R: 0 E: 0 K: 1 S: 12 H: 0 LOB: 0 BB: 0 P: 20	R: 0 E: 0 K: 1 S: 17 H: 1 LOB: 2 BB: 1 P: 23	R: 0 E: 0 K: 0 S: 6 H: 1 LOB: 0 BB: 0 P: 9	R: 0 E: 0 K: 2 S: 13 H: 2 LOB: 2 BB: 0 P: 19	R: 2 E: 0 K: 1 S: 18 H: 2 LOB: 0 BB: 0 P: 27	R: 4 E: 0 K: 1 S: 23 H: 4 LOB: 2 BB: 2 P: 36	R: 0 E: 0 K: 1 S: 6 H: 0 LOB: 0 BB: 0 P: 10		1B: 8 2B: 1 3B: 0 HR: 1 SF: 0 SAC: 0 DP: 1 HBP: 0				WP: 0 PB: 0 SB: 2 CS: 0 PA: 36		

	AB	33
	R	6
	H	10
	RBI	5
	BB	3
	SO	8
	LOB	16

livebaseballscorecards.com

PITCHER		IP	WLS	BF	H	R	ER	SO	BB	IBB	HBP	BLK	WP	HR	S	P	ERA	WHIP
50 Kutter Crawford, R ERA: 3.62	(1, 1)	5.0		19	4	0	0	5	1	0	0	0	0	0	55	81	0.00	1.000
46 John Schreiber, R ERA: 3.74	(6, 1)	1.0	L	7	3	4	4	1	1	0	0	0	0	1	21	35	36.00	4.000
35 Richard Bleier, L ERA: 5.27	(7, 1)	0.2	B	5	3	1	1	1	0	0	0	0	0	0	17	20	13.50	4.500
68 Mauricio Llovera, R ERA: 1.17	(7, 1)	1.1		5	0	1	1	1	1	0	0	0	0	0	9	18	6.75	0.750

PITCHER	IP	WLS	BF	H	R	ER	SO	BB	IBB	HBP	BLK	WP	HR	S	P	ERA	WHIP

Toronto Blue Jays @ Boston Red Sox

Fenway Park, Boston, MA

Fri Aug 04 2023, 7:14 PM - 9:44 PM EDT

Att. 36,376 - Overcast - 77 F

livebaseballscorecards.com

TOP

Batter	1	2	3	4	5	6	7	8	9	AB	R	H	RBI	BB	SO	LOB
15 Whit Merrifield, R (1, 7) (9, 4) OBP: 0.346, SLG: 0.429	X FF 93 0-0 HR	B CH 83 C FF 94 S FF 96 F FF 96 X KC 81 1-2 4 CI 1-2 1B		F FF 94 B FF 95 S CH 85 B FF 94 S FF 96 2-3 K ②		C SI 95 X SI 95 0-1 G3-1 ①		X SI 92 0-0 G6-3 ①		5	1	2	1	0	1	1
4 George Springer, R (1, 9) OBP: 0.317, SLG: 0.379	X FF 94 0-0 F7 ① C KC 82 F CH 84 B FF 96 F FF 96 D KC 83 F FF 95 2-2 CI 1-2 2-3			F CH 85 B FF 95 X CH 83 1-1 1-H 2B		B SI 93 B SI 95 F SI 94 C SL 81 B SL 81 F SI 94 B SI 95 4-2 27 2B BB		C SI 92 B SI 93 B ST 77 C SI 92 B SI 92 F SI 92 C ST 77 3-3 K ②		3	1	1	1	1	1	0
27 Vladimir Guerrero Jr., R (1, 3) OBP: 0.343, SLG: 0.448	S KC 82 X FC 86 0-1 HR	D CH 86 C FF 95 F FF 95 D KC 83 X FF 96 2-2 G6-3 ③		F FC 86 B FF 96 B KC 82 B KC 80 F FF 96 F CH 85 X FF 95 3-2 L6 ③		C SI 95 F SL 82 F SL 84 X SL 83 0-2 9 F9 1-H 2B		C SI 92 B ST 77 C SI 93 X SI 93 1-2 G4-3 ③		5	1	2	2	0	0	4
9 Danny Jansen, R (1, 2) OBP: 0.290, SLG: 0.478	C FF 96 X FF 95 0-1 G5-3 ②		X FF 93 0-0 30 G4-6-3 1B		B FF 94 B FF 95 S FF 95 F KC 81 B FF 96 X FF 96 3-2 P3 ①	X SI 95 0-0 F9 ② 2-3			C SL 77 F FC 87 X FS 80 0-2 30 G6-4-3 1B	5	0	2	0	0	0	1
30 Alejandro Kirk, R (1, 10) OBP: 0.336, SLG: 0.354	B FF 95 B KC 81 B FF 94 C FF 94 X FF 94 3-1 G6-3 ③		C KC 81 X CH 83 0-1 G4-6-3 ① ② 1-2f		C KC 82 B CH 84 F FF 95 X FF 96 1-2 26 BB 1B	B SI 94 C SI 95 B SI 95 C SI 95 X SL 83 2-2 L9 ③			B FC 88 B FC 87 C FC 85 F FC 86 F FC 87 X FC 87 2-2 G6-4-3 ① ② 1-2f	5	0	1	0	0	0	3
26 Matt Chapman, R (1, 5) OBP: 0.352, SLG: 0.462		C KC 80 X FF 95 0-1 F9 ①	C FF 93 X CH 84 0-1 36 WP 2B		B FF 94 B KC 80 F FF 94 B CH 83 F FF 95 D FC 85 4-2 1-2 BB		F SI 94 B SI 94 C SI 95 B SL 84 C SI 94 3-3 K ①		F SL 79 B SI 89 B FC 86 C SI 88 X FF 89 2-2 HR	4	1	2	1	1	1	0
36 Davis Schneider, R (1, 4) OBP: 0.400, SLG: 1.000 39 Kevin Kiermaier, L (9, 8) OBP: 0.331, SLG: 0.411		B CH 83 F FF 94 X FC 84 1-1 HR	S KC 81 X KC 80 0-1 L8 ③ 2-3		C FF 95 S FF 93 F FF 95 D KC 81 S KC 82 1-3 K ②		B SI 95 C SI 95 C SI 95 X SL 83 1-2 10 FC3-6 1B		C FC 88 X FC 87 0-1 P3 ③	5 0	1 0	2 0	1 0	0 0	1 0	3 0
10 Paul DeJong, R (1, 6) OBP: 0.288, SLG: 0.398		B FF 95 X FF 96 1-0 G1-3 ②		B KC 81 S FF 95 S CH 82 F FF 95 B KC 83 S CH 84 2-3 K ①	F FF 94 S FF 95 B KC 81 S FF 95 1-3 K ③		C SI 92 F SI 91 X SI 93 0-2 FC3-6 ② 1-2f		4	0	0	0	0	2	3
25 Daulton Varsho, L (1, 8) (9, 7) OBP: 0.278, SLG: 0.362		B KC 82 C FC 84 B FF 96 B KC 81 B FF 96 4-1 4 CI 15 1B BB		C FC 86 X FC 86 0-1 4 2B 1B		B FC 91 X FC 91 1-0 HR	C SL 76 X SL 77 0-1 F9 ③			3	2	2	1	1	0	1

Inning Stats	1	2	3	4	5	6	7	8	9
	R: 2 E: 0 K: 0 S: 8	R: 1 E: 1 K: 0 S: 17	R: 0 E: 0 K: 0 S: 7	R: 1 E: 0 K: 2 S: 15	R: 0 E: 0 K: 2 S: 15	R: 2 E: 0 K: 0 S: 14	R: 0 E: 0 K: 1 S: 11	R: 0 E: 0 K: 1 S: 9	R: 1 E: 0 K: 0 S: 12
	H: 2 LOB: 0 BB: 0 P: 11	H: 2 LOB: 3 BB: 1 P: 28	H: 2 LOB: 1 BB: 0 P: 7	H: 2 LOB: 1 BB: 0 P: 23	H: 1 LOB: 2 BB: 1 P: 25	H: 2 LOB: 1 BB: 1 P: 21	H: 1 LOB: 1 BB: 0 P: 15	H: 0 LOB: 0 BB: 0 P: 13	H: 2 LOB: 0 BB: 0 P: 16

AB	39
R	7
H	14
RBI	7
BB	3
SO	6
LOB	16

1B: 6	SF: 0	WP: 1	PA: 43
2B: 3	SAC: 0	PB: 0	
3B: 0	DP: 2	SB: 0	
HR: 5	HBP: 0	CS: 0	

PITCHER		IP	WLS	BF	H	R	ER	SO	BB	IBB	HBP	BLK	WP	HR	S	P	ERA	WHIP
65 James Paxton, L ERA: 3.6	(1, 1)	5.0	L	26	9	4	4	4	2	0	0	0	1	3	62	94	7.20	2.200
68 Mauricio Llovera, R ERA: 3.0	(6, 1)	1.1		8	3	2	2	1	1	0	0	0	0	1	20	31	13.50	3.000
78 Joe Jacques, L ERA: 5.68	(7, 1)	1.2		5	0	0	0	1	0	0	0	0	0	0	14	18	0.00	0.000
35 Richard Bleier, L ERA: 5.4	(9, 1)	1.0		4	2	1	1	0	0	0	0	0	0	1	12	16	9.00	2.000

PITCHER		IP	WLS	BF	H	R	ER	SO	BB	IBB	HBP	BLK	WP	HR	S	P	ERA	WHIP

Batter	1	2	3	4	5	6	7	8	9	AB	R	H	RBI	BB	SO	LOB
16 Jarren Duran, L (1, 7) (9, 8) OBP: 0.367, SLG: 0.522	X FF 92 0-0 99 FC1-6 1B		C FF 92 B FF 93 B CH 88 X SI 94 2-1 1-H HR		X SL 81 0-0 2-3 1B		C SI 93 X SI 92 0-1 ③ L9			4	1	3	2	0	0	0
99 Alex Verdugo, L (1, 9) OBP: 0.343, SLG: 0.424 30 Rob Refsnyder, R (8, PH) OBP: 0.393, SLG: 0.344 (9, 7)	C FF 92 C FF 92 X SL 80 0-2 ① FC1-6 7 CS 1-2f		C SL 81 X CH 88 0-1 ③ G1-3		C SL 81 F FF 94 S SI 94 0-3 ③ K			C SL 86 B SI 94 B SI 90 B SI 91 B SI 92 4-1 7 FC5-6 BB		3 0	0 0	0 0	0 0	0 1	1 0	3 0
7 Masataka Yoshida, L (1, 10) OBP: 0.365, SLG: 0.481	C SL 81 X SI 94 0-1 ② ③ L7 1-2			C FF 93 B SL 80 B SL 80 X SI 93 2-1 2B		C SL 80 B FF 95 X CH 86 1-1 ① G3		B SI 92 X SI 94 1-0 ① FC5-6 1-2f		4	0	1	0	0	0	2
11 Rafael Devers, L (1, 5) OBP: 0.333, SLG: 0.510		B FF 93 S FF 94 B FF 94 F FF 93 F SL 81 X FF 93 2-2 ① G4-3		B FF 94 S FF 95 F FF 94 H SL 82 2-2 36 G6-3 HBP		B FF 94 B FF 94 C SI 94 B SL 81 B FF 94 4-1 BB		C SI 93 C SI 93 B SI 94 F SI 94 C SI 95 1-3 ② K		2	0	0	0	1	1	1
18 Adam Duvall, R (1, 8) (9, 9) OBP: 0.312, SLG: 0.503		C FF 94 S SL 80 B SL 81 B SI 93 X SI 92 2-2 ② F8		F SI 92 B SI 94 X SL 81 1-1 ① P2		S SL 81 F SI 93 B FF 93 X FF 95 1-2 ② F9		C SI 97 X SI 99 0-1 ③ P5		4	0	0	0	0	0	4
36 Triston Casas, L (1, 3) OBP: 0.353, SLG: 0.474		C SI 93 C SL 80 B SL 81 T CH 88 1-2 ③ K		X CH 88 0-0 ② ③ G6-3 1-2f		S SL 80 X SL 81 0-1 ③ F8			C FF 97 X FF 98 0-1 ① G6-3	4	0	0	0	0	1	3
12 Connor Wong, R (1, 2) OBP: 0.300, SLG: 0.392			C SI 93 F SL 80 S SL 81 0-3 ① K		S SL 79 B SI 92 F SL 80 S SL 79 1-3 ① K		F SI 93 S FF 94 S FF 94 0-3 ① K		C ST 85 X SI 100 0-1 ② L8	4	0	0	0	0	3	0
17 Luis Urías, R (1, 4) OBP: 0.310, SLG: 0.241			B SL 82 B SI 94 F SI 92 F SL 81 B FF 94 B SL 79 4-2 16 HR BB		C FF 94 B SI 94 S SI 93 X FF 94 1-2 16 20 1B G6-3 1B		F SL 80 X SL 81 0-1 ② G5-3		C SI 100 S SI 98 S ST 86 0-3 ③ K	3	1	1	0	1	1	0
20 Yu Chang, R (1, 6) OBP: 0.210, SLG: 0.370			F SI 92 B SI 92 X SL 80 1-1 ② L5		C SI 93 B SI 93 1 SAFE X CH 87 1-1 ② G6-3 1-2		C SL 80 C SL 79 B FF 92 X FF 94 1-2 HR			3	1	1	1	0	0	2
Inning Stats	R: 0 E: 0 K: 0 S: 6 H: 1 LOB: 0 BB: 0 P: 6	R: 0 E: 0 K: 1 S: 10 H: 0 LOB: 0 BB: 0 P: 15	R: 2 E: 0 K: 1 S: 11 H: 1 LOB: 0 BB: 1 P: 18	R: 0 E: 0 K: 0 S: 7 H: 1 LOB: 1 BB: 0 P: 12	R: 0 E: 0 K: 2 S: 12 H: 2 LOB: 2 BB: 0 P: 15	R: 0 E: 0 K: 0 S: 8 H: 0 LOB: 1 BB: 1 P: 14	R: 1 E: 0 K: 1 S: 10 H: 1 LOB: 0 BB: 0 P: 11	R: 0 E: 0 K: 1 S: 8 H: 0 LOB: 1 BB: 1 P: 14	R: 0 E: 0 K: 1 S: 7 H: 0 LOB: 0 BB: 0 P: 7	1B: 3 2B: 1 3B: 0 HR: 2	SF: 0 SAC: 0 DP: 1 HBP: 1		WP: 0 PB: 0 SB: 0 CS: 1		PA: 35		

PITCHER		IP	WLS	BF	H	R	ER	SO	BB	IBB	HBP	BLK	WP	HR	S	P	ERA	WHIP
6 Alek Manoah, R ERA: 5.72	(1, 1)	6.2	W	27	6	3	3	5	2	0	1	0	0	2	62	89	4.05	1.200
58 Tim Mayza, L ERA: 1.18	(7, 1)	1.0	H	4	0	0	0	1	1	0	0	0	0	0	8	14	0.00	1.000
12 Jordan Hicks, R ERA: 3.8	(8, 1)	1.1	S	4	0	0	0	1	0	0	0	0	0	0	9	9	0.00	0.000

PITCHER	IP	WLS	BF	H	R	ER	SO	BB	IBB	HBP	BLK	WP	HR	S	P	ERA	WHIP

BOTTOM

Toronto Blue Jays @ Boston Red Sox

Fenway Park, Boston, MA

Fri Aug 04 2023, 7:14 PM - 9:44 PM EDT

Att. 36,376 - Overcast - 77 F

livebaseballscorecards.com

AB	31
R	3
H	6
RBI	3
BB	3
SO	7
LOB	15

Toronto Blue Jays @ Boston Red Sox

Fenway Park, Boston, MA

Sat Aug 05 2023, 4:13 PM - 6:57 PM EDT

Att. 36,732 - Partly Cloudy - 80 F

TOP

livebaseballscorecards.com

Batter	1	2	3	4	5	6	7	8	9	AB	R	H	RBI	BB	SO	LOB
15 Whit Merrifield, R (1, 7) (8, 4) (9, 7) OBP: 0.344, SLG: 0.424	F FF 93 C ST 81 B ST 81 F SI 93 F ST 81 F FF 95 C SI 94 1-3 ① K		B FC 87 S FC 88 S CU 80 F FF 96 X SL 86 1-2 ① L4	F FF 93 X FF 94 0-1 ① G4-3		B CU 79 B CU 80 C SI 91 B CU 80 F SI 92 B SI 91 4-2 13 1B 1-2 2-3 BB		C FC 95 B FF 98 X FC 94 1-1 ② G4-3 2-3		4	0	0	0	1	1	2
13 Brandon Belt, L (1, 10) OBP: 0.365, SLG: 0.448	F FF 94 X FF 94 0-1 E1 4 1B		B FF 95 X FF 95 1-0 HR	F FF 94 B CU 80 B FC 89 C FF 94 X CU 79 2-2 ② G1-3		F CU 78 C SI 91 F CU 78 X SI 92 0-2 27 G6-3 1-2 2-3 3-H 1B		B FC 94 F FC 94 B FS 89 B FF 97 C FF 97 F FF 98 B FF 97 4-2 BB		4	1	2	2	1	0	0
27 Vladimir Guerrero Jr., R (1, 3) OBP: 0.340, SLG: 0.443	X ST 80 0-0 ② F8		B FF 95 X FC 88 1-0 ② P6	B FF 96 X CU 80 1-0 ③ P5		S SI 98 B SI 98 D FC 92 B SI 98 F SI 98 X SI 98 3-2 ②③ G6-3 1-2f		X SI 96 0-0 ③ F9		5	0	0	0	0	0	6
4 George Springer, R (1, 9) OBP: 0.324, SLG: 0.385	C SI 93 F ST 80 X FF 93 0-2 1-3 1B		S FF 95 F FC 89 X SL 86 0-2 E5 30 S 30 2B 1B		B FF 95 B FC 88 C FF 94 B FF 94 B FF 94 4-1 30 G6-4-3 BB		X SI 97 0-0 1B		C ST 77 X SI 92 0-1 26 G2-3 30 BB 39 1B 1B	4	2	4	0	1	0	0
30 Alejandro Kirk, R (1, 2) OBP: 0.337, SLG: 0.356	C SI 92 C SI 91 B FF 92 X ST 80 1-2 ③ F9		B CU 80 C FF 95 X FF 95 1-1 26 1B 25 1B 2-H 2B		C FF 93 C FC 88 X FC 90 0-2 ①② G6-4-3 1-2f		F SI 97 X SI 97 0-1 ① L6		C SI 91 B SI 92 B SI 91 B SI 91 B SI 91 4-1 39 1B 26 G2-3 1-2 BB	4	1	1	1	1	0	4
26 Matt Chapman, R (1, 5) OBP: 0.350, SLG: 0.459		C FF 95 C FF 94 S FF 95 0-3 ① K	B FC 88 X FC 89 1-0 36 BB 25 1B 2-3 1B		F FF 95 B ST 84 B FF 93 S FF 96 B FF 96 S FC 88 3-3 ③ K		C SL 85 S FF 98 C FC 88 0-3 ② K		S SI 90 C SI 91 B ST 78 B SI 94 X SI 91 2-2 ① G2-3 1-2 2-3	5	0	1	0	0	3	3
25 Daulton Varsho, L (1, 8) OBP: 0.278, SLG: 0.361 5 Santiago Espinal, R (9, PH) (9, 4) OBP: 0.296, SLG: 0.307		B CU 80 B FF 94 X FF 94 2-0 ② F7	C CU 81 B FF 94 F FF 94 F FC 89 F FF 96 F FF 96 D CU 80 X FC 88 2-2 36 BB 1-2 3-H 1B			B SI 90 S SI 90 B CU 78 F SI 91 B SI 91 S SI 90 3-3 ① K	F FC 91 B CH 93 B FF 97 F FC 90 X FF 97 2-2 ③ F7		0-0 10 L9-3-6 39 1B IBB	4 0	0 0	1 0	1 0	0 1	1 0	1 0
36 Davis Schneider, R (1, 4) OBP: 0.667, SLG: 1.000 39 Kevin Kiermaier, L (8, PR) (8, 8) OBP: 0.333, SLG: 0.414		B FF 94 B FF 95 X FC 87 2-0 1B	B FF 95 B FF 94 B FF 95 B FF 94 4-0 10 FC6 1-2 2-3 BB			C CU 78 X CU 79 0-1 15 BB 10 1B 13 1B 1B		X SI 95 0-0 15 G4-3 10 G5-3 1B	B SL 77 X SI 92 1-0 1-2 2-3 3-H 1B	3 1	1 0	3 1	0 1	1 1	0 0	0 0
10 Paul DeJong, R (1, 6) OBP: 0.287, SLG: 0.395		S FC 86 S FF 94 X FF 95 0-2 ③ F9	B CU 81 X CU 80 1-0 ③ FC6 1-2f			F SI 90 1 SAFE C SI 90 X SI 91 0-2 13 1B 15 BB 1-2 1B		C SI 95 B FC 94 T FC 93 X SI 96 1-2 ① G5-3 1-2	B SI 91 F SI 91 B SI 91 X SI 90 2-1 ②③ L9-3-6 2-2	5	0	1	0	0	0	8
Inning Stats	R: 0 E: 1 K: 1 S: 15 H: 1 LOB: 2 BB: 0 P: 17	R: 0 E: 0 K: 1 S: 8 H: 1 LOB: 1 BB: 0 P: 12	R: 3 E: 1 K: 0 S: 19 H: 5 LOB: 3 BB: 1 P: 31	R: 0 E: 0 K: 0 S: 6 H: 0 LOB: 0 BB: 0 P: 9	R: 0 E: 0 K: 1 S: 7 H: 0 LOB: 0 BB: 1 P: 14	R: 1 E: 0 K: 1 S: 17 H: 3 LOB: 2 BB: 1 P: 27	R: 0 E: 0 K: 1 S: 9 H: 1 LOB: 1 BB: 0 P: 11	R: 0 E: 0 K: 0 S: 10 H: 1 LOB: 2 BB: 1 P: 16	R: 1 E: 0 K: 0 S: 9 H: 2 LOB: 2 BB: 2 P: 18	1B: 12 2B: 2 3B: 0 HR: 1	SF: 0 SAC: 0 DP: 3 HBP: 0					WP: 0 PB: 0 SB: 1 CS: 0	PA: 45

PITCHER		IP	WLS	BF	H	R	ER	SO	BB	IBB	HBP	BLK	WP	HR	S	P	ERA	WHIP
46 John Schreiber, R ERA: 3.57	(1, 1)	1.0		5	1	0	0	1	0	0	0	0	0	0	15	17	0.00	1.000
37 Nick Pivetta, R ERA: 4.19	(2, 1)	4.0		19	6	3	3	2	2	0	0	0	0	1	40	66	6.75	2.000
83 Brennan Bernardino, L ERA: 2.72	(6, 1)	0.1	L	5	3	1	1	1	1	0	0	0	0	0	14	21	27.00	12.000
25 Josh Winckowski, R ERA: 2.82	(6, 1)	1.2		5	1	0	0	1	0	0	0	0	0	0	12	17	0.00	0.600
55 Chris Martin, R ERA: 1.53	(8, 1)	1.0		5	1	0	0	0	1	0	0	0	0	0	10	16	0.00	2.000

PITCHER		IP	WLS	BF	H	R	ER	SO	BB	IBB	HBP	BLK	WP	HR	S	P	ERA	WHIP
78 Joe Jacques, L ERA: 5.85	(9, 1)	1.0		6	2	1	1	0	1	1	0	0	0	0	9	18	9.00	3.000

AB	39
R	5
H	14
RBI	5
BB	6
SO	5
LOB	24

BOTTOM

Toronto Blue Jays @ Boston Red Sox

Fenway Park, Boston, MA

Sat Aug 05 2023, 4:13 PM - 6:57 PM EDT

Att. 36,732 - Partly Cloudy - 80 F

livebaseballscorecards.com

Batter	1	2	3	4	5	6	7	8	9	AB	R	H	RBI	BB	SO	LOB
16 Jarren Duran, L (1, 8) OBP: 0.362, SLG: 0.515	C FF 93 F FF 93 S SV 83 0-3 ① **K**		B SV 84 2 SAFE F CH 86 S CH 85 D SV 86 F SI 95 C SV 84 2-3 ③ **K**		B FF 94 C SI 95 F SI 96 F SV 85 B CH 84 X CH 86 2-2 ③ **L1**			C SI 94 B SI 94 X SL 88 1-1 ① **G1-3**		4	0	0	0	0	2	1
7 Masataka Yoshida, L (1, 7) OBP: 0.366, SLG: 0.481	B SV 83 X SV 83 1-0 ② **F8**			B SI 93 C SI 95 B FF 94 F SV 85 X FF 95 2-2 2 1B 11 HR 1B		B SI 95 X CH 84 1-0 ① **F7**		C SI 94 C SI 95 X SI 95 0-2 2 G6-4-3 1B		4	1	2	0	0	0	0
2 Justin Turner, R (1, 10) OBP: 0.355, SLG: 0.478	B SI 94 C SI 93 X SI 95 1-1 ③ **L9**			C SI 94 X SI 94 0-1 11 HR 1-3 1B		B SV 83 X SV 83 1-0 ② **P5**		C SI 94 B SI 94 F SI 95 F SI 94 D SL 89 X SL 86 2-2 ②③ **G6-4-3** 1-2f		4	1	1	0	0	0	1
11 Rafael Devers, L (1, 5) OBP: 0.336, SLG: 0.519		B SI 93 X SI 93 1-0 36 L3 1B		F SV 85 F SV 84 B SV 85 X SV 82 1-2 1-H 3-H HR		B CH 86 B CH 86 H SV 85 3-0 18 2B HBP			X SI 94 0-0 ① **G4-3**	3	1	2	3	0	0	0
18 Adam Duvall, R (1, 9) OBP: 0.316, SLG: 0.509		B SI 94 B SI 93 S SV 83 1 SAFE C SV 83 S SV 83 2-3 ① **K**		C FF 94 C CH 85 B SV 84 B CH 87 S SV 84 2-3 ① **K**		B SV 84 X SV 85 1-0 1-3 2B			C FF 93 S FS 85 X FF 95 0-2 3 1B 17 1B 1B	4	1	2	0	0	2	1
36 Triston Casas, L (1, 3) OBP: 0.351, SLG: 0.471 30 Rob Refsnyder, R (6, PH) OBP: 0.391, SLG: 0.342 19 Pablo Reyes, R (7, 6) OBP: 0.329, SLG: 0.352 3 Reese McGuire, L (9, PH) OBP: 0.314, SLG: 0.382		B SV 80 C CH 84 X SV 82 1-1 ②③ **L3** 1-1		B SV 82 C SI 93 S FF 95 F FF 95 B SV 85 B CH 86 X CH 83 3-2 ② **F7**		B CU 80 C CU 81 B FF 96 F FF 95 S FC 90 2-3 ③ **K**			S FS 86 S FS 86 F FS 87 F FF 94 B FF 96 1 SAFE B FS 86 X FS 87 2-2 12 F8-4 17 1B 1-3 1B	2 1 0 1	0 0 0 0	0 0 0 1	0 0 0 0	0 1 0 0	0 2 0 0	1 2 0 0
17 Luis Urías, R (1, 4) OBP: 0.320, SLG: 0.274			C SI 92 B SV 83 B SI 94 C SI 94 X FF 94 2-2 2B	C SI 94 C SV 80 C SV 84 0-3 ③ **K**			C CU 82 X CU 81 0-1 ① **F8**		C SL 89 F FS 85 X FS 86 0-2 1-2 3-H 1B	4	0	2	1	0	1	0
12 Connor Wong, R (1, 2) OBP: 0.295, SLG: 0.386			S SI 94 X SV 83 0-1 ① **G5-3**		S SV 83 S SV 82 X SV 84 0-2 ① **F8**		B CU 83 C CU 82 B FF 99 S SL 92 F CU 83 B FF 98 S FF 97 3-3 ② **K**		B SL 88 X SL 87 1-0 ②③ **F8-4** 2-2	4	0	0	0	0	1	3
20 Yu Chang, R (1, 6) OBP: 0.204, SLG: 0.359 (7, 3)			C SV 83 C SV 80 S CH 86 0-3 ② **K**		B SI 93 B SI 94 F SV 84 S SI 93 B CH 84 X SI 95 3-2 ② **G4-3**		F CU 81 X CH 90 0-1 ③ **G5-3**			3	0	0	0	0	1	1

	AB	R	H	RBI	BB	SO	LOB
AB	34						
R	4						
H	10						
RBI	4						
BB	0						
SO	8						
LOB	10						

Inning Stats	1	2	3	4	5	6	7	8	9	1B: 7	SF: 0	WP: 0	PA: 35
	R: 0 E: 0 K: 1 S: 6	H: 0 LOB: 0 BB: 0 P: 8	R: 0 E: 0 K: 1 S: 6	H: 1 LOB: 0 BB: 0 P: 10	R: 0 E: 0 K: 2 S: 12	H: 1 LOB: 1 BB: 0 P: 16	R: 3 E: 0 K: 2 S: 19	H: 3 LOB: 0 BB: 0 P: 27	R: 0 E: 0 K: 0 S: 10	H: 0 LOB: 0 BB: 0 P: 15	R: 0 E: 0 K: 1 S: 6	H: 1 LOB: 2 BB: 0 P: 14	R: 0 E: 0 K: 1 S: 8	H: 0 LOB: 0 BB: 0 P: 11	R: 0 E: 0 K: 0 S: 9	H: 1 LOB: 0 BB: 0 P: 12	R: 1 E: 0 K: 0 S: 13	H: 3 LOB: 1 BB: 0 P: 16	2B: 4 3B: 0 HR: 1	SAC: 0 DP: 3 HBP: 1	PB: 0 SB: 0 CS: 0	

PITCHER		IP	WLS	BF	H	R	ER	SO	BB	IBB	HBP	BLK	WP	HR	S	P	ERA	WHIP
17 José Berríos, R ERA: 3.38	(1, 1)	5.2	W	23	6	3	3	6	0	0	1	0	0	1	56	85	4.76	1.059
92 Génesis Cabrera, L ERA: 4.12	(6, 1)	0.1	H	1	0	0	0	1	0	0	0	0	0	0	3	5	0.00	0.000
93 Yimi García, R ERA: 4.21	(7, 1)	1.0	H	3	0	0	0	1	0	0	0	0	0	0	8	11	0.00	0.000
58 Tim Mayza, L ERA: 1.14	(8, 1)	1.1	H	4	1	0	0	0	0	0	0	0	0	0	10	13	0.00	0.750
50 Erik Swanson, R ERA: 3.58	(9, 1)	0.2	S	4	3	1	1	0	0	0	0	0	0	0	12	15	13.50	4.500

PITCHER	IP	WLS	BF	H	R	ER	SO	BB	IBB	HBP	BLK	WP	HR	S	P	ERA	WHIP

Batter	1	2	3	4	5	6	7	8	9	AB	R	H	RBI	BB	SO	LOB
15 Whit Merrifield, R (1, 7) OBP: 0.342, SLG: 0.419	F CU 77 B SI 90 B SI 91 C SI 91 T SI 92 2-2 K ①		C CU 76 X CU 76 0-1 G6-3 ① 1B	B FF 94 B CH 84 C CH 84 B FF 94 B FF 96 4-1 36 HR BB	X SI 94 0-0 G6-3 ① 1-2 2-3 3-H		C SI 88 X FC 88 0-1 G3 ① 2B		B EP 40 B EP 41 C FA 74 F EP 38 X FA 84 2-2 G4-3 ①	5	1	0	1	1	1	2
13 Brandon Belt, L (1, 3) OBP: 0.371, SLG: 0.453	B CU 78 F SI 91 S CU 79 C CU 78 1-3 K ②		B FF 95 F CU 76 B SL 88 B FF 96 X CU 77 3-1 4 2B 26 2B 1B	C FF 91 B FF 92 F CU 75 B CU 78 B FF 94 C SL 88 3-3 K ①	B FC 91 B FC 89 B SL 83 B SI 93 4-0 36 HBP 26 1B BB		B SI 89 B FC 87 X SI 89 2-0 36 1B 2B		B EP 41 B EP 36 B FA 82 B EP 42 4-0 4 WP 36 1B BB	4	3	2	0	2	2	1
36 Davis Schneider, R (1, 4) OBP: 0.733, SLG: 1.154	B SI 91 B SI 91 C SI 90 C SI 90 F CU 78 F CU 79 X SI 92 2-2 4 2B 1B		F SL 90 B SL 89 B CH 86 F FF 94 S FF 95 2-3 K ②	X FF 91 0-0 1-H HR	T SL 83 H SI 95 1-1 26 1B 1-2 2-3 3-H HBP		F FC 88 B FC 86 F FC 87 B FC 87 X FC 88 2-2 4 G6-4-3 2-H 1B		C FA 80 X EP 38 0-1 4 WP 1-2 1B	5	1	4	4	0	1	1
4 George Springer, R (1, 10) OBP: 0.324, SLG: 0.390	C SI 92 S SI 92 F SI 92 1 SAFE X CU 80 0-2 1-3 2B		T FF 94 B FF 94 C FF 95 B FF 95 X SL 91 2-2 26 2B 1-3 2B	C SI 94 F SI 94 B SL 85 X SL 83 1-2 P3 ②	B SI 94 C SI 95 F SL 82 B SI 93 B SI 94 X SL 82 3-2 SF7 ② 3-H		S SL 78 B SI 89 B FC 87 S SL 76 X SI 90 2-2 G6-4-3 ② ③ 1-2f		C FA 85 S CU 62 B CU 67 B FA 87 B CU 69 X FA 85 3-2 G1-3 ② 1-2 2-3	5	1	2	1	0	0	3
26 Matt Chapman, R (1, 5) OBP: 0.351, SLG: 0.462 5 Santiago Espinal, R (7, 5) OBP: 0.298, SLG: 0.305	B CU 78 F SI 92 B SI 93 X SI 92 2-1 F9 ③		C CU 77 B FF 93 B FF 94 X CU 79 2-1 8 2B 2-H 3-H 2B	X SI 94 0-0 F9 ③	C SL 79 B SL 81 F SI 92 B SL 82 F SL 81 X SI 94 2-2 1-3 2-H 1B			X FF 96 0-0 G5-3 ①	B EP 42 B CU 68 B FA 83 B EP 44 4-0 BB	4 1	1 0	2 0	3 0	0 1	0 0	2 0
8 Cavan Biggio, L (1, 9) OBP: 0.294, SLG: 0.379		F FF 93 B FF 95 X CU 78 1-1 G4-3 ① B FF 96 C FF 94 B SL 91 B FF 96 C FF 96 X FF 96 3-2 1B	B CU 78 S SL 89 B FF 95 X SL 91 2-1 39 1B 2-H 2B B SL 90 C SL 90 B FF 95 B SL 89 B FF 94 4-1 39 1B BB	C SL 79 B SL 81 F SI 92 B SL 82 F SL 81 X SI 94 2-2 30 HBP 39 1B BB C SI 88 B SL 78 X SI 86 1-1 L1 ③			C FF 97 C FF 97 X FF 96 0-2 G4-3 ②	C FA 84 X EP 44 0-1 F7 ③	5	2	1	1	1	0	5
30 Alejandro Kirk, R (1, 2) OBP: 0.345, SLG: 0.357					C SI 94 B SL 82 C SL 82 F SL 82 1 SAFE H SI 95 2-2 10 1B 39 1B 15 G6-3 1-2 HBP	C SI 89 X FC 87 0-1 P3 ①		B FF 96 B CH 88 C FF 94 S SL 85 B FF 95 D SL 86 4-2 25 3B BB		2	2	1	0	2	0	0
39 Kevin Kiermaier, L (1, 8) OBP: 0.336, SLG: 0.415 25 Daulton Varsho, L (6, 8) OBP: 0.280, SLG: 0.368		S SL 90 B FF 95 X CU 77 1-1 P6 ② C FF 92 S SL 89 X FF 93 0-2 10 FC6-4 1-2 2-H 1B			B SL 80 X SI 94 1-0 15 G6-3 10 1B 36 HBP 1-2 2-H 1B		S SL 78 F FC 87 B SL 80 S SI 89 1-3 K ②	F FF 95 B CH 89 C CH 91 B FF 96 D CH 89 F CH 88 F FF 96 X FF 96 3-2 1-H 3B		4 1	1 0	2 1	2 1	0 0	1 0	1 0
10 Paul DeJong, R (1, 6) OBP: 0.285, SLG: 0.391		F CU 76 F SL 90 B CU 78 S FF 94 1-3 K ③	X CH 85 0-0 FC6-4 ③ 1-2f		C SI 94 F SL 82 X SL 84 0-2 36 HBP 15 G6-3 4 SF7 1-2 2-3 1B	S SL 78 X SI 89 0-1 G6-3 ③		F CH 89 F FF 96 B FF 96 S CH 90 1-3 K ③		5	1	1	0	0	2	4
Inning Stats	R: 0 E: 0 K: 2 S: 17 H: 2 LOB: 2 BB: 0 P: 24	R: 0 E: 0 K: 1 S: 10 H: 1 LOB: 1 BB: 0 P: 16	R: 4 E: 0 K: 1 S: 19 H: 5 LOB: 2 BB: 1 P: 34	R: 2 E: 0 K: 1 S: 9 H: 1 LOB: 0 BB: 1 P: 17	R: 5 E: 0 K: 0 S: 21 H: 3 LOB: 2 BB: 2 P: 39	R: 0 E: 0 K: 1 S: 7 H: 0 LOB: 0 BB: 0 P: 8	R: 1 E: 0 K: 0 S: 9 H: 2 LOB: 0 BB: 0 P: 15	R: 1 E: 0 K: 1 S: 14 H: 1 LOB: 1 BB: 1 P: 22	R: 0 E: 0 K: 0 S: 10 H: 1 LOB: 3 BB: 2 P: 23	1B: 9 2B: 5 3B: 1 HR: 1 SF: 1 SAC: 0 DP: 1 HBP: 2						

PITCHER		IP	WLS	BF	H	R	ER	SO	BB	IBB	HBP	BLK	WP	HR	S	P	ERA	WHIP
83 Brennan Bernardino, L ERA: 2.65	(1, 1)	1.0		5	2	0	0	2	0	0	0	0	0	0	17	24	0.00	2.000
72 Chris Murphy, L ERA: 3.23	(2, 1)	2.1	L	16	7	6	6	3	2	0	0	0	0	1	34	62	23.14	3.857
68 Mauricio Llovera, R ERA: 6.97	(4, 1)	1.1		11	3	5	5	0	2	0	2	0	0	0	23	41	33.75	3.750
35 Richard Bleier, L ERA: 5.28	(5, 1)	2.1		8	2	1	1	1	0	0	0	0	0	0	18	26	3.86	0.857
73 Nick Robertson, R ERA: 6.35	(8, 1)	1.0		5	1	1	1	1	1	0	0	0	0	0	14	22	9.00	2.000

PITCHER		IP	WLS	BF	H	R	ER	SO	BB	IBB	HBP	BLK	WP	HR	S	P	ERA	WHIP
19 Pablo Reyes, R ERA: 4.5	(9, 1)	1.0		6	1	0	0	0	2	0	0	0	1	0	10	23	0.00	3.000

TOP

Toronto Blue Jays @ Boston Red Sox

Fenway Park, Boston, MA

Sun Aug 06 2023, 1:38 PM - 4:24 PM EDT

Att. 36,162 - Sunny - 80 F

livebaseballscorecards.com

AB	41
R	13
H	16
RBI	13
BB	7
SO	7
LOB	19

1B: 9	SF: 1	WP: 1	PA: 51
2B: 5	SAC: 0	PB: 0	
3B: 1	DP: 1	SB: 0	
HR: 1	HBP: 2	CS: 0	

Batter	1	2	3	4	5	6	7	8	9	AB	R	H	RBI	BB	SO	LOB
16 Jarren Duran, L (1, 8) OBP: 0.357, SLG: 0.507	X SI 89 0-0 ① F7	F CH 85 S CU 70 X SI 93 0-2 ②③ G4-6-3 1-2f		D SL 83 C CU 70 F CH 84 B FF 94 B FC 90 S CU 73 3-3 ③ K			F FC 90 S FF 92 B CU 72 B CU 71 X SI 93 2-2 ① F7		F FF 93 B SL 85 B SL 85 S SL 85 F SL 85 S FF 94 2-3 ③ K	5	0	0	0	0	2	4
7 Masataka Yoshida, L (1, 7) OBP: 0.365, SLG: 0.482	C FF 87 X CU 67 0-1 ② G4-3		C SI 90 C FC 87 C SI 92 0-3 ① K		X FC 82 0-0 20 G4-3 2B		B SL 82 X FC 85 1-0 ② F8			4	0	1	0	0	1	0
2 Justin Turner, R (1, 10) OBP: 0.356, SLG: 0.479 12 Connor Wong, R (5, PH) OBP: 0.293, SLG: 0.383 (6, 10) (9, 4)	B FC 83 B CU 66 B FC 84 C SI 88 C SI 92 X FC 84 3-2 11 2B 1B		C SI 92 B SL 80 S CU 70 B SI 94 F SI 92 B FF 93 F FC 85 X SI 93 3-2 ② G6-3		C SI 91 X ST 72 0-1 ① F7		B CH 80 X SI 93 1-0 ③ G3			2 2	0 0	1 0	0 0	0 0	0 0	0 1
11 Rafael Devers, L (1, 5) OBP: 0.337, SLG: 0.521 20 Yu Chang, R (5, PH) OBP: 0.200, SLG: 0.352 (6, 6)	B SI 91 X FC 86 1-0 1-3 2B		B SL 79 C FF 93 C SI 92 S ST 75 1-3 ③ K		B ST 72 X SI 92 1-0 ② G4-3 2-3			C FF 93 X FF 94 0-1 ① L8		2 2	0 0	1 0	0 0	0 0	1 0	0 1
36 Triston Casas, L (1, 3) OBP: 0.353, SLG: 0.479	B CU 68 B FF 92 B FC 87 C SI 93 3-1 99 FC3-6 BB			X SI 90 0-0 HR	S FC 88 F FC 90 X FF 95 0-2 ③ G1-3			C CU 73 F FF 95 B CU 75 S CU 73 1-3 ② K		3	1	1	1	1	1	1
99 Alex Verdugo, L (1, 9) OBP: 0.347, SLG: 0.427	C ST 73 C SI 93 X FC 88 0-2 ③ FC3-6 1-2f			C SI 91 S FC 86 X SI 92 0-2 19 BB 1B		C CU 69 X CU 62 0-1 1B		C SL 83 B FF 95 X FF 94 1-1 17 WP 1B		4	0	3	0	0	0	3
17 Luis Urías, R (1, 4) OBP: 0.316, SLG: 0.273 (6, 5)		C SI 90 X ST 71 0-1 19 BB 1B		C SI 92 C SI 90 X SL 79 0-2 ① F8		F SI 92 X SL 78 0-1 ① F8		D SL 84 B FF 89 B FF 92 C FF 91 X FF 92 3-1 ③ G5-3 1-2		4	0	1	0	0	0	3
3 Reese McGuire, L (1, 2) OBP: 0.303, SLG: 0.368		B SI 90 C SI 91 X CH 81 1-1 ① L8		C SI 92 F FF 91 B CU 69 S CU 70 1-3 ② K		C FC 88 F CH 83 B FC 91 S ST 72 1-3 ② K			B SL 85 X FF 93 1-0 ① G4-3	4	0	0	0	0	2	3
19 Pablo Reyes, R (1, 6) OBP: 0.338, SLG: 0.342 (6, 4) (9, 1)		1 SAFE C SI 90 B SI 91 B CU 68 B SL 80 B SI 89 4-1 16 G4-6-3 1-2 BB		B SI 92 B SI 91 B SI 90 B SI 91 4-0 1-2 BB		C FF 92 C SI 92 B FF 93 S ST 74 1-3 ③ K			X FF 94 0-0 ② F9	2	0	0	0	2	1	1
Inning Stats	R: 0 E: 0 K: 0 S: 11 H: 2 LOB: 3 BB: 1 P: 18	R: 0 E: 0 K: 0 S: 8 H: 1 LOB: 1 BB: 1 P: 13	R: 0 E: 0 K: 2 S: 11 H: 0 LOB: 0 BB: 0 P: 15	R: 1 E: 0 K: 2 S: 13 H: 2 LOB: 2 BB: 1 P: 21	R: 0 E: 0 K: 0 S: 7 H: 1 LOB: 1 BB: 0 P: 8	R: 0 E: 0 K: 2 S: 10 H: 1 LOB: 1 BB: 0 P: 12	R: 0 E: 0 K: 0 S: 5 H: 0 LOB: 0 BB: 0 P: 9	R: 0 E: 0 K: 1 S: 9 H: 1 LOB: 1 BB: 0 P: 14	R: 0 E: 0 K: 1 S: 6 H: 0 LOB: 0 BB: 0 P: 9							

PITCHER		IP	WLS	BF	H	R	ER	SO	BB	IBB	HBP	BLK	WP	HR	S	P	ERA	WHIP
40 Chris Bassitt, R ERA: 3.87	(1, 1)	7.0	W	30	7	1	1	6	3	0	0	0	0	1	65	96	1.29	1.429
44 Bowden Francis, R ERA: 2.0	(8, 1)	1.0		4	1	0	0	1	0	0	0	0	1	0	9	14	0.00	1.000
35 Jay Jackson, R ERA: 0.5	(9, 1)	1.0		3	0	0	0	1	0	0	0	0	0	0	6	9	0.00	0.000

PITCHER	IP	WLS	BF	H	R	ER	SO	BB	IBB	HBP	BLK	WP	HR	S	P	ERA	WHIP

BOTTOM

Toronto Blue Jays @ Boston Red Sox

Fenway Park, Boston, MA

Sun Aug 06 2023, 1:38 PM - 4:24 PM EDT

Att. 36,162 - Sunny - 80 F

livebaseballscorecards.com

AB	34
R	1
H	8
RBI	1
BB	3
SO	8
LOB	17

1B: 5	SF: 0	WP: 1	PA: 37
2B: 2	SAC: 0	PB: 0	
3B: 0	DP: 1	SB: 0	
HR: 1	HBP: 0	CS: 0	

Batter	1	2	3	4	5	6	7	8	9	AB	R	H	RBI	BB	SO	LOB
11 Maikel Garcia, R (1, 5) OBP: 0.322, SLG: 0.382	X SI 95 0-0 ① F9		C SI 95 B CH 86 S FF 96 X SI 95 1-2 ② G6-3		B SI 95 X SI 93 1-0 ②③ G6-4-3 1-2f		S SI 98 F SI 98 B SL 86 B FC 92 F SI 98 X SL 86 2-2 7 2B 2-H 1B			4	1	1	1	0	0	2
7 Bobby Witt Jr., R (1, 6) OBP: 0.309, SLG: 0.478	B SI 95 B SL 83 B SI 94 B SI 94 4-0 1 1B BB		B SI 94 X SI 96 1-0 ③ G3-1			X SI 95 0-0 ① G6-3	B FC 92 B FC 91 X SI 98 2-0 1-H 2B			3	0	1	1	1	0	0
19 Michael Massey, L (1, 4) OBP: 0.275, SLG: 0.359	C SI 94 X FF 95 0-1 ② L6			C CH 85 X SI 94 0-1 E4 1 1B		B SI 95 B CH 84 B SI 94 C SI 94 F SI 94 X SI 94 3-2 1 1B 1B	D FC 90 D FC 90 C SI 97 X SI 97 2-1 ③ L7			4	0	1	0	0	0	2
1 MJ Melendez, L (1, 10) OBP: 0.297, SLG: 0.359	S FF 95 C SI 94 B CH 87 F FF 95 X SL 87 1-2 1-3 1B			B FC 89 C CH 85 D CH 85 X FF 96 2-1 34 G4-6-3 1-2 1B		S SI 94 X CH 84 0-1 1-2 1B		S FC 92 B FF 95 C FF 96 S FF 95 1-3 ① K		4	0	3	0	0	1	0
27 Matt Beaty, L (1, 3) OBP: 0.304, SLG: 0.286	T SI 95 B SI 95 F CH 85 F SI 95 X CH 86 1-2 ③ G4-3			F SI 95 F SI 95 F FC 89 S CH 87 0-3 ① K		F CH 83 X CH 85 0-1 ② L9		F FC 93 B FC 93 X FS 88 1-1 ② G3-1		4	0	0	0	0	1	6
34 Freddy Fermin, R (1, 2) OBP: 0.342, SLG: 0.530		S SI 94 F SI 94 B SL 86 B CH 86 X SI 94 2-2 ① G5-3		C SI 96 B SI 94 C SL 84 X SI 96 1-2 ②③ G4-6-3 1-2f		F SI 95 B SI 96 F SI 96 S FF 96 1-3 ③ K		C FF 96 B FC 92 S FF 96 F FF 96 F ST 86 X SI 94 1-2 ③ L4		4	0	0	0	0	1	4
6 Drew Waters, S (1, 9) OBP: 0.294, SLG: 0.390		X SI 94 0-0 ② G4-3			B SI 95 F SI 94 B SI 94 X SI 94 2-1 44 S 2B		B FF 94 F CH 83 B CH 85 F FF 94 F FF 95 F CH 86 F FF 96 B SL 84 X CH 84 3-2 ① F7		C FC 94 X FC 93 0-1 ① F9	4	0	1	0	0	0	0
44 Dairon Blanco, R (1, 7) OBP: 0.293, SLG: 0.395		C SI 94 B SI 93 B SI 95 S SI 95 F SI 95 F CH 85 B SI 96 X SI 94 3-2 ③ G5-3			C SI 96 B SI 94 B SI 94 B SI 94 B SI 97 4-1 11 G6-4-3 2-3 BB		B SL 82 T SI 94 B SI 94 B SI 94 F SI 94 X SI 95 3-2 ② G1-3-1		C FC 93 F SL 83 F FC 95 F FC 95 B SL 84 F SL 83 T FC 94 1-2 ② K	3	0	0	0	1	1	0
28 Kyle Isbel, L (1, 8) OBP: 0.254, SLG: 0.373			X SL 85 0-0 ① L8		B CH 85 S CH 85 X CH 86 1-1 ① P2		C SI 94 F CH 86 X FF 95 0-2 11 1B 2B		C SL 83 B SI 95 F FC 94 C SI 97 1-3 ③ K	4	1	1	0	0	1	2
Inning Stats	R: 0 E: 0 K: 0 S: 11 H: 1 LOB: 2 BB: 1 P: 17	R: 0 E: 0 K: 0 S: 9 H: 0 LOB: 0 BB: 0 P: 14	R: 0 E: 0 K: 0 S: 5 H: 0 LOB: 0 BB: 0 P: 7	R: 0 E: 1 K: 1 S: 11 H: 1 LOB: 1 BB: 0 P: 14	R: 0 E: 0 K: 0 S: 6 H: 1 LOB: 1 BB: 1 P: 14	R: 0 E: 0 K: 1 S: 11 H: 2 LOB: 2 BB: 0 P: 15	R: 2 E: 0 K: 0 S: 19 H: 3 LOB: 1 BB: 0 P: 31	R: 0 E: 0 K: 1 S: 10 H: 0 LOB: 0 BB: 0 P: 13	R: 0 E: 0 K: 2 S: 11 H: 0 LOB: 0 BB: 0 P: 13	1B: 5 2B: 3 3B: 0 HR: 0 SF: 0 SAC: 0 DP: 2 HBP: 0						

PITCHER	IP	WLS	BF	H	R	ER	SO	BB	IBB	HBP	BLK	WP	HR	S	P	ERA	WHIP
66 Brayan Bello, R (1, 1) ERA: 3.64	6.2		27	6	1	1	2	2	0	0	0	0	0	65	99	1.35	1.200
25 Josh Winckowski, R (7, 1) ERA: 2.95	0.1	B	3	2	1	1	0	0	0	0	0	0	0	7	13	27.00	6.000
55 Chris Martin, R (8, 1) ERA: 1.49	1.0		3	0	0	0	1	0	0	0	0	0	0	10	13	0.00	0.000
74 Kenley Jansen, R (9, 1) ERA: 2.97	1.0	W	3	0	0	0	2	0	0	0	0	0	0	11	13	0.00	0.000

PITCHER	IP	WLS	BF	H	R	ER	SO	BB	IBB	HBP	BLK	WP	HR	S	P	ERA	WHIP

TOP

Kansas City Royals @ Boston Red Sox

Fenway Park, Boston, MA

Mon Aug 07 2023, 7:13 PM - 9:54 PM EDT

Att. 32,732 - Cloudy - 69 F

livebaseballscorecards.com

AB	34
R	2
H	8
RBI	2
BB	2
SO	5
LOB	16

Batter	1	2	3	4	5	6	7	8	9	AB	R	H	RBI	BB	SO	LOB
30 Rob Refsnyder, R (1, 8) OBP: 0.390, SLG: 0.338 99 Alex Verdugo, L (8, PH) OBP: 0.346, SLG: 0.426 (9, 9)	B FF 95 F FF 95 B CH 87 F FC 91 X CH 87 2-2 ① G5-3		B CH 89 C KC 82 F FF 98 B FF 98 B KC 84 B KC 84 4-2 BB		X FC 93 0-0 ② G5-3			B FF 92 C FF 93 X FC 88 1-1 ② F9		2 1	0 0	0 0	0 0	1 0	0 0	1 0
7 Masataka Yoshida, L (1, 7) OBP: 0.364, SLG: 0.481 3 Reese McGuire, L (9, 2) OBP: 0.303, SLG: 0.368	C FF 96 B FC 92 S SL 86 X SL 86 1-2 2 G5-3 1B		X SL 84 0-0 ② SF7 3-H		C FF 96 S CH 85 B SL 87 B CH 87 B FF 97 F FF 97 S FC 92 3-3 ③ K			C FF 91 F FC 88 B CH 85 X FF 92 1-2 ③ G4-3		3 0	0 0	1 0	1 0	0 0	1 0	1 0
2 Justin Turner, R (1, 10) OBP: 0.353, SLG: 0.474	C FF 96 X KC 82 0-1 ② G5-3 1-2		B CH 87 S CH 86 B FC 92 F FC 91 S SL 88 2-3 ③ K			B KC 80 C KC 80 B FC 90 S CH 86 B KC 83 T CH 86 3-2 ① K			B FF 98 F SL 89 C FF 99 B SL 91 X SL 90 2-2 ① F9	4	0	0	0	0	2	2
11 Rafael Devers, L (1, 5) OBP: 0.336, SLG: 0.521	C FF 95 X CH 88 0-1 ③ G3			B CH 86 S FF 97 F SL 86 B FF 97 B CH 87 X SL 87 3-2 ① G5-3		F FF 96 X SL 87 0-1 ② F7			F KC 88 F FF 100 B FS 90 B FF 101 X KC 87 2-2 17 BB 19 HR 2B	4	1	1	0	0	0	1
18 Adam Duvall, R (1, 9) OBP: 0.309, SLG: 0.497 (9, 8)		F FF 96 S FF 97 B KC 82 S CH 88 1-3 ① K		C FF 97 F CH 89 B FF 98 B FF 97 C KC 83 2-3 ② K		B FF 97 F FF 96 C FC 91 S CH 88 1-3 ③ K			F FF 101 S FF 100 F FF 101 T FF 101 0-2 ② K	4	0	0	0	0	4	1
36 Triston Casas, L (1, 3) OBP: 0.351, SLG: 0.475		X FF 97 0-0 ② L9		F KC 82 X FC 91 0-1 ③ G1-3			S SL 85 F SL 86 B SL 86 S FF 97 1-3 ① K		0-0 17 BB 19 HR IBB	3	1	0	0	1	1	0
17 Luis Urías, R (1, 4) OBP: 0.313, SLG: 0.261		C FF 96 B KC 83 C KC 82 S FF 98 1-3 ③ K			B FC 90 F FC 91 C KC 79 F FF 96 S CH 86 1-3 ① K		B FF 95 B CH 86 F FC 91 C CH 86 B CH 87 F FF 97 S SL 87 3-3 ② K		S FF 101 B SL 89 F FF 102 B FF 101 B SL 91 B FF 100 4-2 19 HR 1-2 2-3 BB	3	1	0	0	1	3	0
19 Pablo Reyes, R (1, 6) OBP: 0.357, SLG: 0.416			B KC 82 S CH 87 B FF 97 C FC 92 X CH 88 2-2 12 E 12 S 7 SF7 1B		B CH 86 C KC 82 B FC 91 C FF 96 B KC 83 X FF 97 3-2 12 2B 2B		C SL 84 B SL 84 F SL 83 C FF 92 1-3 ③ K		B KC 84 3 SAFE X FF 98 1-0 1-H 2-H 3-H HR	4	3	3	4	0	1	0
12 Connor Wong, R (1, 2) OBP: 0.295, SLG: 0.388 16 Jarren Duran, L (8, PH) OBP: 0.356, SLG: 0.505 (9, 7)			C FF 96 B FF 96 B FC 93 F FF 97 B KC 83 S CH 87 3-3 ① K 1-3		B CH 86 D CH 86 F FC 92 X FF 95 2-1 2-H 2B			X FC 87 0-0 ① G6-3		2 1	0 0	1 0	1 0	0 0	1 0	1 0
Inning Stats	R: 0 E: 0 K: 0 S: 10 H: 1 LOB: 1 BB: 0 P: 13	R: 0 E: 0 K: 2 S: 7 H: 0 LOB: 0 BB: 0 P: 9	R: 1 E: 0 K: 2 S: 12 H: 1 LOB: 1 BB: 1 P: 23	R: 0 E: 0 K: 1 S: 8 H: 0 LOB: 0 BB: 0 P: 13	R: 1 E: 0 K: 2 S: 14 H: 2 LOB: 1 BB: 0 P: 23	R: 0 E: 0 K: 2 S: 8 H: 0 LOB: 0 BB: 0 P: 12	R: 0 E: 0 K: 3 S: 10 H: 0 LOB: 0 BB: 0 P: 15	R: 0 E: 0 K: 0 S: 6 H: 0 LOB: 0 BB: 0 P: 8	R: 4 E: 0 K: 1 S: 13 H: 2 LOB: 0 BB: 2 P: 22	1B: 2 2B: 3 3B: 0 HR: 1 SF: 1 SAC: 0 DP: 0 HBP: 0						

PITCHER		IP	WLS	BF	H	R	ER	SO	BB	IBB	HBP	BLK	WP	HR	S	P	ERA	WHIP
55 Cole Ragans, L ERA: 3.86	(1, 1)	6.2		25	4	2	1	11	1	0	0	0	0	0	66	104	1.35	0.750
64 Nick Wittgren, R ERA: 5.27	(7, 1)	1.1		4	0	0	0	1	0	0	0	0	0	0	9	12	0.00	0.000
43 Carlos Hernández, R ERA: 4.2	(9, 1)	0.2	L	6	2	4	4	1	1	1	0	0	0	1	13	22	54.00	4.500

PITCHER	IP	WLS	BF	H	R	ER	SO	BB	IBB	HBP	BLK	WP	HR	S	P	ERA	WHIP

BOTTOM

Kansas City Royals @ Boston Red Sox

Fenway Park, Boston, MA

Mon Aug 07 2023, 7:13 PM - 9:54 PM EDT

Att. 32,732 - Cloudy - 69 F

livebaseballscorecards.com

AB	31
R	6
H	6
RBI	6
BB	3
SO	13
LOB	7

Kansas City Royals @ Boston Red Sox

Fenway Park, Boston, MA

Tue Aug 08 2023, 7:15 PM - 9:59 PM EDT

Att. 30,997 - Partly Cloudy - 78 F

livebaseballscorecards.com

Batter	1	2	3	4	5	6	7	8	9	AB	R	H	RBI	BB	SO	LOB
11 Maikel Garcia, R (1, 5) OBP: 0.322, SLG: 0.379	C FF 93 B FC 88 F FF 93 F ST 83 F FF 93 B FC 89 F ST 82 S KC 79 2-3 **K** ①	S FC 88 B FC 90 F ST 80 F FF 93 F KC 80 B FC 87 S FC 89 2-3 **K** ③		S FF 93 S FC 90 F FF 94 X FC 89 0-2 13 E 7 HBP 1B		B SL 84 B SI 96 F FF 95 F FF 95 B SL 87 B FF 97 4-2 7 WP 19 7 S G5-3 BB	B FF 96 F FF 95 F ST 84 B CH 88 T FF 95 2-2 **K** ①		X SL 83 0-0 G1-3 ②	5	1	1	0	1	3	2
7 Bobby Witt Jr., R (1, 6) OBP: 0.309, SLG: 0.475	C FC 89 S FC 89 F FF 94 B ST 83 X FC 89 1-2 19 S 1B		S KC 77 B FF 92 F FF 92 F FC 88 X SL 83 1-2 **P4** ①	C FC 88 S FF 91 D SL 83 F FF 93 H FF 93 2-2 13 S **1-2** HBP		F FF 95 B SI 96 X SL 85 1-1 **P2** ① **1-3**	B FF 95 C FF 96 C SL 85 B FF 95 X CH 89 2-2 **G6-3** ② **2-3**		B FF 94 S FF 93 B FF 94 X FF 94 2-1 **P3** ③	5	0	1	0	0	0	2
19 Michael Massey, L (1, 4) OBP: 0.280, SLG: 0.376	B KC 77 B FC 89 B FC 88 C FF 93 B FC 89 4-1 **1-2** BB		B FC 87 X FC 88 1-0 **2B**	C SI 89 X SI 90 0-1 **L3** ②		B FF 98 S SL 86 X SL 86 1-1 **G5-3** ② **3-H**	C CH 88 B FF 95 F FF 95 D CH 89 D CH 89 X FF 96 3-2 **3-H** HR			4	1	2	3	1	0	2
13 Salvador Perez, R (1, 2) OBP: 0.295, SLG: 0.426	B SL 81 F ST 80 T FF 93 S FF 94 1-3 **K** ②		S FC 88 F SL 83 S SL 83 0-3 **K** ②	2 SAFE B CU 76 B SI 90 B SI 90 3-0 **1-2 2-3** IBB		B FF 96 S SL 86 X SL 86 1-1 1 HR 1B	C FF 96 X SL 85 0-1 **1B**			4	1	2	0	1	2	3
1 MJ Melendez, L (1, 7) OBP: 0.298, SLG: 0.366	C FF 93 S FC 89 S FF 94 0-3 **K** ③		B FF 92 B KC 79 S FF 93 B FF 93 B FF 93 4-1 **BB**	C SI 90 C CU 77 B CU 80 X SI 91 1-2 **F8** ③		F FF 96 B FF 96 C SL 86 X FF 96 1-2 **1-H** HR	S FF 95 S FF 95 X FF 94 0-2 **F7** ③			4	1	1	2	1	1	6
14 Edward Olivares, R (1, 10) OBP: 0.302, SLG: 0.408		F FF 92 S SL 82 T FF 93 0-2 **K** ①	S SL 82 X FC 88 0-1 **G5-3** ③		B FF 95 C FF 95 F FF 97 B FF 96 B SI 96 X FF 95 3-2 **1B**	F SL 85 B SL 86 X FF 96 1-1 27 S 1B		C FF 93 X FF 93 0-1 **G5-3** ①		5	0	2	0	0	1	2
27 Matt Beaty, L (1, 3) OBP: 0.321, SLG: 0.385		C KC 78 C FC 90 X FF 94 0-2 6 1B 28 SF7 2B		T FF 93 F FC 90 X KC 79 0-2 6 HR 2B	C FF 96 X FF 97 0-1 **F9** ①	B FF 94 B SL 84 B FF 95 F FF 94 X FF 95 3-1 **1-2** **F9** ③		C FF 94 B CH 87 X FF 93 1-1 **G3-1** ②		5	2	2	0	0	0	2
6 Drew Waters, S (1, 9) OBP: 0.301, SLG: 0.412		B FF 93 S FC 89 X FS 80 1-1 **2-3** 1B		B FF 92 C FF 92 B FC 89 X FC 90 2-1 **2-H** HR	C FF 94 F FF 97 S SL 86 0-3 **K** ②		F FF 96 B FF 96 S CH 88 F CH 89 X FF 96 1-2 28 S 28 2B 1B	F FF 94 B FF 94 S CH 88 B CH 88 F FF 93 T FF 94 2-2 **K** ③		5	2	3	2	0	2	1
28 Kyle Isbel, L (1, 8) OBP: 0.252, SLG: 0.376		C FC 89 D FC 90 X FF 93 1-1 **SF7** ② **3-H**		X FF 93 0-0 **F8** ①	1 SAFE B FF 96 X FF 95 1-0 **L7** ③		B FF 96 X FF 94 1-0 7 S **1-H** 19 HR 2B		S FF 92 B FF 94 X CH 89 1-1 **G1-3** ①	4	1	1	2	0	0	1
Inning Stats	R: 0 E: 0 K: 3 S: 17 H: 1 LOB: 2 BB: 1 P: 25	R: 1 E: 0 K: 2 S: 15 H: 2 LOB: 1 BB: 0 P: 19	R: 0 E: 0 K: 1 S: 11 H: 1 LOB: 2 BB: 1 P: 17	R: 2 E: 1 K: 0 S: 18 H: 3 LOB: 3 BB: 1 P: 26	R: 0 E: 0 K: 1 S: 9 H: 1 LOB: 1 BB: 0 P: 13	R: 3 E: 0 K: 0 S: 15 H: 3 LOB: 1 BB: 1 P: 27	R: 3 E: 0 K: 1 S: 19 H: 4 LOB: 1 BB: 0 P: 28	R: 0 E: 0 K: 1 S: 8 H: 0 LOB: 0 BB: 0 P: 11	R: 0 E: 0 K: 0 S: 5 H: 0 LOB: 0 BB: 0 P: 8	1B: 8 2B: 4 3B: 0 HR: 3 SF: 1 SAC: 0 DP: 0 HBP: 1	WP: 1 PB: 0 SB: 6 CS: 0 PA: 47					

TOP	
AB	41
R	9
H	15
RBI	9
BB	4
SO	9
LOB	21

PITCHER		IP	WLS	BF	H	R	ER	SO	BB	IBB	HBP	BLK	WP	HR	S	P	ERA	WHIP
50 Kutter Crawford, R ERA: 3.8	(1, 1)	3.1	L	20	7	3	3	6	2	0	1	0	0	1	56	78	8.10	2.700
83 Brennan Bernardino, L ERA: 2.61	(4, 1)	0.2		3	0	0	0	0	0	1	0	0	0	0	5	9	0.00	0.000
32 Dinelson Lamet, R ERA: 11.71	(5, 1)	2.0		11	4	3	3	1	1	0	0	0	1	1	24	40	13.50	2.500
73 Nick Robertson, R ERA: 6.91	(7, 1)	3.0		13	4	3	3	2	0	0	0	0	0	1	32	47	9.00	1.333

PITCHER	IP	WLS	BF	H	R	ER	SO	BB	IBB	HBP	BLK	WP	HR	S	P	ERA	WHIP

Batter	1	2	3	4	5	6	7	8	9	AB	R	H	RBI	BB	SO	LOB
16 Jarren Duran, L (1, 7) OBP: 0.354, SLG: 0.505	C SI 94 F SI 93 X SL 85 0-2 ① G3-1		B SI 90 X SL 83 1-0 ② F8		C SI 91 C CH 88 C SI 93 0-3 ② K		B FF 94 C SI 95 B SL 86 X SI 95 2-1 1-H 2B			4	0	1	1	0	1	1
7 Masataka Yoshida, L (1, 10) OBP: 0.363, SLG: 0.477	B SI 92 B SL 86 B SI 93 B SI 92 4-0 BB		C SI 92 B CH 88 X SI 92 1-1 ③ G6-3		C SI 90 X SI 91 0-1 ③ F7		B FF 95 C SI 95 B SL 86 X SI 96 2-1 ③ G4-3			3	0	0	0	1	0	2
10 Trevor Story, R (1, 6)	C SL 84 S SI 93 B SI 94 S SI 94 1-3 ② K			C SI 92 F SL 81 S SL 82 0-3 ① K		F SI 91 B SL 82 S SL 82 X SL 83 1-2 ① G6-3		B FF 94 S FS 84 C ST 79 S FS 86 1-3 ① K		4	0	0	0	0	3	1
11 Rafael Devers, L (1, 5) OBP: 0.333, SLG: 0.516	S SL 84 F SL 85 F SI 94 B SI 94 S SI 93 1-3 ③ K			C SI 92 B SI 92 B SI 92 F SL 84 B SL 85 X SI 93 3-2 ② G4-3		B SI 91 B SL 82 X SI 92 2-0 ② L8		B SL 85 B ST 80 B FF 93 C FF 92 X FF 92 3-1 ② F8		4	0	0	0	0	1	1
36 Triston Casas, L (1, 3) OBP: 0.353, SLG: 0.475		B SI 91 B CH 88 X SI 93 2-0 99 FC4-6 1B		X SL 80 0-0 ③ F7		B SL 82 C SL 81 B CH 88 S SL 84 X SI 93 2-2 18 FC5-4 1B		F ST 84 B FF 94 B SL 85 C FF 92 B FF 93 S FF 92 3-3 ③ K		4	0	2	0	0	1	0
18 Adam Duvall, R (1, 8) OBP: 0.308, SLG: 0.508		F SL 84 B SL 84 F SL 84 F SI 94 X SI 92 1-2 ① P6	B SL 81 F SI 92 X SI 92 1-1 HR	C SI 91 B SL 82 B SI 91 X SL 82 2-1 ③ FC5-4 1-2f				B FC 94 F FF 96 C FC 89 B ST 82 S ST 82 2-3 ① K		4	1	1	1	0	1	2
99 Alex Verdugo, L (1, 9) OBP: 0.348, SLG: 0.428		C SI 91 B SI 91 B CH 89 F SI 92 X SI 92 2-2 ② FC4-6 19 FC6-4 1-2f	C SI 92 B SL 83 B SI 91 F SL 82 X SI 92 2-2 19 G4-3 12 1B 2B				C SL 82 B CH 88 B SL 84 B SI 91 F SI 91 F SI 92 B SI 92 4-2 16 2B BB		S FF 98 F FF 97 B FF 98 C ST 82 1-3 ② K	3	2	1	0	1	1	1
19 Pablo Reyes, R (1, 4) OBP: 0.341, SLG: 0.395		B SI 92 C SL 84 B SL 84 1 SAFE X SL 84 2-1 ③ FC6-4 1-2f	B SL 83 X SI 92 1-0 ① G4-3 2-3				C SL 83 C SL 82 B SI 93 B SI 92 X SL 83 2-2 ① L8		B FC 91 F FC 90 B ST 82 C ST 80 B ST 83 X ST 81 3-2 ③ F7	4	0	0	0	0	0	3
12 Connor Wong, R (1, 2) OBP: 0.295, SLG: 0.387			X SI 91 0-0 ① P4		F SI 92 B SI 94 X SI 94 1-1 3-H 1B		X SL 84 0-0 ② P4			3	0	1	1	0	0	1
Inning Stats	R: 0 H: 0 E: 0 LOB: 1 K: 2 BB: 1 S: 10 P: 16	R: 0 H: 1 E: 0 LOB: 1 K: 0 BB: 0 S: 10 P: 17	R: 0 H: 0 E: 0 LOB: 0 K: 0 BB: 0 S: 4 P: 6	R: 0 H: 0 E: 0 LOB: 0 K: 1 BB: 0 S: 7 P: 10	R: 2 H: 3 E: 0 LOB: 1 K: 1 BB: 0 S: 13 P: 18	R: 0 H: 1 E: 0 LOB: 1 K: 0 BB: 0 S: 9 P: 16	R: 1 H: 1 E: 0 LOB: 1 K: 0 BB: 1 S: 11 P: 21	R: 0 H: 0 E: 0 LOB: 0 K: 2 BB: 0 S: 8 P: 15	R: 0 H: 0 E: 0 LOB: 0 K: 2 BB: 0 S: 9 P: 15	1B: 3 2B: 2 3B: 0 HR: 1	SF: 0 SAC: 0 DP: 0 HBP: 0			WP: 0 PB: 0 SB: 0 CS: 0	PA: 35		

PITCHER	IP	WLS	BF	H	R	ER	SO	BB	IBB	HBP	BLK	WP	HR	S	P	ERA	WHIP
51 Brady Singer, R (1, 1) ERA: 5.05	6.2	W	27	5	3	3	4	2	0	0	0	0	1	60	96	4.05	1.050
61 Angel Zerpa, L (7, 1) ERA: 6.75	0.1		2	1	0	0	0	0	0	0	0	0	0	4	8	0.00	3.000
41 Tucker Davidson, L (8, 1) ERA: 6.68	1.0		3	0	0	0	2	0	0	0	0	0	0	8	15	0.00	0.000
65 Dylan Coleman, R (9, 1) ERA: 10.05	1.0		3	0	0	0	2	0	0	0	0	0	0	9	15	0.00	0.000

PITCHER	IP	WLS	BF	H	R	ER	SO	BB	IBB	HBP	BLK	WP	HR	S	P	ERA	WHIP

BOTTOM

Kansas City Royals @ Boston Red Sox

Fenway Park, Boston, MA

Tue Aug 08 2023, 7:15 PM - 9:59 PM EDT

Att. 30,997 - Partly Cloudy - 78 F

livebaseballscorecards.com

AB	33
R	3
H	6
RBI	3
BB	2
SO	8
LOB	12

Batter	1	2	3	4	5	6	7	8	9	AB	R	H	RBI	BB	SO	LOB
11 Maikel Garcia, R (1, 10) OBP: 0.325, SLG: 0.379	F FF 97 B CU 79 B FF 96 S FF 96 B CU 80 S CU 81 3-3 ① K	C FF 95 D CU 82 D CU 82 X FF 97 2-1 ③ F9			B FC 87 F FF 94 B ST 84 F FF 95 B CU 80 B FF 95 4-2 19 CS 7 1B BB			S FF 96 B SI 95 B FC 93 S SI 96 F FF 97 X FF 94 2-2 7 G6-4-3 1B		3	0	1	0	1	1	2
7 Bobby Witt Jr., R (1, 6) OBP: 0.311, SLG: 0.474	B FC 88 B FF 97 S FF 96 B FF 95 F FF 96 B FF 95 4-2 19 G4-3 BB		F FF 95 B ST 84 S FC 89 X FF 95 1-2 ① F9		S FC 89 S FF 93 D FC 86 X FC 87 1-2 1-2 1B			F SI 95 X FC 93 0-1 ① ② G6-4-3 1-2f		3	0	1	0	1	0	1
19 Michael Massey, L (1, 4) OBP: 0.280, SLG: 0.378	B FF 94 C FF 94 F FC 87 B FF 95 1 SAFE X FF 94 2-2 ② G4-3 1-2		C CU 81 S FC 88 F FF 94 S CU 81 0-3 ② K2-3		B CU 79 S CU 80 2 SAFE B FF 95 F CU 80 F CU 79 1 SAFE F FC 88 F CU 80 2-3 C CU 82 ② ③ K 2-3			C FC 94 X FC 94 0-1 2B		4	0	1	0	0	2	3
13 Salvador Perez, R (1, 3) OBP: 0.292, SLG: 0.421	F FF 97 B FF 96 C CU 81 S ST 86 1-3 ③ K		X FC 88 0-0 ③ G6-3			C FF 94 F ST 80 S ST 82 0-3 ① K		X FC 93 0-0 ③ F9		4	0	0	0	0	2	2
1 MJ Melendez, L (1, 7) OBP: 0.300, SLG: 0.382		B FF 94 C CU 80 X FF 96 1-1 HR	F FF 94 B CU 84 S FC 88 X FF 96 1-2 HR			C ST 82 S ST 80 B FF 94 B CH 89 B CH 88 X ST 81 3-2 ② F7			C FC 93 B SL 85 S FC 94 S FC 94 1-3 ① K	4	2	2	2	0	1	0
34 Freddy Fermin, R (1, 2) OBP: 0.339, SLG: 0.542		C FC 89 F FF 95 B FC 88 B FF 96 C CU 80 2-3 ① K	X FC 86 0-0 ① G5-3			B FF 95 X SI 92 1-0 ③ F8			X FC 95 0-0 HR	4	1	1	1	0	1	0
6 Drew Waters, S (1, 9) OBP: 0.297, SLG: 0.405 14 Edward Olivares, R (9, PH) OBP: 0.304, SLG: 0.408 44 Dairon Blanco, R (9, PR) OBP: 0.293, SLG: 0.395		B CU 80 C CU 80 C FF 95 B FC 89 S FF 94 2-3 ② K	B CU 79 S CU 81 B FF 93 F FC 88 C CU 80 2-3 ② K				C SI 98 S FC 90 S SL 87 0-3 ① K		C FC 94 F FC 95 B FC 96 B SL 86 B FC 97 F FC 96 D SL 86 4-2 15 CS BB	3 0 0	0 0 0	0 0 0	0 1 0	0 0 0	3 0 0	0 0 0
15 Matt Duffy, R (1, 5) OBP: 0.314, SLG: 0.322		B FC 86 C FF 95 S CU 81 X FF 96 1-2 E3 28 2B	F FF 94 C FF 94 B CU 80 X FF 94 1-2 ③ L7				C SI 99 F SI 98 S SL 87 0-3 ② K		C FC 94 B FC 94 B FC 96 F FC 95 F FC 96 B SL 84 X FC 96 3-2 ② ③ G4-3 1-2	4	0	0	0	0	1	1
28 Kyle Isbel, L (1, 8) OBP: 0.254, SLG: 0.380		C FF 97 S CU 81 D FC 90 X FF 94 1-2 1-3 2B			C FF 94 F FF 93 S CU 79 0-3 ① K		B FC 89 C SI 98 F SI 98 B SL 87 F SL 86 X FF 99 2-2 ③ F7			3	0	1	0	0	1	0
Inning Stats	R: 0 E: 0 K: 2 S: 11 H: 0 LOB: 1 BB: 1 P: 21	R: 1 E: 1 K: 2 S: 16 H: 2 LOB: 2 BB: 0 P: 25	R: 0 E: 0 K: 1 S: 8 H: 0 LOB: 0 BB: 0 P: 9	R: 1 E: 0 K: 1 S: 10 H: 1 LOB: 0 BB: 0 P: 14	R: 0 E: 0 K: 2 S: 14 H: 1 LOB: 1 BB: 1 P: 21	R: 0 E: 0 K: 1 S: 7 H: 0 LOB: 0 BB: 0 P: 11	R: 0 E: 0 K: 2 S: 10 H: 0 LOB: 0 BB: 0 P: 12	R: 0 E: 0 K: 0 S: 9 H: 2 LOB: 1 BB: 0 P: 11	R: 1 E: 0 K: 1 S: 11 H: 1 LOB: 1 BB: 1 P: 19	1B: 2 2B: 2 3B: 0 HR: 3		SF: 0 SAC: 0 DP: 1 HBP: 0			WP: 0 PB: 0 SB: 0 CS: 2	PA: 35

PITCHER	IP	WLS	BF	H	R	ER	SO	BB	IBB	HBP	BLK	WP	HR	S	P	ERA	WHIP
37 Nick Pivetta, R (1, 1) ERA: 4.16	5.0	W	21	4	2	2	8	2	0	0	0	0	2	59	90	3.60	1.200
46 John Schreiber, R (6, 1) ERA: 3.42	1.0	H	3	0	0	0	1	0	0	0	0	0	0	7	11	0.00	0.000
25 Josh Winckowski, R (7, 1) ERA: 2.9	1.0	H	3	0	0	0	2	0	0	0	0	0	0	10	12	0.00	0.000
55 Chris Martin, R (8, 1) ERA: 1.45	1.0	H	4	2	0	0	0	0	0	0	0	0	0	9	11	0.00	2.000
74 Kenley Jansen, R (9, 1) ERA: 3.13	1.0	S	4	1	1	1	1	1	0	0	0	0	1	11	19	9.00	2.000

PITCHER	IP	WLS	BF	H	R	ER	SO	BB	IBB	HBP	BLK	WP	HR	S	P	ERA	WHIP

TOP

Kansas City Royals @ Boston Red Sox

Fenway Park, Boston, MA

Wed Aug 09 2023, 7:12 PM - 9:33 PM EDT

Att. 35,495 - Clear - 79 F

livebaseballscorecards.com

AB	32
R	3
H	7
RBI	3
BB	3
SO	12
LOB	9

Batter	1	2	3	4	5	6	7	8	9	AB	R	H	RBI	BB	SO	LOB
16 Jarren Duran, L (1, 8) (9, 7) OBP: 0.350, SLG: 0.498	C FF 91 F FC 86 X ST 80 0-2 F8		C FF 92 S CH 85 S CH 86 0-3 K 1-2		C FF 90 1 SAFE F FC 85 S CH 85 0-3 K			X ST 80 0-0 FC4-6 7 G4-3 1-2f		4	0	0	0	0	2	3
7 Masataka Yoshida, L (1, 7) OBP: 0.362, SLG: 0.477 18 Adam Duvall, R (9, 8) OBP: 0.308, SLG: 0.508	F FF 92 B CH 86 F FC 89 B CU 81 X FF 92 2-2 G6-3			F FC 87 B CH 85 X FC 88 1-1 99 2B 2B	C CH 86 1 SAFE F FC 88 X CU 80 0-2 G4-6-3 1-2f			1 SAFE X CH 85 0-0 G4-3 1-2		4 0	1 0	1 0	0 0	0 0	0 0	2 0
10 Trevor Story, R (1, 10)	F FF 92 T FF 92 B FF 92 S ST 81 1-3 K			S ST 80 S ST 82 D ST 81 X ST 82 1-2 G5-3		B FF 92 C FF 90 C SI 90 B ST 80 C FF 92 2-3 K		B ST 80 B ST 81 C FF 92 S ST 81 2-3 K		4	0	0	0	0	3	2
11 Rafael Devers, L (1, 5) OBP: 0.333, SLG: 0.513		C FF 92 C FC 87 F FC 88 X CH 86 0-2 G1-3		B FC 87 B FF 92 B FF 92 C FF 92 B FF 92 4-1 99 2B BB		B CH 87 F FC 88 X CH 86 1-1 F7				2	1	0	0	1	0	0
36 Triston Casas, L (1, 3) OBP: 0.353, SLG: 0.483		X FF 92 0-0 HR		C ST 81 B CH 87 B CH 86 X CH 86 2-1 F7		C ST 79 X CH 86 0-1 L6				3	1	1	1	0	0	2
99 Alex Verdugo, L (1, 9) OBP: 0.348, SLG: 0.430		B FF 92 X CH 86 1-0 G3		B FC 88 F FC 88 X CH 87 1-1 3 1B 1-H 2-H 2B			C FC 86 F ST 80 B CU 81 T CH 86 1-2 K			3	1	1	2	0	1	0
17 Luis Urías, R (1, 4) OBP: 0.306, SLG: 0.254		C FF 92 B CU 80 X ST 80 1-1 F7		B ST 82 D CU 80 C ST 80 B FF 91 C FF 91 X ST 80 3-2 CI			B FF 91 C SI 91 B SI 90 B ST 80 C FF 92 F FF 91 X FF 91 3-2 G6-3			2	0	0	0	0	0	0
3 Reese McGuire, L (1, 2) OBP: 0.304, SLG: 0.368			B ST 78 S FC 86 X ST 80 1-1 G6-3	X CH 86 0-0 1-3 2-H 1B			B FC 87 C FC 87 B FF 92 S FC 86 X FF 91 2-2 G4-3			3	0	1	1	0	0	0
19 Pablo Reyes, R (1, 6) OBP: 0.363, SLG: 0.417			B ST 78 X ST 79 1-0 16 CS 1B		B ST 79 X ST 77 1-0 7 G4-6-3 1B			F CU 78 C FF 90 B FF 91 F ST 80 X FF 90 1-2 16 FC4-6 1B		3	0	3	0	0	0	0
Inning Stats	R: 0 E: 0 K: 1 S: 9 H: 0 LOB: 0 BB: 0 P: 12	R: 1 E: 0 K: 0 S: 8 H: 1 LOB: 0 BB: 0 P: 10	R: 0 E: 0 K: 1 S: 6 H: 1 LOB: 1 BB: 0 P: 8	R: 3 E: 1 K: 0 S: 14 H: 3 LOB: 2 BB: 1 P: 26	R: 0 E: 0 K: 1 S: 7 H: 1 LOB: 0 BB: 0 P: 8	R: 0 E: 0 K: 1 S: 7 H: 0 LOB: 0 BB: 0 P: 10	R: 0 E: 0 K: 1 S: 10 H: 0 LOB: 0 BB: 0 P: 16	R: 0 E: 0 K: 1 S: 9 H: 1 LOB: 1 BB: 0 P: 12		1B: 4 2B: 3 3B: 0 HR: 1	SF: 0 SAC: 0 DP: 2 HBP: 0				WP: 0 PB: 0 SB: 0 CS: 1	PA: 30	

PITCHER	IP	WLS	BF	H	R	ER	SO	BB	IBB	HBP	BLK	WP	HR	S	P	ERA	WHIP
24 Jordan Lyles, R (1, 1) ERA: 6.13	8.0	L	30	7	4	4	6	1	0	0	0	0	1	70	102	4.50	1.000

PITCHER	IP	WLS	BF	H	R	ER	SO	BB	IBB	HBP	BLK	WP	HR	S	P	ERA	WHIP

BOTTOM

Kansas City Royals @ Boston Red Sox

Fenway Park, Boston, MA

Wed Aug 09 2023, 7:12 PM - 9:33 PM EDT

Att. 35,495 - Clear - 79 F

livebaseballscorecards.com

AB	28
R	4
H	7
RBI	4
BB	1
SO	6
LOB	9

Batter	1	2	3	4	5	6	7	8	9	AB	R	H	RBI	BB	SO	LOB
11 Maikel Garcia, R (1, 5) OBP: 0.327, SLG: 0.380	X FF 95 0-0 19 FC4-6 1B		C FF 94 X KC 82 0-1 7 FC4-6 1B		S KC 81 C FF 93 F FF 96 B FF 96 F KC 82 S KC 81 1-3 ③ K		S FC 91 D SI 98 D SI 97 B FC 90 C SI 97 S FC 89 3-3 ③ K			4	0	2	0	0	2	3
7 Bobby Witt Jr., R (1, 6) OBP: 0.310, SLG: 0.474	C FF 94 D KC 82 F FF 94 T FF 95 1-2 ① K		B CH 82 S CH 83 S FF 94 X FF 94 1-2 ③ FC4-6 1-2f			B FF 92 F FF 94 B CH 81 B FF 94 X FF 94 3-1 13 F9 2B		C FF 95 B FS 88 F FF 96 S FS 89 1-3 ① K		4	0	1	0	0	2	2
19 Michael Massey, L (1, 4) OBP: 0.279, SLG: 0.376	B KC 81 B FF 94 S FF 94 F FF 95 X FF 95 2-2 ② FC4-6 1-2f			C KC 80 B FF 93 B FF 91 F FF 94 F KC 82 F FC 83 F CH 81 B FF 94 F KC 82 3-2 X FF 95 1 G4-3 1B		B KC 80 L KC 81 D FC 87 C FF 94 X FF 94 2-2 ① L7		B FF 96 C FF 96 F FC 94 B FS 89 T FF 97 2-2 ② K		4	0	1	0	0	1	2
13 Salvador Perez, R (1, 3) OBP: 0.290, SLG: 0.417	F FF 95 B FF 95 S KC 83 F KC 83 F FF 95 X FF 96 1-2 ③ G3			B CH 83 B CH 82 X FF 94 2-0 ① L7		C ST 79 S ST 79 F ST 79 X FF 93 0-2 ② F9 2-3		X SI 95 0-0 ③ G6-3		4	0	0	0	0	0	3
1 MJ Melendez, L (1, 9) (7, 7) OBP: 0.300, SLG: 0.381		F FF 94 F FF 94 B KC 82 X KC 82 1-2 14 L9-3 1B		B CH 81 B FF 92 F FF 92 B FC 85 S KC 81 1 SAFE X KC 81 3-2 ② G4-3 1-2		S FF 93 S FF 93 B FF 94 X ST 80 1-2 ③ F8			C FC 93 B SL 82 F FC 94 B SI 96 T FC 95 2-2 ① K	4	0	1	0	0	1	2
34 Freddy Fermin, R (1, 2) OBP: 0.337, SLG: 0.535		F FF 93 B FF 95 S CH 83 D CH 83 X FF 95 2-2 ① L9		B FF 93 F FF 93 F FF 90 C KC 81 1-3 ③ K			X SI 97 0-0 27 BB 1B		B FC 95 C FC 94 F SL 84 X FC 95 1-2 ② F9	4	0	1	0	0	1	2
14 Edward Olivares, R (1, 10) OBP: 0.300, SLG: 0.402		B KC 79 D FF 94 C KC 80 B FF 95 F FF 94 X FF 93 3-2 ②③ L9-3 1-1			C FF 92 B FF 93 B CH 84 X FF 94 2-1 ① L8		B FC 89 B SI 97 X SI 96 2-0 ① F7		B FC 95 C FC 95 B SI 95 S FC 95 F FC 95 F FC 96 S FC 95 2-3 ③ K	4	0	0	0	0	1	2
0 Samad Taylor, R (1, 7) OBP: 0.283, SLG: 0.261 27 Matt Beaty, L (7, PH) OBP: 0.345, SLG: 0.385 17 Nelson Velázquez, R (7, PR) (7, 9) OBP: 0.313, SLG: 0.621			C FF 93 S CH 84 F FF 94 B FF 94 S KC 81 1-3 ① K		F FF 94 F FF 94 S KC 81 0-3 ② K		B SI 96 S FC 89 B FC 89 D SI 96 3-1 1-2 BB			2	0	0	0	0	2	0
										0	0	0	0	1	0	0
										0	0	0	0	0	0	0
44 Dairon Blanco, R (1, 8) OBP: 0.294, SLG: 0.418			S CH 83 B FF 94 S CH 84 B FF 94 S FC 84 2-3 ② K		B CH 83 B FF 94 B FF 95 C FF 94 X FF 94 3-1 3B		C SI 96 B FC 90 F FC 89 C SI 97 1-3 ② K			3	0	1	0	0	2	2

TOP

Kansas City Royals @ Boston Red Sox

Fenway Park, Boston, MA

Thu Aug 10 2023, 7:12 PM - 9:56 PM EDT

Att. 31,952 - Overcast - 77 F

livebaseballscorecards.com

AB	33
R	0
H	7
RBI	0
BB	1
SO	12
LOB	18

Inning Stats	1	2	3	4	5	6	7	8	9
	R: 0 E: 0 K: 1 S: 12 H: 1 LOB: 1 BB: 0 P: 16	R: 0 E: 0 K: 0 S: 9 H: 1 LOB: 0 BB: 0 P: 15	R: 0 E: 0 K: 2 S: 12 H: 1 LOB: 0 BB: 0 P: 16	R: 0 E: 0 K: 1 S: 14 H: 1 LOB: 1 BB: 0 P: 23	R: 0 E: 0 K: 2 S: 12 H: 1 LOB: 1 BB: 0 P: 18	R: 0 E: 0 K: 0 S: 12 H: 1 LOB: 1 BB: 0 P: 18	R: 0 E: 0 K: 2 S: 9 H: 1 LOB: 2 BB: 1 P: 18	R: 0 E: 0 K: 2 S: 7 H: 0 LOB: 0 BB: 0 P: 10	R: 0 E: 0 K: 2 S: 11 H: 0 LOB: 0 BB: 0 P: 16

| | | | | | | | | | |

Batter	1	2	3	4	5	6	7	8	9	AB	R	H	RBI	BB	SO	LOB
19 Pablo Reyes, R (1, 6) OBP: 0.368, SLG: 0.432	C FF 91 X CU 78 0-1 ① G5-3		F FF 95 F FF 96 X SL 90 0-2 1B		C ST 84 X ST 86 0-1 18 2B 2B		C FF 93 B FF 92 B CH 85 1 SAFE C ST 84 X ST 84 2-2 ② F8			4	1	2	0	0	0	1
11 Rafael Devers, L (1, 5) OBP: 0.333, SLG: 0.513	B FF 91 S FF 90 B CH 82 S FF 91 S FF 92 2-3 ② K		B CH 89 S SI 93 S FF 96 X SI 96 1-2 ③ F7		F FF 94 B FF 94 B FF 93 F FF 94 B FF 94 F FF 97 X CH 88 3-2 ② L8		F FF 94 F FF 93 X FF 92 0-2 1-3 2B			4	0	1	0	0	1	2
18 Adam Duvall, R (1, 8) OBP: 0.312, SLG: 0.514	X FF 90 0-0 1B			C ST 85 C ST 83 S ST 84 0-3 ① K	X ST 84 0-0 2-H 2B		D FF 94 B CU 81 S ST 86 B FF 93 X ST 85 3-1 ③ L7			4	0	2	1	0	1	2
36 Triston Casas, L (1, 3) OBP: 0.352, SLG: 0.480	S FC 87 B FC 87 F CU 79 F FF 93 B FC 87 S FC 87 2-3 ③ K			S CU 81 B FF 95 X CH 87 1-1 10 2B 99 SF7 1B	S CU 81 S CU 82 F ST 82 D CU 83 B FF 95 X CU 84 2-2 ③ F8			C CU 81 B CU 81 B ST 81 B CU 80 F FF 94 X FF 95 3-2 ① G6-3		4	1	1	0	0	1	2
10 Trevor Story, R (1, 10) OBP: 0.167, SLG: 0.182		B FF 89 B CH 80 B FF 89 C FF 89 X FF 90 3-1 ① P3		S ST 84 S ST 85 X FF 94 0-2 1-3 2B		B ST 83 B ST 83 B ST 85 B FF 92 4-0 16 CS BB		F FF 94 C ST 83 T ST 85 0-2 ② K		3	0	1	0	1	1	0
99 Alex Verdugo, L (1, 9) OBP: 0.345, SLG: 0.427		B FF 89 B FF 90 B FF 90 C FF 90 X FF 90 3-1 ② P6		F CU 81 X ST 85 0-1 ② SF7 3-H		D FF 92 C FF 93 X CH 86 1-1 ① F7		B FF 93 B CU 80 F FF 94 X FF 94 2-1 ③ L7		3	0	0	1	0	0	1
16 Jarren Duran, L (1, 7) OBP: 0.350, SLG: 0.495		B FC 86 B FF 90 B FF 90 C FF 91 X FF 90 3-1 ③ F7		S CU 81 S CU 82 B CH 89 B FF 96 D CU 84 F FF 96 F FF 97 D ST 88 4-2 BB		1 SAFE B FF 93 B FF 92 1 SAFE C FF 94 B CU 81 X FF 95 3-1 ② ③ F7 1-2				2	0	0	0	1	0	1
17 Luis Urías, R (1, 4) OBP: 0.295, SLG: 0.243			B FF 94 S SL 85 S SL 86 B FF 96 B SL 86 X SL 86 3-2 ① G1-3	B FF 94 D ST 86 C ST 84 T FF 96 C FF 97 2-3 ③ K			B ST 83 C FF 94 F FF 95 B ST 84 F ST 84 F FF 95 B ST 87 X FF 95 3-2 ① F8			3	0	0	0	0	1	2
3 Reese McGuire, L (1, 2) OBP: 0.305, SLG: 0.367			C SL 85 F SL 88 X SL 90 0-2 ② L4		X CU 80 0-0 ① G2-3		B FF 95 F CU 81 B CU 80 X CH 86 2-1 11 2B 1B			3	0	1	0	0	0	0
Inning Stats	R: 0 E: 0 K: 2 S: 10 H: 1 LOB: 1 BB: 0 P: 14	R: 0 E: 0 K: 0 S: 6 H: 0 LOB: 0 BB: 0 P: 15	R: 0 E: 0 K: 0 S: 12 H: 1 LOB: 1 BB: 0 P: 16	R: 1 E: 0 K: 2 S: 17 H: 2 LOB: 2 BB: 1 P: 24	R: 1 E: 0 K: 0 S: 12 H: 2 LOB: 1 BB: 0 P: 17	R: 0 E: 0 K: 0 S: 4 H: 0 LOB: 0 BB: 1 P: 12	R: 0 E: 0 K: 0 S: 15 H: 2 LOB: 2 BB: 0 P: 25	R: 0 E: 0 K: 1 S: 8 H: 0 LOB: 0 BB: 0 P: 13		1B: 4 2B: 4 3B: 0 HR: 0	SF: 1 SAC: 0 DP: 0 HBP: 0			WP: 0 PB: 0 SB: 0 CS: 1		PA: 33

PITCHER		IP	WLS	BF	H	R	ER	SO	BB	IBB	HBP	BLK	WP	HR	S	P	ERA	WHIP
53 Austin Cox, L ERA: 3.34	(1, 1)	2.0		7	1	0	0	2	0	0	0	0	0	0	16	29	0.00	0.500
54 Taylor Hearn, L ERA: 12.96	(3, 1)	1.0		4	1	0	0	0	0	0	0	0	0	0	12	16	0.00	1.000
67 Alec Marsh, R ERA: 6.27	(4, 1)	5.0	L	22	6	2	2	3	2	0	0	0	0	0	56	91	3.60	1.600

PITCHER	IP	WLS	BF	H	R	ER	SO	BB	IBB	HBP	BLK	WP	HR	S	P	ERA	WHIP

BOTTOM

Kansas City Royals @ Boston Red Sox

Fenway Park, Boston, MA

Thu Aug 10 2023, 7:12 PM - 9:56 PM EDT

Att. 31,952 - Overcast - 77 F

livebaseballscorecards.com

AB	30
R	2
H	8
RBI	2
BB	2
SO	5
LOB	11

Batter	1	2	3	4	5	6	7	8	9	AB	R	H	RBI	BB	SO	LOB
8 Matt Vierling, R (1, 8) (5, 7) OBP: 0.326, SLG: 0.387	C FF 95 X FF 96 0-1 ① G4-3			C FF 92 B CH 86 X CH 85 1-1 ① G5-3	B FF 92 F FC 90 S SL 79 S SL 80 1-3 ③ K			C FF 94 B CH 85 C FF 94 X CU 77 1-2 ① G5-3		4	0	0	0	0	1	2
77 Andy Ibáñez, R (1, 4) OBP: 0.278, SLG: 0.407 39 Zach McKinstry, L (6, PH) (6, 5) OBP: 0.305, SLG: 0.362	C FF 94 S SL 79 B FF 96 F SL 80 B FF 94 F SL 80 S SI 90 2-3 ② K			F SL 76 S FF 94 T FF 95 0-2 ② K		C FC 89 F FF 92 S CH 86 0-3 ① K2-3		B SL 90 S SL 89 F ST 81 B CU 78 F FF 96 B FF 96 X SL 90 3-2 ② F7		2 2	0 0	0 0	0 0	0 0	2 1	0 0
20 Spencer Torkelson, R (1, 3) OBP: 0.301, SLG: 0.398	B SL 79 B SL 76 F FF 95 B SL 78 C FF 93 F FF 95 S FF 94 3-3 ③ K			X FF 94 0-0 ③ F9		H SL 77 1-0 HBP		B CU 76 F FF 96 S CH 86 B FF 96 F CU 76 F SL 91 B CH 87 F FF 96 F CU 77 3-3 ③ K		3	0	0	0	0	2	0
34 Jake Rogers, R (1, 2) OBP: 0.286, SLG: 0.439		F SL 75 C CH 86 S SL 79 0-3 ① K2-3			T FF 94 S FF 94 B FF 96 B SL 81 S SL 80 2-3 ① K	B SI 91 X FF 90 1-0 ② F9			C CU 75 F FF 94 F CH 85 B CU 77 S CU 76 1-3 ① K	4	0	0	0	0	3	1
24 Miguel Cabrera, R (1, 10) OBP: 0.332, SLG: 0.332		B CH 84 C FF 94 C FF 93 B CH 88 C FF 95 2-3 ② K			C SL 75 X CH 87 0-1 ② G6-3	C SI 91 C SL 78 B FF 91 F SI 91 F SL 78 T FF 93 1-2 ③ K			F FF 96 F SL 88 B CU 78 C CH 84 1-3 ② K	4	0	0	0	0	3	1
30 Kerry Carpenter, L (1, 9) OBP: 0.338, SLG: 0.486		X SL 78 0-0 ③ F8			B SI 95 F SL 79 X SL 81 1-1 HR		B FF 95 S SL 90 F FF 96 X CU 79 1-2 ① G1-3		B FF 97 C FF 95 B SL 89 B CU 76 F FF 95 B SL 91 4-2 BB	3	1	1	1	1	0	0
28 Javier Báez, R (1, 6) OBP: 0.262, SLG: 0.320			B FF 93 C SL 77 C FF 93 S SL 81 1-3 ① K	B CH 89 C FF 96 S FF 96 F FF 96 H SL 83 2-2 59 BB 31 1B HBP			C CU 75 X SL 92 0-1 ② G5-3		F FF 94 D CH 84 S CH 85 S FF 95 1-3 ③ K	3	1	0	0	0	2	1
59 Zack Short, R (1, 5) (6, 4) OBP: 0.308, SLG: 0.373			B FF 94 T FF 94 F FF 95 X SL 80 1-2 ② G5-3	B SI 91 B FF 90 B SI 91 C FF 92 B SI 92 4-1 31 1B 1-2 BB			F FF 97 B FF 96 B SL 92 B CH 86 B FF 96 4-1 BB			1	0	0	0	2	0	0
13 Eric Haase, R (1, 7) OBP: 0.243, SLG: 0.276 31 Riley Greene, L (5, PH) (5, 8) OBP: 0.366, SLG: 0.474			C SL 77 B FF 94 X FF 94 1-1 ③ P4		B FC 91 X FC 90 1-0 1-2 2-H 1B		B SL 87 B CU 75 X SL 91 2-0 ③ F7			1 2	0 0	0 1	0 1	0 0	0 0	0 1
Inning Stats	R: 0 E: 0 K: 2 S: 11 H: 0 LOB: 0 BB: 0 P: 16	R: 0 E: 0 K: 2 S: 7 H: 0 LOB: 0 BB: 0 P: 9	R: 0 E: 0 K: 1 S: 8 H: 0 LOB: 0 BB: 0 P: 11	R: 0 E: 0 K: 1 S: 6 H: 0 LOB: 0 BB: 0 P: 7	R: 2 E: 0 K: 2 S: 15 H: 2 LOB: 2 BB: 1 P: 26	R: 0 E: 0 K: 2 S: 9 H: 0 LOB: 1 BB: 0 P: 12	R: 0 E: 0 K: 0 S: 7 H: 0 LOB: 1 BB: 1 P: 14	R: 0 E: 0 K: 1 S: 17 H: 0 LOB: 0 BB: 0 P: 24	R: 0 E: 0 K: 3 S: 12 H: 0 LOB: 1 BB: 1 P: 19	1B: 1 2B: 0 3B: 0 HR: 1 SF: 0 SAC: 0 DP: 0 HBP: 2						WP: 0 PB: 0 SB: 0 CS: 0 PA: 34	

TOP

Detroit Tigers @ Boston Red Sox

Fenway Park, Boston, MA

Fri Aug 11 2023, 7:12 PM - 9:46 PM EDT

Att. 32,647 - Clear - 80 F

livebaseballscorecards.com

AB	29
R	2
H	2
RBI	2
BB	3
SO	14
LOB	6

PITCHER		IP	WLS	BF	H	R	ER	SO	BB	IBB	HBP	BLK	WP	HR	S	P	ERA	WHIP
41 Chris Sale, L ERA: 4.52	(1, 1)	4.2		16	1	2	2	7	0	0	1	0	0	1	42	58	3.86	0.214
44 Kyle Barraclough, R ERA:	(5, 1)	1.1	W	7	1	0	0	3	1	0	1	0	0	0	14	23	0.00	1.500
72 Chris Murphy, L ERA: 2.94	(7, 1)	3.0	S	11	0	0	0	4	2	0	0	0	0	0	36	57	0.00	0.667

PITCHER	IP	WLS	BF	H	R	ER	SO	BB	IBB	HBP	BLK	WP	HR	S	P	ERA	WHIP

Batter	1	2	3	4	5	6	7	8	9	AB	R	H	RBI	BB	SO	LOB
30 Rob Refsnyder, R (1, 7) OBP: 0.384, SLG: 0.331 16 Jarren Duran, L (6, PH) (7, 7) OBP: 0.351, SLG: 0.494	F FF 95 X FF 96 0-1 E6 11 1B 7 FC6-4		C CH 84 D CH 85 S FF 96 D SL 92 C CH 84 2-3 ① K 1-2 B SL 86 B FF 95 F FF 94 S CH 84 B FF 96 F FF 97 F SI 96 X SL 90 3-2 ③ G5-3		B SL 86 B FF 95 C FF 95 B CH 87 F FF 95 B CH 87 4-2 1-2 2-3 BB		B SI 90 T SL 81 F SL 81 S SL 81 1-3 ③ K		3 1 0 0 0 1 1 1 0 0 0 1 1 1						
11 Rafael Devers, L (1, 5) OBP: 0.332, SLG: 0.511	B SI 95 F SI 95 1 SAFE C SI 95 X SL 91 1-2 7 FC6-4 1-3 1B		B SL 90 C SI 97 X SI 97 1-1 ② G1-3 2-3		L SL 84 B SL 85 X SL 86 1-1 ① P3	B SL 86 F CH 88 C FF 95 X SL 87 1-2 ③ L8				4 0 1 0 0 0 4						
18 Adam Duvall, R (1, 8) OBP: 0.320, SLG: 0.511	B CH 85 B FF 97 C FF 96 F CH 84 S FF 97 2-3 ① K		B CH 86 S CH 86 C FF 96 D KC 80 B CH 86 F CH 85 B FF 98 4-2 BB		B FF 94 F SL 85 B CH 83 D KC 82 C FF 95 F FF 97 D KC 76 4-2 7 G6-3 BB		C FF 93 B SI 91 B SL 85 F FF 92 B ST 83 B ST 82 4-2 BB			1 0 0 0 3 1 2						
7 Masataka Yoshida, L (1, 10) OBP: 0.359, SLG: 0.472	X SI 96 0-0 ② FC6-4 1-2f 3-H		C SI 97 B SL 90 X SI 96 1-1 ③ G3-1		X SI 95 0-0 ② ③ G6-3 1-2f		C FF 95 F FF 94 F FF 94 B ST 82 S FF 95 1-3 ① K			4 0 0 1 0 1 5						
10 Trevor Story, R (1, 6) OBP: 0.250, SLG: 0.267	C FF 96 C KC 78 X FF 98 0-2 ③ G4-3			F FF 96 F KC 76 X CH 86 0-2 99 FC3-6 1B		S SL 86 X FF 95 0-1 19 L8 99 S 12 1B 1B	C SL 88 X ST 82 0-1 ② L8			4 1 2 0 0 0 2						
99 Alex Verdugo, L (1, 9) OBP: 0.344, SLG: 0.425		C FF 97 C SL 87 B SL 90 X SI 98 1-2 19 G6-4-3 1B		C SL 88 F SI 94 B SL 89 B SL 89 F SI 96 B FF 97 X SI 96 3-2 ① FC3-6 19 1B 36 HR 1-2f		L SL 88 D SL 87 C SI 95 B SL 88 F FF 96 F FF 96 B KC 77 S SL 88 3-3 ① K 1-2	B SL 81 B SL 80 C SL 80 B SL 80 C SL 80 X SL 81 3-2 ③ F9			4 1 1 0 0 1 3						
19 Pablo Reyes, R (1, 4) OBP: 0.374, SLG: 0.435		B CH 85 B FF 97 X FF 96 2-0 ① ② G6-4-3 1-2f		B FF 94 D CH 84 X FF 94 2-0 36 HR 1-3 1B		C FF 95 D SL 86 C FF 95 X FF 95 1-2 ② L8 2-3		B SL 79 C SL 82 F SL 80 B SL 81 F FF 90 X SL 82 2-2 1B		4 1 2 0 0 0 2						
36 Triston Casas, L (1, 3) OBP: 0.353, SLG: 0.488		B SL 88 S SL 90 B SI 99 X SI 99 2-1 ③ G5-3		B SL 90 X SL 88 1-0 1-H 3-H HR		0-0 16 BB 12 1B IBB		C SL 80 B SL 81 F SL 82 B SL 81 S SL 80 2-3 ① K		3 1 1 3 1 1 1						
12 Connor Wong, R (1, 2) OBP: 0.298, SLG: 0.389			B SL 88 C SL 88 S FF 96 B KC 79 X FF 97 2-2 11 G1-3 30 S 1B	X FF 96 0-0 ② F8		D SL 86 C FF 95 X SL 87 1-1 16 BB 1-2 3-H 1B		D SL 81 B FF 89 B SL 80 C SL 81 F SL 81 F SL 82 F SL 81 F FF 88 T SL 82 3-2 ② K		4 0 2 1 0 1 1						
Inning Stats	R: 1 H: 1 E: 1 LOB: 1 K: 1 BB: 0 S: 12 P: 15	R: 0 H: 1 E: 0 LOB: 0 K: 0 BB: 0 S: 6 P: 11	R: 0 H: 1 E: 0 LOB: 2 K: 1 BB: 1 S: 13 P: 23	R: 3 H: 3 E: 0 LOB: 0 K: 0 BB: 0 S: 15 P: 24	R: 0 H: 0 E: 0 LOB: 0 K: 0 BB: 1 S: 6 P: 11	R: 1 H: 2 E: 0 LOB: 3 K: 1 BB: 2 S: 17 P: 27	R: 0 H: 0 E: 0 LOB: 1 K: 1 BB: 1 S: 11 P: 19	R: 0 H: 1 E: 0 LOB: 1 K: 3 BB: 0 S: 16 P: 24		1B: 8 SF: 0 2B: 0 SAC: 0 3B: 0 DP: 2 HR: 1 HBP: 0				WP: 0 PA: 37 PB: 0 SB: 2 CS: 0		

PITCHER		IP	WLS	BF	H	R	ER	SO	BB	IBB	HBP	BLK	WP	HR	S	P	ERA	WHIP
29 Tarik Skubal, L ERA: 4.18	(1, 1)	5.1	L	24	7	5	4	3	2	0	0	0	0	1	59	94	6.75	1.688
19 Will Vest, R ERA: 2.67	(6, 1)	0.2		5	1	0	0	0	1	1	0	0	0	0	10	17	0.00	3.000
52 Brendan White, R ERA: 5.34	(7, 1)	0.2		3	0	0	0	1	1	0	0	0	0	0	8	13	0.00	1.500
65 Andrew Vasquez, L ERA: 2.16	(7, 1)	1.1		5	1	0	0	3	0	0	0	0	0	0	19	30	0.00	0.750

PITCHER	IP	WLS	BF	H	R	ER	SO	BB	IBB	HBP	BLK	WP	HR	S	P	ERA	WHIP

BOTTOM

Detroit Tigers @ Boston Red Sox

Fenway Park, Boston, MA

Fri Aug 11 2023, 7:12 PM - 9:46 PM EDT

Att. 32,647 - Clear - 80 F

livebaseballscorecards.com

AB	32
R	5
H	9
RBI	5
BB	5
SO	7
LOB	22

Detroit Tigers @ Boston Red Sox

Fenway Park, Boston, MA

Sat Aug 12 2023, 4:14 PM - 7:16 PM EDT

Att. 35,927 - Partly Cloudy - 80 F

livebaseballscorecards.com

TOP

Batter	1	2	3	4	5	6	7	8	9	AB	R	H	RBI	BB	SO	LOB
60 Akil Baddoo, L (1, 7) OBP: 0.306, SLG: 0.347	B FF 96 F FF 95 C SI 94 B FC 90 S CH 86 2-3 ① K		B FC 89 X CH 84 1-0 31 1B 1-2 1B		C CH 84 X FF 97 0-1 31 1B 8 FC6-4 1B		C CH 88 F FF 94 B FF 92 C ST 82 1-3 ② K		C SL 77 X FF 91 0-1 ③ F8	5	1	2	0	0	2	0
31 Riley Greene, L (1, 10) OBP: 0.367, SLG: 0.474	C SL 84 S SL 83 B SI 95 F FF 95 B CH 87 X CH 86 2-2 ② F9		C CH 85 B FC 90 B CH 85 F SI 96 X SL 85 2-2 8 G4-6-3 1-2 2-H 1B		B SI 97 F FF 97 B SI 96 F CH 86 F CH 87 F FF 96 1 SAFE X SI 95 2-2 8 FC6-4 1-3 1B		B FF 95 C ST 83 F FF 94 B ST 83 F CH 89 F FF 95 C FF 94 2-3 ③ K			4	0	2	1	0	1	0
8 Matt Vierling, R (1, 8) OBP: 0.322, SLG: 0.383	C FF 95 B CH 85 X SI 94 1-1 ③ G6-3		B SI 96 F CH 86 2 SAFE C SI 96 B SI 94 F SL 88 B FF 95 F CH 85 F SI 96 3-2 ② ③ G4-6-3 1-2f		X SI 94 0-0 ② FC6-4 1-2f 3-H			C FF 91 X SL 78 0-1 ① P5		4	0	0	1	0	0	3
30 Kerry Carpenter, L (1, 9) OBP: 0.341, SLG: 0.510		C SI 94 B FF 94 X SL 82 1-1 HR		X FF 95 0-0 ① G3-1	B SI 90 F SI 90 B CU 78 X SI 91 2-1 ③ G5-3			B SI 92 B FF 90 F FC 89 X FF 92 2-1 HR		4	2	2	2	0	0	1
20 Spencer Torkelson, R (1, 3) OBP: 0.307, SLG: 0.413		C SI 95 X SI 93 0-1 39 G4-6-3 1B		C SL 84 B SI 95 B FF 95 X SI 94 2-1 77 FC6-4 1B		C CU 77 S SI 90 B SI 91 B CU 78 B CU 78 X SI 90 3-2 HR		B SL 78 B SI 92 B FF 92 C FF 92 X SI 92 3-1 2B		4	1	4	1	0	0	0
39 Zach McKinstry, L (1, 6) (9, 5) OBP: 0.302, SLG: 0.358		S CH 84 F SI 95 X FF 96 0-2 ① ② G4-6-3 1-2f		T SI 95 F FC 89 B FF 94 S CH 86 1-3 ② K		C CU 78 B CU 78 B CU 78 C SI 91 B CU 80 C SI 91 3-3 ① K		C FC 88 B FC 89 B SI 92 B SL 77 X FF 90 3-1 ② G5-3		4	0	0	0	0	2	3
77 Andy Ibáñez, R (1, 4) OBP: 0.274, SLG: 0.401		B FF 95 F SI 93 B FF 94 F SL 83 C SI 95 2-3 ③ K		B SI 95 C SI 95 X SL 85 1-1 ③ FC6-4 1-2f		F SI 95 S SL 83 B SL 83 S SL 82 1-3 ② K		C SL 78 T FF 90 B SL 78 F SL 77 B FF 90 F FF 92 X SL 78 2-2 ③ F8		4	0	0	0	0	2	2
9 Nick Maton, L (1, 5) OBP: 0.293, SLG: 0.311 59 Zack Short, R (9, 6) OBP: 0.308, SLG: 0.373			C FF 95 F FF 94 B FF 94 B FC 89 F SI 94 X SI 95 2-2 60 1B 31 1B 1B		B CH 84 S CH 83 F FF 95 B SL 86 B CH 85 S CH 84 3-3 ① K		C SI 95 B SL 83 C SL 82 S SL 82 1-3 ③ K		B SI 90 S FC 88 B SL 77 C FC 88 B SL 78 X FF 90 3-2 ① G4-3	4 0	1 0	1 0	0 0	0 0	2 0	0 0
13 Eric Haase, R (1, 2) OBP: 0.243, SLG: 0.287			S SI 95 S SL 85 B SI 93 B SL 86 S CH 85 2-3 ① K		C SI 95 B SL 86 C SL 83 B FF 93 F CH 85 F SI 96 F SI 93 X FC 88 2-2 HR		F SI 94 B FF 95 B ST 81 F SI 93 B ST 82 S ST 82 3-3 ① K		C FF 90 B SL 76 S SL 78 B SL 76 F FF 90 F SI 91 B SL 76 X SI 90 3-2 ② G6-3	4	1	1	1	0	2	1
Inning Stats	R: 0 E: 0 K: 1 S: 9 H: 0 LOB: 0 BB: 0 P: 14	R: 1 E: 0 K: 1 S: 10 H: 2 LOB: 0 BB: 0 P: 13	R: 1 E: 0 K: 1 S: 17 H: 3 LOB: 1 BB: 0 P: 27	R: 0 E: 0 K: 1 S: 8 H: 1 LOB: 1 BB: 0 P: 12	R: 2 E: 0 K: 1 S: 19 H: 3 LOB: 1 BB: 0 P: 28	R: 1 E: 0 K: 3 S: 12 H: 1 LOB: 0 BB: 0 P: 20	R: 0 E: 0 K: 3 S: 11 H: 0 LOB: 0 BB: 0 P: 17	R: 1 E: 0 K: 0 S: 13 H: 2 LOB: 1 BB: 0 P: 23	R: 0 E: 0 K: 0 S: 10 H: 0 LOB: 0 BB: 0 P: 16	1B: 7 2B: 1 3B: 0 HR: 4	SF: 0 SAC: 0 DP: 2 HBP: 0					

	AB	37
	R	6
	H	12
	RBI	6
	BB	0
	SO	11
	LOB	10

WP: 0 PB: 0 SB: 0 CS: 0 PA: 37

PITCHER		IP	WLS	BF	H	R	ER	SO	BB	IBB	HBP	BLK	WP	HR	S	P	ERA	WHIP
66 Brayan Bello, R ERA: 3.81	(1, 1)	4.2	L	21	9	4	4	5	0	0	0	0	0	2	61	90	7.71	1.929
83 Brennan Bernardino, L ERA: 2.79	(5, 1)	0.2		3	1	1	1	1	0	0	0	0	0	1	8	16	13.50	1.500
68 Mauricio Llovera, R ERA: 6.55	(6, 1)	0.2		2	0	0	0	2	0	0	0	0	0	0	6	8	0.00	0.000
46 John Schreiber, R ERA: 3.2	(7, 1)	1.0		3	0	0	0	3	0	0	0	0	0	0	11	17	0.00	0.000
44 Kyle Barraclough, R ERA: 2.7	(8, 1)	2.0		8	2	1	1	0	0	0	0	0	0	1	23	39	4.50	1.000

PITCHER		IP	WLS	BF	H	R	ER	SO	BB	IBB	HBP	BLK	WP	HR	S	P	ERA	WHIP

BOTTOM

Detroit Tigers @ Boston Red Sox

Fenway Park, Boston, MA

Sat Aug 12 2023, 4:14 PM - 7:16 PM EDT

Att. 35,927 - Partly Cloudy - 80 F

livebaseballscorecards.com

Batter	1	2	3	4	5	6	7	8	9	AB	R	H	RBI	BB	SO	LOB
99 Alex Verdugo, L (1, 9) OBP: 0.340, SLG: 0.420	G4-3		P6		L4-3		F8		G4-6-3	5	0	0	0	0	0	3
7 Masataka Yoshida, L (1, 7) OBP: 0.358, SLG: 0.470	G1-3		L4					P5		4	0	1	0	0	0	0
2 Justin Turner, R (1, 10) OBP: 0.354, SLG: 0.481	F9					F7		HR		4	2	2	1	0	0	1
11 Rafael Devers, L (1, 5) OBP: 0.335, SLG: 0.512		BB		G3						3	0	2	0	1	0	1
36 Triston Casas, L (1, 3) OBP: 0.352, SLG: 0.485		L8		F9		F8				4	0	1	0	0	0	4
19 Pablo Reyes, R (1, 6) OBP: 0.369, SLG: 0.421		BB		E5		G5-3		FC6-4		3	0	0	0	1	0	4
16 Jarren Duran, L (1, 8) OBP: 0.349, SLG: 0.491		F7		L6			G6-3	P6		2	0	0	0	0	0	3
30 Rob Refsnyder, R (7, PH) OBP: 0.382, SLG: 0.329 (8, 8)										1	0	0	0	0	0	0
18 Adam Duvall, R (8, PH) OBP: 0.319, SLG: 0.508 (9, 8)										1	0	0	0	0	0	2
3 Reese McGuire, L (1, 2) OBP: 0.311, SLG: 0.379		L9			K		2B		12 FC6-4 1B	4	0	2	0	0	1	2
17 Luis Urías, R (1, 4) OBP: 0.297, SLG: 0.237			P6				G5-3		FC6-4 99 G4-6-3	2	0	0	0	1	0	1
12 Connor Wong, R (9, PH) OBP: 0.297, SLG: 0.387										1	0	0	0	0	0	1

	AB	34
	R	2
	H	8
	RBI	1
	BB	3
	SO	1
	LOB	22

Inning Stats	1	2	3	4	5	6	7	8	9
	R: 0 H: 0 E: 0 LOB: 0 K: 0 BB: 0 S: 7 P: 12	R: 0 H: 0 E: 0 LOB: 2 K: 0 BB: 2 S: 14 P: 25	R: 0 H: 0 E: 0 LOB: 0 K: 0 BB: 0 S: 6 P: 10	R: 1 H: 1 E: 1 LOB: 1 K: 0 BB: 0 S: 15 P: 20	R: 0 H: 0 E: 0 LOB: 0 K: 1 BB: 1 S: 11 P: 16	R: 0 H: 2 E: 0 LOB: 2 K: 0 BB: 0 S: 13 P: 20	R: 0 H: 1 E: 0 LOB: 1 K: 0 BB: 0 S: 8 P: 11	R: 1 H: 3 E: 0 LOB: 2 K: 0 BB: 0 S: 18 P: 29	R: 0 H: 1 E: 0 LOB: 0 K: 0 BB: 0 S: 7 P: 10

	1B: 6	SF: 0	WP: 0	PA: 37
	2B: 2	SAC: 0	PB: 0	
	3B: 0	DP: 2	SB: 0	
	HR: 1	HBP: 0	CS: 0	

PITCHER		IP	WLS	BF	H	R	ER	SO	BB	IBB	HBP	BLK	WP	HR	S	P	ERA	WHIP
25 Matt Manning, R ERA: 4.6	(1, 1)	5.1	W	21	2	1	0	1	3	0	0	0	0	0	58	90	0.00	0.938
87 Tyler Holton, L ERA: 1.81	(6, 1)	0.2		3	1	0	0	0	0	0	0	0	0	0	8	13	0.00	1.500
4 Beau Brieske, R ERA: 2.51	(7, 1)	1.1		8	4	1	1	0	0	0	0	0	0	1	21	33	6.75	3.000
68 Jason Foley, R ERA: 2.09	(8, 1)	1.2	S	5	1	0	0	0	0	0	0	0	0	0	12	17	0.00	0.600

PITCHER	IP	WLS	BF	H	R	ER	SO	BB	IBB	HBP	BLK	WP	HR	S	P	ERA	WHIP

Batter	1	2	3	4	5	6	7	8	9	AB	R	H	RBI	BB	SO	LOB
60 Akil Baddoo, L (1, 7) OBP: 0.305, SLG: 0.359	X FF 93 0-0 P6		B FF 92 S FF 93 B FS 83 F FF 94 F ST 82 F FF 94 B SL 83 F FF 94 F FC 88 3-2 X KC 80 F7		X FF 94 0-0 HR			F FC 93 F FS 88 B FF 96 X FS 89 1-2 G3		4	1	1	1	0	0	0
31 Riley Greene, L (1, 8) OBP: 0.369, SLG: 0.478	C FF 93 S FC 90 B KC 82 X KC 80 1-2 1B		B KC 80 C FF 94 B FC 89 C FC 87 F FF 94 F FF 94 B ST 83 S FC 90 3-3 K		F SI 90 B CU 78 B CU 76 X SI 91 2-1 G6-3			F FF 96 B FC 93 F FS 89 F FF 95 B FC 92 F FC 94 F FF 97 F FS 90 F FC 94 2-2 X FF 88 2B		4	0	2	0	0	1	0
8 Matt Vierling, R (1, 5) OBP: 0.321, SLG: 0.381	B FF 93 C FC 87 F FF 93 F ST 82 X FC 89 1-2 F8		C KC 79 B FC 87 X SL 82 1-1 F7			C SI 96 C SI 96 X SI 96 0-2 E4 30 F9 20 G6-3		X SI 94 0-0 30 2B 1B		4	1	1	0	0	0	1
30 Kerry Carpenter, L (1, 9) OBP: 0.343, SLG: 0.512	B FF 94 F FF 94 D FS 83 C FF 93 B ST 83 X FF 94 3-2 F8			B FF 93 B FF 93 B FF 92 B FF 91 4-0 BB		X SI 96 0-0 F9 2-3		B FC 95 B FF 96 X FF 96 2-0 1-3 2B		3	0	1	0	1	0	2
20 Spencer Torkelson, R (1, 3) OBP: 0.306, SLG: 0.410		B ST 82 B FC 88 C FC 88 S KC 78 F FF 93 F ST 82 H FF 94 3-2 39 1B 24 G6-3 HBP		D KC 79 X FC 86 1-0 P2		C SI 96 S CH 84 B SI 97 X CH 84 1-2 G6-3 3-H		B FC 94 X FC 93 1-0 G6-3		3	1	0	1	0	0	3
39 Zach McKinstry, L (1, 4) (7, 6) OBP: 0.304, SLG: 0.360		C FC 90 X FC 88 0-1 1-3 1B		C KC 76 F FF 92 F FF 94 D FS 82 X FF 93 1-2 F8		B CH 84 B SI 97 B SI 96 C SI 95 F SI 95 S SI 97 3-3 K			F FC 93 B SI 94 X FC 94 1-1 34 BLK 34 D 1B	4	0	2	0	0	1	1
24 Miguel Cabrera, R (1, 10) OBP: 0.327, SLG: 0.326		B FF 91 X FC 89 1-0 G6-3 3-H		X KC 78 0-0 F8			X SI 94 0-0 P3		S FC 93 B FC 94 X FC 93 1-1 F8	4	0	0	1	0	0	3
59 Zack Short, R (1, 6) OBP: 0.305, SLG: 0.369 40 Isan Díaz, L (7, PH) (7, 4) OBP: 0.130, SLG: 0.048		X FF 93 0-0 P4		C FF 92 X KC 79 0-1 L8			B SI 94 C CH 83 S CH 84 F CH 85 C SI 96 1-3 K	X FC 94 0-0 P3		2 2	0 0	0 0	0 0	0 0	0 1	1 1
34 Jake Rogers, R (1, 2) OBP: 0.282, SLG: 0.431		D KC 79 B FC 88 X FC 88 2-0 G5-3		B FC 88 C FC 87 B ST 83 S ST 82 F FF 93 S ST 83 2-3 K			C SI 96 F ST 81 B ST 83 C SI 96 1-3 K	B FC 95 F FC 94 B SL 85 S FC 96 X FC 96 2-2 P2 1-3		4	0	0	0	0	2	2
Inning Stats	R: 0 E: 0 K: 0 S: 11 H: 1 LOB: 1 BB: 0 P: 16	R: 1 E: 0 K: 0 S: 9 H: 1 LOB: 1 BB: 0 P: 15	R: 0 E: 0 K: 1 S: 14 H: 0 LOB: 0 BB: 0 P: 21	R: 0 E: 0 K: 0 S: 6 H: 0 LOB: 1 BB: 1 P: 12	R: 1 E: 0 K: 1 S: 9 H: 1 LOB: 0 BB: 0 P: 13	R: 1 E: 1 K: 1 S: 10 H: 0 LOB: 0 BB: 0 P: 14	R: 0 E: 0 K: 2 S: 8 H: 0 LOB: 0 BB: 0 P: 10	R: 0 E: 0 K: 0 S: 14 H: 3 LOB: 2 BB: 0 P: 20	R: 0 E: 0 K: 0 S: 8 H: 1 LOB: 1 BB: 0 P: 12	1B: 4 2B: 2 3B: 0 HR: 1 SF: 0 SAC: 0 DP: 0 HBP: 1						

PITCHER		IP	WLS	BF	H	R	ER	SO	BB	IBB	HBP	BLK	WP	HR	S	P	ERA	WHIP
50 Kutter Crawford, R ERA: 3.8	(1, 1)	4.2		19	3	2	2	2	1	0	1	0	0	1	47	73	3.86	0.857
83 Brennan Bernardino, L ERA: 2.77	(5, 1)	0.1		1	0	0	0	0	0	0	0	0	0	0	2	4	0.00	0.000
22 Garrett Whitlock, R ERA: 5.03	(6, 1)	2.0	W	7	0	1	0	3	0	0	0	0	0	0	18	24	0.00	0.000
55 Chris Martin, R ERA: 1.37	(8, 1)	1.0	H	5	3	0	0	0	0	0	0	0	0	0	14	20	0.00	3.000
74 Kenley Jansen, R ERA: 2.97	(9, 1)	1.0	S	4	1	0	0	0	0	0	0	1	0	0	8	12	0.00	1.000

PITCHER	IP	WLS	BF	H	R	ER	SO	BB	IBB	HBP	BLK	WP	HR	S	P	ERA	WHIP

TOP

Detroit Tigers @ Boston Red Sox

Fenway Park, Boston, MA

Sun Aug 13 2023, 12:06 PM - 2:36 PM EDT

Att. 35,145 - Partly Cloudy - 82 F

livebaseballscorecards.com

AB	34
R	3
H	7
RBI	3
BB	1
SO	5
LOB	14

WP: 0 PA: 36
PB: 0
SB: 0
CS: 0

Batter	1	2	3	4	5	6	7	8	9	AB	R	H	RBI	BB	SO	LOB
30 Rob Refsnyder, R (1, 8) (8, 7) OBP: 0.378, SLG: 0.325	C FF 90 C FF 92 F FF 92 B FF 91 S FF 92 1-3 K ①		C FC 86 B CH 83 C CH 83 X FF 92 1-2 L7 ① C FF 91 B FC 87 B FC 86 X CH 84 2-1 1-2 1B			C FF 96 B SL 85 X FF 96 1-1 P4 ②		C FF 95 F FF 96 S ST 83 0-3 K ②		5	0	1	0	0	2	0
2 Justin Turner, R (1, 10) OBP: 0.354, SLG: 0.488	F FF 92 B FC 90 F FF 93 F SI 92 T FF 92 1-2 K ②		C CH 83 F FF 92 X CH 85 0-2 HR	C FC 91 B FC 92 F FF 92 S FF 92 1-3 K ③		C SL 85 X FF 96 0-1 10 2B 1B		B FF 93 F FF 94 B SL 87 X FF 95 2-1 F8 ③		5	1	2	1	0	2	2
10 Trevor Story, R (1, 6) OBP: 0.400, SLG: 0.579	X FF 92 0-0 2B		C FF 93 S FF 92 X FF 93 0-2 7 S 18 1B		C FF 90 S CH 84 B FF 92 X FF 92 1-2 7 1B 18 HR 2B	C SL 84 X SL 85 0-1 1-3 2B				4	2	4	0	0	0	0
7 Masataka Yoshida, L (1, 7) OBP: 0.357, SLG: 0.468 16 Jarren Duran, L (8, 8) OBP: 0.349, SLG: 0.491	C FF 91 B FF 92 B FF 92 S SL 82 X SI 92 2-2 G1-3 ③		T FF 92 B SL 84 F SL 83 S SI 91 1-3 K ② 1-3		S SL 84 B SL 85 C CH 89 X SI 91 1-2 18 HR 2-3 1B	X FC 91 0-0 G4-3 ③				4 0	1 0	1 0	0 0	0 0	1 0	4 0
18 Adam Duvall, R (1, 9) OBP: 0.322, SLG: 0.524		X FF 90 0-0 P5 ① C FF 91 C FF 91 B SI 92 B FF 92 B CH 82 X FF 93 3-2 F8 ②	B FC 91 C CH 85 F FF 94 B FC 89 B SI 93 X FF 94 3-2 3-H 1B S FF 92 B FC 87 S FC 89 S CH 85 1-3 K ③		X FF 91 0-0 1-H 3-H HR X FF 92 0-0 L9 ①		C SI 96 C KC 86 B KC 87 B KC 88 C SI 96 2-3 C KC 86 S KC 87 X KC 87 0-2 G5-3 ②		4 4	1 0	2 0	4 0	0 0	1 1	0 1
36 Triston Casas, L (1, 3) OBP: 0.354, SLG: 0.482		F FF 93 B SL 85 B SL 85 B SL 83 D FF 94 4-1 12 3B BB	F SL 82 B SI 90 C FF 91 B SL 84 X SI 92 2-2 G4-3 ① C SL 85 F FF 93 C SI 92 0-3			C KC 86 F CH 88 B KC 88 B CH 89 B FF 95 B KC 88 4-2 BB				2	1	0	0	2	1	0
12 Connor Wong, R (1, 2) OBP: 0.296, SLG: 0.393		B FF 92 F FF 92 B FC 89 X FF 92 2-1 1-H 3B	X CH 83 0-0 B1-3 ② C FC 88 F CH 85 C FF 92 0-3				C SI 96 B SI 95 F KC 87 X KC 88 1-2 F9 ③			4	0	1	1	0	1	1
17 Luis Urías, R (1, 5) OBP: 0.295, SLG: 0.238		B CH 86 F FF 92 F FF 93 C FC 89 1-3 K ③	B FC 88 S CH 85 B FF 92 X FF 92 2-1 30 1B 1B			X FF 96 0-0 P3 ①		C FF 94 C SL 88 F ST 83 B ST 83 F FF 94 B FF 95 X SL 87 2-2 G5-3 ①		4	0	1	0	0	1	1
Inning Stats	R: 0 E: 0 K: 2 S: 12 H: 1 LOB: 1 BB: 0 P: 16	R: 1 E: 0 K: 1 S: 10 H: 1 LOB: 1 BB: 1 P: 20	R: 2 E: 0 K: 2 S: 18 H: 3 LOB: 1 BB: 0 P: 24	R: 0 E: 0 K: 1 S: 11 H: 2 LOB: 2 BB: 0 P: 18	R: 3 E: 0 K: 2 S: 14 H: 3 LOB: 0 BB: 0 P: 16	R: 0 E: 0 K: 0 S: 8 H: 2 LOB: 2 BB: 0 P: 9	R: 0 E: 0 K: 1 S: 11 H: 0 LOB: 1 BB: 1 P: 18	R: 0 E: 0 K: 1 S: 10 H: 0 LOB: 0 BB: 0 P: 14		1B: 6 2B: 3 3B: 1 HR: 2	SF: 0 SAC: 0 DP: 0 HBP: 0		WP: 0 PB: 0 SB: 2 CS: 0	PA: 38	

PITCHER		IP	WLS	BF	H	R	ER	SO	BB	IBB	HBP	BLK	WP	HR	S	P	ERA	WHIP
57 Eduardo Rodriguez, L ERA: 3.13	(1, 1)	5.0	L	26	10	6	6	8	1	0	0	0	0	2	65	94	10.80	2.200
67 José Cisnero, R ERA: 3.8	(6, 1)	1.0		5	2	0	0	0	0	0	0	0	0	0	8	9	0.00	2.000
55 Alex Lange, R ERA: 3.91	(7, 1)	1.0		4	0	0	0	1	1	0	0	0	0	0	11	18	0.00	1.000
52 Brendan White, R ERA: 5.16	(8, 1)	1.0		3	0	0	0	1	0	0	0	0	0	0	10	14	0.00	0.000

PITCHER	IP	WLS	BF	H	R	ER	SO	BB	IBB	HBP	BLK	WP	HR	S	P	ERA	WHIP
P3	1.0		4	2	0	0	0	0	0	0	0	0	0	11	15	0.00	2.000
G5-3	1.0		4	0	0	0	1	0	0	0	0	0	0	7	11	0.00	0.000

BOTTOM

Detroit Tigers @ Boston Red Sox

Fenway Park, Boston, MA

Sun Aug 13 2023, 12:06 PM - 2:36 PM EDT

Att. 35,145 - Partly Cloudy - 82 F

livebaseballscorecards.com

AB	36
R	6
H	12
RBI	6
BB	2
SO	10
LOB	9

Boston Red Sox @ Washington Nationals

Nationals Park, Washington, DC

Tue Aug 15 2023, 7:08 PM - 10:04 PM EDT

Att. 23,516 - Partly Cloudy - 81 F

livebaseballscorecards.com

Batter	1	2	3	4	5	6	7	8	9	AB	R	H	RBI	BB	SO	LOB
99 Alex Verdugo, L (1, 9) OBP: 0.338, SLG: 0.425	B SI 93 C SI 92 F FC 88 X SL 86 1-2 HR		C SI 93 B SI 92 F FC 87 F SI 94 F CU 81 B CU 82 S FC 88 2-3 ① K 1-2	B FF 93 B FF 93 B FF 93 X FF 92 3-0 ①② SF8-6-4 1-2 2-3 3-H			C FF 93 B SL 84 X FF 94 1-1 ① G3-1		B FF 97 B FS 87 F FF 96 T FF 97 X FF 98 2-2 ③ G6-3	4	1	1	2	0	1	1
2 Justin Turner, R (1, 10) OBP: 0.351, SLG: 0.483	B FF 94 C SL 87 B CU 83 X FC 87 2-1 ① G6-3		B SI 92 S SI 92 X SI 92 1-1 ② L9	C FF 93 S CH 87 B CH 89 F FF 94 F FF 95 B FF 95 B CH 89 F FF 93 F SL 84 3-3 ③ K 3-H			B FF 94 X FF 94 1-0 ② L9			4	0	0	0	0	1	1
11 Rafael Devers, L (1, 5) OBP: 0.337, SLG: 0.509	S CU 83 B CU 83 F FC 90 F CU 82 B FF 95 F FF 94 B CH 89 F CU 82 F FC 89 4-2 B ST 82 BB		B FC 88 2 SAFE F FC 90 B CH 88 B CH 88 2 SAFE S FC 90 B FC 89 4-2 10 BB 36 1B BB		B FF 92 B SL 82 X SL 83 2-0 ① G4-3		B CH 85 X FF 95 1-0 ③ G1-3			2	1	0	0	2	0	0
10 Trevor Story, R (1, 6) OBP: 0.375, SLG: 0.500	B SI 94 S SI 93 B CU 82 C SL 86 F SI 93 F CU 84 X SL 86 2-2 ② P2		S CU 83 D CU 84 B CU 83 F SI 94 B CU 84 B ST 84 4-2 36 1B 1-2 2-3 BB		C SL 82 B CH 88 X SL 83 1-1 ② F8			F SL 89 B FF 98 B FF 98 F SL 88 F FF 99 T FF 98 2-2 ① K		3	0	0	0	1	1	1
36 Triston Casas, L (1, 3) OBP: 0.355, SLG: 0.482	B FC 88 C SI 95 S CU 83 B CU 83 D CU 83 S FC 88 3-3 ③ K		F FC 90 B FC 89 C FF 94 B CU 83 B CU 83 X FC 90 3-2 1-3 2-H 3-H 1B		B SL 82 X FF 92 1-0 ③ P2			S CH 91 B CH 91 X SL 89 1-1 1B		4	0	2	2	0	1	1
18 Adam Duvall, R (1, 8) OBP: 0.316, SLG: 0.513		F SL 85 B CU 80 B FF 93 F FF 92 S CU 82 2-3 ① K	F FF 94 C SI 93 D CU 83 B SL 87 X FF 94 2-2 ③ F8			C SI 96 F SI 98 B SL 88 F SL 88 X SI 97 1-2 ① P6		X SL 90 0-0 ② P6		4	0	0	0	0	1	3
16 Jarren Duran, L (1, 7) OBP: 0.348, SLG: 0.488		B SI 93 F FF 92 F CU 81 S CU 82 1-3 ② K		X SI 91 0-0 19 2B 99 SF8-6-4 1B		X CH 91 0-0 ② G2-3		S FF 99 F FF 98 S CH 91 0-3 ③ K		4	1	1	0	0	2	1
19 Pablo Reyes, R (1, 4) OBP: 0.360, SLG: 0.417		C SL 86 X ST 81 0-1 ③ L7		B FF 92 1 SAFE C FF 91 F SI 92 1 SAFE B SI 91 X CU 81 2-2 99 SF8-6-4 2 WP 1-3 2B		X SL 90 0-0 3 FC4-6 1B			F FF 97 X SL 84 0-1 ① F8	4	1	2	0	0	0	0
3 Reese McGuire, L (1, 2) OBP: 0.311, SLG: 0.378 12 Connor Wong, R (9, 2) OBP: 0.296, SLG: 0.393			F FC 88 X FC 88 0-1 10 BB 99 S 36 1B 1B	F FF 93 0-1 CI 99 SF8-6-4		1 SAFE D CH 90 X CH 90 1-0 ③ FC4-6 1-2f			F FF 97 F FF 98 F FF 98 B FS 89 F FS 89 S FS 89 1-3 ② K	3 0	1 0	1 0	0 0	0 0	1 0	1 0
Inning Stats	R: 1 E: 0 K: 1 S: 19 H: 1 LOB: 1 BB: 1 P: 31	R: 0 E: 0 K: 2 S: 8 H: 0 LOB: 0 BB: 0 P: 11	R: 2 E: 0 K: 1 S: 19 H: 2 LOB: 2 BB: 2 P: 35	R: 2 E: 1 K: 1 S: 13 H: 2 LOB: 0 BB: 0 P: 21	R: 0 E: 0 K: 0 S: 4 H: 0 LOB: 0 BB: 0 P: 8	R: 0 E: 0 K: 0 S: 7 H: 1 LOB: 1 BB: 0 P: 9	R: 0 E: 0 K: 0 S: 4 H: 0 LOB: 0 BB: 0 P: 7	R: 0 E: 0 K: 2 S: 10 H: 1 LOB: 1 BB: 0 P: 13	R: 0 E: 0 K: 1 S: 10 H: 0 LOB: 0 BB: 0 P: 13	1B: 5 2B: 2 3B: 0 HR: 1 SF: 1 SAC: 0 DP: 1 HBP: 0						

TOP	
AB	32
R	5
H	7
RBI	4
BB	3
SO	8
LOB	9

WP: 1 PB: 0 SB: 1 CS: 0	PA: 37																			

PITCHER		IP	WLS	BF	H	R	ER	SO	BB	IBB	HBP	BLK	WP	HR	S	P	ERA	WHIP
40 Josiah Gray, R ERA: 3.96	(1, 1)	3.0	L	17	5	5	5	4	3	0	0	0	0	1	50	83	15.00	2.667
61 Robert Garcia, L ERA: 2.08	(4, 1)	2.0		6	0	0	0	1	0	0	0	0	1	0	13	23	0.00	0.000
57 Andrés Machado, R ERA: 6.26	(6, 1)	1.0		4	1	0	0	0	0	0	0	0	0	0	7	9	0.00	1.000
Jose Ferrer, L ERA: 3.57	(7, 1)	1.0		3	0	0	0	0	0	0	0	0	0	0	4	7	0.00	0.000
51 Jordan Weems, R ERA: 2.41	(8, 1)	1.0		4	1	0	0	2	0	0	0	0	0	0	10	13	0.00	1.000

PITCHER		IP	WLS	BF	H	R	ER	SO	BB	IBB	HBP	BLK	WP	HR	S	P	ERA	WHIP
73 Hunter Harvey, R ERA: 3.05	(9, 1)	1.0		3	0	0	0	1	0	0	0	0	0	0	10	13	0.00	0.000

BOTTOM

Boston Red Sox @ Washington Nationals

Nationals Park, Washington, DC

Tue Aug 15 2023, 7:08 PM - 10:04 PM EDT

Att. 23,516 - Partly Cloudy - 81 F

livebaseballscorecards.com

Batter	1	2	3	4	5	6	7	8	9	AB	R	H	RBI	BB	SO	LOB
5 CJ Abrams, L (1, 6) OBP: 0.308, SLG: 0.412	B FF 95 C FF 94 F FC 90 B CU 82 F FF 96 B FC 89 B CU 80 4-2 28 S BB		B FF 95 C CU 80 D FC 89 S CU 80 S FF 95 2-3 ① K	C FF 96 S FF 95 B CU 79 X FF 96 1-2 1B			F FC 92 F FC 92 F FF 96 B FS 89 X FC 93 1-2 ② G3			3	0	1	0	1	1	1
28 Lane Thomas, R (1, 8) OBP: 0.328, SLG: 0.479	F FF 95 B FC 88 B FF 96 B CU 79 F FF 96 C FF 97 3-3 ① K 1-2		F FF 93 B FF 96 F CU 80 B CU 80 F FF 96 B FF 94 1 SAFE B CU 80 4-2 45 BB 20 2B 1-2 BB	C FC 87 F FF 94 S FC 90 0-3 ③ K			F FC 92 X FF 95 0-1 ③ F9			3	1	0	0	1	2	2
45 Joey Meneses, R (1, 10) OBP: 0.325, SLG: 0.414	F CU 80 T FF 96 F FF 96 D CU 81 B FF 96 F ST 84 F FF 96 F CU 79 S CU 80 2-3 ② K2-3		B FF 95 B CU 79 T FF 96 B FF 96 B FF 94 4-1 20 2B 36 2B 1-2 2-3 BB		C FC 86 F SL 84 X FF 96 0-2 ① F6			C SI 98 S FC 90 F FC 88 F SI 97 X SL 86 0-2 ① G5-3		3	1	0	0	1	1	1
20 Keibert Ruiz, S (1, 2) OBP: 0.311, SLG: 0.409	C FF 97 F FF 97 D CU 81 X FF 96 1-2 ③ P1		D CU 80 C CU 79 X CU 80 1-1 36 2B 1-3 2-H 3-H 2B		B CU 76 B SI 91 C SI 91 F SI 90 X CU 78 2-2 ② P6			C FC 89 B SI 98 B FC 89 F FF 97 F SL 86 F SI 97 X FC 89 2-2 ② P4		4	1	1	2	0	0	1
22 Dominic Smith, L (1, 3) OBP: 0.341, SLG: 0.350 6 Michael Chavis, R (8, PR) OBP: 0.315, SLG: 0.338 (9, 3)		C FF 95 F FF 96 X CU 79 0-2 2B	F FF 95 F FC 88 S FF 96 0-3 ② K		B SI 91 F SI 91 C SI 91 F CU 78 B CU 78 F CU 79 X SI 90 2-2 ③ G1-3			B FC 89 B CH 93 F FC 90 C SI 98 B FC 87 F FC 88 X SI 97 3-2 2B		4 0	0 0	2 0	0 0	0 0	1 0	2 0
36 Stone Garrett, R (1, 9) OBP: 0.343, SLG: 0.429		S CU 79 C FF 96 X FF 96 0-2 ① P3	X FF 96 0-0 2-H 3-H 2B			F SI 94 F ST 81 B ST 82 B ST 82 B SI 94 S SI 93 3-3 ① K		X FC 90 0-0 ③ G5-3		4	0	1	2	0	1	2
39 Jake Alu, L (1, 4) OBP: 0.273, SLG: 0.314		F FC 88 T FF 96 F CU 81 F FF 96 S CU 80 0-3 ② K	B CU 79 B CU 78 F FF 96 C FF 96 X FF 95 2-2 ③ G4-3			F ST 82 B FF 94 X CH 87 1-1 ② G6-3			C FC 93 F FC 93 S FC 94 0-3 ① K	4	0	0	0	0	2	2
14 Ildemaro Vargas, S (1, 5) OBP: 0.279, SLG: 0.395		X CU 80 0-0 ③ G2-3		C FF 94 B FC 90 X FC 89 1-1 ① G3		C SI 94 F CH 88 B ST 82 S FF 93 1-3 ③ K			X FC 94 0-0 ② B4	4	0	0	0	0	1	1
29 Blake Rutherford, L (1, 7) OBP: 0.167, SLG: 0.130			C FF 94 X FF 95 0-1 45 BB 28 BB 20 2B 1B	C FF 94 B FC 87 T FC 88 C FF 95 1-3 ② K			F FC 92 F FF 95 S FS 87 0-3 ① K		X FC 93 0-0 ③ F7	4	1	1	0	0	2	0

Inning Stats	1	2	3	4	5	6	7	8	9
	R: 0 E: 0 K: 2 S: 16 H: 0 LOB: 1 BB: 1 P: 26	R: 0 E: 0 K: 1 S: 12 H: 1 LOB: 1 BB: 0 P: 12	R: 4 E: 0 K: 2 S: 18 H: 3 LOB: 1 BB: 2 P: 31	R: 0 E: 0 K: 2 S: 11 H: 1 LOB: 1 BB: 0 P: 14	R: 0 E: 0 K: 0 S: 11 H: 0 LOB: 0 BB: 0 P: 15	R: 0 E: 0 K: 2 S: 8 H: 0 LOB: 0 BB: 0 P: 13	R: 0 E: 0 K: 1 S: 9 H: 0 LOB: 0 BB: 0 P: 10	R: 0 E: 0 K: 0 S: 15 H: 1 LOB: 1 BB: 0 P: 20	R: 0 E: 0 K: 1 S: 5 H: 0 LOB: 0 BB: 0 P: 5

AB	33
R	4
H	6
RBI	4
BB	3
SO	11
LOB	12

1B: 2	SF: 0	WP: 0	PA: 36
2B: 4	SAC: 0	PB: 0	
3B: 0	DP: 0	SB: 1	
HR: 0	HBP: 0	CS: 0	

PITCHER		IP	WLS	BF	H	R	ER	SO	BB	IBB	HBP	BLK	WP	HR	S	P	ERA	WHIP
37 Nick Pivetta, R ERA: 4.34	(1, 1)	4.1		21	5	4	4	7	3	0	0	0	0	0	60	86	8.31	1.846
83 Brennan Bernardino, L ERA: 2.72	(5, 1)	0.2		2	0	0	0	0	0	0	0	0	0	0	8	12	0.00	0.000
46 John Schreiber, R ERA: 3.08	(6, 1)	1.0	W	3	0	0	0	2	0	0	0	0	0	0	8	13	0.00	0.000
55 Chris Martin, R ERA: 1.34	(7, 1)	1.0	H	3	0	0	0	1	0	0	0	0	0	0	9	10	0.00	0.000
25 Josh Winckowski, R ERA: 2.81	(8, 1)	1.0	H	4	1	0	0	0	0	0	0	0	0	0	15	20	0.00	1.000

PITCHER		IP	WLS	BF	H	R	ER	SO	BB	IBB	HBP	BLK	WP	HR	S	P	ERA	WHIP
74 Kenley Jansen, R ERA: 2.9	(9, 1)	1.0	S	3	0	0	0	1	0	0	0	0	0	0	5	5	0.00	0.000

Boston Red Sox @ Washington Nationals

Nationals Park, Washington, DC

Wed Aug 16 2023, 7:06 PM - 9:37 PM EDT

Att. 26,507 - Cloudy - 83 F

TOP

livebaseballscorecards.com

Batter	1	2	3	4	5	6	7	8	9	AB	R	H	RBI	BB	SO	LOB
30 Rob Refsnyder, R (1, 7) (8, 8) OBP: 0.370, SLG: 0.317	C FF 96 C FF 96 X CU 83 0-2 F9			C FF 96 B FF 95 F CH 85 B FF 96 T FF 95 2-2 K		X FF 95 0-0 G6-4-3 1-2f		B FF 96 F CH 87 B FF 96 F FF 96 S FF 96 2-3 K		4	0	0	0	0	2	2
2 Justin Turner, R (1, 10) OBP: 0.353, SLG: 0.482	C FF 96 F FF 97 B FF 96 S SL 90 1-3 K			B FF 96 X SL 90 1-0 11 FC5-6 1B			C FF 94 B FF 94 B FF 93 F FF 93 F CU 84 B CU 83 F CU 80 B FF 94 4-2 11 FC4-6 BB		B FF 97 C FF 96 B FF 97 F FF 98 F FF 97 F FF 97 F FS 90 X FF 98 2-2 G4-3	3	0	1	0	1	1	0
11 Rafael Devers, L (1, 5) OBP: 0.336, SLG: 0.506	S SL 90 X SL 86 0-1 P5			D SL 87 S FF 95 X SL 90 1-1 FC5-6 1-2f			S SL 88 D SL 90 B SL 88 B FF 94 X SL 88 3-1 FC4-6 10 G6-4-3 1-2f		C FS 90 B FS 92 B FF 97 B FF 96 B FF 98 4-1 10 G6-3 BB	3	0	0	0	1	0	2
10 Trevor Story, R (1, 6) OBP: 0.321, SLG: 0.423		F FF 95 X CH 87 0-1 G1-3		C FF 94 B FF 96 S CU 83 1 SAFE S CU 85 1-3 K			B CH 86 B SL 89 X SL 88 2-0 G6-4-3 1-2f		C FF 97 F FF 96 B FF 97 X FS 90 1-2 G6-3 1-2	4	0	0	0	0	1	3
18 Adam Duvall, R (1, 8) OBP: 0.313, SLG: 0.508 7 Masataka Yoshida, L (8, PH) (8, 7) OBP: 0.355, SLG: 0.466		F FF 94 C FF 95 B SL 90 F CU 85 T CH 87 1-2 K			F CU 80 B CU 83 T CH 86 B FF 95 F FF 95 X FF 96 2-2 F8			C FF 96 B FF 92 B CH 87 X SL 88 2-1 F8	F FF 97 X FF 97 0-1 G3-1	2 2	0 0	0 0	0 0	0 0	1 0	0 1
99 Alex Verdugo, L (1, 9) OBP: 0.338, SLG: 0.425		B FF 96 C FF 95 C FF 96 X SL 90 1-2 G3			X FF 97 0-0 F7			X FF 97 0-0 19 HR 1B		3	1	1	0	0	0	0
19 Pablo Reyes, R (1, 4) OBP: 0.360, SLG: 0.443			C FF 96 B FF 96 B FF 95 F FF 96 X SL 89 2-2 G6-3		F FF 95 F FF 96 C FF 96 0-3 K			B FF 98 B SL 86 C SL 89 X FF 96 2-1 1-H HR		3	1	1	2	0	1	0
36 Triston Casas, L (1, 3) OBP: 0.355, SLG: 0.481			S FF 95 B SL 91 F SL 90 B FF 97 X FF 96 2-2 F7			C SL 89 F ST 85 B SL 86 T SL 89 1-2 K		B FF 95 X FF 95 1-0 1B		3	0	1	0	0	1	0
12 Connor Wong, R (1, 2) OBP: 0.297, SLG: 0.390			B CU 82 B FF 96 S FF 95 F FF 96 S CU 85 2-3 K			C CU 82 B FF 95 C FF 95 B SL 90 B FF 95 F FF 94 B FF 93 4-2 30 G6-4-3 BB		C FF 96 S FF 97 S FF 95 0-3 K	2	0	0	0	1	2	1
Inning Stats	R: 0 E: 0 K: 1 S: 8 H: 0 LOB: 0 BB: 0 P: 9	R: 0 E: 0 K: 1 S: 9 H: 0 LOB: 0 BB: 0 P: 11	R: 0 E: 0 K: 1 S: 9 H: 0 LOB: 0 BB: 0 P: 15	R: 0 E: 0 K: 2 S: 9 H: 1 LOB: 1 BB: 0 P: 14	R: 0 E: 0 K: 1 S: 8 H: 0 LOB: 0 BB: 0 P: 10	R: 0 E: 0 K: 1 S: 7 H: 0 LOB: 0 BB: 1 P: 12	R: 0 E: 0 K: 0 S: 7 H: 0 LOB: 0 BB: 1 P: 16	R: 2 E: 0 K: 2 S: 12 H: 3 LOB: 1 BB: 0 P: 19	R: 0 E: 0 K: 0 S: 12 H: 0 LOB: 1 BB: 1 P: 19	1B: 3 2B: 0 3B: 0 HR: 1 SF: 0 SAC: 0 DP: 2 HBP: 0						

	AB	29
	R	2
	H	4
	RBI	2
	BB	3
	SO	9
	LOB	9

WP: 0 PB: 0 SB: 0 CS: 0 PA: 32

PITCHER		IP	WLS	BF	H	R	ER	SO	BB	IBB	HBP	BLK	WP	HR	S	P	ERA	WHIP
1 MacKenzie Gore, L ERA: 4.38	(1, 1)	6.1		21	1	0	0	7	2	0	0	0	0	0	56	84	0.00	0.474
51 Jordan Weems, R ERA: 2.82	(7, 1)	1.0	B	4	2	2	2	0	0	0	0	0	0	1	6	12	18.00	2.000
Jose Ferrer, L ERA: 3.44	(8, 1)	0.2	W	3	1	0	0	2	0	0	0	0	0	0	7	10	0.00	1.500
67 Kyle Finnegan, R ERA: 2.6	(9, 1)	1.0		4	0	0	0	0	1	0	0	0	0	0	12	19	0.00	1.000

PITCHER	IP	WLS	BF	H	R	ER	SO	BB	IBB	HBP	BLK	WP	HR	S	P	ERA	WHIP

Batter	1	2	3	4	5	6	7	8	9	AB	R	H	RBI	BB	SO	LOB
5 CJ Abrams, L (1, 6) OBP: 0.305, SLG: 0.408	F FF 94 F FC 85 B FF 95 F KC 83 X FC 86 1-2 ① G3		C KC 81 S FF 95 B FC 88 S KC 81 1-3 ② K2-3		C FF 96 F FC 86 B FC 85 B FF 96 B FC 85 X FC 85 3-2 ① FC3-6 28 28 S FC6-4-5 1-2f		F ST 81 F FF 93 X ST 81 0-2 ③ G1-3			4	0	0	0	0	1	2
28 Lane Thomas, R (1, 9) OBP: 0.329, SLG: 0.479	F FF 94 X FF 95 0-1 ② G3		B KC 79 B CH 84 B FF 96 X FF 94 3-0 45 1B 1B		B FF 96 B KC 82 X FF 95 2-0 ② FC6-4-5 1-3			C SI 94 X SI 94 0-1 45 HBP 20 HR 1B		4	1	2	0	0	0	1
45 Joey Meneses, R (1, 10) OBP: 0.329, SLG: 0.418	B KC 81 F FC 85 S FF 95 X FF 96 1-2 2B		B FF 95 B FF 95 X KC 80 2-0 20 FC6-4 1-3 1B		B CH 84 F FF 96 S KC 84 B FF 97 1 SAFE X KC 83 2-2 ③ F9			C SI 92 S ST 80 H SI 93 1-2 20 HR 1-2 HBP		3	1	2	0	0	0	1
20 Keibert Ruiz, S (1, 2) OBP: 0.310, SLG: 0.416	C FF 94 S KC 82 D KC 82 X FF 96 1-2 ③ P3		C KC 81 X FF 95 0-1 ③ FC6-4 1-2f			X FF 96 0-0 ① P4		C SI 94 X CH 83 0-1 1-H 2-H HR		4	1	1	3	0	0	3
36 Stone Garrett, R (1, 7) OBP: 0.346, SLG: 0.458		F FF 95 B CH 86 F FF 95 B FF 96 B FC 86 F FF 96 S KC 82 3-3 ① K		S KC 82 F FF 96 X FC 87 0-2 HR		C FF 96 X FF 96 0-1 ② G6-3		B SI 94 B ST 81 X SI 94 2-0 HR		4	2	2	2	0	1	0
22 Dominic Smith, L (1, 3) OBP: 0.338, SLG: 0.346		B KC 80 F FF 94 F FF 96 B FC 86 X FF 96 2-2 ② G6-3		S FF 96 C FF 96 X FF 96 0-2 ① G3		C FC 87 B KC 83 C FF 97 B FF 97 F FC 87 F FF 96 X KC 83 2-2 ③ G4-3		B SI 94 B ST 80 X CH 83 2-0 ① G3-1		4	0	0	0	0	0	0
14 Ildemaro Vargas, S (1, 5) OBP: 0.278, SLG: 0.391		X FF 96 0-0 ③ F9		C FF 96 X FF 96 0-1 ② P3			C ST 80 F FF 93 X FF 92 0-2 6 FC1-6 1B	C SI 93 B CH 83 F CH 83 X SI 94 1-2 ② G3-1		4	0	1	0	0	0	0
6 Michael Chavis, R (1, 4) OBP: 0.312, SLG: 0.375			B FF 94 F FF 95 F FF 95 X KC 82 1-2 HR	T FF 96 F FF 97 F KC 85 S FF 98 0-3 ③ K			S SI 92 C SI 91 X ST 81 0-2 ① FC1-6 1-2f	B ST 81 F SI 93 S CH 83 F CH 85 F ST 81 F ST 80 B CH 82 C SI 95 2-3 ③ K		4	1	1	1	0	2	1
17 Alex Call, R (1, 8) OBP: 0.304, SLG: 0.296			C FF 94 F FC 86 B KC 82 F FF 96 B CH 87 X FF 96 2-2 ① P3		F FF 96 B FF 96 B FF 96 B KC 82 B FF 95 4-1 5 FC3-6 BB		C ST 80 B ST 80 C FF 92 B FF 92 X SI 94 2-2 ② F8			2	0	0	0	1	0	1
Inning Stats	R: 0 H: 1 E: 0 LOB: 1 K: 0 BB: 0 S: 12 P: 15	R: 0 H: 0 E: 0 LOB: 0 K: 1 BB: 0 S: 8 P: 13	R: 1 H: 3 E: 0 LOB: 2 K: 1 BB: 0 S: 14 P: 23	R: 1 H: 1 E: 0 LOB: 0 K: 1 BB: 0 S: 12 P: 12	R: 0 H: 0 E: 0 LOB: 1 K: 0 BB: 1 S: 8 P: 19	R: 0 H: 0 E: 0 LOB: 0 K: 0 BB: 0 S: 8 P: 10	R: 0 H: 1 E: 0 LOB: 1 K: 0 BB: 0 S: 12 P: 14	R: 4 H: 3 E: 0 LOB: 0 K: 1 BB: 0 S: 17 P: 25		1B: 4 SF: 0 2B: 1 SAC: 0 3B: 0 DP: 0 HR: 4 HBP: 1					WP: 0 PA: 35 PB: 0 SB: 1 CS: 0	

BOTTOM

Boston Red Sox @ Washington Nationals

Nationals Park, Washington, DC

Wed Aug 16 2023, 7:06 PM - 9:37 PM EDT

Att. 26,507 - Cloudy - 83 F

livebaseballscorecards.com

AB	33
R	6
H	9
RBI	6
BB	1
SO	4
LOB	9

PITCHER		IP	WLS	BF	H	R	ER	SO	BB	IBB	HBP	BLK	WP	HR	S	P	ERA	WHIP
65 James Paxton, L ERA: 3.34	(1, 1)	6.0		24	5	2	2	3	1	0	0	0	0	2	62	92	3.00	1.000
46 John Schreiber, R ERA: 2.96	(7, 1)	1.0		4	1	0	0	0	0	0	0	0	0	0	12	14	0.00	1.000
22 Garrett Whitlock, R ERA: 5.6	(8, 1)	1.0	L	7	3	4	4	1	0	0	1	0	0	2	17	25	36.00	3.000

PITCHER	IP	WLS	BF	H	R	ER	SO	BB	IBB	HBP	BLK	WP	HR	S	P	ERA	WHIP

Boston Red Sox @ Washington Nationals

Nationals Park, Washington, DC

Thu Aug 17 2023, 4:05 PM - 6:55 PM EDT

Att. 25,445 - Partly Cloudy - 90 F

livebaseballscorecards.com

TOP

Batter	1	2	3	4	5	6	7	8	9	AB	R	H	RBI	BB	SO	LOB
30 Rob Refsnyder, R (1, 8) OBP: 0.373, SLG: 0.318 3 Reese McGuire, L (9, PH) OBP: 0.309, SLG: 0.375	X FF 91 0-0 11 FC4-6 1B		C SI 92 D SL 82 X SL 82 1-1 ② L8			B SI 91 X SL 79 1-0 ① F8	C CH 88 B CH 88 B CH 86 C FF 94 B SL 84 B FF 93 4-2 11 HR BB		X FF 97 0-0 ① G6-3	3 1	1 0	1 0	0 0	1 0	0 0	1 2
11 Rafael Devers, L (1, 5) OBP: 0.335, SLG: 0.509	B SL 81 D SL 81 F SL 80 B FF 93 X SL 82 3-1 ① FC4-6 10 G6-4-3 1-2f		C FF 93 X SL 82 0-1 ③ P5			B SL 80 F FF 91 C FF 93 B SL 84 B SL 83 C SI 94 3-3 ② K	X SL 83 0-0 1-H HR		D FS 90 F FF 98 F FS 90 B FF 98 T FF 98 2-2 ② K	5	1	1	2	0	2	4
10 Trevor Story, R (1, 10) OBP: 0.273, SLG: 0.355	X FF 92 0-0 ② ③ G6-4-3 1-2f			F FF 91 F SL 82 B SL 84 S SL 83 1-3 ① K		X SI 93 0-0 ③ G5-3	B SI 97 B SI 96 C SL 90 S SL 89 F SL 89 S FF 98 2-3 ③ K		X FF 97 0-0 ③ L4	5	0	0	0	0	2	3
18 Adam Duvall, R (1, 9) OBP: 0.312, SLG: 0.503		X FF 91 0-0 ① F9		T FF 92 F FF 92 B FF 94 B SL 84 B SL 84 F SI 93 X SI 93 3-2 ② P6			B FF 93 C FF 92 X CH 87 1-1 36 BB 19 1B 17 HR 1B	B FF 97 B FF 98 C FF 97 F FF 98 S FF 99 2-3 ① K		4	1	1	0	0	1	0
7 Masataka Yoshida, L (1, 7) OBP: 0.356, SLG: 0.466		B FF 91 C FF 90 B SL 82 S SL 82 C SI 93 2-3 ② K		B SL 82 S SL 81 S SL 80 B SL 82 F SL 81 X SI 93 2-2 19 FC5-4 1B			B SL 81 S FF 93 F FF 93 B FF 95 C FF 94 2-3 ① K	C FF 98 X FF 99 0-1 1B		4	0	2	0	0	2	1
19 Pablo Reyes, R (1, 6) OBP: 0.356, SLG: 0.436		B SL 80 C SL 80 B SI 93 B FF 92 F SI 92 X SI 93 3-2 ③ G5-3		D SI 93 B SI 93 C SI 93 B SL 82 X SI 93 3-1 ③ FC5-4 1-2f			X CH 87 0-0 36 BB 17 HR 1-2 1B	C SL 85 B FF 99 S FF 98 X FF 99 1-2 ② P2		4	1	1	0	0	0	2
36 Triston Casas, L (1, 3) OBP: 0.357, SLG: 0.488			B SL 80 B FF 91 S SL 81 X FF 93 2-1 HR		B FF 92 S SL 81 S SL 80 F SL 82 B SL 82 F SL 82 B SL 81 C SL 81 3-3 ① K		B SL 83 B SL 85 D FF 93 C FF 93 C FF 93 B FF 95 4-2 17 HR 1-2 2-3 BB	C FS 89 B FF 98 T CU 84 F FF 99 B FF 98 F FF 98 X FS 90 2-2 ③ G3		3	2	1	1	1	1	1
12 Connor Wong, R (1, 2) OBP: 0.294, SLG: 0.386 99 Alex Verdugo, L (9, PH) OBP: 0.340, SLG: 0.426			B FF 91 S FF 91 B FF 92 F SI 92 F SL 83 F SI 93 X FF 92 2-2 ① F8		T FF 92 S FF 92 B FF 94 B FF 94 B SL 84 F FF 92 S SI 94 3-3 ② K		S FF 94 S FF 94 C FF 95 0-3 ② K		B FS 88 B FF 96 X FF 97 2-0 16 2B 1B	3 1	0 0	0 1	0 0	0 0	2 0	3 0
17 Luis Urías, R (1, 4) OBP: 0.306, SLG: 0.289 16 Jarren Duran, L (9, PH) OBP: 0.350, SLG: 0.492			B FF 91 B FF 92 S SL 83 S SL 83 X SL 82 2-2 1B		F FF 94 C SI 94 F SL 86 F SI 94 B FF 94 F FF 94 F SI 94 B SL 85 B SL 85 3-3 ③ S SI 93 K		C CH 89 B FF 95 X FF 94 1-1 1-H 2-H 3-H HR		X FF 97 0-0 1-3 2B	3 1	1 0	2 1	4 0	0 0	1 0	0 0
Inning Stats	R: 0 E: 0 K: 0 S: 4 H: 1 LOB: 0 BB: 0 P: 7	R: 0 E: 0 K: 1 S: 7 H: 0 LOB: 0 BB: 0 P: 12	R: 1 E: 0 K: 0 S: 14 H: 2 LOB: 1 BB: 0 P: 21	R: 0 E: 0 K: 1 S: 13 H: 1 LOB: 1 BB: 0 P: 22	R: 0 E: 0 K: 3 S: 16 H: 0 LOB: 0 BB: 0 P: 25	R: 0 E: 0 K: 1 S: 5 H: 0 LOB: 0 BB: 0 P: 9	R: 6 E: 0 K: 3 S: 20 H: 4 LOB: 0 BB: 2 P: 34	R: 0 E: 0 K: 1 S: 13 H: 1 LOB: 1 BB: 0 P: 18	R: 0 E: 0 K: 1 S: 7 H: 2 LOB: 2 BB: 0 P: 11	1B: 7 2B: 1 3B: 0 HR: 3 SF: 0 SAC: 0 DP: 1 HBP: 0						WP: 0 PB: 0 SB: 0 CS: 0 PA: 39	

	AB	37
	R	7
	H	11
	RBI	7
	BB	2
	SO	11
	LOB	17

PITCHER		IP	WLS	BF	H	R	ER	SO	BB	IBB	HBP	BLK	WP	HR	S	P	ERA	WHIP
46 Patrick Corbin, L ERA: 4.71	(1, 1)	6.0	W	21	4	1	1	6	0	0	0	0	0	1	59	96	1.50	0.667
61 Robert Garcia, L ERA: 7.71	(7, 1)	0.2		8	4	6	6	2	2	0	0	0	0	2	16	28	81.00	9.000
57 Andrés Machado, R ERA: 6.18	(7, 1)	0.1	H	1	0	0	0	1	0	0	0	0	0	0	4	6	0.00	0.000
73 Hunter Harvey, R ERA: 2.98	(8, 1)	1.0	H	4	1	0	0	1	0	0	0	0	0	0	13	18	0.00	1.000
67 Kyle Finnegan, R ERA: 2.55	(9, 1)	1.0	S	5	2	0	0	1	0	0	0	0	0	0	7	11	0.00	2.000

PITCHER	IP	WLS	BF	H	R	ER	SO	BB	IBB	HBP	BLK	WP	HR	S	P	ERA	WHIP

Batter	1	2	3	4	5	6	7	8	9	AB	R	H	RBI	BB	SO	LOB
28 Lane Thomas, R (1, 9) OBP: 0.328, SLG: 0.475	X FF 93 0-0 ① F9		F FF 92 B FF 93 C CH 84 B FF 93 1 SAFE S SL 80 2-3 ① K 1-3		B SL 76 C SL 76 X SL 76 1-1 ① L9 2-3	B FF 91 S SL 86 C SL 86 B FF 93 B CU 73 B SL 88 4-2 45 2B 1-2 BB		T SI 95 1 SAFE C SI 95 B SL 83 S SI 96 1-3 ① K 1-2		4	1	0	0	1	2	4
45 Joey Meneses, R (1, 3) OBP: 0.329, SLG: 0.422 22 Dominic Smith, L (9, 3) OBP: 0.338, SLG: 0.346	B FF 93 X FF 92 1-0 ② G6-3		B SL 78 X CH 87 1-0 E5 20 HBP 3-H		B SI 96 X FC 87 1-0 20 1B 36 2B 1-H 3-H 2B	C CU 74 F SL 89 X FF 93 0-2 20 1B 36 SF8 1-H 2-H 2B		B SI 95 B SI 82 B SI 94 X SI 96 3-0 ② G6-3 2-3		5 0	2 0	2 0	5 0	0 0	0 0	1 0
20 Keibert Ruiz, S (1, 10) OBP: 0.318, SLG: 0.423	C FF 93 X FF 92 0-1 2B		C SL 76 F FF 92 H SL 78 1-2 36 G6-4-3 1-2 HBP		B FC 91 C SI 96 B FF 96 F FC 91 F FC 89 D CH 93 F SI 97 X SI 97 3-2 36 2B 15 1B 2-3 1B	B SL 88 F FF 92 X SL 89 1-1 36 SF8 2-3 1B		0-0 36 1B IBB		3	1	3	0	1	0	0
36 Stone Garrett, R (1, 7) OBP: 0.347, SLG: 0.463	S SL 77 B SL 79 X SL 80 1-1 ③ P4		C FF 92 S SL 78 X SL 78 0-2 ② ③ G6-4-3 1-2f		D FC 88 X FC 88 1-0 15 1B 1-3 3-H 2B	S CU 74 F FF 92 F SL 87 X CU 76 0-2 ② SF8 1-2 3-H		B SI 96 X SI 96 1-0 15 FC4-6 1-2 3-H 1B		4	1	2	3	0	0	3
15 Riley Adams, R (1, 2) OBP: 0.372, SLG: 0.555		B SL 74 X FF 91 1-0 14 G6-3 2B	B SL 73 C SL 74 X FF 92 1-1 ① F9	B SI 98 F SI 96 X SI 96 1-1 6 FC4-6 2-H 3-H 1B	C CU 74 B FF 92 B FF 90 F CH 83 S CU 76 2-3 ③ K			X SI 94 0-0 ③ FC4-6 1-2f		5	0	2	2	0	1	3
6 Michael Chavis, R (1, 4) OBP: 0.296, SLG: 0.355		B FF 92 S FF 93 S SL 75 S FF 93 1-3 ① K	F FF 89 B SL 77 B SL 76 S FF 94 F FF 93 X SL 78 2-2 ② L7	X SI 96 0-0 ② FC4-6 1-2f			B SI 95 C SI 95 F SI 94 S SL 83 1-3 ① K			4	0	0	0	0	2	2
14 Ildemaro Vargas, S (1, 5) OBP: 0.272, SLG: 0.382		B SL 75 X SL 78 1-0 ② G6-3 2-3	B FF 90 X CH 85 1-0 ③ F9	F FC 87 B FC 88 X CH 92 1-1 ③ G6-3			F SI 94 B FC 92 X SI 95 1-1 ② G4-3			4	0	0	0	0	0	2
17 Alex Call, R (1, 8) OBP: 0.304, SLG: 0.293		C SL 79 B FF 92 C SL 79 F FF 93 S SL 80 1-3 ③ K		B FF 89 F CH 82 B FF 90 B FF 93 F FF 92 B FF 93 4-2 28 L9 3 BB 45 2B BB	B FF 92 F FF 92 X CH 83 1-1 ① F7	C SI 95 B SI 95 B SL 85 X SI 94 2-1 ③ P2			3	1	0	0	1	1	1
3 Jeter Downs, R (1, 6) OBP: 0.667, SLG: 0.400 5 CJ Abrams, L (8, PH) OBP: 0.307, SLG: 0.408 (9, 6)			C FF 90 B CH 82 T FF 90 B SL 77 B SL 76 B FF 93 4-2 28 E 28 S 45 E BB	B FF 90 B FF 91 B FF 90 C FF 91 B FF 92 4-1 45 2B 1-2 BB	B CU 74 B FF 93 C FF 92 S SL 88 B FF 94 X FF 94 3-2 28 WP 45 2B 1B			B SI 94 B SL 82 F SI 94 H FC 90 3-1 45 S 28 S 36 1B HBP		1 0	3 1	1 0	0 0	2 0	0 0	0 0
Inning Stats	R: 0 E: 0 K: 0 S: 6 H: 1 LOB: 1 BB: 0 P: 8	R: 0 E: 0 K: 2 S: 9 H: 1 LOB: 1 BB: 0 P: 13	R: 1 E: 2 K: 1 S: 11 H: 0 LOB: 1 BB: 1 P: 19	R: 0 E: 0 K: 0 S: 7 H: 0 LOB: 0 BB: 0 P: 11	R: 5 E: 0 K: 0 S: 17 H: 4 LOB: 1 BB: 2 P: 33	R: 3 E: 0 K: 1 S: 19 H: 3 LOB: 1 BB: 1 P: 30	R: 0 E: 0 K: 1 S: 7 H: 0 LOB: 0 BB: 0 P: 11	R: 1 E: 0 K: 1 S: 7 H: 1 LOB: 2 BB: 1 P: 15		1B: 5 2B: 5 3B: 0 HR: 0 SF: 1 SAC: 0 DP: 1 HBP: 2			WP: 1 PB: 0 SB: 3 CS: 0 PA: 41	

PITCHER		IP	WLS	BF	H	R	ER	SO	BB	IBB	HBP	BLK	WP	HR	S	P	ERA	WHIP
41 Chris Sale, L ERA: 4.5	(1, 1)	4.1	L	19	2	3	2	3	3	0	1	0	0	0	38	65	4.15	1.154
25 Josh Winckowski, R ERA: 3.2	(5, 1)	0.2		6	4	3	3	0	0	0	0	0	0	0	12	19	40.50	6.000
72 Chris Murphy, L ERA: 3.63	(6, 1)	1.0		7	3	3	3	1	1	0	0	0	1	0	19	30	27.00	4.000
68 Mauricio Llovera, R ERA: 6.23	(7, 1)	2.0		9	1	1	1	2	0	1	1	0	0	0	14	26	4.50	0.500

PITCHER	IP	WLS	BF	H	R	ER	SO	BB	IBB	HBP	BLK	WP	HR	S	P	ERA	WHIP

BOTTOM

Boston Red Sox @ Washington Nationals

Nationals Park, Washington, DC

Thu Aug 17 2023, 4:05 PM - 6:55 PM EDT

Att. 25,445 - Partly Cloudy - 90 F

livebaseballscorecards.com

AB	33
R	10
H	10
RBI	10
BB	5
SO	6
LOB	16

Batter	1	2	3	4	5	6	7	8	9	AB	R	H	RBI	BB	SO	LOB
99 Alex Verdugo, L (1, 9) OBP: 0.343, SLG: 0.433	C SI 97 F ST 84 X CH 90 0-2 11 1B 2 1B 2B	C KC 81 B FF 96 X SI 95 1-1 11 1B 2 1B 1-3 1B	S SL 89 B FF 98 D SL 88 S SL 88 S SL 89 2-3 ③ K			B FF 97 C SI 96 B SL 89 T SL 90 B SL 91 S SL 87 3-3 ③ K			B SI 95 F ST 80 B FF 95 X SI 94 2-1 11 WP 11 1B 2B	5	3	3	0	0	2	1
11 Rafael Devers, L (1, 5) OBP: 0.339, SLG: 0.511	B KC 82 B SI 96 X SI 97 2-0 2 1B 7 HR 2-3 1B	X KC 84 0-0 2 1B 7 1B 1-2 3-H 1B		F SL 90 B SI 96 S FF 97 F SL 89 B SL 91 S SI 98 2-3 ① K			B FF 94 F SL 83 B CH 87 S CH 87 B FF 95 B SL 85 4-2 2 G5-4-3 BB		F FF 95 B CH 84 S ST 82 F FF 95 X FF 95 1-2 2-H 1B	4	2	3	2	1	1	0
2 Justin Turner, R (1, 10) OBP: 0.355, SLG: 0.483	C SI 97 C CH 91 B ST 84 B CH 90 X SI 97 2-2 7 HR 1-2 3-H 1B	C SI 97 X CH 89 0-1 7 1B 1-2 2-H 1B		C SI 97 X SI 97 0-1 7 G6-4-3 1B			X SL 84 0-0 ① ② G5-4-3 1-2f		C SI 93 F SI 94 B FF 96 X ST 81 1-2 ③ F8	5	1	3	2	0	0	2
7 Masataka Yoshida, L (1, 7) OBP: 0.358, SLG: 0.473	B FF 97 X CH 90 1-0 1-H 2-H HR	B KC 82 X SI 97 1-0 10 FC5-4 1-2 2-H 1B		B SI 96 X SI 96 1-0 ② ③ G6-4-3 1-2f			C FF 95 F FF 94 F SL 86 B CH 88 B CH 89 S CH 88 2-3 ③ K			4	1	2	4	0	1	1
36 Triston Casas, L (1, 3) OBP: 0.353, SLG: 0.483	C KC 82 S FF 96 B SI 97 C CH 90 1-3 ① K	X SI 96 0-0 ② F7			C SI 96 S SL 88 B SL 90 X SI 97 1-2 ① G4-3			B ST 79 T SI 94 S FF 96 S ST 80 1-3 ① K		4	0	0	0	0	2	2
10 Trevor Story, R (1, 6) OBP: 0.243, SLG: 0.314	C SI 97 C ST 85 X ST 84 0-2 ② P3	B SI 97 C SI 97 F SI 95 B FF 97 X ST 84 2-2 ③ FC5-4 1-2f			X SI 97 0-0 ② G6-3			B SI 95 X SI 95 1-0 ② G4-3		4	0	0	0	0	0	2
16 Jarren Duran, L (1, 8) OBP: 0.346, SLG: 0.486	X SI 97 0-0 ③ F7		B CH 88 S SL 85 X FF 94 1-1 ① F8		B SL 89 F FF 96 X SL 89 1-1 ③ G3-1			X SI 95 0-0 ③ L8		4	0	0	0	0	0	0
3 Reese McGuire, L (1, 2) OBP: 0.307, SLG: 0.379		F FF 97 X SI 96 0-1 ① G6-3	C KC 82 C CH 90 X CH 87 0-2 2B			B SL 89 C FF 97 C SL 89 F SL 90 B SL 90 S SI 96 2-3 ① K			F ST 80 B CH 83 S FF 94 S FF 95 1-3 ① K	4	0	1	0	0	2	0
19 Pablo Reyes, R (1, 4) OBP: 0.344, SLG: 0.421		C SI 96 B SI 95 X ST 84 1-1 E4 99 1B 11 1B	C SI 97 C SI 97 D SL 90 F SL 88 S SL 89 1-3 ② K			B SL 89 B SI 96 X SI 96 2-0 ② P4			C SI 94 C SI 94 X ST 83 0-2 ② L8	4	1	0	0	0	1	1
Inning Stats	R: 4 E: 0 K: 1 S: 15 H: 4 LOB: 0 BB: 0 P: 21	R: 3 E: 1 K: 0 S: 14 H: 4 LOB: 2 BB: 0 P: 19	R: 0 E: 0 K: 2 S: 12 H: 1 LOB: 1 BB: 0 P: 16	R: 0 E: 0 K: 1 S: 7 H: 1 LOB: 0 BB: 0 P: 10	R: 0 E: 0 K: 0 S: 6 H: 0 LOB: 0 BB: 0 P: 8	R: 0 E: 0 K: 2 S: 8 H: 0 LOB: 0 BB: 0 P: 15	R: 0 E: 0 K: 1 S: 7 H: 0 LOB: 0 BB: 1 P: 13	R: 0 E: 0 K: 1 S: 5 H: 0 LOB: 0 BB: 0 P: 7	R: 1 E: 0 K: 1 S: 15 H: 2 LOB: 1 BB: 0 P: 20	1B: 8 2B: 3 3B: 0 HR: 1 SF: 0 SAC: 0 DP: 2 HBP: 0						

PITCHER		IP	WLS	BF	H	R	ER	SO	BB	IBB	HBP	BLK	WP	HR	S	P	ERA	WHIP
76 Jhony Brito, R ERA: 5.43	(1, 1)	2.1	L	17	9	7	6	1	0	0	0	0	0	1	34	46	23.14	3.857
71 Ian Hamilton, R ERA: 1.72	(3, 1)	3.2		11	1	0	0	5	0	0	0	0	0	0	28	43	0.00	0.273
93 Keynan Middleton, R ERA: 3.4	(7, 1)	1.0		3	0	0	0	1	1	0	0	0	0	0	7	13	0.00	1.000
85 Greg Weissert, R ERA: 4.15	(8, 1)	2.0		8	2	1	1	2	0	0	0	0	1	0	20	27	4.50	1.000

PITCHER	IP	WLS	BF	H	R	ER	SO	BB	IBB	HBP	BLK	WP	HR	S	P	ERA	WHIP

TOP

Boston Red Sox @ New York Yankees

Yankee Stadium, Bronx, NY

Fri Aug 18 2023, 7:11 PM - 9:57 PM EDT

Att. 44,566 - Partly Cloudy - 78 F

livebaseballscorecards.com

AB	38
R	8
H	12
RBI	8
BB	1
SO	9
LOB	9

WP: 1 PA: 39
PB: 0
SB: 0
CS: 0

BOTTOM

Batter	1	2	3	4	5	6	7	8	9	AB	R	H	RBI	BB	SO	LOB
26 DJ LeMahieu, R (1, 5) OBP: 0.319, SLG: 0.373	B SI 94 B SI 95 C SI 95 B CH 85 C SI 95 X SI 94 3-2 ① G6-3		F SI 95 B FF 96 B SL 87 X SI 96 2-1 ② G5-3 3-H		C SL 87 S CH 87 X FF 95 0-2 1B			C SI 95 T SI 95 B ST 82 F SI 96 X CH 83 1-2 99 HR 1B		4	1	2	1	0	0	0
99 Aaron Judge, R (1, 10) OBP: 0.413, SLG: 0.621	B SI 96 C SI 95 B SI 96 S SL 84 B CH 86 F SI 96 C CH 86 3-3 ② K		B SL 89 F SI 97 X SI 95 1-1 ③ G6-3		F SI 95 B FF 95 B FF 97 B CH 86 F CH 87 X FC 89 3-2 ③ G6-3			X SI 95 0-0 1-H HR		4	1	1	2	0	1	1
61 Jake Bauers, L (1, 3) OBP: 0.289, SLG: 0.439	B SI 96 F SI 95 B FF 96 B SI 95 B SI 95 4-1 BB			X SI 95 0-0 ① F7		B SI 95 X SI 95 1-0 ① F7		F SI 94 S CH 83 S CH 84 0-3 ② K		3	0	0	0	1	1	0
27 Giancarlo Stanton, R (1, 9) OBP: 0.282, SLG: 0.441	C CH 85 C SI 95 F FF 95 B FF 95 B SL 86 S CH 85 2-3 ③ K			C SL 86 X SL 88 0-1 ② G6-3		S CH 84 F SI 97 X SL 87 0-2 25 G5-4-3 1B		B CH 83 B SI 94 S SI 94 F SI 94 F ST 82 B CH 84 S SI 96 3-3 ③ K		4	0	1	0	0	2	1
25 Gleyber Torres, R (1, 4) OBP: 0.333, SLG: 0.433		S SI 94 C SI 95 T SL 86 0-2 ① K		S SI 96 S FF 95 B FF 96 X SI 97 1-2 57 1B 1B		B CH 85 C CH 86 B SI 96 F FF 96 F SI 96 B CH 86 F SI 95 X SL 87 3-2 ②③ G5-4-3 1-2f			B SI 90 B CU 78 X SI 90 2-0 12 2B 1B	4	0	2	0	0	1	1
57 Billy McKinney, L (1, 7) OBP: 0.322, SLG: 0.416 12 Isiah Kiner-Falefa, R (9, PH) OBP: 0.323, SLG: 0.368		B FF 95 B SI 94 C SI 95 X CH 87 2-1 ② P5		B CH 87 X CH 86 1-0 22 FC6-4 1-3 1B			C SI 94 X SI 95 0-1 ① G5-3		B SI 91 C SI 91 D CU 79 B CU 79 X SI 90 3-1 1-3 2B	3 1	0 0	1 1	0 0	0 0	0 0	0 0
22 Harrison Bader, R (1, 8) OBP: 0.289, SLG: 0.392		B FF 97 C SI 93 B SI 94 C SI 94 S CH 86 2-3 ③ K		X SI 96 0-0 ③ FC6-4 1-2f			C SI 94 F ST 81 C CH 83 0-3 ② K		S CU 79 B CU 79 B CU 79 F CU 79 C SI 92 2-3 ① K	4	0	0	0	0	3	4
11 Anthony Volpe, R (1, 6) OBP: 0.293, SLG: 0.392			C SI 94 B SL 84 S CH 84 B FF 95 X SI 96 2-2 38 G4-3 26 G5-3 2B		B SI 94 C SL 86 F CH 85 B CH 86 B SI 94 X SI 93 3-2 38 G5-6-3 1B		B ST 81 F SI 94 B SI 95 B ST 81 C SI 95 T SI 95 3-2 ③ K		C FC 93 S ST 86 B ST 87 C FF 98 1-3 ② K	4	1	2	0	0	2	2
38 Ben Rortvedt, L (1, 2) OBP: 0.227, SLG: 0.211			F SI 95 B FF 96 B CH 86 C SI 96 F SI 96 B CH 87 F CH 86 X SI 96 3-2 ① G4-3 2-3		C SI 96 B FF 96 B SL 87 X CH 85 2-1 ①② G5-6-3 1-2f			S SI 94 C ST 80 B CH 85 F SI 95 B ST 81 S CH 84 2-3 ① K	F FC 94 F FF 96 B FS 91 B FF 97 X FC 93 2-2 ③ F7	4	0	0	0	0	1	4

Inning Stats	1	2	3	4	5	6	7	8	9
	R: 0 E: 0 K: 2 S: 12 H: 0 LOB: 1 BB: 1 P: 24	R: 0 E: 0 K: 2 S: 8 H: 0 LOB: 0 BB: 0 P: 12	R: 1 E: 0 K: 0 S: 12 H: 1 LOB: 0 BB: 0 P: 20	R: 0 E: 0 K: 0 S: 8 H: 2 LOB: 2 BB: 0 P: 10	R: 0 E: 0 K: 0 S: 11 H: 2 LOB: 1 BB: 0 P: 19	R: 0 E: 0 K: 0 S: 9 H: 1 LOB: 0 BB: 0 P: 13	R: 0 E: 0 K: 2 S: 8 H: 0 LOB: 0 BB: 0 P: 11	R: 2 E: 0 K: 3 S: 16 H: 2 LOB: 0 BB: 0 P: 22	R: 0 E: 0 K: 2 S: 12 H: 2 LOB: 2 BB: 0 P: 22

	1B	SF	WP	PA
	7	0	0	36
	2	0	0	
	2	2	0	
	0	0	0	
	1	2	0	
	HR: 1	HBP: 0	CS: 0	

PITCHER		IP	WLS	BF	H	R	ER	SO	BB	IBB	HBP	BLK	WP	HR	S	P	ERA	WHIP
66 Brayan Bello, R ERA: 3.7	(1, 1)	6.0	W	23	6	1	1	4	1	0	0	0	0	0	60	98	1.50	1.167
22 Garrett Whitlock, R ERA: 5.72	(7, 1)	2.0		8	2	2	2	5	0	0	0	0	0	1	24	33	9.00	1.000
83 Brennan Bernardino, L ERA: 2.7	(9, 1)	0.1		3	2	0	0	1	0	0	0	0	0	0	6	13	0.00	6.000
55 Chris Martin, R ERA: 1.32	(9, 1)	0.2		2	0	0	0	1	0	0	0	0	0	0	6	9	0.00	0.000

PITCHER	IP	WLS	BF	H	R	ER	SO	BB	IBB	HBP	BLK	WP	HR	S	P	ERA	WHIP

Boston Red Sox @ New York Yankees

Yankee Stadium, Bronx, NY

Fri Aug 18 2023, 7:11 PM - 9:57 PM EDT

Att. 44,566 - Partly Cloudy - 78 F

livebaseballscorecards.com

AB	35
R	3
H	10
RBI	3
BB	1
SO	11
LOB	13

Batter	1	2	3	4	5	6	7	8	9	AB	R	H	RBI	BB	SO	LOB
99 Alex Verdugo, L (1, 9) OBP: 0.341, SLG: 0.429	X FF 96 0-0 P6	F SL 89 B FC 92 B FF 98 F FF 97 S KC 84 2-3 K		B FC 92 B CH 91 X FF 95 2-0 G6-3			C SI 96 B SI 96 B SI 97 B SL 87 B SL 87 4-1 11 G3-6-3 BB	C SI 99 S SI 99 X SI 98 0-2 P5		4	0	0	0	1	1	3
11 Rafael Devers, L (1, 5) OBP: 0.342, SLG: 0.519	B FF 97 C KC 82 X FC 91 1-1 1B	B FF 97 B KC 84 X FF 97 2-0 1B		X FF 95 0-0 L8			C SL 88 F SI 97 1 SAFE B CH 88 X SL 90 1-2 G3-6-3 1-2f		B SI 97 B CH 88 B SL 89 X SI 97 3-0 HR	5	1	3	1	0	0	1
2 Justin Turner, R (1, 3) OBP: 0.354, SLG: 0.479	B FF 97 B FF 97 C FC 93 B SL 90 F FF 98 X FF 98 3-2 F9	C FC 95 B FF 97 B CH 91 F FC 93 X FF 99 2-2 F9			B SI 96 F SI 97 B SI 97 F SI 97 B CU 86 C SI 98 3-3 K		C SI 98 B SI 97 B SI 98 F SL 89 S CH 88 2-3 K		B SI 97 H SI 97 2-0 16 FC3-6 18 1B HBP	4	0	0	0	0	2	2
7 Masataka Yoshida, L (1, 7) OBP: 0.356, SLG: 0.470	C FF 97 X FC 93 0-1 F9		B FF 97 B SL 90 F FF 96 C FC 92 S FF 98 2-3 K		B SI 98 S SI 98 B CH 91 F SI 98 B SI 98 F CU 87 X SI 97 3-2 F8			C SI 97 B SI 98 S SL 89 X SI 98 1-2 16 CI 19 2B 1B	C SL 88 B CH 88 B CH 87 X SL 88 2-1 F9	5	1	1	0	0	1	2
18 Adam Duvall, R (1, 10) OBP: 0.314, SLG: 0.500		C FF 96 B FF 96 X FC 93 1-1 16 1B 12 FC5-2 1B	C FF 97 S FF 97 B SL 91 F SL 90 B KC 86 B FF 98 F FF 98 X FF 99 3-2 P4		C CU 86 B SI 98 F CH 91 B CU 87 B SI 98 X SI 99 3-2 P5			C FF 98 1 SAFE X SI 98 0-1 F8	F SI 98 X SI 98 0-1 16 FC3-6 1B 1-2	5	0	2	0	0	0	1
16 Jarren Duran, L (1, 8) OBP: 0.345, SLG: 0.483		F KC 84 B FF 97 S FF 97 B FF 98 F CH 90 F FF 98 F FF 98 X CH 91 2-2 12 FC5-2 17 HR 1B 1-3	T FF 98 S FC 92 B FF 98 B SL 89 C FF 98 2-3 K			F CH 89 B CH 89 S FF 96 B CH 90 X CH 89 2-2 G3-1		F SL 90 0-1 CI 19 2B 1-2	F FF 98 B SI 97 B CH 89 B SL 90 X SL 89 3-1 FC3-6 19 WP 1-2f 2-3	4	1	1	0	0	1	2
19 Pablo Reyes, R (1, 6) OBP: 0.362, SLG: 0.441		S FF 98 B FF 98 F FF 98 B SL 90 F FF 97 B FF 98 F FF 98 B FF 99 4-2 12 FC5-2 17 HR BB		C KC 83 S FF 97 X FF 97 0-2 12 S 12 HR 1B		C CH 88 X CH 88 0-1 12 G5-3 1B		X SI 98 0-0 1-3 2-H 2B	B SL 89 B SI 99 F SI 98 B SI 98 X SI 98 3-1 F7 1-2	4	2	3	1	1	0	2
12 Connor Wong, R (1, 2) OBP: 0.293, SLG: 0.394		F FC 95 B FF 98 B FF 100 X SL 90 2-1 FC5-2 17 HR 1-2 2-3 3-Hf		F FF 97 B FC 94 S FF 99 B KC 84 F SL 91 F FF 98 B FC 93 X FF 98 3-2 1-H HR		C CH 89 X CH 90 0-1 G5-3 1-2		C SL 88 F SI 99 X SL 90 0-2 G6-3		4	2	1	2	0	0	6
17 Luis Urías, R (1, 4) OBP: 0.314, SLG: 0.326		X FC 92 0-0 1-H 2-H 3-H HR		C FF 98 S FF 97 B KC 84 S FC 92 1-3 K		S CH 90 X CH 89 0-1 G5-3		C SI 97 T SI 99 B CH 88 B SL 90 B SL 90 B SI 99 4-2 BB		3	1	1	4	1	1	1
Inning Stats	R: 0 H: 1 E: 0 LOB: 1 K: 0 BB: 0 S: 8 P: 12	R: 4 H: 4 E: 0 LOB: 1 K: 1 BB: 1 S: 22 P: 37	R: 0 H: 0 E: 0 LOB: 0 K: 2 BB: 0 S: 11 P: 18	R: 2 H: 2 E: 0 LOB: 0 K: 1 BB: 0 S: 13 P: 19	R: 0 H: 0 E: 0 LOB: 0 K: 1 BB: 0 S: 10 P: 19	R: 0 H: 1 E: 0 LOB: 1 K: 0 BB: 0 S: 9 P: 11	R: 0 H: 0 E: 0 LOB: 0 K: 1 BB: 1 S: 7 P: 14	R: 1 H: 2 E: 1 LOB: 3 K: 0 BB: 1 S: 15 P: 20	R: 1 H: 2 E: 0 LOB: 2 K: 0 BB: 0 S: 9 P: 22	1B: 8 SF: 0 2B: 1 SAC: 0 3B: 0 DP: 1 HR: 3 HBP: 1						

TOP

Boston Red Sox @ New York Yankees

Yankee Stadium, Bronx, NY

Sat Aug 19 2023, 1:08 PM - 3:46 PM EDT

Att. 42,599 - Partly Cloudy - 73 F

livebaseballscorecards.com

AB	38
R	8
H	12
RBI	8
BB	3
SO	6
LOB	20

PITCHER		IP	WLS	BF	H	R	ER	SO	BB	IBB	HBP	BLK	WP	HR	S	P	ERA	WHIP
45 Gerrit Cole, R ERA: 3.03	(1, 1)	4.0	L	20	7	6	6	4	1	0	0	0	0	2	54	86	13.50	2.000
43 Jonathan Loáisiga, R ERA: 1.17	(5, 1)	1.0		3	0	0	0	1	0	0	0	0	0	0	10	19	0.00	0.000
41 Tommy Kahnle, R ERA: 1.91	(6, 1)	1.0		4	1	0	0	0	0	0	0	0	0	0	9	11	0.00	1.000
84 Albert Abreu, R ERA: 4.67	(7, 1)	3.0		16	4	2	1	1	2	0	1	0	1	1	31	56	3.00	2.000

PITCHER	IP	WLS	BF	H	R	ER	SO	BB	IBB	HBP	BLK	WP	HR	S	P	ERA	WHIP

WP: 1 PA: 43
PB: 0
SB: 1
CS: 0

Batter	1	2	3	4	5	6	7	8	9	AB	R	H	RBI	BB	SO	LOB
26 DJ LeMahieu, R (1, 3) OBP: 0.316, SLG: 0.369	C FF 92 F FC 89 B ST 82 F FC 88 S SL 82 1-3 ① K		D KC 79 C FC 88 F FF 93 X SL 83 1-2 ③ G6-3			B FF 92 C FF 94 F KC 79 S FF 93 1-3 ① K		C SI 93 F SI 93 C SI 94 0-3 ② K		4	0	0	0	0	3	1
99 Aaron Judge, R (1, 9) OBP: 0.411, SLG: 0.628	F FC 90 X KC 79 0-1 ② P4			C FF 93 X FC 89 0-1 ① F8		X FF 92 0-0 HR		C SI 94 B SL 84 X SI 94 1-1 ③ L9		4	1	1	1	0	0	0
25 Gleyber Torres, R (1, 4) OBP: 0.332, SLG: 0.430	B FF 94 B ST 81 X FC 88 2-0 ③ G5-3			B KC 80 B FF 93 B FC 88 C FF 94 B FC 90 4-1 BB		F FC 89 S SL 83 B KC 80 B FF 94 X SL 82 2-2 ② P6			C SI 93 F SL 80 S SL 81 0-3 ① K	3	0	0	0	1	1	0
27 Giancarlo Stanton, R (1, 10) OBP: 0.282, SLG: 0.436		C FF 92 C FF 92 F FF 92 B ST 81 B KC 79 B FF 92 B FC 88 4-2 12 P2-3 BB		B FF 93 C FF 94 S SL 82 B FF 94 C FF 95 2-3 ② K		S KC 80 B SL 84 B FC 89 C FC 89 F ST 83 F FF 95 B FS 81 F FF 94 F FF 95 3-3 ③ K			B SI 94 C SI 94 B SI 94 C SI 94 B SI 94 F SI 94 F SI 94 S SL 82 3-3 ② K	3	0	0	0	1	3	1
12 Isiah Kiner-Falefa, R (1, 5) OBP: 0.319, SLG: 0.363		X FC 86 0-0 ①② P2-3 1-1f		C FF 95 B FC 89 C FC 90 F FF 94 S FS 82 1-3 ③ K			X SI 94 0-0 ① L8		C SI 94 S SL 81 X SL 82 0-2 ③ L7	4	0	0	0	0	1	2
22 Harrison Bader, R (1, 8) OBP: 0.286, SLG: 0.388		F FC 89 B FF 93 X FF 94 1-1 ③ L4			B FF 92 F FF 93 X ST 82 1-1 ① G6-3		F SI 94 B ST 82 B ST 83 X FF 94 2-1 ② L7			3	0	0	0	0	0	0
30 Greg Allen, S (1, 7) OBP: 0.308, SLG: 0.409			B KC 79 B FC 86 B FF 93 C FF 92 X FF 93 3-1 E3		C KC 78 B KC 76 H FC 89 2-1 11 FC6-4 HBP		C ST 82 B ST 82 S CH 88 B FF 94 X FF 93 2-2 1B			2	0	1	0	0	0	0
11 Anthony Volpe, R (1, 6) OBP: 0.291, SLG: 0.389			M FC 86 X SL 81 0-1 ① F7		B SL 80 X FC 88 1-0 ② FC6-4 1-2f		C SI 92 B ST 81 S ST 80 B ST 81 S SI 93 2-3 ③ K			3	0	0	0	0	1	3
38 Ben Rortvedt, L (1, 2) OBP: 0.213, SLG: 0.195			B FC 87 X FC 88 1-0 ② P2		C KC 77 C FC 89 X FF 93 0-2 ③ F7			B SI 94 X SI 94 1-0 ① G3		3	0	0	0	0	0	2
Inning Stats	R: 0 E: 0 K: 1 S: 7 H: 0 LOB: 0 BB: 0 P: 10	R: 0 E: 0 K: 0 S: 6 H: 0 LOB: 0 BB: 1 P: 11	R: 0 E: 1 K: 0 S: 8 H: 0 LOB: 1 BB: 0 P: 13	R: 0 E: 0 K: 2 S: 10 H: 0 LOB: 1 BB: 1 P: 17	R: 0 E: 0 K: 0 S: 7 H: 0 LOB: 1 BB: 0 P: 11	R: 1 E: 0 K: 2 S: 14 H: 1 LOB: 0 BB: 0 P: 20	R: 0 E: 0 K: 1 S: 9 H: 1 LOB: 1 BB: 0 P: 15	R: 0 E: 0 K: 1 S: 6 H: 0 LOB: 0 BB: 0 P: 8	R: 0 E: 0 K: 2 S: 11 H: 0 LOB: 0 BB: 0 P: 14	1B: 1 2B: 1 3B: 0 HR: 1	SF: 0 SAC: 0 DP: 1 HBP: 1					WP: 0 PB: 0 SB: 0 CS: 0	PA: 32

BOTTOM

Boston Red Sox @ New York Yankees

Yankee Stadium, Bronx, NY

Sat Aug 19 2023, 1:08 PM - 3:46 PM EDT

Att. 42,599 - Partly Cloudy - 73 F

livebaseballscorecards.com

AB	29
R	1
H	2
RBI	1
BB	2
SO	9
LOB	9

PITCHER		IP	WLS	BF	H	R	ER	SO	BB	IBB	HBP	BLK	WP	HR	S	P	ERA	WHIP
50 Kutter Crawford, R ERA: 3.66	(1, 1)	6.0	W	22	1	1	1	5	2	0	1	0	0	1	52	82	1.50	0.500
46 John Schreiber, R ERA: 2.86	(7, 1)	1.0		4	1	0	0	1	0	0	0	0	0	0	9	15	0.00	1.000
68 Mauricio Llovera, R ERA: 5.4	(8, 1)	2.0		6	0	0	0	3	0	0	0	0	0	0	17	22	0.00	0.000

PITCHER	IP	WLS	BF	H	R	ER	SO	BB	IBB	HBP	BLK	WP	HR	S	P	ERA	WHIP

Batter	1	2	3	4	5	6	7	8	9	AB	R	H	RBI	BB	SO	LOB
99 Alex Verdugo, L (1, 9) OBP: 0.340, SLG: 0.425	S SI 94 C SI 93 S KC 85 0-3 ① K		B FC 91 B ST 84 F FC 92 C KC 82 X FC 92 2-2 ② G4-3		B SI 93 C ST 84 1 SAFE 1 SAFE D KC 85 X ST 86 2-1 ③ L4		C SI 95 X CH 89 0-1 ② P6		C SI 96 B SI 98 B SI 99 S SI 97 B SL 91 B SI 98 4-2 11 FC5-4 1-2 BB	4	0	0	0	1	1	2
11 Rafael Devers, L (1, 5) OBP: 0.347, SLG: 0.530	F SI 94 F KC 84 B FC 92 B SI 94 F KC 84 X KC 84 2-2 HR		C FC 92 F SI 93 B SI 93 F KC 84 B SI 93 B KC 83 F FC 90 F ST 86 F ST 86 3-2 X SI 82 1B			X KC 84 0-0 7 E 2B	0-0 2 HR IBB		X SI 97 0-0 ① FC5-4 2 2B 1-2f 2-3	4	3	3	1	1	0	2
2 Justin Turner, R (1, 3) OBP: 0.356, SLG: 0.488	C FC 92 B FC 93 F SI 93 B FC 92 S KC 84 2-3 ② K		C SI 94 X FC 91 0-1 ③ G4-3			B SI 93 F SI 93 B FC 92 F ST 86 D KC 85 B SI 92 4-2 7 FC4-6 BB	X ST 82 0-0 1-H 2-H HR		C SI 97 X SI 97 0-1 1-3 3-H 2B	4	1	2	4	1	1	1
7 Masataka Yoshida, L (1, 10) OBP: 0.352, SLG: 0.465	C SI 94 S ST 87 C KC 84 0-3 ③ K			B ST 85 C KC 83 B SI 92 C KC 83 S KC 85 2-3 ① K		S FC 92 D KC 85 X SI 93 1-1 ① FC4-6 16 1B 1-2f 2-H	B ST 82 B CH 87 F SI 93 S CH 87 S ST 82 2-3 ③ K		C SL 88 F SI 98 F SL 90 F ST 84 F SL 89 F SL 90 F ST 84 X SI 97 0-2 ② G5-3	5	0	0	0	0	3	4
18 Adam Duvall, R (1, 8) OBP: 0.307, SLG: 0.488		B FC 92 X FC 91 1-0 ① P6		F SI 93 K KC 84 F SI 92 B FC 91 F KC 84 C SI 92 2-3 ② K		B FC 92 B KC 85 C ST 86 S SI 92 B ST 86 1 SAFE X FC 92 3-2 ② F9		B SI 98 C SI 98 B SI 99 C SI 98 X SI 100 2-2 ① L8	X SI 95 0-0 ③ G5-3	5	0	0	0	0	1	3
16 Jarren Duran, L (1, 7) OBP: 0.346, SLG: 0.482 30 Rob Refsnyder, R (8, 7) OBP: 0.373, SLG: 0.318		B SI 93 C ST 86 B FC 91 B ST 85 B ST 86 4-1 3 WP 10 S BB	F SI 93 F FC 91 S KC 84 0-3 ③ K		S ST 81 C FF 96 B CH 87 B CH 87 F FF 97 X SI 95 2-2 1-2 1B		S CU 87 B SI 99 B CH 92 S SI 99 B SI 100 X SI 99 3-2 ② G5-3		3 0	0 0	1 0	0 0	1 0	1 0	0 0
10 Trevor Story, R (1, 6) OBP: 0.244, SLG: 0.308		C SI 92 1 SAFE F SI 94 S KC 84 0-3 ② K 1-2			B FC 91 C KC 83 F SI 92 S KC 84 1-3 ① K	B SI 97 B SI 93 B FF 96 C SI 95 S ST 82 C SI 96 3-3 ③ K		B SI 98 B SI 97 X SI 98 2-0 12 FC6-4 1B	4	0	1	0	0	3	3
3 Reese McGuire, L (1, 2) OBP: 0.308, SLG: 0.373 12 Connor Wong, R (7, PR) OBP: 0.292, SLG: 0.393 (7, 2)		B ST 84 C KC 83 X SI 93 1-1 ③ G6-3 2-3			F FC 91 F KC 84 B FC 91 X KC 83 1-2 ② G4-3		F SI 95 B ST 81 B FF 96 B ST 82 C SI 95 F FF 95 B SI 94 4-2 19 SH2-3 2 HR BB	X SI 98 0-0 ③ FC6-4 1-2f	2 1	0 1	0 0	0 0	1 0	0 0	1 1
19 Pablo Reyes, R (1, 4) OBP: 0.369, SLG: 0.446			L SI 93 S SI 94 B KC 84 X KC 82 1-2 ① P4		C SI 92 C SI 93 F SI 92 X KC 82 0-2 1B		1 SAFE X SI 94 0-0 ① SH2-3 1-2		X SI 95 0-0 11 FC5-4 99 S 2 2B 1B	3	1	2	0	0	0	0
Inning Stats	R: 1 E: 0 K: 3 S: 13 H: 1 LOB: 0 BB: 0 P: 17	R: 0 E: 0 K: 1 S: 7 H: 0 LOB: 1 BB: 1 P: 13	R: 0 E: 0 K: 0 S: 15 H: 1 LOB: 1 BB: 0 P: 21	R: 0 E: 0 K: 3 S: 10 H: 0 LOB: 0 BB: 0 P: 14	R: 0 E: 0 K: 1 S: 12 H: 1 LOB: 1 BB: 0 P: 16	R: 1 E: 1 K: 1 S: 15 H: 2 LOB: 2 BB: 1 P: 28	R: 3 E: 0 K: 1 S: 10 H: 1 LOB: 1 BB: 2 P: 16	R: 0 E: 0 K: 0 S: 8 H: 1 LOB: 1 BB: 0 P: 15	R: 1 E: 0 K: 0 S: 15 H: 2 LOB: 2 BB: 1 P: 19	1B: 5 2B: 2 3B: 0 HR: 2 SF: 0 SAC: 1 DP: 0 HBP: 0						

PITCHER		IP	WLS	BF	H	R	ER	SO	BB	IBB	HBP	BLK	WP	HR	S	P	ERA	WHIP
36 Clarke Schmidt, R ERA: 4.68	(1, 1)	5.2		23	4	2	2	8	2	0	0	0	1	1	65	97	3.18	1.059
34 Michael King, R ERA: 3.26	(6, 1)	1.1		8	2	3	3	2	1	1	0	0	0	1	17	28	20.25	2.250
43 Jonathan Loáisiga, R ERA: 1.04	(8, 1)	1.0		4	1	0	0	0	0	0	0	0	0	0	8	15	0.00	1.000
35 Clay Holmes, R ERA: 2.87	(9, 1)	1.0	L	6	2	1	1	0	1	0	0	0	0	0	15	19	9.00	3.000

PITCHER	IP	WLS	BF	H	R	ER	SO	BB	IBB	HBP	BLK	WP	HR	S	P	ERA	WHIP

TOP

Boston Red Sox @ New York Yankees

Yankee Stadium, Bronx, NY

Sun Aug 20 2023, 1:41 PM - 4:48 PM EDT

Att. 43,946 - Sunny - 82 F

livebaseballscorecards.com

AB	35
R	6
H	9
RBI	5
BB	5
SO	10
LOB	17

WP: 1	PA: 41				
PB: 0					
SB: 2					
CS: 0					

BOTTOM

Batter	1	2	3	4	5	6	7	8	9	AB	R	H	RBI	BB	SO	LOB
26 DJ LeMahieu, R (1, 3) OBP: 0.315, SLG: 0.365 95 Oswaldo Cabrera, S (9, PR) OBP: 0.270, SLG: 0.306	B SI 98 C SI 98 B SL 82 S SI 97 X SI 98 2-2 ① G4-3		X FC 88 0-0 ② L8			C FF 95 B FF 95 F CU 78 B ST 83 F FF 95 S FF 96 2-3 ① K	C SI 93 C SI 93 B ST 80 F SI 93 B FF 92 F SI 93 1 SAFE S ST 81 2-3 ① K		B SI 94 H SI 93 2-0 HBP	4 0	0 0	0 0	0 0	0 0	2 0	1 0
99 Aaron Judge, R (1, 10) OBP: 0.407, SLG: 0.617	B SL 82 B SI 97 B SL 84 B SI 98 4-0 BB		B ST 85 C FF 96 B ST 84 B FF 96 X FC 89 3-1 ③ F8			B ST 84 B CU 80 F FF 96 F FF 96 S ST 84 2-3 ② K	C ST 81 S ST 81 B ST 81 C SI 94 1-3 ② K		T FC 96 S SL 85 C SI 96 0-3 ① K	4	0	0	0	1	3	3
25 Gleyber Torres, R (1, 4) OBP: 0.335, SLG: 0.440	S FC 87 B SI 97 F SI 97 F SI 96 B FC 87 S FC 88 2-3 ② K			T CU 79 X FC 88 0-1 2B		F FF 96 F FF 96 B SL 83 F ST 82 X FF 95 1-2 HR	B ST 81 B SI 93 B ST 81 B ST 80 4-0 **1-2** BB		S SL 84 B SL 86 T SI 94 S FC 96 1-3 ② K	4	1	2	1	1	2	3
61 Jake Bauers, L (1, 9) OBP: 0.289, SLG: 0.435 27 Giancarlo Stanton, R (7, PH) OBP: 0.281, SLG: 0.434 38 Ben Rortvedt, L (8, 2) OBP: 0.208, SLG: 0.190	B SI 97 F SL 84 B FC 88 B SI 95 C FC 87 S FC 87 3-3 ③ K			F FF 96 F FF 97 D CU 81 S FF 96 1-3 ① K		B CU 79 B CU 78 S FF 96 S FC 87 B FF 96 D CU 81 4-2 12 S BB	B CU 79 X CU 78 1-0 ③ F7		C FC 95 F FC 96 B SI 96 X SI 96 1-2 ③ F8	2 1 1	0 0 0	0 0 0	0 0 0	1 0 0	2 0 0	2 2 2
12 Isiah Kiner-Falefa, R (1, 5) OBP: 0.318, SLG: 0.361		X FF 95 0-0 ① L8		C FF 96 S FF 96 S ST 85 0-3 ② K		C ST 84 S ST 85 T FF 96 0-2 ③ K **1-2**		B SI 95 X FC 92 1-0 11 1B 1B		4	0	1	0	0	2	2
22 Harrison Bader, R (1, 8) OBP: 0.286, SLG: 0.385		C FF 96 C FF 95 F FF 96 B FF 96 F FF 96 S ST 84 1-3 ② K		B CU 82 C CU 80 B FF 96 X ST 86 2-1 ③ G6-3			X SI 94 0-0 57 BB 11 HR 1B		C SI 94 B SI 95 X FC 94 1-1 ① L8	4	1	1	0	0	1	2
57 Billy McKinney, L (1, 7) OBP: 0.320, SLG: 0.406 (8, 9)		C FF 96 C FC 90 C FF 96 0-3 ③ K			B CU 78 B FF 95 C FF 95 X FC 88 2-1 ① G4-3		B ST 79 B ST 79 B SI 91 B FF 90 4-0 11 HR **1-2** BB	C FF 95 B FF 95 B FS 87 F FF 96 B FC 93 X FC 93 3-2 ② F9		3	1	0	0	1	1	1
11 Anthony Volpe, R (1, 6) OBP: 0.293, SLG: 0.398			F FF 95 F FF 96 B FC 85 B SL 86 X FF 95 2-2 ① F8		C FF 96 C ST 85 B FF 95 F FF 96 B CU 79 S ST 85 2-3 ② K		B ST 80 X SI 94 1-0 **1-H** **2-H** HR	C FF 97 X FS 88 0-1 ③ **1-H** 1B		4	1	2	3	0	1	0
66 Kyle Higashioka, R (1, 2) OBP: 0.272, SLG: 0.394 30 Greg Allen, S (7, PR) OBP: 0.333, SLG: 0.478 (8, 7)			C FC 88 S CU 80 B FC 89 X FF 95 1-2 HR		X ST 84 0-0 ③ G5-3		C ST 82 S ST 82 B SI 95 B ST 82 B SI 93 B ST 81 4-2 25 BB BB		L FC 96 F FC 94 X FC 96 0-2 2B	2 1	1 0	1 1	1 0	1 0	0 0	0 0
Inning Stats	R: 0 E: 0 K: 2 S: 10 H: 0 LOB: 1 BB: 1 P: 21	R: 0 E: 0 K: 2 S: 9 H: 0 LOB: 0 BB: 0 P: 10	R: 1 E: 0 K: 0 S: 9 H: 1 LOB: 0 BB: 0 P: 15	R: 0 E: 0 K: 2 S: 10 H: 1 LOB: 1 BB: 0 P: 13	R: 0 E: 0 K: 1 S: 7 H: 0 LOB: 0 BB: 0 P: 11	R: 1 E: 0 K: 3 S: 16 H: 1 LOB: 1 BB: 1 P: 25	R: 3 E: 0 K: 2 S: 13 H: 2 LOB: 2 BB: 3 P: 30	R: 0 E: 0 K: 0 S: 8 H: 2 LOB: 2 BB: 0 P: 13	R: 0 E: 0 K: 2 S: 12 H: 1 LOB: 2 BB: 0 P: 16	1B: 3 2B: 2 3B: 0 HR: 3 SF: 0 SAC: 0 DP: 0 HBP: 1						WP: 0 PB: 0 SB: 1 CS: 0 PA: 40	

PITCHER		IP	WLS	BF	H	R	ER	SO	BB	IBB	HBP	BLK	WP	HR	S	P	ERA	WHIP
25 Josh Winckowski, R ERA: 3.15	(1, 1)	1.0		4	0	0	0	2	1	0	0	0	0	0	10	21	0.00	1.000
37 Nick Pivetta, R ERA: 4.3	(2, 1)	5.0		19	3	2	2	8	1	0	0	0	0	2	51	74	3.60	0.800
46 John Schreiber, R ERA: 3.72	(7, 1)	0.2	B	7	2	3	3	2	3	0	0	0	0	1	12	28	40.50	7.500
83 Brennan Bernardino, L ERA: 2.68	(7, 1)	0.1		1	0	0	0	0	0	0	0	0	0	0	1	2	0.00	0.000
55 Chris Martin, R ERA: 1.29	(8, 1)	1.0	W	4	2	0	0	0	0	0	0	0	0	0	8	13	0.00	2.000

PITCHER		IP	WLS	BF	H	R	ER	SO	BB	IBB	HBP	BLK	WP	HR	S	P	ERA	WHIP
74 Kenley Jansen, R ERA: 2.83	(9, 1)	1.0	S	5	1	0	0	2	0	0	1	0	0	0	12	16	0.00	1.000

Boston Red Sox @ New York Yankees

Yankee Stadium, Bronx, NY

Sun Aug 20 2023, 1:41 PM - 4:48 PM EDT

Att. 43,946 - Sunny - 82 F

livebaseballscorecards.com

AB	34
R	5
H	8
RBI	5
BB	5
SO	14
LOB	18

Batter	1	2	3	4	5	6	7	8	9	AB	R	H	RBI	BB	SO	LOB
99 Alex Verdugo, L (1, 9) OBP: 0.342, SLG: 0.429	B FF 91 B FF 92 F FF 91 B FF 92 F FF 92 X FF 93 3-2 7 1B 18 HR 2B	B KC 75 F FF 92 B CH 83 F SL 79 X KC 77 2-2 ② F9		F KC 76 B CH 83 X CH 84 1-1 ① L9 2-3		B CH 86 B FF 91 C FF 92 S CH 86 B CH 86 X FF 90 3-2 7 G3 11 1B 1-2 1B		B SL 87 B FF 96 C FF 96 B SL 87 X SL 87 3-1 11 G4-6-3 1B		5	1	3	0	0	0	4
11 Rafael Devers, L (1, 5) OBP: 0.345, SLG: 0.527	B KC 76 F KC 77 B FF 93 F KC 76 B FF 93 X KC 78 3-2 ① P6	X CH 82 0-0 ③ P5		B FF 93 D CH 84 B FF 93 C SL 80 F KC 78 S FF 95 3-3 ② K		B CH 86 D CH 87 F FF 91 C FF 91 F CH 85 X CH 86 2-2 7 G3 1-2 2-3 1B		B FF 97 C FF 98 B FF 98 B FF 98 X FF 98 3-1 ②③ G4-6-3 1-2f		5	0	1	0	0	1	6
7 Masataka Yoshida, L (1, 7) OBP: 0.350, SLG: 0.462	B SL 79 B SL 79 B FF 93 C FF 92 S FF 93 X KC 77 3-2 18 HR 2-3 1B		B SL 78 C FF 92 X KC 75 1-1 ① L9	S FF 94 X FF 94 0-1 ③ L7		B CH 86 X FF 91 1-0 ① G3 1-2 2-3 3-H			C FF 93 B CH 89 S SL 90 X CU 81 1-2 ① F8	5	1	1	1	0	0	4
36 Triston Casas, L (1, 3) OBP: 0.354, SLG: 0.480	B SL 80 C SL 79 X FF 93 1-1 ② L7		C FF 92 X FF 92 0-1 18 FC5-4 1B		B SL 79 C FF 92 B KC 78 B SL 79 B FF 93 4-1 18 1B BB	X FF 91 0-0 ② P5			C CU 81 F SL 90 C CH 89 0-3 ② K	4	0	1	0	1	1	4
18 Adam Duvall, R (1, 8) OBP: 0.314, SLG: 0.509	B FF 93 C SL 79 X FF 94 1-1 1-H 3-H HR		F FF 93 C SL 79 D SL 80 X KC 77 1-2 ② FC5-4 10 BB 1-2f		C SL 80 C SL 80 B SL 79 X SL 80 1-2 1-2 1B	B ST 80 C SI 90 C SI 90 B ST 80 S ST 80 2-3 ③ K			B CU 84 X FF 94 1-0 2B	5	1	3	3	0	1	3
10 Trevor Story, R (1, 10) OBP: 0.239, SLG: 0.279	C FF 92 B SL 79 B SL 77 S FF 92 B FF 92 F FF 93 F FF 93 S SL 80 3-3 ③ K		B SL 80 B SL 80 C SL 79 B FF 94 B SL 80 4-1 1-2 BB		B FF 94 B FF 94 B FF 94 C FF 92 C FF 93 S FF 94 3-3 ① K		F FF 92 B FF 93 C FF 93 B FS 84 F FF 94 B FF 93 F FF 93 F FF 94 T SI 93 3-2 ① K		B CU 83 B SL 90 C SL 89 X SL 91 2-1 ③ F9	4	0	0	0	1	3	3
19 Pablo Reyes, R (1, 6) OBP: 0.358, SLG: 0.432		C FF 90 X FF 91 0-1 ① F8	B FF 93 B SL 80 X FF 93 2-0 ③ F7		C FF 94 X SL 81 0-1 ② F7		B FF 93 C SI 92 C SI 93 B FS 84 X SI 94 2-2 ② G6-3			4	0	0	0	0	0	4
3 Reese McGuire, L (1, 2) OBP: 0.313, SLG: 0.377		B FF 90 X FF 90 1-0 17 BB 1B		B FF 91 B SL 78 B FF 91 X FF 90 3-0 99 L9 17 HBP 1B	F SL 80 B SL 82 S SL 81 X SL 83 1-2 ③ G3		C SL 87 B FF 93 S FS 83 F FS 83 B FF 93 B FF 93 F FF 94 C FF 94 3-3 ③ K			4	0	2	0	0	1	2
17 Luis Urías, R (1, 4) OBP: 0.330, SLG: 0.322		F SL 78 B SL 79 1 SAFE B SL 77 B FF 92 B FF 92 4-1 1-2 BB		1 SAFE B SL 80 B SL 81 S FF 94 F FF 93 H FF 93 3-2 1-2 HBP		B SI 90 C SI 89 C ST 79 B ST 81 B ST 80 B ST 79 4-2 11 1B 99 1B 7 G3 BB		C FF 97 X FF 97 0-1 ① F8		1	1	0	0	2	0	0
Inning Stats	R: 3 E: 0 K: 1 S: 18 H: 3 LOB: 0 BB: 0 P: 32	R: 0 E: 0 K: 0 S: 8 H: 1 LOB: 2 BB: 1 P: 15	R: 0 E: 0 K: 0 S: 9 H: 1 LOB: 2 BB: 1 P: 17	R: 0 E: 0 K: 1 S: 10 H: 1 LOB: 2 BB: 0 P: 20	R: 0 E: 0 K: 1 S: 12 H: 1 LOB: 2 BB: 1 P: 21	R: 1 E: 0 K: 1 S: 14 H: 2 LOB: 2 BB: 1 P: 26	R: 0 E: 0 K: 2 S: 14 H: 0 LOB: 0 BB: 0 P: 22	R: 0 E: 0 K: 0 S: 6 H: 1 LOB: 0 BB: 0 P: 12	R: 0 E: 0 K: 1 S: 9 H: 1 LOB: 1 BB: 0 P: 13	1B: 8 2B: 2 3B: 0 HR: 1	SF: 0 SAC: 0 DP: 1 HBP: 1					

PITCHER		IP	WLS	BF	H	R	ER	SO	BB	IBB	HBP	BLK	WP	HR	S	P	ERA	WHIP
53 Cristian Javier, R ERA: 4.52	(1, 1)	5.0	W	26	7	3	3	3	3	0	1	0	0	1	57	105	5.40	2.000
61 Seth Martinez, R ERA: 5.4	(6, 1)	1.0		6	2	1	1	1	1	0	0	0	0	0	14	26	9.00	3.000
50 Héctor Neris, R ERA: 2.09	(7, 1)	1.0	H	3	0	0	0	2	0	0	0	0	0	0	14	22	0.00	0.000
52 Bryan Abreu, R ERA: 2.17	(8, 1)	1.0	H	3	1	0	0	0	0	0	0	0	0	0	6	12	0.00	1.000
55 Ryan Pressly, R ERA: 2.82	(9, 1)	1.0		4	1	0	0	1	0	0	0	0	0	0	9	13	0.00	1.000

PITCHER	IP	WLS	BF	H	R	ER	SO	BB	IBB	HBP	BLK	WP	HR	S	P	ERA	WHIP

TOP

Boston Red Sox @ Houston Astros

Minute Maid Park, Houston, TX

Mon Aug 21 2023, 7:13 PM - 10:23 PM CDT

Att. 31,590 - Roof Closed - 73 F

livebaseballscorecards.com

AB	37
R	4
H	11
RBI	4
BB	4
SO	7
LOB	30

1B: 8	SF: 0	WP: 0	PA: 42
2B: 2	SAC: 0	PB: 0	
3B: 0	DP: 1	SB: 0	
HR: 1	HBP: 1	CS: 0	

Batter	1	2	3	4	5	6	7	8	9	AB	R	H	RBI	BB	SO	LOB
27 Jose Altuve, R (1, 4) OBP: 0.414, SLG: 0.519	F FF 93 X FF 93 0-1 30 CI 2 BB 44 SF7 1B	F FC 86 B FF 96 D KC 82 B CH 84 S KC 82 X FF 96 3-2 ① F8 2-3		B FF 95 C KC 79 B CH 84 B KC 81 F FF 94 X KC 82 3-2 ① G6-3	F SL 89 B FF 95 C SL 89 B CU 79 X SL 89 2-2 ② G5-3		F SL 88 X FF 93 0-1 ② G6-3	C CU 75 C SL 88 F FF 94 S CU 76 0-3 ③ K		6	1	1	0	0	1	3
2 Alex Bregman, R (1, 5) OBP: 0.356, SLG: 0.433	B FF 94 D KC 79 C FF 94 B FF 94 D FF 94 4-1 20 FC5 30 CI 1-2 BB	X FF 95 0-0 30 1B 44 1B 3-H 1B		B KC 81 C KC 81 B KC 82 B FF 95 D KC 80 4-1 44 FC4-6 30 BB 20 HR BB	C CH 85 B CH 85 B FF 96 C SL 88 X FF 94 2-2 1B		C FF 95 S CU 76 F CU 77 B FF 94 X SL 88 1-2 2B			3	2	3	1	2	0	0
30 Kyle Tucker, L (1, 9) OBP: 0.377, SLG: 0.524	B KC 82 C FF 94 B SI 94 B FF 94 S FF 95 F FF 94 F FF 95 3-2 CI 20 FC5 1-2 2-3	X FF 95 0-0 44 1B 1-2 1B		B SI 94 F KC 80 B FC 86 D KC 81 B FF 95 4-1 44 FC4-6 1-2 BB	B FF 94 C FF 93 X SL 89 1-1 ③ F9		B SL 89 X FF 94 1-0 ③ G3			3	0	1	0	1	0	2
44 Yordan Alvarez, L (1, 10) OBP: 0.383, SLG: 0.556	B KC 81 X FF 95 1-0 ① SF7 3-H	B KC 81 C KC 82 X FF 95 1-1 21 FC6-4 1-3 2-H 1B		C FF 95 F FF 95 X FC 85 0-2 ② FC4-6 20 HR 1-2f 2-3		X FF 93 0-0 ① G4-3		C FF 93 F SL 87 B ST 79 X FF 95 1-2 ① F7		4	1	1	2	0	0	2
20 Chas McCormick, R (1, 7) OBP: 0.374, SLG: 0.544	X KC 82 0-0 FC5 1-2 2-3	B FC 85 D KC 83 C FC 86 S FF 95 F KC 82 B FF 96 S FF 95 3-3 ② K		B FF 94 S FF 95 T FF 95 B FF 96 F FF 96 F KC 82 X FF 95 2-2 1-H 3-H HR		C SL 86 B SL 88 B CH 83 B SL 86 F SL 89 S SL 86 3-3 ② K		B SL 88 F FF 94 B CU 76 X FF 94 2-1 HR		5	2	2	4	0	2	4
21 Yainer Diaz, R (1, 3) OBP: 0.298, SLG: 0.544	F FF 95 S FF 96 F FF 96 S KC 84 0-3 ② K	F FF 94 F FF 95 X KC 82 0-2 ③ FC6-4 1-2f		S KC 82 F FF 96 F KC 81 B KC 81 X CH 83 1-2 3 2B 1B		B FF 93 B SL 87 C SL 88 F FF 93 B FF 94 X SL 88 3-2 E9 3 1B		C SL 88 B CH 82 F SL 90 B CH 86 B FF 94 X SL 90 3-2 HR		5	1	2	1	0	1	5
3 Jeremy Peña, R (1, 6) OBP: 0.308, SLG: 0.370	F FF 96 D KC 83 C FF 97 F FF 96 D KC 84 X CH 86 2-2 ③ G5-3	S FF 94 X FF 95 0-1 ① G5-3		X FF 93 0-0 1-3 2B		B CU 74 F SL 87 X FF 93 1-1 1-3 1B		F CU 75 X CU 77 0-1 ② G5-3		5	0	2	0	0	0	3
6 Jake Meyers, R (1, 8) OBP: 0.304, SLG: 0.388		X FF 95 0-0 15 WP 15 2B 1B	B FF 96 S FF 95 C KC 81 S KC 83 1-3 ② K	F FF 95 F FC 84 X FF 95 0-2 ③ G1-3		F SL 85 F FF 93 B CU 76 1 SAFE X FF 94 1-2 ③ L8		B CU 76 B SL 88 F SL 88 B FF 94 C SL 89 F FF 95 X FF 95 3-2 15 1B 1B		5	1	2	0	0	1	4
15 Martín Maldonado, R (1, 2) OBP: 0.248, SLG: 0.306		B CH 82 F FF 95 B CH 85 F KC 80 F FC 85 B FF 94 X FF 95 3-2 27 F8 2 1B 1-H 2B	B FF 96 F FF 95 S FF 96 S FF 96 1-3 ③ K		B FF 94 F FF 93 B CH 82 T FF 94 B FF 95 S FF 95 3-3 ① K		S FF 93 C FF 92 0-2 ① K		B SL 87 F FF 94 X FF 93 1-1 1-2 1B		5	1	2	1	0	3	0
Inning Stats	R: 1 E: 1 K: 1 S: 17 H: 1 LOB: 3 BB: 1 P: 27	R: 3 E: 0 K: 1 S: 19 H: 5 LOB: 2 BB: 0 P: 29	R: 0 E: 0 K: 2 S: 8 H: 0 LOB: 0 BB: 0 P: 10	R: 3 E: 0 K: 0 S: 21 H: 3 LOB: 2 BB: 2 P: 35	R: 0 E: 0 K: 1 S: 11 H: 1 LOB: 1 BB: 0 P: 19	R: 0 E: 1 K: 1 S: 12 H: 1 LOB: 2 BB: 0 P: 20	R: 0 E: 0 K: 1 S: 9 H: 1 LOB: 1 BB: 0 P: 11	R: 2 E: 0 K: 1 S: 20 H: 4 LOB: 2 BB: 0 P: 30		1B: 10 2B: 3 3B: 0 HR: 3 SF: 1 SAC: 0 DP: 0 HBP: 0						

PITCHER		IP	WLS	BF	H	R	ER	SO	BB	IBB	HBP	BLK	WP	HR	S	P	ERA	WHIP
65 James Paxton, L ERA: 3.79	(1, 1)	4.0	L	26	9	7	6	4	3	0	0	0	1	1	65	101	13.50	3.000
72 Chris Murphy, L ERA: 3.72	(5, 1)	4.0		20	7	2	2	4	0	0	0	0	0	2	52	80	4.50	1.750

PITCHER	IP	WLS	BF	H	R	ER	SO	BB	IBB	HBP	BLK	WP	HR	S	P	ERA	WHIP

BOTTOM

Boston Red Sox @ Houston Astros

Minute Maid Park, Houston, TX

Mon Aug 21 2023, 7:13 PM - 10:23 PM CDT

Att. 31,590 - Roof Closed - 73 F

livebaseballscorecards.com

AB	41
R	9
H	16
RBI	9
BB	3
SO	8
LOB	23

WP: 1 PA: 46
PB: 0
SB: 0
CS: 0

Batter	1	2	3	4	5	6	7	8	9	AB	R	H	RBI	BB	SO	LOB
99 Alex Verdugo, L (1, 9) OBP: 0.341, SLG: 0.427 52 Wilyer Abreu, L (4, 9) OBP: 0.667, SLG: 1.000	B FF 94 F FF 93 X FF 95 1-1 ① F8		C CH 84 B FF 95 F FF 95 T FF 96 1-2 ① K		S FF 96 B FF 96 S FF 95 B FF 96 S FF 96 2-3 ② K		C FF 96 B FF 96 B CU 82 X FF 96 2-1 2B		C FF 97 X CH 92 0-1 11 2B; 2 1B; 1B	2	0	0	0	0	1	0
11 Rafael Devers, L (1, 5) OBP: 0.346, SLG: 0.526	S FF 95 B FF 95 S FF 95 S FF 96 1-3 ② K		B FF 96 C CU 77 F SL 88 B CU 80 S FF 96 2-3 ② K		S FF 96 F FF 97 X FF 97 0-2 ③ G3-1		B FF 96 B FF 97 F SL 87 B SL 87 B FF 97 4-1 BB		S FF 96 F FF 96 F FF 97 B CH 92 X CH 92 1-2 1-3; 2 1B; 2B	4	1	1	0	1	2	1
2 Justin Turner, R (1, 10) OBP: 0.357, SLG: 0.487	C FF 95 S FF 94 F FF 94 B FF 96 B SL 88 X SL 88 2-2 1B		C FF 94 C CU 80 F FF 95 B FF 96 B FF 97 B FF 97 F FF 95 F FF 95 C CU 78 3-3 ③ K			C FF 94 X CU 78 0-1 ① G6-3	F FF 96 B SL 88 B SL 89 F SI 97 B SL 89 C FF 96 3-3 ② K		B FF 97 T FF 97 X FF 96 1-1 7 G4-6-3; 2-H; 3-H; 1B	5	0	2	2	0	2	2
7 Masataka Yoshida, L (1, 7) OBP: 0.349, SLG: 0.459	C CU 76 B FF 94 F FF 94 F SL 87 X CU 78 1-2 ③ F8			F FF 93 X FF 94 0-1 18 WP; 1B		C CU 76 F FF 95 B SL 87 X SL 87 1-2 ② G3-1	D CU 83 S CH 89 B CH 89 X CH 90 2-1 ③ F7		B FF 96 B CH 92 F CH 91 F FF 95 X CH 92 2-2 ② ③ G4-6-3; 1-2f	5	0	1	0	0	0	4
18 Adam Duvall, R (1, 8) OBP: 0.317, SLG: 0.528		C FF 94 F FF 93 F SL 89 S SL 88 0-3 ① K		C CU 77 C CU 78 S CU 79 0-3 ① K; 1-2		B SL 86 X SL 86 1-0 10 FC6; 2B		F FF 98 B SL 89 F SL 89 B FS 89 F FF 99 X FF 98 2-2 HR		4	1	2	1	0	2	1
36 Triston Casas, L (1, 3) OBP: 0.353, SLG: 0.476		B FF 94 S FF 94 S FF 95 B FF 96 C CU 79 2-3 ② K		B CU 78 F FF 95 D SL 88 B CU 80 C CU 77 S SL 88 3-3 ② K		F FF 95 H CU 80 1-1 10 E; HBP		B FF 98 X FF 97 1-0 ① F7		3	0	0	0	0	2	1
10 Trevor Story, R (1, 6) OBP: 0.240, SLG: 0.277		F FF 95 C CU 78 X CU 80 0-2 17 BB; 1B		F FF 96 B FF 96 X FF 96 1-1 ③ P3		B FF 97 D CU 79 B FF 96 C FF 95 X FF 95 3-1 1-2; 2-3 FC6		X FF 98 0-0 ② L9		4	0	1	0	0	0	3
17 Luis Urías, R (1, 4) OBP: 0.327, SLG: 0.311		B SL 87 B SL 85 B SL 87 B FF 95 4-0 1-2 BB			F FF 94 S FF 95 F SL 89 X FF 95 0-2 ① P3	X FF 94 0-0 ③ F6		C FF 98 F FF 98 B SL 90 B SL 90 B FF 98 X FF 98 3-2 ③ F7		3	0	0	0	1	0	3
12 Connor Wong, R (1, 2) OBP: 0.292, SLG: 0.394		X FF 96 0-0 ③ G6-3			X FF 95 0-0 2B		C FF 94 F FF 96 S SL 85 0-3 ① K		F FF 96 F SI 95 B FF 96 B SL 88 F FF 96 F FF 96 S SI 96 2-3 ① K	4	0	1	0	0	2	2
Inning Stats	R: 0 E: 0 K: 1 S: 13 H: 1 LOB: 1 BB: 0 P: 18	R: 0 E: 0 K: 2 S: 11 H: 1 LOB: 2 BB: 1 P: 17	R: 0 E: 0 K: 3 S: 12 H: 0 LOB: 0 BB: 0 P: 18	R: 0 E: 0 K: 2 S: 10 H: 1 LOB: 1 BB: 0 P: 14	R: 0 E: 0 K: 1 S: 11 H: 1 LOB: 1 BB: 0 P: 13	R: 0 E: 1 K: 0 S: 10 H: 1 LOB: 3 BB: 0 P: 16	R: 0 E: 0 K: 2 S: 11 H: 1 LOB: 2 BB: 1 P: 22	R: 1 E: 0 K: 0 S: 9 H: 1 LOB: 0 BB: 0 P: 15	R: 2 E: 0 K: 1 S: 16 H: 3 LOB: 0 BB: 0 P: 22	1B: 5 2B: 4 3B: 0 HR: 1 SF: 0 SAC: 0 DP: 1 HBP: 1						

TOP

Boston Red Sox @ Houston Astros

Minute Maid Park, Houston, TX

Tue Aug 22 2023, 7:11 PM - 10:02 PM CDT

Att. 33,042 - Roof Closed - 73 F

livebaseballscorecards.com

AB	37
R	3
H	10
RBI	3
BB	2
SO	12
LOB	18

WP: 1 PB: 0 SB: 0 CS: 0 PA: 40

PITCHER		IP	WLS	BF	H	R	ER	SO	BB	IBB	HBP	BLK	WP	HR	S	P	ERA	WHIP
35 Justin Verlander, R ERA: 3.19	(1, 1)	6.0	W	26	5	0	0	9	1	0	1	0	1	0	67	96	0.00	1.000
31 Kendall Graveman, R ERA: 3.09	(7, 1)	1.0	H	5	1	0	0	2	1	0	0	0	0	0	11	22	0.00	2.000
45 Ryne Stanek, R ERA: 4.03	(8, 1)	1.0		4	1	1	1	0	0	0	0	0	0	1	9	15	9.00	1.000
47 Rafael Montero, R ERA: 5.5	(9, 1)	1.0		5	3	2	2	1	0	0	0	0	0	0	16	22	18.00	3.000

PITCHER	IP	WLS	BF	H	R	ER	SO	BB	IBB	HBP	BLK	WP	HR	S	P	ERA	WHIP

BOTTOM

Boston Red Sox @ Houston Astros

Minute Maid Park, Houston, TX

Tue Aug 22 2023, 7:11 PM - 10:02 PM CDT

Att. 33,042 - Roof Closed - 73 F

livebaseballscorecards.com

Batter	1	2	3	4	5	6	7	8	9	AB	R	H	RBI	BB	SO	LOB
27 Jose Altuve, R (1, 4) OBP: 0.407, SLG: 0.509 6 Jake Meyers, R (8, 8) OBP: 0.307, SLG: 0.394	C SI 95 S SL 85 B SL 85 F SL 85 F SI 94 B FS 88 C SI 94 2-3 ① K	X SI 94 0-0 ①② G6-3 1-2f	X SL 85 0-0 ③ G6-3				B SL 82 B SI 94 C SI 94 X SI 94 2-1 ① G5-3	B CU 77 C CU 77 B CU 78 F SI 90 F SI 91 B CU 76 X SI 90 3-2 2B		4 1	0 0	0 1	0 0	0 0	1 0	2 0
2 Alex Bregman, R (1, 5) OBP: 0.357, SLG: 0.432	X SI 94 0-0 30 HR 1B	C SL 85 S FS 87 X SI 94 0-2 ③ G4-3			X SI 92 0-0 ① G6-3		C SI 94 C SI 95 B SI 94 B SL 84 B SL 82 B SI 94 4-2 30 E 21 1B BB	B SI 91 C CU 77 B SI 90 F SI 90 B SI 91 F CU 78 F SI 92 X SI 91 3-2 ② G5-3		4	2	1	0	1	0	1
30 Kyle Tucker, L (1, 9) OBP: 0.376, SLG: 0.527	S FC 90 B SI 93 B FS 87 B SL 83 X SI 93 3-1 1-H HR	B SL 85 B SL 86 F FC 90 X FC 91 2-1 ① G4-3		X SI 83 0-0 ② G1-3		C SI 94 B SL 82 B SI 94 B SI 94 F SL 82 X SI 94 3-2 FC1 21 E 21 1B 20 FC4 1-2	F CU 79 C SI 91 X SI 92 0-2 ③ G6-3		5	2	1	2	0	0	2
21 Yainer Diaz, R (1, 3) OBP: 0.297, SLG: 0.540	C SL 86 B SL 86 X SL 84 1-1 ② G6-3	B SI 95 X SL 84 1-0 ② G6-3		C SI 93 B SL 83 S SL 84 B SL 85 S SI 93 2-3 ③ K		B SL 82 F SL 82 X SI 95 1-1 E9 20 FC4 28 2B 1-3 2-H 1B			4	1	1	1	0	1	0
20 Chas McCormick, R (1, 7) OBP: 0.369, SLG: 0.536	M SI 94 X SI 94 0-1 E5 28 BB 14 BB	B SL 85 B SL 84 C SL 85 B SI 93 F SI 93 F SI 93 X SI 94 3-2 ③ G5-3				B SL 86 C FC 88 F SL 84 F FF 97 F SI 97 T CH 95 1-2 ① K	D SI 95 C SI 95 C SI 95 X SI 95 1-2 FC4 14 S 28 2B 2-3 3-H			4	1	0	1	0	1	1
14 Mauricio Dubón, R (1, 8) OBP: 0.299, SLG: 0.376 (8, 4)	B SI 94 B SL 84 B SI 93 C SI 94 B SI 94 4-1 28 BB 1-2 BB			B SL 84 X SI 93 1-0 3 BB 15 SH2-3 1B		F SI 98 S SL 85 B SL 86 C SI 97 1-3 ② K	C SI 94 S SI 94 B SI 95 X SL 83 1-2 ② F9 1-2			3	1	1	0	1	1	2
28 Jon Singleton, L (1, 10) OBP: 0.273, SLG: 0.277	B SL 84 B FC 91 S SL 84 F SL 84 B FF 94 B SL 83 4-2 3 FC5-4 1-2 2-3 BB			F FC 88 X FF 93 0-1 ① F8		B SL 87 F FC 88 X FF 97 1-2 2B	C SL 84 B SI 95 C SI 95 B SI 95 B SI 94 X SI 95 3-2 2-H 3-H 2B			3	0	2	2	1	0	1
3 Jeremy Peña, R (1, 6) OBP: 0.310, SLG: 0.369	F SL 85 X SI 94 0-1 ③ FC5-4 1-2f			B SL 82 B SL 84 B SI 93 B SI 94 4-0 15 SH2-3 1-2 BB		D FC 87 B SI 97 S SL 85 B SI 98 D FC 88 4-1 BB	B SL 81 C SI 94 F SI 94 B SI 94 B SI 94 C SI 94 3-3 ③ K			2	0	0	0	2	1	4
15 Martín Maldonado, R (1, 2) OBP: 0.248, SLG: 0.307		B SI 93 C SI 93 B SL 85 X SI 94 2-1 27 G6-3 1B		X SI 92 0-0 ② SH2-3 1-3 2-H		2 SAFE C SI 97 X SI 97 0-1 ③ G5-3		C SI 90 C CU 77 S CU 78 0-3 ① K		3	0	1	1	0	1	2
Inning Stats	R: 2 E: 1 K: 1 S: 17 H: 2 LOB: 3 BB: 2 P: 31	R: 0 E: 0 K: 0 S: 6 H: 1 LOB: 0 BB: 0 P: 8	R: 0 E: 0 K: 0 S: 7 H: 0 LOB: 0 BB: 0 P: 13	R: 1 E: 0 K: 0 S: 5 H: 1 LOB: 1 BB: 1 P: 10	R: 0 E: 0 K: 1 S: 5 H: 0 LOB: 0 BB: 0 P: 7	R: 0 E: 0 K: 2 S: 14 H: 1 LOB: 2 BB: 1 P: 21	R: 4 E: 2 K: 1 S: 21 H: 2 LOB: 1 BB: 1 P: 39	R: 0 E: 0 K: 1 S: 15 H: 1 LOB: 1 BB: 0 P: 21		1B: 4 2B: 3 3B: 0 HR: 1	SF: 0 SAC: 1 DP: 1 HBP: 0		WP: 0 PB: 0 SB: 1 CS: 0	PA: 39	

	AB	33
	R	7
	H	8
	RBI	7
	BB	5
	SO	6
	LOB	15

PITCHER		IP	WLS	BF	H	R	ER	SO	BB	IBB	HBP	BLK	WP	HR	S	P	ERA	WHIP
89 Tanner Houck, R ERA: 5.08	(1, 1)	5.0	L	22	4	3	3	2	3	0	0	0	0	1	40	69	5.40	1.400
25 Josh Winckowski, R ERA: 3.11	(6, 1)	1.0		5	1	0	0	2	1	0	0	0	0	0	14	21	0.00	2.000
68 Mauricio Llovera, R ERA: 5.06	(7, 1)	1.0		8	2	4	0	1	1	0	0	0	0	0	21	39	0.00	3.000
83 Brennan Bernardino, L ERA: 2.61	(8, 1)	1.0		4	1	0	0	1	0	0	0	0	0	0	15	21	0.00	1.000

PITCHER	IP	WLS	BF	H	R	ER	SO	BB	IBB	HBP	BLK	WP	HR	S	P	ERA	WHIP

Batter	1	2	3	4	5	6	7	8	9	10	AB	R	H	RBI	BB	SO	LOB
99 Alex Verdugo, L (1, 9) OBP: 0.342, SLG: 0.429	B FF 91 F FF 94 X CH 86 1-1 ① G4-3		C CH 85 C FF 93 X FF 93 0-2 1-H 36 1B 2B	B FF 92 F CH 86 X CH 86 1-1 1-2 1B		B ST 80 B CH 85 B FF 90 C FF 90 X FF 91 3-1 ② F8			B FF 95 X FF 94 1-0 ② G4-3		5	1	2	1	0	0	0
11 Rafael Devers, L (1, 5) OBP: 0.342, SLG: 0.521	B FF 95 F FF 94 B FF 95 X CU 80 2-1 ② L3		B FF 93 D CU 82 X FF 94 2-0 ② P6	B FF 94 F FF 94 B FF 95 C FF 93 X FF 94 2-2 ③ P5		X FF 90 0-0 ③ G3-1			C FF 96 B CH 91 F FF 96 C FF 97 1-3 ③ K	0-0 18 HR	5	1	0	0	0	1	3
2 Justin Turner, R (1, 10) OBP: 0.357, SLG: 0.484	B FF 93 C FF 93 X ST 79 1-1 ③ F9		B FF 93 F FF 93 B FF 95 B CU 80 C FF 93 D CU 82 4-2 36 1B BB	B FF 92 B FF 93 B FF 92 B FF 92 4-0 18 1B 10 1B BB			C FF 94 S FF 94 F FF 94 B FF 94 B FF 92 F FS 83 C FF 94 2-3 ① K			X FF 94 0-0 ① F9	3	1	0	0	2	1	0
36 Triston Casas, L (1, 3) OBP: 0.353, SLG: 0.474		B FF 93 T FF 94 S FF 96 X FF 95 1-2 ① F7	S CH 86 F FF 94 B CH 85 D CH 87 X CU 81 2-2 1-3 2-H 18 BB 1B	B ST 82 F FF 94 C FF 94 1 SAFE X FF 94 1-2 ① F7			B FF 93 X FF 93 1-0 ② F8			B FF 97 B CH 88 D CH 88 B FF 98 4-0 18 HR BB	4	1	1	1	1	0	1
18 Adam Duvall, R (1, 8) OBP: 0.322, SLG: 0.541		B ST 79 F SI 96 X SI 95 1-1 ② P5	B SI 94 D ST 82 S ST 82 F SI 95 1 SAFE B ST 82 B ST 81 4-2 1-2 BB	C SI 96 X SI 94 0-1 1-2 10 1B 52 G3 1B			B FS 84 F SI 93 X SI 94 1-1 ③ F7			S SL 88 B SL 87 B SI 98 F SI 98 X SI 98 2-2 1-H 2-H HR	4	2	2	3	1	0	0
10 Trevor Story, R (1, 6) OBP: 0.255, SLG: 0.308		C FF 93 B FF 95 F FF 93 B FF 94 F FF 93 B CU 82 F FF 93 X FF 92 3-2 2B	C FF 94 B ST 80 F FF 95 T CH 87 1-2 ③ K	D CH 86 F FF 94 F FF 94 F FF 94 F CU 80 F CH 86 X SI 94 1-2 1-3 2-H 52 G3 52 S 1B				C SL 86 S SL 88 B SL 88 B SL 89 C FF 98 2-3 ① K		B FF 96 F SL 88 B SL 90 F SI 96 S FF 94 2-3 ② K	5	0	2	1	0	3	3
52 Wilyer Abreu, L (1, 7) OBP: 0.375, SLG: 0.429		C CU 81 B FF 93 B FF 94 X FF 91 2-1 ③ F7		B FF 90 C FF 92 X FF 93 1-1 ① F8	B CH 86 S CH 86 D CH 86 B CH 85 X CH 86 3-1 ② G3 1-3 3-H			C FF 98 F SL 86 B FF 99 F SL 89 X SL 87 1-2 ② P5		B FF 97 F CH 88 B FF 95 F SL 90 B FF 95 F CH 90 B SI 96 4-2 19 CS BB	4	0	0	1	1	0	2
19 Pablo Reyes, R (1, 4) OBP: 0.355, SLG: 0.426			C FF 91 B FF 92 F FF 93 X ST 79 1-2 99 BLK 99 2B 1B	F FF 93 X SI 94 0-1 ② G6-3	B ST 80 B FF 90 F SI 90 B SI 90 F SI 91 X SI 91 3-2 ③ G6-3			C SL 87 F FF 99 B FF 98 B SL 89 B SL 88 C SL 88 3-3 ③ K		1 SAFE B SI 96 B SL 87 B SI 96 F SI 97 C SI 96 3-2 1-2 ③ CS	4	1	1	0	0	1	1
12 Connor Wong, R (1, 2) OBP: 0.292, SLG: 0.394 7 Masataka Yoshida, L (9, PH) OBP: 0.348, SLG: 0.457 3 Reese McGuire, L (9, 2) OBP: 0.313, SLG: 0.377			C FF 94 X CH 84 0-1 ① F8	B FF 92 F FF 93 X SI 95 1-1 99 1B 1B		C SI 90 F ST 80 F ST 80 F CH 84 X CH 85 0-2 ① G5-3			C SL 90 S CU 82 B SL 90 S SL 91 1-3 ① K		3 1 0	0 0 0	1 0 0	0 0 0	0 1 0	0 0 0	1 0 0
Inning Stats	R: 0 E: 0 K: 0 S: 6 H: 0 LOB: 0 BB: 0 P: 10	R: 0 E: 0 K: 0 S: 12 H: 1 LOB: 1 BB: 0 P: 19	R: 2 E: 0 K: 1 S: 19 H: 3 LOB: 3 BB: 2 P: 33	R: 0 E: 0 K: 0 S: 11 H: 2 LOB: 2 BB: 0 P: 16	R: 2 E: 0 K: 0 S: 16 H: 2 LOB: 1 BB: 1 P: 28	R: 0 E: 0 K: 0 S: 8 H: 0 LOB: 0 BB: 0 P: 11	R: 0 E: 0 K: 1 S: 8 H: 0 LOB: 0 BB: 0 P: 12	R: 0 E: 0 K: 2 S: 10 H: 0 LOB: 0 BB: 0 P: 16	R: 0 E: 0 K: 2 S: 7 H: 0 LOB: 0 BB: 0 P: 10	R: 3 E: 0 K: 1 S: 12 H: 1 LOB: 0 BB: 2 P: 27	1B: 6 2B: 2 3B: 0 HR: 1	SF: 0 SAC: 0 DP: 0 HBP: 0	WP: 0 PB: 0 SB: 1 CS: 1	PA: 44			

PITCHER		IP	WLS	BF	H	R	ER	SO	BB	IBB	HBP	BLK	WP	HR	S	P	ERA	WHIP
65 José Urquidy, R ERA: 5.48	(1, 1)	4.2		25	8	4	4	1	3	0	0	1	0	0	61	100	7.71	2.357
61 Seth Martinez, R ERA: 5.23	(5, 1)	1.1		4	0	0	0	0	0	0	0	0	0	0	11	17	0.00	0.000
50 Héctor Neris, R ERA: 2.05	(7, 1)	1.0		3	0	0	0	1	0	0	0	0	0	0	8	12	0.00	0.000
52 Bryan Abreu, R ERA: 2.14	(8, 1)	1.0		3	0	0	0	2	0	0	0	0	0	0	10	16	0.00	0.000
55 Ryan Pressly, R ERA: 2.77	(9, 1)	1.0		3	0	0	0	2	0	0	0	0	0	0	7	10	0.00	0.000

PITCHER		IP	WLS	BF	H	R	ER	SO	BB	IBB	HBP	BLK	WP	HR	S	P	ERA	WHIP
31 Kendall Graveman, R ERA: 3.36	(10, 1)	1.0	L	5	1	3	2	1	2	0	0	0	0	1	12	27	18.00	3.000

TOP

Boston Red Sox @ Houston Astros

Minute Maid Park, Houston, TX

Wed Aug 23 2023, 7:11 PM - 10:47 PM CDT
Att. 37,144 - Roof Closed - 73 F

livebaseballscorecards.com

AB	38
R	7
H	9
RBI	7
BB	5
SO	7
LOB	11

Batter	1	2	3	4	5	6	7	8	9	10	AB	R	H	RBI	BB	SO	LOB
27 Jose Altuve, R (1, 4) OBP: 0.411, SLG: 0.511	X FF 93 0-0 2 1B 30 SF8 2B	C SL 76 S SL 77 S SL 80 0-3 ③ K		B CH 88 C SL 77 B FF 96 S SL 79 B SL 78 S FF 95 3-3 ③ K			B ST 80 B ST 80 B SI 97 B SI 96 4-0 BB		F FC 89 B FF 94 S ST 84 B ST 85 B FF 95 B ST 85 4-2 BB		3	1	1	0	2	2	0
2 Alex Bregman, R (1, 5) OBP: 0.357, SLG: 0.430	F FF 93 B CH 88 X CH 89 1-1 2-3 1B		B SL 74 B SL 77 B FF 92 C FF 92 B SL 77 4-1 21 1B 79 2B BB		X CH 87 0-0 ① G5-3		X SI 96 0-0 ② P2		C FF 95 B FF 95 C SL 85 S FF 95 1-3 ② K		4	1	1	0	1	1	3
30 Kyle Tucker, L (1, 9) OBP: 0.372, SLG: 0.522	B SL 79 C FF 95 X SI 94 1-1 ① SF8 3-H		F SL 78 B SL 79 X SL 77 1-1 ① F9		C SL 77 F SL 76 B SL 79 S FF 96 1-3 ② K		F CH 84 B SI 96 S SI 97 B CH 87 S ST 82 2-3 ③ K		S CU 80 B FF 95 C FF 96 B CU 79 S CU 79 2-3 ③ K	0-0 20 1B 21 1B	4	1	0	1	0	3	4
20 Chas McCormick, R (1, 7) OBP: 0.370, SLG: 0.534	S SL 77 T FF 93 D SL 81 B FF 93 S FF 95 2-3 ② K		B SL 78 S CH 88 F SL 80 1 SAFE S SL 80 1-3 ② K		C SL 78 B SL 80 F FF 96 B CH 88 S SL 81 2-3 ③ K			S FC 93 X ST 84 0-1 79 L9 21 G4-3 1B		F SI 98 F SI 98 X SL 86 0-2 3 1B 21 1B 2-3 1B	5	0	2	0	0	3	2
21 Yainer Diaz, R (1, 10) OBP: 0.302, SLG: 0.541 (10, 2)	X CH 88 0-0 ③ G2-3		C SL 77 B FF 92 B CH 87 F SL 78 X SL 80 2-2 79 2B 1-3 1B			C SI 94 X CH 85 0-1 3 G1-6-3 1B		B SI 94 B FC 94 F SI 95 B SI 94 F FC 93 F FF 96 1 SAFE F FF 95 F SI 94 3-2 ① G4-3 1-2		C SI 96 D SI 97 F SL 86 X FF 97 1-2 3 1B 1-2 3-H 1B	5	0	3	1	0	0	2
79 José Abreu, R (1, 3) OBP: 0.290, SLG: 0.343		C SL 75 X SL 77 0-1 ① F7	B SL 80 S SL 79 S FF 95 F SL 79 F FF 95 X SL 80 1-2 1-3 3-H 2B			C SI 96 S SI 96 B ST 81 F SI 97 X ST 81 1-2 ① L3		C SI 94 B FF 96 B SL 86 X FC 92 2-1 ② L9 2-3		B SL 86 F SI 98 F SI 96 S FC 87 1-3 ① K	5	0	1	1	0	1	4
3 Jeremy Peña, R (1, 6) OBP: 0.313, SLG: 0.370	S SL 75 B CH 88 X FF 93 1-1 15 HR 1B	F SL 79 C FF 96 D SL 81 F SL 81 T FF 95 1-2 ③ K				S ST 80 X SI 96 0-1 ② ③ G1-6-3 1-2f		B SI 94 F SI 95 B FC 92 C FF 97 F FF 96 B FC 92 F FF 97 B SI 94 4-2 BB		S SI 97 D FC 88 C SI 96 F FC 89 F SI 97 F FC 87 X SI 97 1-2 1-2 2-3 1B	4	1	2	0	1	1	3
6 Jake Meyers, R (1, 8) OBP: 0.306, SLG: 0.392 14 Mauricio Dubón, R (10, PH) OBP: 0.298, SLG: 0.375	C SL 77 B FF 93 S CH 87 S SL 80 1-3 ② K			C SL 74 B FF 92 B SL 77 B CH 86 X FF 93 3-1 ① G5-3			C ST 78 B CH 84 C SI 95 F SI 95 B ST 81 X SI 97 2-2 15 SH1-4 1B	B FF 96 B FC 93 C SI 95 F FF 97 X ST 87 2-2 ③ G6-3		B FC 89 F SI 97 C FC 88 S SL 87 1-3 ② K	4	0	1	0	0	1	3
											1	0	0	0	0	1	3
15 Martín Maldonado, R (1, 2) OBP: 0.250, SLG: 0.318 28 Jon Singleton, L (9, PH) OBP: 0.289, SLG: 0.273 31 Kendall Graveman, R (10, 1) 9 Corey Julks, R (10, PH) OBP: 0.297, SLG: 0.354		X FF 93 0-0 1-H HR		B SL 76 B SL 76 C FF 94 S SL 77 S FF 93 2-3 ② K			B SI 94 L SI 95 L SI 95 X ST 80 1-2 ① SH1-4 1-2		B FC 94 B FC 93 X FC 92 2-0 ① F7	B FC 89 C FC 88 X SI 97 1-1 ③ G4-3	2	1	1	2	0	1	0
											1	0	0	0	0	0	0
											0	0	0	0	0	0	0
											1	0	0	0	0	0	3
Inning Stats	R: 1 E: 0 K: 1 S: 9 H: 2 LOB: 1 BB: 0 P: 13	R: 2 E: 0 K: 2 S: 11 H: 2 LOB: 0 BB: 0 P: 13	R: 1 E: 0 K: 2 S: 18 H: 2 LOB: 2 BB: 1 P: 28	R: 0 E: 0 K: 2 S: 8 H: 0 LOB: 0 BB: 0 P: 16	R: 0 E: 0 K: 2 S: 7 H: 0 LOB: 0 BB: 0 P: 10	R: 0 E: 0 K: 0 S: 8 H: 1 LOB: 0 BB: 0 P: 9	R: 0 E: 0 K: 1 S: 11 H: 1 LOB: 2 BB: 1 P: 20	R: 0 E: 0 K: 0 S: 18 H: 1 LOB: 2 BB: 1 P: 29	R: 0 E: 0 K: 2 S: 9 H: 0 LOB: 1 BB: 1 P: 18	R: 1 E: 0 K: 2 S: 20 H: 3 LOB: 3 BB: 0 P: 25	1B: 9 2B: 2 3B: 0 HR: 1 SF: 1 SAC: 1 DP: 1 HBP: 0						

PITCHER		IP	WLS	BF	H	R	ER	SO	BB	IBB	HBP	BLK	WP	HR	S	P	ERA	WHIP
41 Chris Sale, L ERA: 4.68	(1, 1)	5.0		22	6	4	4	9	1	0	0	0	0	1	53	80	7.20	1.400
22 Garrett Whitlock, R ERA: 5.52	(6, 1)	2.0		8	2	0	0	1	1	0	0	0	0	0	19	29	0.00	1.500
55 Chris Martin, R ERA: 1.26	(8, 1)	1.0		5	1	0	0	0	1	0	0	0	0	0	18	29	0.00	2.000
74 Kenley Jansen, R ERA: 2.81	(9, 1)	0.1		1	0	0	0	0	0	0	0	0	0	0	1	3	0.00	0.000
37 Nick Pivetta, R ERA: 4.28	(9, 1)	0.2	W	3	0	0	0	2	1	0	0	0	0	0	8	15	0.00	1.500

PITCHER		IP	WLS	BF	H	R	ER	SO	BB	IBB	HBP	BLK	WP	HR	S	P	ERA	WHIP
25 Josh Winckowski, R ERA: 3.06	(10, 1)	1.0	S	6	3	1	0	2	0	0	0	0	0	0	20	25	0.00	3.000

BOTTOM

Boston Red Sox @ Houston Astros

Minute Maid Park, Houston, TX

Wed Aug 23 2023, 7:11 PM - 10:47 PM CDT

Att. 37,144 - Roof Closed - 73 F

livebaseballscorecards.com

AB	39
R	5
H	12
RBI	5
BB	4
SO	14
LOB	27

WP: 0 PA: 45
PB: 0
SB: 0
CS: 0

Boston Red Sox @ Houston Astros

Minute Maid Park, Houston, TX

Thu Aug 24 2023, 1:11 PM - 4:21 PM CDT

Att. 35,323 - Roof Closed - 73 F

TOP

livebaseballscorecards.com

Batter	1	2	3	4	5	6	7	8	9	AB	R	H	RBI	BB	SO	LOB
99 Alex Verdugo, L (1, 9) OBP: 0.347, SLG: 0.440	HR	K	1B	F7		1B		1B	1B	7	2	5	2	0	1	2
11 Rafael Devers, L (1, 5) OBP: 0.345, SLG: 0.519	G3	1B	BB	L1-3		L8		1B	HBP	5	1	2	3	1	0	2
2 Justin Turner, R (1, 3) OBP: 0.359, SLG: 0.484 36 Triston Casas, L (4, 3) OBP: 0.352, SLG: 0.471	F9	1B	HBP		K	G6-3		K	1B	2 4	1 0	1 1	1 0	0 0	0 2	0 2
18 Adam Duvall, R (1, 7) OBP: 0.329, SLG: 0.547 30 Rob Refsnyder, R (6, 7) OBP: 0.377, SLG: 0.316	1B	FC5-2-5	BB		2B	G4-6-3	BB	7 2B 19 SF8 BB FC5		3 1	0 1	2 0	1 0	1 2	0 0	2 3
7 Masataka Yoshida, L (1, 10) OBP: 0.348, SLG: 0.458	G6-3	K	1B		L9	G4-6-3			52 2B 2B	6	1	2	1	0	1	5
19 Pablo Reyes, R (1, 6) OBP: 0.361, SLG: 0.436		52 HR 1B	17 2B BB G6-3		G6-3			52 1B 2B	SF8	4	3	2	2	1	0	3
52 Wilyer Abreu, L (1, 8) OBP: 0.571, SLG: 0.917		HR	K BB			99 1B 1B		17 G5-4-3 1B	12 HR 2B	5	2	4	4	1	1	1
17 Luis Urías, R (1, 4) OBP: 0.328, SLG: 0.323		12 2B 11 1B 1B	12 1B 99 1B 2B G5-3		K	K		G5-4-3	F8	6	2	2	1	0	1	6
12 Connor Wong, R (1, 2) OBP: 0.299, SLG: 0.413		11 1B 2B	11 BB 99 1B 2 HBP 1B	K		F8		99 1B 11 1B 1B	2-H HR	6	4	4	2	0	1	1
Inning Stats	R: 1 E: 0 K: 0 S: 8 H: 2 LOB: 1 BB: 0 P: 14	R: 4 E: 0 K: 2 S: 25 H: 6 LOB: 2 BB: 0 P: 40	R: 6 E: 0 K: 1 S: 23 H: 4 LOB: 3 BB: 4 P: 49	R: 0 E: 0 K: 1 S: 11 H: 0 LOB: 0 BB: 0 P: 13	R: 0 E: 0 K: 1 S: 14 H: 1 LOB: 1 BB: 0 P: 24	R: 0 E: 0 K: 1 S: 11 H: 2 LOB: 2 BB: 0 P: 16	R: 0 E: 0 K: 0 S: 12 H: 0 LOB: 0 BB: 1 P: 21	R: 2 E: 0 K: 1 S: 18 H: 5 LOB: 2 BB: 0 P: 29	R: 4 E: 0 K: 0 S: 14 H: 5 LOB: 3 BB: 1 P: 30	1B: 16 2B: 6 3B: 0 HR: 3 SF: 1 SAC: 0 DP: 2 HBP: 2						

PITCHER		IP	WLS	BF	H	R	ER	SO	BB	IBB	HBP	BLK	WP	HR	S	P	ERA	WHIP
68 J.P. France, R ERA: 3.51	(1, 1)	2.1	L	20	11	10	10	3	2	0	0	0	0	2	47	81	38.57	5.571
Brandon Bielak, R ERA: 3.83	(3, 1)	5.1		25	7	3	3	3	3	0	1	0	0	0	67	112	5.06	1.875
47 Rafael Montero, R ERA: 5.47	(8, 1)	0.1		3	2	0	0	1	0	0	0	0	0	0	8	13	0.00	6.000
15 Martín Maldonado, R ERA: 36.0	(9, 1)	1.0		10	5	4	4	0	1	0	1	0	0	1	14	30	36.00	6.000

AB	49
R	17
H	25
RBI	17
BB	6
SO	7
LOB	27

PITCHER		IP	WLS	BF	H	R	ER	SO	BB	IBB	HBP	BLK	WP	HR	S	P	ERA	WHIP

WP	0
PB	0
SB	1
CS	0
PA	58

Boston Red Sox @ Houston Astros

Minute Maid Park, Houston, TX

Thu Aug 24 2023, 1:11 PM - 4:21 PM CDT

Att. 35,323 - Roof Closed - 73 F

livebaseballscorecards.com

BOTTOM

Batter	1	2	3	4	5	6	7	8	9	AB	R	H	RBI	BB	SO	LOB
27 Jose Altuve, R (1, 4) OBP: 0.408, SLG: 0.507	C SI 95 B SL 87 F CH 85 F SI 97 B SL 87 C SI 96 2-3 ① K		C SI 95 X CH 86 0-1 ① F7		X SI 94 0-0 2 1B 2B		F FF 96 X SL 83 0-1 2B		C SI 93 F SL 82 C SI 95 0-3 ② K	2	0	0	0	0	1	1
14 Mauricio Dubón, R (5, 4) OBP: 0.301, SLG: 0.382										3	1	2	0	0	1	0
2 Alex Bregman, R (1, 5) OBP: 0.357, SLG: 0.430	C SI 95 C SI 96 B SI 95 B SL 87 B CH 87 S SI 96 3-3 ② K		B SI 96 C SL 86 F SI 96 B SL 86 X CH 86 2-2 ② F8		X SI 96 0-0 21 FC6-4 44 1B 1B 2-H		X SL 84 0-0 ① F6		X SI 94 0-0 1B	5	0	2	1	0	1	2
30 Kyle Tucker, L (1, 9) OBP: 0.372, SLG: 0.520	B SL 88 B CH 86 X CH 86 2-0 1B		T FF 96 B CH 88 B FF 96 C SI 96 B SL 87 B SL 83 4-2 BB		B SI 97 B CH 86 F FF 97 S CH 87 B SI 96 X FF 96 3-2 ① F8		F SI 96 B FF 96 B SI 95 X CH 85 2-1 ② P5		X SI 94 0-0 ③ L7	4	0	1	0	1	0	3
44 Yordan Alvarez, L (1, 10) OBP: 0.384, SLG: 0.553	X SI 96 0-0 ③ G4-3		C CH 86 X SI 97 0-1 ③ G3-1		X FC 88 0-0 21 FC6-4 1-2 1B		B CH 85 B CH 86 B FF 95 C SI 96 B FF 95 4-1 BB			3	0	1	0	1	0	3
21 Yainer Diaz, R (1, 2) OBP: 0.305, SLG: 0.538		B SI 92 B SI 93 B SI 92 C SI 94 B SI 92 4-1 20 FC5-4 BB	C SI 94 X SI 94 0-1 9 F8 20 1B 1B	C SL 88 B SL 87 B SI 97 X SI 94 2-1 ② FC6-4 1-2f 2-3			B SI 95 X SL 84 1-0 ③ F4			3	0	1	0	1	0	4
20 Chas McCormick, R (1, 8) OBP: 0.368, SLG: 0.530		F SI 96 B SI 96 C SL 86 X CH 85 1-2 ① FC5-4 1-2f	B SI 95 F SI 95 X SI 95 1-1 1-2 1B	F SL 86 B CH 86 F FF 96 F SL 88 T SI 96 1-2 ③ K				B SI 94 F SI 94 S SI 94 B SL 83 B SI 95 S SI 95 3-3 ① K		4	0	1	0	0	2	3
28 Jon Singleton, L (1, 3) OBP: 0.268, SLG: 0.271	B FC 86 C SI 96 C CH 86 D CH 88 X SI 96 2-2 ② L9		B SI 96 F SI 95 X CH 87 1-1 ① F9			C SI 95 B SL 85 X CH 86 1-1 9 FC3-6 1B		B SI 95 F SI 94 F SL 82 F SL 83 C SI 96 1-3 ② K		4	0	1	0	0	1	3
9 Corey Julks, R (1, 7) OBP: 0.294, SLG: 0.349	C SI 95 S SL 87 S SL 87 0-3 ③ K		B SI 96 S SI 95 C SL 87 D CH 88 X CH 87 2-2 ② F8 2-3			C SI 95 X SI 95 0-1 ① FC3-6 3 G5-4-3 1-2f		C SI 95 B SI 94 X SI 94 1-1 ③ G5-3		4	0	0	0	0	1	4
3 Jeremy Peña, R (1, 6) OBP: 0.312, SLG: 0.371			B FF 96 X FF 94 1-0 2B	C SI 96 X SL 88 0-1 ③ F8		X SL 86 0-0 ② ③ G5-4-3 1-2f			C SI 94 X SI 94 0-1 ① G3-1	4	0	1	0	0	0	3

Inning Stats	1	2	3	4	5	6	7	8	9
	R: 0 E: 0 K: 2 S: 9 H: 1 LOB: 1 BB: 0 P: 16	R: 0 E: 0 K: 1 S: 10 H: 0 LOB: 1 BB: 1 P: 17	R: 0 E: 0 K: 0 S: 10 H: 1 LOB: 2 BB: 1 P: 17	R: 0 E: 0 K: 0 S: 11 H: 2 LOB: 2 BB: 0 P: 15	R: 1 E: 0 K: 1 S: 12 H: 3 LOB: 2 BB: 0 P: 18	R: 0 E: 0 K: 0 S: 5 H: 1 LOB: 0 BB: 0 P: 6	R: 0 E: 0 K: 0 S: 7 H: 1 LOB: 2 BB: 1 P: 14	R: 0 E: 0 K: 2 S: 9 H: 0 LOB: 0 BB: 0 P: 14	R: 0 E: 0 K: 1 S: 7 H: 1 LOB: 1 BB: 0 P: 7

	1B	2B	3B	HR	SF	SAC	DP	HBP	WP	PB	SB	CS	PA
	7	3	0	0	0	0	1	0	0	0	0	0	39

	AB	36
	R	1
	H	10
	RBI	1
	BB	3
	SO	7
	LOB	26

PITCHER		IP	WLS	BF	H	R	ER	SO	BB	IBB	HBP	BLK	WP	HR	S	P	ERA	WHIP
66 Brayan Bello, R ERA: 3.56	(1, 1)	7.0	W	32	9	1	1	4	3	0	0	0	0	0	64	103	1.29	1.714
68 Mauricio Llovera, R ERA: 4.5	(8, 1)	2.0		7	1	0	0	3	0	0	0	0	0	0	16	21	0.00	0.500

PITCHER	IP	WLS	BF	H	R	ER	SO	BB	IBB	HBP	BLK	WP	HR	S	P	ERA	WHIP

Los Angeles Dodgers @ Boston Red Sox

Fenway Park, Boston, MA

Fri Aug 25 2023, 7:13 PM - 10:12 PM EDT

Att. 35,653 - Cloudy - 70 F

TOP

livebaseballscorecards.com

Batter	1	2	3	4	5	6	7	8	9	AB	R	H	RBI	BB	SO	LOB
50 Mookie Betts, R (1, 4) (8, 9) OBP: 0.405, SLG: 0.604	C FF 92 B ST 83 F FC 90 X ST 83 1-2 ① P3		B KC 79 D FC 88 C FC 86 S FF 92 F ST 83 F ST 83 S FS 82 2-3 ① K			X ST 82 0-0 5 1B, 16 2B, 2B	C FF 95 B ST 84 B FF 95 D ST 83 F FC 88 B FF 96 4-2 5 2B, 13 2B, 1-2 BB		C ST 79 B ST 81 X FF 92 1-1 ① P3	4	2	1	0	1	1	1
5 Freddie Freeman, L (1, 3) OBP: 0.415, SLG: 0.580	B FC 89 B FF 94 F FF 93 X FC 90 2-1 1B		B FS 84 B FF 92 1 SAFE B FF 93 C FF 93 F FC 89 S FC 90 3-3 ② K, 1-2			F FF 91 X FS 81 0-1 16 2B, 13 G3-1, 2-3 1B	X CU 76 0-0 13 2B, 1-3 2-H 2B		B FF 93 F CH 87 X FF 94 1-1 13 1B, 16 BB, 6 SF9, 1B	5	3	4	1	0	1	1
16 Will Smith, R (1, 2) OBP: 0.367, SLG: 0.459	X FF 93 0-0 ② P4		C SL 83 B FC 89 F SL 82 F FS 80 S FF 93 1-3 ③ K			X CU 79 0-0 13 G3-1, 8 1B, 1-3 3-H 2B	D FF 94 S FF 94 X ST 82 1-1 ② G5-3		B SI 91 B ST 79 B ST 79 B FF 91 4-0 13 1B, 1-2 BB	4	1	1	1	1	1	4
13 Max Muncy, L (1, 5) OBP: 0.330, SLG: 0.467	C FF 93 D KC 80 X FF 93 1-1 ③ F7			F KC 78 B FS 82 C FF 92 B KC 79 S ST 82 2-3 ① K		C FF 94 F FF 95 D CU 79 X FF 94 1-2 ① G3-1, 2-3 3-H	C CU 77 X FF 94 0-1 2-H 3-H 2B		C SI 93 B ST 80 S ST 81 X ST 81 1-2 1-2 2-3 1B	5	0	2	3	0	1	2
6 David Peralta, L (1, 7) OBP: 0.303, SLG: 0.393		C KC 78 S FF 92 B KC 80 B ST 82 F FF 92 F FF 93 B FC 90 D KC 80 4-2 BB		X KC 79 0-0 ② F8		F CU 79 X FF 93 0-1 ② G4-3	S SL 86 B FF 93 S CU 79 S CU 80 1-3 ③ K		F ST 81 S ST 82 B FF 93 X ST 82 1-2 ② SF9, 3-H	3	0	0	1	1	1	2
8 Enrique Hernández, R (1, 8) OBP: 0.293, SLG: 0.355		S FC 88 F FC 88 S ST 81 0-3 ① K		B FF 92 F FF 92 B SL 82 F FF 92 F FC 88 C FF 93 2-3 ③ K		C FC 89 X FF 94 0-1 3-H 1B		C CU 77 B CU 78 B SI 91 S CU 77 F CU 78 X CU 78 2-2 ① L5	X ST 79 0-0 ③ P3	5	0	1	1	0	2	3
23 Jason Heyward, L (1, 9) OBP: 0.333, SLG: 0.446 31 Amed Rosario, R (8, PH) (8, 4) OBP: 0.300, SLG: 0.382	B FF 93 D FF 92 F FF 93 B FC 89 F FC 88 X FF 94 3-2 ② P2		C KC 78 B FF 91 B FC 87 X KC 78 2-1 ① P6		C KC 78 B FF 96 1-1 ① K	C FF 96 S FC 89 B FF 95 1 SAFE S CU 78 1-3 3-H ③ K		C CU 78 B SI 90 B CU 77 B SI 91 B SI 89 4-1 BB		3 0	0 0	0 0	0 1	1 0	2 0	2 0
83 Michael Busch, L (1, 10) OBP: 0.274, SLG: 0.296 3 Chris Taylor, R (8, PH) (8, 10) OBP: 0.309, SLG: 0.420	B FF 92 F FC 88 B FF 92 C KC 78 B FF 92 X FC 88 3-2 ③ P4		B FF 92 C FC 87 B FC 88 S FF 92 F FF 92 X ST 83 2-2 ② G6-3			B FF 95 B CU 80 B FF 95 B FF 94 4-0 50 BB, 5 2B, BB	C FC 88 C FC 87 S ST 85 0-3 ① K	C CU 77 B CU 79 1 SAFE C CU 78 B CU 79 C SI 90 2-3 ② K		2 1	1 0	0 0	0 0	1 1	0 1	1 1
11 Miguel Rojas, R (1, 6) OBP: 0.274, SLG: 0.291			C FF 91 B FC 88 C FC 88 X FF 92 1-2 5 S, 1B	B KC 80 C FC 88 C FF 92 S ST 84 1-3 ③ K				B SI 92 B SI 92 X ST 80 2-0 ③ L8		4	0	1	0	0	2	2
Inning Stats	R: 0 E: 0 K: 0 S: 8 H: 1 LOB: 1 BB: 0 P: 12	R: 0 E: 0 K: 1 S: 13 H: 0 LOB: 1 BB: 1 P: 23	R: 0 E: 0 K: 3 S: 15 H: 1 LOB: 1 BB: 0 P: 22	R: 0 E: 0 K: 2 S: 8 H: 0 LOB: 0 BB: 0 P: 12	R: 0 E: 0 K: 1 S: 9 H: 0 LOB: 0 BB: 0 P: 14	R: 3 E: 0 K: 1 S: 14 H: 4 LOB: 1 BB: 0 P: 16	R: 3 E: 0 K: 2 S: 13 H: 2 LOB: 1 BB: 2 P: 23	R: 0 E: 0 K: 1 S: 9 H: 0 LOB: 1 BB: 1 P: 19	R: 1 E: 0 K: 0 S: 11 H: 2 LOB: 2 BB: 1 P: 19	1B: 6 2B: 4 3B: 0 HR: 0 SF: 1 SAC: 0 DP: 0 HBP: 0						

	AB	36
	R	7
	H	10
	RBI	7
	BB	5
	SO	11
	LOB	19

WP: 0 PB: 0 SB: 1 CS: 0 PA: 42

PITCHER		IP	WLS	BF	H	R	ER	SO	BB	IBB	HBP	BLK	WP	HR	S	P	ERA	WHIP
50 Kutter Crawford, R ERA: 3.65	(1, 1)	5.0		20	4	2	2	7	1	0	0	0	0	0	56	86	3.60	1.000
37 Nick Pivetta, R ERA: 4.53	(6, 1)	2.0	L	12	4	4	4	3	2	0	0	0	0	0	24	36	18.00	3.000
83 Brennan Bernardino, L ERA: 2.57	(8, 1)	0.2		3	0	0	0	1	1	0	0	0	0	0	8	16	0.00	1.500
46 John Schreiber, R ERA: 3.86	(8, 1)	1.1		7	2	1	1	0	1	0	0	0	0	0	12	22	6.75	2.250

PITCHER	IP	WLS	BF	H	R	ER	SO	BB	IBB	HBP	BLK	WP	HR	S	P	ERA	WHIP

Batter	1	2	3	4	5	6	7	8	9	AB	R	H	RBI	BB	SO	LOB
99 Alex Verdugo, L (1, 9) OBP: 0.349, SLG: 0.449	X FF 91 0-0 HR	C SL 83 X CH 85 0-1 ② L7		F FC 92 B FF 93 B FC 92 X FC 92 2-1 ③ P5			F FC 89 B CH 83 X FF 93 1-1 2 FC5 11 BB 1B	C FF 95 X FF 94 0-1 ③ 1-3 2-3 1B		5	1	3	1	0	0	2
11 Rafael Devers, L (1, 5) OBP: 0.348, SLG: 0.519	C FF 91 X SL 84 0-1 1B	X CH 85 0-0 ③ G4-3			B FF 91 B FF 91 B FF 91 X FF 91 3-0 ① F7		B SI 90 S FF 92 C FF 93 B CH 86 F CH 85 B FF 94 F FF 94 B FF 93 4-2 1-2 2 E BB		B FF 96 X FF 95 1-0 1B	4	1	2	0	1	0	1
2 Justin Turner, R (1, 10) OBP: 0.355, SLG: 0.479	C FF 92 F SI 91 X FF 92 0-2 ① F8		C FF 91 X CU 81 0-1 ① G6-3		C CU 80 S FF 92 B SL 84 F FF 92 X FF 92 1-2 ② P3		B FF 99 B SI 99 B SI 99 X SI 98 3-0 ① FC5 7 G6-3 1-H 2-3f		B FF 97 C ST 85 B ST 84 F SI 95 C FF 97 2-3 ① K	5	0	0	0	0	1	3
7 Masataka Yoshida, L (1, 7) OBP: 0.346, SLG: 0.455	C SL 84 S FF 93 B FF 93 D SL 83 F FC 90 X FF 94 2-2 ② P6		X FF 90 0-0 ② P5		C FC 90 X FF 92 0-1 18 FC6-4 1B		B FC 98 F SI 100 X FF 99 1-1 ② G6-3 2-3		C ST 84 B FC 92 F FC 94 F FC 94 F ST 85 F ST 84 X FC 92 1-2 ② L7	5	0	1	0	0	0	3
18 Adam Duvall, R (1, 8) OBP: 0.327, SLG: 0.539	X SI 93 0-0 ③ F7		S FF 92 B FF 93 B CU 81 B FF 92 F FF 93 F FF 92 X FF 93 3-2 E6 1B		D SL 82 S FF 92 F FF 93 B CU 82 X FF 94 2-2 ③ FC6-4 1-2f		S SI 100 X SI 100 0-1 ③ P4		C ST 85 F ST 84 S ST 87 0-3 ③ K	5	0	1	0	0	1	4
36 Triston Casas, L (1, 3) OBP: 0.354, SLG: 0.471		B FF 91 X SL 81 1-0 10 HR 1B	B SL 84 F FF 94 B FC 92 X FC 91 2-1 ③ G3-1			B FC 88 F FC 89 B FC 89 X CH 83 2-1 ① F8		B FC 96 C SI 99 B FC 96 F SI 100 B FF 99 X SI 100 3-2 99 1B 3 1B 1B		4	1	2	0	0	0	1
10 Trevor Story, R (1, 6) OBP: 0.271, SLG: 0.375		B SL 84 D SL 83 F FF 93 B FF 93 F FF 93 F FF 94 X FF 94 3-2 1-H HR		X FF 92 0-0 ① L7		B FC 92 X FF 92 1-0 3 FC3-6 1B		B SI 100 F SI 100 B SL 91 F SL 91 F SI 100 S SI 100 2-3 ① K		4	1	2	2	0	1	1
3 Reese McGuire, L (1, 2) OBP: 0.325, SLG: 0.394 12 Connor Wong, R (8, PR) OBP: 0.299, SLG: 0.413 (9, 2)		B FF 93 X FF 92 1-0 1B		C FF 92 X FC 90 0-1 2B		B FC 89 X FC 89 1-0 ② FC3-6 1-2f		B SI 100 D SI 100 S FC 96 B FF 97 C SI 98 X SI 99 3-2 99 1B 1-2 1B		4 0	0 0	3 0	0 0	0 0	0 0	1 0
19 Pablo Reyes, R (1, 4) OBP: 0.354, SLG: 0.426 52 Wilyer Abreu, L (8, PH) OBP: 0.533, SLG: 0.846 17 Luis Urías, R (9, 4) OBP: 0.328, SLG: 0.323		C SI 93 B SL 84 X CU 81 1-1 ① F8		D SL 82 B SI 92 S FF 93 C FF 94 F FF 94 S FF 94 2-3 ② K		B FF 92 X FF 92 1-0 ③ P6		B FF 98 F FF 99 F FC 96 S FF 100 1-3 ② K		3 1 0	0 0 0	0 0 0	0 0 0	1 0 0	3 2 0	
Inning Stats	R: 1 E: 0 K: 0 S: 11 H: 2 LOB: 1 BB: 0 P: 13	R: 2 E: 0 K: 0 S: 11 H: 3 LOB: 1 BB: 0 P: 17	R: 0 E: 1 K: 0 S: 9 H: 1 LOB: 1 BB: 0 P: 14	R: 0 E: 0 K: 1 S: 9 H: 1 LOB: 1 BB: 0 P: 13	R: 0 E: 0 K: 0 S: 10 H: 1 LOB: 1 BB: 0 P: 16	R: 0 E: 0 K: 0 S: 5 H: 1 LOB: 1 BB: 0 P: 10	R: 1 E: 1 K: 0 S: 11 H: 1 LOB: 1 BB: 1 P: 20	R: 0 E: 0 K: 2 S: 15 H: 3 LOB: 2 BB: 0 P: 24	R: 0 E: 0 K: 2 S: 13 H: 1 LOB: 1 BB: 0 P: 17	1B: 11 2B: 1 3B: 0 HR: 2	SF: 0 SAC: 0 DP: 0 HBP: 0	WP: 0 PB: 0 SB: 0 CS: 0	PA: 41			

PITCHER		IP	WLS	BF	H	R	ER	SO	BB	IBB	HBP	BLK	WP	HR	S	P	ERA	WHIP
35 Lance Lynn, R ERA: 5.56	(1, 1)	6.0	W	29	10	4	3	1	1	0	0	0	0	2	61	94	4.50	1.833
48 Brusdar Graterol, R ERA: 1.46	(7, 1)	1.2	H	7	2	0	0	2	0	0	0	0	0	0	18	31	0.00	1.200
51 Alex Vesia, L ERA: 5.25	(8, 1)	0.1	H	1	1	0	0	0	0	0	0	0	0	0	2	2	0.00	3.000
59 Evan Phillips, R ERA: 2.39	(9, 1)	1.0	S	4	1	0	0	2	0	0	0	0	0	0	13	17	0.00	1.000

PITCHER	IP	WLS	BF	H	R	ER	SO	BB	IBB	HBP	BLK	WP	HR	S	P	ERA	WHIP

BOTTOM

Los Angeles Dodgers @ Boston Red Sox

Fenway Park, Boston, MA

Fri Aug 25 2023, 7:13 PM - 10:12 PM EDT

Att. 35,653 - Cloudy - 70 F

livebaseballscorecards.com

AB	40
R	4
H	14
RBI	3
BB	1
SO	5
LOB	21

Batter	1	2	3	4	5	6	7	8	9	AB	R	H	RBI	BB	SO	LOB
50 Mookie Betts, R (1, 9) (7, 4) OBP: 0.406, SLG: 0.605	C FF 93 X KC 83 0-1 13 G4-3 31 1B 2B	B FF 94 B CH 83 C FF 94 X CH 84 2-1 ③ P6		B FF 94 B FF 94 B KC 80 X FF 94 3-0 ③ G5-3		C SI 97 C SI 97 X SL 85 0-2 1-2 1B		X SI 95 0-0 5 BB 2-3 3-H 1B	B ST 80 X SI 92 1-0 ③ F8	6	1	3	1	0	0	6
5 Freddie Freeman, L (1, 3) OBP: 0.415, SLG: 0.577	B FF 93 B FF 94 B KC 82 B FF 95 4-0 31 1B 13 G4-3 BB		B FC 82 B FF 93 C FF 93 F FC 82 B KC 82 F FF 94 F FC 82 S FF 95 3-3 ① K		X FF 93 0-0 ① G4-3	C SI 89 B CU 76 F CU 77 B CU 77 B SI 90 F CU 76 F SI 91 S SI 90 3-3 ③ K		S SI 94 D ST 81 B ST 82 C SI 95 D CH 85 B SI 96 4-2 1-2 BB		3	0	0	0	2	2	2
16 Will Smith, R (1, 2) OBP: 0.365, SLG: 0.454	C FF 94 C FF 95 B FF 95 S KC 83 1-3 ① K		X KC 81 0-0 ② F9		B FF 94 B FC 84 C FF 93 B KC 80 F FF 94 F FF 94 F FF 95 B FF 95 4-2 13 HR BB		C SI 95 B SI 96 B ST 81 F SI 96 X ST 81 2-2 ① F8	C SI 96 F SI 97 X SI 96 0-2 ② F9		4	1	0	0	1	1	5
13 Max Muncy, L (1, 5) OBP: 0.328, SLG: 0.472 83 Michael Busch, L (8, 5) OBP: 0.274, SLG: 0.296	C FF 94 B FC 86 B FF 94 X FF 94 2-1 ② G4-3 1-2 2-3		B FF 93 X FF 94 1-0 ③ G3		B FF 93 B FC 84 F FF 93 B FF 95 X FF 93 3-1 1-H HR		C SI 96 S CH 84 S ST 83 0-3 ② K	C FC 94 C FS 88 F FF 95 C FS 90 0-3 ③ K		5 0	1 0	1 0	2 0	0 0	2 0	5 0
31 Amed Rosario, R (1, 4) OBP: 0.302, SLG: 0.383 23 Jason Heyward, L (7, PH) (7, 9) OBP: 0.338, SLG: 0.451	B KC 81 S KC 81 F FF 95 F KC 82 X KC 81 1-2 2-3 3-H 1B			B FF 93 B KC 79 B FF 92 C FF 93 B FF 93 4-1 8 G4-3 8 S 3 FC6-4 BB	C SI 98 X FC 90 0-1 ② G5-3		B SI 96 C ST 80 X CH 84 1-1 1B		X SI 94 0-0 6 DI 33 HBP 1B	2 2	1 0	1 2	1 0	1 0	0 0	0 0
8 Enrique Hernández, R (1, 8) OBP: 0.289, SLG: 0.351	C FF 93 B FF 95 B FF 94 C FF 93 B KC 80 F FF 93 C FF 93 3-3 ③ K			B KC 81 D KC 81 F SI 92 X FF 92 2-1 ① G4-3 1-3	C FC 88 S SL 83 B SL 86 X SL 86 1-2 ③ F4		B SI 96 S CH 84 B ST 81 F SI 96 B ST 83 C SI 96 3-3 ③ K		S SI 91 F ST 80 S SI 93 0-3 ① K	5	0	0	0	0	3	5
33 James Outman, L (1, 10) OBP: 0.355, SLG: 0.421		C FF 94 B SI 94 B FF 95 S KC 81 B KC 81 F FF 94 F FF 94 S KC 81 3-3 ① K		B FF 94 C FC 84 F FF 93 B KC 80 B FF 93 F FC 84 D KC 81 4-2 3 FC6-4 BB		S FC 89 B SI 97 C FC 89 B SL 85 B SI 96 B SI 97 4-2 50 1B BB		B CH 82 C SI 96 B CH 83 F SI 95 B SI 96 S SI 96 3-3 ① K	B FF 94 F FF 93 C SI 94 B ST 81 H FF 95 3-2 1-2 6 DI HBP	2	0	0	0	2	2	0
3 Chris Taylor, R (1, 7) (8, 6) OBP: 0.311, SLG: 0.418		C KC 80 B KC 81 B CH 82 B FF 94 B FF 95 4-1 BB		X KC 80 0-0 ② FC6-4 11 1B 1-2f 3-H		S SI 97 D SI 97 S SL 86 S FC 88 1-3 ① K		F SI 95 B ST 82 C SI 96 X ST 81 1-2 6 2B 50 1B 1B	S SI 93 B FF 94 C ST 81 B ST 82 C SI 94 2-3 ② K	4	1	1	1	1	2	4
11 Miguel Rojas, R (1, 6) OBP: 0.275, SLG: 0.292 6 David Peralta, L (8, PH) (8, 7) OBP: 0.307, SLG: 0.398		X FF 94 0-0 ② F9		C KC 79 X CH 82 0-1 1-3 1B		X SI 96 0-0 ② F8		B SI 95 C SI 95 X CH 84 1-1 50 1B 1-3 2B	F ST 82 F FF 94 F ST 80 D CH 88 B FF 93 B SI 94 F FF 94 B ST 81 4-2 1-2 2-3 BB	3 1	0 0	1 1	0 0	0 1	0 0	2 0
Inning Stats	R: 1 E: 0 K: 2 S: 15 H: 2 LOB: 2 BB: 1 P: 26	R: 0 E: 0 K: 1 S: 9 H: 0 LOB: 1 BB: 1 P: 18	R: 0 E: 0 K: 1 S: 7 H: 0 LOB: 0 BB: 0 P: 11	R: 1 E: 0 K: 0 S: 10 H: 1 LOB: 2 BB: 2 P: 23	R: 2 E: 0 K: 0 S: 12 H: 1 LOB: 0 BB: 1 P: 20	R: 0 E: 0 K: 2 S: 14 H: 1 LOB: 2 BB: 1 P: 22	R: 0 E: 0 K: 2 S: 11 H: 1 LOB: 1 BB: 0 P: 17	R: 1 E: 0 K: 2 S: 18 H: 3 LOB: 3 BB: 1 P: 27	R: 0 E: 0 K: 2 S: 14 H: 1 LOB: 3 BB: 1 P: 24	1B: 7 2B: 2 3B: 0 HR: 1 SF: 0 SAC: 0 DP: 0 HBP: 1						

PITCHER		IP	WLS	BF	H	R	ER	SO	BB	IBB	HBP	BLK	WP	HR	S	P	ERA	WHIP
65 James Paxton, L ERA: 3.99	(1, 1)	4.1		22	4	4	4	4	5	0	0	0	0	1	48	92	8.31	2.077
25 Josh Winckowski, R ERA: 3.0	(5, 1)	1.1		6	1	0	0	1	1	0	0	0	0	0	14	20	0.00	1.500
83 Brennan Bernardino, L ERA: 2.55	(6, 1)	0.1	W	1	0	0	0	1	0	0	0	0	0	0	5	8	0.00	0.000
22 Garrett Whitlock, R ERA: 5.52	(7, 1)	1.2	H	10	4	1	1	3	1	0	0	0	0	0	25	40	5.40	3.000
55 Chris Martin, R ERA: 1.25	(8, 1)	0.1	H	1	0	0	0	1	0	0	0	0	0	0	4	4	0.00	0.000

PITCHER		IP	WLS	BF	H	R	ER	SO	BB	IBB	HBP	BLK	WP	HR	S	P	ERA	WHIP
46 John Schreiber, R ERA: 3.73	(9, 1)	1.0	S	6	1	0	0	2	1	0	1	0	0	0	14	24	0.00	2.000

TOP

Los Angeles Dodgers @ Boston Red Sox

Fenway Park, Boston, MA

Sat Aug 26 2023, 4:14 PM - 7:13 PM EDT

Att. 35,986 - Partly Cloudy - 83 F

livebaseballscorecards.com

AB	37
R	5
H	10
RBI	5
BB	8
SO	12
LOB	29

WP: 0 PA: 46
PB: 0
SB: 1
CS: 0

BOTTOM

Los Angeles Dodgers @ Boston Red Sox

Fenway Park, Boston, MA

Sat Aug 26 2023, 4:14 PM - 7:13 PM EDT

Att. 35,986 - Partly Cloudy - 83 F

livebaseballscorecards.com

Batter	1	2	3	4	5	6	7	8	9	AB	R	H	RBI	BB	SO	LOB
99 Alex Verdugo, L (1, 9) OBP: 0.348, SLG: 0.453	F FF 92 X SV 76 0-1 HR		B FF 93 C FF 93 X FC 88 1-1 ③ L8		C FF 94 S FF 95 F FC 85 C FF 95 0-3 ③ K		F FF 97 B FF 95 F SL 91 C FF 95 1-3 ① K 1-3	C FF 92 F FF 90 F ST 78 B FF 91 B FC 82 F FF 89 X FF 89 2-2 ③ G4-3		5	1	1	1	0	2	5
2 Justin Turner, R (1, 3) OBP: 0.358, SLG: 0.490	C FF 92 X FF 92 0-1 ① F9			C SV 76 B FF 93 X FF 91 1-1 HR		C FF 93 X CH 87 0-1 30 1B 18 HR 2B	X SL 91 0-0 30 G6-3 3-H 1B			4	2	3	2	0	0	0
30 Rob Refsnyder, R (1, 7) OBP: 0.379, SLG: 0.326	C SV 78 B SV 77 T FF 91 C CH 86 1-3 ② K			X FF 92 0-0 11 G3-1 2B		C SV 79 B CH 86 X SV 78 1-1 18 HR 2-3 1B	B SL 89 X SL 89 1-0 ②③ G6-3 1-2f			4	1	2	0	0	1	1
11 Rafael Devers, L (1, 5) (6, 6) (7, 5) OBP: 0.347, SLG: 0.516	B FF 92 X SV 77 1-0 ③ F4			D FC 86 B FF 94 X SV 78 2-0 ① G3-1 2-3		F FC 87 F SV 79 F SV 82 F FF 94 B CH 89 F FC 89 S FC 90 1-3 ① K		T FF 91 F FF 92 H FF 91 1-2 18 2B 17 FC4 HBP		3	1	0	0	0	1	3
18 Adam Duvall, R (1, 8) OBP: 0.329, SLG: 0.556		B SV 76 F FF 91 C SV 75 S FC 88 1-3 ① K		C FF 94 X FC 88 0-1 ② P3		C SV 81 F FC 89 F FC 90 F SV 82 X FC 91 0-2 1-H 3-H HR		B FF 91 B FF 93 C FF 92 X ST 78 2-1 17 FC4 1-3 2B		4	1	2	3	0	1	1
10 Trevor Story, R (1, 10) OBP: 0.270, SLG: 0.356 (7, 6)		B FF 93 B FF 92 C SV 77 B CH 85 F FF 92 S SV 80 3-3 ② K		S SV 80 B SV 80 B FF 94 F SV 80 S FC 90 2-3 ③ K		B SV 80 B SV 80 C FF 94 B FF 95 B SV 80 4-1 3 S 3 1B BB		X FF 94 0-0 ① L9		3	1	0	0	1	2	3
19 Pablo Reyes, R (1, 6) OBP: 0.349, SLG: 0.420 3 Reese McGuire, L (6, 2) OBP: 0.329, SLG: 0.399 22 Garrett Whitlock, R (7, 1) 55 Chris Martin, R (8, 1) 36 Triston Casas, L (8, PH) OBP: 0.355, SLG: 0.471 46 John Schreiber, R (9, 1)		C SV 77 X SV 77 0-1 ③ G5-3			F FF 92 C SV 77 S CH 88 0-3 ① K	S FF 93 1 SAFE C SV 79 X FC 89 0-2 17 G6-4-3 1-H 1B		C FF 90 B ST 79 B FF 90 B FF 89 B FF 88 4-1 17 E BB		2 0 0 0 0 1 0 1 0 1 1 0 0 0 0 0 0 0 0 0 0 0 0 0 0 0 0 0 0 0 0 0 1 0 0 0 0 0 0 0 0 0						
17 Luis Urías, R (1, 4) OBP: 0.317, SLG: 0.310 (6, 5) (7, 4)		C SV 76 C SV 77 B FC 84 S FC 87 1-3 ① K			C SV 75 B FF 92 B SV 78 C SV 76 B SV 80 C CH 88 3-3 ② K	F SV 79 S FF 93 X FF 93 0-2 ②③ G6-4-3 1-2f		B FF 92 X FF 92 1-0 FC4 1-2 2-3 3-H		4	0	0	1	0	2	3
12 Connor Wong, R (1, 2) OBP: 0.302, SLG: 0.412 (6, 4) (7, 2)		C SV 76 B FF 92 X FF 93 1-1 ② F7			C SV 77 B SV 80 S CH 87 X FF 93 1-2 1B		F FF 96 B SL 92 F SL 90 B SL 90 B FF 96 F FF 95 B FF 96 4-2 99 E 99 S 2 1B BB	B FF 93 S FF 91 S FF 93 S FF 94 1-3 ② K		3	1	1	0	1	1	3
Inning Stats	R: 1 E: 0 K: 1 S: 8 H: 1 LOB: 0 BB: 0 P: 10	R: 0 E: 0 K: 2 S: 8 H: 0 LOB: 0 BB: 0 P: 12	R: 0 E: 0 K: 1 S: 7 H: 0 LOB: 0 BB: 0 P: 10	R: 1 E: 0 K: 1 S: 9 H: 2 LOB: 1 BB: 0 P: 14	R: 0 E: 0 K: 3 S: 13 H: 1 LOB: 1 BB: 0 P: 17	R: 4 E: 0 K: 1 S: 22 H: 4 LOB: 0 BB: 1 P: 28	R: 1 E: 0 K: 1 S: 8 H: 1 LOB: 0 BB: 1 P: 14	R: 1 E: 1 K: 1 S: 15 H: 1 LOB: 3 BB: 1 P: 26		1B: 4 2B: 3 3B: 0 HR: 3 SF: 0 SAC: 0 DP: 2 HBP: 1						

AB	33
R	8
H	10
RBI	8
BB	3
SO	11
LOB	19

PITCHER		IP	WLS	BF	H	R	ER	SO	BB	IBB	HBP	BLK	WP	HR	S	P	ERA	WHIP
7 Julio Urías, L ERA: 4.41	(1, 1)	6.0	L	26	8	6	6	9	1	0	0	0	0	3	67	91	9.00	1.500
58 Gus Varland, R ERA: 7.36	(7, 1)	1.0		4	1	1	0	1	1	0	0	0	0	0	8	14	0.00	2.000
93 Bryan Hudson, L ERA: 7.27	(8, 1)	1.0		7	1	1	1	1	1	0	1	0	0	0	15	26	9.00	2.000

PITCHER	IP	WLS	BF	H	R	ER	SO	BB	IBB	HBP	BLK	WP	HR	S	P	ERA	WHIP

Batter	1	2	3	4	5	6	7	8	9	AB	R	H	RBI	BB	SO	LOB
50 Mookie Betts, R (1, 4) (5, 9) OBP: 0.407, SLG: 0.611	B SI 94 C SI 93 X SI 94 1-1 5 2B 1B	2 SAFE X SL 84 0-0 ③ G6-3		F SI 92 C SI 94 B SL 84 1 SAFE F SL 84 B SI 93 F SI 95 X SL 84 2-2 ③ F7		C FF 92 B CH 83 X SL 87 1-1 2-H HR		C CU 73 X FF 92 0-1 5 1B 31 FC5-4 3-H 1B		5	2	3	3	0	0	2
5 Freddie Freeman, L (1, 3) OBP: 0.417, SLG: 0.581	B SI 93 X FC 90 1-0 1-3 2B		B FF 94 X FS 88 1-0 ① F9		X SL 88 0-0 31 F8 13 1B 2B	F FF 95 B FF 94 B SL 82 X SL 87 2-1 ③ G3-1		X SL 88 0-0 31 FC5-4 1-3 1B		5	1	3	0	0	0	0
6 David Peralta, L (1, 7) OBP: 0.305, SLG: 0.396 31 Amed Rosario, R (5, PH) OBP: 0.302, SLG: 0.382 (5, 4)	C SL 84 S SL 85 S SL 84 0-3 ① K		B SI 92 B SL 84 S SI 94 T SI 95 B FF 94 F SI 92 X SI 93 3-2 ② G3-1		X SL 90 0-0 ① F8 2-3		B CU 74 B SL 85 F SL 87 B FF 92 F SL 86 F SL 87 X FF 91 3-2 3 S 33 1B 1B	C CU 74 F CU 73 F FF 92 B CH 83 D CU 75 F CU 75 F CH 82 X FF 91 2-2 ② FC5-4 1-2f 3-H		2	0	0	0	0	1	2
										3	1	1	1	0	0	2
13 Max Muncy, L (1, 5) OBP: 0.331, SLG: 0.475	B SL 84 B FC 90 B SL 84 B SL 84 4-0 33 FC6 BB		S SL 83 B SI 94 C FS 87 B SL 84 B SL 82 X SI 94 3-2 2B		C CU 73 X SL 87 0-1 3 FC5-4 3-H 1B		B SL 85 C SL 86 B ST 76 C FF 92 S CU 75 2-3 ① K	B SL 86 S CU 74 S CU 74 X CU 75 1-2 ③ F8		4	0	2	1	1	1	2
23 Jason Heyward, L (1, 9) OBP: 0.336, SLG: 0.447 3 Chris Taylor, R (5, PH) OBP: 0.308, SLG: 0.413 (5, 7)	C SI 94 S SL 85 F SL 85 B SI 93 S SL 84 1-3 ② K		B SI 93 C SI 93 C FF 94 X SL 83 1-2 ③ G6-3		C CU 71 B SL 86 B SL 86 X FF 91 2-1 ② FC5-4 1-2f		1 SAFE S SL 86 S FF 93 B CU 74 B FF 92 B SL 87 F SL 88 S FF 92 3-3 ② K 1-2		S SI 94 C SI 94 S SL 83 0-3 ① K	2	0	0	0	0	1	4
										3	0	0	0	0	2	2
33 James Outman, L (1, 8) OBP: 0.355, SLG: 0.429	C SI 95 C SI 95 X SI 94 0-2 ③ FC6 1-2f			B SL 82 F SI 92 B FS 87 B SI 94 F SI 92 X SI 93 3-2 HR	C FF 91 C ST 75 B FF 92 B ST 78 F SL 87 B FF 92 S SL 86 3-3 ③ K		B CU 75 X CU 75 1-0 2-H 1B		C SI 94 B SI 94 F SI 94 X SI 94 1-2 ② G4-3	5	1	2	2	0	1	4
83 Michael Busch, L (1, 10) OBP: 0.254, SLG: 0.271		C SI 91 B FS 84 B SI 91 X SI 92 2-1 ① G4-3		C SI 93 F SL 84 B FF 94 B SL 82 F SL 83 F SI 94 B FS 87 S SL 84 3-3 ① K		C FF 91 B ST 75 B ST 78 B SL 87 F FF 92 C FF 93 3-3 ① K	F CU 74 F FF 92 F FF 92 B SL 87 B ST 78 X FF 92 2-2 ③ F8		B SI 94 X SI 94 1-0 ③ F7	5	0	0	0	0	2	1
11 Miguel Rojas, R (1, 6) OBP: 0.280, SLG: 0.302		B SI 93 C SI 92 X SL 83 1-1 2B		S SL 84 F SI 92 F SI 95 B SL 84 B SL 84 B SI 94 B SI 91 4-2 BB		F SL 88 X CH 84 0-1 ② P3		C FF 90 B CH 82 X SL 87 1-1 15 G4-3 50 1B 2B		3	1	2	0	1	0	0
15 Austin Barnes, R (1, 2) OBP: 0.235, SLG: 0.209		C SI 93 X SI 94 0-1 ② G1-3		F SI 92 S SL 84 C SI 93 0-3 ② K		B CU 73 C FF 92 C SL 90 B CU 75 F FF 93 X FF 93 2-2 50 HR 2B		B FF 90 C SL 86 F FF 91 F CH 83 B CU 73 F CU 73 F FF 92 F CH 83 X SL 88 2-2 ① G4-3 2-3		4	1	1	0	0	1	3
Inning Stats	R: 0 E: 0 K: 2 S: 13 H: 2 LOB: 3 BB: 1 P: 20	R: 0 E: 0 K: 0 S: 7 H: 1 LOB: 1 BB: 0 P: 10	R: 0 E: 0 K: 0 S: 11 H: 1 LOB: 1 BB: 0 P: 19	R: 1 E: 0 K: 2 S: 19 H: 1 LOB: 1 BB: 1 P: 31	R: 1 E: 0 K: 1 S: 10 H: 2 LOB: 1 BB: 0 P: 15	R: 2 E: 0 K: 1 S: 13 H: 2 LOB: 0 BB: 0 P: 21	R: 1 E: 0 K: 2 S: 16 H: 2 LOB: 1 BB: 0 P: 27	R: 2 E: 0 K: 0 S: 21 H: 3 LOB: 1 BB: 0 P: 27	R: 0 E: 0 K: 1 S: 7 H: 0 LOB: 0 BB: 0 P: 9	1B: 6 2B: 6 3B: 0 HR: 2 SF: 0 SAC: 0 DP: 0 HBP: 0						

TOP

Los Angeles Dodgers @ Boston Red Sox

Fenway Park, Boston, MA

Sun Aug 27 2023, 1:38 PM - 4:18 PM EDT

Att. 33,954 - Partly Cloudy - 74 F

livebaseballscorecards.com

AB	41
R	7
H	14
RBI	7
BB	2
SO	9
LOB	22

WP: 0 PA: 43
PB: 0
SB: 1
CS: 0

PITCHER		IP	WLS	BF	H	R	ER	SO	BB	IBB	HBP	BLK	WP	HR	S	P	ERA	WHIP
89 Tanner Houck, R ERA: 4.93	(1, 1)	4.0	L	19	5	1	1	4	2	0	0	0	0	1	50	80	2.25	1.750
Chris Murphy, L ERA: 4.64	(5, 1)	4.0		21	9	6	6	4	0	0	0	0	0	1	60	90	13.50	2.250
68 Mauricio Llovera, R ERA: 4.26	(9, 1)	1.0		3	0	0	0	1	0	0	0	0	0	0	7	9	0.00	0.000

PITCHER	IP	WLS	BF	H	R	ER	SO	BB	IBB	HBP	BLK	WP	HR	S	P	ERA	WHIP

BOTTOM

Los Angeles Dodgers @ Boston Red Sox

Fenway Park, Boston, MA

Sun Aug 27 2023, 1:38 PM - 4:18 PM EDT

Att. 33,954 - Partly Cloudy - 74 F

livebaseballscorecards.com

Batter	1	2	3	4	5	6	7	8	9	AB	R	H	RBI	BB	SO	LOB
99 Alex Verdugo, L (1, 9) OBP: 0.344, SLG: 0.448	C FF 94 X FF 96 0-1 ① G4-3		S SI 95 X SI 96 0-1 ① G4-3		B SI 94 X CH 83 1-0 ② F9		B SI 95 B CH 84 F SI 94 S CH 85 X CH 85 2-2 ③ L8		F FC 92 C ST 84 S ST 85 0-3 ③ K	5	0	0	0	0	1	2
2 Justin Turner, R (1, 10) OBP: 0.361, SLG: 0.497	B FF 96 F FF 96 B FF 96 B FF 96 3-1 36 2B BB		C FF 96 B FF 97 S FF 95 H FF 96 2-2 HBP		C FF 93 S FC 91 F FC 92 F FF 95 F FC 90 X FF 94 0-2 ③ P3			B FF 93 C FC 91 F FC 89 X FF 94 1-2 HR		2	1	1	1	1	0	1
18 Adam Duvall, R (1, 7) OBP: 0.332, SLG: 0.572	B FF 95 S FC 86 X FF 96 1-1 ② P3		C FC 91 F FC 91 S CH 87 0-3 ② K			B FF 93 X FC 90 1-0 36 HR 2B		X FF 93 0-0 HR		4	2	2	1	0	1	2
36 Triston Casas, L (1, 3) OBP: 0.356, SLG: 0.482	C FF 96 X FF 96 0-1 1-3 2B		B SI 96 B SI 96 S CH 86 C CH 87 B CH 87 F SI 96 X CH 85 3-2 ③ G3			B CH 85 X CH 85 1-0 2-H HR		B FC 93 C FC 92 C FF 97 F SL 86 S SL 86 1-3 ① K		4	1	2	2	0	1	1
10 Trevor Story, R (1, 6) OBP: 0.254, SLG: 0.333	B FF 96 F FC 88 B FC 88 F FF 97 F FC 84 B FF 96 X FF 96 3-2 ③ P2			C FC 90 C FF 95 F CH 87 X SL 88 0-2 ① G5-3		X FF 94 0-0 ① F9		B FF 97 C SL 84 B FF 98 F FF 97 S SL 85 2-3 ② K		4	0	0	0	0	1	2
19 Pablo Reyes, R (1, 4) OBP: 0.340, SLG: 0.408		X FF 96 0-0 ① B3		B FC 92 B SI 95 C FF 94 T FF 94 F FF 95 X CH 86 2-2 ② G5-3		F FF 94 C FC 91 B FC 90 F FF 95 X CH 86 1-2 ② G5-3		B FF 97 B SI 96 B FF 97 C FF 96 C SI 96 X SL 85 3-2 ③ G6-3		4	0	0	0	0	0	0
52 Wilyer Abreu, L (1, 8) OBP: 0.421, SLG: 0.647		B SI 97 B CH 88 X SI 96 2-0 ② F7		C SI 96 S CH 87 B CH 88 S CH 86 1-3 ③ K		C SI 94 B CH 86 X SI 94 1-1 ③ F7			C FC 91 B ST 84 B FC 94 X FC 93 2-1 ① F8	4	0	0	0	0	1	0
12 Connor Wong, R (1, 2) OBP: 0.302, SLG: 0.411 3 Reese McGuire, L (9, PH) OBP: 0.333, SLG: 0.403		B FC 93 B FF 96 B FC 92 X FF 96 3-0 17 FC6-4 1B			X FC 89 0-0 ① G6-3		B CH 84 S FC 91 F FC 89 F CH 85 F FF 95 X CH 85 1-2 ① G5-3		B ST 85 C FC 93 B FC 94 F FC 92 F ST 86 B ST 86 X FC 92 3-2 7 G3 1B	3 1	0 0	1 1	0 0	0 0	0 0	0 0
17 Luis Urías, R (1, 5) OBP: 0.317, SLG: 0.304 7 Masataka Yoshida, L (9, PH) OBP: 0.346, SLG: 0.454		X SI 96 0-0 ③ FC6-4 1-2f			C FF 94 H SI 95 1-1 HBP		X FC 91 0-0 ② L6		C SI 95 F FC 93 B ST 85 B FC 95 X FC 94 2-2 ② G3 1-2	2 1	0 0	0 0	0 0	0 0	0 0	1 1
Inning Stats	R: 0 H: 1 E: 0 LOB: 2 K: 0 BB: 1 S: 11 P: 18	R: 0 H: 1 E: 0 LOB: 1 K: 0 BB: 0 S: 4 P: 9	R: 0 H: 0 E: 0 LOB: 1 K: 1 BB: 0 S: 11 P: 16	R: 0 H: 0 E: 0 LOB: 0 K: 1 BB: 0 S: 11 P: 14	R: 0 H: 0 E: 0 LOB: 1 K: 0 BB: 0 S: 9 P: 11	R: 2 H: 2 E: 0 LOB: 0 K: 0 BB: 0 S: 9 P: 13	R: 0 H: 0 E: 0 LOB: 0 K: 0 BB: 0 S: 9 P: 12	R: 2 H: 2 E: 0 LOB: 0 K: 2 BB: 0 S: 14 P: 21	R: 0 H: 1 E: 0 LOB: 1 K: 1 BB: 0 S: 12 P: 19	1B: 2 SF: 0 2B: 2 SAC: 0 3B: 0 DP: 0 HR: 3 HBP: 2						WP: 0 PA: 37 PB: 0 SB: 0 CS: 0	

PITCHER	IP	WLS	BF	H	R	ER	SO	BB	IBB	HBP	BLK	WP	HR	S	P	ERA	WHIP
64 Caleb Ferguson, L (1, 1) ERA: 2.76	1.0		5	1	0	0	0	1	0	0	0	0	0	11	18	0.00	2.000
Gavin Stone, R (2, 1) ERA: 10.5	6.0	W	25	5	4	4	2	0	0	2	0	0	3	57	80	6.00	0.833
57 Ryan Brasier, R (8, 1) ERA: 3.72	1.0	H	3	0	0	0	2	0	0	0	0	0	0	10	16	0.00	0.000
59 Evan Phillips, R (9, 1) ERA: 2.34	1.0	S	4	1	0	0	1	0	0	0	0	0	0	12	19	0.00	1.000

PITCHER	IP	WLS	BF	H	R	ER	SO	BB	IBB	HBP	BLK	WP	HR	S	P	ERA	WHIP

AB	34
R	4
H	7
RBI	4
BB	1
SO	5
LOB	10

TOP

Houston Astros @ Boston Red Sox

Fenway Park, Boston, MA

Mon Aug 28 2023, 7:13 PM - 10:32 PM EDT

Att. 33,771 - Cloudy - 70 F

livebaseballscorecards.com

Batter	1	2	3	4	5	6	7	8	9	AB	R	H	RBI	BB	SO	LOB
27 Jose Altuve, R (1, 4) OBP: 0.415, SLG: 0.529 14 Mauricio Dubón, R (8, 4) OBP: 0.305, SLG: 0.393	C FF 94 L FF 93 F FF 94 B SL 79 S SL 76 1-3 K2-3 ①		X SL 77 0-0 44 1B 2B		B SL 77 B FF 94 X FF 92 2-0 44 1B 79 WP 1B	X SL 77 0-0 1-H 2-H 44 HR 3B	F SI 90 X SL 77 0-1 P3 ①	F FC 88 B SI 90 X FF 91 1-1 1-H HR		6 0	4 0	4 0	4 0	0 0	1 0	0 0
2 Alex Bregman, R (1, 5) OBP: 0.363, SLG: 0.440	F FF 96 S SL 78 B SL 77 C SL 79 1-3 K ②		C CH 86 D CH 87 F FF 92 S SL 78 1-3 K ①		F CH 87 B FF 94 F SL 80 B FF 94 B CH 87 F FF 95 S SL 77 3-3 K ①	H SI 91 1-0 44 HR HBP	B SI 89 C CH 90 B SL 79 F SL 77 H CH 83 3-2 30 1B 44 1B 79 1B HBP	X FF 90 0-0 44 BB 1B		4 0	2 0	1 0	0 0	3 0	2 0
44 Yordan Alvarez, L (1, 7) OBP: 0.394, SLG: 0.560 6 Jake Meyers, R (8, PR) OBP: 0.302, SLG: 0.384 (8, 8)	B SI 95 B SL 77 B SL 77 C SI 95 B SL 78 4-1 BB		X SL 77 0-0 2-H 30 FC3-6 1B		C FF 96 F SL 80 X SL 80 0-2 1-3 79 PB 79 WP 1B	B FC 91 X CH 86 1-0 1-H 3-H HR	X SL 75 0-0 1-2 79 1B 30 1B 20 SF9 1B	B FF 89 B FC 89 D SI 90 B SI 91 4-0 1-2 30 1B BB		4 0	2 0	4 0	4 0	2 0	0 0	0 0
30 Kyle Tucker, L (1, 9) OBP: 0.374, SLG: 0.521 9 Corey Julks, R (8, 7) OBP: 0.297, SLG: 0.352	B SL 78 C FF 95 B SI 94 F FF 95 X SL 78 2-2 P3 ③		B FF 95 F FF 96 B SL 80 B SL 77 F FF 95 X SI 94 3-2 1-2f FC3-6 ②		T SL 79 B FF 94 B FF 94 B SL 79 F FF 96 S SL 80 3-3 K ②	B SL 78 F FC 89 B CH 86 F FC 90 B SL 78 B CH 85 4-2 20 HBP 79 S 21 1B BB	C SL 75 B FC 89 B FC 88 C FF 91 X FF 91 2-2 1-2 2-3 20 SF9 79 1B 1B	X FC 88 0-0 1-2 79 FC6-4 ②		5 0	1 0	2 0	0 0	1 0	1 0	4 0
79 José Abreu, R (1, 3) OBP: 0.294, SLG: 0.350		C FF 90 B CH 85 B FF 91 C FF 94 X SL 78 2-2 HR	B CH 86 B FF 94 F FF 95 B CH 86 S FF 94 X SL 76 3-2 F7 ③		C FF 96 B SL 81 B SL 78 B FF 97 F FF 95 F SL 78 B FF 93 4-2 1-3 3-H BB	D SI 91 B FF 93 S FF 92 B FC 90 B FC 89 4-1 1-2 21 1B 20 HBP BB	B SL 76 C FF 92 F FC 89 F SL 77 B FF 91 X FC 90 2-2 1-2 2-3 3-H 21 FC6-4 1B	C SI 89 S SL 76 B SL 76 B FF 90 X SI 89 2-2 1-2f FC6-4 ③		4 0	1 0	2 0	2 0	2 0	0 0	3 0
20 Chas McCormick, R (1, 8) OBP: 0.365, SLG: 0.517 (8, 9)		S CH 85 S SL 77 X FF 93 0-2 F9 ①	B SL 74 X SL 74 1-0 21 G6-3 1B	C SL 78 D SL 79 F SI 92 B FF 93 F SL 78 X SI 93 2-2 G4-3 ③	H SL 75 1-0 1-2 2-3 21 1B HBP	X FF 91 0-0 2-3 3-H SF9 ②	B SI 89 F SI 90 S SL 76 X SL 76 1-2 G5-3 ①		4 0	0 0	1 0	1 0	0 0	0 0	2 0
21 Yainer Diaz, R (1, 10) OBP: 0.304, SLG: 0.532		B SL 75 X CH 86 1-0 L9 ②	B FF 90 S FF 93 X SL 77 1-1 1-2f G6-3 ①②	3 BB 27 3B BB 0-1 1-2 2-3 3-H 1B	B FF 91 B FF 91 F FF 91 B SI 90 X SI 90 3-1 1-2f FC6-4 ③		S SL 76 X SL 74 0-1 G5-3 ②		5 0	1 0	1 0	1 0	1 0	0 0	3 0
3 Jeremy Peña, R (1, 6) OBP: 0.322, SLG: 0.384		C SL 77 F FF 95 X FF 94 0-2 2B	B FF 93 X CH 86 1-0 E1	4-0 1-2 27 3B BB B SI 91 X SL 76 1-0 P5 ②	B SI 90 X SL 76 1-0 G6-3 ①	X SL 77 0-0 1B			5 0	1 0	2 0	0 0	1 0	0 0	3 0
15 Martín Maldonado, R (1, 2) OBP: 0.250, SLG: 0.326		S SL 76 F FF 94 D SL 79 X SL 78 1-2 P3 ③	1 SAFE B FF 91 F SL 78 S FF 94 B FF 94 S SL 80 2-3 K ③	F FF 92 X FF 90 0-1 F9 ① C SL 76 C SL 77 F SL 77 S FF 92 0-3 K ③	X SI 90 0-0 27 HR 1B	B FC 88 B FF 89 X FF 89 2-0 F9 ③			6 0	1 0	1 0	0 0	0 0	2 0	8 0

Inning Stats	1	2	3	4	5	6	7	8	9
	R: 0 E: 0 K: 2 S: 11	H: 0 LOB: 1 BB: 1 P: 19	R: 1 E: 0 K: 0 S: 13	H: 2 LOB: 1 BB: 0 P: 17	R: 1 E: 0 K: 1 S: 11	H: 2 LOB: 1 BB: 0 P: 18	R: 0 E: 1 K: 1 S: 7	H: 1 LOB: 1 BB: 0 P: 12	R: 1 E: 0 K: 2 S: 18	H: 2 LOB: 2 BB: 1 P: 32	R: 6 E: 0 K: 1 S: 16	H: 3 LOB: 3 BB: 4 P: 36	R: 2 E: 0 K: 0 S: 15	H: 3 LOB: 2 BB: 0 P: 25	R: 2 E: 0 K: 0 S: 9	H: 4 LOB: 2 BB: 1 P: 17	R: 0 E: 0 K: 0 S: 7	H: 1 LOB: 1 BB: 0 P: 10

	AB	43
	R	13
	H	18
	RBI	12
	BB	7
	SO	7
	LOB	25

PITCHER		IP	WLS	BF	H	R	ER	SO	BB	IBB	HBP	BLK	WP	HR	S	P	ERA	WHIP	PITCHER	IP	WLS	BF	H	R	ER	SO	BB	IBB	HBP	BLK	WP	HR	S	P	ERA	WHIP
41 Chris Sale, L ERA: 4.75	(1, 1)	4.2		23	7	3	3	6	2	0	0	0	1	1	56	92	5.79	1.929																	
Kyle Barraclough, R ERA: 12.91	(5, 1)	4.1	L	31	11	10	10	1	5	0	3	0	0	2	51	94	20.77	3.692																	

WP: 1	PA: 54
PB: 1	
SB: 1	
CS: 0	

1B: 12	SF: 1
2B: 2	SAC: 0
3B: 1	DP: 1
HR: 3	HBP: 3

Houston Astros @ Boston Red Sox

Fenway Park, Boston, MA

Mon Aug 28 2023, 7:13 PM - 10:32 PM EDT

Att. 33,771 - Cloudy - 70 F

BOTTOM

livebaseballscorecards.com

Batter	1	2	3	4	5	6	7	8	9	AB	R	H	RBI	BB	SO	LOB
99 Alex Verdugo, L (1, 9) OBP: 0.343, SLG: 0.444	B FF 92 F FF 92 X FF 93 1-1 ① G4-3	B KC 76 B FF 93 B FF 92 B FF 93 4-0 1-2 BB		B SL 77 C SL 78 F SL 78 X CH 83 1-2 ① G4-3	B CU 81 B CH 88 B CH 89 C FF 97 S FF 97 X FF 96 3-2 ③ F7			C FF 92 X CH 84 0-1 ① G1-3 1-2		4	0	0	0	1	0	3
11 Rafael Devers, L (1, 5) OBP: 0.345, SLG: 0.512 43 Ceddanne Rafaela, R (8, 8) OBP: 1.000, SLG: 1.000	S FF 94 B FF 94 B FF 94 C FF 93 F FF 94 S FF 93 2-3 ② K	B FF 93 S FF 93 X FF 92 1-1 ② P3		C KC 77 F FF 92 B FF 92 F FF 93 F FF 94 B FF 94 S FF 94 2-3 ② K		C FF 92 B FF 93 F FF 93 B FF 93 F FF 94 F FF 93 B FF 94 X FF 94 3-2 ① P3		X ST 78 0-0 30 P3-1 2-3 1B		4 1	0 0	0 1	0 0	0 0	2 0	2 0
2 Justin Turner, R (1, 10) OBP: 0.361, SLG: 0.495 30 Rob Refsnyder, R (8, PH) OBP: 0.377, SLG: 0.324 (9, 10)	X FF 93 0-0 18 BB 7 1B 36 2B 1B	X FF 93 0-0 ③ F7		C SL 80 F SL 81 B FF 93 X FF 93 1-2 ③ L9		C ST 80 F FF 94 F CH 86 X FF 94 0-2 ② F9		B SI 93 S FF 93 X FF 93 1-1 ②③ P3-1 1-1f		4 1	1 0	1 0	0 0	0 0	0 0	2 2
7 Masataka Yoshida, L (1, 7) OBP: 0.352, SLG: 0.460	C FF 94 B CH 84 B FF 94 X FF 93 2-1 18 BB 1-2 36 2B 1B		C SL 78 B KC 75 F FF 92 X KC 76 1-2 10 F8 2B		C FF 90 B FF 91 C FF 92 B CH 83 F FF 93 F FF 91 B FF 92 B FF 91 4-2 18 HR BB	B FF 92 B FF 93 S FF 92 B CH 85 F FF 92 X FF 93 3-2 1B			B CU 77 B CU 77 B FF 90 B FF 92 4-0 10 1B 12 1B BB	3	3	3	0	2	0	0
18 Adam Duvall, R (1, 8) OBP: 0.335, SLG: 0.582 70 David Hamilton, L (8, 4) OBP: 0.257, SLG: 0.200	B SL 80 B SL 80 B SL 80 B FF 94 4-0 36 2B 1-2 2-3 BB		C FF 93 F KC 77 S SL 79 0-3 ① K		C SL 80 1 SAFE B FF 93 F KC 77 X FF 93 1-2 1-H HR	C ST 80 S ST 80 X ST 79 0-2 ③ P4			B FF 93 X FF 91 1-0 ① P2	3 1	1 0	1 0	2 0	1 0	1 0	2 1
36 Triston Casas, L (1, 3) OBP: 0.359, SLG: 0.484	B FF 94 B FF 94 X FF 93 2-0 1-3 2-H 3-H 2B		C SL 80 B KC 77 B KC 77 B CH 85 B KC 78 4-1 12 BB BB		C SL 78 F CH 83 B CH 83 F FF 92 B KC 78 B FF 92 F SL 79 B FF 93 4-2 17 BB BB		B FF 91 X FF 91 1-0 ① G4-3		C CH 84 F CH 85 X FF 93 0-2 ② F8	3	0	1	2	2	0	1
10 Trevor Story, R (1, 6) OBP: 0.250, SLG: 0.324	B SL 80 S FF 94 F FF 94 B SL 82 S SL 81 2-3 ③ K		F SL 80 X FF 93 0-1 ② F8 2-3		B SL 87 S FF 95 S FF 96 B FF 97 D SL 87 S SL 86 3-3 ① K		F FF 92 X FF 93 0-1 ② G4-3		B FF 92 X FF 94 1-0 12 1B 1-2 1B	5	0	1	0	0	2	5
12 Connor Wong, R (1, 2) OBP: 0.303, SLG: 0.409		C SL 77 B FF 93 X FF 92 1-1 ① G5-3	F FF 93 S FF 94 B FF 94 B SL 80 B SL 80 B FF 93 4-2 1-2 BB		X FF 97 0-0 ② P2		C FF 92 B CU 77 S SI 93 T CH 84 1-2 ③ K		S ST 78 S ST 79 D ST 78 D CH 85 X FF 93 2-2 1-3 2-H 1B	4	0	1	1	1	1	1
17 Luis Urías, R (1, 4) OBP: 0.328, SLG: 0.305 (8, 5)		S FF 92 F FF 93 B SL 80 B SL 80 X FF 93 2-2 99 BB 1B	S FF 92 X FF 94 0-1 ③ F7		C SL 88 B SI 96 S SI 96 D SL 86 B FF 95 D SL 86 4-2 1-2 BB			C FF 91 B CH 85 B SI 92 B FF 91 B FF 92 4-1 43 1B 99 G1-3 BB	X SI 93 0-0 ③ G5-3	3	0	1	0	2	0	5
Inning Stats	R: 2 E: 0 K: 2 S: 13 H: 3 LOB: 2 BB: 1 P: 26	R: 0 E: 0 K: 0 S: 8 H: 1 LOB: 2 BB: 1 P: 16	R: 0 E: 0 K: 1 S: 14 H: 1 LOB: 3 BB: 2 P: 23	R: 0 E: 0 K: 1 S: 11 H: 0 LOB: 0 BB: 0 P: 15	R: 2 E: 0 K: 1 S: 20 H: 1 LOB: 2 BB: 3 P: 39	R: 0 E: 0 K: 0 S: 15 H: 1 LOB: 1 BB: 0 P: 21	R: 0 E: 0 K: 1 S: 6 H: 0 LOB: 0 BB: 0 P: 8	R: 0 E: 0 K: 0 S: 6 H: 1 LOB: 1 BB: 1 P: 11	R: 1 E: 0 K: 0 S: 9 H: 2 LOB: 2 BB: 1 P: 17	1B: 7 2B: 3 3B: 0 HR: 1		SF: 0 SAC: 0 DP: 1 HBP: 0		WP: 0 PB: 0 SB: 0 CS: 0		PA: 45

	AB	36
	R	5
	H	10
	RBI	5
	BB	9
	SO	6
	LOB	24

PITCHER		IP	WLS	BF	H	R	ER	SO	BB	IBB	HBP	BLK	WP	HR	S	P	ERA	WHIP
53 Cristian Javier, R ERA: 4.66	(1, 1)	4.0		24	6	4	4	4	6	0	0	0	0	1	57	100	9.00	3.000
31 Kendall Graveman, R ERA: 3.24	(5, 1)	1.0	W	4	0	0	0	1	1	0	0	0	0	0	9	19	0.00	1.000
65 José Urquidy, R ERA: 5.21	(6, 1)	4.0	S	17	4	1	1	1	2	0	0	0	0	0	36	57	2.25	1.500

PITCHER	IP	WLS	BF	H	R	ER	SO	BB	IBB	HBP	BLK	WP	HR	S	P	ERA	WHIP

Batter	1	2	3	4	5	6	7	8	9	AB	R	H	RBI	BB	SO	LOB
27 Jose Altuve, R (1, 4) OBP: 0.408, SLG: 0.518	S SL 85 C SL 85 B SL 87 F FF 96 B CH 88 S CH 87 2-3 ① **K**		C SI 95 X SI 94 0-1 ② L4		F CH 85 D CH 86 B SI 96 S SI 95 2 SAFE B SI 96 F CH 86 X SL 87 3-2 ② FC4 (2, 1B) 1-2f 2-3		B FC 89 B SI 96 C FC 89 X SI 97 2-1 ① G5-3		X SI 95 0-0 ① G6-3	5	0	0	0	0	1	2
2 Alex Bregman, R (1, 5) OBP: 0.365, SLG: 0.447	F SI 95 B FF 95 B SL 86 X SI 94 2-1 **HR**		C SL 96 B SL 85 X SL 85 1-1 ③ L4		C SL 86 X SL 84 0-1 1-2 3-H 1B		F CH 94 B SL 85 B FC 88 S SL 86 X CH 96 2-2 (44 2B) (79 FC4-6) 1B		B SL 84 C SI 95 C SI 95 F SL 82 F SL 83 B SI 96 B SL 82 X SL 82 3-2 ② P6	5	2	3	2	0	0	0
44 Yordan Alvarez, L (1, 10) OBP: 0.397, SLG: 0.576	B SL 84 X FC 90 1-0 **HR**			B SI 95 B SI 94 X SI 94 2-0 2B	C SL 78 B SL 78 C SI 92 F SI 92 C SL 78 1-3 ③ **K**		B SL 87 B SI 97 C FC 90 X SI 98 2-1 (79 FC4-6) 1-3 2B		B SL 81 C SI 95 C SI 95 B SI 96 B FC 90 X SI 96 3-2 ③ F7	5	1	3	1	0	1	2
30 Kyle Tucker, L (1, 9) OBP: 0.375, SLG: 0.520	C SI 96 B CH 88 B SI 96 B SL 85 X SI 96 3-1 ② G4-3			X CH 85 0-0 ① F9		X SI 92 0-0 (79 CS) 1B	0-0 (79 FC4-6) IBB			3	0	1	0	1	0	1
79 José Abreu, R (1, 3) OBP: 0.296, SLG: 0.350	B SL 85 C SI 96 B SI 95 S CH 86 F SI 96 F SI 96 F CH 86 F SL 85 X CH 86 2-2 ③ G1-3			B SI 96 B CH 84 S CH 85 B SI 96 B SL 85 4-1 (23 G3-6-1) BB		C SI 91 B CH 84 F ST 77 X ST 77 1-2 ① (21 BB) (14 2B) 1B	C SI 97 F FC 89 F FC 88 X SL 86 0-2 ② FC4-6 1-2f 2-3 3-H			3	1	1	1	1	0	2
23 Michael Brantley, L (1, 7)		C SI 94 B CH 86 C SI 95 B FF 96 X FF 97 2-2 ① G4-3		C CH 84 C FF 96 X FF 95 0-2 ②③ G3-6-1 1-2f		C SL 77 C SL 77 B SI 93 X SL 78 1-2 ② F9	C FC 88 S FC 89 B SI 98 B SI 98 B SL 87 F FC 89 X SI 97 3-2 ③ L4			4	0	0	0	0	0	5
21 Yainer Diaz, R (1, 2) OBP: 0.303, SLG: 0.526		C SL 84 S SI 93 F SL 88 B FF 96 F CH 86 C SI 97 1-3 ② **K**	X SI 95 0-0 ① G4-3	B ST 82 B ST 80 B ST 80 C FF 92 B SI 92 4-1 (14 2B) 1-2 BB				C SI 96 B SL 87 B FC 89 B SI 96 X SI 96 3-1 ① L9		3	1	0	0	1	1	0
14 Mauricio Dubón, R (1, 8) OBP: 0.305, SLG: 0.394		B SI 96 S CH 86 X SI 95 1-1 ③ L9	B SI 94 C CH 84 F CH 85 B SI 97 B SL 87 F SI 94 F SI 96 X CH 86 3-2 E5 (27 FC4) (3 S) (2 1B)	F SI 94 B ST 81 X SI 93 1-1 (1-H 2-H) 2B			F FC 89 X SI 97 0-1 ② G5-3			4	1	1	2	0	0	0
3 Jeremy Peña, R (1, 6) OBP: 0.322, SLG: 0.382			X SI 94 0-0 ① G5-3		B CH 84 S CH 84 B SI 94 B SL 85 F CH 85 B CH 85 4-2 (27 FC4) 1-2 BB	B SI 93 F ST 80 B ST 82 F ST 81 X SI 94 2-2 ③ G1-3		B FC 90 C SI 97 B SI 97 B SI 97 X SI 98 3-1 ③ G6-3		3	0	0	0	1	0	1
Inning Stats	R: 2 E: 0 K: 1 S: 16 H: 2 LOB: 0 BB: 0 P: 26	R: 0 E: 0 K: 1 S: 10 H: 0 LOB: 0 BB: 0 P: 14	R: 0 E: 0 K: 0 S: 5 H: 0 LOB: 0 BB: 0 P: 6	R: 0 E: 0 K: 0 S: 6 H: 1 LOB: 1 BB: 1 P: 12	R: 1 E: 1 K: 1 S: 18 H: 1 LOB: 2 BB: 1 P: 29	R: 2 E: 0 K: 0 S: 13 H: 3 LOB: 1 BB: 1 P: 22	R: 1 E: 0 K: 0 S: 15 H: 2 LOB: 2 BB: 1 P: 24	R: 0 E: 0 K: 0 S: 6 H: 0 LOB: 0 BB: 0 P: 12	R: 0 E: 0 K: 0 S: 9 H: 0 LOB: 0 BB: 0 P: 15	1B: 4 2B: 3 3B: 0 HR: 2 SF: 0 SAC: 0 DP: 1 HBP: 0						

TOP

Houston Astros @ Boston Red Sox

Fenway Park, Boston, MA

Tue Aug 29 2023, 7:15 PM - 10:10 PM EDT

Att. 30,267 - Cloudy - 69 F

livebaseballscorecards.com

AB	35
R	6
H	9
RBI	6
BB	4
SO	3
LOB	13

PITCHER		IP	WLS	BF	H	R	ER	SO	BB	IBB	HBP	BLK	WP	HR	S	P	ERA	WHIP
66 Brayan Bello, R ERA: 3.57	(1, 1)	4.2	L	20	4	3	2	2	2	0	0	0	0	2	51	82	3.86	1.286
78 Joe Jacques, L ERA: 6.0	(5, 1)	1.0		4	2	1	1	1	0	0	0	0	0	0	11	14	9.00	2.000
46 John Schreiber, R ERA: 3.98	(6, 1)	0.1		3	1	1	1	0	1	0	0	0	0	0	6	13	27.00	6.000
25 Josh Winckowski, R ERA: 3.04	(7, 1)	2.0		9	2	1	1	0	0	1	0	0	0	0	21	36	4.50	1.000
68 Mauricio Llovera, R ERA: 4.05	(9, 1)	1.0		3	0	0	0	0	0	0	0	0	0	0	9	15	0.00	0.000

PITCHER		IP	WLS	BF	H	R	ER	SO	BB	IBB	HBP	BLK	WP	HR	S	P	ERA	WHIP

WP: 0 PA: 39
PB: 0
SB: 1
CS: 1

BOTTOM

Batter	1	2	3	4	5	6	7	8	9	AB	R	H	RBI	BB	SO	LOB
99 Alex Verdugo, L (1, 9) OBP: 0.344, SLG: 0.443	B FF 94 C FF 94 S CU 78 B CU 80 F CH 86 X CH 84 2-2 ① L8		B FF 93 B CH 84 B FF 94 F FF 94 C FF 95 F CU 77 X CU 78 3-2 11 1B 2 E 1B		C FF 92 F CH 82 X CU 78 0-2 ② G4-3		B FF 95 B FF 96 X FF 95 2-0 1-2 1B		C SL 87 B SL 88 F FF 97 B FF 100 D SL 90 X SL 88 3-2 ③ G1-3	5	1	2	0	0	0	2
11 Rafael Devers, L (1, 5) OBP: 0.344, SLG: 0.509	C FF 94 B FF 95 B FF 94 C CU 76 F FF 94 X CU 78 2-2 ② L9		F FF 93 F FF 94 X FF 94 0-2 2 E 2 FC5 1-3 1B		F FF 93 S FF 94 B FF 94 F FF 94 B FF 92 X FF 93 2-2 ③ G4-3		B FF 96 S FF 96 B FF 97 S FF 95 B FF 96 F FF 96 S FF 96 3-3 ③ K			4	0	1	0	0	1	2
2 Justin Turner, R (1, 10) OBP: 0.358, SLG: 0.490	B FF 95 F FF 95 B FF 94 B CU 77 X FF 94 3-1 ③ G5-3		S CU 77 D CU 77 F FF 94 X CU 78 1-2 FC5 7 G5-6-3 1-3 3-H			C FF 92 X FC 88 0-1 ① G5-3		B SL 87 C FF 94 B FS 82 B FF 93 F FF 94 F FF 93 F FF 93 X FS 84 3-2 ① G5-3		4	0	0	1	0	0	1
7 Masataka Yoshida, L (1, 7) OBP: 0.349, SLG: 0.456		C CH 85 F FF 94 B FF 94 F CU 80 B CU 78 B CH 86 X FF 94 3-2 ① G4-3	X FF 94 0-0 ②③ G5-6-3 1-2f			B FF 93 B CH 83 X FF 92 2-0 ② G4-3		B FF 93 X FF 93 1-0 ② P4		4	0	0	0	0	0	2
18 Adam Duvall, R (1, 8) OBP: 0.337, SLG: 0.593		B FF 95 F CU 76 X FF 94 1-1 36 1B 1B		C CU 76 S CU 78 C CU 78 0-3 ① K		B CU 77 X CU 76 1-0 HR		X SL 87 0-0 ③ F8		4	1	2	1	0	1	0
36 Triston Casas, L (1, 3) OBP: 0.363, SLG: 0.484		B CU 76 C CH 83 B CH 85 F CU 76 F CU 78 X CH 85 2-2 1-2 1B		B FF 94 B CH 84 B CU 76 C FF 93 B FF 93 4-1 BB		B FF 95 B FF 95 B FF 96 C FF 95 C FF 96 S FF 96 3-3 ③ K			B FF 96 C FF 97 B SL 88 B SL 87 B FF 96 4-1 70 BB BB	2	0	1	0	2	1	0
10 Trevor Story, R (1, 6) OBP: 0.237, SLG: 0.306		B FF 94 B FF 94 B FF 94 X FF 94 3-0 ② F8		C FF 93 F FC 88 D CU 78 S CU 78 1-3 ② K			B FF 95 F FF 95 F FF 95 B FF 95 X SL 85 2-2 ① F7		C FF 96 B FF 98 F SL 88 X SL 87 1-2 ① F9	4	0	0	0	0	1	4
3 Reese McGuire, L (1, 2) OBP: 0.331, SLG: 0.395		S CU 77 S CU 78 F CU 80 S CU 79 0-3 ③ K		C FF 94 S CU 78 X CU 77 0-2 ③ G4-3			B SL 87 B SL 86 C FF 95 B SL 88 C FF 95 B FF 96 4-2 99 1B BB		F SL 88 S SL 87 S SL 88 0-3 ② K	3	0	0	0	1	2	4
70 David Hamilton, L (1, 4) OBP: 0.256, SLG: 0.182			C CU 76 X FF 93 0-1 ① G6-3		B FF 91 B FF 91 C FF 92 X FF 91 2-1 ① G3		X FF 96 0-0 ② F9		C FF 97 B SL 88 B SL 89 B SL 88 F FF 96 F SL 88 B SL 89 4-2 1-2 BB	3	0	0	0	1	0	1
Inning Stats	R: 0 E: 0 K: 0 S: 10 H: 0 LOB: 0 BB: 0 P: 17	R: 0 E: 0 K: 1 S: 15 H: 2 LOB: 2 BB: 0 P: 24	R: 1 E: 1 K: 0 S: 13 H: 2 LOB: 1 BB: 0 P: 17	R: 0 E: 0 K: 2 S: 10 H: 0 LOB: 1 BB: 1 P: 15	R: 0 E: 0 K: 0 S: 9 H: 0 LOB: 0 BB: 0 P: 13	R: 1 E: 0 K: 1 S: 7 H: 1 LOB: 0 BB: 0 P: 13	R: 0 E: 0 K: 1 S: 11 H: 1 LOB: 2 BB: 1 P: 22	R: 0 E: 0 K: 0 S: 7 H: 0 LOB: 0 BB: 0 P: 11	R: 0 E: 0 K: 1 S: 13 H: 0 LOB: 2 BB: 2 P: 25	1B: 5 2B: 0 3B: 0 HR: 1 SF: 0 SAC: 0 DP: 1 HBP: 0						

PITCHER		IP	WLS	BF	H	R	ER	SO	BB	IBB	HBP	BLK	WP	HR	S	P	ERA	WHIP
68 J.P. France, R ERA: 3.49	(1, 1)	5.2	W	23	5	2	2	3	1	0	0	0	0	1	61	93	3.18	1.059
47 Rafael Montero, R ERA: 5.24	(6, 1)	1.1	H	6	1	0	0	2	1	0	0	0	0	0	14	28	0.00	1.500
50 Héctor Neris, R ERA: 1.98	(8, 1)	1.0		3	0	0	0	0	0	0	0	0	0	0	7	11	0.00	0.000
52 Bryan Abreu, R ERA: 2.07	(9, 1)	1.0		5	0	0	0	1	2	0	0	0	0	0	13	25	0.00	2.000

PITCHER	IP	WLS	BF	H	R	ER	SO	BB	IBB	HBP	BLK	WP	HR	S	P	ERA	WHIP

Houston Astros @ Boston Red Sox

Fenway Park, Boston, MA

Tue Aug 29 2023, 7:15 PM - 10:10 PM EDT

Att. 30,267 - Cloudy - 69 F

livebaseballscorecards.com

AB	33
R	2
H	6
RBI	2
BB	4
SO	6
LOB	16

WP: 0 PA: 37
PB: 0
SB: 0
CS: 0

Batter	1	2	3	4	5	6	7	8	9	AB	R	H	RBI	BB	SO	LOB
27 Jose Altuve, R (1, 4) OBP: 0.404, SLG: 0.512	B FC 88 B FC 88 B FC 88 X FF 93 3-0 G5-3		C SL 81 X FF 91 0-1 2 1B 20 G3 1B	S SI 96 F CH 85 B ST 82 S ST 82 1-3 K	C ST 81 B SI 95 F SI 95 X ST 81 1-2 G5-3			S SL 86 X FC 97 0-1 L8		5	1	1	0	0	1	4
2 Alex Bregman, R (1, 5) OBP: 0.365, SLG: 0.449	C FC 88 F ST 81 B FF 94 X SL 82 1-2 G5-3		F FF 92 X FC 87 0-1 20 G3 30 BB 23 1B 1-3 1B	B ST 81 C SI 95 F SI 96 B ST 82 X CH 84 2-2 30 FC3-2 1-3 3-H 2B		B FF 93 B SI 91 C SI 91 S SI 91 S FF 94 2-3 K			C SI 95 C SI 94 X SL 84 0-2 G5-3	5	1	2	1	0	1	0
44 Yordan Alvarez, L (1, 7) OBP: 0.397, SLG: 0.572 14 Mauricio Dubón, R (9, PR) OBP: 0.305, SLG: 0.394 (9, 8)	B FC 88 B FC 89 X FF 93 2-0 P6		C FF 93 B FC 88 F FS 83 S SL 82 1-3 K	F ST 82 B SI 96 D ST 80 F SI 96 F ST 83 F ST 80 F SI 96 F CH 84 F ST 81 4-2 F SI 97 B SI 96 D ST 84 30 FC3-2 BB		B FF 94 C ST 80 X FF 94 1-1 G3-1			C SI 95 F SI 95 F SI 94 B SL 85 F SI 95 X SI 96 1-2 30 BB 1B	4 0	0 0	1 0	0 0	1 0	1 0	2 0
30 Kyle Tucker, L (1, 9) OBP: 0.375, SLG: 0.517		F FC 88 B FS 81 X FC 88 1-1 L8	B FC 86 B FF 92 C KC 79 B FF 93 F FC 88 B FC 88 4-2 20 G3 23 1B 1-2 BB	B SI 96 C SI 95 S ST 81 X CH 86 1-2 FC3-2 20 FC6-4 1-2 2-3 3-Hf		X ST 80 0-0 F9			B SI 94 S SI 95 F FC 90 B SL 84 B SI 94 F SL 83 F SI 95 B SI 94 4-2 20 G4-3 1-2 BB	3	1	0	0	2	0	3
20 Chas McCormick, R (1, 8) OBP: 0.363, SLG: 0.512 (9, 7)		X KC 78 0-0 23 2B 28 G3-1 1B	B FF 93 C FC 87 X FC 89 1-1 G3 1-2 2-3 3-H	X SI 95 0-0 FC6-4 1-2f			C FF 96 C FC 93 B FC 94 F FF 97 F FS 88 F FC 93 F FF 96 X SI 96 1-2 G5-3		X SI 95 0-0 G4-3 1-2f	5	1	1	1	0	0	7
23 Michael Brantley, L (1, 10) OBP: 0.250, SLG: 0.375		C FF 91 B FS 82 B FF 91 X FF 93 2-1 28 G3-1 3 2B 1-3 2B	C KC 79 X FC 89 0-1 2-H 3-H 1B	X SI 94 0-0 G3-1			C FF 96 B FS 89 F FC 93 B FF 96 F FF 96 S FC 92 2-3 K		4	1	2	2	0	1	0
28 Jon Singleton, L (1, 3) OBP: 0.280, SLG: 0.275		X KC 80 0-0 G3-1 2-3 3-H	C SI 91 C SL 76 B SL 77 S SI 92 1-3 K	B SI 92 B CH 82 B SI 95 C SI 94 X SI 94 3-1 15 1B 1B			X FC 93 0-0 G5-3		4	0	1	1	0	1	2
3 Jeremy Peña, R (1, 6) OBP: 0.323, SLG: 0.389		X FC 88 0-0 15 1B 3-H 2B		B SI 94 X SI 94 1-0 2 2B 3B	D ST 80 C SI 95 S ST 82 F SI 95 S ST 83 1-3 K			F FC 93 F SL 83 B FC 96 B FC 95 F FC 94 C SI 96 2-3	4	2	2	1	0	2	1
15 Martín Maldonado, R (1, 2) OBP: 0.256, SLG: 0.329		S FC 87 F FF 93 F KC 79 B ST 82 F FC 89 X KC 80 1-2 2-H 1B		T SI 94 B ST 81 D ST 82 S SI 96 B SI 95 B SI 96 4-2 2 2B 30 FC3-2 BB	X SI 95 0-0 1-3 1B			X SL 83 0-0 G1-3	3	0	2	1	1	0	0
Inning Stats	R: 0 E: 0 K: 0 S: 5 H: 0 LOB: 0 BB: 0 P: 11	R: 3 E: 0 K: 0 S: 12 H: 4 LOB: 2 BB: 0 P: 16	R: 3 E: 0 K: 2 S: 16 H: 3 LOB: 1 BB: 1 P: 23	R: 1 E: 0 K: 1 S: 21 H: 2 LOB: 3 BB: 2 P: 34	R: 0 E: 0 K: 1 S: 11 H: 2 LOB: 2 BB: 0 P: 16	R: 0 E: 0 K: 1 S: 6 H: 0 LOB: 0 BB: 0 P: 9	R: 0 E: 0 K: 1 S: 12 H: 0 LOB: 0 BB: 0 P: 15	R: 0 E: 0 K: 1 S: 7 H: 0 LOB: 0 BB: 0 P: 9	R: 0 E: 0 K: 0 S: 13 H: 1 LOB: 1 BB: 1 P: 18	1B: 8 2B: 3 3B: 1 HR: 0 SF: 0 SAC: 0 DP: 1 HBP: 0					WP: 0 PB: 0 SB: 0 CS: 0	PA: 41	

TOP

Houston Astros @ Boston Red Sox

Fenway Park, Boston, MA

Wed Aug 30 2023, 4:12 PM - 7:17 PM EDT

Att. 31,045 - Cloudy - 78 F

livebaseballscorecards.com

AB	37
R	7
H	12
RBI	7
BB	4
SO	7
LOB	19

PITCHER		IP	WLS	BF	H	R	ER	SO	BB	IBB	HBP	BLK	WP	HR	S	P	ERA	WHIP
50 Kutter Crawford, R ERA: 4.08	(1, 1)	2.2	L	15	7	6	6	1	1	0	0	0	0	0	30	46	20.25	3.000
78 Joe Jacques, L ERA: 5.91	(3, 1)	0.1		1	0	0	0	1	0	0	0	0	0	0	3	4	0.00	0.000
22 Garrett Whitlock, R ERA: 5.49	(4, 1)	2.0		12	4	1	1	2	2	0	0	0	0	0	32	50	4.50	3.000
46 John Schreiber, R ERA: 3.86	(6, 1)	1.0		3	0	0	0	1	0	0	0	0	0	0	6	9	0.00	0.000
55 Chris Martin, R ERA: 1.22	(7, 1)	1.0		3	0	0	0	1	0	0	0	0	0	0	12	15	0.00	0.000

PITCHER		IP	WLS	BF	H	R	ER	SO	BB	IBB	HBP	BLK	WP	HR	S	P	ERA	WHIP
74 Kenley Jansen, R ERA: 2.74	(8, 1)	1.0		3	0	0	0	1	0	0	0	0	0	0	7	9	0.00	0.000
68 Mauricio Llovera, R ERA: 3.86	(9, 1)	1.0		4	1	0	0	0	1	0	0	0	0	0	13	18	0.00	2.000

Houston Astros @ Boston Red Sox

Fenway Park, Boston, MA

Wed Aug 30 2023, 4:12 PM - 7:17 PM EDT

Att. 31,045 - Cloudy - 78 F

BOTTOM

livebaseballscorecards.com

Batter	1	2	3	4	5	6	7	8	9	AB	R	H	RBI	BB	SO	LOB
43 Ceddanne Rafaela, R (1, 6) OBP: 0.400, SLG: 0.600	F SI 93 B SI 95 C SI 95 F CU 80 B CU 79 S SI 96 2-3 **K** ①			C CH 89 X CH 91 0-1 G6-3 ①		X SI 96 0-0 2 G6-3 11 G6-3 1-3 2-H 2B	D FS 81 S FF 93 C FF 93 D FS 83 F FS 82 S FF 93 2-3 **K** ③			4	1	1	1	0	2	2
2 Justin Turner, R (1, 10) OBP: 0.357, SLG: 0.488	B SI 94 F SI 95 B CH 90 C CH 90 F SI 97 X CH 92 2-2 **L8** ②			C CU 80 F SI 96 X CU 81 0-2 11 G4-6-3 1B		X CH 91 0-0 G6-3 ① 2-3 3-H		B FF 95 C FF 95 F FF 94 F FF 94 B SL 88 X FF 93 2-2 **F9** ①		4	0	1	1	0	0	1
11 Rafael Devers, L (1, 5) OBP: 0.341, SLG: 0.505	B FC 91 B FC 93 F SI 96 X SI 96 2-1 **P2** ③			B SI 96 F CH 90 F CH 91 B SI 97 F FC 88 X CH 93 2-2 **G4-6-3** ②③ 1-2f		F SI 95 B CH 92 X SI 95 1-1 G6-3 ② 3-H		T FF 94 B FF 94 S FF 94 F FF 94 B FF 93 F FF 93 B FF 94 F FF 94 X FF 94 3-2 **F7** ②		4	0	0	1	0	0	1
18 Adam Duvall, R (1, 8) OBP: 0.339, SLG: 0.593		B SI 95 X SI 94 1-0 G5-3 ①			C CU 81 S CH 91 F CH 93 C SI 97 0-3 **K** ①	X SI 97 0-0 2B		B SI 94 B FS 84 B SL 86 F FF 93 C SI 93 B FS 83 4-2 BB		3	0	1	0	1	1	0
30 Rob Refsnyder, R (1, 7) OBP: 0.370, SLG: 0.317		B SI 95 B SI 95 F SI 93 X SI 95 2-1 G1-3 ②			B SI 96 S SI 96 X SI 96 1-1 G5-3 ②	B CH 90 B CH 90 X CH 90 2-0 G6-3 ③		C FF 94 B FF 94 T FF 93 F FS 84 B FF 93 F FF 93 B FS 84 F SI 93 F SI 94 3-2 F FF 93 X FF 93 **P2** ③		4	0	0	0	0	0	2
99 Alex Verdugo, L (1, 9) OBP: 0.341, SLG: 0.440		C SI 95 C SI 95 T CH 91 0-2 **K** ③			B SI 96 F SI 96 X CH 91 1-1 **F6** ③		C CU 82 B CH 86 X CH 88 1-1 G4-3 ①		C FF 93 B CH 90 F FF 94 B SL 91 B CU 83 X SL 90 3-2 **G3-1** ①	4	0	0	0	0	1	0
17 Luis Urías, R (1, 4) OBP: 0.326, SLG: 0.303			B SI 94 F SI 95 C CU 80 S CH 91 1-3 **K** ①			S CH 90 B CH 91 X SI 96 1-1 36 2B 12 E 1B	B SI 96 B FF 96 C SI 96 X SI 96 2-1 **F7** ②		B FF 95 B SL 90 C FF 93 F SL 88 X CU 83 2-2 **G5-3** ②	4	1	1	0	0	1	0
36 Triston Casas, L (1, 3) OBP: 0.366, SLG: 0.489			C SI 95 B FC 90 B SL 86 F SI 96 B CH 90 C CH 91 3-3 **K** ②			S SI 96 F SI 96 D FC 91 F CU 82 B CH 92 B SI 97 F CH 91 X SI 97 3-2 43 2B 1-3 2B	C CU 82 B FF 96 S CH 89 F CH 89 X FF 97 1-2 12 BB 1B		C SL 90 B CH 91 F FF 94 F SL 91 B SL 91 X CH 90 2-2 1B	4	1	3	0	0	1	0
12 Connor Wong, R (1, 2) OBP: 0.303, SLG: 0.405			B CU 79 B CU 82 C SI 95 F CH 89 X CU 81 2-2 **P5** ③			F SI 96 X CH 93 0-1 E6 43 2B 2 G6-3 3-H	C SL 88 F SI 96 F SL 88 B FF 95 B SL 88 F SL 87 B SL 87 B SI 98 4-2 BB 1-2		S SL 89 B CU 82 F SL 90 S CU 83 1-3 **K** ③	3	1	0	1	1	1	2
Inning Stats	R: 0 E: 0 K: 1 S: 10 H: 0 LOB: 0 BB: 0 P: 16	R: 0 E: 0 K: 1 S: 6 H: 0 LOB: 0 BB: 0 P: 9	R: 0 E: 0 K: 2 S: 9 H: 0 LOB: 0 BB: 0 P: 15	R: 0 E: 0 K: 0 S: 9 H: 1 LOB: 0 BB: 0 P: 11	R: 0 E: 0 K: 1 S: 8 H: 0 LOB: 0 BB: 0 P: 10	R: 4 E: 1 K: 0 S: 15 H: 4 LOB: 1 BB: 0 P: 22	R: 0 E: 0 K: 1 S: 16 H: 1 LOB: 2 BB: 1 P: 26	R: 0 E: 0 K: 0 S: 20 H: 0 LOB: 1 BB: 1 P: 32	R: 0 E: 0 K: 1 S: 13 H: 1 LOB: 1 BB: 0 P: 21	1B: 4 2B: 3 3B: 0 HR: 0	SF: 0 SAC: 0 DP: 1 HBP: 0			WP: 0 PB: 0 SB: 0 CS: 0	PA: 36		

	AB	34
	R	4
	H	7
	RBI	4
	BB	2
	SO	7
	LOB	8

PITCHER		IP	WLS	BF	H	R	ER	SO	BB	IBB	HBP	BLK	WP	HR	S	P	ERA	WHIP
Framber Valdez, L ERA: 3.38	(1, 1)	6.0	W	23	5	4	2	5	0	0	0	0	0	0	57	83	3.00	0.833
31 Kendall Graveman, R ERA: 3.2	(7, 1)	0.2	H	4	1	0	0	0	1	0	0	0	0	0	12	20	0.00	3.000
50 Héctor Neris, R ERA: 1.93	(7, 1)	1.1	H	5	0	0	0	1	1	0	0	0	0	0	24	38	0.00	0.750
55 Ryan Pressly, R ERA: 3.32	(9, 1)	1.0	S	4	1	0	0	1	0	0	0	0	0	0	13	21	0.00	1.000

PITCHER		IP	WLS	BF	H	R	ER	SO	BB	IBB	HBP	BLK	WP	HR	S	P	ERA	WHIP

Boston Red Sox @ Kansas City Royals

Kauffman Stadium, Kansas City, MO

Fri Sep 01 2023, 7:11 PM - 9:50 PM CDT

Att. 15,470 - Clear - 87 F

TOP

livebaseballscorecards.com

Batter	1	2	3	4	5	6	7	8	9	AB	R	H	RBI	BB	SO	LOB
99 Alex Verdugo, L (1, 9) OBP: 0.340, SLG: 0.444	L6-3		F7			P3		HR		4	1	1	2	0	0	1
11 Rafael Devers, L (1, 5) 47 Enmanuel Valdez, L (7, 4) OBP: 0.341, SLG: 0.504 OBP: 0.277, SLG: 0.400	K	K				2 FC5-4 1B		F7		3 1	0 0	1 0	0 0	0 0	2 0	0 0
2 Justin Turner, R (1, 10) OBP: 0.354, SLG: 0.484	K			F9		FC5-4 1-2f			L9	4	0	0	0	0	1	1
36 Triston Casas, L (1, 3) OBP: 0.365, SLG: 0.487		K		1B			G4-3		K	4	0	1	0	0	2	0
18 Adam Duvall, R (1, 8) 43 Ceddanne Rafaela, R (7, PH) (7, 8) OBP: 0.337, SLG: 0.589 OBP: 0.429, SLG: 0.571		F7		P5			K		52 BB 1B	2 2	0 0	0 1	0 0	0 0	0 1	1 0
7 Masataka Yoshida, L (1, 7) 52 Wilyer Abreu, L (7, PH) (7, 7) OBP: 0.348, SLG: 0.454 OBP: 0.429, SLG: 0.611	K				P5		K		BB	2 1	0 0	0 0	0 0	0 1	1 1	0 0
10 Trevor Story, R (1, 6) OBP: 0.225, SLG: 0.289			G5-3		F7			G6-3	K	4	0	0	0	0	1	2
17 Luis Urías, R (1, 4) (7, 5) OBP: 0.326, SLG: 0.297			G5-3		F7			99 HR HBP		2	1	0	0	0	0	0
12 Connor Wong, R (1, 2) OBP: 0.303, SLG: 0.404			1B			P5		F8		3	0	1	0	0	0	1

	AB	R	H	RBI	BB	SO	LOB
	32	2	5	2	1	9	6

Inning Stats	1	2	3	4	5	6	7	8	9
	R: 0 E: 0 K: 2 S: 12	H: 0 LOB: 0 BB: 0 P: 17	R: 0 E: 0 K: 2 S: 10	H: 0 LOB: 0 BB: 0 P: 16	R: 0 E: 0 K: 0 S: 8	H: 1 LOB: 1 BB: 0 P: 15	R: 0 E: 0 K: 1 S: 9	H: 1 LOB: 1 BB: 0 P: 12	R: 0 E: 0 K: 0 S: 6	H: 0 LOB: 0 BB: 0 P: 8	R: 0 E: 0 K: 0 S: 10	H: 1 LOB: 1 BB: 0 P: 14	R: 0 E: 0 K: 2 S: 9	H: 0 LOB: 0 BB: 0 P: 14	R: 2 E: 0 K: 0 S: 12	H: 1 LOB: 0 BB: 0 P: 18	R: 0 E: 0 K: 2 S: 14	H: 1 LOB: 2 BB: 1 P: 26

	1B: 4	SF: 0	WP: 0	PA: 34
	2B: 0	SAC: 0	PB: 0	
	3B: 0	DP: 0	SB: 0	
	HR: 1	HBP: 1	CS: 0	

PITCHER		IP	WLS	BF	H	R	ER	SO	BB	IBB	HBP	BLK	WP	HR	S	P	ERA	WHIP
24 Jordan Lyles, R ERA: 6.29	(1, 1)	8.0	W	29	4	2	2	7	0	0	1	0	0	1	76	114	2.25	0.500
64 Steven Cruz, R ERA: 21.6	(9, 1)	1.0		5	1	0	0	2	1	0	0	0	0	0	14	26	0.00	2.000

PITCHER		IP	WLS	BF	H	R	ER	SO	BB	IBB	HBP	BLK	WP	HR	S	P	ERA	WHIP

Batter	1	2	3	4	5	6	7	8	9	AB	R	H	RBI	BB	SO	LOB
11 Maikel Garcia, R (1, 5) (8, 6) OBP: 0.327, SLG: 0.374	B FF 93 X FF 94 1-0 ① G5-3	B CH 83 F FF 93 D CH 85 X FF 95 2-1 7 G5-3, 13 1B, 1-3, 3-H, 1B		F FC 86 B ST 79 B CH 90 X FC 87 2-1 ① F9		B SI 92 X SI 90 1-0 7 FC5-4, 2-H, 1B	B ST 78 B SI 92 B SI 92 B SI 92 4-0 7 1B, BB			4	1	2	2	1	0	0
7 Bobby Witt Jr., R (1, 6) OBP: 0.319, SLG: 0.507 0 Samad Taylor, R (7, PR) OBP: 0.288, SLG: 0.276 (8, 5)	B FF 94 F FF 94 B FF 94 X KC 82 2-1 HR	B SI 91 X SI 93 1-0 ② G5-3, 1-2, 3-H		B ST 80 C SI 91 F CH 84 B CH 91 F ST 80 X SI 91 2-2 13 CS, 1B		F SI 92 F ST 80 B CH 82 F SI 92 F FC 88 X ST 80 1-2 ① FC5-4, 13 WP, 13 HR, 1-2f	B SI 92 B SI 92 C SI 91 F SI 92 B FF 93 X SI 91 3-2 1-3, 1B			5 0	2 0	3 0	2 0	0 0	0 0	2 0
13 Salvador Perez, R (1, 3) OBP: 0.293, SLG: 0.427	C FF 95 S KC 81 B KC 81 X FF 95 1-2 HR	C SI 92 B SL 80 F SL 79 B SI 94 B SL 83 X SL 80 3-2 2-H, 1B		C SI 92 1 SAFE C SI 90 B CH 83 F ST 81 F ST 80 F SI 92 X CH 83 1-2 ② ③ G6-3, 1-2		F ST 81 F FC 90 F CH 83 B ST 81 X CH 83 1-2 1-H, HR	F SI 91 X SI 91 0-1 ③ F8			5	2	3	4	0	0	3
19 Michael Massey, L (1, 4) OBP: 0.264, SLG: 0.349	B FF 95 F FF 95 X FF 94 1-1 34 G3-6-3, 1B	C SI 93 B SI 93 X SI 93 1-1 ③ P5			B FC 85 X FC 87 1-0 ① P4	B SI 92 F FC 87 B ST 79 F FC 87 B CH 82 F FC 88 S ST 81 3-3 ② K		X SI 90 0-0 ① G3-1		5	0	1	0	0	1	1
34 Freddy Fermin, R (1, 2) OBP: 0.324, SLG: 0.483	S KC 81 X FF 93 0-1 ② ③ G3-6-3, 1-2f		B FC 86 B FC 84 F FC 83 F CH 82 B SI 92 X FC 86 3-2 ① G6-3		B CH 82 X SI 90 1-0 6 PB, 1B	C ST 80 X SI 92 0-1 17 HR, 1B		C SI 91 H ST 77 1-1 HBP		4	1	2	0	0	0	1
17 Nelson Velázquez, R (1, 7) OBP: 0.286, SLG: 0.600		B KC 80 B KC 80 X FF 94 2-0 12 BB, 28 FC4-6, 2B	B ST 80 C ST 80 S CH 82 S CH 84 1-3 ② K		F ST 80 S FC 89 C CH 84 0-3 ② K	X CH 82 0-0 1-H, HR		C SI 91 S SI 91 S SI 92 0-3 ② K		5	2	2	2	0	3	2
6 Drew Waters, S (1, 9) (7, 8) OBP: 0.299, SLG: 0.394		B FF 93 C FF 94 B CH 86 S FF 94 B FF 94 B FF 94 4-2 28 FC4-6, 12 BB, 11 1B, BB	B ST 81 F FC 88 B SI 90 F SI 90 X CH 83 2-2 12 2B, 1B		B FC 88 B SI 90 X FC 87 2-0 ③ P4, 1-2	B FC 89 F SI 91 T FC 89 S ST 79 1-3 ③ K		X SI 91 0-0 ③ P3		4	2	1	0	1	1	2
12 Nick Loftin, R (1, 10) OBP: 0.750, SLG: 1.000		S FF 94 D KC 83 D KC 83 F FF 94 B FF 96 B FF 94 4-2 28 FC4-6, 1-2, 2-3, BB	C SI 91 X CH 82 0-1 1-H, 2B			B SL 79 F CH 82 B FC 89 F FC 88 X CH 82 2-2 28 2B, 1B	B SI 92 X SI 91 1-0 ① G6-3			3	1	2	1	1	0	0
28 Kyle Isbel, L (1, 8) OBP: 0.266, SLG: 0.380 44 Dairon Blanco, R (7, 9) OBP: 0.306, SLG: 0.408	C FF 94 X FC 86 0-1 ① FC4-6, 11 1B, 11 WP, 7 G5-3, 1-2f, 2-3, 3-H	F SI 90 F FC 85 D ST 80 S SI 92 1-3 ③ K				B FC 87 X FC 87 1-0 11 1B, 1-H, 2B	B SI 91 C ST 77 B SI 91 B SI 92 F SI 91 C ST 78 3-3 ② K			3 1	2 0	1 0	2 0	0 0	1 1	3 0
Inning Stats	R: 2 E: 0 K: 0 S: 10 H: 3 LOB: 0 BB: 0 P: 15	R: 4 E: 0 K: 0 S: 15 H: 3 LOB: 1 BB: 2 P: 32	R: 1 E: 0 K: 2 S: 14 H: 2 LOB: 1 BB: 0 P: 21	R: 0 E: 0 K: 0 S: 12 H: 1 LOB: 0 BB: 0 P: 17	R: 0 E: 0 K: 1 S: 6 H: 1 LOB: 1 BB: 0 P: 10	R: 6 E: 0 K: 2 S: 24 H: 6 LOB: 0 BB: 0 P: 34	R: 0 E: 0 K: 1 S: 9 H: 1 LOB: 2 BB: 1 P: 20	R: 0 E: 0 K: 1 S: 6 H: 0 LOB: 1 BB: 0 P: 7		1B: 10 2B: 3 3B: 0 HR: 4 SF: 0 SAC: 0 DP: 1 HBP: 1				WP: 2 PB: 1 SB: 0 CS: 1 PA: 43	

PITCHER		IP	WLS	BF	H	R	ER	SO	BB	IBB	HBP	BLK	WP	HR	S	P	ERA	WHIP
65 James Paxton, L ERA: 4.5	(1, 1)	1.1	L	10	5	6	6	0	2	0	0	0	1	2	19	36	40.50	5.250
68 Mauricio Llovera, R ERA: 3.74	(2, 1)	0.2		3	1	0	0	0	0	0	0	0	0	0	6	11	0.00	1.500
75 Brandon Walter, L ERA: 5.79	(3, 1)	4.0		21	10	7	7	5	0	0	0	0	1	2	56	82	15.75	2.500
78 Joe Jacques, L ERA: 5.4	(7, 1)	2.0		9	1	0	0	2	1	0	1	0	0	0	15	27	0.00	1.000

PITCHER	IP	WLS	BF	H	R	ER	SO	BB	IBB	HBP	BLK	WP	HR	S	P	ERA	WHIP

BOTTOM

Boston Red Sox @ Kansas City Royals

Kauffman Stadium, Kansas City, MO

Fri Sep 01 2023, 7:11 PM - 9:50 PM CDT

Att. 15,470 - Clear - 87 F

livebaseballscorecards.com

AB	39
R	13
H	17
RBI	13
BB	3
SO	7
LOB	14

Batter	1	2	3	4	5	6	7	8	9	AB	R	H	RBI	BB	SO	LOB
99 Alex Verdugo, L (1, 9) OBP: 0.343, SLG: 0.452	B FF 93 C FF 93 B CH 86 B FF 93 X FF 91 3-1 11 2B 3B	C FF 95 C CH 87 B CH 87 B ST 86 B FF 94 X CH 87 3-2 E8 2B	C FF 89 F SI 89 X ST 80 0-2 ③ F8		C FF 98 B FF 98 B CH 88 X CH 88 2-1 11 E 1B		X SI 97 0-0 ② G4-3			5	1	3	0	0	0	2
11 Rafael Devers, L (1, 5) OBP: 0.342, SLG: 0.507	S FF 94 S FF 94 X FF 95 0-2 36 HR 2B 3-H	S FF 93 S CH 87 F CH 88 B FF 95 F FF 94 B FF 96 C FF 94 2-3 ③ K		B ST 79 X FF 90 1-0 2 1B 2B	X FF 98 0-0 E3 1-3		C SI 97 X FC 93 0-1 ③ G4-3			5	2	2	1	0	1	2
2 Justin Turner, R (1, 10) OBP: 0.355, SLG: 0.483	B FF 94 D ST 86 C SI 92 X SI 92 2-1 ① L9		B FF 92 X SI 91 1-0 7 BB 18 1B 10 FC6-4 1B	D FF 91 B SL 85 F SL 85 B FS 81 X SL 85 3-1 18 F8 36 BB 7 G3-1 2-H 1B	B SL 88 C CH 88 C SL 88 B CH 87 C FF 97 2-3 ③ K			B SI 98 B FF 98 X FF 98 2-0 ① F9		5	2	2	1	0	1	3
36 Triston Casas, L (1, 3) OBP: 0.368, SLG: 0.495	C CU 80 B FF 95 B CH 87 X CU 82 2-1 2-H HR		C SI 91 X CH 86 0-1 ① F8	D FF 89 B SI 89 C FF 90 D FF 90 B SI 90 4-1 7 G3-1 18 F8 1-2 BB		B FF 96 B FF 96 S CH 88 B CH 87 X CH 86 3-1 7 G6-3 18 BB 10 2B 1B		F SI 98 X FC 95 0-1 ② L8		4	2	2	2	1	0	1
18 Adam Duvall, R (1, 8) OBP: 0.338, SLG: 0.583 (6, 7)	C SI 93 X SI 94 0-1 ② L9		X SI 90 0-0 10 FC6-4 7 BB 47 1B 1-2 1B	C SL 83 B FS 82 X FS 81 1-1 ① F8 1-2 2-3		B SL 89 S SL 89 B CH 87 D CH 86 B FF 98 4-1 7 G6-3 1-2 BB		B FF 99 B SL 90 C FF 97 F SI 97 C SL 89 2-3 ③ K		4	1	1	0	1	1	2
7 Masataka Yoshida, L (1, 7) OBP: 0.349, SLG: 0.455 43 Ceddanne Rafaela, R (6, 8) OBP: 0.375, SLG: 0.500	B FF 95 B SI 94 X FF 93 2-0 2B		B CH 85 B CH 85 B SI 92 C FF 93 B CH 85 4-1 10 FC6-4 1-2 2-3 BB	B FF 89 B SL 83 X SL 84 2-0 ② G3-1 2-3 3-H		F FF 98 B FF 97 X CH 87 1-1 ①② G6-3 1-2f 2-3			F SI 94 B SL 87 B SL 87 F SI 95 C CU 83 2-3 ① K	3 1	0 0	1 0	1 0	1 0	0 1	3 0
10 Trevor Story, R (1, 6) OBP: 0.224, SLG: 0.296	D ST 86 X CU 80 1-0 ③ F6		B ST 84 B ST 84 X SI 91 2-0 ② FC6-4 3 BB 47 1B 1-2f 2-3 3-H	B ST 79 S ST 79 S FS 81 C FF 92 1-3 ③ K		C SL 89 X CH 88 0-1 3-H 2B			C SI 94 C SL 88 S CU 83 0-3 ② K	5	1	1	2	0	2	4
3 Reese McGuire, L (1, 2) OBP: 0.327, SLG: 0.384		S CU 81 X CU 82 0-1 ① G4-3	B CU 82 C FF 92 B CU 80 B FF 92 C FF 92 B ST 83 4-2 47 1B 1-2 BB		B FF 95 C SL 87 X SL 89 1-1 ① G6-3	C SL 88 B FF 97 S FF 98 F CH 88 S FF 98 1-3 ③ K			X FF 92 0-0 ③ B5-3	4	0	0	0	1	1	1
47 Enmanuel Valdez, L (1, 4) OBP: 0.276, SLG: 0.394 17 Luis Urías, R (8, 4) OBP: 0.326, SLG: 0.297		B FF 94 S CH 85 X CH 86 1-1 ② F8	B SL 86 B SL 84 X FF 91 2-0 1-3 2-H 3-H 1B		B FF 97 C CH 86 F CH 87 X FF 97 1-2 ② G6-3		B SI 96 B FC 94 C SI 97 B FC 93 X SI 96 3-1 ① L8			4 0	0 0	1 0	2 0	0 0	0 0	0 0
Inning Stats	R: 3 E: 0 K: 0 S: 13 H: 4 LOB: 1 BB: 0 P: 23	R: 0 E: 1 K: 1 S: 12 H: 1 LOB: 1 BB: 0 P: 18	R: 3 E: 0 K: 0 S: 12 H: 3 LOB: 2 BB: 2 P: 25	R: 2 E: 0 K: 1 S: 10 H: 2 LOB: 1 BB: 1 P: 22	R: 0 E: 1 K: 1 S: 11 H: 1 LOB: 2 BB: 0 P: 17	R: 1 E: 0 K: 1 S: 11 H: 2 LOB: 1 BB: 1 P: 20	R: 0 E: 0 K: 0 S: 5 H: 0 LOB: 0 BB: 0 P: 8	R: 0 E: 0 K: 1 S: 6 H: 0 LOB: 0 BB: 0 P: 10	R: 0 E: 0 K: 2 S: 7 H: 0 LOB: 0 BB: 0 P: 9	1B: 6 2B: 5 3B: 1 HR: 1 SF: 0 SAC: 0 DP: 1 HBP: 0						

PITCHER		IP	WLS	BF	H	R	ER	SO	BB	IBB	HBP	BLK	WP	HR	S	P	ERA	WHIP
67 Alec Marsh, R ERA: 6.23	(1, 1)	2.2	L	17	7	6	6	1	2	0	0	0	0	1	33	60	20.25	3.375
41 Tucker Davidson, L ERA: 6.49	(3, 1)	1.1		8	3	2	2	1	1	0	0	0	0	0	14	28	13.50	3.000
37 Jackson Kowar, R ERA: 6.2	(5, 1)	2.0		10	3	1	1	2	1	0	0	0	0	0	22	37	4.50	2.000
40 Collin Snider, R ERA: 5.19	(7, 1)	1.0		3	0	0	0	0	0	0	0	0	0	0	5	8	0.00	0.000
64 Steven Cruz, R ERA: 13.5	(8, 1)	1.0		3	0	0	0	1	0	0	0	0	0	0	6	10	0.00	0.000

PITCHER		IP	WLS	BF	H	R	ER	SO	BB	IBB	HBP	BLK	WP	HR	S	P	ERA	WHIP
66 James McArthur, R ERA: 13.5	(9, 1)	1.0		3	0	0	0	2	0	0	0	0	0	0	7	9	0.00	0.000

TOP

Boston Red Sox @ Kansas City Royals

Kauffman Stadium, Kansas City, MO

Sat Sep 02 2023, 6:14 PM - 9:09 PM CDT

Att. 20,527 - Clear - 94 F

livebaseballscorecards.com

AB	40
R	9
H	13
RBI	9
BB	4
SO	7
LOB	18

PA: 44

Batter	1	2	3	4	5	6	7	8	9	AB	R	H	RBI	BB	SO	LOB
11 Maikel Garcia, R (1, 5) OBP: 0.328, SLG: 0.377	C SI 93 B SI 92 B SL 84 F SI 92 B SL 86 S SI 93 3-3 ① **K**	X SI 93 0-0 ③ **G1-3**			B SI 91 F FF 93 S FS 85 B SL 84 B SL 82 X SI 91 3-2 **2B**	B SL 88 F SI 97 X SI 97 1-1 1 BB 1-2 2-3 3-H **1B**		C FC 90 B FF 97 S ST 85 S ST 86 1-3 ② **K**		5	0	2	1	0	2	2
7 Bobby Witt Jr., R (1, 6) OBP: 0.316, SLG: 0.503	C SL 84 X SI 93 0-1 ② **G5-3**		C SI 92 X SI 92 0-1 ① **G6-3**		C SI 92 S FS 85 B FS 86 X FF 92 1-2 ① **F3**	X SL 84 0-0 ① **F3**		C CU 82 F FC 88 C FF 97 0-3 ③ **K**		5	0	0	0	0	1	4
1 MJ Melendez, L (1, 7) OBP: 0.306, SLG: 0.396	X FF 94 0-0 **1B**		C SL 83 B SL 83 F FS 86 B FS 86 X FF 94 2-2 **2B**		C FS 86 B FC 89 F SL 82 D FS 86 F FS 86 B FF 93 B SL 82 4-2 34 FC6-4 **BB**	B FC 89 B SI 96 B SL 86 C SI 97 B SL 86 4-1 1-2 2-3 3-H **BB**			X CU 81 0-0 **HR**	3	1	3	2	2	0	0
13 Salvador Perez, R (1, 3) OBP: 0.290, SLG: 0.422	B SI 93 S FF 95 B SI 92 X SL 85 2-1 ③ **F8**		X SL 85 0-0 ② **P5**		F SI 91 X SI 91 0-1 ② **F4**	C FC 88 F SL 85 F SI 96 X SL 86 0-2 ② **F9**			S FF 97 F ST 85 S ST 86 0-3 ① **K**	5	0	0	0	0	1	7
34 Freddy Fermin, R (1, 2) OBP: 0.317, SLG: 0.471		F SI 93 S SL 84 B SL 84 X SL 84 1-2 ① **F8** F SI 93 S SL 84 B SL 84 S FF 94 1-3 ③ **K**			B SL 81 C SL 82 X SI 92 1-1 ③ **FC6-4** 1-2f	D SL 85 S FC 88 F FC 88 B SI 97 X FC 88 2-2 ③ **L9**			B FC 91 F ST 86 F FF 96 B FF 96 B ST 85 F ST 86 T FF 96 3-2 ② **K**	5	0	0	0	0	2	6
19 Michael Massey, L (1, 4) OBP: 0.269, SLG: 0.358		X FF 94 0-0 6 G3-1 17 2B **2B**		C SL 82 B SL 82 B SI 91 F SL 82 F SL 83 F SI 92 F FS 87 C SL 82 2-3 ① **K**		C FS 86 B FS 85 F FS 84 B FF 92 X FS 85 2-2 27 HBP 6 1B 17 1B **1B**	F FF 96 C CU 80 F CU 81 X FF 96 0-2 ① **F5**		B CU 82 X FC 90 1-0 **2B**	5	2	3	0	0	1	0
6 Drew Waters, S (1, 8) OBP: 0.297, SLG: 0.390		X SL 84 0-0 ② **G3-1** 2-3		B SL 82 S SL 83 F SI 94 B SL 83 B SI 94 F SI 93 S SL 84 3-3 ② **K**		B SL 81 F SI 92 B SL 82 F SL 83 F FS 86 X FS 86 2-2 17 1B 27 HBP 11 1B 1-2 **1B**	S CU 81 B FF 97 C CU 80 X CU 80 1-2 ② **F7**		X CU 80 0-0 ③ **L9**	5	1	1	0	0	1	2
27 Matt Beaty, L (1, 10) OBP: 0.368, SLG: 0.316		S SL 84 H FF 94 1-1 17 2B **HBP**		C SL 82 F FS 87 H FF 94 1-2 17 WP **HBP**		S SL 83 2 SAFE D SL 83 H FS 86 2-1 11 1B 17 1B 1 BB 1-2 2-3 **HBP**	F FC 89 B FF 96 S FF 97 F CU 81 S SL 84 1-3 ③ **K**			1	1	0	0	0	1	0
17 Nelson Velázquez, R (1, 9) OBP: 0.295, SLG: 0.607		S SL 84 B FC 85 X SI 93 1-1 1-3 3-H **2B**		S SL 83 B SL 84 F SI 93 C SL 84 1-3 ③ **K** 1-2		X SI 97 0-0 1 BB 11 1B 1-2 2-3 3-H **1B**		B FF 96 B FF 96 X FF 97 2-0 ① **G1-3**		4	0	2	2	0	1	1
Inning Stats	R: 0 E: 0 K: 1 S: 8 H: 1 LOB: 1 BB: 0 P: 13	R: 1 E: 0 K: 0 S: 9 H: 2 LOB: 2 BB: 0 P: 12	R: 0 E: 0 K: 1 S: 9 H: 1 LOB: 1 BB: 0 P: 12	R: 0 E: 0 K: 3 S: 15 H: 0 LOB: 1 BB: 0 P: 22	R: 0 E: 0 K: 0 S: 13 H: 1 LOB: 2 BB: 1 P: 22	R: 3 E: 0 K: 0 S: 20 H: 4 LOB: 3 BB: 1 P: 33	R: 0 E: 0 K: 1 S: 11 H: 0 LOB: 0 BB: 0 P: 13	R: 0 E: 0 K: 2 S: 7 H: 0 LOB: 0 BB: 0 P: 10	R: 1 E: 0 K: 2 S: 10 H: 2 LOB: 1 BB: 0 P: 14	1B: 5 2B: 5 3B: 0 HR: 1 SF: 0 SAC: 0 DP: 0 HBP: 3	WP: 1 PB: 0 SB: 0 CS: 0 PA: 43					

PITCHER	IP	WLS	BF	H	R	ER	SO	BB	IBB	HBP	BLK	WP	HR	S	P	ERA	WHIP
89 Tanner Houck, R (1, 1) ERA: 5.07	5.0	W	26	7	4	4	5	1	0	3	0	1	0	62	95	7.20	1.600
25 Josh Winckowski, R (6, 1) ERA: 3.0	1.0		6	2	0	0	0	1	0	0	0	0	0	12	19	0.00	3.000
37 Nick Pivetta, R (7, 1) ERA: 4.49	3.0	S	11	2	1	1	5	0	0	0	0	0	1	28	37	3.00	0.667

PITCHER	IP	WLS	BF	H	R	ER	SO	BB	IBB	HBP	BLK	WP	HR	S	P	ERA	WHIP

BOTTOM

Boston Red Sox @ Kansas City Royals

Kauffman Stadium, Kansas City, MO

Sat Sep 02 2023, 6:14 PM - 9:09 PM CDT

Att. 20,527 - Clear - 94 F

livebaseballscorecards.com

AB	38
R	5
H	11
RBI	5
BB	2
SO	10
LOB	22

Batter	1	2	3	4	5	6	7	8	9	AB	R	H	RBI	BB	SO	LOB
99 Alex Verdugo, L (1, 9) OBP: 0.341, SLG: 0.449 52 Wilyer Abreu, L (6, 9) OBP: 0.429, SLG: 0.611 30 Rob Refsnyder, R (7, PH) OBP: 0.367, SLG: 0.313 (7, 8) (8, 7)	X FF 94 0-0 ① F7		C FF 90 X CH 86 0-1 E5		B SL 77 B CH 87 C CU 73 B CH 87 C FF 88 X SL 78 3-2 ② F9		F FF 89 B FF 91 B CH 83 X CH 84 2-1 E6 11 F9 2 SF8 2-H		F FF 100 T SL 89 S SL 90 0-3 ② K	3 0 2	0 0 1	0 0 0	0 0 0	0 0 0	0 0 1	0 0 1
11 Rafael Devers, L (1, 5) OBP: 0.342, SLG: 0.508	C FF 95 B ST 83 C ST 83 F FF 95 B CH 89 S FF 95 2-3 ② K		B SL 78 B CH 86 F CU 71 F FF 90 X CH 86 2-2 ③ G6-3		B FF 93 B SL 78 S CH 87 F CU 73 B FF 91 F FF 91 X FF 87 3-2 2 HBP 1B		B FC 85 X FF 91 1-0 ① F9 2-3		C KC 85 B FS 89 B FS 90 F FF 99 F FS 89 F KC 87 F FS 90 B FF 100 X FF 99 3-2 1-H 2B	5	0	2	1	0	1	2
2 Justin Turner, R (1, 10) OBP: 0.355, SLG: 0.481	B FF 95 B FF 95 C SL 88 F SL 87 X ST 83 2-2 ③ G5-3			C SL 77 B FF 88 B SI 90 B FF 90 B SL 78 4-1 36 2B 7 HR BB	F FF 90 B FF 90 C SL 78 1 SAFE F SL 78 H FF 88 2-2 1-2 HBP		B SI 93 B SL 86 F SL 86 B SL 84 F SI 95 X CU 82 3-2 ② SF8 3-H		X SL 91 0-0 ③ G6-3	2	1	0	1	1	0	1
36 Triston Casas, L (1, 3) OBP: 0.367, SLG: 0.495		C FF 89 C FF 90 B CH 86 B CH 83 B FF 90 X CU 70 3-2 ① G3-4-1		C CH 86 B CH 87 B CU 72 1 SAFE B CH 83 C SL 78 X SL 79 3-2 1-3 7 HR 2B	B FC 84 C FF 88 D FC 87 S FF 90 F FF 92 2 SAFE F FF 92 T FC 86 2-2 ③ K		C CU 82 F SL 86 F CU 82 F SI 94 B CU 81 X CU 82 1-2 F8			4	1	1	0	0	1	2
18 Adam Duvall, R (1, 8) OBP: 0.337, SLG: 0.590 (7, 9)		C SI 91 X CU 71 0-1 ② F8		X SL 79 0-0 ① L6		B CU 76 B CH 82 B CH 83 X FF 90 3-0 HR		B SI 93 B SI 93 C SI 94 B SL 86 S SL 87 S SL 87 3-3 ① K		4	1	1	1	0	1	2
7 Masataka Yoshida, L (1, 7) OBP: 0.350, SLG: 0.462 43 Ceddanne Rafaela, R (8, 8) OBP: 0.375, SLG: 0.500		C CU 70 X CH 86 0-1 1B		C FF 89 B FF 89 X CH 87 1-1 2-H 3-H HR		C FC 87 B CU 76 B FF 90 X FC 84 2-1 ① F8		F FF 94 F SL 87 X FF 93 0-2 ② G4-3		4 0	1 0	2 0	3 0	0 0	0 0	0 0
10 Trevor Story, R (1, 6) OBP: 0.213, SLG: 0.282		B SL 78 B SL 79 F SI 91 X SL 78 2-1 ③ L6		X CU 73 0-0 ② L5		C FF 91 F FF 91 B CU 79 F CU 78 S CU 78 1-3 ② K		S SL 87 X SI 95 0-1 ③ G6-3		4	0	0	0	0	1	1
47 Enmanuel Valdez, L (1, 4) OBP: 0.284, SLG: 0.392 17 Luis Urías, R (9, 4) OBP: 0.326, SLG: 0.297			C FF 89 C CH 85 B CU 67 X CH 82 1-2 12 G5-4-3 1B	X FF 89 0-0 ③ G3-1		B FF 91 X FF 91 1-0 ③ L8			B KC 85 B FF 98 F FF 98 B SL 89 F FF 99 B FF 100 4-2 11 2B BB	3 0	1 0	1 0	0 0	1 0	0 0	0 0
12 Connor Wong, R (1, 2) OBP: 0.302, SLG: 0.406			B SI 90 X CU 71 1-0 ① ② G5-4-3 1-2f		B SL 77 T FF 89 S FF 90 F SL 80 X CU 68 1-2 ① F7		B FF 89 B CH 82 S FF 90 C CU 76 F FF 92 X CU 78 2-2 30 E 2B		B FF 99 B FF 100 S FF 100 S FF 100 B FF 100 X FF 99 3-2 ① F9	4	1	1	0	0	0	2
Inning Stats	R: 0 E: 0 K: 1 S: 8 H: 0 LOB: 0 BB: 0 P: 12	R: 0 E: 0 K: 0 S: 9 H: 1 LOB: 1 BB: 0 P: 14	R: 0 E: 1 K: 0 S: 9 H: 1 LOB: 1 BB: 0 P: 13	R: 3 E: 0 K: 0 S: 9 H: 2 LOB: 0 BB: 1 P: 17	R: 0 E: 0 K: 1 S: 19 H: 1 LOB: 2 BB: 0 P: 30	R: 1 E: 0 K: 1 S: 8 H: 1 LOB: 0 BB: 0 P: 15	R: 2 E: 1 K: 0 S: 15 H: 1 LOB: 0 BB: 0 P: 24	R: 0 E: 0 K: 1 S: 8 H: 0 LOB: 0 BB: 0 P: 11	R: 1 E: 0 K: 1 S: 15 H: 1 LOB: 1 BB: 1 P: 25	1B: 3 2B: 3 3B: 0 HR: 2 SF: 1 SAC: 0 DP: 1 HBP: 1	WP: 0 PB: 0 SB: 0 CS: 0 PA: 39					

TOP

Boston Red Sox @ Kansas City Royals

Kauffman Stadium, Kansas City, MO

Sun Sep 03 2023, 1:11 PM - 4:18 PM CDT

Att. 15,785 - Sunny - 92 F

livebaseballscorecards.com

AB	35
R	7
H	8
RBI	6
BB	2
SO	5
LOB	11

PITCHER		IP	WLS	BF	H	R	ER	SO	BB	IBB	HBP	BLK	WP	HR	S	P	ERA	WHIP
45 Taylor Clarke, R ERA: 5.33	(1, 1)	1.0		3	0	0	0	1	0	0	0	0	0	0	8	12	0.00	0.000
23 Zack Greinke, R ERA: 5.34	(2, 1)	3.2	L	18	5	3	3	0	1	0	1	0	0	1	41	67	7.36	1.636
53 Austin Cox, L ERA: 4.33	(5, 1)	1.2		8	2	3	1	2	0	0	0	0	0	1	20	34	5.40	1.200
66 James McArthur, R ERA: 11.17	(7, 1)	1.2		5	0	0	0	1	0	0	0	0	0	0	16	23	0.00	0.000
43 Carlos Hernández, R ERA: 4.41	(9, 1)	1.0		5	1	1	1	1	1	0	0	0	0	0	15	25	9.00	2.000

PITCHER	IP	WLS	BF	H	R	ER	SO	BB	IBB	HBP	BLK	WP	HR	S	P	ERA	WHIP

BOTTOM

Batter	1	2	3	4	5	6	7	8	9	AB	R	H	RBI	BB	SO	LOB
11 Maikel Garcia, R (1, 5) OBP: 0.326, SLG: 0.375	B FF 92 S FF 92 C CH 83 X SL 78 1-2 ① F8		B SL 74 B CH 84 B CH 84 C FF 92 F FF 92 X CH 86 3-2 7 S 1B		C FF 94 C FF 97 X SL 81 0-2 ③ G6-3		C ST 81 C FF 94 B CH 87 B SI 93 B ST 81 S FF 93 3-3 ③ K		B FC 91 C SL 83 C SI 93 F FC 94 B SL 86 F SL 83 X FC 94 2-2 ② F7 1-2	5	0	1	0	0	1	3
7 Bobby Witt Jr., R (1, 6) OBP: 0.315, SLG: 0.500	C SL 74 S CH 84 B FF 94 F FF 92 B SL 76 B CH 83 F SL 72 F FF 94 F CH 84 3-3 ② K S SL 77		C CH 85 S SL 75 B SL 76 B FF 95 F SL 79 B SL 78 C SL 78 3-3 ③ K 1-2			F SI 93 B SI 94 C SI 95 F SL 84 B SI 95 F SI 95 F SI 95 B SL 82 X SI 95 3-2 13 S 13 1B 1B		B CU 74 C CU 76 B CU 76 B SI 90 S SI 89 F SI 89 C SI 90 3-3 ① K X FC 93 0-0 ③ F9	5	1	1	0	0	3	2
14 Edward Olivares, R (1, 10) OBP: 0.300, SLG: 0.402 1 MJ Melendez, L (6, PH) OBP: 0.305, SLG: 0.394 (7, 10)	S CH 84 X CH 84 0-1 1B			C SL 74 B FF 90 S FF 91 X SL 76 1-2 ① G6-3 C SL 76 S SL 74 S SL 76 0-3 ② K		F SI 94 X SI 95 0-1 ① F7 B SI 94 X SI 95 1-0 1-H 1B		C SI 90 X CU 76 0-1 ② L9 B CU 76 X SI 89 1-0 17 FC6-4 1B		2 2	0 0	1 0	0 0	0 0	0 0	0 1
13 Salvador Perez, R (1, 2) OBP: 0.291, SLG: 0.423	B SL 75 B CH 86 F FF 92 T FF 90 X SL 78 2-2 ③ G1-3									4	0	2	1	0	1	1
17 Nelson Velázquez, R (1, 9) OBP: 0.293, SLG: 0.587		C SL 74 F SL 75 B FF 90 B SL 77 F FF 91 B CH 84 X SL 75 3-2 ① F7		B SL 72 B SL 73 B FF 94 C FF 91 S CH 85 F SL 75 B SL 78 4-2 15 FC4-6 BB		D SL 84 S SL 85 S SL 82 F SL 83 C SI 95 1-3 ② K		B CU 77 B CU 77 B SI 90 C SI 88 X SI 90 3-1 ③ FC6-4 1-2f		3	0	0	0	1	1	2
15 Matt Duffy, R (1, 3) OBP: 0.305, SLG: 0.308 19 Michael Massey, L (6, PH) OBP: 0.267, SLG: 0.356 (7, 4)		C FF 90 B FF 90 F CH 84 F FF 94 B SL 78 F SL 74 X FF 94 2-2 ② G3-1		B SL 73 F FF 94 X CH 86 1-1 ③ FC4-6 1-2f		C SL 82 B SL 83 B SL 83 F SI 94 F SL 83 X SI 95 2-2 ③ P5			B FC 92 F FC 92 F FC 94 B SI 95 S SI 94 2-3 ① K	2 2	0 0	0 0	0 0	0 1	0 1	1 1
12 Nick Loftin, R (1, 4) OBP: 0.500, SLG: 0.714 (7, 3)		B SL 73 B FF 88 C SL 75 C CH 82 X FF 94 2-2 ③ F9			C CH 83 B CH 84 B FF 92 F SL 74 B SL 76 S SL 73 3-3 ① K		B FF 94 X FF 93 1-0 ① G5-3		B FC 94 C FC 94 S SL 84 X FC 95 1-2 6 1B 44 1B 2B	4	1	1	0	0	1	0
0 Samad Taylor, R (1, 7) OBP: 0.279, SLG: 0.267 6 Drew Waters, S (7, PH) OBP: 0.302, SLG: 0.393 (8, 8)			C SL 76 B SL 75 S CH 86 F FF 91 B SL 78 X FF 92 2-2 ① F8		C SL 74 B FF 90 S CH 84 F SL 77 S FF 94 1-3 ② K		C ST 82 B CH 88 B FF 94 B ST 80 B FF 92 4-1 BB		X FC 94 0-0 44 S 44 1B 2-3 1B	2 1	0 1	0 1	0 0	0 1	1 0	0 0
44 Dairon Blanco, R (1, 8) OBP: 0.313, SLG: 0.406 (8, 7)			L CH 83 S FF 91 B FF 92 X SL 78 1-2 ② F9		B SL 74 B SL 75 B FF 93 C FF 91 S FF 91 B SL 76 4-2 BB		B SI 93 C FF 93 F ST 80 S FF 93 1-3 ② K		B FC 94 T FC 93 X FC 94 1-1 11 S 1-H 3-H 1B	3	0	1	2	1	1	1
Inning Stats	R: 0 E: 0 K: 1 S: 15 H: 1 LOB: 1 BB: 0 P: 21	R: 0 E: 0 K: 0 S: 12 H: 0 LOB: 0 BB: 0 P: 19	R: 0 E: 0 K: 1 S: 14 H: 1 LOB: 1 BB: 0 P: 23	R: 0 E: 0 K: 1 S: 11 H: 0 LOB: 1 BB: 1 P: 17	R: 0 E: 0 K: 2 S: 12 H: 0 LOB: 1 BB: 1 P: 20	R: 1 E: 0 K: 1 S: 17 H: 2 LOB: 1 BB: 0 P: 24	R: 0 E: 0 K: 2 S: 8 H: 0 LOB: 1 BB: 1 P: 17	R: 0 E: 0 K: 1 S: 9 H: 1 LOB: 1 BB: 0 P: 16	R: 2 E: 0 K: 1 S: 15 H: 3 LOB: 1 BB: 0 P: 21	1B: 7 2B: 1 3B: 0 HR: 0		SF: 0 SAC: 0 DP: 0 HBP: 0		WP: 0 PB: 0 SB: 4 CS: 0		PA: 38	

PITCHER		IP	WLS	BF	H	R	ER	SO	BB	IBB	HBP	BLK	WP	HR	S	P	ERA	WHIP
41 Chris Sale, L ERA: 4.46	(1, 1)	5.0	W	19	2	0	0	5	2	0	0	0	0	0	64	100	0.00	0.800
68 Mauricio Llovera, R ERA: 3.97	(6, 1)	1.0		5	2	1	1	1	0	0	0	0	0	0	17	24	9.00	2.000
46 John Schreiber, R ERA: 3.74	(7, 1)	1.0		4	0	0	0	2	1	0	0	0	0	0	8	17	0.00	1.000
83 Brennan Bernardino, L ERA: 2.49	(8, 1)	1.0		4	1	0	0	1	0	0	0	0	0	0	9	16	0.00	1.000
74 Kenley Jansen, R ERA: 3.09	(9, 1)	1.0		6	3	2	2	1	0	0	0	0	0	0	15	21	18.00	3.000

PITCHER	IP	WLS	BF	H	R	ER	SO	BB	IBB	HBP	BLK	WP	HR	S	P	ERA	WHIP

Boston Red Sox @ Kansas City Royals

Kauffman Stadium, Kansas City, MO

Sun Sep 03 2023, 1:11 PM - 4:18 PM CDT

Att. 15,785 - Sunny - 92 F

livebaseballscorecards.com

AB	35
R	3
H	8
RBI	3
BB	3
SO	10
LOB	12

Batter	1	2	3	4	5	6	7	8	9	AB	R	H	RBI	BB	SO	LOB
52 Wilyer Abreu, L (1, 8) (8, 9) OBP: 0.385, SLG: 0.565	B FC 89 F SI 92 B FC 88 F SL 82 B CU 79 F FC 89 F FC 89 S CU 79 3-3 ① K			C CU 78 B FC 88 S SI 92 F CU 78 B FF 93 F CU 80 B FC 89 X FC 89 3-2 ① F7		X FC 87 0-0 36 HR 2B	C ST 84 S ST 86 C FF 96 0-3 ③ K		S SL 80 X CU 78 0-1 ② L8	5	1	1	0	0	2	0
11 Rafael Devers, L (1, 5) OBP: 0.343, SLG: 0.505	S FC 89 S FC 88 T FF 93 0-2 ② K			B SI 93 B FC 88 B FC 88 B FC 88 4-0 2 BB 18 1B BB		F SI 92 S FC 88 B FC 88 B FF 92 S FC 88 2-3 ① K		F FF 93 B SI 94 F FF 94 B FF 92 B SI 95 B FF 94 4-2 2 L8 2 S 36 1B BB	B CU 80 B FC 89 S FC 88 X SI 91 2-1 ③ G3	3	2	0	0	2	2	1
2 Justin Turner, R (1, 10) OBP: 0.356, SLG: 0.479	C FC 89 S SL 82 B SL 82 F FF 94 F SL 82 F SI 94 B CU 80 X SL 82 2-2 ③ P2			C SI 91 B FC 88 F SL 83 B FF 92 B FC 88 B SI 92 4-2 18 1B 1-2 BB		B FF 92 F SL 83 B FF 92 D SL 83 F FF 92 B FF 92 4-2 36 HR BB		C SI 93 C SI 94 B SI 95 F SI 94 B SL 88 F SI 93 F FF 94 X SI 93 2-2 ① L8 1-3		2	1	0	0	2	0	1
36 Triston Casas, L (1, 3) OBP: 0.368, SLG: 0.503		C FC 88 B CU 79 C FC 88 B FF 92 F FC 90 B FF 92 X FC 88 3-2 ① G4-3		C FC 88 B SI 92 F FC 88 B FC 89 D CU 79 F FC 89 S FC 89 3-3 ② K		B CH 82 X CH 82 1-0 1-H 2-H HR		B SI 93 X FF 94 1-0 7 HR 3-H 1B		4	2	2	4	0	1	2
18 Adam Duvall, R (1, 9) (8, 7) OBP: 0.336, SLG: 0.585		C CU 79 B SL 82 B SI 93 B FC 88 F SI 94 C SI 94 3-3 ② K		X FC 87 0-0 1-2 2-H 1B		B ST 79 S FF 93 B CH 82 X ST 79 2-1 ② P5		B SI 93 B SI 93 C SI 93 F FF 93 X SL 87 2-2 ② F9		4	0	1	1	0	1	1
7 Masataka Yoshida, L (1, 7) OBP: 0.352, SLG: 0.469 43 Ceddanne Rafaela, R (8, 8) OBP: 0.375, SLG: 0.500		C FC 90 F CU 80 C SI 94 0-3 ③ K		S CU 79 F FC 88 S CU 79 0-3 ③ K		S CH 82 B CH 82 F FF 92 B CH 83 F CH 82 X FF 92 2-2 1B		B FF 92 X SI 93 1-0 1-H HR		4 0	1 0	2 0	2 0	0 0	2 0	2 0
10 Trevor Story, R (1, 6) OBP: 0.215, SLG: 0.292			C FC 88 F SL 82 B SL 81 S SI 93 1-3 ① K		F SL 82 C FF 91 S SL 82 0-3 ① K	S ST 79 B SL 79 B FF 93 B FF 93 C CH 82 T FF 93 3-2 ③ K		C SI 94 S FF 91 F SL 88 B SL 85 F SI 93 X FF 92 1-2 2B		4	0	1	0	0	3	1
3 Reese McGuire, L (1, 2) OBP: 0.319, SLG: 0.374			C CU 78 S FC 88 F CU 79 F CU 79 B CU 79 S CU 80 1-3 ② K2-3		B FC 88 F CU 79 S CU 78 L SL 82 1-3 ② K		B ST 83 C FF 94 B FF 94 C FF 93 B ST 85 C FF 94 3-3 ① K	X FC 88 0-0 ③ G4-3		4	0	0	0	0	3	1
17 Luis Urías, R (1, 4) OBP: 0.317, SLG: 0.287			X SI 93 0-0 ③ P4		C SL 82 F SI 92 F SL 82 S SI 93 0-3 ③ K		B FF 96 F FF 95 S CH 88 F CH 90 X CH 89 1-2 ② F7		C FC 89 C FC 88 B SL 82 S SI 91 1-3 ① K	4	0	0	0	0	2	0
Inning Stats	R: 0 E: 0 K: 2 S: 14 H: 0 LOB: 0 BB: 0 P: 19	R: 0 E: 0 K: 2 S: 10 H: 0 LOB: 0 BB: 0 P: 16	R: 0 E: 0 K: 2 S: 9 H: 0 LOB: 0 BB: 0 P: 11	R: 1 E: 0 K: 2 S: 15 H: 1 LOB: 2 BB: 2 P: 29	R: 0 E: 0 K: 3 S: 10 H: 0 LOB: 0 BB: 0 P: 11	R: 3 E: 0 K: 2 S: 16 H: 3 LOB: 1 BB: 1 P: 30	R: 0 E: 0 K: 2 S: 10 H: 0 LOB: 0 BB: 0 P: 14	R: 3 E: 0 K: 0 S: 19 H: 3 LOB: 1 BB: 1 P: 30	R: 0 E: 0 K: 1 S: 7 H: 0 LOB: 0 BB: 0 P: 10	1B: 3 2B: 2 3B: 0 HR: 2 SF: 0 SAC: 0 DP: 0 HBP: 0						

PITCHER		IP	WLS	BF	H	R	ER	SO	BB	IBB	HBP	BLK	WP	HR	S	P	ERA	WHIP
34 Aaron Civale, R ERA: 2.76	(1, 1)	5.1		21	2	3	3	12	3	0	0	0	0	0	64	98	5.06	0.938
48 Chris Devenski, R ERA: 5.4	(6, 1)	0.2	L	4	2	1	1	1	0	0	0	0	0	1	10	18	13.50	3.000
30 Jake Diekman, L ERA: 3.97	(7, 1)	1.0		3	0	0	0	2	0	0	0	0	0	0	10	14	0.00	0.000
36 Andrew Kittredge, R ERA: 8.1	(8, 1)	0.2		6	3	3	3	0	1	0	0	0	0	1	18	29	40.50	6.000
61 Erasmo Ramírez, R ERA: 6.1	(8, 1)	1.1		4	0	0	0	1	0	0	0	0	0	0	8	11	0.00	0.000

PITCHER	IP	WLS	BF	H	R	ER	SO	BB	IBB	HBP	BLK	WP	HR	S	P	ERA	WHIP

TOP

Boston Red Sox @ Tampa Bay Rays

Tropicana Field, St. Petersburg, FL

Mon Sep 04 2023, 4:13 PM - 6:50 PM EDT

Att. 18,302 - Dome - 72 F

livebaseballscorecards.com

AB	34
R	7
H	7
RBI	7
BB	4
SO	16
LOB	9

WP: 0 PA: 38
PB: 0
SB: 1
CS: 0

Batter	1	2	3	4	5	6	7	8	9	AB	R	H	RBI	BB	SO	LOB
15 Josh Lowe, L (1, 9) OBP: 0.328, SLG: 0.500	S SI 95 B SI 94 B FF 95 B CH 85 F CH 84 X SI 95 3-2 8 S 56 BB 8 1B 1B		C SL 85 B SL 86 X CH 85 1-1 ① G4-3			C FF 95 B FF 94 B CH 85 X FF 95 2-1 55 G3 2B		C FC 93 S FC 93 F FC 92 B FF 96 F FS 88 X FC 93 1-2 ② F7		4	1	2	0	0	0	0
55 Luke Raley, L (1, 8) OBP: 0.330, SLG: 0.495	F SI 95 F CH 86 S FF 96 0-3 ① K		S CH 87 B SI 95 S SL 85 B CH 88 B CH 87 X CH 87 3-2 ② G3-1			B SI 96 X CH 85 1-0 ① G3 2-3		C FF 96 F FC 94 B FC 93 S FS 88 1-3 ③ K		4	0	0	0	0	2	2
56 Randy Arozarena, R (1, 7) OBP: 0.370, SLG: 0.430	1 SAFE B SL 85 B SI 95 B SI 96 B SI 97 4-0 8 S 8 1B 1-2 BB		C CH 86 X SI 96 0-1 ③ G6-3			F CH 87 B FF 96 F SI 95 C SL 87 1-3 ② K			S FC 92 X FC 93 0-1 ① P6	3	1	0	0	1	1	1
8 Brandon Lowe, L (1, 4) OBP: 0.330, SLG: 0.433	C CH 85 B FF 96 F FF 95 F SL 87 F FF 95 X SI 97 1-2 87 2B 1-H 2-H 1B			B CH 84 B SI 94 X CH 86 2-0 ① G4-3		B FF 95 B CH 86 B FF 94 B FF 91 4-0 BB			F FC 92 X SL 82 0-1 ② L7	3	1	1	2	1	0	0
87 Harold Ramírez, R (1, 10) OBP: 0.342, SLG: 0.434	S SI 95 B FF 94 F SL 86 X CH 86 1-2 ② 1-H 2B			C SI 95 B SL 86 S SI 94 B FF 95 F SL 86 S CH 86 2-3 ② K		F CH 86 D CH 88 F SI 96 S SL 88 1-3 ③ K			S FC 94 B FC 94 B SI 94 X FC 95 2-1 ③ L9	4	0	1	1	0	2	2
62 Jonathan Aranda, L (1, 3) OBP: 0.310, SLG: 0.314	F CH 88 X CH 87 0-1 ③ F9			B FF 96 C FF 95 B SL 86 X CH 86 2-1 ③ G3-1			C SI 97 B SL 90 C CH 93 B CH 94 T SL 89 2-2 ① K			3	0	0	0	0	1	0
37 Osleivis Basabe, R (1, 5) OBP: 0.300, SLG: 0.345		S SI 95 B SI 95 F SL 83 B FF 96 F SI 95 X SL 86 2-2 ① G6-3		C SI 94 B CH 86 F CH 85 X FF 94 1-2 ① G1-3			C SI 97 B SL 88 B SI 97 B SL 86 F SI 97 S SI 97 3-3 ② K			3	0	0	0	0	1	0
7 Vidal Bruján, S (1, 6) OBP: 0.247, SLG: 0.221		F SI 95 B FF 96 B SI 95 S CH 86 B CH 88 T SI 96 3-2 ② K			S SL 85 B SI 96 X CH 86 2-1 14 CS 1B		F CH 95 B FC 87 B CH 94 X SI 97 2-1 ③ F7			3	0	1	0	0	1	0
14 Christian Bethancourt, R (1, 2) OBP: 0.258, SLG: 0.376		S FF 97 B SL 88 F FF 95 S FF 96 1-3 ③ K			S FF 93 B FF 95 C CH 84 B CH 87 S SL 87 2-3 ② ③ K 1-2			S FC 92 C SI 95 S FF 94 0-3 ① K		3	0	0	0	0	3	1
Inning Stats	R: 3 H: 3 E: 0 LOB: 0 K: 1 BB: 1 S: 16 P: 25	R: 0 H: 0 E: 0 LOB: 0 K: 2 BB: 0 S: 10 P: 16	R: 0 H: 0 E: 0 LOB: 0 K: 0 BB: 0 S: 7 P: 11	R: 0 H: 0 E: 0 LOB: 0 K: 1 BB: 0 S: 7 P: 13	R: 0 H: 1 E: 0 LOB: 0 K: 1 BB: 0 S: 8 P: 13	R: 0 H: 1 E: 0 LOB: 2 K: 2 BB: 1 S: 9 P: 18	R: 0 H: 0 E: 0 LOB: 0 K: 2 BB: 0 S: 8 P: 15	R: 0 H: 0 E: 0 LOB: 0 K: 2 BB: 0 S: 11 P: 13	R: 0 H: 0 E: 0 LOB: 0 K: 0 BB: 0 S: 6 P: 8	1B: 3 SF: 0 2B: 2 SAC: 0 3B: 0 DP: 0 HR: 0 HBP: 0						WP: 0 PA: 32 PB: 0 SB: 2 CS: 1

PITCHER	IP	WLS	BF	H	R	ER	SO	BB	IBB	HBP	BLK	WP	HR	S	P	ERA	WHIP
66 Brayan Bello, R (1, 1) ERA: 3.61	6.0	W	23	5	3	3	7	2	0	0	0	0	0	57	96	4.50	1.167
25 Josh Winckowski, R (7, 1) ERA: 2.96	1.0	H	3	0	0	0	2	0	0	0	0	0	0	8	15	0.00	0.000
55 Chris Martin, R (8, 1) ERA: 1.19	1.0		3	0	0	0	2	0	0	0	0	0	0	11	13	0.00	0.000
74 Kenley Jansen, R (9, 1) ERA: 3.02	1.0		3	0	0	0	0	0	0	0	0	0	0	6	8	0.00	0.000

PITCHER	IP	WLS	BF	H	R	ER	SO	BB	IBB	HBP	BLK	WP	HR	S	P	ERA	WHIP

BOTTOM

Boston Red Sox @ Tampa Bay Rays

Tropicana Field, St. Petersburg, FL

Mon Sep 04 2023, 4:13 PM - 6:50 PM EDT

Att. 18,302 - Dome - 72 F

livebaseballscorecards.com

AB	30
R	3
H	5
RBI	3
BB	2
SO	11
LOB	6

Boston Red Sox @ Tampa Bay Rays

Tropicana Field, St. Petersburg, FL

Tue Sep 05 2023, 6:40 PM - 10:37 PM EDT

Att. 9,119 - Dome - 72 F

TOP

livebaseballscorecards.com

Batter	1	2	3	4	5	6	7	8	9	10	11	AB	R	H	RBI	BB	SO	LOB
43 Ceddanne Rafaela, R (1, 6) OBP: 0.429, SLG: 0.500	B SI 93 F SI 91 X FC 87 1-1 2 CS 1B		C SI 91 B CU 78 B SI 91 B FC 87 F SI 91 C SI 92 3-3 ① K			M SI 91 X ST 78 0-1 11 2B 2 E 1B	X SI 95 0-0 FC4 2 1B 1-2 36 1B		F SL 86 S SL 86 S FF 99 0-3 ① K		B FC 88 1 SAFE B FC 88 X FC 89 2-0 ② 1-2 1B	6	2	3	0	0	2	1
11 Rafael Devers, L (1, 5) OBP: 0.343, SLG: 0.505	F FC 90 C FC 90 S FF 93 0-3 ① K		B FC 89 B SI 92 B FC 87 C FC 88 S FF 92 F FC 88 X FF 92 3-2 ② P6			S SI 91 L FC 90 X FF 93 0-2 2 E 1-3 2B	F FC 92 S FF 94 B FF 95 C FF 95 1-3 ② K		X FF 98 0-0 1B		X FC 88 0-0 ③ G4-3	6	0	2	0	0	2	4
2 Justin Turner, R (1, 10) OBP: 0.357, SLG: 0.478	C FF 92 C SI 92 B FF 94 S ST 80 1-3 ②③ K 1-2		C CU 77 C SI 93 F FF 92 B ST 79 F FF 92 B ST 80 B SI 92 X SI 92 3-2 ③ F8			S SI 91 B ST 79 B SI 92 F SI 92 X SI 92 3-2 E6 2-3 3-H 1B	C FF 95 B SI 96 S FF 96 F FF 95 F FF 96 X SI 96 1-2 36 1B 1-3 2-H 1B		C SL 86 B FF 99 B FF 98 F SL 85 S FF 98 2-3 ② K			5	0	2	2	0	2	2
36 Triston Casas, L (1, 3) OBP: 0.370, SLG: 0.501		B FC 88 B SI 92 B FC 88 B SI 90 4-0 BB		B SI 91 B FC 89 F FF 91 C SI 92 F SI 92 F CU 80 F FF 92 X FC 89 2-2 ① L7		D FF 92 B FF 92 S SL 86 C FF 92 D SL 85 B FF 93 4-2 BB	B SI 95 F FC 92 B FF 95 B SI 95 X FF 96 3-1 1-3 3-H 1B		C FF 97 S FF 99 F FF 99 S FF 98 0-3 ③ K	0-0		3	0	1	1	2	1	1
18 Adam Duvall, R (1, 9) OBP: 0.330, SLG: 0.574		C SI 92 S FC 88 S FF 93 0-3 ① K		S ST 78 C SI 91 S ST 79 0-3 ② K		F SL 87 B FF 92 B FF 92 F SL 86 B FF 92 C FF 93 3-3 ① K	F SI 95 X SI 95 0-1 ③ P2			B ST 78 B ST 77 F FF 92 S FF 92 X FF 93 2-2 ① F8		5	0	0	0	0	3	6
7 Masataka Yoshida, L (1, 7) OBP: 0.348, SLG: 0.464		B CU 77 F FC 88 S CU 80 F SI 93 F FF 94 X CU 80 1-2 ② F8		C FC 88 F SI 92 F SI 91 F FF 93 B SI 92 S CU 80 1-3 ③ K2-3		C FF 92 C SI 92 B FF 93 B FF 92 D SL 85 C FF 93 3-3 ② K		B FF 92 B ST 82 X FF 93 2-0 ① G4-3		B CH 82 D CH 82 X CH 81 2-0 ② F9	5	0	0	0	0	2	4
52 Wilyer Abreu, L (1, 8) OBP: 0.357, SLG: 0.520 30 Rob Refsnyder, R (6, PH) OBP: 0.367, SLG: 0.310 (6, 8)	X SI 93 0-0 ③ G1-3		C SI 91 X CU 77 0-1 ① L3	B SI 90 F SI 90 C SI 89 B ST 76 X SI 89 2-2 ③ F8				B FF 94 C CH 86 C ST 84 F FF 94 B FF 95 B ST 85 B FF 96 4-2 BB		B ST 79 B ST 78 F ST 78 C FF 92 D ST 79 X FF 93 3-2 ③ F8	0-0 43 CS	2 2	0 1	0 0	0 1	0 0	1 3
12 Connor Wong, R (1, 2) OBP: 0.302, SLG: 0.402 3 Reese McGuire, L (11, PH) OBP: 0.317, SLG: 0.372 (11, 2)		H FF 92 1-0 47 HR HBP	C SI 91 B ST 78 B SI 89 F FC 87 F FF 90 X ST 79 2-2 ② P4				B SI 95 F FC 92 X SI 95 1-1 ① P6	B FF 95 F FF 94 S FF 95 C FF 95 1-3 ② K		F FC 88 F CH 83 B CU 79 X CU 78 1-2 ① G1-3 2-3	3 1	1 0	0 0	0 0	1 0	1 0
47 Enmanuel Valdez, L (1, 4) OBP: 0.295, SLG: 0.429 17 Luis Urías, R (8, PH) OBP: 0.319, SLG: 0.291 (8, 4) 10 Trevor Story, R (11, PR) OBP: 0.215, SLG: 0.292 (11, 4)		B FC 88 C CU 77 X FC 86 1-1 1-H HR	C CH 85 F SI 92 S CU 79 1-3 ③ K				C SI 95 B SL 85 C SI 95 F SI 96 B SI 96 F FC 94 X SI 95 2-2 43 E 2 1B 1B	B FF 95 X ST 84 1-0 ③ G5-3		C SI 90 F SI 91 F ST 80 X SI 92 0-2 43 CS 3-H 1B	3 2 0	2 0 0	2 1 0	2 1 0	0 0 0	1 1 0	0 1 0
Inning Stats	R: 0 H: 1 E: 0 LOB: 0 K: 2 BB: 0 S: 8 P: 10	R: 0 H: 0 E: 0 LOB: 1 K: 1 BB: 1 S: 9 P: 14	R: 2 H: 1 E: 0 LOB: 0 K: 1 BB: 0 S: 14 P: 25	R: 0 H: 0 E: 0 LOB: 0 K: 2 BB: 0 S: 14 P: 17	R: 0 H: 0 E: 0 LOB: 0 K: 1 BB: 0 S: 9 P: 12	R: 1 H: 3 E: 1 LOB: 3 K: 2 BB: 1 S: 19 P: 34	R: 2 H: 3 E: 1 LOB: 2 K: 1 BB: 0 S: 20 P: 28	R: 0 H: 0 E: 0 LOB: 1 K: 1 BB: 1 S: 8 P: 16	R: 0 H: 1 E: 0 LOB: 1 K: 3 BB: 0 S: 11 P: 13	R: 0 H: 0 E: 0 LOB: 0 K: 0 BB: 0 S: 7 P: 14	R: 1 H: 2 E: 0 LOB: 1 K: 0 BB: 0 S: 9 P: 12	1B: 9 2B: 1 3B: 0 HR: 1	SF: 0 SAC: 0 DP: 0 HBP: 1			WP: 1 PB: 0 SB: 0 CS: 2	PA: 47		

AB	43
R	6
H	11
RBI	6
BB	3
SO	14
LOB	24

PITCHER	IP	WLS	BF	H	R	ER	SO	BB	IBB	HBP	BLK	WP	HR	S	P	ERA	WHIP
24 Zach Eflin, R (1, 1) ERA: 3.47	5.0		21	5	3	3	7	1	0	1	0	0	1	62	89	5.40	1.200
38 Colin Poche, L (6, 1) ERA: 2.36	0.2	H	3	0	0	0	2	1	0	0	0	0	0	8	18	0.00	1.500
49 Kevin Kelly, R (6, 1) ERA: 3.38	0.1	H	1	0	0	0	0	0	0	0	0	0	0	3	5	0.00	0.000
64 Shawn Armstrong, R (7, 1) ERA: 0.84	1.0	B	7	3	2	0	1	0	0	0	0	0	0	20	28	0.00	3.000
30 Jake Diekman, L (8, 1) ERA: 3.88	1.0		4	0	0	0	1	1	0	0	0	0	0	8	16	0.00	1.000

PITCHER	IP	WLS	BF	H	R	ER	SO	BB	IBB	HBP	BLK	WP	HR	S	P	ERA	WHIP
29 Pete Fairbanks, R (9, 1) ERA: 2.48	1.0		4	1	0	0	3	0	0	0	0	0	0	11	13	0.00	1.000
48 Chris Devenski, R (10, 1) ERA: 5.25	1.0		3	0	0	0	0	0	0	0	0	0	0	7	14	0.00	0.000
61 Erasmo Ramírez, R (11, 1) ERA: 5.98	1.0	W	4	2	1	0	0	0	0	0	0	1	0	9	12	0.00	2.000

Boston Red Sox @ Tampa Bay Rays

Tropicana Field, St. Petersburg, FL

Tue Sep 05 2023, 6:40 PM - 10:37 PM EDT

Att. 9,119 - Dome - 72 F

livebaseballscorecards.com

Batter	1	2	3	4	5	6	7	8	9	10	11	AB	R	H	RBI	BB	SO	LOB
2 Yandy Díaz, R (1, 3) OBP: 0.401, SLG: 0.501	B FF 92 B FC 89 B FC 90 C FF 93 F FC 89 C FC 90 3-3 K ①	B FF 93 C FC 88 B FF 94 B FC 88 B FC 88 4-1 BB		B FC 90 B FC 89 B FF 93 B FF 94 4-0 17 HBP 8 HBP 1-2 BB		B SI 96 F SL 87 B SL 87 S SL 84 S SL 86 2-3 K ①		S SI 95 C SI 95 B FC 94 B FF 97 X SI 95 2-2 1-2 1B			B FC 93 F FC 93 F FC 94 B FC 96 F FC 95 D SL 85 F SI 95 B FC 95 4-2 8 HR BB	3	1	1	0	3	2	1
8 Brandon Lowe, L (1, 4) OBP: 0.330, SLG: 0.438	C FF 94 S FF 95 F FF 95 T SL 83 0-2 K ②	F FF 93 B FS 81 F FS 82 F FF 93 B FF 94 F FF 94 X FC 88 2-2 F8 ③		C SL 76 H SI 90 1-1 17 HBP 1-2 2-3 3-H HBP		B SI 94 B FF 95 S SL 83 F FF 94 X SL 87 2-2 G4-3 ② 1-2		S FF 96 X FS 88 0-1 L7-4 ②③ 2-2			S FC 94 B FC 94 F SI 94 B FC 96 X FC 95 2-2 1-H 2-H HR	5	1	1	4	0	1	4
17 Isaac Paredes, R (1, 5) OBP: 0.348, SLG: 0.490	B FF 93 F FF 94 B SL 83 S FC 90 B KC 82 X FC 90 3-2 E6		F KC 77 S FC 88 C FF 93 0-3 K ①	C ST 77 F ST 77 F SI 92 H ST 77 1-2 1-2 2-3 3-H HBP		B SL 88 F SL 87 B SI 95 B SI 94 F SL 86 F SI 95 F SL 83 F FF 96 4-2 F SL 86 B CH 91 BB			C FF 93 B ST 81 S FF 94 F FF 94 B ST 82 F SI 94 X FF 94 2-2 P5 ①			3	0	0	1	1	1	0
56 Randy Arozarena, R (1, 7) OBP: 0.366, SLG: 0.426	C SL 82 B FF 93 S FF 93 F SL 84 X SL 83 1-2 P5 ③		F FF 93 B SL 81 S SL 81 X SL 81 1-2 F7 ②	B SI 91 B SI 91 X SI 90 2-0 L8 ③		S SI 96 F SL 86 X SL 84 0-2 FC5 ③ 2-3f			C FF 93 B ST 81 S FF 94 F FF 94 B ST 82 F SI 94 X FF 94 2-2 F8 ②			5	0	0	0	0	0	6
15 Josh Lowe, L (1, 9) OBP: 0.324, SLG: 0.494		C FF 93 B FC 89 B FC 89 S FF 93 X FC 89 2-2 G3-1 ①	C KC 78 B FS 82 C FF 93 B FF 92 S FF 93 2-3 K ③		C SL 77 C SL 78 F SL 77 X SI 92 0-2 G1-3 ①		C CU 76 S CU 77 S CU 78 0-3 K ①		C FF 94 B CH 88 F FF 93 F CH 88 C FF 94 1-3 K ③	X SI 93	0-0 22 1B 14 F9-2	5	0	0	0	0	3	0
22 Jose Siri, R (1, 8) OBP: 0.265, SLG: 0.497		F FF 94 F FF 94 B SL 85 B ST 82 B FC 91 X FF 95 3-2 L7 ②		S FC 88 B FC 87 S KC 79 F FF 93 F FF 94 X KC 79 1-2 7 G6-3 8 HBP 2B	B ST 77 S ST 78 X SI 91 1-1 G6-3 ②		F CU 77 S CU 77 B SI 90 S SI 90 1-3 K ②			X SI 93	0-0 62 IBB 2-3 1B	5	1	2	0	0	1	0
7 Vidal Bruján, S (1, 6) OBP: 0.256, SLG: 0.211	B KC 79 B FF 93 F FF 94 F FC 89 F FS 85 B FF 94 B FF 94 4-2 62 3B BB			C KC 77 B FF 92 L FF 92 F FF 93 D KC 80 X FF 93 2-2 G6-3 ① 2-3	B ST 76 B SI 92 B SI 91 C SI 91 B SI 91 4-1 62 S BB		B CU 76 B SI 89 F SI 89 B SI 90 X SI 90 3-1 F8 ③			S ST 79 F FF 91 S FF 91 0-3 K ①	3	1	0	0	2	1	3
62 Jonathan Aranda, L (1, 10) OBP: 0.362, SLG: 0.378	C FF 93 B FC 89 F FF 93 X SL 83 1-2 50 HR 1-H 3B			B FF 94 B FC 89 B FF 92 B FF 94 4-0 8 HBP 2 BB 17 HBP BB	C SI 90 C SL 76 D SL 79 C SI 92 1-3 K ③ 1-2			B SI 89 B CU 74 F SI 89 B SI 89 C SI 88 B SI 91 4-2 8 L7-4 2 1B BB		0-0 1-2 IBB	2	2	1	1	3	1	1
50 René Pinto, R (1, 2) OBP: 0.333, SLG: 0.531 55 Luke Raley, L (8, PH) OBP: 0.329, SLG: 0.494 14 Christian Bethancourt, R (9, 2) OBP: 0.258, SLG: 0.375	C FC 89 B FC 90 F SL 82 X ST 83 1-2 3-H HR	B FC 88 S FC 88 F FC 89 B FF 94 S FF 94 2-3 K ②				C SI 96 S SL 87 F SL 84 B FF 96 X SI 95 1-2 E4 56 FC5 8 G4-3		B FC 92 F FC 93 B FF 95 S FF 95 F FS 88 S FF 96 2-3 K ①		F FF 92 L ST 81 X FF 92 0-2 F9-2 ②③ 3-H	0-0 8 HR	3 1 1	1 0 1	1 0 1	2 0 0	0 0 0	1 1 3	2 1 3
Inning Stats	R: 0 H: 0 E: 1 LOB: 1 K: 2 BB: 0 S: 14 P: 21	R: 3 H: 2 E: 0 LOB: 1 K: 0 BB: 2 S: 21 P: 38	R: 0 H: 0 E: 0 LOB: 0 K: 2 BB: 0 S: 9 P: 12	R: 2 H: 1 E: 0 LOB: 3 K: 1 BB: 2 S: 17 P: 34	R: 0 H: 0 E: 0 LOB: 1 K: 1 BB: 1 S: 10 P: 16	R: 0 H: 0 E: 1 LOB: 2 K: 1 BB: 1 S: 20 P: 29	R: 0 H: 0 E: 0 LOB: 1 K: 2 BB: 1 S: 8 P: 12	R: 0 H: 1 E: 0 LOB: 1 K: 1 BB: 1 S: 11 P: 19	R: 0 H: 0 E: 0 LOB: 0 K: 1 BB: 0 S: 12 P: 17	R: 0 H: 1 E: 0 LOB: 2 K: 1 BB: 1 S: 7 P: 7	R: 3 H: 1 E: 0 LOB: 0 K: 0 BB: 1 S: 7 P: 13	1B: 2 SF: 0 2B: 3 SAC: 0 3B: 1 DP: 2 HR: 2 HBP: 2						

PITCHER		IP	WLS	BF	H	R	ER	SO	BB	IBB	HBP	BLK	WP	HR	S	P	ERA	WHIP
50 Kutter Crawford, R ERA: 4.36	(1, 1)	3.2		19	3	5	5	5	4	0	0	0	0	1	56	96	12.27	1.909
78 Joe Jacques, L ERA: 5.11	(4, 1)	1.1		7	0	0	0	1	1	0	2	0	0	0	15	25	0.00	0.750
25 Josh Winckowski, R ERA: 2.92	(6, 1)	1.0		5	0	0	0	1	1	0	0	0	0	0	20	29	0.00	1.000
83 Brennan Bernardino, L ERA: 2.44	(7, 1)	1.0		4	0	0	0	2	1	0	0	0	0	0	10	18	0.00	1.000
55 Chris Martin, R ERA: 1.17	(8, 1)	1.0		3	1	0	0	1	0	0	0	0	0	0	9	13	0.00	1.000

PITCHER		IP	WLS	BF	H	R	ER	SO	BB	IBB	HBP	BLK	WP	HR	S	P	ERA	WHIP
46 John Schreiber, R ERA: 3.53	(9, 1)	2.0		7	1	0	0	2	0	1	0	0	0	0	19	24	0.00	0.500
74 Kenley Jansen, R ERA: 3.43	(11, 1)	0.0	L	2	1	3	2	0	1	0	0	0	0	1	7	13	∞	∞

AB	36
R	8
H	6
RBI	8
BB	9
SO	12
LOB	21

WP: 0		PA:	47
PB: 0			
SB: 1			
CS: 0			

Boston Red Sox @ Tampa Bay Rays

Tropicana Field, St. Petersburg, FL

Wed Sep 06 2023, 6:43 PM - 9:11 PM EDT

Att. 10,100 - Dome - 72 F

TOP

livebaseballscorecards.com

Batter	1	2	3	4	5	6	7	8	9	AB	R	H	RBI	BB	SO	LOB
52 Wilyer Abreu, L (1, 8) OBP: 0.323, SLG: 0.464 43 Ceddanne Rafaela, R (8, PH) OBP: 0.467, SLG: 0.600 (8, 4)	C FF 94 B SL 92 F SI 96 B CU 85 B SL 91 F FF 97 F FF 97 C SL 90 3-3 ① K		S SL 90 S FF 98 D CU 85 C CU 84 1-3 ① K		C CU 83 S FF 97 S CU 85 0-3 ③ K2-3			C FF 92 X SL 86 0-1 2B		3 0 0 0 0 3 2 1 0 1 0 0 0 0						
11 Rafael Devers, L (1, 5) OBP: 0.342, SLG: 0.505	F FF 97 B FF 98 S FF 98 B FF 99 X FF 98 2-2 2B		F FF 98 F CU 84 X FF 98 0-2 ② G6-3			C FF 94 F FF 97 B FF 96 F FF 96 F CU 83 B FF 96 B FF 95 C FF 96 3-3 ① K		S FF 93 S FF 92 X FF 93 0-2 ③ F8		4 0 1 0 0 1 2						
2 Justin Turner, R (1, 10) OBP: 0.354, SLG: 0.474	C SL 92 B SL 91 F FF 97 C FF 98 1-3 ② K		F FF 96 F SL 92 F FF 99 B FF 99 F CU 86 F FF 98 D SL 93 C CU 84 2-3 ③ K			F SL 90 B CU 82 F CU 84 B CU 85 B CU 82 S SL 91 3-3 ② K			F SL 87 S FF 100 B FF 99 F FF 99 B FF 100 F SL 88 F FF 99 C FF 99 2-3 ① K	4 0 0 0 0 4 2						
36 Triston Casas, L (1, 3) OBP: 0.369, SLG: 0.499	X SL 92 0-0 ③ G6-3			C FF 95 B FF 96 B FF 97 S SL 91 S SL 92 F FF 97 X CU 84 2-2 ① G3-1		B CU 82 B SL 90 S SL 91 S SL 90 C FF 98 2-3 ③ K			F FF 100 B SL 88 C FF 100 X FF 100 1-2 1B	4 0 1 0 0 1 1						
18 Adam Duvall, R (1, 9) OBP: 0.326, SLG: 0.565		F FF 94 B SL 92 B SL 92 S SL 92 S FF 97 2-3 ① K		S SL 91 S SL 92 S FF 98 0-3 ② K			S FC 90 S FC 90 S FC 90 0-3 ① K2-3		S FC 100 C SL 87 C FF 100 0-3 ② K	4 0 0 0 0 4 1						
7 Masataka Yoshida, L (1, 7) OBP: 0.346, SLG: 0.460		B SL 93 C SL 91 C FF 98 F CU 86 F CU 85 S FF 98 1-3 ② K		S CU 83 S CU 85 B FF 97 F CU 84 F CU 85 X FF 98 1-2 ③ G1-3			B FC 89 X FS 90 1-0 ② F8		C SL 86 C SL 87 X SL 86 0-2 ③ G3-1	4 0 0 0 0 1 1						
10 Trevor Story, R (1, 6) OBP: 0.219, SLG: 0.286		C FF 97 S SL 91 S CU 84 0-3 ③ K			B FF 93 B FF 95 B FF 95 B FF 95 4-0 12 S BB		B FC 90 B FC 88 C FC 87 S FC 88 X FC 88 2-2 ③ P6			2 0 0 0 1 1 0						
47 Enmanuel Valdez, L (1, 4) OBP: 0.298, SLG: 0.430 30 Rob Refsnyder, R (8, PH) OBP: 0.365, SLG: 0.308 (8, 8)			B FF 93 C SL 91 X FF 96 1-1 12 3B 1B		C SL 90 D SL 92 F SL 89 F CU 84 S CU 84 1-3 ① K			X FF 91 0-0 ① G6-3		2 1 1 0 0 1 1 1 0 0 0 0 0 0						
12 Connor Wong, R (1, 2) OBP: 0.302, SLG: 0.407			C FF 96 X FF 97 0-1 1-H 3B		F SL 91 B FF 97 S SL 90 B FF 98 S SL 92 2-3 ② 1-2 K			F FF 92 X FF 92 0-1 ② L6		3 0 1 1 0 1 1						
Inning Stats	R: 0 H: 1 E: 0 LOB: 1 K: 2 BB: 0 S: 12 P: 18	R: 0 H: 0 E: 0 LOB: 0 K: 3 BB: 0 S: 11 P: 14	R: 1 H: 2 E: 0 LOB: 1 K: 2 BB: 0 S: 16 P: 20	R: 0 H: 0 E: 0 LOB: 0 K: 1 BB: 0 S: 12 P: 15	R: 0 H: 0 E: 0 LOB: 1 K: 3 BB: 1 S: 10 P: 17	R: 0 H: 0 E: 0 LOB: 0 K: 3 BB: 0 S: 11 P: 19	R: 0 H: 0 E: 0 LOB: 0 K: 1 BB: 0 S: 7 P: 10	R: 0 H: 1 E: 0 LOB: 1 K: 0 BB: 0 S: 8 P: 8	R: 0 H: 1 E: 0 LOB: 1 K: 2 BB: 0 S: 15 P: 18	1B: 2 SF: 0 2B: 2 SAC: 0 3B: 1 DP: 0 HR: 0 HBP: 0						

	AB	32
	R	1
	H	5
	RBI	1
	BB	1
	SO	17
	LOB	11

WP: 0 PA: 33
PB: 0
SB: 1
CS: 0

PITCHER		IP	WLS	BF	H	R	ER	SO	BB	IBB	HBP	BLK	WP	HR	S	P	ERA	WHIP
20 Tyler Glasnow, R ERA: 2.98	(1, 1)	6.0	W	22	3	1	1	14	1	0	0	0	0	0	72	103	1.50	0.667
26 Robert Stephenson, R ERA: 3.35	(7, 1)	1.0	H	3	0	0	0	1	0	0	0	0	0	0	7	10	0.00	0.000
38 Colin Poche, L ERA: 2.31	(8, 1)	1.0	H	4	1	0	0	0	0	0	0	0	0	0	8	8	0.00	1.000
29 Pete Fairbanks, R ERA: 2.41	(9, 1)	1.0	S	4	1	0	0	2	0	0	0	0	0	0	15	18	0.00	1.000

PITCHER		IP	WLS	BF	H	R	ER	SO	BB	IBB	HBP	BLK	WP	HR	S	P	ERA	WHIP

Boston Red Sox @ Tampa Bay Rays

Tropicana Field, St. Petersburg, FL

Wed Sep 06 2023, 6:43 PM - 9:11 PM EDT

Att. 10,100 - Dome - 72 F

livebaseballscorecards.com

BOTTOM

Batter	1	2	3	4	5	6	7	8	9	AB	R	H	RBI	BB	SO	LOB
2 Yandy Díaz, R (1, 3) OBP: 0.400, SLG: 0.498	F FF 96 B FF 96 S FC 88 S SL 87 1-3 ① K		S CU 80 F FF 94 F ST 84 X FF 95 0-2 ② F9		B SL 84 B FF 94 B FC 88 C FF 94 B FC 88 4-1 56 G6-4-3 8 BB 87 2B BB	C SI 95 S SL 84 B SI 96 S SI 95 1-3 ② K				3	1	0	0	1	2	1
8 Brandon Lowe, L (1, 4) OBP: 0.332, SLG: 0.446	T FF 95 S FF 96 B CU 81 X FF 96 1-2 ② G4-3		X FF 94 0-0 HR		S FF 94 B CU 80 F CU 81 B FF 95 B FF 92 B FF 95 4-2 56 G6-4-3 1-2 BB	X SI 95 0-0 ③ F7				3	1	1	1	1	0	1
56 Randy Arozarena, R (1, 7) OBP: 0.366, SLG: 0.424	C FC 90 F SL 86 X FF 95 0-2 1B		B FC 89 B FC 91 C FF 96 S CU 81 X SL 87 2-2 ③ P3		B SL 86 F ST 84 X SL 85 1-1 ① ② G6-4-3 1-2f 2-3		C SI 94 S SL 84 X SL 83 0-2 ① L7			4	0	1	0	0	0	2
87 Harold Ramírez, R (1, 10) OBP: 0.341, SLG: 0.434	B FF 96 F FF 95 S FF 96 F ST 84 B SL 85 S FF 96 2-3 ③ K			F FC 90 F CU 80 S CU 82 0-3 ① K	X FF 96 0-0 17 WP 2B 3-H		F SI 93 C SI 95 X SL 83 0-2 ② G3			4	0	1	1	0	2	1
55 Luke Raley, L (1, 9) OBP: 0.331, SLG: 0.493		C FF 95 X FF 96 0-1 37 G3-1 17 S 1B		C CU 80 F FF 94 S FF 96 0-3 ② K	B CU 77 B CU 77 B CU 77 C SI 88 B SI 90 4-1 17 WP BB		C SL 82 C SI 94 B SI 94 F SI 94 X SL 85 1-2 ③ L9			3	0	1	0	1	1	0
17 Isaac Paredes, R (1, 5) OBP: 0.352, SLG: 0.498		C FF 94 B FC 88 B FC 89 X FF 96 2-1 ① P2 1-2		B CU 81 C FC 89 F SL 86 B CU 82 B FF 95 X FF 96 3-2 HR	B CU 77 C CU 78 F CU 78 B SI 91 B SI 91 B CU 78 4-2 37 FC6-4 1-2 2-3 BB			B SI 95 B SI 94 B SI 93 B SI 94 4-0 37 FC5-4 BB		2	1	1	1	2	0	1
37 Osleivis Basabe, R (1, 6) OBP: 0.297, SLG: 0.339		B FF 96 S FF 96 B FF 96 F FF 96 X SL 85 2-2 ② G3-1 2-3		S FF 96 S FF 95 F FF 96 B ST 85 X FF 96 1-2 22 1B 1B	B CU 76 B SI 90 C SI 89 X SI 89 2-1 ③ FC6-4 1-2f			C SI 94 X SI 94 0-1 ① FC5-4 1-2f		4	0	1	0	0	0	5
22 Jose Siri, R (1, 8) OBP: 0.264, SLG: 0.494		B ST 85 S FC 90 F FF 95 B FF 96 B ST 86 X ST 85 3-2 ③ F7		C FF 94 F FF 93 B CU 80 X ST 84 1-2 1B		B SI 93 C SI 94 B SI 94 F SI 95 X SI 95 2-2 ① P3		B SI 92 C SI 94 F SI 93 B SL 84 F SI 94 X SI 95 2-2 ② F9		4	0	1	0	0	0	2
50 René Pinto, R (1, 2) OBP: 0.327, SLG: 0.509			C FF 94 X FC 88 0-1 ① L5	S FF 96 C FF 96 0-3 ③ K		B SI 95 B SI 95 F SI 94 X SI 95 2-1 1B		X SI 92 0-0 ③ F9		4	0	1	0	0	1	3

Inning Stats																								
	R: 0	H: 1		R: 0	H: 1		R: 1	H: 1		R: 1	H: 3		R: 1	H: 1		R: 0	H: 1		R: 0	H: 0		R: 0	H: 0	
	E: 0	LOB: 1		E: 0	LOB: 1		E: 0	LOB: 0		E: 0	LOB: 2		E: 0	LOB: 3		E: 0	LOB: 1		E: 0	LOB: 0		E: 0	LOB: 1	
	K: 2	BB: 0		K: 0	BB: 0		K: 0	BB: 0		K: 3	BB: 2		K: 0	BB: 4		K: 1	BB: 0		K: 0	BB: 0		K: 0	BB: 1	
	S: 13	P: 17		S: 10	P: 17		S: 10	P: 12		S: 19	P: 24		S: 11	P: 30		S: 9	P: 14		S: 10	P: 11		S: 7	P: 13	

	1B: 5	SF: 0	WP: 1	PA: 36
	2B: 1	SAC: 0	PB: 0	
	3B: 0	DP: 1	SB: 1	
	HR: 2	HBP: 0	CS: 0	

	AB	31
	R	3
	H	8
	RBI	3
	BB	5
	SO	6
	LOB	16

PITCHER		IP	WLS	BF	H	R	ER	SO	BB	IBB	HBP	BLK	WP	HR	S	P	ERA	WHIP
37 Nick Pivetta, R ERA: 4.54	(1, 1)	4.2	L	22	7	3	3	5	2	0	0	0	0	2	58	85	5.79	1.929
83 Brennan Bernardino, L ERA: 2.42	(5, 1)	0.1		3	0	0	0	0	2	0	0	0	1	0	5	15	0.00	6.000
68 Mauricio Llovera, R ERA: 3.51	(6, 1)	3.0		11	1	0	0	1	1	0	0	0	0	0	26	38	0.00	0.667

PITCHER	IP	WLS	BF	H	R	ER	SO	BB	IBB	HBP	BLK	WP	HR	S	P	ERA	WHIP

Baltimore Orioles @ Boston Red Sox

Fenway Park, Boston, MA

Fri Sep 08 2023, 7:14 PM - 10:13 PM EDT

Att. 33,852 - Cloudy - 82 F

TOP

livebaseballscorecards.com

Batter	1	2	3	4	5	6	7	8	9	AB	R	H	RBI	BB	SO	LOB
35 Adley Rutschman, S (1, 2) OBP: 0.369, SLG: 0.427	C SI 93 B FF 93 S FF 94 F SL 83 B FF 92 B SL 83 F FF 93 B SL 82 4-2 25 1B BB		B SL 82 X SI 92 1-0 ①② G4-6-3 1-2f		C FF 94 X FS 88 0-1 1B	C SI 91 F SI 91 F SI 91 B SI 93 F SI 92 B SI 92 X SI 91 2-2 ② SF9 3-H		B ST 80 X FF 92 1-0 HR	C FC 88 B SI 92 X FC 85 1-1 ② FC5 2 1B 34 1B 1-2 2-3f 3-H	4	2	2	3	1	0	3
2 Gunnar Henderson, L (1, 6) OBP: 0.328, SLG: 0.483	C SI 92 F SI 92 S SL 82 0-3 ① K		F SL 83 F FF 92 B FS 86 F SL 83 B SI 93 X SI 92 2-2 2B		X SI 93 0-0 ③ G4-3	B SL 78 C SI 91 T SL 78 X SL 78 1-2 ③ P6		B CU 78 C CU 78 F CU 77 X SI 90 1-2 25 WP 3B	C FC 86 F ST 79 D ST 81 D ST 80 B FC 86 X FC 84 3-2 26 BB 34 1B 1-3 2-H 1B	6	2	3	1	0	1	4
25 Anthony Santander, S (1, 9) OBP: 0.336, SLG: 0.494 26 Ryan McKenna, R (8, PR) OBP: 0.316, SLG: 0.361 (8, 9)	S SL 82 B FF 93 B FS 86 B SI 92 F SI 91 X SI 92 3-2 1-2 1B		X FF 92 0-0 ③ G6-3			B FS 87 C SI 92 B FF 94 B FF 94 F SI 93 B FF 93 4-2 32 1B 31 E BB	C ST 76 B SI 91 S SI 91 B CH 85 B ST 77 F SI 92 B SI 91 4-2 32 G4-3 BB	F SI 89 F CU 76 B CU 78 B CU 78 B CU 78 B SI 90 4-2 34 1B 3-H BB	F FF 90 S CH 82 B CH 81 B FF 92 B CH 82 F FC 85 F FC 84 B SI 90 4-2 34 1B 1-2 BB	2 0	1 0	1 0	0 0	3 1	0 0	1 0
32 Ryan O'Hearn, L (1, 10) OBP: 0.338, SLG: 0.509 34 Aaron Hicks, S (8, PH) OBP: 0.335, SLG: 0.377 (8, 10)	X FF 94 0-0 ② L8			B SL 83 X SL 83 1-0 HR		X FF 95 0-0 31 E 1-2 1B	B SL 76 C SI 90 F SL 77 F SI 91 B SL 76 F SL 76 B SI 91 X SI 90 3-2 ① G4-3 1-2	X SI 90 0-0 6 FC6-4 1-3 1B	B ST 78 C FC 85 X CH 80 1-1 1-2 2-H 3-H 1B	4 2	2 0	2 2	1 2	0 0	0 0	3 0
6 Ryan Mountcastle, R (1, 3) OBP: 0.327, SLG: 0.462	C SI 93 X SL 83 0-1 ③ P2			F FF 94 S SL 84 S SL 83 0-3 ① K		B SL 85 B SL 85 S SI 93 S SI 93 S SL 85 2-3 ① K	C FF 93 F FF 93 X ST 81 0-2 ② F9	X CH 81 0-0 ③ FC6-4 1-2f	X ST 79 0-0 ③ F9	6	0	0	0	0	2	9
31 Cedric Mullins, L (1, 8) OBP: 0.325, SLG: 0.443		S FS 90 F SI 91 F SL 83 F FS 86 C SL 82 0-3 ① K		B SL 84 X SI 92 1-0 ② G3-1		F SI 93 F SL 84 B SL 84 X SI 94 1-2 E9 21 1B 1-H 2-H 2B	0-0 IBB		F FC 85 B ST 79 X ST 78 1-1 ① F9	4	1	1	2	1	1	0
21 Austin Hays, R (1, 7) OBP: 0.335, SLG: 0.463		C SL 81 B SI 92 X SI 93 1-1 ② F9		S SL 83 B SL 84 X SI 92 1-1 ③ G6-3		C SI 93 B SL 85 B SL 84 X SI 93 2-1 29 HBP 35 SF9 11 BB 3-H 1B	S ST 80 X ST 80 0-1 ③ P4		B ST 79 B CH 81 B SI 87 B SI 90 4-0 29 1B 35 FC5 11 BB BB	4	2	1	1	1	0	2
12 Adam Frazier, L (1, 4) OBP: 0.300, SLG: 0.408 11 Jordan Westburg, R (6, PH) OBP: 0.317, SLG: 0.408 (6, 4)		B SL 83 C SI 92 B SL 81 F SI 93 S SL 84 2-3 ③ K			X SI 92 0-0 ① G1	B SI 92 B SI 91 B SI 90 B SI 91 4-0 29 HBP 1-2 BB		B FF 93 C FF 92 F ST 79 X ST 81 1-2 ① P4	B FC 88 B FC 87 B FC 86 C FC 85 B FC 85 4-1 35 FC5 29 1B 1-2 BB	2 1	0 0	0 0	0 0	0 2	1 0	0 0
29 Ramón Urías, R (1, 5) OBP: 0.333, SLG: 0.386			X FS 90 0-0 35 G4-6-3 1B		C SI 91 X SI 92 0-1 ② G6-3	H ST 76 1-0 1-2 2-3 HBP		F ST 80 S FF 94 B FF 94 B ST 81 B FF 94 F FF 92 X ST 80 3-2 ② G6-3	B ST 78 X FC 87 1-0 35 FC5 2 1B 1-2 2-3 1B	4	1	2	0	0	0	0

Inning Stats	1	2	3	4	5	6	7	8	9
	R: 0 E: 0 K: 1 S: 13	H: 1 LOB: 2 BB: 1 P: 20	R: 0 E: 0 K: 2 S: 10	H: 0 LOB: 0 BB: 0 P: 13	R: 0 E: 0 K: 0 S: 7	H: 2 LOB: 1 BB: 0 P: 10	R: 1 E: 0 K: 1 S: 7	H: 1 LOB: 0 BB: 0 P: 10	R: 0 E: 0 K: 0 S: 6	H: 1 LOB: 1 BB: 0 P: 6	R: 4 E: 1 K: 1 S: 19	H: 3 LOB: 2 BB: 2 P: 36	R: 0 E: 0 K: 0 S: 13	H: 0 LOB: 2 BB: 2 P: 20	R: 2 E: 0 K: 0 S: 15	H: 3 LOB: 2 BB: 1 P: 25	R: 4 E: 0 K: 0 S: 16	H: 3 LOB: 2 BB: 3 P: 35

	AB	39
	R	11
	H	14
	RBI	10
	BB	9
	SO	5
	LOB	22

PITCHER		IP	WLS	BF	H	R	ER	SO	BB	IBB	HBP	BLK	WP	HR	S	P	ERA	WHIP	PITCHER	IP	WLS	BF	H	R	ER	SO	BB	IBB	HBP	BLK	WP	HR	S	P	ERA	WHIP
89 Tanner Houck, R ERA: 5.28	(1, 1)	5.1	L	25	8	5	5	5	2	0	0	0	0	1	54	79	8.44	1.875																	
78 Joe Jacques, L ERA: 4.91	(6, 1)	1.0		6	0	0	0	0	2	0	1	0	0	0	16	31	0.00	2.000																	
46 John Schreiber, R ERA: 3.65	(7, 1)	1.1		6	1	1	1	0	0	1	0	0	0	1	13	18	6.75	0.750																	
83 Brennan Bernardino, L ERA: 2.62	(8, 1)	0.0		3	2	1	1	0	1	0	0	0	1	0	6	11	∞	∞																	
75 Brandon Walter, L ERA: 7.2	(8, 1)	1.1		10	3	4	4	0	3	0	0	0	0	0	17	36	27.00	4.500																	

Baltimore Orioles @ Boston Red Sox

Fenway Park, Boston, MA

Fri Sep 08 2023, 7:14 PM - 10:13 PM EDT

Att. 33,852 - Cloudy - 82 F

livebaseballscorecards.com

BOTTOM

Batter	1	2	3	4	5	6	7	8	9	AB	R	H	RBI	BB	SO	LOB
99 Alex Verdugo, L (1, 9) OBP: 0.340, SLG: 0.450	B FF 95 F FF 95 B SL 87 B SL 88 C FF 96 X SI 98 3-2 ① G4-1		B FF 96 B CH 92 X FF 95 2-0 ③ G1-4-3			X CH 89 0-0 2 2B 2B		B FF 96 F SL 86 S FF 95 B FF 96 B SL 88 F FF 95 X SL 87 3-2 ② F8		4	1	1	0	0	0	2
11 Rafael Devers, L (1, 5) OBP: 0.340, SLG: 0.501	B FF 96 B FF 95 X CH 90 2-0 ② L8			B SL 87 F FF 94 B FF 95 X FF 95 2-1 ① L8		C SL 88 F FF 95 D SL 92 S CU 87 1-3 ② K2-3		S SL 88 B SL 87 S SL 87 B FF 96 B FF 96 X SL 87 3-2 ③ L9		4	0	0	0	0	1	2
2 Justin Turner, R (1, 10) OBP: 0.354, SLG: 0.475 52 Wilyer Abreu, L (9, PH) OBP: 0.313, SLG: 0.448	C SL 87 B SI 96 C FF 96 B SL 88 F SI 97 S CU 86 2-3 ③ K2-3			F SI 94 F SL 89 S CU 86 0-3 ② K2-3		S SL 90 F SL 90 D CU 87 X CU 86 1-2 2-H 2B			C SI 95 F KC 84 C KC 85 0-3 ① K	3 1	0 0	1 0	1 0	0 0	2 1	0 0
36 Triston Casas, L (1, 3) OBP: 0.366, SLG: 0.494		B FF 94 C FF 93 F CU 84 B SL 88 F SI 97 B SL 90 C SL 88 3-3 ① K		C SL 90 B FF 97 F SL 89 B CU 87 B CU 86 F FF 96 C SL 90 3-3 ③ K		C FF 96 D CU 87 X SL 89 1-1 ③ F8			C KC 84 B CH 90 X CH 90 1-1 ② G3	4	0	0	0	0	2	1
18 Adam Duvall, R (1, 8) OBP: 0.321, SLG: 0.557		C SL 88 B SI 97 C SI 96 F SL 88 F CU 86 S SL 88 1-3 ② K			B SI 93 B SI 94 F SL 86 F SI 94 S SL 90 2-3 ① K		B ST 84 S ST 85 X ST 84 1-1 ① G5-3		C KC 85 S KC 85 S SL 87 0-3 ③ K	4	0	0	0	0	3	0
7 Masataka Yoshida, L (1, 7) OBP: 0.344, SLG: 0.457		B SL 88 X FF 95 1-0 ③ G4-3			B CU 84 X CH 89 1-0 ② G4-3		C FF 95 S CH 86 B CH 86 F FF 95 S CH 86 1-3 ② K			3	0	0	0	0	1	0
10 Trevor Story, R (1, 6) OBP: 0.212, SLG: 0.277			C SI 94 B SL 86 S SI 94 B CU 84 X SL 89 2-2 ① L6		B SI 96 C SI 95 F SI 95 S SI 96 1-3 ③ K		F FF 95 X ST 86 0-1 ③ G6-3			3	0	0	0	0	1	0
47 Enmanuel Valdez, L (1, 4) OBP: 0.293, SLG: 0.422 43 Ceddanne Rafaela, R (8, PH) (9, 4) OBP: 0.438, SLG: 0.563			F FF 95 X CU 86 0-1 ② L8			B FF 93 C SL 87 C FF 94 S CU 85 1-3 ① K			C FF 95 F FF 95 B SL 89 S FF 96 1-3 ① K	2 1	0 0	0 0	0 0	0 0	1 1	0 0
12 Connor Wong, R (1, 2) OBP: 0.308, SLG: 0.420			S SL 88 S SL 89 X SL 87 0-2 1B			B SL 88 X SI 94 1-0 HR		C CH 86 B FF 96 B SL 90 S FF 96 F FF 95 B FF 96 B SL 87 4-2 BB		2	1	2	1	1	0	0

Inning Stats	1	2	3	4	5	6	7	8	9
	R: 0 E: 0 K: 1 S: 8 H: 0 LOB: 0 BB: 0 P: 15	R: 0 E: 0 K: 2 S: 10 H: 0 LOB: 0 BB: 0 P: 15	R: 0 E: 0 K: 0 S: 9 H: 1 LOB: 1 BB: 0 P: 13	R: 0 E: 0 K: 2 S: 9 H: 0 LOB: 0 BB: 0 P: 14	R: 0 E: 0 K: 2 S: 7 H: 0 LOB: 0 BB: 0 P: 11	R: 2 E: 0 K: 2 S: 13 H: 3 LOB: 1 BB: 0 P: 18	R: 0 E: 0 K: 1 S: 8 H: 0 LOB: 0 BB: 0 P: 10	R: 0 E: 0 K: 1 S: 13 H: 0 LOB: 1 BB: 1 P: 24	R: 0 E: 0 K: 2 S: 8 H: 0 LOB: 0 BB: 0 P: 9

1B: 1 SF: 0
2B: 2 SAC: 0
3B: 0 DP: 0
HR: 1 HBP: 0

WP: 0 PA: 32
PB: 0
SB: 0
CS: 0

	AB	31
	R	2
	H	4
	RBI	2
	BB	1
	SO	13
	LOB	5

PITCHER		IP	WLS	BF	H	R	ER	SO	BB	IBB	HBP	BLK	WP	HR	S	P	ERA	WHIP
Kyle Bradish, R ERA: 3.03	(1, 1)	6.0	W	22	4	2	2	9	0	0	0	0	0	1	56	86	3.00	0.667
66 Jacob Webb, R ERA: 3.35	(7, 1)	1.0	H	3	0	0	0	1	0	0	0	0	0	0	8	10	0.00	0.000
24 DL Hall, L ERA: 3.48	(8, 1)	1.0		4	0	0	0	1	1	0	0	0	0	0	13	24	0.00	1.000
73 Jorge López, R ERA: 6.16	(9, 1)	1.0		3	0	0	0	2	0	0	0	0	0	0	8	9	0.00	0.000

PITCHER	IP	WLS	BF	H	R	ER	SO	BB	IBB	HBP	BLK	WP	HR	S	P	ERA	WHIP

Baltimore Orioles @ Boston Red Sox

Fenway Park, Boston, MA

Sat Sep 09 2023, 5:43 PM - 9:22 PM EDT

Att. 34,615 - Cloudy - 72 F

TOP

livebaseballscorecards.com

Batter	1	2	3	4	5	6	7	8	9	AB	R	H	RBI	BB	SO	LOB
35 Adley Rutschman, S (1, 10) OBP: 0.368, SLG: 0.424	C FF 94 B FF 92 B CH 86 C SL 77 F SL 78 X FF 93 2-2 ① G3-1		C FF 91 B CH 85 B CH 85 B SL 75 S FF 92 F FF 95 B SL 75 4-2 25 2B 21 FC1-5-2 1-2 BB	C SL 73 X SL 74 C FF 90 X SL 74 1-2 ② G4-3		B FF 93 B SL 82 C SL 82 F FC 88 F FC 88 X SL 83 2-2 ③ L7		C ST 81 X CH 88 0-1 ② F7		4	0	0	0	1	0	1
6 Ryan Mountcastle, R (1, 3) OBP: 0.323, SLG: 0.456	C SL 76 C FF 92 S SL 78 0-3 ② K		C CH 86 F SL 79 B FF 94 F CH 86 S SL 78 1-3 ① K	X SL 73 0-0 ③ L8			X SI 94 0-0 ① G1-3	X ST 80 0-0 ③ L4		5	0	0	0	0	2	3
25 Anthony Santander, S (1, 9) OBP: 0.336, SLG: 0.495 31 Cedric Mullins, L (9, 8) OBP: 0.325, SLG: 0.443	B SL 77 C FF 92 C CH 86 B FF 93 C CH 86 2-3 ③ K		B SL 75 X CH 86 1-0 21 FC1-5-2 34 HR 1-3 2-H 2B		C SL 84 B FC 90 C FF 96 X SL 85 1-2 ① G6-3		B SI 95 C SI 94 B FC 91 F SI 94 B FC 91 F SI 94 F SI 95 F FC 91 X SI 94 3-2 34 1B 2 HR 1B		C SI 91 X SI 92 0-1 ① G6-3	5 0	2 0	2 0	1 0	0 0	1 0	0 0
21 Austin Hays, R (1, 7) OBP: 0.333, SLG: 0.462		B FF 91 S CH 86 B FF 92 C FF 93 B SL 79 C SL 77 3-3 ① K	B CH 86 X CH 88 1-0 ② FC1-5-2 34 HR 2-3 3-H		F SL 84 S SL 84 X SL 84 0-2 ② G6-3		B SI 94 C SL 81 C SI 93 F SI 94 F SL 82 1 SAFE C SI 94 1-3 ② K		X SI 92 0-0 2 FC4-6 29 1B 2B	5	2	1	0	0	2	3
34 Aaron Hicks, S (1, 8) OBP: 0.344, SLG: 0.402 (9, 9)		C SL 75 F SL 77 B SL 79 B FF 90 F SL 78 X FF 94 2-2 11 1B 11 E 2B	F SL 74 C CH 87 B FF 91 F FF 94 X SL 79 1-2 2-H 3-H HR		C SL 83 B FF 91 B FC 88 F FC 89 B SL 84 S FC 89 2-3 ③ K		C SL 82 B FC 91 F SI 94 B SI 94 B FC 91 X SI 95 3-2 1-3 2 HR 1B		B ST 75 B SI 91 2-0 2 FC4-6 IBB	4	3	3	3	1	1	0
2 Gunnar Henderson, L (1, 5) OBP: 0.326, SLG: 0.486		B FF 93 X SL 78 1-0 ② P2	B SL 76 X SI 95 1-0 ③ G5-3			C SL 84 B FC 88 F FC 88 B FF 95 B FC 89 X SL 84 3-2 ① L8	X SL 82 0-0 1-H 3-H HR		B SL 77 C SL 77 F SL 76 B SL 79 X SI 90 2-2 ② FC4-6 29 1B 1-2f 2-3	5	1	1	3	0	0	3
11 Jordan Westburg, R (1, 4) OBP: 0.326, SLG: 0.439 12 Adam Frazier, L (7, 4) OBP: 0.300, SLG: 0.408 29 Ramón Urías, R (9, PH) OBP: 0.335, SLG: 0.388 (9, 4)		S SL 75 D SL 77 X CH 86 1-1 2-H E6 1B	B SL 72 X SL 72 1-0 27 HR 2B			B FF 94 B SL 84 F SL 85 C FF 93 X SL 84 2-2 HR	C SI 94 C SI 94 B SL 84 F SI 94 F SI 94 F SI 94 B SL 85 F SI 95 X SI 94 2-2 ③ F8		B ST 76 B SI 90 X SI 91 2-0 1-3 3-H 1B	4 0 1	2 0 0	3 0 1	1 0 1	0 0 0	0 0 0	0 0 0
27 James McCann, R (1, 2) OBP: 0.271, SLG: 0.402		B SL 75 C FF 92 S SL 78 F SL 76 F CH 87 F FF 94 F SL 77 B FF 95 B FF 93 3-3 ③ S SL 76 K	X CH 84 0-0 2-H HR			B FF 94 S SL 85 S SL 84 F SL 84 X FF 94 1-2 HR		C FF 93 B ST 81 C ST 80 S ST 81 1-3 ① K	C ST 76 C ST 77 B ST 77 C SI 92 1-3 ③ K	5	2	2	3	0	3	3
3 Jorge Mateo, R (1, 6) OBP: 0.262, SLG: 0.340			B SL 71 B FF 88 C CH 83 B FF 90 T FF 89 B FF 92 4-2 35 BB 25 2B BB	C FF 95 X FF 92 0-1 ① F9		B SL 83 F SL 83 F SL 84 C SL 82 1-3 ② K		B FF 94 X FF 92 1-0 1B		3	1	1	0	1	1	0
Inning Stats	R: 0 E: 0 K: 2 S: 10 H: 0 LOB: 0 BB: 0 P: 14	R: 1 E: 1 K: 2 S: 17 H: 2 LOB: 1 BB: 0 P: 27	R: 4 E: 0 K: 1 S: 16 H: 2 LOB: 2 BB: 2 P: 29	R: 2 E: 0 K: 0 S: 8 H: 2 LOB: 0 BB: 0 P: 10	R: 0 E: 0 K: 1 S: 10 H: 0 LOB: 0 BB: 0 P: 13	R: 2 E: 0 K: 1 S: 17 H: 2 LOB: 0 BB: 0 P: 26	R: 3 E: 0 K: 1 S: 23 H: 3 LOB: 0 BB: 0 P: 32	R: 0 E: 0 K: 1 S: 7 H: 1 LOB: 1 BB: 0 P: 9	R: 1 E: 0 K: 1 S: 10 H: 2 LOB: 2 BB: 1 P: 17	1B: 5 2B: 4 3B: 0 HR: 5 SF: 0 SAC: 0 DP: 0 HBP: 0						

	AB	41
	R	13
	H	14
	RBI	12
	BB	3
	SO	10
	LOB	13

WP: 0 PB: 0 SB: 0 CS: 0 PA: 44

PITCHER		IP	WLS	BF	H	R	ER	SO	BB	IBB	HBP	BLK	WP	HR	S	P	ERA	WHIP
41 Chris Sale, L ERA: 4.88	(1, 1)	4.0	L	20	6	7	6	5	2	0	0	0	0	2	51	80	13.50	2.000
56 Zack Weiss, R ERA: 6.14	(5, 1)	2.0		8	2	2	2	2	0	0	0	0	0	2	27	39	9.00	1.000
68 Mauricio Llovera, R ERA: 4.39	(7, 1)	1.0		6	3	3	3	1	0	0	0	0	0	1	23	32	27.00	3.000
46 John Schreiber, R ERA: 3.55	(8, 1)	1.0		4	1	0	0	1	0	0	0	0	0	0	7	9	0.00	1.000
78 Joe Jacques, L ERA: 5.06	(9, 1)	1.0		6	2	1	1	1	0	1	0	0	0	0	10	17	9.00	2.000

PITCHER	IP	WLS	BF	H	R	ER	SO	BB	IBB	HBP	BLK	WP	HR	S	P	ERA	WHIP

Batter	1	2	3	4	5	6	7	8	9	AB	R	H	RBI	BB	SO	LOB
99 Alex Verdugo, L (1, 9) OBP: 0.338, SLG: 0.447	B FF 93 C FF 92 B KC 77 B KC 76 X FF 93 3-1 ① G3-1	C KC 76 B CH 87 F FF 93 D KC 78 X FF 94 2-2 ③ F8		C FF 94 B CH 86 F FF 94 X FF 95 1-2 ① SF7 3-H	B FF 98 C FF 100 B FF 99 X FS 92 2-1 ③ G4-1		B FC 85 S SI 91 S FC 86 F SI 91 X ST 83 1-2 2 1B 11 1B 2-3 1B		C SI 96 X CH 90 0-1 ① G5-3	5	0	1	1	0	0	3
11 Rafael Devers, L (1, 5) OBP: 0.343, SLG: 0.505	S FF 94 B KC 79 F FF 94 B FF 96 X FF 95 2-2 2 HR 1B		C FF 91 X KC 78 0-1 ① G3-1	X SI 96 0-0 2 E 36 G3-1 1-2 1B		B FF 98 B FS 94 F FF 98 F FF 99 X FF 98 2-2 ① G5-3	S SI 92 B SI 92 X SI 92 1-1 2 1B 1-2 3-H 1B		C CH 91 S SL 88 X FF 97 0-2 36 BB 7 FC1-2 2B	6	2	4	1	0	0	0
2 Justin Turner, R (1, 10) OBP: 0.354, SLG: 0.481 43 Ceddanne Rafaela, R (7, PR) OBP: 0.471, SLG: 0.588 (8, 10)	C KC 75 B SL 87 B FF 94 F SL 86 X KC 78 2-2 1-H HR		C KC 77 S FF 94 X FF 92 0-2 E6 7 1B	X SI 95 0-0 E5 36 G3-1 1-3 2-H		B ST 85 S FC 88 F ST 84 B FF 97 F FF 98 F FF 99 X FC 89 2-2 ② G5-3	D FC 86 C FC 86 C SI 91 D KC 79 X SI 91 2-2 1-2 2-3 1B		L SI 97 F SI 98 B SI 98 B SL 89 X SI 98 2-2 7 FC1-2 36 BB 10 2B 1B	5	1	2	2	0	0	1
										1	1	1	0	0	0	0
36 Triston Casas, L (1, 3) OBP: 0.364, SLG: 0.488	C FF 93 C FF 94 S FF 96 0-3 ② K		C FF 93 B FF 92 B FC 89 F FF 93 B FF 94 S KC 79 3-3 ② K	B SL 82 S SL 82 B SL 82 X SI 96 2-1 ② G3-1 2-3 3-H		C FF 100 S FF 99 T FF 100 0-2 ③ K	B FC 87 S FC 86 X FC 85 1-1 ③ F9		S CH 92 D CH 92 D CH 92 B CH 93 B CH 92 4-1 7 FC1-2 10 2B 1-2 2-3 BB	5	1	0	1	1	3	5
7 Masataka Yoshida, L (1, 7) OBP: 0.345, SLG: 0.458	C KC 78 B CH 90 B KC 78 C FF 94 F FF 95 X KC 80 2-2 1B		C FF 93 C FC 90 1 SAFE B FF 96 B FF 92 D FC 90 F FF 94 X SL 86 3-2 1-3 1B	B SI 96 C SI 95 B SI 96 X SL 83 2-1 ③ G1-3			S FF 94 B CH 85 X FF 94 1-1 10 1B 52 2B 1B	C FC 85 X FC 86 0-1 ① G4-3	B SI 98 F SI 97 B CH 92 F SI 98 X CH 92 2-2 ② FC1-2 10 2B 52 1B 1-2 2-3 3-Hf	6	2	3	0	0	0	4
10 Trevor Story, R (1, 6) OBP: 0.229, SLG: 0.300	C FF 94 X FF 95 0-1 ③ F9		C SL 88 F FF 96 B FF 96 1 SAFE S FF 96 1-3 ③ K		F SL 83 X SI 96 0-1 12 S 52 1B 1B		B FF 95 B FF 96 F FF 94 X ST 83 2-1 52 2B 1B 1-2	C KC 83 C SI 97 F SL 88 S SL 88 0-3 ② K	F SI 97 B SL 90 F SI 98 F SI 98 X SI 98 1-2 52 1B 2B 1-3 2-H 3-H	6	1	3	2	0	2	3
52 Wilyer Abreu, L (1, 8) OBP: 0.421, SLG: 0.559		C FF 92 F FF 93 B FF 94 X KC 79 1-2 47 G1-6-3 1B		C KC 74 B CH 87 B KC 76 B FC 88 C FF 92 B KC 76 4-2 47 2B 12 1B BB	C SL 83 B SI 96 X SI 96 1-1 12 S 1-2 1B		X CH 86 0-0 99 1B 11 1B 2B 1-H 2-H	B KC 83 S KC 85 B CH 90 X SI 98 2-1 47 1B 1B	B CH 93 C SI 97 X CH 92 1-1 2-3 3-H 1B	5	2	5	3	1	0	0
47 Enmanuel Valdez, L (1, 4) OBP: 0.295, SLG: 0.426		F FF 93 B CH 87 B CH 86 X FF 92 2-1 ① ② G1-6-3 1-2f		C FF 92 S FC 88 B FF 94 B FF 94 F FC 89 X KC 78 2-2 12 1B 99 SF7 1-3 2B	C SI 94 F SL 83 S SL 84 0-3 ① K		T FF 95 C FF 95 S FF 94 0-3 ① K	F SI 97 X KC 84 0-1 1-3 1B	B SI 97 F SI 97 B SI 97 X SI 97 2-1 ③ F7	6	1	2	0	0	2	6
12 Connor Wong, R (1, 2) OBP: 0.309, SLG: 0.420		C SL 86 X SL 87 0-1 1B		B FF 96 B SL 87 X FF 94 2-0 11 1B 2 E 2-3 3-H 1B	B FF 99 C FS 92 B ST 83 B FF 98 X FF 98 3-1 ② F9 1-2 2-3		C ST 84 C FF 94 B CH 86 D CH 87 B FF 94 X FF 95 3-2 ② F9	C KC 84 S SL 87 S SL 88 0-3 ③ K		5	1	2	1	0	1	5
Inning Stats	R: 2 E: 0 K: 1 S: 17 H: 3 LOB: 1 BB: 0 P: 26	R: 0 E: 0 K: 0 S: 10 H: 2 LOB: 1 BB: 0 P: 15	R: 0 E: 1 K: 2 S: 15 H: 1 LOB: 2 BB: 0 P: 22	R: 4 E: 1 K: 0 S: 16 H: 3 LOB: 1 BB: 1 P: 29	R: 0 E: 0 K: 1 S: 11 H: 2 LOB: 2 BB: 0 P: 17	R: 0 E: 0 K: 1 S: 11 H: 0 LOB: 0 BB: 0 P: 15	R: 3 E: 0 K: 1 S: 22 H: 6 LOB: 3 BB: 0 P: 33	R: 0 E: 0 K: 2 S: 13 H: 2 LOB: 2 BB: 0 P: 15	R: 3 E: 0 K: 0 S: 20 H: 4 LOB: 2 BB: 1 P: 32	1B: 18 2B: 4 3B: 0 HR: 1 SF: 1 SAC: 0 DP: 1 HBP: 0						

PITCHER		IP	WLS	BF	H	R	ER	SO	BB	IBB	HBP	BLK	WP	HR	S	P	ERA	WHIP
15 Jack Flaherty, R ERA: 4.98	(1, 1)	3.1		19	8	5	4	3	1	0	0	0	0	1	52	82	10.80	2.700
58 Cionel Pérez, L ERA: 3.33	(4, 1)	1.0		7	3	1	0	1	0	0	0	0	0	0	13	18	0.00	3.000
14 Shintaro Fujinami, R ERA: 7.15	(5, 1)	1.2	W	5	0	0	0	1	0	0	0	0	0	0	15	24	0.00	0.000
66 Jacob Webb, R ERA: 3.88	(7, 1)	0.2		5	3	3	3	1	0	0	0	0	0	0	11	17	40.50	4.500
54 Danny Coulombe, L ERA: 2.42	(7, 1)	0.2		5	3	0	0	0	0	0	0	0	0	0	13	18	0.00	4.500

PITCHER		IP	WLS	BF	H	R	ER	SO	BB	IBB	HBP	BLK	WP	HR	S	P	ERA	WHIP
73 Jorge López, R ERA: 6.08	(8, 1)	0.2	H	4	2	0	0	2	0	0	0	0	0	0	11	13	0.00	3.000
78 Yennier Cano, R ERA: 2.04	(9, 1)	1.0		8	4	3	3	0	1	0	0	0	0	0	20	32	27.00	5.000

BOTTOM

Baltimore Orioles @ Boston Red Sox

Fenway Park, Boston, MA

Sat Sep 09 2023, 5:43 PM - 9:22 PM EDT

Att. 34,615 - Cloudy - 72 F

livebaseballscorecards.com

AB	50
R	12
H	23
RBI	11
BB	2
SO	8
LOB	27

Batter	1	2	3	4	5	6	7	8	9	AB	R	H	RBI	BB	SO	LOB
35 Adley Rutschman, S (1, 2) OBP: 0.367, SLG: 0.424	F FF 95 B CH 86 F CH 85 B FF 95 F SI 94 S SL 85 2-3 K ①	B SL 88 C SI 96 B SL 87 B CH 86 X CH 86 3-1 F8 ③			F SL 82 B FF 96 C SI 95 B CH 88 X CH 87 2-2 2B			C ST 78 B SI 95 X CH 83 1-1 F7 ①		4	0	1	0	0	1	2
2 Gunnar Henderson, L (1, 6) OBP: 0.326, SLG: 0.484	B CH 86 X FF 95 1-0 G3 ②		C SL 82 X SL 85 0-1 32 G4-6-3 1B		F CH 86 B FF 96 S FF 95 F FF 95 F SL 86 B SI 96 B CH 88 F FF 96 F SI 96 3-2 P6 ③			S SI 93 T SI 94 F SI 94 B CH 85 F SI 95 S ST 79 1-3 K ②		4	0	1	0	0	1	2
25 Anthony Santander, S (1, 10) OBP: 0.334, SLG: 0.491	C FF 96 F CH 87 F FF 94 B SL 86 B CH 87 B CH 85 F SI 93 F SI 95 X FF 95 3-2 P4 ③		B FF 95 C SI 95 X SI 96 1-1 F8 ①			C SI 97 F SL 88 F FF 96 C CH 93 0-3 K ①		F SI 93 T SI 94 B ST 77 X SI 95 1-2 P5 ③		4	0	0	0	0	1	2
32 Ryan O'Hearn, L (1, 3) OBP: 0.337, SLG: 0.505		C FF 95 B CH 88 B FF 95 X SI 95 2-1 31 1B 34 1B 1B	X SI 95 0-0 G4-6-3 ② ③ 1-2f			C SL 88 F CH 93 B FC 90 F FF 96 F CH 94 S SI 97 1-3 K ②			C FF 96 C FF 97 F FF 96 X CH 90 0-2 G4-3 ①	4	1	1	0	0	1	1
31 Cedric Mullins, L (1, 8) OBP: 0.324, SLG: 0.441		B CH 86 S CH 85 F FF 96 B FF 96 F FF 96 B CH 87 X FF 97 3-2 34 1B 21 S 12 3B 1-3 1B		C CH 86 B SI 94 F FF 96 X SL 86 1-2 G4-3 ①		F CH 94 B SI 98 F SL 88 F FF 96 B SL 86 B CH 94 S FC 90 3-3 K ③			S CH 90 X FF 96 0-1 F7 ②	4	1	1	0	0	1	0
21 Austin Hays, R (1, 7) OBP: 0.331, SLG: 0.458		B SI 96 F SI 96 S CH 86 B FF 95 1 SAFE F CH 85 D SL 86 S SL 86 3-3 K ① 1-2		C SI 85 S SL 85 B SI 96 F CH 87 B SI 95 S SL 86 2-3 K ②			B SI 94 T SI 94 F ST 78 F CH 83 B ST 80 S CH 84 2-3 K ①		T FF 97 S ST 83 B ST 83 C FF 96 1-3 K ③	4	0	0	0	0	4	2
34 Aaron Hicks, S (1, 9) OBP: 0.344, SLG: 0.401		B CH 86 F FF 96 X FF 96 1-1 12 3B 2-3 3-H 1B		C SI 96 F SL 86 B FF 95 B FF 96 X CH 87 2-2 G3-1 ③			S CH 84 B SI 95 B ST 79 X CH 84 2-1 F9 ②			3	1	1	1	0	0	0
12 Adam Frazier, L (1, 4) OBP: 0.303, SLG: 0.416		C SI 96 X FF 96 0-1 1-H 3-H 3B			C FF 94 B CH 87 B SI 94 B SL 83 X SI 95 3-1 1B ①		C CH 83 F SI 96 C SI 95 0-3 K ③			3	0	2	2	0	1	0
29 Ramón Urías, R (1, 5) OBP: 0.335, SLG: 0.385		X SI 97 0-0 L9 ②			B SL 80 B SL 82 F SI 95 F SI 95 T FF 96 2-2 K ②			B ST 76 C SI 94 B CH 83 B CH 82 B SI 94 4-1 BB		2	0	0	0	1	1	1
Inning Stats	R: 0 E: 0 K: 1 S: 11 H: 0 LOB: 0 BB: 0 P: 17	R: 3 E: 0 K: 1 S: 17 H: 4 LOB: 1 BB: 0 P: 29	R: 0 E: 0 K: 0 S: 5 H: 1 LOB: 0 BB: 0 P: 6	R: 0 E: 0 K: 1 S: 10 H: 0 LOB: 0 BB: 0 P: 15	R: 0 E: 0 K: 1 S: 15 H: 2 LOB: 1 BB: 0 P: 25	R: 0 E: 0 K: 3 S: 13 H: 0 LOB: 0 BB: 0 P: 17	R: 0 E: 0 K: 2 S: 9 H: 0 LOB: 0 BB: 0 P: 13	R: 0 E: 0 K: 1 S: 11 H: 0 LOB: 1 BB: 1 P: 18	R: 0 E: 0 K: 1 S: 9 H: 0 LOB: 0 BB: 0 P: 10	1B: 5 2B: 1 3B: 1 HR: 0	SF: 0 SAC: 0 DP: 1 HBP: 0	WP: 0 PB: 0 SB: 1 CS: 0	PA: 33			

PITCHER		IP	WLS	BF	H	R	ER	SO	BB	IBB	HBP	BLK	WP	HR	S	P	ERA	WHIP
66 Brayan Bello, R ERA: 3.68	(1, 1)	5.0	W	20	7	3	3	4	0	0	0	0	0	0	58	92	5.40	1.400
25 Josh Winckowski, R ERA: 2.88	(6, 1)	1.0	H	3	0	0	0	3	0	0	0	0	0	0	13	17	0.00	0.000
22 Garrett Whitlock, R ERA: 5.32	(7, 1)	2.0		7	0	0	0	3	1	0	0	0	0	0	20	31	0.00	0.500
73 Nick Robertson, R ERA: 6.46	(9, 1)	1.0		3	0	0	0	1	0	0	0	0	0	0	9	10	0.00	0.000

PITCHER	IP	WLS	BF	H	R	ER	SO	BB	IBB	HBP	BLK	WP	HR	S	P	ERA	WHIP

TOP

Baltimore Orioles @ Boston Red Sox

Fenway Park, Boston, MA

Sun Sep 10 2023, 2:19 PM - 6:36 PM EDT

Att. 31,295 - Rain - 73 F

livebaseballscorecards.com

AB	32
R	3
H	7
RBI	3
BB	1
SO	11
LOB	10

BOTTOM

Baltimore Orioles @ Boston Red Sox

Fenway Park, Boston, MA

Sun Sep 10 2023, 2:19 PM - 6:36 PM EDT

Att. 31,295 - Rain - 73 F

livebaseballscorecards.com

Batter	1	2	3	4	5	6	7	8	9	AB	R	H	RBI	BB	SO	LOB
43 Ceddanne Rafaela, R (1, 8) OBP: 0.409, SLG: 0.476	X FF 97 0-0 ① F9	C FF 98 F FF 98 F FF 97 C CH 85 0-3 ③ K		B FF 96 F FF 96 S CU 80 S CU 79 1-3 ① K		C SI 93 B CH 84 B SI 94 B SI 91 F SI 92 X CH 84 3-2 ① FC5-4 11 E 36 HR 1-2f		B FF 95 B FF 94 S FC 87 B FF 94 B FC 86 4-1 2 E 2 S BB		4	1	0	0	1	2	4
11 Rafael Devers, L (1, 5) OBP: 0.344, SLG: 0.503	C FF 97 S CH 86 S FF 98 0-3 ② K		C CU 80 S CH 84 B FF 98 B FF 98 B CH 84 B CH 84 4-2 2 1B 10 E BB	B FF 97 F FF 98 X FF 98 1-1 3-H 1B		B SI 93 X FC 83 1-0 E3 36 HR 1-3		B FF 92 C CH 85 S CH 84 B FF 92 F CH 84 X FF 94 2-2 ② L5		4	2	1	1	1	1	2
2 Justin Turner, R (1, 10) OBP: 0.355, SLG: 0.480	C FF 98 F FF 98 X ST 83 0-2 36 BB 1B		B FF 97 C FF 97 B CU 81 X FF 97 2-1 10 E 10 E 1-3 1B	F FF 97 B CU 81 C CU 80 D CU 79 F FF 96 X CH 83 2-2 ② F7		C SI 92 F SI 93 S SI 94 0-3 ② K		1 SAFE B FF 94 F FF 93 F FF 94 1 SAFE B FF 92 X FF 95 2-2 ③ L7 1-3		5	1	2	0	0	1	4
36 Triston Casas, L (1, 3) OBP: 0.365, SLG: 0.494	B FF 97 B CU 82 S FF 97 B CH 85 S FF 98 F FF 98 B FF 98 4-2 1-2 BB		B FF 97 S CH 84 S FF 97 F FF 97 F FF 97 X CH 83 1-2 ① P4	B CH 84 X FF 96 1-0 ③ L6		B SI 93 X FC 84 1-0 2-H 3-H HR				3	1	1	3	1	0	3
99 Alex Verdugo, L (1, 9) OBP: 0.338, SLG: 0.448	B FF 97 F FF 96 F FF 98 X CH 82 1-2 ③ F8		C CU 81 F CH 84 F FF 97 C FF 97 0-3 ② K		B FF 94 B CU 78 F FF 94 B FF 95 F FF 95 X FF 96 3-2 2B	C CU 76 X SI 92 0-1 ③ G3				4	0	1	0	0	1	4
10 Trevor Story, R (1, 6) OBP: 0.220, SLG: 0.288		C FF 95 F ST 83 T FF 98 0-2 ① K	C FF 97 F FF 97 F CU 80 X CU 82 0-2 E5 1-H 3-H		X CU 79 0-0 ① G6-3		X FC 85 0-0 ① G5-3			4	0	0	0	0	1	1
52 Wilyer Abreu, L (1, 7) OBP: 0.405, SLG: 0.526		C CU 81 X CH 84 0-1 17 HBP 1B	B FF 95 X CH 83 1-0 ③ G1-3		B FF 93 X FC 84 1-0 ② L8		C SI 91 B CU 78 C SI 92 B SI 92 B SI 93 S SI 93 3-3 ② K			4	0	1	0	0	1	2
17 Luis Urías, R (1, 4) OBP: 0.324, SLG: 0.300		C ST 81 C FF 96 F ST 81 B FF 96 H FF 98 2-2 1-2 HBP		B FF 95 X FF 94 1-0 3 3B 2B	B SI 93 C CH 84 C FF 93 B FC 84 F FF 93 X CH 84 2-2 ③ L6		C FC 86 C FF 92 B CH 86 C FC 85 1-3 ③ K			3	1	1	0	0	1	1
3 Reese McGuire, L (1, 2) OBP: 0.322, SLG: 0.384		C CU 80 B FF 97 F FF 97 B FF 97 F CH 83 S CH 84 2-3 ② K		X CH 84 0-0 11 1B 2-H 3B		B FC 80 C SI 92 B CU 78 B FC 84 H FC 82 4-1 43 FC5-4 HBP		C FF 95 C FF 94 X FC 88 0-2 ① G4-3		3	1	1	1	0	1	2
Inning Stats	R: 0 E: 0 K: 1 S: 13 H: 1 LOB: 2 BB: 1 P: 18	R: 0 E: 0 K: 3 S: 16 H: 1 LOB: 2 BB: 0 P: 20	R: 2 E: 1 K: 1 S: 18 H: 1 LOB: 1 BB: 1 P: 26	R: 2 E: 0 K: 1 S: 12 H: 3 LOB: 1 BB: 0 P: 18	R: 0 E: 0 K: 0 S: 9 H: 1 LOB: 1 BB: 0 P: 15	R: 3 E: 1 K: 1 S: 11 H: 1 LOB: 0 BB: 0 P: 20	R: 0 E: 0 K: 2 S: 7 H: 0 LOB: 0 BB: 0 P: 11	R: 0 E: 0 K: 0 S: 11 H: 0 LOB: 1 BB: 1 P: 19		1B: 4 2B: 2 3B: 1 HR: 1 SF: 0 SAC: 0 DP: 0 HBP: 2					

	AB	34
	R	7
	H	8
	RBI	5
	BB	3
	SO	9
	LOB	23

WP: 0 PB: 0 SB: 1 CS: 0 PA: 39

PITCHER		IP	WLS	BF	H	R	ER	SO	BB	IBB	HBP	BLK	WP	HR	S	P	ERA	WHIP
30 Grayson Rodriguez, R ERA: 4.88	(1, 1)	4.1	L	24	7	4	2	6	2	0	1	0	0	0	63	89	4.15	2.077
19 Cole Irvin, L ERA: 4.66	(5, 1)	2.2		11	1	3	0	3	0	0	1	0	0	1	23	39	0.00	0.375
52 Joey Krehbiel, R ERA: 1.8	(8, 1)	1.0		4	0	0	0	0	1	0	0	0	0	0	11	19	0.00	1.000

PITCHER	IP	WLS	BF	H	R	ER	SO	BB	IBB	HBP	BLK	WP	HR	S	P	ERA	WHIP

Batter	1	2	3	4	5	6	7	8	9	AB	R	H	RBI	BB	SO	LOB
26 DJ LeMahieu, R (1, 3) OBP: 0.319, SLG: 0.394	B FF 96 C FF 95 B FC 91 F FF 94 F ST 86 X FF 96 2-2 P4 ①		B FC 90 F FF 94 B FF 96 F FF 95 F ST 86 S SL 86 2-3 K ③			C FF 95 B SL 86 C CU 80 F FF 95 B SL 84 X ST 84 2-2 25 1B 1-3 2-H 2B	B SL 82 C SI 95 X SL 82 1-1 P3 ②			4	1	1	1	0	1	2
99 Aaron Judge, R (1, 9) OBP: 0.390, SLG: 0.592	S CU 81 S FC 90 S FF 96 0-3 K ②			B FC 90 X FF 94 1-0 F9 ①		C FF 95 F FF 95 D CU 82 F SL 85 X FF 96 1-2 F9 ①	B SL 84 B SL 85 B SI 95 C SI 95 F SI 95 T SI 94 3-2 K ③			4	0	0	0	0	2	3
25 Gleyber Torres, R (1, 4) OBP: 0.338, SLG: 0.461	F FF 96 C SL 85 S ST 85 0-3 K ③			C FF 95 B FF 96 S FF 95 B ST 86 T ST 85 2-2 K ②		X FF 96 0-0 11 FC4-6 27 BB 2-H 3-H 1B		F FF 94 0-0 P3 ①		4	0	1	2	0	2	0
27 Giancarlo Stanton, R (1, 10) OBP: 0.282, SLG: 0.438		C FF 95 S SL 85 B SL 86 B ST 85 B FC 90 S FF 97 3-3 K ①		C CU 81 B SL 88 C FF 95 S FF 95 1-3 K ③		B SL 75 B SL 85 B SL 88 C FF 95 B FF 95 4-1 11 FC4-6 1-2 BB		B ST 79 C FF 93 F SI 92 X ST 81 1-2 F4 ②		3	0	0	0	1	2	0
11 Anthony Volpe, R (1, 6) OBP: 0.289, SLG: 0.390		B FF 96 B CU 80 F FC 90 B FF 96 C SL 87 X FF 96 3-2 G6-3 ②			F FF 94 F FF 94 B SL 86 F FF 95 F CU 81 S FC 90 1-3 K ①	C SI 94 S SI 93 X SI 93 0-2 FC4-6 12 S 1-2f 2-3 ②		B ST 80 S FF 94 B FF 92 B ST 80 B SI 92 4-1 BB		3	0	0	0	1	1	2
12 Isiah Kiner-Falefa, R (1, 5) OBP: 0.307, SLG: 0.343		C FF 96 B FF 96 C ST 86 S ST 84 1-3 K ③			B FC 90 X FF 95 1-0 L9 ②	B SI 93 S SL 84 B SI 94 B SI 94 B SI 95 4-1 1-2 BB		F SI 93 F ST 79 1 SAFE F FF 93 F ST 80 X ST 80 0-2 G4-3 ③		3	0	0	0	1	1	1
90 Estevan Florial, L (1, 8)			B CU 80 C FF 95 C CU 80 B CU 82 S FF 96 2-3 K ①		X CU 81 0-0 G4-3 ③	B SI 96 X SL 84 1-0 F9 ③			B ST 80 F SI 92 S CH 88 S FF 94 1-3 K ①	4	0	0	0	0	2	3
80 Everson Pereira, R (1, 7) OBP: 0.239, SLG: 0.190			B FC 91 B SL 88 S FF 96 F FF 96 S ST 87 2-3 K ②			H FF 95 1-0 66 1B 26 2B HBP	C SI 94 S SL 84 B SL 84 X SI 94 1-2 G5-3 ①		F SI 92 F ST 81 B CH 87 B FF 93 F ST 80 B FF 95 F ST 80 F SI 92 S FF 92 3-3 K ②	3	1	0	0	0	2	0
66 Kyle Higashioka, R (1, 2) OBP: 0.275, SLG: 0.410			B FF 96 F FF 95 B SL 86 C FF 96 B CU 80 X FF 96 3-2 1B			F SL 87 X FF 93 0-1 26 2B 25 1B 1-2 1B	B SI 95 C SL 82 X SI 94 1-1 1B		C ST 80 B ST 80 B CH 87 B ST 79 C FF 93 S FF 93 3-3 K ③	4	1	3	0	0	1	0
Inning Stats	R: 0 E: 0 K: 2 S: 10 H: 0 LOB: 0 BB: 0 P: 12	R: 0 E: 0 K: 2 S: 9 H: 0 LOB: 0 BB: 0 P: 16	R: 0 E: 0 K: 3 S: 13 H: 1 LOB: 1 BB: 0 P: 22	R: 0 E: 0 K: 2 S: 7 H: 0 LOB: 0 BB: 0 P: 11	R: 0 E: 0 K: 1 S: 7 H: 0 LOB: 0 BB: 0 P: 9	R: 3 E: 0 K: 0 S: 17 H: 3 LOB: 3 BB: 2 P: 30	R: 0 E: 0 K: 1 S: 10 H: 1 LOB: 1 BB: 0 P: 16	R: 0 E: 0 K: 0 S: 10 H: 0 LOB: 1 BB: 1 P: 15	R: 0 E: 0 K: 3 S: 12 H: 0 LOB: 0 BB: 0 P: 19	1B: 4 2B: 1 3B: 0 HR: 0 SF: 0 SAC: 0 DP: 0 HBP: 1						

PITCHER		IP	WLS	BF	H	R	ER	SO	BB	IBB	HBP	BLK	WP	HR	S	P	ERA	WHIP
37 Nick Pivetta, R ERA: 4.56	(1, 1)	5.1	L	22	4	3	3	10	1	0	1	0	0	0	58	90	5.06	0.938
68 Mauricio Llovera, R ERA: 4.13	(6, 1)	1.2		7	1	0	0	1	1	0	0	0	0	0	15	26	0.00	1.200
46 John Schreiber, R ERA: 3.38	(8, 1)	2.0		7	0	0	0	3	1	0	0	0	0	0	22	34	0.00	0.500

PITCHER	IP	WLS	BF	H	R	ER	SO	BB	IBB	HBP	BLK	WP	HR	S	P	ERA	WHIP

TOP

New York Yankees @ Boston Red Sox

Fenway Park, Boston, MA

Tue Sep 12 2023, 1:38 PM - 4:22 PM EDT

Att. 30,029 - Cloudy - 74 F

livebaseballscorecards.com

AB	32
R	3
H	5
RBI	3
BB	3
SO	14
LOB	11

WP: 0	PA: 36		
PB: 0			
SB: 1			
CS: 0			

Batter	1	2	3	4	5	6	7	8	9	AB	R	H	RBI	BB	SO	LOB
99 Alex Verdugo, L (1, 9) OBP: 0.336, SLG: 0.445	B SI 95 B FC 85 X FF 93 2-0 G4-3 ①		C FF 94 B CU 80 B FC 85 X SI 93 2-1 F4 ③		X CH 91 0-0 11 G1-6-3 1-2 1B		C SI 96 B CH 90 F CH 87 F CH 88 S SI 95 1-3 K ③		X SI 97 0-0 G4-6-3 ② ③ 1-2f	5	0	1	0	0	1	3
11 Rafael Devers, L (1, 5) OBP: 0.343, SLG: 0.507	B FC 88 X SI 93 1-0 G4-3 ②			X FC 88 0-0 HR	B KC 81 X FF 96 1-0 G1-6-3 ② ③ 1-2f			X SI 95 0-0 P3 ①		4	1	1	1	0	0	2
2 Justin Turner, R (1, 10) OBP: 0.352, SLG: 0.476	C FF 95 C CU 80 B FF 95 X FF 94 1-2 G2-3 ③			F ST 81 F SI 93 F FF 94 X FC 84 0-2 L7 ①		C FF 95 X CH 88 0-1 G5-3 ①		C SI 94 S SI 96 S CH 85 0-3 K ②		4	0	0	0	0	1	0
36 Triston Casas, L (1, 3) OBP: 0.368, SLG: 0.499		B FC 88 C CH 87 X FF 95 1-1 1B		B CH 88 C FC 86 C FF 94 F SI 93 B CH 88 F ST 81 X CH 88 2-2 7 G4-3 52 WP 2B		B FF 96 B CH 86 S CH 88 S SI 96 F SI 95 C KC 81 2-3 K ②		B SI 95 B SI 95 S CH 88 X SI 96 2-1 1B		4	1	3	0	0	1	0
7 Masataka Yoshida, L (1, 7) OBP: 0.345, SLG: 0.455		C SI 94 B FC 88 F ST 82 C ST 80 1-3 K ①		X CH 86 0-0 G4-3 ② 2-3		B SI 96 C FF 95 B SL 87 B CH 91 S SI 96 B FF 95 4-2 52 1B BB		D SL 88 1 SAFE F SI 94 F CH 88 C SL 87 1-3 K ③		3	0	0	0	1	2	3
52 Wilyer Abreu, L (1, 8) OBP: 0.413, SLG: 0.512		B FF 95 F CH 87 C FC 87 B FF 94 X ST 80 2-2 L7 ②		B ST 83 B CH 88 B SI 94 C FF 94 C SI 93 B FF 94 4-2 3-H BB		S CH 90 C SI 96 X CH 90 0-2 1-3 1B			C SI 95 B SI 97 B SI 95 B SI 94 X SI 95 3-1 G3 ①	3	0	1	0	1	0	1
43 Ceddanne Rafaela, R (1, 6) OBP: 0.385, SLG: 0.417		B SI 94 S SI 94 F FF 94 F CU 80 B ST 82 F SI 94 S FF 95 2-3 K ③		F SI 96 F CH 90 X ST 83 0-2 F8 ③		C ST 83 B ST 82 S SI 96 F ST 83 F SI 97 F CH 91 F ST 83 S ST 82 1-3 K ③			B SI 94 S SL 87 B SI 96 F SI 94 B ST 83 B SL 87 4-2 3 BB BB BB	3	0	0	0	1	2	4
Enmanuel Valdez, L (1, 4) OBP: 0.294, SLG: 0.415 10 Trevor Story, R (9, PR) OBP: 0.220, SLG: 0.288			C ST 80 B CH 87 S FC 85 X CH 88 1-2 L6 ①		B KC 80 C SI 97 F FF 96 X CH 89 1-2 G6-3 ①		C CH 89 B CH 90 F SI 95 B CH 87 X CH 89 2-2 G3-1 ①		B SI 95 B SI 96 C SI 93 B SL 88 B SI 96 4-1 3 BB 1-2 BB	3 0	0 0	0 0	0 0	1 0	0 0	0 0
3 Reese McGuire, L (1, 2) OBP: 0.326, SLG: 0.383			C FF 94 F FC 86 B CU 80 F CU 81 S FF 94 1-3 K ②		C KC 81 X FF 97 0-1 99 1B 1B		B CH 89 C SI 95 X CH 90 1-1 G4-3 ②		B SI 97 B SI 97 C SI 97 B SL 89 B SI 97 4-1 99 G4-6-3 1-2 2-3 BB	3	0	1	0	1	1	0
Inning Stats	R: 0 E: 0 K: 0 S: 5 H: 0 LOB: 0 BB: 0 P: 9	R: 0 E: 0 K: 2 S: 13 H: 1 LOB: 1 BB: 0 P: 19	R: 0 E: 0 K: 1 S: 9 H: 0 LOB: 0 BB: 0 P: 13	R: 2 E: 0 K: 0 S: 16 H: 2 LOB: 1 BB: 1 P: 22	R: 0 E: 0 K: 0 S: 7 H: 2 LOB: 1 BB: 0 P: 9	R: 0 E: 0 K: 2 S: 19 H: 1 LOB: 2 BB: 1 P: 26	R: 0 E: 0 K: 1 S: 9 H: 0 LOB: 0 BB: 0 P: 13	R: 0 E: 0 K: 2 S: 9 H: 1 LOB: 1 BB: 0 P: 12	R: 0 E: 0 K: 0 S: 7 H: 0 LOB: 3 BB: 3 P: 22	1B: 5 2B: 1 3B: 0 HR: 1	SF: 0 SAC: 0 DP: 2 HBP: 0			WP: 1 PB: 0 SB: 0 CS: 0	PA: 37		

PITCHER	IP	WLS	BF	H	R	ER	SO	BB	IBB	HBP	BLK	WP	HR	S	P	ERA	WHIP
98 Randy Vásquez, R (1, 1) ERA: 2.67	3.2		15	3	2	2	3	1	0	0	0	1	1	40	60	4.91	1.091
76 Jhony Brito, R (4, 1) ERA: 4.69	2.1	W	10	3	0	0	2	1	0	0	0	0	0	29	38	0.00	1.714
41 Tommy Kahnle, R (7, 1) ERA: 2.37	1.0	H	3	0	0	0	1	0	0	0	0	0	0	9	13	0.00	0.000
58 Wandy Peralta, L (8, 1) ERA: 2.89	1.0	H	4	1	0	0	2	0	0	0	0	0	0	9	12	0.00	1.000
35 Clay Holmes, R (9, 1) ERA: 3.0	1.0	S	5	0	0	0	0	3	0	0	0	0	0	7	22	0.00	3.000

PITCHER	IP	WLS	BF	H	R	ER	SO	BB	IBB	HBP	BLK	WP	HR	S	P	ERA	WHIP

BOTTOM

New York Yankees @ Boston Red Sox

Fenway Park, Boston, MA

Tue Sep 12 2023, 1:38 PM - 4:22 PM EDT

Att. 30,029 - Cloudy - 74 F

livebaseballscorecards.com

AB	32
R	2
H	7
RBI	1
BB	5
SO	8
LOB	13

New York Yankees @ Boston Red Sox

Fenway Park, Boston, MA

Tue Sep 12 2023, 7:14 PM - 10:53 PM EDT

Att. 30,392 - Partly Cloudy - 74 F

TOP

livebaseballscorecards.com

Batter	1	2	3	4	5	6	7	8	9	AB	R	H	RBI	BB	SO	LOB
90 Estevan Florial, L (1, 8) OBP: 0.333, SLG: 0.143	B FF 93 F FC 90 B FS 83 B FC 90 B FF 94 4-1 25 1B 99 BB BB		B FF 92 S FF 92 C FF 93 S KC 79 1-3 ① K		F FF 92 B FS 80 B FF 92 C KC 79 F FF 94 F SL 80 F FC 88 F KC 80 B FC 88 3-2 X FF 94 1-H 1B		H CU 76 1-0 HBP		B SL 84 F FF 96 F FF 97 S CH 91 1-3 ① K 1-2	3	0	1	1	1	2	2
99 Aaron Judge, R (1, 10) OBP: 0.390, SLG: 0.587	B KC 80 B FC 89 B FC 90 F FF 94 B FC 90 4-1 25 1B 1-2 BB		B FC 88 B ST 82 S FC 87 B KC 79 F FC 87 C FF 94 3-3 ② K		S SI 97 F SL 87 X SL 87 0-2 ③ P4		C SL 83 C SL 84 F SL 83 D SL 85 S SL 85 1-3 ② K		0-0 28 CI 25 1B IBB	3	0	0	0	2	2	3
25 Gleyber Torres, R (1, 4) OBP: 0.341, SLG: 0.461	B FF 94 C ST 82 B SL 83 X FC 89 2-1 12 G6-3 1-2 2-3 1B		C KC 78 B SL 83 F ST 82 X FF 94 1-2 ③ L8			B SL 88 S SI 96 B SL 85 B SL 86 B SI 95 4-1 28 1B 61 FC5 BB	C SL 84 C SL 84 S SL 85 0-3 ③ K		X ST 83 0-0 28 CI 1-2 2-3 3-H 1B	4	1	2	1	1	1	2
28 Austin Wells, L (1, 2) OBP: 0.179, SLG: 0.160	S KC 80 B FC 91 B FF 94 S FC 89 C FF 95 2-3 ① K			B KC 76 X KC 77 1-0 ① P4		D SL 86 B CH 92 F SI 96 S SL 86 F SL 88 F CH 94 F SL 85 B SI 97 F SL 86 3-2 X SI 95 61 FC5 12 BB 1-3 1B		C FF 96 C FF 96 B FF 96 S FS 89 1-3 ① K	S CH 90 F CH 90 F FF 97 F CH 91 D CH 91 F FF 96 F FF 96 F CH 90 F ST 83 1-2 CI 1-2 2-3 3-H	4	0	1	1	0	2	3
12 Isiah Kiner-Falefa, R (1, 5) OBP: 0.308, SLG: 0.342	C ST 83 S ST 84 F FF 95 B SL 85 X FF 95 1-2 ②③ G6-3 1-2f			C FF 92 S ST 81 C FF 93 0-3 ② K		B SI 97 C SL 88 D SL 89 B SI 97 F SI 97 F FC 90 B SL 86 4-2 91 L5-4 61 FC5 1-2 BB		B SI 94 C SI 96 C FF 97 F FF 96 B FS 89 X FF 94 2-2 61 S 91 1B 1B	B ST 83 S ST 83 F ST 83 F FF 96 B ST 83 F ST 83 C ST 82 3-3 ② K	4	0	1	0	1	2	6
61 Jake Bauers, L (1, 3) OBP: 0.279, SLG: 0.413		C FF 93 B KC 78 C FF 93 X SL 82 1-2 1B		B KC 76 F FC 86 B FF 93 C FF 93 F FS 84 F FF 94 X FF 94 2-2 ③ G3		F SL 86 B SL 88 S SL 88 B FF 96 F CH 92 F SL 87 F SL 88 F SI 96 X SL 85 2-2 ① FC5 1-2 2-3f 3-H		C FF 95 C FF 96 S FS 88 0-3 ② K 1-2	F FF 96 S CH 90 F FF 95 S CH 91 0-3 ③ K	5	0	1	1	0	2	6
91 Oswald Peraza, R (1, 6) OBP: 0.277, SLG: 0.233		S FC 87 B FC 88 S SL 82 B SL 83 S FC 90 2-3 ① K			F FC 87 F KC 79 F ST 81 C FF 93 0-3 ① K	T SL 89 S SI 96 X SL 85 0-2 ②③ L5-4 2-2		C FC 92 C FF 97 B ST 87 B FF 97 F FC 93 B FF 97 X FC 93 3-2 ③ 2-H 1B		4	0	1	0	0	2	3
95 Oswaldo Cabrera, S (1, 9) OBP: 0.277, SLG: 0.302		B FF 93 S FF 94 F FF 94 X ST 82 1-2 ② F7		S KC 78 B FS 83 X FF 93 1-1 ② F8			C CU 77 X CU 77 0-1 2B		S FC 94 F FC 94 B SI 96 B FC 95 B SI 94 F FC 94 D FC 96 4-2 80 1B 25 1B BB	3	1	1	0	1	0	1
80 Everson Pereira, R (1, 7) OBP: 0.253, SLG: 0.197		B ST 80 F FF 93 B FC 89 S FC 87 F ST 82 B FF 94 S FC 88 3-3 ③ K		B ST 80 B KC 79 B FC 89 C FF 93 F FC 88 B FF 94 4-2 90 S 90 1B BB			B CU 76 S CU 76 B CU 77 S CU 77 C SI 91 2-3 ① K		F FC 94 B FC 94 B SI 94 1 SAFE B FC 93 X FC 94 3-1 25 1B 90 S 28 CI 1-3 1B	3	2	1	0	1	2	2

Inning Stats	1	2	3	4	5	6	7	8	9
	R: 0 E: 0 K: 1 S: 11 H: 1 LOB: 2 BB: 2 P: 24	R: 0 E: 0 K: 2 S: 13 H: 1 LOB: 1 BB: 0 P: 20	R: 0 E: 0 K: 2 S: 9 H: 0 LOB: 0 BB: 0 P: 14	R: 0 E: 0 K: 1 S: 9 H: 0 LOB: 0 BB: 0 P: 12	R: 1 E: 0 K: 1 S: 18 H: 1 LOB: 1 BB: 1 P: 26	R: 1 E: 0 K: 0 S: 21 H: 1 LOB: 1 BB: 2 P: 34	R: 0 E: 0 K: 3 S: 12 H: 1 LOB: 2 BB: 0 P: 16	R: 0 E: 0 K: 2 S: 14 H: 2 LOB: 2 BB: 0 P: 20	R: 2 E: 1 K: 3 S: 26 H: 2 LOB: 3 BB: 2 P: 38

1B: 8	SF: 0	WP: 0	PA: 42
2B: 2	SAC: 0	PB: 0	
3B: 0	DP: 2	SB: 3	
HR: 0	HBP: 1	CS: 0	

PITCHER		IP	WLS	BF	H	R	ER	SO	BB	IBB	HBP	BLK	WP	HR	S	P	ERA	WHIP
50 Kutter Crawford, R ERA: 4.26	(1, 1)	4.2		19	3	1	1	7	3	0	0	0	0	0	57	93	1.93	1.286
25 Josh Winckowski, R ERA: 2.95	(5, 1)	1.1	L	6	1	1	1	0	2	0	0	0	0	0	24	37	6.75	2.250
83 Brennan Bernardino, L ERA: 2.6	(7, 1)	0.1		3	1	0	0	1	0	0	1	0	0	0	5	8	0.00	3.000
56 Zack Weiss, R ERA: 5.63	(7, 1)	0.2		2	0	0	0	2	0	0	0	0	0	0	7	8	0.00	0.000
55 Chris Martin, R ERA: 1.14	(8, 1)	1.0		4	2	0	0	2	0	0	0	0	0	0	14	20	0.00	2.000

PITCHER		IP	WLS	BF	H	R	ER	SO	BB	IBB	HBP	BLK	WP	HR	S	P	ERA	WHIP
74 Kenley Jansen, R ERA: 3.63	(9, 1)	0.0		2	1	2	1	0	1	0	0	0	0	0	5	12	∞	∞
73 Nick Robertson, R ERA: 6.06	(9, 1)	1.0		6	1	0	0	3	0	1	0	0	0	0	21	26	0.00	1.000

AB	33
R	4
H	9
RBI	4
BB	7
SO	15
LOB	28

Batter	1	2	3	4	5	6	7	8	9	AB	R	H	RBI	BB	SO	LOB
43 Ceddanne Rafaela, R (1, 8) OBP: 0.387, SLG: 0.552	X FF 94 0-0 HR	B CH 88 B CU 82 C CU 82 F FF 98 F SL 88 S SL 89 2-3 ② K	B SL 86 C FF 97 X SL 87 1-1 ③ F8	B ST 80 C SI 91 B ST 82 F SI 91 X SI 92 2-2 52 G6-3 2B	C ST 78 B ST 81 S SI 94 F SI 94 X ST 81 1-2 ③ L4					5	1	2	1	0	1	5
30 Rob Refsnyder, R (1, 7) OBP: 0.364, SLG: 0.314 52 Wilyer Abreu, L (7, PH) OBP: 0.396, SLG: 0.488 (8, 7)	C FF 96 X FF 96 0-1 2B	X FF 97 0-0 F7 ③			B CU 82 C CU 81 B CU 82 X FF 97 2-1 ① P4		S FC 90 B FC 90 B FC 86 C CU 79 F FC 90 B FC 90 F FC 88 F FC 89 X FF 93 3-2 ① G6-3 2-3		C SI 90 S ST 80 B ST 80 B SI 92 B SI 90 C SI 90 3-3 ① K	3 2	0 0	1 0	0 0	0 0	0 1	2 1
2 Justin Turner, R (1, 10) OBP: 0.354, SLG: 0.475	B FF 96 F CU 80 F FF 97 F FF 97 D CH 88 B CH 88 B FF 96 4-2 BB		B FF 94 X FF 95 1-0 18 WP 1B		B CU 82 F CU 82 B FF 97 B FF 98 C FF 98 D SL 89 4-2 36 FC3-6 BB		C FC 89 X FC 89 0-1 ② P3		F SI 90 B ST 78 F CH 80 B SI 91 X ST 80 2-2 ② P3	3	0	1	0	2	0	1
36 Triston Casas, L (1, 3) OBP: 0.366, SLG: 0.494	B FF 96 C FF 95 D SL 89 F SL 86 F FF 97 F SL 84 S FF 96 2-3 ① K		D SL 84 C SL 87 C FF 96 S FF 96 1-3 ① K		B FF 97 F FF 96 F FF 98 B SL 91 X SL 88 2-2 ② FC3-6 1-2f		F FC 90 D FC 88 T FC 88 D FC 89 B FC 88 F FC 87 B FC 89 4-2 BB		C SI 90 X SI 90 0-1 ③ G6-3	4	0	0	0	1	2	4
18 Adam Duvall, R (1, 9) OBP: 0.317, SLG: 0.549	S SL 86 D CH 88 S FF 96 S FF 96 1-3 ② K		C SL 86 B SL 85 S CH 88 S FF 98 1-3 ② K 1-2		S CU 83 S FF 97 B FF 96 S SL 88 1-3 ③ K		B CU 79 F FC 90 F FC 88 B CU 78 B FC 88 F FC 90 S CU 78 3-3 ③ K			4	0	0	0	0	4	6
10 Trevor Story, R (1, 6) OBP: 0.221, SLG: 0.287	C CU 80 B FF 96 B FF 97 F FF 96 S FF 98 2-3 ③ K		C SL 88 S FF 96 F FF 97 F SL 88 B FF 97 S SL 87 1-3 ③ K			X SI 92 0-0 ① B1-3		X SI 94 0-0 19 WP 1B		4	0	1	0	0	2	3
19 Pablo Reyes, R (1, 4) OBP: 0.344, SLG: 0.403		B FF 93 B FF 96 B FF 95 B FF 94 4-0 17 1B BB		X FF 96 0-0 ① F8		B SI 91 C SI 92 B FC 89 B FC 87 B SI 92 4-1 17 S BB		B SI 94 1 SAFE B SI 94 F SI 93 B SI 94 X SI 93 3-1 ① G5-3 1-2		2	0	0	0	2	0	1
17 Luis Urías, R (1, 5) OBP: 0.331, SLG: 0.303 11 Rafael Devers, L (8, PH) OBP: 0.344, SLG: 0.507 (9, 5)		B CU 81 C FF 96 F FF 97 1 SAFE X FF 98 1-2 1-3 1B		B CU 81 S SL 86 B CH 87 F FF 95 B SL 88 B SL 85 4-2 BB		B SI 92 1 SAFE C SI 93 C SI 93 S SI 92 1-3 ② K 1-2		0-0 IBB	2 0	0 0	1 0	0 0	1 1	1 0	1 0
12 Connor Wong, R (1, 2) OBP: 0.306, SLG: 0.415		C CU 81 F FF 96 S SL 89 0-3 ① K		F FF 95 F SL 87 B FF 96 X SL 87 1-2 ② L6		C SI 92 F FC 87 B SI 93 F SI 93 F FC 88 B SI 94 F SI 94 X SI 93 2-2 ③ G1-3		B SI 94 S ST 80 C SI 94 S ST 81 1-3 ② K		4	0	0	0	0	2	6
Inning Stats	R: 1 H: 2 E: 0 LOB: 2 K: 3 BB: 1 S: 17 P: 26	R: 0 H: 1 E: 0 LOB: 2 K: 2 BB: 1 S: 11 P: 18	R: 0 H: 1 E: 0 LOB: 1 K: 3 BB: 0 S: 12 P: 16	R: 0 H: 0 E: 0 LOB: 1 K: 0 BB: 1 S: 8 P: 14	R: 0 H: 0 E: 0 LOB: 1 K: 1 BB: 1 S: 10 P: 19	R: 0 H: 0 E: 0 LOB: 1 K: 1 BB: 1 S: 11 P: 18	R: 0 H: 1 E: 0 LOB: 2 K: 1 BB: 1 S: 18 P: 30	R: 0 H: 1 E: 0 LOB: 2 K: 1 BB: 1 S: 10 P: 15	R: 0 H: 0 E: 0 LOB: 0 K: 1 BB: 0 S: 8 P: 13	1B: 3 SF: 0 2B: 2 SAC: 0 3B: 0 DP: 0 HR: 1 HBP: 0					WP: 2 PA: 40 PB: 0 SB: 1 CS: 0	

PITCHER		IP	WLS	BF	H	R	ER	SO	BB	IBB	HBP	BLK	WP	HR	S	P	ERA	WHIP
55 Carlos Rodón, L ERA: 6.14	(1, 1)	5.0	W	23	4	1	1	9	4	0	0	0	1	1	58	93	1.80	1.600
29 Zach McAllister, R ERA:	(6, 1)	1.0	H	5	1	0	0	1	1	0	0	0	0	0	14	23	0.00	2.000
54 Anthony Misiewicz, L ERA: 6.97	(7, 1)	1.0	H	4	0	0	0	1	1	0	0	0	0	0	15	25	0.00	1.000
50 Matt Bowman, R ERA:	(8, 1)	1.0	H	5	1	0	0	1	0	1	0	0	1	0	10	15	0.00	1.000
63 Nick Ramirez, L ERA: 2.7	(9, 1)	1.0	S	3	0	0	0	1	0	0	0	0	0	0	8	13	0.00	0.000

PITCHER	IP	WLS	BF	H	R	ER	SO	BB	IBB	HBP	BLK	WP	HR	S	P	ERA	WHIP

BOTTOM

New York Yankees @ Boston Red Sox

Fenway Park, Boston, MA

Tue Sep 12 2023, 7:14 PM - 10:53 PM EDT

Att. 30,392 - Partly Cloudy - 74 F

livebaseballscorecards.com

AB	33
R	1
H	6
RBI	1
BB	7
SO	13
LOB	30

Batter	1	2	3	4	5	6	7	8	9	AB	R	H	RBI	BB	SO	LOB
90 Estevan Florial, L (1, 8) OBP: 0.308, SLG: 0.182	S SI 94 B FS 89 B FS 88 X FF 95 2-1 1B		B SL 84 S FS 89 X FS 90 1-1 ② F7		X SL 84 0-0 ② FC3-6 99 S 1-2f 2-3		F CH 84 B ST 82 X CH 85 1-1 ③ G2-3			4	0	1	0	0	0	3
99 Aaron Judge, R (1, 10) OBP: 0.386, SLG: 0.579	B SL 86 C SL 85 B SL 86 B SI 95 F SI 94 X SL 85 3-2 ① F8		X SI 94 0-0 ③ G5-3		B SL 85 C SI 95 B SL 85 S SL 85 S SI 96 2-3 ③ K 1-2			S SI 94 X SI 95 0-1 ① G5-3		4	0	0	0	0	1	4
25 Gleyber Torres, R (1, 4) OBP: 0.342, SLG: 0.465	C SL 85 F SI 94 F SL 85 X SL 85 0-2 ② F8			F SI 93 B SL 84 B SL 83 F SI 95 B SI 95 X SI 94 3-2 2B		X SL 85 0-0 28 G4-3 61 FC3-2-5 2B		C ST 79 B SI 97 B ST 79 C SI 94 F SI 96 F SI 96 S ST 80 2-3 ② K		4	0	2	0	0	1	1
28 Austin Wells, L (1, 2) OBP: 0.156, SLG: 0.138	C SL 84 F FC 89 X FS 88 0-2 ③ L6			S SL 85 B SL 85 S FC 91 S SL 85 1-3 ① K		C SL 84 B FS 88 S FC 88 B SL 83 X SL 83 2-2 ① G4-3 2-3		B SI 96 B ST 78 F SI 95 F CH 82 B SI 95 F SI 96 F SI 95 X CH 84 3-2 ③ G3-1		4	0	0	0	0	1	3
11 Anthony Volpe, R (1, 6) OBP: 0.289, SLG: 0.387		C SL 85 S SL 84 B SL 85 F SL 84 F SI 95 F SL 85 B SL 85 S SL 84 2-3 ① K		B SL 85 B SI 95 F SL 85 F SL 84 F SI 95 X SI 96 2-2 ② G6-3		S SL 85 B SL 87 S SL 86 B SL 86 B SL 86 B SL 86 4-2 61 FC3-2-5 BB			C SI 94 B SI 95 X FC 94 1-1 ① G6-3	3	0	0	0	1	1	1
61 Jake Bauers, L (1, 3) OBP: 0.275, SLG: 0.405		C SL 85 B FS 88 S SL 83 S SL 84 1-3 ② K		B FS 90 C SL 84 C FC 88 B SL 83 B FS 89 F FC 88 S SL 84 3-3 ③ K		X SL 85 0-0 ② FC3-2-5 1-2 3-H			C FF 97 B FF 96 F FF 97 F FC 93 B FS 89 X FF 96 2-2 ② G4-3	4	0	0	0	0	2	3
91 Oswald Peraza, R (1, 5) OBP: 0.284, SLG: 0.242		B SI 94 B SI 94 F SI 95 B SL 84 X SI 95 3-1 ③ G5-3			X SL 86 0-0 90 FC3-6 95 BB 1B	S SL 86 B SL 87 B SI 96 X SI 96 2-1 ③ G1-3			F SI 95 S FF 96 B FF 96 X FF 97 1-2 95 1B 1B	4	0	2	0	0	0	2
95 Oswaldo Cabrera, S (1, 9) OBP: 0.284, SLG: 0.304			S SL 84 B FC 88 S FS 89 B SL 84 B SL 83 B SL 84 4-2 BB		B FC 86 B SL 84 B FF 94 C SI 92 B SI 92 4-1 90 FC3-6 1-2 BB		C SI 94 X CH 84 0-1 ① P6		C FC 91 F FC 93 B FS 89 F FF 95 D FS 88 X FF 96 2-2 1-3 1B	2	0	1	0	2	0	0
80 Everson Pereira, R (1, 7) OBP: 0.241, SLG: 0.186			B SI 93 C SI 95 F SL 85 C SI 95 1-3 ① K		C SI 94 B SL 84 S SL 85 D SL 85 C SI 94 2-3 ① K		S SI 95 X ST 80 0-1 ② G6-3		X SI 95 0-0 ③ G4-3	4	0	0	0	0	2	5
Inning Stats	R: 0 E: 0 K: 0 S: 12 H: 1 LOB: 1 BB: 0 P: 17	R: 0 E: 0 K: 2 S: 11 H: 0 LOB: 0 BB: 0 P: 17	R: 0 E: 0 K: 1 S: 8 H: 0 LOB: 1 BB: 1 P: 14	R: 0 E: 0 K: 2 S: 14 H: 1 LOB: 1 BB: 0 P: 23	R: 0 E: 0 K: 2 S: 9 H: 1 LOB: 2 BB: 1 P: 17	R: 0 E: 0 K: 0 S: 9 H: 1 LOB: 2 BB: 1 P: 17	R: 0 E: 0 K: 0 S: 6 H: 0 LOB: 0 BB: 0 P: 7	R: 0 E: 0 K: 1 S: 12 H: 0 LOB: 0 BB: 0 P: 17	R: 0 E: 0 K: 0 S: 14 H: 2 LOB: 2 BB: 0 P: 20	1B: 4 2B: 2 3B: 0 HR: 0 SF: 0 SAC: 0 DP: 0 HBP: 0						WP: 0 PB: 0 SB: 1 CS: 0 PA: 36

TOP

New York Yankees @ Boston Red Sox

Fenway Park, Boston, MA

Thu Sep 14 2023, 1:37 PM - 4:25 PM EDT

Att. 30,228 - Sunny - 75 F

livebaseballscorecards.com

AB	33
R	0
H	6
RBI	0
BB	3
SO	8
LOB	22

PITCHER		IP	WLS	BF	H	R	ER	SO	BB	IBB	HBP	BLK	WP	HR	S	P	ERA	WHIP
89 Tanner Houck, R ERA: 4.94	(1, 1)	6.0	W	25	4	0	0	7	3	0	0	0	0	0	63	105	0.00	1.167
22 Garrett Whitlock, R ERA: 5.16	(7, 1)	2.0	H	6	0	0	0	1	0	0	0	0	0	0	18	24	0.00	0.000
55 Chris Martin, R ERA: 1.12	(9, 1)	1.0		5	2	0	0	0	0	0	0	0	0	0	14	20	0.00	2.000

PITCHER	IP	WLS	BF	H	R	ER	SO	BB	IBB	HBP	BLK	WP	HR	S	P	ERA	WHIP

BOTTOM

New York Yankees @ Boston Red Sox

Fenway Park, Boston, MA

Thu Sep 14 2023, 1:37 PM - 4:25 PM EDT

Att. 30,228 - Sunny - 75 F

Batter	1	2	3	4	5	6	7	8	9	AB	R	H	RBI	BB	SO	LOB
43 Ceddanne Rafaela, R (1, 8) OBP: 0.400, SLG: 0.667	K		2B		K		HR			4	1	2	1	0	2	0
11 Rafael Devers, L (1, 5) OBP: 0.345, SLG: 0.506	1B		BB		K		G5-3			3	1	1	0	1	1	0
2 Justin Turner, R (1, 10) OBP: 0.354, SLG: 0.473	1B		L5-4		G5-3			G5-3		4	0	1	0	0	0	2
36 Triston Casas, L (1, 3) OBP: 0.365, SLG: 0.492	K		1B			G1-3		G4-3		4	0	1	0	0	1	2
52 Wilyer Abreu, L (1, 7) OBP: 0.423, SLG: 0.511	1B		K			1B		1B		4	1	3	1	0	1	2
18 Adam Duvall, R (1, 9) OBP: 0.316, SLG: 0.543	F9			K		K		BB		3	1	0	0	1	2	3
10 Trevor Story, R (1, 6) OBP: 0.222, SLG: 0.313		E5		F7				HR		4	1	1	3	0	1	1
17 Luis Urías, R (1, 4) OBP: 0.329, SLG: 0.310		G5-4-3		2B			K	K		4	0	1	0	0	2	1
12 Connor Wong, R (1, 2) OBP: 0.303, SLG: 0.411		K		K			G5-3			3	0	0	0	0	2	1
Inning Stats	R: 1 E: 0 K: 2 S: 16 H: 3 LOB: 2 BB: 0 P: 24	R: 0 E: 1 K: 1 S: 7 H: 0 LOB: 0 BB: 0 P: 12	R: 0 E: 0 K: 1 S: 13 H: 2 LOB: 2 BB: 1 P: 22	R: 0 E: 0 K: 2 S: 12 H: 1 LOB: 1 BB: 0 P: 19	R: 0 E: 0 K: 2 S: 13 H: 0 LOB: 0 BB: 0 P: 15	R: 0 E: 0 K: 2 S: 10 H: 1 LOB: 1 BB: 0 P: 15	R: 1 E: 0 K: 1 S: 10 H: 1 LOB: 0 BB: 0 P: 16	R: 3 E: 0 K: 1 S: 18 H: 2 LOB: 0 BB: 1 P: 32		1B: 6 2B: 3 3B: 0 HR: 2 SF: 0 SAC: 0 DP: 2 HBP: 0						

livebaseballscorecards.com

AB	33
R	5
H	10
RBI	5
BB	2
SO	12
LOB	12

WP: 0 PA: 35
PB: 0
SB: 1
CS: 0

PITCHER		IP	WLS	BF	H	R	ER	SO	BB	IBB	HBP	BLK	WP	HR	S	P	ERA	WHIP
34 Michael King, R ERA: 2.77	(1, 1)	4.2	L	20	6	1	1	8	1	0	0	0	0	0	56	87	1.93	1.500
85 Greg Weissert, R ERA: 5.4	(5, 1)	2.1		9	2	1	1	3	0	0	0	0	0	1	25	36	3.86	0.857
Matt Bowman, R ERA: 13.5	(8, 1)	1.0		6	2	3	3	1	1	0	0	0	0	1	18	32	27.00	3.000

PITCHER		IP	WLS	BF	H	R	ER	SO	BB	IBB	HBP	BLK	WP	HR	S	P	ERA	WHIP

New York Yankees @ Boston Red Sox

Fenway Park, Boston, MA

Thu Sep 14 2023, 7:16 PM - 10:27 PM EDT

Att. 35,507 - Clear - 70 F

TOP

livebaseballscorecards.com

Batter	1	2	3	4	5	6	7	8	9	AB	R	H	RBI	BB	SO	LOB
26 DJ LeMahieu, R (1, 3) OBP: 0.322, SLG: 0.398	C FF 96 S ST 83 F ST 84 S FF 97 0-3 K	F SI 90 B CU 77 S CU 77 B CU 77 X CU 76 2-2 99 HR 1B 1-2 2-3 3-H		F FF 94 C SL 84 F FF 94 X SL 84 0-2 G6-3		B SI 91 C FF 91 B CH 82 B SI 92 C SI 89 X SI 90 3-2 99 G5-4-3 1B		C SL 82 B SL 84 X SL 82 1-1 1-3 2-H 2B		5	1	3	2	0	1	1
99 Aaron Judge, R (1, 10) OBP: 0.392, SLG: 0.588	B ST 83 B ST 84 B FF 98 F FF 96 B FF 97 4-1 BB	B CU 77 B CU 76 X SI 89 2-0 1-H 2-H 3-H HR		B FF 95 C FF 94 B FF 95 F SL 86 B SL 84 F SL 84 B SL 84 4-2 25 FC5 BB		B SI 92 C ST 80 B FC 88 S ST 79 X SI 92 2-2 G5-4-3 1-2f		0-0 IBB		2	1	1	4	3	0	1
25 Gleyber Torres, R (1, 4) OBP: 0.340, SLG: 0.462	C ST 82 S FF 97 X ST 83 0-2 F8	B SI 91 F SI 90 C CU 77 X CU 76 1-2 27 BB 1B		B SL 85 B SL 84 X FF 94 2-0 FC5 1-2 2-3f			B CH 81 B FC 86 X SI 89 2-0 F9	B SL 83 B SL 84 F SI 94 B SL 84 C SI 96 X SI 95 3-2 F9		5	0	1	0	0	0	6
27 Giancarlo Stanton, R (1, 7) OBP: 0.281, SLG: 0.435 12 Isiah Kiner-Falefa, R (7, 7) OBP: 0.307, SLG: 0.341	C FF 98 C ST 84 X ST 84 0-2 P4	B SI 89 C SI 88 F SI 89 B CU 76 B CU 77 B SI 90 4-2 1-2 BB		C SL 84 B FF 95 B SL 84 T FF 94 X SL 85 2-2 F9			B ST 80 B SI 90 F FC 85 C SI 89 F FC 88 X ST 80 2-2 L5 X ST 80 0-0 G3-1		F FF 93 B ST 81 C SI 92 F ST 81 F FF 93 B SI 93 X ST 81 2-2 G6-3 C ST 81 B CH 89 B FF 93 C ST 80 H ST 81 3-2 91 HR HBP	3 1	0 0	0 0	1 0	0 0	3 0
90 Estevan Florial, L (1, 8) OBP: 0.333, SLG: 0.200		91 2B 26 1B 1B G4-3			B ST 79 S FC 86 C SI 91 X ST 81 1-2 P6					4	2	1	0	0	0	2
11 Anthony Volpe, R (1, 6) OBP: 0.290, SLG: 0.389		F SI 88 S SI 89 B CU 75 1 SAFE X CU 76 1-2 F8 B SL 84 F SL 83 X FF 94 1-1 L7			B CH 82 X CH 84 1-0 2B			B SI 95 C SL 83 B SL 82 C SI 95 B SL 83 X SL 81 3-2 95 1B 26 2B 1B	C SI 92 B FF 92 F ST 80 1 SAFE S ST 81 1-3 K	5	1	2	0	0	1	2
91 Oswald Peraza, R (1, 5) OBP: 0.288, SLG: 0.280		F CU 77 1 SAFE F SI 90 D CU 77 B SI 90 X SI 90 2-2 26 1B 99 HR 1-3 2B C FF 94 F FF 94 X SL 82 0-2 P3			T SI 91 C FC 86 B ST 80 B FF 91 C ST 80 2-3 K			L SI 93 X SL 81 0-1 F8 X ST 81 0-0 1-H HR	5	2	2	2	0	1	2
95 Oswaldo Cabrera, S (1, 9) OBP: 0.286, SLG: 0.303		B SI 91 B CU 77 B CU 77 B SI 90 4-0 26 1B 99 HR BB C SL 82 C FF 94 F SL 82 X FF 94 0-2 L4			B SI 92 X FC 87 1-0 F9			1 SAFE C SI 94 B SI 94 F SL 83 B SI 96 F SL 83 X SI 94 2-2 26 2B 1-2 1B F ST 81 F FF 94 B FF 93 F CH 88 S ST 81 1-3 K	4	1	1	0	1	1	1
66 Kyle Higashioka, R (1, 2) OBP: 0.274, SLG: 0.411		C CU 77 S CU 77 S CU 78 0-3 K		C FF 93 B SL 84 S SL 84 B SL 84 X SL 84 2-2 25 FC5 2B		B ST 77 F FC 85 C SI 90 F SI 91 F ST 81 F FF 91 B CH 83 S ST 79 2-3 K		B SL 82 B SL 82 C SI 95 B SL 82 X SI 95 3-1 L5		4	0	1	0	0	2	5
Inning Stats	R: 0 E: 0 K: 1 S: 11 H: 0 LOB: 1 BB: 1 P: 15	R: 5 E: 0 K: 1 S: 22 H: 5 LOB: 2 BB: 2 P: 38	R: 0 E: 0 K: 0 S: 9 H: 0 LOB: 0 BB: 0 P: 10	R: 0 E: 0 K: 0 S: 14 H: 1 LOB: 2 BB: 1 P: 24	R: 0 E: 0 K: 1 S: 8 H: 1 LOB: 1 BB: 0 P: 13	R: 0 E: 0 K: 1 S: 12 H: 1 LOB: 0 BB: 0 P: 19	R: 0 E: 0 K: 0 S: 6 H: 0 LOB: 0 BB: 0 P: 10	R: 1 E: 0 K: 0 S: 16 H: 3 LOB: 3 BB: 1 P: 28	R: 2 E: 0 K: 2 S: 15 H: 1 LOB: 0 BB: 0 P: 22	1B: 6 2B: 4 3B: 0 HR: 2 SF: 0 SAC: 0 DP: 1 HBP: 1						

AB	38
R	8
H	12
RBI	8
BB	5
SO	6
LOB	23

WP: 0 PB: 0 SB: 0 CS: 0 PA: 44

PITCHER		IP	WLS	BF	H	R	ER	SO	BB	IBB	HBP	BLK	WP	HR	S	P	ERA	WHIP
73 Nick Robertson, R ERA: 5.71	(1, 1)	1.0		4	0	0	0	1	1	0	0	0	0	0	11	15	0.00	1.000
83 Brennan Bernardino, L ERA: 3.52	(2, 1)	1.0		10	5	5	5	1	2	0	0	0	0	1	22	38	45.00	7.000
56 Zack Weiss, R ERA: 4.5	(3, 1)	2.0		8	1	0	0	0	1	0	0	0	0	0	23	34	0.00	1.000
75 Brandon Walter, L ERA: 6.26	(5, 1)	3.0		10	2	0	0	2	0	0	0	0	0	0	26	42	0.00	0.667
68 Mauricio Llovera, R ERA: 4.3	(8, 1)	1.0	L	7	3	1	1	0	0	1	0	0	0	0	16	28	9.00	3.000

PITCHER		IP	WLS	BF	H	R	ER	SO	BB	IBB	HBP	BLK	WP	HR	S	P	ERA	WHIP
46 John Schreiber, R ERA: 3.73	(9, 1)	1.0		5	1	2	2	2	0	0	1	0	0	1	15	22	18.00	1.000

Batter	1	2	3	4	5	6	7	8	9	AB	R	H	RBI	BB	SO	LOB
43 Ceddanne Rafaela, R (1, 6) OBP: 0.400, SLG: 0.632	S FC 91 S ST 87 F KC 83 X KC 83 0-2 99 E 11 1B 1B	F SI 95 F FC 92 X SI 93 0-2 ②③ G4-3 1-2f			X ST 86 0-0 ① F7		F FC 86 B SI 91 S SI 92 F FC 88 F SI 92 B SI 92 F FC 88 X FC 88 2-2 99 FC4-6 36 G5-3 11 1B 1B		S CH 88 S CH 88 S CH 88 0-3 ② K	5	2	2	0	0	1	2
11 Rafael Devers, L (1, 10) OBP: 0.351, SLG: 0.514	1 SAFE B FC 90 T ST 86 X FC 91 1-1 99 FC3-6 1B 1-2		X ST 85 0-0 HR		F SI 91 B FC 90 H KC 84 2-1 99 FC3-6 HBP 1-2		C CH 86 D SL 88 D SL 89 X SI 96 2-1 99 FC4-6 1B 1-2		C CH 86 B SI 95 B CH 89 B SI 93 B CH 87 4-1 BB	3	1	3	1	1	0	0
99 Alex Verdugo, L (1, 9) OBP: 0.333, SLG: 0.441	F FC 92 X SI 92 0-1 ① FC3-6 36 BB 52 1B 1-2f 2-H		B CH 88 S FC 91 S KC 84 B KC 84 F KC 83 F FC 90 F FC 90 B KC 84 X FC 92 3-2 ① F7		X FC 92 0-0 ② FC3-6 36 E 1-2f 2-3		B SI 95 F SI 96 L CH 87 F SI 96 F CH 88 D SL 89 X SI 96 2-2 ① FC4-6 36 G5-3 1-2f 2-3		B CH 87 F SI 93 F CH 87 F CH 86 C SI 94 1-3 ③ K	5	1	0	0	0	1	6
36 Triston Casas, L (1, 3) OBP: 0.367, SLG: 0.490	B KC 82 B FC 91 B ST 85 C FC 92 B ST 86 4-1 52 1B BB 1-2		B SI 90 B ST 85 B FC 90 C SI 91 S ST 87 B KC 83 4-2 7 G6-3 BB		C KC 83 X FC 90 0-1 E6 1-2 3-H		X CH 89 0-0 ② G5-3 1-2 3-H			2	0	0	1	2	0	2
7 Masataka Yoshida, L (1, 7) OBP: 0.342, SLG: 0.451	B FC 91 X FC 92 1-0 ② L4		C ST 86 B SI 93 X FC 93 1-1 ②③ G6-3 1-2f		X KC 84 0-0 ③ G4-3		F SI 96 X SI 96 0-1 ③ G3-1			4	0	0	0	0	0	6
52 Wilyer Abreu, L (1, 8) OBP: 0.436, SLG: 0.510 30 Rob Refsnyder, R (8, PH) OBP: 0.363, SLG: 0.312 (9, 8)	C ST 86 C KC 84 B FC 92 B FC 91 X SI 93 2-2 1-2 2-H 1B			B SI 92 B ST 84 B SI 92 C FC 91 B ST 86 4-1 19 G5-4-3 BB		B ST 84 C ST 86 F SI 90 B KC 84 X FC 91 2-2 ① P5		F CH 87 X SI 93 0-1 ① F8		2 1	0 0	1 0	1 0	1 0	0 0	0 0
19 Pablo Reyes, R (1, 4) OBP: 0.342, SLG: 0.399	C SI 93 F SI 93 B FC 91 S ST 85 1-3 ③ K			B FC 90 1 SAFE F SI 93 C FC 92 X SI 92 1-2 ①② G5-4-3 1-2f		F SI 92 C SI 90 X KC 84 0-2 3 G4-3 1B		B SI 94 C CH 86 B CH 88 F CH 88 F SI 94 S CH 88 2-3 ② K		4	0	1	0	0	2	3
3 Reese McGuire, L (1, 2) OBP: 0.324, SLG: 0.380		X FC 92 0-0 43 G4-3 1B		C ST 86 F KC 84 F FC 90 B KC 83 F KC 84 B SI 90 B FC 90 C FC 91 3-3 ③ K		F SI 89 F SI 90 X CH 82 0-2 ② G4-3 1-2		C CH 88 X CH 87 0-1 ③ G4-3		4	0	1	0	0	1	1
17 Luis Urías, R (1, 5) OBP: 0.327, SLG: 0.308		B SI 92 S SI 93 S FC 94 C SI 94 1-3 ① K			C FC 91 X SI 91 0-1 99 FC3-6 36 E 11 HBP 1B		C SI 91 S FC 87 B SI 92 F FC 89 F SI 92 F SI 92 S FC 89 1-3 ③ K		C SI 93 B CH 87 B CH 89 B SI 95 C SI 94 S SI 94 3-3 ① K	4	1	1	0	0	3	2
Inning Stats	R: 2 E: 1 K: 1 S: 16 H: 3 LOB: 2 BB: 1 P: 25	R: 0 E: 0 K: 1 S: 7 H: 1 LOB: 0 BB: 0 P: 8	R: 1 E: 0 K: 0 S: 11 H: 1 LOB: 0 BB: 1 P: 19	R: 0 E: 0 K: 1 S: 10 H: 0 LOB: 0 BB: 1 P: 18	R: 1 E: 1 K: 0 S: 8 H: 1 LOB: 2 BB: 0 P: 10	R: 0 E: 0 K: 1 S: 15 H: 1 LOB: 1 BB: 0 P: 18	R: 1 E: 0 K: 0 S: 16 H: 2 LOB: 1 BB: 0 P: 22	R: 0 E: 0 K: 1 S: 8 H: 0 LOB: 0 BB: 0 P: 10	R: 0 E: 0 K: 3 S: 11 H: 0 LOB: 1 BB: 1 P: 19	1B: 8 2B: 0 3B: 0 HR: 1 SF: 0 SAC: 0 DP: 3 HBP: 1						

PITCHER		IP	WLS	BF	H	R	ER	SO	BB	IBB	HBP	BLK	WP	HR	S	P	ERA	WHIP
36 Clarke Schmidt, R ERA: 4.56	(1, 1)	5.1		25	7	4	3	3	3	0	1	0	0	1	58	88	5.06	1.875
29 Zach McAllister, R ERA: 5.4	(6, 1)	0.2	H	3	1	1	1	1	0	0	0	0	0	0	15	18	13.50	1.500
58 Wandy Peralta, L ERA: 2.83	(7, 1)	1.0	W	4	1	0	0	0	0	0	0	0	0	0	10	14	0.00	1.000
41 Tommy Kahnle, R ERA: 2.25	(8, 1)	2.0	S	7	0	0	0	4	1	0	0	0	0	0	19	29	0.00	0.500

PITCHER	IP	WLS	BF	H	R	ER	SO	BB	IBB	HBP	BLK	WP	HR	S	P	ERA	WHIP

BOTTOM

New York Yankees @ Boston Red Sox

Fenway Park, Boston, MA

Thu Sep 14 2023, 7:16 PM - 10:27 PM EDT

Att. 35,507 - Clear - 70 F

livebaseballscorecards.com

AB	34
R	5
H	9
RBI	3
BB	4
SO	8
LOB	22

Batter	1	2	3	4	5	6	7	8	9	AB	R	H	RBI	BB	SO	LOB
43 Ceddanne Rafaela, R (1, 8) OBP: 0.386, SLG: 0.595	F SI 94 X SI 94 0-1 ① G4-3		B SV 82 C SI 95 X SI 94 1-1 1B			F SV 81 B SV 83 C SI 94 S SI 94 1-3 ① K		C ST 85 B SI 100 F SI 99 X FF 100 1-2 ② G3-1		4	0	1	0	0	1	0
11 Rafael Devers, L (1, 5) OBP: 0.348, SLG: 0.510	B SI 95 B SV 84 F SV 84 S FF 96 F SV 85 B FF 95 X SV 86 3-2 ② F8		1 SAFE X FF 94 0-0 ② F7			B FF 95 X CH 85 1-0 ② F7		B FF 100 B FF 98 B SI 98 C SI 99 S SI 99 X SI 101 3-2 ③ F8		4	0	0	0	0	0	1
2 Justin Turner, R (1, 3) OBP: 0.355, SLG: 0.478	F FF 95 B SI 94 B SI 94 X SV 83 2-1 2B		C FF 93 X FF 94 0-1 ③ F9			B SI 94 C SI 94 B FF 93 X SV 82 2-1 2B			B FF 97 C FF 96 S FF 97 S FF 98 1-3 ① K	4	0	2	0	0	1	1
99 Alex Verdugo, L (1, 9) OBP: 0.331, SLG: 0.438	B SV 82 B SI 94 X SI 94 2-0 ③ F7			S FF 94 S FF 93 C SI 94 0-3 ① K		D SV 83 F SV 83 B SI 95 F SI 96 F SI 95 F FF 96 S SV 84 2-3 ③ K			C SL 85 B SL 86 B FF 98 S SL 86 X FF 98 2-2 ② P5	4	0	0	0	0	2	2
7 Masataka Yoshida, L (1, 10) OBP: 0.341, SLG: 0.450		B SV 82 C SI 94 C SV 84 S SI 95 1-3 ① K		B FF 93 B SV 83 B SI 93 C FF 93 S CH 86 S SI 96 3-3 ② K			B FF 94 X CH 85 1-0 52 FC3-6 1B		B SL 87 C SL 86 B FF 98 F SL 86 S FF 97 2-3 ③ K	4	0	1	0	0	3	0
52 Wilyer Abreu, L (1, 7) OBP: 0.431, SLG: 0.519		C SI 94 B FF 94 S CH 85 B SI 95 X SV 85 2-2 2B		B CH 86 F CH 85 C SI 94 B SI 95 F CH 86 T FF 95 2-2 ③ K			B SI 93 X CH 84 1-0 ① FC3-6 1-2f			3	0	1	0	0	1	1
10 Trevor Story, R (1, 6) OBP: 0.217, SLG: 0.304		C SI 95 X SI 96 0-1 ② G5-3			X SV 82 0-0 ① G2-3		C SI 92 F SV 77 S SV 84 0-3 ② K			3	0	0	0	0	1	2
3 Reese McGuire, L (1, 2) OBP: 0.319, SLG: 0.373		F FF 94 B FF 94 D CH 85 C SV 83 F SI 95 2 SAFE 2 SAFE S SI 95 2-3 ③ K			X SI 93 0-0 ② G6-3		C FF 94 B SI 95 F SI 95 F FF 95 X CH 83 1-2 ③ F8			3	0	0	0	0	1	2
17 Luis Urías, R (1, 4) OBP: 0.321, SLG: 0.301			F SI 94 X SI 93 0-1 ① G5-3		B FF 94 S FF 94 X SI 94 1-1 ③ F9			C SI 97 F SI 98 B SI 100 B ST 83 F SI 100 C SI 101 2-3 ① K		3	0	0	0	0	1	0
Inning Stats	R: 0 E: 0 K: 0 S: 9 H: 1 LOB: 1 BB: 0 P: 16	R: 0 E: 0 K: 2 S: 12 H: 1 LOB: 1 BB: 0 P: 17	R: 0 E: 0 K: 0 S: 7 H: 1 LOB: 1 BB: 0 P: 8	R: 0 E: 0 K: 3 S: 10 H: 0 LOB: 0 BB: 0 P: 15	R: 0 E: 0 K: 0 S: 4 H: 0 LOB: 0 BB: 0 P: 5	R: 0 E: 0 K: 2 S: 11 H: 1 LOB: 1 BB: 0 P: 17	R: 0 E: 0 K: 1 S: 9 H: 1 LOB: 1 BB: 0 P: 12	R: 0 E: 0 K: 1 S: 10 H: 0 LOB: 0 BB: 0 P: 16	R: 0 E: 0 K: 2 S: 9 H: 0 LOB: 0 BB: 0 P: 14	1B: 2 2B: 3 3B: 0 HR: 0 SF: 0 SAC: 0 DP: 0 HBP: 0						

TOP

Boston Red Sox @ Toronto Blue Jays

Rogers Centre, Toronto, ON

Fri Sep 15 2023, 7:08 PM - 9:24 PM EDT

Att. 35,680 - Clear - 64 F

livebaseballscorecards.com

AB	32
R	0
H	5
RBI	0
BB	0
SO	11
LOB	9

WP: 0 PB: 0 SB: 0 CS: 0 PA: 32

PITCHER		IP	WLS	BF	H	R	ER	SO	BB	IBB	HBP	BLK	WP	HR	S	P	ERA	WHIP
17 José Berríos, R ERA: 3.49	(1, 1)	7.0	W	26	5	0	0	8	0	0	0	0	0	0	62	90	0.00	0.714
12 Jordan Hicks, R ERA: 3.38	(8, 1)	1.0	H	3	0	0	0	1	0	0	0	0	0	0	10	16	0.00	0.000
68 Jordan Romano, R ERA: 2.55	(9, 1)	1.0	S	3	0	0	0	2	0	0	0	0	0	0	9	14	0.00	0.000

PITCHER	IP	WLS	BF	H	R	ER	SO	BB	IBB	HBP	BLK	WP	HR	S	P	ERA	WHIP

Batter	1	2	3	4	5	6	7	8	9	AB	R	H	RBI	BB	SO	LOB
4 George Springer, R (1, 9) OBP: 0.332, SLG: 0.405	B SI 94 T FF 96 B CH 87 S SI 95 B FF 95 F SI 95 S CH 86 3-3 K ①		F SI 96 F SI 95 X SI 96 0-2 F9 ②		C SL 86 B FF 95 F SI 96 F CH 86 B SI 95 S CH 86 2-3 K ②			F SL 90 B SL 87 B CH 87 X FF 93 2-1 F9 ①		4	0	0	0	0	2	2
11 Bo Bichette, R (1, 6) OBP: 0.338, SLG: 0.475	C SI 95 B SI 93 B FF 96 B CH 86 S CH 85 S SL 86 3-3 K ②		D CH 85 C FF 98 F FF 96 F SL 85 B FF 94 1 SAFE B SI 95 F FF 96 B FF 97 4-2 27 HR 1-2 BB		F SL 86 F SI 94 S SI 95 0-3 K ③			B FF 96 F FF 95 S SL 89 X FF 96 1-2 G5-3 ②		3	1	0	0	1	2	1
27 Vladimir Guerrero Jr., R (1, 3) OBP: 0.340, SLG: 0.438	C SI 96 B SL 86 F FF 95 B CH 87 B CH 87 X SI 96 3-2 G5-3 ③		X FF 97 0-0 1-H 2-H HR			B SI 94 B SL 86 X SL 85 2-0 1B		B FF 95 B FF 95 B CU 77 C SL 90 X FF 95 3-1 P5 ③		4	1	2	3	0	0	0
36 Davis Schneider, R (1, 10) OBP: 0.451, SLG: 0.717		T SI 95 X SI 95 0-1 E6	B SL 86 B SL 84 B SI 95 C SI 96 F SI 94 S CH 85 3-3 K ③			F CH 85 B SI 94 F CH 85 B FF 94 C SI 96 2-3 K ①				3	0	0	0	0	2	1
8 Cavan Biggio, L (1, 4) OBP: 0.324, SLG: 0.379		B FF 96 X FF 96 1-0 F7 ①		C SI 94 S CH 86 B CH 86 B SL 87 T SI 94 2-2 K ①		B SI 95 F SI 95 B SL 87 C CH 86 S SI 96 2-3 K ②				3	0	0	0	0	2	2
26 Matt Chapman, R (1, 5) OBP: 0.336, SLG: 0.425		F SI 96 F FF 96 C SL 86 0-3 K ②		X SL 86 0-0 F8 ②		F SI 95 B FF 94 F SI 96 S SL 87 1-3 K ③				3	0	0	0	0	2	2
39 Kevin Kiermaier, L (1, 8) OBP: 0.328, SLG: 0.429		F FF 95 B SI 95 S SL 86 F FF 95 D SL 87 B CH 87 X SI 97 3-2 G6-3 ③		B CH 86 S CH 86 X SI 95 1-1 G4-3 ③			B FF 95 F SL 88 C ST 80 S ST 81 1-3 K ①			3	0	0	0	0	1	1
30 Alejandro Kirk, R (1, 2) OBP: 0.340, SLG: 0.352			X FF 96 0-0 25 FC6-5 2B		F SI 95 B SL 87 S SL 86 X SI 96 1-2 G1-3 ①		C SL 89 F SL 88 S CU 77 0-3 K ②			3	0	1	0	0	1	0
25 Daulton Varsho, L (1, 7) OBP: 0.285, SLG: 0.366			C SL 85 B FF 95 F SI 94 B FF 95 X CH 87 2-2 FC6-5 11 BB 27 HR 2-3 ①		B CH 85 B SL 86 F SI 95 B SI 95 X SI 95 3-1 1B		B FF 96 F FF 94 T SL 89 F ST 82 F FF 96 F SL 88 B CU 79 F SL 88 B ST 82 3-2 T ST 82 K ③			3	1	1	0	0	1	1
Inning Stats	R: 0 E: 0 K: 2 S: 10 H: 0 LOB: 0 BB: 0 P: 19	R: 0 E: 1 K: 1 S: 10 H: 0 LOB: 1 BB: 0 P: 14	R: 3 E: 0 K: 1 S: 15 H: 2 LOB: 0 BB: 1 P: 24	R: 0 E: 0 K: 1 S: 6 H: 0 LOB: 0 BB: 0 P: 9	R: 0 E: 0 K: 2 S: 12 H: 1 LOB: 1 BB: 0 P: 18	R: 0 E: 0 K: 3 S: 10 H: 1 LOB: 1 BB: 0 P: 17	R: 0 E: 0 K: 3 S: 13 H: 0 LOB: 0 BB: 0 P: 17	R: 0 E: 0 K: 0 S: 7 H: 0 LOB: 0 BB: 0 P: 13		1B: 2 2B: 1 3B: 0 HR: 1 SF: 0 SAC: 0 DP: 0 HBP: 0						

PITCHER		IP	WLS	BF	H	R	ER	SO	BB	IBB	HBP	BLK	WP	HR	S	P	ERA	WHIP
66 Brayan Bello, R ERA: 3.71	(1, 1)	6.0	L	24	4	3	3	10	1	0	0	0	0	1	63	101	4.50	0.833
72 Chris Murphy, L ERA: 4.43	(7, 1)	2.0		6	0	0	0	3	0	0	0	0	0	0	20	30	0.00	0.000

PITCHER	IP	WLS	BF	H	R	ER	SO	BB	IBB	HBP	BLK	WP	HR	S	P	ERA	WHIP

BOTTOM

Boston Red Sox @ Toronto Blue Jays

Rogers Centre, Toronto, ON

Fri Sep 15 2023, 7:08 PM - 9:24 PM EDT

Att. 35,680 - Clear - 64 F

livebaseballscorecards.com

AB	29
R	3
H	4
RBI	3
BB	1
SO	13
LOB	10

Batter	1	2	3	4	5	6	7	8	9	10	11	12	13	AB	R	H	RBI	BB	SO	LOB
52 Wilyer Abreu, L OBP: 0.443, SLG: 0.519 43 Ceddanne Rafaela, R (8, PH) OBP: 0.362, SLG: 0.556 (8, 8)	C SI 93 F CU 70 X FF 95 0-2 11 G3-6-3 1B			F CU 71 X CU 71 0-1 F7		B SI 91 B FC 87 B SI 92 C SI 91 F SI 92 B SI 92 4-2 11 HR 11 S BB		B SI 92 F SI 92 S SI 92 B SL 84 F SI 94 S SI 93 2-3 K			D FF 96 B FF 96 B SL 87 C FF 96 X FF 96 3-1 F7		F SL 85 F SL 85 X SL 85 0-2 G3	2	1	1	0	1	0	0
11 Rafael Devers, L (1, 5) OBP: 0.350, SLG: 0.514	F SI 93 B CH 85 B SI 92 B FF 92 X SI 93 3-1 G3-6-3 1-2f			F FC 91 X CH 85 0-1 L8		S ST 75 B FC 89 B FC 89 X FF 94 2-1 1-H HR		B SI 95 B SI 94 C SI 94 F SI 94 F SI 95 F SI 95 B SL 88 S SL 87 3-3 K			0-0 IBB		0-0 IBB	4	1	1	2	2	1	1
2 Justin Turner, R (1, 3) OBP: 0.353, SLG: 0.474	X SI 92 0-0 G3-1			C CH 84 B FC 88 S ST 74 B SI 94 B CH 85 F SL 83 F SI 93 X FC 88 3-2 1B		C SL 83 B SI 92 B FC 87 X SI 90 2-1 G5-3		X SI 94 0-0 P3			X FF 97 0-0 F9		C FF 96 S FF 96 B FF 96 X FF 96 1-2 F9	6	0	1	0	0	0	3
99 Alex Verdugo, L (1, 9) OBP: 0.328, SLG: 0.433		C SI 92 X CH 84 0-1 F9		C SI 92 S CU 71 B FC 90 B SI 93 1 SAFE T FC 90 2-2 K		B CU 71 S CU 71 X SI 93 1-1 G6-3			C SI 93 B SI 94 F SL 86 B SI 95 T SI 95 2-2 K		F SL 89 T SL 89 C SL 91 0-3 K	0-0 19 1B		5	1	0	0	0	3	2
18 Adam Duvall, R (1, 7) OBP: 0.311, SLG: 0.533		C SI 92 B SI 92 C SI 92 X FC 89 1-2 G4-3			B SI 90 C SI 92 F CH 85 B CU 74 S FC 92 2-3 K	B CH 86 X SI 92 1-0 F7			X SL 86 0-0 F7			X SI 99 0-0 L5		5	0	0	0	0	1	0
7 Masataka Yoshida, L (1, 10) OBP: 0.339, SLG: 0.446 19 Pablo Reyes, R (10, PR) OBP: 0.346, SLG: 0.403 (10, 10)		C SI 92 X CU 71 0-1 L4			F SL 84 F SI 92 F FC 92 F FC 93 S ST 74 0-3 K		C FC 87 X CU 71 0-1 F9		B FF 94 B FS 85 S FS 85 S FS 86 F FF 94 B FS 87 X FS 86 3-2 F9	0-0	B SI 98 B SI 99 X SI 99 2-0 10 FC4-6 2-H 1B			4 1	0 0	0 1	0 1	0 0	1 0	0 0
10 Trevor Story, R (1, 6) OBP: 0.216, SLG: 0.308			F SI 92 X CH 85 0-1 P1		S ST 75 S CU 72 B ST 75 X SI 93 1-2 2B		B CH 84 C SL 82 F CH 86 S FC 90 1-3 K			S SL 88 C SL 87 S SL 90 0-3 K		B SI 100 B SI 98 X SI 100 2-0 FC4-6 17 S 1-2f		5	0	1	0	0	2	1
17 Luis Urías, R (1, 4) OBP: 0.323, SLG: 0.294			C CU 72 B CU 71 C SI 92 B ST 74 B SI 93 X SI 93 3-2 F8		F CH 86 B CU 71 D ST 77 2 SAFE B CH 85 B SI 95 4-1 BB		B CH 86 C FC 90 B CU 73 B SI 93 B CU 70 4-1 12 E BB			C SL 87 B FF 97 B SL 88 F SL 87 X FF 97 2-2 G5-3		B SI 100 B SI 100 F SI 100 F SI 101 B ST 87 F SI 102 S SI 102 3-3 K 1-2	0-0 12 F9	3	0	0	0	2	1	1
12 Connor Wong, R (1, 2) OBP: 0.299, SLG: 0.405			S SL 85 F CU 71 B FC 86 F ST 73 B SI 94 S SI 94 2-3 K		S SI 92 X CH 86 0-1 F8		S SI 93 1 SAFE B SI 92 C ST 75 B FC 91 F CU 72 F SI 94 F CH 86 B SI 94 3-2 F CU 73 F SI 93 X SI 93 G4-3 1-3		X FF 97 0-0 P3	0-0		B SL 85 D SL 86 C SL 86 X FF 95 2-1 F9 2-3	5	0	0	0	0	1	3

Inning Stats	1	2	3	4	5	6	7	8	9	10	11	12	13
	R: 0 E: 0 K: 0 S: 6 H: 1 LOB: 0 BB: 0 P: 9	R: 0 E: 0 K: 0 S: 7 H: 0 LOB: 0 BB: 0 P: 8	R: 0 E: 0 K: 1 S: 9 H: 0 LOB: 0 BB: 0 P: 14	R: 0 E: 0 K: 1 S: 12 H: 1 LOB: 1 BB: 0 P: 17	R: 0 E: 0 K: 2 S: 14 H: 1 LOB: 2 BB: 1 P: 21	R: 2 E: 0 K: 0 S: 9 H: 1 LOB: 0 BB: 1 P: 19	R: 0 E: 1 K: 1 S: 14 H: 0 LOB: 1 BB: 1 P: 22	R: 0 E: 0 K: 2 S: 10 H: 0 LOB: 0 BB: 0 P: 15	R: 0 E: 0 K: 1 S: 8 H: 0 LOB: 0 BB: 0 P: 13	R: 0 E: 0 K: 1 S: 7 H: 0 LOB: 0 BB: 0 P: 9	R: 0 E: 0 K: 1 S: 6 H: 0 LOB: 1 BB: 1 P: 9	R: 1 E: 0 K: 1 S: 7 H: 1 LOB: 1 BB: 0 P: 14	R: 0 E: 0 K: 0 S: 8 H: 0 LOB: 2 BB: 1 P: 11

PITCHER		IP	WLS	BF	H	R	ER	SO	BB	IBB	HBP	BLK	WP	HR	S	P	ERA	WHIP
40 Chris Bassitt, R ERA: 3.78	(1, 1)	7.0		27	4	2	2	5	3	0	0	0	0	1	71	110	2.57	1.000
58 Tim Mayza, L ERA: 1.24	(8, 1)	1.1		4	0	0	0	3	0	0	0	0	0	0	13	20	0.00	0.000
50 Erik Swanson, R ERA: 2.97	(9, 1)	0.2		2	0	0	0	0	0	0	0	0	0	0	5	8	0.00	0.000
68 Jordan Romano, R ERA: 2.45	(10, 1)	2.0		7	0	0	0	2	0	1	0	0	0	0	13	18	0.00	0.000
12 Jordan Hicks, R ERA: 3.32	(12, 1)	1.0		4	1	1	0	1	0	0	0	0	0	0	7	14	0.00	1.000

PITCHER		IP	WLS	BF	H	R	ER	SO	BB	IBB	HBP	BLK	WP	HR	S	P	ERA	WHIP
37 Chad Green, R ERA: 9.0	(13, 1)	1.0	W	4	0	0	0	0	0	1	0	0	0	0	8	11	0.00	0.000

TOP

Boston Red Sox @ Toronto Blue Jays

Rogers Centre, Toronto, ON

Sat Sep 16 2023, 3:10 PM - 7:09 PM EDT

Att. 42,276 - Partly Cloudy - 72 F

livebaseballscorecards.com

AB	43
R	3
H	5
RBI	3
BB	5
SO	11
LOB	12

1B: 3	2B: 1	3B: 0	HR: 1	SF: 0	SAC: 0	DP: 1	HBP: 0	WP: 0	PB: 0	SB: 2	CS: 0	PA: 48						

Boston Red Sox @ Toronto Blue Jays

Rogers Centre, Toronto, ON

Sat Sep 16 2023, 3:10 PM - 7:09 PM EDT

Att. 42,276 - Partly Cloudy - 72 F

livebaseballscorecards.com

Batter	1	2	3	4	5	6	7	8	9	10	11	12	13	AB	R	H	RBI	BB	SO	LOB
4 George Springer, R (1, 9) OBP: 0.329, SLG: 0.401	X FF 90 0-0 ① F9		C CH 85 X SL 75 0-1 ③ L4			B CH 87 B FF 93 C SL 76 F FF 94 F CH 85 B SL 80 S SL 78 3-3 ② K		X SI 94 0-0 ① G6-3	B ST 82 B ST 81 C SI 93 F ST 82 F ST 81 F ST 82 B FF 93 X ST 81 3-2 ③ G5-3	0-0 5 1B		D SL 84 F SL 83 B SL 84 F SL 84 X FF 94 2-2 ① G6-3 2-3		6	0	0	0	0	1	1
11 Bo Bichette, R (1, 6) OBP: 0.336, SLG: 0.472	C FF 90 B SL 75 S SL 76 B SL 76 B FF 90 S SL 75 3-3 ② K			X SL 76 0-0 ① G5-3		C SL 78 B FF 92 F FF 93 B CH 87 F SL 79 S FF 93 2-3 ③ K		B FF 95 S FF 96 F FF 96 X ST 85 1-2 27 1B 1B		F ST 84 X FF 96 0-1 ① L3		S SL 83 X SL 84 0-1 ② SF9 3-H		5	0	1	1	0	2	0
27 Vladimir Guerrero Jr., R (1, 3) OBP: 0.345, SLG: 0.445	B SL 76 B CH 83 B SL 74 C FF 91 B SL 75 4-1 BB			B FF 91 B CH 83 C CH 84 B SL 76 B FF 92 4-1 BB			C SL 74 F SL 77 F FF 92 F FF 93 B CH 87 X SL 79 2-2 HR	C SI 96 C SI 96 X SI 97 0-2 1-3 1B		0-0 5 1B IBB		S SL 83 B SL 84 X FC 87 1-1 ③ G6-3	0-0 5 G4-3 15 1B	3	2	2	1	3	0	0
36 Davis Schneider, R (1, 10) OBP: 0.429, SLG: 0.673	B FF 91 C FF 90 B CH 84 F CH 84 S SL 78 2-3 ③ K			C SL 75 S CH 86 S SL 77 0-3 ② K			B SI 98 C SL 88 F SL 85 X CH 94 1-2 G4-3	F SI 95 B FS 90 F FS 88 B FF 96 X SI 96 2-2 ② L9		X ST 82 0-0 ② L7			C SI 93 C SI 94 B SI 95 F SI 95 F SI 95 X SI 96 1-2 ① L8	6	0	0	0	0	2	5
5 Santiago Espinal, R (1, 4) (10, 5) OBP: 0.310, SLG: 0.327		X FF 90 0-0 ① L6		C FF 92 B CH 86 F FF 92 F SL 78 S SL 78 1-3 ③ K			B SI 96 B SI 97 B SL 87 C SI 96 C SL 97 B SL 88 4-2 30 BB 15 BB BB	C FC 92 S FC 93 S FF 96 0-3 ③ K		B ST 83 D ST 83 C FF 97 S FF 97 X FF 97 2-2 1-2 2-3 1B			S SI 95 X SI 95 0-1 ② G4-3 2-3	5	0	1	0	1	2	3
15 Whit Merrifield, R (1, 7) OBP: 0.321, SLG: 0.390	C FF 89 F SL 74 B SL 76 S SL 77 1-3 ② K		C SL 74 X FF 91 0-1 ① G4-3				C SL 85 F SI 96 F SL 85 B SI 98 B SI 96 B SL 87 D SI 96 4-2 30 BB 1-2 BB		F FF 94 C ST 80 X ST 81 0-2 ① G4-3	C ST 84 S ST 83 B ST 83 S FF 97 1-3 ③ K	0-0 30 L4		B SI 96 C SI 95 X SI 96 1-1 3-H 1B	5	0	1	1	1	2	3
26 Matt Chapman, R (1, 5) OBP: 0.334, SLG: 0.422	F FF 89 B CH 85 C SL 75 S FF 91 1-3 ③ K		B FF 92 S CH 84 B SL 74 C SL 75 X SL 76 2-2 ② P3				C SI 96 B SL 86 S SL 86 B SL 87 S FF 97 2-3 ② K		B FF 94 B CH 87 C FF 94 B CH 88 X FF 93 3-1 30 WP 25 3B 1B		B FF 94 D SL 83 B FF 93 F FF 94 B FF 94 4-1 BB			3	0	0	0	0	2	2
8 Cavan Biggio, L (9, PH) (10, 4) OBP: 0.329, SLG: 0.382														1	1	1	0	1	0	0
30 Alejandro Kirk, R (1, 2) OBP: 0.340, SLG: 0.350		X FF 90 0-0 ① G6-3	C CH 85 B CH 85 C FF 93 F SL 76 X FF 94 1-2 ③ 1B				B SI 96 C SI 97 B SI 97 B FC 89 F SI 97 B SI 98 4-2 1-2 2-3 BB		B SI 94 S FF 93 B ST 81 B SI 93 C FF 94 X ST 82 3-2 ② L9 1-2		X SL 82 0-0 ① ② L4 2-2			4	0	1	0	1	0	2
39 Kevin Kiermaier, L (1, 8) OBP: 0.326, SLG: 0.426		C FF 91 S SL 75 S SL 76 0-3 ② K				C SL 73 C CH 89 B SL 77 S SL 77 1-3 ① K	B CU 76 X SI 88 1-0 ③ P4		B ST 82 C ST 82 B CH 88 B CH 88 X SI 92 3-1 2-H 3B		B SL 84 F SL 84 C FC 88 F FF 94 1 SAFE F FC 88 C SL 83 1-3 ③ K	0-0 4 G6-3 11 SF9		2	0	0	0	0	2	0
28 Ernie Clement, R (7, PH) OBP: 0.385, SLG: 0.500														1	0	0	0	0	0	3
25 Daulton Varsho, L (8, 8) OBP: 0.286, SLG: 0.371														2	1	1	1	0	1	1
Inning Stats	R: 0 H: 0 E: 0 LOB: 1 K: 2 BB: 1 S: 8 P: 17	R: 0 H: 0 E: 0 LOB: 0 K: 2 BB: 0 S: 7 P: 9	R: 0 H: 0 E: 0 LOB: 0 K: 1 BB: 0 S: 6 P: 6	R: 0 H: 0 E: 0 LOB: 0 K: 2 BB: 0 S: 9 P: 6	R: 0 H: 0 E: 0 LOB: 1 K: 0 BB: 1 S: 9 P: 14	R: 0 H: 0 E: 0 LOB: 0 K: 3 BB: 0 S: 11 P: 17	R: 1 H: 1 E: 0 LOB: 3 K: 1 BB: 3 S: 18 P: 36	R: 0 H: 2 E: 0 LOB: 2 K: 1 BB: 0 S: 13 P: 16	R: 1 H: 2 E: 0 LOB: 1 K: 0 BB: 0 S: 15 P: 27	R: 0 H: 1 E: 0 LOB: 3 K: 1 BB: 1 S: 9 P: 12	R: 0 H: 0 E: 0 LOB: 1 K: 1 BB: 1 S: 7 P: 12	R: 1 H: 0 E: 0 LOB: 0 K: 0 BB: 0 S: 7 P: 10	R: 1 H: 1 E: 0 LOB: 1 K: 0 BB: 0 S: 9 P: 11	1B: 6 SF: 1 2B: 1 SAC: 0 3B: 1 DP: 1 HR: 1 HBP: 0						

PITCHER		IP	WLS	BF	H	R	ER	SO	BB	IBB	HBP	BLK	WP	HR	S	P	ERA	WHIP
41 Chris Sale, L (1, 1) ERA: 4.66		6.0		21	2	1	1	10	2	0	0	0	0	1	54	81	1.50	0.667
25 Josh Winckowski, R (7, 1) ERA: 2.92		0.2	H	5	0	0	0	1	3	0	0	0	0	0	13	28	0.00	4.500
83 Brennan Bernardino, L (7, 1) ERA: 3.5		0.1	H	1	0	0	0	0	0	0	0	0	0	0	1	2	0.00	0.000
55 Chris Martin, R (8, 1) ERA: 1.09		1.0	H	5	2	0	0	1	0	0	0	0	0	0	13	16	0.00	2.000
46 John Schreiber, R (9, 1) ERA: 3.86		1.0	B	5	2	1	1	0	0	0	0	0	1	0	15	27	9.00	2.000
73 Nick Robertson, R (10, 1) ERA: 5.4		1.0		5	1	0	0	1	0	1	0	0	0	0	9	12	0.00	1.000
56 Zack Weiss, R (11, 1) ERA: 3.75		2.0		6	0	1	0	1	1	0	0	0	0	0	14	22	0.00	0.500
68 Mauricio Llovera, R (13, 1) ERA: 4.2		0.2	L	3	1	1	0	0	0	0	0	0	0	0	9	11	0.00	1.500

BOTTOM	
AB	43
R	4
H	8
RBI	4
BB	7
SO	14
LOB	20

WP: 1 PA: 51
PB: 0
SB: 0
CS: 0

Boston Red Sox @ Toronto Blue Jays

Rogers Centre, Toronto, ON

Sun Sep 17 2023, 1:39 PM - 4:21 PM EDT

Att. 41,876 - Sunny - 68 F

TOP

livebaseballscorecards.com

Batter	1	2	3	4	5	6	7	8	9	AB	R	H	RBI	BB	SO	LOB
43 Ceddanne Rafaela, R (1, 8) (8, 4) OBP: 0.346, SLG: 0.540	C CU 70 F FF 88 F CU 64 X FF 89 0-2 L9		T FC 86 D CH 80 X CH 79 1-1 1-3 2B		B FF 87 B FF 88 C FF 88 F FF 88 X FF 90 2-2 G1-3	X SI 96 0-0 G1-3		C SL 86 X SL 87 0-1 L3		5	0	1	0	0	0	2
30 Rob Refsnyder, R (1, 7) OBP: 0.365, SLG: 0.313 7 Masataka Yoshida, L (9, PH) OBP: 0.338, SLG: 0.445 (9, 7)	C FF 88 B FF 89 T CH 78 S FC 86 1-3 K		D FC 86 B CH 79 X CH 78 2-0 F7		C FC 84 B CU 63 S CU 67 X FC 86 1-2 11 BB 1B		B CU 78 1 SAFE B FF 96 B FF 96 C FF 97 B SI 96 4-1 11 HBP 19 1B BB		C FF 93 C FF 94 F FS 86 B FF 95 S FF 94 1-3 K	3 1	1 0	1 0	0 0	1 0	1 1	2 0
2 Justin Turner, R (1, 10) OBP: 0.350, SLG: 0.469	C CU 70 B FF 89 F FC 86 F CH 76 F FF 90 B CU 62 X CH 77 2-2 F7		X CH 79 0-0 G5-3		C FF 89 F FF 89 B FF 89 B CH 79 S FC 87 2-3 K		C CU 80 F FF 98 1 SAFE B FF 98 B FF 98 S FF 98 2-3 K		C SL 86 F FF 95 F FF 94 B FF 95 B FF 94 B FS 86 S FS 86 3-3 K	5	0	0	0	0	3	4
11 Rafael Devers, L (1, 5) OBP: 0.355, SLG: 0.521		C FF 88 B FF 88 B CH 79 S FF 90 B FF 91 X FF 91 3-2 18 2B 19 FC6-2 1B	B CH 78 B FF 91 C CH 79 B CU 71 B FF 90 4-1 BB		B CU 71 F FC 86 B CH 78 B FC 85 C FF 90 B FF 90 4-2 1-2 BB		H SI 98 1-0 19 1B 1-2 HBP		S FS 87 B FS 87 F FS 86 B FS 88 X FF 96 2-2 HR	2	1	2	1	2	0	0
18 Adam Duvall, R (1, 9) OBP: 0.310, SLG: 0.533 99 Alex Verdugo, L (9, PH) OBP: 0.327, SLG: 0.432 (9, 9)		C CU 71 X CU 72 0-1 1-3 2B	C FF 90 F CH 76 F FC 89 X FF 90 0-2 F9		B CU 84 C FF 97 F FF 99 F FF 98 S FF 99 1-3 K		D CU 80 B CU 82 X FF 99 2-0 F8		C FF 94 X FS 87 0-1 L7	4 1	0 0	1 0	0 0	0 0	1 0	7 0
19 Pablo Reyes, R (1, 4) OBP: 0.349, SLG: 0.401 (8, 3)		F FF 89 C FF 90 B FF 90 X FF 91 1-2 FC6-2 3-H		X FC 85 0-0 P3		B SL 87 B FF 97 F SI 95 B SL 91 B FF 96 4-1 3 FC3-6 10 1B BB	C CU 81 B FF 98 B FF 98 F FF 98 B FF 97 X FF 98 3-2 1-2 2-H 1B			3	0	1	1	1	0	2
10 Trevor Story, R (1, 6) OBP: 0.217, SLG: 0.306		X CH 79 0-0 L8		C FF 87 F FF 88 B FC 86 F CH 78 B FF 89 X CU 67 2-2 E5 29 1B		T FF 97 B FF 96 X FF 96 1-1 3 FC3-6 1-2 1B	S FF 95 F FF 96 B FF 97 F FF 97 2 SAFE B FF 96 X FF 96 2-2 F7			4	0	1	0	0	0	4
29 Bobby Dalbec, R (1, 3) OBP: 0.294, SLG: 0.200 52 Wilyer Abreu, L (8, PH) OBP: 0.435, SLG: 0.509 (8, 8)		B CH 79 C FF 90 X CH 78 1-1 F9		B SI 89 C SI 89 X CH 80 1-1 3 G6-4-3 1-3 1B		B SI 97 C SI 96 S FF 98 S FF 96 1-3 K		B SL 87 B SL 85 S FF 96 S FF 96 F FF 96 S FF 97 2-3 K		3 1	0 0	1 0	0 0	0 0	1 1	4 0
3 Reese McGuire, L (1, 2) OBP: 0.317, SLG: 0.370			C FF 86 B FF 88 S CU 71 B FF 89 X CU 71 2-2 43 2B 1B	X FF 89 0-0 G6-4-3 1-2f		C CU 86 D CH 90 2 SAFE X CU 85 1-1 FC3-6 1-2f 2-3		B SL 87 F FF 96 F SL 85 B FF 97 T FF 96 2-2 K		4	0	1	0	0	1	4

	AB	36
	R	2
	H	9
	RBI	2
	BB	4
	SO	9
	LOB	29

Inning Stats	1	2	3	4	5	6	7	8	9	1B: 6	SF: 0	WP: 0	PA: 41
	R: 0 E: 0 K: 1 S: 12 H: 0 LOB: 0 BB: 0 P: 15	R: 0 E: 0 K: 0 S: 11 H: 2 LOB: 2 BB: 0 P: 16	R: 0 E: 0 K: 0 S: 12 H: 2 LOB: 3 BB: 1 P: 21	R: 0 E: 1 K: 0 S: 8 H: 1 LOB: 1 BB: 0 P: 11	R: 0 E: 0 K: 2 S: 15 H: 1 LOB: 2 BB: 1 P: 25	R: 0 E: 0 K: 1 S: 9 H: 1 LOB: 2 BB: 1 P: 16	R: 1 E: 0 K: 1 S: 12 H: 1 LOB: 1 BB: 1 P: 26	R: 0 E: 0 K: 2 S: 9 H: 0 LOB: 0 BB: 0 P: 13	R: 1 E: 0 K: 2 S: 13 H: 1 LOB: 0 BB: 0 P: 19	2B: 2 3B: 0 HR: 1	SAC: 0 DP: 1 HBP: 1	PB: 0 SB: 0 CS: 0	

PITCHER		IP	WLS	BF	H	R	ER	SO	BB	IBB	HBP	BLK	WP	HR	S	P	ERA	WHIP
99 Hyun Jin Ryu, L ERA: 2.62	(1, 1)	4.2		22	6	0	0	2	2	0	0	0	0	0	54	83	0.00	1.714
93 Yimi García, R ERA: 4.15	(5, 1)	1.1		6	1	0	0	2	1	0	0	0	0	0	13	21	0.00	1.500
92 Génesis Cabrera, L ERA: 4.08	(7, 1)	0.2	H	5	1	1	1	1	1	0	1	0	0	0	8	20	13.50	3.000
37 Chad Green, R ERA: 7.36	(7, 1)	1.1	H	4	0	0	0	2	0	0	0	0	0	0	13	19	0.00	0.000
50 Erik Swanson, R ERA: 3.06	(9, 1)	1.0	W	4	1	1	1	2	0	0	0	0	0	1	13	19	9.00	1.000

PITCHER	IP	WLS	BF	H	R	ER	SO	BB	IBB	HBP	BLK	WP	HR	S	P	ERA	WHIP

BOTTOM

Boston Red Sox @ Toronto Blue Jays

Rogers Centre, Toronto, ON

Sun Sep 17 2023, 1:39 PM - 4:21 PM EDT

Att. 41,876 - Sunny - 68 F

livebaseballscorecards.com

Batter	1	2	3	4	5	6	7	8	9	AB	R	H	RBI	BB	SO	LOB
4 George Springer, R (1, 10) OBP: 0.328, SLG: 0.400	C FF 95 X FC 89 0-1 ① F7		F FF 96 B ST 86 X ST 85 1-1 ② P4		C FF 96 B CU 82 F FF 96 X SL 86 1-2 ③ G6-3			X FF 97 0-0 1B		4	0	1	0	0	0	0
11 Bo Bichette, R (1, 6) OBP: 0.334, SLG: 0.468	X FC 89 0-0 ② L7		F SL 86 F FF 96 X SL 86 0-2 ③ G6-3			F FF 94 B SL 86 S SL 86 F FF 96 C FF 95 1-3 ① K		B ST 85 C ST 84 F FF 96 X ST 83 1-2 ② F8		4	0	0	0	0	1	1
27 Vladimir Guerrero Jr., R (1, 3) OBP: 0.344, SLG: 0.443	B FF 96 X FF 96 1-0 ③ P3			S FC 90 X FF 95 0-1 ① F6		B CU 82 X FC 90 1-0 1B		D ST 84 1 SAFE X FF 96 1-0 ③ L8		4	0	1	0	0	0	1
36 Davis Schneider, R (1, 4) OBP: 0.423, SLG: 0.653		C CU 81 B FF 95 X SL 86 1-1 ① G6-3		H FF 96 1-0 HBP		T SL 86 B SL 86 S FF 95 S FF 96 1-3 ② K			C SI 94 C ST 79 F ST 79 B SI 95 C SI 96 1-3 ① K	3	0	0	0	0	2	1
8 Cavan Biggio, L (1, 9) OBP: 0.331, SLG: 0.384		B CU 80 F FF 95 B FC 90 C CU 80 F FF 96 X CU 81 2-2 26 2B / 39 SF7 1B		C FF 94 F CU 80 C FF 95 0-3 ② K		C FF 95 X FF 97 0-2 ③ G6-3			S CH 83 F SI 96 B CH 82 B CH 83 F SI 96 B ST 78 X SI 96 3-2 26 3B 1B	4	2	2	0	0	1	2
26 Matt Chapman, R (1, 5) OBP: 0.335, SLG: 0.429		S FF 96 D CU 80 B FF 95 C FC 91 F CU 80 X FC 90 2-2 39 SF7 1-3 2B		B CU 81 C FF 97 S FF 95 B SL 87 1 SAFE B SL 85 F SL 85 S FF 96 3-3 ③ K			C FF 94 S FF 94 B SL 85 F FF 95 C FF 94 1-3 ① K		C SI 94 B SI 95 F SI 95 B CH 83 X SI 95 2-2 1-H 3B	4	0	2	1	0	2	1
39 Kevin Kiermaier, L (1, 8) OBP: 0.323, SLG: 0.424		B FC 91 B FF 96 3 SAFE S CU 82 X CU 83 2-1 ② SF7 2-3 3-H			X CU 81 0-0 ① G5-3		C FF 96 B FF 94 T FF 95 B FF 95 F ST 83 B FF 96 S FF 97 3-3 ② K			2	0	0	1	0	1	0
25 Daulton Varsho, L (1, 7) OBP: 0.286, SLG: 0.377		B CU 83 C CU 83 S FF 97 C FF 96 1-3 ③ K			C FF 96 B CU 81 F FC 89 B FF 96 F FF 96 F ST 85 B FF 96 X CU 81 3-2 HR		C CU 77 F FF 96 F ST 82 X ST 82 0-2 ③ F7			3	1	1	1	0	1	1
55 Tyler Heineman, S (1, 2) OBP: 0.333, SLG: 0.219 48 Spencer Horwitz, L (8, PH) OBP: 0.371, SLG: 0.452 30 Alejandro Kirk, R (9, 2) OBP: 0.340, SLG: 0.350			B FF 94 C FF 94 S FF 95 B CU 81 B CU 81 F FF 95 X CU 82 3-2 ① L9		C CU 81 S FF 96 F CU 82 B FF 97 X FC 89 1-2 ② F8			B FF 97 C CH 90 S FF 96 B FF 97 B CH 90 S FF 96 3-3 ① K		2 1 0	0 0 0	0 0 0	0 0 0	0 0 0	0 1 0	0 0 0
Inning Stats	R: 0 E: 0 K: 0 S: 4 H: 0 LOB: 0 BB: 0 P: 5	R: 1 E: 0 K: 1 S: 15 H: 2 LOB: 1 BB: 0 P: 23	R: 0 E: 0 K: 0 S: 9 H: 0 LOB: 0 BB: 0 P: 13	R: 0 E: 0 K: 2 S: 9 H: 0 LOB: 1 BB: 0 P: 13	R: 1 E: 0 K: 0 S: 13 H: 1 LOB: 0 BB: 0 P: 18	R: 0 E: 0 K: 2 S: 11 H: 1 LOB: 1 BB: 0 P: 14	R: 0 E: 0 K: 2 S: 12 H: 0 LOB: 0 BB: 0 P: 16	R: 0 E: 0 K: 1 S: 8 H: 1 LOB: 1 BB: 0 P: 13	R: 1 E: 0 K: 1 S: 11 H: 2 LOB: 1 BB: 0 P: 17	1B: 4 2B: 1 3B: 1 HR: 1 SF: 1 SAC: 0 DP: 0 HBP: 1						PA: 33

AB	31
R	3
H	7
RBI	3
BB	0
SO	9
LOB	7

PITCHER		IP	WLS	BF	H	R	ER	SO	BB	IBB	HBP	BLK	WP	HR	S	P	ERA	WHIP
37 Nick Pivetta, R ERA: 4.48	(1, 1)	6.1		24	4	2	2	6	0	0	1	0	0	1	65	91	2.84	0.632
72 Chris Murphy, L ERA: 4.37	(7, 1)	0.2		2	0	0	0	1	0	0	0	0	0	0	8	11	0.00	0.000
73 Nick Robertson, R ERA: 5.12	(8, 1)	1.0		4	1	0	0	1	0	0	0	0	0	0	8	13	0.00	1.000
22 Garrett Whitlock, R ERA: 5.27	(9, 1)	0.1	L	3	2	1	1	1	0	0	0	0	0	0	11	17	27.00	6.000

PITCHER	IP	WLS	BF	H	R	ER	SO	BB	IBB	HBP	BLK	WP	HR	S	P	ERA	WHIP

Batter	1	2	3	4	5	6	7	8	9	AB	R	H	RBI	BB	SO	LOB
43 Ceddanne Rafaela, R (1, 8) OBP: 0.321, SLG: 0.500	S CU 79 S CU 79 B CU 79 B SI 93 X SI 92 2-2 ① F9		S CU 82 D CU 80 F FF 94 S CU 81 1-3 ③ K2-3		L SI 94 S CU 81 D CU 80 B FF 94 B SI 94 F CU 80 X SI 94 3-2 ③ F9			C SL 81 C SL 80 T SL 81 0-2 ① K		4	0	0	0	0	2	4
11 Rafael Devers, L (1, 5) OBP: 0.358, SLG: 0.522	B SI 92 X SI 93 1-0 30 G6-4-3 1B			B SI 92 B CH 83 B SI 92 C SI 92 X CH 83 3-1 19 WP 30 S 1B		F SI 92 B FF 94 S CH 84 C SI 94 1-3 ① K		0-0 30 1B 18 SF9 IBB		3	1	2	0	1	1	0
30 Rob Refsnyder, R (1, 7) OBP: 0.363, SLG: 0.311 99 Alex Verdugo, L (9, 9) OBP: 0.327, SLG: 0.432	C SI 94 X CU 80 0-1 ② ③ G6-4-3 1-2f			S CU 80 S CU 80 B CU 81 S CH 81 1-3 ① K 1-2		X CU 81 0-0 ② G5-3		B CU 77 C SL 81 C SL 80 B SL 82 D FF 92 X FF 93 3-2 18 SF9 1B 1-3 2-H 3-H		4 0	0 0	1 0	2 0	0 0	1 0	2 0
18 Adam Duvall, R (1, 9) OBP: 0.307, SLG: 0.527 (9, 7)		S SI 93 F SI 94 B SI 94 S CU 81 1-3 ① K		X SI 94 0-0 ② L6		S CH 83 B CH 84 S CU 81 B CU 81 C SI 94 2-3 ③ K		B SL 89 C FF 94 X SL 88 1-1 ② SF9 1-2 3-H		3	0	0	1	0	2	1
19 Pablo Reyes, R (1, 6) OBP: 0.341, SLG: 0.391		X CU 80 0-0 ② P3		B CU 80 C SI 93 C SI 92 D CU 80 B SI 94 X CH 83 3-2 ③ G5-3 2-3			B SI 92 B CH 83 C CH 84 X SI 93 2-1 ① P3	B FF 93 B FF 94 S SL 88 B FF 93 F FF 94 F FF 94 X SL 87 3-2 ③ F8		4	0	0	0	0	0	2
10 Trevor Story, R (1, 10) OBP: 0.218, SLG: 0.299		C SI 93 S CU 80 S CU 82 0-3 ③ K			S CU 79 B CU 80 X SI 94 1-1 ① L9		C CU 80 C FF 93 F SI 93 X CU 82 0-2 ② F8		B SL 87 B FF 93 F SL 87 F SL 87 B CU 81 B SL 87 4-2 29 F8 BB	3	0	0	0	1	1	0
29 Bobby Dalbec, R (1, 3) OBP: 0.333, SLG: 0.316			C SI 92 C CH 82 F CU 80 X SI 93 0-2 1B		C CH 83 B CU 80 B SI 94 F CH 84 B FC 88 X CH 84 3-2 17 1B 2B		C SI 94 S CU 81 F CU 81 S FF 93 0-3 ③ K		B SL 87 1 SAFE F SL 87 1 SAFE X SL 88 1-1 ① ② F8 1-2	4	1	2	0	0	1	1
17 Luis Urías, R (1, 4) OBP: 0.333, SLG: 0.302			C CU 80 S CH 83 S CH 84 0-3 ① K		C CU 80 C SI 95 D CU 81 B SI 95 X CH 84 2-2 12 G5-3 1B 2-H			C CU 76 B SL 80 B FF 92 C SL 80 B SL 82 F FF 93 F SL 83 D SL 81 4-2 12 2B 30 1B BB	B FF 92 F FF 94 B SL 87 F FF 93 F FF 93 B CH 88 X SL 87 3-2 1B	3	1	2	1	1	1	1
12 Connor Wong, R (1, 2) OBP: 0.299, SLG: 0.406			D CU 81 F SI 94 X CU 81 1-1 ② L5		C CU 78 C SI 93 B SI 94 1 SAFE X SI 93 1-2 ② G5-3 1-2			B CU 76 F SL 81 X FF 92 1-1 30 1B 2B 1-3	B FF 96 F FF 95 C FF 97 F CH 90 F FF 96 F SL 86 S FF 96 1-3 ③ K	4	1	1	0	0	1	3
Inning Stats	R: 0 E: 0 K: 0 S: 6 H: 1 LOB: 0 BB: 0 P: 9	R: 0 E: 0 K: 2 S: 7 H: 0 LOB: 0 BB: 0 P: 8	R: 0 E: 0 K: 2 S: 13 H: 1 LOB: 0 BB: 0 P: 15	R: 0 E: 0 K: 1 S: 9 H: 1 LOB: 1 BB: 0 P: 16	R: 1 E: 0 K: 0 S: 15 H: 2 LOB: 1 BB: 0 P: 25	R: 0 E: 0 K: 2 S: 7 H: 0 LOB: 0 BB: 0 P: 10	R: 0 E: 0 K: 1 S: 10 H: 0 LOB: 0 BB: 0 P: 12	R: 3 E: 0 K: 1 S: 18 H: 2 LOB: 1 BB: 2 P: 30	R: 0 E: 0 K: 1 S: 14 H: 1 LOB: 1 BB: 1 P: 23	1B: 6 2B: 2 3B: 0 HR: 0 SF: 1 SAC: 0 DP: 1 HBP: 0						

PITCHER		IP	WLS	BF	H	R	ER	SO	BB	IBB	HBP	BLK	WP	HR	S	P	ERA	WHIP
52 Jordan Montgomery, L ERA: 3.38	(1, 1)	7.0		25	5	1	1	8	0	0	0	0	1	0	67	95	1.29	0.714
51 Will Smith, L ERA: 4.47	(8, 1)	0.1	L	5	2	3	3	1	1	1	0	0	0	0	12	20	81.00	9.000
35 Chris Stratton, R ERA: 3.57	(8, 1)	1.1		5	1	0	0	0	1	0	0	0	0	0	14	26	0.00	1.500
46 Brock Burke, L ERA: 4.3	(9, 1)	0.1		1	0	0	0	1	0	0	0	0	0	0	6	7	0.00	0.000

PITCHER	IP	WLS	BF	H	R	ER	SO	BB	IBB	HBP	BLK	WP	HR	S	P	ERA	WHIP

TOP

Boston Red Sox @ Texas Rangers

Globe Life Field, Arlington, TX

Mon Sep 18 2023, 7:09 PM - 9:43 PM CDT

Att. 27,375 - Roof Closed - 74 F

livebaseballscorecards.com

AB	32
R	4
H	8
RBI	4
BB	3
SO	10
LOB	14

WP: 1 PA: 36
PB: 0
SB: 1
CS: 0

Boston Red Sox @ Texas Rangers

Globe Life Field, Arlington, TX

Mon Sep 18 2023, 7:09 PM - 9:43 PM CDT

Att. 27,375 - Roof Closed - 74 F

BOTTOM

Batter	1	2	3	4	5	6	7	8	9	AB	R	H	RBI	BB	SO	LOB
2 Marcus Semien, R (1, 4) OBP: 0.349, SLG: 0.470	X FF 91 0-0 HR		C FC 89 B ST 83 B FC 89 F FC 90 B ST 81 F FC 90 S FF 94 3-3 ② K			B FF 92 S FC 89 B SL 83 X FC 90 2-1 3-H 1B		C ST 78 X CH 82 0-1 ① G5-3		4	1	2	2	0	1	0
5 Corey Seager, L (1, 6) OBP: 0.396, SLG: 0.645	F FF 90 X FF 92 0-1 ① P6		B FC 90 F FS 83 F FF 93 B SL 82 F FF 94 X KC 79 2-2 ③ G6-3			X FC 89 0-0 ① F9		B CH 82 X SI 95 1-0 ② G4-3		4	0	0	0	0	0	1
30 Nathaniel Lowe, L (1, 3) OBP: 0.374, SLG: 0.432	C KC 78 B KC 79 B FF 92 X FC 88 2-1 1B			X FC 88 0-0 ① P5		C KC 77 B FS 82 F FF 93 C FS 82 1-3 ② K		B CH 82 X CH 82 1-0 ③ G4-3		4	0	1	0	0	1	1
18 Mitch Garver, R (1, 10) OBP: 0.366, SLG: 0.504	C FC 88 F FC 89 B ST 82 S SL 82 1-3 ② K			C FF 92 X KC 80 0-1 ② F9		B FC 89 F FC 87 S SL 81 B SL 84 F SL 83 B SL 83 F FC 89 X ST 82 3-2 ③ P5			B FF 95 F FF 96 C SI 95 S FF 97 1-3 ① K	4	0	0	0	0	2	2
6 Josh Jung, R (1, 5) OBP: 0.323, SLG: 0.487	B FC 89 B SL 81 B FC 89 C FF 94 X FC 88 3-1 ③ F7			X KC 79 0-0 ③ G4-3			F SI 97 C FC 88 C SL 86 0-3 ① K		B SI 96 F FC 93 X FF 95 1-1 28 FC5-6 1B	4	0	1	0	0	1	1
53 Adolis García, R (1, 9) OBP: 0.322, SLG: 0.491		F FF 92 F ST 82 S FF 94 0-3 ① K			F SL 81 X SL 82 0-1 ① P3		B SI 97 S SL 83 B SL 87 B SL 84 C SI 97 B SL 88 4-2 3 BB BB		C SI 95 F FF 97 S FS 90 0-3 ② K	3	0	0	0	1	2	1
28 Jonah Heim, S (1, 2) OBP: 0.311, SLG: 0.442		B FF 93 B FF 94 S FF 93 B FF 94 X FC 90 3-1 ② G3			F FF 93 B FF 92 F FF 92 F FF 94 F FF 94 B FF 93 X FF 93 3-2 ② L4		C SI 96 C SI 96 T FF 97 0-2 ② K		S FF 97 C FF 96 F FS 89 F FF 96 F FS 89 B FC 93 F FF 96 X FC 92 1-2 ③ FC5-6 1-2f	4	0	0	0	0	1	2
3 Leody Taveras, S (1, 8) OBP: 0.310, SLG: 0.423		C KC 78 S FC 90 B FF 94 S FF 94 1-3 ③ K			F FC 88 F FF 93 F ST 82 B FF 94 S SL 82 1-3 ③ K		B SL 81 D SL 87 B SL 86 B SL 88 4-0 1-2 BB			2	0	0	0	1	2	0
32 Evan Carter, L (1, 7) OBP: 0.444, SLG: 0.536			C KC 79 B FF 92 S FF 92 B FF 94 S FF 93 2-3 ① K			C KC 78 X FF 93 0-1 2 1B 3B	B SI 96 C SI 96 F SL 88 B CH 94 S FC 89 2-3 ③ K			3	1	1	0	0	2	2
Inning Stats	R: 1 E: 0 K: 1 S: 10 H: 2 LOB: 1 BB: 0 P: 16	R: 0 E: 0 K: 2 S: 8 H: 0 LOB: 0 BB: 0 P: 12	R: 0 E: 0 K: 2 S: 11 H: 0 LOB: 0 BB: 0 P: 18	R: 0 E: 0 K: 0 S: 4 H: 0 LOB: 0 BB: 0 P: 4	R: 0 E: 0 K: 1 S: 11 H: 0 LOB: 0 BB: 0 P: 15	R: 1 E: 0 K: 1 S: 13 H: 2 LOB: 1 BB: 0 P: 19	R: 0 E: 0 K: 3 S: 11 H: 0 LOB: 2 BB: 2 P: 21	R: 0 E: 0 K: 0 S: 4 H: 0 LOB: 0 BB: 0 P: 6	R: 0 E: 0 K: 2 S: 15 H: 1 LOB: 1 BB: 0 P: 18	1B: 3 2B: 0 3B: 1 HR: 1 SF: 0 SAC: 0 DP: 0 HBP: 0						WP: 0 PB: 0 SB: 0 CS: 0 PA: 34	

livebaseballscorecards.com

AB	32
R	2
H	5
RBI	2
BB	2
SO	12
LOB	10

PITCHER		IP	WLS	BF	H	R	ER	SO	BB	IBB	HBP	BLK	WP	HR	S	P	ERA	WHIP
50 Kutter Crawford, R ERA: 4.19	(1, 1)	6.0		22	4	2	2	7	0	0	0	0	0	1	57	84	3.00	0.667
25 Josh Winckowski, R ERA: 2.88	(7, 1)	1.0	W	5	0	0	0	3	2	0	0	0	0	0	11	21	0.00	2.000
22 Garrett Whitlock, R ERA: 5.19	(8, 1)	1.0	H	3	0	0	0	0	0	0	0	0	0	0	4	6	0.00	0.000
55 Chris Martin, R ERA: 1.07	(9, 1)	1.0	S	4	1	0	0	2	0	0	0	0	0	0	15	18	0.00	1.000

PITCHER	IP	WLS	BF	H	R	ER	SO	BB	IBB	HBP	BLK	WP	HR	S	P	ERA	WHIP

Boston Red Sox @ Texas Rangers

Globe Life Field, Arlington, TX

Tue Sep 19 2023, 7:09 PM - 10:04 PM CDT

Att. 26,617 - Roof Closed - 74 F

TOP

livebaseballscorecards.com

Batter	1	2	3	4	5	6	7	8	9	AB	R	H	RBI	BB	SO	LOB
99 Alex Verdugo, L (1, 9) OBP: 0.327, SLG: 0.431	B FF 94 X FC 91 1-0 ① G3-1		F FC 89 D CU 76 X FC 88 1-1 ① L3		B CU 72 X CU 75 1-0 11 G5-6-3 1B		B FF 93 C FF 92 C FF 93 X FF 94 1-2 FC6 1-3 2-H			4	0	1	0	0	0	3
11 Rafael Devers, L (1, 5) OBP: 0.357, SLG: 0.519	C FF 95 F FS 88 S CU 77 0-3 ② K		F FC 89 F FF 94 B FF 94 B FF 94 F CU 76 B FS 86 F FC 90 B FF 93 4-2 2 G5-3 7 1B 1-2 2-3 BB		B FF 93 F FC 88 B CU 74 B FF 92 X FF 93 3-1 ①② G5-6-3 1-2f		S FF 99 C SI 101 C SI 103 0-3 ② K			3	1	0	0	1	2	3
2 Justin Turner, R (1, 10) OBP: 0.349, SLG: 0.468	C FF 96 F FC 91 X FF 95 0-2 1B		B FC 88 X FC 90 1-0 ② G5-3 1-2 2-3 3-H		C FF 93 B FS 86 C FC 90 B FF 95 B FS 89 X FC 89 3-2 ③ G5-3		B SI 101 C SL 90 S SI 99 B SI 103 B SI 102 X SL 89 3-2 ③ G5-3			4	0	1	1	0	0	4
7 Masataka Yoshida, L (1, 7) OBP: 0.338, SLG: 0.444	C FF 93 F FC 89 B FS 87 X FF 94 1-2 ③ G4-3		B FC 88 B FF 93 X FS 87 2-0 18 1B 2-H 3-H 1B			C FF 92 F FF 92 B SL 87 C FF 92 1-3 ① K		C SL 84 C SL 86 X FF 98 0-2 ① G6-3		4	0	1	2	0	1	1
18 Adam Duvall, R (1, 8) OBP: 0.306, SLG: 0.524		C CU 75 X SL 82 0-1 ① F7	C FF 94 X FC 90 0-1 1-2 1B			S FF 93 B CH 87 C FF 94 X FF 92 1-2 ② F8		C FF 98 B FS 91 S FS 89 S SI 100 1-3 ② K		4	0	1	0	0	1	0
10 Trevor Story, R (1, 6) OBP: 0.219, SLG: 0.292		C CU 75 B SL 82 F FS 87 B FS 85 B SL 83 D FS 89 4-2 12 G6-4-3 BB	B CU 74 X FS 85 1-0 ③ F7			B FF 92 B CU 81 X SL 86 2-0 ③ P4		C FF 99 B SI 100 B SL 88 F FF 98 S SI 101 2-3 ③ K		3	0	0	0	1	1	2
12 Connor Wong, R (1, 2) OBP: 0.296, SLG: 0.403 3 Reese McGuire, L (9, PH) OBP: 0.316, SLG: 0.368		S CU 75 B FS 86 X FF 94 1-1 ②③ G6-4-3 1-2f		B FS 86 B CU 73 F FF 92 F FF 93 F CU 75 S FS 87 2-3 ① K			C SL 81 B FF 93 C SL 82 B FF 93 S SL 81 2-3 ① K		S SL 84 X CH 89 0-1 ① G5-3	3 1	0 0	0 0	0 0	2 0	1 0	1 0
29 Bobby Dalbec, R (1, 3) OBP: 0.360, SLG: 0.364			B FS 87 B FF 94 F CU 75 B SL 83 F FF 93 B CU 76 4-2 11 BB 17 HBP 2 G5-3 BB	C CU 74 F CU 75 C FF 93 0-3 ② K			B SL 82 C FF 93 S SL 82 B FF 94 F SL 81 X SL 81 2-2 99 E 2B		B SL 84 S SL 83 B FF 96 F SL 85 S FF 97 2-3 ② K	3	2	1	0	1	2	0
17 Luis Urías, R (1, 4) OBP: 0.337, SLG: 0.298			C CU 76 B FF 93 F FS 88 1 SAFE B FF 94 F CU 76 F FC 88 H FS 86 3-2 2 G5-3 11 BB 7 1B 1-2 HBP	B FS 87 F FC 89 B CU 76 X FF 93 2-1 ③ F8			B SL 84 B FF 93 C FF 93 B SL 82 F SL 81 F FF 93 B FF 94 4-2 99 E 99 FC6 BB		F FF 97 X SL 86 0-1 ③ G1-3	2	1	0	0	1	0	0
Inning Stats	R: 0 E: 0 K: 1 S: 10 H: 1 LOB: 1 BB: 0 P: 12	R: 0 E: 0 K: 0 S: 6 H: 0 LOB: 0 BB: 1 P: 11	R: 3 E: 0 K: 0 S: 17 H: 2 LOB: 2 BB: 2 P: 33	R: 0 E: 0 K: 2 S: 9 H: 0 LOB: 0 BB: 0 P: 13	R: 0 E: 0 K: 0 S: 6 H: 1 LOB: 0 BB: 0 P: 13	R: 0 E: 0 K: 1 S: 7 H: 0 LOB: 0 BB: 0 P: 11	R: 1 E: 1 K: 2 S: 19 H: 1 LOB: 2 BB: 1 P: 31	R: 0 E: 0 K: 2 S: 9 H: 0 LOB: 0 BB: 0 P: 12	R: 0 E: 0 K: 1 S: 7 H: 0 LOB: 0 BB: 0 P: 9	1B: 4 2B: 1 3B: 0 HR: 0 SF: 0 SAC: 0 DP: 2 HBP: 1						

	AB	31
	R	4
	H	5
	RBI	3
	BB	4
	SO	9
	LOB	14

PITCHER		IP	WLS	BF	H	R	ER	SO	BB	IBB	HBP	BLK	WP	HR	S	P	ERA	WHIP
17 Nathan Eovaldi, R ERA: 3.05	(1, 1)	5.0		21	4	3	3	3	3	0	1	0	0	0	48	82	5.40	1.400
35 Chris Stratton, R ERA: 3.53	(6, 1)	1.0		3	0	0	0	1	0	0	0	0	0	0	7	11	0.00	0.000
44 Andrew Heaney, L ERA: 4.42	(7, 1)	0.1	B	4	1	1	0	1	1	0	0	0	0	0	13	22	0.00	6.000
45 Aroldis Chapman, L ERA: 2.75	(7, 1)	1.2	W	5	0	0	0	3	0	0	0	0	0	0	15	21	0.00	0.000
25 José Leclerc, R ERA: 2.98	(9, 1)	1.0	S	3	0	0	0	1	0	0	0	0	0	0	7	9	0.00	0.000

PITCHER		IP	WLS	BF	H	R	ER	SO	BB	IBB	HBP	BLK	WP	HR	S	P	ERA	WHIP

Batter	1	2	3	4	5	6	7	8	9	AB	R	H	RBI	BB	SO	LOB
2 Marcus Semien, R (1, 4) OBP: 0.349, SLG: 0.469	F SI 94 B SL 84 B SL 84 B SI 95 F SI 95 X SI 94 3-2 ① G6-3		B SL 85 C SL 84 B SI 95 B SL 85 F SI 95 F SI 95 X SI 94 3-2 ① F9		C SI 95 B FS 89 C SI 95 B SI 95 X SI 96 2-2 30 G5-6-3 1-2 2-H 1B		B SL 90 F CU 76 C CH 87 H FF 94 2-2 5 1B 6 1B HBP	F SL 82 X FC 88 0-1 ② F9		4	1	1	1	0	0	0
5 Corey Seager, L (1, 6) OBP: 0.394, SLG: 0.640	B FS 90 B SL 84 B SL 84 X SI 95 3-0 ② G3-1		C FC 88 F FS 88 S SL 84 0-3 ② K		B CU 77 B SI 91 C SI 91 S CU 78 B CU 78 C SI 91 3-3 ① K		B CU 76 X SL 88 1-0 6 1B 28 BB 1-2 1B	X SL 83 0-0 E4		5	1	1	0	0	2	2
30 Nathaniel Lowe, L (1, 3) OBP: 0.372, SLG: 0.429	B SL 84 S SI 93 B FS 88 C SL 85 S SL 84 2-3 ③ K		C FS 89 X FC 87 0-1 ③ L8		B CU 79 B CU 78 S SI 91 X SI 92 2-1 ②③ G5-6-3 1-2f		B SL 88 D FF 94 C SL 87 B SL 87 X FF 92 3-1 ① F6	B SL 82 B FF 94 D SL 84 D SL 83 4-0 BB		4	0	0	0	1	1	4
6 Josh Jung, R (1, 5) OBP: 0.321, SLG: 0.484		C SL 86 F SL 84 F SL 83 S SI 94 0-3 ① K	X SI 94 0-0 ① F9			B SI 94 B SI 93 C SI 94 C SI 95 C SI 95 2-3 ① K	X FF 94 0-0 28 BB 1-3 2-H 1B	C SL 83 S SL 83 B SL 83 S FC 88 1-3 ③ K		5	0	1	1	0	3	2
4 Robbie Grossman, S (1, 10) OBP: 0.340, SLG: 0.402		B SI 94 C SI 94 F SL 84 F SL 84 B FS 88 X SL 85 2-2 ② G5-3	C SI 94 B FS 88 F FC 86 B FS 88 B SL 83 F SL 84 F SI 95 B SI 96 4-2 BB			B SI 96 F SI 95 C SI 94 X SL 85 1-2 ② P5	B FF 94 B ST 79 C ST 80 B CH 87 B ST 80 4-1 28 BB BB			2	0	0	0	2	0	0
53 Adolis García, R (1, 9) OBP: 0.323, SLG: 0.496		C SL 84 C SL 83 B SL 83 X SI 96 1-2 HR	B SL 84 F SL 84 F FS 88 B SL 84 B SL 85 S SI 96 3-3 ② K			C SI 95 B SL 86 S SI 95 F SI 95 B SI 95 F SI 95 F SI 96 B SL 84 F SI 95 4-2 B SI 94 28 2B BB	C FF 93 B ST 81 F FF 94 F CH 88 B FF 92 F ST 80 F SI 93 S FF 94 2-3 ② K			3	2	1	1	1	2	4
28 Jonah Heim, S (1, 2) OBP: 0.315, SLG: 0.448		B SI 96 X SI 95 1-0 2B	C SL 85 B SL 85 F FF 96 X FS 90 1-2 ③ F8			C SI 94 B SI 94 F SI 95 B SI 94 1 SAFE X SI 94 2-2 3 1B 1-H 2B	B ST 81 B FF 93 B FF 93 B FF 92 4-0 1-2 2-3 3-H BB			3	1	2	2	1	0	1
3 Leody Taveras, S (1, 8) OBP: 0.314, SLG: 0.423		B SL 84 B SL 84 B SI 93 B SI 94 4-0 BB			C SL 83 S SL 83 B SL 83 B SL 83 B SI 94 B SI 93 4-2 32 BB 2 1B BB	C SI 94 C SI 94 X SI 94 0-2 2-H 1B	C ST 80 C ST 81 F FF 93 F FF 93 C ST 81 0-3 ③ K			2	1	1	1	2	1	3
32 Evan Carter, L (1, 7) OBP: 0.425, SLG: 0.484		C SL 84 B SL 84 B SL 84 C SL 84 F SL 84 B FF 94 X SL 85 3-2 ③ F7			B SI 94 B SL 83 C SI 95 B FS 89 B SI 94 4-1 2 1B 1-2 BB	C SI 92 C SI 93 F SL 85 B SI 94 X SI 94 1-2 ③ G4-3		S SL 83 F FC 88 B SL 83 B FF 94 X SL 83 2-2 ① P2		3	0	0	0	1	0	3
Inning Stats	R: 0 E: 0 K: 1 S: 7 H: 0 LOB: 0 BB: 0 P: 15	R: 1 E: 0 K: 1 S: 16 H: 2 LOB: 2 BB: 1 P: 27	R: 0 E: 0 K: 1 S: 9 H: 0 LOB: 0 BB: 0 P: 12	R: 0 E: 0 K: 1 S: 11 H: 0 LOB: 1 BB: 1 P: 19	R: 1 E: 0 K: 1 S: 11 H: 1 LOB: 1 BB: 2 P: 26	R: 2 E: 0 K: 1 S: 22 H: 2 LOB: 1 BB: 1 P: 32	R: 2 E: 0 K: 2 S: 18 H: 2 LOB: 3 BB: 2 P: 34	R: 0 E: 1 K: 1 S: 9 H: 0 LOB: 2 BB: 1 P: 16		1B: 4 2B: 2 3B: 0 HR: 1 SF: 0 SAC: 0 DP: 1 HBP: 1					WP: 0 PB: 0 SB: 0 CS: 0 PA: 40	

PITCHER		IP	WLS	BF	H	R	ER	SO	BB	IBB	HBP	BLK	WP	HR	S	P	ERA	WHIP
89 Tanner Houck, R ERA: 4.92	(1, 1)	4.0		19	3	2	2	4	4	0	0	0	0	1	49	89	4.50	1.750
83 Brennan Bernardino, L ERA: 3.42	(5, 1)	1.0		2	0	0	0	1	0	0	0	0	0	0	5	10	0.00	0.000
68 Mauricio Llovera, R ERA: 4.65	(6, 1)	1.0	B	6	2	2	2	1	1	0	0	0	0	0	22	32	18.00	3.000
72 Chris Murphy, L ERA: 4.73	(7, 1)	0.1	L	3	1	2	2	0	0	0	1	0	0	0	5	11	54.00	3.000
46 John Schreiber, R ERA: 3.8	(7, 1)	0.2		5	1	0	0	2	2	0	0	0	0	0	13	23	0.00	4.500

PITCHER		IP	WLS	BF	H	R	ER	SO	BB	IBB	HBP	BLK	WP	HR	S	P	ERA	WHIP
56 Zack Weiss, R ERA: 3.46	(8, 1)	1.0		5	0	0	0	1	1	0	0	0	0	0	9	16	0.00	1.000

BOTTOM

Boston Red Sox @ Texas Rangers

Globe Life Field, Arlington, TX

Tue Sep 19 2023, 7:09 PM - 10:04 PM CDT

Att. 26,617 - Roof Closed - 74 F

livebaseballscorecards.com

AB	31
R	6
H	7
RBI	6
BB	8
SO	9
LOB	19

Batter	1	2	3	4	5	6	7	8	9	AB	R	H	RBI	BB	SO	LOB
43 Ceddanne Rafaela, R (1, 6) OBP: 0.328, SLG: 0.492	C SL 89 F SL 90 F FF 97 S SL 92 0-3 ① **K**	B CU 80 X SL 90 1-0 **1B**			C CU 80 X CU 79 0-1 ② **G5-3**		F CH 82 B CH 83 B SI 92 X SI 91 2-1 ②③ **G1-4-3** 1-2f		B CU 78 D CH 87 X FF 91 2-0 **1B** 1-3 3-H	5	0	2	1	0	1	2
11 Rafael Devers, L (1, 5) OBP: 0.355, SLG: 0.516 12 Connor Wong, R (7, 4) OBP: 0.295, SLG: 0.401	B FF 97 B FF 97 X FF 97 2-0 ② **P6**	B FF 96 B FF 96 F FF 95 F FF 96 X FF 96 2-2 ③ **G4-3**			C SI 93 B SI 92 B SI 91 F SI 92 F FF 93 F CH 84 X SI 94 2-2 ③ **G5-3**			C SI 99 B SL 89 C SI 98 S SL 88 1-3 ① **K**	X CH 87 0-0 ③ **G6-3**	3 2	0 0	0 0	0 0	0 1	0 2	1 2
2 Justin Turner, R (1, 10) OBP: 0.351, SLG: 0.467 30 Rob Refsnyder, R (8, PH) OBP: 0.366, SLG: 0.315 (8, 10)	B FF 97 B FF 97 C SL 90 C FF 96 B FF 97 B SL 90 4-2 **99 1B 18 HR BB**		C FF 95 X FF 96 0-1 ① **F9**			C SI 91 B CH 84 C SI 91 F SI 92 F CH 85 B FF 92 F SI 92 F CU 80 B FC 92 4-2 B SI 92 **99 G3-6 BB**		B SI 99 B SL 89 B SI 99 C SI 98 X SI 99 3-1 **1B**		1 1	1 0	0 1	0 0	2 0	0 0	0 0
99 Alex Verdugo, L (1, 9) OBP: 0.326, SLG: 0.430	B SL 90 F FF 96 X FF 96 1-1 **18 HR** 1-2 **1B**		C SI 92 F SI 91 X SI 93 0-2 ② **G4-3**			X SI 93 0-0 ①② **G3-6** 1-2f		B SL 90 F SL 89 C SL 87 F CH 90 S SL 89 1-3 ② **K**		4	1	1	0	0	1	2
18 Adam Duvall, R (1, 8) OBP: 0.308, SLG: 0.533	F SL 89 X FF 96 0-1 **HR** 1-H 2-H		S CU 80 S CH 84 S CH 84 0-3 ③ **K**			C CH 84 C CH 84 X SI 93 0-2 **7 WP 1B**		B SI 98 C SL 88 S SL 88 S SL 88 1-3 ③ **K**		4	1	2	3	0	2	1
7 Masataka Yoshida, L (1, 7) OBP: 0.337, SLG: 0.442	C FF 96 S SL 89 F SL 90 F FF 96 B SL 90 X SL 90 1-2 ③ **G6-3**			C SI 90 F CU 80 C SI 92 0-3 ① **K**		C SI 93 B CU 81 S SI 93 B SI 93 X CH 85 2-2 ③ **G4-3** 1-2			S SL 79 B SL 79 X SL 78 1-1 **19 F8 43 1B 29 1B 1B**	4	1	1	0	0	1	1
29 Bobby Dalbec, R (1, 3) OBP: 0.379, SLG: 0.500		X SL 90 0-0 **HR**		B SI 92 B CH 84 B CH 84 C SI 92 S SI 92 S SI 93 3-3 ② **K**			C SI 90 S CH 83 S CH 83 0-3 ① **K**		X CU 75 0-0 **43 1B** 1-2 **1B**	4	1	2	1	0	2	0
3 Reese McGuire, L (1, 2) OBP: 0.314, SLG: 0.365		C FF 96 F SL 90 X SL 89 0-2 ① **G5-3**		C SI 93 C SI 92 B CU 81 B SI 94 F SI 90 F SI 93 X CU 80 2-2 ③ **G3**			F SI 91 X SI 92 0-1 **17 1B 1B**		B FF 92 C FF 91 S SL 80 D SL 82 S SL 80 2-3 ① **K**	4	0	1	0	0	1	2
17 Luis Urías, R (1, 4) OBP: 0.337, SLG: 0.299 52 Wilyer Abreu, L (7, PR) OBP: 0.435, SLG: 0.509 19 Pablo Reyes, R (7, 5) OBP: 0.339, SLG: 0.389		C FF 96 X SL 91 0-1 ② **G5-3**			C CU 79 B CH 83 C SI 92 S CH 83 1-3 ① **K**		X CH 83 0-0 **43 G1-4-3** 1-2 **1B**		C FF 91 B FF 92 B CU 77 X CH 86 2-1 ② **F8** 2-3	3 0 1	0 0 0	1 0 0	0 0 0	0 0 0	1 0 0	0 0 2
Inning Stats	R: 3 E: 0 K: 1 S: 16 H: 2 LOB: 0 BB: 1 P: 24	R: 1 E: 0 K: 0 S: 10 H: 2 LOB: 1 BB: 0 P: 13	R: 0 E: 0 K: 1 S: 8 H: 0 LOB: 0 BB: 0 P: 8	R: 0 E: 0 K: 2 S: 11 H: 0 LOB: 0 BB: 0 P: 16	R: 0 E: 0 K: 1 S: 10 H: 0 LOB: 0 BB: 0 P: 13	R: 0 E: 0 K: 0 S: 13 H: 1 LOB: 1 BB: 1 P: 19	R: 0 E: 0 K: 1 S: 8 H: 2 LOB: 2 BB: 0 P: 10	R: 0 E: 0 K: 3 S: 12 H: 1 LOB: 1 BB: 0 P: 18	R: 1 E: 0 K: 1 S: 10 H: 3 LOB: 2 BB: 0 P: 17	1B: 9 2B: 0 3B: 0 HR: 2 SF: 0 SAC: 0 DP: 2 HBP: 0						WP: 1 PB: 0 SB: 0 CS: 0 PA: 38

PITCHER		IP	WLS	BF	H	R	ER	SO	BB	IBB	HBP	BLK	WP	HR	S	P	ERA	WHIP
22 Jon Gray, R ERA: 4.22	(1, 1)	2.1		12	4	4	4	1	1	0	0	0	0	2	28	39	15.43	2.143
54 Martín Pérez, L ERA: 4.49	(3, 1)	4.2	W	16	3	0	0	5	1	0	0	0	1	0	48	64	0.00	0.857
72 Jonathan Hernández, R ERA: 6.26	(8, 1)	1.0		4	1	0	0	3	0	0	0	0	0	0	12	18	0.00	1.000
51 Will Smith, L ERA: 4.55	(9, 1)	1.0		6	3	1	1	1	0	0	0	0	0	0	10	17	9.00	3.000

PITCHER	IP	WLS	BF	H	R	ER	SO	BB	IBB	HBP	BLK	WP	HR	S	P	ERA	WHIP

TOP

Boston Red Sox @ Texas Rangers

Globe Life Field, Arlington, TX

Wed Sep 20 2023, 1:09 PM - 3:52 PM CDT

Att. 28,519 - Roof Closed - 74 F

livebaseballscorecards.com

AB	36
R	5
H	11
RBI	5
BB	2
SO	10
LOB	13

Boston Red Sox @ Texas Rangers

Globe Life Field, Arlington, TX

Wed Sep 20 2023, 1:09 PM - 3:52 PM CDT

Att. 28,519 - Roof Closed - 74 F

BOTTOM

Batter	1	2	3	4	5	6	7	8	9	AB	R	H	RBI	BB	SO	LOB
2 Marcus Semien, R (1, 4) OBP: 0.353, SLG: 0.471 20 Ezequiel Duran, R (8, 4) OBP: 0.324, SLG: 0.446	C SI 97 F CH 88 B CH 86 B FF 94 B SL 88 F SI 96 F SL 87 B SI 96 4-2 30 G3-6-1 BB	X SI 97 0-0 5 G3-6 2-H 3-H 1B	B SL 87 B CH 87 B CH 87 C SI 96 B SL 87 4-1 1-2 2-3 3-H BB		B ST 82 C ST 82 X ST 82 1-1 E5 5 2B	C ST 80 F SI 93 X ST 80 0-2 5 G1-3 2B		X SI 91 0-0 47 HBP 1B		3 1 2 3 2 0 0 1 0 1 0 0 0 0						
5 Corey Seager, L (1, 6) OBP: 0.392, SLG: 0.637 47 Josh Smith, L (7, 6) OBP: 0.305, SLG: 0.314	B SI 95 X CH 85 1-0 F7	S SL 88 B FF 96 B SI 96 B SL 87 X CH 87 3-1 G3-6 1-2f	X SI 97 0-0 G3		X FF 97 0-0 6 HR 1-H 2B	X FF 93 0-0 G1-3 2-3		B CU 77 B CU 77 C SI 89 H SI 89 3-1 30 FC4 1-2 HBP		5 1 1 1 0 0 6 0 0 0 0 0 0 0						
30 Nathaniel Lowe, L (1, 3) OBP: 0.370, SLG: 0.426	X SL 87 0-0 G3-6-1 1-2f	S SL 88 B FF 97 B SL 88 F CH 87 B SI 96 F SI 95 X SI 96 3-2 G5-3		C FF 97 B FF 97 X CH 89 1-1 6 1B 53 2B 1B	B FF 96 B ST 84 F ST 83 S FF 95 S ST 83 2-3 K	C ST 81 F FF 93 F FF 92 F ST 81 C FF 94 0-3 K		C SI 90 S SI 92 X CU 78 0-2 FC4 1-2f		6 1 1 0 0 2 5						
6 Josh Jung, R (1, 5) OBP: 0.324, SLG: 0.492		C SL 86 F SI 93 B SL 86 X SL 88 1-2 53 BB 28 HR 1B	B SI 96 C CH 86 S FF 95 B FF 96 S CH 87 2-3 K	B ST 82 X FF 96 1-0 53 2B 3 SF8 1-2 1B	C FF 96 X FF 95 0-1 2-H HR		S SL 84 C SL 85 S SL 85 0-3 K			5 3 3 2 0 2 0						
53 Adolis García, R (1, 9) OBP: 0.324, SLG: 0.496 11 Austin Hedges, R (8, 2) OBP: 0.237, SLG: 0.231		C SI 95 B FF 94 B CH 85 S CH 86 B SI 95 F CH 85 B SI 95 4-2 28 HR 1-2 BB	B SL 87 S FF 95 B FF 95 F SL 88 F CH 87 F FF 97 F SI 96 S FF 95 2-3 K	X ST 82 0-0 3 SF8 1-3 2-H 2B	B ST 84 X ST 82 1-0 F9		X FF 95 0-0 L1-3			4 1 1 1 1 1 0 0 0 0 0 0 0 0						
28 Jonah Heim, S (1, 2) OBP: 0.316, SLG: 0.454 16 Travis Jankowski, L (7, PH) OBP: 0.352, SLG: 0.332 (8, 9)		X CH 86 0-0 1-H 2-H HR	B FF 97 B FF 95 B FF 94 B FF 95 4-0 18 HBP 3 1B BB	S FF 97 S FF 97 S FF 97 0-3 K	B FF 96 B FF 96 C FF 96 X FF 95 2-1 F7		B SL 83 C SL 82 B FF 95 B SL 83 B SL 83 4-1 BB			3 2 1 3 1 1 2 0 0 0 0 1 0 0						
18 Mitch Garver, R (1, 10) OBP: 0.370, SLG: 0.513		B SL 88 B SL 87 C SI 96 X SI 96 2-1 HR	B SL 84 H FF 95 2-0 32 1B 3 1B 2 BB 1-2 HBP	B FF 96 B ST 83 B FF 96 B FF 97 4-0 3 SF8 BB		C FF 92 F ST 80 X ST 80 0-2 L7	C SL 82 C FF 94 F SL 84 C SL 82 0-3 K			3 2 1 1 1 1 1						
3 Leody Taveras, S (1, 8) OBP: 0.317, SLG: 0.425		S SL 88 B SL 88 C SI 96 X SL 87 1-2 32 2B 2 1B 1B	S SL 87 F CH 86 F FF 96 B FF 96 F CH 87 X SI 96 1-2 2 BB 32 1B 1-2 2-H 1B	B FF 96 C ST 82 F ST 84 X FF 96 2-2 SF8 1-2 2-3 3-H		B ST 79 B SI 92 C SI 92 B ST 79 F SI 93 B ST 80 4-2 32 HR BB			C CU 75 B SI 90 F CU 76 X CU 77 1-2 G5-3		3 2 2 2 1 0 0						
32 Evan Carter, L (1, 7) OBP: 0.455, SLG: 0.629 4 Robbie Grossman, S (8, PH) OBP: 0.339, SLG: 0.401 (9, 7)		C SI 95 B FF 95 B CH 87 B CH 86 X SI 97 3-1 2 1B 1-3 2B	B CH 88 X CH 87 1-0 2 BB 1-2 2-3 1B	B ST 82 X FF 96 1-0 G4-3	B FF 94 B ST 79 C ST 80 C FF 93 B FF 93 F ST 79 X ST 80 3-2 1-H HR			B CU 76 X SI 90 1-0 F8		4 2 3 2 0 0 2 1 0 0 0 0 0 0						
Inning Stats	R: 0 E: 0 K: 0 S: 6 H: 0 LOB: 0 BB: 1 P: 11	R: 6 E: 0 K: 0 S: 21 H: 6 LOB: 0 BB: 1 P: 38	R: 2 E: 0 K: 2 S: 17 H: 2 LOB: 3 BB: 2 P: 33	R: 2 E: 0 K: 1 S: 11 H: 3 LOB: 2 BB: 1 P: 20	R: 3 E: 1 K: 1 S: 11 H: 2 LOB: 0 BB: 0 P: 17	R: 2 E: 0 K: 1 S: 18 H: 2 LOB: 1 BB: 1 P: 25	R: 0 E: 0 K: 2 S: 9 H: 0 LOB: 1 BB: 1 P: 13	R: 0 E: 0 K: 0 S: 9 H: 1 LOB: 2 BB: 0 P: 14		1B: 8 2B: 4 3B: 0 HR: 4 SF: 1 SAC: 0 DP: 2 HBP: 2			WP: 0 PB: 0 SB: 0 CS: 0 PA: 48	

livebaseballscorecards.com

AB	38
R	15
H	16
RBI	15
BB	7
SO	7
LOB	16

PITCHER		IP	WLS	BF	H	R	ER	SO	BB	IBB	HBP	BLK	WP	HR	S	P	ERA	WHIP
66 Brayan Bello, R ERA: 4.11	(1, 1)	3.0	L	20	8	8	8	2	4	0	1	0	0	2	44	82	24.00	4.000
73 Nick Robertson, R ERA: 6.33	(4, 1)	2.0		13	5	5	4	2	1	0	0	0	0	1	22	37	18.00	3.000
46 John Schreiber, R ERA: 4.12	(6, 1)	1.0		6	2	2	2	1	1	0	0	0	0	1	18	25	18.00	3.000
56 Zack Weiss, R ERA: 3.21	(7, 1)	1.0		4	0	0	0	2	1	0	0	0	0	0	9	13	0.00	1.000
83 Brennan Bernardino, L ERA: 3.35	(8, 1)	1.0		5	1	0	0	0	0	0	1	0	0	0	9	14	0.00	1.000

PITCHER	IP	WLS	BF	H	R	ER	SO	BB	IBB	HBP	BLK	WP	HR	S	P	ERA	WHIP

Batter	1	2	3	4	5	6	7	8	9	AB	R	H	RBI	BB	SO	LOB
7 Tim Anderson, R (1, 6) OBP: 0.292, SLG: 0.303	B FF 93 F FF 93 S CH 87 F SL 79 F FF 95 B SL 78 B SL 79 F FF 96 S FF 95 3-3 ① K		C SL 73 S SL 76 B FF 92 S SL 78 1-3 ① K		S SL 80 D CH 89 X CH 89 1-1 ③ G6-3		C ST 78 B SI 94 B CH 82 F SI 94 F CH 82 F SI 95 B ST 80 X SI 94 3-2 ② L3			4	0	0	0	0	2	1
10 Yoán Moncada, S (1, 5) OBP: 0.303, SLG: 0.411	B SL 76 X FF 93 1-0 1B		B SL 76 B CH 86 C FF 92 F CH 86 C SL 78 2-3 ② K			C SI 93 B CH 80 B CH 80 F CH 80 B SI 95 F SI 94 T SI 95 3-2 ① K	F CH 81 F SI 94 F ST 81 F CH 84 F SI 95 B CH 83 B CH 83 F SI 94 B ST 78 3-2 ③ F9 X CH 83			4	0	1	0	0	2	0
88 Luis Robert Jr., R (1, 8) OBP: 0.315, SLG: 0.539	B CH 89 B FF 95 B SL 75 C FF 93 C FF 95 C FF 95 3-3 ② K		C SL 77 B CH 87 F FF 94 B SL 78 B SL 77 F FF 96 X FF 95 3-2 ③ L9			C SI 94 S CH 82 B ST 80 F SI 93 B CH 81 X SI 95 2-2 25 S 74 S 25 1B 1B		B SI 95 C SI 94 X SI 95 2-1 ① G5-3		4	1	1	0	0	1	1
74 Eloy Jiménez, R (1, 10) OBP: 0.316, SLG: 0.439	B FF 95 S CH 89 X FF 95 1-1 ③ F9			F SL 74 X FF 92 0-1 ① G4-3		B SI 94 D ST 78 D ST 78 B SI 94 4-0 25 1B 43 2B 2B 1-2 BB		C SI 95 X SI 96 0-1 25 G4-6-3 1B		3	1	1	0	1	0	1
25 Andrew Vaughn, R (1, 3) OBP: 0.317, SLG: 0.434		C SL 74 F CH 84 B SL 77 B FF 94 B SL 78 B FF 94 4-2 1 1B BB		B CH 86 C SL 75 F FF 92 F FF 93 B SL 78 B CH 86 S SL 78 3-3 ② K		B CH 81 C SI 82 X CH 81 1-1 43 2B 1B 1-2 2-H		B SI 94 B SI 95 C SI 95 X SI 95 2-1 ② ③ G4-6-3 1-2f		3	0	1	1	1	1	1
1 Elvis Andrus, R (1, 4) OBP: 0.309, SLG: 0.362		C FF 93 F CH 86 B FF 93 X SL 78 1-2 1-2 1B		B FF 94 C SL 76 B CH 88 F FF 95 B FF 95 F SL 76 X FF 94 3-2 ③ L9		B SI 94 X SI 94 1-0 ② L9			C FF 95 B FC 92 C FF 94 B FS 89 X FC 92 2-2 ① L1	4	0	1	0	0	0	2
43 Trayce Thompson, R (1, 9) OBP: 0.301, SLG: 0.331		B FF 93 F FF 94 F FF 93 C SL 79 1-3 ① K			B SL 74 B SL 75 X FF 94 2-0 26 G3 28 SH3 1B	C SI 93 D ST 80 X SI 94 1-1 1-3 2-H 2B			C FF 96 B FF 96 S FC 94 B FF 96 X FF 96 2-2 ② L5	4	0	2	1	0	1	2
28 Zach Remillard, R (1, 7) OBP: 0.290, SLG: 0.316 32 Gavin Sheets, L (6, PH) OBP: 0.268, SLG: 0.343 23 Andrew Benintendi, L (6, 7) OBP: 0.328, SLG: 0.359		C FF 93 S CH 85 S SL 78 0-3 ② K			1 SAFE B SL 76 F SL 75 X FF 91 1-1 ① SH3 1-2	S CH 81 S CH 82 X CH 82 0-2 ③ G6-3			T FC 92 X FC 94 0-1 ③ L8	1 1 1	0 0 0	0 0 0	0 0 0	0 0 0	1 0 0	2 2 0
26 Korey Lee, R (1, 2) OBP: 0.143, SLG: 0.154		C SL 76 B SL 78 B SL 77 F FF 95 F SL 80 X FF 94 2-2 ③ L9			B SL 75 B SL 75 B FF 95 C FF 96 F FF 94 X FF 96 3-2 ② G3 2-3		F SI 92 B ST 78 S CH 81 B ST 79 S CH 81 2-3 ① K			3	0	0	0	0	1	3
Inning Stats	R: 0 E: 0 K: 2 S: 12 H: 1 LOB: 1 BB: 0 P: 20	R: 0 E: 0 K: 2 S: 15 H: 1 LOB: 2 BB: 1 P: 23	R: 0 E: 0 K: 2 S: 10 H: 0 LOB: 0 BB: 0 P: 16	R: 0 E: 0 K: 1 S: 10 H: 0 LOB: 0 BB: 0 P: 16	R: 0 E: 0 K: 0 S: 8 H: 1 LOB: 1 BB: 0 P: 15	R: 2 E: 0 K: 1 S: 16 H: 3 LOB: 2 BB: 1 P: 28	R: 0 E: 0 K: 1 S: 15 H: 0 LOB: 0 BB: 0 P: 23	R: 0 E: 0 K: 0 S: 6 H: 1 LOB: 0 BB: 0 P: 10	R: 0 E: 0 K: 0 S: 8 H: 0 LOB: 0 BB: 0 P: 12	1B: 6 2B: 1 3B: 0 HR: 0 SF: 0 SAC: 1 DP: 1 HBP: 0						

TOP

Chicago White Sox @ Boston Red Sox

Fenway Park, Boston, MA

Fri Sep 22 2023, 7:15 PM - 9:55 PM EDT

Att. 37,102 - Cloudy - 62 F

livebaseballscorecards.com

AB	32
R	2
H	7
RBI	2
BB	2
SO	9
LOB	15

PITCHER		IP	WLS	BF	H	R	ER	SO	BB	IBB	HBP	BLK	WP	HR	S	P	ERA	WHIP
41 Chris Sale, L ERA: 4.42	(1, 1)	5.0		19	3	0	0	7	1	0	0	0	0	0	55	90	0.00	0.800
22 Garrett Whitlock, R ERA: 5.3	(6, 1)	2.0	B	10	3	2	2	2	1	0	0	0	0	0	31	51	9.00	2.000
68 Mauricio Llovera, R ERA: 4.5	(8, 1)	1.0	W	3	1	0	0	0	0	0	0	0	0	0	6	10	0.00	1.000
55 Chris Martin, R ERA: 1.05	(9, 1)	1.0	S	3	0	0	0	0	0	0	0	0	0	0	8	12	0.00	0.000

PITCHER	IP	WLS	BF	H	R	ER	SO	BB	IBB	HBP	BLK	WP	HR	S	P	ERA	WHIP

WP: 0	PA: 35
PB: 0	
SB: 2	
CS: 0	

Batter	1	2	3	4	5	6	7	8	9	AB	R	H	RBI	BB	SO	LOB
43 Ceddanne Rafaela, R (1, 4) (9, 8) OBP: 0.323, SLG: 0.475	B SI 91 F SI 93 X SI 92 1-1 G5-3		X CU 74 0-0 ② L7		X CU 75 0-0 ② SF9 3-H			C FC 94 C SI 93 B FC 95 B FC 96 B SI 94 F SL 86 F SL 85 F FC 95 F SL 84 4-2 H FC 95 11 1B 18 SF9 HBP		2	1	0	1	0	0	0
11 Rafael Devers, L (1, 5) OBP: 0.356, SLG: 0.516	B FF 94 F SI 92 F FS 86 B FF 95 X SI 94 2-2 99 BB 1B		B SI 94 B SI 92 X CU 74 2-0 ③ G4-3		F FS 88 X SI 95 0-1 ③ G4-3			B SL 85 F SL 86 B FF 96 X SL 86 2-1 18 SF9 99 BB 7 1B 1-3 1B		4	1	2	0	0	0	1
2 Justin Turner, R (1, 10) OBP: 0.348, SLG: 0.463	C FF 93 C FF 93 X CU 76 0-2 ② L4			B FS 86 X SI 91 1-0 ① P4		C FS 85 B FS 88 C CU 74 B CU 78 F SI 91 X FS 86 2-2 ① G5-3		B CH 91 B FF 97 F CH 90 B CH 90 S FF 96 F FF 98 S FF 98 3-3 ① K		4	0	0	0	0	1	3
99 Alex Verdugo, L (1, 9) OBP: 0.329, SLG: 0.429	B FS 87 B FS 87 C SI 94 B SI 93 D FS 87 4-1 1-2 BB			B SI 93 C SI 92 S CU 75 B CU 79 B FS 88 B SI 94 4-2 BB		B SI 92 C FF 92 B FS 87 X FF 92 2-1 ② L8		B SL 86 C FF 98 F FF 97 B SL 87 D SL 86 D SL 84 4-2 7 1B 1-2 BB		1	0	0	0	3	0	0
18 Adam Duvall, R (1, 8) (9, 7) OBP: 0.304, SLG: 0.528	C SI 94 F CU 77 D CU 78 F CU 78 S FF 96 1-3 ③ K			X SI 92 0-0 ② F7		C SI 93 S FF 93 F FF 95 X CU 77 0-2 ③ P6		B FF 97 B FF 95 B FF 96 C FF 97 X FF 97 3-1 ② SF9 2-3 3-H		3	0	0	1	0	1	3
7 Masataka Yoshida, L (1, 7) OBP: 0.336, SLG: 0.441 19 Pablo Reyes, R (8, PR) OBP: 0.339, SLG: 0.389 (9, 4)		B SI 91 B SI 91 B SI 92 C FF 94 X FF 93 3-1 ① G4-3		B SI 93 F SI 92 X FS 86 1-1 ③ G3			B CU 72 C SI 90 X CU 74 1-1 ① L8	B FF 95 C FF 94 S SL 84 X SL 83 1-2 1-2 3-H 1B		4 0	0 0	1 0	1 0	0 0	0 0	1 0
10 Trevor Story, R (1, 6) OBP: 0.234, SLG: 0.306		C SI 94 F FS 87 B FS 89 X FS 89 1-2 29 CS 1B			C CU 72 B SL 86 B CU 76 B SI 92 F FF 93 X SI 93 3-2 12 SH5-4 29 1B 43 SF9 1B		C SI 93 B SL 87 B FF 92 X SI 91 2-1 1B	C ST 80 B ST 82 B SI 96 C SI 96 B ST 83 X SI 96 3-2 ③ F9		4	1	3	0	0	0	2
29 Bobby Dalbec, R (1, 3) OBP: 0.375, SLG: 0.483		B SI 92 1 SAFE B SI 91 C SI 92 B SI 92 F SI 94 F SI 94 X CU 77 3-2 ② ③ L5 1-2			X SI 92 0-0 12 SH5-4 1-2 1B		B FC 92 S FC 94 X FC 93 1-1 ② F9			3	0	1	0	0	0	2
12 Connor Wong, R (1, 2) OBP: 0.293, SLG: 0.398			C CU 73 B CU 76 C CU 75 B CU 78 B CU 75 F SI 94 C FF 94 3-3 ① K		X SI 93 0-0 ① SH5-4 1-2 2-3		C FC 94 C FC 94 F FC 96 D SL 84 F FC 95 F FC 94 D CU 84 S SI 96 2-3 ③ K			2	0	0	0	0	2	1
Inning Stats	R: 0 E: 0 K: 1 S: 13 H: 1 LOB: 2 BB: 1 P: 21	R: 0 E: 0 K: 0 S: 9 H: 1 LOB: 0 BB: 0 P: 16	R: 0 E: 0 K: 1 S: 6 H: 0 LOB: 0 BB: 0 P: 11	R: 0 E: 0 K: 0 S: 6 H: 0 LOB: 1 BB: 1 P: 12	R: 1 E: 0 K: 0 S: 8 H: 2 LOB: 1 BB: 0 P: 11	R: 0 E: 0 K: 0 S: 10 H: 0 LOB: 0 BB: 0 P: 14	R: 0 E: 0 K: 1 S: 12 H: 1 LOB: 1 BB: 0 P: 18	R: 2 E: 0 K: 1 S: 22 H: 2 LOB: 2 BB: 1 P: 42		1B: 7 2B: 0 3B: 0 HR: 0 SF: 2 SAC: 1 DP: 0 HBP: 1					WP: 0 PB: 0 SB: 0 CS: 1 PA: 34	

PITCHER		IP	WLS	BF	H	R	ER	SO	BB	IBB	HBP	BLK	WP	HR	S	P	ERA	WHIP
Touki Toussaint, R ERA: 5.1	(1, 1)	6.1		25	5	1	1	2	2	0	0	0	0	0	56	92	1.42	1.105
41 Bryan Shaw, R ERA: 4.76	(7, 1)	0.2	H	3	0	1	1	1	0	0	1	0	0	0	14	21	13.50	0.000
45 Garrett Crochet, L ERA: 4.22	(8, 1)	0.2	L	5	2	1	1	1	1	0	0	0	0	0	13	26	13.50	4.500
48 Yohan Ramírez, R ERA: 3.63	(8, 1)	0.1		1	0	0	0	0	0	0	0	0	0	0	3	6	0.00	0.000

PITCHER	IP	WLS	BF	H	R	ER	SO	BB	IBB	HBP	BLK	WP	HR	S	P	ERA	WHIP

BOTTOM

Chicago White Sox @ Boston Red Sox

Fenway Park, Boston, MA

Fri Sep 22 2023, 7:15 PM - 9:55 PM EDT

Att. 37,102 - Cloudy - 62 F

livebaseballscorecards.com

AB	27
R	3
H	7
RBI	3
BB	3
SO	4
LOB	13

Batter	1	2	3	4	5	6	7	8	9	AB	R	H	RBI	BB	SO	LOB
7 Tim Anderson, R (1, 6) OBP: 0.290, SLG: 0.300	C FF 95 X ST 84 0-1 ① G4-3		X SL 87 0-0 ③ L8			C CU 79 S FF 94 S ST 83 0-3 ① K			C SI 95 B SL 87 B SI 94 F SI 95 S FC 88 2-3 ① K	4	0	0	0	0	2	0
23 Andrew Benintendi, L (1, 7) OBP: 0.328, SLG: 0.358	C FF 94 S FC 91 B CU 80 B FF 94 S FF 96 2-3 ② K			B FF 94 B FF 94 S FF 94 B FF 95 X FF 94 3-1 74 1B 1B		B FF 94 B CU 79 F CU 80 F FF 94 X CU 80 2-2 ② L9			F SI 96 B SI 95 X CH 92 1-1 ② G3-1	4	0	1	0	0	1	0
88 Luis Robert Jr., R (1, 8) OBP: 0.314, SLG: 0.542	B FF 96 B FF 95 C FF 94 F ST 84 X SL 83 2-2 ③ G6-3			D FF 93 S FF 94 F ST 83 S SL 85 1-3 ① K		S FF 94 F ST 83 B ST 83 F FF 93 F FF 94 X CU 80 1-2 ③ G6-3			C SI 96 X SI 95 0-1 HR	4	1	1	1	0	1	1
74 Eloy Jiménez, R (1, 10) OBP: 0.318, SLG: 0.439		C CU 79 B CU 79 B FF 95 X FF 94 2-1 ① F7		X ST 83 0-0 25 FC6-4 1B 1-3			C FF 92 F FF 94 X FF 94 0-2 ① G4-3		S SL 85 S SI 96 B SL 85 X SL 87 1-2 1B	4	0	2	0	0	0	0
10 Yoán Moncada, S (1, 5) OBP: 0.299, SLG: 0.406		X CU 80 0-0 ② G4-3		S CU 81 C FF 96 B FF 96 D FF 93 F CU 80 S FF 94 2-3 ② K			B CU 80 X CU 79 1-0 ② L4		B SL 87 F SI 95 B SL 85 S SI 95 C SI 95 2-3 ③ K	4	0	0	0	0	2	3
25 Andrew Vaughn, R (1, 3) OBP: 0.317, SLG: 0.432		B FF 94 B FF 95 B FC 88 D FF 95 4-0 BB		B FF 95 B ST 83 C CU 80 F FF 95 X CU 81 2-2 ③ FC6-4 1-2f			B CU 80 B CU 80 C FF 94 B ST 81 C ST 82 S ST 82 3-3 ③ K			2	0	0	0	1	1	2
32 Gavin Sheets, L (1, 9) OBP: 0.265, SLG: 0.339 43 Trayce Thompson, R (9, 9) OBP: 0.301, SLG: 0.331		C FF 95 B FF 95 D CU 80 S CU 81 C CU 81 2-3 ③ K			X CU 79 0-0 ① G4-1			B SI 95 C SI 96 F FC 88 F SI 96 F FC 88 C SI 96 1-3 ① K		3 0	0 0	0 0	0 0	2 0	1 0	1 0
50 Lenyn Sosa, R (1, 4) OBP: 0.205, SLG: 0.327			C FF 94 S FF 94 X CU 82 0-2 ① L8		B FF 93 C FF 94 B FC 91 F FF 94 B ST 84 X FF 96 3-2 26 CS 1B			X SI 96 0-0 ② G6-3		3	0	1	0	0	0	0
26 Korey Lee, R (1, 2) OBP: 0.136, SLG: 0.145			C FF 95 F FF 96 B ST 83 X ST 84 1-2 ② G5-3		D CU 80 F FF 92 B FF 92 S ST 84 C ST 82 2-3 ② ③ K 1-2			C SI 97 B FC 88 X SI 96 1-1 ③ L9		3	0	0	0	0	1	1
Inning Stats	R: 0 E: 0 K: 1 S: 8 H: 0 LOB: 0 BB: 0 P: 12	R: 0 E: 0 K: 1 S: 6 H: 0 LOB: 1 BB: 1 P: 14	R: 0 E: 0 K: 0 S: 7 H: 0 LOB: 0 BB: 0 P: 8	R: 0 E: 0 K: 2 S: 13 H: 2 LOB: 2 BB: 0 P: 21	R: 0 E: 0 K: 1 S: 7 H: 1 LOB: 0 BB: 0 P: 12	R: 0 E: 0 K: 1 S: 11 H: 0 LOB: 0 BB: 0 P: 14	R: 0 E: 0 K: 1 S: 7 H: 0 LOB: 0 BB: 0 P: 11	R: 0 E: 0 K: 1 S: 8 H: 0 LOB: 0 BB: 0 P: 10	R: 1 E: 0 K: 2 S: 13 H: 2 LOB: 1 BB: 0 P: 19	1B: 4 2B: 0 3B: 0 HR: 1 SF: 0 SAC: 0 DP: 0 HBP: 0						

PITCHER	IP	WLS	BF	H	R	ER	SO	BB	IBB	HBP	BLK	WP	HR	S	P	ERA	WHIP
37 Nick Pivetta, R (1, 1) ERA: 4.25	7.0		24	3	0	0	7	1	0	0	0	0	0	59	92	0.00	0.571
25 Josh Winckowski, R (8, 1) ERA: 2.93	2.0	L	8	2	1	1	3	0	0	0	0	0	1	21	29	4.50	1.000

PITCHER	IP	WLS	BF	H	R	ER	SO	BB	IBB	HBP	BLK	WP	HR	S	P	ERA	WHIP

TOP

Chicago White Sox @ Boston Red Sox

Fenway Park, Boston, MA

Sat Sep 23 2023, 4:12 PM - 6:38 PM EDT

Att. 33,392 - Drizzle - 61 F

livebaseballscorecards.com

AB	31
R	1
H	5
RBI	1
BB	1
SO	10
LOB	8

WP: 0 PB: 0 SB: 0 CS: 1 PA: 32

Batter	1	2	3	4	5	6	7	8	9	AB	R	H	RBI	BB	SO	LOB
43 Ceddanne Rafaela, R (1, 8) OBP: 0.329, SLG: 0.477	F FF 94 B FF 96 X FF 95 1-1 ① P3		S KC 80 S SL 86 B SL 87 X SL 86 1-2 2B		X KC 82 0-0 ② L9			B SI 93 C SI 93 B ST 83 T ST 82 B SI 93 F SI 93 F SI 93 B SI 94 4-2 11 BB BB	S FC 95 B FC 95 S FC 95 S FC 96 1-3 ③ K	4	0	1	0	1	1	4
11 Rafael Devers, L (1, 5) OBP: 0.355, SLG: 0.513	T FF 95 B KC 82 B KC 81 T FF 96 X SL 85 2-2 ② G4-3		C SL 86 C FF 96 B FF 96 D SL 87 S FF 97 2-3 ③ K		S FF 96 F FF 97 B FF 95 S FF 96 1-3 ③ K			B ST 82 B SI 94 1 SAFE B SI 95 C SI 94 C SI 94 B SI 94 4-2 1-2 BB		3	0	0	0	1	2	3
2 Justin Turner, R (1, 10) OBP: 0.348, SLG: 0.462	S SL 86 B SL 87 B FF 96 X FF 95 2-1 ③ P4			C FF 94 C FF 95 X SL 86 0-2 ① 1B		B KC 80 F FF 95 B KC 82 B FF 96 F FF 95 C FF 96 3-3 ① K		B SI 93 S ST 82 S ST 83 D ST 84 S ST 84 2-3 ① K		4	0	1	0	0	2	2
99 Alex Verdugo, L (1, 9) OBP: 0.327, SLG: 0.426		C FF 95 B SL 84 X FF 95 1-1 ① G4-3		B FF 96 C FF 95 C KC 82 B SL 85 B SL 87 C FF 96 3-3 ② K		B FF 96 C FF 96 F FF 96 S FF 97 1-3 ② K		B ST 84 C SI 94 B SI 94 F ST 83 D ST 83 X SI 93 3-2 ② L8		4	0	0	0	0	2	2
7 Masataka Yoshida, L (1, 7) OBP: 0.339, SLG: 0.445		C FF 95 F FF 95 X FF 96 0-2 1B		B KC 80 X FF 95 1-0 2B		C FF 96 B KC 84 B KC 82 X FF 96 2-1 10 WP 1B		B SI 93 C SI 94 X SI 94 1-1 ③ G3		4	0	3	0	0	0	2
10 Trevor Story, R (1, 6) OBP: 0.228, SLG: 0.297		B SL 86 C SL 84 X SL 86 1-1 ② F7		S FF 96 S KC 81 B SL 86 S FF 97 1-3 ③ K		C FF 96 S FF 95 B SL 87 D SL 87 B SL 88 S FF 96 3-3 ③ K 1-2			X FC 93 0-0 ① L9	4	0	0	0	0	2	3
47 Enmanuel Valdez, L (1, 4) OBP: 0.300, SLG: 0.426 19 Pablo Reyes, R (9, PR) OBP: 0.339, SLG: 0.389		D SL 87 F FF 95 X FF 95 1-1 ③ L8			B FF 94 B SL 86 F FF 94 F SL 85 X SL 85 2-2 2B		B KC 79 C KC 79 F FF 96 B FF 97 B FF 97 F SL 87 X FF 96 3-2 ① F8		C FC 93 B SI 94 C FC 92 X FC 94 1-2 3 1B 1B	4 0	0 0	2 0	0 0	0 0	0 0	1 0
29 Bobby Dalbec, R (1, 3) OBP: 0.333, SLG: 0.424			S FF 96 S SL 86 F SL 87 S SL 87 0-3 ① K		S FF 96 F KC 82 D SL 86 S SL 88 1-3 ① K		C KC 83 S FF 97 B SL 88 S SL 88 1-3 ② K		B FC 94 C FC 93 F FC 94 B FC 94 S SL 84 2-3 ② K	4	0	0	0	0	4	2
3 Reese McGuire, L (1, 2) OBP: 0.314, SLG: 0.365 12 Connor Wong, R (9, PR) OBP: 0.293, SLG: 0.398			C FF 96 C KC 81 B SL 86 F SL 87 B CH 68 S SL 87 2-3 ② K		F FF 96 0-1 CI		B KC 81 S FF 97 F FF 96 X KC 84 1-2 ③ G3		B CU 82 C FC 93 F SI 94 F CH 82 B SL 84 F SL 84 X FC 96 2-2 1-2 1B	3 0	0 0	1 0	0 0	0 0	1 0	0 0
Inning Stats	R: 0 E: 0 K: 0 S: 7 H: 0 LOB: 0 BB: 0 P: 12	R: 0 E: 0 K: 0 S: 9 H: 1 LOB: 1 BB: 0 P: 12	R: 0 E: 0 K: 3 S: 14 H: 1 LOB: 1 BB: 0 P: 19	R: 0 E: 0 K: 2 S: 10 H: 2 LOB: 1 BB: 0 P: 15	R: 0 E: 1 K: 2 S: 11 H: 1 LOB: 2 BB: 0 P: 15	R: 0 E: 0 K: 3 S: 11 H: 1 LOB: 1 BB: 0 P: 20	R: 0 E: 0 K: 1 S: 10 H: 0 LOB: 0 BB: 0 P: 15	R: 0 E: 0 K: 1 S: 14 H: 0 LOB: 2 BB: 2 P: 28	R: 0 E: 0 K: 2 S: 15 H: 2 LOB: 2 BB: 0 P: 21	1B: 5 2B: 3 3B: 0 HR: 0 SF: 0 SAC: 0 DP: 0 HBP: 0						WP: 1 PB: 0 SB: 0 CS: 0 PA: 37	

PITCHER	IP	WLS	BF	H	R	ER	SO	BB	IBB	HBP	BLK	WP	HR	S	P	ERA	WHIP
84 Dylan Cease, R (1, 1) ERA: 4.66	7.0		27	6	0	0	11	0	0	0	0	1	0	72	108	0.00	0.857
39 Aaron Bummer, L (8, 1) ERA: 6.99	1.0	W	5	0	0	0	1	2	0	0	0	0	0	14	28	0.00	2.000
41 Bryan Shaw, R (9, 1) ERA: 4.65	1.0	S	5	2	0	0	2	0	0	0	0	0	0	15	21	0.00	2.000

PITCHER	IP	WLS	BF	H	R	ER	SO	BB	IBB	HBP	BLK	WP	HR	S	P	ERA	WHIP

BOTTOM

Chicago White Sox @ Boston Red Sox

Fenway Park, Boston, MA

Sat Sep 23 2023, 4:12 PM - 6:38 PM EDT

Att. 33,392 - Drizzle - 61 F

livebaseballscorecards.com

AB	34
R	0
H	8
RBI	0
BB	2
SO	14
LOB	19

Batter	1	2	3	4	5	6	7	8	9	AB	R	H	RBI	BB	SO	LOB
1 Elvis Andrus, R (1, 6) OBP: 0.309, SLG: 0.364	S FF 91 F FC 89 F ST 81 B FF 94 B FS 82 S ST 80 2-3 ① **K**		C KC 78 B FS 83 S FC 88 T FF 93 1-2 ③ **K**		B FC 87 X SL 81 1-0 1-H 2-H 2B					3	0	1	2	0	2	0
23 Andrew Benintendi, L (1, 7) OBP: 0.328, SLG: 0.360	B FF 92 T FF 93 X FF 89 1-1 ② **G4-3**			B KC 76 B FF 91 S FF 91 F FF 91 X FS 81 2-2 43 F9 2B	F FC 88 B FF 92 D FS 81 X KC 77 2-1 ③ **G4-3**					3	0	1	0	0	0	1
88 Luis Robert Jr., R (1, 8) OBP: 0.315, SLG: 0.542 43 Trayce Thompson, R (2, 8) OBP: 0.297, SLG: 0.326	B KC 79 B FF 93 B FF 93 C FF 93 B ST 81 4-1 74 S BB			B FF 93 F FF 92 B ST 81 F FC 87 X FF 93 2-2 ① **F9** **2-3**		S FC 86 B ST 80 S FC 86 B FC 88 S FF 91 2-3 ① **K**				0 2	0 0	0 0	0 0	1 0	0 0	0 1
74 Eloy Jiménez, R (1, 10) OBP: 0.318, SLG: 0.441	C FF 92 X SL 81 0-1 ③ **G6-3** **1-2**			X SL 82 0-0 ② **F9**		X KC 78 0-0 25 1B 32 SF7 2B				3	1	1	0	0	0	2
25 Andrew Vaughn, R (1, 3) OBP: 0.317, SLG: 0.432		C KC 77 B ST 80 S ST 80 C FF 93 1-3 ① **K**		C SL 82 S ST 82 D FS 84 B SL 83 F FF 93 F SL 83 X FS 82 2-2 ③ **G6-3**		F FC 86 C FF 91 X FF 92 0-2 **2-3** **1B**				3	0	1	0	0	1	1
32 Gavin Sheets, L (1, 9) OBP: 0.266, SLG: 0.338		B KC 78 C KC 76 X FF 92 1-1 ② **P5**			C FF 91 B KC 76 B KC 77 F KC 77 B KC 78 F FF 92 F FF 92 D KC 79 4-2 28 S 1 2B BB	S SL 88 B ST 78 B ST 78 S SL 86 X SL 87 2-2 ② **SF7** 3-H				1	1	0	1	1	0	0
50 Lenyn Sosa, R (1, 5) OBP: 0.201, SLG: 0.320		F FC 87 C ST 82 S FF 94 0-3 ③ **K**			F ST 79 D ST 81 S FC 86 B FC 88 X SL 81 2-2 ① **F8**	S CU 76 X FF 94 0-1 ③ **G1-3**				3	0	0	0	0	1	2
28 Zach Remillard, R (1, 4) OBP: 0.286, SLG: 0.312			F FF 90 C SL 80 F FF 91 C FF 93 0-3 ① **K**		C FF 91 B FF 92 S SL 81 S SL 83 1-3 ② **K** **1-2**					2	0	0	0	0	2	1
26 Korey Lee, R (1, 2) OBP: 0.148, SLG: 0.143			S SL 81 S SL 81 X ST 82 0-2 ② **G4-3**		F SL 82 F SL 82 B FF 92 B SL 83 B FF 93 B FC 87 4-2 1 2B BB					1	1	0	0	1	0	0
Inning Stats	R: 0 E: 0 K: 1 S: 9 H: 0 LOB: 1 BB: 1 P: 16	R: 0 E: 0 K: 2 S: 8 H: 0 LOB: 0 BB: 0 P: 10	R: 0 E: 0 K: 2 S: 10 H: 0 LOB: 0 BB: 0 P: 11	R: 0 E: 0 K: 0 S: 12 H: 1 LOB: 1 BB: 0 P: 18	R: 2 E: 0 K: 1 S: 15 H: 1 LOB: 1 BB: 2 P: 29	R: 1 E: 0 K: 1 S: 12 H: 2 LOB: 1 BB: 0 P: 16				1B: 1 2B: 3 3B: 0 HR: 0 SF: 1 SAC: 0 DP: 0 HBP: 0						

TOP

Chicago White Sox @ Boston Red Sox

Fenway Park, Boston, MA

Sun Sep 24 2023, 1:40 PM - 3:21 PM EDT

Att. 33,399 - Drizzle - 63 F

livebaseballscorecards.com

AB	21
R	3
H	4
RBI	3
BB	3
SO	7
LOB	8

PITCHER		IP	WLS	BF	H	R	ER	SO	BB	IBB	HBP	BLK	WP	HR	S	P	ERA	WHIP
50 Kutter Crawford, R ERA: 4.23	(1, 1)	5.1	L	23	4	3	3	7	3	0	0	0	0	0	61	93	5.06	1.312
72 Chris Murphy, L ERA: 4.66	(6, 1)	0.2		2	0	0	0	0	0	0	0	0	0	0	5	7	0.00	0.000

PITCHER	IP	WLS	BF	H	R	ER	SO	BB	IBB	HBP	BLK	WP	HR	S	P	ERA	WHIP

Batter	1	2	3	4	5	6	7	8	9	AB	R	H	RBI	BB	SO	LOB
43 Ceddanne Rafaela, R (1, 8) OBP: 0.329, SLG: 0.471	B FF 95 F FF 96 B FF 95 X FF 94 2-1 11 G4-6-3 1B		S SL 77 B SL 78 B FC 82 X FF 93 2-1 ② G6-3 1-3		F SL 76 X SI 92 0-1 ② L1					3	0	1	0	0	0	2
11 Rafael Devers, L (1, 5) OBP: 0.354, SLG: 0.511	C CH 85 X FF 94 0-1 ①② G4-6-3 1-2f		F CH 85 S FF 96 X FF 96 0-2 ③ F7		X FF 93 0-0 ③ P4					3	0	0	0	0	0	3
2 Justin Turner, R (1, 3) OBP: 0.346, SLG: 0.459	C FF 95 B FF 95 X SL 80 1-1 ③ F8			C FF 94 C FC 83 B FF 93 X FF 95 1-2 ① F8		C FC 82 B FF 92 S FC 84 X SL 77 1-2 ① G5-3				3	0	0	0	0	0	0
7 Masataka Yoshida, L (1, 10) OBP: 0.339, SLG: 0.446		B FF 93 B FF 94 B FF 94 C FF 93 X FF 94 3-1 ① L8		C SI 93 B SI 94 S CH 83 F CH 86 B SL 78 F CH 83 B CH 85 F SI 94 X FF 94 3-2 2B		B FF 92 T SI 90 X CH 85 1-1 ② F7				3	0	1	0	0	0	0
18 Adam Duvall, R (1, 9) OBP: 0.308, SLG: 0.538		C SL 77 X SL 80 0-1 ② G2-3		B SL 78 S FC 84 B SL 79 2 SAFE H FC 81 3-1 19 FC5-4 HBP		C FC 80 S FC 83 X SL 77 0-2 HR				2	1	1	1	0	0	0
52 Wilyer Abreu, L (1, 7) OBP: 0.431, SLG: 0.552		C SL 78 B CH 88 X FF 94 1-1 HR		B SI 92 X SI 93 1-0 ② F7		C CH 82 B SI 91 X CH 82 1-1 ③ G3-1				3	1	1	1	0	0	2
19 Pablo Reyes, R (1, 6) OBP: 0.335, SLG: 0.384		C FF 94 F FC 85 F SL 78 B SL 80 F SL 80 F FF 96 B FF 96 X SL 77 2-2 ③ G4-3		C FC 84 F SL 78 B FF 93 X FC 84 1-2 ③ FC5-4 1-2f						2	0	0	0	0	0	2
47 Enmanuel Valdez, L (1, 4) OBP: 0.303, SLG: 0.435			C FF 94 S CH 86 B CH 87 X FF 96 1-2 ① F8		C SI 92 B CH 84 B CH 82 F SI 91 X FF 93 2-2 12 SH1-3 2B					2	0	1	0	0	0	0
12 Connor Wong, R (1, 2) OBP: 0.295, SLG: 0.398			B SL 78 C SL 77 F FC 83 H FF 94 2-2 43 E 43 S HBP		X FC 82 0-0 ① SH1-3 2-3					0	0	0	0	0	0	0
Inning Stats	R: 0 E: 0 K: 0 S: 6 H: 1 LOB: 0 BB: 0 P: 9	R: 1 E: 0 K: 0 S: 12 H: 1 LOB: 0 BB: 0 P: 18	R: 0 E: 0 K: 0 S: 10 H: 0 LOB: 1 BB: 0 P: 15	R: 0 E: 0 K: 0 S: 14 H: 1 LOB: 2 BB: 0 P: 23	R: 0 E: 0 K: 0 S: 7 H: 1 LOB: 1 BB: 0 P: 9	R: 1 E: 0 K: 0 S: 10 H: 1 LOB: 0 BB: 0 P: 13				1B: 1 2B: 2 3B: 0 HR: 2 SF: 0 SAC: 1 DP: 1 HBP: 2						

PITCHER	IP	WLS	BF	H	R	ER	SO	BB	IBB	HBP	BLK	WP	HR	S	P	ERA	WHIP
52 Mike Clevinger, R (1, 1) ERA: 3.4	6.0	W	24	5	2	2	0	0	0	2	0	0	2	59	87	3.00	0.833

PITCHER	IP	WLS	BF	H	R	ER	SO	BB	IBB	HBP	BLK	WP	HR	S	P	ERA	WHIP

BOTTOM

Chicago White Sox @ Boston Red Sox

Fenway Park, Boston, MA

Sun Sep 24 2023, 1:40 PM - 3:21 PM EDT

Att. 33,399 - Drizzle - 63 F

livebaseballscorecards.com

AB	21
R	2
H	5
RBI	2
BB	0
SO	0
LOB	9

WP: 0 PA: 24
PB: 0
SB: 1
CS: 0

Tampa Bay Rays @ Boston Red Sox

Fenway Park, Boston, MA

Tue Sep 26 2023, 7:14 PM - 10:12 PM EDT

Att. 34,094 - Partly Cloudy - 56 F

TOP

livebaseballscorecards.com

Batter	1	2	3	4	5	6	7	8	9	AB	R	H	RBI	BB	SO	LOB
62 Jonathan Aranda, L (1, 3) OBP: 0.330, SLG: 0.316	C FF 94 S SL 84 H SL 84 1-2 1 2B HBP	C SI 92 S FC 86 F FS 87 B FS 86 X SL 83 1-2 17 G5-4-3 1B	X SI 92 0-0 2B			C SI 93 S SL 82 B SI 95 X SI 94 1-2 ② G4-3		B SI 95 B SL 86 F SI 95 F SL 88 X CH 93 2-2 1 FC5-4 3-H 1B		4	1	3	1	0	0	0
1 Junior Caminero, R (1, 5) OBP: 0.267, SLG: 0.286	C SI 93 B SI 92 X SL 85 1-1 17 E 15 1B 1-H 2B	S SI 92 F SI 92 F SL 84 B SI 95 S FS 88 1-3 ① K	B SI 94 F SI 93 B SL 84 F SI 94 B FS 87 X SL 84 3-2 ③ G5-3			C SI 93 X SI 94 0-1 ③ F8		C SL 87 X SL 84 0-1 ③ FC5-4 1-2f		5	1	1	1	0	1	3
17 Isaac Paredes, R (1, 10) OBP: 0.351, SLG: 0.485	C SL 85 B SI 93 X SL 84 1-1 E5 25 1B 15 1B 13 1B 2-3	B SI 94 F SI 93 F SL 84 X SL 84 1-2 ② ③ G5-4-3 1-2f		B FF 94 B FF 94 C FF 94 X FF 95 2-1 ① G6-3			B FF 92 B SI 92 B ST 79 C FC 90 X SI 92 3-1 ① G6-3		B SI 96 C SL 87 B SL 85 B SL 83 F CH 95 C SI 96 3-3 ① K	5	1	0	0	0	1	2
15 Josh Lowe, L (1, 9) OBP: 0.328, SLG: 0.486	C SL 82 S FF 94 X FF 95 0-2 13 1B 25 1B 10 FC3-2 1-2 3-H 1B	C SL 84 X FS 87 0-1 25 1B 13 1B 1B	B FF 94 B CH 82 F FF 94 F FF 95 F CH 83 X CH 83 2-2 ② F8				B ST 80 X CH 87 1-0 ② G5-3		X SL 84 0-0 ② G3-1	5	1	2	1	0	0	0
25 Curtis Mead, R (1, 4) OBP: 0.354, SLG: 0.394	C SI 94 B SI 93 X SL 84 1-1 10 FC3-2 13 1B 1-2 2-3 1B	F SI 90 S SI 92 B SI 93 X SL 84 1-2 10 G3 13 1B 6 G4-3 1-2 1B	B FF 94 T CH 82 X FF 95 1-1 ③ G5-3				C SI 92 F ST 80 B SI 91 F FF 91 B ST 81 C SI 92 2-3 ③		F SI 96 F SI 96 F SL 85 B SI 97 F SL 87 X FF 96 1-2 ③ F8	5	1	2	0	0	1	0
13 Manuel Margot, R (1, 8) OBP: 0.310, SLG: 0.369	F SI 94 B SI 93 F SI 93 B FF 93 F SL 85 X SI 94 2-2 50 FC5 10 FC3-2 1-2 2-3 3-H 1B	B SL 84 F SI 93 X SI 92 1-1 6 G4-3 10 G3 50 HR 1-2 2-H 1B			B CU 75 B CU 76 X SI 88 2-0 ① 1B			B SL 88 B SL 88 C FF 95 X SL 89 2-1 6 SH5-3 10 WP 87 G4-3 1B		4	2	4	2	0	0	0
10 Raimel Tapia, L (1, 7) OBP: 0.306, SLG: 0.331	B FS 88 S SI 93 B SI 92 B SL 84 S SI 94 X SL 85 3-2 ① FC3-2 1-2 2-3 3-Hf	F SL 84 C SL 83 X SL 83 0-2 ① G3 1-2 2-3			S CU 76 F CU 76 X CU 76 0-2 ② G3			M SL 86 B SL 86 B ST 80 B FF 95 B FF 94 4-1 87 G4-3 6 SH5-3 62 1B 1-2 BB		3	1	0	0	1	0	5
6 Taylor Walls, S (1, 6) OBP: 0.307, SLG: 0.337	B SL 84 C SI 92 B SL 83 S SI 93 F SL 84 T SL 84 2-2 ② K	X SI 93 0-0 ② G4-3 2-3 3-H			B CU 76 C CU 76 C CU 76 S CU 76 1-3 ③ K			X FF 94 0-0 ① SH5-3 1-2 2-3		3	0	0	1	0	2	4
50 René Pinto, R (1, 2) OBP: 0.260, SLG: 0.457 87 Harold Ramírez, R (8, PH) OBP: 0.349, SLG: 0.448 14 Christian Bethancourt, R (8, 2) OBP: 0.254, SLG: 0.381	B SL 85 X SI 93 1-0 ③ FC5 2-3f	B SL 83 C SL 83 X SL 83 1-1 3-H HR				S SI 93 S SL 81 T SI 93 0-2 ① K		S FF 97 X SL 88 0-1 ② G4-3 2-3 3-H		3 1 0	1 0 0	1 0 0	2 1 0	0 0 0	1 0 0	3 1 0
Inning Stats	R: 3 E: 1 K: 1 S: 23 H: 4 LOB: 3 BB: 0 P: 35	R: 0 E: 0 K: 1 S: 11 H: 1 LOB: 0 BB: 0 P: 14	R: 4 E: 0 K: 0 S: 17 H: 5 LOB: 1 BB: 0 P: 23	R: 0 E: 0 K: 0 S: 8 H: 0 LOB: 0 BB: 0 P: 13	R: 0 E: 0 K: 1 S: 7 H: 1 LOB: 0 BB: 0 P: 10	R: 0 E: 0 K: 1 S: 8 H: 0 LOB: 0 BB: 0 P: 9	R: 0 E: 0 K: 1 S: 7 H: 0 LOB: 0 BB: 0 P: 13	R: 2 E: 0 K: 0 S: 11 H: 2 LOB: 1 BB: 1 P: 19	R: 0 E: 0 K: 1 S: 9 H: 0 LOB: 0 BB: 0 P: 13	1B: 10 2B: 2 3B: 0 HR: 1 SF: 0 SAC: 1 DP: 1 HBP: 1						

	AB	38
	R	9
	H	13
	RBI	9
	BB	1
	SO	6
	LOB	18

WP: 1 PA: 41
PB: 0
SB: 0
CS: 0

PITCHER		IP	WLS	BF	H	R	ER	SO	BB	IBB	HBP	BLK	WP	HR	S	P	ERA	WHIP
89 Tanner Houck, R ERA: 5.31	(1, 1)	3.0	L	20	10	7	6	2	0	0	1	0	0	1	51	72	18.00	3.333
76 Zack Kelly, R ERA: 3.24	(4, 1)	1.0		3	0	0	0	0	0	0	0	0	0	0	8	13	0.00	0.000
83 Brennan Bernardino, L ERA: 3.28	(5, 1)	1.0		3	1	0	0	1	0	0	0	0	0	0	7	10	0.00	1.000
68 Mauricio Llovera, R ERA: 4.36	(6, 1)	1.0		3	0	0	0	1	0	0	0	0	0	0	8	9	0.00	0.000
46 John Schreiber, R ERA: 4.03	(7, 1)	1.0		3	0	0	0	1	0	0	0	0	0	0	7	13	0.00	0.000

PITCHER		IP	WLS	BF	H	R	ER	SO	BB	IBB	HBP	BLK	WP	HR	S	P	ERA	WHIP
72 Chris Murphy, L ERA: 5.01	(8, 1)	0.1		3	1	2	2	0	1	0	0	0	1	0	4	10	54.00	6.000
25 Josh Winckowski, R ERA: 2.87	(8, 1)	1.2		6	1	0	0	1	0	0	0	0	0	0	16	22	0.00	0.600

BOTTOM

Batter	1	2	3	4	5	6	7	8	9	AB	R	H	RBI	BB	SO	LOB
99 Alex Verdugo, L (1, 9) OBP: 0.327, SLG: 0.425 18 Adam Duvall, R (7, PH) OBP: 0.309, SLG: 0.541 (8, 9)	C SI 91 X FC 88 0-1 ① L3		B SI 91 C FF 92 X CU 80 1-1 ② 1-3 1B		C FF 91 B CU 78 X CU 78 1-1 ② G4-3		C FF 93 F FF 94 B FF 93 X FF 93 1-2 2 1B 2B	B SI 95 C SI 95 B FC 91 S SI 95 S FF 96 2-3 ③ K		3 2	0 1	1 1	0 0	0 0	0 1	0 2
11 Rafael Devers, L (1, 5) OBP: 0.351, SLG: 0.506	S FC 89 X FC 89 0-1 ② F8		B FF 92 X SI 91 1-0 ③ G4-3		B FF 91 B FF 90 C FF 90 S FF 90 T FF 91 2-2 ③ K		S FF 93 B SL 83 S FF 92 F FF 92 F FF 93 S SL 83 1-3 ② K		C SL 88 B FF 99 C FF 98 F FF 100 S FF 99 1-3 ① K	5	0	0	0	0	3	2
2 Justin Turner, R (1, 10) OBP: 0.345, SLG: 0.457	C SI 91 B FC 87 B SI 90 X SI 90 2-1 ③ G4-3			B SI 90 B FC 86 F FC 86 C ST 78 B FF 92 X FC 88 3-2 ① P6		C SI 90 B SI 91 B SI 90 S ST 75 C SI 90 2-3 ① K	C FF 92 S FF 91 F FF 92 X FF 93 0-2 2-H 1B		S SL 88 B SL 87 S FF 99 F FF 100 S FF 99 1-3 ② K	5	0	1	1	0	2	0
7 Masataka Yoshida, L (1, 7) OBP: 0.338, SLG: 0.446		B SI 90 F CU 78 B CH 82 X FF 90 2-1 ① G4-3		C CU 80 B SI 92 X ST 79 1-1 ② G4-3		C SI 90 B SI 91 B SI 91 F SI 91 X ST 76 2-2 10 1B 52 2B 2B	B FF 92 C SL 83 F SL 83 B FF 91 B SL 82 X SL 81 3-2 ③ P6		B FF 97 F SL 88 C SL 87 S SL 86 1-3 ③ K	5	1	1	0	0	1	1
10 Trevor Story, R (1, 6) OBP: 0.235, SLG: 0.298		B SI 91 X FC 88 1-0 E9 52 G4-3		S FC 87 S CU 77 B ST 80 F FC 88 S ST 79 1-3 ③ K		B ST 77 B ST 76 C SI 90 C SI 90 X ST 77 2-2 52 2B 2-3 1B		B FC 92 B FC 92 H SI 96 3-0 29 E 47 2B HBP		3	2	1	0	0	1	0
52 Wilyer Abreu, L (1, 8) OBP: 0.435, SLG: 0.565		C CU 78 C SI 91 X ST 80 0-2 ② G4-3 2-3			F SI 90 B CH 87 B ST 80 B CH 89 F CH 89 X SI 91 3-2 29 1B 47 HR 1B	X SI 89 0-0 29 G3 1-H 3-H 2B		B FC 92 T SI 95 S SI 93 F SI 95 F FC 92 F FF 95 B SI 95 S SI 95 2-3 ① K		4	1	2	2	0	1	2
29 Bobby Dalbec, R (1, 3) OBP: 0.325, SLG: 0.405		C CU 80 B FF 92 B CU 79 C FF 92 F CU 79 S FF 92 2-3 ③ K			C FC 87 X ST 80 0-1 47 HR 1-2 1B	B SI 90 C SI 89 S ST 77 X SI 89 1-2 ② G3 2-3		S FC 92 B FF 95 B FC 91 X SI 95 2-1 FC3 47 2B 1-2		4	1	1	0	0	1	3
47 Enmanuel Valdez, L (1, 4) OBP: 0.316, SLG: 0.477			C SI 90 B FC 87 X ST 79 1-1 99 1B 1B		F SI 90 X FC 89 0-1 1-H 2-H HR	B SI 91 B ST 78 F SI 91 B FC 85 S FC 87 X SI 90 3-2 ③ F8		B SI 95 X SI 95 1-0 1-3 2-H 2B		4	1	3	4	0	0	1
3 Reese McGuire, L (1, 2) OBP: 0.314, SLG: 0.365 12 Connor Wong, R (3, 2) OBP: 0.292, SLG: 0.394			F FC 88 B CU 77 S ST 79 F FF 91 D CU 80 T CU 78 2-2 ① K		C CU 77 X FC 88 0-1 ① F9		C FF 91 F FF 92 S FF 93 0-3 ① K	T FC 92 D FC 92 B FF 95 S FC 92 S FC 92 2-3 ② K		0 4	0 0	0 0	0 0	0 0	0 3	0 3
Inning Stats	R: 0 E: 0 K: 0 S: 6 H: 0 LOB: 0 BB: 0 P: 8	R: 0 E: 1 K: 1 S: 10 H: 0 LOB: 1 BB: 0 P: 15	R: 0 E: 0 K: 1 S: 9 H: 2 LOB: 1 BB: 0 P: 14	R: 0 E: 0 K: 1 S: 9 H: 0 LOB: 0 BB: 0 P: 14	R: 3 E: 0 K: 1 S: 14 H: 3 LOB: 0 BB: 0 P: 20	R: 2 E: 0 K: 1 S: 16 H: 3 LOB: 1 BB: 0 P: 26	R: 1 E: 0 K: 2 S: 18 H: 2 LOB: 1 BB: 0 P: 23	R: 1 E: 1 K: 3 S: 15 H: 1 LOB: 2 BB: 0 P: 27	R: 0 E: 0 K: 3 S: 11 H: 0 LOB: 0 BB: 0 P: 14	1B: 6 2B: 4 3B: 0 HR: 1	SF: 0 SAC: 0 DP: 0 HBP: 1	WP: 0 PB: 0 SB: 0 CS: 0	PA: 40						

PITCHER	IP	WLS	BF	H	R	ER	SO	BB	IBB	HBP	BLK	WP	HR	S	P	ERA	WHIP
24 Zach Eflin, R (1, 1) ERA: 3.5	5.0	W	20	5	3	3	4	0	0	0	0	0	1	48	71	5.40	1.000
49 Kevin Kelly, R (6, 1) ERA: 3.17	1.0		6	3	2	2	1	0	0	0	0	0	0	16	26	18.00	3.000
38 Colin Poche, L (7, 1) ERA: 2.26	1.0	H	5	2	1	1	2	0	0	0	0	0	0	18	23	9.00	2.000
64 Shawn Armstrong, R (8, 1) ERA: 1.41	1.0	H	6	1	1	0	3	0	0	1	0	0	0	15	27	0.00	1.000
29 Pete Fairbanks, R (9, 1) ERA: 2.64	1.0	S	3	0	0	0	3	0	0	0	0	0	0	11	14	0.00	0.000

PITCHER	IP	WLS	BF	H	R	ER	SO	BB	IBB	HBP	BLK	WP	HR	S	P	ERA	WHIP

Tampa Bay Rays @ Boston Red Sox

Fenway Park, Boston, MA

Tue Sep 26 2023, 7:14 PM - 10:12 PM EDT

Att. 34,094 - Partly Cloudy - 56 F

livebaseballscorecards.com

AB	39
R	7
H	11
RBI	7
BB	0
SO	13
LOB	14

Batter	1	2	3	4	5	6	7	8	9	AB	R	H	RBI	BB	SO	LOB
62 Jonathan Aranda, L (1, 4) OBP: 0.333, SLG: 0.313	B SI 96 B SI 94 X FF 94 2-0 ① G4-3		X SI 94 0-0 1 G6-4-3 1B		B CH 86 B FF 96 B SI 94 C SI 93 B SI 94 4-1 56 G5-4-3 BB		B FF 94 X SL 88 1-0 ① F8		C SL 82 X SI 94 0-1 ② G3	4	0	1	0	1	0	0
1 Junior Caminero, R (1, 5) OBP: 0.200, SLG: 0.211	B SI 96 C FF 96 B SL 86 B SI 96 X SI 95 3-1 ② G2-3		F SL 83 B SL 86 C SI 93 X SI 94 1-2 ②③ G6-4-3 1-2f		C SI 95 S SL 86 C SL 86 0-3 ① K		C CU 76 F FF 95 B CU 77 B CH 86 S CU 77 2-3 ② K		C SI 95 S SL 82 F SL 83 F SI 94 B SL 82 X SL 81 1-2 ③ F7	5	0	0	0	0	2	2
56 Randy Arozarena, R (1, 7) OBP: 0.362, SLG: 0.426	C SI 96 F CH 86 B SL 85 F FF 94 B CH 87 X SL 86 2-2 ③ G5-3			F SI 94 F SI 94 B FF 94 X SI 94 1-2 17 1B 15 1B 87 SF9 1B	B FF 96 B SI 96 X SL 85 2-0 ②③ G5-4-3 1-2f		S SL 89 C FF 95 B CH 86 S FF 95 1-3 ③ K			4	1	1	0	0	1	1
15 Josh Lowe, L (1, 9) OBP: 0.333, SLG: 0.496		C SL 85 X FF 95 0-1 HR		X CH 85 0-0 87 SF9 17 1B 13 2B 1-2 1B		C CH 86 B CH 86 B CH 86 F SI 94 B CH 86 X SI 94 3-2 17 HR 1B		C ST 80 B ST 80 B CH 87 B SI 92 B FF 91 4-1 87 1B BB		3	3	3	1	1	0	0
17 Isaac Paredes, R (1, 3) OBP: 0.352, SLG: 0.492		B SI 94 C SI 95 S SL 86 B CH 87 B SI 96 X SI 96 3-2 ① G6-3		B SI 96 X SI 95 1-0 13 2B 1-2 2-3 1B		C SI 94 B CH 85 F SL 86 X FF 95 1-2 1-H HR		C SI 92 C ST 80 S CH 86 0-3 ① K		4	1	2	2	0	1	1
87 Harold Ramírez, R (1, 10) OBP: 0.348, SLG: 0.447		S SL 85 X SI 94 0-1 ② G1-3		S SL 87 D SL 86 X CH 86 1-1 ① SF9 2-3 3-H		X SI 96 0-0 ① G4-3		C ST 80 F ST 80 B FF 91 X ST 80 1-2 1-2 1B		3	0	1	1	0	0	0
6 Taylor Walls, S (1, 6) OBP: 0.306, SLG: 0.336		B FF 96 C SI 94 B CH 87 F FF 95 F SI 95 X CH 87 2-2 1B		L CH 85 F FF 97 S CH 87 0-3 ② K		C SL 84 X CH 87 0-1 ② F8		F ST 82 B SI 94 B CH 88 B FF 93 X FF 93 3-1 ② F7		4	0	1	0	0	1	4
13 Manuel Margot, R (1, 8) OBP: 0.313, SLG: 0.372		F SI 94 B CH 85 X FF 96 1-1 ③ F9		B SL 85 X CH 84 1-0 1-3 3-H 2B		C SL 84 B SL 86 B SI 95 B SI 94 F SI 94 B SI 95 4-2 BB		B SI 94 S ST 82 C FF 94 X ST 82 1-2 ③ G1		3	0	1	1	1	0	3
14 Christian Bethancourt, R (1, 2) OBP: 0.251, SLG: 0.376			B SI 93 B SL 84 B SI 92 C SI 94 X SI 93 3-1 ① G5-3	F SI 95 S FF 94 F FF 94 F SL 87 D SL 87 B FF 93 X SI 95 2-2 ③ G6-3		S SL 86 B FF 94 F FF 93 F SI 94 S CH 86 1-3 ③ K			B SI 92 C SI 94 F SL 83 X SI 94 1-2 ① G5-3	4	0	0	0	0	1	3

Inning Stats	1	2	3	4	5	6	7	8	9
	R: 0 E: 0 K: 0 S: 7 H: 0 LOB: 0 BB: 0 P: 14	R: 1 E: 0 K: 0 S: 13 H: 2 LOB: 1 BB: 0 P: 19	R: 0 E: 0 K: 0 S: 6 H: 1 LOB: 0 BB: 0 P: 10	R: 2 E: 0 K: 1 S: 16 H: 4 LOB: 2 BB: 0 P: 22	R: 0 E: 0 K: 1 S: 5 H: 0 LOB: 0 BB: 1 P: 11	R: 2 E: 0 K: 1 S: 15 H: 2 LOB: 1 BB: 1 P: 24	R: 0 E: 0 K: 2 S: 7 H: 0 LOB: 0 BB: 0 P: 11	R: 0 E: 0 K: 1 S: 12 H: 1 LOB: 2 BB: 1 P: 21	R: 0 E: 0 K: 0 S: 10 H: 0 LOB: 0 BB: 0 P: 12

| | | |

Tampa Bay Rays @ Boston Red Sox

Fenway Park, Boston, MA

Wed Sep 27 2023, 6:14 PM - 8:39 PM EDT

Att. 34,559 - Partly Cloudy - 61 F

BOTTOM

livebaseballscorecards.com

Batter	1	2	3	4	5	6	7	8	9	AB	R	H	RBI	BB	SO	LOB
43 Ceddanne Rafaela, R (1, 8) OBP: 0.312, SLG: 0.444	X FF 94 0-0 G4-3 ①		C SL 92 B CU 85 B CU 85 S SL 91 C FF 99 2-3 K ②			B SI 95 B SI 96 F SI 94 F SI 94 S SL 88 2-3 K ①		F ST 80 B FF 94 F CH 82 B CH 84 F SL 80 S FF 95 2-3 K ③		4	0	0	0	0	3	1
52 Wilyer Abreu, L (1, 7) OBP: 0.411, SLG: 0.530	B FF 96 C FF 96 S CU 83 S CU 84 1-3 K ②		C CU 82 S CU 84 F CU 84 X FF 98 0-2 G4-3 ③			S SI 95 B FF 94 S SI 94 X SL 88 1-2 F8 ②			C FF 97 S FS 89 B FF 97 S FC 88 1-3 K ①	4	0	0	0	0	2	1
2 Justin Turner, R (1, 3) OBP: 0.344, SLG: 0.455 19 Pablo Reyes, R (6, 3) OBP: 0.331, SLG: 0.379 (7, 5)	B CU 84 C FF 96 F SL 92 B FF 97 F FF 96 B SL 93 C FF 96 3-3 K ③			C FF 96 F FF 97 F FF 96 S CU 84 0-3 K ①		C SL 86 F SI 94 B SL 88 X SL 88 1-2 L9 ③			S FC 90 C FF 97 B FC 88 S FC 88 1-3 K ②	2 2	0 0	0 0	0 0	0 0	2 1	0 1
99 Alex Verdugo, L (1, 9) OBP: 0.328, SLG: 0.427 18 Adam Duvall, R (7, PH) OBP: 0.307, SLG: 0.537 (8, 9)		B SL 90 C FF 95 B CU 84 X FF 95 2-1 10 1B 2B		B FF 98 C FF 97 B SL 92 B CU 82 X FF 96 3-1 F9 ②			B CH 87 X FF 94 1-0 F8 ①		B FF 98 B FC 90 S FC 89 B FC 86 F FF 96 S FC 87 3-3 K ③	2 2	0 0	1 0	0 0	0 0	0 1	0 0
10 Trevor Story, R (1, 6) OBP: 0.243, SLG: 0.301		X FF 95 0-0 29 S 2-3 1B		C CU 82 B CU 83 S SL 90 B CU 84 C FF 98 2-3 K ③			B CH 86 B FF 95 B FF 94 C FF 94 F FF 95 F FF 95 B FF 96 4-2 BB			2	0	1	0	1	1	0
7 Masataka Yoshida, L (1, 10) OBP: 0.337, SLG: 0.444 30 Rob Refsnyder, R (7, PH) OBP: 0.364, SLG: 0.313 (8, 10)		F SL 89 F SL 90 1 SAFE T FF 97 0-2 K ①			C CU 81 X CU 84 0-1 G3-1 ①		C FF 95 B FF 95 S CH 88 B FF 95 F ST 82 B FF 96 F FF 95 X FF 95 3-2 F8 ②			2 1	0 0	0 0	0 0	0 0	1 0	2 1
29 Bobby Dalbec, R (1, 5) OBP: 0.326, SLG: 0.385 (7, 3)		C SL 91 B FF 98 B SL 92 B FF 98 3-1 47 G4-6-3 1-2 BB			S CU 82 B CU 83 S SL 89 B FF 98 C FF 97 2-3 K ②		C FF 95 S FF 96 S FF 96 0-3 K ③			2	0	0	0	1	2	1
47 Enmanuel Valdez, L (1, 4) OBP: 0.309, SLG: 0.466		B SL 90 S FF 95 B FF 96 C FF 96 X FF 97 2-2 G4-6-3 ②③ 1-2f			B CU 84 C FF 97 S CU 83 B CU 85 C FF 99 2-3 K ③			C FF 93 B SL 81 B CH 83 S CH 83 S CH 83 2-3 K ①		3	0	0	0	0	2	3
12 Connor Wong, R (1, 2) OBP: 0.292, SLG: 0.393			C FF 96 S FF 97 B FF 98 B FF 98 B SL 91 C FF 98 3-3 K ①			B SL 89 X SL 89 1-0 1B		X FF 95 0-0 F8 ②		3	0	1	0	0	1	0
Inning Stats	R: 0 E: 0 K: 2 S: 8 H: 0 LOB: 0 BB: 0 P: 12	R: 0 E: 0 K: 1 S: 10 H: 2 LOB: 2 BB: 1 P: 17	R: 0 E: 0 K: 2 S: 10 H: 0 LOB: 0 BB: 0 P: 15	R: 0 E: 0 K: 2 S: 9 H: 0 LOB: 0 BB: 0 P: 14	R: 0 E: 0 K: 2 S: 8 H: 0 LOB: 0 BB: 0 P: 12	R: 0 E: 0 K: 1 S: 10 H: 1 LOB: 1 BB: 0 P: 15	R: 0 E: 0 K: 1 S: 12 H: 0 LOB: 1 BB: 1 P: 20	R: 0 E: 0 K: 2 S: 8 H: 0 LOB: 0 BB: 0 P: 12	R: 0 E: 0 K: 3 S: 9 H: 0 LOB: 0 BB: 0 P: 14	1B: 2 2B: 1 3B: 0 HR: 0 SF: 0 SAC: 0 DP: 1 HBP: 0						WP: 0 PB: 0 SB: 1 CS: 0 PA: 31

PITCHER		IP	WLS	BF	H	R	ER	SO	BB	IBB	HBP	BLK	WP	HR	S	P	ERA	WHIP
20 Tyler Glasnow, R ERA: 3.53	(1, 1)	5.0	W	17	2	0	0	9	1	0	0	0	0	0	45	70	0.00	0.600
36 Andrew Kittredge, R ERA: 3.72	(6, 1)	1.0		4	1	0	0	1	0	0	0	0	0	0	10	15	0.00	1.000
30 Jake Diekman, L ERA: 3.4	(7, 1)	1.0		4	0	0	0	1	1	0	0	0	0	0	12	20	0.00	1.000
48 Chris Devenski, R ERA: 4.69	(8, 1)	1.0		3	0	0	0	2	0	0	0	0	0	0	8	12	0.00	0.000
26 Robert Stephenson, R ERA: 3.16	(9, 1)	1.0		3	0	0	0	3	0	0	0	0	0	0	9	14	0.00	0.000

PITCHER	IP	WLS	BF	H	R	ER	SO	BB	IBB	HBP	BLK	WP	HR	S	P	ERA	WHIP

Batter	1	2	3	4	5	6	7	8	9	AB	R	H	RBI	BB	SO	LOB
43 Ceddanne Rafaela, R (1, 8) OBP: 0.296, SLG: 0.421	C FF 94 C SI 91 X FC 89 0-2 G4-3		C SI 91 B FC 89 F FC 89 B FC 90 B FC 90 X FC 90 3-2 G5-3			S FC 89 B SI 93 X FC 90 1-1 F9		F SI 98 S CH 92 B SL 89 F SI 98 S SI 98 1-3 K		4	0	0	0	0	1	2
11 Rafael Devers, L (1, 5) OBP: 0.352, SLG: 0.505	B FF 94 F CH 86 B FF 94 S FF 94 F FC 89 B FC 90 F FF 94 F FF 95 F FC 90 4-2 B FF 96 BB			F FF 94 B FF 95 B FF 95 F FF 94 S FF 95 2-3 K		B CU 80 D CH 85 X CH 86 2-0 1-3 1B		C SI 82 F SI 98 B SI 98 X SI 98 1-2 G3-1 1-2		3	0	1	0	1	1	1
7 Masataka Yoshida, L (1, 10) OBP: 0.336, SLG: 0.442 18 Adam Duvall, R (6, PH) OBP: 0.305, SLG: 0.534 (6, 10)	B FC 89 F FF 94 X FF 94 1-1 F7			C CU 78 B CH 86 X CH 86 1-1 L9		C FF 97 B FF 96 S FF 97 B FF 97 F FF 96 S FF 96 2-3 K			S SL 84 X SL 82 0-1 G6-3	2 2	0 0	0 0	0 0	0 0	0 1	1 2
99 Alex Verdugo, L (1, 9) OBP: 0.326, SLG: 0.424	C CU 79 F FC 88 S FF 95 0-3 K			F FF 94 B FF 96 F FF 95 B CH 88 T FC 91 2-2 K		C FF 97 F FF 98 B SL 87 1 SAFE B SL 86 B SL 88 X SL 86 3-2 G4-3			F FF 95 S CH 87 B CH 88 X CH 87 1-2 G1-3	4	0	0	0	0	2	3
10 Trevor Story, R (1, 6) OBP: 0.244, SLG: 0.299		S FF 93 S FF 94 B FF 95 B FF 95 X FF 94 2-2 P3			C FF 93 B FC 88 X FC 89 1-1 29 WP 1B		F FF 96 B CH 86 F FF 96 B FF 96 F FF 96 F FF 96 X CH 87 2-2 F8		C FF 94 B FF 94 X CH 88 1-1 G5-3	4	0	1	0	0	0	0
52 Wilyer Abreu, L (1, 7) OBP: 0.395, SLG: 0.507		C CU 78 F CU 79 B FF 96 F FF 96 X FC 90 1-2 G4-3			C FF 93 B FF 93 1 SAFE S FF 94 S FF 95 1-3 K		C SL 87 C FF 96 X FF 96 0-2 G3-1			3	0	0	0	0	1	1
47 Enmanuel Valdez, L (1, 4) OBP: 0.303, SLG: 0.455		C FF 94 S CU 80 B FF 95 C FF 95 1-3 K			C FC 88 F FF 94 F FF 95 1 SAFE S CH 86 0-3 K		X FF 96 0-0 G4-3			3	0	0	0	0	2	1
29 Bobby Dalbec, R (1, 3) OBP: 0.304, SLG: 0.357			B FC 88 C FC 88 C FF 93 T FC 88 1-2 K		1 SAFE S FF 95 F FF 95 B FC 90 1 SAFE F FF 94 F FC 90 B FF 96 F FF 96 3-2 B CU 82 X FC 92 G3-1 1-2			F SL 87 X SL 89 0-1 G5-3		3	0	0	0	1	1
12 Connor Wong, R (1, 2) OBP: 0.293, SLG: 0.393			C FC 90 S CU 79 S FC 89 0-3 K			B FC 89 F FC 89 X FC 89 1-1 E6 11 1B		B SL 86 B SI 98 B SI 97 C SI 97 X SI 97 3-1 11 S 1B		3	0	1	0	0	1	0
Inning Stats	R: 0 E: 0 K: 1 S: 14 H: 0 LOB: 1 BB: 1 P: 19	R: 0 E: 0 K: 1 S: 10 H: 0 LOB: 0 BB: 0 P: 14	R: 0 E: 0 K: 2 S: 9 H: 0 LOB: 0 BB: 0 P: 13	R: 0 E: 0 K: 2 S: 8 H: 0 LOB: 0 BB: 0 P: 13	R: 0 E: 0 K: 2 S: 15 H: 1 LOB: 1 BB: 0 P: 20	R: 0 E: 1 K: 1 S: 12 H: 1 LOB: 2 BB: 0 P: 21	R: 0 E: 0 K: 0 S: 9 H: 0 LOB: 0 BB: 0 P: 11	R: 0 E: 0 K: 1 S: 11 H: 1 LOB: 1 BB: 0 P: 16	R: 0 E: 0 K: 0 S: 7 H: 0 LOB: 0 BB: 0 P: 9	1B: 3 2B: 0 3B: 0 HR: 0	SF: 0 SAC: 0 DP: 0 HBP: 0			WP: 1 PB: 0 SB: 1 CS: 0	PA: 32		

PITCHER		IP	WLS	BF	H	R	ER	SO	BB	IBB	HBP	BLK	WP	HR	S	P	ERA	WHIP
64 Dean Kremer, R ERA: 4.12	(1, 1)	5.1	W	20	2	0	0	8	1	0	0	0	1	0	61	88	0.00	0.562
24 DL Hall, L ERA: 3.44	(6, 1)	1.2	H	5	0	0	0	1	0	0	0	0	0	0	16	23	0.00	0.000
78 Yennier Cano, R ERA: 2.12	(8, 1)	0.2	H	3	1	0	0	1	0	0	0	0	0	0	8	12	0.00	1.500
58 Cionel Pérez, L ERA: 3.59	(8, 1)	0.1	H	1	0	0	0	0	0	0	0	0	0	0	3	4	0.00	0.000
68 Tyler Wells, R ERA: 3.67	(9, 1)	1.0	S	3	0	0	0	0	0	0	0	0	0	0	7	9	0.00	0.000

PITCHER	IP	WLS	BF	H	R	ER	SO	BB	IBB	HBP	BLK	WP	HR	S	P	ERA	WHIP

TOP

Boston Red Sox @ Baltimore Orioles

Oriole Park at Camden Yards, Baltimore, MD

Thu Sep 28 2023, 6:37 PM - 9:06 PM EDT

Att. 27,543 - Partly Cloudy - 67 F

livebaseballscorecards.com

AB	31
R	0
H	3
RBI	0
BB	1
SO	10
LOB	12

Batter	1	2	3	4	5	6	7	8	9	AB	R	H	RBI	BB	SO	LOB
21 Austin Hays, R (1, 7) OBP: 0.327, SLG: 0.447	F FF 91 X CH 84 0-1 ① L8		C SL 73 X CH 85 0-1 ②③ F7-6-4-1-6 1-1			B FC 88 B FC 91 C SI 96 F FC 89 S FF 96 2-3 ② K		C SL 87 X CH 83 0-1 ② G5-3 2-3		4	0	0	0	0	1	2
35 Adley Rutschman, S (1, 10) OBP: 0.374, SLG: 0.436	B FF 91 B CH 83 C SL 74 C CH 84 X SL 77 2-2 ② G4-3			C SL 73 X FF 90 0-1 25 G6-4-3 1B		C SI 97 B SL 87 F SL 87 B SL 87 B CH 92 X CH 93 3-2 ③ G5-3		B SL 86 B CH 84 B CH 84 C FF 96 B CH 84 4-1 BB		3	0	1	0	1	0	0
25 Anthony Santander, S (1, 9) OBP: 0.326, SLG: 0.475 31 Cedric Mullins, L (9, 8) OBP: 0.312, SLG: 0.425	C SL 76 C FF 92 B SL 77 B FF 93 F SL 78 F FF 94 B CH 86 F FF 94 X FF 93 3-2 HR			S CH 84 B SL 75 F SL 76 B CH 86 B FF 93 X SL 76 3-2 ①② G6-4-3 1-2f			X FC 90 0-0 ① F6	C CH 84 B FF 96 S SL 86 F CH 84 B FF 97 X SL 84 2-2 ③ L7		4 0	1 0	1 0	1 0	0 0	0 0	3 0
6 Ryan Mountcastle, R (1, 3) OBP: 0.328, SLG: 0.452 32 Ryan O'Hearn, L (7, PH) OBP: 0.331, SLG: 0.494 (8, 3)	X SL 75 0-0 ③ F8			B CH 86 C CH 85 F FF 94 B SL 79 B SL 76 F SL 77 F CH 85 F FF 93 B SL 73 4-2 BB			C SI 96 F SI 97 H FC 91 1-2 HBP			1 0	0 0	0 0	0 0	1 0	0 0	0 0
34 Aaron Hicks, S (1, 8) OBP: 0.356, SLG: 0.387 (9, 9)		C SL 73 S CH 84 B SL 73 X SL 75 1-2 ① F8		B CH 87 C FF 93 X SL 76 1-1 ③ G3			C CH 92 S FF 96 S FF 96 0-3 ② K			3	0	0	0	0	1	2
2 Gunnar Henderson, L (1, 5) OBP: 0.326, SLG: 0.492 (9, 6)		C FF 91 B SL 75 X SL 75 1-1 ② P2			B SL 72 S SL 74 C CH 89 B SL 77 S SL 76 2-3 ① K		C CU 75 B CU 77 S SI 90 F CU 76 B CU 77 F SI 92 C SI 91 2-3 ③ K			3	0	0	0	0	2	1
11 Jordan Westburg, R (1, 4) OBP: 0.312, SLG: 0.403 12 Adam Frazier, L (8, PH) OBP: 0.302, SLG: 0.398 (9, 4)		C SL 74 S SL 75 B SL 77 C FF 92 1-3 ③ K			F FF 91 B SL 75 F CH 84 B SL 75 X FF 92 2-2 ② P6			B FF 95 B FF 95 B FF 95 C FF 95 B FF 96 4-1 27 G5-3 13 2B BB		2 0	0 1	0 0	0 0	0 1	1 0	0 0
27 James McCann, R (1, 2) OBP: 0.269, SLG: 0.386			C SL 72 B FF 90 F SL 73 F SL 77 X FF 91 1-2 ① F8		B SL 74 B CH 85 X FF 93 2-0 ③ F8			B CH 82 X FF 95 1-0 ① G5-3 1-2		3	0	0	0	0	0	1
3 Jorge Mateo, R (1, 6) OBP: 0.271, SLG: 0.345 13 Heston Kjerstad, L (8, PH) OBP: 0.292, SLG: 0.565 29 Ramón Urías, R (9, 5) OBP: 0.332, SLG: 0.379			X FF 91 0-0 21 F7-6-4-1-6 1B			C SI 97 B SI 97 B SI 96 B SI 96 X SI 97 3-1 ① F9		B SL 87 S CH 81 X CH 83 1-1 21 G5-3 2-H 2B		2 1 0	0 0 0	1 1 0	0 1 0	0 0 0	0 0 0	0 0 0
Inning Stats	R: 1 E: 0 K: 0 S: 12 H: 1 LOB: 0 BB: 0 P: 17	R: 0 E: 0 K: 1 S: 8 H: 0 LOB: 0 BB: 0 P: 11	R: 0 E: 0 K: 0 S: 7 H: 1 LOB: 0 BB: 0 P: 8	R: 0 E: 0 K: 0 S: 12 H: 1 LOB: 1 BB: 1 P: 20	R: 0 E: 0 K: 1 S: 7 H: 0 LOB: 0 BB: 0 P: 13	R: 0 E: 0 K: 1 S: 8 H: 0 LOB: 0 BB: 0 P: 16	R: 0 E: 0 K: 2 S: 11 H: 0 LOB: 1 BB: 0 P: 14	R: 1 E: 0 K: 0 S: 11 H: 1 LOB: 2 BB: 2 P: 23		1B: 2 2B: 2 3B: 0 HR: 1 SF: 0 SAC: 0 DP: 2 HBP: 1						

PITCHER		IP	WLS	BF	H	R	ER	SO	BB	IBB	HBP	BLK	WP	HR	S	P	ERA	WHIP
41 Chris Sale, L ERA: 4.3	(1, 1)	5.0	L	17	3	1	1	2	1	0	0	0	0	1	46	69	1.80	0.800
25 Josh Winckowski, R ERA: 2.81	(6, 1)	1.2		6	0	0	0	2	0	0	1	0	0	0	14	23	0.00	0.000
83 Brennan Bernardino, L ERA: 3.26	(7, 1)	0.1		1	0	0	0	1	0	0	0	0	0	0	5	7	0.00	0.000
76 Zack Kelly, R ERA: 3.86	(8, 1)	1.0		6	1	1	1	0	2	0	0	0	0	0	11	23	9.00	3.000

PITCHER	IP	WLS	BF	H	R	ER	SO	BB	IBB	HBP	BLK	WP	HR	S	P	ERA	WHIP

BOTTOM

Boston Red Sox @ Baltimore Orioles

Oriole Park at Camden Yards, Baltimore, MD

Thu Sep 28 2023, 6:37 PM - 9:06 PM EDT

Att. 27,543 - Partly Cloudy - 67 F

livebaseballscorecards.com

AB	26
R	2
H	4
RBI	2
BB	3
SO	5
LOB	9

Boston Red Sox @ Baltimore Orioles

Oriole Park at Camden Yards, Baltimore, MD

Fri Sep 29 2023, 7:05 PM - 9:29 PM EDT

Att. 28,192 - Overcast - 65 F

TOP

livebaseballscorecards.com

Batter	1	2	3	4	5	6	7	8	9	AB	R	H	RBI	BB	SO	LOB
43 Ceddanne Rafaela, R (1, 8) OBP: 0.294, SLG: 0.405	X FF 92 0-0 ① P5			B KC 74 C CH 80 B KC 76 S CH 81 B FF 91 S CH 82 3-3 ① K		S SL 84 X FF 90 0-1 ② L9			B FC 87 B FF 99 B FF 98 B FF 98 4-0 11 E, 11 S, 11 FC1, BB	3	1	0	0	1	1	0
11 Rafael Devers, L (1, 5) OBP: 0.350, SLG: 0.502	F FF 92 B SL 87 B SL 86 F SL 87 S FF 93 2-3 ② K			F SL 86 C FF 92 B CH 81 B SL 86 F CH 82 B FF 92 F CH 82 F FF 91 F FF 92 3-2 X KC 77 ② G4-3		B KC 75 F CH 81 S FF 91 F FF 91 X SL 85 1-2 ③ L8			F FF 98 F FS 92 F FF 98 B FF 98 B FF 98 B FS 92 F FS 91 X FF 99 3-2 2 2B, 1-H	4	0	0	1	0	1	0
2 Justin Turner, R (1, 10) OBP: 0.345, SLG: 0.457 47 Enmanuel Valdez, L (9, PR) OBP: 0.303, SLG: 0.455 (9, 10)	C FF 92 B FF 92 B FF 93 X CH 82 2-1 ③ F7			C CH 82 C KC 78 B FF 92 X FF 91 1-2 ③ G4-3			C SL 83 F FF 90 X FF 90 0-2 30 G6-4-3, 1B		D FC 89 C FF 98 D ST 85 X FS 92 2-1 1-3, 2B	4 0	0 0	2 0	0 0	0 0	0 0	0 0
18 Adam Duvall, R (1, 9) OBP: 0.302, SLG: 0.527		X FF 92 0-0 ① P6			X KC 73 0-0 ① G4-3		C CH 80 S CH 81 B CH 80 F CH 80 X SL 85 1-2 ① F7		B FF 98 B ST 86 C FF 97 D FC 90 F FF 98 F FF 98 F FF 99 S FS 92 3-3 ① K	4	0	0	0	0	1	3
30 Rob Refsnyder, R (1, 7) OBP: 0.364, SLG: 0.318 52 Wilyer Abreu, L (9, PH) OBP: 0.390, SLG: 0.500 (9, 7)		B FF 92 B FF 92 X FF 93 2-0 ② L8			C FF 91 B FF 91 C FF 91 X FF 91 1-2 10 HR, 2B		B KC 84 B SI 95 B SI 96 C FF 96 X FF 96 3-1 ② ③ G6-4-3, 1-2f		X FF 98 0-0 ② F7	3 1	1 0	1 0	0 0	0 0	0 0	1 2
10 Trevor Story, R (1, 6) OBP: 0.250, SLG: 0.320		X FF 92 0-0 ③ F9			B FF 89 X CH 80 1-0 2-H, HR			B SI 95 B FF 96 F FF 96 C FF 96 F KC 85 B FF 98 B KC 84 4-2 12 S, BB	B FF 98 S FF 97 B FF 98 S FF 98 F FF 99 F FF 98 X FF 98 2-2 ③ G3-1	3	1	1	2	1	0	2
19 Pablo Reyes, R (1, 4) OBP: 0.326, SLG: 0.372			C KC 75 B CH 79 F CH 80 B FF 92 F FF 92 X FF 93 2-2 ① F9		C CH 82 B FF 92 X CH 82 1-1 ② L7			C FF 97 F KC 84 1 SAFE X FF 96 0-2 ① L9		3	0	0	0	0	0	1
29 Bobby Dalbec, R (1, 3) OBP: 0.286, SLG: 0.333			C KC 76 F KC 78 B FF 93 F FF 92 S FF 92 1-3 ② K		F CH 82 S CH 82 X CH 83 0-2 ③ L7			C KC 84 B SI 97 1 SAFE S FF 96 F KC 83 S FF 97 1-3 ② K		3	0	0	0	0	2	1
12 Connor Wong, R (1, 2) OBP: 0.290, SLG: 0.390			B FF 93 S CH 83 F FF 92 S CH 82 1-3 ③ K			B CH 82 B CH 81 S CH 80 X CH 81 2-1 ① P2		D KC 75 T FF 97 B FF 97 F FF 97 B KC 85 S FF 97 3-3 ③ K, 1-2		3	0	0	0	0	2	1

Inning Stats	1	2	3	4	5	6	7	8	9
	R: 0 E: 0 K: 1 S: 6	R: 0 E: 0 K: 0 S: 3	R: 0 E: 0 K: 2 S: 11	R: 0 E: 0 K: 1 S: 13	R: 2 E: 0 K: 0 S: 10	R: 0 E: 0 K: 0 S: 8	R: 0 E: 0 K: 0 S: 9	R: 0 E: 0 K: 2 S: 13	R: 1 E: 0 K: 1 S: 18
	H: 0 LOB: 0 BB: 0 P: 10	H: 0 LOB: 0 BB: 0 P: 5	H: 0 LOB: 0 BB: 0 P: 15	H: 0 LOB: 0 BB: 0 P: 20	H: 2 LOB: 0 BB: 0 P: 13	H: 0 LOB: 0 BB: 0 P: 11	H: 1 LOB: 0 BB: 0 P: 13	H: 0 LOB: 1 BB: 1 P: 21	H: 1 LOB: 2 BB: 1 P: 32

| | | |

BOTTOM

Batter	1	2	3	4	5	6	7	8	9	AB	R	H	RBI	BB	SO	LOB
31 Cedric Mullins, L (1, 8) OBP: 0.309, SLG: 0.421	B FF 95 X FF 95 1-0 ① F7		L CU 82 S FF 97 B FF 96 F CU 81 S FC 88 1-3 ③ K			B CU 80 B FF 95 X FF 94 2-0 ② G4-3			B SI 92 F SI 93 B CH 82 B SI 93 F SI 93 X SI 94 3-2 ② P6	4	0	0	0	0	1	0
6 Ryan Mountcastle, R (1, 3) OBP: 0.329, SLG: 0.452	X CU 80 0-0 32 FC4-6 1B			F CU 79 C FF 94 B FF 95 S ST 84 1-3 ① K		B FF 94 B SL 86 X CU 79 2-0 ③ G6-3			B SI 95 B SL 82 F SI 94 F SI 94 F SI 95 X ST 80 2-2 1B	4	0	2	0	0	1	0
32 Ryan O'Hearn, L (1, 10) OBP: 0.327, SLG: 0.488	B FF 95 X FF 95 1-0 ② FC4-6 1-2f			X CU 80 0-0 ② F9			C FF 93 B CU 81 F SL 85 F FF 94 B CU 82 S ST 83 2-3 ① K		C SI 94 F SI 93 B CH 85 S ST 81 1-3 ③ K	4	0	0	0	0	2	2
21 Austin Hays, R (1, 7) OBP: 0.325, SLG: 0.444	S FF 96 T SL 86 B SL 86 F FF 95 B SL 85 C FF 96 2-3 ③ K			C ST 84 X ST 84 0-1 ③ F8			C FF 93 S FF 93 B FF 95 X CU 79 1-2 ② G5-3			3	0	0	0	0	1	1
13 Heston Kjerstad, L (1, 9) OBP: 0.259, SLG: 0.500		B CU 82 C CU 80 B FF 96 B FF 96 F FF 96 F FF 96 C CU 80 3-3 ① K			C FF 94 C FF 95 B ST 85 F ST 85 X FF 94 1-2 ① L9		C FF 94 F FF 94 B FF 95 S CU 81 1-3 ③ K			3	0	0	0	0	2	0
11 Jordan Westburg, R (1, 5) OBP: 0.313, SLG: 0.407		B FC 89 F SL 84 C CU 82 B FF 95 F FF 96 S ST 85 2-3 ② K			F CU 80 X ST 84 0-1 12 WP 2B			C SI 94 C SI 94 B ST 80 X CH 83 1-2 ① L7		3	0	1	0	0	1	0
12 Adam Frazier, L (1, 4) OBP: 0.300, SLG: 0.395		S FF 96 C CU 80 X CU 83 0-2 ③ L7			B FF 96 C FF 94 S FC 89 B FF 96 F CU 79 S FF 96 2-3 ② K 2-3			F SI 95 B CH 84 B SI 95 S CH 83 S ST 82 2-3 ② K		3	0	0	0	0	2	1
27 James McCann, R (1, 2) OBP: 0.269, SLG: 0.382			B CU 80 B CU 80 B FF 96 B FF 95 4-0 3 G6-4-3 BB		S CU 82 F CU 80 B FF 97 S ST 85 1-3 ③ K			S ST 80 S ST 81 S ST 81 0-3 ③ K		2	0	0	0	1	2	1
3 Jorge Mateo, R (1, 6) OBP: 0.269, SLG: 0.342			S FC 88 X FC 88 0-1 ① ② G6-4-3 1-2f			C FF 94 B SL 84 B FF 95 S FC 88 T FF 95 2-2 ① K			B SI 93 B SI 93 C SI 94 C SI 93 X ST 81 2-2 ① G6-3	3	0	0	0	0	1	1
Inning Stats	R: 0 E: 0 K: 1 S: 7 H: 1 LOB: 1 BB: 0 P: 11	R: 0 E: 0 K: 2 S: 11 H: 0 LOB: 0 BB: 0 P: 16	R: 0 E: 0 K: 1 S: 6 H: 0 LOB: 0 BB: 1 P: 11	R: 0 E: 0 K: 1 S: 6 H: 0 LOB: 0 BB: 0 P: 7	R: 0 E: 0 K: 2 S: 13 H: 1 LOB: 1 BB: 0 P: 17	R: 0 E: 0 K: 1 S: 5 H: 0 LOB: 0 BB: 0 P: 11	R: 0 E: 0 K: 2 S: 10 H: 0 LOB: 0 BB: 0 P: 14	R: 0 E: 0 K: 2 S: 9 H: 0 LOB: 0 BB: 0 P: 12	R: 0 E: 0 K: 1 S: 13 H: 1 LOB: 1 BB: 0 P: 21	1B: 2 2B: 1 3B: 0 HR: 0 SF: 0 SAC: 0 DP: 1 HBP: 0							

PITCHER		IP	WLS	BF	H	R	ER	SO	BB	IBB	HBP	BLK	WP	HR	S	P	ERA	WHIP
37 Nick Pivetta, R ERA: 4.04	(1, 1)	7.0	W	23	2	0	0	10	1	0	0	0	1	0	58	87	0.00	0.429
22 Garrett Whitlock, R ERA: 5.15	(8, 1)	2.0	S	7	1	0	0	3	0	0	0	0	0	0	22	33	0.00	0.500

PITCHER	IP	WLS	BF	H	R	ER	SO	BB	IBB	HBP	BLK	WP	HR	S	P	ERA	WHIP

Boston Red Sox @ Baltimore Orioles

Oriole Park at Camden Yards, Baltimore, MD

Fri Sep 29 2023, 7:05 PM - 9:29 PM EDT

Att. 28,192 - Overcast - 65 F

livebaseballscorecards.com

AB	29
R	0
H	3
RBI	0
BB	1
SO	13
LOB	6

1B: 2 SF: 0
2B: 1 SAC: 0
3B: 0 DP: 1
HR: 0 HBP: 0

WP: 1 PA: 30
PB: 0
SB: 0
CS: 0

Boston Red Sox @ Baltimore Orioles

Oriole Park at Camden Yards, Baltimore, MD

Sat Sep 30 2023, 7:17 PM - 10:10 PM EDT

Att. 43,150 - Cloudy - 68 F

TOP

livebaseballscorecards.com

Batter	1	2	3	4	5	6	7	8	9	AB	R	H	RBI	BB	SO	LOB
99 Alex Verdugo, L (1, 9) OBP: 0.324, SLG: 0.422	F FF 92 B FF 92 S CH 86 B CH 85 F FF 92 C SI 91 2-3 ① K		C FC 89 X FF 90 0-1 ①② G4-6-3 1-2f		F FF 91 1 SAFE F FF 88 D CH 85 B FF 90 1 SAFE F CH 85 T FF 92 2-2 ② K		C FF 90 B CU 82 B FF 89 S CH 85 B CH 86 X CH 85 3-2 1B		B FF 95 F CH 87 F FF 94 X ST 85 1-2 2 7 1B 2B 1B	3	0	0	0	0	2	2
19 Pablo Reyes, R (7, PH) OBP: 0.333, SLG: 0.380 (7, 4)										2	1	2	0	0	0	0
11 Rafael Devers, L (1, 5) OBP: 0.350, SLG: 0.501	X CH 87 0-0 ② F9		B FF 92 F CH 86 X FF 92 1-1 2 1B 1B		X CH 87 0-0 1-3 1B		B FF 90 F FF 90 S SL 84 X SL 84 1-2 ③ G4-3		T CH 85 B CH 86 F CH 87 S FF 95 1-3 ② K	5	0	2	0	0	1	2
2 Justin Turner, R (1, 3) OBP: 0.347, SLG: 0.458	C FF 92 F SI 92 F ST 81 B CU 80 B FF 93 C SI 93 2-3 ③ K		B FF 92 C ST 82 B ST 81 B FF 93 F FC 90 X SI 93 3-2 7 CS 1-3 1B		B FC 90 B FF 92 F FF 92 B FF 93 X FF 93 3-1 ③ F8			H FF 93 1-0 52 G3 18 1B 10 1B HBP	B ST 85 X FF 94 1-0 7 2B 1-2 1B	4	1	2	0	0	1	2
7 Masataka Yoshida, L (1, 10) OBP: 0.338, SLG: 0.446		C CU 76 X CH 86 0-1 ① G3-1	B FF 93 1-0 ③ CS 1-2	F FC 87 X FF 90 0-1 18 FC6-4 1B		C SL 84 X SI 90 0-1 18 WP 1B		B FF 92 S KC 78 T FF 94 B FF 95 F FF 95 B FF 94 C FF 94 3-3 ① K	S CH 86 S FF 95 F FF 95 X CH 86 0-2 1-3 2-H 2B	5	0	3	1	0	1	1
18 Adam Duvall, R (1, 8) OBP: 0.303, SLG: 0.531 (7, 9)		C FF 90 B SI 91 B SI 91 X ST 80 2-1 3B	C SI 90 X FC 87 0-1 ① FC6-4 10 FC6-4 1-2f		F SI 90 B SI 91 B CH 84 F SI 90 S CU 82 2-3 ① K2-3 1-2			B KC 78 X SL 86 1-0 10 1B 52 G3 1-2 1B	S ST 85 S ST 85 B ST 86 X ST 85 1-2 ③ G1-3	5	0	2	0	0	1	4
52 Wilyer Abreu, L (1, 7) OBP: 0.383, SLG: 0.479		B CU 79 S CH 85 F CH 86 B SI 91 B FF 91 F ST 81 B SI 92 4-2 BB	B ST 80 F FC 89 B SI 90 1 SAFE F FF 92 D CH 86 X CH 85 3-2 ② F7		S SI 90 F SI 91 S CH 85 0-3 ② K			X KC 77 0-0 ② G3 1-2 2-3		3	0	0	0	1	1	4
10 Trevor Story, R (1, 6) OBP: 0.250, SLG: 0.318		B FC 90 F FC 90 B SI 93 S FC 89 S ST 82 2-3 ② K	F ST 80 D SI 91 X FC 88 1-1 ③ FC6-4 1-2f		F SI 89 F FF 91 D CU 83 F FF 90 X CH 86 1-2 ③ G6-3			B FF 93 S FF 93 B FF 93 B FF 93 F FF 93 F FF 94 X FF 94 3-2 2-3 3-H 1B		4	0	1	1	0	1	4
47 Enmanuel Valdez, L (1, 4) OBP: 0.306, SLG: 0.456		X SI 89 0-0 ③ L1	C CU 77 F CH 84 B SI 91 B ST 80 B FF 91 X CH 84 3-2 11 1B 1B			X SI 90 0-0 ① B2-3	C FF 94 C FF 94 F KC 80 B FF 93 1 SAFE P FF 92 B FF 94 F FF 94 F FF 94 3-3 ③ S KC 77 K2-3		2	0	1	0	0	0	2
43 Ceddanne Rafaela, R (7, PH) OBP: 0.287, SLG: 0.395 (7, 8)										2	0	0	0	0	1	2
3 Reese McGuire, L (1, 2) OBP: 0.313, SLG: 0.362			F CU 78 X CU 78 0-1 99 G4-6-3 1B		F FF 91 B FF 90 X CH 84 1-1 ① L7		C SL 85 X FF 90 0-1 ② P6		S FF 95 C FF 95 F CH 86 F FF 94 F FF 94 F CH 87 X CH 87 0-2 ① G1-3	4	0	1	0	0	0	1

	AB	39
	R	2
	H	14
	RBI	2
	BB	1
	SO	9
	LOB	24

Inning Stats										
	R: 0 E: 0 K: 2 S: 9	H: 0 LOB: 0 BB: 0 P: 13	R: 0 E: 0 K: 1 S: 11	H: 1 LOB: 2 BB: 1 P: 19	R: 0 E: 0 K: 0 S: 9	H: 3 LOB: 1 BB: 0 P: 14	R: 0 E: 0 K: 0 S: 9	H: 1 LOB: 1 BB: 0 P: 13	R: 0 E: 0 K: 1 S: 12	H: 2 LOB: 2 BB: 0 P: 21
	R: 0 E: 0 K: 2 S: 12	H: 1 LOB: 1 BB: 0 P: 15	R: 0 E: 0 K: 0 S: 9	H: 1 LOB: 1 BB: 0 P: 13	R: 1 E: 0 K: 2 S: 17	H: 2 LOB: 2 BB: 0 P: 27	R: 1 E: 0 K: 1 S: 21	H: 3 LOB: 2 BB: 0 P: 25	1B: 12 2B: 1 3B: 1 HR: 0	SF: 0 SAC: 0 DP: 1 HBP: 1
	WP: 1 PB: 0 SB: 0 CS: 1	PA: 42								

PITCHER		IP	WLS	BF	H	R	ER	SO	BB	IBB	HBP	BLK	WP	HR	S	P	ERA	WHIP
48 Kyle Gibson, R ERA: 4.73	(1, 1)	5.0		21	7	0	0	4	1	0	0	0	0	0	50	80	0.00	1.600
Bruce Zimmermann, L ERA: 4.73	(6, 1)	2.0	W	8	2	0	0	2	0	0	0	0	1	0	21	28	0.00	1.000
15 Jack Flaherty, R ERA: 4.99	(8, 1)	1.0	H	6	2	1	1	2	0	0	1	0	0	0	17	27	9.00	2.000
66 Jacob Webb, R ERA: 3.69	(9, 1)	1.0		6	3	1	1	1	0	0	0	0	0	0	21	25	9.00	3.000

PITCHER	IP	WLS	BF	H	R	ER	SO	BB	IBB	HBP	BLK	WP	HR	S	P	ERA	WHIP

BOTTOM

Batter	1	2	3	4	5	6	7	8	9	AB	R	H	RBI	BB	SO	LOB
2 Gunnar Henderson, L (1, 6) (8, 5) OBP: 0.325, SLG: 0.492	F FC 89 B FF 92 F FS 82 B FS 81 F SL 82 F FF 93 X ST 81 2-2 ① F9		S FF 93 X FS 82 0-1 ③ F8			B FF 92 B FS 83 B FF 93 X FF 92 3-0 ③ F8		X SI 93 0-0 3 FC4 25 1B 2B 1-3		4	1	1	0	0	0	1
35 Adley Rutschman, S (1, 2) OBP: 0.373, SLG: 0.436 3 Jorge Mateo, R (7, PR) OBP: 0.268, SLG: 0.341 (8, 6)	S FF 93 B FC 90 F FF 93 C FF 94 1-3 ② K			C KC 77 F FF 91 F FS 82 B KC 79 F FF 93 F ST 81 S FC 88 1-3 ① K			B SI 98 X SI 96 1-0 32 S 6 2B 1B	C SI 94 B SI 96 D SL 84 F SI 94 X SI 94 2-2 FC4 25 S 25 1B 2-3 3-H		3	0	1	0	0	2	0
										1	2	0	1	0	0	1
25 Anthony Santander, S (1, 10) OBP: 0.325, SLG: 0.474	B FF 93 C FF 94 C KC 80 B KC 80 B FC 89 F FF 94 S FF 94 3-3 ③ K			F FF 93 B FC 88 B FS 82 F FF 93 S SL 81 2-3 ② K			B FC 90 C SI 97 F SI 96 F FC 88 F SI 98 F FC 90 F SL 87 F SI 98 S FC 90 1-3 ① K	S SL 85 S SI 94 D SL 83 1 SAFE F SL 85 B SI 93 X SI 93 2-2 27 FC6-4 1B 1-H 3-H		4	0	1	2	0	3	1
32 Ryan O'Hearn, L (1, 9) OBP: 0.323, SLG: 0.483		B FF 91 F FF 92 X FC 88 1-1 ① F7		C KC 78 X FC 88 0-1 ③ F7			S FC 89 B SI 96 D FC 91 D SI 96 2 SAFE F FC 90 F FF 97 S FC 91 3-3 ② K 1-2	S SL 82 B SL 84 C SL 83 B SI 94 F SI 92 S SL 85 2-3 ② K		4	0	0	0	0	2	2
6 Ryan Mountcastle, R (1, 3) OBP: 0.329, SLG: 0.454 27 James McCann, R (8, 2) OBP: 0.268, SLG: 0.380		F FF 92 X FF 92 0-1 ② G4-3			B FF 91 X FC 88 1-0 ① G6-3		F SI 98 X FC 90 0-1 13 1B 13 E 2B 2-H	C SI 93 X SI 93 0-1 ③ FC6-4 1-2f		3	1	1	1	0	0	0
										1	0	0	0	0	0	1
31 Cedric Mullins, L (1, 8) OBP: 0.307, SLG: 0.419 13 Heston Kjerstad, L (7, 7) OBP: 0.286, SLG: 0.519		C FF 92 B KC 78 F FC 88 T FF 93 1-2 ③ K			B FS 81 F FC 87 X FF 92 1-1 ② G3-1		B FC 90 B FF 95 S FC 90 X FC 89 2-1 E4 2-H 1B			2	0	0	0	0	1	0
										1	0	1	0	0	0	0
34 Aaron Hicks, S (1, 7) (7, 8) OBP: 0.353, SLG: 0.383			B FF 91 C KC 77 X FC 88 1-1 ① P2		S FF 92 S SL 82 B KC 80 C FF 93 1-3 ③ K		C SI 97 X FC 89 0-1 ③ F7			3	0	0	0	0	1	1
29 Ramón Urías, R (1, 5) (8, 3) OBP: 0.329, SLG: 0.376			B KC 77 C FF 92 B FS 82 F FF 92 F SL 81 S FF 93 2-3 ② K			S FF 91 B SL 82 X FF 92 1-1 ① F7		F SL 81 T SI 94 B SL 84 X SL 83 1-2 ① G6-3		3	0	0	0	0	1	0
12 Adam Frazier, L (1, 4) OBP: 0.301, SLG: 0.398 11 Jordan Westburg, R (7, 4) OBP: 0.316, SLG: 0.410			F FF 92 S FC 88 B FF 93 B ST 82 X FC 88 2-2 2B			B FF 91 B KC 79 X FF 92 2-0 ② G4-3		C SI 94 C SL 82 B SL 83 B SL 84 X SL 83 2-2 2 2B 3 FC4 1B		2	0	1	0	0	0	0
										1	1	1	0	0	0	0
Inning Stats	R: 0 E: 0 K: 2 S: 12 H: 0 LOB: 0 BB: 0 P: 18	R: 0 E: 0 K: 1 S: 7 H: 0 LOB: 0 BB: 0 P: 9	R: 0 E: 0 K: 1 S: 11 H: 1 LOB: 1 BB: 0 P: 16	R: 0 E: 0 K: 2 S: 11 H: 0 LOB: 0 BB: 0 P: 14	R: 0 E: 0 K: 1 S: 6 H: 0 LOB: 0 BB: 0 P: 9	R: 0 E: 0 K: 0 S: 4 H: 0 LOB: 0 BB: 0 P: 10	R: 2 E: 1 K: 2 S: 19 H: 3 LOB: 1 BB: 0 P: 26	R: 3 E: 0 K: 1 S: 20 H: 3 LOB: 1 BB: 0 P: 29		1B: 4 2B: 3 3B: 0 HR: 0 SF: 0 SAC: 0 DP: 0 HBP: 0						

PITCHER		IP	WLS	BF	H	R	ER	SO	BB	IBB	HBP	BLK	WP	HR	S	P	ERA	WHIP
50 Kutter Crawford, R ERA: 4.04	(1, 1)	6.0		19	1	0	0	7	0	0	0	0	0	0	51	76	0.00	0.167
25 Josh Winckowski, R ERA: 2.88	(7, 1)	1.0	L	6	3	2	1	2	0	0	0	0	0	0	19	26	9.00	3.000
68 Mauricio Llovera, R ERA: 4.89	(8, 1)	1.0		7	3	3	3	1	0	0	0	0	0	0	20	29	27.00	3.000

PITCHER	IP	WLS	BF	H	R	ER	SO	BB	IBB	HBP	BLK	WP	HR	S	P	ERA	WHIP

Boston Red Sox @ Baltimore Orioles
Oriole Park at Camden Yards, Baltimore, MD
Sat Sep 30 2023, 7:17 PM - 10:10 PM EDT
Att. 43,150 - Cloudy - 68 F

livebaseballscorecards.com

AB	32
R	5
H	7
RBI	4
BB	0
SO	10
LOB	7

WP: 0 PA: 32
PB: 0
SB: 2
CS: 0

Boston Red Sox @ Baltimore Orioles

Oriole Park at Camden Yards, Baltimore, MD

Sun Oct 01 2023, 3:07 PM - 5:50 PM EDT

Att. 36,640 - Partly Cloudy - 81 F

livebaseballscorecards.com

TOP

Batter	1	2	3	4	5	6	7	8	9	AB	R	H	RBI	BB	SO	LOB
99 Alex Verdugo, L (1, 9) OBP: 0.324, SLG: 0.421	B FF 94 X SI 95 1-0 ① L8		X FC 86 0-0 11 S, 11 E, 1B 1-2		C FF 99 X FF 97 0-1 ② P6		D SL 83 B SI 96 B SI 96 B SI 97 4-0 19 BB, 3 E 1-2 BB	B CU 77 B CH 81 C SI 90 B FC 81 X SI 90 3-1 ③ L8		3	1	1	0	0	0	0
30 Rob Refsnyder, R (7, PH) OBP: 0.365, SLG: 0.317 (7, 9)										1	1	0	0	1	0	0
11 Rafael Devers, L (1, 5) OBP: 0.351, SLG: 0.500 19 Pablo Reyes, R (4, 5) OBP: 0.339, SLG: 0.377	T CU 85 B FF 95 B CU 86 B SL 88 S SI 97 B SL 89 4-2 BB		B FC 87 B FC 85 X FC 87 2-0 E6, 2 S 1-H 2-H		C FF 97 B ST 83 B FC 84 C FF 97 B FF 96 B FF 97 4-2 2 WP BB		B SI 97 B SI 96 B FF 97 B SI 96 4-0 43 S, 3 E, 10 1B 1-2 2-3 BB		C FC 82 F CH 82 X SI 89 0-2 ① G3	1	0	0	1	1	0	0
										1	1	0	0	2	0	0
2 Justin Turner, R (1, 10) OBP: 0.345, SLG: 0.455 3 Reese McGuire, L (7, PH) OBP: 0.310, SLG: 0.358 (7, 10)	C SI 95 F SI 97 S CU 85 0-3 ② K		C SI 92 F FC 87 B KC 79 D KC 81 B SI 92 F FC 86 S FC 86 3-3 ② K 1-2		F FF 96 B FC 88 F FF 98 X FS 92 1-2 ③ G5-3 1-2		C SL 82 S SI 96 B SI 98 X SI 98 1-2 FC5, 10 1B, 43 S, 52 1B 1-2 2-H 3-H		F FC 84 S CH 83 F SI 91 X FC 84 0-2 ② G1-3	3	0	0	0	0	2	3
										2	1	0	0	0	0	1
7 Masataka Yoshida, L (1, 7) OBP: 0.338, SLG: 0.445 43 Ceddanne Rafaela, R (6, PR) OBP: 0.281, SLG: 0.386 (6, 8)	C FF 95 B SI 96 D CU 85 F SI 96 C SI 96 2-3 ③ K		B SI 92 F FC 83 B FF 90 X FC 85 2-1 ③ F8			F FF 96 B FF 95 X FF 96 1-1 52 S, 1B	B SI 97 S SI 96 X SI 97 1-1 ② G4-3 1-2 2-3		B CU 76 S CH 84 B FC 85 S FC 83 C SI 94 2-3 ③ K	3	0	1	0	0	1	2
										2	0	0	0	0	1	2
10 Trevor Story, R (1, 6) OBP: 0.250, SLG: 0.316		B SI 94 C SL 87 B SI 95 T SI 94 F SI 96 S SI 96 2-3 ① K		F FF 94 F FF 95 T FF 95 0-2 ① K		C FF 96 F FF 96 1 SAFE B FF 96 S FF 97 1-3 ① K	B SI 96 C SI 97 X SI 98 1-1 52 1B 2-3 3-H 1B			4	0	1	1	0	3	1
52 Wilyer Abreu, L (1, 8) OBP: 0.388, SLG: 0.474 (6, 7)		B CU 84 C CU 82 F CH 88 B SI 96 S SI 97 2-3 ② K		C FC 89 B CH 88 B CH 87 B FF 93 B FF 92 4-1 29 WP BB		B SL 89 S SL 89 D SL 89 F FF 96 S FF 98 2-3 ② K 1-2	B SI 95 B SL 82 C SI 95 1 SAFE C SI 95 X SI 96 2-2 1B 1-2 3-H			3	0	1	1	1	2	1
29 Bobby Dalbec, R (1, 3) OBP: 0.264, SLG: 0.306		C SL 89 B SL 86 F SL 87 B FF 94 S SI 95 2-3 ③ K		F FF 94 B SL 86 S SL 84 F FF 95 F FF 96 F SL 83 B SL 86 S SL 85 2-3 ② K 1-2		C FF 96 F FF 98 S FF 97 0-3 ③ K	C SI 96 C CH 90 S FF 97 0-3 ③ K			4	0	0	0	0	4	5
47 Enmanuel Valdez, L (1, 4) OBP: 0.311, SLG: 0.453			C SI 91 B FC 86 S SI 90 X KC 80 1-2 11 S, 99 1B, 11 E, 1B	B FC 90 F FF 94 B FC 89 B FF 94 S FF 94 F FC 90 F FF 94 F CH 87 S SL 83 3-3 ③ K			B SL 81 B SL 81 B SI 93 B SI 95 4-0 19 BB, 30 BB, 3 E BB	B SI 90 X SI 90 1-0 ① G3		3	2	1	0	1	1	1
12 Connor Wong, R (1, 2) OBP: 0.288, SLG: 0.385			S FC 86 B SI 91 C SI 92 S KC 80 1-3 ① K		X FF 97 0-0 ① G6-3		C SI 96 C SI 97 S SL 84 0-3 ① K	F SI 90 B CH 85 C FF 90 B CH 85 X CH 83 2-2 ② G3		4	0	0	0	0	2	2

Inning Stats	1	2	3	4	5	6	7	8	9
	R: 0 E: 0 K: 2 S: 9 H: 0 LOB: 1 BB: 1 P: 16	R: 0 E: 0 K: 3 S: 10 H: 0 LOB: 0 BB: 0 P: 16	R: 2 E: 1 K: 2 S: 14 H: 2 LOB: 1 BB: 0 P: 23	R: 0 E: 0 K: 3 S: 16 H: 0 LOB: 1 BB: 1 P: 25	R: 0 E: 0 K: 0 S: 8 H: 0 LOB: 1 BB: 1 P: 13	R: 0 E: 0 K: 3 S: 11 H: 1 LOB: 2 BB: 0 P: 15	R: 4 E: 1 K: 2 S: 16 H: 2 LOB: 2 BB: 3 P: 33	R: 0 E: 0 K: 0 S: 6 H: 0 LOB: 0 BB: 0 P: 12	R: 0 E: 0 K: 1 S: 10 H: 0 LOB: 0 BB: 0 P: 12

1B: 5 SF: 0
2B: 0 SAC: 0
3B: 0 DP: 0
HR: 0 HBP: 0

WP: 2 PA: 40
PB: 0
SB: 7
CS: 0

	AB	34
	R	6
	H	5
	RBI	3
	BB	6
	SO	16
	LOB	18

PITCHER		IP	WLS	BF	H	R	ER	SO	BB	IBB	HBP	BLK	WP	HR	S	P	ERA	WHIP
Kyle Bradish, R (1, 1) ERA: 2.83		2.0		7	0	0	0	5	1	0	0	0	0	0	19	32	0.00	0.500
54 Danny Coulombe, L (3, 1) ERA: 2.81		1.0	L	6	2	2	1	2	0	0	0	0	0	0	14	23	9.00	2.000
68 Tyler Wells, R (4, 1) ERA: 3.64		1.0		4	0	0	0	3	1	0	0	0	1	0	16	25	0.00	1.000
14 Shintaro Fujinami, R (5, 1) ERA: 7.18		1.0		4	0	0	0	0	1	0	0	0	1	0	8	13	0.00	1.000
24 DL Hall, L (6, 1) ERA: 3.26		1.0		4	1	0	0	3	0	0	0	0	0	0	11	15	0.00	1.000

PITCHER		IP	WLS	BF	H	R	ER	SO	BB	IBB	HBP	BLK	WP	HR	S	P	ERA	WHIP
58 Cionel Pérez, L (7, 1) ERA: 3.54		0.2		8	2	4	0	1	3	0	0	0	0	0	13	30	0.00	7.500
78 Yennier Cano, R (7, 1) ERA: 2.11		0.1		1	0	0	0	1	0	0	0	0	0	0	3	3	0.00	0.000
19 Cole Irvin, L (8, 1) ERA: 4.42		2.0		6	0	0	0	1	0	0	0	0	0	0	16	24	0.00	0.000

BOTTOM

Boston Red Sox @ Baltimore Orioles

Oriole Park at Camden Yards, Baltimore, MD

Sun Oct 01 2023, 3:07 PM - 5:50 PM EDT

Att. 36,640 - Partly Cloudy - 81 F

Batter	1	2	3	4	5	6	7	8	9	AB	R	H	RBI	BB	SO	LOB
2 Gunnar Henderson, L (1, 6) (6, 5) (8, 6) OBP: 0.325, SLG: 0.489	B SI 94 C SL 86 F FS 89 B SL 84 X FF 95 2-2 ① G6-3		C SL 84 X SI 93 0-1 ② G6-3			B FS 87 S SI 91 B FS 88 T SI 92 B SL 83 B SL 83 4-2 25 1B BB		C ST 80 B CH 88 S FF 94 F ST 82 S ST 82 1-3 ② K 1-2		3	0	0	0	1	1	1
35 Adley Rutschman, S (1, 10) OBP: 0.374, SLG: 0.435	B FF 95 B SL 84 B SI 94 B FF 96 4-0 BB		B FF 94 X SI 93 1-0 ③ G3			C SL 84 B SL 83 S FS 89 F SL 84 F FS 88 S SL 84 1-3 ② K		C ST 82 B CH 89 F FF 95 X FF 94 1-2 2-H 1B		3	0	1	1	1	1	1
25 Anthony Santander, S (1, 9) OBP: 0.325, SLG: 0.472	B SL 84 B FC 90 C FF 94 X SL 84 2-1 ② F9			F SL 84 B FS 87 X FS 88 1-1 ① G4-3		D FS 88 X SI 91 1-0 1-3 1B		B FF 94 B ST 80 X ST 80 2-0 ③ F7		4	0	1	0	0	0	2
32 Ryan O'Hearn, L (1, 3) OBP: 0.322, SLG: 0.480 6 Ryan Mountcastle, R (6, PH) (7, 3) OBP: 0.328, SLG: 0.452	X FF 95 0-0 ③ L8			C FF 94 B SL 84 B SL 83 F FF 94 S SL 83 2-3 ② K		C SI 92 D SL 84 S SL 83 F SL 84 B FF 94 X SL 84 2-2 ③ L9			B FF 97 F FF 97 B FF 96 B FF 96 X FF 96 3-1 ① P4	2 2	0 0	0 0	0 0	0 0	1 0	1 2
31 Cedric Mullins, L (1, 8) OBP: 0.305, SLG: 0.416 29 Ramón Urías, R (8, 5) OBP: 0.328, SLG: 0.375		B SL 84 F SL 84 X FC 89 1-1 ① G4-3		S SL 84 S FS 88 S SL 84 0-3 ③ K			B SI 90 C SI 90 B CU 76 F SI 92 F CU 76 S CU 78 2-3 ① K		T FF 97 C ST 82 B ST 83 B ST 79 F FF 96 S CH 88 2-3 ② K	3 1	0 0	0 0	0 0	0 0	2 1	0 0
13 Heston Kjerstad, L (1, 7) OBP: 0.281, SLG: 0.467		S SL 84 B FS 90 B FS 90 B SL 84 B FF 94 4-1 BB			S SL 82 B SL 82 B FS 87 X SL 83 2-1 ① G4-3		C SI 92 C SI 91 X CU 78 0-2 ② F8		S FF 96 S CH 89 B ST 82 B CH 90 F FF 97 X CH 89 2-2 ③ G3-1	3	0	0	0	1	0	0
12 Adam Frazier, L (1, 4) OBP: 0.300, SLG: 0.396 3 Jorge Mateo, R (6, 6) (8, 8) OBP: 0.267, SLG: 0.340		C FF 94 F FS 89 F SL 84 B FF 95 F SL 84 B SI 93 X SL 84 2-2 ② F8			S SL 83 B FS 88 F FF 94 F SL 82 S SL 84 1-3 ② K		B CU 77 B SI 90 B SI 90 C SI 89 X SI 90 3-1 ③ F8			2 1	0 0	0 0	0 0	0 0	1 0	1 0
11 Jordan Westburg, R (1, 5) (6, 4) OBP: 0.311, SLG: 0.404		C FF 95 S SI 93 B SI 93 S SL 84 1-3 ③ K			F SL 83 F SL 83 F SL 83 S FF 95 0-3 ③ K			B ST 81 B FF 94 C FF 93 B ST 80 C FF 94 X SI 93 3-2 ① G4-3		3	0	0	0	0	2	1
27 James McCann, R (1, 2) OBP: 0.269, SLG: 0.377			B SI 93 B SL 85 F FF 95 X SL 84 2-1 ① G5-3			B SL 84 X SL 83 1-0 ① P3		B FF 94 F ST 80 B ST 82 F FF 95 B ST 83 B FF 94 4-2 2 PB 35 1B BB		2	1	0	0	1	0	0
Inning Stats	R: 0 E: 0 K: 0 S: 6 H: 0 LOB: 1 BB: 1 P: 14	R: 0 E: 0 K: 1 S: 11 H: 0 LOB: 1 BB: 1 P: 19	R: 0 E: 0 K: 0 S: 5 H: 0 LOB: 0 BB: 0 P: 8	R: 0 E: 0 S: 8 H: 0 LOB: 0 BB: 0 P: 11	R: 0 E: 0 K: 2 S: 10 H: 0 LOB: 0 BB: 0 P: 13	R: 0 E: 0 K: 1 S: 13 H: 1 LOB: 2 BB: 1 P: 22	R: 0 E: 0 K: 1 S: 9 H: 0 LOB: 0 BB: 0 P: 14	R: 1 E: 0 K: 1 S: 13 H: 1 LOB: 1 BB: 1 P: 24	R: 0 E: 0 K: 1 S: 10 H: 0 LOB: 0 BB: 0 P: 17	1B: 2 2B: 0 3B: 0 HR: 0 SF: 0 SAC: 0 DP: 0 HBP: 0						

	AB	29
	R	1
	H	2
	RBI	1
	BB	4
	SO	9
	LOB	9

WP: 0 PB: 1 SB: 0 CS: 0 — PA: 33

livebaseballscorecards.com

PITCHER		IP	WLS	BF	H	R	ER	SO	BB	IBB	HBP	BLK	WP	HR	S	P	ERA	WHIP
89 Tanner Houck, R ERA: 5.01	(1, 1)	6.0	W	22	1	0	0	6	3	0	0	0	0	0	53	87	0.00	0.667
83 Brennan Bernardino, L ERA: 3.2	(7, 1)	1.0		3	0	0	0	1	0	0	0	0	0	0	9	14	0.00	0.000
46 John Schreiber, R ERA: 3.86	(8, 1)	1.0		5	1	1	0	1	1	0	0	0	0	0	13	24	0.00	2.000
73 Nick Robertson, R ERA: 6.04	(9, 1)	1.0		3	0	0	0	1	0	0	0	0	0	0	10	17	0.00	0.000

PITCHER	IP	WLS	BF	H	R	ER	SO	BB	IBB	HBP	BLK	WP	HR	S	P	ERA	WHIP