

Brooklyn Dodgers - 1950

Batter	1	2	3	4	5	6	7	8	9	AB R H RBI BB SO LOB	TOP																													
Pee Wee Reese, R (1, 6) C X	0-1 3-1		1-3 K			1-1 5-3		0-0 F8		4 0 0 0 0 1 1																														
George Shuba, L (1, 7) OBP: 0.250, SLG: 0.500 C X	0-1 F2		1-1 F2			3-2 1-3		2-0 2B		4 0 1 0 0 0 1																														
Duke Snider, L (1, 8) B F X	1-1 F7				0-0 F6	0-3 K		3-2 1-3		4 0 0 0 0 1 1																														
Jackie Robinson, R (1, 4) OBP: 0.500, SLG: 0.750 X		0-0 5-3			1-2 G1-6-3 1B		1-1 E4 1B 2B	0-0 B1-3		4 1 2 0 0 0 1																														
Carl Furillo, R (1, 9) OBP: 0.250, SLG: 0.250 B B B X C B B X		3-1 4-3			1-2 G1-6-3 1-2f		1-1 E G1-2-3 1B		0-1 L7	4 0 1 1 0 0 1																														
Gil Hodges, R (1, 3) OBP: 0.500, SLG: 0.333 B C B B X C B B X		4-1 BB				3-2 F3		0-1 E 1B	2-2 F7	3 0 1 0 1 0 0																														
Bobby Morgan, R (1, 5) OBP: 0.250, SLG: 0.250 C B X		1-1 F4				1-1 1B		1-1 F4	2-1 F7	4 0 1 0 0 0 3																														
Roy Campanella, R (1, 2) OBP: 0.333, SLG: 0.333 C B B B X C B B X			2-2 1B			2-0 F5		1-0 E5 1-2 2-3		3 0 1 0 0 0 3																														
Don Newcombe, L (1, 1) Carl Erskine, R (2, 1) Wayne Belardi, L (3, PH) Pat McGlothin, L (3, 1) Cal Abrams, L (5, PH) Rex Barney, R (5, 1) Gene Hermanski, L (7, PH) Clem Labine, R (7, 1) B B B B X C B B B X			3-3 K			3-3 K		1-0 G1-2-3 3-Hf		0 0 0 0 0 0 0 0 0 0 0 0 0 0 1 0 0 0 0 1 1 0 0 0 0 0 0 0 1 0 0 0 0 1 1 0 0 0 0 0 0 0 1 0 0 0 0 0 3 0 0 0 0 0 0 0																														
Inning Stats	R: 0 E: 0 K: 0 S: 6	H: 0 LOB: 0 BB: 0 P: 7	R: 0 E: 0 K: 0 S: 6	H: 0 LOB: 1 BB: 1 P: 14	R: 0 E: 0 K: 2 S: 11	H: 1 LOB: 1 BB: 0 P: 18	R: 0 E: 0 K: 0 S: 7	H: 1 LOB: 0 BB: 0 P: 9	R: 0 E: 0 K: 1 S: 9	H: 1 LOB: 1 BB: 0 P: 18	R: 0 E: 0 K: 1 S: 10	H: 0 LOB: 0 BB: 0 P: 14	R: 1 E: 2 K: 0 S: 10	H: 3 LOB: 2 BB: 0 P: 15	R: 0 E: 0 K: 0 S: 7	H: 1 LOB: 1 BB: 0 P: 12	R: 0 E: 0 K: 0 S: 8	H: 0 LOB: 0 BB: 0 P: 12	1B: 5 2B: 2 3B: 0 HR: 0	SF: 0 SAC: 0 DP: 2 HBP: 0	WP: 0 PB: 0 SB: 0 CS: 0	PA: 34																		
PITCHER Robin Roberts, R (1, 1) ERA: 1.0	IP 9.0	WLS W	BF 34	H 7	R 1	ER 1	SO 4	BB 1	IBB 0	HBP 0	BLK 0	WP 0	HR 0	S 74	P 119	ERA 1.00	WHIP 0.889						PITCHER	IP 9.0	WLS W	BF 34	H 7	R 1	ER 1	SO 4	BB 1	IBB 0	HBP 0	BLK 0	WP 0	HR 0	S 74	P 119	ERA 1.00	WHIP 0.889

Brooklyn Dodgers @ Philadelphia Phillies
 Shibe Park, Philadelphia, PA
 Tue Apr 18 1950, 3:33 AM EST
 Att: 29,074 - Unknown

AB	33
R	1
H	7
RBI	1
BB	1
SO	4
LOB	16



Batter	1	2	3	4	5	6	7	8	9	AB	R	H	RBI	BB	SO	LOB
Richie Ashburn, L OBP: 0.600, SLG: 0.333 (1, 8)	0-0 2B 1B	0-1 F9 2-3	4-0 1B BB		1-1 3-1			4-1 6-3 1B BB		3	2	1	0	2	0	1
Granny Hamner, R OBP: 0.600, SLG: 0.800 (1, 6)	1-0 2B 2B	0-0 1B 1B	0-0 1-2 1B		0-0 F3			0-1 6-3 1-2		5	2	3	3	0	0	1
Eddie Waitkus, L OBP: 0.600, SLG: 0.600 (1, 3)	0-0 F6	2-0 1B 1B	1-1 F9			1-1 G6-4-3 1B		0-0 2-H 1B		5	0	3	1	0	0	3
Del Ennis, R OBP: 0.400, SLG: 0.600 (1, 9)	2-2 2B	0-1 1-2 1B		1-3 K		3-1 G6-4-3 1-2f		3-2 5-3		5	0	2	2	0	1	2
Willie Jones, R OBP: 0.250, SLG: 0.250 (1, 5)	0-1 5-3	1-1 5-3		1-2 F8 BLK 1B		0-0 F7				4	1	1	0	0	0	3
Dick Sisler, L OBP: 0.250, SLG: 0.250 (1, 7)	0-2 6-3		1-0 BLK F8 1B		1-2 F8		0-0 F7			4	1	1	0	0	0	2
Dick Whitman, L (8, 7)					1-3					0	0	0	0	0	0	0
Mike Goliat, R OBP: 1.000, SLG: 1.250 (1, 4)		1-1 2B 2B	2-0 F8 BLK 1B		2-2 1B		2-2 1B			4	2	4	1	0	0	0
Andy Seminick, R OBP: 0.250, SLG: 0.500 (1, 2)		0-0 F9 1B 2B	1-3 K		1-2 F7		1-2 6-3			4	1	1	1	0	1	3
Robin Roberts, S (1, 1)		1-0 F2	1-0 F8		2-2 L6			1-0 6-3		4	0	0	1	0	0	2

Inning Stats	R: 2	H: 3	E: 0	K: 0	S: 12	LOB: 1	BB: 0	P: 15	R: 3	H: 5	E: 0	K: 0	S: 12	LOB: 2	BB: 0	P: 17	R: 2	H: 3	E: 0	K: 1	S: 9	LOB: 1	BB: 0	P: 23	R: 0	H: 1	E: 0	K: 0	S: 7	LOB: 0	BB: 0	P: 10	R: 0	H: 1	E: 0	K: 0	S: 7	LOB: 0	BB: 0	P: 10	R: 1	H: 1	E: 0	K: 0	S: 9	LOB: 1	BB: 1	P: 17
--------------	------	------	------	------	-------	--------	-------	-------	------	------	------	------	-------	--------	-------	-------	------	------	------	------	------	--------	-------	-------	------	------	------	------	------	--------	-------	-------	------	------	------	------	------	--------	-------	-------	------	------	------	------	------	--------	-------	-------

PITCHER	IP	WLS	BF	H	R	ER	SO	BB	IBB	HBP	BLK	WP	HR	S	P	ERA	WHIP
Don Newcombe, R ERA: 36.0 (1, 1)	1.0	L	8	5	4	4	0	0	0	0	0	0	0	15	19	36.00	5.000
Carl Erskine, R ERA: 9.0 (2, 1)	1.0		6	3	1	1	0	0	0	0	0	0	0	9	13	9.00	3.000
Pat McGlothin, R ERA: 13.5 (3, 1)	2.0		12	5	3	3	2	1	0	0	2	0	0	26	42	13.50	3.000
Rex Barney, R ERA: (5, 1)	2.0		6	1	0	0	0	0	0	0	0	0	0	12	19	0.00	0.500
Clem Labine, R ERA: 4.5 (7, 1)	2.0		8	2	1	1	0	1	0	0	0	0	0	16	27	4.50	1.500

BOTTOM

Brooklyn Dodgers @ Philadelphia Phillies
 Shibe Park, Philadelphia, PA
 Tue Apr 18 1950, 3:33 AM EST
 Att. 29,074 - Unknown

livebaseballscorecards.com

AB	38
R	9
H	16
RBI	9
BB	2
SO	2
LOB	17



1B:	12	SF:	0	WP:	0	PA:	40
2B:	4	SAC:	0	PB:	0		
3B:	0	DP:	1	SB:	0		
HR:	0	HBP:	0	CS:	0		

Batter	1	2	3	4	5	6	7	8	9	AB R H RBI BB SO LOB	TOP											
Pee Wee Reese, R (1, 6) OBP: 0.222, SLG: 0.333	1-1 S 1B		2-2 6-3		X 0-0 F5		BB 2-1 2B		SS 2-2 F7	5 1 2 0 0 0 1												
George Shuba, L (1, 7) OBP: 0.125, SLG: 0.250	3-3 K		3-2 6-3		X 0-0 F3		BB 3-2 F8		SS 1-2	4 0 0 0 0 1 2												
Duke Snider, L (1, 8) OBP: 0.125, SLG: 0.125	1-3 K		1-2 CS 1B		F 0-1 F2			B 1-0 5-3		4 0 1 0 0 1 1												
Jackie Robinson, R (1, 4) OBP: 0.625, SLG: 0.857	1-0 2-H 1B		1-0 CS	B 1-0 HR 2B		BB 4-2 2B BB		X 0-0 1-3		3 2 2 1 1 0 0												
Carl Furillo, R (1, 9) OBP: 0.250, SLG: 0.625	1-2 F7			B 1-2 HR		X 0-0 F9		F 0-2 4-3		4 1 1 2 0 0 2												
Gil Hodges, R (1, 3)		B 1-0 BLK 1B		X 0-0 1B F7 2B		B 2-2 2B 1-H		C 0-1 HR		4 3 4 2 0 0 0												
Bobby Morgan, R (1, 5)		X 0-0 L5-3 1B		BB 3-1 G6-4-3 1B		B 1-1 CS 1B		B 2-3 K		4 0 3 1 0 1 0												
Bruce Edwards, R (1, 2)		BB 3-1 F7		C 1-1 F7		B 2-1 CS 1-2	B 0-3 K	BB 3-3 K		4 0 0 1 0 2 2												
Bud Podbielan, R (1, 1) OBP: 0.250, SLG: 0.250		X 0-1 L5-3		C 0-2 G6-4-3		S 1-1 1-3		F 0-1 BLK 1B		4 0 1 0 0 0 2												
Inning Stats	R: 1 E: 0 K: 2 S: 14	H: 2 LOB: 1 BB: 0 P: 21	R: 1 E: 0 K: 0 S: 6	H: 2 LOB: 0 BB: 0 P: 10	R: 0 E: 0 K: 0 S: 9	H: 1 LOB: 0 BB: 0 P: 16	R: 3 E: 0 K: 0 S: 13	H: 4 LOB: 0 BB: 0 P: 19	R: 0 E: 0 K: 0 S: 4	H: 0 LOB: 0 BB: 0 P: 4	R: 1 E: 0 K: 0 S: 9	H: 2 LOB: 0 BB: 1 P: 18	R: 0 E: 0 K: 1 S: 11	H: 1 LOB: 1 BB: 0 P: 17	R: 0 E: 0 K: 0 S: 5	H: 0 LOB: 0 BB: 0 P: 6	R: 1 E: 0 K: 2 S: 14	H: 2 LOB: 1 BB: 0 P: 21	1B: 8 2B: 5 3B: 0 HR: 2	SF: 0 SAC: 0 DP: 2 HBP: 0	WP: 0 PB: 0 SB: 1 CS: 2	PA: 39
PITCHER	IP WLS BF H R ER SO BB IBB HBP BLK WP HR S P ERA WHIP																					
Russ Meyer, R (1, 1) ERA: 9.53	5.2 L 25 11 6 6 2 1 0 0 0 1 0 1 54 85 9.53 2.118																					
Blix Donnelly, R (6, 1) ERA:	1.1 4 1 0 0 1 0 0 0 0 0 0 0 12 20 0.00 0.750																					
Jim Konstanty, R (8, 1) ERA: 4.5	2.0 8 2 1 1 2 0 0 0 0 1 0 1 19 27 4.50 1.000																					

Brooklyn Dodgers @ Philadelphia Phillies
 Shibe Park, Philadelphia, PA
 Wed Apr 19 1950, 3:33 AM EST
 Att. 8,450 - Unknown

AB	36
R	7
H	14
RBI	7
BB	1
SO	5
LOB	10



Batter	1	2	3	4	5	6	7	8	9	AB	R	H	RBI	BB	SO	LOB																		
Richie Ashburn, L OBP: 0.400, SLG: 0.250 (1, 8)	2-2 FC1-6 1B	0-0 G3		0-0 F8			2-1 G4-3 1-2f		2-1 1-3	5	0	1	0	0	0	3																		
Granny Hamner, R OBP: 0.333, SLG: 0.444 (1, 6)	1-1 FC1-6 1B 3B	1-1 F8		1-0 FC5-4 1-2f			1-1 F4			4	1	0	0	0	0	2																		
Eddie Waitkus, L OBP: 0.556, SLG: 0.667 (1, 3)	1-0 3B 1B		2-1 1B 2B		0-1 F9			0-0 3-1		4	2	2	0	0	0	0																		
Del Ennis, R OBP: 0.333, SLG: 0.667 (1, 9)	0-1 2B 3B		0-1 F8		1-0 5-3			1-0 L7		4	1	1	2	0	0	1																		
Willie Jones, R OBP: 0.500, SLG: 1.000 (1, 5)	0-0 2B		1-0 F9		1-0 1B			0-0 HR		4	1	3	2	0	0	1																		
Dick Sisler, L OBP: 0.375, SLG: 0.286 (1, 7)	4-0 IBB		1-0 1B		1-0 F5			3-1 G3		3	0	1	1	1	0	0																		
Mike Goliat, R OBP: 0.625, SLG: 0.750 (1, 4)	1-1 F8		3-1 1-3		0-1 1-3				2-1 L9-4-6 1B	4	0	1	0	0	0	3																		
Andy Seminick, R OBP: 0.125, SLG: 0.250 (1, 2)	2-0 F2			0-0 E6 FC1-6		1-0 6-3			0-0 L9-4-6 1-2	4	0	0	0	0	0	3																		
Russ Meyer, S (1, 1)		0-1 4-3		0-2 FC1-6 FC5-4 1-2f			1-2 G4-3 1B		0-1 1B	2	0	0	0	0	0	1																		
Blix Donnelly, R (6, 1)										0	0	0	0	0	0	0																		
Dick Whitman, L OBP: 1.000, SLG: 1.000 (7, PH)										1	0	1	0	0	0	0																		
Jim Konstanty, R (8, 1)										0	0	0	0	0	0	0																		
Stan Lopata, R OBP: 1.000, SLG: 1.000 (9, PH)										1	0	1	0	0	0	0																		
Inning Stats	R: 3 E: 0 K: 0 S: 12	H: 4 LOB: 2 BB: 1 P: 23	R: 0 E: 0 K: 0 S: 5	H: 0 LOB: 0 BB: 0 P: 6	R: 1 E: 0 K: 0 S: 8	H: 2 LOB: 1 BB: 0 P: 15	R: 0 E: 1 K: 0 S: 6	H: 0 LOB: 1 BB: 0 P: 7	R: 0 E: 0 K: 0 S: 4	H: 1 LOB: 1 BB: 0 P: 6	R: 0 E: 0 K: 0 S: 4	H: 0 LOB: 0 BB: 0 P: 6	R: 0 E: 0 K: 0 S: 7	H: 1 LOB: 0 BB: 0 P: 11	R: 1 E: 0 K: 0 S: 5	H: 1 LOB: 0 BB: 0 P: 9	R: 0 E: 0 K: 0 S: 7	H: 2 LOB: 1 BB: 0 P: 11	1B: 7 2B: 3 3B: 1 HR: 1	SF: 0 SAC: 0 DP: 2 HBP: 0	WP: 0 PB: 0 SB: 0 CS: 0	PA: 37												
PITCHER Bud Podbielan, R ERA: 5.0 (1, 1)	IP 9.0	WLS W	BF 37	H 11	R 5	ER 5	SO 0	BB 0	IBB 1	HBP 0	BLK 0	WP 0	HR 1	S 58	P 94	ERA 5.00	WHIP 1.222																	
																	PITCHER	IP	WLS	BF	H	R	ER	SO	BB	IBB	HBP	BLK	WP	HR	S	P	ERA	WHIP


BOTTOM

Brooklyn Dodgers @ Philadelphia Phillies
 Shibe Park, Philadelphia, PA
 Wed Apr 19 1950, 3:33 AM EST
 Att. 8,450 - Unknown

livebaseballscorecards.com

AB	36
R	5
H	11
RBI	5
BB	1
SO	0
LOB	14



Batter	1	2	3	4	5	6	7	8	9	AB R H RBI BB SO LOB	TOP												
Eddie Stanky, R (1, 4) OBP: 0.400, SLG: 0.250	0-1 F3		4-0 FC5-6 BB		1-1 4-3		1-2 FC4-6 1B		2-3 K	4 0 1 0 1 1 1													
Whitey Lockman, L (1, 7) OBP: 0.333, SLG: 0.533	2-2 1-3		1-0 FC5-6 FC6-4		2-0 F5		1-1 FC4-6		3-2 F7	5 0 0 0 0 0 4													
Bobby Thomson, R (1, 8) OBP: 0.214, SLG: 0.214	3-2 6-3		0-0 FC6-4		0-0 1B 1B		2-0 F9			4 1 1 0 0 0 3													
Don Mueller, L (1, 9) OBP: 0.429, SLG: 0.500		1-2 FC1-5 BB 1B		0-0 L5		0-0 FC5-4 1B 1B		0-1 F7		4 0 2 0 0 0 0													
Hank Thompson, L (1, 5) OBP: 0.615, SLG: 1.125		4-2 FC1-5 BB		0-1 F3		2-1 FC5-4 1B		4-2 1B BB		2 0 1 1 2 0 0													
Alvin Dark, R (1, 6) OBP: 0.417, SLG: 0.417		0-1 FC1-5		1-2 1B		2-2 FC5-4 L9-3		1-2 1B		4 0 2 0 0 0 4													
Wes Westrum, R (1, 2)		2-1 F8		2-0 F6		1-0 L9-3		3-2 F4		4 0 0 0 0 0 7													
Jack Harshman, L (1, 3) OBP: 0.308, SLG: 0.455		1-3 K		0-0 2B 1B		4-1 FC4-6 1B BB		3-2 3-1		3 0 1 0 1 1 4													
Dave Koslo, L (1, 1) Jack Maguire, R (5, PH) Sal Maglie, R (5, 1) Mike McCormick, R (7, PH) Andy Hansen, R (7, 1) Bill Rigney, R (9, PH)		1-1 4-3		1-2 4-3 2B		2-1 F6		3-3 K		1 0 0 0 0 0 0 1 0 1 0 0 0 0 0 0 0 0 0 0 0 1 0 0 0 0 0 1 0 0 0 0 0 0 0 1 0 0 0 0 1 0													
Inning Stats	R: 0 E: 0 K: 0 S: 8	H: 0 LOB: 0 BB: 0 P: 13	R: 0 E: 0 K: 1 S: 14	H: 1 LOB: 2 BB: 1 P: 22	R: 0 E: 0 K: 0 S: 4	H: 0 LOB: 1 BB: 1 P: 10	R: 0 E: 0 K: 0 S: 7	H: 1 LOB: 1 BB: 0 P: 10	R: 0 E: 0 K: 0 S: 8	H: 2 LOB: 1 BB: 0 P: 12	R: 1 E: 0 K: 0 S: 8	H: 3 LOB: 1 BB: 0 P: 13	R: 0 E: 0 K: 0 S: 9	H: 1 LOB: 2 BB: 1 P: 19	R: 0 E: 0 K: 0 S: 16	H: 1 LOB: 2 BB: 1 P: 27	R: 0 E: 0 K: 2 S: 9	H: 0 LOB: 0 BB: 0 P: 17	1B: 8 2B: 2 3B: 0 HR: 0	SF: 0 SAC: 0 DP: 1 HBP: 0	WP: 0 PB: 0 SB: 0 CS: 0	PA: 38	
PITCHER Preacher Roe, L (1, 1) ERA: 1.0	IP 9.0	WLS W	BF 38	H 9	R 1	ER 1	SO 3	BB 4	IBB 0	HBP 0	BLK 0	WP 0	HR 0	S 83	P 143	ERA 1.00	WHIP 1.444						PITCHER IP WLS BF H R ER SO BB IBB HBP BLK WP HR S P ERA WHIP

New York Giants @ Brooklyn Dodgers
Ebbets Field, Brooklyn, NY
 Fri Apr 21 1950, 3:33 AM EST
 Att. 24,033 - Unknown

livebaseballscorecards.com

AB	34
R	1
H	9
RBI	1
BB	4
SO	3
LOB	24

Batter	1	2	3	4	5	6	7	8	9	AB R H RBI BB SO LOB
Pee Wee Reese, R OBP: 0.214, SLG: 0.286 (1, 6)	2-2 F8	1-3 K		0-0 F3		3-1 1B 2B 1B		1-1 F6		5 1 1 0 0 1 2
Bobby Morgan, R OBP: 0.538, SLG: 0.538 (1, 5)	1-1 3B 1B		0-0 F7	2-1 F8		1-2 2B 1B		3-1 BB 1B		5 1 3 0 0 0 0
Jim Russell, S OBP: 0.600, SLG: 1.750 (1, 7)	2-3 K		0-1 HR	1-1 3B		2-2 L7		4-0 FC6-4 BB		4 1 2 1 1 1 4
Jackie Robinson, R OBP: 0.615, SLG: 1.000 (1, 4)	2-2 3B 1-H		4-1 2B HR BB	2-2 F4		1-1 2B 1-H 2-H 3-H		1-2 F7		4 1 2 3 1 0 3
Carl Furillo, R OBP: 0.231, SLG: 0.538 (1, 9)	0-0 F8		3-2 HR 2B 1-3		0-0 F8		2-1 F9	0-0 FC6-4 1-2f		5 1 1 0 0 0 3
Gil Hodges, R OBP: 0.750, SLG: 1.300 (1, 3)		0-0 SH1-4 1B 1B	4-0 HR IBB		3-2 F7		2-2 1B 2B			3 1 2 0 1 0 0
Duke Snider, L OBP: 0.333, SLG: 0.200 (1, 8)		2-2 SH1-4 1B 1-2	0-2 F5		4-1 PO BB		4-2 1B BB			2 0 1 0 2 0 3
Roy Campanella, R OBP: 0.429, SLG: 0.857 (1, 2)		3-3 K	0-1 HR 1-H 2-H 3-H		1-0 PO 1-2	1-0 L8	0-1 FC6-4 1B 1-2 2-H			4 1 2 4 0 1 2
Preacher Roe, R (1, 1)		1-0 SH1-4 1-2 2-3	0-3 K			4-0 1B 2B BB	0-1 FC6-4 1-2f			2 1 0 0 1 1 2

Inning Stats	R: 1 E: 0 K: 1 S: 14	H: 2 LOB: 1 BB: 0 P: 21	R: 0 E: 0 K: 2 S: 12	H: 2 LOB: 2 BB: 0 P: 19	R: 5 E: 0 K: 1 S: 15	H: 3 LOB: 0 BB: 2 P: 26	R: 0 E: 0 K: 0 S: 8	H: 1 LOB: 1 BB: 0 P: 13	R: 0 E: 0 K: 0 S: 5	H: 0 LOB: 0 BB: 1 P: 13	R: 2 E: 0 K: 0 S: 12	H: 3 LOB: 2 BB: 1 P: 24	R: 0 E: 0 K: 0 S: 12	H: 2 LOB: 2 BB: 1 P: 20	R: 0 E: 0 K: 0 S: 8	H: 1 LOB: 2 BB: 1 P: 17
--------------	-------------------------------	----------------------------------	-------------------------------	----------------------------------	-------------------------------	----------------------------------	------------------------------	----------------------------------	------------------------------	----------------------------------	-------------------------------	----------------------------------	-------------------------------	----------------------------------	------------------------------	----------------------------------

PITCHER	IP	WLS	BF	H	R	ER	SO	BB	IBB	HBP	BLK	WP	HR	S	P	ERA	WHIP
Dave Koslo, L ERA: 13.5 (1, 1)	4.0	L	22	8	6	6	4	1	1	0	0	0	2	49	79	13.50	2.250
Sal Maglie, R ERA: 12.27 (5, 1)	2.0		9	3	2	2	0	2	0	0	0	0	0	17	37	9.00	2.500
Andy Hansen, R ERA: (7, 1)	2.0		10	3	0	0	0	2	0	0	0	0	0	20	37	0.00	2.500

BOTTOM

New York Giants @ Brooklyn Dodgers
Ebbets Field, Brooklyn, NY

Fri Apr 21 1950, 3:33 AM EST
Att. 24,033 - Unknown

AB	34
R	8
H	14
RBI	8
BB	6
SO	4
LOB	19

WP: 0 PA: 42
PB: 0
SB: 0
CS: 0

B

PITCHER	IP	WLS	BF	H	R	ER	SO	BB	IBB	HBP	BLK	WP	HR	S	P	ERA	WHIP
---------	----	-----	----	---	---	----	----	----	-----	-----	-----	----	----	---	---	-----	------

Batter	1	2	3	4	5	6	7	8	9	AB R H RBI BB SO LOB	TOP																
Eddie Stanky, R (1, 4) OBP: 0.450, SLG: 0.267	4-0 1B BB		4-2 F8 BB	2-3 K			1-1 L3 1B		1-2 F8	3 1 1 0 2 1 0																	
Whitey Lockman, L (1, 7) OBP: 0.300, SLG: 0.450	0-1 1B G4-6-3 1B		2-2 F8		0-0 F6		2-0 L3		0-0 F8	5 1 1 0 0 0 2																	
Hank Thompson, L (1, 5) OBP: 0.706, SLG: 1.400	3-2 G4-6-3 1-3 2-H 1B		4-1 BB BB		4-0 1B 4-3 BB		1-0 HR			2 1 2 2 2 0 0																	
Don Mueller, L (1, 9) OBP: 0.333, SLG: 0.389	2-1 G4-6-3 1-2f 3-H		1-0 F6		1-1 4-3		1-2 L9			4 0 0 0 0 0 4																	
Bobby Thomson, R (1, 8) OBP: 0.222, SLG: 0.222	0-3 K			2-2 5-3	0-0 FC6-4 1B		1-1 F8			4 0 1 0 0 1 0																	
Alvin Dark, R (1, 6) OBP: 0.438, SLG: 0.400		0-3 K		4-1 2B BLK BB	1-0 FC6-4		1-1 1B			3 1 1 0 1 1 2																	
Jack Harshman, L (1, 3) OBP: 0.235, SLG: 0.333		3-3 K		1-0 F9		2-3 K		0-1 F8		4 0 0 0 0 2 2																	
Wes Westrum, R (1, 2) OBP: 0.357, SLG: 0.200		3-2 F8		2-2 BLK HR 2B		1-3 K		0-0 5-3		4 1 1 0 0 1 1																	
Jack Kramer, R (1, 1) OBP: 0.500, SLG: 2.000			2-2 F7	2-1 HR		2-2 6-3			1-1 G3	2 1 1 2 0 0 0																	
Sheldon Jones, R (5, 1)										1 0 0 0 0 0 0																	
Pete Milne, L (9, PH)										1 0 0 0 0 0 0																	
Inning Stats	R: 2 E: 0 K: 1 S: 11	H: 2 LOB: 0 BB: 1 P: 20	R: 0 E: 0 K: 2 S: 12	H: 0 LOB: 0 BB: 0 P: 18	R: 0 E: 0 K: 0 S: 11	H: 0 LOB: 2 BB: 2 P: 24	R: 3 E: 0 K: 1 S: 13	H: 2 LOB: 0 BB: 1 P: 26	R: 0 E: 0 K: 0 S: 5	H: 1 LOB: 2 BB: 1 P: 11	R: 0 E: 0 K: 2 S: 11	H: 0 LOB: 0 BB: 0 P: 16	R: 1 E: 0 K: 0 S: 7	H: 2 LOB: 0 BB: 0 P: 12	R: 0 E: 0 K: 0 S: 7	H: 1 LOB: 1 BB: 0 P: 9	R: 0 E: 0 K: 0 S: 7	H: 0 LOB: 0 BB: 0 P: 9	1B: 5 2B: 2 3B: 0 HR: 2	SF: 0 SAC: 0 DP: 2 HBP: 0	WP: 0 PB: 0 SB: 0 CS: 0	PA: 38					
PITCHER	IP WLS BF H R ER SO BB IBB HBP BLK WP HR S P ERA WHIP																										
Dan Bankhead, R (1, 1) ERA: 11.25	4.0		19	4	5	5	4	4	0	0	1	0	1	47	88	11.25	2.000										
Ralph Branca, R (5, 1) ERA:	1.0		5	1	0	0	0	1	0	0	0	0	0	5	11	0.00	2.000										
Jack Banta, R (6, 1) ERA: 2.25	4.0	W	14	3	1	1	2	0	0	0	0	0	1	32	46	2.25	0.750										

New York Giants @ Brooklyn Dodgers
 Ebbets Field, Brooklyn, NY
 Sat Apr 22 1950, 3:33 AM EST
 Att. 19,067 - Unknown

livebaseballscorecards.com

AB 33
R 6
H 8
RBI 4
BB 5
SO 6
LOB 11



BOTTOM

New York Giants @ Brooklyn Dodgers
Ebbets Field, Brooklyn, NY

Sat Apr 22 1950, 3:33 AM EST
Att. 19,067 - Unknown

livebaseballscorecards.com

AB	32
R	7
H	7
RBI	7
BB	7
SO	8
LOB	21



WP:	1	PA:	39
PB:	0	SB:	0
CS:	0		

AB	R	H	RBI	BB	SO	LOB
4	1	1	1	1	0	2
3	0	1	1	2	0	3
3	1	0	1	2	1	6
4	0	1	2	0	0	4
4	0	1	1	0	1	0
4	1	1	1	0	2	2
3	2	1	0	1	1	0
4	1	0	0	0	2	2
1	0	1	0	0	0	0
0	0	0	0	0	0	0
1	0	0	0	0	1	2
1	1	0	0	1	0	0
1B:	3	SF:	0			
2B:	3	SAC:	0			
3B:	0	DP:	1			
HR:	1	HBP:	0			

Batter	1	2	3	4	5	6	7	8	9									
Pee Wee Reese, R OBP: 0.263, SLG: 0.333 (1, 6)	0-2 F7		2-2 FC6-5 BB		4-1 1B BB	2-0 FC3-2 2B		3-2 F6										
George Shuba, L OBP: 0.308, SLG: 0.364 (1, 7)	2-2 F8		4-0 G4-6-3 BB		2-2 F3	4-0 FC3-2 IBB		3-2 2B										
Jim Russell, S OBP: 0.500, SLG: 1.000 (1, 8)	4-1 BB		1-1 G4-6-3		4-2 1B BB	1-1 FC3-2 FC5-4		0-3 K										
Jackie Robinson, R OBP: 0.529, SLG: 0.800 (1, 4)	2-2 4-3			2-1 5-3	2-2 1B	0-0 FC5-4												
Carl Furillo, R OBP: 0.235, SLG: 0.471 (1, 9)		3-1 6-3		0-0 6-3	0-1 1B		3-3 K											
Gil Hodges, R OBP: 0.625, SLG: 1.214 (1, 3)		1-1 HR		1-3 K	3-3 K		1-1 6-3											
Bobby Morgan, R OBP: 0.529, SLG: 0.500 (1, 5)		1-2 L7			2-2 BB 1B	4-0 BB 2B	3-3 K											
Roy Campanella, R OBP: 0.273, SLG: 0.545 (1, 2)		2-2 F9			2-1 E5 BB 1B	2-3 K		2-3 K										
Dan Bankhead, R OBP: 1.000, SLG: 2.000 (1, 1)			0-0 FC6-5 2B		2-3 K	4-0 2B FC3-2 BB		0-1 E3 WP 2B										
Ralph Branca, R (5, 1)																		
Cal Abrams, L (5, PH)																		
Jack Banta, L (6, 1)																		
Inning Stats	R: 0 E: 0 K: 0 S: 10	H: 0 LOB: 1 BB: 1 P: 18	R: 1 E: 0 K: 0 S: 11	H: 1 LOB: 0 BB: 0 P: 18	R: 0 E: 0 K: 0 S: 6	H: 0 LOB: 0 BB: 0 P: 9	R: 4 E: 1 K: 2 S: 24	H: 3 LOB: 2 BB: 2 P: 45	R: 1 E: 0 K: 1 S: 10	H: 1 LOB: 3 BB: 3 P: 27	R: 0 E: 0 K: 2 S: 8	H: 0 LOB: 0 BB: 0 P: 15	R: 1 E: 1 K: 2 S: 16	H: 1 LOB: 1 BB: 0 P: 24	1B: 3 2B: 3 3B: 0 HR: 1	SF: 0 SAC: 0 DP: 1 HBP: 0	WP: 1 PB: 0 SB: 0 CS: 0	PA: 39
PITCHER	IP WLS BF H R ER SO	IP WLS BF H R ER SO	IP WLS BF H R ER SO	IP WLS BF H R ER SO	IP WLS BF H R ER SO	ERA WHIP	ERA WHIP	IP WLS BF H R ER SO	IP WLS BF H R ER SO	BB IBB HBP BLK	WP HR S P	ERA WHIP	ERA WHIP					
Jack Kramer, R ERA: 1.93 (1, 1)	4.2		5	5	1	2	1.93	1.929										
Sheldon Jones, R ERA: 7.27 (5, 1)	3.1	L	16	2	2	1	6	2.70	1.200									

Batter	1	2	3	4	5	6	7	8	9	AB R H RBI BB SO LOB	TOP	
Pee Wee Reese, R OBP: 0.292, SLG: 0.348 (1, 6) C X	0-1 G3-6-3 1B		0-1 F8			1-2 1B 1B		1-1 6-3		5 0 2 0 0 0 1		
George Shuba, L OBP: 0.278, SLG: 0.313 (1, 7) B B B C X	3-1 G3-6-3 1-2f		2-0 G3			1-2 F7 1B		0-1 F7	0-2 F3	5 0 1 0 0 0 1		
Duke Snider, L OBP: 0.412, SLG: 0.167 (1, 8) B B B B	4-0 E S 1B BB		4-1 FC6-4 BB			0-1 F7 1-2 3-H		4-1 1B S E BB		2 2 0 1 3 0 1		
Jackie Robinson, R OBP: 0.455, SLG: 0.632 (1, 4) B C B B C B	4-2 1B 1-3 BB		1-1 FC6-4 1-2f			2-2 F9		3-2 5-3		4 0 0 0 1 0 3		
Carl Furillo, R OBP: 0.273, SLG: 0.455 (1, 9) B X	1-0 1-3 3-H 1B			1-2 F8				1-1 S S 1B		5 1 2 1 0 0 0		
Gil Hodges, R OBP: 0.600, SLG: 1.063 (1, 3) S S S	0-3 K			0-1 E6				4-1 BB 1-H 3-H BB		2 1 0 0 2 1 2		
Bobby Morgan, R OBP: 0.476, SLG: 0.421 (1, 5)		2-3 K		2-3 K				4-0 1-2 BB		3 0 0 0 1 2 2		
Roy Campanella, R OBP: 0.267, SLG: 0.667 (1, 2)		0-0 F6		1-1 F8				2-2 1-H HR		4 1 1 2 0 0 3		
Don Newcombe, L OBP: 0.500, SLG: 0.333 Willie Ramsdell, R (9, 1)		0-3 K				1-0 1B F7 1B		4-2 FC6-4 BB		3 1 1 0 1 2 0 0 0 0 0 0 0 0		
Inning Stats	R: 1 E: 0 K: 1 S: 10 H: 2 LOB: 2 BB: 2 P: 22	R: 0 E: 0 K: 2 S: 7 H: 0 LOB: 0 BB: 0 P: 9	R: 0 E: 0 K: 0 S: 6 H: 0 LOB: 1 BB: 1 P: 13	R: 0 E: 1 K: 1 S: 11 H: 0 LOB: 1 BB: 0 P: 15	R: 1 E: 0 K: 0 S: 15 H: 3 LOB: 1 BB: 0 P: 20	R: 2 E: 0 K: 0 S: 11 H: 1 LOB: 1 BB: 2 P: 27	R: 2 E: 0 K: 0 S: 10 H: 1 LOB: 2 BB: 3 P: 27	R: 0 E: 0 K: 1 S: 10 H: 0 LOB: 0 BB: 0 P: 14	R: 0 E: 0 K: 0 S: 6 H: 0 LOB: 0 BB: 0 P: 11	1B: 6 2B: 0 3B: 0 HR: 1 SF: 0 SAC: 0 DP: 1 HBP: 0	WP: 0 PB: 0 SB: 4 CS: 0 PA: 41	
PITCHER Dick Donovan, R ERA: 6.75 Bob Chipman, L ERA:	IP WLS BF H R ER SO BB IBB HBP BLK WP HR S P ERA WHIP	6.2 L 34 7 6 5 4 8 0 0 0 0 1 69 131 6.75 2.250	2.1 7 0 0 0 1 0 0 0 0 0 0 0 17 27 0.00 0.000	PITCHER IP WLS BF H R ER SO BB IBB HBP BLK WP HR S P ERA WHIP								

Brooklyn Dodgers @ Boston Braves
Braves Field, Boston, MA
Mon Apr 24 1950, 3:33 AM EST
Att: 18,478 - Unknown

AB	33
R	6
H	7
RBI	4
BB	8
SO	5
LOB	13



livebaseballscorecards.com

Batter	1	2	3	4	5	6	7	8	9	AB R H RBI BB SO LOB
Connie Ryan, R (1, 4) OBP: 0.194, SLG: 0.276	1-2 1-3		2-3 K	1-2 G3		1-1 1B			2-2 FC5-4 2B	5 0 1 0 0 1 4
Sam Jethroe, S (1, 8) OBP: 0.433, SLG: 0.520	0-0 F6		1-0 2B 1B		4-1 1B F7 BB	0-1 F4			0-0 2B	4 2 2 0 1 0 2
Willard Marshall, L (1, 9) OBP: 0.276, SLG: 0.250	2-0 1B		4-1 2B BB		0-0 1B				1-0 F6	4 1 2 0 1 0 2
Bob Elliott, R (1, 5) OBP: 0.300, SLG: 0.462	1-3 K		0-0 2B		2-3 K				0-1 5-3	5 0 1 3 0 2 5
Sid Gordon, R (1, 7) OBP: 0.464, SLG: 0.762		1-0 5-3	1-3 K		2-2 F7				1-3 K	4 0 0 1 0 2 2
Earl Torgeson, L (1, 3) OBP: 0.429, SLG: 0.304		2-1 1B		0-1 3-1	1-3 K			0-0 1B		4 0 2 0 0 1 1
Del Crandall, R (1, 2) OBP: 0.444, SLG: 0.480		0-0 G6-4-3 1B		1-0 1B		2-3 K		1-0 F8 1B		4 0 1 0 0 1 2
Buddy Kerr, R (1, 6) OBP: 0.346, SLG: 0.560			1-3 K	0-1 F7		0-0 6-3		0-0 G4-6-3 1B		4 0 0 0 0 1 2
Dick Donovan, L (1, 1) Bob Chipman, L (7, 1) Pete Reiser, L (9, PH)			4-2 2B 1B BB	4-2 BB		4-0 1B BB			4-2 FC5-4 BB	0 1 0 0 3 0 0 0 0 0 0 0 0 0 0 0 0 0 1 0 0

Inning Stats	R: 0	H: 1	E: 0	LOB: 1	K: 1	S: 8	R: 0	H: 1	E: 0	LOB: 0	K: 0	S: 4	R: 3	H: 2	E: 0	LOB: 1	K: 3	S: 14	R: 0	H: 1	E: 0	LOB: 2	K: 0	S: 10	R: 1	H: 1	E: 0	LOB: 1	K: 2	S: 12	R: 0	H: 1	E: 0	LOB: 2	K: 1	S: 10	R: 0	H: 0	E: 0	LOB: 0	K: 1	S: 8	R: 0	H: 1	E: 0	LOB: 0	K: 0	S: 3	R: 0	H: 1	E: 0	LOB: 2	K: 0	S: 9	1B: 7	SF: 0	2B: 2	SAC: 0	3B: 0	DP: 2	HR: 0	HBP: 0	WP: 0	PA: 40
--------------	------	------	------	--------	------	------	------	------	------	--------	------	------	------	------	------	--------	------	-------	------	------	------	--------	------	-------	------	------	------	--------	------	-------	------	------	------	--------	------	-------	------	------	------	--------	------	------	------	------	------	--------	------	------	------	------	------	--------	------	------	-------	-------	-------	--------	-------	-------	-------	--------	-------	--------

PITCHER	IP	WLS	BF	H	R	ER	SO	BB	IBB	HBP	BLK	WP	HR	S	P	ERA	WHIP
Don Newcombe, R (1, 1) ERA: 7.71	8.1	W	38	9	4	4	8	6	0	0	0	0	0	75	126	4.32	1.800
Willie Ramsdell, R (9, 1) ERA:	0.2	S	2	0	0	0	0	0	0	0	0	0	0	3	4	0.00	0.000

BOTTOM

Brooklyn Dodgers @ Boston Braves
Braves Field, Boston, MA
 Mon Apr 24 1950, 3:33 AM EST
 Att. 18,478 - Unknown

livebaseballscorecards.com

AB	34
R	4
H	9
RBI	4
BB	6
SO	8
LOB	20



Batter	1	2	3	4	5	6	7	8	9	AB R H RBI BB SO LOB	TOP
Pee Wee Reese, R OBP: 0.357, SLG: 0.423 (1, 6) X	0-0 		4-0 BB 1B 1-2 2-3 1B BB		0-0 		2-2 1-2 1B			3 1 2 0 1 0 0	
George Shuba, L OBP: 0.227, SLG: 0.250 (1, 7) X	0-0 		0-0 F7		0-0 3-1		1-1 G3			4 0 0 1 0 0 5	
Duke Snider, L OBP: 0.381, SLG: 0.188 (1, 8) X	0-0 		2-0 3-H 1B 1-3 2-H 1B			3-1 F8		1-0 3-1		4 0 1 1 0 0 0	
Jackie Robinson, R OBP: 0.538, SLG: 0.727 (1, 4) X		0-0 G5-4-3 1B	0-0 1-3 3-H 1B			4-2 1B BB		2-2 6-3-2 2B		3 0 3 1 1 0 0	
Carl Furillo, R OBP: 0.269, SLG: 0.423 (1, 9) X		0-0 G5-4-3 1-2f		1-3 K		0-0 1-3 G5-4-3 1B		2-0 6-3-2 2-Hf		4 0 1 0 0 1 2	
Gil Hodges, R OBP: 0.500, SLG: 0.850 (1, 3) X		0-0 6-3		1-0 6-3		0-0 G5-4-3 1-2f		2-0 6-3		4 0 0 0 0 0 2	
Bobby Morgan, R OBP: 0.400, SLG: 0.348 (1, 5) X			0-0 5-3		2-2 F7		0-0 L8		1-3 K	4 0 0 0 0 1 0	
Roy Campanella, R OBP: 0.316, SLG: 0.611 (1, 2) X			4-0 BB SH F7 BB		1-1 6-3		0-0 1B 1B		3-3 K	3 1 1 0 1 1 0	
Joe Hatten, R (1, 1) X			0-0 SH 1-2 1B		0-1 4-3		0-1 F2			2 1 0 0 0 0 1	
Inning Stats	R: 0 E: 0 K: 0 S: 3 H: 0 LOB: 0 BB: 0 P: 3	R: 0 E: 0 K: 0 S: 3 H: 1 LOB: 0 BB: 0 P: 3	R: 3 E: 0 K: 0 S: 5 H: 2 LOB: 2 BB: 2 P: 15	R: 0 E: 0 K: 1 S: 8 H: 0 LOB: 0 BB: 0 P: 12	R: 0 E: 0 K: 0 S: 6 H: 1 LOB: 1 BB: 0 P: 7	R: 0 E: 0 K: 0 S: 9 H: 1 LOB: 1 BB: 1 P: 16	R: 0 E: 0 K: 0 S: 9 H: 2 LOB: 2 BB: 0 P: 12	R: 0 E: 0 K: 0 S: 5 H: 1 LOB: 0 BB: 0 P: 10	R: 0 E: 0 K: 2 S: 8 H: 0 LOB: 0 BB: 0 P: 14	1B: 6 2B: 3 3B: 0 HR: 0 SF: 0 SAC: 1 DP: 3 HBP: 0	WP: 0 PB: 0 SB: 0 CS: 0 PA: 35
PITCHER Vern Bickford, R ERA: 2.81 (1, 1)	IP: 9.0 WLS: L BF: 35 H: 8 R: 3 ER: 3 SO: 3 BB: 3 IBB: 0 HBP: 0 BLK: 0 WP: 0 HR: 0 S: 56 P: 92 ERA: 3.00 WHIP: 1.222										

Brooklyn Dodgers @ Boston Braves
Braves Field, Boston, MA
 Tue Apr 25 1950, 3:33 AM EST
 Att. 6,033 - Unknown

livebaseballscorecards.com

AB	31
R	3
H	8
RBI	3
BB	3
SO	3
LOB	10



Batter	1	2	3	4	5	6	7	8	9	AB R H RBI BB SO LOB
--------	---	---	---	---	---	---	---	---	---	----------------------

Connie Ryan, R <small>OBP: 0.200, SLG: 0.250</small> <small>(1, 4)</small> 										3 0 0 0 1 1 0
Sam Jethroe, S <small>OBP: 0.412, SLG: 0.483</small> <small>(1, 8)</small> 									4 0 1 0 0 0 0	
Willard Marshall, L <small>OBP: 0.242, SLG: 0.219</small> <small>(1, 9)</small> 									4 0 0 0 0 0 2	
Bob Elliott, R <small>OBP: 0.303, SLG: 0.448</small> <small>(1, 5)</small> 									3 0 1 0 0 1 0	
Sid Gordon, R <small>OBP: 0.419, SLG: 0.667</small> <small>(1, 7)</small> 									3 0 0 0 0 0 1	
Del Crandall, R <small>OBP: 0.400, SLG: 0.429</small> <small>(1, 2)</small> 									3 0 0 0 0 0 1	
Earl Torgeson, L <small>OBP: 0.387, SLG: 0.269</small> <small>(1, 3)</small> 									3 0 0 0 0 0 1	
Buddy Kerr, R <small>OBP: 0.310, SLG: 0.500</small> <small>(1, 6)</small> 									3 0 0 0 0 0 0	
Vern Bickford, R <small>OBP: 0.200, SLG: 0.200</small> Luis Olmo, R <small>(9, PH)</small> 									2 0 0 0 0 0 0 1 0 0 0 0 0 0	

Inning Stats	R: 0 H: 0 E: 0 K: 6 S: 6	H: 0 LOB: 0 BB: 0 P: 11	R: 0 H: 1 E: 0 K: 0 S: 8	H: 1 LOB: 1 BB: 0 P: 12	R: 0 H: 0 E: 0 K: 1 S: 8	H: 0 LOB: 0 BB: 0 P: 11	R: 0 H: 0 E: 0 K: 1 S: 6	H: 0 LOB: 0 BB: 0 P: 10	R: 0 H: 0 E: 0 K: 0 S: 5	H: 0 LOB: 0 BB: 0 P: 7	R: 0 H: 0 E: 0 K: 1 S: 6	H: 0 LOB: 0 BB: 0 P: 9	R: 0 H: 0 E: 0 K: 0 S: 7	H: 0 LOB: 0 BB: 0 P: 9	R: 0 H: 0 E: 0 K: 0 S: 7	H: 0 LOB: 0 BB: 0 P: 13	R: 0 H: 1 E: 0 K: 0 S: 10	H: 1 LOB: 2 BB: 1 P: 15	1B: 2 SF: 0 2B: 0 SAC: 0 3B: 0 DP: 0 HR: 0 HBP: 0
--------------	--------------------------	-------------------------	--------------------------	-------------------------	--------------------------	-------------------------	--------------------------	-------------------------	--------------------------	------------------------	--------------------------	------------------------	--------------------------	------------------------	--------------------------	-------------------------	---------------------------	-------------------------	--

PITCHER Joe Hatten, L <small>ERA:</small> <small>(1, 1)</small>	IP 9.0	WLS W	BF 30	H 2	R 0	ER 0	SO 2	BB 1	IBB 0	HBP 0	BLK 0	WP 0	HR 0	S 63	P 97	ERA 0.00	WHIP 0.333	PITCHER <small>IP WLS BF H R ER SO BB IBB HBP BLK WP HR S P ERA WHIP</small>
--	--------	-------	-------	-----	-----	------	------	------	-------	-------	-------	------	------	------	------	----------	------------	--

BOTTOM

Brooklyn Dodgers @ Boston Braves
Braves Field, Boston, MA
 Tue Apr 25 1950, 3:33 AM EST
 Att. 6,033 - Unknown

livebaseballscorecards.com

AB	29
R	0
H	2
RBI	0
BB	1
SO	2
LOB	5



WP: 0	PA: 30
PB: 0	
SB: 0	
CS: 0	

Batter	1	2	3	4	5	6	7	8	9	10	AB R H RBI BB SO LOB	TOP											
Dick Whitman, L (1, 8) OBP: 0.200, SLG: 0.200	3-3 K		0-0 1B		2-1 4-3			3-3 K		1-0 FC5-6 G3	5 0 1 0 0 2 2	Philadelphia Phillies @ Brooklyn Dodgers Ebbets Field, Brooklyn, NY Wed Apr 26 1950, 3:33 AM EST Att. 21,556 - Unknown											
Granny Hamner, R (1, 6) OBP: 0.273, SLG: 0.313	1-0 6-3		0-0 4-3			0-0 F7		1-1 6-3		0-0 G3	5 0 0 0 0 0 2												
Eddie Waitkus, L (1, 3) OBP: 0.441, SLG: 0.379	1-2 G3			0-0 1B 1-3		1-1 L8			2-2 E3 1B HR	1-1 HBP	4 2 1 0 0 0 0												
Del Ennis, R (1, 9) OBP: 0.382, SLG: 0.706		2-3 K		0-0 1B 1-3		0-1 F9			0-1 HR 1B	1-2 F8	5 1 2 0 0 1 2												
Willie Jones, R (1, 5) OBP: 0.438, SLG: 0.677		0-1 5-3		2-1 F6			3-3 K		0-0 HR		4 1 1 3 0 1 2												
Dick Sister, L (1, 7) OBP: 0.308, SLG: 0.375		4-2 BB		0-0 1-3			1-0 FC6-4 1B		2-0 F7		3 0 1 1 1 0 1												
Mike Goliat, R (1, 4) OBP: 0.241, SLG: 0.222		1-3 K		2-1 4-3			2-1 FC6-4 FC5-4		0-1 6-3		4 0 0 0 0 1 3												
Stan Lopata, R (1, 2) OBP: 0.273, SLG: 0.158			3-3 K		2-1 F9		1-1 FC5-4		3-1 1-3		4 0 0 0 0 1 1												
Ken Heintzelman, R (1, 1) Richie Ashburn, L (8, PH) Blix Donnelly, R (8, 1) OBP: 0.333, SLG: 0.333			0-3 K		0-1 1-3			4-2 CS BB		0-2 FC5-6 1B	2 0 0 0 0 1 0 0 0 0 0 1 0 0 1 0 1 0 0 0 0												
Inning Stats	R: 0 E: 0 K: 1 S: 7	H: 0 LOB: 0 BB: 0 P: 12	R: 0 E: 0 K: 2 S: 11	H: 0 LOB: 1 BB: 1 P: 18	R: 0 E: 0 K: 2 S: 9	H: 1 LOB: 1 BB: 0 P: 12	R: 1 E: 0 K: 0 S: 7	H: 2 LOB: 1 BB: 0 P: 11	R: 0 E: 0 K: 0 S: 6	H: 0 LOB: 0 BB: 0 P: 10	R: 0 E: 0 K: 1 S: 8		H: 1 LOB: 1 BB: 0 P: 15	R: 0 E: 0 K: 1 S: 7	H: 0 LOB: 0 BB: 1 P: 15	R: 3 E: 1 K: 0 S: 11	H: 2 LOB: 0 BB: 0 P: 18	R: 0 E: 0 K: 0 S: 9	H: 1 LOB: 2 BB: 0 P: 12	1B: 6 2B: 1 3B: 0 HR: 1	SF: 0 SAC: 0 DP: 1 HBP: 1	WP: 0 PB: 0 SB: 0 CS: 1	PA: 40
PITCHER	IP WLS BF H R ER SO BB IBB HBP BLK WP HR S P ERA WHIP												IP WLS BF H R ER SO BB IBB HBP BLK WP HR S P ERA WHIP										
Bud Podbielan, R (1, 1) ERA: 3.86	9.2																						
Willie Ramsdell, R (10, 1) ERA:	0.1	W	2	0	0	0	0	0	0	0	0	0	0	0	0	0	0	0	0	0	0	0	0

livebaseballscorecards.com

AB	37
R	4
H	7
RBI	4
BB	2
SO	7
LOB	13



Philadelphia Phillies @ Brooklyn Dodgers
 Ebbets Field, Brooklyn, NY
 Thu Apr 27 1950, 3:33 AM EST
 Att. 5,488 - Unknown

AB	41
R	9
H	13
RBI	9
BB	5
SO	7
LOB	20



WP:	0	PA:	46
PB:	0		
SB:	0		
CS:	0		

AB R H RBI BB SO LOB

5	2	2	0	1	0	1
5	0	1	1	0	0	2
4	1	0	0	1	0	4
5	1	2	1	0	0	2
5	2	2	4	0	1	2
5	2	4	2	0	1	2
4	0	0	0	1	1	2
3	1	2	1	2	0	0
5	0	0	0	0	4	5

1B:	11	SF:	0
2B:	0	SAC:	0
3B:	0	DP:	1
HR:	2	HBP:	0

Batter	1	2	3	4	5	6	7	8	9
Dick Whitman, L (1, 8) OBP: 0.313, SLG: 0.267	1-0 1B E HR 1B	2-2 G3		1-1 BLK 6-3 1B	4-0 1B 1-2 BB		1-0 F8		0-0 F8
Granny Hamner, R (1, 6) OBP: 0.263, SLG: 0.297	3-2 F4	1-1 5-3		3-2 6-3 1-2	0-0 1-3 2-H 1B		1-0 E6 G4-3		
Eddie Waitkus, L (1, 3) OBP: 0.410, SLG: 0.333	0-1 E4 1B HR 1-2	1-1 E1		4-1 1B BLK BB	0-1 1-3		0-1 F9		
Del Ennis, R (1, 9) OBP: 0.385, SLG: 0.667	1-1 HR 1-2 2-3 1B	3-0 F8		0-0 1-3 2-H 1B	3-2 6-3		1-2 G4-3 1-2f		
Willie Jones, R (1, 5) OBP: 0.432, SLG: 0.722	1-0 HR 1-H 2-H 3-H		1-0 5-3	1-2 F9	2-3 K			1-2 HR 1B	
Dick Sister, L (1, 7) OBP: 0.387, SLG: 0.552	0-0 BB 1B		1-0 1B	1-3 K 1B	3-2 FC6-4 1B			0-1 HR	
Mike Goliat, R (1, 4) OBP: 0.235, SLG: 0.194	4-0 1B 1-2 BB		1-1 L7		2-3 K 1-2f		0-1 FC6-4	0-1 F6	
Stan Lopata, R (1, 2) OBP: 0.370, SLG: 0.227	0-2 1-3 2-H 1B		0-1 1-2 1B		4-2 BB 1B BB		2-2 F9	4-1 BLK BB	
Robin Roberts, S (1, 1) OBP: 0.370, SLG: 0.227	1-3 K		1-3 K		1-3 K		1-3 K	0-0 F5 1-2	

Inning Stats	R: 5	H: 5	E: 1	K: 1	S: 19	P: 30	R: 0	H: 0	E: 1	K: 0	S: 9	P: 16	R: 0	H: 2	E: 0	K: 1	S: 9	P: 13	R: 1	H: 2	E: 0	K: 1	S: 14	P: 24	R: 1	H: 1	E: 0	K: 2	S: 13	P: 24	R: 0	H: 1	E: 0	K: 1	S: 12	P: 20	R: 0	H: 0	E: 1	K: 0	S: 7	P: 11	R: 0	H: 0	E: 1	K: 0	S: 6	P: 8	R: 2	H: 2	E: 0	K: 0	S: 10	P: 15	1B: 11	2B: 0	3B: 0	HR: 2	SF: 0	SAC: 0	DP: 1	HBP: 0	WP: 0	PA: 46
--------------	------	------	------	------	-------	-------	------	------	------	------	------	-------	------	------	------	------	------	-------	------	------	------	------	-------	-------	------	------	------	------	-------	-------	------	------	------	------	-------	-------	------	------	------	------	------	-------	------	------	------	------	------	------	------	------	------	------	-------	-------	--------	-------	-------	-------	-------	--------	-------	--------	-------	--------

PITCHER	IP	WLS	BF	H	R	ER	SO	BB	IBB	HBP	BLK	WP	HR	S	P	ERA	WHIP
Preacher Roe, L (1, 1) ERA: 4.82	0.1	L	7	4	5	4	0	1	0	0	0	0	1	11	21	108.00	15.000
Carl Erskine, R (1, 1) ERA: 2.45	2.2		11	3	0	0	2	0	0	0	0	0	0	26	38	0.00	1.125
Rex Barney, R (4, 1) ERA: 4.5	2.0		12	3	2	2	3	3	0	0	1	0	0	27	48	9.00	3.000
Erv Palica, R (6, 1) ERA:	2.0		7	1	0	0	2	0	0	0	0	0	0	19	31	0.00	0.500
Ralph Branca, R (8, 1) ERA: 6.0	2.0		9	2	2	2	0	1	0	0	1	0	1	16	23	9.00	1.500

PITCHER	IP	WLS	BF	H	R	ER	SO	BB	IBB	HBP	BLK	WP	HR	S	P	ERA	WHIP
---------	----	-----	----	---	---	----	----	----	-----	-----	-----	----	----	---	---	-----	------

Batter	1	2	3	4	5	6	7	8	9	AB	R	H	RBI	BB	SO	LOB
Pee Wee Reese, R OBP: 0.395, SLG: 0.500 (1, 6)	4-2 BB		1-2 1B			2-1 6-3		1-1 HR		3	1	2	1	1	0	0
George Shuba, L OBP: 0.222, SLG: 0.208 (1, 7)	1-1 F6		0-0 G3			1-1 F4		3-2 4-3		4	0	0	0	0	0	2
Duke Snider, L OBP: 0.433, SLG: 0.391 (1, 8)	1-1 F8				1-2 F7	4-2 2B BB		0-0 F2		3	0	0	0	1	0	1
Jackie Robinson, R OBP: 0.429, SLG: 0.581 (1, 4)	0-0 F8				0-0 F4	1-2 2B		1-1 L8		4	0	1	0	0	0	1
Carl Furillo, R OBP: 0.257, SLG: 0.353 (1, 9)		0-0 F9			1-0 F8	0-0 5-3			1-1 1B 1B	4	0	1	0	0	0	2
Gil Hodges, R OBP: 0.515, SLG: 0.786 (1, 3)		1-2 F8			4-1 G1-6-3 BB	0-0 G5-4-3 1B			0-1 1-2 1B	3	0	2	0	1	0	0
Bobby Morgan, R OBP: 0.382, SLG: 0.323 (1, 5)		2-2 6-3			0-2 G1-6-3 1-2f	1-1 G5-4-3 1B			1-2 F8	4	0	1	0	0	0	3
Roy Campanella, R OBP: 0.393, SLG: 0.846 (1, 2)			3-2 F8		3-2 HR	1-1 G5-4-3			0-1 F8	4	1	1	1	0	0	4
Preacher Roe, R Cal Erskine, R Cal Abrams, L Max Baer, R Wayne Belardi, L Erv Palica, R Gene Hermanaki, L Ralph Branca, R Jim Russell, S			1-3 K		3-3 K	2-3 K			3-3 K	0	0	0	0	0	0	0

Inning Stats	R: 0	H: 0	E: 0	K: 0	S: 8	R: 0	H: 0	E: 0	K: 0	S: 7	R: 0	H: 1	E: 0	K: 1	S: 11	R: 0	H: 0	E: 0	K: 0	S: 5	R: 1	H: 1	E: 0	K: 1	S: 10	R: 0	H: 1	E: 0	K: 0	S: 10	R: 0	H: 2	E: 0	K: 1	S: 9	R: 1	H: 1	E: 0	K: 0	S: 8	R: 0	H: 2	E: 0	K: 1	S: 14	1B: 5	SF: 0	2B: 1	SAC: 0	3B: 0	DP: 2	HR: 2	HBP: 0	WP: 0	PA: 36
--------------	------	------	------	------	------	------	------	------	------	------	------	------	------	------	-------	------	------	------	------	------	------	------	------	------	-------	------	------	------	------	-------	------	------	------	------	------	------	------	------	------	------	------	------	------	------	-------	-------	-------	-------	--------	-------	-------	-------	--------	-------	--------

PITCHER	IP	WLS	BF	H	R	ER	SO	BB	IBB	HBP	BLK	WP	HR	S	P	ERA	WHIP	PITCHER	IP	WLS	BF	H	R	ER	SO	BB	IBB	HBP	BLK	WP	HR	S	P	ERA	WHIP																		
Robin Roberts, R ERA: 1.88 (1, 1)	9.0	W	36	8	2	2	4	3	0	0	0	0	2	82	130	2.00	1.222																																				

BOTTOM

Philadelphia Phillies @ Brooklyn Dodgers
Ebbets Field, Brooklyn, NY

Thu Apr 27 1950, 3:33 AM EST
Att. 5,488 - Unknown

AB	33
R	2
H	8
RBI	2
BB	3
SO	4
LOB	16



Batter	1	2	3	4	5	6	7	8	9	AB R H RBI BB SO LOB	TOP
Pee Wee Reese, R OBP: 0.395, SLG: 0.474 (1, 6)	1-1 G3		4-2 3B 1B BB		1-3 K		3-2 F8 S 1B		1-1 F7	4 1 1 0 1 1 0	Brooklyn Dodgers @ New York Giants Polo Grounds, New York, NY Fri Apr 28 1950, 3:33 AM EST Att: 39,090 - Unknown livebaseballscorecards.com
George Shuba, L OBP: 0.250, SLG: 0.241 (1, 7)	0-1 S 1B		3-2 3B 1B		2-1 3-1		2-1 B1		1-2 L1-3	5 1 2 1 0 0 1	
Duke Snider, L OBP: 0.457, SLG: 0.500 (1, 8)	3-2 F7		2-1 2B 3B		1-1 CS 1B		1-1 F8		1-2 FC6-4 1B	5 1 3 2 0 0 2	
Jackie Robinson, R OBP: 0.375, SLG: 0.500 (1, 4)	3-2 F8		0-1 6-3		1-1 CS		2-2 1-3		1-2 FC6-4	5 0 0 0 0 0 4	
Carl Furillo, R OBP: 0.308, SLG: 0.421 (1, 9)		0-0 F8	1-1 2B		1-0 E F4 1B		0-1 SH1-4 1B			4 1 3 1 0 0 0	
Gil Hodges, R OBP: 0.500, SLG: 0.742 (1, 3)		0-2 L9	2-3 K		1-0 E5 1B		0-0 SH1-4			3 0 1 0 0 1 1	
Bobby Morgan, R OBP: 0.368, SLG: 0.294 (1, 5)		2-3 K		1-2 6-3		4-2 BB		2-1 1-3		3 0 0 0 1 1 1	
Roy Campanella, R OBP: 0.406, SLG: 0.793 (1, 2)			0-0 S 1B 1B		3-2 5-3		0-2 F4		4-0 FC6-4 IBB	3 1 1 1 1 0 2	
Don Newcombe, L OBP: 0.400, SLG: 0.250 (1, 1)			2-2 F7		3-2 F9		0-0 G3		1-1 FC6-4	1 0 0 0 0 0 1	
Dan Bankhead, R OBP: 0.250, SLG: 0.500 (3, 1)									1-2f	3 0 0 0 0 0 4	
Inning Stats	R: 0 E: 0 K: 0 S: 14 H: 1 LOB: 1 BB: 0 P: 21	R: 0 E: 0 K: 1 S: 7 H: 0 LOB: 0 BB: 0 P: 9	R: 4 E: 0 K: 1 S: 21 H: 4 LOB: 1 BB: 1 P: 35	R: 0 E: 0 K: 0 S: 15 H: 0 LOB: 0 BB: 0 P: 22	R: 0 E: 0 K: 1 S: 8 H: 1 LOB: 0 BB: 0 P: 13	R: 1 E: 1 K: 0 S: 9 H: 2 LOB: 2 BB: 1 P: 15	R: 0 E: 0 K: 0 S: 10 H: 1 LOB: 1 BB: 0 P: 18	R: 0 E: 0 K: 0 S: 7 H: 1 LOB: 2 BB: 1 P: 14	R: 0 E: 0 K: 0 S: 11 H: 1 LOB: 1 BB: 0 P: 15	1B: 9 2B: 1 3B: 1 HR: 0 SF: 0 SAC: 1 DP: 0 HBP: 0	WP: 0 PB: 0 SB: 3 CS: 1 PA: 41
PITCHER	IP WLS BF H R ER SO BB IBB HBP BLK WP HR S P ERA WHIP										
Jack Kramer, R ERA: 5.87 (1, 1)	3.0 L 15 5 4 4 2 1 0 0 0 0 0 0 42 65 12.00 2.000										
Andy Hansen, R ERA: (4, 1)	1.0 3 0 0 0 0 0 0 0 0 0 0 0 15 22 0.00 0.000										
Clint Hartung, R ERA: 4.5 (5, 1)	5.0 22 6 1 1 1 1 1 0 0 0 0 0 45 75 1.80 1.400										

AB	36
R	5
H	11
RBI	5
BB	3
SO	3
LOB	16



BOTTOM

Brooklyn Dodgers @ New York Giants

Polo Grounds, New York, NY

Fri Apr 28 1950, 3:33 AM EST

Att. 39,090 - Unknown

livebaseballscorecards.com

AB	34
R	3
H	10
RBI	2
BB	5
SO	5
LOB	23



AB R H RBI BB SO LOB

5	0	1	0	0	1	5
4	0	0	0	1	1	2
5	0	2	0	0	0	2
4	0	0	0	0	1	3
3	1	2	0	1	0	1
3	0	0	0	1	0	2
4	0	2	1	0	0	2
2	1	2	0	2	0	0
0	0	0	0	0	0	0
1	1	1	1	0	0	0
0	0	0	0	0	0	0
1	0	0	0	0	1	3
1	0	0	0	0	0	2
1	0	0	0	0	1	1

Batter	1	2	3	4	5	6	7	8	9
Eddie Stanky, R <small>OBP: 0.412, SLG: 0.259</small>	3-2 4-3		1-3 K	0-1 F8		3-2 4-3			2-2 1-3 1B
Whitey Lockman, L <small>OBP: 0.265, SLG: 0.333</small>	4-1 1B BB		1-0 4-3		1-3 K		1-2 3-1		0-1 F4
Don Mueller, L <small>OBP: 0.281, SLG: 0.313</small>	0-1 G4-6-3 1-3 1B		3-2 5-3		0-0 1B		2-2 F7		0-0 4-3
Hank Thompson, L <small>OBP: 0.517, SLG: 0.800</small>	0-0 G4-6-3 1-2f			2-2 F8	0-1 F8		2-3 K		
Bobby Thomson, R <small>OBP: 0.323, SLG: 0.276</small>		3-2 G1-6-3 1B		4-1 BB 1B	3-2 6-3			1-0 FC3-6 1B	
Jack Harshman, L <small>OBP: 0.250, SLG: 0.400</small>		0-2 F6		4-2 BB 1B		0-0 F9		1-2 FC3-6 G6-4-3 1-2f	
Alvin Dark, R <small>OBP: 0.444, SLG: 0.577</small>		2-2 G1-6-3 1-2f		0-1 BB 1B		0-1 E9		2-1 G6-4-3 1-2f	
Wes Westrum, R <small>OBP: 0.538, SLG: 0.579</small>			3-2 3B 1B	4-1 1-2 2-3 BB		4-1 BB		2-2 1B 1B	
Jack Kramer, R Pete Milne, L Andy Hansen, R Roy Weatherly, L Clint Hartung, R Bill Rigney, R			1-0 BLK 3B	0-3 K		1-2 F6		0-3 K	

Inning Stats	R: 0	H: 1	E: 0	K: 0	S: 9	R: 0	H: 1	E: 0	K: 0	S: 9	R: 2	H: 2	E: 0	K: 1	S: 17	R: 1	H: 1	E: 0	K: 1	S: 16	R: 0	H: 1	E: 0	K: 1	S: 10	R: 0	H: 1	E: 1	K: 0	S: 11	R: 0	H: 0	E: 0	K: 1	S: 10	R: 0	H: 1	E: 0	K: 0	S: 6	R: 0	H: 2	E: 0	K: 1	S: 13	1B: 9	2B: 0	3B: 1	HR: 0	SF: 0	SAC: 0	DP: 3	HBP: 0	WP: 0	PB: 0	SB: 0	CS: 0	PA: 39
--------------	------	------	------	------	------	------	------	------	------	------	------	------	------	------	-------	------	------	------	------	-------	------	------	------	------	-------	------	------	------	------	-------	------	------	------	------	-------	------	------	------	------	------	------	------	------	------	-------	-------	-------	-------	-------	-------	--------	-------	--------	-------	-------	-------	-------	--------

PITCHER	IP	WLS	BF	H	R	ER	SO	BB	IBB	HBP	BLK	WP	HR	S	P	ERA	WHIP
Don Newcombe, R <small>ERA: 7.94</small>	(1, 1)	2.0		4	2	2	0	1	0	0	0	0	0	23	39	9.00	2.500
Dan Bankhead, R <small>ERA: 4.91</small>	(3, 1)	7.0	W	30	6	1	5	4	0	0	1	0	0	78	122	1.29	1.429

PITCHER	IP	WLS	BF	H	R	ER	SO	BB	IBB	HBP	BLK	WP	HR	S	P	ERA	WHIP
---------	----	-----	----	---	---	----	----	----	-----	-----	-----	----	----	---	---	-----	------

Batter	1	2	3	4	5	6	7	8	9	AB R H RBI BB SO LOB	TOP
Pee Wee Reese, R OBP: 0.391, SLG: 0.463 (1, 6) B C X	1-1 L1-3 1B		0-1 F8			1-1 6-3		2-0 SH3		3 0 1 0 0 0 0	
Bobby Morgan, R OBP: 0.381, SLG: 0.324 (1, 5) C X	0-1 L1-3 1-2			1-1 SH1-3 FC4-2 2B		3-1 5-3		4-0 1B BB		3 0 1 0 1 0 1	
Jim Russell, S OBP: 0.400, SLG: 0.750 (1, 7) B B C X	3-1 F4			4-1 FC4-2 SH1-3 BB		0-0 F7		0-0 1B		3 0 1 1 1 0 0	
Jackie Robinson, R OBP: 0.372, SLG: 0.513 (1, 4) B B C X		2-2 E9 1B		0-0 SH1-3 1-2 2-3		2-2 1B 2B		3-2 1-3		3 1 1 0 0 0 1	
Carl Furillo, R OBP: 0.326, SLG: 0.429 (1, 9) B X		1-0 1-3 1B		3-2 FC4-2 FC6-4 2-3 3-H		2-0 1B		0-0 G3		4 0 2 1 0 0 2	
Gil Hodges, R OBP: 0.450, SLG: 0.657 (1, 3) C B X		0-2 F7		0-0 FC6-4 1-2f		2-2 F8		0-1 6-3		4 0 0 0 0 0 4	
Duke Snider, L OBP: 0.436, SLG: 0.469 (1, 8) B C X		1-1 4-3			2-2 F5		1-1 F8		1-2 CS 1B	4 0 1 0 0 0 2	
Roy Campanella, R OBP: 0.371, SLG: 0.719 (1, 2) B X			1-0 6-3		3-2 F7		0-0 G3		1-1 CS 1-2	3 0 0 0 0 0 1	
Joe Hatten, R OBP: 0.200, SLG: 0.200 (1, 1) Willie Ramsdell, R (9, 1) B C X			0-3 K		0-3 K			0-1 SH3 1B 1B		3 1 1 0 0 2 0 0 0 0 0 0 0 0	
Inning Stats	R: 0 E: 0 K: 0 S: 6 H: 1 LOB: 0 BB: 0 P: 10	R: 0 E: 1 K: 0 S: 9 H: 1 LOB: 1 BB: 0 P: 13	R: 0 E: 0 K: 1 S: 6 H: 0 LOB: 0 BB: 0 P: 7	R: 0 E: 0 K: 0 S: 8 H: 1 LOB: 2 BB: 1 P: 16	R: 0 E: 0 K: 1 S: 12 H: 0 LOB: 0 BB: 0 P: 17	R: 0 E: 0 K: 0 S: 5 H: 0 LOB: 0 BB: 0 P: 9	R: 1 E: 0 K: 0 S: 11 H: 2 LOB: 1 BB: 0 P: 18	R: 1 E: 0 K: 0 S: 8 H: 2 LOB: 1 BB: 1 P: 17	R: 0 E: 0 K: 0 S: 7 H: 1 LOB: 0 BB: 0 P: 9	1B: 6 2B: 3 3B: 0 HR: 0 SF: 0 SAC: 2 DP: 1 HBP: 0	WP: 0 PB: 0 SB: 0 CS: 1 PA: 35
PITCHER Max Lanier, L ERA: 1.06 (1, 1) Cloyd Boyer, R ERA: (9, 1)	IP WLS BF H R ER SO BB IBB HBP BLK WP HR S P ERA WHIP	8.0 31 7 2 2 2 2 2 0 0 0 0 0 0 65 107 2.25 1.125	1.0 3 1 0 0 0 0 0 0 0 0 0 0 0 7 9 0.00 1.000								

Brooklyn Dodgers @ St. Louis Cardinals
 Sportsman's Park, St. Louis, MO
 Mon May 01 1950, 4:33 AM EDT
 Att: 11,534 - Unknown

AB	30
R	2
H	8
RBI	2
BB	2
SO	2
LOB	11



Batter	1	2	3	4	5	6	7	8	9	AB	R	H	RBI	BB	SO	LOB	BOTTOM
--------	---	---	---	---	---	---	---	---	---	----	---	---	-----	----	----	-----	--------

Tommy Glaviano, R (1, 5) <small>OBP: 0.406, SLG: 0.208</small>										2	0	0	0	2	1	2	Brooklyn Dodgers @ St. Louis Cardinals Sportsman's Park, St. Louis, MO Mon May 01 1950, 4:33 AM EDT Att. 11,534 - Unknown AB 29 R 3 H 6 RBI 2 BB 5 SO 4 LOB 15
Chuck Diering, R (1, 8) <small>OBP: 0.344, SLG: 0.286</small>										3	1	1	0	1	0	3	
Enos Slaughter, L (1, 7) <small>OBP: 0.319, SLG: 0.268</small>										4	1	1	0	0	0	3	
Steve Bilko, R (1, 3) Marty Marion, R (9, PH)										3	0	0	0	0	2	1	
Johnny Blatnik, R (1, 9) Eddie Kazak, R (9, PH)										3	0	0	0	0	0	0	
Red Schoendienst, S (1, 4) <small>OBP: 0.234, SLG: 0.289</small>										4	1	2	1	0	0	0	
Del Rice, R (1, 2) Bill Howerton, L (9, PH)										3	0	0	0	0	0	1	
Eddie Miller, R (1, 6) <small>OBP: 0.286, SLG: 0.237</small>										3	0	1	0	1	0	1	
Max Lanier, R (1, 1) Stan Musial, L (8, PH) Cloyd Boyer, R (9, 1)										0	0	0	0	1	0	0	
Inning Stats	R: 0 H: 0 E: 0 LOB: 0 K: 0 BB: 1 S: 6 P: 13	R: 0 H: 1 E: 0 LOB: 1 K: 1 BB: 0 S: 9 P: 14	R: 0 H: 0 E: 0 LOB: 2 K: 0 BB: 2 S: 5 P: 14	R: 0 H: 0 E: 0 LOB: 0 K: 1 BB: 0 S: 6 P: 7	R: 0 H: 1 E: 0 LOB: 1 K: 0 BB: 1 S: 10 P: 19	R: 0 H: 1 E: 0 LOB: 0 K: 0 BB: 0 S: 6 P: 6	R: 0 H: 0 E: 0 LOB: 0 K: 0 BB: 0 S: 5 P: 5	R: 0 H: 0 E: 0 LOB: 0 K: 1 BB: 0 S: 7 P: 10	R: 3 H: 3 E: 0 LOB: 1 K: 1 BB: 1 S: 11 P: 22	1B: 6 SF: 0 2B: 0 SAC: 1 3B: 0 DP: 2 HR: 0 HBP: 0	WP: 1 PA: 36 PB: 0 SB: 0 CS: 1						

PITCHER		IP	WLS	BF	H	R	ER	SO	BB	IBB	HBP	BLK	WP	HR	S	P	ERA	WHIP
Joe Hatten, L (1, 1) <small>ERA: 1.53</small>		8.2	L	33	5	3	3	4	5	0	0	0	0	0	63	105	3.12	1.154
Willie Ramsdell, R (9, 1) <small>ERA:</small>		0.0		2	1	0	0	0	0	0	0	0	1	0	2	5	∞	∞



Batter	1	2	3	4	5	6	7	8	9	AB	R	H	RBI	BB	SO	LOB	TOP					
Pee Wee Reese, R OBP: 0.404, SLG: 0.444 (1, 6)										4	2	1	0	2	1	1						
Bobby Morgan, R OBP: 0.383, SLG: 0.366 (1, 5)										4	1	1	2	1	2	1						
Jim Russell, S OBP: 0.360, SLG: 0.619 (1, 7)										5	0	1	1	0	0	3						
Jackie Robinson, R OBP: 0.396, SLG: 0.548 (1, 4)										3	2	1	1	2	0	3						
Carl Furillo, R OBP: 0.333, SLG: 0.447 (1, 9)										5	1	2	2	0	0	2						
Gil Hodges, R OBP: 0.444, SLG: 0.615 (1, 3)										4	1	1	1	1	0	3						
Duke Snider, L OBP: 0.432, SLG: 0.528 (1, 8)										4	1	1	2	1	0	4						
Bruce Edwards, R OBP: 0.222, SLG: 0.125 (1, 2)										4	1	1	0	1	0	2						
Preacher Roe, R OBP: 0.286, SLG: 0.333 (1, 1)										4	1	1	0	0	0	5						
Inning Stats	R: 0 E: 0 K: 2 S: 9	H: 0 LOB: 0 BB: 0 P: 15	R: 0 E: 0 K: 0 S: 9	H: 0 LOB: 3 BB: 3 P: 25	R: 0 E: 0 K: 1 S: 5	H: 0 LOB: 0 BB: 0 P: 8	R: 1 E: 2 K: 0 S: 7	H: 0 LOB: 2 BB: 1 P: 16	R: 0 E: 0 K: 0 S: 8	H: 1 LOB: 0 BB: 0 P: 11	R: 6 E: 0 K: 0 S: 16	H: 6 LOB: 1 BB: 1 P: 30	R: 0 E: 0 K: 0 S: 6	H: 0 LOB: 0 BB: 0 P: 9	R: 3 E: 1 K: 0 S: 10	H: 2 LOB: 2 BB: 2 P: 22	R: 0 E: 0 K: 0 S: 6	H: 1 LOB: 1 BB: 1 P: 13	1B: 5 2B: 2 3B: 2 HR: 1	SF: 0 SAC: 1 DP: 2 HBP: 0	WP: 3 PB: 0 SB: 1 CS: 0	PA: 46
PITCHER	IP	WLS	BF	H	R	ER	SO	BB	IBB	HBP	BLK	WP	HR	S	P	ERA	WHIP					
Howie Pollet, L ERA: 3.26 (1, 1)	5.0	L	25	5	5	4	3	3	1	0	0	1	1	43	83	7.20	1.600					
Tom Poholsky, R ERA: 3.86 (6, 1)	2.0		9	2	2	2	0	1	0	0	0	1	0	17	31	9.00	1.500					
Cot Deal, R ERA: (8, 1)	0.0		4	1	3	0	0	2	0	0	0	0	0	5	13	∞	∞					
Fred Martin, R ERA: 5.4 (8, 1)	2.0		8	2	0	0	0	1	0	0	0	1	0	11	22	0.00	1.500					

Brooklyn Dodgers @ St. Louis Cardinals
Sportsman's Park, St. Louis, MO
Tue May 02 1950, 4:33 AM EDT
Att: 20,491 - Unknown

AB	37
R	10
H	10
RBI	9
BB	8
SO	3
LOB	24



Batter	1	2	3	4	5	6	7	8	9	10	11	12	13	AB R H RBI BB SO LOB	TOP															
Pee Wee Reese, R (1, 6) OBP: 0.373, SLG: 0.392	1-1 6-3		0-3 K		1-2 1-3		2-0 F3		0-2 F6		4-1 BB		1-1 1-3	6 0 0 0 1 1 2	Brooklyn Dodgers @ St. Louis Cardinals Sportsman's Park, St. Louis, MO Wed May 03 1950, 4:33 AM EDT Att. 16,041 - Unknown livebaseballscorecards.com															
George Shuba, L (1, 7) OBP: 0.270, SLG: 0.353	0-2 1-3		3-3 K			0-0 F3		2-2 1B 2B		1-2 FC 3B		1-3 K	5 1 2 0 0 1 1																	
Eddie Miksis, R (11, PH)													1 0 0 0 0 1 2																	
Jim Russell, S (11, 7) OBP: 0.385, SLG: 0.773													1 1 1 1 0 0 0																	
Duke Snider, L (1, 8) OBP: 0.431, SLG: 0.488	0-0 4-3		4-1 FC6-4 BB			0-1 F6		1-2 SH3-4 1B		4-2 FC BB		3-2 G3	5 0 1 1 2 1 0																	
Jackie Robinson, R (1, 4) OBP: 0.396, SLG: 0.587		0-1 HR	2-0 FC6-4			0-1 F9		2-0 SH3-4		2-0 FC		4-2 1B FC5-2 BB	4 1 1 1 1 0 4																	
Carl Furillo, R (1, 9) OBP: 0.352, SLG: 0.442		0-0 F8		0-1 F7			3-2 2B 1B		0-0 F8		1-1 FC5-2 1B		5 1 2 0 1 0 1																	
Gil Hodges, R (1, 3) OBP: 0.471, SLG: 0.651		2-0 CS 2B		0-1 F7			0-2 F9 2B		4-0 IBB		2-1 G4-6-3 1-2f		4 1 2 1 2 0 3																	
Bobby Morgan, R (1, 5) OBP: 0.358, SLG: 0.326		4-2 BB		0-3 K			0-1 F9		2-2 F6		2-2 E1 FC1-6		5 0 0 0 1 1 6																	
Bruce Edwards, R (1, 2) OBP: 0.154, SLG: 0.083		1-0 F4			0-0 5-3		1-3 K		1-1 F8		0-0 F2		4 0 0 0 0 1 2																	
Roy Campanella, R (10, 2) OBP: 0.351, SLG: 0.676												0-0 FC6-4	2 0 0 0 0 0 4																	
Bud Podbielan, R (1, 1) OBP: 0.333, SLG: 0.250			4-2 BB		0-1 F7		1-1 2B		0-1 6-3		1-2 FC1-6 BB		0 0 0 0 1 0 0																	
Jack Banta, L (3, 1)													1 0 0 0 0 0 0																	
Gene Hermanski, L (7, PH) OBP: 0.333, SLG: 0.667													1 0 1 1 0 0 0																	
Carl Erskine, R (7, 1)													1 0 0 0 0 0 0																	
Willie Ramsdell, R (10, 1)													2 0 0 0 0 0 1																	
Inning Stats	R: 0 E: 0 K: 0 S: 7	H: 0 LOB: 0 BB: 0 P: 8	R: 1 E: 0 K: 0 S: 8	H: 2 LOB: 1 BB: 1 P: 15	R: 0 E: 0 K: 2 S: 10	H: 0 LOB: 2 BB: 2 P: 23	R: 0 E: 0 K: 1 S: 7	H: 0 LOB: 0 BB: 0 P: 7	R: 0 E: 0 K: 0 S: 7	H: 0 LOB: 0 BB: 0 P: 8	R: 0 E: 0 K: 0 S: 5	H: 0 LOB: 0 BB: 0 P: 5	R: 2 E: 0 K: 1 S: 15	H: 3 LOB: 1 BB: 0 P: 22	R: 1 E: 0 K: 0 S: 11	H: 2 LOB: 2 BB: 1 P: 22	R: 0 E: 0 K: 0 S: 7	H: 0 LOB: 0 BB: 0 P: 8	R: 0 E: 0 K: 0 S: 8	H: 1 LOB: 2 BB: 2 P: 21	R: 0 E: 1 K: 1 S: 12	H: 0 LOB: 2 BB: 1 P: 20	R: 0 E: 0 K: 0 S: 9	H: 1 LOB: 3 BB: 2 P: 21	R: 1 E: 0 K: 1 S: 9	H: 1 LOB: 0 BB: 0 P: 17	1B: 3 2B: 4 3B: 1 HR: 2	SF: 0 SAC: 1 DP: 1 HBP: 0	WP: 0 PB: 0 SB: 0 CS: 1	PA: 57
PITCHER Red Munger, R (1, 1) ERA: 3.0	IP: 8.0	WLS: 0	BF: 34	H: 7	R: 4	ER: 4	SO: 4	BB: 3	IBB: 1	HBP: 0	BLK: 0	WP: 0	HR: 1	S: 70	P: 110	ERA: 4.50	WHIP: 1.250													
Cloyd Boyer, R (9, 1) ERA:	1.0	4	1	0	0	0	0	0	0	0	0	0	0	10	12	0.00	1.000													
Al Brazle, L (10, 1) ERA: 2.25	4.0	W	19	2	1	1	2	3	2	0	0	0	1	35	75	2.25	1.250													

Batter	1	2	3	4	5	6	7	8	9	10	11	12	13	AB R H RBI BB SO LOB
--------	---	---	---	---	---	---	---	---	---	----	----	----	----	----------------------

Tommy Glaviano, R OBP: 0.500, SLG: 0.364 (1, 5)	G3 6-3 1B		WP 1B 2B	1B 1B		S BB		F8 2-2 2-3		1B 1B			BB BB FC3-2 1B	6 1 5 0 1 0 2
Harry Walker, L OBP: 0.192, SLG: 0.125 (1, 8) (8, 9) (10, 8)	6-3 1-2		4-3	1B 1B		F7 1-2		B5-3		1B 1B			F2	7 0 2 0 0 0 6
Stan Musial, L OBP: 0.513, SLG: 0.794 Chuck Diering, R OBP: 0.324, SLG: 0.273 Bill Howerton, L OBP: 0.571, SLG: 0.667 (1, 9) (8, 8) (9, PH) (10, 9)	G3 2-3		1B 2B 1B	K		SH3-4 1B			1-1 1B 1B	2-0 F6			4-0 FC3-2 BB 1B BB	4 1 2 1 0 1 4 0 0 0 0 0 0 0 2 2 1 0 1 0 2
Enos Slaughter, L OBP: 0.316, SLG: 0.245 (1, 7)	4-1 BB		2B 1B	F9		SH3-4		4-3 1-2			2-0 5-3		4-0 FC3-2 1B BB	4 1 1 0 2 0 4
Red Schoendienst, S OBP: 0.259, SLG: 0.309 (1, 4)	F8		2B			L7-6-3 1B		F6		F8		0-0 F9	1-1 FC3-2 1B	7 0 2 1 0 0 7
Joe Garagiola, L OBP: 0.393, SLG: 0.400 (1, 2)			1B 3B	F4		F7		3-1		1-1 1B		1-2 F9	1-0 1B	7 1 3 3 0 0 4
Rocky Nelson, L OBP: 0.176, SLG: 0.250 (1, 3)			1B	4-3		L7-6-3		L8		F6		0-0 1-3		6 0 1 1 0 0 4
Eddie Miller, R OBP: 0.360, SLG: 0.311 Erv Dusak, R Marty Marion, R (1, 6) (8, PR) (9, 6)			G5-4-3 1B			K		4-3 BB		F8 1B 1B		2-1 F5	1-1 6-3	3 0 1 0 1 1 1 0 0 0 0 0 0 0 2 0 0 0 0 0 0
Red Mungler, R OBP: 0.250, SLG: 0.143 Eddie Kazak, R OBP: 0.357, SLG: 0.308 Cloyd Boyer, R Al Brazle, L OBP: 0.500, SLG: 0.500 (1, 1) (8, PH) (9, 1) (10, 1)			6-3	1B 1B 1B		4-3		1-2 1B		1-2 1B		0-1 1B 1B	K	3 0 1 0 0 0 1 1 0 1 0 0 0 0 0 0 0 0 0 0 0 2 0 1 0 0 1 0

Inning Stats	R: 0	H: 1	E: 0	LOB: 2	K: 0	S: 9	R: 1	H: 2	E: 0	LOB: 0	K: 0	S: 6	R: 2	H: 4	E: 0	LOB: 3	K: 2	S: 17	R: 0	H: 1	E: 0	LOB: 0	K: 0	S: 5	R: 0	H: 1	E: 0	LOB: 1	K: 0	S: 8	R: 1	H: 2	E: 0	LOB: 1	K: 0	S: 10	R: 0	H: 3	E: 0	LOB: 2	K: 0	S: 10	R: 0	H: 0	E: 0	LOB: 0	K: 0	S: 6	R: 0	H: 0	E: 0	LOB: 0	K: 1	S: 9	R: 2	H: 2	E: 0	LOB: 2	K: 0	S: 7	1B: 18	SF: 0	2B: 3	SAC: 1	3B: 1	DP: 2	HR: 0	HBP: 0	WP: 1	PA: 60
--------------	------	------	------	--------	------	------	------	------	------	--------	------	------	------	------	------	--------	------	-------	------	------	------	--------	------	------	------	------	------	--------	------	------	------	------	------	--------	------	-------	------	------	------	--------	------	-------	------	------	------	--------	------	------	------	------	------	--------	------	------	------	------	------	--------	------	------	--------	-------	-------	--------	-------	-------	-------	--------	-------	--------

PITCHER	IP	WLS	BF	H	R	ER	SO	BB	IBB	HBP	BLK	WP	HR	S	P	ERA	WHIP
Bud Podbielan, R ERA: 4.71 (1, 1)	2.1		14	7	3	3	0	1	0	0	0	1	0	28	42	11.57	3.429
Jack Banta, R ERA: 1.17 (3, 1)	3.2		15	4	0	0	2	2	0	0	0	0	0	35	58	0.00	1.636
Carl Erskine, R ERA: 2.57 (7, 1)	3.1		17	7	1	1	0	0	0	0	0	0	0	29	48	2.70	2.100
Willie Ramsdell, R ERA: 4.15 (10, 1)	3.1	L	14	3	2	2	1	2	0	0	0	0	0	26	46	5.40	1.500

BOTTOM

Brooklyn Dodgers @ St. Louis Cardinals
Sportsman's Park, St. Louis, MO
Wed May 03 1950, 4:33 AM EDT
Att: 16,041 - Unknown

livebaseballscorecards.com

AB	54
R	6
H	21
RBI	6
BB	5
SO	3
LOB	35




Batter	1	2	3	4	5	6	7	8	9	AB R H RBI BB SO LOB	TOP
Pee Wee Reese, R (1, 6) <small>CBP: 0.381, SLG: 0.418</small> Eddie Miksis, R (5, 6) <small>CBP: 0.500, SLG: 0.500</small>	0-1 		3-2 	2-1 	3-3 			0-0 		4 2 2 0 0 1 1 1 0 1 0 0 0 0	
George Shuba, L (1, 7) <small>CBP: 0.286, SLG: 0.324</small>	4-0 		2-2 	4-2 		0-1 		1-2 		3 2 0 0 2 0 2	
Duke Snider, L (1, 8) <small>CBP: 0.436, SLG: 0.511</small>	0-0 		3-1 	0-0 		3-2 		1-1 		4 1 2 1 0 0 1	
Jackie Robinson, R (1, 4) <small>CBP: 0.414, SLG: 0.592</small>	4-0 		1-0 	2-0 		4-2 		2-2 		3 2 1 2 2 0 2	
Carl Furillo, R (1, 9) <small>CBP: 0.373, SLG: 0.446</small>	2-0 		4-0 	1-1 		0-2 		1-1 		4 1 2 1 1 0 3	
Gil Hodges, R (1, 3) <small>CBP: 0.446, SLG: 0.604</small>	2-1 		0-3 		0-0 	3-1 		2-2 		5 1 1 0 0 1 6	
Bobby Morgan, R (1, 5) <small>CBP: 0.362, SLG: 0.320</small>		0-1 	4-2 		1-1 		1-2 	2-1 		4 1 1 1 1 0 1	
Bruce Edwards, R (1, 2) <small>CBP: 0.167, SLG: 0.176</small>		2-3 	0-1 		1-2 		3-1 	0-3 		5 0 1 3 0 2 3	
Dan Bankhead, R (1, 1) <small>CBP: 0.143, SLG: 0.286</small> Erv Palica, R (6, 1)		2-0 	0-0 		0-0 		0-1 			3 0 0 0 0 0 3 1 0 0 0 0 0 0	
Inning Stats	R: 2 H: 2 E: 0 LOB: 1 K: 0 BB: 2 S: 6 P: 18	R: 0 H: 0 E: 0 LOB: 0 K: 1 BB: 0 S: 6 P: 10	R: 5 H: 3 E: 1 LOB: 1 K: 1 BB: 2 S: 17 P: 34	R: 1 H: 1 E: 0 LOB: 1 K: 0 BB: 1 S: 8 P: 17	R: 1 H: 2 E: 0 LOB: 1 K: 1 BB: 0 S: 10 P: 15	R: 1 H: 1 E: 0 LOB: 1 K: 0 BB: 1 S: 13 P: 23	R: 0 H: 0 E: 0 LOB: 0 K: 0 BB: 0 S: 7 P: 11	R: 0 H: 1 E: 0 LOB: 1 K: 0 BB: 0 S: 10 P: 14	R: 0 H: 1 E: 0 LOB: 1 K: 1 BB: 0 S: 11 P: 16	1B: 7 SF: 0 2B: 4 SAC: 1 3B: 0 DP: 1 HR: 0 HBP: 0	WP: 0 PA: 44 PB: 0 SB: 0 CS: 0
PITCHER Monk Dubiel, R (1, 1) <small>ERA: 3.68</small> Paul Minner, L (3, 1) <small>ERA: 6.1</small> Frank Hiller, R (6, 1) <small>ERA: 1.5</small> Bill Voiselle, R (8, 1) <small>ERA: 6.23</small>	IP WLS BF H R ER SO BB IBB HBP BLK WP HR S P ERA WHIP 2.2 L 17 5 7 3 2 2 2 0 0 0 0 0 28 61 10.12 2.625 2.1 11 3 2 2 1 1 0 0 0 1 0 0 19 33 7.71 1.714 2.0 8 1 1 1 0 1 0 0 0 1 0 0 20 34 4.50 1.000 2.0 8 2 0 0 0 1 0 0 0 0 0 0 21 30 0.00 1.000	PITCHER IP WLS BF H R ER SO BB IBB HBP BLK WP HR S P ERA WHIP									

Brooklyn Dodgers @ Chicago Cubs
 Wrigley Field, Chicago, IL
 Thu May 04 1950, 3:33 AM CDT
 Att. 7,459 - Unknown

livebaseballscorecards.com

AB	37
R	10
H	11
RBI	8
BB	6
SO	4
LOB	22



Batter	1	2	3	4	5	6	7	8	9	10	AB R H RBI BB SO LOB	TOP											
Pee Wee Reese, R OBP: 0.382, SLG: 0.441 (1, 6)	1-2 6-3 3B		3-2 1-3		2-1 L7		0-1 E6 FC5-4		4-2 E S BB		4 1 1 0 1 0 2												
Bobby Morgan, R OBP: 0.333, SLG: 0.291 (1, 5)	0-0 6-3		1-3 K			1-3 K	1-2 FC5-4		1-3 K		5 0 0 1 0 3 3												
Jim Russell, S OBP: 0.387, SLG: 0.680 (1, 7)	1-2 3-H F8			2-0 E5 G6-4-3 1B		4-0 2B E BB		4-0 E SH3-4 BB	2-3 K		3 2 0 0 2 1 1												
Jackie Robinson, R OBP: 0.435, SLG: 0.615 (1, 4)	1-0 F7			1-2 G6-4-3 1B		0-1 E2 1-3 2B		3-1 SH3-4	4-1 BB		3 1 2 0 1 0 0												
Carl Furillo, R OBP: 0.359, SLG: 0.426 (1, 9)		1-2 L1-6 1B		1-0 G6-4-3 1B		0-0 1-3		1-1 FC6 HR	0-1 F6		5 1 1 1 0 0 5												
Gil Hodges, R OBP: 0.459, SLG: 0.654 (1, 3)		2-2 1B		1-3 K		1-0 5-3		0-0 HR	4-2 FC1-6 BB		4 1 2 3 1 1 1												
Duke Snider, L OBP: 0.417, SLG: 0.480 (1, 8)		0-3 K			1-0 FC5-4 1B		1-0 1-3	1-2 F5	2-1 FC1-6 FC6-4		5 0 1 0 0 1 3	AB 39 R 6 H 9 RBI 5 BB 5 SO 8 LOB 22											
Bruce Edwards, R OBP: 0.174, SLG: 0.273 (1, 2)		0-0 L1-6			3-1 FC5-4		0-0 6-3	1-0 3B	2-3 K		5 0 1 0 0 1 4												
Ralph Branca, R (1, 1)			0-0 G2		1-3 K		0-0 E 1B	1-1 4-3	1-2 FC6-4		1 0 0 0 0 0 0 3 0 1 0 0 1 2 1 0 0 0 0 0 1												
Carl Erskine, R OBP: 0.250, SLG: 0.250 ERA: 5.06 (3, 1)																							
Bud Podbielan, R OBP: 0.300, SLG: 0.222 ERA: 3.0 (9, 1)																							
Inning Stats	R: 1 E: 0 K: 0 S: 9	H: 1 LOB: 0 BB: 0 P: 12	R: 0 E: 0 K: 1 S: 10	H: 2 LOB: 1 BB: 0 P: 13	R: 0 E: 0 K: 1 S: 7	H: 0 LOB: 0 BB: 0 P: 11	R: 0 E: 0 K: 1 S: 9	H: 1 LOB: 1 BB: 0 P: 16	R: 2 E: 1 K: 1 S: 7	H: 1 LOB: 0 BB: 1 P: 13	R: 0 E: 1 K: 0 S: 8	H: 1 LOB: 2 BB: 0 P: 10	R: 3 E: 1 K: 0 S: 12	H: 2 LOB: 1 BB: 1 P: 23	R: 0 E: 1 K: 2 S: 12	H: 0 LOB: 2 BB: 2 P: 23	R: 0 E: 0 K: 1 S: 11	H: 0 LOB: 1 BB: 1 P: 20	1B: 5 2B: 2 3B: 2 HR: 1	SF: 0 SAC: 1 DP: 2 HBP: 0	WP: 0 PB: 0 SB: 1 CS: 0	PA: 45	
PITCHER	IP WLS BF H R ER SO BB IBB HBP BLK WP HR S P ERA WHIP																						
Johnny Schmitz, L ERA: 2.86 (1, 1)	8.0		36	9	6	3	5	2	0	0	0	0	0	70	111	3.38	1.375						
Bill Voiselle, R ERA: 5.06 (9, 1)	1.0		5	0	0	0	2	2	0	0	0	0	0	12	23	0.00	2.000						
Johnny Vander Meer, L ERA: 3.0 (10, 1)	1.0	W	4	0	0	0	1	1	0	0	0	0	0	11	20	0.00	1.000						

Brooklyn Dodgers @ Chicago Cubs
 Wrigley Field, Chicago, IL
 Fri May 05 1950, 3:33 AM CDT
 Att. 10,134 - Unknown

livebaseballscorecards.com

Batter	1	2	3	4	5	6	7	8	9	10	AB	R	H	RBI	BB	SO	LOB
Wayne Terwilliger, R OBP: 0.405, SLG: 0.389 (1, 4)	K	L5-3		S BB			K		HR 1B		4	1	1	0	1	2	1
Hank Edwards, L OBP: 0.636, SLG: 1.375 Hal Jeffcoat, R OBP: 0.231, SLG: 0.423 (1, 9) (6, 9)	HR		3B	F8			4-3		K		3	2	2	1	0	0	1
Preston Ward, L OBP: 0.375, SLG: 0.543 (1, 3)	BLK BB		1B 3B	S BB			F8		HR 1B		3	2	2	1	2	0	0
Hank Sauer, R OBP: 0.419, SLG: 0.538 (1, 7)	BLK BB		5-3	F3			F5		HR		4	1	1	3	1	0	2
Andy Paiko, R OBP: 0.564, SLG: 0.724 (1, 8)	IBB		6-3	5-3			5-3	BB 1B	1B		4	0	2	0	1	0	2
Roy Smalley, R OBP: 0.395, SLG: 0.583 (1, 6)	F4		FC5-4 1B	5-3			5-3	BB	6-3		4	0	1	1	1	0	5
Bill Serena, R OBP: 0.087, SLG: 0.091 Phil Cavarretta, L OBP: 0.250, SLG: 0.250 Randy Jackson, R OBP: 0.357, SLG: 0.786 (1, 5) (8, PH) (9, 5)	F9		FC5-4 1B	L9			L9	F7		HR	3	0	0	0	0	0	4
Mickey Owen, R OBP: 0.192, SLG: 0.087 Rube Walker, L (8, PH) (9, 2)			L5-3 BB	5-3			2-3	4-3			2	0	0	0	1	0	0
Johnny Schmitz, R OBP: 0.091, SLG: 0.091 Bill Voiselle, R Bob Scheffing, R Johnny Vander Meer, S (1, 1) (9, 1) (9, PH) (10, 1)	F9		F9	4-3			L4	5-3			3	0	0	0	0	0	1


Inning Stats	R: 1	H: 1	E: 0	K: 1	S: 9	R: 0	H: 0	E: 0	K: 0	S: 5	R: 2	H: 3	E: 0	K: 0	S: 8	R: 0	H: 0	E: 0	K: 0	S: 12	R: 0	H: 0	E: 0	K: 0	S: 7	R: 0	H: 0	E: 0	K: 1	S: 7	R: 0	H: 1	E: 0	K: 0	S: 8	R: 3	H: 4	E: 0	K: 1	S: 17	R: 1	H: 1	E: 0	K: 0	S: 1
	LOB: 3	BB: 3	P: 27	LOB: 0	BB: 1	P: 11	LOB: 1	BB: 1	P: 18	LOB: 1	BB: 1	LOB: 0	BB: 1	P: 20	LOB: 0	BB: 1	LOB: 0	BB: 0	P: 12	LOB: 0	BB: 0	LOB: 0	BB: 0	P: 11	LOB: 2	BB: 1	P: 15	LOB: 1	BB: 0	P: 32	LOB: 0	BB: 0	P: 2	LOB: 0	BB: 0	P: 2	1B: 5	SF: 0	2B: 1	SAC: 0	3B: 2	DP: 1	HR: 3	HBP: 0	

PITCHER	IP	WLS	BF	H	R	ER	SO	BB	IBB	HBP	BLK	WP	HR	S	P	ERA	WHIP
Ralph Branca, R ERA: 9.0 (1, 1)	2.0		12	3	3	3	1	3	1	0	1	0	1	17	44	13.50	3.000
Carl Erskine, R ERA: 3.29 (3, 1)	6.2		28	5	3	3	2	3	0	0	0	0	1	60	108	4.05	1.200
Bud Podbielan, R ERA: 5.06 (9, 1)	0.1	L	3	2	1	1	0	0	0	0	0	0	1	6	13	27.00	6.000

BOTTOM

Brooklyn Dodgers @ Chicago Cubs
 Wrigley Field, Chicago, IL
 Fri May 05 1950, 3:33 AM CDT
 Att: 10,134 - Unknown

AB	36
R	7
H	10
RBI	7
BB	7
SO	3
LOB	21



WP: 0	PA: 43
PB: 0	
SB: 2	
CS: 0	

Batter	1	2	3	4	5	6	7	8	9	10	AB R H RBI BB SO LOB
Pee Wee Reese, R OBP: 0.384, SLG: 0.419	3-2 F6		1-1 F8		3-2 F8		4-2 BB		4-2 CS BB		3 0 0 0 2 0 2
George Shuba, L OBP: 0.277, SLG: 0.381	1-2 HR		0-0 G3		3-2 G3		1-0 F7		2-3 K		5 1 1 1 0 1 5
Duke Snider, L OBP: 0.415, SLG: 0.519	0-0 F7			1-2 HR		0-1 1-3	2-2 6-3			4-2 FC4-6 BB	4 1 1 1 1 0 2
Jackie Robinson, R OBP: 0.433, SLG: 0.589	1-0 L8			2-2 5-3		1-0 G6-4-3 1B		4-0 SH5-4 BB		1-1 FC4-6	4 0 1 0 1 0 1
Carl Furillo, R OBP: 0.338, SLG: 0.400		0-1 1-3		1-3 K		1-0 G6-4-3 1-2f		0-0 SH5-4		1-0 F8	4 0 0 0 0 1 2
Gil Hodges, R OBP: 0.424, SLG: 0.596		0-1 F8		0-1 F7			1-1 F9	2-3 K		1-0 L7	5 0 0 0 0 1 2
Bobby Morgan, R OBP: 0.373, SLG: 0.304		1-0 1B			4-1 1B BB		4-1 BB 2B	4-0 BB			1 1 1 0 3 0 0
Roy Campanella, R OBP: 0.366, SLG: 0.649		0-0 1-3			1-1 1-2 1B		4-2 BB 2B	1-1 L7			3 1 1 0 1 0 3
Joe Hatten, R OBP: 0.143, SLG: 0.143			0-0 F4				0-0 2B		1-3 K		2 0 0 0 0 1 2
Rex Barney, R ERA: 4.32											0 0 0 0 0 0 0
Gene Hermanski, L OBP: 0.500, SLG: 1.000											1 0 1 2 0 0 0
Erv Palica, R ERA: 4.5											0 0 0 0 0 0 0
Willie Ramsdell, R ERA: 1.93											1 0 0 0 0 1 0

Inning Stats	R: 1 E: 0 K: 0 S: 8	H: 1 LOB: 0 BB: 0 P: 13	R: 0 E: 0 K: 0 S: 6	H: 1 LOB: 1 BB: 0 P: 7	R: 0 E: 0 K: 0 S: 4	H: 0 LOB: 0 BB: 0 P: 5	R: 1 E: 0 K: 1 S: 12	H: 1 LOB: 0 BB: 0 P: 16	R: 0 E: 0 K: 1 S: 14	H: 1 LOB: 2 BB: 1 P: 25	R: 0 E: 0 K: 0 S: 4	H: 1 LOB: 0 BB: 0 P: 6	R: 2 E: 0 K: 0 S: 13	H: 1 LOB: 2 BB: 3 P: 29	R: 0 E: 0 K: 1 S: 6	H: 0 LOB: 2 BB: 2 P: 17	R: 0 E: 0 K: 2 S: 9	H: 0 LOB: 0 BB: 1 P: 16	R: 0 E: 0 K: 0 S: 6	H: 0 LOB: 1 BB: 1 P: 13	1B: 3 2B: 1 3B: 0 HR: 2	SF: 0 SAC: 1 DP: 1 HBP: 0	WP: 0 PB: 0 SB: 0 CS: 1	PA: 42
PITCHER	IP	WLS	BF	H	R	ER	SO	BB	IBB	HBP	BLK	WP	HR	S	P	ERA	WHIP							
Doyle Lade, R ERA: 4.32	(1, 1)	6.1	27	6	4	4	2	3	0	0	0	0	2	54	87	5.68	1.421							
Bill Voiselle, R ERA: 4.5	(7, 1)	0.2	3	0	0	0	0	1	0	0	0	0	0	7	14	0.00	1.500							
Dutch Leonard, R ERA: 1.93	(8, 1)	2.0	8	0	0	0	3	3	0	0	0	0	0	15	33	0.00	1.500							
Paul Minner, L ERA: 6.1	(10, 1)	0.0	1	0	0	0	0	1	0	0	0	0	0	2	6	∞	∞							
Frank Hiller, R ERA: 1.29	(10, 1)	1.0	W 3	0	0	0	0	0	0	0	0	0	0	4	7	0.00	0.000							

TOP

Brooklyn Dodgers @ Chicago Cubs
Wrigley Field, Chicago, IL

Sat May 06 1950, 3:33 AM CDT
Att. 28,329 - Unknown


livebaseballscorecards.com

AB	33
R	4
H	6
RBI	4
BB	8
SO	5
LOB	19

Batter	1	2	3	4	5	6	7	8	9	10	AB R H RBI BB SO LOB
Wayne Terwilliger, R OBP: 0.404, SLG: 0.450 (1, 4)	L9		F3			HR	CS BB			K	4 1 1 1 1 1 2
Hal Jeffcoat, R OBP: 0.207, SLG: 0.379 Hank Edwards, L OBP: 0.583, SLG: 1.222 Phil Cavarretta, L OBP: 0.400, SLG: 0.400 (1, 9) (8, PH) (9, 9)	1-4-3		G6-4-3			F8	CS	F8		E8 1B	3 0 0 0 0 0 2 1 0 0 0 0 0 0 1 1 1 0 0 0 0
Preston Ward, L OBP: 0.378, SLG: 0.600 (1, 3)	K			K		HR		F8		F8 1B	5 1 2 2 0 2 0
Hank Sauer, R OBP: 0.457, SLG: 0.552 (1, 7)		F8				HR					3 1 2 0 1 0 0
Andy Pafko, R OBP: 0.558, SLG: 0.788 (1, 8)		FC4 1B		F8		HR				F6	4 1 2 2 0 0 2
Roy Smalley, R OBP: 0.357, SLG: 0.525 (1, 6)		K		1-3		K				1-3	4 0 0 0 0 2 2
Bill Serena, R OBP: 0.148, SLG: 0.154 Bob Ramazzotti, R OBP: 0.500, SLG: 0.500 (1, 5) (9, PR) (10, 5)		FC4				K				G6-4-3 1B	4 0 2 0 0 1 1 0 0 0 0 0 0 0
Mickey Owen, R OBP: 0.250, SLG: 0.160 Carl Sawatski, L Dutch Leonard, R Randy Jackson, R Paul Minter, L Frank Hiller, R (1, 2) (7, PH) (8, 1) (9, PH) (10, 1) (10, 1)			1B 1B			G5-4-3 1B				K G6-4-3	2 0 2 0 0 0 0 1 0 0 0 0 1 0 0 0 0 0 0 0 0 1 0 0 0 0 0 1 0 0 0 0 0 0 0 0 0 0 0 0 0 0
Doyle Lade, R OBP: 0.500, SLG: 0.500 Bill Voiselle, R Rube Walker, L (1, 1) (7, 1) (8, 2)			1B			G5-4-3				F5	2 0 1 0 0 0 1 0 0 0 0 0 0 0 2 0 0 0 0 0 0

BOTTOM	
<p>Brooklyn Dodgers @ Chicago Cubs Wrigley Field, Chicago, IL Sat May 06 1950, 3:33 AM CDT Att: 28,329 - Unknown</p>	<p>AB 37 R 5 H 13 RBI 5 BB 2 SO 7 LOB 11</p> 

Inning Stats	R: 0	H: 0	E: 0	K: 1	S: 6	P: 9	R: 0	H: 1	E: 0	K: 1	S: 8	P: 12	R: 0	H: 2	E: 0	K: 0	S: 10	P: 15	R: 0	H: 1	E: 0	K: 1	S: 10	P: 17	R: 0	H: 2	E: 0	K: 0	S: 4	P: 5	R: 4	H: 4	E: 0	K: 2	S: 14	P: 21	R: 0	H: 0	E: 0	K: 1	S: 9	P: 17	R: 0	H: 0	E: 0	K: 0	S: 9	P: 16	R: 0	H: 1	E: 0	K: 0	S: 7	P: 10	R: 1	H: 2	E: 1	K: 1	S: 9	P: 15	1B: 10	SF: 0	2B: 0	SAC: 0	3B: 0	DP: 3	HR: 3	HBP: 0	WP: 0	PA: 40
PITCHER	IP	WLS	BF	H	R	ER	SO	BB	IBB	HBP	BLK	WP	HR	S	P	ERA	WHIP																																																					
Joe Hatten, L ERA: 2.74 (1, 1)	5.1		23	10	4	4	3	0	0	0	0	0	3	45	70	6.75	1.875																																																					
Rex Barney, R ERA: 3.86 (6, 1)	0.2		2	0	0	0	2	0	0	0	0	0	0	7	9	0.00	0.000																																																					
Erv Palica, R ERA: 1.29 (7, 1)	1.2		6	0	0	0	1	2	0	0	0	0	0	15	29	0.00	1.200																																																					
Willie Ramsdell, R ERA: 2.84 (8, 1)	2.0	L	8	3	1	0	1	0	0	0	0	0	0	19	29	0.00	1.500																																																					

Batter	1	2	3	4	5	6	7	8	9	AB R H RBI BB SO LOB	TOP			
Pee Wee Reese, R (1, 6) OBP: 0.372, SLG: 0.403	3-2 6-3 ①		1-2 F7 2B 1B		1-2 F3		0-1 G3 ③		2-1 6-3 ③	5 1 1 0 0 0 1				
George Shuba, L (1, 7) OBP: 0.275, SLG: 0.370	3-2 F7		0-0 2B 1B		2-2 F4			1-2 4-3 ①		4 1 1 0 0 0 0				
Duke Snider, L (1, 8) OBP: 0.420, SLG: 0.509	0-0 1B 1B		1-2 F7 2-3		2-1 4-3 ③			4-1 F9 S BB		3 0 1 0 1 0 2				
Jackie Robinson, R (1, 4) OBP: 0.465, SLG: 0.678	2-2 BB 1-3 1B		0-0 1-H 3-H 2B		0-1 HR			4-2 1-2 BB		3 1 3 3 1 0 0				
Carl Furillo, R (1, 9) OBP: 0.333, SLG: 0.382	4-1 1-2 BB		0-0 6-3 ③		2-1 6-3 ①			1-0 F9 2-3		3 0 0 0 1 0 2				
Gil Hodges, R (1, 3) OBP: 0.414, SLG: 0.567	2-2 5-3 ③			4-2 BB		1-0 F9 ②		1-0 F8 ③		3 0 0 0 1 0 5				
Bobby Morgan, R (1, 5) OBP: 0.352, SLG: 0.283		2-1 4-3 ①		0-1 F8 ①		0-0 F9 ③			1-0 5-3 ①	4 0 0 0 0 0 1				
Roy Campanella, R (1, 2) OBP: 0.378, SLG: 0.683		2-0 F2		3-2 F2 ②			1-0 B1-6-4 1B		2-2 3B	4 0 2 0 0 0 1				
Jack Banta, L (1, 1) Spider Jorgensen, L (4, PH) Rex Barney, R (4, 1) Carl Erskine, R (9, 1) OBP: 0.250, SLG: 0.250		2-1 L7 ③		2-1 G3 ③			0-0 B1-6-4 ① ② 1-2f		3-3 K ②	1 0 0 0 0 0 0 1 0 0 0 0 0 1 2 0 0 0 0 1 2 0 0 0 0 0 0 0				
Inning Stats	R: 0 E: 0 K: 0 S: 17 H: 2 LOB: 3 BB: 1 P: 31	R: 0 E: 0 K: 0 S: 5 H: 0 LOB: 0 BB: 0 P: 11	R: 2 E: 0 K: 0 S: 9 H: 3 LOB: 0 BB: 0 P: 11	R: 0 E: 0 K: 0 S: 11 H: 0 LOB: 1 BB: 1 P: 20	R: 0 E: 0 K: 0 S: 8 H: 0 LOB: 0 BB: 0 P: 13	R: 1 E: 0 K: 0 S: 6 H: 1 LOB: 0 BB: 0 P: 9	R: 0 E: 0 K: 0 S: 4 H: 1 LOB: 0 BB: 0 P: 5	R: 0 E: 0 K: 0 S: 12 H: 0 LOB: 2 BB: 2 P: 23	R: 0 E: 0 K: 1 S: 11 H: 1 LOB: 1 BB: 0 P: 19	1B: 5 2B: 1 3B: 1 HR: 1 SF: 0 SAC: 0 DP: 1 HBP: 0	WP: 0 PB: 0 SB: 1 CS: 0 PA: 37			
PITCHER Murry Dickson, R (1, 1) ERA: 3.09 Woody Main, R (9, 1) ERA: 1.93	IP WLS BF H R ER SO BB IBB HBP BLK WP HR S P ERA WHIP	8.0 L 33 7 3 3 0 4 0 0 0 0 0 1 72 123 3.38 1.375	1.0 4 1 0 0 1 0 0 0 0 0 0 0 11 19 0.00 1.000											
											AB 33 R 3 H 8 RBI 3 BB 4 SO 1 LOB 15			
														

Brooklyn Dodgers @ Pittsburgh Pirates
 Forbes Field, Pittsburgh, PA
 Sun May 07 1950, 3:33 AM EDT
 Att. 33,734 - Unknown

livebaseballscorecards.com

BOTTOM

Brooklyn Dodgers @ Pittsburgh Pirates
 Forbes Field, Pittsburgh, PA
 Sun May 07 1950, 3:33 AM EDT
 Att. 33,734 - Unknown

livebaseballscorecards.com

AB	31
R	2
H	4
RBI	0
BB	9
SO	3
LOB	23



Batter	1	2	3	4	5	6	7	8	9	AB	R	H	RBI	BB	SO	LOB
Ted Beard, L OBP: 0.329, SLG: 0.394 (1, 9)	F7	BB		K		L7-3		F8		4	0	0	0	1	1	1
Johnny Hopp, L OBP: 0.422, SLG: 0.491 (1, 3)	L7	BB		2B		BB		F9		3	0	1	0	2	0	0
Ralph Kiner, R OBP: 0.427, SLG: 0.446 (1, 7)	E 1B WP BB	F2		L9		F8		L6		4	1	0	0	1	0	5
Nanny Fernandez, R OBP: 0.300, SLG: 0.438 (1, 5)	WP E 1B	F9		5-3		F8		BB		4	1	1	0	1	0	4
Hank Schenz, R (9, PR)	WP E 1B	F9		5-3		F8		BB		0	0	0	0	0	0	0
Wally Westlake, R OBP: 0.397, SLG: 0.549 (1, 8)	E5 WP WP			F5		FC6-4 BB		6-3		3	0	0	0	2	0	3
Danny Murtaugh, R OBP: 0.362, SLG: 0.345 (1, 4)	WP BB			6-3		F7		F8		3	0	0	0	1	0	2
Stan Rojek, R OBP: 0.286, SLG: 0.303 (1, 6)	5-3			1B		FC6-4		4-3		3	0	1	0	0	0	3
Marv Rickert, L (7, PH)	5-3			1B		FC6-4		4-3		1	0	0	0	0	0	1
George Strickland, R (8, 6)	5-3			1B		FC6-4		4-3		0	0	0	0	0	0	0
Clyde McCullough, R OBP: 0.250, SLG: 0.289 (1, 2)				1B		5-3		K		2	0	1	0	0	0	1
Tom Saffell, L OBP: 0.375, SLG: 0.091 (8, PH)				1B		5-3		K		1	0	0	0	0	1	0
Earl Turner, R OBP: 0.333, SLG: 0.333 (9, 2)				1B		5-3		K		0	0	0	0	0	0	0
Murry Dickson, R OBP: 0.250, SLG: 0.182 (1, 1)				L8		L7-3 BB		K		2	0	0	0	1	0	3
Dale Coogan, L OBP: 0.250, SLG: 0.143 (8, PH)				L8		L7-3 BB		K		1	0	0	0	0	1	0
Woody Main, R (9, 1)				L8		L7-3 BB		K		0	0	0	0	0	0	0

Batter	1	2	3	4	5	6	7	8	9
Ted Beard, L OBP: 0.329, SLG: 0.394 (1, 9)	F7	BB		K		L7-3		F8	
Johnny Hopp, L OBP: 0.422, SLG: 0.491 (1, 3)	L7	BB		2B		BB		F9	
Ralph Kiner, R OBP: 0.427, SLG: 0.446 (1, 7)	E 1B WP BB	F2		L9		F8		L6	
Nanny Fernandez, R OBP: 0.300, SLG: 0.438 (1, 5)	WP E 1B	F9		5-3		F8		BB	
Hank Schenz, R (9, PR)	WP E 1B	F9		5-3		F8		BB	
Wally Westlake, R OBP: 0.397, SLG: 0.549 (1, 8)	E5 WP WP			F5		FC6-4 BB		6-3	
Danny Murtaugh, R OBP: 0.362, SLG: 0.345 (1, 4)	WP BB			6-3		F7		F8	
Stan Rojek, R OBP: 0.286, SLG: 0.303 (1, 6)	5-3			1B		FC6-4		4-3	
Marv Rickert, L (7, PH)	5-3			1B		FC6-4		4-3	
George Strickland, R (8, 6)	5-3			1B		FC6-4		4-3	
Clyde McCullough, R OBP: 0.250, SLG: 0.289 (1, 2)				1B		5-3		K	
Tom Saffell, L OBP: 0.375, SLG: 0.091 (8, PH)				1B		5-3		K	
Earl Turner, R OBP: 0.333, SLG: 0.333 (9, 2)				1B		5-3		K	
Murry Dickson, R OBP: 0.250, SLG: 0.182 (1, 1)				L8		L7-3 BB		K	
Dale Coogan, L OBP: 0.250, SLG: 0.143 (8, PH)				L8		L7-3 BB		K	
Woody Main, R (9, 1)				L8		L7-3 BB		K	

Inning	R	H	E	K	S	H	LOB	BB	P
1	2	1	1	0	21	0	2	2	35
2	0	0	0	0	7	0	3	2	20
3	0	2	0	0	8	2	2	0	10
4	0	1	0	1	10	1	1	0	18
5	0	0	0	0	7	0	1	1	15
6	0	0	0	0	7	0	1	2	19
7	0	0	0	0	9	0	1	1	16
8	0	0	0	2	8	0	0	0	11
9	0	0	0	0	4	0	1	1	10

1B	2B	3B	HR	SF	SAC	DP	HBP
3	2	0	0	0	0	1	1

WP	PB	SB	CS	PA
4	0	0	0	41

PITCHER	IP	WLS	BF	H	R	ER	SO	BB	IBB	HBP	BLK	WP	HR	S	P	ERA	WHIP
Jack Banta, R ERA: 0.84 (1, 1)	3.0		18	3	2	0	0	4	0	1	0	3	0	36	65	0.00	2.333
Rex Barney, R ERA: 1.74 (4, 1)	5.2	W	22	1	0	0	3	5	0	0	0	0	0	43	86	0.00	1.059
Carl Erskine, R ERA: 3.21 (9, 1)	0.1	S	1	0	0	0	0	0	0	0	0	1	0	2	3	0.00	0.000

Batter	1	2	3	4	5	6	7	8	9	AB R H RBI BB SO LOB	TOP														
Pee Wee Reese, R (1, 6) OBP: 0.386, SLG: 0.400	3-2 6-3		1-2 1B 2-H		4-1 F9 1B E BB	2-1 F8			4-1 E S HR BB	3 2 1 1 2 0 0															
Bobby Morgan, R (1, 5) OBP: 0.355, SLG: 0.292	1-2 6-3		2-2 1B 1-2		3-1 1B E 1B	1-2 6-3			2-3 K	5 1 2 0 0 1 1															
Jim Russell, S (1, 7) OBP: 0.361, SLG: 0.700	1-0 1-3		1-1 F8		2-0 F3			0-0 E1 CS	1-0 HR 1-H	5 1 1 2 0 0 4															
Jackie Robinson, R (1, 4) OBP: 0.447, SLG: 0.656		1-0 F9		0-0 F7 1B 2B	1-1 F9			3-3 K	1-2 6-3	5 1 1 0 0 1 3															
Carl Furillo, R (1, 9) OBP: 0.325, SLG: 0.370		0-0 G3		0-0 F7 2-3	0-1 WP 1B			0-2 F4	0-0 5-3	5 0 1 1 0 0 1															
Gil Hodges, R (1, 3) OBP: 0.419, SLG: 0.556		3-1 L7		0-1 1B FC 1B 3-H	4-1 1B IBB					3 0 1 1 1 0 0															
Duke Snider, L (1, 8) OBP: 0.438, SLG: 0.525			1-2 SH1-3 1B 1B	2-0 FC 1B 1-3	0-2 1-3			1-2 1B		4 1 3 0 0 0 2															
Bruce Edwards, R (1, 2) OBP: 0.185, SLG: 0.385			0-0 F4	0-0 FC 1-3 3-H		0-0 HR		1-3 K		4 1 1 1 0 1 4															
Bud Podbielan, R (1, 1) OBP: 0.231, SLG: 0.167			1-0 SH1-3	2-1 6-3		1-1 6-3		1-2 6-3		3 0 0 0 0 0 3															
Jack Banta, L (9, 1)			1-2							0 0 0 0 0 0 0															
Inning Stats	R: 0 E: 0 K: 0 S: 10	H: 0 LOB: 0 BB: 0 P: 15	R: 0 E: 0 K: 0 S: 4	H: 0 LOB: 0 BB: 0 P: 8	R: 1 E: 0 K: 0 S: 13	H: 3 LOB: 2 BB: 0 P: 19	R: 1 E: 0 K: 0 S: 8	H: 3 LOB: 2 BB: 0 P: 12	R: 2 E: 1 K: 0 S: 12	H: 2 LOB: 2 BB: 2 P: 26	R: 1 E: 0 K: 0 S: 8	H: 1 LOB: 0 BB: 0 P: 12	R: 0 E: 1 K: 1 S: 9	H: 0 LOB: 0 BB: 0 P: 12	R: 0 E: 0 K: 1 S: 11	H: 1 LOB: 1 BB: 0 P: 15	R: 2 E: 0 K: 1 S: 9	H: 1 LOB: 0 BB: 1 P: 17	1B: 8 2B: 2 3B: 0 HR: 2	SF: 0 SAC: 1 DP: 1 HBP: 0	WP: 1 PB: 0 SB: 1 CS: 1	PA: 41			
PITCHER	IP	WLS	BF	H	R	ER	SO	BB	IBB	HBP	BLK	WP	HR	S	P	ERA	WHIP								
Cliff Chambers, L (1, 1) ERA: 2.68	6.0	L	29	9	5	4	0	1	1	0	0	1	1	55	92	6.00	1.667								
Junior Walsh, R (7, 1) ERA:	2.0		7	1	0	0	2	0	0	0	0	0	0	20	27	0.00	0.500								
Woody Main, R (9, 1) ERA: 4.76	1.0		5	1	2	2	1	1	0	0	0	0	1	9	17	18.00	2.000								

Brooklyn Dodgers @ Pittsburgh Pirates
 Forbes Field, Pittsburgh, PA
 Mon May 08 1950, 3:33 AM EDT
 Att. 9,476 - Unknown

livebaseballscorecards.com

AB	37
R	7
H	11
RBI	6
BB	3
SO	3
LOB	18



Batter	1	2	3	4	5	6	7	8	9	AB R H RBI BB SO LOB	TOP
Pee Wee Reese, R (1, 6) OBP: 0.386, SLG: 0.405	0-1 F6		4-1 E BB 1B BB	2-1 6-3		2-1 G5-4-3 1-2f			1-1 2B	4 1 1 0 1 0 1	
George Shuba, L (1, 7) OBP: 0.309, SLG: 0.408 Billy Cox, R (9, PH)	2-0 4-3 2B		4-2 1B E 1-2 3B BB	1-1 FC4-6 1B			0-0 G3		0-0 L9	3 1 2 0 1 0 0 1 0 0 0 0 0 3	
Duke Snider, L (1, 8) OBP: 0.410, SLG: 0.485	0-0 4-3 2-3		0-1 E4 1-2 3B 1B	0-1 FC4-6 1-2f			1-2 F6		1-0 6-3	5 1 0 0 0 0 7	
Jackie Robinson, R (1, 4) OBP: 0.450, SLG: 0.642	4-2 BB		1-0 3B 1B	1-0 4-3			1-1 5-3			3 1 1 1 1 0 1	
Carl Furillo, R (1, 9) OBP: 0.309, SLG: 0.351	0-0 5-3		0-0 F9		1-0 4-3			1-0 F3		4 0 0 0 0 0 5	
Gil Hodges, R (1, 3) OBP: 0.410, SLG: 0.567		3-3 K	2-0 5-3 1-H 2-H 3-H		2-2 5-3			1-1 L8		4 1 1 3 0 1 0	
Bobby Morgan, R (1, 5) OBP: 0.350, SLG: 0.279		1-2 5-3	4-2 5-3 BB		1-2 1-3			2-3 K		3 0 0 0 1 1 0	
Roy Campanella, R (1, 2) OBP: 0.367, SLG: 0.644 Eddie Miksis, R (9, PR) OBP: 0.500, SLG: 0.500		1-1 E5	0-0 5-3 1-2 3-H			0-0 5-3			2-2 2B 1B	4 0 1 1 0 0 1 0 0 0 0 0 0 0	
Ralph Branca, R (1, 1) Erv Palica, R (3, 1) Carl Erskine, R (8, 1) OBP: 0.250, SLG: 0.250 Bruce Edwards, R (9, PH) OBP: 0.179, SLG: 0.370		3-3 K	0-0 F3			0-0 E6 G5-4-3			2-1 F9	2 0 0 0 0 1 2 1 0 0 0 0 0 0 0 0 0 0 0 0 0 1 0 0 0 0 0 1	
Inning Stats	R: 0 H: 1 E: 0 LOB: 2 K: 0 BB: 1 S: 9 P: 15	R: 0 H: 0 E: 1 LOB: 1 K: 2 BB: 0 S: 17 P: 25	R: 5 H: 2 E: 1 LOB: 1 K: 0 BB: 3 S: 13 P: 28	R: 0 H: 1 E: 0 LOB: 1 K: 0 BB: 0 S: 7 P: 11	R: 0 H: 0 E: 0 LOB: 0 K: 0 BB: 0 S: 7 P: 11	R: 0 H: 0 E: 1 LOB: 0 K: 0 BB: 0 S: 4 P: 6	R: 0 H: 0 E: 0 LOB: 0 K: 0 BB: 0 S: 6 P: 8	R: 0 H: 0 E: 0 LOB: 0 K: 1 BB: 0 S: 6 P: 10	R: 0 H: 2 E: 0 LOB: 3 K: 0 BB: 0 S: 9 P: 15	1B: 3 SF: 0 2B: 2 SAC: 0 3B: 1 DP: 1 HR: 0 HBP: 0	WP: 0 PA: 39 PB: 0 SB: 0 CS: 0
PITCHER	Mel Queen, R (1, 1) ERA: 4.67 Bill Werle, L (3, 1) ERA: 3.67	IP WLS BF H R ER SO BB IBB HBP BLK WP HR S P ERA WHIP	2.1 15 3 5 3 2 3 0 0 0 0 0 0 34 59 11.57 2.571	6.2 24 3 0 0 1 1 0 0 0 0 0 0 44 70 0.00 0.600		PITCHER	IP WLS BF H R ER SO BB IBB HBP BLK WP HR S P ERA WHIP				

Brooklyn Dodgers @ Pittsburgh Pirates
 Forbes Field, Pittsburgh, PA
 Tue May 09 1950, 3:33 AM EDT
 Att: 26,734 - Unknown

livebaseballscorecards.com

AB	35
R	5
H	6
RBI	5
BB	4
SO	3
LOB	21



Batter	1	2	3	4	5	6	7	8	9	AB R H RBI BB SO LOB
--------	---	---	---	---	---	---	---	---	---	----------------------

Ted Beard, L OBP: 0.341, SLG: 0.384 (1, 9)	1-2 F7		4-0 BLK HR BB	2-2 F8			0-2 S BB 1B	4-2 BB HR BB		3 3 1 0 2 0 1
Johnny Hopp, L OBP: 0.444, SLG: 0.525 (1, 3)	2-2 F9		4-2 HR BB		4-1 BB BB		4-1 S 1B BB	4-0 HR BB		1 3 0 1 4 0 0
Ralph Kiner, R OBP: 0.440, SLG: 0.594 (1, 7)	2-2 1B		2-1 HR		4-0 G6-4-3 BB		3-3 K	1-2 HR		4 2 3 7 1 1 2
Nanny Fernandez, R OBP: 0.304, SLG: 0.425 (1, 5)	0-0 L7		3-1 FC6-4 1B		1-0 F2		3-2 FC4-6 1B	0-3 K		5 0 2 2 0 1 3
Wally Westlake, R OBP: 0.347, SLG: 0.467 (1, 8)		2-0 5-3	1-0 L7		0-1 G6-4-3		0-0 FC4-6	1-3 K		5 0 0 0 0 1 4
Danny Murtaugh, R OBP: 0.351, SLG: 0.333 (1, 4)		1-1 1B	2-1 FC6-4			0-2 F4	1-1 F8			4 0 1 0 0 0 2
Stan Rojek, R OBP: 0.275, SLG: 0.270 (8, PH)		1-2 F9		0-0 F3		4-1 BB		4-2 FC3-6 BB		2 0 0 0 1 0 1
Tom Saffell, L OBP: 0.389, SLG: 0.083 (9, 6)										0 0 0 0 1 0 0
George Strickland, R (9, 6)										0 0 0 0 0 0 0
Clyde McCullough, R OBP: 0.222, SLG: 0.256 (1, 2)		3-1 F2		0-2 5-3		0-0 F8		0-1 FC3-6 BB BB		4 1 0 0 0 0 3
Mel Queen, R (1, 1)			1-3 K		4-0 BB		3-3 K	4-0 BB BB HR BB		0 0 0 0 0 0 0
Bill Werle, L OBP: 0.500, SLG: 0.333 (3, 1)										2 1 0 0 2 2 1

Inning Stats	R: 0 H: 1 E: 0 K: 11 S: 11	R: 0 H: 1 E: 0 K: 8 S: 8	R: 3 H: 2 E: 0 K: 16 S: 16	R: 0 H: 0 E: 0 K: 7 S: 7	R: 0 H: 0 E: 0 K: 4 S: 4	R: 0 H: 0 E: 0 K: 8 S: 8	R: 2 H: 2 E: 0 K: 13 S: 13	R: 5 H: 1 E: 0 K: 16 S: 16		1B: 5 2B: 0 3B: 0 HR: 2 SF: 0 SAC: 0 DP: 1 HBP: 0
--------------	----------------------------	--------------------------	----------------------------	--------------------------	--------------------------	--------------------------	----------------------------	----------------------------	--	---

BOTTOM

Brooklyn Dodgers @ Pittsburgh Pirates
Forbes Field, Pittsburgh, PA
Tue May 09 1950, 3:33 AM EDT
Att. 26,734 - Unknown

AB	30
R	10
H	7
RBI	10
BB	11
SO	5
LOB	17



WP: 0	PA: 41
PB: 0	
SB: 2	
CS: 0	

PITCHER	IP	WLS	BF	H	R	ER	SO	BB	IBB	HBP	BLK	WP	HR	S	P	ERA	WHIP
Ralph Branca, R ERA: 9.82 (1, 1)	2.1		12	3	3	3	1	2	0	0	1	0	1	30	53	11.57	2.143
Erv Palica, R ERA: 3.75 (3, 1)	5.0	L	24	3	4	4	2	7	0	0	0	0	0	41	88	7.20	2.000
Carl Erskine, R ERA: 4.91 (8, 1)	0.2		5	1	3	3	2	2	0	0	0	0	1	12	22	40.50	4.500

Batter	1	2	3	4	5	6	7	8	9	AB R H RBI BB SO LOB	TOP																				
Pee Wee Reese, R (1, 6) OBP: 0.370, SLG: 0.385	0-1 F4		2-3 K		1-1 F6			0-2 F7		4 0 0 0 0 1 0	Brooklyn Dodgers @ Cincinnati Reds Crosley Field, Cincinnati, OH Wed May 10 1950, 3:33 AM EDT Att. 11,736 - Unknown																				
Billy Cox, R (1, 5)	3-3 K		3-2 F6		4-2 CS BB		1-2 F8		3 0 0 0 1 1 0																						
Jim Russell, S (1, 7)	0-1 5-3		0-0 F7		1-2 F8		0-0 F7		4 0 0 0 0 0 1																						
Jackie Robinson, R (1, 4)		2-2 F6		2-2 5-3		4-0 CS BB		1-1 F4	3 0 0 0 1 0 0																						
Carl Furillo, R (1, 9)		0-0 BB 1B 1B		H 1-0 HBP		3-2 6-3 1-2 2-3		2-2 F6	3 0 1 0 0 0 2																						
Gil Hodges, R (1, 3)		1-0 BB 1B		3-2 F4		0-1 F5		1-2 F2	4 0 1 0 0 0 1																						
Duke Snider, L (1, 8)		4-1 1-2 2-3 BB		2-2 F5		1-0 F8			2 0 0 0 1 0 1																						
Bruce Edwards, R (1, 2)		1-3 K		0-1 F8		0-0 1B			3 0 1 0 0 1 3																						
Preacher Roe, R (1, 1) Bobby Morgan, R (7, PH) Rex Barney, R (7, 1)		2-2 L9		0-3 K		2-2 F7			2 0 0 0 0 1 3 1 0 0 0 0 0 1 0 0 0 0 0 0 0																						
Inning Stats	R: 0 E: 0 K: 1 S: 7	H: 0 LOB: 0 BB: 0 P: 10	R: 0 E: 0 K: 1 S: 12	H: 2 LOB: 3 BB: 1 P: 22	R: 0 E: 0 K: 1 S: 7	H: 0 LOB: 0 BB: 0 P: 12	R: 0 E: 0 K: 0 S: 9	H: 0 LOB: 1 BB: 0 P: 17	R: 0 E: 0 K: 1 S: 7	H: 0 LOB: 0 BB: 0 P: 8	R: 0 E: 0 K: 0 S: 8	H: 0 LOB: 1 BB: 2 P: 20	R: 0 E: 0 K: 0 S: 7	H: 1 LOB: 1 BB: 0 P: 10	R: 0 E: 0 K: 0 S: 9	H: 0 LOB: 0 BB: 0 P: 10	R: 0 E: 0 K: 0 S: 8	H: 0 LOB: 0 BB: 0 P: 12	1B: 3 2B: 0 3B: 0 HR: 0	SF: 0 SAC: 0 DP: 0 HBP: 1	WP: 0 PB: 0 SB: 1 CS: 2	PA: 33									
PITCHER Ken Raffensberger, L (1, 1) ERA: 4.25	IP 9.0	WLS W	BF 33	H 3	R 0	ER 0	SO 4	BB 3	IBB 0	HBP 1	BLK 0	WP 0	HR 0	S 74	P 121	ERA 0.00	WHIP 0.667														
											PITCHER	IP	WLS	BF	H	R	ER	SO	BB	IBB	HBP	BLK	WP	HR	S	P	ERA	WHIP			

AB	29
R	0
H	3
RBI	0
BB	3
SO	4
LOB	12



livebaseballscorecards.com

Batter	1	2	3	4	5	6	7	8	9
Bobby Adams, R (1, 4) OBP: 0.338, SLG: 0.344	3-2 F3		2-2 1B		1-2 F8		3-2 F9	1-0 F7	
Peanuts Lowrey, R (1, 7) OBP: 0.353, SLG: 0.310	3-3 K		1-1 F8		2-2 1-3		0-0 6-3		
Grady Hatton, L (1, 5) OBP: 0.343, SLG: 0.484	2-2 L8			3-2 F9		1-1 2B	2-1 HBP		
Danny Litwhiler, R (1, 9) OBP: 0.294, SLG: 0.300		1-0 F2		4-1 FC5-4 1B		1-1 F4	3-1 F8		
Ron Northey, L (7, PH) OBP: 0.365, SLG: 0.697				BB					
Bob Usher, R (1, 8) OBP: 0.361, SLG: 0.636		2-0 F2		3-2 FC5-4 1B		2-0 2B		0-0 5-3	
Ted Kluszewski, L (1, 3) OBP: 0.232, SLG: 0.389		2-1 F6		2-2 FC5-4		1-0 F8		1-1 E1 1B	
Virgil Stallcup, R (1, 6) OBP: 0.286, SLG: 0.383			0-1 F3		0-0 F7		0-1 2B	1-1 E 1B	
Dixie Howell, R (1, 2) OBP: 0.409, SLG: 0.400			1-1 1B		2-2 FC2-6 1B		4-0 IBB	1-1 E7 1B	
Ken Raffensberger, R (1, 1) OBP: 0.100, SLG: 0.100			2-3 K		0-0 FC2-6		1-3 K	1-2 5-3	

AB	R	H	RBI	BB	SO	LOB
5	0	1	0	0	0	2
4	0	0	0	0	1	3
3	1	1	0	0	0	0
2	0	0	0	1	0	1
1	0	0	0	0	0	1
4	1	2	1	0	0	0
4	1	0	0	0	0	3
4	1	2	1	0	0	2
3	0	3	1	1	0	0
4	0	0	0	0	2	5

BOTTOM

Brooklyn Dodgers @ Cincinnati Reds
Crosley Field, Cincinnati, OH
Wed May 10 1950, 3:33 AM EDT
Att. 11,736 - Unknown

AB	34
R	4
H	9
RBI	3
BB	2
SO	3
LOB	17



Inning Stats	R: 0	H: 0	E: 0	K: 1	S: 9	R: 0	H: 0	E: 0	K: 0	S: 4	R: 0	H: 2	E: 0	K: 1	S: 12	R: 0	H: 1	E: 0	K: 0	S: 11	R: 0	H: 1	E: 0	K: 0	S: 12	R: 2	H: 3	E: 0	K: 1	S: 11	R: 0	H: 0	E: 0	K: 0	S: 7	R: 2	H: 2	E: 2	K: 0	S: 11
	0	0	0	1	9	0	0	0	0	4	0	2	0	1	12	0	1	0	0	11	0	1	0	0	12	2	3	0	1	11	0	0	0	0	7	2	2	0	0	11
	0	0	0	0	17	0	0	0	0	9	0	0	0	0	18	0	0	0	0	23	0	0	0	0	0	0	0	0	2	2	0	0	0	15	2	2	0	0	16	

PITCHER	IP	WLS	BF	H	R	ER	SO	BB	IBB	HBP	BLK	WP	HR	S	P	ERA	WHIP
Preacher Roe, L (1, 1) ERA: 3.7	6.0	L	27	7	2	2	3	1	1	0	0	0	0	59	105	3.00	1.333
Rex Barney, R (7, 1) ERA: 1.46	2.0		10	2	2	0	0	0	0	1	0	0	0	18	31	0.00	1.000

PITCHER	IP	WLS	BF	H	R	ER	SO	BB	IBB	HBP	BLK	WP	HR	S	P	ERA	WHIP

WP: 0	PA: 37
PB: 0	CS: 0
SB: 0	
1B: 6	SF: 0
2B: 3	SAC: 0
3B: 0	DP: 0
HR: 0	HBP: 1

Batter	1	2	3	4	5	6	7	8	9	AB R H RBI BB SO LOB	TOP	
Sam Jethroe, S (1, 8) OBP: 0.402, SLG: 0.598	1-0 5-3		1-0 F8		1-0 HR	0-0 F7		1-2 F2	0-3 K	6 1 1 1 0 1 2		
Earl Torgeson, L (1, 3) OBP: 0.424, SLG: 0.413	2-0 4-3		1-0 G3 HR 1B		4-1 1B 3B BB	2-3 K		0-0 4-3		4 2 1 0 1 1 1		
Bob Elliott, R (1, 5) OBP: 0.323, SLG: 0.483	1-2 BB 1B		1-0 G3		0-0 3B 1B		2-3 K	1-0 5-3		5 2 2 0 0 1 1		
Sid Gordon, R (1, 7) OBP: 0.410, SLG: 0.683	4-0 1B 1-2 BB		0-0 2-H HR		0-3 K		4-0 2B BB	4-1 1B HR BB		2 3 1 2 3 1 2		
Willard Marshall, L (1, 9) OBP: 0.337, SLG: 0.398	0-1 FC6-4 1-2 2-H 1B		1-1 G1		3-1 1-H L8 3B		0-0 F9	0-1 1-2 HR 1B		5 2 3 3 0 0 1		
Walker Cooper, R (1, 2) OBP: 0.212, SLG: 0.346	1-0 FC6-4 1-2f			0-1 L8	0-0 L8		3-1 1-H 1B 2B	0-1 1-H 2-H HR		5 2 2 5 0 0 2		
Sibby Sisti, R (1, 4)		2-3 K		0-0 F9	1-1 F4		4-1 1B BB	0-3 K		4 0 0 0 1 2 0		
Buddy Kerr, R (1, 6) OBP: 0.261, SLG: 0.329		2-2 F8		0-0 1B		1-1 B5-3	1-1 1-3 2-H 1B	2-1 SH1-4 1B		5 0 3 1 0 0 0		
Vern Bickford, R (1, 1) OBP: 0.133, SLG: 0.071		0-3 K		0-0 5-3		4-0 BB	2-3 K	0-1 SH1-4		3 0 0 0 1 2 3		
Inning Stats	R: 1 E: 0 K: 0 S: 8 H: 2 LOB: 2 BB: 1 P: 17	R: 0 E: 0 K: 2 S: 9 H: 0 LOB: 0 BB: 0 P: 13	R: 2 E: 0 K: 0 S: 6 H: 2 LOB: 0 BB: 0 P: 10	R: 0 E: 0 K: 0 S: 5 H: 1 LOB: 1 BB: 0 P: 5	R: 4 E: 0 K: 1 S: 13 H: 3 LOB: 0 BB: 1 P: 22	R: 0 E: 0 K: 1 S: 6 H: 0 LOB: 1 BB: 1 P: 13	R: 2 E: 0 K: 2 S: 12 H: 2 LOB: 2 BB: 2 P: 28	R: 0 E: 0 K: 0 S: 5 H: 0 LOB: 0 BB: 0 P: 7	R: 3 E: 0 K: 2 S: 15 H: 3 LOB: 1 BB: 1 P: 21	1B: 8 2B: 1 3B: 1 HR: 3 SF: 0 SAC: 1 DP: 0 HBP: 0	WP: 0 PB: 0 SB: 0 CS: 0 PA: 46	
PITCHER	IP WLS BF H R ER SO BB IBB HBP BLK WP HR S P ERA WHIP											
Joe Hatten, L (1, 1) ERA: 4.33	4.0 L 21 7 6 6 2 2 0 0 0 0 0 2 31 53 13.50 2.250											
Dan Bankhead, R (5, 1) ERA: 4.58	3.0 15 3 3 3 4 3 0 0 0 0 0 0 28 55 9.00 2.000											
Don Newcombe, R (8, 1) ERA: 8.78	2.0 10 3 3 3 2 1 0 0 0 0 0 1 20 28 13.50 2.000											

Boston Braves @ Brooklyn Dodgers
Ebbets Field, Brooklyn, NY
 Sat May 13 1950, 3:33 AM EDT
 Att: 19,488 - Unknown

livebaseballscorecards.com

AB 39
R 12
H 13
RBI 12
BB 6
SO 8
LOB 12



Batter	1	2	3	4	5	6	7	8	9	AB	R	H	RBI	BB	SO	LOB
Pee Wee Reese, R OBP: 0.362, SLG: 0.375 Eddie Miksis, R OBP: 0.333, SLG: 0.333 Spider Jorgensen, L (1, 6) (5, PH) (6, 5) (7, PH) (8, 5)	0-1 6-3		1-1 F7		0-1 F7		4-2 E BB		0-0 G3	2	0	0	0	0	0	0
George Shuba, L OBP: 0.322, SLG: 0.392 (1, 7)	4-1 BB BB BB		0-0 4-3			1-0 FC4-6 HBP		0-0 E4		2	0	0	0	1	0	2
Duke Snider, L OBP: 0.400, SLG: 0.451 (1, 8)	4-0 BB BB BB		1-1 F7			0-2 FC4-6 G6-3 1-2f		1-0 L9		3	0	0	0	1	0	4
Jackie Robinson, R OBP: 0.432, SLG: 0.589 (1, 4)	4-1 BB BB C			3-2 4-3		2-1 G6-3 1-2f		1-0 6-3		3	0	0	0	1	0	1
Carl Furillo, R OBP: 0.303, SLG: 0.333 (1, 9)	1-3 K		1-3 F9		0-0 F9		0-0 F5		0-0 F2	4	0	0	0	0	1	3
Gil Hodges, R OBP: 0.395, SLG: 0.533 (1, 3)	1-0 4-3		1-0 4-3		2-2 1B		1-1 F6		1-2 F4	4	0	1	0	0	0	3
Billy Cox, R OBP: 0.222, SLG: 0.125 (1, 5) (6, 6)		2-3 K		2-2 4-3		0-1 L5		4-2 BB BB BB 1B		0-1 6-3	4	1	1	0	0	1
Bruce Edwards, R OBP: 0.200, SLG: 0.333 (1, 2)		2-2 F9			0-1 L5		4-2 BB BB E BB		3-2 6-3	3	1	0	0	1	0	0
Joe Hatten, R OBP: 0.125, SLG: 0.125 Dan Bankhead, R OBP: 0.125, SLG: 0.250 Gene Hermanski, L OBP: 0.600, SLG: 1.000 Don Newcombe, L OBP: 0.400, SLG: 0.250 Jim Russell, S OBP: 0.341, SLG: 0.629 (1, 1) (5, 1) (7, PH) (8, 1) (9, PH)		1-2 F4			0-0 F2		4-2 E BB BB		2-1 1B	1	0	0	0	0	0	0

BOTTOM

Boston Braves @ Brooklyn Dodgers
 Ebbets Field, Brooklyn, NY
 Sat May 13 1950, 3:33 AM EDT
 Att. 19,488 - Unknown

AB	30
R	2
H	3
RBI	1
BB	6
SO	2
LOB	15



Inning Stats	R: 0	H: 0	E: 0	K: 1	S: 8	R: 0	H: 0	E: 0	K: 1	S: 10	R: 0	H: 0	E: 0	K: 0	S: 5	R: 0	H: 1	E: 0	K: 0	S: 11	R: 0	H: 0	E: 0	K: 0	S: 5	R: 0	H: 0	E: 0	K: 0	S: 5	R: 2	H: 1	E: 1	K: 0	S: 15	R: 0	H: 0	E: 0	K: 0	S: 6	R: 0	H: 0	E: 0	K: 0	S: 6	R: 0	H: 1	E: 0	K: 0	S: 9	1B: 3	2B: 0	3B: 0	HR: 0	SF: 0	SAC: 0	DP: 1	HBP: 1	WP: 0	PB: 0	SB: 0	CS: 0	PA: 37
PITCHER Vern Bickford, R ERA: 3.48 (1, 1)	IP: 9.0	WLS: W	BF: 37	H: 3	R: 2	ER: 1	SO: 2	BB: 6	IBB: 0	HBP: 1	BLK: 0	WP: 0	HR: 0	S: 74	P: 129	ERA: 1.00	WHIP: 1.000																																														

Batter	1	2	3	4	5	6	7	8	9	AB R H RBI BB SO LOB	TOP												
Sam Jethroe, S OBP: 0.402, SLG: 0.598 (1, 8) X	0-0 6-3		0-1 6-3			1-2 FC5-4 1B	0-1 BB 2B		3-2 G3	5 0 2 1 0 0 0	<p>Boston Braves @ Brooklyn Dodgers Ebbets Field, Brooklyn, NY</p> <p>Sun May 14 1950, 3:33 AM EDT Att. 24,611 - Unknown</p>												
Earl Torgeson, L OBP: 0.413, SLG: 0.393 (1, 3) B C L F X	1-2 F7		0-1 4-3			0-3 K	4-2 BB BB		3-2 F8	4 0 0 0 1 1 1													
Bob Elliott, R OBP: 0.327, SLG: 0.473 (1, 5) B B B	4-0 BB BB			2-3 K		1-1 F7	0-3 K		1-0 1B	4 0 1 0 1 2 3													
Sid Gordon, R OBP: 0.410, SLG: 0.652 (1, 7) B F B B	4-1 1-2 BB			2-0 F5		1-2 FC5-4 1-2f	4-1 1-2 2-3 BB		0-1 F7	3 0 0 0 2 0 2													
Willard Marshall, L OBP: 0.324, SLG: 0.381 (1, 9) B B X	2-0 G3			1-1 5-3			4-3 F8			4 0 0 0 0 0 5													
Walker Cooper, R OBP: 0.250, SLG: 0.429 (1, 2) C T B X		1-2 G1-6-3 1B		1-1 G3 1B		0-1 HR	1-1 5-3			4 1 3 1 0 0 0													
Sibby Sisti, R OBP: 0.294, SLG: 0.077 (1, 4) X		0-0 G1-6-3 1-2f		3-2 G3		0-0 WP 1B 1B	4-1 BB			3 1 1 0 1 0 2													
Buddy Kerr, R OBP: 0.260, SLG: 0.326 (1, 6) X		0-0 5-3		1-0 6-3		1-0 WP 1B 1B	1-3 K			4 1 1 0 0 1 2													
Warren Spahn, L OBP: 0.286, SLG: 0.250 (1, 1) Tommy Holmes, L OBP: 0.400, SLG: 0.250 (5, PH) Bobby Hogue, R (5, 1) Pete Reiser, L OBP: 0.333, SLG: 0.381 (7, PH) Bob Chipman, L (7, 1) Luis Olmo, R OBP: 0.286, SLG: 0.667 (8, PH) Ernie Johnson, R (8, 1)			1-1 F8		1-0 F8	3-2 1-H 2-H 2B 1B	1-3 K			1 0 0 0 0 0 0 1 0 0 0 0 0 1 0 0 0 0 0 0 0 1 1 1 2 0 0 0 0 0 0 0 0 0 0 1 0 0 0 0 1 1 0 0 0 0 0 0 0													
Inning Stats	R: 0 E: 0 K: 0 S: 7	H: 0 LOB: 2 BB: 2 P: 18	R: 0 E: 0 K: 0 S: 5	H: 1 LOB: 0 BB: 0 P: 6	R: 0 E: 0 K: 0 S: 6	H: 0 LOB: 0 BB: 0 P: 7	R: 0 E: 0 K: 1 S: 7	H: 0 LOB: 0 BB: 0 P: 12	R: 0 E: 0 K: 1 S: 7	H: 1 LOB: 1 BB: 0 P: 13	R: 0 E: 0 K: 1 S: 11	H: 1 LOB: 1 BB: 0 P: 14	R: 4 E: 0 K: 1 S: 19	H: 5 LOB: 3 BB: 2 P: 31	R: 0 E: 0 K: 2 S: 9	H: 0 LOB: 1 BB: 1 P: 16	R: 0 E: 0 K: 0 S: 9	H: 1 LOB: 1 BB: 0 P: 16	1B: 7 2B: 1 3B: 0 HR: 1	SF: 0 SAC: 0 DP: 1 HBP: 0	WP: 1 PB: 0 SB: 0 CS: 0	PA: 40	
PITCHER Bud Podbielan, R ERA: 5.2 Jack Banta, R ERA: 0.66	IP 6.1 2.2	WLS W S	BF 28 12	H 8 1	R 4 0	ER 4 0	SO 2 3	BB 2 3	IBB 0 0	HBP 0 0	BLK 0 0	WP 1 0	HR 1 0	S 53 27	P 84 49	ERA 5.68 0.00	WHIP 1.579 1.500						PITCHER IP WLS BF H R ER SO BB IBB HBP BLK WP HR S P ERA WHIP

livebaseballscorecards.com

AB	35
R	4
H	9
RBI	4
BB	5
SO	5
LOB	17



Batter	1	2	3	4	5	6	7	8	9	AB R H RBI BB SO LOB	TOP											
Tommy Glaviano, R (1, 5) OBP: 0.467, SLG: 0.459	3-3 K		0-3 K			2-1 F9		1-2 FC6-4		4 0 0 0 0 2 2												
Chuck Diering, R (1, 8) OBP: 0.344, SLG: 0.389	0-1 F2			3-1 1-3		2-3 K			2-3 K	4 0 0 0 0 2 0												
Stan Musial, L (1, 3) OBP: 0.511, SLG: 0.734	0-1 1-3			1-0 L6-4 2B		1-2 1-3			2-2 4-3	4 0 1 0 0 0 0												
Johnny Lindell, R (1, 7) OBP: 0.276, SLG: 0.160		2-1 L7		2-2 L6-4			0-0 5-3		1-2 5-3	4 0 0 0 0 0 1												
Enos Slaughter, L (1, 9) OBP: 0.398, SLG: 0.333		2-3 K			2-1 F9		2-2 F6			3 0 0 0 0 1 0												
Marty Marion, R (1, 6) OBP: 0.395, SLG: 0.344		1-0 6-3			4-0 2B F8 BB		2-1 5-3			2 1 0 0 1 0 0												
Red Schoendienst, S (1, 4) OBP: 0.275, SLG: 0.340			1-1 1B		1-1 F8 2B			1-1 4-3		3 0 2 0 0 0 0												
Del Rice, R (1, 2) OBP: 0.225, SLG: 0.333			1-1 F4		1-0 F8			1-2 FC6-4 1B		3 0 1 1 0 0 2												
Harry Walker, L (8, PR) OBP: 0.255, SLG: 0.156					2-3 3-H					0 0 0 0 0 0 0												
Joe Garagiola, L (8, 2) OBP: 0.453, SLG: 0.422					1-1 5-3			1-0 F7		0 0 0 0 0 0 0												
Gerry Staley, R (1, 1) OBP: 0.333, SLG: 0.273			2-1 F8							1 0 0 0 0 0 1												
Eddie Kazak, R (5, PH) OBP: 0.388, SLG: 0.333										1 0 0 0 0 0 1												
Al Brazle, L (5, 1) OBP: 0.250, SLG: 0.250										0 0 0 0 0 0 0												
Eddie Miller, R (8, PH) OBP: 0.345, SLG: 0.346										1 0 0 0 0 0 1												
Fred Martin, R (8, 1) OBP: 0.500, SLG: 1.000										0 0 0 0 0 0 0												
Inning Stats	R: 0 E: 0 K: 1 S: 9	H: 0 LOB: 0 BB: 0 P: 12	R: 0 E: 0 K: 1 S: 7	H: 0 LOB: 0 BB: 0 P: 12	R: 0 E: 0 K: 1 S: 9	H: 1 LOB: 1 BB: 0 P: 13	R: 0 E: 0 K: 0 S: 6	H: 1 LOB: 0 BB: 0 P: 12	R: 1 E: 0 K: 0 S: 7	H: 1 LOB: 1 BB: 1 P: 16	R: 0 E: 0 K: 1 S: 10	H: 0 LOB: 0 BB: 0 P: 15	R: 0 E: 0 K: 0 S: 6	H: 0 LOB: 0 BB: 0 P: 10	R: 0 E: 0 K: 0 S: 10	H: 1 LOB: 1 BB: 0 P: 14	R: 0 E: 0 K: 1 S: 12	H: 0 LOB: 0 BB: 0 P: 17	1B: 2 2B: 3 3B: 0 HR: 0	SF: 0 SAC: 0 DP: 1 HBP: 0	WP: 0 PB: 0 SB: 0 CS: 0	PA: 31
PITCHER Preacher Roe, L (1, 1) ERA: 2.97	IP: 9.0 WLS: W BF: 31 H: 4 R: 1 ER: 1 SO: 5 BB: 1 IBB: 0 HBP: 0 BLK: 0 WP: 0 HR: 0 S: 76 P: 121 ERA: 1.00 WHIP: 0.556																				PITCHER IP: WLS: BF: H: R: ER: SO: BB: IBB: HBP: BLK: WP: HR: S: P: ERA: WHIP	

St. Louis Cardinals @ Brooklyn Dodgers
Ebbets Field, Brooklyn, NY
Tue May 16 1950, 3:33 AM EDT
Att. 10,816 - Unknown

AB	30
R	1
H	4
RBI	1
BB	1
SO	5
LOB	8



Batter	1	2	3	4	5	6	7	8	9	AB R H RBI BB SO LOB
Pee Wee Reese, R OBP: 0.353, SLG: 0.356 (1, 6)	1-2 E5 G3 1B	3-2 F7			2-2 F7		1-1 F8			4 1 1 0 0 0 2
George Shuba, L OBP: 0.333, SLG: 0.400 (1, 7)	0-0 G3 2-3	0-1 1B 1-2 2-H			3-1 L9		0-1 FC6-4 1B			4 0 2 1 0 0 1
Duke Snider, L OBP: 0.409, SLG: 0.468 (1, 8)	1-1 1B 1-3 3-H	0-0 F8			1-2 CS 1B		0-1 FC6-4 1B 1-2f			4 0 2 1 0 0 3
Jackie Robinson, R OBP: 0.448, SLG: 0.588 (1, 4)	2-2 1-3 1-2		0-1 G1-6-3 1B		3-2 CS 1-2	0-0 F9	3-2 1B			4 0 2 0 0 0 1
Carl Furillo, R OBP: 0.299, SLG: 0.326 (1, 9)	1-1 6-3		1-1 G1-6-3 1-2f		2-2 BB 1B 1B	0-0 F4				4 0 1 0 0 0 4
Gil Hodges, R OBP: 0.383, SLG: 0.506 (1, 3)		0-0 2B 1B	0-0 1-3		2-0 F7		2-0 F8			4 1 1 0 0 0 1
Billy Cox, R OBP: 0.353, SLG: 0.438 (1, 5)		0-0 1B 2B 1-H		0-0 F8		1-0 BB 1B	0-0 F8			4 1 2 1 0 0 0
Roy Campanella, R OBP: 0.358, SLG: 0.604 (1, 2)		0-1 5-3		0-2 6-3		4-1 BB 1B	1-0 F7			3 0 0 0 1 0 1
Preacher Roe, R OBP: 0.250, SLG: 0.273 (1, 1)		0-2 1B 1B		0-0 6-3		0-1 5-3				3 0 1 0 0 0 3

Inning Stats	R: 1	H: 2	E: 1	K: 0	S: 11	LOB: 1	BB: 0	P: 16	R: 2	H: 4	E: 0	K: 0	S: 16	LOB: 2	BB: 0	P: 19	R: 0	H: 1	E: 0	K: 0	S: 5	LOB: 0	BB: 0	P: 6	R: 0	H: 0	E: 0	K: 0	S: 5	LOB: 0	BB: 0	P: 5	R: 0	H: 1	E: 0	K: 0	S: 10	LOB: 0	BB: 0	P: 19	R: 0	H: 2	E: 0	K: 0	S: 9	LOB: 3	BB: 1	P: 18	R: 0	H: 2	E: 0	K: 0	S: 10	LOB: 2	BB: 0	P: 14	R: 0	H: 0	E: 0	K: 0	S: 3	LOB: 0	BB: 0	P: 6
--------------	------	------	------	------	-------	--------	-------	-------	------	------	------	------	-------	--------	-------	-------	------	------	------	------	------	--------	-------	------	------	------	------	------	------	--------	-------	------	------	------	------	------	-------	--------	-------	-------	------	------	------	------	------	--------	-------	-------	------	------	------	------	-------	--------	-------	-------	------	------	------	------	------	--------	-------	------

PITCHER	IP	WLS	BF	H	R	ER	SO	BB	IBB	HBP	BLK	WP	HR	S	P	ERA	WHIP
Gerry Staley, R ERA: 5.35 (1, 1)	4.0	L	18	7	3	3	0	0	0	0	0	0	0	37	46	6.75	1.750
Al Brazle, L ERA: 1.59 (5, 1)	3.0		14	5	0	0	0	1	0	0	0	0	0	29	51	0.00	2.000
Fred Martin, R ERA: 4.0 (8, 1)	1.0		3	0	0	0	0	0	0	0	0	0	0	3	6	0.00	0.000


BOTTOM

St. Louis Cardinals @ Brooklyn Dodgers
Ebbets Field, Brooklyn, NY

Tue May 16 1950, 3:33 AM EDT
Att. 10,816 - Unknown

livebaseballscorecards.com

AB	34
R	3
H	12
RBI	3
BB	1
SO	0
LOB	16



WP : 0	PA : 36
PB : 0	
SB : 0	
CS : 1	

Batter	1	2	3	4	5	6	7	8	9	AB R H RBI BB SO LOB	TOP																													
Tommy Glaviano, R (1, 5) OBP: 0.464, SLG: 0.456	1-1 E6 CS E		1-0 3-1 1B		1-3 K		0-1 2B 1B		1-2 F7	5 1 2 0 0 1 0																														
Harry Walker, L (1, 8) OBP: 0.268, SLG: 0.184	0-0 F9		0-0 3-1		4-1 BB		0-0 2B		1-3 K	4 0 1 0 1 1 3																														
Stan Musial, L (1, 3) OBP: 0.511, SLG: 0.720	3-1 FC4 1-2		0-0 2-H 3-H 1B		0-0 F8		4-0 IBB			3 0 1 2 1 0 2																														
Enos Slaughter, L (1, 9) OBP: 0.383, SLG: 0.318	0-3 K 2-3		0-0 G3			1-0 F9	2-0 4-3			4 0 0 0 0 1 6																														
Bill Howerton, L (1, 7) OBP: 0.415, SLG: 0.457		0-1 G3		0-3 K		2-3 K		1-0 G3		4 0 0 0 0 2 0																														
Red Schoendienst, S (1, 4) OBP: 0.274, SLG: 0.330		1-0 4-3		0-1 4-3		4-1 BB		2-1 G3		3 0 0 0 1 0 0																														
Joe Garagiola, L (1, 2) OBP: 0.439, SLG: 0.429		3-3 K		0-0 2B		2-0 F8		1-1 E6		4 0 1 0 0 1 1																														
Marty Marion, R (1, 6) OBP: 0.357, SLG: 0.306			0-0 F7		0-3 K		1-0 5-3	1-1 4-3		4 0 0 0 0 1 2																														
Max Lanier, R (1, 1) OBP: 0.455, SLG: 0.375			4-0 3-1 1B BB		0-0 F9		0-0 F3		0-3 K	2 1 0 0 1 0 0																														
Fred Martin, R (8, 1) OBP: 0.500, SLG: 1.000										0 0 0 0 0 0 0																														
Eddie Kazak, R (9, PH) OBP: 0.350, SLG: 0.316										1 0 0 0 0 1 0																														
Inning Stats	R: 0 E: 2 K: 1 S: 8	H: 0 LOB: 2 BB: 0 P: 12	R: 0 E: 0 K: 1 S: 6	H: 0 LOB: 0 BB: 0 P: 10	R: 2 E: 0 K: 0 S: 5	H: 2 LOB: 1 BB: 1 P: 10	R: 0 E: 0 K: 2 S: 9	H: 1 LOB: 1 BB: 0 P: 9	R: 0 E: 0 K: 1 S: 6	H: 0 LOB: 1 BB: 1 P: 11	R: 0 E: 0 K: 1 S: 8	H: 0 LOB: 1 BB: 1 P: 17	R: 0 E: 0 K: 0 S: 6	H: 2 LOB: 3 BB: 1 P: 13	R: 0 E: 1 K: 0 S: 7	H: 0 LOB: 1 BB: 0 P: 12	R: 0 E: 0 K: 2 S: 11	H: 0 LOB: 0 BB: 0 P: 13	1B: 3 2B: 3 3B: 0 HR: 0	SF: 0 SAC: 0 DP: 1 HBP: 0	WP: 0 PB: 0 SB: 0 CS: 1	PA: 38																		
PITCHER Don Newcombe, R (1, 1) ERA: 6.04	IP 9.0	WLS W	BF 38	H 5	R 2	ER 2	SO 8	BB 3	IBB 1	HBP 0	BLK 0	WP 0	HR 0	S 66	P 107	ERA 2.00	WHIP 0.889						PITCHER	IP 9.0	WLS W	BF 38	H 5	R 2	ER 2	SO 8	BB 3	IBB 1	HBP 0	BLK 0	WP 0	HR 0	S 66	P 107	ERA 2.00	WHIP 0.889

St. Louis Cardinals @ Brooklyn Dodgers
 Ebbets Field, Brooklyn, NY
 Wed May 17 1950, 3:33 AM EDT
 Att. 22,922 - Unknown

livebaseballscorecards.com

AB	34
R	2
H	5
RBI	2
BB	4
SO	8
LOB	14



Batter	1	2	3	4	5	6	7	8	9
Pee Wee Reese, R OBP: 0.346, SLG: 0.348 (1, 6)	2-1 B5-3		0-1 F6		2-2 G4-6-3 1B		1-1 2-3	0-1 1-3	
Billy Cox, R OBP: 0.381, SLG: 0.421 (1, 5)	1-1 4-3		4-2 1-2 BB		0-0 G4-6-3 1-2f			2-1 FC1-6 1B	
Jim Russell, S OBP: 0.347, SLG: 0.634 (1, 7)	4-1 BB		1-2 F8			2-2 3-1		0-1 FC1-6 BLK 1-2f 2B	
Jackie Robinson, R OBP: 0.450, SLG: 0.573 (1, 4)	1-1 F7		2-1 F7			4-2 FC6-4 BB		4-0 2B 1-2 FC3-2 IBB	
Carl Furillo, R OBP: 0.297, SLG: 0.333 (1, 9)		2-0 E3 FC6-4		1-2 6-3		0-0 FC6-4 BLK 1-2f HR		2-0 FC3-2 1-3 2-H WP 2B	
Gil Hodges, R OBP: 0.388, SLG: 0.535 (1, 3)		1-0 F6		0-1 F2		1-2 HR		4-1 WP FC3-2 1B BB	
Duke Snider, L OBP: 0.402, SLG: 0.458 (1, 8)		0-1 F7		1-1 BLK 1B		1-2 G3		1-0 FC3-2 1B 1-2 2-3 3-Hf	
Roy Campanella, R OBP: 0.351, SLG: 0.569 (1, 2)		0-0 FC6-4 1-2f		1-0 F7			1-0 F6	4-2 1B IBB	
Don Newcombe, L OBP: 0.444, SLG: 0.286 (1, 1)			4-1 BB BB		1-3 K		2-1 F5	2-1 1B	

Inning Stats	R: 0 E: 0 K: 0 S: 7	H: 0 LOB: 1 BB: 1 P: 15	R: 0 E: 1 K: 0 S: 5	H: 0 LOB: 1 BB: 0 P: 8	R: 0 E: 0 K: 0 S: 10	H: 0 LOB: 2 BB: 2 P: 21	R: 0 E: 0 K: 0 S: 8	H: 1 LOB: 1 BB: 0 P: 11	R: 0 E: 0 K: 1 S: 7	H: 1 LOB: 0 BB: 0 P: 10	R: 2 E: 0 K: 0 S: 14	H: 1 LOB: 0 BB: 1 P: 22	R: 0 E: 0 K: 0 S: 5	H: 0 LOB: 0 BB: 0 P: 9	R: 4 E: 0 K: 0 S: 13	H: 3 LOB: 2 BB: 3 P: 32
--------------	------------------------------	----------------------------------	------------------------------	---------------------------------	-------------------------------	----------------------------------	------------------------------	----------------------------------	------------------------------	----------------------------------	-------------------------------	----------------------------------	------------------------------	---------------------------------	-------------------------------	----------------------------------

PITCHER	IP	WLS	BF	H	R	ER	SO	BB	IBB	HBP	BLK	WP	HR	S	P	ERA	WHIP
Max Lanier, L ERA: 2.94 (1, 1)	7.1	L	32	5	5	5	1	4	1	0	3	0	1	61	109	6.14	1.227
Fred Martin, R ERA: 4.66 (8, 1)	0.2		5	1	1	1	0	1	1	0	0	1	0	8	19	13.50	3.000


BOTTOM

St. Louis Cardinals @ Brooklyn Dodgers
Ebbets Field, Brooklyn, NY
Wed May 17 1950, 3:33 AM EDT
Att. 22,922 - Unknown

AB	R	H	RBI	BB	SO	LOB
5	0	1	0	0	0	3
3	0	1	0	1	0	1
3	1	0	0	1	0	3
2	0	0	0	2	0	3
4	2	1	1	0	0	1
3	2	1	2	1	0	1
4	1	1	0	0	0	4
3	0	0	0	1	0	2
3	0	1	2	1	1	0

AB	30
R	6
H	6
RBI	5
BB	7
SO	1
LOB	18

WP: 1 PA: 37
PB: 0
SB: 0
CS: 0



WP	HR	S	P	ERA	WHIP
1	1	1	1	13.50	3.000

Batter	1	2	3	4	5	6	7	8	9	AB R H RBI BB SO LOB	TOP											
Tommy Glaviano, R (1, 5) OBP: 0.466, SLG: 0.482	3-2 6-3 1-2 2B BB	4-2 1-2 2B BB		2-0 HR	0-3 K		4-2 G6-4-3 BB		2-2 L5	4 1 1 1 2 1 0												
Chuck Diering, R (1, 8) OBP: 0.333, SLG: 0.390	3-2 E5 2B 1B	0-0 1-3 2-H 2B		2-1 6-3	1-3 K		1-1 G6-4-3 1-2f			5 1 1 1 0 1 1												
Stan Musial, L (1, 3) OBP: 0.526, SLG: 0.729	1-0 1B 2B	0-1 F6		1-0 FC6-4 1B		4-1 HR BB	4-1 BB			3 2 2 0 2 0 2												
Johnny Lindell, R (1, 7) OBP: 0.324, SLG: 0.286	4-0 1B IBB	4-1 BB		1-0 FC6-4 1B 1-2f E		2-1 HR 1-H	2-0 1-3			3 2 1 2 2 0 2												
Enos Slaughter, L (1, 9) OBP: 0.384, SLG: 0.315	1-1 F3	0-1 L7		2-2 1-3 E 1B		1-1 F8		4-0 G6-4-3 BB		4 1 1 0 1 0 6												
Marty Marion, R (1, 6) OBP: 0.383, SLG: 0.308	1-2 1-3 2-H 3-H 1B			2-1 E3 1-H 3-H BB		4-1 BLK BB BB		0-1 G6-4-3 1-2f		3 0 1 2 2 0 1												
Red Schoendienst, S (1, 4) OBP: 0.279, SLG: 0.320	0-1 L4			4-1 L9 1-2 BB		4-2 1-2 BLK BB		1-2 L4		3 0 0 0 2 0 3												
Del Rice, R (1, 2) OBP: 0.222, SLG: 0.318		1-0 2B 1B		1-2 F9 BB K		2-3 K			0-3 K	5 1 1 0 0 3 5												
Howie Pollet, L (1, 1) OBP: 0.100, SLG: 0.100		1-0 B5		3-3 K		1-2 F7			2-3 K	4 0 0 0 0 1 4												
Gerry Staley, R (8, 1) OBP: 0.308, SLG: 0.250						0-0 4-3				1 0 0 0 0 1 0												
Al Brazle, L (9, 1) OBP: 0.250, SLG: 0.250										0 0 0 0 0 0 0												
Cloyd Boyer, R (9, 1)										0 0 0 0 0 0 0												
Inning Stats	R: 2 E: 1 K: 0 S: 14	H: 2 LOB: 2 BB: 1 P: 27	R: 1 E: 0 K: 1 S: 11	H: 2 LOB: 3 BB: 2 P: 21	R: 0 E: 0 K: 1 S: 8	H: 0 LOB: 1 BB: 1 P: 16	R: 3 E: 1 K: 1 S: 14	H: 3 LOB: 2 BB: 1 P: 28	R: 0 E: 0 K: 2 S: 9	H: 0 LOB: 0 BB: 0 P: 11	R: 2 E: 0 K: 1 S: 15	H: 1 LOB: 2 BB: 3 P: 32	R: 0 E: 0 K: 0 S: 7	H: 0 LOB: 1 BB: 2 P: 18	R: 0 E: 0 K: 0 S: 5	H: 0 LOB: 0 BB: 1 P: 10	R: 0 E: 0 K: 2 S: 9	H: 0 LOB: 0 BB: 0 P: 13	1B: 4 2B: 2 3B: 0 HR: 2	SF: 0 SAC: 0 DP: 2 HBP: 0	WP: 0 PB: 0 SB: 1 CS: 0	PA: 46
PITCHER	IP WLS BF H R ER SO BB IBB HBP BLK WP HR S P ERA WHIP											PITCHER	IP WLS BF H R ER SO BB IBB HBP BLK WP HR S P ERA WHIP									
Joe Hatten, L (1, 1) ERA: 4.4	3.2 7 6 2 1 3 1 0 0 0 0 1 41 80 4.91 2.727																					
Erv Palica, R (4, 1) ERA: 3.38	1.1 6 0 0 0 3 1 0 0 0 0 0 15 23 0.00 0.750																					
Billy Loes, R (6, 1) ERA: 9.0	2.0 11 1 2 2 1 5 0 0 1 0 1 22 50 9.00 3.000																					
Rex Barney, R (8, 1) ERA: 1.35	1.0 3 0 0 0 0 1 0 0 0 0 0 5 10 0.00 1.000																					
Ralph Branca, R (9, 1) ERA: 8.64	1.0 W 3 0 0 0 2 0 0 0 0 0 0 9 13 0.00 0.000																					

St. Louis Cardinals @ Brooklyn Dodgers
 Ebbets Field, Brooklyn, NY
 Thu May 18 1950, 3:33 AM EDT
 Att. 7,510 - Unknown

livebaseballscorecards.com

AB	35
R	8
H	8
RBI	6
BB	11
SO	7
LOB	24



Batter	1	2	3	4	5	6	7	8	9	AB R H RBI BB SO LOB
Pee Wee Reese, R OBP: 0.345, SLG: 0.340 (1, 6)	4-1 G4-6-3 BB		1-1 F2		1-1 F3		3-3 K	3-2 1B	0-1 E5	5 0 1 1 1 1 4
Billy Cox, R OBP: 0.320, SLG: 0.348 (1, 5)	1-2 G4-6-3 1-2f		0-0 F3			2-2 E4	0-0 FC6	2-2 F2		4 0 0 0 0 0 3
Gene Hermanski, L OBP: 0.500, SLG: 0.800 (8, PH)										1 0 0 0 0 0 2
Ralph Branca, R (9, 1)										0 0 0 0 0 0 0
Jim Russell, S OBP: 0.370, SLG: 0.674 (1, 7)	0-1 2B				2-3 K			2-2 2B HR 1B	1-1 2B	5 2 3 0 0 1 1
Jackie Robinson, R OBP: 0.457, SLG: 0.593 (1, 4)	4-1 BB				2-1 5-3			2-2 HR 2B	2-1 BB E 2B	4 2 2 1 1 0 2
Carl Furillo, R OBP: 0.302, SLG: 0.366 (1, 9)	2-0 4-3				2-2 1B			2-1 HR	1-0 F3	5 1 2 3 0 0 5
Gil Hodges, R OBP: 0.379, SLG: 0.516 (1, 3)			1-2 F6		1-1 F8			2-1 L8	3-2 E BB E 1B	5 1 1 0 0 1 3
Duke Snider, L OBP: 0.412, SLG: 0.460 (1, 8)			0-3 K			0-0 6-3		0-1 1B 1B	4-2 E E E BB	4 2 2 0 1 1 0
Roy Campanella, R OBP: 0.339, SLG: 0.536 (1, 2)			0-3 K			0-1 5-3		0-0 FC6 1B	0-0 E5 E	5 1 1 1 0 1 3
Joe Hatten, R OBP: 0.111, SLG: 0.111 (1, 1)					1-2 5-3		4-2 BB	1-0 E7 1B	1-0 FC5 E	1 0 0 0 0 0 0
Erv Palica, R (4, 1)										0 0 0 0 0 0 0
Bobby Morgan, R OBP: 0.355, SLG: 0.275 (5, PH)										0 0 0 0 0 1 0
Billy Loes, R (6, 1)										0 0 0 0 0 0 0
Tommy Brown, R (7, PH)										1 0 0 0 0 0 2
Rex Barney, R (8, 1)										0 0 0 0 0 0 0
Bruce Edwards, R OBP: 0.225, SLG: 0.342 (8, PH)										1 0 1 0 0 0 0
Eddie Miksis, R OBP: 0.250, SLG: 0.250 (9, 5)										1 0 0 0 0 0 2

Inning Stats	R: 0 E: 0 K: 8 S: 8	H: 1 LOB: 2 BB: 2 P: 19	R: 0 E: 0 K: 2 S: 13	H: 0 LOB: 0 BB: 0 P: 14	R: 0 E: 0 K: 0 S: 7	H: 0 LOB: 0 BB: 0 P: 9	R: 0 E: 0 K: 1 S: 13	H: 1 LOB: 1 BB: 0 P: 20	R: 0 E: 0 K: 0 S: 8	H: 0 LOB: 1 BB: 1 P: 13	R: 0 E: 2 K: 1 S: 13	H: 0 LOB: 2 BB: 0 P: 21	R: 0 E: 0 K: 1 S: 10	H: 2 LOB: 2 BB: 0 P: 14	R: 4 E: 1 K: 0 S: 25	H: 6 LOB: 2 BB: 0 P: 41	R: 5 E: 3 K: 0 S: 15	H: 3 LOB: 2 BB: 1 P: 27	1B: 8 2B: 4 3B: 0 HR: 1	SF: 0 SAC: 0 DP: 1 HBP: 0	
PITCHER	IP	WLS	BF	H	R	ER	SO	BB	IBB	HBP	BLK	WP	HR	S	P	ERA	WHIP	WP: 0	PA: 46	ERA	WHIP
Howie Pollet, L ERA: 2.6 (1, 1)	7.2		36	9	4	4	5	3	0	0	0	0	1	89	138	4.70	1.565				
Gerry Staley, R ERA: 5.79 (8, 1)	0.1		4	3	2	2	0	0	0	0	0	0	0	12	20	54.00	9.000				
Al Brazle, L ERA: 1.56 (9, 1)	0.1	L	4	1	0	0	0	1	0	0	0	0	0	8	16	0.00	6.000				
Cloyd Boyer, R ERA: 2.45 (9, 1)	0.0		2	0	3	0	0	0	0	0	0	0	0	3	4	∞	∞				

BOTTOM

St. Louis Cardinals @ Brooklyn Dodgers
Ebbets Field, Brooklyn, NY
Thu May 18 1950, 3:33 AM EDT
Att. 7,510 - Unknown

livebaseballscorecards.com

AB	42
R	9
H	13
RBI	6
BB	4
SO	5
LOB	27



Batter	1	2	3	4	5	6	7	8	9	AB R H RBI BB SO LOB	TOP																	
Pete Castiglione, R (1, 6) OBP: 0.289, SLG: 0.357	0-1 2B		1-0 F2		0-0 2B 1B		0-1 F6		0-0 1B	5 0 3 0 0 0 0																		
Tom Saffell, L (1, 8) OBP: 0.286, SLG: 0.204	0-2 F8		2-2 F4		2-3 K		1-2 1B		1-2 4-3	5 0 1 0 0 1 3																		
Ralph Kiner, R (1, 7) OBP: 0.420, SLG: 0.489	1-1 F7		0-0 1B		3-0 1-3 2B		1-1 5-3			4 0 2 0 0 0 2																		
Nanny Fernandez, R (1, 5) OBP: 0.301, SLG: 0.390	3-1 F7		0-0 F4		0-0 F9			0-2 F9		4 0 0 0 0 0 4																		
Wally Westlake, R (1, 9) OBP: 0.357, SLG: 0.453		0-3 K		0-1 F4		1-1 5-3		1-0 6-3		4 0 0 0 0 1 0																		
Dale Coogan, L (1, 3) OBP: 0.296, SLG: 0.261		1-3 K		2-1 1B CS		4-2 1B BB		4-2 BB		2 0 1 0 2 1 0																		
Danny Murtaugh, R (1, 4) OBP: 0.400, SLG: 0.433		1-0 HR 2B		4-1 1-2 BB		2-1 1B G1-4-3		2-3 K		3 1 2 0 1 1 1																		
Ray Mueller, R (1, 2) OBP: 0.143, SLG: 0.429		1-1 HR		0-0 F7		1-1 G1-4-3			0-2 G3	3 1 1 2 0 0 3																		
Mary Rickert, L (9, PH) OBP: 0.083, SLG: 0.083		2-H HR								1 0 0 0 0 0 0																		
Mel Queen, R (1, 1) OBP: 0.448, SLG: 0.578		2-1 6-3				0-1 F6			3-2 L8	3 0 0 0 0 1 0																		
Johnny Hopp, L (9, PH)										1 0 0 0 0 0 0																		
Inning Stats	R: 0 E: 0 K: 0 S: 9	H: 1 LOB: 1 BB: 0 P: 13	R: 2 E: 0 K: 2 S: 11	H: 2 LOB: 0 BB: 0 P: 16	R: 0 E: 0 K: 0 S: 6	H: 1 LOB: 1 BB: 1 P: 12	R: 0 E: 0 K: 1 S: 8	H: 2 LOB: 2 BB: 0 P: 13	R: 0 E: 0 K: 0 S: 9	H: 1 LOB: 1 BB: 1 P: 17	R: 0 E: 0 K: 1 S: 10	H: 1 LOB: 1 BB: 0 P: 13	R: 0 E: 0 K: 1 S: 11	H: 0 LOB: 1 BB: 1 P: 18	R: 0 E: 0 K: 0 S: 11	H: 1 LOB: 1 BB: 0 P: 15	1B: 6 2B: 3 3B: 0 HR: 1	SF: 0 SAC: 0 DP: 1 HBP: 0	WP: 0 PB: 0 SB: 0 CS: 1	PA: 38								
PITCHER	IP WLS BF H R ER SO BB IBB HBP BLK WP HR S P ERA WHIP																											
Dan Bankhead, R (1, 1) ERA: 4.05	7.0		30	9	2	2	4	2	0	0	0	0	0	1	59	93	2.57	1.571										
Jack Banta, R (8, 1) ERA: 0.57	2.0	W	8	1	0	0	1	1	0	0	0	0	0	0	22	33	0.00	1.000										

Pittsburgh Pirates @ Brooklyn Dodgers
Ebbets Field, Brooklyn, NY
 Sat May 20 1950, 3:33 AM EDT
 Unknown

livebaseballscorecards.com

AB	35
R	2
H	10
RBI	2
BB	3
SO	5
LOB	13



Batter	1	2	3	4	5	6	7	8	9	10	11	AB R H RBI BB SO LOB	TOP														
Pete Castiglione, R OBP: 0.300, SLG: 0.348 (1, 6)	4-0 FC6-4 BB	0-0 PB 1B 1-2 2-H		2-1 F3			3-3 K			1-3 K		4 0 1 1 1 2 0	Pittsburgh Pirates @ Brooklyn Dodgers Ebbets Field, Brooklyn, NY Sat May 20 1950, 3:38 AM EDT Att. 20,311 - Unknown														
Tom Saffell, L OBP: 0.295, SLG: 0.208 (1, 8)	0-0 FC6-4 BB 1-2f	0-1 PB 1B 1-2 2-3		2-2 4-3			2-1 F2			4-1 S BB		4 0 1 0 1 0 1															
Ralph Kiner, R OBP: 0.419, SLG: 0.474 (1, 7)	4-1 BB	0-0 F7			4-2 G5-4-3 BB			1-0 G3		0-0 F8		3 0 0 1 2 0 3															
Nanny Fernandez, R OBP: 0.297, SLG: 0.376 (1, 5)	1-2 F5	2-1 5-3			2-2 G5-4-3 1-2f			2-0 6-3		4-1 FC6-4 BB		4 0 0 0 1 0 5															
Wally Westlake, R OBP: 0.350, SLG: 0.433 (1, 9)	2-3 K				3-2 F5			2-0 F6		3-0 FC6-4 1-2f		4 0 0 0 1 1 4															
Dale Coogan, L OBP: 0.281, SLG: 0.222 (1, 3)		4-2 FC2-5 BB		3-3 K			3-2 F6			2-1 F7		4 0 0 0 1 1 1															
Danny Murtaugh, R OBP: 0.400, SLG: 0.426 (1, 4)		0-2 FC2-5 1B 1-2		4-1 BB			1-2 6-3			1-0 4-3		4 1 1 0 1 0 0															
Clyde McCullough, R OBP: 0.284, SLG: 0.357 (1, 2)		0-0 FC2-5 1B 1-2 2-3f		2-3 K			1-3 K			4-0 S BB		4 1 0 0 1 2 3															
Murry Dickson, R OBP: 0.286, SLG: 0.250 Bill Werle, L OBP: 0.500, SLG: 0.333 (1, 1) (9, 1)		1-2 1B 1B 1-2 2-H		0-3 K			1-0 L7			1-3 K		4 1 1 1 0 2 1 0 0 0 0 0 0 0															
Inning Stats	R: 0 E: 0 K: 1 S: 8	H: 0 LOB: 2 BB: 2 P: 19	R: 3 E: 0 K: 0 S: 15	H: 4 LOB: 2 BB: 1 P: 22	R: 0 E: 0 K: 2 S: 8	H: 0 LOB: 1 BB: 2 P: 21	R: 0 E: 0 K: 1 S: 8	H: 0 LOB: 0 BB: 0 P: 12	R: 0 E: 0 K: 0 S: 9	H: 0 LOB: 0 BB: 1 P: 18	R: 0 E: 0 K: 1 S: 11	H: 0 LOB: 0 BB: 0 P: 16		R: 0 E: 0 K: 1 S: 7	H: 0 LOB: 0 BB: 0 P: 13	R: 0 E: 0 K: 0 S: 3	H: 0 LOB: 0 BB: 0 P: 8	R: 0 E: 0 K: 1 S: 7	H: 0 LOB: 1 BB: 1 P: 15	R: 0 E: 0 K: 1 S: 7	H: 0 LOB: 2 BB: 2 P: 19	R: 0 E: 0 K: 0 S: 4	H: 0 LOB: 0 BB: 0 P: 8	1B: 4 2B: 1 3B: 0 HR: 0	SF: 0 SAC: 0 DP: 2 HBP: 0	WP: 0 PB: 1 SB: 2 CS: 1	PA: 44
PITCHER	IP	WLS	BF	H	R	ER	SO	BB	IBB	HBP	BLK	WP		HR	S	P	ERA	WHIP									
Bud Podbielan, R ERA: 5.2 (1, 1)	0.0		1	0	0	0	0	1	0	0	0	0	0	0	4	∞	∞										
Erv Palica, R ERA: 4.91 (1, 1)	1.1		10	4	3	3	1	2	0	0	0	0	0	20	32	20.25	4.500										
Rex Barney, R ERA: 1.06 (2, 1)	3.2		12	0	0	0	3	3	0	0	0	0	0	28	56	0.00	0.818										
Ralph Branca, R ERA: 6.97 (6, 1)	2.0		6	0	0	0	2	0	0	0	0	0	0	18	29	0.00	0.000										
Jack Banta, R ERA: 0.51 (8, 1)	2.0		7	0	0	0	1	1	0	0	0	0	0	10	23	0.00	0.500										
PITCHER	IP	WLS	BF	H	R	ER	SO	BB	IBB	HBP	BLK	WP	HR	S	P	ERA	WHIP										
Dan Bankhead, R ERA: 3.77 (10, 1)	2.0		8	0	0	0	1	2	0	0	0	0	0	11	27	0.00	1.000										

livebaseballscorecards.com

AB	35
R	3
H	4
RBI	3
BB	9
SO	8
LOB	18



Batter	1	2	3	4	5	6	7	8	9	10	11	AB R H RBI BB SO LOB	BOTTOM	
Pee Wee Reese, R (1, 6) <small>OBP: 0.356, SLG: 0.347</small> Eddie Miksis, R (2, 6) <small>OBP: 0.286, SLG: 0.286</small> Jim Russell, S (9, PH) <small>OBP: 0.357, SLG: 0.646</small> Bobby Morgan, R (10, 5) <small>OBP: 0.361, SLG: 0.275</small>												1 0 1 0 0 0 0 3 0 1 0 0 0 2 1 0 0 0 0 1 1 0 1 0 0 1 0 0	Pittsburgh Pirates @ Brooklyn Dodgers Ebbets Field, Brooklyn, NY Sat May 20 1950, 3:38 AM EDT Att. 20,311 - Unknown	
Gene Hermanski, L (1, 7) <small>OBP: 0.467, SLG: 0.571</small>												6 0 2 0 0 3 3		
Duke Snider, L (1, 8) <small>OBP: 0.405, SLG: 0.458</small>												6 0 2 1 0 0 4		
Jackie Robinson, R (1, 4) <small>OBP: 0.461, SLG: 0.585</small>												5 1 2 0 1 0 3		
Carl Furillo, R (1, 9) <small>OBP: 0.310, SLG: 0.364</small>												5 0 2 1 1 0 1		
Gil Hodges, R (1, 3) <small>OBP: 0.378, SLG: 0.510</small>												3 0 1 1 1 0 1		
Billy Cox, R (1, 5) <small>OBP: 0.273, SLG: 0.323</small> <small>(10, 6)</small>												5 0 0 0 0 1 5		AB 43 R 4 H 14 RBI 4 BB 5 SO 5 LOB 24
Bruce Edwards, R (1, 2) <small>OBP: 0.244, SLG: 0.405</small>												4 1 1 1 1 0 2		
<small>Bud Podbielan, R</small> <small>Erv Palica, R</small> <small>Rex Barney, R</small> <small>Tommy Brown, R</small> <small>Ralph Branca, R</small> <small>George Shuba, L</small> <small>Jack Banta, L</small> <small>Roy Campanella, R</small> <small>Dan Adair, C</small>												0 0 0 0 0 0 0 1 0 1 1 0 0 0 0 2		
Inning Stats	R: 0 H: 2 E: 0 LOB: 1 K: 1 BB: 0 S: 7 P: 13	R: 0 H: 0 E: 0 LOB: 0 K: 0 BB: 0 S: 4 P: 6	R: 0 H: 2 E: 0 LOB: 2 K: 0 BB: 0 S: 8 P: 12	R: 0 H: 1 E: 0 LOB: 1 K: 0 BB: 0 S: 7 P: 9	R: 1 H: 2 E: 0 LOB: 1 K: 1 BB: 0 S: 8 P: 12	R: 0 H: 1 E: 0 LOB: 2 K: 0 BB: 1 S: 5 P: 10	R: 0 H: 0 E: 0 LOB: 0 K: 0 BB: 0 S: 5 P: 6	R: 1 H: 2 E: 0 LOB: 1 K: 0 BB: 0 S: 10 P: 14	R: 1 H: 3 E: 0 LOB: 2 K: 1 BB: 0 S: 16 P: 22	R: 0 H: 0 E: 0 LOB: 2 K: 1 BB: 2 S: 7 P: 17	R: 1 H: 1 E: 0 LOB: 2 K: 1 BB: 2 S: 8 P: 18	1B: 10 SF: 0 2B: 4 SAC: 1 3B: 0 DP: 2 HR: 1 HBP: 1		WP: 0 PA: 50 PB: 0 SB: 0 CS: 1
PITCHER Murry Dickson, R (1, 1) <small>ERA: 3.18</small> Bill Werle, L (9, 1) <small>ERA: 3.94</small>	IP WLS BF H R ER SO BB IBB HBP BLK WP HR S P ERA WHIP 8.2 0 38 12 3 3 3 1 0 1 0 0 1 67 100 3.12 1.500 2.0 L 12 2 1 1 2 2 2 0 0 0 0 0 18 39 4.50 2.000													

livebaseballscores.com

Batter	1	2	3	4	5	6	7	8	9	AB R H RBI BB SO LOB	TOP																
Bobby Adams, R OBP: 0.318, SLG: 0.333 (1, 4)	1-1 F8		0-1 5-3	2-0 FC6-4			4-2 1B BB	1-0 1B		4 0 1 0 1 0 2																	
Peanuts Lowrey, R OBP: 0.371, SLG: 0.321 (1, 7)	1-1 F7		0-0 F8		4-1 BB		1-2 1B	1-1 1-3		4 0 1 0 1 0 1																	
Johnny Wyrostek, L OBP: 0.376, SLG: 0.482 (1, 9) (8, 3)	2-1 1B		0-0 HR		0-0 G3-6-1-4		3-2 G4-6-3		1-0 WP BB F8 1B	5 2 3 1 0 0 3																	
Bob Usher, R OBP: 0.302, SLG: 0.531 Lloyd Merriman, L OBP: 0.410, SLG: 0.424 (1, 8) (8, PH) (8, 8)	1-3 K		3-3 K		3-3 K			4-2 1B 1B L7 BB	4-2 F8 WP 1-2 BB	3 0 0 0 0 3 1 0 1 0 0 2 0 0																	
Johnny Pramesa, R OBP: 0.333, SLG: 0.538 (1, 2)		1-0 5-3		1-0 F9		1-1 F8		2-2 1B HR	4-0 BB BB	4 1 1 0 1 0 0																	
Grady Hatton, L OBP: 0.353, SLG: 0.456 (1, 5)		1-0 HR HBP		2-1 CS 1B		2-2 HR		1-0 1B HR	2-1 F8	4 3 3 2 0 0 2																	
Virgil Stallcup, R OBP: 0.284, SLG: 0.413 (1, 6)		1-2 HR		1-2 1B 3B		0-0 6-3		0-1 L7	0-3 K	5 2 2 3 0 1 4																	
Joe Adcock, R OBP: 0.186, SLG: 0.190 Ted Kluszewski, L OBP: 0.261, SLG: 0.394 Danny Litwhiler, R OBP: 0.324, SLG: 0.406 (1, 3) (8, PH) (8, PH) (8, 9)		1-3 K		3-2 E 1B		1-3 K		1-1 HR	4-1 BB	3 0 1 1 0 2 0 0 0 0 0 0 0 0 1 1 1 3 1 0 0																	
Herm Wehmeier, R OBP: 0.250, SLG: 0.304 (1, 1)		3-2 F7		0-0 E5 FC6-4			0-0 1B 2B	3-2 F9	3-2 F4	5 0 1 0 0 0 4																	
Inning Stats	R: 0 E: 0 K: 1 S: 9	H: 1 LOB: 1 BB: 0 P: 14	R: 2 E: 0 K: 1 S: 11	H: 1 LOB: 0 BB: 0 P: 18	R: 1 E: 0 K: 1 S: 7	H: 1 LOB: 0 BB: 0 P: 10	R: 1 E: 1 K: 0 S: 11	H: 3 LOB: 2 BB: 0 P: 20	R: 0 E: 0 K: 1 S: 5	H: 0 LOB: 0 BB: 1 P: 12	R: 1 E: 0 K: 1 S: 9	H: 1 LOB: 0 BB: 0 P: 13	R: 0 E: 0 K: 0 S: 10	H: 2 LOB: 1 BB: 1 P: 18	R: 4 E: 0 K: 0 S: 19	H: 4 LOB: 1 BB: 1 P: 32	R: 1 E: 0 K: 1 S: 16	H: 1 LOB: 3 BB: 3 P: 34	1B: 8 2B: 1 3B: 1 HR: 4	SF: 0 SAC: 0 DP: 2 HBP: 1	WP: 1 PB: 0 SB: 0 CS: 1	PA: 45					
PITCHER	IP WLS BF H R ER SO BB IBB HBP BLK WP HR S P ERA WHIP																										
Preacher Roe, L ERA: 3.66 (1, 1)	6.0		27	8	5	5	5	1	0	1	0	0	3	53	88	7.50	1.500										
Jack Banta, R ERA: 1.89 (7, 1)	1.1	L	7	3	3	3	0	2	0	0	0	0	0	17	32	20.25	3.750										
Joe Hatten, L ERA: 4.6 (8, 1)	0.2		4	2	1	1	0	0	0	0	0	0	1	11	17	13.50	3.000										
Rex Barney, R ERA: 1.53 (9, 1)	0.2		5	1	1	1	1	2	0	0	0	1	0	10	21	13.50	4.500										
Erv Palica, R ERA: 4.8 (9, 1)	0.1		2	0	0	0	0	1	0	0	0	0	0	6	13	0.00	3.000										

Cincinnati Reds @ Brooklyn Dodgers
 Ebbets Field, Brooklyn, NY
 Sun May 21 1950, 3:33 AM EDT
 Att. 21,366 - Unknown

AB	38
R	10
H	14
RBI	10
BB	6
SO	6
LOB	17



Batter	1	2	3	4	5	6	7	8	9	AB	R	H	RBI	BB	SO	LOB
Eddie Miksis, R (1, 6) Jim Russell, S (8, PH) Bobby Morgan, R (9, 5) OBP: 0.273, SLG: 0.273 OBP: 0.351, SLG: 0.633 OBP: 0.361, SLG: 0.275	0-0 F7	0-1 3B 1B		0-1 5-3		1-0 5-3		2-1 L7		4	1	1	2	0	0	1
George Shuba, L (1, 7) OBP: 0.348, SLG: 0.424	1-3 K	2-0 3B		3-3 K		0-1 G3			4-0 2B BB	4	1	1	2	1	2	1
Duke Snider, L (1, 8) OBP: 0.414, SLG: 0.455	4-1 WP BB	2-3 K2-3			1-1 BB S 1B	2-1 4-3			4-0 2B BB	3	2	1	0	2	1	1
Jackie Robinson, R (1, 4) OBP: 0.450, SLG: 0.566	3-3 K		2-3 K		0-1 L7		0-0 PO 1B		2-2 F5	5	0	1	0	0	2	4
Carl Furillo, R (1, 9) OBP: 0.298, SLG: 0.348		0-2 5-3	0-2 5-3		2-1 5-3		2-3 K		1-3 K	5	0	0	0	0	2	4
Gil Hodges, R (1, 3) OBP: 0.397, SLG: 0.525		4-1 2B 1B BB	0-0 1B		4-0 1B BB		0-0 L7		3-2 1B 2B	3	3	2	2	2	0	1
Billy Cox, R (1, 5) OBP: 0.342, SLG: 0.382		1-2 1B 2B	0-0 F3		4-1 1B BB		1 SAFE 0-0 PO		0-0 G5-4-3 BB 1B	3	1	2	1	2	0	1
Roy Campanella, R (1, 2) OBP: 0.380, SLG: 0.532		4-0 1B 3B IBB		2-2 5-3 SH3-4 1B	0-0 FC6 1B			1-2 G5-4-3	0-0 F4	4	1	2	2	1	0	2
Preacher Roe, R (1, 1) Jack Banja, L (7, 1) Joe Hatten, R (8, 1) Gene Hermanski, L (8, PH) Rex Barney, R (9, 1) Erv Palica, R (9, 1)		2-3 K		1-0 SH3-4	0-1 FC6			4-2 BB		2	0	0	0	0	1	5


Inning Stats	R: 0	H: 0	E: 0	K: 2	S: 10	LOB: 1	BB: 1	P: 18	R: 4	H: 3	E: 0	K: 2	S: 16	LOB: 1	BB: 2	P: 31	R: 0	H: 1	E: 0	K: 1	S: 12	LOB: 1	BB: 0	P: 14	R: 0	H: 1	E: 0	K: 1	S: 12	LOB: 1	BB: 0	P: 18	R: 2	H: 2	E: 0	K: 0	S: 10	LOB: 2	BB: 2	P: 21	R: 0	H: 0	E: 0	K: 1	S: 5	LOB: 0	BB: 0	P: 8	R: 0	H: 1	E: 0	K: 1	S: 5	LOB: 0	BB: 0	P: 7	R: 0	H: 0	E: 0	K: 0	S: 10	LOB: 1	BB: 2	P: 21	R: 3	H: 2	E: 0	K: 1	S: 12	LOB: 1	BB: 2	P: 26	1B: 7	2B: 2	3B: 1	HR: 0	SF: 0	SAC: 1	DP: 1	HBP: 0	WP: 1	PB: 0	SB: 1	CS: 0	PA: 45
PITCHER Herm Wehmeier, R (1, 1) ERA: 5.96	IP	WLS	BF	H	R	ER	SO	BB	IBB	HBP	BLK	WP	HR	S	P	ERA	WHIP																			PITCHER	IP	WLS	BF	H	R	ER	SO	BB	IBB	HBP	BLK	WP	HR	S	P	ERA	WHIP																																

BOTTOM

Cincinnati Reds @ Brooklyn Dodgers
Ebbets Field, Brooklyn, NY

Sun May 21 1950, 3:33 AM EDT
Att. 21,366 - Unknown

AB	34
R	9
H	10
RBI	9
BB	9
SO	8
LOB	21



Batter	1	2	3	4	5	6	7	8	9	AB R H RBI BB SO LOB	TOP	
Lloyd Merriman, L (1, 8) OBP: 0.442, SLG: 0.444	1-0 G6-4-3 1B		1-2 1B		4-0 1B BB		0-0 L6			3 0 2 0 1 0 1		
Peanuts Lowrey, R (1, 7) OBP: 0.379, SLG: 0.321	0-1 G6-4-3 1-2f		0-1 F4		1-2 1B			4-0 1B BB E		3 1 1 0 1 0 2		
Johnny Wyrostek, L (1, 3) OBP: 0.381, SLG: 0.483	1-2 F7		2-2 1-3 1B		0-1 4-3			1-1 FC3-8 1-2 1B		4 0 2 0 0 0 2		
Ron Northey, L (1, 9) OBP: 0.375, SLG: 0.582		0-3 K	0-1 4-3			1-1 4-3		0-1 FC3-6 1-2f 2-H		4 0 0 0 0 1 3		
Grady Hatton, L (1, 5) OBP: 0.349, SLG: 0.447		2-2 1B		0-0 F8		1-1 G3		1-3 K		4 0 1 0 0 1 1		
Johnny Pramesa, R (1, 2) OBP: 0.316, SLG: 0.471		3-1 1-2 1B		0-1 5-3		0-1 4-3		1-3 K		4 0 1 0 0 1 1		
Virgil Stallcup, R (1, 6) OBP: 0.273, SLG: 0.396		0-0 F7		1-1 F2			0-2 F2		1-2 4-3	4 0 0 0 0 0 2		
Bobby Adams, R (1, 4) OBP: 0.308, SLG: 0.321 Ted Kluszewski, L (9, PH) OBP: 0.257, SLG: 0.388		1-3 K		1-3 K			0-2 6-3		2-3 K	3 0 0 0 0 2 2 1 0 0 0 0 1 0		
Howie Fox, R (1, 1) OBP: 0.143, SLG: 0.143 Harry Perkowski, L (7, PH) OBP: 0.667, SLG: 0.667 (7, 1)			1-1 F7		0-0 L7		0-1 1B		0-3 K	2 0 0 0 0 0 0 2 0 1 0 0 1 0		
Inning Stats	R: 0 H: 1 E: 0 LOB: 0 K: 0 BB: 0 S: 7 P: 9	R: 0 H: 2 E: 0 LOB: 2 K: 2 BB: 0 S: 14 P: 20	R: 0 H: 2 E: 0 LOB: 2 K: 0 BB: 0 S: 13 P: 17	R: 0 H: 0 E: 0 LOB: 0 K: 0 BB: 0 S: 5 P: 6	R: 0 H: 1 E: 0 LOB: 2 K: 1 BB: 1 S: 9 P: 15	R: 0 H: 0 E: 0 LOB: 0 K: 0 BB: 0 S: 6 P: 8	R: 0 H: 1 E: 0 LOB: 1 K: 0 BB: 0 S: 9 P: 9	R: 1 H: 1 E: 1 LOB: 1 K: 2 BB: 1 S: 10 P: 17	R: 0 H: 0 E: 0 LOB: 0 K: 2 BB: 0 S: 9 P: 12	1B: 8 SF: 0 2B: 0 SAC: 0 3B: 0 DP: 1 HR: 0 HBP: 0	WP: 0 PA: 36 PB: 0 SB: 0 CS: 0	
PITCHER Don Newcombe, R (1, 1) ERA: 4.31	IP WLS BF H R ER SO BB IBB HBP BLK WP HR S P ERA WHIP	9.0 W 36 8 1 0 7 2 0 0 0 0 0 0 82 113 0.00 1.111										

Cincinnati Reds @ Brooklyn Dodgers
Ebbets Field, Brooklyn, NY
Mon May 22 1950, 3:33 AM EDT
Att: 20,075 - Unknown

livebaseballscorecards.com

AB	34
R	1
H	8
RBI	0
BB	2
SO	7
LOB	14



Batter	1	2	3	4	5	6	7	8	9	AB	R	H	RBI	BB	SO	LOB
Eddie Miksis, R OBP: 0.214, SLG: 0.214 (1, 6)	1-1 4-3		1-1 1-3		2-2 6-3		1-0 SH1-3			3	0	0	0	0	0	0
George Shuba, L OBP: 0.342, SLG: 0.403 (1, 7)	4-1 1B 1B BB		2-3 K		1-2 F3		2-3 K			3	1	0	0	1	2	1
Duke Snider, L OBP: 0.417, SLG: 0.451 (1, 8)	0-0 FC5-4 1-3 1B CS 1B			4-2 1B 1B BB	1-0 L7			0-0 F7		3	1	1	0	1	0	0
Jackie Robinson, R OBP: 0.452, SLG: 0.563 (1, 4)	0-1 FC5-4 1-2 1B			1-1 1-3 1B 1B	2-2 G3			1-0 F9		4	1	2	1	0	0	0
Carl Furillo, R OBP: 0.304, SLG: 0.353 (1, 9)	2-2 FC5-4 1-2f 2-3			3-2 1-2 3-H 1B E 1B	3-2 1B			0-0 L7		4	1	2	1	0	0	2
Gil Hodges, R OBP: 0.395, SLG: 0.519 (1, 3)	3-2 CS 3-H	2-1 3-1		0-0 E G6-4-3 1B	0-3 K					3	1	1	1	0	1	1
Billy Cox, R OBP: 0.317, SLG: 0.351 (1, 5)		0-1 5-3		2-1 E1 G6-4-3	1-0 4-3					3	0	0	0	0	0	2
Roy Campanella, R OBP: 0.378, SLG: 0.523 (1, 2)		1-3 K		1-0 G6-4-3 1-2f 3-H 1B	2-1 SH1-3 SH1-4 1B					3	0	1	0	0	1	1
Don Newcombe, L OBP: 0.455, SLG: 0.333 (1, 1)			2-1 1B	1-1 1-3	1-0 SH1-4					2	0	1	0	0	0	0


Inning Stats	R: 1	H: 2	E: 0	K: 0	S: 12	LOB: 1	BB: 1	P: 22	R: 0	H: 0	E: 0	K: 1	S: 7	LOB: 0	BB: 0	P: 10	R: 0	H: 1	E: 0	K: 1	S: 7	LOB: 0	BB: 0	P: 12	R: 4	H: 3	E: 1	K: 0	S: 14	LOB: 0	BB: 1	P: 26	R: 0	H: 0	E: 0	K: 0	S: 7	LOB: 0	BB: 0	P: 11	R: 0	H: 1	E: 0	K: 1	S: 11	LOB: 1	BB: 0	P: 17	R: 0	H: 1	E: 0	K: 1	S: 7	LOB: 1	BB: 0	P: 13	R: 0	H: 0	E: 0	K: 0	S: 3	LOB: 0	BB: 0	P: 4
PITCHER	IP	WLS	BF	H	R	ER	SO	BB	IBB	HBP	BLK	WP	HR	S	P	ERA	WHIP																																															
Howie Fox, R ERA: 6.2 (1, 1)	6.0	L	25	7	5	3	3	2	0	0	0	0	0	58	98	4.50	1.500																																															
Harry Perkowski, L ERA: 7.11 (7, 1)	2.0		7	1	0	0	1	0	0	0	0	0	0	10	17	0.00	0.500																																															

BOTTOM

Cincinnati Reds @ Brooklyn Dodgers
Ebbets Field, Brooklyn, NY

Mon May 22 1950, 3:33 AM EDT
Att. 20,075 - Unknown

AB	28
R	5
H	8
RBI	3
BB	2
SO	4
LOB	7



WP: 0	PA: 33
PB: 0	
SB: 0	
CS: 1	

livebaseballscorecards.com

Batter	1	2	3	4	5	6	7	8	9	AB R H RBI BB SO LOB	TOP											
Wayne Terwilliger, R OBP: 0.378, SLG: 0.486 (1, 4)	1-0 4-3		0-2 BLK 1B		1-2 F7	1-3 K		3-2 FC5-4 CS 1-2f		5 0 1 0 0 1 2												
Bob Ramazzotti, R OBP: 0.333, SLG: 0.333 (1, 5)	0-0 F9		0-0 F9 1-2		1-0 S 1B		1-2 6-3	1-1 CS 1-2	1-0 FC3-6 1B	5 0 2 0 0 0 1												
Phil Cavarretta, L OBP: 0.414, SLG: 0.593 (1, 3)	3-2 G3			0-0 4-3 2B 1B	3-1 1-3		3-2 F7		1-1 FC3-6 WP 1-2f	5 1 1 0 0 0 2												
Hank Edwards, L OBP: 0.489, SLG: 0.675 (1, 9)		0-0 FC5-4 1B		1-1 4-3 1-2		3-3 K	4-0 BB WP BB		1-0 F9 1-2	4 0 1 0 1 1 2												
Andy Pafko, R OBP: 0.458, SLG: 0.640 (1, 8)		2-2 FC5-4 1-2f		1-0 1B 2B		2-0 HR	4-0 BB BB		1-0 F8	4 2 2 2 1 0 2												
Hank Sauer, R OBP: 0.412, SLG: 0.435 (1, 7)		0-1 F4		1-1 2-H 1B		4-1 HR BB	4-0 1-2 2-3 BB			2 1 1 1 2 0 1												
Roy Smalley, R OBP: 0.267, SLG: 0.371 (1, 6)		1-3 K		1-3 K		0-2 1-H HR	2-1 F5			4 1 1 2 0 2 5												
Mickey Owen, R OBP: 0.232, SLG: 0.250 (1, 2)			3-3 K	1-2 F8		1-1 L8		1-1 E5 FC3-6		4 0 0 0 0 1 1												
Johnny Schmitz, R OBP: 0.130, SLG: 0.091 (1, 1)			0-1 F6		0-1 F3	3-2 E3		0-0 FC3-6 FC5-4 1-2f		4 0 0 0 0 0 1												
Inning Stats	R: 0 E: 0 K: 0 S: 5	H: 0 LOB: 0 BB: 0 P: 9	R: 0 E: 0 K: 1 S: 9	H: 1 LOB: 1 BB: 0 P: 12	R: 0 E: 0 K: 1 S: 9	H: 1 LOB: 1 BB: 0 P: 12	R: 2 E: 0 K: 1 S: 13	H: 3 LOB: 1 BB: 0 P: 18	R: 0 E: 0 K: 0 S: 8	H: 1 LOB: 1 BB: 0 P: 13	R: 3 E: 1 K: 2 S: 16	H: 2 LOB: 1 BB: 1 P: 30	R: 0 E: 0 K: 0 S: 8	H: 0 LOB: 3 BB: 3 P: 26	R: 0 E: 1 K: 0 S: 8	H: 0 LOB: 0 BB: 0 P: 13	R: 0 E: 0 K: 0 S: 5	H: 1 LOB: 1 BB: 0 P: 9	1B: 6 2B: 1 3B: 0 HR: 2	SF: 0 SAC: 0 DP: 0 HBP: 0	WP: 2 PB: 0 SB: 1 CS: 1	PA: 42
PITCHER	IP WLS BF H R ER SO BB IBB HBP BLK WP HR S P ERA WHIP																					
Ralph Branca, R ERA: 7.16 (1, 1)	6.0 L 28 8 5 5 5 1 0 0 1 0 2 60 94 7.50 1.500																					
Rex Barney, R ERA: 1.45 (7, 1)	1.0 6 0 0 0 0 3 0 0 0 1 0 8 26 0.00 3.000																					
Jack Banta, R ERA: 1.71 (8, 1)	2.0 7 1 0 0 0 0 0 0 0 1 0 13 22 0.00 0.500																					

Chicago Cubs @ Brooklyn Dodgers
Ebbets Field, Brooklyn, NY
Tue May 23 1950, 3:33 AM EDT
Att. 7,969 - Unknown

livebaseballscorecards.com

AB	37
R	5
H	9
RBI	5
BB	4
SO	5
LOB	17



Batter	1	2	3	4	5	6	7	8	9	AB	R	H	RBI	BB	SO	LOB
Eddie Miksis, R OBP: 0.176, SLG: 0.176 Tommy Brown, R OBP: 0.333, SLG: 0.667 Bobby Morgan, R OBP: 0.361, SLG: 0.275	1-2 4-3		0-0 5-3		1-0 5-3		1-0 F7			3	0	0	0	0	0	0
Billy Cox, R OBP: 0.333, SLG: 0.375	1-0 1-3			4-1 2B BB		0-0 2B 2B		0-0 F5		3	2	1	0	1	0	0
Jim Russell, S OBP: 0.361, SLG: 0.635	1-2 F9			1-0 1-H 2B		1-0 2-3 2B		4-1 1-3 BB		3	1	1	1	1	0	1
Jackie Robinson, R OBP: 0.445, SLG: 0.561		1-0 F4		0-0 F7		2-1 2-H 3-H F4 2B		3-2 1-3		4	1	1	2	0	0	2
Carl Furillo, R OBP: 0.302, SLG: 0.350		0-1 FC6-4 1B		0-1 F5		0-1 6-3		1-0 6-3		4	0	1	0	0	0	3
Gil Hodges, R OBP: 0.390, SLG: 0.505		1-2 FC6-4 1-2f		4-2 BB		1-0 2-H F4		0-0 L6		3	0	0	1	1	0	1
Duke Snider, L OBP: 0.403, SLG: 0.434		1-1 4-3		0-1 G3		1-3 K		0-1 4-3		4	0	0	0	0	1	3
Roy Campanella, R OBP: 0.359, SLG: 0.493			2-2 6-3		2-2 1-3		3-2 5-3		1-0 5-3	4	0	0	0	0	0	0
Ralph Branca, R Rex Barney, R Bruce Edwards, R Jack Banta, L			2-3 K		1-3 K		0-3 K			2	0	0	0	0	2	0
										0	0	0	0	0	0	0
										1	0	0	0	0	1	0
										0	0	0	0	0	0	0
Inning Stats	R: 0 H: 0 E: 0 LOB: 0 K: 0 BB: 0 S: 9 P: 12	R: 0 H: 1 E: 0 LOB: 1 K: 0 BB: 0 S: 8 P: 11	R: 0 H: 0 E: 0 LOB: 0 K: 1 BB: 0 S: 8 P: 12	R: 1 H: 1 E: 0 LOB: 2 K: 0 BB: 2 S: 9 P: 18	R: 0 H: 0 E: 0 LOB: 0 K: 1 BB: 0 S: 7 P: 11	R: 3 H: 2 E: 2 LOB: 0 K: 1 BB: 0 S: 10 P: 15	R: 0 H: 0 E: 0 LOB: 0 K: 1 BB: 0 S: 8 P: 12	R: 0 H: 0 E: 0 LOB: 1 K: 0 BB: 1 S: 6 P: 14	R: 0 H: 0 E: 0 LOB: 0 K: 0 BB: 0 S: 4 P: 5	1B: 1 SF: 0 2B: 3 SAC: 0 3B: 0 DP: 0 HR: 0 HBP: 0	WP: 0 PA: 35 PB: 0 SB: 0 CS: 0					
PITCHER Johnny Schmitz, L ERA: 3.4	IP: 9.0 WLS: 4 W: 4 BF: 35 H: 4 R: 4 ER: 2 SO: 4 BB: 3 IBB: 0 HBP: 0 BLK: 0 WP: 0 HR: 0 S: 69 P: 110 ERA: 2.00 WHIP: 0.778															

BOTTOM

Chicago Cubs @ Brooklyn Dodgers
Ebbets Field, Brooklyn, NY
Tue May 23 1950, 3:33 AM EDT
Att. 7,969 - Unknown

livebaseballscorecards.com

AB	32
R	4
H	4
RBI	4
BB	3
SO	4
LOB	10



Batter	1	2	3	4	5	6	7	8	9	AB R H RBI BB SO LOB	TOP											
Wayne Terwilliger, R OBP: 0.374, SLG: 0.477 (1, 4)	3-2 6-3 1B		1-0 5-3			0-0 L7		1-1 F4		4 0 1 0 0 0 1												
Bob Ramazzotti, R OBP: 0.385, SLG: 0.462 (1, 5)	1-0 6-3 1-2		1-0 F9			1-0 1-3 1B		1-0 CS 1-2	1-1 FC4-6 2B	4 0 2 0 0 0 1												
Phil Cavarretta, L OBP: 0.424, SLG: 0.567 (1, 3)	4-2 BB				0-0 B1-3	2-1 1-3 1-2			3-1 FC4-6 1B	3 0 1 0 1 0 1												
Hank Edwards, L OBP: 0.449, SLG: 0.614 (1, 9)	2-3 K				0-0 F7	0-0 F5			0-1 FC4-6 BB 1-2f 2-3	4 0 0 0 0 1 5												
Andy Pafko, R OBP: 0.468, SLG: 0.670 (1, 8)	1-2 F7				2-1 HR			4-1 G5-4-3 BB	4-2 BB 1-2	2 1 1 1 2 0 2												
Hank Sauer, R OBP: 0.396, SLG: 0.416 (1, 7)		2-2 F7			0-0 F9			1-2 G5-4-3 1-2f	1-0 F7	4 0 0 0 0 0 4												
Roy Smalley, R OBP: 0.257, SLG: 0.356 (1, 6)			0-0 6-3			1-3 K		3-2 L5	1-1 F9	4 0 0 0 0 1 3												
Mickey Owen, R OBP: 0.220, SLG: 0.236 (1, 2)			1-1 4-3			1-0 L9			2-1 1-3	3 0 0 0 0 0 0												
Bob Rush, R OBP: 0.304, SLG: 0.273 (1, 1)			0-3 K			3-2 1-3			4-0 CS BB	2 0 0 0 1 1 0												
Inning Stats	R: 0 E: 0 K: 1 S: 13	H: 1 LOB: 2 BB: 1 P: 24	R: 0 E: 0 K: 0 S: 6	H: 0 LOB: 0 BB: 0 P: 9	R: 0 E: 0 K: 1 S: 5	H: 0 LOB: 0 BB: 0 P: 7	R: 1 E: 0 K: 0 S: 5	H: 1 LOB: 0 BB: 0 P: 7	R: 0 E: 0 K: 1 S: 7	H: 0 LOB: 0 BB: 0 P: 12	R: 0 E: 0 K: 0 S: 5	H: 1 LOB: 1 BB: 0 P: 8	R: 0 E: 0 K: 0 S: 8	H: 0 LOB: 0 BB: 1 P: 16	R: 0 E: 0 K: 0 S: 4	H: 0 LOB: 0 BB: 1 P: 12	R: 0 E: 0 K: 0 S: 13	H: 2 LOB: 3 BB: 1 P: 23	1B: 3 2B: 1 3B: 0 HR: 1	SF: 0 SAC: 0 DP: 1 HBP: 0	WP: 0 PB: 0 SB: 0 CS: 1	PA: 35
PITCHER Dan Bankhead, R ERA: 3.11 (1, 1)	IP: 9.0 WLS: W BF: 34 H: 5 R: 1 ER: 1 SO: 3 BB: 4 IBB: 0 HBP: 0 BLK: 0 WP: 0 HR: 1 S: 66 P: 118 ERA: 1.00 WHIP: 1.000																				PITCHER IP: 9.0 WLS: W BF: 34 H: 5 R: 1 ER: 1 SO: 3 BB: 4 IBB: 0 HBP: 0 BLK: 0 WP: 0 HR: 1 S: 66 P: 118 ERA: 1.00 WHIP: 1.000	

Chicago Cubs @ Brooklyn Dodgers
Ebbets Field, Brooklyn, NY
Wed May 24 1950, 3:33 AM EDT
Att. 20,049 - Unknown

livebaseballscorecards.com

AB	30
R	1
H	5
RBI	1
BB	4
SO	3
LOB	17



Batter	1	2	3	4	5	6	7	8	9	AB R H RBI BB SO LOB	TOP	
Wayne Terwilliger, R (1, 4) OBP: 0.375, SLG: 0.482	0-2 F9 ①		0-2 6-3 ②		1-2 S 1B 2B	1-0 WP 1B			3-2 E5 FC4-6	5 1 2 0 0 0 0		
Bob Ramazzotti, R (1, 5) OBP: 0.333, SLG: 0.353	0-0 F2 ②		0-2 1-3 ③		2-1 6-3 ①	4-1 1B			3-1 F8 ①	4 0 0 0 1 0 2		
Phil Cavarretta, L (1, 3) OBP: 0.395, SLG: 0.500	0-0 F7 ③			4-0 BLK HR BB	2-3 K ②	0-0 F8 ③			1-2 FC4-6 FC5-4 1-2f	4 1 0 0 1 1 4		
Hank Sauer, R (1, 7) OBP: 0.396, SLG: 0.447		3-3 K ①		1-0 1B HR	2-1 1B 1B				1-0 FC5-4 1-2f	5 1 2 3 0 2 1		
Andy Pafko, R (1, 8) OBP: 0.470, SLG: 0.660		0-1 5-3 ②		4-0 G5-4-3 1B BB	0-1 1B BB					3 1 1 0 1 0 0		
Roy Smalley, R (1, 6) OBP: 0.274, SLG: 0.365		0-0 2B 1B		0-0 G5-4-3 1B	4-2 1B BB					3 0 2 0 1 1 0		
Bob Borkowski, R (1, 9) OBP: 0.353, SLG: 0.231		2-2 1B 2B		2-0 G5-4-3 1-2f 2-3	2-2 1-3 ③					4 0 1 0 0 0 5		
Mickey Owen, R (1, 2) OBP: 0.222, SLG: 0.237		2-0 5-3 ③		1-0 3-H 1B		0-1 6-3 ①				4 0 1 1 0 0 2		
Bill Voiselle, R (1, 1) OBP: 0.167, SLG: 0.167			2-1 6-3 ①		0-1 4-3 ③					2 0 0 0 0 0 1		
Randy Jackson, R (6, PH) OBP: 0.243, SLG: 0.353						3-2 F5 ②				1 0 0 0 0 0 0		
Monk Dubiel, R (6, 1)										0 0 0 0 0 0 0		
Bob Scheffing, R (8, PH) OBP: 0.111, SLG: 0.222										1 0 0 0 0 0 0		
Doyle Lade, R (8, 1) OBP: 0.500, SLG: 0.500										0 0 0 0 0 0 0		
Inning Stats	R: 0 H: 0 E: 0 K: 0 S: 5 LOB: 0 BB: 0 P: 5	R: 0 H: 2 E: 0 K: 1 S: 10 LOB: 2 BB: 0 P: 17	R: 0 H: 0 E: 0 K: 0 S: 9 LOB: 0 BB: 0 P: 11	R: 3 H: 3 E: 0 K: 0 S: 6 LOB: 1 BB: 2 P: 18	R: 1 H: 3 E: 0 K: 1 S: 17 LOB: 3 BB: 1 P: 30	R: 0 H: 1 E: 0 K: 0 S: 12 LOB: 2 BB: 1 P: 20	R: 0 H: 0 E: 0 K: 2 S: 8 LOB: 0 BB: 0 P: 12	R: 0 H: 0 E: 0 K: 0 S: 10 LOB: 0 BB: 0 P: 15	R: 0 H: 0 E: 1 K: 0 S: 11 LOB: 1 BB: 0 P: 19	1B: 6 SF: 0 2B: 2 SAC: 0 3B: 0 DP: 1 HR: 1 HBP: 0	WP: 1 PA: 40 PB: 0 SB: 1 CS: 0	
PITCHER Preacher Roe, L (1, 1) ERA: 3.72	IP WLS BF H R ER SO BB IBB HBP BLK WP HR S P ERA WHIP	9.0 W 40 9 4 4 4 4 4 0 0 1 1 1 88 147 4.00 1.444										

Chicago Cubs @ Brooklyn Dodgers
Ebbets Field, Brooklyn, NY
Thu May 25 1950, 3:33 AM EDT
Att. 4,586 - Unknown

livebaseballscorecards.com

AB	36
R	4
H	9
RBI	4
BB	4
SO	4
LOB	15



Batter	1	2	3	4	5	6	7	8	9	AB	R	H	RBI	BB	SO	LOB	BOTTOM			
Billy Cox, R OBP: 0.333, SLG: 0.375 (1, 5) (8, 6)	3-1 HR 2B	0-0 6-3		2-2 S 1B		3-2 F3		2-1 4-3		5	1	2	0	0	0	0				
George Shuba, L OBP: 0.366, SLG: 0.514 (1, 7)	3-1 HR 2-H		3-3 K	3-2 F8 1-2		4-1 BB		2-2 WP 2B		4	1	2	2	1	1	1				
Duke Snider, L OBP: 0.406, SLG: 0.461 (1, 8)	0-0 1B L7 1B		0-0 4-3		0-1 1-3 1B 1B	1-0 4-1		1-3 K		5	2	2	0	0	1	2				
Jackie Robinson, R OBP: 0.452, SLG: 0.554 (1, 4)	3-1 7-5 1B 1B		4-1 BB BB		1-1 1-3 1-2		4-0 1B 1B BB		2-0 1 0 2 0 1											
Carl Furillo, R OBP: 0.307, SLG: 0.346 (1, 9)	2-2 L7 3-H		4-2 FC6-4 BB		2-1 F2		1-0 BB 1B 1B		3 0 1 1 1 0 2											
Gil Hodges, R OBP: 0.397, SLG: 0.500 (1, 3)	1-2 1-2 1B		0-2 FC6-4 1-2f		0-0 E 2-H 1B		3-2 BB 1B		4 0 3 1 0 0 2											
Eddie Miksis, R OBP: 0.130, SLG: 0.130 (1, 6)	0-1 7-5 2-3f			0-0 F8	3-1 E5 FC5-4 1-3		4-2 BB 1B BB		3 0 0 0 0 0 3											
Gene Hermanski, L OBP: 0.529, SLG: 0.571 (7, PH)									0 0 0 0 0 1 0 0											
Bobby Morgan, R OBP: 0.361, SLG: 0.275 (8, 5)									0 0 0 0 0 0 0											
Roy Campanella, R OBP: 0.353, SLG: 0.553 (1, 2)		2-0 F7		3-1 HR	0-0 FC5-4 1-2f		2-1 G6-4-3 1-2f		4 1 1 1 0 0 5											
Preacher Roe, R OBP: 0.167, SLG: 0.176 (1, 1)		1-3 K		0-1 B1		2-2 4-3		2-3 K		4 0 0 0 0 2 0										
Inning Stats	R: 3 E: 0 K: 0 S: 15	H: 5 LOB: 1 BB: 0 P: 27	R: 0 E: 0 K: 1 S: 5	H: 0 LOB: 0 BB: 0 P: 8	R: 0 E: 0 K: 1 S: 11	H: 0 LOB: 2 BB: 2 P: 22	R: 1 E: 0 K: 0 S: 13	H: 2 LOB: 1 BB: 0 P: 21	R: 1 E: 1 K: 0 S: 10	H: 2 LOB: 2 BB: 0 P: 16	R: 0 E: 0 K: 0 S: 9	H: 0 LOB: 1 BB: 1 P: 19	R: 0 E: 0 K: 0 S: 8	H: 2 LOB: 2 BB: 2 P: 22	R: 0 E: 0 K: 2 S: 16	H: 1 LOB: 1 BB: 0 P: 23	1B: 8 2B: 3 3B: 0 HR: 2	SF: 0 SAC: 0 DP: 2 HBP: 0	WP: 1 PB: 0 SB: 1 CS: 0	PA: 39
PITCHER	IP WLS BF H R ER SO	IP WLS BF H R ER SO	IP WLS BF H R ER SO	IP WLS BF H R ER SO	IP WLS BF H R ER SO	IP WLS BF H R ER SO	IP WLS BF H R ER SO	IP WLS BF H R ER SO	IP WLS BF H R ER SO	IP WLS BF H R ER SO	IP WLS BF H R ER SO	IP WLS BF H R ER SO	IP WLS BF H R ER SO	IP WLS BF H R ER SO	IP WLS BF H R ER SO	IP WLS BF H R ER SO	ERA WHIP	ERA WHIP		
Bill Voiselle, R ERA: 4.5 (1, 1)	5.0 L																			
Monk Dubiel, R ERA: 4.34 (6, 1)	2.0																			
Doyle Lade, R ERA: 6.46 (8, 1)	1.0																			

Chicago Cubs @ Brooklyn Dodgers
Ebbets Field, Brooklyn, NY
 Thu May 25 1950, 3:33 AM EDT
 Att. 4,586 - Unknown

livebaseballscorecards.com

AB	34
R	5
H	12
RBI	5
BB	5
SO	4
LOB	16



Batter	1	2	3	4	5	6	7	8	9	AB R H RBI BB SO LOB	TOP											
Billy Cox, R (1, 5) OBP: 0.305, SLG: 0.340	0-1 6-3		2-0 F6		1-1 2-3		0-0 F7	0-0 F4		5 0 0 0 0 0 3												
George Shuba, L (1, 7) OBP: 0.345, SLG: 0.480	3-2 F4		1-1 3-1		1-2 F8		2-2 F4		1-2 F4	5 0 0 0 0 0 1												
Duke Snider, L (1, 8) OBP: 0.413, SLG: 0.467	0-0 1B			0-0 1B		2-2 E 1B SH5-3	0-1 F7		0-0 4-3	5 3 3 0 0 0 0												
Jackie Robinson, R (1, 4) OBP: 0.468, SLG: 0.578	1-1 1B			2-1 FC5-4 1B		0-1 SH5-3		1-0 E 2B	0-0 1B	4 1 4 1 0 0 0												
Carl Furillo, R (1, 9) OBP: 0.303, SLG: 0.341	1-0 F7			2-2 FC5-4 FC6-4 1-2f 3-H		2-2 E4 SH1-3 1B		0-0 E8 1B	0-1 F9	5 1 1 1 0 0 4												
Gil Hodges, R (1, 3) OBP: 0.400, SLG: 0.500		0-1 1-3		1-2 F7		0-0 SH1-3 1B		0-0 FC4-6 SH5-3 1B		4 0 2 2 0 0 1												
Eddie Miksis, R (1, 6) OBP: 0.120, SLG: 0.120		2-2 F3		0-0 FC6-4 1-2f		0-1 SH1-3		0-0 SH5-3		2 0 0 0 0 0 1												
Roy Campanella, R (1, 2) OBP: 0.371, SLG: 0.577		0-1 6-3			0-2 3B	4-0 IBB		4-0 FC4-6 IBB		2 0 1 0 2 0 0												
Jack Banta, L (1, 1) OBP: 0.371, SLG: 0.577			3-2 F7		0-0 4-3	0-3 K		3-2 FC4-6		4 0 0 0 0 1 6												
Inning Stats	R: 1 E: 0 K: 0 S: 10	H: 2 LOB: 1 BB: 0 P: 15	R: 0 E: 0 K: 0 S: 8	H: 0 LOB: 0 BB: 0 P: 10	R: 0 E: 0 K: 0 S: 7	H: 0 LOB: 0 BB: 0 P: 13	R: 1 E: 1 K: 0 S: 11	H: 2 LOB: 1 BB: 0 P: 16	R: 0 E: 0 K: 0 S: 10	H: 1 LOB: 1 BB: 0 P: 12	R: 1 E: 1 K: 1 S: 14	H: 2 LOB: 3 BB: 1 P: 22	R: 0 E: 0 K: 0 S: 6	H: 0 LOB: 0 BB: 0 P: 8	R: 2 E: 1 K: 0 S: 8	H: 3 LOB: 2 BB: 1 P: 16	R: 0 E: 0 K: 0 S: 7	H: 1 LOB: 1 BB: 0 P: 8	1B: 9 2B: 1 3B: 1 HR: 0	SF: 0 SAC: 3 DP: 0 HBP: 0	WP: 0 PB: 0 SB: 1 CS: 0	PA: 41
PITCHER	IP WLS BF H R ER SO BB IBB HBP BLK WP HR S P ERA WHIP												PITCHER	IP WLS BF H R ER SO BB IBB HBP BLK WP HR S P ERA WHIP								
Johnny Sain, R (1, 1) ERA: 3.97	7.0 L 33 10 5 5 1 0 0 0 0 0 0 0 69 100 6.43 1.429																					
Bobby Hogue, R (8, 1) ERA: 1.46	2.0 8 1 0 0 0 0 0 1 0 0 0 0 12 20 0.00 0.500																					

Brooklyn Dodgers @ Boston Braves
Braves Field, Boston, MA
 Fri May 26 1950, 3:33 AM EDT
 Att: 29,795 - Unknown

livebaseballscorecards.com

AB	36
R	5
H	11
RBI	4
BB	2
SO	1
LOB	16



Batter	1	2	3	4	5	6	7	8	9	AB	R	H	RBI	BB	SO	LOB
Sam Jethroe, S OBP: 0.354, SLG: 0.507 (1, 8)	1-0 5-3		1-1 F8		1-1 1-2 1B			1-2 F2		4	0	1	0	0	0	0
Earl Torgeson, L OBP: 0.410, SLG: 0.375 (1, 3)	1-0 BB 1B		3-1 F4		2-3 K			0-0 B1-3		4	0	1	0	0	1	2
Pete Reiser, L OBP: 0.410, SLG: 0.424 (1, 7)	4-2 G5-4-3 1-2 BB			2-2 G6-4-3 1B			1-0 F2	4-2 BB		2	0	1	0	2	0	0
Bob Elliott, R OBP: 0.311, SLG: 0.421 (1, 5)	0-2 G5-4-3 1-2f			1-0 G6-4-3 1-2f			0-1 F8	3-2 F5		4	0	0	0	0	0	4
Walker Cooper, R OBP: 0.294, SLG: 0.446 (1, 2)		0-1 5-3		1-3 K			4-1 BB		2-1 6-3	3	0	0	0	1	1	0
Willard Marshall, L OBP: 0.304, SLG: 0.331 (1, 9)		1-2 F2			0-0 F6	0-0 F6			1-0 F3	4	0	0	0	0	0	1
Gene Mauch, R OBP: 0.286, SLG: 0.250 (1, 4)		4-2 BB			1-1 1B 2B			2-2 E5 G1-6-3	3-2 5-3	3	1	1	0	1	0	0
Buddy Kerr, R OBP: 0.250, SLG: 0.302 (1, 6)		1-0 F7			3-2 F6			2-2 F9		3	0	0	0	0	0	3
Johnny Sain, R OBP: 0.269, SLG: 0.280 Bobby Hogue, R (8, 1)			3-2 F9		2-1 1B 1B			0-0 G1-6-3 1-2f		3	0	1	1	0	0	1
										0	0	0	0	0	0	0

Inning Stats	R: 0 E: 0 K: 0 S: 7	H: 1 LOB: 1 BB: 1 P: 13	R: 0 E: 0 K: 0 S: 9	H: 0 LOB: 1 BB: 1 P: 15	R: 0 E: 0 K: 0 S: 8	H: 0 LOB: 0 BB: 0 P: 15	R: 0 E: 0 K: 1 S: 8	H: 1 LOB: 0 BB: 0 P: 12	R: 0 E: 0 K: 1 S: 15	H: 3 LOB: 2 BB: 0 P: 24	R: 0 E: 0 K: 0 S: 5	H: 0 LOB: 1 BB: 1 P: 10	R: 0 E: 1 K: 0 S: 7	H: 0 LOB: 0 BB: 0 P: 11	R: 0 E: 0 K: 0 S: 12	H: 0 LOB: 1 BB: 1 P: 20	R: 0 E: 0 K: 0 S: 7	H: 0 LOB: 0 BB: 0 P: 13	1B: 4 2B: 1 3B: 0 HR: 0	SF: 0 SAC: 0 DP: 3 HBP: 0	WP: 0 PB: 0 SB: 0 CS: 0	PA: 34 ERA WHIP
PITCHER Jack Banta, R ERA: 1.5 (1, 1)	IP 9.0	WLS W	BF 34	H 5	R 1	ER 1	SO 2	BB 4	IBB 0	HBP 0	BLK 0	WP 0	HR 0	S 78	P 133	ERA 1.00	WHIP 1.000					


BOTTOM

Brooklyn Dodgers @ Boston Braves
Braves Field, Boston, MA

Fri May 26 1950, 3:33 AM EDT
Att. 29,795 - Unknown

livebaseballscorecards.com

AB	30
R	1
H	5
RBI	1
BB	4
SO	2
LOB	11



Batter	1	2	3	4	5	6	7	8	9	AB R H RBI BB SO LOB	TOP	
Billy Cox, R OBP: 0.297, SLG: 0.328 (1, 5) C B F F X	1-2 F5 1B	2-0 1B 1B		2-2 1-3			0-0 F7		1-0 5-3	5 0 1 0 0 0 2		
George Shuba, L OBP: 0.326, SLG: 0.450 (1, 7) B C B F X	2-2 4-3	1-0 1-3			0-0 F3		0-2 L9		0-1 F4	5 0 0 0 0 0 2		
Duke Snider, L OBP: 0.415, SLG: 0.468 (1, 8) B B X	2-0 1B E 1B		1-3 K		2-2 6-3		0-1 BB 1B			4 1 2 0 0 1 0		
Jackie Robinson, R OBP: 0.469, SLG: 0.571 (1, 4) C X	0-1 E 1B		2-0 6-3		1-0 5-3		4-1 FC5-4 BB			3 0 1 0 1 0 0		
Carl Furillo, R OBP: 0.295, SLG: 0.331 (1, 9) B C B F X	3-2 E5 FC6-4 1-2 3-H		2-1 F9		0-0 6-3		0-0 FC5-4 1-2f			4 0 0 0 0 0 3		
Gil Hodges, R OBP: 0.396, SLG: 0.488 (1, 3) X	0-0 FC6-4 1-2f		4-1 WP 1B BB		1-0 F8		0-0 F7			3 0 0 0 1 0 2		
Eddie Miksis, R OBP: 0.172, SLG: 0.143 (1, 6) X		0-0 L7		3-2 WP 1B		4-1 1B BB		2-2 5-3		3 0 1 0 1 0 0		
Roy Campanella, R OBP: 0.370, SLG: 0.568 (1, 2) Bruce Edwards, R OBP: 0.234, SLG: 0.386 (7, 2)		3-1 F9		3-3 K 1-2 2-3		0-0 K 1-3 1B		3-2 5-3		3 0 1 0 0 1 2 1 0 0 0 0 0 0		
Don Newcombe, L OBP: 0.500, SLG: 0.400 (2, 1) Bud Podbielniak, R OBP: 0.250, SLG: 0.267 (2, 1) Joe Hatten, R OBP: 0.100, SLG: 0.100 (6, PH) Gene Hermanski, L OBP: 0.500, SLG: 0.533 (6, 1) Erv Palica, R (6, 1) Wayne Belardi, L (9, PH)		0-1 1B 1B		0-3 K		2-2 4-3		0-1 F4		1 0 1 0 0 0 0 0 0 0 0 0 0 0 1 0 0 0 0 1 2 1 0 0 0 0 0 2 0 0 0 0 0 0 0 1 0 0 0 0 0 0		
Inning Stats	R: 1 H: 2 E: 1 LOB: 2 K: 0 BB: 0 S: 14 P: 22	R: 0 H: 2 E: 0 LOB: 2 K: 0 BB: 0 S: 7 P: 13	R: 0 H: 0 E: 0 LOB: 0 K: 1 BB: 0 S: 6 P: 11	R: 0 H: 1 E: 0 LOB: 2 K: 2 BB: 1 S: 13 P: 25	R: 0 H: 0 E: 0 LOB: 0 K: 0 BB: 0 S: 5 P: 8	R: 0 H: 1 E: 0 LOB: 2 K: 0 BB: 1 S: 9 P: 16	R: 0 H: 1 E: 0 LOB: 2 K: 0 BB: 1 S: 8 P: 12	R: 0 H: 0 E: 0 LOB: 0 K: 0 BB: 0 S: 9 P: 14	R: 0 H: 0 E: 0 LOB: 0 K: 0 BB: 0 S: 5 P: 6	1B: 7 SF: 0 2B: 0 SAC: 0 3B: 0 DP: 0 HR: 0 HBP: 0	WP: 1 PA: 38 PB: 0 SB: 0 CS: 0	
PITCHER Vern Bickford, R ERA: 3.06 (1, 1)	IP WLS BF H R ER SO BB IBB HBP BLK WP HR S P ERA WHIP	9.0 W 38 7 1 0 3 3 0 0 0 0 1 0 76 127 0.00 1.111										

Brooklyn Dodgers @ Boston Braves
Braves Field, Boston, MA
 Sat May 27 1950, 3:33 AM EDT
 Att. 24,903 - Unknown

livebaseballscorecards.com

AB 35
R 1
H 7
RBI 0
BB 3
SO 3
LOB 15



Batter	1	2	3	4	5	6	7	8	9	AB	R	H	RBI	BB	SO	LOB
Sam Jethroe, S OBP: 0.355, SLG: 0.504 (1, 8)	2-1 G3	1-0 1B		3-2 F9		0-0 6-3		2-2 1B		5	1	2	1	0	0	0
Earl Torgeson, L OBP: 0.424, SLG: 0.383 (1, 3)	4-0 4-3 BB	1-1 HBP 1B		4-1 CS BB		1-0 6-3		2-0 1B		3	0	2	1	2	0	0
Pete Reiser, L OBP: 0.386, SLG: 0.378 (1, 7)	3-2 4-3	3-0 HBP G5-4-3		3-2 CS 1-2		1-1 4-3		1-0 F9		4	0	0	0	0	1	3
Bob Elliott, R OBP: 0.321, SLG: 0.419 (1, 5)	1-2 6-3	0-1 G5-4-3				2-0 1B		4-1 FC6-4 BB		3	2	1	0	2	0	4
Walker Cooper, R OBP: 0.300, SLG: 0.437 (1, 2)		1-1 4-3 1B				2-3 K		4-2 E BB		4	1	1	0	1	1	3
Willard Marshall, L OBP: 0.303, SLG: 0.328 (1, 9)		0-1 4-3		1-2 L9		0-0 1B		1-1 F5		4	0	1	0	0	0	3
Gene Mauch, R OBP: 0.389, SLG: 0.333 (1, 4)		4-1 1B BB		2-2 1B		0-1 FC6-4 1B		0-1 E6		3	1	2	1	1	0	1
Buddy Kerr, R OBP: 0.250, SLG: 0.300 (1, 6)		0-0 1B		1-0 6-3		0-0 FC6-4		0-2 F8		4	1	1	1	0	0	5
Vern Bickford, R OBP: 0.208, SLG: 0.136 (1, 1)		0-0 1B		1-2 4-3				1-3 F9		4	1	1	1	0	1	0


Inning Stats	R: 0	H: 0	E: 0	K: 0	S: 9	H: 0	LOB: 1	BB: 1	P: 19	R: 4	H: 5	E: 0	K: 0	S: 12	H: 1	LOB: 1	BB: 0	P: 22	R: 0	H: 0	E: 0	K: 0	S: 10	R: 1	H: 3	E: 0	K: 1	S: 11	H: 0	LOB: 0	BB: 0	P: 7	R: 1	H: 0	E: 1	K: 1	S: 15	H: 2	LOB: 2	BB: 1	P: 21	1B: 11	SF: 0	2B: 0	SAC: 0	3B: 0	DP: 1	HR: 0	HBP: 1	WP: 0	PA: 42
--------------	------	------	------	------	------	------	--------	-------	-------	------	------	------	------	-------	------	--------	-------	-------	------	------	------	------	-------	------	------	------	------	-------	------	--------	-------	------	------	------	------	------	-------	------	--------	-------	-------	--------	-------	-------	--------	-------	-------	-------	--------	-------	--------

PITCHER	IP	WLS	BF	H	R	ER	SO	BB	IBB	HBP	BLK	WP	HR	S	P	ERA	WHIP
Don Newcombe, R ERA: 5.23 (1, 1)	1.1	L	9	3	4	4	0	2	0	0	0	0	0	16	31	27.00	3.750
Bud Podbielan, R ERA: 5.2 (2, 1)	0.0		3	2	0	0	0	0	0	1	0	0	0	3	8	∞	∞
Joe Hatten, L ERA: 4.37 (2, 1)	3.2		14	4	1	1	1	1	0	0	0	0	0	35	55	2.46	1.364
Erv Palica, R ERA: 4.5 (6, 1)	3.0		15	2	2	1	2	3	0	0	0	0	0	30	54	3.00	1.667

BOTTOM

Brooklyn Dodgers @ Boston Braves
Braves Field, Boston, MA
 Sat May 27 1950, 3:33 AM EDT
 Att. 24,903 - Unknown

AB	34
R	7
H	11
RBI	5
BB	6
SO	3
LOB	19



Batter	1	2	3	4	5	6	7	8	9	AB R H RBI BB SO LOB	TOP
Billy Cox, R OBP: 0.279, SLG: 0.306 (1, 5) X	0-0 F2		2-1 F3		0-0 F8			1-0 L8		4 0 0 0 0 0 1	
Eddie Miksis, R OBP: 0.182, SLG: 0.188 (1, 6) B X	1-0 S 2B			0-0 F4		3-2 F8		0-1 F7		4 0 1 0 0 0 0	
Jim Russell, S OBP: 0.338, SLG: 0.589 (1, 7) B S X	1-1 F4			0-1 6-3		1-3 K		0-1 F5		4 0 0 0 0 1 1	
Jackie Robinson, R OBP: 0.476, SLG: 0.574 (1, 4) B C X	1-1 L9 2-3			3-1 2B 1B		4-0 BB		0-0 FC5 1B 1B		3 1 2 0 1 0 1	
Carl Furillo, R OBP: 0.293, SLG: 0.336 (1, 9) X		0-1 F8		2-2 1-H 2B		0-0 F5		1-0 L6		4 0 1 1 0 0 2	
Gil Hodges, R OBP: 0.385, SLG: 0.472 (1, 3) X		1-2 L7		2-2 4-3			0-0 5-3		0-1 L7	4 0 0 0 0 0 2	
Duke Snider, L OBP: 0.411, SLG: 0.461 (1, 8) C B C F		2-3 K			0-0 4-3		1-0 F9		0-1 1-2 1B	4 0 1 0 0 1 0	
Roy Campanella, R OBP: 0.365, SLG: 0.548 (1, 2) X			0-0 4-3		0-0 F2		4-2 FC6-4 BB		1-1 FC5 2-3f	3 0 0 0 1 0 2	
Dan Bankhead, R OBP: 0.118, SLG: 0.125 Rex Barney, R (7, 1) B C B F			2-3 K		4-2 BB		1-1 FC6-4 1-2f			2 0 0 0 1 1 1 0 0 0 0 0 0 0	
Inning Stats	R: 0 E: 0 K: 0 S: 6 H: 1 LOB: 1 BB: 0 P: 9	R: 0 E: 0 K: 1 S: 8 H: 0 LOB: 0 BB: 0 P: 11	R: 0 E: 0 K: 1 S: 7 H: 0 LOB: 0 BB: 0 P: 11	R: 1 E: 0 K: 0 S: 14 H: 2 LOB: 1 BB: 0 P: 21	R: 0 E: 0 K: 0 S: 5 H: 0 LOB: 1 BB: 1 P: 9	R: 0 E: 0 K: 1 S: 7 H: 0 LOB: 1 BB: 1 P: 15	R: 0 E: 0 K: 0 S: 6 H: 0 LOB: 1 BB: 1 P: 12	R: 0 E: 0 K: 0 S: 5 H: 0 LOB: 0 BB: 0 P: 6	R: 0 E: 0 K: 0 S: 8 H: 2 LOB: 2 BB: 0 P: 10	1B: 3 2B: 2 3B: 0 HR: 0 SF: 0 SAC: 0 DP: 0 HBP: 0	WP: 0 PB: 0 SB: 1 CS: 0 PA: 35
PITCHER Warren Spahn, L ERA: 3.25 (1, 1)	IP: 9.0 WLS: W BF: 35 H: 5 R: 1 ER: 1 SO: 3 BB: 3 IBB: 0 HBP: 0 BLK: 0 WP: 0 HR: 0 S: 66 P: 104 ERA: 1.00 WHIP: 0.889	PITCHER IP WLS BF H R ER SO BB IBB HBP BLK WP HR S P ERA WHIP									

Brooklyn Dodgers @ Boston Braves
Braves Field, Boston, MA
 Sun May 28 1950, 3:33 AM EDT
 Att. 18,919 - Unknown

livebaseballscorecards.com

AB	32
R	1
H	5
RBI	1
BB	3
SO	3
LOB	10



Batter	1	2	3	4	5	6	7	8	9
Sam Jethroe, S OBP: 0.357, SLG: 0.500 (1, 8)	1-2 E5 BB 1B	0-0 4-3		2-0 F9		1-0 L9		0-1 1B	
Earl Torgeson, L OBP: 0.416, SLG: 0.370 (1, 3)	4-2 BB 1B BB	3-1 F8			3-2 F8		0-0 F9	1-0 G3	
Pete Reiser, L OBP: 0.417, SLG: 0.368 (1, 7)	4-0 SH1-3 1-2 2-3 1B BB		2-2 F5		4-2 1B BB		4-1 HR BB		
Bob Elliott, R OBP: 0.333, SLG: 0.453 (1, 5)	2-1 SH1-3 1-2 2-H 3-H 1B		0-3 K		2-2 1-2 1B		2-1 1-H HR		
Walker Cooper, R OBP: 0.312, SLG: 0.456 (1, 2)	0-0 SH1-3 1-2 2-3		1-0 1B		1-2 F8		1-1 2B		
Willard Marshall, L OBP: 0.301, SLG: 0.321 (1, 9)	4-0 IBB		1-0 G3		2-1 F4		1-0 F8		
Gene Mauch, R OBP: 0.364, SLG: 0.316 (1, 4)	3-3 K			2-1 F5		1-1 1B	0-0 F4		
Buddy Kerr, R OBP: 0.250, SLG: 0.298 (1, 6)	1-0 F2			1-0 1B		1-1 F6		3-1 6-3	
Warren Spahn, L OBP: 0.300, SLG: 0.276 (1, 1)		2-1 F8		0-1 F8		0-3 K		2-3 K	

Inning Stats	R: 2	H: 2	E: 1	K: 1	S: 14	LOB: 3	BB: 3	P: 33
	R: 0	H: 0	E: 0	K: 0	S: 5	LOB: 0	BB: 0	P: 10
	R: 0	H: 1	E: 0	K: 1	S: 8	LOB: 1	BB: 0	P: 12
	R: 0	H: 1	E: 0	K: 0	S: 6	LOB: 1	BB: 0	P: 11
	R: 0	H: 1	E: 0	K: 0	S: 14	LOB: 2	BB: 1	P: 26
	R: 0	H: 1	E: 0	K: 1	S: 8	LOB: 1	BB: 0	P: 11
	R: 2	H: 2	E: 0	K: 0	S: 8	LOB: 1	BB: 1	P: 16
	R: 0	H: 1	E: 0	K: 1	S: 9	LOB: 1	BB: 0	P: 15

PITCHER	IP	WLS	BF	H	R	ER	SO	BB	IBB	HBP	BLK	WP	HR	S	P	ERA	WHIP
Dan Bankhead, R ERA: 3.48 (1, 1)	6.1	L	32	8	4	4	3	4	1	0	0	0	1	61	116	5.68	1.895
Rex Barney, R ERA: 1.33 (7, 1)	1.2		6	1	0	0	1	0	0	0	0	0	0	11	18	0.00	0.600

AB R H RBI BB SO LOB

5	1	2	0	0	0	2
4	1	0	0	1	0	1
1	1	0	0	3	0	0
4	1	3	4	0	1	0
3	0	2	0	0	0	2
3	0	0	0	1	0	4
4	0	1	0	0	1	4
4	0	1	0	0	0	4
4	0	0	0	0	2	2

AB	32
R	4
H	9
RBI	4
BB	5
SO	4
LOB	19



WP	HR	S	P	ERA	WHIP
0	0	0	0	0.00	0.600

Brooklyn Dodgers @ Boston Braves
Braves Field, Boston, MA
Sun May 28 1950, 3:33 AM EDT
Att. 18,919 - Unknown

livebaseballscorecards.com

Batter	1	2	3	4	5	6	7	8	9	10	AB	R	H	RBI	BB	SO	LOB	TOP							
Richie Ashburn, L (1, 8) OBP: 0.400, SLG: 0.415	4-2 BB	4-2 BB	1-0 F3		2-0 F8			2-2 HR	4-0 BB		3	1	1	1	3	0	5								
Granny Hamner, R (1, 6) OBP: 0.322, SLG: 0.331	0-1 F4	0-1 F9				0-0 6-3		1-3 K	2-2 E1		6	0	2	0	0	1	3								
Eddie Waitkus, L (1, 3) OBP: 0.369, SLG: 0.378	0-0 F7	4-2 BB			1-1 F8	1-0 FC4-6		3-1 1B		2-1 4-3	5	0	2	0	1	0	2								
Willie Jones, R (1, 5) OBP: 0.344, SLG: 0.517	1-1 F9	3-2 F9			0-0 G5-4-3	2-2 FC4-6		2-1 L7		1-1 2B	6	0	1	0	0	0	7								
Dick Sisler, L (1, 7) OBP: 0.426, SLG: 0.588		0-1 HR	4-2 FC6-4 BB		0-0 HR			1-1 1B		1-0 F9	5	2	3	1	1	0	2								
Dick Whitman, L (1, 9) OBP: 0.356, SLG: 0.323		4-0 HR	4-1 FC6-4 BB		2-1 E6		4-1 BB	1-1 F4		1-1 6-3	3	1	0	0	3	0	3								
Mike Goliat, R (1, 4) OBP: 0.289, SLG: 0.409		0-0 HR	0-0 FC6-4 BB		1-3 K		0-0 G5-4-3		1-3 K		5	1	1	3	0	2	4								
Andy Seminick, R (1, 2) OBP: 0.393, SLG: 0.500		2-2 FC1-6	1-3 K		1-2 1B		3-2 1B		4-2 BB		3	0	2	0	1	1	2								
Putsy Caballero, R (9, PR) OBP: 0.222, SLG: 0.125											0	1	0	0	0	0	0								
Stan Lopata, R (9, 2) OBP: 0.338, SLG: 0.258											0	0	0	0	0	0	0								
Robin Roberts, S (1, 1) OBP: 0.182, SLG: 0.069		2-1 FC1-6	4-2 BB		1-3 K		0-3 K		1-3 K		3	0	0	0	1	2	4								
Del Ennis, R (9, PH) OBP: 0.333, SLG: 0.496											1	0	0	0	0	1	1								
Jim Konstanty, R (9, 1) OBP: 0.143, SLG: 0.143											0	0	0	0	0	0	0								
Inning Stats	R: 0 E: 0 K: 0 S: 7	H: 0 LOB: 1 BB: 1 P: 12	R: 3 E: 0 K: 0 S: 17	H: 2 LOB: 3 BB: 3 P: 36	R: 0 E: 0 K: 1 S: 13	H: 0 LOB: 3 BB: 3 P: 27	R: 0 E: 0 K: 0 S: 5	H: 1 LOB: 0 BB: 0 P: 8	R: 1 E: 1 K: 2 S: 14	H: 2 LOB: 2 BB: 0 P: 21	R: 0 E: 0 K: 0 S: 9	H: 1 LOB: 1 BB: 0 P: 12	R: 0 E: 0 K: 1 S: 8	H: 1 LOB: 1 BB: 1 P: 15	R: 1 E: 0 K: 1 S: 14	H: 3 LOB: 2 BB: 0 P: 24	R: 1 E: 1 K: 2 S: 11	H: 1 LOB: 2 BB: 2 P: 23	R: 0 E: 0 K: 0 S: 7	H: 1 LOB: 1 BB: 0 P: 12	1B: 7 2B: 1 3B: 1 HR: 3	SF: 0 SAC: 0 DP: 2 HBP: 1	WP: 1 PB: 0 SB: 0 CS: 0	PA: 51	
PITCHER	IP	WLS	BF	H	R	ER	SO	BB	IBB	HBP	BLK	WP	HR	S	P	ERA	WHIP								
Rex Barney, R (1, 1) ERA: 2.42	2.0		15	2	3	3	0	6	0	1	0	0	1	28	60	13.50	4.000								
Bud Podbielan, R (3, 1) ERA: 4.79	5.0		21	5	1	1	4	2	0	0	0	1	1	45	71	1.80	1.400								
Preacher Roe, L (8, 1) ERA: 3.68	3.0	W	15	5	2	1	3	2	0	0	0	0	1	32	59	3.00	2.333								

Philadelphia Phillies @ Brooklyn Dodgers
Ebbets Field, Brooklyn, NY
Tue May 30 1950, 3:33 AM EDT
Att. 18,884 - Unknown

AB	40
R	6
H	12
RBI	5
BB	10
SO	7
LOB	33



Batter	1	2	3	4	5	6	7	8	9	10	AB	R	H	RBI	BB	SO	LOB
Billy Cox, R OBP: 0.301, SLG: 0.328 (1, 5) (8, 6)	1-2 S 2B 1B	2-0 5-3			0-0 1B		2-0 1B	0-1 1-3			5	1	3	0	0	0	4
George Shuba, L OBP: 0.320, SLG: 0.429 (1, 7)	2-3 K		4-1 S 1B BB		2-2 F8		3-3 K		1-2 G3		4	1	0	0	1	2	3
Duke Snider, L OBP: 0.397, SLG: 0.444 (1, 8)	1-0 F7		2-1 F8		2-1 1-3			2-1 F4	0-0 F9		5	0	0	0	0	0	3
Jackie Robinson, R OBP: 0.480, SLG: 0.606 (1, 4)	3-1 2B 1-H		3-2 G6-4-3 1B 1-H			2-2 F7		0-0 HR	1-2 F7		5	2	3	3	0	0	0
Carl Furillo, R OBP: 0.297, SLG: 0.358 (1, 9)	2-2 2B		2-1 G6-4-3 1-2f			3-2 5-3		2-0 F8 3B		1-0 5-3	5	1	2	1	0	0	1
Gil Hodges, R OBP: 0.378, SLG: 0.457 (1, 3)	1-2 6-3			0-1 6-3		0-0 F8		4-0 1B BB IBB		0-1 F6	4	0	0	0	1	0	1
Eddie Miksis, R OBP: 0.171, SLG: 0.176 (1, 6)		1-0 6-3		1-3 K			1-2 L7	2-0 F8		4-1 BB E BB	2	0	0	0	0	1	0
Gene Hermanski, L OBP: 0.474, SLG: 0.500 (7, PH)											1	0	0	0	0	0	0
Bobby Morgan, R OBP: 0.365, SLG: 0.271 (8, 5)											1	1	0	1	1	0	1
Roy Campanella, R OBP: 0.376, SLG: 0.575 (1, 2)											3	1	1	1	2	1	0
Rex Barney, R OBP: 0.250, SLG: 0.500 (1, 1)											1	0	1	0	0	0	0
Bud Podbielan, R OBP: 0.235, SLG: 0.250 (3, 1)											1	0	0	0	0	0	0
Jim Russell, S OBP: 0.333, SLG: 0.579 (7, PH)											1	0	0	0	0	0	0
Preacher Roe, R OBP: 0.200, SLG: 0.211 (8, 1)											2	0	1	0	0	0	1

Inning Stats	R: 2	H: 3	E: 0	K: 1	S: 16	H: 1	LOB: 1	BB: 0	P: 26	R: 0	H: 1	E: 0	K: 0	S: 8	H: 0	LOB: 0	BB: 1	P: 19	R: 0	H: 0	E: 0	K: 1	S: 8	H: 0	LOB: 0	BB: 0	P: 12	R: 0	H: 1	E: 0	K: 0	S: 10	H: 1	LOB: 1	BB: 0	P: 14	R: 0	H: 0	E: 0	K: 0	S: 7	H: 0	LOB: 0	BB: 0	P: 12	R: 1	H: 2	E: 0	K: 1	S: 12	H: 2	LOB: 1	BB: 0	P: 21	R: 2	H: 3	E: 0	K: 0	S: 9	H: 3	LOB: 3	BB: 2	P: 23	R: 0	H: 0	E: 0	K: 0	S: 7	H: 0	LOB: 0	BB: 0	P: 9	R: 1	H: 0	E: 1	K: 0	S: 8	H: 0	LOB: 2	BB: 2	P: 19	1B: 5	SF: 0	2B: 3	3B: 1	HR: 2	SAC: 0	DP: 1	HBP: 0	WP: 0	PA: 45
--------------	------	------	------	------	-------	------	--------	-------	-------	------	------	------	------	------	------	--------	-------	-------	------	------	------	------	------	------	--------	-------	-------	------	------	------	------	-------	------	--------	-------	-------	------	------	------	------	------	------	--------	-------	-------	------	------	------	------	-------	------	--------	-------	-------	------	------	------	------	------	------	--------	-------	-------	------	------	------	------	------	------	--------	-------	------	------	------	------	------	------	------	--------	-------	-------	-------	-------	-------	-------	-------	--------	-------	--------	-------	--------

PITCHER	IP	WLS	BF	H	R	ER	SO	BB	IBB	HBP	BLK	WP	HR	S	P	ERA	WHIP
Robin Roberts, R ERA: 2.95 (1, 1)	8.0		37	11	6	6	4	2	1	0	0	0	2	76	137	6.75	1.625
Jim Konstanty, R ERA: 2.03 (9, 1)	1.2	L	8	0	1	0	0	2	0	0	0	0	0	15	28	0.00	1.200

BOTTOM


Philadelphia Phillies @ Brooklyn Dodgers
Ebbets Field, Brooklyn, NY

Tue May 30 1950, 3:33 AM EDT
Att: 18,884 - Unknown

livebaseballscorecards.com

AB	40
R	7
H	11
RBI	6
BB	5
SO	4
LOB	14

B

Batter	1	2	3	4	5	6	7	8	9	AB R H RBI BB SO LOB	TOP											
Richie Ashburn, L (1, 8) OBP: 0.404, SLG: 0.405	2-2 F9	4-2 BB		4-1 BB	2-1 4-3			1-2 2B HBP	2-2 F7	3 1 0 0 2 0 3												
Granny Hamner, R (1, 6) OBP: 0.324, SLG: 0.335	4-1 2B BB	2-3 K		0-1 F8		0-1 F9		0-1 2B		4 0 1 1 1 1 5												
Eddie Waitkus, L (1, 3) OBP: 0.377, SLG: 0.399	0-1 2B		1-2 1B 2B	1-1 F7		0-0 1B		1-0 F8		5 1 3 0 0 0 3												
Willie Jones, R (1, 5) OBP: 0.346, SLG: 0.517	2-2 F3		0-0 4-3		2-1 2B	1-1 6-3		4-0 BB		4 1 1 0 1 0 3												
Dick Sister, L (1, 7) OBP: 0.425, SLG: 0.579	3-2 4-3		1-1 1B		4-0 2B BB		0-1 4-3	1-3 K		4 1 1 1 1 1 4												
Dick Whitman, L (1, 9) OBP: 0.372, SLG: 0.357		3-1 SH1-4 BB 1B	1-1 F7		0-0 FC5-4 1-H 2-H 2B		1-0 HBP 1B	2-0 1-3		5 0 3 2 0 0 3												
Mike Goliat, R (1, 4) OBP: 0.293, SLG: 0.400		4-2 SH1-4 BB	2-2 F8		2-1 5-3		2-3 K		4-0 BB	3 0 0 0 2 1 3	AB 35 R 4 H 9 RBI 4 BB 8 SO 6 LOB 33											
Andy Seminick, R (1, 2) OBP: 0.394, SLG: 0.473		0-0 F7		2-0 E6 BB	4-1 FC5-4 BB		2-1 HBP	0-3 K		3 0 0 0 1 1 3												
Russ Meyer, S (1, 1) Del Ennis, R (5, PH) Bubba Church, R (5, PR) Blix Donnelly, R (5, 1) Jimmy Bloodworth, R (7, PH) Bob Miller, R (7, 1) Stan Lopata, R (9, PH)		0-0 SH1-4		3-3 K	1-0 FC5-4		0-0 F9	1-3 K		1 0 0 0 0 1 1 1 0 0 0 0 0 2 0 0 0 0 0 0 0 0 0 0 0 0 0 0 1 0 0 0 0 0 2 0 0 0 0 0 0 0 1 0 0 0 0 1 1												
Inning Stats	R: 0 E: 0 K: 0 S: 15	H: 1 LOB: 2 BB: 1 P: 26	R: 0 E: 0 K: 1 S: 11	H: 1 LOB: 3 BB: 2 P: 24	R: 1 E: 0 K: 0 S: 13	H: 2 LOB: 1 BB: 0 P: 18	R: 0 E: 1 K: 1 S: 11	H: 0 LOB: 2 BB: 1 P: 21	R: 2 E: 0 K: 0 S: 9	H: 2 LOB: 2 BB: 2 P: 24	R: 0 E: 0 K: 0 S: 5	H: 1 LOB: 0 BB: 0 P: 6	R: 0 E: 0 K: 1 S: 10	H: 1 LOB: 2 BB: 0 P: 15	R: 1 E: 0 K: 1 S: 11	H: 1 LOB: 2 BB: 1 P: 20	R: 0 E: 0 K: 2 S: 13	H: 0 LOB: 1 BB: 1 P: 20	1B: 4 2B: 5 3B: 0 HR: 0	SF: 0 SAC: 1 DP: 0 HBP: 2	WP: 0 PB: 0 SB: 0 CS: 0	PA: 46
PITCHER	IP WLS BF H R ER SO BB IBB HBP BLK WP HR S P ERA WHIP																					
Jack Banta, R (1, 1) ERA: 2.19	7.0 W 38 9 4 4 3 6 0 2 0 0 0 78 139 5.14 2.143																					
Ralph Branca, R (8, 1) ERA: 6.38	2.0 S 8 0 0 0 3 2 0 0 0 0 0 0 20 35 0.00 1.000																					

Philadelphia Phillies @ Brooklyn Dodgers
Ebbets Field, Brooklyn, NY
Tue May 30 1950, 3:38 AM EDT
Att. 34,700 - Unknown

livebaseballscorecards.com

Batter	1	2	3	4	5	6	7	8	9
Billy Cox, R OBP: 0.282, SLG: 0.306 (1, 6)	0-1 6-3	0-1 FC6-4		1-0 E6		1-1 L7		2-1 F7	
Gene Hermanski, L OBP: 0.391, SLG: 0.400 (1, 7)	1-0 F8		1-2 L4	2-3 K		1-0 F7			
Duke Snider, L OBP: 0.413, SLG: 0.526 (1, 8)	1-1 HR		2-2 HR		0-2 HR		0-0 FC1-5 BB 1B		
Jackie Robinson, R OBP: 0.481, SLG: 0.597 (1, 4)	4-0 PO 1B BB		1-0 F8		0-0 6-3		4-2 G5-3 FC1-5 BB		
Carl Furillo, R OBP: 0.296, SLG: 0.355 (1, 9)	0-0 1-2 1B		0-0 6-3		2-1 5-3		0-0 FC1-5 1-2 2-3f		
Gil Hodges, R OBP: 0.382, SLG: 0.474 (1, 3)	1-2 PO 2-3	1-1 G5-4-3 1B 2B		1-2 F8	2-2 2B		0-0 G5-3 2-3f		
Bobby Morgan, R OBP: 0.371, SLG: 0.264 (1, 5)		4-1 G5-4-3 BB		4-0 PB BB E BB	2-3 K		1-3 K		
Roy Campanella, R OBP: 0.390, SLG: 0.573 (1, 2)		0-0 G5-4-3 1-2f 2-3		4-2 PB E BB		2-2 FC1-6 1B		4-2 FC3-6 BB	
Jack Banta, L OBP: 0.167, SLG: 0.091 (1, 1)		0-1 FC6-4 1B 3-H		0-1 F7		0-0 FC1-6 1-2f		1-0 FC3-6 1-2f	
Ralph Branca, R (8, 1)									


Inning Stats	R: 1	H: 2	E: 0	K: 0	S: 8	LOB: 1	BB: 1	P: 15	R: 1	H: 2	E: 0	K: 0	S: 8	LOB: 1	BB: 1	P: 13	R: 1	H: 1	E: 0	K: 0	S: 8	LOB: 0	BB: 0	P: 12	R: 2	H: 0	E: 1	K: 1	S: 12	LOB: 1	BB: 2	P: 24	R: 1	H: 2	E: 0	K: 1	S: 14	LOB: 1	BB: 0	P: 20	R: 0	H: 1	E: 0	K: 0	S: 7	LOB: 1	BB: 0	P: 11	R: 0	H: 1	E: 0	K: 0	S: 6	LOB: 1	BB: 1	P: 10	R: 0	H: 0	E: 0	K: 1	S: 8	LOB: 1	BB: 1	P: 16
1B: 4	SF: 0	2B: 2	SAC: 0	3B: 0	DP: 2	HR: 3	HBP: 0	WP: 0	PA: 38																																																							

PITCHER	IP	WLS	BF	H	R	ER	SO	BB	IBB	HBP	BLK	WP	HR	S	P	ERA	WHIP
Russ Meyer, R ERA: 7.77 (1, 1)	4.0	L	20	5	5	3	1	4	0	0	0	0	2	36	64	6.75	2.250
Blix Donnelly, R ERA: 4.26 (5, 1)	2.0		9	3	1	1	1	0	0	0	0	0	1	21	31	4.50	1.500
Bob Miller, R ERA: 1.42 (7, 1)	2.0		8	1	0	0	1	2	0	0	0	0	0	14	26	0.00	1.500

BOTTOM

Philadelphia Phillies @ Brooklyn Dodgers
Ebbets Field, Brooklyn, NY
Tue May 30 1950, 3:38 AM EDT
Att. 34,700 - Unknown

AB	31
R	6
H	9
RBI	4
BB	6
SO	3
LOB	16



Batter	1	2	3	4	5	6	7	8	9	AB R H RBI BB SO LOB	TOP
Billy Cox, R OBP: 0.280, SLG: 0.293 (1, 6) BB BB BB	4-0 BB		0-2 5-3		1-2 5-3		2-1 F3			3 0 0 0 1 0 0	
Bobby Morgan, R OBP: 0.366, SLG: 0.253 (1, 5) C BB BB X	2-2 F5		4-2 2B 2B BB		2-3 K			1-1 6-3		3 1 0 0 1 1 1	
Jim Russell, S OBP: 0.343, SLG: 0.590 (1, 7) C X	0-1 L6		3-2 2B 1-3 2B		1-1 5-3 1B			2-3 K		4 1 2 0 0 1 1	
Jackie Robinson, R OBP: 0.475, SLG: 0.594 (1, 4) S BB FF X	1-2 4-3		0-0 2B 2-H 3-H		2-1 5-3			0-0 6-3		4 0 1 2 0 0 2	
Carl Furillo, R OBP: 0.294, SLG: 0.353 (1, 9) B C X		1-1 F8	1-1 F9		3-1 F7			0-2 1B		4 0 1 0 0 0 2	
Gil Hodges, R OBP: 0.378, SLG: 0.463 (1, 3) B C FF X		1-2 5-3		1-3 K		4-0 IBB		0-0 F9		3 0 0 0 1 1 1	
Duke Snider, L OBP: 0.409, SLG: 0.518 (1, 8) B BB FF X		3-1 FC5-4 1B		3-2 6-3		0-0 G3		1-1 F7		4 0 1 0 0 0 3	
Roy Campanella, R OBP: 0.376, SLG: 0.548 (1, 2) X		0-0 FC5-4		1-1 3-1			0-1 F9		3-2 4-3	4 0 0 0 0 0 2	
Preacher Roe, R OBP: 0.182, SLG: 0.190 (1, 1) Tommy Brown, R OBP: 0.250, SLG: 0.500 (7, PH) Bud Podbielan, R OBP: 0.235, SLG: 0.250 (7, 1) B FF BB C X			3-3 K		0-1 F4		3-2 F3			2 0 0 0 0 1 0 1 0 0 0 0 0 0 0 0 0 0 0 0 0	
Inning Stats	R: 0 E: 0 K: 0 S: 9 H: 0 LOB: 1 BB: 1 P: 16	R: 0 E: 0 K: 0 S: 8 H: 1 LOB: 1 BB: 0 P: 13	R: 2 E: 0 K: 1 S: 14 H: 2 LOB: 1 BB: 1 P: 25	R: 0 E: 0 K: 1 S: 9 H: 0 LOB: 0 BB: 0 P: 14	R: 0 E: 0 K: 1 S: 8 H: 0 LOB: 0 BB: 0 P: 11	R: 0 E: 0 K: 0 S: 7 H: 1 LOB: 2 BB: 1 P: 17	R: 0 E: 0 K: 0 S: 7 H: 0 LOB: 0 BB: 0 P: 12	R: 0 E: 0 K: 1 S: 6 H: 0 LOB: 0 BB: 0 P: 9	R: 0 E: 0 K: 0 S: 10 H: 1 LOB: 1 BB: 0 P: 14	1B: 3 2B: 2 3B: 0 HR: 0 SF: 0 SAC: 0 DP: 0 HBP: 0	WP: 0 PB: 0 SB: 0 CS: 0 PA: 35
PITCHER Howie Pollet, L ERA: 2.81 (1, 1)	IP 9.0 WLS W BF 35 H 5 R 2 ER 2 SO 4 BB 2 IBB 1 HBP 0 BLK 0 WP 0 HR 0 S 78 P 131 ERA 2.00 WHIP 0.778	PITCHER IP WLS BF H R ER SO BB IBB HBP BLK WP HR S P ERA WHIP									

Brooklyn Dodgers @ St. Louis Cardinals
Sportsman's Park, St. Louis, MO

Thu Jun 01 1950, 4:33 AM EDT
Att. 32,180 - Unknown

livebaseballscorecards.com

AB	32
R	2
H	5
RBI	2
BB	3
SO	4
LOB	12



Batter	1	2	3	4	5	6	7	8	9
Tommy Glaviano, R (1, 5) OBP: 0.456, SLG: 0.468 Harry Walker, L (7, PR) OBP: 0.253, SLG: 0.179 Solly Hemus, L (8, 5) OBP: 0.286, SLG: 0.250	2-1 FC4-6 1B		4-2 BB			3-2 F5	4-2 E S 1B BB	4-2 BB	
Red Schoendienst, S (1, 4) OBP: 0.324, SLG: 0.363	0-3 K		2-1 F9			0-1 1B HR 1B	2-1 L9 1-3	2-1 L7	
Stan Musial, L (1, 3) OBP: 0.490, SLG: 0.699	0-0 FC4-6 FC6-4 1-2f				0-2 F3	0-0 1-3 1-2	4-0 1B IBB		
Johnny Lindell, R (1, 7) OBP: 0.301, SLG: 0.391	1-2 FC6-4 1-2f				2-3 K	4-2 1B HR BB	2-1 F8		
Enos Slaughter, L (1, 9) OBP: 0.429, SLG: 0.483		0-0 4-3			2-3 K	3-2 1B HR 1-2 2-3	1-1 1-3 3-H 1B		
Marty Marion, R (1, 6) OBP: 0.370, SLG: 0.407		2-2 F9				2-2 B5-6-4 1B 1B	0-0 F7 HR		
Chuck Diering, R (1, 8) OBP: 0.327, SLG: 0.310		0-1 F2				2-2 B5-6-4 1B 1-2	2-2 E5	0-0 6-3	
Joe Garagiola, L (1, 2) OBP: 0.417, SLG: 0.533 Del Rice, R (6, 2) OBP: 0.254, SLG: 0.274			0-1 F4			1-1 B5-6-4 1-2f 2-3	4-0 IBB	1-3 K	
Howie Pollet, L (1, 1) OBP: 0.107, SLG: 0.143			1-1 4-3			2-1 L4	2-1 F8	0-2 2B	

AB	R	H	RBI	BB	SO	LOB
2	0	1	0	2	0	0
0	1	0	0	0	0	0
0	0	0	0	1	0	0

5	1	1	0	0	1	5
---	---	---	---	---	---	---

3	0	0	0	1	0	2
---	---	---	---	---	---	---

3	1	0	0	1	1	3
---	---	---	---	---	---	---

4	1	2	1	0	1	0
---	---	---	---	---	---	---

4	1	2	4	0	0	2
---	---	---	---	---	---	---

4	0	1	0	0	0	0
---	---	---	---	---	---	---

2	0	0	0	0	0	2
1	0	0	0	1	1	0

4	0	1	0	0	0	3
---	---	---	---	---	---	---

1B:	6	SF:	0
2B:	1	SAC:	0
3B:	0	DP:	1
HR:	1	HBP:	0

BOTTOM

Brooklyn Dodgers @ St. Louis Cardinals
 Sportsman's Park, St. Louis, MO
 Thu Jun 01 1950, 4:33 AM EDT
 Att. 32,180 - Unknown

livebaseballscorecards.com

AB	32
R	5
H	8
RBI	5
BB	6
SO	4
LOB	17



Inning Stats	R: 0 E: 0 K: 1 S: 9	H: 1 LOB: 1 BB: 0 P: 12	R: 0 E: 0 K: 0 S: 7	H: 0 LOB: 0 BB: 0 P: 9	R: 0 E: 0 K: 0 S: 9	H: 0 LOB: 1 BB: 1 P: 16	R: 0 E: 0 K: 2 S: 9	H: 0 LOB: 0 BB: 0 P: 13	R: 0 E: 0 K: 0 S: 10	H: 2 LOB: 1 BB: 0 P: 17	R: 4 E: 1 K: 0 S: 19	H: 3 LOB: 2 BB: 2 P: 37	R: 1 E: 0 K: 0 S: 9	H: 1 LOB: 2 BB: 2 P: 22	R: 0 E: 0 K: 1 S: 11	H: 1 LOB: 2 BB: 1 P: 18
---------------------	------------------------------	----------------------------------	------------------------------	---------------------------------	------------------------------	----------------------------------	------------------------------	----------------------------------	-------------------------------	----------------------------------	-------------------------------	----------------------------------	------------------------------	----------------------------------	-------------------------------	----------------------------------

PITCHER	IP	WLS	BF	H	R	ER	SO	BB	IBB	HBP	BLK	WP	HR	S	P	ERA	WHIP
Preacher Roe, L (1, 1) ERA: 3.92	6.0	L	27	6	4	4	3	2	1	0	0	0	1	63	104	6.00	1.333
Bud Podbielan, R (7, 1) ERA: 4.57	2.0		11	2	1	0	1	2	1	0	0	0	0	20	40	0.00	2.000

WP:	0	PA:	38
PB:	0	SB:	1
CS:	0		

Batter	1	2	3	4	5	6	7	8	9	AB R H RBI BB SO LOB	TOP			
Billy Cox, R OBP: 0.287, SLG: 0.338 (1, 6)	2-1 F5		0-0 F4		0-1 G6-4-3		2-1 SH5-4 1B		1-1 HR	5 1 2 2 0 0 1				
Bobby Morgan, R OBP: 0.371, SLG: 0.269 (1, 5)	1-1 F7		4-2 HR BB			2-2 1B 2B	1-1 SH5-4		1-3 K	3 2 1 0 1 1 0				
Jim Russell, S OBP: 0.342, SLG: 0.625 Gene Hermanski, L OBP: 0.360, SLG: 0.364 (1, 7) (6, 7)	2-0 5-3		0-0 HR			2-2 1B F8	0-0 3-1		0-0 4-3	3 2 1 2 0 0 1 2 0 0 0 0 0 1				
Jackie Robinson, R OBP: 0.470, SLG: 0.584 (1, 4)		2-2 5-3	2-2 L9			0-0 F8 HR 1B	0-0 L6			4 1 1 1 0 0 1				
Carl Furillo, R OBP: 0.287, SLG: 0.344 (1, 9)		1-1 F8		0-2 5-3		0-0 F8		3-1 1-3		4 0 0 1 0 0 1				
Gil Hodges, R OBP: 0.375, SLG: 0.453 (1, 3)		4-2 1B BB		0-0 1-3		0-0 F6		1-0 5-3		3 0 0 0 1 0 1				
Duke Snider, L OBP: 0.411, SLG: 0.538 (1, 8)		0-1 FC6-4 1B		0-0 F8		1-1 HR		1-0 F8		4 1 2 2 0 0 0				
Roy Campanella, R OBP: 0.381, SLG: 0.552 (1, 2)		0-0 FC6-4			4-0 FC5-6 BB	2-1 2B			1-2 F2	3 0 1 0 1 0 2				
Don Newcombe, L OBP: 0.438, SLG: 0.429 (1, 1)			0-0 F6		1-1 FC5-6	1-2 4-3			3-2 BLK HR 2B	4 1 1 0 0 0 2				
Inning Stats	R: 0 E: 0 K: 0 S: 5 H: 0 LOB: 0 BB: 0 P: 10	R: 0 E: 0 K: 0 S: 13 H: 1 LOB: 2 BB: 1 P: 20	R: 2 E: 0 K: 0 S: 12 H: 1 LOB: 0 BB: 1 P: 18	R: 0 E: 0 K: 0 S: 5 H: 0 LOB: 0 BB: 0 P: 5	R: 0 E: 0 K: 0 S: 4 H: 0 LOB: 0 BB: 1 P: 9	R: 4 E: 1 K: 0 S: 16 H: 4 LOB: 1 BB: 0 P: 24	R: 0 E: 0 K: 0 S: 6 H: 1 LOB: 1 BB: 0 P: 9	R: 0 E: 0 K: 0 S: 4 H: 0 LOB: 0 BB: 0 P: 9	R: 2 E: 0 K: 1 S: 12 H: 2 LOB: 0 BB: 0 P: 18	1B: 3 2B: 3 3B: 0 HR: 3 SF: 0 SAC: 1 DP: 1 HBP: 0	WP: 0 PB: 0 SB: 0 CS: 0 PA: 39			
PITCHER	IP WLS BF H R ER SO BB IBB HBP BLK WP HR S P ERA WHIP												PITCHER	IP WLS BF H R ER SO BB IBB HBP BLK WP HR S P ERA WHIP
Harry Brecheen, L ERA: 2.3 (1, 1)	5.2 L 25 5 6 3 0 3 0 0 0 0 0 2 50 78 4.76 1.412													
Gerry Staley, R ERA: 5.72 (6, 1)	2.1 9 2 0 0 0 0 0 0 0 0 0 0 15 26 0.00 0.857													
Cloyd Boyer, R ERA: 4.22 (9, 1)	1.0 5 2 2 2 1 0 0 0 0 1 0 1 12 18 18.00 2.000													

Brooklyn Dodgers @ St. Louis Cardinals
Sportsman's Park, St. Louis, MO

AB	35
R	8
H	9
RBI	8
BB	3
SO	1
LOB	10



Fri Jun 02 1950, 4:33 AM EDT
Att. 30,548 - Unknown

livebaseballscorecards.com

Batter	1	2	3	4	5	6	7	8	9	AB	R	H	RBI	BB	SO	LOB
Harry Walker, L <small>(1, 8) OBP: 0.253, SLG: 0.183</small>	0-1 1B		3-2 FC4-6 1-2f FC4-6		0-0 6-3 			0-2 1-3 		4	0	1	0	0	0	1
Red Schoendienst, S <small>(1, 4) OBP: 0.316, SLG: 0.354</small>	1-0 L7 		1-1 F9 			0-1 F9 		0-1 F8 		4	0	0	0	0	0	2
Stan Musial, L <small>(1, 3) OBP: 0.478, SLG: 0.679</small>	1-3 K 		0-0 FC4-6 1-2f FC4-6			1-2 F8 			1-1 4-3 	4	0	0	0	0	1	2
Enos Slaughter, L <small>(1, 9) OBP: 0.420, SLG: 0.470</small>	2-2 F8 			1-0 4-3 		1-1 6-3 			0-1 F8 	4	0	0	0	0	0	1
Eddie Kazak, R <small>(1, 5) OBP: 0.367, SLG: 0.407</small>		0-1 4-3 		1-2 6-3 			1-3 K 		0-1 F4 	4	0	0	0	0	1	0
Bill Howerton, L <small>(1, 7) OBP: 0.406, SLG: 0.426</small>		1-1 6-3 		3-2 2B			0-2 1B			3	0	2	0	0	0	0
Marty Marion, R <small>(1, 6) OBP: 0.368, SLG: 0.440</small>		3-2 HR		1-0 L8 			3-2 F9 			3	1	1	1	0	0	2
Del Rice, R <small>(1, 2) OBP: 0.243, SLG: 0.262</small>		0-1 F8 			0-1 1-3 			3-2 1-3 		3	0	0	0	0	0	1
Harry Brecheen, L <small>(1, 1) OBP: 0.211, SLG: 0.167</small>			0-0 1B			0-1 1-3 			2-3 K 	2	0	1	0	0	0	0
Gerry Staley, R <small>(6, 1) OBP: 0.313, SLG: 0.267</small>										0	0	0	0	0	0	0
Solly Hemus, L <small>(8, PH) OBP: 0.267, SLG: 0.231</small>										1	0	0	0	0	1	0
Cloyd Boyer, R <small>(9, 1)</small>										0	0	0	0	0	0	0

BOTTOM

Brooklyn Dodgers @ St. Louis Cardinals
Sportsman's Park, St. Louis, MO

livebaseballscorecards.com

AB	32
R	1
H	5
RBI	1
BB	0
SO	3
LOB	9



WP: 0	PA: 32
PB: 0	
SB: 0	
CS: 0	

Brooklyn Dodgers
PITCHER: Don Newcombe, R (1, 1)
IP: 9.0, WLS: 1, BF: 32, H: 5, R: 1, ER: 1, SO: 3, BB: 0, IBB: 0, HBP: 0, BLK: 0, WP: 0, HR: 1, S: 77, P: 107, ERA: 1.00, WHIP: 0.556

Fri Jun 02 1950, 4:33 AM EDT
Att. 30,548 - Unknown

Batter	1	2	3	4	5	6	7	8	9	AB R H RBI BB SO LOB	TOP
Pee Wee Reese, R (1, 6) OBP: 0.364, SLG: 0.356 Billy Loes, R (6, 1) George Shuba, L (8, PH) OBP: 0.316, SLG: 0.424 Joe Hatten, R (8, 1) OBP: 0.100, SLG: 0.100	1-1 6-3		2-1 1B BB	1-1 1B			4-1 2B 1B BB	2-3 K		3 1 2 2 0 0 0 0 1 0 0 1 0 0 1 0 0 0 0 1 1 0 0 0 0 0 0 0	
Billy Cox, R (1, 5) OBP: 0.293, SLG: 0.353	1-1 6-3		3-2 F9	1-0 1-3			2-1 1B 2B	0-0 E8 1B 1B		5 1 2 1 0 0 3	
Jim Russell, S (1, 7) OBP: 0.346, SLG: 0.603	2-0 5-3		4-2 1B BB			2-2 6-3	1-3 K	3-2 FC5-4 1B		4 0 1 1 1 1 2	
Jackie Robinson, R (1, 4) OBP: 0.464, SLG: 0.574 Eddie Miksis, R (7, PR) OBP: 0.167, SLG: 0.171 (7, 4)		2-2 5-3	0-0 1B			1-0 L7	0-0 E1 1B F9	0-0 FC5-4		4 0 1 1 0 0 2 1 1 0 0 0 0 2	
Carl Furillo, R (1, 9) OBP: 0.285, SLG: 0.339		0-1 5-3	1-2 L4			1-1 F7	0-1 1B		1-2 6-3	5 0 1 2 0 0 2	
Gil Hodges, R (1, 3) OBP: 0.370, SLG: 0.444		0-1 F8				0-0 FC4-6 1B 1B	1-0 F9		0-1 1-3	5 1 1 1 0 0 1	
Duke Snider, L (1, 8) OBP: 0.411, SLG: 0.530			4-1 1B BB BB			0-1 F8	0-1 E6 1B		2-1 L9	4 1 1 0 1 0 2	
Roy Campanella, R (1, 2) OBP: 0.385, SLG: 0.545			4-2 1B F9 BB			1-1 FC4-6 1B	2-1 F6		1-3 K	3 1 1 0 1 1 1	
Jack Banta, L (1, 1) OBP: 0.167, SLG: 0.091 Bud Podbielniak, R (1, 1) OBP: 0.235, SLG: 0.250 Erv Palica, R (1, 1) Tommy Brown, R (3, PH) OBP: 0.200, SLG: 0.400 Rex Barney, R (3, 1) OBP: 0.200, SLG: 0.400 Bobby Morgan, R (6, PH) OBP: 0.364, SLG: 0.263 (6, 6)			2-1 F5			0-0 FC4-6 1B	3-2 L7		3-2 E1 1B	0 1 0 0 0 0 0 2 1 0 0 0 0 0 2 2 1 0 0 0 0 1	
Inning Stats	R: 0 H: 0 E: 0 LOB: 0 K: 0 BB: 0 S: 5 P: 9	R: 0 H: 0 E: 0 LOB: 0 K: 0 BB: 0 S: 7 P: 9	R: 3 H: 2 E: 0 LOB: 2 K: 0 BB: 3 S: 17 P: 37	R: 1 H: 3 E: 0 LOB: 2 K: 0 BB: 0 S: 9 P: 12	R: 0 H: 0 E: 0 LOB: 0 K: 0 BB: 0 S: 7 P: 11	R: 0 H: 1 E: 1 LOB: 1 K: 0 BB: 0 S: 8 P: 13	R: 3 H: 2 E: 1 LOB: 1 K: 1 BB: 1 S: 12 P: 23	R: 1 H: 2 E: 2 LOB: 2 K: 2 BB: 0 S: 15 P: 24	R: 0 H: 0 E: 0 LOB: 0 K: 0 BB: 0 S: 7 P: 10	1B: 9 SF: 0 2B: 1 SAC: 0 3B: 0 DP: 0 HR: 0 HBP: 0	WP: 0 PA: 43 PB: 0 SB: 0 CS: 0
PITCHER Johnny Schmitz, L (1, 1) ERA: 3.39 Monk Dubiel, R (8, 1) ERA: 3.46	IP WLS BF H R ER SO BB IBB HBP BLK WP HR S P ERA WHIP	7.0 W 34 8 7 6 1 4 0 0 0 0 0 0 65 114 7.71 1.714	2.0 S 9 2 1 0 2 0 0 0 0 0 0 0 22 34 0.00 1.000								

Brooklyn Dodgers @ Chicago Cubs
Wrigley Field, Chicago, IL
Sun Jun 04 1950, 3:33 AM CDT
Att: 42,053 - Unknown

livebaseballscorecards.com

AB	39
R	8
H	10
RBI	8
BB	4
SO	3
LOB	21



Batter	1	2	3	4	5	6	7	8	9	AB	R	H	RBI	BB	SO	LOB
Wayne Terwilliger, R OBP: 0.363, SLG: 0.433 (1, 4)										3	2	0	0	2	0	2
Rube Walker, L OBP: 0.238, SLG: 0.250 (1, 2)										4	2	1	0	1	0	2
Phil Cavarretta, L OBP: 0.408, SLG: 0.478 (1, 3)										4	3	3	2	1	0	0
Hank Sauer, R OBP: 0.423, SLG: 0.559 (1, 7)										4	1	1	1	1	1	4
Andy Pafko, R OBP: 0.444, SLG: 0.559 (1, 8)										3	2	2	0	2	1	2
Hank Edwards, L OBP: 0.413, SLG: 0.580 (1, 9)										5	1	3	4	0	1	4
Bill Serena, R OBP: 0.326, SLG: 0.349 (1, 5)										4	2	1	1	1	2	3
Roy Smalley, R OBP: 0.293, SLG: 0.394 (1, 6)										5	0	3	4	0	1	2
Johnny Schmitz, R OBP: 0.200, SLG: 0.207 (1, 1)										4	0	1	1	0	1	2
Monk Dubiel, R (8, 1)										1	0	0	0	0	1	2

Inning Stats	R: 6	H: 5	E: 0	LOB: 2	K: 1	P: 24	S: 21	R: 3	H: 3	E: 0	LOB: 1	K: 2	P: 30	S: 20	R: 1	H: 2	E: 0	LOB: 2	K: 0	P: 18	S: 8	R: 0	H: 1	E: 0	LOB: 0	K: 2	P: 15	S: 9	R: 3	H: 2	E: 0	LOB: 1	K: 0	P: 29	S: 9	R: 0	H: 0	E: 0	LOB: 0	K: 0	P: 8	S: 6	R: 0	H: 0	E: 0	LOB: 0	K: 0	P: 13	S: 7	R: 0	H: 2	E: 0	LOB: 2	K: 3	P: 20	S: 14	R: 0	H: 2	E: 0	LOB: 0	K: 0	P: 0	S: 14	R: 0	H: 2	E: 0	LOB: 0	K: 3	P: 20	S: 14	R: 0	H: 2	E: 0	LOB: 0	K: 0	P: 0	S: 14	R: 0	H: 2	E: 0	LOB: 0	K: 0	P: 0	S: 14	R: 0	H: 2	E: 0	LOB: 0	K: 0	P: 0	S: 14
PITCHER	IP	WLS	BF	H	R	ER	SO	BB	IBB	HBP	BLK	WP	HR	S	P	ERA	WHIP																																																																										
Jack Banta, R ERA: 3.13 (1, 1)	0.1	L	5	1	4	4	1	3	0	0	0	1	0	7	23	108.00	12.000																																																																										
Bud Podbielan, R ERA: 4.98 (1, 1)	0.0		4	4	2	2	0	0	0	0	0	0	0	12	17	∞	∞																																																																										
Erv Palica, R ERA: 5.49 (1, 1)	1.2		9	3	3	3	2	1	0	0	0	0	0	25	35	16.20	2.400																																																																										
Rex Barney, R ERA: 3.55 (3, 1)	3.0		16	5	4	4	2	4	0	0	0	0	1	26	62	12.00	3.000																																																																										
Billy Loes, R ERA: 4.5 (6, 1)	2.0		6	0	0	0	0	0	0	0	0	0	0	13	21	0.00	0.000																																																																										
PITCHER	IP	WLS	BF	H	R	ER	SO	BB	IBB	HBP	BLK	WP	HR	S	P	ERA	WHIP																																																																										
Joe Hatten, L ERA: 4.25 (8, 1)	1.0		5	2	0	0	3	0	0	0	0	0	0	14	20	0.00	2.000																																																																										

BOTTOM

Brooklyn Dodgers @ Chicago Cubs
Wrigley Field, Chicago, IL
 Sun Jun 04 1950, 3:33 AM CDT
 Att. 42,053 - Unknown

AB	37
R	13
H	15
RBI	13
BB	8
SO	8
LOB	23



1B: 11	SF: 0	WP: 1	PA: 46
2B: 3	SAC: 0	PB: 0	
3B: 0	DP: 0	SB: 1	
HR: 1	HBP: 0	CS: 1	

PITCHER	IP	WLS	BF	H	R	ER	SO	BB	IBB	HBP	BLK	WP	HR	S	P	ERA	WHIP
Joe Hatten, L ERA: 4.25 (8, 1)	1.0		5	2	0	0	3	0	0	0	0	0	0	14	20	0.00	2.000


Batter	1	2	3	4	5	6	7	8	9	AB R H RBI BB SO LOB	TOP											
Billy Cox, R OBP: 0.296, SLG: 0.352 (1, 5)	3-2 6-3		0-1 S 1B	3-1 FC6-4 HR		3-2 E8 2B 1B	0-0 F8		1-2 6-3	6 2 2 2 0 0 2												
Bobby Morgan, R OBP: 0.371, SLG: 0.337 (1, 6)	2-2 E5 1B 9-2		0-1 F8	1-0 1-H HR		0-1 2B 1B	1-2 FC6-4		3-2 2B	6 1 3 3 0 0 2												
Jim Russell, S OBP: 0.350, SLG: 0.600 Gene Hermanski, L OBP: 0.310, SLG: 0.308 (1, 7) (4, PH) (4, 7)	1-1 1B 1-3		3-1 F9	2-3 K		2-2 F3		1-1 6-3	1-1 F8	2 0 1 0 0 0 1 4 0 0 0 0 1 2												
Jackie Robinson, R OBP: 0.462, SLG: 0.563 (1, 4)	0-0 9-2 3-H		4-1 BB		0-0 F2		4-1 1B BB E BB	3-1 E6 1B 1B		3 2 0 0 2 0 2												
Carl Furillo, R OBP: 0.288, SLG: 0.337 (1, 9)		1-1 F9	0-0 F4		0-0 F8		4-0 E 2B BB	0-0 1B 1B		4 1 1 0 1 0 2												
Gil Hodges, R OBP: 0.376, SLG: 0.450 (1, 3)		2-1 E E 1B		2-2 FC6-4 1B		0-1 F2	0-1 E1 2B 1B	0-0 F7		5 2 3 0 0 0 2												
Duke Snider, L OBP: 0.410, SLG: 0.532 (1, 8)		1-3 K		0-1 FC6-4 BLK FC4 1B		2-2 F7	0-0 1B 2B	1-1 FC6-4 1B		5 2 2 3 0 1 2												
Roy Campanella, R OBP: 0.393, SLG: 0.587 (1, 2)		3-1 SAFE 1-H HR		1-0 FC4 1B BLK FC6-4		3-0 E 2B	3-2 FC6-4 1B	2-2 FC6-4		5 3 3 2 0 0 3												
Preacher Roe, R OBP: 0.185, SLG: 0.192 (1, 1)		0-1 L9		0-0 FC6-4 1B		0-3 K	0-1 L6		0-0 L9	5 0 1 1 0 1 2												
Inning Stats	R: 0 E: 1 K: 0 S: 11	H: 1 LOB: 1 BB: 0 P: 17	R: 2 E: 1 K: 1 S: 11	H: 2 LOB: 0 BB: 0 P: 18	R: 0 E: 0 K: 0 S: 8	H: 1 LOB: 2 BB: 1 P: 15	R: 4 E: 0 K: 1 S: 13	H: 3 LOB: 0 BB: 0 P: 22	R: 0 E: 0 K: 0 S: 4	H: 0 LOB: 0 BB: 0 P: 4	R: 2 E: 1 K: 1 S: 18	H: 3 LOB: 1 BB: 0 P: 28	R: 4 E: 1 K: 0 S: 14	H: 3 LOB: 1 BB: 2 P: 26	R: 1 E: 1 K: 0 S: 11	H: 2 LOB: 2 BB: 0 P: 18	R: 0 E: 0 K: 0 S: 12	H: 1 LOB: 1 BB: 0 P: 17	1B: 10 2B: 5 3B: 0 HR: 2	SF: 0 SAC: 0 DP: 1 HBP: 0	WP: 0 PB: 0 SB: 1 CS: 0	PA: 48
PITCHER	IP WLS BF H R ER SO BB IBB HBP BLK WP HR S P ERA WHIP																					
Paul Minner, L ERA: 4.32 (1, 1)	6.0 L 30 10 8 7 3 1 0 0 0 1 0 2 65 104 10.50 1.833																					
Bill Voiselle, R ERA: 5.15 (7, 1)	2.0 14 5 5 4 0 2 0 0 0 0 0 0 25 44 18.00 3.500																					
Johnny Klippstein, R ERA: 6.39 (9, 1)	1.0 4 1 0 0 0 0 0 0 0 0 0 0 12 17 0.00 1.000																					

Brooklyn Dodgers @ Chicago Cubs
 Wrigley Field, Chicago, IL
 Mon Jun 05 1950, 3:33 AM CDT
 Att. 16,625 - Unknown

livebaseballscorecards.com

AB	45
R	13
H	16
RBI	11
BB	3
SO	3
LOB	20



Batter	1	2	3	4	5	6	7	8	9	AB	R	H	RBI	BB	SO	LOB	BOTTOM					
Wayne Terwilliger, R (1, 4) OBP: 0.354, SLG: 0.422	1-3 K			2-3 K		2-2 6-3			0-1 6-3	4	0	0	0	0	2	0	Brooklyn Dodgers @ Chicago Cubs Wrigley Field, Chicago, IL Mon Jun 05 1950, 3:33 AM CDT Att. 16,625 - Unknown					
Bob Scheffing, R (1, 2) OBP: 0.200, SLG: 0.267	1-3 K			0-0 6-3			1-1 F9			3	0	0	0	0	1	0						
Phil Cavarretta, L (1, 3) OBP: 0.405, SLG: 0.471	1-0 F8			0-0 F3			0-0 F3 1B			3	0	1	0	0	0	0						
Hank Sauer, R (1, 7) OBP: 0.428, SLG: 0.585							0-1 HR			3	1	2	1	0	0	1						
Andy Pafko, R (1, 8) OBP: 0.436, SLG: 0.546							2-1 L1-3			3	0	0	0	0	0	1						
Bill Serena, R (1, 5) OBP: 0.316, SLG: 0.337							0-2 L9			3	0	0	0	0	0	0						
Roy Smalley, R (1, 6) OBP: 0.288, SLG: 0.386							3-2 L7			3	0	0	0	0	1	0						
Bob Borkowski, R (1, 9) OBP: 0.406, SLG: 0.481							0-0 5-3			3	0	0	0	0	0	0						
Paul Minner, L (1, 1) OBP: 0.333, SLG: 0.333							1-1 F5			1	0	0	0	0	0	0						
Bob Ramazzotti, R (6, PH) OBP: 0.273, SLG: 0.286										1	0	0	0	0	0	0						
Bill Voiselle, R (7, 1) OBP: 0.125, SLG: 0.125										0	0	0	0	0	0	0						
Johnny Klippstein, R (9, 1) OBP: 0.250, SLG: 0.250										0	0	0	0	0	0	0						
Emil Verban, R (9, PH)										1	0	0	0	0	0	0						
Inning Stats	R: 0 E: 0 K: 2 S: 7	H: 0 LOB: 0 BB: 0 P: 10	R: 0 E: 0 K: 0 S: 7	H: 1 LOB: 0 BB: 0 P: 12	R: 0 E: 0 K: 1 S: 8	H: 0 LOB: 0 BB: 0 P: 11	R: 0 E: 0 K: 1 S: 6	H: 0 LOB: 0 BB: 0 P: 8	R: 1 E: 0 K: 0 S: 10	H: 1 LOB: 0 BB: 0 P: 15	R: 0 E: 0 K: 0 S: 6	H: 0 LOB: 0 BB: 0 P: 9	R: 0 E: 0 K: 0 S: 5	H: 1 LOB: 0 BB: 0 P: 7	R: 0 E: 0 K: 0 S: 8	H: 0 LOB: 0 BB: 0 P: 11	R: 0 E: 0 K: 0 S: 5	H: 0 LOB: 0 BB: 0 P: 6	1B: 2 2B: 0 3B: 0 HR: 1	SF: 0 SAC: 0 DP: 2 HBP: 0	WP: 0 PB: 0 SB: 0 CS: 0	PA: 28
PITCHER Preacher Roe, L (1, 1) ERA: 3.53	IP 9.0	WLS W	BF 28	H 3	R 1	ER 1	SO 4	BB 0	IBB 0	HBP 0	BLK 0	WP 0	HR 1	S 62	P 89	ERA 1.00	WHIP 0.333					

Batter	1	2	3	4	5	6	7	8	9	10	AB R H RBI BB SO LOB	TOP
Eddie Miksis, R (1.5) OBP: 0.171, SLG: 0.154	E5 FC6		FC6-4 1B FC4 1-2f 2-3	4-3			B5 FC6		BB FC6		4 1 0 0 1 0 4	Brooklyn Dodgers @ Chicago Cubs Wrigley Field, Chicago, IL Tue Jun 06 1950, 3:33 AM CDT Att. 21,367 - Unknown
Gene Hermanski, L (1.7) OBP: 0.333, SLG: 0.333 George Shuba, L (8.7) OBP: 0.313, SLG: 0.419 Bruce Edwards, R (9, PH) OBP: 0.234, SLG: 0.386 Jack Banta, L (9.1) OBP: 0.167, SLG: 0.091	F9		E 1B 1-3 3-H	F2-3 1B			K FC6		K FC6		4 0 2 1 0 1 2 0 0 0 0 0 0 0 1 0 0 0 0 1 1 0 0 0 0 0 0 0	
Duke Snider, L (1.8) OBP: 0.399, SLG: 0.516	FC6 1-2f		FC4 G5-4-3 1-2 3-H	F8 FC6			FC4-6 1-2f		F9 FC6		5 0 0 1 0 0 5	
Jackie Robinson, R (1.4) OBP: 0.455, SLG: 0.557		4-3	G5-4-3 1-2f	F2-3 1-2			5-3 1B 2B		K2-3		5 1 1 0 0 1 4	
Carl Furillo, R (1.9) OBP: 0.291, SLG: 0.368		3B		HR			F7 FC6		F6 FC6		5 1 2 1 0 0 1	
Gil Hodges, R (1.3) OBP: 0.383, SLG: 0.451		F7 FC6		5-3			WP S BB FC6-4 1B		1B FC6		4 0 2 1 1 0 1	
Bobby Morgan, R (1.6) OBP: 0.364, SLG: 0.352		1-3		1B 3B			4-3 1-3		FC6-4 1-2f		5 1 1 0 0 0 4	
Roy Campanella, R (1.2) OBP: 0.394, SLG: 0.578			FC6-4 1B 1B	1-2 3B 1B			5-3 FC6		F7 FC6		5 1 2 1 0 1 3	
Dan Bankhead, R (1.1) OBP: 0.200, SLG: 0.211 Tommy Brown, R (9, PH) OBP: 0.333, SLG: 1.000			FC6-4 1B	F8 FC6-4 1B			FC4-6 1B		HR FC6		3 0 2 0 0 0 1 1 1 1 1 0 0 0	
Inning Stats	R: 0 H: 0 E: 1 LOB: 1 K: 0 BB: 0 S: 6 P: 9	R: 0 H: 1 E: 0 LOB: 1 K: 0 BB: 0 S: 10 P: 17	R: 2 H: 3 E: 1 LOB: 1 K: 0 BB: 0 S: 11 P: 18	R: 2 H: 3 E: 0 LOB: 1 K: 0 BB: 0 S: 16 P: 21	R: 0 H: 1 E: 0 LOB: 0 K: 0 BB: 0 S: 7 P: 12	R: 0 H: 0 E: 0 LOB: 1 K: 0 BB: 1 S: 12 P: 19	R: 0 H: 1 E: 0 LOB: 1 K: 1 BB: 0 S: 8 P: 13	R: 1 H: 2 E: 0 LOB: 1 K: 0 BB: 0 S: 11 P: 17	R: 1 H: 1 E: 0 LOB: 1 K: 2 BB: 1 S: 12 P: 22	R: 0 H: 1 E: 0 LOB: 1 K: 1 BB: 0 S: 10 P: 15	1B: 8 SF: 0 2B: 2 SAC: 0 3B: 2 DP: 2 HR: 2 HBP: 0	WP: 1 PA: 44 PB: 0 SB: 1 CS: 0
PITCHER	IP WLS BF H R ER SO BB IBB HBP BLK WP HR S P ERA WHIP											
Frank Hiller, R (1.1) ERA: 3.41	3.1											
Dutch Leonard, R (4.1) ERA: 2.87	2.2											
Monk Dubiel, R (7.1) ERA: 3.86	2.0											
Johnny Vander Meer, L (9.1) ERA: 4.24	2.0	W										

livebaseballscorecards.com

AB 42
R 6
H 13
RBI 6
BB 2
SO 4
LOB 26



BOTTOM

Brooklyn Dodgers @ Chicago Cubs
Wrigley Field, Chicago, IL
Tue Jun 06 1950, 3:33 AM CDT
Att: 21,367 - Unknown

livebaseballscorecards.com

AB 38
R 7
H 13
RBI 7
BB 7
SO 6
LOB 13



WP: 0 PA: 45
PB: 0
SB: 0
CS: 2

AB R H RBI BB SO LOB

5 0 0 0 0 3 0
4 0 2 0 0 0 0
0 1 0 0 0 0 0
1 0 0 0 0 0 0

4 0 2 1 1 0 1

4 1 1 0 1 1 3

5 2 3 0 0 0 2

2 0 1 0 0 0 2
3 1 1 1 0 0 1

3 2 3 4 2 0 0

3 0 0 0 2 1 1

1 0 0 0 0 0 0
1 0 0 0 0 0 0
1 0 0 0 0 1 3
1 0 0 0 0 0 0
0 0 0 0 0 0 0
0 0 0 1 1 0 0

1B: 8 SF: 0
2B: 2 SAC: 0
3B: 2 DP: 1
HR: 2 HBP: 0

Batter	1	2	3	4	5	6	7	8	9	10	
Wayne Terwilliger, R OBP: 0.344, SLG: 0.409 (1, 4)	2-3 K		1-3 K2-3		0-0 F2		3-3 K		0-2 5-3		
Rube Walker, L OBP: 0.254, SLG: 0.281 Bob Ramazzotti, R OBP: 0.273, SLG: 0.286 Mickey Owen, R OBP: 0.224, SLG: 0.225 (7, PR)	1-2 G3		1-0 1B		1-0 F9		1-2 1B 2B		1-0 F5		
Phil Cavarretta, L OBP: 0.417, SLG: 0.473 (1, 3)	4-2 BB		0-2 G3		2-2 4-3		2-1 1B		2-2 1B		
Hank Sauer, R OBP: 0.427, SLG: 0.575 (1, 7)	3-2 F7			4-2 F8 1B HR BB		1-0 F7		3-3 K	1-1 1B	1-2 1B	
Andy Pafko, R OBP: 0.441, SLG: 0.563 (1, 8)		2-1 6-3		0-0 1B HR 1B		1-1 1B 1B		0-0 F8 3B	1-1 L5		
Hank Edwards, L OBP: 0.416, SLG: 0.577 Bob Borkowski, R OBP: 0.400, SLG: 0.533 (5, 9)		1-0 CS 1B		0-2 F8		2-0 F6		1-2 F8	0-1 BB 3B		
Bill Serena, R OBP: 0.350, SLG: 0.427 (1, 5)		4-2 1-2 BB		2-1 1-H 3-H HR		1-1 1-3 1B		2-2 HR	4-0 BB IBB IBB		
Roy Smalley, R OBP: 0.291, SLG: 0.378 (1, 6)		2-1 F6		0-3 K		4-0 IBB		1-0 L8	4-0 BB 1-2 IBB		
Frank Hiller, R Dutch Leonard, R Bob Scheffing, R Monk Dubiel, R Johnny Vander Meer, S Emil Verban, R (10, PH)			0-0 6-3		0-0 F5		1-3 K		0-1 F3	4-0 1-2 2-3 3-H BB	
Inning Stats	R: 0 H: 0 E: 0 LOB: 1 K: 1 BB: 1 S: 12 P: 22	R: 0 H: 1 E: 0 LOB: 1 K: 0 BB: 1 S: 8 P: 17	R: 0 H: 1 E: 0 LOB: 1 K: 1 BB: 0 S: 8 P: 10	R: 3 H: 2 E: 0 LOB: 0 K: 1 BB: 1 S: 12 P: 18	R: 0 H: 0 E: 0 LOB: 0 K: 0 BB: 0 S: 6 P: 9	R: 0 H: 2 E: 0 LOB: 3 K: 1 BB: 1 S: 9 P: 19	R: 1 H: 2 E: 0 LOB: 2 K: 2 BB: 0 S: 12 P: 21	R: 2 H: 2 E: 0 LOB: 0 K: 0 BB: 0 S: 11 P: 15	R: 0 H: 2 E: 0 LOB: 2 K: 0 BB: 0 S: 11 P: 16	R: 1 H: 1 E: 0 LOB: 3 K: 0 BB: 3 S: 2 P: 14	1B: 8 SF: 0 2B: 2 SAC: 0 3B: 2 DP: 1 HR: 2 HBP: 0
PITCHER	IP WLS BF H R ER SO BB IBB HBP BLK WP HR S P ERA WHIP										
Dan Bankhead, R ERA: 3.98 Jack Banta, R ERA: 3.29	(1, 1) 8.0 36 10 6 6 6 3 1 0 0 0 2 78 131 6.75 1.625										
	(9, 1) 1.0 L 9 3 1 1 0 1 2 0 0 0 0 13 30 9.00 4.000										

Batter	1	2	3	4	5	6	7	8	9	AB R H RBI BB SO LOB	TOP																								
Pee Wee Reese, R OBP: 0.357, SLG: 0.343 (1, 5)	2-1 F3		4-2 BB		3-2 6-3		1-0 FC5-4 1-2f	2-1 FC5-4 1-2f		4 0 0 0 1 0 2																									
George Shuba, L OBP: 0.308, SLG: 0.407 (1, 7)	2-0 L3		2-3 K		2-2 CS 1B			1-2 F7	1-2 F8	5 0 1 0 0 1 1																									
Duke Snider, L OBP: 0.399, SLG: 0.524 (1, 8)	1-3 K			1-0 FC1-2-5 3B	2-1 CS 1-2	0-0 G3		1-3 K	0-2 1B 1B	5 0 2 0 0 2 0																									
Jackie Robinson, R OBP: 0.454, SLG: 0.549 (1, 4)		2-0 F8		1-0 5-3		0-0 4-3		4-1 WP 1B BB	0-2 G6-4-3 1B	4 1 1 0 1 0 1																									
Carl Furillo, R OBP: 0.294, SLG: 0.369 (1, 9)		2-2 WP 1B		1-0 FC1-2-5 HR 3-H		2-0 1-3		2-0 E 2B 1B 1-H	2-2 G6-4-3 1-2f	5 2 2 1 0 0 3																									
Gil Hodges, R OBP: 0.385, SLG: 0.445 (1, 3)		4-1 G5-4-3 1-2 BB		4-0 HR IBB			1-0 6-3	1-0 E6 BB 2B		2 2 0 0 2 0 1																									
Bobby Morgan, R OBP: 0.377, SLG: 0.426 (1, 6)		2-0 G5-4-3 1-2f		3-2 HR 1-H 2-H			2-1 HR	4-2 2B 1B BB		3 3 2 4 1 0 2																									
Roy Campanella, R OBP: 0.397, SLG: 0.584 (1, 2)			2-0 G4-6-3 1B	2-3 K			2-3 K	2-2 1B 2B		4 1 2 2 0 2 0																									
Don Newcombe, L OBP: 0.450, SLG: 0.444 (1, 1)			1-2 G4-6-3 1-2f		0-1 6-3		0-0 FC5-4 1B	0-0 FC5-4 1B 2-H 3-H		4 0 2 2 0 0 1																									
Inning Stats	R: 0 E: 0 K: 1 S: 6	H: 0 LOB: 0 BB: 0 P: 11	R: 0 E: 0 K: 0 S: 6	H: 1 LOB: 1 BB: 1 P: 16	R: 0 E: 0 K: 1 S: 11	H: 1 LOB: 1 BB: 1 P: 20	R: 3 E: 0 K: 1 S: 9	H: 2 LOB: 0 BB: 1 P: 21	R: 0 E: 0 K: 0 S: 10	H: 1 LOB: 0 BB: 0 P: 17	R: 0 E: 0 K: 0 S: 3	H: 0 LOB: 0 BB: 0 P: 5	R: 1 E: 0 K: 1 S: 10	H: 2 LOB: 1 BB: 0 P: 16	R: 5 E: 1 K: 1 S: 20	H: 3 LOB: 1 BB: 2 P: 37	R: 0 E: 0 K: 0 S: 12	H: 2 LOB: 1 BB: 0 P: 15	1B: 8 2B: 1 3B: 1 HR: 2	SF: 0 SAC: 0 DP: 3 HBP: 0	WP: 2 PB: 0 SB: 0 CS: 1	PA: 42													
PITCHER Bill MacDonald, R ERA: 3.81 Junior Walsh, R ERA: 3.92	IP 7.2	WLS L	BF 36	H 10	R 9	ER 5	SO 5	BB 4	IBB 1	HBP 0	BLK 0	WP 2	HR 2	S 73	P 139	ERA 5.87	WHIP 1.826																		
											PITCHER	IP 1.1	WLS L	BF 5	H 2	R 0	ER 0	SO 0	BB 0	IBB 0	HBP 0	BLK 0	WP 0	HR 0	S 14	P 19	ERA 0.00	WHIP 1.500							

Brooklyn Dodgers @ Pittsburgh Pirates
 Forbes Field, Pittsburgh, PA
 Wed Jun 07 1950, 3:33 AM EDT
 Att: 30,904 - Unknown

AB	36
R	9
H	12
RBI	9
BB	5
SO	5
LOB	11



livebaseballscorecards.com

Batter	1	2	3	4	5	6	7	8	9	AB R H RBI BB SO LOB
Hank Schenz, R (1, 4) OBP: 0.314, SLG: 0.438	3-2 F9		0-1 B1-3		2-1 E 1B		0-0 6-3			4 0 1 0 0 0 0
Dale Coogan, L (1, 3) OBP: 0.318, SLG: 0.304	1-2 E6 G6-4-3		0-1 1-3		0-0 F8 1-2			3-3 K		4 0 0 0 0 1 1
Ralph Kiner, R (1, 7) OBP: 0.441, SLG: 0.535	0-1 G6-4-3 1-2f		0-3 K		2-3 K			0-0 F8		4 0 0 0 0 2 2
Gus Bell, L (1, 9) OBP: 0.405, SLG: 0.568		3-2 1B 2B		2-3 K		1-0 G3		4-1 BB		3 0 1 0 1 1 0
Wally Westlake, R (1, 8) OBP: 0.353, SLG: 0.542		2-0 E FC3-2-5-2 1B		0-0 F9		2-1 F7		1-0 L7		4 0 1 0 0 0 1
Nanny Fernandez, R (1, 5) OBP: 0.319, SLG: 0.408		0-1 E6 FC3-2-5-2 1-3		4-1 1B BB		0-1 1B		0-3 K		3 0 1 0 1 1 1
Stan Rojek, R (1, 6) OBP: 0.242, SLG: 0.226 Danny Murtaugh, R (9, PH) OBP: 0.414, SLG: 0.433		0-1 FC3-2-5-2		1-1 1-2 1B		0-3 K		0-0 F4		3 0 1 0 0 1 3 1 0 0 0 0 0 0
Ray Mueller, R (1, 2) OBP: 0.273, SLG: 0.429 Pete Castiglione, R (7, PH) OBP: 0.261, SLG: 0.292 Clyde McCullough, R (8, 2) OBP: 0.311, SLG: 0.388		4-2 FC6-4 BB		2-0 F5			2-2 1-3		1-1 1B	1 0 0 0 1 0 2 1 0 0 0 0 0 0 1 0 1 0 0 0 0
Bill MacDonald, R (1, 1) OBP: 0.091, SLG: 0.091 Junior Walsh, R (8, 1) OBP: 0.800, SLG: 1.000 Johnny Hopp, L (9, PH) OBP: 0.426, SLG: 0.513		0-0 FC6-4 1-2f			0-3 K		0-2 F3		0-0 F4	3 0 0 0 0 1 3 0 0 0 0 0 0 0 1 0 0 0 0 0 1


Inning Stats	R: 0 E: 1 K: 0 S: 10	H: 0 LOB: 0 BB: 0 P: 14	R: 0 E: 1 K: 0 S: 12	H: 2 LOB: 3 BB: 1 P: 21	R: 0 E: 0 K: 1 S: 7	H: 0 LOB: 0 BB: 0 P: 7	R: 0 E: 0 K: 1 S: 8	H: 1 LOB: 2 BB: 1 P: 17	R: 0 E: 1 K: 2 S: 10	H: 1 LOB: 1 BB: 0 P: 14	R: 0 E: 0 K: 1 S: 8	H: 1 LOB: 1 BB: 0 P: 11	R: 0 E: 0 K: 0 S: 9	H: 0 LOB: 0 BB: 0 P: 11	R: 0 E: 0 K: 1 S: 7	H: 0 LOB: 1 BB: 1 P: 15	R: 0 E: 0 K: 1 S: 7	H: 1 LOB: 1 BB: 0 P: 8	1B: 5 2B: 1 3B: 0 HR: 0	SF: 0 SAC: 0 DP: 1 HBP: 0
--------------	-------------------------------	----------------------------------	-------------------------------	----------------------------------	------------------------------	---------------------------------	------------------------------	----------------------------------	-------------------------------	----------------------------------	------------------------------	----------------------------------	------------------------------	----------------------------------	------------------------------	----------------------------------	------------------------------	---------------------------------	----------------------------------	------------------------------------

PITCHER	IP	WLS	BF	H	R	ER	SO	BB	IBB	HBP	BLK	WP	HR	S	P	ERA	WHIP
Don Newcombe, R (1, 1) ERA: 3.55	9.0	W	36	6	0	0	7	3	0	0	0	0	0	78	118	0.00	1.000

BOTTOM

Brooklyn Dodgers @ Pittsburgh Pirates
 Forbes Field, Pittsburgh, PA
 Wed Jun 07 1950, 3:33 AM EDT
 Att. 30,904 - Unknown

AB	33
R	0
H	6
RBI	0
BB	3
SO	7
LOB	14



WP: 0	PA: 36
PB: 0	
SB: 0	
CS: 0	

livebaseballscorecards.com

Batter	1	2	3	4	5	6	7	8	9	AB R H RBI BB SO LOB	TOP											
Pee Wee Reese, R (1, 5) OBP: 0.346, SLG: 0.330	1-2 F7		2-0 F8			2-1 6-3		0-2 FC6-4		4 0 0 0 0 0 2												
Bobby Morgan, R (1, 6) OBP: 0.373, SLG: 0.412	4-1 G6-4-3 BB		2-3 K			2-1 5-3			1-0 5-3	3 0 0 0 1 1 0												
Tommy Brown, R (1, 7) OBP: 0.300, SLG: 0.700	2-2 G6-4-3 1-2f			0-0 5-3			1-3 K		0-1 1B E 1B	4 1 1 0 0 1 1												
Jackie Robinson, R (1, 4) OBP: 0.449, SLG: 0.541		0-1 F8		2-2 G3		2-2 L7			0-0 E E 1B	4 1 1 0 0 0 0												
Carl Furillo, R (1, 9) OBP: 0.288, SLG: 0.361		0-0 E5 FC6-4		2-0 F9		1-3 K			0-0 FC1 E	4 0 0 0 0 1 1												
Gil Hodges, R (1, 3) OBP: 0.388, SLG: 0.443		0-0 F4			0-1 F7			0-1 BB 1B	3-H 4-0 E BB	3 0 1 0 1 0 1												
Duke Snider, L (1, 8) OBP: 0.390, SLG: 0.512		1-0 FC6-4 1-2f			0-1 E3 G6-4-3			0-0 F6	0-0 FC1 1-2 2-3 3-H	4 0 0 0 0 0 4												
Roy Campanella, R (1, 2) OBP: 0.393, SLG: 0.569			1-3 K		0-0 G6-4-3 1-2f			4-2 FC6-4 BB 1-2	1-3 K	3 0 0 0 1 2 4												
Ralph Branca, R (1, 1) OBP: 0.125, SLG: 0.500			1-1 HR			0-2 5-3		1-2 F8	0-2 F9	2 1 1 1 0 0 0												
Bruce Edwards, R (8, PH) OBP: 0.229, SLG: 0.378										1 0 0 0 0 0 2												
Erv Palica, R (8, 1)										0 0 0 0 0 0 0												
Eddie Miksis, R (9, PH) OBP: 0.167, SLG: 0.150										1 0 0 0 0 0 3												
Inning Stats	R: 0 E: 0 K: 0 S: 7	H: 0 LOB: 0 BB: 1 P: 14	R: 0 E: 1 K: 0 S: 5	H: 0 LOB: 1 BB: 0 P: 6	R: 1 E: 0 K: 2 S: 9	H: 1 LOB: 0 BB: 0 P: 15	R: 0 E: 0 K: 0 S: 5	H: 0 LOB: 0 BB: 0 P: 9	R: 0 E: 1 K: 0 S: 5	H: 0 LOB: 0 BB: 0 P: 5	R: 0 E: 0 K: 0 S: 7	H: 0 LOB: 0 BB: 0 P: 11	R: 0 E: 0 K: 2 S: 9	H: 0 LOB: 0 BB: 0 P: 13	R: 0 E: 0 K: 0 S: 12	H: 1 LOB: 2 BB: 1 P: 17	R: 2 E: 2 K: 1 S: 12	H: 2 LOB: 3 BB: 1 P: 18	1B: 3 2B: 0 3B: 0 HR: 1	SF: 0 SAC: 0 DP: 2 HBP: 0	WP: 0 PB: 0 SB: 0 CS: 0	PA: 36
PITCHER	IP WLS BF H R ER SO BB IBB HBP BLK WP HR S P ERA WHIP																					
Cliff Chambers, L (1, 1) ERA: 3.14	8.1 W 32 4 3 1 4 2 0 0 0 0 0 1 64 96 1.08 0.720																					
Bill Werle, L (9, 1) ERA: 4.42	0.2 S 4 0 0 0 1 1 0 0 0 0 0 0 7 12 0.00 1.500																					

Brooklyn Dodgers @ Pittsburgh Pirates
 Forbes Field, Pittsburgh, PA
 Thu Jun 08 1950, 3:33 AM EDT
 Att. 22,697 - Unknown

AB	33
R	3
H	4
RBI	1
BB	3
SO	5
LOB	18



Batter	1	2	3	4	5	6	7	8	9	AB	R	H	RBI	BB	SO	LOB
Stan Rojek, R OBP: 0.229, SLG: 0.212 (1, 6)	2-1 F4		0-0 6-3		1-2 F7		1-0 F8			4	0	0	0	0	0	1
Johnny Hopp, L OBP: 0.421, SLG: 0.504 (1, 3)	0-0 F5			1-2 E6 FC6-4		0-0 3B 1B	3-2 6-3			4	1	1	0	0	0	0
Gus Bell, L OBP: 0.391, SLG: 0.585 (1, 9)	0-3 K			0-1 FC6-4 1B 1-2f		2-1 3B 1-H		2-2 F8		4	0	1	1	0	1	1
Ralph Kiner, R OBP: 0.438, SLG: 0.547 (1, 7)		1-2 HR		1-1 F7		2-0 5-3		0-0 F9		4	1	1	1	0	0	2
Wally Westlake, R OBP: 0.350, SLG: 0.535 (1, 8)		3-1 F7		0-1 1B 1-2		0-2 6-3		0-0 6-3		4	0	1	0	0	0	1
Nanny Fernandez, R OBP: 0.314, SLG: 0.401 (1, 5)		1-3 K		1-0 F9		2-1 L8				3	0	0	0	0	1	3
Danny Murtaugh, R OBP: 0.412, SLG: 0.431 (1, 4)		0-0 F7			0-2 1B		0-0 F2			3	0	1	0	0	0	0
Clyde McCullough, R OBP: 0.312, SLG: 0.420 (1, 2)			3-3 K		2-2 F8		0-0 HR			3	1	1	1	0	1	1
Cliff Chambers, L OBP: 0.297, SLG: 0.343 Bill Werle, L OBP: 0.400, SLG: 0.250 (1, 1) (9, 1)			1-3 K		2-3 K		1-0 HR			3	1	1	1	0	2	1
										0	0	0	0	0	0	0

Inning Stats	R: 0	H: 0	E: 0	K: 1	S: 6	R: 1	H: 1	E: 0	K: 1	S: 11	R: 0	H: 0	E: 0	K: 2	S: 7	R: 0	H: 1	E: 1	K: 0	S: 10	R: 0	H: 1	E: 0	K: 1	S: 13	R: 1	H: 2	E: 0	K: 0	S: 10	R: 2	H: 2	E: 0	K: 0	S: 7	R: 0	H: 0	E: 0	K: 0	S: 7
	LOB: 0	BB: 0	P: 8	LOB: 0	BB: 0	P: 16	LOB: 0	BB: 0	P: 11	LOB: 2	BB: 0	P: 13	LOB: 1	BB: 0	P: 18	LOB: 1	BB: 0	P: 16	LOB: 0	BB: 0	P: 12	LOB: 0	BB: 0	P: 9	LOB: 0	BB: 0	P: 9	LOB: 0	BB: 0	P: 9	LOB: 0	BB: 0	P: 9	LOB: 0	BB: 0	P: 9	LOB: 0	BB: 0	P: 9	

PITCHER	IP	WLS	BF	H	R	ER	SO	BB	IBB	HBP	BLK	WP	HR	S	P	ERA	WHIP
Ralph Branca, R ERA: 6.04 (1, 1)	7.0	L	29	7	4	4	5	0	0	0	0	0	3	64	94	5.14	1.000
Erv Palica, R ERA: 5.23 (8, 1)	1.0		3	0	0	0	0	0	0	0	0	0	0	7	9	0.00	0.000

BOTTOM

Brooklyn Dodgers @ Pittsburgh Pirates
Forbes Field, Pittsburgh, PA
 Thu Jun 08 1950, 3:33 AM EDT
 Att. 22,697 - Unknown

livebaseballscorecards.com

AB	32
R	4
H	7
RBI	4
BB	0
SO	5
LOB	10



WP: 0	PA: 32
PB: 0	
SB: 0	
CS: 0	

Batter	1	2	3	4	5	6	7	8	9	AB R H RBI BB SO LOB	TOP														
Pee Wee Reese, R (1, 5) OBP: 0.343, SLG: 0.353	1-2 L7		1-2 5-3		0-1 6-3		0-0 SH 1B		2-1 HR	4 2 1 1 0 0 1															
George Shuba, L (1, 7) OBP: 0.299, SLG: 0.394	1-3 K		2-1 F7		2-1 1-3		1-0 5-3		2-1 F6	3 0 0 0 0 1 1 2 0 0 0 0 0 2															
Tommy Brown, R (7, PH) OBP: 0.250, SLG: 0.583							1-2 2-3																		
Duke Snider, L (1, 8) OBP: 0.396, SLG: 0.532	0-1 1B		1-0 F7			2-1 HR	2-1 G5-4-3 1B		1-2 L6	5 1 3 3 0 0 1															
Jackie Robinson, R (1, 4) OBP: 0.448, SLG: 0.556	1-0 L8			1-2 HR		1-0 1B 2B	2-2 G5-4-3		2-3 K	5 2 2 1 0 1 2															
Carl Furillo, R (1, 9) OBP: 0.297, SLG: 0.369		0-0 G4-6-3 1B		1-0 F3		1-1 2B 1B		2-1 G3 SH1-3 HR 1B		4 1 3 0 0 0 0															
Gil Hodges, R (1, 3) OBP: 0.392, SLG: 0.460		0-3 K		1-1 2B		0-0 2B		1-0 SH1-3		3 0 2 1 0 1 1															
Bobby Morgan, R (1, 6) OBP: 0.369, SLG: 0.400		1-1 G4-6-3		0-0 L7		1-0 G6-4-3 HBP		1-1 G3		3 0 0 0 0 0 3															
Roy Campanella, R (1, 2) OBP: 0.396, SLG: 0.608			1-1 1B 3B	2-1 6-3		0-1 G6-4-3		1-0 HR		4 2 2 2 0 0 3															
Jack Banta, L (1, 1) OBP: 0.231, SLG: 0.167			0-0 1B		0-0 G3		3-2 S SH 1B		0-3 K	1 0 1 1 0 0 0 2 1 1 0 0 0 0 1 0 0 0 0 1 0 0 0 0 0 0 0 0															
Erv Palica, R (3, 1) OBP: 0.250, SLG: 0.250																									
Bud Podbielan, R (7, 1) OBP: 0.222, SLG: 0.235																									
Don Newcombe, L (9, 1) OBP: 0.450, SLG: 0.444																									
Inning Stats	R: 0 E: 0 K: 1 S: 10	H: 1 LOB: 1 BB: 0 P: 13	R: 0 E: 0 K: 1 S: 7	H: 1 LOB: 0 BB: 0 P: 8	R: 1 E: 0 K: 0 S: 9	H: 2 LOB: 1 BB: 0 P: 14	R: 1 E: 0 K: 0 S: 9	H: 2 LOB: 1 BB: 0 P: 14	R: 0 E: 0 K: 0 S: 5	H: 0 LOB: 0 BB: 0 P: 7	R: 2 E: 0 K: 0 S: 8	H: 4 LOB: 1 BB: 0 P: 13	R: 2 E: 0 K: 0 S: 11	H: 2 LOB: 0 BB: 0 P: 19	R: 2 E: 0 K: 1 S: 9	H: 2 LOB: 0 BB: 0 P: 14	R: 1 E: 0 K: 1 S: 10	H: 1 LOB: 0 BB: 0 P: 17	1B: 8 2B: 2 3B: 1 HR: 4	SF: 0 SAC: 2 DP: 3 HBP: 1	WP: 0 PB: 0 SB: 2 CS: 0	PA: 40			
PITCHER	IP	WLS	BF	H	R	ER	SO	BB	IBB	HBP	BLK	WP	HR	S	P	ERA	WHIP								
Murry Dickson, R (1, 1) ERA: 4.33	5.0		23	9	4	4	2	0	0	0	0	0	2	45	65	7.20	1.800								
Bill Werle, L (6, 1) ERA: 4.82	3.0	L	13	5	4	4	1	0	0	1	0	0	1	23	37	12.00	1.667								
Junior Walsh, R (9, 1) ERA: 4.15	1.0		4	1	1	1	1	0	0	0	0	0	1	10	17	9.00	1.000								

Brooklyn Dodgers @ Pittsburgh Pirates
Forbes Field, Pittsburgh, PA
 Fri Jun 09 1950, 3:33 AM EDT
 Att. 9,510 - Unknown

livebaseballscorecards.com

AB	37
R	9
H	15
RBI	9
BB	0
SO	4
LOB	14



Batter	1	2	3	4	5	6	7	8	9	AB	R	H	RBI	BB	SO	LOB
Stan Rojek, R (1, 6) OBP: 0.243, SLG: 0.229 Dale Coogan, L (8, PH) OBP: 0.315, SLG: 0.300 Junior Walsh, R (9, 1) OBP: 0.800, SLG: 1.000	3-2 FC5-4 BB 1B		1-0 BB 2B 1B	0-1 F8		2-0 F9		1-2 4-3 2-3		4	1	2	0	0	0	1
Johnny Hopp, L (1, 3) OBP: 0.421, SLG: 0.512	4-2 FC5-4 1-2 BB		1-2 F7	2-2 4-3			2-1 2B 3B	1-1 F8 3-H		4	1	1	1	1	0	1
Gus Bell, L (1, 9) OBP: 0.412, SLG: 0.600	1-1 L9		4-0 2B 1-2 HR BB		0-0 1B		2-2 F8 2B 2B 3-H	0-0 F4		4	2	2	1	1	0	2
Ralph Kiner, R (1, 7) OBP: 0.437, SLG: 0.548	2-2 FC5-4 FC5-4 1-2f 2-3		1-1 HR 2B	0-0 F9		0-1 F8 2-3		1-0 FC6-4 1B		5	1	2	1	0	0	4
Wally Westlake, R (1, 8) OBP: 0.346, SLG: 0.543	0-0 FC5-4 1-2f		2-2 HR 3-H 3-H	1-3 K		1-1 6-3		2-0 FC6-4 1B G5-3 1-2f		5	1	1	3	0	1	5
Nanny Fernandez, R (1, 5) OBP: 0.318, SLG: 0.406 Hank Schenz, R (8, 5) OBP: 0.327, SLG: 0.449		4-1 G1-4-3 BB	1-0 F7	1-3 K		0-0 2B 3-H		1-1 1B 1-2		3	0	1	1	1	1	1
Danny Murtaugh, R (1, 4) OBP: 0.412, SLG: 0.423		1-2 G1-4-3 1-2f	4-2 BB		0-0 F4		4-1 FC5-4 BB	2-1 G5-3 2-3f		3	0	0	0	2	0	3
Clyde McCullough, R (1, 2) OBP: 0.320, SLG: 0.418		4-1 FC5-4 BB	2-2 F2		1-1 1B		1-2 FC5-4 1-2f			3	0	1	0	1	0	3
Murry Dickson, R (1, 1) OBP: 0.207, SLG: 0.179 Bill Werle, L (6, 1) OBP: 0.381, SLG: 0.235 Pete Castiglione, R (8, PH) OBP: 0.271, SLG: 0.318 (9, 6)		0-1 FC5-4 1-2f		1-2 G3		2-3 K		2-2 4-3 F8 2B		2	0	0	0	0	0	1
Inning Stats	R: 0 H: 1 E: 0 LOB: 2 K: 0 BB: 1 S: 14 P: 24	R: 0 H: 0 E: 0 LOB: 1 K: 0 BB: 2 S: 9 P: 18	R: 4 H: 3 E: 0 LOB: 1 K: 0 BB: 2 S: 16 P: 32	R: 0 H: 0 E: 0 LOB: 0 K: 0 BB: 0 S: 9 P: 12	R: 0 H: 1 E: 0 LOB: 1 K: 2 BB: 0 S: 9 P: 11	R: 0 H: 1 E: 0 LOB: 1 K: 1 BB: 0 S: 9 P: 14	R: 2 H: 3 E: 0 LOB: 2 K: 0 BB: 1 S: 14 P: 24	R: 1 H: 1 E: 0 LOB: 0 K: 0 BB: 0 S: 9 P: 13	R: 0 H: 2 E: 0 LOB: 1 K: 0 BB: 0 S: 6 P: 12	1B: 6 SF: 0 2B: 4 SAC: 0 3B: 1 DP: 2 HR: 1 HBP: 0	WP: 0 PA: 43 PB: 0 SB: 0 CS: 0					

BOTTOM

Brooklyn Dodgers @ Pittsburgh Pirates
 Forbes Field, Pittsburgh, PA
 Fri Jun 09 1950, 3:33 AM EDT
 Att. 9,510 - Unknown

AB	37
R	7
H	12
RBI	7
BB	6
SO	3
LOB	23



PITCHER	IP	WLS	BF	H	R	ER	SO	BB	IBB	HBP	BLK	WP	HR	S	P	ERA	WHIP
Jack Banta, R (1, 1) ERA: 3.98	2.1		14	4	4	4	0	4	0	0	0	0	1	32	60	15.43	3.429
Erv Palica, R (3, 1) ERA: 5.04	4.1		19	5	2	2	3	1	0	0	0	0	0	44	66	4.15	1.385
Bud Podbielan, R (7, 1) ERA: 5.0	1.2	W	9	3	1	1	0	1	0	0	0	0	0	17	30	5.40	2.400
Don Newcombe, R (9, 1) ERA: 3.51	0.2	S	1	0	0	0	0	0	0	0	0	0	0	2	4	0.00	0.000

Batter	1	2	3	4	5	6	7	8	9	AB R H RBI BB SO LOB	TOP
--------	---	---	---	---	---	---	---	---	---	----------------------	-----

Pee Wee Reese, R <small>(1, 5) OBP: 0.333, SLG: 0.342</small>										4 0 0 0 0 1 3	
George Shuba, L <small>(1, 7) OBP: 0.313, SLG: 0.408</small>										4 0 2 2 1 2 0	
Duke Snider, L <small>(1, 8) OBP: 0.401, SLG: 0.548</small>										4 1 2 1 1 0 1	
Jackie Robinson, R <small>(1, 4) OBP: 0.442, SLG: 0.542</small>										4 0 0 0 1 0 6	
Carl Furillo, R <small>(1, 9) OBP: 0.300, SLG: 0.375</small>										5 0 2 0 0 0 5	
Gil Hodges, R <small>(1, 3) OBP: 0.384, SLG: 0.448</small>										4 0 0 0 0 0 2	
Bobby Morgan, R <small>(1, 6) OBP: 0.365, SLG: 0.404</small>										4 0 1 0 0 0 2	
Roy Campanella, R <small>(1, 2) OBP: 0.399, SLG: 0.598</small>										2 0 0 0 2 0 1	
Preacher Roe, R <small>(1, 1) OBP: 0.179, SLG: 0.185</small> Gene Hermanski, L <small>(7, PH) OBP: 0.353, SLG: 0.387</small> Erv Palica, R <small>(7, PR) OBP: 0.250, SLG: 0.250</small> Ralph Branca, R <small>(7, 1) OBP: 0.125, SLG: 0.500</small> Tommy Brown, R <small>(9, PH) OBP: 0.308, SLG: 0.583</small> Eddie Miksis, R <small>(9, PR) OBP: 0.167, SLG: 0.150</small> Rex Barney, R <small>(9, 1) OBP: 0.200, SLG: 0.400</small>									1 0 0 0 0 0 1 2 1 0 1 0 0 0 0 0 0 1 0 0 0 0 0 0 0 0 0 0 0 0 0 0 0 0 0 0 0 1 0 0 0 1 0 0 0 0 0 0 0 0 0 0 0 0 0 0		

Brooklyn Dodgers @ Cincinnati Reds
 Crosley Field, Cincinnati, OH
 Sat Jun 10 1950, 3:33 AM EDT
 Att. 6,258 - Unknown

AB	33
R	3
H	8
RBI	3
BB	6
SO	4
LOB	22



Inning Stats	R: 0	H: 1	R: 0	H: 1	R: 0	H: 0	R: 0	H: 1	R: 1	H: 1	R: 0	H: 0	R: 1	H: 2	R: 0	H: 1	R: 1	H: 1	1B: 3	SF: 0	WP: 0	PA: 41
	E: 0	LOB: 2	E: 0	LOB: 2	E: 0	LOB: 0	E: 0	LOB: 2	E: 0	LOB: 1	E: 0	LOB: 0	E: 0	LOB: 2	E: 0	LOB: 1	E: 0	LOB: 2	2B: 4	SAC: 2	PB: 0	
	K: 1	BB: 1	K: 0	BB: 1	K: 1	BB: 0	K: 1	BB: 1	K: 1	BB: 1	K: 0	BB: 0	K: 0	BB: 0	K: 0	BB: 2	K: 0	BB: 2	3B: 0	DP: 0	SB: 0	
	S: 14	P: 24	S: 5	P: 13	S: 7	P: 12	S: 10	P: 18	S: 11	P: 18	S: 5	P: 9	S: 11	P: 20	S: 8	P: 14	S: 7	P: 17	HR: 1	HBP: 0	CS: 0	

PITCHER Herm Wehmeier, R <small>(1, 1) ERA: 6.72</small>	IP	WLS	BF	H	R	ER	SO	BB	IBB	HBP	BLK	WP	HR	S	P	ERA	WHIP																		
	9.0	W	41	8	3	3	4	4	2	0	0	0	1	78	145	3.00	1.333																		
																		PITCHER	IP	WLS	BF	H	R	ER	SO	BB	IBB	HBP	BLK	WP	HR	S	P	ERA	WHIP

Batter	1	2	3	4	5	6	7	8	9	AB R H RBI BB SO LOB
Grady Hatton, L OBP: 0.335, SLG: 0.451 (1, 5)	2-2 F4		2-2 HR		1-2 E4 PB			4-2 FC1-8 BB		3 2 1 1 1 0 0
Bob Usher, R OBP: 0.330, SLG: 0.434 (1, 8)	1-3 K		1-0 1B		3-2 5-3			2-0 FC1-6 1-2f		4 0 1 0 0 1 1
Johnny Wyrostek, L OBP: 0.407, SLG: 0.470 (1, 9)	0-0 4-3		2-3 K		0-0 4-3			1-0 F5		4 0 0 0 0 1 2
Bob Scheffing, R OBP: 0.150, SLG: 0.200 (1, 2)		0-0 F9		0-2 F8		3-2 F9		1-2 F7		4 0 0 0 0 0 1
Danny Litwhiler, R OBP: 0.317, SLG: 0.373 (1, 7)		3-1 F9		3-2 HR		2-1 G4-3 1B		2-3 K		4 1 2 1 0 1 0
Ted Kluszewski, L OBP: 0.333, SLG: 0.516 (1, 3)		2-2 1B		1-0 F6		1-1 G4-3 1-2f		1-2 HR		4 1 2 1 0 0 1
Virgil Stallcup, R OBP: 0.283, SLG: 0.392 (1, 6)		0-0 F7		1-1 FC5-4 1B		3-3 K				3 0 1 0 0 1 1
Bobby Adams, R OBP: 0.322, SLG: 0.315 (1, 4)			0-0 B5-3		3-1 FC5-4 1-2f		0-0 F2			3 0 0 0 0 0 1
Herm Wehmeier, R OBP: 0.258, SLG: 0.300 (1, 1)			2-3 K		0-0 5-3		1-3 K2-3			3 0 0 0 0 2 0

Inning Stats	R: 0 E: 0 K: 1 S: 8	H: 0 LOB: 0 BB: 0 P: 11	R: 0 E: 0 K: 0 S: 8	H: 1 LOB: 1 BB: 0 P: 13	R: 1 E: 0 K: 2 S: 13	H: 2 LOB: 1 BB: 0 P: 20	R: 1 E: 0 K: 0 S: 11	H: 2 LOB: 1 BB: 0 P: 19	R: 1 E: 1 K: 0 S: 9	H: 0 LOB: 0 BB: 0 P: 13	R: 0 E: 0 K: 0 S: 9	H: 1 LOB: 0 BB: 0 P: 15	R: 0 E: 0 K: 2 S: 7	H: 0 LOB: 0 BB: 0 P: 11	R: 0 E: 0 K: 0 S: 7	H: 0 LOB: 1 BB: 1 P: 15	R: 1 E: 0 K: 1 S: 8	H: 1 LOB: 0 BB: 0 P: 11	1B: 4 2B: 0 3B: 0 HR: 3	SF: 0 SAC: 0 DP: 1 HBP: 0	WP: 0 PB: 1 SB: 0 CS: 0	PA: 33
--------------	------------------------------	----------------------------------	------------------------------	----------------------------------	-------------------------------	----------------------------------	-------------------------------	----------------------------------	------------------------------	----------------------------------	------------------------------	----------------------------------	------------------------------	----------------------------------	------------------------------	----------------------------------	------------------------------	----------------------------------	----------------------------------	------------------------------------	----------------------------------	--------

PITCHER	IP	WLS	BF	H	R	ER	SO	BB	IBB	HBP	BLK	WP	HR	S	P	ERA	WHIP
Preacher Roe, L ERA: 3.48 (1, 1)	6.0		24	6	3	2	3	0	0	0	0	0	2	58	91	3.00	1.000
Ralph Branca, R ERA: 5.6 (7, 1)	2.0		7	0	0	0	2	1	0	0	0	0	0	14	26	0.00	0.500
Rex Barney, R ERA: 3.86 (9, 1)	0.1	L	2	1	1	1	1	0	0	0	0	0	1	8	11	27.00	3.000


BOTTOM

Brooklyn Dodgers @ Cincinnati Reds
Crosley Field, Cincinnati, OH

Sat Jun 10 1950, 3:33 AM EDT
Att. 6,258 - Unknown

livebaseballscorecards.com

AB	32
R	4
H	7
RBI	3
BB	1
SO	6
LOB	7



Batter	1	2	3	4	5	6	7	8	9	AB R H RBI BB SO LOB	TOP											
Pee Wee Reese, R (1, 5) OBP: 0.322, SLG: 0.328	0-1 E6 G5-4-3	1-3 K			2-1 L7		0-1 F8		0-2 F7	5 0 0 0 0 1 3												
Bobby Morgan, R (1, 6) OBP: 0.354, SLG: 0.389	0-0 G5-4-3				0-0 5-3		2-3 K		0-0 FC1-4	4 0 0 0 0 1 1 1 0 0 0 0 0 1												
Eddie Miksis, R (7, 6) OBP: 0.163, SLG: 0.146	1-2f								1-2f													
Jim Russell, S (1, 7) OBP: 0.329, SLG: 0.560	1-3 K				0-0 L6		2-2 F8		0-0 F6	5 0 0 0 0 1 1												
Jackie Robinson, R (1, 4) OBP: 0.448, SLG: 0.547		3-2 1B 1B			0-0 F4		0-0 FC4-6 1B		1-0 1B 1B	4 2 3 0 0 0 0												
Carl Furillo, R (1, 9) OBP: 0.299, SLG: 0.372					1-3 K		0-2 F9		0-0 1-3	4 1 1 0 0 1 2												
Gil Hodges, R (1, 3) OBP: 0.397, SLG: 0.455					4-2 FC6-4 BB		0-1 FC4-6 1B		4-0 1B IBB	2 0 2 1 2 0 0												
Duke Snider, L (1, 8) OBP: 0.398, SLG: 0.541					1-2 FC6-4 HR		2-2 FC4-6		2-2 1-2 2-H 1B	4 1 1 1 0 0 5												
Roy Campanella, R (1, 2) OBP: 0.385, SLG: 0.611					1-1 HR		2-0 F5		1-0 L5	4 1 1 2 0 0 6												
Don Newcombe, L (1, 1) OBP: 0.417, SLG: 0.381					1-3 K		0-0 4-3		4-1 FC1-4 BB	3 0 0 0 1 1 1												
Inning Stats	R: 0 E: 1 K: 1 S: 6	H: 0 LOB: 0 BB: 0 P: 7	R: 2 E: 1 K: 1 S: 14	H: 3 LOB: 2 BB: 0 P: 20	R: 0 E: 0 K: 0 S: 5	H: 0 LOB: 0 BB: 0 P: 7	R: 2 E: 0 K: 2 S: 16	H: 1 LOB: 0 BB: 1 P: 24	R: 0 E: 0 K: 0 S: 8	H: 0 LOB: 0 BB: 0 P: 12	R: 0 E: 0 K: 0 S: 10	H: 2 LOB: 2 BB: 0 P: 14	R: 0 E: 0 K: 1 S: 7	H: 0 LOB: 0 BB: 0 P: 9	R: 1 E: 0 K: 0 S: 8	H: 2 LOB: 2 BB: 1 P: 16	R: 0 E: 0 K: 0 S: 6	H: 0 LOB: 1 BB: 1 P: 11	1B: 7 2B: 0 3B: 0 HR: 1	SF: 0 SAC: 0 DP: 1 HBP: 0	WP: 0 PB: 0 SB: 0 CS: 0	PA: 39
PITCHER Ken Raffensberger, L (1, 1) ERA: 3.47	IP: 9.0 WLS: L BF: 39 H: 8 R: 5 ER: 4 SO: 5 BB: 2 IBB: 1 HBP: 0 BLK: 0 WP: 0 HR: 1 S: 80 P: 120 ERA: 4.00 WHIP: 1.111											PITCHER IP: WLS: BF: H: R: ER: SO: BB: IBB: HBP: BLK: WP: HR: S: P: ERA: WHIP:										

Brooklyn Dodgers @ Cincinnati Reds
Crosley Field, Cincinnati, OH

AB	36
R	5
H	8
RBI	4
BB	3
SO	5
LOB	20



Sun Jun 11 1950, 3:33 AM EDT
Unknown

livebaseballscorecards.com

Batter	1	2	3	4	5	6	7	8	9	AB R H RBI BB SO LOB
--------	---	---	---	---	---	---	---	---	---	----------------------

Grady Hatton, L <small>(1, 5) OBP: 0.326, SLG: 0.437</small>										5 0 0 0 0 0 0
Bob Usher, R <small>(1, 8) OBP: 0.337, SLG: 0.430</small>										3 1 1 0 1 1 0
Johnny Wyrostek, L <small>(1, 9) OBP: 0.409, SLG: 0.471</small>										4 0 2 0 0 0 0
Ted Kluszewski, L <small>(1, 3) OBP: 0.338, SLG: 0.511</small>									3 1 1 1 1 0 3	
Bob Scheffing, R <small>(1, 2) OBP: 0.250, SLG: 0.261</small>									3 1 2 0 1 1 0	
Danny Litwhiler, R <small>(1, 7) OBP: 0.328, SLG: 0.418</small>									4 1 2 1 0 2 4	
Connie Ryan, R <small>(1, 4) OBP: 0.356, SLG: 0.373</small>									4 0 1 2 0 1 5	
Virgil Stallcup, R <small>(1, 6) OBP: 0.277, SLG: 0.384</small> Peanuts Lowrey, R <small>(9, PH) OBP: 0.364, SLG: 0.330</small>									3 0 0 0 0 0 2 1 0 0 0 0 0 0	
Ken Raffensberger, R <small>(1, 1) OBP: 0.290, SLG: 0.286</small> Harry Perkowski, L <small>(9, PH) OBP: 0.375, SLG: 0.375</small>									3 0 0 0 0 2 0 1 0 0 0 0 1 0	

Inning Stats	R: 0	H: 0	E: 0	K: 1	S: 8	R: 3	H: 4	E: 0	K: 0	S: 8	R: 0	H: 2	E: 0	K: 0	S: 5	R: 0	H: 1	E: 0	K: 1	S: 10	R: 0	H: 0	E: 0	K: 1	S: 8	R: 0	H: 1	E: 0	K: 2	S: 11	R: 0	H: 0	E: 0	K: 1	S: 6	R: 1	H: 1	E: 0	K: 1	S: 11	R: 0	H: 0	E: 0	K: 1	S: 8	1B: 7	2B: 2	3B: 0	HR: 0	SF: 0	SAC: 0	DP: 2	HBP: 0	WP: 0	PB: 0	SB: 0	CS: 0	PA: 37
--------------	------	------	------	------	------	------	------	------	------	------	------	------	------	------	------	------	------	------	------	-------	------	------	------	------	------	------	------	------	------	-------	------	------	------	------	------	------	------	------	------	-------	------	------	------	------	------	-------	-------	-------	-------	-------	--------	-------	--------	-------	-------	-------	-------	--------

PITCHER	IP	WLS	BF	H	R	ER	SO	BB	IBB	HBP	BLK	WP	HR	S	P	ERA	WHIP
Don Newcombe, R <small>(1, 1) ERA: 3.58</small>	9.0	W	37	9	4	4	8	3	0	0	0	0	0	75	111	4.00	1.333

BOTTOM

Brooklyn Dodgers @ Cincinnati Reds
 Crosley Field, Cincinnati, OH
 Sun Jun 11 1950, 3:33 AM EDT
 Unknown

livebaseballscorecards.com

AB	34
R	4
H	9
RBI	4
BB	3
SO	8
LOB	14



Batter	1	2	3	4	5	6	7	8	9	AB	R	H	RBI	BB	SO	LOB
Grady Hatton, L OBP: 0.328, SLG: 0.432 (1, 5)	2-1 F8 ①		0-0 E 1B 1B		2-3 K ②		4-2 4-3 1B 1B BB	1-1 F4 ②		4	2	1	0	1	1	1
Bob Usher, R OBP: 0.360, SLG: 0.451 (1, 8)	0-3 K ②		0-1 E7 1B 1B		0-1 K 1B		0-0 4-3 1B 1B	2-1 K 1B		5	2	4	0	0	1	0
Johnny Wyrostek, L OBP: 0.409, SLG: 0.465 (1, 9)	4-2 BB		1-0 K 1B		0-0 F8 ③		1-0 4-3 ②	2-0 4-3 ③		4	0	1	3	1	0	5
Ted Kluszewski, L OBP: 0.336, SLG: 0.504 (1, 3)	3-2 F6 ③		0-0 F7 ③			1-0 4-3 ①	2-1 2B 1B			4	1	1	2	0	0	2
Danny Litwhiler, R OBP: 0.338, SLG: 0.404 (1, 7)		2-3 K ①		4-1 1B CS BB		1-2 5-3 ②	4-0 2B BB			2	1	0	0	2	1	0
Connie Ryan, R OBP: 0.360, SLG: 0.386 (1, 4)		2-2 L5 ②		0-1 CS 1B		2-1 F7 ③	0-1 2B			4	0	2	2	0	0	0
Dixie Howell, R OBP: 0.346, SLG: 0.265 (1, 2)		0-3 K ③		3-3 K ①			SH5-4 1B			3	0	1	0	0	2	2
Herm Wehmeier, R OBP: 0.258, SLG: 0.300 (7, PR)				1-3 K ②						0	1	0	0	0	0	0
Johnny Pramesa, R OBP: 0.302, SLG: 0.388 (8, 2)				3-H K ③			K			1	0	0	0	0	1	2
Virgil Stallcup, R OBP: 0.278, SLG: 0.379 (1, 6)			1-1 F2 ①	1-2 F7 ③			1-0 SH5-4 ①	4-2 K 1B BB		2	0	0	0	1	0	1
Ewell Blackwell, R OBP: 0.167, SLG: 0.091 (1, 1)			1-2 F9 ②		0-0 4-3 ①		2-1 SH 1B BB 4-3 ①	1-3 K ①		2	1	0	1	0	0	0
Willie Ramsdell, R OBP: 0.250, SLG: 0.250 (8, 1)										0	0	0	0	0	0	0
Frank Smith, R OBP: 0.200, SLG: 0.200 (8, 1)										1	0	0	0	0	1	1

Inning Stats	R: 0	H: 0	E: 0	K: 1	S: 12	R: 0	H: 0	E: 0	K: 2	S: 10	R: 2	H: 3	E: 1	K: 0	S: 11	R: 0	H: 1	E: 0	K: 1	S: 10	R: 0	H: 1	E: 0	K: 1	S: 8	R: 0	H: 0	E: 0	K: 0	S: 6	R: 6	H: 4	E: 0	K: 1	S: 16	R: 0	H: 1	E: 0	K: 1	S: 10	R: 0	H: 1	E: 0	K: 1	S: 20	1B: 9	2B: 2	3B: 0	HR: 0	SF: 0	SAC: 2	DP: 1	HBP: 0	WP: 0	PB: 1	SB: 0	CS: 2	PA: 39
--------------	------	------	------	------	-------	------	------	------	------	-------	------	------	------	------	-------	------	------	------	------	-------	------	------	------	------	------	------	------	------	------	------	------	------	------	------	-------	------	------	------	------	-------	------	------	------	------	-------	-------	-------	-------	-------	-------	--------	-------	--------	-------	-------	-------	-------	--------


PITCHER	IP	WLS	BF	H	R	ER	SO	BB	IBB	HBP	BLK	WP	HR	S	P	ERA	WHIP
Dan Bankhead, R ERA: 4.17 (1, 1)	6.1	L	28	6	5	4	5	3	0	0	0	0	0	64	101	5.68	1.421
Erv Palica, R ERA: 5.96 (7, 1)	0.2		6	3	3	3	1	1	0	0	0	0	0	9	19	40.50	6.000
Joe Hatten, L ERA: 4.14 (8, 1)	1.0		5	1	0	0	1	1	0	0	0	0	0	10	20	0.00	2.000

BOTTOM

Brooklyn Dodgers @ Cincinnati Reds
Crosley Field, Cincinnati, OH

Sun Jun 11 1950, 3:38 AM EDT
Att. 30,665 - Unknown

AB	32
R	8
H	10
RBI	8
BB	5
SO	7
LOB	14



Batter	1	2	3	4	5	6	7	8	9	10	11	AB R H RBI BB SO LOB	TOP													
Bob Ramazzotti, R (1.4) OBP: 0.333, SLG: 0.381	0-0 6-3		0-1 L5			1-2 HR	0-0 1B		4-2 BB		0-0 E6 2B	5 2 2 1 1 0 0	Chicago Cubs @ Brooklyn Dodgers Ebbets Field, Brooklyn, NY Tue Jun 13 1950, 3:33 AM EDT Att. 22,631 - Unknown													
Rube Walker, L (1.2) OBP: 0.281, SLG: 0.360	0-0 F9		0-0 1-3			0-0 L4	0-0 F9		1-0 F6		2-0 2B	6 0 1 1 0 0 5														
Phil Cavarretta, L (1.3) OBP: 0.437, SLG: 0.530	4-2 BB					3-2 HR			1-1 1-3		4-0 BB	4 1 2 1 2 0 0														
Hank Sauer, R (1.7) OBP: 0.408, SLG: 0.549	1-0 4-3					1-1 F8	2-2 F3		1-2 5-3		0-0 F7	6 0 0 0 0 0 4														
Bob Borkowski, R (1.8) OBP: 0.386, SLG: 0.519						1-2 F7	1-0 HR		2-3 K		0-1 F5	6 1 2 1 0 2 3														
Ron Northey, L (1.9) OBP: 0.398, SLG: 0.578						0-0 F3	2-3 K		1-0 FC1-5 1B		2-0 F4	5 0 2 0 0 1 2														
Bill Serena, R (1.5) OBP: 0.358, SLG: 0.422									3-1 BB FC1-5 1B		2-1 HR HBP	4 1 1 0 0 1 1														
Roy Smalley, R (1.6) OBP: 0.319, SLG: 0.423									1-1 FC1-5 BB		1-2 HR	4 1 2 2 1 0 3														
Bill Voiselle, R (1.1) OBP: 0.083, SLG: 0.083									3-3 K		0-1 5-3	3 0 0 0 0 1 2														
Hank Edwards, L (9, PH) OBP: 0.402, SLG: 0.550												1 0 0 0 0 1 2														
Frank Hiller, R (9, 1)												1 0 0 0 0 0 0														
Inning Stats	R: 0 E: 0 K: 0 S: 5	H: 0 LOB: 1 BB: 1 P: 10	R: 0 E: 0 K: 2 S: 11	H: 1 LOB: 1 BB: 0 P: 14	R: 0 E: 0 K: 0 S: 7	H: 0 LOB: 0 BB: 0 P: 9	R: 0 E: 0 K: 0 S: 9	H: 1 LOB: 1 BB: 0 P: 13	R: 0 E: 0 K: 1 S: 6	H: 1 LOB: 0 BB: 0 P: 7	R: 3 E: 0 K: 1 S: 15	H: 3 LOB: 0 BB: 0 P: 24	R: 0 E: 0 K: 1 S: 11	H: 1 LOB: 2 BB: 1 P: 19	R: 0 E: 0 K: 1 S: 9	H: 0 LOB: 0 BB: 0 P: 13	R: 0 E: 0 K: 1 S: 12	H: 2 LOB: 3 BB: 1 P: 25	R: 0 E: 0 K: 0 S: 7	H: 1 LOB: 1 BB: 0 P: 12	R: 3 E: 1 K: 0 S: 11	H: 2 LOB: 2 BB: 1 P: 20	1B: 6 2B: 2 3B: 0 HR: 4	SF: 0 SAC: 0 DP: 1 HBP: 1	WP: 0 PB: 0 SB: 0 CS: 0	PA: 50
PITCHER	IP WLS BF H R ER SO BB IBB HBP BLK WP HR S P ERA WHIP															IP WLS BF H R ER SO BB IBB HBP BLK WP HR S P ERA WHIP										
Ralph Branca, R (1, 1) ERA: 5.45	5.2	23	6	3	3	2	1	0	0	0	0	0	0	3	50	72	4.76	1.235								
Bud Podbielan, R (6, 1) ERA: 4.89	4.2	L	24	6	3	2	4	2	0	1	0	0	0	1	50	87	3.86	1.714								
Jack Banta, R (11, 1) ERA: 3.92	0.2		3	0	0	0	0	1	0	0	0	0	0	0	3	7	0.00	1.500								

AB	45
R	6
H	12
RBI	6
BB	4
SO	6
LOB	22



livebaseballscorecards.com

Batter	1	2	3	4	5	6	7	8	9	10	11	AB R H RBI BB SO LOB	BOTTOM	
Pee Wee Reese, R OBP: 0.311, SLG: 0.316 (1, 5)	2-1 CS 1B		1-0 FC6-4 2B 1B		1-2 6-3			1-1 6-3		3-2 F8		5 1 1 0 0 0 1	Chicago Cubs @ Brooklyn Dodgers Ebbets Field, Brooklyn, NY Tue Jun 13 1950, 3:33 AM EDT Att. 22,631 - Unknown	
George Shuba, L OBP: 0.303, SLG: 0.393 (1, 7)	3-1 F7		0-1 1B 2B		3-3 K			3-3 K			2-2 F9	5 1 1 0 0 2 1		
Duke Snider, L OBP: 0.403, SLG: 0.560 (1, 8)	3-3 K		0-0 1B					2-1 L8			1-3 K	5 0 1 2 0 2 1		
Jackie Robinson, R OBP: 0.436, SLG: 0.544 (1, 4)		3-2 F8		0-1 F8				0-2 5-3		2-2 4-3	2-2 E5	5 0 0 0 0 0 0		
Carl Furillo, R OBP: 0.305, SLG: 0.376 (1, 9)		0-0 5-3		0-0 1B				0-1 F8			1-3 K	5 0 2 0 0 1 1		
Gil Hodges, R OBP: 0.391, SLG: 0.446 (1, 3)		2-2 1B		2-0 F4				0-0 6-3		0-3 K		4 0 1 0 0 1 2		
Bobby Morgan, R OBP: 0.350, SLG: 0.372 Gene Hermanski, L OBP: 0.333, SLG: 0.364 Eddie Miksis, R OBP: 0.159, SLG: 0.143 (1, 6) (9, PH) (10, 6)		1-1 G3		2-3 K				2-1 F9		0-1 4-3		3 0 0 0 0 1 2 1 0 0 0 0 0 1 0 0 0 0 0 0 0		
Roy Campanella, R OBP: 0.400, SLG: 0.647 (1, 2)			1-1 FC1-6 1B		0-1 HR			4-2 BB		0-1 6-3		3 1 2 1 1 0 0		
Ralph Branca, R OBP: 0.100, SLG: 0.400 Bud Podbielan, R OBP: 0.200, SLG: 0.211 Jack Banta, L OBP: 0.231, SLG: 0.167 (1, 1) (6, 1) (11, 1)			1-1 FC1-6 FC6-4		1-0 6-3			0-0 5-3		0-0 1-3		2 0 0 0 0 0 1 2 0 0 0 0 0 1 0 0 0 0 0 0 0		
Inning Stats	R: 0 H: 1 E: 0 LOB: 1 K: 1 BB: 0 S: 7 P: 15	R: 0 H: 1 E: 0 LOB: 1 K: 0 BB: 0 S: 11 P: 17	R: 2 H: 3 E: 0 LOB: 1 K: 0 BB: 0 S: 8 P: 11	R: 0 H: 1 E: 0 LOB: 1 K: 1 BB: 0 S: 7 P: 11	R: 1 H: 1 E: 0 LOB: 0 K: 1 BB: 0 S: 9 P: 14	R: 0 H: 0 E: 0 LOB: 0 K: 0 BB: 0 S: 7 P: 9	R: 0 H: 0 E: 0 LOB: 1 K: 0 BB: 1 S: 6 P: 12	R: 0 H: 0 E: 0 LOB: 0 K: 1 BB: 0 S: 13 P: 18	R: 0 H: 1 E: 0 LOB: 1 K: 1 BB: 0 S: 9 P: 11	R: 0 H: 0 E: 0 LOB: 0 K: 2 BB: 0 S: 7 P: 10	R: 0 H: 0 E: 1 LOB: 1 K: 2 BB: 0 S: 14 P: 20	1B: 6 SF: 0 2B: 2 SAC: 0 3B: 0 DP: 1 HR: 1 HBP: 0		WP: 0 PA: 41 PB: 0 SB: 0 CS: 1
PITCHER	IP WLS BF H R ER SO BB IBB HBP BLK WP HR S P ERA WHIP													
Bill Voiselle, R ERA: 4.53 Frank Hiller, R ERA: 4.06 (1, 1) (9, 1)	8.0 30 7 3 3 4 1 0 0 0 0 1 68 107 3.38 1.000													
	3.0 11 1 0 0 3 0 0 0 0 0 0 30 41 0.00 0.333													

livebaseballscorecards.com

AB	40
R	3
H	8
RBI	3
BB	1
SO	7
LOB	11



Batter	1	2	3	4	5	6	7	8	9	AB R H RBI BB SO LOB	TOP
Harry Walker, L (1, 8) OBP: 0.302, SLG: 0.252 Johnny Bucha, R (9, PH) OBP: 0.267, SLG: 0.214	3-2 		0-1 		3-2 			0-0 	1-1 	4 0 0 0 0 0 1 0 1 0 0 0	St. Louis Cardinals @ Brooklyn Dodgers Ebbets Field, Brooklyn, NY Fri Jun 16 1950, 3:33 AM EDT Att. 30,143 - Unknown livebaseballscorecards.com
Red Schoendienst, S (1, 4) OBP: 0.336, SLG: 0.411	2-0 		4-2 		0-1 		2-3 	0-3 	4 1 1 0 1 2 3		
Stan Musial, L (1, 3) OBP: 0.474, SLG: 0.648	0-0 		1-0 		1-0 		4-2 	1-0 	4 0 2 0 1 0 4		
Eddie Kazak, R (1, 5) OBP: 0.395, SLG: 0.439	2-1 		1-1 		2-2 		0-1 		4 1 2 2 0 0 2		
Enos Slaughter, L (1, 9) OBP: 0.436, SLG: 0.513		2-0 	1-1 		1-2 		4-1 		3 1 1 1 1 0 0		
Johnny Lindell, R (1, 7) OBP: 0.287, SLG: 0.310		0-0 		0-0 		3-2 		0-3 	4 0 0 0 0 1 3		
Marty Marion, R (1, 6) OBP: 0.361, SLG: 0.432		1-1 		2-1 		0-0 		0-2 	4 0 2 0 0 0 0		
Del Rice, R (1, 2) Erv Dusak, R (9, PR)	1-0 		4-1 		2-3 		0-0 	1-2 	3 0 1 0 1 1 1 0 0 0 0 0 0 0		
Red Munger, R (1, 1) OBP: 0.185, SLG: 0.120 Eddie Miller, R (7, PH) OBP: 0.356, SLG: 0.385 Al Brazle, L (7, 1) OBP: 0.167, SLG: 0.167 Tommy Glaviano, R (9, PH) OBP: 0.441, SLG: 0.456	0-1 		1-3 		1-0 		2-1 	2 0 0 0 0 1 2 1 0 0 0 0 0 0 0 0 0 0 0 0 0 1 0 0 0 0 0 2			
Inning Stats	R: 0 H: 2 E: 0 LOB: 1 K: 0 BB: 0 S: 7 P: 14	R: 1 H: 2 E: 0 LOB: 1 K: 0 BB: 0 S: 7 P: 11	R: 2 H: 1 E: 0 LOB: 0 K: 0 BB: 1 S: 9 P: 16	R: 0 H: 0 E: 0 LOB: 1 K: 1 BB: 1 S: 7 P: 14	R: 0 H: 1 E: 0 LOB: 1 K: 0 BB: 0 S: 7 P: 11	R: 0 H: 0 E: 0 LOB: 0 K: 0 BB: 0 S: 10 P: 16	R: 0 H: 0 E: 0 LOB: 0 K: 1 BB: 0 S: 5 P: 8	R: 0 H: 1 E: 0 LOB: 3 K: 2 BB: 2 S: 13 P: 23	R: 0 H: 3 E: 0 LOB: 3 K: 1 BB: 0 S: 13 P: 17	1B: 8 SF: 0 2B: 0 SAC: 0 3B: 0 DP: 1 HR: 2 HBP: 0	
PITCHER Preacher Roe, L (1, 1) ERA: 3.43	IP WLS BF H R ER SO BB IBB HBP BLK WP HR S P ERA WHIP 9.0 W 39 10 3 3 5 4 0 0 0 0 2 78 130 3.00 1.556										

St. Louis Cardinals @ Brooklyn Dodgers
 Ebbets Field, Brooklyn, NY
 Fri Jun 16 1950, 3:33 AM EDT
 Att. 30,143 - Unknown

AB	35
R	3
H	10
RBI	3
BB	4
SO	5
LOB	17



Batter	1	2	3	4	5	6	7	8	9	AB	R	H	RBI	BB	SO	LOB	BOTTOM			
Billy Cox, R OBP: 0.294, SLG: 0.340 (1, 5)	0-0 F6	4-1 1B BB		1-3 K			0-0 F8			3	0	0	0	1	1	1	St. Louis Cardinals @ Brooklyn Dodgers Ebbets Field, Brooklyn, NY Fri Jun 16 1950, 3:33 AM EDT Att. 30,143 - Unknown			
Gene Hermanski, L OBP: 0.359, SLG: 0.417 Jim Russell, S OBP: 0.326, SLG: 0.553 (7, PH) (8, 7)	1-1 4-3	0-0 FC4-6 1B		1-0 2B			0-3 K			3	0	2	2	0	0	0				
Duke Snider, L OBP: 0.395, SLG: 0.549 (1, 8)	0-1 F8	2-2 FC4-6 1-2f		1-0 F7			0-0 1-3			4	0	0	0	0	0	4				
Jackie Robinson, R OBP: 0.442, SLG: 0.560 (1, 4)		3-1 E9 1B 2B	3-2 G6-4-3 1B		1-2 F2			0-0 1B 2B		4	2	3	0	0	0	0				
Carl Furillo, R OBP: 0.304, SLG: 0.373 (1, 9)		0-2 1-3	0-0 G6-4-3 1-2f		2-1 5-3			1-1 SH1-4 1B		4	1	1	1	0	0	2				
Gil Hodges, R OBP: 0.390, SLG: 0.441 (1, 3)		4-2 1B E BB	3-1 5-3		0-2 F7			2-1 SH1-4		2	1	0	0	1	0	0				
Roy Campanella, R OBP: 0.403, SLG: 0.664 (1, 2)		0-3 K		3-2 HR			3-1 6-3			4	1	2	2	0	1	2				
Pee Wee Reese, R OBP: 0.310, SLG: 0.314 (1, 6)		0-0 BB E 1B		2-0 L8			3-1 F7			4	1	1	1	0	0	1				
Preacher Roe, R OBP: 0.194, SLG: 0.200 (1, 1)		0-0 E5 BB 1B		0-0 2B 1B			2-3 K			3	1	1	0	0	1	1				
Inning Stats	R: 0 E: 0 K: 0 S: 5	H: 0 LOB: 0 BB: 0 P: 6	R: 4 E: 2 K: 1 S: 18	H: 3 LOB: 2 BB: 2 P: 31	R: 0 E: 0 K: 0 S: 8	H: 1 LOB: 0 BB: 0 P: 14	R: 1 E: 0 K: 1 S: 10	H: 3 LOB: 2 BB: 0 P: 18	R: 0 E: 0 K: 0 S: 9	H: 0 LOB: 0 BB: 0 P: 12	R: 0 E: 0 K: 1 S: 7	H: 0 LOB: 0 BB: 0 P: 15	R: 0 E: 0 K: 1 S: 6	H: 0 LOB: 0 BB: 0 P: 6	R: 2 E: 0 K: 0 S: 10	H: 3 LOB: 0 BB: 0 P: 17	1B: 6 2B: 3 3B: 0 HR: 1	SF: 0 SAC: 1 DP: 2 HBP: 0	WP: 0 PB: 0 SB: 0 CS: 0	PA: 35
PITCHER Red Mungler, R ERA: 3.45 Al Brazle, L ERA: 4.94	IP (1, 1) (7, 1)	WLS L	BF 27	H 7	R 5	ER 2	SO 3	BB 2	IBB 0	HBP 0	BLK 0	WP 0	HR 1	S 57	P 96	ERA 3.00	WHIP 1.500	WP: 0 PB: 0 SB: 0 CS: 0	ERA 4.94	WHIP 1.500

livebaseballscorecards.com

AB 32
R 7
H 10
RBI 6
BB 2
SO 4
LOB 11



Batter	1	2	3	4	5	6	7	8	9	AB R H RBI BB SO LOB	TOP	
Harry Walker, L (1, 8) OBP: 0.293, SLG: 0.244	0-0 5-3		3-2 6-3			2-1 5-3		1-3 K		4 0 0 0 0 1 1	St. Louis Cardinals @ Brooklyn Dodgers Ebbets Field, Brooklyn, NY Sat Jun 17 1950, 3:33 AM EDT Att. 24,591 - Unknown livebaseballscorecards.com	
Red Schoendienst, S (1, 4) OBP: 0.335, SLG: 0.422	0-1 HR		3-1 L8			0-2 4-3		1-0 F8		4 1 1 1 0 0 1		
Stan Musial, L (1, 3) OBP: 0.470, SLG: 0.639	0-1 FC4-6 1B		1-2 F8			2-1 4-3			2-1 4-3	4 0 1 0 0 0 0		
Enos Slaughter, L (1, 9) OBP: 0.429, SLG: 0.502	0-2 FC4-6 FC5-4 1-2f		1-2 F7			0-0 F7			1-2 6-3	4 0 0 0 0 0 1		
Eddie Kazak, R (1, 5) OBP: 0.388, SLG: 0.471	0-1 FC5-4 1-2f		0-0 F7			0-2 F7			3-2 HR	4 1 1 1 0 0 1		
Bill Howerton, L (1, 7) OBP: 0.435, SLG: 0.467		1-3 K	1-1 F8			4-2 BB			3-3 K	3 0 0 0 1 2 0		
Marty Marion, R (1, 6) OBP: 0.360, SLG: 0.430		0-1 1B			1-3 K	1-3 K				3 0 1 0 0 2 1		
Johnny Bucha, R (1, 2) OBP: 0.278, SLG: 0.294		0-3 K			1-1 6-3				2-2 2B	3 0 1 0 0 1 1		
Howie Pollet, L (1, 1) OBP: 0.111, SLG: 0.139		0-1 L7			1-3 K			2-3 K		1 0 0 0 0 0 1		
Fred Martin, R (4, 1) OBP: 0.222, SLG: 0.333										1 0 0 0 0 1 0		
Solly Hemus, L (8, PH) OBP: 0.250, SLG: 0.214										1 0 0 0 0 1 1		
Cloyd Boyer, R (8, 1)										0 0 0 0 0 0 0		
Inning Stats	R: 1 H: 2 E: 0 LOB: 1 K: 0 BB: 0 S: 10 P: 10	R: 0 H: 1 E: 0 LOB: 1 K: 2 BB: 0 S: 11 P: 12	R: 0 H: 0 E: 0 LOB: 0 K: 0 BB: 0 S: 10 P: 17	R: 0 H: 0 E: 0 LOB: 0 K: 0 BB: 0 S: 6 P: 8	R: 0 H: 0 E: 0 LOB: 0 K: 2 BB: 0 S: 10 P: 13	R: 0 H: 0 E: 0 LOB: 0 K: 1 BB: 1 S: 9 P: 13	R: 0 H: 0 E: 0 LOB: 1 K: 1 BB: 1 S: 12 P: 17	R: 0 H: 1 E: 0 LOB: 1 K: 2 BB: 0 S: 11 P: 17	R: 1 H: 1 E: 0 LOB: 0 K: 1 BB: 0 S: 12 P: 21	1B: 2 SF: 0 2B: 1 SAC: 0 3B: 0 DP: 0 HR: 2 HBP: 0	WP: 0 PA: 33 PB: 0 SB: 0 CS: 0	
PITCHER Don Newcombe, R (1, 1) ERA: 3.38	IP WLS BF H R ER SO BB IBB HBP BLK WP HR S P ERA WHIP	9.0 W 33 5 2 2 8 1 0 0 0 0 2 91 128 2.00 0.667										



Batter	1	2	3	4	5	6	7	8	9	AB R H RBI BB SO LOB
Billy Cox, R OBP: 0.290, SLG: 0.343 (1, 5)	2-2 F6	0-1 HR		1-0 F7		1-0 6-3		0-1 F6		5 0 1 0 0 0 0
Jim Russell, S OBP: 0.341, SLG: 0.588 (1, 7)	0-1 1B	2 SAFE		0-0 3-1		1-2 5-3		4-2 HR		4 3 2 1 1 0 0
Duke Snider, L OBP: 0.395, SLG: 0.560 (1, 8)	2-2 2B	1-2 G3		1-2 F8		0-0 G3		1-1 HR		5 2 2 2 0 0 0
Jackie Robinson, R OBP: 0.441, SLG: 0.561 (1, 4)	0-0 2B	2-1 F2			1-2 SH1-3		0-0 B3	1-1 5-3		5 2 2 1 0 0 0
Carl Furillo, R OBP: 0.312, SLG: 0.385 (1, 9)	0-1 1B			0-0 F6		0-0 SH1-3		0-1 PB		4 2 3 2 0 0 0
Gil Hodges, R OBP: 0.385, SLG: 0.433 (1, 3)	6-3			3-2 F5		2-0 SH1-3		2-0 F9		3 0 0 0 0 0 2
Roy Campanella, R OBP: 0.417, SLG: 0.691 (1, 2)	1-0 1B			0-0 HR		4-0 1B		4-2 BB		2 1 2 2 2 0 0
Pee Wee Reese, R OBP: 0.321, SLG: 0.329 (1, 6)	4-0 IBB			2-2 2B		2-2 G4-6-3		2-1 L9		3 0 2 2 1 0 2
Don Newcombe, L OBP: 0.357, SLG: 0.320 (1, 1)	0-3 K			1-2 5-3		0-0 G4-6-3		0-2 F8		4 0 0 0 0 1 5

Inning Stats	R: 4	H: 5	E: 0	K: 1	S: 19	R: 1	H: 2	E: 0	K: 0	S: 8	R: 1	H: 2	E: 0	K: 0	S: 14	R: 0	H: 0	E: 0	K: 0	S: 5	R: 2	H: 3	E: 0	K: 0	S: 9	R: 0	H: 0	E: 0	K: 0	S: 5	R: 0	H: 1	E: 0	K: 0	S: 9	R: 2	H: 1	E: 0	K: 0	S: 11
	LOB: 2	BB: 1	P: 30	LOB: 0	BB: 0	P: 11	LOB: 1	BB: 0	P: 20	LOB: 0	BB: 0	LOB: 1	BB: 1	P: 18	LOB: 0	BB: 0	LOB: 2	BB: 1	P: 17	LOB: 0	BB: 1	LOB: 0	BB: 1	LOB: 0	BB: 1	LOB: 0	BB: 0	LOB: 1	BB: 0	LOB: 0	BB: 0	LOB: 2	BB: 1	LOB: 0	BB: 1	LOB: 0	BB: 1	LOB: 0		


BOTTOM

St. Louis Cardinals @ Brooklyn Dodgers
Ebbets Field, Brooklyn, NY

Sat Jun 17 1950, 3:33 AM EDT
Att. 24,591 - Unknown

livebaseballscorecards.com

AB	35
R	10
H	14
RBI	10
BB	4
SO	1
LOB	9



PITCHER	IP	WLS	BF	H	R	ER	SO	BB	IBB	HBP	BLK	WP	HR	S	P	ERA	WHIP
Howie Pollet, L ERA: 2.75 (1, 1)	3.0	L	18	9	6	6	1	0	0	0	0	0	2	41	61	18.00	3.000
Fred Martin, R ERA: 4.26 (4, 1)	4.0		17	4	2	2	0	1	1	0	0	0	0	28	49	4.50	1.250
Cloyd Boyer, R ERA: 4.32 (8, 1)	1.0		5	1	2	2	0	1	0	0	0	0	1	11	17	18.00	2.000

Batter	1	2	3	4	5	6	7	8	9	AB R H RBI BB SO LOB	TOP											
Harry Walker, L (1, 8) OBP: 0.285, SLG: 0.236	0-3 K		1-3 K			2-1 G5-3		0-0 F7		4 0 0 0 0 2 3	St. Louis Cardinals @ Brooklyn Dodgers Ebbets Field, Brooklyn, NY Sun Jun 18 1950, 3:33 AM EDT Att. 33,639 - Unknown livebaseballscorecards.com											
Red Schoendienst, S (1, 4) OBP: 0.329, SLG: 0.414	0-3 K			2-2 F8		1-2 5-3		3-1 L9	4 0 0 0 0 1 1													
Stan Musial, L (1, 3) OBP: 0.466, SLG: 0.630	3-2 F6			0-2 F8			3-2 G5-4-3 1B	3-1 F8	4 0 1 0 0 0 0													
Enos Slaughter, L (1, 9) OBP: 0.430, SLG: 0.500		4-2 1B BB		2-1 F6			1-0 1B	0-1 E4 BB	3 0 1 0 1 0 0													
Eddie Kazak, R (1, 5) OBP: 0.393, SLG: 0.466		1-3 K			2-2 G5-4-3 1B		0-1 G5-4-3	4-0 BB	3 0 1 0 1 1 3													
Bill Howerton, L (1, 7) OBP: 0.427, SLG: 0.456		3-1 CS 1B			1-3 K		3-2 F8	0-0 F8	4 0 1 0 0 1 4													
Marty Marion, R (1, 6) OBP: 0.355, SLG: 0.423		3-3 K			0-0 G5-4-3			2-3 K	2 0 0 0 0 1 3													
Eddie Miller, R (5, 6) OBP: 0.352, SLG: 0.380		1-2 K			1-2 G5-4-3				1 0 0 0 0 1 0													
Johnny Bucha, R (1, 2) OBP: 0.278, SLG: 0.294			1-1 6-3			4-0 G5-3 1B BB		1-1 2B	0 0 0 0 0 0 0													
Del Rice, R (2, 2) OBP: 0.312, SLG: 0.340									2 0 1 0 1 0 0													
Gerry Staley, R (1, 1) OBP: 0.333, SLG: 0.250			0-2 6-3			0-0 G5-3 1B		2-1 F6	0 0 0 0 0 0 0													
Al Brazle, L (2, 1) OBP: 0.200, SLG: 0.200									2 0 1 0 0 0 0													
Cloyd Boyer, R (6, 1)									0 0 0 0 0 0 0													
Solly Hemus, L (8, PH) OBP: 0.235, SLG: 0.200									1 0 0 0 0 0 1													
Jim Hearn, R (8, 1)									0 0 0 0 0 0 0													
Inning Stats	R: 0 E: 0 K: 2 S: 9	H: 0 LOB: 0 BB: 0 P: 12	R: 0 E: 0 K: 2 S: 10	H: 1 LOB: 1 BB: 1 P: 21	R: 0 E: 0 K: 1 S: 8	H: 0 LOB: 0 BB: 0 P: 10	R: 0 E: 0 K: 0 S: 9	H: 0 LOB: 0 BB: 0 P: 13	R: 0 E: 0 K: 1 S: 9	H: 1 LOB: 0 BB: 0 P: 12	R: 0 E: 0 K: 0 S: 6	H: 1 LOB: 1 BB: 1 P: 13	R: 0 E: 0 K: 0 S: 10	H: 2 LOB: 1 BB: 0 P: 17	R: 0 E: 0 K: 1 S: 8	H: 1 LOB: 1 BB: 0 P: 13	R: 0 E: 1 K: 0 S: 7	H: 0 LOB: 2 BB: 1 P: 17	1B: 5 2B: 1 3B: 0 HR: 0	SF: 0 SAC: 0 DP: 3 HBP: 0	WP: 0 PB: 0 SB: 0 CS: 1	PA: 33
PITCHER Dan Bankhead, R (1, 1) ERA: 3.61	IP 9.0 WLS W BF 33 H 6 R 0 ER 0 SO 7 BB 3 IBB 0 HBP 0 BLK 0 WP 0 HR 0 S 76 P 128 ERA 0.00 WHIP 1.000											PITCHER	IP WLS BF H R ER SO BB IBB HBP BLK WP HR S P ERA WHIP									



Batter	1	2	3	4	5	6	7	8	9	AB R H RBI BB SO LOB
Billy Cox, R OBP: 0.295, SLG: 0.346 (1, 5) B C X	1-1 PB E 1B	0-0 3B 1B		1-3 K 1-2f	0-0 G6-4-3 1-2f		2-0 F7			5 2 2 1 0 1 4
Gene Hermanski, L OBP: 0.364, SLG: 0.463 (1, 7) B X	1-0 F7	0-0 2B 3B		1-0 FC4-6 1-2f		1-1 1B HR 1B	3-3 K			5 2 2 2 0 1 2
Duke Snider, L OBP: 0.404, SLG: 0.571 (1, 8) S F B S	1-3 K 1-2	1-2 3-H 2B		0-1 1-2 1B		0-0 1-3 HR 1B	0-0 BB 1B			5 1 4 1 0 1 1
Jackie Robinson, R OBP: 0.444, SLG: 0.575 (1, 4) F B X	1-1 E7 2-H 1B	1-1 5-3		0-0 4-3		0-1 1-H 3-H HR	4-0 1-2 BB			4 1 2 4 1 0 3
Carl Furillo, R OBP: 0.314, SLG: 0.385 (1, 9) C F X	0-2 1-3		1-0 FC5-4 E 1B		0-1 1B 1B	1-2 F2	1-2 F8			5 1 2 0 0 0 3
Gil Hodges, R OBP: 0.385, SLG: 0.429 (1, 3) C B B X		1-2 F8	0-0 E6 FC5-4		0-0 1B 1B 1B	4-0 1B BB	3-2 F6			4 0 1 0 1 0 1
Roy Campanella, R OBP: 0.411, SLG: 0.671 (1, 2) B B B B		4-1 FC5-4 BB	1-1 FC5-4 G6-3 1-2f 2-3		1-1 L9	3-2 F2	2-0 F7			4 0 0 0 1 0 5
Pee Wee Reese, R OBP: 0.323, SLG: 0.331 (1, 6) C C C X		0-2 FC5-4 1B 1-2f 1B	2-1 G6-3 1-2f		1-1 1B 1-2 2-H 1B	0-2 1B 1-2	3-3 K			5 1 2 1 0 1 3
Dan Bankhead, R OBP: 0.333, SLG: 0.346 (1, 1) C X		0-1 1B 3B 1B		1-2 FC4-6 1B	0-0 G6-4-3 1-2 2-3 1B	0-1 F3				4 1 3 0 0 0 2

Inning Stats	R: 1	H: 2	E: 1	K: 1	S: 11	L: 1	LOB: 1	BB: 0	P: 15	R: 4	H: 4	E: 0	K: 0	S: 16	L: 1	LOB: 1	BB: 1	P: 23	R: 0	H: 1	E: 1	K: 0	S: 6	R: 0	H: 2	E: 0	K: 1	S: 10	R: 3	H: 4	E: 0	K: 0	S: 19	R: 0	H: 1	E: 0	K: 1	S: 9	R: 0	H: 0	E: 0	K: 1	S: 8	L: 0	LOB: 0	BB: 0	P: 16
--------------	------	------	------	------	-------	------	--------	-------	-------	------	------	------	------	-------	------	--------	-------	-------	------	------	------	------	------	------	------	------	------	-------	------	------	------	------	-------	------	------	------	------	------	------	------	------	------	------	------	--------	-------	-------


PITCHER	IP	WLS	BF	H	R	ER	SO	BB	IBB	HBP	BLK	WP	HR	S	P	ERA	WHIP
Gerry Staley, R ERA: 6.22 (1, 1)	1.2	L	11	5	5	4	1	1	0	0	0	0	0	22	31	21.60	3.600
Al Brazle, L ERA: 5.33 (2, 1)	3.1		20	11	4	4	1	0	0	0	0	0	1	35	47	10.80	3.300
Cloyd Boyer, R ERA: 4.0 (6, 1)	2.0		10	2	0	0	1	2	0	0	0	0	0	23	41	0.00	2.000
Jim Hearn, R ERA: 2.25 (8, 1)	1.0		3	0	0	0	1	0	0	0	0	0	0	8	16	0.00	0.000

BOTTOM

St. Louis Cardinals @ Brooklyn Dodgers
Ebbets Field, Brooklyn, NY

Sun Jun 18 1950, 3:33 AM EDT
Att. 33,639 - Unknown

AB	41
R	9
H	18
RBI	9
BB	3
SO	4
LOB	24



WP	HR	S	P	ERA	WHIP
0	0	0	0	0	0

Batter 1 2 3 4 5 6 7 8 9 AB R H RBI BB SO LOB TOP

Eddie Stanky, R OBP: 0.487, SLG: 0.445 (1, 4) C S C	0-3 K2-3 1B		1-1 F9 1B		2-3 K 1B	0-2 1-3 2-H 3-H 1B		1-1 5-3		5 0 1 2 0 2 1
Whitey Lockman, L OBP: 0.398, SLG: 0.437 (1, 8) B X X	1-1 1B		0-0 PB 1B		1-2 E7 1B	1-1 G3		2-1 HR		5 3 4 1 0 0 2
Don Mueller, L OBP: 0.322, SLG: 0.409 (1, 9) F S B F S F	1-3 K 1B		1-0 BB 1B		0-0 2-H 1B		2-1 4-3		2-2 F5	5 0 2 2 0 1 1
Hank Thompson, L OBP: 0.413, SLG: 0.510 (1, 5) B X	1-0 F4		4-2 BB		2-1 4-3		1-0 F9		2-1 L4	4 0 0 0 1 0 2
Roy Weatherly, L OBP: 0.455, SLG: 0.464 (1, 7) F S F B B B F		2-3 K	1-3 K		2-1 F3		1-0 1B		2-1 F7	5 0 1 0 0 2 2
Wes Westrum, R OBP: 0.403, SLG: 0.477 (1, 2) B B B B B B B B B B B B		2-3 K		3-2 F7		1-2 1B 1B		0-2 F8		4 1 1 0 0 1 1
Tookie Gilbert, L OBP: 0.316, SLG: 0.340 (1, 3) B X		1-0 1B		0-1 F7		2-2 BB 1B		0-0 F7		4 1 2 0 0 0 0
Alvin Dark, R OBP: 0.307, SLG: 0.374 (1, 6) C B B B B B B B B B B B		2-3 K		0-3 K		4-1 1B BB		1-2 F9		3 0 0 0 1 2 1
Clint Hartung, R OBP: 0.236, SLG: 0.412 (1, 1) S B B B B B B B B B B B			1-3 K		2-3 K		2-2 F5		1-1 2B	0 1 0 0 0 0 1 0 1 0 0 0 0 1 0 1 0 1 0 0 0 0 0 0 0 0 0 0 0

New York Giants @ Brooklyn Dodgers
Ebbets Field, Brooklyn, NY
Mon Jun 19 1950, 3:33 AM EDT
Att. 19,208 - Unknown

livebaseballscorecards.com

AB	38
R	5
H	12
RBI	5
BB	2
SO	10
LOB	10



Inning Stats	R: 0 H: 1 E: 0 LOB: 1 K: 2 BB: 0 S: 10 P: 13	R: 0 H: 1 E: 0 LOB: 1 K: 3 BB: 0 S: 11 P: 18	R: 1 H: 2 E: 0 LOB: 2 K: 2 BB: 1 S: 12 P: 20	R: 0 H: 0 E: 0 LOB: 0 K: 1 BB: 0 S: 9 P: 12	R: 1 H: 2 E: 1 LOB: 1 K: 2 BB: 0 S: 13 P: 20	R: 2 H: 3 E: 0 LOB: 2 K: 0 BB: 1 S: 20 P: 32	R: 0 H: 1 E: 0 LOB: 1 K: 0 BB: 0 S: 7 P: 11	R: 0 H: 1 E: 0 LOB: 1 K: 0 BB: 0 S: 8 P: 11	R: 1 H: 1 E: 0 LOB: 0 K: 0 BB: 0 S: 9 P: 17	1B: 10 SF: 0 2B: 1 SAC: 0 3B: 0 DP: 0 HR: 1 HBP: 0	WP: 0 PA: 41 PB: 1 SB: 0 CS: 0
---------------------	---	---	---	--	---	---	--	--	--	---	---

PITCHER Ralph Branca, R ERA: 4.93 (1, 1)	IP WLS BF H R ER SO BB IBB HBP BLK WP HR S P ERA WHIP	9.0 W 41 12 5 3 10 2 0 0 0 0 0 1 99 154 3.00 1.556	PITCHER IP WLS BF H R ER SO BB IBB HBP BLK WP HR S P ERA WHIP	
---	---	--	---	--

Batter	1	2	3	4	5	6	7	8	9
Billy Cox, R (1,5) OBP: 0.299, SLG: 0.349	1-1 4-3	0-0 E 1B		1-0 6-3	0-3 K			0-0 BB 1B	
Gene Hermanski, L (1,7) OBP: 0.367, SLG: 0.432	3-2 5-3	2-1 F6		4-2 BB		3-3 K		4-1 1B BB	
Duke Snider, L (1,8) OBP: 0.396, SLG: 0.557	2-1 1-3	0-1 E3		0-1 F5		1-3 K		0-0 F6	
Jackie Robinson, R (1,4) OBP: 0.448, SLG: 0.576		HR 1B		2-2 6-3		2-2 E S CS 1B		1-0 1B	
Carl Furillo, R (1,9) OBP: 0.326, SLG: 0.407		1-2 HR 1B		0-0 E 1B F8 1B		1-0 BB E HBP		2-0 1B	
Gil Hodges, R (1,3) OBP: 0.382, SLG: 0.426		0-0 BB 1B		2-3 K		1-2 F8		3-3 K	
Roy Campanella, R (1,2) OBP: 0.419, SLG: 0.669		4-0 BB 1B BB		0-0 E8 1B		4-0 E 3-1 BB		1-3 K	
Pee Wee Reese, R (1,6) OBP: 0.321, SLG: 0.324		4-0 1B E BB		2-0 F8		1-2 E6 3-1		1-3 K	
Ralph Branca, R (1,1) OBP: 0.071, SLG: 0.286		0-1 F7		2-1 F3		1-2 3-1		2-2 6-3	

AB R H RBI BB SO LOB

5	0	2	2	0	1	1
3	0	0	0	2	1	2
5	0	0	0	0	1	4
5	1	3	0	0	0	3
3	3	3	2	0	0	0
4	1	1	0	0	2	3
2	2	1	0	2	1	1
3	1	0	1	1	1	3
4	0	0	1	0	0	5

1B: 9	SF: 0	WP: 0	PA: 41
2B: 0	SAC: 0	PB: 0	
3B: 0	DP: 0	SB: 1	
HR: 1	HBP: 1	CS: 1	

AB	34
R	8
H	10
RBI	6
BB	5
SO	7
LOB	22

New York Giants @ Brooklyn Dodgers
Ebbets Field, Brooklyn, NY
Mon Jun 19 1950, 3:33 AM EDT
Att. 19,208 - Unknown

Inning Stats		R: 0	H: 0	E: 0	K: 0	S: 7	LOB: 0	BB: 0	P: 13
R: 5	H: 4	E: 1	K: 0	S: 15	LOB: 2	BB: 2	P: 28		
R: 1	H: 2	E: 1	K: 1	S: 8	LOB: 1	BB: 0	P: 14		
R: 0	H: 0	E: 0	K: 0	S: 9	LOB: 1	BB: 1	P: 16		
R: 2	H: 0	E: 1	K: 1	S: 14	LOB: 1	BB: 1	P: 22		
R: 0	H: 1	E: 0	K: 2	S: 10	LOB: 0	BB: 0	P: 19		
R: 0	H: 1	E: 0	K: 3	S: 10	LOB: 1	BB: 0	P: 17		
R: 0	H: 2	E: 0	K: 0	S: 7	LOB: 2	BB: 1	P: 14		

PITCHER		IP	WLS	BF	H	R	ER	SO	BB	IBB	HBP	BLK	WP	HR	S	P	ERA	WHIP
Clint Hartung, R (1,1) ERA: 5.32	1.0	L	8	3	5	4	0	0	2	0	0	0	0	1	12	27	36.00	5.000
Andy Hansen, R (2,1) ERA: 3.94	1.0		5	1	0	0	0	0	0	0	0	0	0	10	14	0.00	1.000	
Sal Maglie, R (3,1) ERA: 3.31	3.0		15	2	3	0	2	2	0	1	0	0	0	31	52	0.00	1.333	
Kirby Higbe, R (6,1) ERA: 3.9	2.0		7	2	0	0	5	0	0	0	0	0	0	20	36	0.00	1.000	
Jack Kramer, R (8,1) ERA: 5.2	1.0		5	2	0	0	0	1	0	0	0	0	0	7	14	0.00	3.000	

Batter	1	2	3	4	5	6	7	8	9	AB R H RBI BB SO LOB	TOP									
Grady Hatton, L (1, 5) OBP: 0.330, SLG: 0.413	2-2 L6		1-0 4-3		1-1 G6-4-3 1B		1-0 F9			4 0 1 0 0 0 0	<p>Cincinnati Reds @ Brooklyn Dodgers Ebbets Field, Brooklyn, NY Tue Jun 20 1950, 3:33 AM EDT Att. 16,180 - Unknown</p>									
Peanuts Lowrey, R (1, 7) OBP: 0.367, SLG: 0.331	1-3 K		1-1 5-3 1B		0-0 G6-4-3 1-2f		0-0 F7			4 0 1 0 0 1 1										
Johnny Wyrostek, L (1, 9) OBP: 0.410, SLG: 0.467	2-1 F8		0-0 5-3 1B		2-1 F8		1-1 G5-4-3 1B			4 0 2 0 0 0 0										
Bob Scheffing, R (1, 2) OBP: 0.310, SLG: 0.359		1-2 E 1B	3-2 5-3		1-2 1B		0-0 G5-4-3 1-2f			4 1 2 0 0 0 3										
Connie Ryan, R (1, 4) OBP: 0.358, SLG: 0.404		0-1 4-3 E 1B	0-2 F6		1-2 F7		1-1 F7			4 0 1 0 0 0 2										
Ted Kluszewski, L (1, 3) OBP: 0.343, SLG: 0.531		2-2 E5 4-3		0-1 G5-4-3 1B		2-2 6-3		0-0 F7		4 0 1 0 0 0 1										
Bob Usher, R (1, 8) OBP: 0.317, SLG: 0.383		0-0 4-3		1-1 G5-4-3 1-2f		1-2 1B G5-4-3		2-1 F6		4 1 1 0 0 0 3										
Sammy Meeks, R (1, 6) OBP: 0.273, SLG: 0.367		1-3 K		0-0 2B		0-0 1B G5-4-3				3 0 2 0 0 1 2										
Ken Raffensberger, R (1, 1) OBP: 0.257, SLG: 0.250		0-1 6-3		0-3 K		0-1 G5-4-3 1-2f 3-H				1 0 0 0 0 0 2										
Frank Smith, R (3, 1) OBP: 0.100, SLG: 0.100										1 0 0 0 0 1 1										
Joe Adcock, R (7, PH) OBP: 0.196, SLG: 0.182										1 0 0 0 0 0 1										
Eddie Erault, R (7, 1)										0 0 0 0 0 0 0										
Inning Stats	R: 0 E: 0 K: 1 S: 8	H: 0 LOB: 0 BB: 0 P: 13	R: 1 E: 1 K: 1 S: 15	H: 2 LOB: 2 BB: 0 P: 19	R: 0 E: 0 K: 1 S: 12	H: 2 LOB: 1 BB: 0 P: 9	R: 0 E: 0 K: 1 S: 5	H: 1 LOB: 0 BB: 0 P: 8	R: 0 E: 0 K: 0 S: 9	H: 1 LOB: 0 BB: 0 P: 13	R: 1 E: 0 K: 0 S: 8	H: 2 LOB: 0 BB: 0 P: 10	R: 0 E: 0 K: 0 S: 4	H: 1 LOB: 0 BB: 0 P: 5	R: 0 E: 0 K: 0 S: 5	H: 0 LOB: 0 BB: 0 P: 8	1B: 10 2B: 1 3B: 0 HR: 0	SF: 0 SAC: 0 DP: 4 HBP: 0	WP: 0 PB: 0 SB: 0 CS: 0	PA: 34
PITCHER Preacher Roe, L (1, 1) ERA: 3.19	IP 9.0 WLS W BF 34 H 11 R 2 ER 1 SO 3 BB 0 IBB 0 HBP 0 BLK 0 WP 0 HR 0 S 74 P 102 ERA 1.00 WHIP 1.222																			

livebaseballscorecards.com

AB	34
R	2
H	11
RBI	0
BB	0
SO	3
LOB	16



Batter	1	2	3	4	5	6	7	8	9	AB R H RBI BB SO LOB	BOTTOM
--------	---	---	---	---	---	---	---	---	---	----------------------	--------

Billy Cox, R <small>OBP: 0.298, SLG: 0.372</small> <small>(1, 5)</small> 										4 1 1 1 0 0 1	<p style="text-align: center;">Cincinnati Reds @ Brooklyn Dodgers Ebbets Field, Brooklyn, NY Tue Jun 20 1950, 3:33 AM EDT Att. 16,180 - Unknown</p>
---	--	--	--	--	--	--	--	--	--	---------------	---

Jim Russell, S <small>OBP: 0.337, SLG: 0.583</small> <small>(1, 7)</small> <small>(5, 8)</small> 										4 1 1 0 0 0 0
--	--	--	--	--	--	--	--	--	--	---------------

Duke Snider, L <small>OBP: 0.391, SLG: 0.549</small> <small>(1, 8)</small> Gene Hermanski, L <small>OBP: 0.360, SLG: 0.422</small> <small>(5, 7)</small> 										3 1 0 0 0 1 0 1 0 0 0 0 0 0
---	--	--	--	--	--	--	--	--	--	--------------------------------

Jackie Robinson, R <small>OBP: 0.451, SLG: 0.580</small> <small>(1, 4)</small> Eddie Miksis, R <small>OBP: 0.156, SLG: 0.140</small> <small>(7, 4)</small> 										2 2 1 0 1 0 0 1 0 0 0 0 0 0
---	--	--	--	--	--	--	--	--	--	--------------------------------

Carl Furillo, R <small>OBP: 0.329, SLG: 0.422</small> <small>(1, 9)</small> 										4 2 2 2 0 0 2
--	--	--	--	--	--	--	--	--	--	---------------

Gil Hodges, R <small>OBP: 0.380, SLG: 0.438</small> <small>(1, 3)</small> 										4 1 1 4 0 1 1
--	--	--	--	--	--	--	--	--	--	---------------

Roy Campanella, R <small>OBP: 0.420, SLG: 0.660</small> <small>(1, 2)</small> 										2 0 0 0 2 1 0
--	--	--	--	--	--	--	--	--	--	---------------

Pee Wee Reese, R <small>OBP: 0.320, SLG: 0.318</small> <small>(1, 6)</small> 										3 0 0 0 0 0 3
---	--	--	--	--	--	--	--	--	--	---------------

Preacher Roe, R <small>OBP: 0.171, SLG: 0.176</small> <small>(1, 1)</small> 										4 0 0 0 0 2 3
--	--	--	--	--	--	--	--	--	--	---------------

Inning Stats	R: 0	H: 0	E: 0	K: 0	S: 8	R: 1	H: 2	E: 1	K: 0	S: 11	R: 6	H: 3	E: 2	K: 1	S: 24	R: 0	H: 0	E: 0	K: 1	S: 9	R: 0	H: 0	E: 0	K: 1	S: 5	R: 0	H: 0	E: 0	K: 1	S: 7	R: 1	H: 1	E: 0	K: 0	S: 11	R: 0	H: 0	E: 0	K: 1	S: 7	R: 0	H: 0	E: 0	K: 1	S: 7	1B: 1	SF: 0	2B: 2	SAC: 0	3B: 0	DP: 0	HR: 3	HBP: 1	WP: 0	PA: 36
--------------	------	------	------	------	------	------	------	------	------	-------	------	------	------	------	-------	------	------	------	------	------	------	------	------	------	------	------	------	------	------	------	------	------	------	------	-------	------	------	------	------	------	------	------	------	------	------	-------	-------	-------	--------	-------	-------	-------	--------	-------	--------

PITCHER	IP	WLS	BF	H	R	ER	SO	BB	IBB	HBP	BLK	WP	HR	S	P	ERA	WHIP
Ken Raffensberger, L <small>ERA: 3.95</small>	(1, 1)	2.0	L	13	4	5	0	2	0	0	0	0	1	28	40	22.50	3.000
Frank Smith, R <small>ERA: 2.83</small>	(3, 1)	4.0		16	1	0	4	1	0	1	0	0	1	36	52	0.00	0.500
Eddie Erault, R <small>ERA: 8.1</small>	(7, 1)	2.0		7	1	1	1	0	0	0	0	0	0	18	21	4.50	0.500

livebaseballscores.com

AB	32
R	8
H	6
RBI	7
BB	3
SO	5
LOB	10



Cincinnati Reds @ Brooklyn Dodgers
 Ebbets Field, Brooklyn, NY
 Wed Jun 21 1950, 3:33 AM EDT
 Att. 8,580 - Unknown

livebaseballscorecards.com

AB	32
R	6
H	8
RBI	6
BB	8
SO	1
LOB	20



Batter	1	2	3	4	5	6	7	8	9	AB R H RBI BB SO LOB
Lloyd Merriman, L (1, 8) OBP: 0.368, SLG: 0.397	1-2 E6 G4-6-3		1-0 L9			3-2 4-3		1-2 2B 1B	2-2 FC3-2 2B 1-2 2-3 3-H	5 2 1 0 0 0 3
Peanuts Lowrey, R (1, 7) OBP: 0.368, SLG: 0.336	0-0 G4-6-3 1-2f			2-1 4-3		0-0 5-3		4-1 2B BB	1-1 1B 2B 1-H 2-H 3-H	4 1 1 3 1 0 1
Johnny Wyrostek, L (1, 9) OBP: 0.405, SLG: 0.460	2-1 4-3			1-1 F7		0-0 F9		0-1 F2	1-2 1B 2-H	5 0 1 0 0 0 2
Ted Kluszewski, L (1, 3) OBP: 0.345, SLG: 0.539		0-2 1B 2B		0-0 3-1			0-2 4-3	1-1 E 2B 1-H 2-H	1-0 4-3	5 1 2 2 0 0 2
Grady Hatton, L (1, 5) OBP: 0.333, SLG: 0.412		0-1 1B 2-H			4-1 2-3 BB		1-1 6-3	1-0 E4 2-3		3 0 1 1 1 0 1
Connie Ryan, R (1, 4) OBP: 0.361, SLG: 0.399		4-2 BB G6-4-3			0-0 2-3		4-1 1B BB	2-0 5-3		2 0 0 0 2 0 3
Bob Scheffing, R (1, 2) OBP: 0.333, SLG: 0.366		0-1 G6-4-3			4-0 FC6 BB		0-1 1B		4-2 BB FC3-2 BB	2 0 1 0 1 0 1
Willie Ramsdell, R (8, 1) OBP: 0.211, SLG: 0.211							1-3 1B			0 0 0 0 0 0 0
Bobby Adams, R (9, PH) OBP: 0.325, SLG: 0.313										0 0 0 0 1 0 0
Dixie Howell, R (9, 2) OBP: 0.333, SLG: 0.257										0 0 0 0 0 0 0
Virgil Stallcup, R (1, 6) OBP: 0.267, SLG: 0.349			0-0 CS 1B		0-1 F8		0-2 1-3		4-0 FC3-2 BB 1-2 2B BB	3 1 1 0 1 0 4
Ewell Blackwell, R (1, 1) OBP: 0.143, SLG: 0.077			2-3 K		1-1 FC6			0-0 1-3	4-0 FC3-2 2B BB	2 0 0 0 0 0 1 3
Harry Parkowski, L (8, PH) OBP: 0.364, SLG: 0.364										1 0 0 0 0 0 0 0
Johnny Pramesa, R (8, 2) OBP: 0.293, SLG: 0.358										0 0 0 0 0 1 0 0
Herm Wehmeier, R (9, PR) OBP: 0.287, SLG: 0.294										0 1 0 0 0 0 0 0
Frank Smith, R (9, 1) OBP: 0.100, SLG: 0.100										0 0 0 0 0 0 0 0
Howie Fox, R (9, 1) OBP: 0.222, SLG: 0.278										0 0 0 0 0 0 0 0

Inning Stats	R: 0	H: 0	R: 1	H: 2	R: 0	H: 1	R: 0	H: 0	R: 0	H: 0	R: 0	H: 1	R: 2	H: 2	R: 3	H: 2	1B: 5	SF: 0	WP: 0	PA: 40
	E: 1	LOB: 0	E: 0	LOB: 0	E: 0	LOB: 0	E: 0	LOB: 2	E: 0	LOB: 0	E: 0	LOB: 2	E: 1	LOB: 2	E: 0	LOB: 2	2B: 3	SAC: 0	PB: 0	
	K: 0	BB: 0	K: 0	BB: 1	K: 0	BB: 0	K: 0	BB: 2	K: 0	BB: 0	K: 0	BB: 1	K: 0	BB: 1	K: 0	BB: 3	3B: 0	DP: 2	SB: 0	
	S: 6	P: 9	S: 11	P: 15	S: 5	P: 8	S: 5	P: 8	S: 6	P: 15	S: 5	P: 8	S: 13	P: 18	S: 12	P: 21	HR: 0	HBP: 0	CS: 1	

PITCHER	IP	WLS	BF	H	R	ER	SO	BB	IBB	HBP	BLK	WP	HR	S	P	ERA	WHIP
Don Newcombe, R (1, 1) ERA: 3.49	8.0		34	6	4	4	1	6	0	0	0	0	0	66	109	4.50	1.500
Jack Banta, R (9, 1) ERA: 4.35	0.0	L	1	0	0	0	0	1	0	0	0	0	0	4	∞	∞	
Bud Podbielan, R (9, 1) ERA: 4.8	1.0		5	2	2	2	0	1	0	0	0	0	0	9	18	18.00	3.000

BOTTOM

Cincinnati Reds @ Brooklyn Dodgers
Ebbets Field, Brooklyn, NY
Wed Jun 21 1950, 3:33 AM EDT
Att. 8,580 - Unknown

livebaseballscorecards.com

AB 33
R 5
H 9
RBI 4
BB 2
SO 8
LOB 12



WP: 0 PA: 39
PB: 0
SB: 2
CS: 1

ERA WHIP

AB R H RBI BB SO LOB

4 0 1 0 0 1 1
0 0 0 0 1 0 0

5 2 3 1 0 0 3

2 1 1 1 1 1 1

4 0 2 2 0 0 1

4 0 1 0 0 0 1

4 0 0 0 0 2 1


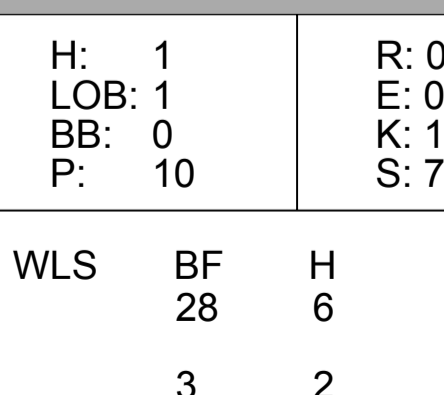

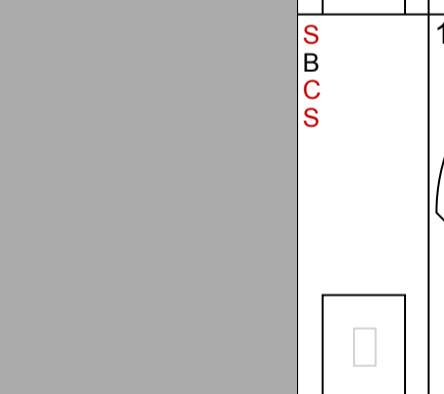
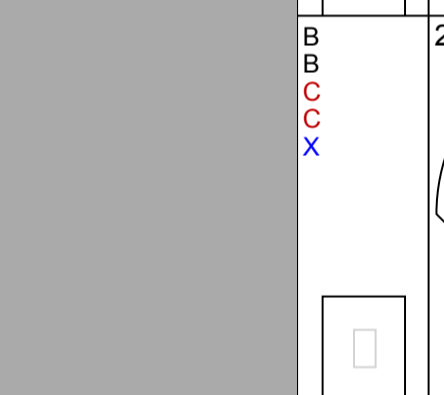
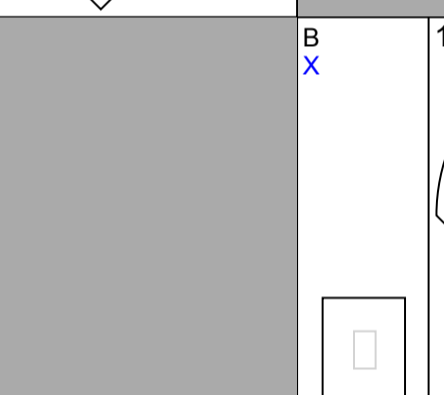
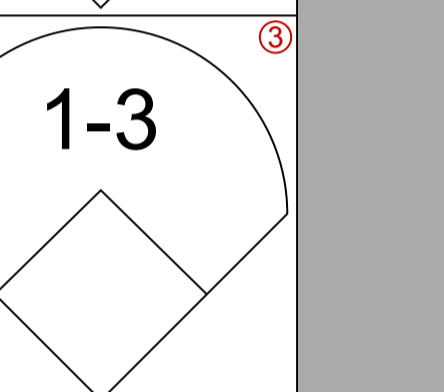
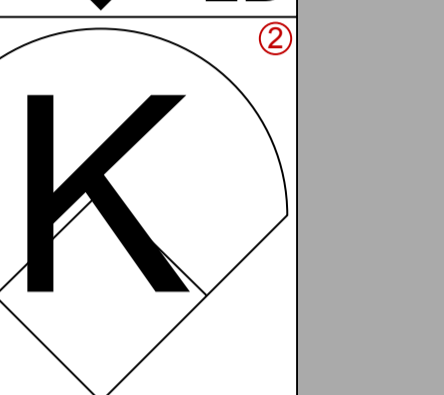
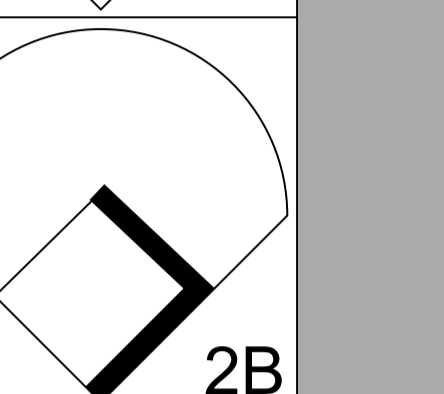
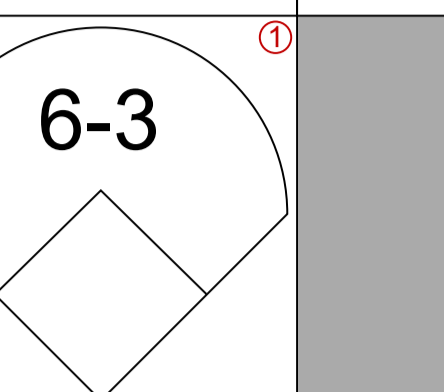

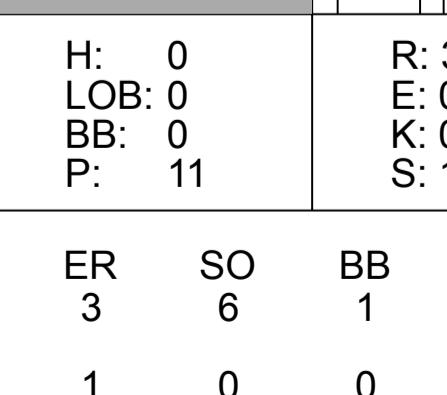
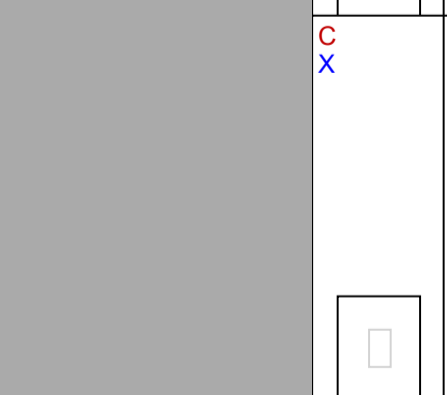
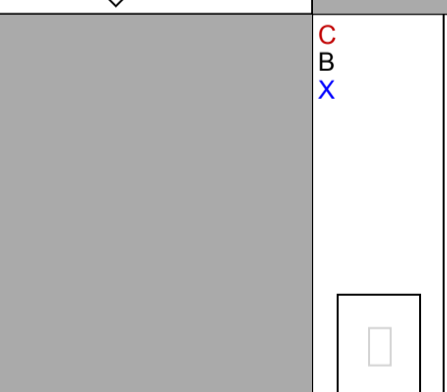

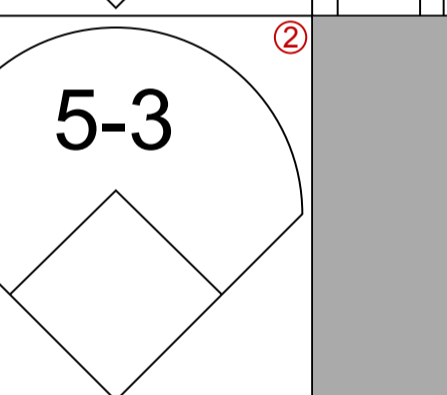
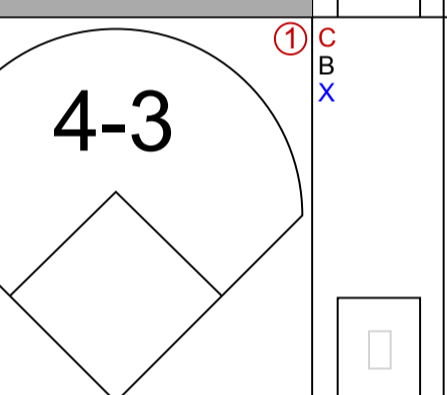
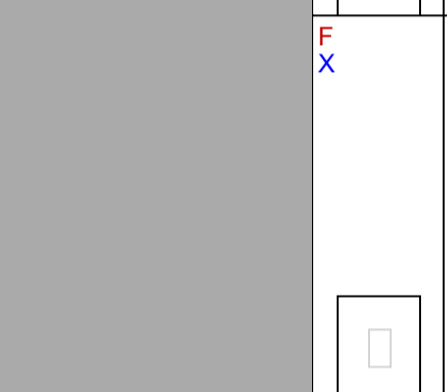
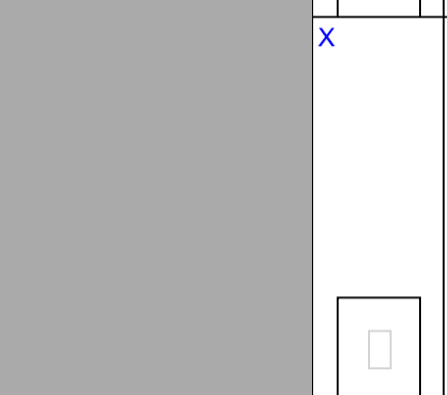
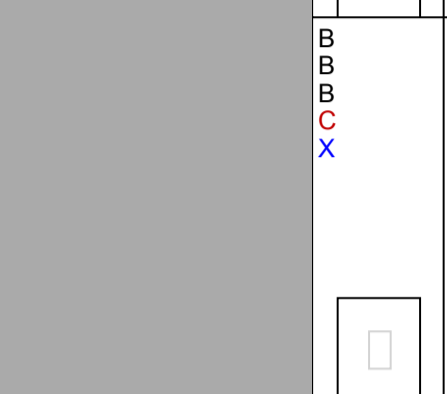
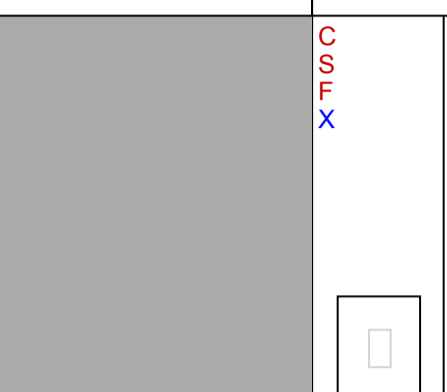

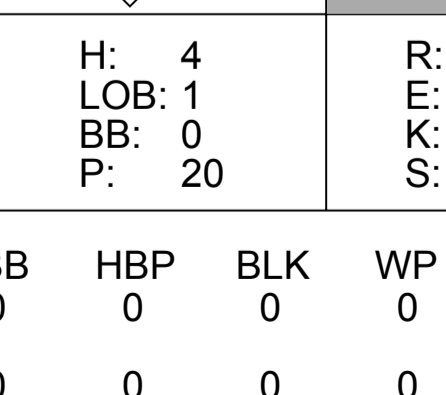
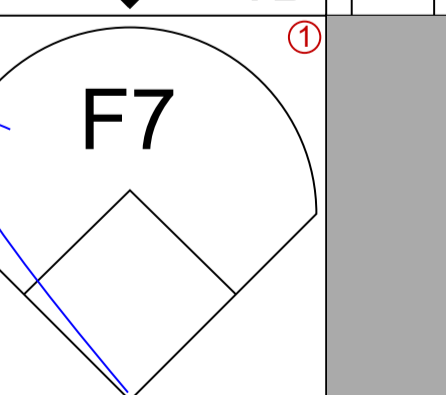
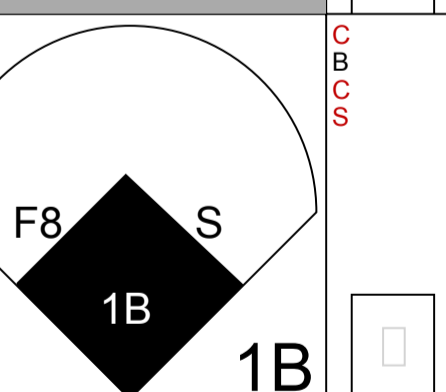
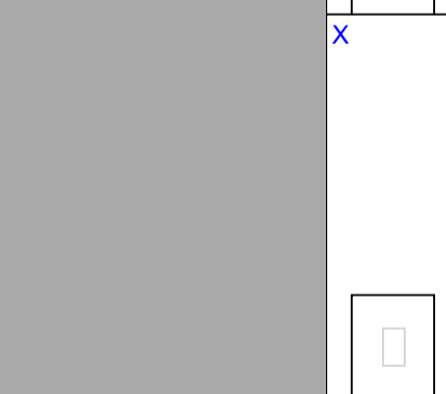
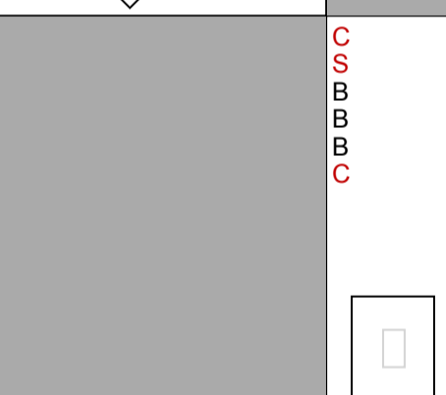
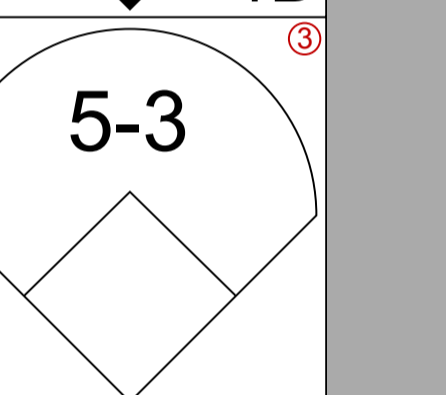
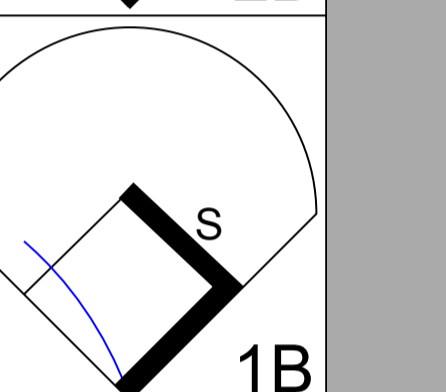
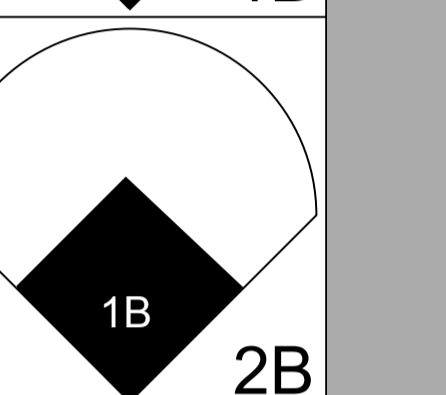
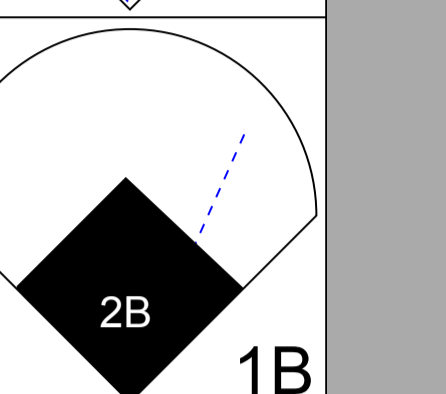
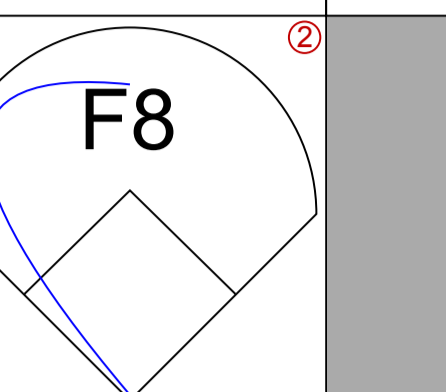

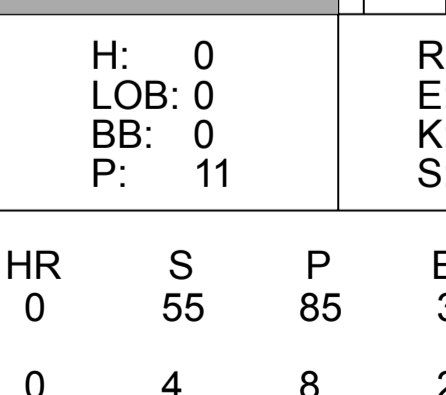

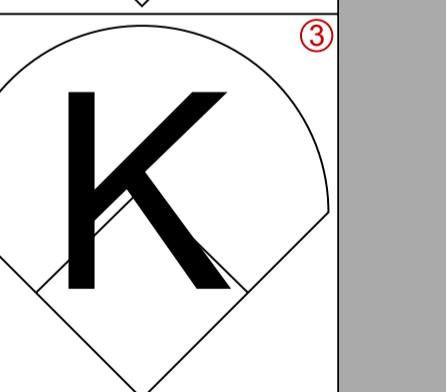
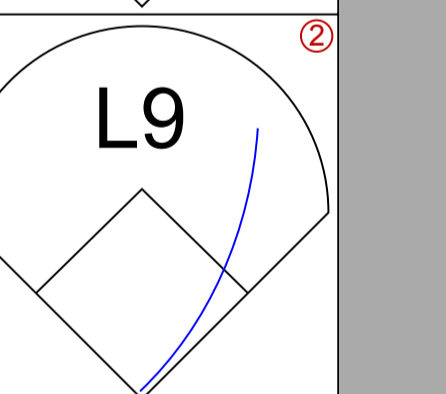
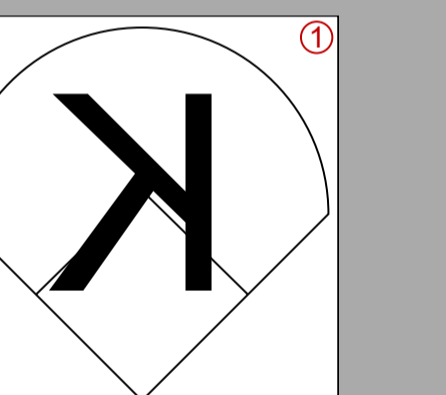


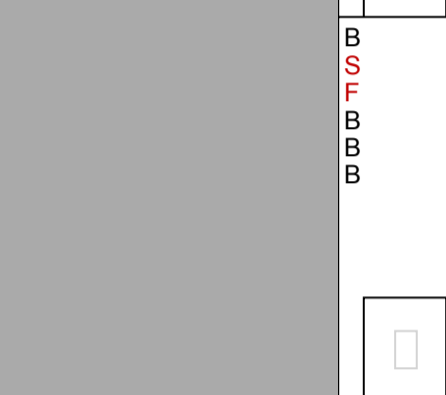
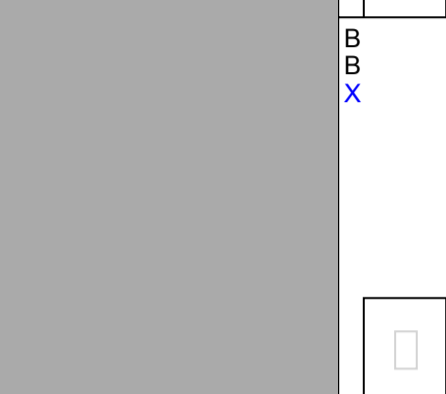

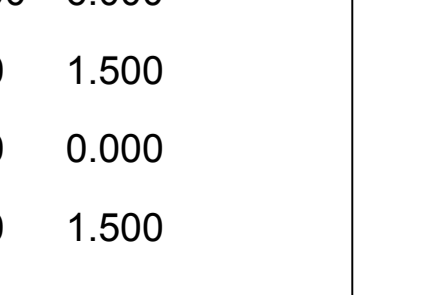
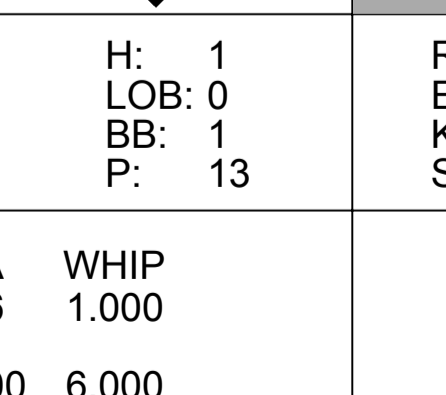
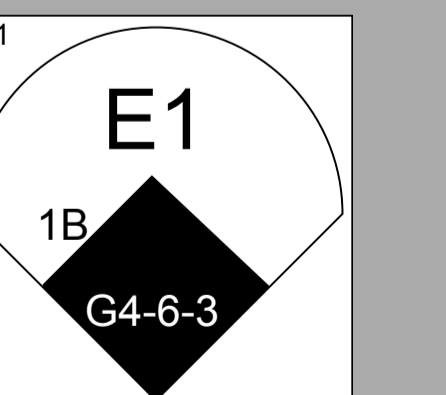

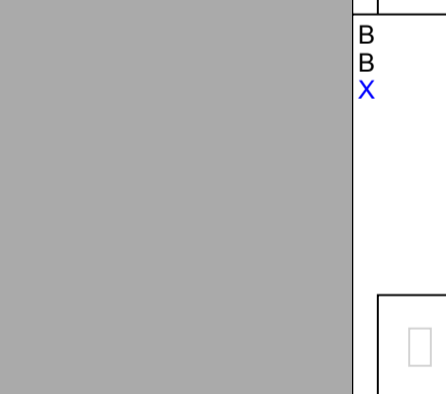
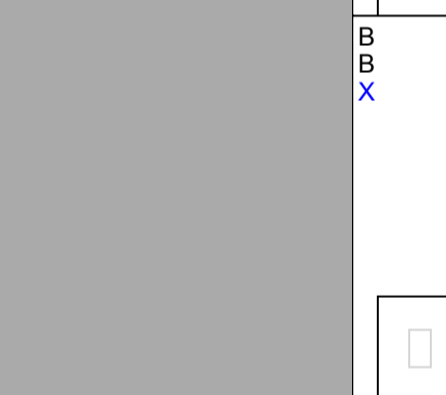
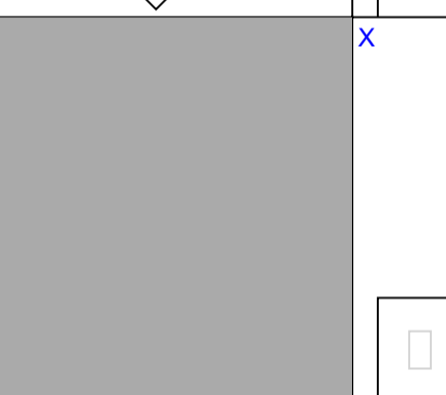
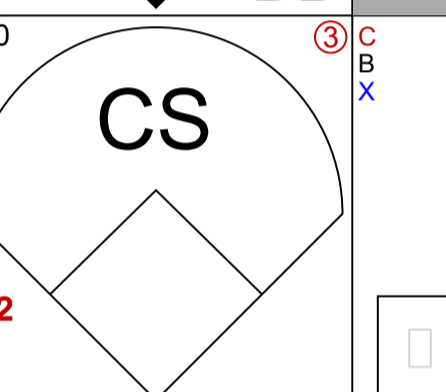
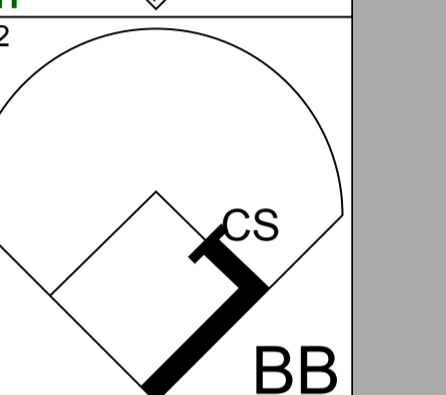
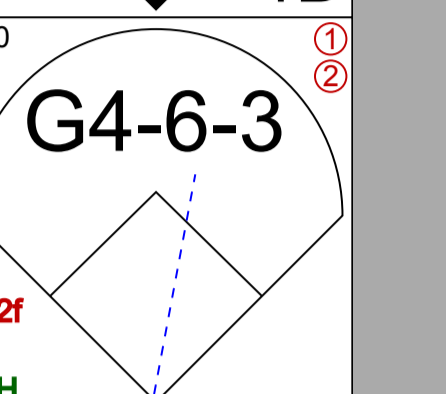
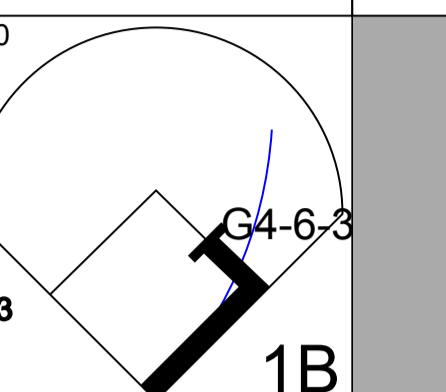
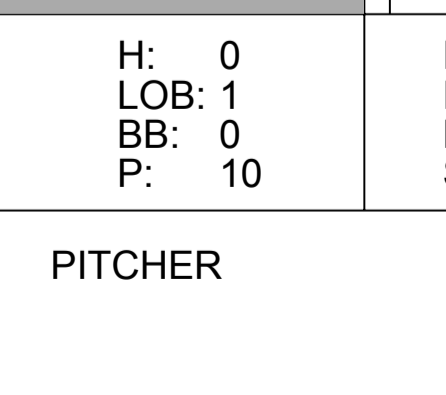

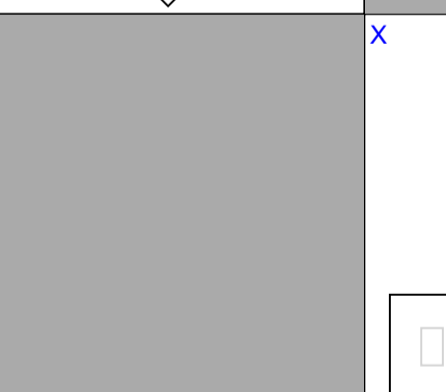
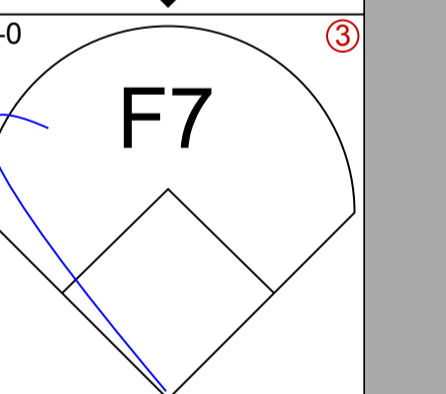
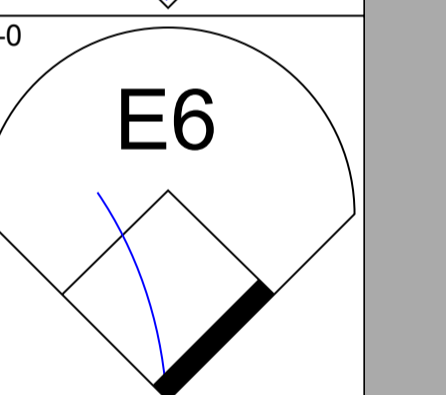
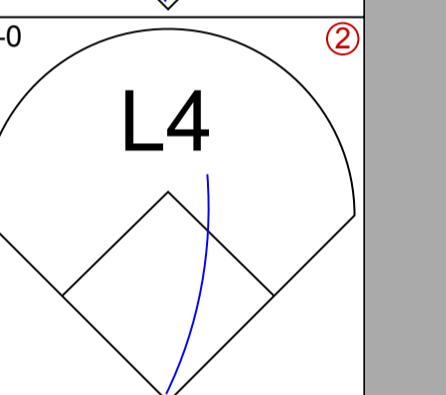
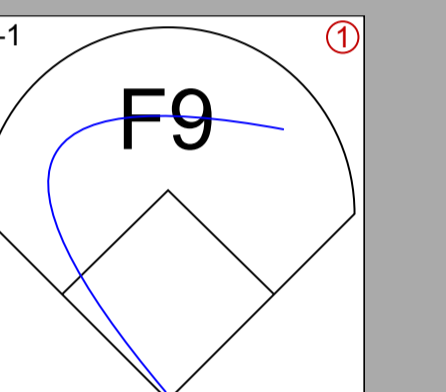

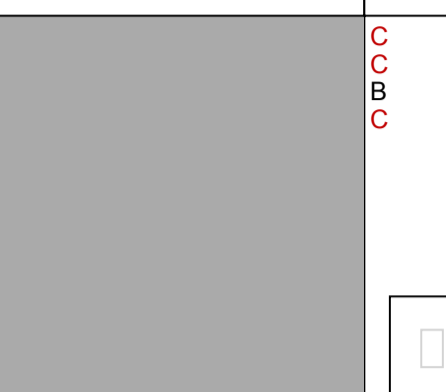
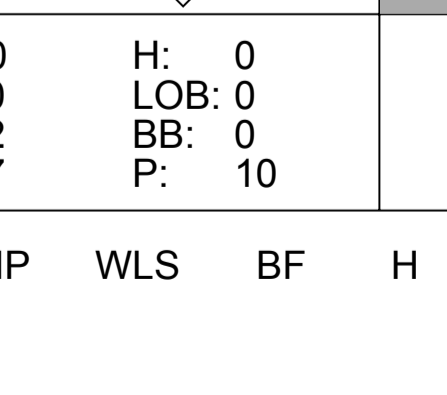
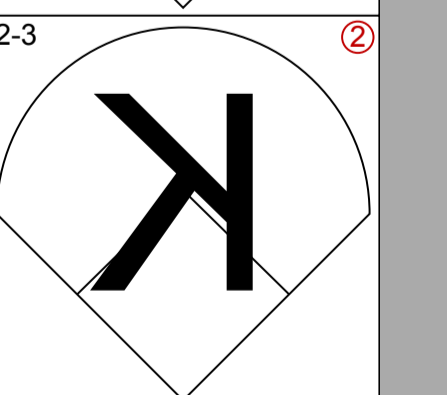
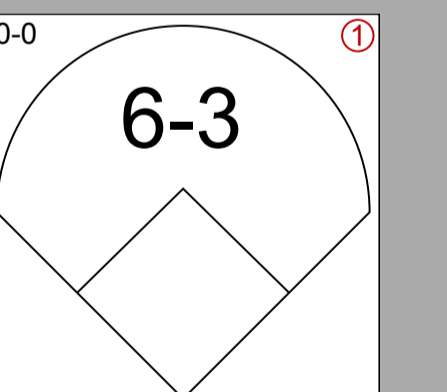


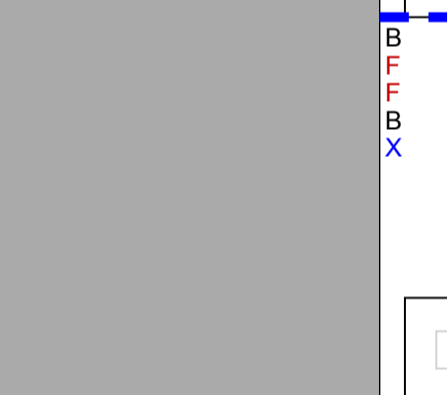


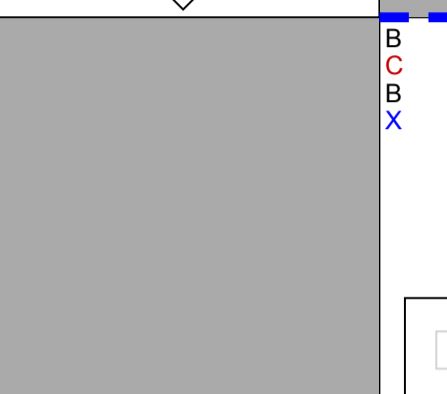
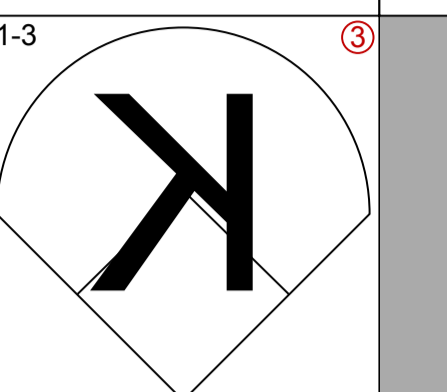

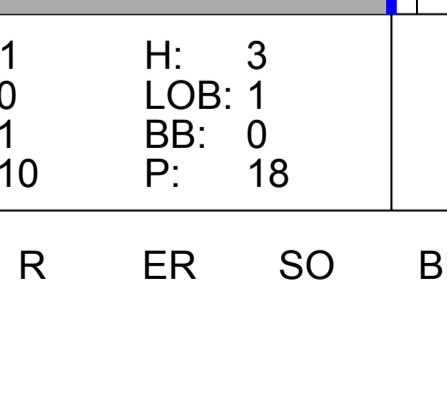



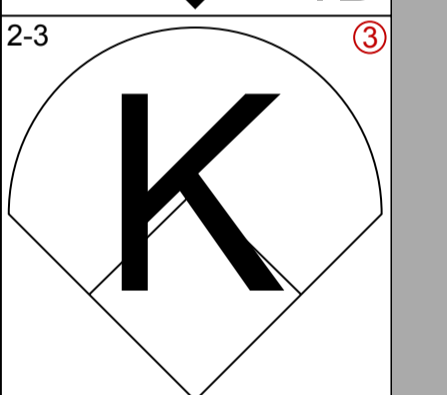
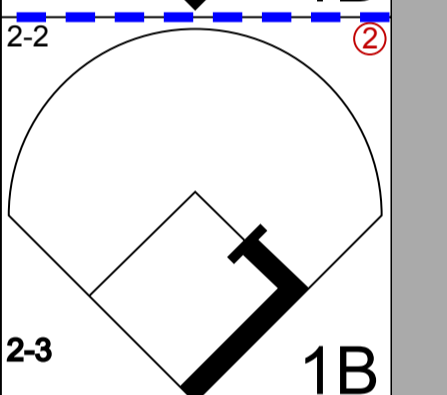
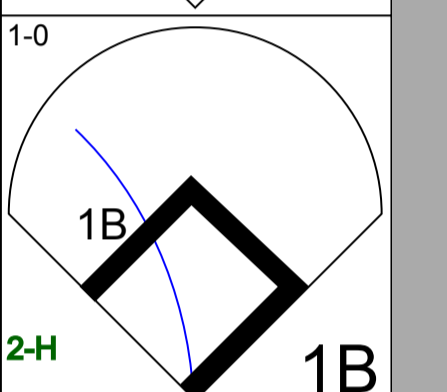
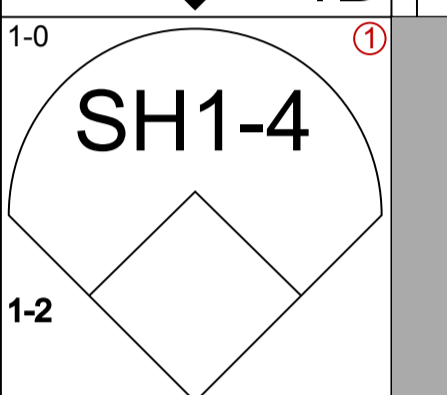
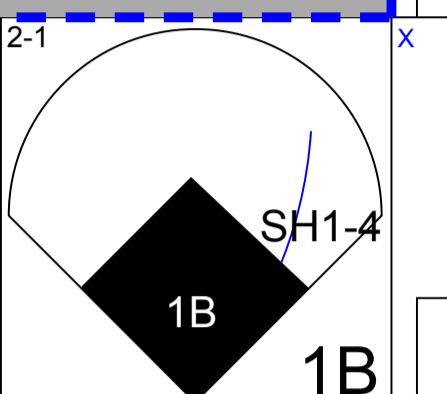

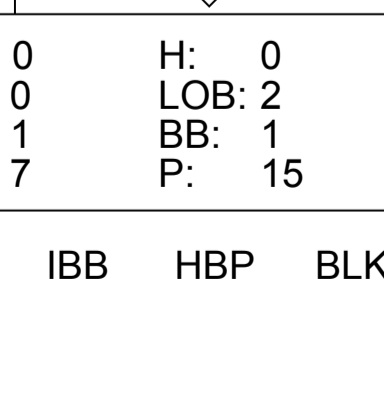
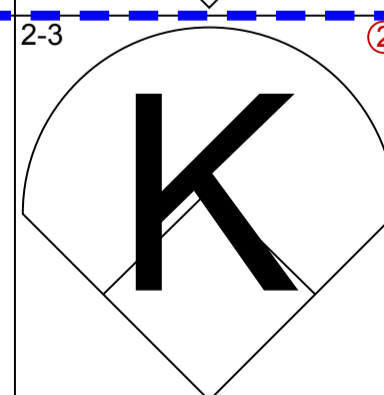
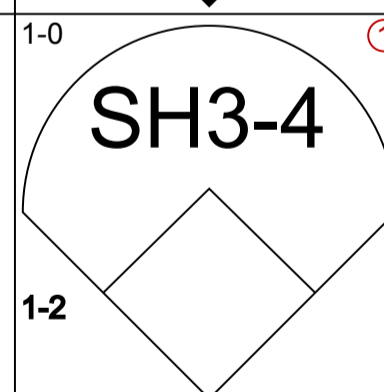
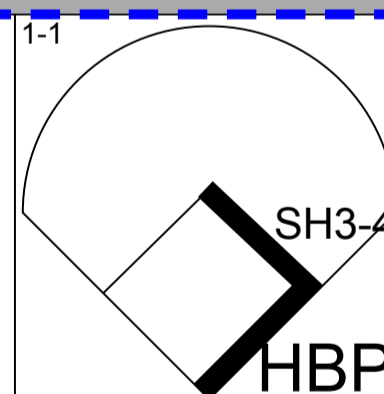

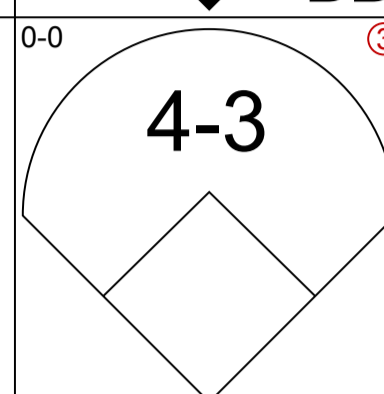
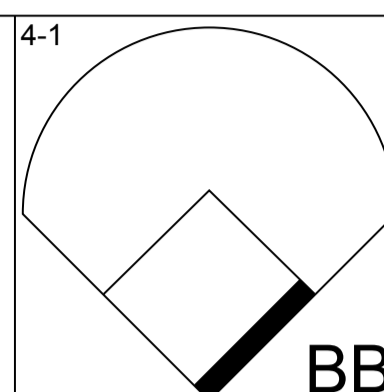
3 0 0 0 0 1 1
0 0 0 0 0 0 0

3 1 1 0 0 1 0

3 1 0 0 0 1 1
0 0 0 0 0 0 0
0 0 0 0 0 0 0
1 0 0 0 0 1 2

1B: 7 SF: 0
2B: 2 SAC: 2
3B: 0 DP: 1
HR: 0 HBP: 1

IP WLS BF H R ER SO BB IBB HBP BLK WP HR S P ERA WHIP



Batter
Billy Cox, R (1, 5)
OBP: 0.296, SLG: 0.368
Jim Russell, S (9, PH)
OBP: 0.344, SLG: 0.583

Gene Hermanski, L (1, 7)
OBP: 0.382, SLG: 0.460

Duke Snider, L (1, 8)
OBP: 0.394, SLG: 0.553

Jackie Robinson, R (1, 4)
OBP: 0.451, SLG: 0.578

Carl Furillo, R (1, 9)
OBP: 0.328, SLG: 0.419

Gil Hodges, R (1, 3)
OBP: 0.373, SLG: 0.429

Roy Campanella, R (1, 2)
OBP: 0.417, SLG: 0.647
Eddie Miksis, R (9, PR)
OBP: 0.156, SLG: 0.140

Pee Wee Reese, R (1, 6)
OBP: 0.320, SLG: 0.318

Don Newcombe, L (1, 1)
OBP: 0.323, SLG: 0.286
Jack Banta, L (9, 1)
OBP: 0.231, SLG: 0.167
Bud Podbielan, R (9, 1)
OBP: 0.200, SLG: 0.211
George Shuba, L (9, PH)
OBP: 0.301, SLG: 0.389

Inning Stats
R: 0 H: 1 E: 0 K: 1 S: 8
H: 1 LOB: 1 BB: 0 P: 10
R: 0 H: 0 E: 0 K: 1 S: 7
H: 0 LOB: 0 BB: 0 P: 11
R: 3 H: 4 E: 0 K: 0 S: 15
H: 4 LOB: 1 BB: 0 P: 20
R: 0 H: 0 E: 0 K: 2 S: 7
H: 0 LOB: 0 BB: 0 P: 11
R: 1 H: 1 E: 1 K: 0 S: 6
H: 1 LOB: 0 BB: 1 P: 13
R: 0 H: 0 E: 1 K: 0 S: 5
H: 0 LOB: 1 BB: 0 P: 10
R: 0 H: 0 E: 0 K: 2 S: 7
H: 0 LOB: 0 BB: 0 P: 10
R: 1 H: 3 E: 0 K: 1 S: 10
H: 3 LOB: 1 BB: 0 P: 18
R: 0 H: 0 E: 0 K: 1 S: 7
H: 0 LOB: 2 BB: 1 P: 15

PITCHER
Ewell Blackwell, R (1, 1) ERA: 3.48
Harry Perkowski, L (8, 1) ERA: 4.2
Willie Ramsdell, R (8, 1) ERA: 4.22
Frank Smith, R (9, 1) ERA: 2.8
Howie Fox, R (9, 1) ERA: 5.27

IP WLS BF H R ER SO BB IBB HBP BLK WP HR S P ERA WHIP

7.0 0 28 6 4 3 6 1 0 0 0 0 0 0 4 8 27.00 6.000

0.1 3 2 1 1 0 0 0 0 0 0 0 0 0 6 10 0.00 1.500

0.2 W 2 1 0 0 1 0 0 0 0 0 0 0 2 4 0.00 0.000

0.1 2 0 0 0 0 0 0 0 1 0 0 0 2 4 0.00 0.000

0.2 S 3 0 0 0 1 1 0 0 0 0 0 0 5 11 0.00 1.500

IP WLS BF H R ER SO BB IBB HBP BLK WP HR S P ERA WHIP

3 1 1 0 0 1 0 0 0 0 0 0 0 0 0 0 0.00 1.000

3 1 0 0 0 1 1 0 0 0 0 0 0 0 0 0 0.00 1.000

1 0 0 0 0 1 2 0 0 0 0 0 0 0 0 0 0.00 1.000

Batter	1	2	3	4	5	6	7	8	9	AB R H RBI BB SO LOB	TOP											
Lloyd Merriman, L (1, 8) OBP: 0.370, SLG: 0.380	4-2 FC4-6 S BB		0-0 B1-3		4-1 1B BB		0-2 6-3	2-2 F7		3 1 0 0 2 0 1												
Peanuts Lowrey, R (1, 7) OBP: 0.381, SLG: 0.338	4-1 FC4-6 BB		1-2 BB HR 1B		4-2 1B BB		4-2 2B 1B BB	1-3 K		2 2 1 0 3 1 1												
Johnny Wyrostek, L (1, 9) OBP: 0.405, SLG: 0.461	2-2 F7		4-1 HR BB		1-2 F6		2-2 1B 2B		1-1 F7	4 2 1 0 1 0 4												
Ted Kluszewski, L (1, 3) OBP: 0.346, SLG: 0.552	1-0 FC4-6 1-2f 2-3		0-0 HR		1-3 K		1-0 1B 1B		0-0 5-3	5 1 2 5 0 1 4												
Grady Hatton, L (1, 5) OBP: 0.344, SLG: 0.416	1-3 K		4-0 CS BB		0-0 1B		0-0 1B		4-1 HR BB	3 1 2 1 2 1 2												
Connie Ryan, R (1, 4) OBP: 0.356, SLG: 0.399		0-0 E 2B	3-3 K 1-2		1-3 K		2-3 K		1-0 E6 HR	5 1 1 0 0 3 6												
Bob Scheffing, R (1, 2) OBP: 0.320, SLG: 0.413		1-0 F4		1-0 6-3		2-2 4-3	1-0 F2		3-0 HR	5 1 1 3 0 0 3												
Virgil Stallcup, R (1, 6) OBP: 0.265, SLG: 0.345		0-3 SAFE K		0-0 F7		1-3 K		1-2 S 1B	1-0 5-3	5 0 1 0 0 2 1												
Herm Wehmeier, R (1, 1) OBP: 0.231, SLG: 0.263		1-1 5-3		0-0 F8		1-3 K		0-0 B3		4 0 0 0 0 1 2												
Inning Stats	R: 0 E: 0 K: 1 S: 11	H: 0 LOB: 2 BB: 2 P: 23	R: 0 E: 1 K: 1 S: 8	H: 1 LOB: 1 BB: 0 P: 10	R: 3 E: 0 K: 1 S: 9	H: 2 LOB: 0 BB: 2 P: 21	R: 0 E: 0 K: 0 S: 3	H: 0 LOB: 0 BB: 0 P: 4	R: 1 E: 0 K: 2 S: 16	H: 1 LOB: 2 BB: 2 P: 27	R: 0 E: 0 K: 2 S: 11	H: 0 LOB: 0 BB: 0 P: 15	R: 2 E: 0 K: 1 S: 15	H: 3 LOB: 2 BB: 1 P: 25	R: 0 E: 0 K: 1 S: 11	H: 1 LOB: 1 BB: 0 P: 15	R: 3 E: 1 K: 0 S: 7	H: 1 LOB: 0 BB: 1 P: 17	1B: 5 2B: 2 3B: 0 HR: 2	SF: 0 SAC: 0 DP: 0 HBP: 0	WP: 0 PB: 0 SB: 3 CS: 1	PA: 44
PITCHER	IP WLS BF H R ER SO BB IBB HBP BLK WP HR S P ERA WHIP																					
Dan Bankhead, R (1, 1) ERA: 3.86	5.0 L 24 4 4 4 5 6 0 0 0 0 1 47 85 7.20 2.000																					
Erv Palica, R (6, 1) ERA: 5.97	3.0 14 4 2 2 4 1 0 0 0 0 0 37 55 6.00 1.667																					
Joe Hatten, L (9, 1) ERA: 4.03	1.0 6 1 3 0 0 1 0 0 0 0 0 1 7 17 0.00 2.000																					

Cincinnati Reds @ Brooklyn Dodgers
 Ebbets Field, Brooklyn, NY
 Thu Jun 22 1950, 3:33 AM EDT
 Att. 19,152 - Unknown

AB	36
R	9
H	9
RBI	9
BB	8
SO	9
LOB	24



Batter	1	2	3	4	5	6	7	8	9	AB R H RBI BB SO LOB
Billy Cox, R OBP: 0.292, SLG: 0.361 (1, 5) C B B X	2-1 F8 1B BB 1B		1-0 6-3 ①		1-0 L7 ②			0-0 F5 ② B B C C X	3-2 F8 ③	5 1 1 0 0 0 1
Gene Hermanski, L OBP: 0.390, SLG: 0.481 (1, 7) C X	0-1 BB 1B 1-2 1B		3-2 6-3 ②		1-1 L9 ③			1-0 HR 2B		4 1 2 0 0 0 0
Duke Snider, L OBP: 0.392, SLG: 0.562 (1, 8) X	0-0 F8 ① 2-3		0-0 4-3 ③			2-2 4-3 ① S S F F B X		0-0 HR 2-H		4 1 1 2 0 0 2
Jackie Robinson, R OBP: 0.448, SLG: 0.572 (1, 4) X	0-0 BB 1-2 1B			0-3 K ① C C C		0-2 F6 ② C F X		2-2 6-3 ③ C B B X		4 0 1 0 0 1 0
Carl Furillo, R OBP: 0.331, SLG: 0.416 (1, 9) B B B B	4-0 G5-4-3 1-2 2-3 3-H BB			1-2 L5 ② F F F X		2-2 F9 ③ S F B X		4-1 HR BB		2 1 0 1 2 0 0
Gil Hodges, R OBP: 0.376, SLG: 0.442 (1, 3) F X	0-1 G5-4-3 ② ③ 1-2f			4-2 BB BB BB			0-1 L7 ① C X		2-1 HR 1-H	3 1 1 2 1 0 3
Roy Campanella, R OBP: 0.413, SLG: 0.634 (1, 2)		2-2 4-3 ① C B B X		4-2 BB BB BB			2-0 L7 ② B B X		1-2 6-3 ① C B B X	3 0 0 0 1 0 0
Pee Wee Reese, R OBP: 0.313, SLG: 0.310 (1, 6)		2-2 F8 ② C B B X		2-2 F7 ③ B F F X			2-0 6-3 ③ B B X		0-1 5-3 ② C X	4 0 0 0 0 0 2
Dan Bankhead, R OBP: 0.321, SLG: 0.333 (5, PH) Wayne Bejard, L (6, 1) Erv Palica, R OBP: 0.250, SLG: 0.250 (8, PH) Tommy Brown, R OBP: 0.267, SLG: 0.500 (9, 1) Joe Hatten, R OBP: 0.100, SLG: 0.100 (9, PH) Jim Russell, S OBP: 0.351, SLG: 0.600		0-1 6-3 ③ S X		0-3 K ① S C			2-3 K ① B F S B S	3-2 2B		1 0 0 0 0 0 0 1 0 0 0 0 0 1 0 0 0 0 0 0 0 1 0 0 0 0 0 1 0 0 0 0 0 0 0 1 0 1 0 0 0 0

Inning Stats	R: 1	H: 3	E: 0	K: 0	S: 8	LOB: 2	BB: 1	P: 14	R: 0	H: 0	E: 0	K: 0	S: 8	LOB: 0	BB: 0	P: 12	R: 0	H: 0	E: 0	K: 0	S: 6	LOB: 0	BB: 0	P: 10	R: 0	H: 0	E: 0	K: 1	S: 13	LOB: 2	BB: 2	P: 24	R: 0	H: 0	E: 0	K: 1	S: 6	LOB: 0	BB: 0	P: 8	R: 0	H: 0	E: 0	K: 0	S: 12	LOB: 0	BB: 0	P: 16	R: 0	H: 0	E: 0	K: 0	S: 4	LOB: 0	BB: 0	P: 8	R: 2	H: 2	E: 0	K: 1	S: 9	LOB: 0	BB: 0	P: 14	R: 2	H: 2	E: 0	K: 0	S: 14	LOB: 1	BB: 1	P: 27	1B: 3	2B: 2	3B: 0	HR: 2	SF: 0	SAC: 0	DP: 1	HBP: 0	WP: 0	PA: 37
PITCHER Herm Wehmeier, R ERA: 6.77 (1, 1)	IP	WLS	BF	H	R	ER	SO	BB	IBB	HBP	BLK	WP	HR	S	P	ERA	WHIP																																																																	
	9.0	W	37	7	5	5	3	4	0	0	0	0	2	80	133	5.00	1.222																																																																	
																		PITCHER	IP	WLS	BF	H	R	ER	SO	BB	IBB	HBP	BLK	WP	HR	S	P	ERA	WHIP																																															

BOTTOM

Cincinnati Reds @ Brooklyn Dodgers
Ebbets Field, Brooklyn, NY
Thu Jun 22 1950, 3:33 AM EDT
Att. 19,152 - Unknown

AB	33
R	5
H	7
RBI	5
BB	4
SO	3
LOB	8



WP: 0	PA: 37
PB: 0	
SB: 0	
CS: 0	

Batter	1	2	3	4	5	6	7	8	9	AB R H RBI BB SO LOB	TOP
Ted Beard, L (1, 8) OBP: 0.355, SLG: 0.380	2-2 4-3		1-3 K		4-2 BB		2-2 1B 2B		3-2 4-3	4 1 1 0 1 1 1	
Hank Schenz, R (1, 5) OBP: 0.308, SLG: 0.419	0-0 L6			0-1 BB 1B 1B	2-3 K		0-0 1B 1B			4 1 2 1 0 1 1	
Gus Bell, L (1, 9) OBP: 0.340, SLG: 0.465	0-1 F3			3-1 BB 1B	1-0 F7		1-1 1B			4 1 2 0 0 0 1	
Ralph Kiner, R (1, 7) OBP: 0.408, SLG: 0.542		2-2 F6		0-0 F4		1-0 F7	2-3 K			4 0 0 0 0 1 4	
Johnny Hopp, L (1, 3) OBP: 0.404, SLG: 0.494		0-0 3-1		4-2 1B BB		2-2 1-3		0-1 F8		3 0 0 0 1 0 0	
Danny Murtaugh, R (1, 4) OBP: 0.406, SLG: 0.432		0-1 L7		2-1 1B		0-0 2B		1-0 F5		4 0 2 2 0 0 0	
Pete Castiglione, R (1, 6) OBP: 0.319, SLG: 0.327			0-0 4-3	1-3 K		0-0 1-3		0-2 5-3		4 0 0 0 0 1 3	
George Strickland, R (8, 6) OBP: 0.231, SLG: 0.091										0 0 0 0 0 0 0	
Ray Mueller, R (1, 2) OBP: 0.316, SLG: 0.509			0-1 F7	1-2 5-3			2-2 F5		0-1 5-3	2 0 0 0 0 0 2	
Nanny Fernandez, R (7, PH) OBP: 0.320, SLG: 0.404										1 0 0 0 0 0 0	
Earl Turner, R (7, 2) OBP: 0.244, SLG: 0.209										1 0 0 0 0 0 0	
Murry Dickson, R (1, 1) OBP: 0.242, SLG: 0.219			1-2 1B		2-1 F6		0-0 1-3		2-1 6-3	1 0 1 0 0 0 0	
Mel Queen, R (3, 1) OBP: 0.350, SLG: 0.286										1 0 0 0 0 0 0	
Dale Coogan, L (7, PH) OBP: 0.351, SLG: 0.263										1 0 0 0 0 0 0	
Bill Werle, L (7, 1) OBP: 0.800, SLG: 1.000										0 0 0 0 0 0 0	
Junior Walsh, R (7, 1) OBP: 0.375, SLG: 0.375										0 0 0 0 0 0 0	
Vic Lombardi, L (8, 1) OBP: 0.375, SLG: 0.375										0 0 0 0 0 0 0	
Wally Westlake, R (9, PH) OBP: 0.344, SLG: 0.510										1 0 0 0 0 0 0	
Inning Stats	R: 0 H: 0 E: 0 LOB: 0 K: 0 BB: 0 S: 6 P: 8	R: 0 H: 0 E: 0 LOB: 0 K: 0 BB: 0 S: 6 P: 8	R: 0 H: 1 E: 0 LOB: 1 K: 1 BB: 0 S: 11 P: 13	R: 2 H: 3 E: 0 LOB: 2 K: 1 BB: 1 S: 18 P: 29	R: 0 H: 0 E: 0 LOB: 1 K: 1 BB: 1 S: 9 P: 18	R: 0 H: 1 E: 0 LOB: 1 K: 0 BB: 0 S: 6 P: 9	R: 1 H: 3 E: 0 LOB: 2 K: 1 BB: 0 S: 13 P: 20	R: 0 H: 0 E: 0 LOB: 0 K: 0 BB: 0 S: 6 P: 7	R: 0 H: 0 E: 0 LOB: 0 K: 0 BB: 0 S: 8 P: 13	1B: 6 SF: 0 2B: 2 SAC: 0 3B: 0 DP: 0 HR: 0 HBP: 0	WP: 0 PA: 37 PB: 0 SB: 0 CS: 0
PITCHER Bud Podbielan, R (1, 1) ERA: 4.53	IP WLS BF H R ER SO BB IBB HBP BLK WP HR S P ERA WHIP										
	9.0 W 37 8 3 3 4 2 0 0 0 0 0 0 83 125 3.00 1.111										

Pittsburgh Pirates @ Brooklyn Dodgers
 Ebbets Field, Brooklyn, NY
 Fri Jun 23 1950, 3:33 AM EDT
 Att. 25,519 - Unknown

livebaseballscorecards.com

AB	35
R	3
H	8
RBI	3
BB	2
SO	4
LOB	12



BOTTOM

Pittsburgh Pirates @ Brooklyn Dodgers
Ebbets Field, Brooklyn, NY

Fri Jun 23 1950, 3:33 AM EDT
Att. 25,519 - Unknown

livebaseballscorecards.com

AB	42
R	15
H	19
RBI	15
BB	4
SO	6
LOB	21



WP:	0	PA:	48
PB:	0	SB:	0
CS:	0		

AB R H RBI BB SO LOB

6	2	3	3	0	1	2	
5	2	2	0	0	0	1	
5	2	2	4	1	0	1	
4	1	1	2	1	1	2	
5	3	4	3	0	1	1	
4	1	3	1	1	0	0	
5	2	2	1	0	2	6	
4	2	2	1	1	0	4	
4	0	0	0	0	1	4	
1B:	12	SF:	0	WP:	0	PA:	48
2B:	4	SAC:	1	PB:	0	SB:	0
3B:	0	DP:	0	CS:	0		
HR:	3	HBP:	1				

Batter	1	2	3	4	5	6	7	8	9
Billy Cox, R OBP: 0.301, SLG: 0.398 (1, 5)	1-3 K		2-1 HR 1B	1-0 HR		1-2 F5	3-1 G3	1-1 2B	
Gene Hermanski, L OBP: 0.400, SLG: 0.475 (1, 7)	2-1 4-3		1-0 HR 1B	3-1 F8		0-1 1B 1B	2-2 BB 1B HBP	2-1 F9	
Duke Snider, L OBP: 0.394, SLG: 0.571 (1, 8)	1-2 3-1		1-2 HR	0-1 F8		0-1 1B	4-1 HR 1B BB	0-1 1-3	
Jackie Robinson, R OBP: 0.447, SLG: 0.566 (1, 4)		0-0 5-3	2-3 K2-3		4-2 1B BB	0-2 F7	2-0 HR 1B		
Carl Furillo, R OBP: 0.340, SLG: 0.436 (1, 9)		1-1 FC5-4 BB 1B	1-1 1B		1-3 K		1-2 2B 1B		
Gil Hodges, R OBP: 0.385, SLG: 0.453 (1, 3)		4-1 FC5-4 BB 1B	2-2 1B		1-1 1B		1-2 2B		
Roy Campanella, R OBP: 0.413, SLG: 0.633 (1, 2)		0-0 FC5-4 1B	1-3 K		2-3 K		0-0 SH5-4 BB 2B	0-0 2B 1B	
Pee Wee Reese, R OBP: 0.321, SLG: 0.321 (1, 6)		0-0 1B	1-0 F7		0-1 4-3		4-2 BB SH5-4 1B BB	1-2 2B 2B	
Bud Podbielan, R OBP: 0.167, SLG: 0.174 (1, 1)		2-2 L4		1-2 5-3		1-2 4-3	0-0 SH5-4	0-3 K	

Inning Stats	R: 0	H: 0	E: 0	K: 10	S: 10	LOB: 0	BB: 0	P: 14
	R: 1	H: 2	E: 0	K: 0	S: 9	LOB: 2	BB: 1	P: 16
	R: 3	H: 5	E: 0	K: 2	S: 19	LOB: 2	BB: 0	P: 30
	R: 1	H: 1	E: 0	K: 0	S: 8	LOB: 0	BB: 0	P: 13
	R: 0	H: 1	E: 0	K: 2	S: 13	LOB: 2	BB: 1	P: 21
	R: 0	H: 2	E: 0	K: 0	S: 14	LOB: 2	BB: 0	P: 16
	R: 8	H: 5	E: 0	K: 0	S: 22	LOB: 0	BB: 2	P: 40
	R: 2	H: 3	E: 0	K: 1	S: 14	LOB: 1	BB: 0	P: 18

PITCHER	IP	WLS	BF	H	R	ER	SO	BB	IBB	HBP	BLK	WP	HR	S	P	ERA	WHIP
Murry Dickson, R ERA: 4.68 (1, 1)	2.1	L	15	7	4	4	2	1	0	0	0	0	1	34	54	15.43	3.429
Mel Queen, R ERA: 7.05 (3, 1)	3.2		16	4	1	1	3	1	0	0	0	0	1	39	56	2.46	1.364
Bill Werle, L ERA: 5.18 (7, 1)	0.0		4	3	4	4	0	1	0	0	0	0	0	10	17	∞	∞
Junior Walsh, R ERA: 6.35 (7, 1)	1.0		8	3	5	5	0	1	0	1	0	0	1	13	24	45.00	4.000
Vic Lombardi, L ERA: 6.05 (8, 1)	1.0		5	2	1	1	1	0	0	0	0	0	0	13	17	9.00	2.000

Batter	1	2	3	4	5	6	7	8	9	AB R H RBI BB SO LOB	TOP																																						
Stan Rojek, R (1, 6) OBP: 0.274, SLG: 0.278	0-1 HR 2B		3-2 F7	2-1 1B			4-1 BB 2B	3-2 HR 1B	1-2 HR 1B	5 4 4 2 1 0 0																																							
Ted Beard, L (1, 8) OBP: 0.381, SLG: 0.402	4-1 HR BB		0-0 L3	2-3 K			4-0 2B BB	2-2 HR	4-0 HR BB	3 4 1 2 3 1 1																																							
Ralph Kiner, R (1, 7) OBP: 0.428, SLG: 0.610	0-0 HR		2-0 1B 2B 1B			0-3 K	1-0 2B 2B	3-2 3B	2-2 HR	6 4 5 8 0 1 0																																							
Gus Bell, L (1, 9) OBP: 0.357, SLG: 0.472	0-0 4-3		0-0 2B 1B			2-1 4-3	2-1 2B 2B	4-2 CS BB	0-0 1B	5 2 3 1 1 0 0																																							
Danny Murtaugh, R (1, 4) OBP: 0.404, SLG: 0.424	3-1 5-3		0-0 1B 2B			4-2 BB	4-1 2B BB	3-3 K	3-3 K	4 0 1 2 2 2 2																																							
Dale Coogan, L (1, 3) OBP: 0.319, SLG: 0.336	1-0 E3 CS		3-2 1B			0-3 K	1-0 2B	0-0 F8		5 0 2 1 0 1 2																																							
Pete Castiglione, R (1, 5) OBP: 0.309, SLG: 0.309	1-2 CS		0-2 F8	1-1 4-3		2-3 K	1-1 F9		0-1 1B 1B 1B	5 1 1 0 0 1 3																																							
Ray Mueller, R (1, 2) OBP: 0.339, SLG: 0.509			2-0 G5-4-3 1B			0-1 F6	4-2 BB		0-0 1B 1B	4 1 2 0 1 1 0																																							
Vern Law, R (1, 1) Cliff Chambers, L (5, 1) Bill MacDonald, R (9, 1) OBP: 0.289, SLG: 0.326 OBP: 0.200, SLG: 0.200			0-1 G5-4-3	1-3 K		1-0 4-3	3-2 6-3		0-0 1B	2 0 0 0 0 1 1 3 0 1 0 0 0 2 0 0 0 0 0 0 0																																							
Inning Stats	R: 3 H: 2 E: 1 LOB: 0 K: 0 BB: 1 S: 10 P: 19	R: 0 H: 1 E: 0 LOB: 0 K: 0 BB: 0 S: 6 P: 8	R: 2 H: 4 E: 0 LOB: 2 K: 0 BB: 0 S: 12 P: 21	R: 0 H: 1 E: 0 LOB: 1 K: 2 BB: 0 S: 11 P: 16	R: 0 H: 0 E: 0 LOB: 1 K: 2 BB: 1 S: 11 P: 17	R: 0 H: 0 E: 0 LOB: 0 K: 2 BB: 0 S: 7 P: 10	R: 4 H: 3 E: 0 LOB: 2 K: 0 BB: 4 S: 15 P: 39	R: 2 H: 3 E: 0 LOB: 1 K: 1 BB: 1 S: 20 P: 35	R: 5 H: 6 E: 0 LOB: 0 K: 1 BB: 1 S: 15 P: 25	1B: 11 SF: 0 2B: 6 SAC: 0 3B: 1 DP: 2 HR: 3 HBP: 0	WP: 0 PA: 51 PB: 0 SB: 0 CS: 2																																						
PITCHER	IP WLS BF H R ER SO BB IBB HBP BLK WP HR S P ERA WHIP											PITCHER	IP WLS BF H R ER SO BB IBB HBP BLK WP HR S P ERA WHIP																																				
Don Newcombe, R (1, 1) ERA: 3.94	2.2		14	6	5	5	0	1	0	0	0	0	1	23	39	16.88	2.625											Billy Loes, R (9, 1) ERA: 9.0	0.0		3	3	3	3	0	0	0	0	0	0	0	0	4	4	∞	∞			
Joe Hatten, L (3, 1) ERA: 3.79	2.1		10	2	0	0	4	1	0	0	0	0	0	27	42	0.00	1.286											Rex Barney, R (9, 1) ERA: 5.16	1.0		5	3	2	2	1	1	0	0	0	0	1	11	21	18.00	4.000				
Ralph Branca, R (6, 1) ERA: 6.34	1.0	L	6	1	3	3	2	2	0	0	0	0	0	9	21	27.00	3.000																																
Al Epperly, R (7, 1) ERA: 27.0	1.0		8	4	3	3	0	2	0	0	0	0	1	24	44	27.00	6.000																																
Erv Palica, R (8, 1) ERA: 5.76	1.0		4	1	0	0	1	1	0	0	0	0	0	9	19	0.00	2.000																																

Pittsburgh Pirates @ Brooklyn Dodgers
Ebbets Field, Brooklyn, NY
Sun Jun 25 1950, 3:33 AM EDT
Att. 20,196 - Unknown

livebaseballscorecards.com

AB 42
R 16
H 20
RBI 16
BB 8
SO 8
LOB 11



Batter	1	2	3	4	5	6	7	8	9	AB	R	H	RBI	BB	SO	LOB
Billy Cox, R OBP: 0.313, SLG: 0.416 (1, 5)	0-0 6-3	1-0 4-3			4-0 F9 WP L8 BB	0-0 2-3		0-0 F7		4	1	0	1	1	0	4
Gene Hermanski, L OBP: 0.403, SLG: 0.475 (1, 7)	2-2 4-3		1-0 FC3-6 1B		2-2 F9		0-2 5-3	1-1 F5		2	0	1	0	0	0	0
Jim Russell, S OBP: 0.368, SLG: 0.582 (5, PH) (6, 7)					1-3 2-H 3-H					3	0	0	1	0	0	1
Duke Snider, L OBP: 0.401, SLG: 0.581 (1, 8)	4-0 1B 2B BB		2-2 FC3-6 L5-3 1-2f		1-1 L8		2-2 F7 3B		1-0 6-3 1B HR 1B	4	3	2	1	1	0	1
Jackie Robinson, R OBP: 0.455, SLG: 0.581 (1, 4)	2-2 1-3 2B 1B		3-2 L5-3 1-2		2-1 6-3		4-2 BB		0-1 1-2 HR 1B	4	2	2	0	1	0	1
Carl Furillo, R OBP: 0.353, SLG: 0.451 (1, 9)	0-0 1-H 3-H 2B			2-2 F3		0-0 BB BB 1B	1-1 F7		2-1 6-3 1-2 2-3	5	0	2	3	0	0	3
Gil Hodges, R OBP: 0.384, SLG: 0.481 (1, 3)	2-2 F5			3-2 6-3		0-2 F5	2-2 F7		1-0 2-H 3-H HR	5	1	1	3	0	0	3
Roy Campanella, R OBP: 0.415, SLG: 0.633 (1, 2)		0-1 4-3 2B		1-1 F2		0-0 F8		0-1 6-3	2-0 F8	5	0	1	0	0	0	1
Pee Wee Reese, R OBP: 0.333, SLG: 0.333 (1, 6)		3-3 K			0-0 2B WP 1B	4-1 BB 1-2 BB		3-2 3B 2B	3-3 K	4	2	2	0	1	2	1
Don Newcombe, L Joe Hatten, R George Shuba, L Ralph Branca, R Al Espinoza, L Erv Palica, R Tommy Brown, R Billy Loes, R Rex Barney, R		3-2 4-3 2-3		3-2 WP F9 2B		4-0 1-2 2-3 BB		3-2 2-H F7 3B		1	0	0	0	0	0	1

Inning Stats	R: 2	H: 2	E: 0	K: 0	S: 13	H: 2	LOB: 1	BB: 1	P: 23	R: 0	H: 1	E: 0	K: 1	S: 9	H: 1	LOB: 1	BB: 0	P: 16	R: 0	H: 0	E: 0	K: 0	S: 9	R: 3	H: 2	E: 0	K: 0	S: 11	H: 1	LOB: 3	BB: 2	P: 15	R: 1	H: 1	E: 0	K: 0	S: 14	H: 2	LOB: 0	BB: 0	P: 19	R: 3	H: 3	E: 0	K: 1	S: 10	1B: 6	2B: 5	3B: 2	HR: 1	SF: 0	SAC: 0	DP: 1	HBP: 0	WP: 1	PA: 44
--------------	------	------	------	------	-------	------	--------	-------	-------	------	------	------	------	------	------	--------	-------	-------	------	------	------	------	------	------	------	------	------	-------	------	--------	-------	-------	------	------	------	------	-------	------	--------	-------	-------	------	------	------	------	-------	-------	-------	-------	-------	-------	--------	-------	--------	-------	--------


PITCHER	IP	WLS	BF	H	R	ER	SO	BB	IBB	HBP	BLK	WP	HR	S	P	ERA	WHIP
Vern Law, R ERA: 7.27 (1, 1)	4.0		19	6	5	5	1	2	0	0	0	0	0	43	79	11.25	2.000
Cliff Chambers, L ERA: 3.96 (5, 1)	4.0	W	21	6	5	5	0	3	0	0	0	1	0	43	73	11.25	2.250
Bill MacDonald, R ERA: 4.04 (9, 1)	1.0	S	4	1	1	1	1	0	0	0	0	0	1	7	15	9.00	1.000

BOTTOM

Pittsburgh Pirates @ Brooklyn Dodgers
Ebbets Field, Brooklyn, NY

Sun Jun 25 1950, 3:33 AM EDT
Att. 20,196 - Unknown

AB	39
R	11
H	13
RBI	10
BB	5
SO	2
LOB	16



livebaseballscores.com

New York Giants @ Brooklyn Dodgers
 Ebbets Field, Brooklyn, NY

Tue Jun 27 1950, 3:33 AM EDT
 Att. 32,363 - Unknown

livebaseballscorecards.com

AB	36
R	10
H	11
RBI	10
BB	9
SO	8
LOB	23



WP:	0	PA:	46
PB:	0		
SB:	0		
CS:	0		

Batter	1	2	3	4	5	6	7	8	9	AB	R	H	RBI	BB	SO	LOB
Eddie Stanky, R OBP: 0.480, SLG: 0.429 (1, 4)										3	1	1	2	2	1	1
Whitey Lockman, L OBP: 0.379, SLG: 0.447 (1, 7)										5	1	1	0	0	2	6
Don Mueller, L OBP: 0.316, SLG: 0.409 (1, 9)											5	0	3	2	0	2
Hank Thompson, L OBP: 0.421, SLG: 0.534 (1, 5)											4	1	0	0	1	4
Wes Westrum, R OBP: 0.401, SLG: 0.531 (1, 2)											2	2	0	1	3	2
Bobby Thomson, R OBP: 0.332, SLG: 0.430 (1, 8)											5	1	1	2	0	5
Tookie Gilbert, L OBP: 0.332, SLG: 0.349 (1, 3)											5	2	3	2	0	1
Alvin Dark, R OBP: 0.332, SLG: 0.424 (1, 6)											3	1	1	0	2	0
Larry Jansen, R OBP: 0.190, SLG: 0.175 (1, 1)											4	1	1	1	1	3

Inning Stats	R: 5	H: 2	R: 0	H: 1	R: 0	H: 0	R: 4	H: 5	R: 0	H: 1	R: 1	H: 2	R: 0	H: 0	R: 0	H: 0	1B: 9	SF: 0	WP: 0	PA: 46
	E: 0	LOB: 3	E: 0	LOB: 1	E: 0	LOB: 0	E: 0	LOB: 2	E: 0	LOB: 1	E: 0	LOB: 0	E: 0	LOB: 0	E: 0	LOB: 0	2B: 1 <td>SAC: 1 <td>PB: 0 <td></td> </td></td>	SAC: 1 <td>PB: 0 <td></td> </td>	PB: 0 <td></td>	
	K: 1	BB: 6	K: 1	BB: 0	K: 2	BB: 1	K: 0	BB: 1	K: 0	BB: 1	K: 0	BB: 0	K: 1	BB: 0	K: 1	BB: 0	3B: 0 <td>DP: 0 <td>SB: 0</td> <td></td> </td>	DP: 0 <td>SB: 0</td> <td></td>	SB: 0	
	S: 18	P: 48	S: 7	P: 9	S: 8	P: 15	S: 22	P: 39	S: 7	P: 15	S: 8	P: 9	S: 12	P: 18	S: 6	P: 8	HR: 1 <td>HBP: 0 <td>CS: 0</td> <td></td> </td>	HBP: 0 <td>CS: 0</td> <td></td>	CS: 0	

PITCHER	IP	WLS	BF	H	R	ER	SO	BB	IBB	HBP	BLK	WP	HR	S	P	ERA	WHIP
Bud Podbielan, R ERA: 5.22 (1, 1)	0.2	L	9	2	5	5	0	4	1	0	0	0	0	14	38	67.50	9.000
Erv Palica, R ERA: 5.52 (1, 1)	1.1		6	1	0	0	2	1	0	0	0	0	0	11	19	0.00	1.500
Dan Bankhead, R ERA: 4.6 (3, 1)	3.0		16	5	4	4	4	2	0	0	0	0	0	38	65	12.00	2.333
Al Epperly, R ERA: 12.0 (6, 1)	2.0		9	3	1	1	0	1	0	0	0	0	0	15	24	4.50	2.000
Ralph Branca, R ERA: 6.07 (8, 1)	2.0		6	0	0	0	2	0	0	0	0	0	0	18	26	0.00	0.000

BOTTOM

New York Giants @ Brooklyn Dodgers
 Ebbets Field, Brooklyn, NY
 Tue Jun 27 1950, 3:33 AM EDT
 Att. 32,363 - Unknown

livebaseballscorecards.com

AB	32
R	3
H	6
RBI	3
BB	5
SO	6
LOB	19



WP: 0	PA: 37
PB: 0	SB: 0
CS: 0	

AB R H RBI BB SO LOB

4 1 2 1 1 0 0

4 0 1 0 0 0 3

4 0 0 0 0 1 2

3 0 1 0 1 1 1

3 1 1 0 1 1 1

3 0 0 0 1 1 4

4 1 1 2 0 0 4

3 0 0 0 1 0 3

1B: 4 SF: 0
 2B: 1 SAC: 0
 3B: 0 DP: 1
 HR: 2 HBP: 0

Batter	1	2	3	4	5	6	7	8	9
Billy Cox, R OBP: 0.322, SLG: 0.440 (1, 5)	0-1 6-3 1B	1-1 1-2 1B			1-0 HR		4-1 G1 BB		0-0 L7
Gene Hermanski, L OBP: 0.394, SLG: 0.462 (1, 7)	1-1 FC4 1B	0-0 F9			2-2 F9		0-1 G1 1-2		
Duke Snider, L OBP: 0.395, SLG: 0.571 (1, 8)	1-0 FC4 1-2f		1-3 K		1-2 6-3		0-0 F7		
Jackie Robinson, R OBP: 0.456, SLG: 0.578 (1, 4)	2-3 K		1-0 F9		4-1 E 1B BB		0-1 1B		
Carl Furillo, R OBP: 0.355, SLG: 0.450 (1, 9)		4-1 HR BB	2-0 L7		3-1 E7 1B		2-3 K		
Gil Hodges, R OBP: 0.382, SLG: 0.475 (1, 3)		2-2 L7		4-0 L9-3 BB		0-0 5-3		0-3 K	
Roy Campanella, R OBP: 0.412, SLG: 0.642 (1, 2)		0-1 1-H HR		2-1 F2		1-1 F5		2-2 F8	
Pee Wee Reese, R OBP: 0.332, SLG: 0.328 (1, 6)		4-2 1B BB		2-1 L9-3 1-2		3-2 F5		1-1 F8	
Bud Podbielan, R OBP: 0.100, SLG: 0.000 (0, 0)		0-1 F6			0-0 4-3		1-3 K		3-3 K

Inning Stats	R: 0 H: 1 E: 0 K: 1 S: 8	R: 2 H: 2 E: 0 K: 0 S: 13	R: 0 H: 0 E: 0 K: 1 S: 5	R: 0 H: 0 E: 0 K: 0 S: 4	R: 1 H: 1 E: 0 K: 0 S: 11	R: 0 H: 1 E: 1 K: 0 S: 9	R: 0 H: 0 E: 0 K: 1 S: 7	R: 0 H: 1 E: 0 K: 2 S: 11	R: 0 H: 0 E: 0 K: 1 S: 6
	LOB: 1 BB: 0 P: 12	LOB: 2 BB: 2 P: 24	LOB: 0 BB: 0 P: 9	LOB: 0 BB: 1 P: 12	LOB: 0 BB: 0 P: 15	LOB: 2 BB: 1 P: 20	LOB: 1 BB: 1 P: 12	LOB: 1 BB: 0 P: 15	LOB: 0 BB: 0 P: 10

PITCHER	IP	WLS	BF	H	R	ER	SO	BB	IBB	HBP	BLK	WP	HR	S	P	ERA	WHIP
Larry Jansen, R ERA: 2.85 (1, 1)	9.0	W	37	6	3	3	6	5	0	0	0	0	2	74	129	3.00	1.222

PITCHER	IP	WLS	BF	H	R	ER	SO	BB	IBB	HBP	BLK	WP	HR	S	P	ERA	WHIP
---------	----	-----	----	---	---	----	----	----	-----	-----	-----	----	----	---	---	-----	------

New York Giants @ Brooklyn Dodgers
Ebbets Field, Brooklyn, NY
 Wed Jun 28 1950, 3:33 AM EDT
 Att. 15,492 - Unknown

livebaseballscorecards.com

AB	33
R	3
H	9
RBI	3
BB	4
SO	3
LOB	17



AB	R	H	RBI	BB	SO	LOB
5	0	1	0	0	0	1
4	1	3	0	0	0	0
3	0	0	0	1	0	3
4	0	1	1	0	0	4
3	0	0	0	1	0	2
3	0	1	0	1	1	2
3	1	1	0	1	0	2
3	1	1	0	0	0	2
1	0	0	0	0	0	0
3	0	1	2	0	2	1
1	0	0	0	0	0	0

Batter	1	2	3	4	5	6	7	8	9															
Eddie Stanky, R OBP: 0.475, SLG: 0.423 (1, 4)	3-2 F9 1		1-1 F4 1		1-1 1B 1B	1-1 F3 3			1-1 F7 3															
Whitey Lockman, L OBP: 0.384, SLG: 0.459 (1, 7)	2-1 F9 2B 2B		1-1 2B		0-1 G5-4-3 1B 1-2			2-1 F7 1																
Monte Irvin, R OBP: 0.360, SLG: 0.390 (1, 9)	2-0 F9 2-3		4-0 FC5-4 BB		2-1 F6			1-2 F8 2																
Wes Westrum, R OBP: 0.398, SLG: 0.530 (1, 2)	2-0 2B 3-H		1-1 F9 2		2-2 G5-4-3 1-2f			0-0 F8 3																
Bobby Thomson, R OBP: 0.331, SLG: 0.424 (1, 8)	4-2 BB		2-0 FC5-4 1-2f			0-0 5-3 1		1-1 6-3 1																
Alvin Dark, R OBP: 0.335, SLG: 0.427 (1, 6)	0-0 F2 3			4-1 FC6-4 BB		0-3 K 2		0-0 L6 2B 2-3																
Hank Thompson, L OBP: 0.422, SLG: 0.531 (1, 5)		4-0 G6-4-3 BB		3-2 FC6-4 1-2f		0-1 1B 1B		2-1 L6 2 3																
Tookie Gilbert, L OBP: 0.332, SLG: 0.349 Bill Rigney, R OBP: 0.325, SLG: 0.266 (9, PH)		1-0 G6-4-3 1-2f		0-2 F8 2		1-1 1B 1B 1-2		1-1 F4 1																
Sheldon Jones, R OBP: 0.160, SLG: 0.087 Jack Maguire, R OBP: 0.308, SLG: 0.304 (9, PH)		2-3 K 3		0-3 K 3		0-0 1B 1-H 2-H		1-0 F8 2																
Inning Stats	R: 1 E: 0 K: 0 S: 12	H: 2 LOB: 2 BB: 1 P: 25	R: 0 E: 0 K: 1 S: 4	H: 0 LOB: 0 BB: 1 P: 11	R: 0 E: 0 K: 1 S: 7	H: 1 LOB: 2 BB: 1 P: 16	R: 0 E: 0 K: 1 S: 10	H: 0 LOB: 1 BB: 1 P: 17	R: 0 E: 0 K: 1 S: 9	H: 2 LOB: 1 BB: 0 P: 14	R: 2 E: 0 K: 1 S: 11	H: 3 LOB: 1 BB: 0 P: 13	R: 0 E: 0 K: 0 S: 6	H: 0 LOB: 0 BB: 0 P: 9	R: 0 E: 0 K: 0 S: 5	H: 1 LOB: 0 BB: 0 P: 8	R: 0 E: 0 K: 0 S: 5	H: 0 LOB: 0 BB: 0 P: 8	R: 0 E: 0 K: 0 S: 5	H: 0 LOB: 0 BB: 0 P: 8	1B: 5 2B: 5 3B: 0 HR: 0	SF: 0 SAC: 0 DP: 3 HBP: 0	WP: 0 PB: 0 SB: 0 CS: 0	PA: 37
PITCHER Preacher Roe, L ERA: 3.05 (1, 1)	IP: 9.0 WLS: W BF: 37 H: 9 R: 3 ER: 3 SO: 3 BB: 4 IBB: 0 HBP: 0 BLK: 0 WP: 0 HR: 0 S: 69 P: 121 ERA: 3.00 WHIP: 1.444																							

Batter	1	2	3	4	5	6	7	8	9
Billy Cox, R OBP: 0.327, SLG: 0.441 (1, 5) C B F X	1-2 L8 ①		1-0 F5 ①		1-0 CS 1B		3-2 HR 1B 2-H		
Gene Hermanski, L OBP: 0.400, SLG: 0.500 (1, 7) (9, 9) C B B B B	4-1 G4-6-3 BB		2-0 L9 ②		1-0 F7 ①		3-1 HR 2-H		
Duke Snider, L OBP: 0.389, SLG: 0.562 (1, 8) F S B B B F F X	3-2 G4-6-3 1-2f		0-1 F7 ③		2-1 F8 ② ③ 1-2		0-0 F3 ③		
Jackie Robinson, R OBP: 0.457, SLG: 0.579 (1, 4) C B X		2-1 F8 F3 2B		4-0 HR BB		2-3 K ①		0-0 B3 ①	
Carl Furillo, R OBP: 0.361, SLG: 0.464 (1, 9) Jim Russell, S OBP: 0.364, SLG: 0.576 (8, PR) (9, 7)		0-0 F8 ①		0-0 1-H HR		1-0 1B		1-0 2B HBP	
Gil Hodges, R OBP: 0.379, SLG: 0.468 (1, 3) B B B		2-3 S F3 IBB		0-0 F2 ①		1-1 L5 ②		2-3 K ②	
Roy Campanella, R OBP: 0.409, SLG: 0.638 (1, 2) F B X		1-2 F3 ②		1-2 F7 ②		2-3 K ③		0-0 1-H 2B ③	
Pee Wee Reese, R OBP: 0.342, SLG: 0.331 (1, 6) B B B C B		4-0 IBB ②		4-1 BB ②		1-2 SH3-4 1B 1B			
Preacher Roe, R OBP: 0.154, SLG: 0.158 (1, 1) B C X		0-0 F2 ③		1-1 F9 ③		0-0 SH3-4 ①			

Inning Stats	R: 0	H: 0	E: 0	K: 0	S: 10	LOB: 0	BB: 1	P: 18	R: 1	H: 1	E: 0	K: 0	S: 7	LOB: 2	BB: 2	P: 18	R: 0	H: 0	E: 0	K: 0	S: 4	LOB: 0	BB: 0	P: 7	R: 2	H: 1	E: 0	K: 0	S: 8	LOB: 1	BB: 2	P: 18	R: 0	H: 1	E: 0	K: 2	S: 9	LOB: 1	BB: 0	P: 15	R: 2	H: 3	E: 0	K: 0	S: 11	LOB: 0	BB: 0	P: 18	R: 0	H: 1	E: 0	K: 1	S: 5	LOB: 3	BB: 0	P: 8
1B: 4	SF: 0	2B: 2	SAC: 1	3B: 0	DP: 1	HR: 2	HBP: 1	WP: 0	PA: 34																																															

PITCHER	IP	WLS	BF	H	R	ER	SO	BB	IBB	HBP	BLK	WP	HR	S	P	ERA	WHIP
Sheldon Jones, R ERA: 4.25 (1, 1)	8.0	L	34	8	5	5	3	3	2	1	0	0	2	58	110	5.62	1.375

NEW YORK GIANTS @ BROOKLYN DODGERS
Ebbets Field, Brooklyn, NY
 Wed Jun 28 1950, 3:33 AM EDT
 Att. 15,492 - Unknown

AB	27
R	5
H	8
RBI	5
BB	5
SO	3
LOB	11

New York Giants @ Brooklyn Dodgers
 Ebbets Field, Brooklyn, NY

Thu Jun 29 1950, 3:33 AM EDT
 Att. 14,229 - Unknown

AB	40
R	11
H	14
RBI	9
BB	3
SO	3
LOB	10



Batter	1	2	3	4	5	6	7	8	9	AB	R	H	RBI	BB	SO	LOB	TOP								
Eddie Stanky, R (1, 4) OBP: 0.470, SLG: 0.432	0-1 F7		3-2 HR		1-2 F6		0-1 F2	3-2 4-3		5	1	1	1	0	0	2									
Jack Maguire, R (1, 7) OBP: 0.276, SLG: 0.269 Don Mueller, L (8, PH) OBP: 0.318, SLG: 0.407 (8, 9)	0-1 F9		0-1 5-3		0-0 6-3			4-0 G4-6-3 2B BB	0-0 4-3	3	0	0	0	0	0	0									
Monte Irvin, R (1, 9) OBP: 0.362, SLG: 0.391 (8, 7)	0-1 1B			2-2 F7	0-0 F8			0-1 G4-6-3 1B	0-1 F5	5	0	2	0	0	0	0									
Wes Westrum, R (1, 2) OBP: 0.397, SLG: 0.527 Roy Weatherly, L (8, PH) OBP: 0.459, SLG: 0.531 Sam Calderone, R (8, 2) OBP: 0.381, SLG: 0.429	2-2 F6			1-0 1B 1B 1B	0-2 F7			2-1 G4-6-3 1-2f 2-3 1B	1-2 E 3B 1B	3	1	1	0	0	0	1									
Bobby Thomson, R (1, 8) OBP: 0.336, SLG: 0.430		2-0 5-3		1-0 1B 1B	4-2 FC6-4 BB			1-2 1B 2B	1-2 E5 3B	4	3	2	1	1	0	1									
Alvin Dark, R (1, 6) OBP: 0.340, SLG: 0.437		0-1 5-3		0-2 1B E 1B	2-1 FC6-4			4-1 1B BB 1B	2-2 1B 3B	4	3	2	2	1	0	1									
Hank Thompson, L (1, 5) OBP: 0.426, SLG: 0.533 Jack Lohrke, R (9, PR) OBP: 0.267, SLG: 0.154 (9, 5)		1-0 L6		0-0 E6 1B	3-3 K			0-0 1B 1B 1B	0-2 2B 1B	5	1	3	4	0	1	1									
Tookie Gilbert, L (1, 3) OBP: 0.333, SLG: 0.356			1-0 5-3	3-1 G3			1-0 4-3	0-1 1B 1B 1B	0-0 2B	5	0	2	1	0	0	1									
Dave Koslo, L (1, 1) OBP: 0.083, SLG: 0.029 Spider Jorgensen, L (8, PH) OBP: 0.250, SLG: 0.118 Larry Jansen, R (8, 1) OBP: 0.190, SLG: 0.175			0-0 1-3	1-3 K			0-3 K	0-0 1B		3	0	0	0	0	0	2									
Inning Stats	R: 0 E: 0 K: 0 S: 9	H: 1 LOB: 1 BB: 0 P: 11	R: 0 E: 0 K: 0 S: 4	H: 0 LOB: 0 BB: 0 P: 7	R: 1 E: 0 K: 0 S: 7	H: 1 LOB: 0 BB: 0 P: 11	R: 3 E: 1 K: 1 S: 14	H: 4 LOB: 1 BB: 0 P: 22	R: 0 E: 0 K: 0 S: 6	H: 0 LOB: 0 BB: 0 P: 7	R: 0 E: 0 K: 1 S: 11	H: 0 LOB: 1 BB: 1 P: 20	R: 0 E: 0 K: 1 S: 6	H: 0 LOB: 0 BB: 0 P: 7	R: 4 E: 0 K: 0 S: 17	H: 5 LOB: 2 BB: 2 P: 31	R: 3 E: 1 K: 0 S: 16	H: 4 LOB: 3 BB: 0 P: 20	1B: 11 2B: 2 3B: 1 HR: 1	SF: 0 SAC: 0 DP: 1 HBP: 0	WP: 0 PB: 0 SB: 0 CS: 0	PA: 44			
PITCHER	IP	WLS	BF	H	R	ER	SO	BB	IBB	HBP	BLK	WP	HR	S	P	ERA	WHIP								
Joe Hatten, L (1, 1) ERA: 4.06	4.0		18	6	4	3	1	0	0	0	0	0	1	34	51	6.75	1.500								
Ralph Branca, R (5, 1) ERA: 5.88	3.0		12	1	2	2	2	2	0	0	0	0	0	25	40	6.00	1.000								
Dan Bankhead, R (8, 1) ERA: 4.91	0.2	L	4	2	0	0	0	1	0	0	0	0	0	8	15	0.00	4.500								
Erv Palica, R (8, 1) ERA: 5.46	0.1		3	2	2	2	0	0	0	0	0	0	0	7	10	54.00	6.000								
Al Epperly, R (9, 1) ERA: 9.0	1.0		7	4	3	0	0	0	0	0	0	0	0	16	20	0.00	4.000								

livebaseballscorecards.com

Batter	1	2	3	4	5	6	7	8	9	AB	R	H	RBI	BB	SO	LOB
Billy Cox, R OBP: 0.323, SLG: 0.453 (1, 5)	2-2 F9		0-0 HR	1-1 6-3		1-2 FC5-4		2-3 K		5	1	1	1	0	1	2
Jim Russell, S OBP: 0.357, SLG: 0.567 (1, 7)	0-0 2B		1-0 F6	1-0 F2		1-1 F3			2-3 K	5	0	1	0	0	1	2
Duke Snider, L OBP: 0.389, SLG: 0.559 (1, 8)	0-2 F8		0-0 1B		0-0 4-3	0-0 4-3			0-0 L1-4 1B	5	0	2	0	0	0	2
Jackie Robinson, R OBP: 0.463, SLG: 0.609 (1, 4)	3-1 5-3		2-0 1B	1-3 1B	0-0 HR		1-2 HR		0-0 1B	5	2	4	2	0	0	1
Gil Hodges, R OBP: 0.372, SLG: 0.458 (1, 3)		2-2 6-3	2-2 F8		0-0 F6		2-0 F7		2-2 L1-4	5	0	0	0	0	0	4
Roy Campanella, R OBP: 0.415, SLG: 0.646 (1, 2)		0-0 1B		1-1 1B	3-2 E	2-2 F8				4	1	3	0	0	0	0
Pee Wee Reese, R OBP: 0.345, SLG: 0.331 (1, 6)		0-1 1B		4-1 E	3-1 E4	3-3 K				3	1	1	0	1	1	1
Gene Hermanski, L OBP: 0.392, SLG: 0.486 (1, 9)		1-2 G6-4-3		1-0 E9	0-2 F6			0-0 4-3		4	0	1	1	0	0	4
Joe Hatten, R OBP: 0.091, SLG: 0.091 (1, 1)			0-2 6-3	0-1 L7		4-2 FC5-4		0-3 K		1	0	0	0	0	0	0
Tommy Brown, R OBP: 0.294, SLG: 0.625 (4, PH)										1	0	0	1	0	0	1
Ralph Branca, R OBP: 0.188, SLG: 0.286 (5, 1)										0	0	0	0	1	0	0
Dan Bankhead, R OBP: 0.310, SLG: 0.321 (8, 1)										0	0	0	0	0	0	0
Erv Palica, R OBP: 0.250, SLG: 0.250 (8, 1)										0	0	0	0	0	0	0
George Shuba, L OBP: 0.392, SLG: 0.396 (8, PH)										1	0	0	0	0	1	0
Al Epperly, L (9, 1)										0	0	0	0	0	0	0

Inning Stats	R: 0	H: 1	E: 0	K: 0	S: 10	LOB: 1	BB: 0	P: 15
	R: 0	H: 2	E: 0	K: 0	S: 9	LOB: 1	BB: 0	P: 12
	R: 1	H: 3	E: 0	K: 0	S: 12	LOB: 2	BB: 0	P: 17
	R: 2	H: 2	E: 1	K: 0	S: 9	LOB: 1	BB: 1	P: 17
	R: 1	H: 2	E: 1	K: 0	S: 11	LOB: 2	BB: 0	P: 17
	R: 0	H: 0	E: 0	K: 0	S: 8	LOB: 1	BB: 1	P: 14
	R: 1	H: 1	E: 0	K: 1	S: 10	LOB: 0	BB: 0	P: 18
	R: 0	H: 0	E: 0	K: 2	S: 7	LOB: 0	BB: 0	P: 9
	R: 0	H: 2	E: 0	K: 1	S: 10	LOB: 1	BB: 0	P: 14
	1B: 8	2B: 3	3B: 0	HR: 3	SF: 0	SAC: 0	DP: 2	HBP: 0

PITCHER	IP	WLS	BF	H	R	ER	SO	BB	IBB	HBP	BLK	WP	HR	S	P	ERA	WHIP
Dave Koslo, L ERA: 3.56 (1, 1)	7.0	W	34	11	5	4	1	2	0	0	0	0	3	69	110	5.14	1.857
Larry Jansen, R ERA: 2.8 (8, 1)	2.0	S	7	2	0	0	3	0	0	0	0	0	0	17	23	0.00	1.000

BOTTOM

New York Giants @ Brooklyn Dodgers
Ebbets Field, Brooklyn, NY
Thu Jun 29 1950, 3:33 AM EDT
Att. 14,229 - Unknown

livebaseballscorecards.com

AB	39
R	5
H	13
RBI	5
BB	2
SO	4
LOB	17



WP: 0	PA: 41
PB: 0	
SB: 0	
CS: 0	

Batter	1	2	3	4	5	6	7	8	9	AB R H RBI BB SO LOB	TOP							
Billy Cox, R OBP: 0.319, SLG: 0.442 (1, 5) B X	1-0 F9		4-1 4-3 BB		1-1 G4-3	0-0 FC5-2			1-1 F9	4 0 0 0 1 0 5								
Gene Hermanski, L OBP: 0.369, SLG: 0.455 (1, 9) X	0-0 F2		2-2 4-3		1-0 F5	0-2 F5			2-1 4-3	5 0 0 0 0 0 6								
Duke Snider, L OBP: 0.385, SLG: 0.563 (1, 8) S B F F F F F F F F	2-3 K		0-3 K			2-2 HR		0-2 F5	2-2 4-3	5 1 1 1 0 2 2								
Jackie Robinson, R OBP: 0.460, SLG: 0.603 (1, 4) F B X		1-1 4-3		0-1 5-3		1-2 1B 1B		2-3 K		4 1 1 0 0 1 0								
Roy Campanella, R OBP: 0.417, SLG: 0.643 (1, 2) X		0-0 1B		1-2 F4		2-1 1B 1B		2-2 F7		4 1 2 0 0 0 0								
Jim Russell, S OBP: 0.353, SLG: 0.554 (1, 7) C B B F F F F F F F		2-3 K		2-0 F8		1-0 BLK FC4-2 1B		0-0 F9		4 0 1 1 0 1 1								
Gil Hodges, R OBP: 0.378, SLG: 0.476 (1, 3) B B F F F F F F F F		2-2 F6			0-1 BB E G4-3 1B	1-1 FC4-2 BLK FC5-2 1B		1-0 HR		4 2 3 2 0 0 1								
Pee Wee Reese, R OBP: 0.348, SLG: 0.328 (1, 6) B B B B			4-0 4-3 5-3 BB		1-1 E6 G4-3 BB	4-0 FC5-2 FC4-2 IBB		1-1 L4		2 0 0 0 2 0 1								
Don Newcombe, L OBP: 0.306, SLG: 0.250 (1, 1) Preacher Roe, R OBP: 0.154, SLG: 0.158 (8, 1) C L B X			1-2 5-3		4-2 G4-3 BB	1-1 FC4-2 FC5-2		0-0 G3		3 0 0 0 1 0 4 0 0 0 0 0 0 0								
Inning Stats	R: 0 E: 0 K: 1 S: 6 H: 0 LOB: 0 BB: 0 P: 9	R: 0 E: 0 K: 1 S: 9 H: 1 LOB: 1 BB: 0 P: 14	R: 0 E: 0 K: 1 S: 14 H: 0 LOB: 2 BB: 2 P: 25	R: 0 E: 0 K: 0 S: 6 H: 0 LOB: 0 BB: 0 P: 9	R: 1 E: 1 K: 0 S: 10 H: 1 LOB: 1 BB: 1 P: 17	R: 3 E: 0 K: 0 S: 17 H: 5 LOB: 3 BB: 1 P: 29	R: 0 E: 0 K: 1 S: 9 H: 0 LOB: 0 BB: 0 P: 13	R: 1 E: 0 K: 0 S: 5 H: 1 LOB: 0 BB: 0 P: 7	R: 0 E: 0 K: 0 S: 8 H: 0 LOB: 0 BB: 0 P: 13	1B: 6 2B: 0 3B: 0 HR: 2 SF: 0 SAC: 0 DP: 1 HBP: 0	WP: 0 PB: 0 SB: 0 CS: 0 PA: 39							
PITCHER	IP WLS BF H R ER SO BB IBB HBP BLK WP HR S P ERA WHIP																	
Robin Roberts, R ERA: 3.23 (1, 1)	5.0	24	6	4	3	3	3	3	0	0	0	0	0	1	54	89	5.40	1.800
Jim Konstanty, R ERA: 2.82 (6, 1)	3.0	W	12	2	1	1	1	0	1	0	1	0	1	22	34	3.00	0.667	
Bubba Church, R ERA: 2.33 (9, 1)	1.0	S	3	0	0	0	0	0	0	0	0	0	0	8	13	0.00	0.000	

Brooklyn Dodgers @ Philadelphia Phillies
 Shibe Park, Philadelphia, PA
 Fri Jun 30 1950, 3:33 AM EDT
 Att. 31,555 - Unknown

livebaseballscorecards.com

AB	35
R	5
H	8
RBI	4
BB	4
SO	4
LOB	20



Batter	1	2	3	4	5	6	7	8	9
Richie Ashburn, L OBP: 0.384, SLG: 0.375 (1, 8)	1-3 K		1-2 1B		1-2 F7		0-2 5-3	1-0 L6	
Granny Hamner, R OBP: 0.316, SLG: 0.340 (1, 6)	1-2 6-3		0-1 F8		1-1 1B 2B		1-0 5-3	1-0 F9	
Eddie Waitkus, L OBP: 0.315, SLG: 0.348 (1, 3)	0-1 3-1			0-2 4-3	1-2 1B 1B		1-1 F7		
Del Ennis, R OBP: 0.336, SLG: 0.530 (1, 9) (9, 7)		1-1 1B G6-4-3		3-3 K	2-1 1B			1-1 5-3	
Willie Jones, R OBP: 0.368, SLG: 0.521 (1, 5)		1-2 G6-4-3 1-2f		4-2 1B BB	0-2 6-3			1-1 1B 1B BLK	
Dick Sisler, L OBP: 0.439, SLG: 0.551 (1, 7)		0-1 F7		2-1 1B 1-H		2-2 F7	4-1 1B 1B 2B BB		
Putsy Caballero, R OBP: 0.182, SLG: 0.100 (8, PR)									
Bill Nicholson, L OBP: 0.320, SLG: 0.435 (9, 9)									
Andy Seminick, R OBP: 0.421, SLG: 0.500 (1, 2)			0-1 6-3	0-2 1-3		1-0 2B	0-0 1B 2B 1B		
Mike Goliat, R OBP: 0.294, SLG: 0.378 (1, 4)			1-0 1B 2B		2-1 HR	0-0 F8	0-0 2B 1B		
Robin Roberts, S OBP: 0.160, SLG: 0.067 (1, 1)			1-1 F7		2-3 K	0-0 6-3	1-0 2B 1B		
Jim Konstanty, R OBP: 0.083, SLG: 0.083 (6, 1)									
Jimmy Bloodworth, R OBP: 0.265, SLG: 0.256 (8, PH)									
Ken Johnson, L OBP: 0.154, SLG: 0.154 (8, PR)									
Bubba Church, R OBP: 0.111, SLG: 0.222 (9, 1)								1-1 2-H 3-H 2B	

AB	R	H	RBI	BB	SO	LOB
5	0	1	1	0	1	2
5	1	1	0	0	0	3
4	0	1	1	0	0	0
4	0	2	0	0	1	0
3	2	1	0	1	0	3
3	0	1	1	1	0	0
0	1	0	0	0	0	0
0	0	0	0	0	0	0
4	1	2	1	0	0	1
4	3	3	1	0	0	1
2	0	0	0	0	1	1
1	0	0	0	0	0	1
1	0	1	3	0	0	0
0	0	0	0	0	0	0
0	0	0	0	0	0	0


BOTTOM

Brooklyn Dodgers @ Philadelphia Phillies
Shibe Park, Philadelphia, PA

Fri Jun 30 1950, 3:33 AM EDT
Att. 31,555 - Unknown

AB	36
R	8
H	13
RBI	8
BB	2
SO	3
LOB	12

WP: 0 PA: 38
PB: 0
SB: 1
CS: 0



Inning Stats	R	H	E	K	S	H	LOB	BB	P	R	H	E	K	S	H	LOB	BB	P	ERA	WHIP
Don Newcombe, R ERA: 4.43 (1, 1)	0	0	0	1	10	1	0	0	10	0	8	0	0	3	0	0	0	0	9.82	1.909
Preacher Roe, L ERA: 3.03 (8, 1)	0	0	0	1	10	0	0	0	10	0	8	0	0	3	0	0	0	0	0.00	1.500

WP	PA	ERA	WHIP
0	38		

Batter	1	2	3	4	5	6	7	8	9	AB R H RBI BB SO LOB	TOP	
Billy Cox, R OBP: 0.327, SLG: 0.447 (1, 5) FC X	0-2 1B 1B		1-1 1B 1B		1-0 1-2 2-H 1B 1B		1-1 L6 1B	1-2 L7 1B		5 0 3 1 0 0 1	Brooklyn Dodgers @ Philadelphia Phillies Shibe Park, Philadelphia, PA Sat Jul 01 1950, 3:33 AM EDT Att. 18,761 - Unknown livebaseballscorecards.com	
Gene Hermanski, L OBP: 0.382, SLG: 0.463 (1, 7) B X	1-1 FC6-4 1B 1-2		0-0 4-3 3		0-1 1-2 2-3 1B		1-0 2B 1B	2-2 CS 1-2	0-0 4-3 1	5 1 3 0 0 0 1		
Duke Snider, L OBP: 0.379, SLG: 0.553 (1, 8) X	0-0 FC6-4 G4-3 1-2f			0-0 B1-3 1	2-2 4-3 3		1-2 F8 2		1-0 4-3 2	5 0 0 0 0 0 6		
Jackie Robinson, R OBP: 0.459, SLG: 0.603 (1, 4) X	0-0 G4-3 1-2f			1-2 F8 2		0-1 E6 2B	1-2 1B 1-H 2B		0-2 1B	5 1 2 1 0 0 2		
Carl Furillo, R OBP: 0.362, SLG: 0.467 (1, 9) F X		0-1 5-3 1		2-1 F2 3		0-0 1-H 2B	0-0 2-3 1B		3-1 L5 3	5 0 2 1 0 0 1		
Roy Campanella, R OBP: 0.409, SLG: 0.630 (1, 2) X C B B B F		2-2 6-3 2			1-1 F8 1	1-0 5-3 1	3-1 F9 3			4 0 0 0 0 0 3		
Gil Hodges, R OBP: 0.380, SLG: 0.476 (1, 3) X C B B B B F		2-1 F9 3			0-1 BB 1B 1B	2-2 6-3 2		0-1 SH2-3 E 1B		4 2 2 0 0 0 1		
Pee Wee Reese, R OBP: 0.352, SLG: 0.326 (1, 6) C C C B B B B B S			3-3 K 1		4-1 1B 1B BB 1-2	4-0 IBB		1-1 SH2-3 1-2		1 0 0 0 2 1 0		
Bud Podbielan, R OBP: 0.148, SLG: 0.154 (1, 1) S S S B B B B B F F F B X			3-2 6-3 2		1-1 B1 2	1-3 K 3		1-0 E4 CS 2-H		3 0 0 0 0 1 4		
Erv Palica, R OBP: 0.250, SLG: 0.250 (7, 1) B S S S B B B B X										0 0 0 0 0 0 0		
Cal Abrams, L (8, PH)										1 0 0 0 0 0 0		
Joe Hatten, R OBP: 0.091, SLG: 0.091 (8, 1)										0 0 0 0 0 0 0		
Inning Stats	R: 0 E: 0 K: 0 S: 7 H: 2 LOB: 1 BB: 0 P: 8	R: 0 E: 0 K: 0 S: 7 H: 0 LOB: 0 BB: 0 P: 11	R: 0 E: 0 K: 1 S: 11 H: 1 LOB: 1 BB: 0 P: 18	R: 0 E: 0 K: 0 S: 6 H: 0 LOB: 0 BB: 0 P: 9	R: 1 E: 0 K: 0 S: 14 H: 3 LOB: 3 BB: 1 P: 23	R: 1 E: 1 K: 1 S: 12 H: 1 LOB: 2 BB: 1 P: 20	R: 1 E: 0 K: 0 S: 12 H: 3 LOB: 2 BB: 0 P: 19	R: 1 E: 1 K: 0 S: 13 H: 1 LOB: 0 BB: 0 P: 18	R: 0 E: 0 K: 0 S: 8 H: 1 LOB: 1 BB: 0 P: 12	1B: 10 2B: 2 3B: 0 HR: 0 SF: 0 SAC: 1 DP: 1 HBP: 0	WP: 0 PB: 0 SB: 0 CS: 1 PA: 42	
PITCHER	IP WLS BF H R ER SO BB IBB HBP BLK WP HR S P ERA WHIP											IP WLS BF H R ER SO BB IBB HBP BLK WP HR S P ERA WHIP
Bob Miller, R ERA: 1.72 (1, 1)	6.2 W 32 10 3 2 2 1 1 0 0 0 0 67 103 2.70 1.650											
Jim Konstanty, R ERA: 2.7 (7, 1)	2.1 S 9 2 1 0 0 0 0 0 0 0 0 23 35 0.00 0.857											

Batter	1	2	3	4	5	6	7	8	9
Richie Ashburn, L OBP: 0.389, SLG: 0.377 (1, 8)	0-1 G3 1B	1-0 F9			4-1 CS BB		0-0 1B 1B	3-1 FC6 1-2f	
Granny Hamner, R OBP: 0.311, SLG: 0.335 (1, 6)	0-0 F7	0-0 FC6-4 1-2f			2-2 5-3 1-2		0-0 F8		
Eddie Waitkus, L OBP: 0.318, SLG: 0.348 (1, 3)	1-2 G3 1-2		1-2 F8			4-0 2B BB	1-0 1B		
Del Ennis, R OBP: 0.335, SLG: 0.530 (1, 9) (9, 7)	0-0 F3		0-0 6-3			2-0 1B 2B	1-3 K2-3		
Willie Jones, R OBP: 0.370, SLG: 0.533 (1, 5)		2-2 1B BB 1B	2-3 K			2-2 F8		0-0 HR	
Dick Sisler, L OBP: 0.444, SLG: 0.550 Putsy Caballero, R OBP: 0.182, SLG: 0.100 Bill Nicholson, L OBP: 0.320, SLG: 0.435 (1, 7) (8, PR) (9, 9)		4-2 1B BB		2-1 4-3		0-0 G5-4-3 1B	4-0 1B FC6-2 BB		
Andy Seminick, R OBP: 0.410, SLG: 0.484 (1, 2)		0-1 F7		1-0 6-3		0-0 G5-4-3 1-2f	2-3 K		
Mike Goliat, R OBP: 0.302, SLG: 0.401 (1, 4)		1-1 1B 1-2 2-3 1B		1-0 F2			0-1 HR	3-2 FC6-2 1B	
Bob Miller, R OBP: 0.269, SLG: 0.269 Jim Konstanty, R OBP: 0.071, SLG: 0.071 (1, 1) (7, 1)		1-2 FC6-4 1B		0-0 F7			0-2 5-3	1-2 FC6-2 FC6	


AB	R	H	RBI	BB	SO	LOB
4	0	2	0	1	0	4
4	0	0	0	0	0	5
3	1	1	0	1	0	1
4	1	1	1	0	1	3
4	2	2	1	0	1	1
2	1	1	1	2	0	0
0	0	0	0	0	0	0
0	0	0	0	0	0	0
4	0	0	0	0	1	4
4	1	3	1	0	0	0
2	0	1	2	0	0	0
2	0	0	0	0	0	2

AB	R	H	RBI	BB	SO	LOB
33	6	11	6	4	3	20

Inning Stats		R: 0	H: 1	E: 0	K: 0	S: 7	R: 2	H: 3	E: 0	K: 0	S: 14	R: 0	H: 0	E: 0	K: 1	S: 7	R: 0	H: 0	E: 0	K: 0	S: 4	R: 0	H: 0	E: 0	K: 0	S: 7	R: 2	H: 2	E: 0	K: 0	S: 6	R: 1	H: 3	E: 0	K: 1	S: 11	R: 1	H: 2	E: 0	K: 1	S: 12																																																																																		
IP		6.2	WLS	L	BF	30	H	9	R	5	ER	5	SO	1	BB	3	IBB	0	HBP	0	BLK	0	WP	0	HR	1	S	53	P	85	ERA	6.75	WHIP	1.800																																																																																									
PITCHER		Bud Podbielan, R	(1, 1)	ERA: 5.37	Erv Palica, R	(7, 1)	ERA: 5.4	Joe Hatten, L	(8, 1)	ERA: 4.17													<table border="1"> <thead> <tr> <th colspan="2">Inning Stats</th> <th>R: 0</th> <th>H: 0</th> <th>E: 0</th> <th>K: 0</th> <th>S: 4</th> <th>R: 0</th> <th>H: 0</th> <th>E: 0</th> <th>K: 0</th> <th>S: 4</th> <th>R: 0</th> <th>H: 0</th> <th>E: 0</th> <th>K: 0</th> <th>S: 4</th> <th>R: 0</th> <th>H: 0</th> <th>E: 0</th> <th>K: 0</th> <th>S: 4</th> <th>R: 0</th> <th>H: 0</th> <th>E: 0</th> <th>K: 0</th> <th>S: 4</th> <th>R: 0</th> <th>H: 0</th> <th>E: 0</th> <th>K: 0</th> <th>S: 4</th> <th>R: 0</th> <th>H: 0</th> <th>E: 0</th> <th>K: 0</th> <th>S: 4</th> <th>R: 0</th> <th>H: 0</th> <th>E: 0</th> <th>K: 0</th> <th>S: 4</th> </tr> </thead> <tbody> <tr> <td colspan="2">IP</td> <td>6.2</td> <td>WLS</td> <td>L</td> <td>BF</td> <td>30</td> <td>H</td> <td>9</td> <td>R</td> <td>5</td> <td>ER</td> <td>5</td> <td>SO</td> <td>1</td> <td>BB</td> <td>3</td> <td>IBB</td> <td>0</td> <td>HBP</td> <td>0</td> <td>BLK</td> <td>0</td> <td>WP</td> <td>0</td> <td>HR</td> <td>1</td> <td>S</td> <td>53</td> <td>P</td> <td>85</td> <td>ERA</td> <td>6.75</td> <td>WHIP</td> <td>1.800</td> <td colspan="12"></td> </tr> </tbody> </table>												Inning Stats		R: 0	H: 0	E: 0	K: 0	S: 4	R: 0	H: 0	E: 0	K: 0	S: 4	R: 0	H: 0	E: 0	K: 0	S: 4	R: 0	H: 0	E: 0	K: 0	S: 4	R: 0	H: 0	E: 0	K: 0	S: 4	R: 0	H: 0	E: 0	K: 0	S: 4	R: 0	H: 0	E: 0	K: 0	S: 4	R: 0	H: 0	E: 0	K: 0	S: 4	IP		6.2	WLS	L	BF	30	H	9	R	5	ER	5	SO	1	BB	3	IBB	0	HBP	0	BLK	0	WP	0	HR	1	S	53	P	85	ERA	6.75	WHIP	1.800												
Inning Stats		R: 0	H: 0	E: 0	K: 0	S: 4	R: 0	H: 0	E: 0	K: 0	S: 4	R: 0	H: 0	E: 0	K: 0	S: 4	R: 0	H: 0	E: 0	K: 0	S: 4	R: 0	H: 0	E: 0	K: 0	S: 4	R: 0	H: 0	E: 0	K: 0	S: 4	R: 0	H: 0	E: 0	K: 0	S: 4	R: 0	H: 0	E: 0	K: 0	S: 4																																																																																		
IP		6.2	WLS	L	BF	30	H	9	R	5	ER	5	SO	1	BB	3	IBB	0	HBP	0	BLK	0	WP	0	HR	1	S	53	P	85	ERA	6.75	WHIP	1.800																																																																																									

Brooklyn Dodgers @ Philadelphia Phillies
 Shibe Park, Philadelphia, PA
 Sat Jul 01 1950, 3:33 AM EDT
 Att. 18,761 - Unknown

WP: 0	PA: 37
PB: 0	SB: 0
CS: 1	



Batter	1	2	3	4	5	6	7	8	9	AB R H RBI BB SO LOB	TOP											
Billy Cox, R OBP: 0.326, SLG: 0.442 (1, 5)	1-1 4-3		0-2 6-3		0-0 5-3			0-0 SH3-4 1B		4 0 1 0 0 0 0	Brooklyn Dodgers @ Philadelphia Phillies Shibe Park, Philadelphia, PA Sun Jul 02 1950, 3:33 AM EDT Unknown livebaseballscorecards.com											
Gene Hermanski, L OBP: 0.391, SLG: 0.506 (1, 7)	0-1 HR		1-2 F3			2-2 4-3 E 1B		0-0 SH3-4		3 2 2 1 0 0 0												
Duke Snider, L OBP: 0.377, SLG: 0.546 (1, 8)	4-0 FC6-4 BB		1-1 4-3			3-2 4-3 1-2		1-1 F9		3 0 0 0 1 0 2												
Jackie Robinson, R OBP: 0.463, SLG: 0.608 (1, 4)	1-2 FC6-4 FC5-4 1-2f			2-0 4-3 S 2B		0-1 E7 6-3 2-H 1B		4-0 IBB		3 2 2 1 1 0 1												
Carl Furillo, R OBP: 0.356, SLG: 0.460 (1, 9)	1-0 FC5-4 1-2f			0-0 4-3 2-3		0-0 6-3		0-0 L7		4 0 0 1 0 0 4												
Roy Campanella, R OBP: 0.402, SLG: 0.617 (1, 2)		1-1 G4-3		1-0 L5		0-0 5-3		2-1 F5		4 0 0 0 0 0 1												
Gil Hodges, R OBP: 0.378, SLG: 0.473 (1, 3)		0-1 1-6-3 1B		3-3 K 3-H		0-1 4-3		1-3 K		4 0 1 0 0 2 0												
Pee Wee Reese, R OBP: 0.347, SLG: 0.321 (1, 6)		0-0 1-6-3			0-0 B1-3		2-0 F4		1-1 4-3	3 0 0 0 0 0 1 1 0 0 0 0 0 0												
Jim Russell, S OBP: 0.350, SLG: 0.549 (9, PH)		1-2																				
Ralph Branca, R OBP: 0.158, SLG: 0.235 (1, 1)		2-3 K		1-3 K		1-2 F9				3 0 0 0 0 2 1												
Inning Stats	R: 1 E: 0 K: 0 S: 8	H: 1 LOB: 1 BB: 1 P: 15	R: 0 E: 0 K: 1 S: 8	H: 1 LOB: 1 BB: 0 P: 11	R: 0 E: 0 K: 0 S: 8	H: 0 LOB: 0 BB: 0 P: 10	R: 1 E: 0 K: 1 S: 6	H: 1 LOB: 0 BB: 0 P: 12	R: 0 E: 0 K: 1 S: 5	H: 0 LOB: 0 BB: 0 P: 6	R: 2 E: 1 K: 0 S: 10	H: 2 LOB: 0 BB: 0 P: 15	R: 0 E: 0 K: 0 S: 6	H: 0 LOB: 0 BB: 0 P: 9	R: 0 E: 0 K: 0 S: 5	H: 1 LOB: 2 BB: 1 P: 10	R: 0 E: 0 K: 1 S: 7	H: 0 LOB: 0 BB: 0 P: 11	1B: 4 2B: 1 3B: 0 HR: 1	SF: 0 SAC: 1 DP: 0 HBP: 0	WP: 0 PB: 0 SB: 1 CS: 0	PA: 35
PITCHER	IP WLS BF H R ER SO BB IBB HBP BLK WP HR S P ERA WHIP																					
Russ Meyer, R ERA: 5.95 (1, 1)	8.0 W 32 6 4 3 3 1 1 0 0 0 1 56 88 3.38 0.875																					
Jim Konstanty, R ERA: 2.65 (9, 1)	1.0 S 3 0 0 0 1 0 0 0 0 0 0 7 11 0.00 0.000																					

Batter	1	2	3	4	5	6	7	8	9					
Richie Ashburn, L OBP: 0.393, SLG: 0.380 (1, 8)	4-0 1B F8 BB	0-1 1-2 1B		2-0 F7		2-2 F7		1-0 CS 1B						
Granny Hamner, R OBP: 0.320, SLG: 0.338 (1, 6)	2-1 1-3 F8 1B 1B	3-2 1-2 2-H 1B		4-2 BB			1-3 K	4-2 1-2 BB						
Eddie Waitkus, L OBP: 0.312, SLG: 0.341 (1, 3)	0-1 F9	3-2 F8		0-0 F9			1-0 4-3	0-1 F9						
Del Ennis, R OBP: 0.333, SLG: 0.523 (1, 9) (9, 7)	2-0 F8 1-2 3-H		1-0 L9	2-1 F8			4-2 1B BB							
Willie Jones, R OBP: 0.375, SLG: 0.544 (1, 5)	1-0 2-H 1B		2-0 3-4-3 3B		1-1 F9		0-1 1-2 1B							
Dick Sisler, L OBP: 0.440, SLG: 0.545 (1, 7)	2-2 F2		1-1 3-4-3		0-1 G5-4-3 1B		1-0 F7							
Ken Silvestri, S OBP: 0.429, SLG: 0.375 (9, 2)			3-H		1-1 G5-4-3									
Andy Seminick, R OBP: 0.413, SLG: 0.481 (1, 2)		1-2 F7	4-1 BB		1-1 1-2f			0-0 SH3-4 HR 1B						
Putsy Caballero, R OBP: 0.182, SLG: 0.100 (8, PR)														
Jim Konstanty, R OBP: 0.071, SLG: 0.071 (9, 1)														
Mike Goliat, R OBP: 0.298, SLG: 0.395 (1, 4)		2-2 F5	1-0 F9			1-3 K		1-0 SH3-4						
Russ Meyer, S OBP: 0.176, SLG: 0.235 (1, 1)		1-2 1B 1B				0-1 G3		2-0 2-H HR						
Bill Nicholson, L OBP: 0.346, SLG: 0.583 (8, PH) (9, 9)														
Inning Stats	R: 2 E: 0 K: 0 S: 10	H: 2 LOB: 1 BB: 1 P: 21	R: 1 E: 0 K: 0 S: 22	H: 3 LOB: 2 BB: 0 P: 32	R: 1 E: 0 K: 0 S: 6	H: 1 LOB: 1 BB: 1 P: 15	R: 0 E: 0 K: 0 S: 7	H: 1 LOB: 0 BB: 0 P: 8	R: 0 E: 0 K: 1 S: 8	H: 0 LOB: 0 BB: 0 P: 11	R: 0 E: 0 K: 1 S: 9	H: 1 LOB: 2 BB: 1 P: 16	R: 2 E: 0 K: 0 S: 8	H: 3 LOB: 1 BB: 1 P: 16


AB	R	H	RBI	BB	SO	LOB	
4	1	2	0	1	0	1	
3	1	2	1	2	1	0	
5	0	0	0	0	0	7	
3	0	0	1	1	0	3	
4	1	3	1	0	0	0	
4	0	1	1	0	0	3	
0	0	0	0	0	0	0	
3	0	1	0	1	0	1	
0	1	0	0	0	0	0	
0	0	0	0	0	0	0	
3	0	0	0	0	1	1	
3	1	2	0	0	0	0	
1	1	1	2	0	0	0	
1B: 9	SF: 0	2B: 1	SAC: 1	3B: 1	DP: 1	HR: 1	HBP: 0

BOTTOM

Brooklyn Dodgers @ Philadelphia Phillies
 Shibe Park, Philadelphia, PA
 Sun Jul 02 1950, 3:33 AM EDT
 Unknown

AB	33
R	6
H	12
RBI	6
BB	5
SO	2
LOB	16

livebaseballscorecards.com



WP	HR	S	P	ERA	WHIP
0	1	76	135	6.75	2.125

PITCHER	IP	WLS	BF	H	R	ER	SO	BB	IBB	HBP	BLK	WP	HR	S	P	ERA	WHIP
Ralph Branca, R ERA: 6.0 (1, 1)	8.0	L	39	12	6	6	2	5	0	0	0	0	1	76	135	6.75	2.125

Batter	1	2	3	4	5	6	7	8	9	10	AB R H RBI BB SO LOB	TOP										
Billy Cox, R OBP: 0.317, SLG: 0.429 (1.5) B BB X C T C X	2-2 F9 ①			2-2 F3 ①			2-0 E6 1B 2B	1-2 FC6-4 4-3 HR 1-2f 2-3		2-2 F7 ①	5 2 0 0 0 0 2	Brooklyn Dodgers @ Philadelphia Phillies Shibe Park, Philadelphia, PA Sun Jul 02 1950, 3:38 AM EDT Att. 35,118 - Unknown										
Jim Russell, S OBP: 0.352, SLG: 0.538 (1.7) F S B X B	2-2 F7 ②			1-1 F7 ②			1-1 2B 1B	0-0 4-3 ②		4-1 BB	4 1 1 1 1 0 1											
Duke Snider, L OBP: 0.377, SLG: 0.558 (1.8) S T C B B B X	0-3 K ③			3-3 K ③			1-0 WP E 2B 1-H 2-H	0-0 HR 2-H		0-0 F8 ②	5 2 2 4 0 2 1											
Jackie Robinson, R OBP: 0.461, SLG: 0.626 (2.4) Eddie Miksis, R OBP: 0.149, SLG: 0.133 Gene Hermanski, L OBP: 0.397, SLG: 0.500 Al Epperly, L (8.1) Cal Abrams, L (10. PH) Bud Podbielan, R OBP: 0.148, SLG: 0.154 (10.1)			1-3 K ①		1-3 K ①		3-3 K ①	0-0 4-3 ③		3-3 K ③	1 0 0 0 0 0 1 0 2 0 0 0 0 0 2 1 1 0 0 0 0 0 0 0 0 0 0 0 0 0 0 0 1 0 0 0 0 0 1 1 0 0 0 0 0 0 0 0											
Carl Furillo, R OBP: 0.351, SLG: 0.453 (1.9)			0-0 6-3 ②		0-0 L9 ②		1-1 F3 ②		0-0 5-3 ①		4 0 0 0 0 0 1											
Bruce Edwards, R OBP: 0.208, SLG: 0.340 (1.2) S T B S			1-3 K ③		2-3 K ③		3-1 E5 FC6-4 3-H		2-2 F9 ②		4 0 0 0 0 2 0											
Gil Hodges, R OBP: 0.380, SLG: 0.475 (1.3) B B B B						3-2 F4 ①	1-2 FC6-4 ③		0-1 HR 2B		3 1 1 0 1 0 1											
Pee Wee Reese, R OBP: 0.350, SLG: 0.337 (1.6) C C C X			0-2 L1-3 ① ②			1-2 F8 ②		4-1 FC6-4 BB 4-3 BB	1-0 HR 2-H		3 2 1 2 1 0 1											
Dan Bankhead, R OBP: 0.310, SLG: 0.321 (1.1) Erv Palica, R OBP: 0.167, SLG: 0.167 (1.1) Roy Campanella, R OBP: 0.404, SLG: 0.617 (8. PH) Bobby Morgan, R OBP: 0.348, SLG: 0.368 (8.5) C C C S			0-3 K2-3 ③			3-3 K ③		4-2 FC6-4 BB 1-2	1-2 F8 ③		0 0 0 0 0 0 0 2 0 0 0 0 2 0 0 0 0 0 1 0 0 1 0 0 0 0 0 0											
Inning Stats	R: 0 E: 0 K: 1 S: 10	H: 0 LOB: 0 BB: 0 P: 14	R: 0 E: 0 K: 2 S: 7	H: 0 LOB: 0 BB: 0 P: 9	R: 0 E: 0 K: 1 S: 6	H: 0 LOB: 0 BB: 1 P: 10	R: 0 E: 0 K: 1 S: 11	H: 0 LOB: 0 BB: 0 P: 17	R: 0 E: 0 K: 2 S: 10	H: 0 LOB: 0 BB: 0 P: 13	R: 3 E: 2 K: 1 S: 15		H: 2 LOB: 1 BB: 0 P: 27	R: 3 E: 0 K: 0 S: 11	H: 1 LOB: 0 BB: 2 P: 20	R: 2 E: 0 K: 0 S: 10	H: 2 LOB: 0 BB: 0 P: 14	R: 0 E: 0 K: 1 S: 9	H: 0 LOB: 1 BB: 1 P: 18	1B: 1 2B: 3 3B: 0 HR: 2	SF: 0 SAC: 0 DP: 1 HBP: 0	WP: 1 PB: 0 SB: 0 CS: 0
PITCHER Curt Simmons, L ERA: 4.17 Bob Miller, R ERA: 2.02 Jim Konstanty, R ERA: 2.59	IP 7.0	WLS 27	BF 27	H 2	R 5	ER 3	SO 9	BB 3	IBB 0	HBP 0	BLK 0	WP 1	HR 0	S 73	P 119	ERA 3.86	WHIP 0.714					
	1.2	8	3	3	3	0	0	0	0	0	0	0	2	14	18	16.20	1.800					
	1.1	5	0	0	0	1	1	0	0	0	0	0	0	12	22	0.00	0.750					

AB	36
R	8
H	5
RBI	7
BB	4
SO	10
LOB	9



Batter	1	2	3	4	5	6	7	8	9	10	AB R H RBI BB SO LOB	BOTTOM												
Richie Ashburn, L (1, 8) <small>OBP: 0.391, SLG: 0.383</small>	0-1 BB HR 2B	2-0 1B E 1B		4-3		0-1 L9		0-1 F8		0-0 6-3	6 2 2 0 0 0 0	Brooklyn Dodgers @ Philadelphia Phillies Shibe Park, Philadelphia, PA Sun Jul 02 1950, 3:38 AM EDT Att: 35,118 - Unknown												
Granny Hamner, R (1, 6) <small>OBP: 0.318, SLG: 0.336</small>	1-0 6-3	1-2 E9 2B 1B		1-2 F8		1-2 L7		2-1 4-3			5 1 1 1 0 0 1													
Eddie Waitkus, L (1, 3) <small>OBP: 0.313, SLG: 0.340</small>	4-2 BB HR BB	0-0 F6		1-1 4-3		3-1 1B			0-1 4-3		4 1 1 0 1 0 1													
Del Ennis, R (1, 9) <small>OBP: 0.338, SLG: 0.527</small>	4-1 1-2 2-3 HR BB	0-2 2B 2B			2-0 2B L7 1B		0-3 K		1-1 6-3		4 2 2 1 1 1 1													
Willie Jones, R (1, 5) <small>OBP: 0.379, SLG: 0.565</small>	0-1 1-H 2-H 3-H HR	0-2 F8			2-1 L7 2B		3-2 F6		1-2 2B		5 1 3 4 0 0 1													
Dick Sisler, L (1, 7) <small>OBP: 0.444, SLG: 0.542</small>	0-1 1B	0-0 4-3			0-0 L7		4-0 FC6-4 BB		4-0 IBB		3 0 1 1 2 0 2													
Stan Lopata, R (1, 2) <small>OBP: 0.310, SLG: 0.224</small> Bill Nicholson, L (9, PH) <small>OBP: 0.333, SLG: 0.560</small> Andy Seminick, R (10, 2) <small>OBP: 0.413, SLG: 0.481</small>	0-1 F3		2-2 4-3		0-0 F4		1-2 F6		0-1 F3		4 0 0 0 0 0 3 1 0 0 0 0 0 2 0 0 0 0 0 0 0													
Mike Goliat, R (1, 4) <small>OBP: 0.296, SLG: 0.387</small>	0-3 K		1-2 F9		4-1 BB		2-2 FC6-4 1-2f		2-1 1-3		4 0 0 0 1 1 2													
Curt Simmons, L (1, 1) <small>OBP: 0.244, SLG: 0.205</small> Bob Miller, R (8, 1) <small>OBP: 0.259, SLG: 0.259</small> Jim Konstanty, R (9, 1) <small>OBP: 0.071, SLG: 0.071</small> Dick Whitman, L (10, PH) <small>OBP: 0.324, SLG: 0.313</small>		0-1 1B 1B	0-3 K		2-3 K			0-0 F8		0-0 F8	3 1 1 0 0 2 2 1 0 0 0 0 0 0 0 0 0 0 0 0 0 1 0 0 0 0 0 0													
Inning Stats	R: 4 E: 0 K: 1 S: 15	H: 3 LOB: 1 BB: 2 P: 24	R: 3 E: 1 K: 0 S: 16	H: 4 LOB: 0 BB: 0 P: 19	R: 0 E: 0 K: 1 S: 9	H: 0 LOB: 0 BB: 0 P: 12	R: 0 E: 0 K: 0 S: 8	H: 0 LOB: 0 BB: 0 P: 12	R: 1 E: 0 K: 1 S: 10	H: 2 LOB: 2 BB: 1 P: 20	R: 0 E: 0 K: 1 S: 12		H: 1 LOB: 1 BB: 0 P: 16	R: 0 E: 0 K: 0 S: 9	H: 0 LOB: 1 BB: 1 P: 19	R: 0 E: 0 K: 0 S: 5	H: 0 LOB: 0 BB: 0 P: 7	R: 0 E: 0 K: 0 S: 10	H: 1 LOB: 2 BB: 1 P: 16	R: 0 E: 0 K: 0 S: 4	H: 0 LOB: 0 BB: 0 P: 6	1B: 6 2B: 4 3B: 0 HR: 1	SF: 0 SAC: 0 DP: 0 HBP: 0	WP: 0 PB: 0 SB: 0 CS: 0
PITCHER	IP WLS BF H R ER SO BB IBB HBP BLK WP HR S P ERA WHIP																							
Dan Bankhead, R (1, 1) <small>ERA: 5.35</small>	0.1 6 3 4 4 0 2 0 0 0 0 1 10 19 108.00 15.000																							
Erv Palica, R (1, 1) <small>ERA: 5.4</small>	6.2 29 7 4 4 4 2 0 0 0 0 0 69 103 5.40 1.350																							
Al Epperly, R (8, 1) <small>ERA: 6.0</small>	2.0 8 1 0 0 0 0 1 0 0 0 0 15 23 0.00 0.500																							
Bud Podbielan, R (10, 1) <small>ERA: 5.29</small>	1.0 3 0 0 0 0 0 0 0 0 0 0 4 6 0.00 0.000																							



Batter	1	2	3	4	5	6	7	8	9	10	11	AB R H RBI BB SO LOB	TOP													
Billy Cox, R OBP: 0.314, SLG: 0.422 (1, 5)	1-2 5-3		1-1 F2		1-1 6-3			0-2 SH1-4 1B		3-2 5-3		5 0 1 0 0 0 0														
Gene Hermanski, L OBP: 0.402, SLG: 0.544 (1, 7)	2-2 1-3 BB 1B		1-1 HR			0-0 1B 8-2-1 1B		0-0 SH1-4 1-2		0-0 F5		4 1 3 1 0 0 0														
Duke Snider, L OBP: 0.374, SLG: 0.550 (1, 8)	4-0 1-3 BB		1-3 K			0-3 K		2-3 K				4 0 0 0 1 4 2														
Jackie Robinson, R OBP: 0.464, SLG: 0.604 (1, 4)	0-1 1-3			0-0 G5-4-3 1B		2-1 1-3 1B		4-0 IBB		0-2 6-3		4 0 2 0 1 0 2														
Carl Furillo, R OBP: 0.349, SLG: 0.448 (1, 9)	2-1 4-3			3-1 G5-4-3 1-2f		0-1 8-2-1		3-1 5-3		0-0 1B		5 0 1 0 0 0 7														
Roy Campanella, R OBP: 0.396, SLG: 0.601 (1, 2)		2-2 6-3		1-2 F4			1-3 K		1-3 K		1-0 F7	5 0 0 0 0 2 1														
Gil Hodges, R OBP: 0.381, SLG: 0.486 (1, 3)		1-2 6-3			2-0 HR		4-0 BB		2-2 F2			3 1 1 1 1 0 0	AB 38 R 2 H 8 RBI 2 BB 3 SO 6 LOB 14													
Pee Wee Reese, R OBP: 0.344, SLG: 0.330 (1, 6)		0-1 4-3			2-2 3-1		0-0 F9		3-2 F7			4 0 0 0 0 0 1														
Preacher Roe, R OBP: 0.140, SLG: 0.143 (1, 1)			0-1 B1-3		0-1 5-3		0-1 F5			0-0 4-3		4 0 0 0 0 0 1														
Inning Stats	R: 0 E: 0 K: 0 S: 10	H: 1 LOB: 2 BB: 1 P: 19	R: 0 E: 0 K: 0 S: 9	H: 0 LOB: 0 BB: 0 P: 12	R: 1 E: 0 K: 1 S: 9	H: 1 LOB: 0 BB: 0 P: 12	R: 0 E: 0 K: 0 S: 6	H: 1 LOB: 0 BB: 0 P: 10	R: 1 E: 0 K: 0 S: 8	H: 1 LOB: 0 BB: 0 P: 13	R: 0 E: 0 K: 1 S: 8	H: 2 LOB: 1 BB: 0 P: 10	R: 0 E: 0 K: 1 S: 6	H: 0 LOB: 1 BB: 1 P: 11	R: 0 E: 0 K: 1 S: 9	H: 1 LOB: 2 BB: 1 P: 18	R: 0 E: 0 K: 1 S: 12	H: 0 LOB: 0 BB: 0 P: 18	R: 0 E: 0 K: 0 S: 5	H: 0 LOB: 0 BB: 0 P: 8	R: 0 E: 0 K: 1 S: 8	H: 1 LOB: 1 BB: 0 P: 11	1B: 6 2B: 1 3B: 0 HR: 2	SF: 0 SAC: 1 DP: 2 HBP: 0	WP: 0 PB: 0 SB: 0 CS: 0	PA: 42
PITCHER Larry Jansen, R ERA: 2.66 (1, 1)	IP 11.0 WLS W BF 42 H 8 R 2 ER 2 SO 6 BB 2 IBB 1 HBP 0 BLK 0 WP 0 HR 2 S 90 P 142 ERA 1.64 WHIP 0.909																									

Brooklyn Dodgers @ New York Giants
 Polo Grounds, New York, NY
 Mon Jul 03 1950, 3:33 AM EDT
 Att. 32,669 - Unknown

livebaseballscorecards.com

Batter	1	2	3	4	5	6	7	8	9	10	11	AB R H RBI BB SO LOB	BOTTOM
Eddie Stanky, R OBP: 0.468, SLG: 0.429 (1, 4)	6-3		K				G1-6-3					5 0 2 0 0 1 1	<p>Brooklyn Dodgers @ New York Giants Polo Grounds, New York, NY Mon Jul 03 1950, 3:33 AM EDT Att. 32,669 - Unknown</p>
Bill Rigney, R OBP: 0.292, SLG: 0.256 (1, 5)	6-3						5-3					5 0 1 0 0 1 2	
Monte Irvin, R OBP: 0.370, SLG: 0.444 (1, 7)	1B		F5				F8					4 1 1 0 1 0 2	
Bobby Thomson, R OBP: 0.337, SLG: 0.435 (1, 8)	1B		5-3				F2					5 0 2 1 0 0 3	
Wes Westrum, R OBP: 0.393, SLG: 0.497 (1, 2)	F4						F2					3 0 0 0 2 0 2	
Hank Thompson, L OBP: 0.421, SLG: 0.541 (1, 9)			G3				F8					5 1 1 1 0 0 4	
Alvin Dark, R OBP: 0.339, SLG: 0.459 (1, 6)	1-3						F5					5 1 2 1 0 0 2	
Tookie Gilbert, L OBP: 0.336, SLG: 0.348 (1, 3)							1-3					3 0 0 0 1 0 2	
Larry Jansen, R OBP: 0.191, SLG: 0.178 (1, 1)	F8						K					4 0 1 0 0 1 3	
Inning Stats	R: 1 H: 2 E: 0 LOB: 1 K: 0 BB: 0 S: 14 P: 21	R: 0 H: 0 E: 0 LOB: 1 K: 0 BB: 1 S: 9 P: 18	R: 0 H: 1 E: 0 LOB: 1 K: 1 BB: 0 S: 11 P: 18	R: 0 H: 1 E: 0 LOB: 2 K: 1 BB: 1 S: 10 P: 17	R: 0 H: 1 E: 0 LOB: 1 K: 0 BB: 0 S: 4 P: 4	R: 1 H: 1 E: 0 LOB: 0 K: 0 BB: 0 S: 6 P: 9	R: 0 H: 1 E: 0 LOB: 0 K: 0 BB: 0 S: 6 P: 9	R: 0 H: 1 E: 1 LOB: 2 K: 0 BB: 1 S: 10 P: 19	R: 0 H: 1 E: 0 LOB: 1 K: 1 BB: 0 S: 9 P: 9	R: 0 H: 0 E: 0 LOB: 1 K: 0 BB: 1 S: 6 P: 12	R: 1 H: 1 E: 0 LOB: 0 K: 0 BB: 0 S: 3 P: 4	1B: 6 SF: 0 2B: 2 SAC: 0 3B: 0 DP: 1 HR: 2 HBP: 0	WP: 0 PA: 43 PB: 0 SB: 0 CS: 0
PITCHER Preacher Roe, L ERA: 3.0 (1, 1)	IP WLS BF H R ER SO BB IBB HBP BLK WP HR S P ERA WHIP												

livebaseballscores.com

AB	39
R	3
H	10
RBI	3
BB	4
SO	3
LOB	21



Batter	1	2	3	4	5	6	7	8	9	AB	R	H	RBI	BB	SO	LOB	TOP								
Billy Cox, R OBP: 0.312, SLG: 0.424 (1, 5) 	0-0 		0-0 		1-0 		0-0 			4	0	1	0	0	0	1									
Jim Russell, S OBP: 0.352, SLG: 0.528 (1, 7) Gene Hermanski, L OBP: 0.398, SLG: 0.538 (6, 7) 	2-1 		1-1 		4-0 		3-3 			2	1	0	0	1	0	1									
Duke Snider, L OBP: 0.372, SLG: 0.557 (1, 8) 	2-3 		1-1 		0-0 					4	1	1	2	0	1	1									
Jackie Robinson, R OBP: 0.457, SLG: 0.594 (1, 4) 		0-0 	0-0 		0-0 					4	0	0	0	0	0	1									
Carl Furillo, R OBP: 0.344, SLG: 0.442 (1, 9) 		1-1 		1-0 		2-0 				4	0	0	0	0	0	0									
Roy Campanella, R OBP: 0.393, SLG: 0.592 (1, 2) 		4-0 		3-1 						3	0	0	0	1	0	0									
Gil Hodges, R OBP: 0.383, SLG: 0.484 (1, 3) 		1-0 		4-1 		1-1 				3	1	1	0	1	0	0									
Pee Wee Reese, R OBP: 0.342, SLG: 0.333 (1, 6) 		3-1 		1-0 		2-3 				4	0	1	1	0	1	2									
Don Newcombe, L OBP: 0.333, SLG: 0.371 (1, 1) Erv Palica, R OBP: 0.167, SLG: 0.167 (8, 1) 			1-1 		2-1 		1-2 			3	1	2	1	0	0	1									
										0	0	0	0	0	0	0									
Inning Stats	R: 0 E: 0 K: 1 S: 6	H: 0 LOB: 0 BB: 0 P: 10	R: 0 E: 0 K: 0 S: 6	H: 1 LOB: 2 BB: 1 P: 15	R: 1 E: 0 K: 0 S: 8	H: 2 LOB: 1 BB: 0 P: 11	R: 1 E: 0 K: 0 S: 7	H: 1 LOB: 1 BB: 1 P: 18	R: 2 E: 0 K: 0 S: 4	H: 1 LOB: 0 BB: 1 P: 11	R: 0 E: 0 K: 1 S: 7	H: 0 LOB: 0 BB: 0 P: 13	R: 0 E: 0 K: 1 S: 10	H: 1 LOB: 0 BB: 0 P: 14	R: 0 E: 0 K: 0 S: 9	H: 0 LOB: 0 BB: 0 P: 13	R: 0 E: 0 K: 0 S: 12	H: 0 LOB: 0 BB: 0 P: 17	1B: 2 2B: 2 3B: 0 HR: 2	SF: 0 SAC: 0 DP: 0 HBP: 0	WP: 0 PB: 0 SB: 0 CS: 1	PA: 35			
PITCHER	IP	WLS	BF	H	R	ER	SO	BB	IBB	HBP	BLK	WP	HR	S	P	ERA	WHIP								
Monty Kennedy, L ERA: 4.99 (1, 1)	5.0		23	5	4	4	1	3	0	0	0	0	2	31	65	7.20	1.600								
Andy Hansen, R ERA: 4.29 (6, 1)	2.0		6	1	0	0	2	0	0	0	0	0	0	17	27	0.00	0.500								
Sal Maglie, R ERA: 3.91 (8, 1)	1.0	W	3	0	0	0	0	0	0	0	0	0	0	9	13	0.00	0.000								
Sheldon Jones, R ERA: 4.67 (9, 1)	1.0	S	3	0	0	0	0	0	0	0	0	0	0	12	17	0.00	0.000								

Brooklyn Dodgers @ New York Giants
 Polo Grounds, New York, NY
 Tue Jul 04 1950, 3:33 AM EDT
 Unknown

AB	32
R	4
H	6
RBI	4
BB	3
SO	3
LOB	8



WP: 0	PA: 35
PB: 0	
SB: 0	
CS: 1	

1B: 2	SF: 0
2B: 2	SAC: 0
3B: 0	DP: 0
HR: 2	HBP: 0

Batter	1	2	3	4	5	6	7	8	9
Eddie Stanky, R (1, 4) OBP: 0.463, SLG: 0.424	2-2 F5		0-0 F2		1-0 F5		2-2 5-3	2-2 1B	
Spider Jorgensen, L (1, 5) OBP: 0.296, SLG: 0.174	2-2 1-3		0-1 4-3			2-2 1B	1-1 1B	2-2 F8	
Monte Irvin, R (1, 7) OBP: 0.359, SLG: 0.429	0-1 L7			1-1 F8		1-1 F3	3-3 K		
Hank Thompson, L (1, 9) OBP: 0.418, SLG: 0.541		2-3 K		2-2 1-3		1-0 BB 1-3 2B		1-1 F8	
Bobby Thomson, R (1, 8) OBP: 0.336, SLG: 0.430		1-2 6-3		1-0 5-3		2-3 K		4-0 BB 2B BB	
Wes Westrum, R (1, 2) OBP: 0.398, SLG: 0.505		0-0 WP 2B			0-0 1B 1B	4-0 BB BB		0-0 F5	
Tookie Gilbert, L (1, 3) OBP: 0.343, SLG: 0.349		1-3 K			2-1 1B 1-2 1B	4-1 BB 1-2 2-3 3-H BB		4-2 2B 1B BB	
Alvin Dark, R (1, 6) OBP: 0.342, SLG: 0.475			0-0 HR		1-2 L9	0-0 L7		1-0 1B 2B	
Monty Kennedy, R (1, 1) Roy Weatherly, L (5, PH) Andy Hansen, R (6, 1) Bill Roney, R (7, PH) Sal Maglie, R (8, 1) Don Mueller, L (8, PH) Sheldon Jones, R (9, 1)			2-1 5-3		1-2 F7		1-2 F6	2-0 1B 2B 3-H	

AB	R	H	RBI	BB	SO	LOB
5	0	1	0	0	0	2
5	0	2	0	0	0	2
4	0	0	0	0	1	2
4	0	1	0	0	1	0
3	1	0	0	1	1	2
3	0	2	0	1	0	1
2	1	1	1	2	1	1
4	2	2	2	0	0	5
1	0	0	0	0	0	0
1	0	0	0	0	0	2
0	0	0	0	0	0	0
1	0	0	0	0	0	0
0	0	0	0	0	0	0
1	0	1	2	0	0	0
0	0	0	0	0	0	0

Inning	R	H	E	K	S	H	LOB	BB	P
1	0	0	0	0	12	1	0	2	15
2	0	1	0	2	11	1	1	0	15
3	1	1	0	0	6	1	0	8	8
4	0	0	0	0	6	0	0	10	10
5	0	2	0	0	10	2	2	15	15
6	1	2	0	1	13	2	3	27	27
7	0	1	0	1	14	1	1	21	21
8	3	3	0	1	15	3	2	31	31

AB	34
R	4
H	10
RBI	5
BB	4
SO	4
LOB	17



PITCHER	IP	WLS	BF	H	R	ER	SO	BB	IBB	HBP	BLK	WP	HR	S	P	ERA	WHIP
Don Newcombe, R (1, 1) ERA: 4.55	7.2	L	36	9	5	5	4	4	0	0	0	1	1	75	127	5.87	1.696
Erv Palica, R (8, 1) ERA: 5.35	0.1		2	1	0	0	0	0	0	0	0	0	0	8	12	0.00	3.000

BOTTOM

Brooklyn Dodgers @ New York Giants
 Polo Grounds, New York, NY
 Tue Jul 04 1950, 3:33 AM EDT
 Unknown

livebaseballscores.com

WP: 1 PA: 38
 PB: 0
 SB: 0
 CS: 0

BOTTOM

Brooklyn Dodgers @ New York Giants
 Polo Grounds, New York, NY
 Tue Jul 04 1950, 3:38 AM EDT
 Att. 49,316 - Unknown

livebaseballscorecards.com

AB	34
R	3
H	7
RBI	3
BB	2
SO	4
LOB	10



WP: 0	PA: 36
PB: 0	
SB: 0	
CS: 0	

AB R H RBI BB SO LOB

3 0 1 0 1 0 0

3 0 0 0 1 0 1

4 0 0 0 0 0 2

4 0 0 0 0 0 2

4 0 1 0 0 1 0

4 1 2 0 0 2 1

4 1 1 0 0 0 2

4 1 2 3 0 1 1

1 0 0 0 0 0 0

1 0 0 0 0 0 0

1 0 0 0 0 0 0

0 0 0 0 0 0 0

1 0 0 0 0 0 1

1B: 5 SF: 0
2B: 0 SAC: 0
3B: 1 DP: 0
HR: 1 HBP: 0

Batter	1	2	3	4	5	6	7	8	9
Eddie Stanky, R OBP: 0.464, SLG: 0.423 (1, 4)	2-2 1-3		1-0 1B		4-0 FC6-4 BB		2-2 F8		
Spider Jorgensen, L OBP: 0.290, SLG: 0.154 (1, 5)	0-0 L3		1-1 F4		4-1 BB		1-2 F7		
Monte Irvin, R OBP: 0.348, SLG: 0.414 (1, 7)	0-0 6-3			0-1 F7	0-0 FC6-4			0-2 F2	
Hank Thompson, L OBP: 0.412, SLG: 0.531 (1, 9)		1-0 F2		2-2 F7	3-1 F6			1-0 F6	
Bobby Thomson, R OBP: 0.335, SLG: 0.427 (1, 8)		1-0 F8		1-0 F7		0-0 1B		1-3 K	
Wes Westrum, R OBP: 0.400, SLG: 0.505 (1, 2)		0-0 1B			3-2 1B HR 1B	1-3 K		2-3 K	
Tookie Gilbert, L OBP: 0.341, SLG: 0.347 (1, 3)		1-0 4-3			1-0 HR 1B	0-0 F6		2-2 F7	
Alvin Dark, R OBP: 0.344, SLG: 0.494 (1, 6)			2-2 F6		1-0 HR	1-3 K		2-2 3B	
Dave Koslo, L OBP: 0.081, SLG: 0.029 (1, 1)			1-0 F9		0-0 5-3		2-2 F8		0-1 F6
Sal Maglie, R OBP: 0.083, SLG: 0.167 (5, 1)									
Roy Weatherly, L OBP: 0.409, SLG: 0.462 (7, PH)									
Andy Hansen, R (8, 1)									
Don Mueller, L OBP: 0.321, SLG: 0.399 (9, PH)									

Inning Stats	R: 0	H: 0	E: 0	K: 0	S: 5	R: 0	H: 1	E: 0	K: 0	S: 4	R: 0	H: 1	E: 0	K: 0	S: 7	R: 0	H: 0	E: 0	K: 0	S: 6	R: 3	H: 3	E: 0	K: 0	S: 12	R: 0	H: 1	E: 0	K: 2	S: 8	R: 0	H: 0	E: 0	K: 0	S: 11	R: 0	H: 0	E: 0	K: 1	S: 7	R: 0	H: 1	E: 0	K: 1	S: 14	1B: 5	SF: 0	2B: 0	SAC: 0	3B: 1	DP: 0	HR: 1	HBP: 0
--------------	------	------	------	------	------	------	------	------	------	------	------	------	------	------	------	------	------	------	------	------	------	------	------	------	-------	------	------	------	------	------	------	------	------	------	-------	------	------	------	------	------	------	------	------	------	-------	-------	-------	-------	--------	-------	-------	-------	--------

PITCHER	IP	WLS	BF	H	R	ER	SO	BB	IBB	HBP	BLK	WP	HR	S	P	ERA	WHIP
Bud Podbielan, R ERA: 5.35 (1, 1)	4.1		20	5	3	3	0	2	0	0	0	0	0	31	57	6.23	1.615
Erv Palica, R ERA: 4.78 (5, 1)	4.2	W	16	2	0	0	4	0	0	0	0	0	0	43	61	0.00	0.429

Batter	1	2	3	4	5	6	7	8	9	AB R H RBI BB SO LOB
Roy Hartsfield, R OBP: 0.363, SLG: 0.396 (1, 4) C X	0-1 B5-3 		1-3 K 		0-2 5-3 		0-3 K 		0-1 1B	5 0 1 0 0 2 0
Sam Jethroe, S OBP: 0.352, SLG: 0.446 (1, 8) S B F B X	2-2 F7 		4-0 FC4-6 BB 		4-2 BB 			2-1 F2 	3-2 F7 	3 0 0 0 2 0 3
Earl Torgeson, L OBP: 0.401, SLG: 0.436 (1, 3) X	0-0 3-1 		3-1 FC4-6 		1-3 BB 			0-2 2B 	0-0 F9 	5 0 1 0 0 1 5
Bob Elliott, R OBP: 0.359, SLG: 0.529 (1, 5) X		0-0 HR 		4-2 1B BB 		1-1 2-3 		0-0 E5 		3 2 1 1 1 0 2
Sid Gordon, R OBP: 0.413, SLG: 0.646 (1, 7) S B F B X		2-3 K 		0-1 F8 		1-2 1-3 		1-2 F4 		4 0 0 0 0 1 3
Tommy Holmes, L OBP: 0.409, SLG: 0.514 Luis Olmo, R OBP: 0.310, SLG: 0.344 (1, 9) (8, PH) (8, 9) C B F B X		1-1 1-3 		0-1 E4 1B 		0-0 F8 		0-0 F8 		3 0 0 0 0 0 1 1 0 0 0 0 0 2
Del Crandall, R OBP: 0.266, SLG: 0.320 (1, 2) C B F B X		1-1 HR 		0-2 1B 		1-2 6-3 			0-1 	4 1 3 2 0 0 0
Buddy Kerr, R OBP: 0.270, SLG: 0.283 (1, 6) S B F B X		1-1 F7 		2-0 F2 			1-1 5-3 		0-0 F6 	4 0 0 0 0 0 3
Warren Spahn, L OBP: 0.293, SLG: 0.268 Vern Bickford, R OBP: 0.127, SLG: 0.077 Sibby Sisti, R OBP: 0.369, SLG: 0.358 (1, 1) (6, 1) (9, PH) B C B S C			2-3 K 		1-3 K 			3-2 F3 	3-2 	2 0 0 0 0 2 2 1 0 0 0 0 0 0 1 0 1 0 0 0 0

Boston Braves @ Brooklyn Dodgers
 Ebbets Field, Brooklyn, NY
 Thu Jul 06 1950, 3:33 AM EDT
 Att: 20,019 - Unknown

AB	36
R	3
H	7
RBI	3
BB	3
SO	6
LOB	21



Inning Stats	R: 0 H: 0 E: 0 K: 0 S: 6	H: 0 LOB: 0 BB: 0 P: 8	R: 2 H: 2 E: 0 K: 1 S: 11	H: 2 LOB: 0 BB: 0 P: 16	R: 0 H: 0 E: 0 K: 2 S: 8	H: 0 LOB: 1 BB: 1 P: 18	R: 1 H: 1 E: 1 K: 1 S: 15	H: 1 LOB: 2 BB: 1 P: 22	R: 0 H: 0 E: 0 K: 1 S: 12	H: 0 LOB: 1 BB: 1 P: 18	R: 0 H: 0 E: 0 K: 0 S: 7	H: 0 LOB: 0 BB: 0 P: 9	R: 0 H: 0 E: 0 K: 1 S: 9	H: 0 LOB: 0 BB: 0 P: 13	R: 0 H: 1 E: 1 K: 0 S: 10	H: 1 LOB: 2 BB: 0 P: 13	R: 0 H: 3 E: 0 K: 0 S: 14	H: 3 LOB: 3 BB: 0 P: 20	1B: 4 SF: 0 2B: 1 SAC: 0 3B: 0 DP: 0 HR: 2 HBP: 0
--------------	--------------------------	------------------------	---------------------------	-------------------------	--------------------------	-------------------------	---------------------------	-------------------------	---------------------------	-------------------------	--------------------------	------------------------	--------------------------	-------------------------	---------------------------	-------------------------	---------------------------	-------------------------	---

PITCHER	Preacher Roe, L ERA: 3.0 (1, 1)	IP: 9.0 WLS: W BF: 39 H: 7 R: 3 ER: 3 SO: 6 BB: 3 IBB: 0 HBP: 0 BLK: 0 WP: 0 HR: 2 S: 92 P: 137 ERA: 3.00 WHIP: 1.111
---------	---------------------------------------	---

WP: 0 PA: 39	PB: 0	SB: 1	CS: 0
--------------	-------	-------	-------

Batter	1	2	3	4	5	6	7	8	9	AB	R	H	RBI	BB	SO	LOB	BOTTOM				
Billy Cox, R OBP: 0.322, SLG: 0.439 (1, 5)	1-1 E8 FC6-4		3-1 F7	0-1 1-2 1B		0-0 SH5-3 1B		0-1 4-3		5	0	2	1	0	0	0	Boston Braves @ Brooklyn Dodgers Ebbets Field, Brooklyn, NY Thu Jul 06 1950, 3:33 AM EDT Att. 20,019 - Unknown				
Jim Russell, S OBP: 0.359, SLG: 0.522 Gene Hermanski, L OBP: 0.412, SLG: 0.547 (6, PH) (7, 7)	1-2 FC6-4 FC4-6 1-2f		2-1 4-3 1B	K		1-2 SH5-3 1B		1-1 FC3-6 1B		3	0	1	0	0	1	3					
Duke Snider, L OBP: 0.365, SLG: 0.543 (1, 8)	0-0 FC4-6 1-2f		0-0 4-3	1-3 K		0-0 SH5-3		1-1 FC3-6 HR		4	1	0	0	0	1	5					
Gil Hodges, R OBP: 0.384, SLG: 0.494 (1, 3)	1-3 K		2-1 5-3		0-1 4-3 1B 2B	0-0 F9		0-0 HR		5	2	2	2	0	1	4					
Carl Furillo, R OBP: 0.346, SLG: 0.442 (1, 9)		0-1 F8		2-1 2B 1B	2-0 4-3	3-3 K		2-2 G3		5	1	1	0	0	1	3					
Roy Campanella, R OBP: 0.399, SLG: 0.600 (1, 2)		2-3 K		0-0 1B 2B	0-0 HR 1B		1-0 SH1-3 1B		4	2	3	1	0	1	0						
Pee Wee Reese, R OBP: 0.349, SLG: 0.335 (1, 6)		1-1 1B 1B		1-3 K	0-0 F2		0-0 SH1-3		3	0	1	0	0	1	3						
Eddie Miksis, R OBP: 0.226, SLG: 0.260 (1, 4)		1-0 1B 1-2 1B		1-0 E 1B 1B	0-2 HR		0-0 F3		4	2	3	3	0	0	1						
Preacher Roe, R OBP: 0.149, SLG: 0.152 (1, 1)		0-3 K		2-2 E6 1B 1B	0-1 F2		0-2 F6		4	0	1	1	0	1	3						
Inning Stats	R: 0 E: 1 K: 10 S: 10	H: 0 LOB: 1 BB: 0 P: 13	R: 0 E: 0 K: 2 S: 11	H: 2 LOB: 2 BB: 0 P: 15	R: 0 E: 0 K: 0 S: 7	H: 1 LOB: 1 BB: 0 P: 14	R: 3 E: 1 K: 3 S: 18	H: 5 LOB: 2 BB: 0 P: 25	R: 3 E: 0 K: 0 S: 11	H: 3 LOB: 0 BB: 0 P: 13	R: 0 E: 0 K: 1 S: 10	H: 2 LOB: 2 BB: 0 P: 14	R: 0 E: 0 K: 0 S: 6	H: 1 LOB: 1 BB: 0 P: 7	R: 2 E: 0 K: 0 S: 10	H: 2 LOB: 0 BB: 0 P: 14		1B: 12 2B: 2 3B: 0 HR: 2	SF: 0 SAC: 2 DP: 0 HBP: 0	WP: 0 PB: 0 SB: 0 CS: 0	PA: 41
PITCHER Warren Spahn, L ERA: 3.29 Vern Bickford, R ERA: 3.21	IP 5.0 3.0	WLS L	BF 27 14	H 11 5	R 6 2	ER 6 2	SO 6 1	BB 0 0	IBB 0 0	HBP 0 0	BLK 0 0	WP 0 0	HR 1 1	S 57 26	P 80 35	ERA 10.80 6.00	WHIP 2.200 1.667				

Boston Braves @ Brooklyn Dodgers
Ebbets Field, Brooklyn, NY

Thu Jul 06 1950, 3:33 AM EDT
Att. 20,019 - Unknown

livebaseballscorecards.com

AB 39
R 8
H 16
RBI 8
BB 0
SO 7
LOB 22



Batter	1	2	3	4	5	6	7	8	9	AB R H RBI BB SO LOB	TOP	
Richie Ashburn, L (1, 8) OBP: 0.391, SLG: 0.403	0-1 F7		3-2 4-3		2-2 1B 3B	0-1 E3 1B		2-1 6-3 S 1B		5 1 2 0 0 0 2	Philadelphia Phillies @ Brooklyn Dodgers Ebbets Field, Brooklyn, NY Fri Jul 07 1950, 3:33 AM EDT Att. 28,585 - Unknown livebaseballscorecards.com	
Granny Hamner, R (1, 6) OBP: 0.328, SLG: 0.359	1-2 F8		0-0 F6		0-0 1B	0-0 1B		0-2 6-3 1-3	5 0 2 3 0 0 1			
Eddie Waitkus, L (1, 3) OBP: 0.320, SLG: 0.356	1-0 1B			0-1 F4	1-0 4-3	0-1 F4		2-2 F9	5 0 1 0 0 0 4			
Del Ennis, R (1, 9) OBP: 0.349, SLG: 0.534	0-0 5-3			1-1 1B		1-2 BB 2B 1B	4-0 1B SH3 F8 BB	2-3 K	4 2 2 0 1 1 1			
Willie Jones, R (1, 5) OBP: 0.392, SLG: 0.597		1-1 F8		2-1 HR		0-0 F6	0-0 SH3	1-3 K	4 1 1 1 0 1 1			
Dick Sister, L (1, 7) OBP: 0.430, SLG: 0.525		0-1 F8		0-0 2B		4-1 2B BB	0-0 1B	1-1 F8	4 1 2 0 1 0 0			
Andy Seminick, R (1, 2) OBP: 0.430, SLG: 0.542		0-1 1B		0-2 F4		0-0 E 1B 2B	1-1 F8		4 1 2 3 0 0 2			
Mike Goliat, R (1, 4) OBP: 0.304, SLG: 0.388		0-2 L7			2-3 K	0-0 F4	2-3 K		4 0 0 0 0 2 3			
Curt Simmons, L (1, 1) OBP: 0.244, SLG: 0.190			1-1 3-1		1-2 4-3	4-2 E 1B BB		1-2 6-3	3 1 0 0 1 0 0			
Inning Stats	R: 0 E: 0 K: 0 S: 7 H: 1 LOB: 1 P: 9	R: 0 E: 0 K: 0 S: 9 H: 1 LOB: 1 BB: 0 P: 10	R: 0 E: 0 K: 0 S: 6 H: 0 LOB: 0 BB: 0 P: 10	R: 1 E: 0 K: 0 S: 10 H: 3 LOB: 1 BB: 0 P: 13	R: 1 E: 0 K: 0 S: 13 H: 2 LOB: 1 BB: 0 P: 19	R: 4 E: 1 K: 0 S: 15 H: 3 LOB: 2 BB: 2 P: 24	R: 1 E: 0 K: 1 S: 7 H: 1 LOB: 1 BB: 1 P: 14	R: 0 E: 0 K: 0 S: 14 H: 1 LOB: 1 BB: 0 P: 19	R: 0 E: 0 K: 2 S: 8 H: 0 LOB: 0 BB: 0 P: 12	1B: 8 2B: 2 3B: 1 HR: 1 SF: 0 SAC: 1 DP: 0 HBP: 0	WP: 0 PB: 0 SB: 1 CS: 0 PA: 42	
PITCHER	IP WLS BF H R ER SO BB IBB HBP BLK WP HR S P ERA WHIP											
Ralph Branca, R (1, 1) ERA: 6.06	5.1 L 25 9 5 4 1 1 0 0 0 0 1 51 72 6.75 1.875											
Bud Podbielan, R (6, 1) ERA: 5.33	0.1 4 1 1 0 0 1 0 0 0 0 0 7 11 0.00 6.000											
Erv Palica, R (6, 1) ERA: 4.74	0.1 1 0 0 0 0 0 0 0 0 0 0 2 2 0.00 0.000											
Al Epperly, R (7, 1) ERA: 5.0	3.0 12 2 1 1 3 1 0 0 0 0 0 29 45 3.00 1.000											

Philadelphia Phillies @ Brooklyn Dodgers
 Ebbets Field, Brooklyn, NY
 Fri Jul 07 1950, 3:33 AM EDT
 Att. 28,585 - Unknown

AB	38
R	7
H	12
RBI	7
BB	3
SO	4
LOB	14



Batter	1	2	3	4	5	6	7	8	9	AB R H RBI BB SO LOB	BOTTOM
--------	---	---	---	---	---	---	---	---	---	----------------------	--------

Billy Cox, R <small>OBP: 0.314, SLG: 0.427</small> <small>(1, 5)</small> 											5 0 0 0 0 0 2	Philadelphia Phillies @ Brooklyn Dodgers Ebbets Field, Brooklyn, NY <small>Fri Jul 07 1950, 3:33 AM EDT</small> <small>Att. 28,585 - Unknown</small>
---	--	--	--	--	--	--	--	--	--	--	---------------	---

Jim Russell, S <small>OBP: 0.368, SLG: 0.521</small> <small>(1, 7)</small> 											4 1 2 0 1 0 0	Philadelphia Phillies @ Brooklyn Dodgers Ebbets Field, Brooklyn, NY <small>Fri Jul 07 1950, 3:33 AM EDT</small> <small>Att. 28,585 - Unknown</small>
---	--	--	--	--	--	--	--	--	--	--	---------------	---

Duke Snider, L <small>OBP: 0.363, SLG: 0.538</small> <small>(1, 8)</small> 											4 0 1 0 0 2 3	Philadelphia Phillies @ Brooklyn Dodgers Ebbets Field, Brooklyn, NY <small>Fri Jul 07 1950, 3:33 AM EDT</small> <small>Att. 28,585 - Unknown</small>
---	--	--	--	--	--	--	--	--	--	--	---------------	---

Gil Hodges, R <small>OBP: 0.385, SLG: 0.498</small> <small>(1, 3)</small> 											4 0 2 1 0 1 3	Philadelphia Phillies @ Brooklyn Dodgers Ebbets Field, Brooklyn, NY <small>Fri Jul 07 1950, 3:33 AM EDT</small> <small>Att. 28,585 - Unknown</small>
--	--	--	--	--	--	--	--	--	--	--	---------------	---

Carl Furillo, R <small>OBP: 0.341, SLG: 0.436</small> <small>(1, 9)</small> 											4 0 0 0 0 0 7	Philadelphia Phillies @ Brooklyn Dodgers Ebbets Field, Brooklyn, NY <small>Fri Jul 07 1950, 3:33 AM EDT</small> <small>Att. 28,585 - Unknown</small>
--	--	--	--	--	--	--	--	--	--	--	---------------	---

Roy Campanella, R <small>OBP: 0.401, SLG: 0.611</small> <small>(1, 2)</small> 											3 1 1 1 1 0 1	Philadelphia Phillies @ Brooklyn Dodgers Ebbets Field, Brooklyn, NY <small>Fri Jul 07 1950, 3:33 AM EDT</small> <small>Att. 28,585 - Unknown</small>
--	--	--	--	--	--	--	--	--	--	--	---------------	---

Pee Wee Reese, R <small>OBP: 0.351, SLG: 0.335</small> <small>(1, 6)</small> 											3 0 1 0 1 0 1	Philadelphia Phillies @ Brooklyn Dodgers Ebbets Field, Brooklyn, NY <small>Fri Jul 07 1950, 3:33 AM EDT</small> <small>Att. 28,585 - Unknown</small>
---	--	--	--	--	--	--	--	--	--	--	---------------	---

Eddie Miksis, R <small>OBP: 0.211, SLG: 0.241</small> <small>(1, 4)</small> 											4 0 0 0 0 1 3	Philadelphia Phillies @ Brooklyn Dodgers Ebbets Field, Brooklyn, NY <small>Fri Jul 07 1950, 3:33 AM EDT</small> <small>Att. 28,585 - Unknown</small>
--	--	--	--	--	--	--	--	--	--	--	---------------	---

Ralph Branca, R <small>OBP: 0.158, SLG: 0.235</small> <small>(6, 1)</small> Bud Podbielniak, R <small>OBP: 0.139, SLG: 0.143</small> <small>(6, 1)</small> Erv Falciglia, R <small>OBP: 0.125, SLG: 0.125</small> <small>(6, PH)</small> Tommy Brown, R <small>OBP: 0.279, SLG: 0.588</small> <small>(7, 1)</small> Al Epperly, L <small>OBP: 0.203, SLG: 0.375</small> <small>(9, PH)</small>														0 1 0 0 0 0 0 1 0 0 0 0 0 0 0 1 0 0 0 0 0 0	
---	--	--	--	--	--	--	--	--	--	--	--	--	--	---	--

Inning Stats	R: 0 E: 1 K: 2 S: 13	H: 0 LOB: 2 BB: 1 P: 22	R: 1 E: 0 K: 1 S: 9	H: 1 LOB: 1 BB: 1 P: 17	R: 1 E: 0 K: 0 S: 8	H: 3 LOB: 1 BB: 0 P: 12	R: 0 E: 0 K: 0 S: 9	H: 1 LOB: 1 BB: 0 P: 13	R: 0 E: 0 K: 1 S: 9	H: 1 LOB: 1 BB: 0 P: 13	R: 0 E: 0 K: 0 S: 12	H: 0 LOB: 1 BB: 1 P: 18	R: 0 E: 1 K: 0 S: 9	H: 1 LOB: 2 BB: 0 P: 10	R: 0 E: 0 K: 0 S: 4	H: 0 LOB: 0 BB: 0 P: 5	1B: 5 2B: 1 3B: 0 HR: 1	SF: 0 SAC: 2 DP: 1 HBP: 0	WP: 0 PB: 0 SB: 0 CS: 0	PA: 38
--------------	-------------------------------	----------------------------------	------------------------------	----------------------------------	------------------------------	----------------------------------	------------------------------	----------------------------------	------------------------------	----------------------------------	-------------------------------	----------------------------------	------------------------------	----------------------------------	------------------------------	---------------------------------	----------------------------------	------------------------------------	----------------------------------	--------

PITCHER	Curt Simmons, L <small>ERA: 3.99</small> <small>(1, 1)</small>	IP 9.0	WLS W	BF 38	H 7	R 2	ER 2	SO 4	BB 3	IBB 0	HBP 0	BLK 0	WP 0	HR 1	S 79	P 119	ERA 2.00	WHIP 1.111
---------	---	--------	-------	-------	-----	-----	------	------	------	-------	-------	-------	------	------	------	-------	----------	------------

AB	33
R	2
H	7
RBI	2
BB	3
SO	4
LOB	21

AB	33
R	4
H	7
RBI	4
BB	3
SO	3
LOB	13



Batter	1	2	3	4	5	6	7	8	9	AB R H RBI BB SO LOB	
Richie Ashburn, L (1, 8) <small>OBP: 0.392, SLG: 0.417</small>	3-2 1-3 		0-0 F8 			0-0 E5 3-1 1B		1-1 HR 		4 1 2 1 0 0 1	
Granny Hamner, R (1, 6) <small>OBP: 0.327, SLG: 0.357</small>	0-0 6-3 		0-1 FC6-4 			0-2 F9 		0-0 G4-6-3 1B		4 0 1 0 0 0 2	
Eddie Waitkus, L (1, 3) <small>OBP: 0.319, SLG: 0.353</small>	1-0 4-3 			4-2 FC6-4 BB		1-1 3-1 2-3		0-0 G4-6-3 1-2f		3 0 0 0 1 0 2	
Del Ennis, R (1, 9) <small>OBP: 0.345, SLG: 0.526</small>		3-2 F8 		1-1 F8 		1-0 F4 		3-2 6-3 		4 0 0 0 0 0 2	
Willie Jones, R (1, 5) <small>OBP: 0.390, SLG: 0.596</small>		2-2 F7 		0-1 F7 		1-0 F7 		2-2 HR 2B		4 1 1 0 0 0 1	
Dick Sister, L (1, 7) <small>OBP: 0.427, SLG: 0.518</small>		4-0 BB		1-0 FC6-4 1-2f		0-0 F7 		1-2 F6 		3 0 0 0 1 0 2	
Andy Seminick, R (1, 2) <small>OBP: 0.432, SLG: 0.538</small>		0-1 F6 			3-3 	0-0 1B		4-0 HR IBB		3 1 1 0 1 1 1	
Mike Goliat, R (1, 4) <small>OBP: 0.304, SLG: 0.388</small> Bill Nicholson, L (9, PH) <small>OBP: 0.367, SLG: 0.679</small> Jimmy Bloodworth, R (9, 4) <small>OBP: 0.273, SLG: 0.265</small>			1-1 FC1-6 1B		1-3 	1-2 F7 		0-0 HR 1-H 2-H		3 0 1 0 0 1 1 1 1 1 3 0 0 0 0 0 0 0 0 0 0	
Robin Roberts, S (1, 1) <small>OBP: 0.143, SLG: 0.059</small> Dick Whitman, L (8, PH) <small>OBP: 0.333, SLG: 0.310</small> Jim Konstanty, R (8, 1) <small>OBP: 0.059, SLG: 0.059</small>			0-1 FC1-6 1-2f		1-2 F2 		1-1 4-3 	0-3 		2 0 0 0 0 0 1 1 0 0 0 0 0 0 1 0 0 0 0 1 0	
Inning Stats	R: 0 H: 0 E: 0 LOB: 0 K: 0 BB: 0 S: 5 P: 9	R: 0 H: 0 E: 0 LOB: 1 K: 0 BB: 1 S: 9 P: 18	R: 0 H: 1 E: 0 LOB: 1 K: 0 BB: 0 S: 7 P: 8	R: 0 H: 0 E: 0 LOB: 1 K: 0 BB: 1 S: 8 P: 14	R: 0 H: 0 E: 0 LOB: 0 K: 2 BB: 0 S: 9 P: 14	R: 0 H: 1 E: 1 LOB: 1 K: 0 BB: 0 S: 7 P: 9	R: 0 H: 1 E: 0 LOB: 1 K: 0 BB: 0 S: 6 P: 8	R: 1 H: 2 E: 0 LOB: 0 K: 0 BB: 0 S: 6 P: 8	R: 3 H: 2 E: 0 LOB: 0 K: 1 BB: 1 S: 14 P: 24	1B: 4 SF: 0 2B: 1 SAC: 0 3B: 0 DP: 1 HR: 2 HBP: 0	WP: 0 PA: 36 PB: 0 SB: 0 CS: 0
PITCHER Don Newcombe, R (1, 1) <small>ERA: 4.5</small>	IP 9.0 WLS L BF 36 H 7 R 4 ER 4 SO 3 BB 2 IBB 1 HBP 0 BLK 0 WP 0 HR 2 S 71 P 112 ERA 4.00 WHIP 1.000										

BOTTOM**Philadelphia Phillies @ Brooklyn Dodgers**

Ebbets Field, Brooklyn, NY

Sat Jul 08 1950, 3:33 AM EDT

Att. 20,714 - Unknown

livebaseballscorecards.com

AB 29
R 1
H 4
RBI 1
BB 0
SO 0
LOB 8

WP: 0 **PA: 30**
PB: 0
SB: 0
CS: 0

Batter	1	2	3	4	5	6	7	8	9	AB	R	H	RBI	BB	SO	LOB
Billy Cox, R OBP: 0.313, SLG: 0.439 (1, 5) B F X	1-1 HR		1-0 2-3 5-3			0-0 F6			1-2 5-3	4	1	1	1	0	0	1
Gene Hermanski, L OBP: 0.396, SLG: 0.525 (1, 7) B B C C X X	3-2 G3		0-0 6-3			1-2 4-3			0-0 F9	4	0	0	0	0	0	1
Duke Snider, L OBP: 0.359, SLG: 0.531 (1, 8) B F X	1-1 1-3			1-0 L3					0-0 F2	4	0	0	0	0	0	0
Jackie Robinson, R OBP: 0.452, SLG: 0.583 (1, 4) B F X	1-2 F8			1-0 5-3					2-1 6-3	3	0	0	0	0	0	0
Carl Furillo, R OBP: 0.341, SLG: 0.434 (1, 9) B X		1-0 G6-4-3 1B		1-0 6-3					0-0 6-3	3	0	1	0	0	0	0
Roy Campanella, R OBP: 0.400, SLG: 0.607 (1, 2) Eddie Miksis, R OBP: 0.211, SLG: 0.241 (8, PR) Bruce Edwards, R OBP: 0.203, SLG: 0.375 (9, 2) B B B X C X		3-2 F7			0-0 1-3				1-2 FC1-6 1B	3	0	1	0	0	0	1
Gil Hodges, R OBP: 0.381, SLG: 0.492 (1, 3) B B X		2-0 G6-4-3 1-2f			0-1 F8				0-0 B2	3	0	0	0	0	0	2
Pee Wee Reese, R OBP: 0.351, SLG: 0.335 (1, 6) C B X			1-1 5-3 SH1-4 1B			0-1 F3			2-0 FC1-6 1-2f	3	0	1	0	0	0	1
Don Newcombe, L OBP: 0.317, SLG: 0.351 (1, 1) X			0-0 SH1-4			3-1 6-3			2-1 5-3	2	0	0	0	0	0	2

Inning Stats	R: 1	H: 1	E: 0	LOB: 0	K: 0	S: 10	P: 16	R: 0	H: 1	E: 0	LOB: 0	K: 0	S: 5	P: 11	R: 0	H: 1	E: 0	LOB: 1	K: 0	S: 5	P: 7	R: 0	H: 0	E: 0	LOB: 0	K: 0	S: 3	P: 6	R: 0	H: 0	E: 0	LOB: 0	K: 0	S: 5	P: 5	R: 0	H: 0	E: 0	LOB: 0	K: 0	S: 6	P: 10	R: 0	H: 0	E: 0	LOB: 0	K: 0	S: 6	P: 9	R: 0	H: 1	E: 1	LOB: 2	K: 0	S: 7	P: 12	R: 0	H: 0	E: 0	LOB: 0	K: 0	S: 5	P: 6	1B: 3	SF: 0	2B: 0	SAC: 1	3B: 0	DP: 1	HR: 1	HBP: 0	WP: 0	PA: 30
--------------	------	------	------	--------	------	-------	-------	------	------	------	--------	------	------	-------	------	------	------	--------	------	------	------	------	------	------	--------	------	------	------	------	------	------	--------	------	------	------	------	------	------	--------	------	------	-------	------	------	------	--------	------	------	------	------	------	------	--------	------	------	-------	------	------	------	--------	------	------	------	-------	-------	-------	--------	-------	-------	-------	--------	-------	--------

PITCHER	IP	WLS	BF	H	R	ER	SO	BB	IBB	HBP	BLK	WP	HR	S	P	ERA	WHIP
Robin Roberts, R ERA: 3.25 (1, 1)	7.0		23	3	1	1	0	0	0	0	0	0	0	40	64	1.29	0.429
Jim Konstanty, R ERA: 2.98 (8, 1)	2.0	W	7	1	0	0	0	0	0	0	0	0	0	12	18	0.00	0.500

Batter	1	2	3	4	5	6	7	8	9	AB R H RBI BB SO LOB	TOP									
Richie Ashburn, L (1, 8) OBP: 0.387, SLG: 0.410	0-1 F8		1-1 6-3		1-2 F7			0-0 B2		4 0 0 0 0 0 2	Philadelphia Phillies @ Brooklyn Dodgers Ebbets Field, Brooklyn, NY Sun Jul 09 1950, 3:33 AM EDT Att. 20,895 - Unknown livebaseballscorecards.com									
Granny Hamner, R (1, 6) OBP: 0.323, SLG: 0.353	3-2 F9			0-2 F3		1-2 F5		0-0 L8		4 0 0 0 0 0 1										
Eddie Waitkus, L (1, 3) OBP: 0.315, SLG: 0.348	2-1 F6			1-0 L4		3-1 4-3		1-2 F4		4 0 0 0 0 0 1										
Bill Nicholson, L (1, 9) OBP: 0.353, SLG: 0.613		3-3 K		4-1 BB		0-0 F6		3-3 K		3 0 0 0 1 2 0										
Willie Jones, R (1, 5) OBP: 0.388, SLG: 0.591		2-3 K		2-0 F3		1-1 F6		2-2 2B F9 1B		4 1 1 0 0 1 1										
Dick Sister, L (1, 7) OBP: 0.425, SLG: 0.518		1-0 4-3			3-3 K		1-3 K	2-0 F9 2B		4 0 1 0 0 2 0										
Andy Seminick, R (1, 2) OBP: 0.443, SLG: 0.582 Putsy Caballero, R (9, PR) OBP: 0.182, SLG: 0.100			3-2 HR		2-2 HR		4-2 BB	4-2 BB		2 2 2 2 2 0 0 0 0 0 0 0 0 0										
Mike Goliat, R (1, 4) OBP: 0.306, SLG: 0.386 Del Ennis, R (7, PH) OBP: 0.344, SLG: 0.524 Jimmy Bloodworth, R (7, 4) OBP: 0.270, SLG: 0.262			0-2 F6		4-1 BB		3-2 6-3	0-2 F9		1 0 0 0 1 0 0 1 0 0 0 0 0 1 1 0 0 1 0 0 2										
Russ Meyer, S (1, 1) OBP: 0.217, SLG: 0.227 Bubba Church, R (7, 1) OBP: 0.100, SLG: 0.200 Dick Whitman, L (8, PH) OBP: 0.339, SLG: 0.327 Jim Konstanty, R (8, 1) OBP: 0.059, SLG: 0.059 Stan Lopata, R (9, PH) OBP: 0.315, SLG: 0.221			1-1 4-3		0-3 K			1-2 L8 2B	0-0 F3	2 0 0 0 0 1 1 0 0 0 0 0 0 0 1 0 1 0 0 0 0 0 0 0 0 0 0 0 1 0 0 0 0 0 2										
Inning Stats	R: 0 H: 0 E: 0 K: 0 S: 10	H: 0 LOB: 0 BB: 0 P: 15	R: 0 H: 0 E: 0 K: 2 S: 11	H: 0 LOB: 0 BB: 0 P: 17	R: 1 H: 1 E: 0 K: 0 S: 12	H: 1 LOB: 0 BB: 0 P: 17	R: 0 H: 0 E: 0 K: 0 S: 6	H: 0 LOB: 1 BB: 1 P: 13	R: 1 H: 1 E: 0 K: 2 S: 13	H: 1 LOB: 1 BB: 1 P: 23	R: 0 H: 0 E: 0 K: 1 S: 7	H: 0 LOB: 0 BB: 0 P: 11	R: 0 H: 0 E: 0 K: 1 S: 10	H: 0 LOB: 1 BB: 1 P: 19	R: 0 H: 1 E: 0 K: 0 S: 10	H: 1 LOB: 1 BB: 0 P: 12	R: 1 H: 2 E: 0 K: 1 S: 13	H: 2 LOB: 2 BB: 1 P: 24	1B: 1 SF: 0 2B: 2 SAC: 0 3B: 0 DP: 0 HR: 2 HBP: 0	WP: 0 PA: 36 PB: 0 SB: 0 CS: 0
PITCHER Erv Palica, R (1, 1) ERA: 4.44	IP 9.0 WLS W BF 36 H 5 R 3 ER 3 SO 6 BB 4 IBB 0 HBP 0 BLK 0 WP 0 HR 2 S 92 P 151 ERA 3.00 WHIP 1.000	PITCHER IP WLS BF H R ER SO BB IBB HBP BLK WP HR S P ERA WHIP																		

AB	32
R	3
H	5
RBI	3
BB	4
SO	6
LOB	11



Batter	1	2	3	4	5	6	7	8	9
Billy Cox, R OBP: 0.315, SLG: 0.435 (1, 5)	F5		1B	5-3			2B	2B	
Gene Hermanski, L OBP: 0.391, SLG: 0.510 (1, 7)	F6		F5		4-3		2B	F5	
Duke Snider, L OBP: 0.361, SLG: 0.534 (1, 8)	K		F2		FC4		CS FC4-2	2B	
Jackie Robinson, R OBP: 0.449, SLG: 0.578 (1, 4)		1B		F7	FC4		FC4-2		
Carl Furillo, R OBP: 0.340, SLG: 0.435 (1, 9)		K		F8	K		S		
Gil Hodges, R OBP: 0.380, SLG: 0.487 (1, 3)		K		HR		4-3		2B	
Bruce Edwards, R OBP: 0.206, SLG: 0.417 (1, 2)		K		HR		F6		F4	
Pee Wee Reese, R OBP: 0.354, SLG: 0.335 (1, 6)			F2	2B		5-3		L7	
Erv Palica, R OBP: 0.333, SLG: 0.500 (1, 1)			1B	1B			K	2B	

AB R H RBI BB SO LOB

4	1	1	0	1	0	2
3	1	0	0	1	0	2
4	0	2	2	0	1	2
4	0	1	0	0	0	2
5	1	1	0	0	2	3
3	1	0	0	1	1	2
4	1	1	2	0	1	2
3	2	1	0	1	0	0
4	0	3	3	0	1	0

1B: 5	SF: 0	WP: 0	PA: 38
2B: 4	SAC: 0	PB: 0	
3B: 0	DP: 0	SB: 2	
HR: 1	HBP: 0	CS: 1	

PITCHER	IP	WLS	BF	H	R	ER	SO	BB	IBB	HBP	BLK	WP	HR	S	P	ERA	WHIP
Russ Meyer, R ERA: 5.68 (1, 1)	6.1	L	30	8	5	5	6	3	0	0	0	0	1	66	103	7.11	1.737
Bubba Church, R ERA: 2.28 (7, 1)	0.2		2	0	0	0	0	0	0	0	0	0	0	3	4	0.00	0.000
Jim Konstanty, R ERA: 3.21 (8, 1)	1.0		6	2	2	2	0	0	1	0	0	0	0	6	13	18.00	2.000

Philadelphia Phillies @ Brooklyn Dodgers
Ebbets Field, Brooklyn, NY
Sun Jul 09 1950, 3:33 AM EDT
Att. 20,895 - Unknown

livebaseballscorecards.com

AB	34
R	7
H	10
RBI	7
BB	4
SO	6
LOB	15



Batter 1 2 3 4 5 6 7 8 9 AB R H RBI BB SO LOB TOP

Billy Cox, R (1, 5) 2-2 F8 1B 1B 1B
OBP: 0.312, SLG: 0.429

Jim Russell, S (1, 7) 0-0 F2 1-1 5-3 2-3 K 1-0 F8
OBP: 0.357, SLG: 0.504

Duke Snider, L (1, 8) 3-1 BB 1B 1B 1-3 1B 0-0 4-3 1-0 F8
OBP: 0.359, SLG: 0.530

Jackie Robinson, R (1, 4) 0-0 1-2 BB 1B 3-H 1B 0-0 1-2 L7 0-0 G3
OBP: 0.446, SLG: 0.573

Carl Furillo, R (1, 9) 4-2 G4-6-3 BB 1-2 2-3 BB 4-1 E BB 2-1 4-3 3B
OBP: 0.345, SLG: 0.443

Roy Campanella, R (1, 2) 0-0 G4-6-3 1-2 F8 2-2 F8 0-0 4-3
OBP: 0.394, SLG: 0.595

Gil Hodges, R (1, 3) 1-0 5-3 2-1 E1 1-1 F8 4-2 E BB
OBP: 0.378, SLG: 0.481

Pee Wee Reese, R (1, 6) 3-2 L9 2-2 E4 0-1 F9 1-2 E5 1-3
OBP: 0.348, SLG: 0.329

Preacher Roe, R (1, 1) 1-3 K 2-1 1-0 F7 1-1 F3
OBP: 0.146, SLG: 0.149

Inning Stats: R, H, E, K, S, P for each inning. Includes totals for R, H, E, K, S, P and advanced stats like 1B, 2B, 3B, HR, SF, SAC, DP, HBP, WP, PA, CS.

PITCHER: Paul Minner, L (1, 1) 9.0 IP, 37 BF, 5 H, 4 R, 2 ER, 2 SO, 3 BB, 0 IBB, 0 HBP, 0 BLK, 0 WP, 0 HR, 72 S, 125 P, 2.00 ERA, 0.889 WHIP

TOP
Brooklyn Dodgers @ Chicago Cubs
Wrigley Field, Chicago, IL
Thu Jul 13 1950, 3:33 AM CDT
Att: 25,702 - Unknown

AB 34
R 4
H 5
RBI 3
BB 3
SO 2
LOB 14



Batter	1	2	3	4	5	6	7	8	9
Wayne Terwilliger, R (1, 4) OBP: 0.304, SLG: 0.372	3-2 6-3	2-1 1B 1-2 3-H 1B		0-3 K		2-2 1-2 G5-4-3 1B		0-0 F9	
Bob Borkowski, R (1, 8) OBP: 0.352, SLG: 0.440	2-2 1B	0-1 1-2 2-H 1B		1-1 1-4-3		0-0 G5-4-3 1-2f		2-2 4-3	
Roy Smalley, R (1, 6) OBP: 0.329, SLG: 0.485	2-2 F4	0-0 F7		0-2 2-3			4-1 FC5-4 BB		
Hank Sauer, R (1, 7) OBP: 0.384, SLG: 0.557	3-2 6-3		2-2 4-3		0-3 K		1-1 B2		
Andy Pafko, R (1, 9) OBP: 0.411, SLG: 0.553		3-1 F3	4-2 2B HBP		1-2 HR		0-1 FC5-4 BB 1-2f		
Bill Serena, R (1, 5) OBP: 0.370, SLG: 0.427		4-1 1B BB	3-2 1B 2B		1-1 B5-3		4-2 1-2 BB BB		
Phil Cavarretta, L (1, 3) OBP: 0.370, SLG: 0.462		3-2 1B 1B	0-1 2-H 1B		1-3 K		4-1 1-2 2-3 BB		
Mickey Owen, R (1, 2) OBP: 0.233, SLG: 0.242		0-1 F3	0-1 L7			0-0 F8		0-0 5-3	
Paul Minner, L (1, 1) OBP: 0.303, SLG: 0.276		0-1 1B 1B	0-0 3-1			0-1 1B 1B		0-0 F5	

Inning Stats	R: 0	H: 1	E: 0	K: 0	S: 12	R: 3	H: 4	E: 0	K: 0	S: 16	R: 2	H: 2	E: 0	K: 0	S: 14	R: 0	H: 0	E: 0	K: 1	S: 8	R: 1	H: 1	E: 0	K: 2	S: 11	R: 0	H: 2	E: 0	K: 0	S: 7	R: 0	H: 0	E: 0	K: 0	S: 9	R: 0	H: 0	E: 0	K: 0	S: 6	R: 0	H: 0	E: 0	K: 0	S: 8
	LOB: 1	BB: 0	P: 22	LOB: 2	BB: 1	P: 28	LOB: 1	BB: 0	P: 23	LOB: 0	BB: 0	P: 9	LOB: 0	BB: 0	P: 14	LOB: 1	BB: 0	P: 9	LOB: 3	BB: 3	P: 22	LOB: 0	BB: 0	P: 8	LOB: 0	BB: 0	P: 8	LOB: 0	BB: 0	P: 8	LOB: 0	BB: 0	P: 8	LOB: 0	BB: 0	P: 8	LOB: 0	BB: 0	P: 8	LOB: 0	BB: 0	P: 8	LOB: 0	BB: 0	P: 8

PITCHER	IP	WLS	BF	H	R	ER	SO	BB	IBB	HBP	BLK	WP	HR	S	P	ERA	WHIP
Preacher Roe, L (1, 1) ERA: 3.23	2.1	L	14	5	4	4	0	1	0	0	0	0	0	33	61	15.43	2.571
Joe Landrum, R (3, 1) ERA: 13.5	0.2		4	2	1	1	0	0	0	0	0	0	0	9	12	13.50	3.000
Ralph Branca, R (4, 1) ERA: 5.92	3.0		11	3	1	1	3	0	0	0	0	0	1	26	32	3.00	1.000
Joe Hatten, L (7, 1) ERA: 3.99	2.0		9	0	0	0	0	3	0	0	0	0	0	15	30	0.00	1.500


BOTTOM

Brooklyn Dodgers @ Chicago Cubs
 Wrigley Field, Chicago, IL
 Thu Jul 13 1950, 3:33 AM CDT
 Att. 25,702 - Unknown

AB	R	H	RBI	BB	SO	LOB
5	0	2	1	0	1	0
5	0	2	1	0	0	2
3	0	0	0	1	0	3
4	0	0	0	0	1	2
3	2	1	1	0	0	1
2	2	1	1	2	0	0
3	1	2	1	1	1	0
4	0	0	0	0	0	6
4	1	2	1	0	0	1

AB	33
R	6
H	10
RBI	6
BB	4
SO	3
LOB	15

livebaseballscorecards.com



WP: 0	PA: 38
PB: 0	
SB: 0	
CS: 0	

Batter	1	2	3	4	5	6	7	8	9	AB R H RBI BB SO LOB	TOP									
Billy Cox, R OBP: 0.318, SLG: 0.431 (1, 5) C B X	1-1 4-3 ①		1-2 BB 1B	0-1 FC5-4 1-2f			4-0 1B FC3-6 BB		2-0 1B	4 1 2 0 1 0 2										
Gene Hermanski, L OBP: 0.391, SLG: 0.514 (1, 7) C B F X	1-2 FC1-5 2B		0-0 F8 ①		1-0 L8 ①		3-1 FC3-6 1B		2-1 F7 ②	5 0 2 0 0 0 3										
Duke Snider, L OBP: 0.357, SLG: 0.525 (1, 8) C X	0-1 FC1-5 2-3		0-3 K ②		1-2 CS 1B		1-0 FC3-6 1-2f 3-H		1-0 F9 ③	5 0 1 1 0 1 5										
Jackie Robinson, R OBP: 0.447, SLG: 0.569 (1, 4) C F F S	0-3 K2-3 ③		4-1 BB 1-2 2-3		4-2 FC5-4 BB 1-2		2-1 1-3 ③			2 0 0 0 2 1 2										
Carl Furillo, R OBP: 0.344, SLG: 0.440 (1, 9) B C B B X		3-1 G6-4-3 1B	0-0 4-3 ③		1-1 FC5-4 1-2f			0-0 6-3 ①		4 0 1 0 0 0 4										
Roy Campanella, R OBP: 0.387, SLG: 0.584 (1, 2) B B B B F X		3-2 G6-4-3 1-2f		0-2 F2 ①		1-0 F3 ①		0-0 6-3 ②		4 0 0 0 0 0 1										
Gil Hodges, R OBP: 0.383, SLG: 0.483 (1, 3) C B B B B X		4-2 BB		2-1 FC5 BB 1B		2-1 6-3 ②		2-1 1B		3 0 2 0 1 0 0										
Pee Wee Reese, R OBP: 0.346, SLG: 0.324 (1, 6) B X		1-0 6-3 ③		4-1 FC5 BB 1-2		3-2 L7 ③		1-3 K ③		3 0 0 0 1 1 2										
Erv Palica, R OBP: 0.313, SLG: 0.438 (1, 1) B X			1-0 BB 1B	1-1 FC5 1-2 2-3f			0-2 F8 ①		1-1 4-3 ①	4 0 1 0 0 0 2										
Inning Stats	R: 0 E: 0 K: 1 S: 11	H: 1 LOB: 1 BB: 0 P: 13	R: 0 E: 0 K: 0 S: 9	H: 1 LOB: 1 BB: 1 P: 20	R: 0 E: 0 K: 1 S: 12	H: 2 LOB: 3 BB: 1 P: 18	R: 0 E: 0 K: 0 S: 10	H: 1 LOB: 2 BB: 1 P: 17	R: 0 E: 0 K: 0 S: 8	H: 0 LOB: 0 BB: 0 P: 12	R: 1 E: 0 K: 0 S: 8	H: 1 LOB: 1 BB: 1 P: 18	R: 0 E: 0 K: 1 S: 7	H: 1 LOB: 1 BB: 0 P: 10	R: 0 E: 0 K: 0 S: 6	H: 1 LOB: 1 BB: 0 P: 12	1B: 8 2B: 1 3B: 0 HR: 0	SF: 0 SAC: 0 DP: 1 HBP: 0	WP: 0 PB: 0 SB: 0 CS: 1	PA: 39
PITCHER	IP WLS BF H R ER SO BB IBB HBP BLK WP HR S P ERA WHIP																			
Bob Rush, R ERA: 3.42 (1, 1)	8.0 L 35 8 1 1 3 5 0 0 0 0 0 0 71 123 1.12 1.625																			
Johnny Klippstein, R ERA: 4.15 (9, 1)	1.0 4 1 0 0 0 0 0 0 0 0 0 0 6 12 0.00 1.000																			

Brooklyn Dodgers @ Chicago Cubs
 Wrigley Field, Chicago, IL
 Fri Jul 14 1950, 3:33 AM CDT
 Att. 20,364 - Unknown

livebaseballscorecards.com

AB	34
R	1
H	9
RBI	1
BB	5
SO	3
LOB	21




Batter	1	2	3	4	5	6	7	8	9	AB R H RBI BB SO LOB
Wayne Terwilliger, R (1, 4) OBP: 0.307, SLG: 0.372	2-2 L5-3 ①		4-2 CS BB			1-2 5-3 ①		0-0 1B		3 0 1 0 1 0 0
Bob Borkowski, R (1, 8) OBP: 0.339, SLG: 0.423	2-2 F2		0-1 F8 ② ③			0-0 6-3 ②		2-1 F9 ②		4 0 0 0 0 0 2
Roy Smalley, R (1, 6) OBP: 0.331, SLG: 0.483	4-2 BB			X 0-0 6-3 ①		0-1 1B		3-2 L8 ③		3 0 1 0 1 0 1
Hank Sauer, R (1, 7) OBP: 0.379, SLG: 0.549	0-3 K ③			B 2-3 K ②		2-0 F2 ③		B 1-0 F5 ①		4 0 0 0 0 2 2
Andy Pafko, R (1, 9) OBP: 0.416, SLG: 0.560		1-2 1-3 ①		S 0-1 1B		2-1 1B		X 0-0 2B		4 0 3 0 0 0 0
Bill Serena, R (1, 5) OBP: 0.366, SLG: 0.421		3-3 K ②		X 0-0 F3 ③		2-3 K ①		B 1-3 K ②		3 0 0 0 0 2 2
Rube Walker, L (9, PH) OBP: 0.289, SLG: 0.347								F 1-3 K ②		1 0 0 0 0 1 1
Phil Cavarretta, L (1, 3) OBP: 0.372, SLG: 0.457		4-2 BB			F 0-1 B3 ①		B 1-0 F5 ②	B 4-1 BB		2 0 0 0 2 0 1
Mickey Owen, R (1, 2) OBP: 0.226, SLG: 0.235		0-0 F6 ③			B 3-2 F7 ②		F 3-2 F8 ③	X 0-0 F2 ③		4 0 0 0 0 0 4
Bob Rush, R (1, 1) OBP: 0.208, SLG: 0.212			0-3 K ①					S 0-1 F7 ①		2 0 0 0 0 2 0
Ron Northey, L (8, PH) OBP: 0.365, SLG: 0.507										1 0 0 0 0 0 0
Johnny Klippstein, R (9, 1) OBP: 0.455, SLG: 0.545										0 0 0 0 0 0 0

Inning Stats	R: 0 E: 0 K: 1 S: 12	H: 0 LOB: 1 BB: 1 P: 20	R: 0 E: 0 K: 1 S: 11	H: 0 LOB: 1 BB: 1 P: 19	R: 0 E: 0 K: 1 S: 8	H: 0 LOB: 0 BB: 1 P: 12	R: 0 E: 0 K: 1 S: 7	H: 1 LOB: 1 BB: 0 P: 9	R: 0 E: 0 K: 1 S: 9	H: 0 LOB: 0 BB: 0 P: 13	R: 0 E: 0 K: 0 S: 8	H: 1 LOB: 1 BB: 0 P: 11	R: 0 E: 0 K: 1 S: 9	H: 1 LOB: 1 BB: 0 P: 17	R: 0 E: 0 K: 0 S: 8	H: 1 LOB: 1 BB: 0 P: 13	R: 0 E: 0 K: 1 S: 8	H: 1 LOB: 2 BB: 1 P: 14	1B: 4 2B: 1 3B: 0 HR: 0	SF: 0 SAC: 0 DP: 0 HBP: 0
PITCHER Erv Palica, R (1, 1) ERA: 3.79	IP 9.0 WLS W BF 35 H 5 R 0 ER 0 SO 7 BB 4 IBB 0 HBP 0 BLK 0 WP 0 HR 0 S 80 P 128 ERA 0.00 WHIP 1.000	IP 9.0 WLS W BF 35 H 5 R 0 ER 0 SO 7 BB 4 IBB 0 HBP 0 BLK 0 WP 0 HR 0 S 80 P 128 ERA 0.00 WHIP 1.000	IP 9.0 WLS W BF 35 H 5 R 0 ER 0 SO 7 BB 4 IBB 0 HBP 0 BLK 0 WP 0 HR 0 S 80 P 128 ERA 0.00 WHIP 1.000	IP 9.0 WLS W BF 35 H 5 R 0 ER 0 SO 7 BB 4 IBB 0 HBP 0 BLK 0 WP 0 HR 0 S 80 P 128 ERA 0.00 WHIP 1.000	IP 9.0 WLS W BF 35 H 5 R 0 ER 0 SO 7 BB 4 IBB 0 HBP 0 BLK 0 WP 0 HR 0 S 80 P 128 ERA 0.00 WHIP 1.000	IP 9.0 WLS W BF 35 H 5 R 0 ER 0 SO 7 BB 4 IBB 0 HBP 0 BLK 0 WP 0 HR 0 S 80 P 128 ERA 0.00 WHIP 1.000	IP 9.0 WLS W BF 35 H 5 R 0 ER 0 SO 7 BB 4 IBB 0 HBP 0 BLK 0 WP 0 HR 0 S 80 P 128 ERA 0.00 WHIP 1.000	IP 9.0 WLS W BF 35 H 5 R 0 ER 0 SO 7 BB 4 IBB 0 HBP 0 BLK 0 WP 0 HR 0 S 80 P 128 ERA 0.00 WHIP 1.000	IP 9.0 WLS W BF 35 H 5 R 0 ER 0 SO 7 BB 4 IBB 0 HBP 0 BLK 0 WP 0 HR 0 S 80 P 128 ERA 0.00 WHIP 1.000	IP 9.0 WLS W BF 35 H 5 R 0 ER 0 SO 7 BB 4 IBB 0 HBP 0 BLK 0 WP 0 HR 0 S 80 P 128 ERA 0.00 WHIP 1.000	IP 9.0 WLS W BF 35 H 5 R 0 ER 0 SO 7 BB 4 IBB 0 HBP 0 BLK 0 WP 0 HR 0 S 80 P 128 ERA 0.00 WHIP 1.000	IP 9.0 WLS W BF 35 H 5 R 0 ER 0 SO 7 BB 4 IBB 0 HBP 0 BLK 0 WP 0 HR 0 S 80 P 128 ERA 0.00 WHIP 1.000	IP 9.0 WLS W BF 35 H 5 R 0 ER 0 SO 7 BB 4 IBB 0 HBP 0 BLK 0 WP 0 HR 0 S 80 P 128 ERA 0.00 WHIP 1.000	IP 9.0 WLS W BF 35 H 5 R 0 ER 0 SO 7 BB 4 IBB 0 HBP 0 BLK 0 WP 0 HR 0 S 80 P 128 ERA 0.00 WHIP 1.000	IP 9.0 WLS W BF 35 H 5 R 0 ER 0 SO 7 BB 4 IBB 0 HBP 0 BLK 0 WP 0 HR 0 S 80 P 128 ERA 0.00 WHIP 1.000	IP 9.0 WLS W BF 35 H 5 R 0 ER 0 SO 7 BB 4 IBB 0 HBP 0 BLK 0 WP 0 HR 0 S 80 P 128 ERA 0.00 WHIP 1.000	IP 9.0 WLS W BF 35 H 5 R 0 ER 0 SO 7 BB 4 IBB 0 HBP 0 BLK 0 WP 0 HR 0 S 80 P 128 ERA 0.00 WHIP 1.000	IP 9.0 WLS W BF 35 H 5 R 0 ER 0 SO 7 BB 4 IBB 0 HBP 0 BLK 0 WP 0 HR 0 S 80 P 128 ERA 0.00 WHIP 1.000	WP: 0 PB: 0 SB: 0 CS: 1	PA: 35 ERA WHIP

Brooklyn Dodgers @ Chicago Cubs
Wrigley Field, Chicago, IL
Fri Jul 14 1950, 3:33 AM CDT
Att. 20,364 - Unknown

AB	31
R	0
H	5
RBI	0
BB	4
SO	7
LOB	13



Batter	1	2	3	4	5	6	7	8	9	AB R H RBI BB SO LOB	TOP									
Billy Cox, R OBP: 0.314, SLG: 0.423 (1, 5) B X	1-0 E 1B	0-1 G6-4-3 1-2f		0-1 F4			0-3 K	1-0 FC6-5 2-3	1-2 F7	6 1 1 0 0 1 4										
Jim Russell, S OBP: 0.362, SLG: 0.508 (1, 7) B C C X	2-2 E8 1B		1-0 F5		1-0 F8		2-0 FC4-6 1B	1-1 F5		1 1 1 0 0 0 0 3 0 1 0 0 0 0 1 0 0 0 0 0 1 0 0 0 0 0 0 0										
Gene Hermanski, L OBP: 0.390, SLG: 0.509 (2, 7) B C C X	1-H HR 1B																			
Bobby Morgan, R OBP: 0.343, SLG: 0.362 (8, PH) B C C X																				
Cal Abrams, L (8, 7) B C C X																				
Duke Snider, L OBP: 0.360, SLG: 0.539 (1, 8) X	0-0 HR 2B		1-2 6-3		0-1 2B		1-0 FC4-6 WP 2B		0-1 SH1-3 HR 1B	5 3 3 2 0 0 1										
Jackie Robinson, R OBP: 0.451, SLG: 0.567 (1, 4) B B B C B	4-1 G5-4-3 BB		0-0 F6		4-1 BB		4-0 2B 1B BB		0-1 SH1-3	1 1 0 0 3 0 0										
Carl Furillo, R OBP: 0.348, SLG: 0.466 (1, 9) X	0-0 G5-4-3 1-2f			0-0 HR		1-0 F7	1-1 1B 2B		1-0 HR	5 3 3 4 0 0 3										
Gil Hodges, R OBP: 0.386, SLG: 0.482 (1, 3) C S X	0-2 F8			4-1 1B BB		1-1 F7	2-2 FC6-4 1B		1-0 HR HBP	3 2 1 2 1 0 2										
Roy Campanella, R OBP: 0.388, SLG: 0.607 (1, 2) B B B C X		3-1 HR		0-1 F8		0-0 5-3	0-1 FC6-4 1-2f		1-0 HR 1-H	5 2 2 3 0 0 2										
Pee Wee Reese, R OBP: 0.347, SLG: 0.320 (1, 6) B B B C B B		4-2 G6-4-3 BB		0-0 1-6-3 1-2		3-2 F7		4-1 FC6-5 SH1-4 BB	1-3 K	3 0 0 0 2 1 1										
Don Newcombe, L OBP: 0.333, SLG: 0.366 (1, 1) X		0-0 F7		2-0 1B		1-0 4-3		2-1 SH1-4	2-2 1B	4 0 2 1 0 0 1										
Inning Stats	R: 3 E: 1 K: 0 S: 10	H: 3 LOB: 0 BB: 1 P: 17	R: 1 E: 0 K: 0 S: 7	H: 1 LOB: 0 BB: 1 P: 14	R: 0 E: 0 K: 0 S: 7	H: 0 LOB: 0 BB: 0 P: 9	R: 2 E: 0 K: 0 S: 8	H: 2 LOB: 1 BB: 1 P: 14	R: 0 E: 0 K: 0 S: 5	H: 0 LOB: 0 BB: 0 P: 9	R: 3 E: 1 K: 1 S: 13	H: 3 LOB: 1 BB: 1 P: 23	R: 0 E: 0 K: 0 S: 6	H: 0 LOB: 1 BB: 1 P: 14	R: 4 E: 0 K: 1 S: 15	H: 4 LOB: 1 BB: 0 P: 22	1B: 7 2B: 2 3B: 0 HR: 5	SF: 0 SAC: 2 DP: 2 HBP: 1	WP: 1 PB: 0 SB: 0 CS: 0	PA: 46
PITCHER	IP WLS BF H R ER SO BB IBB HBP BLK WP HR S P ERA WHIP																			
Johnny Schmitz, L ERA: 4.47 (1, 1)	0.0 L 4 3 3 3 0 1 0 0 0 0 0 1 6 13 ∞ ∞																			
Dutch Leonard, R ERA: 5.3 (1, 1)	6.2 29 7 6 6 1 4 0 0 0 0 1 2 49 85 8.10 1.650																			
Johnny Klippstein, R ERA: 4.11 (7, 1)	0.1 1 0 0 0 0 0 0 0 0 0 0 0 2 2 0.00 0.000																			
Johnny Vander Meer, L ERA: 5.4 (8, 1)	2.0 12 4 4 4 1 1 0 1 0 0 0 2 21 36 18.00 2.500																			

Brooklyn Dodgers @ Chicago Cubs
 Wrigley Field, Chicago, IL
 Sat Jul 15 1950, 3:33 AM CDT
 Att: 11,069 - Unknown

AB	37
R	13
H	14
RBI	12
BB	6
SO	2
LOB	15



Batter	1	2	3	4	5	6	7	8	9	AB R H RBI BB SO LOB	TOP											
Billy Cox, R OBP: 0.315, SLG: 0.425 (1, 5)	1-1 F3	2-2 1B		1-0 E6 PO BB 2-H		0-0 F7		0-1 1B 2B	1-1 F5	6 1 2 0 0 0 2												
Gene Hermanski, L OBP: 0.395, SLG: 0.513 (1, 7)	3-1 4-3	2-2 L6		4-2 1-2 BB		0-0 1-3 2B		3-2 L3	2-2 HR 1B	5 1 2 1 1 0 2												
Duke Snider, L OBP: 0.372, SLG: 0.562 (1, 8)	3-2 1B 3B		2-1 FC6-4 1B	0-0 PO 2-3	3-2 1B	4-0 1B IBB		0-0 1B 1B	1-1 HR	5 3 5 3 1 0 0												
Jackie Robinson, R OBP: 0.449, SLG: 0.571 (1, 4)	4-1 1B BB		0-1 FC6-4 1-2f		2-3 K	0-0 F9		2-0 L1-3	2-1 HR	5 2 1 1 1 1 6												
Carl Furillo, R OBP: 0.354, SLG: 0.469 (1, 9)	1-1 1-2 3-H 1B		1-3 K		0-0 1-3 1B		3-1 L8	2-0 1B	1-0 1B	6 0 4 2 0 1 1												
Gil Hodges, R OBP: 0.388, SLG: 0.484 (1, 3)	0-1 1-2 2-H 1B		2-0 F4		4-0 G4-6-3 IBB		0-0 2B	2-1 F6	1-1 F9	5 0 2 1 1 0 3												
Roy Campanella, R OBP: 0.388, SLG: 0.605 (1, 2)	3-0 F5			0-0 E 2B	1-1 G4-6-3 1-2f		0-0 F5		4-0 BLK 1B F7 BB	4 2 1 0 1 0 6												
Pee Wee Reese, R OBP: 0.352, SLG: 0.323 (1, 6)		1-0 L8		0-1 L9		3-2 FC1-6 1B	4-0 IBB		2-2 F7 BLK 1B 1B	4 1 2 0 1 0 1												
Chris Van Cuyk, L (1, 1)		0-1 6-3		2-2 L8		0-0 FC1-6 2B 1-2f	0-0 6-3		1-2 F7 1-3 2-H	5 0 0 1 0 0 5												
Inning Stats	R: 2 E: 0 K: 0 S: 13	H: 3 LOB: 2 BB: 1 P: 28	R: 0 E: 0 K: 0 S: 10	H: 1 LOB: 1 BB: 0 P: 15	R: 0 E: 0 K: 1 S: 8	H: 1 LOB: 1 BB: 0 P: 13	R: 1 E: 1 K: 0 S: 10	H: 1 LOB: 1 BB: 1 P: 17	R: 0 E: 0 K: 1 S: 9	H: 2 LOB: 2 BB: 1 P: 19	R: 0 E: 0 K: 0 S: 7	H: 2 LOB: 3 BB: 1 P: 14	R: 0 E: 0 K: 0 S: 5	H: 1 LOB: 2 BB: 1 P: 12	R: 2 E: 0 K: 0 S: 10	H: 3 LOB: 1 BB: 0 P: 19	R: 5 E: 0 K: 0 S: 18	H: 5 LOB: 1 BB: 1 P: 33	1B: 12 2B: 4 3B: 1 HR: 2	SF: 0 SAC: 0 DP: 1 HBP: 0	WP: 0 PB: 0 SB: 1 CS: 0	PA: 52
PITCHER	IP WLS BF H R ER SO BB IBB HBP BLK WP HR S P ERA WHIP																					
Red Munger, R ERA: 3.74 (1, 1)	7.0 L 36 11 3 2 2 2 2 3 0 0 0 0 62 118 2.57 1.857																					
Fred Martin, R ERA: 4.58 (8, 1)	1.0 6 3 2 2 0 0 0 0 0 0 0 0 10 19 18.00 3.000																					
Ted Wilks, R ERA: 67.5 (9, 1)	0.2 8 5 5 5 0 1 0 0 0 0 0 2 16 30 67.50 9.000																					
Cloyd Boyer, R ERA: 3.31 (9, 1)	0.1 1 0 0 0 0 0 0 0 0 0 0 0 2 3 0.00 0.000																					

Brooklyn Dodgers @ St. Louis Cardinals
Sportsman's Park, St. Louis, MO

AB	45
R	10
H	19
RBI	9
BB	6
SO	2
LOB	26



Sun Jul 16 1950, 4:33 AM EDT
Att: 30,966 - Unknown

livebaseballscorecards.com

Batter	1	2	3	4	5	6	7	8	9	AB	R	H	RBI	BB	SO	LOB
Tommy Glaviano, R OBP: 0.424, SLG: 0.417 (1, 5)	1-2 BLK 1B	0-0 F4			0-0 6-3		2-1 F3			4	1	1	0	0	0	1
Chuck Diering, R OBP: 0.358, SLG: 0.333 (1, 8)	0-3 K		0-1 CS 1B		1-3 K			0-0 6-3		4	0	1	0	0	2	1
Stan Musial, L OBP: 0.447, SLG: 0.599 (1, 3)	0-0 F9		1-0 CS 1B		0-1 F2			0-1 F5		4	1	1	0	0	0	1
Enos Slaughter, L OBP: 0.402, SLG: 0.445 (1, 9)	4-1 1B 1-2 BB		0-1 SAFE 1B		2-2 G3 SH3-4 1B			1-3 K		3	0	2	1	1	1	0
Red Schoendienst, S OBP: 0.329, SLG: 0.418 (1, 4)	0-1 1-2 2-H 1B		0-2 F7		0-1 SH3-4			2-1 F7		3	0	1	1	0	0	1
Marty Marion, R OBP: 0.336, SLG: 0.362 (1, 6)	2-2 G3		3-2 6-3		2-2 G3			1-2 5-3		4	0	0	0	0	0	4
Bill Howerton, L OBP: 0.417, SLG: 0.550 Eddie Kazak, R OBP: 0.368, SLG: 0.468 Johnny Lindell, R OBP: 0.299, SLG: 0.368 (1, 7) (6, PH) (7, 7)		1-3 K		1-3 K		0-0 F3		2-3 K		2	0	0	0	0	2	0
Del Rice, R OBP: 0.307, SLG: 0.317 (1, 2)		0-2 F7		1-2 F4			1-3 K			3	0	0	0	0	1	0
Red Munger, R OBP: 0.184, SLG: 0.167 Eddie Miller, R OBP: 0.348, SLG: 0.388 Fred Martin, R OBP: 0.250, SLG: 0.417 Ted Wilks, R Cloyd Boyer, R OBP: 0.333, SLG: 0.200 (1, 1) (7, PH) (8, 1) (9, 1) (9, 1)		0-0 1B		0-0 1-3			1-2 F8			2	0	1	0	0	0	0


Inning Stats	R: 1	H: 2	E: 0	K: 1	S: 14	R: 0	H: 1	E: 0	K: 1	S: 10	R: 0	H: 3	E: 0	K: 0	S: 11	R: 0	H: 0	E: 0	K: 1	S: 8	R: 0	H: 0	E: 0	K: 1	S: 6	R: 0	H: 1	E: 0	K: 0	S: 9	R: 0	H: 0	E: 0	K: 1	S: 8	R: 0	H: 0	E: 0	K: 1	S: 7	R: 0	H: 0	E: 0	K: 1	S: 8	R: 0	H: 0	E: 0	K: 1	S: 13	R: 0	H: 0	E: 0	K: 1	S: 12	R: 0	H: 0	E: 0	K: 1	S: 8	R: 0	H: 0	E: 0	K: 1	S: 13	1B: 7	2B: 0	3B: 0	HR: 0	SF: 0	SAC: 1	DP: 0	HBP: 0	WP: 0	PB: 0	SB: 0	CS: 2	PA: 34	ERA	WHIP
PITCHER Chris Van Cuyk, L ERA: 2.0 (1, 1)	IP: 9.0	WLS: W	BF: 34	H: 7	R: 2	ER: 2	SO: 7	BB: 1	IBB: 0	HBP: 0	BLK: 1	WP: 0	HR: 0	S: 81	P: 110	ERA: 2.00	WHIP: 0.889																																																															

BOTTOM

Brooklyn Dodgers @ St. Louis Cardinals
Sportsman's Park, St. Louis, MO

Sun Jul 16 1950, 4:33 AM EDT
Att. 30,966 - Unknown

AB	32
R	2
H	7
RBI	2
BB	1
SO	7
LOB	9



livebaseballscorecards.com

Batter	1	2	3	4	5	6	7	8	9	AB R H RBI BB SO LOB	TOP									
Billy Cox, R OBP: 0.313, SLG: 0.420 (1, 5)	1-0 6-3	0-0 FC4-6			1-0 F5		1-1 1B 1B		0-0 FC6-4	5 1 1 1 0 0 2										
Gene Hermanski, L OBP: 0.395, SLG: 0.508 (1, 7)	2-1 WP 1B	1-1 G3			2-0 HBP 1B		0-0 F9		0-2 F4	5 1 2 0 0 0 3										
Duke Snider, L OBP: 0.372, SLG: 0.558 (1, 8)	4-1 WP 1B BB				0-1 F8		0-0 1B 1B		1-0 FC4-6	4 1 1 0 1 0 2										
Jackie Robinson, R OBP: 0.452, SLG: 0.570 (1, 4)	4-0 1B HR IBB				1-1 F9		1-0 HBP		1-0 HBP 1B	2 1 1 1 1 0 0										
Carl Furillo, R OBP: 0.352, SLG: 0.467 (1, 9)	0-0 HR 1B				2-2 6-3		1-0 F6		3-1 L1-3	4 0 1 2 0 0 2										
Gil Hodges, R OBP: 0.394, SLG: 0.500 (1, 3)	3-2 SAFE				3-2		0-1		1-0 F7	3 1 3 1 0 0 0										
Wayne Belardi, L (7, 3)	1-2 2-H HR				1B		1B		1 0 0 0 0 0 0											
Roy Campanella, R OBP: 0.386, SLG: 0.597 (1, 2)	2-0 F7				2-1 F3		0-0 F8		4-1 CS BB	3 0 0 0 1 0 2										
Pee Wee Reese, R OBP: 0.351, SLG: 0.319 (1, 6)		1-3 K			0-0 L7		1-2 F8		3-0 CS	3 1 0 0 1 1 2										
Dan Bankhead, R OBP: 0.313, SLG: 0.323 (1, 1)		0-2			0-3 K		1-0 4-3		1-1 SH FC6-4	3 0 1 0 0 1 2										
Joe Hatten, R OBP: 0.091, SLG: 0.091 (7, 1)									0 0 0 0 0 0 0											
Joe Landrum, R (7, 1)									0 0 0 0 0 0 0											
Inning Stats	R: 4 E: 0 K: 0 S: 9	H: 3 LOB: 0 BB: 2 P: 25	R: 0 E: 0 K: 1 S: 9	H: 1 LOB: 1 BB: 0 P: 11	R: 0 E: 0 K: 0 S: 5	H: 0 LOB: 0 BB: 0 P: 8	R: 0 E: 0 K: 1 S: 9	H: 1 LOB: 1 BB: 0 P: 14	R: 0 E: 0 K: 0 S: 6	H: 1 LOB: 2 BB: 0 P: 11	R: 1 E: 0 K: 0 S: 5	H: 3 LOB: 2 BB: 0 P: 7	R: 0 E: 0 K: 0 S: 4	H: 0 LOB: 0 BB: 1 P: 15	R: 1 E: 0 K: 0 S: 8	H: 0 LOB: 1 BB: 1 P: 14	1B: 9 2B: 0 3B: 0 HR: 1	SF: 0 SAC: 1 DP: 0 HBP: 1	WP: 1 PB: 1 SB: 0 CS: 1	PA: 40
PITCHER	IP WLS BF H R ER SO BB IBB HBP BLK WP HR S P ERA WHIP																			
Gerry Staley, R ERA: 6.04 (1, 1)	7.0 L 31 10 5 5 2 1 1 1 0 1 1 50 85 6.43 1.571																			
Cloyd Boyer, R ERA: 3.28 (8, 1)	0.1 1 0 0 0 0 0 0 0 0 0 0 2 5 0.00 0.000																			
Al Papai, R ERA: 6.45 (8, 1)	0.2 2 0 0 0 0 0 1 0 0 0 0 2 10 0.00 1.500																			
Erv Dusak, R ERA: (9, 1)	1.0 5 0 1 0 0 0 1 0 0 0 0 8 14 0.00 1.000																			

Brooklyn Dodgers @ St. Louis Cardinals
Sportsman's Park, St. Louis, MO
Mon Jul 17 1950, 4:33 AM EDT
Att: 19,341 - Unknown

AB	33
R	6
H	10
RBI	5
BB	4
SO	2
LOB	15



WP	1	PA	40
PB	1		
SB	0		
CS	1		

livebaseballscorecards.com

Batter	1	2	3	4	5	6	7	8	9	AB R H RBI BB SO LOB
Tommy Glaviano, R OBP: 0.420, SLG: 0.410 (1, 5)	4-1 1B FC4-6 BB		1-3 K		3-3 K		0-1 F8		0-3 K	4 1 0 0 1 3 1
Red Schoendienst, S OBP: 0.330, SLG: 0.416 (1, 4)	0-1 FC4-6 1-3 1B		1-2 4-3			0-1 F7	4-0 BB BB BB		3-2 6-3	4 1 1 0 1 0 0
Stan Musial, L OBP: 0.446, SLG: 0.597 Al Brazle, L OBP: 0.194, SLG: 0.194 (1, 7) (9, PR)	2-3 K		0-1 F7			0-3 K	4-1 BB BB BB		0-1 1B 2B	4 0 1 0 1 2 2 0 0 0 0 0 0 0
Enos Slaughter, L OBP: 0.405, SLG: 0.444 (1, 9)	1-1 FC4-6 FC4-6 1-2f 3-H		2-1 F6		4-0 1B BB	4-0 1B BB	4-0 1-2 2-3 3-H BB		0-2 2-3 1B	3 0 1 2 2 0 1
Bill Howerton, L OBP: 0.416, SLG: 0.545 Nippy Jones, R (7, PH) Chuck Diering, R OBP: 0.355, SLG: 0.330 (1, 8) (8, 8)	1-0 FC4-6 1-2f		1-1 F6		2-0 1B BB	4-0 1-3 1B BB	4-0 1-2 2-3 3-H FC5-4 BB		1-3 K	3 0 1 0 0 0 1 0 0 0 1 1 0 0 1 0 0 0 0 1 3
Eddie Miller, R OBP: 0.353, SLG: 0.387 (1, 6)		1-3 K		0-0 1B		4-0 1-2 BB	0-0 FC5-4 1-2f			3 0 1 0 1 1 3
Rocky Nelson, L OBP: 0.282, SLG: 0.354 (1, 3)		2-2 F8		0-1 F2		2-0 L7		0-0 4-3		4 0 0 0 0 0 4
Del Rice, R OBP: 0.307, SLG: 0.314 Harry Walker, L OBP: 0.295, SLG: 0.250 Erv Dusak, R (1, 2) (8, PH) (9, 1)		4-2 BB		1-0 6-3			0-0 F6	1-0 F5		2 0 0 0 1 0 0 1 0 0 0 0 0 0 0 0 0 0 0 0 0
Gerry Staley, R OBP: 0.228, SLG: 0.207 Eddie Kozak, R OBP: 0.374, SLG: 0.474 Cloyd Boyer, R OBP: 0.333, SLG: 0.200 Al Pappalardo, R OBP: 0.288, SLG: 0.167 Johnny Bucha, R OBP: 0.290, SLG: 0.227 (1, 1) (7, PH) (8, 1) (8, 1) (8, PH) (9, 2)		2-3 K		1-3 K			1-2 BB BB BB 1B	1-3 K		2 0 0 0 0 0 2 1 1 1 1 0 1 0 0 0 0 0 1 0

Inning Stats	R: 1	H: 1	E: 0	K: 1	S: 10	LOB: 1	BB: 1	P: 18	R: 0	H: 0	E: 0	K: 2	S: 12	LOB: 1	BB: 1	P: 21	R: 0	H: 0	E: 0	K: 1	S: 8	LOB: 0	BB: 0	P: 10	R: 0	H: 1	E: 0	K: 0	S: 7	LOB: 1	BB: 0	P: 10	R: 0	H: 0	E: 0	K: 2	S: 7	LOB: 0	BB: 0	P: 12	R: 0	H: 1	E: 0	K: 1	S: 7	LOB: 3	BB: 2	P: 19	R: 2	H: 1	E: 0	K: 0	S: 8	LOB: 3	BB: 4	P: 25	R: 0	H: 0	E: 0	K: 1	S: 6	LOB: 0	BB: 0	P: 8	R: 0	H: 2	E: 0	K: 2	S: 14	LOB: 3	BB: 0	P: 18	1B: 5	2B: 1	3B: 0	HR: 0	SF: 0	SAC: 0	DP: 0	HBP: 0	WP: 0	PB: 0	SB: 0	CS: 0	PA: 41
--------------	------	------	------	------	-------	--------	-------	-------	------	------	------	------	-------	--------	-------	-------	------	------	------	------	------	--------	-------	-------	------	------	------	------	------	--------	-------	-------	------	------	------	------	------	--------	-------	-------	------	------	------	------	------	--------	-------	-------	------	------	------	------	------	--------	-------	-------	------	------	------	------	------	--------	-------	------	------	------	------	------	-------	--------	-------	-------	-------	-------	-------	-------	-------	--------	-------	--------	-------	-------	-------	-------	--------

PITCHER	IP	WLS	BF	H	R	ER	SO	BB	IBB	HBP	BLK	WP	HR	S	P	ERA	WHIP
Dan Bankhead, R ERA: 5.25 (1, 1)	6.2	W	30	4	3	3	7	6	0	0	0	0	0	58	106	4.05	1.500
Joe Hatten, L ERA: 3.99 (7, 1)	0.0		2	0	0	0	0	2	0	0	0	0	0	8	8	∞	∞
Joe Landrum, R ERA: 3.0 (7, 1)	2.1	S	9	2	0	0	3	0	0	0	0	0	0	21	27	0.00	0.857

BOTTOM

Brooklyn Dodgers @ St. Louis Cardinals
Sportsman's Park, St. Louis, MO

Mon Jul 17 1950, 4:33 AM EDT
Att. 19,341 - Unknown

AB	33
R	3
H	6
RBI	3
BB	8
SO	10
LOB	16



PITCHER	IP	WLS	BF	H	R	ER	SO	BB	IBB	HBP	BLK	WP	HR	S	P	ERA	WHIP
---------	----	-----	----	---	---	----	----	----	-----	-----	-----	----	----	---	---	-----	------

Batter	1	2	3	4	5	6	7	8	9	AB R H RBI BB SO LOB	TOP											
Bobby Morgan, R (1, 5) OBP: 0.352, SLG: 0.400	0-0 HR	2-1 F8			1-1 F3			0-1 1B WP		4 3 2 2 1 0 1												
Jim Russell, S (1, 7) OBP: 0.354, SLG: 0.496 Eddie Miksis, R (7, PH) OBP: 0.224, SLG: 0.255 Gene Hermanski, L (7, 7) OBP: 0.400, SLG: 0.512	2-1 F8		3-2 E5 1B		1-1 G3		0-0 1B 1B	3-2 2B 1B		3 1 0 0 0 0 0 1 0 1 0 0 0 0 1 0 1 1 0 0 0												
Duke Snider, L (1, 8) OBP: 0.375, SLG: 0.561	4-1 3B BB		1-1 F7		0-1 G3		0-0 1B	1-2 2B		4 1 2 2 1 0 1												
Jackie Robinson, R (1, 4) OBP: 0.448, SLG: 0.564	0-0 F8		1-2 FC6-5 2-H 1B			1-1 6-3	0-0 5-3	1-2 F9		5 0 1 1 0 0 5												
Carl Furillo, R (1, 9) OBP: 0.356, SLG: 0.476	1-0 3B		0-0 FC6-5			2-0 2B	4-0 G6-4-3 IBB		1-1 F9	4 0 2 1 1 0 1												
Bruce Edwards, R (1, 3) OBP: 0.188, SLG: 0.379	0-0 5-3		0-0 F5			0-1 F9	0-0 G6-4-3		0-1 6-3	5 0 0 0 0 0 6												
Roy Campanella, R (1, 2) OBP: 0.386, SLG: 0.591			2-2 4-3		1-2 4-3		4-1 BB	1-2 F2	2-1 1B	4 0 1 0 1 0 0	AB 38											
Pee Wee Reese, R (1, 6) OBP: 0.348, SLG: 0.313			0-1 4-3		0-0 F8		0-0 F2	4-1 SH3 2B BB	3-1 6-3	4 1 0 0 1 0 3	R 7											
Preacher Roe, R (1, 1) OBP: 0.176, SLG: 0.180			0-1 1B		1-3 K		1-0 1B BB 1B	0-0 SH3		3 1 2 0 0 1 0	H 12											
Inning Stats	R: 2 E: 0 K: 0 S: 7	H: 2 LOB: 1 BB: 1 P: 14	R: 0 E: 0 K: 0 S: 12	H: 1 LOB: 1 BB: 0 P: 16	R: 1 E: 1 K: 0 S: 10	H: 1 LOB: 1 BB: 0 P: 15	R: 0 E: 0 K: 1 S: 8	H: 0 LOB: 0 BB: 0 P: 10	R: 0 E: 0 K: 0 S: 6	H: 0 LOB: 0 BB: 0 P: 8	R: 0 E: 0 K: 0 S: 7	H: 1 LOB: 2 BB: 1 P: 14	R: 2 E: 0 K: 0 S: 5	H: 3 LOB: 2 BB: 2 P: 14	R: 2 E: 0 K: 0 S: 18	H: 3 LOB: 2 BB: 1 P: 28	R: 0 E: 0 K: 0 S: 8	H: 1 LOB: 1 BB: 0 P: 14	1B: 7 2B: 3 3B: 1 HR: 1	SF: 0 SAC: 1 DP: 1 HBP: 0	WP: 1 PB: 0 SB: 0 CS: 0	PA: 44
PITCHER	IP WLS BF H R ER SO BB IBB HBP BLK WP HR S P ERA WHIP												PITCHER	IP WLS BF H R ER SO BB IBB HBP BLK WP HR S P ERA WHIP								
Howie Pollet, L (1, 1) ERA: 3.1	7.2 L 39 11 7 6 1 4 1 0 0 0 1 1 70 115 7.04 1.957																					
Al Papai, R (8, 1) ERA: 6.29	1.1 5 1 0 0 0 0 0 0 0 0 0 0 11 18 0.00 0.750																					

Brooklyn Dodgers @ St. Louis Cardinals
Sportsman's Park, St. Louis, MO

Mon Jul 17 1950, 4:38 AM EDT
Att. 28,799 - Unknown

AB	38
R	7
H	12
RBI	7
BB	5
SO	1
LOB	17



livebaseballscorecards.com

Batter	1	2	3	4	5	6	7	8	9	AB	R	H	RBI	BB	SO	LOB
--------	---	---	---	---	---	---	---	---	---	----	---	---	-----	----	----	-----

Tommy Glaviano, R OBP: 0.417, SLG: 0.407 (1, 5)	0-0 F9			0-1 F2		3-2 1B			2-3 K	4	0	1	0	0	1	0
Chuck Diering, R OBP: 0.359, SLG: 0.339 (1, 8)	3-2 1-3			4-0 2B		1-3 K			0-1 2B	3	1	1	0	1	1	1
Stan Musial, L OBP: 0.444, SLG: 0.596 (1, 7)	1-2 L9			3-1 2B				1-2 4-3	1-1 F8	4	0	1	1	0	0	1
Enos Slaughter, L OBP: 0.405, SLG: 0.443 (1, 9)				1-1 F8				0-2 6-3		3	0	1	0	0	0	0
Nippy Jones, R OBP: 0.500, SLG: 0.333 (1, 3)				1-1 F2				2-1 F3		3	0	1	0	0	0	1
Red Schoendienst, S OBP: 0.328, SLG: 0.412 (1, 4)				2-1 G5-4-3						3	0	0	0	0	1	2
Eddie Miller, R OBP: 0.344, SLG: 0.376 (1, 6)				1-1 F7						3	0	0	0	0	0	0
Del Rice, R OBP: 0.302, SLG: 0.309 (1, 2)				1-0 4-3						3	0	0	0	0	0	0
Howie Pollet, L OBP: 0.130, SLG: 0.132 (1, 1)				3-2 F6						2	0	0	0	0	1	0
Al Papai, R OBP: 0.286, SLG: 0.167 (8, 1)										0	0	0	0	0	0	0
Eddie Kazak, R OBP: 0.370, SLG: 0.469 (9, PH)										1	0	0	0	0	1	0

Inning Stats	R: 0	H: 0	E: 0	K: 0	S: 9	R: 0	H: 1	E: 0	K: 0	S: 6	R: 0	H: 0	E: 0	K: 0	S: 6	R: 1	H: 1	E: 0	K: 0	S: 6	R: 0	H: 1	E: 0	K: 0	S: 6	R: 0	H: 1	E: 0	K: 2	S: 12	R: 0	H: 0	E: 0	K: 0	S: 8	R: 0	H: 0	E: 0	K: 1	S: 9	R: 0	H: 0	E: 0	K: 2	S: 10	R: 0	H: 1	E: 0	K: 2	S: 10	1B: 3	SF: 0	2B: 2	SAC: 0	3B: 0	DP: 2	HR: 0	HBP: 0	WP: 0	PA: 30
--------------	------	------	------	------	------	------	------	------	------	------	------	------	------	------	------	------	------	------	------	------	------	------	------	------	------	------	------	------	------	-------	------	------	------	------	------	------	------	------	------	------	------	------	------	------	-------	------	------	------	------	-------	-------	-------	-------	--------	-------	-------	-------	--------	-------	--------

PITCHER	IP	WLS	BF	H	R	ER	SO	BB	IBB	HBP	BLK	WP	HR	S	P	ERA	WHIP
Preacher Roe, L ERA: 3.08 (1, 1)	9.0	W	30	5	1	1	5	1	0	0	0	0	0	72	119	1.00	0.667

BOTTOM

Brooklyn Dodgers @ St. Louis Cardinals
 Sportsman's Park, St. Louis, MO
 Mon Jul 17 1950, 4:38 AM EDT
 Att. 28,799 - Unknown

livebaseballscorecards.com

AB	29
R	1
H	5
RBI	1
BB	1
SO	5
LOB	5



Batter	1	2	3	4	5	6	7	8	9	AB R H RBI BB SO LOB	TOP
Bobby Morgan, R OBP: 0.349, SLG: 0.390 (1, 5)	1-1 5-3			4-2 G3-6 BB		1-1 F9		3-3 K		3 0 0 0 1 1 1	
Jim Russell, S OBP: 0.351, SLG: 0.488 (1, 7)	1-3 K			2-3 K		0-0 FC6-4 1B			0-1 1-3	4 0 1 0 0 2 1	
Duke Snider, L OBP: 0.371, SLG: 0.554 (1, 8)	0-0 B5			1-0 G3-6 1-2f		1-1 FC6-4 1-2f			0-1 F4	4 0 0 0 0 0 2	
Jackie Robinson, R OBP: 0.449, SLG: 0.563 (1, 4)									0-0 K HR	4 1 2 0 0 1 0	
Carl Furillo, R OBP: 0.358, SLG: 0.486 (1, 9)									2-0 K HR	4 2 2 2 0 0 0	
Bruce Edwards, R OBP: 0.178, SLG: 0.357 (1, 3)									3-2 6-3	4 0 0 0 0 0 2	
Roy Campanella, R OBP: 0.389, SLG: 0.595 (1, 2)										2 0 1 1 1 0 0	
Pee Wee Reese, R OBP: 0.348, SLG: 0.313 (1, 6)										3 0 1 0 0 0 2	
Erv Palica, R OBP: 0.278, SLG: 0.389 (1, 1)										2 0 0 0 0 0 1	
Tommy Brown, R OBP: 0.300, SLG: 0.579 (8, PH)										1 0 0 0 0 0 1	
Joe Landrum, R (8, 1)										0 0 0 0 0 0 0	
Inning Stats	R: 0 E: 0 K: 1 S: 8 H: 0 LOB: 0 BB: 0 P: 10	R: 0 E: 0 K: 1 S: 6 H: 0 LOB: 0 BB: 0 P: 8	R: 0 E: 0 K: 0 S: 7 H: 1 LOB: 0 BB: 0 P: 10	R: 0 E: 0 K: 1 S: 9 H: 0 LOB: 0 BB: 1 P: 16	R: 1 E: 0 K: 0 S: 8 H: 3 LOB: 1 BB: 0 P: 17	R: 0 E: 0 K: 0 S: 6 H: 1 LOB: 1 BB: 0 P: 8	R: 0 E: 0 K: 0 S: 6 H: 0 LOB: 0 BB: 0 P: 10	R: 0 E: 0 K: 1 S: 11 H: 0 LOB: 1 BB: 1 P: 22	R: 2 E: 0 K: 0 S: 9 H: 2 LOB: 0 BB: 0 P: 14	1B: 5 2B: 2 3B: 0 HR: 1 SF: 0 SAC: 0 DP: 3 HBP: 0	WP: 0 PB: 0 SB: 0 CS: 0 PA: 33
PITCHER Al Brazle, L ERA: 4.69 (1, 1)	IP: 9.0 WLS: W BF: 33 H: 7 R: 3 ER: 3 SO: 4 BB: 2 IBB: 0 HBP: 0 BLK: 0 WP: 0 HR: 1 S: 70 P: 115 ERA: 3.00 WHIP: 1.000										

Brooklyn Dodgers @ St. Louis Cardinals
Sportsman's Park, St. Louis, MO
Tue Jul 18 1950, 4:33 AM EDT
Att. 26,101 - Unknown

AB	31
R	3
H	7
RBI	3
BB	2
SO	4
LOB	10



Batter	1	2	3	4	5	6	7	8	9	AB	R	H	RBI	BB	SO	LOB
Lloyd Merriman, L OBP: 0.318, SLG: 0.370 (1, 8)	4-2 1B BB		0-0 5-3		1-0 F4			0-0 G4-6-3 1B		3	1	1	0	1	0	0
Connie Ryan, R OBP: 0.387, SLG: 0.395 (1, 4)	2-1 1B L7 1B		1-2 6-3			0-3 K		0-1 G4-6-3 1-2f		4	1	1	0	0	1	1
Grady Hatton, L OBP: 0.359, SLG: 0.441 (1, 5)	0-0 1B 1-3 3-H 1B		4-2 BB			0-0 F8				2	0	1	1	1	0	0
Ted Kluszewski, L OBP: 0.358, SLG: 0.594 (1, 3)	1-0 L7 3-H		0-1 4-3			2-0 HR				3	1	1	2	0	0	2
Bob Usher, R OBP: 0.332, SLG: 0.387 (1, 9)	0-0 1B G5-4-3		3-2 5-3			1-2 5-3				3	0	1	0	0	0	0
Joe Adcock, R OBP: 0.318, SLG: 0.413 Peanuts Lowrey, R OBP: 0.325, SLG: 0.300 (1, 7) (9, 7)	0-1 G5-4-3 1-2f		0-2 4-3			0-1 E6 G6-3 BB CS				3	0	0	0	0	0	2
Johnny Pramesa, R OBP: 0.358, SLG: 0.459 Bobby Adams, R OBP: 0.328, SLG: 0.322 Dixie Howell, R OBP: 0.317, SLG: 0.278 (1, 2) (7, PR) (8, 2)			0-0 F4		0-0 F7			4-0 G6-3 BB		2	0	0	0	1	0	0
Virgil Stallcup, R OBP: 0.299, SLG: 0.381 (1, 6)			2-3 K			0-0 L7		0-2 G6-3 1-2f 2-3		3	0	0	0	0	1	2
Ken Raffensberger, R OBP: 0.200, SLG: 0.174 (1, 1)			0-0 F4			1-2 F9		0-2 CS 3-H	2-1 F3	3	0	0	0	0	0	0

Inning Stats	R: 2 E: 0 K: 0 S: 10	H: 3 LOB: 1 BB: 1 P: 17	R: 0 E: 0 K: 1 S: 7	H: 0 LOB: 0 BB: 0 P: 9	R: 0 E: 0 K: 0 S: 10	H: 0 LOB: 1 BB: 1 P: 15	R: 0 E: 0 K: 0 S: 7	H: 0 LOB: 0 BB: 0 P: 10	R: 0 E: 0 K: 0 S: 5	H: 0 LOB: 0 BB: 0 P: 7	R: 1 E: 0 K: 1 S: 8	H: 1 LOB: 0 BB: 0 P: 11	R: 0 E: 1 K: 0 S: 7	H: 0 LOB: 1 BB: 1 P: 11	R: 0 E: 0 K: 0 S: 5	H: 1 LOB: 0 BB: 0 P: 7	1B: 4 2B: 0 3B: 0 HR: 1	SF: 0 SAC: 0 DP: 3 HBP: 0	WP: 0 PB: 0 SB: 0 CS: 1	PA: 30	
PITCHER Don Newcombe, R ERA: 4.46 (1, 1)	IP 8.0	WLS L	BF 29	H 5	R 3	ER 3	SO 2	BB 3	IBB 0	HBP 0	BLK 0	WP 0	HR 1	S 59	P 87	ERA 3.38	WHIP 1.000				
PITCHER	IP	WLS	BF	H	R	ER	SO	BB	IBB	HBP	BLK	WP	HR	S	P	ERA	WHIP				

BOTTOM

Brooklyn Dodgers @ Cincinnati Reds
Crosley Field, Cincinnati, OH
Thu Jul 20 1950, 3:33 AM EDT
Unknown

livebaseballscores.com

AB	26
R	3
H	5
RBI	3
BB	3
SO	2
LOB	7



Batter	1	2	3	4	5	6	7	8	9	AB R H RBI BB SO LOB	TOP									
Bobby Morgan, R (1, 5) OBP: 0.346, SLG: 0.392 Cal Abrams, L (8, PH) Eddie Miksis, R (8, 5) OBP: 0.224, SLG: 0.255	3-2 5-3 ①		3-2 1B 1B		2-3 K			0-3 K		3 1 1 0 0 1 0 1 0 0 0 0 1 0 0 0 0 0 0 0 0	Brooklyn Dodgers @ Cincinnati Reds Crosley Field, Cincinnati, OH Thu Jul 20 1950, 3:38 AM EDT Att. 18,334 - Unknown									
Gene Hermanski, L (1, 7) OBP: 0.396, SLG: 0.504	0-0 F7 ②		1-2 1B 1B		3-1 4-3 ②			1-0 F8 ②		4 1 1 0 0 0 0										
Duke Snider, L (1, 8) OBP: 0.368, SLG: 0.547	2-3 K		1-2 1B 1-2 2-H 1B		2-3 K			0-1 1B		4 0 2 1 0 2 0										
Jackie Robinson, R (1, 4) OBP: 0.444, SLG: 0.554		0-0 1B	3-2 1-3 2-H 1B		1-0 1-3 ①			1-3 K ③		4 0 2 1 0 1 1										
Carl Furillo, R (1, 9) OBP: 0.352, SLG: 0.480		2-3 K	0-0 6-3 ③		3-1 F8 ②			0-0 1-3 ①		4 0 0 0 0 1 3										
Gil Hodges, R (1, 3) Erv Palica, R (9, PR) OBP: 0.278, SLG: 0.389		0-0 F7 ②		0-3 K ①		2-3 K ③		0-2 E5		4 0 0 0 0 2 1 0 0 0 0 0 0 0										
Bruce Edwards, R (1, 2) OBP: 0.169, SLG: 0.338		1-1 F7 ③		0-0 F9 ②			0-0 F5 ①		2-2 F4 ②	4 0 0 0 0 0 2										
Pee Wee Reese, R (1, 6) OBP: 0.346, SLG: 0.313			0-0 4-3 ①	2-0 1B			1-1 5-3 ②		1-3 K ③	4 0 1 0 0 1 1										
Chris Van Cuyk, L (1, 1) Joe Landrum, R (7, 1) Ralph Branca, R (7, 1) OBP: 0.158, SLG: 0.235			1-1 6-3 ②	0-0 G1 ③			0-1 1-3 ③			3 0 0 0 0 0 1 0 0 0 0 0 0 0 0 0 0 0 0 0 0										
Inning Stats	R: 0 E: 0 K: 1 S: 9	H: 0 LOB: 0 BB: 0 P: 14	R: 0 E: 0 K: 1 S: 7	H: 1 LOB: 1 BB: 0 P: 10	R: 2 E: 0 K: 0 S: 18	H: 4 LOB: 2 BB: 0 P: 27	R: 0 E: 0 K: 1 S: 6	H: 1 LOB: 1 BB: 0 P: 8	R: 0 E: 0 K: 2 S: 8	H: 0 LOB: 0 BB: 0 P: 15	R: 0 E: 0 K: 0 S: 5	H: 0 LOB: 0 BB: 0 P: 6	R: 0 E: 0 K: 2 S: 9	H: 1 LOB: 1 BB: 0 P: 11	R: 0 E: 1 K: 1 S: 11	H: 0 LOB: 1 BB: 0 P: 14	1B: 7 2B: 0 3B: 0 HR: 0	SF: 0 SAC: 0 DP: 0 HBP: 0	WP: 0 PB: 0 SB: 0 CS: 0	PA: 35
PITCHER Ewell Blackwell, R (1, 1) ERA: 3.62	IP: 9.0 WLS: W BF: 35 H: 7 R: 2 ER: 2 SO: 9 BB: 0 IBB: 0 HBP: 0 BLK: 0 WP: 0 HR: 0 S: 79 P: 117 ERA: 2.00 WHIP: 0.778																			

livebaseballscorecards.com

AB	35
R	2
H	7
RBI	2
BB	0
SO	9
LOB	9



Batter	1	2	3	4	5	6	7	8	9	AB	R	H	RBI	BB	SO	LOB	BOTTOM
Bobby Adams, R OBP: 0.327, SLG: 0.320 Peanuts Lowrey, R OBP: 0.324, SLG: 0.299	2-2 F9	0-0 L4			2-2 F8		0-2 SH5-4 E 1B 1B	3-2 5-3		4	1	1	0	0	0	1	Brooklyn Dodgers @ Cincinnati Reds Crosley Field, Cincinnati, OH Thu Jul 20 1950, 3:38 AM EDT Att. 18,334 - Unknown
Connie Ryan, R OBP: 0.384, SLG: 0.391	1-2 5-3		0-0 F5		0-0 F8		0-1 SH5-4 E 1B 1B	0-0 F5		5	1	1	0	0	0	0	
Danny Litwhiler, R OBP: 0.407, SLG: 0.441 Lloyd Merriman, L OBP: 0.322, SLG: 0.374	4-2 1B BB		4-2 1B BB		4-2 1B BB		1-1 SH5-4 1-2 2-3	1-1 1B		0	1	0	0	3	0	0	
Ted Kluszewski, L OBP: 0.362, SLG: 0.592	0-1 1-2 1B		0-3 K		1-0 1-2 1B 1B		4-0 E 1B IBB	0-0 F6		4	1	2	0	1	1	2	
Bob Usher, R OBP: 0.335, SLG: 0.390	1-2 F5		0-2 1-3 1B		0-0 1-3 2-H 1B		3-2 FC1 1B			4	1	2	1	0	0	3	
Joe Adcock, R OBP: 0.316, SLG: 0.407 Grady Hatton, L OBP: 0.359, SLG: 0.441		1-2 F2	0-0 F4		0-0 F3		0-0 E 1B			4	0	1	2	0	0	4	
Dixie Howell, R OBP: 0.315, SLG: 0.270		4-1 2B BB		1-3 K		1-1 F7	1-2 F7			3	1	0	0	1	1	1	
Virgil Stallcup, R OBP: 0.298, SLG: 0.383		3-2 1-H 2B		0-0 F7		2-0 F7	0-1 FC6 1-2			4	0	1	1	0	0	1	
Ewell Blackwell, R OBP: 0.163, SLG: 0.077		0-2 6-3		1-1 4-3		0-0 L9	1-0 1-3			4	0	0	0	0	0	3	

Inning Stats	R: 0	H: 1	E: 0	LOB: 2	K: 0	BB: 1	S: 15	R: 1	H: 1	E: 0	LOB: 1	K: 0	BB: 1	S: 11	R: 0	H: 1	E: 0	LOB: 2	K: 1	BB: 1	S: 12	R: 1	H: 2	E: 0	LOB: 2	K: 0	BB: 1	S: 10	R: 0	H: 0	E: 0	LOB: 0	K: 1	BB: 0	S: 6	R: 4	H: 3	E: 2	LOB: 2	K: 0	BB: 1	S: 17	R: 0	H: 1	E: 0	LOB: 1	K: 0	BB: 0	S: 7	1B: 8	SF: 0	2B: 1	SAC: 1	3B: 0	DP: 0	HR: 0	HBP: 0	WP: 0	PA: 40
--------------	------	------	------	--------	------	-------	-------	------	------	------	--------	------	-------	-------	------	------	------	--------	------	-------	-------	------	------	------	--------	------	-------	-------	------	------	------	--------	------	-------	------	------	------	------	--------	------	-------	-------	------	------	------	--------	------	-------	------	-------	-------	-------	--------	-------	-------	-------	--------	-------	--------

PITCHER	IP	WLS	BF	H	R	ER	SO	BB	IBB	HBP	BLK	WP	HR	S	P	ERA	WHIP
Chris Van Cuyk, L ERA: 3.0	(1, 1)	6.0	L	29	7	4	3	2	4	0	0	0	0	63	95	4.50	1.833
Joe Landrum, R ERA: 2.08	(7, 1)	0.1		4	1	2	0	0	0	1	0	0	0	6	14	0.00	3.000
Ralph Branca, R ERA: 5.78	(7, 1)	1.2		7	1	0	0	0	0	0	0	0	0	13	19	0.00	0.600

AB	34
R	6
H	9
RBI	4
BB	5
SO	2
LOB	15



Batter	1	2	3	4	5	6	7	8	9	AB R H RBI BB SO LOB	TOP											
Bobby Morgan, R (1, 5) OBP: 0.360, SLG: 0.425	1-3 		1-1 		0-0 		4-2 		0-0 	4 3 3 1 1 1 0												
Gene Hermanski, L (1, 7) OBP: 0.391, SLG: 0.492	2-2 		0-0 		3-2 		1-0 		4-1 	3 1 0 0 1 0 3												
Duke Snider, L (1, 8) OBP: 0.367, SLG: 0.542	0-0 				4-0 		1-1 		0-0 	3 0 0 0 1 0 1												
Jackie Robinson, R (1, 4) OBP: 0.447, SLG: 0.557		2-0 		4-2 	1-1 		2-2 		1-0 	4 2 2 2 1 0 2												
Carl Furillo, R (1, 9) OBP: 0.353, SLG: 0.479		2-2 		0-0 	0-1 		2-1 		3-2 	5 0 2 2 0 0 2												
Gil Hodges, R (1, 3) OBP: 0.388, SLG: 0.486		1-0 		4-0 	2-1 			2-2 	3-2 	4 1 0 0 1 0 3												
Roy Campanella, R (1, 2) OBP: 0.382, SLG: 0.580			0-0 	1-0 		1-3 		0-0 		4 0 1 1 0 1 0												
Pee Wee Reese, R (1, 6) OBP: 0.348, SLG: 0.316			0-1 	3-1 		0-3 		2-1 		4 0 2 1 0 1 0												
Preacher Roe, R (1, 1) OBP: 0.164, SLG: 0.167			1-3 	2-1 		1-0 			0-3 	4 0 0 0 0 2 3												
Inning Stats	R: 0 E: 0 K: 1 S: 9	H: 0 LOB: 0 BB: 0 P: 12	R: 0 E: 0 K: 0 S: 5	H: 0 LOB: 0 BB: 0 P: 10	R: 0 E: 0 K: 1 S: 9	H: 2 LOB: 2 BB: 0 P: 11	R: 2 E: 0 K: 0 S: 9	H: 2 LOB: 2 BB: 2 P: 23	R: 1 E: 0 K: 0 S: 10	H: 2 LOB: 2 BB: 1 P: 20	R: 0 E: 0 K: 2 S: 7	H: 0 LOB: 0 BB: 0 P: 9	R: 1 E: 0 K: 0 S: 12	H: 1 LOB: 1 BB: 1 P: 22	R: 0 E: 0 K: 0 S: 8	H: 0 LOB: 0 BB: 0 P: 12	R: 3 E: 0 K: 1 S: 14	H: 3 LOB: 1 BB: 1 P: 25	1B: 8 2B: 1 3B: 0 HR: 1	SF: 0 SAC: 2 DP: 0 HBP: 0	WP: 0 PB: 0 SB: 1 CS: 0	PA: 42
PITCHER	IP WLS BF H R ER SO BB IBB HBP BLK WP HR S P ERA WHIP																					
Herm Wehmeier, R (1, 1) ERA: 5.92	8.0 L 35 7 4 4 4 4 4 0 0 0 0 0 0 69 119 4.50 1.375																					
Harry Perkowski, L (9, 1) ERA: 4.74	0.2 6 3 3 3 1 1 0 0 0 0 0 1 10 18 40.50 6.000																					
Johnny Hetki, R (9, 1) ERA: 4.98	0.1 1 0 0 0 0 0 0 0 0 0 0 0 0 4 7 0.00 0.000																					

Brooklyn Dodgers @ Cincinnati Reds
Crosley Field, Cincinnati, OH

Fri Jul 21 1950, 3:33 AM EDT
Att. 4,415 - Unknown

livebaseballscorecards.com

AB 35
R 7
H 10
RBI 7
BB 5
SO 5
LOB 14



Batter	1	2	3	4	5	6	7	8	9	AB	R	H	RBI	BB	SO	LOB						
Bobby Adams, R OBP: 0.330, SLG: 0.330 (1, 5)	0-0 F7		1-2 F9			2-1 G1-4-3 1B		0-1 1-3 2B		4	0	2	0	0	0	1						
Connie Ryan, R OBP: 0.379, SLG: 0.385 (1, 4)	2-2 F4			0-1 B5-3		3-2 F7		0-0 F7		4	0	0	0	0	0	3						
Danny Litwhiler, R OBP: 0.411, SLG: 0.486 (1, 9)	1-1 F8			0-0 HR		1-1 G1-4-3 1-2f		0-1 FC5-4 1B		4	1	2	1	0	0	1						
Ted Kluszewski, L OBP: 0.361, SLG: 0.587 (1, 3)		3-2 6-3		2-1 6-3		1-2 4-3		1-2 FC5-4 1B		4	0	1	0	0	0	0						
Bob Usher, R OBP: 0.333, SLG: 0.392 (1, 8)		1-2 F8		0-1 2B		1-1 F3		2-2 FC5-4 1-3		4	0	1	0	0	0	2						
Joe Adcock, R OBP: 0.305, SLG: 0.393 (1, 7)		0-0 5-3		0-0 6-3		1-1 F7		1-2 1-3		4	0	0	0	0	0	3						
Dixie Howell, R OBP: 0.321, SLG: 0.278 (1, 2)			2-2 4-3 1B		1-2 5-3		1-2 FC6-4 1B		3-2 L7		4	0	2	0	0	2						
Virgil Stallcup, R OBP: 0.295, SLG: 0.379 (1, 6)			0-0 4-3		0-0 5-3		0-1 FC6-4 FC4-6				3	0	0	0	0	2						
Herm Wehmeier, R OBP: 0.207, SLG: 0.246 (1, 1)			0-0 F8		1-0 F7		0-1 FC4-6 2B				2	0	0	0	0	1						
Peanuts Lowrey, R OBP: 0.322, SLG: 0.298 (8, PH)											1	0	0	0	0	1						
Harry Perkowski, L OBP: 0.412, SLG: 0.375 (9, 1)											0	0	0	0	0	0						
Johnny Hetki, R OBP: 0.250, SLG: 0.143 (9, 1)											0	0	0	0	0	0						
Inning Stats	R: 0 E: 0 K: 0 S: 8	H: 0 LOB: 0 BB: 0 P: 11	R: 0 E: 0 K: 0 S: 10	H: 0 LOB: 0 BB: 0 P: 14	R: 0 E: 0 K: 0 S: 10	H: 1 LOB: 1 BB: 0 P: 13	R: 1 E: 0 K: 0 S: 8	H: 2 LOB: 1 BB: 0 P: 10	R: 0 E: 0 K: 0 S: 7	H: 0 LOB: 0 BB: 0 P: 9	R: 0 E: 0 K: 0 S: 7	H: 1 LOB: 0 BB: 0 P: 13	R: 0 E: 0 K: 0 S: 8	H: 0 LOB: 0 BB: 0 P: 11	R: 0 E: 0 K: 0 S: 12	H: 2 LOB: 2 BB: 0 P: 13	R: 0 E: 0 K: 0 S: 15	H: 2 LOB: 2 BB: 0 P: 22	1B: 5 2B: 2 3B: 0 HR: 1	SF: 0 SAC: 0 DP: 1 HBP: 0	WP: 0 PB: 0 SB: 0 CS: 0	PA: 34
PITCHER Preacher Roe, L ERA: 2.95 (1, 1)	IP 9.0	WLS W	BF 34	H 8	R 1	ER 1	SO 0	BB 0	IBB 0	HBP 0	BLK 0	WP 0	HR 1	S 85	P 116	ERA 1.00	WHIP 0.889					

BOTTOM

Brooklyn Dodgers @ Cincinnati Reds
Crosley Field, Cincinnati, OH
Fri Jul 21 1950, 3:33 AM EDT
Att. 4,415 - Unknown

livebaseballscores.com

AB	34
R	1
H	8
RBI	1
BB	0
SO	0
LOB	16



Batter	1	2	3	4	5	6	7	8	9	AB R H RBI BB SO LOB	TOP											
Bobby Morgan, R (1, 5) OBP: 0.361, SLG: 0.442	1-2 F6	2-1 F8	0-3 K		3-2 SAFE 2-3 HBP		1-2 HR			4 1 1 1 0 1 4												
Gene Hermanski, L (1, 7) OBP: 0.385, SLG: 0.477	1-0 F3		F6 WP BB		0-1 4-3		3-2 F8			4 0 0 2 1 0 1												
Duke Snider, L (1, 8) OBP: 0.370, SLG: 0.540	4-1 BB 1B BB		1B 1B WP BB		3-1 4-3		1-1 F7			3 2 1 1 2 0 1												
Jackie Robinson, R (1, 4) OBP: 0.449, SLG: 0.556	4-2 1B 1-2 BB		1B 1B F9		1-1 G6-4-3 1B		3-2 F4			4 1 2 0 1 0 2												
Carl Furillo, R (1, 9) OBP: 0.357, SLG: 0.481	0-0 1-2 2-H 1B		0-0 BB S 1B	0-0 F4		0-0 G6-4-3		1-1 G5-4-3 1B		5 1 3 2 0 0 1												
Gil Hodges, R (1, 3) OBP: 0.385, SLG: 0.480	3-2 L7		4-2 BB BB 1B	1-1 L8		1-3 K		0-0 G5-4-3		4 1 0 0 1 1 3												
Roy Campanella, R (1, 2) OBP: 0.382, SLG: 0.578		1-2 2B	4-0 BB BB BB	1-1 L5		0-0 6-3		3-2 L7		4 1 1 1 1 0 0												
Pee Wee Reese, R (1, 6) OBP: 0.356, SLG: 0.320		2-0 F3	4-1 BB BB BB		3-2 E SH1-4 4-3 1B		2-1 HR 1B		4-0 B1-6-3 BB	3 3 2 1 2 0 1												
Ralph Branca, R (1, 1) OBP: 0.217, SLG: 0.400		1-3 K	4-2 BB BB WP BB		0-0 SH1-4		1-2 1-H HR		1-0 B1-6-3	3 2 1 3 1 1 2												
Inning Stats	R: 1 E: 0 K: 0 S: 11	H: 1 LOB: 2 BB: 2 P: 24	R: 0 E: 0 K: 1 S: 9	H: 1 LOB: 1 BB: 0 P: 15	R: 7 E: 0 K: 1 S: 19	H: 3 LOB: 2 BB: 6 P: 45	R: 0 E: 0 K: 0 S: 5	H: 0 LOB: 0 BB: 0 P: 7	R: 1 E: 1 K: 0 S: 12	H: 1 LOB: 1 BB: 0 P: 21	R: 0 E: 0 K: 1 S: 6	H: 1 LOB: 0 BB: 0 P: 8	R: 3 E: 0 K: 0 S: 14	H: 3 LOB: 0 BB: 0 P: 22	R: 0 E: 0 K: 0 S: 8	H: 1 LOB: 0 BB: 0 P: 12	R: 0 E: 0 K: 0 S: 7	H: 0 LOB: 0 BB: 1 P: 15	1B: 8 2B: 1 3B: 0 HR: 2	SF: 0 SAC: 1 DP: 3 HBP: 1	WP: 1 PB: 0 SB: 1 CS: 0	PA: 45
PITCHER	IP WLS BF H R ER SO BB IBB HBP BLK WP HR S P ERA WHIP																					
Bill Piero, R (1, 1) ERA: 11.32	2.1 L 16 5 6 6 1 4 0 0 0 0 0 0 29 57 23.14 3.857																					
Junior Walsh, R (3, 1) ERA: 6.19	0.1 4 0 0 0 1 3 0 0 0 0 0 0 6 18 0.00 9.000																					
Vern Law, R (3, 1) ERA: 6.34	4.1 19 5 6 5 1 1 0 1 0 1 2 41 67 10.38 1.385																					
Vic Lombardi, L (8, 1) ERA: 7.77	2.0 6 1 0 0 0 1 0 0 0 0 0 0 15 27 0.00 1.000																					

Brooklyn Dodgers @ Pittsburgh Pirates
Forbes Field, Pittsburgh, PA
 Sat Jul 22 1950, 3:33 AM EDT
 Att. 18,103 - Unknown

AB	34
R	12
H	11
RBI	11
BB	9
SO	3
LOB	15



WP: 1	PA: 45
PB: 0	
SB: 1	
CS: 0	

ERA	WHIP

Batter	1	2	3	4	5	6	7	8	9	AB R H RBI BB SO LOB	TOP												
Bobby Morgan, R OBP: 0.372, SLG: 0.444 (1, 5) FC X	1-2 3B 1B		X 0-0 E 2B 1B	2-3 K		F 1-3 K	4-0 FC6-4 BB	4-2 BB		4 2 2 0 2 2 0													
Jim Russell, S OBP: 0.354, SLG: 0.493 (1, 7) X	0-0 1B 3B		X 0-1 L7	1-2 1B		F 1-1 1B BB HBP	2-1 FC6-4	0-3 H		5 1 2 1 0 1 6													
Duke Snider, L OBP: 0.370, SLG: 0.538 (1, 8) B FC X	2-2 4-3		X 0-0 FC4 2B FC4	0-3 K		F 4-1 1B BB		1-2 2B	1-3 K	5 2 1 0 1 2 3													
Jackie Robinson, R OBP: 0.455, SLG: 0.578 (1, 4) C FB FB X	2-2 1B 1B		B 1-1 FC4 1B 2B	0-0 F9		C 0-1 1B		B 1-0 FC6 HR 2B	B 1-0 HR	6 3 5 4 0 0 1													
Carl Furillo, R OBP: 0.359, SLG: 0.480 (1, 9) B X	1-0 G5-4-3 1B		4-0 1B FC4 F8 IBB		B 2-0 F9 1B	F 0-2 3-1		B 0-1 FC6 HR	B 1-0 6-3	5 2 2 0 1 0 3													
Gil Hodges, R OBP: 0.384, SLG: 0.487 (1, 3) B X	1-0 G5-4-3		C 0-1 FC4 1B		B 1-2 1B	X 0-0 5-3		B 2-0 HR	B 2-1 6-3	6 1 2 4 0 0 4													
Roy Campanella, R OBP: 0.389, SLG: 0.583 (1, 2) C X		0-1 G6-4-3 1B	B 1-0 FC6-4 1B		F 1-3 K	B 2-1 BB E 1B		B 1-0 4-3 SH5-3 1B		5 0 4 1 0 1 2	AB 45												
Pee Wee Reese, R OBP: 0.351, SLG: 0.315 (1, 6) C FC X		1-2 G6-4-3	B 1-1 F8		B 2-0 F9	F 1-2 FC4 BB		X 0-0 SH5-3		4 0 0 1 0 0 6	R 11												
Erv Palica, R OBP: 0.238, SLG: 0.333 (1, 1) Joe Landrum, R ERA: 4.73 (5, 1) Rex Barney, R OBP: 0.222, SLG: 0.250 (6, 1) Don Newcombe, L OBP: 0.354, SLG: 0.386 (8, 1) F B X		1-1 6-3	B 1-1 FC6-4		B 1-2 F8	B 1-1 F9		B 1-0 4-3		3 0 0 0 0 0 4	H 18												
Inning Stats	R: 2 E: 0 K: 0 S: 13	H: 4 LOB: 1 BB: 0 P: 20	R: 0 E: 0 K: 0 S: 7	H: 1 LOB: 0 BB: 0 P: 9	R: 4 E: 1 K: 0 S: 13	H: 3 LOB: 2 BB: 1 P: 21	R: 0 E: 0 K: 2 S: 12	H: 1 LOB: 1 BB: 0 P: 15	R: 0 E: 0 K: 1 S: 11	H: 2 LOB: 2 BB: 0 P: 18	R: 0 E: 0 K: 1 S: 10	H: 1 LOB: 2 BB: 1 P: 16	R: 0 E: 1 K: 0 S: 10	H: 1 LOB: 3 BB: 1 P: 20	R: 4 E: 0 K: 1 S: 16	H: 4 LOB: 2 BB: 1 P: 26	R: 1 E: 0 K: 1 S: 7	H: 1 LOB: 0 BB: 0 P: 12	1B: 12 2B: 3 3B: 1 HR: 2	SF: 0 SAC: 1 DP: 2 HBP: 1	WP: 0 PB: 0 SB: 0 CS: 0	PA: 51	
PITCHER Bill Werle, L ERA: 4.73 (1, 1) Cliff Chambers, L ERA: 4.89 (3, 1) Mel Queen, R ERA: 5.12 (8, 1) Vic Lombardi, L ERA: 7.8 (9, 1)	IP WLS BF H R ER SO BB IBB HBP BLK WP HR S P ERA WHIP	2.1 L 24 7 2 2 4 2 0 1 0 0 0 51 81 3.86 1.929	1.0 7 2 2 2 1 1 1 0 0 0 0 1 12 20 18.00 3.000	1.0 4 1 1 1 1 1 0 0 0 0 0 1 7 12 9.00 1.000	IP WLS BF H R ER SO BB IBB HBP BLK WP HR S P ERA WHIP																		

Brooklyn Dodgers @ Pittsburgh Pirates
 Forbes Field, Pittsburgh, PA
 Sun Jul 23 1950, 3:33 AM EDT
 Att. 25,889 - Unknown

AB 45
R 11
H 18
RBI 11
BB 4
SO 6
LOB 32



WP: 0 PA: 51

ERA: 4.73
3.86
18.00
9.00

Batter	1	2	3	4	5	6	7	8	9	AB	R	H	RBI	BB	SO	LOB
Bob Dillinger, R OBP: 0.361, SLG: 0.434 (1, 5)	0-0 4-3		0-0 F9	2-2 G6-4-3		1-1 1-3		4-0 4-3 BB		4	0	0	0	1	0	5
Johnny Hopp, L OBP: 0.399, SLG: 0.480 (1, 3)	1-1 G3		1-2 F6		4-1 1B BB	2-2 G5-4-3 1B		4-1 4-3 BB		3	1	1	1	2	0	1
Ralph Kiner, R OBP: 0.425, SLG: 0.633 (1, 7)	2-3 K		1-3 K		3-1 L6	2-1 G5-4-3		0-0 4-3		5	0	0	0	0	2	5
Gus Bell, L OBP: 0.346, SLG: 0.456 (1, 9)		0-0 F8		2-0 BB BB CI 1B	0-0 1-2 2B 1B		0-0 WP WP 1B	1-2 1-3		5	2	3	0	0	0	2
Wally Westlake, R OBP: 0.358, SLG: 0.481 (1, 8)		0-0 BB 1B		4-1 CI BB BB	1-0 1-H 2-H 2B		0-0 F2		0-0 6-3	4	1	2	2	1	0	1
Danny O'Connell, R OBP: 0.273, SLG: 0.349 (1, 6)		0-1 BB 1B		4-1 BB CI BB	1-3 K		2-3 K		0-0 5-3	4	0	1	0	1	2	2
Danny Murtaugh, R OBP: 0.396, SLG: 0.425 Hank Schenz, R OBP: 0.275, SLG: 0.344 (1, 4) (3, 4)		4-2 G6-4-3 BB		2-2 CI BB	0-0 5-3		4-2 BB		1-0 1B	0	0	0	0	1	0	0
Clyde McCullough, R OBP: 0.356, SLG: 0.420 Ray Mueller, R OBP: 0.311, SLG: 0.455 (1, 2) (5, 2)		2-1 G6-4-3		4-1 G6-4-3 BB		1-0 HR	1-0 4-3		0-0 L7	1	0	0	1	1	0	3
Bill Werle, L OBP: 0.343, SLG: 0.290 Cliff Chambers, L OBP: 0.333, SLG: 0.418 Mel Queen, R OBP: 0.308, SLG: 0.316 Pete Castiglione, R OBP: 0.400, SLG: 0.333 (1, 1) (3, 1) (8, 1) (8, PH) (9, 1)			0-1 3B	1-3 K		2-2 1-3 1B		1-1 F7		0	0	0	0	0	0	0

Inning Stats	R: 0	H: 0	E: 0	K: 1	S: 7	H: 2	LOB: 0	BB: 10	R: 0	H: 2	E: 0	K: 0	S: 9	H: 1	LOB: 1	BB: 0	P: 11	R: 2	H: 1	E: 1	K: 1	S: 14	H: 2	LOB: 1	BB: 1	P: 19	R: 2	H: 3	E: 0	K: 0	S: 11	H: 1	LOB: 2	BB: 1	P: 17	R: 0	H: 0	E: 0	K: 0	S: 7	H: 1	LOB: 2	BB: 2	P: 17	R: 0	H: 1	E: 0	K: 0	S: 4	H: 1	LOB: 1	BB: 0	P: 5	1B: 8	SF: 0	2B: 1	SAC: 0	3B: 1	DP: 3	HR: 1	HBP: 0	WP: 2	PA: 44
--------------	------	------	------	------	------	------	--------	--------	------	------	------	------	------	------	--------	-------	-------	------	------	------	------	-------	------	--------	-------	-------	------	------	------	------	-------	------	--------	-------	-------	------	------	------	------	------	------	--------	-------	-------	------	------	------	------	------	------	--------	-------	------	-------	-------	-------	--------	-------	-------	-------	--------	-------	--------


PITCHER	IP	WLS	BF	H	R	ER	SO	BB	IBB	HBP	BLK	WP	HR	S	P	ERA	WHIP
Erv Palica, R ERA: 4.19 (1, 1)	4.1		23	6	4	3	3	5	0	0	0	0	0	44	82	6.23	2.538
Joe Landrum, R ERA: 5.06 (5, 1)	1.0		6	3	2	2	1	0	0	0	0	0	1	14	21	18.00	3.000
Rex Barney, R ERA: 4.83 (6, 1)	2.0	W	9	1	0	0	1	3	0	0	0	2	0	15	33	0.00	2.000
Don Newcombe, R ERA: 4.4 (8, 1)	1.2	S	6	1	0	0	0	0	0	0	0	0	0	8	10	0.00	0.600

BOTTOM

Brooklyn Dodgers @ Pittsburgh Pirates
Forbes Field, Pittsburgh, PA

Sun Jul 23 1950, 3:33 AM EDT
Att. 25,889 - Unknown

AB	35
R	6
H	11
RBI	5
BB	8
SO	5
LOB	26



PITCHER	IP	WLS	BF	H	R	ER	SO	BB	IBB	HBP	BLK	WP	HR	S	P	ERA	WHIP
Erv Palica, R ERA: 4.19 (1, 1)	4.1		23	6	4	3	3	5	0	0	0	0	0	44	82	6.23	2.538
Joe Landrum, R ERA: 5.06 (5, 1)	1.0		6	3	2	2	1	0	0	0	0	0	1	14	21	18.00	3.000
Rex Barney, R ERA: 4.83 (6, 1)	2.0	W	9	1	0	0	1	3	0	0	0	2	0	15	33	0.00	2.000
Don Newcombe, R ERA: 4.4 (8, 1)	1.2	S	6	1	0	0	0	0	0	0	0	0	0	8	10	0.00	0.600

Batter	1	2	3	4	5	6	7	8	9	AB R H RBI BB SO LOB	TOP												
Chuck Diering, R (1, 8) <small>OBP: 0.376, SLG: 0.336</small>	0-0 6-3		2-3 K		0-3 K		1-0 1B	1-3 K		5 0 1 0 0 3 1													
Tommy Glaviano, R (1, 5) <small>OBP: 0.414, SLG: 0.406</small>	4-2 HR BB		0-3 K		0-0 1B		3-2 FC6 1B		3-3 K	4 1 2 0 1 2 0													
Stan Musial, L (1, 7) <small>OBP: 0.456, SLG: 0.624</small> Harry Walker, L (9, PR) <small>OBP: 0.296, SLG: 0.248</small> (9, 7)	1-2 1-H HR			0-0 1B	1-0 6-3		0-0 FC6 1-2f		0-0 1B 2B	5 1 3 2 0 0 4 0 1 0 0 0 0 0													
Enos Slaughter, L (1, 9) <small>OBP: 0.399, SLG: 0.456</small>	2-1 6-3			0-0 F5		1-1 F3		2-2 F6	0-2 BB 1B	5 1 1 0 0 0 1													
Red Schoendienst, S (1, 4) <small>OBP: 0.330, SLG: 0.427</small>	1-2 5-3			1-0 F7		0-1 F2		0-1 1B 2B	1-0 F8	5 1 1 0 0 0 4													
Marty Marion, R (1, 6) <small>OBP: 0.350, SLG: 0.373</small>		2-1 B1-3		1-1 F7		1-1 FC4-6 1B		1-1 1B HR 1B	4-1 CS 1B BB	4 1 2 0 1 0 1													
Rocky Nelson, L (1, 3) <small>OBP: 0.358, SLG: 0.415</small> Eddie Kazak, R (8, PH) <small>OBP: 0.381, SLG: 0.470</small> Nippy Jones, R (8, 3) <small>OBP: 0.444, SLG: 0.286</small>		0-1 4-3		0-0 4-3		0-0 FC4-6 1-2f		1-0 1B HR 1B	0-0 1-2 2-H 3-H 1B	3 0 0 0 0 0 1 1 1 1 1 0 0 0 1 0 1 2 0 0 0													
Del Rice, R (1, 2) <small>OBP: 0.324, SLG: 0.366</small>		0-2 F9		1-1 1B 2B			3-2 F4	1-0 1B HR	2-0 CS	4 2 2 3 0 0 0													
Max Lanier, R (1, 1) <small>OBP: 0.250, SLG: 0.267</small> Gerry Staley, R (7, 1) <small>OBP: 0.212, SLG: 0.194</small>			0-1 L9		0-0 1B		0-3 K	1-3 K		3 0 1 1 0 1 0 1 0 0 0 0 1 0													
Inning Stats	R: 2 E: 0 K: 0 S: 14	H: 1 LOB: 0 BB: 1 P: 22	R: 0 E: 0 K: 0 S: 7	H: 0 LOB: 0 BB: 0 P: 9	R: 0 E: 0 K: 2 S: 8	H: 1 LOB: 1 BB: 0 P: 10	R: 0 E: 0 K: 0 S: 5	H: 1 LOB: 1 BB: 0 P: 7	R: 1 E: 0 K: 1 S: 9	H: 3 LOB: 2 BB: 0 P: 11	R: 0 E: 0 K: 0 S: 7	H: 1 LOB: 1 BB: 0 P: 9	R: 0 E: 0 K: 1 S: 13	H: 2 LOB: 2 BB: 0 P: 20	R: 4 E: 0 K: 2 S: 15	H: 4 LOB: 0 BB: 0 P: 22	R: 2 E: 0 K: 1 S: 10	H: 3 LOB: 2 BB: 1 P: 20	1B: 10 2B: 3 3B: 0 HR: 2	SF: 0 SAC: 0 DP: 0 HBP: 0	WP: 0 PB: 0 SB: 0 CS: 1	PA: 44	
PITCHER	IP WLS BF H R ER SO BB IBB HBP BLK WP HR S P ERA WHIP	IP WLS BF H R ER SO BB IBB HBP BLK WP HR S P ERA WHIP	IP WLS BF H R ER SO BB IBB HBP BLK WP HR S P ERA WHIP	IP WLS BF H R ER SO BB IBB HBP BLK WP HR S P ERA WHIP	IP WLS BF H R ER SO BB IBB HBP BLK WP HR S P ERA WHIP	IP WLS BF H R ER SO BB IBB HBP BLK WP HR S P ERA WHIP	IP WLS BF H R ER SO BB IBB HBP BLK WP HR S P ERA WHIP	IP WLS BF H R ER SO BB IBB HBP BLK WP HR S P ERA WHIP	IP WLS BF H R ER SO BB IBB HBP BLK WP HR S P ERA WHIP	IP WLS BF H R ER SO BB IBB HBP BLK WP HR S P ERA WHIP	IP WLS BF H R ER SO BB IBB HBP BLK WP HR S P ERA WHIP	IP WLS BF H R ER SO BB IBB HBP BLK WP HR S P ERA WHIP	IP WLS BF H R ER SO BB IBB HBP BLK WP HR S P ERA WHIP	IP WLS BF H R ER SO BB IBB HBP BLK WP HR S P ERA WHIP	IP WLS BF H R ER SO BB IBB HBP BLK WP HR S P ERA WHIP	IP WLS BF H R ER SO BB IBB HBP BLK WP HR S P ERA WHIP	IP WLS BF H R ER SO BB IBB HBP BLK WP HR S P ERA WHIP	IP WLS BF H R ER SO BB IBB HBP BLK WP HR S P ERA WHIP	IP WLS BF H R ER SO BB IBB HBP BLK WP HR S P ERA WHIP	IP WLS BF H R ER SO BB IBB HBP BLK WP HR S P ERA WHIP	IP WLS BF H R ER SO BB IBB HBP BLK WP HR S P ERA WHIP	IP WLS BF H R ER SO BB IBB HBP BLK WP HR S P ERA WHIP	IP WLS BF H R ER SO BB IBB HBP BLK WP HR S P ERA WHIP
Preacher Roe, L (1, 1) <small>ERA: 3.32</small>	8.2 L	42 14 9 9 7																					
Dan Bankhead, R (9, 1) <small>ERA: 5.23</small>	0.1	1 1 0 0 0																					

St. Louis Cardinals @ Brooklyn Dodgers
 Ebbets Field, Brooklyn, NY
 Tue Jul 25 1950, 3:33 AM EDT
 Att: 31,013 - Unknown

AB	41
R	9
H	15
RBI	9
BB	2
SO	7
LOB	12



Batter	1	2	3	4	5	6	7	8	9	AB R H RBI BB SO LOB
--------	---	---	---	---	---	---	---	---	---	----------------------

Bobby Morgan, R (1, 5) <small>OBP: 0.369, SLG: 0.434</small> Cal Abrams, L (9, PH)	1-3 		1-2 		3-3 		4-0 		4-2 	3 1 0 0 1 2 1 0 0 0 0 1 0 0
Jim Russell, S (1, 7) <small>OBP: 0.350, SLG: 0.483</small>	1-0 		0-2 		0-0 		1-3 		2-1 	5 1 1 0 0 1 2
Duke Snider, L (1, 8) <small>OBP: 0.374, SLG: 0.542</small>	3-2 			0-3 	4-2 		2-2 			3 0 2 0 1 1 0
Jackie Robinson, R (1, 4) <small>OBP: 0.456, SLG: 0.576</small>	1-0 			1-0 	3-1 		4-0 			3 0 1 1 1 0 1
Carl Furillo, R (1, 9) <small>OBP: 0.358, SLG: 0.486</small>		0-0 		3-1 	3-2 		0-0 			4 2 1 1 0 0 4
Gil Hodges, R (1, 3) <small>OBP: 0.388, SLG: 0.489</small>		2-0 		2-2 		4-0 		2-1 		3 1 2 0 1 0 0
Roy Campanella, R (1, 2) <small>OBP: 0.387, SLG: 0.581</small>		1-0 		2-1 		1-2 		1-0 		4 0 1 2 0 0 2
Pee Wee Reese, R (1, 6) <small>OBP: 0.350, SLG: 0.311</small>		1-1 		4-0 		0-0 		1-1 		3 0 0 0 1 0 1
Preacher Roe, R (1, 1) <small>OBP: 0.172, SLG: 0.175</small> Dan Bankhead, R (9, 1) <small>OBP: 0.313, SLG: 0.323</small> Gene Hermanski, L (9, PH) <small>OBP: 0.382, SLG: 0.474</small>			0-1 	0-1 		0-1 		1-3 		3 0 1 0 0 0 3 0 0 0 0 0 0 0 1 0 0 0 0 1 0


Inning Stats	R: 0 H: 1 E: 0 K: 1 S: 9	R: 1 H: 1 E: 0 K: 0 S: 5	R: 0 H: 1 E: 0 K: 0 S: 9	R: 2 H: 2 E: 1 K: 1 S: 15	R: 1 H: 2 E: 0 K: 1 S: 12	R: 0 H: 0 E: 0 K: 0 S: 6	R: 1 H: 1 E: 1 K: 1 S: 7	R: 0 H: 1 E: 0 K: 0 S: 5	R: 0 H: 0 E: 0 K: 1 S: 8	1B: 6 SF: 0 2B: 2 SAC: 0 3B: 0 DP: 5 HR: 1 HBP: 0
--------------	--------------------------	--------------------------	--------------------------	---------------------------	---------------------------	--------------------------	--------------------------	--------------------------	--------------------------	--

PITCHER	IP	WLS	BF	H	R	ER	SO	BB	IBB	HBP	BLK	WP	HR	S	P	ERA	WHIP
Max Lanier, L (1, 1) ERA: 2.94	6.1		31	8	5	2	4	4	1	0	0	0	1	62	114	2.84	1.895
Gerry Staley, R (7, 1) ERA: 6.03	2.2	W	7	1	0	0	1	1	0	0	0	0	0	14	25	0.00	0.750

BOTTOM

St. Louis Cardinals @ Brooklyn Dodgers
 Ebbets Field, Brooklyn, NY
 Tue Jul 25 1950, 3:33 AM EDT
 Att. 31,013 - Unknown

AB	32
R	5
H	9
RBI	4
BB	6
SO	5
LOB	14



WP: 0	PA: 38
PB: 0	SB: 0
CS: 0	

Batter	1	2	3	4	5	6	7	8	9	AB R H RBI BB SO LOB	TOP											
Rocky Nelson, L (1, 3) OBP: 0.342, SLG: 0.394	2-2 3-1		1-0 F7		1-1 3-1			1-0 FC4-6 1B 2B	1-2 F6	5 1 0 0 0 0 3												
Red Schoendienst, S (1, 4) OBP: 0.332, SLG: 0.427	1-0 F8		1-1 1B 1-2 1B		1-3 K			0-1 2B 1B		4 1 2 0 0 1 0												
Stan Musial, L (1, 7) OBP: 0.457, SLG: 0.626	1-2 F8		0-2 1-3 2-H 1B				0-1 5-3	2-2 1B 2B 1-H 2-H		4 1 2 3 0 0 0												
Enos Slaughter, L (1, 9) OBP: 0.398, SLG: 0.454		0-0 4-3	1-3 K				0-1 F8	1-1 FC4-6 1B 2-H		4 0 1 1 0 1 2												
Bill Howerton, L (1, 8) OBP: 0.402, SLG: 0.497		4-1 1B BB		2-3 K			2-1 F5	0-1 F9		3 0 0 0 1 1 1												
Tommy Glaviano, R (1, 5) OBP: 0.415, SLG: 0.419		3-2 G6-4-3 1B		0-1 HR			0-0 F6	1-1 FC4-6 1-2f		4 1 2 1 0 0 1												
Marty Marion, R (1, 6) OBP: 0.348, SLG: 0.367		1-1 G6-4-3 1-2f		1-2 6-3			0-2 6-3		4-2 BB	3 0 0 0 1 0 2												
Del Rice, R (1, 2) OBP: 0.321, SLG: 0.362			3-3 K		1-3 K		0-1 F8		0-3 K	2 0 0 0 0 2 0												
Eddie Kazak, R (7, PH) OBP: 0.377, SLG: 0.465										1 0 0 0 0 0 0												
Johnny Bucha, R (7, 2) OBP: 0.214, SLG: 0.192										1 0 0 0 0 1 1												
Harry Brecheen, L (1, 1) OBP: 0.270, SLG: 0.229			0-2 1B 1B		1-2 4-3			1-1 FC4-6 1B		0 0 0 0 0 0 0												
Red Mungler, R (2, 1) OBP: 0.185, SLG: 0.179										2 1 1 0 0 0 0												
Nippy Jones, R (8, PH) OBP: 0.690, SLG: 0.375										1 0 1 0 0 0 0												
Harry Walker, L (8, PR) OBP: 0.296, SLG: 0.248										0 0 0 0 0 0 0												
Al Papai, R (8, 1) OBP: 0.273, SLG: 0.158										0 0 0 0 0 0 0												
Erv Dusak, R (8, 1) OBP: 0.338, SLG: 0.373										0 0 0 0 0 0 0												
Eddie Miller, R (9, PH) OBP: 0.338, SLG: 0.373										1 0 0 0 0 1 1												
Inning Stats	R: 0 E: 0 K: 0 S: 9	H: 0 LOB: 0 BB: 0 P: 13	R: 0 E: 0 K: 0 S: 8	H: 1 LOB: 1 BB: 1 P: 16	R: 1 E: 0 K: 2 S: 16	H: 3 LOB: 2 BB: 0 P: 22	R: 1 E: 0 K: 2 S: 14	H: 1 LOB: 0 BB: 0 P: 18	R: 0 E: 0 K: 1 S: 8	H: 0 LOB: 0 BB: 0 P: 11	R: 0 E: 0 K: 0 S: 6	H: 0 LOB: 0 BB: 0 P: 8	R: 0 E: 0 K: 0 S: 6	H: 0 LOB: 0 BB: 0 P: 6	R: 3 E: 0 K: 0 S: 15	H: 4 LOB: 1 BB: 0 P: 21	R: 0 E: 0 K: 2 S: 12	H: 0 LOB: 1 BB: 1 P: 18	1B: 7 2B: 1 3B: 0 HR: 1	SF: 0 SAC: 0 DP: 1 HBP: 0	WP: 0 PB: 0 SB: 0 CS: 0	PA: 37
PITCHER	IP WLS BF H R ER SO BB IBB HBP BLK WP HR S P ERA WHIP																					
Don Newcombe, R (1, 1) ERA: 4.48	8.0 W 34 9 5 5 5 2 0 0 0 0 0 1 84 121 5.62 1.375																					
Ralph Branca, R (9, 1) ERA: 5.38	1.0 S 3 0 0 0 2 0 0 0 0 0 0 0 10 12 0.00 0.000																					

St. Louis Cardinals @ Brooklyn Dodgers
 Ebbets Field, Brooklyn, NY
 Wed Jul 26 1950, 3:33 AM EDT
 Att: 21,094 - Unknown

livebaseballscorecards.com

AB	35
R	5
H	9
RBI	5
BB	2
SO	7
LOB	11



Batter	1	2	3	4	5	6	7	8	9
Bobby Morgan, R OBP: 0.365, SLG: 0.440 (1, 5)	1-1 HR 3B	0-0 F8		1-1 5-3		2-1 5-3		1-0 F3	
Jim Russell, S OBP: 0.357, SLG: 0.524 (1, 7)	0-2 HR 3-H	4-1 WP BB BB			0-0 HR	1-0 F7		2-1 F7	
Duke Snider, L OBP: 0.375, SLG: 0.539 (1, 8)	1-3 K	4-0 WP BB			4-1 FC1-5 BB		0-2 F6		
Jackie Robinson, R OBP: 0.454, SLG: 0.571 (1, 4)	2-2 F8	1-2 L8			2-2 E BB FC1-5 1B		0-0 1-3		
Carl Furillo, R OBP: 0.354, SLG: 0.480 (1, 9)	1-2 6-3				1-0 FC1-5 BB S		0-1 F9		
Gil Hodges, R OBP: 0.389, SLG: 0.489 (1, 3)		0-0 HR 1B		2-3 K	3-2 FC6 BB		2-1 SH1-3 BB 1B		
Roy Campanella, R OBP: 0.392, SLG: 0.592 (1, 2)		0-0 HR 1-H		2-2 F5	4-2 G4-6-3 BB		4-0 SH1-3 BB		
Pee Wee Reese, R OBP: 0.350, SLG: 0.319 (1, 6)		1-1 F8 3B		2-2 F9	1-1 G4-6-3		1-0 SH1-3		
Don Newcombe, L OBP: 0.346, SLG: 0.362 Ralph Branca, R OBP: 0.217, SLG: 0.400 (9, 1)		2-3 K		2-1 6-3		1-3 K		4-1 BB	

Inning Stats	R: 2	H: 2	E: 0	K: 1	S: 16	L: 0	BB: 0	P: 21	R: 3	H: 3	E: 0	K: 1	S: 14	LOB: 2	BB: 2	P: 26	R: 0	H: 0	E: 0	K: 1	S: 10	LOB: 0	BB: 0	P: 15	R: 0	H: 0	E: 0	K: 0	S: 10	R: 2	H: 2	E: 1	K: 0	S: 14	R: 0	H: 0	E: 0	K: 1	S: 6	LOB: 0	BB: 0	P: 10	R: 0	H: 0	E: 0	K: 0	S: 6	LOB: 0	BB: 0	P: 6	R: 0	H: 1	E: 0	K: 0	S: 7	LOB: 3	BB: 2	P: 21
--------------	------	------	------	------	-------	------	-------	-------	------	------	------	------	-------	--------	-------	-------	------	------	------	------	-------	--------	-------	-------	------	------	------	------	-------	------	------	------	------	-------	------	------	------	------	------	--------	-------	-------	------	------	------	------	------	--------	-------	------	------	------	------	------	------	--------	-------	-------


PITCHER	IP	WLS	BF	H	R	ER	SO	BB	IBB	HBP	BLK	WP	HR	S	P	ERA	WHIP
Harry Brecheen, L ERA: 3.53 (1, 1)	1.1	L	9	5	5	5	2	0	0	0	0	0	2	24	32	33.75	3.750
Red Munger, R ERA: 3.83 (2, 1)	5.2		23	2	2	1	2	4	0	0	0	1	1	52	90	1.59	1.059
Al Papai, R ERA: 6.71 (8, 1)	0.1		4	1	0	0	0	2	0	0	0	0	0	4	15	0.00	9.000
Erv Dusak, R ERA: 2.03 (8, 1)	0.2		2	0	0	0	0	0	0	0	0	0	0	3	6	0.00	0.000

BOTTOM

St. Louis Cardinals @ Brooklyn Dodgers
Ebbets Field, Brooklyn, NY

Wed Jul 26 1950, 3:33 AM EDT
Att. 21,094 - Unknown

AB	31
R	7
H	8
RBI	7
BB	6
SO	4
LOB	16



1B:	2B:	3B:	HR:	SF:	SAC:	DP:	HBP:	WP:	PA:
3	0	2	3	0	1	1	0	1	38

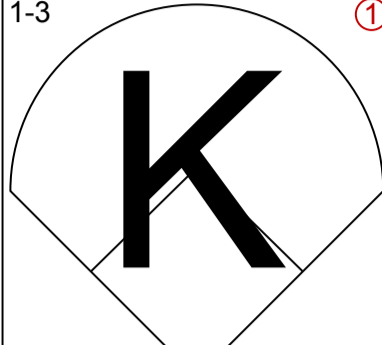
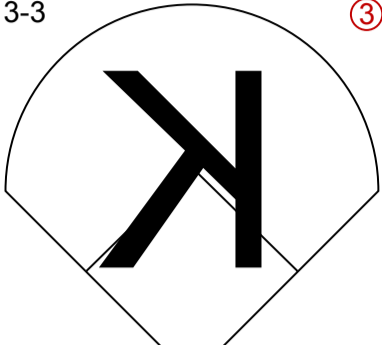
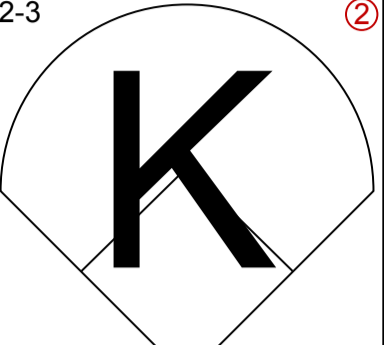
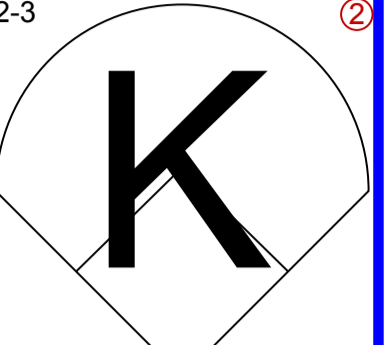
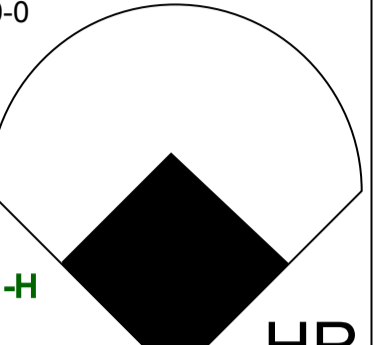
Batter	1	2	3	4	5	6	7	8	9	AB R H RBI BB SO LOB	TOP		
Chuck Diering, R (1, 8) OBP: 0.383, SLG: 0.388 	2-1 			2-1 		0-1 		0-0 	4-1 	4 3 2 4 1 0 0			
Tommy Glaviano, R (1, 5) OBP: 0.418, SLG: 0.422 	1-2 			2-1 			2-0 	0-0 	4-1 	3 1 1 0 1 0 0			
Stan Musial, L (1, 7) Harry Walker, L (9, 7) OBP: 0.451, SLG: 0.616 OBP: 0.296, SLG: 0.248 	0-1 			1-2 			0-1 	0-1 	2-1 	5 1 0 0 0 0 4 0 0 0 0 0 0 0			
Enos Slaughter, L (1, 9) OBP: 0.401, SLG: 0.476 			0-1 	0-0 			2-1 	2-1 	1-2 	5 2 3 5 0 0 0			
Red Schoendienst, S (1, 4) OBP: 0.333, SLG: 0.427 					1-2 		0-2 	0-0 	1-0 	5 0 2 0 0 0 1			
Nippy Jones, R (1, 3) Rocky Nelson, L (7, 3) OBP: 0.395, SLG: 0.273 OBP: 0.348, SLG: 0.400 			1-2 		0-0 		1-1 		0-0 	3 0 0 0 0 0 2 1 1 1 0 0 0 0			
Marty Marion, R (1, 6) OBP: 0.355, SLG: 0.389 				2-1 		0-1 		0-0 	3-2 	4 2 3 1 0 0 0			
Del Rice, R (1, 2) OBP: 0.328, SLG: 0.377 				2-0 			4-1 	1-1 	1-0 	2 2 1 2 1 0 1			
Cloyd Boyer, R (1, 1) OBP: 0.333, SLG: 0.300 				0-0 		1-0 		0-1 	4-0 	2 1 0 0 1 0 2			
Inning Stats	R: 0 H: 0 E: 0 LOB: 0 K: 0 BB: 0 S: 7 P: 10	R: 0 H: 1 E: 0 LOB: 0 K: 0 BB: 0 S: 6 P: 7	R: 0 H: 1 E: 0 LOB: 0 K: 0 BB: 0 S: 4 P: 8	R: 1 H: 1 E: 0 LOB: 0 K: 0 BB: 0 S: 8 P: 13	R: 0 H: 0 E: 0 LOB: 0 K: 0 BB: 0 S: 6 P: 7	R: 0 H: 0 E: 0 LOB: 0 K: 0 BB: 1 S: 4 P: 9	R: 2 H: 2 E: 0 LOB: 0 K: 0 BB: 0 S: 10 P: 15	R: 4 H: 4 E: 0 LOB: 1 K: 0 BB: 0 S: 11 P: 14	R: 6 H: 4 E: 0 LOB: 0 K: 0 BB: 3 S: 15 P: 35	1B: 4 SF: 0 2B: 5 SAC: 1 3B: 1 DP: 5 HR: 5 HBP: 2	WP: 0 PA: 41 PB: 0 SB: 0 CS: 0		
PITCHER	IP WLS BF H R ER SO BB IBB HBP BLK WP HR S P ERA WHIP											PITCHER	IP WLS BF H R ER SO BB IBB HBP BLK WP HR S P ERA WHIP
Chris Van Cuyk, L (1, 1) ERA: 3.27	7.0 L 24 5 3 3 0 1 0 1 0 0 0 2 45 69 3.86 0.857												
Joe Landrum, R (8, 1) ERA: 9.53	0.1 4 2 3 3 0 0 0 0 1 0 0 1 5 6 81.00 6.000												
Joe Hatten, L (8, 1) ERA: 4.5	0.2 6 4 3 3 0 0 0 0 0 0 0 0 0 12 17 40.50 6.000												
Rex Barney, R (9, 1) ERA: 5.68	0.0 4 1 1 1 0 3 0 0 0 0 0 1 3 16 ∞ ∞												
Billy Loes, R (9, 1) ERA: 9.0	1.0 3 1 3 3 0 0 0 0 0 0 0 0 1 6 10 27.00 1.000												

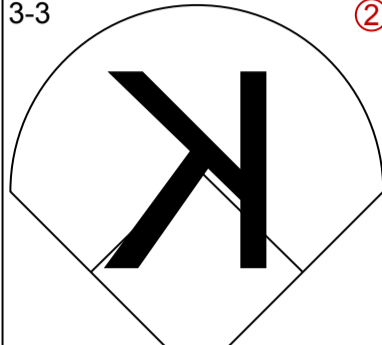
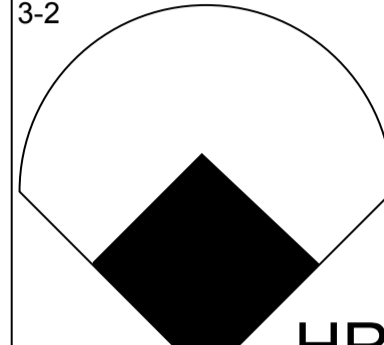
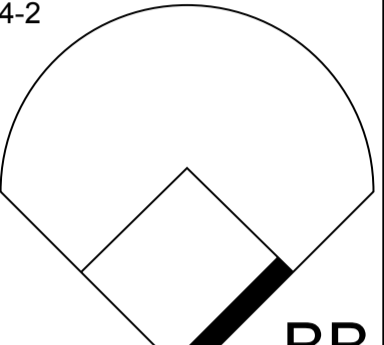
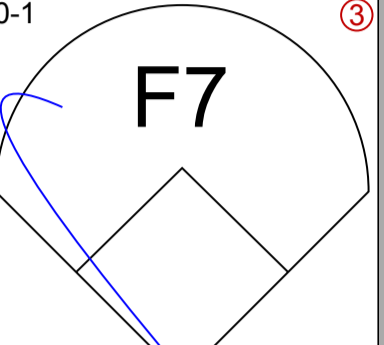
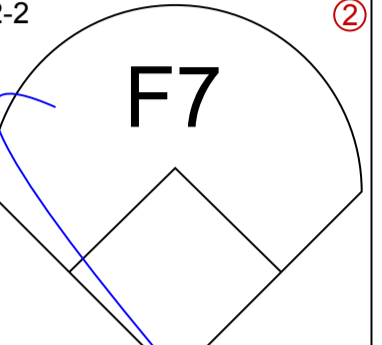
St. Louis Cardinals @ Brooklyn Dodgers
 Ebbets Field, Brooklyn, NY
 Thu Jul 27 1950, 3:33 AM EDT
 Att: 16,607 - Unknown

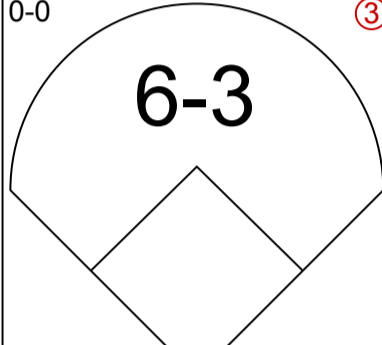
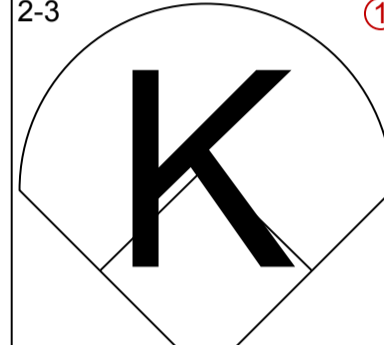
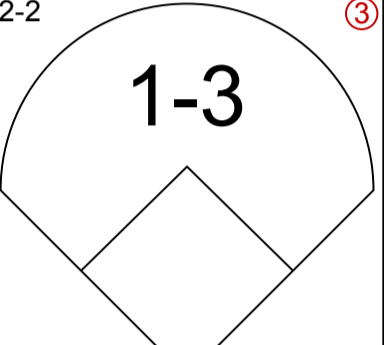
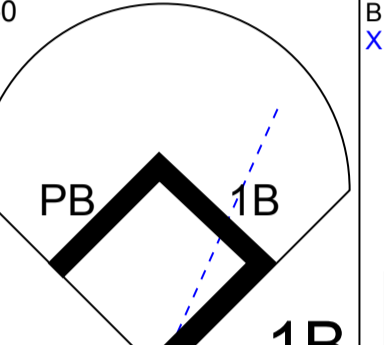
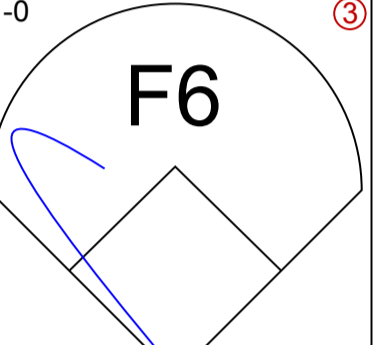
AB	34
R	13
H	13
RBI	12
BB	4
SO	0
LOB	10

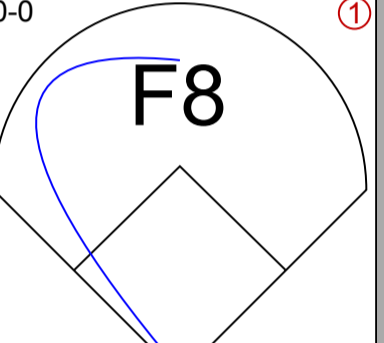
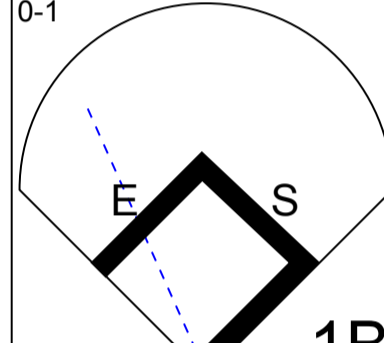
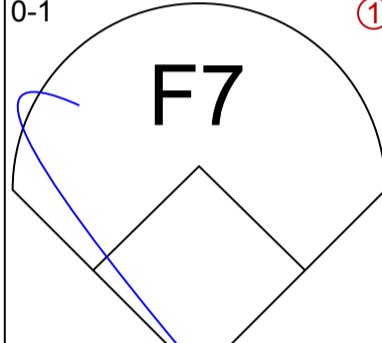
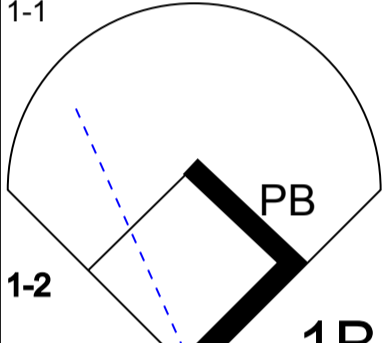


Batter	1	2	3	4	5	6	7	8	9	AB	R	H	RBI	BB	SO	LOB
--------	---	---	---	---	---	---	---	---	---	----	---	---	-----	----	----	-----

Bobby Morgan, R <small>(1, 9) OBP: 0.388, SLG: 0.431</small> Jim Russell, S <small>(7, PH) OBP: 0.358, SLG: 0.520</small> Joe Landrum, R <small>(8, 1) OBP: 0.091, SLG: 0.091</small> Joe Hatten, R <small>(8, 1) OBP: 0.222, SLG: 0.250</small> Rex Barney, R <small>(9, 1) OBP: 0.222, SLG: 0.250</small> Billy Loes, R <small>(9, PH) OBP: 0.318, SLG: 0.714</small>	1-3 		3-3 		2-3 		2-3 		0-0 	3	0	0	0	0	3	2
--	--	--	--	--	--	--	--	--	--	---	---	---	---	---	---	---

Gene Hermanski, L <small>(1, 7) OBP: 0.383, SLG: 0.489</small>	3-3 			3-2 	4-2 		0-1 		2-2 	4	1	1	1	1	1	1
--	--	--	--	--	--	--	--	--	--	---	---	---	---	---	---	---

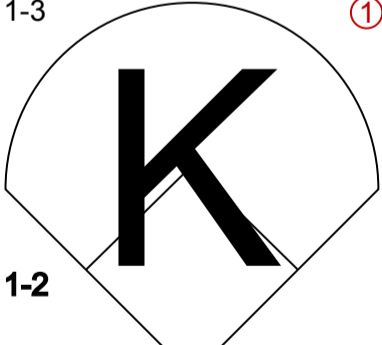
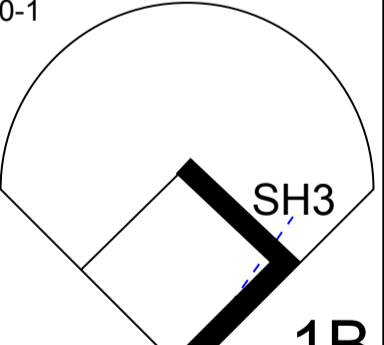
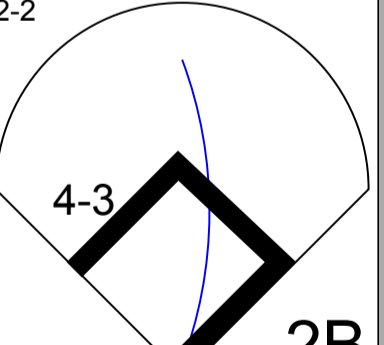
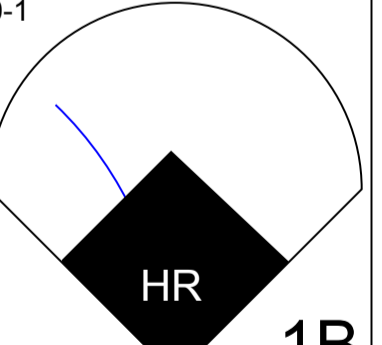
Duke Snider, L <small>(1, 8) OBP: 0.373, SLG: 0.534</small>	0-0 			2-3 	2-2 			0-0 	1-0 	5	0	1	0	0	1	2
---	--	--	--	--	--	--	--	--	--	---	---	---	---	---	---	---

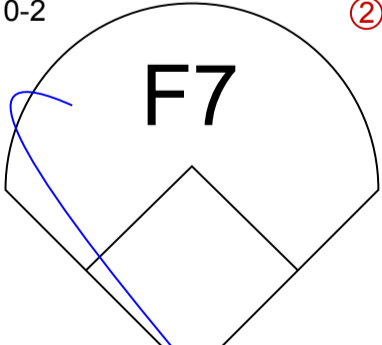
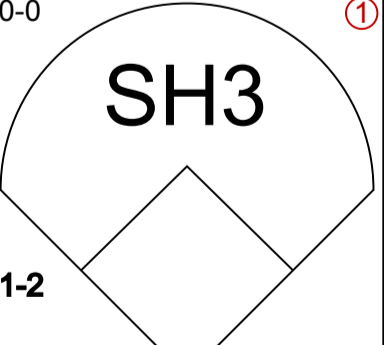
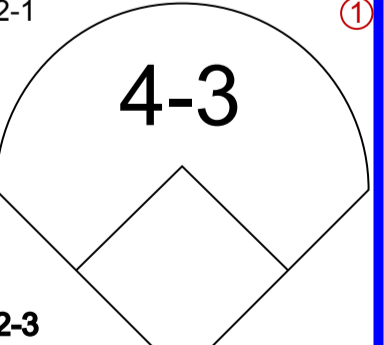
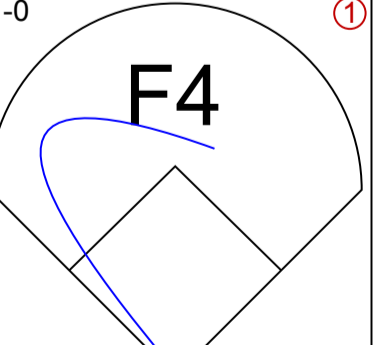
Jackie Robinson, R <small>(1, 4) OBP: 0.454, SLG: 0.571</small>		0-0 		0-1 		0-1 		1-1 		4	0	2	0	0	0	0
---	--	--	--	--	--	--	--	--	--	---	---	---	---	---	---	---

Carl Furillo, R <small>(1, 9) OBP: 0.353, SLG: 0.476</small>		2-3 		4-2 		0-1 		1-2 		3	0	0	0	1	1	2
--	--	---	--	---	--	---	--	---	--	---	---	---	---	---	---	---

Gil Hodges, R <small>(1, 3) OBP: 0.388, SLG: 0.484</small>		1-1 		1-2 		4-2 		2-3 		3	0	0	0	1	1	4
--	--	--	--	--	--	--	--	--	--	---	---	---	---	---	---	---

Bruce Edwards, R <small>(1, 2) OBP: 0.173, SLG: 0.333</small>			1-0 	1-2 		1-1 		2-2 		4	0	1	0	0	0	5
---	--	--	--	--	--	--	--	--	--	---	---	---	---	---	---	---

Pee Wee Reese, R <small>(1, 6) OBP: 0.355, SLG: 0.330</small>			1-3 		0-1 		2-2 		0-1 	4	1	3	0	0	1	1
---	--	--	--	--	--	--	--	--	--	---	---	---	---	---	---	---

Chris Van Cuyk, L <small>(1, 1)</small> Cal Abrams, L <small>(7, PH)</small> Billy Cox, R <small>(8, 5) OBP: 0.311, SLG: 0.419</small>			0-2 		0-0 		2-1 		1-0 	1	0	0	0	0	0	1
--	--	--	--	--	--	--	--	--	--	---	---	---	---	---	---	---

Inning Stats	R: 0	H: 0	E: 0	K: 2	S: 7	R: 0	H: 0	E: 0	K: 1	S: 7	R: 0	H: 1	E: 0	K: 2	S: 13	R: 1	H: 2	E: 0	K: 1	S: 19	R: 0	H: 1	E: 0	K: 1	S: 11	R: 0	H: 0	E: 0	K: 1	S: 9	R: 0	H: 2	E: 0	K: 1	S: 16	R: 2	H: 2	E: 0	K: 0	S: 8	1B: 6	SF: 0	2B: 1	SAC: 1	3B: 0	DP: 0	HR: 2	HBP: 0	WP: 0	PA: 39
--------------	------	------	------	------	------	------	------	------	------	------	------	------	------	------	-------	------	------	------	------	-------	------	------	------	------	-------	------	------	------	------	------	------	------	------	------	-------	------	------	------	------	------	-------	-------	-------	--------	-------	-------	-------	--------	-------	--------

PITCHER	IP	WLS	BF	H	R	ER	SO	BB	IBB	HBP	BLK	WP	HR	S	P	ERA	WHIP	PITCHER	IP	WLS	BF	H	R	ER	SO	BB	IBB	HBP	BLK	WP	HR	S	P	ERA	WHIP														
Cloyd Boyer, R <small>(1, 1) ERA: 3.23</small>	9.0	W	39	9	3	3	9	3	0	0	0	0	2	103	155	3.00	1.333																																

BOTTOM

St. Louis Cardinals @ Brooklyn Dodgers
Ebbets Field, Brooklyn, NY
 Thu Jul 27 1950, 3:33 AM EDT
 Att. 16,607 - Unknown

livebaseballscorecards.com

AB	35
R	3
H	9
RBI	3
BB	3
SO	9
LOB	21



Batter	1	2	3	4	5	6	7	8	9	AB R H RBI BB SO LOB	TOP		
Wayne Terwilliger, R (1, 4) OBP: 0.314, SLG: 0.362	1-3 		2-2 5-3 		1-2 E6 		0-0 2B 1B 	4-0 2B IBB 		4 2 1 0 1 1 2			
Bob Borkowski, R (1, 8) OBP: 0.321, SLG: 0.381 Preston Ward, L (7, PH) OBP: 0.347, SLG: 0.489 Emil Verban, R (7, PR) OBP: 0.152, SLG: 0.129 Frank Hiller, R (7, 1)	0-1 B1-3 			0-1 F8 	0-0 F2 		1-2 1B 2B 	0-0 SH5 		3 0 0 0 0 2 2 1 0 1 1 0 0 0 0 0 0 0 0 0 0 0 0 0 1 0 0 0			
Carmen Mauro, L (1, 7) OBP: 0.375, SLG: 0.451	2-3 K 			2-3 K 		4-2 HR BB 	3-0 2B 	0-0 2B 		4 1 2 3 1 0 0			
Hank Sauer, R (1, 3) OBP: 0.365, SLG: 0.512		0-0 G5-4-3 1B 		2-3 K 		0-3 K 	0-0 5-3 	2-0 L5 		5 0 1 0 0 2 3			
Andy Paiko, R (1, 9) OBP: 0.424, SLG: 0.636		2-3 K 			0-0 1B WP 2B 	2-2 HR 		2-2 BB BB 2B HBP 	0-0 HR 	4 4 3 3 0 1 1			
Bill Serena, R (1, 5) OBP: 0.355, SLG: 0.436		2-2 G5-4-3 1-2f 			0-1 WP BB E 1B 	1-1 L5 		4-0 BB BB 2B BB 	1-1 F7 	4 2 1 0 1 0 1			
Roy Smalley, R (1, 6) OBP: 0.326, SLG: 0.481			2-3 K 		4-2 E WP BB 	3-3 K 		4-1 2B SH5 BB 	0-0 1B 	3 1 1 0 2 2 0			
Rube Walker, L (1, 2) OBP: 0.289, SLG: 0.333			2-2 4-3 		1-3 K 		0-0 4-3 	2-1 F2 	0-0 G6-4-3 1B 	5 0 1 0 0 1 6			
Paul Minner, L (1, 1) OBP: 0.293, SLG: 0.270 Dutch Leonard, R (6, 1) OBP: 0.143, SLG: 0.143 Hal Jeffcoat, R (7, PH) OBP: 0.227, SLG: 0.317 (7, 8)			3-2 E6 		3-3 K 		4-1 WP 1B 2B BB 	1-0 SH5 2B 2B 	1-0 G6-4-3 	2 0 0 0 0 1 2 0 0 0 0 0 0 0 2 2 1 2 1 0 2			
Inning Stats	R: 0 H: 0 E: 0 LOB: 0 K: 2 BB: 0 S: 9 P: 12	R: 0 H: 1 E: 0 LOB: 0 K: 1 BB: 0 S: 8 P: 12	R: 0 H: 0 E: 1 LOB: 1 K: 1 BB: 0 S: 13 P: 22	R: 0 H: 0 E: 0 LOB: 0 K: 2 BB: 0 S: 12 P: 16	R: 2 H: 2 E: 1 LOB: 2 K: 2 BB: 1 S: 15 P: 24	R: 2 H: 1 E: 0 LOB: 0 K: 2 BB: 1 S: 13 P: 23	R: 2 H: 3 E: 0 LOB: 1 K: 0 BB: 1 S: 8 P: 16	R: 5 H: 2 E: 0 LOB: 1 K: 0 BB: 3 S: 9 P: 28	R: 1 H: 3 E: 0 LOB: 1 K: 0 BB: 0 S: 6 P: 8	1B: 6 SF: 0 2B: 4 SAC: 1 3B: 0 DP: 2 HR: 2 HBP: 1	WP: 2 PA: 45 PB: 0 SB: 0 CS: 0		
PITCHER	IP WLS BF H R ER SO BB IBB HBP BLK WP HR S P ERA WHIP											PITCHER	IP WLS BF H R ER SO BB IBB HBP BLK WP HR S P ERA WHIP
Erv Palica, R (1, 1) ERA: 4.42	6.1 L 29 6 6 5 10 3 0 0 0 2 1 76 120 7.11 1.421												
Dan Bankhead, R (7, 1) ERA: 5.51	0.2 5 1 3 3 0 2 0 1 0 0 0 5 18 40.50 4.500												
Chris Van Cuyk, L (8, 1) ERA: 3.91	1.0 6 2 2 2 0 0 0 1 0 0 0 6 15 18.00 2.000												
Billy Loes, R (9, 1) ERA: 9.0	1.0 5 3 1 1 0 0 0 0 0 0 0 1 6 9.00 3.000												

Chicago Cubs @ Brooklyn Dodgers
Ebbets Field, Brooklyn, NY
Fri Jul 28 1950, 3:33 AM EDT
Att. 17,319 - Unknown

livebaseballscorecards.com

AB	37
R	12
H	12
RBI	10
BB	6
SO	10
LOB	19



Batter	1	2	3	4	5	6	7	8	9	AB	R	H	RBI	BB	SO	LOB
Pee Wee Reese, R OBP: 0.356, SLG: 0.331 (1, 6)	0-1 E4 G6-4-3		1-1 1-3 1B		1-2 1B 1B	3-3 K		1-1 F5		5	1	2	0	0	1	2
Jim Russell, S OBP: 0.349, SLG: 0.510 Gene Hermanski, L OBP: 0.377, SLG: 0.482 (6, PH) (7, 7)	0-0 G6-4-3 1-2f		1-1 1-3 1-2		1-3 K	3-1 F5			2-3 K	3	0	0	0	0	1	4
Duke Snider, L OBP: 0.376, SLG: 0.535 (1, 8)	0-0 1B		1-3 K		1-1 1B 1B 1-H 2-H			0-1 FC1-5 1B 1B	0-2 F2	5	0	3	1	0	1	1
Jackie Robinson, R OBP: 0.456, SLG: 0.571 (1, 4)		2-2 G3		3-2 F3	2-2 1B			0-0 FC1-5 1B	0-0 1B	5	0	3	0	0	0	0
Carl Furillo, R OBP: 0.353, SLG: 0.475 Cal Abrams, L (7, PH) (8, 9)		1-0 6-3		2-2 F9		0-1 WP 1B 1B		1-2 FC1-5 1B	1-3 K	3	1	1	0	0	0	0
Gil Hodges, R OBP: 0.389, SLG: 0.484 (1, 3)		0-1 1B 1B		2-3 K		0-1 WP 1B 1B		2-0 F5		4	1	2	0	0	1	2
Bruce Edwards, R OBP: 0.200, SLG: 0.383 (1, 2)		2-2 1B 1-2 1B		0-2 HR		4-2 SH3-4 1B 1-2 2-3 BB		0-3 K		3	1	2	1	1	1	2
Billy Cox, R OBP: 0.314, SLG: 0.420 (1, 5)		2-0 F8		0-1 FC1-6 1B		1-0 SH3-4 1B 1-2 2-H 3-H		0-0 L1-3		4	0	2	2	0	0	2
Erv Palica, R OBP: 0.217, SLG: 0.304 Dan Bankhead, R OBP: 0.313, SLG: 0.323 Chris Van Cuyk, L (8, 1) Tommy Brown, R OBP: 0.304, SLG: 0.682 Billy Loes, R (9, 1)		0-2 6-3		1-2 FC1-6 1B		0-1 SH3-4 1B 1-2 2-3		3-2 F5		2	1	0	0	0	0	1

Inning Stats	R: 0	H: 1	E: 1	LOB: 1	K: 0	BB: 0	S: 4	P: 4	R: 0	H: 2	E: 0	LOB: 2	K: 0	BB: 0	S: 10	P: 17	R: 0	H: 1	E: 0	LOB: 1	K: 1	BB: 0	S: 10	P: 13	R: 0	H: 0	E: 0	LOB: 0	K: 1	BB: 0	S: 9	P: 16	R: 3	H: 5	E: 0	LOB: 2	K: 1	BB: 0	S: 22	P: 28	R: 2	H: 3	E: 0	LOB: 2	K: 1	BB: 1	S: 15	P: 26	R: 0	H: 2	E: 0	LOB: 2	K: 1	BB: 0	S: 10	P: 13	R: 0	H: 0	E: 0	LOB: 0	K: 0	BB: 0	S: 6	P: 10	R: 0	H: 1	E: 0	LOB: 1	K: 2	BB: 0	S: 12	P: 15	1B: 14	SF: 0	2B: 0	SAC: 1	3B: 0	DP: 1	HR: 1	HBP: 0	WP: 1	PA: 41
--------------	------	------	------	--------	------	-------	------	------	------	------	------	--------	------	-------	-------	-------	------	------	------	--------	------	-------	-------	-------	------	------	------	--------	------	-------	------	-------	------	------	------	--------	------	-------	-------	-------	------	------	------	--------	------	-------	-------	-------	------	------	------	--------	------	-------	-------	-------	------	------	------	--------	------	-------	------	-------	------	------	------	--------	------	-------	-------	-------	--------	-------	-------	--------	-------	-------	-------	--------	-------	--------

PITCHER	IP	WLS	BF	H	R	ER	SO	BB	IBB	HBP	BLK	WP	HR	S	P	ERA	WHIP
Paul Minner, L ERA: 3.83 (1, 1)	5.0		26	12	5	5	3	1	0	0	0	1	1	63	91	9.00	2.600
Dutch Leonard, R ERA: 4.76 (6, 1)	1.0	W	3	0	0	0	1	0	0	0	0	0	0	7	13	0.00	0.000
Frank Hiller, R ERA: 4.59 (7, 1)	3.0	S	12	3	0	0	3	0	0	0	0	0	0	28	38	0.00	1.000

BOTTOM

Chicago Cubs @ Brooklyn Dodgers
Ebbets Field, Brooklyn, NY
Fri Jul 28 1950, 3:33 AM EDT
Att. 17,319 - Unknown

livebaseballscorecards.com

AB	39
R	5
H	15
RBI	4
BB	1
SO	7
LOB	19



Batter	1	2	3	4	5	6	7	8	9	AB R H RBI BB SO LOB	TOP
Wayne Terwilliger, R OBP: 0.313, SLG: 0.364 (1, 4)	3-2 F6		1-1 2B		2-3 K		3-2 6-3			4 0 1 0 0 1 1	
Hal Jeffcoat, R OBP: 0.239, SLG: 0.328 (1, 8)	1-0 1B		0-1 F8		0-2 4-3		0-0 G3			1 0 1 0 0 0 0	
Carmen Mauro, L OBP: 0.356, SLG: 0.426 (1, 7)										3 0 0 0 0 0 2	
Bob Borkowski, R OBP: 0.325, SLG: 0.403 (1, 7)	1-1 HR		2-2 4-3			1-2 1B		0-2 6-3		4 2 2 1 0 0 1	
Hank Sauer, R OBP: 0.361, SLG: 0.506 (1, 8)						1B					
Andy Pafko, R OBP: 0.422, SLG: 0.635 (1, 3)	1-0 F6			2-2 F9		3-2 F7		1-1 F7		4 0 0 0 0 0 1	
Bill Serena, R OBP: 0.356, SLG: 0.446 (1, 5)											
Roy Smalley, R OBP: 0.325, SLG: 0.479 (1, 9)		0-1 2B		1-2 6-3		0-0 F7		2-2 L8		4 0 1 0 0 0 1	
Mickey Owen, R OBP: 0.237, SLG: 0.257 (1, 6)											
Johnny Schmitz, R OBP: 0.143, SLG: 0.167 (1, 1)											
Dutch Leonard, R OBP: 0.143, SLG: 0.143 (7, 1)											
Emil Verban, R OBP: 0.147, SLG: 0.125 (9, PH)											
Inning Stats	R: 1 H: 2 E: 0 LOB: 0 K: 0 BB: 0 S: 7 P: 13	R: 0 H: 1 E: 0 LOB: 1 K: 1 BB: 0 S: 7 P: 9	R: 0 H: 1 E: 0 LOB: 1 K: 1 BB: 0 S: 10 P: 13	R: 1 H: 1 E: 0 LOB: 0 K: 1 BB: 0 S: 11 P: 18	R: 0 H: 1 E: 0 LOB: 1 K: 1 BB: 0 S: 10 P: 16	R: 1 H: 2 E: 0 LOB: 2 K: 0 BB: 1 S: 14 P: 22	R: 0 H: 0 E: 0 LOB: 0 K: 0 BB: 0 S: 6 P: 10	R: 0 H: 0 E: 0 LOB: 0 K: 0 BB: 0 S: 15 P: 18	R: 1 H: 1 E: 0 LOB: 0 K: 0 BB: 0 S: 10 P: 13	1B: 3 SF: 0 2B: 3 SAC: 0 3B: 0 DP: 0 HR: 3 HBP: 0	WP: 0 PA: 36 PB: 0 SB: 0 CS: 0
PITCHER Preacher Roe, L ERA: 3.35 (1, 1)	IP WLS BF H R ER SO BB IBB HBP BLK WP HR S P ERA WHIP										
	9.0 W 36 9 4 4 4 1 0 0 0 0 3 90 132 4.00 1.111										

Chicago Cubs @ Brooklyn Dodgers
 Ebbets Field, Brooklyn, NY
 Sat Jul 29 1950, 3:33 AM EDT
 Unknown

livebaseballscorecards.com

AB	35
R	4
H	9
RBI	4
BB	1
SO	4
LOB	11



Batter	1	2	3	4	5	6	7	8	9	AB R H RBI BB SO LOB
Pee Wee Reese, R OBP: 0.360, SLG: 0.344 (1, 6) C F B X	1-2 FC6 1B		0-0 HR	2-0 5-3			0-1 F6	4-0 E BB		4 1 2 1 1 0 2
Jim Russell, S OBP: 0.345, SLG: 0.500 (1, 7) B C B B X	3-1 F9		1-3 K		0-0 F8		3-1 FC6-4 1B	2-1 E3		5 0 1 0 0 1 3
Duke Snider, L OBP: 0.373, SLG: 0.530 (1, 8) B B X	2-0 FC6 1-2f		0-0 L6		1-0 FC1 S 1B		0-1 FC6-4 1B 1-2f	1-3 K		5 1 1 0 0 1 5
Jackie Robinson, R OBP: 0.456, SLG: 0.573 (1, 4) B C X	1-1 1-3		1-1 2B		3-1 FC1 HR 1-3		3-1 PB 2-1-2 1B 1-H			4 1 2 1 0 0 2
Carl Furillo, R OBP: 0.354, SLG: 0.482 (1, 9) B X		1-0 G3	1-1 1-3		2-0 HR 1-H		4-0 BB 2-3			3 1 1 2 1 0 1
Gil Hodges, R OBP: 0.393, SLG: 0.500 (1, 3) F X		0-1 HR		3-1 BB 1B	2-1 6-3		1-2 2-1-2 3-H	0-1 WP FC4-2 2B		4 1 3 1 0 0 0
Roy Campanella, R OBP: 0.393, SLG: 0.589 (1, 2) B B X		2-0 G3 1B		4-0 BB 1-2	3-3 K		3-0 FC4-2 BB E 2-H			3 1 1 0 1 1 1
Billy Cox, R OBP: 0.309, SLG: 0.413 (1, 5) B B B C X		3-1 G3		1-2 L8	0-1 F7		2-1 F8			4 0 0 0 0 0 4
Preacher Roe, R OBP: 0.177, SLG: 0.180 (1, 1) C S X		0-3 K		0-3 K	0-2 6-3		0-1 E BB 1-2 1B			4 0 1 0 0 2 3

Inning Stats	R: 0	H: 1	E: 0	LOB: 1	K: 0	BB: 0	S: 8	R: 1	H: 2	E: 0	LOB: 1	K: 1	BB: 0	S: 9	R: 1	H: 2	E: 0	LOB: 1	K: 1	BB: 0	S: 9	R: 0	H: 1	E: 0	LOB: 2	K: 1	BB: 1	S: 9	R: 2	H: 2	E: 0	LOB: 0	K: 0	BB: 0	S: 7	R: 0	H: 0	E: 0	LOB: 0	K: 1	BB: 0	S: 8	R: 1	H: 2	E: 0	LOB: 2	K: 0	BB: 1	S: 10	R: 1	H: 2	E: 1	LOB: 3	K: 1	BB: 1	S: 12	R: 0	H: 0	E: 0	LOB: 0	K: 1	BB: 0	S: 8	R: 0	H: 0	E: 0	LOB: 0	K: 1	BB: 0	S: 8	R: 1	H: 2	E: 0	LOB: 2	K: 0	BB: 1	S: 10	R: 1	H: 2	E: 0	LOB: 2	K: 0	BB: 1	S: 10	R: 1	H: 2	E: 0	LOB: 3	K: 1	BB: 1	S: 12	R: 0	H: 0	E: 0	LOB: 0	K: 1	BB: 0	S: 8	R: 0	H: 0	E: 0	LOB: 0	K: 1	BB: 0	S: 8	R: 1	H: 2	E: 0	LOB: 2	K: 0	BB: 1	S: 10	R: 1	H: 2	E: 0	LOB: 2	K: 0	BB: 1	S: 10	R: 1	H: 2	E: 0	LOB: 2	K: 0	BB: 1	S: 10	R: 1	H: 2	E: 0	LOB: 2	K: 0	BB: 1	S: 10
Johnny Schmitz, L ERA: 4.52 (1, 1)	6.2	WLS	BF	H	R	ER	SO	BB	IBB	HBP	BLK	WP	HR	S	P	105	ERA	WHIP																																																																																																																			
Dutch Leonard, R ERA: 4.61 (7, 1)	1.1	WLS	BF	H	R	ER	SO	BB	IBB	HBP	BLK	WP	HR	S	P	27	0.00	2.250																																																																																																																			

Chicago Cubs @ Brooklyn Dodgers
Ebbets Field, Brooklyn, NY
Sat Jul 29 1950, 3:33 AM EDT
Unknown

AB	36
R	6
H	12
RBI	5
BB	3
SO	5
LOB	21

WP: 1 PA: 39
PB: 1
SB: 1
CS: 0

livebaseballscorecards.com

Batter	1	2	3	4	5	6	7	8	9	AB R H RBI BB SO LOB	TOP																								
Wayne Terwilliger, R OBP: 0.309, SLG: 0.358 (1, 4) S X	0-1 L6		1-2 F6		0-1 F7			0-1 6-3		4 0 0 0 0 0 1																									
Hal Jeffcoat, R OBP: 0.225, SLG: 0.309 (1, 8) S X	1-1 4-3			1-3 K2-3		2-1 F3		1-3 K		4 0 0 0 0 2 0																									
Carmen Mauro, L OBP: 0.349, SLG: 0.414 (1, 7) X	0-0 5-3			0-0 4-3		0-0 CS 1B		1-3 K		4 0 1 0 0 1 0																									
Preston Ward, L OBP: 0.343, SLG: 0.479 (1, 3) S X		2-1 4-3		0-1 BB 1B		1-3 K 1-2			0-0 F6	4 0 1 0 0 1 1																									
Andy Pafko, R OBP: 0.423, SLG: 0.630 (1, 9) S X		3-3 K		4-2 BB			4-1 SH5-4 1B BB		3-2 F6	2 0 0 0 2 1 0																									
Bill Serena, R OBP: 0.358, SLG: 0.447 (1, 5) S X		2-2 F7		2-2 BB		0-0 SH5-4 1B		2-2 1B	2-2 1B	4 0 2 0 0 0 2																									
Roy Smalley, R OBP: 0.322, SLG: 0.474 (1, 6) S X			1-2 F8		1-1 F7		0-1 SH5-4 1B		0-0 F4	3 0 0 0 0 0 1																									
Rube Walker, L OBP: 0.295, SLG: 0.353 (1, 2) S X			1-2 HR		0-1 G3		4-0 G6-4-3 IBB			2 1 1 1 1 0 0																									
Johnny Klippstein, R OBP: 0.429, SLG: 0.619 (1, 1) S X			0-3 K		0-0 1B		0-0 G6-4-3 1-2f			3 0 1 0 0 1 3																									
Inning Stats	R: 0 E: 0 K: 0 S: 5 H: 0 LOB: 0 BB: 0 P: 6	R: 0 E: 0 K: 1 S: 8 H: 0 LOB: 0 BB: 0 P: 15	R: 1 E: 0 K: 1 S: 12 H: 1 LOB: 0 BB: 0 P: 15	R: 0 E: 0 K: 1 S: 15 H: 1 LOB: 2 BB: 1 P: 22	R: 0 E: 0 K: 0 S: 7 H: 1 LOB: 1 BB: 0 P: 8	R: 0 E: 0 K: 1 S: 7 H: 1 LOB: 1 BB: 0 P: 10	R: 0 E: 0 K: 0 S: 5 H: 1 LOB: 2 BB: 2 P: 13	R: 0 E: 0 K: 2 S: 9 H: 0 LOB: 0 BB: 0 P: 11	R: 0 E: 0 K: 0 S: 8 H: 1 LOB: 1 BB: 0 P: 13	1B: 5 2B: 1 3B: 0 HR: 1 SF: 0 SAC: 1 DP: 2 HBP: 0	WP: 0 PB: 0 SB: 0 CS: 1 PA: 34																								
PITCHER Ralph Branca, R ERA: 4.92 (1, 1)	IP 9.0	WLS W	BF 34	H 6	R 1	ER 1	SO 6	BB 2	IBB 1	HBP 0	BLK 0	WP 0	HR 1	S 76	P 113	ERA 1.00	WHIP 0.889	PITCHER	IP 9.0	WLS W	BF 34	H 6	R 1	ER 1	SO 6	BB 2	IBB 1	HBP 0	BLK 0	WP 0	HR 1	S 76	P 113	ERA 1.00	WHIP 0.889

Chicago Cubs @ Brooklyn Dodgers
Ebbets Field, Brooklyn, NY
Sat Jul 29 1950, 3:38 AM EDT
Att. 18,965 - Unknown

AB	30
R	1
H	6
RBI	1
BB	3
SO	6
LOB	8



Batter	1	2	3	4	5	6	7	8	9
Pee Wee Reese, R OBP: 0.355, SLG: 0.339 (1, 6)	1-2 F7		1-0 E5		2-3 K		2-2 5-3		
Gene Hermanski, L OBP: 0.374, SLG: 0.476 (1, 7)	3-1 F6		0-1 G3		1-0 FC3-6 1B			3-3 K	
Duke Snider, L OBP: 0.375, SLG: 0.531 (1, 8)	4-0 BB		1-1 6-3		1-2 FC3-6 1-2f			2-1 2B	
Jackie Robinson, R OBP: 0.452, SLG: 0.566 (1, 4)	2-2 1-3			2-1 F2	1-1 4-3			2-2 F4	
Carl Furillo, R OBP: 0.353, SLG: 0.482 (1, 9)		1-2 F4		2-1 E 2B		1-0 1-3		2-2 F4	
Gil Hodges, R OBP: 0.392, SLG: 0.498 (1, 3)		2-3 K		1-1 E7 S 1B		3-2 F8			
Roy Campanella, R OBP: 0.390, SLG: 0.583 (1, 2)		1-3 K		1-0 F2		1-0 F2			
Billy Cox, R OBP: 0.313, SLG: 0.411 (1, 5)			4-1 G3 SH3 BB	4-1 BB BB			2-2 F5		
Ralph Branca, R OBP: 0.200, SLG: 0.364 (1, 1)			0-1 SH3	2-3 K			2-2 5-3		

Inning Stats	R: 0	H: 0	E: 0	LOB: 1	K: 0	S: 11	R: 0	H: 0	E: 0	LOB: 0	K: 2	S: 9	R: 0	H: 0	E: 1	LOB: 2	K: 0	S: 8	R: 2	H: 2	E: 1	LOB: 1	K: 1	S: 11	R: 0	H: 1	E: 0	LOB: 1	K: 1	S: 10	R: 0	H: 0	E: 0	LOB: 0	K: 0	S: 5	R: 0	H: 0	E: 0	LOB: 0	K: 0	S: 9	R: 0	H: 1	E: 0	LOB: 1	K: 1	S: 13	

PITCHER	IP	WLS	BF	H	R	ER	SO	BB	IBB	HBP	BLK	WP	HR	S	P	ERA	WHIP	PITCHER	IP	WLS	BF	H	R	ER	SO	BB	IBB	HBP	BLK	WP	HR	S	P	ERA	WHIP													
Johnny Klippstein, R ERA: 3.9 (1, 1)	8.0	L	32	4	2	1	5	3	0	0	0	0	0	76	133	1.12	0.875																															

BOTTOM

Chicago Cubs @ Brooklyn Dodgers
Ebbets Field, Brooklyn, NY

Sat Jul 29 1950, 3:38 AM EDT
Att. 18,965 - Unknown

AB	28
R	2
H	4
RBI	1
BB	3
SO	5
LOB	12



1B: 2	SF: 0	WP: 0	PA: 32
2B: 2	SAC: 1	PB: 0	
3B: 0	DP: 0	SB: 1	
HR: 0	HBP: 0	CS: 0	

Batter	1	2	3	4	5	6	7	8	9	AB R H RBI BB SO LOB	TOP																				
Wayne Terwilliger, R OBP: 0.308, SLG: 0.368 (1, 4) X	0-0 F8			1-2 HR		0-0 4-3		1-2 G6-4-3 1-2f		4 1 1 2 0 0 2																					
Carmen Mauro, L OBP: 0.328, SLG: 0.387 (1, 7) S X	0-1 B1-3			1-3 K		1-1 6-3			0-2 4-3	4 0 0 0 0 1 0																					
Ron Northey, L OBP: 0.351, SLG: 0.477 (1, 9) B S B F X	2-2 F7			0-0 5-3			3-3 K		0-1 DI 2B	4 0 1 0 0 1 0																					
Andy Pafko, R OBP: 0.418, SLG: 0.622 (1, 8) C X B B T C		2-2 5-3		3-3 K			3-1 5-3		0-2 6-3	4 0 0 0 0 1 1																					
Preston Ward, L OBP: 0.349, SLG: 0.474 (1, 3) X		0-0 G4-6-3 1B			3-3 K		4-0 FC5-4 BB		3-3 K 2-3	3 0 1 0 1 2 1																					
Bill Serena, R OBP: 0.355, SLG: 0.442 (1, 5) B S B X		2-1 G4-6-3 1-2f			1-0 5-3		1-2 FC5-4 1-2f			3 0 0 0 0 0 2																					
Roy Smalley, R OBP: 0.320, SLG: 0.470 (1, 6) F B F B X			2-2 F9		0-1 5-3			1-2 6-3		3 0 0 0 0 0 0																					
Rube Walker, L OBP: 0.296, SLG: 0.353 (1, 2) F B X			1-1 4-3			2-2 E1 6-3 4-3		1-2 1B 1B		3 1 1 0 0 0 0																					
Bob Rush, R OBP: 0.200, SLG: 0.203 (1, 1) S X			0-1 5-3			3-2 6-3		0-0 G6-4-3 1B		1 0 0 0 0 0 0																					
Doyle Lade, R OBP: 0.346, SLG: 0.360 (5, 1)										1 0 0 0 0 0 1																					
Hank Sauer, R OBP: 0.363, SLG: 0.508 (8, PH)										1 0 1 0 0 0 0																					
Johnny Vander Meer, S OBP: 0.167, SLG: 0.273 (8, 1)										0 0 0 0 0 0 0																					
Inning Stats	R: 0 E: 0 K: 0 S: 6	H: 0 LOB: 0 BB: 0 P: 8	R: 0 E: 0 K: 0 S: 6	H: 1 LOB: 0 BB: 0 P: 10	R: 0 E: 0 K: 0 S: 7	H: 0 LOB: 0 BB: 0 P: 10	R: 1 E: 0 K: 2 S: 11	H: 1 LOB: 0 BB: 0 P: 16	R: 0 E: 0 K: 1 S: 6	H: 0 LOB: 0 BB: 0 P: 10	R: 1 E: 1 K: 0 S: 12	H: 0 LOB: 0 BB: 0 P: 18	R: 0 E: 0 K: 1 S: 10	H: 0 LOB: 1 BB: 1 P: 21	R: 0 E: 0 K: 0 S: 11	H: 2 LOB: 1 BB: 0 P: 14	R: 0 E: 0 K: 1 S: 11	H: 1 LOB: 1 BB: 0 P: 14	1B: 3 2B: 1 3B: 0 HR: 1	SF: 0 SAC: 0 DP: 2 HBP: 0	WP: 0 PB: 0 SB: 0 CS: 0	PA: 32									
PITCHER Don Newcombe, R ERA: 4.25 (1, 1)	IP 9.0	WLS W	BF 32	H 5	R 2	ER 1	SO 5	BB 1	IBB 0	HBP 0	BLK 0	WP 0	HR 1	S 80	P 121	ERA 1.00	WHIP 0.667														
											PITCHER	IP	WLS	BF	H	R	ER	SO	BB	IBB	HBP	BLK	WP	HR	S	P	ERA	WHIP			

Chicago Cubs @ Brooklyn Dodgers
Ebbets Field, Brooklyn, NY
Sun Jul 30 1950, 3:33 AM EDT
Att. 14,792 - Unknown

livebaseballscorecards.com

AB 31
R 2
H 5
RBI 2
BB 1
SO 5
LOB 7



Batter	1	2	3	4	5	6	7	8	9	AB	R	H	RBI	BB	SO	LOB
Pee Wee Reese, R OBP: 0.357, SLG: 0.353 (1, 6) C B X	1-2 HBP 1B 6-3 1B		2-2 5-3 1		X 0-0 HR	3-3 K 2				4	2	2	1	0	1	0
Gene Hermanski, L OBP: 0.377, SLG: 0.476 (1, 7) B X	1-0 6-3 HBP 1-2 1B		2-0 4-3 2		B X 1-0 2B 1B	B X 2-0 4-3 3				4	1	2	0	0	0	0
Duke Snider, L OBP: 0.378, SLG: 0.539 (1, 8) B X	1-0 F5 1		0-0 2B 2B		X 0-0 2B 1-3 2B		F X 0-1 6-3-5 1B			4	2	3	0	0	0	2
Jackie Robinson, R OBP: 0.455, SLG: 0.573 (1, 4) B H X	2-0 6-3 HBP 1-2 2-3		1-1 2B 2B		X 0-0 1B 2B 2-H 3-H		B F B X 2-2 F8 1			3	1	2	3	0	0	1
Carl Furillo, R OBP: 0.352, SLG: 0.480 (1, 9) B B C X	2-1 6-3 1-2 2-3 3-H 2-0		2-0 F5 3		B B C X 3-1 G5-4-3 1B 2-H		B X 1-0 6-3-5 2 3 1-3f			4	0	1	2	0	0	4
Gil Hodges, R OBP: 0.388, SLG: 0.492 (1, 3) B B X	5-3 3			X 0-0 F2 1	F B X 1-1 G5-4-3 2 1-2f		B X 1-0 5-3 1			4	0	0	0	0	0	3
Roy Campanella, R OBP: 0.391, SLG: 0.593 (1, 2) B B B X		3-3 K 1		C B B X 2-1 1B 2	F B X 1-1 HR 3		B X 1-0 6-3 2			4	1	2	1	0	1	0
Billy Cox, R OBP: 0.309, SLG: 0.404 (1, 5) X				F B S 0-3 K 2	X 0-0 6-3 3		S B C X 2-2 5-3 3			4	0	0	0	0	1	1
Don Newcombe, L OBP: 0.327, SLG: 0.340 (1, 1) F B C X		1-2 G3 3		B F B C X 1-3 K 3		B B C X 2-1 F7 1				3	0	0	0	0	1	1


Inning Stats	R: 1	H: 2	E: 0	K: 0	S: 8	H: 2	LOB: 2	BB: 0	P: 17	R: 0	H: 0	E: 0	K: 1	S: 8	R: 1	H: 2	E: 0	K: 0	S: 8	R: 0	H: 1	E: 0	K: 2	S: 9	R: 5	H: 6	E: 0	K: 0	S: 11	R: 0	H: 0	E: 0	K: 1	S: 6	R: 0	H: 1	E: 0	K: 0	S: 6	R: 0	H: 0	E: 0	K: 0	S: 5	R: 0	H: 0	E: 0	K: 0	S: 5	1B: 6	2B: 5	3B: 0	HR: 2	SF: 0	SAC: 0	DP: 2	HBP: 1	WP: 0	PB: 0	SB: 0	CS: 0	PA: 35
--------------	------	------	------	------	------	------	--------	-------	-------	------	------	------	------	------	------	------	------	------	------	------	------	------	------	------	------	------	------	------	-------	------	------	------	------	------	------	------	------	------	------	------	------	------	------	------	------	------	------	------	------	-------	-------	-------	-------	-------	--------	-------	--------	-------	-------	-------	-------	--------

PITCHER	IP	WLS	BF	H	R	ER	SO	BB	IBB	HBP	BLK	WP	HR	S	P	ERA	WHIP
Bob Rush, R ERA: 3.77 (1, 1)	4.0	L	23	10	7	7	3	0	0	1	0	0	1	39	66	15.75	2.500
Doyle Lade, R ERA: 4.52 (5, 1)	3.0		9	2	0	0	1	0	0	0	0	0	1	17	29	0.00	0.667
Johnny Vander Meer, L ERA: 4.2 (8, 1)	1.0		3	0	0	0	0	0	0	0	0	0	0	5	9	0.00	0.000

Chicago Cubs @ Brooklyn Dodgers
Ebbets Field, Brooklyn, NY
Sun Jul 30 1950, 3:33 AM EDT
Att. 14,792 - Unknown

livebaseballscorecards.com

AB	34
R	7
H	12
RBI	7
BB	0
SO	4
LOB	12



Batter	1	2	3	4	5	6	7	8	9	AB R H RBI BB SO LOB	TOP																
Wayne Terwilliger, R OBP: 0.309, SLG: 0.366 (1, 4)	0-0 E5 E		1-2 F5		2-3 K		1-2 2B 1B	4-0 BB		4 2 1 0 1 1 0																	
Bill Serena, R OBP: 0.356, SLG: 0.443 (1, 5)	1-1 E1		4-1 BB		1-2 F9		2-0 WP 2B	1-2 F7		4 1 1 1 1 0 2																	
Preston Ward, L OBP: 0.342, SLG: 0.461 (1, 3)	1-0 E8		1-2 L9			0-0 2B 1B	1-0 4-3	2-0 F2		5 1 1 0 0 0 3																	
Hank Sauer, R OBP: 0.366, SLG: 0.505 (1, 7)	1-0 F3			4-2 1B HBP BB		1-2 F4	4-1 BB WP 1B BB		4-1 BB	2 1 0 0 3 0 2																	
Andy Paiko, R OBP: 0.421, SLG: 0.623 (1, 8)	3-3 K			4-2 1B HBP		0-1 2B 1B 2B	4-0 1B BB		0-1 B3	3 2 1 0 0 1 1 2																	
Ron Northey, L OBP: 0.358, SLG: 0.484 (1, 9)		2-0 F8		2-0 1B HBP BB		2-0 1B 2B	4-0 1B BB		0-1 F9	4 1 2 1 1 0 1																	
Roy Smalley, R OBP: 0.321, SLG: 0.469 (1, 6)		3-3 K		1-3 K		0-2 1B 2B	1-1 1B		0-3 K	5 0 2 4 0 3 4																	
Rube Walker, L OBP: 0.293, SLG: 0.349 (1, 2)		2-0 F8		0-1 G3-6-1		0-2 G6-4-3	1-0 5-3			2 0 0 0 0 0 3																	
Bob Borkowski, R OBP: 0.324, SLG: 0.400 (6, PH)				1-2 1B		1-2 1B				1 0 0 0 0 0 1																	
Mickey Owen, R OBP: 0.236, SLG: 0.256 (6, 2)				1-2 1B		1-2 1B				1 0 0 0 0 0 2																	
Frank Hiller, R (1, 1)			1-2 6-3		0-1 B1		1-0 F6	0-0 CS 1B		2 0 0 0 0 0 0																	
Hal Jeffcoat, R (7, PH)										1 0 0 0 0 0 0																	
Johnny Schmitz, R (7, 1)										0 0 0 0 0 0 0																	
Paul Minner, L (7, 1)										1 0 1 0 0 0 0																	
Inning Stats	R: 1 E: 3 K: 1 S: 10	H: 0 LOB: 1 BB: 0 P: 16	R: 0 E: 0 K: 1 S: 6	H: 0 LOB: 0 BB: 0 P: 13	R: 0 E: 0 K: 0 S: 11	H: 0 LOB: 1 BB: 1 P: 18	R: 0 E: 0 K: 1 S: 12	H: 1 LOB: 2 BB: 1 P: 23	R: 0 E: 0 K: 1 S: 10	H: 0 LOB: 0 BB: 0 P: 13	R: 3 E: 0 K: 0 S: 16	H: 4 LOB: 0 BB: 0 P: 19	R: 4 E: 0 K: 0 S: 10	H: 3 LOB: 2 BB: 3 P: 29	R: 0 E: 0 K: 0 S: 6	H: 1 LOB: 1 BB: 1 P: 12	R: 0 E: 0 K: 1 S: 8	H: 0 LOB: 1 BB: 1 P: 12	1B: 6 2B: 3 3B: 0 HR: 0	SF: 0 SAC: 0 DP: 2 HBP: 1	WP: 1 PB: 0 SB: 0 CS: 1	PA: 43					
PITCHER	IP WLS BF H R ER SO BB IBB HBP BLK WP HR S P ERA WHIP																										
Dan Bankhead, R (1, 1)	5.1		25	5	4	3	4	2	0	1	0	0	0	61	98	5.06	1.312										
Chris Van Cuyk, L (6, 1)	1.1	L	5	2	2	2	0	0	0	0	0	0	0	10	15	13.50	1.500										
Rex Barney, R (7, 1)	0.0		3	0	0	0	0	3	0	0	0	1	0	1	13	∞	∞										
Billy Loes, R (7, 1)	0.1		2	1	2	2	0	0	0	0	0	0	0	3	5	54.00	3.000										
Ralph Branca, R (8, 1)	2.0		8	1	0	0	1	2	0	0	0	0	0	14	24	0.00	1.500										

Chicago Cubs @ Brooklyn Dodgers
 Ebbets Field, Brooklyn, NY
 Mon Jul 31 1950, 3:33 AM EDT
 Att: 12,897 - Unknown

livebaseballscorecards.com

AB	35
R	8
H	9
RBI	6
BB	7
SO	5
LOB	20



BOTTOM

Chicago Cubs @ Brooklyn Dodgers
Ebbets Field, Brooklyn, NY
Mon Jul 31 1950, 3:33 AM EDT
Att. 12,897 - Unknown

livebaseballscores.com

AB 31
R 5
H 7
RBI 5
BB 3
SO 1
LOB 6



WP: 0 PA: 35
PB: 0
SB: 0
CS: 1

AB R H RBI BB SO LOB

2	1	0	0	2	0	0
3	1	1	1	0	0	0
1	0	0	0	0	0	2
4	1	2	3	0	0	0
4	0	2	0	0	0	0
4	0	0	0	0	0	3
4	1	1	0	0	0	0
4	1	1	0	0	1	0
3	0	0	0	0	0	0
2	0	0	1	0	0	1
0	0	0	0	0	0	0
0	0	0	0	0	0	0
0	0	0	0	0	0	0
0	0	0	0	1	0	0
0	0	0	0	0	0	0

Batter	1	2	3	4	5	6	7	8	9
Pee Wee Reese, R OBP: 0.359, SLG: 0.350 (1, 6)	3-2 6-3 ①		2-0 6-3 ②		4-2 1B HR BB		4-0 1-2 G5-4-3 BB		
Gene Hermanski, L OBP: 0.377, SLG: 0.473 (1, 7)	0-0 4-3 ②		1-0 3-1 ③		0-1 1-3 HR 1B		2-0 G5-4-3 ② ③ 1-2f		
Jim Russell, S OBP: 0.343, SLG: 0.497 (7, PH) (8, 7)									
Duke Snider, L OBP: 0.380, SLG: 0.547 (1, 8)	1-0 E 1B 1B			0-0 4-3 ①	1-0 1-H 3-H HR			0-0 B1-3 ①	
Jackie Robinson, R OBP: 0.455, SLG: 0.572 (1, 4)	0-0 E5 1-3 1B		0-2 CS 1B	B B X	2-0 1-3 ③			2-2 3-1 ②	
Carl Furillo, R OBP: 0.348, SLG: 0.475 (1, 9)	2-2 6-3 ③			2-1 4-3 ② ③ 1-2		3-2 F6 ①		2-2 4-3 ③	
Gil Hodges, R OBP: 0.387, SLG: 0.489 (1, 3)		C X	0-1 F8 ①		0-1 SH3-4 1B 6-3 1B	B X	1-0 F9 ②		0-1 1-3 ①
Roy Campanella, R OBP: 0.389, SLG: 0.588 (1, 2)		S X	0-1 5-3 ②		0-0 6-3 SH3-4 1B 1-2 1B	F B S F X	1-2 F6 ③		2-3 K ②
Billy Cox, R OBP: 0.305, SLG: 0.399 (1, 5)		F B F B X	2-2 1-3 ③		0-0 SH3-4 ① 1-2 2-3		3-2 L7 ①		1-2 F8 ③
Dan Bankhead, R OBP: 0.284, SLG: 0.303 (6, 1)					0-1 6-3 ②		4-0 BB BB		
Chris Van Cuyk, L OBP: 0.222, SLG: 0.250 (7, 1)									
Rex Barney, R OBP: 0.222, SLG: 0.250 (7, 1)									
Billy Loes, R OBP: 0.200, SLG: 0.364 (8, 1)									
Tommy Brown, R OBP: 0.200, SLG: 0.364 (8, 1)									
Ralph Branca, R OBP: 0.200, SLG: 0.364 (8, 1)									

Inning Stats	R: 0	H: 2	E: 1	K: 0	S: 9	LOB: 2	BB: 0	P: 15	R: 0	H: 0	E: 0	K: 0	S: 7	LOB: 0	BB: 0	P: 9	R: 0	H: 1	E: 0	K: 0	S: 6	LOB: 0	BB: 0	P: 8	R: 5	H: 4	E: 0	K: 0	S: 13	LOB: 0	BB: 1	P: 20	R: 0	H: 0	E: 0	K: 0	S: 9	LOB: 0	BB: 0	P: 14	R: 0	H: 0	E: 0	K: 0	S: 7	LOB: 1	BB: 2	P: 20	R: 0	H: 0	E: 0	K: 1	S: 8	LOB: 0	BB: 0	P: 11	1B: 6	SF: 0	2B: 0	3B: 0	HR: 1	WP: 0	PA: 35
--------------	------	------	------	------	------	--------	-------	-------	------	------	------	------	------	--------	-------	------	------	------	------	------	------	--------	-------	------	------	------	------	------	-------	--------	-------	-------	------	------	------	------	------	--------	-------	-------	------	------	------	------	------	--------	-------	-------	------	------	------	------	------	--------	-------	-------	-------	-------	-------	-------	-------	-------	--------

PITCHER	IP	WLS	BF	H	R	ER	SO	BB	IBB	HBP	BLK	WP	HR	S	P	ERA	WHIP
Frank Hiller, R ERA: 4.91 (1, 1)	6.0	W	25	7	5	5	0	1	0	0	0	0	1	52	78	7.50	1.333
Johnny Schmitz, L ERA: 4.51 (7, 1)	0.1		3	0	0	0	0	2	0	0	0	0	0	6	17	0.00	6.000
Paul Minner, L ERA: 3.74 (7, 1)	2.2	S	7	0	0	0	1	0	0	0	0	0	0	16	25	0.00	0.000

Batter	1	2	3	4	5	6	7	8	9	AB	R	H	RBI	BB	SO	LOB	TOP										
Stan Rojek, R (1, 6) OBP: 0.246, SLG: 0.245	4-2 1B BB 4-3 BB	3-3 K		4-1 BB BB HR BB	2-0 5-3		1-2 F7			3	2	0	0	2	1	1											
Ted Beard, L (1, 8) OBP: 0.366, SLG: 0.372	4-1 4-3 1B 1-2 HR BB	3-3 K		4-1 BB BB HR BB		4-1 BB BB 2B BB		1-3 K		2	3	0	0	3	2	0											
Ralph Kiner, R (1, 7) OBP: 0.419, SLG: 0.562	2-1 1-2 2-3 HR 1B		4-0 BB BB	0-0 1-H 2-H HR		4-0 BB BB 2B F7 BB		0-1 1B		3	3	3	3	2	0	0											
Gus Bell, L (1, 9) OBP: 0.339, SLG: 0.455 Wally Westlake, R (6, PH) OBP: 0.345, SLG: 0.515	2-1 4-3 1-2 2-3 3-H BB		4-2 FC5-4 1-2 BB	1-3 K		0-0 1-3 2-H 2B		2-3 K		2	0	0	1	1	1	2											
Danny Murtaugh, R (1, 4) OBP: 0.402, SLG: 0.423 Hank Schenz, R (8, 4) OBP: 0.304, SLG: 0.413	1-2 F3		1-0 B1		1-0 F4	4-1 G6-4-3 IBB		0-1 6-3		4	0	0	0	1	0	5											
Dale Coogan, L (1, 3) OBP: 0.318, SLG: 0.324 George Strickland, R (8, 5) OBP: 0.222, SLG: 0.087	0-1 2-H 3-H HR		2-3 K		2-2 BB BB 2B 1B	0-0 3-H F7		0-1 G3		4	2	2	4	0	1	4											
Pete Castiglione, R (1, 5) OBP: 0.314, SLG: 0.314	1-0 5-3		2-1 FC5-4 1-2f		4-0 BB BB 2B BB	2-2 G6-4-3		3-3 K		4	1	0	0	1	0	4											
Earl Turner, R (1, 2) OBP: 0.265, SLG: 0.283 Clyde McCullough, R (8, 2) OBP: 0.357, SLG: 0.419		2-1 HR		4-1 G4-6-3 BB	0-3 K		0-0 F7		0-2 6-3	3	1	1	1	1	1	2											
Cliff Chambers, L (1, 5) Murry Dickson, R (1, 5) Mel Queen, R (1, 5) Johnny Hopp, L (1, 5) Frank Popiel, R (1, 5) Nanny Fernandez, R (1, 5) Bill Werfe, L (1, 5) Hank Borowy, R (1, 5) Jack Phillips, R (1, 5) Vic Lombard, L (1, 5)		1-1 6-3		0-1 G4-6-3 1-2f	0-1 1-H 2-H 2B		3-2 F9			1	0	0	0	0	0	0											
Inning Stats	R: 4 E: 0 K: 0 S: 15	H: 2 LOB: 0 BB: 2 P: 29	R: 1 E: 0 K: 2 S: 10	H: 1 LOB: 0 BB: 0 P: 19	R: 0 E: 0 K: 1 S: 12	H: 0 LOB: 2 BB: 2 P: 25	R: 3 E: 0 K: 1 S: 9	H: 1 LOB: 0 BB: 3 P: 22	R: 2 E: 0 K: 1 S: 10	H: 2 LOB: 1 BB: 1 P: 19	R: 2 E: 0 K: 0 S: 9	H: 1 LOB: 1 BB: 3 P: 23	R: 0 E: 0 K: 0 S: 7	H: 0 LOB: 0 BB: 0 P: 11	R: 0 E: 0 K: 2 S: 10	H: 1 LOB: 1 BB: 0 P: 13	R: 0 E: 0 K: 1 S: 9	H: 0 LOB: 0 BB: 0 P: 12	1B: 3 2B: 2 3B: 0 HR: 3	SF: 0 SAC: 0 DP: 2 HBP: 0	WP: 0 PB: 0 SB: 0 CS: 0	PA: 44					
PITCHER	IP	WLS	BF	H	R	ER	SO	BB	IBB	HBP	BLK	WP	HR	S	P	ERA	WHIP										
Ralph Branca, R (1, 1) ERA: 5.86	1.0		8	3	5	5	0	2	0	0	0	0	2	17	33	45.00	5.000										
Rex Barney, R (2, 1) ERA: 4.4	3.0		14	1	3	3	4	5	0	0	0	0	1	29	62	9.00	2.000										
Dan Bankhead, R (5, 1) ERA: 4.3	1.0		8	2	4	4	1	3	0	0	0	0	0	11	28	36.00	5.000										
Preacher Roe, L (6, 1) ERA: 3.05	4.0	W	14	2	0	0	3	0	1	0	0	0	0	34	50	0.00	0.500										

Pittsburgh Pirates @ Brooklyn Dodgers
Ebbets Field, Brooklyn, NY
 Tue Aug 01 1950, 3:33 AM EDT
 Att: 22,010 - Unknown

livebaseballscorecards.com

AB	33
R	12
H	8
RBI	12
BB	11
SO	8
LOB	20



BOTTOM

Pittsburgh Pirates @ Brooklyn Dodgers
Ebbets Field, Brooklyn, NY

Tue Aug 01 1950, 3:33 AM EDT
Att. 22,010 - Unknown

livebaseballscorecards.com

AB	46
R	21
H	25
RBI	18
BB	7
SO	2
LOB	21



WP	1	PA	55
PB	0		
SB	0		
CS	1		

AB R H RBI BB SO LOB

5	2	3	2	1	0	0
3	1	2	1	3	0	3
6	2	3	2	0	0	4
6	3	4	4	0	0	2
5	4	4	2	1	0	0
6	3	3	2	0	1	5
6	2	4	4	0	0	2
5	3	2	1	1	0	3
0	0	0	0	0	0	0
1	0	0	0	1	1	2
1	0	0	0	0	0	0
2	1	0	0	0	0	0

1B	17	SF	0
2B	6	SAC	1
3B	1	DP	1
HR	2	HBP	0

Batter	1	2	3	4	5	6	7	8	9
Billy Cox, R OBP: 0.317, SLG: 0.429 (1, 5) X	0-0 5-3 BB	4-1 BB BB	0-0 2B 1B		1-0 6-3 BB	1-0 WP 2B		2-1 2-H HR 3B	
Jim Russell, S OBP: 0.379, SLG: 0.602 (1, 7) C B C X	1-2 2-3 1B	1-2 F8 BB	4-2 2B BB		0-0 FC6 1B	4-2 9-3 BB		4-0 HR BB	
Duke Snider, L OBP: 0.397, SLG: 0.574 (1, 8) F B B X	2-2 2-3 1-2		1-2 2B 1B		0-2 FC6 1-2f	3-2 9-3 1-2f		0-0 1-2 HR 1B	
Jackie Robinson, R OBP: 0.452, SLG: 0.583 (1, 4) X	0-0 F4		0-1 2B 1B			2-0 1B 1B	2-1 CS BB 1B	1-0 1-H 2-H 3-H HR	
Carl Furillo, R OBP: 0.352, SLG: 0.448 (1, 9)		2-1 FC3-6 BB 1B	1-2 1-H 2-H 2B 2B	2-2 F3		2-1 1B 1-2 1B 1B	4-0 1-2 BB	1-0 1B 2B 1B	
Gil Hodges, R OBP: 0.388, SLG: 0.474 (1, 3)		2-2 F8	1-2 2-H 1B 2B	2-1 HR		2-0 F9	2-3 K	2-2 1-3 2B 1B	
Roy Campanella, R OBP: 0.421, SLG: 0.640 (1, 2)		1-0 FC3-6 1B	3-1 1B BB 1B	1-1 6-3		0-0 1-3 2-H E 1B	0-0 F3	1-2 1-H 3-H 2B	
Pee Wee Reese, R OBP: 0.326, SLG: 0.323 (1, 6)		0-1 FC3-6 BB BB	2-1 BB 2B 1B	2-2 F7		3-1 1-2 3-H E 1B	1-0 CS	SH2-4 3B BB	
Ralph Branca, R OBP: 0.071, SLG: 0.286 (1, 1)		4-1 BB	1-3 K		0-0 B1-3	0-0 E1		SH2-4 1-2 2-3 4-3	
Rex Barney, R OBP: 0.286, SLG: 0.333 (2, 1)									
Dan Bankhead, R OBP: 0.310, SLG: 0.321 (5, 1)									
Preacher Roe, R OBP: 0.162, SLG: 0.167 (6, 1)									

Inning Stats	R: 0	H: 1	E: 0	LOB: 1	K: 0	BB: 0	S: 8	P: 11
	R: 1	H: 2	E: 0	LOB: 3	K: 0	BB: 2	S: 13	P: 27
	R: 7	H: 8	E: 0	LOB: 1	K: 1	BB: 1	S: 26	P: 41
	R: 1	H: 1	E: 0	LOB: 0	K: 0	BB: 0	S: 11	P: 18
	R: 0	H: 1	E: 0	LOB: 1	K: 0	BB: 0	S: 6	P: 7
	R: 5	H: 5	E: 1	LOB: 1	K: 0	BB: 1	S: 15	P: 32
	R: 0	H: 1	E: 0	LOB: 1	K: 1	BB: 1	S: 6	P: 15
	R: 7	H: 6	E: 0	LOB: 1	K: 0	BB: 2	S: 19	P: 39

PITCHER	IP	WLS	BF	H	R	ER	SO	BB	IBB	HBP	BLK	WP	HR	S	P	ERA	WHIP
Cliff Chambers, L ERA: 3.69 (1, 1)	2.0		15	7	5	5	0	2	0	0	0	0	0	33	53	22.50	4.500
Murry Dickson, R ERA: 4.96 (3, 1)	0.1		4	3	0	0	1	0	0	0	0	0	0	8	14	0.00	9.000
Mel Queen, R ERA: 6.95 (3, 1)	0.2		3	1	3	3	0	1	0	0	0	0	0	6	12	40.50	3.000
Frank Papish, L ERA: 23.14 (4, 1)	1.0		4	1	1	1	0	0	0	0	0	0	1	11	18	9.00	1.000
Bill Werle, L ERA: 5.62 (5, 1)	1.1	L	11	6	5	4	0	0	0	0	0	0	0	15	26	27.00	4.500

PITCHER	IP	WLS	BF	H	R	ER	SO	BB	IBB	HBP	BLK	WP	HR	S	P	ERA	WHIP
Hank Borowy, R ERA: 7.79 (6, 1)	0.2		2	0	0	0	0	1	0	0	0	0	0	6	13	0.00	1.500
Vic Lombardi, L ERA: 9.33 (7, 1)	2.0		15	7	7	7	1	3	0	0	0	0	1	25	54	31.50	5.000

Batter	1	2	3	4	5	6	7	8	9	10	AB R H RBI BB SO LOB	TOP										
Stan Rojek, R OBP: 0.321, SLG: 0.326 (1, 6)	3-2 6-3 ①		2-2 1B		0-2 HR 1B		4-1 FC1-5 E BB		1-0 F7 ①		4 1 2 0 1 0 0	Pittsburgh Pirates @ Brooklyn Dodgers Ebbets Field, Brooklyn, NY Wed Aug 02 1950, 3:33 AM EDT Att: 6,361 - Unknown										
Ted Beard, L OBP: 0.338, SLG: 0.363 Wally Westlake, R OBP: 0.350, SLG: 0.463 (1, 8) (9, PH) (9, 8)	1-2 F7 ②		2-3 K ②		1-3 K ②		1-1 FC1-5 1B ①		4-0 FC4-6 BB		4 0 0 0 0 2 3 0 0 0 0 1 0 0											
Johnny Hopp, L OBP: 0.411, SLG: 0.496 (1, 9)	0-0 2B		1-0 L4 ③		2-0 1-H HR		1-1 1-3 1B		0-1 FC4-6 HR ②		5 2 3 2 0 0 2											
Ralph Kiner, R OBP: 0.416, SLG: 0.617 (1, 7)	0-0 F7 ③			1-1 F7 ①	3-2 1B 1B		4-0 G6-4-3 IBB		1-0 1-H HR		4 1 2 2 1 0 1											
Danny O'Connell, R OBP: 0.267, SLG: 0.429 (1, 5)		2-2 6-3 ①		1-3 K ②	1-2 1B 1B		3-2 G6-4-3 ② ③		0-1 F7 ③		5 0 1 0 0 1 3											
Pete Castiglione, R OBP: 0.300, SLG: 0.330 (1, 4)		0-1 5-3 ②		1-2 1B 1B	1-1 F7 ③			1-0 L5 ①		0-0 6-3 ①	5 0 1 0 0 0 2											
Jack Phillips, R OBP: 0.326, SLG: 0.430 (1, 3)		4-0 FC5-4 BB		0-0 FC5-4 1B		0-3 K ①		3-2 F3 ②		3-2 G4-6-3 1B	4 0 2 0 1 1 0											
Clyde McCullough, R OBP: 0.346, SLG: 0.418 Gus Bell, L OBP: 0.310, SLG: 0.404 Ray Mueller, R OBP: 0.342, SLG: 0.491 (1, 2) (10, PH) (10, 2)		1-0 FC5-4 ③		0-1 FC5-4 ③		1-0 F8 ②		1-1 1B		1-0 G4-6-3 ② ③	4 0 1 0 0 0 3 1 0 0 0 0 0 1 0 0 0 0 0 0 0											
Bill Wertz, L OBP: 0.279, SLG: 0.231 Murry Dickson, R OBP: 0.280, SLG: 0.286 (1, 1) (9, 1)			1-1 6-3 ①		0-2 G3 ①		0-0 F7 ③		1-1 3-1 ③		4 0 0 0 0 0 1 0 0 0 0 0 0 0											
Inning Stats	R: 0 E: 0 K: 0 S: 8	H: 1 LOB: 1 BB: 0 P: 12	R: 0 E: 0 K: 0 S: 8	H: 0 LOB: 1 BB: 1 P: 15	R: 0 E: 0 K: 1 S: 9	H: 2 LOB: 2 BB: 0 P: 15	R: 2 E: 0 K: 1 S: 19	H: 4 LOB: 2 BB: 0 P: 27	R: 0 E: 0 K: 1 S: 6	H: 0 LOB: 0 BB: 0 P: 7	R: 0 E: 1 K: 0 S: 8		H: 1 LOB: 2 BB: 2 P: 21	R: 0 E: 0 K: 0 S: 8	H: 1 LOB: 1 BB: 0 P: 14	R: 2 E: 0 K: 0 S: 6	H: 1 LOB: 0 BB: 1 P: 12	R: 0 E: 0 K: 0 S: 5	H: 1 LOB: 0 BB: 0 P: 9	1B: 9 2B: 1 3B: 0 HR: 2	SF: 0 SAC: 0 DP: 2 HBP: 0	WP: 0 PB: 0 SB: 0 CS: 0
PITCHER Ralph Branca, R ERA: 4.68 (1, 1)	IP 10.0	WLS W	BF 44	H 12	R 4	ER 4	SO 4	BB 3	IBB 1	HBP 0	BLK 0	WP 0	HR 2	S 89	P 147	ERA 3.60	WHIP 1.500					

livebaseballscorecards.com

AB	40
R	4
H	12
RBI	4
BB	4
SO	4
LOB	16



Batter	1	2	3	4	5	6	7	8	9	10	AB R H RBI BB SO LOB
Pee Wee Reese, R OBP: 0.361, SLG: 0.344 (1, 6)	4-0 FC5-4 BB		1-0 5-3			0-1 B2-3			4-1 HR BB	4-1 1B BB	2 1 0 0 3 0 0
Jim Russell, S OBP: 0.342, SLG: 0.506 (1, 7)	1-1 FC5-4 HR		0-0 F4			2-2 F8			0-0 HR	1-1 1B	5 2 2 3 0 0 1
Duke Snider, L OBP: 0.376, SLG: 0.539 (1, 8)	0-3 K			0-0 G3			0-2 1-3		0-1 F9		4 0 0 0 0 1 1
Jackie Robinson, R OBP: 0.455, SLG: 0.577 (1, 4)	1-1 HR			0-0 5-3			1-1 F3		0-0 PO 1B		4 1 2 2 0 0 0
Carl Furillo, R OBP: 0.345, SLG: 0.471 (1, 9)	2-0 L7			0-1 5-3			1-0 L9		0-3 K		4 0 0 0 0 1 1
Gil Hodges, R OBP: 0.385, SLG: 0.485 (1, 3)		1-1 FC5-4 1B			2-2 5-3			2-1 1B	2-1 PO 1-2	2-3 K	4 0 2 0 0 1 0
Roy Campanella, R OBP: 0.384, SLG: 0.587 (1, 2)		2-2 FC5-4 G6-4-3			2-2 F4			1-3 K		0-0 F6	4 0 0 0 0 1 2
Billy Cox, R OBP: 0.301, SLG: 0.392 (1, 5)		0-0 G6-4-3			1-2 F8			0-0 F7		2-1 BB 1B	4 1 1 0 0 0 2
Ralph Branca, R OBP: 0.207, SLG: 0.320 (1, 1)			0-1 5-3			0-1 5-3		1-0 F9		4-1 1B BB	3 0 0 0 1 0 1


Inning Stats	R: 2 E: 0 K: 1 S: 8	H: 1 LOB: 0 BB: 1 P: 16	R: 0 E: 0 K: 0 S: 6	H: 1 LOB: 0 BB: 0 P: 9	R: 0 E: 0 K: 0 S: 4	H: 0 LOB: 0 BB: 0 P: 5	R: 0 E: 0 K: 0 S: 4	H: 0 LOB: 0 BB: 0 P: 4	R: 0 E: 0 K: 0 S: 9	H: 0 LOB: 0 BB: 0 P: 14	R: 0 E: 0 K: 0 S: 7	H: 0 LOB: 0 BB: 0 P: 9	R: 0 E: 0 K: 0 S: 6	H: 0 LOB: 0 BB: 0 P: 8	R: 0 E: 0 K: 1 S: 8	H: 1 LOB: 1 BB: 0 P: 12	R: 2 E: 0 K: 1 S: 9	H: 2 LOB: 0 BB: 1 P: 15	R: 1 E: 0 K: 1 S: 10	H: 2 LOB: 3 BB: 2 P: 23	1B: 5 2B: 0 3B: 0 HR: 2	SF: 0 SAC: 0 DP: 1 HBP: 0
--------------	------------------------------	----------------------------------	------------------------------	---------------------------------	------------------------------	---------------------------------	------------------------------	---------------------------------	------------------------------	----------------------------------	------------------------------	---------------------------------	------------------------------	---------------------------------	------------------------------	----------------------------------	------------------------------	----------------------------------	-------------------------------	----------------------------------	----------------------------------	------------------------------------

PITCHER	IP	WLS	BF	H	R	ER	SO	BB	IBB	HBP	BLK	WP	HR	S	P	ERA	WHIP
Bill Werle, L ERA: 4.65 (1, 1)	8.1		31	5	4	4	2	2	0	0	0	0	2	57	86	4.32	0.840
Murry Dickson, R ERA: 4.22 (9, 1)	1.1	L	7	2	1	1	2	2	0	0	0	0	0	14	29	6.75	3.000

Pittsburgh Pirates @ Brooklyn Dodgers
Ebbets Field, Brooklyn, NY
Wed Aug 02 1950, 3:33 AM EDT
Att. 6,361 - Unknown

AB	34
R	5
H	7
RBI	5
BB	4
SO	4
LOB	8

WP: 0 PA: 39
PB: 0
SB: 0
CS: 0



Batter	1	2	3	4	5	6	7	8	9	AB R H RBI BB SO LOB	TOP	
Lloyd Merriman, L (1, 8) OBP: 0.303, SLG: 0.347	1-2 FC4 2B		0-0 1B		1-1 F8			0-0 F6		4 0 2 0 0 0 1		
Peanuts Lowrey, R (1, 7) OBP: 0.327, SLG: 0.302	2-1 FC4 G5-4-3		2-2 F4		2-1 FC5-4			1-1 F7		4 0 0 0 0 0 3		
Johnny Wyrostek, L (1, 9) OBP: 0.393, SLG: 0.458	0-3 K			1-2 6-3		2-2 FC4-6 1B		3-3 K		4 0 1 0 0 2 2		
Ted Kluszewski, L (1, 3) OBP: 0.337, SLG: 0.534	0-0 G5-4-3			0-2 4-3		0-0 FC4-6		0-1 F7		4 0 0 0 0 0 3		
Grady Hatton, L (1, 5) OBP: 0.347, SLG: 0.415		0-1 4-3		4-1 3B BB		1-0 F8		0-0 BB 1B		3 1 1 0 1 0 1		
Connie Ryan, R (1, 4) OBP: 0.373, SLG: 0.382		0-0 5-3		0-2 1-H 3B		0-2 F9		0-1 F7		4 0 1 1 0 0 2		
Hobie Landrith, L (1, 2) OBP: 0.333, SLG: 0.200		0-1 4-3		2-0 F2		1-0 F5		4-1 1-2 BB		3 0 0 0 1 0 1		
Virgil Stallcup, R (1, 6) OBP: 0.288, SLG: 0.362			0-1 B2-6-4 1B		0-0 F7		0-0 L7	0-3 K		4 0 1 0 0 1 2		
Ken Raffensberger, R (1, 1) OBP: 0.214, SLG: 0.192			0-1 B2-6-4		0-1 FC5-4 1B		1-1 3-1			2 0 1 0 0 0 1		
Harry Perkowski, L (7, PH) OBP: 0.364, SLG: 0.333										1 0 0 0 0 0 0		
Howie Fox, R (7, 1) OBP: 0.205, SLG: 0.308										0 0 0 0 0 0 0		
Inning Stats	R: 0 H: 1 E: 0 LOB: 1 K: 1 BB: 0 S: 9 P: 12	R: 0 H: 0 E: 0 LOB: 0 K: 0 BB: 0 S: 5 P: 5	R: 0 H: 2 E: 0 LOB: 1 K: 0 BB: 0 S: 10 P: 12	R: 1 H: 1 E: 0 LOB: 1 K: 0 BB: 1 S: 11 P: 18	R: 0 H: 1 E: 0 LOB: 1 K: 0 BB: 0 S: 7 P: 10	R: 0 H: 1 E: 1 LOB: 1 K: 0 BB: 0 S: 9 P: 12	R: 0 H: 0 E: 0 LOB: 0 K: 0 BB: 0 S: 4 P: 6	R: 0 H: 0 E: 0 LOB: 0 K: 1 BB: 0 S: 6 P: 10	R: 0 H: 1 E: 0 LOB: 2 K: 1 BB: 1 S: 9 P: 13	1B: 5 SF: 0 2B: 1 SAC: 0 3B: 1 DP: 2 HR: 0 HBP: 0	WP: 0 PA: 35 PB: 0 SB: 0 CS: 0	
PITCHER Don Newcombe, R (1, 1) ERA: 4.06	IP WLS BF H R ER SO BB IBB HBP BLK WP HR S P ERA WHIP	9.0 W 35 7 1 1 3 2 0 0 0 0 0 0 70 98 1.00 1.000										

Cincinnati Reds @ Brooklyn Dodgers
 Ebbets Field, Brooklyn, NY
 Fri Aug 04 1950, 3:33 AM EDT
 Att. 20,191 - Unknown

livebaseballscorecards.com

AB	33
R	1
H	7
RBI	1
BB	2
SO	3
LOB	16



Batter	1	2	3	4	5	6	7	8	9	AB	R	H	RBI	BB	SO	LOB
Pee Wee Reese, R OBP: 0.364, SLG: 0.355 (1, 6)	1-2 2B		0-1 1B	3-3 K		2-2 2B	3-2 5-3			5	0	3	1	0	1	4
Jim Russell, S OBP: 0.339, SLG: 0.494 (1, 7)	4-0 BB		3-3 K		0-0 F4	0-3 K		1-0 4-3		4	0	0	0	1	2	3
Duke Snider, L OBP: 0.374, SLG: 0.540 (1, 8)	0-0 B1		0-1 L8		2-1 1B	0-3 K		0-1 F9		5	1	1	0	0	1	5
Jackie Robinson, R OBP: 0.452, SLG: 0.574 (1, 4)	1-2 G6-4-3		0-0 F2		2-0 L3		2-2 F3	1-0 2B		5	0	1	0	0	0	4
Carl Furillo, R OBP: 0.348, SLG: 0.475 (1, 9)		3-1 3B		0-0 1-3	0-1 1B		2-1 1B	0-0 6-3		5	2	3	1	0	0	1
Gil Hodges, R OBP: 0.386, SLG: 0.491 (1, 3)		1-1 L7		1-1 6-3	0-3 K		0-0 1B			4	2	2	1	0	1	1
Roy Campanella, R OBP: 0.385, SLG: 0.585 (1, 2)		1-1 L7		0-1 1B		3-2 1-3	4-0 1B			3	1	1	1	1	0	0
Billy Cox, R OBP: 0.307, SLG: 0.395 (1, 5)		1-1 F3		1-0 1B		4-2 2B	1-1 1B			3	1	2	2	1	0	0
Don Newcombe, L OBP: 0.339, SLG: 0.340 (1, 1)		3-3 K		3-2 1B		4-2 2B	3-3 K			3	0	1	1	1	2	2

Inning Stats	R: 0	H: 1	E: 0	K: 0	S: 10	LOB: 1	BB: 1	P: 16	R: 2	H: 2	E: 0	K: 1	S: 12	LOB: 0	BB: 0	P: 21	R: 0	H: 1	E: 0	K: 1	S: 8	LOB: 1	BB: 0	P: 11	R: 1	H: 3	E: 0	K: 1	S: 13	LOB: 2	BB: 0	P: 21	R: 1	H: 2	E: 0	K: 1	S: 9	LOB: 1	BB: 0	P: 13	R: 1	H: 1	E: 0	K: 2	S: 18	LOB: 2	BB: 2	P: 31	R: 2	H: 3	E: 0	K: 1	S: 14	LOB: 2	BB: 1	P: 29	R: 0	H: 1	E: 0	K: 0	S: 5	LOB: 1	BB: 0	P: 7
--------------	------	------	------	------	-------	--------	-------	-------	------	------	------	------	-------	--------	-------	-------	------	------	------	------	------	--------	-------	-------	------	------	------	------	-------	--------	-------	-------	------	------	------	------	------	--------	-------	-------	------	------	------	------	-------	--------	-------	-------	------	------	------	------	-------	--------	-------	-------	------	------	------	------	------	--------	-------	------

PITCHER	IP	WLS	BF	H	R	ER	SO	BB	IBB	HBP	BLK	WP	HR	S	P	ERA	WHIP
Ken Raffensberger, L ERA: 4.34 (1, 1)	6.0	L	30	10	5	5	6	3	0	0	0	0	0	70	113	7.50	2.167
Howie Fox, R ERA: 4.78 (7, 1)	2.0		11	4	2	2	1	0	1	0	0	0	0	19	36	9.00	2.000

BOTTOM

Cincinnati Reds @ Brooklyn Dodgers
Ebbets Field, Brooklyn, NY

Fri Aug 04 1950, 3:33 AM EDT
Att. 20,191 - Unknown

AB	37
R	7
H	14
RBI	7
BB	4
SO	7
LOB	20

livebaseballscorecards.com

WP: 0 PA: 41
PB: 0 SB: 1
CS: 0

B

Batter	1	2	3	4	5	6	7	8	9	AB R H RBI BB SO LOB	TOP	
Bobby Adams, R (1, 5) OBP: 0.333, SLG: 0.355 Grady Hatton, L (7, PH) OBP: 0.345, SLG: 0.412 (7, 5)	3-1 5-3	0-0 F9			1-1 HR		0-0 F9		0-1 F7	3 1 1 1 0 0 2 2 0 0 0 0 0 0	Cincinnati Reds @ Brooklyn Dodgers Ebbets Field, Brooklyn, NY Sat Aug 05 1950, 3:33 AM EDT Att: 10,958 - Unknown	
Peanuts Lowrey, R (1, 7) OBP: 0.323, SLG: 0.297 (8, 8)	0-1 F8		2-1 F8		1-2 F4		1-2 F3			4 0 0 0 0 0 0		
Danny Litwhiler, R (1, 9) OBP: 0.385, SLG: 0.506 Johnny Wyrostek, L (8, PH) OBP: 0.392, SLG: 0.457 (8, 9)	1-1 G3		2-2 1-3		2-1 HR			1-2 F4		3 1 1 1 0 0 0 1 0 0 0 0 0 0		
Bob Usher, R (1, 8) OBP: 0.318, SLG: 0.387 Ted Kluszewski, L (8, PH) OBP: 0.339, SLG: 0.539 (8, 3)		2-2 SH 2B	2-2		1-3 K			2-2 2B		3 1 2 0 0 1 0 1 0 1 0 0 0 0		
Connie Ryan, R (1, 4) OBP: 0.369, SLG: 0.377 (1, 4)		0-0 4-3 2B	2-2 L7			0-0 4-3		2-1 L7		4 0 0 0 0 0 3		
Joe Adcock, R (1, 3) OBP: 0.302, SLG: 0.370 (8, 7)		1-0 SH 2B 1B		0-0 5-3		1-1		4-0 FC5-4 BB		3 1 2 0 1 0 0		
Virgil Stallcup, R (1, 6) OBP: 0.285, SLG: 0.358 (1, 6)		0-0 SH 2B	1-0 5-3		0-3 K		0-1 FC5-4			3 0 0 1 0 1 3		
Dixie Howell, R (1, 2) OBP: 0.302, SLG: 0.270 (1, 2)		2-0 3-H 2B	0-1 F3			1-0 1-3			3-3 K	4 0 1 1 0 1 1		
Herm Wehmeier, R (1, 1) OBP: 0.203, SLG: 0.235 (1, 1)		1-0 5-3		1-3 K			1-2 4-3		3-2 6-3	4 0 0 0 0 1 2		
Inning Stats	R: 0 E: 0 K: 0 S: 6 H: 0 LOB: 0 BB: 0 P: 10	R: 2 E: 1 K: 0 S: 9 H: 3 LOB: 2 BB: 0 P: 15	R: 0 E: 0 K: 0 S: 12 H: 1 LOB: 1 BB: 0 P: 20	R: 0 E: 0 K: 0 S: 4 H: 0 LOB: 0 BB: 0 P: 5	R: 2 E: 0 K: 2 S: 14 H: 2 LOB: 0 BB: 0 P: 20	R: 0 E: 0 K: 1 S: 7 H: 1 LOB: 1 BB: 0 P: 9	R: 0 E: 0 K: 0 S: 7 H: 0 LOB: 0 BB: 0 P: 9	R: 0 E: 0 K: 0 S: 11 H: 1 LOB: 2 BB: 1 P: 20	R: 0 E: 0 K: 1 S: 8 H: 0 LOB: 0 BB: 0 P: 14	1B: 3 2B: 3 3B: 0 HR: 2 SF: 0 SAC: 1 DP: 0 HBP: 0		WP: 0 PB: 0 SB: 0 CS: 0 PA: 37
PITCHER	IP WLS BF H R ER SO BB IBB HBP BLK WP HR S P ERA WHIP											
Preacher Roe, L (1, 1) ERA: 3.47	5.0 L 22 6 4 4 2 0 0 0 0 0 0 2 45 70 7.20 1.200											
Erv Palica, R (6, 1) ERA: 3.99	2.0 7 1 0 0 1 0 0 0 0 0 0 0 14 18 0.00 0.500											
Dan Bankhead, R (8, 1) ERA: 5.36	2.0 8 1 0 0 1 1 0 0 0 0 0 0 19 34 0.00 1.000											

livebaseballscorecards.com

AB	35
R	4
H	8
RBI	4
BB	1
SO	4
LOB	11



Batter	1	2	3	4	5	6	7	8	9	AB R H RBI BB SO LOB
Pee Wee Reese, R OBP: 0.365, SLG: 0.354 (1, 6)	2-3 K		0-0 F8			4-1 BB BB	2-2 1-3 2-H 1B		3-3 K	4 0 1 1 1 2 1
Gene Hermanski, L OBP: 0.377, SLG: 0.468 (1, 7)	2-0 L8			2-1 G6-4-3 1B		2-2 F8	1-1 1-3		4-2 BB	4 0 1 0 1 0 3
Duke Snider, L OBP: 0.371, SLG: 0.535 (1, 8)	0-0 F4			1-2 L7		4-0 1-2 BB		0-0 F3	0-2 4-3	4 0 0 0 1 0 3
Jackie Robinson, R OBP: 0.447, SLG: 0.568 (1, 4)			3-2 F7		0-0 G6-4-3 1-2f	0-0 F8		1-3 K		4 0 0 0 0 1 3
Carl Furillo, R OBP: 0.350, SLG: 0.481 (1, 9)			1-1 F8		2-0 HR 1B	3-2 F8		0-0 3B		4 1 2 0 0 0 2
Gil Hodges, R OBP: 0.392, SLG: 0.501 (1, 3)			4-2 FC6-4 BB		1-1 1-H HR		4-2 FC6-4 BB	4-0 BB		1 1 1 2 3 0 0
Roy Campanella, R OBP: 0.381, SLG: 0.576 (1, 2)			1-1 FC6-4 1-2f		3-3 K		0-1 F7	0-0 F5		4 0 0 0 0 1 4
Billy Cox, R OBP: 0.310, SLG: 0.401 (1, 5)			1-0 F8		1-2 G4-6-3 1B		3-1 FC6-4 1-2f 1B		2-1 2B	4 1 2 0 0 0 1
Preacher Roe, R OBP: 0.175, SLG: 0.177 (5, PH)			0-3 K		1-2 G4-6-3 1-2f		4-2 1B 1-2 BB		2-1 F6	1 0 0 0 0 0 1 0 1 0 0 0 0 0 0 1 0 0 0 0 0 0 0 0 0 0 0 0 0 1 0 0 0 0 0 0 0 0 0 0 1 0 0 0 0 0 0 1


Inning Stats	R: 0	H: 0	E: 0	K: 1	S: 5	LOB: 0	BB: 0	P: 9	R: 0	H: 0	E: 0	K: 0	S: 9	LOB: 1	BB: 1	P: 18	R: 0	H: 0	E: 0	K: 1	S: 5	LOB: 0	BB: 0	P: 6	R: 0	H: 1	E: 0	K: 0	S: 6	LOB: 0	BB: 0	P: 9	R: 2	H: 3	E: 0	K: 1	S: 12	LOB: 0	BB: 0	P: 20	R: 0	H: 0	E: 0	K: 0	S: 11	LOB: 2	BB: 2	P: 24	R: 1	H: 1	E: 0	K: 0	S: 16	LOB: 2	BB: 2	P: 30	R: 0	H: 1	E: 0	K: 1	S: 6	LOB: 2	BB: 1	P: 11	R: 0	H: 1	E: 0	K: 1	S: 13	LOB: 2	BB: 1	P: 24	1B: 4	SF: 0	2B: 1	SAC: 0	3B: 1	DP: 2	HR: 1	HBP: 0	WP: 0	PA: 39
PITCHER Herm Wehmeier, R ERA: 5.92 (1, 1)	IP	WLS	BF	H	R	ER	SO	BB	IBB	HBP	BLK	WP	HR	S	P	ERA	WHIP																																																																	
																		PITCHER	IP	WLS	BF	H	R	ER	SO	BB	IBB	HBP	BLK	WP	HR	S	P	ERA	WHIP																																															


BOTTOM

Cincinnati Reds @ Brooklyn Dodgers
Ebbets Field, Brooklyn, NY

Sat Aug 05 1950, 3:33 AM EDT
Att. 10,958 - Unknown

AB	32
R	3
H	7
RBI	3
BB	7
SO	5
LOB	19



Batter	1	2	3	4	5	6	7	8	9	AB R H RBI BB SO LOB	TOP											
Lloyd Merriman, L (1, 8) OBP: 0.304, SLG: 0.349	0-1 1B 2B	1-0 F6		2-1 F7		0-1 4-3		0-1 4-3	4-0 1B BB	5 1 1 0 1 0 2												
Grady Hatton, L (1, 5) OBP: 0.350, SLG: 0.415	1-0 F8		2-2 2B E 1B	1-0 1-2 1B		0-0 F7		4-2 HR BB	2-1 1-3 2-H 1B	5 2 3 1 1 0 1												
Johnny Wyrostek, L (1, 9) OBP: 0.394, SLG: 0.462	1-2 3-1		1-2 E2 1B 2B	3-1 F9			2-0 1B 2B	4-1 HR BB	0-1 F8	5 3 2 0 1 0 5												
Ted Kluszewski, L (1, 3) OBP: 0.349, SLG: 0.557	2-1 1B 2-H 1B		4-0 1B IBB		0-1 E9 2B 2B		0-0 2B 1B 2-H	1-0 HR 2-H		4 3 4 5 1 0 0												
Connie Ryan, R (1, 4) OBP: 0.375, SLG: 0.391	1-0 1-3 1B		3-2 L5-3 1B	1-3 3-H 1B		0-0 4-3 FC4-2-5-2 2B	1-0 SH1-4 1B 2B 2-H	1-3 K		5 1 4 3 0 1 0												
Joe Adcock, R (1, 7) OBP: 0.299, SLG: 0.361	2-3 K		1-1 L5-3 1B	1-1 1-2		0-0 4-3	4-2 SH1-4 1B BB	2-2 6-3		4 0 0 0 1 1 5												
Virgil Stallcup, R (1, 6) OBP: 0.282, SLG: 0.354			0-0 F8	0-3 K		0-0 FC4-2-5-2	1-1 SH1-4		1-1 5-3	4 0 0 0 0 1 2	AB 40 R 11 H 16 RBI 10 BB 6 SO 3 LOB 19											
Dixie Howell, R (1, 2) OBP: 0.311, SLG: 0.276			0-0 E5		0-1 1B 1B	1-0 F6	0-0 2-H 3-H 1B	4-2 SH1-4 1B BB		4 1 2 1 1 0 1												
Ewell Blackwell, R (1, 1) OBP: 0.158, SLG: 0.094			0-1 F8		0-1 F3		1-1 G3	0-0 SH1-4	1-0 SH1-4	4 0 0 0 0 0 3												
Inning Stats	R: 1 E: 0 K: 1 S: 12	H: 3 LOB: 2 BB: 0 P: 19	R: 0 E: 1 K: 0 S: 5	H: 0 LOB: 1 BB: 0 P: 6	R: 2 E: 1 K: 1 S: 14	H: 3 LOB: 1 BB: 1 P: 25	R: 0 E: 0 K: 0 S: 9	H: 2 LOB: 2 BB: 0 P: 15	R: 1 E: 1 K: 0 S: 6	H: 2 LOB: 1 BB: 0 P: 7	R: 0 E: 0 K: 0 S: 5	H: 0 LOB: 0 BB: 0 P: 6	R: 3 E: 0 K: 0 S: 9	H: 4 LOB: 1 BB: 1 P: 17	R: 3 E: 0 K: 1 S: 13	H: 1 LOB: 0 BB: 2 P: 25	R: 1 E: 0 K: 0 S: 11	H: 1 LOB: 2 BB: 2 P: 23	1B: 9 2B: 7 3B: 0 HR: 1	SF: 0 SAC: 2 DP: 1 HBP: 0	WP: 0 PB: 0 SB: 1 CS: 0	PA: 48
PITCHER	IP WLS BF H R ER SO BB IBB HBP BLK WP HR S P ERA WHIP																					
Ralph Branca, R (1, 1) ERA: 4.72	5.0 L 26 10 4 3 2 0 1 0 0 0 0 0 46 72 5.40 2.000																					
Joe Hatten, L (6, 1) ERA: 4.98	1.0 7 3 3 3 0 1 0 0 0 0 0 0 10 18 27.00 4.000																					
Joe Landrum, R (7, 1) ERA: 8.1	1.0 3 1 0 0 0 0 0 0 0 0 0 0 4 5 0.00 1.000																					
Dan Bankhead, R (8, 1) ERA: 5.63	2.0 12 2 4 4 1 4 0 0 0 0 0 1 24 48 18.00 3.000																					

Cincinnati Reds @ Brooklyn Dodgers
Ebbets Field, Brooklyn, NY
Sun Aug 06 1950, 3:33 AM EDT
Att: 13,242 - Unknown

livebaseballscorecards.com

BOTTOM

Cincinnati Reds @ Brooklyn Dodgers
Ebbets Field, Brooklyn, NY
Sun Aug 06 1950, 3:33 AM EDT
Att. 13,242 - Unknown

livebaseballscorecards.com

AB	37
R	7
H	10
RBI	6
BB	2
SO	8
LOB	13



WP	1	PA	39
PB	0	SB	1
CS	0		

AB R H RBI BB SO LOB

5	1	2	3	0	1	0
5	2	4	0	0	1	1
5	0	0	1	0	2	4
4	0	0	0	0	0	2
4	2	3	1	0	0	0
2	0	0	0	2	2	1
4	1	0	0	0	0	3
4	1	1	1	0	0	0
1	0	0	0	0	0	0
1	0	0	0	0	0	1
0	0	0	0	0	0	0
0	0	0	0	0	0	0
1	0	0	0	0	0	2

Batter	1	2	3	4	5	6	7	8	9
Pee Wee Reese, R OBP: 0.365, SLG: 0.368	2-3 K		0-1 2B		0-0 F8			0-2 F2	1-1 HR
Gene Hermanski, L OBP: 0.390, SLG: 0.484	1-0 1B		1-3 K			2-2 G5-4-3 1B		1-2 F8 2B	0-0 1B
Jim Russell, S OBP: 0.333, SLG: 0.480	3-3 1-2 K		3-3 K			1-2 E4 G5-4-3		2-1 F8 2-H	1-0 F8
Roy Campanella, R OBP: 0.376, SLG: 0.568	0-0 F7			1-2 5-3		2-2 G5-4-3 1-2f 3-H		0-1 F7	
Carl Furillo, R OBP: 0.353, SLG: 0.494		2-2 HR		0-1 F4		1-0 1B		0-0 FC5-4 1B 2B	
Gil Hodges, R OBP: 0.393, SLG: 0.499		1-3 K		4-1 BB		3-3 K		4-2 FC5-4 BB	
Jackie Robinson, R OBP: 0.443, SLG: 0.561		2-1 5-3		0-2 F8			0-1 F7	2-2 FC5-4 1B 1-2f 2-3 HR	
Billy Cox, R OBP: 0.309, SLG: 0.398		2-1 6-3			1-0 6-3		1-0 4-3	1-1 HR 1B	
Ralph Branca, R Wayne Belardi, L Joe Hatten, R Joe Landrum, R Cal Abrams, L Dan Bankhead, R Tommy Brown, R			1-2 F3		1-3 K		2-3 K	0-0 F2	

Inning Stats	R: 0 H: 1 E: 0 LOB: 1 K: 2 BB: 0 S: 8 P: 14	R: 1 H: 1 E: 0 LOB: 0 K: 1 BB: 0 S: 10 P: 17	R: 0 H: 1 E: 0 LOB: 1 K: 2 BB: 0 S: 12 P: 17	R: 0 H: 0 E: 0 LOB: 1 K: 0 BB: 1 S: 10 P: 15	R: 0 H: 0 E: 0 LOB: 0 K: 1 BB: 0 S: 5 P: 7	R: 1 H: 2 E: 1 LOB: 1 K: 1 BB: 0 S: 13 P: 22	R: 0 H: 0 E: 0 LOB: 0 K: 1 BB: 0 S: 6 P: 9	R: 1 H: 1 E: 0 LOB: 0 K: 0 BB: 0 S: 10 P: 13	R: 4 H: 4 E: 0 LOB: 1 K: 0 BB: 1 S: 13 P: 22
--------------	--	---	---	---	---	---	---	---	---

ERA: 3.9	IP: 9.0	WLS: W	BF: 39	H: 10	R: 7	ER: 6	SO: 8	BB: 2	IBB: 0	HBP: 0	BLK: 0	WP: 1	HR: 2	S: 87	P: 136	ERA: 6.00	WHIP: 1.333	PITCHER	IP	WLS	BF	H	R	ER	SO	BB	IBB	HBP	BLK	WP	HR	S	P	ERA	WHIP
----------	---------	--------	--------	-------	------	-------	-------	-------	--------	--------	--------	-------	-------	-------	--------	-----------	-------------	---------	----	-----	----	---	---	----	----	----	-----	-----	-----	----	----	---	---	-----	------

Batter	1	2	3	4	5	6	7	8	9	AB R H RBI BB SO LOB	TOP	
Eddie Waitkus, L OBP: 0.331, SLG: 0.354 (1, 3) C S X	1-2 6-3 ①		1-1 F7 ②		X 0-0 4-3 ③		1-2 4-3 ③		X 0-0 6-3 ③	5 0 0 0 0 0 3		
Richie Ashburn, L OBP: 0.379, SLG: 0.419 (1, 8) X	0-0 F8 ②		0-1 4-3 ③			3-2 FC4-6 1B		1-1 2B 2B		4 1 2 0 0 0 1		
Dick Sisler, L OBP: 0.401, SLG: 0.484 (1, 7) B S S	1-3 K ③			0-1 F7 ①		1-1 FC4-6 G4-3 1-2f		0-0 1B 2B		4 1 1 1 0 1 1		
Del Ennis, R OBP: 0.343, SLG: 0.557 (1, 9) B B X		2-0 1B 3B		0-0 F9 ②		X 0-0 G4-3 ② 1-2f		3-3 K ①		4 1 1 0 0 1 2		
Willie Jones, R OBP: 0.375, SLG: 0.547 (1, 5) B S C X	1-2 F5 ①			2-0 F7 ③			S X	0-1 F4 ①	0-0 1B 1B 2-H	4 0 1 1 0 0 1		
Granny Hamner, R OBP: 0.321, SLG: 0.394 (1, 6) X		0-0 G5-4-3 1B 3-H			1-1 6-3 ①		B C X	0-2 2B 1B 2-H	1-0 1B 1B	4 1 3 1 0 0 0		
Andy Seminick, R OBP: 0.399, SLG: 0.525 (1, 2) C X		0-1 G5-4-3 ② 1-2f			1-2 HR		B S C X	1-2 L6 ②	1-1 L7 ③	4 1 1 1 0 0 3		
Mike Goliat, R OBP: 0.320, SLG: 0.397 (1, 4) F C B B X			2-2 FC6-4 1B		1-2 SH2-4 1B		X	0-0 E7 1-H 2B		4 1 3 1 0 0 0		
Robin Roberts, S OBP: 0.171, SLG: 0.087 (1, 1) Jim Konstanty, R OBP: 0.053, SLG: 0.053 (9, 1) X			0-0 FC6-4 ① 1-2f		0-0 SH2-4 ② 1-2		B B S B S	4-1 BB	2-3 K ②	2 0 0 0 1 1 1 0 0 0 0 0 0 0		
Inning Stats	R: 0 E: 0 K: 1 S: 7 H: 0 LOB: 0 BB: 0 P: 9	R: 1 E: 0 K: 0 S: 7 H: 2 LOB: 0 BB: 0 P: 10	R: 0 E: 0 K: 0 S: 8 H: 1 LOB: 1 BB: 0 P: 11	R: 0 E: 0 K: 0 S: 4 H: 0 LOB: 0 BB: 0 P: 6	R: 1 E: 0 K: 0 S: 11 H: 2 LOB: 1 BB: 0 P: 14	R: 0 E: 0 K: 0 S: 6 H: 1 LOB: 0 BB: 0 P: 10	R: 2 E: 1 K: 0 S: 15 H: 2 LOB: 1 BB: 1 P: 21	R: 2 E: 0 K: 1 S: 10 H: 4 LOB: 1 BB: 0 P: 16	R: 0 E: 0 K: 1 S: 6 H: 0 LOB: 0 BB: 0 P: 10	1B: 7 2B: 3 3B: 1 HR: 1 SF: 0 SAC: 1 DP: 2 HBP: 0	WP: 0 PB: 0 SB: 0 CS: 0 PA: 37	
PITCHER Don Newcombe, R ERA: 4.16 (1, 1) Carl Erskine, R ERA: 4.32 (8, 1)	IP 7.0 WLS L BF 30 H 10 R 6 ER 5 SO 1 BB 1 IBB 0 HBP 0 BLK 0 WP 0 HR 1 S 61 P 85 ERA 6.43 WHIP 1.571											PITCHER IP 2.0 WLS 7 BF 2 H 2 R 0 ER 0 SO 2 BB 0 IBB 0 HBP 0 BLK 0 WP 0 HR 0 S 13 P 22 ERA 0.00 WHIP 1.000

Philadelphia Phillies @ Brooklyn Dodgers
 Ebbets Field, Brooklyn, NY
 Tue Aug 08 1950, 3:33 AM EDT
 Att: 32,886 - Unknown

AB	35
R	6
H	12
RBI	5
BB	1
SO	3
LOB	12



BOTTOM

Philadelphia Phillies @ Brooklyn Dodgers
Ebbets Field, Brooklyn, NY

livebaseballscorecards.com

AB	36
R	5
H	13
RBI	5
BB	0
SO	3
LOB	13



WP:	0	PA:	36
PB:	0	ERA:	
SB:	1	WHIP:	
CS:	1		

Tue Aug 08 1950, 3:33 AM EDT
Att. 32,886 - Unknown

AB R H RBI BB SO LOB

4	0	1	0	0	1	1
4	0	1	0	0	0	0
4	3	3	1	0	0	2
4	0	0	0	0	0	3
4	0	2	2	0	0	0
4	1	2	0	0	1	1
4	1	2	1	0	1	1
0	0	0	0	0	0	0
3	0	1	0	0	0	1
1	0	0	1	0	0	1
3	0	1	0	0	0	1
0	0	0	0	0	0	0
1	0	0	0	0	0	2

Batter	1	2	3	4	5	6	7	8	9
Pee Wee Reese, R OBP: 0.364, SLG: 0.366 (1, 6) C C B X	1-2 1B 1B		1-2 G6-4-3 1-2f		0-1 F8			1-3 K	
Gene Hermanski, L OBP: 0.386, SLG: 0.479 (1, 7) C F B X	1-2 1B 1-2		1-0 4-3			3-2 6-3		1-1 6-3	
Duke Snider, L OBP: 0.375, SLG: 0.549 (1, 8) X	0-0 L6-3 1-2			1-1 1B 3B		1-1 2B 1B		0-0 HR	
Jackie Robinson, R OBP: 0.439, SLG: 0.555 (1, 4) B X	1-0 G3			0-0 6-3		2-1 5-3 1-2		2-2 5-3	
Carl Furillo, R OBP: 0.355, SLG: 0.496 (1, 9) B C C C X		2-2 L1-3		0-0 CS 1B 3-H		1-1 2B		0-0 5-3	
Gil Hodges, R OBP: 0.395, SLG: 0.499 (1, 3) B C X		1-1 1B		3-3 K 1-2		1-1 F4		1-2 2B 4-3 1B	
Roy Campanella, R OBP: 0.378, SLG: 0.581 (1, 2) B B B B X		2-2 F8			1-2 HR		0-3 K	2-0 4-3 2B	
Eddie Miksis, R OBP: 0.224, SLG: 0.255 (9, PR)								1-3 K	
Billy Cox, R OBP: 0.310, SLG: 0.398 (1, 5) C C C		0-2 F9			2-1 F9		1-0 1B	0-0 4-3	
Jim Russell, S OBP: 0.332, SLG: 0.477 (9, PH)								2-3 3-H	
Don Newcombe, L OBP: 0.339, SLG: 0.339 (1, 1) C F B X			1-2 G6-4-3 1B		2-2 G3		1-2 F8	1-0 4-3	
Carl Erskine, R OBP: 0.250, SLG: 0.250 (8, 1)									
Tommy Brown, R OBP: 0.296, SLG: 0.600 (9, PH)									

Inning Stats	R: 0	H: 2	E: 0	K: 0	S: 8	R: 0	H: 1	E: 0	K: 0	S: 11	R: 0	H: 1	E: 0	K: 0	S: 7	R: 1	H: 2	E: 0	K: 1	S: 7	R: 1	H: 1	E: 0	K: 0	S: 11	R: 1	H: 2	E: 0	K: 0	S: 9	R: 0	H: 1	E: 0	K: 1	S: 10	R: 1	H: 1	E: 0	K: 1	S: 9	R: 1	H: 2	E: 0	K: 0	S: 7	R: 1	H: 2	E: 0	K: 0	S: 11
	LOB: 1	BB: 0	P: 11	LOB: 1	BB: 0	P: 16	LOB: 0	BB: 0	P: 10	LOB: 0	BB: 0	LOB: 0	BB: 0	P: 16	LOB: 1	BB: 0	LOB: 1	BB: 0	P: 13	LOB: 2	BB: 0	LOB: 2	BB: 0	P: 11	LOB: 0	BB: 0	LOB: 1	BB: 0	P: 16	LOB: 1	BB: 0	LOB: 1	BB: 0	P: 13	LOB: 0	BB: 0	LOB: 2	BB: 0	P: 11	LOB: 2	BB: 0	LOB: 2	BB: 0	P: 11	LOB: 0	BB: 0	LOB: 0	BB: 0	P: 16	

PITCHER	IP	WLS	BF	H	R	ER	SO	BB	IBB	HBP	BLK	WP	HR	S	P	ERA	WHIP
Robin Roberts, R ERA: 3.01 (1, 1)	8.1	W	33	12	5	5	3	0	0	0	0	0	2	76	111	5.40	1.440
Jim Konstanty, R ERA: 2.71 (9, 1)	0.2	S	3	1	0	0	0	0	0	0	0	0	0	3	6	0.00	1.500

Batter	1	2	3	4	5	6	7	8	9	AB R H RBI BB SO LOB	TOP	
Eddie Waitkus, L (1, 3) OBP: 0.332, SLG: 0.352	4-2 1B BB	4-2 BB BB		0-0 4-3			0-0 F7		1-1 F9	3 0 0 0 2 0 0	Philadelphia Phillies @ Brooklyn Dodgers Ebbets Field, Brooklyn, NY Wed Aug 09 1950, 3:33 AM EDT Att. 19,644 - Unknown livebaseballscorecards.com	
Richie Ashburn, L (1, 8) OBP: 0.377, SLG: 0.415	2-1 F8	4-2 BB		3-2 L4			1-2 3-1		3-2 F3	4 0 0 1 1 0 1		
Dick Sisler, L (1, 7) OBP: 0.397, SLG: 0.477	1-3 K	0-1 F7		1-3 K			2-0 G3		0-3 K	5 0 0 0 0 3 4		
Del Ennis, R (1, 9) OBP: 0.345, SLG: 0.564	3-2 1B			0-0 HR			0-3 K		2-0 F7	4 1 2 1 0 1 0		
Willie Jones, R (1, 5) OBP: 0.378, SLG: 0.546	0-3 K			4-1 HR BB			0-2 G4-6-3 1B		4-1 2B L7 BB	2 2 1 0 2 1 2		
Granny Hamner, R (1, 6) OBP: 0.321, SLG: 0.395				0-1 L8			0-1 G4-6-3		0-0 L7 2B	4 0 1 0 0 0 2		
Andy Seminick, R (1, 2) OBP: 0.404, SLG: 0.537				2-2 HR			2-2 F7		4-0 L7 IBB	2 2 1 2 2 0 0		
Mike Goliat, R (1, 4) OBP: 0.319, SLG: 0.395				2-3 K			1-2 6-3		0-0 L7	4 0 1 1 0 1 2		
Russ Meyer, S (1, 1) OBP: 0.189, SLG: 0.194 Bill Nicholson, L (8, PH) OBP: 0.353, SLG: 0.545 Jim Konstanty, R (8, 1) OBP: 0.053, SLG: 0.053				1-1 SH1-4			0-1 G3		3-3 K	2 0 0 0 0 0 0 1 0 0 0 0 1 2 0 0 0 0 0 0 0		
Inning Stats	R: 0 H: 1 E: 0 LOB: 2 K: 2 BB: 1 S: 13 P: 23	R: 1 H: 1 E: 0 LOB: 3 K: 0 BB: 3 S: 15 P: 32	R: 3 H: 2 E: 0 LOB: 0 K: 1 BB: 1 S: 12 P: 22	R: 0 H: 0 E: 0 LOB: 0 K: 1 BB: 0 S: 7 P: 11	R: 0 H: 1 E: 0 LOB: 0 K: 1 BB: 0 S: 8 P: 8	R: 0 H: 0 E: 0 LOB: 0 K: 0 BB: 0 S: 9 P: 12	R: 0 H: 0 E: 0 LOB: 0 K: 0 BB: 0 S: 5 P: 8	R: 1 H: 1 E: 0 LOB: 2 K: 1 BB: 2 S: 7 P: 20	R: 0 H: 0 E: 0 LOB: 0 K: 1 BB: 0 S: 8 P: 12	1B: 3 SF: 0 2B: 1 SAC: 1 3B: 0 DP: 1 HR: 2 HBP: 0	WP: 0 PA: 39 PB: 0 SB: 0 CS: 0	
PITCHER Erv Palica, R (1, 1) ERA: 4.08	IP WLS BF H R ER SO BB IBB HBP BLK WP HR S P ERA WHIP	9.0 L 39 6 5 5 7 6 1 0 0 0 2 84 148 5.00 1.333										

Batter	1	2	3	4	5	6	7	8	9	AB	R	H	RBI	BB	SO	LOB
Pee Wee Reese, R OBP: 0.363, SLG: 0.365 (1, 6)	0-1 WP 2B 1B		1-2 4-3		2-1 F8	1-0 F7			0-0 SH5-4	4	1	1	0	0	0	2
Gene Hermanski, L OBP: 0.381, SLG: 0.470 (1, 7)	0-0 F8		1-1 1B 2B 1B		1-2 L3		2-2 F6		2-2 4-3	5	1	1	0	0	0	2
Duke Snider, L OBP: 0.375, SLG: 0.550 (1, 8)	0-1 WP 1B 2B		2-3 K		2-1 E 1B		1-1 4-3		0-0 F8	5	1	2	0	0	1	2
Jackie Robinson, R OBP: 0.439, SLG: 0.555 (1, 4)	2-0 G1-6-3 1B		1-2 2B 1B		0-0 E6		2-2 F8			4	1	2	1	0	0	1
Carl Furillo, R OBP: 0.356, SLG: 0.499 (1, 9)	0-0 G1-6-3 1-2f		1-0 2B		2-2 F5			0-0 SH1-4 1B		4	0	2	2	0	0	3
Gil Hodges, R OBP: 0.394, SLG: 0.497 (1, 3)		1-1 5-3 1B	2-3 K		0-0 6-3			0-0 SH1-4		3	0	1	0	0	1	1
Roy Campanella, R OBP: 0.373, SLG: 0.573 (1, 2)		3-1 5-3 1B		0-3 K	2-0 F9			0-0 F7		4	0	0	0	0	1	2
Billy Cox, R OBP: 0.309, SLG: 0.396 (1, 5)		1-0 1-3		2-1 F3	3-2 1B 1B			0-2 5-3		4	0	1	0	0	0	2
Erv Palica, R OBP: 0.207, SLG: 0.276 Jim Russell, S OBP: 0.335, SLG: 0.477 (9, PH)		2-3 K		0-2 6-3	0-0 1B			4-2 4-3 SH5-4 BB		3	0	1	0	0	1	1
										0	0	0	0	1	0	0

Inning Stats	R: 2	H: 3	E: 0	LOB: 0	K: 0	P: 9	R: 0	H: 1	E: 0	LOB: 1	K: 1	P: 15	R: 0	H: 3	E: 0	LOB: 1	K: 2	P: 24	R: 0	H: 0	E: 0	LOB: 0	K: 1	P: 10	R: 0	H: 1	E: 1	LOB: 2	K: 0	P: 18	R: 0	H: 2	E: 0	LOB: 2	K: 0	P: 15	R: 0	H: 0	E: 0	LOB: 0	K: 0	P: 15	R: 0	H: 1	E: 0	LOB: 1	K: 0	P: 6	R: 0	H: 0	E: 0	LOB: 1	K: 0	P: 13
	S: 7	BB: 0	S: 8	BB: 0	S: 16	BB: 0	BB: 0	S: 8	BB: 0	S: 11	BB: 0	S: 9	BB: 0	S: 6	BB: 0	S: 7	BB: 1	SF: 0	SAC: 2	DP: 1	HBP: 0	1B: 9	2B: 2	3B: 0	HR: 0	SF: 0	SAC: 2	DP: 1	HBP: 0	1B: 9	2B: 2	3B: 0	HR: 0	SF: 0	SAC: 2	DP: 1	HBP: 0	1B: 9	2B: 2	3B: 0	HR: 0	SF: 0	SAC: 2	DP: 1	HBP: 0									

PITCHER	IP	WLS	BF	H	R	ER	SO	BB	IBB	HBP	BLK	WP	HR	S	P	ERA	WHIP
Russ Meyer, R ERA: 5.43 (1, 1)	7.0	W	31	10	4	4	4	0	0	0	0	1	0	69	106	5.14	1.429
Jim Konstanty, R ERA: 2.65 (8, 1)	2.0	S	8	1	0	0	0	1	0	0	0	0	0	13	19	0.00	1.000

BOTTOM

Philadelphia Phillies @ Brooklyn Dodgers
Ebbets Field, Brooklyn, NY

Wed Aug 09 1950, 3:33 AM EDT
Att. 19,644 - Unknown

livebaseballscorecards.com

AB	36
R	4
H	11
RBI	3
BB	1
SO	4
LOB	16

B

WP	1	PA	39
PB	0		
SB	0		
CS	0		

Batter	1	2	3	4	5	6	7	8	9	AB R H RBI BB SO LOB	TOP
Pee Wee Reese, R OBP: 0.361, SLG: 0.362 (1, 6) <small>B C M X</small>	1-2 E6 2B		2-1 E 1B	3-3 K			0-1 F3		3-2 F7	5 1 1 0 0 1 0	
Gene Hermanski, L OBP: 0.382, SLG: 0.474 (1, 7) <small>F X</small>	0-1 L5-4 1-3 2B		0-0 F4		0-0 B4-3		1-0 F6		1-1 1B	5 0 2 0 0 0 1	
Duke Snider, L OBP: 0.378, SLG: 0.550 (1, 8) <small>B B F F X</small>	2-2 F4		0-0 E9 1B		1-1 1B		4-1 BB		0-0 F5	4 1 2 0 1 0 3	
Jackie Robinson, R OBP: 0.440, SLG: 0.553 (1, 4) <small>L X</small>	4-0 IBB		0-1 CS 1B		0-2 F2		0-0 L8			3 0 1 1 1 0 2	
Carl Furillo, R OBP: 0.353, SLG: 0.494 (1, 9) <small>X</small>	0-0 L5-4 2-3		2-2 F4 1-2		0-0 1-3			1-1 L7		4 0 0 0 0 0 5	
Gil Hodges, R OBP: 0.395, SLG: 0.504 (1, 3) <small>C O B T B T U S</small>		1-3 K		1-2 HR		1-1 F8		4-1 BB		3 1 1 1 1 1 0	
Roy Campanella, R OBP: 0.378, SLG: 0.584 (1, 2) <small>X</small>		0-0 1B		2-2 HR		4-1 BB		1-1 F6		3 1 2 1 1 0 1	
Billy Cox, R OBP: 0.304, SLG: 0.390 (1, 5) <small>X</small>		0-0 F2		0-1 F4		0-0 F7		1-1 F8		4 0 0 0 0 0 3	
Preacher Roe, R OBP: 0.167, SLG: 0.169 Ralph Branca, R OBP: 0.194, SLG: 0.296 Dan Bankhead, R OBP: 0.294, SLG: 0.303 (1, 1) (8, 1) (9, 1) <small>C O B T B T U S</small>		2-3 K		0-0 B1-3		0-0 L8			1-3 K	3 0 0 0 0 1 2 1 0 0 0 0 1 0 0 0 0 0 0 0 0	
Inning Stats	R: 0 H: 1 E: 1 LOB: 2 K: 0 BB: 1 S: 9 P: 16	R: 0 H: 1 E: 0 LOB: 1 K: 2 BB: 0 S: 12 P: 15	R: 2 H: 3 E: 1 LOB: 0 K: 0 BB: 0 S: 9 P: 13	R: 2 H: 2 E: 0 LOB: 0 K: 1 BB: 0 S: 14 P: 20	R: 0 H: 1 E: 0 LOB: 1 K: 0 BB: 0 S: 8 P: 9	R: 0 H: 0 E: 0 LOB: 1 K: 0 BB: 1 S: 5 P: 10	R: 0 H: 0 E: 0 LOB: 1 K: 0 BB: 1 S: 5 P: 10	R: 0 H: 0 E: 0 LOB: 1 K: 0 BB: 1 S: 7 P: 14	R: 0 H: 1 E: 0 LOB: 1 K: 1 BB: 0 S: 11 P: 16	1B: 6 SF: 0 2B: 2 SAC: 0 3B: 0 DP: 1 HR: 2 HBP: 0	WP: 0 PA: 39 PB: 0 SB: 0 CS: 1
PITCHER Johnny Sain, R ERA: 3.96 (1, 1)	IP WLS BF H R ER SO BB IBB HBP BLK WP HR S P ERA WHIP										
	9.0 L 39 9 4 3 4 3 1 0 0 0 2 80 123 3.00 1.333										

Brooklyn Dodgers @ Boston Braves
Braves Field, Boston, MA
 Thu Aug 10 1950, 3:33 AM EDT
 Att: 24,758 - Unknown

livebaseballscorecards.com

AB 35
R 4
H 9
RBI 3
BB 4
SO 4
LOB 17



BOTTOM

Brooklyn Dodgers @ Boston Braves
Braves Field, Boston, MA
Thu Aug 10 1950, 3:33 AM EDT
Att. 24,758 - Unknown

livebaseballscorecards.com

AB 37
R 3
H 12
RBI 3
BB 1
SO 1
LOB 14



WP: 0 PA: 38
PB: 0
SB: 0
CS: 0

AB R H RBI BB SO LOB

5 1 2 0 0 0 1

5 1 1 2 0 1 4

3 0 1 0 1 0 0

4 0 2 0 0 0 0

4 0 0 0 0 0 4

4 0 1 0 0 0 2

3 0 0 0 0 0 1
1 0 1 0 0 0 0
0 1 0 0 0 0 0

3 0 1 0 0 0 0
1 0 0 0 0 0 1

3 0 2 0 0 0 1
1 0 1 1 0 0 0
0 0 0 0 0 0 0

1B: 11 SF: 0
2B: 1 SAC: 0
3B: 0 DP: 2
HR: 1 HBP: 0

Batter	1	2	3	4	5	6	7	8	9
Roy Hartsfield, R OBP: 0.316, SLG: 0.357 (1, 4)	0-1 F7		1-0 5-3		2-1 1-2 1B			2-2 FC4-6 HR	0-2 1-2 1B
Sam Jethroe, S OBP: 0.360, SLG: 0.467 (1, 8)	3-2 6-3		1-1 F7		2-3 K			1-2 1-H HR	0-2 L3
Earl Torgeson, L OBP: 0.405, SLG: 0.471 (1, 3)	2-2 1B 1B		1-1 4-3		1-1 4-3			4-2 1B BB	
Bob Elliott, R OBP: 0.383, SLG: 0.515 (1, 5)	3-2 1-2 1B		1-0 F2		0-0 6-3			0-0 1-3 1B	
Walker Cooper, R OBP: 0.374, SLG: 0.513 (1, 2)	0-2 3-1		0-0 F8		1-0 5-3			0-0	
Sid Gordon, R OBP: 0.421, SLG: 0.586 (1, 7)		2-1 G6-4-3 1B	0-0 F8		3-2 F9			1-1	
Luis Olmo, R OBP: 0.315, SLG: 0.360 (1, 9)		1-1 G6-4-3	0-1 F8		2-1 5-3			3-2 1B 1B	
Tommy Holmes, L OBP: 0.392, SLG: 0.461 (9, PH)		0-2 1-2f	0-2 6-3		0-2 F8			1-2 4-3	
Sibby Sisti, R OBP: 0.324, SLG: 0.306 (9, PR)		0-2 1B	1-1 F7		1-1 1B 1B			0-1 2-H 1B	
Buddy Kerr, R OBP: 0.273, SLG: 0.273 (1, 6)		0-2 1B	1-1 F7		1-1 1B 1B			1-1 FC4-6 1B	
Pete Reiser, L OBP: 0.351, SLG: 0.267 (9, PH)		0-2 1B	1-1 F7		1-1 1B 1B			1-1 FC4-6 1B	
Johnny Sain, R OBP: 0.266, SLG: 0.243 (1, 1)		1-0 F7	1-1 F7		1-1 1B 1B			1-1 FC4-6 1B	
Willard Marshall, L OBP: 0.333, SLG: 0.361 (9, PH)		1-0 F7	1-1 F7		1-1 1B 1B			1-1 FC4-6 1B	
Del Crandall, R OBP: 0.281, SLG: 0.351 (9, PR)		1-0 F7	1-1 F7		1-1 1B 1B			1-1 FC4-6 1B	

Inning Stats	R: 0	H: 2	E: 0	LOB: 2	K: 0	BB: 0	S: 18	R: 0	H: 2	E: 0	LOB: 1	K: 0	BB: 0	S: 8	R: 0	H: 0	E: 0	LOB: 0	K: 0	BB: 0	S: 5	R: 0	H: 0	E: 0	LOB: 0	K: 0	BB: 0	S: 3	R: 0	H: 2	E: 0	LOB: 2	K: 1	BB: 0	S: 12	R: 0	H: 0	E: 0	LOB: 0	K: 0	BB: 0	S: 4	R: 0	H: 0	E: 0	LOB: 0	K: 0	BB: 0	S: 8	R: 2	H: 3	E: 0	LOB: 2	K: 0	BB: 1	S: 17	R: 1	H: 3	E: 0	LOB: 2	K: 0	BB: 0	S: 17	R: 0	H: 3	E: 0	LOB: 2	K: 0	BB: 0	S: 21	1B: 11	SF: 0	2B: 1	SAC: 0	3B: 0	DP: 2	HR: 1	HBP: 0
--------------	------	------	------	--------	------	-------	-------	------	------	------	--------	------	-------	------	------	------	------	--------	------	-------	------	------	------	------	--------	------	-------	------	------	------	------	--------	------	-------	-------	------	------	------	--------	------	-------	------	------	------	------	--------	------	-------	------	------	------	------	--------	------	-------	-------	------	------	------	--------	------	-------	-------	------	------	------	--------	------	-------	-------	--------	-------	-------	--------	-------	-------	-------	--------

PITCHER	IP	WLS	BF	H	R	ER	SO	BB	IBB	HBP	BLK	WP	HR	S	P	ERA	WHIP
Preacher Roe, L ERA: 3.43 (1, 1)	7.1	W	30	8	2	2	1	1	0	0	0	0	1	71	107	2.46	1.227
Ralph Branca, R ERA: 4.76 (8, 1)	1.0		7	4	1	1	0	0	0	0	0	0	0	18	23	9.00	4.000
Dan Bankhead, R ERA: 5.59 (9, 1)	0.2	S	1	0	0	0	0	0	0	0	0	0	0	3	3	0.00	0.000

Batter	1	2	3	4	5	6	7	8	9	AB R H RBI BB SO LOB	TOP
Pee Wee Reese, R (1, 6) OBP: 0.357, SLG: 0.358	1-3 			1-2 		0-3 			1-1 	4 0 0 0 0 2 1	Brooklyn Dodgers @ Boston Braves Braves Field, Boston, MA Fri Aug 11 1950, 3:33 AM EDT Att: 29,008 - Unknown
Gene Hermanski, L (1, 7) OBP: 0.384, SLG: 0.469	3-2 			4-1 		3-2 			4-1 	2 0 0 0 2 0 0	
Duke Snider, L (1, 8) OBP: 0.374, SLG: 0.544	1-1 			1-0 					2-2 	4 0 0 0 0 0 3	
Jackie Robinson, R (1, 4) OBP: 0.437, SLG: 0.548				1-0 						3 0 0 0 0 0 1	
Carl Furillo, R (1, 9) OBP: 0.350, SLG: 0.490										3 0 0 0 0 0 0	
Gil Hodges, R (1, 3) OBP: 0.392, SLG: 0.500										3 0 0 0 0 1 0	
Roy Campanella, R (1, 2) OBP: 0.377, SLG: 0.580										2 0 0 0 1 0 0	
Billy Cox, R (1, 5) OBP: 0.301, SLG: 0.385										3 0 0 0 0 0 1	
Carl Erskine, R (1, 1) OBP: 0.250, SLG: 0.250										0 0 0 0 0 0 0	
Joe Hatten, R (2, 1) OBP: 0.083, SLG: 0.083										1 0 0 0 0 0 0	
Cal Abrams, L (6, PH)										1 0 0 0 0 0 0	
Dan Bankhead, R (6, 1) OBP: 0.294, SLG: 0.303										0 0 0 0 0 0 0	
Jim Russell, S (9, PH) OBP: 0.338, SLG: 0.477										0 0 0 0 1 0 0	
Inning Stats	R: 0 H: 0 E: 0 LOB: 0 K: 1 BB: 0 S: 8 P: 13	R: 0 H: 0 E: 0 LOB: 0 K: 1 BB: 0 S: 5 P: 6	R: 0 H: 0 E: 0 LOB: 0 K: 0 BB: 0 S: 3 P: 4	R: 0 H: 0 E: 0 LOB: 1 K: 0 BB: 1 S: 6 P: 13	R: 0 H: 0 E: 0 LOB: 1 K: 0 BB: 1 S: 7 P: 15	R: 0 H: 0 E: 0 LOB: 0 K: 1 BB: 0 S: 9 P: 13	R: 0 H: 0 E: 0 LOB: 0 K: 0 BB: 0 S: 5 P: 8	R: 0 H: 0 E: 0 LOB: 0 K: 0 BB: 0 S: 4 P: 6	R: 0 H: 0 E: 0 LOB: 1 K: 0 BB: 2 S: 8 P: 19	1B: 0 SF: 0 2B: 0 SAC: 0 3B: 0 DP: 1 HR: 0 HBP: 0	WP: 0 PA: 30 PB: 0 SB: 0 CS: 0
PITCHER Vern Bickford, R (1, 1) ERA: 3.15	IP WLS BF H R ER SO BB IBB HBP BLK WP HR S P ERA WHIP										

livebaseballscorecards.com

AB	26
R	0
H	0
RBI	0
BB	4
SO	3
LOB	6



Batter	1	2	3	4	5	6	7	8	9	AB R H RBI BB SO LOB	TOP	
Pee Wee Reese, R OBP: 0.357, SLG: 0.354 (1, 6)	0-2 L7		SAFE 4-1 E BB 1-2 2-3 BB		1-2 FC5-4 1-2f		4-2 BB 1-2 BB		0-3 K	3 0 0 0 2 1 1		
Jim Russell, S OBP: 0.345, SLG: 0.475 (1, 7)	1-1 L6-3 1B		4-1 E 1-2 2-3 BB		0-2 FC5-4 1-2f		4-1 BB 1-2 2-3 BB		1-1 5-3	3 0 1 0 2 0 1		
Duke Snider, L OBP: 0.371, SLG: 0.539 (1, 8)	2-2 L6-3 1-2		1-2 E4 1-2 2-3 3-H		0-0 4-3		1-0 F6			4 0 0 0 0 0 7		
Jackie Robinson, R OBP: 0.434, SLG: 0.544 (1, 4) Chris Van Cuyk, L (6, 1) Tommy Brown, R OBP: 0.321, SLG: 0.615 (8, PH) Billy Loes, R (8, 1)			1-2 4-3			1-0 F8		0-1 1B F9 1B		3 0 0 0 0 1 3 0 0 0 0 0 0 0 1 1 1 0 0 0 0 0 0 0 0 0 0 0		
Carl Furillo, R OBP: 0.352, SLG: 0.490 (1, 9)			3-3 K		1-1 6-3		1-1 L4-3 1B		2-1 1-3 1B	4 0 2 0 0 1 0		
Gil Hodges, R OBP: 0.391, SLG: 0.497 (1, 3)			2-2 F9		1-1 FC5-4 1B		0-0 L4-3 1-2		1-3 K	4 0 1 0 0 1 3		
Roy Campanella, R OBP: 0.376, SLG: 0.575 (1, 2)			4-1 BB BB BB		0-1 F9		3-2 6-3		1-0 F9 3-H	3 0 0 1 1 0 2		
Billy Cox, R OBP: 0.304, SLG: 0.383 (1, 5) (6, 4)			4-0 BB BB E BB 1-2		1-2 FC5-4 1-2f		4-1 BB BB BB		1-1 L4	2 1 0 0 2 0 2		
Don Newcombe, L OBP: 0.344, SLG: 0.345 (1, 1) Bobby Morgan, R OBP: 0.355, SLG: 0.426 (6, 5)			1-3 K		0-2 FC5-4 1B		2-3 K		2-1 6-3	2 0 1 0 0 1 2 2 0 0 0 0 1 1		
Inning Stats	R: 0 H: 1 E: 0 LOB: 0 K: 0 BB: 0 S: 8 P: 11	R: 0 H: 0 E: 0 LOB: 0 K: 2 BB: 0 S: 11 P: 17	R: 1 H: 0 E: 1 LOB: 3 K: 1 BB: 4 S: 15 P: 34	R: 0 H: 1 E: 0 LOB: 1 K: 0 BB: 0 S: 9 P: 12	R: 0 H: 1 E: 0 LOB: 1 K: 0 BB: 0 S: 10 P: 11	R: 0 H: 1 E: 0 LOB: 0 K: 0 BB: 0 S: 4 P: 6	R: 0 H: 0 E: 0 LOB: 3 K: 1 BB: 3 S: 12 P: 30	R: 1 H: 2 E: 0 LOB: 1 K: 1 BB: 0 S: 11 P: 16	R: 0 H: 0 E: 0 LOB: 0 K: 1 BB: 0 S: 7 P: 10	1B: 6 SF: 0 2B: 2 SAC: 0 3B: 0 DP: 2 HR: 0 HBP: 0	WP: 0 PA: 38 PB: 0 SB: 0 CS: 0	
PITCHER Warren Spahn, L ERA: 3.12 (1, 1)	IP WLS BF H R ER SO BB IBB HBP BLK WP HR S P ERA WHIP	9.0 W 38 6 2 1 6 7 0 0 0 0 0 0 87 147 1.00 1.444										

Brooklyn Dodgers @ Boston Braves
 Braves Field, Boston, MA
 Sat Aug 12 1950, 3:33 AM EDT
 Att: 34,732 - Unknown

livebaseballscorecards.com

AB	31
R	2
H	6
RBI	1
BB	7
SO	6
LOB	22



Batter	1	2	3	4	5	6	7	8	9	AB	R	H	RBI	BB	SO	LOB
Roy Hartsfield, R OBP: 0.316, SLG: 0.358 (1, 4)	E6 E S		0-1 4-3 E 2B	K	F5		F8			5	1	1	0	0	1	2
Sam Jethroe, S OBP: 0.363, SLG: 0.467 Luis Olmo, R OBP: 0.315, SLG: 0.360 (1, 8) (8, 8)	K		0-0 4-3 2-3	1B		HR 1B	K			5	1	2	1	0	2	2
Earl Torgeson, L OBP: 0.402, SLG: 0.473 (1, 3)	G3		1-1 L9 3-H	K		HR	K			5	1	1	2	0	2	2
Bob Elliott, R OBP: 0.391, SLG: 0.524 (1, 5)	K		0-0 BB 1B		FC4-2 1B	BB BB		4-3 2B		4	1	3	0	1	1	1
Walker Cooper, R OBP: 0.373, SLG: 0.512 (1, 2)		6-3	4-2 FC6-4 BB		FC4-2 BB 2B	L7		4-3		4	1	1	0	1	0	2
Sid Gordon, R OBP: 0.427, SLG: 0.592 (1, 7)		0-1 1B 2B	2-2 FC6-4 1-2f		BB FC4-2 IBB	F9		2B		4	2	2	1	1	0	3
Willard Marshall, L OBP: 0.337, SLG: 0.356 (1, 9)		2-2 2-H 1B		6-3	FC4-2 BB E	BB BB		F8		4	1	1	1	1	0	4
Buddy Kerr, R OBP: 0.275, SLG: 0.270 (1, 6)		3-2 F7		1-0 1B 1B	FC6-4 BB	BB BB		6-3		3	1	1	1	2	0	2
Warren Spahn, L OBP: 0.271, SLG: 0.244 (1, 1)		0-2 G3		1-0 E9 1B 1B	FC6-4	K				4	1	1	1	0	1	5

Inning Stats	R: 0	H: 0	E: 1	K: 2	S: 8	LOB: 1	BB: 0	P: 16
	R: 1	H: 2	E: 0	K: 0	S: 14	LOB: 1	BB: 0	P: 21
	R: 1	H: 2	E: 1	K: 0	S: 11	LOB: 2	BB: 1	P: 18
	R: 2	H: 3	E: 1	K: 2	S: 15	LOB: 1	BB: 0	P: 20
	R: 3	H: 2	E: 1	K: 0	S: 11	LOB: 1	BB: 2	P: 22
	R: 2	H: 2	E: 0	K: 1	S: 22	LOB: 3	BB: 3	P: 38
	R: 0	H: 0	E: 0	K: 2	S: 9	LOB: 0	BB: 0	P: 11
	R: 1	H: 2	E: 0	K: 0	S: 8	LOB: 1	BB: 0	P: 14

PITCHER	IP	WLS	BF	H	R	ER	SO	BB	IBB	HBP	BLK	WP	HR	S	P	ERA	WHIP
Don Newcombe, R ERA: 4.31 (1, 1)	5.0	L	28	9	7	5	4	2	1	0	0	0	0	59	97	9.00	2.200
Chris Van Cuyk, L ERA: 4.78 (6, 1)	2.0		11	2	2	2	3	3	0	0	0	0	1	31	49	9.00	2.500
Billy Loes, R ERA: 8.59 (8, 1)	1.0		5	2	1	1	0	0	0	0	0	0	0	8	14	9.00	2.000

BOTTOM

Brooklyn Dodgers @ Boston Braves
Braves Field, Boston, MA

Sat Aug 12 1950, 3:33 AM EDT
Att. 34,732 - Unknown

AB	38
R	10
H	13
RBI	7
BB	6
SO	7
LOB	23



WP	PA	ERA	WHIP
0	44		

Batter	1	2	3	4	5	6	7	8	9	AB R H RBI BB SO LOB	TOP		
Pee Wee Reese, R OBP: 0.361, SLG: 0.358 (1, 6) C X	0-1 F8 ①		0-1 E S 1B C X			1-1 FC3-5 2B 2-3 B C X	1-0 1B 1-2 3-H B X	0-1 1B 1-2 2-H 3-H B X		5 1 3 3 0 0 1			
Jim Russell, S OBP: 0.346, SLG: 0.475 (1, 7) C F B B X	1-2 F8 ②		3-2 F7 1-3 C F B B X			1-1 2B 1-H B F X	2-0 F4 B B B B X	4-1 FC6-4 BB 1-2 2-3 B B B B X		4 0 1 1 1 0 3			
Duke Snider, L OBP: 0.371, SLG: 0.538 (1, 8) C X	0-1 2B C X			1-1 G3 F B X		0-1 F6 F X		1B BB WP BB FC6-4 1-2 B X		4 1 1 0 1 0 3			
Jackie Robinson, R OBP: 0.431, SLG: 0.538 (1, 4) C B X	1-2 5-3 ③			0-2 F8 F C X			3-2 4-3 ① F B B B B X	4-1 WP 1B F8 BB 1-2 B X	0-0 F8 ①	4 1 0 0 1 0 1			
Carl Furillo, R OBP: 0.355, SLG: 0.494 (1, 9) X		0-0 G4-6-3 1B F X		0-0 6-3 ③ X			1-0 1B 2B B X	1-0 1B WP 1B 1B 1-2 2-3 B X	1-0 F3 ② B X	5 2 3 0 0 0 0			
Gil Hodges, R OBP: 0.389, SLG: 0.493 (1, 3) F X		0-1 G4-6-3 1-2f ① ②		1-1 6-3 ① B S X			3-2 1B 1B 2-H B B B B B X	0-0 F7 ① B F X	1-1 6-3 ③	5 1 1 1 0 0 4			
Roy Campanella, R OBP: 0.374, SLG: 0.569 (1, 2) B X		1-0 F3 ③ B X		0-0 G4-3 ② X			2-0 F6 ② B B B B B X	4-0 1B 1B IBB 1-2 2-3 3-H B B B B B X		3 1 0 0 1 0 1			
Billy Cox, R OBP: 0.303, SLG: 0.379 (1, 5) B B B B B X			3-2 5-3 ① C C C C B B B B X		3-2 2-3 ③ C B B B B B X		4-0 1B 1B IBB L T B B B B B X	1-2 F8 ②		3 1 0 1 1 0 2			
Erv Palica, R OBP: 0.273, SLG: 0.364 (1, 1) S B B B B X			1-2 F9 ② S B B B B X			0-0 FC3-5 2B X	0-0 1B 1B 1-3 2-H X	2-2 BB 1B 1B 1-2 2-3 S B B B B B X		4 0 3 1 0 0 0			
Inning Stats	R: 0 E: 0 K: 0 S: 12 H: 1 LOB: 1 BB: 0 P: 14	R: 0 E: 0 K: 0 S: 4 H: 1 LOB: 0 BB: 0 P: 5	R: 0 E: 0 K: 0 S: 11 H: 1 LOB: 1 BB: 0 P: 18	R: 0 E: 0 K: 0 S: 6 H: 0 LOB: 0 BB: 0 P: 7	R: 0 E: 0 K: 0 S: 6 H: 0 LOB: 0 BB: 0 P: 10	R: 1 E: 0 K: 0 S: 7 H: 2 LOB: 0 BB: 0 P: 9	R: 3 E: 0 K: 0 S: 12 H: 4 LOB: 2 BB: 1 P: 28	R: 4 E: 0 K: 0 S: 20 H: 3 LOB: 3 BB: 4 P: 40	R: 0 E: 0 K: 0 S: 4 H: 0 LOB: 0 BB: 0 P: 6	1B: 8 2B: 4 3B: 0 HR: 0 SF: 0 SAC: 0 DP: 1 HBP: 0	WP: 1 PB: 0 SB: 1 CS: 0 PA: 42		
PITCHER	IP WLS BF H R ER SO BB IBB HBP BLK WP HR S P ERA WHIP											PITCHER	IP WLS BF H R ER SO BB IBB HBP BLK WP HR S P ERA WHIP
Bob Chipman, L ERA: 4.53 (1, 1)	7.0 L 29 9 4 4 0 0 0 1 0 0 0 0 0 58 91 5.14 1.286												
Bobby Hogue, R ERA: 4.53 (8, 1)	0.2 8 3 4 4 0 2 1 0 0 1 0 18 34 54.00 7.500												
Mickey Haefner, L ERA: 5.6 (8, 1)	1.1 5 0 0 0 0 0 1 0 0 0 0 0 0 6 12 0.00 0.750												

Brooklyn Dodgers @ Boston Braves
 Braves Field, Boston, MA
 Sun Aug 13 1950, 3:33 AM EDT
 Att: 26,501 - Unknown

livebaseballscorecards.com

AB	37
R	8
H	12
RBI	7
BB	5
SO	0
LOB	15




Batter	1	2	3	4	5	6	7	8	9	AB	R	H	RBI	BB	SO	LOB
Roy Hartsfield, R (1, 4) OBP: 0.318, SLG: 0.364	0-2 F3			0-0 FC4-6 1B		0-0 1B 2B		1-3 K		4	1	2	0	0	1	0
Sam Jethroe, S (1, 8) OBP: 0.360, SLG: 0.462	3-2 F9			2-1 FC4-6 1-2f		1-0 L8		0-2 5-3		4	0	0	0	0	0	2
Earl Torgeson, L (1, 3) OBP: 0.403, SLG: 0.472	1-1 F6			4-0 IBB		3-2 2-H 1B		2-2 F9		3	0	1	1	1	0	0
Bob Elliott, R (1, 5) OBP: 0.392, SLG: 0.525		0-1 6-3		2-3 K		4-2 BB		0-0 1B F9 2B		3	1	1	0	1	1	2
Walker Cooper, R (1, 2) OBP: 0.371, SLG: 0.509		2-2 F8		0-0 F6		0-0 L5		0-2 1B 1B		4	0	1	0	0	0	3
Del Crandall, R (9, PR) OBP: 0.281, SLG: 0.351								2-3 1B		0	0	0	0	0	0	0
Sid Gordon, R (1, 7) OBP: 0.427, SLG: 0.591		1-2 F3			2-2 FC5-4 1B		2-2 G4-6-3 1B		1-0 F9	4	0	2	1	0	0	1
Willard Marshall, L (1, 9) OBP: 0.336, SLG: 0.354			2-2 L9		1-2 F7		1-1 G4-6-3 1-2f		0-0 3-H 1B	4	0	1	0	0	0	2
Buddy Kerr, R (1, 6) OBP: 0.275, SLG: 0.274			1-0 F5		0-1 F9		1-0 2B		1-1 F6	3	0	1	0	0	0	1
Pete Reiser, L (9, PH) OBP: 0.347, SLG: 0.262									0-0 F6	1	0	0	0	0	0	2
Bob Chipman, L (1, 1) OBP: 0.171, SLG: 0.121			0-3 K		0-2 FC5-4 1-2f		2-2 F7		0-0 F7	2	0	0	0	0	1	1
Tommy Holmes, L (7, PH) OBP: 0.390, SLG: 0.459										1	0	0	0	0	0	1
Bobby Hogue, R (8, 1) OBP: 0.333, SLG: 0.364										0	0	0	0	0	0	0
Mickey Haefner, L (8, 1) OBP: 0.292, SLG: 0.190										1	0	0	0	0	0	2

Inning Stats	R: 0	H: 0	E: 0	K: 0	S: 10	R: 0	H: 0	E: 0	K: 0	S: 8	R: 0	H: 0	E: 0	K: 1	S: 8	R: 0	H: 1	E: 1	K: 1	S: 7	R: 0	H: 1	E: 0	K: 0	S: 11	R: 1	H: 2	E: 0	K: 0	S: 9	R: 0	H: 2	E: 0	K: 0	S: 10	R: 0	H: 0	E: 0	K: 1	S: 9	R: 1	H: 3	E: 0	K: 0	S: 9	1B: 6	2B: 3	3B: 0	HR: 0	SF: 0	SAC: 0	DP: 1	HBP: 0	WP: 0	PA: 36
ERA 3.9	IP 9.0	WLS W	BF 36	H 9	R 2	ER 2	SO 3	BB 1	IBB 1	HBP 0	BLK 0	WP 0	HR 0	S 81	P 121	ERA 2.00	WHIP 1.111																																						

BOTTOM

Brooklyn Dodgers @ Boston Braves
Braves Field, Boston, MA
 Sun Aug 13 1950, 3:33 AM EDT
 Att. 26,501 - Unknown

AB	34
R	2
H	9
RBI	2
BB	2
SO	3
LOB	17



Batter	1	2	3	4	5	6	7	8	9	AB R H RBI BB SO LOB	TOP	
Pee Wee Reese, R OBP: 0.359, SLG: 0.357 (1, 6)	1-1 4-3 1B	1-1 6-3		0-1 4-3			0-3 K			4 0 1 0 0 1 2		
Gene Hermanski, L OBP: 0.376, SLG: 0.458 (1, 7)	1-3 K		0-0 F8		0-3 K			1-2 G3		4 0 0 0 0 2 1		
Duke Snider, L OBP: 0.370, SLG: 0.536 (1, 8)	0-0 4-3		0-0 BB G3 1B		1-3 K			1-0 4-3		4 0 1 0 0 1 1		
Jackie Robinson, R OBP: 0.427, SLG: 0.533 (1, 4)	2-1 5-3		1-0 G3		0-0 F5			1-0 F9		4 0 0 0 0 0 2		
Carl Furillo, R OBP: 0.358, SLG: 0.494 (1, 9)		1-0 E 1B	4-1 BB BB		4-2 FC1-6 BB			1-1 F8		2 1 1 0 2 0 0		
Gil Hodges, R OBP: 0.387, SLG: 0.489 (1, 3)		2-0 E4 SH5-4 1B	4-2 BB		0-0 FC1-6 CS			0-1 F6		3 0 0 0 1 0 2		
Roy Campanella, R OBP: 0.373, SLG: 0.565 (1, 2)		0-0 SH5-4 1B	1-2 L6		1-0 L7			0-1 F2		4 0 1 1 0 0 4		
Billy Cox, R OBP: 0.300, SLG: 0.375 (1, 5)		1-3 K		2-3 K		1-0 CS	0-1 F8			3 0 0 0 0 2 2		
Preacher Roe, R OBP: 0.162, SLG: 0.164 (1, 1)		0-0 SH5-4		0-2 5-3			2-2 F4			2 0 0 0 0 0 0		
Inning Stats	R: 0 H: 1 E: 0 LOB: 1 K: 1 BB: 0 S: 8 P: 12	R: 1 H: 2 E: 1 LOB: 2 K: 1 BB: 0 S: 9 P: 14	R: 0 H: 1 E: 0 LOB: 3 K: 0 BB: 2 S: 10 P: 20	R: 0 H: 0 E: 0 LOB: 0 K: 1 BB: 0 S: 8 P: 10	R: 0 H: 0 E: 0 LOB: 0 K: 2 BB: 0 S: 7 P: 8	R: 0 H: 0 E: 0 LOB: 0 K: 0 BB: 1 S: 5 P: 11	R: 0 H: 0 E: 0 LOB: 0 K: 1 BB: 0 S: 9 P: 11	R: 0 H: 0 E: 0 LOB: 0 K: 0 BB: 0 S: 5 P: 8	R: 0 H: 0 E: 0 LOB: 0 K: 0 BB: 0 S: 6 P: 7	R: 0 H: 0 E: 0 LOB: 0 K: 0 BB: 0 S: 6 P: 7	1B: 4 SF: 0 2B: 0 SAC: 1 3B: 0 DP: 0 HR: 0 HBP: 0	WP: 0 PA: 35 PB: 0 SB: 0 CS: 1
PITCHER Larry Jansen, R ERA: 3.09 (1, 1)	IP WLS BF H R ER SO BB IBB HBP BLK WP HR S P ERA WHIP											

Brooklyn Dodgers @ New York Giants
 Polo Grounds, New York, NY
 Tue Aug 15 1950, 3:33 AM EDT
 Att: 49,021 - Unknown

AB	30
R	1
H	4
RBI	1
BB	3
SO	6
LOB	14




Batter	1	2	3	4	5	6	7	8	9	AB	R	H	RBI	BB	SO	LOB
Eddie Stanky, R OBP: 0.461, SLG: 0.410 (1, 4)	F8		F7		5-3			4-3		4	0	0	0	0	0	3
Whitey Lockman, L OBP: 0.369, SLG: 0.439 (1, 7)	L5		3-1			F4		4-3		4	0	0	0	0	0	1
Don Mueller, L OBP: 0.332, SLG: 0.384 (1, 9)	L4			4-3		4-3		F6		3	0	0	0	0	0	0
Clint Hartung, R OBP: 0.286, SLG: 0.571 (8, PH)										1	0	0	0	0	0	1
Jack Maguire, R OBP: 0.268, SLG: 0.243 (9, 9)										0	0	0	0	0	0	0
Wes Westrum, R OBP: 0.379, SLG: 0.480 (1, 2)		1-1		2-3		F6			5-3	4	0	1	0	0	1	0
Bobby Thomson, R OBP: 0.308, SLG: 0.412 (1, 8)		0-1	G4-6-3	1-1	5-3				K	4	0	0	0	0	2	1
Alvin Dark, R OBP: 0.335, SLG: 0.458 (1, 6)		0-1	1-2f	0-1		6-3			F6	4	0	1	0	0	0	0
Monte Irvin, R OBP: 0.363, SLG: 0.396 (1, 3)		1-0	1B	1-0		F8				2	0	1	0	1	0	0
Jack Lohrke, R OBP: 0.229, SLG: 0.156 (1, 5)		1-3	1B	1-3		F3				2	0	0	0	1	1	3
Larry Jansen, R OBP: 0.208, SLG: 0.246 (1, 1)		0-3	K	0-3						3	0	2	0	0	1	0

Inning Stats	R: 0 E: 0 K: 0 S: 7	H: 0 LOB: 0 BB: 0 P: 8	R: 0 E: 0 K: 1 S: 10	H: 3 LOB: 2 BB: 0 P: 13	R: 0 E: 0 K: 1 S: 8	H: 0 LOB: 0 BB: 0 P: 10	R: 0 E: 0 K: 1 S: 8	H: 0 LOB: 0 BB: 0 P: 13	R: 0 E: 0 K: 0 S: 6	H: 1 LOB: 2 BB: 1 P: 13	R: 0 E: 0 K: 0 S: 4	H: 0 LOB: 0 BB: 0 P: 5	R: 0 E: 0 K: 1 S: 8	H: 0 LOB: 1 BB: 1 P: 14	R: 0 E: 0 K: 0 S: 12	H: 1 LOB: 1 BB: 0 P: 18	R: 0 E: 0 K: 1 S: 6	H: 0 LOB: 0 BB: 0 P: 8	1B: 4 2B: 1 3B: 0 HR: 0	SF: 0 SAC: 0 DP: 1 HBP: 0	WP: 0 PB: 0 SB: 0 CS: 0	PA: 33											
PITCHER Preacher Roe, L ERA: 3.26 (1, 1)	IP 9.0	WLS W	BF 33	H 5	R 0	ER 0	SO 5	BB 2	IBB 0	HBP 0	BLK 0	WP 0	HR 0	S 69	P 102	ERA 0.00	WHIP 0.778																
											PITCHER	IP 9.0	WLS W	BF 33	H 5	R 0	ER 0	SO 5	BB 2	IBB 0	HBP 0	BLK 0	WP 0	HR 0	S 69	P 102	ERA 0.00	WHIP 0.778					

BOTTOM

Brooklyn Dodgers @ New York Giants
Polo Grounds, New York, NY
Tue Aug 15 1950, 3:33 AM EDT
Att. 49,021 - Unknown

AB	31
R	0
H	5
RBI	0
BB	2
SO	5
LOB	9



Batter	1	2	3	4	5	6	7	8	9	AB R H RBI BB SO LOB	TOP	
Pee Wee Reese, R OBP: 0.360, SLG: 0.360 (1, 6) F X	0-2 BB 1B		2-1 G3 E 2B	1-1 F5			3-3 K		2-1 1-3	5 1 2 0 0 1 1		
Gene Hermanski, L OBP: 0.367, SLG: 0.446 (1, 7) B X	1-0 F8		2-0 G3 2-3		1-2 4-1		2-0 G3		1-1 G3	5 0 0 0 0 0 3		
Duke Snider, L OBP: 0.374, SLG: 0.536 (8, PR) B B B (8, 8)	4-0 G5-4-3 1-2 BB		4-1 E HR BB		0-1 F9			1-1 1B HR 1B		2 1 1 0 2 0 0 0 1 0 0 0 0 0		
Jackie Robinson, R OBP: 0.425, SLG: 0.530 Eddie Miksis, R OBP: 0.224, SLG: 0.255 (8, PR) (8, 4) X	0-0 G5-4-3 1-2f		2-1 F9		0-0 F9			1-0 1B HR 1B		4 0 1 0 0 0 4 0 1 0 0 0 0 0		
Carl Furillo, R OBP: 0.359, SLG: 0.493 (1, 9)		4-2 WP BB BB	0-1 E7 HR 1B		2-1 F9			0-0 F7		3 1 1 1 1 0 2		
Gil Hodges, R OBP: 0.391, SLG: 0.507 (1, 3)		4-1 WP BB	3-2 HR		1-3 K			2-1 HR		3 2 2 6 1 1 0		
Roy Campanella, R OBP: 0.369, SLG: 0.558 (1, 2)		0-1 L7	0-3 K		2-2 6-3			3-2 6-3		4 0 0 0 0 1 3		
Billy Cox, R OBP: 0.300, SLG: 0.373 (1, 5)		0-3 K		0-0 G4-6-3 1B			2-2 6-3	2-1 6-3		4 0 1 0 0 1 3		
Carl Erskine, R OBP: 0.250, SLG: 0.250 Joe Hatten, R OBP: 0.083, SLG: 0.083 Chris Van Cuyk, L Wayne Belardi, L (2, PH) Rex Barney, R OBP: 0.222, SLG: 0.250 Dan Bankhead, R OBP: 0.306, SLG: 0.294 Billy Loes, R Tommy Brown, R OBP: 0.310, SLG: 0.593 (9, PH)	1-2 4-3		1-2 G4-6-3		1-2 1-2f		H 1-0 HBP		1-1 L5	0 1 0 0 0 0 0 2 0 0 0 0 0 0 0 1 0 0 0 0 0 1 0 0 0 0 0 0 0 1 0 0 0 0 0 0		
Inning Stats	R: 0 H: 1 E: 0 LOB: 1 K: 0 BB: 1 S: 5 P: 10	R: 0 H: 0 E: 0 LOB: 2 K: 1 BB: 2 S: 12 P: 21	R: 4 H: 3 E: 1 LOB: 0 K: 1 BB: 1 S: 16 P: 29	R: 0 H: 1 E: 0 LOB: 0 K: 0 BB: 0 S: 6 P: 8	R: 0 H: 0 E: 0 LOB: 0 K: 0 BB: 0 S: 6 P: 7	R: 0 H: 0 E: 0 LOB: 0 K: 1 BB: 0 S: 9 P: 14	R: 0 H: 0 E: 0 LOB: 1 K: 1 BB: 0 S: 8 P: 16	R: 3 H: 3 E: 0 LOB: 1 K: 0 BB: 0 S: 11 P: 20	R: 0 H: 0 E: 0 LOB: 0 K: 0 BB: 0 S: 6 P: 10	1B: 5 SF: 0 2B: 1 SAC: 0 3B: 0 DP: 2 HR: 2 HBP: 1	WP: 1 PA: 38 PB: 0 SB: 0 CS: 0	
PITCHER Sal Maglie, R ERA: 3.31 (1, 1)	IP WLS BF H R ER SO BB IBB HBP BLK WP HR S P ERA WHIP	9.0 W 38 8 7 7 4 4 0 1 0 1 2 79 135 7.00 1.333										

Brooklyn Dodgers @ New York Giants
Polo Grounds, New York, NY
Wed Aug 16 1950, 3:33 AM EDT
Att: 22,675 - Unknown

AB	33
R	7
H	8
RBI	7
BB	4
SO	4
LOB	19

Batter	1	2	3	4	5	6	7	8	9
Eddie Stanky, R OBP: 0.462, SLG: 0.417 Bill Rigney, R OBP: 0.253, SLG: 0.217									
Whitey Lockman, L OBP: 0.369, SLG: 0.437									
Don Mueller, L OBP: 0.339, SLG: 0.397									
Hank Thompson, L OBP: 0.400, SLG: 0.474 Jack Lohrke, R OBP: 0.229, SLG: 0.156									
Tookie Gilbert, L OBP: 0.329, SLG: 0.321									
Alvin Dark, R OBP: 0.333, SLG: 0.455 Rudy Rufer, R									
Bobby Thomson, R OBP: 0.309, SLG: 0.414									
Sam Calderone, R OBP: 0.400, SLG: 0.410									
Sal Maglie, R OBP: 0.152, SLG: 0.182									

Inning Stats	R: 9	H: 10	E: 1	LOB: 2	K: 1	P: 25	R: 0	H: 1	E: 0	LOB: 2	K: 1	P: 7	R: 0	H: 0	E: 0	LOB: 0	K: 1	P: 10	R: 0	H: 0	E: 0	LOB: 0	K: 2	P: 9	R: 0	H: 0	E: 0	LOB: 0	K: 0	P: 7	R: 5	H: 3	E: 1	LOB: 0	K: 1	P: 15	R: 0	H: 1	E: 0	LOB: 1	K: 0	P: 8	
	S: 25	BB: 2		BB: 2			S: 7	BB: 1		BB: 1			S: 10	BB: 0		BB: 0			S: 10	BB: 0		BB: 0			S: 9	BB: 0		BB: 0			S: 15	BB: 1		BB: 1			S: 8	BB: 0		BB: 0			S: 15

PITCHER	IP	WLS	BF	H	R	ER	SO	BB	IBB	HBP	BLK	WP	HR	S	P	ERA	WHIP
Carl Erskine, R ERA: 8.2	(1, 1)	0.1	L	7	5	6	6	0	1	0	0	0	0	11	15	162.00	18.000
Joe Hatten, L ERA: 5.3	(1, 1)	0.1		5	4	3	3	0	1	0	0	0	0	9	16	81.00	15.000
Chris Van Cuyk, L ERA: 4.73	(1, 1)	0.1		2	1	0	0	1	0	0	0	0	0	5	6	0.00	3.000
Rex Barney, R ERA: 6.61	(2, 1)	1.0		8	1	2	2	1	4	0	0	0	0	9	27	18.00	5.000
Dan Bankhead, R ERA: 5.68	(3, 1)	5.0		20	3	5	4	5	2	0	0	0	1	1	48	7.20	1.000

BOTTOM

AB	R	H	RBI	BB	SO	LOB
4	3	2	3	1	1	2
1	0	0	0	0	0	1
4	1	1	0	1	1	4
4	3	3	4	1	0	0
4	2	3	4	1	1	0
0	0	0	0	0	0	0
3	1	0	1	2	2	2
5	1	1	0	0	1	3
0	0	0	0	0	0	0
5	1	2	1	0	0	2
4	2	2	1	1	0	0
4	2	1	0	1	1	3

AB 38
R 16
H 15
RBI 14
BB 8
SO 7
LOB 17

Brooklyn Dodgers @ New York Giants
Polo Grounds, New York, NY
Wed Aug 16 1950, 3:33 AM EDT
Att. 22,675 - Unknown

livebaseballscorecards.com

WP	HR	S	P	ERA	WHIP
1	0	8	15	0.00	1.000

Batter	1	2	3	4	5	6	7	8	9	AB R H RBI BB SO LOB	TOP											
Pee Wee Reese, R (1, 6) OBP: 0.365, SLG: 0.372	4-0 BB BB		2-0 HR 3B	1-1 F3		1-2 FC3-2 2B		4-0 3B BB		3 2 2 1 2 0 1	<p>Brooklyn Dodgers @ New York Giants Polo Grounds, New York, NY</p> <p>Thu Aug 17 1950, 3:33 AM EDT Unknown</p>											
Gene Hermanski, L (1, 7) OBP: 0.373, SLG: 0.473	4-1 BB BB		3-1 HR	1-1 L7		3-2 4-3		2-1 3B		4 1 2 3 1 0 2												
Duke Snider, L (1, 8) OBP: 0.372, SLG: 0.532	0-1 F8		3-2 F8		1-1 PB HR 1B	3-1 FC3-2		0-1 G3		5 1 1 0 0 0 4												
Jackie Robinson, R (1, 4) OBP: 0.423, SLG: 0.524	2-2 F9		1-1 HBP		1-2 F6	1-0 F8		0-1 5-3		4 0 0 0 0 0 5												
Carl Furillo, R (1, 9) OBP: 0.358, SLG: 0.488	1-0 F8		0-0 F7		2-2 4-3		4-0 SH1-4 BB		2-3 K	4 0 0 0 1 1 4												
Gil Hodges, R (1, 3) OBP: 0.394, SLG: 0.517		0-0 FC4-6 1B	1-2 F5		2-1 HR		1-0 SH1-4		0-1 1B 1B	4 1 3 2 0 0 1												
Roy Campanella, R (1, 2) OBP: 0.369, SLG: 0.556		2-2 L6		0-0 SH1-3 E 1B		0-0 6-3		2-2 F8		5 1 2 0 0 0 2												
Billy Cox, R (1, 5) OBP: 0.299, SLG: 0.381		1-1 F8		0-0 SH1-3		1-2 HR		1-1 F9		4 1 1 1 0 0 4												
Don Newcombe, L (1, 1) OBP: 0.338, SLG: 0.355		1-0 FC4-6		1-0 E4		1-0 2B 2B		3-2 F8		4 1 1 0 0 0 1												
Ralph Branca, R (8, 1) OBP: 0.194, SLG: 0.296										0 0 0 0 0 0 0	<p>AB 37 R 8 H 12 RBI 7 BB 4 SO 1 LOB 24</p>											
Preacher Roe, R (8, 1) OBP: 0.162, SLG: 0.164										0 0 0 0 0 0 0												
Inning Stats	R: 0 E: 0 K: 0 S: 7	H: 0 LOB: 2 BB: 2 P: 18	R: 0 E: 0 K: 0 S: 8	H: 1 LOB: 1 BB: 0 P: 12	R: 2 E: 0 K: 0 S: 11	H: 2 LOB: 1 BB: 0 P: 21	R: 1 E: 1 K: 0 S: 7	H: 1 LOB: 1 BB: 0 P: 10	R: 2 E: 0 K: 0 S: 11	H: 2 LOB: 0 BB: 0 P: 17	R: 2 E: 0 K: 0 S: 13	H: 3 LOB: 1 BB: 0 P: 23	R: 0 E: 0 K: 0 S: 6	H: 0 LOB: 1 BB: 1 P: 14	R: 1 E: 0 K: 0 S: 10	H: 1 LOB: 1 BB: 1 P: 19	R: 0 E: 0 K: 1 S: 9	H: 2 LOB: 1 BB: 0 P: 11	1B: 5 2B: 2 3B: 2 HR: 3	SF: 0 SAC: 2 DP: 1 HBP: 1	WP: 0 PB: 1 SB: 0 CS: 0	PA: 44
PITCHER	IP WLS BF H R ER SO BB IBB HBP BLK WP HR S P ERA WHIP																					
Sheldon Jones, R (1, 1) ERA: 5.07	5.0 L 25 6 5 4 0 2 0 0 0 0 0 2 44 78 7.20 1.600																					
Clint Hartung, R (6, 1) ERA: 6.61	0.0 3 3 2 2 0 0 0 0 0 0 0 1 7 10 ∞ ∞																					
Monty Kennedy, L (6, 1) ERA: 4.99	1.0 3 0 0 0 0 0 0 0 0 0 0 0 6 13 0.00 0.000																					
George Spencer, R (7, 1) ERA: 4.5	2.0 9 1 1 1 0 2 0 0 0 0 0 0 16 33 4.50 1.500																					
Larry Jansen, R (9, 1) ERA: 3.08	1.0 4 2 0 0 0 1 0 0 0 0 0 0 9 11 0.00 2.000																					



BOTTOM

Brooklyn Dodgers @ New York Giants
Polo Grounds, New York, NY
Thu Aug 17 1950, 3:33 AM EDT
Unknown

livebaseballscorecards.com

AB	35
R	6
H	8
RBI	6
BB	4
SO	5
LOB	24



WP:	0	PA:	42
PB:	0		
SB:	0		
CS:	0		

AB R H RBI BB SO LOB

3 1 1 0 1 0 2

4 0 0 2 1 1 3

4 0 0 0 0 0 7

5 0 0 1 0 1 2

3 2 1 0 1 1 1

4 0 1 0 0 0 2

1 0 0 0 0 0 1

4 1 2 1 0 0 1

4 1 2 2 0 0 2

1B: 5 SF: 0

2B: 3 SAC: 0

3B: 0 DP: 2

HR: 0 HBP: 3

Batter	1	2	3	4	5	6	7	8	9
Eddie Stanky, R OBP: 0.463, SLG: 0.416 (1, 4)	0-1 5-3 ①		2-2 FC3-6 1-2 HBP		0-2 E 6-3 1B	0-2 F4		4-2 BB 1-2 2-3 BB	
Whitey Lockman, L OBP: 0.367, SLG: 0.432 (1, 7)	2-2 2-3 ②		0-0 FC3-6 1-2f 2-3		0-1 E1 1-3		0-3 K ①	4-0 G4-6-3 1-2 2-3 3-H BB	
Don Mueller, L OBP: 0.337, SLG: 0.392 (1, 9)	1-0 HBP ③		2-2 G3 ③		0-0 1-3 1-2		0-1 F6 ②	0-1 G4-6-3 1-2f ③	
Hank Thompson, L OBP: 0.395, SLG: 0.468 (1, 5)	1-0 F5 ③			0-3 K ①	1-0 6-3 ②		2-1 L8 ③	1-0 F2 ①	
Alvin Dark, R OBP: 0.336, SLG: 0.457 (1, 6)		0-3 K ①		1-2 F8 1B 2B	0-1 5-3 ③			4-1 2B 1B BB	1-2 G6-4-3 HBP
Tookie Gilbert, L OBP: 0.328, SLG: 0.324 Bill Rigney, R OBP: 0.250, SLG: 0.214 (1, 3) (9, PH)		2-1 F9 ②		2-1 F8 2-3		0-1 E 2B	0-0 F7 ①	0-1 G6-4-3 1-2f ②	0-1 G6-4-3 ③
Bobby Thomson, R OBP: 0.311, SLG: 0.418 (1, 8)		1-0 6-3 ③		0-0 3-H 1B		0-1 5-3 ①	0-0 1B 2B		
Sam Calderone, R OBP: 0.409, SLG: 0.419 (1, 2)			0-0 FC3-6 HBP 1B		3-2 F8 ③		1-0 E6 2-3	0-0 BB 1B BB 1B	
Sheldon Jones, R OBP: 0.200, SLG: 0.135 Clint Hartung, R OBP: 0.306, SLG: 0.571 (5, PH) (6, 1)			1-3 K ①		4-0 1B E BB		0-3 K ②	0-0 BB BB 1B	
Monty Kennedy, R OBP: 0.069, SLG: 0.069 Roy Weatherly, L OBP: 0.386, SLG: 0.448 George Spencer, R OBP: 0.365, SLG: 0.399 Monte Irvin, R OBP: 0.208, SLG: 0.246 (6, 1) (6, PH) (7, 1) (8, PH) (9, 1)									

Inning Stats	R: 0 H: 0 E: 0 K: 8 S: 8	H: 0 LOB: 1 BB: 0 P: 12	R: 0 H: 0 E: 0 K: 7 S: 7	L: 0 LOB: 0 BB: 10	R: 0 H: 1 E: 0 K: 11 S: 11	H: 1 LOB: 2 BB: 0 P: 16	R: 1 H: 2 E: 0 K: 1 S: 14	H: 2 LOB: 1 BB: 0 P: 20	R: 2 H: 1 E: 1 K: 0 S: 9	H: 1 LOB: 1 BB: 1 P: 14	R: 0 H: 0 E: 0 K: 7 S: 7	H: 0 LOB: 0 BB: 0 P: 9	R: 3 H: 3 E: 0 K: 10 S: 10	H: 3 LOB: 2 BB: 3 P: 22	R: 0 H: 0 E: 0 K: 5 S: 5	L: 0 LOB: 0 BB: 0 P: 7	1B: 5 2B: 3 3B: 0 HR: 0	SF: 0 SAC: 0 DP: 2 HBP: 3
--------------	--------------------------	-------------------------	--------------------------	--------------------	----------------------------	-------------------------	---------------------------	-------------------------	--------------------------	-------------------------	--------------------------	------------------------	----------------------------	-------------------------	--------------------------	------------------------	-------------------------	---------------------------

PITCHER	IP	WLS	BF	H	R	ER	SO	BB	IBB	HBP	BLK	WP	HR	S	P	ERA	WHIP
Don Newcombe, R ERA: 4.39 (1, 1)	7.1	W	36	8	6	5	5	2	0	2	0	0	0	72	102	6.14	1.364
Ralph Branca, R ERA: 4.76 (8, 1)	0.0		2	0	0	0	0	2	0	0	0	0	3	11	∞	∞	
Preacher Roe, L ERA: 3.23 (8, 1)	1.2	S	4	0	0	0	0	0	0	1	0	0	0	7	9	0.00	0.000

Batter	1	2	3	4	5	6	7	8	9	AB R H RBI BB SO LOB	TOP											
Pee Wee Reese, R (1, 6) OBP: 0.366, SLG: 0.379	4-2 1B F8 BB	1-1 FC4-6 1-2f			3-2 5-3		2-2 IHR		2-2 F8	4 2 1 1 1 0 2												
Jim Russell, S (1, 7) OBP: 0.343, SLG: 0.465	2-3 K		2-0 5-3		3-3 K		0-0 5-3		4-0 1B BB	4 0 0 0 1 2 1												
Duke Snider, L (1, 8) OBP: 0.372, SLG: 0.530	0-1 1-3 1B		0-0 E3 1B BB		0-2 E6		0-0 F8		0-2 1-3 2-H 1B	5 1 2 1 0 0 0												
Jackie Robinson, R (1, 4) OBP: 0.423, SLG: 0.520	4-0 1B IBB		4-1 1B 1-2 BB		1-0 F4		3-2 F8		1-2 1-3	3 0 0 0 2 0 3												
Carl Furillo, R (1, 9) OBP: 0.359, SLG: 0.495	1-1 F8 3-H		1-2 G5-4-3 1-3 2-H 1B		2-2 HR		2-2 F9			4 1 2 3 0 0 2												
Gil Hodges, R (1, 3) OBP: 0.393, SLG: 0.514	2-1 F7		1-0 G5-4-3 1-2f		1-0 FC6-5 6-3 1B		2-2 F4			4 0 1 0 0 0 4												
Bruce Edwards, R (1, 2) OBP: 0.191, SLG: 0.365		0-0 5-3		1-1 F8		3-1 6-3		0-0 5-3		4 0 0 0 0 0 1												
Billy Cox, R (1, 5) OBP: 0.302, SLG: 0.381		1-2 FC6-4 1B		1-1 F6		2-0 F9			4-1 SH3-4 1B BB	3 1 1 0 1 0 1												
Erv Palica, R (1, 1) OBP: 0.250, SLG: 0.333		0-1 FC6-4 FC4-6 1-2f		0-0 1-3		0-0 FC6-5 2-3			1-0 SH3-4	3 0 0 0 0 0 2												
Inning Stats	R: 1 E: 0 K: 1 S: 11	H: 1 LOB: 2 BB: 2 P: 24	R: 0 E: 0 K: 0 S: 9	H: 1 LOB: 1 BB: 0 P: 11	R: 1 E: 1 K: 0 S: 7	H: 1 LOB: 1 BB: 1 P: 15	R: 0 E: 0 K: 0 S: 5	H: 0 LOB: 0 BB: 0 P: 7	R: 0 E: 1 K: 1 S: 11	H: 0 LOB: 1 BB: 0 P: 18	R: 1 E: 0 K: 0 S: 8	H: 2 LOB: 1 BB: 0 P: 16	R: 1 E: 0 K: 0 S: 10	H: 1 LOB: 0 BB: 0 P: 15	R: 0 E: 0 K: 0 S: 8	H: 0 LOB: 0 BB: 0 P: 12	R: 1 E: 0 K: 0 S: 13	H: 1 LOB: 2 BB: 2 P: 25	1B: 5 2B: 0 3B: 0 HR: 2	SF: 0 SAC: 1 DP: 1 HBP: 0	WP: 0 PB: 0 SB: 0 CS: 0	PA: 40
PITCHER	IP WLS BF H R ER SO BB IBB HBP BLK WP HR S P ERA WHIP																					
Dave Koslo, L (1, 1) ERA: 3.93	8.0 L 34 6 4 3 2 2 1 0 0 0 1 69 118 3.38 1.000																					
Jack Kramer, R (9, 1) ERA: 3.73	1.0 6 1 1 1 0 2 0 0 0 0 0 0 13 25 9.00 3.000																					

Brooklyn Dodgers @ New York Giants
Polo Grounds, New York, NY
Thu Aug 17 1950, 3:38 AM EDT
Att: 47,148 - Unknown

AB	34
R	5
H	7
RBI	5
BB	5
SO	2
LOB	16



WP: 0	PA: 40
PB: 0	
SB: 0	
CS: 0	

Batter	1	2	3	4	5	6	7	8	9	AB	R	H	RBI	BB	SO	LOB
Eddie Stanky, R OBP: 0.462, SLG: 0.413 (1, 4)	4-2 BB		0-3 K		2-2 L9			2-2 G4-6-3		3	0	0	0	1	1	4
Whitey Lockman, L OBP: 0.363, SLG: 0.427 (1, 7)	0-1 F7		1-2 F6			0-0 L7		1-1 F7		4	0	0	0	0	0	3
Don Mueller, L OBP: 0.333, SLG: 0.388 (1, 9)	0-1 F7		1-0 F9			1-1 5-3			1-0 F8	4	0	0	0	0	0	2
Hank Thompson, L OBP: 0.392, SLG: 0.462 (1, 5)	1-1 F4			1-1 1-3		2-3 K			1-2 F4	4	0	0	0	0	1	1
Tookie Gilbert, L OBP: 0.324, SLG: 0.319 (1, 3)		2-2 F5		0-2 4-3			0-2 F9		0-0 F2	4	0	0	0	0	0	0
Alvin Dark, R OBP: 0.336, SLG: 0.456 (1, 6)		0-2 1B		3-2 F7			0-0 5-3			3	0	1	0	0	0	0
Bobby Thomson, R OBP: 0.309, SLG: 0.414 (1, 8)		1-3 K			0-0 F5			0-0 F9		3	0	0	0	0	1	1
Sam Calderone, R OBP: 0.426, SLG: 0.500 (1, 2)		2-0 L9			1-0 IHR			3-2 G4-6-3 1B		3	1	2	1	0	0	1
Dave Koslo, L OBP: 0.200, SLG: 0.180 (1, 1)			4-0 BB		4-2 CS			1-0 G4-6-3 1B		0	0	0	0	2	0	0
Roy Weatherly, L OBP: 0.397, SLG: 0.458 (8, PH)								1-2 G4-6-3 1B		1	0	1	0	0	0	0
Jack Kramer, R OBP: 0.381, SLG: 0.333 (9, 1)										0	0	0	0	0	0	0


Inning Stats	R: 0	H: 0	E: 0	K: 0	S: 8	R: 0	H: 1	E: 0	K: 1	S: 13	R: 0	H: 0	E: 0	K: 1	S: 7	R: 0	H: 0	E: 0	K: 0	S: 8	R: 1	H: 1	E: 0	K: 0	S: 9	R: 0	H: 0	E: 0	K: 1	S: 6	R: 0	H: 0	E: 0	K: 0	S: 5	R: 0	H: 2	E: 0	K: 0	S: 10	R: 0	H: 0	E: 0	K: 0	S: 5	R: 0	H: 0	E: 0	K: 0	S: 7	1B: 3	SF: 0	2B: 0	SAC: 0	3B: 0	DP: 1	HR: 1	HBP: 0	WP: 0	PA: 32
--------------	------	------	------	------	------	------	------	------	------	-------	------	------	------	------	------	------	------	------	------	------	------	------	------	------	------	------	------	------	------	------	------	------	------	------	------	------	------	------	------	-------	------	------	------	------	------	------	------	------	------	------	-------	-------	-------	--------	-------	-------	-------	--------	-------	--------

PITCHER	IP	WLS	BF	H	R	ER	SO	BB	IBB	HBP	BLK	WP	HR	S	P	ERA	WHIP	PITCHER	IP	WLS	BF	H	R	ER	SO	BB	IBB	HBP	BLK	WP	HR	S	P	ERA	WHIP															
Erv Palica, R ERA: 3.68 (1, 1)	9.0	W	32	4	1	1	3	3	0	0	0	0	0	71	110	1.00	0.778																																	

BOTTOM

Brooklyn Dodgers @ New York Giants
Polo Grounds, New York, NY
Thu Aug 17 1950, 3:38 AM EDT
Att. 47,148 - Unknown

AB	29
R	1
H	4
RBI	1
BB	3
SO	3
LOB	12



Batter	1	2	3	4	5	6	7	8	9	AB R H RBI BB SO LOB	TOP											
Sam Jethroe, S (1, 8) OBP: 0.356, SLG: 0.454	3-2 3-1		3-2 L8-4-3			1-1 BB 1B		1-2 L9	1-2 F6	5 0 1 0 0 0 6												
Earl Torgeson, L (1, 3) OBP: 0.407, SLG: 0.468	4-1 BB			1-1 4-3		4-0 1-2 BB		2-2 1B FC5-4 1B	1-2 F9	3 1 1 1 2 0 3												
Bob Elliott, R (1, 5) OBP: 0.388, SLG: 0.523	1-3 K			3-2 5-3		1-3 K		1-0 FC5-4 1B		4 0 1 1 0 2 3												
Walker Cooper, R (1, 2) OBP: 0.363, SLG: 0.495 Del Crandall, R (7, 2) OBP: 0.279, SLG: 0.349	1-1 F7			3-3 K			1-0 F5	2-1 FC5-4 1B		3 0 0 0 0 1 1 1 0 0 1 0 0 1												
Sid Gordon, R (1, 7) OBP: 0.418, SLG: 0.573		3-2 6-3			0-0 F7		2-1 F2	3-2 4-3		4 0 0 0 0 0 1												
Willard Marshall, L (1, 9) OBP: 0.337, SLG: 0.352		1-3 K			3-1 4-3		0-0 1B		0-1 BB 1B 1B	4 0 2 0 0 1 0												
Sibby Sisti, R (1, 4) OBP: 0.321, SLG: 0.303		2-1 F9			3-3 K		1-1 6-3		0-1 BB 1B	4 0 1 0 0 1 1												
Buddy Kerr, R (1, 6) OBP: 0.275, SLG: 0.273 Tommy Holmes, L (8, PH) OBP: 0.390, SLG: 0.458 Gene Mauch, R (8, PR) (8, 6)			1-0 6-3			0-0 F8		2-1 BB 1B 1B	4-1 BB 1B	2 0 0 0 0 0 0 1 0 1 0 0 0 0 0 1 0 0 1 0 0												
Warren Spahn, L (1, 1) OBP: 0.279, SLG: 0.244 Bobby Hogue, R (5, 1) OBP: 0.308, SLG: 0.333 Pete Reiser, L (8, PH) OBP: 0.351, SLG: 0.258 Bob Hall, R (8, 1) OBP: 0.083, SLG: 0.083 Luis Olmo, R (9, PH) OBP: 0.312, SLG: 0.357		4-1 L8-4-3 BB			0-0 5-3			4-1 BB 1B BB	1-1 F7	0 0 0 0 1 0 0 1 0 0 0 0 0 0 0 1 0 0 1 0 0 0 0 0 0 0 0 0 1 0 0 0 0 0 3												
Inning Stats	R: 0 E: 0 K: 1 S: 9	H: 0 LOB: 1 BB: 1 P: 18	R: 0 E: 0 K: 1 S: 10	H: 0 LOB: 0 BB: 0 P: 16	R: 0 E: 0 K: 0 S: 6	H: 0 LOB: 0 BB: 1 P: 14	R: 0 E: 0 K: 1 S: 10	H: 0 LOB: 0 BB: 0 P: 17	R: 0 E: 0 K: 1 S: 9	H: 0 LOB: 0 BB: 0 P: 15	R: 0 E: 0 K: 1 S: 7	H: 1 LOB: 2 BB: 1 P: 13	R: 0 E: 0 K: 0 S: 6	H: 1 LOB: 1 BB: 0 P: 10	R: 3 E: 0 K: 0 S: 15	H: 3 LOB: 1 BB: 1 P: 30	R: 0 E: 0 K: 0 S: 13	H: 2 LOB: 3 BB: 1 P: 20	1B: 7 2B: 1 3B: 0 HR: 0	SF: 0 SAC: 0 DP: 1 HBP: 0	WP: 0 PB: 0 SB: 0 CS: 0	PA: 38
PITCHER Carl Erskine, R (1, 1) ERA: 6.75 Ralph Branca, R (9, 1) ERA: 4.71	IP: 8.0 WLS: W BF: 35 H: 7 R: 3 ER: 3 SO: 5 BB: 5 IBB: 0 HBP: 0 BLK: 0 WP: 0 HR: 0 S: 77 P: 142 ERA: 3.38 WHIP: 1.500	IP: 1.0 WLS: S BF: 3 H: 0 R: 0 ER: 0 SO: 0 BB: 0 IBB: 0 HBP: 0 BLK: 0 WP: 0 HR: 0 S: 8 P: 11 ERA: 0.00 WHIP: 0.000											PITCHER IP: 0 WLS: 0 BF: 0 H: 0 R: 0 ER: 0 SO: 0 BB: 0 IBB: 0 HBP: 0 BLK: 0 WP: 0 HR: 0 S: 0 P: 0 ERA: 0.00 WHIP: 0.000									

Boston Braves @ Brooklyn Dodgers
Ebbets Field, Brooklyn, NY
Fri Aug 18 1950, 3:33 AM EDT
Att. 23,233 - Unknown

livebaseballscorecards.com

AB	33
R	3
H	7
RBI	3
BB	5
SO	5
LOB	19



Batter	1	2	3	4	5	6	7	8	9
Pee Wee Reese, R OBP: 0.369, SLG: 0.379 (1, 6)	1-1 G5-3 BB 1B		4-1 BB 1B F9 BB 1-2	1-1 F7		4-0 G4-6-3 BB		1-2 L8	
Jim Russell, S OBP: 0.348, SLG: 0.469 (1, 7)	0-0 L8		1-1 F9 BB 1B 1-2 2-H		1-1 SH5-3 BB 1B	0-1 G4-6-3 1-2f		2-2 WP BB 4-3 1B	
Duke Snider, L OBP: 0.379, SLG: 0.538 (1, 8)	4-1 1-2 BB		4-2 1-2 2-3 BB		4-2 SH5-3 1B BB		1-0 HR	4-1 4-3 WP 1-2 BB	
Jackie Robinson, R OBP: 0.421, SLG: 0.518 (1, 4)	0-0 G5-3 2-3f		3-1 F9 2-3 3-H		0-0 SH5-3 1-2 2-3		1-0 1B F7 1B	3-2 4-3 1-3 2-H	
Carl Furillo, R OBP: 0.359, SLG: 0.494 (1, 9)		0-3 K	1-3 K		0-0 1B 2-H 3-H		0-0 1-3 1B	3-3 K	
Gil Hodges, R OBP: 0.391, SLG: 0.514 (1, 3)		2-2 L7		2-2 1-3 1B 2B		1-2 F4	1-1 1-3 1-2		
Roy Campanella, R OBP: 0.368, SLG: 0.550 (1, 2)		1-2 6-3		0-0 1-3 2-3		1-1 F7	4-0 IBB		
Billy Cox, R OBP: 0.307, SLG: 0.386 (1, 5)			1-0 BB 1B	1-2 FC1-6 1B 3-H		0-0 SH3-4 1B	0-0 F7		
Carl Erskine, R OBP: 0.143, SLG: 0.143 Ralph Branca, R OBP: 0.194, SLG: 0.296 (1, 1) (9, 1)			0-3 K	1-1 FC1-6 1-2f		0-1 SH3-4	0-2 1-3		

Inning Stats	R: 0	H: 1	E: 0	K: 5	S: 5	R: 0	H: 0	E: 0	K: 1	S: 9	R: 2	H: 2	E: 0	K: 2	S: 16	R: 1	H: 2	E: 0	K: 0	S: 11	R: 2	H: 2	E: 0	K: 0	S: 11	R: 0	H: 1	E: 0	K: 0	S: 5	R: 2	H: 3	E: 0	K: 0	S: 9	R: 1	H: 1	E: 0	K: 1	S: 16
	LOB: 1	BB: 1	P: 10	LOB: 0	BB: 0	P: 12	LOB: 2	BB: 2	P: 30	LOB: 1	BB: 0	P: 16	LOB: 1	BB: 1	P: 18	LOB: 1	BB: 1	P: 9	LOB: 2	BB: 1	P: 16	LOB: 1	BB: 1	P: 29	LOB: 1	BB: 1	P: 29	LOB: 1	BB: 1	P: 29	LOB: 1	BB: 1	P: 29	LOB: 1	BB: 1	P: 29	LOB: 1	BB: 1	P: 29	

PITCHER	IP	WLS	BF	H	R	ER	SO	BB	IBB	HBP	BLK	WP	HR	S	P	ERA	WHIP
Warren Spahn, L ERA: 3.26 (1, 1)	4.1	L	23	7	5	5	3	4	0	0	0	0	0	47	79	10.38	2.538
Bobby Hogue, R ERA: 4.64 (5, 1)	2.2		13	4	2	2	0	1	1	0	0	0	1	19	32	6.75	1.875
Bob Hall, R ERA: 6.54 (8, 1)	1.0		5	1	1	1	1	1	0	0	0	1	0	16	29	9.00	2.000

BOTTOM

Boston Braves @ Brooklyn Dodgers
Ebbets Field, Brooklyn, NY

Fri Aug 18 1950, 3:33 AM EDT
Att. 23,233 - Unknown

AB	R	H	RBI	BB	SO	LOB
3	1	1	0	2	0	1
5	2	3	1	0	0	3
1	2	1	1	4	0	0
4	1	1	2	0	0	5
5	0	2	2	0	3	3
4	1	1	0	0	0	3
3	0	0	0	1	0	2
4	1	3	2	0	0	2
3	0	0	0	0	1	4
0	0	0	0	0	0	0

AB	32
R	8
H	12
RBI	8
BB	7
SO	4
LOB	23

livebaseballscorecards.com

1B	2B	3B	HR	SF	SAC	DP	HBP	WP	PA
10	1	0	1	0	2	2	0	1	41
0	0	0	0	0	0	0	0	0	

B

Batter	1	2	3	4	5	6	7	8	9	AB R H RBI BB SO LOB	TOP
Pee Wee Reese, R OBP: 0.364, SLG: 0.374 (1, 6) C L B B B C	3-3 K	3-2 4-3			2-1 G4-6-3 1-2f		1-1 F8		2-0 5-3	5 0 0 0 0 1 4	Brooklyn Dodgers @ Pittsburgh Pirates Forbes Field, Pittsburgh, PA Mon Aug 21 1950, 3:33 AM EDT Att. 7,666 - Unknown livebaseballscorecards.com
Jim Russell, S OBP: 0.345, SLG: 0.459 (1, 7) F X	0-1 5-3		0-1 5-3		4-2 1B S BB		2-1 F7		3-3 K	4 1 0 0 1 1 1	
Duke Snider, L OBP: 0.377, SLG: 0.534 (1, 8) F X	0-1 4-3		0-0 F5		0-1 1-3 S 1B		0-1 G3		0-0 F8	5 0 1 0 0 0 1	
Jackie Robinson, R OBP: 0.422, SLG: 0.516 (1, 4) B B B B B C X		3-1 E7 1B	1-0 G3		4-2 1-2 3-H FC5-4 BB		2-2 F7			3 1 1 0 1 0 0	
Carl Furillo, R OBP: 0.361, SLG: 0.493 (1, 9) B B B B B C X		3-1 2B FC3-6 1B		2-0 6-3	1-0 FC5-4 1-2f		4-1 FC6-4 BB			3 1 1 1 1 0 2	
Gil Hodges, R OBP: 0.388, SLG: 0.509 (1, 3) X		0-0 F9		0-1 5-3		0-0 F9		0-1 FC6-4 1B HBP 1-2f		4 0 0 0 0 0 2	
Roy Campanella, R OBP: 0.372, SLG: 0.555 (1, 2) X		0-0 FC3-6 1-3 2B		0-1 FC6-4 1B		2-2 4-3		1-0 1B HBP 1-2		3 0 2 0 0 0 0	
Billy Cox, R OBP: 0.310, SLG: 0.385 (1, 5) B B B B B C X		4-1 FC3-6 IBB		0-1 FC6-4 1-2f		1-2 F8		0-0 1-2 2-3 1B		3 0 1 0 1 0 1	
Don Newcombe, L OBP: 0.347, SLG: 0.364 (1, 1) B X		1-0 FC3-6 1-2f 2-3 3-H		0-0 G4-6-3 1B		0-1 1B		1-1 4-3		4 0 2 1 0 0 5	
Inning Stats	R: 0 E: 0 K: 1 S: 7 H: 0 LOB: 0 BB: 0 P: 10	R: 2 E: 1 K: 0 S: 11 H: 3 LOB: 2 BB: 1 P: 25	R: 0 E: 0 K: 0 S: 4 H: 0 LOB: 0 BB: 0 P: 5	R: 0 E: 0 K: 0 S: 7 H: 1 LOB: 1 BB: 0 P: 9	R: 1 E: 0 K: 0 S: 12 H: 2 LOB: 2 BB: 2 P: 23	R: 0 E: 0 K: 0 S: 7 H: 0 LOB: 0 BB: 0 P: 10	R: 0 E: 0 K: 0 S: 8 H: 1 LOB: 1 BB: 0 P: 11	R: 0 E: 0 K: 0 S: 9 H: 1 LOB: 3 BB: 1 P: 17	R: 0 E: 0 K: 1 S: 5 H: 0 LOB: 0 BB: 0 P: 10	1B: 7 2B: 1 3B: 0 HR: 0 SF: 0 SAC: 0 DP: 1 HBP: 1	WP: 0 PB: 0 SB: 2 CS: 0 PA: 39
PITCHER Bill Werle, L ERA: 4.32 (1, 1)	IP 9.0 WLS L BF 39 H 8 R 3 ER 3 SO 2 BB 3 IBB 1 HBP 1 BLK 0 WP 0 HR 0 S 70 P 120 ERA 3.00 WHIP 1.222	PITCHER IP WLS BF H R ER SO BB IBB HBP BLK WP HR S P ERA WHIP									

AB	34
R	3
H	8
RBI	2
BB	4
SO	2
LOB	16




Batter	1	2	3	4	5	6	7	8	9	AB	R	H	RBI	BB	SO	LOB
Johnny Berardino, R OBP: 0.381, SLG: 0.278 (1, 5)	0-2 6-3		1-1 5-3		0-0 F8		3-2 G6-4-3			4	0	0	0	0	0	1
Tom Saffell, L OBP: 0.248, SLG: 0.241 (1, 8)	1-2 4-3		0-2 4-3		1-2 F9		0-1 4-3			4	0	0	0	0	0	0
Johnny Hopp, L OBP: 0.427, SLG: 0.536 (1, 3)	0-1 1B			0-1 6-3 1B	1-0 G3			4-1 CS 1B BB		3	1	2	0	1	0	0
Ralph Kiner, R OBP: 0.424, SLG: 0.632 (1, 7)	0-0 1-2 1B			0-0 L8		0-0 FC5-6 1B		0-0 1-2 1B		4	0	3	0	0	0	1
Gus Bell, L OBP: 0.312, SLG: 0.407 (1, 9)	3-1 F8			2-0 6-3	0-1 FC5-6 1B		2-1 F6			4	0	0	0	0	0	6
Danny O'Connell, R OBP: 0.301, SLG: 0.395 (1, 6)		0-2 6-3		0-1 1B 1B	0-0 FC5-4 1B		3-3 K			4	1	2	1	0	1	2
Danny Murtaugh, R OBP: 0.369, SLG: 0.391 (1, 4)		0-1 1-3		1-0 1B 1B	0-2 FC5-4				2-1 F7	4	0	1	0	0	0	2
Clyde McCullough, R OBP: 0.370, SLG: 0.463 (1, 2)		0-0 G3		1-0 1-2 3-H 1B	2-2 4-3				1-1 F9	4	0	1	1	0	0	2
Bill Werts, L OBP: 0.283, SLG: 0.286 Wally Westlake, R OBP: 0.346, SLG: 0.443 (9, PH)			1-0 F6	2-2 F5		0-0 G6-4-3 1B			1-1 4-3	3	0	1	0	0	0	2

Inning Stats	R: 0	H: 2	E: 0	LOB: 2	K: 0	S: 11	R: 0	H: 0	E: 0	LOB: 0	K: 0	S: 9	R: 0	H: 0	E: 0	LOB: 0	K: 0	S: 6	R: 2	H: 4	E: 0	LOB: 2	K: 0	S: 11	R: 0	H: 0	E: 0	LOB: 0	K: 0	S: 5	R: 0	H: 2	E: 0	LOB: 2	K: 0	S: 13	R: 0	H: 1	E: 0	LOB: 0	K: 0	S: 6	R: 0	H: 1	E: 0	LOB: 2	K: 1	S: 7	R: 0	H: 0	E: 0	LOB: 0	K: 0	S: 6	R: 0	H: 0	E: 0	LOB: 0	K: 0	S: 10	R: 0	H: 0	E: 0	LOB: 0	K: 0	S: 11	R: 0	H: 0	E: 0	LOB: 0	K: 0	S: 10	R: 0	H: 0	E: 0	LOB: 0	K: 0	S: 10
PITCHER Don Newcombe, R ERA: 4.27 (1, 1)	IP	WLS	BF	H	R	ER	SO	BB	IBB	HBP	BLK	WP	HR	S	P	ERA	WHIP	IP	WLS	BF	H	R	ER	SO	BB	IBB	HBP	BLK	WP	HR	S	P	ERA	WHIP	IP	WLS	BF	H	R	ER	SO	BB	IBB	HBP	BLK	WP	HR	S	P	ERA	WHIP																											

BOTTOM

Brooklyn Dodgers @ Pittsburgh Pirates
 Forbes Field, Pittsburgh, PA
 Mon Aug 21 1950, 3:33 AM EDT
 Att. 7,666 - Unknown


AB	35
R	2
H	10
RBI	2
BB	1
SO	1
LOB	16



Brooklyn Dodgers @ Pittsburgh Pirates
 Forbes Field, Pittsburgh, PA

Tue Aug 22 1950, 3:33 AM EDT
 Att: 19,526 - Unknown

AB	34
R	10
H	8
RBI	10
BB	12
SO	3
LOB	19



Batter	1	2	3	4	5	6	7	8	9	AB	R	H	RBI	BB	SO	LOB						
Pee Wee Reese, R OBP: 0.364, SLG: 0.371 (1, 6)	F7	1-3		4-3	0-0				F9	5	0	1	0	1	0	1						
Gene Hermanski, L OBP: 0.378, SLG: 0.482 (1, 7)	2B			3B	FC6-4				FC4-6	3	2	1	0	2	0	2						
Duke Snider, L OBP: 0.375, SLG: 0.535 (1, 8)	K	F5		FC3-4	F8				F7	5	1	1	1	0	1	5						
Jackie Robinson, R OBP: 0.424, SLG: 0.517 (1, 4)	2B		L6	FC8-4	CS				L5	3	2	1	0	2	0	0						
Carl Furillo, R OBP: 0.365, SLG: 0.499 (1, 9)	2B		HR	WP	FC8-4				4-3	3	2	2	3	2	0	1						
Gil Hodges, R OBP: 0.390, SLG: 0.506 (1, 3)	BB		HR	BB	WP				4-3	2	2	0	1	3	0	2						
Roy Campanella, R OBP: 0.372, SLG: 0.560 (1, 2)	K		HR	1B	1B				1-3	4	1	1	3	1	1	4						
Billy Cox, R OBP: 0.311, SLG: 0.384 (1, 5)			F8	1B	FC6-4				F8	4	0	1	2	1	0	1						
Erv Palica, R OBP: 0.231, SLG: 0.308 (1, 1)										3	0	0	0	0	0	3						
Dan Bankhead, R OBP: 0.289, SLG: 0.278 (6, 1)		FC3-6							5-3	2	0	0	0	0	1	0						
Ralph Branca, R OBP: 0.194, SLG: 0.296 (9, 1)										0	0	0	0	0	0	0						
Inning Stats	R: 2 E: 0 K: 2 S: 17	H: 2 LOB: 2 BB: 2 P: 33	R: 0 E: 0 K: 0 S: 14	H: 0 LOB: 2 BB: 2 P: 27	R: 3 E: 0 K: 0 S: 12	H: 1 LOB: 0 BB: 2 P: 24	R: 4 E: 0 K: 0 S: 15	H: 2 LOB: 2 BB: 4 P: 36	R: 0 E: 0 K: 0 S: 4	H: 1 LOB: 0 BB: 0 P: 7	R: 1 E: 0 K: 0 S: 12	H: 2 LOB: 1 BB: 0 P: 19	R: 0 E: 0 K: 1 S: 9	H: 0 LOB: 1 BB: 1 P: 14	R: 0 E: 0 K: 0 S: 12	H: 0 LOB: 1 BB: 1 P: 20	R: 0 E: 0 K: 0 S: 10	H: 0 LOB: 0 BB: 0 P: 14	1B: 2 2B: 3 3B: 2 HR: 1	SF: 0 SAC: 0 DP: 0 HBP: 0	WP: 1 PB: 0 SB: 0 CS: 1	PA: 47

PITCHER	IP	WLS	BF	H	R	ER	SO	BB	IBB	HBP	BLK	WP	HR	S	P	ERA	WHIP
Mel Queen, R ERA: 5.38 (1, 1)	2.0	L	12	2	2	2	2	4	0	0	0	0	0	31	60	9.00	3.000
Vic Lombardi, L ERA: 7.8 (3, 1)	0.1		4	1	3	3	0	2	0	0	0	0	1	6	17	81.00	9.000
Bill Pierro, R ERA: 11.63 (3, 1)	1.1		9	1	4	4	0	3	1	0	0	1	0	17	39	27.00	3.000
Murry Dickson, R ERA: 4.12 (4, 1)	4.1		18	4	1	1	1	2	0	0	0	0	0	41	64	2.08	1.385
Bill MacDonald, R ERA: 4.62 (9, 1)	1.0		3	0	0	0	0	0	0	0	0	0	0	10	14	0.00	0.000

Batter	1	2	3	4	5	6	7	8	9	AB	R	H	RBI	BB	SO	LOB
Johnny Berardino, R OBP: 0.308, SLG: 0.217	(1,5) B C F X	1-2 F3	2-1 F6	0-1 5-3	2-1 1-3	0-0 5-3				5	0	0	0	0	0	0
Tom Saffell, L OBP: 0.270, SLG: 0.268	(1,8) B F X	2-1 2B	0-2 1B	4-2 2B BB	1-0 1B	2-3 K				4	1	3	0	1	1	0
Ralph Kiner, R OBP: 0.423, SLG: 0.627	(1,7) F X	1-1 5-3	0-0 F7	4-0 2B 1B BB	4-2 1-2 BB	2-2 F8				3	1	0	0	2	0	2
Wally Westlake, R OBP: 0.345, SLG: 0.448	(1,9) B X	1-0 5-3	1-3 K	1-0 F2	0-1 F8	2-1 F8				5	1	1	1	0	1	6
Danny O'Connell, R OBP: 0.315, SLG: 0.417	(1,6) F B X	1-1 1B 1B	4-1 FC5-4 BB E	1-1 1B 2B	2-1 6-3	0-1 DI 1B 2B				4	4	3	1	1	0	0
Jack Phillips, R OBP: 0.370, SLG: 0.500	(1,3) C B F S X	1-3 K	4-2 FC5-4 1-2 BB	2-1 1B	0-1 6-3	1-2 2-H 3-H 1B				4	0	2	3	1	1	1
Danny Murtaugh, R OBP: 0.371, SLG: 0.393	(1,4) S X	0-1 1B 1B	0-1 FC5-4 E	0-1 F5	1-1 F9	2-3 K				1	0	1	0	0	0	0
Pete Castiglione, R OBP: 0.298, SLG: 0.315	(4,PH)	1-3 1B 1B	1-2 1-2f 2-3 E	0-1 F5	1-1 F9	2-3 K				3	0	0	0	0	0	3
Ray Mueller, R OBP: 0.304, SLG: 0.432	(9,PH)	1-3 1B 1B	1-2f 2-3 E	0-1 F5	1-1 F9	2-3 K				1	0	0	0	0	1	1
Clyde McCullough, R OBP: 0.372, SLG: 0.479	(1,2) B B X	2-0 G4-6-3 1-2 3-H 1B	0-1 E5	0-1 E5	3-2 HR	0-3 K				4	1	2	3	0	1	1
Mel Queen, R OBP: 0.084, SLG: 0.065	(1,1) C X	0-1 G4-6-3	1-1 G4-6-3	2-3 K	0-1 F2					0	0	0	0	0	0	0
Johnny Hopp, L OBP: 0.426, SLG: 0.534	(2,PH)	0-1 G4-6-3	1-1 G4-6-3	2-3 K	0-1 F2					1	0	0	0	0	0	2
Vic Lombardi, L OBP: 0.308, SLG: 0.250	(3,1)	0-1 G4-6-3	1-1 G4-6-3	2-3 K	0-1 F2					0	0	0	0	0	0	0
Bill Piro, R OBP: 0.250, SLG: 0.250	(3,1)	0-1 G4-6-3	1-1 G4-6-3	2-3 K	0-1 F2					0	0	0	0	0	0	0
Murry Dickson, R OBP: 0.246, SLG: 0.267	(4,1)	0-1 G4-6-3	1-1 G4-6-3	2-3 K	0-1 F2					2	0	0	0	0	1	2
Gus Bell, L OBP: 0.311, SLG: 0.405	(8,PH)	0-1 G4-6-3	1-1 G4-6-3	2-3 K	0-1 F2					1	0	0	0	0	0	0
Bill MacDonald, R OBP: 0.194, SLG: 0.121	(9,1)	0-1 G4-6-3	1-1 G4-6-3	2-3 K	0-1 F2					0	0	0	0	0	0	0

Inning Stats	R: 0	H: 1	E: 0	K: 0	S: 9	R: 1	H: 3	E: 0	K: 1	S: 10	R: 0	H: 1	E: 0	K: 1	S: 9	R: 1	H: 0	E: 1	K: 0	S: 9	R: 3	H: 2	E: 0	K: 0	S: 15	R: 1	H: 2	E: 0	K: 1	S: 13	R: 0	H: 0	E: 0	K: 0	S: 6	R: 0	H: 0	E: 0	K: 1	S: 6	R: 2	H: 3	E: 0	K: 2	S: 18	1B: 7	2B: 3	3B: 0	HR: 2	SF: 0	SAC: 0	DP: 2	HBP: 0	WP: 0	PB: 0	SB: 0	CS: 0	PA: 43
--------------	------	------	------	------	------	------	------	------	------	-------	------	------	------	------	------	------	------	------	------	------	------	------	------	------	-------	------	------	------	------	-------	------	------	------	------	------	------	------	------	------	------	------	------	------	------	-------	-------	-------	-------	-------	-------	--------	-------	--------	-------	-------	-------	-------	--------


PITCHER	IP	WLS	BF	H	R	ER	SO	BB	IBB	HBP	BLK	WP	HR	S	P	ERA	WHIP
Erv Palica, R ERA: 3.97	(1,1)	5.0	W	26	8	6	6	2	4	0	0	0	1	55	91	10.80	2.400
Dan Bankhead, R ERA: 5.65	(6,1)	3.2		16	4	2	3	1	0	0	0	0	1	37	56	4.91	1.364
Ralph Branca, R ERA: 4.7	(9,1)	0.1	S	1	0	0	1	0	0	0	0	0	0	3	5	0.00	0.000

Brooklyn Dodgers @ Pittsburgh Pirates

Forbes Field, Pittsburgh, PA

Tue Aug 22 1950, 3:33 AM EDT
Att. 19,526 - Unknown

AB	R	H	RBI	BB	SO	LOB
38	8	12	8	5	6	18



Batter	1	2	3	4	5	6	7	8	9	10	11	12	13	14	15	16	17	AB	R	H	RBI	BB	SO	LOB	TOP							
Pee Wee Reese, R OBP: 0.364, SLG: 0.366 (1, 6)	G4-6-3 BB		5-3		F9		L9			FC5-6		BB		1B BB		F4		5	0	0	0	3	0	5								
Jim Russell, S OBP: 0.341, SLG: 0.448 (1, 7)	F8		4-0 2B BB			5-3		5-3		K		1-3		1-1 1B BB			0-0 HR	5	1	0	0	1	1	4								
Tommy Brown, R OBP: 0.533, SLG: 0.607 (14, PH)																		1	0	1	1	0	0	0								
Gene Hermanski, L OBP: 0.381, SLG: 0.500 (14, 7)																		1	1	1	1	0	0	0								
Duke Snider, L OBP: 0.373, SLG: 0.532 (1, 8)	G4-6-3		2-1 2B		2-1 1-H 2-H			K		L8			K	0-0 F9			1-3 K	8	0	2	2	0	3	4								
Jackie Robinson, R OBP: 0.417, SLG: 0.509 (1, 4)																		7	0	0	0	0	1	2								
Eddie Miksis, R OBP: 0.220, SLG: 0.250 (15, 4)																		1	0	0	0	0	1	0								
Carl Furillo, R OBP: 0.365, SLG: 0.500 (1, 9)		1-4-3																7	2	2	0	1	1	1								
Gil Hodges, R OBP: 0.386, SLG: 0.503 (1, 3)																		7	0	1	1	0	1	1								
Roy Campanella, R OBP: 0.380, SLG: 0.560 (1, 2)																		5	2	3	1	3	0	1								
Billy Cox, R OBP: 0.305, SLG: 0.376 (1, 5)																		6	0	0	0	0	0	6								
Carl Erskine, R OBP: 0.200, SLG: 0.200 (1, 1)																		3	1	1	0	0	0	2								
Ralph Branca, R OBP: 0.212, SLG: 0.310 (9, 1)																		2	0	1	0	0	1	1								
Inning Stats	R: 0 E: 0 K: 0 S: 5	H: 0 LOB: 0 BB: 1 P: 12	R: 0 E: 0 K: 0 S: 8	H: 0 LOB: 0 BB: 12	R: 3 E: 1 K: 0 S: 17	H: 2 LOB: 1 BB: 2 P: 31	R: 0 E: 0 K: 0 S: 6	H: 0 LOB: 0 BB: 0 P: 9	R: 0 E: 0 K: 1 S: 8	H: 0 LOB: 0 BB: 0 P: 11	R: 0 E: 0 K: 0 S: 5	H: 1 LOB: 1 BB: 0 P: 8	R: 0 E: 0 K: 0 S: 6	H: 1 LOB: 1 BB: 0 P: 14	R: 0 E: 0 K: 0 S: 9	H: 1 LOB: 0 BB: 0 P: 11	R: 0 E: 0 K: 1 S: 9	H: 0 LOB: 0 BB: 0 P: 7	R: 0 E: 0 K: 0 S: 8	H: 0 LOB: 1 BB: 1 P: 20	R: 1 E: 0 K: 1 S: 10	H: 2 LOB: 2 BB: 1 P: 17	R: 0 E: 0 K: 3 S: 8	H: 0 LOB: 0 BB: 0 P: 16	R: 0 E: 0 K: 1 S: 8	H: 0 LOB: 1 BB: 1 P: 13	R: 2 E: 0 K: 2 S: 15	H: 3 LOB: 1 BB: 0 P: 19	1B: 8 2B: 2 3B: 1 HR: 1	SF: 0 SAC: 4 DP: 2 HBP: 0	WP: 0 PB: 0 SB: 2 CS: 0	PA: 70
PITCHER	IP	WLS	BF	H	R	ER	SO	BB	IBB	HBP	BLK	WP	HR	S	P	ERA	WHIP															
Cliff Chambers, L ERA: 4.76 (1, 1)	8.0		32	5	4	4	1	3	0	0	0	0	0	66	108	4.50	1.000															
Murry Dickson, R ERA: 4.09 (9, 1)	1.0		3	1	0	0	0	0	0	0	0	0	0	6	11	0.00	1.000															
Bill Werle, L ERA: 4.24 (10, 1)	5.0		22	3	1	1	2	4	0	0	0	0	0	41	77	1.80	1.400															
Mel Queen, R ERA: 5.4 (15, 1)	3.0	L	13	3	2	2	6	1	0	0	0	0	1	33	48	6.00	1.333															


Brooklyn Dodgers @ Pittsburgh Pirates
 Forbes Field, Pittsburgh, PA
 Wed Aug 23 1950, 3:33 AM EDT
 Att: 16,382 - Unknown

AB 58
R 7
H 12
RBI 6
BB 8
SO 9
LOB 27



Batter	1	2	3	4	5	6	7	8	9	10	11	12	13	14	15	16	17	AB	R	H	RBI	BB	SO	LOB														
Pete Castiglione, R OBP: 0.301, SLG: 0.323 (1, 5)	0-0 F5			2-1 L7		0-1 1B 3B		2-1 1B		0-1 L8		4-1 FC4-6 BB		1-2 F4			1-2 1-3	7	1	2	0	1	0	1														
Tom Saffell, L OBP: 0.269, SLG: 0.267 (1, 8)	2-1 4-3			0-0 3-1		0-1 1B G1-4-3		2-2 G3		1-1 G5-3 BB 1B		1-0 FC4-6 1-2f		1-0 F8			3-3 K	8	0	2	1	0	1	4														
Ralph Kiner, R OBP: 0.421, SLG: 0.627 (1, 7)	1-0 6-3			2-3 K		0-1 G1-4-3 1-2f			3-2 HR		4-1 1-2 BB		0-0 F3					6	1	1	1	1	2	2														
Wally Westlake, R OBP: 0.344, SLG: 0.445 (1, 9)		0-1 6-3			0-1 HR 1B		2-1 1-3		1-0 2B 1B		0-0 G5-3 2-3f		0-1 F6				1-1 F9	7	1	2	0	0	0	2														
Danny O'Connell, R OBP: 0.309, SLG: 0.423 (1, 6)		0-0 6-3			1-2 HR		1-2 F9		1-3 K		3-2 F3		0-0 F6				0-3 K	7	1	1	2	0	2	1														
Clyde McCullough, R OBP: 0.365, SLG: 0.472 (1, 2)		0-0 F3			0-1 F9		2-2 4-3		0-0 2B		1-2 F8		1-1 5-3				1-2 F4	7	0	1	0	0	0	0														
Jack Phillips, R OBP: 0.383, SLG: 0.519 (1, 3)			3-2 G4-6-3 1B		0-0 E6 CS		0-0 4-3		4-0 FC6-4 IBB		2-1 1B			1-0 1B 3B			2-2 F7	6	1	3	0	1	0	0														
Johnny Berardino, R OBP: 0.295, SLG: 0.300 (8, PH) Johnny Nigg, L OBP: 0.225, SLG: 0.242 (8, 1) Murry Dickson, R OBP: 0.240, SLG: 0.197 (8, PH) Bob Dillinger, R OBP: 0.263, SLG: 0.425 (10, 1) Bill Werle, L OBP: 0.273, SLG: 0.290 (14, PH) Danny Murtaugh, R OBP: 0.270, SLG: 0.352 (15, 1) Mel Queen, R OBP: 0.291, SLG: 0.293 (15, 1)			1-0 G4-6-3		0-2 F6		0-0 F8		0-3 K		0-2 4-3			2-3 K			0-3 K	2	0	0	0	0	0	2														
Cliff Chambers, L OBP: 0.310, SLG: 0.368 (8, PH) Gus Bell, L OBP: 0.313, SLG: 0.408 (9, 4) Hank Schenz, R OBP: 0.271, SLG: 0.337 (12, PH) Stan Rojek, R OBP: 0.320, SLG: 0.324 (13, 4)			0-3 K		1-3 K		2-1 1B 1B		0-2 FC6-4		0-0 6-3			0-0 1B			3-3 K	2	0	0	0	0	2	0														
Inning Stats	R: 0 E: 0 K: 0 S: 4	H: 0 LOB: 0 BB: 0 P: 7	R: 0 E: 0 K: 0 S: 4	H: 0 LOB: 0 BB: 0 P: 4	R: 0 E: 0 K: 1 S: 8	H: 1 LOB: 0 BB: 0 P: 12	R: 0 E: 0 K: 1 S: 6	H: 0 LOB: 0 BB: 0 P: 10	R: 2 E: 1 K: 0 S: 13	H: 2 LOB: 0 BB: 0 P: 14	R: 1 E: 0 K: 1 S: 9	H: 2 LOB: 0 BB: 0 P: 10	R: 0 E: 0 K: 0 S: 8	H: 0 LOB: 0 BB: 0 P: 13	R: 0 E: 0 K: 0 S: 9	H: 2 LOB: 2 BB: 1 P: 15	R: 1 E: 0 K: 2 S: 16	H: 3 LOB: 3 BB: 1 P: 25	R: 0 E: 0 K: 0 S: 6	H: 1 LOB: 1 BB: 1 P: 11	R: 0 E: 0 K: 0 S: 12	H: 1 LOB: 1 BB: 0 P: 18	R: 0 E: 0 K: 0 S: 5	H: 0 LOB: 1 BB: 1 P: 9	R: 0 E: 0 K: 0 S: 5	H: 0 LOB: 0 BB: 0 P: 6	R: 1 E: 0 K: 1 S: 9	H: 2 LOB: 1 BB: 0 P: 14	R: 0 E: 0 K: 2 S: 10	H: 0 LOB: 0 BB: 0 P: 13	R: 0 E: 0 K: 1 S: 10	H: 0 LOB: 0 BB: 0 P: 13	R: 0 E: 0 K: 2 S: 10	H: 0 LOB: 0 BB: 0 P: 17	1B: 9 2B: 1 3B: 2 HR: 2	SF: 0 SAC: 0 DP: 3 HBP: 0	WP: 0 PB: 0 SB: 0 CS: 1	PA: 65
PITCHER Carl Erskine, R ERA: 6.23 Ralph Branca, R ERA: 4.41	IP 8.0	WLS 30	BF 8	H 4	R 4	ER 4	SO 3	BB 0	IBB 0	HBP 0	BLK 0	WP 0	HR 2	S 64	P 91	ERA 4.50	WHIP 1.000																					
	IP 9.0	WLS W	BF 35	H 6	R 1	ER 1	SO 8	BB 2	IBB 1	HBP 0	BLK 0	WP 0	HR 0	S 79	P 120	ERA 1.00	WHIP 0.889																					

Brooklyn Dodgers @ Pittsburgh Pirates
Forbes Field, Pittsburgh, PA
 Wed Aug 23 1950, 3:33 AM EDT
 Att. 16,382 - Unknown

AB	62
R	5
H	14
RBI	5
BB	3
SO	11
LOB	20
	

livebaseballscorecards.com

Batter	1	2	3	4	5	6	7	8	9	AB R H RBI BB SO LOB	TOP
Pee Wee Reese, R OBP: 0.363, SLG: 0.363 (1, 6) F B B X	2-1 6-3 ①			2-2 6-3 ① B B B B	4-1 BB 1-2 2-3 3-H		0-3 K ③			3 0 0 1 1 1 1	
Gene Hermanski, L OBP: 0.379, SLG: 0.492 (1, 7) C C B B F B B	4-2 FC4-6 BB			3-2 L4 ② C X	0-1 G3 ③			0-1 4-3 ①		3 0 0 0 1 0 3	
Duke Snider, L OBP: 0.376, SLG: 0.535 (1, 8) F B B X	1-1 FC4-6 CS 1-2f			4-1 BB		0-1 2B		0-2 S 1B 1B		3 0 2 0 1 0 1	
Carl Furillo, R OBP: 0.362, SLG: 0.496 (1, 9) C S	0-2 CS 1-2	0-0 1-4-3 ①		1-0 F9 ③		1-2 L7 ①		3-3 K ② 1-2		4 0 0 0 0 1 3	
Gil Hodges, R OBP: 0.387, SLG: 0.502 (1, 3) B C C B B			2-3 K ②		1-1 SH3-4 1B BB 1B	0-3 K ②		3-1 1B ③ 2-H		4 1 2 0 0 2 1	
Roy Campanella, R OBP: 0.379, SLG: 0.557 (1, 2) C C B B B B			2-3 K ③		0-1 BB SH3-4 1B 1-2	0-1 4-3 ③		0-1 4-3 ①		4 0 1 0 0 1 1	
Jackie Robinson, R OBP: 0.419, SLG: 0.508 (1, 4) F B B X				1-1 G4-6-3 1B	0-0 SH3-4 ①		4-2 5-3 SH1-4 BB	0-0 5-3 ②		2 0 1 0 1 0 0	
Billy Cox, R OBP: 0.306, SLG: 0.374 (1, 5) X			0-0 G4-6-3 ① ② 1-2f		4-0 BB IBB		1-1 SH1-4 ①	0-1 F9 ③		2 0 0 0 1 0 1	
Preacher Roe, R OBP: 0.155, SLG: 0.157 (1, 1) S S C			1-3 K ③		0-3 K ②		0-2 5-3 ② 2-3			3 0 0 0 0 2 4	
Inning Stats	R: 0 E: 0 K: 0 S: 9 H: 0 LOB: 0 BB: 1 P: 16	R: 0 E: 0 K: 2 S: 7 H: 0 LOB: 0 BB: 0 P: 11	R: 0 E: 0 K: 1 S: 6 H: 1 LOB: 0 BB: 0 P: 8	R: 0 E: 0 K: 0 S: 8 H: 0 LOB: 1 BB: 1 P: 18	R: 1 E: 0 K: 1 S: 11 H: 2 LOB: 3 BB: 2 P: 20	R: 0 E: 0 K: 1 S: 10 H: 1 LOB: 1 BB: 0 P: 11	R: 0 E: 0 K: 1 S: 10 H: 0 LOB: 1 BB: 1 P: 15	R: 0 E: 0 K: 1 S: 10 H: 2 LOB: 2 BB: 0 P: 16	R: 0 E: 0 K: 0 S: 5 H: 0 LOB: 0 BB: 0 P: 5	1B: 5 2B: 1 3B: 0 HR: 0 SF: 0 SAC: 2 DP: 1 HBP: 0	WP: 0 PB: 0 SB: 1 CS: 1 PA: 36
PITCHER Ewell Blackwell, R ERA: 3.62 (1, 1)	IP 9.0 WLS L BF 35 H 6 R 1 ER 1 SO 7 BB 4 IBB 1 HBP 0 BLK 0 WP 0 HR 0 S 76 P 120 ERA 1.00 WHIP 1.111						PITCHER	IP WLS BF H R ER SO BB IBB HBP BLK WP HR S P ERA WHIP			

Brooklyn Dodgers @ Cincinnati Reds
 Crosley Field, Cincinnati, OH
 Thu Aug 24 1950, 3:33 AM EDT
 Unknown

livebaseballscorecards.com

AB 28
R 1
H 6
RBI 1
BB 5
SO 7
LOB 15



Batter	1	2	3	4	5	6	7	8	9	AB R H RBI BB SO LOB
Bobby Adams, R OBP: 0.348, SLG: 0.387 (1, 5)	1-0 F6		1-1 1B		1-3 K			1-3 K		4 0 1 0 0 2 0
Bob Usher, R OBP: 0.325, SLG: 0.382 (1, 8)	0-1 CS 1B		0-0 F3		3-2 1B			0-0 F7		4 0 2 0 0 0 2
Johnny Wyrostek, L OBP: 0.394, SLG: 0.456 (1, 9)	4-1 1-2 BB		0-0 F9		0-0 F6			3-3 K		3 0 0 0 1 1 3
Ted Kluszewski, L OBP: 0.361, SLG: 0.579 (1, 3)	0-0 1-3			1-1 4-3			2-2 4-3		1-1 4-3	4 0 0 0 0 0 1
Connie Ryan, R OBP: 0.367, SLG: 0.384 (1, 4)		3-1 5-3		0-0 1B			2-3 K		2-3 K	4 0 1 0 0 2 0
Joe Adcock, R OBP: 0.309, SLG: 0.388 (1, 7)		0-0 G6-4-3 1B		0-0 F8			0-1 F2		0-2 F7	4 0 1 0 0 0 1
Johnny Pramesa, R OBP: 0.373, SLG: 0.447 (1, 2)		1-1 G6-4-3		0-0 FC6-4 1B			0-0 B3-4 1B			3 0 2 0 0 0 1
Peanuts Lowrey, R OBP: 0.324, SLG: 0.296 (7, PR)		1-2f		1-3 1B						0 0 0 0 0 0 0
Dixie Howell, R OBP: 0.316, SLG: 0.270 (8, 2)				1-2 1B						0 0 0 0 0 0 0
Virgil Stallcup, R OBP: 0.281, SLG: 0.349 (1, 6)			0-0 1B		1-2 FC6-4			0-0 B3-4		3 0 1 0 0 0 3
Ewell Blackwell, R OBP: 0.129, SLG: 0.076 (1, 1)			0-3 K		0-2 4-3			1-0 6-3		3 0 0 0 0 1 2


Inning Stats	R: 0	H: 1	E: 0	LOB: 1	K: 0	BB: 1	S: 5	P: 10
	R: 0	H: 1	E: 0	LOB: 0	K: 0	BB: 0	S: 5	P: 9
	R: 0	H: 2	E: 0	LOB: 2	K: 1	BB: 0	S: 8	P: 9
	R: 0	H: 2	E: 0	LOB: 2	K: 0	BB: 0	S: 9	P: 11
	R: 0	H: 1	E: 0	LOB: 1	K: 1	BB: 0	S: 10	P: 14
	R: 0	H: 0	E: 0	LOB: 0	K: 1	BB: 0	S: 10	P: 14
	R: 0	H: 1	E: 0	LOB: 1	K: 0	BB: 0	S: 3	P: 4
	R: 0	H: 0	E: 0	LOB: 0	K: 2	BB: 0	S: 7	P: 11
	R: 0	H: 0	E: 0	LOB: 0	K: 1	BB: 0	S: 8	P: 11

PITCHER	IP	WLS	BF	H	R	ER	SO	BB	IBB	HBP	BLK	WP	HR	S	P	ERA	WHIP
Preacher Roe, L ERA: 3.08 (1, 1)	9.0	W	33	8	0	0	6	1	0	0	0	0	0	65	93	0.00	1.000

BOTTOM

Brooklyn Dodgers @ Cincinnati Reds
Crosley Field, Cincinnati, OH
Thu Aug 24 1950, 3:33 AM EDT
Unknown

AB	32
R	0
H	8
RBI	0
BB	1
SO	6
LOB	13



WP	PA	ERA	WHIP
0	33		

Batter	1	2	3	4	5	6	7	8	9	AB R H RBI BB SO LOB	TOP											
Pee Wee Reese, R (1, 6) OBP: 0.363, SLG: 0.362	2-1 6-3		1-1 4-3	4-2 1B		2-0 1B		1-1 F9		4 1 1 1 1 0 0												
Gene Hermanski, L (1, 7) OBP: 0.384, SLG: 0.503	2-1 1B		0-0 4-3	1-2 4-3		4-1 1B		1-0 2B		4 1 2 0 1 0 3												
Duke Snider, L (1, 8) OBP: 0.376, SLG: 0.540	1-2 1B		0-0 4-3		1-0 HR	2-3 K		2-1 4-3		5 1 2 1 0 1 4												
Carl Furillo, R (1, 9) OBP: 0.363, SLG: 0.495	0-0 1B			2-3 K	2-1 F9	3-2 1B		2-2 6-3		5 0 2 3 0 1 0												
Gil Hodges, R (1, 3) OBP: 0.385, SLG: 0.499	0-2 G6-4-3			1-1 F7	1-2 1B	2-1 F8		0-1 F9		5 1 1 0 0 0 4												
Jackie Robinson, R (1, 4) OBP: 0.423, SLG: 0.510			4-2 WP	1-1 1B	3-0 1B		2-0 4-3	4-0 1B		3 1 2 1 2 0 0												
Bruce Edwards, R (1, 2) OBP: 0.202, SLG: 0.360			2-0 F7	4-2 1B	0-0 F8		1-2 L8	0-0 1B		4 1 1 0 1 0 1												
Billy Cox, R (1, 5) OBP: 0.307, SLG: 0.372			3-1 F5	4-1 1B		1-0 1B	1-2 6-3	2-3 K		4 0 1 0 1 1 3												
Joe Hatten, R (1, 1) OBP: 0.125, SLG: 0.125			2-3 K	0-0 1B		0-2 1B		0-2 L3		4 1 1 1 0 1 2												
Inning Stats	R: 1 E: 0 K: 0 S: 12	H: 3 LOB: 1 BB: 0 P: 17	R: 0 E: 0 K: 1 S: 8	H: 0 LOB: 1 BB: 1 P: 19	R: 0 E: 0 K: 0 S: 4	H: 0 LOB: 0 BB: 0 P: 5	R: 2 E: 0 K: 1 S: 19	H: 2 LOB: 3 BB: 3 P: 36	R: 2 E: 0 K: 0 S: 8	H: 3 LOB: 0 BB: 0 P: 15	R: 2 E: 0 K: 1 S: 15	H: 3 LOB: 2 BB: 1 P: 29	R: 0 E: 0 K: 0 S: 7	H: 0 LOB: 0 BB: 0 P: 11	R: 0 E: 0 K: 0 S: 9	H: 1 LOB: 1 BB: 0 P: 13	R: 0 E: 0 K: 1 S: 9	H: 1 LOB: 2 BB: 1 P: 17	1B: 10 2B: 2 3B: 0 HR: 1	SF: 0 SAC: 0 DP: 1 HBP: 0	WP: 1 PB: 0 SB: 1 CS: 0	PA: 44
PITCHER	IP WLS BF H R ER SO BB IBB HBP BLK WP HR S P ERA WHIP																					
Herm Wehmeier, R (1, 1) ERA: 5.56	5.0 L 25 8 5 5 2 4 0 0 0 0 1 1 51 92 9.00 2.400																					
Howie Fox, R (6, 1) ERA: 5.18	3.0 14 4 2 2 1 1 0 0 0 0 0 0 31 53 6.00 1.667																					
Eddie Erault, R (9, 1) ERA: 8.03	1.0 5 1 0 0 1 1 0 0 0 0 0 0 9 17 0.00 2.000																					

Brooklyn Dodgers @ Cincinnati Reds
 Crosley Field, Cincinnati, OH
 Thu Aug 24 1950, 3:38 AM EDT
 Att: 14,196 - Unknown

livebaseballscorecards.com

AB	38
R	7
H	13
RBI	7
BB	6
SO	4
LOB	17



Batter	1	2	3	4	5	6	7	8	9	AB	R	H	RBI	BB	SO	LOB
Bobby Adams, R OBP: 0.351, SLG: 0.397 (1, 5) FCB X	1-2 5-3 ①		2-1 FC6-4 2-H 1B X		0-0 FC5-4 1-2f X			0-0 6-3 1-H 3B X		4	1	2	2	0	0	1
Bob Usher, R OBP: 0.320, SLG: 0.376 (1, 8) X	0-0 F9 ②		1-0 FC6-4 1-2f ③			1-0 6-3 ①		0-1 6-3 ②		4	0	0	1	0	0	1
Johnny Wyrostek, L OBP: 0.390, SLG: 0.451 (1, 9) FB X	1-1 4-3 ③			0-0 F8 ①		0-0 4-3 ②		2-0 F9 ③		4	0	0	0	0	0	0
Ted Kluszewski, L OBP: 0.357, SLG: 0.573 (1, 3) B X		1-0 6-3 ①		3-1 4-3 ②		0-1 4-3 ③			1-2 F5 ①	4	0	0	0	0	0	0
Connie Ryan, R OBP: 0.368, SLG: 0.385 (1, 4) B X		1-0 5-3 ②		0-2 FC5-4 1B X			0-0 G6-4-3 1B X		2-2 L7 ②	4	0	2	0	0	0	0
Joe Adcock, R OBP: 0.308, SLG: 0.386 (1, 7) BB X		2-0 6-3 ③		1-1 FC5-4 1-2f ③			1-0 G6-4-3 1-2f ① ②		2-2 1B X	4	0	1	0	0	0	2
Virgil Stallcup, R OBP: 0.278, SLG: 0.345 (1, 6) X			0-0 6-3 ①		2-2 6-3 ①		1-2 F7 ③		1-0 L7 ③	4	0	0	0	0	0	1
Dixie Howell, R OBP: 0.326, SLG: 0.283 (1, 2) C X			0-1 E9 1B 1B X		0-1 FC5-4 1B X			0-0 3B 1B X		3	2	3	0	0	0	0
Herm Wehmeier, R OBP: 0.185, SLG: 0.213 (1, 1) Peanuts Lowrey, R OBP: 0.323, SLG: 0.295 (5, PH) Howie Fox, R OBP: 0.225, SLG: 0.325 (6, 1) Danny Litwhiler, R OBP: 0.376, SLG: 0.474 (8, PH) Eddie Erautt, R OBP: 0.286, SLG: 0.429 (9, 1) X			0-0 F9 ②		1-1 F4 ②			1-3 K ①		1	0	0	0	0	0	1

Inning Stats	R: 0	H: 0	R: 0	H: 0	R: 1	H: 2	R: 0	H: 1	R: 0	H: 0	R: 0	H: 1	R: 2	H: 2	R: 0	H: 1	R: 0	H: 1	R: 0	H: 1	1B: 7	SF: 0	WP: 0	PA: 34
	E: 0	LOB: 0	E: 0	LOB: 0	E: 1	LOB: 1	E: 0	LOB: 1	E: 0	LOB: 0	E: 0	LOB: 1	E: 0	LOB: 0	E: 0	LOB: 1	E: 0	LOB: 1	E: 0	LOB: 1	2B: 0	SAC: 0	PB: 0	
	K: 0	BB: 0	K: 0	BB: 0	K: 0	BB: 0	K: 0	BB: 0	K: 0	BB: 0	K: 0	BB: 0	K: 1	BB: 0	K: 0	BB: 0	K: 0	BB: 0	K: 0	BB: 0	3B: 1	DP: 1	SB: 0	
	S: 6	P: 8	S: 3	P: 7	S: 7	P: 10	S: 8	P: 12	S: 8	P: 5	S: 5	P: 7	S: 9	P: 12	S: 11	P: 17	S: 11	P: 17	S: 11	P: 17	HR: 0	HBP: 0	CS: 0	


PITCHER	IP	WLS	BF	H	R	ER	SO	BB	IBB	HBP	BLK	WP	HR	S	P	ERA	WHIP	IP	WLS	BF	H	R	ER	SO	BB	IBB	HBP	BLK	WP	HR	S	P	ERA	WHIP	
Joe Hatten, L ERA: 4.82 (1, 1)	9.0	W	34	8	3	2	1	0	0	0	0	0	0	61	89	2.00	0.889																		

BOTTOM

Brooklyn Dodgers @ Cincinnati Reds
Crosley Field, Cincinnati, OH

Thu Aug 24 1950, 3:38 AM EDT
Att. 14,196 - Unknown

AB	34
R	3
H	8
RBI	3
BB	0
SO	1
LOB	8



Batter	1	2	3	4	5	6	7	8	9	AB	R	H	RBI	BB	SO	LOB	BOTTOM										
Lloyd Merriman, L (1, 8) OBP: 0.331, SLG: 0.346	3-1 6-3			0-0 G3-6-1 1B		3-1 6-3			0-0 F6	4	0	1	0	0	0	0	Brooklyn Dodgers @ Cincinnati Reds Crosley Field, Cincinnati, OH Fri Aug 25 1950, 3:33 AM EDT Att. 8,152 - Unknown										
Grady Hatton, L (1, 5) OBP: 0.364, SLG: 0.404	1-1 F7			1-1 G3-6-1 1B			1-1 1B		0-0 1B 1B	4	0	3	0	0	0	0											
Johnny Wyrostek, L (1, 9) OBP: 0.389, SLG: 0.449	0-0 1-3			3-1 G3-6-1 1-2f 2-3			1-3 K		2-1 1B 1-3 1B	4	0	1	0	0	1	3											
Ted Kluszewski, L (1, 3) OBP: 0.356, SLG: 0.570		1-0 G6-3 1B		0-0 G3			0-0 F3		1-0 F7	4	0	1	0	0	0	4											
Connie Ryan, R (1, 4) OBP: 0.366, SLG: 0.382		0-3 K			0-3 K		0-0 F3			3	0	0	0	0	2	2											
Joe Adcock, R (1, 7) OBP: 0.304, SLG: 0.381		1-2 G6-3 1-2f			3-3 K			0-0 L7		3	0	0	0	0	1	1											
Johnny Pramesa, R (1, 2) OBP: 0.367, SLG: 0.439			0-0 F3		0-0 L7			3-1 6-3		3	0	0	0	0	0	0											
Virgil Stallcup, R (1, 6) OBP: 0.278, SLG: 0.345			0-0 5-3			0-2 G4-6-3 1B		0-0 5-3		3	0	1	0	0	0	0											
Frank Smith, R (1, 1) OBP: 0.063, SLG: 0.063			0-1 6-3			2-2 G4-6-3 1-2f			1-3 K	1	0	0	0	0	0	0											
Peanuts Lowrey, R (6, PH) OBP: 0.322, SLG: 0.294										1	0	0	0	0	0	1											
Willie Ramsdell, R (7, 1) OBP: 0.277, SLG: 0.209										0	0	0	0	0	0	0											
Bobby Adams, R (9, PH) OBP: 0.349, SLG: 0.396										1	0	0	0	0	1	0											
Inning Stats	R: 0 E: 0 K: 0 S: 5	H: 0 LOB: 0 BB: 0 P: 9	R: 0 E: 0 K: 1 S: 9	H: 1 LOB: 0 BB: 0 P: 11	R: 0 E: 0 K: 0 S: 4	H: 0 LOB: 0 BB: 0 P: 4	R: 0 E: 0 K: 0 S: 6	H: 2 LOB: 1 BB: 0 P: 10	R: 0 E: 0 K: 2 S: 8	H: 0 LOB: 0 BB: 0 P: 11	R: 0 E: 0 K: 0 S: 8	H: 1 LOB: 0 BB: 0 P: 13	R: 0 E: 0 K: 1 S: 7	H: 1 LOB: 1 BB: 0 P: 9	R: 0 E: 0 K: 0 S: 4	H: 0 LOB: 0 BB: 0 P: 7	R: 0 E: 0 K: 1 S: 8	H: 2 LOB: 2 BB: 0 P: 12	1B: 7 2B: 0 3B: 0 HR: 0	SF: 0 SAC: 0 DP: 3 HBP: 0	WP: 0 PB: 0 SB: 0 CS: 0	PA: 31					
PITCHER Don Newcombe, R (1, 1) ERA: 4.06	IP: 9.0 WLS: W BF: 31 H: 7 R: 0 ER: 0 SO: 5 BB: 0 IBB: 0 HBP: 0 BLK: 0 WP: 0 HR: 0 S: 59 P: 86 ERA: 0.00 WHIP: 0.778																										
PITCHER	IP	WLS	BF	H	R	ER	SO	BB	IBB	HBP	BLK	WP	HR	S	P	ERA	WHIP										

livebaseballscorecards.com

AB 31
R 0
H 7
RBI 0
BB 0
SO 5
LOB 11



Batter	1	2	3	4	5	6	7	8	9	AB R H RBI BB SO LOB	TOP									
Pee Wee Reese, R (1, 6) OBP: 0.362, SLG: 0.368	0-1 F4		2-2 6-3		1-1 F7		0-3 K	0-0 2-H 1B		5 0 1 1 0 1 1										
Jim Russell, S (1, 7) OBP: 0.340, SLG: 0.443	4-1 E		0-0 L6		0-1 F2		0-0 L7	2-3 K		2 0 0 0 1 0 0										
Cal Abrams, L (6, 7) Tommy Brown, R (7, PH) OBP: 0.323, SLG: 0.586	BB									0 0 0 0 0 0 0										
Gene Hermanski, L (7, 7) OBP: 0.382, SLG: 0.495										1 0 0 0 0 0 1										
Duke Snider, L (1, 8) OBP: 0.379, SLG: 0.540	0-0 E7		2-0 F6		1-1 F9		0-0 1B		4-1 FC1-5 SH3 BB	4 0 1 0 1 0 1										
	1-2 G5-4-3						1-3 1B													
Jackie Robinson, R (1, 4) OBP: 0.422, SLG: 0.513	0-2 G5-4-3			2-0 6-3		1-1 1B	0-0 F9		1-0 SH3	4 0 1 0 0 0 4										
	1-2f								1-2											
Carl Furillo, R (1, 9) OBP: 0.361, SLG: 0.489		0-1 F6		1-0 1-4-3		0-0 BB 1B		1-1 F6	2-2 FC1-5	5 0 1 0 0 0 1										
						1-3 1B			2-3											
Gil Hodges, R (1, 3) OBP: 0.387, SLG: 0.496		4-0 HR		0-0 HR			1-3 K		1-0 HR	4 3 2 0 1 1 3										
		BB		1B					1B											
Roy Campanella, R (1, 2) OBP: 0.384, SLG: 0.583		0-2 HR		0-1 HR		4-2 BB		0-0 HR		3 3 3 6 1 0 0										
		1-H		1-H		1-2 BB		1-H												
Bobby Morgan, R (1, 5) OBP: 0.347, SLG: 0.415		1-2 5-3		2-1 4-3		1-0 F3		0-1 E3	SH1-4 1B	4 1 0 0 0 0 3										
Erv Palica, R (1, 1) OBP: 0.238, SLG: 0.310		0-1 L4			0-0 1-3		3-2 1B	0-0 SH1-4		3 0 1 0 0 0 0										
Ralph Branca, R (9, 1) OBP: 0.212, SLG: 0.310								1-2		0 0 0 0 0 0 0										
Inning Stats	R: 0 E: 1 K: 0 S: 7	H: 0 LOB: 1 BB: 1 P: 11	R: 2 E: 0 K: 0 S: 10	H: 1 LOB: 0 BB: 1 P: 15	R: 0 E: 0 K: 0 S: 5	H: 0 LOB: 0 BB: 0 P: 9	R: 2 E: 0 K: 0 S: 7	H: 2 LOB: 0 BB: 0 P: 12	R: 0 E: 0 K: 1 S: 13	H: 2 LOB: 3 BB: 1 P: 21	R: 0 E: 0 K: 1 S: 10	H: 2 LOB: 2 BB: 0 P: 13	R: 3 E: 1 K: 1 S: 11	H: 3 LOB: 1 BB: 0 P: 15	R: 0 E: 0 K: 0 S: 8	H: 0 LOB: 1 BB: 1 P: 15	1B: 7 2B: 0 3B: 0 HR: 3	SF: 0 SAC: 2 DP: 1 HBP: 0	WP: 0 PB: 0 SB: 0 CS: 0	PA: 42
PITCHER	IP WLS BF H R ER SO BB IBB HBP BLK WP HR S P ERA WHIP																			
Ken Raffensberger, L (1, 1) ERA: 3.97	8.0 L 38 10 7 6 3 3 0 0 0 0 0 3 68 102 6.75 1.625																			
Eddie ERAutt, R (9, 1) ERA: 7.82	1.0 4 0 0 0 0 1 0 0 0 0 0 0 8 15 0.00 1.000																			

Brooklyn Dodgers @ Cincinnati Reds
 Crosley Field, Cincinnati, OH
 Sat Aug 26 1950, 3:33 AM EDT
 Att. 6,229 - Unknown

AB	36
R	7
H	10
RBI	7
BB	4
SO	3
LOB	15



livebaseballscorecards.com

Batter	1	2	3	4	5	6	7	8	9	AB R H RBI BB SO LOB
Lloyd Merriman, L (1, 8) OBP: 0.332, SLG: 0.347	1-1 HBP 1B	2-1 F6			0-0 1B		0-0 B3-1		3-2 F8	5 1 2 0 0 0 0
Grady Hatton, L (1, 5) OBP: 0.367, SLG: 0.403	2-0 1B 1-2 F8 HBP		0-0 F5		0-3 K		3-2 1B		4-0 1B BB	3 1 1 0 1 1 1
Johnny Wyrostek, L (1, 9) OBP: 0.386, SLG: 0.445	3-2 1B 1-3 2-H		3-3 K		2-2 F8		0-0 G3		1-0 F4	5 0 1 1 0 1 3
Ted Kluszewski, L (1, 3) OBP: 0.359, SLG: 0.569	0-2 F8 3-H		4-0 FC5-4 BB		1-2 4-3			2-1 G5-4-3 1B	1-0 1-3 1B	4 0 2 1 1 0 1
Connie Ryan, R (1, 4) OBP: 0.361, SLG: 0.377	0-3 K		1-2 FC5-4 1-2f			1-2 6-3		1-1 G5-4-3 1-2f	0-0 F4	5 0 0 0 0 1 4
Joe Adcock, R (1, 7) OBP: 0.303, SLG: 0.383		1-1 5-3		1-1 F2		0-1 5-3		0-0 1B 2B		4 1 1 0 0 0 0
Johnny Pramesa, R (1, 2) OBP: 0.382, SLG: 0.459		3-1 HR 1B		1-1 1B		0-1 2B		2-0 1B		4 1 4 0 0 0 0
Bobby Adams, R (8, PR) OBP: 0.349, SLG: 0.396								2-3 1B		0 0 0 0 0 0 0
Dixie Howell, R (9, 2) OBP: 0.326, SLG: 0.283								1-2 1B		0 0 0 0 0 0 0
Virgil Stallcup, R (1, 6) OBP: 0.281, SLG: 0.355		0-0 HR		0-2 L7		0-2 6-3		2-0 1B		4 1 2 3 0 0 2
Ken Raffensberger, R (1, 1) OBP: 0.183, SLG: 0.164		1-0 F4		1-2 F3			0-0 6-3	1-3 K		3 0 0 0 0 0 1
Danny Litwhiler, R (8, PH) OBP: 0.373, SLG: 0.469										1 0 0 0 0 1 2
Eddie Erault, R (9, 1) OBP: 0.286, SLG: 0.429										0 0 0 0 0 0 0

Inning Stats	R: 2 E: 0 K: 1 S: 13	H: 2 LOB: 0 BB: 0 P: 19	R: 2 E: 0 K: 0 S: 8	H: 2 LOB: 0 BB: 0 P: 15	R: 0 E: 0 K: 1 S: 7	H: 0 LOB: 1 BB: 1 P: 15	R: 0 E: 0 K: 0 S: 10	H: 1 LOB: 1 BB: 0 P: 13	R: 0 E: 0 K: 1 S: 10	H: 1 LOB: 1 BB: 0 P: 13	R: 0 E: 0 K: 0 S: 14	H: 1 LOB: 1 BB: 0 P: 15	R: 0 E: 0 K: 0 S: 6	H: 1 LOB: 1 BB: 0 P: 9	R: 1 E: 0 K: 1 S: 10	H: 4 LOB: 2 BB: 0 P: 18	R: 0 E: 0 K: 0 S: 7	H: 1 LOB: 2 BB: 1 P: 16	1B: 10 2B: 2 3B: 0 HR: 1	SF: 0 SAC: 0 DP: 1 HBP: 1	WP: 0 PB: 0 SB: 0 CS: 0	PA: 41	
PITCHER	IP	WLS	BF	H	R	ER	SO	BB	IBB	HBP	BLK	WP	HR	S	P	ERA	WHIP						
Erv Palica, R (1, 1) ERA: 4.05	8.2	W	40	13	5	5	4	2	0	1	0	0	1	84	132	5.19	1.731						
Ralph Branca, R (9, 1) ERA: 4.4	0.1	S	1	0	0	0	0	0	0	0	0	0	0	1	1	0.00	0.000						

BOTTOM

Brooklyn Dodgers @ Cincinnati Reds
Crosley Field, Cincinnati, OH
Sat Aug 26 1950, 3:33 AM EDT
Att. 6,229 - Unknown

livebaseballscorecards.com

AB	38
R	5
H	13
RBI	5
BB	2
SO	4
LOB	14



Batter	1	2	3	4	5	6	7	8	9	AB R H RBI BB SO LOB	TOP
Pee Wee Reese, R (1, 6) <small>OBP: 0.363, SLG: 0.366</small> Eddie Miksis, R (8, PR) <small>OBP: 0.217, SLG: 0.246</small> (8, 6)	4-1 		3-1 4-3 		3-3 			4-0 	1-3 	2 0 0 0 2 1 1 1 0 0 0 0 1 3	
Gene Hermanski, L (1, 7) <small>OBP: 0.374, SLG: 0.483</small>	1-3 		1-1 F7 		2-2 F8 			0-0 	0-0 	5 0 0 1 0 1 5	
Duke Snider, L (1, 8) <small>OBP: 0.378, SLG: 0.537</small>	0-2 4-3 		1-1 		1-0 			1-1 		4 0 1 0 0 0 2	
Jackie Robinson, R (1, 4) <small>OBP: 0.419, SLG: 0.508</small>	1-0 		0-0 		1-1 			0-1 		4 0 0 0 0 0 4	
Carl Furillo, R (1, 9) <small>OBP: 0.365, SLG: 0.492</small>				0-0 		0-0 			2-2 	4 1 3 0 0 0 0	
Gil Hodges, R (1, 3) <small>OBP: 0.383, SLG: 0.492</small>			2-3 		1-2 			1-2 	2-2 	4 0 0 0 0 1 3	
Roy Campanella, R (1, 2) <small>OBP: 0.385, SLG: 0.590</small>			0-0 		2-2 			0-0 	2-1 	4 1 2 1 0 0 2	
Bobby Morgan, R (1, 5) <small>OBP: 0.345, SLG: 0.411</small>			0-3 		3-2 			1-3 	0-0 	4 0 1 0 0 2 2	
Carl Erskine, R (1, 1) <small>OBP: 0.273, SLG: 0.364</small> Chris Van Cuyk, L (4, 1) <small>(5, PH)</small> Wayne Belardi, L (5, 1) Dan Bankhead, R (5, 1) Billy Loes, R (5, 1) Cal Abrams, L (9, PH)			3-2 		0-1 			1-3 	4-2 	1 1 1 0 0 0 0 0 0 0 0 0 0 0 1 0 0 0 0 0 0 0 0 0 0 0 0 0 1 0 0 0 0 1 0 0 0 0 1 1 0 0	
Inning Stats	R: 0 H: 0 E: 0 LOB: 1 K: 1 BB: 1 S: 8 P: 14	R: 0 H: 1 E: 0 LOB: 1 K: 2 BB: 0 S: 9 P: 11	R: 1 H: 2 E: 0 LOB: 1 K: 0 BB: 0 S: 12 P: 20	R: 0 H: 1 E: 0 LOB: 1 K: 0 BB: 0 S: 15 P: 21	R: 0 H: 0 E: 0 LOB: 0 K: 1 BB: 0 S: 8 P: 13	R: 0 H: 0 E: 0 LOB: 0 K: 0 BB: 0 S: 4 P: 6	R: 1 H: 1 E: 0 LOB: 0 K: 2 BB: 0 S: 10 P: 13	R: 0 H: 0 E: 0 LOB: 2 K: 0 BB: 1 S: 5 P: 10	R: 1 H: 3 E: 0 LOB: 3 K: 1 BB: 1 S: 18 P: 29	1B: 6 SF: 0 2B: 1 SAC: 0 3B: 0 DP: 0 HR: 1 HBP: 0	WP: 3 PA: 38 PB: 0 SB: 0 CS: 0
PITCHER Cloyd Boyer, R (1, 1) <small>ERA: 3.2</small>	IP WLS BF H R ER SO BB IBB HBP BLK WP HR S P ERA WHIP 9.0 W 38 8 3 3 7 3 0 0 0 3 1 89 137 3.00 1.222							PITCHER IP WLS BF H R ER SO BB IBB HBP BLK WP HR S P ERA WHIP			

Brooklyn Dodgers @ St. Louis Cardinals
 Sportsman's Park, St. Louis, MO
 Sun Aug 27 1950, 4:33 AM EDT
 Att: 31,550 - Unknown

AB	35
R	3
H	8
RBI	3
BB	3
SO	7
LOB	22



Batter	1	2	3	4	5	6	7	8	9	AB	R	H	RBI	BB	SO	LOB
Tommy Glaviano, R OBP: 0.429, SLG: 0.453 (1, 5)	4-0 BB 4-3		1-0 HR	1-3 K	4-1 3B BB		2-2 G6-4-3 1-2f 2-3			3	2	1	2	2	1	3
Red Schoendienst, S OBP: 0.314, SLG: 0.411 (1, 4)	1-1 4-3 1-2		1-2 2B	0-1 L9	0-1 3B		0-2 F8			5	0	2	3	0	0	3
Stan Musial, L OBP: 0.442, SLG: 0.600 (1, 8) (6, 9)	0-1 L8		0-0 G3		HR F4			2-2 HR		5	2	2	2	0	0	3
Hal Rice, L OBP: 0.255, SLG: 0.200 (1, 7)	0-0 4-3		1-3 K		4-2 1B BB	0-0 6-3		2-1 F8		4	1	0	0	1	1	2
Bill Howerton, L OBP: 0.396, SLG: 0.510 Chuck Diering, R OBP: 0.366, SLG: 0.354 (1, 9) (6, 8)		3-2 HR		2-1 5-3	2-0 SH5-4 1B BB 1B	0-1 F8		2-0 F9		3	2	2	1	0	0	0
Marty Marion, R OBP: 0.350, SLG: 0.359 (1, 6)		1-3 K		1-2 1B 2B 1B	3-1 BB SH5-4 3B 1B	3-2 F9		1-2 4-3		5	2	2	1	0	1	0
Rocky Nelson, L OBP: 0.329, SLG: 0.364 (1, 3)		0-1 F8		0-0 2B 1B	1-0 SH5-4		0-0 1B 2B			3	2	2	0	0	0	0
Del Rice, R OBP: 0.342, SLG: 0.394 (1, 2)		1-2 F4		1-0 1B 2B	4-0 BB 3B IBB		0-2 G6-4-3 E 2-H 1B			3	2	2	3	1	0	0
Cloyd Boyer, R OBP: 0.241, SLG: 0.222 (1, 1)			0-3 K	2-2 1B	0-3 K		0-0 FC1 G6-4-3 1-2			4	0	1	1	0	2	4

Inning Stats	R: 0	H: 0	E: 0	K: 5	S: 5	LOB: 1	BB: 1	P: 10	R: 1	H: 1	E: 0	K: 11	S: 11	LOB: 0	BB: 0	P: 16	R: 1	H: 2	E: 0	K: 2	S: 13	LOB: 1	BB: 0	P: 16	R: 3	H: 4	E: 0	K: 1	S: 18	LOB: 1	BB: 0	P: 25	R: 6	H: 4	E: 0	K: 1	S: 16	LOB: 1	BB: 3	P: 38	R: 0	H: 0	E: 0	K: 0	S: 7	LOB: 0	BB: 0	P: 10	R: 1	H: 2	E: 1	K: 0	S: 11	LOB: 1	BB: 0	P: 13	R: 1	H: 1	E: 0	K: 0	S: 9	LOB: 0	BB: 0	P: 16
1B: 6	SF: 0	2B: 3	SAC: 1	3B: 1	DP: 1	HR: 4	HBP: 0	WP: 0	PA: 42																																																							

PITCHER	IP	WLS	BF	H	R	ER	SO	BB	IBB	HBP	BLK	WP	HR	S	P	ERA	WHIP
Carl Erskine, R ERA: 6.87 (1, 1)	3.1	L	17	6	5	5	3	1	0	0	0	0	2	39	56	13.50	2.100
Chris Van Cuyk, L ERA: 4.61 (4, 1)	0.2		3	1	0	0	1	0	0	0	0	0	0	8	11	0.00	1.500
Dan Bankhead, R ERA: 6.12 (5, 1)	0.2		9	4	6	6	1	2	1	0	0	0	1	14	33	81.00	9.000
Billy Loes, R ERA: 6.94 (5, 1)	3.1		13	3	2	2	0	0	0	0	0	0	1	29	44	5.40	0.900

BOTTOM

Brooklyn Dodgers @ St. Louis Cardinals
Sportsman's Park, St. Louis, MO
 Sun Aug 27 1950, 4:33 AM EDT
 Att. 31,550 - Unknown

livebaseballscorecards.com

AB	37
R	13
H	14
RBI	13
BB	4
SO	5
LOB	15



Batter	1	2	3	4	5	6	7	8	9	AB R H RBI BB SO LOB	TOP																						
Pee Wee Reese, R (1, 6) OBP: 0.360, SLG: 0.362	2-1 6-3			3-2 5-3		0-0 B1-3		2-1 L7		4 0 0 0 0 0 0																							
Gene Hermanski, L (1, 7) OBP: 0.372, SLG: 0.479	2-3 K			2-0 BB 1B		3-2 G3		0-0 4-1		4 0 1 0 0 1 0																							
Duke Snider, L (1, 8) OBP: 0.379, SLG: 0.541	2-3 K			0-3 K		0-1 2B		0-0 1B 2B		4 1 2 0 0 2 1																							
Jackie Robinson, R (1, 4) OBP: 0.421, SLG: 0.508		0-0 L6		4-1 1-2 BB		4-1 PO BB		0-0 2-H 1B		2 0 1 1 2 0 0																							
Carl Furillo, R (1, 9) OBP: 0.362, SLG: 0.487		3-1 6-3		0-0 1-3		1-2 PO 1-2	2-2 6-3	0-0 L7		4 0 0 0 0 0 3																							
Gil Hodges, R (1, 3) OBP: 0.380, SLG: 0.487		2-1 5-3			0-1 F7		1-1 5-3		0-0 B2	4 0 0 0 0 0 0																							
Roy Campanella, R (1, 2) OBP: 0.386, SLG: 0.588			2-0 5-3		2-2 FC5-4 1B		4-2 BB BB		0-0 6-3	3 0 1 0 1 0 0																							
Bobby Morgan, R (1, 5) OBP: 0.347, SLG: 0.412			0-0		1-0 FC5-4		4-0 BB BB		2-2	2 0 1 0 0 0 1																							
Cal Abrams, L (7, PH)					1-2 1-2f		1-2 BB			0 0 0 0 1 0 0																							
Billy Cox, R (7, 5) OBP: 0.308, SLG: 0.374					1-2 B1-6-3 1B		1-3 K			1 0 1 0 0 0 0																							
Preacher Roe, R (1, 1) OBP: 0.151, SLG: 0.153					1-0 F6				2-3 K	2 0 0 0 0 0 2																							
Tommy Brown, R (7, PH) OBP: 0.313, SLG: 0.567										1 0 0 0 0 1 2																							
Ralph Branca, R (7, 1) OBP: 0.212, SLG: 0.310										0 0 0 0 0 0 0																							
Bruce Edwards, R (9, PH) OBP: 0.200, SLG: 0.356										1 0 0 0 0 1 1																							
Inning Stats	R: 0 E: 0 K: 2 S: 8	H: 0 LOB: 0 BB: 0 P: 14	R: 0 E: 0 K: 0 S: 5	H: 0 LOB: 0 BB: 0 P: 10	R: 0 E: 0 K: 0 S: 5	H: 1 LOB: 0 BB: 0 P: 8	R: 0 E: 0 K: 1 S: 9	H: 1 LOB: 2 BB: 1 P: 18	R: 0 E: 0 K: 0 S: 8	H: 1 LOB: 1 BB: 0 P: 12	R: 0 E: 0 K: 1 S: 10	H: 1 LOB: 1 BB: 1 P: 17	R: 0 E: 0 K: 1 S: 11	H: 0 LOB: 2 BB: 2 P: 23	R: 1 E: 0 K: 0 S: 6	H: 2 LOB: 1 BB: 0 P: 8	R: 0 E: 0 K: 1 S: 8	H: 1 LOB: 1 BB: 0 P: 12	1B: 4 2B: 3 3B: 0 HR: 0	SF: 0 SAC: 0 DP: 1 HBP: 0	WP: 0 PB: 0 SB: 0 CS: 0	PA: 37											
PITCHER Gerry Staley, R (1, 1) ERA: 5.03	IP 9.0	WLS W	BF 36	H 7	R 1	ER 1	SO 5	BB 4	IBB 0	HBP 0	BLK 0	WP 0	HR 0	S 70	P 122	ERA 1.00	WHIP 1.222																
											PITCHER	IP	WLS	BF	H	R	ER	SO	BB	IBB	HBP	BLK	WP	HR	S	P	ERA	WHIP					

Brooklyn Dodgers @ St. Louis Cardinals
Sportsman's Park, St. Louis, MO
Mon Aug 28 1950, 4:33 AM EDT
Att: 21,383 - Unknown

livebaseballscorecards.com

AB	32
R	1
H	7
RBI	1
BB	4
SO	5
LOB	10



Batter	1	2	3	4	5	6	7	8	9
Tommy Glaviano, R OBP: 0.427, SLG: 0.459 (1, 5)	1-0 F7		1-0 HR			1-3 K		2-2 F3	
Red Schoendienst, S OBP: 0.311, SLG: 0.408 (1, 4)	0-0 F5		2-1 F8			0-1 F5		2-1 L8	
Stan Musial, L OBP: 0.442, SLG: 0.604 (1, 7)	2-1 5-3			0-0 4-3		2-1 HR			
Bill Howerton, L OBP: 0.391, SLG: 0.502 (1, 9)		2-3 K		1-1 5-3		0-3 K			
Marty Marion, R OBP: 0.347, SLG: 0.355 (1, 6)		1-1 L8		2-1 L9			0-0 F4		
Chuck Diering, R OBP: 0.360, SLG: 0.347 (1, 8)		1-3 K			2-1 F8		3-3 K		
Rocky Nelson, L OBP: 0.329, SLG: 0.364 (1, 3)			0-0 5-3		2-2 L8		0-1 1B		
Del Rice, R OBP: 0.345, SLG: 0.406 (1, 2)			1-2 HR		2-2 1B		0-1 F8		
Gerry Staley, R OBP: 0.182, SLG: 0.167 (1, 1)			1-2 5-3		2-1 F9			0-0 F5	

Inning Stats	R: 0	H: 0	E: 0	LOB: 0	K: 0	S: 4	P: 7	R: 0	H: 0	E: 0	LOB: 0	K: 2	S: 9	R: 0	H: 2	E: 0	LOB: 0	K: 0	S: 12	R: 0	H: 0	E: 0	LOB: 0	K: 0	S: 5	R: 0	H: 1	E: 0	LOB: 1	K: 0	S: 11	R: 1	H: 1	E: 0	LOB: 0	K: 2	S: 11	R: 0	H: 1	E: 0	LOB: 1	K: 1	S: 8	R: 0	H: 0	E: 0	LOB: 0	K: 0	S: 6	

PITCHER	IP	WLS	BF	H	R	ER	SO	BB	IBB	HBP	BLK	WP	HR	S	P	ERA	WHIP
Preacher Roe, L ERA: 3.12 (1, 1)	6.0	L	22	4	3	3	4	0	0	0	0	0	3	52	78	4.50	0.667
Ralph Branca, R ERA: 4.32 (7, 1)	2.0		7	1	0	0	1	0	0	0	0	0	0	14	21	0.00	0.500

AB R H RBI BB SO LOB

4	1	1	1	0	1	0
4	0	0	0	0	0	0
3	1	1	1	0	0	0
3	0	0	0	0	2	0
3	0	0	0	0	0	0
3	0	0	0	0	2	0
3	0	1	0	0	0	0
3	1	2	1	0	0	1
3	0	0	0	0	0	1

AB	29
R	3
H	5
RBI	3
BB	0
SO	5
LOB	2



Brooklyn Dodgers @ St. Louis Cardinals
 Sportsman's Park, St. Louis, MO
 Mon Aug 28 1950, 4:33 AM EDT
 Att. 21,383 - Unknown

livebaseballscorecards.com

WP	PA
0	29
0	
0	

Batter	1	2	3	4	5	6	7	8	9	AB R H RBI BB SO LOB	TOP
Pee Wee Reese, R (1, 6) OBP: 0.360, SLG: 0.363	3-2 4-3			2-3 1B	2-1 1B 1B		1-1 E 1B		3-2 F9	5 2 2 1 0 1 0	
Gene Hermanski, L (1, 7) OBP: 0.368, SLG: 0.472	1-2 3-1			2-2 F4	3-2 1B 1B		2-1 G3		1-0 1-3	5 1 1 1 0 0 0	
Duke Snider, L (1, 8) OBP: 0.379, SLG: 0.539	2-1 L7			1-1 E6 WP 1B	4-0 1B WP IBB		2-1 E4 CS		0-0 4-3	4 2 1 0 1 0 0	
Jackie Robinson, R (1, 4)		2-2 5-3		2-2 1B 1B	0-0 4-3 WP 1B		1-1 F7			4 0 2 3 0 0 1	
Carl Furillo, R (1, 9) OBP: 0.363, SLG: 0.494		3-2 4-3		0-0 1B	3-1 4-3		1-1 CS	1-1 HR		4 1 2 1 0 0 1	
Gil Hodges, R (1, 3) OBP: 0.379, SLG: 0.485		0-1 5-3		0-3 1B	3-3 1B		1-2 1B 1B			4 0 1 0 0 2 3	
Roy Campanella, R (1, 2) OBP: 0.382, SLG: 0.582			1-3 K		3-2 E5 FC1-6	0-3 1B		1-1 F6		4 0 0 0 0 2 1	
Billy Cox, R (1, 5) OBP: 0.308, SLG: 0.372			0-1 F5		1-0 FC1-6 1B	1-1 5-3		0-0 G6-3 1B		4 1 1 0 0 0 1	
Don Newcombe, L (1, 1) OBP: 0.338, SLG: 0.342			0-2 L8		0-0 1B 1B	1-2 4-3		0-2 G6-3		4 1 1 0 0 0 2	
Inning Stats	R: 0 H: 0 E: 0 LOB: 0 K: 0 BB: 0 S: 8 P: 14	R: 0 H: 0 E: 0 LOB: 0 K: 0 BB: 0 S: 10 P: 15	R: 0 H: 0 E: 0 LOB: 0 K: 1 BB: 0 S: 8 P: 9	R: 1 H: 3 E: 1 LOB: 2 K: 2 BB: 0 S: 15 P: 22	R: 5 H: 4 E: 1 LOB: 1 K: 1 BB: 1 S: 18 P: 37	R: 0 H: 0 E: 0 LOB: 0 K: 1 BB: 0 S: 8 P: 10	R: 1 H: 1 E: 1 LOB: 0 K: 0 BB: 0 S: 9 P: 16	R: 1 H: 3 E: 0 LOB: 1 K: 0 BB: 0 S: 11 P: 14	R: 0 H: 0 E: 0 LOB: 0 K: 0 BB: 0 S: 5 P: 9	1B: 10 SF: 0 2B: 0 SAC: 0 3B: 0 DP: 1 HR: 1 HBP: 0	WP: 2 PA: 40 PB: 0 SB: 1 CS: 1
PITCHER	IP WLS BF H R ER SO BB IBB HBP BLK WP HR S P ERA WHIP										
Frank Hiller, R (1, 1) ERA: 3.75	5.0 L 24 7 6 5 4 0 1 0 0 2 0 59 97 9.00 1.400										
Doyle Lade, R (6, 1) ERA: 4.88	4.0 15 4 2 1 1 0 0 0 0 0 1 33 49 2.25 1.000										

Brooklyn Dodgers @ Chicago Cubs
Wrigley Field, Chicago, IL
Tue Aug 29 1950, 3:33 AM CDT
Att: 19,910 - Unknown

livebaseballscorecards.com

AB	38
R	8
H	11
RBI	6
BB	1
SO	5
LOB	9



Batter	1	2	3	4	5	6	7	8	9	AB	R	H	RBI	BB	SO	LOB
Carmen Mauro, L (1, 9) OBP: 0.295, SLG: 0.344	3-3 K		1-0 6-3		1-1 F8			0-0 F7		4	0	0	0	0	1	2
Phil Cavarretta, L (1, 3) OBP: 0.378, SLG: 0.462	0-0 F2			1-0 FC5-4 SH 1B		1-2 FC6-4 1B		0-1 4-3		4	0	2	0	0	0	0
Roy Smalley, R (1, 6) OBP: 0.300, SLG: 0.426	2-3 K			1-1 SH FC5-4 1-2		0-1 FC6-4 PB 1B		0-0 5-3		3	1	0	0	0	1	1
Hank Sauer, R (1, 7) OBP: 0.363, SLG: 0.537		1-1 G6-4-3 1B		0-1 FC5-4 FC5 1B 1-2 2-3		3-2 F9 1-2		1-3 K		4	0	1	0	0	1	3
Andy Pafko, R (1, 8) OBP: 0.413, SLG: 0.626		1-1 G6-4-3 1-2f		1-0 FC5 1B 1-2		2-1 1B 2-H		1-2 5-3		2	0	1	0	0	0	1
Bob Borkowski, R (6, 8) OBP: 0.331, SLG: 0.410										2	0	1	1	0	0	0
Bill Serena, R (1, 5) OBP: 0.338, SLG: 0.427		3-3 K		1-0 FC5 1-2 2-3f		3-2 F8		0-0 1B PB 1B		4	1	1	0	0	1	3
Rube Walker, L (1, 2) OBP: 0.289, SLG: 0.363			0-2 F7		2-3 K		2-3 K		0-0 1B PB 1B	4	0	1	0	0	2	0
Wayne Terwilliger, R (1, 4) OBP: 0.307, SLG: 0.362			1-3 K SH1-4		0-2 FC4-6 1B		2-2 5-3		4-0 1B BB	3	0	1	0	1	1	0
Frank Hiller, R (1, 1) OBP: 0.138, SLG: 0.107			0-0 SH1-4		1-0 FC4-6 1-2f		0-2 F4		1-1 L8	0	0	0	0	0	0	0
Carl Sawatski, L (5, PH) OBP: 0.150, SLG: 0.081										1	0	0	0	0	0	1
Doyle Lade, R (6, 1) OBP: 0.324, SLG: 0.343										1	0	0	0	0	0	0
Ron Northey, L (9, PH) OBP: 0.361, SLG: 0.483										1	0	0	0	0	0	2

Inning Stats	R: 0	H: 0	R: 0	H: 1	R: 0	H: 0	R: 0	H: 2	R: 0	H: 1	R: 1	H: 2	R: 0	H: 0	R: 0	H: 0	R: 1	H: 2	R: 0	H: 2	R: 0	H: 0	R: 1	H: 2	1B: 8	SF: 0	WP: 0	PA: 36
	E: 0	LOB: 0	E: 0	LOB: 0	E: 0	LOB: 1	E: 1	LOB: 2	E: 0	LOB: 1	E: 0	LOB: 1	E: 0	LOB: 0	E: 0	LOB: 0	E: 0	LOB: 1	E: 0	LOB: 1	E: 0	LOB: 0	E: 0	LOB: 2	2B: 1	SAC: 2	PB: 2	PA: 36
	K: 2	BB: 0	K: 1	BB: 0	K: 1	BB: 0	K: 0	BB: 0	K: 1	BB: 0	K: 0	BB: 0	K: 1	BB: 0	K: 0	BB: 0	K: 1	BB: 0	K: 0	BB: 0	K: 1	BB: 0	K: 1	BB: 1	3B: 0	DP: 2	SB: 0	
	S: 7	P: 12	S: 7	P: 12	S: 11	P: 13	S: 7	P: 11	S: 10	P: 14	S: 14	P: 23	S: 9	P: 13	S: 4	P: 4	S: 10	P: 17	S: 10	P: 17	S: 10	P: 17	S: 10	P: 17	HR: 0	HBP: 0	CS: 0	

PITCHER	IP	WLS	BF	H	R	ER	SO	BB	IBB	HBP	BLK	WP	HR	S	P	ERA	WHIP	PITCHER	IP	WLS	BF	H	R	ER	SO	BB	IBB	HBP	BLK	WP	HR	S	P	ERA	WHIP
Don Newcombe, R (1, 1) ERA: 3.88	9.0	W	36	8	2	0	7	1	0	0	0	0	0	79	119	0.00	1.000																		

BOTTOM

Brooklyn Dodgers @ Chicago Cubs
Wrigley Field, Chicago, IL

Tue Aug 29 1950, 3:33 AM CDT
Att. 19,910 - Unknown

AB	33
R	2
H	8
RBI	1
BB	1
SO	7
LOB	13

Batter	1	2	3	4	5	6	7	8	9	AB R H RBI BB SO LOB	TOP											
Pee Wee Reese, R (1, 6) OBP: 0.361, SLG: 0.363	2-2 E7 L8 2B 1B	1-2 6-3			0-1 6-3 2B 1B		1-2 5-3		1-1 F9	5 2 2 0 0 0 3	Brooklyn Dodgers @ Chicago Cubs Wrigley Field, Chicago, IL Wed Aug 30 1950, 3:33 AM CDT Att: 20,717 - Unknown											
Gene Hermanski, L (1, 7) OBP: 0.365, SLG: 0.464	2-1 L8		2-3 K		3-2 6-3 1-2		1-1 3-1	4-2 FC4-6 1B BB	4 0 0 0 1 1 2													
Duke Snider, L (1, 8) OBP: 0.381, SLG: 0.543	3-2 2B		0-0 F7		0-0 2B			1-0 E6 1B FC5-4	5 1 3 4 0 0 0													
Jackie Robinson, R (1, 4) OBP: 0.424, SLG: 0.506	4-0 BB		4-2 BB		4-0 BB			0-1 F8 FC4-6 1B	2 0 0 0 3 0 3													
Carl Furillo, R (1, 9) OBP: 0.363, SLG: 0.492	0-2 F6		0-0 L7		2-3 K 1-2 2-3		1-2 FC5-4 1B	4-1 FC4-6 BB	4 0 1 0 1 1 5													
Gil Hodges, R (1, 3) OBP: 0.377, SLG: 0.482	2-1 F9			1-0 1B		1-0 F9	0-1 FC5-4 1B	1-2 L6	5 0 1 1 0 0 6													
Roy Campanella, R (1, 2) OBP: 0.379, SLG: 0.575		0-0 5-3		0-1 G6-4-3 1B		0-2 5-3	1-3 K		4 0 0 0 0 1 2													
Billy Cox, R (1, 5) OBP: 0.308, SLG: 0.375		0-0 FC6-5 2B		0-0 F7		2-2 1-3		4-2 BB E 1B BB	3 0 1 0 0 0 0 0 0 0 0 1 0 0 0 1 0 0 0 0 0													
Tommy Brown, R (9, PH) OBP: 0.333, SLG: 0.567																						
Eddie Miksis, R (9, PR) OBP: 0.217, SLG: 0.246																						
Erv Palica, R (1, 1) OBP: 0.222, SLG: 0.289		0-0 FC6-5			0-1 F8		1-2 6-3	0-0 E4 BB 1B	3 0 0 0 0 0 1 0 0 0 0 0 0 0 1 1 0 0 0 0 1													
Ralph Branca, R (7, 1) OBP: 0.212, SLG: 0.310																						
Cal Abrams, L (9, PH)																						
Inning Stats	R: 1 E: 1 K: 0 S: 17	H: 2 LOB: 2 BB: 1 P: 30	R: 0 E: 0 K: 0 S: 7	H: 1 LOB: 1 BB: 0 P: 8	R: 0 E: 0 K: 1 S: 8	H: 0 LOB: 1 BB: 1 P: 14	R: 0 E: 0 K: 0 S: 4	H: 1 LOB: 0 BB: 0 P: 5	R: 1 E: 0 K: 1 S: 11	H: 2 LOB: 2 BB: 1 P: 20	R: 0 E: 0 K: 0 S: 7	H: 0 LOB: 0 BB: 0 P: 10	R: 0 E: 0 K: 0 S: 8	H: 0 LOB: 0 BB: 0 P: 11	R: 1 E: 1 K: 1 S: 11	H: 1 LOB: 1 BB: 0 P: 14	R: 2 E: 1 K: 0 S: 16	H: 1 LOB: 3 BB: 3 P: 32	1B: 5 2B: 3 3B: 0 HR: 0	SF: 0 SAC: 0 DP: 1 HBP: 0	WP: 0 PB: 0 SB: 4 CS: 0	PA: 42
PITCHER	IP WLS BF H R ER SO BB IBB HBP BLK WP HR S P ERA WHIP																					
Monk Dubiel, R (1, 1) ERA: 3.63	8.1 W 39 8 5 3 3 5 0 0 0 0 0 0 83 131 3.24 1.560																					
Bob Rush, R (9, 1) ERA: 4.13	0.2 S 3 0 0 0 0 1 0 0 0 0 0 0 6 13 0.00 1.500																					

livebaseballscorecards.com

AB	36
R	5
H	8
RBI	5
BB	6
SO	3
LOB	23



Batter	1	2	3	4	5	6	7	8	9	AB R H RBI BB SO LOB
--------	---	---	---	---	---	---	---	---	---	----------------------

Carmen Mauro, L OBP: 0.294, SLG: 0.341 (1, 9)	0-0 E3 6-3 1B		F X 0-1 S 1B		F X 0-1 F6		X 0-0 FC3-2 1B E 1-2 3-H			4 3 1 0 0 0 2
Phil Cavarretta, L OBP: 0.380, SLG: 0.460 (1, 3)	3-2 F4		B X 1-0 F7		B B B B 4-0 FC5-4 BB		B B X 2-0 E 1B 1-3 2-H			3 1 1 1 1 0 2
Roy Smalley, R OBP: 0.302, SLG: 0.430 (1, 6)	1-0 6-3 1-2		B S S B 4-2 1B BB 1-2		B X S S 1-2 FC5-4 1-2f		F B X 1-1 E6 3B 2-H 3-H			3 1 1 2 1 0 2
Hank Sauer, R OBP: 0.366, SLG: 0.538 (1, 7)	1-2 2-H 1B		X 0-0 1-3 2-H 1B		B B B B 1-3 K		B B B B 4-1 BB BB			3 0 2 2 1 1 0
Bob Borkowski, R OBP: 0.329, SLG: 0.405 (1, 8)	2-3 K		B X 1-2 F5		B X 1-0 F8		B B B B 4-1 BB BB			3 0 0 0 1 1 3
Bill Serena, R OBP: 0.335, SLG: 0.422 (1, 5)		3-3 K		B X 1-0 L7		B X 1-2 F8		B B B B 1-2 5-3		4 0 0 0 0 1 2
Carl Sawatski, L OBP: 0.182, SLG: 0.100 (1, 2)		0-1 G4-3 1B		B B B B 4-0 G4-6-3 BB		B B B B 1-3 K		0-0 3-1		3 0 1 0 1 1 0
Wayne Terwilliger, R OBP: 0.307, SLG: 0.363 (1, 4)		0-1 G4-3 1-2f		X 0-0 G4-6-3 1-2f		B B B B 3-1 1B FC3-2 2B		B F C X 1-2 6-3		4 0 1 0 0 0 2
Monk Dubiel, R OBP: 0.184, SLG: 0.167 Bob Rush, R OBP: 0.203, SLG: 0.260 (9, 1)			S X 0-1 F9		B X 1-0 F7		B B B B 2-2 FC3-2 1B 1B 2-3		0-0 F8	4 1 1 0 0 0 0 0 0 0 0 0 0 0

Inning Stats	R: 1	H: 1	R: 0	H: 1	R: 0	H: 0	R: 0	H: 0	R: 0	H: 0	R: 4	H: 4	R: 0	H: 0	1B: 6	SF: 0	WP: 0	PA: 36
	E: 1	LOB: 1	E: 0	LOB: 0	E: 0	LOB: 0	E: 0	LOB: 1	E: 0	LOB: 0	E: 1	LOB: 2	E: 0	LOB: 0	2B: 1	SAC: 0	PB: 0	
	K: 1	BB: 0	K: 1	BB: 0	K: 0	BB: 1	K: 0	BB: 1	K: 1	BB: 0	K: 1	BB: 2	K: 0	BB: 0	3B: 1	DP: 2	SB: 1	
	S: 12	P: 19	S: 9	P: 12	S: 11	P: 17	S: 2	P: 7	S: 7	P: 10	S: 19	P: 37	S: 5	P: 6	HR: 0	HBP: 0	CS: 0	

PITCHER	IP	WLS	BF	H	R	ER	SO	BB	IBB	HBP	BLK	WP	HR	S	P	ERA	WHIP
Erv Palica, R ERA: 4.12 (1, 1)	6.2	L	31	8	6	4	4	4	4	0	0	0	0	62	105	5.40	1.800
Ralph Branca, R ERA: 4.27 (7, 1)	1.1		5	0	0	0	0	1	0	0	0	0	0	9	15	0.00	0.750

BOTTOM

Brooklyn Dodgers @ Chicago Cubs
Wrigley Field, Chicago, IL
Wed Aug 30 1950, 3:33 AM CDT
Att. 20,717 - Unknown

AB	31
R	6
H	8
RBI	5
BB	5
SO	4
LOB	13



PITCHER	IP	WLS	BF	H	R	ER	SO	BB	IBB	HBP	BLK	WP	HR	S	P	ERA	WHIP
---------	----	-----	----	---	---	----	----	----	-----	-----	-----	----	----	---	---	-----	------

Batter	1	2	3	4	5	6	7	8	9	AB R H RBI BB SO LOB	TOP											
Roy Hartsfield, R (1, 4) OBP: 0.322, SLG: 0.365	2-3 		0-0 F7			1-0 F2	2-2 FC5		0-0 FC4-6 1B	5 0 1 0 0 1 2												
Sam Jethroe, S (1, 8) OBP: 0.348, SLG: 0.450	3-3 		0-0 4-3			0-1 6-3			1-3 	5 0 0 0 0 3 1												
Earl Torgeson, L (1, 3) OBP: 0.400, SLG: 0.453	2-2 3-1				0-3 	4-1 1B BB			0-1 FC5-4 1B 1B	4 1 1 0 0 1 1												
Bob Elliott, R (1, 5) OBP: 0.388, SLG: 0.511		2-2 F6			0-0 F4	1-0 1B			4-2 FC5-4 BB 1B	3 0 1 0 0 1 0												
Walker Cooper, R (1, 2) OBP: 0.368, SLG: 0.506		2-0 5-3			0-2 6-3	1-2 6-3			1-1 FC5-4 1B 2B	3 0 0 0 0 0 2												
Del Crandall, R (6, 2) OBP: 0.268, SLG: 0.330									1-2 2-3	1 1 0 0 0 0 2												
Sid Gordon, R (1, 7) OBP: 0.421, SLG: 0.586		1-0 HR				1-2 L1			0-0 FC5 BB 1B 2B 1B	4 1 3 2 0 0 0												
Willard Marshall, L (1, 9) OBP: 0.328, SLG: 0.344		1-2 E6 FC6-4			0-0 2B				2-1 F8 2B	4 0 2 1 0 0 1												
Buddy Kerr, R (1, 6) OBP: 0.288, SLG: 0.305		1-1 FC6-4 1-2f			2-1 F8				1-0 F8	3 0 0 0 1 0 4												
Warren Spahn, L (1, 1) OBP: 0.272, SLG: 0.230			1-2 G3			1-3 K			0-0 L7	1 0 0 0 0 0 0												
Normie Roy, R (3, 1) OBP: 0.263, SLG: 0.176										0 0 0 0 0 0 0												
Mickey Haener, L (3, 1) OBP: 0.256, SLG: 0.240										0 0 0 0 0 0 0												
Pete Reiser, L (5, PH) OBP: 0.371, SLG: 0.268										1 0 0 0 0 0 1												
Bob Hall, R (5, 1) OBP: 0.083, SLG: 0.083										0 0 0 0 0 0 0												
Johnny Antonelli, L (6, 1) OBP: 0.200, SLG: 0.200										1 0 0 0 0 0 2												
Tommy Holmes, L (9, PH) OBP: 0.385, SLG: 0.452										1 0 0 0 0 0 0												
Inning Stats	R: 0 E: 0 K: 2 S: 10	H: 0 LOB: 0 BB: 0 P: 17	R: 1 E: 1 K: 0 S: 10	H: 1 LOB: 1 BB: 0 P: 17	R: 0 E: 0 K: 0 S: 5	H: 0 LOB: 0 BB: 0 P: 6	R: 0 E: 0 K: 1 S: 7	H: 0 LOB: 0 BB: 0 P: 7	R: 0 E: 0 K: 1 S: 9	H: 1 LOB: 1 BB: 0 P: 13	R: 0 E: 0 K: 0 S: 8	H: 1 LOB: 2 BB: 1 P: 15	R: 0 E: 0 K: 0 S: 11	H: 1 LOB: 2 BB: 1 P: 21	R: 2 E: 0 K: 1 S: 13	H: 3 LOB: 2 BB: 1 P: 22	R: 0 E: 0 K: 1 S: 8	H: 1 LOB: 1 BB: 0 P: 11	1B: 5 2B: 2 3B: 0 HR: 1	SF: 0 SAC: 0 DP: 0 HBP: 0	WP: 0 PB: 0 SB: 0 CS: 0	PA: 39
PITCHER Carl Erskine, R (1, 1) ERA: 6.13	IP: 9.0 WLS: W BF: 39 H: 8 R: 3 ER: 3 SO: 6 BB: 3 IBB: 0 HBP: 0 BLK: 0 WP: 0 HR: 1 S: 81 P: 129 ERA: 3.00 WHIP: 1.222																					

Boston Braves @ Brooklyn Dodgers
Ebbets Field, Brooklyn, NY
 Thu Aug 31 1950, 3:33 AM EDT
 Att: 14,226 - Unknown

livebaseballscorecards.com

AB 36
R 3
H 8
RBI 3
BB 3
SO 6
LOB 16



Batter	1	2	3	4	5	6	7	8	9	AB	R	H	RBI	BB	SO	LOB
Tommy Brown, R (1, 7) OBP: 0.359, SLG: 0.529	1-1 5-3	1-3 K	4-2 FC4-6 BB		4-2 FC5 BB	0-1 F8	0-0 1B			4	0	1	2	2	1	5
Pee Wee Reese, R (1, 6) OBP: 0.363, SLG: 0.366	4-2 BB	1-0 2B	1-1 FC4-6 HR		3-3 K	2-2 FC1-6-4 1B	2-3 K			5	1	2	3	1	2	5
Duke Snider, L (1, 8) OBP: 0.380, SLG: 0.546	1-3 K	0-1 F9	0-0 HR		4-2 BB	0-1 FC1-6-4	0-3 K			5	1	1	3	1	2	7
Jackie Robinson, R (1, 4) OBP: 0.422, SLG: 0.502 Bobby Morgan, R (8, 5) OBP: 0.350, SLG: 0.412	2-1 F6		1-2 HR 1B		0-1 FC5	1-0 F3		4-2 FC6-4 BB		5	1	1	0	0	0	6
Carl Furillo, R (1, 9) OBP: 0.365, SLG: 0.491		2-2 HR 1B	2-2 HR 1B	3-2 6-3		4-2 HR BB	3-1 4-3	0-2 FC6-4 HR		5	4	2	0	1	0	1
Gil Hodges, R (1, 3) OBP: 0.383, SLG: 0.514		1-2 HR	0-0 HR	1-2 5-3		1-0 HR	1-0 BB 1B	2-2 HR		6	5	5	9	0	0	0
Roy Campanella, R (1, 2) OBP: 0.380, SLG: 0.575 Bruce Edwards, R (7, 2) OBP: 0.216, SLG: 0.374		0-0 F7	0-0 SH1-4 FC4-6 1B	1-1 5-3		1-1 1B 1B	4-1 E 1B BB	2-1 E 2B		4	2	2	0	0	0	0
Billy Cox, R (1, 5) OBP: 0.309, SLG: 0.375		1-2 1B 2B 1B	2-1 SH1-4		0-1 L7	3-1 1B 1B	2-2 E4 1B	1-2 L7		5	3	2	0	0	0	2
Carl Erskine, R (1, 1) OBP: 0.471, SLG: 0.500		0-1 2B 1B	3-2 BB E 1B		1-0 BB BB 1B	1-2 FC1-6-4 1B	1-1 1B HBP	1-0 F7		5	1	4	0	0	0	1

Inning Stats	R: 0	H: 0	E: 0	K: 1	S: 9	H: 0	LOB: 1	BB: 1	P: 17	R: 3	H: 5	E: 0	K: 1	S: 21	R: 7	H: 6	E: 1	K: 0	S: 24	R: 0	H: 0	E: 0	K: 0	S: 9	R: 0	H: 1	E: 0	K: 1	S: 12	R: 4	H: 5	E: 0	K: 0	S: 20	R: 3	H: 2	E: 1	K: 2	S: 15	R: 2	H: 2	E: 2	K: 0	S: 14	H: 2	LOB: 1	BB: 1	P: 24
1B: 14	SF: 0	2B: 2	SAC: 1	3B: 0	DP: 0	HR: 5	HBP: 1	WP: 0	PA: 54																																							

PITCHER	IP	WLS	BF	H	R	ER	SO	BB	IBB	HBP	BLK	WP	HR	S	P	ERA	WHIP
Warren Spahn, L (1, 1) ERA: 3.33	2.0	L	14	7	5	5	2	1	0	0	0	0	1	36	55	22.50	4.000
Normie Roy, R (3, 1) ERA: 4.82	0.1		4	3	1	1	0	0	0	0	0	0	1	7	12	27.00	9.000
Mickey Haefner, L (3, 1) ERA: 5.34	1.2		7	1	4	4	0	1	0	0	0	0	1	20	31	21.60	1.200
Bob Hall, R (5, 1) ERA: 6.95	1.2		14	6	4	4	1	3	0	0	0	0	1	31	55	21.60	5.400
Johnny Antonelli, L (6, 1) ERA: 7.2	2.1		15	4	5	4	2	2	0	1	0	0	1	30	54	15.43	2.571

BOTTOM

Boston Braves @ Brooklyn Dodgers
Ebbets Field, Brooklyn, NY
Thu Aug 31 1950, 3:33 AM EDT
Att. 14,226 - Unknown

livebaseballscorecards.com

AB	45
R	19
H	21
RBI	17
BB	7
SO	5
LOB	27



Batter	1	2	3	4	5	6	7	8	9	AB R H RBI BB SO LOB	TOP												
Eddie Stanky, R OBP: 0.475, SLG: 0.420 (1, 4)	1-2 F8 1B		2-1 FC5-4 1B	0-0 1-3 1B			0-1 F5		2-3 K	5 1 3 0 0 1 0													
Whitey Lockman, L OBP: 0.363, SLG: 0.436 (1, 7)	3-1 E 1B		1-0 F8	1-1 4-3			3-2 2B			4 1 2 0 0 0 3													
Alvin Dark, R OBP: 0.335, SLG: 0.451 (1, 6)	2-3 K		0-0 FC5-4 HR		0-0 L6		1-0 2B			4 1 1 1 0 1 3													
Monte Irvin, R OBP: 0.384, SLG: 0.448 Tookie Gilbert, L OBP: 0.317, SLG: 0.311 (1, 3) (7, 3)	1-0 F8 1-2 3-H		1-2 HR		4-2 BB		1-0 F5			3 1 1 3 1 0 2 0 0 0 0 0 0 0													
Wes Westrum, R OBP: 0.371, SLG: 0.455 (1, 2)	3-2 1-3		4-2 BB		1-1 G4-6-3			0-3 K		3 0 0 0 1 1 2													
Don Mueller, L OBP: 0.331, SLG: 0.383 (1, 9)		1-1 F6	2-3 K		1-0 G4-6-3 1B		2-2 6-3			4 0 1 0 0 1 1													
Bobby Thomson, R OBP: 0.309, SLG: 0.407 (1, 8)		0-0 CS 1B		1-1 5-3		0-1 G4-6-3		1-3 K		4 0 1 0 0 1 1													
Hank Thompson, L OBP: 0.399, SLG: 0.480 (1, 5)		0-0 1-2 1B		4-1 1B BB		0-1 4-3		4-2 BB		2 0 1 0 2 0 0													
Sheldon Jones, R OBP: 0.160, SLG: 0.106 (1, 1)		3-3 K		1-3 K		0-0 5-3		0-1 B3-6-4		4 0 0 0 0 2 4													
Inning Stats	R: 1 E: 1 K: 1 S: 13	H: 2 LOB: 1 BB: 0 P: 23	R: 0 E: 0 K: 1 S: 9	H: 2 LOB: 2 BB: 0 P: 13	R: 2 E: 0 K: 1 S: 13	H: 2 LOB: 1 BB: 1 P: 23	R: 0 E: 0 K: 1 S: 9	H: 1 LOB: 2 BB: 1 P: 16	R: 0 E: 0 K: 0 S: 6	H: 0 LOB: 0 BB: 1 P: 11	R: 0 E: 0 K: 0 S: 5	H: 1 LOB: 0 BB: 0 P: 6	R: 1 E: 0 K: 0 S: 8	H: 2 LOB: 1 BB: 0 P: 13	R: 0 E: 0 K: 2 S: 11	H: 0 LOB: 0 BB: 0 P: 14	R: 0 E: 0 K: 1 S: 8	H: 0 LOB: 0 BB: 1 P: 14	1B: 7 2B: 3 3B: 0 HR: 1	SF: 0 SAC: 0 DP: 4 HBP: 0	WP: 0 PB: 0 SB: 0 CS: 1	PA: 37	
PITCHER Preacher Roe, L ERA: 3.19 Dan Bankhead, R ERA: 5.99	IP WLS BF H R ER SO BB IBB HBP BLK WP HR S P ERA WHIP	6.2 L 30 10 4 4 4 4 3 0 0 0 0 1 62 103 5.40 1.950	2.1 7 0 0 0 0 3 1 0 0 0 0 0 0 20 30 0.00 0.429																				

New York Giants @ Brooklyn Dodgers
Ebbets Field, Brooklyn, NY
 Fri Sep 01 1950, 3:33 AM EDT
 Att. 20,517 - Unknown

livebaseballscorecards.com

AB	33
R	4
H	10
RBI	4
BB	4
SO	7
LOB	16



Batter	1	2	3	4	5	6	7	8	9	AB R H RBI BB SO LOB
Pee Wee Reese, R OBP: 0.363, SLG: 0.365 (1, 6)	2-2 F9	4-0 BB		1-3 K			2-2 2B 1B		2-1 4-3	4 1 1 0 1 1 2
Gene Hermanski, L OBP: 0.361, SLG: 0.463 (1, 7)	3-2 L7	0-2 F7		2-0 L1			0-0 1-H 2B		0-1 F4	5 0 1 1 0 0 5
Duke Snider, L OBP: 0.381, SLG: 0.545 (1, 8)	3-2 1B 1B			1-0 5-3 SH1-3 1B		0-1 F7	0-0 3-1		1-3 K	5 0 2 0 0 1 2
Jackie Robinson, R OBP: 0.421, SLG: 0.501 (1, 4)	0-0 1-3 1B			0-0 SH1-3		1-0 F8	2-3 K			3 0 1 0 0 1 1
Carl Furillo, R OBP: 0.364, SLG: 0.489 (1, 9)	1-0 F5			2-2 5-3		0-0 1B	1-1 6-3			4 0 1 0 0 0 4
Gil Hodges, R OBP: 0.382, SLG: 0.510 (1, 3)				0-3 K		0-1 L1-3		0-1 L8		3 0 0 0 1 1 1
Bruce Edwards, R OBP: 0.208, SLG: 0.358 (1, 2)				0-0 F2		3-2 F8		2-2 F3		4 0 0 0 0 1 2
Billy Cox, R OBP: 0.311, SLG: 0.377 (1, 5)				0-2 BB 1B 1B		1-0 1B		1-1 L4		4 0 2 0 0 1 0
Preacher Roe, R OBP: 0.158, SLG: 0.160 (1, 1)				0-2 BB 1B		0-1 B2		4-1 4-3 BB		3 0 1 0 0 0 1
Dan Bankhead, R OBP: 0.289, SLG: 0.278 (7, 1)				1-2 1B			1-0 F7			0 0 0 0 0 0 0
Cal Abrams, L (9, PH)										0 0 0 0 1 0 0

Inning Stats	R: 0 E: 0 K: 0 S: 11	H: 2 LOB: 2 BB: 0 P: 20	R: 0 E: 0 K: 1 S: 15	H: 2 LOB: 3 BB: 1 P: 19	R: 0 E: 0 K: 1 S: 10	H: 1 LOB: 2 BB: 1 P: 18	R: 0 E: 0 K: 1 S: 7	H: 1 LOB: 1 BB: 0 P: 11	R: 0 E: 0 K: 0 S: 6	H: 1 LOB: 1 BB: 0 P: 7	R: 0 E: 0 K: 1 S: 9	H: 0 LOB: 0 BB: 0 P: 13	R: 1 E: 0 K: 1 S: 10	H: 2 LOB: 1 BB: 0 P: 15	R: 0 E: 0 K: 0 S: 8	H: 0 LOB: 0 BB: 0 P: 11	R: 0 E: 0 K: 1 S: 8	H: 0 LOB: 1 BB: 1 P: 15	1B: 8 2B: 1 3B: 0 HR: 0	SF: 0 SAC: 1 DP: 0 HBP: 0
PITCHER Sheldon Jones, R ERA: 4.76 (1, 1)	IP 9.0	WLS W	BF 39	H 9	R 1	ER 1	SO 6	BB 3	IBB 0	HBP 0	BLK 0	WP 0	HR 0	S 84	P 129	ERA 1.00	WHIP 1.333			


BOTTOM

New York Giants @ Brooklyn Dodgers
Ebbets Field, Brooklyn, NY

Fri Sep 01 1950, 3:33 AM EDT
Att. 20,517 - Unknown

livebaseballscorecards.com

AB	35
R	1
H	9
RBI	1
BB	3
SO	6
LOB	18



WP: 0	PA: 39
PB: 0	
SB: 0	
CS: 0	

Batter	1	2	3	4	5	6	7	8	9	AB R H RBI BB SO LOB	TOP									
Eddie Stanky, R OBP: 0.476, SLG: 0.418 (1, 4) X	0-0 L4		4-0 BB			4-0 G3 BB		0-0 4-3		2 0 0 0 2 0 0										
Whitey Lockman, L OBP: 0.360, SLG: 0.432 (1, 7) S S S	0-3 K		0-0 F3			0-0 G3		0-0 F6		4 0 0 0 0 1 3										
Don Mueller, L OBP: 0.328, SLG: 0.379 (1, 9) X	0-0 4-3					0-0 F9				4 0 0 0 0 0 1										
Hank Thompson, L OBP: 0.398, SLG: 0.478 (1, 5) X		0-0 F8				0-0 6-3		0-0 FC6-4 1B		4 0 1 0 0 0 0										
Monte Irvin, R OBP: 0.382, SLG: 0.443 (1, 3) X		0-0 6-3				0-0 6-3		0-0 F6		3 0 0 0 1 0 1										
Alvin Dark, R OBP: 0.332, SLG: 0.447 (1, 6) X		0-0 6-3				0-0 L4		0-0 FC6-4 1B		4 0 0 0 0 0 2										
Wes Westrum, R OBP: 0.374, SLG: 0.457 (1, 2) X			0-0 SH1-4 1B			0-0 5-3		0-0 FC5-4 1B		3 0 2 0 0 0 0										
Bobby Thomson, R OBP: 0.307, SLG: 0.405 (1, 8) X			0-0 F3			0-0 5-3		0-0 FC5-4		3 0 0 0 0 0 3										
Larry Jansen, R OBP: 0.210, SLG: 0.244 (1, 1) X			0-0 SH1-4			0-3 K		0-0 3-1		1 0 0 0 0 1 0										
Roy Weatherly, L OBP: 0.380, SLG: 0.435 (8, PH)			1-2							1 0 0 0 0 0 0										
Monty Kennedy, R OBP: 0.088, SLG: 0.061 (8, 1)										0 0 0 0 0 0 0										
Inning Stats	R: 0 E: 0 K: 1 S: 5	H: 0 LOB: 0 BB: 0 P: 5	R: 0 E: 0 K: 0 S: 3	H: 0 LOB: 0 BB: 0 P: 3	R: 0 E: 0 K: 0 S: 4	H: 1 LOB: 2 BB: 1 P: 8	R: 0 E: 0 K: 0 S: 3	H: 0 LOB: 0 BB: 0 P: 3	R: 0 E: 0 K: 0 S: 3	H: 0 LOB: 1 BB: 1 P: 9	R: 0 E: 0 K: 0 S: 5	H: 2 LOB: 2 BB: 0 P: 5	R: 0 E: 0 K: 0 S: 3	H: 0 LOB: 0 BB: 0 P: 3	R: 0 E: 0 K: 0 S: 3	H: 0 LOB: 1 BB: 1 P: 7	1B: 3 2B: 0 3B: 0 HR: 0	SF: 0 SAC: 1 DP: 0 HBP: 0	WP: 0 PB: 0 SB: 0 CS: 0	PA: 33
PITCHER Don Newcombe, R ERA: 3.71 (1, 1)	IP: 9.0 WLS: W BF: 33 H: 3 R: 0 ER: 0 SO: 2 BB: 3 IBB: 0 HBP: 0 BLK: 0 WP: 0 HR: 0 S: 34 P: 46 ERA: 0.00 WHIP: 0.667																			

New York Giants @ Brooklyn Dodgers
Ebbets Field, Brooklyn, NY
 Sat Sep 02 1950, 3:33 AM EDT
 Att: 15,410 - Unknown

livebaseballscorecards.com

AB	29
R	0
H	3
RBI	0
BB	3
SO	2
LOB	10



Batter	1	2	3	4	5	6	7	8	9	AB	R	H	RBI	BB	SO	LOB
Pee Wee Reese, R OBP: 0.364, SLG: 0.371 (1, 6)	0-0 F9		0-0 PB 3B		0-0 G4-6-3 1B		0-0 6-3			4	1	2	0	0	0	1
Gene Hermanski, L OBP: 0.360, SLG: 0.457 (1, 7)	0-0 3-1		0-0 6-3		0-0 G4-6-3 1-2f			4-0 SH1-4 BB		3	0	0	0	1	0	1
Duke Snider, L OBP: 0.380, SLG: 0.543 (1, 8)	0-0 CS 1B		0-0 L9		0-0 F7			0-0 SH1-4 1-2		3	0	1	0	0	0	0
Jackie Robinson, R OBP: 0.422, SLG: 0.499 (1, 4)	0-0 CS 1-2	4-0 E 1B BB	0-0 F8			4-0 G6-4-3 BB		0-0 F9		2	1	0	0	2	0	1
Carl Furillo, R OBP: 0.363, SLG: 0.487 (1, 9)		0-0 L8		0-0 1B 1B		0-0 G6-4-3 1-2f		0-0 F3		4	0	1	0	0	0	3
Gil Hodges, R OBP: 0.379, SLG: 0.507 (1, 3)		0-0 F7		0-0 F7		0-0 F9				3	0	0	0	0	0	2
Roy Campanella, R OBP: 0.379, SLG: 0.573 (1, 2)		0-0 E3 1B 1-3		0-0 P7			0-0 SH2-4 1B			3	0	1	0	0	0	2
Billy Cox, R OBP: 0.315, SLG: 0.381 (1, 5)		0-0 1-2 3-H 1B		0-0 1-2 1B			0-0 SH2-4 1-2			2	0	2	1	0	0	0
Don Newcombe, L OBP: 0.325, SLG: 0.329 (1, 1)		0-0 1-3		0-0 4-3			0-3 K			3	0	0	0	0	1	5

Inning Stats	R: 0	H: 1	E: 0	LOB: 0	K: 0	S: 3	P: 3	R: 1	H: 1	E: 1	LOB: 2	K: 0	BB: 1	S: 5	P: 9	R: 1	H: 1	E: 0	LOB: 0	K: 0	BB: 0	S: 4	P: 4	R: 0	H: 2	E: 0	LOB: 2	K: 0	BB: 0	S: 5	P: 5	R: 0	H: 1	E: 0	LOB: 0	K: 0	BB: 1	S: 2	P: 6	R: 0	H: 1	E: 0	LOB: 1	K: 1	BB: 0	S: 6	P: 6	R: 0	H: 0	E: 0	LOB: 1	K: 0	BB: 1	S: 3	P: 7
1B: 6	SF: 0	2B: 0	SAC: 2	3B: 1	DP: 2	HR: 0	HBP: 0	WP: 0	PA: 33	PB: 1	SB: 0	CS: 1																																											

PITCHER	IP	WLS	BF	H	R	ER	SO	BB	IBB	HBP	BLK	WP	HR	S	P	ERA	WHIP
Larry Jansen, R ERA: 3.22 (1, 1)	7.0	L	28	7	2	1	1	2	0	0	0	0	0	28	36	1.29	1.286
Monty Kennedy, L ERA: 4.7 (8, 1)	1.0		4	0	0	0	0	1	0	0	0	0	0	3	7	0.00	1.000


BOTTOM

New York Giants @ Brooklyn Dodgers
Ebbets Field, Brooklyn, NY

Sat Sep 02 1950, 3:33 AM EDT
Att. 15,410 - Unknown

livebaseballscorecards.com

AB	27
R	2
H	7
RBI	1
BB	3
SO	1
LOB	15



Batter	1	2	3	4	5	6	7	8	9	AB R H RBI BB SO LOB	TOP													
Pee Wee Reese, R (1, 6) OBP: 0.367, SLG: 0.375	0-0 F7		0-0 F2		0-0 E 1B 2B		0-0 1B 1B		4-0 FC3-6 BB	4 1 2 1 1 0 0	Brooklyn Dodgers @ Boston Braves Braves Field, Boston, MA Mon Sep 04 1950, 3:33 AM EDT Unknown													
Gene Hermanski, L (1, 7) OBP: 0.357, SLG: 0.451	0-0 F8			0-3 K	0-0 2-H 1B		0-0 F8		0-0 FC3-6 1B 1-2f	5 0 1 1 0 1 2														
Duke Snider, L (1, 8) OBP: 0.379, SLG: 0.540	0-0 4-3			0-3 K	0-0 4-3		0-0 1-3 1B		0-0 F2	5 0 1 0 0 1 2														
Jackie Robinson, R (1, 4) OBP: 0.422, SLG: 0.503 Eddie Miksis, R (7, 4) OBP: 0.230, SLG: 0.259		0-0 4-3		0-0 E 3B		0-0 1B FC5-4 1B	0-3 K		0-0 1-3 FC5-4 1B	4 2 2 0 0 1 2 1 0 1 0 0 0 0														
Carl Furillo, R (1, 9) OBP: 0.365, SLG: 0.487		0-0 FC5-4 1B		4-0 E BB		0-0 1-3 FC5-4 1B	0-3 K		0-0 1-2f FC5-4	4 0 2 0 1 1 4														
Gil Hodges, R (1, 3) OBP: 0.376, SLG: 0.502		0-0 FC5-4 1-2f		0-0 4-3 1-3 3-H		0-0 FC5-4 E 1B 1-2f 3-H		0-0 B5-3		4 0 0 1 0 0 3														
Roy Campanella, R (1, 2) OBP: 0.378, SLG: 0.569		0-0 L6		0-3 K		0-0 1-2 1B		0-0 F8		4 0 1 0 0 1 1														
Billy Cox, R (1, 5) OBP: 0.317, SLG: 0.382			0-0 F7		0-0 2-3 2B 1B		0-0 F7		0-0 1B	4 1 2 0 0 0 2														
Carl Erskine, R (1, 1) OBP: 0.421, SLG: 0.444 Joe Hatten, R (5, 1) OBP: 0.125, SLG: 0.125 Cal Abrams, L (6, PH) Dan Bankhead, R (6, 1) OBP: 0.289, SLG: 0.278 Ralph Branca, R (6, 1) OBP: 0.212, SLG: 0.310 Tommy Brown, R (8, PH) OBP: 0.350, SLG: 0.514 Rex Barney, R (8, 1) OBP: 0.222, SLG: 0.250		0-0 6-3		0-0 2-3 1-2		0-0 F7 1-1 2-3		0-0 F5		2 0 0 0 0 0 1 0 0 0 0 0 0 0 1 0 0 0 0 0 2 0 0 0 0 0 0 0 0 0 0 0 0 0 0 1 0 0 0 0 0 1 0 0 0 0 0 0 0														
Inning Stats	R: 0 E: 0 K: 0 S: 3	H: 0 LOB: 0 BB: 0 P: 3	R: 0 E: 1 K: 0 S: 4	H: 1 LOB: 1 BB: 0 P: 4	R: 0 E: 0 K: 0 S: 3	H: 0 LOB: 0 BB: 0 P: 3	R: 1 E: 1 K: 2 S: 8	H: 1 LOB: 1 BB: 1 P: 12	R: 2 E: 1 K: 1 S: 8	H: 3 LOB: 1 BB: 0 P: 8		R: 1 E: 1 K: 0 S: 6	H: 3 LOB: 2 BB: 0 P: 6	R: 0 E: 0 K: 2 S: 9	H: 2 LOB: 2 BB: 0 P: 9	R: 0 E: 0 K: 0 S: 4	H: 1 LOB: 1 BB: 0 P: 4	R: 0 E: 0 K: 0 S: 4	H: 1 LOB: 2 BB: 1 P: 8	1B: 10 2B: 1 3B: 1 HR: 0	SF: 0 SAC: 0 DP: 0 HBP: 0	WP: 0 PB: 0 SB: 0 CS: 0	PA: 41	
PITCHER Vern Bickford, R (1, 1) ERA: 3.17	IP 9.0	WLS W	BF 41	H 12	R 4	ER 2	SO 5	BB 2	IBB 0	HBP 0	BLK 0	WP 0	HR 0	S 49	P 57	ERA 2.00	WHIP 1.556						ERA 2.00	WHIP 1.556

livebaseballscorecards.com

AB	39
R	4
H	12
RBI	3
BB	2
SO	5
LOB	20



Batter	1	2	3	4	5	6	7	8	9	AB	R	H	RBI	BB	SO	LOB
Bob Addis, L OBP: 0.333, SLG: 0.200 (1, 9)	0-0 F7		4-0 2B F8 BB	0-0 F7		0-0 BB SH 1B	0-0 L6			4	2	1	0	1	0	3
Sam Jethroe, S OBP: 0.353, SLG: 0.457 (1, 8)	0-0 1B		0-0 F8 1-3 2B		0-0 1B 1B	0-0 SH 1B BB E	0-0 1B	2-H 3-H		4	2	4	1	0	0	0
Earl Torgeson, L OBP: 0.405, SLG: 0.454 (1, 3)	0-0 G5-4-3 1-3 1B		4-0 FC6-4 IBB		0-0 F9 1-3 1B 1B	4-0 E 1-2 2-3 BB	0-0 L8			3	1	2	0	2	0	1
Bob Elliott, R OBP: 0.383, SLG: 0.501 (1, 5)	0-0 G5-4-3 1-2f		0-0 F8 2-3 3-H		0-0 1-2 2B 1B 3-H	0-0 E6 G4-6-3 1-3 2-H 3-H 1B		4-0 WP 2B BB		4	2	2	3	1	0	4
Walker Cooper, R OBP: 0.367, SLG: 0.509 (1, 2)		0-0 HR		0-0 FC6-4 1-2f		0-0 F9 2-3		0-0 1-3		5	1	1	1	0	1	7
Sid Gordon, R OBP: 0.423, SLG: 0.595 (1, 7)		0-0 FC6-4 1B		0-0 HR		0-0 2B 1-2 3-H 1B	0-0 G4-6-3 1-2f		0-0 2B	5	1	4	3	0	0	2
Roy Hartsfield, R OBP: 0.322, SLG: 0.374 (1, 4)		0-0 FC6-4 G4-6-3 1-2f		0-0 5-3		0-0 1-3 2-H 2B		0-0 1B SH1-4 WP 1B	0-0 F6	5	1	2	1	0	0	2
Buddy Kerr, R OBP: 0.287, SLG: 0.304 (1, 6)		0-0 G4-6-3 1-2f		0-0 SH1-4 1B		0-3 K		0-0 SH1-4 1-2	0-0 F4	4	0	1	0	0	1	4
Vern Bickford, R OBP: 0.160, SLG: 0.134 (1, 1)			0-0 F8	0-0 SH1-4 1-2		0-0 6-3		0-0 WP 1B 1B 2-3		3	1	1	0	0	0	2

Inning Stats	R: 0	H: 2	E: 0	LOB: 1	K: 0	BB: 0	S: 4	P: 4	R: 1	H: 2	E: 0	LOB: 0	K: 0	BB: 0	S: 4	P: 4	R: 1	H: 1	E: 0	LOB: 2	K: 0	BB: 2	S: 4	P: 12	R: 1	H: 2	E: 0	LOB: 1	K: 0	BB: 0	S: 5	P: 5	R: 3	H: 5	E: 0	LOB: 2	K: 1	BB: 0	S: 10	P: 10	R: 2	H: 2	E: 1	LOB: 1	K: 1	BB: 1	S: 7	P: 11	R: 2	H: 3	E: 0	LOB: 1	K: 0	BB: 0	S: 6	P: 6	R: 1	H: 1	E: 0	LOB: 1	K: 0	BB: 1	S: 4	P: 8
--------------	------	------	------	--------	------	-------	------	------	------	------	------	--------	------	-------	------	------	------	------	------	--------	------	-------	------	-------	------	------	------	--------	------	-------	------	------	------	------	------	--------	------	-------	-------	-------	------	------	------	--------	------	-------	------	-------	------	------	------	--------	------	-------	------	------	------	------	------	--------	------	-------	------	------

PITCHER																	1B: 13	SF: 0	WP: 2	PA: 44
IP	WLS	BF	H	R	ER	SO	BB	IBB	HBP	BLK	WP	HR	S	P	ERA	WHIP	2B: 3	SAC: 3	PB: 0	
Carl Erskine, R (1, 1)	4.0	L	22	10	6	6	0	1	0	0	0	0	20	28	13.50	2.750	3B: 0 <td>DP: 3 <td>SB: 0</td> </td>	DP: 3 <td>SB: 0</td>	SB: 0	
Joe Hatten, L (5, 1)	1.0		5	2	0	0	0	0	0	0	0	0	7	7	0.00	2.000	HR: 2 <td>HBP: 0 <td>CS: 0</td> </td>	HBP: 0 <td>CS: 0</td>	CS: 0	
Dan Bankhead, R (6, 1)	0.0		3	1	2	1	0	0	0	0	0	0	2	6	∞	∞				
Ralph Branca, R (6, 1)	2.0		9	4	2	2	1	0	0	0	1	0	11	11	9.00	2.000				
Rex Barney, R (8, 1)	1.0		5	1	1	1	0	1	0	0	1	0	4	8	9.00	2.000				

BOTTOM

Brooklyn Dodgers @ Boston Braves
 Braves Field, Boston, MA
 Mon Sep 04 1950, 3:33 AM EDT
 Unknown

livebaseballscores.com

AB	37
R	11
H	18
RBI	9
BB	4
SO	2
LOB	25



Batter	1	2	3	4	5	6	7	8	9	AB R H RBI BB SO LOB	TOP											
Tommy Brown, R (1, 7) OBP: 0.318, SLG: 0.462	0-0 5-3		0-0 F3		0-0 F7			0-0 F2		4 0 0 0 0 0 1	<p>Brooklyn Dodgers @ Boston Braves Braves Field, Boston, MA Mon Sep 04 1950, 3:38 AM EDT Att: 25,340 - Unknown</p>											
Pee Wee Reese, R (1, 6) OBP: 0.366, SLG: 0.381	0-0 G3		0-3 K			0-0 4-3		0-0 HR		4 1 1 1 0 1 0												
Duke Snider, L (1, 8) OBP: 0.380, SLG: 0.540	4-0 BB			0-0 4-3		0-0 1B		0-3 K		2 0 1 0 1 0 0												
Jim Russell, S (8, PH) OBP: 0.339, SLG: 0.441										1 0 0 0 0 1 0												
Ralph Branca, R (8, 1) OBP: 0.212, SLG: 0.310	4-0 BB									0 0 0 0 0 0 0												
Jackie Robinson, R (1, 4) OBP: 0.423, SLG: 0.502	4-0 1-2 BB			0-0 L4		0-0 L5			0-0 SH1-4 1B	3 0 1 0 1 0 0												
Carl Furillo, R (1, 9) OBP: 0.367, SLG: 0.487	0-0 1-3			0-0 FC6-4 1B			4-0 BB		0-0 SH1-4	2 0 1 0 1 0 2												
Gil Hodges, R (1, 3) OBP: 0.375, SLG: 0.499		0-0 5-3		0-0 FC6-4 1-2f			0-0 G5-4-3		4-0 CS IBB	3 0 0 0 1 0 2												
Bruce Edwards, R (1, 2) OBP: 0.210, SLG: 0.384		0-3 K		0-3 K			0-0 HR		0-3 K 1-2	4 1 1 1 0 3 2												
Billy Cox, R (1, 5) OBP: 0.315, SLG: 0.379		0-0 B1-3			0-0 5-3		0-0 F7			3 0 0 0 0 0 0												
Erv Palica, R (1, 1) OBP: 0.234, SLG: 0.319			0-3 K2-3					0-0 F7		2 0 1 0 0 1 0												
Roy Campanella, R (8, PH) OBP: 0.377, SLG: 0.568										1 0 0 0 0 0 0												
Cal Abrams, L (8, 8)										0 0 0 0 0 0 0												
Inning Stats	R: 0 E: 0 K: 0 S: 3	H: 0 LOB: 2 BB: 2 P: 11	R: 0 E: 0 K: 1 S: 5	H: 0 LOB: 0 BB: 0 P: 5	R: 0 E: 0 K: 2 S: 7	H: 0 LOB: 0 BB: 0 P: 7	R: 0 E: 0 K: 0 S: 4	H: 1 LOB: 1 BB: 0 P: 4	R: 0 E: 0 K: 1 S: 6	H: 1 LOB: 1 BB: 0 P: 6	R: 0 E: 0 K: 0 S: 3	H: 1 LOB: 0 BB: 0 P: 3	R: 1 E: 0 K: 0 S: 3	H: 1 LOB: 0 BB: 1 P: 7	R: 1 E: 0 K: 1 S: 6	H: 1 LOB: 0 BB: 0 P: 6	R: 0 E: 0 K: 1 S: 5	H: 1 LOB: 2 BB: 1 P: 9	1B: 3 2B: 2 3B: 0 HR: 2	SF: 0 SAC: 1 DP: 2 HBP: 0	WP: 0 PB: 0 SB: 0 CS: 1	PA: 34
PITCHER Warren Spahn, L (1, 1) ERA: 3.28	IP: 9.0 WLS: W BF: 34 H: 6 R: 2 ER: 2 SO: 6 BB: 3 IBB: 1 HBP: 0 BLK: 0 WP: 0 HR: 2 S: 42 P: 58 ERA: 2.00 WHIP: 1.000																					

livebaseballscorecards.com

AB	29
R	2
H	6
RBI	2
BB	4
SO	6
LOB	7



Batter	1	2	3	4	5	6	7	8	9	AB R H RBI BB SO LOB
Bob Addis, L OBP: 0.364, SLG: 0.222 (1, 9) X	0-0 FC1 E S 1B	0-3 K			0-0 F7	0-0 F8			4-0 BB 1B BB	4 2 1 0 1 1 2
Sam Jethroe, S OBP: 0.352, SLG: 0.455 (1, 8) X	0-0 FC1 E S 1-3 F8		0-0 F9		0-0 L4		0-3 K		0-0 1B BB 1B	5 1 1 0 0 1 1
Earl Torgeson, L OBP: 0.407, SLG: 0.453 (1, 3) X	0-0 F3		0-0 E9 1B		4-0 2B BB		0-0 3-1		4-0 1B BB	3 0 1 0 2 0 2
Bob Elliott, R OBP: 0.386, SLG: 0.504 (1, 5) X	0-0 F8 1-H 3-H		0-0 F5		0-0 1-3 2B		4-0 BB		0-0 1-2 2-3 1B	4 0 2 2 1 0 1
Sid Gordon, R OBP: 0.423, SLG: 0.593 (1, 7) X	0-0 1B		0-0 F3		4-0 IBB		0-0 6-3		0-0 1-2 2-3 3-H 1B	3 0 1 0 1 0 2
Roy Hartsfield, R OBP: 0.318, SLG: 0.370 (1, 4) X	0-0 F2		0-0 F7		0-3 K		0-0 6-3		0-0 6-3	4 0 0 0 0 1 4
Del Crandall, R OBP: 0.267, SLG: 0.327 (1, 2) X		0-0 F4		0-0 CS 1B		0-0 F4		0-0 F7		4 0 1 0 0 0 0
Buddy Kerr, R OBP: 0.287, SLG: 0.303 (1, 6)		0-3 K		0-0 1-2 1B		0-0 L8		0-0 6-3		4 0 1 0 0 1 0
Warren Spahn, L OBP: 0.281, SLG: 0.225 (1, 1)		4-0 BB		0-3 K		4-0 BB		0-3 K		2 0 0 0 2 2 1

Inning Stats	R: 2	H: 2	E: 1	K: 0	S: 6	LOB: 1	BB: 0	P: 6	R: 0	H: 0	E: 0	K: 2	S: 7	LOB: 1	BB: 1	P: 11	R: 0	H: 1	E: 1	K: 0	S: 4	LOB: 1	BB: 0	P: 4	R: 0	H: 2	E: 0	K: 1	S: 6	LOB: 3	BB: 2	P: 14	R: 0	H: 0	E: 0	K: 0	S: 3	LOB: 1	BB: 1	P: 7	R: 0	H: 0	E: 0	K: 1	S: 5	LOB: 1	BB: 1	P: 9	R: 0	H: 0	E: 0	K: 0	S: 3	LOB: 0	BB: 0	P: 3	R: 1	H: 2	E: 0	K: 1	S: 5	LOB: 3	BB: 2	P: 13	1B: 7	2B: 1	3B: 0	HR: 0	SF: 0	SAC: 0	DP: 0	HBP: 0	WP: 0	PB: 0	SB: 2	CS: 1	PA: 40
--------------	------	------	------	------	------	--------	-------	------	------	------	------	------	------	--------	-------	-------	------	------	------	------	------	--------	-------	------	------	------	------	------	------	--------	-------	-------	------	------	------	------	------	--------	-------	------	------	------	------	------	------	--------	-------	------	------	------	------	------	------	--------	-------	------	------	------	------	------	------	--------	-------	-------	-------	-------	-------	-------	-------	--------	-------	--------	-------	-------	-------	-------	--------

PITCHER	IP	WLS	BF	H	R	ER	SO	BB	IBB	HBP	BLK	WP	HR	S	P	ERA	WHIP
Erv Palica, R ERA: 3.92 (1, 1)	7.0		32	6	2	0	5	4	1	0	0	0	0	37	57	0.00	1.429
Ralph Branca, R ERA: 4.38 (8, 1)	1.1	L	8	2	1	1	1	2	0	0	0	0	0	8	16	6.75	3.000

BOTTOM

Brooklyn Dodgers @ Boston Braves
Braves Field, Boston, MA
 Mon Sep 04 1950, 3:38 AM EDT
 Att. 25,340 - Unknown

livebaseballscorecards.com

AB	33
R	3
H	8
RBI	2
BB	7
SO	6
LOB	13



Batter	1	2	3	4	5	6	7	8	9	10	AB R H RBI BB SO LOB	TOP																							
Eddie Stanky, R (1, 4) OBP: 0.470, SLG: 0.410	0-0 FC6-4 1B		0-0 F8		0-0 F2		0-0 6-3		0-0 3-1		5 0 1 0 0 0 0																								
Whitey Lockman, L (1, 7) OBP: 0.360, SLG: 0.427	0-0 FC6-4 1-2f		0-3 K		0-0 F8			4-0 SH5-4 3B BB		0-0 5-3	4 1 0 0 1 1 1																								
Alvin Dark, R (1, 6) OBP: 0.331, SLG: 0.445	0-3 K		0-0 3-1		0-0 SH 1B G4-6-3 1B			0-0 SH5-4 1-2		0-0 BB 2B 1B	4 2 2 0 0 1 1																								
Monte Irvin, R (1, 3) OBP: 0.394, SLG: 0.484 Tookie Gilbert, L (10, 3) OBP: 0.316, SLG: 0.310	0-0 F7			0-0 HR		0-0 SH 1B G4-6-3 1-2		0-0 F7 3B 2-H		4-0 2B BB 1-2	4 3 3 2 1 0 1 0 0 0 0 0 0 0																								
Wes Westrum, R (1, 2) OBP: 0.369, SLG: 0.450		0-0 F2		0-0 F7		0-0 SH G4-6-3		4-0 BB		0-0 2B 2B 1-3 2-H	3 1 1 1 1 0 0																								
Don Mueller, L (1, 9) OBP: 0.333, SLG: 0.395		0-0 3-1		0-0 F8 3B		0-0 G4-6-3 1-2f 2-3 3-H		0-0 F7 3-H		0-0 2B 2B 2-H 3-H	5 1 2 3 0 0 3																								
Hank Thompson, L (1, 5) OBP: 0.395, SLG: 0.474		0-0 2B		0-0 F8		0-0 F4		0-3 K		4-0 BB	4 0 1 1 1 1 2																								
Bobby Thomson, R (1, 8) OBP: 0.312, SLG: 0.404		4-0 BB		0-0 5-3			0-3 K		0-0 B3-6 1B	0-0 F3	4 0 1 0 1 1 2																								
Sheldon Jones, R (1, 1) OBP: 0.151, SLG: 0.100 Jack Kramer, R (8, 1) OBP: 0.348, SLG: 0.294		0-3 K		0-3 K			0-3 K		0-0 B3-6 1-2f	0-0 P7	3 0 0 0 0 3 2 2 0 0 0 0 0 3																								
Inning Stats	R: 0 E: 0 K: 1 S: 6	H: 1 LOB: 1 BB: 0 P: 6	R: 0 E: 0 K: 1 S: 6	H: 1 LOB: 2 BB: 1 P: 10	R: 0 E: 0 K: 1 S: 5	H: 0 LOB: 0 BB: 0 P: 5	R: 2 E: 0 K: 0 S: 5	H: 2 LOB: 0 BB: 0 P: 5	R: 1 E: 0 K: 0 S: 5	H: 2 LOB: 1 BB: 0 P: 5	R: 0 E: 0 K: 2 S: 7	H: 0 LOB: 0 BB: 0 P: 7	R: 2 E: 0 K: 1 S: 6	H: 1 LOB: 1 BB: 2 P: 14	R: 0 E: 0 K: 0 S: 3	H: 1 LOB: 0 BB: 0 P: 3	R: 3 E: 0 K: 0 S: 6	H: 3 LOB: 2 BB: 2 P: 14	1B: 5 2B: 3 3B: 2 HR: 1	SF: 0 SAC: 2 DP: 2 HBP: 0	WP: 0 PB: 0 SB: 0 CS: 0	PA: 45													
PITCHER	IP WLS BF H R ER SO BB IBB HBP BLK WP HR S P ERA WHIP																																		
Preacher Roe, L (1, 1) ERA: 3.22	7.0	28	6	3	3	6	1	0	0	0	0	0	0	43	3.86	1.000																			
Ralph Branca, R (8, 1) ERA: 4.51	0.1	4	1	2	2	0	2	0	0	0	0	0	2	10	54.00	9.000																			
Chris Van Cuyk, L (8, 1) ERA: 4.5	0.2	2	0	0	0	1	0	0	0	0	0	0	4	4	0.00	0.000																			
Erv Palica, R (9, 1) ERA: 4.05	2.0	L 11	4	3	3	0	2	0	0	0	0	0	9	17	13.50	3.000																			

New York Giants @ Brooklyn Dodgers
Ebbets Field, Brooklyn, NY
Tue Sep 05 1950, 3:33 AM EDT
Att. 17,871 - Unknown

livebaseballscorecards.com

AB 38
R 8
H 11
RBI 7
BB 5
SO 7
LOB 15



New York Giants @ Brooklyn Dodgers
 Ebbets Field, Brooklyn, NY
 Tue Sep 05 1950, 3:33 AM EDT
 Att: 17,871 - Unknown

livebaseballscorecards.com

AB	42
R	5
H	13
RBI	5
BB	0
SO	8
LOB	12



WP:	0	PA:	42
PB:	0		
SB:	0		
CS:	1		

AB R H RBI BB SO LOB

5 0 1 0 0 2 1

5 0 1 0 0 2 2

5 2 2 1 0 0 2

5 1 2 1 0 0 1

5 1 1 2 0 0 1

5 1 2 0 0 1 0

4 0 0 0 0 2 2

4 0 3 1 0 0 0

2 0 0 0 0 0 2
 1 0 1 0 0 0 0
 0 0 0 0 0 0 0
 0 0 0 0 0 0 0
 0 0 0 0 0 0 0
 1 0 0 0 0 0 1
 0 0 0 0 0 0 0

1B: 8 SF: 0
 2B: 3 SAC: 0
 3B: 0 DP: 1
 HR: 2 HBP: 0

Batter	1	2	3	4	5	6	7	8	9	10
Cal Abrams, L (1, 8) OBP: 0.227, SLG: 0.056	0-3 K		x 0-0 L8		x 0-0 G4-6-3 1B		s s s 0-3 K		x 0-0 3-1	
Pee Wee Reese, R (1, 6) OBP: 0.364, SLG: 0.379	0-3 K		x 0-0 4-3 1B		x 0-0 F6		s s s 0-3 K		x 0-0 3-1	
Gene Hermanski, L (1, 7) OBP: 0.357, SLG: 0.467	0-0 2B		x 0-0 4-3		x 0-0 G4-6-3		x 0-0 HR		x 0-0 L9	
Jackie Robinson, R (1, 4) OBP: 0.423, SLG: 0.503	0-0 2B		x 0-0 F5		x 0-0 F7		x 0-0 HR 1B		x 0-0 F4	
Carl Furillo, R (1, 9) OBP: 0.365, SLG: 0.490	0-0 F6		x 0-0 4-3		x 0-0 5-3		x 0-0 HR 1B		x 0-0 L4	
Gil Hodges, R (1, 3) OBP: 0.376, SLG: 0.498		x 0-0 F6		x 0-0 CS 1B		x 0-0 1B		x 0-0 L7		x 0-3 K
Roy Campanella, R (1, 2) OBP: 0.374, SLG: 0.562		x 0-0 F5		s s s 0-3 K		s s s 0-3 K		x 0-0 5-3		
Billy Cox, R (1, 5) OBP: 0.319, SLG: 0.383		x 0-0 1B		x 0-0 2-H 1B		x 0-0 4-3		x 0-0 1B		
Preacher Roe, R (1, 1) Duke Snider, L (7, PH) Eddie Miksis, K (7, PR) Ralph Branca, R (8, 1) Chris Van Cuyk, L (8, 1) Jim Russell, S (8, PH) Erv Palica, R (9, 1)		x 0-0 F5		x 0-0 F6		x 0-0 2B		x 0-3 K		

Inning Stats	R: 1	H: 2	R: 0	H: 1	R: 0	H: 1	R: 0	H: 1	R: 0	H: 1	R: 3	H: 4	R: 0	H: 0	R: 0	H: 0	R: 0	H: 0	1B: 8	SF: 0	WP: 0	PA: 42
	E: 0	LOB: 1	E: 0	LOB: 1	E: 0	LOB: 0	E: 0	LOB: 0	E: 0	LOB: 0	E: 0	LOB: 1	E: 0	LOB: 0	E: 0	LOB: 0	E: 0	LOB: 0	2B: 3	SAC: 0	PB: 0	
	K: 2	BB: 0	K: 0	BB: 0	K: 1	BB: 0	K: 0	BB: 0	K: 1	BB: 0	K: 1	BB: 0	K: 0	BB: 0	K: 1	BB: 0	K: 1	BB: 0	3B: 0	DP: 1	SB: 0	
	S: 9	P: 9	S: 4	P: 4	S: 4	P: 4	S: 3	P: 3	S: 6	P: 6	S: 8	P: 8	S: 9	P: 9	S: 3	P: 3	S: 5	P: 5	HR: 2	HBP: 0	CS: 1	

PITCHER	IP	WLS	BF	H	R	ER	SO	BB	IBB	HBP	BLK	WP	HR	S	P	ERA	WHIP
Sheldon Jones, R (1, 1) ERA: 4.78	7.0		32	12	5	4	6	0	0	0	0	0	2	44	44	5.14	1.714
Jack Kramer, R (8, 1) ERA: 3.46	3.0	W	10	1	0	0	2	0	0	0	0	0	0	14	14	0.00	0.333

Batter	1	2	3	4	5	6	7	8	9	AB R H RBI BB SO LOB	TOP																													
Cal Abrams, L (1, 8) OBP: 0.296, SLG: 0.136	0-0 CS 1B		0-0 6-3		0-0 1-2 1B		4-0 E BB		0-0 G3	4 0 2 0 1 0 1	<p>Brooklyn Dodgers @ Philadelphia Phillies Shibe Park, Philadelphia, PA Wed Sep 06 1950, 3:33 AM EDT Unknown</p> <p>livebaseballscorecards.com</p> <table border="1"> <tr><td>AB</td><td>31</td></tr> <tr><td>R</td><td>2</td></tr> <tr><td>H</td><td>6</td></tr> <tr><td>RBI</td><td>2</td></tr> <tr><td>BB</td><td>6</td></tr> <tr><td>SO</td><td>2</td></tr> <tr><td>LOB</td><td>12</td></tr> </table>	AB	31	R	2	H	6	RBI	2	BB	6	SO	2	LOB	12															
AB	31																																							
R	2																																							
H	6																																							
RBI	2																																							
BB	6																																							
SO	2																																							
LOB	12																																							
Pee Wee Reese, R (1, 6) OBP: 0.364, SLG: 0.378	4-0 WP 1-2 FC6-4 BB		0-0 P9		0-0 F9		0-0 E5 1-3 1B		0-0 4-3	4 1 1 0 1 0 3																														
Gene Hermanski, L (1, 7) OBP: 0.356, SLG: 0.461	4-0 FC6-4 1-2 BB		0-0 L7		0-0 4-3		0-3 K			3 0 0 0 1 1 2																														
Jackie Robinson, R (1, 4) OBP: 0.423, SLG: 0.502	0-0 FC6-4 1-2f 2-H		0-0 5-3		4-0 1-6-3 BB		0-0 SH3-4 F8 1B			3 1 1 1 1 0 1																														
Carl Furillo, R (1, 9) OBP: 0.363, SLG: 0.487	0-0 G3		0-0 F7		0-0 1-6-3		0-0 SH3-4 1-3			3 0 0 0 0 0 2																														
Gil Hodges, R (1, 3) OBP: 0.375, SLG: 0.495		0-0 6-3		0-0 6-3		4-0 BB		0-0 F8 3-H		3 0 0 1 1 0 0																														
Roy Campanella, R (1, 2) OBP: 0.370, SLG: 0.556		0-0 F2		0-0 4-3		0-0 4-3		0-0 5-3		4 0 0 0 0 0 2																														
Billy Cox, R (1, 5) OBP: 0.318, SLG: 0.381		0-0 FC6 1B		0-0 5-3		0-0 L7		0-3 K		4 0 1 0 0 1 0																														
Don Newcombe, L (1, 1) OBP: 0.333, SLG: 0.354		0-0 FC6 1-2f		4-0 1B BB		0-0 4-3		0-0 3B		3 0 1 0 1 0 1																														
Inning Stats	R: 1 E: 0 K: 0 S: 3	H: 1 LOB: 1 BB: 2 P: 11	R: 0 E: 0 K: 0 S: 4	H: 1 LOB: 1 BB: 0 P: 4	R: 0 E: 0 K: 0 S: 3	H: 0 LOB: 0 BB: 0 P: 3	R: 0 E: 0 K: 0 S: 3	H: 0 LOB: 0 BB: 0 P: 3	R: 0 E: 0 K: 0 S: 4	H: 1 LOB: 2 BB: 1 P: 8	R: 0 E: 0 K: 0 S: 3	H: 0 LOB: 2 BB: 2 P: 11	R: 0 E: 1 K: 1 S: 6	H: 1 LOB: 2 BB: 1 P: 10	R: 1 E: 0 K: 0 S: 4	H: 1 LOB: 0 BB: 0 P: 4	R: 0 E: 0 K: 1 S: 6	H: 1 LOB: 1 BB: 0 P: 6	1B: 5 2B: 0 3B: 1 HR: 0	SF: 0 SAC: 1 DP: 0 HBP: 0	WP: 1 PB: 0 SB: 0 CS: 1	PA: 38																		
PITCHER Bubba Church, R (1, 1) ERA: 2.17 Jim Konstanty, R (9, 1) ERA: 2.22	IP 8.0	WLS L	BF 34	H 5	R 2	ER 2	SO 1	BB 6	IBB 0	HBP 0	BLK 0	WP 1	HR 0	S 30	P 54	ERA 2.25	WHIP 1.375							PITCHER IP 1.0	WLS L	BF 4	H 1	R 0	ER 0	SO 1	BB 0	IBB 0	HBP 0	BLK 0	WP 0	HR 0	S 6	P 6	ERA 0.00	WHIP 1.000

Batter	1	2	3	4	5	6	7	8	9	AB R H RBI BB SO LOB	BOTTOM
--------	---	---	---	---	---	---	---	---	---	----------------------	--------

Eddie Waitkus, L (1, 3) OBP: 0.336, SLG: 0.352	0-0 F7		0-0 F8			0-0 F8		0-0 P7		4 0 0 0 0 0 1	<p>Brooklyn Dodgers @ Philadelphia Phillies</p> <p>Shibe Park, Philadelphia, PA</p> <p>Wed Sep 06 1950, 3:33 AM EDT</p> <p>Unknown</p>
Richie Ashburn, L (1, 8) OBP: 0.388, SLG: 0.429	0-0 3-1			0-0 FC1-6 1B		0-0 1B		0-0 G3		4 0 2 0 0 0 0	
Dick Sisler, L (1, 7) OBP: 0.375, SLG: 0.439	0-0 4-3			0-0 FC1-6 FC6-4 1-2f		0-3 K		0-0 1-3		4 0 0 0 0 1 2	
Del Ennis, R (1, 9) OBP: 0.359, SLG: 0.545		4-0 BB		0-0 FC6-4 1-2f		0-0 1-3		0-0 F9		3 0 0 0 1 0 1	
Willie Jones, R (1, 5) OBP: 0.358, SLG: 0.499		0-0 F5		0-0 F8		0-0 F8		0-0 F8		3 0 0 0 0 0 2	
Granny Hamner, R (1, 6) OBP: 0.320, SLG: 0.396		0-0 F5			0-0 6-3		0-0 F3			3 0 0 0 0 0 1	
Andy Seminick, R (1, 2) OBP: 0.412, SLG: 0.558		0-3 K			0-0 6-3			0-0 3-1		3 0 0 0 0 1 1	
Mike Goliat, R (1, 4) OBP: 0.310, SLG: 0.364			0-0 L5		0-0 6-3			0-0 5-3		3 0 0 0 0 0 0	
Bubba Church, R (1, 1) OBP: 0.195, SLG: 0.244			0-0 F5			0-0 5-3		0-0 1B		2 0 0 0 0 0 0	
Dick Whitman, L (8, PH) OBP: 0.311, SLG: 0.306										1 0 1 0 0 0 0	
Jim Konstanty, R (9, 1) OBP: 0.080, SLG: 0.080										0 0 0 0 0 0 0	

Inning Stats	R: 0 H: 0 E: 0 K: 0 S: 3	H: 0 LOB: 0 BB: 0 P: 3	R: 0 H: 0 E: 0 K: 1 S: 5	H: 0 LOB: 1 BB: 1 P: 9	R: 0 H: 0 E: 0 K: 0 S: 3	H: 0 LOB: 0 BB: 0 P: 3	R: 0 H: 1 E: 0 K: 0 S: 4	H: 1 LOB: 1 BB: 0 P: 4	R: 0 H: 0 E: 0 K: 0 S: 3	H: 0 LOB: 0 BB: 0 P: 3	R: 0 H: 1 E: 0 K: 1 S: 6	H: 1 LOB: 1 BB: 0 P: 6	R: 0 H: 0 E: 0 K: 0 S: 3	H: 0 LOB: 0 BB: 0 P: 3	R: 0 H: 1 E: 0 K: 0 S: 4	H: 1 LOB: 1 BB: 0 P: 4	R: 0 H: 0 E: 0 K: 0 S: 3	H: 0 LOB: 0 BB: 0 P: 3	1B: 3 SF: 0 2B: 0 SAC: 0 3B: 0 DP: 0 HR: 0 HBP: 0	WP: 0 PA: 31 PB: 0 SB: 0 CS: 0
--------------	--------------------------	------------------------	--------------------------	------------------------	--------------------------	------------------------	--------------------------	------------------------	--------------------------	------------------------	--------------------------	------------------------	--------------------------	------------------------	--------------------------	------------------------	--------------------------	------------------------	--	---

PITCHER Don Newcombe, R (1, 1) ERA: 3.55	IP 9.0 WLS W BF 31 H 3 R 0 ER 0 SO 2 BB 1 IBB 0 HBP 0 BLK 0 WP 0 HR 0 S 34 P 38 ERA 0.00 WHIP 0.444	PITCHER	IP WLS BF H R ER SO BB IBB HBP BLK WP HR S P ERA WHIP
--	---	---------	---

livebaseballscorecards.com

AB	30
R	0
H	3
RBI	0
BB	1
SO	2
LOB	8



Batter	1	2	3	4	5	6	7	8	9	AB R H RBI BB SO LOB	TOP																									
Cal Abrams, L (1, 8) OBP: 0.300, SLG: 0.125 Eddie Miksis, R (9, PH) OBP: 0.226, SLG: 0.254 Duke Snider, L (9, 8) OBP: 0.381, SLG: 0.543	0-3 K			0-3 K		4-0 FC6-4 BB			0-3 K	2 0 0 0 1 2 0 1 0 0 0 0 1 0 0 0 0 0 0 0 0	Brooklyn Dodgers @ Philadelphia Phillies Shibe Park, Philadelphia, PA Wed Sep 06 1950, 3:38 AM EDT Att: 32,279 - Unknown livebaseballscorecards.com																									
Pee Wee Reese, R (1, 6) OBP: 0.363, SLG: 0.375	0-0 F8			0-0 P9		0-0 FC6-4 1-2f			4-0 1B 1B 1B BB	3 1 0 0 1 0 1																										
Tommy Brown, R (1, 7) OBP: 0.313, SLG: 0.442	0-3 K			0-0 F3			0-0 F7		0-0 1B 1-2 1B 1B	4 1 1 0 0 1 0																										
Jackie Robinson, R (1, 4) OBP: 0.424, SLG: 0.501		0-0 6-3			0-0 L8		4-0 BLK BB		0-0 1B 1-2 2-3 1B 1B	3 1 1 0 1 0 0																										
Carl Furillo, R (1, 9) OBP: 0.361, SLG: 0.483		0-0 4-3			0-0 L8		0-0 F9 1-2		0-3 K	4 0 0 0 0 1 4																										
Gil Hodges, R (1, 3) OBP: 0.376, SLG: 0.495		0-0 5-3			0-0 1B		0-0 F2		0-0 E2 1-2 2-3 3-H 1B	4 0 2 2 0 0 1																										
Roy Campanella, R (1, 2) OBP: 0.368, SLG: 0.552 Bruce Edwards, R (8, 2) OBP: 0.217, SLG: 0.384			0-0 F3		0-0 F3			0-0 F5	4-0 BB	3 0 0 0 0 0 1 0 0 0 0 1 0 0																										
Billy Cox, R (1, 5) OBP: 0.315, SLG: 0.377			0-3 K			0-0 1-3		0-0 F8	0-0 P8	4 0 0 0 0 1 2																										
Don Newcombe, L (1, 1) OBP: 0.326, SLG: 0.346 Jim Russell, S (8, PH) OBP: 0.336, SLG: 0.437 Dan Bankhead, R (8, 1) OBP: 0.289, SLG: 0.278			0-3 K			0-3 K		0-0 6-3		2 0 0 0 0 2 0 1 0 0 0 0 0 0 0 0 0 0 0 0 0																										
Inning Stats	R: 0 E: 0 K: 2 S: 7	H: 0 LOB: 0 BB: 0 P: 7	R: 0 E: 0 K: 0 S: 3	H: 0 LOB: 0 BB: 0 P: 3	R: 0 E: 0 K: 2 S: 7	H: 0 LOB: 0 BB: 0 P: 7	R: 0 E: 0 K: 1 S: 5	H: 0 LOB: 0 BB: 0 P: 5	R: 0 E: 0 K: 0 S: 4	H: 1 LOB: 1 BB: 0 P: 4	R: 0 E: 0 K: 1 S: 5	H: 0 LOB: 1 BB: 1 P: 9	R: 0 E: 0 K: 0 S: 3	H: 0 LOB: 0 BB: 0 P: 3	R: 3 E: 1 K: 2 S: 10	H: 3 LOB: 2 BB: 2 P: 18	1B: 4 2B: 0 3B: 0 HR: 0	SF: 0 SAC: 0 DP: 0 HBP: 0	WP: 0 PB: 0 SB: 0 CS: 0	PA: 35																
PITCHER	IP WLS BF H R ER SO BB IBB HBP BLK WP HR S P ERA WHIP																																			
Curt Simmons, L (1, 1) ERA: 3.42 Jim Konstanty, R (9, 1) ERA: 2.21	8.1	L	30	2	2	2	7	3	0	0	1	0	0	41	53	2.16	0.600																			
	0.2	L	5	2	1	0	1	1	0	0	0	0	0	6	10	0.00	4.500																			

AB	31
R	3
H	4
RBI	2
BB	4
SO	8
LOB	9



Batter	1	2	3	4	5	6	7	8	9	AB R H RBI BB SO LOB
Eddie Waitkus, L OBP: 0.337, SLG: 0.357 (1, 3)	0-0 F6 ①		0-0 F8 3B		0-0 1B		0-0 3-1 ②			4 1 2 0 0 0 0
Richie Ashburn, L OBP: 0.387, SLG: 0.427 (1, 8)	0-0 5-3 2B 1B		0-0 F8 ①		0-0 F7 ②		0-0 F8 ③			4 1 1 1 0 0 1
Willie Jones, R OBP: 0.356, SLG: 0.495 (1, 5)	0-0 5-3 1-2		0-0 F5 ②		0-0 F8 ③		0-3 K2-3 ①			4 0 0 0 0 1 2
Del Ennis, R OBP: 0.362, SLG: 0.550 (1, 9)	0-0 2B ②		0-0 1B ③		0-0 1B 2B		0-0 5-3 ②			4 0 3 1 0 0 0
Dick Whitman, L OBP: 0.309, SLG: 0.298 (1, 7)	0-0 F5 ③		0-0 6-3 ③		4-0 FC5 1B BB		0-0 6-3 ③			3 0 0 0 1 0 2
Granny Hamner, R OBP: 0.321, SLG: 0.396 (1, 6)		0-0 P8 ①		0-0 CS 1B		0-0 FC5 1B 1-2 2-H		0-3 K ①		4 0 2 0 0 1 0
Andy Seminick, R OBP: 0.408, SLG: 0.551 (1, 2)		0-0 E6 FC6		0-3 K ① ②		0-0 FC5 FC6-4 1-2 2-3f		0-3 K ②		4 0 0 0 0 2 3
Mike Goliat, R OBP: 0.310, SLG: 0.361 Putsy Caballero, R OBP: 0.250, SLG: 0.182 (1, 4) (9, PR)		0-0 F8 ②		0-0 6-3 ③		0-0 FC6-4 ③ 1-2f		4-0 BB		3 0 0 0 1 0 3 0 0 0 0 0 0 0
Curt Simmons, L OBP: 0.222, SLG: 0.160 Jim Konstanty, R OBP: 0.080, SLG: 0.080 Bill Nicholson, L OBP: 0.318, SLG: 0.448 (1, 1) (9, 1) (9, PH)		0-0 FC6 ③ 1-2f		1-4-3 ①		4-3 ①		0-0 F4 ③		3 0 0 0 0 0 1 0 0 0 0 0 0 0 1 0 0 0 0 0 1


Inning Stats	R: 1 E: 0 K: 0 S: 5	H: 2 LOB: 1 BB: 0 P: 5	R: 0 E: 1 K: 0 S: 4	H: 0 LOB: 1 BB: 0 P: 4	R: 1 E: 0 K: 0 S: 5	H: 2 LOB: 1 BB: 0 P: 5	R: 0 E: 0 K: 1 S: 5	H: 1 LOB: 0 BB: 0 P: 5	R: 0 E: 0 K: 0 S: 4	H: 1 LOB: 1 BB: 0 P: 4	R: 0 E: 0 K: 0 S: 4	H: 2 LOB: 2 BB: 1 P: 8	R: 0 E: 0 K: 0 S: 3	H: 0 LOB: 0 BB: 0 P: 3	R: 0 E: 0 K: 1 S: 5	H: 0 LOB: 0 BB: 0 P: 5	R: 0 E: 0 K: 2 S: 7	H: 0 LOB: 1 BB: 1 P: 11	1B: 5 2B: 3 3B: 1 HR: 0	SF: 0 SAC: 0 DP: 1 HBP: 0	WP: 0 PB: 0 SB: 0 CS: 1	PA: 36
PITCHER	IP	WLS	BF	H	R	ER	SO	BB	IBB	HBP	BLK	WP	HR	S	P	ERA	WHIP					
Don Newcombe, R ERA: 3.52 (1, 1)	7.0		29	8	2	2	1	1	0	0	0	0	0	30	34	2.57	1.286					
Dan Bankhead, R ERA: 5.96 (8, 1)	2.0	W	7	0	0	0	3	1	0	0	0	0	0	12	16	0.00	0.500					

BOTTOM

Brooklyn Dodgers @ Philadelphia Phillies
 Shibe Park, Philadelphia, PA
 Wed Sep 06 1950, 3:38 AM EDT
 Att. 32,279 - Unknown

livebaseballscorecards.com

AB	34
R	2
H	8
RBI	2
BB	2
SO	4
LOB	13



Batter	1	2	3	4	5	6	7	8	9	AB R H RBI BB SO LOB	TOP	
Pee Wee Reese, R (1, 6) OBP: 0.363, SLG: 0.376 Eddie Miksis, R (8, 6) OBP: 0.226, SLG: 0.254	0-0 2B 2B	0-0 L7			0-0 F8			0-3 K		4 1 1 0 0 1 0 0 0 0 0 0 0 0	Brooklyn Dodgers @ Philadelphia Phillies Shibe Park, Philadelphia, PA Thu Sep 07 1950, 3:33 AM EDT Att. 24,624 - Unknown livebaseballscorecards.com	
Gene Hermanski, L (1, 7) OBP: 0.358, SLG: 0.466	0-0 L6-4 2H 2B		0-0 1B		0-0 1-3			0-0 F9		4 0 2 1 0 0 0		
Duke Snider, L (1, 8) OBP: 0.379, SLG: 0.538	0-0 L6-4 2-3		0-0 P7			0-0 4-3		0-0 L7		4 0 0 0 0 0 2		
Jackie Robinson, R (1, 4) OBP: 0.424, SLG: 0.501	0-0 1B		0-0 F4			0-0 6-3		0-0 CS 1B		4 0 2 0 0 0 1		
Carl Furillo, R (1, 9) OBP: 0.358, SLG: 0.480	0-0 6-3		0-0 P7			0-0 F9		0-0 6-3 1-2		4 0 0 0 0 0 3		
Gil Hodges, R (1, 3) OBP: 0.377, SLG: 0.502		0-0 HR		0-0 G5-4-3 1B			0-0 L7			3 1 2 1 0 0 0		
Bruce Edwards, R (1, 2) OBP: 0.220, SLG: 0.412		0-0 HR		0-0 G5-4-3 1-2f			0-0 F8			3 1 1 1 0 0 1		
Billy Cox, R (1, 5) OBP: 0.313, SLG: 0.374		0-0 5-3		0-0 F6			0-0 6-3			3 0 0 0 0 0 0		
Carl Erskine, R (1, 1) OBP: 0.364, SLG: 0.381 Ralph Branca, R (8, 1) OBP: 0.212, SLG: 0.310		0-0 P8			0-3 K			0-3 K		3 0 0 0 0 2 0 0 0 0 0 0 0 0		
Inning Stats	R: 1 H: 3 E: 0 LOB: 1 K: 0 BB: 0 S: 5 P: 5	R: 2 H: 2 E: 0 LOB: 0 K: 0 BB: 0 S: 5 P: 5	R: 0 H: 1 E: 0 LOB: 1 K: 0 BB: 0 S: 4 P: 4	R: 0 H: 1 E: 0 LOB: 0 K: 0 BB: 0 S: 3 P: 3	R: 0 H: 0 E: 0 LOB: 0 K: 1 BB: 0 S: 5 P: 5	R: 0 H: 0 E: 0 LOB: 0 K: 0 BB: 0 S: 3 P: 3	R: 0 H: 0 E: 0 LOB: 0 K: 0 BB: 0 S: 3 P: 3	R: 0 H: 0 E: 0 LOB: 0 K: 2 BB: 0 S: 7 P: 7	R: 0 H: 1 E: 0 LOB: 0 K: 0 BB: 0 S: 3 P: 3	1B: 4 SF: 0 2B: 3 SAC: 0 3B: 0 DP: 2 HR: 2 HBP: 0	WP: 0 PA: 32 PB: 0 SB: 0 CS: 1	
PITCHER Robin Roberts, R (1, 1) ERA: 3.1 Jim Konstanty, R (8, 1) ERA: 2.18	IP WLS BF H R ER SO BB IBB HBP BLK WP HR S P ERA WHIP	7.0 L 26 7 3 3 1 0 0 0 0 0 0 2 28 28 3.86 1.000	2.0 6 1 0 0 2 0 0 0 0 0 0 0 10 10 0.00 0.500	PITCHER IP WLS BF H R ER SO BB IBB HBP BLK WP HR S P ERA WHIP								ERA WHIP

Batter	1	2	3	4	5	6	7	8	9	AB	R	H	RBI	BB	SO	LOB
--------	---	---	---	---	---	---	---	---	---	----	---	---	-----	----	----	-----

Eddie Waitkus, L <small>(1, 3) OBP: 0.337, SLG: 0.355</small>	4-0 		0-0 G3 1-2		0-0 F8		0-0 F9			3	0	0	0	1	0	2
Richie Ashburn, L <small>(1, 8) OBP: 0.386, SLG: 0.430</small>	0-3 K		0-0 4-3			0-0 G3		0-0 3B		4	0	1	0	0	1	2
Willie Jones, R <small>(1, 5) OBP: 0.353, SLG: 0.491</small>	0-0 5-3 1-2			0-0 4-3		0-0 6-3		0-3 K		4	0	0	0	0	1	2
Del Ennis, R <small>(1, 9) OBP: 0.363, SLG: 0.562</small>	0-0 F7			0-0 HR		0-0 HR		0-3 K		4	2	2	2	0	1	2
Jackie Mayo, L <small>(1, 7)</small>		0-3 K		0-0 3-1		4-0 FC5-4 BB		0-0 F5		3	0	0	0	1	1	1
Granny Hamner, R <small>(1, 6) OBP: 0.320, SLG: 0.395</small>		0-0 F8		0-0 FC6-4 1B		0-0 FC5-4 1-2f		0-0 6-3		4	0	1	0	0	0	1
Andy Seminick, R <small>(1, 2) OBP: 0.404, SLG: 0.544</small>		0-0 F8		0-0 FC6-4 1-2f			0-0 F4		0-3 K	4	0	0	0	0	1	1
Mike Goliat, R <small>(1, 4) OBP: 0.312, SLG: 0.362</small> Putsy Caballero, R <small>(7, PR) OBP: 0.240, SLG: 0.174</small> <small>(8, 4)</small>			4-0 G3 BB		0-3 K		0-0 1B		0-0 F7	2	0	1	0	1	1	0
Robin Roberts, S <small>(1, 1) OBP: 0.170, SLG: 0.103</small> Dick Whitman, L <small>(7, PH) OBP: 0.307, SLG: 0.296</small> Jim Konstanty, R <small>(8, 1) OBP: 0.080, SLG: 0.080</small>			0-3 K		0-3 K		0-0 F9			1	0	0	0	0	0	1
										0	0	0	0	0	0	0

Inning Stats	R: 0	H: 0	E: 0	K: 1	S: 5	R: 0	H: 0	E: 0	K: 1	S: 5	R: 0	H: 0	E: 0	K: 1	S: 5	R: 1	H: 2	E: 0	K: 0	S: 5	R: 0	H: 0	E: 0	K: 2	S: 7	R: 1	H: 1	E: 0	K: 0	S: 4	R: 0	H: 1	E: 0	K: 0	S: 4	R: 0	H: 1	E: 0	K: 2	S: 8	R: 0	H: 0	E: 0	K: 1	S: 5	1B: 2	2B: 0	3B: 1	SF: 0	SAC: 0	DP: 0	HBP: 0	WP: 0	PA: 35
--------------	------	------	------	------	------	------	------	------	------	------	------	------	------	------	------	------	------	------	------	------	------	------	------	------	------	------	------	------	------	------	------	------	------	------	------	------	------	------	------	------	------	------	------	------	------	-------	-------	-------	-------	--------	-------	--------	-------	--------

PITCHER	IP	WLS	BF	H	R	ER	SO	BB	IBB	HBP	BLK	WP	HR	S	P	ERA	WHIP
Carl Erskine, R <small>(1, 1) ERA: 6.21</small>	7.0	W	29	5	2	2	5	3	0	0	0	0	0	36	48	2.57	1.143
Ralph Branca, R <small>(8, 1) ERA: 4.44</small>	2.0	S	6	0	0	0	3	0	0	0	0	0	0	12	12	0.00	0.000

BOTTOM

Brooklyn Dodgers @ Philadelphia Phillies
 Shibe Park, Philadelphia, PA
 Thu Sep 07 1950, 3:33 AM EDT
 Att. 24,624 - Unknown

livebaseballscorecards.com

AB	32
R	2
H	5
RBI	2
BB	3
SO	8
LOB	13



Batter	1	2	3	4	5	6	7	8	9	AB R H RBI BB SO LOB	TOP
Pee Wee Reese, R (1, 6) OBP: 0.364, SLG: 0.377	0-0 1B	0-0 1-3			0-3 K			0-0 HR 1B		4 1 2 0 0 1 2	
Gene Hermanski, L (1, 7) OBP: 0.356, SLG: 0.462	0-0 F7		0-0 SH5-4 BB 1B		0-0 3-1			0-0 F3		4 0 1 0 0 0 2	
Duke Snider, L (1, 8) OBP: 0.379, SLG: 0.543	0-3 K		4-0 L6 SH5-4 BB 1-2		0-3 K			0-0 HR		3 1 1 2 1 2 1	
Jackie Robinson, R (1, 4) OBP: 0.424, SLG: 0.500 Bobby Morgan, R (3, PH) OBP: 0.347, SLG: 0.407 (3, 5)	0-0 F5		0-0 SH5-4 1-2 2-3		0-0 5-3			0-0 5-3		1 0 0 0 0 0 1 2 0 0 0 0 0 0	
Carl Furillo, R (1, 9) OBP: 0.357, SLG: 0.478		0-0 E 1B 1B	0-0 L6 2-3		0-0 5-3			0-0 1-3		4 1 1 0 0 0 2	
Gil Hodges, R (1, 3) OBP: 0.376, SLG: 0.499		0-0 E5 1B 1-2		4-0 G6-4-3 BB			0-0 F9	0-0 5-3		3 0 0 0 1 0 1	
Bruce Edwards, R (1, 2) OBP: 0.221, SLG: 0.406		0-0 1-3 2-H 1B		0-3 K			0-0 4-3	0-0 6-3		4 0 1 1 0 1 1	
Billy Cox, R (1, 5) OBP: 0.310, SLG: 0.371 (3, 4)		0-0 F6		0-0 G6-4-3 1-2f			0-0 F8			3 0 0 0 0 0 3	
Erv Palica, R (1, 1) OBP: 0.224, SLG: 0.306 Cal Abrams, L (8, PH) OBP: 0.290, SLG: 0.120 Dan Bankhead, R (8, 1) OBP: 0.289, SLG: 0.278		0-3 K		0-0 B5-3				0-0 F7		2 0 0 0 0 1 2 1 0 0 0 0 0 0 0 0 0 0 0 0 0	
Inning Stats	R: 0 E: 0 K: 1 S: 6 H: 1 LOB: 1 BB: 0 P: 6	R: 1 E: 1 K: 1 S: 8 H: 2 LOB: 2 BB: 0 P: 8	R: 0 E: 0 K: 0 S: 3 H: 1 LOB: 1 BB: 1 P: 7	R: 0 E: 0 K: 1 S: 4 H: 0 LOB: 0 BB: 1 P: 8	R: 0 E: 0 K: 1 S: 5 H: 0 LOB: 0 BB: 0 P: 5	R: 0 E: 0 K: 1 S: 5 H: 0 LOB: 0 BB: 0 P: 5	R: 0 E: 0 K: 0 S: 3 H: 0 LOB: 0 BB: 0 P: 3	R: 2 E: 0 K: 0 S: 5 H: 2 LOB: 0 BB: 0 P: 5	R: 0 E: 0 K: 0 S: 3 H: 0 LOB: 0 BB: 0 P: 3	1B: 5 2B: 1 3B: 0 HR: 1 SF: 0 SAC: 1 DP: 2 HBP: 0	WP: 0 PB: 0 SB: 1 CS: 0 PA: 34
PITCHER Russ Meyer, R (1, 1) ERA: 5.52	IP 9.0 WLS W BF 34 H 6 R 3 ER 3 SO 5 BB 2 IBB 0 HBP 0 BLK 0 WP 0 HR 1 S 42 P 50 ERA 3.00 WHIP 0.889										

Brooklyn Dodgers @ Philadelphia Phillies
 Shibe Park, Philadelphia, PA
 Fri Sep 08 1950, 3:33 AM EDT
 Att. 14,727 - Unknown

AB	31
R	3
H	6
RBI	3
BB	2
SO	5
LOB	15



Batter	1	2	3	4	5	6	7	8	9	AB	R	H	RBI	BB	SO	LOB
Eddie Waitkus, L OBP: 0.341, SLG: 0.359 (1, 3) X	0-0 FC2-6 1B	0-0 6-3 E 2-H 1B		4-0 BB		0-0 2-H 2B		0-0 F7		4	0	3	2	1	0	1
Richie Ashburn, L OBP: 0.385, SLG: 0.427 (1, 8) X	0-0 FC2-6 1B 1-2f	0-0 E4 6-3 1-2		0-0 L9		4-0 G6-4-3 BB				3	1	0	0	1	0	3
Willie Jones, R OBP: 0.352, SLG: 0.489 (1, 5) X	0-0 1B 1-2	0-0 6-3 1-2 2-3		0-0 P9		0-0 G6-4-3 1-2f				4	1	1	0	0	0	5
Del Ennis, R OBP: 0.364, SLG: 0.559 (1, 9) X	0-0 F5	4-0 IBB			0-0 L1			4-0 FC3-6 BB		2	0	0	0	2	0	2
Jackie Mayo, L OBP: 0.250, SLG: 0.143 (1, 7) X	0-0 1B 1-2 2-3	0-3 K			0-0 B5-3			0-0 FC3-6 CS 1-2f		4	0	1	0	0	1	4
Granny Hamner, R OBP: 0.321, SLG: 0.395 (1, 6) X	0-0 1B 1-3 2-H 3-H		0-0 6-3		1-0 HBP			0-3 K 1-2		3	0	1	2	0	1	1
Andy Seminick, R OBP: 0.399, SLG: 0.538 (1, 2) X	0-0 F6		0-0 F4		0-0 6-3			0-0 F7		4	0	0	0	0	0	3
Mike Goliat, R OBP: 0.316, SLG: 0.364 (1, 4) X		0-0 SH3-4 1B	0-3 K			0-0 SH5-4 2B 1B		4-0 SH2-4 BB		3	2	2	0	1	1	0
Russ Meyer, S OBP: 0.163, SLG: 0.167 (1, 1) X		0-0 SH3-4 1-2		0-0 5-3		0-0 SH5-4 1-2		0-0 SH2-4		1	0	0	0	0	0	0

Inning Stats	R: 2	H: 4	E: 0	LOB: 2	K: 0	BB: 0	S: 7	P: 7	R: 1	H: 2	E: 1	LOB: 3	K: 1	BB: 1	S: 8	P: 12	R: 0	H: 0	E: 0	LOB: 0	K: 1	BB: 0	S: 5	P: 5	R: 0	H: 0	E: 0	LOB: 1	K: 0	BB: 1	S: 3	P: 7	R: 0	H: 0	E: 0	LOB: 1	K: 0	BB: 0	S: 3	P: 4	R: 1	H: 2	E: 0	LOB: 1	K: 0	BB: 1	S: 4	P: 8	R: 0	H: 0	E: 0	LOB: 0	K: 1	BB: 1	S: 4	P: 8	R: 0	H: 0	E: 0	LOB: 1	K: 0	BB: 1	S: 3	P: 7
--------------	------	------	------	--------	------	-------	------	------	------	------	------	--------	------	-------	------	-------	------	------	------	--------	------	-------	------	------	------	------	------	--------	------	-------	------	------	------	------	------	--------	------	-------	------	------	------	------	------	--------	------	-------	------	------	------	------	------	--------	------	-------	------	------	------	------	------	--------	------	-------	------	------

PITCHER	IP	WLS	BF	H	R	ER	SO	BB	IBB	HBP	BLK	WP	HR	S	P	ERA	WHIP
Erv Palica, R ERA: 4.1 (1, 1)	7.0	L	33	8	4	4	3	3	1	1	0	0	0	34	51	5.14	1.571
Dan Bankhead, R ERA: 5.91 (8, 1)	1.0		4	0	0	0	0	1	0	0	0	0	0	3	7	0.00	1.000


BOTTOM

Brooklyn Dodgers @ Philadelphia Phillies
Shibe Park, Philadelphia, PA

Fri Sep 08 1950, 3:33 AM EDT
Att. 14,727 - Unknown

AB	28
R	4
H	8
RBI	4
BB	5
SO	3
LOB	19

livebaseballscorecards.com



1B: 7	SF: 0	WP: 0	PA: 37
2B: 1	SAC: 3	PB: 0	
3B: 0	DP: 1	SB: 0	
HR: 0	HBP: 1	CS: 1	

Batter	1	2	3	4	5	6	7	8	9	AB R H RBI BB SO LOB	TOP
Pee Wee Reese, R (1, 6) OBP: 0.363, SLG: 0.375	0-0 5-3			x 0-0 F7		B B B B 4-0 BB		x 0-0 5-3		3 0 0 0 1 0 1	
Gene Hermanski, L (1, 7) OBP: 0.358, SLG: 0.463	0-0 4-3			x 0-0 FC4-6 1B		x 0-0 G3		x 0-0 FC1-5 1B		4 0 2 0 0 0 1	
Duke Snider, L (1, 8) OBP: 0.380, SLG: 0.542	4-0 CS BB			x 0-0 FC4-6 1-2f		x 0-0 F8		x 0-0 1-2 FC1-5 1B		3 0 1 0 1 0 1	
Gil Hodges, R (1, 3) OBP: 0.374, SLG: 0.495	0-0 CS 1-2	0-3 K		x 0-0 1-3		x 0-0 E5		x 0-0 1-2 2-3f FC1-5		4 0 0 0 0 1 3	
Carl Furillo, R (1, 9) OBP: 0.355, SLG: 0.474			x 0-0 5-3		x 0-0 5-3		S S S S 0-3 K	x 0-0 2 F7		4 0 0 0 0 1 3	
Bobby Morgan, R (1, 5) Cal Abrams, L (9, PH) OBP: 0.281, SLG: 0.115			x 0-0 F7		B B B B 4-0 G5-4-3 BB		S S S S 0-3 K	S S S S 0-3 3 K		2 0 0 0 1 1 1 1 0 0 0 0 1 2	
Bruce Edwards, R (1, 2) OBP: 0.224, SLG: 0.413				x 0-0 6-3		x 0-0 G5-4-3 1-2f		x 0-0 2B		3 0 1 0 0 0 1	
Billy Cox, R (1, 4) OBP: 0.308, SLG: 0.368				x 0-0 5-3		x 0-0 F8		x 0-0 5-3		3 0 0 0 0 0 1	
Preacher Roe, R (1, 1) Tommy Brown, R (8, PH) Dan Bankhead, R (8, 1) OBP: 0.289, SLG: 0.278				x 0-0 F8		S S S S 0-3 K		x 0-0 2 6-3		2 0 0 0 0 1 0 1 0 0 0 0 0 1 0 0 0 0 0 0 0	
Inning Stats	R: 0 E: 0 K: 0 S: 2 H: 0 LOB: 0 BB: 1 P: 6	R: 0 E: 0 K: 1 S: 5 H: 0 LOB: 0 BB: 0 P: 5	R: 0 E: 0 K: 0 S: 3 H: 0 LOB: 0 BB: 0 P: 3	R: 0 E: 0 K: 0 S: 4 H: 1 LOB: 1 BB: 0 P: 4	R: 0 E: 0 K: 0 S: 2 H: 0 LOB: 0 BB: 1 P: 6	R: 0 E: 0 K: 1 S: 5 H: 0 LOB: 1 BB: 1 P: 9	R: 0 E: 1 K: 2 S: 8 H: 0 LOB: 1 BB: 0 P: 8	R: 0 E: 0 K: 0 S: 4 H: 1 LOB: 1 BB: 0 P: 4	R: 0 E: 0 K: 1 S: 7 H: 2 LOB: 2 BB: 0 P: 7	1B: 3 2B: 1 3B: 0 HR: 0 SF: 0 SAC: 0 DP: 1 HBP: 0	WP: 0 PB: 0 SB: 0 CS: 1 PA: 34
PITCHER Sal Maglie, R (1, 1) ERA: 2.57	IP 9.0 WLS W BF 33 H 4 R 0 ER 0 SO 5 BB 3 IBB 0 HBP 0 BLK 0 WP 0 HR 0 S 40 P 52 ERA 0.00 WHIP 0.778										

Brooklyn Dodgers @ New York Giants
 Polo Grounds, New York, NY
 Sat Sep 09 1950, 3:33 AM EDT
 Att: 25,506 - Unknown

AB	30
R	0
H	4
RBI	0
BB	3
SO	5
LOB	15



WP: 0	PA: 34
PB: 0	
SB: 0	
CS: 1	

Batter	1	2	3	4	5	6	7	8	9
Eddie Stanky, R OBP: 0.466, SLG: 0.403 (1, 4)	0-0 4-3		0-3 K		0-0 F7			4-0 SH1-4 1B BB	
Whitey Lockman, L OBP: 0.354, SLG: 0.420 (1, 7)	0-0 3-1		0-0 4-1		0-0 4-3			0-0 SH1-4 1B 1-2	
Alvin Dark, R OBP: 0.333, SLG: 0.456 (1, 6)	0-0 HR		0-0 F2			0-0 HR		0-0 SH1-4 1-2 2-3	
Monte Irvin, R OBP: 0.392, SLG: 0.474 (1, 3) Tookie Gilbert, L OBP: 0.316, SLG: 0.310 (9, 3)	0-0 5-3			0-0 6-3		0-0 F4		4-0 IBB	
Wes Westrum, R OBP: 0.375, SLG: 0.464 (1, 2)		0-3 K		4-0 1B BB		0-0 F6		0-3 K	
Don Mueller, L OBP: 0.333, SLG: 0.392 (1, 9)		0-0 2B 1B		0-0 1-2 1B		0-0 L4		0-0 4-3	
Bobby Thomson, R OBP: 0.306, SLG: 0.396 (1, 8)		0-0 2B 1-2		0-0 L7			0-0 F8		
Hank Thompson, L OBP: 0.391, SLG: 0.467 (1, 5)		4-0 BB		0-0 6-3		0-3 K		0-3 K	
Sal Maglie, R OBP: 0.153, SLG: 0.179 (1, 1)		0-3 K		0-3 K			0-3 K		

AB	R	H	RBI	BB	SO	LOB
3	0	0	0	1	1	0
4	0	1	0	0	0	0
3	2	2	2	0	0	0
3	0	0	0	1	0	0
0	0	0	0	0	0	0
3	0	0	0	1	2	3
4	0	2	0	0	0	3
3	0	1	0	0	0	2
2	0	0	0	1	1	2
3	0	0	0	0	3	2

BOTTOM	
AB	28
R	2
H	6
RBI	2
BB	4
SO	7
LOB	12
	
WP: 0 PA: 33	
PB: 0	
SB: 0	
CS: 0	

Inning Stats		R	H	E	K	S	R	H	E	K	S	R	H	E	K	S	R	H	E	K	S	R	H	E	K	S	R	H	E	K	S													
R: 1 H: 1 E: 0 K: 0 S: 4		1	1	0	0	4	R: 0 H: 2 E: 0 K: 2 S: 8	2	2	0	2	R: 0 H: 0 E: 0 K: 1 S: 5	0	0	0	5	R: 0 H: 1 E: 0 K: 0 S: 4	1	2	0	1	8	R: 0 H: 0 E: 0 K: 1 S: 5	0	0	0	0	5	R: 1 H: 1 E: 0 K: 0 S: 4	1	1	0	0	4	R: 0 H: 0 E: 0 K: 2 S: 7	0	0	0	7	R: 0 H: 1 E: 0 K: 1 S: 6	1	3	2	14
PITCHER		IP	WLS	BF	H	R	ER	SO	BB	IBB	HBP	BLK	WP	HR	S	P	ERA	WHIP																										
Preacher Roe, L (1, 1) ERA: 3.2		7.0	L	27	5	2	2	6	2	0	0	0	0	2	37	45	2.57	1.000																										
Dan Bankhead, R (8, 1) ERA: 5.86		1.0		6	1	0	0	1	1	1	0	0	0	0	6	14	0.00	2.000																										

Brooklyn Dodgers @ New York Giants
Polo Grounds, New York, NY
Sat Sep 09 1950, 3:33 AM EDT
Att. 25,506 - Unknown

livebaseballscorecards.com

Batter	1	2	3	4	5	6	7	8	9	AB R H RBI BB SO LOB	TOP									
Pee Wee Reese, R (1, 6) OBP: 0.362, SLG: 0.374	0-0 4-3		0-0 F8		0-0 1-3 3-H 1B			0-0 4-3		4 0 1 1 0 0 0	Brooklyn Dodgers @ New York Giants Polo Grounds, New York, NY Sun Sep 10 1950, 3:33 AM EDT Att: 27,602 - Unknown									
Gene Hermanski, L (1, 7) OBP: 0.357, SLG: 0.463	0-0 3-1		0-0 3-1		0-0 G3-2			0-0 2B		4 0 1 0 0 0 2										
Duke Snider, L (1, 8) OBP: 0.378, SLG: 0.538	0-0 4-3			0-0 F8				0-0 1-3		4 0 0 0 0 0 1										
Gil Hodges, R (1, 3) OBP: 0.376, SLG: 0.502		0-0 HR 1B		4-0 FC1-6 BB				0-0 HR		3 2 2 1 1 0 0										
Carl Furillo, R (1, 9) OBP: 0.352, SLG: 0.471		0-0 F2		0-0 FC1-6 FC5-4 1-2f		0-3 K		0-0 5-3		4 0 0 0 0 1 2										
Bobby Morgan, R (1, 5) OBP: 0.345, SLG: 0.416		0-0 HR		0-0 FC5-4 1-2f			0-0 5-3		4 1 1 2 0 0 1											
Bruce Edwards, R (1, 2) OBP: 0.225, SLG: 0.407		0-0 5-3			0-0 FC6-4 E 1B 1B		0-0 F8		4 1 1 0 0 0 0											
Billy Cox, R (1, 4) OBP: 0.306, SLG: 0.365		0-0 5-3			0-0 E4 FC6-4 1-2		0-3 K		3 0 0 0 0 1 1											
Don Newcombe, L (1, 1) OBP: 0.319, SLG: 0.337			0-3 K		0-0 FC6-4 1B G3-2 1-2f 2-3			0-0 1B		2 0 0 0 0 1 2										
Erv Palica, R (5, PR) OBP: 0.224, SLG: 0.306										0 0 0 0 0 0 0										
Chris Van Cuyk, L (5, 1)										0 0 0 0 0 0 0										
Cal Abrams, L (8, PH) OBP: 0.303, SLG: 0.148										1 0 1 0 0 0 0										
Joe Hatten, R (8, 1) OBP: 0.125, SLG: 0.125										0 0 0 0 0 0 0										
Inning Stats	R: 0 E: 0 K: 0 S: 3	H: 0 LOB: 0 BB: 0 P: 3	R: 2 E: 0 K: 0 S: 5	H: 2 LOB: 0 BB: 0 P: 5	R: 0 E: 0 K: 1 S: 5	H: 0 LOB: 1 BB: 1 P: 7	R: 1 E: 1 K: 0 S: 5	H: 2 LOB: 1 BB: 0 P: 5	R: 0 E: 0 K: 1 S: 5	H: 0 LOB: 0 BB: 0 P: 5	R: 0 E: 0 K: 1 S: 5	H: 0 LOB: 0 BB: 0 P: 5	R: 0 E: 0 K: 0 S: 4	H: 2 LOB: 1 BB: 0 P: 4	R: 1 E: 0 K: 0 S: 4	H: 1 LOB: 0 BB: 0 P: 4	1B: 4 2B: 2 3B: 0 HR: 2	SF: 0 SAC: 0 DP: 1 HBP: 0	WP: 0 PB: 0 SB: 0 CS: 0	PA: 34
PITCHER Larry Jansen, R (1, 1) ERA: 3.13	IP: 9.0 WLS: W BF: 34 H: 7 R: 4 ER: 3 SO: 3 BB: 1 IBB: 0 HBP: 0 BLK: 0 WP: 0 HR: 2 S: 39 P: 43 ERA: 3.00 WHIP: 0.889																			

livebaseballscorecards.com

AB	33
R	4
H	7
RBI	4
BB	1
SO	3
LOB	9



Batter	1	2	3	4	5	6	7	8	9
Eddie Stanky, R OBP: 0.464, SLG: 0.400 (1, 4)	0-0 L7		4-0 F8 1B FC4-6 BB	0-3 K			0-0 F7		
Whitey Lockman, L OBP: 0.355, SLG: 0.419 (1, 7)	4-0 2B BB		0-0 FC4-6 1-2 1B		0-0 F1		0-3 K2-3		
Don Mueller, L OBP: 0.332, SLG: 0.393 (1, 9)	0-0 HR 2B		0-0 F8		0-0 F8		0-0 F3		
Hank Thompson, L OBP: 0.388, SLG: 0.462 (1, 5)	0-0 F5		0-0 FC4-6		0-0 L8		0-0 F5		
Monte Irvin, R OBP: 0.393, SLG: 0.485 (1, 3)	0-0 HR		0-0 F4		0-0 F8		0-0 BB 1B		
Tookie Gilbert, L OBP: 0.316, SLG: 0.310 (9, 3)	2-H HR								
Wes Westrum, R OBP: 0.376, SLG: 0.470 (1, 2)	0-0 6-3			0-0 HR		0-0 F5		4-0 BB	
Alvin Dark, R OBP: 0.332, SLG: 0.455 (1, 6)		0-0 5-3		0-0 6-3		0-0 1B		0-0 F7	
Bobby Thomson, R OBP: 0.308, SLG: 0.404 (1, 8)		0-0 CS 1B		0-0 HR		0-3 K			
Larry Jansen, R OBP: 0.195, SLG: 0.226 (1, 1)		0-3 K		0-0 1-3			0-3 K		

Inning Stats	R: 3	H: 2	E: 0	K: 0	S: 5	H: 2	LOB: 0	BB: 1	P: 9	R: 0	H: 1	E: 0	K: 1	S: 5	H: 1	LOB: 0	BB: 0	P: 5	R: 1	H: 1	E: 0	K: 0	S: 4	H: 1	LOB: 1	BB: 1	P: 8	R: 2	H: 2	E: 0	K: 1	S: 7	H: 0	LOB: 0	BB: 0	P: 3	R: 0	H: 1	E: 0	K: 1	S: 6	H: 0	LOB: 0	BB: 0	P: 6	R: 0	H: 0	E: 0	K: 2	S: 7	H: 1	LOB: 2	BB: 1	P: 8
--------------	------	------	------	------	------	------	--------	-------	------	------	------	------	------	------	------	--------	-------	------	------	------	------	------	------	------	--------	-------	------	------	------	------	------	------	------	--------	-------	------	------	------	------	------	------	------	--------	-------	------	------	------	------	------	------	------	--------	-------	------

PITCHER															PITCHER																																			
IP	WLS	BF	H	R	ER	SO	BB	IBB	HBP	BLK	WP	HR	S	P	ERA	WHIP	IP	WLS	BF	H	R	ER	SO	BB	IBB	HBP	BLK	WP	HR	S	P	ERA	WHIP																	
Don Newcombe, R ERA: 3.7 (1, 1)	4.0	L	19	6	6	6	2	2	0	0	0	3	21	29	13.50	2.000	Chris Van Cuyk, L ERA: 4.06 (5, 1)	3.0		10	1	0	0	3	0	0	0	0	0	0.00	0.333	Joe Hatten, L ERA: 4.66 (8, 1)	1.0		5	1	0	0	0	1	0	0	0	0	0	0	0	0	0.00	2.000

AB R H RBI BB SO LOB

BOTTOM						
3	1	0	0	1	1	0
3	1	1	0	1	1	0
4	1	1	1	0	0	2
4	0	0	1	0	0	2
4	1	2	2	0	0	1
0	0	0	0	0	0	0
3	1	1	1	1	0	0
4	0	1	0	0	0	2
3	1	2	1	0	1	1
3	0	0	0	0	2	1

AB	31
R	6
H	8
RBI	6
BB	3
SO	5
LOB	9



Brooklyn Dodgers @ New York Giants
Polo Grounds, New York, NY
Sun Sep 10 1950, 3:33 AM EDT
Att. 27,602 - Unknown

livebaseballscorecards.com

WP: 0	PA: 34
PB: 0	
SB: 0	
CS: 1	

Batter	1	2	3	4	5	6	7	8	9	AB R H RBI BB SO LOB	TOP											
Lloyd Merriman, L (1, 8) OBP: 0.325, SLG: 0.348	0-0 L8		0-0 F8		0-0 1-3			0-3 K		4 0 0 0 0 1 1	Cincinnati Reds @ Brooklyn Dodgers Ebbets Field, Brooklyn, NY Tue Sep 12 1950, 3:33 AM EDT Att. 3,323 - Unknown											
Grady Hatton, L (1, 5) OBP: 0.360, SLG: 0.385	0-0 4-3		0-0 F9		0-0 F5		0-0 BB	4-0 BB		3 0 0 0 1 0 0												
Johnny Wyrostek, L (1, 9) OBP: 0.385, SLG: 0.459	0-0 E6			0-0 3-1		0-0 F9		0-0 FC5		4 0 0 0 0 0 2												
Ted Kluszewski, L (1, 3) OBP: 0.355, SLG: 0.550	0-0 G3			0-0 HR		0-3 K			0-0 4-3	4 1 1 1 0 1 1												
Joe Adcock, R (1, 7) OBP: 0.320, SLG: 0.386		0-0 6-3		0-0 L5		0-0 F4			0-0 1-3	4 0 0 0 0 0 0												
Johnny Pramesa, R (1, 2) OBP: 0.368, SLG: 0.448		4-0 FC6-4 BB		0-0 1B		0-0 5-3			0-0 6-3	3 0 1 0 1 0 0												
Connie Ryan, R (1, 4) OBP: 0.357, SLG: 0.368		0-3 K		0-0 1-3		0-0 5-3				3 0 0 0 0 1 2												
Virgil Stallcup, R (1, 6) OBP: 0.288, SLG: 0.369		0-0 FC6-4 1-2f			0-0 L7		0-0 5-3			3 0 0 0 0 0 1												
Ewell Blackwell, R (1, 1) OBP: 0.146, SLG: 0.115			0-3 K		0-0 6-3		0-0 FC5 2B			3 0 1 0 0 1 0												
Inning Stats	R: 0 E: 1 K: 0 S: 4	H: 0 LOB: 1 BB: 0 P: 4	R: 0 E: 0 K: 1 S: 5	H: 0 LOB: 1 BB: 1 P: 9	R: 0 E: 0 K: 1 S: 5	H: 0 LOB: 0 BB: 0 P: 5	R: 1 E: 0 K: 0 S: 5	H: 2 LOB: 1 BB: 0 P: 5	R: 0 E: 0 K: 0 S: 3	H: 0 LOB: 0 BB: 0 P: 3	R: 0 E: 0 K: 1 S: 5	H: 0 LOB: 0 BB: 0 P: 5	R: 0 E: 0 K: 0 S: 3	H: 0 LOB: 0 BB: 0 P: 3	R: 0 E: 0 K: 1 S: 6	H: 1 LOB: 2 BB: 1 P: 10	R: 0 E: 0 K: 0 S: 3	H: 0 LOB: 0 BB: 0 P: 3	1B: 1 2B: 1 3B: 0 HR: 1	SF: 0 SAC: 0 DP: 0 HBP: 0	WP: 0 PB: 0 SB: 0 CS: 0	PA: 33
PITCHER Carl Erskine, R (1, 1) ERA: 5.51	IP 9.0	WLS W	BF 33	H 3	R 1	ER 1	SO 4	BB 2	IBB 0	HBP 0	BLK 0	WP 0	HR 1	S 39	P 47	ERA 1.00	WHIP 0.556					PITCHER IP WLS BF H R ER SO BB IBB HBP BLK WP HR S P ERA WHIP

livebaseballscorecards.com

AB	31
R	1
H	3
RBI	1
BB	2
SO	4
LOB	7



Batter	1	2	3	4	5	6	7	8	9
Pee Wee Reese, R OBP: 0.361, SLG: 0.371 (1, 6) X	0-0 5-3			4-0 1B PB FC3-6 BB		0-3 K		0-0 FC4-2-5-2 4-3 1-3	
Gene Hermanski, L OBP: 0.359, SLG: 0.462 (1, 7) X	0-0 4-3			0-0 1-3 FC3-6 1B		4-0 BB		0-0 4-3 2-3 3-H	
Duke Snider, L OBP: 0.375, SLG: 0.533 (1, 8) X	0-0 4-3			0-0 1-2f 3-H FC3-6 CS		0-0 F6		0-0 4-3	
Gil Hodges, R OBP: 0.376, SLG: 0.500 (1, 3)		0-3 K		4-0 1-2 BB		0-3 K			
Carl Furillo, R OBP: 0.350, SLG: 0.468 (1, 9) X		0-0 6-3		0-0 F9		0-0 L3			
Bobby Morgan, R OBP: 0.340, SLG: 0.409 (1, 5)		0-3 K			0-0 F8		0-0 L7		
Bruce Edwards, R OBP: 0.228, SLG: 0.400 (1, 2) X			0-0 1-3		0-0 6-3			1-0 SH WP HBP	
Billy Cox, R OBP: 0.304, SLG: 0.363 (1, 4) X			0-0 5-3		0-0 4-3			0-0 SH WP 4-3 1-3	
Carl Erskine, R OBP: 0.360, SLG: 0.348 (1, 1) S			0-3 K			0-0 6-3		4-0 FC4-2-5-2 2-3 3-H BB	

Inning Stats	R: 0	H: 0	E: 0	LOB: 0	K: 0	BB: 0	S: 3	P: 3
	R: 0	H: 0	E: 0	LOB: 0	K: 2	BB: 0	S: 7	P: 7
	R: 0	H: 0	E: 0	LOB: 0	K: 1	BB: 0	S: 5	P: 5
	R: 1	H: 1	E: 0	LOB: 1	K: 0	BB: 2	S: 3	P: 11
	R: 0	H: 0	E: 0	LOB: 0	K: 0	BB: 0	S: 3	P: 3
	R: 0	H: 0	E: 0	LOB: 1	K: 1	BB: 1	S: 5	P: 9
	R: 0	H: 0	E: 0	LOB: 0	K: 1	BB: 0	S: 5	P: 5
	R: 2	H: 0	E: 1	LOB: 1	K: 0	BB: 1	S: 4	P: 9

PITCHER	IP	WLS	BF	H	R	ER	SO	BB	IBB	HBP	BLK	WP	HR	S	P	ERA	WHIP
Ewell Blackwell, R ERA: 3.31 (1, 1)	8.0	L	30	1	3	0	5	4	0	1	0	1	0	35	52	0.00	0.625

BOTTOM

Cincinnati Reds @ Brooklyn Dodgers
Ebbets Field, Brooklyn, NY
Tue Sep 12 1950, 3:33 AM EDT
Att. 3,323 - Unknown

AB	R	H	RBI	BB	SO	LOB
3	1	0	0	1	1	2
3	0	1	1	1	0	1
4	0	0	1	0	0	3
2	0	0	0	1	2	0
3	0	0	0	0	0	1
3	0	0	0	0	1	0
2	1	0	0	0	0	0
2	1	0	0	0	0	0
2	0	0	0	1	1	0

AB	24
R	3
H	1
RBI	2
BB	4
SO	5
LOB	7

B

WP	PA
1	30

Batter	1	2	3	4	5	6	7	8	9	AB R H RBI BB SO LOB	TOP	
Lloyd Merriman, L (1, 8) OBP: 0.324, SLG: 0.346	0-0 4-3 WP 4-3 1B		0-0 4-3		0-0 F7			0-0 3-1		4 1 1 0 0 0 1	Cincinnati Reds @ Brooklyn Dodgers Ebbets Field, Brooklyn, NY Thu Sep 14 1950, 3:33 AM EDT Unknown	
Grady Hatton, L (1, 5) OBP: 0.359, SLG: 0.382	0-0 4-3 1-2		4-0 BB		0-0 F7			0-0 3-1		3 0 0 0 1 0 1		
Johnny Wyrostek, L (1, 9) OBP: 0.382, SLG: 0.455	0-0 4-3 2-3		0-0 G3		0-0 1-3			0-0 F7		4 0 0 0 0 0 2		
Ted Kluszewski, L (1, 3) OBP: 0.354, SLG: 0.547	0-0 F3 3-H			0-0 F8		0-0 F3		0-0 FC5-4 1B		4 0 1 0 0 0 0		
Joe Adcock, R (1, 7) OBP: 0.319, SLG: 0.395		0-0 HR		0-0 F7		0-0 5-3		0-0 FC5-4 BB 1-2f		4 1 1 1 0 0 1		
Johnny Pramesa, R (1, 2) OBP: 0.373, SLG: 0.451		0-0		0-0 L8				4-0 FC6-4 BB 1-2		3 0 2 0 0 0 0		
Bobby Adams, R (7, PR) OBP: 0.365, SLG: 0.423		G6-4-3 1B								0 0 0 0 0 0 0		
Dixie Howell, R (7, 2) OBP: 0.332, SLG: 0.301										0 0 0 0 1 0 0		
Connie Ryan, R (1, 4) OBP: 0.354, SLG: 0.365		0-0 G6-4-3 1-2f		0-0 5-3		0-0 F5		0-3 K		4 0 0 0 0 1 4		
Virgil Stallcup, R (1, 6) OBP: 0.285, SLG: 0.366		0-3 K		0-0 6-3		0-0 F8		0-0 FC6-4 1-2f		4 0 0 0 0 1 3		
Ken Raffensberger, R (1, 1) OBP: 0.188, SLG: 0.211			0-0 1-3		0-0			0-0 HR		0 0 0 0 0 0 0		
Frank Smith, R (1, 1) OBP: 0.105, SLG: 0.105										2 0 1 0 0 0 0		
Ted Tappe, L (8, PH) OBP: 1.000, SLG: 4.000										1 1 1 1 0 0 0		
Bud Byerly, R (8, 1)										0 0 0 0 0 0 0		
Inning Stats	R: 1 H: 1 E: 0 LOB: 0 K: 0 BB: 0 S: 4 P: 4	R: 1 H: 2 E: 0 LOB: 0 K: 1 BB: 0 S: 6 P: 6	R: 0 H: 0 E: 0 LOB: 1 K: 0 BB: 1 S: 3 P: 7	R: 0 H: 0 E: 0 LOB: 0 K: 0 BB: 0 S: 3 P: 3	R: 0 H: 1 E: 0 LOB: 1 K: 0 BB: 0 S: 4 P: 4	R: 0 H: 0 E: 0 LOB: 0 K: 0 BB: 0 S: 3 P: 3	R: 0 H: 1 E: 0 LOB: 1 K: 0 BB: 0 S: 4 P: 4	R: 1 H: 1 E: 0 LOB: 0 K: 0 BB: 0 S: 4 P: 4	R: 0 H: 1 E: 0 LOB: 2 K: 1 BB: 1 S: 6 P: 10	1B: 5 SF: 0 2B: 0 SAC: 0 3B: 0 DP: 1 HR: 2 HBP: 0	WP: 1 PA: 35 PB: 0 SB: 0 CS: 0	
PITCHER Erv Palica, R (1, 1) ERA: 4.04	IP WLS BF H R ER SO BB IBB HBP BLK WP HR S P ERA WHIP	9.0 W 35 7 3 3 2 2 0 0 0 0 1 2 37 45 3.00 1.000										

livebaseballscorecards.com

AB 33
R 3
H 7
RBI 2
BB 2
SO 2
LOB 12



Batter	1	2	3	4	5	6	7	8	9
Pee Wee Reese, R OBP: 0.360, SLG: 0.369 (1, 6)	0-0 F9	4-0 G5-4-3 BB		0-0 F7		0-0 F4			
Tommy Brown, R OBP: 0.321, SLG: 0.413 (1, 7)	4-0 2B BB	0-0 G5-4-3			0-0 F8	4-0 BB			
Duke Snider, L OBP: 0.374, SLG: 0.533 (1, 8)	0-0 HR 2B		0-0 F7		0-3 K	0-3 K			
Gil Hodges, R OBP: 0.379, SLG: 0.507 (1, 3)	0-0 HR		0-0 1B		4-0 1B BB		0-0 F3		
Carl Furillo, R OBP: 0.351, SLG: 0.474 (1, 9)	0-0 HR		0-0 F7		0-0 FC5-4 1B		0-0 F8		
Bobby Morgan, R OBP: 0.338, SLG: 0.406 (1, 5)	0-0 FC6-4 1B		0-0 F7		0-0 FC5-4		0-3 K		
Bruce Edwards, R OBP: 0.228, SLG: 0.420 (1, 2)	0-0 F7			0-0 5-3		0-0 HR		0-0 F7	
Billy Cox, R OBP: 0.303, SLG: 0.370 (1, 4)	0-0 FC6-4			0-0 HR		0-3 K		0-0 F9	
Erv Palica, R OBP: 0.226, SLG: 0.302 (1, 1)		0-0 5-3		0-0 5-3		0-0 BB 1B		0-0 5-3	


Inning Stats	R: 4	H: 4	E: 0	LOB: 1	K: 0	S: 7	P: 11	R: 0	H: 0	E: 0	LOB: 0	K: 0	S: 2	P: 6	R: 0	H: 1	E: 0	LOB: 1	K: 0	S: 4	R: 1	H: 1	E: 0	LOB: 0	K: 0	S: 4	R: 0	H: 1	E: 0	LOB: 2	K: 1	S: 6	P: 10	R: 1	H: 2	E: 0	LOB: 2	K: 2	S: 9	R: 0	H: 0	E: 0	LOB: 0	K: 1	S: 5	R: 0	H: 0	E: 0	LOB: 0	K: 0	S: 3	R: 0	H: 0	E: 0	LOB: 0	K: 0	S: 3
--------------	------	------	------	--------	------	------	-------	------	------	------	--------	------	------	------	------	------	------	--------	------	------	------	------	------	--------	------	------	------	------	------	--------	------	------	-------	------	------	------	--------	------	------	------	------	------	--------	------	------	------	------	------	--------	------	------	------	------	------	--------	------	------

PITCHER	IP	WLS	BF	H	R	ER	SO	BB	IBB	HBP	BLK	WP	HR	S	P	ERA	WHIP
Ken Raffensberger, L ERA: 4.26 (1, 1)	0.1	L	6	4	4	4	0	1	0	0	0	0	2	5	9	108.00	15.000
Frank Smith, R ERA: 3.64 (1, 1)	6.2		27	5	2	2	4	3	0	0	0	0	2	32	44	2.70	1.200
Bud Byerly, R ERA: (8, 1)	1.0		3	0	0	0	0	0	0	0	0	0	0	3	3	0.00	0.000

BOTTOM

AB	R	H	RBI	BB	SO	LOB
3	0	0	0	1	0	1
2	1	0	0	2	0	1
4	1	1	1	0	2	2
3	1	2	2	1	0	0
4	1	2	1	0	0	1
4	0	1	0	0	1	3
4	1	1	1	0	0	1
4	1	1	1	0	1	1
4	0	1	0	0	0	0

AB	32
R	6
H	9
RBI	6
BB	4
SO	4
LOB	10



WP	HR	S	P	ERA	WHIP
0	0	0	0	0	0

Cincinnati Reds @ Brooklyn Dodgers
Ebbets Field, Brooklyn, NY
 Thu Sep 14 1950, 3:33 AM EDT
 Unknown

livebaseballscorecards.com

Batter	1	2	3	4	5	6	7	8	9	AB R H RBI BB SO LOB	TOP
Bobby Adams, R (1, 5) OBP: 0.369, SLG: 0.424 Lloyd Merriman, L (9, PH) OBP: 0.323, SLG: 0.345	4-0 BB G6-4-3		0-3 K		0-0 1B			4-0 BB FC4-6	0-3 K	2 0 1 1 2 1 0 1 0 0 0 0 1 3	
Bob Usher, R (1, 8) OBP: 0.310, SLG: 0.357	0-0 F7		0-0 F3		0-0 5-3			0-0 L8		4 0 0 0 0 0 3	
Johnny Wyrostek, L (1, 9) OBP: 0.381, SLG: 0.453	0-0 G6-4-3 1-2f							0-0 F4		4 0 1 0 0 0 2	
Ted Kluszewski, L (1, 3) OBP: 0.353, SLG: 0.544		0-0 F8						0-0 FC4-6 1-2f		4 0 1 0 0 0 2	
Joe Adcock, R (1, 7) OBP: 0.322, SLG: 0.406									0-0 E 1B 1B	4 1 2 1 0 0 2	
Connie Ryan, R (1, 4) OBP: 0.353, SLG: 0.364		0-0 F8							0-0 E 1B	4 0 1 0 0 0 2	
Virgil Stallcup, R (1, 6) OBP: 0.287, SLG: 0.367									0-0 F7	4 1 2 0 0 0 2	
Dixie Howell, R (1, 2) OBP: 0.330, SLG: 0.296 Ted Tappe, L (9, PR) OBP: 1.000, SLG: 4.000		0-3 K							0-0 E5 1-2 2-3	3 0 0 0 0 0 1 3 0 0 0 0 0 0 0 0	
Eddie Erault, R (1, 1) OBP: 0.231, SLG: 0.250 Sammy Meeks, R (3, PH) OBP: 0.322, SLG: 0.376 Herm Wehmeier, R (3, 1) OBP: 0.172, SLG: 0.198 Danny Litwhiler, R (9, PH) OBP: 0.375, SLG: 0.470 Grady Hatton, L (9, PH) OBP: 0.358, SLG: 0.381			0-3 K						0-3 K	0 0 0 0 0 0 0 0 1 0 0 0 0 0 1 0 2 0 0 0 0 0 0 2 0 0 0 0 0 0 0 0 1 0 0 0 0 0 1 3	
Inning Stats	R: 0 H: 0 E: 0 LOB: 0 K: 0 BB: 1 S: 2 P: 6	R: 1 H: 2 E: 0 LOB: 1 K: 1 BB: 0 S: 7 P: 7	R: 0 H: 0 E: 0 LOB: 0 K: 2 BB: 0 S: 7 P: 7	R: 0 H: 1 E: 0 LOB: 1 K: 0 BB: 0 S: 4 P: 4	R: 1 H: 2 E: 0 LOB: 1 K: 0 BB: 0 S: 4 P: 5	R: 0 H: 1 E: 0 LOB: 1 K: 0 BB: 0 S: 4 P: 4	R: 0 H: 0 E: 0 LOB: 0 K: 0 BB: 0 S: 3 P: 3	R: 0 H: 0 E: 0 LOB: 1 K: 0 BB: 1 S: 3 P: 7	R: 0 H: 2 E: 1 LOB: 3 K: 2 BB: 0 S: 10 P: 10	1B: 7 SF: 0 2B: 0 SAC: 0 3B: 0 DP: 2 HR: 1 HBP: 1	WP: 0 PA: 37 PB: 0 SB: 0 CS: 0
PITCHER Preacher Roe, L (1, 1) ERA: 3.16 Ralph Branca, R (9, 1) ERA: 4.42	IP WLS BF H R ER SO BB IBB HBP BLK WP HR S P ERA WHIP	8.1 W 35 8 2 2 3 2 0 1 0 0 1 38 47 2.16 1.200	0.2 S 2 0 0 0 2 0 0 0 0 0 0 6 6 0.00 0.000	PITCHER IP WLS BF H R ER SO BB IBB HBP BLK WP HR S P ERA WHIP							

Cincinnati Reds @ Brooklyn Dodgers
 Ebbets Field, Brooklyn, NY
 Thu Sep 14 1950, 3:38 AM EDT
 Att. 3,431 - Unknown

livebaseballscorecards.com

AB 34
R 2
H 8
RBI 2
BB 2
SO 5
LOB 24



Batter	1	2	3	4	5	6	7	8	9
Pee Wee Reese, R OBP: 0.363, SLG: 0.371 (1, 6)	4-0 1B BB BB	0-0 3-1 1B		4-3		0-0 1B			
Gene Hermanski, L OBP: 0.361, SLG: 0.458 (1, 7)	4-0 1B BB BB	0-0 3-1		1-0 HBP		0-0 G3			
Duke Snider, L OBP: 0.373, SLG: 0.531 (1, 8)	0-3 K	0-0 FC6-4 1B 2-H 3-H		0-0 4-3			0-0 F4		
Gil Hodges, R OBP: 0.380, SLG: 0.509 (1, 3)	0-0 1B 1-2 2-3	0-0 FC6-4		0-0 4-3			0-0 2B		
Carl Furillo, R OBP: 0.351, SLG: 0.474 (1, 9)	0-0 G6-4-3 1-2f		0-3 K		0-0 1B 2B		0-0 5-3		
Bobby Morgan, R OBP: 0.346, SLG: 0.424 (1, 5)		0-0 2B 2B		0-0 2B		0-0 1B 2-H		0-3 K	
Bruce Edwards, R OBP: 0.244, SLG: 0.434 (1, 2)		0-0 G3 1B 2B 2-H		4-0 G6-4-3 BB		0-0 F9		0-0 CS 6-3 1B	
Billy Cox, R OBP: 0.300, SLG: 0.366 (1, 4)		0-0 G3		0-0 G6-4-3		0-0 F7		0-0 6-3	
Preacher Roe, R OBP: 0.155, SLG: 0.157 Ralph Branca, R OBP: 0.212, SLG: 0.310 (9, 1)		0-0 3-1 1B 1B 3-H		0-3 K		0-0 F6		0-3 K	

Inning Stats	R: 0	H: 1	E: 0	K: 1	S: 5	LOB: 2	BB: 2	P: 13
	R: 4	H: 5	E: 0	K: 0	S: 8	LOB: 1	BB: 0	P: 8
	R: 0	H: 1	E: 0	K: 1	S: 5	LOB: 1	BB: 1	P: 9
	R: 0	H: 0	E: 0	K: 1	S: 5	LOB: 1	BB: 0	P: 6
	R: 1	H: 2	E: 0	K: 0	S: 4	LOB: 0	BB: 0	P: 4
	R: 0	H: 1	E: 0	K: 0	S: 4	LOB: 1	BB: 0	P: 4
	R: 0	H: 1	E: 0	K: 1	S: 6	LOB: 1	BB: 0	P: 6
	R: 0	H: 1	E: 0	K: 1	S: 5	LOB: 0	BB: 0	P: 5

PITCHER	IP	WLS	BF	H	R	ER	SO	BB	IBB	HBP	BLK	WP	HR	S	P	ERA	WHIP
Eddie Erault, R ERA: 6.15 (1, 1)	2.0	L	13	6	4	4	1	2	0	0	0	0	0	13	21	18.00	4.000
Herm Wehmeier, R ERA: 5.55 (3, 1)	6.0		23	6	1	1	4	1	0	1	0	0	0	29	34	1.50	1.167

AB R H RBI BB SO LOB

3	1	2	0	1	0	0
2	0	0	0	1	0	3
4	0	1	2	0	1	3
4	0	2	0	0	0	1
4	1	1	0	0	1	4
4	1	3	1	0	1	1
3	1	2	1	1	0	0
4	0	0	0	0	0	4
4	1	1	1	0	2	1
0	0	0	0	0	0	0


AB	R	H	RBI	BB	SO	LOB
32	5	12	5	3	5	17

WP	PA
0	36

Cincinnati Reds @ Brooklyn Dodgers
Ebbets Field, Brooklyn, NY
Thu Sep 14 1950, 3:38 AM EDT
Att. 3,431 - Unknown

livebaseballscorecards.com

AB	32
R	5
H	12
RBI	5
BB	3
SO	5
LOB	17



WP	PA
0	36

Batter	1	2	3	4	5	6	7	8	9	AB R H RBI BB SO LOB	TOP													
Tommy Glaviano, R (1, 5) OBP: 0.426, SLG: 0.454	4-0 2B BB		0-3 K		0-0 F4		0-0 3-1		0-0 1-3	4 1 0 0 1 1 1														
Red Schoendienst, S (1, 4) OBP: 0.315, SLG: 0.412	0-0 P6-3 1-H 2B		0-0 G3			0-0 1B E	0-0 F9		0-0 FC4-6 1B	5 1 3 2 0 0 0														
Stan Musial, L (1, 3) OBP: 0.442, SLG: 0.607	4-0 P6-3 BB			0-0 4-3		0-0 FC5 FC4-2 1B		0-0 F8	0-0 FC4-6 1B	4 0 1 0 1 0 1														
Enos Slaughter, L (1, 9) OBP: 0.370, SLG: 0.421	0-0 P6-3 1-2f 2-3			4-0 1B BB		0-0 E6 FC4-2 1B		0-0 2B		3 2 1 1 1 0 3														
Hal Rice, L (1, 7) OBP: 0.264, SLG: 0.250	0-3 K			0-0 1-3 1B		0-0 FC5 FC4-2 1B		0-0 F4		4 1 1 0 0 1 4														
Bill Howerton, L (1, 8) OBP: 0.397, SLG: 0.536		0-0 F8		0-3 K		0-0 FC4-2 1B		0-0 2B		4 0 1 1 0 1 5														
Chuck Diering, R (8, 8) OBP: 0.365, SLG: 0.349										0 0 0 0 0 0 0														
Marty Marion, R (1, 6) OBP: 0.339, SLG: 0.332				0-3 K		0-0 FC6 1B		0-3 K		4 0 1 2 0 2 3														
Del Rice, R (1, 2) OBP: 0.324, SLG: 0.372				0-3 K		0-0 F5			0-0 FC6	4 1 1 0 0 1 1														
Cloyd Boyer, R (1, 1) OBP: 0.242, SLG: 0.258					0-0 6-3		0-0 6-3		0-0 SH3-4 1B	0 0 0 0 0 0 0														
Red Munger, R (1, 1) OBP: 0.167, SLG: 0.152									0-0 SH3-4	3 0 0 0 0 0 0														
Inning Stats	R: 1 E: 0 K: 1 S: 5	H: 1 LOB: 1 BB: 2 P: 13	R: 0 E: 0 K: 1 S: 5	H: 0 LOB: 0 BB: 0 P: 5	R: 0 E: 0 K: 1 S: 5	H: 0 LOB: 0 BB: 0 P: 5	R: 0 E: 0 K: 2 S: 8	H: 1 LOB: 2 BB: 1 P: 12	R: 0 E: 0 K: 0 S: 3	H: 0 LOB: 0 BB: 0 P: 3	R: 3 E: 2 K: 0 S: 7	H: 3 LOB: 1 BB: 0 P: 7	R: 0 E: 0 K: 0 S: 3	H: 0 LOB: 0 BB: 0 P: 3	R: 1 E: 0 K: 1 S: 7	H: 2 LOB: 1 BB: 0 P: 7	R: 1 E: 0 K: 0 S: 5	H: 2 LOB: 1 BB: 0 P: 5	1B: 7 2B: 3 3B: 0 HR: 0	SF: 0 SAC: 1 DP: 1 HBP: 0	WP: 0 PB: 0 SB: 0 CS: 0	PA: 39		
PITCHER Don Newcombe, R (1, 1) ERA: 3.71	IP 9.0	WLS L	BF 39	H 9	R 6	ER 4	SO 6	BB 3	IBB 0	HBP 0	BLK 0	WP 0	HR 0	S 48	P 60	ERA 4.00	WHIP 1.333							

St. Louis Cardinals @ Brooklyn Dodgers
Ebbets Field, Brooklyn, NY
Fri Sep 15 1950, 3:33 AM EDT
Att. 6,329 - Unknown

livebaseballscorecards.com

AB	35
R	6
H	9
RBI	6
BB	3
SO	6
LOB	18



Batter	1	2	3	4	5	6	7	8	9	AB R H RBI BB SO LOB	TOP		
Tommy Glaviano, R (1, 5) OBP: 0.426, SLG: 0.456	0-2 FC3-6 1B		0-3 K		0-1 2B		3-2 FC4-6 1-2f		1-0 F2	5 0 2 1 0 1 1			
Red Schoendienst, S (1, 4) OBP: 0.316, SLG: 0.414	2-0 FC3-6 1-2f			1-0 4-3	1-1 F3			1-1 SH1-4 BB F8 1B	1-0 WP 2B	5 1 2 0 0 0 2			
Stan Musial, L (1, 3) OBP: 0.443, SLG: 0.606	1-2 L6			0-0 1B 4-3 1B		4-0 FC1-6 BB		4-0 F8 SH1-4 BB 1B	2-2 F7	3 1 1 0 2 0 2			
Enos Slaughter, L (1, 9) OBP: 0.370, SLG: 0.421	0-0 F4			3-2 4-3 1B		0-1 FC1-6 G3 1-2f		1-0 SH1-4		3 0 1 0 0 0 2			
Hal Rice, L (1, 7) OBP: 0.274, SLG: 0.253		0-0 CS 1B		0-1 4-3 1-2 3-H		1-2 G3		4-0 IBB		3 0 1 1 1 0 2			
Bill Howerton, L (1, 8) OBP: 0.392, SLG: 0.528		2-3 K		1-1 L9		3-2 F8		0-0 F8		4 0 0 1 0 1 5			
Chuck Diering, R (9, 8) OBP: 0.365, SLG: 0.349								2-3 3-H		0 0 0 0 0 0 0			
Marty Marion, R (1, 6) OBP: 0.336, SLG: 0.329		1-3 K			0-2 F7		0-0 4-3	0-1 F7		4 0 0 0 0 1 3			
Del Rice, R (1, 2) OBP: 0.326, SLG: 0.384			2-1 F7		1-1 SH1-3 2B		0-1 F4		0-1 HR	4 2 2 1 0 0 0			
Gerry Staley, R (1, 1) OBP: 0.204, SLG: 0.196			1-1 F7		1-1 SH1-3		4-1 FC4-6 BB		1-1 5-3	1 0 0 0 1 0 0			
Ted Wilks, R (8, 1)										1 0 0 0 0 0 0			
Al Brazle, L (9, 1) OBP: 0.204, SLG: 0.204										0 0 0 0 0 0 0			
Inning Stats	R: 0 H: 1 E: 0 LOB: 1 K: 0 BB: 0 S: 8 P: 11	R: 0 H: 1 E: 0 LOB: 0 K: 2 BB: 0 S: 10 P: 13	R: 0 H: 0 E: 0 LOB: 0 K: 1 BB: 0 S: 8 P: 11	R: 1 H: 2 E: 0 LOB: 1 K: 0 BB: 0 S: 9 P: 14	R: 1 H: 2 E: 0 LOB: 1 K: 0 BB: 0 S: 11 P: 14	R: 0 H: 0 E: 0 LOB: 1 K: 0 BB: 1 S: 8 P: 16	R: 0 H: 0 E: 0 LOB: 1 K: 0 BB: 1 S: 7 P: 14	R: 1 H: 1 E: 0 LOB: 2 K: 0 BB: 2 S: 6 P: 16	R: 1 H: 2 E: 0 LOB: 1 K: 0 BB: 0 S: 10 P: 15	1B: 5 SF: 0 2B: 3 SAC: 2 3B: 0 DP: 0 HR: 1 HBP: 0	WP: 1 PA: 39 PB: 0 SB: 0 CS: 1		
PITCHER	IP WLS BF H R ER SO BB IBB HBP BLK WP HR S P ERA WHIP											PITCHER	IP WLS BF H R ER SO BB IBB HBP BLK WP HR S P ERA WHIP
Carl Erskine, R (1, 1) ERA: 5.35	8.2 L 38 9 4 4 3 3 1 0 0 0 0 1 73 118 4.15 1.385												
Chris Van Cuyk, L (9, 1) ERA: 4.02	0.1 1 0 0 0 0 0 0 0 0 0 1 0 4 6 0.00 0.000												

St. Louis Cardinals @ Brooklyn Dodgers
 Ebbets Field, Brooklyn, NY
 Sat Sep 16 1950, 3:33 AM EDT
 Att: 12,486 - Unknown

AB	33
R	4
H	9
RBI	4
BB	4
SO	3
LOB	17



Batter	1	2	3	4	5	6	7	8	9	AB	R	H	RBI	BB	SO	LOB
Pee Wee Reese, R OBP: 0.361, SLG: 0.366 (1, 6)	0-2 5-3		2-1 1B F7 1B		2-1 4-3		4-2 BB		1-1 SH1-4	3	1	1	0	1	0	0
Gene Hermanski, L OBP: 0.370, SLG: 0.457 Tommy Brown, R OBP: 0.333, SLG: 0.413 (1, 7) (9, PH)	4-0 FC5-4 BB		2-1 L8		2-2 1B		0-0 1-3		4-0 G6-3 IBB	3	0	1	0	1	0	4
Duke Snider, L OBP: 0.375, SLG: 0.542 (1, 8)	0-0 FC5-4 FC6-4 1-2f		1-0 FC5-4 1B		0-3 K			0-1 HR	1-1 G6-3	5	1	2	2	0	1	5
Gil Hodges, R OBP: 0.376, SLG: 0.505 (1, 3)	1-1 FC6-4 1-2f		0-0 F7		0-0 5-3			2-1 FC5 2B		4	0	1	1	0	0	2
Carl Furillo, R OBP: 0.349, SLG: 0.470 (1, 9)		0-0 4-3	0-0 FC5-4 1-2f		0-0 5-3			1-2 L5		4	0	0	0	0	0	2
Bobby Morgan, R OBP: 0.338, SLG: 0.408 (1, 5)		4-2 1B BB		2-1 5-3		2-1 5-3		3-3 K		3	0	0	0	1	1	1
Billy Cox, R OBP: 0.304, SLG: 0.369 (1, 4)		0-0 G4-6-3 1B		1-1 F3			0-1 SH3-4 1B	1-0 FC5		4	0	2	0	0	0	1
Steve Lembo, R Eddie Miksis, R OBP: 0.226, SLG: 0.254 Bruce Edwards, R OBP: 0.250, SLG: 0.429 Jackie Robinson, R OBP: 0.424, SLG: 0.500 (1, 2) (7, PH) (8, 2) (9, PR)		1-0 G4-6-3		0-1 F8			0-0 SH3-4		4-2 SH1-4 E BB	2	0	0	0	0	0	2
Carl Erskine, R OBP: 0.357, SLG: 0.346 Chris Van Cuyk, L (9, 1) Cal Abrams, L OBP: 0.286, SLG: 0.138 (9, PH)			0-0 1B 1B		0-2 F7		1-3 K		1-1 E5 SH1-4	3	1	1	0	0	1	1

Inning Stats	R: 0	H: 0	E: 0	K: 0	S: 6	H: 0	LOB: 1	BB: 1	P: 11	R: 0	H: 1	E: 0	K: 0	S: 5	R: 0	H: 3	E: 0	K: 0	S: 8	R: 0	H: 0	E: 0	K: 0	S: 6	R: 0	H: 1	E: 0	K: 1	S: 12	R: 0	H: 0	E: 0	K: 0	S: 4	R: 0	H: 1	E: 0	K: 1	S: 9	R: 1	H: 2	E: 0	K: 1	S: 15	R: 0	H: 0	E: 1	K: 0	S: 8	1B: 6	2B: 1	3B: 0	HR: 1	SF: 0	SAC: 2	DP: 2	HBP: 0	WP: 0	PA: 39
--------------	------	------	------	------	------	------	--------	-------	-------	------	------	------	------	------	------	------	------	------	------	------	------	------	------	------	------	------	------	------	-------	------	------	------	------	------	------	------	------	------	------	------	------	------	------	-------	------	------	------	------	------	-------	-------	-------	-------	-------	--------	-------	--------	-------	--------


PITCHER	IP	WLS	BF	H	R	ER	SO	BB	IBB	HBP	BLK	WP	HR	S	P	ERA	WHIP
Gerry Staley, R ERA: 5.13 (1, 1)	7.0		31	8	3	3	2	3	0	0	0	0	1	54	85	3.86	1.571
Ted Wilks, R ERA: 6.88 (8, 1)	1.1	W	6	0	0	0	1	1	0	0	0	0	0	17	28	0.00	0.750
Al Brazle, L ERA: 4.38 (9, 1)	0.2	S	2	0	0	0	0	0	1	0	0	0	0	2	7	0.00	0.000

BOTTOM

St. Louis Cardinals @ Brooklyn Dodgers
Ebbets Field, Brooklyn, NY

Sat Sep 16 1950, 3:33 AM EDT
Att. 12,486 - Unknown

AB	32
R	3
H	8
RBI	3
BB	5
SO	3
LOB	19



Batter	1	2	3	4	5	6	7	8	9	AB R H RBI BB SO LOB	TOP
Randy Jackson, R OBP: 0.214, SLG: 0.318 (1, 5)	2-2 G5-4-3 1B		3-3 K		1-1 F5		1-0 F8			4 0 1 0 0 1 4	
Hal Jeffcoat, R OBP: 0.265, SLG: 0.333 (1, 9)	1-1 G5-4-3 1-2f		0-3 K		0-0 1B		0-0 F3			4 0 1 1 0 1 3	
Preston Ward, L OBP: 0.318, SLG: 0.384 (1, 3)	1-3 K		1-3 K		1-2 CS		1-1 3-1		1-1 F8	4 0 0 0 0 2 0	
Hank Sauer, R OBP: 0.347, SLG: 0.515 (1, 7)		0-2 5-3		1-3 K		3-2 5-3		1-2 F8		4 0 0 0 0 1 0	
Andy Pafko, R OBP: 0.402, SLG: 0.607 (1, 8)		1-2 F9		4-1 BB		0-0 F7		1-2 F7		3 0 0 0 1 0 0	
Carl Sawatski, L OBP: 0.270, SLG: 0.190 (1, 2)		1-1 FC5-4 1B		0-1 F9		1-1 F8		2-3 K		4 0 1 0 0 1 1	
Roy Smalley, R OBP: 0.298, SLG: 0.412 (1, 6)		2-1 FC5-4 1-2f		2-0 1B 1B		3-1 S HR 1B		2-2 G5-4-3 1B		4 2 3 0 0 0 1	
Wayne Terwilliger, R OBP: 0.312, SLG: 0.363 (1, 4)		1-3 K		1-2 1B CS 1B		1-1 1-H HR		2-2 G5-4-3 1-2f		4 1 2 2 0 1 1	
Bob Rush, R OBP: 0.218, SLG: 0.250 (1, 1)		0-2 S 1B		0-3 K		0-0 1B				3 0 2 0 0 1 2	
Inning Stats	R: 0 H: 1 E: 0 LOB: 0 K: 1 BB: 0 S: 8 P: 12	R: 0 H: 1 E: 0 LOB: 1 K: 0 BB: 0 S: 11 P: 15	R: 0 H: 1 E: 0 LOB: 1 K: 3 BB: 0 S: 13 P: 17	R: 0 H: 0 E: 0 LOB: 1 K: 2 BB: 1 S: 11 P: 17	R: 1 H: 3 E: 0 LOB: 1 K: 1 BB: 0 S: 12 P: 17	R: 0 H: 0 E: 0 LOB: 0 K: 0 BB: 0 S: 6 P: 10	R: 2 H: 3 E: 0 LOB: 1 K: 0 BB: 0 S: 9 P: 15	R: 0 H: 0 E: 0 LOB: 0 K: 0 BB: 0 S: 9 P: 12	R: 0 H: 1 E: 0 LOB: 0 K: 1 BB: 0 S: 10 P: 16	1B: 9 SF: 0 2B: 0 SAC: 0 3B: 0 DP: 2 HR: 1 HBP: 0	WP: 0 PA: 36 PB: 0 SB: 2 CS: 1
PITCHER Ralph Branca, R ERA: 4.39 Dan Bankhead, R ERA: 5.76	IP WLS BF H R ER SO BB IBB HBP BLK WP HR S P ERA WHIP	7.0 L 29 9 3 3 7 1 0 0 0 0 0 1 70 103 3.86 1.429	2.0 6 1 0 0 1 0 0 0 0 0 0 0 19 28 0.00 0.500								

Chicago Cubs @ Brooklyn Dodgers
 Ebbets Field, Brooklyn, NY
 Sun Sep 17 1950, 3:33 AM EDT
 Att: 13,023 - Unknown

livebaseballscorecards.com

AB 34
 R 3
 H 10
 RBI 3
 BB 1
 SO 8
 LOB 12




Batter	1	2	3	4	5	6	7	8	9	AB R H RBI BB SO LOB
Pee Wee Reese, R OBP: 0.362, SLG: 0.366 (1, 6)	2-2 3-1		4-1 BB		3-2 6-3		1-0 G4-6-3 1-2 3-H 1B			3 0 1 1 1 0 0
Gene Hermanski, L OBP: 0.365, SLG: 0.451 (1, 7)	1-3 K		2-0 F5		2-0 F8		2-1 G4-6-3 1-2f			4 0 0 0 0 1 3
Duke Snider, L OBP: 0.373, SLG: 0.538 (1, 8)	0-3 K		1-0 4-3		3-2 5-3		0-1 F7			4 0 0 0 0 1 1
Gil Hodges, R OBP: 0.375, SLG: 0.502 (1, 3)		2-1 F8		4-2 FC1-5 1B BB		0-0 5-3	1-2 F8			3 0 0 0 1 0 0
Carl Furillo, R OBP: 0.349, SLG: 0.468 (1, 9)		3-3 K		0-0 FC1-5 1B 1B		1-0 F8	0-0 L8			4 1 1 0 0 1 0
Bobby Morgan, R OBP: 0.336, SLG: 0.410 (1, 5)		0-0 2B		1-0 FC1-5 1B 1-2 2-3f		1-3 K		0-0 6-3		4 0 1 0 0 1 2
Billy Cox, R OBP: 0.306, SLG: 0.368 (1, 4)		4-1 BB		3-2 1B 1-H 2-H 1B		1-1 5-3		0-0 6-3		3 0 1 1 1 0 0
Steve Lembo, R OBP: 0.250, SLG: 0.250 (1, 2)		3-2 4-3		0-0 1B		1-2 1B 1B		0-2 1B		2 0 1 0 0 0 2
Jackie Robinson, R OBP: 0.425, SLG: 0.501 (7, PH)				1-3 1B		0-1 1B				1 1 1 0 0 0 0
Dan Bankhead, R OBP: 0.289, SLG: 0.278 (8, 1)										0 0 0 0 0 0 0
Cal Abrams, L OBP: 0.306, SLG: 0.167 (9, PH)										1 0 1 0 0 0 0
Ralph Branca, R OBP: 0.200, SLG: 0.290 (1, 1)			3-3 K		2-2 4-3		0-1 1B		2-1 L6	2 0 0 0 0 1 2
Roy Campanella, R OBP: 0.369, SLG: 0.551 (7, PH)							1-3 1B			2 0 1 0 0 0 1
Roy Campanella, R (8, 2)										

Inning Stats	R: 0	H: 0	E: 0	K: 2	S: 9	R: 0	H: 1	E: 0	K: 1	S: 19	R: 0	H: 0	E: 0	K: 1	S: 6	R: 1	H: 3	E: 0	K: 0	S: 11	R: 0	H: 0	E: 0	K: 0	S: 7	R: 0	H: 0	E: 0	K: 1	S: 6	R: 1	H: 3	E: 0	K: 0	S: 10	R: 0	H: 0	E: 0	K: 0	S: 7	R: 0	H: 1	E: 0	K: 0	S: 7	R: 0	H: 1	E: 0	K: 0	S: 9	1B: 7	2B: 1	3B: 0	HR: 0	SF: 0	SAC: 0	DP: 1	HBP: 0	WP: 0	PB: 0	SB: 0	CS: 0	PA: 36
Bob Rush, R ERA: 3.8 (1, 1)	IP	WLS	BF	H	R	ER	SO	BB	IBB	HBP	BLK	WP	HR	S	P	ERA	WHIP																																														

Chicago Cubs @ Brooklyn Dodgers
Ebbets Field, Brooklyn, NY
 Sun Sep 17 1950, 3:33 AM EDT
 Att. 13,023 - Unknown

AB	33
R	2
H	8
RBI	2
BB	3
SO	5
LOB	11



Batter 1 2 3 4 5 6 7 8 9 AB R H RBI BB SO LOB TOP

Randy Jackson, R OBP: 0.240, SLG: 0.380 (1, 5) C X	0-1 HR	1-0 E7 1-3 1B		1-0 6-3		1-2 L8		1-1 1B		5 1 3 1 0 0 0
Hal Jeffcoat, R OBP: 0.263, SLG: 0.336 (1, 9) F B B B B X	3-2 L6	3-1 5-3		0-0 F9			0-0 SH1-3 1B 2B	0-3 K		5 1 1 0 0 1 3
Preston Ward, L OBP: 0.321, SLG: 0.383 (1, 3) F B B X	2-1 F9		4-1 BB 1B BB		2-0 G5-4-3 1B		2-1 SH1-3 2-3	0-1 F6		3 0 1 0 1 0 1
Hank Sauer, R OBP: 0.351, SLG: 0.518 (1, 7) B B X	2-0 2B		0-1 BB 1B 2B		0-0 G5-4-3 1-2f		4-0 BB 1B HR BB	4-2 FC6-4 BB		3 2 2 0 2 0 1
Andy Pafko, R OBP: 0.405, SLG: 0.607 (1, 8) B F C B B	4-2 BB		4-1 BB 1B BB		4-1 1B BB		0-0 BB 1B HR 1B	2-0 FC6-4		2 1 1 1 3 0 2
Roy Smalley, R OBP: 0.297, SLG: 0.410 (1, 6) C X	0-1 F4		1-2 FC5-4-2 BB 2B		2-2 1B		0-3 K		0-2 4-3	5 1 1 0 0 1 7
Wayne Terwilliger, R OBP: 0.315, SLG: 0.370 (1, 4) B X		1-0 5-3	4-2 1-2 2B BB		1-0 F4		4-2 1-2 2-3 HR BB	0-0 HR		3 2 1 1 2 0 2
Mickey Owen, R OBP: 0.283, SLG: 0.313 (1, 2)		4-1 E 1B BB	1-2 1-H 2-H 3-H 2B			0-0 5-3	1-1 1-H 2-H 3-H HR	2-2 F6		2 0 1 2 1 0 0 1 1 1 4 0 0 0 1 0 0 0 0 0 0
Ron Northey, L OBP: 0.355, SLG: 0.487 (7, PH)										
Rube Walker, L OBP: 0.288, SLG: 0.359 (7, 2)										
Paul Minner, L OBP: 0.277, SLG: 0.311 (1, 1)		2-3 K			1-3 K		2-1 5-3	0-3 K	1-3 K	1 0 0 0 0 1 1 3 0 0 0 0 2 0 1 0 0 0 0 1 0
Monk Dubiel, R OBP: 0.217, SLG: 0.227 (3, 1)										
Dutch Leonard, R OBP: 0.063, SLG: 0.063 (8, 1)										

Inning Stats	R: 1 H: 2 E: 0 LOB: 2 K: 0 BB: 1 S: 13 P: 24	R: 0 H: 1 E: 1 LOB: 2 K: 1 BB: 1 S: 8 P: 19	R: 2 H: 2 E: 0 LOB: 2 K: 0 BB: 3 S: 15 P: 29	R: 0 H: 0 E: 0 LOB: 0 K: 1 BB: 0 S: 5 P: 7	R: 0 H: 2 E: 0 LOB: 2 K: 0 BB: 1 S: 9 P: 18	R: 0 H: 0 E: 0 LOB: 0 K: 0 BB: 0 S: 7 P: 10	R: 5 H: 3 E: 0 LOB: 0 K: 2 BB: 2 S: 17 P: 28	R: 0 H: 1 E: 0 LOB: 2 K: 1 BB: 1 S: 11 P: 18	R: 1 H: 1 E: 0 LOB: 0 K: 1 BB: 0 S: 11 P: 14	1B: 6 SF: 0 2B: 4 SAC: 1 3B: 0 DP: 2 HR: 3 HBP: 0	WP: 0 PA: 45 PB: 0 SB: 1 CS: 0
---------------------	--	---	--	--	---	---	--	--	--	--	---

PITCHER	IP WLS BF H R ER SO BB IBB HBP BLK WP HR S P ERA WHIP	PITCHER	IP WLS BF H R ER SO BB IBB HBP BLK WP HR S P ERA WHIP
Preacher Roe, L ERA: 3.34 (1, 1)	6.2 L 34 9 7 7 3 8 0 0 0 0 1 69 129 9.45 2.550		
Dan Bankhead, R ERA: 5.77 (7, 1)	1.1 7 2 1 1 2 1 0 0 0 0 1 16 24 6.75 2.250		
Billy Loes, R ERA: 7.11 (9, 1)	1.0 4 1 1 1 1 0 0 0 0 0 1 11 14 9.00 1.000		

Chicago Cubs @ Brooklyn Dodgers
Ebbets Field, Brooklyn, NY
Mon Sep 18 1950, 3:33 AM EDT
Att. 2,051 - Unknown

livebaseballscorecards.com

AB	35
R	9
H	12
RBI	9
BB	9
SO	6
LOB	17



Batter	1	2	3	4	5	6	7	8	9	AB	R	H	RBI	BB	SO	LOB
Tommy Brown, R OBP: 0.390, SLG: 0.640 (1, 7)	0-0 FC6-4 1B		3-1 1-H HR		0-1 HR	4-0 1-2 2-3 BB		1-2 1-H HR		4	3	4	5	1	0	0
Pee Wee Reese, R OBP: 0.362, SLG: 0.365 (1, 6)	3-2 FC6-4 G1-6-3 1-2f		4-2 S BB		3-3 K	0-0 F5		2-2 1B 1B		4	1	1	0	1	1	4
Duke Snider, L OBP: 0.375, SLG: 0.537 (1, 8)	2-0 G1-6-3 1-2f		4-1 1-2 BB		1-0 1B	1-2 F4		0-0 1-H 1B 1B		4	1	2	0	1	0	4
Gil Hodges, R OBP: 0.374, SLG: 0.499 (1, 3)		1-2 F4	1-3 K		1-1 F7		1-1 F7	0-0 FC3-6 1B		5	0	1	1	0	1	3
Carl Furillo, R OBP: 0.349, SLG: 0.469 (1, 9)		0-0 2B	1-1 L5		4-2 1-2 BB		1-0 4-3	1-1 FC3-6 1-2f		4	0	1	0	1	0	3
Bobby Morgan, R OBP: 0.339, SLG: 0.409 (1, 5)		4-1 G4-6-3 BB		1-0 1-3	1-1 F3		1-2 1B	1-0 F9		3	0	1	0	1	0	2
Jim Russell, S OBP: 0.335, SLG: 0.435 (8, PH)										1	0	0	0	0	0	1
Eddie Miksis, R OBP: 0.226, SLG: 0.254 (9, 5)										0	0	0	0	0	0	0
Billy Cox, R OBP: 0.307, SLG: 0.367 (1, 4)	1-1 G4-6-3 1-2f		1-1 F9		0-0 F9		0-1 BB BB 1B	2-2 5-3		4	0	1	0	1	0	3
Steve Lembo, R OBP: 0.333, SLG: 0.200 (1, 2)			0-0 1-3		4-2 BB		4-1 BB BB	0-0 F2	1-0 G4-6-3	1	0	0	0	1	0	0
Gene Hermanski, L OBP: 0.367, SLG: 0.451 (6, PH)										0	0	0	0	1	0	0
Roy Campanella, R OBP: 0.367, SLG: 0.548 (7, 2)										2	0	0	0	0	0	1
Preacher Roe, R OBP: 0.161, SLG: 0.153 (1, 1)			4-0 HR		1-1 5-3		3-3 K	3-2 HR	2-2 1-3	2	1	0	0	1	1	3
Dan Bankhead, R OBP: 0.289, SLG: 0.278 (7, 1)										0	0	0	0	0	0	0
Cal Abrams, L OBP: 0.324, SLG: 0.194 (8, PH)										1	1	1	0	0	0	0
Billy Loes, R (9, 1)										0	0	0	0	0	0	0
Jackie Robinson, R OBP: 0.424, SLG: 0.500 (9, PH)										1	0	0	0	0	0	0

Inning Stats	R: 0	H: 1	E: 0	LOB: 0	K: 0	BB: 0	S: 6	P: 11	R: 0	H: 1	E: 0	LOB: 1	K: 0	BB: 1	S: 7	P: 13	R: 2	H: 1	E: 0	LOB: 2	K: 1	BB: 3	S: 11	P: 28	R: 0	H: 0	E: 0	LOB: 1	K: 0	BB: 1	S: 6	P: 12	R: 1	H: 2	E: 0	LOB: 2	K: 1	BB: 1	S: 12	P: 22	R: 0	H: 1	E: 0	LOB: 3	K: 1	BB: 2	S: 10	P: 22	R: 0	H: 1	E: 0	LOB: 1	K: 0	BB: 0	S: 10	P: 15	R: 4	H: 5	E: 1	LOB: 1	K: 0	BB: 0	S: 15	P: 23	R: 0	H: 0	E: 0	LOB: 0	K: 0	BB: 1	S: 6	P: 13	R: 0	H: 0	E: 0	LOB: 0	K: 0	BB: 1	S: 6	P: 13	1B: 8	SF: 0	2B: 1	SAC: 0	3B: 0	DP: 3	HR: 3	HBP: 0	WP: 0	PA: 45
--------------	------	------	------	--------	------	-------	------	-------	------	------	------	--------	------	-------	------	-------	------	------	------	--------	------	-------	-------	-------	------	------	------	--------	------	-------	------	-------	------	------	------	--------	------	-------	-------	-------	------	------	------	--------	------	-------	-------	-------	------	------	------	--------	------	-------	-------	-------	------	------	------	--------	------	-------	-------	-------	------	------	------	--------	------	-------	------	-------	------	------	------	--------	------	-------	------	-------	-------	-------	-------	--------	-------	-------	-------	--------	-------	--------

PITCHER	IP	WLS	BF	H	R	ER	SO	BB	IBB	HBP	BLK	WP	HR	S	P	ERA	WHIP
Paul Minner, L ERA: 4.09 (1, 1)	2.1		12	3	2	2	0	4	0	0	0	0	1	19	45	7.71	3.000
Monk Dubiel, R ERA: 4.21 (3, 1)	5.0	W	27	8	5	5	3	4	0	0	0	0	2	54	95	9.00	2.400
Dutch Leonard, R ERA: 3.95 (8, 1)	1.2	S	6	1	0	0	0	1	0	0	0	0	0	10	19	0.00	1.200

BOTTOM

Chicago Cubs @ Brooklyn Dodgers
Ebbets Field, Brooklyn, NY
Mon Sep 18 1950, 3:33 AM EDT
Att. 2,051 - Unknown

livebaseballscorecards.com

AB	36
R	7
H	12
RBI	6
BB	9
SO	3
LOB	24



Batter	1	2	3	4	5	6	7	8	9	AB R H RBI BB SO LOB	TOP											
Bob Dillinger, R (1, 5) OBP: 0.357, SLG: 0.420	0-1 F8		0-0 E8 1B		0-1 G1-6-3 1-2f		1-1 6-3			4 0 1 0 0 0 1												
Danny O'Connell, R (1, 6) OBP: 0.339, SLG: 0.426	1-2 F9		3-1 F3		3-2 5-3		1-2 F9			4 0 0 0 0 0 1												
Stan Rojek, R (7, 6) OBP: 0.313, SLG: 0.317										0 0 0 0 0 0 0												
Ralph Kiner, R (1, 7) OBP: 0.414, SLG: 0.607	1-0 HR		1-0 5-3			2-2 HR		3-3 K		4 2 2 2 0 1 1												
Gus Bell, L (1, 9) OBP: 0.329, SLG: 0.449	1-2 6-3			3-2 1-3 1B 2B		2-2 F9		1-0 FC5-4 1B		4 1 2 0 0 0 0												
Wally Westlake, R (1, 8) OBP: 0.355, SLG: 0.480		1-2 4-3		1-2 5-3		0-0 2B 1B		0-2 FC5-4 1-2f		4 0 1 0 0 0 2												
Ed Stevens, L (1, 3) OBP: 0.235, SLG: 0.194		4-0 BB		0-0 1-3		1-1 1-3 2B		0-0 4-3		3 0 1 0 1 0 2												
Johnny Berardino, R (1, 4) OBP: 0.286, SLG: 0.245		0-1 F6		1-0 1B		2-2 5-3			3-2 FC6-4 1B	4 0 2 1 0 0 3	AB 35 R 3 H 10 RBI 3 BB 1 SO 3 LOB 16											
Clyde McCullough, R (1, 2) OBP: 0.341, SLG: 0.412		0-0 1-3		0-1 5-3		0-3 K			1-1 FC6-4 L4-3 1-2f	3 0 0 0 0 1 4 1 0 0 0 0 0 1												
Pete Castiglione, R (9, PH) OBP: 0.316, SLG: 0.349									1-1 L4-3	0 0 0 0 0 0 0 1 0 0 0 0 1 0 1 0 1 0 0 0 0 1 0 0 0 0 0 0 1 0 0 0 0 0 1												
Vern Law, R (1, 1) OBP: 0.154, SLG: 0.139			0-3 K		1-1 G1-6-3 1B		1-0 F2															
Bill Piero, R (2, 1) OBP: 0.222, SLG: 0.222																						
Danny Murtaugh, R (5, PH) OBP: 0.375, SLG: 0.392																						
Vic Lombardi, L (5, 1) OBP: 0.294, SLG: 0.313																						
Jack Phillips, R (9, PH) OBP: 0.330, SLG: 0.403																						
Inning Stats	R: 1 E: 0 K: 0 S: 9	H: 1 LOB: 0 BB: 0 P: 12	R: 0 E: 0 K: 0 S: 6	H: 0 LOB: 1 BB: 1 P: 11	R: 0 E: 1 K: 1 S: 7	H: 1 LOB: 1 BB: 0 P: 11	R: 1 E: 0 K: 0 S: 12	H: 2 LOB: 1 BB: 0 P: 17	R: 0 E: 0 K: 0 S: 7	H: 1 LOB: 0 BB: 0 P: 11	R: 1 E: 0 K: 1 S: 16	H: 3 LOB: 2 BB: 0 P: 23	R: 0 E: 0 K: 0 S: 8	H: 0 LOB: 0 BB: 0 P: 11	R: 0 E: 0 K: 1 S: 8	H: 1 LOB: 1 BB: 0 P: 12	R: 0 E: 0 K: 0 S: 9	H: 1 LOB: 0 BB: 0 P: 14	1B: 6 2B: 3 3B: 0 HR: 2	SF: 0 SAC: 0 DP: 2 HBP: 0	WP: 0 PB: 0 SB: 0 CS: 0	PA: 36
PITCHER Don Newcombe, R (1, 1) ERA: 3.68	IP 9.0 WLS W BF 36 H 10 R 3 ER 3 SO 3 BB 1 IBB 0 HBP 0 BLK 0 WP 0 HR 2 S 82 P 122 ERA 3.00 WHIP 1.222																					

Pittsburgh Pirates @ Brooklyn Dodgers
Ebbets Field, Brooklyn, NY
Tue Sep 19 1950, 3:33 AM EDT
Unknown

livebaseballscorecards.com



Batter	1	2	3	4	5	6	7	8	9	AB	R	H	RBI	BB	SO	LOB
Tommy Brown, R OBP: 0.400, SLG: 0.618 (1, 7)	0-0 6-3	0-1 1B 2B 1B	1-2 F7		1-1 F8		2-0 3-1 BB HBP	2-2 FC5-4 1B		5	1	2	0	0	0	2
Pee Wee Reese, R OBP: 0.365, SLG: 0.365 (1, 6)	4-1 HR BB	3-2 1-3 2-H 2B 1B	0-0 L9-6		4-1 1-2 BB		4-0 3-1 BB	1-0 FC5-4 1-2f		3	2	1	1	3	0	3
Duke Snider, L OBP: 0.377, SLG: 0.551 (1, 8)	0-1 1-H HR	0-0 1-H 3-H 1B 2B		2-1 HR	2-3 K		1-0 3-1 1-2 2-3			5	3	3	5	0	1	4
Jackie Robinson, R OBP: 0.427, SLG: 0.502 (1, 4)	1-1 E HR 1B	0-0 2-3 2B 1B		1-1 FC5-4 HBP		4-0 BB HR BB	4-0 BB			2	2	2	0	0	0	0
Eddie Miksis, R OBP: 0.250, SLG: 0.254 (4, PR) (5, 4)										0	1	0	0	2	0	0
Carl Furillo, R OBP: 0.349, SLG: 0.469 (1, 9)	0-0 1-3 HR	3-0 1-H 3-H 2B		0-0 1-2f FC5-4		4-1 1-2 HR BB	2-0 F3			4	2	1	2	1	0	5
Gil Hodges, R OBP: 0.374, SLG: 0.510 (1, 3)	1-2 1-H 3-H HR	3-3 K		1-1 1-2f FC5-4		2-0 1-H 2-H HR	1-1 F7			5	2	2	6	0	1	5
Roy Campanella, R OBP: 0.364, SLG: 0.543 (1, 2)	0-0 6-3	3-3 K		1-0 1-2f F6		0-0 F8		1-2 F8		4	0	0	0	0	1	2
Steve Lembo, R OBP: 0.286, SLG: 0.167 (8, 2)										1	0	0	0	0	0	0
Billy Cox, R OBP: 0.306, SLG: 0.363 (1, 5)	0-0 F4	0-0 6-3		2-2 6-3		3-2 5-3		4-2 1B BB		4	0	0	0	1	0	1
Don Newcombe, L OBP: 0.333, SLG: 0.356 (1, 1)		0-0 1B 1B	1-1 L9-6 2B		4-1 BB BB	1-0 6-3		3-3 K		4	1	2	0	1	1	1

Inning Stats	R: 5	H: 3	LOB: 0	K: 0	S: 12	P: 18	R: 5	H: 6	LOB: 1	K: 2	S: 16	P: 28	R: 0	H: 1	LOB: 0	K: 0	S: 6	R: 1	H: 1	LOB: 1	K: 0	S: 7	R: 0	H: 0	LOB: 2	K: 1	S: 13	P: 26	R: 3	H: 1	LOB: 0	K: 0	S: 7	R: 0	H: 0	LOB: 3	K: 0	S: 4	R: 0	H: 1	LOB: 2	K: 1	S: 13	P: 24
--------------	------	------	--------	------	-------	-------	------	------	--------	------	-------	-------	------	------	--------	------	------	------	------	--------	------	------	------	------	--------	------	-------	-------	------	------	--------	------	------	------	------	--------	------	------	------	------	--------	------	-------	-------

PITCHER	IP	WLS	BF	H	R	ER	SO	BB	IBB	HBP	BLK	WP	HR	S	P	ERA	WHIP
Vern Law, R ERA: 5.17 (1, 1)	1.0	L	11	6	8	7	0	1	0	0	0	0	2	18	27	63.00	7.000
Bill Piero, R ERA: 10.55 (2, 1)	3.0		14	5	3	3	2	0	0	1	0	0	1	23	39	9.00	1.667
Vic Lombardi, L ERA: 6.75 (5, 1)	4.0		22	2	3	3	2	7	0	1	0	0	1	37	89	6.75	2.250

BOTTOM

Pittsburgh Pirates @ Brooklyn Dodgers
Ebbets Field, Brooklyn, NY
 Tue Sep 19 1950, 3:33 AM EDT
 Unknown

AB	37
R	14
H	13
RBI	14
BB	8
SO	4
LOB	23



WP	HR	S	P	ERA	WHIP
0	0	1	1	0	0

Batter	1	2	3	4	5	6	7	8	9	AB R H RBI BB SO LOB	TOP																						
Bob Dillinger, R (1, 5) OBP: 0.358, SLG: 0.420	0-0 1-3	0-0 F6			0-2 1B		0-0 F3		1-1 SH3-4 1B 1B	5 0 2 0 0 0 2																							
Danny O'Connell, R (1, 6) OBP: 0.341, SLG: 0.427	1-1 1B		2-0 F7		1-1 F8		1-0 1B		0-1 SH3-4 1-2 2-3	4 0 2 0 0 0 1																							
Ralph Kiner, R (1, 7) OBP: 0.414, SLG: 0.604	3-2 F4		4-2 BB BB		0-3 K		1-3 K		4-2 1B BB	3 0 0 0 2 2 3																							
Gus Bell, L (1, 9) OBP: 0.333, SLG: 0.448	4-1 1-2 BB		4-1 1-2 BB		3-2 F8		0-1 F4		0-0 FC6-4 1B 1-2 2-H 3-H	3 0 1 1 2 0 2																							
Wally Westlake, R (1, 8) OBP: 0.356, SLG: 0.486	2-0 F4		0-3 K		2-0 1B 1B		0-0 HR		0-1 FC6-4 1-2f	5 1 2 1 0 1 6																							
Jack Phillips, R (1, 3) OBP: 0.323, SLG: 0.394		1-1 F8	2-2 L8		1-3 K		0-0 F8			4 0 0 0 0 1 3																							
Johnny Berardino, R (1, 4) OBP: 0.284, SLG: 0.238		4-2 1B BB		3-2 6-3		3-2 F9		0-3 K		3 0 0 0 1 1 1																							
Ray Mueller, R (1, 2) OBP: 0.313, SLG: 0.425		0-0 1-2 1B		0-2 F4		1-1 1-2 1B		0-1 6-3		4 0 2 0 0 0 0																							
Murry Dickson, R (1, 1) OBP: 0.247, SLG: 0.289		3-3 K		0-0 1-3		1-3 K			2-2 SH3-4 1B 1B	2 0 0 0 0 1 2																							
Ed Stevens, L (6, PH) OBP: 0.229, SLG: 0.188										1 0 0 0 0 1 2																							
Junior Walsh, R (6, 1) OBP: 0.444, SLG: 0.333										0 0 0 0 0 0 0																							
Tom Saffell, L (9, PH) OBP: 0.260, SLG: 0.269										1 1 1 0 0 0 0																							
Inning Stats	R: 0 E: 0 K: 0 S: 10	H: 1 LOB: 2 BB: 1 P: 20	R: 0 E: 0 K: 1 S: 13	H: 1 LOB: 2 BB: 1 P: 21	R: 0 E: 0 K: 1 S: 11	H: 0 LOB: 2 BB: 2 P: 23	R: 0 E: 0 K: 0 S: 7	H: 0 LOB: 0 BB: 0 P: 10	R: 0 E: 0 K: 1 S: 13	H: 1 LOB: 1 BB: 0 P: 17	R: 0 E: 0 K: 2 S: 12	H: 2 LOB: 2 BB: 0 P: 20	R: 0 E: 0 K: 1 S: 7	H: 1 LOB: 1 BB: 0 P: 9	R: 1 E: 0 K: 1 S: 7	H: 1 LOB: 0 BB: 0 P: 7	R: 1 E: 0 K: 0 S: 13	H: 3 LOB: 2 BB: 1 P: 20	1B: 9 2B: 0 3B: 0 HR: 1	SF: 0 SAC: 1 DP: 0 HBP: 0	WP: 0 PB: 0 SB: 1 CS: 0	PA: 41											
PITCHER Erv Palica, R (1, 1) ERA: 3.93	IP 9.0	WLS W	BF 41	H 10	R 2	ER 2	SO 7	BB 5	IBB 0	HBP 0	BLK 0	WP 0	HR 1	S 93	P 147	ERA 2.00	WHIP 1.667																
											PITCHER	IP	WLS	BF	H	R	ER	SO	BB	IBB	HBP	BLK	WP	HR	S	P	ERA	WHIP					

Pittsburgh Pirates @ Brooklyn Dodgers
Ebbets Field, Brooklyn, NY
Tue Sep 19 1950, 3:38 AM EDT
Att. 2,637 - Unknown

livebaseballscorecards.com

AB	35
R	2
H	10
RBI	2
BB	5
SO	7
LOB	22



Batter	1	2	3	4	5	6	7	8	9	AB	R	H	RBI	BB	SO	LOB
Eddie Miksis, R OBP: 0.265, SLG: 0.317 (1, 4)	0-0 HR	3-1 F8		1-1 1B			2-1 F4			4	1	2	1	0	0	1
Pee Wee Reese, R OBP: 0.365, SLG: 0.362 (1, 6)	4-2 HR BB		0-0 E5		2-0 F2		1-2 5-3			3	1	0	0	1	0	0
Duke Snider, L OBP: 0.374, SLG: 0.547 (1, 8)	1-3 K		1-1 F7		0-1 F5			1-0 L9		4	0	0	0	0	1	2
Tommy Brown, R OBP: 0.420, SLG: 0.690 (1, 7)	1-1 HR		4-0 1B BB		0-0 2B			0-1 F3		3	1	2	2	1	0	0
Carl Furillo, R OBP: 0.350, SLG: 0.471 (1, 9)	2-1 E4 G5-4-3		1-2 1B		0-1 L8			0-0 2B		4	0	2	0	0	0	1
Gil Hodges, R OBP: 0.373, SLG: 0.507 (1, 3)	1-0 G5-4-3		4-0 IBB		1-0 6-3			1-1 5-3		3	0	0	0	1	0	2
Billy Cox, R OBP: 0.306, SLG: 0.363 (1, 5)		2-1 1B	1-1 FC6-4		2-1 6-3					3	0	1	0	0	0	3
Bruce Edwards, R OBP: 0.245, SLG: 0.419 (1, 2)		1-0 F8		1-1 5-3		0-0 F3				3	0	0	0	0	0	1
Erv Palica, R OBP: 0.214, SLG: 0.286 (1, 1)		0-0 FC3-6		2-2 5-3			0-0 L8			3	0	0	0	0	0	1

Inning Stats	R: 3	H: 2	E: 1	K: 1	S: 11	LOB: 0	BB: 1	P: 20
	R: 0	H: 1	E: 0	K: 0	S: 6	LOB: 1	BB: 0	P: 12
	R: 0	H: 1	E: 1	K: 0	S: 8	LOB: 3	BB: 2	P: 19
	R: 0	H: 1	E: 0	K: 0	S: 10	LOB: 1	BB: 0	P: 14
	R: 0	H: 0	E: 0	K: 0	S: 4	LOB: 0	BB: 0	P: 7
	R: 0	H: 0	E: 0	K: 0	S: 6	LOB: 0	BB: 0	P: 9
	R: 0	H: 1	E: 0	K: 0	S: 6	LOB: 1	BB: 0	P: 8

PITCHER	IP	WLS	BF	H	R	ER	SO	BB	IBB	HBP	BLK	WP	HR	S	P	ERA	WHIP
Murry Dickson, R ERA: 4.01 (1, 1)	5.0	L	23	6	3	3	1	2	1	0	0	0	2	41	73	5.40	1.600
Junior Walsh, R ERA: 5.67 (6, 1)	3.0		10	1	0	0	0	0	0	0	0	0	0	16	24	0.00	0.333

BOTTOM

Pittsburgh Pirates @ Brooklyn Dodgers
Ebbets Field, Brooklyn, NY
 Tue Sep 19 1950, 3:38 AM EDT
 Att. 2,637 - Unknown

livebaseballscorecards.com

AB	30
R	3
H	7
RBI	3
BB	3
SO	1
LOB	11



WP: 0	PA: 33
PB: 0	
SB: 0	
CS: 1	

Batter	1	2	3	4	5	6	7	8	9	AB R H RBI BB SO LOB	TOP											
Bob Dillinger, R (1, 5) OBP: 0.357, SLG: 0.420	1-1 4-3		1-1 6-3		2-1 2B			0-1 5-3		4 0 1 0 0 0 0												
Tom Saffell, L (1, 8) OBP: 0.266, SLG: 0.276	0-0 HR 2B		2-1 4-3		4-1 BB			1-0 F3		3 1 1 0 1 0 0												
Ralph Kiner, R (1, 7) OBP: 0.416, SLG: 0.610	0-0 2-H HR			3-2 1B 1B	0-0 F9			4-2 BB		3 1 2 2 1 0 2												
Gus Bell, L (1, 9) OBP: 0.329, SLG: 0.443	2-3 K			2-2 F5		0-0 F6		0-1 F4		4 0 0 0 0 1 2												
Danny O'Connell, R (1, 6) OBP: 0.340, SLG: 0.424	1-1 6-3			3-1 FC6-4 1B		2-2 5-3		2-1 F3		4 0 1 0 0 0 0												
Ed Stevens, L (1, 3) OBP: 0.205, SLG: 0.167		0-2 G3		1-3 K		2-2 L7		1-1 3-1		4 0 0 0 0 1 2												
Johnny Berardino, R (1, 4) OBP: 0.275, SLG: 0.229		3-1 F7		0-2 FC6-4 1-2f			2-1 F8		1-2 F4	4 0 0 0 0 0 2												
Ray Mueller, R (1, 2) OBP: 0.308, SLG: 0.417		0-0 6-3			1-0 F8		0-1 F7			3 0 0 0 0 0 0												
Bill MacDonald, R (1, 1) OBP: 0.192, SLG: 0.146			2-3 K		0-1 F8		2-1 F7			2 0 0 0 0 1 0												
Pete Castiglione, R (7, PH) OBP: 0.315, SLG: 0.347										1 0 0 0 0 0 0												
Junior Walsh, R (7, 1) OBP: 0.444, SLG: 0.333										0 0 0 0 0 0 0												
Inning Stats	R: 2 E: 0 K: 1 S: 9	H: 2 LOB: 0 BB: 0 P: 13	R: 0 E: 0 K: 0 S: 7	H: 0 LOB: 0 BB: 0 P: 10	R: 0 E: 0 K: 1 S: 7	H: 0 LOB: 0 BB: 0 P: 12	R: 0 E: 0 K: 1 S: 16	H: 2 LOB: 2 BB: 0 P: 25	R: 0 E: 0 K: 0 S: 7	H: 1 LOB: 2 BB: 1 P: 14	R: 0 E: 0 K: 0 S: 7	H: 0 LOB: 0 BB: 0 P: 11	R: 0 E: 0 K: 0 S: 6	H: 0 LOB: 0 BB: 0 P: 10	R: 0 E: 0 K: 0 S: 7	H: 0 LOB: 1 BB: 1 P: 12	R: 0 E: 0 K: 0 S: 9	H: 0 LOB: 0 BB: 0 P: 13	1B: 2 2B: 2 3B: 0 HR: 1	SF: 0 SAC: 0 DP: 0 HBP: 0	WP: 0 PB: 0 SB: 0 CS: 0	PA: 34
PITCHER Carl Erskine, R (1, 1) ERA: 5.0	IP: 9.0 WLS: W BF: 34 H: 5 R: 2 ER: 2 SO: 3 BB: 2 IBB: 0 HBP: 0 BLK: 0 WP: 0 HR: 1 S: 75 P: 120 ERA: 2.00 WHIP: 0.778																					

Pittsburgh Pirates @ Brooklyn Dodgers
Ebbets Field, Brooklyn, NY
Wed Sep 20 1950, 3:33 AM EDT
Att. 1,011 - Unknown

livebaseballscorecards.com

AB	32
R	2
H	5
RBI	2
BB	2
SO	3
LOB	8



Batter	1	2	3	4	5	6	7	8	9
Eddie Miksis, R OBP: 0.274, SLG: 0.324 (1, 4) C L B B R X	3-2 2B HR 1B	0-0 G1-6-3 1-2f		0-1 6-3		0-0 PB FC1-5 FC5 1B		1-1 5-3	
Pee Wee Reese, R OBP: 0.367, SLG: 0.366 (1, 6) B B B F C X	3-2 1-3 HR 2B		4-1 3B BB	3-2 FC5-4 FC5 1B		1-0 FC1-5 FC5 PB 1-2 2-3f		3-1 F3	
Duke Snider, L OBP: 0.375, SLG: 0.549 (1, 8) B C B F S	2-3 K		1-2 1-H 6-3 3B	0-0 FC5 FC5-4 1-2		4-0 FC5 1-2 2-3 IBB			
Tommy Brown, R OBP: 0.397, SLG: 0.645 (1, 7) B B X	2-0 L6		3-3 K	0-0 FC5-4 1-2 2-3		2-1 FC5 FC6-4 1-2 2-3f 3-H			
Carl Furillo, R OBP: 0.351, SLG: 0.469 (1, 9) B B B B	4-0 HR BB		4-0 6-3 BB BB		1-0 6-3	0-0 FC6-4 1-2f			
Gil Hodges, R OBP: 0.376, SLG: 0.513 (1, 3) C B B C X	2-2 1-H 2-H 3-H HR		4-1 1-2 6-3 BB		4-1 S BB		2-1 F2		
Billy Cox, R OBP: 0.306, SLG: 0.360 (1, 5) B B X	2-0 F7		0-2 1-2 2-3 3-H 6-3 BB		4-2 G5-4-3 BB		2-2 F8		
Bruce Edwards, R OBP: 0.252, SLG: 0.417 (1, 2) X		0-0 G1-6-3 1B		4-0 IBB		1-1 G5-4-3 1-2f		2-1 F5	
Carl Erskine, R OBP: 0.344, SLG: 0.333 (1, 1) C C B S		2-3 K	0-3 K			0-0 FC1-5 1B 1B		0-0 F8	

Inning Stats		R: 4	H: 3	LOB: 0	K: 1	S: 14	P: 32	R: 0	H: 1	LOB: 0	K: 1	S: 5	P: 7	R: 2	H: 1	LOB: 3	K: 2	S: 14	P: 34	R: 0	H: 1	LOB: 1	K: 0	S: 7	P: 10	R: 0	H: 0	LOB: 1	K: 0	S: 7	P: 17	R: 1	H: 2	LOB: 2	K: 0	S: 6	P: 13	R: 0	H: 0	LOB: 0	K: 0	S: 7	P: 13	R: 0	H: 0	LOB: 0	K: 0	S: 5	P: 9
Bill MacDonald, R ERA: 4.2 (1, 1)	IP: 6.0	WLS: L	BF: 32	H: 8	R: 7	ER: 7	SO: 4	BB: 6	IBB: 2	HBP: 0	BLK: 0	WP: 0	HR: 1	S: 53	P: 113	ERA: 10.50	WHIP: 2.333																																
Junior Walsh, R ERA: 5.46 (7, 1)	IP: 2.0	WLS: L	BF: 6	H: 0	R: 0	ER: 0	SO: 0	BB: 0	IBB: 0	HBP: 0	BLK: 0	WP: 0	HR: 0	S: 12	P: 22	ERA: 0.00	WHIP: 0.000																																

BOTTOM

Pittsburgh Pirates @ Brooklyn Dodgers
Ebbets Field, Brooklyn, NY

Wed Sep 20 1950, 3:33 AM EDT
Att: 1,011 - Unknown


AB	R	H	RBI	BB	SO	LOB
5	2	2	0	0	0	1
4	2	2	0	1	0	2
3	1	1	1	1	1	3
4	0	0	1	0	1	7
2	1	0	0	2	0	2
2	1	1	4	2	0	0
3	0	0	1	1	0	2
3	0	1	0	1	0	2
4	0	1	0	0	2	4

AB	30
R	7
H	8
RBI	7
BB	8
SO	4
LOB	23

WP: 0 PA: 38
PB: 1
SB: 1
CS: 0

1B: 5 SF: 0
2B: 2 SAC: 0
3B: 1 DP: 3
HR: 1 HBP: 0

ERA WHIP



Batter	1	2	3	4	5	6	7	8	9	AB R H RBI BB SO LOB	TOP														
Bob Dillinger, R OBP: 0.358, SLG: 0.420 (1, 5)	4-0 1B S 1B BB	0-0 FC1-2 SH5-4 1-2 1B		3-2 E6 FC6-4 1B 1B		1-2 E 1B L8 1B	1-3 K		2-3 K	5 3 2 0 1 2 1															
Danny O'Connell, R OBP: 0.344, SLG: 0.426 (1, 6)	0-3 K	2-1 SH5-4		0-2 FC6-4 1-2 1B		0-1 E4 1B 1B	4-1 G5-4-3 BB		1-2 FC4-6 WP S 1-2f	4 1 2 0 1 1 2															
Ralph Kiner, R OBP: 0.416, SLG: 0.605 (1, 7)	2-1 F3	4-0 FC1-2 IBB		0-1 FC6-4 E 1B 1-2f 2-3		0-1 L8	0-0 G5-4-3		4-0 IBB	4 0 0 1 2 0 5															
Gus Bell, L OBP: 0.332, SLG: 0.442 (1, 9)	4-1 1B 1-2 BB	3-1 FC1-2		0-1 E1 1-3 1B 3-H		0-2 1B E 1B		3-3 K	1-1 G3	5 2 2 1 1 1 5															
Wally Westlake, R OBP: 0.356, SLG: 0.485 (1, 8)	1-0 1B 1-2 2-3 1B	3-3 K		0-0 4-3		1-2 E 1B 1-2 2-H 1B		0-0 6-3		5 2 2 1 0 1 5															
Jack Phillips, R OBP: 0.330, SLG: 0.397 (1, 3)	1-0 1B 1-2 2-H 3-H 1B		1-1 CS 1B		0-1 F4	1-0 E6 1B 1B 1-3 2-H		4-1 E BB		4 0 2 2 1 0 1															
Johnny Berardino, R OBP: 0.280, SLG: 0.236 (1, 4)	3-1 1B		3-3 K		0-2 5-3	1-1 1B 1-2 1B 3-H		0-2 E5 FC6-4		5 0 2 2 0 1 2															
Clyde McCullough, R OBP: 0.341, SLG: 0.409 (1, 2)	1-2 L7		0-1 4-3		4-1 BB	2-1 1B 1-2 2-3 1B		1-0 FC6-4		2 0 0 0 1 0 2															
Tom Saffell, L OBP: 0.270, SLG: 0.280 (6, PH)										1 0 1 0 0 0 0															
Ray Mueller, R OBP: 0.306, SLG: 0.414 (6, 2)										1 0 0 0 0 0 2															
Bill Werle, L OBP: 0.268, SLG: 0.246 (5, 1)		4-2 SH5-4 1B FC1-2 BB		0-0 F8		3-3 K	2-1 1-3		4-2 FC4-6 BB	2 0 0 0 1 1 1															
Mel Queen, R OBP: 0.086, SLG: 0.059 (6, PH)										0 0 0 0 0 0 0															
Ed Stevens, L OBP: 0.230, SLG: 0.162 (6, PH)										1 0 0 0 0 0 0															
Murry Dickson, R OBP: 0.247, SLG: 0.289 (9, PH)										0 0 0 0 0 0 0															
Danny Murtaugh, R OBP: 0.377, SLG: 0.392 (9, PH)										0 0 0 0 1 0 0															
Stan Kojak, R OBP: 0.313, SLG: 0.317 (9, PR)										0 0 0 0 0 0 0															
Inning Stats	R: 3 E: 0 K: 1 S: 14	H: 3 LOB: 2 BB: 2 P: 30	R: 0 E: 0 K: 1 S: 11	H: 1 LOB: 3 BB: 2 P: 27	R: 0 E: 0 K: 1 S: 7	H: 1 LOB: 0 BB: 0 P: 11	R: 1 E: 2 K: 0 S: 12	H: 2 LOB: 2 BB: 0 P: 15	R: 0 E: 0 K: 1 S: 10	H: 0 LOB: 1 BB: 1 P: 17	R: 4 E: 2 K: 0 S: 20	H: 6 LOB: 2 BB: 0 P: 28	R: 0 E: 0 K: 1 S: 5	H: 0 LOB: 0 BB: 1 P: 10	R: 0 E: 1 K: 1 S: 10	H: 0 LOB: 2 BB: 1 P: 18	R: 0 E: 0 K: 1 S: 14	H: 0 LOB: 2 BB: 2 P: 26	1B: 13 2B: 0 3B: 0 HR: 0	SF: 0 SAC: 1 DP: 1 HBP: 0	WP: 1 PB: 0 SB: 2 CS: 1	PA: 49			
PITCHER	IP WLS BF H R ER SO BB IBB HBP BLK WP HR S P ERA WHIP																								
Jim Romano, R ERA: 40.5 (1, 1)	0.2		7	3	3	3	1	2	0	0	0	0	0	10	25	40.50	7.500								
Dan Bankhead, R ERA: 5.61 (1, 1)	3.1		16	4	1	0	2	1	1	0	0	0	0	34	58	0.00	1.500								
Ralph Branca, R ERA: 4.55 (5, 1)	1.1		11	5	4	3	1	1	0	0	0	0	0	26	37	20.25	4.500								
Erv Palica, R ERA: 3.85 (6, 1)	3.2	W	15	1	0	0	3	3	1	0	0	1	0	33	62	0.00	1.091								

Pittsburgh Pirates @ Brooklyn Dodgers
 Ebbets Field, Brooklyn, NY
 Thu Sep 21 1950, 3:33 AM EDT
 Att. 5,241 - Unknown

livebaseballscorecards.com

AB	39
R	8
H	13
RBI	7
BB	9
SO	7
LOB	28



Batter	1	2	3	4	5	6	7	8	9	AB	R	H	RBI	BB	SO	LOB
Eddie Miksis, R OBP: 0.282, SLG: 0.356 (1, 4)	1-2 5-3 1B		1-0 1B	2-1 3B	0-1 5-3			1-2 FC5-4 1-2f		5	0	2	3	0	0	2
Pee Wee Reese, R OBP: 0.365, SLG: 0.364 (1, 6)	2-1 6-3 1B		1-1 1B	1-1 6-3	0-2 L9			0-0 4-3 1-2		5	0	1	0	0	0	4
Duke Snider, L OBP: 0.377, SLG: 0.552 (1, 8)	0-0 1B		0-0 F7		1-2 E 3B			0-1 F9 IBB		4	1	2	0	1	0	1
Tommy Brown, R OBP: 0.397, SLG: 0.627 (1, 7)		3-3 K		3-2 FC4-6 1B	1-1 E7 SH F8 1B			2-2 F4		5	1	2	1	0	2	2
Carl Furillo, R OBP: 0.352, SLG: 0.468 (1, 9)		0-1 E 1B		0-1 FC4-6 FC6-4 BB 1B 1-2f	2-1 BB SH 1B HBP			2-2 F9		3	3	1	0	0	0	1
Gil Hodges, R OBP: 0.375, SLG: 0.511 (1, 3)		0-1 FC5 1B		4-1 FC6-4 BB	1-1 SH BB 1B			1-3 K		2	1	0	0	1	1	1
Roy Campanella, R OBP: 0.363, SLG: 0.540 (1, 2)		0-0 G1-6-3 1B		0-0 FC6-4 BB 1B 3B 1-2f 2-3	0-0 F8			0-0 F8		4	1	1	2	0	0	4
Billy Cox, R OBP: 0.308, SLG: 0.360 (1, 5)		0-1 G1-6-3 1-2f		2-1 BB 1B 3B	4-2 1B E BB 1-2 2-3			1-0 F2		3	2	1	1	1	0	2
Jim Romano, R (1, 1)			0-0 4-3		3-2 E8 1B 1-1 2-3 3-H			2-1 FC5-4 1B		0	0	0	0	0	0	0
Dan Bankhead, R OBP: 0.282, SLG: 0.270 (1, 1)										1	0	0	0	0	0	0
Bruce Edwards, R OBP: 0.257, SLG: 0.417 (4, PH)										0	0	0	0	1	0	0
Joe Hatten, R OBP: 0.125, SLG: 0.125 (4, PR)										0	1	0	0	0	0	0
Ralph Branca, R OBP: 0.222, SLG: 0.313 (5, 1)										1	0	1	2	0	0	0
Erv Palica, R OBP: 0.228, SLG: 0.298 (6, 1)										1	0	1	0	0	0	0

Inning Stats	R: 0	H: 1	E: 0	LOB: 1	K: 0	P: 10	R: 1	H: 2	E: 1	LOB: 1	K: 1	P: 14	R: 0	H: 2	E: 0	LOB: 1	K: 0	P: 7	R: 4	H: 3	E: 0	LOB: 2	K: 0	P: 14	R: 5	H: 3	E: 2	LOB: 1	K: 0	P: 31	R: 0	H: 0	E: 0	LOB: 0	K: 1	P: 7	R: 0	H: 1	E: 0	LOB: 2	K: 1	P: 18
	0	1	0	0	7	10	1	2	1	1	1	14	0	2	0	1	0	0	7	4	3	0	2	14	5	3	2	1	0	31	0	0	0	0	1	7	0	1	0	2	18	

PITCHER	IP	WLS	BF	H	R	ER	SO	BB	IBB	HBP	BLK	WP	HR	S	P	ERA	WHIP
Bill Werle, L ERA: 4.56 (1, 1)	4.0	L	23	10	8	7	1	2	0	0	0	0	0	43	71	15.75	3.000
Mel Queen, R ERA: 5.91 (5, 1)	1.0		6	1	2	1	0	1	0	0	0	0	0	13	21	9.00	2.000
Murry Dickson, R ERA: 3.95 (6, 1)	3.0		11	1	0	0	2	0	1	0	0	0	0	23	38	0.00	0.333

BOTTOM

Pittsburgh Pirates @ Brooklyn Dodgers
Ebbets Field, Brooklyn, NY

Thu Sep 21 1950, 3:33 AM EDT
Att. 5,241 - Unknown

AB	34
R	10
H	12
RBI	9
BB	4
SO	3
LOB	17

livebaseballscorecards.com



1B:	10	SF:	0	WP:	0	PA:	40
2B:	0	SAC:	1	PB:	0		
3B:	2	DP:	1	SB:	0		
HR:	0	HBP:	1	CS:	0		

Batter	1	2	3	4	5	6	7	8	9	AB R H RBI BB SO LOB	TOP
Tommy Brown, R (1, 7) OBP: 0.378, SLG: 0.592	0-1 L7		1-2 F7		0-0 F5		1-2 F5			4 0 0 0 0 0 1	
Pee Wee Reese, R (1, 6) OBP: 0.366, SLG: 0.365	1-2 F2		2-1 S 1B		0-0 F3			1-1 FC4-6 1B		4 0 2 0 0 0 1	
Duke Snider, L (1, 8) OBP: 0.376, SLG: 0.550	1-1 F8		2-3 K		0-0 1B			0-1 FC4-6 CS 1-2f		4 0 1 0 0 1 2	
Jackie Robinson, R (1, 4) Eddie Miksis, R (8, 4) OBP: 0.426, SLG: 0.500 OBP: 0.282, SLG: 0.356		2-1 1B HR 1B	1-3 K		1-1 4-3			0-3 K		4 1 1 0 0 2 4 0 0 0 0 0 0 0	
Carl Furillo, R (1, 9) OBP: 0.355, SLG: 0.470		0-0 1B HR 1B		0-1 1B		2-1 5-3		1-2 CS 1-2	0-0 SH1-4 1B	4 1 3 0 0 0 0	
Gil Hodges, R (1, 3) OBP: 0.375, SLG: 0.515		3-2 1-H 2-H HR		0-1 F7		2-2 L8			3-1 SH1-4	3 1 1 3 0 0 1	
Roy Campanella, R (1, 2) OBP: 0.362, SLG: 0.536		1-0 3-4-1		0-0 L5		2-3 K			4-0 G5-4-3 IBB	3 0 0 0 1 1 1	
Billy Cox, R (1, 5) OBP: 0.305, SLG: 0.357		2-2 F7		1-1 F8			0-0 6-3		1-0 G5-4-3	4 0 0 0 0 0 3	
Don Newcombe, L (1, 1) OBP: 0.333, SLG: 0.348		0-1 F7			4-2 1B BB		0-1 3-1			2 0 0 0 1 0 0	
Inning Stats	R: 0 E: 0 K: 0 S: 7 H: 0 LOB: 0 BB: 0 P: 9	R: 3 E: 0 K: 0 S: 14 H: 3 LOB: 0 BB: 0 P: 22	R: 0 E: 0 K: 2 S: 14 H: 1 LOB: 1 BB: 0 P: 20	R: 0 E: 0 K: 0 S: 7 H: 1 LOB: 1 BB: 0 P: 8	R: 0 E: 0 K: 0 S: 7 H: 1 LOB: 2 BB: 1 P: 12	R: 0 E: 0 K: 1 S: 8 H: 0 LOB: 0 BB: 0 P: 14	R: 0 E: 0 K: 0 S: 6 H: 0 LOB: 0 BB: 0 P: 7	R: 0 E: 0 K: 1 S: 9 H: 1 LOB: 0 BB: 0 P: 11	R: 0 E: 0 K: 0 S: 4 H: 1 LOB: 1 BB: 1 P: 12	1B: 7 2B: 0 3B: 0 HR: 1 SF: 0 SAC: 1 DP: 1 HBP: 0	WP: 0 PB: 0 SB: 1 CS: 1 PA: 36
PITCHER	IP WLS BF H R ER SO BB IBB HBP BLK WP HR S P ERA WHIP										
Robin Roberts, R (1, 1) ERA: 2.93	8.0 L 31 7 3 3 4 1 0 0 0 0 0 1 72 103 3.38 1.000										
Jim Konstanty, R (9, 1) ERA: 2.19	1.0 4 1 0 0 0 0 0 1 0 0 0 0 4 12 0.00 1.000										

Brooklyn Dodgers @ Philadelphia Phillies
 Shibe Park, Philadelphia, PA
 Sat Sep 23 1950, 3:33 AM EDT
 Att. 22,602 - Unknown

AB	32
R	3
H	8
RBI	3
BB	2
SO	4
LOB	13



Batter	1	2	3	4	5	6	7	8	9	AB	R	H	RBI	BB	SO	LOB	BOTTOM											
Eddie Waitkus, L (1, 3) OBP: 0.348, SLG: 0.363	1-2 F8		0-0 F7			4-0 BB		0-0 F8		3	0	0	0	1	0	1	Brooklyn Dodgers @ Philadelphia Phillies Shibe Park, Philadelphia, PA Sat Sep 23 1950, 3:33 AM EDT Att. 22,602 - Unknown											
Richie Ashburn, L (1, 8) OBP: 0.375, SLG: 0.411	2-1 6-3		1-0 F7			0-1 F9		1-2 1B		4	0	1	0	0	0	2												
Dick Sisler, L (1, 7) OBP: 0.370, SLG: 0.430	1-1 G3				0-0 F8				2-2 3-1	4	0	0	0	0	0	1												
Del Ennis, R (1, 9) OBP: 0.369, SLG: 0.555 Putsy Caballero, R (9, PR) OBP: 0.240, SLG: 0.174		0-1 6-3		1-2 4-3			0-0 FC4-6 1B		0-0 FC6-4 1B	4	0	2	0	0	0	0												
Willie Jones, R (1, 5) OBP: 0.340, SLG: 0.463		0-1 F7		1-2 F8			1-1 FC4-6 HR		2-3 K	4	1	0	0	0	1	2												
Granny Hamner, R (1, 6) OBP: 0.323, SLG: 0.394		4-0 BB			2-2 6-3		0-0 F6		0-0 FC6-4	3	0	0	0	1	0	2												
Andy Seminick, R (1, 2) OBP: 0.395, SLG: 0.540		1-0 F6			2-2 G5-4-3 1B		0-0 HR			3	1	2	2	0	0	1												
Mike Goliat, R (1, 4) OBP: 0.315, SLG: 0.372			2-2 E7 1B		0-0 G5-4-3		0-0 F7			3	0	1	0	0	0	1												
Robin Roberts, S (1, 1) OBP: 0.165, SLG: 0.104 Jackie Mayo, L (8, PH) OBP: 0.257, SLG: 0.273 Jim Konstanty, R (9, 1) OBP: 0.088, SLG: 0.088			1-0 1B			2-3 K		0-1 1-3		2	0	1	0	0	1	0												
			2-H 1B							1	0	0	0	0	0	0												
										0	0	0	0	0	0	0												
Inning Stats	R: 0 E: 0 K: 0 S: 7	H: 0 LOB: 0 BB: 0 P: 11	R: 0 E: 0 K: 0 S: 5	H: 0 LOB: 1 BB: 1 P: 10	R: 0 E: 1 K: 0 S: 11	H: 2 LOB: 1 BB: 0 P: 15	R: 0 E: 0 K: 0 S: 7	H: 0 LOB: 0 BB: 0 P: 9	R: 0 E: 0 K: 0 S: 7	H: 1 LOB: 0 BB: 0 P: 11	R: 0 E: 0 K: 1 S: 9	H: 0 LOB: 1 BB: 1 P: 17	R: 2 E: 0 K: 0 S: 6	H: 2 LOB: 0 BB: 0 P: 7	R: 0 E: 0 K: 0 S: 6	H: 1 LOB: 1 BB: 0 P: 7	R: 0 E: 0 K: 1 S: 8	H: 1 LOB: 1 BB: 0 P: 12	1B: 6 2B: 0 3B: 0 HR: 1	SF: 0 SAC: 0 DP: 1 HBP: 0	WP: 0 PB: 0 SB: 0 CS: 0	PA: 33						
PITCHER Don Newcombe, R (1, 1) ERA: 3.62	IP 9.0	WLS W	BF 33	H 7	R 2	ER 2	SO 2	BB 2	IBB 0	HBP 0	BLK 0	WP 0	HR 1	S 66	P 99	ERA 2.00	WHIP 1.000											
									PITCHER	IP	WLS	BF	H	R	ER	SO	BB	IBB	HBP	BLK	WP	HR	S	P	ERA	WHIP		

livebaseballscorecards.com

AB	31
R	2
H	7
RBI	2
BB	2
SO	2
LOB	10



Batter	1	2	3	4	5	6	7	8	9	AB R H RBI BB SO LOB	TOP		
Tommy Brown, R (1, 7) OBP: 0.384, SLG: 0.581 Eddie Miksis, R (5, 4) OBP: 0.300, SLG: 0.387	4-2 L6-3 BB		0-0 2B 1B	1-1 F5	3-2 6-3			1-1 S 1B 1B	1-1 1-3 2-H 2B	3 0 1 0 1 0 1 2 1 2 1 0 0 0			
Pee Wee Reese, R (1, 6) OBP: 0.364, SLG: 0.365	1-2 L6-3 1-2		1-0 1-3 2B		2-3 K	1-1 5-3		3-3 1-2 1B	2-1 F6	6 0 1 0 0 2 4			
Duke Snider, L (1, 8) OBP: 0.378, SLG: 0.551	1-3 K		1-0 F5		1-1 HR 1B	3-2 S 1B		2-1 2-H 1B		5 1 3 1 0 1 2			
Jackie Robinson, R (1, 4) OBP: 0.429, SLG: 0.510 Gene Hermanski, L (5, 7) OBP: 0.365, SLG: 0.447		0-0 E 2B	4-0 IBB		0-2 1-H HR	2-3 K		1-0 F7		2 2 2 2 1 0 0 2 0 0 0 0 1 2			
Carl Furillo, R (1, 9) OBP: 0.355, SLG: 0.468		3-1 E S 2-H E3	2-1 L8		4-0 1B HR BB BB	0-0 F8		4-0 WP 1B BB		3 2 0 0 2 0 4			
Gil Hodges, R (1, 3) OBP: 0.374, SLG: 0.512		0-3 K		1-2 FC1-5 BB 1B	2-3 K		2-2 F7	2-3 1-3 K		5 0 1 0 0 3 3			
Bruce Edwards, R (1, 2) OBP: 0.262, SLG: 0.407		1-0 F5		4-0 FC5 FC1-5 BB	4-2 1B HR BB		2-0 5-3	2-0 F2		3 1 0 0 2 0 2			
Billy Cox, R (1, 5) OBP: 0.306, SLG: 0.357		2-2 F4		1-1 FC1-5 E	2-0 HR 1B		2-2 5-3	2-2 1B 2B 1B		5 3 2 1 0 0 3			
Erv Palica, R (1, 1) OBP: 0.242, SLG: 0.355			0-0 6-3	1-2 FC5	1-1 HR		2-2 F4	1-0 2B 1B		5 1 2 4 0 0 1			
Inning Stats	R: 0 E: 0 K: 1 S: 9 H: 0 LOB: 0 BB: 1 P: 15	R: 1 E: 1 K: 1 S: 10 H: 1 LOB: 1 BB: 0 P: 16	R: 0 E: 0 K: 0 S: 6 H: 2 LOB: 3 BB: 1 P: 14	R: 1 E: 1 K: 0 S: 10 H: 1 LOB: 1 BB: 1 P: 18	R: 6 E: 0 K: 2 S: 21 H: 4 LOB: 0 BB: 2 P: 40	R: 0 E: 0 K: 1 S: 10 H: 1 LOB: 1 BB: 0 P: 16	R: 0 E: 0 K: 0 S: 10 H: 0 LOB: 0 BB: 0 P: 16	R: 1 E: 0 K: 1 S: 14 H: 2 LOB: 1 BB: 0 P: 23	R: 2 E: 0 K: 1 S: 12 H: 3 LOB: 2 BB: 1 P: 26	1B: 9 2B: 4 3B: 0 HR: 2 SF: 0 SAC: 0 DP: 1 HBP: 0	WP: 2 PB: 0 SB: 3 CS: 0 PA: 47		
PITCHER	IP WLS BF H R ER SO BB IBB HBP BLK WP HR S P ERA WHIP											PITCHER	IP WLS BF H R ER SO BB IBB HBP BLK WP HR S P ERA WHIP
Bubba Church, R (1, 1) ERA: 2.48	5.0 L 28 8 8 6 4 4 1 0 0 0 0 2 56 103 10.80 2.400												
Jack Brittin, R (6, 1) ERA:	1.0 4 1 0 0 1 0 0 0 0 0 0 0 10 16 0.00 1.000												
Paul Stuffer, R (7, 1) ERA: 2.25	2.0 8 2 1 1 1 0 0 0 0 0 0 0 24 39 4.50 1.000												
Ken Johnson, L (9, 1) ERA: 3.88	1.0 7 3 2 2 1 1 0 0 0 0 1 0 12 26 18.00 4.000												

Brooklyn Dodgers @ Philadelphia Phillies
 Shibe Park, Philadelphia, PA
 Sun Sep 24 1950, 3:33 AM EST
 Att: 32,190 - Unknown

AB	41
R	11
H	14
RBI	9
BB	6
SO	7
LOB	22



Batter	1	2	3	4	5	6	7	8	9	AB	R	H	RBI	BB	SO	LOB
Eddie Waitkus, L OBP: 0.346, SLG: 0.361 (1, 3) C B F X	1-2 F7 ①		1-2 F8 ③			1-0 F5 ②		1-2 F6 ③		4	0	0	0	0	0	1
Richie Ashburn, L OBP: 0.374, SLG: 0.409 (1, 8) B C F B S	3-3 K ②			4-1 FC6-4 BB ①		2-1 F7 ③		2-2 L9 ①		3	0	0	0	1	1	0
Dick Sister, L OBP: 0.369, SLG: 0.428 (1, 7) B B C B B	4-1 BB ①			1-3 K ①			0-1 4-3 ①		1-1 4-3 ②		3	0	0	0	1	1
Del Ennis, R OBP: 0.370, SLG: 0.556 (1, 9) X	0-0 F8 ③			1-0 F8 ②			4-1 FC6-4 BB ①		0-1 2B ①		3	0	1	0	1	0
Willie Jones, R OBP: 0.338, SLG: 0.460 (1, 5) X		0-0 L5 ①		1-0 FC6-4 1-2f ③			3-2 F7 ②		1-0 L7 ③		4	0	0	0	0	3
Granny Hamner, R OBP: 0.321, SLG: 0.392 (1, 6) F X		0-1 F8 ②			1-0 F4 ①		2-2 FC6-4 1-2f ③				3	0	0	0	0	1
Andy Seminick, R OBP: 0.395, SLG: 0.538 Putsy Caballero, R OBP: 0.240, SLG: 0.174 Ken Silvestri, S OBP: 0.400, SLG: 0.350 (1, 2) (8, PR) (9, 2)		1-0 F9 ③			0-1 6-3 ②			2-1 1B ①		3	0	1	0	0	0	0
Mike Goliat, R OBP: 0.313, SLG: 0.369 (1, 4) X			0-0 L8 ①		1-1 4-3 ③			2-0 F7 ①		3	0	0	0	0	0	1
Bubba Church, R OBP: 0.296, SLG: 0.227 Jack Brittin, R OBP: 0.305, SLG: 0.295 Dick Whitman, L OBP: 0.250, SLG: 0.265 Paul Stuffer, R OBP: 0.200, SLG: 0.158 (1, 1) (6, 1) (6, PH) (7, 1) (8, PH) (9, 1)			0-1 F3 ②			2-1 F7 ①		1-3 K ②		1	0	0	0	0	0	0

Inning Stats	R: 0	H: 0	R: 0	H: 0	R: 0	H: 0	R: 0	H: 0	R: 0	H: 0	R: 0	H: 1	R: 0	H: 1	R: 0	H: 1	1B: 1	SF: 0	WP: 0	PA: 32	
	E: 0	LOB: 1	E: 0	LOB: 0	E: 0	LOB: 1	E: 0	LOB: 0	E: 0	LOB: 0	E: 0	LOB: 1	E: 0	LOB: 1	E: 0	LOB: 1	2B: 1	SAC: 0	PB: 0		
	K: 1	BB: 1	K: 0	BB: 0	K: 1	BB: 1	K: 0	BB: 0	K: 0	BB: 0	K: 0	BB: 1	K: 1	BB: 0	K: 0	BB: 0	3B: 0	DP: 0	SB: 0		
	S: 8	P: 16	S: 4	P: 5	S: 6	P: 7	S: 5	P: 7	S: 5	P: 10	S: 5	P: 20	S: 9	P: 15	S: 9	P: 13	HR: 0	HBP: 0	CS: 0		
PITCHER Erv Palica, R ERA: 3.66 (1, 1)	IP: 9.0	WLS: W	BF: 32	H: 2	R: 0	ER: 0	SO: 3	BB: 3	IBB: 0	HBP: 0	BLK: 0	WP: 0	HR: 0	S: 63	P: 106	ERA: 0.00	WHIP: 0.556				
PITCHER	IP	WLS	BF	H	R	ER	SO	BB	IBB	HBP	BLK	WP	HR	S	P	ERA	WHIP				


BOTTOM

Brooklyn Dodgers @ Philadelphia Phillies
Shibe Park, Philadelphia, PA

Sun Sep 24 1950, 3:33 AM EST
Att. 32,190 - Unknown

livebaseballscorecards.com

AB	29
R	0
H	2
RBI	0
BB	3
SO	3
LOB	10



Batter	1	2	3	4	5	6	7	8	9	AB R H RBI BB SO LOB	TOP											
Eddie Stanky, R (1, 4) OBP: 0.459, SLG: 0.411	2-2 F4			2-3 K		2-2 2B			0-0 1B	4 1 2 0 0 1 0												
Whitey Lockman, L (1, 7) OBP: 0.354, SLG: 0.408	0-0 4-3			0-1 2-3		1-3 K2-3			0-1 1B	4 1 1 1 0 1 2												
Alvin Dark, R (1, 6) OBP: 0.335, SLG: 0.446	1-0 5-3			1-2 F6			0-0 1B		2-2 5-3	4 0 1 0 0 0 1												
Monte Irvin, R (1, 3) OBP: 0.389, SLG: 0.490 (8, 9)		0-0 F8			1-0 1B		1-0 G6-4-3		2-3 K	4 0 1 0 0 1 2												
Bobby Thomson, R (1, 8) OBP: 0.315, SLG: 0.413		0-0 F8			3-2 L7		1-2 3B		0-2 1B	4 0 2 1 0 0 1												
Hank Thompson, L (1, 5) OBP: 0.389, SLG: 0.462		1-2 F7			1-0 G6-3		0-0 3-1		2-1 6-3	4 0 0 0 0 0 3												
Don Mueller, L (1, 9) OBP: 0.316, SLG: 0.384			0-1 F6			0-0 F6			1-1 6-3	2 0 0 0 0 0 0												
Bill Rigney, R (8, PH) OBP: 0.284, SLG: 0.215										1 0 0 0 0 0 0												
Tookie Gilbert, L (8, 3) OBP: 0.315, SLG: 0.309										0 0 0 0 0 0 0												
Wes Westrum, R (1, 2) OBP: 0.371, SLG: 0.443		0-0 F4				1-1 F9			0-0 F8	2 0 0 0 0 0 0												
Jack Lohrke, R (8, PH) OBP: 0.244, SLG: 0.171										1 0 0 0 0 0 0												
Sal Yvars, R (8, 2) OBP: 0.167, SLG: 0.091										0 0 0 0 0 0 0												
Sheldon Jones, R (1, 1) OBP: 0.153, SLG: 0.091			0-3 K			4-1 2B			3-3 K	1 0 0 0 1 1 0												
Clint Hartung, R (8, PH) OBP: 0.310, SLG: 0.561										1 0 0 0 0 1 0												
George Spencer, R (8, 1)										0 0 0 0 0 0 0												
Inning Stats	R: 0 E: 0 K: 0 S: 6	H: 0 LOB: 0 BB: 0 P: 9	R: 0 E: 0 K: 0 S: 5	H: 0 LOB: 0 BB: 0 P: 6	R: 0 E: 0 K: 1 S: 6	H: 0 LOB: 0 BB: 0 P: 6	R: 0 E: 0 K: 1 S: 10	H: 0 LOB: 0 BB: 0 P: 13	R: 0 E: 0 K: 0 S: 5	H: 1 LOB: 0 BB: 0 P: 10	R: 0 E: 0 K: 1 S: 10	H: 1 LOB: 2 BB: 1 P: 18	R: 0 E: 0 K: 0 S: 6	H: 2 LOB: 1 BB: 0 P: 8	R: 0 E: 0 K: 1 S: 6	H: 0 LOB: 0 BB: 0 P: 10	R: 2 E: 0 K: 1 S: 14	H: 3 LOB: 1 BB: 0 P: 20	1B: 4 2B: 1 3B: 2 HR: 0	SF: 0 SAC: 0 DP: 2 HBP: 0	WP: 1 PB: 0 SB: 0 CS: 0	PA: 33
PITCHER Preacher Roe, L (1, 1) ERA: 3.29	IP: 9.0 WLS: W BF: 33 H: 7 R: 2 ER: 2 SO: 5 BB: 1 IBB: 0 HBP: 0 BLK: 0 WP: 1 HR: 0 S: 68 P: 100 ERA: 2.00 WHIP: 0.889											PITCHER IP: WLS: BF: H: R: ER: SO: BB: IBB: HBP: BLK: WP: HR: S: P: ERA: WHIP:										

New York Giants @ Brooklyn Dodgers
Ebbets Field, Brooklyn, NY
 Mon Sep 25 1950, 3:33 AM EST
 Att. 3,181 - Unknown

livebaseballscorecards.com

AB	32
R	2
H	7
RBI	2
BB	1
SO	5
LOB	9



Batter	1	2	3	4	5	6	7	8	9	AB	R	H	RBI	BB	SO	LOB
Pee Wee Reese, R OBP: 0.363, SLG: 0.370 (1, 6)	0-1 5-3 1B	1-2 L4 1B		2-0 HR 1-H		1-2 F8 1B				4	1	1	2	0	0	3
Gene Hermanski, L OBP: 0.373, SLG: 0.447 (1, 7)	4-1 1-3 BB		4-0 G4-6-3 BB	4-2 BB		4-0 1-2 BB				0	0	0	0	4	0	0
Duke Snider, L OBP: 0.375, SLG: 0.547 (1, 8)	3-2 1-3 1-2		0-0 G4-6-3 1-2f	3-1 F6 1B		2-1 1-3 1B				4	0	0	0	0	0	5
Jackie Robinson, R OBP: 0.429, SLG: 0.511 (1, 4)	4-1 BB		1-1 E 2B		2-1 4-3 1B		0-2 5-3 1B			3	1	1	0	1	0	0
Carl Furillo, R OBP: 0.355, SLG: 0.466 (1, 9)	1-0 1-3 1B		0-0 E8 1B		2-1 5-3 1B		2-3 K 1B			4	0	1	1	0	1	2
Gil Hodges, R OBP: 0.373, SLG: 0.512 (1, 3)		1-0 L7 1B	0-0 F6 1B		2-2 2B		3-2 1-3 1B			4	0	1	0	0	0	1
Roy Campanella, R OBP: 0.361, SLG: 0.533 (1, 2)		2-2 E 1B		0-0 F5 1B	1-3 K 1B			1-3 K 1B		4	0	1	0	0	2	1
Billy Cox, R OBP: 0.305, SLG: 0.356 (1, 5)		1-2 6-3 1B		2-2 1-3 1B		0-0 FC3-6 1B		1-1 F9 1B		4	0	1	0	0	0	1
Preacher Roe, R OBP: 0.165, SLG: 0.157 (1, 1)		0-0 E6 1B		0-1 HR 1B		1-1 FC3-6 BB		2-3 K 1B		4	1	1	0	0	1	2

Inning Stats	R: 0	H: 0	E: 0	K: 0	S: 8	R: 0	H: 1	E: 1	K: 0	S: 11	R: 1	H: 2	E: 1	K: 0	S: 5	R: 2	H: 2	E: 0	K: 0	S: 11	R: 0	H: 1	E: 0	K: 1	S: 10	R: 0	H: 0	E: 0	K: 1	S: 10	R: 0	H: 0	E: 0	K: 2	S: 8	R: 0	H: 0	E: 0	K: 2	S: 12
	LOB: 2	BB: 2	P: 20	LOB: 2	BB: 0	P: 16	LOB: 1	BB: 1	P: 10	LOB: 1	BB: 1	P: 22	LOB: 2	BB: 1	P: 17	LOB: 0	BB: 0	P: 15	LOB: 0	BB: 0	P: 12	1B: 4	2B: 2	3B: 0	HR: 1	SF: 0	SAC: 0	DP: 1	HBP: 0	WP: 0	PB: 0	SB: 0	CS: 0	PA: 36						


PITCHER	IP	WLS	BF	H	R	ER	SO	BB	IBB	HBP	BLK	WP	HR	S	P	ERA	WHIP
Sheldon Jones, R ERA: 4.78 (1, 1)	7.0	L	33	7	3	3	2	5	0	0	0	0	1	63	116	3.86	1.714
George Spencer, R ERA: 2.38 (8, 1)	1.0		3	0	0	0	2	0	0	0	0	0	0	8	12	0.00	0.000

BOTTOM

New York Giants @ Brooklyn Dodgers
Ebbets Field, Brooklyn, NY
Mon Sep 25 1950, 3:33 AM EST
Att. 3,181 - Unknown

livebaseballscorecards.com

AB	31
R	3
H	7
RBI	3
BB	5
SO	4
LOB	15



Batter	1	2	3	4	5	6	7	8	9	AB R H RBI BB SO LOB	TOP		
Eddie Stanky, R (1, 4) OBP: 0.460, SLG: 0.411 Bill Rigney, R (8, PR) OBP: 0.261, SLG: 0.213 (8, 4)	1-1 6-3 1B		2-1 G6-4-3 1-2f		2-1 5-3			1-0 1B F9 HBP	2-3 K2-3	3 0 1 0 0 0 1 1 1 0 0 0 1 1			
Whitey Lockman, L (1, 7) OBP: 0.356, SLG: 0.410	1-0 6-3 1-2		0-1 1B			1-1 1B		1-0 F9 1B 1B	1-2 4-3	5 1 3 0 0 0 3			
Don Mueller, L (1, 9) OBP: 0.315, SLG: 0.383	1-2 F5		0-1 F8			0-0 F6		0-2 1B 1B		4 0 1 1 0 0 3			
Hank Thompson, L (1, 5) OBP: 0.386, SLG: 0.458	0-0 F8			2-3 K		0-0 F7		1-2 F9		4 0 0 1 0 1 4			
Monte Irvin, R (1, 3) OBP: 0.390, SLG: 0.493		2-3 K		3-2 PB 1B 2B		3-1 4-3		0-0 1B		4 0 2 1 0 1 1			
Bobby Thomson, R (1, 8) OBP: 0.317, SLG: 0.418		0-1 CS 3B		1-1 1B		1-0 F2		1-3 K		4 1 2 0 0 1 2			
Alvin Dark, R (1, 6) OBP: 0.333, SLG: 0.443		3-3 K		3-2 F7		1-3 K		3-1 1-3		4 0 0 0 0 2 4			
Wes Westrum, R (1, 2) OBP: 0.372, SLG: 0.441 Rudy Rufer, R (9, PR) Sal Yvars, R (9, 2) OBP: 0.167, SLG: 0.091		3-2 F9			4-2 G6-3 BB		2-1 F4		4-1 S BB	2 0 0 0 2 0 0 0 0 0 0 0 0 0 0 0 0 0 0 0 0			
Sal Maglie, R (1, 1) OBP: 0.179, SLG: 0.190 Roy Weatherly, L (8, PH) OBP: 0.377, SLG: 0.409 Jack Kramer, R (8, 1) OBP: 0.308, SLG: 0.250 George Spencer, R (8, 1) Dave Koslo, L (8, 1) OBP: 0.200, SLG: 0.188			4-1 G6-4-3 BB		0-1 G6-3			4-1 1B HBP BB	0-3 K	1 0 0 0 1 0 1 0 1 0 0 1 0 0 0 0 0 0 0 0 0 0 0 0 0 0 0 0 1 0 0 0 0 1 1			
Inning Stats	R: 0 H: 1 E: 0 LOB: 1 K: 0 BB: 0 S: 8 P: 11	R: 1 H: 1 E: 0 LOB: 0 K: 2 BB: 0 S: 12 P: 20	R: 0 H: 1 E: 0 LOB: 1 K: 0 BB: 1 S: 7 P: 13	R: 0 H: 2 E: 0 LOB: 1 K: 1 BB: 0 S: 12 P: 21	R: 0 H: 0 E: 0 LOB: 0 K: 0 BB: 1 S: 6 P: 12	R: 0 H: 1 E: 0 LOB: 1 K: 0 BB: 0 S: 6 P: 10	R: 0 H: 0 E: 0 LOB: 0 K: 1 BB: 0 S: 6 P: 10	R: 3 H: 3 E: 0 LOB: 2 K: 1 BB: 1 S: 15 P: 26	R: 0 H: 0 E: 0 LOB: 2 K: 2 BB: 1 S: 11 P: 18	1B: 7 SF: 0 2B: 1 SAC: 0 3B: 1 DP: 2 HR: 0 HBP: 1	WP: 0 PA: 38 PB: 1 SB: 1 CS: 1		
PITCHER	IP WLS BF H R ER SO BB IBB HBP BLK WP HR S P ERA WHIP											PITCHER	IP WLS BF H R ER SO BB IBB HBP BLK WP HR S P ERA WHIP
Carl Erskine, R (1, 1) ERA: 4.81	7.0 L 28 6 3 2 4 3 0 1 0 0 0 0 58 103 2.57 1.286												
Don Newcombe, R (8, 1) ERA: 3.65	0.1 4 3 1 1 0 0 0 0 0 0 0 0 9 11 27.00 9.000												
Dan Bankhead, R (8, 1) ERA: 5.58	0.2 2 0 0 0 0 1 0 0 0 0 0 0 5 9 0.00 0.000												
Mal Mallette, L (9, 1) ERA:	1.0 4 0 0 0 0 2 1 0 0 0 0 0 0 11 18 0.00 1.000												

New York Giants @ Brooklyn Dodgers
 Ebbets Field, Brooklyn, NY
 Mon Sep 25 1950, 3:38 AM EST
 Att. 16,781 - Unknown

livebaseballscorecards.com

AB	33
R	4
H	9
RBI	3
BB	4
SO	7
LOB	21



Batter	1	2	3	4	5	6	7	8	9	AB	R	H	RBI	BB	SO	LOB	BOTTOM	
Pee Wee Reese, R (1, 6) OBP: 0.364, SLG: 0.369	1-0 G3 BB E 1B	2-2 L8		0-2 4-3			1-1 6-3	4-0 1-2 2-3 BB		4	1	1	0	1	0	0	New York Giants @ Brooklyn Dodgers Ebbets Field, Brooklyn, NY Mon Sep 25 1950, 3:38 AM EST Att. 16,781 - Unknown	
Gene Hermanski, L (1, 7) OBP: 0.375, SLG: 0.444 Tommy Brown, R (8, PH) OBP: 0.379, SLG: 0.573 Mal Mallette, L (9, 1)	4-2 E G3 1-2 BB		0-0 E3 2B	0-2 F2			4-0 1-3 BB	0-1 G2-3		2	1	0	0	2	0	0		
Duke Snider, L (1, 8) OBP: 0.374, SLG: 0.544	0-1 G3 1-2 2-3		3-2 F7		0-0 1B G1 1B		2-1 1-3 1-2		1-1 G3	5	0	1	0	0	0	4		
Jackie Robinson, R (1, 4) OBP: 0.431, SLG: 0.512	4-0 E IBB		3-2 G3 1-H 2B		1-1 G1 1-2		4-0 FC6-4 IBB		2-2 F8	3	0	1	1	2	0	1		
Carl Furillo, R (1, 9) OBP: 0.355, SLG: 0.465	1-2 E5 1-2 2-3 3-H		4-1 FC5 G3 BB		1-2 CS 1B		0-0 FC6-4 1-2f		1-2 6-3	4	0	1	1	1	0	4		
Gil Hodges, R (1, 3) OBP: 0.370, SLG: 0.508	0-0 F3		3-2 G3		3-2 F4				2-2 4-3	4	0	0	0	0	0	7		
Billy Cox, R (1, 5) OBP: 0.307, SLG: 0.356	1-0 L4		4-0 BB			0-2 6-3		2-2 1B 1B		3	1	1	0	1	0	3		
Bruce Edwards, R (1, 2) OBP: 0.257, SLG: 0.399 Roy Campanella, R (8, 2) OBP: 0.362, SLG: 0.534 Joe Hatten, R (8, PR) OBP: 0.125, SLG: 0.125 Steve Lembo, R (9, 2) OBP: 0.286, SLG: 0.167		1-0 4-3	0-0 FC5			2-0 5-3		3-2 BB 1B 1-3 G2-3 1B		3	0	0	0	0	0	3		
Carl Erskine, R (1, 1) OBP: 0.314, SLG: 0.303 Don Newcombe, L (8, 1) OBP: 0.333, SLG: 0.348 Dan Bankhead, R (8, 1) OBP: 0.282, SLG: 0.270 Cal Abrams, L (8, PH) OBP: 0.342, SLG: 0.219 (9, 7)		0-3 K		1-2 6-3		0-3 K		2-2 BB 1-2 3-H 1B		3	0	0	0	0	2	0		
Inning Stats	R: 1 H: 1 E: 1 LOB: 3 K: 0 BB: 2 S: 11 P: 22	R: 0 H: 0 E: 0 LOB: 0 K: 1 BB: 0 S: 7 P: 10	R: 1 H: 1 E: 1 LOB: 3 K: 0 BB: 2 S: 13 P: 30	R: 0 H: 0 E: 0 LOB: 0 K: 0 BB: 0 S: 11 P: 12	R: 0 H: 2 E: 0 LOB: 1 K: 0 BB: 0 S: 9 P: 14	R: 0 H: 0 E: 0 LOB: 0 K: 1 BB: 0 S: 7 P: 9	R: 0 H: 0 E: 0 LOB: 2 K: 0 BB: 2 S: 5 P: 16	R: 1 H: 3 E: 0 LOB: 2 K: 0 BB: 1 S: 15 P: 28	R: 0 H: 0 E: 0 LOB: 0 K: 0 BB: 0 S: 8 P: 12	1B: 6 SF: 0 2B: 1 SAC: 0 3B: 0 DP: 1 HR: 0 HBP: 0	WP: 0 PA: 41 PB: 0 SB: 0 CS: 1							
PITCHER	IP WLS BF H R ER SO BB IBB HBP BLK WP HR S P ERA WHIP																	
Sal Maglie, R (1, 1) ERA: 2.7	7.0 W 32 4 2 1 2 4 2 0 0 0 0 63 113 1.29 1.143																	
Jack Kramer, R (8, 1) ERA: 3.53	0.1 4 3 1 1 0 0 0 0 0 0 0 13 22 27.00 9.000																	
George Spencer, R (8, 1) ERA: 2.38	0.0 1 0 0 0 0 1 0 0 0 0 0 4 ∞ ∞																	
Dave Koslo, L (8, 1) ERA: 3.87	1.2 S 4 0 0 0 0 0 0 0 0 0 0 10 14 0.00 0.000																	

livebaseballscorecards.com

AB	34
R	3
H	7
RBI	3
BB	7
SO	2
LOB	25



Batter	1	2	3	4	5	6	7	8	9	AB	R	H	RBI	BB	SO	LOB
Pee Wee Reese, R OBP: 0.363, SLG: 0.368 (1, 6)	3-2 F7 1B	0-0 G4-6-3 1B			2-0 6-3		0-1 F7 3-H			4	0	1	1	0	0	1
Gene Hermanski, L OBP: 0.373, SLG: 0.439 (1, 7)	4-0 E 1B BB	2-2 G4-6-3 1-2f			2-1 4-3		1-0 G4-6-3 1-2f			3	1	0	0	1	0	2
Duke Snider, L OBP: 0.376, SLG: 0.547 (1, 8)	0-0 E 1B 1B		1-0 G4-6-3 1B			0-1 6-3 HR 2B		2-3 K		4	2	3	0	0	1	0
Jackie Robinson, R OBP: 0.428, SLG: 0.508 (1, 4)	0-0 E5 1B HR		0-2 G4-6-3 1-2f			1-2 6-3 2-3		3-1 G3		4	1	0	0	0	0	4
Carl Furillo, R OBP: 0.356, SLG: 0.470 (1, 9)	0-1 HR 1B		0-0 F9			1-0 HR		0-0 F9		4	2	2	4	0	0	0
Gil Hodges, R OBP: 0.372, SLG: 0.514 (1, 3)	0-0 HR			4-1 G5-4-3 BB		2-1 F5				2	1	1	3	1	0	0
Roy Campanella, R OBP: 0.360, SLG: 0.530 (1, 2)	0-0 F4			1-0 G5-4-3 1-2f		1-1 6-3				3	0	0	0	0	0	1
Billy Cox, R OBP: 0.307, SLG: 0.358 (1, 5)	0-1 6-3			1-0 1-3			2-2 SH F7 2B			3	1	1	0	0	0	0
Ralph Branca, R OBP: 0.211, SLG: 0.294 Dan Bankhead, R OBP: 0.282, SLG: 0.270 (1, 1) (9, 1)		2-1 5-3			0-1 F3		2-0 SH G4-6-3 2-3			2	0	0	0	0	0	0
										0	0	0	0	0	0	0

Inning Stats	R: 5	H: 3	LOB: 0	K: 0	S: 11	P: 18	R: 0	H: 1	LOB: 0	K: 0	S: 6	P: 10	R: 0	H: 1	LOB: 0	K: 0	S: 5	P: 6	R: 0	H: 0	LOB: 0	K: 0	S: 3	P: 9	R: 0	H: 0	LOB: 0	K: 0	S: 5	P: 9	R: 2	H: 2	LOB: 0	K: 0	S: 11	P: 16	R: 1	H: 1	LOB: 0	K: 0	S: 7	P: 12	R: 0	H: 0	LOB: 0	K: 1	S: 6	P: 11
--------------	------	------	--------	------	-------	-------	------	------	--------	------	------	-------	------	------	--------	------	------	------	------	------	--------	------	------	------	------	------	--------	------	------	------	------	------	--------	------	-------	-------	------	------	--------	------	------	-------	------	------	--------	------	------	-------

PITCHER	IP	WLS	BF	H	R	ER	SO	BB	IBB	HBP	BLK	WP	HR	S	P	ERA	WHIP
Larry Jansen, R ERA: 3.15 (1, 1)	2.0	L	11	4	5	4	0	1	0	0	0	0	1	17	28	18.00	2.500
George Spencer, R ERA: 3.31 (3, 1)	5.0		18	4	3	3	0	1	0	0	0	0	1	31	52	5.40	1.000
Monty Kennedy, L ERA: 4.57 (8, 1)	1.0		3	0	0	0	1	0	0	0	0	0	0	6	11	0.00	0.000

BOTTOM

New York Giants @ Brooklyn Dodgers
Ebbets Field, Brooklyn, NY
 Tue Sep 26 1950, 3:33 AM EST
 Att. 4,427 - Unknown

AB	29
R	8
H	8
RBI	8
BB	2
SO	1
LOB	8



WP	HR	S	P	ERA	WHIP
0	0	4	32	0	0

Batter	1	2	3	4	5	6	7	8	9	AB	R	H	RBI	BB	SO	LOB	TOP
--------	---	---	---	---	---	---	---	---	---	----	---	---	-----	----	----	-----	-----

Roy Hartsfield, R <small>OBP: 0.322, SLG: 0.372</small> <small>(1, 4)</small>	 <small>3-2</small>			 <small>2-3</small>			 <small>1-3</small>			 <small>1-0</small>			 <small>0-0</small>	<small>5</small>	<small>0</small>	<small>1</small>	<small>0</small>	<small>0</small>	<small>0</small>	<small>2</small>	<small>0</small>		
Sam Jethroe, S <small>OBP: 0.342, SLG: 0.453</small> <small>(1, 8)</small>	 <small>4-1</small>			 <small>2-0</small>			 <small>0-0</small>			 <small>2-2</small>			 <small>2-2</small>	<small>4</small>	<small>1</small>	<small>0</small>	<small>0</small>	<small>1</small>	<small>0</small>	<small>1</small>	<small>0</small>	<small>1</small>	
Earl Torgeson, L <small>OBP: 0.412, SLG: 0.475</small> <small>(1, 3)</small>	 <small>1-1</small>			 <small>3-2</small>			 <small>1-3</small>			 <small>3-2</small>			 <small>1-1</small>	<small>5</small>	<small>1</small>	<small>2</small>	<small>2</small>	<small>0</small>	<small>1</small>	<small>0</small>	<small>0</small>	<small>0</small>	
Bob Elliott, R <small>OBP: 0.380, SLG: 0.498</small> <small>(1, 5)</small>	 <small>3-2</small>			 <small>4-1</small>			 <small>0-0</small>			 <small>3-2</small>			 <small>1-1</small>	<small>3</small>	<small>1</small>	<small>1</small>	<small>0</small>	<small>1</small>	<small>0</small>	<small>2</small>	<small>0</small>	<small>2</small>	
Sid Gordon, R <small>OBP: 0.403, SLG: 0.547</small> <small>(1, 7)</small>			 <small>1-1</small>	 <small>1-0</small>			 <small>0-0</small>			 <small>0-2</small>			 <small>1-1</small>	<small>4</small>	<small>1</small>	<small>0</small>	<small>0</small>	<small>0</small>	<small>0</small>	<small>2</small>	<small>0</small>	<small>2</small>	
Tommy Holmes, L <small>OBP: 0.375, SLG: 0.459</small> <small>(1, 9)</small>			 <small>1-2</small>	 <small>0-0</small>			 <small>0-1</small>			 <small>2-1</small>			 <small>1-1</small>	<small>4</small>	<small>0</small>	<small>3</small>	<small>1</small>	<small>0</small>	<small>0</small>	<small>0</small>	<small>0</small>	<small>0</small>	<small>0</small>
Del Crandall, R <small>OBP: 0.272, SLG: 0.321</small> <small>(1, 2)</small>			 <small>1-1</small>	 <small>1-0</small>			 <small>0-0</small>			 <small>4-2</small>			 <small>1-1</small>	<small>3</small>	<small>0</small>	<small>1</small>	<small>1</small>	<small>1</small>	<small>0</small>	<small>2</small>	<small>0</small>	<small>2</small>	
Buddy Kerr, R <small>OBP: 0.300, SLG: 0.313</small> <small>(1, 6)</small> Bob Addis, L <small>OBP: 0.385, SLG: 0.348</small> <small>(6, PH)</small> Sibby Sisti, R <small>OBP: 0.298, SLG: 0.258</small> <small>(6, 6)</small>	 <small>2-2</small>			 <small>0-0</small>			 <small>0-3</small>			 <small>1-3</small>			 <small>1-3</small>	<small>2</small>	<small>1</small>	<small>1</small>	<small>0</small>	<small>0</small>	<small>0</small>	<small>1</small>	<small>1</small>	<small>1</small>	<small>1</small>
Warren Spahn, L <small>OBP: 0.270, SLG: 0.250</small> <small>(1, 1)</small> Bobby Hogue, R <small>OBP: 0.286, SLG: 0.308</small> <small>(7, 1)</small> Johnny Antonelli, L <small>OBP: 0.143, SLG: 0.143</small> <small>(7, 1)</small> Willard Marshall, L <small>OBP: 0.324, SLG: 0.338</small> <small>(8, PH)</small> Normie Roy, R <small>OBP: 0.250, SLG: 0.167</small> <small>(8, 1)</small>			 <small>0-3</small>	 <small>0-1</small>			 <small>1-1</small>			 <small>1-0</small>			 <small>1-0</small>	<small>3</small>	<small>1</small>	<small>1</small>	<small>2</small>	<small>0</small>	<small>1</small>	<small>2</small>	<small>0</small>	<small>1</small>	<small>2</small>

Inning Stats	R: 0 E: 0 K: 0 S: 10	H: 1 LOB: 1 BB: 1 P: 21	R: 0 E: 0 K: 2 S: 11	H: 1 LOB: 1 BB: 0 P: 16	R: 0 E: 0 K: 2 S: 8	H: 0 LOB: 0 BB: 0 P: 12	R: 1 E: 0 K: 0 S: 7	H: 1 LOB: 1 BB: 1 P: 16	R: 2 E: 0 K: 2 S: 10	H: 2 LOB: 0 BB: 0 P: 12	R: 1 E: 1 K: 1 S: 10	H: 3 LOB: 2 BB: 0 P: 11	R: 2 E: 0 K: 0 S: 15	H: 2 LOB: 0 BB: 0 P: 24	R: 0 E: 0 K: 1 S: 8	H: 0 LOB: 1 BB: 1 P: 16	R: 0 E: 0 K: 0 S: 7	H: 0 LOB: 0 BB: 0 P: 10	1B: 7 2B: 1 3B: 1 HR: 2	SF: 0 SAC: 0 DP: 1 HBP: 0	WP: 0 PB: 0 SB: 1 CS: 0	PA: 39
--------------	-------------------------------	----------------------------------	-------------------------------	----------------------------------	------------------------------	----------------------------------	------------------------------	----------------------------------	-------------------------------	----------------------------------	-------------------------------	----------------------------------	-------------------------------	----------------------------------	------------------------------	----------------------------------	------------------------------	----------------------------------	----------------------------------	------------------------------------	----------------------------------	--------

PITCHER	IP	WLS	BF	H	R	ER	SO	BB	IBB	HBP	BLK	WP	HR	S	P	ERA	WHIP
Don Newcombe, R <small>(1, 1)</small> <small>ERA: 3.72</small>	5.1		25	8	4	4	4	2	0	0	0	0	1	51	82	6.75	1.875
Dan Bankhead, R <small>(6, 1)</small> <small>ERA: 5.51</small>	3.2	W	14	2	2	2	2	1	0	0	0	0	1	35	56	4.91	0.818

Boston Braves @ Brooklyn Dodgers
 Ebbets Field, Brooklyn, NY
 Wed Sep 27 1950, 3:33 AM EST
 Unknown

livebaseballscorecards.com

AB	36
R	6
H	10
RBI	6
BB	3
SO	6
LOB	14



Batter	1	2	3	4	5	6	7	8	9
Tommy Brown, R OBP: 0.380, SLG: 0.600 (1, 7)	1-2 5-3		0-0 L7-3 1B	0-0 FC4		0-0 5-3		2-0 HR	
Pee Wee Reese, R OBP: 0.367, SLG: 0.370 (1, 6)	2-0 BB 1B		1-0 L7-3		4-1 4-3 1B BB		0-1 E1 2B 1B	4-2 L6-4 S BB	
Duke Snider, L OBP: 0.377, SLG: 0.547 (1, 8)	4-1 1-2 BB			3-3 K	2-2 4-3		0-0 HR 2B	0-2 F7	
Jackie Robinson, R OBP: 0.426, SLG: 0.505 (1, 4)	0-0 F4			0-0 E 1B	0-0 F7		2-1 L9	2-1 L6-4	
Carl Furillo, R OBP: 0.357, SLG: 0.470 (1, 9)	1-2 F9			1-1 E4 FC6-5 1-H	2-2 BB 1B		4-1 HR BB		
Gil Hodges, R OBP: 0.373, SLG: 0.519 (1, 3)		0-0 5-3		3-2 FC6-5 HR	4-2 BB		3-2 HR		
Roy Campanella, R OBP: 0.361, SLG: 0.540 (1, 2)		2-0 F2		2-2 HR	0-0 F3		3-1 2B		
Billy Cox, R OBP: 0.307, SLG: 0.357 (1, 5)		2-3 K		0-1 E 1B		1-0 F8	2-1 F8		
Don Newcombe, L OBP: 0.327, SLG: 0.340 (1, 1)			3-2 1-3	0-1 E4 FC4		1-2 1-3	0-0 4-3		
Dan Bankhead, R OBP: 0.268, SLG: 0.256 (6, 1)									

Inning Stats	R: 0	H: 1	E: 0	K: 0	S: 10	LOB: 2	BB: 1	P: 18	R: 0	H: 0	E: 0	K: 1	S: 5	LOB: 0	BB: 0	P: 9	R: 0	H: 1	E: 0	K: 0	S: 5	LOB: 0	BB: 0	P: 9	R: 3	H: 3	E: 2	K: 1	S: 19	LOB: 2	BB: 0	P: 28	R: 1	H: 1	E: 0	K: 0	S: 18	LOB: 2	BB: 2	P: 30	R: 0	H: 0	E: 0	K: 0	S: 8	LOB: 0	BB: 0	P: 10	R: 4	H: 4	E: 1	K: 0	S: 15	LOB: 1	BB: 1	P: 29	R: 1	H: 1	E: 0	K: 0	S: 9	LOB: 0	BB: 1	P: 17
--------------	------	------	------	------	-------	--------	-------	-------	------	------	------	------	------	--------	-------	------	------	------	------	------	------	--------	-------	------	------	------	------	------	-------	--------	-------	-------	------	------	------	------	-------	--------	-------	-------	------	------	------	------	------	--------	-------	-------	------	------	------	------	-------	--------	-------	-------	------	------	------	------	------	--------	-------	-------

PITCHER		IP	WLS	BF	H	R	ER	SO	BB	IBB	HBP	BLK	WP	HR	S	P	ERA	WHIP
Warren Spahn, L ERA: 3.18 (1, 1)		6.0		30	8	6	3	2	3	0	0	0	0	1	68	107	4.50	1.833
Bobby Hogue, R ERA: 5.37 (7, 1)		0.1	L	4	2	2	2	0	1	0	0	0	0	1	9	21	54.00	9.000
Johnny Antonelli, L ERA: 6.31 (7, 1)		0.2		2	0	0	0	0	0	0	0	0	0	0	3	5	0.00	0.000
Normie Roy, R ERA: 5.28 (8, 1)		1.0		4	1	1	1	0	1	0	0	0	0	1	9	17	9.00	2.000

BOTTOM

Boston Braves @ Brooklyn Dodgers
Ebbets Field, Brooklyn, NY

Wed Sep 27 1950, 3:33 AM EST
Unknown

AB	R	H	RBI	BB	SO	LOB
5	1	2	1	0	0	2
3	2	2	0	2	0	1
4	1	1	1	1	1	2
5	1	1	0	0	0	5
3	1	1	1	1	0	2
3	2	1	3	1	0	1
4	1	2	2	0	0	2
4	0	1	0	0	1	1
2	0	0	0	0	0	1
2	0	0	0	0	0	1

AB	35
R	9
H	11
RBI	8
BB	5
SO	2
LOB	18

livebaseballscorecards.com

B

WP: 0	PA: 40
PB: 0	SB: 1
CS: 0	

Batter	1	2	3	4	5	6	7	8	9	AB R H RBI BB SO LOB	TOP											
Gene Mauch, R (1, 4) OBP: 0.348, SLG: 0.337	1-2 F9		1-0 5-3			1-0 SH HR 1B	1-1 FC6 F9			4 1 1 0 0 0 1	Boston Braves @ Brooklyn Dodgers Ebbets Field, Brooklyn, NY Wed Sep 27 1950, 3:38 AM EST Att. 8,447 - Unknown											
Sam Jethroe, S (1, 8) OBP: 0.340, SLG: 0.451	1-3 K		2-3 K			0-1 SH HR 1B	2-0 F9			3 1 0 0 0 2 2												
Earl Torgeson, L (1, 3) OBP: 0.412, SLG: 0.476	0-0 F5					0-0 HR 1B	1-0 F7			4 1 2 0 0 0 2												
Bob Elliott, R (1, 5) OBP: 0.381, SLG: 0.506		0-2 FC6-5 2B				3-2 HR	2-1 F7			4 1 2 4 0 0 1												
Sid Gordon, R (1, 7) OBP: 0.400, SLG: 0.542		1-1 F8				2-3 K	2-2 F7			4 0 0 0 0 1 1												
Walker Cooper, R (1, 2) OBP: 0.367, SLG: 0.495		0-2 FC6-5 BB				2-3 K	1-2 6-3			2 0 0 0 0 0 1												
Del Crandall, R (5, 2) OBP: 0.270, SLG: 0.318		2-3								2 0 0 0 0 1 0												
Tommy Holmes, L (1, 9) OBP: 0.374, SLG: 0.455		4-1 BB				0-0 F8	1-1 1-3			3 0 0 0 1 0 0												
Buddy Kerr, R (1, 6) OBP: 0.302, SLG: 0.314		2-1 F9				0-0 1B	1-0 FC6 SH2-4 1B			4 0 2 0 0 1 2												
Johnny Sain, R (1, 1) OBP: 0.250, SLG: 0.255			0-1 F8			1-0 F7	0-0 SH2-4			3 0 0 0 0 0 1												
Bobby Hogue, R (9, 1) OBP: 0.286, SLG: 0.308								0-0 L1-3		0 0 0 0 0 0 0												
Inning Stats	R: 0 E: 0 K: 1 S: 7	H: 0 LOB: 0 BB: 0 P: 9	R: 0 E: 0 K: 0 S: 11	H: 1 LOB: 2 BB: 1 P: 18	R: 0 E: 0 K: 1 S: 6	H: 0 LOB: 0 BB: 0 P: 9	R: 0 E: 0 K: 0 S: 7	H: 1 LOB: 0 BB: 0 P: 12	R: 0 E: 0 K: 0 S: 4	H: 1 LOB: 1 BB: 0 P: 5	R: 4 E: 1 K: 2 S: 15	H: 3 LOB: 0 BB: 0 P: 24	R: 0 E: 0 K: 0 S: 6	H: 1 LOB: 2 BB: 0 P: 11	R: 0 E: 0 K: 0 S: 11	H: 0 LOB: 0 BB: 0 P: 16	R: 0 E: 0 K: 1 S: 5	H: 0 LOB: 0 BB: 0 P: 7	1B: 5 2B: 2 3B: 0 HR: 1	SF: 0 SAC: 2 DP: 1 HBP: 0	WP: 0 PB: 0 SB: 0 CS: 0	PA: 36
PITCHER	IP WLS BF H R ER SO BB IBB HBP BLK WP HR S P ERA WHIP																					
Erv Palica, R (1, 1) ERA: 3.65	8.0 L 33 7 4 3 4 1 0 0 0 0 0 1 67 104 3.38 1.000																					
Dan Bankhead, R (9, 1) ERA: 5.47	1.0 3 0 0 0 1 0 0 0 0 0 0 0 5 7 0.00 0.000																					

livebaseballscorecards.com

AB	33
R	4
H	7
RBI	4
BB	1
SO	5
LOB	11



BOTTOM

Boston Braves @ Brooklyn Dodgers
Ebbets Field, Brooklyn, NY
Wed Sep 27 1950, 3:38 AM EST
Att. 8,447 - Unknown

livebaseballscorecards.com

AB 32
R 2
H 9
RBI 2
BB 3
SO 0
LOB 14



WP: 0 PA: 35
PB: 0
SB: 0
CS: 1

3	1	0	0	1	0	0
4	0	4	1	0	0	0
4	0	1	1	0	0	2
3	0	0	0	1	0	4
4	0	1	0	0	0	3
3	0	0	0	1	0	1
4	0	1	0	0	0	2
2	0	1	0	0	0	0
1	0	0	0	0	0	1
1	0	0	0	0	0	0
0	0	0	0	0	0	0

4-1	1B	BB
1-1	1B	1B
0-0	L3	1B
0-2	L3	1-2
0-0	1-3	1-3
1-1	FC6-4	1B
1-1	6-3	
1-1	L3	
1-0	F9	
3-2	E1	1B

0-1	F2
0-0	2B
0-1	F2
1-2	5-3
0-1	FC6-4
1-2	FC6-4
0-1	6-3

0-1	F3
1-0	FC3-6
0-0	FC3-6
4-1	BB
2-0	L6
4-2	FC5-4
0-0	FC5-4
2-1	F8
0-0	5-3

0-1	F2
0-0	2B
0-1	F2
1-2	5-3
2-2	F8
0-2	1B
0-1	6-3
0-1	6-3

0-1	1-3
2-0	1B
1-0	G3
0-1	4-3
3-1	1-3
4-2	FC5-4
0-0	FC5-4
2-1	F8
0-0	5-3

0-1	1-3
2-0	1B
1-0	G3
0-1	4-3
3-1	1-3
4-2	FC5-4
0-0	FC5-4
2-1	F8
0-0	5-3

0-1	1-3
2-0	1B
1-0	G3
0-1	4-3
3-1	1-3
4-2	FC5-4
0-0	FC5-4
2-1	F8
0-0	5-3

0-1	1-3
2-0	1B
1-0	G3
0-1	4-3
3-1	1-3
4-2	FC5-4
0-0	FC5-4
2-1	F8
0-0	5-3

0-1	1-3
2-0	1B
1-0	G3
0-1	4-3
3-1	1-3
4-2	FC5-4
0-0	FC5-4
2-1	F8
0-0	5-3

0-1	1-3
2-0	1B
1-0	G3
0-1	4-3
3-1	1-3
4-2	FC5-4
0-0	FC5-4
2-1	F8
0-0	5-3

0-1	1-3
2-0	1B
1-0	G3
0-1	4-3
3-1	1-3
4-2	FC5-4
0-0	FC5-4
2-1	F8
0-0	5-3

Inning Stats		R: 0	H: 1	E: 0	K: 0	S: 4	R: 0	H: 0	E: 0	K: 0	S: 8	R: 0	H: 0	E: 0	K: 0	S: 6	R: 0	H: 1	E: 0	K: 0	S: 4	R: 0	H: 2	E: 0	K: 0	S: 10	R: 0	H: 1	E: 0	K: 0	S: 8	R: 0	H: 1	E: 0	K: 0	S: 10	R: 2	H: 3	E: 1	K: 0	S: 12	R: 0	H: 0	E: 0	K: 0	S: 5	1B: 8	2B: 2	3B: 0	HR: 0	SF: 0	SAC: 0	DP: 1	HBP: 0	WP: 0	PA: 35	ERA	WHIP
PITCHER		IP	WLS	BF	H	R	ER	SO	BB	IBB	HBP	BLK	WP	HR	S	P	ERA	WHIP	PITCHER		IP	WLS	BF	H	R	ER	SO	BB	IBB	HBP	BLK	WP	HR	S	P	ERA	WHIP																					
Johnny Sain, R (1, 1)		8.0	W	32	9	2	2	0	3	0	0	0	0	0	62	97	2.25	1.500	Bobby Hogue, R (9, 1)		1.0	S	3	0	0	0	0	0	0	0	5	8	0.00	0.000																								

Pee Wee Reese, R (1, 6)
OBP: 0.366, SLG: 0.368

Gene Hermanski, L (1, 7)
OBP: 0.381, SLG: 0.451

Duke Snider, L (1, 8)
OBP: 0.376, SLG: 0.545

Jackie Robinson, R (1, 4)
OBP: 0.425, SLG: 0.502

Carl Furillo, R (1, 9)
OBP: 0.356, SLG: 0.468

Gil Hodges, R (1, 3)
OBP: 0.372, SLG: 0.516

Bruce Edwards, R (1, 2)
OBP: 0.256, SLG: 0.394

Billy Cox, R (1, 5)
OBP: 0.308, SLG: 0.358

Cal Abrams, L (7, PH)
OBP: 0.333, SLG: 0.212

Eddie Miksis, R (8, 5)
OBP: 0.296, SLG: 0.382

Erv Palica, R (1, 1)
OBP: 0.234, SLG: 0.344

Jim Russell, S (8, PH)
OBP: 0.338, SLG: 0.438

Joe Hatten, R (8, PR)
OBP: 0.125, SLG: 0.125

Dan Bankhead, R (9, 1)
OBP: 0.268, SLG: 0.256

Batter	1	2	3	4	5	6	7	8	9	AB R H RBI BB SO LOB	TOP
Gene Mauch, R (1, 4) OBP: 0.333, SLG: 0.321	2-3 		3-3 		0-1 5-3 		1-1 G1-4-3 		2-2 6-3 	5 0 0 0 0 2 2	Boston Braves @ Brooklyn Dodgers Ebbets Field, Brooklyn, NY Thu Sep 28 1950, 3:33 AM EST Unknown livebaseballscorecards.com
Sam Jethroe, S (1, 8) OBP: 0.339, SLG: 0.448	4-1 		2-2 5-3 		0-0 F4 			0-3 K 		3 0 0 0 1 1 1	
Earl Torgeson, L (1, 3) OBP: 0.411, SLG: 0.473	0-1 FC5-4 		0-0 F9 		2-2 G3 			4-1 		3 2 0 0 1 0 1	
Bob Elliott, R (1, 5) OBP: 0.383, SLG: 0.514	1-0 			0-0 F7 		2-2 		2-1 		4 3 3 0 0 0 0	
Sid Gordon, R (1, 7) OBP: 0.403, SLG: 0.551	1-1 			2-0 6-3 		0-1 		0-1 		4 0 3 5 0 0 0	
Tommy Holmes, L (1, 9) OBP: 0.372, SLG: 0.452	0-0 5-3 			1-1 		0-0 4-3 		0-1 F9 		4 0 1 0 0 0 3	
Del Crandall, R (1, 2) OBP: 0.266, SLG: 0.313			1-2 F8 		0-0 FC5-4 		1-2 5-3 		0-3 K 	4 0 0 0 0 1 3	
Buddy Kerr, R (1, 6) OBP: 0.302, SLG: 0.314			1-0 F4 		1-0 		2-1 F7 		2-2 F7 	3 0 1 0 0 0 0	
Bob Addis, L (9, PH) OBP: 0.370, SLG: 0.333										1 0 0 0 0 0 0	
Mickey Haefner, L (1, 1) OBP: 0.300, SLG: 0.259			1-2 6-3 		0-0 SH3-4 		0-1 		1-2 F4 	2 0 1 0 0 0 0	
Bobby Hogue, R (7, 1) OBP: 0.286, SLG: 0.308										0 0 0 0 0 0 0	
Willard Marshall, L (9, PH) OBP: 0.323, SLG: 0.337										1 0 0 0 0 0 0	
Inning Stats	R: 2 H: 2 E: 0 LOB: 1 K: 1 BB: 1 S: 10 P: 18	R: 0 H: 0 E: 0 LOB: 0 K: 0 BB: 0 S: 7 P: 10	R: 0 H: 0 E: 0 LOB: 0 K: 1 BB: 0 S: 7 P: 12	R: 0 H: 1 E: 0 LOB: 1 K: 0 BB: 0 S: 5 P: 8	R: 0 H: 1 E: 0 LOB: 1 K: 0 BB: 0 S: 5 P: 6	R: 1 H: 2 E: 0 LOB: 1 K: 0 BB: 0 S: 13 P: 18	R: 0 H: 1 E: 0 LOB: 0 K: 0 BB: 0 S: 6 P: 9	R: 2 H: 2 E: 0 LOB: 1 K: 2 BB: 1 S: 13 P: 19	R: 0 H: 0 E: 0 LOB: 0 K: 0 BB: 0 S: 9 P: 14	1B: 5 SF: 0 2B: 2 SAC: 1 3B: 2 DP: 1 HR: 0 HBP: 0	WP: 0 PA: 37 PB: 0 SB: 0 CS: 0
PITCHER Carl Erskine, R (1, 1) ERA: 4.91	IP 7.1 WLS W BF 31 H 8 R 5 ER 5 SO 3 BB 2 IBB 0 HBP 0 BLK 0 WP 0 HR 0 S 59 P 93 ERA 6.14 WHIP 1.364										
Dan Bankhead, R (8, 1) ERA: 5.4	IP 1.2 WLS S BF 6 H 1 R 0 ER 0 SO 1 BB 0 IBB 0 HBP 0 BLK 0 WP 0 HR 0 S 16 P 21 ERA 0.00 WHIP 0.600										



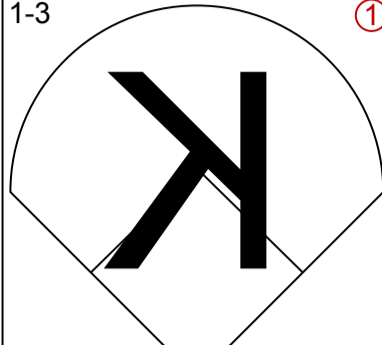
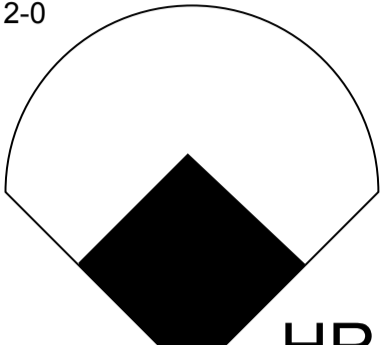
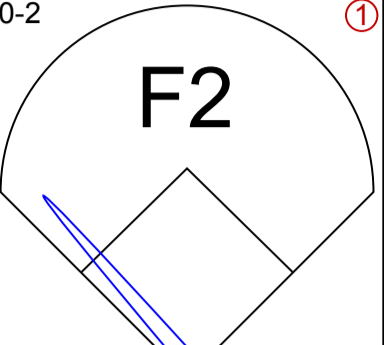
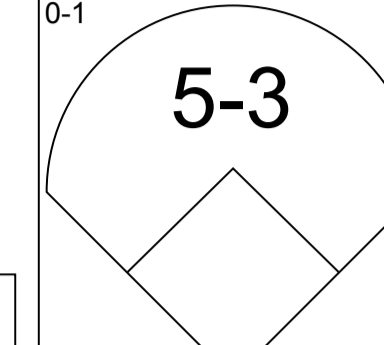
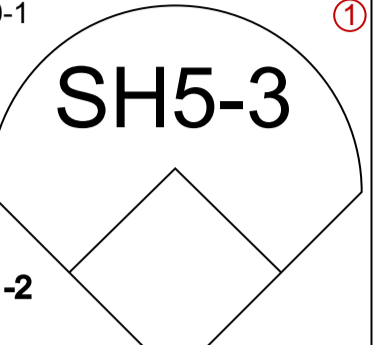
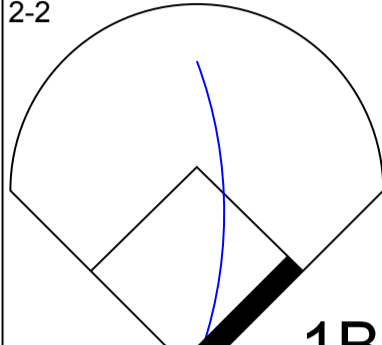
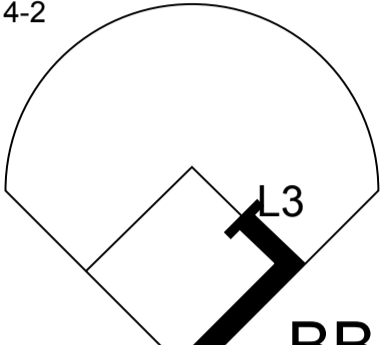
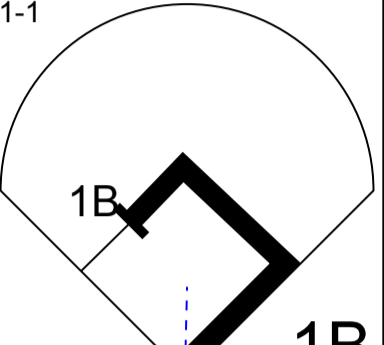
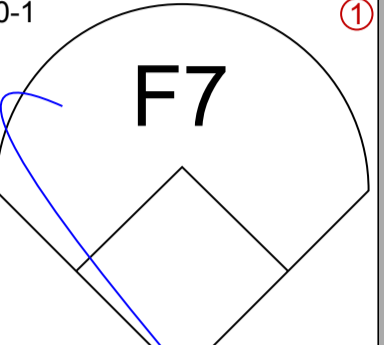
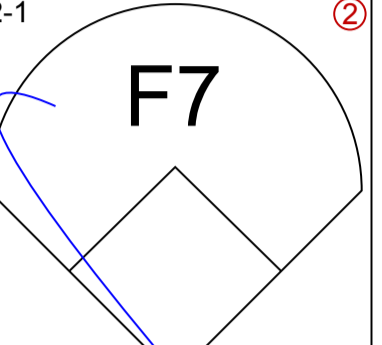
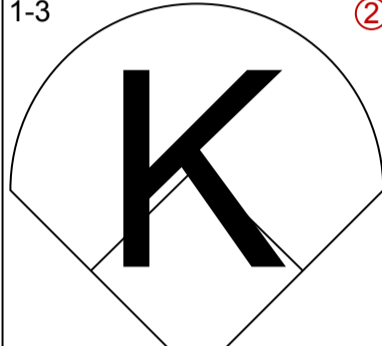
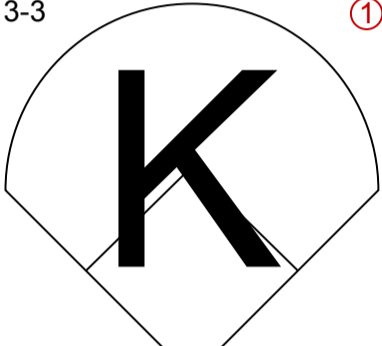
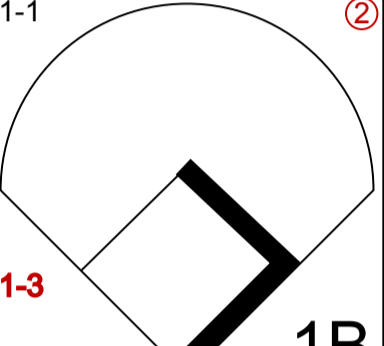
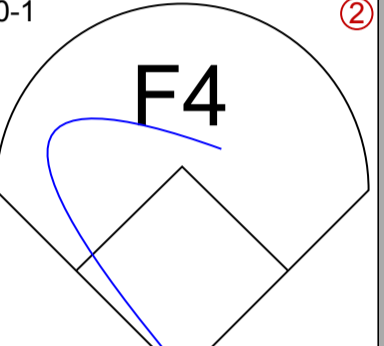
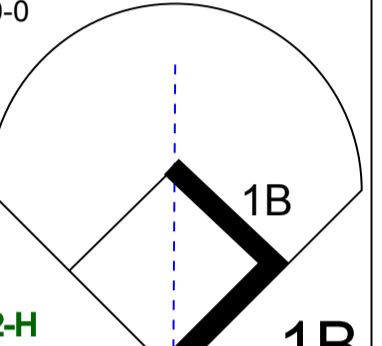
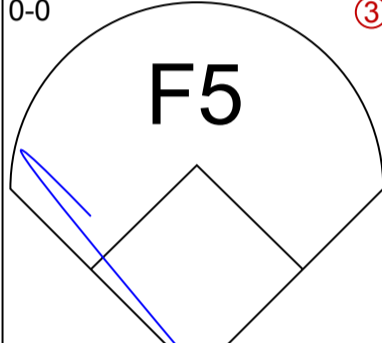
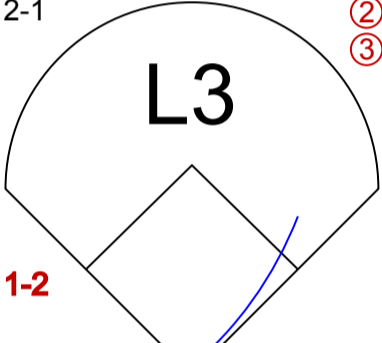
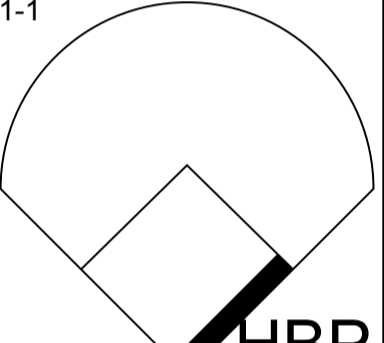
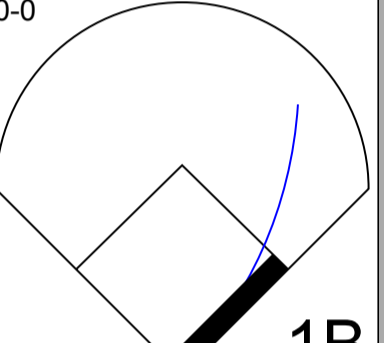
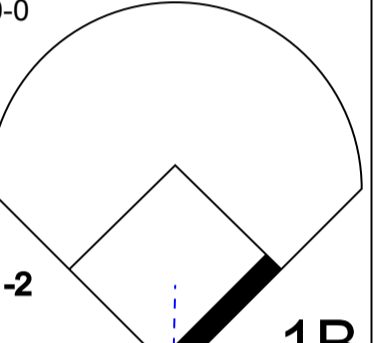
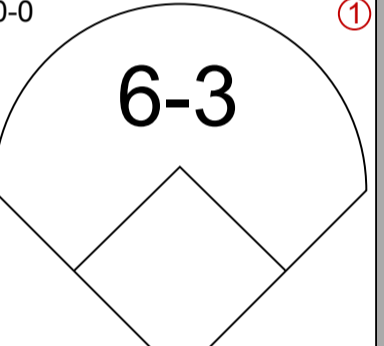
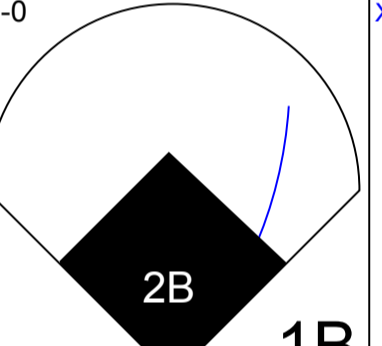
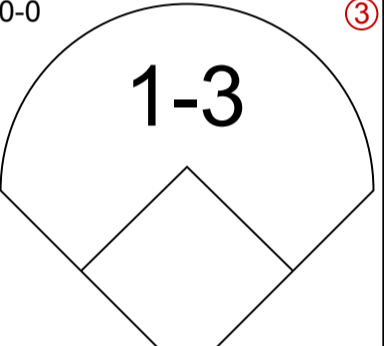
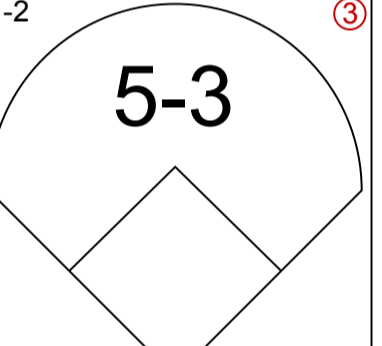
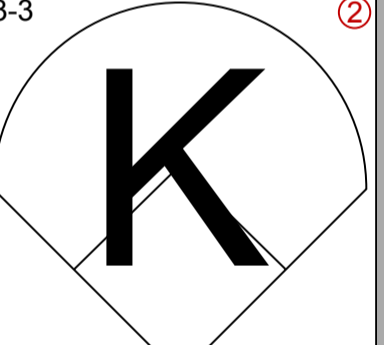
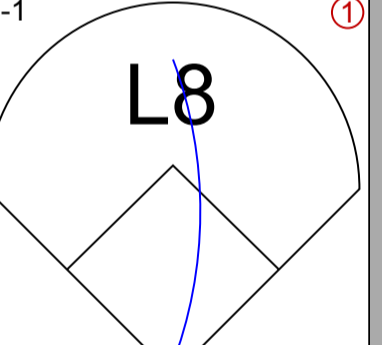
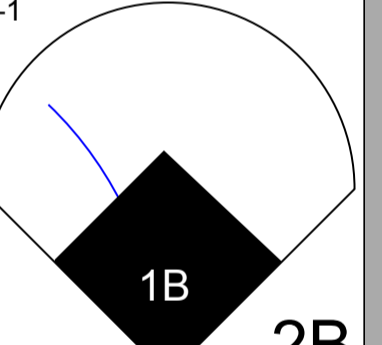
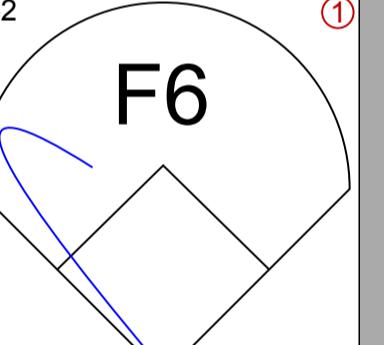
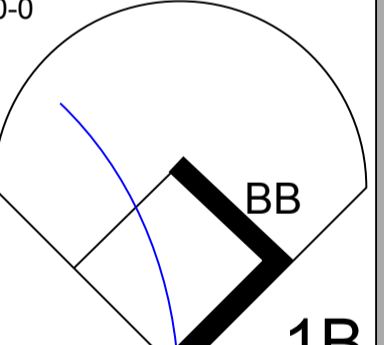
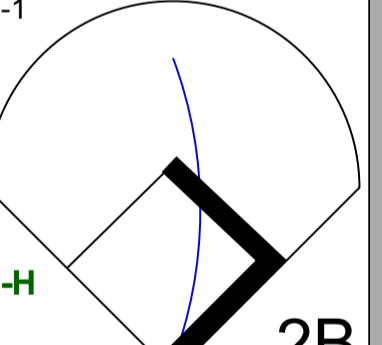
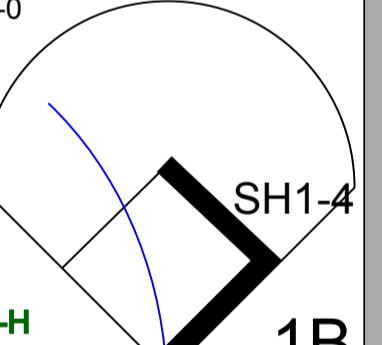
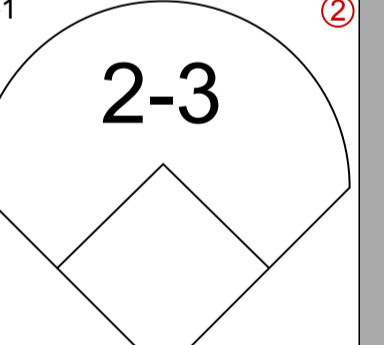
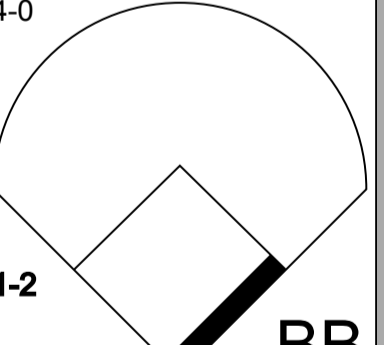
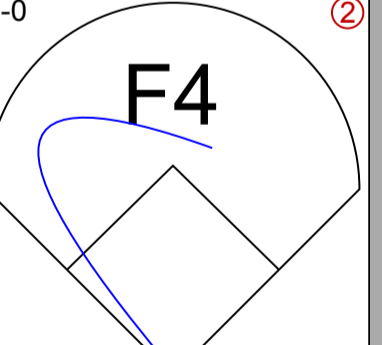
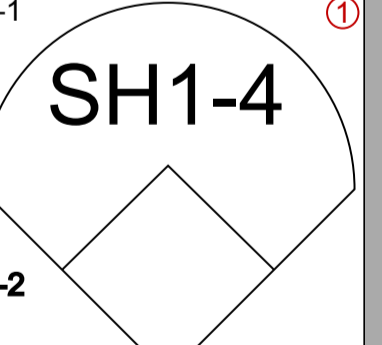
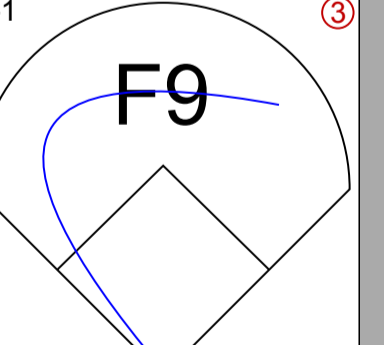
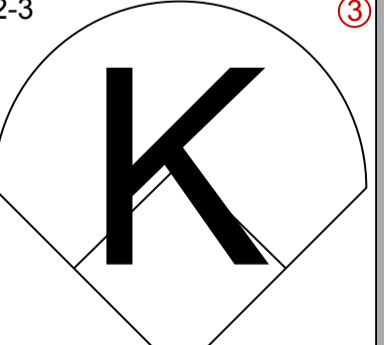
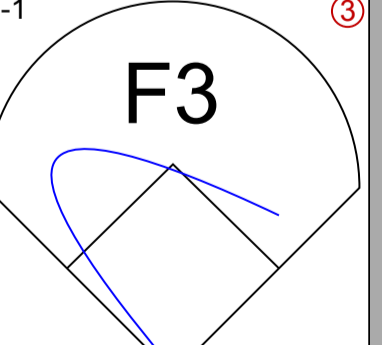
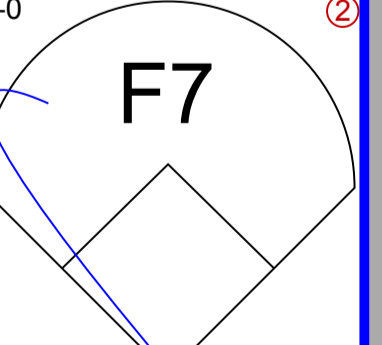
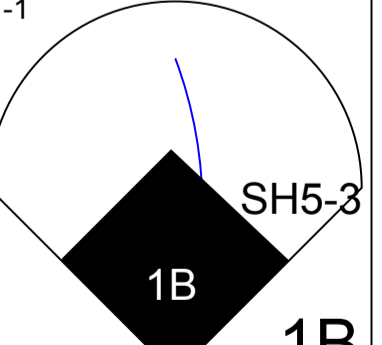
Batter	1	2	3	4	5	6	7	8	9	AB R H RBI BB SO LOB	TOP				
Gene Mauch, R (1, 4) OBP: 0.341, SLG: 0.324	2-1 BB FC6-4 1B	2-2 G6-4-3 1-2f		2-1 F8		4-0 1B BB		1-0 SH5-3 2B 1B	0-3 K	5 2 2 0 1 1 5					
Sam Jethroe, S (1, 8) OBP: 0.340, SLG: 0.451	1-1 6-3 1-2		0-0 1-3		2-2 4-1 1B 2B	1-1 1-2 1B		1-1 SH5-3 1-2		4 1 2 0 0 0 1					
Earl Torgeson, L (1, 3) OBP: 0.411, SLG: 0.473	4-2 BB E BB		0-1 F3		1-1 4-1 2-3	2-1 F3		0-0 2-H 2B		4 1 1 1 1 0 3					
Bob Elliott, R (1, 5) OBP: 0.385, SLG: 0.514 Sibby Sisti, R (9, 5) OBP: 0.298, SLG: 0.258	4-1 FC6-4 1-2 2-3 BB		1-0 WP 1B		2-2 PB 1B 3-H		0-0 F8	1-3 K		4 0 2 1 1 1 1 0 0 0 0 0 0 0					
Sid Gordon, R (1, 7) OBP: 0.403, SLG: 0.552	2-1 FC6-4 FC4-6 1-2f 2-H 3-H		2-1 5-3 1-2		4-0 1-2 IBB		0-0 E 3B	2-3 K		4 1 1 1 1 1 3					
Luis Olmo, R (1, 9) OBP: 0.307, SLG: 0.389 Tommy Holmes, L (7, PH) OBP: 0.373, SLG: 0.452 Emil Verban, R (9, PR) OBP: 0.159, SLG: 0.122 Willard Marshall, L (9, 9) OBP: 0.323, SLG: 0.337	3-1 FC4-6 2-3			0-0 2B	1-0 F5		1-0 E4 HR 3-H	1-0 SH3 1B		3 0 1 0 0 0 3 2 1 1 0 0 0 0 0 1 0 0 0 0 0 0 0 0 0 0 0 0					
Del Crandall, R (1, 2) OBP: 0.266, SLG: 0.324		0-0 E5 1B		1-1 F9	0-0 5-3		0-0 1-H HR	0-1 SH3 1-2		4 1 1 2 0 0 3					
Buddy Kerr, R (1, 6) OBP: 0.303, SLG: 0.314		1-1 G6-4-3 1-3 1B		4-0 BB		1-0 F9 1B	1-0 F3	2-3 K		4 0 1 0 1 1 2					
Bob Chipman, L (1, 1) OBP: 0.195, SLG: 0.154		2-3 K		1-3 K		2-3 K	1-3 K	0-2 2-H 1B		5 0 1 1 0 4 4					
Inning Stats	R: 2 H: 1 E: 1 LOB: 1 K: 0 BB: 2 S: 11 P: 27	R: 0 H: 1 E: 1 LOB: 1 K: 1 BB: 0 S: 9 P: 14	R: 0 H: 1 E: 0 LOB: 1 K: 0 BB: 0 S: 6 P: 9	R: 0 H: 1 E: 0 LOB: 2 K: 1 BB: 1 S: 8 P: 16	R: 1 H: 2 E: 0 LOB: 2 K: 0 BB: 1 S: 12 P: 22	R: 0 H: 1 E: 0 LOB: 2 K: 1 BB: 1 S: 8 P: 18	R: 3 H: 2 E: 1 LOB: 0 K: 1 BB: 0 S: 8 P: 11	R: 1 H: 2 E: 0 LOB: 1 K: 2 BB: 0 S: 10 P: 15	R: 1 H: 2 E: 0 LOB: 1 K: 2 BB: 0 S: 13 P: 16	1B: 8 SF: 0 2B: 3 SAC: 2 3B: 1 DP: 1 HR: 1 HBP: 0	WP: 1 PA: 46 PB: 1 SB: 0 CS: 0				
PITCHER	IP WLS BF H R ER SO BB IBB HBP BLK WP HR S P ERA WHIP											PITCHER	IP WLS BF H R ER SO BB IBB HBP BLK WP HR S P ERA WHIP		
Joe Hatten, L (1, 1) ERA: 4.59	5.0		6 3 2 2 3 1 0 0 1 0 46 88 3.60 1.800												
Carl Erskine, R (6, 1) ERA: 4.86	1.0	5 1 0 0 1 1 0 0 0 0 0 0 8 18 0.00 2.000													
Ralph Branca, R (7, 1) ERA: 4.69	1.1 L	9 4 4 3 1 0 0 0 0 0 0 1 12 17 20.25 3.000													
Jim Romano, R (8, 1) ERA: 15.43	1.2	7 2 1 1 4 0 0 0 0 0 0 0 19 25 5.40 1.200													

Boston Braves @ Brooklyn Dodgers
Ebbets Field, Brooklyn, NY
 Thu Sep 28 1950, 3:38 AM EST
 Att. 4,533 - Unknown

AB	39
R	8
H	13
RBI	6
BB	5
SO	8
LOB	25



1B	8	SF	0
2B	3	SAC	2
3B	1	DP	1
HR	1	HBP	0

Batter	1	2	3	4	5	6	7	8	9	AB	R	H	RBI	BB	SO	LOB
Tommy Brown, R (1, 7) OBP: 0.375, SLG: 0.619 Cal Abrams, L (7, 7) OBP: 0.333, SLG: 0.212	1-3 		2-0 		0-2 F2 	0-1 5-3 			0-1 SH5-3 	4	1	1	1	0	1	1
Pee Wee Reese, R (1, 6) OBP: 0.370, SLG: 0.370	2-2 		4-2 L3 BB 		1-1 1B 			0-1 F7 	2-1 F7 	4	0	2	0	1	0	1
Duke Snider, L (1, 8) OBP: 0.375, SLG: 0.546	1-3 K 		3-3 K 		1-1 1B 			0-1 F4 	0-0 1B 	5	0	2	1	0	2	2
Jackie Robinson, R (1, 4) OBP: 0.425, SLG: 0.499	0-0 F5 		2-1 L3 		1-1 HBP 			0-0 1B 	0-0 1B 	4	0	2	0	0	0	2
Carl Furillo, R (1, 9) OBP: 0.354, SLG: 0.464		0-0 6-3 		0-0 2B 		0-0 1-3 			1-2 5-3 	5	1	1	0	0	0	5
Gil Hodges, R (1, 3) OBP: 0.371, SLG: 0.515		3-3 K 		0-1 L8 		2-1 1B 			3-2 F6 	4	1	1	0	0	1	1
Roy Campanella, R (1, 2) OBP: 0.364, SLG: 0.543		0-0 BB 		0-1 1-H 2B 		1-0 SH1-4 1B 			1-1 2-3 	4	0	3	2	0	0	0
Billy Cox, R (1, 5) OBP: 0.308, SLG: 0.356		4-0 1-2 BB 		2-0 F4 		1-1 SH1-4 			0-1 F9 	2	0	0	0	1	0	1
Joe Hatten, R (1, 1) OBP: 0.116, SLG: 0.111 Carl Erskine, R (6, 1) OBP: 0.289, SLG: 0.278 Jim Russell, S (6, PH) OBP: 0.331, SLG: 0.427 Ralph Branca, R (7, 1) OBP: 0.211, SLG: 0.294 Jim Romano, R (8, 1) OBP: 0.342, SLG: 0.412 Bobby Morgan, R (9, PH)		2-3 K 		0-1 F3 		1-0 F7 			1-1 SH5-3 1B 	2	0	0	0	0	1	3


Inning Stats	R: 0	H: 1	E: 0	LOB: 1	K: 2	BB: 0	S: 12	R: 0	H: 1	E: 0	LOB: 2	K: 2	BB: 1	S: 9	R: 1	H: 1	E: 0	LOB: 0	K: 1	BB: 1	S: 8	R: 1	H: 2	E: 0	LOB: 1	K: 0	BB: 0	S: 8	R: 0	H: 2	E: 0	LOB: 2	K: 0	BB: 0	S: 9	R: 1	H: 2	E: 0	LOB: 1	K: 0	BB: 0	S: 8	R: 0	H: 1	E: 0	LOB: 1	K: 0	BB: 0	S: 10	R: 0	H: 0	E: 0	LOB: 0	K: 0	BB: 0	S: 7	R: 1	H: 3	E: 0	LOB: 2	K: 0	BB: 0	S: 11	1B: 10	SF: 0	2B: 3	SAC: 2	3B: 0	DP: 1	HR: 1	HBP: 1	WP: 0	PA: 41
--------------	------	------	------	--------	------	-------	-------	------	------	------	--------	------	-------	------	------	------	------	--------	------	-------	------	------	------	------	--------	------	-------	------	------	------	------	--------	------	-------	------	------	------	------	--------	------	-------	------	------	------	------	--------	------	-------	-------	------	------	------	--------	------	-------	------	------	------	------	--------	------	-------	-------	--------	-------	-------	--------	-------	-------	-------	--------	-------	--------

PITCHER	IP	WLS	BF	H	R	ER	SO	BB	IBB	HBP	BLK	WP	HR	S	P	ERA	WHIP
Bob Chipman, L (1, 1) ERA: 4.35	9.0	W	41	13	4	4	5	2	0	1	0	0	1	82	127	4.00	1.667

BOTTOM

Boston Braves @ Brooklyn Dodgers
Ebbets Field, Brooklyn, NY
 Thu Sep 28 1950, 3:38 AM EST
 Att. 4,533 - Unknown

AB	36
R	4
H	13
RBI	4
BB	2
SO	5
LOB	17



Batter	1	2	3	4	5	6	7	8	9	AB R H RBI BB SO LOB	TOP																									
Gene Mauch, R (1, 4) OBP: 0.328, SLG: 0.310	1-0 F8		1-0 F9		0-0 5-3		0-3 K		2-1 L6	5 0 0 0 0 1 2																										
Sam Jethroe, S (1, 8) OBP: 0.341, SLG: 0.449	0-0 F6		0-0 5-3		4-1 1B BB		1-3 K		1-1 G5-3 1B 1B	4 0 1 0 1 1 2																										
Earl Torgeson, L (1, 3) OBP: 0.414, SLG: 0.475	0-1 F8			0-1 1B 2B 1B	1-0 1-2 1B			4-2 2B BB	1-0 1-2 1B	4 2 3 0 1 0 0																										
Bob Elliott, R (1, 5) OBP: 0.385, SLG: 0.512		2-2 F6		2-1 2B 1-2 FC5 1B	2-3 K			4-2 2B F7 BB	0-0 G5-3 2-3f	4 2 1 0 1 1 4																										
Sid Gordon, R (1, 7) OBP: 0.402, SLG: 0.552		1-1 F9		2-2 FC5 1-3 2-H 2B		2-1 F5		0-3 K		4 0 1 1 0 1 2																										
Luis Olmo, R (1, 9) OBP: 0.308, SLG: 0.384		3-2 5-3		4-0 L4 FC5 IBB		3-2 F9		1-2 FC5 1-3 2-H 2B		2 0 0 0 1 0 0 1 0 1 1 0 0 0																										
Tommy Holmes, L (8, PH) OBP: 0.375, SLG: 0.457 (8, 9)																																				
Del Crandall, R (1, 2) OBP: 0.265, SLG: 0.320			1-1 5-3	0-2 FC5	1-2 2-3f 3-H	1-2 5-3		4-0 IBB		3 0 0 1 1 0 2																										
Buddy Kerr, R (1, 6) OBP: 0.302, SLG: 0.315			1-0 2B	1-1 L4	1-1 2-3		1-1 6-3	0-0 F7		4 1 1 1 0 0 4																										
Max Surkont, R (1, 1) OBP: 0.458, SLG: 0.652			0-1 2B			0-1 6-3		0-1 FC5		4 0 2 1 0 0 2 0 0 0 0 0 0 0																										
Bobby Hogue, R (8, 1) OBP: 0.286, SLG: 0.308																																				
Inning Stats	R: 0 E: 0 K: 0 S: 4	H: 0 LOB: 0 BB: 0 P: 5	R: 0 E: 0 K: 0 S: 11	H: 0 LOB: 0 BB: 0 P: 17	R: 1 E: 0 K: 0 S: 7	H: 2 LOB: 1 BB: 0 P: 10	R: 2 E: 0 K: 0 S: 12	H: 3 LOB: 1 BB: 1 P: 21	R: 0 E: 0 K: 1 S: 9	H: 1 LOB: 2 BB: 1 P: 16	R: 0 E: 0 K: 0 S: 8	H: 0 LOB: 0 BB: 0 P: 14	R: 0 E: 0 K: 2 S: 9	H: 1 LOB: 1 BB: 0 P: 12	R: 2 E: 0 K: 1 S: 14	H: 1 LOB: 2 BB: 3 P: 27	R: 0 E: 0 K: 0 S: 6	H: 2 LOB: 1 BB: 0 P: 10	1B: 6 2B: 5 3B: 0 HR: 0	SF: 0 SAC: 0 DP: 2 HBP: 0	WP: 0 PB: 0 SB: 0 CS: 0	PA: 40														
PITCHER	IP WLS BF H R ER SO BB IBB HBP BLK WP HR S P ERA WHIP																				IP WLS BF H R ER SO BB IBB HBP BLK WP HR S P ERA WHIP															
Preacher Roe, L (1, 1) ERA: 3.3	7.0		29	7	3	3	3	1	1	0	0	0	0	60	95	3.86	1.143																			
Dan Bankhead, R (8, 1) ERA: 5.5	1.0	W	7	1	2	2	1	2	1	0	0	0	0	14	27	18.00	3.000																			
Mal Mallette, L (9, 1) ERA:	0.1		3	2	0	0	0	0	0	0	0	0	0	5	9	0.00	6.000																			
Don Newcombe, R (9, 1) ERA: 3.71	0.2	S	1	0	0	0	0	0	0	0	0	0	0	1	1	0.00	0.000																			

Boston Braves @ Brooklyn Dodgers
 Ebbets Field, Brooklyn, NY
 Fri Sep 29 1950, 3:33 AM EST
 Unknown

livebaseballscorecards.com

AB	35
R	5
H	10
RBI	5
BB	5
SO	4
LOB	18



Batter	1	2	3	4	5	6	7	8	9
Pee Wee Reese, R (1, 6) OBP: 0.369, SLG: 0.369	0-3 	0-0 F8			1-0 FC5-4 FC6-4		0-1 BB 1B	0-0 E3 1B E	
Gene Hermanski, L (1, 7) OBP: 0.381, SLG: 0.450	2-1 		0-1 F8		1-2 FC6-4 1B		3-1 F8	1-1 1B E 1B	
Joe Hatten, R (8, PR) OBP: 0.111, SLG: 0.111	6-3 2B 1B				1-2 1B			1-3 2-H 3-H 1B	
Mal Mallette, L (9, 1)								1-2 2-1 1B	
Don Newcombe, L (9, 1) OBP: 0.327, SLG: 0.340								0-0 E4 1B 1B 2-1	
Duke Snider, L (1, 8) OBP: 0.378, SLG: 0.548	0-1 6-3 2B 1B		0-0 6-3 1B		1-1 1-2 1B		4-2 1-2 2-3 BB	1-2 2-3 3-H 1B	
Jackie Robinson, R (1, 4) OBP: 0.423, SLG: 0.496	3-2 6-3 1-2 2-3		2-0 6-3 SAFE 1-2		0-0 4-3		2-1 F2	1-0 1-2 2-3 1B	
Carl Furillo, R (1, 9) OBP: 0.356, SLG: 0.465	1-2 2-H 3-H 2B			2-1 E3		0-0 F8			
Gil Hodges, R (1, 3) OBP: 0.370, SLG: 0.513	1-0 6-3		1-1 F6		1-1 F6 G6-4-3 1B		1-1 G6-4-3 1B		
Roy Campanella, R (1, 2) OBP: 0.361, SLG: 0.538			0-0 F8		0-1 G6-4-3 1-2f		0-1 G6-4-3	1-2 L6	
Billy Cox, R (1, 5) OBP: 0.309, SLG: 0.360			0-1 S 1B		3-1 F8		3-2 5-3	0-1 E 1B 2B	
Preacher Roe, R (1, 1) OBP: 0.172, SLG: 0.165			1-2 F8		1-2 FC5-4 1B		2-2 BB 1B 1B	4-2 E 1B BB	
Tommy Brown, R (7, PH) OBP: 0.381, SLG: 0.624									
Eddie Miksis, R (7, PR) OBP: 0.296, SLG: 0.382									
Dan Bankhead, R (8, 1) OBP: 0.269, SLG: 0.256									
Cal Abrams, L (8, PH) OBP: 0.360, SLG: 0.212									

Inning Stats	R: 2 E: 0 K: 1 S: 16	H: 3 LOB: 1 BB: 0 P: 23	R: 0 E: 0 K: 0 S: 8	H: 1 LOB: 1 BB: 0 P: 10	R: 0 E: 0 K: 0 S: 4	H: 1 LOB: 0 BB: 0 P: 6	R: 0 E: 1 K: 0 S: 7	H: 0 LOB: 1 BB: 0 P: 13	R: 0 E: 0 K: 0 S: 10	H: 2 LOB: 2 BB: 0 P: 14	R: 0 E: 0 K: 0 S: 5	H: 1 LOB: 0 BB: 0 P: 6	R: 0 E: 0 K: 0 S: 16	H: 2 LOB: 3 BB: 1 P: 30	R: 5 E: 2 K: 0 S: 18	H: 4 LOB: 3 BB: 2 P: 32	
PITCHER Max Surkont, R (1, 1) ERA: 3.29 Bobby Hogue, R (8, 1) ERA: 5.11	IP 7.2 0.1	WLS L	BF 38 4	H 12 2	R 7 0	ER 2 0	SO 1 0	BB 0 0	IBB 0 0	HBP 0 0	BLK 0 0	WP 0 0	HR 0 0	S 79 5	P 126 8	ERA 2.35 0.00	WHIP 1.957 6.000

BOTTOM

Boston Braves @ Brooklyn Dodgers
Ebbets Field, Brooklyn, NY

Fri Sep 29 1950, 3:33 AM EST
Unknown

AB	38
R	7
H	14
RBI	5
BB	3
SO	1
LOB	24

1B	12	SF	0	WP	0	PA	41
2B	2	SAC	0	PB	0		
3B	0	DP	1	SB	1		
HR	0	HBP	0	CS	0		

Batter	1	2	3	4	5	6	7	8	9	AB	R	H	RBI	BB	SO	LOB	TOP								
Gene Mauch, R (1, 4) OBP: 0.316, SLG: 0.298	1-1 4-3	0-0 F8		1-2 FC1-6		0-0 1-3		1-1 4-3		5	0	0	0	0	0	3									
Sam Jethroe, S (1, 8) OBP: 0.340, SLG: 0.447	1-3 K		1-1 BB 2B 1B	0-2 F8		1-1 F6		0-0 1-3		5	1	1	0	0	1	1									
Earl Torgeson, L (1, 3) OBP: 0.415, SLG: 0.475	4-0 BB		4-1 2B BB		1-0 E 1B		0-0 3-1		0-0 F8		3	2	1	0	2	0									
Bob Elliott, R (1, 5) OBP: 0.386, SLG: 0.512	1-3 K		2-2 1-H 2-H 2B		0-0 E 1B		0-1 L9		1-1 L3		5	1	2	2	0	1									
Sid Gordon, R (1, 7) OBP: 0.403, SLG: 0.552		0-1 SH1-4 1B 1B	0-3 K		1-1 E5 1-H 2-H 1B		2-1 1B				4	1	2	0	0	1									
Luis Olmo, R (1, 9) OBP: 0.312, SLG: 0.388		1-0 SH1-4 1B	1-0 5-3		2-2 6-3		0-0 F6				1	1	1	0	0	0									
Tommy Holmes, L (3, PH) OBP: 0.372, SLG: 0.453		1-2 1B									3	0	0	0	0	3									
Del Crandall, R (1, 2) OBP: 0.263, SLG: 0.317		0-0 SH1-4	0-1 F8		2-3 K			0-0 5-3		2	0	0	0	0	1	2									
Bob Addis, L (8, PH) OBP: 0.357, SLG: 0.320		1-2 2-3								1	0	0	0	0	0	0									
Paul Burris, R (8, 2) OBP: 0.208, SLG: 0.217										0	0	0	0	0	0	0									
Buddy Kerr, R (1, 6) OBP: 0.301, SLG: 0.313		3-3 K		2-2 1-3		1-3 K		0-0 4-3		3	0	0	0	0	2	3									
Willard Marshall, L (8, PH) OBP: 0.322, SLG: 0.336										1	0	0	0	0	0	0									
Sibby Sisti, R (8, 6) OBP: 0.298, SLG: 0.258										0	0	0	0	0	0	0									
Vern Bickford, R (1, 1) OBP: 0.160, SLG: 0.138		2-2 K		0-0 FC1-6 1B		0-1 F8		0-1 2B		3	0	2	2	0	0	0									
Bobby Hogue, R (7, 1) OBP: 0.286, SLG: 0.308										0	0	0	0	0	0	0									
Pete Reiser, L (8, PH) OBP: 0.367, SLG: 0.269										1	0	1	0	0	0	0									
Max Surkont, R (8, 1) OBP: 0.458, SLG: 0.652										0	0	0	0	0	0	0									
Inning Stats	R: 0 E: 0 K: 2 S: 8	H: 0 LOB: 1 BB: 1 P: 15	R: 2 E: 0 K: 1 S: 13	H: 3 LOB: 1 BB: 0 P: 19	R: 2 E: 0 K: 1 S: 14	H: 2 LOB: 1 BB: 1 P: 22	R: 0 E: 0 K: 0 S: 11	H: 1 LOB: 1 BB: 0 P: 14	R: 2 E: 1 K: 2 S: 16	H: 2 LOB: 1 BB: 0 P: 23	R: 0 E: 0 K: 0 S: 5	H: 0 LOB: 0 BB: 0 P: 6	R: 0 E: 0 K: 0 S: 6	H: 1 LOB: 1 BB: 0 P: 8	R: 0 E: 0 K: 0 S: 6	H: 1 LOB: 1 BB: 0 P: 7	R: 0 E: 0 K: 0 S: 4	H: 0 LOB: 0 BB: 0 P: 5	1B: 8 2B: 2 3B: 0 HR: 0	SF: 0 SAC: 1 DP: 0 HBP: 0	WP: 0 PB: 0 SB: 1 CS: 0	PA: 40			
PITCHER	IP	WLS	BF	H	R	ER	SO	BB	IBB	HBP	BLK	WP	HR	S	P	ERA	WHIP								
Chris Van Cuyk, L (1, 1) ERA: 4.86	2.0		13	5	4	4	3	2	0	0	0	0	0	28	48	18.00	3.500								
Jim Romano, R (3, 1) ERA: 5.68	4.0		16	3	2	0	3	0	0	0	0	0	0	39	51	0.00	0.750								
Carl Erskine, R (7, 1) ERA: 4.72	3.0	W	11	2	0	0	0	0	0	0	0	0	0	16	20	0.00	0.667								

Boston Braves @ Brooklyn Dodgers
Ebbets Field, Brooklyn, NY
 Fri Sep 29 1950, 3:38 AM EST
 Att. 5,843 - Unknown

livebaseballscorecards.com

AB	37
R	6
H	10
RBI	4
BB	2
SO	6
LOB	14



Batter	1	2	3	4	5	6	7	8	9
Cal Abrams, L (1, 7) OBP: 0.333, SLG: 0.237	1-1 FC6-5 2B	2-1 1-3		2-1 1-3		1-0 G3		1-2 FC6-4 1-2f	
Pee Wee Reese, R (1, 6) OBP: 0.367, SLG: 0.367	2-2 FC6-5 3B		1-2 F3		2-1 F8	2-2 F8 1B		0-0 F8	
Duke Snider, L (1, 8)	0-0 1-H 3B		0-0 1-3		1-0 1B	0-1 4-3			
Jackie Robinson, R (1, 4)	1-0 L5		1-1 L9		1-1 F6		0-0 HR		
Carl Furillo, R (1, 9)	1-3 K			1-0 F4	0-0 L8		1-0 F2		
Gil Hodges, R (1, 3)		3-1 F7		2-0 HR 2B		1-2 2B 1B	0-0 F9		
Roy Campanella, R (1, 2)		0-0 FC1-6 1B		0-0 HR		2-1 SH5-4 G3 2B	0-1 F7		
Billy Cox, R (1, 5)		1-0 FC1-6 1B		4-2 BB		4-2 G3 SH5-4 WP BB	1-2 FC6-4 1B		
Chris Van Cuyk, L (1, 1)		0-0 1B		0-0 B1		0-0 SH5-4	0-0 B3		
Jim Romano, R (3, 1)									
Eddie Miksis, R (6, PH)									
Carl Erskine, R (7, 1)		1-2 1B				1-2 2-3			

Inning Stats	R: 1	H: 2	E: 0	K: 1	S: 11	LOB: 1	BB: 0	P: 16	R: 0	H: 2	E: 0	K: 0	S: 7	LOB: 2	BB: 0	P: 13	R: 0	H: 0	E: 0	K: 0	S: 6	LOB: 0	BB: 0	P: 8	R: 2	H: 2	E: 0	K: 0	S: 8	LOB: 1	BB: 1	P: 17	R: 0	H: 1	E: 0	K: 0	S: 6	LOB: 1	BB: 0	P: 10	R: 3	H: 3	E: 0	K: 0	S: 16	LOB: 1	BB: 1	P: 26	R: 1	H: 1	E: 0	K: 0	S: 5	LOB: 0	BB: 0	P: 6	R: 0	H: 1	E: 0	K: 0	S: 10	LOB: 1	BB: 0	P: 12	1B: 6	2B: 3	3B: 1	HR: 2	SF: 0	SAC: 1	DP: 0	HBP: 0	WP: 1	PB: 0	SB: 0	CS: 0	PA: 38
--------------	------	------	------	------	-------	--------	-------	-------	------	------	------	------	------	--------	-------	-------	------	------	------	------	------	--------	-------	------	------	------	------	------	------	--------	-------	-------	------	------	------	------	------	--------	-------	-------	------	------	------	------	-------	--------	-------	-------	------	------	------	------	------	--------	-------	------	------	------	------	------	-------	--------	-------	-------	-------	-------	-------	-------	-------	--------	-------	--------	-------	-------	-------	-------	--------

PITCHER	IP	WLS	BF	H	R	ER	SO	BB	IBB	HBP	BLK	WP	HR	S	P	ERA	WHIP
Vern Bickford, R (1, 1) ERA: 3.47	6.0	L	31	11	7	7	1	2	0	0	0	1	2	55	91	10.50	2.167
Bobby Hogue, R (7, 1) ERA: 5.03	1.0		3	0	0	0	0	0	0	0	0	0	0	4	5	0.00	0.000
Max Surkont, R (8, 1) ERA: 3.23	1.0		4	1	0	0	0	0	0	0	0	0	0	10	12	0.00	1.000


BOTTOM

Boston Braves @ Brooklyn Dodgers
Ebbets Field, Brooklyn, NY
Fri Sep 29 1950, 3:38 AM EST
Att. 5,843 - Unknown

livebaseballscorecards.com

AB	35
R	7
H	12
RBI	6
BB	2
SO	1
LOB	15



Batter	1	2	3	4	5	6	7	8	9	AB R H RBI BB SO LOB	TOP	
Eddie Waitkus, L OBP: 0.342, SLG: 0.360 (1, 3) F F B B X	3-2 F8 ①		2-1 6-3 ②			2-1 E 1B 1B	1-0 G3 ③			4 1 1 0 0 0 1		
Richie Ashburn, L OBP: 0.375, SLG: 0.406 (1, 8) L C	0-3 K ②		2-2 G3 ③			0-2 E 1B 1B		1-2 F9 ①		4 1 1 0 0 1 0		
Dick Sisler, L OBP: 0.369, SLG: 0.432 (1, 7) B X	1-0 2B 1B			1-3 K ②		0-2 E1 1-H 2-H 3B		2-2 F4 ②		4 1 2 2 0 1 0		
Del Ennis, R OBP: 0.373, SLG: 0.553 (1, 9) X	0-0 1-3 2B			1-3 K ②		0-2 F9 ①		0-1 F2 ③		4 0 1 0 0 1 0		
Willie Jones, R OBP: 0.338, SLG: 0.458 (1, 5) X	0-0 F6 ③			0-0 1B		4-2 CS BB		2-2 F8 ①		3 0 1 0 1 0 2		
Granny Hamner, R OBP: 0.316, SLG: 0.382 (1, 6)		X	0-0 F7 ①		X	0-0 L9 ③		0-1 F7 ②		4 0 0 0 0 0 2		
Andy Seminick, R OBP: 0.400, SLG: 0.526 (1, 2) Putsy Caballero, R OBP: 0.231, SLG: 0.167 (7, PR) Stan Lopata, R OBP: 0.325, SLG: 0.279 (7, 2)		F B X	1-1 F4 ②		F F X	0-2 F4 ①		3-3 K ③		2 0 0 0 1 0 0 0 0 0 0 0 0 0 1 0 0 0 0 1 0	AB 32 R 3 H 7 RBI 2 BB 2 SO 5 LOB 6	
Mike Goliat, R OBP: 0.314, SLG: 0.367 (1, 4)		X	0-0 F2 ③		B B F B X	3-1 F5 ②		1-1 G6-4-3 BB ① ②		3 0 0 0 0 0 1		
Bob Miller, R OBP: 0.194, SLG: 0.197 (1, 1) Jim Konstanty, R OBP: 0.108, SLG: 0.108 (5, 1)		C T S C	0-3 K ①		X	0-0 6-3 ③		0-2 1B		2 0 0 0 0 1 0 1 0 1 0 0 0 0		
Inning Stats	R: 0 H: 2 E: 0 LOB: 2 K: 1 BB: 0 S: 9 P: 13	R: 0 H: 0 E: 0 LOB: 0 K: 0 BB: 0 S: 4 P: 5	R: 0 H: 0 E: 0 LOB: 0 K: 1 BB: 0 S: 13 P: 17	R: 0 H: 1 E: 0 LOB: 1 K: 2 BB: 0 S: 9 P: 11	R: 0 H: 0 E: 0 LOB: 0 K: 0 BB: 0 S: 6 P: 9	R: 3 H: 3 E: 1 LOB: 0 K: 0 BB: 1 S: 16 P: 22	R: 0 H: 1 E: 0 LOB: 1 K: 0 BB: 1 S: 7 P: 13	R: 0 H: 0 E: 0 LOB: 0 K: 0 BB: 0 S: 10 P: 13	R: 0 H: 0 E: 0 LOB: 0 K: 1 BB: 0 S: 9 P: 14	1B: 5 SF: 0 2B: 1 SAC: 0 3B: 1 DP: 1 HR: 0 HBP: 0	WP: 0 PA: 34 PB: 0 SB: 0 CS: 1	
PITCHER Erv Palica, R ERA: 3.62 (1, 1)	IP WLS BF H R ER SO BB IBB HBP BLK WP HR S P ERA WHIP	9.0 W 34 7 3 3 5 2 0 0 0 0 0 0 83 117 3.00 1.000										

Philadelphia Phillies @ Brooklyn Dodgers
Ebbets Field, Brooklyn, NY
 Sat Sep 30 1950, 3:33 AM EST
 Att. 23,879 - Unknown

livebaseballscorecards.com

Batter	1	2	3	4	5	6	7	8	9
Cal Abrams, L OBP: 0.327, SLG: 0.238 (1, 7)	2-2 1-3		2-0 1-3		0-1 3B 1B		2-2 F8		
Pee Wee Reese, R OBP: 0.367, SLG: 0.370 (1, 6)	0-0 5-3			1-1 F3	1-2 HR 3B		1-1 4-3		
Duke Snider, L OBP: 0.380, SLG: 0.555 (1, 8)	2-0 E6 1B PO			2-2 2B FC5-2 1B	0-1 HR		1-1 F5		
Jackie Robinson, R OBP: 0.424, SLG: 0.503 (1, 4)	2-2 1-3 1B			0-1 FC5-2 1-3 2B	1-3 K2-3		4-1 FC1-5 1B BB		
Carl Furillo, R OBP: 0.355, SLG: 0.463 (1, 9)	2-2 PO 3-H	0-3 K		0-0 FC5-2 S 2-3 3-H		0-0 SH3-4 1B	0-0 FC1-5 HR 1B		
Gil Hodges, R OBP: 0.369, SLG: 0.512 (1, 3)		2-1 5-3		3-3 K		0-0 SH3-4	0-1 FC1-5 HR		
Roy Campanella, R OBP: 0.365, SLG: 0.554 (1, 2)		1-1 F8			1-3 K	4-0 IBB	1-0 HR 1-H 2-H		
Billy Cox, R OBP: 0.313, SLG: 0.359 (1, 5)			2-2 6-3		1-0 1B 1-3 1B	0-0 L7	1-0 6-3		
Erv Palica, R OBP: 0.221, SLG: 0.324 (1, 1)			0-0 F9		1-2 1-3 1-2	2-1 5-3	0-0 5-3		

Inning Stats	R: 0	H: 1	E: 1	K: 0	S: 11	LOB: 1	BB: 0	P: 19
	R: 0	H: 0	E: 0	K: 1	S: 7 <td>LOB: 0</td> <td>BB: 0</td> <td>P: 10</td>	LOB: 0	BB: 0	P: 10
	R: 0	H: 0	E: 0	K: 0	S: 5 <td>LOB: 0</td> <td>BB: 0</td> <td>P: 9</td>	LOB: 0	BB: 0	P: 9
	R: 0	H: 2	E: 0	K: 1	S: 14 <td>LOB: 2</td> <td>BB: 0</td> <td>P: 20 </td>	LOB: 2	BB: 0	P: 20
	R: 4	H: 4	E: 0	K: 2	S: 17 <td>LOB: 0</td> <td>BB: 0</td> <td>P: 22 </td>	LOB: 0	BB: 0	P: 22
	R: 0	H: 1	E: 0	K: 0	S: 5 <td>LOB: 2</td> <td>BB: 1</td> <td>P: 11 </td>	LOB: 2	BB: 1	P: 11
	R: 0	H: 0	E: 0	K: 0	S: 7 <td>LOB: 0</td> <td>BB: 0</td> <td>P: 11 </td>	LOB: 0	BB: 0	P: 11
	R: 3	H: 2	E: 0	K: 0	S: 7 <td>LOB: 0</td> <td>BB: 1</td> <td>P: 13 </td>	LOB: 0	BB: 1	P: 13

PITCHER	IP	WLS	BF	H	R	ER	SO	BB	IBB	HBP	BLK	WP	HR	S	P	ERA	WHIP
Bob Miller, R ERA: 3.57 (1, 1)	4.2	L	20	6	3	3	3	0	0	0	0	0	0	49	74	5.79	1.286
Jim Konstanty, R ERA: 2.55 (5, 1)	3.1		16	4	4	4	1	1	1	0	0	0	2	24	41	10.80	1.500

BOTTOM

Philadelphia Phillies @ Brooklyn Dodgers
Ebbets Field, Brooklyn, NY
Sat Sep 30 1950, 3:33 AM EST
Att. 23,879 - Unknown

AB	R	H	RBI	BB	SO	LOB
4	1	1	1	0	0	0
4	1	1	1	0	0	0
4	1	2	2	0	0	0
3	0	2	0	1	1	0
4	1	2	0	0	1	2
3	1	0	0	0	1	4
3	1	1	3	1	1	0
4	1	1	0	0	0	2
4	0	0	0	0	0	3

AB	33
R	7
H	10
RBI	7
BB	2
SO	4
LOB	11

livebaseballscorecards.com

WP: 0 PA: 37
PB: 0
SB: 1
CS: 0



Batter	1	2	3	4	5	6	7	8	9	10	AB R H RBI BB SO LOB	TOP												
Eddie Waitkus, L OBP: 0.341, SLG: 0.359 (1, 3)	2-2 F8		2-1 G3			3-2 3-1	1-0 3-1			1-1 FC1-5 HR 1B	5 1 1 0 0 0 2	Philadelphia Phillies @ Brooklyn Dodgers Ebbets Field, Brooklyn, NY Sun Oct 01 1950, 3:33 AM EST Att. 35,073 - Unknown livebaseballscorecards.com												
Richie Ashburn, L OBP: 0.372, SLG: 0.402 (1, 8)	2-1 4-3			1-0 F6		0-1 3-1		1-2 F9	0-0 FC1-5 HR	5 1 0 0 0 0 2														
Dick Sister, L OBP: 0.373, SLG: 0.442 Jackie Mayo, L OBP: 0.263, SLG: 0.306 (1, 7) (10, 7)	1-3 K2-3			2-2 FC5-4 1B		0-0 1B 1B		0-2 1B	1-2 HR 1-H 2-H	5 2 4 3 0 1 0 0 0 0 0 0 0 0														
Del Ennis, R OBP: 0.373, SLG: 0.551 (1, 9)		1-1 G6-4-3 1B		2-0 FC5-4 1-2f		0-0 1B 1B		1-2 L7	1-3 K	5 0 2 0 0 1 2														
Willie Jones, R OBP: 0.337, SLG: 0.456 (1, 5)		0-1 G6-4-3 1-2f		3-2 4-3		0-0 1B 1-2 3-H		1-2 F6	2-0 6-3	5 0 1 1 0 0 3														
Granny Hamner, R OBP: 0.314, SLG: 0.380 (1, 6)		0-0 5-3			1-0 F8	1-0 F9			0-0 L7	4 0 0 0 0 0 2														
Andy Seminick, R OBP: 0.400, SLG: 0.524 Putsy Caballero, R OBP: 0.231, SLG: 0.167 Stan Lopata, R OBP: 0.325, SLG: 0.279 (1, 2) (9, PR) (9, 2)			1-1 6-3		0-0 1-3		4-1 FC2-6 BB	1-2 CS 1B		3 0 1 0 1 0 0 0 0 0 0 0 0 0 0 0 0 0 0 0 0														
Mike Goliat, R OBP: 0.314, SLG: 0.366 (1, 4)			1-0 F9		1-0 1B		0-1 FC2-6 SH2-4 1-2f	2-2 L8 1-2		4 0 1 0 0 0 2														
Robin Roberts, S OBP: 0.182, SLG: 0.118 (1, 1)			4-2 BB		1-3 K		0-0 SH2-4 1-2		1-0 FC1-5 1B 1B	2 0 1 0 1 1 1														
Inning Stats	R: 0 E: 0 K: 1 S: 8	H: 0 LOB: 0 BB: 0 P: 13	R: 0 E: 0 K: 0 S: 5	H: 1 LOB: 0 BB: 0 P: 6	R: 0 E: 0 K: 0 S: 8	H: 0 LOB: 1 BB: 1 P: 16	R: 0 E: 0 K: 0 S: 8	H: 1 LOB: 1 BB: 0 P: 16	R: 0 E: 0 K: 1 S: 6	H: 1 LOB: 1 BB: 0 P: 9	R: 1 E: 0 K: 0 S: 10		H: 3 LOB: 2 BB: 0 P: 14	R: 0 E: 0 K: 0 S: 5	H: 0 LOB: 1 BB: 1 P: 10	R: 0 E: 0 K: 0 S: 12	H: 1 LOB: 1 BB: 0 P: 15	R: 0 E: 0 K: 0 S: 7	H: 1 LOB: 1 BB: 0 P: 10	R: 3 E: 0 K: 1 S: 12	H: 3 LOB: 0 BB: 0 P: 18	1B: 10 2B: 0 3B: 0 HR: 1	SF: 0 SAC: 1 DP: 1 HBP: 0	WP: 0 PB: 0 SB: 0 CS: 1
PITCHER Don Newcombe, R ERA: 3.7 (1, 1)	IP 10.0	WLS L	BF 41	H 11	R 4	ER 4	SO 3	BB 2	IBB 0	HBP 0	BLK 0	WP 0	HR 1	S 81	P 127	ERA 3.60	WHIP 1.300							

Batter	1	2	3	4	5	6	7	8	9	10
Cal Abrams, L OBP: 0.340, SLG: 0.227 (1, 7)	4-2 1-3 BB		0-1 4-3			0-2 4-3			4-2 1B BB	
Pee Wee Reese, R OBP: 0.369, SLG: 0.380 (1, 6)	0-1 L8			1-0 2B		1-1 HR			0-2 1B 1-2 1B	
Duke Snider, L OBP: 0.379, SLG: 0.553 (1, 8)	0-0 1-3 1-2			3-2 B2		0-1 1-3			0-0 1B 1-3 2-H 1B	
Jackie Robinson, R OBP: 0.423, SLG: 0.500 (1, 4)	3-0 F9			1-0 1-3		1-1 5-3			4-0 IBB	
Carl Furillo, R OBP: 0.353, SLG: 0.460 (1, 9)		2-0 F9		2-1 F8		3-2 6-3			0-0 F3	
Gil Hodges, R OBP: 0.367, SLG: 0.508 (1, 3)		2-2 6-3			3-1 F6		1-2 5-3		1-1 F9	
Roy Campanella, R OBP: 0.364, SLG: 0.551 (1, 2)		0-1 1-3			1-0 5-3		2-2 L1-3 1B		1-1 L7	
Billy Cox, R OBP: 0.311, SLG: 0.357 (1, 5)			1-2 2-3		2-1 F3		1-2 L1-3		1-3 K	
Jim Russell, S OBP: 0.329, SLG: 0.425 (10, PH)							1-2			
Don Newcombe, L OBP: 0.318, SLG: 0.330 (1, 1)			0-3 K			3-2 4-3		0-0 1-3		0-1 P3
Tommy Brown, R OBP: 0.378, SLG: 0.616 (10, PH)										

AB	R	H	RBI	BB	SO	LOB
2	0	0	0	2	0	0
4	1	3	1	0	0	1
4	0	1	0	0	0	2
3	0	0	0	1	0	2
4	0	0	0	0	0	4
4	0	0	0	0	0	3
4	0	1	0	0	0	0
3	0	0	0	0	0	1
1	0	0	0	0	1	0
3	0	0	0	0	1	0
1	0	0	0	0	0	0

Philadelphia Phillies @ Brooklyn Dodgers
Ebbets Field, Brooklyn, NY
 Sun Oct 01 1950, 3:33 AM EST
 Att: 35,073 - Unknown

AB	33
R	1
H	5
RBI	1
BB	3
SO	2
LOB	13



Inning Stats	R	H	E	K	S	WLS	BF	H	R	ER	SO	BB	IBB	HBP	BLK	WP	HR	S	P	ERA	WHIP
Robinson	0	0	0	0	0	0	0	0	0	0	0	0	0	0	0	0	0	0	0	0.00	0.00
Reese	0	0	0	0	0	0	0	0	0	0	0	0	0	0	0	0	0	0	0	0.00	0.00
Snider	0	0	0	0	0	0	0	0	0	0	0	0	0	0	0	0	0	0	0	0.00	0.00
Robinson	0	0	0	0	0	0	0	0	0	0	0	0	0	0	0	0	0	0	0	0.00	0.00
Furillo	0	0	0	0	0	0	0	0	0	0	0	0	0	0	0	0	0	0	0	0.00	0.00
Hodges	0	0	0	0	0	0	0	0	0	0	0	0	0	0	0	0	0	0	0	0.00	0.00
Campanella	0	0	0	0	0	0	0	0	0	0	0	0	0	0	0	0	0	0	0	0.00	0.00
Cox	0	0	0	0	0	0	0	0	0	0	0	0	0	0	0	0	0	0	0	0.00	0.00
Russell	0	0	0	0	0	0	0	0	0	0	0	0	0	0	0	0	0	0	0	0.00	0.00
Newcombe	0	0	0	0	0	0	0	0	0	0	0	0	0	0	0	0	0	0	0	0.00	0.00
Brown	0	0	0	0	0	0	0	0	0	0	0	0	0	0	0	0	0	0	0	0.00	0.00
Total	0	0	0	0	0	0	0	0	0	0	0	0	0	0	0	0	0	0	0	0.00	0.00

WP	PA
0	36