


# Brooklyn Dodgers - 1950

Batter	1	2	3	4	5	6	7	8	9	AB	R	H	RBI	BB	SO	LOB	TOP					
<b>Pee Wee Reese, R</b> (1.6) C X	0-1 3-1		1-3 K			1-1 5-3		0-0 F8		4	0	0	0	0	1	1	<b>Brooklyn Dodgers @ Philadelphia Phillies</b> Shibe Park, Philadelphia, PA Tue Apr 18 1950, 3:33 AM EST Att: 29,074 - Unknown					
<b>George Shuba, L</b> (1.7) C X OBP: 0.250, SLG: 0.500	0-1 F2		1-1 F2			3-2 1-3		2-0 2B		4	0	1	0	0	0	1						
<b>Duke Snider, L</b> (1.8) B F X	1-1 F7			0-0 F6		0-3 K		3-2 1-3		4	0	0	0	0	1	1						
<b>Jackie Robinson, R</b> (1.4) OBP: 0.500, SLG: 0.750		0-0 5-3		1-2 G1-6-3 1B		1-1 E4 1B 2B		0-0 B1-3		4	1	2	0	0	0	1						
<b>Carl Furillo, R</b> (1.9) OBP: 0.250, SLG: 0.250		3-1 4-3		1-2 G1-6-3 1-2		1-1 E G1-2-3 1B		0-1 L7		4	0	1	1	0	0	1						
<b>Gil Hodges, R</b> (1.3) OBP: 0.500, SLG: 0.333		4-1 BB		3-2 F3		0-1 E 1B		2-2 F7		3	0	1	0	1	0	0						
<b>Bobby Morgan, R</b> (1.5) OBP: 0.250, SLG: 0.250		1-1 F4		1-1 1B		1-1 F4		2-1 F7		4	0	1	0	0	0	3						
<b>Roy Campanella, R</b> (1.2) OBP: 0.333, SLG: 0.333			2-2 1B	2-0 F5		1-0 E5 1-2 2-3				3	0	1	0	0	0	3						
<b>Don Newcombe, L</b> (1.1) <b>Carl Erskine, R</b> (2.1) <b>Wayne Belardi, L</b> (3.1) <b>Pat McGlothin, L</b> (3.1) <b>Cal Abrams, L</b> (5.1) <b>Rex Barney, R</b> (5.1) <b>Gene Hermanski, L</b> (7.1) <b>Clem Labine, R</b> (7.1)			3-3 K	3-3 K		1-0 G1-2-3 3-H				0	0	0	0	0	0	0	<b>AB 33</b> <b>R 1</b> <b>H 7</b> <b>RBI 1</b> <b>BB 1</b> <b>SO 4</b> <b>LOB 16</b>					
<b>Inning Stats</b>	R: 0 E: 0 K: 0 S: 6	H: 0 LOB: 0 BB: 0 P: 7	R: 0 E: 0 K: 0 S: 6	H: 0 LOB: 1 BB: 1 P: 14	R: 0 E: 0 K: 2 S: 11	H: 1 LOB: 1 BB: 0 P: 18	R: 0 E: 0 K: 0 S: 7	H: 1 LOB: 0 BB: 0 P: 9	R: 0 E: 0 K: 1 S: 9	H: 1 LOB: 1 BB: 0 P: 18	R: 0 E: 0 K: 1 S: 10	H: 0 LOB: 0 BB: 0 P: 14	R: 1 E: 2 K: 0 S: 10	H: 3 LOB: 2 BB: 0 P: 15	R: 0 E: 0 K: 0 S: 7	H: 1 LOB: 1 BB: 0 P: 12		R: 0 E: 0 K: 0 S: 8	H: 0 LOB: 0 BB: 0 P: 12	1B: 5 2B: 2 3B: 0 HR: 0	SF: 0 SAC: 0 DP: 2 HBP: 0	WP: 0 PB: 0 SB: 0 CS: 0
<b>PITCHER</b> <b>Robin Roberts, R</b> (1.1) ERA: 1.0	IP: 9.0 WLS: W BF: 34 H: 7 R: 1 ER: 1 SO: 4 BB: 1 IBB: 0 HBP: 0 BLK: 0 WP: 0 HR: 0 S: 74 P: 119 ERA: 1.00 WHIP: 0.889											<b>PITCHER</b>	IP: 0 WLS: 0 BF: 0 H: 0 R: 0 ER: 0 SO: 0 BB: 0 IBB: 0 HBP: 0 BLK: 0 WP: 0 HR: 0 S: 0 P: 0 ERA: 0 WHIP: 0									

Batter	1	2	3	4	5	6	7	8	9	AB	R	H	RBI	BB	SO	LOB	BOTTOM			
<b>Richie Ashburn, L</b> (1.8) X	0-0 2B 1B	0-1 F9	4-0 1B BB		1-1 3-1			4-1 6-3 1B BB		3	2	1	0	2	0	1	<b>Brooklyn Dodgers @ Philadelphia Phillies</b> Shibe Park, Philadelphia, PA Tue Apr 18 1950, 3:33 AM EST Att: 29,074 - Unknown			
<b>Granny Hamner, R</b> (1.6) B X OBP: 0.600, SLG: 0.800	1-0 2B 1-H	0-0 1B 3-H	0-0 1B 3-H		0-0 F3		0-1 6-3 1-2	0-1 6-3 1-2		5	2	3	3	0	0	1				
<b>Eddie Waitkus, L</b> (1.3) X OBP: 0.600, SLG: 0.600	0-0 F6	0-0 1B 2-0	0-0 F9 1-1			1-1 G6-4-3 1B		0-0 2-H 1B		5	0	3	1	0	0	3				
<b>Del Ennis, R</b> (1.9) OBP: 0.400, SLG: 0.600	2-2 2-H 2B	0-1 1-2 3-H 1B		1-3 K		3-1 G6-4-3 1-2		3-2 5-3		5	0	2	2	0	1	2				
<b>Willie Jones, R</b> (1.5) C X OBP: 0.250, SLG: 0.250	0-1 5-3	1-1 5-3		1-2 F8 BLK 1B 1B		0-0 F7				4	1	1	0	0	0	3				
<b>Dick Sizer, L</b> (1.7) OBP: 0.250, SLG: 0.250 <b>Dick Whitman, L</b> (8.7) S S X	0-2 6-3		1-0 BLK F8 1B 1B		1-2 F8		0-0 F7			4	1	1	0	0	0	2				
<b>Mike Gollat, R</b> (1.4) OBP: 1.000, SLG: 1.250		1-1 2B 2B	2-0 F8 BLK 1B 1B		2-2 1B		2-2 1B			4	2	4	1	0	0	0				
<b>Andy Seminick, R</b> (1.2) OBP: 0.250, SLG: 0.500		0-0 F9 1B 2-H 2B	1-3 K 1-2 3-H 1B		1-2 F7		1-2 6-3			4	1	1	1	0	1	3				
<b>Robin Roberts, S</b> (1.1)		1-0 F2	1-0 F8 2-3 3-H		2-2 L6		1-0 6-3			4	0	0	1	0	0	2				
<b>Inning Stats</b>	R: 2 E: 0 K: 0 S: 12	H: 3 LOB: 1 BB: 0 P: 15	R: 3 E: 0 K: 0 S: 12	H: 5 LOB: 2 BB: 0 P: 17	R: 2 E: 0 K: 1 S: 9	H: 3 LOB: 1 BB: 1 P: 19	R: 1 E: 0 K: 0 S: 17	H: 2 LOB: 1 BB: 0 P: 23	R: 0 E: 0 K: 0 S: 7	H: 0 LOB: 0 BB: 0 P: 10	R: 0 E: 0 K: 0 S: 5	H: 1 LOB: 0 BB: 0 P: 9	R: 0 E: 0 K: 0 S: 7	H: 1 LOB: 0 BB: 0 P: 10	R: 1 E: 0 K: 0 S: 9	H: 1 LOB: 1 BB: 1 P: 17	1B: 12 2B: 4 3B: 0 HR: 0	SF: 0 SAC: 0 DP: 1 HBP: 0	WP: 0 PB: 0 SB: 0 CS: 0	PA: 40
<b>PITCHER</b> <b>Don Newcombe, R</b> (1.1) ERA: 36.0 <b>Carl Erskine, R</b> (2.1) ERA: 9.0 <b>Pat McGlothin, R</b> (3.1) ERA: 13.5 <b>Rex Barney, R</b> (5.1) ERA: <b>Clem Labine, R</b> (7.1) ERA: 4.5	IP: 1.0 WLS: L BF: 8 H: 5 R: 4 ER: 4 SO: 4 BB: 0 IBB: 0 HBP: 0 BLK: 0 WP: 0 HR: 0 S: 15 P: 19 ERA: 36.00 WHIP: 5.000											<b>PITCHER</b>	IP: 0 WLS: 0 BF: 0 H: 0 R: 0 ER: 0 SO: 0 BB: 0 IBB: 0 HBP: 0 BLK: 0 WP: 0 HR: 0 S: 0 P: 0 ERA: 0 WHIP: 0							

**AB 33**  
**R 1**  
**H 7**  
**RBI 1**  
**BB 1**  
**SO 4**  
**LOB 16**



**AB 38**  
**R 9**  
**H 16**  
**RBI 9**  
**BB 2**  
**SO 2**  
**LOB 17**






Batter	1	2	3	4	5	6	7	8	9	AB	R	H	RBI	BB	SO	LOB	TOP								
<b>Pee Wee Reese, R</b> OBP: 0.222, SLG: 0.333 (1,6)	1-1 S 1B		2-2 6-3		0-0 F5		2-1 2B		2-2 F7	5	1	2	0	0	0	1									
<b>George Shuba, L</b> OBP: 0.125, SLG: 0.250 (1,7)	3-3 K		3-2 6-3		0-0 F3		3-2 F8			4	0	0	0	0	0	1									
<b>Duke Snider, L</b> OBP: 0.125, SLG: 0.125 (1,8)	1-3 K		1-2 CS 1B		0-1 F2				1-0 5-3	4	0	1	0	0	1	1									
<b>Jackie Robinson, R</b> OBP: 0.625, SLG: 0.857 (1,4)	1-0 2H 1B		1-0 CS	1-0 HR		4-2 2B BB		0-0 1-3		3	2	2	1	1	0	0									
<b>Carl Furillo, R</b> OBP: 0.250, SLG: 0.625 (1,9)	1-2 F7			1-2 2H HR		0-0 F9		0-2 4-3		4	1	1	2	0	0	2									
<b>Gil Hodges, R</b> OBP: 0.750, SLG: 1.429 (1,3)		1-0 BLK 1B		0-0 1B 2B		2-2 1-H 2B			0-1 HR	4	3	4	2	0	0	0									
<b>Bobby Morgan, R</b> OBP: 0.500, SLG: 0.500 (1,5)		0-0 1-H 1B		3-1 G6-4-3 1B		1-1 CS 1B		2-3 K		4	0	3	1	0	1	0									
<b>Bruce Edwards, R</b> (1,2)		3-1 F7		1-1 F7		2-1 CS	0-3 K	3-3 K		4	0	0	1	0	2	2									
<b>Bud Podbielan, R</b> OBP: 0.250, SLG: 0.250 (1,1)		0-1 L5-3		0-2 G6-4-3		1-1 1-3		0-1 BLK 1B		4	0	1	0	0	0	2									
<b>Inning Stats</b>	R: 1 E: 0 K: 2 S: 14	H: 2 LOB: 1 BB: 0 P: 21	R: 1 E: 0 K: 0 S: 6	H: 2 LOB: 0 BB: 0 P: 10	R: 0 E: 0 K: 0 S: 9	H: 1 LOB: 0 BB: 0 P: 16	R: 3 E: 0 K: 0 S: 13	H: 4 LOB: 0 BB: 0 P: 19	R: 0 E: 0 K: 0 S: 4	H: 0 LOB: 0 BB: 0 P: 4	R: 1 E: 0 K: 0 S: 9	H: 2 LOB: 0 BB: 1 P: 18	R: 0 E: 0 K: 1 S: 11	H: 1 LOB: 1 BB: 0 P: 17	R: 0 E: 0 K: 0 S: 5	H: 0 LOB: 0 BB: 0 P: 6	R: 1 E: 0 K: 2 S: 14	H: 2 LOB: 1 BB: 0 P: 21	1B: 8 2B: 5 3B: 0 HR: 2	SF: 0 SAC: 0 DP: 2 HBP: 0	WP: 0 PB: 0 SB: 1 CS: 2	PA: 39			
<b>PITCHER</b>	IP	WLS	BF	H	R	ER	SO	BB	IBB	HBP	BLK	WP	HR	S	P	ERA	WHIP								
<b>Russ Meyer, R</b> ERA: 9.53 (1,1)	5.2	L	25	11	6	6	2	1	0	0	1	0	1	54	85	9.53	2.118								
<b>Blix Donnelly, R</b> ERA: (6,1)	1.1		4	1	0	0	1	0	0	0	0	0	0	12	20	0.00	0.750								
<b>Jim Konstanty, R</b> ERA: 4.5 (8,1)	2.0		8	2	1	1	2	0	0	0	1	0	1	19	27	4.50	1.000								

Brooklyn Dodgers @ Philadelphia Phillies  
 Shibe Park, Philadelphia, PA  
 Wed Apr 19 1950, 3:33 AM EST  
 Att: 8,450 - Unknown


AB 36  
 R 7  
 H 14  
 RBI 7  
 BB 1  
 SO 5  
 LOB 10



Batter	1	2	3	4	5	6	7	8	9	AB	R	H	RBI	BB	SO	LOB	BOTTOM								
<b>Richie Ashburn, L</b> OBP: 0.400, SLG: 0.250 (1,8)	2-2 FC1-6 1B		0-0 G3		0-0 F8		2-1 G4-3		2-1 1-3	5	0	1	0	0	0	3									
<b>Granny Hamner, R</b> OBP: 0.333, SLG: 0.444 (1,6)	1-1 FC1-6 3B		1-1 F8		1-0 FC5-4		1-1 F4			4	1	0	0	0	0	2									
<b>Eddie Waitkus, L</b> OBP: 0.556, SLG: 0.667 (1,3)	1-0 3B 1B		2-1 1B 2B		0-1 F9		0-0 3-1			4	2	2	0	0	0	0									
<b>Del Ennis, R</b> OBP: 0.333, SLG: 0.667 (1,9)	0-1 2H 2B 3B		0-1 F8		1-0 5-3		1-0 L7			4	1	1	2	0	0	1									
<b>Willie Jones, R</b> OBP: 0.500, SLG: 1.000 (1,5)	0-0 3H 2B		1-0 F9		1-0 1B		0-0 HR			4	1	3	2	0	0	1									
<b>Dick Sister, L</b> OBP: 0.375, SLG: 0.286 (1,7)	4-0 IBB		1-0 2H 1B		1-0 F5		3-1 G3			3	0	1	1	1	0	0									
<b>Mike Gollat, R</b> OBP: 0.625, SLG: 0.750 (1,4)	1-1 F8		3-1 1-3		0-1 1-3		0-1 1-3		2-1 L9-4-6 1B	4	0	1	0	0	0	3									
<b>Andy Seminick, R</b> OBP: 0.125, SLG: 0.250 (1,2)	2-0 F2			0-0 E6 FC1-6		1-0 6-3		0-0 L9-4-6 1B		4	0	0	0	0	0	3									
<b>Russ Meyer, S</b> (1,1)		0-1 4-3		0-2 FC1-6			1-2 G4-3 1B		0-1 1B	2	0	0	0	0	0	1									
<b>Blix Donnelly, R</b> (6,1)										0	0	0	0	0	0	0									
<b>Dick Whitman, L</b> OBP: 1.000, SLG: 1.000 (7, PH)										1	0	1	0	0	0	0									
<b>Jim Konstanty, R</b> (8,1)										0	0	0	0	0	0	0									
<b>Stan Lopata, R</b> OBP: 1.000, SLG: 1.000 (9, PH)										1	0	1	0	0	0	0									
<b>Inning Stats</b>	R: 3 E: 0 K: 0 S: 12	H: 4 LOB: 2 BB: 1 P: 23	R: 0 E: 0 K: 0 S: 5	H: 0 LOB: 0 BB: 0 P: 6	R: 1 E: 0 K: 0 S: 8	H: 2 LOB: 1 BB: 0 P: 15	R: 0 E: 1 K: 0 S: 6	H: 0 LOB: 1 BB: 0 P: 7	R: 0 E: 0 K: 0 S: 4	H: 1 LOB: 1 BB: 0 P: 6	R: 0 E: 0 K: 0 S: 4	H: 0 LOB: 0 BB: 0 P: 6	R: 0 E: 0 K: 0 S: 7	H: 1 LOB: 0 BB: 0 P: 11	R: 0 E: 0 K: 0 S: 5	H: 1 LOB: 0 BB: 0 P: 9	R: 0 E: 0 K: 0 S: 7	H: 2 LOB: 1 BB: 0 P: 11	1B: 7 2B: 3 3B: 1 HR: 1	SF: 0 SAC: 0 DP: 2 HBP: 0	WP: 0 PB: 0 SB: 0 CS: 0	PA: 37			
<b>PITCHER</b>	IP	WLS	BF	H	R	ER	SO	BB	IBB	HBP	BLK	WP	HR	S	P	ERA	WHIP								
<b>Bud Podbielan, R</b> ERA: 5.0 (1,1)	9.0	W	37	11	5	5	0	0	1	0	0	0	1	58	94	5.00	1.222								

Brooklyn Dodgers @ Philadelphia Phillies  
 Shibe Park, Philadelphia, PA  
 Wed Apr 19 1950, 3:33 AM EST  
 Att: 8,450 - Unknown

AB 36  
 R 5  
 H 11  
 RBI 5  
 BB 1  
 SO 0  
 LOB 14





Batter	1	2	3	4	5	6	7	8	9	AB	R	H	RBI	BB	SO	LOB	TOP					
Eddie Stanky, R OBP: 0.400, SLG: 0.250 (1.4)	F3		FC5-6 BB		4-3		FC4-6 1B		K	4	0	1	0	1	1	1						
Whitey Lockman, L OBP: 0.333, SLG: 0.533 (1.7)	1-3		FC5-6 FC6-4		F5		FC4-6		F7	5	0	0	0	0	0	4						
Bobby Thomson, R OBP: 0.214, SLG: 0.214 (1.8)	6-3		FC6-4			1B 1B	F9			4	1	1	0	0	0	3						
Don Mueller, L OBP: 0.429, SLG: 0.500 (1.9)		FC1-5 BB 1B		L5		FC5-4 1B		F7		4	0	2	0	0	0	0						
Hank Thompson, L OBP: 0.615, SLG: 1.125 (1.5)		FC1-5 BB		F3		FC5-4 1B			1B BB	2	0	1	1	2	0	0						
Alvin Dark, R OBP: 0.417, SLG: 0.417 (1.6)	FC1-5					FC5-4 L9-3			1B	4	0	2	0	0	0	4						
Wes Westrum, R (1.2)	F8			F6		L9-3			F4	4	0	0	0	0	0	7						
Jack Harshman, L OBP: 0.308, SLG: 0.455 (1.3)	K						FC4-6 1B BB		3-1	3	0	1	0	1	1	4						
Dave Koslo, L Jack Maquire, R Sal Maglie, R Mike McCormick, R Andy Hansen, R Bill Rigney, R (1.1) (5. Ph) (5.1) (7. Ph) (7.1) (5. Ph)			4-3		4-3		F6		K	1	0	0	0	0	0	0						
<b>Inning Stats</b>	R: 0 E: 0 K: 0 S: 8	H: 0 LOB: 0 BB: 0 P: 13	R: 0 E: 0 K: 1 S: 14	H: 1 LOB: 2 BB: 1 P: 22	R: 0 E: 0 K: 0 S: 4	H: 0 LOB: 1 BB: 1 P: 10	R: 0 E: 0 K: 0 S: 7	H: 1 LOB: 1 BB: 0 P: 10	R: 0 E: 0 K: 0 S: 8	H: 2 LOB: 1 BB: 0 P: 12	R: 1 E: 0 K: 0 S: 8	H: 3 LOB: 1 BB: 0 P: 13	R: 0 E: 0 K: 0 S: 9	H: 1 LOB: 2 BB: 1 P: 19	R: 0 E: 0 K: 0 S: 16	H: 1 LOB: 2 BB: 1 P: 27	R: 0 E: 0 K: 2 S: 9	H: 0 LOB: 0 BB: 0 P: 17	1B: 8 2B: 2 3B: 0 HR: 0	SF: 0 SAC: 0 DP: 1 HBP: 0	WP: 0 PB: 0 SB: 0 CS: 0	PA: 38
<b>PITCHER</b> Preacher Roe, L ERA: 1.0 (1.1)	IP: 9.0 WLS: W BF: 38 H: 9 R: 1 ER: 1 SO: 3 BB: 4 IBB: 0 HBP: 0 BLK: 0 WP: 0 HR: 0 S: 83 P: 143 ERA: 1.00 WHIP: 1.444															<b>PITCHER</b>						

New York Giants @ Brooklyn Dodgers  
Ebbets Field, Brooklyn, NY

AB 34  
R 1  
H 9  
RBI 1  
BB 4  
SO 3  
LOB 24




WP: 0 PA: 38  
PB: 0  
SB: 0  
CS: 0

Batter	1	2	3	4	5	6	7	8	9	AB	R	H	RBI	BB	SO	LOB	BOTTOM			
Pee Wee Reese, R OBP: 0.214, SLG: 0.286 (1.6)	F8	K		F3		1B 2B		F6		5	1	1	0	0	1	2				
Bobby Morgan, R OBP: 0.538, SLG: 0.538 (1.5)	3B 1B		F7	F8		2B 1B		BB 1B		5	1	3	0	0	0	0				
Jim Russell, S OBP: 0.600, SLG: 1.750 (1.7)	K		HR	3B		L7		FC6-4 BB		4	1	2	1	1	1	4				
Jackie Robinson, R OBP: 0.615, SLG: 1.000 (1.4)	3B		2B HR BB	F4		2B		F7		4	1	2	3	1	0	3				
Carl Furillo, R OBP: 0.231, SLG: 0.538 (1.9)	F8		HR 2B			F8		F9	FC6-4	5	1	1	0	0	0	3				
Gil Hodges, R OBP: 0.750, SLG: 1.300 (1.3)		SH1-4 1B	HR IBB			F7		1B 2B		3	1	2	0	1	0	0				
Duke Snider, L OBP: 0.333, SLG: 0.200 (1.8)		SH1-4 1B	F5			PO BB		1B BB		2	0	1	0	2	0	3				
Roy Campanella, R OBP: 0.429, SLG: 0.857 (1.2)	K		HR			PO		L8	FC6-4 1B	4	1	2	4	0	1	2				
Preacher Roe, R (1.1)	SH1-4		K			1B 2B BB		FC6-4		2	1	0	0	1	1	2				
<b>Inning Stats</b>	R: 1 E: 0 K: 1 S: 14	H: 2 LOB: 1 BB: 0 P: 21	R: 0 E: 0 K: 2 S: 12	H: 2 LOB: 0 BB: 0 P: 19	R: 5 E: 0 K: 1 S: 15	H: 3 LOB: 2 BB: 2 P: 26	R: 0 E: 0 K: 0 S: 8	H: 1 LOB: 1 BB: 0 P: 13	R: 0 E: 0 K: 0 S: 5	H: 0 LOB: 0 BB: 1 P: 13	R: 2 E: 0 K: 0 S: 12	H: 3 LOB: 2 BB: 1 P: 24	R: 0 E: 0 K: 0 S: 12	H: 2 LOB: 2 BB: 1 P: 20	R: 0 E: 0 K: 0 S: 8	H: 1 LOB: 2 BB: 1 P: 17	1B: 7 2B: 3 3B: 2 HR: 2	SF: 0 SAC: 1 DP: 0 HBP: 0	WP: 0 PB: 0 SB: 0 CS: 0	PA: 42
<b>PITCHER</b> Dave Koslo, L ERA: 13.5 Sal Maglie, R ERA: 12.27 Andy Hansen, R ERA: (1.1) (5.1) (7.1)	IP: 4.0 WLS: L BF: 22 H: 8 R: 6 ER: 6 SO: 4 BB: 1 IBB: 0 HBP: 0 BLK: 0 WP: 0 HR: 2 S: 49 P: 79 ERA: 13.50 WHIP: 2.250															<b>PITCHER</b>				

New York Giants @ Brooklyn Dodgers  
Ebbets Field, Brooklyn, NY

AB 34  
R 8  
H 14  
RBI 8  
BB 6  
SO 4  
LOB 19



WP: 0 PA: 42  
PB: 0  
SB: 0  
CS: 0



Batter	1	2	3	4	5	6	7	8	9	AB R H RBI BB SO LOB	TOP									
<b>Eddie Stanky, R</b> OBP: 0.450, SLG: 0.267 (1, 4)										3 1 1 0 2 1 0	<b>New York Giants @ Brooklyn Dodgers</b> Ebbets Field, Brooklyn, NY Sat Apr 22 1950, 3:33 AM EST Att: 19,067 - Unknown									
<b>Whitey Lockman, L</b> OBP: 0.300, SLG: 0.450 (1, 7)										5 1 1 0 0 0 2										
<b>Hank Thompson, L</b> OBP: 0.706, SLG: 1.400 (1, 5)										2 1 2 2 2 0 0										
<b>Don Mueller, L</b> OBP: 0.333, SLG: 0.389 (1, 9)										4 0 0 0 0 0 4										
<b>Bobby Thomson, R</b> OBP: 0.222, SLG: 0.222 (1, 8)										4 0 1 0 0 1 0										
<b>Alvin Dark, R</b> OBP: 0.436, SLG: 0.400 (1, 6)										3 1 1 0 1 1 2										
<b>Jack Harshman, L</b> OBP: 0.235, SLG: 0.333 (1, 3)										4 0 0 0 0 2 2										
<b>Wes Westrum, R</b> OBP: 0.357, SLG: 0.200 (1, 2)										4 1 1 0 0 1 1										
<b>Jack Kramer, R</b> OBP: 0.500, SLG: 2.000 <b>Sheldon Jones, R</b> ERA: 11.25 <b>Pete Milne, L</b> (9, PH)										2 1 1 2 0 0 0 1 0 0 0 0 0 0 1 0 0 0 0 0 0	 <b>AB 33</b> <b>R 6</b> <b>H 8</b> <b>RBI 4</b> <b>BB 5</b> <b>SO 6</b> <b>LOB 11</b>									
<b>Inning Stats</b>	R: 2 E: 0 K: 1 S: 11	H: 2 LOB: 0 BB: 1 P: 20	R: 0 E: 0 K: 2 S: 12	H: 0 LOB: 0 BB: 0 P: 18	R: 0 E: 0 K: 0 S: 11	H: 0 LOB: 2 BB: 2 P: 24	R: 3 E: 0 K: 1 S: 13	H: 2 LOB: 0 BB: 1 P: 26	R: 0 E: 0 K: 2 S: 11	H: 0 LOB: 2 BB: 0 P: 16		R: 1 E: 0 K: 0 S: 7	H: 2 LOB: 0 BB: 0 P: 12	R: 0 E: 0 K: 0 S: 7	H: 1 LOB: 1 BB: 0 P: 9	R: 0 E: 0 K: 0 S: 7	H: 0 LOB: 0 BB: 0 P: 9	1B: 5 2B: 2 3B: 0 HR: 2	SF: 0 SAC: 0 DP: 2 HBP: 0	WP: 0 PB: 0 SB: 0 CS: 0
<b>PITCHER</b>	IP WLS BF H R ER SO BB IBB HBP BLK WP HR S P ERA WHIP											<b>PITCHER</b>	IP WLS BF H R ER SO BB IBB HBP BLK WP HR S P ERA WHIP							
<b>Dan Bankhead, R</b> ERA: 11.25	(1, 1) 4.0 19 4 5 5 4 4 0 0 0 0 0 1 47 88 11.25 2.000																			
<b>Ralph Branca, R</b> ERA:	(5, 1) 1.0 5 1 0 0 0 1 0 0 0 0 0 5 11 0.00 2.000																			
<b>Jack Banta, R</b> ERA: 2.25	(6, 1) 4.0 W 14 3 1 1 2 0 0 0 0 0 0 1 32 46 2.25 0.750																			

Batter	1	2	3	4	5	6	7	8	9	AB R H RBI BB SO LOB	BOTTOM									
<b>Pee Wee Reese, R</b> OBP: 0.263, SLG: 0.333 (1, 6)										4 1 1 1 1 0 2	<b>New York Giants @ Brooklyn Dodgers</b> Ebbets Field, Brooklyn, NY Sat Apr 22 1950, 3:33 AM EST Att: 19,067 - Unknown									
<b>George Shuba, L</b> OBP: 0.308, SLG: 0.364 (1, 7)										3 0 1 1 2 0 3										
<b>Jim Russell, S</b> OBP: 0.500, SLG: 1.000 (1, 8)										3 1 0 1 2 1 6										
<b>Jackie Robinson, R</b> OBP: 0.529, SLG: 0.800 (1, 4)										4 0 1 2 0 0 4										
<b>Carl Furillo, R</b> OBP: 0.235, SLG: 0.471 (1, 9)										4 0 1 1 0 1 0										
<b>Gil Hodges, R</b> OBP: 0.625, SLG: 1.214 (1, 3)										4 1 1 1 0 2 2										
<b>Bobby Morgan, R</b> OBP: 0.529, SLG: 0.500 (1, 5)										3 2 1 0 1 1 0										
<b>Roy Campanella, R</b> OBP: 0.273, SLG: 0.545 (1, 2)										4 1 0 0 0 2 2										
<b>Dan Bankhead, R</b> OBP: 1.000, SLG: 2.000 <b>Ralph Branca, R</b> ERA: 1.93 <b>Cal Abrams, L</b> (5, PH) <b>Jack Banta, L</b> (6, 1)										1 0 1 0 0 0 0 0 0 0 0 0 0 0 1 0 0 0 0 1 2 1 1 0 0 1 0 0	 <b>AB 32</b> <b>R 7</b> <b>H 7</b> <b>RBI 7</b> <b>BB 7</b> <b>SO 8</b> <b>LOB 21</b>									
<b>Inning Stats</b>	R: 0 E: 0 K: 0 S: 10	H: 0 LOB: 1 BB: 1 P: 18	R: 1 E: 0 K: 0 S: 11	H: 1 LOB: 0 BB: 0 P: 18	R: 0 E: 0 K: 0 S: 6	H: 1 LOB: 1 BB: 1 P: 13	R: 0 E: 0 K: 1 S: 6	H: 0 LOB: 0 BB: 0 P: 9	R: 4 E: 1 K: 2 S: 24	H: 3 LOB: 2 BB: 2 P: 45		R: 1 E: 0 K: 1 S: 10	H: 1 LOB: 3 BB: 3 P: 27	R: 0 E: 0 K: 2 S: 8	H: 0 LOB: 0 BB: 0 P: 15	R: 1 E: 1 K: 2 S: 16	H: 1 LOB: 1 BB: 0 P: 24	1B: 3 2B: 3 3B: 0 HR: 1	SF: 0 SAC: 0 DP: 1 HBP: 0	WP: 1 PB: 0 SB: 0 CS: 0
<b>PITCHER</b>	IP WLS BF H R ER SO BB IBB HBP BLK WP HR S P ERA WHIP											<b>PITCHER</b>	IP WLS BF H R ER SO BB IBB HBP BLK WP HR S P ERA WHIP							
<b>Jack Kramer, R</b> ERA: 1.93	(1, 1) 4.2 23 5 5 1 2 4 0 0 0 0 1 54 72 1.93 1.929																			
<b>Sheldon Jones, R</b> ERA: 7.27	(5, 1) 3.1 L 16 2 2 1 6 2 1 0 0 1 0 37 72 2.70 1.200																			







Batter	1	2	3	4	5	6	7	8	9	AB	R	H	RBI	BB	SO	LOB	TOP			
<b>Pee Wee Reese, R</b> (1, 6) OBP: 0.397, SLG: 0.423	0-0 		4-0 1B BB		0-0 2B		2-2 1B			3	1	2	0	1	0	0	<b>Brooklyn Dodgers @ Boston Braves</b> Braves Field, Boston, MA Tue Apr 25 1950, 3:33 AM EST Att: 6,033 - Unknown			
<b>George Shuba, L</b> (1, 7) OBP: 0.227, SLG: 0.250	0-0 		0-0 F7		0-0 3-1		1-1 G3			4	0	0	1	0	0	5				
<b>Duke Snider, L</b> (1, 8) OBP: 0.381, SLG: 0.188	0-0 		3-H 2-0 1B			3-1 F8		1-0 3-1		4	0	1	1	0	0	0				
<b>Jackie Robinson, R</b> (1, 4)		0-0 G5-4-3 1B	0-0 1-3 1B			4-2 1B BB		2-2 6-3-2 2B		3	0	3	1	1	0	0				
<b>Carl Furillo, R</b> (1, 9) OBP: 0.269, SLG: 0.423	0-0 G5-4-3 1-2			1-3 K		0-0 G5-4-3 1B		2-0 6-3-2 2B		4	0	1	0	0	1	2				
<b>Gil Hodges, R</b> (1, 3) OBP: 0.500, SLG: 0.850	0-0 6-3			1-0 6-3		0-0 G5-4-3 1-2			2-0 6-3	4	0	0	0	0	0	2				
<b>Bobby Morgan, R</b> (1, 5) OBP: 0.408, SLG: 0.348			0-0 5-3	2-2 F7			0-0 L8		1-3 K	4	0	0	0	0	1	0				
<b>Roy Campanella, R</b> (1, 2) OBP: 0.316, SLG: 0.611			4-0 BB SH F7 BB		1-1 6-3		0-0 1B		3-3 K	3	1	1	0	1	1	0				
<b>Joe Hatten, R</b> (1, 1)			0-0 SH BB 1B		0-1 4-3		0-1 F2			2	1	0	0	0	0	1				
<b>Inning Stats</b>	R: 0 E: 0 K: 0 S: 3	H: 0 LOB: 0 BB: 0 P: 3	R: 0 E: 0 K: 0 S: 3	H: 1 LOB: 0 BB: 0 P: 3	R: 3 E: 0 K: 0 S: 5	H: 2 LOB: 2 BB: 2 P: 15	R: 0 E: 0 K: 1 S: 8	H: 0 LOB: 0 BB: 0 P: 12	R: 0 E: 0 K: 0 S: 6	H: 1 LOB: 1 BB: 1 P: 7	R: 0 E: 0 K: 0 S: 9	H: 2 LOB: 2 BB: 0 P: 12	R: 0 E: 0 K: 0 S: 5	H: 1 LOB: 0 BB: 0 P: 10	R: 0 E: 0 K: 2 S: 8	H: 0 LOB: 0 BB: 0 P: 14	1B: 6 2B: 3 3B: 0 HR: 0	SF: 0 SAC: 1 DP: 3 HBP: 0	WP: 0 PB: 0 SB: 0 CS: 0	PA: 35
<b>PITCHER</b> <b>Vern Bickford, R</b> (1, 1) ERA: 2.81	IP: 9.0 WLS: L BF: 35 H: 8 R: 3 ER: 3 SO: 3 BB: 3 IBB: 0 HBP: 0 BLK: 0 WP: 0 HR: 0 S: 56 P: 92 ERA: 3.00 WHIP: 1.222															<b>PITCHER</b>				

Batter	1	2	3	4	5	6	7	8	9	AB	R	H	RBI	BB	SO	LOB	BOTTOM			
<b>Connie Ryan, R</b> (1, 4) OBP: 0.200, SLG: 0.250	1-2 6-3		0-1 5-3			2-3 K			4-2 1B BB	3	0	0	0	1	1	0	<b>Brooklyn Dodgers @ Boston Braves</b> Braves Field, Boston, MA Tue Apr 25 1950, 3:33 AM EST Att: 6,033 - Unknown			
<b>Sam Jethroe, S</b> (1, 8) OBP: 0.412, SLG: 0.483	3-1 F3			1-1 6-3		2-2 F8		1-2 1B		4	0	1	0	0	0	0				
<b>Willard Marshall, L</b> (1, 9) OBP: 0.242, SLG: 0.219	1-0 L7			2-0 6-3		0-1 F8		0-0 G1		4	0	0	0	0	0	2				
<b>Bob Elliott, R</b> (1, 5) OBP: 0.303, SLG: 0.448		0-1 FC5-4 1B		1-3 K		0-1 1-3				3	0	1	0	0	1	0				
<b>Sid Gordon, R</b> (1, 7) OBP: 0.419, SLG: 0.667		1-0 FC5-4 1-2			0-0 L8			2-1 5-3		3	0	0	0	0	0	1				
<b>Del Crandall, R</b> (1, 2) OBP: 0.400, SLG: 0.429		1-1 FC5-4 1-2			0-0 5-3			1-1 6-3		3	0	0	0	0	0	1				
<b>Earl Torgeson, L</b> (1, 3) OBP: 0.387, SLG: 0.269		2-2 1-3			2-2 3-1			3-2 F7		3	0	0	0	0	0	1				
<b>Buddy Kerr, R</b> (1, 6) OBP: 0.310, SLG: 0.500			0-0 6-3			1-0 F3			0-0 6-3	3	0	0	0	0	0	0				
<b>Vern Bickford, R</b> (1, 1) Luis Olmo, R (9, PH)			3-2 F6			0-1 F8			0-1 5-3	2	0	0	0	0	0	0				
<b>Inning Stats</b>	R: 0 E: 0 K: 0 S: 6	H: 0 LOB: 0 BB: 0 P: 11	R: 0 E: 0 K: 0 S: 8	H: 1 LOB: 1 BB: 0 P: 12	R: 0 E: 0 K: 1 S: 6	H: 0 LOB: 0 BB: 0 P: 10	R: 0 E: 0 K: 1 S: 6	H: 0 LOB: 0 BB: 0 P: 7	R: 0 E: 0 K: 1 S: 6	H: 0 LOB: 0 BB: 0 P: 9	R: 0 E: 0 K: 0 S: 7	H: 0 LOB: 0 BB: 0 P: 9	R: 0 E: 0 K: 0 S: 7	H: 0 LOB: 2 BB: 0 P: 13	R: 0 E: 0 K: 0 S: 10	H: 1 LOB: 2 BB: 1 P: 15	1B: 2 2B: 0 3B: 0 HR: 0	SF: 0 SAC: 0 DP: 0 HBP: 0	WP: 0 PB: 0 SB: 0 CS: 0	PA: 30
<b>PITCHER</b> <b>Joe Hatten, L</b> (1, 1) ERA:	IP: 9.0 WLS: W BF: 30 H: 2 R: 0 ER: 0 SO: 2 BB: 1 IBB: 0 HBP: 0 BLK: 0 WP: 0 HR: 0 S: 63 P: 97 ERA: 0.00 WHIP: 0.333															<b>PITCHER</b>				




Batter	1	2	3	4	5	6	7	8	9	10	AB	R	H	RBI	BB	SO	LOB									
Dick Whitman, L OBP: 0.200, SLG: 0.200											5	0	1	0	0	2	2									
Granny Hamner, R OBP: 0.273, SLG: 0.313											5	0	0	0	0	0	2									
Eddie Waitkus, L OBP: 0.441, SLG: 0.379											4	2	1	0	0	0	0									
Del Ennis, R OBP: 0.362, SLG: 0.706											5	1	2	0	0	1	2									
Willie Jones, R OBP: 0.438, SLG: 0.677											4	1	1	3	0	1	2									
Dick Stiel, L OBP: 0.308, SLG: 0.375											3	0	1	1	1	0	1									
Mike Goliat, R OBP: 0.241, SLG: 0.222											4	0	0	0	0	1	3									
Stan Lopata, R OBP: 0.273, SLG: 0.158											4	0	0	0	0	1	1									
Ken Heintzelman, R OBP: 0.333, SLG: 0.333											2	0	0	0	0	1	0									
Richie Ashburn, L OBP: 0.406, SLG: 0.321											0	0	0	0	1	0	0									
Blix Donnelly, R OBP: 0.333, SLG: 0.333											1	0	1	0	0	0	0									
<b>Inning Stats</b>	R: 0 E: 0 K: 1 S: 7	H: 0 LOB: 0 BB: 0 P: 12	R: 0 E: 0 K: 2 S: 11	H: 0 LOB: 1 BB: 1 P: 18	R: 0 E: 0 K: 2 S: 9	H: 1 LOB: 1 BB: 0 P: 12	R: 1 E: 0 K: 0 S: 7	H: 2 LOB: 1 BB: 0 P: 11	R: 0 E: 0 K: 0 S: 6	H: 0 LOB: 0 BB: 0 P: 10	R: 0 E: 0 K: 1 S: 5	H: 0 LOB: 0 BB: 0 P: 6	R: 0 E: 0 K: 1 S: 8	H: 1 LOB: 1 BB: 0 P: 15	R: 0 E: 0 K: 1 S: 7	H: 0 LOB: 0 BB: 1 P: 15	R: 3 E: 1 K: 0 S: 11	H: 2 LOB: 0 BB: 0 P: 18	R: 0 E: 0 K: 0 S: 9	H: 1 LOB: 2 BB: 0 P: 12	1B: 6 2B: 1 3B: 0 HR: 1	SF: 0 SAC: 0 DP: 1 HBP: 1	WP: 0 PB: 0 SB: 0 CS: 1	PA: 40		
<b>PITCHER</b>	IP 9.2	WLS 38	H 7	R 4	ER 3	SO 7	BB 2	IBB 0	HBP 0	BLK 0	WP 0	HR 1	S 76	P 123	ERA 2.79	WHIP 0.931										
<b>PITCHER</b>	IP 0.1	WLS W	H 2	R 0	ER 0	SO 0	BB 0	IBB 0	HBP 1	BLK 0	WP 0	HR 0	S 4	P 6	ERA 0.00	WHIP 0.000										

**TOP**

**Philadelphia Phillies @ Brooklyn Dodgers**  
Ebbets Field, Brooklyn, NY  
Wed Apr 26 1950, 3:33 AM EST  
Att: 21,556 - Unknown

AB	37
R	4
H	7
RBI	4
BB	2
SO	7
LOB	13




Batter	1	2	3	4	5	6	7	8	9	10	AB	R	H	RBI	BB	SO	LOB									
Pee Wee Reese, R OBP: 0.353, SLG: 0.387											5	0	1	1	1	0	3									
Bobby Morgan, R OBP: 0.400, SLG: 0.333											4	1	1	0	1	1	2									
Jim Russell, S OBP: 0.400, SLG: 0.917											5	1	1	2	0	2	3									
Jackie Robinson, R OBP: 0.452, SLG: 0.593											5	0	0	0	0	1	3									
Carl Furillo, R OBP: 0.250, SLG: 0.367											4	0	0	0	1	0	2									
Gl Hodges, R OBP: 0.483, SLG: 0.800											5	0	2	0	0	2	1									
Duke Snider, L OBP: 0.462, SLG: 0.450											4	2	3	1	1	1	1									
Roy Campanella, R OBP: 0.417, SLG: 0.818											4	1	3	1	1	0	0									
Bud Podbielan, R OBP: 0.250, SLG: 0.250											4	0	1	0	0	1	4									
Willie Ramsdell, R OBP: 0.261, SLG: 0.250											0	0	0	0	0	0	0									
George Shuba, L OBP: 0.261, SLG: 0.250											0	0	0	0	1	0	0									
<b>Inning Stats</b>	R: 0 E: 0 K: 1 S: 7	H: 1 LOB: 1 BB: 0 P: 10	R: 0 E: 0 K: 1 S: 11	H: 1 LOB: 2 BB: 1 P: 21	R: 0 E: 2 K: 0 S: 11	H: 0 LOB: 2 BB: 0 P: 19	R: 0 E: 0 K: 2 S: 12	H: 1 LOB: 2 BB: 1 P: 23	R: 2 E: 0 K: 0 S: 10	H: 3 LOB: 2 BB: 1 P: 20	R: 1 E: 0 K: 2 S: 9	H: 2 LOB: 1 BB: 0 P: 16	R: 0 E: 0 K: 2 S: 7	H: 0 LOB: 1 BB: 1 P: 15	R: 1 E: 0 K: 1 S: 14	H: 1 LOB: 1 BB: 1 P: 22	R: 0 E: 0 K: 1 S: 8	H: 0 LOB: 0 BB: 0 P: 11	R: 1 E: 0 K: 0 S: 6	H: 3 LOB: 3 BB: 1 P: 11	1B: 7 2B: 3 3B: 0 HR: 3	SF: 0 SAC: 0 DP: 1 HBP: 0	WP: 0 PB: 0 SB: 1 CS: 1	PA: 46		
<b>PITCHER</b>	IP 7.0	WLS 33	H 8	R 3	ER 3	SO 6	BB 3	IBB 1	HBP 0	BLK 0	WP 0	HR 2	S 67	P 124	ERA 3.86	WHIP 1.571										
<b>PITCHER</b>	IP 2.1	WLS L	H 4	R 2	ER 2	SO 2	BB 1	IBB 1	HBP 0	BLK 0	WP 0	HR 1	S 28	P 44	ERA 7.71	WHIP 2.143										

**BOTTOM**

**Philadelphia Phillies @ Brooklyn Dodgers**  
Ebbets Field, Brooklyn, NY  
Wed Apr 26 1950, 3:33 AM EST  
Att: 21,556 - Unknown

AB	40
R	5
H	12
RBI	5
BB	6
SO	8
LOB	19





Batter	1	2	3	4	5	6	7	8	9	AB	R	H	RBI	BB	SO	LOB	TOP					
Dick Whitman, L OBP: 0.313, SLG: 0.267										5	2	2	0	1	0	1						
Granny Hamner, R OBP: 0.263, SLG: 0.297										5	0	1	1	0	0	2						
Eddie Waitkus, L OBP: 0.410, SLG: 0.333										4	1	0	0	1	0	4						
Del Ennis, R OBP: 0.385, SLG: 0.667										5	1	2	1	0	0	2						
Willie Jones, R OBP: 0.432, SLG: 0.722										5	2	2	4	0	1	2						
Dick Sister, L OBP: 0.387, SLG: 0.552										5	2	4	2	0	1	2						
Mike Gollat, R OBP: 0.235, SLG: 0.194										4	0	0	0	1	1	2						
Stan Lopata, R OBP: 0.370, SLG: 0.227										3	1	2	1	2	0	0						
Robin Roberts, S OBP: 0.387, SLG: 0.552										5	0	0	0	0	4	5						
<b>Inning Stats</b>	R: 5 E: 1 K: 1 S: 19	H: 5 LOB: 1 BB: 1 P: 30	R: 0 E: 1 K: 0 S: 9	H: 0 LOB: 1 BB: 0 P: 16	R: 0 E: 0 K: 1 S: 9	H: 2 LOB: 2 BB: 1 P: 13	R: 1 E: 0 K: 1 S: 14	H: 2 LOB: 2 BB: 1 P: 24	R: 1 E: 0 K: 2 S: 13	H: 1 LOB: 2 BB: 2 P: 24	R: 0 E: 0 K: 1 S: 12	H: 1 LOB: 0 BB: 0 P: 20	R: 0 E: 0 K: 1 S: 7	H: 0 LOB: 0 BB: 0 P: 11	R: 0 E: 1 K: 0 S: 6	H: 0 LOB: 0 BB: 0 P: 8	R: 2 E: 0 K: 0 S: 10	H: 2 LOB: 1 BB: 1 P: 15	1B: 11 2B: 0 3B: 0 HR: 2	SF: 0 SAC: 0 DP: 1 HBP: 0	WP: 0 PB: 0 SB: 0 CS: 0	PA: 46
<b>PITCHER</b>	IP WLS BF H R ER SO BB IBB HBP BLK WP HR S P ERA WHIP																					
Preacher Roe, L ERA: 4.82	0.1 L 7 4 5 4 0 1 0 0 0 0 0 1 11 21 108.00 15.000																					
Carl Erskine, R ERA: 2.45	2.2 11 3 0 0 2 0 0 0 0 0 0 0 26 38 0.00 1.125																					
Rex Barney, R ERA: 4.5	2.0 12 3 2 2 3 3 0 0 1 0 0 0 27 48 9.00 3.000																					
Erv Palica, R ERA: 6.0	2.0 7 1 0 0 2 0 0 0 0 0 0 0 19 31 0.00 0.500																					
Ralph Branca, R ERA: 6.0	2.0 9 2 2 2 0 1 0 0 1 0 1 1 16 23 9.00 1.500																					

Philadelphia Phillies @ Brooklyn Dodgers  
Ebbets Field, Brooklyn, NY  
Thu Apr 27 1950, 3:33 AM EST  
Att: 5,488 - Unknown

AB 41  
R 9  
H 13  
RBI 9  
BB 5  
SO 7  
LOB 20



Batter	1	2	3	4	5	6	7	8	9	AB	R	H	RBI	BB	SO	LOB	BOTTOM					
Pee Wee Reese, R OBP: 0.395, SLG: 0.500										3	1	2	1	1	0	0						
George Shuba, L OBP: 0.222, SLG: 0.208										4	0	0	0	0	0	2						
Duke Snider, L OBP: 0.433, SLG: 0.391										3	0	0	0	1	0	1						
Jackie Robinson, R OBP: 0.429, SLG: 0.581										4	0	1	0	0	0	1						
Carl Furillo, R OBP: 0.257, SLG: 0.353										4	0	1	0	0	0	2						
Gil Hodges, R OBP: 0.515, SLG: 0.786										3	0	2	0	1	0	0						
Bobby Morgan, R OBP: 0.382, SLG: 0.323										4	0	1	0	0	0	3						
Roy Campanella, R OBP: 0.393, SLG: 0.846										4	1	1	1	0	0	4						
<b>Inning Stats</b>	R: 0 E: 0 K: 0 S: 8	H: 0 LOB: 1 BB: 1 P: 14	R: 0 E: 0 K: 0 S: 7	H: 0 LOB: 0 BB: 0 P: 10	R: 0 E: 0 K: 1 S: 11	H: 1 LOB: 1 BB: 0 P: 16	R: 0 E: 0 K: 0 S: 5	H: 0 LOB: 0 BB: 0 P: 7	R: 1 E: 0 K: 1 S: 10	H: 1 LOB: 0 BB: 1 P: 20	R: 0 E: 0 K: 1 S: 10	H: 1 LOB: 2 BB: 1 P: 18	R: 0 E: 0 K: 1 S: 9	H: 2 LOB: 1 BB: 0 P: 13	R: 1 E: 0 K: 0 S: 8	H: 1 LOB: 0 BB: 0 P: 13	R: 0 E: 0 K: 1 S: 14	H: 2 LOB: 2 BB: 0 P: 19	1B: 5 2B: 1 3B: 0 HR: 2	SF: 0 SAC: 0 DP: 2 HBP: 0	WP: 0 PB: 0 SB: 0 CS: 0	PA: 36
<b>PITCHER</b>	IP WLS BF H R ER SO BB IBB HBP BLK WP HR S P ERA WHIP																					
Robin Roberts, R ERA: 1.88	9.0 W 36 8 2 2 4 3 0 0 0 0 2 82 130 2.00 1.222																					

Philadelphia Phillies @ Brooklyn Dodgers  
Ebbets Field, Brooklyn, NY  
Thu Apr 27 1950, 3:33 AM EST  
Att: 5,488 - Unknown

AB 33  
R 2  
H 8  
RBI 2  
BB 3  
SO 4  
LOB 16









Batter	1	2	3	4	5	6	7	8	9	AB	R	H	RBI	BB	SO	LOB	TOP										
<b>Pee Wee Reese, R</b> OBP: 0.327, SLG: 0.463 (1, 6)										3	0	1	0	0	0	0	<b>Brooklyn Dodgers @ St. Louis Cardinals</b> Sportsman's Park, St. Louis, MO Mon May 01 1950, 4:33 AM EDT Att: 11,534 - Unknown										
<b>Bobby Morgan, R</b> OBP: 0.391, SLG: 0.324 (1, 5)										3	0	1	0	1	0	1											
<b>Jim Russell, S</b> OBP: 0.400, SLG: 0.750 (1, 7)										3	0	1	1	1	0	0											
<b>Jackie Robinson, R</b> OBP: 0.372, SLG: 0.513 (1, 4)										3	1	1	0	0	0	1											
<b>Carl Furillo, R</b> OBP: 0.326, SLG: 0.429 (1, 9)										4	0	2	1	0	0	2											
<b>Gil Hodges, R</b> OBP: 0.450, SLG: 0.657 (1, 3)										4	0	0	0	0	0	4											
<b>Duke Snider, L</b> OBP: 0.436, SLG: 0.469 (1, 8)										4	0	1	0	0	0	2											
<b>Roy Campanella, R</b> OBP: 0.371, SLG: 0.719 (1, 2)										3	0	0	0	0	0	1											
<b>Joe Hatten, R</b> OBP: 0.200, SLG: 0.200 <b>Willie Ramsdell, R</b> (9, 1)										3	1	1	0	0	2	0	<b>AB 30</b> <b>R 2</b> <b>H 8</b> <b>RBI 2</b> <b>BB 2</b> <b>SO 2</b> <b>LOB 11</b>										
<b>Inning Stats</b>	R: 0 E: 0 K: 0 S: 6	H: 1 LOB: 0 BB: 0 P: 10	R: 0 E: 1 K: 0 S: 9	H: 1 LOB: 1 BB: 0 P: 13	R: 0 E: 0 K: 1 S: 6	H: 0 LOB: 0 BB: 0 P: 7	R: 0 E: 0 K: 0 S: 8	H: 1 LOB: 2 BB: 1 P: 16	R: 0 E: 0 K: 1 S: 12	H: 0 LOB: 0 BB: 0 P: 17	R: 0 E: 0 K: 0 S: 5	H: 0 LOB: 0 BB: 0 P: 9	R: 1 E: 0 K: 0 S: 11	H: 2 LOB: 1 BB: 0 P: 18	R: 1 E: 0 K: 0 S: 8	H: 2 LOB: 1 BB: 1 P: 17		R: 0 E: 0 K: 0 S: 7	H: 1 LOB: 0 BB: 0 P: 9	1B: 6 2B: 3 3B: 0 HR: 0	SF: 0 SAC: 2 DP: 1 HBP: 0	WP: 0 PB: 0 SB: 0 CS: 1	PA: 35				
<b>PITCHER</b>	IP	WLS	BF	H	R	ER	SO	BB	IBB	HBP	BLK	WP	HR	S	P	ERA	WHIP										
<b>Max Lanier, L</b> ERA: 1.06 <b>Cloyd Boyer, R</b> ERA:	(1, 1)	8.0	31	7	2	2	2	2	0	0	0	0	0	65	107	2.25	1.125										
<b>PITCHER</b>	IP	WLS	BF	H	R	ER	SO	BB	IBB	HBP	BLK	WP	HR	S	P	ERA	WHIP										
<b>Tommy Giaviano, R</b> OBP: 0.406, SLG: 0.208 (1, 5)										2	0	0	0	2	1	2	<b>Brooklyn Dodgers @ St. Louis Cardinals</b> Sportsman's Park, St. Louis, MO Mon May 01 1950, 4:33 AM EDT Att: 11,534 - Unknown										
<b>Chuck Diering, R</b> OBP: 0.344, SLG: 0.286 (1, 8)										3	1	1	0	1	0	3											
<b>Enos Slaughter, L</b> OBP: 0.319, SLG: 0.268 (1, 7)										4	1	1	0	0	0	3											
<b>Steve Bilko, R</b> OBP: 0.303, SLG: 0.241 <b>Marty Marion, R</b> (9, PH)										3	0	0	0	0	2	1											
<b>Johnny Blatnik, R</b> OBP: 0.316, SLG: 0.188 <b>Eddie Kazak, R</b> OBP: 0.250, SLG: 0.162 (9, PH)										3	0	0	0	0	0	0											
<b>Red Schoendienst, S</b> OBP: 0.234, SLG: 0.289 (1, 4)										4	1	2	1	0	0	0											
<b>Del Rice, R</b> OBP: 0.227, SLG: 0.455 <b>Bill Howerton, L</b> OBP: 0.500, SLG: 0.750 (9, PH)										3	0	0	0	0	0	1											
<b>Eddie Miller, R</b> OBP: 0.286, SLG: 0.237 (1, 6)										3	0	1	0	1	0	1											
<b>Max Lanier, R</b> OBP: 0.600, SLG: 0.750 <b>Stan Musial, L</b> OBP: 0.514, SLG: 0.833 <b>Cloyd Boyer, R</b> (9, 1)										0	0	0	0	1	0	0	<b>AB 29</b> <b>R 3</b> <b>H 6</b> <b>RBI 2</b> <b>BB 5</b> <b>SO 4</b> <b>LOB 15</b>										
<b>Inning Stats</b>	R: 0 E: 0 K: 0 S: 6	H: 0 LOB: 0 BB: 1 P: 13	R: 0 E: 0 K: 1 S: 9	H: 1 LOB: 0 BB: 0 P: 14	R: 0 E: 0 K: 0 S: 5	H: 0 LOB: 2 BB: 2 P: 14	R: 0 E: 0 K: 1 S: 6	H: 0 LOB: 0 BB: 0 P: 7	R: 0 E: 0 K: 0 S: 10	H: 1 LOB: 1 BB: 1 P: 19	R: 0 E: 0 K: 0 S: 6	H: 1 LOB: 0 BB: 0 P: 6	R: 0 E: 0 K: 0 S: 5	R: 0 E: 0 K: 1 S: 7	H: 0 LOB: 0 BB: 0 P: 10	R: 3 E: 0 K: 1 S: 11		H: 3 LOB: 1 BB: 1 P: 22	1B: 6 2B: 0 3B: 0 HR: 0	SF: 0 SAC: 1 DP: 2 HBP: 0	WP: 1 PB: 0 SB: 0 CS: 1	PA: 36					
<b>PITCHER</b>	IP	WLS	BF	H	R	ER	SO	BB	IBB	HBP	BLK	WP	HR	S	P	ERA	WHIP										
<b>Joe Hatten, L</b> ERA: 1.53 <b>Willie Ramsdell, R</b> ERA:	(1, 1)	8.2	33	5	3	3	4	5	0	0	0	0	0	63	105	3.12	1.154										
<b>PITCHER</b>	IP	WLS	BF	H	R	ER	SO	BB	IBB	HBP	BLK	WP	HR	S	P	ERA	WHIP										
<b>Joe Hatten, L</b> ERA:	(9, 1)	0.0	2	1	0	0	0	0	0	0	0	1	0	2	5	∞	∞										

Batter	1	2	3	4	5	6	7	8	9	AB	R	H	RBI	BB	SO	LOB	BOTTOM										
<b>Tommy Giaviano, R</b> OBP: 0.406, SLG: 0.208 (1, 5)										2	0	0	0	2	1	2	<b>Brooklyn Dodgers @ St. Louis Cardinals</b> Sportsman's Park, St. Louis, MO Mon May 01 1950, 4:33 AM EDT Att: 11,534 - Unknown										
<b>Chuck Diering, R</b> OBP: 0.344, SLG: 0.286 (1, 8)										3	1	1	0	1	0	3											
<b>Enos Slaughter, L</b> OBP: 0.319, SLG: 0.268 (1, 7)										4	1	1	0	0	0	3											
<b>Steve Bilko, R</b> OBP: 0.303, SLG: 0.241 <b>Marty Marion, R</b> (9, PH)										3	0	0	0	0	2	1											
<b>Johnny Blatnik, R</b> OBP: 0.316, SLG: 0.188 <b>Eddie Kazak, R</b> OBP: 0.250, SLG: 0.162 (9, PH)										3	0	0	0	0	0	0											
<b>Red Schoendienst, S</b> OBP: 0.234, SLG: 0.289 (1, 4)										4	1	2	1	0	0	0											
<b>Del Rice, R</b> OBP: 0.227, SLG: 0.455 <b>Bill Howerton, L</b> OBP: 0.500, SLG: 0.750 (9, PH)										3	0	0	0	0	0	1											
<b>Eddie Miller, R</b> OBP: 0.286, SLG: 0.237 (1, 6)										3	0	1	0	1	0	1											
<b>Max Lanier, R</b> OBP: 0.600, SLG: 0.750 <b>Stan Musial, L</b> OBP: 0.514, SLG: 0.833 <b>Cloyd Boyer, R</b> (9, 1)										0	0	0	0	1	0	0	<b>AB 29</b> <b>R 3</b> <b>H 6</b> <b>RBI 2</b> <b>BB 5</b> <b>SO 4</b> <b>LOB 15</b>										
<b>Inning Stats</b>	R: 0 E: 0 K: 0 S: 6	H: 0 LOB: 0 BB: 1 P: 13	R: 0 E: 0 K: 1 S: 9	H: 1 LOB: 0 BB: 0 P: 14	R: 0 E: 0 K: 0 S: 5	H: 0 LOB: 2 BB: 2 P: 14	R: 0 E: 0 K: 1 S: 6	H: 0 LOB: 0 BB: 0 P: 7	R: 0 E: 0 K: 0 S: 10	H: 1 LOB: 1 BB: 1 P: 19	R: 0 E: 0 K: 0 S: 6	H: 1 LOB: 0 BB: 0 P: 6	R: 0 E: 0 K: 0 S: 5	R: 0 E: 0 K: 1 S: 7	H: 0 LOB: 0 BB: 0 P: 10	R: 3 E: 0 K: 1 S: 11		H: 3 LOB: 1 BB: 1 P: 22	1B: 6 2B: 0 3B: 0 HR: 0	SF: 0 SAC: 1 DP: 2 HBP: 0	WP: 1 PB: 0 SB: 0 CS: 1	PA: 36					
<b>PITCHER</b>	IP	WLS	BF	H	R	ER	SO	BB	IBB	HBP	BLK	WP	HR	S	P	ERA	WHIP										
<b>Joe Hatten, L</b> ERA: 1.53 <b>Willie Ramsdell, R</b> ERA:	(1, 1)	8.2	33	5	3	3	4	5	0	0	0	0	0	63	105	3.12	1.154										
<b>PITCHER</b>	IP	WLS	BF	H	R	ER	SO	BB	IBB	HBP	BLK	WP	HR	S	P	ERA	WHIP										
<b>Joe Hatten, L</b> ERA:	(9, 1)	0.0	2	1	0	0	0	0	0	0	0	1	0	2	5	∞	∞										






Batter	1	2	3	4	5	6	7	8	9	AB	R	H	RBI	BB	SO	LOB	TOP								
<b>Pee Wee Reese, R</b> OBP: 0.404, SLG: 0.444 (1, 6)										4	2	1	0	2	1	1									
<b>Bobby Morgan, R</b> OBP: 0.383, SLG: 0.366 (1, 5)										4	1	1	2	1	2	1									
<b>Jim Russell, S</b> OBP: 0.360, SLG: 0.619 (1, 7)										5	0	1	1	0	0	3									
<b>Jackie Robinson, R</b> OBP: 0.396, SLG: 0.548 (1, 4)										3	2	1	1	2	0	3									
<b>Carl Furillo, R</b> OBP: 0.333, SLG: 0.447 (1, 9)									5	1	2	2	0	0	2										
<b>Gil Hodges, R</b> OBP: 0.444, SLG: 0.615 (1, 3)									4	1	1	1	1	0	3										
<b>Duke Snider, L</b> OBP: 0.432, SLG: 0.528 (1, 8)										4	1	1	2	1	0	4									
<b>Bruce Edwards, R</b> OBP: 0.222, SLG: 0.125 (1, 2)										4	1	1	0	1	0	2									
<b>Preacher Roe, R</b> OBP: 0.286, SLG: 0.333 (1, 1)										4	1	1	0	0	0	5									
<b>Inning Stats</b>	R: 0 E: 0 K: 2 S: 9	H: 0 LOB: 0 BB: 0 P: 15	R: 0 E: 0 K: 0 S: 9	H: 0 LOB: 3 BB: 3 P: 25	R: 0 E: 0 K: 1 S: 5	H: 0 LOB: 0 BB: 0 P: 8	R: 1 E: 2 K: 0 S: 7	H: 0 LOB: 2 BB: 1 P: 16	R: 0 E: 0 K: 0 S: 8	H: 1 LOB: 0 BB: 0 P: 11	R: 6 E: 0 K: 0 S: 16	H: 6 LOB: 1 BB: 1 P: 30	R: 0 E: 0 K: 0 S: 6	H: 0 LOB: 0 BB: 0 P: 9	R: 3 E: 1 K: 0 S: 10	H: 2 LOB: 2 BB: 2 P: 22	R: 0 E: 0 K: 0 S: 6	H: 1 LOB: 1 BB: 1 P: 13	1B: 5 2B: 2 3B: 2 HR: 1	SF: 0 SAC: 1 DP: 2 HBP: 0	WP: 3 PB: 0 SB: 1 CS: 0	PA: 46			
<b>PITCHER</b>	IP	WLS	BF	H	R	ER	SO	BB	IBB	HBP	BLK	WP	HR	S	P	ERA	WHIP								
<b>Howie Pollet, L</b> ERA: 3.26 (1, 1)	5.0	L	25	5	5	4	3	3	1	0	0	1	1	43	83	7.20	1.600								
<b>Tom Poholsky, R</b> ERA: 3.86 (6, 1)	2.0		9	2	2	2	0	1	0	0	0	1	0	17	31	9.00	1.500								
<b>Cot Deal, R</b> ERA: (8, 1)	0.0		4	1	3	0	0	2	0	0	0	0	0	5	13	∞	∞								
<b>Fred Martin, R</b> ERA: 5.4 (8, 1)	2.0		8	2	0	0	0	1	0	0	0	1	0	11	22	0.00	1.500								

**Brooklyn Dodgers @ St. Louis Cardinals**  
Sportsman's Park, St. Louis, MO  
Tue May 02 1950, 4:33 AM EDT  
Att: 20,491 - Unknown

AB 37  
R 10  
H 10  
RBI 9  
BB 8  
SO 3  
LOB 24



Batter	1	2	3	4	5	6	7	8	9	AB	R	H	RBI	BB	SO	LOB	BOTTOM								
<b>Tommy Giaviano, R</b> OBP: 0.432, SLG: 0.222 (1, 5)										3	1	1	2	2	1	1									
<b>Chuck Diering, R</b> OBP: 0.324, SLG: 0.273 (1, 8)										5	0	1	0	0	1	6									
<b>Red Schoendienst, S</b> OBP: 0.293, SLG: 0.282 (1, 4)										3	0	1	1	1	0	1									
<b>Enos Slaughter, L</b> OBP: 0.284, SLG: 0.244 (1, 7)										4	0	0	0	0	0	3									
<b>Johnny Blatnik, R</b> OBP: 0.261, SLG: 0.150 (1, 9)										4	0	0	0	0	1	2									
<b>Steve Bilko, R</b> OBP: 0.270, SLG: 0.212 (1, 3)										4	0	0	0	0	1	0									
<b>Del Rice, R</b> OBP: 0.231, SLG: 0.490 (1, 2)										3	0	0	0	1	0	0									
<b>Eddie Miller, R</b> OBP: 0.348, SLG: 0.310 (1, 6)										4	2	4	0	0	0	0									
<b>Howie Pollet, L</b> OBP: 0.143, SLG: 0.143 (6, 1)										2	0	1	0	0	1	1									
<b>Tom Poholsky, R</b> OBP: 0.386, SLG: 0.290 (7, PH)										0	0	0	0	0	0	0									
<b>Eddie Kazak, R</b> OBP: 0.386, SLG: 0.290 (8, PH)										1	0	1	0	0	0	0									
<b>Cot Deal, S</b> OBP: 0.386, SLG: 0.290 (8, PH)										0	0	0	0	0	0	0									
<b>Fred Martin, R</b> OBP: 0.386, SLG: 0.290 (8, PH)										0	0	0	0	0	0	0									
<b>Johnny Bucha, R</b> OBP: 0.333, SLG: 0.333 (8, PH)										1	0	1	0	0	0	0									
<b>Inning Stats</b>	R: 1 E: 0 K: 0 S: 12	H: 1 LOB: 1 BB: 1 P: 21	R: 1 E: 0 K: 1 S: 18	H: 3 LOB: 2 BB: 1 P: 31	R: 0 E: 0 K: 0 S: 8	H: 0 LOB: 0 BB: 1 P: 16	R: 0 E: 0 K: 1 S: 9	H: 1 LOB: 1 BB: 0 P: 11	R: 0 E: 0 K: 1 S: 10	H: 1 LOB: 1 BB: 0 P: 14	R: 0 E: 0 K: 1 S: 7	H: 0 LOB: 0 BB: 0 P: 10	R: 1 E: 0 K: 0 S: 9	H: 2 LOB: 0 BB: 0 P: 12	R: 0 E: 0 K: 0 S: 7	H: 0 LOB: 0 BB: 0 P: 8	R: 0 E: 0 K: 1 S: 14	H: 2 LOB: 3 BB: 1 P: 21	1B: 10 2B: 0 3B: 0 HR: 0	SF: 0 SAC: 0 DP: 1 HBP: 0	WP: 0 PB: 0 SB: 0 CS: 1	PA: 38			
<b>PITCHER</b>	IP	WLS	BF	H	R	ER	SO	BB	IBB	HBP	BLK	WP	HR	S	P	ERA	WHIP								
<b>Preacher Roe, L</b> ERA: 3.93 (1, 1)	9.0	W	38	10	3	3	5	4	0	0	0	0	0	94	144	3.00	1.556								

**Brooklyn Dodgers @ St. Louis Cardinals**  
Sportsman's Park, St. Louis, MO  
Tue May 02 1950, 4:33 AM EDT  
Att: 20,491 - Unknown

AB 34  
R 3  
H 10  
RBI 3  
BB 4  
SO 5  
LOB 14





Batter	1	2	3	4	5	6	7	8	9	10	11	12	13	AB	R	H	RBI	BB	SO	LOB	TOP					
<b>Pee Wee Reese, R</b> OBP: 0.373, SLG: 0.392 (1, 6)	6-3		K		1-3		F3		F6		BB		1-3	6	0	0	0	1	1	2						
<b>George Shuba, L</b> OBP: 0.270, SLG: 0.353 (1, 7)	1-3		K				F3		1B 2B		FC 3B		K	5	1	2	0	0	1	1						
<b>Eddie Miksis, R</b> (11, PH)	1-3												HR	1	0	0	0	0	1	2						
<b>Jim Russell, S</b> OBP: 0.385, SLG: 0.773 (11, 7)														1	1	1	1	0	0	0						
<b>Duke Snider, L</b> OBP: 0.431, SLG: 0.488 (1, 8)	4-3		FC6-4 BB				F6		SH3-4 1B		FC BB		G3	5	0	1	1	2	1	0						
<b>Jackie Robinson, R</b> OBP: 0.396, SLG: 0.587 (1, 4)		HR	FC6-4				F9		SH3-4 1B		FC		1B FC5-2 BB	4	1	1	1	1	0	4						
<b>Carl Furillo, R</b> OBP: 0.352, SLG: 0.442 (1, 9)		F8					F7		2B 1B		F8		F8	5	1	2	0	1	0	1						
<b>Gil Hodges, R</b> OBP: 0.471, SLG: 0.851 (1, 3)		CS 2B					F7		1B		F8		F8	4	1	2	1	2	0	3						
<b>Bobby Morgan, R</b> OBP: 0.358, SLG: 0.326 (1, 5)									F9 2B 2B		1B IBB		IBB	5	0	0	0	1	1	6						
<b>Bruce Edwards, R</b> OBP: 0.154, SLG: 0.083 (10, 2)									F9 1-H 2B 2B		IBB		IBB	4	0	0	0	0	1	2						
<b>Roy Campanella, R</b> OBP: 0.351, SLG: 0.876 (7, 1)									F9 2-3 BB		F6		F6	2	0	0	0	0	0	4						
<b>Bud Podbielan, R</b> OBP: 0.333, SLG: 0.250 (3, 1)									F9 2-3 BB		F6		F6	0	0	0	0	1	1	0						
<b>Jack Banta, L</b> (7, PH)									F9 2-3 BB		F6		F6	1	0	0	0	0	0	0						
<b>Gene Hermanski, L</b> OBP: 0.333, SLG: 0.867 (7, 1)									F9 2-3 BB		F6		F6	1	0	1	1	0	0	0						
<b>Carl Erskine, R</b> (10, 1)									F9 2-3 BB		F6		F6	1	0	0	0	0	0	0						
<b>Willie Ramsdell, R</b> (10, 1)									F9 2-3 BB		F6		F6	2	0	0	0	0	0	1						
<b>Inning Stats</b>	R: 0 E: 0 K: 0 S: 7	H: 0 LOB: 0 BB: 0 P: 8	R: 1 E: 0 K: 0 S: 8	H: 2 LOB: 1 BB: 1 P: 15	R: 0 E: 0 K: 2 S: 10	H: 0 LOB: 2 BB: 2 P: 23	R: 0 E: 0 K: 1 S: 7	H: 0 LOB: 0 BB: 0 P: 7	R: 0 E: 0 K: 0 S: 5	H: 0 LOB: 0 BB: 0 P: 5	R: 0 E: 0 K: 0 S: 5	H: 0 LOB: 0 BB: 0 P: 8	R: 0 E: 0 K: 0 S: 7	H: 0 LOB: 0 BB: 0 P: 8	R: 0 E: 0 K: 0 S: 8	H: 1 LOB: 1 BB: 2 P: 21	R: 0 E: 0 K: 0 S: 9	H: 1 LOB: 3 BB: 2 P: 21	R: 0 E: 0 K: 0 S: 9	H: 1 LOB: 0 BB: 0 P: 17	R: 1 E: 0 K: 1 S: 9	H: 1 LOB: 0 BB: 0 P: 17	1B: 3 2B: 4 3B: 1 HR: 2	SF: 0 SAC: 1 DP: 1 HBP: 0	WIP: 0 PB: 0 SB: 0 CS: 1	PA: 57
<b>PITCHER</b>	IP WLS BF H R ER SO BB IBB HBP BLK WP HR S P ERA WHIP	8.0 34 7 4 4 4 3 1 0 0 0 1 70 110 4.50 1.250	1.0 4 1 0 0 0 0 0 0 0 0 0 10 12 0.00 1.000	4.0 W 19 2 1 1 2 3 2 0 0 0 1 35 75 2.25 1.250																						

Brooklyn Dodgers @ St. Louis Cardinals  
Sportsman's Park, St. Louis, MO  
Wed May 03 1950, 4:33 AM EDT  
Att. 16,041 - Unknown

AB 47  
R 5  
H 10  
RBI 5  
BB 9  
SO 6  
LOB 26

WIP: 0 PA: 57  
PB: 0  
SB: 0  
CS: 1

Batter	1	2	3	4	5	6	7	8	9	10	11	12	13	AB	R	H	RBI	BB	SO	LOB	BOTTOM							
<b>Tommy Glaviano, R</b> OBP: 0.500, SLG: 0.364 (1, 5)	G3 6-3 1B		WP 1B 2B	1-2 1B		S BB		F8		1B 1B			BB FC3-2 1B	6	1	5	0	1	0	2								
<b>Harry Walker, L</b> OBP: 0.192, SLG: 0.125 (8, 9) (10, 8)	6-3		4-3	1-2 1B		F7		B5-3		1B 1B			F2	7	0	2	0	0	0	6								
<b>Stan Musial, L</b> OBP: 0.513, SLG: 0.794 (8, 8)	G3		2-1 2B 1B	3-3 K		SH3-4 1B		1-1 SH3-4 1B		1-1 4-3 1B 1B			FC3-2 BB 1B BB	4	1	2	1	0	1	4								
<b>Chuck Diering, R</b> OBP: 0.324, SLG: 0.273 (9, PH)			2-3 2B 1B	K									1B BB	0	0	0	0	0	0	0								
<b>Bill Howerton, L</b> OBP: 0.571, SLG: 0.667 (10, 9)			3-H 1B	1-2 F9		SH3-4 1B		4-3 1B 1B		F6			FC3-2 BB 1B BB	2	2	1	0	1	0	2								
<b>Enos Slaughter, L</b> OBP: 0.316, SLG: 0.245 (1, 7)			2B 1B	F9		SH3-4 1B		4-3 1B 1B		4-3		5-3	1B BB FC3-2	4	1	1	0	2	0	4								
<b>Red Schoendienst, S</b> OBP: 0.299, SLG: 0.309 (1, 4)	F8		1-2 1B	1-2 1B		L7-6-3 1B		F6		F8		F9	FC3-2 1B	7	0	2	1	0	0	7								
<b>Joe Garagiola, L</b> OBP: 0.393, SLG: 0.400 (1, 2)			1B 3B	F4		F7		3-1		1B		F9	1B	7	1	3	3	0	0	4								
<b>Rocky Nelson, L</b> OBP: 0.176, SLG: 0.250 (1, 3)			G5-4-3 1B	4-3		L7-6-3		L8		F6		1-3	1B	6	0	1	1	0	0	4								
<b>Eddie Miller, R</b> OBP: 0.360, SLG: 0.311 (8, PR)			3-H 1B	G5-4-3 1B				4-1 BB		1B 1B		6-3	1B	3	0	1	0	1	1	1								
<b>Erv Dusak, R</b> (9, 6)			1-2 1B	1-2 1B				1-1 1B		1B		6-3	1B	0	0	0	0	0	0	0								
<b>Marty Marion, R</b> (9, 6)			1-2 1B	1-2 1B				1-1 1B		1B		6-3	1B	2	0	0	0	0	0	0								
<b>Red Munger, R</b> OBP: 0.250, SLG: 0.143 (6, PH)			6-3	6-3				4-3 BB		1B 1B		6-3	1B	3	0	1	0	0	0	1								
<b>Eddie Kazak, R</b> OBP: 0.351, SLG: 0.308 (9, 1)			6-3	6-3				4-3		1B 1B		6-3	1B	1	0	1	0	0	0	0								
<b>Cloyd Boyer, R</b> (9, 1)			6-3	6-3				4-3		1B 1B		6-3	1B	0	0	0	0	0	0	0								
<b>Al Brazle, L</b> OBP: 0.500, SLG: 0.500 (10, 1)			6-3	6-3				1-2 1B		1B 1B		6-3	1B	2	0	1	0	0	1	0								
<b>Inning Stats</b>	R: 0 E: 0 K: 0 S: 9	H: 1 LOB: 2 BB: 1 P: 15	R: 1 E: 0 K: 0 S: 6	H: 2 LOB: 0 BB: 0 P: 6	R: 2 E: 0 K: 0 S: 17	H: 4 LOB: 2 BB: 0 P: 26	R: 0 E: 0 K: 0 S: 18	H: 3 LOB: 3 BB: 0 P: 25	R: 0 E: 0 K: 0 S: 5	H: 1 LOB: 1 BB: 0 P: 7	R: 0 E: 0 K: 0 S: 8	H: 0 LOB: 1 BB: 2 P: 21	R: 0 E: 0 K: 0 S: 9	H: 1 LOB: 1 BB: 0 P: 9	R: 0 E: 0 K: 0 S: 5	H: 2 LOB: 1 BB: 0 P: 16	R: 0 E: 0 K: 0 S: 10	H: 3 LOB: 2 BB: 0 P: 18	R: 0 E: 0 K: 0 S: 6	H: 0 LOB: 0 BB: 0 P: 9	R: 0 E: 0 K: 1 S: 9	H: 0 LOB: 0 BB: 0 P: 11	R: 2 E: 0 K: 0 S: 7	H: 2 LOB: 2 BB: 2 P: 18	1B: 18 2B: 3 3B: 1 HR: 0	SF: 0 SAC: 1 DP: 2 HBP: 0	WIP: 1 PB: 0 SB: 1 CS: 0	PA: 60
<b>PITCHER</b>	IP WLS BF H R ER SO BB IBB HBP BLK WP HR S P ERA WHIP	2.1 14 7 3 3 0 1 0 0 0 0 0 28 42 11.57 3.429	3.2 15 4 0 0 2 2 0 0 0 0 0 35 58 0.00 1.636	3.1 17 7 1 1 0 2 0 0 0 0 0 29 48 2.70 2.100	3.1 L 14 3 2 2 1 2 0 0 0 0 26 46 5.40 1.500																							

Brooklyn Dodgers @ St. Louis Cardinals  
Sportsman's Park, St. Louis, MO  
Wed May 03 1950, 4:33 AM EDT  
Att. 16,041 - Unknown

AB 54  
R 6  
H 21  
RBI 6  
BB 5  
SO 3  
LOB 35

WIP: 1 PA: 60  
PB: 0  
SB: 1  
CS: 0



Batter	1	2	3	4	5	6	7	8	9	AB	R	H	RBI	BB	SO	LOB	TOP		
<b>Pee Wee Reese, R</b> (1, 6) OBP: 0.381, SLG: 0.418 <b>Eddie Miksis, R</b> (5, 6) OBP: 0.500, SLG: 0.500	0-1 BB 2B 1B		3-2 1B E 2B	2-1 L4	3-3 K			0-0 G3 1B		4	2	2	0	0	1	1			
<b>George Shuba, L</b> (1, 7) OBP: 0.286, SLG: 0.324	4-0 2B G6-4-3 BB		2-2 6-3	4-2 SH1-3 2B BB			0-1 4-3	1-2 F8		3	2	0	0	2	0	2			
<b>Duke Snider, L</b> (1, 8) OBP: 0.436, SLG: 0.511	0-0 G6-4-3 1-3 2-H 2B		3-1 E BB 1B	0-0 SH1-3			3-2 L9	1-1 G3		4	1	2	1	0	0	1			
<b>Jackie Robinson, R</b> (1, 4) OBP: 0.414, SLG: 0.592	4-0 G6-4-3 IBB		1-0 E6 BB 2B	2-0 SH1-3 2B			4-2 BLK 1B BB	2-2 1-3		3	2	1	2	2	0	2			
<b>Carl Furillo, R</b> (1, 9) OBP: 0.373, SLG: 0.446	2-0 G6-4-3		4-0 BB 2B IBB	1-1 F7			0-2 1B	1-1 6-3 1B		4	1	2	1	1	0	3			
<b>Gil Hodges, R</b> (1, 3) OBP: 0.446, SLG: 0.604	2-1 F2		0-3 K				0-0 FC6-4 BLK 1B	3-1 5-3		5	1	1	0	0	1	6			
<b>Bobby Morgan, R</b> (1, 5) OBP: 0.362, SLG: 0.320		0-1 L8	4-2 2B BB				1-1 FC6-4 1B	1-2 1-3		4	1	1	1	1	0	1			
<b>Bruce Edwards, R</b> (1, 2) OBP: 0.167, SLG: 0.176		2-3 K	0-1 1-2 2-3 3-H 2B				1-2 F9	3-1 6-3		5	0	1	3	0	2	3			
<b>Dan Bankhead, R</b> (1, 1) OBP: 0.143, SLG: 0.286 <b>Erv Palica, R</b> (6, 1)		2-0 1-3	0-0 L4				0-0 FC6-4 BLK	0-1 F4		3	0	0	0	0	0	3			
<b>Inning Stats</b>	R: 2 E: 0 K: 0 S: 6	H: 2 LOB: 1 BB: 2 P: 18	R: 0 E: 0 K: 1 S: 6	H: 0 LOB: 0 BB: 0 P: 10	R: 5 E: 1 K: 1 S: 17	H: 3 LOB: 1 BB: 2 P: 34	R: 1 E: 0 K: 0 S: 8	H: 1 LOB: 1 BB: 1 P: 17	R: 1 E: 0 K: 1 S: 10	H: 2 LOB: 1 BB: 0 P: 15	R: 1 E: 0 K: 0 S: 13	H: 1 LOB: 0 BB: 0 P: 23	R: 0 E: 0 K: 0 S: 10	H: 1 LOB: 1 BB: 0 P: 14	R: 0 E: 0 K: 1 S: 11	H: 1 LOB: 1 BB: 0 P: 16	1B: 7 2B: 4 3B: 0 HR: 0	SF: 0 SAC: 1 DP: 1 HBP: 0	WP: 0 PA: 44 PB: 0 SB: 0 CS: 0
<b>PITCHER</b>	IP WLS BF H R ER SO BB IBB HBP BLK WP HR S P ERA WHIP	IP WLS BF H R ER SO BB IBB HBP BLK WP HR S P ERA WHIP	IP WLS BF H R ER SO BB IBB HBP BLK WP HR S P ERA WHIP	IP WLS BF H R ER SO BB IBB HBP BLK WP HR S P ERA WHIP	IP WLS BF H R ER SO BB IBB HBP BLK WP HR S P ERA WHIP	IP WLS BF H R ER SO BB IBB HBP BLK WP HR S P ERA WHIP	IP WLS BF H R ER SO BB IBB HBP BLK WP HR S P ERA WHIP	IP WLS BF H R ER SO BB IBB HBP BLK WP HR S P ERA WHIP	IP WLS BF H R ER SO BB IBB HBP BLK WP HR S P ERA WHIP	IP WLS BF H R ER SO BB IBB HBP BLK WP HR S P ERA WHIP	IP WLS BF H R ER SO BB IBB HBP BLK WP HR S P ERA WHIP	IP WLS BF H R ER SO BB IBB HBP BLK WP HR S P ERA WHIP	IP WLS BF H R ER SO BB IBB HBP BLK WP HR S P ERA WHIP	IP WLS BF H R ER SO BB IBB HBP BLK WP HR S P ERA WHIP	IP WLS BF H R ER SO BB IBB HBP BLK WP HR S P ERA WHIP	IP WLS BF H R ER SO BB IBB HBP BLK WP HR S P ERA WHIP	IP WLS BF H R ER SO BB IBB HBP BLK WP HR S P ERA WHIP	IP WLS BF H R ER SO BB IBB HBP BLK WP HR S P ERA WHIP	
<b>Monk Dubiel, R</b> (1, 1) ERA: 3.68 <b>Paul Minner, L</b> (3, 1) ERA: 6.1 <b>Frank Hiller, R</b> (6, 1) ERA: 1.5 <b>Bill Voiselle, R</b> (8, 1) ERA: 6.23	2.2 L 11 3 2 1 1 0 0 0 0 0 28 61 10.12 2.625	2.1 S 8 1 1 1 0 0 0 0 0 19 33 7.71 1.714	2.0 S 8 1 1 1 0 0 0 0 0 21 30 4.50 1.000	2.0 S 8 2 0 0 1 0 0 0 0 21 30 0.00 1.000															

Brooklyn Dodgers @ Chicago Cubs  
Wrigley Field, Chicago, IL  
Thu May 04 1950, 3:33 AM CDT  
Att: 7,459 - Unknown

AB	37
R	10
H	11
RBI	8
BB	6
SO	4
LOB	22



Batter	1	2	3	4	5	6	7	8	9	AB	R	H	RBI	BB	SO	LOB	BOTTOM				
<b>Wayne Terwilliger, R</b> (1, 4) OBP: 0.405, SLG: 0.406	4-2 G6-4-3 BB			1-1 G5-4-3 1B					1-1 F4	4	0	2	0	1	1	3					
<b>Randy Jackson, R</b> (1, 5) OBP: 0.508, SLG: 0.538	0-0 G6-4-3 1-2			3-2 G5-4-3 1-2					2-1 5-3	4	0	0	0	0	1	3					
<b>Preston Ward, L</b> (1, 3) OBP: 0.314, SLG: 0.469	1-0 6-3			2-2 G3					0-2 F6	4	0	0	0	0	1	1					
<b>Hank Sauer, R</b> (1, 7) OBP: 0.423, SLG: 0.455		0-0 4-3							1-2 5-3	2	1	0	0	2	0	0					
<b>Hank Edwards, L</b> (1, 9) OBP: 0.625, SLG: 0.800		1-1 F8							3-2 L9	3	0	1	0	1	0	0					
<b>Carl Sawatski, L</b> (1, 2)		1-0 6-3							1-3 K	3	0	0	0	1	2	3					
<b>Andy Pafko, R</b> (1, 8) OBP: 0.559, SLG: 0.760									4-0 1B 1B	3	1	1	0	1	1	3					
<b>Roy Smalley, R</b> (1, 6) OBP: 0.394, SLG: 0.625 <b>Bob Ramazzotti, R</b> (9, 6) OBP: 0.500, SLG: 0.500									1-1 1B BB	3	0	1	1	0	0	3					
<b>Monk Dubiel, R</b> (1, 1) <b>Paul Minner, L</b> (3, 1) <b>Carmen Mauro, L</b> (5, PH) <b>Frank Hiller, R</b> (6, 1) <b>Emil Verban, R</b> (7, PH) <b>Bill Voiselle, R</b> (8, 1) <b>Phil Cavarretta, R</b> (9, PH)									2-1 1B	0	0	0	0	0	0	0					
<b>Inning Stats</b>	R: 0 E: 0 K: 0 S: 6	H: 0 LOB: 0 BB: 1 P: 11	R: 0 E: 0 K: 0 S: 4	H: 0 LOB: 0 BB: 0 P: 6	R: 0 E: 0 K: 0 S: 10	H: 1 LOB: 0 BB: 0 P: 12	R: 0 E: 0 K: 0 S: 9	H: 1 LOB: 0 BB: 0 P: 15	R: 1 E: 0 K: 1 S: 8	H: 1 LOB: 2 BB: 2 P: 18	R: 0 E: 0 K: 2 S: 13	H: 1 LOB: 3 BB: 2 P: 26	R: 0 E: 0 K: 2 S: 12	H: 1 LOB: 1 BB: 0 P: 16	R: 0 E: 0 K: 1 S: 8	H: 0 LOB: 0 BB: 0 P: 13	R: 1 E: 0 K: 1 S: 14	H: 2 LOB: 2 BB: 1 P: 26	1B: 6 2B: 1 3B: 0 HR: 0	SF: 0 SAC: 0 DP: 3 HBP: 0	WP: 0 PA: 37 PB: 0 SB: 0 CS: 0
<b>PITCHER</b>	IP WLS BF H R ER SO BB IBB HBP BLK WP HR S P ERA WHIP	IP WLS BF H R ER SO BB IBB HBP BLK WP HR S P ERA WHIP	IP WLS BF H R ER SO BB IBB HBP BLK WP HR S P ERA WHIP	IP WLS BF H R ER SO BB IBB HBP BLK WP HR S P ERA WHIP	IP WLS BF H R ER SO BB IBB HBP BLK WP HR S P ERA WHIP	IP WLS BF H R ER SO BB IBB HBP BLK WP HR S P ERA WHIP	IP WLS BF H R ER SO BB IBB HBP BLK WP HR S P ERA WHIP	IP WLS BF H R ER SO BB IBB HBP BLK WP HR S P ERA WHIP	IP WLS BF H R ER SO BB IBB HBP BLK WP HR S P ERA WHIP	IP WLS BF H R ER SO BB IBB HBP BLK WP HR S P ERA WHIP	IP WLS BF H R ER SO BB IBB HBP BLK WP HR S P ERA WHIP	IP WLS BF H R ER SO BB IBB HBP BLK WP HR S P ERA WHIP	IP WLS BF H R ER SO BB IBB HBP BLK WP HR S P ERA WHIP	IP WLS BF H R ER SO BB IBB HBP BLK WP HR S P ERA WHIP	IP WLS BF H R ER SO BB IBB HBP BLK WP HR S P ERA WHIP	IP WLS BF H R ER SO BB IBB HBP BLK WP HR S P ERA WHIP	IP WLS BF H R ER SO BB IBB HBP BLK WP HR S P ERA WHIP	IP WLS BF H R ER SO BB IBB HBP BLK WP HR S P ERA WHIP			
<b>Dan Bankhead, R</b> (1, 1) ERA: 3.78 <b>Erv Palica, R</b> (6, 1) ERA: 1.69	5.2 W 22 4 1 1 1 5 2 0 0 0 0 0 0 37 63 2.70 1.500	3.1 S 15 3 1 1 1 5 2 0 0 0 0 0 0 37 63 2.70 1.500																			

Brooklyn Dodgers @ Chicago Cubs  
Wrigley Field, Chicago, IL  
Thu May 04 1950, 3:33 AM CDT  
Att: 7,459 - Unknown

AB	31
R	2
H	7
RBI	2
BB	6
SO	7
LOB	20













Batter	1	2	3	4	5	6	7	8	9	AB	R	H	RBI	BB	SO	LOB	TOP										
<b>Pee Wee Reese, R</b> OBP: 0.372, SLG: 0.403 (1, 6)	3-2 6-3		1-2 F7 1B 2B 1B		1-2 F3		0-1 G3		2-1 6-3	5	1	1	0	0	0	1											
<b>George Shuba, L</b> OBP: 0.275, SLG: 0.370 (1, 7)	3-2 F7		0-0 2B 1B		2-2 F4			1-2 4-3		4	1	1	0	0	0	0											
<b>Duke Snider, L</b> OBP: 0.420, SLG: 0.509 (1, 8)	0-0 1B		1-2 F7 2B 1B		2-1 4-3			4-1 F9 BB		3	0	1	0	1	0	2											
<b>Jackie Robinson, R</b> OBP: 0.465, SLG: 0.678 (1, 4)	2-2 BB 1B		0-0 1B 2B		0-1 HR			4-2 BB		3	1	3	3	1	0	0											
<b>Carl Furillo, R</b> OBP: 0.333, SLG: 0.382 (1, 9)	4-1 BB		0-0 6-3		2-1 6-3			1-0 F9		3	0	0	0	1	0	2											
<b>Gil Hodges, R</b> OBP: 0.414, SLG: 0.567 (1, 3)	2-2 5-3			4-2 BB		1-0 F9		1-0 F8		3	0	0	0	1	0	5											
<b>Bobby Morgan, R</b> OBP: 0.352, SLG: 0.283 (1, 5)		2-1 4-3		0-1 F8		0-0 F9			1-0 5-3	4	0	0	0	0	0	1											
<b>Roy Campanella, R</b> OBP: 0.378, SLG: 0.683 (1, 2)		2-0 F2		3-2 F2			1-0 B1-6-4 1B		2-2 3B	4	0	2	0	0	0	1											
<b>Jack Banta, L</b> Spider Jorgensen, L (4, PH) Rex Barney, R (4, 1) Carl Erskine, R (9, 1) OBP: 0.250, SLG: 0.250		2-1 L7		2-1 G3			0-0 B1-6-4 1-2		3-3 K	1	0	0	0	0	0	0											
<b>Inning Stats</b>	R: 0 E: 0 K: 0 S: 17	H: 2 LOB: 3 BB: 1 P: 31	R: 0 E: 0 K: 0 S: 5	H: 0 LOB: 0 BB: 0 P: 11	R: 2 E: 0 K: 0 S: 9	H: 3 LOB: 0 BB: 0 P: 11	R: 0 E: 0 K: 0 S: 11	H: 0 LOB: 1 BB: 1 P: 20	R: 0 E: 0 K: 0 S: 8	H: 0 LOB: 0 BB: 0 P: 13	R: 1 E: 0 K: 0 S: 6	H: 1 LOB: 0 BB: 0 P: 9	R: 0 E: 0 K: 0 S: 4	H: 1 LOB: 0 BB: 0 P: 5	R: 0 E: 0 K: 0 S: 12	H: 0 LOB: 2 BB: 2 P: 23	R: 0 E: 0 K: 0 S: 11	H: 1 LOB: 1 BB: 0 P: 19	1B: 5 2B: 1 3B: 1 HR: 1	SF: 0 SAC: 0 DP: 1 HBP: 0	WP: 0 PB: 0 SB: 1 CS: 0	PA: 37					
<b>PITCHER</b>	IP	WLS	BF	H	R	ER	SO	BB	IBB	HBP	BLK	WP	HR	S	P	ERA	WHIP										
<b>Murry Dickson, R</b> ERA: 3.09 (1, 1)	8.0	L	33	7	3	3	0	4	0	0	0	0	1	72	123	3.38	1.375										
<b>Woody Main, R</b> ERA: 1.93 (9, 1)	1.0		4	1	0	0	1	0	0	0	0	0	0	11	19	0.00	1.000										

**Brooklyn Dodgers @ Pittsburgh Pirates**  
 Forbes Field, Pittsburgh, PA  
 Sun May 07 1950, 3:33 AM EDT  
 Att: 33,734 - Unknown

AB	33
R	3
H	8
RBI	3
BB	4
SO	1
LOB	15



Batter	1	2	3	4	5	6	7	8	9	AB	R	H	RBI	BB	SO	LOB	BOTTOM										
<b>Ted Beard, L</b> OBP: 0.329, SLG: 0.394 (1, 9)	3-2 F7	4-1 BB BB		2-3 K		3-2 L7-3		0-1 F8		4	0	0	0	1	1	1											
<b>Johnny Hopp, L</b> OBP: 0.422, SLG: 0.491 (1, 3)	1-1 L7	4-0 BB BB		2-1 2B		4-2 BB		0-0 F9		3	0	1	0	2	0	0											
<b>Ralph Kiner, R</b> OBP: 0.427, SLG: 0.446 (1, 7)	4-2 E 1B WP BB	1-0 F2		3-1 L9		1-0 F8		1-0 L6		4	1	0	0	1	0	5											
<b>Nanny Fernandez, R</b> OBP: 0.300, SLG: 0.438 Hank Schenz, R (9, PR)	0-0 WP E 1B	1-1 F9		1-2 5-3		1-1 F8		4-0 BB		4	1	1	0	1	0	4											
<b>Wally Westlake, R</b> OBP: 0.397, SLG: 0.549 (1, 8)	1-2 E5 WP WP		0-0 F5		4-0 FC6-4 BB		4-2 BB		1-1 6-3	3	0	0	0	2	0	3											
<b>Danny Murtaugh, R</b> OBP: 0.382, SLG: 0.345 (1, 4)	4-2 WP BB		1-0 6-3		1-1 F7		0-0 F8			3	0	0	0	1	0	2											
<b>Stan Rojek, R</b> OBP: 0.290, SLG: 0.303 Marv Rickard, L (7, PH) George Strickland, R (8, 6)	1-2 2-3 3-H 5-3		1-2 1B		0-1 FC6-4		2-2 4-3			3	0	1	0	0	0	3											
<b>Clyde McCullough, R</b> OBP: 0.250, SLG: 0.289 Tom Saffell, L (8, PH) Earl Turner, R (9, 2) OBP: 0.333, SLG: 0.333		3-1 FC3-6 HBP		0-0 1B		3-2 5-3		1-3 K		2	0	1	0	0	0	1											
<b>Murry Dickson, R</b> OBP: 0.250, SLG: 0.182 Dale Coogan, L (8, PH) Woody Main, R (9, 1)		0-1 FC3-6 BB WP		0-1 L8		4-1 L7-3 BB		2-3 K		2	0	0	0	1	0	3											
<b>Inning Stats</b>	R: 2 E: 1 K: 0 S: 21	H: 1 LOB: 2 BB: 2 P: 35	R: 0 E: 0 K: 0 S: 7	H: 0 LOB: 2 BB: 2 P: 20	R: 0 E: 0 K: 1 S: 10	H: 2 LOB: 0 BB: 0 P: 10	R: 0 E: 0 K: 1 S: 10	H: 1 LOB: 1 BB: 0 P: 18	R: 0 E: 0 K: 0 S: 7	H: 0 LOB: 1 BB: 2 P: 19	R: 0 E: 0 K: 0 S: 9	H: 0 LOB: 1 BB: 1 P: 16	R: 0 E: 0 K: 2 S: 8	H: 0 LOB: 0 BB: 0 P: 11	R: 0 E: 0 K: 0 S: 4	H: 0 LOB: 1 BB: 1 P: 10	1B: 3 2B: 2 3B: 0 HR: 0	SF: 0 SAC: 0 DP: 1 HBP: 1	WP: 4 PB: 0 SB: 0 CS: 0	PA: 41							
<b>PITCHER</b>	IP	WLS	BF	H	R	ER	SO	BB	IBB	HBP	BLK	WP	HR	S	P	ERA	WHIP										
<b>Jack Banta, R</b> ERA: 0.84 (1, 1)	3.0		18	3	2	0	0	4	0	1	0	0	0	36	65	0.00	2.333										
<b>Rex Barney, R</b> ERA: 1.74 (4, 1)	5.2	W	22	1	0	0	3	5	0	0	0	0	0	43	86	0.00	1.059										
<b>Carl Erskine, R</b> ERA: 3.21 (9, 1)	0.1	S	1	0	0	0	0	0	0	0	0	1	0	2	3	0.00	0.000										

**Brooklyn Dodgers @ Pittsburgh Pirates**  
 Forbes Field, Pittsburgh, PA  
 Sun May 07 1950, 3:33 AM EDT  
 Att: 33,734 - Unknown

AB	31
R	2
H	4
RBI	0
BB	9
SO	3
LOB	23





Batter	1	2	3	4	5	6	7	8	9	AB	R	H	RBI	BB	SO	LOB	TOP			
<b>Pee Wee Reese, R</b> OBP: 0.386, SLG: 0.400 (1, 6)	6-3		1-2 1B			4-1 F9 1B E BB			4-1 E S HR BB	3	2	1	1	2	0	0	<b>Brooklyn Dodgers @ Pittsburgh Pirates</b> Forbes Field, Pittsburgh, PA Mon May 08 1950, 3:33 AM EDT Att: 9,476 - Unknown			
<b>Bobby Morgan, R</b> OBP: 0.355, SLG: 0.292 (1, 5)	6-3		2-2 1B			3-1 E 1B 1B			2-3 K	5	1	2	0	0	1	1				
<b>Jim Russell, S</b> OBP: 0.361, SLG: 0.700 (1, 7)	1-3		1-1 F8			2-0 F3			1-0 E1 CS	5	1	1	2	0	0	4				
<b>Jackie Robinson, R</b> OBP: 0.447, SLG: 0.656 (1, 4)		1-0 F9				0-0 F7 1B 2B			1-2 K	5	1	1	0	0	1	3				
<b>Carl Furillo, R</b> OBP: 0.325, SLG: 0.370 (1, 9)		0-0 G3				0-0 F7 2-3			0-2 F4	5	0	1	1	0	0	1				
<b>Gil Hodges, R</b> OBP: 0.419, SLG: 0.556 (1, 3)		3-1 L7				0-1 1B FC 1B			1-1 4-3	3	0	1	1	1	0	0				
<b>Duke Snider, L</b> OBP: 0.436, SLG: 0.525 (1, 8)			1-2 SH1-3 1B			2-0 FC 1-3 1B			1-2 1B	4	1	3	0	0	0	2				
<b>Bruce Edwards, R</b> OBP: 0.185, SLG: 0.385 (1, 2)			0-0 F4			0-0 FC			1-3 K	4	1	1	1	0	1	4				
<b>Bud Podbielan, R</b> OBP: 0.231, SLG: 0.167 (1, 1)			1-0 SH1-3			2-1 6-3			1-2 6-3	3	0	0	0	0	0	3				
<b>Jack Banta, L</b> (9, 1)			1-2			6-3			6-3	0	0	0	0	0	0	0				
<b>Inning Stats</b>	R: 0 E: 0 K: 0 S: 10	H: 0 LOB: 0 BB: 0 P: 15	R: 0 E: 0 K: 0 S: 4	H: 0 LOB: 0 BB: 0 P: 8	R: 1 E: 0 K: 0 S: 13	H: 3 LOB: 2 BB: 0 P: 19	R: 1 E: 0 K: 0 S: 8	H: 3 LOB: 2 BB: 0 P: 12	R: 2 E: 1 K: 0 S: 12	H: 2 LOB: 0 BB: 2 P: 26	R: 0 E: 1 K: 1 S: 9	H: 0 LOB: 0 BB: 0 P: 12	R: 0 E: 0 K: 1 S: 11	H: 1 LOB: 1 BB: 0 P: 15	R: 2 E: 0 K: 1 S: 9	H: 1 LOB: 0 BB: 1 P: 17	1B: 8 2B: 2 3B: 0 HR: 2	SF: 0 SAC: 1 DP: 1 HBP: 0	WP: 1 PB: 0 SB: 1 CS: 1	PA: 41
<b>PITCHER</b>	IP	WLS	BF	H	R	ER	SO	BB	IBB	HBP	BLK	WP	HR	S	P	ERA	WHIP			
<b>Cliff Chambers, L</b> ERA: 2.88 (1, 1)	6.0	L	29	9	5	4	0	1	1	0	0	1	1	55	92	6.00	1.667			
<b>Junior Walsh, R</b> ERA (7, 1)	2.0		7	1	0	0	2	0	0	0	0	0	0	20	27	0.00	0.500			
<b>Woody Main, R</b> ERA: 4.76 (9, 1)	1.0		5	1	2	2	1	1	0	0	0	0	1	9	17	18.00	2.000			



Batter	1	2	3	4	5	6	7	8	9	AB	R	H	RBI	BB	SO	LOB	BOTTOM					
<b>Ted Beard, L</b> OBP: 0.325, SLG: 0.386 (1, 9)	F8		1-1 1B			1-1 2-3			1-3 K	4	0	1	0	0	1	2	<b>Brooklyn Dodgers @ Pittsburgh Pirates</b> Forbes Field, Pittsburgh, PA Mon May 08 1950, 3:33 AM EDT Att: 9,476 - Unknown					
<b>Johnny Hopp, L</b> OBP: 0.416, SLG: 0.534 (1, 3)			1-0 3-1			2-2 K			0-0 CS	3	1	1	1	0	0	2						
<b>Junior Walsh, R</b> (7, 1)	F7								2-3 K	0	0	0	0	0	0	0						
<b>Many Rickert, L</b> OBP: 0.143, SLG: 0.143 (8, PH)									1-0 CS	1	0	1	2	0	0	0						
<b>Ed Fitz Gerald, R</b> OBP: 0.067, SLG: 0.133 (8, PR)									2-H 3-H 1B	0	0	0	0	0	0	0						
<b>Woody Main, R</b> (9, 1)									2-2 CS	0	0	0	0	0	0	0						
<b>Ralph Kiner, R</b> OBP: 0.416, SLG: 0.483 (1, 7)	5-3					1-1 6-3			2-2 CS	4	1	1	1	0	0	0						
									1-2 HR	4	1	1	1	0	0	0						
<b>Nanny Fernandez, R</b> OBP: 0.297, SLG: 0.426 (1, 5)		2-2 F7				0-0 F9			3-3 K	4	0	1	0	0	1	0						
									1-1 G6-4-3 1B	4	0	1	0	0	1	0						
<b>Wally Westlake, R</b> OBP: 0.373, SLG: 0.509 (1, 8)		3-1 F8				0-1 L7			0-0 5-3	4	0	0	0	0	0	1						
									1-0 G6-4-3	4	0	0	0	0	0	1						
<b>Danny Murtaugh, R</b> OBP: 0.356, SLG: 0.339 (1, 4)		2-2 6-3				0-0 F5			2-3 K	4	1	1	0	0	1	0						
									3-2 1B	4	1	1	0	0	1	0						
<b>Stan Rojek, R</b> OBP: 0.270, SLG: 0.286 (1, 6)			0-1 L7			2-3 K			1-2 4-3	2	0	0	0	0	1	0						
<b>Tom Saffell, L</b> OBP: 0.353, SLG: 0.093 (8, PH)									4-2 1B	1	0	0	0	0	0	0						
<b>George Strickland, R</b> (9, 6)									1-3 BB	0	0	0	0	1	0	0						
<b>Clyde McCullough, R</b> OBP: 0.244, SLG: 0.282 (1, 2)			3-1 F7			1-3 K			2-1 2B	1	0	0	0	0	0	0						
<b>Earl Turner, R</b> OBP: 0.500, SLG: 0.500 (5, PH) (6, 2)									2-1 1B	3	1	2	1	0	1	0						
									1-3 1B	1	0	1	0	0	0	0						
<b>Cliff Chambers, L</b> OBP: 0.286, SLG: 0.167 (1, 1)			3-2 1B			1-0 4-1			0-1 1B	1	0	1	0	0	0	0						
<b>Dale Coogan, L</b> OBP: 0.273, SLG: 0.300 (7, 3)									3-0 L9	3	1	1	0	0	0	2						
<b>Inning Stats</b>	R: 0 E: 0 K: 0 S: 4	H: 0 LOB: 0 BB: 0 P: 6	R: 0 E: 0 K: 0 S: 9	H: 0 LOB: 0 BB: 0 P: 16	R: 0 E: 0 K: 0 S: 10	H: 2 LOB: 2 BB: 0 P: 18	R: 0 E: 0 K: 0 S: 5	H: 0 LOB: 0 BB: 0 P: 5	R: 0 E: 0 K: 2 S: 8	H: 0 LOB: 0 BB: 0 P: 11	R: 1 E: 0 K: 0 S: 8	H: 1 LOB: 0 BB: 0 P: 13	R: 0 E: 0 K: 2 S: 8	H: 0 LOB: 0 BB: 0 P: 13	R: 2 E: 0 K: 1 S: 15	H: 3 LOB: 1 BB: 0 P: 21	R: 2 E: 0 K: 0 S: 15	H: 4 LOB: 2 BB: 1 P: 26	1B: 7 2B: 1 3B: 0 HR: 2	SF: 0 SAC: 0 DP: 1 HBP: 0	WP: 0 PB: 0 SB: 0 CS: 1	PA: 37
<b>PITCHER</b>	IP	WLS	BF	H	R	ER	SO	BB	IBB	HBP	BLK	WP	HR	S	P	ERA	WHIP					
<b>Bud Podbielan, R</b> ERA: 5.1 (1, 1)	8.2		34	9	5	5	5	1	0	0	0	0	0	3	5	5.19	1.154					
<b>Jack Banta, R</b> ERA: 0.62 (9, 1)	0.1	S	2	1	0	0	0	0	0	0	0	0	0	3	5	0.00	3.000					





Batter	1	2	3	4	5	6	7	8	9	AB	R	H	RBI	BB	SO	LOB	TOP										
<b>Pee Wee Reese, R</b> (1, 6) OBP: 0.396, SLG: 0.405	F6		E BB 1B BB	6-3		G5-4-3			1-1 2B	4	1	1	0	1	0	1	<b>Brooklyn Dodgers @ Pittsburgh Pirates</b> Forbes Field, Pittsburgh, PA Tue May 09 1950, 3:33 AM EDT Att: 26,734 - Unknown <a href="http://livebaseballscorecards.com">livebaseballscorecards.com</a>										
<b>George Shuba, L</b> (1, 7) OBP: 0.309, SLG: 0.408 <b>Billy Cox, R</b> (9, FH)	4-3 2B		1B E 1-2 3B BB	FC4-6 1B			G3		0-0 L9	3	1	2	0	1	0	0											
<b>Duke Snider, L</b> (1, 8) OBP: 0.410, SLG: 0.485	4-3 2-3		E4 1B 1-2 2-3 3B	FC4-6 1-2			F6		1-0 6-3	5	1	0	0	0	0	7											
<b>Jackie Robinson, R</b> (1, 4) OBP: 0.450, SLG: 0.642			1-0 1-2 2-3 3B	4-3			5-3			3	1	1	1	1	0	1											
<b>Carl Furillo, R</b> (1, 9) OBP: 0.309, SLG: 0.351	5-3		0-0 F9						1-0 F3	4	0	0	0	0	0	5											
<b>Gil Hodges, R</b> (1, 3) OBP: 0.410, SLG: 0.567		3-3 K	2-0 5-3 1H 2H 3H 3B				5-3		1-1 L8	4	1	1	3	0	1	0											
<b>Bobby Morgan, R</b> (1, 5) OBP: 0.350, SLG: 0.279	5-3		1-2 5-3 BB				1-3		2-3 K	3	0	0	0	1	1	0											
<b>Roy Campanella, R</b> (1, 2) OBP: 0.367, SLG: 0.644 <b>Eddie Meksis, R</b> (9, PR) OBP: 0.500, SLG: 0.500		1-1 E5	0-0 5-3				5-3		2-2 2B 1B	4	0	1	1	0	0	1											
<b>Ralph Branca, R</b> (1, 1) <b>Erv Palica, R</b> (3, 1) <b>Carl Erskine, R</b> (8, 1) OBP: 0.250, SLG: 0.250 <b>Bruce Edwards, R</b> (9, FH) OBP: 0.179, SLG: 0.370		3-3 K	0-0 F3				E6 G5-4-3		2-1 F9	2	0	0	0	0	1	2											
<b>Inning Stats</b>	R: 0 E: 0 K: 0 S: 9	H: 1 LOB: 2 BB: 1 P: 15	R: 0 E: 1 K: 2 S: 17	H: 0 LOB: 1 BB: 0 P: 25	R: 5 E: 1 K: 0 S: 13	H: 2 LOB: 1 BB: 3 P: 28	R: 0 E: 0 K: 0 S: 7	H: 1 LOB: 1 BB: 0 P: 11	R: 0 E: 0 K: 0 S: 4	H: 0 LOB: 0 BB: 0 P: 6	R: 0 E: 1 K: 0 S: 6	H: 0 LOB: 0 BB: 0 P: 8	R: 0 E: 0 K: 1 S: 6	H: 0 LOB: 0 BB: 0 P: 10	R: 0 E: 0 K: 0 S: 9	H: 2 LOB: 3 BB: 0 P: 15		1B: 3 2B: 2 3B: 1 HR: 0	SF: 0 SAC: 0 DP: 1 HBP: 0	WP: 0 PB: 0 SB: 0 CS: 0	PA: 39						
<b>PITCHER</b>	IP	WLS	BF	H	R	ER	SO	BB	IBB	HBP	BLK	WP	HR	S	P	ERA	WHIP										
<b>Mel Queen, R</b> (1, 1) ERA: 4.67	2.1		15	3	5	3	2	3	0	0	0	0	0	34	59	11.57	2.571										
<b>Bill Werle, L</b> (3, 1) ERA: 3.67	6.2	W	24	3	0	0	1	1	0	0	0	0	0	44	70	0.00	0.600										

Batter	1	2	3	4	5	6	7	8	9	AB	R	H	RBI	BB	SO	LOB	BOTTOM										
<b>Ted Beard, L</b> (1, 9) OBP: 0.341, SLG: 0.384	F7		BLK HR BB	F8			S BB 1B 1B	4-2 HR BB		3	3	1	0	2	0	1	<b>Brooklyn Dodgers @ Pittsburgh Pirates</b> Forbes Field, Pittsburgh, PA Tue May 09 1950, 3:33 AM EDT Att: 26,734 - Unknown <a href="http://livebaseballscorecards.com">livebaseballscorecards.com</a>										
<b>Johnny Hoop, L</b> (1, 3) OBP: 0.444, SLG: 0.525	F9		HR BB				S 1B BB	4-0 HR BB		1	3	0	1	4	0	0											
<b>Ralph Kiner, R</b> (1, 7) OBP: 0.440, SLG: 0.594	1B		1H 2H 2H HR	G6-4-3 BB			K	1-2 2-3 HR		4	2	3	7	1	1	2											
<b>Nanny Fernandez, R</b> (1, 5) OBP: 0.304, SLG: 0.425	L7		FC6-4 1B	F2			FC4-6 1B	0-3 K		5	0	2	2	0	1	3											
<b>Wally Westlake, R</b> (1, 8) OBP: 0.347, SLG: 0.467		5-3	L7				FC4-6	1-3 K		5	0	0	0	0	1	4											
<b>Danny Murtaugh, R</b> (1, 4) OBP: 0.351, SLG: 0.333		1-1 1B	FC6-4 1-2				F4	F8		4	0	1	0	0	0	2											
<b>Stan Rojek, R</b> (1, 6) OBP: 0.270, SLG: 0.270 <b>Tom Saffell, L</b> (8, PH) OBP: 0.389, SLG: 0.093 <b>George Strickland, R</b> (9, 6)		1-2 F9		F3			BB	4-2 FC3-6 BB		2	0	0	0	1	0	1											
<b>Clyde McCullough, R</b> (1, 2) OBP: 0.222, SLG: 0.256		3-1 F2		5-3			F8	FC3-6 BB 1-2 BB		4	1	0	0	0	0	3											
<b>Mel Queen, R</b> (1, 1) <b>Bill Werle, L</b> (3, 1) OBP: 0.500, SLG: 0.333			1-3 K				K	BB 1-2 HR BB		0	0	0	0	0	0	0											
<b>Inning Stats</b>	R: 0 E: 0 K: 0 S: 11	H: 1 LOB: 0 BB: 0 P: 16	R: 0 E: 0 K: 0 S: 8	H: 1 LOB: 0 BB: 0 P: 15	R: 3 E: 0 K: 1 S: 16	H: 2 LOB: 1 BB: 2 P: 33	R: 0 E: 0 K: 0 S: 7	H: 0 LOB: 1 BB: 1 P: 13	R: 0 E: 0 K: 1 S: 8	H: 0 LOB: 1 BB: 1 P: 15	R: 2 E: 0 K: 1 S: 13	H: 2 LOB: 1 BB: 1 P: 24	R: 5 E: 0 K: 2 S: 16	H: 1 LOB: 0 BB: 4 P: 34	1B: 5 2B: 0 3B: 0 HR: 2	SF: 0 SAC: 0 DP: 1 HBP: 0		WP: 0 PB: 0 SB: 2 CS: 0	PA: 41								
<b>PITCHER</b>	IP	WLS	BF	H	R	ER	SO	BB	IBB	HBP	BLK	WP	HR	S	P	ERA	WHIP										
<b>Ralph Branca, R</b> (1, 1) ERA: 9.82	2.1		12	3	3	3	1	2	0	0	0	0	0	30	53	11.57	2.143										
<b>Erv Palica, R</b> (3, 1) ERA: 3.75	5.0	L	24	3	4	4	2	7	0	0	0	0	0	41	88	7.20	2.000										
<b>Carl Erskine, R</b> (8, 1) ERA: 4.91	0.2		5	1	3	3	2	2	0	0	0	0	1	12	22	40.50	4.500										



Batter	1	2	3	4	5	6	7	8	9	AB	R	H	RBI	BB	SO	LOB	TOP					
<b>Pee Wee Reese, R</b> OBP: 0.370, SLG: 0.385 (1, 6)	F4		K		F6			F7		4	0	0	0	0	1	0	<b>Brooklyn Dodgers @ Cincinnati Reds</b> Crosley Field, Cincinnati, OH Wed May 10, 1950, 3:33 AM EDT Att: 11,736 - Unknown					
<b>Billy Cox, R</b> (1, 5)	K		F6			CS BB		F8		3	0	0	0	1	1	0						
<b>Jim Russell, S</b> OBP: 0.325, SLG: 0.618 (1, 7)	5-3		F7				F8	F7		4	0	0	0	0	0	1						
<b>Jackie Robinson, R</b> OBP: 0.440, SLG: 0.614 (1, 4)		F6		5-3			CS BB		F4	3	0	0	0	1	0	0						
<b>Carl Furillo, R</b> OBP: 0.318, SLG: 0.350 (1, 9)		BB 1B					BB	F6		3	0	1	0	0	0	2						
<b>Gil Hodges, R</b> OBP: 0.402, SLG: 0.549 (1, 3)		BB 1B		HBP				F2		4	0	1	0	0	0	1						
<b>Duke Snider, L</b> OBP: 0.407, SLG: 0.471 (1, 8)		BB		F5				F8		2	0	0	0	1	0	1						
<b>Bruce Edwards, R</b> OBP: 0.194, SLG: 0.367 (1, 2)		K			F8			1B		3	0	1	0	0	1	3						
<b>Preacher Roe, R</b> OBP: 0.222, SLG: 0.250 (1, 1)		L9			K			F7		2	0	0	0	0	1	3						
<b>Bobby Morgan, R</b> (7, PH)										1	0	0	0	0	0	1						
<b>Rex Barney, R</b> (7, 1)										0	0	0	0	0	0	0						
<b>Inning Stats</b>	R: 0 E: 0 K: 1 S: 7	H: 0 LOB: 0 BB: 0 P: 10	R: 0 E: 0 K: 1 S: 12	H: 2 LOB: 3 BB: 1 P: 22	R: 0 E: 0 K: 1 S: 7	H: 0 LOB: 0 BB: 0 P: 12	R: 0 E: 0 K: 0 S: 9	H: 0 LOB: 1 BB: 0 P: 17	R: 0 E: 0 K: 1 S: 7	H: 0 LOB: 1 BB: 0 P: 8	R: 0 E: 0 K: 0 S: 8	H: 0 LOB: 1 BB: 2 P: 20	R: 0 E: 0 K: 0 S: 7	H: 1 LOB: 0 BB: 0 P: 10	R: 0 E: 0 K: 0 S: 9	H: 0 LOB: 0 BB: 0 P: 10	R: 0 E: 0 K: 0 S: 8	H: 0 LOB: 0 BB: 0 P: 12	1B: 3 2B: 0 3B: 0 HR: 0	SF: 0 SAC: 0 DP: 0 HBP: 1	WP: 0 PB: 0 SB: 1 CS: 2	PA: 33
<b>PITCHER</b> <b>Ken Raffensberger, L</b> ERA: 4.25 (1, 1)	IP: 9.0 WLS: W BF: 33 H: 3 R: 0 ER: 0 SO: 4 BB: 3 IBB: 0 HBP: 1 BLK: 0 WP: 0 HR: 0 S: 74 P: 121 ERA: 0.00 WHIP: 0.667															<b>PITCHER</b> <b>Ken Raffensberger, L</b> ERA: 4.25 (1, 1)	IP: 9.0 WLS: W BF: 33 H: 3 R: 0 ER: 0 SO: 4 BB: 3 IBB: 0 HBP: 1 BLK: 0 WP: 0 HR: 0 S: 74 P: 121 ERA: 0.00 WHIP: 0.667					

Batter	1	2	3	4	5	6	7	8	9	AB	R	H	RBI	BB	SO	LOB	BOTTOM					
<b>Bobby Adams, R</b> OBP: 0.338, SLG: 0.344 (1, 4)	F3		1B		F8		F9	F7		5	0	1	0	0	0	2	<b>Brooklyn Dodgers @ Cincinnati Reds</b> Crosley Field, Cincinnati, OH Wed May 10, 1950, 3:33 AM EDT Att: 11,736 - Unknown					
<b>Peanuts Lowrey, R</b> OBP: 0.353, SLG: 0.310 (1, 7)	K		F8		1-3		6-3			4	0	0	0	0	1	3						
<b>Grady Hatton, L</b> OBP: 0.343, SLG: 0.484 (1, 5)	L8			F9		2B	HBP			3	1	1	0	0	0	0						
<b>Danny Litwhiler, R</b> OBP: 0.294, SLG: 0.300 (1, 9)		F2		FC5-4		F4	F8			2	0	0	0	1	0	1						
<b>Ron Northey, L</b> OBP: 0.365, SLG: 0.697 (7, PH)				BB						1	0	0	0	0	0	1						
<b>Bob Usher, R</b> OBP: 0.361, SLG: 0.636 (1, 8)		F2		FC5-4		2B		5-3		4	1	2	1	0	0	0						
<b>Ted Kluszewski, L</b> OBP: 0.232, SLG: 0.389 (1, 3)		F6		1B		F8		E1		4	1	0	0	0	0	3						
<b>Virgil Stallcup, R</b> OBP: 0.286, SLG: 0.383 (1, 6)			F3		F7			E		4	1	2	1	0	0	2						
<b>Dixie Howell, R</b> OBP: 0.409, SLG: 0.400 (1, 2)			1B			FC2-8		E7		3	0	3	1	1	0	0						
<b>Ken Raffensberger, R</b> OBP: 0.100, SLG: 0.100 (1, 1)			K		FC2-6			5-3		4	0	0	0	0	2	5						
<b>Inning Stats</b>	R: 0 E: 0 K: 1 S: 9	H: 0 LOB: 0 BB: 0 P: 17	R: 0 E: 0 K: 0 S: 4	H: 0 LOB: 0 BB: 0 P: 9	R: 0 E: 0 K: 1 S: 12	H: 2 LOB: 2 BB: 0 P: 18	R: 0 E: 0 K: 0 S: 11	H: 1 LOB: 2 BB: 1 P: 23	R: 0 E: 0 K: 1 S: 12	H: 1 LOB: 1 BB: 0 P: 17	R: 2 E: 0 K: 1 S: 11	H: 3 LOB: 2 BB: 1 P: 21	R: 0 E: 0 K: 0 S: 7	H: 0 LOB: 1 BB: 0 P: 15	R: 2 E: 2 K: 0 S: 11	H: 2 LOB: 1 BB: 0 P: 16	R: 0 E: 0 K: 0 S: 8	H: 0 LOB: 0 BB: 0 P: 12	1B: 6 2B: 3 3B: 0 HR: 0	SF: 0 SAC: 0 DP: 0 HBP: 1	WP: 0 PB: 0 SB: 0 CS: 0	PA: 37
<b>PITCHER</b> <b>Preacher Roe, L</b> ERA: 3.7 (1, 1)	IP: 6.0 WLS: L BF: 27 H: 7 R: 2 ER: 2 SO: 3 BB: 1 IBB: 0 HBP: 0 BLK: 0 WP: 0 HR: 0 S: 105 P: 105 ERA: 3.00 WHIP: 1.333															<b>PITCHER</b> <b>Preacher Roe, L</b> ERA: 3.7 (1, 1)	IP: 6.0 WLS: L BF: 27 H: 7 R: 2 ER: 2 SO: 3 BB: 1 IBB: 0 HBP: 0 BLK: 0 WP: 0 HR: 0 S: 105 P: 105 ERA: 3.00 WHIP: 1.333					
<b>Rex Barney, R</b> ERA: 1.46 (7, 1)	IP: 2.0 WLS: L BF: 10 H: 2 R: 2 ER: 0 SO: 0 BB: 0 IBB: 0 HBP: 1 BLK: 0 WP: 0 HR: 0 S: 18 P: 31 ERA: 0.00 WHIP: 1.000															<b>PITCHER</b> <b>Rex Barney, R</b> ERA: 1.46 (7, 1)	IP: 2.0 WLS: L BF: 10 H: 2 R: 2 ER: 0 SO: 0 BB: 0 IBB: 0 HBP: 1 BLK: 0 WP: 0 HR: 0 S: 18 P: 31 ERA: 0.00 WHIP: 1.000					



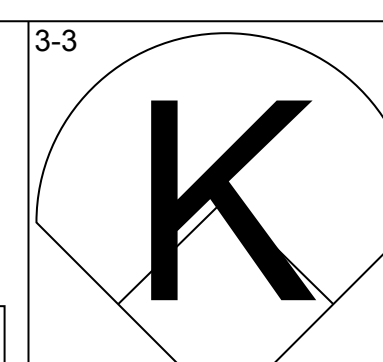
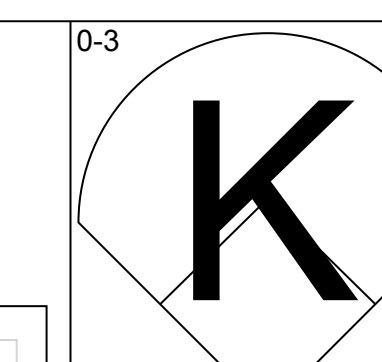
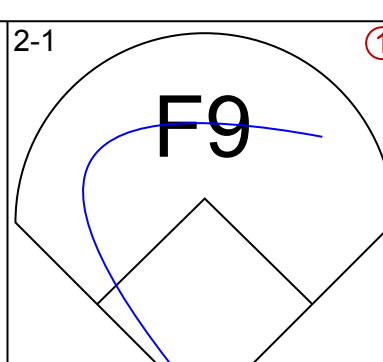
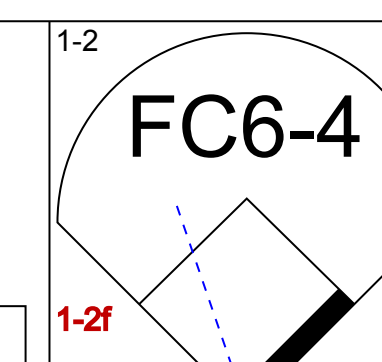
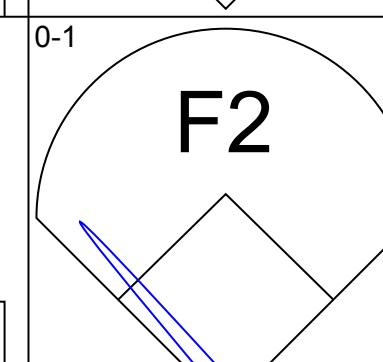
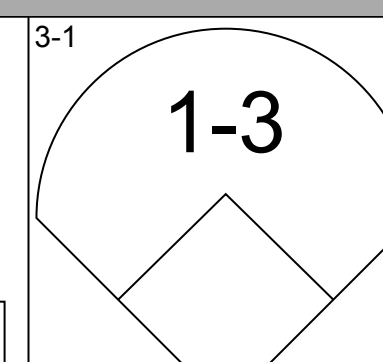
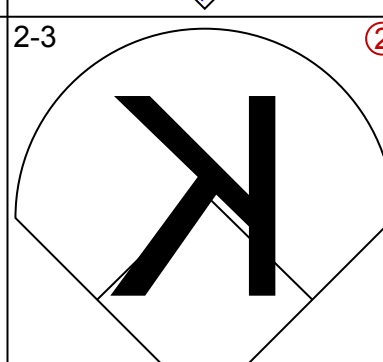
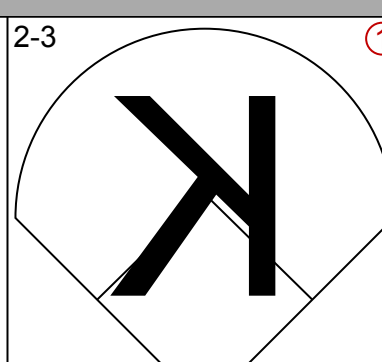
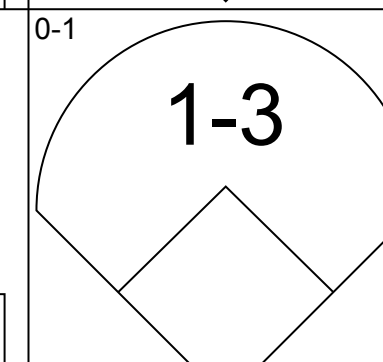
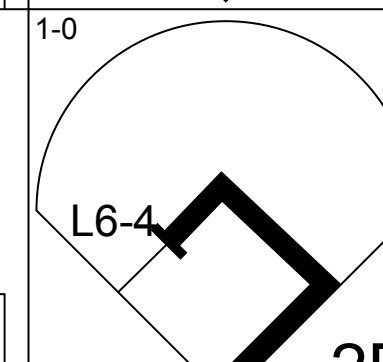
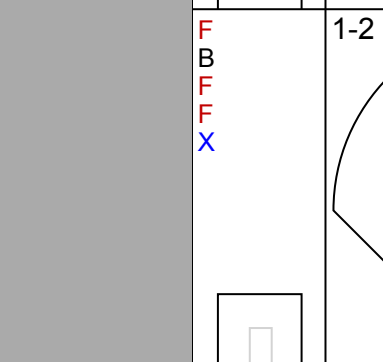
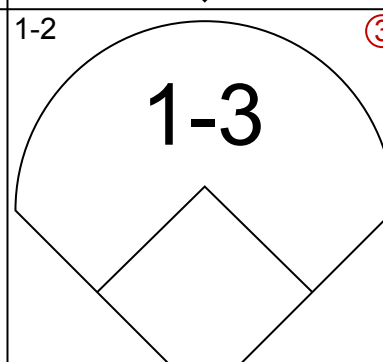
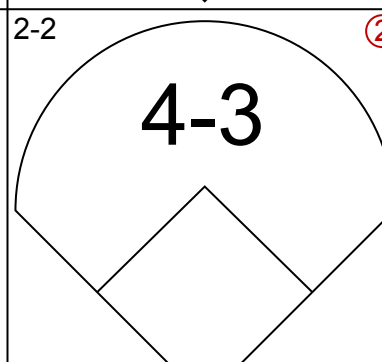
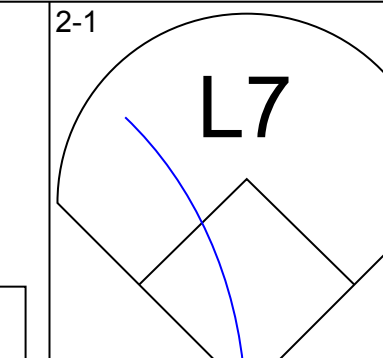
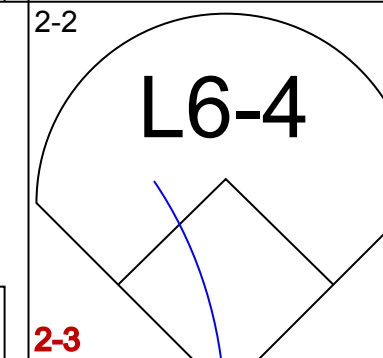

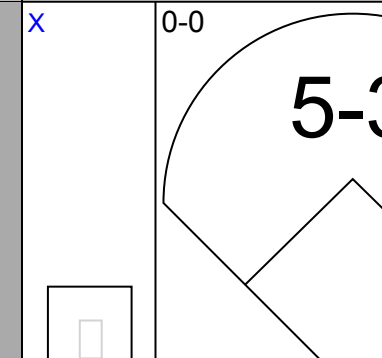
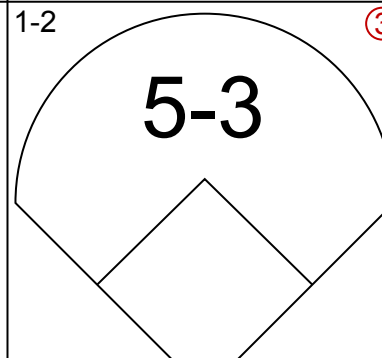
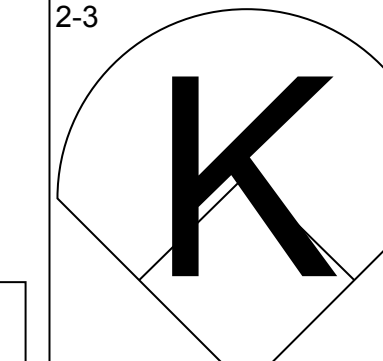
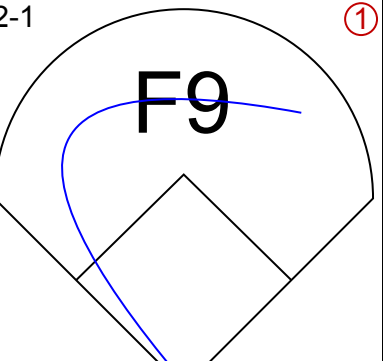
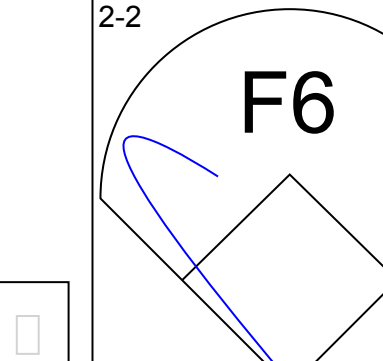
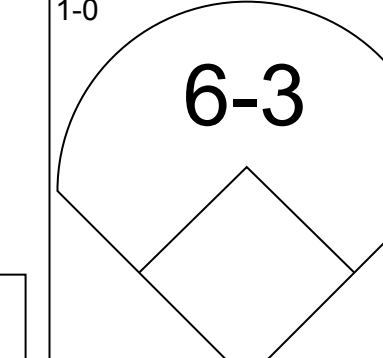
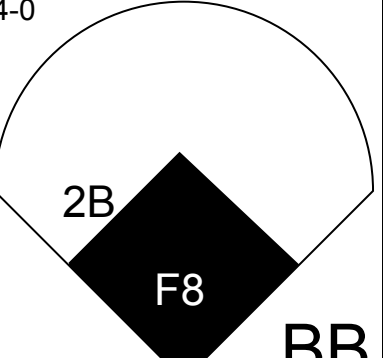
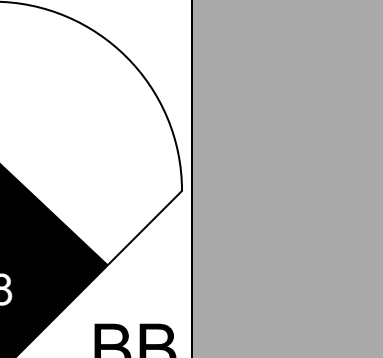
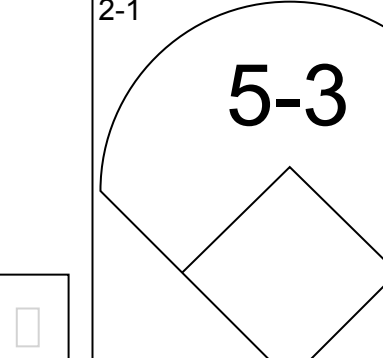
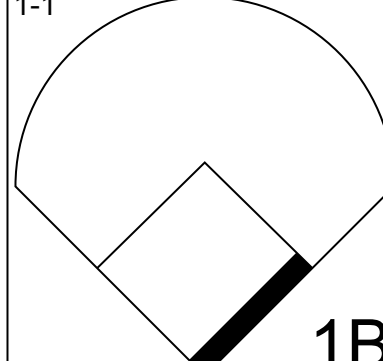
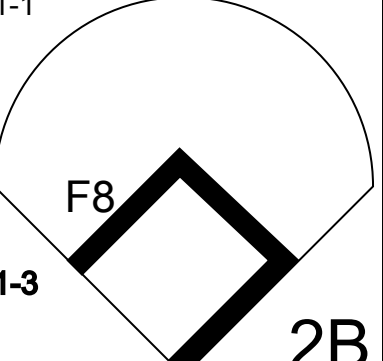
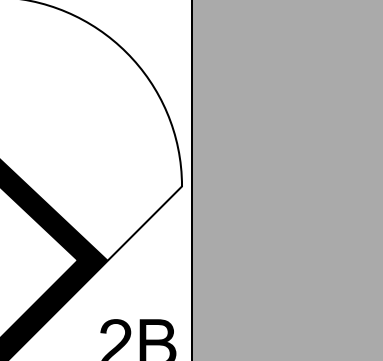

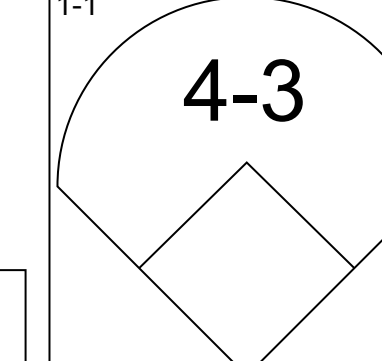
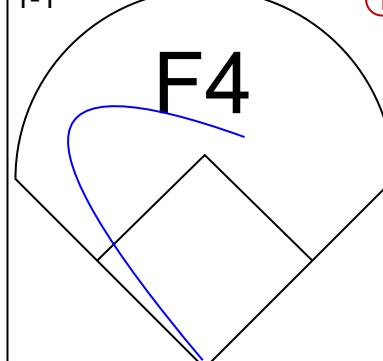
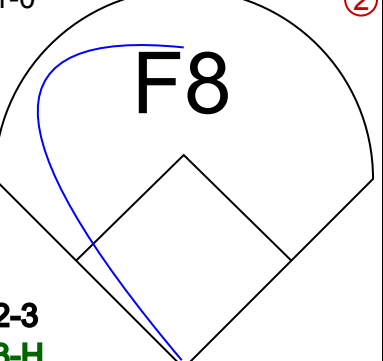
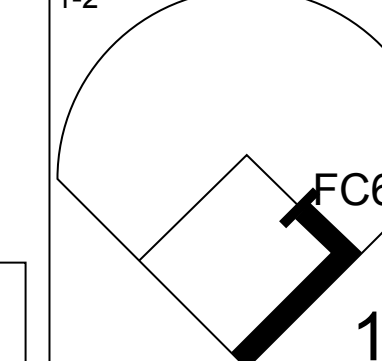
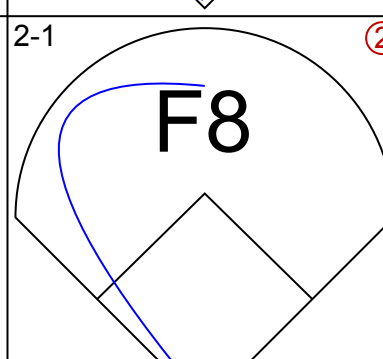
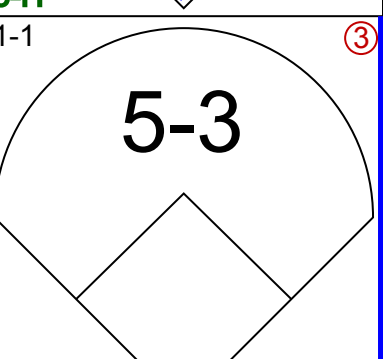
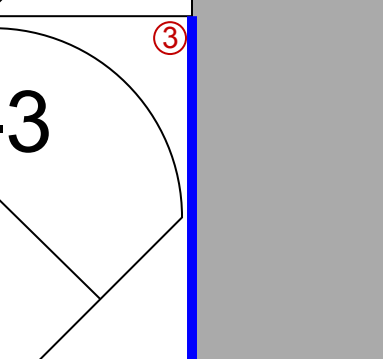
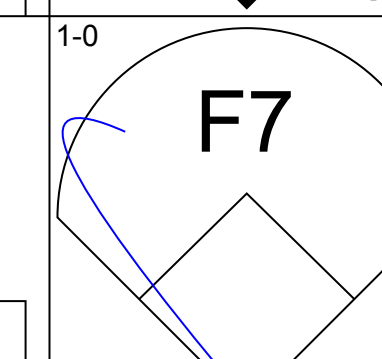
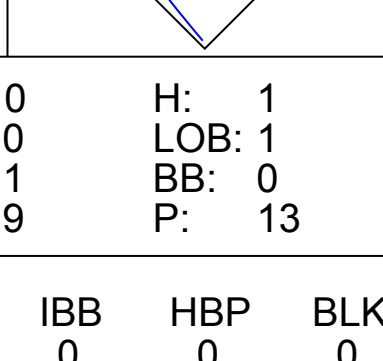
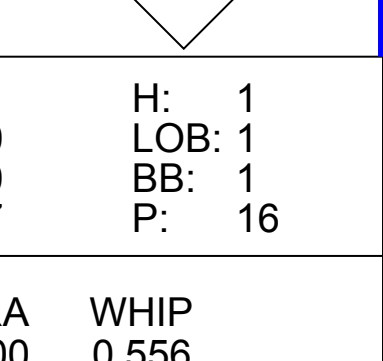
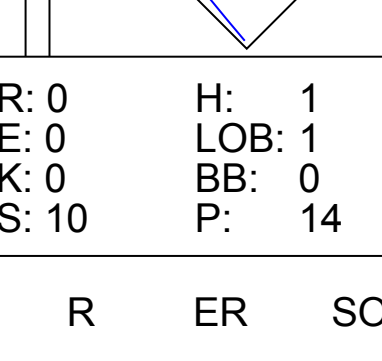


Batter	1	2	3	4	5	6	7	8	9	AB R H RBI BB SO LOB	TOP											
Sam Jethroe, S OBP: 0.402, SLG: 0.598 (1, 8)	5-3		F8			F7		F2	K	6 1 1 1 0 1 2	<b>Boston Braves @ Brooklyn Dodgers</b> Ebbets Field, Brooklyn, NY Sat May 13 1950, 3:33 AM EDT Att: 19,488 - Unknown											
Earl Torgeson, L OBP: 0.424, SLG: 0.413 (1, 3)	4-3		G3 HR		1B 3B BB	K		4-3		4 2 1 0 1 1 1												
Bob Elliott, R OBP: 0.323, SLG: 0.483 (1, 5)	1B BB		G3		3B 1B		K	5-3		5 2 2 0 0 1 1												
Sid Gordon, R OBP: 0.410, SLG: 0.683 (1, 7)	1B BB		HR		K		2B BB	1B HR BB		2 3 1 2 3 1 2												
Willard Marshall, L OBP: 0.337, SLG: 0.398 (1, 9)	FC6-4		G1		L8		F9	HR		5 2 3 3 0 0 1												
Walker Cooper, R OBP: 0.212, SLG: 0.346 (1, 2)	FC6-4				L8		1B 2B	HR		5 2 2 5 0 0 2												
Sibby Sisti, R (1, 4)			K		F9		1B BB	K		4 0 0 0 1 2 0												
Buddy Kerr, R OBP: 0.261, SLG: 0.329 (1, 6)			F8		1B		B5-3	SH1-4 1B		5 0 3 1 0 0 0												
Vern Bickford, R OBP: 0.133, SLG: 0.071 (1, 1)			K		5-3		K	SH1-4		3 0 0 0 1 2 3												
<b>Inning Stats</b>	R: 1 E: 0 K: 0 S: 8	H: 2 LOB: 2 BB: 1 P: 17	R: 0 E: 0 K: 2 S: 9	H: 0 LOB: 0 BB: 0 P: 13	R: 2 E: 0 K: 0 S: 6	H: 2 LOB: 0 BB: 0 P: 10	R: 0 E: 0 K: 0 S: 5	H: 1 LOB: 1 BB: 0 P: 5	R: 4 E: 0 K: 1 S: 13	H: 3 LOB: 0 BB: 1 P: 22	R: 0 E: 0 K: 1 S: 6	H: 0 LOB: 1 BB: 1 P: 13	R: 2 E: 0 K: 2 S: 12	H: 2 LOB: 2 BB: 2 P: 28	R: 0 E: 0 K: 0 S: 5	H: 0 LOB: 0 BB: 0 P: 7	R: 3 E: 0 K: 2 S: 15	H: 3 LOB: 1 BB: 1 P: 21	1B: 8 2B: 1 3B: 1 HR: 3	SF: 0 SAC: 1 DP: 0 HBP: 0	WP: 0 PB: 0 SB: 0 CS: 0	PA: 46
<b>PITCHER</b>	IP WLS BF H R ER SO BB IBB HBP BLK WP HR S P ERA WHIP											<b>PITCHER</b>	IP WLS BF H R ER SO BB IBB HBP BLK WP HR S P ERA WHIP									
Joe Hatten, L ERA: 4.33 (1, 1)	4.0 L 21 7 6 6 2 2 0 0 0 0 2 31 53 13.50 2.250																					
Dan Bankhead, R ERA: 4.59 (5, 1)	3.0 15 3 3 3 4 3 0 0 0 0 0 28 55 9.00 2.000																					
Don Newcombe, R ERA: 8.78 (8, 1)	2.0 10 3 3 3 2 1 0 0 0 0 0 1 20 28 13.50 2.000																					

Batter	1	2	3	4	5	6	7	8	9	AB R H RBI BB SO LOB	BOTTOM											
Pee Wee Reese, R OBP: 0.362, SLG: 0.375 (5, PH)	6-3		F7						G3	2 0 0 0 0 0 0	<b>Boston Braves @ Brooklyn Dodgers</b> Ebbets Field, Brooklyn, NY Sat May 13 1950, 3:33 AM EDT Att: 19,488 - Unknown											
Eddie Miksis, R OBP: 0.333, SLG: 0.333 (6, 5)										1 0 0 0 0 0 0												
Spider Jorgensen, L (7, PH)										1 0 0 1 1 0 1												
George Shuba, L OBP: 0.322, SLG: 0.392 (1, 7)	BB BB BB		4-3			FC4-6 HBP	E4			2 0 0 0 1 0 2												
Duke Snider, L OBP: 0.400, SLG: 0.451 (1, 8)	1-2 BB		F7		FC4-6 G6-3	L9				3 0 0 0 1 0 4												
Jackie Robinson, R OBP: 0.432, SLG: 0.589 (1, 4)	1-2 2-3 BB		4-3		G6-3		6-3			3 0 0 0 1 0 1												
Carl Furillo, R OBP: 0.303, SLG: 0.333 (1, 9)	K		F9			F5	F2			4 0 0 0 0 1 3												
Gil Hodges, R OBP: 0.395, SLG: 0.533 (1, 3)	4-3					F6	F4			4 0 1 0 0 0 3												
Billy Cox, R OBP: 0.222, SLG: 0.125 (6, 6)			K		4-3		BB BB 1B			4 1 1 0 0 1 1												
Bruce Edwards, R OBP: 0.200, SLG: 0.333 (1, 2)			F9				BB BB E BB			3 1 0 0 1 0 0												
Joe Hatten, R OBP: 0.125, SLG: 0.125 (1, 1)										1 0 0 0 0 0 0												
Dan Bankhead, R OBP: 0.125, SLG: 0.250 (5, PH)			F4							1 0 0 0 0 0 0												
Gene Hermanski, L OBP: 0.600, SLG: 1.000 (7, PH)										0 0 0 0 1 0 0												
Don Newcombe, L OBP: 0.400, SLG: 0.250 (8, 1)										0 0 0 0 0 0 0												
Jim Russell, S OBP: 0.341, SLG: 0.629 (9, PH)										1 0 1 0 0 0 0												
<b>Inning Stats</b>	R: 0 E: 0 K: 1 S: 8	H: 0 LOB: 3 BB: 3 P: 22	R: 0 E: 0 K: 1 S: 10	H: 0 LOB: 0 BB: 0 P: 15	R: 0 E: 0 K: 0 S: 5	H: 0 LOB: 0 BB: 0 P: 7	R: 0 E: 0 K: 0 S: 11	H: 1 LOB: 1 BB: 0 P: 18	R: 0 E: 0 K: 0 S: 5	H: 0 LOB: 0 BB: 0 P: 5	R: 0 E: 0 K: 0 S: 5	H: 0 LOB: 0 BB: 0 P: 8	R: 2 E: 1 K: 0 S: 15	H: 1 LOB: 3 BB: 3 P: 32	R: 0 E: 0 K: 0 S: 6	H: 0 LOB: 0 BB: 0 P: 8	R: 0 E: 0 K: 0 S: 9	H: 1 LOB: 1 BB: 0 P: 14	1B: 3 2B: 0 3B: 0 HR: 0	SF: 0 SAC: 0 DP: 1 HBP: 1	WP: 0 PB: 0 SB: 0 CS: 0	PA: 37
<b>PITCHER</b>	IP WLS BF H R ER SO BB IBB HBP BLK WP HR S P ERA WHIP											<b>PITCHER</b>	IP WLS BF H R ER SO BB IBB HBP BLK WP HR S P ERA WHIP									
Vern Bickford, R ERA: 3.48 (1, 1)	9.0 W 37 3 2 1 2 6 0 1 0 0 0 74 129 1.00 1.000																					





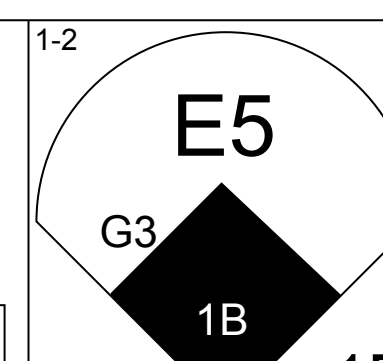
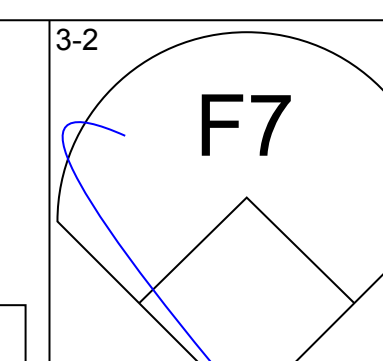
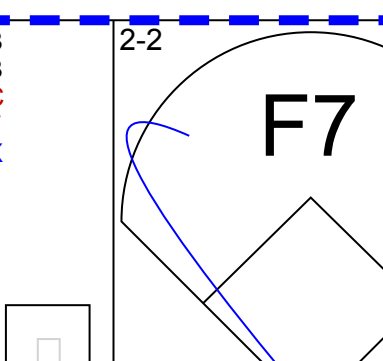
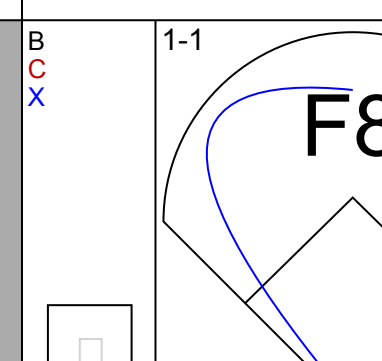
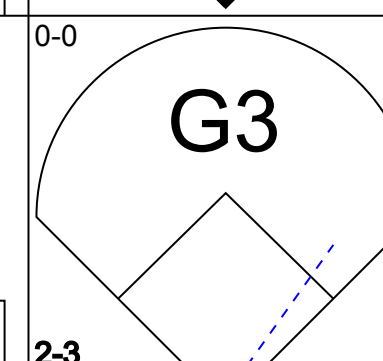
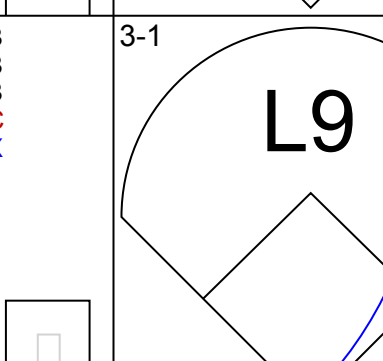
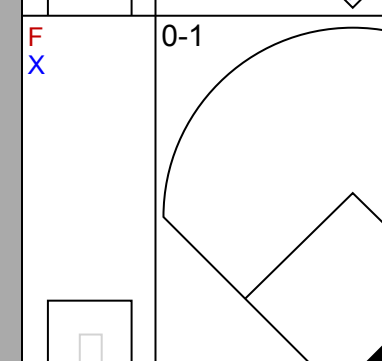
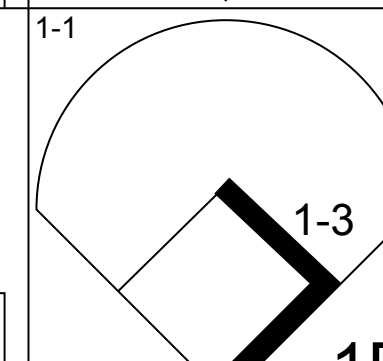
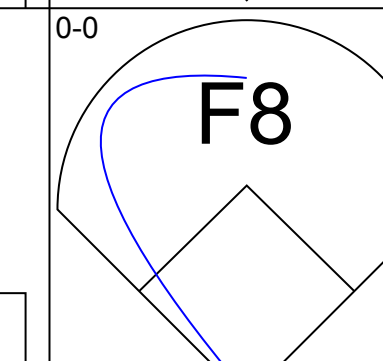
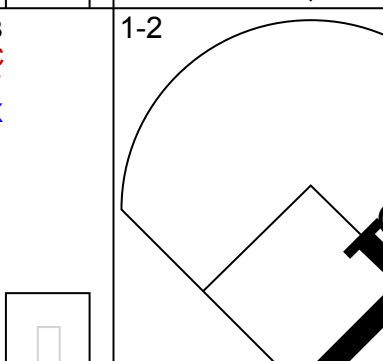
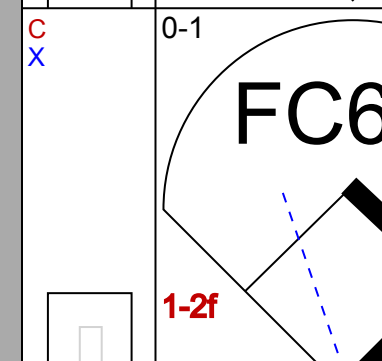
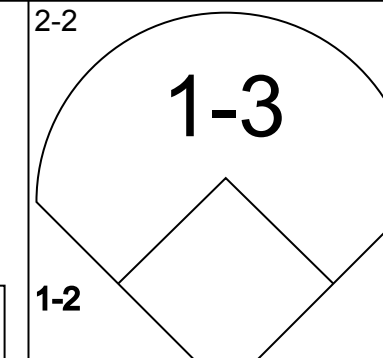
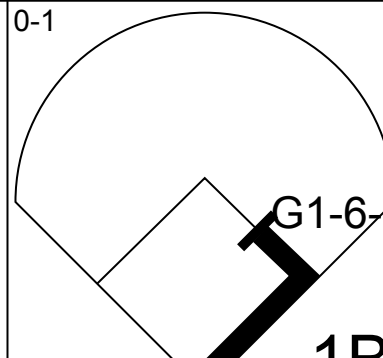
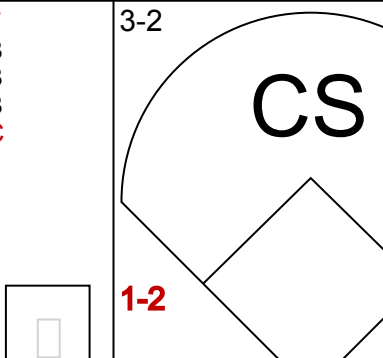
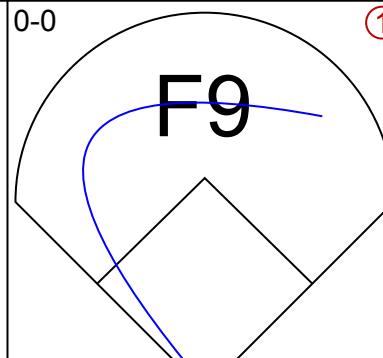
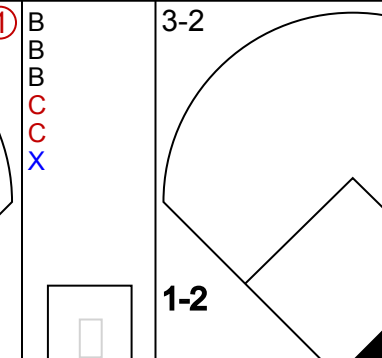
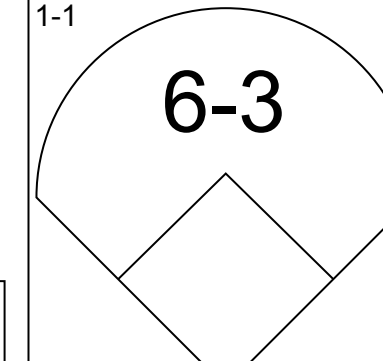
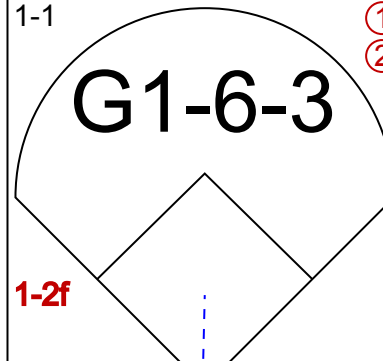
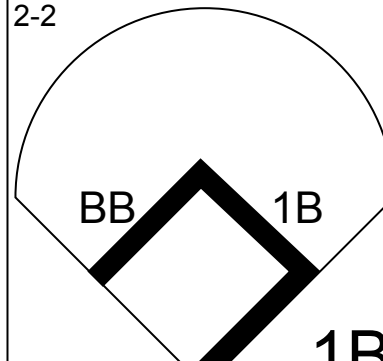
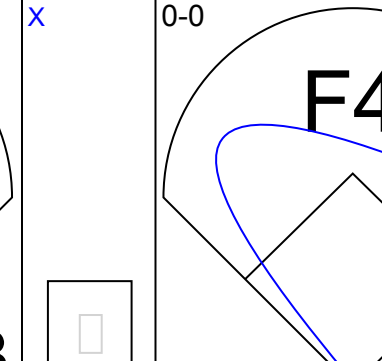
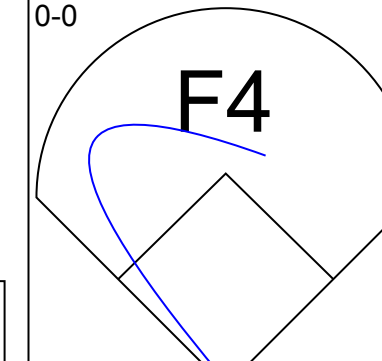
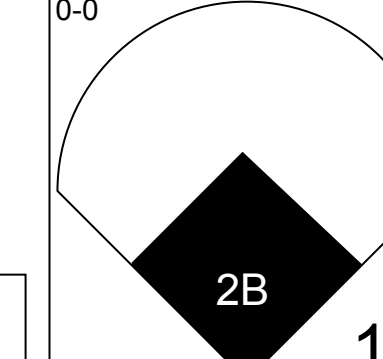
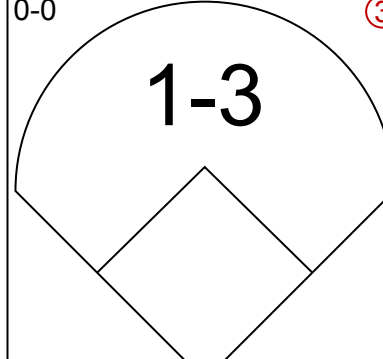
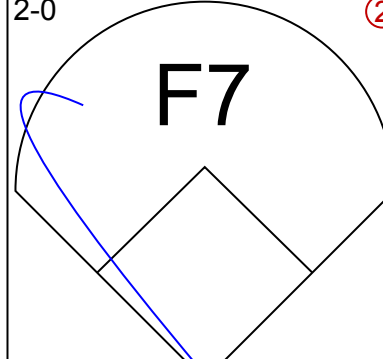
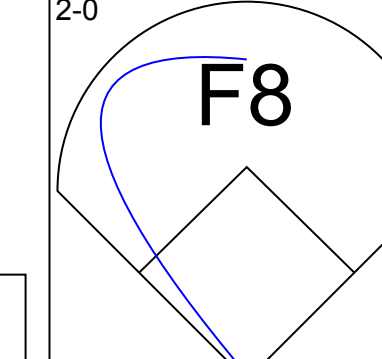
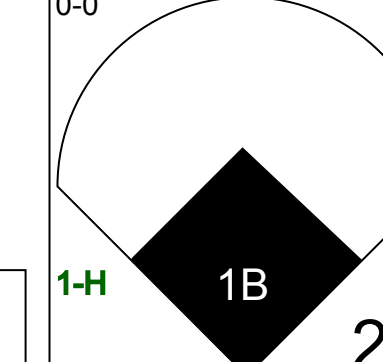
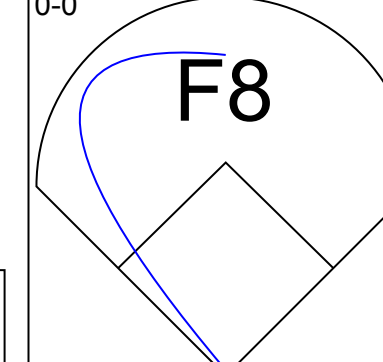
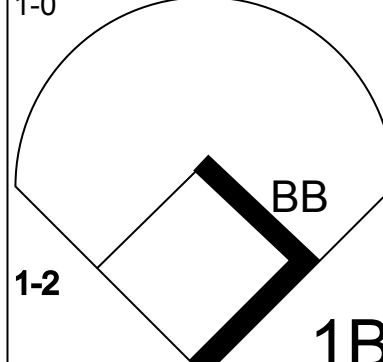
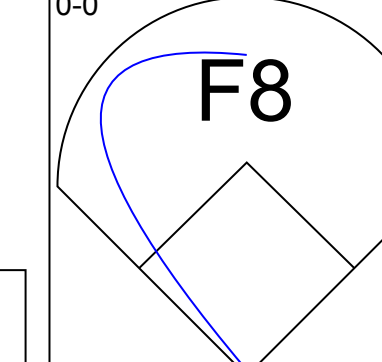
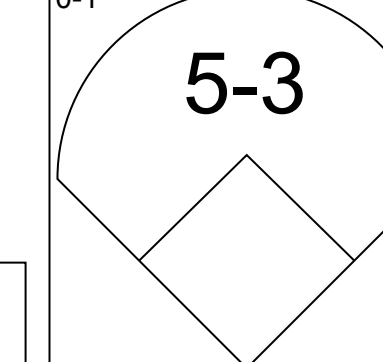
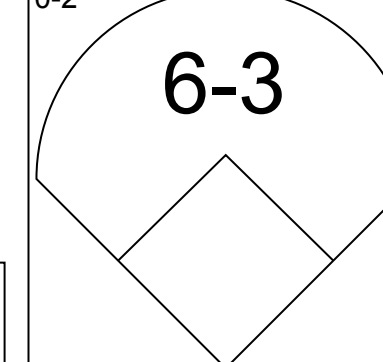
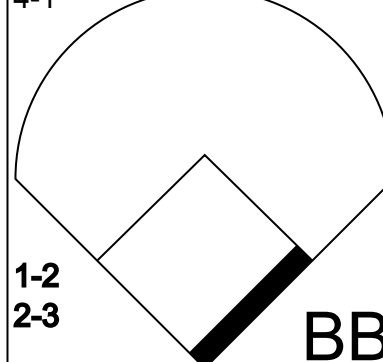
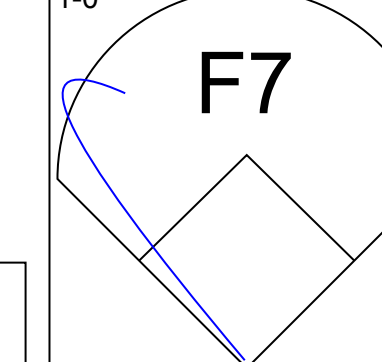
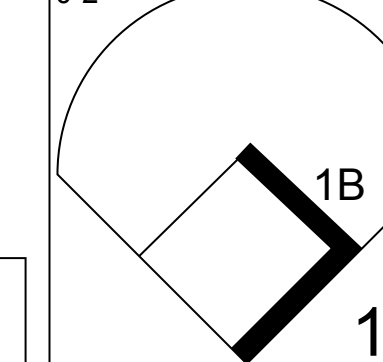
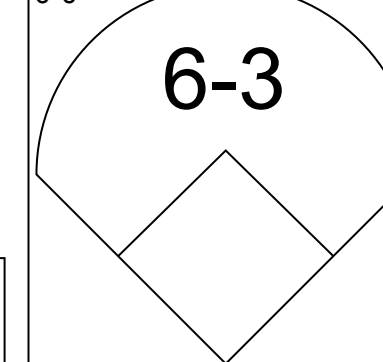
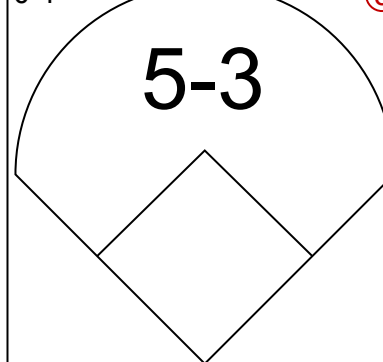


Batter	1	2	3	4	5	6	7	8	9	AB	R	H	RBI	BB	SO	LOB	TOP					
<b>Tommy Glaviano, R</b> OBP: 0.467, SLG: 0.459 (1, 5)										4	0	0	0	0	2	2						
<b>Chuck Diering, R</b> OBP: 0.344, SLG: 0.389 (1, 8)										4	0	0	0	0	2	0						
<b>Stan Musial, L</b> OBP: 0.511, SLG: 0.734 (1, 3)										4	0	1	0	0	0	0						
<b>Johnny Lindell, R</b> OBP: 0.276, SLG: 0.160 (1, 7)										4	0	0	0	0	0	1						
<b>Enos Slaughter, L</b> OBP: 0.398, SLG: 0.333 (1, 9)										3	0	0	0	0	1	0						
<b>Marty Marion, R</b> OBP: 0.395, SLG: 0.344 (1, 6)										2	1	0	0	1	0	0						
<b>Red Schoendienst, S</b> OBP: 0.275, SLG: 0.340 (1, 4)										3	0	2	0	0	0	0						
<b>Del Rice, R</b> OBP: 0.225, SLG: 0.333 (8, PR)										3	0	1	1	0	0	2						
<b>Harry Walker, L</b> OBP: 0.255, SLG: 0.156 (8, PR)										0	0	0	0	0	0	0						
<b>Joe Garagiola, L</b> OBP: 0.353, SLG: 0.422 (8, PR)										0	0	0	0	0	0	0						
<b>Gerry Staley, R</b> OBP: 0.333, SLG: 0.273 (1, 1)										1	0	0	0	0	0	1						
<b>Eddie Kazak, R</b> OBP: 0.368, SLG: 0.333 (5, PH)										1	0	0	0	0	0	1						
<b>Al Brazie, L</b> OBP: 0.250, SLG: 0.250 (5, PH)										0	0	0	0	0	0	0						
<b>Eddie Miller, R</b> OBP: 0.345, SLG: 0.346 (8, PH)										1	0	0	0	0	0	1						
<b>Fred Martin, R</b> OBP: 0.500, SLG: 1.000 (8, 1)										0	0	0	0	0	0	0						
<b>Inning Stats</b>	R: 0 E: 0 K: 1 S: 9	H: 0 LOB: 0 BB: 0 P: 12	R: 0 E: 0 K: 1 S: 7	H: 0 LOB: 0 BB: 0 P: 12	R: 0 E: 0 K: 1 S: 9	H: 1 LOB: 1 BB: 0 P: 13	R: 0 E: 0 K: 0 S: 6	H: 1 LOB: 0 BB: 0 P: 12	R: 1 E: 0 K: 0 S: 7	H: 1 LOB: 1 BB: 1 P: 16	R: 0 E: 0 K: 1 S: 10	H: 0 LOB: 0 BB: 0 P: 15	R: 0 E: 0 K: 0 S: 6	H: 0 LOB: 0 BB: 0 P: 10	R: 0 E: 0 K: 0 S: 10	H: 1 LOB: 1 BB: 0 P: 14	R: 0 E: 0 K: 1 S: 12	H: 0 LOB: 0 BB: 0 P: 17	1B: 2 2B: 3 3B: 0 HR: 0	SF: 0 SAC: 0 DP: 1 HBP: 0	WP: 0 PB: 0 SB: 0 CS: 0	PA: 31
<b>PITCHER</b> <b>Preacher Roe, L</b> ERA: 2.97 (1, 1)	IP: 9.0 WLS: W BF: 31 H: 4 R: 1 ER: 1 SO: 5 BB: 1 IBB: 0 HBP: 0 BLK: 0 WP: 0 HR: 0 S: 76 P: 121 ERA: 1.00 WHIP: 0.556															<b>PITCHER</b>						

St. Louis Cardinals @ Brooklyn Dodgers  
Ebbets Field, Brooklyn, NY  
Tue May 16 1950, 3:33 AM EDT  
Att: 10,816 - Unknown

AB 30  
R 1  
H 4  
RBI 1  
BB 1  
SO 5  
LOB 8



Batter	1	2	3	4	5	6	7	8	9	AB	R	H	RBI	BB	SO	LOB	BOTTOM			
<b>Pee Wee Reese, R</b> OBP: 0.353, SLG: 0.356 (1, 6)										4	1	1	0	0	0	2				
<b>George Shuba, L</b> OBP: 0.333, SLG: 0.400 (1, 7)										4	0	2	1	0	0	1				
<b>Duke Snider, L</b> OBP: 0.409, SLG: 0.468 (1, 8)										4	0	2	1	0	0	3				
<b>Jackie Robinson, R</b> OBP: 0.448, SLG: 0.588 (1, 4)										4	0	2	0	0	0	1				
<b>Carl Furillo, R</b> OBP: 0.299, SLG: 0.326 (1, 9)										4	0	1	0	0	0	4				
<b>Gil Hodges, R</b> OBP: 0.383, SLG: 0.506 (1, 3)										4	1	1	0	0	0	1				
<b>Billy Cox, R</b> OBP: 0.353, SLG: 0.438 (1, 5)										4	1	2	1	0	0	0				
<b>Roy Campanella, R</b> OBP: 0.358, SLG: 0.604 (1, 2)										3	0	0	0	1	0	1				
<b>Preacher Roe, R</b> OBP: 0.250, SLG: 0.273 (1, 1)										3	0	1	0	0	0	3				
<b>Inning Stats</b>	R: 1 E: 1 K: 0 S: 11	H: 2 LOB: 1 BB: 0 P: 16	R: 2 E: 0 K: 0 S: 16	H: 4 LOB: 2 BB: 0 P: 19	R: 0 E: 0 K: 0 S: 5	H: 1 LOB: 0 BB: 0 P: 6	R: 0 E: 0 K: 0 S: 5	H: 0 LOB: 0 BB: 0 P: 5	R: 0 E: 0 K: 0 S: 10	H: 1 LOB: 0 BB: 0 P: 19	R: 0 E: 0 K: 0 S: 9	H: 2 LOB: 3 BB: 1 P: 18	R: 0 E: 0 K: 0 S: 10	H: 2 LOB: 2 BB: 0 P: 14	R: 0 E: 0 K: 0 S: 3	H: 0 LOB: 0 BB: 0 P: 6	1B: 11 2B: 1 3B: 0 HR: 0	SF: 0 SAC: 0 DP: 1 HBP: 0	WP: 0 PB: 0 SB: 0 CS: 1	PA: 36
<b>PITCHER</b> <b>Gerry Staley, R</b> ERA: 5.35 (1, 1)	IP: 4.0 WLS: L BF: 18 H: 7 R: 3 ER: 3 SO: 3 BB: 0 IBB: 0 HBP: 0 BLK: 0 WP: 0 HR: 0 S: 29 P: 46 ERA: 6.75 WHIP: 1.750															<b>PITCHER</b>				
<b>Al Brazie, L</b> ERA: 1.59 (5, 1)	IP: 3.0 WLS: L BF: 14 H: 5 R: 0 ER: 0 SO: 0 BB: 1 IBB: 0 HBP: 0 BLK: 0 WP: 0 HR: 0 S: 29 P: 51 ERA: 0.00 WHIP: 2.000															<b>PITCHER</b>				
<b>Fred Martin, R</b> ERA: 4.0 (8, 1)	IP: 1.0 WLS: L BF: 3 H: 0 R: 0 ER: 0 SO: 0 BB: 0 IBB: 0 HBP: 0 BLK: 0 WP: 0 HR: 0 S: 3 P: 6 ERA: 0.00 WHIP: 0.000															<b>PITCHER</b>				

St. Louis Cardinals @ Brooklyn Dodgers  
Ebbets Field, Brooklyn, NY  
Tue May 16 1950, 3:33 AM EDT  
Att: 10,816 - Unknown

AB 34  
R 3  
H 12  
RBI 3  
BB 1  
SO 0  
LOB 16





Batter	1	2	3	4	5	6	7	8	9	AB	R	H	RBI	BB	SO	LOB	TOP			
Tommy Giaviano, R OBP: 0.464, SLG: 0.456	1-1 E6 CS E		1-0 3-1 1B		1-3 K		0-1 2B 1B		1-2 F7	5	1	2	0	0	1	0	<b>St. Louis Cardinals @ Brooklyn Dodgers</b> Ebbets Field, Brooklyn, NY Wed May 17 1950, 3:33 AM EDT Att: 22,922 - Unknown <a href="http://livebaseballscorecards.com">livebaseballscorecards.com</a>			
Harry Walker, L OBP: 0.288, SLG: 0.184	0-0 F9		0-0 3-1		4-1 BB		0-0 2B		1-3 K	4	0	1	0	1	1	3				
Stan Musial, L OBP: 0.511, SLG: 0.720	3-1 FC4		0-0 2-H 3-H 1B		0-0 F8		4-0 2B IBB			3	0	1	2	1	0	2				
Enos Slaughter, L OBP: 0.383, SLG: 0.318	0-3 K		0-0 G3				2-0 F9			4	0	0	0	0	1	6				
Bill Howerton, L OBP: 0.415, SLG: 0.457		0-1 G3		0-3 K			2-3 K		1-0 G3	4	0	0	0	0	2	0				
Red Schoendienst, S OBP: 0.274, SLG: 0.330		1-0 4-3		0-1 4-3			4-1 BB		2-1 G3	3	0	0	0	1	0	0				
Joe Garagiola, L OBP: 0.439, SLG: 0.429		3-3 K		0-0 2B			2-0 F8		1-1 E6	4	0	1	0	0	1	1				
Marty Marion, R OBP: 0.357, SLG: 0.306			0-0 F7		0-3 K		1-0 5-3		1-1 4-3	4	0	0	0	0	1	2				
Max Lanier, R OBP: 0.455, SLG: 0.375			4-0 3-1 1B BB				0-0 F9		0-3 K	2	1	0	0	1	0	0				
Fred Martin, R OBP: 0.500, SLG: 1.000										0	0	0	0	0	0	0				
Eddie Kazak, R OBP: 0.350, SLG: 0.316										1	0	0	0	0	1	0				
<b>Inning Stats</b>	R: 0 E: 2 K: 1 S: 8	H: 0 LOB: 2 BB: 0 P: 12	R: 0 E: 0 K: 1 S: 6	H: 0 LOB: 0 BB: 0 P: 10	R: 2 E: 0 K: 0 S: 5	H: 2 LOB: 1 BB: 1 P: 10	R: 0 E: 0 K: 2 S: 9	H: 1 LOB: 1 BB: 0 P: 9	R: 0 E: 0 K: 1 S: 6	H: 0 LOB: 1 BB: 1 P: 11	R: 0 E: 0 K: 0 S: 8	H: 2 LOB: 3 BB: 1 P: 13	R: 0 E: 1 K: 0 S: 7	H: 0 LOB: 1 BB: 0 P: 12	R: 0 E: 0 K: 2 S: 11	H: 0 LOB: 0 BB: 0 P: 13	1B: 3 2B: 3 3B: 0 HR: 0	SF: 0 SAC: 0 DP: 1 HBP: 0	WP: 0 PB: 0 SB: 0 CS: 1	PA: 38
<b>PITCHER</b> Don Newcombe, R ERA: 6.04	IP: 9.0 WLS: W BF: 38	H: 5 R: 2 ER: 2 SO: 8	BB: 3 IBB: 1 HBP: 0 BLK: 0	WP: 0 HR: 0 S: 66 P: 107	ERA: 2.00 WHIP: 0.889	<b>PITCHER</b>										IP: 9.0 WLS: W BF: 38	H: 5 R: 2 ER: 2 SO: 8	BB: 3 IBB: 1 HBP: 0 BLK: 0	WP: 0 HR: 0 S: 66 P: 107	ERA: 2.00 WHIP: 0.889

Batter	1	2	3	4	5	6	7	8	9	AB	R	H	RBI	BB	SO	LOB	BOTTOM						
Pee Wee Reese, R OBP: 0.346, SLG: 0.348	2-1 B5-3		0-1 F6		2-2 G4-6-3 1B		1-1 2-3		0-1 1-3	5	0	1	0	0	0	3	<b>St. Louis Cardinals @ Brooklyn Dodgers</b> Ebbets Field, Brooklyn, NY Wed May 17 1950, 3:33 AM EDT Att: 22,922 - Unknown <a href="http://livebaseballscorecards.com">livebaseballscorecards.com</a>						
Billy Cox, R OBP: 0.381, SLG: 0.421	1-1 4-3		4-2 1-2 BB		0-0 G4-6-3 1-2				2-1 FC1-6 1B	3	0	1	0	1	0	1							
Jim Russell, S OBP: 0.347, SLG: 0.634	4-1 BB		1-2 F8				2-2 3-1		0-1 FC1-6 2B BLK	3	1	0	0	1	0	3							
Jackie Robinson, R OBP: 0.450, SLG: 0.573	1-1 F7		2-1 F7				4-2 FC6-4 BB		4-0 2B FC3-2 IBB	2	0	0	0	2	0	3							
Carl Furillo, R OBP: 0.297, SLG: 0.333		2-0 E3 FC6-4		1-2 6-3			0-0 FC6-4 1-2 HR		2-0 FC3-2 WP 2B	4	2	1	1	0	0	1							
Gil Hodges, R OBP: 0.388, SLG: 0.535		1-0 F6		0-1 F2			1-2 1-H HR		4-1 WP FC3-2 1B BB	3	2	1	2	1	0	1							
Duke Snider, L OBP: 0.402, SLG: 0.458		0-1 F7		1-1 BLK 1B			1-2 G3		1-0 FC3-2 1B WP	4	1	1	0	0	0	4							
Roy Campanella, R OBP: 0.351, SLG: 0.569		0-0 FC6-4 1-2		1-0 F7					1-0 F6	3	0	0	0	1	0	2							
Don Newcombe, L OBP: 0.444, SLG: 0.286			4-1 BB BB		1-3 K				2-1 F5	3	0	1	2	1	1	0							
<b>Inning Stats</b>	R: 0 E: 0 K: 0 S: 7	H: 0 LOB: 1 BB: 1 P: 15	R: 0 E: 1 K: 0 S: 5	H: 0 LOB: 1 BB: 0 P: 8	R: 0 E: 0 K: 0 S: 10	H: 0 LOB: 2 BB: 2 P: 21	R: 0 E: 0 K: 0 S: 8	H: 1 LOB: 1 BB: 0 P: 11	R: 0 E: 0 K: 1 S: 7	H: 1 LOB: 0 BB: 0 P: 10	R: 2 E: 0 K: 0 S: 14	H: 1 LOB: 0 BB: 1 P: 22	R: 0 E: 0 K: 0 S: 5	H: 0 LOB: 0 BB: 0 P: 9	R: 4 E: 0 K: 0 S: 13	H: 3 LOB: 2 BB: 3 P: 32		1B: 4 2B: 1 3B: 0 HR: 1	SF: 0 SAC: 0 DP: 1 HBP: 0	WP: 1 PB: 0 SB: 0 CS: 0	PA: 37		
<b>PITCHER</b> Max Lanier, L ERA: 2.94	IP: 7.1 WLS: L BF: 32	H: 5 R: 5 ER: 5 SO: 1	BB: 4 IBB: 1 HBP: 0 BLK: 0	WP: 1 HR: 1 S: 61 P: 109	ERA: 6.14 WHIP: 1.227	<b>PITCHER</b>										IP: 7.1 WLS: L BF: 32	H: 5 R: 5 ER: 5 SO: 1	BB: 4 IBB: 1 HBP: 0 BLK: 0	WP: 1 HR: 1 S: 61 P: 109	ERA: 6.14 WHIP: 1.227			
Fred Martin, R ERA: 4.66	0.2	5	1	1	1	0	1	1	0	8	19	13.50	3.000										







Batter	1	2	3	4	5	6	7	8	9	AB	R	H	RBI	BB	SO	LOB	TOP										
<b>Pete Castiglione, R</b> (1, 6) OBP: 0.289, SLG: 0.357	0-1 2B		1-0 F2		0-0 2B		0-1 F6		0-0 1B	5	0	3	0	0	0	0	<b>Pittsburgh Pirates @ Brooklyn Dodgers</b> Ebbets Field, Brooklyn, NY Sat May 20 1950, 3:33 AM EDT Unknown										
<b>Tom Saffell, L</b> (1, 8) OBP: 0.286, SLG: 0.204	0-2 F8		2-2 F4		2-3 K		1-2 1B		1-2 4-3	5	0	1	0	0	1	3											
<b>Ralph Kiner, R</b> (1, 7) OBP: 0.420, SLG: 0.489	1-1 F7		0-0 1B		3-0 1-3 2B		1-1 5-3			4	0	2	0	0	0	2											
<b>Nanny Fernandez, R</b> (1, 5) OBP: 0.301, SLG: 0.390	3-1 F7		0-0 F4		0-0 F9			0-2 F9		4	0	0	0	0	0	4											
<b>Wally Westlake, R</b> (1, 9) OBP: 0.357, SLG: 0.453		0-3 K		0-1 F4		1-1 5-3		1-0 6-3		4	0	0	0	0	1	0											
<b>Dale Coogan, L</b> (1, 3) OBP: 0.286, SLG: 0.261		1-3 K		2-1 CS 1B		4-2 1B BB		4-2 BB		2	0	1	0	2	1	0											
<b>Danny Murtaugh, R</b> (1, 4) OBP: 0.400, SLG: 0.433		1-0 HR 2B		4-1 1-2 BB		2-1 G1-4-3 1B		2-3 K		3	1	2	0	1	1	1											
<b>Ray Mueller, R</b> (1, 2) OBP: 0.143, SLG: 0.429	1-1 HR		0-0 F7		1-1 G1-4-3			0-2 G3		3	1	1	2	0	0	3											
<b>Mary Rickett, L</b> (9, PH) OBP: 0.083, SLG: 0.083	2H HR									1	0	0	0	0	0	0											
<b>Mel Queen, R</b> (1, 1) <b>Johnny Hopp, L</b> (9, PH) OBP: 0.448, SLG: 0.578	2-1 6-3				0-1 F6		1-3 K		3-2 L8	3	0	0	0	0	1	0											
<b>Inning Stats</b>	R: 0 E: 0 K: 0 S: 9	H: 1 LOB: 1 BB: 0 P: 13	R: 2 E: 0 K: 2 S: 11	H: 2 LOB: 0 BB: 0 P: 16	R: 0 E: 0 K: 0 S: 6	H: 1 LOB: 1 BB: 0 P: 9	R: 0 E: 0 K: 0 S: 6	H: 1 LOB: 1 BB: 0 P: 12	R: 0 E: 0 K: 1 S: 8	H: 2 LOB: 2 BB: 1 P: 13	R: 0 E: 0 K: 0 S: 10	H: 1 LOB: 1 BB: 0 P: 13	R: 0 E: 0 K: 1 S: 11	H: 0 LOB: 1 BB: 1 P: 18	R: 0 E: 0 K: 0 S: 11	H: 1 LOB: 1 BB: 0 P: 15	1B: 6 2B: 3 3B: 0 HR: 1	SF: 0 SAC: 0 DP: 1 HBP: 0	WP: 0 PB: 0 SB: 0 CS: 1	PA: 38							
<b>PITCHER</b>	IP	WLS	BF	H	R	ER	SO	BB	IBB	HBP	BLK	WP	HR	S	P	ERA	WHIP										
<b>Dan Bankhead, R</b> (1, 1) ERA: 4.05	7.0		30	9	2	2	4	2	0	0	0	0	1	59	93	2.57	1.571										
<b>Jack Banta, R</b> (8, 1) ERA: 0.57	2.0	W	8	1	0	0	1	1	0	0	0	0	0	22	33	0.00	1.000										

Batter	1	2	3	4	5	6	7	8	9	AB	R	H	RBI	BB	SO	LOB	BOTTOM										
<b>Pee Wee Reese, R</b> (1, 6) OBP: 0.350, SLG: 0.340	1-1 F8		4-1 FC5-4 BB		3-2 5-3			1-1 SH1-4 2B 1B		3	1	1	0	1	0	0	<b>Pittsburgh Pirates @ Brooklyn Dodgers</b> Ebbets Field, Brooklyn, NY Sat May 20 1950, 3:33 AM EDT Unknown										
<b>Gene Hermanski, L</b> (1, 7) OBP: 0.556, SLG: 0.750	0-1 1B		0-0 FC5-4 1B		0-0 CS 1B		1-0 SH SH1-4 2B		1-2 2-3	3	1	2	0	0	0	2											
<b>Duke Snider, L</b> (1, 8) OBP: 0.410, SLG: 0.456	3-2 F7		0-0 1-3 3H 1B		2-1 F7		0-0 SH1-4		1-2 2-3	3	0	1	1	0	0	2											
<b>Jackie Robinson, R</b> (1, 4) OBP: 0.459, SLG: 0.584	1-0 PO 1B		0-0 5-3		0-1 CS		1-2 F7		4-0 2B IBB	3	0	1	0	1	0	2											
<b>Carl Furillo, R</b> (1, 9) OBP: 0.300, SLG: 0.362	0-1 PO		1-1 6-3		2-2 2B 1B		2-0 F3		0-0 F2	4	0	1	0	0	0	3											
<b>Gil Hodges, R</b> (1, 3) OBP: 0.374, SLG: 0.516		0-3 K		2-0 F7		1-2 6-3		2-1 1H 2H 3H 2B		4	0	1	2	0	1	1											
<b>Billy Cox, R</b> (1, 5) OBP: 0.321, SLG: 0.385		3-2 6-3		2-2 2B		1-2 5-3				3	0	1	0	0	0	0											
<b>Roy Campanella, R</b> (1, 2) OBP: 0.354, SLG: 0.526			4-2 FC5-4 1B BB		4-0 G6-4-3 IBB		1-1 5-3			1	1	0	0	2	0	0											
<b>Dan Bankhead, R</b> (1, 1) OBP: 0.100, SLG: 0.200			0-3 K		1-2 G6-4-3		2-1 4-3			2	0	0	0	0	1	4											
<b>Jim Russell, S</b> (7, PH) <b>Jack Banta, L</b> (8, 1) OBP: 0.364, SLG: 0.660					1-2 G6-4-3					1	0	0	0	0	0	0											
<b>Inning Stats</b>	R: 0 E: 0 K: 0 S: 9	H: 2 LOB: 1 BB: 0 P: 14	R: 0 E: 0 K: 1 S: 10	H: 0 LOB: 0 BB: 0 P: 14	R: 1 E: 0 K: 1 S: 11	H: 1 LOB: 2 BB: 2 P: 19	R: 0 E: 0 K: 0 S: 10	H: 2 LOB: 2 BB: 1 P: 21	R: 0 E: 0 K: 0 S: 7	H: 1 LOB: 0 BB: 0 P: 12	R: 0 E: 0 K: 0 S: 7	H: 0 LOB: 0 BB: 0 P: 11	R: 0 E: 0 K: 0 S: 7	H: 0 LOB: 0 BB: 0 P: 11	R: 2 E: 1 K: 0 S: 7	H: 2 LOB: 2 BB: 1 P: 15	1B: 6 2B: 2 3B: 0 HR: 0	SF: 0 SAC: 2 DP: 1 HBP: 0	WP: 0 PB: 0 SB: 0 CS: 1	PA: 35							
<b>PITCHER</b>	IP	WLS	BF	H	R	ER	SO	BB	IBB	HBP	BLK	WP	HR	S	P	ERA	WHIP										
<b>Mel Queen, R</b> (1, 1) ERA: 5.13	8.0	L	33	8	3	1	2	2	2	0	0	0	0	68	117	1.12	1.250										







Batter	1	2	3	4	5	6	7	8	9	AB	R	H	RBI	BB	SO	LOB	TOP										
<b>Bobby Adams, R</b> OBP: 0.318, SLG: 0.333 (1, 4)	F8		5-3	FC6-4			1B BB	1B		4	0	1	0	1	0	2	<b>Cincinnati Reds @ Brooklyn Dodgers</b> Ebbets Field, Brooklyn, NY Sun May 21 1950, 3:33 AM EDT Att: 21,366 - Unknown										
<b>Peanuts Lowrey, R</b> OBP: 0.371, SLG: 0.321 (1, 7)	F7		F8				1B	1-3		4	0	1	0	1	0	1											
<b>Johnny Wyrostek, L</b> OBP: 0.376, SLG: 0.482 (8, 3)	1B		HR				G4-6-3			5	2	3	1	0	0	3											
<b>Bob Usher, R</b> OBP: 0.302, SLG: 0.531 <b>Lloyd Merriman, L</b> OBP: 0.410, SLG: 0.424 (8, 8)	K		K					1B 1B L7 BB	F8 WP BB	3	0	0	0	0	3	1											
<b>Johnny Pramesa, R</b> OBP: 0.333, SLG: 0.538 (1, 2)		5-3		F9			F8	1B HR 1B	BB BB	4	1	1	0	1	0	0											
<b>Grady Hatton, L</b> OBP: 0.353, SLG: 0.456 (1, 5)		HR HBP		CS 1B			HR	HR 1B	F8 BB	4	3	3	2	0	0	2											
<b>Virgil Stallcup, R</b> OBP: 0.284, SLG: 0.413 (1, 6)		HR		1B 3B			6-3	L7	K	5	2	2	3	0	1	4											
<b>Joe Adcock, R</b> OBP: 0.186, SLG: 0.190 <b>Ted Kluszcwski, L</b> OBP: 0.291, SLG: 0.394 <b>Danny Litwhiler, R</b> OBP: 0.324, SLG: 0.406 (8, 9)		K		E 1B			K	HR		3	0	1	1	0	2	0											
<b>Herm Wehmeier, R</b> OBP: 0.250, SLG: 0.304 (1, 1)	F7			E5 FC6-4			1B 2B	F9	F4	5	0	1	0	0	0	4											
<b>Inning Stats</b>	R: 0 E: 0 K: 1 S: 9	H: 1 LOB: 1 BB: 0 P: 14	R: 2 E: 0 K: 1 S: 11	H: 1 LOB: 0 BB: 0 P: 18	R: 1 E: 0 K: 1 S: 7	H: 1 LOB: 0 BB: 0 P: 10	R: 1 E: 0 K: 0 S: 11	H: 3 LOB: 2 BB: 0 P: 20	R: 0 E: 0 K: 1 S: 5	H: 0 LOB: 0 BB: 1 P: 12	R: 1 E: 0 K: 1 S: 9	H: 1 LOB: 0 BB: 0 P: 13	R: 0 E: 0 K: 0 S: 10	H: 2 LOB: 1 BB: 1 P: 18	R: 4 E: 0 K: 0 S: 19	H: 4 LOB: 1 BB: 3 P: 32		R: 1 E: 0 K: 1 S: 16	H: 1 LOB: 3 BB: 3 P: 34	1B: 8 2B: 1 3B: 1 HR: 4	SF: 0 SAC: 0 DP: 2 HBP: 1	WP: 1 PB: 0 CS: 1	PA: 45				
<b>PITCHER</b>	IP	WLS	BF	H	R	ER	SO	BB	IBB	HBP	BLK	WP	HR	S	P	ERA	WHIP										
<b>Preacher Roe, L</b> ERA: 3.66	(1, 1)	6.0	27	8	5	5	5	1	0	1	0	0	3	53	88	7.50	1.500										
<b>Jack Banta, R</b> ERA: 1.93	(7, 1)	1.1	L	7	3	3	3	0	0	0	0	0	0	17	32	20.25	3.750										
<b>Joe Hatten, L</b> ERA: 4.6	(8, 1)	0.2		4	2	1	1	0	0	0	0	0	1	11	17	13.50	3.000										
<b>Rex Barney, R</b> ERA: 1.53	(9, 1)	0.2		5	1	1	1	2	0	0	0	1	0	10	21	13.50	4.500										
<b>Erv Palica, R</b> ERA: 4.6	(9, 1)	0.1		2	0	0	0	1	0	0	0	0	0	6	13	0.00	3.000										

AB	38
R	10
H	14
RBI	10
BB	6
SO	6
LOB	17



Batter	1	2	3	4	5	6	7	8	9	AB	R	H	RBI	BB	SO	LOB	BOTTOM											
<b>Eddie Miksis, R</b> OBP: 0.273, SLG: 0.273 (1, 6)	F7			5-3				L7		4	1	1	2	0	0	1	<b>Cincinnati Reds @ Brooklyn Dodgers</b> Ebbets Field, Brooklyn, NY Sun May 21 1950, 3:33 AM EDT Att: 21,366 - Unknown											
<b>Jim Russell, S</b> OBP: 0.351, SLG: 0.633 <b>Bobby Morgan, R</b> OBP: 0.361, SLG: 0.275 (8, 9)		3B 1B								1	0	0	0	0	0	1												
<b>George Shuba, L</b> OBP: 0.348, SLG: 0.424 (1, 7)	K			K						4	1	1	2	1	2	1												
<b>Duke Snider, L</b> OBP: 0.414, SLG: 0.455 (1, 8)	WP BB	K2-3					BB 1B			3	2	1	0	2	1	1												
<b>Jackie Robinson, R</b> OBP: 0.450, SLG: 0.566 (1, 4)	K			K			L7			5	0	1	0	0	2	4												
<b>Carl Furillo, R</b> OBP: 0.298, SLG: 0.348 (1, 9)		5-3		5-3			1B			5	0	0	0	0	2	4												
<b>Gil Hodges, R</b> OBP: 0.397, SLG: 0.525 (1, 3)		2B 1B BB					BB 1B			3	3	2	2	2	0	1												
<b>Billy Cox, R</b> OBP: 0.342, SLG: 0.382 (9, 6)		1B 2B		F3			1B BB			3	1	2	1	2	0	1												
<b>Roy Campanella, R</b> OBP: 0.380, SLG: 0.532 (1, 2)		1B 3B IBB		SH3-4 1B			1B BB			4	1	2	2	1	0	2												
<b>Preacher Roe, R</b> ERA: 3.66 <b>Jack Banta, L</b> ERA: 1.93 <b>Joe Hatten, R</b> ERA: 4.6 <b>Gene Hermanski, L</b> OBP: 0.291, SLG: 0.394 <b>Rex Barney, R</b> ERA: 1.53 <b>Erv Palica, R</b> ERA: 4.6 (1, 1)		K		SH3-4			FC6			2	0	0	0	0	1	5												
<b>Inning Stats</b>	R: 0 E: 0 K: 2 S: 10	H: 0 LOB: 1 BB: 1 P: 18	R: 4 E: 0 K: 2 S: 16	H: 3 LOB: 2 BB: 2 P: 31	R: 0 E: 0 K: 1 S: 12	H: 1 LOB: 1 BB: 0 P: 14	R: 0 E: 0 K: 1 S: 12	H: 1 LOB: 1 BB: 0 P: 18	R: 2 E: 0 K: 0 S: 10	H: 2 LOB: 2 BB: 2 P: 21	R: 0 E: 0 K: 0 S: 5	H: 0 LOB: 0 BB: 0 P: 8	R: 0 E: 0 K: 1 S: 5	H: 1 LOB: 0 BB: 0 P: 7	R: 0 E: 0 K: 0 S: 10	H: 0 LOB: 1 BB: 2 P: 21	R: 3 E: 0 K: 1 S: 12	H: 2 LOB: 1 BB: 2 P: 26	1B: 7 2B: 2 3B: 1 HR: 0	SF: 0 SAC: 1 DP: 1 HBP: 0	WP: 1 PB: 0 SB: 1 CS: 0	PA: 45						
<b>PITCHER</b>	IP	WLS	BF	H	R	ER	SO	BB	IBB	HBP	BLK	WP	HR	S	P	ERA	WHIP											
<b>Herm Wehmeier, R</b> ERA: 5.96	(1, 1)	9.0	W	44	10	9	9	8	8	1	0	0	1	0	92	164	9.00	2.000										





Batter	1	2	3	4	5	6	7	8	9	AB	R	H	RBI	BB	SO	LOB	TOP					
Lloyd Merriman, L (1, 8) OBP: 0.442, SLG: 0.444										3	0	2	0	1	0	1	<b>Cincinnati Reds @ Brooklyn Dodgers</b> Ebbets Field, Brooklyn, NY Mon May 22 1950, 3:33 AM EDT Att: 20,075 - Unknown					
Peanuts Lowrey, R (1, 7) OBP: 0.379, SLG: 0.321										3	1	1	0	1	0	2						
Johnny Wyrostek, L (1, 3) OBP: 0.381, SLG: 0.483										4	0	2	0	0	0	2						
Ron Northey, L (1, 9) OBP: 0.375, SLG: 0.582										4	0	0	0	0	1	3						
Grady Hatton, L (1, 5) OBP: 0.349, SLG: 0.447										4	0	1	0	0	1	1						
Johnny Pramesa, R (1, 2) OBP: 0.316, SLG: 0.471										4	0	1	0	0	1	1						
Virgil Stallcup, R (1, 6) OBP: 0.273, SLG: 0.396										4	0	0	0	0	0	2						
Bobby Adams, R (1, 4) OBP: 0.308, SLG: 0.321										3	0	0	0	0	2	2						
Ted Kluszewski, L (7, PH) OBP: 0.237, SLG: 0.388										1	0	0	0	0	1	0						
Howie Fox, R (1, 1) OBP: 0.143, SLG: 0.143										2	0	0	0	0	0	0						
Harry Perkowski, L (7, PH) OBP: 0.667, SLG: 0.667										2	0	1	0	0	1	0						
<b>Inning Stats</b>	R: 0 E: 0 K: 0 S: 7	H: 1 LOB: 0 BB: 0 P: 9	R: 0 E: 0 K: 2 S: 14	H: 2 LOB: 2 BB: 0 P: 20	R: 0 E: 0 K: 0 S: 13	H: 2 LOB: 2 BB: 0 P: 17	R: 0 E: 0 K: 0 S: 5	H: 0 LOB: 0 BB: 0 P: 6	R: 0 E: 0 K: 1 S: 9	H: 1 LOB: 2 BB: 1 P: 15	R: 0 E: 0 K: 0 S: 6	H: 0 LOB: 0 BB: 0 P: 8	R: 0 E: 0 K: 1 S: 9	H: 1 LOB: 1 BB: 0 P: 9	R: 1 E: 1 K: 2 S: 10	H: 1 LOB: 1 BB: 1 P: 17	R: 0 E: 0 K: 2 S: 9	H: 0 LOB: 0 BB: 0 P: 12	1B: 8 2B: 0 3B: 0 HR: 0	SF: 0 SAC: 0 DP: 1 HBP: 0	WP: 0 PB: 0 SB: 0 CS: 0	PA: 36
<b>PITCHER</b> Don Newcombe, R (1, 1) ERA: 4.31	IP: 9.0 WLS: W BF: 36 H: 8 R: 1 ER: 0 SO: 7 BB: 2 IBB: 0 HBP: 0 BLK: 0 WP: 0 HR: 0 S: 82 P: 113 ERA: 0.00 WHIP: 1.111															<b>PITCHER</b>						

Batter	1	2	3	4	5	6	7	8	9	AB	R	H	RBI	BB	SO	LOB	BOTTOM			
Eddie Miksis, R (1, 6) OBP: 0.214, SLG: 0.214										3	0	0	0	0	0	0	<b>Cincinnati Reds @ Brooklyn Dodgers</b> Ebbets Field, Brooklyn, NY Mon May 22 1950, 3:33 AM EDT Att: 20,075 - Unknown			
George Shuba, L (1, 7) OBP: 0.342, SLG: 0.403										3	1	0	0	1	2	1				
Duke Snider, L (1, 8) OBP: 0.417, SLG: 0.451										3	1	1	0	1	0	0				
Jackie Robinson, R (1, 4) OBP: 0.452, SLG: 0.563										4	1	2	1	0	0	0				
Carl Furillo, R (1, 9) OBP: 0.304, SLG: 0.353										4	1	2	1	0	0	2				
Gil Hodges, R (1, 3) OBP: 0.395, SLG: 0.519										3	1	1	1	0	1	1				
Billy Cox, R (1, 5) OBP: 0.317, SLG: 0.351										3	0	0	0	0	0	2				
Roy Campanella, R (1, 2) OBP: 0.378, SLG: 0.523										3	0	1	0	0	1	1				
Don Newcombe, L (1, 1) OBP: 0.455, SLG: 0.333										2	0	1	0	0	0	0				
<b>Inning Stats</b>	R: 1 E: 0 K: 0 S: 12	H: 2 LOB: 1 BB: 1 P: 22	R: 0 E: 0 K: 1 S: 7	H: 0 LOB: 0 BB: 0 P: 10	R: 0 E: 0 K: 1 S: 7	H: 1 LOB: 0 BB: 0 P: 12	R: 4 E: 1 K: 0 S: 14	H: 3 LOB: 0 BB: 1 P: 26	R: 0 E: 0 K: 0 S: 7	H: 0 LOB: 0 BB: 0 P: 11	R: 0 E: 0 K: 1 S: 11	H: 1 LOB: 1 BB: 0 P: 17	R: 0 E: 0 K: 1 S: 7	H: 1 LOB: 1 BB: 0 P: 13	R: 0 E: 0 K: 0 S: 3	H: 0 LOB: 0 BB: 0 P: 4		1B: 8 2B: 0 3B: 0 HR: 0	SF: 0 SAC: 2 DP: 1 HBP: 0	WP: 0 PB: 0 SB: 0 CS: 1
<b>PITCHER</b> Howie Fox, R (1, 1) ERA: 6.2	IP: 6.0 WLS: L BF: 25 H: 7 R: 5 ER: 3 SO: 3 BB: 2 IBB: 0 HBP: 0 BLK: 0 WP: 0 HR: 0 S: 58 P: 98 ERA: 4.50 WHIP: 1.500															<b>PITCHER</b>				
Harry Perkowski, L (7, 1) ERA: 7.11	IP: 2.0 WLS: 7 BF: 7 H: 1 R: 0 ER: 0 SO: 1 BB: 0 IBB: 0 HBP: 0 BLK: 0 WP: 0 HR: 0 S: 10 P: 17 ERA: 0.00 WHIP: 0.500															<b>PITCHER</b>				

AB	34
R	1
H	8
RBI	0
BB	2
SO	7
LOB	14



AB	28
R	5
H	8
RBI	3
BB	2
SO	4
LOB	7









Batter	1	2	3	4	5	6	7	8	9	AB	R	H	RBI	BB	SO	LOB	TOP					
Wayne Terwilliger, R OBP: 0.374, SLG: 0.477	3-2 6-3 1B		1-0 5-3			0-0 L7		1-1 F4		4	0	1	0	0	0	1						
Bob Ramazzotti, R OBP: 0.395, SLG: 0.462	1-0 6-3 1-2		1-0 F9			1-0 1-3 1B		1-0 CS	1-1 FC4-6 2B	4	0	2	0	0	0	1						
Phil Cavarretta, L OBP: 0.424, SLG: 0.567	4-2 BB			0-0 B1-3		2-1 1-3			3-1 FC4-6 1B	3	0	1	0	1	0	1						
Hank Edwards, L OBP: 0.449, SLG: 0.614	2-3 K			0-0 F7		0-0 F5			0-1 FC4-6 BB	4	0	0	0	0	1	5						
Andy Patko, R OBP: 0.468, SLG: 0.670	1-2 F7			2-1 HR				4-1 G5-4-3 BB	4-2 BB	2	1	1	1	2	0	2						
Hank Sauer, R OBP: 0.396, SLG: 0.416		2-2 F7		0-0 F9				1-2 G5-4-3	1-0 F7	4	0	0	0	0	0	4						
Roy Smalley, R OBP: 0.257, SLG: 0.356		0-0 6-3			1-3 K			3-2 L5	1-1 F9	4	0	0	0	0	1	3						
Mickey Owen, R OBP: 0.220, SLG: 0.236		1-1 4-3			1-0 L9				2-1 1-3	3	0	0	0	0	0	0						
Bob Rush, R OBP: 0.304, SLG: 0.273			0-3 K		3-2 1-3				4-0 CS BB	2	0	0	0	1	1	0						
<b>Inning Stats</b>	R: 0 E: 0 K: 1 S: 13	H: 1 LOB: 2 BB: 1 P: 24	R: 0 E: 0 K: 0 S: 6	H: 0 LOB: 0 BB: 0 P: 9	R: 0 E: 0 K: 1 S: 5	H: 0 LOB: 0 BB: 0 P: 7	R: 1 E: 0 K: 0 S: 5	H: 1 LOB: 0 BB: 0 P: 7	R: 0 E: 0 K: 0 S: 7	H: 0 LOB: 0 BB: 0 P: 12	R: 0 E: 0 K: 0 S: 5	H: 1 LOB: 1 BB: 0 P: 8	R: 0 E: 0 K: 0 S: 8	H: 0 LOB: 0 BB: 1 P: 16	R: 0 E: 0 K: 0 S: 4	H: 0 LOB: 0 BB: 1 P: 12	R: 0 E: 0 K: 0 S: 13	H: 2 LOB: 3 BB: 1 P: 23	1B: 3 2B: 1 3B: 0 HR: 1	SF: 0 SAC: 0 DP: 1 HBP: 0	WP: 0 PB: 0 SB: 0 CS: 1	PA: 35
<b>PITCHER</b> Dan Bankhead, R ERA: 3.11	IP: 9.0 WLS: W BF: 34 H: 5 R: 1 ER: 1 SO: 3 BB: 4 IBB: 0 HBP: 0 BLK: 0 WP: 0 HR: 1 S: 66 P: 118 ERA: 1.00 WHIP: 1.000															<b>PITCHER</b>	IP: 9.0 WLS: W BF: 34 H: 5 R: 1 ER: 1 SO: 3 BB: 4 IBB: 0 HBP: 0 BLK: 0 WP: 0 HR: 1 S: 66 P: 118 ERA: 1.00 WHIP: 1.000					

Chicago Cubs @ Brooklyn Dodgers  
Ebbets Field, Brooklyn, NY  
Wed May 24, 1950, 3:33 AM EDT  
Att: 20,049 - Unknown

AB 30  
R 1  
H 5  
RBI 1  
BB 4  
SO 3  
LOB 17



Batter	1	2	3	4	5	6	7	8	9	AB	R	H	RBI	BB	SO	LOB	BOTTOM					
Billy Cox, R OBP: 0.327, SLG: 0.349	4-1 HR BB				0-1 F9			1-1 F6		3	1	0	0	1	1	2						
George Shuba, L OBP: 0.351, SLG: 0.455	1-0 L4		1-0 4-3			1-1 HR		1-1 SH 1B FC6 1B		4	2	2	1	0	0	1						
Duke Snider, L OBP: 0.406, SLG: 0.464	2-1 1-H HR		1-3 K2-3			0-3 K		0-0 FC6 SH 1B		4	2	2	2	0	2	0						
Jackie Robinson, R OBP: 0.443, SLG: 0.555	1-2 6-3		1-0 5-3			0-0 1B		0-0 SH 1B		3	0	1	0	0	0	0						
Carl Furillo, R OBP: 0.301, SLG: 0.346	0-1 G3			0-0 6-3		2-0 G6-4-3 1B		0-0 F9		4	0	1	0	0	0	3						
Gil Hodges, R OBP: 0.386, SLG: 0.491		4-2 SH BB		2-2 F8		2-1 G6-4-3		0-0 FC6		3	0	0	1	1	0	3						
Eddie Miksis, R OBP: 0.150, SLG: 0.150		0-0 SH		0-0 4-3		1-3 K		1-3 2-H 3-H FC5-2-4-3		3	0	0	0	0	1	2						
Roy Campanella, R OBP: 0.358, SLG: 0.528		2-3 K			3-2 F5			0-0 HR		3	1	1	1	0	1	2						
Dan Bankhead, R OBP: 0.071, SLG: 0.143		0-3 K			0-2 6-3			0-1 1-3		3	0	0	0	0	1	2						
<b>Inning Stats</b>	R: 2 E: 0 K: 0 S: 9	H: 1 LOB: 0 BB: 1 P: 17	R: 0 E: 1 K: 3 S: 14	H: 0 LOB: 2 BB: 1 P: 20	R: 0 E: 0 K: 1 S: 6	H: 0 LOB: 0 BB: 0 P: 9	R: 0 E: 0 K: 0 S: 6	H: 0 LOB: 0 BB: 0 P: 8	R: 0 E: 0 K: 0 S: 10	H: 0 LOB: 0 BB: 0 P: 13	R: 1 E: 0 K: 1 S: 9	H: 3 LOB: 1 BB: 0 P: 14	R: 1 E: 0 K: 1 S: 9	H: 1 LOB: 0 BB: 0 P: 11	R: 2 E: 1 K: 0 S: 8	H: 2 LOB: 1 BB: 0 P: 11	R: 0 E: 0 K: 0 S: 8	H: 0 LOB: 0 BB: 0 P: 11	1B: 4 2B: 1 3B: 0 HR: 3	SF: 0 SAC: 2 DP: 2 HBP: 0	WP: 0 PB: 0 SB: 0 CS: 0	PA: 34
<b>PITCHER</b> Bob Rush, R ERA: 2.91	IP: 8.0 WLS: L BF: 34 H: 7 R: 6 ER: 5 SO: 6 BB: 2 IBB: 0 HBP: 0 BLK: 0 WP: 0 HR: 3 S: 71 P: 103 ERA: 5.62 WHIP: 1.125															<b>PITCHER</b>	IP: 8.0 WLS: L BF: 34 H: 7 R: 6 ER: 5 SO: 6 BB: 2 IBB: 0 HBP: 0 BLK: 0 WP: 0 HR: 3 S: 71 P: 103 ERA: 5.62 WHIP: 1.125					

Chicago Cubs @ Brooklyn Dodgers  
Ebbets Field, Brooklyn, NY  
Wed May 24, 1950, 3:33 AM EDT  
Att: 20,049 - Unknown

AB 30  
R 6  
H 7  
RBI 5  
BB 2  
SO 6  
LOB 15





Batter	1	2	3	4	5	6	7	8	9	AB	R	H	RBI	BB	SO	LOB	TOP					
Wayne Terwilliger, R OBP: 0.375, SLG: 0.482	F9		6-3		S 1B 2B	WP 1B			E5 FC4-6	5	1	2	0	0	0	0						
Bob Ramazzotti, R OBP: 0.333, SLG: 0.353	F2		1-3		6-3				F8	4	0	0	0	1	0	2						
Phil Cavarretta, L OBP: 0.395, SLG: 0.500	F7			BLK HR BB	K				FC4-6 FC5-4	4	1	0	0	1	1	4						
Hank Sauer, R OBP: 0.396, SLG: 0.447		K		HR	1B				FC5-4	5	1	2	3	0	2	1						
Andy Patko, R OBP: 0.470, SLG: 0.660	5-3			HR	1B					3	1	1	0	1	0	0						
Roy Smalley, R OBP: 0.274, SLG: 0.365	2B 1B			BB	1B					3	0	2	0	1	1	0						
Bob Borkowski, R OBP: 0.353, SLG: 0.231	2B 1B		G5-4-3	BB	1B					4	0	1	0	0	0	5						
Mickey Owen, R OBP: 0.222, SLG: 0.237	5-3			1B						4	0	1	1	0	0	2						
Bill Voiselle, R OBP: 0.167, SLG: 0.167			6-3		4-3					2	0	0	0	0	0	1						
Randy Jackson, R OBP: 0.243, SLG: 0.353			6-3		4-3					1	0	0	0	0	0	0						
Monk Dubiel, R OBP: 0.111, SLG: 0.222			6-3		4-3					0	0	0	0	0	0	0						
Bob Scheffing, R OBP: 0.500, SLG: 0.500			6-3		4-3					1	0	0	0	0	0	0						
Doyle Lade, R OBP: 0.500, SLG: 0.500			6-3		4-3					0	0	0	0	0	0	0						
<b>Inning Stats</b>	R: 0 E: 0 K: 0 S: 5	H: 0 LOB: 0 BB: 0 P: 5	R: 0 E: 0 K: 1 S: 10	H: 2 LOB: 2 BB: 0 P: 17	R: 0 E: 0 K: 0 S: 9	H: 0 LOB: 0 BB: 2 P: 11	R: 3 E: 0 K: 0 S: 6	H: 3 LOB: 1 BB: 2 P: 18	R: 1 E: 0 K: 1 S: 17	H: 3 LOB: 3 BB: 1 P: 30	R: 0 E: 0 K: 2 S: 12	H: 1 LOB: 2 BB: 1 P: 20	R: 0 E: 0 K: 2 S: 8	H: 0 LOB: 0 BB: 0 P: 12	R: 0 E: 0 K: 0 S: 10	H: 0 LOB: 0 BB: 0 P: 15	R: 0 E: 1 K: 0 S: 11	H: 0 LOB: 1 BB: 0 P: 19	1B: 6 2B: 2 3B: 0 HR: 1	SF: 0 SAC: 0 DP: 1 HBP: 0	WP: 1 PB: 0 SB: 1 CS: 0	PA: 40
<b>PITCHER</b> Preacher Roe, L ERA: 3.72	IP: 9.0 WLS: W BF: 40 H: 9 R: 4 ER: 4 SO: 4	BB: 4 IBB: 0 HBP: 0 BLK: 1	WP: 1 HR: 1 S: 88 P: 147	ERA: 4.00 WHIP: 1.444																		

Chicago Cubs @ Brooklyn Dodgers  
Ebbets Field, Brooklyn, NY  
Thu May 25 1950, 3:33 AM EDT  
Att: 4,586 - Unknown


AB	36
R	4
H	9
RBI	4
BB	4
SO	4
LOB	15




Batter	1	2	3	4	5	6	7	8	9	AB	R	H	RBI	BB	SO	LOB	BOTTOM				
Billy Cox, R OBP: 0.333, SLG: 0.375	HR 2B	6-3		S 1B		F3		4-3		5	1	2	0	0	0	0					
George Shuba, L OBP: 0.386, SLG: 0.514	HR		K	F8				WP 2B		4	1	2	2	1	1	1					
Duke Snider, L OBP: 0.406, SLG: 0.461	1B L7		4-3		1-3 1B			K		5	2	2	0	0	1	2					
Jackie Robinson, R OBP: 0.452, SLG: 0.554	1B		4-1	BB	1-3			1B 1B BB		2	0	1	0	2	0	1					
Carl Furillo, R OBP: 0.307, SLG: 0.346	L7		4-2	BB	1-2			BB 1B		3	0	1	1	1	0	2					
Gil Hodges, R OBP: 0.397, SLG: 0.500	1B		FC6-4	BB				1B		4	0	3	1	0	0	2					
Eddie Miksis, R OBP: 0.130, SLG: 0.130	7-5			F8				1B		3	0	0	0	0	0	3					
Gene Hermanski, L OBP: 0.529, SLG: 0.571				F8				E5 FC5-4		0	0	0	0	1	0	0					
Bobby Morgan, R OBP: 0.361, SLG: 0.275								G6-4-3 BB		0	0	0	0	0	0	0					
Roy Campanella, R OBP: 0.353, SLG: 0.553		F7		HR				G6-4-3		4	1	1	1	0	0	5					
Preacher Roe, R OBP: 0.167, SLG: 0.176		K		B1				4-3		4	0	0	0	0	2	0					
<b>Inning Stats</b>	R: 3 E: 0 K: 0 S: 15	H: 5 LOB: 1 BB: 0 P: 27	R: 0 E: 0 K: 1 S: 5	H: 0 LOB: 0 BB: 0 P: 8	R: 0 E: 0 K: 1 S: 11	H: 0 LOB: 2 BB: 2 P: 22	R: 1 E: 0 K: 0 S: 13	H: 2 LOB: 1 BB: 0 P: 21	R: 1 E: 1 K: 0 S: 10	H: 2 LOB: 2 BB: 0 P: 16	R: 0 E: 0 K: 0 S: 9	H: 0 LOB: 1 BB: 1 P: 19	R: 0 E: 0 K: 0 S: 8	H: 2 LOB: 2 BB: 2 P: 22	R: 0 E: 0 K: 2 S: 16	H: 1 LOB: 1 BB: 0 P: 23	1B: 8 2B: 3 3B: 0 HR: 2	SF: 0 SAC: 0 DP: 2 HBP: 0	WP: 1 PB: 0 SB: 1 CS: 0	PA: 39	
<b>PITCHER</b> Bill Voiselle, R ERA: 4.5	IP: 5.0 WLS: L BF: 26 H: 9 R: 5 ER: 5 SO: 2	BB: 2 IBB: 0 HBP: 0 BLK: 0	WP: 0 HR: 2 S: 54 P: 94	ERA: 9.00 WHIP: 2.200																	
Monk Dubiel, R ERA: 4.34	IP: 2.0 WLS: 9 BF: 2 H: 2 R: 0 ER: 0 SO: 0	BB: 3 IBB: 0 HBP: 0 BLK: 0	WP: 0 HR: 0 S: 17 P: 41	ERA: 0.00 WHIP: 2.500																	
Doyle Lade, R ERA: 6.46	IP: 1.0 WLS: 4 BF: 1 H: 1 R: 0 ER: 0 SO: 2	BB: 0 IBB: 0 HBP: 0 BLK: 0	WP: 1 HR: 0 S: 16 P: 23	ERA: 0.00 WHIP: 1.000																	

Chicago Cubs @ Brooklyn Dodgers  
Ebbets Field, Brooklyn, NY  
Thu May 25 1950, 3:33 AM EDT  
Att: 4,586 - Unknown

AB	34
R	5
H	12
RBI	5
BB	5
SO	4
LOB	16





Batter	1	2	3	4	5	6	7	8	9	AB	R	H	RBI	BB	SO	LOB	TOP					
<b>Billy Cox, R</b> OBP: 0.305, SLG: 0.340 (1, 5)	0-1 6-3		2-0 F6		1-1 2-3		0-0 F7	0-0 F4		5	0	0	0	0	0	3	<b>Brooklyn Dodgers @ Boston Braves</b> Braves Field, Boston, MA Fri May 26 1950, 3:33 AM EDT Att: 29,795 - Unknown					
<b>George Shuba, L</b> OBP: 0.345, SLG: 0.480 (1, 7)	3-2 F4		1-1 3-1		1-2 F8		2-2 F4		1-2 F4	5	0	0	0	0	1							
<b>Duke Snider, L</b> OBP: 0.413, SLG: 0.467 (1, 8)	0-0 1B			0-0 1B		2-2 E 1B	0-1 F7		0-0 4-3	5	3	3	0	0	0							
<b>Jackie Robinson, R</b> OBP: 0.468, SLG: 0.578 (1, 4)	1-1 1B		2-1 FC5-4 1B		0-1 SH5-3		1-0 E 2B		0-0 1B	4	1	4	1	0	0							
<b>Carl Furillo, R</b> OBP: 0.303, SLG: 0.341 (1, 9)	1-0 F7		2-2 FC5-4 1B		2-2 E4 1B		0-0 E8 1B		0-1 F9	5	1	1	1	0	4							
<b>Gil Hodges, R</b> OBP: 0.400, SLG: 0.500 (1, 3)		0-1 1-3		0-0 F7		0-0 SH1-3 1B		0-0 FC4-6 SH5-3 1B		4	0	2	2	0	1							
<b>Eddie Miksis, R</b> OBP: 0.120, SLG: 0.120 (1, 6)	2-2 F3		0-0 FC6-4		0-1 SH1-3		0-0 SH5-3		0-0 SH5-3	2	0	0	0	0	1							
<b>Roy Campanella, R</b> OBP: 0.371, SLG: 0.577 (1, 2)	0-1 6-3			0-2 3B		4-0 IBB		4-0 FC4-6 IBB		2	0	1	0	2	0							
<b>Jack Banta, L</b> (1, 1)			3-2 F7		0-0 4-3		0-3 K		3-2 FC4-6	4	0	0	0	0	1							
<b>Inning Stats</b>	R: 1 E: 0 K: 0 S: 10	H: 2 LOB: 1 BB: 0 P: 15	R: 0 E: 0 K: 0 S: 8	H: 0 LOB: 0 BB: 0 P: 10	R: 0 E: 0 K: 0 S: 7	H: 0 LOB: 0 BB: 0 P: 13	R: 1 E: 1 K: 0 S: 11	H: 2 LOB: 1 BB: 0 P: 16	R: 0 E: 0 K: 0 S: 10	H: 1 LOB: 1 BB: 0 P: 12	R: 1 E: 1 K: 1 S: 14	H: 2 LOB: 3 BB: 1 P: 22	R: 0 E: 0 K: 0 S: 6	H: 0 LOB: 0 BB: 0 P: 8	R: 2 E: 1 K: 0 S: 8	H: 3 LOB: 2 BB: 1 P: 16	R: 0 E: 0 K: 0 S: 7	H: 1 LOB: 1 BB: 0 P: 8	1B: 9 2B: 1 3B: 1 HR: 0	SF: 0 SAC: 3 DP: 0 HBP: 0	WP: 0 PB: 0 CS: 1	PA: 41
<b>PITCHER</b>	IP	WLS	BF	H	R	ER	SO	BB	IBB	HBP	BLK	WP	HR	S	P	ERA	WHIP					
<b>Johnny Sain, R</b> ERA: 3.97 <b>Bobby Hogue, R</b> ERA: 1.46	(1, 1)	7.0	L 33	10	5	5	1	0	1	0	0	0	0	69	100	6.43	1.429					
<b>PITCHER</b>	IP	WLS	BF	H	R	ER	SO	BB	IBB	HBP	BLK	WP	HR	S	P	ERA	WHIP					
<b>Johnny Sain, R</b> ERA: 1.5 <b>Bobby Hogue, R</b>	(1, 1)	9.0	W 34	5	1	1	2	4	0	0	0	0	0	78	133	1.00	1.000					

Batter	1	2	3	4	5	6	7	8	9	AB	R	H	RBI	BB	SO	LOB	BOTTOM				
<b>Sam Jethroe, S</b> OBP: 0.354, SLG: 0.507 (1, 8)	1-0 5-3		1-1 F8		1-1 1B		1-2 1B	1-2 F2		4	0	1	0	0	0	0	<b>Brooklyn Dodgers @ Boston Braves</b> Braves Field, Boston, MA Fri May 26 1950, 3:33 AM EDT Att: 29,795 - Unknown				
<b>Earl Torgeson, L</b> OBP: 0.410, SLG: 0.375 (1, 3)	1-0 1B		3-1 F4		2-3 K		2-3 K	0-0 B1-3		4	0	1	0	0	1	2					
<b>Pete Reiser, L</b> OBP: 0.410, SLG: 0.424 (1, 7)	4-2 1B		2-2 G5-4-3 1B		1-0 G6-4-3 1B		1-0 F2	4-2 BB		2	0	1	0	2	0	0					
<b>Bob Elliott, R</b> OBP: 0.311, SLG: 0.421 (1, 5)	0-2 G5-4-3		1-2 G6-4-3		0-1 F8		0-1 F8	3-2 F5		4	0	0	0	0	4						
<b>Walker Cooper, R</b> OBP: 0.294, SLG: 0.446 (1, 2)		0-1 5-3		1-3 K		4-1 BB		2-1 6-3		3	0	0	0	1	1	0					
<b>Willard Marshall, L</b> OBP: 0.304, SLG: 0.331 (1, 9)		1-2 F2		0-0 F6		0-0 F6		1-0 F3		4	0	0	0	0	1						
<b>Gene Mauch, R</b> OBP: 0.286, SLG: 0.250 (1, 4)		4-2 BB		1-1 1B 2B		2-2 E5		3-2 5-3		3	1	1	0	1	0	0					
<b>Buddy Kerr, R</b> OBP: 0.250, SLG: 0.302 (1, 6)		1-0 F7		3-2 F6		2-2 F9		0-0 G1-6-3		3	0	0	0	0	3						
<b>Johnny Sain, R</b> OBP: 0.269, SLG: 0.280 <b>Bobby Hogue, R</b>	(1, 1)		3-2 F9		2-1 1B		0-0 G1-6-3			3	0	1	1	0	0	1					
<b>Inning Stats</b>	R: 0 E: 0 K: 0 S: 7	H: 1 LOB: 1 BB: 1 P: 13	R: 0 E: 0 K: 0 S: 9	H: 0 LOB: 1 BB: 1 P: 15	R: 0 E: 0 K: 1 S: 8	H: 1 LOB: 0 BB: 0 P: 12	R: 1 E: 0 K: 1 S: 15	H: 3 LOB: 2 BB: 0 P: 24	R: 0 E: 0 K: 0 S: 5	H: 0 LOB: 1 BB: 1 P: 10	R: 0 E: 1 K: 0 S: 7	H: 0 LOB: 0 BB: 0 P: 11	R: 0 E: 0 K: 0 S: 12	H: 0 LOB: 1 BB: 1 P: 20	R: 0 E: 0 K: 0 S: 7	H: 0 LOB: 0 BB: 0 P: 13	1B: 4 2B: 1 3B: 0 HR: 0	SF: 0 SAC: 0 DP: 3 HBP: 0	WP: 0 PB: 0 CS: 0	PA: 34	
<b>PITCHER</b>	IP	WLS	BF	H	R	ER	SO	BB	IBB	HBP	BLK	WP	HR	S	P	ERA	WHIP				
<b>Jack Banta, R</b> ERA: 1.5	(1, 1)	9.0	W 34	5	1	1	2	4	0	0	0	0	0	78	133	1.00	1.000				



Batter	1	2	3	4	5	6	7	8	9	AB	R	H	RBI	BB	SO	LOB	TOP					
<b>Billy Cox, R</b> OBP: 0.297, SLG: 0.328 (1, 5)	F5	1-2		1-3			F7		5-3	5	0	1	0	0	0	2	<b>Brooklyn Dodgers @ Boston Braves</b> Braves Field, Boston, MA Sat May 27 1950, 3:33 AM EDT Att: 24,903 - Unknown					
<b>George Shuba, L</b> OBP: 0.326, SLG: 0.450 (1, 7)	4-3	1-0			F3		L9		F4	5	0	0	0	0	0	2						
<b>Duke Snider, L</b> OBP: 0.415, SLG: 0.468 (1, 8)	1B									4	1	2	0	0	1	0						
<b>Jackie Robinson, R</b> OBP: 0.469, SLG: 0.571 (1, 4)				6-3						3	0	1	0	1	0	0						
<b>Carl Furillo, R</b> OBP: 0.295, SLG: 0.331 (1, 9)	E5									4	0	0	0	0	0	3						
<b>Gil Hodges, R</b> OBP: 0.396, SLG: 0.488 (1, 3)	FC6-4									3	0	0	0	1	0	2						
<b>Eddie Miksis, R</b> OBP: 0.172, SLG: 0.143 (1, 6)										3	0	1	0	1	0	0						
<b>Roy Campanella, R</b> OBP: 0.370, SLG: 0.568 <b>Bruce Edwards, R</b> OBP: 0.234, SLG: 0.356 (1, 2) (7, 2)	F9									3	0	1	0	0	1	2						
<b>Don Newcombe, L</b> OBP: 0.500, SLG: 0.400 <b>Bud Podbielan, R</b> OBP: 0.287, SLG: 0.287 <b>Joe Hatten, L</b> OBP: 0.100, SLG: 0.100 <b>Gene Hatten, L</b> OBP: 0.133, SLG: 0.133 <b>Erv Palica, R</b> OBP: 0.133, SLG: 0.133 <b>Wayne Belardi, L</b> OBP: 0.133, SLG: 0.133 (1, 1) (2, 1) (2, 1) (6, PH) (6, PH) (6, PH)										1	0	1	0	0	0	0						
<b>Inning Stats</b>	R: 1 E: 1 K: 0 S: 14	H: 2 LOB: 2 BB: 0 P: 22	R: 0 E: 0 K: 0 S: 7	H: 2 LOB: 0 BB: 0 P: 13	R: 0 E: 0 K: 1 S: 6	H: 0 LOB: 0 BB: 0 P: 11	R: 0 E: 0 K: 2 S: 13	H: 1 LOB: 2 BB: 1 P: 25	R: 0 E: 0 K: 0 S: 5	H: 0 LOB: 0 BB: 0 P: 8	R: 0 E: 0 K: 0 S: 9	H: 1 LOB: 2 BB: 1 P: 16	R: 0 E: 0 K: 0 S: 8	H: 1 LOB: 2 BB: 1 P: 12	R: 0 E: 0 K: 0 S: 9	H: 0 LOB: 0 BB: 0 P: 14		R: 0 E: 0 K: 0 S: 5	H: 0 LOB: 0 BB: 0 P: 6	1B: 7 2B: 0 3B: 0 HR: 0	SF: 0 SAC: 0 DP: 0 HBP: 0	WP: 1 PB: 0 CS: 0
<b>PITCHER</b> <b>Vern Bickford, R</b> ERA: 3.06 (1, 1)	IP: 9.0 WLS: W BF: 38 H: 7 R: 1 ER: 0 SO: 3 BB: 3 IBB: 0 HBP: 0 BLK: 0 WP: 1 HR: 0 S: 76 P: 127 ERA: 0.00 WHIP: 1.111															<b>PITCHER</b>						

Batter	1	2	3	4	5	6	7	8	9	AB	R	H	RBI	BB	SO	LOB	BOTTOM			
<b>Sam Jethroe, S</b> OBP: 0.355, SLG: 0.504 (1, 8)	G3	1B		F9		6-3		1B		5	1	2	1	0	0	0	<b>Brooklyn Dodgers @ Boston Braves</b> Braves Field, Boston, MA Sat May 27 1950, 3:33 AM EDT Att: 24,903 - Unknown			
<b>Earl Torgerson, L</b> OBP: 0.424, SLG: 0.383 (1, 3)	4-3	HBP				6-3		S		3	0	2	1	2	0	0				
<b>Pete Reiser, L</b> OBP: 0.386, SLG: 0.378 (1, 7)	4-3	G5-4-3		CS	4-3		K	F9		4	0	0	0	0	1	3				
<b>Bob Elliott, R</b> OBP: 0.321, SLG: 0.419 (1, 5)	6-3	G5-4-3			1B		E	FC6-4		3	2	1	0	2	0	4				
<b>Walker Cooper, R</b> OBP: 0.300, SLG: 0.437 (1, 2)		4-3		4-3	K		E	FC6-4		4	1	1	0	1	1	3				
<b>Willard Marshall, L</b> OBP: 0.303, SLG: 0.328 (1, 9)	4-3	4-3		L9			F5			4	0	1	0	0	0	3				
<b>Gene Mauch, R</b> OBP: 0.389, SLG: 0.333 (1, 4)		1B					E6			3	1	2	1	1	0	1				
<b>Buddy Kerr, R</b> OBP: 0.250, SLG: 0.300 (1, 6)		1B					F8			4	1	1	1	0	0	5				
<b>Vern Bickford, R</b> OBP: 0.208, SLG: 0.136 (1, 1)		1B		4-3				F9		4	1	1	1	0	1	0				
<b>Inning Stats</b>	R: 0 E: 0 K: 0 S: 9	H: 0 LOB: 1 BB: 1 P: 19	R: 4 E: 0 K: 0 S: 12	H: 5 LOB: 2 BB: 1 P: 22	R: 0 E: 0 K: 0 S: 12	H: 1 LOB: 1 BB: 0 P: 16	R: 0 E: 0 K: 0 S: 10	H: 0 LOB: 0 BB: 1 P: 21	R: 1 E: 0 K: 1 S: 11	H: 3 LOB: 2 BB: 0 P: 16	R: 0 E: 0 K: 1 S: 5	H: 0 LOB: 0 BB: 0 P: 7	R: 1 E: 1 K: 1 S: 15	H: 0 LOB: 2 BB: 2 P: 26	R: 1 E: 0 K: 0 S: 10	H: 2 LOB: 2 BB: 1 P: 21		1B: 11 2B: 0 3B: 0 HR: 0	SF: 0 SAC: 0 DP: 1 HBP: 1	WP: 0 PB: 0 SB: 2 CS: 1
<b>PITCHER</b> <b>Don Newcombe, R</b> ERA: 5.23 <b>Bud Podbielan, R</b> ERA: 5.2 <b>Joe Hatten, L</b> ERA: 4.37 <b>Erv Palica, R</b> ERA: 4.5 (1, 1) (2, 1) (2, 1) (6, 1)	IP: 9.0 WLS: L BF: 38 H: 7 R: 1 ER: 0 SO: 3 BB: 3 IBB: 0 HBP: 0 BLK: 0 WP: 1 HR: 0 S: 76 P: 127 ERA: 27.00 WHIP: 3.750															<b>PITCHER</b>				



Batter	1	2	3	4	5	6	7	8	9	AB	R	H	RBI	BB	SO	LOB	TOP					
<b>Billy Cox, R</b> OBP: 0.279, SLG: 0.306 (1, 5)	F2		F3		F8			L8		4	0	0	0	0	0	1	<b>Brooklyn Dodgers @ Boston Braves</b> Braves Field, Boston, MA Sun May 28 1950, 3:33 AM EDT Att: 18,919 - Unknown					
<b>Eddie Miksis, R</b> OBP: 0.182, SLG: 0.188 (1, 6)	2B			F4		F8		F7		4	0	1	0	0	0	0						
<b>Jim Russell, S</b> OBP: 0.338, SLG: 0.589 (1, 7)	F4			6-3		K		F5		4	0	0	0	0	1	1						
<b>Jackie Robinson, R</b> OBP: 0.476, SLG: 0.574 (1, 4)	L9			2B	1B				FC5	1B	3	1	2	0	1	0		1				
<b>Carl Furillo, R</b> OBP: 0.293, SLG: 0.336 (1, 9)		F8		2B	1B			L6		4	0	1	1	0	0	2						
<b>Gil Hodges, R</b> OBP: 0.385, SLG: 0.472 (1, 3)		L7		2B	2B			L7		4	0	0	0	0	0	2						
<b>Duke Snider, L</b> OBP: 0.411, SLG: 0.461 (1, 8)				4-3				F9		4	0	1	0	0	1	0						
<b>Roy Campanella, R</b> OBP: 0.365, SLG: 0.548 (1, 2)			4-3		F2			FC5		3	0	0	0	1	0	2						
<b>Dan Bankhead, R</b> OBP: 0.118, SLG: 0.125 <b>Rex Barney, R</b> (7, 1)			K					FC6-4		2	0	0	0	1	1	1						
<b>Inning Stats</b>	R: 0 E: 0 K: 0 S: 6	H: 1 LOB: 1 BB: 0 P: 9	R: 0 E: 0 K: 1 S: 8	H: 0 LOB: 0 BB: 0 P: 11	R: 0 E: 0 K: 1 S: 7	H: 0 LOB: 0 BB: 0 P: 11	R: 1 E: 0 K: 0 S: 14	H: 2 LOB: 1 BB: 0 P: 21	R: 0 E: 0 K: 0 S: 5	H: 0 LOB: 1 BB: 1 P: 9	R: 0 E: 0 K: 1 S: 7	H: 0 LOB: 1 BB: 1 P: 15	R: 0 E: 0 K: 0 S: 6	H: 0 LOB: 1 BB: 1 P: 12	R: 0 E: 0 K: 0 S: 5	H: 0 LOB: 0 BB: 0 P: 6	R: 0 E: 0 K: 0 S: 8	H: 2 LOB: 2 BB: 0 P: 10	1B: 3 2B: 2 3B: 0 HR: 0	SF: 0 SAC: 0 DP: 0 HBP: 0	WP: 0 PB: 0 SB: 1 CS: 0	PA: 35
<b>PITCHER</b> <b>Warren Spahn, L</b> ERA: 3.25 (1, 1)	IP: 9.0 WLS: W BF: 35 H: 5 R: 1 ER: 1 SO: 3 BB: 3 IBB: 0 HBP: 0 BLK: 0 WP: 0 HR: 0 S: 66 P: 104 ERA: 1.00 WHIP: 0.889															<b>PITCHER</b> <b>Warren Spahn, L</b> ERA: 3.25 (1, 1)	IP: 9.0 WLS: W BF: 35 H: 5 R: 1 ER: 1 SO: 3 BB: 3 IBB: 0 HBP: 0 BLK: 0 WP: 0 HR: 0 S: 66 P: 104 ERA: 1.00 WHIP: 0.889					

Batter	1	2	3	4	5	6	7	8	9	AB	R	H	RBI	BB	SO	LOB	BOTTOM			
<b>Sam Jethroe, S</b> OBP: 0.397, SLG: 0.500 (1, 8)	E5	4-3		F9		L9				5	1	2	0	0	0	2	<b>Brooklyn Dodgers @ Boston Braves</b> Braves Field, Boston, MA Sun May 28 1950, 3:33 AM EDT Att: 18,919 - Unknown			
<b>Earl Torgeson, L</b> OBP: 0.416, SLG: 0.370 (1, 3)	1B				F8			F9	G3	4	1	0	0	1	0	1				
<b>Pete Reiser, L</b> OBP: 0.417, SLG: 0.368 (1, 7)	1B			F5						1	1	0	0	3	0	0				
<b>Bob Elliott, R</b> OBP: 0.333, SLG: 0.453 (1, 5)	1B			K						4	1	3	4	0	1	0				
<b>Walker Cooper, R</b> OBP: 0.312, SLG: 0.456 (1, 2)	1B				1B					3	0	2	0	0	0	2				
<b>Willard Marshall, L</b> OBP: 0.361, SLG: 0.321 (1, 9)	IBB			G3				F8		3	0	0	0	1	0	4				
<b>Gene Mauch, R</b> OBP: 0.364, SLG: 0.316 (1, 4)	K				F5			F4		4	0	1	0	0	1	4				
<b>Buddy Kerr, R</b> OBP: 0.250, SLG: 0.298 (1, 6)	F2									4	0	1	0	0	0	4				
<b>Warren Spahn, L</b> OBP: 0.300, SLG: 0.276 (1, 1)			F8		F8			K		4	0	0	0	0	2	2				
<b>Inning Stats</b>	R: 2 E: 1 K: 1 S: 14	H: 2 LOB: 3 BB: 3 P: 33	R: 0 E: 0 K: 0 S: 5	H: 0 LOB: 0 BB: 0 P: 10	R: 0 E: 0 K: 1 S: 8	H: 1 LOB: 1 BB: 0 P: 12	R: 0 E: 0 K: 0 S: 6	H: 1 LOB: 1 BB: 0 P: 11	R: 0 E: 0 K: 0 S: 14	H: 1 LOB: 2 BB: 1 P: 26	R: 0 E: 0 K: 1 S: 8	H: 1 LOB: 1 BB: 0 P: 11	R: 2 E: 0 K: 0 S: 8	H: 2 LOB: 1 BB: 1 P: 16	R: 0 E: 0 K: 1 S: 9	H: 1 LOB: 1 BB: 0 P: 15	1B: 7 2B: 1 3B: 0 HR: 1	SF: 0 SAC: 1 DP: 0 HBP: 0	WP: 0 PB: 0 SB: 0 CS: 0	PA: 38
<b>PITCHER</b> <b>Dan Bankhead, R</b> ERA: 3.48 <b>Rex Barney, R</b> ERA: 1.33 (7, 1)	IP: 6.1 WLS: L BF: 32 H: 8 R: 4 ER: 4 SO: 3 BB: 4 IBB: 1 HBP: 0 BLK: 0 WP: 0 HR: 1 S: 61 P: 116 ERA: 5.68 WHIP: 1.895															<b>PITCHER</b> <b>Dan Bankhead, R</b> ERA: 3.48 <b>Rex Barney, R</b> ERA: 1.33 (7, 1)	IP: 6.1 WLS: L BF: 32 H: 8 R: 4 ER: 4 SO: 3 BB: 4 IBB: 1 HBP: 0 BLK: 0 WP: 0 HR: 1 S: 61 P: 116 ERA: 5.68 WHIP: 1.895			



Batter	1	2	3	4	5	6	7	8	9	10	AB	R	H	RBI	BB	SO	LOB	TOP				
<b>Richie Ashburn, L</b> OBP: 0.400, SLG: 0.415	4-2 BB	4-2 BB	1-0 F3		2-0 F8			2-2 HR	4-0 BB		3	1	1	1	3	0	5	<b>Philadelphia Phillies @ Brooklyn Dodgers</b> Ebbets Field, Brooklyn, NY Tue May 30 1950, 3:33 AM EDT Att: 18,884 - Unknown				
<b>Granny Hamner, R</b> OBP: 0.322, SLG: 0.331	0-1 F4	0-1 F9		2-1 1B		0-0 6-3		1-3 K	2-2 E1		6	0	2	0	0	1	3					
<b>Eddie Waitkus, L</b> OBP: 0.369, SLG: 0.378	0-0 F7	4-2 BB		1-1 F8		1-0 1B		3-1 1B		2-1 4-3	5	0	2	0	1	0	2					
<b>Willie Jones, R</b> OBP: 0.344, SLG: 0.517	1-1 F9	3-2 F9		0-0 G5-4-3		2-2 FC4-6		2-1 L7		1-1 2B	6	0	1	0	0	0	7					
<b>Dick Stister, L</b> OBP: 0.426, SLG: 0.588		0-1 HR		4-2 FC6-4		0-0 HR		1-1 1B		1-0 F9	5	2	3	1	1	0	2					
<b>Dick Whitman, L</b> OBP: 0.326, SLG: 0.323		4-0 HR		4-1 BB		2-1 E6		4-1 BB		1-1 6-3	3	1	0	0	3	0	3					
<b>Mike Goliat, R</b> OBP: 0.289, SLG: 0.409		0-0 HR		0-0 FC6-4		1-3 K		0-0 G5-4-3		1-3 K	5	1	1	3	0	2	4					
<b>Andy Seminick, R</b> OBP: 0.393, SLG: 0.500		2-2 HR		2-2 K		1-2 1B		3-2 1B		4-2 BB	3	0	2	0	1	1	2					
<b>Putsy Caballero, R</b> OBP: 0.222, SLG: 0.125											0	1	0	0	0	0	0					
<b>Stan Lopata, R</b> OBP: 0.338, SLG: 0.258											0	0	0	0	0	0	0					
<b>Robin Roberts, S</b> OBP: 0.182, SLG: 0.069		2-1 FC1-6		4-2 BB		1-3 K		0-3 K		1-3 K	3	0	0	0	1	2	4					
<b>Del Ennis, R</b> OBP: 0.333, SLG: 0.496											1	0	0	0	0	1	1					
<b>Jim Konstanty, R</b> OBP: 0.143, SLG: 0.143											0	0	0	0	0	0	0					
<b>Inning Stats</b>	R: 0 E: 0 K: 0 S: 7	H: 0 LOB: 1 BB: 1 P: 12	R: 3 E: 0 K: 0 S: 17	H: 2 LOB: 3 BB: 3 P: 36	R: 0 E: 0 K: 1 S: 13	H: 0 LOB: 3 BB: 3 P: 27	R: 0 E: 0 K: 0 S: 5	H: 1 LOB: 0 BB: 0 P: 8	R: 1 E: 1 K: 2 S: 14	H: 2 LOB: 2 BB: 0 P: 21	R: 0 E: 0 K: 1 S: 9	H: 1 LOB: 1 BB: 1 P: 15	R: 1 E: 0 K: 1 S: 14	H: 3 LOB: 2 BB: 0 P: 24	R: 1 E: 1 K: 2 S: 11	H: 1 LOB: 2 BB: 2 P: 23	R: 0 E: 0 K: 0 S: 7	H: 1 LOB: 1 BB: 0 P: 12	1B: 7 2B: 1 3B: 1 HR: 3	SF: 0 SAC: 0 DP: 2 HBP: 1	WP: 1 PB: 0 SB: 0 CS: 0	PA: 51
<b>PITCHER</b>	IP 2.0	WLS 15	BF 2	H 3	R 3	ER 0	SO 0	BB 6	IBB 0	HBP 1	BLK 0	WP 0	HR 1	S 28	P 60	ERA 13.50	WHIP 4.000					
<b>Rex Barney, R</b> ERA: 2.42																						
<b>Bud Podbielan, R</b> ERA: 4.79																						
<b>Preacher Roe, L</b> ERA: 3.68																						

AB	40
R	6
H	12
RBI	5
BB	10
SO	7
LOB	33



Batter	1	2	3	4	5	6	7	8	9	10	AB	R	H	RBI	BB	SO	LOB	BOTTOM						
<b>Billy Cox, R</b> OBP: 0.301, SLG: 0.328	1-2 2B	2-0 5-3			0-0 1B			2-0 1B		0-1 1-3	5	1	3	0	0	0	4	<b>Philadelphia Phillies @ Brooklyn Dodgers</b> Ebbets Field, Brooklyn, NY Tue May 30 1950, 3:33 AM EDT Att: 18,884 - Unknown						
<b>George Shuba, L</b> OBP: 0.320, SLG: 0.429	2-3 K			4-1 1B		2-2 F8		3-3 K		1-2 G3	4	1	0	0	1	2	3							
<b>Duke Snider, L</b> OBP: 0.397, SLG: 0.444	1-0 F7			2-1 F8		2-1 1-3		2-1 F4		0-0 F9	5	0	0	0	0	0	3							
<b>Jackie Robinson, R</b> OBP: 0.480, SLG: 0.606	3-1 2B			3-2 1B		2-2 F7		0-0 HR		1-2 F7	5	2	3	3	0	0	0							
<b>Carl Furillo, R</b> OBP: 0.297, SLG: 0.358	2-2 2B			2-1 G6-4-3		3-2 5-3		2-0 F8		1-0 5-3	5	1	2	1	0	0	1							
<b>Gl Hodges, R</b> OBP: 0.378, SLG: 0.457	1-2 6-3			0-1 6-3		0-0 F8		4-0 1B		0-1 F6	4	0	0	0	1	0	1							
<b>Eddie Miksis, R</b> OBP: 0.171, SLG: 0.176				1-3 K				1-2 L7		2-0 F8	2	0	0	0	0	1	0							
<b>Gene Hermanski, L</b> OBP: 0.474, SLG: 0.500										4-1 BB	1	0	0	0	0	0	0							
<b>Bobby Morgan, R</b> OBP: 0.365, SLG: 0.271										BB	1	1	0	1	1	0	1							
<b>Roy Campanella, R</b> OBP: 0.376, SLG: 0.575										4-0 BB	3	1	1	1	2	1	0							
<b>Rex Barney, R</b> OBP: 0.250, SLG: 0.500										1-2 BB	1	0	1	0	0	0	0							
<b>Bud Podbielan, R</b> OBP: 0.236, SLG: 0.250										2-2 E6	1	0	0	0	0	0	0							
<b>Jim Russell, S</b> OBP: 0.333, SLG: 0.579										1-2 2B	1	0	0	0	0	0	0							
<b>Preacher Roe, R</b> OBP: 0.200, SLG: 0.211										1-2 2H	2	0	1	0	0	0	1							
<b>Inning Stats</b>	R: 2 E: 0 K: 1 S: 16	H: 3 LOB: 1 BB: 0 P: 26	R: 0 E: 0 K: 1 S: 6	H: 1 LOB: 0 BB: 1 P: 10	R: 1 E: 0 K: 0 S: 8	H: 1 LOB: 0 BB: 1 P: 19	R: 0 E: 0 K: 1 S: 8	H: 0 LOB: 0 BB: 0 P: 12	R: 0 E: 0 K: 0 S: 10	H: 1 LOB: 1 BB: 0 P: 14	R: 0 E: 0 K: 1 S: 7	H: 0 LOB: 0 BB: 0 P: 12	R: 1 E: 0 K: 1 S: 12	H: 2 LOB: 1 BB: 0 P: 21	R: 2 E: 0 K: 0 S: 9	H: 3 LOB: 3 BB: 2 P: 23	R: 0 E: 0 K: 0 S: 7	H: 0 LOB: 0 BB: 0 P: 9	R: 1 E: 1 K: 0 S: 8	H: 0 LOB: 2 BB: 2 P: 19	1B: 5 2B: 3 3B: 1 HR: 2	SF: 0 SAC: 0 DP: 1 HBP: 0	WP: 0 PB: 0 SB: 2 CS: 0	PA: 45
<b>PITCHER</b>	IP 8.0	WLS 37	BF 11	H 6	R 6	ER 0	SO 4	BB 2	IBB 1	HBP 0	BLK 0	WP 0	HR 2	S 76	P 137	ERA 6.75	WHIP 1.625							
<b>Robin Roberts, R</b> ERA: 2.95																								
<b>Jim Konstanty, R</b> ERA: 2.03																								

AB	40
R	7
H	11
RBI	6
BB	5
SO	4
LOB	14





Batter	1	2	3	4	5	6	7	8	9	AB	R	H	RBI	BB	SO	LOB	TOP					
<b>Richie Ashburn, L</b> (1, 8) OBP: 0.404, SLG: 0.405	2-2 F9	4-2 BB		4-1 BB	2-1 4-3			1-2 2B HBP	2-2 F7	3	1	0	0	2	0	3						
<b>Granny Hamner, R</b> (1, 6) OBP: 0.324, SLG: 0.335	4-1 2B BB	2-3 K		0-1 F8		0-1 F9		0-1 2B		4	0	1	1	1	1	5						
<b>Eddie Waitkus, L</b> (1, 3) OBP: 0.377, SLG: 0.399	0-1 2B		1-2 4-3 1B 2B	1-1 F7		0-0 1B		1-0 F8		5	1	3	0	0	0	3						
<b>Willie Jones, R</b> (1, 5) OBP: 0.346, SLG: 0.517	2-2 F3		0-0 4-3		2-1 2B	1-1 6-3		4-0 BB		4	1	1	0	1	0	3						
<b>Dick Sisler, L</b> (1, 7) OBP: 0.425, SLG: 0.579	3-2 4-3		1-1 1B	4-0 2B BB		0-1 4-3		1-3 K		4	1	1	1	1	1	4						
<b>Dick Whitman, L</b> (1, 9) OBP: 0.372, SLG: 0.357		3-1 SH1-4 BB 1B	3-1 F7	0-0 FC5-4 1B	1-1 1B	1-0 HBP		2-0 1-3		5	0	3	2	0	0	3						
<b>Mike Gollat, R</b> (1, 4) OBP: 0.293, SLG: 0.400	4-2 SH1-4 BB	2-2 F8		2-1 5-3		2-3 K		4-0 BB		3	0	0	0	2	1	3						
<b>Andy Seminick, R</b> (1, 2) OBP: 0.394, SLG: 0.473	0-0 F7		2-0 E6 BB	4-1 FC5-4 BB		2-1 HBP		0-3 K		3	0	0	0	1	1	3						
<b>Russ Meyer, S</b> (1, 1) Del Egnis, R (5, PH) Bubba Church, R (5, PH) Blix Donnelly, R (5, PH) Jimmy Bloodworth, R (7, PH) Bob Miller, R (7, PH) Stan Lopata, R (9, PH)	0-0 SH1-4	0-0 SH1-4	3-3 K	1-0 FC5-4		0-0 F9		1-3 K		1	0	0	0	0	1	1						
<b>Inning Stats</b>	R: 0 E: 0 K: 0 S: 15	H: 1 LOB: 2 BB: 1 P: 26	R: 0 E: 0 K: 1 S: 11	H: 1 LOB: 3 BB: 2 P: 24	R: 1 E: 0 K: 0 S: 13	H: 2 LOB: 1 BB: 0 P: 18	R: 0 E: 1 K: 1 S: 11	H: 0 LOB: 2 BB: 1 P: 21	R: 2 E: 0 K: 0 S: 9	H: 2 LOB: 2 BB: 2 P: 24	R: 0 E: 0 K: 0 S: 5	H: 1 LOB: 0 BB: 0 P: 6	R: 0 E: 0 K: 1 S: 10	H: 1 LOB: 2 BB: 0 P: 15	R: 1 E: 0 K: 1 S: 11	H: 1 LOB: 2 BB: 1 P: 20	R: 0 E: 0 K: 2 S: 13	H: 0 LOB: 1 BB: 1 P: 20	1B: 4 2B: 5 3B: 0 HR: 0	SF: 0 SAC: 1 DP: 0 HBP: 2	WP: 0 PB: 0 SB: 0 CS: 0	PA: 46
<b>PITCHER</b>	IP	WLS	BF	H	R	ER	SO	BB	IBB	HBP	BLK	WP	HR	S	P	ERA	WHIP					
<b>Jack Banta, R</b> (1, 1) ERA: 2.19	7.0	W	38	9	4	4	3	6	0	2	0	0	0	78	139	5.14	2.143					
<b>Ralph Branca, R</b> (8, 1) ERA: 6.39	2.0	S	8	0	0	0	3	2	0	0	0	0	0	20	35	0.00	1.000					

Philadelphia Phillies @ Brooklyn Dodgers  
Ebbets Field, Brooklyn, NY  
Tue May 30 1950, 3:38 AM EDT  
Att: 34,700 - Unknown

AB 35  
R 4  
H 9  
RBI 4  
BB 8  
SO 6  
LOB 33



Batter	1	2	3	4	5	6	7	8	9	AB	R	H	RBI	BB	SO	LOB	BOTTOM					
<b>Billy Cox, R</b> (1, 6) OBP: 0.282, SLG: 0.306	0-1 6-3	0-1 FC6-4		1-0 E6		1-1 L7		2-1 F7		5	0	0	0	0	0	3						
<b>Gene Hermanski, L</b> (1, 7) OBP: 0.391, SLG: 0.400	1-0 F8		1-2 L4	2-3 K		1-0 F7				4	0	0	0	0	1	2						
<b>Duke Snider, L</b> (1, 8) OBP: 0.413, SLG: 0.526	1-1 HR		2-2 HR		0-2 HR		0-0 FC1-5 BB 1B			4	3	4	3	0	0	0						
<b>Jackie Robinson, R</b> (1, 4) OBP: 0.481, SLG: 0.597	4-0 PO 1B BB		1-0 F8		0-0 6-3		4-2 G5-3 FC1-5 BB			2	0	0	0	2	0	0						
<b>Carl Furillo, R</b> (1, 9) OBP: 0.296, SLG: 0.355	0-0 1-2 1B		0-0 6-3		2-1 5-3		0-0 FC1-5			4	0	1	0	0	0	2						
<b>Gil Hodges, R</b> (1, 3) OBP: 0.382, SLG: 0.474	1-2 PO	1-1 G5-4-3 1B 2B		1-2 F8	2-2 2B		0-0 G5-3			4	1	2	0	0	0	2						
<b>Bobby Morgan, R</b> (1, 5) OBP: 0.371, SLG: 0.264		4-1 G5-4-3 BB		4-0 PB BB E BB	2-3 K		1-3 K			2	1	0	0	2	2	1						
<b>Roy Campanella, R</b> (1, 2) OBP: 0.390, SLG: 0.573		0-0 G5-4-3		4-2 PB E BB		2-2 FC1-5 1B		4-2 FC3-5 BB		2	1	1	0	2	0	2						
<b>Jack Banta, L</b> (1, 1) OBP: 0.167, SLG: 0.091		0-1 FC6-4 1B		0-1 F7		0-0 FC1-6		1-0 FC3-6		3	0	1	1	0	0	3						
<b>Ralph Branca, R</b> (8, 1) ERA: 1.42										1	0	0	0	0	0	1						
<b>Inning Stats</b>	R: 1 E: 0 K: 0 S: 8	H: 2 LOB: 1 BB: 1 P: 15	R: 1 E: 0 K: 0 S: 8	H: 2 LOB: 1 BB: 1 P: 13	R: 1 E: 0 K: 0 S: 8	H: 1 LOB: 0 BB: 0 P: 12	R: 2 E: 1 K: 1 S: 12	H: 0 LOB: 1 BB: 2 P: 24	R: 1 E: 0 K: 0 S: 14	H: 2 LOB: 1 BB: 0 P: 20	R: 0 E: 0 K: 0 S: 7	H: 1 LOB: 1 BB: 0 P: 11	R: 0 E: 0 K: 0 S: 6	H: 1 LOB: 1 BB: 1 P: 10	R: 0 E: 0 K: 1 S: 8	H: 0 LOB: 1 BB: 1 P: 16	1B: 4 2B: 2 3B: 0 HR: 3	SF: 0 SAC: 0 DP: 2 HBP: 0	WP: 0 PB: 1 SB: 0 CS: 0	PA: 38		
<b>PITCHER</b>	IP	WLS	BF	H	R	ER	SO	BB	IBB	HBP	BLK	WP	HR	S	P	ERA	WHIP					
<b>Russ Meyer, R</b> (1, 1) ERA: 7.77	4.0	L	20	5	5	3	1	4	0	0	0	0	0	36	64	6.75	2.250					
<b>Blix Donnelly, R</b> (5, 1) ERA: 4.29	2.0		9	3	1	1	1	0	0	0	0	0	1	21	31	4.50	1.500					
<b>Bob Miller, R</b> (7, 1) ERA: 1.42	2.0		8	1	0	0	1	2	0	0	0	0	0	14	26	0.00	1.500					

Philadelphia Phillies @ Brooklyn Dodgers  
Ebbets Field, Brooklyn, NY  
Tue May 30 1950, 3:38 AM EDT  
Att: 34,700 - Unknown

AB 31  
R 6  
H 9  
RBI 4  
BB 6  
SO 3  
LOB 16






Batter	1	2	3	4	5	6	7	8	9	AB	R	H	RBI	BB	SO	LOB	TOP			
<b>Billy Cox, R</b> OBP: 0.280, SLG: 0.293 (1, 6)	4-0 BB		0-2 5-3			1-2 5-3	2-1 F3			3	0	0	0	1	0	0				
<b>Bobby Morgan, R</b> OBP: 0.365, SLG: 0.253 (1, 5)	2-2 F5		4-2 2B BB			2-3 K		1-1 6-3		3	1	0	0	1	1	1				
<b>Jim Russell, S</b> OBP: 0.343, SLG: 0.590 (1, 7)	0-1 L6		3-2 2B 2B			1-1 5-3 1B		2-3 K		4	1	2	0	0	1	1				
<b>Jackie Robinson, R</b> OBP: 0.475, SLG: 0.594 (1, 4)	1-2 4-3		0-0 2B			2-1 5-3 1B		0-0 6-3		4	0	1	2	0	0	2				
<b>Carl Furillo, R</b> OBP: 0.294, SLG: 0.353 (1, 9)		1-1 F8	1-1 F9			3-1 F7		0-2 1B		4	0	1	0	0	0	2				
<b>Gil Hodges, R</b> OBP: 0.378, SLG: 0.463 (1, 3)		1-2 5-3		1-3 K		4-0 IBB		0-0 F9		3	0	0	0	1	1	1				
<b>Duke Snider, L</b> OBP: 0.409, SLG: 0.518 (1, 8)		3-1 FC5-4 1B		3-2 6-3		0-0 G3		1-1 F7		4	0	1	0	0	0	3				
<b>Roy Campanella, R</b> OBP: 0.376, SLG: 0.548 (1, 2)		0-0 FC5-4		1-1 3-1			0-1 F9		3-2 4-3	4	0	0	0	0	0	2				
<b>Preacher Roe, R</b> OBP: 0.182, SLG: 0.190 (1, 1)			3-3 K		0-1 F4		3-2 F3			2	0	0	0	0	1	0				
<b>Tommy Brown, R</b> OBP: 0.250, SLG: 0.500 (7, PH)										1	0	0	0	0	0	0				
<b>Bud Podbielan, R</b> OBP: 0.235, SLG: 0.250 (7, 1)										0	0	0	0	0	0	0				
<b>Inning Stats</b>	R: 0 E: 0 K: 0 S: 9	H: 0 LOB: 1 BB: 1 P: 16	R: 0 E: 0 K: 0 S: 8	H: 1 LOB: 1 BB: 0 P: 13	R: 2 E: 0 K: 1 S: 14	H: 2 LOB: 1 BB: 1 P: 25	R: 0 E: 0 K: 1 S: 9	H: 0 LOB: 0 BB: 0 P: 14	R: 0 E: 0 K: 1 S: 8	H: 1 LOB: 2 BB: 0 P: 17	R: 0 E: 0 K: 0 S: 7	H: 0 LOB: 0 BB: 0 P: 12	R: 0 E: 0 K: 1 S: 6	H: 0 LOB: 0 BB: 0 P: 9	R: 0 E: 0 K: 0 S: 10	H: 1 LOB: 1 BB: 0 P: 14	1B: 3 2B: 2 3B: 0 HR: 0	SF: 0 SAC: 0 DP: 0 HBP: 0	WP: 0 PB: 0 SB: 0 CS: 0	PA: 35
<b>PITCHER</b> <b>Howie Pollet, L</b> ERA: 2.81 (1, 1)	IP: 9.0 WLS: W BF: 35 H: 5 R: 2 ER: 2 SO: 4	BB: 2 IBB: 1 HBP: 0 BLK: 0	WP: 0 HR: 0 S: 78 P: 131	ERA: 2.00 WHIP: 0.778	<b>PITCHER</b>	IP: 9.0 WLS: W BF: 35 H: 5 R: 2 ER: 2 SO: 4	BB: 2 IBB: 1 HBP: 0 BLK: 0	WP: 0 HR: 0 S: 78 P: 131	ERA: 2.00 WHIP: 0.778											

Brooklyn Dodgers @ St. Louis Cardinals  
Sportsman's Park, St. Louis, MO  
Thu Jun 01 1950, 4:33 AM EDT  
Att: 32,180 - Unknown


AB 32  
R 2  
H 5  
RBI 2  
BB 3  
SO 4  
LOB 12



Batter	1	2	3	4	5	6	7	8	9	AB	R	H	RBI	BB	SO	LOB	BOTTOM	
<b>Tommy Giaviano, R</b> OBP: 0.456, SLG: 0.468 (1, 5)	2-1 FC4-6 1B		4-2 BB			3-2 F5	4-2 E S 1B BB	4-2 BB		2	0	1	0	2	0	0		
<b>Harry Walker, L</b> OBP: 0.253, SLG: 0.179 (7, PR)										0	1	0	0	0	0	0		
<b>Solly Hemus, L</b> OBP: 0.286, SLG: 0.250 (8, 5)										0	0	0	0	1	0	0		
<b>Red Schoendienst, S</b> OBP: 0.324, SLG: 0.363 (1, 4)	0-3 K		2-1 F9			0-1 1B HR	2-1 L9	2-1 L7		5	1	1	0	0	1	5		
<b>Stan Musial, L</b> OBP: 0.490, SLG: 0.699 (1, 3)	0-0 FC4-6 FC6-4 1-2			0-2 F3		0-0 1-3	4-0 1B IBB			3	0	0	0	1	0	2		
<b>Johnny Lindell, R</b> OBP: 0.301, SLG: 0.391 (1, 7)	1-2 FC6-4			2-3 K		4-2 1B HR BB	2-1 F8			3	1	0	0	1	1	3		
<b>Enos Slaughter, L</b> OBP: 0.429, SLG: 0.483 (1, 9)		0-0 4-3		2-3 K		3-2 HR 1B	1-1 1-3 3H 1B			4	1	2	1	0	1	0		
<b>Marty Marion, R</b> OBP: 0.370, SLG: 0.407 (1, 6)		2-2 F9			2-2 B5-6-4 1B	0-0 1B HR	0-0 F7			4	1	2	4	0	0	2		
<b>Chuck Diering, R</b> OBP: 0.327, SLG: 0.310 (1, 8)		0-1 F2			2-2 B5-6-4 1B	2-2 E5		0-0 6-3		4	0	1	0	0	0	0		
<b>Joe Garagiola, L</b> OBP: 0.417, SLG: 0.533 (1, 2)			0-1 F4		1-1 B5-6-4	4-0 IBB		1-3 K		2	0	0	0	0	0	2		
<b>Del Rice, R</b> OBP: 0.254, SLG: 0.274 (6, 2)					1-2 2-3					1	0	0	0	1	1	0		
<b>Howie Pollet, L</b> OBP: 0.107, SLG: 0.143 (1, 1)			1-1 4-3		2-1 L4	2-1 F8		0-2 2B		4	0	1	0	0	0	3		
<b>Inning Stats</b>	R: 0 E: 0 K: 1 S: 9	H: 1 LOB: 0 BB: 0 P: 12	R: 0 E: 0 K: 0 S: 7	H: 0 LOB: 0 BB: 0 P: 9	R: 0 E: 0 K: 2 S: 9	H: 0 LOB: 0 BB: 0 P: 13	R: 0 E: 0 K: 0 S: 10	H: 2 LOB: 1 BB: 0 P: 17	R: 4 E: 1 K: 0 S: 19	H: 3 LOB: 2 BB: 2 P: 37	R: 1 E: 0 K: 0 S: 9	H: 1 LOB: 2 BB: 2 P: 22	R: 0 E: 0 K: 1 S: 11	H: 1 LOB: 2 BB: 1 P: 18	1B: 6 2B: 1 3B: 0 HR: 1	SF: 0 SAC: 0 DP: 1 HBP: 0	WP: 0 PB: 0 SB: 1 CS: 0	PA: 38
<b>PITCHER</b> <b>Preacher Roe, L</b> ERA: 3.92 (1, 1)	IP: 6.0 WLS: L BF: 27 H: 6 R: 4 ER: 4 SO: 3	BB: 2 IBB: 0 HBP: 0 BLK: 0	WP: 0 HR: 0 S: 63 P: 104	ERA: 6.00 WHIP: 1.333	<b>PITCHER</b>	IP: 6.0 WLS: L BF: 27 H: 6 R: 4 ER: 4 SO: 3	BB: 2 IBB: 0 HBP: 0 BLK: 0	WP: 0 HR: 0 S: 63 P: 104	ERA: 6.00 WHIP: 1.333									
<b>Bud Podbielan, R</b> ERA: 4.57 (7, 1)	IP: 2.0 WLS: 11 BF: 2 H: 2 R: 1 ER: 0 SO: 1	BB: 2 IBB: 1 HBP: 0 BLK: 0	WP: 0 HR: 0 S: 20 P: 40	ERA: 0.00 WHIP: 2.000														

Brooklyn Dodgers @ St. Louis Cardinals  
Sportsman's Park, St. Louis, MO  
Thu Jun 01 1950, 4:33 AM EDT  
Att: 32,180 - Unknown

AB 32  
R 5  
H 8  
RBI 5  
BB 6  
SO 4  
LOB 17





Batter	1	2	3	4	5	6	7	8	9	AB R H RBI BB SO LOB	TOP										
<b>Billy Cox, R</b> OBP: 0.287, SLG: 0.338 (1, 6)	2-1 F5		0-0 F4		0-1 G6-4-3		2-1 SH5-4 1B		1-1 HR	5 1 2 2 0 0 1	<b>Brooklyn Dodgers @ St. Louis Cardinals</b> Sportsman's Park, St. Louis, MO Fri Jun 02 1950, 4:33 AM EDT Att: 30,548 - Unknown										
<b>Bobby Morgan, R</b> OBP: 0.371, SLG: 0.269 (1, 5)	1-1 F7		4-2 HR BB			2-2 1B 2B	1-1 SH5-4		1-3 K	3 2 1 0 1 1 0											
<b>Jim Russell, S</b> OBP: 0.342, SLG: 0.625 <b>Gene Hermanski, L</b> OBP: 0.360, SLG: 0.364 (1, 7) (6, 7)	2-0 5-3		0-0 HR			2-2 1B F8	0-0 3-1		0-0 4-3	3 2 1 2 0 0 1 2 0 0 0 0 0 1											
<b>Jackie Robinson, R</b> OBP: 0.470, SLG: 0.584 (1, 4)		2-2 5-3	2-2 L9			0-0 HR 1B	0-0 L6			4 1 1 1 0 0 1											
<b>Carl Furillo, R</b> OBP: 0.287, SLG: 0.344 (1, 9)		1-1 F8		0-2 5-3		0-0 F8		3-1 1-3		4 0 0 1 0 0 1											
<b>Gil Hodges, R</b> OBP: 0.375, SLG: 0.453 (1, 3)		4-2 1B BB		0-0 1-3		1-2 3H F6		1-0 5-3		3 0 0 0 1 0 1											
<b>Duke Snider, L</b> OBP: 0.411, SLG: 0.538 (1, 8)		0-1 FC6-4 1B		0-0 F8		1-1 HR		1-0 F8		4 1 2 2 0 0 0											
<b>Roy Campanella, R</b> OBP: 0.381, SLG: 0.552 (1, 2)		0-0 FC6-4			4-0 FC5-6 BB	2-1 2B			1-2 F2	3 0 1 0 1 0 2											
<b>Don Newcombe, L</b> OBP: 0.438, SLG: 0.429 (1, 1)			0-0 F6		1-1 FC5-6 G6-4-3	1-2 4-3			3-2 BLK HR 2B	4 1 1 0 0 0 2											
<b>Inning Stats</b>	R: 0 E: 0 K: 0 S: 5	H: 0 LOB: 0 BB: 0 P: 10	R: 0 E: 0 K: 0 S: 13	H: 1 LOB: 2 BB: 1 P: 20	R: 2 E: 0 K: 0 S: 12	H: 1 LOB: 0 BB: 0 P: 18	R: 0 E: 0 K: 0 S: 5	H: 0 LOB: 0 BB: 0 P: 5	R: 0 E: 0 K: 0 S: 4	H: 0 LOB: 0 BB: 1 P: 9	R: 0 E: 0 K: 0 S: 16	H: 4 LOB: 1 BB: 0 P: 24	R: 0 E: 0 K: 0 S: 6	H: 1 LOB: 1 BB: 0 P: 9	R: 0 E: 0 K: 0 S: 4	H: 0 LOB: 0 BB: 0 P: 9	R: 2 E: 0 K: 1 S: 12	H: 2 LOB: 0 BB: 0 P: 18	1B: 3 2B: 3 3B: 0 HR: 3	SF: 0 SAC: 1 DP: 1 HBP: 0	WP: 0 PA: 39 PB: 0 SB: 0 CS: 0
<b>PITCHER</b>	IP WLS BF H R ER SO BB IBB HBP BLK WP HR S P ERA WHIP											<b>PITCHER</b>	IP WLS BF H R ER SO BB IBB HBP BLK WP HR S P ERA WHIP								
<b>Harry Brecheen, L</b> ERA: 2.3 (1, 1)	5.2 L 25 5 6 3 0 2 3 0 0 0 0 2 50 78 4.76 1.412																				
<b>Gerry Staley, R</b> ERA: 5.72 (6, 1)	2.1 9 2 0 0 0 0 0 0 0 0 0 0 15 26 0.00 0.857																				
<b>Cloyd Boyer, R</b> ERA: 4.22 (9, 1)	1.0 5 2 2 2 1 0 0 0 0 1 0 1 12 18 18.00 2.000																				

Batter	1	2	3	4	5	6	7	8	9	AB R H RBI BB SO LOB	BOTTOM										
<b>Harry Walker, L</b> OBP: 0.253, SLG: 0.183 (1, 8)	0-1 1B		3-2 FC4-6 FC4-6		0-0 6-3			0-2 1-3		4 0 1 0 0 0 1	<b>Brooklyn Dodgers @ St. Louis Cardinals</b> Sportsman's Park, St. Louis, MO Fri Jun 02 1950, 4:33 AM EDT Att: 30,548 - Unknown										
<b>Red Schoendienst, S</b> OBP: 0.316, SLG: 0.354 (1, 4)	1-0 L7		1-1 F9			0-1 F9		0-1 F8		4 0 0 0 0 0 2											
<b>Stan Musial, L</b> OBP: 0.478, SLG: 0.679 (1, 3)	1-3 K		0-0 FC4-6			1-2 F8		1-1 4-3		4 0 0 0 0 1 2											
<b>Enos Slaughter, L</b> OBP: 0.420, SLG: 0.470 (1, 9)	2-2 F8			1-0 4-3		1-1 6-3		0-1 F8		4 0 0 0 0 0 1											
<b>Eddie Kazak, R</b> OBP: 0.367, SLG: 0.407 (1, 5)		0-1 4-3		1-2 6-3			1-3 K	0-1 F4		4 0 0 0 0 1 0											
<b>Bill Howerton, L</b> OBP: 0.406, SLG: 0.426 (1, 7)		1-1 6-3		3-2 2B		0-2 1B				3 0 2 0 0 0 0											
<b>Marty Marion, R</b> OBP: 0.368, SLG: 0.440 (1, 6)		3-2 HR		1-0 L8		3-2 F9				3 1 1 1 0 0 2											
<b>Del Rice, R</b> OBP: 0.243, SLG: 0.262 (1, 2)		0-1 F8			0-1 1-3		3-2 1-3			3 0 0 0 0 0 1											
<b>Harry Brecheen, L</b> OBP: 0.211, SLG: 0.167 <b>Gerry Staley, R</b> OBP: 0.313, SLG: 0.267 <b>Solly Hemus, L</b> OBP: 0.267, SLG: 0.231 <b>Cloyd Boyer, R</b> (1, 1) (6, 1) (6, PH) (9, 1)			0-0 FC4-6 1B		0-1 1-3			2-3 K		2 0 1 0 0 0 0 0 0 0 0 0 0 0 1 0 0 0 0 1 0 0 0 0 0 0 0 0											
<b>Inning Stats</b>	R: 0 E: 0 K: 1 S: 10	H: 1 LOB: 1 BB: 0 P: 14	R: 1 E: 0 K: 0 S: 9	H: 1 LOB: 0 BB: 0 P: 13	R: 0 E: 0 K: 0 S: 8	H: 1 LOB: 1 BB: 0 P: 12	R: 0 E: 0 K: 0 S: 9	H: 1 LOB: 0 BB: 0 P: 15	R: 0 E: 0 K: 0 S: 5	H: 0 LOB: 0 BB: 0 P: 5	R: 0 E: 0 K: 0 S: 7	H: 0 LOB: 0 BB: 0 P: 9	R: 0 E: 0 K: 1 S: 14	H: 1 LOB: 1 BB: 0 P: 21	R: 0 E: 0 K: 1 S: 9	H: 0 LOB: 0 BB: 0 P: 11	R: 0 E: 0 K: 0 S: 6	H: 0 LOB: 0 BB: 0 P: 7	1B: 3 2B: 1 3B: 0 HR: 1	SF: 0 SAC: 0 DP: 0 HBP: 0	WP: 0 PA: 32 PB: 0 SB: 0 CS: 0
<b>PITCHER</b>	IP WLS BF H R ER SO BB IBB HBP BLK WP HR S P ERA WHIP											<b>PITCHER</b>	IP WLS BF H R ER SO BB IBB HBP BLK WP HR S P ERA WHIP								
<b>Don Newcombe, R</b> ERA: 4.32 (1, 1)	9.0 W 32 5 1 1 3 0 0 0 0 0 0 1 77 107 1.00 0.556																				





Batter	1	2	3	4	5	6	7	8	9	AB	R	H	RBI	BB	SO	LOB	TOP		
<b>Pee Wee Reese, R</b> (1, 6) OBP: 0.364, SLG: 0.356 <b>Billy Loes, R</b> (6, 1) <b>George Shuba, L</b> (8, PH) OBP: 0.316, SLG: 0.424 <b>Joe Hatten, R</b> (8, 1) OBP: 0.100, SLG: 0.100	6-3		1B	1B			2B	K		3	1	2	2	0	0	0			
<b>Billy Cox, R</b> (1, 5) OBP: 0.293, SLG: 0.353	6-3		F9	1-3			1B	E8		5	1	2	1	0	0	3			
<b>Jim Russell, S</b> (1, 7) OBP: 0.346, SLG: 0.603	5-3		1B				K	1B		4	0	1	1	1	1	2			
<b>Jackie Robinson, R</b> (1, 4) OBP: 0.464, SLG: 0.574 <b>Eddie Miksis, R</b> (7, PR) OBP: 0.167, SLG: 0.171	5-3	5-3	1B				E1	FC5-4		4	0	1	1	0	0	2			
<b>Carl Furillo, R</b> (1, 9) OBP: 0.285, SLG: 0.339	5-3	L4								5	0	1	2	0	0	2			
<b>Gil Hodges, R</b> (1, 3) OBP: 0.370, SLG: 0.444	F8						F9			5	1	1	1	0	0	1			
<b>Duke Snider, L</b> (1, 8) OBP: 0.411, SLG: 0.530			1B				F8			4	1	1	0	1	0	2			
<b>Roy Campanella, R</b> (1, 2) OBP: 0.385, SLG: 0.545			1B				F6	K		3	1	1	0	1	1	1			
<b>Jack Banta, L</b> (1, 1) OBP: 0.167, SLG: 0.091 <b>Bud Podbielan, R</b> (1, 1) OBP: 0.229, SLG: 0.250 <b>Erv Palica, R</b> (1, 1) <b>Tommy Brown, R</b> (3, PH) <b>Rex Barney, R</b> (3, 1) OBP: 0.256, SLG: 0.400 <b>Bobby Morgan, R</b> (6, PH) OBP: 0.258, SLG: 0.203			F5	FC4-6			L7	E1		0	0	0	0	0	0	0			
<b>Inning Stats</b>	R: 0 E: 0 K: 0 S: 5	H: 0 LOB: 0 BB: 0 P: 9	R: 0 E: 0 K: 0 S: 7	H: 0 LOB: 0 BB: 0 P: 9	R: 3 E: 0 K: 0 S: 17	H: 2 LOB: 2 BB: 3 P: 37	R: 1 E: 0 K: 0 S: 9	H: 3 LOB: 2 BB: 0 P: 12	R: 0 E: 0 K: 0 S: 8	H: 1 LOB: 1 BB: 0 P: 13	R: 3 E: 1 K: 1 S: 12	H: 2 LOB: 1 BB: 1 P: 23	R: 1 E: 2 K: 2 S: 15	H: 2 LOB: 2 BB: 0 P: 24	R: 0 E: 0 K: 0 S: 7	H: 0 LOB: 0 BB: 0 P: 10	1B: 9 2B: 1 3B: 0 HR: 0	SF: 0 SAC: 0 DP: 0 HBP: 0	WP: 0 PA: 43
<b>PITCHER</b>	IP	WLS	BF	H	R	ER	SO	BB	IBB	HBP	BLK	WP	HR	S	P	ERA	WHIP		
<b>Johnny Schmitz, L</b> (1, 1) ERA: 3.39	7.0	W	34	8	7	6	1	4	0	0	0	0	0	65	114	7.71	1.714		
<b>Monk Dubiel, R</b> (8, 1) ERA: 3.46	2.0	S	9	2	1	0	2	0	0	0	0	0	0	22	34	0.00	1.000		

Brooklyn Dodgers @ Chicago Cubs  
Wrigley Field, Chicago, IL  
Sun Jun 04 1950, 3:33 AM CDT  
Att: 42,053 - Unknown

AB	39
R	8
H	10
RBI	8
BB	4
SO	3
LOB	21



Batter	1	2	3	4	5	6	7	8	9	AB	R	H	RBI	BB	SO	LOB	BOTTOM		
<b>Wayne Terwilliger, R</b> (1, 4) OBP: 0.363, SLG: 0.433			F6	CS	1B	F7				3	2	0	0	2	0	2			
<b>Rube Walker, L</b> (1, 2) OBP: 0.238, SLG: 0.250			L6		1B			F9		4	2	1	0	1	0	2			
<b>Phil Cavarretta, L</b> (1, 3) OBP: 0.408, SLG: 0.478	1B	1B			1B		F4			4	3	3	2	1	0	0			
<b>Hank Sauer, R</b> (1, 7) OBP: 0.423, SLG: 0.559	K	1B	HR		1B		F7			4	1	1	1	1	1	4			
<b>Andy Pafko, R</b> (1, 8) OBP: 0.444, SLG: 0.559	2B	K			1B			1B		3	2	2	0	2	1	2			
<b>Hank Edwards, L</b> (1, 9) OBP: 0.413, SLG: 0.580	1B	K	4-3				2B	1B		5	1	3	4	0	1	4			
<b>Bill Serena, R</b> (1, 5) OBP: 0.326, SLG: 0.349	1B	1B			K	F6		K		4	2	1	1	1	2	3			
<b>Roy Smalley, R</b> (1, 6) OBP: 0.293, SLG: 0.394	1B					L9		K		5	0	3	4	0	1	2			
<b>Johnny Schmitz, R</b> (1, 1) OBP: 0.200, SLG: 0.207 <b>Monk Dubiel, R</b> (8, 1) ERA: 4.5	1B	4-3			K	4-3		K		4	0	1	1	0	1	2			
<b>Inning Stats</b>	R: 6 E: 0 K: 1 S: 24	H: 5 LOB: 3 BB: 3 P: 45	R: 3 E: 0 K: 2 S: 20	H: 3 LOB: 1 BB: 1 P: 30	R: 1 E: 0 K: 0 S: 8	H: 2 LOB: 0 BB: 1 P: 18	R: 0 E: 0 K: 2 S: 9	H: 1 LOB: 0 BB: 0 P: 15	R: 3 E: 0 K: 0 S: 9	H: 2 LOB: 1 BB: 3 P: 29	R: 0 E: 0 K: 0 S: 6	H: 0 LOB: 0 BB: 0 P: 8	R: 0 E: 0 K: 3 S: 14	H: 2 LOB: 2 BB: 0 P: 20	R: 0 E: 0 K: 0 S: 7	H: 0 LOB: 0 BB: 0 P: 13	1B: 11 2B: 3 3B: 0 HR: 1	SF: 0 SAC: 0 DP: 0 HBP: 0	WP: 1 PA: 46
<b>PITCHER</b>	IP	WLS	BF	H	R	ER	SO	BB	IBB	HBP	BLK	WP	HR	S	P	ERA	WHIP		
<b>Jack Banta, R</b> (1, 1) ERA: 3.13	0.1	L	5	1	4	4	0	3	0	0	0	0	0	12	17	∞	∞		
<b>Bud Podbielan, R</b> (1, 1) ERA: 4.98	0.0		4	4	2	2	0	0	0	0	0	0	0	12	17	∞	∞		
<b>Erv Palica, R</b> (1, 1) ERA: 5.49	1.2		9	3	3	3	2	1	0	0	0	0	0	25	35	16.20	2.400		
<b>Rex Barney, R</b> (3, 1) ERA: 3.55	3.0		16	5	4	4	2	4	0	0	0	0	1	26	62	12.00	3.000		
<b>Billy Loes, R</b> (6, 1) ERA: 4.5	2.0		6	0	0	0	0	0	0	0	0	0	0	13	21	0.00	0.000		
<b>PITCHER</b>	IP	WLS	BF	H	R	ER	SO	BB	IBB	HBP	BLK	WP	HR	S	P	ERA	WHIP		
<b>Joe Hatten, L</b> (8, 1) ERA: 4.25	1.0		5	2	0	0	3	0	0	0	0	0	0	14	20	0.00	2.000		

Brooklyn Dodgers @ Chicago Cubs  
Wrigley Field, Chicago, IL  
Sun Jun 04 1950, 3:33 AM CDT  
Att: 42,053 - Unknown

AB	37
R	13
H	15
RBI	13
BB	8
SO	8
LOB	23













Batter	1	2	3	4	5	6	7	8	9	AB	R	H	RBI	BB	SO	LOB	TOP					
<b>Pee Wee Reese, R</b> OBP: 0.397, SLG: 0.343 (1.5)	F3		BB		6-3		FC5-4	FC5-4		4	0	0	0	1	0	2						
<b>George Shuba, L</b> OBP: 0.308, SLG: 0.407 (1.7)	L3		K					F7	F8	5	0	1	0	0	1	1						
<b>Duke Snider, L</b> OBP: 0.399, SLG: 0.524 (1.8)	K				CS	G3		K	1B	5	0	2	0	0	2	0						
<b>Jackie Robinson, R</b> OBP: 0.454, SLG: 0.549 (1.4)		F8			5-3			4-3	1B	4	1	1	0	1	0	1						
<b>Carl Furillo, R</b> OBP: 0.294, SLG: 0.369 (1.9)		WP			FC1-2-5			1-3	1B	5	2	2	1	0	0	3						
<b>Gil Hodges, R</b> OBP: 0.385, SLG: 0.445 (1.3)		1B			HR			6-3	E6	2	2	0	0	2	0	1						
<b>Bobby Morgan, R</b> OBP: 0.377, SLG: 0.426 (1.6)		1B			HR			HR	2B	3	3	2	4	1	0	2						
<b>Roy Campanella, R</b> OBP: 0.397, SLG: 0.584 (1.2)					HR			K	1B	4	1	2	2	0	2	0						
<b>Don Newcombe, L</b> OBP: 0.450, SLG: 0.444 (1.1)					K			1B	2B	4	0	2	2	0	0	1						
<b>Inning Stats</b>	R: 0 E: 0 K: 1 S: 6	H: 0 LOB: 0 BB: 0 P: 11	R: 0 E: 0 K: 0 S: 6	H: 1 LOB: 1 BB: 1 P: 16	R: 0 E: 0 K: 1 S: 11	H: 1 LOB: 1 BB: 1 P: 20	R: 3 E: 0 K: 1 S: 9	H: 2 LOB: 0 BB: 1 P: 21	R: 0 E: 0 K: 0 S: 10	H: 1 LOB: 0 BB: 0 P: 17	R: 0 E: 0 K: 0 S: 3	H: 0 LOB: 0 BB: 0 P: 5	R: 1 E: 0 K: 1 S: 10	H: 2 LOB: 1 BB: 0 P: 16	R: 5 E: 1 K: 1 S: 20	H: 3 LOB: 1 BB: 2 P: 37	R: 0 E: 0 K: 0 S: 12	H: 2 LOB: 1 BB: 0 P: 15	1B: 8 2B: 1 3B: 1 HR: 2	SF: 0 SAC: 0 DP: 3 HBP: 0	WP: 2 PB: 0 SB: 0 CS: 1	PA: 42
<b>PITCHER</b>	IP	WLS	BF	H	R	ER	SO	BB	IBB	HBP	BLK	WP	HR	S	P	ERA	WHIP					
<b>Bill MacDonald, R</b> ERA: 3.81 (1.1)	7.2	L	36	10	9	5	5	4	1	0	0	2	2	73	139	5.87	1.826					
<b>Junior Walsh, R</b> ERA: 3.92 (8.1)	1.1		5	2	0	0	0	0	0	0	0	0	0	14	19	0.00	1.500					

Brooklyn Dodgers @ Pittsburgh Pirates  
Forbes Field, Pittsburgh, PA  
Wed Jun 07 1950, 3:33 AM EDT  
Att: 30,904 - Unknown

AB 36  
R 9  
H 12  
RBI 9  
BB 5  
SO 5  
LOB 11



Batter	1	2	3	4	5	6	7	8	9	AB	R	H	RBI	BB	SO	LOB	BOTTOM					
<b>Hank Schenz, R</b> OBP: 0.314, SLG: 0.438 (1.4)	F9		B1-3		E		6-3			4	0	1	0	0	0	0						
<b>Dale Coogan, L</b> OBP: 0.318, SLG: 0.304 (1.3)	E6		1-3		F8			K		4	0	0	0	0	1	1						
<b>Ralph Kiner, R</b> OBP: 0.441, SLG: 0.535 (1.7)	G6-4-3		K		K			F8		4	0	0	0	0	2	2						
<b>Gus Bell, L</b> OBP: 0.405, SLG: 0.568 (1.9)		1B			K		G3			3	0	1	0	1	1	0						
<b>Wally Westlake, R</b> OBP: 0.353, SLG: 0.542 (1.8)		E			F9		F7		L7	4	0	1	0	0	0	1						
<b>Nanny Fernandez, R</b> OBP: 0.319, SLG: 0.408 (1.5)		E6			1B					3	0	1	0	1	1	1						
<b>Stan Rojek, R</b> OBP: 0.273, SLG: 0.226 (1.6)					BB					3	0	1	0	0	1	3						
<b>Danny Murtaugh, R</b> OBP: 0.414, SLG: 0.433 (9. PH)		FC3-2-5-2			1B		K		F4	1	0	0	0	0	0	0						
<b>Ray Mueller, R</b> OBP: 0.273, SLG: 0.429 (1.2)					1B					1	0	0	0	1	0	2						
<b>Pete Castiglione, R</b> OBP: 0.281, SLG: 0.292 (7. PH)							1-3			1	0	0	0	0	0	0						
<b>Clyde McCullough, R</b> OBP: 0.311, SLG: 0.388 (8.2)					F5					1	0	1	0	0	0	0						
<b>Bill MacDonald, R</b> OBP: 0.091, SLG: 0.091 (1.1)										3	0	0	0	0	1	3						
<b>Junior Walsh, R</b> OBP: 0.300, SLG: 1.000 (8.1)		FC6-4			K				F4	0	0	0	0	0	0	0						
<b>Johnny Hogg, L</b> OBP: 0.426, SLG: 0.513 (9. PH)										1	0	0	0	0	0	1						
<b>Inning Stats</b>	R: 0 E: 1 K: 0 S: 10	H: 2 LOB: 3 BB: 1 P: 14	R: 0 E: 0 K: 0 S: 12	H: 2 LOB: 3 BB: 1 P: 21	R: 0 E: 0 K: 1 S: 7	H: 0 LOB: 0 BB: 0 P: 7	R: 0 E: 0 K: 1 S: 8	H: 1 LOB: 2 BB: 1 P: 17	R: 0 E: 1 K: 2 S: 10	H: 1 LOB: 1 BB: 0 P: 14	R: 0 E: 0 K: 1 S: 8	H: 1 LOB: 1 BB: 0 P: 11	R: 0 E: 0 K: 0 S: 9	H: 0 LOB: 0 BB: 0 P: 11	R: 0 E: 0 K: 1 S: 7	H: 0 LOB: 1 BB: 1 P: 15	R: 0 E: 0 K: 1 S: 7	H: 1 LOB: 1 BB: 0 P: 8	1B: 5 2B: 1 3B: 0 HR: 0	SF: 0 SAC: 0 DP: 1 HBP: 0	WP: 0 PB: 0 SB: 0 CS: 0	PA: 36
<b>PITCHER</b>	IP	WLS	BF	H	R	ER	SO	BB	IBB	HBP	BLK	WP	HR	S	P	ERA	WHIP					
<b>Don Newcombe, R</b> ERA: 3.55 (1.1)	9.0	W	36	6	0	0	7	3	0	0	0	0	0	78	118	0.00	1.000					

Brooklyn Dodgers @ Pittsburgh Pirates  
Forbes Field, Pittsburgh, PA  
Wed Jun 07 1950, 3:33 AM EDT  
Att: 30,904 - Unknown

AB 33  
R 0  
H 6  
RBI 0  
BB 3  
SO 7  
LOB 14





Batter	1	2	3	4	5	6	7	8	9	AB	R	H	RBI	BB	SO	LOB	TOP								
<b>Pee Wee Reese, R</b> OBP: 0.346, SLG: 0.330 (1, 5)										4	0	0	0	0	0	2	<b>Brooklyn Dodgers @ Pittsburgh Pirates</b> Forbes Field, Pittsburgh, PA Thu Jun 08 1950, 3:33 AM EDT Att: 22,697 - Unknown								
<b>Bobby Morgan, R</b> OBP: 0.373, SLG: 0.412 (1, 6)										3	0	0	0	1	1	0									
<b>Tommy Brown, R</b> OBP: 0.300, SLG: 0.700 (1, 7)										4	1	1	0	0	1	1									
<b>Jackie Robinson, R</b> OBP: 0.449, SLG: 0.541 (1, 4)										4	1	1	0	0	0	0									
<b>Carl Furillo, R</b> OBP: 0.288, SLG: 0.361 (1, 9)										4	0	0	0	0	1	1									
<b>Gil Hodges, R</b> OBP: 0.388, SLG: 0.443 (1, 3)										3	0	1	0	1	0	1									
<b>Duke Snider, L</b> OBP: 0.390, SLG: 0.512 (1, 8)										4	0	0	0	0	0	4									
<b>Roy Campanella, R</b> OBP: 0.393, SLG: 0.569 (1, 2)										3	0	0	0	1	2	4									
<b>Ralph Branca, R</b> OBP: 0.125, SLG: 0.500 (8, PH)										2	1	1	1	0	0	0									
<b>Bruce Edwards, R</b> OBP: 0.229, SLG: 0.378 (8, PH)										1	0	0	0	0	0	2									
<b>Erv Palica, R</b> OBP: 0.167, SLG: 0.150 (8, PH)										0	0	0	0	0	0	0									
<b>Eddie Miksis, R</b> OBP: 0.167, SLG: 0.150 (8, PH)										1	0	0	0	0	0	3									
<b>Inning Stats</b>	R: 0 E: 0 K: 0 S: 7	H: 0 LOB: 0 BB: 1 P: 14	R: 0 E: 1 K: 0 S: 5	H: 0 LOB: 1 BB: 0 P: 6	R: 1 E: 0 K: 2 S: 9	H: 1 LOB: 0 BB: 0 P: 15	R: 0 E: 0 K: 0 S: 5	H: 0 LOB: 0 BB: 0 P: 9	R: 0 E: 1 K: 0 S: 5	H: 0 LOB: 0 BB: 0 P: 5	R: 0 E: 0 K: 0 S: 7	H: 0 LOB: 0 BB: 0 P: 11	R: 0 E: 0 K: 0 S: 9	H: 0 LOB: 0 BB: 0 P: 13	R: 0 E: 0 K: 0 S: 12	H: 1 LOB: 2 BB: 1 P: 17	R: 2 E: 2 K: 1 S: 12	H: 2 LOB: 3 BB: 1 P: 18	1B: 3 2B: 0 3B: 0 HR: 1	SF: 0 SAC: 0 DP: 2 HBP: 0	WP: 0 PB: 0 SB: 0 CS: 0	PA: 36			
<b>PITCHER</b>	IP	WLS	BF	H	R	ER	SO	BB	IBB	HBP	BLK	WP	HR	S	P	ERA	WHIP								
<b>Cliff Chambers, L</b> ERA: 3.14 (1, 1)	8.1	W	32	4	3	1	4	2	0	0	0	0	1	64	96	1.08	0.720								
<b>Bill Werle, L</b> ERA: 4.42 (9, 1)	0.2	S	4	0	0	0	1	1	0	0	0	0	0	7	12	0.00	1.500								

AB 33  
R 3  
H 4  
RBI 1  
BB 3  
SO 5  
LOB 18



Batter	1	2	3	4	5	6	7	8	9	AB	R	H	RBI	BB	SO	LOB	BOTTOM								
<b>Stan Rojek, R</b> OBP: 0.229, SLG: 0.212 (1, 6)										4	0	0	0	0	0	1	<b>Brooklyn Dodgers @ Pittsburgh Pirates</b> Forbes Field, Pittsburgh, PA Thu Jun 08 1950, 3:33 AM EDT Att: 22,697 - Unknown								
<b>Johnny Hopp, L</b> OBP: 0.421, SLG: 0.504 (1, 3)										4	1	1	0	0	0	0									
<b>Gus Bell, L</b> OBP: 0.391, SLG: 0.585 (1, 9)										4	0	1	1	0	1	1									
<b>Ralph Kiner, R</b> OBP: 0.438, SLG: 0.547 (1, 7)										4	1	1	1	0	0	2									
<b>Wally Westlake, R</b> OBP: 0.350, SLG: 0.535 (1, 8)										4	0	1	0	0	0	1									
<b>Nanny Fernandez, R</b> OBP: 0.314, SLG: 0.401 (1, 5)										3	0	0	0	0	1	3									
<b>Danny Murtaugh, R</b> OBP: 0.412, SLG: 0.431 (1, 4)										3	0	1	0	0	0	0									
<b>Clyde McCullough, R</b> OBP: 0.312, SLG: 0.420 (1, 2)										3	1	1	1	0	1	1									
<b>Cliff Chambers, L</b> OBP: 0.297, SLG: 0.343 (1, 1)										3	1	1	1	0	2	1									
<b>Bill Werle, L</b> OBP: 0.400, SLG: 0.250 (9, 1)										0	0	0	0	0	0	0									
<b>Inning Stats</b>	R: 0 E: 0 K: 1 S: 6	H: 0 LOB: 0 BB: 0 P: 8	R: 1 E: 0 K: 1 S: 11	H: 1 LOB: 0 BB: 0 P: 16	R: 0 E: 0 K: 2 S: 7	H: 0 LOB: 0 BB: 0 P: 11	R: 0 E: 1 K: 0 S: 10	H: 1 LOB: 2 BB: 0 P: 13	R: 0 E: 0 K: 0 S: 13	H: 1 LOB: 1 BB: 0 P: 18	R: 1 E: 0 K: 0 S: 10	H: 2 LOB: 1 BB: 0 P: 16	R: 2 E: 0 K: 0 S: 7	H: 2 LOB: 0 BB: 0 P: 12	R: 0 E: 0 K: 0 S: 7	H: 0 LOB: 0 BB: 0 P: 9	1B: 3 2B: 0 3B: 1 HR: 3	SF: 0 SAC: 0 DP: 0 HBP: 0	WP: 0 PB: 0 SB: 0 CS: 0	PA: 32					
<b>PITCHER</b>	IP	WLS	BF	H	R	ER	SO	BB	IBB	HBP	BLK	WP	HR	S	P	ERA	WHIP								
<b>Ralph Branca, R</b> ERA: 6.04 (1, 1)	7.0	L	29	7	4	4	5	0	0	0	0	0	0	64	94	5.14	1.000								
<b>Erv Palica, R</b> ERA: 5.23 (8, 1)	1.0		3	0	0	0	0	0	0	0	0	0	0	7	9	0.00	0.000								

AB 32  
R 4  
H 7  
RBI 4  
BB 0  
SO 5  
LOB 10





Batter	1	2	3	4	5	6	7	8	9	AB	R	H	RBI	BB	SO	LOB	TOP				
<b>Pee Wee Reese, R</b> OBP: 0.343, SLG: 0.353 (1, 5)	L7		5-3		6-3		SH 1B		HR	4	2	1	1	0	0	1	<b>Brooklyn Dodgers @ Pittsburgh Pirates</b> Forbes Field, Pittsburgh, PA Fri Jun 09 1950, 3:33 AM EDT Att: 9,510 - Unknown				
<b>George Shuba, L</b> OBP: 0.299, SLG: 0.394 <b>Tommy Brown, R</b> OBP: 0.250, SLG: 0.583 (7, PH) (7, 7)	K		F7		1-3		5-3		F6	3	0	0	0	0	1	1					
<b>Duke Snider, L</b> OBP: 0.396, SLG: 0.532 (1, 8)	1B		F7				HR		L6	5	1	3	3	0	0	1					
<b>Jackie Robinson, R</b> OBP: 0.448, SLG: 0.556 (1, 4)	L8				HR		1B		K	5	2	2	1	0	1	2					
<b>Carl Furillo, R</b> OBP: 0.297, SLG: 0.369 (1, 9)					F3		2B		HR	4	1	3	0	0	0	0					
<b>Gil Hodges, R</b> OBP: 0.392, SLG: 0.460 (1, 3)	K				2B		2B		SH1-3	3	0	2	1	0	1	1					
<b>Bobby Morgan, R</b> OBP: 0.369, SLG: 0.490 (1, 6)	G4-6-3				L7		HBP		G3	3	0	0	0	0	0	3					
<b>Roy Campanella, R</b> OBP: 0.396, SLG: 0.608 (1, 2)					6-3		G6-4-3		HR	4	2	2	2	0	0	3					
<b>Jack Banta, L</b> OBP: 0.231, SLG: 0.167 <b>Erv Palica, R</b> OBP: 0.250, SLG: 0.250 <b>Bud Podbielan, R</b> OBP: 0.222, SLG: 0.235 <b>Don Newcombe, L</b> OBP: 0.450, SLG: 0.444 (1, 1) (3, 1) (7, 1) (9, 1)					G3		1B		K	1	0	1	1	0	0	0					
<b>Inning Stats</b>	R: 0 E: 0 K: 1 S: 10	H: 1 LOB: 1 BB: 0 P: 13	R: 0 E: 0 K: 1 S: 7	H: 1 LOB: 0 BB: 0 P: 8	R: 1 E: 0 K: 0 S: 9	H: 2 LOB: 1 BB: 0 P: 14	R: 0 E: 0 K: 0 S: 5	H: 0 LOB: 0 BB: 0 P: 7	R: 2 E: 0 K: 0 S: 8	H: 4 LOB: 1 BB: 0 P: 13	R: 2 E: 0 K: 0 S: 11	H: 2 LOB: 0 BB: 0 P: 19	R: 2 E: 0 K: 1 S: 9	H: 2 LOB: 0 BB: 0 P: 14	R: 1 E: 0 K: 1 S: 10	H: 1 LOB: 0 BB: 0 P: 17		1B: 8 2B: 2 3B: 1 HR: 4	SF: 0 SAC: 2 DP: 3 HBP: 1	WP: 0 PB: 0 SB: 2 CS: 0	PA: 40
<b>PITCHER</b>	IP	WLS	BF	H	R	ER	SO	BB	IBB	HBP	BLK	WP	HR	S	P	ERA	WHIP				
<b>Murry Dickson, R</b> ERA: 4.33 <b>Bill Werle, L</b> ERA: 4.92 <b>Junior Walsh, R</b> ERA: 4.15	(1, 1) (6, 1) (9, 1)	5.0 3.0 1.0	23 13 4	9 5 1	4 4 1	4 4 1	2 1 1	0 0 0	0 0 0	0 1 0	0 0 0	0 0 0	2 1 10	45 23 17	65 37 17	7.20 12.00 9.00	1.800 1.667 1.000				

Batter	1	2	3	4	5	6	7	8	9	AB	R	H	RBI	BB	SO	LOB	BOTTOM				
<b>Stan Rojek, R</b> OBP: 0.243, SLG: 0.229 <b>Dale Coogan, L</b> OBP: 0.315, SLG: 0.300 <b>Junior Walsh, R</b> OBP: 0.800, SLG: 1.000 (1, 6) (8, PH) (9, 1)	FC5-4 1B		2B		F8		F9		4-3	4	1	2	0	0	0	1	<b>Brooklyn Dodgers @ Pittsburgh Pirates</b> Forbes Field, Pittsburgh, PA Fri Jun 09 1950, 3:33 AM EDT Att: 9,510 - Unknown				
<b>Johnny Hopp, L</b> OBP: 0.421, SLG: 0.512 (1, 3)	FC5-4 BB		F7		4-3		2B		F8	4	1	1	1	1	0	1					
<b>Gus Bell, L</b> OBP: 0.412, SLG: 0.600 (1, 9)	L9		2B				F8		F4	4	2	2	1	1	0	2					
<b>Ralph Kiner, R</b> OBP: 0.437, SLG: 0.548 (1, 7)	FC5-4		HR		F9		F8		FC6-4	5	1	2	1	0	0	4					
<b>Wally Westlake, R</b> OBP: 0.346, SLG: 0.543 (1, 8)	FC5-4		HR		K		6-3		FC6-4	5	1	1	3	0	1	5					
<b>Nanny Fernandez, R</b> OBP: 0.318, SLG: 0.406 <b>Hank Schenz, R</b> OBP: 0.327, SLG: 0.449 (1, 5) (8, 5)			F7		K				1B	3	0	1	1	1	1	1					
<b>Danny Murtaugh, R</b> OBP: 0.412, SLG: 0.423 (1, 4)	G1-4-3		BB				2B		G5-3	3	0	0	0	2	0	3					
<b>Clyde McCullough, R</b> OBP: 0.320, SLG: 0.418 (1, 2)	FC5-4		F2				FC5-4			3	0	1	0	1	0	3					
<b>Murry Dickson, R</b> OBP: 0.207, SLG: 0.179 <b>Bill Werle, L</b> OBP: 0.351, SLG: 0.235 <b>Pete Castiglione, R</b> OBP: 0.271, SLG: 0.318 (1, 1) (6, 1) (8, PH) (9, 6)	FC5-4				G3		K		F8	2	0	0	0	0	0	1					
<b>Inning Stats</b>	R: 0 E: 0 K: 0 S: 14	H: 0 LOB: 1 BB: 2 P: 24	R: 0 E: 0 K: 0 S: 9	H: 0 LOB: 2 BB: 2 P: 18	R: 4 E: 0 K: 0 S: 16	H: 3 LOB: 1 BB: 2 P: 32	R: 0 E: 0 K: 2 S: 9	H: 0 LOB: 0 BB: 0 P: 12	R: 0 E: 0 K: 1 S: 9	H: 1 LOB: 1 BB: 0 P: 14	R: 2 E: 0 K: 0 S: 14	H: 3 LOB: 2 BB: 1 P: 24	R: 1 E: 0 K: 0 S: 9	H: 1 LOB: 0 BB: 0 P: 13	R: 0 E: 0 K: 0 S: 6	H: 2 LOB: 1 BB: 0 P: 12		1B: 6 2B: 4 3B: 1 HR: 1	SF: 0 SAC: 0 DP: 2 HBP: 0	WP: 0 PB: 0 SB: 0 CS: 0	PA: 43
<b>PITCHER</b>	IP	WLS	BF	H	R	ER	SO	BB	IBB	HBP	BLK	WP	HR	S	P	ERA	WHIP				
<b>Jack Banta, R</b> ERA: 3.98 <b>Erv Palica, R</b> ERA: 5.0 <b>Bud Podbielan, R</b> ERA: 5.0 <b>Don Newcombe, R</b> ERA: 3.51	(1, 1) (3, 1) (7, 1) (9, 1)	2.1 4.1 1.2 0.2	14 19 9 1	4 5 3 0	4 2 1 0	4 2 1 0	0 3 0 0	0 0 0 0	0 0 0 0	0 0 0 0	0 0 0 0	0 0 0 0	0 0 17 2	32 44 30 4	60 66 30 4	15.43 4.15 5.40 0.00	3.429 1.385 2.400 0.000				








Batter	1	2	3	4	5	6	7	8	9	AB	R	H	RBI	BB	SO	LOB	TOP			
<b>Pee Wee Reese, R</b> OBP: 0.322, SLG: 0.328 (1.5)	E6 G5-4-3	K			L7		F8		F7	5	0	0	0	0	1	3	<b>Brooklyn Dodgers @ Cincinnati Reds</b> Crosley Field, Cincinnati, OH Sun Jun 11 1950, 3:33 AM EDT Unknown			
<b>Bobby Morgan, R</b> OBP: 0.354, SLG: 0.389 <b>Eddie Miksis, R</b> OBP: 0.163, SLG: 0.146 (7.6)	G5-4-3 1-2		L7		5-3		K		FC1-4 1-2	4	0	0	0	0	1	1				
<b>Jim Russell, S</b> OBP: 0.329, SLG: 0.560 (1.7)	K		L6		F8			F6	L5	5	0	0	0	0	1	1				
<b>Jackie Robinson, R</b> OBP: 0.448, SLG: 0.547 (1.4)		1B 1B	F4			FC4-6 1B		1-3 1B		4	2	3	0	0	0	0				
<b>Carl Furillo, R</b> OBP: 0.299, SLG: 0.372 (1.9)		F9 1B E 1B		K		F9		1-3	1-2	4	1	1	0	0	1	2				
<b>Gil Hodges, R</b> OBP: 0.397, SLG: 0.455 (1.3)		E 1B 1-2 3-H		FC6-4 BB		FC4-6 1B		1B	IBB	2	0	2	1	2	0	0				
<b>Duke Snider, L</b> OBP: 0.398, SLG: 0.541 (1.8)		B2		FC6-4 HR 1-2		FC4-6		1-2 2-H	1B	4	1	1	1	0	0	5				
<b>Roy Campanella, R</b> OBP: 0.395, SLG: 0.611 (1.2)		F9		1-1 HR		F5		L5		4	1	1	2	0	0	6				
<b>Don Newcombe, L</b> OBP: 0.417, SLG: 0.381 (1.1)	E6 1-3 3-H			1-3 K			4-3		FC1-4 BB	3	0	0	0	1	1	1				
<b>Inning Stats</b>	R: 0 E: 1 K: 1 S: 6	H: 0 LOB: 0 BB: 0 P: 7	R: 2 E: 1 K: 1 S: 14	H: 3 LOB: 2 BB: 0 P: 20	R: 0 E: 0 K: 0 S: 5	H: 0 LOB: 0 BB: 0 P: 7	R: 2 E: 0 K: 2 S: 16	H: 1 LOB: 0 BB: 1 P: 24	R: 0 E: 0 K: 0 S: 8	H: 2 LOB: 2 BB: 0 P: 14	R: 0 E: 0 K: 1 S: 7	H: 0 LOB: 0 BB: 0 P: 9	R: 1 E: 0 K: 0 S: 8	H: 2 LOB: 2 BB: 1 P: 16	R: 0 E: 0 K: 0 S: 6	H: 0 LOB: 1 BB: 1 P: 11	1B: 7 2B: 0 3B: 0 HR: 1	SF: 0 SAC: 0 DP: 1 HBP: 0	WP: 0 PB: 0 SB: 0 CS: 0	PA: 39
<b>PITCHER</b> <b>Ken Raffensberger, L</b> ERA: 3.47 (1.1)	IP: 9.0 WLS: L BF: 39	H: 8 R: 5 ER: 4 SO: 5	BB: 2 IBB: 1 HBP: 0 BLK: 0	WP: 0 HR: 1 S: 80 P: 120	ERA: 4.00 WHIP: 1.111															

Batter	1	2	3	4	5	6	7	8	9	AB	R	H	RBI	BB	SO	LOB	BOTTOM			
<b>Grady Hatton, L</b> OBP: 0.326, SLG: 0.437 (1.5)	F8		F7		L3		G3		F7	5	0	0	0	0	0	0	<b>Brooklyn Dodgers @ Cincinnati Reds</b> Crosley Field, Cincinnati, OH Sun Jun 11 1950, 3:33 AM EDT Unknown			
<b>Bob Usher, R</b> OBP: 0.337, SLG: 0.430 (1.8)	K		1B		6-3			1B FC6-4 BB		3	1	1	0	1	1	0				
<b>Johnny Wyrostek, L</b> OBP: 0.409, SLG: 0.471 (1.9)	F8		G4-6-3 1B			L9		FC6-4 1B		4	0	2	0	0	0	0				
<b>Ted Kluszewski, L</b> OBP: 0.338, SLG: 0.511 (1.3)		2B 1B	G4-6-3 1-2			1B BB		FC6-4 BB 1-2 3-H		3	1	1	1	1	0	3				
<b>Bob Scheffing, R</b> OBP: 0.250, SLG: 0.261 (1.2)		2B 1B		K		1B		BB		3	1	2	0	1	1	0				
<b>Danny Litwhiler, R</b> OBP: 0.328, SLG: 0.418 (1.7)		1B 2B		2B		K		K		4	1	2	1	0	2	4				
<b>Connie Ryan, R</b> OBP: 0.356, SLG: 0.373 (1.4)		G4-6-3 1B		F7		K		F7		4	0	1	2	0	1	5				
<b>Virgil Stallcup, R</b> OBP: 0.277, SLG: 0.384 <b>Peanuts Lowrey, R</b> OBP: 0.354, SLG: 0.330 (9, PH)	G4-6-3 1-2			F6			L1		5-3	3	0	0	0	0	0	2				
<b>Ken Raffensberger, R</b> OBP: 0.290, SLG: 0.296 <b>Harry Perkowski, L</b> OBP: 0.375, SLG: 0.375 (9, PH)	5-3			K		K		K		1	0	0	0	0	1	0				
<b>Inning Stats</b>	R: 0 E: 0 K: 1 S: 8	H: 4 LOB: 0 BB: 0 P: 10	R: 3 E: 0 K: 0 S: 8	H: 4 LOB: 0 BB: 0 P: 11	R: 0 E: 0 K: 1 S: 10	H: 2 LOB: 1 BB: 0 P: 5	R: 0 E: 0 K: 1 S: 10	H: 1 LOB: 0 BB: 0 P: 14	R: 0 E: 0 K: 2 S: 11	H: 1 LOB: 2 BB: 1 P: 19	R: 0 E: 0 K: 1 S: 6	H: 0 LOB: 0 BB: 0 P: 10	R: 1 E: 0 K: 1 S: 11	H: 1 LOB: 2 BB: 2 P: 21	R: 0 E: 0 K: 1 S: 8	H: 0 LOB: 0 BB: 0 P: 10	1B: 7 2B: 2 3B: 0 HR: 0	SF: 0 SAC: 0 DP: 2 HBP: 0	WP: 0 PB: 0 SB: 0 CS: 0	PA: 37
<b>PITCHER</b> <b>Don Newcombe, R</b> ERA: 3.58 (1.1)	IP: 9.0 WLS: W BF: 37	H: 9 R: 4 ER: 4 SO: 8	BB: 3 IBB: 0 HBP: 0 BLK: 0	WP: 0 HR: 0 S: 75 P: 111	ERA: 4.00 WHIP: 1.333															






Batter	1	2	3	4	5	6	7	8	9	AB	R	H	RBI	BB	SO	LOB	TOP										
<b>Pee Wee Reese, R</b> (1, 5) OBP: 0.315, SLG: 0.320 <b>Gene Hermanski, L</b> (7, PH) OBP: 0.343, SLG: 0.375 <b>Eddie Miksis, R</b> (7, 5) OBP: 0.159, SLG: 0.143	2-2 6-3		0-0 FC3-6 1B 1-2f		1-2 4-3		1-1 F4		1-3 K	3	0	0	0	0	0	1	<b>Brooklyn Dodgers @ Cincinnati Reds</b> Crosley Field, Cincinnati, OH Sun Jun 11 1950, 3:38 AM EDT Att: 30,665 - Unknown										
<b>George Shuba, L</b> (1, 7) OBP: 0.308, SLG: 0.392	4-1 BB		0-3 K		1-1 3-1		2-2 F2		0-3 K	4	0	0	0	1	2	2											
<b>Duke Snider, L</b> (1, 8) OBP: 0.408, SLG: 0.570	0-1 HR		1-2 FC5-4 1B		2-2 1-3			3-2 2B HR 1B	0-0 2B	5	2	4	1	0	0	0											
<b>Jackie Robinson, R</b> (1, 4) OBP: 0.447, SLG: 0.560	1-1 3B		2-2 FC5-4 1-2f			2-0 5-3		0-2 HR 2B	0-1 F6	5	1	2	0	0	0	3											
<b>Carl Furillo, R</b> (1, 9) OBP: 0.303, SLG: 0.375	0-3 K			1-1 S 1B		0-1 E9 1B		0-3 K		4	0	2	0	0	2	3											
<b>Gil Hodges, R</b> (1, 3)		3-2 G5-4-3 1B		1-3 K		0-0 E6 G5-4-3		0-3 K		4	0	1	0	0	2	4											
<b>Bobby Morgan, R</b> (1, 6) OBP: 0.358, SLG: 0.382		1-3 K		4-2 FC6-4 BB		1-1 G5-4-3 1-2f		2-2 HR HBP		2	1	0	0	1	1	3											
<b>Roy Campanella, R</b> (1, 2) OBP: 0.391, SLG: 0.623		0-0 G5-4-3 1-2f		3-2 F9			2-1 F5	1-0 HR		4	1	1	4	0	0	3											
<b>Dan Bankhead, R</b> (1, 1) OBP: 0.261, SLG: 0.273 <b>Erv Palica, R</b> (7, 1) OBP: 0.250, SLG: 0.250 <b>Tommy Brown, R</b> (6, PH) OBP: 0.286, SLG: 0.538 <b>Joe Hatten, R</b> (8, 1) OBP: 0.100, SLG: 0.100			0-1 FC3-6 1B		2-2 FC6-4 1-2f		2-1 1B	0-1 F7		3	0	2	0	0	0	2											
<b>Inning Stats</b>	R: 1 E: 0 K: 1 S: 11	H: 2 LOB: 1 BB: 1 P: 18	R: 0 E: 0 K: 1 S: 8	H: 1 LOB: 0 BB: 0 P: 12	R: 0 E: 0 K: 1 S: 15	H: 2 LOB: 2 BB: 0 P: 18	R: 0 E: 0 K: 1 S: 14	H: 1 LOB: 2 BB: 1 P: 25	R: 0 E: 0 K: 0 S: 9	H: 0 LOB: 0 BB: 0 P: 13	R: 0 E: 2 K: 0 S: 6	H: 1 LOB: 1 BB: 0 P: 9	R: 0 E: 0 K: 0 S: 9	H: 1 LOB: 1 BB: 0 P: 16	R: 4 E: 0 K: 2 S: 18	H: 3 LOB: 0 BB: 0 P: 24	R: 0 E: 0 K: 2 S: 9	H: 1 LOB: 1 BB: 0 P: 10	1B: 7 2B: 2 3B: 1 HR: 2	SF: 0 SAC: 0 DP: 2 HBP: 1	WP: 0 PB: 0 SB: 1 CS: 0	PA: 40					
<b>PITCHER</b>	IP	WLS	BF	H	R	ER	SO	BB	IBB	HBP	BLK	WP	HR	S	P	ERA	WHIP										
<b>Ewell Blackwell, R</b> (1, 1) ERA: 3.16	7.0	W	29	8	1	1	4	2	0	0	0	0	1	72	111	1.29	1.429										
<b>Willie Ramsdell, R</b> (8, 1) ERA: 4.04	0.0		0	0	0	0	0	0	0	0	0	0	0	0	0	∞	∞										
<b>Frank Smith, R</b> (8, 1) ERA: 3.63	1.1	S	5	1	0	0	2	0	0	0	0	0	0	11	12	0.00	0.750										

Batter	1	2	3	4	5	6	7	8	9	AB	R	H	RBI	BB	SO	LOB	BOTTOM										
<b>Grady Hatton, L</b> (1, 5) OBP: 0.328, SLG: 0.432	2-1 F8		0-0 E 1B 1B		2-3 K		4-2 4-3 1B 1B BB	1-1 F4		4	2	1	0	1	1	1	<b>Brooklyn Dodgers @ Cincinnati Reds</b> Crosley Field, Cincinnati, OH Sun Jun 11 1950, 3:38 AM EDT Att: 30,665 - Unknown										
<b>Bob Usher, R</b> (1, 8) OBP: 0.360, SLG: 0.451	0-3 K		0-1 E7 1B 1B		0-1 1B		0-0 1B 4-3 1B	2-1 1B		5	2	4	0	0	1	0											
<b>Johnny Wyrostek, L</b> (1, 9) OBP: 0.409, SLG: 0.465	4-2 BB		1-0 2-H 3-H 1B		0-0 F8		1-0 4-3 1B	2-0 4-3		4	0	1	3	1	0	5											
<b>Ted Kluszewski, L</b> (1, 3) OBP: 0.336, SLG: 0.504	3-2 F6		0-0 F7			1-0 4-3	1-2 2-3 3-H 2-1 2B 1B			4	1	1	2	0	0	2											
<b>Danny Litwhiler, R</b> (1, 7) OBP: 0.338, SLG: 0.404		2-3 K		4-1 1B CS BB		1-2 5-3	4-0 1-2 2B BB			2	1	0	0	2	1	0											
<b>Connie Ryan, R</b> (1, 4) OBP: 0.360, SLG: 0.386		2-2 L5		0-1 CS 1B		2-1 F7	0-1 1-H 2-H 2B			4	0	2	2	0	0	0											
<b>Dixie Howell, R</b> (1, 2) OBP: 0.346, SLG: 0.265 <b>Herm Wehmeier, R</b> (7, PR) OBP: 0.258, SLG: 0.300 <b>Johnny Pramesa, R</b> (7, PH) OBP: 0.302, SLG: 0.388		0-3 K		3-3 1B			1-0 SH5-4 1B K			3	0	1	0	0	2	2											
<b>Virgil Stallcup, R</b> (1, 6) OBP: 0.278, SLG: 0.379			1-1 F2		1-2 F7		1-0 SH5-4 1B BB	4-2 1B BB		2	0	0	0	1	0	1											
<b>Ewell Blackwell, R</b> (1, 1) OBP: 0.167, SLG: 0.091 <b>Willie Ramsdell, R</b> (8, 1) OBP: 0.250, SLG: 0.250 <b>Frank Smith, R</b> (8, 1) OBP: 0.200, SLG: 0.200			1-2 F9		0-0 4-3		2-1 SH 1B BB 4-3 3-H	1-3 K		2	1	0	1	0	0	0											
<b>Inning Stats</b>	R: 0 E: 0 K: 1 S: 12	H: 0 LOB: 1 BB: 1 P: 21	R: 0 E: 0 K: 2 S: 10	H: 0 LOB: 0 BB: 0 P: 14	R: 2 E: 1 K: 0 S: 11	H: 3 LOB: 1 BB: 0 P: 14	R: 0 E: 0 K: 1 S: 10	H: 1 LOB: 1 BB: 1 P: 18	R: 0 E: 0 K: 0 S: 6	H: 0 LOB: 0 BB: 0 P: 10	R: 6 E: 0 K: 1 S: 16	H: 4 LOB: 2 BB: 2 P: 33	R: 0 E: 0 K: 1 S: 10	H: 1 LOB: 2 BB: 1 P: 20	1B: 9 2B: 2 3B: 0 HR: 0	SF: 0 SAC: 2 DP: 1 HBP: 0	WP: 0 PB: 1 SB: 0 CS: 2	PA: 39									
<b>PITCHER</b>	IP	WLS	BF	H	R	ER	SO	BB	IBB	HBP	BLK	WP	HR	S	P	ERA	WHIP										
<b>Dan Bankhead, R</b> (1, 1) ERA: 4.17	6.1	L	28	6	5	4	5	3	0	0	0	0	0	64	101	5.68	1.421										
<b>Erv Palica, R</b> (7, 1) ERA: 5.96	0.2		6	3	3	3	1	1	0	0	0	0	0	9	19	40.50	6.000										
<b>Joe Hatten, L</b> (8, 1) ERA: 4.14	1.0		5	1	0	0	1	1	0	0	0	0	0	10	20	0.00	2.000										

AB	37
R	5
H	12
RBI	5
BB	2
SO	8
LOB	22









Batter	1	2	3	4	5	6	7	8	9	AB	R	H	RBI	BB	SO	LOB	TOP		
Harry Walker, L (1, 8) OBP: 0.302, SLG: 0.252 Johnny Bucha, R (9, PH) OBP: 0.267, SLG: 0.214	F7		6-3		L7			6-3	FC4-6 1B	4	0	0	0	0	0	0			
Red Schoendienst, S (1, 4) OBP: 0.336, SLG: 0.411	1B		HR		F4			K	K	4	1	1	0	1	2	3			
Stan Musial, L (1, 3) OBP: 0.474, SLG: 0.648	G5-4-3 1B		F6		F6			BB 1B	FC4-6 1B	4	0	2	0	1	0	4			
Eddie Kazak, R (1, 5) OBP: 0.395, SLG: 0.439	G5-4-3 1-2		HR		L7			BB 1B		4	1	2	2	0	0	2			
Enos Slaughter, L (1, 9) OBP: 0.436, SLG: 0.513		HR	4-3		1-3			1B		3	1	1	1	1	0	0			
Johnny Lindell, R (1, 7) OBP: 0.287, SLG: 0.310	F6				1-3			BB	K	4	0	0	0	0	1	3			
Marty Marion, R (1, 6) OBP: 0.361, SLG: 0.432	FC6-4 1B		1-3		1-3			1B	1B	4	0	2	0	0	0	0			
Del Rice, R (1, 2) OBP: 0.302, SLG: 0.327 Erv Dusak, R (9, PR)	F9		BB		K			1B	1B	3	0	1	0	1	1	1			
Red Munger, R (1, 1) OBP: 0.185, SLG: 0.120 Eddie Miller, R (7, PH) OBP: 0.356, SLG: 0.385 Al Brazle, L (7, 1) OBP: 0.167, SLG: 0.167 Tommy Glaviano, R (9, PH) OBP: 0.441, SLG: 0.456	FC6-4 1-2		K		F8			F8	F8	2	0	0	0	0	1	2			
<b>Inning Stats</b>	R: 0 E: 0 K: 0 S: 7	H: 2 LOB: 1 BB: 0 P: 14	R: 1 E: 0 K: 0 S: 7	H: 2 LOB: 1 BB: 0 P: 11	R: 2 E: 0 K: 0 S: 9	H: 1 LOB: 0 BB: 1 P: 16	R: 0 E: 0 K: 1 S: 7	H: 0 LOB: 1 BB: 1 P: 14	R: 0 E: 0 K: 0 S: 10	H: 0 LOB: 0 BB: 0 P: 16	R: 0 E: 0 K: 1 S: 5	H: 0 LOB: 0 BB: 0 P: 8	R: 0 E: 0 K: 2 S: 13	H: 1 LOB: 3 BB: 2 P: 23	R: 0 E: 0 K: 1 S: 13	H: 3 LOB: 3 BB: 0 P: 17	1B: 8 2B: 0 3B: 0 HR: 2	SF: 0 SAC: 0 DP: 1 HBP: 0	WP: 0 PA: 39 PB: 0 SB: 0 CS: 0
<b>PITCHER</b> Preacher Roe, L (1, 1) ERA: 3.43	IP: 9.0 WLS: W BF: 39 H: 10 R: 3 ER: 3 SO: 5	BB: 4 IBB: 0 HBP: 0 BLK: 0	WP: 0 HR: 2 S: 78 P: 130	ERA: 3.00 WHIP: 1.556	<b>PITCHER</b>	IP: 9.0 WLS: W BF: 39 H: 10 R: 3 ER: 3 SO: 5	BB: 4 IBB: 0 HBP: 0 BLK: 0	WP: 0 HR: 2 S: 78 P: 130	ERA: 3.00 WHIP: 1.556										

St. Louis Cardinals @ Brooklyn Dodgers  
Ebbets Field, Brooklyn, NY  
Fri Jun 16 1950, 3:33 AM EDT  
Att: 30,143 - Unknown

AB 35  
R 3  
H 10  
RBI 3  
BB 4  
SO 5  
LOB 17



Batter	1	2	3	4	5	6	7	8	9	AB	R	H	RBI	BB	SO	LOB	BOTTOM		
Billy Cox, R (1, 5) OBP: 0.294, SLG: 0.340	F6				K		F8			3	0	0	0	1	1	1			
Gene Hermanski, L (1, 7) OBP: 0.359, SLG: 0.417 Jim Russell, S (7, PH) OBP: 0.326, SLG: 0.553	4-3		FC4-6 1B		2B		K			3	0	2	2	0	0	0			
Duke Snider, L (1, 8) OBP: 0.395, SLG: 0.549	F8		FC4-6 1-2		F7		1-3			4	0	0	0	0	0	4			
Jackie Robinson, R (1, 4) OBP: 0.442, SLG: 0.560		E9 1B	G6-4-3 1B		F2			1B	2B	4	2	3	0	0	0	0			
Carl Furillo, R (1, 9) OBP: 0.304, SLG: 0.373	1-3		G6-4-3 1-2		5-3			SH1-4 1B	1B	4	1	1	1	0	0	2			
Gil Hodges, R (1, 3) OBP: 0.390, SLG: 0.441	1B		5-3		F7			SH1-4		2	1	0	0	1	0	0			
Roy Campanella, R (1, 2) OBP: 0.403, SLG: 0.664	K				HR		6-3		G4-3 1B	4	1	2	2	0	1	2			
Pee Wee Reese, R (1, 6) OBP: 0.310, SLG: 0.314	BB E 1B				L8		F7		G4-3 1-2	4	1	1	1	0	0	1			
Preacher Roe, R (1, 1) OBP: 0.194, SLG: 0.200	E5 1B				2B		K			3	1	1	0	0	1	1			
<b>Inning Stats</b>	R: 0 E: 0 K: 0 S: 5	H: 0 LOB: 0 BB: 0 P: 6	R: 4 E: 2 K: 1 S: 18	H: 3 LOB: 2 BB: 2 P: 31	R: 0 E: 0 K: 0 S: 8	H: 1 LOB: 0 BB: 0 P: 14	R: 1 E: 0 K: 1 S: 10	H: 3 LOB: 2 BB: 0 P: 18	R: 0 E: 0 K: 0 S: 9	H: 0 LOB: 0 BB: 0 P: 12	R: 0 E: 0 K: 1 S: 7	H: 0 LOB: 0 BB: 0 P: 15	R: 0 E: 0 K: 1 S: 6	H: 0 LOB: 0 BB: 0 P: 6	R: 2 E: 0 K: 0 S: 10	H: 3 LOB: 0 BB: 0 P: 17	1B: 6 2B: 3 3B: 0 HR: 1	SF: 0 SAC: 1 DP: 2 HBP: 0	WP: 0 PA: 35 PB: 0 SB: 0 CS: 0
<b>PITCHER</b> Red Munger, R (1, 1) ERA: 3.45 Al Brazle, L (7, 1) ERA: 4.94	IP: 6.0 WLS: L BF: 27 H: 7 R: 5 ER: 2 SO: 3	BB: 2 IBB: 0 HBP: 0 BLK: 0	WP: 0 HR: 1 S: 57 P: 96	ERA: 3.00 WHIP: 1.500	<b>PITCHER</b>	IP: 6.0 WLS: L BF: 27 H: 7 R: 5 ER: 2 SO: 3	BB: 2 IBB: 0 HBP: 0 BLK: 0	WP: 0 HR: 1 S: 57 P: 96	ERA: 3.00 WHIP: 1.500										

St. Louis Cardinals @ Brooklyn Dodgers  
Ebbets Field, Brooklyn, NY  
Fri Jun 16 1950, 3:33 AM EDT  
Att: 30,143 - Unknown

AB 32  
R 7  
H 10  
RBI 6  
BB 2  
SO 4  
LOB 11





Batter	1	2	3	4	5	6	7	8	9	AB	R	H	RBI	BB	SO	LOB	TOP				
<b>Harry Walker, L</b> OBP: 0.293, SLG: 0.244 (1, 8)	0-0 5-3		3-2 6-3			2-1 5-3		1-3 K		4	0	0	0	0	1	1	<b>St. Louis Cardinals @ Brooklyn Dodgers</b> Ebbets Field, Brooklyn, NY Sat Jun 17 1950, 3:33 AM EDT Att: 24,591 - Unknown  <b>AB 32</b> <b>R 2</b> <b>H 5</b> <b>RBI 2</b> <b>BB 1</b> <b>SO 8</b> <b>LOB 8</b>				
<b>Red Schoendienst, S</b> OBP: 0.335, SLG: 0.422 (1, 4)	0-1 HR		3-1 L8			0-2 4-3		1-0 F8		4	1	1	1	0	0	1					
<b>Stan Musial, L</b> OBP: 0.470, SLG: 0.639 (1, 3)	0-1 FC4-6 1B		1-2 F8			2-1 4-3			2-1 4-3	4	0	1	0	0	0	0					
<b>Enos Slaughter, L</b> OBP: 0.429, SLG: 0.502 (1, 9)	0-2 FC4-6 1-2			1-2 F7			0-0 F7		1-2 6-3	4	0	0	0	0	0	1					
<b>Eddie Kazak, R</b> OBP: 0.388, SLG: 0.471 (1, 5)	0-1 FC5-4 1-2			0-0 F7			0-2 F7		3-2 HR	4	1	1	1	0	0	1					
<b>Bill Howerton, L</b> OBP: 0.435, SLG: 0.467 (1, 7)		1-3 K		1-1 F8			4-2 BB		3-3 K	3	0	0	0	1	2	0					
<b>Marty Marion, R</b> OBP: 0.360, SLG: 0.430 (1, 6)		0-1 1B			1-3 K			1-3 K		3	0	1	0	0	2	1					
<b>Johnny Bucha, R</b> OBP: 0.278, SLG: 0.294 (1, 2)		0-3 K			1-1 6-3			2-2 2B		3	0	1	0	0	1	1					
<b>Howie Pollet, L</b> OBP: 0.111, SLG: 0.139 <b>Fred Martin, R</b> OBP: 0.222, SLG: 0.333 <b>Solly Hemus, L</b> OBP: 0.250, SLG: 0.214 <b>Cloyd Boyer, R</b> (8, 1)	0-1 L7				1-3 K			2-3 K		1	0	0	0	0	0	1					
<b>Inning Stats</b>	R: 1 E: 0 K: 0 S: 10	H: 2 LOB: 1 BB: 0 P: 10	R: 0 E: 0 K: 2 S: 11	H: 1 LOB: 0 BB: 0 P: 12	R: 0 E: 0 K: 0 S: 10	H: 0 LOB: 0 BB: 0 P: 17	R: 0 E: 0 K: 0 S: 6	H: 0 LOB: 0 BB: 0 P: 8	R: 0 E: 0 K: 2 S: 10	H: 0 LOB: 0 BB: 0 P: 13	R: 0 E: 0 K: 1 S: 9	H: 0 LOB: 1 BB: 0 P: 13	R: 0 E: 0 K: 1 S: 12	H: 1 LOB: 1 BB: 1 P: 17	R: 1 E: 0 K: 1 S: 12	H: 1 LOB: 0 BB: 0 P: 21		1B: 2 2B: 1 3B: 0 HR: 2	SF: 0 SAC: 0 DP: 0 HBP: 0	WP: 0 PB: 0 SB: 0 CS: 0	PA: 33
<b>PITCHER</b> <b>Don Newcombe, R</b> ERA: 3.38 (1, 1)	IP 9.0	WLS W	BF 33	H 5	R 2	ER 2	SO 8	BB 1	IBB 0	HBP 0	BLK 0	WP 0	HR 2	S 91	P 128	ERA 2.00	WHIP 0.667				

Batter	1	2	3	4	5	6	7	8	9	AB	R	H	RBI	BB	SO	LOB	BOTTOM				
<b>Billy Cox, R</b> OBP: 0.290, SLG: 0.343 (1, 5)	2-2 F6	0-1 HR 2B		1-0 F7		1-0 6-3		0-1 F6		5	0	1	0	0	0	0	<b>St. Louis Cardinals @ Brooklyn Dodgers</b> Ebbets Field, Brooklyn, NY Sat Jun 17 1950, 3:33 AM EDT Att: 24,591 - Unknown  <b>AB 35</b> <b>R 10</b> <b>H 14</b> <b>RBI 10</b> <b>BB 4</b> <b>SO 1</b> <b>LOB 9</b>				
<b>Jim Russell, S</b> OBP: 0.341, SLG: 0.588 (1, 7)	0-1 2B 1B	0-0 SAFE HR		0-0 3-1		1-2 5-3		4-2 HR BB		4	3	2	1	1	0	0					
<b>Duke Snider, L</b> OBP: 0.395, SLG: 0.560 (1, 8)	2-2 2B 1-2 1B	1-2 G3		1-2 F8		0-0 G3		1-1 HR		5	2	2	2	0	0	0					
<b>Jackie Robinson, R</b> OBP: 0.441, SLG: 0.561 (1, 4)	0-0 2B 2B	2-1 F2			1-2 SH1-3 1B 1B		0-0 B3	1-1 5-3		5	2	2	1	0	0	0					
<b>Carl Furillo, R</b> OBP: 0.312, SLG: 0.385 (1, 9)	0-1 1B 2B			0-0 F6		0-0 SH1-3 1B 1B		0-1 PB 1B		4	2	3	2	0	0	0					
<b>Gil Hodges, R</b> OBP: 0.385, SLG: 0.433 (1, 3)	2-2 6-3			3-2 F5		2-0 SH1-3		2-0 F9		3	0	0	0	0	0	2					
<b>Roy Campanella, R</b> OBP: 0.417, SLG: 0.691 (1, 2)	1-0 2H 1B			0-0 HR		4-0 1B IBB		4-2 BB		2	1	2	2	2	0	0					
<b>Pee Wee Reese, R</b> OBP: 0.321, SLG: 0.329 (1, 6)	4-0 IBB			2-2 2B		2-2 G4-6-3 1B		2-1 L9		3	0	2	2	1	0	2					
<b>Don Newcombe, L</b> OBP: 0.357, SLG: 0.320 (1, 1)	0-3 K			1-2 5-3		0-0 G4-6-3 1-2		0-2 F8		4	0	0	0	0	1	5					
<b>Inning Stats</b>	R: 4 E: 0 K: 1 S: 19	H: 5 LOB: 2 BB: 1 P: 30	R: 1 E: 0 K: 0 S: 8	H: 2 LOB: 0 BB: 0 P: 11	R: 1 E: 0 K: 0 S: 14	H: 2 LOB: 1 BB: 0 P: 20	R: 0 E: 0 K: 0 S: 5	H: 0 LOB: 0 BB: 0 P: 7	R: 2 E: 0 K: 0 S: 9	H: 3 LOB: 1 BB: 1 P: 18	R: 0 E: 0 K: 0 S: 5	H: 0 LOB: 0 BB: 0 P: 7	R: 0 E: 0 K: 0 S: 9	H: 1 LOB: 2 BB: 1 P: 17	R: 2 E: 0 K: 0 S: 11	H: 1 LOB: 0 BB: 1 P: 17		1B: 7 2B: 4 3B: 0 HR: 3	SF: 0 SAC: 1 DP: 1 HBP: 0	WP: 0 PB: 1 SB: 0 CS: 0	PA: 40
<b>PITCHER</b> <b>Howie Pollet, L</b> ERA: 2.75 <b>Fred Martin, R</b> ERA: 4.29 <b>Cloyd Boyer, R</b> ERA: 4.32 (1, 1)	IP 3.0	WLS L	BF 18	H 9	R 6	ER 6	SO 1	BB 0	IBB 0	HBP 0	BLK 0	WP 0	HR 2	S 41	P 61	ERA 18.00	WHIP 3.000				



Batter	1	2	3	4	5	6	7	8	9	AB	R	H	RBI	BB	SO	LOB	TOP			
Harry Walker, L (1, 8) OBP: 0.285, SLG: 0.236										4	0	0	0	0	2	3				
Red Schoendienst, S (1, 4) OBP: 0.329, SLG: 0.414										4	0	0	0	0	1	1				
Stan Musial, L (1, 3) OBP: 0.466, SLG: 0.630										4	0	1	0	0	0	0				
Enos Slaughter, L (1, 9) OBP: 0.430, SLG: 0.500										3	0	1	0	1	0	0				
Eddie Kazak, R (1, 5) OBP: 0.393, SLG: 0.466										3	0	1	0	1	1	3				
Bill Howerton, L (1, 7) OBP: 0.427, SLG: 0.456										4	0	1	0	0	1	4				
Marty Marion, R (1, 6) OBP: 0.355, SLG: 0.423										2	0	0	0	0	1	3				
Eddie Miller, R (5, 6) OBP: 0.352, SLG: 0.380										1	0	0	0	0	1	0				
Johnny Bucha, R (1, 2) OBP: 0.278, SLG: 0.294										0	0	0	0	0	0	0				
Del Rice, R (2, 2) OBP: 0.312, SLG: 0.340										2	0	1	0	1	0	0				
Gerry Staley, R (1, 1) OBP: 0.333, SLG: 0.250										0	0	0	0	0	0	0				
Al Brazle, L (2, 1) OBP: 0.200, SLG: 0.200										2	0	1	0	0	0	0				
Cloyd Boyer, R (6, 1) OBP: 0.235, SLG: 0.200										0	0	0	0	0	0	0				
Solly Hemus, L (8, PH) OBP: 0.235, SLG: 0.200										1	0	0	0	0	0	1				
Jim Hearn, R (8, 1)										0	0	0	0	0	0	0				
<b>Inning Stats</b>	R: 0 E: 0 K: 2 S: 9	H: 0 LOB: 0 BB: 0 P: 12	R: 0 E: 0 K: 2 S: 10	H: 1 LOB: 1 BB: 1 P: 21	R: 0 E: 0 K: 1 S: 8	H: 0 LOB: 0 BB: 0 P: 10	R: 0 E: 0 K: 0 S: 9	H: 0 LOB: 0 BB: 0 P: 13	R: 0 E: 0 K: 1 S: 6	H: 1 LOB: 0 BB: 1 P: 13	R: 0 E: 0 K: 0 S: 10	H: 2 LOB: 1 BB: 0 P: 17	R: 0 E: 0 K: 1 S: 8	H: 1 LOB: 1 BB: 0 P: 13	R: 0 E: 1 K: 0 S: 7	H: 0 LOB: 2 BB: 1 P: 17	1B: 5 2B: 1 3B: 0 HR: 0	SF: 0 SAC: 0 DP: 3 HBP: 0	WP: 0 PB: 0 SB: 0 CS: 1	PA: 33
<b>PITCHER</b> Dan Bankhead, R (1, 1) ERA: 3.61	IP: 9.0 WLS: W BF: 33 H: 6 R: 0 ER: 0 SO: 7 BB: 3 IBB: 0 HBP: 0 BLK: 0 WP: 0 HR: 0 S: 76 P: 128 ERA: 0.00 WHIP: 1.000															<b>PITCHER</b>				

St. Louis Cardinals @ Brooklyn Dodgers  
Ebbets Field, Brooklyn, NY  
Sun Jun 18 1950, 3:33 AM EDT  
Att: 33,639 - Unknown

AB 30  
R 0  
H 6  
RBI 0  
BB 3  
SO 7  
LOB 15

Batter	1	2	3	4	5	6	7	8	9	AB	R	H	RBI	BB	SO	LOB	BOTTOM			
Billy Cox, R (1, 5) OBP: 0.295, SLG: 0.346										5	2	2	1	0	1	4				
Gene Hermanski, L (1, 7) OBP: 0.384, SLG: 0.463										5	2	2	2	0	1	2				
Duke Snider, L (1, 8) OBP: 0.404, SLG: 0.571										5	1	4	1	0	1	1				
Jackie Robinson, R (1, 4) OBP: 0.444, SLG: 0.575										4	1	2	4	1	0	3				
Carl Furillo, R (1, 9) OBP: 0.314, SLG: 0.385										5	1	2	0	0	0	3				
Gil Hodges, R (1, 3) OBP: 0.385, SLG: 0.429										4	0	1	0	1	0	1				
Roy Campanella, R (1, 2) OBP: 0.411, SLG: 0.671										4	0	0	0	1	0	5				
Pee Wee Reese, R (1, 6) OBP: 0.323, SLG: 0.331										5	1	2	1	0	1	3				
Dan Bankhead, R (1, 1) OBP: 0.333, SLG: 0.346										4	1	3	0	0	0	2				
<b>Inning Stats</b>	R: 1 E: 1 K: 1 S: 11	H: 2 LOB: 1 BB: 0 P: 15	R: 4 E: 0 K: 0 S: 16	H: 4 LOB: 1 BB: 1 P: 23	R: 0 E: 1 K: 0 S: 6	H: 1 LOB: 1 BB: 0 P: 10	R: 0 E: 0 K: 1 S: 10	H: 2 LOB: 2 BB: 0 P: 13	R: 1 E: 0 K: 0 S: 9	H: 4 LOB: 2 BB: 1 P: 11	R: 3 E: 0 K: 0 S: 19	H: 4 LOB: 2 BB: 1 P: 28	R: 0 E: 0 K: 1 S: 9	H: 1 LOB: 1 BB: 1 P: 19	R: 0 E: 0 K: 1 S: 8	H: 0 LOB: 0 BB: 0 P: 16	1B: 15 2B: 1 3B: 1 HR: 1	SF: 0 SAC: 0 DP: 2 HBP: 0	WP: 0 PB: 1 SB: 0 CS: 0	PA: 44
<b>PITCHER</b> Gerry Staley, R (1, 1) ERA: 6.22	IP: 1.2 WLS: L BF: 11 H: 5 R: 5 ER: 4 SO: 1 BB: 0 IBB: 0 HBP: 0 BLK: 0 WP: 0 HR: 1 S: 35 P: 47 ERA: 10.80 WHIP: 3.600															<b>PITCHER</b>				
Al Brazle, L (2, 1) ERA: 5.33	IP: 3.1 WLS: L BF: 20 H: 11 R: 4 ER: 4 SO: 1 BB: 0 IBB: 0 HBP: 0 BLK: 0 WP: 0 HR: 1 S: 23 P: 41 ERA: 0.00 WHIP: 2.000															<b>PITCHER</b>				
Cloyd Boyer, R (6, 1) ERA: 4.0	IP: 2.0 WLS: L BF: 10 H: 2 R: 0 ER: 0 SO: 1 BB: 2 IBB: 0 HBP: 0 BLK: 0 WP: 0 HR: 0 S: 23 P: 41 ERA: 0.00 WHIP: 2.000															<b>PITCHER</b>				
Jim Hearn, R (8, 1) ERA: 2.25	IP: 1.0 WLS: L BF: 3 H: 0 R: 0 ER: 0 SO: 1 BB: 0 IBB: 0 HBP: 0 BLK: 0 WP: 0 HR: 0 S: 8 P: 16 ERA: 0.00 WHIP: 0.000															<b>PITCHER</b>				

St. Louis Cardinals @ Brooklyn Dodgers  
Ebbets Field, Brooklyn, NY  
Sun Jun 18 1950, 3:33 AM EDT  
Att: 33,639 - Unknown

AB 41  
R 9  
H 18  
RBI 9  
BB 3  
SO 4  
LOB 24



Batter	1	2	3	4	5	6	7	8	9	AB	R	H	RBI	BB	SO	LOB	TOP					
<b>Eddie Stanky, R</b> OBP: 0.487, SLG: 0.445	0-3 K2-3		1-1 F9		2-3 K	0-2 1B		1-1 5-3		5	0	1	2	0	2	1	<b>New York Giants @ Brooklyn Dodgers</b> Ebbets Field, Brooklyn, NY Mon Jun 19 1950, 3:33 AM EDT Att: 19,208 - Unknown					
<b>Whitey Lockman, L</b> OBP: 0.398, SLG: 0.437	1-1 1B		0-0 1B		1-2 1B	1-1 G3			2-1 HR	5	3	4	1	0	0	2						
<b>Don Mueller, L</b> OBP: 0.322, SLG: 0.409	1-3 K		1-0 1B		0-0 1B		2-1 4-3		2-2 F5	5	0	2	2	0	1	1						
<b>Hank Thompson, L</b> OBP: 0.413, SLG: 0.510	1-0 F4		4-2 1B		2-1 4-3		1-0 F9		2-1 L4	4	0	0	0	1	0	2						
<b>Roy Weatherly, L</b> OBP: 0.455, SLG: 0.464		2-3 K	1-3 K			2-1 F3			2-1 F7	5	0	1	0	0	2	2						
<b>Wes Westrum, R</b> OBP: 0.403, SLG: 0.477		2-3 K		3-2 F7		1-2 1B		0-2 F8		4	1	1	0	0	1	1						
<b>Tookie Gilbert, L</b> OBP: 0.316, SLG: 0.340		1-0 1B		0-1 F7		2-2 1B		0-0 F7		4	1	2	0	0	0	0						
<b>Alvin Dark, R</b> OBP: 0.307, SLG: 0.374		2-3 K		0-3 K		4-1 1B		1-2 F9		3	0	0	0	1	2	1						
<b>Clint Hartung, R</b> OBP: 0.235, SLG: 0.412			1-3 K		2-3 K	2-2 F5		1-1 2B		0	0	0	0	0	0	0						
<b>Jack Lohrke, R</b> OBP: 0.287, SLG: 0.154										1	0	0	0	0	1	0						
<b>Sal Maglie, R</b> OBP: 0.343, SLG: 0.298										1	0	0	0	0	1	0						
<b>Spider Jorgensen, L</b> OBP: 0.255, SLG: 0.250										0	0	0	0	0	0	0						
<b>Kirby Higbe, R</b> OBP: 0.226, SLG: 0.286										0	0	0	0	0	0	0						
<b>Jack Maguire, R</b> OBP: 0.226, SLG: 0.286										1	0	1	0	0	0	0						
<b>Jack Kramer, R</b> OBP: 0.226, SLG: 0.625										0	0	0	0	0	0	0						
<b>Inning Stats</b>	R: 0 E: 0 K: 2 S: 10	H: 1 LOB: 1 BB: 0 P: 13	R: 0 E: 0 K: 3 S: 11	H: 1 LOB: 1 BB: 0 P: 18	R: 1 E: 0 K: 2 S: 12	H: 2 LOB: 2 BB: 1 P: 20	R: 0 E: 0 K: 1 S: 9	H: 0 LOB: 0 BB: 0 P: 12	R: 1 E: 1 K: 2 S: 13	H: 2 LOB: 1 BB: 0 P: 20	R: 2 E: 0 K: 0 S: 20	H: 3 LOB: 2 BB: 1 P: 32	R: 0 E: 0 K: 0 S: 7	H: 1 LOB: 1 BB: 0 P: 11	R: 0 E: 0 K: 0 S: 8	H: 1 LOB: 0 BB: 0 P: 11	R: 1 E: 0 K: 0 S: 9	H: 1 LOB: 0 BB: 0 P: 17	1B: 10 2B: 1 3B: 0 HR: 1	SF: 0 SAC: 0 DP: 0 HBP: 0	WP: 0 PB: 1 SB: 0 CS: 0	PA: 41
<b>PITCHER</b> <b>Ralph Branca, R</b> ERA: 4.93	IP: 9.0 WLS: W BF: 41 H: 12 R: 5 ER: 3 SO: 10 BB: 2 IBB: 0 HBP: 0 BLK: 0 WP: 0 HR: 1 S: 99 P: 154 ERA: 3.00 WHIP: 1.556															<b>PITCHER</b>						

Batter	1	2	3	4	5	6	7	8	9	AB	R	H	RBI	BB	SO	LOB	BOTTOM			
<b>Billy Cox, R</b> OBP: 0.299, SLG: 0.349	1-1 4-3	0-0 1B		1-0 6-3	0-3 K			0-0 1B		5	0	2	2	0	1	1	<b>New York Giants @ Brooklyn Dodgers</b> Ebbets Field, Brooklyn, NY Mon Jun 19 1950, 3:33 AM EDT Att: 19,208 - Unknown			
<b>Gene Hermanski, L</b> OBP: 0.387, SLG: 0.432	3-2 5-3	2-1 F6		4-2 BB		3-3 K		4-1 1B		3	0	0	0	2	1	2				
<b>Duke Snider, L</b> OBP: 0.396, SLG: 0.557	2-1 1-3	0-1 E3		0-1 F5		1-3 K		0-0 F6		5	0	0	0	0	1	4				
<b>Jackie Robinson, R</b> OBP: 0.448, SLG: 0.576		1-3 2-H HR		2-2 6-3		2-2 CS		1-0 1B		5	1	3	0	0	0	3				
<b>Carl Furillo, R</b> OBP: 0.326, SLG: 0.407		1-2 HR		0-0 F8		3-1 CS		2-0 1B		3	3	3	2	0	0	0				
<b>Gil Hodges, R</b> OBP: 0.382, SLG: 0.426		0-0 BB		2-3 K		1-2 F8		3-3 K		4	1	1	0	0	2	3				
<b>Roy Campanella, R</b> OBP: 0.419, SLG: 0.669		4-0 1B		0-0 E8		4-0 E		1-3 K		2	2	1	0	2	1	1				
<b>Pee Wee Reese, R</b> OBP: 0.321, SLG: 0.324		4-0 1B		2-0 F8		1-2 E6		1-3 K		3	1	0	1	1	1	3				
<b>Ralph Branca, R</b> OBP: 0.071, SLG: 0.286		0-1 F7		0-1 F3		1-2 3-1		2-2 6-3		4	0	0	1	0	0	5				
<b>Inning Stats</b>	R: 0 E: 0 K: 0 S: 7	H: 0 LOB: 0 BB: 0 P: 13	R: 5 E: 1 K: 0 S: 15	H: 4 LOB: 2 BB: 2 P: 28	R: 1 E: 1 K: 1 S: 8	H: 2 LOB: 1 BB: 0 P: 14	R: 0 E: 0 K: 0 S: 9	H: 0 LOB: 1 BB: 1 P: 16	R: 2 E: 1 K: 1 S: 14	H: 0 LOB: 1 BB: 1 P: 22	R: 0 E: 0 K: 2 S: 10	H: 1 LOB: 0 BB: 0 P: 19	R: 0 E: 0 K: 3 S: 10	H: 1 LOB: 1 BB: 0 P: 17	R: 0 E: 0 K: 0 S: 7	H: 2 LOB: 2 BB: 1 P: 14		1B: 9 2B: 0 3B: 0 HR: 1	SF: 0 SAC: 0 DP: 0 HBP: 1	WP: 0 PB: 0 SB: 1 CS: 1
<b>PITCHER</b> <b>Clint Hartung, R</b> ERA: 5.32	IP: 1.0 WLS: L BF: 8 H: 3 R: 5 ER: 4 SO: 0 BB: 2 IBB: 0 HBP: 0 BLK: 0 WP: 0 HR: 1 S: 12 P: 27 ERA: 36.00 WHIP: 5.000															<b>PITCHER</b>				
<b>Andy Hansen, R</b> ERA: 3.94	IP: 1.0 WLS: L BF: 5 H: 1 R: 0 ER: 0 SO: 0 BB: 0 IBB: 0 HBP: 0 BLK: 0 WP: 0 HR: 0 S: 10 P: 14 ERA: 0.00 WHIP: 1.000															<b>PITCHER</b>				
<b>Sal Maglie, R</b> ERA: 3.31	IP: 3.0 WLS: L BF: 15 H: 2 R: 3 ER: 0 SO: 2 BB: 2 IBB: 0 HBP: 1 BLK: 0 WP: 0 HR: 0 S: 31 P: 52 ERA: 0.00 WHIP: 1.333															<b>PITCHER</b>				
<b>Kirby Higbe, R</b> ERA: 3.9	IP: 2.0 WLS: L BF: 7 H: 2 R: 0 ER: 0 SO: 5 BB: 0 IBB: 0 HBP: 0 BLK: 0 WP: 0 HR: 0 S: 20 P: 36 ERA: 0.00 WHIP: 1.000															<b>PITCHER</b>				
<b>Jack Kramer, R</b> ERA: 5.2	IP: 1.0 WLS: L BF: 5 H: 2 R: 0 ER: 0 SO: 0 BB: 1 IBB: 0 HBP: 0 BLK: 0 WP: 0 HR: 0 S: 7 P: 14 ERA: 0.00 WHIP: 3.000															<b>PITCHER</b>				



Batter	1	2	3	4	5	6	7	8	9	AB	R	H	RBI	BB	SO	LOB	TOP			
<b>Grady Hatton, L</b> OBP: 0.330, SLG: 0.413 (1, 5)	L6		4-3				F9			4	0	1	0	0	0	0	<b>Cincinnati Reds @ Brooklyn Dodgers</b> Ebbets Field, Brooklyn, NY Tue Jun 20 1950, 3:33 AM EDT Att: 16,180 - Unknown			
<b>Peanuts Lowrey, R</b> OBP: 0.367, SLG: 0.331 (1, 7)	K		5-3 1B			G6-4-3 1B		F7		4	0	1	0	0	1					
<b>Johnny Wyrostek, L</b> OBP: 0.410, SLG: 0.467 (1, 9)	F8		5-3 1B			F8		F8		4	0	2	0	0	0					
<b>Bob Scheffing, R</b> OBP: 0.310, SLG: 0.359 (1, 2)		1-2 1B	5-3			1-2 1B		G5-4-3 1B		4	1	2	0	0	0	3				
<b>Connie Ryan, R</b> OBP: 0.358, SLG: 0.404 (1, 4)		4-3 1B	F6			F7		F7		4	0	1	0	0	0	2				
<b>Ted Kluszewski, L</b> OBP: 0.343, SLG: 0.531 (1, 3)	E5					6-3		F7		4	0	1	0	0	0	1				
<b>Bob Usher, R</b> OBP: 0.317, SLG: 0.383 (1, 8)	4-3		G5-4-3					F6		4	1	1	0	0	0	3				
<b>Sammy Meeks, R</b> OBP: 0.273, SLG: 0.367 (1, 6)	K									3	0	2	0	0	1	2				
<b>Ken Raffensberger, R</b> OBP: 0.257, SLG: 0.250 (1, 1)	6-3									1	0	0	0	0	0	2				
<b>Frank Smith, R</b> OBP: 0.100, SLG: 0.100 (3, 1)										1	0	0	0	0	1	1				
<b>Joe Adcock, R</b> OBP: 0.198, SLG: 0.182 (7, PH)										1	0	0	0	0	0	1				
<b>Eddie ERAULT, R</b> (7, 1)										0	0	0	0	0	0	0				
<b>Inning Stats</b>	R: 0 E: 0 K: 1 S: 8	H: 0 LOB: 0 BB: 0 P: 13	R: 1 E: 1 K: 1 S: 15	H: 2 LOB: 2 BB: 0 P: 19	R: 0 E: 0 K: 0 S: 12	H: 2 LOB: 2 BB: 0 P: 17	R: 0 E: 0 K: 1 S: 8	H: 1 LOB: 0 BB: 0 P: 9	R: 0 E: 0 K: 0 S: 5	H: 1 LOB: 0 BB: 0 P: 13	R: 1 E: 0 K: 0 S: 8	H: 2 LOB: 0 BB: 0 P: 10	R: 0 E: 0 K: 0 S: 4	H: 1 LOB: 0 BB: 0 P: 5	R: 0 E: 0 K: 0 S: 5	H: 0 LOB: 0 BB: 0 P: 8	1B: 10 2B: 1 3B: 0 HR: 0	SF: 0 SAC: 0 DP: 4 HBP: 0	WP: 0 PB: 0 SB: 0 CS: 0	PA: 34
<b>PITCHER</b> <b>Preacher Roe, L</b> ERA: 3.19 (1, 1)	IP: 9.0 WLS: W BF: 34 H: 11 R: 2 ER: 1 SO: 3 BB: 0 IBB: 0 HBP: 0 BLK: 0 WP: 0 HR: 0 S: 74 P: 102 ERA: 1.00 WHIP: 1.222																			

AB	34
R	2
H	11
RBI	0
BB	0
SO	3
LOB	16




Batter	1	2	3	4	5	6	7	8	9	AB	R	H	RBI	BB	SO	LOB	BOTTOM	
<b>Billy Cox, R</b> OBP: 0.298, SLG: 0.372 (1, 5)	L7					L6				4	1	1	1	0	0	1	<b>Cincinnati Reds @ Brooklyn Dodgers</b> Ebbets Field, Brooklyn, NY Tue Jun 20 1950, 3:33 AM EDT Att: 16,180 - Unknown	
<b>Jim Russell, S</b> OBP: 0.337, SLG: 0.583 (1, 7) (5, 8)	F6		E		4-3	L7				4	1	1	0	0	0	0		
<b>Duke Snider, L</b> OBP: 0.391, SLG: 0.549 (1, 8)	L6		E4		K	F9				3	1	0	0	0	1	0		
<b>Gene Hermanski, L</b> OBP: 0.360, SLG: 0.422 (5, 7)			S			F9				1	0	0	0	0	0	0		
<b>Jackie Robinson, R</b> OBP: 0.451, SLG: 0.580 (1, 4)			HR			F4				2	2	1	0	1	0	0		
<b>Eddie Miksis, R</b> OBP: 0.156, SLG: 0.140 (7, 4)		E	HR		F6	F4				1	0	0	0	0	0	0		
<b>Carl Furillo, R</b> OBP: 0.329, SLG: 0.422 (1, 9)		E7	HR		5-3	IHR				4	2	2	2	0	0	2		
<b>Gil Hodges, R</b> OBP: 0.380, SLG: 0.438 (1, 3)	5-3		HR		K	F6				4	1	1	4	0	1	1		
<b>Roy Campanella, R</b> OBP: 0.420, SLG: 0.660 (1, 2)		FC5-4	F2		BB	K				2	0	0	0	2	1	0		
<b>Pee Wee Reese, R</b> OBP: 0.320, SLG: 0.318 (1, 6)	F5					F9				3	0	0	0	0	0	3		
<b>Preacher Roe, R</b> OBP: 0.171, SLG: 0.176 (1, 1)	FC5-4		K		K	F9				4	0	0	0	0	2	3		
<b>Inning Stats</b>	R: 0 E: 0 K: 0 S: 8	H: 0 LOB: 0 BB: 0 P: 10	R: 1 E: 1 K: 0 S: 11	H: 2 LOB: 2 BB: 1 P: 17	R: 6 E: 2 K: 1 S: 24	H: 3 LOB: 1 BB: 1 P: 32	R: 0 E: 0 K: 1 S: 9	H: 0 LOB: 0 BB: 0 P: 14	R: 0 E: 0 K: 1 S: 7	H: 0 LOB: 0 BB: 0 P: 9	R: 1 E: 0 K: 0 S: 11	H: 1 LOB: 0 BB: 0 P: 14	R: 0 E: 0 K: 1 S: 7	H: 0 LOB: 0 BB: 0 P: 7	1B: 1 2B: 2 3B: 0 HR: 3	SF: 0 SAC: 0 DP: 0 HBP: 1	WP: 0 PB: 0 SB: 2 CS: 0	PA: 36
<b>PITCHER</b> <b>Ken Raffensberger, L</b> ERA: 3.95 (1, 1)	IP: 2.0 WLS: L BF: 13 H: 4 R: 5 ER: 5 SO: 0 BB: 2 IBB: 0 HBP: 0 BLK: 0 WP: 0 HR: 1 S: 28 P: 40 ERA: 22.50 WHIP: 3.000																	
<b>Frank Smith, R</b> ERA: 2.83 (3, 1)	IP: 4.0 WLS: W BF: 16 H: 1 R: 2 ER: 0 SO: 4 BB: 1 IBB: 0 HBP: 1 BLK: 0 WP: 0 HR: 36 S: 52 P: 52 ERA: 0.00 WHIP: 0.500																	
<b>Eddie ERAULT, R</b> ERA: 6.1 (7, 1)	IP: 2.0 WLS: W BF: 7 H: 1 R: 1 ER: 1 SO: 1 BB: 0 IBB: 0 HBP: 0 BLK: 0 WP: 0 HR: 18 S: 21 P: 21 ERA: 4.50 WHIP: 0.500																	










Batter	1	2	3	4	5	6	7	8	9	AB R H RBI BB SO LOB	TOP										
Lloyd Merriman, L (1.8) OBP: 0.370, SLG: 0.380	4-2 FC4-6 S BB		0-0 B1-3		4-1 S 1B BB		0-2 6-3	2-2 F7		3 1 0 0 2 0 1	<p>Cincinnati Reds @ Brooklyn Dodgers Ebbets Field, Brooklyn, NY</p> <p>Thu Jun 22 1950, 3:33 AM EDT Att: 19,152 - Unknown</p> <p>AB 36 R 9 H 9 RBI 9 BB 8 SO 9 LOB 24</p> 										
Peanuts Lowrey, R (1.7) OBP: 0.381, SLG: 0.338	4-1 FC4-6 BB		1-2 BB HR 1B		4-2 1B BB		4-2 2B 1B BB	1-3 K		2 2 1 0 3 1 1											
Johnny Wyrostek, L (1.9) OBP: 0.405, SLG: 0.461	2-2 F7		4-1 HR BB		1-2 F6		2-2 1B 2B	1-1 F7	4 2 1 0 1 0 4												
Ted Kluszewski, L (1.3) OBP: 0.346, SLG: 0.552	1-0 FC4-6 1-2 2-3		0-0 HR		1-3 K		1-0 1B 1B	0-0 5-3	5 1 2 5 0 1 4												
Grady Hatton, L (1.5) OBP: 0.344, SLG: 0.416	1-3 K		4-0 CS BB		0-0 1-3 2-H 1B		0-0 1-2 1B	4-1 HR BB	3 1 2 1 2 1 2												
Connie Ryan, R (1.4) OBP: 0.356, SLG: 0.399		0-0 E 2B	3-3 K		1-3 K		2-3 K	1-0 E6 HR	5 1 1 0 0 3 6												
Bob Scheffing, R (1.2) OBP: 0.320, SLG: 0.413		1-0 F4		1-0 6-3		2-2 4-3	1-0 F2	3-0 HR	5 1 1 3 0 0 3												
Virgil Stallcup, R (1.6) OBP: 0.265, SLG: 0.345		0-3 K		0-0 F7		1-3 K		1-2 S 1B	5 0 1 0 0 2 1												
Herm Wehmeier, R (1.1) OBP: 0.231, SLG: 0.263		1-1 5-3		0-0 F8		1-3 K		0-0 B3	4 0 0 0 0 1 2												
<b>Inning Stats</b>	R: 0 E: 0 K: 1 S: 11	H: 0 LOB: 2 BB: 2 P: 23	R: 3 E: 1 K: 1 S: 9	H: 2 LOB: 0 BB: 2 P: 21	R: 0 E: 0 K: 0 S: 3	H: 0 LOB: 0 BB: 0 P: 4	R: 1 E: 0 K: 2 S: 16	H: 1 LOB: 2 BB: 2 P: 27	R: 2 E: 0 K: 1 S: 15	H: 3 LOB: 2 BB: 1 P: 25	R: 0 E: 0 K: 1 S: 11	H: 1 LOB: 1 BB: 0 P: 15	R: 3 E: 1 K: 0 S: 7	H: 1 LOB: 0 BB: 1 P: 17	1B: 5 2B: 2 3B: 0 HR: 2	SF: 0 SAC: 0 DP: 0 HBP: 0	WP: 0 PB: 0 SB: 3 CS: 1	PA: 44			
<b>PITCHER</b>	IP WLS BF H R ER SO BB IBB HBP BLK WP HR S P ERA WHIP											IP WLS BF H R ER SO BB IBB HBP BLK WP HR S P ERA WHIP									
Dan Bankhead, R (1.1) ERA: 3.86	5.0 L 24 4 4 4 5 6 0 0 0 0 1 47 85 7.20 2.000																				
Erv Palica, R (6.1) ERA: 5.97	3.0 14 4 2 2 4 1 0 0 0 0 0 37 55 6.00 1.667																				
Joe Hatten, L (9.1) ERA: 4.03	1.0 6 1 3 0 0 1 0 0 0 0 1 7 17 0.00 2.000																				

Batter	1	2	3	4	5	6	7	8	9	AB R H RBI BB SO LOB	BOTTOM										
Billy Cox, R (1.5) OBP: 0.292, SLG: 0.361	2-1 F8 1B BB		1-0 6-3		1-0 L7			0-0 F5	3-2 F8	5 1 1 0 0 0 1	<p>Cincinnati Reds @ Brooklyn Dodgers Ebbets Field, Brooklyn, NY</p> <p>Thu Jun 22 1950, 3:33 AM EDT Att: 19,152 - Unknown</p> <p>AB 33 R 5 H 7 RBI 5 BB 4 SO 3 LOB 8</p> 										
Gene Hermanski, L (1.7) OBP: 0.380, SLG: 0.481	0-1 BB 1B		3-2 6-3		1-1 L9			1-0 HR 2B		4 1 2 0 0 0 0											
Duke Snider, L (1.8) OBP: 0.392, SLG: 0.562	0-0 F8		0-0 4-3			2-2 4-3		0-0 HR		4 1 1 2 0 0 2											
Jackie Robinson, R (1.4) OBP: 0.448, SLG: 0.572	0-0 BB 1B			0-3 K		0-2 F6		2-2 6-3		4 0 1 0 0 1 0											
Carl Furillo, R (1.9) OBP: 0.331, SLG: 0.416	4-0 G5-4-3 BB			1-2 L5		2-2 F9			4-1 HR BB	2 1 0 1 2 0 0											
Gil Hodges, R (1.3) OBP: 0.376, SLG: 0.442	0-1 G5-4-3			4-2 BB BB			0-1 L7		2-1 HR	3 1 1 2 1 0 3											
Roy Campanella, R (1.2) OBP: 0.413, SLG: 0.634		2-2 4-3		4-2 BB			2-0 L7		1-2 6-3	3 0 0 0 1 0 0											
Pee Wee Reese, R (1.6) OBP: 0.313, SLG: 0.310		2-2 F8		2-2 F7			2-0 6-3		0-1 5-3	4 0 0 0 0 0 2											
Dan Bankhead, R (1.1) Wayne Edwards, L (5. PH) Erv Palica, R (6.1) Tommy Brown, R (8. PH) Joe Hatten, L (9.1) Jim Russell, S (9. PH)		0-1 6-3		0-3 K				2-3 K	3-2 BB	1 0 0 0 0 0 0 1 0 0 0 0 0 1 0 0 0 0 0 0 0 1 0 0 0 0 0 1 0 0 0 0 0 0 0 1 0 1 0 0 0 0											
<b>Inning Stats</b>	R: 1 E: 0 K: 0 S: 8	H: 3 LOB: 1 BB: 1 P: 14	R: 0 E: 0 K: 0 S: 8	H: 0 LOB: 0 BB: 0 P: 12	R: 0 E: 0 K: 0 S: 6	H: 0 LOB: 0 BB: 0 P: 10	R: 0 E: 0 K: 1 S: 13	H: 0 LOB: 2 BB: 2 P: 24	R: 0 E: 0 K: 1 S: 6	H: 0 LOB: 0 BB: 0 P: 8	R: 0 E: 0 K: 0 S: 12	H: 0 LOB: 0 BB: 0 P: 16	R: 0 E: 0 K: 1 S: 4	H: 2 LOB: 0 BB: 0 P: 14	R: 2 E: 0 K: 0 S: 14	H: 2 LOB: 1 BB: 1 P: 27	1B: 3 2B: 2 3B: 0 HR: 2	SF: 0 SAC: 0 DP: 1 HBP: 0	WP: 0 PB: 0 SB: 0 CS: 0	PA: 37	
<b>PITCHER</b>	IP WLS BF H R ER SO BB IBB HBP BLK WP HR S P ERA WHIP											IP WLS BF H R ER SO BB IBB HBP BLK WP HR S P ERA WHIP									
Herm Wehmeier, R (1.1) ERA: 6.77	9.0 W 37 7 5 5 3 4 0 0 0 0 2 80 133 5.00 1.222																				




Batter	1	2	3	4	5	6	7	8	9	AB	R	H	RBI	BB	SO	LOB	TOP					
<b>Ted Beard, L</b> OBP: 0.355, SLG: 0.380 (1, 8)	2-2 4-3		1-3 K		4-2 BB		2-2 1B 2B		3-2 4-3	4	1	1	0	1	1	1	<b>Pittsburgh Pirates @ Brooklyn Dodgers</b> Ebbets Field, Brooklyn, NY Fri Jun 23 1950, 3:33 AM EDT Att: 25,519 - Unknown					
<b>Hank Schenz, R</b> OBP: 0.308, SLG: 0.419 (1, 5)	0-0 L6			0-1 BB 1B	2-3 K		0-0 1B			4	1	2	1	0	1	1						
<b>Gus Bell, L</b> OBP: 0.340, SLG: 0.465 (1, 9)	0-1 F3			3-1 BB	1-0 F7		1-1 1B			4	1	2	0	0	0	1						
<b>Ralph Kiner, R</b> OBP: 0.408, SLG: 0.542 (1, 7)		2-2 F6		0-0 F4		1-0 F7		2-3 K		4	0	0	0	0	1	4						
<b>Johnny Hopp, L</b> OBP: 0.404, SLG: 0.494 (1, 3)	0-0 3-1			4-2 1B		2-2 1-3		0-1 F8		3	0	0	0	1	0	0						
<b>Danny Murtaugh, R</b> OBP: 0.406, SLG: 0.432 (1, 4)	0-1 L7			2-1 BB		0-0 1B		1-0 F5		4	0	2	2	0	0	0						
<b>Pete Castiglione, R</b> OBP: 0.319, SLG: 0.327 <b>George Strickland, R</b> OBP: 0.231, SLG: 0.091 (1, 6) (8, 6)			0-0 4-3	1-3 K		0-0 1-3		0-2 5-3		4	0	0	0	0	1	3						
<b>Ray Mueller, R</b> OBP: 0.316, SLG: 0.509 <b>Nanny Fernandez, R</b> OBP: 0.320, SLG: 0.494 <b>Earl Turner, R</b> OBP: 0.244, SLG: 0.209 (1, 2) (7, PH) (7, 2)			0-1 F7	1-2 5-3			2-2 F5		0-1 5-3	2	0	0	0	0	0	2						
<b>Murry Dickson, R</b> OBP: 0.242, SLG: 0.219 <b>Mel Queen, R</b> ERA: 7.05 <b>Dale Coogan, L</b> ERA: 5.18 <b>Bill Werle, L</b> ERA: 5.18 <b>Junior Walsh, R</b> ERA: 6.35 <b>Vic Lombardi, L</b> ERA: 8.05 <b>Wally Westlake, R</b> ERA: 8.05 (1, 1) (3, 1) (7, PH) (7, 1) (8, 1) (8, 1) (9, PH)			1-2 1B		2-1 F6		0-0 1-3		2-1 6-3	1	0	1	0	0	0	0						
<b>Inning Stats</b>	R: 0 E: 0 K: 0 S: 6	H: 0 LOB: 0 BB: 0 P: 8	R: 0 E: 0 K: 0 S: 6	H: 0 LOB: 0 BB: 0 P: 8	R: 0 E: 0 K: 1 S: 11	H: 1 LOB: 1 BB: 0 P: 13	R: 2 E: 0 K: 1 S: 18	H: 3 LOB: 2 BB: 1 P: 29	R: 0 E: 0 K: 1 S: 9	H: 0 LOB: 1 BB: 1 P: 18	R: 0 E: 0 K: 0 S: 6	H: 1 LOB: 1 BB: 0 P: 9	R: 1 E: 0 K: 1 S: 13	H: 3 LOB: 2 BB: 0 P: 20	R: 0 E: 0 K: 0 S: 6	H: 0 LOB: 0 BB: 0 P: 7		R: 0 E: 0 K: 0 S: 8	H: 0 LOB: 0 BB: 0 P: 13	1B: 6 2B: 2 3B: 0 HR: 0	SF: 0 SAC: 0 DP: 0 HBP: 0	WP: 0 PB: 0 SB: 0 CS: 0
<b>PITCHER</b> <b>Bud Podbielan, R</b> ERA: 4.53 (1, 1)	IP: 9.0 WLS: W BF: 37 H: 8 R: 3 ER: 3 SO: 4 BB: 2 IBB: 0 HBP: 0 BLK: 0 WP: 0 HR: 0 S: 83 P: 125 ERA: 3.00 WHIP: 1.111															<b>PITCHER</b>						

AB 35  
R 3  
H 8  
RBI 3  
BB 2  
SO 4  
LOB 12



Batter	1	2	3	4	5	6	7	8	9	AB	R	H	RBI	BB	SO	LOB	BOTTOM			
<b>Billy Cox, R</b> OBP: 0.301, SLG: 0.398 (1, 5)	1-3 K		2-1 1B HR	1-0 HR		1-2 F5	3-1 G3	1-1 2B		6	2	3	3	0	1	2	<b>Pittsburgh Pirates @ Brooklyn Dodgers</b> Ebbets Field, Brooklyn, NY Fri Jun 23 1950, 3:33 AM EDT Att: 25,519 - Unknown			
<b>Gene Hermanski, L</b> OBP: 0.400, SLG: 0.475 (1, 7)	2-1 4-3		1-0 1B HR	3-1 F8		0-1 1B	2-2 1B HBP	2-1 F9		5	2	2	0	0	0	1				
<b>Duke Snider, L</b> OBP: 0.394, SLG: 0.571 (1, 8)	1-2 3-1		1-2 1B HR	0-1 F8		0-1 1B	4-1 1B HR BB	0-1 1-3		5	2	2	4	1	0	1				
<b>Jackie Robinson, R</b> OBP: 0.447, SLG: 0.566 (1, 4)		0-0 5-3	2-3 K2-3		4-2 1B BB	0-2 F7	1-2 HR 1B			4	1	1	2	1	1	2				
<b>Carl Furillo, R</b> OBP: 0.340, SLG: 0.436 (1, 9)		1-1 FC5-4 1B	1-1 1B		1-3 K		1-2 1B HR			5	3	4	3	0	1	1				
<b>Gil Hodges, R</b> OBP: 0.385, SLG: 0.453 (1, 3)		4-1 FC5-4 BB	2-2 1B		1-1 1B		1-2 1B			4	1	3	1	1	0	0				
<b>Roy Campanella, R</b> OBP: 0.413, SLG: 0.633 (1, 2)		0-0 FC5-4 1B	1-3 K		2-3 K		0-0 SH5-4 BB 2B	0-0 2B 1B		5	2	2	1	0	2	6				
<b>Pee Wee Reese, R</b> OBP: 0.321, SLG: 0.321 (1, 6)		0-0 1B	1-0 F7		0-1 4-3		4-2 BB SH5-4 1B	1-2 2B 2B		4	2	2	1	1	0	4				
<b>Bud Podbielan, R</b> OBP: 0.167, SLG: 0.174 (1, 1)		2-2 L4		1-2 5-3		1-2 4-3	0-0 SH5-4	0-3 K		4	0	0	0	0	1	4				
<b>Inning Stats</b>	R: 0 E: 0 K: 1 S: 10	H: 0 LOB: 0 BB: 0 P: 14	R: 1 E: 0 K: 0 S: 9	H: 2 LOB: 1 BB: 1 P: 16	R: 3 E: 0 K: 2 S: 19	H: 5 LOB: 0 BB: 0 P: 30	R: 1 E: 0 K: 0 S: 8	H: 1 LOB: 0 BB: 0 P: 13	R: 0 E: 0 K: 2 S: 13	H: 1 LOB: 2 BB: 1 P: 21	R: 0 E: 0 K: 0 S: 14	H: 2 LOB: 0 BB: 0 P: 16	R: 8 E: 0 K: 0 S: 22	H: 5 LOB: 0 BB: 2 P: 40	R: 2 E: 0 K: 1 S: 14	H: 3 LOB: 1 BB: 0 P: 18		1B: 12 2B: 4 3B: 0 HR: 3	SF: 0 SAC: 1 DP: 0 HBP: 1	WP: 0 PB: 0 SB: 0 CS: 0
<b>PITCHER</b> <b>Murry Dickson, R</b> ERA: 4.68 (1, 1) <b>Mel Queen, R</b> ERA: 7.05 (3, 1) <b>Bill Werle, L</b> ERA: 5.18 (7, 1) <b>Junior Walsh, R</b> ERA: 6.35 (7, 1) <b>Vic Lombardi, L</b> ERA: 8.05 (8, 1)	IP: 2.1 WLS: L BF: 15 H: 7 R: 4 ER: 4 SO: 2 BB: 1 IBB: 0 HBP: 0 BLK: 0 WP: 0 HR: 1 S: 34 P: 54 ERA: 15.43 WHIP: 3.429															<b>PITCHER</b>				

AB 42  
R 15  
H 19  
RBI 15  
BB 4  
SO 6  
LOB 21









Batter	1	2	3	4	5	6	7	8	9	AB	R	H	RBI	BB	SO	LOB	TOP										
<b>Eddie Stanky, R</b> OBP: 0.480, SLG: 0.429			1-3				SH1-4			3	1	2	2	1	1												
<b>Whitey Lockman, L</b> OBP: 0.379, SLG: 0.447							L7			5	1	1	0	0	2	6											
<b>Don Mueller, L</b> OBP: 0.316, SLG: 0.409	G3			3-1						5	0	3	2	0	0	2											
<b>Hank Thompson, L</b> OBP: 0.421, SLG: 0.534		4-1		K			F7			4	1	0	0	1	1	4											
<b>Wes Westrum, R</b> OBP: 0.401, SLG: 0.531										2	2	0	1	3	2	1											
<b>Bobby Thomson, R</b> OBP: 0.332, SLG: 0.430	F6	5-3					F8			5	1	1	2	0	0	5											
<b>Tookie Gilbert, L</b> OBP: 0.332, SLG: 0.349										5	2	3	2	0	1	0											
<b>Alvin Dark, R</b> OBP: 0.332, SLG: 0.424										3	1	1	0	2	0	1											
<b>Larry Jansen, R</b> OBP: 0.190, SLG: 0.175										4	1	1	1	1	1	3											
<b>Inning Stats</b>	R: 5 E: 0 K: 1 S: 18	H: 2 LOB: 3 BB: 6 P: 48	R: 0 E: 0 K: 1 S: 7	H: 1 LOB: 1 BB: 0 P: 9	R: 0 E: 0 K: 2 S: 8	H: 0 LOB: 1 BB: 1 P: 15	R: 0 E: 0 K: 2 S: 8	H: 0 LOB: 0 BB: 0 P: 11	R: 4 E: 0 K: 0 S: 22	H: 5 LOB: 2 BB: 1 P: 39	R: 0 E: 0 K: 0 S: 7	H: 1 LOB: 1 BB: 1 P: 15	R: 1 E: 0 K: 0 S: 8	H: 2 LOB: 1 BB: 0 P: 9	R: 0 E: 0 K: 1 S: 12	H: 0 LOB: 0 BB: 0 P: 18	R: 0 E: 0 K: 1 S: 6	H: 0 LOB: 0 BB: 0 P: 8	1B: 9 2B: 1 3B: 0 HR: 1	SF: 0 SAC: 1 DP: 0 HBP: 0	WP: 0 PB: 0 SB: 0 CS: 0	PA: 46					
<b>PITCHER</b>	IP	WLS	BF	H	R	ER	SO	BB	IBB	HBP	BLK	WP	HR	S	P	ERA	WHIP										
<b>Bud Podbielan, R</b> ERA: 5.22	0.2	L	9	2	5	5	0	4	1	0	0	0	0	14	38	67.50	9.000										
<b>Erv Palica, R</b> ERA: 5.52	1.1		6	1	0	0	2	1	0	0	0	0	0	11	19	0.00	1.500										
<b>Dan Bankhead, R</b> ERA: 4.6	3.0		16	5	4	4	2	0	0	0	0	0	0	38	65	12.00	2.333										
<b>Al Epperly, R</b> ERA: 12.0	2.0		9	3	1	1	0	1	0	0	0	0	0	15	24	4.50	2.000										
<b>Ralph Branca, R</b> ERA: 6.07	2.0		6	0	0	0	2	0	0	0	0	0	0	18	26	0.00	0.000										

**New York Giants @ Brooklyn Dodgers**  
Ebbets Field, Brooklyn, NY  
Tue Jun 27 1950, 3:33 AM EDT  
Att: 32,363 - Unknown

AB 36  
R 10  
H 11  
RBI 10  
BB 9  
SO 8  
LOB 23



Batter	1	2	3	4	5	6	7	8	9	AB	R	H	RBI	BB	SO	LOB	BOTTOM										
<b>Billy Cox, R</b> OBP: 0.322, SLG: 0.440	6-3								L7	4	1	2	1	1	0	0											
<b>Gene Hermanski, L</b> OBP: 0.394, SLG: 0.462										4	0	1	0	0	0	3											
<b>Duke Snider, L</b> OBP: 0.395, SLG: 0.571	FC4									4	0	0	0	0	1	2											
<b>Jackie Robinson, R</b> OBP: 0.456, SLG: 0.578	K									3	0	1	0	1	1	1											
<b>Carl Furillo, R</b> OBP: 0.355, SLG: 0.450										3	1	1	0	1	1	1											
<b>Gil Hodges, R</b> OBP: 0.382, SLG: 0.475										3	0	0	0	1	1	4											
<b>Roy Campanella, R</b> OBP: 0.412, SLG: 0.642										4	1	1	2	0	0	4											
<b>Pee Wee Reese, R</b> OBP: 0.332, SLG: 0.328										3	0	0	0	1	0	3											
<b>Bud Podbielan, R</b> ERA: 5.22										0	0	0	0	0	0	0											
<b>Erv Palica, R</b> ERA: 5.52										0	0	0	0	0	0	0											
<b>Dan Bankhead, R</b> ERA: 4.6										0	0	0	0	0	0	0											
<b>Al Epperly, R</b> ERA: 12.0										0	0	0	0	0	0	0											
<b>Ralph Branca, R</b> ERA: 6.07										0	0	0	0	0	0	0											
<b>Inning Stats</b>	R: 0 E: 0 K: 1 S: 8	H: 1 LOB: 1 BB: 0 P: 12	R: 2 E: 0 K: 0 S: 13	H: 2 LOB: 2 BB: 2 P: 24	R: 0 E: 0 K: 1 S: 5	H: 0 LOB: 0 BB: 0 P: 9	R: 0 E: 0 K: 0 S: 4	H: 0 LOB: 0 BB: 1 P: 12	R: 1 E: 0 K: 0 S: 11	H: 1 LOB: 0 BB: 0 P: 15	R: 0 E: 1 K: 0 S: 9	H: 1 LOB: 2 BB: 1 P: 20	R: 0 E: 0 K: 1 S: 7	H: 0 LOB: 1 BB: 1 P: 12	R: 0 E: 0 K: 2 S: 11	H: 1 LOB: 1 BB: 0 P: 15	R: 0 E: 0 K: 1 S: 6	H: 0 LOB: 0 BB: 0 P: 10	1B: 4 2B: 1 3B: 0 HR: 2	SF: 0 SAC: 0 DP: 1 HBP: 0	WP: 0 PB: 0 SB: 0 CS: 0	PA: 37					
<b>PITCHER</b>	IP	WLS	BF	H	R	ER	SO	BB	IBB	HBP	BLK	WP	HR	S	P	ERA	WHIP										
<b>Larry Jansen, R</b> ERA: 2.85	9.0	W	37	6	3	3	6	5	0	0	0	0	2	74	129	3.00	1.222										

**New York Giants @ Brooklyn Dodgers**  
Ebbets Field, Brooklyn, NY  
Tue Jun 27 1950, 3:33 AM EDT  
Att: 32,363 - Unknown

AB 32  
R 3  
H 6  
RBI 3  
BB 5  
SO 6  
LOB 19





Batter	1	2	3	4	5	6	7	8	9	AB	R	H	RBI	BB	SO	LOB	TOP					
<b>Eddie Stanky, R</b> OBP: 0.475, SLG: 0.423 (1, 4)	F9		F4			F3			F7	5	0	1	0	0	0	1	<b>New York Giants @ Brooklyn Dodgers</b> Ebbets Field, Brooklyn, NY Wed Jun 28 1950, 3:33 AM EDT Att: 15,492 - Unknown  livebaseballscorecards.com  <b>AB 33</b> <b>R 3</b> <b>H 9</b> <b>RBI 3</b> <b>BB 4</b> <b>SO 3</b> <b>LOB 17</b>					
<b>Whitey Lockman, L</b> OBP: 0.394, SLG: 0.459 (1, 7)	F9 2B									4	1	3	0	0	0	0						
<b>Monte Irvin, R</b> OBP: 0.360, SLG: 0.390 (1, 9)	F9									3	0	0	0	1	0	3						
<b>Wes Westrum, R</b> OBP: 0.398, SLG: 0.530 (1, 2)										4	0	1	1	0	0	4						
<b>Bobby Thomson, R</b> OBP: 0.331, SLG: 0.424 (1, 8)										3	0	0	0	1	0	2						
<b>Alvin Dark, R</b> OBP: 0.335, SLG: 0.427 (1, 6)	F2									3	0	1	0	1	1	2						
<b>Hank Thompson, L</b> OBP: 0.422, SLG: 0.531 (1, 5)										3	1	1	0	1	0	2						
<b>Tookie Gilbert, L</b> OBP: 0.332, SLG: 0.349 (9, PH)										3	1	1	0	0	0	2						
<b>Bill Rigney, R</b> OBP: 0.325, SLG: 0.286 (9, PH)										1	0	0	0	0	0	0						
<b>Sheldon Jones, R</b> OBP: 0.160, SLG: 0.087 (1, 1)										3	0	1	2	0	2	1						
<b>Jack Maguire, R</b> OBP: 0.308, SLG: 0.304 (9, PH)										1	0	0	0	0	0	0						
<b>Inning Stats</b>	R: 1 E: 0 K: 0 S: 12	H: 2 LOB: 2 BB: 1 P: 25	R: 0 E: 0 K: 1 S: 4	H: 0 LOB: 0 BB: 1 P: 11	R: 0 E: 0 K: 0 S: 7	H: 1 LOB: 2 BB: 1 P: 16	R: 0 E: 0 K: 1 S: 10	H: 0 LOB: 1 BB: 1 P: 17	R: 0 E: 0 K: 0 S: 9	H: 2 LOB: 1 BB: 0 P: 14	R: 2 E: 0 K: 1 S: 11	H: 3 LOB: 1 BB: 0 P: 13	R: 0 E: 0 K: 0 S: 6	H: 0 LOB: 0 BB: 0 P: 9	R: 0 E: 0 K: 0 S: 5	H: 1 LOB: 0 BB: 0 P: 8	R: 0 E: 0 K: 0 S: 5	H: 0 LOB: 0 BB: 0 P: 8	1B: 5 2B: 5 3B: 0 HR: 0	SF: 0 SAC: 0 DP: 3 HBP: 0	WP: 0 PB: 0 SB: 0 CS: 0	PA: 37
<b>PITCHER</b> <b>Preacher Roe, L</b> ERA: 3.05 (1, 1)	IP: 9.0 WLS: W BF: 37 H: 9 R: 3 ER: 3 SO: 3 BB: 4 IBB: 0 HBP: 0 BLK: 0 WP: 0 HR: 0 S: 69 P: 121 ERA: 3.00 WHIP: 1.444															<b>PITCHER</b>						


Batter	1	2	3	4	5	6	7	8	9	AB	R	H	RBI	BB	SO	LOB	BOTTOM			
<b>Billy Cox, R</b> OBP: 0.327, SLG: 0.441 (1, 5)	L8		F5							4	1	2	0	0	0	0	<b>New York Giants @ Brooklyn Dodgers</b> Ebbets Field, Brooklyn, NY Wed Jun 28 1950, 3:33 AM EDT Att: 15,492 - Unknown  livebaseballscorecards.com  <b>AB 27</b> <b>R 5</b> <b>H 8</b> <b>RBI 5</b> <b>BB 5</b> <b>SO 3</b> <b>LOB 11</b>			
<b>Gene Hermanski, L</b> OBP: 0.400, SLG: 0.500 (9, 9)			L9							3	1	1	2	1	0	1				
<b>Duke Snider, L</b> OBP: 0.389, SLG: 0.562 (1, 8)			F7							4	0	0	0	0	0	2				
<b>Jackie Robinson, R</b> OBP: 0.457, SLG: 0.579 (1, 4)										3	2	1	0	1	1	0				
<b>Carl Furillo, R</b> OBP: 0.361, SLG: 0.464 (8, PR)										3	1	2	2	0	0	1				
<b>Jim Russell, S</b> OBP: 0.364, SLG: 0.576 (9, 7)										0	0	0	0	0	0	0				
<b>Gil Hodges, R</b> OBP: 0.379, SLG: 0.468 (1, 3)										3	0	0	0	1	1	2				
<b>Roy Campanella, R</b> OBP: 0.409, SLG: 0.638 (1, 2)										4	0	1	1	0	1	2				
<b>Pee Wee Reese, R</b> OBP: 0.342, SLG: 0.331 (1, 6)										1	0	1	0	2	0	0				
<b>Preacher Roe, R</b> OBP: 0.154, SLG: 0.158 (1, 1)										2	0	0	0	0	0	3				
<b>Inning Stats</b>	R: 0 E: 0 K: 0 S: 10	H: 0 LOB: 0 BB: 1 P: 18	R: 1 E: 0 K: 0 S: 7	H: 1 LOB: 2 BB: 2 P: 18	R: 0 E: 0 K: 0 S: 4	H: 0 LOB: 0 BB: 0 P: 7	R: 2 E: 0 K: 0 S: 8	H: 1 LOB: 1 BB: 2 P: 18	R: 0 E: 0 K: 2 S: 9	H: 1 LOB: 1 BB: 0 P: 15	R: 2 E: 0 K: 0 S: 11	H: 3 LOB: 0 BB: 0 P: 18	R: 0 E: 0 K: 1 S: 5	H: 1 LOB: 3 BB: 0 P: 8	R: 0 E: 0 K: 1 S: 5	H: 0 LOB: 0 BB: 0 P: 8	1B: 4 2B: 2 3B: 0 HR: 2	SF: 0 SAC: 1 DP: 1 HBP: 1	WP: 0 PB: 0 SB: 1 CS: 1	PA: 34
<b>PITCHER</b> <b>Sheldon Jones, R</b> ERA: 4.25 (1, 1)	IP: 8.0 WLS: L BF: 34 H: 8 R: 5 ER: 5 SO: 3 BB: 3 IBB: 2 HBP: 1 BLK: 0 WP: 0 HR: 2 S: 58 P: 110 ERA: 5.62 WHIP: 1.375															<b>PITCHER</b>				




Batter	1	2	3	4	5	6	7	8	9	AB	R	H	RBI	BB	SO	LOB	TOP								
<b>Eddie Stanky, R</b> OBP: 0.470, SLG: 0.432	F7		HR		F6		F2	4-3		5	1	1	1	0	0	2	<b>New York Giants @ Brooklyn Dodgers</b> Ebbets Field, Brooklyn, NY Thu Jun 29 1950, 3:33 AM EDT Att: 14,229 - Unknown								
<b>Jack Maquire, R</b> OBP: 0.276, SLG: 0.269 <b>Don Mueller, L</b> OBP: 0.318, SLG: 0.407	F9		5-3		6-3			G4-6-3 1B 2B BB	4-3	3	0	0	0	0	0	0									
<b>Monte Irvin, R</b> OBP: 0.362, SLG: 0.391	1B				F7	F8		G4-6-3 1B	F5	5	0	2	0	0	0	0									
<b>Wes Westrum, R</b> OBP: 0.397, SLG: 0.527 <b>Roy Weatherly, L</b> OBP: 0.459, SLG: 0.531 <b>Sam Calderone, R</b> OBP: 0.381, SLG: 0.429	F6			1B 1B 1B		F7		G4-6-3 1B 2B BB	E 3B 1B	3	1	1	0	0	0	1									
<b>Bobby Thomson, R</b> OBP: 0.336, SLG: 0.430	5-3			1B 1B		FC6-4 BB		1B 2B	E5 3B	4	3	2	1	1	0	1									
<b>Alvin Dark, R</b> OBP: 0.340, SLG: 0.437	5-3			1B E 1B		FC6-4 1-2		1B BB	1B 3B	4	3	2	2	1	0	1									
<b>Hank Thompson, L</b> <b>Jack Lohrke, R</b>	L6			E6 1B		K		1B BB	1B 2B	5	1	3	4	0	1	1									
<b>Tookie Gilbert, L</b> OBP: 0.333, SLG: 0.356			5-3	G3			4-3	1B 1B	1B 2B	5	0	2	1	0	0	1									
<b>Dave Koslo, L</b> OBP: 0.083, SLG: 0.029 <b>Spider Jorgensen, L</b> OBP: 0.250, SLG: 0.118 <b>Larry Jansen, R</b> OBP: 0.190, SLG: 0.175	1-3		1-3	K			K	1B 1B		3	0	0	0	0	2	1									
<b>Inning Stats</b>	R: 0 E: 0 K: 0 S: 9	H: 1 LOB: 1 BB: 0 P: 11	R: 0 E: 0 K: 0 S: 4	H: 0 LOB: 0 BB: 0 P: 7	R: 1 E: 0 K: 0 S: 7	H: 1 LOB: 0 BB: 0 P: 11	R: 3 E: 1 K: 1 S: 14	H: 4 LOB: 1 BB: 0 P: 22	R: 0 E: 0 K: 0 S: 6	H: 0 LOB: 0 BB: 0 P: 7	R: 0 E: 0 K: 1 S: 11	H: 0 LOB: 1 BB: 1 P: 20	R: 0 E: 0 K: 0 S: 6	H: 0 LOB: 0 BB: 0 P: 7	R: 4 E: 0 K: 0 S: 17	H: 5 LOB: 2 BB: 2 P: 31		R: 3 E: 1 K: 0 S: 16	H: 4 LOB: 3 BB: 0 P: 20	1B: 11 2B: 2 3B: 1 HR: 1	SF: 0 SAC: 0 DP: 1 HBP: 0	WP: 0 PB: 0 SB: 0 CS: 0	PA: 44		
<b>PITCHER</b>	IP	WLS	BF	H	R	ER	SO	BB	IBB	HBP	BLK	WP	HR	S	P	ERA	WHIP								
<b>Joe Hatten, L</b> ERA: 4.06	4.0		18	6	4	3	1	0	0	0	0	0	1	34	51	6.75	1.500								
<b>Ralph Branca, R</b> ERA: 5.89	3.0	L	12	1	2	2	2	2	0	0	0	0	0	25	40	6.00	1.000								
<b>Dan Bankhead, R</b> ERA: 4.91	0.2		4	2	0	0	0	1	0	0	0	0	0	8	15	0.00	4.500								
<b>Erv Palica, R</b> ERA: 5.46	0.1		3	2	2	2	0	0	0	0	0	0	0	7	10	54.00	6.000								
<b>Al Epperly, R</b> ERA: 9.0	1.0		7	4	3	0	0	0	0	0	0	0	0	16	20	0.00	4.000								


Batter	1	2	3	4	5	6	7	8	9	AB	R	H	RBI	BB	SO	LOB	BOTTOM								
<b>Billy Cox, R</b> OBP: 0.323, SLG: 0.453	F9		HR	6-3		FC5-4		K		5	1	1	1	0	1	2	<b>New York Giants @ Brooklyn Dodgers</b> Ebbets Field, Brooklyn, NY Thu Jun 29 1950, 3:33 AM EDT Att: 14,229 - Unknown								
<b>Jim Russell, S</b> OBP: 0.357, SLG: 0.567	2B		F6	F2		F3		K	5	0	1	0	0	1	2										
<b>Duke Snider, L</b> OBP: 0.389, SLG: 0.559	F8		1B	1B		4-3	4-3	L1-4 1B	5	0	2	0	0	0	2										
<b>Jackie Robinson, R</b> OBP: 0.463, SLG: 0.609	5-3		1B	HR		HR	HR	1B	5	2	4	2	0	0	1										
<b>Gil Hodges, R</b> OBP: 0.372, SLG: 0.458	6-3		F8		F6	F7		L1-4	5	0	0	0	0	0	4										
<b>Roy Campanella, R</b> OBP: 0.415, SLG: 0.646	1B 1B			1B 2B	E 1B	F8			4	1	3	0	0	0	0										
<b>Pee Wee Reese, R</b> OBP: 0.345, SLG: 0.331	G6-4-3 1B		E L7 BB	E4		K			3	1	1	0	1	1	1										
<b>Gene Hermanski, L</b> OBP: 0.392, SLG: 0.486	G6-4-3		E9 1B	F6				4-3	4	0	1	1	0	0	4										
<b>Joe Hatten, R</b> OBP: 0.091, SLG: 0.091 <b>Tommy Brown, S</b> OBP: 0.298, SLG: 0.625 <b>Ralph Branca, R</b> OBP: 0.301, SLG: 0.321 <b>Dan Bankhead, R</b> OBP: 0.250, SLG: 0.250 <b>Erv Palica, R</b> OBP: 0.250, SLG: 0.250 <b>George Shuba, L</b> OBP: 0.302, SLG: 0.306 <b>Al Epperly, L</b>	6-3		L7		FC5-4 BB			K	1	0	0	0	0	0	0										
<b>Inning Stats</b>	R: 0 E: 0 K: 0 S: 10	H: 2 LOB: 1 BB: 0 P: 15	R: 0 E: 0 K: 0 S: 9	H: 2 LOB: 0 BB: 0 P: 12	R: 1 E: 0 K: 0 S: 12	H: 3 LOB: 2 BB: 0 P: 17	R: 2 E: 1 K: 0 S: 9	H: 2 LOB: 1 BB: 1 P: 17	R: 0 E: 0 K: 0 S: 8	H: 0 LOB: 1 BB: 1 P: 14	R: 1 E: 0 K: 1 S: 10	H: 1 LOB: 0 BB: 0 P: 18	R: 0 E: 0 K: 2 S: 7	H: 0 LOB: 0 BB: 0 P: 9	R: 0 E: 0 K: 1 S: 10	H: 2 LOB: 1 BB: 0 P: 14		1B: 8 2B: 3 3B: 0 HR: 3	SF: 0 SAC: 0 DP: 2 HBP: 0	WP: 0 PB: 0 SB: 0 CS: 0	PA: 41				
<b>PITCHER</b>	IP	WLS	BF	H	R	ER	SO	BB	IBB	HBP	BLK	WP	HR	S	P	ERA	WHIP								
<b>Dave Koslo, L</b> ERA: 3.56	7.0		34	11	5	4	1	2	0	0	0	0	0	69	110	5.14	1.857								
<b>Larry Jansen, R</b> ERA: 2.6	2.0	S	7	2	0	0	3	0	0	0	0	0	0	17	23	0.00	1.000								

AB 40  
R 11  
H 14  
RBI 9  
BB 3  
SO 3  
LOB 10





Batter	1	2	3	4	5	6	7	8	9	AB R H RBI BB SO LOB	TOP																	
<b>Billy Cox, R</b> OBP: 0.319, SLG: 0.442 (1.5)	F9		4-3 BB		G4-3	FC5-2			F9	4 0 0 0 1 0 5	<b>Brooklyn Dodgers @ Philadelphia Phillies</b> Shibe Park, Philadelphia, PA Fri Jun 30 1950, 3:33 AM EDT Att: 31,555 - Unknown  <b>AB 35</b> <b>R 5</b> <b>H 8</b> <b>RBI 4</b> <b>BB 4</b> <b>SO 4</b> <b>LOB 20</b> 																	
<b>Gene Hermanski, L</b> OBP: 0.389, SLG: 0.455 (1.9)	F2		4-3		F5	F5			4-3	5 0 0 0 0 0 6																		
<b>Duke Snider, L</b> OBP: 0.385, SLG: 0.563 (1.8)	K		K			HR	F5		4-3	5 1 1 1 0 2 2																		
<b>Jackie Robinson, R</b> OBP: 0.460, SLG: 0.603 (1.4)		4-3		5-3		1B 1B	K			4 1 1 0 0 1 0																		
<b>Roy Campanella, R</b> OBP: 0.417, SLG: 0.643 (1.2)				F4		1B 1B	F7			4 1 2 0 0 0 0																		
<b>Jim Russell, S</b> OBP: 0.353, SLG: 0.554 (1.7)		1B		F8		1B		F9		4 0 1 1 0 1 1																		
<b>Gil Hodges, R</b> OBP: 0.378, SLG: 0.476 (1.3)					F6	BLK FC4-2 1B				4 2 3 2 0 0 1																		
<b>Pee Wee Reese, R</b> OBP: 0.348, SLG: 0.328 (1.6)			4-3 5-3 BB		E6 G4-3 BB	FC5-2 FC4-2		L4		2 0 0 0 2 0 1																		
<b>Don Newcombe, L</b> OBP: 0.306, SLG: 0.250 (1.1)			5-3			FC4-2 FC5-2		G3		3 0 0 0 1 0 4																		
<b>Preacher Roe, R</b> OBP: 0.154, SLG: 0.158 (8.1)										0 0 0 0 0 0 0																		
<b>Inning Stats</b>	R: 0 E: 0 K: 1 S: 6	H: 0 LOB: 0 BB: 0 P: 9	R: 0 E: 0 K: 1 S: 9	H: 1 LOB: 1 BB: 0 P: 14	R: 0 E: 0 K: 1 S: 14	H: 0 LOB: 2 BB: 2 P: 25	R: 0 E: 0 K: 0 S: 6	H: 0 LOB: 0 BB: 0 P: 9	R: 1 E: 1 K: 0 S: 10	H: 1 LOB: 3 BB: 1 P: 17	R: 3 E: 0 K: 0 S: 17	H: 5 LOB: 3 BB: 1 P: 29	R: 0 E: 0 K: 1 S: 9	H: 0 LOB: 0 BB: 0 P: 13	R: 1 E: 0 K: 0 S: 5	H: 1 LOB: 2 BB: 0 P: 7	R: 0 E: 0 K: 0 S: 8	H: 0 LOB: 0 BB: 0 P: 13	1B: 6 2B: 0 3B: 0 HR: 2	SF: 0 SAC: 0 DP: 1 HBP: 0	WP: 0 PB: 0 SB: 0 CS: 0	PA: 39						
<b>PITCHER</b>	IP WLS BF H R ER SO BB IBB HBP BLK WP HR S P ERA WHIP											<b>PITCHER</b>	IP WLS BF H R ER SO BB IBB HBP BLK WP HR S P ERA WHIP															
<b>Robin Roberts, R</b> ERA: 3.23 (1.1)	5.0		24	6	4	3	3	3	0	0	0	0	0	1	54	89	5.40	1.800										
<b>Jim Konstanty, R</b> ERA: 2.92 (6.1)	3.0	W	12	2	1	1	1	0	1	0	1	0	0	1	22	34	3.00	0.667										
<b>Bubba Church, R</b> ERA: 2.33 (9.1)	1.0	S	3	0	0	0	0	0	0	0	0	0	0	0	8	13	0.00	0.000										

Batter	1	2	3	4	5	6	7	8	9	AB R H RBI BB SO LOB	BOTTOM																
<b>Richie Ashburn, L</b> OBP: 0.384, SLG: 0.375 (1.8)	K		1-2 2H 1B		F7		5-3	L6		5 0 1 1 0 1 2	<b>Brooklyn Dodgers @ Philadelphia Phillies</b> Shibe Park, Philadelphia, PA Fri Jun 30 1950, 3:33 AM EDT Att: 31,555 - Unknown  <b>AB 36</b> <b>R 8</b> <b>H 13</b> <b>RBI 8</b> <b>BB 2</b> <b>SO 3</b> <b>LOB 12</b> 																
<b>Granny Hamner, R</b> OBP: 0.316, SLG: 0.340 (1.6)	6-3		F8		1B		5-3	F9		5 1 1 0 0 0 3																	
<b>Eddie Waitkus, L</b> OBP: 0.315, SLG: 0.348 (1.3)	3-1			4-3	1B		F7			4 0 1 1 0 0 0																	
<b>Del Ennis, R</b> OBP: 0.336, SLG: 0.530 (9.7)			G6-4-3 1B		K		5-3			4 0 2 0 0 1 0																	
<b>Willie Jones, R</b> OBP: 0.368, SLG: 0.521 (1.5)			G6-4-3		E S 1B BB		6-3	BLK 1B 1B		3 2 1 0 1 0 3																	
<b>Dick Sisti, L</b> OBP: 0.439, SLG: 0.551 (1.7)			F7				F7			3 0 1 1 1 0 0																	
<b>Putsy Caballero, R</b> OBP: 0.182, SLG: 0.100 (8. PR)								1B 2B BB		0 1 0 0 0 0 0																	
<b>Bill Nicholson, L</b> OBP: 0.320, SLG: 0.435 (9.9)					1B			1B 2B BB		0 0 0 0 0 0 0																	
<b>Andy Seminick, R</b> OBP: 0.421, SLG: 0.500 (1.2)			6-3	1-3				1B 2B 1B		4 1 2 1 0 0 1																	
<b>Mike Gofiat, R</b> OBP: 0.294, SLG: 0.378 (1.4)			1B 2B				F8	2B 1B		4 3 3 1 0 0 1																	
<b>Robin Roberts, S</b> OBP: 0.160, SLG: 0.067 (1.1)			F7				6-3			2 0 0 0 0 1 1																	
<b>Jim Konstanty, R</b> OBP: 0.353, SLG: 0.083 (6.1)										1 0 0 0 0 0 1																	
<b>Jimmy Bloodworth, R</b> OBP: 0.283, SLG: 0.258 (8. PH)										1 0 1 3 0 0 0																	
<b>Ken Johnson, L</b> OBP: 0.154, SLG: 0.154 (8. PR)										0 0 0 0 0 0 0																	
<b>Bubba Church, R</b> OBP: 0.111, SLG: 0.222 (9.1)										0 0 0 0 0 0 0																	
<b>Inning Stats</b>	R: 0 E: 0 K: 1 S: 8	H: 0 LOB: 0 BB: 0 P: 10	R: 0 E: 0 K: 0 S: 8	H: 1 LOB: 0 BB: 0 P: 10	R: 1 E: 0 K: 0 S: 10	H: 2 LOB: 1 BB: 0 P: 13	R: 1 E: 0 K: 1 S: 13	H: 1 LOB: 1 BB: 1 P: 22	R: 2 E: 0 K: 1 S: 19	H: 4 LOB: 2 BB: 0 P: 28	R: 0 E: 0 K: 0 S: 6	H: 1 LOB: 1 BB: 0 P: 9	R: 0 E: 0 K: 0 S: 7	H: 0 LOB: 0 BB: 0 P: 9	R: 4 E: 0 K: 0 S: 10	H: 4 LOB: 2 BB: 1 P: 19	1B: 8 2B: 4 3B: 0 HR: 1	SF: 0 SAC: 0 DP: 1 HBP: 0	WP: 0 PB: 0 SB: 1 CS: 0	PA: 38							
<b>PITCHER</b>	IP WLS BF H R ER SO BB IBB HBP BLK WP HR S P ERA WHIP											<b>PITCHER</b>	IP WLS BF H R ER SO BB IBB HBP BLK WP HR S P ERA WHIP														
<b>Don Newcombe, R</b> ERA: 4.43 (1.1)	7.1	L	35	12	8	8	3	2	0	0	1	0	0	78	114	9.82	1.909										
<b>Preacher Roe, L</b> ERA: 3.03 (8.1)	0.2		3	1	0	0	0	0	0	0	0	0	0	3	6	0.00	1.500										



Batter	1	2	3	4	5	6	7	8	9	AB	R	H	RBI	BB	SO	LOB	TOP										
<b>Billy Cox, R</b> OBP: 0.327, SLG: 0.447 (1.5)										5	0	3	1	0	0	1											
<b>Gene Hermanski, L</b> OBP: 0.382, SLG: 0.463 (1.7)										5	1	3	0	0	0	1											
<b>Duke Snider, L</b> OBP: 0.379, SLG: 0.553 (1.8)										5	0	0	0	0	0	6											
<b>Jackie Robinson, R</b> OBP: 0.459, SLG: 0.603 (1.4)										5	1	2	1	0	0	2											
<b>Carl Furillo, R</b> OBP: 0.362, SLG: 0.467 (1.9)										5	0	2	1	0	0	1											
<b>Roy Campanella, R</b> OBP: 0.409, SLG: 0.630 (1.2)										4	0	0	0	0	0	3											
<b>Gil Hodges, R</b> OBP: 0.380, SLG: 0.476 (1.3)										4	2	2	0	0	0	1											
<b>Pee Wee Reese, R</b> OBP: 0.352, SLG: 0.326 (1.6)										1	0	0	0	2	1	0											
<b>Bud Podbielan, R</b> OBP: 0.148, SLG: 0.154 (1.1)										3	0	0	0	0	1	4											
<b>Erv Palica, R</b> OBP: 0.250, SLG: 0.250 (7.1)										0	0	0	0	0	0	0											
<b>Cal Abrams, L</b> (8, PH)										1	0	0	0	0	0	0											
<b>Joe Hatten, R</b> OBP: 0.091, SLG: 0.091 (8.1)										0	0	0	0	0	0	0											
<b>Inning Stats</b>	R: 0 E: 0 K: 0 S: 7	H: 2 LOB: 1 BB: 0 P: 8	R: 0 E: 0 K: 0 S: 7	H: 0 LOB: 0 BB: 0 P: 11	R: 0 E: 0 K: 1 S: 11	H: 1 LOB: 1 BB: 0 P: 18	R: 0 E: 0 K: 0 S: 6	H: 0 LOB: 0 BB: 0 P: 9	R: 1 E: 0 K: 0 S: 14	H: 3 LOB: 3 BB: 1 P: 23	R: 1 E: 1 K: 1 S: 12	H: 1 LOB: 2 BB: 1 P: 20	R: 1 E: 0 K: 0 S: 12	H: 3 LOB: 2 BB: 0 P: 19	R: 1 E: 1 K: 0 S: 13	H: 1 LOB: 0 BB: 0 P: 18	R: 0 E: 0 K: 0 S: 8	H: 1 LOB: 1 BB: 0 P: 12	1B: 10 2B: 2 3B: 0 HR: 0	SF: 0 SAC: 1 DP: 1 HBP: 0	WP: 0 PA: 42 PB: 0 SB: 0 CS: 1						
<b>PITCHER</b>	IP	WLS	BF	H	R	ER	SO	BB	IBB	HBP	BLK	WP	HR	S	P	ERA	WHIP										
<b>Bob Miller, R</b> ERA: 1.72 (1.1)	6.2	W	32	10	3	2	2	1	1	0	0	0	0	67	103	2.70	1.650										
<b>Jim Konstanty, R</b> ERA: 2.7 (7.1)	2.1	S	9	2	1	0	0	0	0	0	0	0	0	23	35	0.00	0.857										

Brooklyn Dodgers @ Philadelphia Phillies  
 Shibe Park, Philadelphia, PA  
 Sat Jul 01 1950, 3:33 AM EDT  
 Att: 18,761 - Unknown

AB	38
R	4
H	12
RBI	3
BB	2
SO	2
LOB	19



Batter	1	2	3	4	5	6	7	8	9	AB	R	H	RBI	BB	SO	LOB	BOTTOM										
<b>Richie Ashburn, L</b> OBP: 0.389, SLG: 0.377 (1.8)										4	0	2	0	1	0	4											
<b>Granny Hamner, R</b> OBP: 0.311, SLG: 0.335 (1.6)										4	0	0	0	0	0	5											
<b>Eddie Waitkus, L</b> OBP: 0.318, SLG: 0.348 (1.3)										3	1	1	0	1	0	1											
<b>Del Ennis, R</b> OBP: 0.335, SLG: 0.530 (1.9)										4	1	1	1	0	1	3											
<b>Willie Jones, R</b> OBP: 0.370, SLG: 0.533 (1.5)										4	2	2	1	0	1	1											
<b>Dick Sisti, L</b> OBP: 0.444, SLG: 0.550 (1.7)										2	1	1	1	2	0	0											
<b>Putsy Caballero, R</b> OBP: 0.182, SLG: 0.100 (8, FR)										0	0	0	0	0	0	0											
<b>Bill Nicholson, L</b> OBP: 0.320, SLG: 0.435 (9.9)										0	0	0	0	0	0	0											
<b>Andy Seminick, R</b> OBP: 0.410, SLG: 0.484 (1.2)										4	0	0	0	0	1	4											
<b>Mike Gofat, R</b> OBP: 0.302, SLG: 0.401 (1.4)										4	1	3	1	0	0	0											
<b>Bob Miller, R</b> OBP: 0.269, SLG: 0.269 (1.1)										2	0	1	2	0	0	0											
<b>Jim Konstanty, R</b> OBP: 0.071, SLG: 0.071 (7.1)										2	0	0	0	0	0	2											
<b>Inning Stats</b>	R: 2 E: 0 K: 0 S: 7	H: 3 LOB: 2 BB: 1 P: 23	R: 0 E: 0 K: 1 S: 7	H: 0 LOB: 0 BB: 0 P: 10	R: 0 E: 0 K: 0 S: 4	H: 0 LOB: 0 BB: 0 P: 8	R: 0 E: 0 K: 0 S: 6	H: 2 LOB: 1 BB: 1 P: 14	R: 1 E: 0 K: 1 S: 11	H: 3 LOB: 2 BB: 0 P: 13	R: 1 E: 0 K: 1 S: 12	H: 2 LOB: 2 BB: 1 P: 25	R: 1 E: 0 K: 1 S: 8	H: 2 LOB: 1 BB: 1 P: 12	1B: 8 2B: 1 3B: 0 HR: 2	SF: 0 SAC: 0 DP: 1 HBP: 0	WP: 0 PA: 37 PB: 0 SB: 0 CS: 1										
<b>PITCHER</b>	IP	WLS	BF	H	R	ER	SO	BB	IBB	HBP	BLK	WP	HR	S	P	ERA	WHIP										
<b>Bud Podbielan, R</b> ERA: 5.37 (1.1)	6.2	L	30	9	5	5	1	3	0	0	0	0	0	3	4	0.00	0.000										
<b>Erv Palica, R</b> ERA: 5.4 (7.1)	0.1		1	0	0	0	1	0	0	0	0	0	0	3	4	0.00	0.000										
<b>Joe Hatten, L</b> ERA: 4.17 (8.1)	1.0		6	2	1	1	1	1	0	0	0	0	1	12	25	9.00	3.000										

Brooklyn Dodgers @ Philadelphia Phillies  
 Shibe Park, Philadelphia, PA  
 Sat Jul 01 1950, 3:33 AM EDT  
 Att: 18,761 - Unknown

AB	33
R	6
H	11
RBI	6
BB	4
SO	3
LOB	20





Batter	1	2	3	4	5	6	7	8	9	AB	R	H	RBI	BB	SO	LOB	TOP								
<b>Billy Cox, R</b> OBP: 0.326, SLG: 0.442 (1,5)	1-1 4-3		0-2 6-3		0-0 5-3			0-0 SH3-4 1B		4	0	1	0	0	0	0	<b>Brooklyn Dodgers @ Philadelphia Phillies</b> Shibe Park, Philadelphia, PA Sun Jul 02 1950, 3:33 AM EDT Unknown								
<b>Gene Hermanski, L</b> OBP: 0.391, SLG: 0.506 (1,7)	0-1 HR		1-2 F3			2-2 4-3 E 1B		0-0 SH3-4		3	2	2	1	0	0	0									
<b>Duke Snider, L</b> OBP: 0.377, SLG: 0.546 (1,8)	4-0 FC6-4 BB		1-1 4-3			3-2 4-3		1-1 F9		3	0	0	0	1	0	2									
<b>Jackie Robinson, R</b> OBP: 0.463, SLG: 0.608 (1,4)	1-2 FC6-4 FC5-4			2-0 4-3 S 2B		0-1 E7 6-3 1B		4-0 IBB		3	2	2	1	1	0	1									
<b>Carl Furillo, R</b> OBP: 0.356, SLG: 0.460 (1,9)	1-0 FC5-4			0-0 4-3		0-0 6-3		0-0 L7		4	0	0	1	0	0	4									
<b>Roy Campanella, R</b> OBP: 0.402, SLG: 0.617 (1,2)		1-1 G4-3		1-0 L5		0-0 5-3			2-1 F5	4	0	0	0	0	0	1									
<b>Gil Hodges, R</b> OBP: 0.378, SLG: 0.473 (1,3)		0-1 1-6-3 1B		3-3 K			0-1 4-3		1-3 K	4	0	1	0	0	2	0									
<b>Pee Wee Reese, R</b> OBP: 0.347, SLG: 0.321 (9, PH)	0-0 1-6-3				0-0 B1-3		2-0 F4		1-1 4-3	3	0	0	0	0	0	1									
<b>Jim Russell, S</b> OBP: 0.350, SLG: 0.549 (9, PH)	1-2									1	0	0	0	0	0	0									
<b>Ralph Branca, R</b> OBP: 0.158, SLG: 0.235 (1,1)	2-3 K			1-3 K			1-2 F9			3	0	0	0	0	2	1									
<b>Inning Stats</b>	R: 1 E: 0 K: 0 S: 8	H: 1 LOB: 1 BB: 1 P: 15	R: 0 E: 0 K: 1 S: 8	H: 1 LOB: 1 BB: 0 P: 11	R: 0 E: 0 K: 0 S: 8	H: 0 LOB: 0 BB: 0 P: 10	R: 1 E: 0 K: 1 S: 6	H: 1 LOB: 0 BB: 0 P: 12	R: 0 E: 0 K: 0 S: 5	H: 0 LOB: 0 BB: 0 P: 6	R: 2 E: 1 K: 0 S: 10	H: 2 LOB: 0 BB: 0 P: 15	R: 0 E: 0 K: 0 S: 6	H: 0 LOB: 0 BB: 0 P: 9	R: 0 E: 0 K: 0 S: 5	H: 1 LOB: 2 BB: 1 P: 10	R: 0 E: 0 K: 1 S: 7	H: 0 LOB: 0 BB: 0 P: 11	1B: 4 2B: 1 3B: 0 HR: 1	SF: 0 SAC: 1 DP: 0 HBP: 0	WP: 0 PB: 0 SB: 1 CS: 0	PA: 35			
<b>PITCHER</b>	IP	WLS	BF	H	R	ER	SO	BB	IBB	HBP	BLK	WP	HR	S	P	ERA	WHIP								
<b>Russ Meyer, R</b> ERA: 5.95 (1,1)	8.0	W	32	6	4	3	3	1	1	0	0	0	1	56	88	3.38	0.875								
<b>Jim Konstanty, R</b> ERA: 2.65 (9,1)	1.0	S	3	0	0	0	1	0	0	0	0	0	0	7	11	0.00	0.000								

AB	32
R	4
H	6
RBI	3
BB	2
SO	4
LOB	10



Batter	1	2	3	4	5	6	7	8	9	AB	R	H	RBI	BB	SO	LOB	BOTTOM								
<b>Richie Ashburn, L</b> OBP: 0.393, SLG: 0.380 (1,8)	4-0 1B F8 BB	0-1 1-2 1B		2-0 F7		2-2 F7		1-0 CS 1B		4	1	2	0	1	0	1	<b>Brooklyn Dodgers @ Philadelphia Phillies</b> Shibe Park, Philadelphia, PA Sun Jul 02 1950, 3:33 AM EDT Unknown								
<b>Granny Hamner, R</b> OBP: 0.320, SLG: 0.338 (1,6)	2-1 F8 1B	3-2 1-2 2-H 1B		4-2 BB			1-3 K	4-2 1-2 BB		3	1	2	1	2	1	0									
<b>Eddie Waitkus, L</b> OBP: 0.312, SLG: 0.341 (1,3)	0-1 F9	3-2 F8		0-0 F9			1-0 4-3	0-1 F9		5	0	0	0	0	0	7									
<b>Del Ennis, R</b> OBP: 0.333, SLG: 0.523 (9,7)	2-0 F8		1-0 L9	2-1 F8			4-2 1B BB			3	0	0	1	1	0	3									
<b>Willie Jones, R</b> OBP: 0.375, SLG: 0.544 (1,5)	1-0 2-H 1B		2-0 3-4-3 3B		1-1 F9		0-1 1-2 1B			4	1	3	1	0	0	0									
<b>Dick Sizer, L</b> OBP: 0.440, SLG: 0.545 (1,7)	2-2 F2		1-1 3-4-3		0-1 G5-4-3 1B		1-0 F7			4	0	1	1	0	0	3									
<b>Ken Silvestri, S</b> OBP: 0.429, SLG: 0.375 (9,2)										0	0	0	0	0	0	0									
<b>Andy Seminick, R</b> OBP: 0.413, SLG: 0.481 (1,2)		1-2 F7		4-1 BB		1-1 G5-4-3		0-0 SH3-4 HR 1B		3	0	1	0	1	0	1									
<b>Putsy Caballero, R</b> OBP: 0.182, SLG: 0.100 (8, PH)										0	1	0	0	0	0	0									
<b>Jim Konstanty, R</b> OBP: 0.071, SLG: 0.071 (9,1)										0	0	0	0	0	0	0									
<b>Mike Gofiat, R</b> OBP: 0.298, SLG: 0.395 (1,4)	2-2 F5		1-0 F9			1-3 K		1-0 SH3-4		3	0	0	0	0	1	1									
<b>Russ Meyer, S</b> OBP: 0.176, SLG: 0.235 (1,1)		1-2 1B		1-0 2B			0-1 G3		2-0 HR	3	1	2	0	0	0	0									
<b>Bill Nicholson, L</b> OBP: 0.346, SLG: 0.583 (8, PH)										1	1	1	2	0	0	0									
<b>Inning Stats</b>	R: 2 E: 0 K: 0 S: 10	H: 2 LOB: 1 BB: 1 P: 21	R: 1 E: 0 K: 0 S: 22	H: 3 LOB: 2 BB: 0 P: 32	R: 1 E: 0 K: 0 S: 6	H: 1 LOB: 1 BB: 1 P: 15	R: 0 E: 0 K: 0 S: 7	H: 1 LOB: 2 BB: 1 P: 16	R: 0 E: 0 K: 0 S: 6	H: 0 LOB: 0 BB: 0 P: 8	R: 0 E: 0 K: 1 S: 8	H: 0 LOB: 0 BB: 0 P: 11	R: 0 E: 0 K: 1 S: 9	H: 1 LOB: 2 BB: 1 P: 16	R: 2 E: 0 K: 0 S: 8	H: 3 LOB: 1 BB: 1 P: 16	R: 0 E: 0 K: 0 S: 8	H: 0 LOB: 0 BB: 0 P: 11	1B: 9 2B: 1 3B: 1 HR: 1	SF: 0 SAC: 1 DP: 1 HBP: 0	WP: 0 PB: 0 SB: 0 CS: 1	PA: 39			
<b>PITCHER</b>	IP	WLS	BF	H	R	ER	SO	BB	IBB	HBP	BLK	WP	HR	S	P	ERA	WHIP								
<b>Ralph Branca, R</b> ERA: 6.0 (1,1)	8.0	L	39	12	6	6	2	5	0	0	0	0	1	76	135	6.75	2.125								

AB	33
R	6
H	12
RBI	6
BB	5
SO	2
LOB	16





Batter	1	2	3	4	5	6	7	8	9	10	AB	R	H	RBI	BB	SO	LOB	TOP								
<b>Billy Cox, R</b> OBP: 0.317, SLG: 0.429 (1.5)	F9			F3			E6	FC6-4		F7	5	2	0	0	0	0	2	<b>Brooklyn Dodgers @ Philadelphia Phillies</b> Shibe Park, Philadelphia, PA Sun Jul 02 1950, 3:38 AM EDT Att: 35,118 - Unknown  <b>livebaseballscorecards.com</b>								
<b>Jim Russell, S</b> OBP: 0.352, SLG: 0.538 (1.7)	F7			F7			2B	4-3			4	1	1	1	1	0	1									
<b>Duke Snider, L</b> OBP: 0.377, SLG: 0.558 (1.8)	K			K			WP	E		F8	5	2	2	4	0	2	1									
<b>Jackie Robinson, R</b> OBP: 0.361, SLG: 0.569 (2.4)				K			K	4-3		K	1	0	0	0	0	1	0									
<b>Eddie Mueser, R</b> OBP: 0.148, SLG: 0.133 (2.4)											2	0	0	0	0	2	1									
<b>Al Epperly, L</b> OBP: 0.207, SLG: 0.500 (3.1)											0	0	0	0	0	0	0									
<b>Cal Abrams, L</b> OBP: 0.199 (3.1)											1	0	0	0	0	1	1									
<b>Bud Podbielan, R</b> OBP: 0.148, SLG: 0.154 (10.1)											0	0	0	0	0	0	0									
<b>Carl Furillo, R</b> OBP: 0.351, SLG: 0.453 (1.9)	6-3			L9			F3			5-3	4	0	0	0	0	0	1									
<b>Bruce Edwards, R</b> OBP: 0.208, SLG: 0.340 (1.2)	K			K			E5	FC6-4		F9	4	0	0	0	0	2	0									
<b>Gil Hodges, R</b> OBP: 0.380, SLG: 0.475 (1.3)							F4	FC6-4			3	1	1	0	1	0	1									
<b>Pee Wee Reese, R</b> OBP: 0.350, SLG: 0.337 (1.6)				L1-3			F8			FC6-4	3	2	1	2	1	0	1									
<b>Dan Bankhead, R</b> OBP: 0.310, SLG: 0.321 (1.1)				K2-3			K			F8	0	0	0	0	0	0	0									
<b>Erv Palica, R</b> OBP: 0.157, SLG: 0.167 (1.1)											2	0	0	0	0	2	0									
<b>Roy Campanella, R</b> OBP: 0.404, SLG: 0.617 (8. PH)											0	0	0	0	1	0	0									
<b>Bobby Morgan, R</b> OBP: 0.348, SLG: 0.368 (8.5)											1	0	0	0	0	0	0									
<b>Inning Stats</b>	R: 0 E: 0 K: 1 S: 10	H: 0 LOB: 0 BB: 0 P: 14	R: 0 E: 0 K: 2 S: 7	H: 0 LOB: 0 BB: 0 P: 9	R: 0 E: 0 K: 1 S: 6	H: 0 LOB: 0 BB: 1 P: 10	R: 0 E: 0 K: 1 S: 11	H: 0 LOB: 0 BB: 0 P: 17	R: 0 E: 0 K: 2 S: 10	H: 0 LOB: 0 BB: 0 P: 13	R: 0 E: 0 K: 1 S: 10	H: 0 LOB: 0 BB: 0 P: 17	R: 3 E: 2 K: 1 S: 15	H: 2 LOB: 1 BB: 0 P: 27	R: 3 E: 0 K: 0 S: 11	H: 1 LOB: 0 BB: 2 P: 20	R: 2 E: 0 K: 0 S: 10	H: 2 LOB: 0 BB: 0 P: 14	R: 0 E: 0 K: 1 S: 9	H: 0 LOB: 1 BB: 1 P: 18	1B: 1 2B: 3 3B: 0 HR: 2	SF: 0 SAC: 0 DP: 1 HBP: 0	WP: 1 PB: 0 SB: 0 CS: 0	PA: 40		
<b>PITCHER</b>	IP 7.0	WLS 27	H 2	R 5	ER 3	SO 9	BB 3	IBB 0	HBP 0	BLK 0	WP 1	HR 0	S 73	P 119	ERA 3.86	WHIP 0.714										
<b>Curt Simmons, L</b> ERA: 4.17 (1.1)	1.2	8	3	3	3	0	0	0	0	0	0	2	14	18	16.20	1.800										
<b>Bob Miller, R</b> ERA: 2.02 (8.1)	1.1	5	0	0	0	1	1	0	0	0	0	0	12	22	0.00	0.750										
<b>Jim Konstanty, R</b> ERA: 2.59 (9.1)																										

Batter	1	2	3	4	5	6	7	8	9	10	AB	R	H	RBI	BB	SO	LOB	BOTTOM								
<b>Richie Ashburn, L</b> OBP: 0.391, SLG: 0.383 (1.8)	HR	1B		4-3			L9	F8		6-3	6	2	2	0	0	0	0	<b>Brooklyn Dodgers @ Philadelphia Phillies</b> Shibe Park, Philadelphia, PA Sun Jul 02 1950, 3:38 AM EDT Att: 35,118 - Unknown  <b>livebaseballscorecards.com</b>								
<b>Granny Hamner, R</b> OBP: 0.318, SLG: 0.336 (1.6)	6-3	E9		F8			L7	4-3			5	1	1	1	0	0	1									
<b>Eddie Waitkus, L</b> OBP: 0.313, SLG: 0.340 (1.3)	HR	F6		4-3						4-3	4	1	1	0	1	0	1									
<b>Del Ennis, R</b> OBP: 0.338, SLG: 0.527 (1.9)	HR						2B	K		6-3	4	2	2	1	1	1	1									
<b>Willie Jones, R</b> OBP: 0.379, SLG: 0.565 (1.5)	HR	F8		L7			F6				5	1	3	4	0	0	1									
<b>Dick Stier, L</b> OBP: 0.444, SLG: 0.542 (1.7)	1B	4-3		L7			L7	FC6-4			3	0	1	1	2	0	2									
<b>Stan Lopata, R</b> OBP: 0.310, SLG: 0.224 (1.2)	F3			4-3			F4			F3	4	0	0	0	0	0	3									
<b>Bill Nicholson, L</b> OBP: 0.333, SLG: 0.560 (9. PH)											1	0	0	0	0	0	2									
<b>Andy Seminick, R</b> OBP: 0.413, SLG: 0.481 (10.2)											0	0	0	0	0	0	0									
<b>Mike Goliat, R</b> OBP: 0.298, SLG: 0.387 (1.4)	K			F9				FC6-4		1-3	4	0	0	0	1	1	2									
<b>Curt Simmons, L</b> OBP: 0.244, SLG: 0.205 (1.1)										F8	3	1	1	0	0	2	2									
<b>Bob Miller, R</b> OBP: 0.259, SLG: 0.259 (8.1)											1	0	0	0	0	0	0									
<b>Jim Konstanty, R</b> OBP: 0.071, SLG: 0.071 (9.1)											0	0	0	0	0	0	0									
<b>Dick Whitman, L</b> OBP: 0.324, SLG: 0.313 (10. PH)	1B										1	0	0	0	0	0	0									
<b>Inning Stats</b>	R: 4 E: 0 K: 1 S: 15	H: 3 LOB: 1 BB: 2 P: 24	R: 3 E: 1 K: 0 S: 16	H: 4 LOB: 1 BB: 0 P: 19	R: 0 E: 0 K: 1 S: 9	H: 0 LOB: 0 BB: 0 P: 12	R: 0 E: 0 K: 0 S: 8	H: 0 LOB: 0 BB: 0 P: 12	R: 1 E: 0 K: 1 S: 10	H: 2 LOB: 2 BB: 1 P: 20	R: 0 E: 0 K: 1 S: 12	H: 1 LOB: 1 BB: 0 P: 16	R: 0 E: 0 K: 0 S: 9	H: 0 LOB: 1 BB: 1 P: 19	R: 0 E: 0 K: 0 S: 5	H: 0 LOB: 0 BB: 0 P: 7	R: 0 E: 0 K: 0 S: 10	H: 1 LOB: 2 BB: 1 P: 16	R: 0 E: 0 K: 0 S: 4	H: 0 LOB: 0 BB: 0 P: 6	1B: 6 2B: 4 3B: 0 HR: 1	SF: 0 SAC: 0 DP: 0 HBP: 0	WP: 0 PB: 0 SB: 0 CS: 0	PA: 46		
<b>PITCHER</b>	IP 0.1	WLS 29	H 3	R 4	ER 4	SO 4	BB 2	IBB 0	HBP 0	BLK 0	WP 0	HR 1	S 10	P 19	ERA 108.00	WHIP 15.000										
<b>Dan Bankhead, R</b> ERA: 5.35 (1.1)	6.2	29	7	4	4	4	2	0	0	0	0	0	69	103	5.40	1.350										
<b>Erv Palica, R</b> ERA: 5.4 (1.1)	2.0	8	1	0	0	0	0	1	0	0	0	0	15	23	0.00	0.500										
<b>Al Epperly, R</b> ERA: 6.0 (8.1)	1.0	3	0	0	0	0	0	0	0	0	0	0	4	6	0.00	0.000										
<b>Bud Podbielan, R</b> ERA: 5.29 (10.1)																										



Batter	1	2	3	4	5	6	7	8	9	10	11	AB	R	H	RBI	BB	SO	LOB	TOP								
<b>Billy Cox, R</b> OBP: 0.314, SLG: 0.422 (1, 5)	1-2 5-3		1-1 F2		1-1 6-3			0-2 SH1-4 1B		3-2 5-3		5	0	1	0	0	0	0									
<b>Gene Hermanski, L</b> OBP: 0.402, SLG: 0.544 (1, 7)	2-2 1-3 BB 1B		1-1 HR			0-0 1B 8-2-1 1B		0-0 SH1-4 1-2		0-0 F5		4	1	3	1	0	0	0									
<b>Duke Snider, L</b> OBP: 0.374, SLG: 0.550 (1, 8)	4-0 1-3 BB		1-3 K			0-3 K		2-3 K			2-3 K	4	0	0	0	1	4	2									
<b>Jackie Robinson, R</b> OBP: 0.464, SLG: 0.604 (1, 4)	0-1 1-3			0-0 G5-4-3 1B		2-1 1B		4-0 1B			0-2 6-3	4	0	2	0	1	0	2									
<b>Carl Furillo, R</b> OBP: 0.349, SLG: 0.448 (1, 9)	2-1 4-3			3-1 G5-4-3 1-2f		0-1 8-2-1 3-H		3-1 5-3			0-0 1B	5	0	1	0	0	0	7									
<b>Roy Campanella, R</b> OBP: 0.390, SLG: 0.601 (1, 2)		2-2 6-3		1-2 F4			1-3 K		1-3 K		1-0 F7	5	0	0	0	0	2	1									
<b>Gil Hodges, R</b> OBP: 0.381, SLG: 0.486 (1, 3)		1-2 6-3			2-0 HR		4-0 BB		2-2 F2			3	1	1	1	1	0	0									
<b>Pee Wee Reese, R</b> OBP: 0.344, SLG: 0.330 (1, 6)		0-1 4-3			2-2 3-1		0-0 F9		3-2 F7			4	0	0	0	0	0	1									
<b>Preacher Roe, R</b> OBP: 0.140, SLG: 0.143 (1, 1)			0-1 B1-3		0-1 5-3		0-1 F5			0-0 4-3		4	0	0	0	0	0	1									
<b>Inning Stats</b>	R: 0 E: 0 K: 0 S: 10	H: 1 LOB: 2 BB: 1 P: 19	R: 0 E: 0 K: 0 S: 9	H: 0 LOB: 0 BB: 0 P: 12	R: 1 E: 0 K: 1 S: 9	H: 1 LOB: 0 BB: 0 P: 12	R: 0 E: 0 K: 0 S: 6	H: 1 LOB: 0 BB: 0 P: 10	R: 1 E: 0 K: 0 S: 8	H: 1 LOB: 0 BB: 0 P: 13	R: 0 E: 0 K: 1 S: 8	H: 2 LOB: 1 BB: 1 P: 10	R: 0 E: 0 K: 1 S: 6	H: 0 LOB: 1 BB: 1 P: 11	R: 0 E: 0 K: 1 S: 9	H: 1 LOB: 2 BB: 1 P: 18	R: 0 E: 0 K: 1 S: 12	H: 0 LOB: 0 BB: 0 P: 18	R: 0 E: 0 K: 0 S: 5	H: 0 LOB: 0 BB: 0 P: 8	R: 0 E: 0 K: 1 S: 8	H: 1 LOB: 1 BB: 0 P: 11	1B: 6 2B: 1 3B: 0 HR: 2	SF: 0 SAC: 1 DP: 2 HBP: 0	WP: 0 PB: 0 SB: 0 CS: 0	PA: 42	
<b>PITCHER</b> <b>Larry Jansen, R</b> ERA: 2.66 (1, 1)	IP 11.0	WLS W	BF 42	H 8	R 2	ER 2	SO 6	BB 2	IBB 1	HBP 0	BLK 0	WP 0	HR 2	S 90	P 142	ERA 1.64	WHIP 0.909										

Brooklyn Dodgers @ New York Giants  
Polo Grounds, New York, NY  
Mon Jul 03 1950, 3:33 AM EDT  
Att: 32,669 - Unknown

livebaseballscores.com

AB 38  
R 2  
H 8  
RBI 2  
BB 3  
SO 6  
LOB 14



Batter	1	2	3	4	5	6	7	8	9	10	11	AB	R	H	RBI	BB	SO	LOB	BOTTOM								
<b>Eddie Stanky, R</b> OBP: 0.468, SLG: 0.429 (1, 4)	2-2 6-3		3-3 K		0-0 1B		2-1 G1-6-3 1-2f		0-0 1B			5	0	2	0	0	1	1									
<b>Bill Rigney, R</b> OBP: 0.292, SLG: 0.256 (1, 5)	1-2 6-3		1-2 1B		0-0 B2		1-2 5-3		0-3 K			5	0	1	0	0	1	2									
<b>Monte Irvin, R</b> OBP: 0.370, SLG: 0.444 (1, 7)	2-2 1B 2B		1-2 F5		0-0 F8		0-0 F3			4-0 BB		4	1	1	0	1	0	2									
<b>Bobby Thomson, R</b> OBP: 0.337, SLG: 0.435 (1, 8)	2-2 2H 1B		2-1 5-3		0-0 F2		3-2 E8 FC4-6 1B		0-3 F5		1-2 F5	5	0	2	1	0	0	3									
<b>Wes Westrum, R</b> OBP: 0.393, SLG: 0.497 (1, 2)	0-0 F4			4-2 2B BB		2-2 F2		4-0 FC4-6 1B		1-0 F3		3	0	0	0	2	0	2									
<b>Hank Thompson, L</b> OBP: 0.421, SLG: 0.541 (1, 9)		2-2 G3		0-1 F8		0-0 HR		2-0 FC4-6 1-2f 2-3		0-0 F9		5	1	1	1	0	0	4									
<b>Alvin Dark, R</b> OBP: 0.339, SLG: 0.459 (1, 6)		3-2 1-3		2-0 1-3 2B		1-0 F5		0-0 B5-3			1-2 HR	5	1	2	1	0	0	2									
<b>Tookie Gilbert, L</b> OBP: 0.336, SLG: 0.348 (1, 3)		4-2 BB		1-1 1-3		0-0 3-1			0-1 F9			3	0	0	0	1	0	2									
<b>Larry Jansen, R</b> OBP: 0.191, SLG: 0.178 (1, 1)		0-0 F8		0-3 K		0-0 G1-6-3 1B			0-1 4-3			4	0	1	0	0	1	3									
<b>Inning Stats</b>	R: 1 E: 0 K: 0 S: 14	H: 2 LOB: 1 BB: 0 P: 21	R: 0 E: 0 K: 0 S: 9	H: 0 LOB: 1 BB: 1 P: 18	R: 0 E: 0 K: 1 S: 11	H: 1 LOB: 1 BB: 0 P: 18	R: 0 E: 0 K: 1 S: 10	H: 1 LOB: 2 BB: 1 P: 17	R: 0 E: 0 K: 0 S: 6	H: 1 LOB: 0 BB: 0 P: 9	R: 0 E: 0 K: 0 S: 4	H: 1 LOB: 1 BB: 1 P: 4	R: 1 E: 1 K: 0 S: 10	H: 1 LOB: 2 BB: 1 P: 19	R: 0 E: 0 K: 1 S: 9	H: 1 LOB: 1 BB: 0 P: 9	R: 0 E: 0 K: 0 S: 6	H: 0 LOB: 1 BB: 1 P: 12	R: 1 E: 0 K: 0 S: 3	H: 1 LOB: 0 BB: 0 P: 4	1B: 6 2B: 2 3B: 0 HR: 2	SF: 0 SAC: 0 DP: 1 HBP: 0	WP: 0 PB: 0 SB: 0 CS: 0	PA: 43			
<b>PITCHER</b> <b>Preacher Roe, L</b> ERA: 3.0 (1, 1)	IP 10.0	WLS L	BF 43	H 10	R 3	ER 3	SO 3	BB 3	IBB 1	HBP 0	BLK 0	WP 0	HR 2	S 88	P 140	ERA 2.70	WHIP 1.300										

Brooklyn Dodgers @ New York Giants  
Polo Grounds, New York, NY  
Mon Jul 03 1950, 3:33 AM EDT  
Att: 32,669 - Unknown

livebaseballscores.com

AB 39  
R 3  
H 10  
RBI 3  
BB 4  
SO 3  
LOB 21





Batter	1	2	3	4	5	6	7	8	9	AB	R	H	RBI	BB	SO	LOB	TOP					
<b>Billy Cox, R</b> OBP: 0.312, SLG: 0.424 (1.5)	G3		4-3 2B		5-3		FC1-6 CS			4	0	1	0	0	0	1	<b>Brooklyn Dodgers @ New York Giants</b> Polo Grounds, New York, NY Tue Jul 04 1950, 3:33 AM EDT Unknown					
<b>Jim Russell, S</b> OBP: 0.352, SLG: 0.528 <b>Gene Hermanski, L</b> OBP: 0.398, SLG: 0.538 (6.7)	F9		F8		HR		K			2	1	0	0	1	0	1						
<b>Duke Snider, L</b> OBP: 0.372, SLG: 0.557 (1.8)	K		4-3		HR			L8		4	1	1	2	0	1	1						
<b>Jackie Robinson, R</b> OBP: 0.457, SLG: 0.594 (1.4)		F9	F8		F9			5-3		4	0	0	0	0	0	1						
<b>Carl Furillo, R</b> OBP: 0.344, SLG: 0.442 (1.9)		4-3		6-3	5-3			5-3		4	0	0	0	0	0	0						
<b>Roy Campanella, R</b> OBP: 0.393, SLG: 0.592 (1.2)		1B BB		F2		L9			F9	3	0	0	0	1	0	0						
<b>Gil Hodges, R</b> OBP: 0.383, SLG: 0.484 (1.3)		1B		4-1 2B BB		F9		F6		3	1	1	0	1	0	0						
<b>Pee Wee Reese, R</b> OBP: 0.342, SLG: 0.333 (1.6)		L8		1-H 2B		K		L7		4	0	1	1	0	1	2						
<b>Don Newcombe, L</b> OBP: 0.333, SLG: 0.371 <b>Erv Palica, R</b> OBP: 0.167, SLG: 0.167 (8.1)			HR	F6			FC1-6 1B			3	1	2	1	0	0	1						
<b>Inning Stats</b>	R: 0 E: 0 K: 1 S: 6	H: 0 LOB: 0 BB: 0 P: 10	R: 0 E: 0 K: 0 S: 6	H: 1 LOB: 2 BB: 1 P: 15	R: 1 E: 0 K: 0 S: 8	H: 2 LOB: 1 BB: 0 P: 11	R: 1 E: 0 K: 0 S: 7	H: 1 LOB: 1 BB: 1 P: 18	R: 2 E: 0 K: 0 S: 4	H: 1 LOB: 0 BB: 0 P: 11	R: 0 E: 0 K: 1 S: 7	H: 0 LOB: 0 BB: 0 P: 13	R: 0 E: 0 K: 1 S: 10	H: 1 LOB: 0 BB: 0 P: 14	R: 0 E: 0 K: 0 S: 9	H: 0 LOB: 0 BB: 0 P: 13	R: 0 E: 0 K: 0 S: 12	H: 0 LOB: 0 BB: 0 P: 17	1B: 2 2B: 2 3B: 0 HR: 2	SF: 0 SAC: 0 DP: 0 HBP: 0	WP: 0 PB: 0 SB: 0 CS: 1	PA: 35
<b>PITCHER</b>	IP	WLS	BF	H	R	ER	SO	BB	IBB	HBP	BLK	WP	HR	S	P	ERA	WHIP					
<b>Monty Kennedy, L</b> ERA: 4.99 (1.1)	5.0		23	5	4	4	1	3	0	0	0	0	2	31	65	7.20	1.600					
<b>Andy Hansen, R</b> ERA: 4.29 (6.1)	2.0		6	1	0	0	2	0	0	0	0	0	0	17	27	0.00	0.500					
<b>Sal Maglie, R</b> ERA: 3.91 (8.1)	1.0	W	3	0	0	0	0	0	0	0	0	0	0	9	13	0.00	0.000					
<b>Sheldon Jones, R</b> ERA: 4.67 (9.1)	1.0	S	3	0	0	0	0	0	0	0	0	0	0	12	17	0.00	0.000					

AB 32  
R 4  
H 6  
RBI 4  
BB 3  
SO 3  
LOB 8



Batter	1	2	3	4	5	6	7	8	9	AB	R	H	RBI	BB	SO	LOB	BOTTOM					
<b>Eddie Stanky, R</b> OBP: 0.463, SLG: 0.424 (1.4)	F5		F2		F5		5-3	1B		5	0	1	0	0	0	2	<b>Brooklyn Dodgers @ New York Giants</b> Polo Grounds, New York, NY Tue Jul 04 1950, 3:33 AM EDT Unknown					
<b>Spider Jorgensen, L</b> OBP: 0.286, SLG: 0.174 (1.5)	1-3		4-3			1B		F8		5	0	2	0	0	0	2						
<b>Monte Irvin, R</b> OBP: 0.359, SLG: 0.429 (1.7)	L7			1-1 F8		F3	K			4	0	0	0	0	1	2						
<b>Hank Thompson, L</b> OBP: 0.418, SLG: 0.541 (1.9)		K		1-3		1B BB		F8		4	0	1	0	0	1	0						
<b>Bobby Thomson, R</b> OBP: 0.336, SLG: 0.430 (1.8)		6-3		5-3		K		BB 2B BB		3	1	0	0	1	1	2						
<b>Wes Westrum, R</b> OBP: 0.398, SLG: 0.505 (1.2)		WP 2B			0-0 1B	BB		F5		3	0	2	0	1	0	1						
<b>Tookie Gilbert, L</b> OBP: 0.343, SLG: 0.349 (1.3)		K			2-1 1B	4-1 BB		2B 1B BB		2	1	1	1	2	1	1						
<b>Alvin Dark, R</b> OBP: 0.342, SLG: 0.475 (1.6)			HR		L9	L7		1B 2B		4	2	2	2	0	0	5						
<b>Monty Kennedy, R</b> OBP: 0.074, SLG: 0.074 (1.1) <b>Roy Weatherly, L</b> OBP: 0.419, SLG: 0.474 (5. PH) <b>Andy Hansen, R</b> OBP: 0.398, SLG: 0.505 (6.1) <b>Bill Rigney, R</b> OBP: 0.346, SLG: 0.329 (7. PH) <b>Sal Maglie, R</b> OBP: 0.352, SLG: 0.182 (8.1) <b>Don Mueller, R</b> OBP: 0.302, SLG: 0.403 (8. PH) <b>Sheldon Jones, R</b> OBP: 0.165, SLG: 0.120 (9.1)		5-3			1-2 F7		F6	1B 2B		1	0	0	0	0	0	0						
<b>Inning Stats</b>	R: 0 E: 0 K: 0 S: 8	H: 0 LOB: 0 BB: 0 P: 12	R: 0 E: 0 K: 2 S: 11	H: 1 LOB: 1 BB: 0 P: 15	R: 1 E: 0 K: 0 S: 6	H: 1 LOB: 0 BB: 0 P: 8	R: 0 E: 0 K: 0 S: 6	H: 0 LOB: 0 BB: 0 P: 10	R: 0 E: 0 K: 0 S: 10	H: 2 LOB: 2 BB: 0 P: 15	R: 1 E: 0 K: 0 S: 13	H: 2 LOB: 3 BB: 2 P: 27	R: 0 E: 0 K: 1 S: 14	H: 1 LOB: 1 BB: 0 P: 21	R: 3 E: 0 K: 0 S: 15	H: 3 LOB: 2 BB: 2 P: 31	1B: 6 2B: 3 3B: 0 HR: 1	SF: 0 SAC: 0 DP: 0 HBP: 0	WP: 1 PB: 0 SB: 0 CS: 0	PA: 38		
<b>PITCHER</b>	IP	WLS	BF	H	R	ER	SO	BB	IBB	HBP	BLK	WP	HR	S	P	ERA	WHIP					
<b>Don Newcombe, R</b> ERA: 4.55 (1.1)	7.2	L	36	9	5	5	4	4	0	0	0	0	1	1	75	127	5.87	1.696				
<b>Erv Palica, R</b> ERA: 5.35 (8.1)	0.1		2	1	0	0	0	0	0	0	0	0	0	8	12	0.00	3.000					

AB 34  
R 4  
H 10  
RBI 5  
BB 4  
SO 4  
LOB 17






Batter	1	2	3	4	5	6	7	8	9	AB	R	H	RBI	BB	SO	LOB	TOP			
<b>Billy Cox, R</b> OBP: 0.320, SLG: 0.440 (1, 5)	F9		B5-3 1B		1B HBP	FC6-4 1B		3B		5	1	3	0	0	0	1				
<b>Jim Russell, S</b> OBP: 0.359, SLG: 0.527 <b>Gene Hermanski, L</b> OBP: 0.400, SLG: 0.538 (6, PH)	1B BB		F8		HBP FC5-4 1B	1B			3-1	2	1	1	0	1	0	1				
<b>Duke Snider, L</b> OBP: 0.370, SLG: 0.550 (1, 8)	G6-4-3 1B		B5-3		G3	4-3			F5	5	0	1	0	0	0	5				
<b>Jackie Robinson, R</b> OBP: 0.456, SLG: 0.590 <b>Eddie Miksis, R</b> OBP: 0.194, SLG: 0.152 (5, 4)	G6-4-3				F6 HBP FC5-4 IBB		S BB	1B	1B	2	1	0	0	1	0	2				
<b>Carl Furillo, R</b> OBP: 0.348, SLG: 0.446 (1, 9)		1-3		HR 2B	FC5-4 HBP		K	1B		4	1	2	1	0	1	1				
<b>Gil Hodges, R</b> OBP: 0.383, SLG: 0.480 (1, 3)		F8 1B		5-3	FC5-4		F7	BB		4	0	1	2	1	0	3				
<b>Bruce Edwards, R</b> OBP: 0.207, SLG: 0.382 (1, 2)		F8		HR	B1-3		K	F2		5	1	1	2	0	1	6				
<b>Pee Wee Reese, R</b> OBP: 0.349, SLG: 0.335 (1, 6)		FC6-4 IBB		BB			FC6-4 1B			2	0	1	0	2	0	0				
<b>Bud Podbielan, R</b> OBP: 0.138, SLG: 0.143 <b>Erv Palica, R</b> OBP: 0.125, SLG: 0.125 (5, 1)	FC6-4		4-3		4-3		K	5-3		2	0	0	0	0	0	3				
<b>Inning Stats</b>	R: 0 E: 0 K: 0 S: 8	H: 1 LOB: 1 BB: 1 P: 14	R: 0 E: 0 K: 0 S: 7	H: 1 LOB: 2 BB: 1 P: 12	R: 0 E: 0 K: 0 S: 5	H: 1 LOB: 0 BB: 0 P: 8	R: 2 E: 0 K: 0 S: 7	H: 2 LOB: 1 BB: 1 P: 13	R: 3 E: 0 K: 1 S: 8	H: 2 LOB: 1 BB: 0 P: 17	R: 0 E: 0 K: 2 S: 11	H: 0 LOB: 1 BB: 1 P: 21	R: 0 E: 0 K: 1 S: 6	H: 1 LOB: 1 BB: 0 P: 8	R: 0 E: 0 K: 0 S: 10	H: 2 LOB: 3 BB: 1 P: 17	1B: 9 2B: 2 3B: 1 HR: 1	SF: 0 SAC: 0 DP: 2 HBP: 1	WP: 1 PB: 0 SB: 2 CS: 0	PA: 43
<b>PITCHER</b>	IP	WLS	BF	H	R	ER	SO	BB	IBB	HBP	BLK	WP	HR	S	P	ERA	WHIP			
<b>Dave Koslo, L</b> ERA: 4.1 (1, 1)	4.1	L	23	7	5	5	0	2	2	1	0	1	1	32	61	10.38	2.077			
<b>Sal Maglie, R</b> ERA: 3.71 (5, 1)	2.2		11	2	0	0	3	1	0	0	0	0	0	22	34	0.00	1.125			
<b>Andy Hansen, R</b> ERA: 4.09 (8, 1)	2.0		9	3	0	0	0	1	0	0	0	0	0	16	25	0.00	2.000			

Brooklyn Dodgers @ New York Giants  
Polo Grounds, New York, NY  
Tue Jul 04 1950, 3:38 AM EDT  
Att: 49,316 - Unknown

AB 36  
R 5  
H 12  
RBI 5  
BB 6  
SO 3  
LOB 23



Batter	1	2	3	4	5	6	7	8	9	AB	R	H	RBI	BB	SO	LOB	BOTTOM			
<b>Eddie Stanky, R</b> OBP: 0.464, SLG: 0.423 (1, 4)	1-3		1B		FC6-4 BB		F8			3	0	1	0	1	0	0				
<b>Spider Jorgensen, L</b> OBP: 0.250, SLG: 0.154 (1, 5)	L3		F4		BB		F7			3	0	0	0	1	0	1				
<b>Monte Irvin, R</b> OBP: 0.348, SLG: 0.414 (1, 7)	6-3				F7 FC6-4			F2		4	0	0	0	0	0	2				
<b>Hank Thompson, L</b> OBP: 0.412, SLG: 0.531 (1, 9)		F2		F7	F6			F6		4	0	0	0	0	0	2				
<b>Bobby Thomson, R</b> OBP: 0.335, SLG: 0.427 (1, 8)		F8		F7				K		4	0	1	0	0	1	0				
<b>Wes Westrum, R</b> OBP: 0.400, SLG: 0.505 (1, 2)		1B			HR 1B		K			4	1	2	0	0	2	1				
<b>Tookie Gilbert, L</b> OBP: 0.341, SLG: 0.347 (1, 3)		4-3			HR 1B		F6			4	1	1	0	0	0	2				
<b>Alvin Dark, R</b> OBP: 0.344, SLG: 0.494 (1, 6)			F6		HR		K			4	1	2	3	0	1	1				
<b>Dave Koslo, L</b> OBP: 0.081, SLG: 0.029 <b>Sal Maglie, R</b> OBP: 0.083, SLG: 0.167 <b>Roy Weatherly, L</b> OBP: 0.409, SLG: 0.462 (7, PH) <b>Andy Hansen, R</b> (8, 1) <b>Don Mueller, L</b> OBP: 0.321, SLG: 0.399 (9, PH)		F9			5-3		F8		F6	1	0	0	0	0	0	0				
<b>Inning Stats</b>	R: 0 E: 0 K: 0 S: 5	H: 0 LOB: 0 BB: 0 P: 7	R: 0 E: 0 K: 0 S: 4	H: 1 LOB: 1 BB: 0 P: 7	R: 0 E: 0 K: 0 S: 6	H: 0 LOB: 0 BB: 0 P: 9	R: 3 E: 0 K: 0 S: 12	H: 3 LOB: 2 BB: 2 P: 28	R: 0 E: 0 K: 2 S: 8	H: 1 LOB: 1 BB: 0 P: 10	R: 0 E: 0 K: 0 S: 11	H: 0 LOB: 0 BB: 0 P: 16	R: 0 E: 0 K: 1 S: 7	H: 0 LOB: 0 BB: 0 P: 9	R: 0 E: 0 K: 1 S: 14	H: 1 LOB: 1 BB: 0 P: 20	1B: 5 2B: 0 3B: 1 HR: 1	SF: 0 SAC: 0 DP: 0 HBP: 0	WP: 0 PB: 0 SB: 0 CS: 0	PA: 36
<b>PITCHER</b>	IP	WLS	BF	H	R	ER	SO	BB	IBB	HBP	BLK	WP	HR	S	P	ERA	WHIP			
<b>Bud Podbielan, R</b> ERA: 5.35 (1, 1)	4.1		20	5	3	3	0	2	0	0	0	0	0	31	57	6.23	1.615			
<b>Erv Palica, R</b> ERA: 4.75 (5, 1)	4.2	W	16	2	0	0	4	0	0	0	0	0	0	43	61	0.00	0.429			

Brooklyn Dodgers @ New York Giants  
Polo Grounds, New York, NY  
Tue Jul 04 1950, 3:38 AM EDT  
Att: 49,316 - Unknown

AB 34  
R 3  
H 7  
RBI 3  
BB 2  
SO 4  
LOB 10






Batter	1	2	3	4	5	6	7	8	9	AB	R	H	RBI	BB	SO	LOB	TOP			
Roy Hartsfield, R OBP: 0.363, SLG: 0.396 (1, 4)	B5-3		K		5-3		K			5	0	1	0	0	2	0	<b>Boston Braves @ Brooklyn Dodgers</b> Ebbets Field, Brooklyn, NY Thu Jul 06 1950, 3:33 AM EDT Att: 20,019 - Unknown			
Sam Jethroe, S OBP: 0.352, SLG: 0.446 (1, 8)	F7		FC4-6 BB					F2	F7	3	0	0	0	2	0	3				
Earl Torgeson, L OBP: 0.401, SLG: 0.436 (1, 3)	3-1		FC4-6 1-2						F9	5	0	1	0	0	1	5				
Bob Elliott, R OBP: 0.359, SLG: 0.529 (1, 5)		HR			2-3				E5	3	2	1	1	1	0	2				
Sid Gordon, R OBP: 0.413, SLG: 0.646 (1, 7)	K				F8			F4		4	0	0	0	0	1	3				
Tommy Holmes, L OBP: 0.409, SLG: 0.514 (1, 9)					E4					3	0	0	0	0	0	1				
Luis Olmo, R OBP: 0.310, SLG: 0.344 (8, 9)	1-3				1B			F8		1	0	0	0	0	0	2				
Del Crandall, R OBP: 0.266, SLG: 0.320 (1, 2)		HR								4	1	3	2	0	0	0				
Buddy Kerr, R OBP: 0.270, SLG: 0.283 (1, 6)	F7				F2				F6	4	0	0	0	0	0	3				
Warren Spahn, L OBP: 0.293, SLG: 0.268 (6, 1)					K					2	0	0	0	0	2	2				
Vern Bickford, R OBP: 0.127, SLG: 0.077 (9, PH)					K					1	0	0	0	0	0	0				
Sibby Sisti, R OBP: 0.369, SLG: 0.358 (9, PH)								F3		1	0	1	0	0	0	0				
										2	0	0	0	0	2	2				
										1	0	0	0	0	0	0				
										1	0	1	0	0	0	0				
<b>Inning Stats</b>	R: 0 E: 0 K: 0 S: 6	H: 0 LOB: 0 BB: 0 P: 8	R: 2 E: 0 K: 1 S: 11	H: 2 LOB: 0 BB: 0 P: 16	R: 0 E: 0 K: 2 S: 8	H: 0 LOB: 1 BB: 1 P: 18	R: 1 E: 0 K: 1 S: 15	H: 1 LOB: 2 BB: 1 P: 22	R: 0 E: 0 K: 0 S: 12	H: 0 LOB: 1 BB: 1 P: 18	R: 0 E: 0 K: 1 S: 9	H: 0 LOB: 0 BB: 0 P: 13	R: 0 E: 1 K: 0 S: 10	H: 1 LOB: 2 BB: 0 P: 13	R: 0 E: 0 K: 0 S: 14	H: 3 LOB: 3 BB: 0 P: 20	1B: 4 2B: 1 3B: 0 HR: 2	SF: 0 SAC: 0 DP: 0 HBP: 0	WP: 0 PB: 0 SB: 1 CS: 0	PA: 39
<b>PITCHER</b> Preacher Roe, L ERA: 3.0 (1, 1)	IP: 9.0 WLS: W BF: 39 H: 7 R: 3 ER: 3 SO: 6 BB: 3 IBB: 0 HBP: 0 BLK: 0 WP: 0 HR: 2 S: 92 P: 137 ERA: 3.00 WHIP: 1.111															<b>PITCHER</b>				

AB 36  
R 3  
H 7  
RBI 3  
BB 3  
SO 6  
LOB 21



Batter	1	2	3	4	5	6	7	8	9	AB	R	H	RBI	BB	SO	LOB	BOTTOM			
Billy Cox, R OBP: 0.322, SLG: 0.439 (1, 5)	E8 FC6-4		F7			SH5-3 1B		4-3		5	0	2	1	0	0	0	<b>Boston Braves @ Brooklyn Dodgers</b> Ebbets Field, Brooklyn, NY Thu Jul 06 1950, 3:33 AM EDT Att: 20,019 - Unknown			
Jim Russell, S OBP: 0.359, SLG: 0.522 (1, 7)	FC6-4					SH5-3 1B				3	0	1	0	0	1	3				
Gene Hermanski, L OBP: 0.412, SLG: 0.547 (6, PH)	FC4-6 1-2		4-3 1B		K			FC3-6 1B		2	0	2	0	0	0	0				
Duke Snider, L OBP: 0.365, SLG: 0.543 (1, 8)	FC4-6 1-2		4-3		K			FC3-6 HR		4	1	0	0	0	1	5				
Gil Hodges, R OBP: 0.384, SLG: 0.494 (1, 3)	K		5-3			F9		HR		5	2	2	2	0	1	4				
Carl Furillo, R OBP: 0.346, SLG: 0.442 (1, 9)					2B 1B			G3		5	1	1	0	0	1	3				
Roy Campanella, R OBP: 0.399, SLG: 0.600 (1, 2)					1B 2B					4	2	3	1	0	1	0				
Pee Wee Reese, R OBP: 0.349, SLG: 0.335 (1, 6)					K			SH1-3 1B		3	0	1	0	0	1	3				
Eddie Miksis, R OBP: 0.226, SLG: 0.260 (1, 4)					K			F3		4	2	3	3	0	0	1				
Preacher Roe, R OBP: 0.149, SLG: 0.152 (1, 1)					E6 1B			F6		4	0	1	1	0	1	3				
<b>Inning Stats</b>	R: 0 E: 1 K: 1 S: 10	H: 0 LOB: 1 BB: 0 P: 13	R: 0 E: 0 K: 2 S: 11	H: 2 LOB: 2 BB: 0 P: 15	R: 0 E: 0 K: 0 S: 7	H: 1 LOB: 1 BB: 0 P: 14	R: 3 E: 1 K: 3 S: 18	H: 5 LOB: 2 BB: 0 P: 25	R: 3 E: 0 K: 0 S: 11	H: 3 LOB: 0 BB: 0 P: 13	R: 0 E: 0 K: 1 S: 10	H: 2 LOB: 2 BB: 0 P: 14	R: 0 E: 0 K: 0 S: 6	H: 1 LOB: 1 BB: 0 P: 7	R: 2 E: 0 K: 0 S: 10	H: 2 LOB: 0 BB: 0 P: 14	1B: 12 2B: 2 3B: 0 HR: 2	SF: 0 SAC: 2 DP: 0 HBP: 0	WP: 0 PB: 0 SB: 0 CS: 0	PA: 41
<b>PITCHER</b> Warren Spahn, L ERA: 3.29 (6, 1)	IP: 5.0 WLS: L BF: 27 H: 11 R: 6 ER: 6 SO: 6 BB: 0 IBB: 0 HBP: 0 BLK: 0 WP: 0 HR: 1 S: 26 P: 35 ERA: 10.80 WHIP: 2.200															<b>PITCHER</b>				
Vern Bickford, R ERA: 3.21 (6, 1)	IP: 3.0 WLS: L BF: 14 H: 5 R: 2 ER: 2 SO: 1 BB: 0 IBB: 0 HBP: 0 BLK: 0 WP: 0 HR: 1 S: 26 P: 35 ERA: 6.00 WHIP: 1.667															<b>PITCHER</b>				

AB 39  
R 8  
H 16  
RBI 8  
BB 0  
SO 7  
LOB 22





Batter	1	2	3	4	5	6	7	8	9	AB	R	H	RBI	BB	SO	LOB	TOP					
<b>Richie Ashburn, L</b> OBP: 0.391, SLG: 0.403 (1, 8)	F7		4-3			E3		6-3		5	1	2	0	0	0	2	<b>Philadelphia Phillies @ Brooklyn Dodgers</b> Ebbets Field, Brooklyn, NY Fri Jul 07 1950, 3:33 AM EDT Att: 28,585 - Unknown					
<b>Granny Hamner, R</b> OBP: 0.328, SLG: 0.359 (1, 6)	F8		F6					6-3		5	0	2	3	0	0	1						
<b>Eddie Waitkus, L</b> OBP: 0.320, SLG: 0.356 (1, 3)										5	0	1	0	0	0	4						
<b>Del Ennis, R</b> OBP: 0.349, SLG: 0.534 (1, 9)	5-3									4	2	2	0	1	1	1						
<b>Willie Jones, R</b> OBP: 0.392, SLG: 0.597 (1, 5)										4	1	1	1	0	1	1						
<b>Dick Sister, L</b> OBP: 0.430, SLG: 0.525 (1, 7)										4	1	2	0	1	0	0						
<b>Andy Seminick, R</b> OBP: 0.430, SLG: 0.542 (1, 2)										4	1	2	3	0	0	2						
<b>Mike Goliat, R</b> OBP: 0.304, SLG: 0.388 (1, 4)										4	0	0	0	0	2	3						
<b>Curt Simmons, L</b> OBP: 0.244, SLG: 0.190 (1, 1)										3	1	0	0	1	0	0						
<b>Inning Stats</b>	R: 0 E: 0 K: 0 S: 7	H: 1 LOB: 1 BB: 1 P: 9	R: 0 E: 0 K: 0 S: 9	H: 1 LOB: 1 BB: 0 P: 10	R: 0 E: 0 K: 0 S: 6	H: 0 LOB: 0 BB: 0 P: 10	R: 1 E: 0 K: 0 S: 10	H: 3 LOB: 1 BB: 0 P: 13	R: 1 E: 0 K: 1 S: 13	H: 2 LOB: 1 BB: 0 P: 19	R: 4 E: 1 K: 0 S: 15	H: 3 LOB: 2 BB: 2 P: 24	R: 1 E: 0 K: 1 S: 7	H: 1 LOB: 1 BB: 1 P: 14	R: 0 E: 0 K: 2 S: 14	H: 1 LOB: 1 BB: 0 P: 19	R: 0 E: 0 K: 2 S: 8	H: 0 LOB: 0 BB: 0 P: 12	1B: 8 2B: 2 3B: 1 HR: 1	SF: 0 SAC: 1 DP: 0 HBP: 0	WP: 0 PB: 0 SB: 1 CS: 0	PA: 42
<b>PITCHER</b>	IP	WLS	BF	H	R	ER	SO	BB	IBB	HBP	BLK	WP	HR	S	P	ERA	WHIP					
<b>Ralph Branca, R</b> ERA: 6.06 (1, 1)	5.1	L	25	9	5	4	1	1	0	0	0	0	1	51	72	6.75	1.875					
<b>Bud Podbielan, R</b> ERA: 5.33 (6, 1)	0.1		4	1	1	0	0	1	0	0	0	0	0	7	11	0.00	6.000					
<b>Erv Palica, R</b> ERA: 4.74 (6, 1)	0.1		1	0	0	0	0	0	0	0	0	0	0	2	2	0.00	0.000					
<b>Al Epperly, R</b> ERA: 5.0 (7, 1)	3.0		12	2	1	1	3	1	0	0	0	0	0	29	45	3.00	1.000					

Batter	1	2	3	4	5	6	7	8	9	AB	R	H	RBI	BB	SO	LOB	BOTTOM					
<b>Billy Cox, R</b> OBP: 0.314, SLG: 0.427 (1, 5)	E5									5	0	0	0	0	0	2	<b>Philadelphia Phillies @ Brooklyn Dodgers</b> Ebbets Field, Brooklyn, NY Fri Jul 07 1950, 3:33 AM EDT Att: 28,585 - Unknown					
<b>Jim Russell, S</b> OBP: 0.368, SLG: 0.521 (1, 7)										4	1	2	0	1	0	0						
<b>Duke Snider, L</b> OBP: 0.363, SLG: 0.538 (1, 8)										4	0	1	0	0	2	3						
<b>Gil Hodges, R</b> OBP: 0.385, SLG: 0.498 (1, 3)										4	0	2	1	0	1	3						
<b>Carl Furillo, R</b> OBP: 0.341, SLG: 0.436 (1, 9)										4	0	0	0	0	0	7						
<b>Roy Campanella, R</b> OBP: 0.401, SLG: 0.611 (1, 2)										3	1	1	1	1	0	1						
<b>Pee Wee Reese, R</b> OBP: 0.351, SLG: 0.335 (1, 6)										3	0	1	0	1	0	1						
<b>Eddie Miksis, R</b> OBP: 0.211, SLG: 0.241 (1, 4)										4	0	0	0	0	1	3						
<b>Ralph Branca, R</b> OBP: 0.188, SLG: 0.235 (6, 1)										0	0	0	0	0	0	0						
<b>Bud Podbielan, R</b> OBP: 0.139, SLG: 0.143 (6, 1)										0	0	0	0	0	0	0						
<b>Erv Palica, R</b> OBP: 0.126, SLG: 0.125 (6, PH)										0	0	0	0	0	0	1						
<b>Tommy Brown, R</b> OBP: 0.279, SLG: 0.388 (7, 1)										0	0	0	0	0	0	0						
<b>Bruce Edwards, R</b> OBP: 0.203, SLG: 0.375 (6, PH)										1	0	0	0	0	0	0						
<b>Inning Stats</b>	R: 0 E: 1 K: 2 S: 13	H: 0 LOB: 2 BB: 1 P: 22	R: 1 E: 0 K: 1 S: 9	H: 1 LOB: 1 BB: 1 P: 17	R: 1 E: 0 K: 0 S: 8	H: 3 LOB: 1 BB: 0 P: 12	R: 0 E: 0 K: 0 S: 9	H: 1 LOB: 1 BB: 0 P: 13	R: 0 E: 0 K: 1 S: 9	H: 1 LOB: 1 BB: 0 P: 13	R: 0 E: 0 K: 0 S: 12	H: 0 LOB: 1 BB: 1 P: 18	R: 0 E: 1 K: 0 S: 9	H: 1 LOB: 2 BB: 0 P: 10	R: 0 E: 0 K: 0 S: 6	H: 0 LOB: 0 BB: 0 P: 9	R: 0 E: 0 K: 0 S: 4	H: 0 LOB: 0 BB: 0 P: 5	1B: 5 2B: 1 3B: 0 HR: 1	SF: 0 SAC: 2 DP: 1 HBP: 0	WP: 0 PB: 0 SB: 0 CS: 0	PA: 38
<b>PITCHER</b>	IP	WLS	BF	H	R	ER	SO	BB	IBB	HBP	BLK	WP	HR	S	P	ERA	WHIP					
<b>Curt Simmons, L</b> ERA: 3.99 (1, 1)	9.0	W	38	7	2	2	4	3	0	0	0	0	1	79	119	2.00	1.111					




Batter	1	2	3	4	5	6	7	8	9	AB	R	H	RBI	BB	SO	LOB	TOP		
<b>Richie Ashburn, L</b> (1, 8) OBP: 0.392, SLG: 0.417	3-2 1-3		0-0 F8			0-0 E5 3-1 1B		1-1 HR		4	1	2	1	0	0	1			
<b>Granny Hamner, R</b> (1, 6) OBP: 0.327, SLG: 0.357	0-0 6-3		0-1 FC6-4 1-2f			0-2 F9		0-0 G4-6-3 1B		4	0	1	0	0	0	2			
<b>Eddie Waitkus, L</b> (1, 3) OBP: 0.319, SLG: 0.353	1-0 4-3			4-2 FC6-4 BB		1-1 3-1 2-3		0-0 G4-6-3 1-2f		3	0	0	0	1	0	2			
<b>Del Ennis, R</b> (1, 9)		3-2 F8		1-1 F8		1-0 F4			3-2 6-3	4	0	0	0	0	0	2			
<b>Willie Jones, R</b> (1, 5) OBP: 0.390, SLG: 0.596		2-2 F7		0-1 F7			1-0 F7		2-2 HR 2B	4	1	1	0	0	0	1			
<b>Dick Sister, L</b> (1, 7) OBP: 0.427, SLG: 0.518		4-0 BB		1-0 FC6-4 1-2f			0-0 F7		1-2 F6	3	0	0	0	1	0	2			
<b>Andy Seminick, R</b> (1, 2) OBP: 0.432, SLG: 0.538		0-1 F6			3-3 K		0-0 1B		4-0 HR IBB	3	1	1	0	1	1	1			
<b>Mike Goliat, R</b> (1, 4) OBP: 0.304, SLG: 0.388			1-1 FC1-6 1B		1-3 K		1-2 F7		0-0 HR	3	0	1	0	0	1	1			
<b>Bill Nicholson, L</b> (9, PH) OBP: 0.367, SLG: 0.679									1-1 HR	1	1	1	3	0	0	0			
<b>Jimmy Bloodworth, R</b> (9, 4) OBP: 0.273, SLG: 0.263									2-2 HR	0	0	0	0	0	0	0			
<b>Robin Roberts, S</b> (1, 1) OBP: 0.143, SLG: 0.059			0-1 FC1-6		1-2 F2				0-3 K	2	0	0	0	0	0	1			
<b>Dick Whitman, L</b> (8, PH) OBP: 0.333, SLG: 0.310										1	0	0	0	0	0	0			
<b>Jim Konstanty, R</b> (8, 1) OBP: 0.059, SLG: 0.059										1	0	0	0	0	1	0			
<b>Inning Stats</b>	R: 0 E: 0 K: 0 S: 5	H: 0 LOB: 0 BB: 0 P: 9	R: 0 E: 0 K: 0 S: 9	H: 0 LOB: 1 BB: 1 P: 18	R: 0 E: 0 K: 0 S: 7	H: 1 LOB: 1 BB: 0 P: 8	R: 0 E: 0 K: 0 S: 8	H: 0 LOB: 1 BB: 1 P: 14	R: 0 E: 0 K: 2 S: 9	H: 0 LOB: 0 BB: 0 P: 14	R: 0 E: 0 K: 0 S: 6	H: 1 LOB: 1 BB: 0 P: 8	R: 1 E: 0 K: 0 S: 6	H: 2 LOB: 0 BB: 0 P: 8	R: 3 E: 0 K: 1 S: 14	H: 2 LOB: 0 BB: 1 P: 24	1B: 4 2B: 1 3B: 0 HR: 2	SF: 0 SAC: 0 DP: 1 HBP: 0	WP: 0 PA: 36 PB: 0 SB: 0 CS: 0
<b>PITCHER</b> <b>Don Newcombe, R</b> (1, 1) ERA: 4.5	IP: 9.0 WLS: L BF: 36 H: 7 R: 4 ER: 4 SO: 3	BB: 2 IBB: 1 HBP: 0 BLK: 0	WP: 0 HR: 2 S: 71 P: 112 ERA: 4.00 WHIP: 1.000																

Philadelphia Phillies @ Brooklyn Dodgers  
Ebbets Field, Brooklyn, NY  
Sat Jul 08 1950, 3:33 AM EDT  
Att: 20,714 - Unknown

livebaseballscores.com

AB 33  
R 4  
H 7  
RBI 4  
BB 3  
SO 3  
LOB 13




Batter	1	2	3	4	5	6	7	8	9	AB	R	H	RBI	BB	SO	LOB	BOTTOM		
<b>Billy Cox, R</b> (1, 5) OBP: 0.313, SLG: 0.439	1-1 HR		1-0 5-3 2-3			0-0 F6			1-2 5-3	4	1	1	1	0	0	1			
<b>Gene Hermanski, L</b> (1, 7) OBP: 0.396, SLG: 0.525	3-2 G3		0-0 6-3			1-2 4-3			0-0 F9	4	0	0	0	0	0	1			
<b>Duke Snider, L</b> (1, 8) OBP: 0.359, SLG: 0.531	1-1 1-3			1-0 L3		1-2 3-1			0-0 F2	4	0	0	0	0	0	0			
<b>Jackie Robinson, R</b> (1, 4) OBP: 0.452, SLG: 0.583	1-2 F8			1-0 5-3		2-1 6-3				3	0	0	0	0	0	0			
<b>Carl Furillo, R</b> (1, 9) OBP: 0.341, SLG: 0.434		1-0 G6-4-3 1B		1-0 6-3		0-0 6-3				3	0	1	0	0	0	0			
<b>Roy Campanella, R</b> (1, 2) OBP: 0.400, SLG: 0.607		3-2 F7			0-0 1-3			1-2 FC1-6 1B		3	0	1	0	0	0	1			
<b>Eddie Miksis, R</b> (8, FR) OBP: 0.211, SLG: 0.241										0	0	0	0	0	0	0			
<b>Bruce Edwards, R</b> (9, 2) OBP: 0.203, SLG: 0.375										0	0	0	0	0	0	0			
<b>Gil Hodges, R</b> (1, 3) OBP: 0.381, SLG: 0.492		2-0 G6-4-3 1-2f			0-1 F8			0-0 B2		3	0	0	0	0	0	2			
<b>Pee Wee Reese, R</b> (1, 6) OBP: 0.351, SLG: 0.335			1-1 5-3 SH1-4 1B			0-1 F3		2-0 FC1-6 1-2f		3	0	1	0	0	0	1			
<b>Don Newcombe, L</b> (1, 1) OBP: 0.317, SLG: 0.351			0-0 SH1-4 1-2			3-1 6-3		2-1 5-3		2	0	0	0	0	0	2			
<b>Inning Stats</b>	R: 1 E: 0 K: 0 S: 10	H: 1 LOB: 0 BB: 0 P: 16	R: 0 E: 0 K: 0 S: 5	H: 1 LOB: 0 BB: 0 P: 11	R: 0 E: 0 K: 0 S: 5	H: 1 LOB: 0 BB: 0 P: 7	R: 0 E: 0 K: 0 S: 3	H: 0 LOB: 0 BB: 0 P: 6	R: 0 E: 0 K: 0 S: 6	H: 0 LOB: 0 BB: 0 P: 10	R: 0 E: 0 K: 0 S: 6	H: 0 LOB: 0 BB: 0 P: 9	R: 0 E: 1 K: 0 S: 7	H: 1 LOB: 2 BB: 0 P: 12	R: 0 E: 0 K: 0 S: 5	H: 0 LOB: 0 BB: 0 P: 6	1B: 3 2B: 0 3B: 0 HR: 1	SF: 0 SAC: 1 DP: 1 HBP: 0	WP: 0 PA: 30 PB: 0 SB: 0 CS: 0
<b>PITCHER</b> <b>Robin Roberts, R</b> (1, 1) ERA: 3.25	IP: 7.0 WLS: W BF: 23 H: 3 R: 1 ER: 1 SO: 1	BB: 0 IBB: 0 HBP: 0 BLK: 0	WP: 0 HR: 1 S: 40 P: 64 ERA: 1.29 WHIP: 0.429																
<b>Jim Konstanty, R</b> (8, 1) ERA: 2.99	IP: 2.0 WLS: W BF: 7 H: 1 R: 0 ER: 0 SO: 0	BB: 0 IBB: 0 HBP: 0 BLK: 0	WP: 0 HR: 0 S: 12 P: 18 ERA: 0.00 WHIP: 0.500																

Philadelphia Phillies @ Brooklyn Dodgers  
Ebbets Field, Brooklyn, NY  
Sat Jul 08 1950, 3:33 AM EDT  
Att: 20,714 - Unknown

livebaseballscores.com

AB 29  
R 1  
H 4  
RBI 1  
BB 0  
SO 0  
LOB 8





Batter	1	2	3	4	5	6	7	8	9	AB	R	H	RBI	BB	SO	LOB	TOP					
<b>Richie Ashburn, L</b> (1, 8) OBP: 0.397, SLG: 0.410	F8		6-3		F7			B2		4	0	0	0	0	0	2	<b>Philadelphia Phillies @ Brooklyn Dodgers</b> Ebbets Field, Brooklyn, NY Sun Jul 09 1950, 3:33 AM EDT Att: 20,895 - Unknown					
<b>Granny Hamner, R</b> (1, 6) OBP: 0.323, SLG: 0.353	F9			F3	F5			L8		4	0	0	0	0	0	1						
<b>Eddie Waitkus, L</b> (1, 3) OBP: 0.315, SLG: 0.348	F6			L4	4-3			F4		4	0	0	0	0	0	1						
<b>Bill Nicholson, L</b> (1, 9) OBP: 0.353, SLG: 0.613		K			F6				K	3	0	0	0	1	2	0						
<b>Willie Jones, R</b> (1, 5) OBP: 0.388, SLG: 0.591		K		F3			F6	2B F9 1B		4	1	1	0	0	1	1						
<b>Dick Sisti, L</b> (1, 7) OBP: 0.425, SLG: 0.518		4-3			K		K	F9 2B		4	0	1	0	0	2	0						
<b>Andy Seminick, R</b> (1, 2) OBP: 0.443, SLG: 0.582 <b>Putsy Caballero, R</b> (0, PR) OBP: 0.182, SLG: 0.100				HR	HR		BB	BB		2	2	2	2	2	0	0						
<b>Mike Goliat, R</b> (1, 4) OBP: 0.306, SLG: 0.386 <b>Del Emnis, R</b> (7, PH) OBP: 0.344, SLG: 0.524 <b>Jimmy Bloodworth, R</b> (7, 4) OBP: 0.270, SLG: 0.262			F6			6-3		F9		1	0	0	0	1	0	0						
<b>Russ Meyer, S</b> (1, 1) OBP: 0.217, SLG: 0.227 <b>Bubba Church, R</b> (7, 1) OBP: 0.100, SLG: 0.200 <b>Dick Whitman, L</b> (0, PH) OBP: 0.339, SLG: 0.327 <b>Jim Konstanty, R</b> (0, PH) OBP: 0.059, SLG: 0.059 <b>Stan Lopata, R</b> (0, PH) OBP: 0.315, SLG: 0.221			4-3		K			L8 2B	F3	2	0	0	0	0	1	1						
<b>Inning Stats</b>	R: 0 E: 0 K: 0 S: 10	H: 0 LOB: 0 BB: 0 P: 15	R: 0 E: 0 K: 2 S: 11	H: 0 LOB: 0 BB: 0 P: 17	R: 1 E: 0 K: 0 S: 12	H: 1 LOB: 0 BB: 0 P: 17	R: 0 E: 0 K: 0 S: 6	H: 0 LOB: 1 BB: 1 P: 13	R: 1 E: 0 K: 2 S: 13	H: 1 LOB: 1 BB: 1 P: 23	R: 0 E: 0 K: 0 S: 7	H: 0 LOB: 0 BB: 0 P: 11	R: 0 E: 0 K: 1 S: 10	H: 0 LOB: 1 BB: 1 P: 19	R: 0 E: 0 K: 0 S: 10	H: 1 LOB: 2 BB: 0 P: 12		R: 1 E: 0 K: 1 S: 13	H: 2 LOB: 2 BB: 1 P: 24	1B: 1 2B: 2 3B: 0 HR: 2	SF: 0 SAC: 0 DP: 0 HBP: 0	WP: 0 PB: 0 SB: 0 CS: 0
<b>PITCHER</b> <b>Erv Palica, R</b> (1, 1) ERA: 4.44	IP: 9.0 WLS: W BF: 36 H: 5 R: 3 ER: 3 SO: 6 BB: 4 IBB: 0 HBP: 0 BLK: 0 WP: 0 HR: 2 S: 92 P: 151 ERA: 3.00 WHIP: 1.000															<b>PITCHER</b>						

Batter	1	2	3	4	5	6	7	8	9	AB	R	H	RBI	BB	SO	LOB	BOTTOM	
<b>Billy Cox, R</b> (1, 5) OBP: 0.315, SLG: 0.435	F5		1-2 1B	5-3			S 2B BB	1-H 2-H 2B		4	1	1	0	1	0	2	<b>Philadelphia Phillies @ Brooklyn Dodgers</b> Ebbets Field, Brooklyn, NY Sun Jul 09 1950, 3:33 AM EDT Att: 20,895 - Unknown	
<b>Gene Hermanski, L</b> (1, 7) OBP: 0.391, SLG: 0.510	F6		F5		4-3		2B BB	F5		3	1	0	0	1	0	2		
<b>Duke Snider, L</b> (1, 8) OBP: 0.361, SLG: 0.534	K		F2		FC4 1B		CS 1-H 2-H FC4-2 2B			4	0	2	2	0	1	2		
<b>Jackie Robinson, R</b> (1, 4) OBP: 0.449, SLG: 0.578		1B		F7	FC4		FC4-2 S			4	0	1	0	0	0	2		
<b>Carl Furillo, R</b> (1, 9) OBP: 0.340, SLG: 0.435		K		F8	K		S			5	1	1	0	0	2	3		
<b>Gil Hodges, R</b> (1, 3) OBP: 0.380, SLG: 0.487		K			HR BB		4-3	2B 2B		3	1	0	0	1	1	2		
<b>Bruce Edwards, R</b> (1, 2) OBP: 0.206, SLG: 0.417		K			HR		F6	F4		4	1	1	2	0	1	2		
<b>Pee Wee Reese, R</b> (1, 6) OBP: 0.354, SLG: 0.335			F2		2B 1B		5-3	L7		3	2	1	0	1	0	0		
<b>Erv Palica, R</b> (1, 1) OBP: 0.333, SLG: 0.500			1B		1B		K	2B IBB		4	0	3	3	0	1	0		
<b>Inning Stats</b>	R: 0 E: 0 K: 1 S: 6	H: 0 LOB: 0 BB: 0 P: 7	R: 0 E: 0 K: 3 S: 11	H: 1 LOB: 1 BB: 0 P: 16	R: 0 E: 0 K: 0 S: 12	H: 2 LOB: 2 BB: 0 P: 17	R: 3 E: 0 K: 0 S: 11	H: 3 LOB: 1 BB: 1 P: 20	R: 0 E: 0 K: 0 S: 9	H: 0 LOB: 0 BB: 0 P: 12	R: 2 E: 1 K: 1 S: 11	H: 1 LOB: 1 BB: 2 P: 21	R: 2 E: 0 K: 0 S: 6	H: 2 LOB: 1 BB: 1 P: 13	1B: 5 2B: 4 3B: 0 HR: 1	SF: 0 SAC: 0 DP: 0 HBP: 0		WP: 0 PB: 0 SB: 2 CS: 1
<b>PITCHER</b> <b>Russ Meyer, R</b> (1, 1) ERA: 5.68 <b>Bubba Church, R</b> (7, 1) ERA: 2.39 <b>Jim Konstanty, R</b> (0, PH) ERA: 3.21	IP: 6.1 WLS: L BF: 30 H: 8 R: 5 ER: 5 SO: 6 BB: 3 IBB: 0 HBP: 0 BLK: 0 WP: 0 HR: 1 S: 66 P: 103 ERA: 7.11 WHIP: 1.737															<b>PITCHER</b>		



Batter	1	2	3	4	5	6	7	8	9	AB	R	H	RBI	BB	SO	LOB	TOP									
<b>Billy Cox, R</b> OBP: 0.312, SLG: 0.429 (1, 5)	2-2 1B 1B		2-2 F8	2-1 G3			2-2 F7		0-0 6-3	5	1	1	0	0	0	4										
<b>Jim Russell, S</b> OBP: 0.357, SLG: 0.504 (1, 7)	0-0 F2		1-1 5-3		2-3 K		1-0 F8			4	0	0	0	0	1	1										
<b>Duke Snider, L</b> OBP: 0.359, SLG: 0.530 (1, 8)	3-1 BB 1B 1-3 1B		0-0 4-3		1-0 F8			1-1 F9		4	0	1	0	0	0	0										
<b>Jackie Robinson, R</b> OBP: 0.446, SLG: 0.573 (1, 4)	0-0 BB 1B 1-2 3-H 1B			3-2 L7	0-0 G3			1-1 5-3		4	0	1	1	0	0	0										
<b>Carl Furillo, R</b> OBP: 0.345, SLG: 0.443 (1, 9)	4-2 G4-6-3 BB			4-1 E BB		2-1 4-3 3B		0-0 L9		2	2	1	0	2	0	0										
<b>Roy Campanella, R</b> OBP: 0.394, SLG: 0.595 (1, 2)	0-0 G4-6-3 1-2			2-2 F8		0-0 4-3			1-1 5-3	4	0	0	1	0	0	4										
<b>Gil Hodges, R</b> OBP: 0.378, SLG: 0.481 (1, 3)		1-0 5-3		2-1 E1 1B		1-1 F8		4-2 E BB		3	1	0	0	1	0	1										
<b>Pee Wee Reese, R</b> OBP: 0.348, SLG: 0.329 (1, 6)		3-2 L9		2-2 E4 1B 1-3 2-H		0-1 F9		1-2 E5		4	0	0	0	0	0	2										
<b>Preacher Roe, R</b> Joe Landrum, R Tommy Brown, R Erv Palica, R Ralph Branca, R Bobby Morgan, F Joe Hatten, F Bruce Edwards, R		1-3 K		2-1 1-2 1B		1-0 F7		1-1 F3		1	0	0	0	0	0	1										
<b>Inning Stats</b>	R: 1 E: 0 K: 0 S: 10	H: 3 LOB: 2 BB: 1 P: 19	R: 0 E: 0 K: 1 S: 7	H: 0 LOB: 0 BB: 0 P: 12	R: 0 E: 0 K: 0 S: 6	H: 0 LOB: 0 BB: 1 P: 9	R: 2 E: 2 K: 0 S: 16	H: 1 LOB: 2 BB: 1 P: 33	R: 0 E: 0 K: 1 S: 6	H: 0 LOB: 0 BB: 0 P: 9	R: 1 E: 0 K: 0 S: 7	H: 1 LOB: 0 BB: 0 P: 10	R: 0 E: 0 K: 0 S: 5	H: 0 LOB: 0 BB: 0 P: 9	R: 0 E: 0 K: 0 S: 5	H: 0 LOB: 0 BB: 0 P: 7	R: 0 E: 1 K: 0 S: 10	H: 0 LOB: 2 BB: 1 P: 17	1B: 4 2B: 0 3B: 1 HR: 0	SF: 0 SAC: 0 DP: 1 HBP: 0	WP: 0 PB: 0 SB: 0 CS: 0	PA: 37				
<b>PITCHER</b> Paul Minner, L ERA: 3.7 (1, 1)	IP 9.0	WLS W	BF 37	H 5	R 4	ER 2	SO 2	BB 3	IBB 0	HBP 0	BLK 0	WP 0	HR 0	S 72	P 125	ERA 2.00	WHIP 0.889									

Brooklyn Dodgers @ Chicago Cubs  
Wrigley Field, Chicago, IL  
Thu Jul 13 1950, 3:33 AM CDT  
Att: 25,702 - Unknown

AB	34
R	4
H	5
RBI	3
BB	3
SO	2
LOB	14



Batter	1	2	3	4	5	6	7	8	9	AB	R	H	RBI	BB	SO	LOB	BOTTOM								
<b>Wayne Terwilliger, R</b> OBP: 0.304, SLG: 0.372 (1, 4)	3-2 6-3			0-3 K		2-2 G5-4-3 1B		0-0 F9		5	0	2	1	0	1	0									
<b>Bob Borkowski, R</b> OBP: 0.352, SLG: 0.440 (1, 8)	2-2 1B	2-1 1B 1-2 3-H 1B		1-1 1-4-3		0-0 G5-4-3 1-2		2-2 4-3		5	0	2	1	0	0	2									
<b>Roy Smalley, R</b> OBP: 0.329, SLG: 0.485 (1, 6)	2-2 F4	0-0 F7		0-2 2-3			4-1 FC5-4 BB			3	0	0	0	1	0	3									
<b>Hank Sauer, R</b> OBP: 0.384, SLG: 0.557 (1, 7)	3-2 6-3		2-2 4-3		0-3 K		1-1 B2			4	0	0	0	0	1	2									
<b>Andy Pafko, R</b> OBP: 0.411, SLG: 0.553 (1, 9)		3-1 F3	4-2 2B HBP		1-2 HR		0-1 FC5-4 BB 1-2			3	2	1	1	0	0	1									
<b>Bill Serena, R</b> OBP: 0.370, SLG: 0.427 (1, 5)		4-1 1B BB	3-2 1B 2B		1-1 B5-3		4-2 BB			2	2	1	1	2	0	0									
<b>Phil Cavarretta, L</b> OBP: 0.370, SLG: 0.462 (1, 3)		3-2 1B 1B	0-1 1B		1-3 K		4-1 BB			3	1	2	1	1	1	0									
<b>Mickey Owen, R</b> OBP: 0.233, SLG: 0.242 (1, 2)		0-1 F3	0-1 L7			0-0 F8		0-0 5-3		4	0	0	0	0	0	6									
<b>Paul Minner, L</b> OBP: 0.303, SLG: 0.276 (1, 1)		0-1 1B 1B 1-3 3-H	0-0 3-1			0-1 1B		0-0 F5		4	1	2	1	0	0	1									
<b>Inning Stats</b>	R: 0 E: 0 K: 0 S: 12	H: 1 LOB: 1 BB: 0 P: 22	R: 3 E: 0 K: 0 S: 16	H: 4 LOB: 2 BB: 1 P: 28	R: 2 E: 0 K: 1 S: 8	H: 2 LOB: 1 BB: 0 P: 23	R: 0 E: 0 K: 1 S: 8	H: 0 LOB: 0 BB: 0 P: 9	R: 1 E: 0 K: 2 S: 11	H: 1 LOB: 0 BB: 0 P: 14	R: 0 E: 0 K: 0 S: 7	H: 2 LOB: 1 BB: 0 P: 9	R: 0 E: 0 K: 0 S: 9	H: 0 LOB: 3 BB: 3 P: 22	R: 0 E: 0 K: 0 S: 6	H: 0 LOB: 0 BB: 0 P: 8	1B: 8 2B: 1 3B: 0 HR: 1	SF: 0 SAC: 0 DP: 1 HBP: 1	WP: 0 PB: 0 SB: 0 CS: 0	PA: 38					
<b>PITCHER</b> Preacher Roe, L Joe Landrum, R Ralph Branca, R Joe Hatten, L	IP 2.1	WLS L	BF 14	H 5	R 4	ER 4	SO 0	BB 1	IBB 0	HBP 0	BLK 0	WP 0	HR 0	S 33	P 61	ERA 15.43	WHIP 2.571								

Brooklyn Dodgers @ Chicago Cubs  
Wrigley Field, Chicago, IL  
Thu Jul 13 1950, 3:33 AM CDT  
Att: 25,702 - Unknown

AB	33
R	6
H	10
RBI	6
BB	4
SO	3
LOB	15









Batter	1	2	3	4	5	6	7	8	9	AB	R	H	RBI	BB	SO	LOB	TOP			
<b>Billy Cox, R</b> OBP: 0.314, SLG: 0.423 (1, 5)										6	1	1	0	0	1	4				
<b>Jim Russell, S</b> OBP: 0.362, SLG: 0.508 <b>Gene Hermanski, L</b> OBP: 0.390, SLG: 0.509 <b>Bobby Morgan, R</b> OBP: 0.343, SLG: 0.362 <b>Cal Abrams, L</b> (6, PH)										1	1	1	0	0	0	0				
<b>Duke Snider, L</b> OBP: 0.360, SLG: 0.539 (1, 8)										5	3	3	2	0	0	1				
<b>Jackie Robinson, R</b> OBP: 0.451, SLG: 0.567 (1, 4)										1	1	0	0	3	0	0				
<b>Carl Furillo, R</b> OBP: 0.348, SLG: 0.466 (1, 9)										5	3	3	4	0	0	3				
<b>Gil Hodges, R</b> OBP: 0.386, SLG: 0.482 (1, 3)										3	2	1	2	1	0	2				
<b>Roy Campanella, R</b> OBP: 0.388, SLG: 0.607 (1, 2)										5	2	2	3	0	0	2				
<b>Pee Wee Reese, R</b> OBP: 0.347, SLG: 0.320 (1, 6)										3	0	0	0	2	1	1				
<b>Don Newcombe, L</b> OBP: 0.333, SLG: 0.366 (1, 1)										4	0	2	1	0	0	1				
<b>Inning Stats</b>	R: 3 E: 1 K: 0 S: 10	H: 3 LOB: 0 BB: 1 P: 17	R: 1 E: 0 K: 0 S: 7	H: 1 LOB: 0 BB: 1 P: 14	R: 0 E: 0 K: 0 S: 7	H: 0 LOB: 0 BB: 0 P: 9	R: 2 E: 0 K: 0 S: 8	H: 2 LOB: 1 BB: 1 P: 14	R: 0 E: 0 K: 0 S: 5	H: 0 LOB: 0 BB: 0 P: 9	R: 3 E: 1 K: 1 S: 13	H: 3 LOB: 1 BB: 1 P: 23	R: 0 E: 0 K: 0 S: 6	H: 0 LOB: 1 BB: 1 P: 14	R: 4 E: 0 K: 1 S: 15	H: 4 LOB: 1 BB: 0 P: 22	1B: 7 2B: 2 3B: 0 HR: 5	SF: 0 SAC: 2 DP: 2 HBP: 1	WP: 1 PA: 46	
<b>PITCHER</b>	IP WLS BF H R ER SO BB IBB HBP BLK WP HR S P ERA WHIP																			
<b>Johnny Schmitz, L</b> ERA: 4.47 <b>Dutch Leonard, R</b> ERA: 5.3 <b>Johnny Klippstein, R</b> ERA: 4.11 <b>Johnny Vander Meer, L</b> ERA: 5.4	(1, 1) 0.0 L 4 3 3 0 1 0 0 0 0 0 1 6 13 ∞ ∞	(1, 1) 6.2 29 7 6 6 1 4 0 0 0 0 1 2 49 85 8.10 1.650	(7, 1) 0.1 1 0 0 0 0 0 0 0 0 0 0 2 2 0.00 0.000	(8, 1) 2.0 12 4 4 4 1 1 0 1 0 0 2 21 36 18.00 2.500																

Brooklyn Dodgers @ Chicago Cubs  
Wrigley Field, Chicago, IL  
Sat Jul 15 1950, 3:33 AM CDT  
Att: 11,069 - Unknown

AB 37  
R 13  
H 14  
RBI 12  
BB 6  
SO 2  
LOB 15



Batter	1	2	3	4	5	6	7	8	9	AB	R	H	RBI	BB	SO	LOB	BOTTOM				
<b>Bob Ramazzotti, R</b> OBP: 0.286, SLG: 0.336 (1, 4)										5	0	1	0	0	1	1					
<b>Bob Borkowski, R</b> OBP: 0.336, SLG: 0.411 (1, 8)										3	1	0	0	1	1	2					
<b>Roy Smalley, R</b> OBP: 0.333, SLG: 0.483 (1, 6)										4	1	2	0	0	1	0					
<b>Hank Sauer, R</b> OBP: 0.384, SLG: 0.552 (1, 7)										4	1	3	1	0	0	0					
<b>Andy Patko, R</b> OBP: 0.413, SLG: 0.559 (1, 9)										4	1	1	1	0	0	2					
<b>Bill Serena, R</b> OBP: 0.368, SLG: 0.434 (1, 5)										3	1	1	3	1	1	1					
<b>Phil Cavarretta, L</b> OBP: 0.366, SLG: 0.448 (1, 3)										4	0	0	0	0	0	1					
<b>Mickey Owen, R</b> OBP: 0.227, SLG: 0.235 (1, 2)										4	0	1	0	0	0	1					
<b>Johnny Schmitz, R</b> OBP: 0.146, SLG: 0.143 <b>Dutch Leonard, R</b> OBP: 0.143, SLG: 0.143 <b>Johnny Klippstein, R</b> OBP: 0.146, SLG: 0.143 <b>Carmen Mauro, L</b> OBP: 0.146, SLG: 0.143 <b>Johnny Vander Meer, S</b> <b>Ron Northey, L</b> OBP: 0.146, SLG: 0.143 <b>Emil Verban, R</b> OBP: 0.146, SLG: 0.143	(1, 1) 9.0 W 37 9 5 5 5 3 0 0 0 0 0 1 85 134 5.00 1.333	(1, 1) 0.0 W 37 9 5 5 5 3 0 0 0 0 0 1 85 134 5.00 1.333	(7, 1) 0.0 W 37 9 5 5 5 3 0 0 0 0 0 1 85 134 5.00 1.333	(8, 1) 0.0 W 37 9 5 5 5 3 0 0 0 0 0 1 85 134 5.00 1.333																	
<b>Inning Stats</b>	R: 1 E: 0 K: 0 S: 7	H: 2 LOB: 1 BB: 1 P: 14	R: 0 E: 0 K: 0 S: 8	H: 0 LOB: 1 BB: 1 P: 17	R: 0 E: 0 K: 0 S: 7	H: 0 LOB: 0 BB: 0 P: 9	R: 0 E: 0 K: 0 S: 9	H: 0 LOB: 0 BB: 0 P: 14	R: 0 E: 0 K: 1 S: 8	H: 0 LOB: 0 BB: 0 P: 12	R: 4 E: 0 K: 2 S: 18	H: 4 LOB: 0 BB: 0 P: 24	R: 0 E: 0 K: 0 S: 6	H: 1 LOB: 1 BB: 1 P: 12	R: 0 E: 0 K: 2 S: 12	H: 1 LOB: 1 BB: 0 P: 17	R: 0 E: 0 K: 0 S: 10	H: 1 LOB: 1 BB: 0 P: 15	1B: 7 2B: 1 3B: 0 HR: 1	SF: 0 SAC: 0 DP: 1 HBP: 0	WP: 0 PA: 37
<b>PITCHER</b>	IP WLS BF H R ER SO BB IBB HBP BLK WP HR S P ERA WHIP																				
<b>Don Newcombe, R</b> ERA: 4.54	(1, 1) 9.0 W 37 9 5 5 5 3 0 0 0 0 0 1 85 134 5.00 1.333																				

Brooklyn Dodgers @ Chicago Cubs  
Wrigley Field, Chicago, IL  
Sat Jul 15 1950, 3:33 AM CDT  
Att: 11,069 - Unknown

AB 34  
R 5  
H 9  
RBI 5  
BB 3  
SO 5  
LOB 10





Batter	1	2	3	4	5	6	7	8	9	AB	R	H	RBI	BB	SO	LOB	TOP					
<b>Billy Cox, R</b> OBP: 0.315, SLG: 0.425 (1, 5)	1-1 F3	2-2 1B		1-0 E6 PO BB 2H		0-0 F7		0-1 1B 2B	1-1 F5	6	1	2	0	0	0	2	<b>Brooklyn Dodgers @ St. Louis Cardinals</b> Sportsman's Park, St. Louis, MO Sun Jul 16 1950, 4:33 AM EDT Att: 30,966 - Unknown					
<b>Gene Hermanski, L</b> OBP: 0.395, SLG: 0.513 (1, 7)	3-1 4-3	2-2 L6		4-2 1-2 BB		0-0 1-3 2B		3-2 L3	2-2 HR 1B	5	1	2	1	1	0	2						
<b>Duke Snider, L</b> OBP: 0.372, SLG: 0.562 (1, 8)	3-2 1B 3B		2-1 FC6-4 1B	0-0 PO 2-3	3-2 1B 1B	4-0 1B IBB		0-0 1B 1B	3-H HR 1B	5	3	5	3	1	0	0						
<b>Jackie Robinson, R</b> OBP: 0.449, SLG: 0.571 (1, 4)	4-1 1B 1B BB		0-1 FC6-4 1-2		2-3 K 1B	0-0 F9		2-0 L1-3	2-1 HR	5	2	1	1	1	1	6						
<b>Carl Furillo, R</b> OBP: 0.354, SLG: 0.469 (1, 9)	1-1 1B 1-2 3-H 1B		1-3 K		0-0 1B		3-1 L8	2-0 1B	1-0 1B	6	0	4	2	0	1	1						
<b>Gil Hodges, R</b> OBP: 0.388, SLG: 0.484 (1, 3)	0-1 1-2 2-H 1B		2-0 F4		4-0 1B G4-6-3 IBB		0-0 2B	2-1 F6	1-1 F9	5	0	2	1	1	0	3						
<b>Roy Campanella, R</b> OBP: 0.388, SLG: 0.605 (1, 2)	3-0 F5		0-0 E 2B		1-1 G4-6-3 1-2		0-0 F5		4-0 BLK F7 1B BB	4	2	1	0	1	0	6						
<b>Pee Wee Reese, R</b> OBP: 0.352, SLG: 0.323 (1, 6)		1-0 L8		0-1 L9		3-2 FC1-6 1B	4-0 IBB		2-2 F7 BLK 1B 1B	4	1	2	0	1	0	1						
<b>Chris Van Cuyk, L</b> (1, 1)		0-1 6-3		2-2 L8		0-0 FC1-6 2B 1-2	0-0 6-3		1-2 F7 1-3 2-H	5	0	0	1	0	0	5						
<b>Inning Stats</b>	R: 2 E: 0 K: 0 S: 13	H: 3 LOB: 2 BB: 1 P: 28	R: 0 E: 0 K: 0 S: 10	H: 1 LOB: 1 BB: 0 P: 15	R: 0 E: 0 K: 1 S: 8	H: 1 LOB: 1 BB: 0 P: 13	R: 1 E: 1 K: 0 S: 10	H: 1 LOB: 2 BB: 1 P: 19	R: 0 E: 0 K: 0 S: 7	H: 2 LOB: 3 BB: 1 P: 14	R: 0 E: 0 K: 0 S: 5	H: 1 LOB: 2 BB: 1 P: 12	R: 2 E: 0 K: 0 S: 10	H: 3 LOB: 1 BB: 0 P: 19	R: 5 E: 0 K: 0 S: 18	H: 5 LOB: 1 BB: 1 P: 33	1B: 12 2B: 4 3B: 1 HR: 2	SF: 0 SAC: 0 DP: 1 HBP: 0	WP: 0 PB: 0 SB: 1 CS: 0	PA: 52		
<b>PITCHER</b>	IP WLS BF H R ER SO BB IBB HBP BLK WP HR S P ERA WHIP	IP WLS BF H R ER SO BB IBB HBP BLK WP HR S P ERA WHIP																				
<b>Red Munger, R</b> ERA: 3.74 (1, 1)	7.0 L 36 11 3 2 2 2 2 3 0 0 0 0 0 62 118 2.57 1.857																					
<b>Fred Martin, R</b> ERA: 4.58 (8, 1)	1.0 6 3 2 2 0 0 0 0 0 0 0 0 2 16 30 18.00 3.000																					
<b>Ted Wilks, R</b> ERA: 67.5 (9, 1)	0.2 8 5 5 5 0 1 0 0 0 0 0 0 2 3 67.50 9.000																					
<b>Cloyd Boyer, R</b> ERA: 3.31 (9, 1)	0.1 1 0 0 0 0 0 0 0 0 0 0 0 2 3 0.00 0.000																					
<b>Batter</b>	<b>1</b>	<b>2</b>	<b>3</b>	<b>4</b>	<b>5</b>	<b>6</b>	<b>7</b>	<b>8</b>	<b>9</b>	<b>AB</b>	<b>R</b>	<b>H</b>	<b>RBI</b>	<b>BB</b>	<b>SO</b>	<b>LOB</b>	<b>BOTTOM</b>					
<b>Tommy Giaviano, R</b> OBP: 0.424, SLG: 0.417 (1, 5)	1-2 BLK 1B 1B		0-0 F4		0-0 6-3		2-1 F3			4	1	1	0	0	0	1	<b>Brooklyn Dodgers @ St. Louis Cardinals</b> Sportsman's Park, St. Louis, MO Sun Jul 16 1950, 4:33 AM EDT Att: 30,966 - Unknown					
<b>Chuck Diering, R</b> OBP: 0.358, SLG: 0.333 (1, 8)	0-3 K		0-1 CS 1B		1-3 K		0-0 6-3			4	0	1	0	0	2	1						
<b>Stan Musial, L</b> OBP: 0.447, SLG: 0.599 (1, 3)	0-0 F9		1-0 CS 1B		0-1 F2		0-1 F5			4	1	1	0	0	0	1						
<b>Enos Slaughter, L</b> OBP: 0.402, SLG: 0.445 (1, 9)	4-1 1B BB		0-1 SAFE 1B		2-2 G3 SH3-4 1B		1-3 K			3	0	2	1	1	1	0						
<b>Red Schoendienst, S</b> OBP: 0.329, SLG: 0.418 (1, 4)	0-1 1-2 2-H 1B		0-2 F7		0-1 SH3-4		2-1 F7			3	0	1	1	0	0	1						
<b>Marty Marion, R</b> OBP: 0.336, SLG: 0.362 (1, 6)	2-2 G3		3-2 6-3		2-2 G3		1-2 5-3			4	0	0	0	0	0	4						
<b>Bill Howerton, L</b> OBP: 0.417, SLG: 0.550 (1, 7)		1-3 K		1-3 K		0-0 F3		2-3 K		2	0	0	0	0	2	0						
<b>Eddie Kazak, R</b> OBP: 0.368, SLG: 0.468 (6, PH)										1	0	0	0	0	0	1						
<b>Johnny Lindell, R</b> OBP: 0.299, SLG: 0.368 (7, 7)										1	0	0	0	0	1	0						
<b>Del Rice, R</b> OBP: 0.307, SLG: 0.317 (1, 2)		0-2 F7		1-2 F4		1-3 K				3	0	0	0	0	1	0						
<b>Red Munger, R</b> OBP: 0.184, SLG: 0.167 (1, 1)		0-0		0-0		1-2				2	0	1	0	0	0	0						
<b>Eddie Miller, R</b> OBP: 0.348, SLG: 0.388 (7, PH)										1	0	0	0	0	0	0						
<b>Fred Martin, R</b> OBP: 0.250, SLG: 0.417 (8, 1)										0	0	0	0	0	0	0						
<b>Ted Wilks, R</b> (9, 1)										0	0	0	0	0	0	0						
<b>Cloyd Boyer, R</b> OBP: 0.333, SLG: 0.200 (9, 1)										0	0	0	0	0	0	0						
<b>Inning Stats</b>	R: 1 E: 0 K: 1 S: 14	H: 2 LOB: 2 BB: 1 P: 21	R: 0 E: 0 K: 1 S: 10	H: 1 LOB: 1 BB: 0 P: 11	R: 1 E: 0 K: 0 S: 11	H: 3 LOB: 1 BB: 0 P: 15	R: 0 E: 0 K: 1 S: 8	H: 0 LOB: 0 BB: 0 P: 10	R: 0 E: 0 K: 0 S: 6	H: 0 LOB: 0 BB: 0 P: 7	R: 0 E: 0 K: 0 S: 9	H: 1 LOB: 1 BB: 0 P: 13	R: 0 E: 0 K: 1 S: 8	H: 0 LOB: 0 BB: 0 P: 12	R: 0 E: 0 K: 1 S: 7	H: 0 LOB: 0 BB: 0 P: 8	R: 0 E: 0 K: 1 S: 8	H: 0 LOB: 0 BB: 0 P: 13	1B: 7 2B: 0 3B: 0 HR: 0	SF: 0 SAC: 1 DP: 0 HBP: 0	WP: 0 PB: 0 SB: 0 CS: 2	PA: 34
<b>PITCHER</b>	IP WLS BF H R ER SO BB IBB HBP BLK WP HR S P ERA WHIP	IP WLS BF H R ER SO BB IBB HBP BLK WP HR S P ERA WHIP																				
<b>Chris Van Cuyk, L</b> ERA: 2.0 (1, 1)	9.0 W 34 7 2 2 7 1 0 0 0 0 0 81 110 2.00 0.889																					









Batter	1	2	3	4	5	6	7	8	9	AB	R	H	RBI	BB	SO	LOB	TOP		
<b>Bobby Morgan, R</b> OBP: 0.352, SLG: 0.400 (1, 5)	0-0 HR	2-1 F8					1-1 F3	0-1 WP 1B 2B		4	3	2	2	1	0	1			
<b>Jim Russell, S</b> OBP: 0.354, SLG: 0.496 <b>Eddie Miksis, R</b> OBP: 0.224, SLG: 0.255 <b>Gene Hermanski, L</b> OBP: 0.400, SLG: 0.512 (1, 7) (7, PH) (7, 7)	2-1 F8		3-2 E5 1B			1-1 G3	0-0 1B 1B	3-2 2B 1B		3	1	0	0	0	0	0			
<b>Duke Snider, L</b> OBP: 0.375, SLG: 0.561 (1, 8)	4-1 3B BB		1-1 F7			0-1 G3	0-0 1B	1-2 1B 2B		4	1	2	2	1	0	1			
<b>Jackie Robinson, R</b> OBP: 0.448, SLG: 0.564 (1, 4)	0-0 F8		1-2 FC6-5 2H 1B			1-1 6-3	0-0 5-3	1-2 F9		5	0	1	1	0	0	5			
<b>Carl Furillo, R</b> OBP: 0.356, SLG: 0.476 (1, 9)	1-0 1H 3B		0-0 FC6-5 2-3			2-0 2B	4-0 G6-4-3 IBB		1-1 F9	4	0	2	1	1	0	1			
<b>Bruce Edwards, R</b> OBP: 0.188, SLG: 0.379 (1, 3)	0-0 5-3		0-0 F5			0-1 F9	0-0 G6-4-3 1-2		0-1 6-3	5	0	0	0	0	0	6			
<b>Roy Campanella, R</b> OBP: 0.386, SLG: 0.591 (1, 2)		2-2 4-3		1-2 4-3		4-1 BB		1-2 F2 1B	2-1 1B	4	0	1	0	1	0	0			
<b>Pee Wee Reese, R</b> OBP: 0.348, SLG: 0.313 (1, 6)		0-1 4-3		0-0 F8		0-0 F2		4-1 SH3 2B BB	3-1 6-3	4	1	0	0	1	0	3			
<b>Preacher Roe, R</b> OBP: 0.176, SLG: 0.180 (1, 1)		0-1 1B		1-3 K			1-0 1B BB 1B	0-0 SH3		3	1	2	0	0	1	0			
<b>Inning Stats</b>	R: 2 E: 0 K: 0 S: 7	H: 2 LOB: 1 BB: 1 P: 14	R: 0 E: 0 K: 0 S: 12	H: 1 LOB: 1 BB: 0 P: 16	R: 1 E: 1 K: 0 S: 10	H: 1 LOB: 1 BB: 0 P: 15	R: 0 E: 0 K: 1 S: 8	H: 0 LOB: 0 BB: 0 P: 10	R: 0 E: 0 K: 0 S: 6	H: 1 LOB: 2 BB: 1 P: 14	R: 2 E: 0 K: 0 S: 5	H: 3 LOB: 2 BB: 2 P: 14	R: 2 E: 0 K: 1 S: 18	H: 3 LOB: 2 BB: 1 P: 28	R: 0 E: 0 K: 0 S: 8	H: 1 LOB: 1 BB: 0 P: 14	1B: 7 2B: 3 3B: 1 HR: 1	SF: 0 SAC: 1 DP: 1 HBP: 0	WP: 1 PA: 44 PB: 0 CS: 0
<b>PITCHER</b>	IP WLS BF H R ER SO BB IBB HBP BLK WP HR S P ERA WHIP	IP WLS BF H R ER SO BB IBB HBP BLK WP HR S P ERA WHIP	IP WLS BF H R ER SO BB IBB HBP BLK WP HR S P ERA WHIP	IP WLS BF H R ER SO BB IBB HBP BLK WP HR S P ERA WHIP	IP WLS BF H R ER SO BB IBB HBP BLK WP HR S P ERA WHIP	IP WLS BF H R ER SO BB IBB HBP BLK WP HR S P ERA WHIP	IP WLS BF H R ER SO BB IBB HBP BLK WP HR S P ERA WHIP	IP WLS BF H R ER SO BB IBB HBP BLK WP HR S P ERA WHIP	IP WLS BF H R ER SO BB IBB HBP BLK WP HR S P ERA WHIP	IP WLS BF H R ER SO BB IBB HBP BLK WP HR S P ERA WHIP	IP WLS BF H R ER SO BB IBB HBP BLK WP HR S P ERA WHIP	IP WLS BF H R ER SO BB IBB HBP BLK WP HR S P ERA WHIP	IP WLS BF H R ER SO BB IBB HBP BLK WP HR S P ERA WHIP	IP WLS BF H R ER SO BB IBB HBP BLK WP HR S P ERA WHIP	IP WLS BF H R ER SO BB IBB HBP BLK WP HR S P ERA WHIP	IP WLS BF H R ER SO BB IBB HBP BLK WP HR S P ERA WHIP	IP WLS BF H R ER SO BB IBB HBP BLK WP HR S P ERA WHIP		
<b>Howie Pollet, L</b> ERA: 3.1 <b>Al Papai, R</b> ERA: 6.29 (1, 1) (8, 1)	7.2 L 39 11 7 6 1 4 1 0 0 0 1 1 70 115 7.04 1.957	1.1 5 1 0 0 0 0 0 0 0 0 0 0 0 11 18 0.00 0.750																	

Brooklyn Dodgers @ St. Louis Cardinals  
Sportsman's Park, St. Louis, MO  
Mon Jul 17 1950, 4:38 AM EDT  
Att: 28,799 - Unknown

AB	38
R	7
H	12
RBI	7
BB	5
SO	1
LOB	17



Batter	1	2	3	4	5	6	7	8	9	AB	R	H	RBI	BB	SO	LOB	BOTTOM		
<b>Tommy Giaviano, R</b> OBP: 0.417, SLG: 0.407 (1, 5)	0-0 F9			0-1 F2		3-2 1B			2-3 K	4	0	1	0	0	1	0			
<b>Chuck Diering, R</b> OBP: 0.359, SLG: 0.339 (1, 8)	3-2 1-3			4-0 2B BB		1-3 K			0-1 2B	3	1	1	0	1	1	1			
<b>Stan Musial, L</b> OBP: 0.444, SLG: 0.596 (1, 7)	1-2 L9			3-1 1H 2B		1-2 4-3			1-1 F8	4	0	1	1	0	0	1			
<b>Enos Slaughter, L</b> OBP: 0.405, SLG: 0.443 (1, 9)		3-1 G5-4-3 1B		1-1 F8		0-2 6-3				3	0	1	0	0	0	0			
<b>Nippy Jones, R</b> OBP: 0.500, SLG: 0.333 (1, 3)		1-1 F2		1-2 G5-4-3 1B		2-1 F3				3	0	1	0	0	0	1			
<b>Red Schoendienst, S</b> OBP: 0.328, SLG: 0.412 (1, 4)		2-1 G5-4-3 1-2		2-1 G5-4-3 1-2		1-3 K				3	0	0	0	0	1	2			
<b>Eddie Miller, R</b> OBP: 0.344, SLG: 0.376 (1, 6)			1-1 F7		2-0 F7			0-1 6-3		3	0	0	0	0	0	0			
<b>Del Rice, R</b> OBP: 0.302, SLG: 0.309 (1, 2)			1-0 4-3		3-2 F9			2-2 L7		3	0	0	0	0	0	0			
<b>Howie Pollet, L</b> OBP: 0.130, SLG: 0.132 <b>Al Papai, R</b> OBP: 0.286, SLG: 0.167 <b>Eddie Kazak, R</b> OBP: 0.370, SLG: 0.469 (1, 1) (8, 1) (9, PH)			3-2 F6		1-3 K			2-3 K		2	0	0	0	0	1	0			
<b>Inning Stats</b>	R: 0 E: 0 K: 0 S: 9	H: 0 LOB: 0 BB: 0 P: 13	R: 0 E: 0 K: 0 S: 6	H: 1 LOB: 0 BB: 0 P: 12	R: 0 E: 0 K: 0 S: 6	H: 0 LOB: 0 BB: 0 P: 11	R: 1 E: 0 K: 0 S: 6	H: 1 LOB: 0 BB: 1 P: 14	R: 0 E: 0 K: 2 S: 12	H: 1 LOB: 1 BB: 0 P: 20	R: 0 E: 0 K: 0 S: 8	H: 0 LOB: 0 BB: 0 P: 11	R: 0 E: 0 K: 1 S: 9	H: 0 LOB: 0 BB: 0 P: 12	R: 0 E: 0 K: 2 S: 10	H: 1 LOB: 1 BB: 0 P: 15	1B: 3 2B: 2 3B: 0 HR: 0	SF: 0 SAC: 0 DP: 2 HBP: 0	WP: 0 PA: 30 PB: 0 CS: 0
<b>PITCHER</b>	IP WLS BF H R ER SO BB IBB HBP BLK WP HR S P ERA WHIP	IP WLS BF H R ER SO BB IBB HBP BLK WP HR S P ERA WHIP	IP WLS BF H R ER SO BB IBB HBP BLK WP HR S P ERA WHIP	IP WLS BF H R ER SO BB IBB HBP BLK WP HR S P ERA WHIP	IP WLS BF H R ER SO BB IBB HBP BLK WP HR S P ERA WHIP	IP WLS BF H R ER SO BB IBB HBP BLK WP HR S P ERA WHIP	IP WLS BF H R ER SO BB IBB HBP BLK WP HR S P ERA WHIP	IP WLS BF H R ER SO BB IBB HBP BLK WP HR S P ERA WHIP	IP WLS BF H R ER SO BB IBB HBP BLK WP HR S P ERA WHIP	IP WLS BF H R ER SO BB IBB HBP BLK WP HR S P ERA WHIP	IP WLS BF H R ER SO BB IBB HBP BLK WP HR S P ERA WHIP	IP WLS BF H R ER SO BB IBB HBP BLK WP HR S P ERA WHIP	IP WLS BF H R ER SO BB IBB HBP BLK WP HR S P ERA WHIP	IP WLS BF H R ER SO BB IBB HBP BLK WP HR S P ERA WHIP	IP WLS BF H R ER SO BB IBB HBP BLK WP HR S P ERA WHIP	IP WLS BF H R ER SO BB IBB HBP BLK WP HR S P ERA WHIP	IP WLS BF H R ER SO BB IBB HBP BLK WP HR S P ERA WHIP		
<b>Preacher Roe, L</b> ERA: 3.08 (1, 1)	9.0 W 30 5 1 1 5 1 0 0 0 0 0 72 119 1.00 0.667																		

Brooklyn Dodgers @ St. Louis Cardinals  
Sportsman's Park, St. Louis, MO  
Mon Jul 17 1950, 4:38 AM EDT  
Att: 28,799 - Unknown

AB	29
R	1
H	5
RBI	1
BB	1
SO	5
LOB	5





Batter	1	2	3	4	5	6	7	8	9	AB	R	H	RBI	BB	SO	LOB	TOP					
<b>Bobby Morgan, R</b> OBP: 0.348, SLG: 0.390 (1, 5)	1-1 5-3			4-2 G3-6 BB		1-1 F9		3-3 K		3	0	0	0	1	1	1						
<b>Jim Russell, S</b> OBP: 0.351, SLG: 0.488 (1, 7)	1-3 K			2-3 K		0-0 FC6-4 1B			0-1 1-3	4	0	1	0	0	2	1						
<b>Duke Snider, L</b> OBP: 0.371, SLG: 0.554 (1, 8)	0-0 B5			1-0 G3-6 1-2f		1-1 FC6-4 1-2f			0-1 F4	4	0	0	0	0	0	2						
<b>Jackie Robinson, R</b> OBP: 0.449, SLG: 0.563 (1, 4)		0-3 K			2-0 G1-5-3 1B				0-0 HR 1B	4	1	2	0	0	1	0						
<b>Carl Furillo, R</b> OBP: 0.358, SLG: 0.486 (1, 9)		2-1 4-3			2-1 G1-5-3 2B 1B				2-0 HR 1B	4	2	2	2	0	0	0						
<b>Bruce Edwards, R</b> OBP: 0.178, SLG: 0.357 (1, 3)		0-0 1-3			1-0 G1-5-3 1-2 2-3f				3-2 F8 6-3	4	0	0	0	0	0	2						
<b>Roy Campanella, R</b> OBP: 0.389, SLG: 0.595 (1, 2)			0-0 F8		2-2 2H 2B			4-1 FC5-4 BB		2	0	1	1	1	0	0						
<b>Pee Wee Reese, R</b> OBP: 0.348, SLG: 0.313 (1, 6)			3-2 6-3 1B		2-0 6-3			1-1 F8		3	0	1	0	0	0	2						
<b>Erv Palica, R</b> OBP: 0.278, SLG: 0.389 (1, 1)			0-2 6-3					3-2 FC5-4 1-2f		2	0	0	0	0	0	1						
<b>Tommy Brown, R</b> OBP: 0.300, SLG: 0.579 (8, PH)										1	0	0	0	0	0	1						
<b>Joe Landrum, R</b> (8, 1)										0	0	0	0	0	0	0						
<b>Inning Stats</b>	R: 0 E: 0 K: 1 S: 8	H: 0 LOB: 0 BB: 0 P: 10	R: 0 E: 0 K: 1 S: 6	H: 0 LOB: 0 BB: 0 P: 8	R: 0 E: 0 K: 0 S: 7	H: 1 LOB: 0 BB: 0 P: 10	R: 0 E: 0 K: 1 S: 9	H: 0 LOB: 0 BB: 1 P: 16	R: 1 E: 0 K: 0 S: 8	H: 3 LOB: 1 BB: 0 P: 17	R: 0 E: 0 K: 0 S: 6	H: 1 LOB: 1 BB: 0 P: 8	R: 0 E: 0 K: 0 S: 6	H: 0 LOB: 0 BB: 0 P: 10	R: 0 E: 0 K: 1 S: 11	H: 0 LOB: 1 BB: 1 P: 22	R: 2 E: 0 K: 0 S: 9	H: 2 LOB: 0 BB: 0 P: 14	1B: 5 2B: 2 3B: 0 HR: 1	SF: 0 SAC: 0 DP: 3 HBP: 0	WP: 0 PB: 0 SB: 0 CS: 0	PA: 33
<b>PITCHER</b> <b>A Brazle, L</b> ERA: 4.69 (1, 1)	IP: 9.0 WLS: W BF: 33 H: 7 R: 3 ER: 3 SO: 4 BB: 2 IBB: 0 HBP: 0 BLK: 0 WP: 0 HR: 1 S: 70 P: 115 ERA: 3.00 WHIP: 1.000															<b>PITCHER</b>						

**Brooklyn Dodgers @ St. Louis Cardinals**  
Sportsman's Park, St. Louis, MO  
Tue Jul 18 1950, 4:33 AM EDT  
Att: 26,101 - Unknown


AB	31
R	3
H	7
RBI	3
BB	2
SO	4
LOB	10

B

Batter	1	2	3	4	5	6	7	8	9	AB	R	H	RBI	BB	SO	LOB	BOTTOM			
<b>Rocky Nelson, L</b> OBP: 0.293, SLG: 0.353 (1, 3)	2-1 4-3			2-1 L8	1-2 FC4-6 1B		4-1 BB			3	0	1	0	1	0	0				
<b>Red Schoendienst, S</b> OBP: 0.327, SLG: 0.408 (1, 4)	1-1 1-3			4-0 1B 2B BB	0-0 L8		1-0 F9			3	1	0	0	1	0	2				
<b>Stan Musial, L</b> OBP: 0.442, SLG: 0.591 (1, 7)	1-0 F7			0-0 2B 1B	1-1 F2			1-1 4-3		4	1	1	0	0	0	1				
<b>Chuck Diering, R</b> OBP: 0.359, SLG: 0.339 (9, 8)				1-2 2B 1B	1-2 F2					0	0	0	0	0	0	0				
<b>Enos Slaughter, L</b> OBP: 0.403, SLG: 0.443 (1, 9)		0-1 F4		0-0 1B 2B	1-2 FC4-6 1-2f			1-0 F8		4	1	1	1	0	0	1				
<b>Bill Howerton, L</b> OBP: 0.418, SLG: 0.541 (1, 8) (9, 7)		2-3 K		4-0 1B 1B IBB			1-3 K	1-2 1B		3	1	1	0	1	2	0				
<b>Tommy Glaviano, R</b> OBP: 0.411, SLG: 0.400 (1, 5)		1-1 6-3		1-3 K			1-2 6-3	2-3 K		4	0	0	0	0	2	4				
<b>Eddie Miller, R</b> OBP: 0.352, SLG: 0.378 (1, 6)			4-2 B BB	0-1 1B 1B	1-2 2H 3H 2-2		3-1 F3			2	1	1	2	1	0	0				
<b>Del Rice, R</b> OBP: 0.303, SLG: 0.309 (1, 2)			1-1 F7	1-1 1B 1B	1-3 2H		2-2 6-3			3	0	1	1	0	0	1				
<b>A Brazle, L</b> OBP: 0.206, SLG: 0.206 (1, 1)			1-2 G1-6-3 1-2f	0-1 1-3 3H 1B			0-2 F7			3	0	1	1	0	0	1				
<b>Inning Stats</b>	R: 0 E: 0 K: 0 S: 5	H: 0 LOB: 0 BB: 0 P: 9	R: 0 E: 0 K: 1 S: 7	H: 0 LOB: 0 BB: 0 P: 10	R: 0 E: 0 K: 0 S: 12	H: 0 LOB: 1 BB: 1 P: 18	R: 5 E: 0 K: 1 S: 15	H: 5 LOB: 2 BB: 2 P: 28	R: 0 E: 0 K: 0 S: 10	H: 1 LOB: 1 BB: 0 P: 13	R: 0 E: 0 K: 1 S: 8	H: 0 LOB: 0 BB: 0 P: 13	R: 0 E: 0 K: 0 S: 8	H: 0 LOB: 1 BB: 1 P: 15	R: 0 E: 0 K: 1 S: 10	H: 1 LOB: 1 BB: 0 P: 15	1B: 6 2B: 1 3B: 0 HR: 0	SF: 0 SAC: 0 DP: 1 HBP: 0	WP: 0 PB: 0 SB: 0 CS: 0	PA: 33
<b>PITCHER</b> <b>Erv Palica, R</b> ERA: 4.06 (1, 1)	IP: 7.0 WLS: L BF: 29 H: 6 R: 5 ER: 5 SO: 3 BB: 3 IBB: 1 HBP: 0 BLK: 0 WP: 0 HR: 0 S: 65 P: 106 ERA: 6.43 WHIP: 1.286															<b>PITCHER</b>				
<b>Joe Landrum, R</b> ERA: 2.25 (8, 1)	IP: 1.0 WLS: L BF: 4 H: 1 R: 0 ER: 0 SO: 1 BB: 0 IBB: 0 HBP: 0 BLK: 0 WP: 0 HR: 0 S: 10 P: 15 ERA: 0.00 WHIP: 1.000															<b>PITCHER</b>				

**Brooklyn Dodgers @ St. Louis Cardinals**  
Sportsman's Park, St. Louis, MO  
Tue Jul 18 1950, 4:33 AM EDT  
Att: 26,101 - Unknown

AB	29
R	5
H	7
RBI	5
BB	4
SO	4
LOB	10









Batter	1	2	3	4	5	6	7	8	9	AB	R	H	RBI	BB	SO	LOB	TOP							
<b>Bobby Morgan, R</b> (1, 5) OBP: 0.346, SLG: 0.392	5-3																3	1	1	0	0	1	0	
<b>Cal Abrams, L</b> (8, PH) OBP: 0.224, SLG: 0.255																								
<b>Eddie Miksis, R</b> (8, 5) OBP: 0.224, SLG: 0.255																								
<b>Gene Hermanski, L</b> (1, 7) OBP: 0.396, SLG: 0.504	F7																							
<b>Duke Snider, L</b> (1, 8) OBP: 0.368, SLG: 0.547	K																							
<b>Jackie Robinson, R</b> (1, 4) OBP: 0.444, SLG: 0.554																								
<b>Carl Furillo, R</b> (1, 9) OBP: 0.352, SLG: 0.480	K																							
<b>Gil Hodges, R</b> (1, 3) OBP: 0.390, SLG: 0.493	F7																							
<b>Erv Palica, R</b> (9, PR) OBP: 0.278, SLG: 0.389																								
<b>Bruce Edwards, R</b> (1, 2) OBP: 0.169, SLG: 0.338	F7																							
<b>Pee Wee Reese, R</b> (1, 6) OBP: 0.346, SLG: 0.313																								
<b>Chris Van Cuyk, L</b> (1, 1)																								
<b>Joe Landrum, R</b> (7, 1)																								
<b>Ralph Branca, R</b> (7, 1) OBP: 0.158, SLG: 0.235																								
<b>Inning Stats</b>	R: 0 H: 0 E: 0 K: 1 S: 9	H: 0 LOB: 0 BB: 0 P: 14	R: 0 H: 1 E: 0 K: 1 S: 7	LOB: 1 BB: 0 P: 10	R: 2 H: 4 E: 0 K: 0 S: 18	H: 4 LOB: 2 BB: 0 P: 27	R: 0 H: 1 E: 0 K: 1 S: 6	LOB: 1 BB: 0 P: 8	R: 0 H: 0 E: 0 K: 2 S: 8	H: 0 LOB: 0 BB: 0 P: 15	R: 0 H: 0 E: 0 K: 1 S: 6	LOB: 0 BB: 0 P: 12	R: 0 H: 0 E: 0 K: 0 S: 5	H: 0 LOB: 0 BB: 0 P: 6	R: 0 H: 1 E: 0 K: 2 S: 9	LOB: 1 BB: 0 P: 11	R: 0 H: 0 E: 1 K: 1 S: 11	LOB: 1 BB: 0 P: 14	1B: 7 2B: 0 3B: 0 HR: 0	SF: 0 SAC: 0 DP: 0 HBP: 0	WP: 0 PB: 0 SB: 0 CS: 0	PA: 35		
<b>PITCHER</b> <b>Ewell Blackwell, R</b> (1, 1) ERA: 3.62	IP: 9.0 WLS: W BF: 35 H: 7 R: 2 ER: 2 SO: 9 BB: 0 IBB: 0 HBP: 0 BLK: 0 WP: 0 HR: 0 S: 79 P: 117 ERA: 2.00 WHIP: 0.778											<b>PITCHER</b>	IP: 9.0 WLS: W BF: 35 H: 7 R: 2 ER: 2 SO: 9 BB: 0 IBB: 0 HBP: 0 BLK: 0 WP: 0 HR: 0 S: 79 P: 117 ERA: 2.00 WHIP: 0.778											

Brooklyn Dodgers @ Cincinnati Reds  
Crosley Field, Cincinnati, OH  
Thu Jul 20 1950, 3:38 AM EDT  
Att: 18,334 - Unknown

AB 35  
R 2  
H 7  
RBI 2  
BB 0  
SO 9  
LOB 9



Batter	1	2	3	4	5	6	7	8	9	AB	R	H	RBI	BB	SO	LOB	BOTTOM							
<b>Bobby Adams, R</b> (1, 5) OBP: 0.327, SLG: 0.320	F9																4	1	1	0	0	0	1	
<b>Peanuts Lowrey, R</b> (8, 7) OBP: 0.324, SLG: 0.299																								
<b>Connie Ryan, R</b> (1, 4) OBP: 0.384, SLG: 0.391	5-3																							
<b>Danny Litwhiler, R</b> (1, 9) OBP: 0.407, SLG: 0.441																								
<b>Lloyd Merriman, L</b> (7, PH) OBP: 0.322, SLG: 0.374																								
<b>Ted Kluszewski, L</b> (1, 3) OBP: 0.362, SLG: 0.592																								
<b>Bob Usher, R</b> (1, 8) OBP: 0.335, SLG: 0.390	F5																							
<b>Joe Adcock, R</b> (1, 7) OBP: 0.316, SLG: 0.407																								
<b>Grady Hatton, L</b> (8, 5) OBP: 0.359, SLG: 0.441																								
<b>Dixie Howell, R</b> (1, 2) OBP: 0.315, SLG: 0.270																								
<b>Virgil Stallcup, R</b> (1, 6) OBP: 0.298, SLG: 0.383																								
<b>Ewell Blackwell, R</b> (1, 1) OBP: 0.163, SLG: 0.077																								
<b>Inning Stats</b>	R: 0 H: 1 E: 0 K: 0 S: 15	H: 1 LOB: 2 BB: 1 P: 23	R: 1 H: 1 E: 0 K: 0 S: 11	LOB: 1 BB: 1 P: 19	R: 0 H: 1 E: 0 K: 1 S: 12	H: 1 LOB: 2 BB: 1 P: 16	R: 0 H: 0 E: 0 K: 1 S: 6	LOB: 0 BB: 0 P: 8	R: 1 H: 2 E: 0 K: 0 S: 10	H: 2 LOB: 2 BB: 1 P: 17	R: 0 H: 0 E: 0 K: 0 S: 4	LOB: 0 BB: 0 P: 7	R: 4 H: 3 E: 2 K: 0 S: 17	H: 3 LOB: 2 BB: 1 P: 27	R: 0 H: 1 E: 0 K: 0 S: 7	LOB: 1 BB: 0 P: 11	1B: 8 2B: 1 3B: 0 HR: 0	SF: 0 SAC: 1 DP: 0 HBP: 0	WP: 0 PB: 0 SB: 0 CS: 0	PA: 40				
<b>PITCHER</b> <b>Chris Van Cuyk, L</b> (1, 1) ERA: 3.0	IP: 6.0 WLS: L BF: 29 H: 4 R: 4 ER: 3 SO: 2 BB: 4 IBB: 0 HBP: 0 BLK: 0 WP: 0 HR: 0 S: 95 P: 95 ERA: 4.50 WHIP: 1.833											<b>PITCHER</b>	IP: 6.0 WLS: L BF: 29 H: 4 R: 4 ER: 3 SO: 2 BB: 4 IBB: 0 HBP: 0 BLK: 0 WP: 0 HR: 0 S: 95 P: 95 ERA: 4.50 WHIP: 1.833											
<b>Joe Landrum, R</b> (7, 1) ERA: 2.08	0.1 4 1 2 0											<b>PITCHER</b>	IP: 0.1 WLS: L BF: 4 H: 1 R: 2 ER: 0 SO: 0 BB: 1 IBB: 0 HBP: 0 BLK: 0 WP: 0 HR: 0 S: 6 P: 14 ERA: 0.00 WHIP: 3.000											
<b>Ralph Branca, R</b> (7, 1) ERA: 5.78	1.2 7 1 0											<b>PITCHER</b>	IP: 1.2 WLS: L BF: 7 H: 1 R: 0 ER: 0 SO: 0 BB: 0 IBB: 0 HBP: 0 BLK: 0 WP: 0 HR: 0 S: 13 P: 19 ERA: 0.00 WHIP: 0.600											

Brooklyn Dodgers @ Cincinnati Reds  
Crosley Field, Cincinnati, OH  
Thu Jul 20 1950, 3:38 AM EDT  
Att: 18,334 - Unknown

AB 34  
R 6  
H 9  
RBI 4  
BB 5  
SO 2  
LOB 15






Batter	1	2	3	4	5	6	7	8	9	AB	R	H	RBI	BB	SO	LOB	TOP												
<b>Bobby Morgan, R</b> OBP: 0.360, SLG: 0.425	1-3 <b>K</b>		1-1 <b>1B</b>		0-0 <b>1B</b> <b>BB</b>		4-2 <b>SH1-4</b> <b>1B</b> <b>BB</b>		0-0 <b>HR</b>	4	3	3	1	1	1	0	<b>Brooklyn Dodgers @ Cincinnati Reds</b> Crosley Field, Cincinnati, OH Fri Jul 21 1950, 3:33 AM EDT Att: 4,415 - Unknown												
<b>Gene Hermanski, L</b> OBP: 0.391, SLG: 0.492	2-2 <b>F5</b>		0-0 <b>1-3</b>		3-2 <b>F4</b>		1-0 <b>SH1-4</b>		4-1 <b>SH1-3</b> <b>2B</b> <b>BB</b>	3	1	0	0	1	0	3													
<b>Duke Snider, L</b> OBP: 0.367, SLG: 0.542	0-0 <b>F8</b>				4-0 <b>F7</b> <b>1B</b> <b>BB</b>		1-1 <b>F8</b>		0-0 <b>SH1-3</b>	3	0	0	0	1	0	1													
<b>Jackie Robinson, R</b> OBP: 0.447, SLG: 0.557		2-0 <b>G3</b>		4-2 <b>S</b> <b>1B</b> <b>BB</b>		1-1 <b>F7</b>		2-2 <b>2H</b> <b>1B</b>	1-0 <b>1B</b> <b>2B</b>	4	2	2	2	1	0	2													
<b>Carl Furillo, R</b> OBP: 0.353, SLG: 0.479	2-2 <b>L4</b>		0-0 <b>F7</b>		0-1 <b>FC6-4</b> <b>1B</b>		2-1 <b>F5</b>		3-2 <b>2H</b> <b>1B</b>	5	0	2	2	0	0	2													
<b>Gil Hodges, R</b> OBP: 0.388, SLG: 0.486	1-0 <b>F5</b>		4-0 <b>1B</b> <b>BB</b>		2-1 <b>FC6-4</b> <b>1-2</b>				3-2 <b>6-3</b>	4	1	0	0	1	0	3													
<b>Roy Campanella, R</b> OBP: 0.382, SLG: 0.580			0-0 <b>6-3</b>		1-0 <b>1B</b> <b>2H</b> <b>1B</b>		1-3 <b>K</b>		0-0 <b>B5-3</b>	4	0	1	1	0	1	0													
<b>Pee Wee Reese, R</b> OBP: 0.348, SLG: 0.316			0-1 <b>1B</b>		3-1 <b>1-2</b> <b>2H</b> <b>1B</b>		0-3 <b>K</b>		2-1 <b>4-3</b>	4	0	2	1	0	1	0													
<b>Preacher Roe, R</b> OBP: 0.164, SLG: 0.167			1-3 <b>K</b>		2-1 <b>F8</b>		1-0 <b>6-3</b>		0-3 <b>K</b>	4	0	0	0	0	2	3													
<b>Inning Stats</b>	R: 0 E: 0 K: 1 S: 9	H: 0 LOB: 0 BB: 0 P: 12	R: 0 E: 0 K: 0 S: 5	H: 0 LOB: 0 BB: 0 P: 10	R: 0 E: 0 K: 1 S: 9	H: 2 LOB: 2 BB: 0 P: 11	R: 2 E: 0 K: 0 S: 9	H: 2 LOB: 2 BB: 1 P: 23	R: 1 E: 0 K: 2 S: 10	H: 2 LOB: 2 BB: 1 P: 20	R: 0 E: 0 K: 2 S: 7	H: 0 LOB: 0 BB: 0 P: 9	R: 1 E: 0 K: 0 S: 12	H: 1 LOB: 1 BB: 1 P: 22	R: 0 E: 0 K: 0 S: 8	H: 0 LOB: 0 BB: 0 P: 12	R: 3 E: 0 K: 1 S: 14	H: 3 LOB: 1 BB: 1 P: 25	1B: 8 2B: 1 3B: 0 HR: 1	SF: 0 SAC: 2 DP: 0 HBP: 0	WP: 0 PB: 0 SB: 1 CS: 0	PA: 42							
<b>PITCHER</b>	IP	WLS	BF	H	R	ER	SO	BB	IBB	HBP	BLK	WP	HR	S	P	ERA	WHIP												
<b>Herm Wehmeier, R</b> ERA: 5.92	(1, 1)	8.0	L	35	7	4	4	4	4	4	0	0	0	0	0	69	119	4.50	1.375										
<b>Harry Perkowski, L</b> ERA: 4.74	(9, 1)	0.2		6	3	3	1	1	0	0	0	0	1	10	18	40.50	6.000												
<b>Johnny Hetki, R</b> ERA: 4.98	(9, 1)	0.1		1	0	0	0	0	0	0	0	0	0	4	7	0.00	0.000												

Batter	1	2	3	4	5	6	7	8	9	AB	R	H	RBI	BB	SO	LOB	BOTTOM										
<b>Bobby Adams, R</b> OBP: 0.330, SLG: 0.330	0-0 <b>F7</b>		1-2 <b>F9</b>			2-1 <b>G1-4-3</b> <b>1B</b>		0-1 <b>2B</b>		4	0	2	0	0	0	1	<b>Brooklyn Dodgers @ Cincinnati Reds</b> Crosley Field, Cincinnati, OH Fri Jul 21 1950, 3:33 AM EDT Att: 4,415 - Unknown										
<b>Connie Ryan, R</b> OBP: 0.379, SLG: 0.385	2-2 <b>F4</b>				0-1 <b>B5-3</b>		3-2 <b>F7</b>		0-0 <b>F7</b>	4	0	0	0	0	0	3											
<b>Danny Litwhiler, R</b> OBP: 0.411, SLG: 0.486	1-1 <b>F8</b>				0-0 <b>HR</b>		1-1 <b>G1-4-3</b> <b>1-2</b>		0-1 <b>FC5-4</b> <b>1B</b> <b>1B</b>	4	1	2	1	0	0	1											
<b>Ted Kluszewski, L</b> OBP: 0.361, SLG: 0.587		3-2 <b>6-3</b>		2-1 <b>6-3</b>		1-2 <b>4-3</b>		1-2 <b>1B</b> <b>FC5-4</b>	1-2 <b>1B</b>	4	0	1	0	0	0	0											
<b>Bob Usher, R</b> OBP: 0.333, SLG: 0.392		1-2 <b>F8</b>		0-1 <b>2B</b>		1-1 <b>F3</b>		2-2 <b>FC5-4</b> <b>1-3</b>	2-2 <b>FC5-4</b> <b>1-3</b>	4	0	1	0	0	0	2											
<b>Joe Adcock, R</b> OBP: 0.305, SLG: 0.393		0-0 <b>5-3</b>		0-0 <b>6-3</b>		1-1 <b>F7</b>		1-2 <b>1-3</b>	1-2 <b>1-3</b>	4	0	0	0	0	0	3											
<b>Dixie Howell, R</b> OBP: 0.321, SLG: 0.278			2-2 <b>4-3</b> <b>1B</b>		1-2 <b>5-3</b>		1-2 <b>FC6-4</b> <b>1B</b>		3-2 <b>L7</b>	4	0	2	0	0	0	2											
<b>Virgil Stallcup, R</b> OBP: 0.295, SLG: 0.379			0-0 <b>4-3</b>		0-0 <b>5-3</b>		0-1 <b>FC6-4</b> <b>FC4-6</b>		1-2 <b>FC4-6</b> <b>2B</b>	3	0	0	0	0	0	2											
<b>Herm Wehmeier, R</b> OBP: 0.207, SLG: 0.246	(1, 1)		0-0 <b>F8</b>		1-0 <b>F7</b>		0-1 <b>FC4-6</b> <b>1-2</b>			2	0	0	0	0	0	1											
<b>Peanuts Lowrey, R</b> OBP: 0.322, SLG: 0.298	(8, PH)									1	0	0	0	0	0	1											
<b>Harry Perkowski, L</b> OBP: 0.412, SLG: 0.375	(9, 1)									0	0	0	0	0	0	0											
<b>Johnny Hetki, R</b> OBP: 0.250, SLG: 0.143	(9, 1)									0	0	0	0	0	0	0											
<b>Inning Stats</b>	R: 0 E: 0 K: 0 S: 8	H: 0 LOB: 0 BB: 0 P: 11	R: 0 E: 0 K: 0 S: 10	H: 0 LOB: 0 BB: 0 P: 14	R: 0 E: 0 K: 0 S: 10	H: 1 LOB: 1 BB: 0 P: 13	R: 1 E: 0 K: 0 S: 8	H: 2 LOB: 1 BB: 0 P: 10	R: 0 E: 0 K: 0 S: 7	H: 0 LOB: 0 BB: 0 P: 9	R: 0 E: 0 K: 0 S: 7	H: 1 LOB: 0 BB: 0 P: 13	R: 0 E: 0 K: 0 S: 8	H: 0 LOB: 0 BB: 0 P: 11	R: 0 E: 0 K: 0 S: 12	H: 2 LOB: 2 BB: 0 P: 13	R: 0 E: 0 K: 0 S: 15	H: 2 LOB: 2 BB: 0 P: 22	1B: 5 2B: 2 3B: 0 HR: 1	SF: 0 SAC: 0 DP: 1 HBP: 0	WP: 0 PB: 0 SB: 0 CS: 0	PA: 34					
<b>PITCHER</b>	IP	WLS	BF	H	R	ER	SO	BB	IBB	HBP	BLK	WP	HR	S	P	ERA	WHIP										
<b>Preacher Roe, L</b> ERA: 2.95	(1, 1)	9.0	W	34	8	1	1	0	0	0	0	0	1	85	116	1.00	0.889										

AB	35
R	7
H	10
RBI	7
BB	5
SO	5
LOB	14



AB	34
R	1
H	8
RBI	1
BB	0
SO	0
LOB	16





Batter	1	2	3	4	5	6	7	8	9	AB R H RBI BB SO LOB	TOP											
<b>Bobby Morgan, R</b> OBP: 0.361, SLG: 0.442 (1, 5)	F6	F8	K		4-3 HBP		HR			4 1 1 1 0 1 4	<b>Brooklyn Dodgers @ Pittsburgh Pirates</b> Forbes Field, Pittsburgh, PA Sat Jul 22 1950, 3:33 AM EDT Att: 18,103 - Unknown											
<b>Gene Hermanski, L</b> OBP: 0.385, SLG: 0.477 (1, 7)	F3		F6		4-3		F8			4 0 0 2 1 0 1												
<b>Duke Snider, L</b> OBP: 0.370, SLG: 0.540 (1, 8)	BB 1B		BB		4-3		F7			3 2 1 1 2 0 1												
<b>Jackie Robinson, R</b> OBP: 0.449, SLG: 0.556 (1, 4)	BB 1B		BB			1-1 G6-4-3 1B		F4		4 1 2 0 1 0 2												
<b>Carl Furillo, R</b> OBP: 0.357, SLG: 0.481 (1, 9)			BB S BB		F4		G6-4-3 1B			5 1 3 2 0 0 1												
<b>Gil Hodges, R</b> OBP: 0.385, SLG: 0.480 (1, 3)	L7		BB BB		L8		K			4 1 0 0 1 1 3												
<b>Roy Campanella, R</b> OBP: 0.382, SLG: 0.578 (1, 2)			BB BB		L5		6-3			4 1 1 1 1 0 0												
<b>Pee Wee Reese, R</b> OBP: 0.356, SLG: 0.320 (1, 6)	F3		BB BB		SH1-4 4-3 1B		HR 1B			3 3 2 1 2 0 1												
<b>Ralph Branca, R</b> OBP: 0.217, SLG: 0.400 (1, 1)	K		BB WP BB		SH1-4		HR			3 2 1 3 1 1 2												
<b>Inning Stats</b>	R: 1 E: 0 K: 0 S: 11	H: 1 LOB: 2 BB: 2 P: 24	R: 0 E: 0 K: 1 S: 9	H: 1 LOB: 1 BB: 0 P: 15	R: 7 E: 0 K: 1 S: 19	H: 3 LOB: 2 BB: 6 P: 45	R: 0 E: 0 K: 0 S: 5	H: 0 LOB: 0 BB: 0 P: 7	R: 1 E: 1 K: 0 S: 12	H: 1 LOB: 1 BB: 0 P: 21	R: 0 E: 0 K: 1 S: 6	H: 1 LOB: 0 BB: 0 P: 8	R: 3 E: 0 K: 0 S: 14	H: 3 LOB: 0 BB: 0 P: 22	R: 0 E: 0 K: 0 S: 8	H: 1 LOB: 0 BB: 0 P: 12	R: 0 E: 0 K: 0 S: 7	H: 0 LOB: 0 BB: 1 P: 15	1B: 8 2B: 1 3B: 0 HR: 2	SF: 0 SAC: 1 DP: 3 HBP: 1	WP: 1 PB: 0 SB: 1 CS: 0	PA: 45
<b>PITCHER</b>	IP WLS BF H R ER SO BB IBB HBP BLK WP HR S P ERA WHIP											<b>PITCHER</b>	IP WLS BF H R ER SO BB IBB HBP BLK WP HR S P ERA WHIP									
<b>Bill Piero, R</b> ERA: 11.32 (1, 1)	2.1 L 16 5 6 6 1 4 0 0 0 0 0 0 29 57 23.14 3.857																					
<b>Junior Walsh, R</b> ERA: 6.19 (3, 1)	0.1 4 0 0 0 1 3 0 0 0 0 0 0 6 18 0.00 9.000																					
<b>Vern Law, R</b> ERA: 6.34 (3, 1)	4.1 19 5 6 5 1 1 0 1 0 1 2 41 67 10.38 1.385																					
<b>Vic Lombardi, L</b> ERA: 7.77 (8, 1)	2.0 6 1 0 0 0 1 0 0 0 0 0 0 15 27 0.00 1.000																					

Batter	1	2	3	4	5	6	7	8	9	AB R H RBI BB SO LOB	BOTTOM											
<b>Bob Dillinger, R</b> OBP: 0.363, SLG: 0.438 (1, 5)	F9	F9		5-3			4-3		F8	5 0 0 0 0 0 3	<b>Brooklyn Dodgers @ Pittsburgh Pirates</b> Forbes Field, Pittsburgh, PA Sat Jul 22 1950, 3:33 AM EDT Att: 18,103 - Unknown											
<b>Johnny Hopp, L</b> OBP: 0.395, SLG: 0.482 (1, 3)	BB 2B		F7 1B BB		K		G3		3-1	4 2 1 0 1 1 2												
<b>Ralph Kiner, R</b> OBP: 0.431, SLG: 0.643 (1, 7)	BB 1B		BB 1B		K		K			4 0 2 1 0 2 0												
<b>Gus Bell, L</b> OBP: 0.340, SLG: 0.453 (1, 9)	K		F7		5-3		4-3			4 0 0 0 0 1 3												
<b>Wally Westlake, R</b> OBP: 0.354, SLG: 0.477 (1, 8)	BB		BB			BB 2B	CI BB			2 1 2 1 2 0 0												
<b>Danny Murtaugh, R</b> OBP: 0.394, SLG: 0.425 <b>Hank Schenz, R</b> OBP: 0.263, SLG: 0.340 (6, PR) (7, 4)	F9		L8			G6-4-3 1B	CI			3 0 1 1 0 0 4												
<b>Stan Rojek, R</b> OBP: 0.317, SLG: 0.329 (1, 6)			F4			G6-4-3	5-3			4 0 1 0 0 0 5												
<b>Clyde McCullough, R</b> OBP: 0.354, SLG: 0.424 <b>George Strickland, R</b> OBP: 0.226, SLG: 0.111 (9, PR)	F7		F6		6-3					3 0 0 0 1 0 2												
<b>Bill Piero, R</b> OBP: 0.420, SLG: 0.400 <b>Junior Walsh, R</b> OBP: 0.371, SLG: 0.500 <b>Vern Law, R</b> OBP: 0.385, SLG: 0.528 <b>Pete Castiglione, R</b> OBP: 0.296, SLG: 0.334 <b>Vic Lombardi, L</b> OBP: 0.300, SLG: 0.333 <b>Danny O'Connell, R</b> OBP: 0.256, SLG: 0.329 (1, 1) (3, 1) (3, 1) (7, PR) (8, 1) (8, PR)	K		3-1				5-3			1 0 0 0 0 0 1												
<b>Inning Stats</b>	R: 1 E: 0 K: 1 S: 14	H: 2 LOB: 2 BB: 1 P: 27	R: 0 E: 0 K: 1 S: 9	H: 1 LOB: 0 BB: 0 P: 14	R: 1 E: 0 K: 0 S: 7	H: 2 LOB: 2 BB: 1 P: 14	R: 0 E: 0 K: 0 S: 5	H: 0 LOB: 0 BB: 0 P: 9	R: 0 E: 0 K: 2 S: 8	H: 0 LOB: 0 BB: 0 P: 9	R: 1 E: 0 K: 0 S: 5	H: 2 LOB: 1 BB: 0 P: 8	R: 0 E: 0 K: 0 S: 7	H: 0 LOB: 0 BB: 0 P: 9	R: 0 E: 1 K: 1 S: 12	H: 0 LOB: 2 BB: 1 P: 20	R: 0 E: 0 K: 0 S: 9	H: 0 LOB: 2 BB: 1 P: 17	1B: 4 2B: 3 3B: 0 HR: 0	SF: 0 SAC: 0 DP: 1 HBP: 0	WP: 0 PB: 0 SB: 0 CS: 0	PA: 38
<b>PITCHER</b>	IP WLS BF H R ER SO BB IBB HBP BLK WP HR S P ERA WHIP											<b>PITCHER</b>	IP WLS BF H R ER SO BB IBB HBP BLK WP HR S P ERA WHIP									
<b>Ralph Branca, R</b> ERA: 5.45 (1, 1)	9.0 W 38 7 3 3 5 4 0 0 0 0 0 0 76 127 3.00 1.222																					







Batter	1	2	3	4	5	6	7	8	9	AB	R	H	RBI	BB	SO	LOB	TOP							
Chuck Diering, R OBP: 0.376, SLG: 0.336	6-3		K		K		1B	K		5	0	1	0	0	3	1								
Tommy Glaviano, R OBP: 0.414, SLG: 0.406	HR		K		1B		FC6		K	4	1	2	0	1	2	0								
Stan Musial, L Harry Walker, L OBP: 0.624, SLG: 0.624 OBP: 0.296, SLG: 0.248	HR				6-3		FC6		1B	5	1	3	2	0	0	4								
Enos Slaughter, L OBP: 0.399, SLG: 0.456	6-3				F5		F3		F6	5	1	1	0	0	0	1								
Red Schoendienst, S OBP: 0.330, SLG: 0.427	5-3				F7		F2		F8	5	1	1	0	0	0	4								
Marty Marion, R OBP: 0.350, SLG: 0.373		B1-3			F7		FC4-6		1B	4	1	2	0	1	0	1								
Rocky Nelson, L Eddie Kazak, R Nippy Jones, R OBP: 0.356, SLG: 0.415 OBP: 0.381, SLG: 0.470 OBP: 0.444, SLG: 0.286	4-3				4-3		FC4-6		1B	3	0	0	0	0	0	1								
Del Rice, R OBP: 0.324, SLG: 0.366	F9				1B				CS	4	2	2	3	0	0	0								
Max Lanier, R Gerry Staley, R OBP: 0.250, SLG: 0.267 OBP: 0.212, SLG: 0.194			L9		1B					3	0	1	1	0	1	0								
<b>Inning Stats</b>	R: 2 E: 0 K: 0 S: 14	H: 1 LOB: 0 BB: 1 P: 22	R: 0 E: 0 K: 0 S: 7	H: 0 LOB: 0 BB: 0 P: 9	R: 0 E: 0 K: 2 S: 8	H: 0 LOB: 0 BB: 0 P: 10	R: 0 E: 0 K: 0 S: 5	H: 1 LOB: 1 BB: 0 P: 7	R: 1 E: 0 K: 1 S: 9	H: 3 LOB: 2 BB: 0 P: 11	R: 0 E: 0 K: 0 S: 7	H: 1 LOB: 1 BB: 0 P: 9	R: 0 E: 0 K: 1 S: 13	H: 2 LOB: 2 BB: 0 P: 20	R: 4 E: 0 K: 2 S: 15	H: 4 LOB: 0 BB: 2 P: 22	R: 2 E: 0 K: 1 S: 10	H: 3 LOB: 2 BB: 1 P: 20	1B: 10 2B: 3 3B: 0 HR: 2	SF: 0 SAC: 0 DP: 0 HBP: 0	WP: 0 PB: 0 SB: 0 CS: 1	PA: 44		
<b>PITCHER</b>	IP WLS BF H R ER SO BB IBB HBP BLK WP HR S P ERA WHIP	8.2 L 42 14 9 9 7 2 0 0 0 0 2 87 127 9.35 1.846	0.1 1 1 0 0 0 0 0 0 0 0 0 0 1 3 0.00 3.000																					

St. Louis Cardinals @ Brooklyn Dodgers  
Ebbets Field, Brooklyn, NY  
Tue Jul 25 1950, 3:33 AM EDT  
Att: 31,013 - Unknown

AB	41
R	9
H	15
RBI	9
BB	2
SO	7
LOB	12



Batter	1	2	3	4	5	6	7	8	9	AB	R	H	RBI	BB	SO	LOB	BOTTOM							
Bobby Morgan, R Cal Abrams, L OBP: 0.368, SLG: 0.434	K		G6-4-3		K		1B		G6-3	3	1	0	0	1	2	1								
Jim Russell, S	6-3		F9		1B		K		G6-3	5	1	1	0	0	1	2								
Duke Snider, L	2B				1B		E9			3	0	2	0	1	1	0								
Jackie Robinson, R	F3				F7		G4-3		G6-4-3	3	0	1	1	1	0	1								
Carl Furillo, R					E5		G4-3		G6-4-3	4	2	1	1	0	0	4								
Gil Hodges, R	F9				2B		1-3		G1-4-3	3	1	2	0	1	0	0								
Roy Campanella, R	6-3				2B		F7		G1-4-3	4	0	1	2	0	0	2								
Pee Wee Reese, R	5-3				IBB		1-3		5-3	3	0	0	0	1	0	1								
Preacher Roe, R Dan Bankhead, R Gene Hermanski, L OBP: 0.172, SLG: 0.175 OBP: 0.313, SLG: 0.323 OBP: 0.382, SLG: 0.474			G6-4-3		F2		L8		K	3	0	1	0	0	0	3								
<b>Inning Stats</b>	R: 0 E: 0 K: 1 S: 9	H: 1 LOB: 0 BB: 0 P: 15	R: 1 E: 0 K: 0 S: 5	H: 1 LOB: 0 BB: 0 P: 9	R: 0 E: 0 K: 0 S: 9	H: 1 LOB: 0 BB: 0 P: 10	R: 2 E: 0 K: 1 S: 15	H: 2 LOB: 2 BB: 1 P: 27	R: 1 E: 0 K: 0 S: 12	H: 2 LOB: 1 BB: 1 P: 25	R: 0 E: 0 K: 0 S: 6	H: 0 LOB: 1 BB: 1 P: 11	R: 1 E: 1 K: 1 S: 7	H: 1 LOB: 1 BB: 2 P: 18	R: 0 E: 0 K: 0 S: 5	H: 1 LOB: 0 BB: 0 P: 9	R: 0 E: 0 K: 1 S: 8	H: 0 LOB: 0 BB: 1 P: 15	1B: 6 2B: 2 3B: 0 HR: 1	SF: 0 SAC: 0 DP: 5 HBP: 0	WP: 0 PB: 0 SB: 0 CS: 0	PA: 38		
<b>PITCHER</b>	IP WLS BF H R ER SO BB IBB HBP BLK WP HR S P ERA WHIP	6.1 W 7 1 0 0 1 1 0 0 0 0 0 14 25 0.00 0.750																						

St. Louis Cardinals @ Brooklyn Dodgers  
Ebbets Field, Brooklyn, NY  
Tue Jul 25 1950, 3:33 AM EDT  
Att: 31,013 - Unknown

AB	32
R	5
H	9
RBI	4
BB	6
SO	5
LOB	14





Batter	1	2	3	4	5	6	7	8	9	AB	R	H	RBI	BB	SO	LOB	TOP								
<b>Rocky Nelson, L</b> OBP: 0.342, SLG: 0.394 (1, 3)	2-2 3-1		1-0 F7		1-1 3-1			1-0 FC4-6 1B 2B	1-2 F6	5	1	0	0	0	0	3	<b>St. Louis Cardinals @ Brooklyn Dodgers</b> Ebbets Field, Brooklyn, NY Wed Jul 26 1950, 3:33 AM EDT Att: 21,094 - Unknown  <b>AB 35</b> <b>R 5</b> <b>H 9</b> <b>RBI 5</b> <b>BB 2</b> <b>SO 7</b> <b>LOB 11</b>								
<b>Red Schoendienst, S</b> OBP: 0.332, SLG: 0.427 (1, 4)	1-0 F8		1-1 1B 1-2 1B		1-3 K			0-1 2B 1B		4	1	2	0	0	1	0									
<b>Stan Musial, L</b> OBP: 0.457, SLG: 0.626 (1, 7)	1-2 F8		0-2 1-3 2-H 1B			0-1 5-3		2-2 1B 2B		4	1	2	3	0	0	0									
<b>Enos Slaughter, L</b> OBP: 0.398, SLG: 0.454 (1, 9)		0-0 4-3	1-3 K			0-1 F8		1-1 FC4-6 1B		4	0	1	1	0	1	2									
<b>Bill Howerton, L</b> OBP: 0.402, SLG: 0.497 (1, 8)		4-1 1B BB		2-3 K		2-1 F5		0-1 F9		3	0	0	0	1	1	1									
<b>Tommy Giaviano, R</b> OBP: 0.415, SLG: 0.419 (1, 5)		3-2 G6-4-3 1B		0-1 HR			0-0 F6	1-1 FC4-6 1-2		4	1	2	1	0	0	1									
<b>Marty Marion, R</b> OBP: 0.348, SLG: 0.367 (1, 6)		1-1 G6-4-3 1-2		1-2 6-3			0-2 6-3		4-2 BB	3	0	0	0	1	0	2									
<b>Del Rice, R</b> OBP: 0.321, SLG: 0.362 (1, 2)			3-3 K		1-3 K		0-1 F8		0-3 K	2	0	0	0	0	2	0									
<b>Eddie Kazak, R</b> OBP: 0.377, SLG: 0.465 (7, PH)										1	0	0	0	0	0	0									
<b>Johnny Bucha, R</b> OBP: 0.214, SLG: 0.192 (7, 2)										1	0	0	0	0	1	1									
<b>Harry Brecheen, L</b> OBP: 0.276, SLG: 0.229 (2, 1)			0-2 1B		1-2 4-3			1-1 FC4-6 1B		1	0	0	0	0	0	0									
<b>Red Munger, R</b> OBP: 0.195, SLG: 0.179 (6, PH)										2	1	1	0	0	0	0									
<b>Nippy Jones, K</b> OBP: 0.202, SLG: 0.375 (6, PH)										0	0	0	0	0	0	0									
<b>Harry Walker, L</b> OBP: 0.273, SLG: 0.248 (8, PH)										0	0	0	0	0	0	0									
<b>Al Papai, R</b> OBP: 0.273, SLG: 0.159 (8, 1)										0	0	0	0	0	0	0									
<b>Erv Dusak, R</b> OBP: 0.338, SLG: 0.373 (9, PH)										1	0	0	0	0	1	1									
<b>Inning Stats</b>	R: 0 E: 0 K: 0 S: 9	H: 0 LOB: 0 BB: 0 P: 13	R: 0 E: 0 K: 0 S: 8	H: 1 LOB: 1 BB: 1 P: 16	R: 1 E: 0 K: 2 S: 16	H: 3 LOB: 2 BB: 0 P: 22	R: 1 E: 0 K: 2 S: 14	H: 1 LOB: 0 BB: 0 P: 18	R: 0 E: 0 K: 1 S: 8	H: 0 LOB: 0 BB: 0 P: 11	R: 0 E: 0 K: 0 S: 6	H: 0 LOB: 0 BB: 0 P: 6	R: 0 E: 0 K: 0 S: 6	H: 0 LOB: 0 BB: 0 P: 6	R: 3 E: 0 K: 0 S: 15	H: 4 LOB: 1 BB: 0 P: 21	R: 0 E: 0 K: 2 S: 12	H: 0 LOB: 1 BB: 1 P: 18	1B: 7 2B: 1 3B: 0 HR: 1	SF: 0 SAC: 0 DP: 1 HBP: 0	WP: 0 PB: 0 SB: 0 CS: 0	PA: 37			
<b>PITCHER</b>	IP	WLS	BF	H	R	ER	SO	BB	IBB	HBP	BLK	WP	HR	S	P	ERA	WHIP								
<b>Don Newcombe, R</b> ERA: 4.48 (1, 1)	8.0	W	34	9	5	5	5	2	0	0	0	0	1	84	121	5.62	1.375								
<b>Ralph Branca, R</b> ERA: 5.39 (9, 1)	1.0	S	3	0	0	0	2	0	0	0	0	0	0	10	12	0.00	0.000								

Batter	1	2	3	4	5	6	7	8	9	AB	R	H	RBI	BB	SO	LOB	BOTTOM								
<b>Bobby Morgan, R</b> OBP: 0.365, SLG: 0.440 (1, 5)	1-1 HR 3B	0-0 F8		1-1 5-3		2-1 5-3		1-0 F3		5	1	1	1	0	0	3	<b>St. Louis Cardinals @ Brooklyn Dodgers</b> Ebbets Field, Brooklyn, NY Wed Jul 26 1950, 3:33 AM EDT Att: 21,094 - Unknown  <b>AB 31</b> <b>R 7</b> <b>H 8</b> <b>RBI 7</b> <b>BB 6</b> <b>SO 4</b> <b>LOB 16</b>								
<b>Jim Russell, S</b> OBP: 0.357, SLG: 0.524 (1, 7)	0-2 HR	4-1 WP BB			0-0 HR	1-0 F7		2-1 F7		4	2	2	3	1	0	3									
<b>Duke Snider, L</b> OBP: 0.375, SLG: 0.539 (1, 8)	1-3 K	4-0 WP BB			4-1 FC1-5 1B BB		0-2 F6			2	0	0	0	2	1	0									
<b>Jackie Robinson, R</b> OBP: 0.454, SLG: 0.571 (1, 4)	2-2 F8	1-2 L8			2-2 FC1-5 BB 1B		0-0 1-3			4	1	1	0	0	0	2									
<b>Carl Furillo, R</b> OBP: 0.354, SLG: 0.480 (1, 9)	1-2 6-3		1-1 6-3		1-0 FC1-5 BB S		0-1 F9			4	0	0	0	0	0	2									
<b>Gil Hodges, R</b> OBP: 0.389, SLG: 0.489 (1, 3)		0-0 HR 1B	2-3 K		3-2 FC6 BB			2-1 SH1-3 BB 1B		4	1	2	0	0	1	2									
<b>Roy Campanella, R</b> OBP: 0.392, SLG: 0.592 (1, 2)		0-0 1-H HR	2-2 F5		4-2 G4-6-3 BB			4-0 SH1-3 BB		2	1	1	3	2	0	0									
<b>Pee Wee Reese, R</b> OBP: 0.350, SLG: 0.319 (1, 6)		1-1 F8 3B			2-2 F9 G4-6-3			1-0 SH1-3		3	1	1	0	0	0	3									
<b>Don Newcombe, L</b> OBP: 0.346, SLG: 0.362 (1, 1)		2-3 K		2-1 6-3		1-3 K		4-1 BB		3	0	0	0	1	2	1									
<b>Ralph Branca, R</b> OBP: 0.217, SLG: 0.400 (9, 1)										0	0	0	0	0	0	0									
<b>Inning Stats</b>	R: 2 E: 0 K: 1 S: 16	H: 2 LOB: 0 BB: 0 P: 21	R: 3 E: 0 K: 1 S: 14	H: 3 LOB: 2 BB: 2 P: 26	R: 0 E: 0 K: 1 S: 10	H: 0 LOB: 0 BB: 0 P: 15	R: 0 E: 0 K: 0 S: 10	H: 0 LOB: 0 BB: 0 P: 15	R: 2 E: 1 K: 0 S: 14	H: 2 LOB: 2 BB: 2 P: 29	R: 0 E: 0 K: 1 S: 6	H: 0 LOB: 0 BB: 0 P: 10	R: 0 E: 0 K: 0 S: 6	R: 0 E: 0 K: 0 S: 7	H: 1 LOB: 3 BB: 2 P: 21	R: 0 E: 0 K: 0 S: 7	H: 1 LOB: 2 BB: 2 P: 21	1B: 3 2B: 0 3B: 2 HR: 3	SF: 0 SAC: 1 DP: 1 HBP: 0	WP: 1 PB: 0 SB: 2 CS: 0	PA: 38				
<b>PITCHER</b>	IP	WLS	BF	H	R	ER	SO	BB	IBB	HBP	BLK	WP	HR	S	P	ERA	WHIP								
<b>Harry Brecheen, L</b> ERA: 3.53 (1, 1)	1.1	L	9	5	5	2	2	0	0	0	0	1	1	52	90	1.59	1.059								
<b>Red Munger, R</b> ERA: 3.53 (2, 1)	5.2		23	2	2	1	2	4	0	0	0	0	0	4	15	0.00	9.000								
<b>Al Papai, R</b> ERA: 6.71 (8, 1)	0.1		4	1	0	0	0	2	0	0	0	0	0	4	6	0.00	9.000								
<b>Erv Dusak, R</b> ERA: 2.03 (8, 1)	0.2		2	0	0	0	0	0	0	0	0	0	0	3	6	0.00	0.000								




Batter	1	2	3	4	5	6	7	8	9	AB	R	H	RBI	BB	SO	LOB	TOP				
Chuck Diering, R (1.8) OBP: 0.383, SLG: 0.388	F9			HR		1-3		HR	HR	4	3	2	4	1	0	0	<b>St. Louis Cardinals @ Brooklyn Dodgers</b> Ebbets Field, Brooklyn, NY Thu Jul 27 1950, 3:33 AM EDT Att: 16,607 - Unknown <a href="http://livebaseballscorecards.com">livebaseballscorecards.com</a>				
Tommy Glaviano, R (1.5) OBP: 0.418, SLG: 0.422	F7			6-3			HR	HR	HR	3	1	1	0	1	0	0					
Stan Musial, L (1.7) Harry Walker, L (9.7) OBP: 0.616, SLG: 0.248	4-3			F6			F8	FC6-5	G4-6-3	5	1	0	0	0	0	4					
Enos Slaughter, L (1.9) OBP: 0.401, SLG: 0.476				F6						5	2	3	5	0	0	0					
Red Schoendienst, S (1.4) OBP: 0.333, SLG: 0.427					F5					5	0	2	0	0	0	1					
Nippy Jones, R (1.3) Rocky Nelson, L (7.3) OBP: 0.385, SLG: 0.273, OBP: 0.348, SLG: 0.400					F7					3	0	0	0	0	0	2					
Marty Marion, R (1.6) OBP: 0.355, SLG: 0.389										1	1	1	0	0	0	0					
Del Rice, R (1.2) OBP: 0.328, SLG: 0.377										4	2	3	1	0	0	0					
Cloyd Boyer, R (1.1) OBP: 0.333, SLG: 0.300										2	1	0	0	1	0	2					
<b>Inning Stats</b>	R: 0 H: 0 E: 0 K: 0 S: 7	H: 0 LOB: 0 BB: 0 P: 10	R: 0 H: 1 E: 0 K: 0 S: 6	LOB: 0 BB: 0 P: 7	R: 0 H: 1 E: 0 K: 0 S: 4	LOB: 0 BB: 0 P: 8	R: 1 H: 1 E: 0 K: 0 S: 8	H: 1 LOB: 0 BB: 0 P: 13	R: 0 H: 0 E: 0 K: 0 S: 6	H: 0 LOB: 0 BB: 0 P: 7	R: 0 H: 0 E: 0 K: 0 S: 4	H: 0 LOB: 0 BB: 1 P: 9	R: 2 H: 2 E: 0 K: 0 S: 10	H: 2 LOB: 0 BB: 0 P: 15	R: 4 H: 4 E: 0 K: 0 S: 11	H: 4 LOB: 1 BB: 0 P: 14		R: 6 H: 4 E: 0 K: 0 S: 15	H: 4 LOB: 0 BB: 3 P: 35	1B: 4 2B: 5 3B: 1 HR: 5	SF: 0 SAC: 1 DP: 5 HBP: 2
<b>PITCHER</b>	IP WLS BF H R ER SO BB IBB HBP BLK WP HR S P ERA WHIP																				
Chris Van Cuyk, L (1.1) ERA: 3.27	7.0 L 24 5 3 3 0 1 0 0 1 0 0 2 45 69 3.86 0.857																				
Joe Landrum, R (8.1) ERA: 9.53	0.1 4 2 3 3 0 0 0 0 1 0 0 1 5 6 81.00 6.000																				
Joe Hatten, L (8.1) ERA: 4.5	0.2 6 4 3 3 0 0 0 0 0 0 0 0 12 17 40.50 6.000																				
Rex Barney, R (9.1) ERA: 5.68	0.0 4 1 1 1 0 3 0 0 0 0 0 1 3 16 ∞ ∞																				
Billy Loes, R (9.1) ERA: 9.0	1.0 3 1 3 3 0 0 0 0 0 0 0 1 6 10 27.00 1.000																				

Batter	1	2	3	4	5	6	7	8	9	AB	R	H	RBI	BB	SO	LOB	BOTTOM		
Bobby Morgan, R (1.5) Jim Russell, S (7. PH) Joe Landrum, R (8.1) Joe Hatten, R (8.1) Rex Barney, R (9.1) Billy Loes, R (9.1) Tommy Brown, R (9. PH)	K				K		K		HR	3	0	0	0	0	3	2	<b>St. Louis Cardinals @ Brooklyn Dodgers</b> Ebbets Field, Brooklyn, NY Thu Jul 27 1950, 3:33 AM EDT Att: 16,607 - Unknown <a href="http://livebaseballscorecards.com">livebaseballscorecards.com</a>		
Gene Hermanski, L (1.7) OBP: 0.383, SLG: 0.489	K			HR	BB		F7		F7	4	1	1	1	1	1	1			
Duke Snider, L (1.8) OBP: 0.373, SLG: 0.534	6-3			K	1-3				F6	5	0	1	0	0	1	2			
Jackie Robinson, R (1.4) OBP: 0.454, SLG: 0.571										4	0	2	0	0	0	0			
Carl Furillo, R (1.9) OBP: 0.353, SLG: 0.476										3	0	0	0	1	1	2			
Gil Hodges, R (1.3) OBP: 0.388, SLG: 0.484										3	0	0	0	1	1	4			
Bruce Edwards, R (1.2) OBP: 0.173, SLG: 0.333										4	0	1	0	0	0	5			
Pee Wee Reese, R (1.6) OBP: 0.355, SLG: 0.330										4	1	3	0	0	1	1			
Chris Van Cuyk, L (1.1) Cal Abrams, L (7. PH) Billy Cox, R (8.5) OBP: 0.311, SLG: 0.419										1	0	0	0	0	0	1			
<b>Inning Stats</b>	R: 0 H: 0 E: 0 K: 2 S: 7	H: 0 LOB: 0 BB: 0 P: 11	R: 0 H: 0 E: 0 K: 1 S: 7	H: 0 LOB: 0 BB: 0 P: 10	R: 0 H: 1 E: 0 K: 2 S: 13	H: 1 LOB: 1 BB: 0 P: 18	R: 1 H: 2 E: 0 K: 1 S: 19	H: 2 LOB: 2 BB: 1 P: 30	R: 0 H: 0 E: 0 K: 0 S: 9	H: 0 LOB: 1 BB: 1 P: 14	R: 0 H: 1 E: 0 K: 1 S: 13	H: 1 LOB: 0 BB: 0 P: 19	R: 0 H: 2 E: 0 K: 1 S: 16	H: 2 LOB: 2 BB: 0 P: 22	R: 2 H: 2 E: 0 K: 0 S: 8	H: 2 LOB: 0 BB: 0 P: 12		1B: 6 2B: 1 3B: 0 HR: 2	SF: 0 SAC: 1 DP: 0 HBP: 0
<b>PITCHER</b>	IP WLS BF H R ER SO BB IBB HBP BLK WP HR S P ERA WHIP																		
Cloyd Boyer, R (1.1) ERA: 3.23	9.0 W 39 9 3 3 9 3 0 0 0 0 0 2 103 155 3.00 1.333																		

AB 34  
R 13  
H 13  
RBI 12  
BB 4  
SO 0  
LOB 10

AB 35  
R 3  
H 9  
RBI 3  
BB 3  
SO 9  
LOB 21





Batter	1	2	3	4	5	6	7	8	9	AB	R	H	RBI	BB	SO	LOB	TOP								
Wayne Terwilliger, R OBP: 0.314, SLG: 0.362	1-3 K		5-3		E6		2B 1B	SH5 2B IBB		4	2	1	0	1	1	2	Chicago Cubs @ Brooklyn Dodgers Ebbets Field, Brooklyn, NY Fri Jul 28 1950, 3:33 AM EDT Att: 17,319 - Unknown								
Bob Borkowski, R OBP: 0.321, SLG: 0.381	0-1 B1-3				F8		1B	SH5		3	0	0	0	0	2	2									
Preston Ward, L OBP: 0.347, SLG: 0.489					F2		1B	SH5		1	0	1	1	0	0	0									
Emil Verban, R OBP: 0.152, SLG: 0.129							1B	SH5		0	0	0	0	0	0	0									
Frank Hiller, R OBP: 0.129, SLG: 0.129							2B	SH5		0	0	0	1	0	0	0									
Carmen Mauro, L OBP: 0.375, SLG: 0.451	2-3 K				K		HR BB	2B		4	1	2	3	1	0	0									
Hank Sauer, R OBP: 0.365, SLG: 0.512					K		5-3	L5		5	0	1	0	0	2	3									
Andy Patko, R OBP: 0.424, SLG: 0.636							1B WP	HR		4	4	3	3	0	1	1									
Bill Serena, R OBP: 0.355, SLG: 0.436							WP BB	L5		4	2	1	0	1	0	1									
Roy Smalley, R OBP: 0.326, SLG: 0.481							WP BB	L5		3	1	1	0	2	2	0									
Rube Walker, L OBP: 0.289, SLG: 0.333							E WP	BB		5	0	1	0	0	1	6									
Paul Minner, L OBP: 0.293, SLG: 0.270							E WP	BB		2	0	0	0	0	1	2									
Dutch Leonard, R OBP: 0.143, SLG: 0.143							1-2 2-3 3-H	K		0	0	0	0	0	0	0									
Hal Jeffcoat, R OBP: 0.227, SLG: 0.317							1-2 2-3 3-H	K		2	2	1	2	1	0	2									
Inning Stats	R: 0 E: 0 K: 2 S: 9	H: 0 LOB: 0 BB: 0 P: 12	R: 0 E: 0 K: 1 S: 8	H: 1 LOB: 0 BB: 0 P: 12	R: 0 E: 1 K: 1 S: 13	H: 0 LOB: 1 BB: 0 P: 22	R: 0 E: 0 K: 2 S: 12	H: 0 LOB: 0 BB: 0 P: 16	R: 2 E: 1 K: 2 S: 15	H: 2 LOB: 2 BB: 1 P: 24	R: 2 E: 0 K: 2 S: 13	H: 1 LOB: 0 BB: 1 P: 23	R: 2 E: 0 K: 0 S: 8	H: 3 LOB: 1 BB: 1 P: 16	R: 5 E: 0 K: 0 S: 9	H: 2 LOB: 1 BB: 3 P: 28	R: 1 E: 0 K: 0 S: 6	H: 3 LOB: 1 BB: 0 P: 8	1B: 6 2B: 4 3B: 0 HR: 2	SF: 0 SAC: 1 DP: 2 HBP: 1	WP: 2 PB: 0 SB: 0 CS: 0	PA: 45			
PITCHER	IP	WLS	BF	H	R	ER	SO	BB	IBB	HBP	BLK	WP	HR	S	P	ERA	WHIP								
Erv Palica, R ERA: 4.42	6.1	L	29	6	6	5	10	3	0	0	0	2	1	76	120	7.11	1.421								
Dan Bankhead, R ERA: 5.51	0.2		5	1	3	3	0	2	0	1	0	0	0	5	18	40.50	4.500								
Chris Van Cuyk, L ERA: 3.91	1.0		6	2	2	2	0	0	1	0	0	0	0	6	15	18.00	2.000								
Billy Loes, R ERA: 9.0	1.0		5	3	1	1	0	0	0	0	0	0	1	6	8	9.00	3.000								

AB	37
R	12
H	12
RBI	10
BB	6
SO	10
LOB	19



Batter	1	2	3	4	5	6	7	8	9	AB	R	H	RBI	BB	SO	LOB	BOTTOM								
Pee Wee Reese, R OBP: 0.356, SLG: 0.331	0-1 E4		1-1 1-3 1B		1-2 1B		K	1-1 F5		5	1	2	0	0	1	2	Chicago Cubs @ Brooklyn Dodgers Ebbets Field, Brooklyn, NY Fri Jul 28 1950, 3:33 AM EDT Att: 17,319 - Unknown								
Jim Russell, S OBP: 0.349, SLG: 0.510	0-0 G6-4-3		1-1 1-3		1-3 K		F5			3	0	0	0	0	1	4									
Gene Hermanski, L OBP: 0.377, SLG: 0.482			1-2 1-3		K		F5			2	0	0	0	0	1	2									
Duke Snider, L OBP: 0.376, SLG: 0.535	0-0 1B		1-3 K		1-1 1B		FC1-5 1B			5	0	3	1	0	1	1									
Jackie Robinson, R OBP: 0.456, SLG: 0.571					3-2 F3		1-1 1B			5	0	3	0	0	0	0									
Carl Furillo, R OBP: 0.353, SLG: 0.475					2-2 F9		0-1 WP 1B			3	1	1	0	0	0	0									
Cal Abrams, L OBP: 0.377, SLG: 0.482					2-2 F9		1-2 2-3 3-H			2	0	0	0	0	1	3									
Gil Hodges, R OBP: 0.389, SLG: 0.484					2-3 K		0-1 WP 1B			4	1	2	0	0	1	2									
Bruce Edwards, R OBP: 0.200, SLG: 0.383							0-2 HR			3	1	2	1	1	1	2									
Billy Cox, R OBP: 0.314, SLG: 0.420							0-1 FC1-5 1B			4	0	2	2	0	0	2									
Erv Palica, R OBP: 0.217, SLG: 0.304							1-2 FC1-5 1B			2	1	0	0	0	0	1									
Dan Bankhead, R OBP: 0.313, SLG: 0.323							E: 0 LOB: 2 BB: 1 P: 28			0	0	0	0	0	0	0									
Chris Van Cuyk, L OBP: 0.377, SLG: 0.482							E: 0 LOB: 2 BB: 1 P: 26			0	0	0	0	0	0	0									
Tommy Brown, R OBP: 0.304, SLG: 0.682							E: 0 LOB: 1 BB: 0 P: 15			0	0	0	0	0	0	0									
Billy Loes, R ERA: 9.0							E: 0 LOB: 1 BB: 0 P: 15			0	0	0	0	0	0	0									
Inning Stats	R: 0 E: 1 K: 0 S: 4	H: 1 LOB: 1 BB: 0 P: 4	R: 0 E: 0 K: 0 S: 10	H: 2 LOB: 0 BB: 0 P: 17	R: 0 E: 0 K: 1 S: 10	H: 1 LOB: 1 BB: 0 P: 13	R: 0 E: 0 K: 1 S: 9	H: 0 LOB: 0 BB: 0 P: 16	R: 3 E: 0 K: 1 S: 22	H: 5 LOB: 2 BB: 0 P: 28	R: 2 E: 0 K: 1 S: 15	H: 3 LOB: 2 BB: 1 P: 26	R: 0 E: 0 K: 1 S: 10	H: 2 LOB: 2 BB: 0 P: 13	R: 0 E: 0 K: 0 S: 6	H: 0 LOB: 0 BB: 0 P: 10	R: 0 E: 0 K: 2 S: 12	H: 1 LOB: 1 BB: 0 P: 15	1B: 14 2B: 0 3B: 0 HR: 1	SF: 0 SAC: 1 DP: 1 HBP: 0	WP: 1 PB: 0 SB: 0 CS: 0	PA: 41			
PITCHER	IP	WLS	BF	H	R	ER	SO	BB	IBB	HBP	BLK	WP	HR	S	P	ERA	WHIP								
Paul Minner, L ERA: 3.83	5.0		26	12	5	5	3	1	0	0	0	1	1	63	91	9.00	2.600								
Dutch Leonard, R ERA: 4.78	1.0	W	3	0	0	0	1	0	0	0	0	0	0	7	13	0.00	0.000								
Frank Hiller, R ERA: 4.59	3.0	S	12	3	0	0	3	0	0	0	0	0	0	28	38	0.00	1.000								






Batter	1	2	3	4	5	6	7	8	9	AB	R	H	RBI	BB	SO	LOB	TOP			
Wayne Terwilliger, R OBP: 0.313, SLG: 0.384 (1, 4)	F6		2B		K		6-3			4	0	1	0	0	1	1	Chicago Cubs @ Brooklyn Dodgers Ebbets Field, Brooklyn, NY Sat Jul 29 1950, 3:33 AM EDT Unknown			
Hal Jeffcoat, R OBP: 0.239, SLG: 0.328 Carmen Mauro, L OBP: 0.356, SLG: 0.426 (1, 8) (1, 7)	1B		F8		4-3		G3			1	0	1	0	0	0	0				
Bob Borkowski, R OBP: 0.325, SLG: 0.403 (1, 7) (1, 8)	HR		4-3			1B	6-3			4	2	2	1	0	0	1				
Hank Sauer, R OBP: 0.361, SLG: 0.506 (1, 3)	F6				F9		F7			4	0	0	0	0	0	1				
Andy Patko, R OBP: 0.422, SLG: 0.635 (1, 9)		2B			6-3		F7			4	0	1	0	0	0	1				
Bill Serena, R OBP: 0.356, SLG: 0.446 (1, 5)	K				HR		1B			3	1	1	1	1	1	1				
Roy Smalley, R OBP: 0.325, SLG: 0.479 (1, 6)	5-3				K2-3		FC6-4			4	0	1	1	0	1	1				
Mickey Owen, R OBP: 0.237, SLG: 0.257 (1, 2)	5-3				5-3		FC6-4			4	1	1	1	0	0	3				
Johnny Schmitz, R OBP: 0.143, SLG: 0.167 Dutch Leonard, R OBP: 0.143, SLG: 0.143 Emil Verban, R OBP: 0.147, SLG: 0.125 (1, 1) (7, 1) (9, PH)	K				2B		F2			3	0	1	0	0	1	0				
										0	0	0	0	0	0	0				
										1	0	0	0	0	0	0				
<b>Inning Stats</b>	R: 1 E: 0 K: 0 S: 7	H: 2 LOB: 0 BB: 0 P: 13	R: 0 E: 0 K: 1 S: 7	H: 1 LOB: 1 BB: 0 P: 9	R: 0 E: 0 K: 1 S: 10	H: 1 LOB: 0 BB: 0 P: 13	R: 1 E: 0 K: 1 S: 11	H: 1 LOB: 0 BB: 0 P: 18	R: 0 E: 0 K: 0 S: 14	H: 2 LOB: 2 BB: 1 P: 22	R: 0 E: 0 K: 0 S: 6	H: 0 LOB: 0 BB: 0 P: 10	R: 0 E: 0 K: 0 S: 15	H: 0 LOB: 0 BB: 0 P: 18	R: 1 E: 0 K: 0 S: 10	H: 1 LOB: 0 BB: 0 P: 13	1B: 3 2B: 3 3B: 0 HR: 3	SF: 0 SAC: 0 DP: 0 HBP: 0	WP: 0 PB: 0 SB: 0 CS: 0	PA: 36
<b>PITCHER</b> Preacher Roe, L ERA: 3.35 (1, 1)	IP: 9.0 WLS: W BF: 36 H: 9 R: 4 ER: 4 SO: 4 BB: 1 IBB: 0 HBP: 0 BLK: 0 WP: 0 HR: 3 S: 90 P: 132 ERA: 4.00 WHIP: 1.111															<b>PITCHER</b>				

Batter	1	2	3	4	5	6	7	8	9	AB	R	H	RBI	BB	SO	LOB	BOTTOM			
Pee Wee Reese, R OBP: 0.360, SLG: 0.344 (1, 6)	FC6		HR		5-3		F6			4	1	2	1	1	0	2	Chicago Cubs @ Brooklyn Dodgers Ebbets Field, Brooklyn, NY Sat Jul 29 1950, 3:33 AM EDT Unknown			
Jim Russell, S OBP: 0.345, SLG: 0.500 (1, 7)	1B		K				F8			5	0	1	0	0	1	3				
Duke Snider, L OBP: 0.373, SLG: 0.530 (1, 8)	FC6		L6				FC1			5	1	1	0	0	1	5				
Jackie Robinson, R OBP: 0.456, SLG: 0.573 (1, 4)	1-3		2B				FC1			4	1	2	1	0	0	2				
Carl Furillo, R OBP: 0.354, SLG: 0.482 (1, 9)		G3	1-3				HR			3	1	1	2	1	0	1				
Gil Hodges, R OBP: 0.393, SLG: 0.500 (1, 3)		HR					HR			4	1	3	1	0	0	0				
Roy Campanella, R OBP: 0.393, SLG: 0.589 (1, 2)							BB			3	1	1	0	1	1	1				
Billy Cox, R OBP: 0.309, SLG: 0.413 (1, 5)							2B			4	0	0	0	0	0	4				
Preacher Roe, R OBP: 0.177, SLG: 0.180 (1, 1)							1B			4	0	1	0	0	2	3				
										1	0	0	0	0	0	0				
<b>Inning Stats</b>	R: 0 E: 0 K: 0 S: 8	H: 1 LOB: 1 BB: 0 P: 15	R: 1 E: 0 K: 1 S: 9	H: 2 LOB: 1 BB: 0 P: 15	R: 1 E: 0 K: 1 S: 9	H: 2 LOB: 1 BB: 0 P: 12	R: 0 E: 0 K: 1 S: 9	H: 1 LOB: 2 BB: 1 P: 19	R: 2 E: 0 K: 0 S: 7	H: 2 LOB: 0 BB: 0 P: 15	R: 0 E: 0 K: 1 S: 8	H: 0 LOB: 0 BB: 0 P: 11	R: 1 E: 0 K: 0 S: 10	H: 2 LOB: 2 BB: 1 P: 21	R: 1 E: 1 K: 1 S: 12	H: 2 LOB: 3 BB: 1 P: 24	1B: 7 2B: 2 3B: 0 HR: 3	SF: 0 SAC: 0 DP: 0 HBP: 0	WP: 1 PB: 1 SB: 1 CS: 0	PA: 39
<b>PITCHER</b> Johnny Schmitz, L ERA: 4.52 Dutch Leonard, R ERA: 4.61 (1, 1) (7, 1)	IP: 6.2 WLS: L BF: 32 H: 10 R: 5 ER: 5 SO: 4 BB: 2 IBB: 0 HBP: 0 BLK: 0 WP: 0 HR: 3 S: 58 P: 105 ERA: 6.75 WHIP: 1.800															<b>PITCHER</b>				

AB	35
R	4
H	9
RBI	4
BB	1
SO	4
LOB	11



AB	36
R	6
H	12
RBI	5
BB	3
SO	5
LOB	21





Batter	1	2	3	4	5	6	7	8	9	AB	R	H	RBI	BB	SO	LOB	TOP			
Wayne Terwilliger, R OBP: 0.309, SLG: 0.358 (1.4)	0-1 L6		1-2 F6		0-1 F7			0-1 6-3		4	0	0	0	0	0	1	Chicago Cubs @ Brooklyn Dodgers Ebbets Field, Brooklyn, NY Sat Jul 29 1950, 3:38 AM EDT Att: 18,965 - Unknown			
Hal Jeffcoat, R OBP: 0.225, SLG: 0.309 (1.8)	1-1 4-3			1-3 K2-3		2-1 F3		1-3 K		4	0	0	0	0	2	0				
Carmen Mauro, L OBP: 0.349, SLG: 0.414 (1.7)	0-0 5-3			0-0 4-3		0-0 1B		1-3 K		4	0	1	0	0	1	0				
Preston Ward, L OBP: 0.343, SLG: 0.479 (1.3)		2-1 4-3		0-1 1B		1-3 K			0-0 F6	4	0	1	0	0	1	1				
Andy Patko, R OBP: 0.423, SLG: 0.630 (1.9)		3-3 K		4-2 1B			4-1 SH5-4 1B BB		3-2 F6	2	0	0	0	2	1	0				
Bill Serena, R OBP: 0.358, SLG: 0.447 (1.5)		2-2 F7		2-2 F2			0-0 SH5-4 1B		2-2 1B	4	0	2	0	0	0	2				
Roy Smalley, R OBP: 0.322, SLG: 0.474 (1.6)			1-2 F8		1-1 F7		0-1 SH5-4		0-0 F4	3	0	0	0	0	0	1				
Rube Walker, L OBP: 0.295, SLG: 0.353 (1.2)			1-2 HR		0-1 G3		4-0 G6-4-3 1B			2	1	1	1	1	0	0				
Johnny Klippstein, R OBP: 0.425, SLG: 0.619 (1.1)			0-3 K		0-0 1B		0-0 G6-4-3			3	0	1	0	0	1	3				
<b>Inning Stats</b>	R: 0 E: 0 K: 0 S: 5	H: 0 LOB: 0 BB: 0 P: 6	R: 0 E: 0 K: 1 S: 8	H: 0 LOB: 0 BB: 0 P: 15	R: 1 E: 0 K: 1 S: 12	H: 1 LOB: 0 BB: 0 P: 15	R: 0 E: 0 K: 1 S: 15	H: 1 LOB: 2 BB: 1 P: 22	R: 0 E: 0 K: 0 S: 7	H: 1 LOB: 1 BB: 0 P: 10	R: 0 E: 0 K: 0 S: 5	H: 1 LOB: 2 BB: 2 P: 13	R: 0 E: 0 K: 2 S: 9	H: 0 LOB: 0 BB: 0 P: 11	R: 0 E: 0 K: 0 S: 8	H: 1 LOB: 1 BB: 0 P: 13	1B: 5 2B: 1 3B: 0 HR: 1	SF: 0 SAC: 1 DP: 2 HBP: 0	WP: 0 PB: 0 SB: 0 CS: 1	PA: 34
<b>PITCHER</b> Ralph Branca, R ERA: 4.92 (1.1)	IP: 9.0 WLS: W BF: 34 H: 6 R: 1 ER: 1 SO: 6 BB: 2 IBB: 1 HBP: 0 BLK: 0 WP: 0 HR: 1 S: 76 P: 113 ERA: 1.00 WHIP: 0.889															<b>PITCHER</b> IP: 9.0 WLS: W BF: 34 H: 6 R: 1 ER: 1 SO: 6 BB: 2 IBB: 1 HBP: 0 BLK: 0 WP: 0 HR: 1 S: 76 P: 113 ERA: 1.00 WHIP: 0.889				

AB	30
R	1
H	6
RBI	1
BB	3
SO	6
LOB	8



Batter	1	2	3	4	5	6	7	8	9	AB	R	H	RBI	BB	SO	LOB	BOTTOM			
Pee Wee Reese, R OBP: 0.355, SLG: 0.339 (1.6)	1-2 F7		1-0 E5		2-3 K		2-2 5-3			4	0	0	0	0	1	1	Chicago Cubs @ Brooklyn Dodgers Ebbets Field, Brooklyn, NY Sat Jul 29 1950, 3:38 AM EDT Att: 18,965 - Unknown			
Gene Hermanski, L OBP: 0.374, SLG: 0.476 (1.7)	3-1 F6		0-1 G3		1-0 FC3-6 1B		3-3 K			4	0	1	0	0	1	2				
Duke Snider, L OBP: 0.375, SLG: 0.531 (1.8)	4-0 BB		1-1 6-3		1-2 FC3-6 1-2		2-1 2B			3	0	1	0	1	0	3				
Jackie Robinson, R OBP: 0.452, SLG: 0.566 (1.4)	2-2 1-3		2-1 F2		1-1 4-3		2-2 F4			4	0	0	0	0	0	3				
Carl Furillo, R OBP: 0.353, SLG: 0.482 (1.9)		1-2 F4		2-1 E 2B		1-0 1-3		2-2 F4		4	1	1	0	0	0	1				
Gil Hodges, R OBP: 0.392, SLG: 0.498 (1.3)		2-3 K		1-1 E7 2H 1B		3-2 F8				3	1	1	1	0	1	0				
Roy Campanella, R OBP: 0.390, SLG: 0.583 (1.2)		1-3 K		1-0 F2		1-0 F2				3	0	0	0	0	1	1				
Billy Cox, R OBP: 0.313, SLG: 0.411 (1.5)			4-1 G3 SH3 BB		4-1 BB		2-2 F5			1	0	0	0	2	0	0				
Ralph Branca, R OBP: 0.200, SLG: 0.364 (1.1)			0-1 SH3		3-H 2-3 K		2-2 5-3			2	0	0	0	0	1	1				
<b>Inning Stats</b>	R: 0 E: 0 K: 0 S: 11	H: 0 LOB: 1 BB: 1 P: 21	R: 0 E: 0 K: 2 S: 9	H: 0 LOB: 0 BB: 0 P: 13	R: 0 E: 1 K: 0 S: 8	H: 0 LOB: 2 BB: 1 P: 14	R: 2 E: 1 K: 1 S: 11	H: 2 LOB: 1 BB: 1 P: 23	R: 0 E: 0 K: 0 S: 10	H: 1 LOB: 1 BB: 0 P: 15	R: 0 E: 0 K: 0 S: 5	H: 0 LOB: 0 BB: 0 P: 10	R: 0 E: 0 K: 0 S: 9	H: 0 LOB: 0 BB: 0 P: 15	R: 0 E: 0 K: 1 S: 13	H: 1 LOB: 1 BB: 0 P: 22	1B: 2 2B: 2 3B: 0 HR: 0	SF: 0 SAC: 1 DP: 0 HBP: 0	WP: 0 PB: 0 SB: 1 CS: 0	PA: 32
<b>PITCHER</b> Johnny Klippstein, R ERA: 3.9 (1.1)	IP: 8.0 WLS: L BF: 32 H: 4 R: 2 ER: 1 SO: 5 BB: 3 IBB: 0 HBP: 0 BLK: 0 WP: 0 HR: 0 S: 76 P: 133 ERA: 1.12 WHIP: 0.875															<b>PITCHER</b> IP: 8.0 WLS: L BF: 32 H: 4 R: 2 ER: 1 SO: 5 BB: 3 IBB: 0 HBP: 0 BLK: 0 WP: 0 HR: 0 S: 76 P: 133 ERA: 1.12 WHIP: 0.875				

AB	28
R	2
H	4
RBI	1
BB	3
SO	5
LOB	12





Batter	1	2	3	4	5	6	7	8	9	AB	R	H	RBI	BB	SO	LOB	TOP				
Wayne Terwilliger, R OBP: 0.308, SLG: 0.388	F8			HR		4-3		G6-4-3		4	1	1	2	0	0	2					
Carmen Mauro, L OBP: 0.328, SLG: 0.387	B1-3			K		6-3			4-3	4	0	0	0	0	1	0					
Ron Northey, L OBP: 0.351, SLG: 0.477	F7			5-3			K		DI 2B	4	0	1	0	0	1	0					
Andy Pafko, R OBP: 0.418, SLG: 0.622		5-3		K			5-3		6-3	4	0	0	0	0	1	1					
Preston Ward, L OBP: 0.349, SLG: 0.474					K		FC5-4 BB		K	3	0	1	0	1	2	1					
Bill Serena, R OBP: 0.355, SLG: 0.442	G4-6-3				5-3		FC5-4			3	0	0	0	0	0	2					
Roy Smalley, R OBP: 0.320, SLG: 0.470			F9		5-3			6-3		3	0	0	0	0	0	0					
Rube Walker, L OBP: 0.296, SLG: 0.353			4-3			E1		1B		3	1	1	0	0	0	0					
Bob Rush, R OBP: 0.200, SLG: 0.203			5-3			6-3				1	0	0	0	0	0	0					
Doyle Lade, R OBP: 0.360, SLG: 0.360						6-3				1	0	0	0	0	0	1					
Hank Sauer, R OBP: 0.363, SLG: 0.508										1	0	1	0	0	0	0					
Johnny Vander Meer, S OBP: 0.167, SLG: 0.273								G6-4-3		0	0	0	0	0	0	0					
<b>Inning Stats</b>	R: 0 E: 0 K: 0 S: 6	H: 0 LOB: 0 BB: 0 P: 8	R: 0 E: 0 K: 0 S: 6	H: 1 LOB: 0 BB: 0 P: 10	R: 0 E: 0 K: 0 S: 7	H: 0 LOB: 0 BB: 0 P: 10	R: 1 E: 0 K: 2 S: 11	H: 1 LOB: 0 BB: 0 P: 16	R: 0 E: 0 K: 1 S: 6	H: 0 LOB: 0 BB: 0 P: 10	R: 0 E: 1 K: 0 S: 12	H: 0 LOB: 1 BB: 0 P: 18	R: 0 E: 0 K: 1 S: 10	H: 0 LOB: 1 BB: 1 P: 21	R: 0 E: 0 K: 0 S: 11	H: 2 LOB: 1 BB: 0 P: 14	R: 0 E: 0 K: 1 S: 11	H: 1 LOB: 1 BB: 0 P: 14	1B: 3 2B: 1 3B: 0 HR: 1	SF: 0 SAC: 0 DP: 2 HBP: 0	WP: 0 PA: 32 PB: 0 SB: 0 CS: 0
<b>PITCHER</b> Don Newcombe, R ERA: 4.25	IP: 9.0 WLS: W BF: 32 H: 5 R: 2 ER: 1 SO: 5 BB: 1 IBB: 0 HBP: 0 BLK: 0 WP: 0 HR: 1 S: 80 P: 121 ERA: 1.00 WHIP: 0.667															<b>PITCHER</b>					

Chicago Cubs @ Brooklyn Dodgers  
Ebbets Field, Brooklyn, NY  
Sun Jul 30 1950, 3:33 AM EDT  
Att: 14,792 - Unknown


AB	31
R	2
H	5
RBI	2
BB	1
SO	5
LOB	7



Batter	1	2	3	4	5	6	7	8	9	AB	R	H	RBI	BB	SO	LOB	BOTTOM		
Pee Wee Reese, R OBP: 0.397, SLG: 0.353	HBP 1B		5-3		HR	K				4	2	2	1	0	1	0			
Gene Hermanski, L OBP: 0.377, SLG: 0.476	6-3 HBP		4-3		2B	4-3				4	1	2	0	0	0	0			
Duke Snider, L OBP: 0.378, SLG: 0.539	F5		2B		2B			6-3-5		4	2	3	0	0	0	2			
Jackie Robinson, R OBP: 0.455, SLG: 0.573	6-3 HBP		2B		1B			F8		3	1	2	3	0	0	1			
Carl Furillo, R OBP: 0.352, SLG: 0.480	6-3		F5		2B			6-3-5		4	0	1	2	0	0	4			
Gil Hodges, R OBP: 0.388, SLG: 0.492	5-3			F2	G5-4-3			5-3		4	0	0	0	0	0	3			
Roy Campanella, R OBP: 0.391, SLG: 0.593		K		1B	HR			6-3		4	1	2	1	0	1	0			
Billy Cox, R OBP: 0.309, SLG: 0.404		F6		K	6-3			5-3		4	0	0	0	0	1	1			
Don Newcombe, L OBP: 0.327, SLG: 0.340		G3		K		F7				3	0	0	0	0	1	1			
<b>Inning Stats</b>	R: 1 E: 0 K: 0 S: 8	H: 2 LOB: 2 BB: 0 P: 17	R: 0 E: 0 K: 1 S: 8	H: 0 LOB: 0 BB: 0 P: 12	R: 1 E: 0 K: 0 S: 8	H: 2 LOB: 1 BB: 0 P: 15	R: 0 E: 0 K: 2 S: 9	H: 1 LOB: 0 BB: 0 P: 12	R: 5 E: 0 K: 0 S: 11	H: 6 LOB: 0 BB: 0 P: 17	R: 0 E: 0 K: 1 S: 6	H: 0 LOB: 0 BB: 0 P: 13	R: 0 E: 0 K: 0 S: 6	H: 1 LOB: 0 BB: 0 P: 9	R: 0 E: 0 K: 0 S: 5	H: 0 LOB: 0 BB: 0 P: 9	1B: 6 2B: 5 3B: 0 HR: 2	SF: 0 SAC: 0 DP: 2 HBP: 1	WP: 0 PA: 35 PB: 0 SB: 0 CS: 0
<b>PITCHER</b> Bob Rush, R ERA: 3.77 Doyle Lade, R ERA: 4.52 Johnny Vander Meer, L ERA: 4.2	IP: 4.0 WLS: L BF: 23 H: 10 R: 7 ER: 7 SO: 3 BB: 0 IBB: 0 HBP: 0 BLK: 0 WP: 0 HR: 1 S: 39 P: 66 ERA: 15.75 WHIP: 2.500															<b>PITCHER</b>			

Chicago Cubs @ Brooklyn Dodgers  
Ebbets Field, Brooklyn, NY  
Sun Jul 30 1950, 3:33 AM EDT  
Att: 14,792 - Unknown

AB	34
R	7
H	12
RBI	7
BB	0
SO	4
LOB	12





Batter	1	2	3	4	5	6	7	8	9	AB	R	H	RBI	BB	SO	LOB	TOP					
Wayne Terwilliger, R OBP: 0.309, SLG: 0.366	0-0 E5		1-2 F5		2-3 K		1-2 2B 1B	4-0 BB		4	2	1	0	1	1	0						
Bill Serena, R OBP: 0.356, SLG: 0.443	1-1 E1		4-1 BB		1-2 F9		2-0 WP 2B	1-2 F7		4	1	1	1	1	0	2						
Preston Ward, L OBP: 0.342, SLG: 0.461	1-0 E8		1-2 L9			0-0 2B 1B	1-0 4-3	2-0 F2		5	1	1	0	0	0	3						
Hank Sauer, R OBP: 0.366, SLG: 0.505	1-0 F3			4-2 1B HBP BB		1-2 F4	4-1 BB WP 1B BB		4-1 BB	2	1	0	0	3	0	2						
Andy Patko, R OBP: 0.421, SLG: 0.623	3-3 K			4-2 1B HBP		0-1 2B 1B	4-0 BB BB		0-1 B3	3	2	1	0	1	1	2						
Ron Northey, L OBP: 0.356, SLG: 0.484		2-0 F8		2-0 G3-6-1 1B		2-0 1B	4-0 1B BB		0-1 F9	4	1	2	1	1	0	1						
Roy Smalley, R OBP: 0.321, SLG: 0.469		3-3 K		1-3 K		2-3 2B	1-1 BB		0-3 K	5	0	2	4	0	3	4						
Rube Walker, L OBP: 0.293, SLG: 0.349		2-0 F8		0-1 G3-6-1		2-3 2B	1-3 BB			2	0	0	0	0	0	3						
Bob Borkowski, R OBP: 0.324, SLG: 0.400				1-2 1B		2-H 3-H 0-2 G6-4-3	1-3 BB			1	0	0	0	0	0	1						
Mickey Owen, R OBP: 0.236, SLG: 0.256				1-2 1B		1-2 1B	5-3			1	0	0	0	0	0	2						
Frank Hiller, R OBP: 0.310, SLG: 0.289			1-2 6-3		0-1 B1		1-0 F6	0-0 CS 1B		2	0	0	0	0	0	0						
Hal Jeffcoat, R OBP: 0.222, SLG: 0.304										1	0	0	0	0	0	0						
Johnny Schmitz, R OBP: 0.143, SLG: 0.167										0	0	0	0	0	0	0						
Paul Minner, L OBP: 0.310, SLG: 0.289										1	0	1	0	0	0	0						
<b>Inning Stats</b>	R: 1 E: 3 K: 1 S: 10	H: 0 LOB: 1 BB: 0 P: 16	R: 0 E: 0 K: 1 S: 6	H: 0 LOB: 0 BB: 13	R: 0 E: 0 K: 0 S: 11	H: 0 LOB: 1 BB: 1	R: 0 E: 0 K: 1 S: 12	H: 1 LOB: 2 BB: 1	R: 0 E: 0 K: 1 S: 10	H: 0 LOB: 0 BB: 0	R: 3 E: 0 K: 0 S: 16	H: 4 LOB: 0 BB: 0	R: 4 E: 0 K: 0 S: 10	H: 3 LOB: 2 BB: 3	R: 0 E: 0 K: 1 S: 6	H: 1 LOB: 1 BB: 1	R: 0 E: 0 K: 1 S: 8	H: 0 LOB: 1 BB: 1	1B: 6 2B: 3 3B: 0 HR: 0	SF: 0 SAC: 0 DP: 2 HBP: 1	WP: 1 PB: 0 SB: 0 CS: 1	PA: 43
<b>PITCHER</b>	IP WLS BF H R ER SO BB IBB HBP BLK WP HR S P ERA WHIP																					
Dan Bankhead, R ERA: 5.48	(1, 1) 5.1 L 25 5 4 3 4 2 0 1 0 0 0 0 61 98 5.06 1.312																					
Chris Van Cuyk, L ERA: 4.44	(6, 1) 1.1 L 5 2 2 2 0 0 0 0 0 0 0 0 10 15 13.50 1.500																					
Rex Barney, R ERA: 6.25	(7, 1) 0.0 3 0 2 0 0 3 0 0 0 0 1 0 1 13 ∞ ∞																					
Billy Loes, R ERA: 8.53	(7, 1) 0.1 2 1 2 2 0 0 0 0 0 0 0 3 5 54.00 3.000																					
Ralph Branca, R ERA: 4.61	(8, 1) 2.0 8 1 0 0 1 2 0 0 0 0 0 0 14 24 0.00 1.500																					

Chicago Cubs @ Brooklyn Dodgers  
Ebbets Field, Brooklyn, NY  
Mon Jul 31 1950, 3:33 AM EDT  
Att: 12,897 - Unknown

AB 35  
R 8  
H 9  
RBI 6  
BB 7  
SO 5  
LOB 20



Batter	1	2	3	4	5	6	7	8	9	AB	R	H	RBI	BB	SO	LOB	BOTTOM					
Pee Wee Reese, R OBP: 0.359, SLG: 0.350	3-2 6-3		2-0 6-3		4-2 1B HR BB		4-0 G5-4-3 BB			2	1	0	0	2	0	0						
Gene Hermanski, L OBP: 0.377, SLG: 0.473	0-0 4-3		1-0 3-1		0-1 HR 1B		2-0 G5-4-3			3	1	1	1	0	0	0						
Jim Russell, S OBP: 0.343, SLG: 0.497					1-3 HR 1B		1-2 1B			1	0	0	0	0	0	2						
Duke Snider, L OBP: 0.380, SLG: 0.547	1-0 E 1B			0-0 4-3		1-0 HR		0-0 B1-3		4	1	2	3	0	0	0						
Jackie Robinson, R OBP: 0.455, SLG: 0.572	0-0 E5			0-2 CS 1B		1-3 1B		2-2 3-1		4	0	2	0	0	0	0						
Carl Furillo, R OBP: 0.348, SLG: 0.475	2-2 6-3			2-1 4-3		3-2 F6		2-2 4-3		4	0	0	0	0	0	3						
Gil Hodges, R OBP: 0.387, SLG: 0.489		0-1 F8			0-1 SH3-4 1B		1-0 F9		0-1 1-3	4	1	1	0	0	0	0						
Roy Campanella, R OBP: 0.389, SLG: 0.588		0-1 5-3			0-0 6-3 SH3-4 1B		1-2 F6		2-3 K	4	1	1	0	0	1	0						
Billy Cox, R OBP: 0.305, SLG: 0.399		2-2 1-3			0-0 SH3-4		3-2 L7		1-2 F8	3	0	0	0	0	0	0						
Dan Bankhead, R ERA: 5.48	(1, 1) 5.1 L 25 5 4 3 4 2 0 1 0 0 0 0 61 98 5.06 1.312																					
Chris Van Cuyk, L ERA: 4.44	(6, 1) 1.1 L 5 2 2 2 0 0 0 0 0 0 0 0 10 15 13.50 1.500																					
Rex Barney, R ERA: 6.25	(7, 1) 0.0 3 0 2 0 0 3 0 0 0 0 1 0 1 13 ∞ ∞																					
Billy Loes, R ERA: 8.53	(7, 1) 0.1 2 1 2 2 0 0 0 0 0 0 0 3 5 54.00 3.000																					
Tommy Brown, R OBP: 0.333, SLG: 0.682	(8, 1) 2.0 8 1 0 0 1 2 0 0 0 0 0 0 14 24 0.00 1.500																					
Ralph Branca, R ERA: 4.61	(8, 1) 2.0 8 1 0 0 1 2 0 0 0 0 0 0 14 24 0.00 1.500																					
<b>Inning Stats</b>	R: 0 E: 1 K: 0 S: 9	H: 2 LOB: 2 BB: 0 P: 15	R: 0 E: 0 K: 0 S: 7	H: 0 LOB: 0 BB: 0	R: 0 E: 0 K: 0 S: 6	H: 1 LOB: 0 BB: 0	R: 0 E: 0 K: 0 S: 6	H: 1 LOB: 0 BB: 0	R: 0 E: 0 K: 0 S: 9	H: 0 LOB: 0 BB: 0	R: 0 E: 0 K: 0 S: 7	H: 0 LOB: 0 BB: 2	R: 0 E: 0 K: 0 S: 7	H: 0 LOB: 0 BB: 0	R: 0 E: 0 K: 1 S: 8	H: 0 LOB: 0 BB: 0	R: 0 E: 0 K: 1 S: 8	H: 0 LOB: 0 BB: 0	1B: 6 2B: 0 3B: 0 HR: 1	SF: 0 SAC: 1 DP: 1 HBP: 0	WP: 0 PB: 0 SB: 0 CS: 1	PA: 35
<b>PITCHER</b>	IP WLS BF H R ER SO BB IBB HBP BLK WP HR S P ERA WHIP																					
Frank Hiller, R ERA: 4.91	(1, 1) 6.0 W 25 7 5 5 0 0 1 0 0 0 0 0 52 78 7.50 1.333																					
Johnny Schmitz, L ERA: 4.51	(7, 1) 0.1 3 0 0 0 0 2 0 0 0 0 0 0 6 17 0.00 6.000																					
Paul Minner, L ERA: 3.74	(7, 1) 2.2 S 7 0 0 0 0 1 0 0 0 0 0 0 0 16 25 0.00 0.000																					

Chicago Cubs @ Brooklyn Dodgers  
Ebbets Field, Brooklyn, NY  
Mon Jul 31 1950, 3:33 AM EDT  
Att: 12,897 - Unknown

AB 31  
R 5  
H 7  
RBI 5  
BB 3  
SO 1  
LOB 6






Batter	1	2	3	4	5	6	7	8	9	AB	R	H	RBI	BB	SO	LOB	TOP					
<b>Stan Rojek, R</b> OBP: 0.246, SLG: 0.245	4-2 1B BB 4-3 BB	3-3 K		4-1 BB BB HR BB	2-0 5-3		1-2 F7			3	2	0	0	2	1	1	<b>Pittsburgh Pirates @ Brooklyn Dodgers</b> Ebbets Field, Brooklyn, NY Tue Aug 01 1950, 3:33 AM EDT Att: 22,010 - Unknown					
<b>Ted Beard, L</b> OBP: 0.366, SLG: 0.372	4-1 4-3 1B 1-2 HR BB	3-3 K		4-1 1-2 HR BB		4-1 BB BB 2B BB		1-3 K		2	3	0	0	3	2	0						
<b>Ralph Kiner, R</b> OBP: 0.419, SLG: 0.562	2-1 4-3 HR 1-2 2-3 1B		4-0 BB BB	0-0 1-H 2-H HR		4-0 2B BB 1-2 F7 BB		0-1 1B		3	3	3	3	2	0	0						
<b>Gus Bell, L</b> OBP: 0.339, SLG: 0.455	2-1 4-3		4-2 BB	1-3 K		0-0 2B BB		2-3 K		2	0	0	1	1	1	2						
<b>Wally Westlake, R</b> OBP: 0.345, SLG: 0.515	1-2 2-3 3-H		1-2 BB			1-3 2B				2	0	1	1	0	1	1						
<b>Danny Murtaugh, R</b> OBP: 0.402, SLG: 0.423	1-2 F3		1-0 B1			1-0 F4		0-1 6-3		4	0	0	0	1	0	5						
<b>Hank Schemz, R</b> OBP: 0.304, SLG: 0.413						4-1 G6-4-3 1BB				1	0	0	0	0	0	0						
<b>Dale Coogan, L</b> OBP: 0.376, SLG: 0.324	0-1 2-H 3-H HR		2-3 K			0-0 2B 1B		0-1 G3		4	2	2	4	0	1	4						
<b>George Strickland, R</b> OBP: 0.222, SLG: 0.087						2-2 2B 1B				1	0	0	0	0	1	0						
<b>Pete Castiglione, R</b> OBP: 0.314, SLG: 0.314	1-0 5-3		2-1 FC5-4			4-0 1-2 2B BB		3-3 G6-4-3		4	1	0	0	1	0	4						
<b>Earl Turner, R</b> OBP: 0.265, SLG: 0.283		2-1 HR		4-1 G4-6-3 BB		0-3 K		0-0 F7		3	1	1	1	1	1	2						
<b>Clyde McCullough, R</b> OBP: 0.357, SLG: 0.419						0-1 G4-6-3 2B		3-2 F9		0	0	0	0	0	0	0						
<b>Cliff Chambers, L</b> ERA: 5.86		1-1 6-3				1-2 2B				1	0	0	0	0	0	0						
<b>Murry Dickson, R</b> ERA: 4.44						0-1 1-H 2-H				0	0	0	0	0	0	0						
<b>Mel Queen, R</b> ERA: 6.95										0	0	0	0	0	0	0						
<b>Frank Papish, L</b> ERA: 23.14										0	0	0	0	0	0	0						
<b>Bill Werle, L</b> ERA: 5.62										0	0	0	0	0	0	0						
<b>Inning Stats</b>	R: 4 E: 0 K: 0 S: 15	H: 2 LOB: 0 BB: 2 P: 29	R: 1 E: 0 K: 2 S: 10	H: 1 LOB: 0 BB: 0 P: 19	R: 0 E: 0 K: 1 S: 12	H: 0 LOB: 2 BB: 2 P: 25	R: 3 E: 0 K: 1 S: 9	H: 1 LOB: 1 BB: 3 P: 22	R: 2 E: 0 K: 1 S: 10	H: 2 LOB: 1 BB: 1 P: 19	R: 2 E: 0 K: 0 S: 9	H: 1 LOB: 0 BB: 3 P: 23	R: 0 E: 0 K: 0 S: 7	H: 0 LOB: 0 BB: 0 P: 11	R: 0 E: 0 K: 2 S: 10	H: 1 LOB: 1 BB: 0 P: 13	R: 0 E: 0 K: 1 S: 9	H: 0 LOB: 0 BB: 0 P: 12	1B: 3 2B: 2 3B: 0 HR: 3	SF: 0 SAC: 0 DP: 2 HBP: 0	WP: 0 PB: 0 SB: 0 CS: 0	PA: 44
<b>PITCHER</b>	IP WLS BF H R ER SO BB IBB HBP BLK WP HR S P ERA WHIP																					
<b>Ralph Branca, R</b> ERA: 5.86	(1, 1) 1.0 8 3 5 5 0 2 0 0 0 0 0 2 17 33 45.00 5.000																					
<b>Rex Barney, R</b> ERA: 4.4	(2, 1) 3.0 14 1 3 3 4 5 0 0 0 0 0 1 29 62 9.00 2.000																					
<b>Dan Bankhead, R</b> ERA: 4.3	(5, 1) 1.0 8 2 4 4 1 3 0 0 0 0 0 0 11 28 36.00 5.000																					
<b>Preacher Roe, L</b> ERA: 3.05	(6, 1) 4.0 W 14 2 0 0 3 0 1 0 0 0 0 0 34 50 0.00 0.500																					

Batter	1	2	3	4	5	6	7	8	9	AB	R	H	RBI	BB	SO	LOB	BOTTOM			
<b>Billy Cox, R</b> OBP: 0.317, SLG: 0.429	0-0 5-3	4-1 BB	0-0 2B 1B		1-0 6-3	1-0 WP 2B		2-1 HR 3B		5	2	3	2	1	0	0	<b>Pittsburgh Pirates @ Brooklyn Dodgers</b> Ebbets Field, Brooklyn, NY Tue Aug 01 1950, 3:33 AM EDT Att: 22,010 - Unknown			
<b>Jim Russell, S</b> OBP: 0.379, SLG: 0.602	1-2 2-3 1B	1-2 F8	4-2 2B BB		0-0 FC6 1B	4-2 0-3 BB		4-0 HR BB		3	1	2	1	3	0	3				
<b>Duke Snider, L</b> OBP: 0.397, SLG: 0.574	2-2 1-2		2-2 2B 1B		0-2 FC6	3-2 9-3		0-0 HR 1B		6	2	3	2	0	0	4				
<b>Jackie Robinson, R</b> OBP: 0.452, SLG: 0.583	0-0 F4		1-2 2B 1B		2-0 1B 1B	2-1 CS BB		1-0 HR		6	3	4	4	0	0	2				
<b>Carl Furillo, R</b> OBP: 0.352, SLG: 0.448		2-1 FC3-6 BB 1B	1-2 1-H 2-H 2B		2-2 F3	2-1 1B 1B		1-0 1B 2B 1B		5	4	4	2	1	0	0				
<b>Gil Hodges, R</b> OBP: 0.388, SLG: 0.474		2-2 F8	1-2 2-H 1B 2B		2-1 HR	2-0 F9		2-2 2B 1B		6	3	3	2	0	1	5				
<b>Roy Campanella, R</b> OBP: 0.421, SLG: 0.640		1-0 FC3-6 1B	3-1 1B BB 1B		1-1 6-3	0-0 1B 1B		1-2 E 1B		6	2	4	4	0	0	2				
<b>Pee Wee Reese, R</b> OBP: 0.326, SLG: 0.323		0-1 FC3-6 BB BB	2-1 BB BB 1B		2-2 F7	3-1 E 1B		1-0 CS		5	3	2	1	1	0	3				
<b>Ralph Branca, R</b> OBP: 0.071, SLG: 0.286		4-1 BB BB	1-3 2B 1B		0-0 B1-3	0-0 E1		SH2-4		0	0	0	0	0	0	0				
<b>Rex Barney, R</b> ERA: 4.95										1	0	0	0	1	1	2				
<b>Dan Bankhead, R</b> OBP: 0.310, SLG: 0.321										1	0	0	0	0	0	0				
<b>Preacher Roe, R</b> OBP: 0.162, SLG: 0.167										2	1	0	0	0	0	0				
<b>Inning Stats</b>	R: 0 E: 0 K: 0 S: 8	H: 1 LOB: 1 BB: 0 P: 11	R: 1 E: 0 K: 0 S: 13	H: 2 LOB: 3 BB: 2 P: 27	R: 7 E: 0 K: 1 S: 26	H: 8 LOB: 1 BB: 1 P: 41	R: 1 E: 0 K: 0 S: 11	H: 1 LOB: 0 BB: 0 P: 18	R: 0 E: 0 K: 1 S: 6	H: 1 LOB: 1 BB: 1 P: 15	R: 7 E: 0 K: 0 S: 19	H: 6 LOB: 1 BB: 2 P: 39	R: 0 E: 0 K: 0 S: 6	H: 0 LOB: 1 BB: 1 P: 15	R: 0 E: 0 K: 1 S: 9	H: 0 LOB: 0 BB: 0 P: 12	1B: 17 2B: 6 3B: 1 HR: 2	SF: 0 SAC: 1 DP: 1 HBP: 0	WP: 1 PB: 0 SB: 0 CS: 1	PA: 55
<b>PITCHER</b>	IP WLS BF H R ER SO BB IBB HBP BLK WP HR S P ERA WHIP																			
<b>Cliff Chambers, L</b> ERA: 3.69	(1, 1) 2.0 15 7 5 5 0 1 0 0 0 0 0 0 8 14 0.00 9.000																			
<b>Murry Dickson, R</b> ERA: 4.95	(3, 1) 0.1 4 3 0 0 1 0 0 0 0 0 0 0 6 12 40.50 3.000																			
<b>Mel Queen, R</b> ERA: 6.95	(3, 1) 0.2 3 1 3 3 0 1 0 0 0 0 0 0 6 12 40.50 3.000																			
<b>Frank Papish, L</b> ERA: 23.14	(4, 1) 1.0 4 1 1 1 0 0 0 0 0 0 0 1 11 18 9.00 1.000																			
<b>Bill Werle, L</b> ERA: 5.62	(5, 1) 1.1 L 11 6 5 4 0 0 0 0 0 0 0 0 15 26 27.00 4.500																			
<b>Hank Borowy, R</b> ERA: 7.79	(6, 1) 0.2 2 0 0 0 0 0 0 0 0 0 0 0 8 14 0.00 9.000																			
<b>Vic Lombardi, L</b> ERA: 9.33	(7, 1) 2.0 15 7 7 7 1 3 0 0 0 0 0 0 1 25 54 31.50 5.000																			


AB	33
R	12
H	8
RBI	12
BB	11
SO	8
LOB	20




AB	46
R	21
H	25
RBI	18
BB	7
SO	2
LOB	21





Batter	1	2	3	4	5	6	7	8	9	10	AB	R	H	RBI	BB	SO	LOB	TOP						
Stan Rojek, R OBP: 0.321, SLG: 0.326 (1, 6)	3-2 6-3		2-2 1B		0-2 HR		4-1 FC1-5 BB		1-0 F7		4	1	2	0	1	0	0	<b>Pittsburgh Pirates @ Brooklyn Dodgers</b> Ebbets Field, Brooklyn, NY Wed Aug 02 1950, 3:33 AM EDT Att: 6,361 - Unknown  livebaseballscorecards.com  <b>AB 40</b> <b>R 4</b> <b>H 12</b> <b>RBI 4</b> <b>BB 4</b> <b>SO 4</b> <b>LOB 16</b>  						
Ted Beard, L OBP: 0.338, SLG: 0.363 Wally Westlake, R OBP: 0.350, SLG: 0.463 (9, PH)	1-2 F7		2-3 K		1-3 K		1-1 FC1-5 1B		4-0 FC4-6 BB		4	0	0	0	0	2	3							
Johnny Hopp, L OBP: 0.411, SLG: 0.496 (1, 9)	0-0 2B		1-0 L4		2-0 HR		1-1 1B		0-1 FC4-6 HR		5	2	3	2	0	0	2							
Ralph Kiner, R OBP: 0.416, SLG: 0.617 (1, 7)	0-0 F7				1-1 F7		3-2 1B		1-0 HR		4	1	2	2	1	0	1							
Danny O'Connell, R OBP: 0.267, SLG: 0.429 (1, 5)		2-2 6-3		1-3 K	1-2 1B		3-2 G6-4-3 IBB		0-1 F7		5	0	1	0	0	1	3							
Pete Castiglione, R OBP: 0.330, SLG: 0.330 (1, 4)		0-1 5-3		1-2 1B	1-1 F7				1-0 L5		5	0	1	0	0	0	2							
Jack Phillips, R OBP: 0.326, SLG: 0.430 (1, 3)		4-0 FC5-4 BB		0-0 FC5-4 1B		0-3 K		3-2 F3		3-2 G4-6-3 1B	4	0	2	0	1	1	0							
Clayde McCullough, R OBP: 0.346, SLG: 0.418 Gus Bell, L OBP: 0.310, SLG: 0.404 Ray Mueller, R OBP: 0.342, SLG: 0.491 (10, PH)	1-0 FC5-4		0-1 FC5-4 1B		1-0 F8		1-1 F8		1-1 1B		4	0	1	0	0	0	3							
Bill Werle, L OBP: 0.279, SLG: 0.231 Murry Dickson, R OBP: 0.280, SLG: 0.286 (9, 1)			1-1 6-3		0-2 G3		0-0 F7		1-1 3-1		4	0	0	0	0	0	1							
<b>Inning Stats</b>	R: 0 E: 0 K: 0 S: 8	H: 1 LOB: 1 BB: 0 P: 12	R: 0 E: 0 K: 0 S: 8	H: 0 LOB: 1 BB: 1 P: 15	R: 0 E: 0 K: 1 S: 9	H: 1 LOB: 0 BB: 0 P: 15	R: 0 E: 0 K: 1 S: 12	H: 2 LOB: 2 BB: 0 P: 15	R: 2 E: 0 K: 1 S: 19	H: 4 LOB: 2 BB: 0 P: 27	R: 0 E: 0 K: 1 S: 6	H: 0 LOB: 0 BB: 0 P: 7	R: 0 E: 1 K: 0 S: 8	H: 1 LOB: 2 BB: 2 P: 21	R: 0 E: 0 K: 0 S: 8	H: 1 LOB: 1 BB: 0 P: 14	R: 2 E: 0 K: 0 S: 6		H: 1 LOB: 0 BB: 1 P: 12	R: 0 E: 0 K: 0 S: 5	H: 1 LOB: 0 BB: 0 P: 9	1B: 9 2B: 1 3B: 0 HR: 2	SF: 0 SAC: 0 DP: 2 HBP: 0	WP: 0 PB: 0 SB: 0 CS: 0
<b>PITCHER</b> Ralph Branca, R ERA: 4.68 (1, 1)	IP: 10.0 WLS: 0 BF: 44 H: 12 R: 4 ER: 4 SO: 4 BB: 3 IBB: 1 HBP: 0 BLK: 0 WP: 0 HR: 2 S: 89 P: 147 ERA: 3.60 WHIP: 1.500																							

Batter	1	2	3	4	5	6	7	8	9	10	AB	R	H	RBI	BB	SO	LOB	BOTTOM						
Pee Wee Reese, R OBP: 0.361, SLG: 0.344 (1, 6)	4-0 FC5-4 BB		1-0 5-3			0-1 B2-3			4-1 HR BB	4-1 1B	2	1	0	0	3	0	0	<b>Pittsburgh Pirates @ Brooklyn Dodgers</b> Ebbets Field, Brooklyn, NY Wed Aug 02 1950, 3:33 AM EDT Att: 6,361 - Unknown  livebaseballscorecards.com  <b>AB 34</b> <b>R 5</b> <b>H 7</b> <b>RBI 5</b> <b>BB 4</b> <b>SO 4</b> <b>LOB 8</b>  						
Jim Russell, S OBP: 0.342, SLG: 0.506 (1, 7)	1-1 FC5-4 HR		0-0 F4			2-2 F8			0-0 HR BB	1-1 1B	5	2	2	3	0	0	1							
Duke Snider, L OBP: 0.376, SLG: 0.539 (1, 8)	0-3 K				0-0 G3		0-2 1-3		0-1 F9		4	0	0	0	0	1	1							
Jackie Robinson, R OBP: 0.455, SLG: 0.577 (1, 4)	1-1 HR				0-0 5-3		1-1 F3		0-0 PO 1B		4	1	2	2	0	0	0							
Carl Furillo, R OBP: 0.345, SLG: 0.471 (1, 9)	2-0 L7				0-1 5-3		1-0 L9		0-3 K		4	0	0	0	0	1	1							
Gil Hodges, R OBP: 0.385, SLG: 0.485 (1, 3)		1-1 FC5-4 1B			2-2 5-3			2-1 1B	2-1 PO	2-3 K	4	0	2	0	0	1	0							
Roy Campanella, R OBP: 0.384, SLG: 0.587 (1, 2)		2-2 FC5-4 G6-4-3			2-2 F4			1-3 K		0-0 F6	4	0	0	0	0	1	2							
Billy Cox, R OBP: 0.301, SLG: 0.392 (1, 5)		0-0 G6-4-3			1-2 F8			0-0 F7		2-1 BB BB 1B	4	1	1	0	0	0	2							
Ralph Branca, R OBP: 0.207, SLG: 0.320 (1, 1)			0-1 5-3			0-1 5-3		1-0 F9		4-1 1B BB BB	3	0	0	0	1	0	1							
<b>Inning Stats</b>	R: 2 E: 0 K: 1 S: 8	H: 1 LOB: 0 BB: 1 P: 16	R: 0 E: 0 K: 0 S: 6	H: 1 LOB: 0 BB: 0 P: 9	R: 0 E: 0 K: 0 S: 4	H: 0 LOB: 0 BB: 0 P: 5	R: 0 E: 0 K: 0 S: 4	H: 0 LOB: 0 BB: 0 P: 4	R: 0 E: 0 K: 0 S: 9	H: 0 LOB: 0 BB: 0 P: 14	R: 0 E: 0 K: 0 S: 7	H: 0 LOB: 0 BB: 0 P: 9	R: 0 E: 0 K: 0 S: 6	H: 0 LOB: 0 BB: 0 P: 8	R: 0 E: 0 K: 1 S: 8	H: 1 LOB: 1 BB: 0 P: 12	R: 2 E: 0 K: 1 S: 9		H: 2 LOB: 0 BB: 1 P: 15	R: 1 E: 0 K: 1 S: 10	H: 2 LOB: 3 BB: 2 P: 23	1B: 5 2B: 0 3B: 0 HR: 2	SF: 0 SAC: 0 DP: 1 HBP: 0	WP: 0 PB: 0 SB: 0 CS: 0
<b>PITCHER</b> Bill Werle, L ERA: 4.65 Murry Dickson, R ERA: 4.22 (9, 1)	IP: 8.1 WLS: 1 BF: 31 H: 5 R: 4 ER: 4 SO: 2 BB: 2 IBB: 0 HBP: 0 BLK: 0 WP: 0 HR: 2 S: 57 P: 86 ERA: 4.32 WHIP: 0.840																							



Batter	1	2	3	4	5	6	7	8	9	AB	R	H	RBI	BB	SO	LOB	TOP					
Lloyd Merriman, L (1.8) OBP: 0.303, SLG: 0.347	1-2 FC4 2B		0-0 1B		1-1 F8			0-0 F6		4	0	2	0	0	0	1	Cincinnati Reds @ Brooklyn Dodgers Ebbets Field, Brooklyn, NY Fri Aug 04 1950, 3:33 AM EDT Att: 20,191 - Unknown					
Peanuts Lowrey, R (1.7) OBP: 0.327, SLG: 0.302	2-1 FC4 G5-4-3		2-2 F4		2-1 FC5-4			1-1 F7		4	0	0	0	0	0	3						
Johnny Wyrostek, L (1.9) OBP: 0.393, SLG: 0.458	0-3 K			1-2 6-3		2-2 FC4-6 1B		3-3 K		4	0	1	0	0	2	2						
Ted Kluszewski, L (1.3) OBP: 0.337, SLG: 0.534	0-0 G5-4-3			0-2 4-3		0-0 FC4-6		0-1 F7		4	0	0	0	0	0	3						
Grady Hatton, L (1.5) OBP: 0.347, SLG: 0.415		0-1 4-3		4-1 3B BB		1-0 F8		0-0 BB 1B		3	1	1	0	1	0	1						
Connie Ryan, R (1.4) OBP: 0.373, SLG: 0.382		0-0 5-3		0-2 3B		0-2 F9		0-1 F7		4	0	1	1	0	0	2						
Hobie Landrith, L (1.2) OBP: 0.333, SLG: 0.200		0-1 4-3		2-0 F2		1-0 F5		4-1 BB		3	0	0	0	1	0	1						
Virgil Stallcup, R (1.6) OBP: 0.288, SLG: 0.362			0-1 B2-6-4 1B		0-0 F7		0-0 L7	0-3 K		4	0	1	0	0	1	2						
Ken Raffensberger, R (1.1) OBP: 0.214, SLG: 0.192			0-1 B2-6-4		0-1 FC5-4 1B		1-1 3-1			2	0	1	0	0	0	1						
Harry Parkowski, L (7. PH) OBP: 0.354, SLG: 0.333										1	0	0	0	0	0	0						
Howie Fox, R (7.1) OBP: 0.205, SLG: 0.308										0	0	0	0	0	0	0						
<b>Inning Stats</b>	R: 0 E: 0 K: 1 S: 9	H: 1 LOB: 1 BB: 0 P: 12	R: 0 E: 0 K: 0 S: 5	H: 0 LOB: 0 BB: 0 P: 5	R: 0 E: 0 K: 0 S: 10	H: 2 LOB: 1 BB: 0 P: 12	R: 1 E: 0 K: 0 S: 11	H: 1 LOB: 1 BB: 0 P: 18	R: 0 E: 0 K: 0 S: 7	H: 1 LOB: 1 BB: 0 P: 10	R: 0 E: 1 K: 0 S: 9	H: 1 LOB: 1 BB: 0 P: 12	R: 0 E: 0 K: 0 S: 4	H: 0 LOB: 0 BB: 0 P: 6	R: 0 E: 0 K: 1 S: 6	H: 0 LOB: 0 BB: 0 P: 10	R: 0 E: 0 K: 1 S: 9	H: 1 LOB: 2 BB: 1 P: 13	1B: 5 2B: 1 3B: 1 HR: 0	SF: 0 SAC: 0 DP: 2 HBP: 0	WP: 0 PB: 0 SB: 0 CS: 0	PA: 35
<b>PITCHER</b> Don Newcombe, R (1.1) ERA: 4.06	IP: 9.0 WLS: W BF: 35 H: 7 R: 1 ER: 1 SO: 3 BB: 2 IBB: 0 HBP: 0 BLK: 0 WP: 0 HR: 0 S: 70 P: 98 ERA: 1.00 WHIP: 1.000															<b>PITCHER</b>						

AB	33
R	1
H	7
RBI	1
BB	2
SO	3
LOB	16



Batter	1	2	3	4	5	6	7	8	9	AB	R	H	RBI	BB	SO	LOB	BOTTOM			
Pee Wee Reese, R (1.6) OBP: 0.364, SLG: 0.355	1-2 2B		0-1 1B	3-3 K		2-2 2B	3-2 5-3			5	0	3	1	0	1	4	Cincinnati Reds @ Brooklyn Dodgers Ebbets Field, Brooklyn, NY Fri Aug 04 1950, 3:33 AM EDT Att: 20,191 - Unknown			
Jim Russell, S (1.7) OBP: 0.339, SLG: 0.494	4-0 BB		3-3 K		0-0 F4	0-3 K	1-0 4-3			4	0	0	0	1	2	3				
Duke Snider, L (1.8) OBP: 0.374, SLG: 0.540	0-0 B1		0-1 L8		2-1 1B 3B	0-3 K	0-1 F9			5	1	1	0	0	1	5				
Jackie Robinson, R (1.4) OBP: 0.452, SLG: 0.574	1-2 G6-4-3		0-0 F2		2-0 L3		2-2 F3	1-0 2B		5	0	1	0	0	0	4				
Carl Furillo, R (1.9) OBP: 0.348, SLG: 0.475		3-1 3B 2B		0-0 1-3	0-1 1B	2-1 1B 1B	0-0 6-3			5	2	3	1	0	0	1				
Gil Hodges, R (1.3) OBP: 0.386, SLG: 0.491		1-1 L7 3B		1-1 6-3	0-3 K	0-0 1B 1B	1-3 1B 1B			4	2	2	1	0	1	1				
Roy Campanella, R (1.2) OBP: 0.385, SLG: 0.585		1-1 L7		0-1 1B 1B		3-2 1-3	4-0 1B IBB			3	1	1	1	1	0	0				
Billy Cox, R (1.5) OBP: 0.307, SLG: 0.395		3-H F3		1-0 1B 1B	1-1 1B 1B	4-2 2B BB	1-1 1B			3	1	2	2	1	0	0				
Don Newcombe, L (1.1) OBP: 0.339, SLG: 0.340		3-3 K		3-2 1B	1-3 2B 1B	4-2 2B BB	3-3 K			3	0	1	1	1	2	2				
<b>Inning Stats</b>	R: 0 E: 0 K: 0 S: 10	H: 1 LOB: 1 BB: 1 P: 16	R: 2 E: 0 K: 1 S: 12	H: 2 LOB: 0 BB: 0 P: 21	R: 0 E: 0 K: 1 S: 8	H: 1 LOB: 1 BB: 0 P: 11	R: 1 E: 0 K: 1 S: 13	H: 3 LOB: 2 BB: 0 P: 21	R: 1 E: 0 K: 1 S: 9	H: 2 LOB: 1 BB: 0 P: 13	R: 1 E: 0 K: 2 S: 18	H: 1 LOB: 2 BB: 2 P: 31	R: 2 E: 0 K: 1 S: 14	H: 3 LOB: 2 BB: 1 P: 29	R: 0 E: 0 K: 0 S: 5	H: 1 LOB: 1 BB: 0 P: 7	1B: 8 2B: 4 3B: 2 HR: 0	SF: 0 SAC: 0 DP: 1 HBP: 0	WP: 0 PB: 0 SB: 1 CS: 0	PA: 41
<b>PITCHER</b> Ken Raffensberger, L (1.1) ERA: 4.34	IP: 6.0 WLS: L BF: 30 H: 10 R: 5 ER: 5 SO: 6 BB: 3 IBB: 0 HBP: 0 BLK: 0 WP: 0 HR: 0 S: 60 P: 113 ERA: 7.50 WHIP: 2.167															<b>PITCHER</b> Howie Fox, R (7.1) ERA: 4.78				





Batter	1	2	3	4	5	6	7	8	9	AB	R	H	RBI	BB	SO	LOB	TOP										
<b>Bobby Adams, R</b> (1, 5) OBP: 0.333, SLG: 0.355 <b>Grady Hatton, L</b> (7, PH) OBP: 0.345, SLG: 0.412	3-1 5-3	0-0 F9			1-1 HR		0-0 F9		0-1 F7	3	1	1	1	0	0	2	<b>Cincinnati Reds @ Brooklyn Dodgers</b> Ebbets Field, Brooklyn, NY Sat Aug 05 1950, 3:33 AM EDT Att: 10,958 - Unknown										
<b>Peanuts Lowrey, R</b> (1, 7) OBP: 0.323, SLG: 0.297	0-1 F8		2-1 F8		1-2 F4		1-2 F3			4	0	0	0	0	0	0											
<b>Danny Litwhiler, R</b> (1, 9) OBP: 0.385, SLG: 0.596 <b>Johnny Wyrostek, L</b> (8, PH) OBP: 0.392, SLG: 0.457	1-1 G3		2-2 1-3		2-1 HR			1-2 F4		3	1	1	1	0	0	0											
<b>Bob Usher, R</b> (1, 8) OBP: 0.318, SLG: 0.387 <b>Ted Kluszewski, L</b> (8, PH) OBP: 0.339, SLG: 0.539		2-2 4-3 SH	2-2		1-3 K			2-2		3	1	2	0	0	1	0											
<b>Connie Ryan, R</b> (1, 4) OBP: 0.369, SLG: 0.377		0-0 4-3	2-2 L7			0-0 4-3		2-1 L7		4	0	0	0	0	0	3											
<b>Joe Adcock, R</b> (1, 3) OBP: 0.302, SLG: 0.370		1-0 SH 2B		0-0 5-3		1-1		4-0 FC5-4 BB		3	1	2	0	1	0	0											
<b>Virgil Stallcup, R</b> (1, 6) OBP: 0.285, SLG: 0.358		0-0 SH 2B		1-0 5-3		0-3 K		0-1 FC5-4 1-2		3	0	0	1	0	1	3											
<b>Dixie Howell, R</b> (1, 2) OBP: 0.302, SLG: 0.270		1-2 3-H 2-0 2B		0-1 F3		1-0 1-3			3-3 K	4	0	1	1	0	1	1											
<b>Herm Wehmeier, R</b> (1, 1) OBP: 0.203, SLG: 0.235		1-0 5-3			1-3 K		1-2 4-3		3-2 6-3	4	0	0	0	0	1	2											
<b>Inning Stats</b>	R: 0 E: 0 K: 0 S: 6	H: 0 LOB: 0 BB: 0 P: 10	R: 2 E: 1 K: 0 S: 9	H: 3 LOB: 2 BB: 0 P: 15	R: 0 E: 0 K: 0 S: 12	H: 1 LOB: 1 BB: 0 P: 20	R: 0 E: 0 K: 0 S: 4	H: 0 LOB: 0 BB: 0 P: 5	R: 2 E: 0 K: 1 S: 14	H: 2 LOB: 0 BB: 0 P: 20	R: 0 E: 0 K: 1 S: 7	H: 1 LOB: 1 BB: 0 P: 9	R: 0 E: 0 K: 0 S: 7	H: 0 LOB: 0 BB: 0 P: 9	R: 0 E: 0 K: 0 S: 11	H: 1 LOB: 2 BB: 1 P: 20		R: 0 E: 0 K: 1 S: 8	H: 0 LOB: 0 BB: 0 P: 14	1B: 3 2B: 3 3B: 0 HR: 2	SF: 0 SAC: 1 DP: 0 HBP: 0	WP: 0 PB: 0 SB: 0 CS: 0	PA: 37				
<b>PITCHER</b>	IP	WLS	BF	H	R	ER	SO	BB	IBB	HBP	BLK	WP	HR	S	P	ERA	WHIP										
<b>Preacher Roe, L</b> (1, 1) ERA: 3.47	5.0	L	22	6	4	4	2	0	0	0	0	0	2	45	70	7.20	1.200										
<b>Erv Palica, R</b> (6, 1) ERA: 3.99	2.0		7	1	0	0	1	0	0	0	0	0	0	14	18	0.00	0.500										
<b>Dan Bankhead, R</b> (8, 1) ERA: 5.36	2.0		8	1	0	0	1	1	0	0	0	0	0	19	34	0.00	1.000										

AB	35
R	4
H	8
RBI	4
BB	1
SO	4
LOB	11



Batter	1	2	3	4	5	6	7	8	9	AB	R	H	RBI	BB	SO	LOB	BOTTOM										
<b>Pee Wee Reese, R</b> (1, 6) OBP: 0.365, SLG: 0.354	2-3 K		0-0 F8			4-1 BB BB	2-2 1-3 2-H 1B		3-3 K	4	0	1	1	1	2	1	<b>Cincinnati Reds @ Brooklyn Dodgers</b> Ebbets Field, Brooklyn, NY Sat Aug 05 1950, 3:33 AM EDT Att: 10,958 - Unknown										
<b>Gene Hermanski, L</b> (1, 7) OBP: 0.377, SLG: 0.468	2-0 L8			2-1 G6-4-3 1B		2-2 F8	1-1 1-3		4-2 BB	4	0	1	0	1	0	3											
<b>Duke Snider, L</b> (1, 8) OBP: 0.371, SLG: 0.535	0-0 F4			1-2 L7		4-0 1-2 BB		0-0 F3	0-2 4-3	4	0	0	0	1	0	3											
<b>Jackie Robinson, R</b> (1, 4) OBP: 0.447, SLG: 0.568		3-2 F7		0-0 G6-4-3 1-2		0-0 F8		1-3 K		4	0	0	0	0	1	3											
<b>Carl Furillo, R</b> (1, 9) OBP: 0.350, SLG: 0.481		1-1 F8			2-0 HR 1B	3-2 F8		0-0		4	1	2	0	0	0	2											
<b>Gil Hodges, R</b> (1, 3) OBP: 0.392, SLG: 0.501		4-2 FC6-4 BB			1-1 1-H HR		4-2 FC6-4 BB	4-0		1	1	1	2	3	0	0											
<b>Roy Campanella, R</b> (1, 2) OBP: 0.381, SLG: 0.576		1-1 FC6-4 1-2			3-3 K		0-1 F7	0-0 F5		4	0	0	0	0	1	4											
<b>Billy Cox, R</b> (1, 5) OBP: 0.310, SLG: 0.401			1-0 F8		1-2 G4-6-3 1B		3-1 FC6-4 BB 1-2		2-1	4	1	2	0	0	0	1											
<b>Preacher Roe, R</b> (1, 1) OBP: 0.175, SLG: 0.177 <b>Wayne Edwards, L</b> (5, PH)			0-3 K			1-2 G4-6-3 1B		4-2 1B 1-2 BB		1	0	0	0	0	1	0											
<b>Erv Palica, R</b> (8, 1) OBP: 0.269 <b>Jim Russell, L</b> (7, PH) OBP: 0.342, SLG: 0.484 <b>Dan Bankhead, R</b> (8, 1) OBP: 0.342, SLG: 0.303 <b>Tommy Brown, R</b> (8, PH) OBP: 0.320, SLG: 0.822					0-3 K			2-1 F6		1	0	0	0	0	0	1											
<b>Inning Stats</b>	R: 0 E: 0 K: 1 S: 5	H: 0 LOB: 0 BB: 0 P: 9	R: 0 E: 0 K: 0 S: 9	H: 0 LOB: 1 BB: 1 P: 18	R: 0 E: 0 K: 1 S: 5	H: 0 LOB: 0 BB: 0 P: 6	R: 0 E: 0 K: 0 S: 6	H: 1 LOB: 0 BB: 0 P: 9	R: 2 E: 0 K: 1 S: 12	H: 3 LOB: 0 BB: 0 P: 20	R: 0 E: 0 K: 0 S: 11	H: 0 LOB: 2 BB: 2 P: 24	R: 1 E: 0 K: 0 S: 16	H: 1 LOB: 2 BB: 2 P: 30	R: 0 E: 0 K: 1 S: 6	H: 1 LOB: 1 BB: 1 P: 11	R: 0 E: 0 K: 1 S: 13	H: 1 LOB: 2 BB: 1 P: 24	1B: 4 2B: 1 3B: 1 HR: 1	SF: 0 SAC: 0 DP: 2 HBP: 0	WP: 0 PB: 0 SB: 0 CS: 0	PA: 39					
<b>PITCHER</b>	IP	WLS	BF	H	R	ER	SO	BB	IBB	HBP	BLK	WP	HR	S	P	ERA	WHIP										
<b>Herm Wehmeier, R</b> (1, 1) ERA: 5.92	9.0	W	39	7	3	3	5	7	0	0	0	0	1	83	151	3.00	1.556										





Batter	1	2	3	4	5	6	7	8	9	AB R H RBI BB SO LOB	TOP												
Lloyd Merriman, L OBP: 0.304, SLG: 0.349	0-1 1B 2B	1-0 F6		2-1 F7		0-1 4-3		0-1 4-3	4-0 1B BB	5 1 1 0 1 0 2	<b>Cincinnati Reds @ Brooklyn Dodgers</b> Ebbets Field, Brooklyn, NY Sun Aug 06 1950, 3:33 AM EDT Att: 13,242 - Unknown												
Grady Hatton, L OBP: 0.350, SLG: 0.415	1-0 F8		2-2 2B E 1B	1-0 1B		0-0 F7		4-2 HR BB	2-1 1-3 2-H 1B	5 2 3 1 1 0 1													
Johnny Wyrostek, L OBP: 0.394, SLG: 0.462	1-2 3-1		1-2 E2 1B 2B	3-1 F9			2-0 1B 2B	4-1 HR BB	0-1 F8	5 3 2 0 1 0 5													
Ted Kluszewski, L OBP: 0.349, SLG: 0.557	2-1 1B 2H 1B		4-0 1B IBB		0-1 E9 2B 2B		0-0 2B 1B	1-0 HR		4 3 4 5 1 0 0													
Connie Ryan, R OBP: 0.375, SLG: 0.391	1-0 1-3 1B		3-2 L5-3 1B	1-3 3-H 1B	0-0 4-3 2B		1-0 SH1-4 1B 2B	1-3 K		5 1 4 3 0 1 0													
Joe Adcock, R OBP: 0.299, SLG: 0.361	2-3 K		1-1 L5-3 1-2	4-3 2B	0-0 4-3		4-2 SH1-4 1B BB	2-2 6-3		4 0 0 0 1 1 5													
Virgil Stallcup, R OBP: 0.282, SLG: 0.354		0-0 F8	0-3 K		0-0 FC4-2-5-2		1-1 SH1-4		1-1 5-3	4 0 0 0 0 1 2													
Dixie Howell, R OBP: 0.311, SLG: 0.276		0-0 E5		0-1 1B 1B	1-0 F6		0-0 1-2 2-3 1B	4-2 SH1-4 1B BB		4 1 2 1 1 0 1													
Ewell Blackwell, R OBP: 0.158, SLG: 0.094	0-1 F8		0-1 F3		1-1 G3		0-0 5-3	1-0 SH1-4	1-2	4 0 0 0 0 0 3													
<b>Inning Stats</b>	R: 1 E: 0 K: 1 S: 12	H: 3 LOB: 2 BB: 0 P: 19	R: 0 E: 1 K: 0 S: 5	H: 0 LOB: 1 BB: 0 P: 6	R: 2 E: 1 K: 1 S: 14	H: 3 LOB: 1 BB: 1 P: 25	R: 0 E: 0 K: 0 S: 9	H: 2 LOB: 2 BB: 0 P: 15	R: 1 E: 0 K: 0 S: 6	H: 2 LOB: 1 BB: 0 P: 7	R: 0 E: 0 K: 0 S: 5	H: 0 LOB: 0 BB: 0 P: 6	R: 3 E: 0 K: 0 S: 9	H: 4 LOB: 1 BB: 1 P: 17	R: 3 E: 0 K: 1 S: 13	H: 1 LOB: 0 BB: 2 P: 25	R: 1 E: 0 K: 0 S: 11	H: 1 LOB: 2 BB: 2 P: 23	1B: 9 2B: 7 3B: 0 HR: 1	SF: 0 SAC: 2 DP: 1 HBP: 0	WP: 0 PB: 0 SB: 1 CS: 0	PA: 48	
<b>PITCHER</b>	IP WLS BF H R ER SO BB IBB HBP BLK WP HR S P ERA WHIP											<b>PITCHER</b>	IP WLS BF H R ER SO BB IBB HBP BLK WP HR S P ERA WHIP										
Ralph Branca, R ERA: 4.72	(1, 1) 5.0 L 26 10 4 3 2 0 0 1 0 0 0 0 0 0 0 0 5.40 2.000																						
Joe Hatten, L ERA: 4.95	(6, 1) 1.0 7 3 3 3 0 1 0 0 0 0 0 0 0 0 0 0 27.00 4.000																						
Joe Landrum, R ERA: 8.1	(7, 1) 1.0 3 1 0 0 0 0 0 0 0 0 0 0 0 0 0 0 0.00 1.000																						
Dan Bankhead, R ERA: 5.63	(8, 1) 2.0 12 2 4 4 1 4 0 0 0 0 0 1 24 48 18.00 3.000																						

Batter	1	2	3	4	5	6	7	8	9	AB R H RBI BB SO LOB	BOTTOM												
Pee Wee Reese, R OBP: 0.365, SLG: 0.368	2-3 K		0-1 2B		0-0 F8			0-2 F2	1-1 HR	5 1 2 3 0 1 0	<b>Cincinnati Reds @ Brooklyn Dodgers</b> Ebbets Field, Brooklyn, NY Sun Aug 06 1950, 3:33 AM EDT Att: 13,242 - Unknown												
Gene Hermanski, L OBP: 0.390, SLG: 0.484	1-0 S 1B		1-3 K			2-2 E G5-4-3 1B		1-2 WP F8 2B	0-0 1B	5 2 4 0 0 1 1													
Jim Russell, S OBP: 0.333, SLG: 0.480	3-3 K		3-3 K			1-2 E4 G5-4-3		2-1 F8 2H	1-0 F8	5 0 0 1 0 2 4													
Roy Campanella, R OBP: 0.376, SLG: 0.568	0-0 F7			1-2 5-3		2-2 G5-4-3		0-1 F7		4 0 0 0 0 0 2													
Carl Furillo, R OBP: 0.353, SLG: 0.494		2-2 HR		0-1 F4		1-0 1B			0-0 FC5-4 1B 2B	4 2 3 1 0 0 0													
Gil Hodges, R OBP: 0.393, SLG: 0.499		1-3 K		4-1 BB		3-3 K			4-2 FC5-4 BB	2 0 0 0 2 2 1													
Jackie Robinson, R OBP: 0.443, SLG: 0.561		2-1 5-3		0-2 F8			0-1 F7		2-2 FC5-4 1B HR	4 1 0 0 0 0 3													
Billy Cox, R OBP: 0.309, SLG: 0.398		2-1 6-3			1-0 6-3		1-0 4-3		1-1 HR 1B	4 1 1 1 0 0 0													
<b>Inning Stats</b>	R: 0 E: 0 K: 2 S: 8	H: 1 LOB: 1 BB: 0 P: 14	R: 1 E: 0 K: 1 S: 10	H: 1 LOB: 0 BB: 0 P: 17	R: 0 E: 0 K: 0 S: 10	H: 0 LOB: 1 BB: 1 P: 15	R: 0 E: 0 K: 1 S: 5	H: 0 LOB: 0 BB: 0 P: 7	R: 1 E: 1 K: 1 S: 13	H: 2 LOB: 1 BB: 0 P: 22	R: 0 E: 0 K: 1 S: 6	H: 0 LOB: 0 BB: 0 P: 9	R: 1 E: 0 K: 0 S: 10	H: 1 LOB: 0 BB: 0 P: 13	R: 4 E: 0 K: 0 S: 13	H: 4 LOB: 1 BB: 1 P: 22	1B: 5 2B: 3 3B: 0 HR: 2	SF: 0 SAC: 0 DP: 1 HBP: 0	WP: 1 PB: 0 SB: 1 CS: 0	PA: 39			
<b>PITCHER</b>	IP WLS BF H R ER SO BB IBB HBP BLK WP HR S P ERA WHIP											<b>PITCHER</b>	IP WLS BF H R ER SO BB IBB HBP BLK WP HR S P ERA WHIP										
Ewell Blackwell, R ERA: 3.9	(1, 1) 9.0 W 39 10 7 6 8 2 0 0 0 0 1 2 87 136 6.00 1.333																						
Ralph Branca, R OBP: 0.200, SLG: 0.308	(5, PH)																						
Wayne Eisenfeld, L OBP: 0.295, SLG: 0.393	(6, PH)																						
Joe Hatten, R OBP: 0.390, SLG: 0.484	(8, PH)																						
Joe Landrum, R OBP: 0.299, SLG: 0.361	(7, PH)																						
Cal Abrams, L OBP: 0.200, SLG: 0.308	(8, PH)																						
Dan Bankhead, R OBP: 0.299, SLG: 0.361	(9, PH)																						
Tommy Brown, R OBP: 0.200, SLG: 0.308	(9, PH)																						




Batter	1	2	3	4	5	6	7	8	9	AB	R	H	RBI	BB	SO	LOB	TOP									
<b>Eddie Waitkus, L</b> OBP: 0.331, SLG: 0.354	1-2 6-3		1-1 F7		0-0 4-3		1-2 4-3		0-0 6-3	5	0	0	0	0	0	3										
<b>Richie Ashburn, L</b> OBP: 0.379, SLG: 0.419	0-0 F8		0-1 4-3			3-2 FC4-6 1B		1-1 2B		4	1	2	0	0	0	1										
<b>Dick Sisler, L</b> OBP: 0.401, SLG: 0.484	1-3 K			0-1 F7		1-1 FC4-6 G4-3 1-2f		0-0 2B		4	1	1	1	0	1	1										
<b>Del Ennis, R</b> OBP: 0.343, SLG: 0.557		2-0 1B 3B		0-0 F9		0-0 G4-3 1-2f		3-3 K		4	1	1	0	0	1	2										
<b>Willie Jones, R</b> OBP: 0.375, SLG: 0.547	1-2 F5			2-0 F7			0-1 F4	0-0 2B		4	0	1	1	0	0	1										
<b>Granny Hamner, R</b> OBP: 0.321, SLG: 0.394	0-0 G5-4-3 1B				1-1 6-3		0-2 2B	1-0 1B		4	1	3	1	0	0	0										
<b>Andy Seminick, R</b> OBP: 0.399, SLG: 0.525	0-1 G5-4-3 1-2f			1-2 HR			1-2 L6	1-1 L7		4	1	1	1	0	0	3										
<b>Mike Goliat, R</b> OBP: 0.320, SLG: 0.397			2-2 FC6-4 1B		1-2 SH2-4 1B		0-0 E7 1-H	2-0 6-3		4	1	3	1	0	0	0										
<b>Robin Roberts, S</b> OBP: 0.171, SLG: 0.087			0-0 FC6-4 1-2f		0-0 SH2-4 1-2		4-1 BB	2-3 K		2	0	0	0	1	1	1										
<b>Jim Konstanty, R</b> OBP: 0.053, SLG: 0.053										0	0	0	0	0	0	0										
<b>Inning Stats</b>	R: 0 E: 0 K: 1 S: 7	H: 0 LOB: 0 BB: 0 P: 9	R: 1 E: 0 K: 0 S: 7	H: 2 LOB: 0 BB: 0 P: 10	R: 0 E: 0 K: 0 S: 8	H: 1 LOB: 1 BB: 0 P: 11	R: 0 E: 0 K: 0 S: 4	H: 0 LOB: 0 BB: 0 P: 6	R: 1 E: 0 K: 0 S: 11	H: 2 LOB: 1 BB: 0 P: 14	R: 0 E: 0 K: 0 S: 6	H: 1 LOB: 0 BB: 0 P: 10	R: 2 E: 1 K: 0 S: 15	H: 2 LOB: 1 BB: 1 P: 21	R: 2 E: 0 K: 1 S: 10	H: 4 LOB: 1 BB: 0 P: 16	R: 0 E: 0 K: 1 S: 6	H: 0 LOB: 0 BB: 0 P: 10	1B: 7 2B: 3 3B: 1 HR: 1	SF: 0 SAC: 1 DP: 2 HBP: 0	WP: 0 PB: 0 SB: 0 CS: 0	PA: 37				
<b>PITCHER</b>	IP	WLS	BF	H	R	ER	SO	BB	IBB	HBP	BLK	WP	HR	S	P	ERA	WHIP									
<b>Don Newcombe, R</b> ERA: 4.16	(1, 1)	7.0	L	30	10	6	5	1	1	0	0	0	0	1	61	85	6.43	1.571								
<b>Carl Erskine, R</b> ERA: 4.32	(8, 1)	2.0		7	2	0	0	2	0	0	0	0	0	13	22	0.00	1.000									

Philadelphia Phillies @ Brooklyn Dodgers  
Ebbets Field, Brooklyn, NY  
Tue Aug 08 1950, 3:33 AM EDT  
Att: 32,886 - Unknown

livebaseballscorecards.com

AB 35  
R 6  
H 12  
RBI 5  
BB 1  
SO 3  
LOB 12



Batter	1	2	3	4	5	6	7	8	9	AB	R	H	RBI	BB	SO	LOB	BOTTOM									
<b>Pee Wee Reese, R</b> OBP: 0.364, SLG: 0.366	1-2 1B		1-2 G6-4-3 1-2f		0-1 F8			1-3 K		4	0	1	0	0	1	1										
<b>Gene Hermanski, L</b> OBP: 0.386, SLG: 0.479	1-2 L6-3 1B		1-0 4-3			3-2 6-3		1-1 6-3		4	0	1	0	0	0	0										
<b>Duke Snider, L</b> OBP: 0.375, SLG: 0.549	0-0 L6-3 1-2			1-1 1B 3B		1-1 2B S		0-0 HR		4	3	3	1	0	0	2										
<b>Jackie Robinson, R</b> OBP: 0.439, SLG: 0.555	1-0 G3			0-0 6-3		2-1 5-3		2-2 5-3		4	0	0	0	0	0	3										
<b>Carl Furillo, R</b> OBP: 0.355, SLG: 0.496		2-2 L1-3		0-0 CS 1B		1-1 2B		0-0 5-3		4	0	2	2	0	0	0										
<b>Gil Hodges, R</b> OBP: 0.395, SLG: 0.499	1-1 1B		1-1 K			1-1 F4		1-2 2B 4-3		4	1	2	0	0	1	1										
<b>Roy Campanella, R</b> OBP: 0.376, SLG: 0.581		2-2 F8		1-2 HR		0-3 K		2-0 4-3 2B		4	1	2	1	0	1	1										
<b>Eddie Miksis, R</b> OBP: 0.224, SLG: 0.255								1-3 2B		0	0	0	0	0	0	0										
<b>Billy Cox, R</b> OBP: 0.310, SLG: 0.398		0-2 F9		2-1 F9		1-0 1B		0-0 4-3		3	0	1	0	0	0	1										
<b>Jim Russell, S</b> OBP: 0.332, SLG: 0.477								2-3 3-H		1	0	0	1	0	0	1										
<b>Don Newcombe, L</b> OBP: 0.339, SLG: 0.339			1-2 G6-4-3 1B		2-2 G3		1-2 F8		1-0 4-3		3	0	1	0	0	0										
<b>Carl Erskine, R</b> OBP: 0.250, SLG: 0.250										0	0	0	0	0	0	0										
<b>Tommy Brown, R</b> OBP: 0.296, SLG: 0.600										1	0	0	0	0	0	2										
<b>Inning Stats</b>	R: 0 E: 0 K: 0 S: 8	H: 2 LOB: 1 BB: 0 P: 11	R: 0 E: 0 K: 0 S: 11	H: 1 LOB: 0 BB: 0 P: 16	R: 0 E: 0 K: 0 S: 7	H: 1 LOB: 0 BB: 0 P: 10	R: 1 E: 0 K: 1 S: 7	H: 2 LOB: 0 BB: 0 P: 11	R: 1 E: 0 K: 0 S: 11	H: 1 LOB: 0 BB: 0 P: 16	R: 1 E: 0 K: 0 S: 9	H: 2 LOB: 1 BB: 0 P: 16	R: 0 E: 0 K: 1 S: 10	H: 1 LOB: 1 BB: 0 P: 13	R: 1 E: 0 K: 1 S: 9	H: 1 LOB: 0 BB: 0 P: 13	R: 1 E: 0 K: 0 S: 7	H: 2 LOB: 2 BB: 0 P: 11	1B: 8 2B: 3 3B: 1 HR: 2	SF: 0 SAC: 0 DP: 2 HBP: 0	WP: 0 PB: 0 SB: 1 CS: 1	PA: 36				
<b>PITCHER</b>	IP	WLS	BF	H	R	ER	SO	BB	IBB	HBP	BLK	WP	HR	S	P	ERA	WHIP									
<b>Robin Roberts, R</b> ERA: 3.01	(1, 1)	8.1	W	33	12	5	5	3	0	0	0	0	0	2	76	111	5.40	1.440								
<b>Jim Konstanty, R</b> ERA: 2.71	(9, 1)	0.2	S	3	1	0	0	0	0	0	0	0	0	3	6	0.00	1.500									

Philadelphia Phillies @ Brooklyn Dodgers  
Ebbets Field, Brooklyn, NY  
Tue Aug 08 1950, 3:33 AM EDT  
Att: 32,886 - Unknown

livebaseballscorecards.com

AB 36  
R 5  
H 13  
RBI 5  
BB 0  
SO 3  
LOB 13






Batter	1	2	3	4	5	6	7	8	9	AB	R	H	RBI	BB	SO	LOB	TOP			
<b>Eddie Waitkus, L</b> OBP: 0.332, SLG: 0.352 (1, 3)	4-2 1B BB	4-2 BB BB		0-0 4-3			0-0 F7		1-1 F9	3	0	0	0	2	0	0				
<b>Richie Ashburn, L</b> OBP: 0.377, SLG: 0.415 (1, 8)	2-1 F8	4-2 BB		3-2 L4			1-2 3-1		3-2 F3	4	0	0	1	1	0	1				
<b>Dick Sisler, L</b> OBP: 0.397, SLG: 0.477 (1, 7)	1-3 K	1-2 2-3 3-H BB		1-3 K			2-0 G3		0-3 K	5	0	0	0	0	3	4				
<b>Del Ennis, R</b> OBP: 0.345, SLG: 0.564 (1, 9)	3-2 1B			0-0 HR			0-3 K		2-0 F7	4	1	2	1	0	1	0				
<b>Willie Jones, R</b> OBP: 0.378, SLG: 0.546 (1, 5)	0-3 K			4-1 HR			0-2 G4-6-3 1B		4-1 2B L7 BB	2	2	1	0	2	1	2				
<b>Granny Hamner, R</b> OBP: 0.321, SLG: 0.395 (1, 6)		3-1 F8		0-1 L8			0-1 G4-6-3 1-2		0-0 L7 2B	4	0	1	0	0	0	2				
<b>Andy Seminick, R</b> OBP: 0.404, SLG: 0.537 (1, 2)		4-2 SH1-4 BB 1B		2-2 HR			2-2 F7		4-0 L7 IBB	2	2	1	2	2	0	0				
<b>Mike Goliat, R</b> OBP: 0.319, SLG: 0.395 (1, 4)		1-1 BB SH1-4 1B		2-3 K			1-2 6-3		0-0 L7	4	0	1	1	0	1	2				
<b>Russ Meyer, S</b> OBP: 0.189, SLG: 0.194 (1, 1)		1-1 SH1-4		2-1 1-3			0-1 G3		1-2 2-3 3-H 3-3 K	2	0	0	0	0	0	0				
<b>Bill Nicholson, L</b> OBP: 0.353, SLG: 0.545 (8, PH)		1-2 2-3								1	0	0	0	0	1	2				
<b>Jim Konstanty, R</b> OBP: 0.053, SLG: 0.053 (8, 1)										0	0	0	0	0	0	0				
<b>Inning Stats</b>	R: 0 E: 0 K: 2 S: 13	H: 1 LOB: 2 BB: 1 P: 23	R: 1 E: 0 K: 0 S: 15	H: 1 LOB: 3 BB: 3 P: 32	R: 3 E: 0 K: 1 S: 12	H: 2 LOB: 0 BB: 1 P: 22	R: 0 E: 0 K: 1 S: 7	H: 0 LOB: 0 BB: 0 P: 11	R: 0 E: 0 K: 1 S: 8	H: 1 LOB: 2 BB: 0 P: 8	R: 0 E: 0 K: 0 S: 5	H: 0 LOB: 0 BB: 0 P: 8	R: 0 E: 0 K: 1 S: 7	H: 1 LOB: 2 BB: 2 P: 20	R: 0 E: 0 K: 1 S: 8	H: 0 LOB: 0 BB: 0 P: 12	1B: 3 2B: 1 3B: 0 HR: 2	SF: 0 SAC: 1 DP: 1 HBP: 0	WP: 0 PB: 0 SB: 0 CS: 0	PA: 39
<b>PITCHER</b> <b>Erv Palica, R</b> ERA: 4.08 (1, 1)	IP: 9.0 WLS: L BF: 39 H: 6 R: 5 ER: 5 SO: 7 BB: 6 IBB: 1 HBP: 0 BLK: 0 WP: 0 HR: 2 S: 84 P: 148 ERA: 5.00 WHIP: 1.333															<b>PITCHER</b>				

Philadelphia Phillies @ Brooklyn Dodgers  
Ebbets Field, Brooklyn, NY  
Wed Aug 09 1950, 3:33 AM EDT  
Att: 19,644 - Unknown

livebaseballscores.com

AB 31  
R 5  
H 6  
RBI 5  
BB 7  
SO 7  
LOB 13




Batter	1	2	3	4	5	6	7	8	9	AB	R	H	RBI	BB	SO	LOB	BOTTOM					
<b>Pee Wee Reese, R</b> OBP: 0.363, SLG: 0.365 (1, 6)	0-1 2B WP 1B			4-3					0-0 SH5-4	4	1	1	0	0	0	2						
<b>Gene Hermanski, L</b> OBP: 0.381, SLG: 0.470 (1, 7)	0-0 F8			1-1 2B 1B					2-2 4-3	5	1	1	0	0	0	2						
<b>Duke Snider, L</b> OBP: 0.375, SLG: 0.550 (1, 8)	0-1 WP 1B 2B			2-3 K					2-3 F8	5	1	2	0	0	1	2						
<b>Jackie Robinson, R</b> OBP: 0.439, SLG: 0.555 (1, 4)	2-0 G1-6-3 1B			1-2 2B 1B					0-0 F8	4	1	2	1	0	0	1						
<b>Carl Furillo, R</b> OBP: 0.356, SLG: 0.499 (1, 9)	0-0 G1-6-3 1-2			1-0 2B					0-0 SH1-4 1B	4	0	2	2	0	0	3						
<b>Gil Hodges, R</b> OBP: 0.394, SLG: 0.497 (1, 3)				1-1 5-3 1B					0-0 SH1-4	3	0	1	0	0	1	1						
<b>Roy Campanella, R</b> OBP: 0.373, SLG: 0.573 (1, 2)				0-3 K					0-0 F7	4	0	0	0	0	1	2						
<b>Billy Cox, R</b> OBP: 0.309, SLG: 0.396 (1, 5)				1-0 1-3					0-2 F7	4	0	1	0	0	0	2						
<b>Erv Palica, R</b> OBP: 0.207, SLG: 0.276 (1, 1)				2-3 K					4-2 4-3 SH5-4 BB	3	0	1	0	0	1	1						
<b>Jim Russell, S</b> OBP: 0.335, SLG: 0.477 (8, PH)										0	0	0	0	1	0	0						
<b>Inning Stats</b>	R: 2 E: 0 K: 0 S: 7	H: 3 LOB: 0 BB: 0 P: 9	R: 0 E: 0 K: 1 S: 8	H: 1 LOB: 1 BB: 0 P: 15	R: 2 E: 0 K: 2 S: 16	H: 3 LOB: 1 BB: 0 P: 24	R: 0 E: 0 K: 1 S: 8	H: 0 LOB: 0 BB: 0 P: 10	R: 0 E: 1 K: 0 S: 11	H: 1 LOB: 2 BB: 0 P: 18	R: 0 E: 0 K: 0 S: 9	H: 2 LOB: 2 BB: 0 P: 15	R: 0 E: 0 K: 0 S: 10	H: 0 LOB: 0 BB: 0 P: 15	R: 0 E: 0 K: 0 S: 6	H: 1 LOB: 1 BB: 0 P: 6	R: 0 E: 0 K: 0 S: 7	H: 0 LOB: 1 BB: 1 P: 13	1B: 9 2B: 2 3B: 0 HR: 0	SF: 0 SAC: 2 DP: 1 HBP: 0	WP: 1 PB: 0 SB: 0 CS: 0	PA: 39
<b>PITCHER</b> <b>Russ Meyer, R</b> ERA: 5.43 (1, 1)	IP: 7.0 WLS: W BF: 31 H: 10 R: 4 ER: 4 SO: 4 BB: 0 IBB: 0 HBP: 0 BLK: 0 WP: 1 HR: 0 S: 69 P: 106 ERA: 5.14 WHIP: 1.429															<b>PITCHER</b>						
<b>Jim Konstanty, R</b> ERA: 2.65 (8, 1)	IP: 2.0 WLS: S BF: 8 H: 1 R: 0 ER: 0 SO: 0 BB: 1 IBB: 0 HBP: 0 BLK: 0 WP: 0 HR: 0 S: 13 P: 19 ERA: 0.00 WHIP: 1.000															<b>PITCHER</b>						

Philadelphia Phillies @ Brooklyn Dodgers  
Ebbets Field, Brooklyn, NY  
Wed Aug 09 1950, 3:33 AM EDT  
Att: 19,644 - Unknown

livebaseballscores.com

AB 36  
R 4  
H 11  
RBI 3  
BB 1  
SO 4  
LOB 16





Batter	1	2	3	4	5	6	7	8	9	AB	R	H	RBI	BB	SO	LOB	TOP					
<b>Pee Wee Reese, R</b> OBP: 0.361, SLG: 0.362 (1, 6)	E6 2B		E 1B	K			F3		F7	5	1	1	0	0	1	0	<b>Brooklyn Dodgers @ Boston Braves</b> Braves Field, Boston, MA Thu Aug 10 1950, 3:33 AM EDT Att: 24,758 - Unknown  livebaseballscores.com  <b>AB 35</b> <b>R 4</b> <b>H 9</b> <b>RBI 3</b> <b>BB 4</b> <b>SO 4</b> <b>LOB 17</b>					
<b>Gene Hermanski, L</b> OBP: 0.382, SLG: 0.474 (1, 7)	L5-4 2B		F4		B4-3		F6		1B	5	0	2	0	0	0	1						
<b>Duke Snider, L</b> OBP: 0.378, SLG: 0.550 (1, 8)	F4		E9 1B		1B				F5	4	1	2	0	1	0	3						
<b>Jackie Robinson, R</b> OBP: 0.440, SLG: 0.553 (1, 4)	IBB		CS 1B		F2		L8			3	0	1	1	1	0	2						
<b>Carl Furillo, R</b> OBP: 0.353, SLG: 0.494 (1, 9)	L5-4 2-3		F4 1-2		1-3				L7	4	0	0	0	0	0	5						
<b>Gil Hodges, R</b> OBP: 0.385, SLG: 0.504 (1, 3)			K		HR		F8		BB	3	1	1	1	1	1	0						
<b>Roy Campanella, R</b> OBP: 0.378, SLG: 0.584 (1, 2)			1B		HR		BB		F6	3	1	2	1	1	0	1						
<b>Billy Cox, R</b> OBP: 0.304, SLG: 0.390 (1, 5)			F2		F4		F7		F8	4	0	0	0	0	0	3						
<b>Preacher Roe, R</b> OBP: 0.167, SLG: 0.169 (1, 1)			K		B1-3		L8		K	3	0	0	0	0	1	2						
<b>Ralph Branca, R</b> OBP: 0.194, SLG: 0.296 (8, 1)										1	0	0	0	0	1	0						
<b>Dan Bankhead, R</b> OBP: 0.294, SLG: 0.303 (9, 1)										0	0	0	0	0	0	0						
<b>Inning Stats</b>	R: 0 E: 1 K: 0 S: 9	H: 1 LOB: 2 BB: 1 P: 16	R: 0 E: 0 K: 2 S: 12	H: 1 LOB: 1 BB: 0 P: 15	R: 2 E: 1 K: 0 S: 9	H: 3 LOB: 0 BB: 0 P: 13	R: 2 E: 0 K: 1 S: 14	H: 2 LOB: 0 BB: 0 P: 20	R: 0 E: 0 K: 0 S: 8	H: 1 LOB: 1 BB: 0 P: 9	R: 0 E: 0 K: 0 S: 5	H: 0 LOB: 1 BB: 1 P: 10	R: 0 E: 0 K: 0 S: 5	H: 0 LOB: 1 BB: 1 P: 10	R: 0 E: 0 K: 0 S: 7	H: 0 LOB: 1 BB: 1 P: 14	R: 0 E: 0 K: 1 S: 11	H: 1 LOB: 1 BB: 0 P: 16	1B: 6 2B: 2 3B: 0 HR: 2	SF: 0 SAC: 0 DP: 1 HBP: 0	WP: 0 PB: 0 SB: 0 CS: 1	PA: 39
<b>PITCHER</b> <b>Johnny Sain, R</b> ERA: 3.96 (1, 1)	IP: 9.0 WLS: L BF: 39	H: 9 R: 4 ER: 3 SO: 4	BB: 3 IBB: 1 HBP: 0 BLK: 0	WP: 0 HR: 2 S: 80 P: 123	ERA: 3.00 WHIP: 1.333	<b>PITCHER</b>										IP: 9.0 WLS: L BF: 39	H: 9 R: 4 ER: 3 SO: 4	BB: 3 IBB: 1 HBP: 0 BLK: 0	WP: 0 HR: 2 S: 80 P: 123	ERA: 3.00 WHIP: 1.333		

Batter	1	2	3	4	5	6	7	8	9	AB	R	H	RBI	BB	SO	LOB	BOTTOM					
<b>Roy Hartsfield, R</b> OBP: 0.316, SLG: 0.357 (1, 4)	F7		5-3		1B			FC4-6 HR	L3 1B	5	1	2	0	0	0	1	<b>Brooklyn Dodgers @ Boston Braves</b> Braves Field, Boston, MA Thu Aug 10 1950, 3:33 AM EDT Att: 24,758 - Unknown  livebaseballscores.com  <b>AB 37</b> <b>R 3</b> <b>H 12</b> <b>RBI 3</b> <b>BB 1</b> <b>SO 1</b> <b>LOB 14</b>					
<b>Sam Jethroe, S</b> OBP: 0.360, SLG: 0.467 (1, 8)	6-3		F7		K			HR	L3	5	1	1	2	0	1	4						
<b>Earl Torgeson, L</b> OBP: 0.405, SLG: 0.471 (1, 3)	1B		4-3				4-3		1B	3	0	1	0	1	0	0						
<b>Bob Elliott, R</b> OBP: 0.383, SLG: 0.515 (1, 5)	1B				F2		6-3		1B	4	0	2	0	0	0	0						
<b>Walker Cooper, R</b> OBP: 0.374, SLG: 0.513 (1, 2)	3-1				F8		5-3			4	0	0	0	0	0	4						
<b>Sid Gordon, R</b> OBP: 0.421, SLG: 0.586 (1, 7)			G6-4-3 1B		F8			F9		4	0	1	0	0	0	2						
<b>Luis Olmo, R</b> OBP: 0.315, SLG: 0.360 (1, 9)					F8					3	0	0	0	0	0	1						
<b>Tommy Holmes, L</b> OBP: 0.392, SLG: 0.461 (9, PH)	G6-4-3						5-3		1B	1	0	1	0	0	0	0						
<b>Sibby Sisti, R</b> OBP: 0.324, SLG: 0.306 (9, PR)									1B	0	1	0	0	0	0	0						
<b>Buddy Kerr, R</b> OBP: 0.273, SLG: 0.273 (1, 6)					6-3				4-3	3	0	1	0	0	0	0						
<b>Pete Reiser, L</b> OBP: 0.351, SLG: 0.267 (9, PH)							F8		4-3	1	0	0	0	0	0	1						
<b>Johnny Sain, R</b> OBP: 0.286, SLG: 0.243 (1, 1)									1B	3	0	2	0	0	0	1						
<b>Willard Marshall, L</b> OBP: 0.333, SLG: 0.361 (9, PH)									1B	1	0	1	1	0	0	0						
<b>Del Crandall, R</b> OBP: 0.281, SLG: 0.351 (9, PR)								FC4-6 1B	2H 1B	0	0	0	0	0	0	0						
<b>Inning Stats</b>	R: 0 E: 0 K: 0 S: 18	H: 2 LOB: 2 BB: 0 P: 26	R: 0 E: 0 K: 0 S: 8	H: 2 LOB: 1 BB: 0 P: 12	R: 0 E: 0 K: 0 S: 5	H: 0 LOB: 0 BB: 0 P: 8	R: 0 E: 0 K: 0 S: 3	H: 0 LOB: 0 BB: 0 P: 4	R: 0 E: 0 K: 1 S: 12	H: 2 LOB: 2 BB: 0 P: 17	R: 0 E: 0 K: 0 S: 4	H: 0 LOB: 0 BB: 0 P: 6	R: 0 E: 0 K: 0 S: 8	H: 0 LOB: 0 BB: 0 P: 13	R: 2 E: 0 K: 0 S: 17	H: 3 LOB: 2 BB: 1 P: 26	R: 1 E: 0 K: 0 S: 17	H: 3 LOB: 2 BB: 0 P: 21	1B: 11 2B: 1 3B: 0 HR: 1	SF: 0 SAC: 0 DP: 2 HBP: 0	WP: 0 PB: 0 SB: 0 CS: 0	PA: 38
<b>PITCHER</b> <b>Preacher Roe, L</b> ERA: 3.43 (1, 1)	IP: 7.1 WLS: W BF: 30	H: 8 R: 2 ER: 2 SO: 1	BB: 1 IBB: 0 HBP: 0 BLK: 0	WP: 0 HR: 1 S: 71 P: 107	ERA: 2.46 WHIP: 1.227	<b>PITCHER</b>										IP: 7.1 WLS: W BF: 30	H: 8 R: 2 ER: 2 SO: 1	BB: 1 IBB: 0 HBP: 0 BLK: 0	WP: 0 HR: 1 S: 71 P: 107	ERA: 2.46 WHIP: 1.227		
<b>Ralph Branca, R</b> ERA: 4.79 (8, 1)	1.0	7	4	1	1	0	0	0	0	18	23	9.00	4.000									
<b>Dan Bankhead, R</b> ERA: 5.59 (9, 1)	0.2	S	1	0	0	0	0	0	0	3	3	0.00	0.000									



Batter	1	2	3	4	5	6	7	8	9	AB	R	H	RBI	BB	SO	LOB	TOP			
<b>Pee Wee Reese, R</b> OBP: 0.357, SLG: 0.358 (1, 6)										4	0	0	0	0	2	1	<b>Brooklyn Dodgers @ Boston Braves</b> Braves Field, Boston, MA Fri Aug 11 1950, 3:33 AM EDT Att: 29,008 - Unknown			
<b>Gene Hermanski, L</b> OBP: 0.384, SLG: 0.469 (1, 7)										2	0	0	0	2	0					
<b>Duke Snider, L</b> OBP: 0.374, SLG: 0.544 (1, 8)										4	0	0	0	0	3					
<b>Jackie Robinson, R</b> OBP: 0.437, SLG: 0.548 (1, 4)										3	0	0	0	0	1					
<b>Carl Furillo, R</b> OBP: 0.350, SLG: 0.490 (1, 9)										3	0	0	0	0	0					
<b>Gil Hodges, R</b> OBP: 0.382, SLG: 0.500 (1, 3)										3	0	0	0	0	1					
<b>Roy Campanella, R</b> OBP: 0.377, SLG: 0.580 (1, 2)										2	0	0	0	1	0					
<b>Billy Cox, R</b> OBP: 0.301, SLG: 0.385 (1, 5)										3	0	0	0	0	1					
<b>Carl Erskine, R</b> OBP: 0.250, SLG: 0.250 (1, 1)										0	0	0	0	0	0					
<b>Joe Hatten, R</b> OBP: 0.083, SLG: 0.083 (2, 1)										1	0	0	0	0	0					
<b>Cal Abrams, L</b> (6, PH)										1	0	0	0	0	0					
<b>Dan Bankhead, R</b> OBP: 0.294, SLG: 0.303 (6, 1)										0	0	0	0	0	0					
<b>Jim Russell, S</b> OBP: 0.338, SLG: 0.477 (9, PH)										0	0	0	0	1	0					
<b>Inning Stats</b>	R: 0 E: 0 K: 1 S: 8	H: 0 LOB: 0 BB: 0 P: 13	R: 0 E: 0 K: 1 S: 5	H: 0 LOB: 0 BB: 0 P: 6	R: 0 E: 0 K: 0 S: 3	H: 0 LOB: 0 BB: 1 P: 4	R: 0 E: 0 K: 0 S: 6	H: 0 LOB: 1 BB: 1 P: 13	R: 0 E: 0 K: 1 S: 9	H: 0 LOB: 0 BB: 0 P: 13	R: 0 E: 0 K: 0 S: 5	H: 0 LOB: 0 BB: 0 P: 8	R: 0 E: 0 K: 0 S: 4	H: 0 LOB: 0 BB: 0 P: 6	R: 0 E: 0 K: 0 S: 8	H: 0 LOB: 1 BB: 2 P: 19	1B: 0 2B: 0 3B: 0 HR: 0	SF: 0 SAC: 0 DP: 1 HBP: 0	WP: 0 PB: 0 CS: 0	PA: 30
<b>PITCHER</b> <b>Vern Bickford, R</b> ERA: 3.15 (1, 1)	IP: 9.0 WLS: W BF: 30 H: 0 R: 0 ER: 0 SO: 3 BB: 4 IBB: 0 HBP: 0 BLK: 0 WP: 0 HR: 0 S: 55 P: 97 ERA: 0.00 WHIP: 0.444																			


Batter	1	2	3	4	5	6	7	8	9	AB	R	H	RBI	BB	SO	LOB	BOTTOM			
<b>Roy Hartsfield, R</b> OBP: 0.318, SLG: 0.357 (1, 4)										5	1	2	0	0	1	1	<b>Brooklyn Dodgers @ Boston Braves</b> Braves Field, Boston, MA Fri Aug 11 1950, 3:33 AM EDT Att: 29,008 - Unknown			
<b>Sam Jethroe, S</b> OBP: 0.383, SLG: 0.467 (1, 8)										4	1	2	1	1	0	0				
<b>Earl Torgeson, L</b> OBP: 0.405, SLG: 0.469 (1, 3)										4	2	1	0	1	1	4				
<b>Bob Elliott, R</b> OBP: 0.385, SLG: 0.519 (1, 5)										5	2	3	2	0	0	2				
<b>Walker Cooper, R</b> OBP: 0.373, SLG: 0.512 (1, 2)										4	1	1	2	0	0	2				
<b>Sid Gordon, R</b> OBP: 0.424, SLG: 0.587 (1, 7)										3	0	2	2	1	0	0				
<b>Willard Marshall, L</b> OBP: 0.336, SLG: 0.358 (1, 9)										2	0	0	0	2	0	1				
<b>Buddy Kerr, R</b> OBP: 0.271, SLG: 0.270 (1, 6)										4	0	0	0	0	2	5				
<b>Vern Bickford, R</b> OBP: 0.122, SLG: 0.089 (1, 1)										4	0	1	0	0	2	0				
<b>Inning Stats</b>	R: 3 E: 1 K: 1 S: 15	H: 3 LOB: 1 BB: 1 P: 27	R: 1 E: 1 K: 2 S: 11	H: 2 LOB: 1 BB: 0 P: 17	R: 0 E: 0 K: 0 S: 5	H: 0 LOB: 0 BB: 0 P: 5	R: 0 E: 0 K: 0 S: 9	H: 1 LOB: 1 BB: 0 P: 12	R: 1 E: 1 K: 1 S: 22	H: 2 LOB: 3 BB: 2 P: 40	R: 0 E: 0 K: 1 S: 7	H: 0 LOB: 0 BB: 0 P: 10	R: 2 E: 0 K: 0 S: 12	H: 2 LOB: 2 BB: 2 P: 23	R: 0 E: 0 K: 1 S: 13	H: 2 LOB: 2 BB: 0 P: 21		1B: 10 2B: 2 3B: 0 HR: 0	SF: 0 SAC: 0 DP: 0 HBP: 0	WP: 0 PB: 0 CS: 0
<b>PITCHER</b> <b>Carl Erskine, R</b> ERA: 5.4 (1, 1)	IP: 1.2 WLS: L BF: 11 H: 5 R: 4 ER: 3 SO: 2 BB: 1 IBB: 0 HBP: 0 BLK: 0 WP: 0 HR: 0 S: 23 P: 39 ERA: 16.20 WHIP: 3.600																			
<b>Joe Hatten, L</b> ERA: 4.82 (2, 1)	3.1 15 3 1 1 2 2 0 0 0 0 0 39 62 2.70 1.500																			
<b>Dan Bankhead, R</b> ERA: 5.6 (6, 1)	3.0 15 4 2 2 2 2 0 0 0 0 0 32 54 6.00 2.000																			



Batter	1	2	3	4	5	6	7	8	9	AB	R	H	RBI	BB	SO	LOB	TOP			
<b>Pee Wee Reese, R</b> OBP: 0.397, SLG: 0.354 (1,6)	L7		E BB BB		FC5-4		BB BB		K	3	0	0	0	2	1	1				
<b>Jim Russell, S</b> OBP: 0.345, SLG: 0.475 (1,7)	L6-3 1B		E BB		FC5-4		BB BB		5-3	3	0	1	0	2	0	1				
<b>Duke Snider, L</b> OBP: 0.371, SLG: 0.539 (1,8)	L6-3		E4		4-3		F6			4	0	0	0	0	0	7				
<b>Jackie Robinson, R</b> OBP: 0.434, SLG: 0.544 <b>Chris Van Cuyk, L</b> (6,1)		K	4-3				F8			3	0	0	0	0	1	3				
<b>Tommy Brown, R</b> OBP: 0.321, SLG: 0.615 <b>Billy Loes, R</b> (8,1)								1B F9 1B		0	0	0	0	0	0	0				
<b>Carl Furillo, R</b> OBP: 0.352, SLG: 0.490 (1,9)	K				6-3		L4-3 1B		1B	4	0	2	0	0	1	0				
<b>Gil Hodges, R</b> OBP: 0.391, SLG: 0.497 (1,3)	F9				FC5-4 1B		L4-3		K	4	0	1	0	0	1	3				
<b>Roy Campanella, R</b> OBP: 0.376, SLG: 0.575 (1,2)			BB BB BB		F9		6-3		F9	3	0	0	1	1	0	2				
<b>Billy Cox, R</b> OBP: 0.304, SLG: 0.383 (6,4)			BB BB E BB		FC5-4		BB BB BB		L4	2	1	0	0	2	0	2				
<b>Don Newcombe, L</b> OBP: 0.344, SLG: 0.345 <b>Bobby Morgan, R</b> OBP: 0.355, SLG: 0.426 (6,5)			K				K		6-3	2	0	1	0	0	1	2				
<b>Inning Stats</b>	R: 0 E: 0 K: 0 S: 8	H: 1 LOB: 0 BB: 0 P: 11	R: 0 E: 0 K: 2 S: 11	H: 0 LOB: 0 BB: 0 P: 17	R: 1 E: 1 K: 1 S: 15	H: 0 LOB: 3 BB: 4 P: 34	R: 0 E: 0 K: 0 S: 9	H: 1 LOB: 1 BB: 0 P: 12	R: 0 E: 0 K: 0 S: 10	H: 1 LOB: 0 BB: 0 P: 11	R: 0 E: 0 K: 1 S: 12	H: 0 LOB: 3 BB: 3 P: 30	R: 1 E: 0 K: 1 S: 11	H: 2 LOB: 1 BB: 0 P: 16	R: 0 E: 0 K: 1 S: 7	H: 0 LOB: 0 BB: 0 P: 10	1B: 6 2B: 2 3B: 0 HR: 0	SF: 0 SAC: 0 DP: 2 HBP: 0	WP: 0 PB: 0 SB: 0 CS: 0	PA: 38
<b>PITCHER</b> <b>Warren Spahn, L</b> ERA: 3.12 (1,1)	IP: 9.0 WLS: W BF: 38 H: 6 R: 2 ER: 1 SO: 6 BB: 7 IBB: 0 HBP: 0 BLK: 0 WP: 0 HR: 0 S: 87 P: 147 ERA: 1.00 WHIP: 1.444															<b>PITCHER</b>				

Brooklyn Dodgers @ Boston Braves  
Braves Field, Boston, MA  
Sat Aug 12 1950, 3:33 AM EDT  
Att: 34,732 - Unknown

AB 31  
R 2  
H 6  
RBI 1  
BB 7  
SO 6  
LOB 22




Batter	1	2	3	4	5	6	7	8	9	AB	R	H	RBI	BB	SO	LOB	BOTTOM			
<b>Roy Hartsfield, R</b> OBP: 0.316, SLG: 0.358 (1,4)	E6		4-3 E 2B	K	F5		F8			5	1	1	0	0	1	2				
<b>Sam Jethroe, S</b> OBP: 0.383, SLG: 0.467 <b>Luis Olmo, R</b> OBP: 0.315, SLG: 0.360 (8,8)	K		4-3				K			5	1	2	1	0	2	2				
<b>Earl Torgeson, L</b> OBP: 0.402, SLG: 0.473 (1,3)	G3		2-3 L9		1B		K			5	1	1	2	0	2	2				
<b>Bob Elliott, R</b> OBP: 0.391, SLG: 0.524 (1,5)	K		BB 1B		FC4-2 1B		BB BB		4-3 2B 2B	4	1	3	0	1	1	1				
<b>Walker Cooper, R</b> OBP: 0.373, SLG: 0.512 (1,2)		6-3	FC6-4 BB		FC4-2 2B		L7		4-3	4	1	1	0	1	0	2				
<b>Sid Gordon, R</b> OBP: 0.427, SLG: 0.592 (1,7)		1B 2B	FC6-4		BB FC4-2 IBB		F9		2B	4	2	2	1	1	0	3				
<b>Willard Marshall, L</b> OBP: 0.337, SLG: 0.356 (1,9)		2-2 1B			6-3		FC4-2 E		F8	4	1	1	1	1	0	4				
<b>Buddy Kerr, R</b> OBP: 0.275, SLG: 0.270 (1,6)	F7				1B		FC6-4 BB		6-3	3	1	1	1	2	0	2				
<b>Warren Spahn, L</b> OBP: 0.271, SLG: 0.244 (1,1)	G3				E9 1B 1B		FC6-4		K	4	1	1	1	0	1	5				
<b>Inning Stats</b>	R: 0 E: 1 K: 2 S: 8	H: 0 LOB: 1 BB: 0 P: 16	R: 1 E: 0 K: 0 S: 14	H: 2 LOB: 1 BB: 0 P: 21	R: 1 E: 1 K: 0 S: 11	H: 2 LOB: 2 BB: 1 P: 18	R: 2 E: 1 K: 2 S: 15	H: 3 LOB: 1 BB: 0 P: 20	R: 3 E: 1 K: 0 S: 11	H: 2 LOB: 1 BB: 2 P: 22	R: 2 E: 0 K: 1 S: 22	H: 2 LOB: 3 BB: 3 P: 38	R: 0 E: 0 K: 2 S: 9	H: 0 LOB: 0 BB: 0 P: 11	R: 1 E: 0 K: 0 S: 8	H: 2 LOB: 1 BB: 0 P: 14	1B: 7 2B: 5 3B: 0 HR: 1	SF: 0 SAC: 0 DP: 0 HBP: 0	WP: 0 PB: 0 SB: 1 CS: 0	PA: 44
<b>PITCHER</b> <b>Don Newcombe, R</b> ERA: 4.31 (1,1)	IP: 5.0 WLS: L BF: 28 H: 9 R: 7 ER: 5 SO: 4 BB: 2 IBB: 1 HBP: 0 BLK: 0 WP: 0 HR: 0 S: 59 P: 97 ERA: 9.00 WHIP: 2.200															<b>PITCHER</b>				
<b>Chris Van Cuyk, L</b> ERA: 4.78 (6,1)	2.0 11 2 2 2 3 3 0 0 0 0 0 1 31 49 9.00 2.500																			
<b>Billy Loes, R</b> ERA: 8.59 (8,1)	1.0 5 2 1 1 0 0 0 0 0 0 0 0 8 14 9.00 2.000																			

Brooklyn Dodgers @ Boston Braves  
Braves Field, Boston, MA  
Sat Aug 12 1950, 3:33 AM EDT  
Att: 34,732 - Unknown

AB 38  
R 10  
H 13  
RBI 7  
BB 6  
SO 7  
LOB 23





Batter	1	2	3	4	5	6	7	8	9	AB	R	H	RBI	BB	SO	LOB	TOP					
<b>Pee Wee Reese, R</b> OBP: 0.361, SLG: 0.558 (1, 6)	F8		E S 1B			FC3-5 2B	1-0 1B	0-1 BB 1B		5	1	3	3	0	0	1	<b>Brooklyn Dodgers @ Boston Braves</b> Braves Field, Boston, MA Sun Aug 13 1950, 3:33 AM EDT Att: 26,501 - Unknown					
<b>Jim Russell, S</b> OBP: 0.346, SLG: 0.475 (1, 7)	F8		F7			1-1 2B	2-0 F4	1-2 2-H 3-H 4-1 BB FC6-4		4	0	1	1	1	0	3						
<b>Duke Snider, L</b> OBP: 0.371, SLG: 0.538 (1, 8)	2B			1-1 G3		F6		1-2 2-3 BB FC6-4		4	1	1	0	1	0	3						
<b>Jackie Robinson, R</b> OBP: 0.431, SLG: 0.538 (1, 4)	5-3			0-2 F8			3-2 4-3	4-1 WP 1B BB F8	0-0 F8	4	1	0	0	1	0	1						
<b>Carl Furillo, R</b> OBP: 0.355, SLG: 0.494 (1, 9)		0-0 G4-6-3 1B		0-0 6-3			1-0 1B 2B	1-0 1B WP 1B	1-0 F3	5	2	3	0	0	0	0						
<b>Gil Hodges, R</b> OBP: 0.389, SLG: 0.493 (1, 3)		0-1 G4-6-3 1-2		1-1 6-3			3-2 1B 2H	0-0 F7	1-1 6-3	5	1	1	1	0	0	4						
<b>Roy Campanella, R</b> OBP: 0.374, SLG: 0.569 (1, 2)		1-0 F3		0-0 G4-3			2-0 F6	4-0 1B 1B IBB		3	1	0	0	1	0	1						
<b>Billy Cox, R</b> OBP: 0.303, SLG: 0.379 (1, 5)			3-2 5-3		3-2 2-3		4-0 1B 1B IBB	1-2 2-3 3-H 1-2 F8		3	1	0	1	1	0	2						
<b>Erv Palica, R</b> OBP: 0.273, SLG: 0.364 (1, 1)			1-2 F9			0-0 FC3-5 2B	1-3 2-H 1B	1-2 2-3 BB 1B		4	0	3	1	0	0	0						
<b>Inning Stats</b>	R: 0 E: 0 K: 0 S: 12	H: 1 LOB: 1 BB: 0 P: 14	R: 0 E: 0 K: 0 S: 4	H: 1 LOB: 0 BB: 0 P: 5	R: 0 E: 0 K: 0 S: 11	H: 1 LOB: 1 BB: 0 P: 18	R: 0 E: 0 K: 0 S: 6	H: 0 LOB: 0 BB: 0 P: 7	R: 0 E: 0 K: 0 S: 6	H: 0 LOB: 0 BB: 0 P: 10	R: 1 E: 0 K: 0 S: 7	H: 2 LOB: 0 BB: 0 P: 9	R: 3 E: 0 K: 0 S: 12	H: 4 LOB: 2 BB: 1 P: 28	R: 4 E: 0 K: 0 S: 20	H: 3 LOB: 3 BB: 4 P: 40	R: 0 E: 0 K: 0 S: 4	H: 0 LOB: 0 BB: 0 P: 6	1B: 8 2B: 4 3B: 0 HR: 0	SF: 0 SAC: 0 DP: 1 HBP: 0	WP: 1 PB: 0 SB: 1 CS: 0	PA: 42
<b>PITCHER</b>	IP	WLS	BF	H	R	ER	SO	BB	IBB	HBP	BLK	WP	HR	S	P	ERA	WHIP					
<b>Bob Chipman, L</b> ERA: 4.53 (1, 1)	7.0	L	29	9	4	4	0	0	1	0	0	0	0	58	91	5.14	1.286					
<b>Bobby Hogue, R</b> ERA: 4.53 (8, 1)	0.2		8	3	4	4	0	2	1	0	0	1	0	18	34	54.00	7.500					
<b>Mickey Haefner, L</b> ERA: 5.6 (8, 1)	1.1		5	0	0	0	0	1	0	0	0	0	0	6	12	0.00	0.750					

Batter	1	2	3	4	5	6	7	8	9	AB	R	H	RBI	BB	SO	LOB	BOTTOM				
<b>Roy Hartsfield, R</b> OBP: 0.318, SLG: 0.364 (1, 4)	F3			0-0 FC4-6 1B		0-0 1B 2B		1-3 K		4	1	2	0	0	1	0	<b>Brooklyn Dodgers @ Boston Braves</b> Braves Field, Boston, MA Sun Aug 13 1950, 3:33 AM EDT Att: 26,501 - Unknown				
<b>Sam Jethroe, S</b> OBP: 0.360, SLG: 0.462 (1, 8)	F9		3-2 FC4-6 1-2		1-0 L8		0-2 5-3			4	0	0	0	0	0	2					
<b>Earl Torgeson, L</b> OBP: 0.403, SLG: 0.472 (1, 3)	F6		1-1 F6		4-0 IBB	3-2 2-H 1B		2-2 F9		3	0	1	1	1	0	0					
<b>Bob Elliott, R</b> OBP: 0.392, SLG: 0.525 (1, 5)		0-1 6-3		2-3 K		4-2 BB		0-0 1B F9 2B		3	1	1	0	1	1	2					
<b>Walker Cooper, R</b> OBP: 0.371, SLG: 0.509 (1, 2)		2-2 F8		0-0 F6		0-0 L5		0-2 1B		4	0	1	0	0	0	3					
<b>Del Crandall, R</b> OBP: 0.281, SLG: 0.351 (9, PR)		F8						2-3 1B		0	0	0	0	0	0	0					
<b>Sid Gordon, R</b> OBP: 0.427, SLG: 0.591 (1, 7)		1-2 F3			2-2 FC5-4 1B		2-2 G4-6-3 1B		1-0 F9	4	0	2	1	0	0	1					
<b>Willard Marshall, L</b> OBP: 0.336, SLG: 0.354 (1, 9)			2-2 L9		1-2 F7		1-1 G4-6-3 1-2		0-0 1B	4	0	1	0	0	0	2					
<b>Buddy Kerr, R</b> OBP: 0.275, SLG: 0.274 (1, 6)			1-0 F5		0-1 F9		1-0 2B		1-1 F6	3	0	1	0	0	0	1					
<b>Pete Reiser, L</b> OBP: 0.347, SLG: 0.262 (9, PH)										1	0	0	0	0	0	2					
<b>Bob Chipman, L</b> OBP: 0.171, SLG: 0.121 (1, 1)			0-3 K		0-2 FC5-4 1-2		2-2 F7		0-0 F7	2	0	0	0	0	1	1					
<b>Tommy Holmes, L</b> OBP: 0.390, SLG: 0.459 (7, PH)										1	0	0	0	0	0	1					
<b>Bobby Hogue, R</b> OBP: 0.333, SLG: 0.364 (8, 1)										0	0	0	0	0	0	0					
<b>Mickey Haefner, L</b> OBP: 0.292, SLG: 0.190 (8, 1)										1	0	0	0	0	0	2					
<b>Inning Stats</b>	R: 0 E: 0 K: 0 S: 10	H: 0 LOB: 0 BB: 0 P: 14	R: 0 E: 0 K: 0 S: 8	H: 0 LOB: 0 BB: 0 P: 11	R: 0 E: 1 K: 1 S: 7	H: 1 LOB: 2 BB: 1 P: 15	R: 0 E: 0 K: 0 S: 11	H: 1 LOB: 1 BB: 0 P: 14	R: 1 E: 0 K: 0 S: 9	H: 2 LOB: 1 BB: 1 P: 17	R: 0 E: 0 K: 0 S: 10	H: 2 LOB: 1 BB: 0 P: 16	R: 0 E: 0 K: 1 S: 9	H: 0 LOB: 0 BB: 0 P: 12	R: 1 E: 0 K: 0 S: 9	H: 3 LOB: 2 BB: 0 P: 11	1B: 6 2B: 3 3B: 0 HR: 0	SF: 0 SAC: 0 DP: 1 HBP: 0	WP: 0 PB: 0 SB: 0 CS: 0	PA: 36	
<b>PITCHER</b>	IP	WLS	BF	H	R	ER	SO	BB	IBB	HBP	BLK	WP	HR	S	P	ERA	WHIP				
<b>Erv Palica, R</b> ERA: 3.9 (1, 1)	9.0	W	36	9	2	2	3	1	1	0	0	0	0	81	121	2.00	1.111				



Batter	1	2	3	4	5	6	7	8	9	AB	R	H	RBI	BB	SO	LOB	TOP							
<b>Pee Wee Reese, R</b> (1, 6) OBP: 0.359, SLG: 0.357	1-1 4-3 1B	1-1 6-3		0-1 4-3			0-3 K			4	0	1	0	0	1	2								
<b>Gene Hermanski, L</b> (1, 7) OBP: 0.376, SLG: 0.458	1-3 K		0-0 F8		0-3 K			1-2 G3		4	0	0	0	0	2	1								
<b>Duke Snider, L</b> (1, 8) OBP: 0.370, SLG: 0.536	0-0 4-3		0-0 BB G3 1B		1-3 K			1-0 4-3		4	0	1	0	0	1	1								
<b>Jackie Robinson, R</b> (1, 4) OBP: 0.427, SLG: 0.533	2-1 5-3		1-0 G3		0-0 F5			1-0 F9		4	0	0	0	0	2									
<b>Carl Furillo, R</b> (1, 9) OBP: 0.358, SLG: 0.494		1-0 E 1B	4-1 BB			4-2 FC1-6 BB			1-1 F8	2	1	1	0	2	0	0								
<b>Gil Hodges, R</b> (1, 3) OBP: 0.387, SLG: 0.489		2-0 E4 SH5-4 1B	4-2 BB		0-0 FC1-6 CS			0-1 F6		3	0	0	0	1	0	2								
<b>Roy Campanella, R</b> (1, 2) OBP: 0.373, SLG: 0.565		0-0 SH5-4 1B	1-2 L6		1-0 L7			0-1 F2		4	0	1	1	0	0	4								
<b>Billy Cox, R</b> (1, 5) OBP: 0.300, SLG: 0.375		1-3 K		2-3 K		1-0 CS	0-1 F8			3	0	0	0	0	2	2								
<b>Preacher Roe, R</b> (1, 1) OBP: 0.162, SLG: 0.164		0-0 SH5-4	0-2 5-3			2-2 F4				2	0	0	0	0	0	0								
<b>Inning Stats</b>	R: 0 E: 0 K: 1 S: 8	H: 1 LOB: 1 BB: 0 P: 12	R: 1 E: 1 K: 1 S: 9	H: 2 LOB: 2 BB: 0 P: 14	R: 0 E: 0 K: 0 S: 10	H: 1 LOB: 3 BB: 2 P: 20	R: 0 E: 0 K: 1 S: 8	H: 0 LOB: 0 BB: 0 P: 10	R: 0 E: 0 K: 0 S: 7	H: 0 LOB: 0 BB: 1 P: 8	R: 0 E: 0 K: 1 S: 9	H: 0 LOB: 0 BB: 0 P: 11	R: 0 E: 0 K: 0 S: 5	H: 0 LOB: 0 BB: 0 P: 11	R: 0 E: 0 K: 0 S: 6	H: 0 LOB: 0 BB: 0 P: 7	R: 0 E: 0 K: 0 S: 6	H: 0 LOB: 0 BB: 0 P: 8	R: 0 E: 0 K: 0 S: 6	H: 0 LOB: 0 BB: 0 P: 7	1B: 4 2B: 0 3B: 0 HR: 0	SF: 0 SAC: 1 DP: 0 HBP: 0	WP: 0 PB: 0 SB: 0 CS: 1	PA: 35
<b>PITCHER</b> <b>Larry Jansen, R</b> (1, 1) ERA: 3.09	IP: 9.0 WLS: L BF: 34 H: 4 R: 1 ER: 0 SO: 6 BB: 3 IBB: 0 HBP: 0 BLK: 0 WP: 0 HR: 0 S: 67 P: 101 ERA: 0.00 WHIP: 0.778															<b>PITCHER</b>	IP: 9.0 WLS: W BF: 33 H: 5 R: 0 ER: 0 SO: 5 BB: 2 IBB: 0 HBP: 0 BLK: 0 WP: 0 HR: 0 S: 69 P: 102 ERA: 0.00 WHIP: 0.778							

Brooklyn Dodgers @ New York Giants  
Polo Grounds, New York, NY  
Tue Aug 15 1950, 3:33 AM EDT  
Att: 49,021 - Unknown

AB 30  
R 1  
H 4  
RBI 1  
BB 3  
SO 6  
LOB 14



Batter	1	2	3	4	5	6	7	8	9	AB	R	H	RBI	BB	SO	LOB	BOTTOM							
<b>Eddie Stanky, R</b> (1, 4) OBP: 0.461, SLG: 0.410	1-2 F8		2-2 F7		0-0 5-3			2-2 4-3		4	0	0	0	0	0	3								
<b>Whitey Lockman, L</b> (1, 7) OBP: 0.369, SLG: 0.439	0-1 L5		0-1 3-1			0-0 F4		2-2 4-3		4	0	0	0	0	0	1								
<b>Don Mueller, L</b> (1, 9) OBP: 0.332, SLG: 0.384	0-1 L4			2-1 4-3		0-0 4-3		1-0 F6		3	0	0	0	0	0	0								
<b>Clint Hartung, R</b> (6, PH) OBP: 0.286, SLG: 0.571										1	0	0	0	0	0	1								
<b>Jack Maguire, R</b> (9, 9) OBP: 0.268, SLG: 0.243										0	0	0	0	0	0	0								
<b>Wes Westrum, R</b> (1, 2) OBP: 0.379, SLG: 0.480		1-1 G4-6-3 1B		2-3 K		1-1 F6			1-1 5-3	4	0	1	0	0	1	0								
<b>Bobby Thomson, R</b> (1, 8) OBP: 0.308, SLG: 0.412		0-1 G4-6-3		1-1 5-3			1-3 K		1-3 K	4	0	0	0	0	2	1								
<b>Alvin Dark, R</b> (1, 6) OBP: 0.335, SLG: 0.458		0-1 1B 1B			2-1 6-3		0-0 F6		0-0 F2	4	0	1	0	0	0	0								
<b>Monte Irvin, R</b> (1, 3) OBP: 0.363, SLG: 0.396		1-0 1B			1-1 F8		4-1 BB			2	0	1	0	1	0	0								
<b>Jack Lohrke, R</b> (1, 5) OBP: 0.229, SLG: 0.156		1-3 K			4-0 2B BB		1-1 F3			2	0	0	0	1	1	3								
<b>Larry Jansen, R</b> (1, 1) OBP: 0.208, SLG: 0.246			0-3 K		0-0 2B			1-2 4-3 4-3 1B		3	0	2	0	0	1	0								
<b>Inning Stats</b>	R: 0 E: 0 K: 0 S: 7	H: 0 LOB: 0 BB: 0 P: 8	R: 0 E: 0 K: 1 S: 10	H: 3 LOB: 2 BB: 0 P: 13	R: 0 E: 0 K: 1 S: 8	H: 0 LOB: 0 BB: 0 P: 10	R: 0 E: 0 K: 1 S: 8	H: 0 LOB: 0 BB: 0 P: 13	R: 0 E: 0 K: 0 S: 6	H: 1 LOB: 2 BB: 1 P: 13	R: 0 E: 0 K: 0 S: 4	H: 0 LOB: 0 BB: 0 P: 5	R: 0 E: 0 K: 1 S: 8	H: 0 LOB: 1 BB: 1 P: 14	R: 0 E: 0 K: 0 S: 12	H: 1 LOB: 1 BB: 0 P: 18	R: 0 E: 0 K: 1 S: 6	H: 0 LOB: 0 BB: 0 P: 8	R: 0 E: 0 K: 1 S: 6	H: 0 LOB: 0 BB: 0 P: 8	1B: 4 2B: 1 3B: 0 HR: 0	SF: 0 SAC: 0 DP: 1 HBP: 0	WP: 0 PB: 0 SB: 0 CS: 0	PA: 33
<b>PITCHER</b> <b>Preacher Roe, L</b> (1, 1) ERA: 3.26	IP: 9.0 WLS: W BF: 33 H: 5 R: 0 ER: 0 SO: 5 BB: 2 IBB: 0 HBP: 0 BLK: 0 WP: 0 HR: 0 S: 69 P: 102 ERA: 0.00 WHIP: 0.778															<b>PITCHER</b>	IP: 9.0 WLS: W BF: 33 H: 5 R: 0 ER: 0 SO: 5 BB: 2 IBB: 0 HBP: 0 BLK: 0 WP: 0 HR: 0 S: 69 P: 102 ERA: 0.00 WHIP: 0.778							

Brooklyn Dodgers @ New York Giants  
Polo Grounds, New York, NY  
Tue Aug 15 1950, 3:33 AM EDT  
Att: 49,021 - Unknown

AB 31  
R 0  
H 5  
RBI 0  
BB 2  
SO 5  
LOB 9





Batter	1	2	3	4	5	6	7	8	9	AB	R	H	RBI	BB	SO	LOB	TOP		
<b>Pee Wee Reese, R</b> OBP: 0.360, SLG: 0.360	0-2 BB 1B		2-1 G3 E 2B	1-1 F5			3-3 K		2-1 1-3	5	1	2	0	0	1	1			
<b>Gene Hermanski, L</b> OBP: 0.387, SLG: 0.446	1-0 F8		2-0 G3		1-2 4-1		2-0 G3		1-1 G3	5	0	0	0	0	0	3			
<b>Duke Snider, L</b> OBP: 0.374, SLG: 0.536 <b>Cal Abrams, L</b> (8, PR) (8, 8)	4-0 G5-4-3 BB		4-1 E HR BB		0-1 F9			1-1 1B HR 1B		2	1	1	0	2	0	0			
<b>Jackie Robinson, R</b> OBP: 0.425, SLG: 0.530 <b>Eddie Miksis, R</b> (8, PR) (8, 4)	0-0 G5-4-3		2-1 F9		0-0 F9			1-0 1B HR 1B		4	0	1	0	0	0	4			
<b>Carl Furillo, R</b> OBP: 0.359, SLG: 0.493		4-2 WP BB BB	0-1 E7 HR 1B			2-1 F9		0-0 F7		3	1	1	1	1	0	2			
<b>Gil Hodges, R</b> OBP: 0.391, SLG: 0.507		4-1 WP BB	1-3 3-H 3-2 HR			1-3 K		2-1 1-H 2-H HR		3	2	2	6	1	1	0			
<b>Roy Campanella, R</b> OBP: 0.369, SLG: 0.558		0-1 L7	0-3 K			2-2 6-3		3-2 6-3		4	0	0	0	0	1	3			
<b>Billy Cox, R</b> OBP: 0.300, SLG: 0.373		0-3 K			0-0 G4-6-3 1B		2-2 6-3	2-1 6-3		4	0	1	0	0	1	3			
<b>Carl Erskine, R</b> OBP: 0.250, SLG: 0.250 <b>Joe Hatten, L</b> OBP: 0.083, SLG: 0.083 <b>Chris Van Cuyk, L</b> (2, PR) <b>Wayne Belardi, L</b> <b>Rex Barney, R</b> OBP: 0.222, SLG: 0.250 <b>Dan Bankhead, R</b> OBP: 0.229, SLG: 0.294 <b>Billy Loes, R</b> (8, 1) <b>Tommy Brown, R</b> (8, PR)	1-2 4-3		1-2 G4-6-3		1-2 G4-6-3		1-0 HBP	1-1 L5		0	0	0	0	0	0	0			
<b>Inning Stats</b>	R: 0 E: 0 K: 0 S: 5	H: 1 LOB: 1 BB: 1 P: 10	R: 0 E: 0 K: 1 S: 12	H: 0 LOB: 2 BB: 2 P: 21	R: 4 E: 1 K: 1 S: 16	H: 3 LOB: 0 BB: 1 P: 29	R: 0 E: 0 K: 0 S: 6	H: 1 LOB: 0 BB: 0 P: 8	R: 0 E: 0 K: 1 S: 9	H: 0 LOB: 0 BB: 0 P: 14	R: 0 E: 0 K: 1 S: 8	H: 0 LOB: 1 BB: 0 P: 16	R: 3 E: 0 K: 0 S: 11	H: 3 LOB: 1 BB: 0 P: 20	R: 0 E: 0 K: 0 S: 6	H: 0 LOB: 0 BB: 0 P: 10	1B: 5 2B: 1 3B: 0 HR: 2	SF: 0 SAC: 0 DP: 2 HBP: 1	WP: 1 PA: 38 FB: 0 SB: 0 CS: 0
<b>PITCHER</b> <b>Sal Maglie, R</b> ERA: 3.31	IP: 9.0 WLS: 7 BF: 38 H: 8 R: 7 ER: 7 SO: 4 BB: 4 IBB: 0 HBP: 1 BLK: 0 WP: 1 HR: 2 S: 79 P: 135 ERA: 7.00 WHIP: 1.333															<b>PITCHER</b> <b>Billy Loes, R</b> ERA: 7.56	IP: 1.0 WLS: 4 BF: 4 H: 1 R: 0 ER: 0 SO: 0 BB: 0 IBB: 0 HBP: 0 BLK: 0 WP: 0 HR: 0 S: 8 P: 15 ERA: 0.00 WHIP: 1.000		

Batter	1	2	3	4	5	6	7	8	9	AB	R	H	RBI	BB	SO	LOB	BOTTOM
<b>Eddie Stanky, R</b> OBP: 0.462, SLG: 0.417 <b>Bill Rigney, R</b> OBP: 0.253, SLG: 0.217	1-1 HR 1B		1-1 F2		0-3 K			0-0 F4		4	3	2	3	1	1	2	
<b>Whitely Lockman, L</b> OBP: 0.369, SLG: 0.437			4-1 BB BB BB		1-3 K		2-2 F2		2-2 F2	4	1	1	0	1	1	4	
<b>Don Mueller, L</b> OBP: 0.339, SLG: 0.397			4-0 BB BB BB		0-0 F6		0-0 HR		1-2 2-3 3-H HR	4	3	3	4	1	0	0	
<b>Hank Thompson, L</b> OBP: 0.400, SLG: 0.474 <b>Jack Lohrke, R</b> OBP: 0.229, SLG: 0.156			4-1 WP BB BB		3-3 K		3-3 K		1-2 2-3 3-H IHR	4	2	3	4	1	1	0	
<b>Tookie Gilbert, L</b> OBP: 0.329, SLG: 0.321			4-2 WP BB		0-1 F9		3-3 K		1-2 2-3 3-H BB	3	1	0	1	2	2	2	
<b>Alvin Dark, R</b> OBP: 0.333, SLG: 0.455 <b>Rudy Rufer, R</b> (8, 6)	0-1 1B 1B		1-3 K		0-1 B3-1		0-2 6-3		0-1 F9	5	1	1	0	0	1	3	
<b>Bobby Thomson, R</b> OBP: 0.309, SLG: 0.414	0-1 1B E 1B		1-2 5-3-2 BB		1-1 F5		1-1 F5		2-2 F5	5	1	2	1	0	0	2	
<b>Sam Calderone, R</b> OBP: 0.400, SLG: 0.410	1-2 BB E 1B		1-2 F5		0-1 B3-1		0-1 BB E HR 1B		3-1 1-3	4	2	2	1	1	0	0	
<b>Sal Maglie, R</b> OBP: 0.152, SLG: 0.182	4-1 E BB		1-2 E BB		0-1 5-3		0-0 E1 HR BB		2-0 1B	4	2	1	0	1	1	3	
<b>Inning Stats</b>	R: 9 E: 1 K: 1 S: 25	H: 10 LOB: 2 BB: 2 P: 37	R: 0 E: 0 K: 1 S: 7	H: 1 LOB: 1 BB: 1 P: 13	R: 2 E: 0 K: 1 S: 10	H: 0 LOB: 1 BB: 4 P: 28	R: 0 E: 0 K: 1 S: 10	H: 0 LOB: 0 BB: 0 P: 11	R: 0 E: 0 K: 2 S: 9	H: 0 LOB: 0 BB: 0 P: 13	R: 5 E: 1 K: 1 S: 15	H: 3 LOB: 0 BB: 1 P: 26	R: 0 E: 0 K: 0 S: 8	H: 1 LOB: 1 BB: 0 P: 15	1B: 10 2B: 2 3B: 1 HR: 3	SF: 0 SAC: 0 DP: 1 HBP: 0	WP: 1 PA: 46 FB: 0 SB: 0 CS: 0
<b>PITCHER</b> <b>Carl Erskine, R</b> ERA: 8.2 <b>Joe Hatten, L</b> ERA: 5.3 <b>Chris Van Cuyk, L</b> ERA: 4.73 <b>Rex Barney, R</b> ERA: 6.61 <b>Dan Bankhead, R</b> ERA: 5.68	IP: 0.1 WLS: 1 BF: 5 H: 4 R: 3 ER: 3 SO: 0 BB: 1 IBB: 0 HBP: 0 BLK: 0 WP: 0 HR: 0 S: 9 P: 16 ERA: 81.00 WHIP: 15.000															<b>PITCHER</b> <b>Billy Loes, R</b> ERA: 7.56	IP: 1.0 WLS: 4 BF: 4 H: 1 R: 0 ER: 0 SO: 0 BB: 0 IBB: 0 HBP: 0 BLK: 0 WP: 0 HR: 0 S: 8 P: 15 ERA: 0.00 WHIP: 1.000

Brooklyn Dodgers @ New York Giants  
Polo Grounds, New York, NY  
Wed Aug 16 1950, 3:33 AM EDT  
Att: 22,675 - Unknown

AB 33  
R 7  
H 8  
RBI 7  
BB 4  
SO 4  
LOB 19



Brooklyn Dodgers @ New York Giants  
Polo Grounds, New York, NY  
Wed Aug 16 1950, 3:33 AM EDT  
Att: 22,675 - Unknown

AB 38  
R 16  
H 15  
RBI 14  
BB 8  
SO 7  
LOB 17






Batter	1	2	3	4	5	6	7	8	9	AB	R	H	RBI	BB	SO	LOB	TOP					
<b>Pee Wee Reese, R</b> (1, 6) OBP: 0.365, SLG: 0.372	4-0 BB BB		2-0 HR 3B	1-1 F3		1-2 FC3-2 2B		4-0 3B BB		3	2	1	2	0	1							
<b>Gene Hermanski, L</b> (1, 7) OBP: 0.373, SLG: 0.473	4-1 BB		3-1 HR	1-1 L7		3-2 4-3		2-1 3B		4	1	2	3	1	0	2						
<b>Duke Snider, L</b> (1, 8) OBP: 0.372, SLG: 0.532	0-1 F8		3-2 F8		1-1 PB HR 1B	3-1 FC3-2		0-1 G3		5	1	1	0	0	0	4						
<b>Jackie Robinson, R</b> (1, 4) OBP: 0.423, SLG: 0.524	2-2 F9		1-1 HBP		1-2 F6	1-0 F8		0-1 5-3		4	0	0	0	0	0	5						
<b>Carl Furillo, R</b> (1, 9) OBP: 0.358, SLG: 0.488	1-0 F8		0-0 F7		2-2 4-3		4-0 SH1-4 BB		2-3 K	4	0	0	0	1	1	4						
<b>Gil Hodges, R</b> (1, 3)		0-0 FC4-6 1B	1-2 F5		2-1 HR		1-0 SH1-4		0-1 1B	4	1	3	2	0	0	1						
<b>Roy Campanella, R</b> (1, 2) OBP: 0.369, SLG: 0.556	2-2 L6		0-0 SH1-3 1B		0-0 6-3		2-2 F8		0-1 G5-4-3 1B	5	1	2	0	0	0	2						
<b>Billy Cox, R</b> (1, 5) OBP: 0.299, SLG: 0.381	1-1 F8		0-0 SH1-3		1-2 HR		1-1 F9		0-0 G5-4-3	4	1	1	1	0	0	4						
<b>Don Newcombe, L</b> (1, 1) OBP: 0.338, SLG: 0.355	1-0 FC4-6		1-0 E4		1-0 2B		1-0 F8			4	1	1	0	0	0	1						
<b>Ralph Branca, R</b> (8, 1) OBP: 0.194, SLG: 0.296										0	0	0	0	0	0	0						
<b>Preacher Roe, R</b> (8, 1) OBP: 0.162, SLG: 0.164										0	0	0	0	0	0	0						
<b>Inning Stats</b>	R: 0 E: 0 K: 0 S: 7	H: 0 LOB: 2 BB: 2 P: 18	R: 0 E: 0 K: 0 S: 8	H: 1 LOB: 1 BB: 0 P: 12	R: 2 E: 0 K: 0 S: 11	H: 2 LOB: 1 BB: 0 P: 21	R: 1 E: 1 K: 0 S: 7	H: 1 LOB: 1 BB: 0 P: 10	R: 2 E: 0 K: 0 S: 11	H: 2 LOB: 0 BB: 0 P: 17	R: 2 E: 0 K: 0 S: 13	H: 3 LOB: 1 BB: 0 P: 23	R: 0 E: 0 K: 0 S: 6	H: 0 LOB: 1 BB: 1 P: 14	R: 1 E: 0 K: 0 S: 10	H: 1 LOB: 1 BB: 1 P: 19	R: 0 E: 0 K: 1 S: 9	H: 2 LOB: 1 BB: 0 P: 11	1B: 5 2B: 2 3B: 2 HR: 3	SF: 0 SAC: 2 DP: 1 HBP: 1	WP: 0 PB: 1 SB: 0 CS: 0	PA: 44
<b>PITCHER</b>	IP	WLS	BF	H	R	ER	SO	BB	IBB	HBP	BLK	WP	HR	S	P	ERA	WHIP					
<b>Sheldon Jones, R</b> (1, 1) ERA: 5.07	5.0	L	25	6	5	4	0	2	0	1	0	0	2	44	78	7.20	1.600					
<b>Clint Hartung, R</b> (6, 1) ERA: 9.51	0.0		3	3	2	2	0	0	0	0	0	0	1	7	10	∞	∞					
<b>Monty Kennedy, L</b> (6, 1) ERA: 4.99	1.0		3	0	0	0	0	0	0	0	0	0	0	6	13	0.00	0.000					
<b>George Spencer, R</b> (7, 1) ERA: 4.5	2.0		9	1	1	1	0	2	0	0	0	0	0	16	33	4.50	1.500					
<b>Larry Jansen, R</b> (9, 1) ERA: 3.68	1.0		4	2	0	0	1	0	0	0	0	0	0	9	11	0.00	2.000					

Brooklyn Dodgers @ New York Giants  
Polo Grounds, New York, NY  
Thu Aug 17 1950, 3:33 AM EDT  
Unknown

AB 37  
R 8  
H 12  
RBI 7  
BB 4  
SO 1  
LOB 24



Batter	1	2	3	4	5	6	7	8	9	AB	R	H	RBI	BB	SO	LOB	BOTTOM					
<b>Eddie Stanky, R</b> (1, 4) OBP: 0.463, SLG: 0.416	0-1 5-3		2-2 FC3-6 HBP		0-2 E 6-3 1B	0-2 F4		4-2 BB BB		3	1	1	0	1	0	2						
<b>Whitey Lockman, L</b> (1, 7) OBP: 0.367, SLG: 0.432	2-2 2-3		0-0 FC3-6		0-1 E1 1-3		0-3 K	4-0 G4-6-3 BB		4	0	0	2	1	1	3						
<b>Don Mueller, L</b> (1, 9) OBP: 0.337, SLG: 0.392	1-0 HBP		2-2 G3		2-3 3H 1-2		0-1 F6	0-1 G4-6-3		4	0	0	0	0	0	7						
<b>Hank Thompson, L</b> (1, 5) OBP: 0.395, SLG: 0.468	1-0 F5			0-3 K	1-0 6-3		2-1 L8		1-0 F2	5	0	0	1	0	1	2						
<b>Alvin Dark, R</b> (1, 6) OBP: 0.336, SLG: 0.457		0-3 K		1-2 F8 1B 2B	0-1 5-3			4-1 2B 1B BB	1-2 G6-4-3 HBP	3	2	1	0	1	1							
<b>Tookie Gilbert, L</b> (1, 3) OBP: 0.328, SLG: 0.324	2-1 F9		2-1 F8			0-1 E 2B		0-0 F7	0-1 G6-4-3	4	0	1	0	0	0	2						
<b>Bill Rigney, R</b> (9, PH) OBP: 0.250, SLG: 0.214									1-2 1-2	1	0	0	0	0	0	1						
<b>Bobby Thomson, R</b> (1, 8) OBP: 0.311, SLG: 0.418	1-0 6-3		0-0 3H 1B			0-1 5-3		0-0 1B 2B		4	1	2	1	0	0	1						
<b>Sam Calderone, R</b> (1, 2) OBP: 0.409, SLG: 0.419			0-0 FC3-6 HBP 1B		3H F8		1-0 E6	0-0 BB 1B BB 1B		4	1	2	2	0	0	2						
<b>Sheldon Jones, R</b> (1, 1) OBP: 0.200, SLG: 0.135			1-3 K		4-0 1B E BB		0-3 K	0-0 BB BB 1B		1	0	0	0	0	1	1						
<b>Clint Hartung, R</b> (5, PH) OBP: 0.306, SLG: 0.571										0	1	0	0	1	0	0						
<b>Monty Kennedy, R</b> (6, 1) ERA: 4.99										0	0	0	0	0	0	0						
<b>Roy Weatherly, L</b> (6, PH) OBP: 0.380, SLG: 0.448										0	0	0	0	0	0	1						
<b>George Spencer, R</b> (7, 1) ERA: 4.5										0	0	0	0	0	0	0						
<b>Monte Irvin, R</b> (8, PH) OBP: 0.265, SLG: 0.399										1	0	1	0	0	0	0						
<b>Larry Jansen, R</b> (9, 1) ERA: 3.68										0	0	0	0	0	0	0						
<b>Inning Stats</b>	R: 0 E: 0 K: 0 S: 8	H: 0 LOB: 0 BB: 0 P: 12	R: 0 E: 0 K: 1 S: 7	H: 0 LOB: 0 BB: 0 P: 10	R: 0 E: 0 K: 1 S: 11	H: 1 LOB: 2 BB: 0 P: 16	R: 1 E: 0 K: 1 S: 14	H: 2 LOB: 1 BB: 0 P: 20	R: 2 E: 1 K: 1 S: 9	H: 1 LOB: 2 BB: 1 P: 14	R: 0 E: 0 K: 1 S: 11	H: 1 LOB: 2 BB: 0 P: 12	R: 0 E: 0 K: 1 S: 7	H: 0 LOB: 0 BB: 0 P: 9	R: 3 E: 0 K: 0 S: 10	H: 3 LOB: 2 BB: 3 P: 22	R: 0 E: 0 K: 0 S: 5	H: 0 LOB: 0 BB: 0 P: 7	1B: 5 2B: 3 3B: 0 HR: 0	SF: 0 SAC: 0 DP: 2 HBP: 3	WP: 0 PB: 0 SB: 0 CS: 0	PA: 42
<b>PITCHER</b>	IP	WLS	BF	H	R	ER	SO	BB	IBB	HBP	BLK	WP	HR	S	P	ERA	WHIP					
<b>Don Newcombe, R</b> (1, 1) ERA: 4.39	7.1	W	36	8	6	5	5	2	0	2	0	0	0	3	11	∞	∞					
<b>Ralph Branca, R</b> (8, 1) ERA: 4.79	0.0		2	0	0	0	0	2	0	0	0	0	0	3	11	∞	∞					
<b>Preacher Roe, L</b> (8, 1) ERA: 3.23	1.2	S	4	0	0	0	0	0	0	1	0	0	0	7	9	0.00	0.000					

Brooklyn Dodgers @ New York Giants  
Polo Grounds, New York, NY  
Thu Aug 17 1950, 3:33 AM EDT  
Unknown

AB 35  
R 6  
H 8  
RBI 6  
BB 4  
SO 5  
LOB 24





Batter	1	2	3	4	5	6	7	8	9	AB	R	H	RBI	BB	SO	LOB	TOP											
<b>Pee Wee Reese, R</b> OBP: 0.366, SLG: 0.379 (1, 6)	4-2 1B F8 BB	1-1 FC4-6			3-2 5-3		2-2 IHR		2-2 F8	4	2	1	1	1	0	2												
<b>Jim Russell, S</b> OBP: 0.343, SLG: 0.465 (1, 7)	2-3 K		2-0 5-3		3-3 K		0-0 5-3		4-0 1B BB	4	0	0	0	1	2	1												
<b>Duke Snider, L</b> OBP: 0.372, SLG: 0.530 (1, 8)	0-1 1B		0-0 E3 1B BB		0-2 E6		0-0 F8		0-2 1B 2-H	5	1	2	1	0	0	0												
<b>Jackie Robinson, R</b> OBP: 0.423, SLG: 0.520 (1, 4)	4-0 1B IBB		4-1 1B 1-2 BB		1-0 F4		3-2 F8		1-2 1-3	3	0	0	0	2	0	3												
<b>Carl Furillo, R</b> OBP: 0.359, SLG: 0.495 (1, 9)	1-1 F8		1-2 G5-4-3 1B		2-2 HR		2-2 F9			4	1	2	3	0	0	2												
<b>Gil Hodges, R</b> OBP: 0.383, SLG: 0.514 (1, 3)	3-H 2-1 F7		1-0 G5-4-3 1B		1-0 FC6-5 6-3 1B		2-2 F4			4	0	1	0	0	0	4												
<b>Bruce Edwards, R</b> OBP: 0.191, SLG: 0.365 (1, 2)		0-0 5-3		1-1 F8		3-1 6-3		0-0 5-3		4	0	0	0	0	0	1												
<b>Billy Cox, R</b> OBP: 0.302, SLG: 0.381 (1, 5)		1-2 FC6-4 1B		1-1 F6		2-0 F9			4-1 SH3-4 1B BB	3	1	1	0	1	0	1												
<b>Erv Palica, R</b> OBP: 0.250, SLG: 0.333 (1, 1)		0-1 FC6-4		0-0 1-3		0-0 FC6-5			1-0 SH3-4	3	0	0	0	0	0	2												
<b>Inning Stats</b>	R: 1 E: 0 K: 1 S: 11	H: 1 LOB: 2 BB: 2 P: 24	R: 0 E: 0 K: 0 S: 9	H: 1 LOB: 1 BB: 0 P: 11	R: 1 E: 0 K: 0 S: 7	H: 1 LOB: 1 BB: 1 P: 15	R: 0 E: 0 K: 0 S: 5	H: 0 LOB: 0 BB: 0 P: 7	R: 0 E: 1 K: 1 S: 11	H: 0 LOB: 1 BB: 0 P: 18	R: 1 E: 0 K: 0 S: 8	H: 2 LOB: 1 BB: 0 P: 16	R: 1 E: 0 K: 0 S: 10	H: 1 LOB: 0 BB: 0 P: 15	R: 0 E: 0 K: 0 S: 8	H: 0 LOB: 0 BB: 0 P: 12	R: 1 E: 0 K: 0 S: 13	H: 1 LOB: 2 BB: 2 P: 25	1B: 5 2B: 0 3B: 0 HR: 2	SF: 0 SAC: 1 DP: 1 HBP: 0	WP: 0 PB: 0 SB: 0 CS: 0	PA: 40						
<b>PITCHER</b>	IP	WLS	BF	H	R	ER	SO	BB	IBB	HBP	BLK	WP	HR	S	P	ERA	WHIP											
<b>Dave Koslo, L</b> ERA: 3.93 <b>Jack Kramer, R</b> ERA: 3.73	(1, 1) 8.0	L 34	6	4	3	2	2	2	1	0	0	0	0	1	69	118	3.38	1.000										

Brooklyn Dodgers @ New York Giants  
Polo Grounds, New York, NY  
Thu Aug 17 1950, 3:38 AM EDT  
Att: 47,148 - Unknown

AB 34  
R 5  
H 7  
RBI 5  
BB 5  
SO 2  
LOB 16



Batter	1	2	3	4	5	6	7	8	9	AB	R	H	RBI	BB	SO	LOB	BOTTOM										
<b>Eddie Stanky, R</b> OBP: 0.462, SLG: 0.413 (1, 4)	4-2 BB		0-3 K		2-2 L9			2-2 G4-6-3		3	0	0	0	1	1	4											
<b>Whitey Lockman, L</b> OBP: 0.383, SLG: 0.427 (1, 7)	0-1 F7		1-2 F6			0-0 L7		1-1 F7		4	0	0	0	0	0	3											
<b>Don Mueller, L</b> OBP: 0.333, SLG: 0.388 (1, 9)	0-1 F7		1-0 F9			1-1 5-3			1-0 F8	4	0	0	0	0	0	2											
<b>Hank Thompson, L</b> OBP: 0.392, SLG: 0.462 (1, 5)	1-1 F4			1-1 1-3		2-3 K			1-2 F4	4	0	0	0	0	1	1											
<b>Tookie Gilbert, L</b> OBP: 0.324, SLG: 0.319 (1, 3)		2-2 F5		0-2 4-3			0-2 F9		0-0 F2	4	0	0	0	0	0	0											
<b>Alvin Dark, R</b> OBP: 0.336, SLG: 0.456 (1, 6)		0-2 1B		3-2 F7			0-0 5-3			3	0	1	0	0	0	0											
<b>Bobby Thomson, R</b> OBP: 0.309, SLG: 0.414 (1, 8)		1-3 K			0-0 F5			0-0 F9		3	0	0	0	0	1	1											
<b>Sam Calderone, R</b> OBP: 0.426, SLG: 0.500 (1, 2)		2-0 L9			1-0 IHR			3-2 G4-6-3 1B		3	1	2	1	0	0	1											
<b>Dave Koslo, L</b> OBP: 0.200, SLG: 0.180 <b>Roy Weatherly, L</b> OBP: 0.397, SLG: 0.458 <b>Jack Kramer, R</b> OBP: 0.381, SLG: 0.333	(1, 1) (8, PH) (9, 1)		4-0 BB		4-2 CS BB			1-0 G4-6-3 1B		0	0	0	0	2	0	0											
<b>Inning Stats</b>	R: 0 E: 0 K: 0 S: 8	H: 0 LOB: 1 BB: 1 P: 13	R: 0 E: 0 K: 1 S: 13	H: 1 LOB: 0 BB: 0 P: 18	R: 0 E: 0 K: 1 S: 7	H: 0 LOB: 1 BB: 1 P: 13	R: 0 E: 0 K: 0 S: 8	H: 0 LOB: 0 BB: 0 P: 12	R: 1 E: 0 K: 0 S: 9	H: 1 LOB: 0 BB: 1 P: 16	R: 0 E: 0 K: 1 S: 6	H: 0 LOB: 0 BB: 0 P: 9	R: 0 E: 0 K: 0 S: 5	H: 0 LOB: 0 BB: 0 P: 5	R: 0 E: 0 K: 0 S: 10	H: 2 LOB: 1 BB: 0 P: 17	R: 0 E: 0 K: 0 S: 5	H: 0 LOB: 0 BB: 0 P: 7	1B: 3 2B: 0 3B: 0 HR: 1	SF: 0 SAC: 0 DP: 1 HBP: 0	WP: 0 PB: 0 SB: 0 CS: 1	PA: 32					
<b>PITCHER</b>	IP	WLS	BF	H	R	ER	SO	BB	IBB	HBP	BLK	WP	HR	S	P	ERA	WHIP										
<b>Erv Palica, R</b> ERA: 3.88	(1, 1) 9.0	W 32	4	1	1	3	3	3	0	0	0	0	0	71	110	1.00	0.778										

Brooklyn Dodgers @ New York Giants  
Polo Grounds, New York, NY  
Thu Aug 17 1950, 3:38 AM EDT  
Att: 47,148 - Unknown

AB 29  
R 1  
H 4  
RBI 1  
BB 3  
SO 3  
LOB 12










Batter	1	2	3	4	5	6	7	8	9	AB	R	H	RBI	BB	SO	LOB	TOP					
<b>Pee Wee Reese, R</b> OBP: 0.364, SLG: 0.374	3-3 K	3-2 4-3			2-1 G4-6-3		1-1 F8		2-0 5-3	5	0	0	0	0	1	4	<b>Brooklyn Dodgers @ Pittsburgh Pirates</b> Forbes Field, Pittsburgh, PA Mon Aug 21 1950, 3:33 AM EDT Att: 7,666 - Unknown					
<b>Jim Russell, S</b> OBP: 0.345, SLG: 0.459	0-1 5-3		0-1 5-3		4-2 1B S BB		2-1 F7		3-3 K	4	1	0	0	1	1							
<b>Duke Snider, L</b> OBP: 0.377, SLG: 0.534	0-1 4-3		0-0 F5		0-1 1-3 1B		0-1 G3		0-0 F8	5	0	1	0	0	0	1						
<b>Jackie Robinson, R</b> OBP: 0.422, SLG: 0.516		3-1 E7 1B	1-0 G3		4-2 1-2 3-H BB			2-2 F7		3	1	1	0	1	0	0						
<b>Carl Furillo, R</b> OBP: 0.361, SLG: 0.493		3-1 2B FC3-6 1B		2-0 6-3	1-0 FC5-4			4-1 FC6-4 BB		3	1	1	1	1	0	2						
<b>Gil Hodges, R</b> OBP: 0.388, SLG: 0.509		0-0 F9		0-1 5-3		0-0 F9		0-1 FC6-4 HBP		4	0	0	0	0	0	2						
<b>Roy Campanella, R</b> OBP: 0.372, SLG: 0.555		0-0 FC3-6 1-3 2B		0-1 FC6-4 1B		2-2 4-3		1-0 1B HBP		3	0	2	0	0	0	0						
<b>Billy Cox, R</b> OBP: 0.310, SLG: 0.385		4-1 FC3-6 IBB		0-1 FC6-4		1-2 F8		0-0 1-2 2-3 1B		3	0	1	0	1	0	1						
<b>Don Newcombe, L</b> OBP: 0.347, SLG: 0.364		1-0 FC3-6			0-0 G4-6-3 1B		0-1 1B	1-1 4-3		4	0	2	1	0	0	5						
<b>Inning Stats</b>	R: 0 E: 0 K: 1 S: 7	H: 0 LOB: 0 BB: 0 P: 10	R: 2 E: 1 K: 0 S: 11	H: 3 LOB: 2 BB: 1 P: 25	R: 0 E: 0 K: 0 S: 4	H: 0 LOB: 0 BB: 0 P: 5	R: 0 E: 0 K: 0 S: 7	H: 1 LOB: 1 BB: 0 P: 9	R: 1 E: 0 K: 0 S: 12	H: 2 LOB: 2 BB: 2 P: 23	R: 0 E: 0 K: 0 S: 7	H: 0 LOB: 0 BB: 0 P: 10	R: 0 E: 0 K: 0 S: 8	H: 1 LOB: 1 BB: 0 P: 11	R: 0 E: 0 K: 0 S: 9	H: 1 LOB: 3 BB: 1 P: 17	R: 0 E: 0 K: 1 S: 5	H: 0 LOB: 0 BB: 0 P: 10	1B: 7 2B: 1 3B: 0 HR: 0	SF: 0 SAC: 0 DP: 1 HBP: 1	WP: 0 PB: 0 SB: 2 CS: 0	PA: 39
<b>PITCHER</b> <b>Bill Werle, L</b> ERA: 4.32	IP: 9.0 WLS: L BF: 39 H: 8 R: 3 ER: 3 SO: 2 BB: 3 IBB: 1 HBP: 1 BLK: 0 WP: 0 HR: 0 S: 70 P: 120 ERA: 3.00 WHIP: 1.222															<b>PITCHER</b>						

Batter	1	2	3	4	5	6	7	8	9	AB	R	H	RBI	BB	SO	LOB	BOTTOM					
<b>Johnny Berardino, R</b> OBP: 0.381, SLG: 0.278	0-2 6-3		1-1 5-3		0-0 F8		3-2 G6-4-3			4	0	0	0	0	0	1	<b>Brooklyn Dodgers @ Pittsburgh Pirates</b> Forbes Field, Pittsburgh, PA Mon Aug 21 1950, 3:33 AM EDT Att: 7,666 - Unknown					
<b>Tom Saffell, L</b> OBP: 0.248, SLG: 0.241	1-2 4-3		0-2 4-3		1-2 F9		0-1 4-3			4	0	0	0	0	0	0						
<b>Johnny Hopp, L</b> OBP: 0.427, SLG: 0.536	0-1 1B			0-1 6-3 1B	1-0 G3			4-1 CS 1B BB		3	1	2	0	1	0	0						
<b>Ralph Kiner, R</b> OBP: 0.424, SLG: 0.632	0-0 1-2 1B			0-0 L8		0-0 FC5-6 1B		0-0 1-2 1B		4	0	3	0	0	0	1						
<b>Gus Bell, L</b> OBP: 0.312, SLG: 0.407	3-1 F8			2-0 6-3	0-1 FC5-6 FC5-4 1B		0-1 FC5-6 FC5-4 1B		2-1 F6	4	0	0	0	0	0	6						
<b>Danny O'Connell, R</b> OBP: 0.301, SLG: 0.395		0-2 6-3		0-1 1B 1B		0-0 FC5-4 1B		3-3 K		4	1	2	1	0	1	2						
<b>Danny Murtaugh, R</b> OBP: 0.369, SLG: 0.391		0-1 1-3		3-H 1-3 1B		0-2 FC5-4		2-1 F7		4	0	1	0	0	0	2						
<b>Clyde McCullough, R</b> OBP: 0.370, SLG: 0.463		0-0 G3		1-0 1-2 3-H 1B		2-2 4-3		1-1 F9		4	0	1	1	0	0	2						
<b>Bill Werle, L</b> OBP: 0.283, SLG: 0.286 <b>Wally Westlake, R</b> (9, PH) OBP: 0.346, SLG: 0.443			1-0 F6		1-0 F5		0-0 G6-4-3 1B		1-1 4-3	3	0	1	0	0	0	2						
<b>Inning Stats</b>	R: 0 E: 0 K: 0 S: 11	H: 2 LOB: 2 BB: 0 P: 15	R: 0 E: 0 K: 0 S: 9	H: 0 LOB: 0 BB: 0 P: 9	R: 0 E: 0 K: 0 S: 6	H: 0 LOB: 0 BB: 0 P: 8	R: 2 E: 0 K: 0 S: 11	H: 4 LOB: 2 BB: 0 P: 17	R: 0 E: 0 K: 0 S: 5	H: 2 LOB: 2 BB: 0 P: 7	R: 0 E: 0 K: 0 S: 13	H: 2 LOB: 2 BB: 0 P: 15	R: 0 E: 0 K: 0 S: 6	H: 1 LOB: 0 BB: 0 P: 9	R: 0 E: 0 K: 1 S: 7	H: 1 LOB: 2 BB: 1 P: 16	R: 0 E: 0 K: 0 S: 6	H: 0 LOB: 0 BB: 0 P: 10	1B: 9 2B: 2 3B: 0 HR: 0	SF: 0 SAC: 0 DP: 2 HBP: 0	WP: 0 PB: 0 SB: 0 CS: 1	PA: 36
<b>PITCHER</b> <b>Don Newcombe, R</b> ERA: 4.27	IP: 9.0 WLS: W BF: 36 H: 10 R: 2 ER: 2 SO: 1 BB: 1 IBB: 0 HBP: 0 BLK: 0 WP: 0 HR: 0 S: 74 P: 106 ERA: 2.00 WHIP: 1.222															<b>PITCHER</b>						



Batter	1	2	3	4	5	6	7	8	9	AB	R	H	RBI	BB	SO	LOB	TOP					
<b>Pee Wee Reese, R</b> OBP: 0.364, SLG: 0.371 (1, 6)	F7	1-3		4-3					F9	5	0	1	0	1	0	1	<b>Brooklyn Dodgers @ Pittsburgh Pirates</b> Forbes Field, Pittsburgh, PA Tue Aug 22 1950, 3:33 AM EDT Att: 19,526 - Unknown					
<b>Gene Hermanski, L</b> OBP: 0.378, SLG: 0.482 (1, 7)	2B	3B		3B	BB	FC6-4	CS	FC4-6	FC4-6	3	2	1	0	2	0	2						
<b>Duke Snider, L</b> OBP: 0.375, SLG: 0.535 (1, 8)	K	F5		FC8-4	3B		F8	F7	F7	5	1	1	1	0	1	5						
<b>Jackie Robinson, R</b> OBP: 0.424, SLG: 0.517 (1, 4)	2B	BB		L6	BB	FC8-4	BB	CS	2B	3	2	1	0	2	0	0						
<b>Carl Furillo, R</b> OBP: 0.365, SLG: 0.499 (1, 9)	2B			HR	BB	FC8-4	1B	FC6-5	2B	3	2	2	3	2	0	1						
<b>Gil Hodges, R</b> OBP: 0.380, SLG: 0.506 (1, 3)	2B			HR	BB	FC6-5	1B	FC6-4	4-3	2	2	0	1	3	0	2						
<b>Roy Campanella, R</b> OBP: 0.372, SLG: 0.560 (1, 2)	K			HR	IBB	F8	1B	F8	1-3	4	1	1	3	1	1	4						
<b>Billy Cox, R</b> OBP: 0.311, SLG: 0.384 (1, 5)				F8	1B	FC6-4		FC6-4	F8	4	0	1	2	1	0	1						
<b>Erv Palica, R</b> OBP: 0.231, SLG: 0.308 (1, 1)				6-3					5-3	3	0	0	0	0	0	3						
<b>Dan Bankhead, R</b> OBP: 0.289, SLG: 0.278 (6, 1)										2	0	0	0	0	1	0						
<b>Ralph Branca, R</b> OBP: 0.194, SLG: 0.296 (9, 1)										0	0	0	0	0	0	0						
<b>Inning Stats</b>	R: 2 E: 0 K: 2 S: 17	H: 2 LOB: 2 BB: 2 P: 33	R: 0 E: 0 K: 0 S: 14	H: 0 LOB: 2 BB: 2 P: 27	R: 3 E: 0 K: 0 S: 12	H: 1 LOB: 0 BB: 2 P: 24	R: 4 E: 0 K: 0 S: 15	H: 2 LOB: 2 BB: 4 P: 36	R: 0 E: 0 K: 0 S: 4	H: 0 LOB: 1 BB: 0 P: 7	R: 1 E: 0 K: 0 S: 12	H: 2 LOB: 1 BB: 0 P: 19	R: 0 E: 0 K: 1 S: 9	H: 0 LOB: 1 BB: 1 P: 14	R: 0 E: 0 K: 0 S: 12	H: 0 LOB: 1 BB: 1 P: 20	R: 0 E: 0 K: 0 S: 10	H: 0 LOB: 0 BB: 0 P: 14	1B: 2 2B: 3 3B: 2 HR: 1	SF: 0 SAC: 0 DP: 0 HBP: 0	WP: 1 PB: 0 SB: 0 CS: 1	PA: 47
<b>PITCHER</b>	IP WLS BF H R ER SO BB IBB HBP BLK WP HR S P ERA WHIP																					
<b>Mel Queen, R</b> ERA: 5.38 (1, 1)	2.0 L 12 2 2 2 2 4 0 0 0 0 0 0 31 60 9.00 3.000																					
<b>Vic Lombardi, L</b> ERA: 7.5 (3, 1)	0.1 4 1 3 3 0 2 0 0 0 0 0 1 6 17 81.00 9.000																					
<b>Bill Piro, R</b> ERA: 11.63 (3, 1)	1.1 9 1 4 4 0 3 1 0 0 0 1 0 17 39 27.00 3.000																					
<b>Murry Dickson, R</b> ERA: 4.12 (4, 1)	4.1 18 4 1 1 1 2 0 0 0 0 0 0 41 64 2.08 1.385																					
<b>Bill MacDonald, R</b> ERA: 4.62 (9, 1)	1.0 3 0 0 0 0 0 0 0 0 0 0 0 10 14 0.00 0.000																					

AB	34
R	10
H	8
RBI	10
BB	12
SO	3
LOB	19



Batter	1	2	3	4	5	6	7	8	9	AB	R	H	RBI	BB	SO	LOB	BOTTOM					
<b>Johnny Berardino, R</b> OBP: 0.308, SLG: 0.217 (1, 5)	F3			F6					5-3	5	0	0	0	0	0	0	<b>Brooklyn Dodgers @ Pittsburgh Pirates</b> Forbes Field, Pittsburgh, PA Tue Aug 22 1950, 3:33 AM EDT Att: 19,526 - Unknown					
<b>Tom Saffell, L</b> OBP: 0.270, SLG: 0.268 (1, 8)	2B			1B	BB	BB	1B		K	4	1	3	0	1	1	0						
<b>Ralph Kiner, R</b> OBP: 0.423, SLG: 0.627 (1, 7)	5-3			F7	2B	1B	BB		F8	3	1	0	0	2	0	2						
<b>Wally Westlake, R</b> OBP: 0.345, SLG: 0.448 (1, 9)	5-3			K	F2	F8			HR	5	1	1	1	0	1	6						
<b>Danny O'Connell, R</b> OBP: 0.315, SLG: 0.417 (1, 6)				1B	BB	FC5-4	BB	6-3	0-1	4	4	3	1	1	0	0						
<b>Jack Phillips, R</b> OBP: 0.370, SLG: 0.500 (1, 3)	K			FC5-4	BB	1B	2B	6-3	1-2	4	0	2	3	1	1	1						
<b>Danny Murtaugh, R</b> OBP: 0.371, SLG: 0.393 (1, 4)				FC5-4	BB	F5		F9	K	1	0	1	0	0	0	0						
<b>Pete Castiglione, R</b> OBP: 0.298, SLG: 0.315 (4, PH)				FC5-4	BB	F5		F9	K	3	0	0	0	0	0	3						
<b>Ray Mueller, R</b> OBP: 0.304, SLG: 0.432 (9, PH)				1-2	2-3				K	1	0	0	0	0	1	1						
<b>Clyde McCullough, R</b> OBP: 0.372, SLG: 0.479 (1, 2)				E5				K		4	1	2	3	0	1	1						
<b>Mel Queen, R</b> OBP: 0.294, SLG: 0.095 (2, PH)				G4-6-3				F2		0	0	0	0	0	0	0						
<b>Johnny Phipps, L</b> OBP: 0.287, SLG: 0.055 (2, PH)				G4-6-3				F2		1	0	0	0	0	0	2						
<b>Vic Lombardi, L</b> OBP: 0.426, SLG: 0.534 (3, 1)				G4-6-3				F2		0	0	0	0	0	0	0						
<b>Bill Piro, R</b> OBP: 0.298, SLG: 0.290 (3, 1)				G4-6-3				F2		0	0	0	0	0	0	0						
<b>Bill Piro, R</b> OBP: 0.298, SLG: 0.290 (3, 1)				G4-6-3				F2		0	0	0	0	0	0	0						
<b>Murry Dickson, R</b> OBP: 0.284, SLG: 0.282 (4, 1)				G4-6-3				F2		2	0	0	0	0	1	2						
<b>Gus Bell, L</b> OBP: 0.402, SLG: 0.402 (8, PH)				G4-6-3				F2		1	0	0	0	0	0	0						
<b>Bill MacDonald, R</b> OBP: 0.194, SLG: 0.121 (9, 1)				G4-6-3				F2		0	0	0	0	0	0	0						
<b>Inning Stats</b>	R: 0 E: 0 K: 0 S: 9	H: 1 LOB: 1 BB: 0 P: 14	R: 1 E: 0 K: 1 S: 10	H: 3 LOB: 1 BB: 0 P: 14	R: 0 E: 0 K: 1 S: 9	H: 1 LOB: 1 BB: 0 P: 12	R: 1 E: 0 K: 0 S: 9	H: 0 LOB: 1 BB: 2 P: 18	R: 3 E: 0 K: 0 S: 15	H: 2 LOB: 1 BB: 1 P: 27	R: 1 E: 0 K: 1 S: 13	H: 2 LOB: 2 BB: 1 P: 25	R: 0 E: 0 K: 0 S: 6	H: 0 LOB: 0 BB: 0 P: 9	R: 0 E: 0 K: 1 S: 6	H: 0 LOB: 0 BB: 0 P: 6	R: 2 E: 0 K: 2 S: 18	H: 3 LOB: 1 BB: 0 P: 27	1B: 7 2B: 3 3B: 0 HR: 2	SF: 0 SAC: 0 DP: 2 HBP: 0	WP: 0 PB: 0 SB: 0 CS: 0	PA: 43
<b>PITCHER</b>	IP WLS BF H R ER SO BB IBB HBP BLK WP HR S P ERA WHIP																					
<b>Erv Palica, R</b> ERA: 3.97 (1, 1)	5.0 W 26 6 6 6 2 4 0 0 0 0 0 1 55 91 10.80 2.400																					
<b>Dan Bankhead, R</b> ERA: 5.65 (6, 1)	3.2 16 4 2 2 3 1 0 0 0 0 0 1 37 56 4.91 1.364																					
<b>Ralph Branca, R</b> ERA: 4.7 (9, 1)	0.1 S 1 0 0 0 1 0 0 0 0 0 0 0 3 5 0.00 0.000																					

AB	38
R	8
H	12
RBI	8
BB	5
SO	6
LOB	18





Batter	1	2	3	4	5	6	7	8	9	10	11	12	13	14	15	16	17	AB	R	H	RBI	BB	SO	LOB	TOP										
<b>Pee Wee Reese, R</b> OBP: 0.364, SLG: 0.366 (1, 4)																			5	0	0	0	3	0	5										
<b>Jim Russell, S</b> OBP: 0.341, SLG: 0.448 (1, 7)																			5	1	0	0	1	1	4										
<b>Tommy Brown, R</b> OBP: 0.333, SLG: 0.607 (14, 7)																			1	0	1	1	0	0	0										
<b>Gene Hermanski, L</b> OBP: 0.381, SLG: 0.500 (14, 7)																			1	1	1	1	0	0	0										
<b>Duke Snider, L</b> OBP: 0.375, SLG: 0.532 (1, 8)																			8	0	2	2	0	3	4										
<b>Jackie Robinson, R</b> OBP: 0.417, SLG: 0.509 (1, 4)																			7	0	0	0	0	1	2										
<b>Eddie Meksis, R</b> OBP: 0.220, SLG: 0.250 (15, 4)																			1	0	0	0	0	1	0										
<b>Carl Furillo, R</b> OBP: 0.365, SLG: 0.500 (1, 9)																			7	2	2	0	1	1	1										
<b>Gil Hodges, R</b> OBP: 0.386, SLG: 0.503 (1, 3)																			7	0	1	1	0	1	1										
<b>Roy Campanella, R</b> OBP: 0.380, SLG: 0.580 (1, 2)																			5	2	3	1	3	0	1										
<b>Billy Cox, R</b> OBP: 0.305, SLG: 0.376 (1, 5)																			6	0	0	0	0	0	6										
<b>Carl Erskine, R</b> OBP: 0.200, SLG: 0.200 (1, 1)																			3	1	1	0	0	0	2										
<b>Ralph Branca, R</b> OBP: 0.212, SLG: 0.310 (9, 1)																			2	0	1	0	0	1	1										
<b>Inning Stats</b>	R: 0 E: 0 K: 0 S: 5	H: 0 LOB: 0 BB: 1 P: 12	R: 0 E: 0 K: 0 S: 8	H: 0 LOB: 0 BB: 0 P: 12	R: 3 E: 1 K: 0 S: 17	H: 2 LOB: 1 BB: 2 P: 31	R: 0 E: 0 K: 0 S: 6	H: 0 LOB: 0 BB: 0 P: 9	R: 0 E: 0 K: 0 S: 8	H: 0 LOB: 0 BB: 0 P: 11	R: 0 E: 0 K: 0 S: 5	H: 0 LOB: 0 BB: 0 P: 8	R: 0 E: 0 K: 0 S: 8	H: 0 LOB: 0 BB: 0 P: 14	R: 0 E: 0 K: 0 S: 9	H: 0 LOB: 0 BB: 0 P: 11	R: 0 E: 0 K: 0 S: 6	H: 0 LOB: 0 BB: 0 P: 14	R: 0 E: 0 K: 0 S: 5	H: 0 LOB: 0 BB: 0 P: 7	R: 0 E: 0 K: 0 S: 8	H: 0 LOB: 0 BB: 0 P: 19	R: 0 E: 0 K: 0 S: 10	H: 0 LOB: 0 BB: 0 P: 20	R: 0 E: 0 K: 0 S: 10	H: 0 LOB: 0 BB: 0 P: 16	R: 0 E: 0 K: 0 S: 8	H: 0 LOB: 0 BB: 0 P: 13	R: 2 E: 0 K: 2 S: 15	H: 3 LOB: 1 BB: 0 P: 19	1B: 8 2B: 2 3B: 1 HR: 1	SF: 0 SAC: 4 DP: 2 HBP: 0	WP: 0 PB: 0 SB: 2 CS: 0	PA: 70	
<b>PITCHER</b>	IP: 8.0 WLS: 32 BF: 54 H: 4 R: 4 ER: 4 SO: 1 BB: 0 IBB: 0 HBP: 0 BLK: 0 WP: 0 HR: 0 S: 66 P: 108 ERA: 4.50 WHIP: 1.000																																		
<b>Cliff Chambers, L</b> ERA: 4.76 (1, 1)																																			
<b>Murry Dickson, R</b> ERA: 4.09 (9, 1)																																			
<b>Bill Werle, L</b> ERA: 4.24 (10, 1)																																			
<b>Mel Queen, R</b> ERA: 5.4 (15, 1)																																			

Brooklyn Dodgers @ Pittsburgh Pirates  
Forbes Field, Pittsburgh, PA  
Wed Aug 23 1950, 3:33 AM EDT  
Att. 16,382 - Unknown

AB: 58  
R: 7  
H: 12  
RBI: 6  
BB: 8  
SO: 9  
LOB: 27



Batter	1	2	3	4	5	6	7	8	9	10	11	12	13	14	15	16	17	AB	R	H	RBI	BB	SO	LOB	BOTTOM								
<b>Pete Castiglione, R</b> OBP: 0.301, SLG: 0.323 (1, 9)																			7	1	2	0	1	0	1								
<b>Tom Saffell, L</b> OBP: 0.269, SLG: 0.267 (1, 8)																			8	0	2	1	0	1	4								
<b>Ralph Kiner, R</b> OBP: 0.421, SLG: 0.627 (1, 7)																			6	1	1	1	1	2	2								
<b>Wally Westlake, R</b> OBP: 0.344, SLG: 0.445 (1, 9)																			7	1	2	0	0	0	2								
<b>Danny O'Connell, R</b> OBP: 0.306, SLG: 0.423 (1, 6)																			7	1	1	2	0	2	1								
<b>Clyde McCullough, R</b> OBP: 0.361, SLG: 0.472 (1, 3)																			7	0	1	0	0	0	0								
<b>Jack Phillips, R</b> OBP: 0.383, SLG: 0.519 (1, 3)																			6	1	3	0	1	0	0								
<b>Johnny Berardino, R</b> OBP: 0.310, SLG: 0.402 (8, PH)																			2	0	0	0	0	0	2								
<b>Murry Dickson, R</b> ERA: 4.09 (9, 1)																			1	0	0	0	0	0	0								
<b>Bob O'Leary, R</b> ERA: 4.45 (6, PH)																			1	0	0	0	0	1	3								
<b>Bill Werle, L</b> ERA: 4.24 (10, 1)																			1	0	0	0	0	1	1								
<b>Davey Johnson, R</b> ERA: 4.24 (10, 1)																			1	0	0	0	1	1	1								
<b>Mel Queen, R</b> ERA: 5.4 (15, 1)																			1	0	0	0	1	0	1								
<b>Cliff Chambers, L</b> OBP: 0.370, SLG: 0.388 (1, 1)																			2	0	0	0	0	2	0								
<b>Gus Bell, L</b> OBP: 0.313, SLG: 0.408 (8, PH)																			1	0	1	0	0	0	0								
<b>Hank Schenz, R</b> OBP: 0.271, SLG: 0.337 (9, 4)																			1	0	0	0	0	0	3								
<b>Stan Rojek, R</b> OBP: 0.320, SLG: 0.324 (13, 4)																			3	0	1	1	0	1	0								
<b>Inning Stats</b>	R: 0 E: 0 K: 0 S: 4	H: 0 LOB: 0 BB: 0 P: 7	R: 0 E: 0 K: 0 S: 4	H: 0 LOB: 0 BB: 0 P: 4	R: 0 E: 0 K: 1 S: 8	H: 1 LOB: 0 BB: 0 P: 12	R: 0 E: 0 K: 0 S: 6	H: 0 LOB: 0 BB: 0 P: 10	R: 2 E: 1 K: 0 S: 13	H: 2 LOB: 0 BB: 0 P: 14	R: 1 E: 0 K: 1 S: 9	H: 3 LOB: 3 BB: 1 P: 25	R: 0 E: 0 K: 0 S: 6	H: 1 LOB: 1 BB: 0 P: 11	R: 0 E: 0 K: 0 S: 12	H: 1 LOB: 1 BB: 0 P: 18	R: 0 E: 0 K: 0 S: 4	H: 0 LOB: 0 BB: 0 P: 9	R: 0 E: 0 K: 0 S: 5	H: 0 LOB: 0 BB: 0 P: 6	R: 1 E: 0 K: 1 S: 9	H: 2 LOB: 1 BB: 0 P: 14	R: 0 E: 0 K: 2 S: 10	H: 0 LOB: 0 BB: 0 P: 13	R: 0 E: 0 K: 1 S: 10	H: 0 LOB: 0 BB: 0 P: 13	R: 0 E: 0 K: 2 S: 10	H: 0 LOB: 0 BB: 0 P: 17	1B: 9 2B: 1 3B: 2 HR: 2	SF: 0 SAC: 0 DP: 3 HBP: 0	WP: 0 PB: 0 SB: 0 CS: 1	PA: 65	
<b>PITCHER</b>	IP: 8.0 WLS: 30 BF: 84 H: 8 R: 4 ER: 4 SO: 3 BB: 0 IBB: 0 HBP: 0 BLK: 0 WP: 0 HR: 2 S: 64 P: 91 ERA: 4.50 WHIP: 1.000																																
<b>Carl Erskine, R</b> ERA: 4.33 (1, 1)																																	
<b>Ralph Branca, R</b> ERA: 4.41 (9, 1)																																	

Brooklyn Dodgers @ Pittsburgh Pirates  
Forbes Field, Pittsburgh, PA  
Wed Aug 23 1950, 3:33 AM EDT  
Att. 16,382 - Unknown

AB: 62  
R: 5  
H: 14  
RBI: 5  
BB: 3  
SO: 11  
LOB: 20





Batter	1	2	3	4	5	6	7	8	9	AB	R	H	RBI	BB	SO	LOB	TOP				
<b>Pee Wee Reese, R</b> (1,6) OBP: 0.363, SLG: 0.363	2-1 6-3			2-2 6-3	4-1 BB		0-3 K			3	0	0	1	1	1	1					
<b>Gene Hermanski, L</b> (1,7) OBP: 0.379, SLG: 0.492	4-2 FC4-6 BB			3-2 L4	0-1 G3			0-1 4-3		3	0	0	0	1	0	3					
<b>Duke Snider, L</b> (1,8) OBP: 0.376, SLG: 0.535	1-1 FC4-6 CS			4-1 BB		0-1 2B		0-2 1B 1B		3	0	2	0	1	0	1					
<b>Carl Furillo, R</b> (1,9) OBP: 0.362, SLG: 0.496	0-2 CS	0-0 1-4-3		1-0 F9		1-2 L7		3-3 K	1-2 K	4	0	0	0	0	1	3					
<b>Gil Hodges, R</b> (1,3)		2-3 K			1-1 SH3-4 1B		0-3 K	3-1 1B		4	1	2	0	0	2	1					
<b>Roy Campanella, R</b> (1,2) OBP: 0.379, SLG: 0.557		2-3 K			0-1 BB SH3-4 1B		0-1 4-3		0-1 4-3	4	0	1	0	0	1	1					
<b>Jackie Robinson, R</b> (1,4) OBP: 0.419, SLG: 0.598			1-1 G4-6-3 1B		0-0 SH3-4		4-2 5-3 SH1-4 BB		0-0 5-3	2	0	1	0	1	0	0					
<b>Billy Cox, R</b> (1,5) OBP: 0.306, SLG: 0.374			0-0 G4-6-3		4-0 BB IBB		1-1 SH1-4	0-1 F9		2	0	0	0	1	0	1					
<b>Preacher Roe, R</b> (1,1) OBP: 0.155, SLG: 0.157			1-3 K		0-3 K		0-2 5-3			3	0	0	0	0	2	4					
<b>Inning Stats</b>	R: 0 E: 0 K: 0 S: 9	H: 0 LOB: 0 BB: 1 P: 16	R: 0 E: 0 K: 2 S: 7	H: 0 LOB: 0 BB: 0 P: 11	R: 0 E: 0 K: 1 S: 6	H: 1 LOB: 0 BB: 0 P: 8	R: 0 E: 0 K: 0 S: 8	H: 0 LOB: 1 BB: 1 P: 18	R: 1 E: 0 K: 1 S: 11	H: 2 LOB: 2 BB: 2 P: 20	R: 0 E: 0 K: 1 S: 10	H: 1 LOB: 1 BB: 0 P: 11	R: 0 E: 0 K: 1 S: 10	H: 0 LOB: 1 BB: 1 P: 15	R: 0 E: 0 K: 1 S: 10	H: 2 LOB: 2 BB: 0 P: 16	R: 0 E: 0 K: 0 S: 5	H: 0 LOB: 0 BB: 0 P: 5	1B: 5 2B: 1 3B: 0 HR: 0	SF: 0 SAC: 2 DP: 1 HBP: 0	WP: 0 PA: 36 PB: 0 SB: 1 CS: 1
<b>PITCHER</b> <b>Ewell Blackwell, R</b> (1,1) ERA: 3.62	IP: 9.0 WLS: L BF: 35 H: 6 R: 1 ER: 1 SO: 7 BB: 4 IBB: 1 HBP: 0 BLK: 0 WP: 0 HR: 0 S: 76 P: 120 ERA: 1.00 WHIP: 1.111															<b>PITCHER</b>					

Brooklyn Dodgers @ Cincinnati Reds  
Crosley Field, Cincinnati, OH  
Thu Aug 24 1950, 3:33 AM EDT  
Unknown

AB 28  
R 1  
H 6  
RBI 1  
BB 5  
SO 7  
LOB 15



Batter	1	2	3	4	5	6	7	8	9	AB	R	H	RBI	BB	SO	LOB	BOTTOM				
<b>Bobby Adams, R</b> (1,5) OBP: 0.348, SLG: 0.387	1-0 F6		1-1 1B		1-3 K			1-3 K		4	0	1	0	0	2	0					
<b>Bob Usher, R</b> (1,8) OBP: 0.325, SLG: 0.382	0-1 CS 1B		0-0 F3		3-2 1B			0-0 F7		4	0	2	0	0	0	2					
<b>Johnny Wyrostek, L</b> (1,9) OBP: 0.394, SLG: 0.456	4-1 1B		0-0 F9		0-0 F6			3-3 K		3	0	0	0	1	1	3					
<b>Ted Kluszewski, L</b> (1,3) OBP: 0.361, SLG: 0.579	0-0 1-3			1-1 4-3		2-2 4-3			1-1 4-3	4	0	0	0	0	0	1					
<b>Connie Ryan, R</b> (1,4) OBP: 0.367, SLG: 0.384		3-1 5-3		0-0 1B 1B		2-3 K		2-3 K		4	0	1	0	0	2	0					
<b>Joe Adcock, R</b> (1,7) OBP: 0.309, SLG: 0.388		0-0 G6-4-3 1B		0-0 F8		0-1 F2		0-2 F7		4	0	1	0	0	0	1					
<b>Johnny Pramesa, R</b> (1,2) OBP: 0.373, SLG: 0.447		1-1 G6-4-3		0-0 FC6-4 1B			0-0 B3-4 1B			3	0	2	0	0	0	1					
<b>Peanuts Lowrey, R</b> (7, PR) OBP: 0.324, SLG: 0.296										0	0	0	0	0	0	0					
<b>Dixie Howell, R</b> (8, 2) OBP: 0.316, SLG: 0.270				1-3 1B						0	0	0	0	0	0	0					
<b>Virgil Stallcup, R</b> (1,6) OBP: 0.281, SLG: 0.349			0-0 1B 1B	1-2 FC6-4			0-0 B3-4			3	0	1	0	0	0	3					
<b>Ewell Blackwell, R</b> (1,1) OBP: 0.129, SLG: 0.076			0-3 K		0-2 4-3			1-0 6-3		3	0	0	0	0	1	2					
<b>Inning Stats</b>	R: 0 E: 0 K: 0 S: 5	H: 1 LOB: 1 BB: 1 P: 10	R: 0 E: 0 K: 0 S: 5	H: 1 LOB: 0 BB: 0 P: 9	R: 0 E: 0 K: 1 S: 8	H: 2 LOB: 2 BB: 0 P: 9	R: 0 E: 0 K: 0 S: 9	H: 2 LOB: 2 BB: 0 P: 11	R: 0 E: 0 K: 1 S: 10	H: 1 LOB: 1 BB: 0 P: 14	R: 0 E: 0 K: 1 S: 10	H: 0 LOB: 0 BB: 0 P: 14	R: 0 E: 0 K: 2 S: 7	H: 1 LOB: 1 BB: 0 P: 4	R: 0 E: 0 K: 2 S: 7	H: 0 LOB: 0 BB: 0 P: 11	R: 0 E: 0 K: 1 S: 8	H: 0 LOB: 0 BB: 0 P: 11	1B: 8 2B: 1 3B: 0 HR: 0	SF: 0 SAC: 0 DP: 2 HBP: 0	WP: 0 PA: 33 PB: 0 SB: 0 CS: 1
<b>PITCHER</b> <b>Preacher Roe, L</b> (1,1) ERA: 3.08	IP: 9.0 WLS: W BF: 33 H: 8 R: 0 ER: 0 SO: 6 BB: 1 IBB: 0 HBP: 0 BLK: 0 WP: 0 HR: 0 S: 65 P: 93 ERA: 0.00 WHIP: 1.000															<b>PITCHER</b>					

Brooklyn Dodgers @ Cincinnati Reds  
Crosley Field, Cincinnati, OH  
Thu Aug 24 1950, 3:33 AM EDT  
Unknown

AB 32  
R 0  
H 8  
RBI 0  
BB 1  
SO 6  
LOB 13






Batter	1	2	3	4	5	6	7	8	9	AB	R	H	RBI	BB	SO	LOB	TOP										
<b>Pee Wee Reese, R</b> OBP: 0.363, SLG: 0.362 (1, 6)	2-1 6-3		1-1 4-3	4-2 BB		2-0 BB 1B		1-1 F9		4	1	1	1	1	0	0	<b>Brooklyn Dodgers @ Cincinnati Reds</b> Crosley Field, Cincinnati, OH Thu Aug 24 1950, 3:38 AM EDT Att: 14,196 - Unknown										
<b>Gene Hermanski, L</b> OBP: 0.384, SLG: 0.503 (1, 7)	2-1 1B 2B		0-0 4-3	1-2 4-3		4-1 1B BB		1-0 2B		4	1	2	0	1	0	3											
<b>Duke Snider, L</b> OBP: 0.376, SLG: 0.540 (1, 8)	1-2 1B 2-3 1B		0-0 4-3		1-0 HR	2-3 K		2-1 4-3		5	1	2	1	0	1	4											
<b>Carl Furillo, R</b> OBP: 0.363, SLG: 0.495 (1, 9)	0-0 G6-4-3 1B			2-3 K	2-1 F9	3-2 1B		2-2 6-3		5	0	2	3	0	1	0											
<b>Gil Hodges, R</b> OBP: 0.385, SLG: 0.499 (1, 3)	0-2 G6-4-3 1-2 1B			1-1 F7	1-2 1B	2-1 1B		0-1 F9		5	1	1	0	0	0	4											
<b>Jackie Robinson, R</b> OBP: 0.423, SLG: 0.510 (1, 4)		4-2 WP BB		1-1 BB 1B	3-0 1B		2-0 4-3		4-0 1B BB	3	1	2	1	2	0	0											
<b>Bruce Edwards, R</b> OBP: 0.202, SLG: 0.360 (1, 2)		2-0 F7		4-2 1B BB	0-0 F8		1-2 L8		0-0 1-2 1B	4	1	1	0	1	0	1											
<b>Billy Cox, R</b> OBP: 0.307, SLG: 0.372 (1, 5)		3-1 F5		4-1 BB 1B		1-0 FC6-4 1B		2-3 K		4	0	1	0	1	1	3											
<b>Joe Hatten, R</b> OBP: 0.125, SLG: 0.125 (1, 1)		2-3 K		0-0 1-2 2-3 3-H 1B		0-2 FC6-4 BB 1B		0-2 L3		4	1	1	1	0	1	2											
<b>Inning Stats</b>	R: 1 E: 0 K: 0 S: 12	H: 3 LOB: 1 BB: 0 P: 17	R: 0 E: 0 K: 1 S: 8	H: 0 LOB: 1 BB: 1 P: 19	R: 0 E: 0 K: 0 S: 4	H: 0 LOB: 0 BB: 0 P: 5	R: 2 E: 0 K: 1 S: 19	H: 2 LOB: 3 BB: 3 P: 36	R: 2 E: 0 K: 1 S: 15	H: 3 LOB: 2 BB: 1 P: 29	R: 0 E: 0 K: 0 S: 7	H: 0 LOB: 0 BB: 0 P: 11	R: 0 E: 0 K: 1 S: 9	H: 1 LOB: 1 BB: 1 P: 13	R: 0 E: 0 K: 1 S: 9	H: 1 LOB: 2 BB: 1 P: 17	1B: 10 2B: 2 3B: 0 HR: 1	SF: 0 SAC: 0 DP: 1 HBP: 0	WP: 1 PB: 0 SB: 1 CS: 0	PA: 44							
<b>PITCHER</b>	IP	WLS	BF	H	R	ER	SO	BB	IBB	HBP	BLK	WP	HR	S	P	ERA	WHIP										
<b>Herm Wehmeier, R</b> ERA: 5.56 (1, 1)	5.0	L	25	8	5	5	2	4	0	0	0	1	1	51	92	9.00	2.400										
<b>Howie Fox, R</b> ERA: 5.18 (6, 1)	3.0		14	4	2	2	1	1	0	0	0	0	0	31	53	6.00	1.667										
<b>Eddie Erault, R</b> ERA: 8.03 (9, 1)	1.0		5	1	0	0	1	1	0	0	0	0	0	9	17	0.00	2.000										

Batter	1	2	3	4	5	6	7	8	9	AB	R	H	RBI	BB	SO	LOB	BOTTOM										
<b>Bobby Adams, R</b> OBP: 0.351, SLG: 0.397 (1, 5)	1-2 5-3		2-1 FC6-4 2-H 1B		0-0 FC5-4 1-2			0-0 1-H 6-3 3B		4	1	2	2	0	0	1	<b>Brooklyn Dodgers @ Cincinnati Reds</b> Crosley Field, Cincinnati, OH Thu Aug 24 1950, 3:38 AM EDT Att: 14,196 - Unknown										
<b>Bob Usher, R</b> OBP: 0.320, SLG: 0.376 (1, 8)	0-0 F9		1-0 FC6-4 1-2		1-0 6-3		0-1 6-3		0-0 0-1 0-0 0-1	4	0	0	1	0	0	1											
<b>Johnny Wyrostek, L</b> OBP: 0.390, SLG: 0.451 (1, 9)	1-1 4-3		0-0 F8		0-0 4-3		0-0 4-3		0-0 3-H 2-0 F9	4	0	0	0	0	0	0											
<b>Ted Kluszewski, L</b> OBP: 0.357, SLG: 0.573 (1, 3)		1-0 6-3		3-1 4-3		0-1 4-3		1-2 F5		4	0	0	0	0	0	0											
<b>Connie Ryan, R</b> OBP: 0.368, SLG: 0.385 (1, 4)		1-0 5-3		0-2 FC5-4 1B		0-0 G6-4-3 1B		2-2 L7		4	0	2	0	0	0	0											
<b>Joe Adcock, R</b> OBP: 0.308, SLG: 0.386 (1, 7)		2-0 6-3		1-1 FC5-4 1-2		1-0 G6-4-3 1-2		2-2 1B		4	0	1	0	0	0	2											
<b>Virgil Stallcup, R</b> OBP: 0.278, SLG: 0.345 (1, 6)			0-0 6-3		2-2 6-3		1-2 F7		1-0 L7	4	0	0	0	0	0	1											
<b>Dixie Howell, R</b> OBP: 0.326, SLG: 0.283 (1, 2)			0-1 E9 1B		0-1 FC5-4 1B		0-0 3B 1B			3	2	3	0	0	0	0											
<b>Herm Wehmeier, R</b> OBP: 0.185, SLG: 0.213 (1, 1)			0-0 F9		1-1 F4		1-3 K			1	0	0	0	0	0	1											
<b>Peanuts Lowrey, R</b> OBP: 0.323, SLG: 0.295 (5, PH)										1	0	0	0	0	0	1											
<b>Howie Fox, R</b> OBP: 0.225, SLG: 0.325 (6, 1)										0	0	0	0	0	0	0											
<b>Danny Litwhiler, R</b> OBP: 0.376, SLG: 0.474 (8, PH)										0	0	0	0	0	1	1											
<b>Eddie Erault, R</b> OBP: 0.286, SLG: 0.429 (9, 1)										0	0	0	0	0	0	0											
<b>Inning Stats</b>	R: 0 E: 0 K: 0 S: 6	H: 0 LOB: 0 BB: 0 P: 8	R: 0 E: 0 K: 0 S: 3	H: 0 LOB: 0 BB: 0 P: 7	R: 1 E: 1 K: 0 S: 7	H: 2 LOB: 1 BB: 0 P: 10	R: 0 E: 0 K: 0 S: 8	H: 1 LOB: 1 BB: 0 P: 12	R: 0 E: 0 K: 0 S: 4	H: 0 LOB: 0 BB: 0 P: 5	R: 0 E: 0 K: 0 S: 5	H: 1 LOB: 0 BB: 0 P: 7	R: 2 E: 0 K: 1 S: 9	H: 2 LOB: 0 BB: 0 P: 12	R: 0 E: 0 K: 0 S: 11	H: 1 LOB: 1 BB: 0 P: 17	1B: 7 2B: 0 3B: 1 HR: 0	SF: 0 SAC: 0 DP: 1 HBP: 0	WP: 0 PB: 0 SB: 0 CS: 0	PA: 34							
<b>PITCHER</b>	IP	WLS	BF	H	R	ER	SO	BB	IBB	HBP	BLK	WP	HR	S	P	ERA	WHIP										
<b>Joe Hatten, L</b> ERA: 4.82 (1, 1)	9.0	W	34	8	3	2	1	0	0	0	0	0	0	61	89	2.00	0.889										





Batter	1	2	3	4	5	6	7	8	9	AB	R	H	RBI	BB	SO	LOB	TOP										
<b>Pee Wee Reese, R</b> (1, 6) OBP: 0.364, SLG: 0.370	2-1 6-3		2-3 K		0-0 HR		0-2 1B BB		1-3 K	5	1	2	1	0	2	0	<b>Brooklyn Dodgers @ Cincinnati Reds</b> Crosley Field, Cincinnati, OH Fri Aug 25 1950, 3:33 AM EDT Att: 8,152 - Unknown										
<b>Gene Hermanski, L</b> (1, 7) OBP: 0.384, SLG: 0.498	4-0 CS BB		1-2 G3		3-2 F8		1-3 K		3-1 2B 1B	4	1	1	0	1	1	2											
<b>Duke Snider, L</b> (1, 8) OBP: 0.378, SLG: 0.542	3-2 F5			1-0 FC6-4 BB 1B	0-1 F5		4-1 1B BB		1-2 1H 2B	4	1	2	1	1	0	1											
<b>Carl Furillo, R</b> (1, 9) OBP: 0.363, SLG: 0.492	3-2 CS 1-2	0-3 K		4-1 FC6-4 BB		1-0 F2	2-1 1B BB		3-1 6-3	4	0	1	1	1	1	1											
<b>Gil Hodges, R</b> (1, 3)		0-0 HR 1B		1-2 FC6-4 S		1-2 F3	0-1 F8			4	1	1	0	0	0	5											
<b>Roy Campanella, R</b> (1, 2)		0-3 K		0-2 F9		0-0 FC5-4 1B		2-1 6-3		4	0	1	1	0	1	2											
<b>Jackie Robinson, R</b> (1, 4) OBP: 0.424, SLG: 0.516		2-2 1H HR		3-H 4-2 1-2 BB		1-0 FC5-4 1-2		1-1 F9		3	1	1	2	1	0	1											
<b>Billy Cox, R</b> (1, 5) OBP: 0.306, SLG: 0.369		3-2 F4		0-0 F3			2-2 4-3	4-1 CS BB		3	0	0	0	1	0	2											
<b>Don Newcombe, L</b> (1, 1) OBP: 0.342, SLG: 0.348			0-1 G3		0-1 4-3		4-1 BB 1B BB	0-1 CS 1-2	0-1 B1-3	3	1	0	0	1	0	0											
<b>Inning Stats</b>	R: 0 E: 0 K: 0 S: 9	H: 0 LOB: 0 BB: 1 P: 20	R: 2 E: 0 K: 2 S: 13	H: 2 LOB: 0 BB: 0 P: 18	R: 0 E: 0 K: 1 S: 9	H: 0 LOB: 0 BB: 0 P: 12	R: 1 E: 0 K: 0 S: 13	H: 1 LOB: 2 BB: 2 P: 23	R: 1 E: 0 K: 0 S: 8	H: 1 LOB: 0 BB: 0 P: 11	R: 0 E: 0 K: 0 S: 6	H: 1 LOB: 1 BB: 0 P: 9	R: 1 E: 0 K: 1 S: 15	H: 2 LOB: 3 BB: 2 P: 28	R: 0 E: 0 K: 0 S: 6	H: 0 LOB: 0 BB: 1 P: 13	R: 1 E: 0 K: 1 S: 13	H: 2 LOB: 1 BB: 0 P: 21	1B: 6 2B: 1 3B: 0 HR: 2	SF: 0 SAC: 0 DP: 0 HBP: 0	WP: 0 PB: 0 SB: 1 CS: 2	PA: 42					
<b>PITCHER</b>	IP	WLS	BF	H	R	ER	SO	BB	IBB	HBP	BLK	WP	HR	S	P	ERA	WHIP										
<b>Frank Smith, R</b> (1, 1) ERA: 3.53	6.0	L	25	5	4	4	3	3	0	0	0	0	2	58	93	6.00	1.333										
<b>Willie Ramsdell, R</b> (7, 1) ERA: 3.74	0.0		0	0	0	0	0	0	0	0	0	0	0	0	0	∞	∞										

Batter	1	2	3	4	5	6	7	8	9	AB	R	H	RBI	BB	SO	LOB	BOTTOM										
<b>Lloyd Merriman, L</b> (1, 8) OBP: 0.331, SLG: 0.346	3-1 6-3			0-0 G3-6-1 1B		3-1 6-3			0-0 F6	4	0	1	0	0	0	0	<b>Brooklyn Dodgers @ Cincinnati Reds</b> Crosley Field, Cincinnati, OH Fri Aug 25 1950, 3:33 AM EDT Att: 8,152 - Unknown										
<b>Grady Hatton, L</b> (1, 5) OBP: 0.384, SLG: 0.404	1-1 F7			1-1 G3-6-1 1B		1-1 1B			0-0 1B 1B	4	0	3	0	0	0	0											
<b>Johnny Wyrostek, L</b> (1, 9) OBP: 0.389, SLG: 0.449	0-0 1-3			3-1 G3-6-1 1-2 2-3		1-3 K			2-1 1B 1B	4	0	1	0	0	1	3											
<b>Ted Kluszewski, L</b> (1, 3) OBP: 0.356, SLG: 0.570		1-0 G6-3 1B		0-0 G3		0-0 F3			1-0 F7	4	0	1	0	0	0	4											
<b>Connie Ryan, R</b> (1, 4) OBP: 0.366, SLG: 0.382		0-3 K			0-3 K		0-0 F3			3	0	0	0	0	2	2											
<b>Joe Adcock, R</b> (1, 7) OBP: 0.304, SLG: 0.381		1-2 G6-3 1-2			3-3 K			0-0 L7		3	0	0	0	0	1	1											
<b>Johnny Pramesa, R</b> (1, 2) OBP: 0.367, SLG: 0.439			0-0 F3		0-0 L7			3-1 6-3		3	0	0	0	0	0	0											
<b>Virgil Stallcup, R</b> (1, 6) OBP: 0.278, SLG: 0.345						0-2 G4-6-3 1B		0-0 5-3		3	0	1	0	0	0	0											
<b>Frank Smith, R</b> (1, 1) OBP: 0.063, SLG: 0.063					0-1 6-3			1-3 K		1	0	0	0	0	0	0											
<b>Peanuts Lowrey, R</b> (6, PH) OBP: 0.322, SLG: 0.294										1	0	0	0	0	0	1											
<b>Willie Ramsdell, R</b> (7, 1) OBP: 0.277, SLG: 0.209										0	0	0	0	0	0	0											
<b>Bobby Adams, R</b> (8, PH) OBP: 0.349, SLG: 0.396										1	0	0	0	0	1	0											
<b>Inning Stats</b>	R: 0 E: 0 K: 0 S: 5	H: 0 LOB: 0 BB: 0 P: 9	R: 0 E: 0 K: 1 S: 9	H: 1 LOB: 0 BB: 0 P: 11	R: 0 E: 0 K: 0 S: 4	H: 0 LOB: 0 BB: 0 P: 4	R: 0 E: 0 K: 0 S: 6	H: 2 LOB: 1 BB: 0 P: 10	R: 0 E: 0 K: 2 S: 8	H: 0 LOB: 0 BB: 0 P: 11	R: 0 E: 0 K: 0 S: 8	H: 1 LOB: 0 BB: 0 P: 13	R: 0 E: 0 K: 1 S: 7	H: 1 LOB: 1 BB: 0 P: 9	R: 0 E: 0 K: 0 S: 4	H: 0 LOB: 0 BB: 0 P: 7	R: 0 E: 0 K: 1 S: 8	H: 2 LOB: 2 BB: 0 P: 12	1B: 7 2B: 0 3B: 0 HR: 0	SF: 0 SAC: 0 DP: 3 HBP: 0	WP: 0 PB: 0 SB: 0 CS: 0	PA: 31					
<b>PITCHER</b>	IP	WLS	BF	H	R	ER	SO	BB	IBB	HBP	BLK	WP	HR	S	P	ERA	WHIP										
<b>Don Newcombe, R</b> (1, 1) ERA: 4.06	9.0	W	31	7	0	0	5	0	0	0	0	0	0	59	86	0.00	0.778										







Batter	1	2	3	4	5	6	7	8	9	AB	R	H	RBI	BB	SO	LOB	TOP			
<b>Pee Wee Reese, R</b> OBP: 0.362, SLG: 0.368 (1, 6)	F4		6-3		F7		K	2H 1B		5	0	1	1	0	1	1	<b>Brooklyn Dodgers @ Cincinnati Reds</b> Crosley Field, Cincinnati, OH Sat Aug 26 1950, 3:33 AM EDT Att: 6,229 - Unknown			
<b>Jim Russell, S</b> OBP: 0.340, SLG: 0.443 <b>Cal Abrams, L</b> (6, 7)	E		L6		F2		L7	K		2	0	0	0	1	0	0				
<b>Tommy Brown, R</b> OBP: 0.323, SLG: 0.586 <b>Gene Hermanski, L</b> OBP: 0.382, SLG: 0.495 (7, PH)	BB									1	0	0	0	0	0	1				
<b>Duke Snider, L</b> OBP: 0.379, SLG: 0.540 (1, 8)	E7 G5-4-3		F6		F9				FC1-5 SH3 BB	4	0	1	0	1	0	1				
<b>Jackie Robinson, R</b> OBP: 0.422, SLG: 0.513 (1, 4)	G5-4-3			6-3	1B		F9		SH3	4	0	1	0	0	0	4				
<b>Carl Furillo, R</b> OBP: 0.361, SLG: 0.489 (1, 9)		F6		1-4-3				F6	FC1-5	5	0	1	0	0	0	1				
<b>Gil Hodges, R</b> OBP: 0.387, SLG: 0.496 (1, 3)		HR BB		HR 1B		K		HR 1B	F7	4	3	2	0	1	1	3				
<b>Roy Campanella, R</b> OBP: 0.384, SLG: 0.583 (1, 2)		HR		HR				HR		3	3	3	6	1	0	0				
<b>Bobby Morgan, R</b> OBP: 0.347, SLG: 0.415 (1, 5)	5-3			4-3		F3		E3 SH1-4 1B		4	1	0	0	0	0	3				
<b>Erv Palica, R</b> OBP: 0.238, SLG: 0.310 <b>Ralph Branca, R</b> OBP: 0.212, SLG: 0.310 (9, 1)	L4			1-3			1B	SH1-4		3	0	1	0	0	0	0				
<b>Inning Stats</b>	R: 0 E: 1 K: 0 S: 7	H: 0 LOB: 1 BB: 1 P: 11	R: 2 E: 0 K: 0 S: 10	H: 1 LOB: 0 BB: 1 P: 15	R: 0 E: 0 K: 0 S: 5	H: 0 LOB: 0 BB: 0 P: 9	R: 2 E: 0 K: 0 S: 7	H: 2 LOB: 0 BB: 0 P: 12	R: 0 E: 0 K: 1 S: 13	H: 2 LOB: 3 BB: 1 P: 21	R: 0 E: 0 K: 1 S: 10	H: 2 LOB: 2 BB: 0 P: 13	R: 3 E: 1 K: 1 S: 11	H: 3 LOB: 1 BB: 0 P: 15	R: 0 E: 0 K: 0 S: 8	H: 0 LOB: 1 BB: 1 P: 15	1B: 7 2B: 0 3B: 0 HR: 3	SF: 0 SAC: 2 DP: 1 HBP: 0	WP: 0 PA: 42 PB: 0 SB: 0 CS: 0	
<b>PITCHER</b>	IP	WLS	BF	H	R	ER	SO	BB	IBB	HBP	BLK	WP	HR	S	P	ERA	WHIP			
<b>Ken Raffensberger, L</b> ERA: 3.97 <b>Eddie Erault, R</b> ERA: 7.82	(1, 1)	8.0	L	38	10	7	6	3	3	0	0	0	0	3	68	102	6.75	1.625		
<b>Eddie Erault, R</b> ERA: 7.82 (9, 1)	1.0	S	4	0	0	0	0	1	0	0	0	0	0	0	8	15	0.00	1.000		

Batter	1	2	3	4	5	6	7	8	9	AB	R	H	RBI	BB	SO	LOB	BOTTOM			
<b>Lloyd Merriman, L</b> OBP: 0.332, SLG: 0.347 (1, 8)	HBP 1B	F6					B3-1		F8	5	1	2	0	0	0	0	<b>Brooklyn Dodgers @ Cincinnati Reds</b> Crosley Field, Cincinnati, OH Sat Aug 26 1950, 3:33 AM EDT Att: 6,229 - Unknown			
<b>Grady Hatton, L</b> OBP: 0.387, SLG: 0.403 (1, 5)	1B F8 HBP		F5		K			1B BB		3	1	1	0	1	1	1				
<b>Johnny Wyrostek, L</b> OBP: 0.386, SLG: 0.445 (1, 9)	1-3 2H 1B		K		F8		G3		F4	5	0	1	1	0	1	3				
<b>Ted Kluszewski, L</b> OBP: 0.359, SLG: 0.569 (1, 3)	F8		FC5-4 BB		4-3			G5-4-3 1B	1-3 1B	4	0	2	1	1	0	1				
<b>Connie Ryan, R</b> OBP: 0.361, SLG: 0.377 (1, 4)	K		FC5-4			6-3		G5-4-3	F4	5	0	0	0	0	1	4				
<b>Joe Adcock, R</b> OBP: 0.303, SLG: 0.383 (1, 7)		5-3		F2		5-3		1B 2B		4	1	1	0	0	0	0				
<b>Johnny Pramesa, R</b> OBP: 0.183, SLG: 0.164 <b>Bobby Adams, R</b> OBP: 0.349, SLG: 0.396 <b>Dixie Howell, R</b> OBP: 0.326, SLG: 0.283 (9, 2)										4	1	4	0	0	0	0				
<b>Virgil Stallcup, R</b> OBP: 0.281, SLG: 0.355 (1, 6)		HR 1B			L7		6-3			4	1	2	3	0	0	2				
<b>Ken Raffensberger, R</b> OBP: 0.183, SLG: 0.164 <b>Danny Litwiler, R</b> OBP: 0.373, SLG: 0.469 <b>Eddie Erault, R</b> OBP: 0.286, SLG: 0.429 (9, 1)		F4		F3			6-3		K	3	0	0	0	0	0	1				
<b>Inning Stats</b>	R: 2 E: 0 K: 1 S: 13	H: 2 LOB: 0 BB: 0 P: 19	R: 2 E: 0 K: 0 S: 8	H: 2 LOB: 0 BB: 0 P: 15	R: 0 E: 0 K: 1 S: 7	H: 0 LOB: 1 BB: 1 P: 15	R: 0 E: 0 K: 0 S: 10	H: 1 LOB: 1 BB: 0 P: 13	R: 0 E: 0 K: 0 S: 14	H: 1 LOB: 1 BB: 0 P: 15	R: 0 E: 0 K: 0 S: 6	H: 1 LOB: 1 BB: 0 P: 9	R: 1 E: 0 K: 1 S: 10	H: 4 LOB: 2 BB: 0 P: 18	R: 0 E: 0 K: 0 S: 7	H: 1 LOB: 2 BB: 1 P: 16		1B: 10 2B: 2 3B: 0 HR: 1	SF: 0 SAC: 0 DP: 1 HBP: 1	WP: 0 PA: 41 PB: 0 SB: 0 CS: 0
<b>PITCHER</b>	IP	WLS	BF	H	R	ER	SO	BB	IBB	HBP	BLK	WP	HR	S	P	ERA	WHIP			
<b>Erv Palica, R</b> ERA: 4.05 <b>Ralph Branca, R</b> ERA: 4.4	(1, 1)	8.2	W	40	13	5	5	4	2	0	0	0	0	1	84	132	5.19	1.731		
<b>Ralph Branca, R</b> ERA: 4.4 (9, 1)	0.1	S	1	0	0	0	0	0	0	0	0	0	0	1	1	0.00	0.000			

AB 36  
R 7  
H 10  
RBI 7  
BB 4  
SO 3  
LOB 15



AB 38  
R 5  
H 13  
RBI 5  
BB 2  
SO 4  
LOB 14





Batter	1	2	3	4	5	6	7	8	9	AB	R	H	RBI	BB	SO	LOB	TOP			
<b>Pee Wee Reese, R</b> (1, 6) OBP: 0.363, SLG: 0.366 <b>Eddie Miksis, R</b> (8, FR) OBP: 0.217, SLG: 0.246 (8, 6)	4-1 WP BB		3-1 4-3		3-3 K			4-0 WP BB	1-3 K	2	0	0	0	2	1	1	<b>Brooklyn Dodgers @ St. Louis Cardinals</b> Sportsman's Park, St. Louis, MO Sun Aug 27 1950, 4:33 AM EDT Att: 31,550 - Unknown			
<b>Gene Hermanski, L</b> (1, 7) OBP: 0.374, SLG: 0.483	1-3 K		1-1 F7		2-2 F8			0-0 F8	0-0 L6	5	0	0	1	0	1	5				
<b>Duke Snider, L</b> (1, 8) OBP: 0.378, SLG: 0.537	0-2 4-3		3-H 1-1 FC4-6		1-0 F4			1-1 F9		4	0	1	0	0	0	2				
<b>Jackie Robinson, R</b> (1, 4) OBP: 0.419, SLG: 0.508	1-0 L9		0-0 FC4-6		1-1 6-3			0-1 F8		4	0	0	0	0	0	4				
<b>Carl Furillo, R</b> (1, 9) OBP: 0.365, SLG: 0.492		0-1 FC6-5-4 WP		0-0 FC5-4					2-2 1B BB	4	1	3	0	0	0	0				
<b>Gil Hodges, R</b> (1, 3) OBP: 0.383, SLG: 0.492	2-3 K		1-2 F8						2-2 F8	4	0	0	0	0	1	3				
<b>Roy Campanella, R</b> (1, 2) OBP: 0.385, SLG: 0.590	0-0 FC6-5-4-5		2-2 F7						2-1 BB 1B	4	1	2	1	0	0	2				
<b>Bobby Morgan, R</b> (1, 5) OBP: 0.345, SLG: 0.411	0-3 K		3-2 FC5-4						0-0 BB	4	0	1	0	0	2	2				
<b>Carl Erskine, R</b> (1, 1) Chris Van Cuyk, L (4, 1) Wayne Belardi, L (5, PH) Dan Bankhead, R (5, 1) Billy Loes, R (5, 1) Cal Abrams, L (5, PH)			3-2 4-3 F7		0-1 F4				4-2 1-2 2-3 3-H	1	1	1	0	0	0	0				
<b>Inning Stats</b>	R: 0 E: 0 K: 1 S: 8	H: 0 LOB: 1 BB: 1 P: 14	R: 0 E: 0 K: 2 S: 9	H: 1 LOB: 1 BB: 0 P: 11	R: 1 E: 0 K: 0 S: 12	H: 2 LOB: 1 BB: 0 P: 20	R: 0 E: 0 K: 0 S: 15	H: 1 LOB: 1 BB: 0 P: 21	R: 0 E: 0 K: 0 S: 4	H: 0 LOB: 0 BB: 0 P: 6	R: 1 E: 0 K: 2 S: 10	H: 1 LOB: 0 BB: 0 P: 13	R: 0 E: 0 K: 0 S: 5	H: 0 LOB: 2 BB: 1 P: 10	R: 1 E: 0 K: 1 S: 18	H: 3 LOB: 3 BB: 1 P: 29		1B: 6 2B: 1 3B: 0 HR: 1	SF: 0 SAC: 0 DP: 0 HBP: 0	WP: 3 PB: 0 SB: 0 CS: 0
<b>PITCHER</b> <b>Cloyd Boyer, R</b> (1, 1) ERA: 3.2	IP: 9.0 WLS: W BF: 38 H: 8 R: 3 ER: 3 SO: 7 BB: 3 IBB: 0 HBP: 0 BLK: 0 WP: 3 HR: 1 S: 89 P: 137 ERA: 3.00 WHIP: 1.222											<b>PITCHER</b>	IP: 9.0 WLS: W BF: 38 H: 8 R: 3 ER: 3 SO: 7 BB: 3 IBB: 0 HBP: 0 BLK: 0 WP: 3 HR: 1 S: 89 P: 137 ERA: 3.00 WHIP: 1.222							
Batter	1	2	3	4	5	6	7	8	9	AB	R	H	RBI	BB	SO	LOB	BOTTOM			
<b>Tommy Giaviano, R</b> (1, 5) OBP: 0.429, SLG: 0.453	4-0 4-3 BB		1-0 HR		1-3 K		4-1 1-2 2-3 3-H		2-2 G6-4-3	3	2	1	2	2	1	3	<b>Brooklyn Dodgers @ St. Louis Cardinals</b> Sportsman's Park, St. Louis, MO Sun Aug 27 1950, 4:33 AM EDT Att: 31,550 - Unknown			
<b>Red Schoendienst, S</b> (1, 4) OBP: 0.314, SLG: 0.411	1-1 4-3		1-2 2B		0-1 L9		0-1 3B		0-2 F8	5	0	2	3	0	0	3				
<b>Stan Musial, L</b> (1, 8) OBP: 0.442, SLG: 0.600 (6, 9)	0-1 L8		0-0 G3				HR		2-2 HR	5	2	2	2	0	0	3				
<b>Hal Rice, L</b> (1, 7) OBP: 0.255, SLG: 0.200	0-0 4-3		1-3 K		4-2 1B		0-0 6-3		2-1 F8	4	1	0	0	1	1	2				
<b>Bill Howerton, L</b> (1, 9) OBP: 0.396, SLG: 0.510 <b>Chuck Diering, R</b> (6, 8) OBP: 0.366, SLG: 0.354		3-2 HR		2-1 5-3		2-0 SH5-4 1B		0-1 F8	2-0 F9	3	2	2	1	0	0	0				
<b>Marty Marion, R</b> (1, 6) OBP: 0.350, SLG: 0.359	1-3 K		1-2 1B		3-1 2B 1B		3-2 F9		1-2 4-3	5	2	2	1	0	1	0				
<b>Rocky Nelson, L</b> (1, 3) OBP: 0.329, SLG: 0.364	0-1 F8		0-0 2B		0-0 2B 1B		SH5-4		0-0 1B 2B	3	2	2	0	0	0	0				
<b>Del Rice, R</b> (1, 2) OBP: 0.342, SLG: 0.394	1-2 F4		1-0 1B		1-0 1B 2B		4-0 1B 3B		0-2 G6-4-3 2H	3	2	2	3	1	0	0				
<b>Cloyd Boyer, R</b> (1, 1) OBP: 0.241, SLG: 0.222			0-3 K		2-2 2H 1B		0-3 K		0-0 FC1	4	0	1	1	0	2	4				
<b>Inning Stats</b>	R: 0 E: 0 K: 0 S: 5	H: 0 LOB: 1 BB: 1 P: 10	R: 1 E: 0 K: 1 S: 11	H: 1 LOB: 0 BB: 0 P: 16	R: 1 E: 0 K: 2 S: 13	H: 2 LOB: 1 BB: 0 P: 16	R: 3 E: 0 K: 1 S: 18	H: 4 LOB: 1 BB: 0 P: 25	R: 6 E: 0 K: 1 S: 16	H: 4 LOB: 1 BB: 3 P: 38	R: 0 E: 0 K: 0 S: 7	H: 0 LOB: 0 BB: 0 P: 10	R: 1 E: 1 K: 0 S: 11	H: 2 LOB: 1 BB: 0 P: 13	R: 1 E: 0 K: 0 S: 9	H: 1 LOB: 0 BB: 0 P: 16		1B: 6 2B: 3 3B: 1 HR: 4	SF: 0 SAC: 1 DP: 1 HBP: 0	WP: 0 PB: 0 SB: 0 CS: 0
<b>PITCHER</b> <b>Carl Erskine, R</b> (1, 1) ERA: 6.87 <b>Chris Van Cuyk, L</b> (4, 1) ERA: 4.61 <b>Dan Bankhead, R</b> (5, 1) ERA: 6.12 <b>Billy Loes, R</b> (5, 1) ERA: 6.94	IP: 3.1 WLS: L BF: 17 H: 6 R: 5 ER: 5 SO: 3 BB: 1 IBB: 0 HBP: 0 BLK: 0 WP: 0 HR: 2 S: 39 P: 56 ERA: 13.50 WHIP: 2.100											<b>PITCHER</b>	IP: 3.1 WLS: L BF: 17 H: 6 R: 5 ER: 5 SO: 3 BB: 1 IBB: 0 HBP: 0 BLK: 0 WP: 0 HR: 2 S: 39 P: 56 ERA: 13.50 WHIP: 2.100							



Batter	1	2	3	4	5	6	7	8	9	AB	R	H	RBI	BB	SO	LOB	TOP			
<b>Pee Wee Reese, R</b> (1, 6) OBP: 0.360, SLG: 0.362	2-1 6-3			3-2 5-3		0-0 B1-3		2-1 L7		4	0	0	0	0	0	0	<b>Brooklyn Dodgers @ St. Louis Cardinals</b> Sportsman's Park, St. Louis, MO Mon Aug 28 1950, 4:33 AM EDT Att: 21,383 - Unknown <a href="http://livebaseballscorecards.com">livebaseballscorecards.com</a>			
<b>Gene Hermanski, L</b> (1, 7) OBP: 0.372, SLG: 0.479	2-3 K			2-0 BB 1B		3-2 G3		0-0 4-1		4	0	1	0	0	1	0				
<b>Duke Snider, L</b> (1, 8) OBP: 0.379, SLG: 0.541	2-3 K			0-3 K		0-1 2B		0-0 1B 2B		4	1	2	0	0	2	1				
<b>Jackie Robinson, R</b> (1, 4) OBP: 0.421, SLG: 0.508		0-0 L6		4-1 BB		4-1 BB PO		0-0 2B 1B		2	0	1	1	2	0	0				
<b>Carl Furillo, R</b> (1, 9) OBP: 0.362, SLG: 0.487	3-1 6-3			0-0 1-3		1-2 PO	2-2 6-3	0-0 L7		4	0	0	0	0	0	3				
<b>Gil Hodges, R</b> (1, 3) OBP: 0.380, SLG: 0.487	2-1 5-3				0-1 F7		1-1 5-3		0-0 B2	4	0	0	0	0	0	0				
<b>Roy Campanella, R</b> (1, 2) OBP: 0.386, SLG: 0.588			2-0 5-3		2-2 FC5-4 1B		4-2 BB BB		0-0 6-3	3	0	1	0	1	0	0				
<b>Bobby Morgan, R</b> (1, 5) OBP: 0.347, SLG: 0.412			0-0 BB 1B		1-0 FC5-4		4-0 BB		2-2 2B	2	0	1	0	0	0	1				
<b>Cal Abrams, L</b> (7, PH)					1-2 BB		1-2 BB			0	0	0	0	1	0	0				
<b>Billy Cox, R</b> (7, 5) OBP: 0.308, SLG: 0.374					1-2 F6		1-3 K		2-3 K	1	0	1	0	0	0	2				
<b>Preacher Roe, R</b> (1, 1) OBP: 0.191, SLG: 0.153			1-2 B1-6-3		1-0 F6		1-3 K		2-3 K	2	0	0	0	0	0	2				
<b>Tommy Brown, R</b> (7, PH) OBP: 0.313, SLG: 0.567										1	0	0	0	0	1	2				
<b>Ralph Branca, R</b> (7, 1) OBP: 0.212, SLG: 0.310										0	0	0	0	0	0	1				
<b>Bruce Edwards, R</b> (9, PH) OBP: 0.200, SLG: 0.356										1	0	0	0	0	1	1				
<b>Inning Stats</b>	R: 0 E: 0 K: 2 S: 8	H: 0 LOB: 0 BB: 0 P: 14	R: 0 E: 0 K: 0 S: 5	H: 0 LOB: 0 BB: 0 P: 10	R: 0 E: 0 K: 0 S: 5	H: 1 LOB: 0 BB: 0 P: 8	R: 0 E: 0 K: 1 S: 9	H: 1 LOB: 2 BB: 1 P: 18	R: 0 E: 0 K: 0 S: 10	H: 1 LOB: 1 BB: 1 P: 17	R: 0 E: 0 K: 1 S: 11	H: 0 LOB: 2 BB: 2 P: 23	R: 1 E: 0 K: 0 S: 6	H: 2 LOB: 1 BB: 0 P: 8	R: 0 E: 0 K: 1 S: 8	H: 1 LOB: 1 BB: 0 P: 12	1B: 4 2B: 3 3B: 0 HR: 0	SF: 0 SAC: 0 DP: 1 HBP: 0	WP: 0 PB: 0 SB: 0 CS: 0	PA: 37
<b>PITCHER</b> <b>Gerry Staley, R</b> (1, 1) ERA: 5.03	IP: 9.0 WLS: W BF: 36 H: 7 R: 1 ER: 1 SO: 5 BB: 4 IBB: 0 HBP: 0 BLK: 0 WP: 0 HR: 0 S: 70 P: 122 ERA: 1.00 WHIP: 1.222																			

Batter	1	2	3	4	5	6	7	8	9	AB	R	H	RBI	BB	SO	LOB	BOTTOM			
<b>Tommy Giaviano, R</b> (1, 5) OBP: 0.427, SLG: 0.459	1-0 F7		1-0 HR			1-3 K		2-2 F3		4	1	1	1	0	1	0	<b>Brooklyn Dodgers @ St. Louis Cardinals</b> Sportsman's Park, St. Louis, MO Mon Aug 28 1950, 4:33 AM EDT Att: 21,383 - Unknown <a href="http://livebaseballscorecards.com">livebaseballscorecards.com</a>			
<b>Red Schoendienst, S</b> (1, 4) OBP: 0.311, SLG: 0.408	0-0 F5		2-1 F8			0-1 F5		2-1 L8		4	0	0	0	0	0	0				
<b>Stan Musial, L</b> (1, 7) OBP: 0.442, SLG: 0.604	2-1 5-3				0-0 4-3		2-1 HR			3	1	1	1	0	0	0				
<b>Bill Howerton, L</b> (1, 9) OBP: 0.391, SLG: 0.502		2-3 K			1-1 5-3		0-3 K			3	0	0	0	0	2	0				
<b>Marty Marion, R</b> (1, 6) OBP: 0.347, SLG: 0.355		1-1 L8			2-1 L9			0-0 F4		3	0	0	0	0	0	0				
<b>Chuck Diering, R</b> (1, 8) OBP: 0.360, SLG: 0.347		1-3 K			2-1 F8		3-3 K			3	0	0	0	0	2	0				
<b>Rocky Nelson, L</b> (1, 3) OBP: 0.329, SLG: 0.364			0-0 5-3			2-2 L8		0-1 1B		3	0	1	0	0	0	0				
<b>Del Rice, R</b> (1, 2) OBP: 0.345, SLG: 0.406			1-2 HR			2-2 1B		0-1 F8		3	1	2	1	0	0	1				
<b>Gerry Staley, R</b> (1, 1) OBP: 0.182, SLG: 0.167			1-2 5-3			2-1 F9		0-0 F5		3	0	0	0	0	0	1				
<b>Inning Stats</b>	R: 0 E: 0 K: 0 S: 4	H: 0 LOB: 0 BB: 0 P: 7	R: 0 E: 0 K: 2 S: 9	H: 0 LOB: 0 BB: 0 P: 13	R: 2 E: 0 K: 0 S: 12	H: 2 LOB: 0 BB: 0 P: 17	R: 0 E: 0 K: 0 S: 5	H: 0 LOB: 0 BB: 0 P: 8	R: 0 E: 0 K: 0 S: 11	H: 1 LOB: 1 BB: 0 P: 19	R: 1 E: 0 K: 2 S: 11	H: 1 LOB: 0 BB: 0 P: 14	R: 0 E: 0 K: 1 S: 8	H: 1 LOB: 1 BB: 0 P: 11	R: 0 E: 0 K: 0 S: 6	H: 0 LOB: 0 BB: 0 P: 10		1B: 2 2B: 0 3B: 0 HR: 3	SF: 0 SAC: 0 DP: 0 HBP: 0	WP: 0 PB: 0 SB: 0 CS: 0
<b>PITCHER</b> <b>Preacher Roe, L</b> (1, 1) ERA: 3.12	IP: 6.0 WLS: L BF: 22 H: 4 R: 3 ER: 3 SO: 4 BB: 0 IBB: 0 HBP: 0 BLK: 0 WP: 0 HR: 3 S: 52 P: 78 ERA: 4.50 WHIP: 0.667																			
<b>Ralph Branca, R</b> (7, 1) ERA: 4.32	IP: 2.0 WLS: 7 BF: 1 H: 1 R: 0 ER: 0 SO: 1 BB: 0 IBB: 0 HBP: 0 BLK: 0 WP: 0 HR: 14 S: 21 P: 21 ERA: 0.00 WHIP: 0.500																			

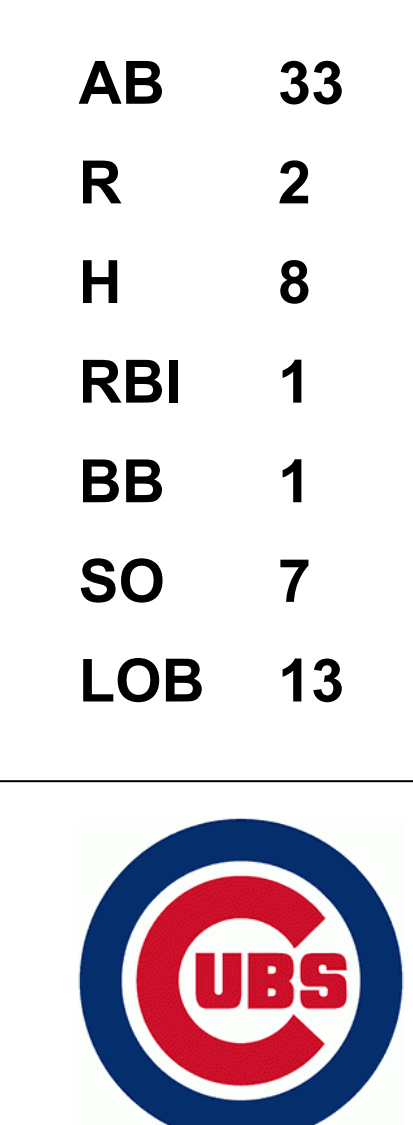





Batter	1	2	3	4	5	6	7	8	9	AB	R	H	RBI	BB	SO	LOB	TOP					
<b>Pee Wee Reese, R</b> OBP: 0.360, SLG: 0.363 (1, 6)	4-3			K	1B		E		F9	5	2	2	1	0	1	0	<b>Brooklyn Dodgers @ Chicago Cubs</b> Wrigley Field, Chicago, IL Tue Aug 29 1950, 3:33 AM CDT Att: 19,910 - Unknown					
<b>Gene Hermanski, L</b> OBP: 0.388, SLG: 0.472 (1, 7)	3-1			F4	1B		G3		1-3	5	1	1	1	0	0							
<b>Duke Snider, L</b> OBP: 0.379, SLG: 0.539 (1, 8)	L7			E6	1B		E4		4-3	4	2	1	0	1	0							
<b>Jackie Robinson, R</b> OBP: 0.422, SLG: 0.508 (1, 4)		5-3		1B	4-3		F7			4	0	2	3	0	0	1						
<b>Carl Furillo, R</b> OBP: 0.363, SLG: 0.494 (1, 9)		4-3		1B	4-3		CS			4	1	2	1	0	0	1						
<b>Gil Hodges, R</b> OBP: 0.379, SLG: 0.485 (1, 3)		5-3		K	K					4	0	1	0	0	2	3						
<b>Roy Campanella, R</b> OBP: 0.382, SLG: 0.582 (1, 2)			K		E5		K		F6	4	0	0	0	0	2	1						
<b>Billy Cox, R</b> OBP: 0.308, SLG: 0.372 (1, 5)			F5		FC1-6		5-3			4	1	1	0	0	0	1						
<b>Don Newcombe, L</b> OBP: 0.338, SLG: 0.342 (1, 1)			L8		1B		4-3		G6-3	4	1	1	0	0	0	2						
<b>Inning Stats</b>	R: 0 E: 0 K: 0 S: 8	H: 0 LOB: 0 BB: 0 P: 14	R: 0 E: 0 K: 0 S: 10	H: 0 LOB: 0 BB: 0 P: 15	R: 0 E: 0 K: 1 S: 8	H: 0 LOB: 0 BB: 0 P: 9	R: 1 E: 1 K: 2 S: 15	H: 3 LOB: 2 BB: 0 P: 22	R: 5 E: 0 K: 1 S: 18	H: 4 LOB: 1 BB: 1 P: 37	R: 0 E: 0 K: 0 S: 8	H: 0 LOB: 0 BB: 0 P: 10	R: 1 E: 1 K: 0 S: 9	H: 1 LOB: 0 BB: 0 P: 16	R: 1 E: 0 K: 0 S: 11	H: 3 LOB: 1 BB: 0 P: 14	R: 0 E: 0 K: 0 S: 5	H: 0 LOB: 0 BB: 0 P: 9	1B: 10 2B: 0 3B: 0 HR: 1	SF: 0 SAC: 0 DP: 1 HBP: 0	WP: 2 PB: 0 SB: 1 CS: 1	PA: 40
<b>PITCHER</b>	IP	WLS	BF	H	R	ER	SO	BB	IBB	HBP	BLK	WP	HR	S	P	ERA	WHIP					
<b>Frank Hiller, R</b> ERA: 3.75 (1, 1)	5.0	L	24	7	6	5	4	0	1	0	0	2	0	59	97	9.00	1.400					
<b>Doyle Lade, R</b> ERA: 4.88 (6, 1)	4.0		15	4	2	1	1	0	0	0	0	0	1	33	49	2.25	1.000					

Batter	1	2	3	4	5	6	7	8	9	AB	R	H	RBI	BB	SO	LOB	BOTTOM					
<b>Carmen Mauro, L</b> OBP: 0.295, SLG: 0.344 (1, 9)	K		6-3		F8			F7		4	0	0	0	0	1	2	<b>Brooklyn Dodgers @ Chicago Cubs</b> Wrigley Field, Chicago, IL Tue Aug 29 1950, 3:33 AM CDT Att: 19,910 - Unknown					
<b>Phil Cavarretta, L</b> OBP: 0.378, SLG: 0.462 (1, 3)	F2			FC5-4	SH		FC6-4	4-3		4	0	2	0	0	0	0						
<b>Roy Smalley, R</b> OBP: 0.306, SLG: 0.426 (1, 6)	K			SH	FC5-4		FC6-4	5-3		3	1	0	0	0	1	1						
<b>Hank Sauer, R</b> OBP: 0.363, SLG: 0.537 (1, 7)		G6-4-3		FC5-4	1B		F9		K	4	0	1	0	0	1	3						
<b>Andy Patko, R</b> OBP: 0.413, SLG: 0.626 (1, 8)		G6-4-3		FC5	1B			5-3		2	0	1	0	0	0	1						
<b>Bob Borkowski, R</b> OBP: 0.331, SLG: 0.410 (6, 8)				FC5	1B				5-3	2	0	1	1	0	0	0						
<b>Bill Serena, R</b> OBP: 0.338, SLG: 0.427 (1, 5)		K		FC5			F8		1B	4	1	1	0	0	1	3						
<b>Rube Walker, L</b> OBP: 0.289, SLG: 0.363 (1, 2)			F7		K			K		4	0	1	0	0	2	0						
<b>Wayne Terwilliger, R</b> OBP: 0.307, SLG: 0.362 (1, 4)			K		K		5-3		1B	3	0	1	0	1	1	0						
<b>Frank Hiller, R</b> OBP: 0.138, SLG: 0.107 (1, 1)					FC4-6					0	0	0	0	0	0	0						
<b>Carl Sawatski, L</b> OBP: 0.150, SLG: 0.081 (5, PH)			SH1-4		FC4-6					1	0	0	0	0	0	1						
<b>Doyle Lade, R</b> OBP: 0.324, SLG: 0.343 (6, 1)										1	0	0	0	0	0	0						
<b>Ron Northey, L</b> OBP: 0.361, SLG: 0.483 (8, PH)										1	0	0	0	0	0	2						
<b>Inning Stats</b>	R: 0 E: 0 K: 2 S: 7	H: 0 LOB: 0 BB: 0 P: 12	R: 0 E: 0 K: 1 S: 7	H: 1 LOB: 0 BB: 0 P: 12	R: 0 E: 1 K: 1 S: 11	H: 0 LOB: 1 BB: 0 P: 13	R: 0 E: 1 K: 0 S: 7	H: 2 LOB: 2 BB: 0 P: 11	R: 0 E: 0 K: 1 S: 10	H: 1 LOB: 1 BB: 0 P: 14	R: 1 E: 0 K: 0 S: 14	H: 2 LOB: 1 BB: 0 P: 23	R: 0 E: 0 K: 1 S: 9	H: 0 LOB: 0 BB: 0 P: 13	R: 0 E: 0 K: 0 S: 4	H: 0 LOB: 0 BB: 0 P: 4	R: 1 E: 0 K: 1 S: 10	H: 2 LOB: 2 BB: 1 P: 17	1B: 8 2B: 1 3B: 0 HR: 0	SF: 0 SAC: 2 DP: 2 HBP: 0	WP: 0 PB: 2 SB: 0 CS: 0	PA: 36
<b>PITCHER</b>	IP	WLS	BF	H	R	ER	SO	BB	IBB	HBP	BLK	WP	HR	S	P	ERA	WHIP					
<b>Don Newcombe, R</b> ERA: 3.88 (1, 1)	9.0	W	36	8	2	0	7	1	0	0	0	0	0	79	119	0.00	1.000					

AB	38
R	8
H	11
RBI	6
BB	1
SO	5
LOB	9









Batter	1	2	3	4	5	6	7	8	9	AB	R	H	RBI	BB	SO	LOB	TOP				
Roy Hartsfield, R OBP: 0.322, SLG: 0.365 (1, 4)	2-3 K		0-0 F7			1-0 F2	2-2 FC5		0-0 FC4-6 1B	5	0	1	0	0	1	2					
Sam Jethroe, S OBP: 0.346, SLG: 0.450 (1, 8)	3-3 K		0-0 4-3			0-1 6-3			1-3 K	5	0	0	0	0	3	1					
Earl Torgeson, L OBP: 0.400, SLG: 0.453 (1, 3)	2-2 3-1			0-3 K		4-1 1B BB		0-1 FC5-4 BB 1B	2-2 FC4-6 1-2	4	1	1	0	1	1	1					
Bob Elliott, R OBP: 0.388, SLG: 0.511 (1, 5)		2-2 F6		0-0 F4		1-0 1-2 1B		4-2 FC5-4 BB		3	0	1	0	1	0	0					
Walker Cooper, R OBP: 0.368, SLG: 0.506 Del Crandall, R OBP: 0.268, SLG: 0.330 (1, 2) (6, 2)		2-0 5-3		0-2 6-3		1-2 6-3		1-1 FC5-4 BB 1B		3	0	0	0	0	0	2					
Sid Gordon, R OBP: 0.421, SLG: 0.586 (1, 7)		1-0 HR				1-2 L1		3-2 FC5 BB 1B	0-0 2B 1B	4	1	3	2	0	0	0					
Willard Marshall, L OBP: 0.329, SLG: 0.344 (1, 9)		1-2 E6 FC6-4				0-0 2B		0-0 F8	2-1 2B	4	0	2	1	0	0	1					
Buddy Kerr, R OBP: 0.288, SLG: 0.305 (1, 6)		1-1 FC6-4 1-2				2-1 F8		4-2 1-2 BB	1-0 F8	3	0	0	0	1	0	4					
Warren Spahn, L Normie Roy, R Mickey Haeffner, L Pete Reiser, S Bob Hall, R Johnny Antonelli, L Tommy Holmes, S (1, 1) (3, 1) (3, 1) (5, PH) (5, 1) (5, 1) (9, PH)			1-2 G3			1-3 K		1-1 F8		1	0	0	0	0	0	0					
<b>Inning Stats</b>	R: 0 E: 0 K: 2 S: 10	H: 0 LOB: 0 BB: 0 P: 17	R: 1 E: 1 K: 0 S: 10	H: 1 LOB: 1 BB: 0 P: 17	R: 0 E: 0 K: 1 S: 5	H: 0 LOB: 0 BB: 0 P: 6	R: 0 E: 0 K: 1 S: 7	H: 0 LOB: 0 BB: 0 P: 7	R: 0 E: 0 K: 1 S: 9	H: 1 LOB: 1 BB: 0 P: 13	R: 0 E: 0 K: 0 S: 8	H: 1 LOB: 2 BB: 1 P: 15	R: 0 E: 0 K: 0 S: 11	H: 1 LOB: 2 BB: 1 P: 21	R: 2 E: 0 K: 1 S: 13	H: 3 LOB: 2 BB: 1 P: 22	R: 0 E: 0 K: 1 S: 8	H: 1 LOB: 1 BB: 0 P: 11	1B: 5 2B: 2 3B: 0 HR: 1	SF: 0 SAC: 0 DP: 0 HBP: 0	WP: 0 PA: 39 PB: 0 SB: 0 CS: 0
<b>PITCHER</b> Carl Erskine, R ERA: 6.13 (1, 1)	IP: 9.0 WLS: W BF: 39 H: 8 R: 3 ER: 3 SO: 6 BB: 3 IBB: 0 HBP: 0 BLK: 0 WP: 0 HR: 1 S: 81 P: 129 ERA: 3.00 WHIP: 1.222																				

**Boston Braves @ Brooklyn Dodgers**  
 Ebbets Field, Brooklyn, NY  
 Thu Aug 31 1950, 3:33 AM EDT  
 Att: 14,226 - Unknown


AB	36
R	3
H	8
RBI	3
BB	3
SO	6
LOB	16



Batter	1	2	3	4	5	6	7	8	9	AB	R	H	RBI	BB	SO	LOB	BOTTOM		
Tommy Brown, R OBP: 0.359, SLG: 0.529 (1, 7)	1-1 5-3		4-2 FC4-6 BB		4-2 FC5 BB	0-1 F8	0-0			4	0	1	2	2	1	5			
Pee Wee Reese, R OBP: 0.383, SLG: 0.366 (1, 6)	4-2 BB	1-0 2B	1-1 FC4-6 HR		3-3 K	2-2 FC1-6-4 1B	2-3 K			5	1	2	3	1	2	5			
Duke Snider, L OBP: 0.380, SLG: 0.546 (1, 8)	1-3 K	0-1 F9	0-0 HR		4-2 1-2 2-3 BB	0-1 FC1-6-4 1-2 2-3 3-H	0-3 K			5	1	1	3	1	2	7			
Jackie Robinson, R OBP: 0.422, SLG: 0.502 Bobby Morgan, R OBP: 0.350, SLG: 0.412 (1, 4) (8, 5)	2-1 F6		1-0 HR 5-3		0-1 FC5	1-0 F3		4-2 FC6-4 BB		5	1	1	0	0	0	6			
Carl Furillo, R OBP: 0.365, SLG: 0.491 (1, 9)		2-2 HR 1B	2-2 HR 1B	3-2 6-3		4-2 HR BB	3-1 4-3	0-2 FC6-4 HR		5	4	2	0	1	0	1			
Gil Hodges, R OBP: 0.383, SLG: 0.514 (1, 3)		1-2 HR	0-0 HR	1-2 5-3		1-0 HR	1-0 BB	2-2 HR		6	5	5	9	0	0	0			
Roy Campanella, R OBP: 0.380, SLG: 0.575 Bruce Edwards, R OBP: 0.216, SLG: 0.374 (1, 2) (7, 2)		0-0 F7	0-0 1B SH1-4 FC4-6 1B	1-1 5-3		1-1 1B 1B	4-1 E 1B	2-1 E 2B		4	2	2	0	0	0	0			
Billy Cox, R OBP: 0.309, SLG: 0.375 (1, 5) (8, 4)		1-2 1B 2B 1B	2-1 SH1-4		0-1 L7	3-1 1B 1B	2-2 E4 1B	1-2 L7		5	3	2	0	0	0	2			
Carl Erskine, R OBP: 0.471, SLG: 0.500 (1, 1)		0-1 2B 1B	3-2 BB E 1B		1-0 BB 1B	1-2 FC1-6-4 1B	1-1 1B HBP	1-0 F7		5	1	4	0	0	0	1			
<b>Inning Stats</b>	R: 0 E: 0 K: 1 S: 9	H: 0 LOB: 1 BB: 1 P: 17	R: 3 E: 0 K: 1 S: 21	H: 5 LOB: 0 BB: 0 P: 27	R: 7 E: 1 K: 0 S: 24	H: 6 LOB: 1 BB: 1 P: 40	R: 0 E: 0 K: 0 S: 9	H: 0 LOB: 0 BB: 0 P: 14	R: 0 E: 0 K: 1 S: 12	H: 1 LOB: 3 BB: 2 P: 24	R: 4 E: 0 K: 0 S: 20	H: 5 LOB: 2 BB: 1 P: 33	R: 3 E: 1 K: 2 S: 15	H: 2 LOB: 2 BB: 1 P: 28	R: 2 E: 2 K: 0 S: 14	H: 2 LOB: 1 BB: 1 P: 24	1B: 14 2B: 2 3B: 0 HR: 5	SF: 0 SAC: 1 DP: 0 HBP: 1	WP: 0 PA: 54 PB: 0 SB: 0 CS: 0
<b>PITCHER</b> Warren Spahn, L Normie Roy, R Mickey Haeffner, L Bob Hall, R Johnny Antonelli, L (1, 1) (3, 1) (3, 1) (5, 1) (6, 1)	IP: 2.0 WLS: L BF: 14 H: 7 R: 5 ER: 5 SO: 2 BB: 1 IBB: 0 HBP: 0 BLK: 0 WP: 0 HR: 1 S: 33 P: 55 ERA: 3.33 WHIP: 4.000																		

**Boston Braves @ Brooklyn Dodgers**  
 Ebbets Field, Brooklyn, NY  
 Thu Aug 31 1950, 3:33 AM EDT  
 Att: 14,226 - Unknown

AB	45
R	19
H	21
RBI	17
BB	7
SO	5
LOB	27





Batter	1	2	3	4	5	6	7	8	9	AB	R	H	RBI	BB	SO	LOB	TOP		
<b>Eddie Stanky, R</b> OBP: 0.475, SLG: 0.420 (1, 4)										5	1	3	0	0	1	0	<b>New York Giants @ Brooklyn Dodgers</b> Ebbets Field, Brooklyn, NY Fri Sep 01 1950, 3:33 AM EDT Att: 20,517 - Unknown		
<b>Whitey Lockman, L</b> OBP: 0.363, SLG: 0.436 (1, 7)										4	1	2	0	0	0	3			
<b>Alvin Dark, R</b> OBP: 0.335, SLG: 0.451 (1, 6)										4	1	1	1	0	1	3			
<b>Monte Irvin, R</b> OBP: 0.384, SLG: 0.448 <b>Tookie Gilbert, L</b> OBP: 0.317, SLG: 0.311 (7, 3)										3	1	1	3	1	0	2			
<b>Wes Westrum, R</b> OBP: 0.371, SLG: 0.455 (1, 2)										3	0	0	0	1	1	2			
<b>Don Mueller, L</b> OBP: 0.331, SLG: 0.383 (1, 9)										4	0	1	0	0	1	1			
<b>Bobby Thomson, R</b> OBP: 0.309, SLG: 0.407 (1, 8)										4	0	1	0	0	1	1			
<b>Hank Thompson, L</b> OBP: 0.399, SLG: 0.480 (1, 5)										2	0	1	0	2	0	0			
<b>Sheldon Jones, R</b> OBP: 0.160, SLG: 0.106 (1, 1)										4	0	0	0	0	2	4			
<b>Inning Stats</b>	R: 1 H: 2 E: 1 K: 1 S: 13	H: 2 LOB: 1 BB: 0 P: 23	R: 0 H: 2 E: 0 K: 1 S: 9	H: 2 LOB: 2 BB: 0 P: 13	R: 2 H: 2 E: 0 K: 1 S: 13	H: 2 LOB: 1 BB: 1 P: 23	R: 0 H: 1 E: 0 K: 0 S: 6	H: 0 LOB: 0 BB: 1 P: 11	R: 0 H: 1 E: 0 K: 0 S: 5	H: 2 LOB: 1 BB: 0 P: 6	R: 1 H: 2 E: 0 K: 0 S: 8	H: 2 LOB: 1 BB: 0 P: 13	R: 0 H: 0 E: 0 K: 2 S: 11	H: 0 LOB: 0 BB: 0 P: 14	R: 0 H: 0 E: 0 K: 1 S: 8	H: 0 LOB: 0 BB: 1 P: 14	1B: 7 2B: 3 3B: 0 HR: 1	SF: 0 SAC: 0 DP: 4 HBP: 0	WP: 0 PA: 37 PB: 0 SB: 0 CS: 1
<b>PITCHER</b>	IP	WLS	BF	H	R	ER	SO	BB	IBB	HBP	BLK	WP	HR	S	P	ERA	WHIP		
<b>Preacher Roe, L</b> ERA: 3.19 (1, 1)	6.2	L	30	10	4	4	4	3	0	0	0	0	1	62	103	5.40	1.950		
<b>Dan Bankhead, R</b> ERA: 5.99 (7, 1)	2.1		7	0	0	0	3	1	0	0	0	0	0	20	30	0.00	0.429		

Batter	1	2	3	4	5	6	7	8	9	AB	R	H	RBI	BB	SO	LOB	BOTTOM		
<b>Pee Wee Reese, R</b> OBP: 0.363, SLG: 0.365 (1, 6)										4	1	1	0	1	1	2	<b>New York Giants @ Brooklyn Dodgers</b> Ebbets Field, Brooklyn, NY Fri Sep 01 1950, 3:33 AM EDT Att: 20,517 - Unknown		
<b>Gene Hermanski, L</b> OBP: 0.381, SLG: 0.463 (1, 7)										5	0	1	1	0	0	5			
<b>Duke Snider, L</b> OBP: 0.381, SLG: 0.545 (1, 8)										5	0	2	0	0	1	2			
<b>Jackie Robinson, R</b> OBP: 0.421, SLG: 0.501 (1, 4)										3	0	1	0	0	1	1			
<b>Carl Furillo, R</b> OBP: 0.364, SLG: 0.489 (1, 9)										4	0	1	0	0	0	4			
<b>Gil Hodges, R</b> OBP: 0.382, SLG: 0.510 (1, 3)										3	0	0	0	1	1	1			
<b>Bruce Edwards, R</b> OBP: 0.208, SLG: 0.358 (1, 2)										4	0	0	0	0	1	2			
<b>Billy Cox, R</b> OBP: 0.311, SLG: 0.377 (1, 5)										4	0	2	0	0	1	0			
<b>Preacher Roe, R</b> OBP: 0.158, SLG: 0.160 <b>Dan Bankhead, R</b> OBP: 0.289, SLG: 0.278 <b>Cal Abrams, L</b> (9, PH)										3	0	1	0	0	0	1			
<b>Inning Stats</b>	R: 0 H: 2 E: 0 K: 0 S: 11	H: 2 LOB: 3 BB: 1 P: 19	R: 0 H: 1 E: 0 K: 1 S: 10	H: 1 LOB: 2 BB: 1 P: 18	R: 0 H: 1 E: 0 K: 1 S: 7	H: 1 LOB: 1 BB: 0 P: 11	R: 0 H: 0 E: 0 K: 1 S: 6	H: 0 LOB: 0 BB: 0 P: 7	R: 0 H: 0 E: 0 K: 1 S: 9	H: 0 LOB: 1 BB: 0 P: 13	R: 1 H: 2 E: 0 K: 1 S: 10	H: 2 LOB: 1 BB: 0 P: 15	R: 0 H: 0 E: 0 K: 0 S: 8	H: 0 LOB: 0 BB: 0 P: 11	R: 0 H: 0 E: 0 K: 1 S: 8	H: 0 LOB: 1 BB: 1 P: 15	1B: 8 2B: 1 3B: 0 HR: 0	SF: 0 SAC: 1 DP: 0 HBP: 0	WP: 0 PA: 39 PB: 0 SB: 0 CS: 0
<b>PITCHER</b>	IP	WLS	BF	H	R	ER	SO	BB	IBB	HBP	BLK	WP	HR	S	P	ERA	WHIP		
<b>Sheldon Jones, R</b> ERA: 4.76 (1, 1)	9.0	W	39	9	1	1	6	3	0	0	0	0	0	84	129	1.00	1.333		



Batter	1	2	3	4	5	6	7	8	9	AB	R	H	RBI	BB	SO	LOB	TOP			
<b>Eddie Stanky, R</b> (1, 4) OBP: 0.476, SLG: 0.418	L4		BB	4-0		G3		4-3		2	0	0	0	2	0	0	<b>New York Giants @ Brooklyn Dodgers</b> Ebbets Field, Brooklyn, NY Sat Sep 02 1950, 3:33 AM EDT Att: 15,410 - Unknown			
<b>Whitey Lockman, L</b> (1, 7) OBP: 0.360, SLG: 0.432	K		F3			G3		F6		4	0	0	0	0	1	3				
<b>Don Mueller, L</b> (1, 9) OBP: 0.328, SLG: 0.379	4-3			4-3		F9			F7	4	0	0	0	0	0	1				
<b>Hank Thompson, L</b> (1, 5) OBP: 0.398, SLG: 0.478		F8		6-3		FC6-4	1B		F4	4	0	1	0	0	0	0				
<b>Monte Irvin, R</b> (1, 3) OBP: 0.382, SLG: 0.443		6-3		6-3		F6			FC5-4	3	0	0	0	1	0	1				
<b>Alvin Dark, R</b> (1, 6) OBP: 0.332, SLG: 0.447		6-3			L4	FC6-4	1B		FC5-4	4	0	0	0	0	0	2				
<b>Wes Westrum, R</b> (1, 2) OBP: 0.374, SLG: 0.457			SH1-4	5-3		FC5-4	1B			3	0	2	0	0	0	0				
<b>Bobby Thomson, R</b> (1, 8) OBP: 0.307, SLG: 0.405			F3	5-3		FC5-4				3	0	0	0	0	0	3				
<b>Larry Jansen, R</b> (1, 1) OBP: 0.210, SLG: 0.244			SH1-4							1	0	0	0	0	1	0				
<b>Roy Weatherly, L</b> (8, PH) OBP: 0.380, SLG: 0.435										1	0	0	0	0	0	0				
<b>Monty Kennedy, R</b> (8, 1) OBP: 0.088, SLG: 0.061								3-1		0	0	0	0	0	0	0				
<b>Inning Stats</b>	R: 0 E: 0 K: 1 S: 5	H: 0 LOB: 0 BB: 0 P: 5	R: 0 E: 0 K: 0 S: 3	H: 0 LOB: 0 BB: 0 P: 3	R: 0 E: 0 K: 0 S: 4	H: 1 LOB: 2 BB: 1 P: 8	R: 0 E: 0 K: 0 S: 3	H: 0 LOB: 0 BB: 0 P: 3	R: 0 E: 0 K: 1 S: 5	H: 0 LOB: 1 BB: 1 P: 9	R: 0 E: 0 K: 0 S: 5	H: 2 LOB: 2 BB: 0 P: 5	R: 0 E: 0 K: 0 S: 3	H: 0 LOB: 0 BB: 0 P: 3	R: 0 E: 0 K: 0 S: 3	H: 0 LOB: 1 BB: 1 P: 7	1B: 3 2B: 0 3B: 0 HR: 0	SF: 0 SAC: 1 DP: 0 HBP: 0	WP: 0 PB: 0 SB: 0 CS: 0	PA: 33
<b>PITCHER</b> <b>Don Newcombe, R</b> (1, 1) ERA: 3.71	IP: 9.0 WLS: W BF: 33 H: 3 R: 0 ER: 0 SO: 2 BB: 3 IBB: 0 HBP: 0 BLK: 0 WP: 0 HR: 0 S: 34 P: 46 ERA: 0.00 WHIP: 0.667																			

Batter	1	2	3	4	5	6	7	8	9	AB	R	H	RBI	BB	SO	LOB	BOTTOM			
<b>Pee Wee Reese, R</b> (1, 6) OBP: 0.364, SLG: 0.371	F9		PB		G4-6-3		6-3			4	1	2	0	0	0	1	<b>New York Giants @ Brooklyn Dodgers</b> Ebbets Field, Brooklyn, NY Sat Sep 02 1950, 3:33 AM EDT Att: 15,410 - Unknown			
<b>Gene Hermanski, L</b> (1, 7) OBP: 0.360, SLG: 0.457	3-1		6-3		G4-6-3			SH1-4		3	0	0	0	1	0	1				
<b>Duke Snider, L</b> (1, 8) OBP: 0.380, SLG: 0.543	CS		L9		F7			SH1-4		3	0	1	0	0	0	0				
<b>Jackie Robinson, R</b> (1, 4) OBP: 0.422, SLG: 0.499	CS	E	F8			G6-4-3		F9		2	1	0	0	2	0	1				
<b>Carl Furillo, R</b> (1, 9) OBP: 0.363, SLG: 0.487		L8			1B	G6-4-3		F3		4	0	1	0	0	0	3				
<b>Gil Hodges, R</b> (1, 3) OBP: 0.379, SLG: 0.507		F7			F7		F9			3	0	0	0	0	0	2				
<b>Roy Campanella, R</b> (1, 2) OBP: 0.379, SLG: 0.573		E3			P7			SH2-4		3	0	1	0	0	0	2				
<b>Billy Cox, R</b> (1, 5) OBP: 0.315, SLG: 0.381								SH2-4		2	0	2	1	0	0	0				
<b>Don Newcombe, L</b> (1, 1) OBP: 0.325, SLG: 0.329		1-3			4-3			K		3	0	0	0	0	1	5				
<b>Inning Stats</b>	R: 0 E: 0 K: 0 S: 3	H: 1 LOB: 2 BB: 1 P: 9	R: 1 E: 1 K: 0 S: 5	H: 1 LOB: 2 BB: 1 P: 9	R: 1 E: 0 K: 0 S: 4	H: 1 LOB: 0 BB: 0 P: 4	R: 0 E: 0 K: 0 S: 5	H: 2 LOB: 2 BB: 0 P: 5	R: 0 E: 0 K: 0 S: 2	H: 0 LOB: 0 BB: 1 P: 6	R: 0 E: 0 K: 1 S: 6	H: 1 LOB: 1 BB: 0 P: 6	R: 0 E: 0 K: 0 S: 3	H: 0 LOB: 1 BB: 1 P: 7	R: 0 E: 0 K: 0 S: 3	H: 0 LOB: 1 BB: 1 P: 7	1B: 6 2B: 0 3B: 1 HR: 0	SF: 0 SAC: 2 DP: 2 HBP: 0	WP: 0 PB: 1 SB: 0 CS: 1	PA: 33
<b>PITCHER</b> <b>Larry Jansen, R</b> (1, 1) ERA: 3.22	IP: 7.0 WLS: L BF: 28 H: 7 R: 2 ER: 1 SO: 1 BB: 2 IBB: 0 HBP: 0 BLK: 0 WP: 0 HR: 0 S: 28 P: 36 ERA: 1.29 WHIP: 1.286																			
<b>Monty Kennedy, L</b> (8, 1) ERA: 4.7	IP: 1.0 WLS: L BF: 4 H: 0 R: 0 ER: 0 SO: 0 BB: 1 IBB: 0 HBP: 0 BLK: 0 WP: 0 HR: 0 S: 3 P: 7 ERA: 0.00 WHIP: 1.000																			



Batter	1	2	3	4	5	6	7	8	9	AB	R	H	RBI	BB	SO	LOB	TOP					
<b>Pee Wee Reese, R</b> OBP: 0.367, SLG: 0.375 (1, 6)										4	1	2	1	1	0	0	<b>Brooklyn Dodgers @ Boston Braves</b> Braves Field, Boston, MA Mon Sep 04 1950, 3:33 AM EDT Unknown					
<b>Gene Hermanski, L</b> OBP: 0.357, SLG: 0.451 (1, 7)										5	0	1	1	0	1	2						
<b>Duke Snider, L</b> OBP: 0.379, SLG: 0.540 (1, 8)										5	0	1	0	0	1	2						
<b>Jackie Robinson, R</b> OBP: 0.422, SLG: 0.503 <b>Eddie Miksis, R</b> OBP: 0.230, SLG: 0.259 (7, 4)										4	2	2	0	0	1	2						
<b>Carl Furillo, R</b> OBP: 0.365, SLG: 0.487 (1, 9)										4	0	2	0	1	1	4						
<b>Gil Hodges, R</b> OBP: 0.376, SLG: 0.502 (1, 3)										4	0	0	1	0	0	3						
<b>Roy Campanella, R</b> OBP: 0.378, SLG: 0.569 (1, 2)										4	0	1	0	0	1	1						
<b>Billy Cox, R</b> OBP: 0.317, SLG: 0.382 (1, 5)										4	1	2	0	0	0	2						
<b>Carl Erskine, R</b> OBP: 0.421, SLG: 0.444 <b>Joe Hatten, L</b> OBP: 0.125, SLG: 0.125 <b>Cal Abrams, L</b> OBP: 0.298, SLG: 0.279 <b>Dan Bankhead, R</b> OBP: 0.298, SLG: 0.279 <b>Ralph Branca, R</b> OBP: 0.200, SLG: 0.250 <b>Tommy Brown, R</b> OBP: 0.200, SLG: 0.250 <b>Rex Barney, R</b> OBP: 0.252, SLG: 0.250 (1, 1) (5, 1) (6, PH) (6, 1) (6, PH) (8, 1)										2	0	0	0	0	0	1						
<b>Inning Stats</b>	R: 0 E: 0 K: 0 S: 3	H: 0 LOB: 0 BB: 0 P: 3	R: 0 E: 1 K: 0 S: 4	H: 1 LOB: 1 BB: 0 P: 4	R: 0 E: 0 K: 0 S: 3	H: 0 LOB: 0 BB: 0 P: 3	R: 1 E: 1 K: 2 S: 8	H: 1 LOB: 1 BB: 1 P: 12	R: 2 E: 0 K: 1 S: 8	H: 3 LOB: 1 BB: 0 P: 8	R: 1 E: 1 K: 0 S: 6	H: 3 LOB: 2 BB: 0 P: 6	R: 0 E: 0 K: 2 S: 9	H: 2 LOB: 2 BB: 0 P: 9	R: 0 E: 0 K: 0 S: 4	H: 1 LOB: 1 BB: 1 P: 4		R: 0 E: 0 K: 0 S: 4	H: 1 LOB: 2 BB: 1 P: 8	1B: 10 2B: 1 3B: 1 HR: 0	SF: 0 SAC: 0 DP: 0 HBP: 0	WP: 0 PB: 0 CS: 0
<b>PITCHER</b> <b>Vern Bickford, R</b> ERA: 3.17 (1, 1)	IP: 9.0 WLS: W BF: 41 H: 12 R: 4 ER: 2 SO: 5 BB: 2 IBB: 0 HBP: 0 BLK: 0 WP: 0 HR: 0 S: 49 P: 57 ERA: 2.00 WHIP: 1.556															<b>PITCHER</b> IP: WLS: BF: H: R: ER: SO: BB: IBB: HBP: BLK: WP: HR: S: P: ERA: WHIP						

Batter	1	2	3	4	5	6	7	8	9	AB	R	H	RBI	BB	SO	LOB	BOTTOM	
<b>Bob Addis, L</b> OBP: 0.333, SLG: 0.200 (1, 9)										4	2	1	0	1	0	3	<b>Brooklyn Dodgers @ Boston Braves</b> Braves Field, Boston, MA Mon Sep 04 1950, 3:33 AM EDT Unknown	
<b>Sam Jethroe, S</b> OBP: 0.353, SLG: 0.457 (1, 8)										4	2	4	1	0	0	0		
<b>Earl Torgeson, L</b> OBP: 0.405, SLG: 0.454 (1, 3)										3	1	2	0	2	0	1		
<b>Bob Elliott, R</b> OBP: 0.383, SLG: 0.501 (1, 5)										4	2	2	3	1	0	4		
<b>Walker Cooper, R</b> OBP: 0.367, SLG: 0.509 (1, 2)										5	1	1	1	0	1	7		
<b>Sid Gordon, R</b> OBP: 0.423, SLG: 0.595 (1, 7)										5	1	4	3	0	0	2		
<b>Roy Hartsfield, R</b> OBP: 0.322, SLG: 0.374 (1, 4)										5	1	2	1	0	0	2		
<b>Buddy Kerr, R</b> OBP: 0.287, SLG: 0.304 (1, 6)										4	0	1	0	0	1	4		
<b>Vern Bickford, R</b> OBP: 0.160, SLG: 0.134 (1, 1)										3	1	1	0	0	0	2		
<b>Inning Stats</b>	R: 0 E: 0 K: 0 S: 4	H: 2 LOB: 1 BB: 0 P: 4	R: 1 E: 0 K: 0 S: 4	H: 2 LOB: 0 BB: 0 P: 4	R: 1 E: 0 K: 0 S: 5	H: 2 LOB: 1 BB: 0 P: 5	R: 3 E: 0 K: 1 S: 10	H: 5 LOB: 2 BB: 0 P: 10	R: 2 E: 1 K: 1 S: 7	H: 2 LOB: 1 BB: 1 P: 11	R: 2 E: 0 K: 0 S: 6	H: 3 LOB: 1 BB: 0 P: 6	R: 1 E: 0 K: 0 S: 4	H: 1 LOB: 1 BB: 1 P: 8	1B: 13 2B: 3 3B: 0 HR: 2	SF: 0 SAC: 3 DP: 3 HBP: 0		WP: 2 PB: 0 SB: 0 CS: 0
<b>PITCHER</b> <b>Carl Erskine, R</b> ERA: 6.71 <b>Joe Hatten, L</b> ERA: 4.74 <b>Dan Bankhead, R</b> ERA: 6.07 <b>Ralph Branca, R</b> ERA: 4.35 <b>Rex Barney, R</b> ERA: 6.69 (1, 1) (5, 1) (6, 1) (6, 1) (8, 1)	IP: 4.0 WLS: L BF: 22 H: 10 R: 6 ER: 6 SO: 0 BB: 1 IBB: 0 HBP: 0 BLK: 0 WP: 0 HR: 2 S: 20 P: 28 ERA: 13.50 WHIP: 2.750															<b>PITCHER</b> IP: WLS: BF: H: R: ER: SO: BB: IBB: HBP: BLK: WP: HR: S: P: ERA: WHIP		



Batter	1	2	3	4	5	6	7	8	9	AB	R	H	RBI	BB	SO	LOB	TOP					
Tommy Brown, R OBP: 0.318, SLG: 0.462 (1, 7)	5-3		F3		F7			F2		4	0	0	0	0	0	1	Brooklyn Dodgers @ Boston Braves Braves Field, Boston, MA Mon Sep 04 1950, 3:38 AM EDT Att: 25,340 - Unknown					
Pee Wee Reese, R OBP: 0.366, SLG: 0.381 (1, 6)	G3		K			4-3		HR		4	1	1	1	0	1	0						
Duke Snider, L OBP: 0.360, SLG: 0.540 (8, PH) Jim Russell, S OBP: 0.339, SLG: 0.441 (8, 1) Ralph Branca, R OBP: 0.212, SLG: 0.310 (8, 1)	BB			4-3			1B	K		2	0	1	0	1	0	0						
Jackie Robinson, R OBP: 0.423, SLG: 0.502 (1, 4)	BB			L4			L5			3	0	1	0	1	0	0						
Carl Furillo, R OBP: 0.367, SLG: 0.487 (1, 9)	1-3			FC6-4			G5-4-3			2	0	1	0	1	0	2						
Gil Hodges, R OBP: 0.375, SLG: 0.499 (1, 3)		5-3		FC6-4			G5-4-3			3	0	0	0	1	0	2						
Bruce Edwards, R OBP: 0.210, SLG: 0.384 (1, 2)		K				K		HR		4	1	1	1	0	3	2						
Billy Cox, R OBP: 0.315, SLG: 0.379 (1, 5)		B1-3				5-3		F7		3	0	0	0	0	0	0						
Erv Palica, R OBP: 0.234, SLG: 0.319 (1, 1) Roy Campanella, R OBP: 0.377, SLG: 0.568 (8, PH) Cal Abrams, L OBP: 0.212, SLG: 0.310 (8, 8)				K2-3				F7		2	0	1	0	0	1	0						
										1	0	0	0	0	0	0						
										0	0	0	0	0	0	0						
<b>Inning Stats</b>	R: 0 E: 0 K: 0 S: 3	H: 0 LOB: 2 BB: 2 P: 11	R: 0 E: 0 K: 1 S: 5	H: 0 LOB: 0 BB: 0 P: 5	R: 0 E: 0 K: 2 S: 7	H: 0 LOB: 0 BB: 0 P: 7	R: 0 E: 0 K: 0 S: 4	H: 1 LOB: 1 BB: 0 P: 4	R: 0 E: 0 K: 1 S: 6	H: 1 LOB: 1 BB: 0 P: 6	R: 0 E: 0 K: 0 S: 3	H: 1 LOB: 0 BB: 1 P: 3	R: 1 E: 0 K: 0 S: 3	H: 1 LOB: 0 BB: 1 P: 7	R: 1 E: 0 K: 1 S: 6	H: 1 LOB: 0 BB: 0 P: 6	R: 0 E: 0 K: 1 S: 5	H: 1 LOB: 2 BB: 1 P: 9	1B: 3 2B: 2 3B: 0 HR: 2	SF: 0 SAC: 1 DP: 2 HBP: 0	WP: 0 PB: 0 SB: 0 CS: 1	PA: 34
<b>PITCHER</b> Warren Spahn, L ERA: 3.28 (1, 1)	IP: 9.0 WLS: W BF: 34 H: 6 R: 2 ER: 2 SO: 6 BB: 3 IBB: 1 HBP: 0 BLK: 0 WP: 0 HR: 2 S: 42 P: 58 ERA: 2.00 WHIP: 1.000															<b>PITCHER</b>	IP: 9.0 WLS: W BF: 34 H: 6 R: 2 ER: 2 SO: 6 BB: 3 IBB: 1 HBP: 0 BLK: 0 WP: 0 HR: 2 S: 42 P: 58 ERA: 2.00 WHIP: 1.000					

Batter	1	2	3	4	5	6	7	8	9	AB	R	H	RBI	BB	SO	LOB	BOTTOM			
Bob Addis, L OBP: 0.364, SLG: 0.222 (1, 9)	FC1				F7	F8			BB	4	2	1	0	1	1	2	Brooklyn Dodgers @ Boston Braves Braves Field, Boston, MA Mon Sep 04 1950, 3:38 AM EDT Att: 25,340 - Unknown			
Sam Jethroe, S OBP: 0.352, SLG: 0.455 (1, 8)	FC1				F9				BB	5	1	1	0	0	1	1				
Earl Torgeson, L OBP: 0.407, SLG: 0.453 (1, 3)	F3				E9				BB	3	0	1	0	2	0	2				
Bob Elliott, R OBP: 0.386, SLG: 0.504 (1, 5)	F8				F5				BB	4	0	2	2	1	0	1				
Sid Gordon, R OBP: 0.423, SLG: 0.593 (1, 7)					F3				BB	3	0	1	0	1	0	2				
Roy Hartsfield, R OBP: 0.318, SLG: 0.370 (1, 4)	F2				F7				BB	4	0	0	0	0	1	4				
Del Crandall, R OBP: 0.287, SLG: 0.327 (1, 2)					F4				BB	4	0	1	0	0	0	0				
Buddy Kerr, R OBP: 0.287, SLG: 0.303 (1, 6)					K				BB	4	0	1	0	0	1	0				
Warren Spahn, L OBP: 0.281, SLG: 0.225 (1, 1)					K				BB	2	0	0	0	2	2	1				
<b>Inning Stats</b>	R: 2 E: 1 K: 0 S: 6	H: 2 LOB: 1 BB: 0 P: 6	R: 0 E: 0 K: 2 S: 7	H: 0 LOB: 1 BB: 1 P: 11	R: 0 E: 0 K: 0 S: 4	H: 1 LOB: 1 BB: 0 P: 4	R: 0 E: 0 K: 1 S: 6	H: 2 LOB: 1 BB: 0 P: 6	R: 0 E: 0 K: 0 S: 3	H: 1 LOB: 3 BB: 1 P: 7	R: 0 E: 0 K: 1 S: 5	H: 0 LOB: 1 BB: 1 P: 9	R: 0 E: 0 K: 0 S: 3	H: 0 LOB: 0 BB: 0 P: 3	R: 1 E: 0 K: 1 S: 5	H: 2 LOB: 3 BB: 2 P: 13	1B: 7 2B: 1 3B: 0 HR: 0	SF: 0 SAC: 0 DP: 0 HBP: 0	WP: 0 PB: 0 SB: 2 CS: 1	PA: 40
<b>PITCHER</b> Erv Palica, R ERA: 3.92 (1, 1) Ralph Branca, R ERA: 4.35 (8, 1)	IP: 7.0 WLS: L BF: 32 H: 6 R: 2 ER: 1 SO: 5 BB: 4 IBB: 1 HBP: 0 BLK: 0 WP: 0 HR: 0 S: 37 P: 57 ERA: 0.00 WHIP: 1.429															<b>PITCHER</b>	IP: 7.0 WLS: L BF: 32 H: 6 R: 2 ER: 1 SO: 5 BB: 4 IBB: 1 HBP: 0 BLK: 0 WP: 0 HR: 0 S: 37 P: 57 ERA: 0.00 WHIP: 1.429			



Batter	1	2	3	4	5	6	7	8	9	10	AB	R	H	RBI	BB	SO	LOB								
<b>Eddie Stanky, R</b> OBP: 0.470, SLG: 0.410 (1, 4)											5	0	1	0	0	0	0								
<b>Whitey Lockman, L</b> OBP: 0.360, SLG: 0.427 (1, 7)											4	1	0	0	1	1	1								
<b>Alvin Dark, R</b> OBP: 0.331, SLG: 0.445 (1, 6)											4	2	2	0	0	1	1								
<b>Monte Irvin, R</b> OBP: 0.394, SLG: 0.484 (1, 3)											4	3	3	2	1	0	1								
<b>Tookie Gilbert, L</b> OBP: 0.316, SLG: 0.310 (10, 3)											0	0	0	0	0	0	0								
<b>Wes Westrum, R</b> OBP: 0.369, SLG: 0.450 (1, 2)											3	1	1	1	1	0	0								
<b>Don Mueller, L</b> OBP: 0.333, SLG: 0.395 (1, 9)											5	1	2	3	0	0	3								
<b>Hank Thompson, L</b> OBP: 0.395, SLG: 0.474 (1, 5)											4	0	1	1	1	1	2								
<b>Bobby Thomson, R</b> OBP: 0.312, SLG: 0.404 (1, 8)										4	0	1	0	1	1	2									
<b>Sheldon Jones, R</b> OBP: 0.151, SLG: 0.100 (1, 1)										3	0	0	0	0	3	2									
<b>Jack Kramer, R</b> OBP: 0.348, SLG: 0.294 (8, 1)										2	0	0	0	0	0	3									
<b>Inning Stats</b>	R: 0 E: 0 K: 1 S: 6	H: 1 LOB: 1 BB: 0 P: 6	R: 0 E: 0 K: 1 S: 6	H: 1 LOB: 2 BB: 1 P: 10	R: 0 E: 0 K: 1 S: 5	H: 0 LOB: 0 BB: 0 P: 5	R: 2 E: 0 K: 0 S: 5	H: 2 LOB: 0 BB: 0 P: 5	R: 0 E: 0 K: 1 S: 5	H: 0 LOB: 0 BB: 0 P: 5	R: 1 E: 0 K: 0 S: 5	H: 2 LOB: 1 BB: 0 P: 5	R: 0 E: 0 K: 2 S: 7	H: 0 LOB: 0 BB: 0 P: 7	R: 2 E: 0 K: 1 S: 6	H: 1 LOB: 1 BB: 2 P: 14	R: 0 E: 0 K: 0 S: 3	H: 1 LOB: 0 BB: 0 P: 3	R: 3 E: 0 K: 0 S: 6	H: 3 LOB: 2 BB: 2 P: 14	1B: 5 2B: 3 3B: 2 HR: 1	SF: 0 SAC: 2 DP: 2 HBP: 0	WP: 0 PB: 0 SB: 0 CS: 0	PA: 45	
<b>PITCHER</b>	IP	WLS	BF	H	R	ER	SO	BB	IBB	HBP	BLK	WP	HR	S	P	ERA	WHIP								
<b>Preacher Roe, L</b> ERA: 3.22 (1, 1)	7.0		28	6	3	3	6	1	0	0	0	0	0	39	43	3.86	1.000								
<b>Ralph Branca, R</b> ERA: 4.51 (8, 1)	0.1		4	1	2	2	0	2	0	0	0	0	0	2	10	54.00	9.000								
<b>Chris Van Cuyk, L</b> ERA: 4.5 (8, 1)	0.2		2	0	0	0	1	0	0	0	0	0	0	4	4	0.00	0.000								
<b>Erv Palica, R</b> ERA: 4.05 (9, 1)	2.0	L	11	4	3	3	0	2	0	0	0	0	0	9	17	13.50	3.000								

**TOP**

**New York Giants @ Brooklyn Dodgers**  
Ebbets Field, Brooklyn, NY  
Tue Sep 05 1950, 3:33 AM EDT  
Att. 17,871 - Unknown

AB 38  
R 8  
H 11  
RBI 7  
BB 5  
SO 7  
LOB 15

Batter	1	2	3	4	5	6	7	8	9	10	AB	R	H	RBI	BB	SO	LOB								
<b>Cal Abrams, L</b> OBP: 0.227, SLG: 0.056 (1, 8)											5	0	1	0	0	2	1								
<b>Pee Wee Reese, R</b> OBP: 0.304, SLG: 0.379 (1, 6)											5	0	1	0	0	2	2								
<b>Gene Hermanski, L</b> OBP: 0.357, SLG: 0.467 (1, 7)											5	2	2	1	0	0	2								
<b>Jackie Robinson, R</b> OBP: 0.423, SLG: 0.503 (1, 4)											5	1	2	1	0	0	1								
<b>Carl Furillo, R</b> OBP: 0.365, SLG: 0.490 (1, 9)											5	1	1	2	0	0	1								
<b>Gil Hodges, R</b> OBP: 0.376, SLG: 0.498 (1, 3)											5	1	2	0	0	1	0								
<b>Roy Campanella, R</b> OBP: 0.374, SLG: 0.562 (1, 2)											4	0	0	0	0	2	2								
<b>Billy Cox, R</b> OBP: 0.319, SLG: 0.383 (1, 5)											4	0	3	1	0	0	0								
<b>Preacher Roe, R</b> OBP: 0.154, SLG: 0.156 (7, P9)											2	0	0	0	0	0	2								
<b>Duke Sanders, L</b> OBP: 0.181, SLG: 0.193 (7, P9)											1	0	1	0	0	0	0								
<b>Eddie Miksis, R</b> OBP: 0.187, SLG: 0.259 (7, P9)											0	0	0	0	0	0	0								
<b>Ralph Branca, R</b> OBP: 0.323, SLG: 0.310 (8, 1)											0	0	0	0	0	0	0								
<b>Chris Van Cuyk, L</b> OBP: 0.187, SLG: 0.259 (8, P9)											0	0	0	0	0	0	0								
<b>Jim Russell, S</b> OBP: 0.219, SLG: 0.439 (8, P9)											1	0	0	0	0	0	1								
<b>Erv Palica, R</b> OBP: 0.234, SLG: 0.319 (9, 1)											0	0	0	0	0	0	0								
<b>Inning Stats</b>	R: 1 E: 0 K: 2 S: 9	H: 2 LOB: 1 BB: 0 P: 9	R: 0 E: 0 K: 0 S: 4	H: 1 LOB: 1 BB: 0 P: 4	R: 0 E: 0 K: 0 S: 4	H: 1 LOB: 1 BB: 0 P: 4	R: 1 E: 0 K: 1 S: 7	H: 2 LOB: 1 BB: 0 P: 7	R: 0 E: 0 K: 0 S: 3	H: 1 LOB: 0 BB: 0 P: 3	R: 0 E: 0 K: 1 S: 6	H: 1 LOB: 1 BB: 0 P: 6	R: 0 E: 0 K: 2 S: 8	H: 1 LOB: 1 BB: 0 P: 8	R: 3 E: 0 K: 1 S: 9	H: 4 LOB: 1 BB: 0 P: 9	R: 0 E: 0 K: 0 S: 3	H: 0 LOB: 0 BB: 0 P: 3	R: 0 E: 0 K: 1 S: 5	H: 0 LOB: 0 BB: 0 P: 5	1B: 8 2B: 3 3B: 0 HR: 2	SF: 0 SAC: 0 DP: 1 HBP: 0	WP: 0 PB: 0 SB: 0 CS: 1	PA: 42	
<b>PITCHER</b>	IP	WLS	BF	H	R	ER	SO	BB	IBB	HBP	BLK	WP	HR	S	P	ERA	WHIP								
<b>Sheldon Jones, R</b> ERA: 4.78 (1, 1)	7.0		32	12	5	4	6	0	0	0	0	0	0	2	44	5.14	1.714								
<b>Jack Kramer, R</b> ERA: 3.46 (8, 1)	3.0	W	10	1	0	0	2	0	0	0	0	0	0	0	14	0.00	0.333								

**BOTTOM**

**New York Giants @ Brooklyn Dodgers**  
Ebbets Field, Brooklyn, NY  
Tue Sep 05 1950, 3:33 AM EDT  
Att. 17,871 - Unknown

AB 42  
R 5  
H 13  
RBI 5  
BB 0  
SO 8  
LOB 12



Batter	1	2	3	4	5	6	7	8	9	AB	R	H	RBI	BB	SO	LOB	TOP	
Cal Abrams, L OBP: 0.296, SLG: 0.136										4	0	2	0	1	0	1		
Pee Wee Reese, R OBP: 0.394, SLG: 0.378										4	1	1	0	1	0	3		
Gene Hermanski, L OBP: 0.356, SLG: 0.461										3	0	0	0	1	1	2		
Jackie Robinson, R OBP: 0.423, SLG: 0.502										3	1	1	1	1	0	1		
Carl Furillo, R OBP: 0.363, SLG: 0.487										3	0	0	0	0	0	2		
Gil Hodges, R OBP: 0.375, SLG: 0.495										3	0	0	1	1	0	0		
Roy Campanella, R OBP: 0.370, SLG: 0.556										4	0	0	0	0	0	2		
Billy Cox, R OBP: 0.318, SLG: 0.381										4	0	1	0	0	1	0		
Don Newcombe, L OBP: 0.333, SLG: 0.354										3	0	1	0	1	0	1		
<b>Inning Stats</b>	R: 1 E: 0 K: 0 S: 3	H: 1 LOB: 1 BB: 2 P: 11	R: 0 E: 0 K: 0 S: 4	H: 1 LOB: 1 BB: 0 P: 4	R: 0 E: 0 K: 0 S: 3	H: 0 LOB: 0 BB: 0 P: 3	R: 0 E: 0 K: 0 S: 4	H: 0 LOB: 2 BB: 1 P: 8	R: 0 E: 0 K: 1 S: 6	H: 1 LOB: 2 BB: 1 P: 10	R: 1 E: 0 K: 0 S: 4	H: 1 LOB: 0 BB: 0 P: 4	R: 0 E: 0 K: 1 S: 6	H: 1 LOB: 1 BB: 0 P: 6	1B: 5 2B: 0 3B: 1 HR: 0	SF: 0 SAC: 1 DP: 0 HBP: 0	WP: 1 PA: 38 PB: 0 SB: 0 CS: 1	
<b>PITCHER</b>	IP WLS BF H R ER SO BB IBB HBP BLK WP HR S P ERA WHIP																	
Bubba Church, R ERA: 2.17	(1, 1)	8.0 L 34 5 2 2 1 6 0 0 0 0 1 0 30 54 2.25 1.375																
Jim Konstanty, R ERA: 2.22	(9, 1)	1.0 4 1 0 0 1 0 0 0 0 0 0 0 6 6 0.00 1.000																

Brooklyn Dodgers @ Philadelphia Phillies  
Shibe Park, Philadelphia, PA  
Wed Sep 06 1950, 3:33 AM EDT  
Unknown

AB 31  
R 2  
H 6  
RBI 2  
BB 6  
SO 2  
LOB 12



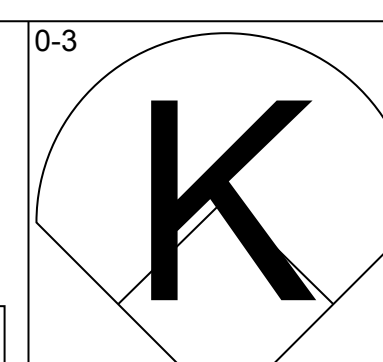
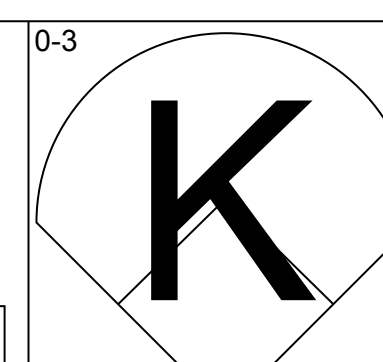
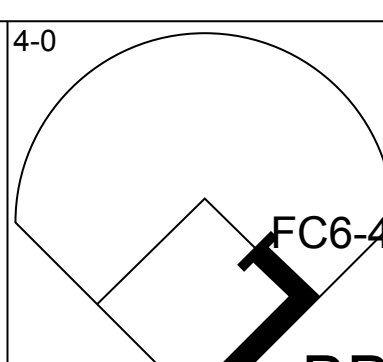
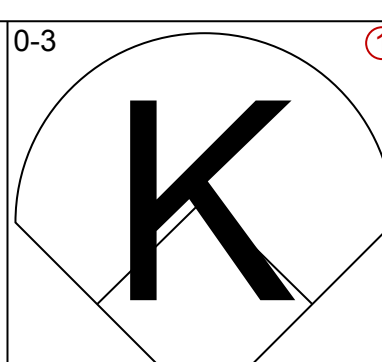
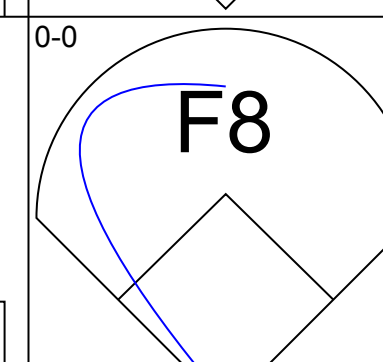
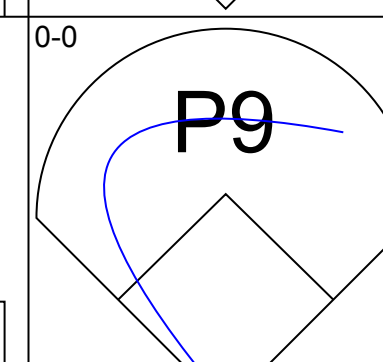
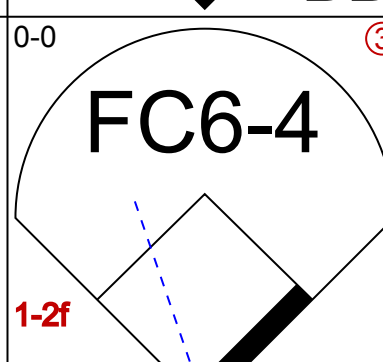
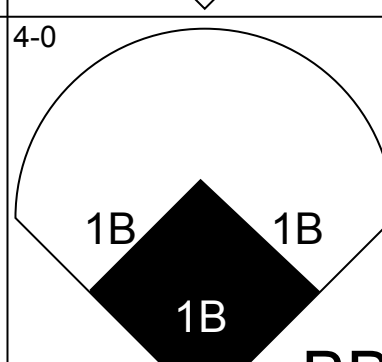
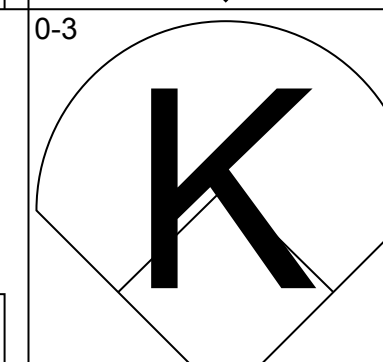
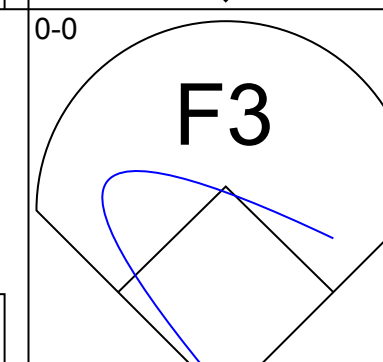
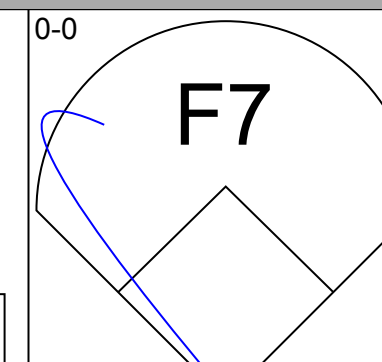
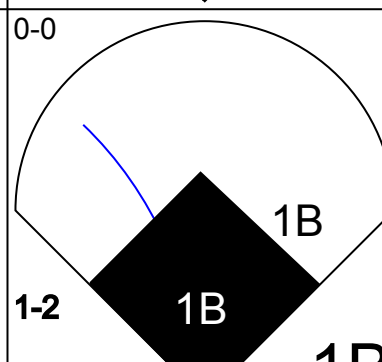
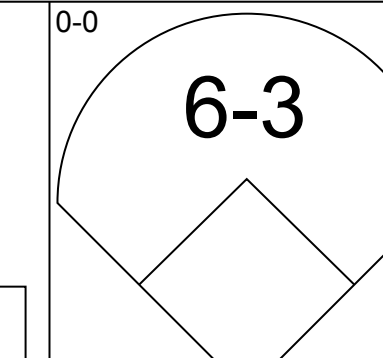
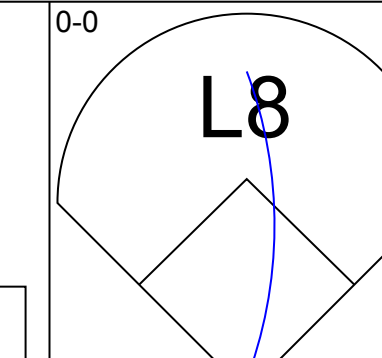
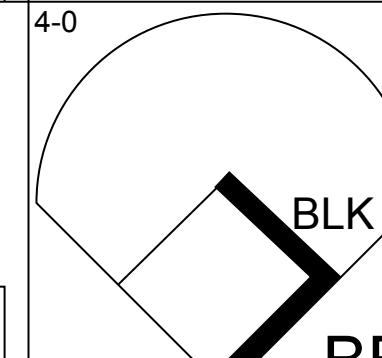
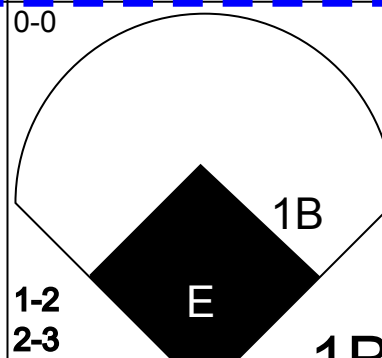
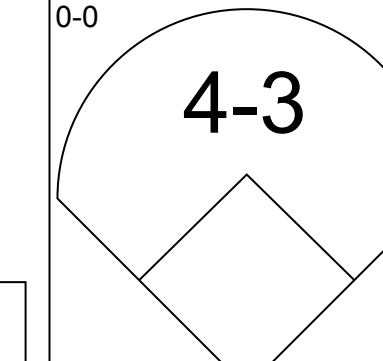
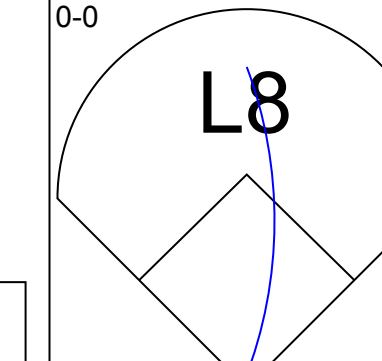
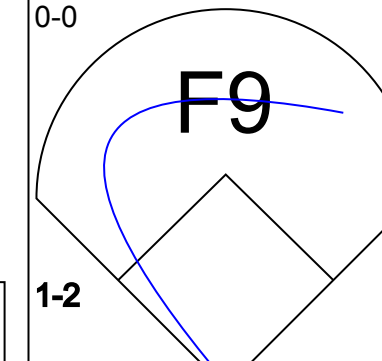
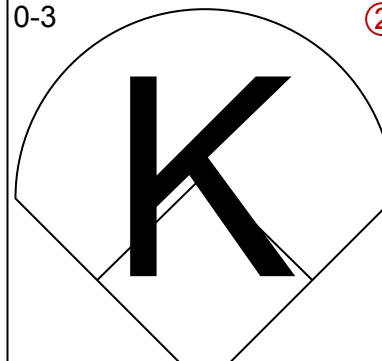
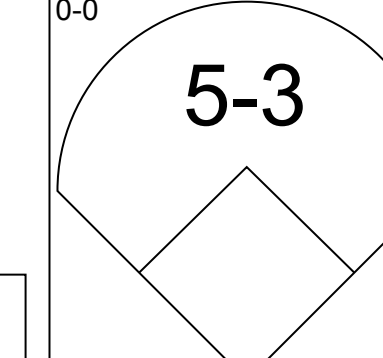
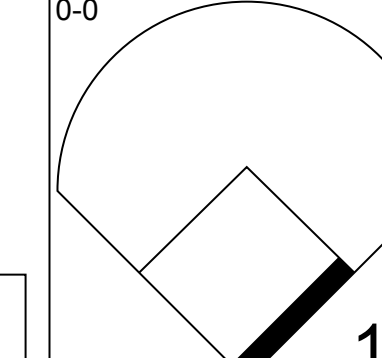
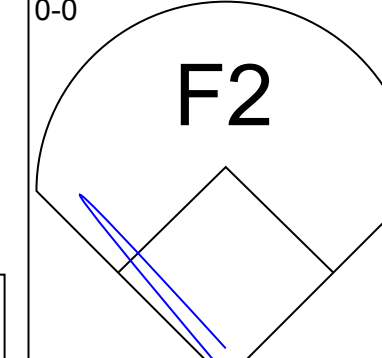
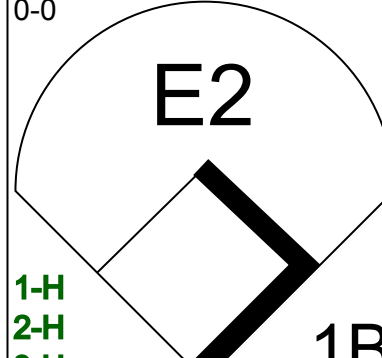
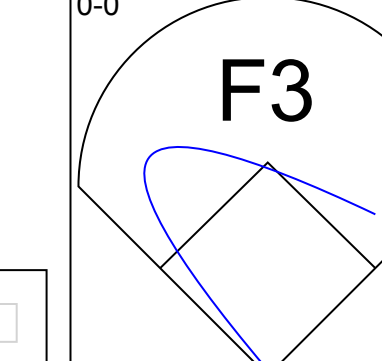
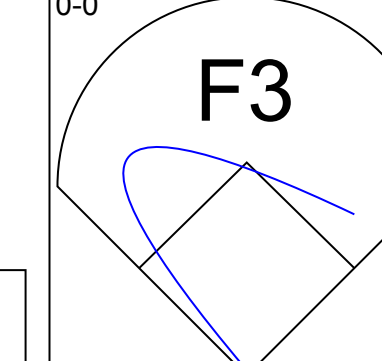
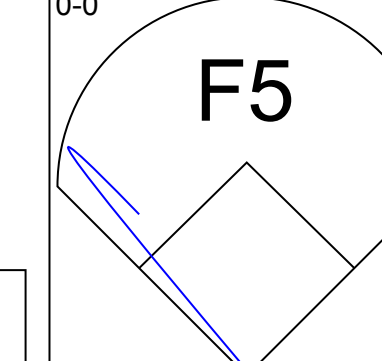
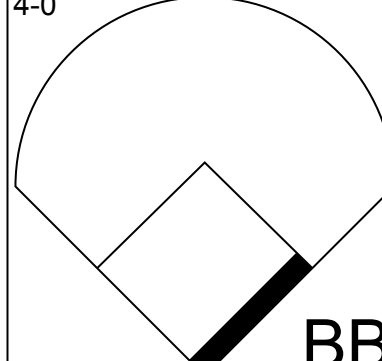
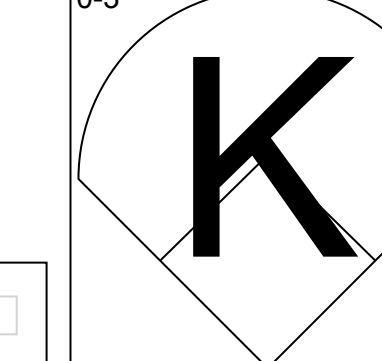
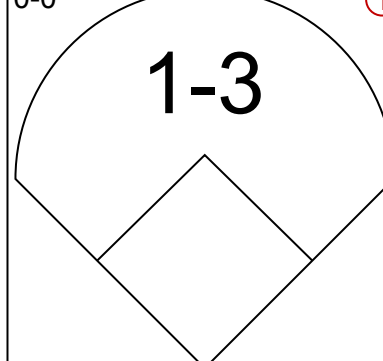
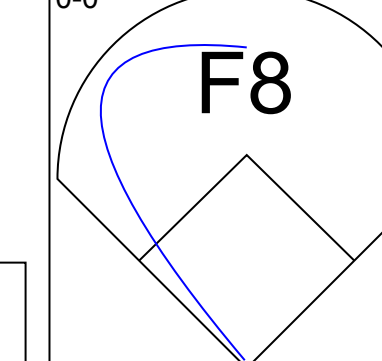
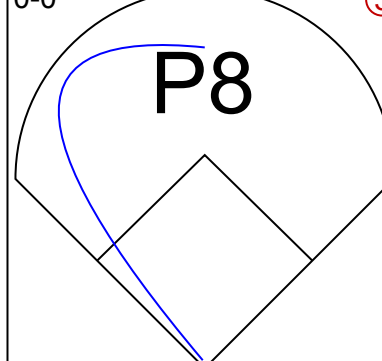
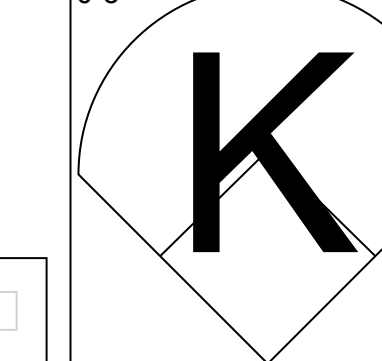

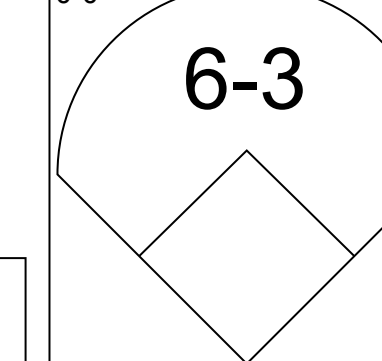
Batter	1	2	3	4	5	6	7	8	9	AB	R	H	RBI	BB	SO	LOB	BOTTOM		
Eddie Waitkus, L OBP: 0.336, SLG: 0.352										4	0	0	0	0	0	1			
Richie Ashburn, L OBP: 0.388, SLG: 0.429										4	0	2	0	0	0	0			
Dick Sisler, L OBP: 0.375, SLG: 0.439										4	0	0	0	0	1	2			
Del Ennis, R OBP: 0.359, SLG: 0.545										3	0	0	0	1	0	1			
Willie Jones, R OBP: 0.358, SLG: 0.499										3	0	0	0	0	0	2			
Granny Hamner, R OBP: 0.320, SLG: 0.396										3	0	0	0	0	0	1			
Andy Seminick, R OBP: 0.412, SLG: 0.558										3	0	0	0	0	1	1			
Mike Gofiat, R OBP: 0.310, SLG: 0.364										3	0	0	0	0	0	0			
Bubba Church, R OBP: 0.195, SLG: 0.244	(1, 1)									2	0	0	0	0	0	0			
Dick Whitman, L OBP: 0.311, SLG: 0.306	(8, PH)									1	0	1	0	0	0	0			
Jim Konstanty, R OBP: 0.080, SLG: 0.080	(9, 1)									0	0	0	0	0	0	0			
<b>Inning Stats</b>	R: 0 E: 0 K: 0 S: 3	H: 0 LOB: 0 BB: 0 P: 3	R: 0 E: 0 K: 1 S: 5	H: 0 LOB: 1 BB: 1 P: 9	R: 0 E: 0 K: 0 S: 3	H: 0 LOB: 0 BB: 0 P: 3	R: 0 E: 0 K: 0 S: 4	H: 1 LOB: 1 BB: 0 P: 4	R: 0 E: 0 K: 1 S: 6	H: 1 LOB: 1 BB: 0 P: 6	R: 0 E: 0 K: 0 S: 3	H: 0 LOB: 0 BB: 0 P: 3	R: 0 E: 0 K: 0 S: 4	H: 1 LOB: 1 BB: 0 P: 4	R: 0 E: 0 K: 0 S: 3	H: 0 LOB: 0 BB: 0 P: 3	1B: 3 2B: 0 3B: 0 HR: 0	SF: 0 SAC: 0 DP: 0 HBP: 0	WP: 0 PA: 31 PB: 0 SB: 0 CS: 0
<b>PITCHER</b>	IP WLS BF H R ER SO BB IBB HBP BLK WP HR S P ERA WHIP																		
Don Newcombe, R ERA: 3.55	(1, 1)	9.0 W 31 3 0 0 2 1 0 0 0 0 0 0 34 38 0.00 0.444																	

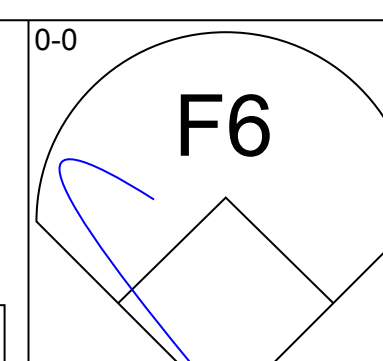
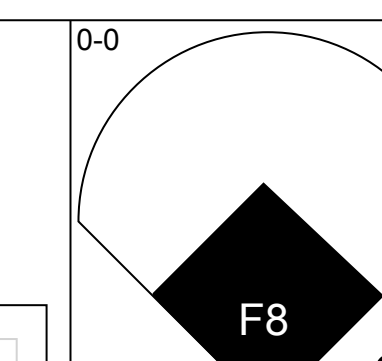
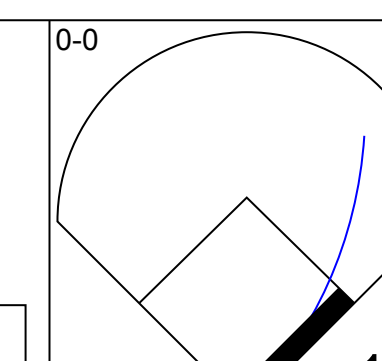
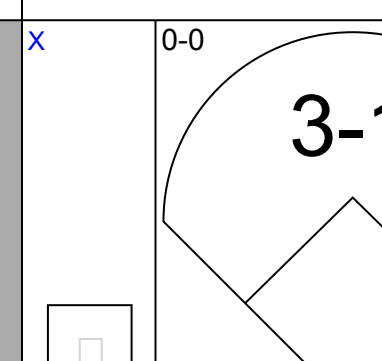
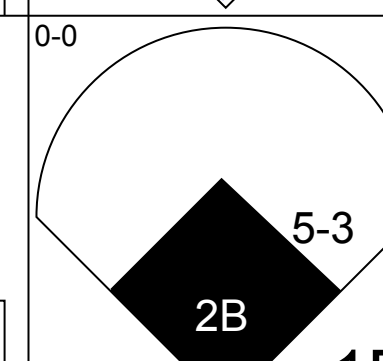
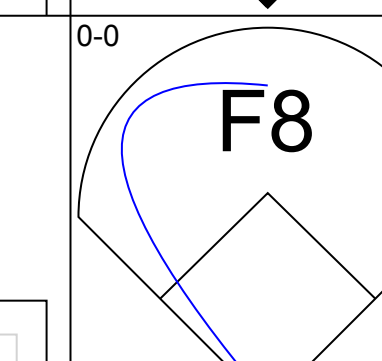
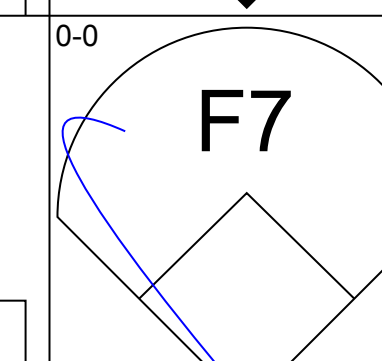
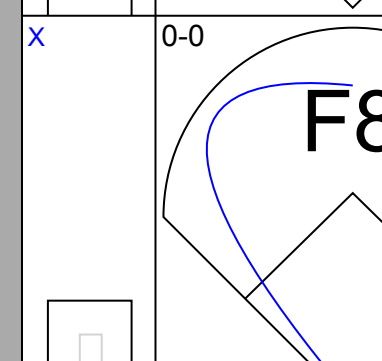
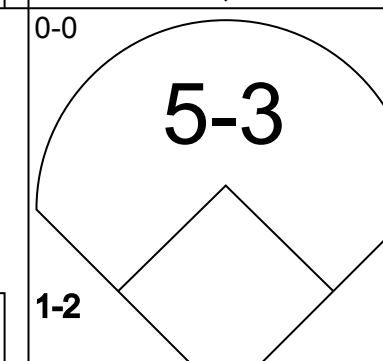
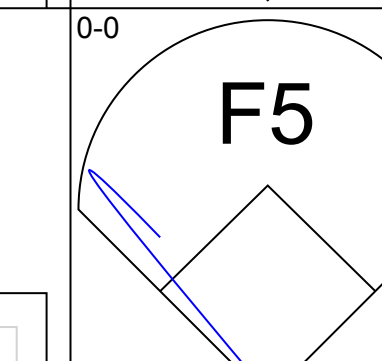
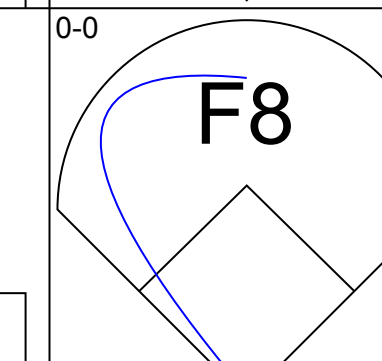
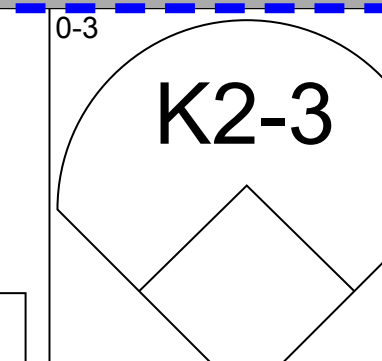
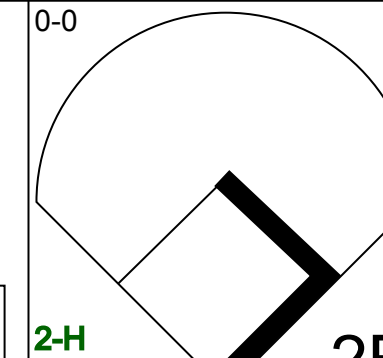
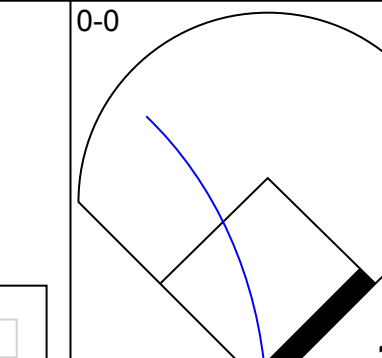
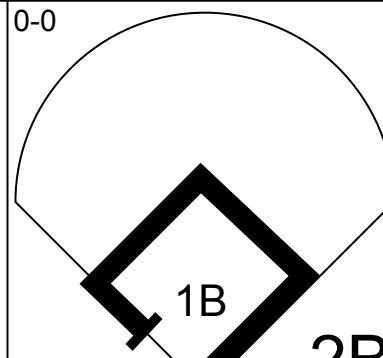
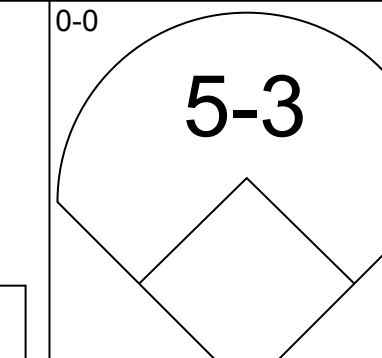
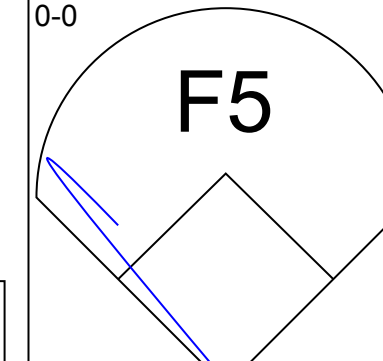
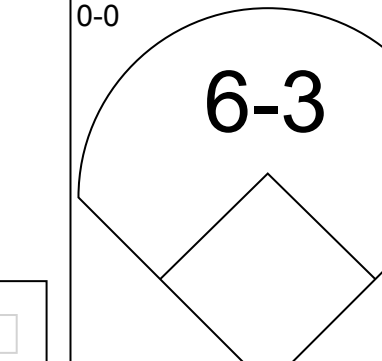
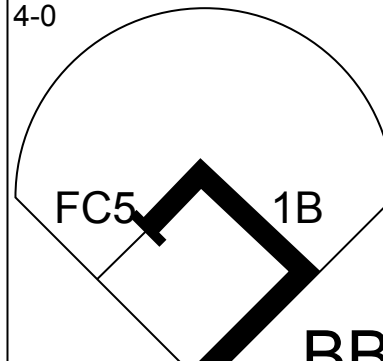
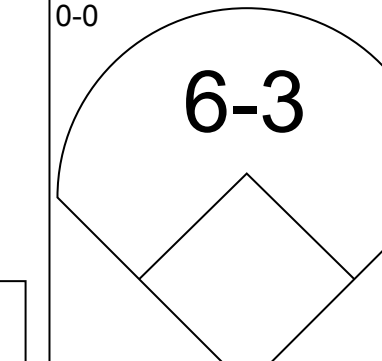
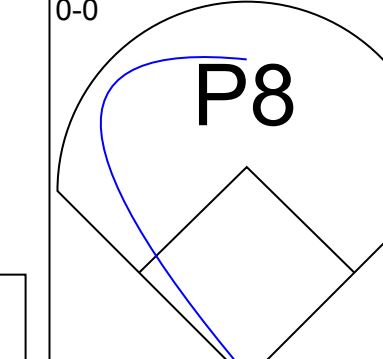
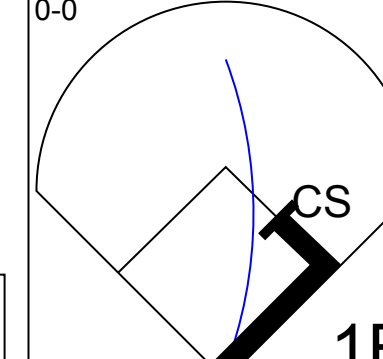
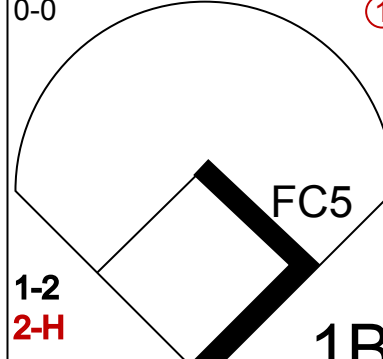
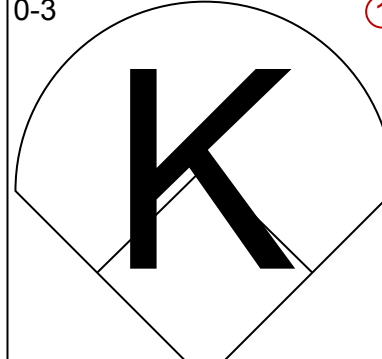
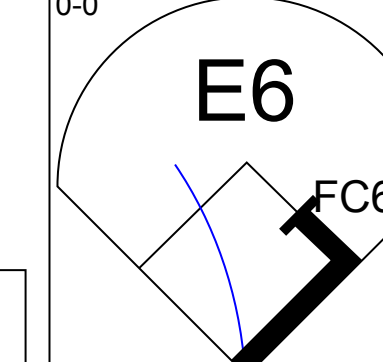
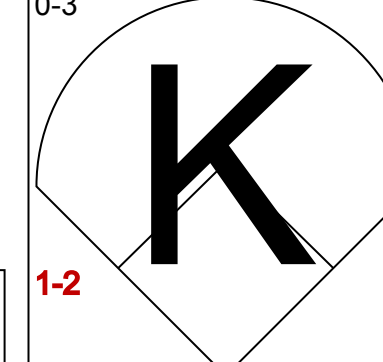
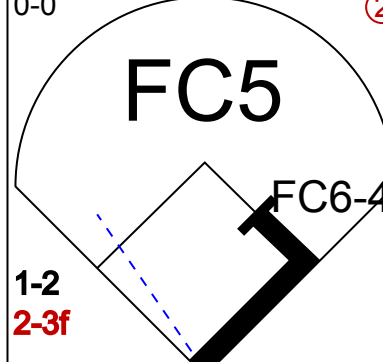
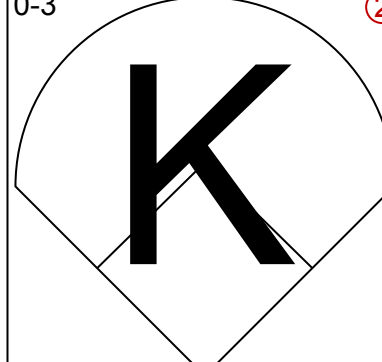
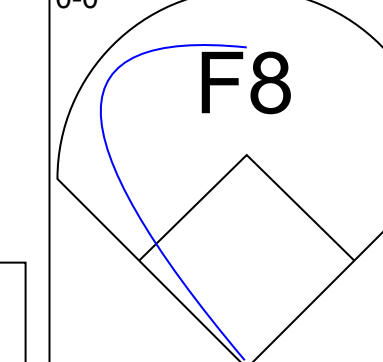
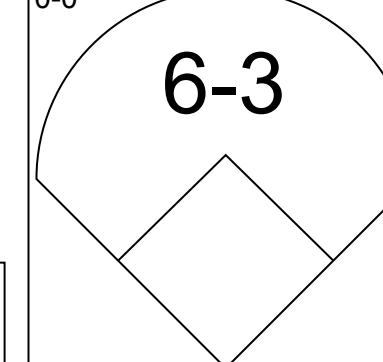
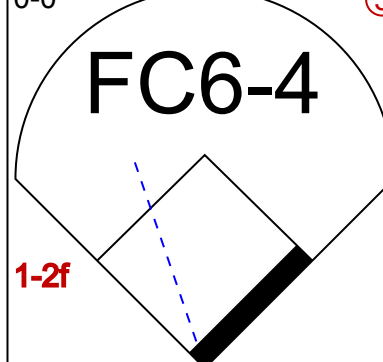
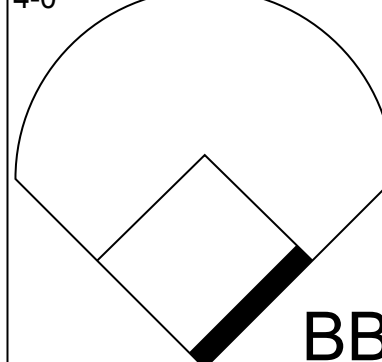
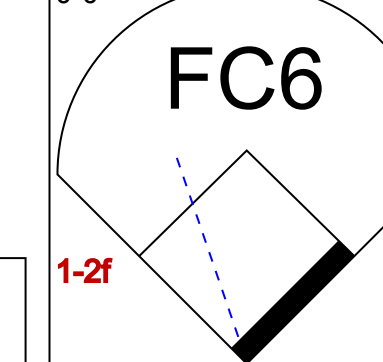
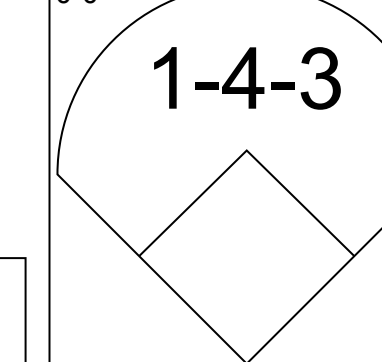
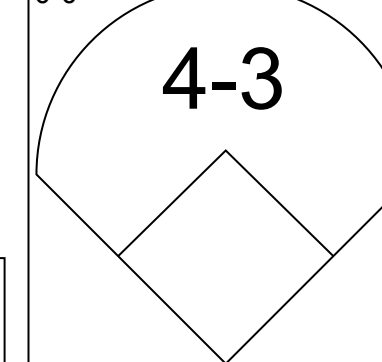
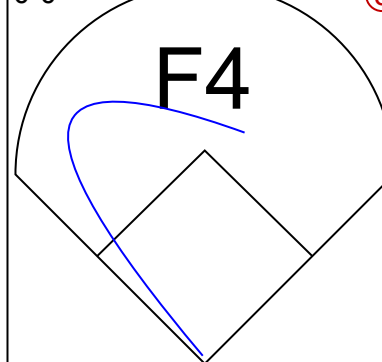
Brooklyn Dodgers @ Philadelphia Phillies  
Shibe Park, Philadelphia, PA  
Wed Sep 06 1950, 3:33 AM EDT  
Unknown

AB 30  
R 0  
H 3  
RBI 0  
BB 1  
SO 2  
LOB 8





Batter	1	2	3	4	5	6	7	8	9	AB	R	H	RBI	BB	SO	LOB	TOP								
Cal Abrams, L (1, 8) OBP: 0.300, SLG: 0.125										2	0	0	0	1	2	0	<p>Brooklyn Dodgers @ Philadelphia Phillies</p> <p>Shibe Park, Philadelphia, PA</p> <p>Wed Sep 06 1950, 3:38 AM EDT</p> <p>Att: 32,279 - Unknown</p>								
Eddie Miksis, R (9, PH) OBP: 0.226, SLG: 0.254										1	0	0	0	0	1	0									
Duke Snider, L (9, 8) OBP: 0.381, SLG: 0.543										0	0	0	0	0	0	0									
Pee Wee Reese, R (1, 6) OBP: 0.363, SLG: 0.375										3	1	0	0	1	0	1									
Tommy Brown, R (1, 7) OBP: 0.313, SLG: 0.442										4	1	1	0	0	1	0									
Jackie Robinson, R (1, 4) OBP: 0.424, SLG: 0.501										3	1	1	0	1	0	0									
Carl Furillo, R (1, 9) OBP: 0.361, SLG: 0.483										4	0	0	0	0	1	4									
Gil Hodges, R (1, 3) OBP: 0.376, SLG: 0.495										4	0	2	2	0	0	1									
Roy Campanella, R (1, 2) OBP: 0.368, SLG: 0.552										3	0	0	0	0	0	1									
Bruce Edwards, R (8, 2) OBP: 0.217, SLG: 0.384										0	0	0	0	1	0	0									
Billy Cox, R (1, 5) OBP: 0.315, SLG: 0.377										4	0	0	0	0	1	2									
Don Newcombe, L (1, 1) OBP: 0.326, SLG: 0.346										2	0	0	0	0	2	0									
Jim Russell, S (8, PH) OBP: 0.336, SLG: 0.437										1	0	0	0	0	0	0									
Dan Bankhead, R (8, 1) OBP: 0.289, SLG: 0.278										0	0	0	0	0	0	0									
<b>Inning Stats</b>	R: 0 E: 0 K: 2 S: 7	H: 0 LOB: 0 BB: 0 P: 7	R: 0 E: 0 K: 0 S: 3	H: 0 LOB: 0 BB: 0 P: 3	R: 0 E: 0 K: 2 S: 7	H: 0 LOB: 0 BB: 0 P: 7	R: 0 E: 0 K: 1 S: 5	H: 0 LOB: 0 BB: 0 P: 5	R: 0 E: 0 K: 0 S: 4	H: 1 LOB: 1 BB: 0 P: 4	R: 0 E: 0 K: 1 S: 5	H: 0 LOB: 1 BB: 1 P: 9	R: 0 E: 0 K: 0 S: 3	H: 0 LOB: 0 BB: 1 P: 7	R: 0 E: 0 K: 0 S: 3	H: 0 LOB: 0 BB: 0 P: 3	R: 3 E: 1 K: 2 S: 10	H: 3 LOB: 2 BB: 2 P: 18	1B: 4 2B: 0 3B: 0 HR: 0	SF: 0 SAC: 0 DP: 0 HBP: 0	WP: 0 PB: 0 SB: 0 CS: 0	PA: 35			
<b>PITCHER</b>	IP	WLS	BF	H	R	ER	SO	BB	IBB	HBP	BLK	WP	HR	S	P	ERA	WHIP								
Curt Simmons, L (1, 1) ERA: 3.42	8.1		30	2	2	2	7	3	0	0	1	0	0	41	53	2.16	0.600								
Jim Konstanty, R (9, 1) ERA: 2.21	0.2	L	5	2	1	0	1	1	0	0	0	0	0	6	10	0.00	4.500								

Batter	1	2	3	4	5	6	7	8	9	AB	R	H	RBI	BB	SO	LOB	BOTTOM								
Eddie Waitkus, L (1, 3) OBP: 0.337, SLG: 0.357										4	1	2	0	0	0	0	<p>Brooklyn Dodgers @ Philadelphia Phillies</p> <p>Shibe Park, Philadelphia, PA</p> <p>Wed Sep 06 1950, 3:38 AM EDT</p> <p>Att: 32,279 - Unknown</p>								
Richie Ashburn, L (1, 8) OBP: 0.387, SLG: 0.427										4	1	1	1	0	0	1									
Willie Jones, R (1, 5) OBP: 0.356, SLG: 0.495										4	0	0	0	0	1	2									
Del Ennis, R (1, 9) OBP: 0.362, SLG: 0.550										4	0	3	1	0	0	0									
Dick Whitman, L (1, 7) OBP: 0.309, SLG: 0.298										3	0	0	0	1	0	2									
Granny Hamner, R (1, 6) OBP: 0.321, SLG: 0.396										4	0	2	0	0	1	0									
Andy Seminick, R (1, 2) OBP: 0.408, SLG: 0.551										4	0	0	0	0	2	3									
Mike Gofat, R (1, 4) OBP: 0.310, SLG: 0.361										3	0	0	0	1	0	3									
Putsy Caballero, R (9, PR) OBP: 0.250, SLG: 0.182										0	0	0	0	0	0	0									
Curt Simmons, L (1, 1) OBP: 0.222, SLG: 0.160										3	0	0	0	0	0	1									
Jim Konstanty, R (9, 1) OBP: 0.080, SLG: 0.080										0	0	0	0	0	0	0									
Bill Nicholson, L (9, PH) OBP: 0.318, SLG: 0.448										1	0	0	0	0	0	1									
<b>Inning Stats</b>	R: 1 E: 0 K: 0 S: 5	H: 2 LOB: 1 BB: 0 P: 5	R: 0 E: 1 K: 0 S: 4	H: 0 LOB: 1 BB: 0 P: 4	R: 1 E: 0 K: 0 S: 5	H: 2 LOB: 1 BB: 0 P: 5	R: 0 E: 0 K: 1 S: 5	H: 1 LOB: 0 BB: 0 P: 5	R: 0 E: 0 K: 0 S: 4	H: 1 LOB: 1 BB: 0 P: 4	R: 0 E: 0 K: 0 S: 4	H: 2 LOB: 2 BB: 1 P: 8	R: 0 E: 0 K: 0 S: 3	H: 0 LOB: 0 BB: 0 P: 3	R: 0 E: 0 K: 1 S: 5	H: 0 LOB: 0 BB: 0 P: 5	R: 0 E: 0 K: 2 S: 7	H: 0 LOB: 1 BB: 1 P: 11	1B: 5 2B: 3 3B: 1 HR: 0	SF: 0 SAC: 0 DP: 1 HBP: 0	WP: 0 PB: 0 SB: 0 CS: 1	PA: 36			
<b>PITCHER</b>	IP	WLS	BF	H	R	ER	SO	BB	IBB	HBP	BLK	WP	HR	S	P	ERA	WHIP								
Don Newcombe, R (1, 1) ERA: 3.52	7.0		29	8	2	2	1	1	0	0	0	0	0	30	34	2.57	1.286								
Dan Bankhead, R (8, 1) ERA: 5.96	2.0	W	7	0	0	0	3	1	0	0	0	0	0	12	16	0.00	0.500								



Batter	1	2	3	4	5	6	7	8	9	AB	R	H	RBI	BB	SO	LOB	TOP										
<b>Pee Wee Reese, R</b> (1, 6) OBP: 0.363, SLG: 0.376 <b>Eddie Miksis, R</b> (8, 6) OBP: 0.226, SLG: 0.254										4	1	1	0	0	1	0	<b>Brooklyn Dodgers @ Philadelphia Phillies</b> Shibe Park, Philadelphia, PA Thu Sep 07 1950, 3:33 AM EDT Att: 24,624 - Unknown <a href="http://livebaseballscorecards.com">livebaseballscorecards.com</a>										
<b>Gene Hermanski, L</b> (1, 7) OBP: 0.358, SLG: 0.466										4	0	2	1	0	0												
<b>Duke Snider, L</b> (1, 8) OBP: 0.379, SLG: 0.538										4	0	0	0	0	2												
<b>Jackie Robinson, R</b> (1, 4) OBP: 0.424, SLG: 0.501										4	0	2	0	0	1												
<b>Carl Furillo, R</b> (1, 9) OBP: 0.358, SLG: 0.480										4	0	0	0	0	3												
<b>Gil Hodges, R</b> (1, 3) OBP: 0.377, SLG: 0.502										3	1	2	1	0	0												
<b>Bruce Edwards, R</b> (1, 2) OBP: 0.220, SLG: 0.412										3	1	1	1	0	1												
<b>Billy Cox, R</b> (1, 5) OBP: 0.313, SLG: 0.374										3	0	0	0	0	0												
<b>Carl Erskine, R</b> (1, 1) OBP: 0.364, SLG: 0.381 <b>Ralph Branca, R</b> (8, 1) OBP: 0.212, SLG: 0.310										3	0	0	0	0	2	0											
<b>Inning Stats</b>	R: 1 E: 0 K: 0 S: 5	H: 3 LOB: 1 BB: 0 P: 5	R: 2 E: 0 K: 0 S: 5	H: 2 LOB: 0 BB: 0 P: 5	R: 0 E: 0 K: 0 S: 4	H: 1 LOB: 1 BB: 0 P: 4	R: 0 E: 0 K: 0 S: 3	H: 1 LOB: 0 BB: 0 P: 3	R: 0 E: 0 K: 1 S: 5	H: 0 LOB: 0 BB: 0 P: 5	R: 0 E: 0 K: 0 S: 3	H: 0 LOB: 0 BB: 0 P: 3	R: 0 E: 0 K: 2 S: 7	H: 0 LOB: 0 BB: 0 P: 7	R: 0 E: 0 K: 0 S: 3	H: 1 LOB: 0 BB: 0 P: 3		1B: 4 2B: 3 3B: 0 HR: 2	SF: 0 SAC: 0 DP: 2 HBP: 0	WP: 0 PB: 0 SB: 0 CS: 1	PA: 32						
<b>PITCHER</b>	IP	WLS	BF	H	R	ER	SO	BB	IBB	HBP	BLK	WP	HR	S	P	ERA	WHIP										
<b>Robin Roberts, R</b> (1, 1) ERA: 3.1	7.0	L	26	7	3	3	1	0	0	0	0	0	2	28	28	3.86	1.000										
<b>Jim Konstanty, R</b> (8, 1) ERA: 2.18	2.0	S	6	1	0	0	2	0	0	0	0	0	0	10	10	0.00	0.500										


Batter	1	2	3	4	5	6	7	8	9	AB	R	H	RBI	BB	SO	LOB	BOTTOM										
<b>Eddie Waitkus, L</b> (1, 3) OBP: 0.337, SLG: 0.355										3	0	0	0	1	0	2	<b>Brooklyn Dodgers @ Philadelphia Phillies</b> Shibe Park, Philadelphia, PA Thu Sep 07 1950, 3:33 AM EDT Att: 24,624 - Unknown <a href="http://livebaseballscorecards.com">livebaseballscorecards.com</a>										
<b>Richie Ashburn, L</b> (1, 8) OBP: 0.386, SLG: 0.430										4	0	1	0	0	1	2											
<b>Willie Jones, R</b> (1, 5) OBP: 0.353, SLG: 0.491										4	0	0	0	0	1	2											
<b>Del Ennis, R</b> (1, 9) OBP: 0.363, SLG: 0.562										4	2	2	2	0	1	2											
<b>Jackie Mayo, L</b> (1, 7)										3	0	0	0	1	1	1											
<b>Granny Hamner, R</b> (1, 6) OBP: 0.320, SLG: 0.395										4	0	1	0	0	0	1											
<b>Andy Seminick, R</b> (1, 2) OBP: 0.404, SLG: 0.544										4	0	0	0	0	1	1											
<b>Mike Goliat, R</b> (1, 4) OBP: 0.312, SLG: 0.362 <b>Putsy Caballero, R</b> (7, PR) OBP: 0.307, SLG: 0.174 <b>Robin Roberts, S</b> (1, 1) OBP: 0.170, SLG: 0.103 <b>Dick Whitman, L</b> (7, PH) OBP: 0.307, SLG: 0.296 <b>Jim Konstanty, R</b> (8, 1) OBP: 0.080, SLG: 0.080										2	0	1	0	1	1	0											
<b>Inning Stats</b>	R: 0 E: 0 K: 1 S: 5	H: 0 LOB: 1 BB: 1 P: 9	R: 0 E: 0 K: 1 S: 5	H: 0 LOB: 0 BB: 0 P: 5	R: 0 E: 0 K: 1 S: 5	H: 0 LOB: 1 BB: 1 P: 9	R: 1 E: 0 K: 0 S: 5	H: 2 LOB: 1 BB: 0 P: 5	R: 0 E: 0 K: 2 S: 7	H: 0 LOB: 0 BB: 0 P: 7	R: 1 E: 0 K: 0 S: 4	H: 1 LOB: 1 BB: 1 P: 8	R: 0 E: 0 K: 2 S: 8	H: 1 LOB: 1 BB: 0 P: 4	R: 0 E: 0 K: 2 S: 8	H: 1 LOB: 1 BB: 0 P: 8	R: 0 E: 0 K: 1 S: 5		H: 0 LOB: 0 BB: 0 P: 5	1B: 2 2B: 0 3B: 1 HR: 2	SF: 0 SAC: 0 DP: 0 HBP: 0	WP: 0 PB: 0 SB: 1 CS: 0	PA: 35				
<b>PITCHER</b>	IP	WLS	BF	H	R	ER	SO	BB	IBB	HBP	BLK	WP	HR	S	P	ERA	WHIP										
<b>Carl Erskine, R</b> (1, 1) ERA: 6.21	7.0	W	29	5	2	2	5	3	0	0	0	0	2	36	48	2.57	1.143										
<b>Ralph Branca, R</b> (8, 1) ERA: 4.44	2.0	S	6	0	0	0	3	0	0	0	0	0	0	12	12	0.00	0.000										



Batter	1	2	3	4	5	6	7	8	9	AB	R	H	RBI	BB	SO	LOB	TOP			
<b>Pee Wee Reese, R</b> OBP: 0.364, SLG: 0.377 (1, 6)										4	1	2	0	0	1	2				
<b>Gene Hermanski, L</b> OBP: 0.356, SLG: 0.462 (1, 7)										4	0	1	0	0	0	2				
<b>Duke Snider, L</b> OBP: 0.379, SLG: 0.543 (1, 8)										3	1	1	2	1	2	1				
<b>Jackie Robinson, R</b> OBP: 0.424, SLG: 0.500 (3, PH)										1	0	0	0	0	0	1				
<b>Bobby Morgan, R</b> OBP: 0.347, SLG: 0.407 (3, 5)										2	0	0	0	0	0	0				
<b>Carl Furillo, R</b> OBP: 0.357, SLG: 0.478 (1, 9)										4	1	1	0	0	0	2				
<b>Gil Hodges, R</b> OBP: 0.376, SLG: 0.499 (1, 3)											3	0	0	0	1	0	1			
<b>Bruce Edwards, R</b> OBP: 0.221, SLG: 0.406 (1, 2)											4	0	1	1	0	1	1			
<b>Billy Cox, R</b> OBP: 0.310, SLG: 0.371 (1, 5)										3	0	0	0	0	0	3				
<b>Erv Palica, R</b> OBP: 0.224, SLG: 0.306 (8, PH)										2	0	0	0	0	1	2				
<b>Cal Abrams, L</b> OBP: 0.290, SLG: 0.120 (8, PH)										1	0	0	0	0	0	0				
<b>Dan Bankhead, R</b> OBP: 0.289, SLG: 0.278 (8, 1)										0	0	0	0	0	0	0				
<b>Inning Stats</b>	R: 0 E: 0 K: 1 S: 6	H: 1 LOB: 1 BB: 0 P: 6	R: 1 E: 1 K: 1 S: 8	H: 2 LOB: 2 BB: 0 P: 8	R: 0 E: 0 K: 0 S: 3	H: 1 LOB: 1 BB: 1 P: 7	R: 0 E: 0 K: 1 S: 4	H: 0 LOB: 0 BB: 1 P: 8	R: 0 E: 0 K: 1 S: 5	H: 0 LOB: 0 BB: 0 P: 5	R: 0 E: 0 K: 0 S: 3	H: 0 LOB: 0 BB: 0 P: 3	R: 2 E: 0 K: 0 S: 5	H: 2 LOB: 0 BB: 0 P: 5	R: 0 E: 0 K: 0 S: 3	H: 0 LOB: 0 BB: 0 P: 3	1B: 5 2B: 1 3B: 0 HR: 1	SF: 0 SAC: 1 DP: 2 HBP: 0	WP: 0 PB: 0 SB: 1 CS: 0	PA: 34
<b>PITCHER</b> <b>Russ Meyer, R</b> ERA: 5.52 (1, 1)	IP: 9.0 WLS: W BF: 34	H: 6 R: 3 ER: 3 SO: 5	BB: 2 IBB: 0 HBP: 0 BLK: 0	WP: 0 HR: 1 S: 42 P: 50	ERA: 3.00 WHIP: 0.889															

Brooklyn Dodgers @ Philadelphia Phillies  
Shibe Park, Philadelphia, PA  
Fri Sep 08 1950, 3:33 AM EDT  
Att: 14,727 - Unknown

AB 31  
R 3  
H 6  
RBI 3  
BB 2  
SO 5  
LOB 15



Batter	1	2	3	4	5	6	7	8	9	AB	R	H	RBI	BB	SO	LOB	BOTTOM			
<b>Eddie Waitkus, L</b> OBP: 0.341, SLG: 0.359 (1, 3)										4	0	3	2	1	0	1				
<b>Richie Ashburn, L</b> OBP: 0.385, SLG: 0.427 (1, 8)										3	1	0	0	1	0	3				
<b>Willie Jones, R</b> OBP: 0.352, SLG: 0.489 (1, 5)										4	1	1	0	0	0	5				
<b>Del Ennis, R</b> OBP: 0.364, SLG: 0.559 (1, 9)										2	0	0	0	2	0	2				
<b>Jackie Mayo, L</b> OBP: 0.250, SLG: 0.143 (1, 7)										4	0	1	0	0	1	4				
<b>Granny Hamner, R</b> OBP: 0.321, SLG: 0.395 (1, 6)										3	0	1	2	0	1	1				
<b>Andy Seminick, R</b> OBP: 0.399, SLG: 0.538 (1, 2)										4	0	0	0	0	0	3				
<b>Mike Gofat, R</b> OBP: 0.316, SLG: 0.364 (1, 4)										3	2	2	0	1	1	0				
<b>Russ Meyer, S</b> OBP: 0.163, SLG: 0.167 (1, 1)										1	0	0	0	0	0	0				
<b>Inning Stats</b>	R: 2 E: 0 K: 0 S: 7	H: 4 LOB: 2 BB: 0 P: 7	R: 1 E: 1 K: 1 S: 8	H: 2 LOB: 3 BB: 1 P: 12	R: 0 E: 0 K: 1 S: 5	H: 0 LOB: 0 BB: 0 P: 5	R: 0 E: 0 K: 0 S: 3	H: 0 LOB: 1 BB: 1 P: 7	R: 0 E: 0 K: 0 S: 4	H: 2 LOB: 1 BB: 1 P: 8	R: 0 E: 0 K: 1 S: 4	H: 0 LOB: 0 BB: 1 P: 8	R: 0 E: 0 K: 0 S: 3	H: 0 LOB: 1 BB: 1 P: 7	R: 0 E: 0 K: 0 S: 3	H: 0 LOB: 1 BB: 1 P: 7	1B: 7 2B: 1 3B: 0 HR: 0	SF: 0 SAC: 3 DP: 1 HBP: 1	WP: 0 PB: 0 SB: 0 CS: 1	PA: 37
<b>PITCHER</b> <b>Erv Palica, R</b> ERA: 4.1 (1, 1)	IP: 7.0 WLS: L BF: 33	H: 8 R: 4 ER: 4 SO: 3	BB: 3 IBB: 1 HBP: 1 BLK: 0	WP: 0 HR: 0 S: 34 P: 51	ERA: 5.14 WHIP: 1.571															
<b>Dan Bankhead, R</b> ERA: 5.91 (8, 1)	IP: 1.0 WLS: L BF: 4	H: 0 R: 0 ER: 0 SO: 0	BB: 1 IBB: 0 HBP: 0 BLK: 0	WP: 0 HR: 0 S: 3 P: 7	ERA: 0.00 WHIP: 1.000															

Brooklyn Dodgers @ Philadelphia Phillies  
Shibe Park, Philadelphia, PA  
Fri Sep 08 1950, 3:33 AM EDT  
Att: 14,727 - Unknown

AB 28  
R 4  
H 8  
RBI 4  
BB 5  
SO 3  
LOB 19





Batter	1	2	3	4	5	6	7	8	9	AB	R	H	RBI	BB	SO	LOB	TOP					
<b>Pee Wee Reese, R</b> OBP: 0.363, SLG: 0.375 (1, 6)	5-3			F7		BB		5-3		3	0	0	0	1	0	1	<b>Brooklyn Dodgers @ New York Giants</b> Polo Grounds, New York, NY Sat Sep 09 1950, 3:33 AM EDT Att: 25,506 - Unknown <a href="http://livebaseballscores.com">livebaseballscores.com</a>					
<b>Gene Hermanski, L</b> OBP: 0.358, SLG: 0.463 (1, 7)	4-3			FC4-6 1B		G3			FC1-5 1B	4	0	2	0	0	0	1						
<b>Duke Snider, L</b> OBP: 0.380, SLG: 0.542 (1, 8)	CS BB			FC4-6 1-2			F8		FC1-5 1B	3	0	1	0	1	0	1						
<b>Gil Hodges, R</b> OBP: 0.374, SLG: 0.495 (1, 3)	CS 1-2	K		1-3			E5		FC1-5 1-2 2-3	4	0	0	0	0	1	3						
<b>Carl Furillo, R</b> OBP: 0.355, SLG: 0.474 (1, 9)		5-3			5-3		K		F7	4	0	0	0	0	1	3						
<b>Bobby Morgan, R</b> OBP: 0.347, SLG: 0.402 (1, 5)					4-0 BB					2	0	0	0	1	1	1						
<b>Cal Abrams, L</b> OBP: 0.281, SLG: 0.115 (9, PH)					G5-4-3 BB		K		K	1	0	0	0	0	1	2						
<b>Bruce Edwards, R</b> OBP: 0.224, SLG: 0.413 (1, 2)				6-3		G5-4-3 1-2				3	0	1	0	0	0	1						
<b>Billy Cox, R</b> OBP: 0.308, SLG: 0.368 (1, 4)				5-3			F8		5-3	3	0	0	0	0	0	1						
<b>Preacher Roe, R</b> OBP: 0.150, SLG: 0.152 (1, 1)									6-3	2	0	0	0	0	1	0						
<b>Tommy Brown, R</b> OBP: 0.306, SLG: 0.432 (8, PH)				F8			K			1	0	0	0	0	0	1						
<b>Dan Bankhead, R</b> OBP: 0.289, SLG: 0.278 (8, 1)										0	0	0	0	0	0	0						
<b>Inning Stats</b>	R: 0 E: 0 K: 0 S: 2	H: 0 LOB: 0 BB: 1 P: 6	R: 0 E: 0 K: 1 S: 5	H: 0 LOB: 0 BB: 0 P: 5	R: 0 E: 0 K: 0 S: 3	H: 0 LOB: 0 BB: 0 P: 3	R: 0 E: 0 K: 0 S: 4	H: 1 LOB: 1 BB: 0 P: 4	R: 0 E: 0 K: 0 S: 2	H: 0 LOB: 0 BB: 1 P: 6	R: 0 E: 0 K: 0 S: 5	H: 0 LOB: 1 BB: 1 P: 9	R: 0 E: 0 K: 2 S: 8	H: 0 LOB: 1 BB: 0 P: 8	R: 0 E: 0 K: 0 S: 4	H: 1 LOB: 1 BB: 0 P: 4	R: 0 E: 0 K: 1 S: 7	H: 2 LOB: 2 BB: 0 P: 7	1B: 3 2B: 1 3B: 0 HR: 0	SF: 0 SAC: 0 DP: 1 HBP: 0	WP: 0 PB: 0 SB: 0 CS: 1	PA: 34
<b>PITCHER</b> <b>Sal Maglie, R</b> ERA: 2.57 (1, 1)	IP: 9.0 WLS: W BF: 33 H: 4 R: 0 ER: 0 SO: 5 BB: 3 IBB: 0 HBP: 0 BLK: 0 WP: 0 HR: 0 S: 40 P: 52 ERA: 0.00 WHIP: 0.778															<b>PITCHER</b>						

Batter	1	2	3	4	5	6	7	8	9	AB	R	H	RBI	BB	SO	LOB	BOTTOM			
<b>Eddie Stanky, R</b> OBP: 0.466, SLG: 0.403 (1, 4)	4-3		K		F7			SH1-4 1B BB		3	0	0	0	1	1	0	<b>Brooklyn Dodgers @ New York Giants</b> Polo Grounds, New York, NY Sat Sep 09 1950, 3:33 AM EDT Att: 25,506 - Unknown <a href="http://livebaseballscores.com">livebaseballscores.com</a>			
<b>Whitey Lockman, L</b> OBP: 0.354, SLG: 0.420 (1, 7)	3-1		4-1		4-3			SH1-4 1B		4	0	1	0	0	0	0				
<b>Alvin Dark, R</b> OBP: 0.333, SLG: 0.456 (1, 6)	HR		F2			HR		SH1-4 1-2 2-3		3	2	2	2	0	0	0				
<b>Monte Irvin, R</b> OBP: 0.392, SLG: 0.474 (1, 3)	5-3		6-3		F4			IBB		3	0	0	0	1	0	0				
<b>Tookie Gilbert, L</b> OBP: 0.316, SLG: 0.310 (9, 3)										0	0	0	0	0	0	0				
<b>Wes Westrum, R</b> OBP: 0.375, SLG: 0.464 (1, 2)		K		1B BB		F6		K		3	0	0	0	1	2	3				
<b>Don Mueller, L</b> OBP: 0.333, SLG: 0.392 (1, 9)		2B 1B		1-2 1B		L4		4-3		4	0	2	0	0	0	3				
<b>Bobby Thomson, R</b> OBP: 0.306, SLG: 0.396 (1, 8)		2B		L7			F8			3	0	1	0	0	0	2				
<b>Hank Thompson, L</b> OBP: 0.391, SLG: 0.467 (1, 5)		2B BB		6-3			K			2	0	0	0	1	1	2				
<b>Sal Maglie, R</b> OBP: 0.153, SLG: 0.179 (1, 1)		K					K			3	0	0	0	0	3	2				
<b>Inning Stats</b>	R: 1 E: 0 K: 0 S: 4	H: 1 LOB: 0 BB: 0 P: 4	R: 0 E: 0 K: 2 S: 8	H: 2 LOB: 2 BB: 1 P: 12	R: 0 E: 0 K: 1 S: 5	H: 0 LOB: 0 BB: 0 P: 5	R: 0 E: 0 K: 0 S: 4	H: 1 LOB: 2 BB: 1 P: 8	R: 0 E: 0 K: 0 S: 5	H: 0 LOB: 0 BB: 0 P: 5	R: 1 E: 0 K: 0 S: 4	H: 1 LOB: 0 BB: 0 P: 4	R: 0 E: 0 K: 2 S: 7	H: 0 LOB: 0 BB: 0 P: 7	R: 0 E: 0 K: 1 S: 6	H: 1 LOB: 3 BB: 2 P: 14	1B: 3 2B: 1 3B: 0 HR: 2	SF: 0 SAC: 1 DP: 0 HBP: 0	WP: 0 PB: 0 SB: 0 CS: 0	PA: 33
<b>PITCHER</b> <b>Preacher Roe, L</b> ERA: 3.2 (1, 1)	IP: 7.0 WLS: L BF: 27 H: 5 R: 2 ER: 2 SO: 6 BB: 2 IBB: 0 HBP: 0 BLK: 0 WP: 0 HR: 2 S: 37 P: 45 ERA: 2.57 WHIP: 1.000															<b>PITCHER</b>				
<b>Dan Bankhead, R</b> ERA: 5.99 (8, 1)	IP: 1.0 WLS: L BF: 6 H: 1 R: 0 ER: 0 SO: 1 BB: 1 IBB: 0 HBP: 0 BLK: 0 WP: 0 HR: 0 S: 6 P: 14 ERA: 0.00 WHIP: 2.000															<b>PITCHER</b>				



Batter	1	2	3	4	5	6	7	8	9	AB	R	H	RBI	BB	SO	LOB	TOP					
<b>Pee Wee Reese, R</b> OBP: 0.362, SLG: 0.374 (1,6)	0-0 4-3		0-0 F8		0-0 1B			0-0 4-3		4	0	1	1	0	0	0	<b>Brooklyn Dodgers @ New York Giants</b> Polo Grounds, New York, NY Sun Sep 10 1950, 3:33 AM EDT Att: 27,602 - Unknown					
<b>Gene Hermanski, L</b> OBP: 0.357, SLG: 0.463 (1,7)	0-0 3-1		0-0 3-1		0-0 G3-2			0-0 2B		4	0	1	0	0	0	2						
<b>Duke Snider, L</b> OBP: 0.376, SLG: 0.538 (1,8)	0-0 4-3			0-0 F8				0-0 1-3		4	0	0	0	0	0	1						
<b>Gil Hodges, R</b> OBP: 0.376, SLG: 0.502 (1,3)		0-0 HR		4-0 FC1-6 BB				0-0 HR		3	2	2	1	1	0	0						
<b>Carl Furillo, R</b> OBP: 0.352, SLG: 0.471 (1,9)	0-0 F2		0-0 FC1-6 FC5-4			0-3 K		0-0 5-3		4	0	0	0	0	1	2						
<b>Bobby Morgan, R</b> OBP: 0.345, SLG: 0.416 (1,5)	0-0 HR		0-0 FC5-4				0-0 5-3		0-0 6-3	4	1	1	2	0	0	1						
<b>Bruce Edwards, R</b> OBP: 0.225, SLG: 0.407 (1,2)	0-0 5-3				0-0 FC6-4 1B			0-0 F8		4	1	1	0	0	0	0						
<b>Billy Cox, R</b> OBP: 0.306, SLG: 0.365 (1,4)	0-0 5-3				0-0 E4 FC6-4		0-3 K			3	0	0	0	0	1	1						
<b>Don Newcombe, L</b> OBP: 0.319, SLG: 0.337 (1,1)			0-3 K		0-0 FC6-4 1B			0-0 1B		2	0	0	0	0	1	2						
<b>Erv Palica, R</b> OBP: 0.224, SLG: 0.306 (5, PR)					1-2 2-3 G3-2					0	0	0	0	0	0	0						
<b>Chris Van Cuyk, L</b> OBP: 0.303, SLG: 0.148 (8, PH)										0	0	0	0	0	0	0						
<b>Joe Hatten, R</b> OBP: 0.125, SLG: 0.125 (8, 1)										0	0	0	0	0	0	0						
<b>Inning Stats</b>	R: 0 E: 0 K: 0 S: 3	H: 0 LOB: 0 BB: 0 P: 3	R: 2 E: 0 K: 0 S: 5	H: 2 LOB: 0 BB: 0 P: 5	R: 0 E: 0 K: 1 S: 5	H: 0 LOB: 1 BB: 0 P: 5	R: 0 E: 0 K: 0 S: 3	H: 0 LOB: 1 BB: 1 P: 7	R: 1 E: 1 K: 0 S: 5	H: 2 LOB: 1 BB: 0 P: 5	R: 0 E: 0 K: 1 S: 5	H: 0 LOB: 0 BB: 0 P: 5	R: 0 E: 0 K: 1 S: 5	H: 0 LOB: 0 BB: 0 P: 5	R: 0 E: 0 K: 1 S: 4	H: 2 LOB: 1 BB: 0 P: 4	R: 1 E: 0 K: 0 S: 4	H: 1 LOB: 0 BB: 0 P: 4	1B: 4 2B: 2 3B: 0 HR: 2	SF: 0 SAC: 0 DP: 1 HBP: 0	WP: 0 PB: 0 SB: 0 CS: 0	PA: 34
<b>PITCHER</b> <b>Larry Jansen, R</b> ERA: 3.13 (1, 1)	IP: 9.0 WLS: W BF: 34 H: 7 R: 4 ER: 3 SO: 3	BB: 1 IBB: 0 HBP: 0 BLK: 0	WP: 0 HR: 2 S: 39 P: 43	ERA: 3.00 WHIP: 0.889	<b>PITCHER</b>										IP: 9.0 WLS: W BF: 34 H: 7 R: 4 ER: 3 SO: 3	BB: 1 IBB: 0 HBP: 0 BLK: 0	WP: 0 HR: 2 S: 39 P: 43	ERA: 3.00 WHIP: 0.889				

Batter	1	2	3	4	5	6	7	8	9	AB	R	H	RBI	BB	SO	LOB	BOTTOM			
<b>Eddie Stanky, R</b> OBP: 0.464, SLG: 0.400 (1,4)	0-0 L7		4-0 F8 1B FC4-6 BB	0-3 K			0-0 F7			3	1	0	0	1	1	0	<b>Brooklyn Dodgers @ New York Giants</b> Polo Grounds, New York, NY Sun Sep 10 1950, 3:33 AM EDT Att: 27,602 - Unknown			
<b>Whitey Lockman, L</b> OBP: 0.355, SLG: 0.419 (1,7)	4-0 2B BB		0-0 FC4-6 1B		0-0 F1		0-3 K2-3			3	1	1	0	1	1	0				
<b>Don Mueller, L</b> OBP: 0.332, SLG: 0.393 (1,9)	0-0 HR		0-0 F8		0-0 F8			0-0 F3		4	1	1	1	0	0	2				
<b>Hank Thompson, L</b> OBP: 0.388, SLG: 0.462 (1,5)	0-0 F5		0-0 FC4-6		0-0 L8			0-0 F5		4	0	0	1	0	0	2				
<b>Monte Irvin, R</b> OBP: 0.393, SLG: 0.485 (1,3)	0-0 HR		0-0 F4			0-0 F8		0-0 BB 1B		4	1	2	2	0	0	1				
<b>Tookie Gilbert, L</b> OBP: 0.316, SLG: 0.310 (9, 3)	2-H HR									0	0	0	0	0	0	0				
<b>Wes Westrum, R</b> OBP: 0.376, SLG: 0.470 (1,2)	0-0 6-3			0-0 HR			0-0 F5	4-0 BB		3	1	1	1	1	0	0				
<b>Alvin Dark, R</b> OBP: 0.332, SLG: 0.455 (1,6)		0-0 5-3		0-0 6-3			0-0 1B	0-0 F7		4	0	1	0	0	0	2				
<b>Bobby Thomson, R</b> OBP: 0.308, SLG: 0.404 (1,8)		0-0 CS 1B		0-0 HR			0-3 K			3	1	2	1	0	1	1				
<b>Larry Jansen, R</b> OBP: 0.195, SLG: 0.226 (1, 1)		0-3 K		0-0 1-3			0-3 K			3	0	0	0	0	2	1				
<b>Inning Stats</b>	R: 3 E: 0 K: 0 S: 5	H: 2 LOB: 1 BB: 1 P: 9	R: 0 E: 0 K: 1 S: 5	H: 1 LOB: 0 BB: 0 P: 5	R: 1 E: 0 K: 0 S: 4	H: 1 LOB: 1 BB: 1 P: 8	R: 2 E: 0 K: 1 S: 7	H: 2 LOB: 0 BB: 0 P: 7	R: 0 E: 0 K: 0 S: 3	H: 0 LOB: 0 BB: 0 P: 3	R: 0 E: 0 K: 2 S: 7	H: 0 LOB: 0 BB: 0 P: 7	R: 0 E: 0 K: 0 S: 4	H: 1 LOB: 2 BB: 1 P: 8	R: 0 E: 0 K: 0 S: 4	H: 1 LOB: 2 BB: 1 P: 8	1B: 4 2B: 1 3B: 0 HR: 3	SF: 0 SAC: 0 DP: 0 HBP: 0	WP: 0 PB: 0 SB: 0 CS: 1	PA: 34
<b>PITCHER</b> <b>Don Newcombe, R</b> ERA: 3.7 (1, 1)	IP: 4.0 WLS: L BF: 19 H: 6 R: 6 ER: 6 SO: 2	BB: 2 IBB: 0 HBP: 0 BLK: 0	WP: 0 HR: 3 S: 21 P: 29	ERA: 13.50 WHIP: 2.000	<b>PITCHER</b>										IP: 3.0 WLS: L BF: 10 H: 1 R: 0 ER: 0 SO: 3	BB: 0 IBB: 0 HBP: 0 BLK: 0	WP: 0 HR: 0 S: 16 P: 16	ERA: 0.00 WHIP: 0.333		
<b>Chris Van Cuyk, L</b> ERA: 4.06 (5, 1)	3.0	10	1	0	0	3	0	0	0	0	0	0	0	0	0	0	0.00	0.333		
<b>Joe Hatten, L</b> ERA: 4.66 (8, 1)	1.0	5	1	0	0	0	1	0	0	0	0	0	0	0	0	0	0.00	2.000		



Batter	1	2	3	4	5	6	7	8	9	AB	R	H	RBI	BB	SO	LOB	TOP			
Lloyd Merriman, L (1, 8) OBP: 0.325, SLG: 0.348	L8		F8		1-3			K		4	0	0	0	0	1	1	<b>Cincinnati Reds @ Brooklyn Dodgers</b> Ebbets Field, Brooklyn, NY Tue Sep 12 1950, 3:33 AM EDT Att: 3,323 - Unknown <a href="http://livebaseballscorecards.com">livebaseballscorecards.com</a>			
Grady Hatton, L (1, 5) OBP: 0.380, SLG: 0.385	4-3		F9			F5		BB		3	0	0	0	1	0	0				
Johnny Wyrostek, L (1, 9) OBP: 0.385, SLG: 0.459	E6			3-1		F9		FC5		4	0	0	0	0	2					
Ted Kluszewski, L (1, 3) OBP: 0.355, SLG: 0.550	G3			HR		K			4-3	4	1	1	1	0	1	1				
Joe Adcock, R (1, 7) OBP: 0.320, SLG: 0.386		6-3		L5			F4		1-3	4	0	0	0	0	0	0				
Johnny Pramesa, R (1, 2) OBP: 0.388, SLG: 0.448		FC6-4 BB					5-3		6-3	3	0	1	0	1	0	0				
Connie Ryan, R (1, 4) OBP: 0.357, SLG: 0.368				1-3			5-3			3	0	0	0	0	1	2				
Virgil Stallcup, R (1, 6) OBP: 0.288, SLG: 0.369			FC6-4 1-2			L7		5-3		3	0	0	0	0	0	1				
Ewell Blackwell, R (1, 1) OBP: 0.146, SLG: 0.115				K			6-3		FC5 2B	3	0	1	0	0	1	0				
<b>Inning Stats</b>	R: 0 E: 1 K: 0 S: 4	H: 0 LOB: 1 BB: 0 P: 4	R: 0 E: 0 K: 1 S: 5	H: 0 LOB: 1 BB: 1 P: 9	R: 0 E: 0 K: 1 S: 5	H: 0 LOB: 0 BB: 0 P: 5	R: 1 E: 0 K: 0 S: 5	H: 2 LOB: 1 BB: 0 P: 5	R: 0 E: 0 K: 1 S: 5	H: 0 LOB: 0 BB: 0 P: 3	R: 0 E: 0 K: 0 S: 3	H: 0 LOB: 0 BB: 0 P: 3	R: 0 E: 0 K: 1 S: 6	H: 1 LOB: 2 BB: 1 P: 10	R: 0 E: 0 K: 0 S: 3	H: 0 LOB: 0 BB: 0 P: 3		1B: 1 2B: 1 3B: 0 HR: 1	SF: 0 SAC: 0 DP: 0 HBP: 0	WP: 0 PB: 0 SB: 0 CS: 0
<b>PITCHER</b> Carl Erskine, R (1, 1) ERA: 5.51	IP: 9.0 WLS: W BF: 33	H: 3 R: 1 ER: 1 SO: 4	BB: 2 IBB: 0 HBP: 0 BLK: 0	WP: 0 HR: 1 S: 39 P: 47	ERA: 1.00 WHIP: 0.556	<b>PITCHER</b>														

Batter	1	2	3	4	5	6	7	8	9	AB	R	H	RBI	BB	SO	LOB	BOTTOM			
Pee Wee Reese, R (1, 6) OBP: 0.361, SLG: 0.371	5-3			1B PB FC3-6 BB		K		FC4-2-5-2 4-3 1-3		3	1	0	0	1	1	2	<b>Cincinnati Reds @ Brooklyn Dodgers</b> Ebbets Field, Brooklyn, NY Tue Sep 12 1950, 3:33 AM EDT Att: 3,323 - Unknown <a href="http://livebaseballscorecards.com">livebaseballscorecards.com</a>			
Gene Hermanski, L (1, 7) OBP: 0.359, SLG: 0.462	4-3			FC3-6 1B				4-3		3	0	1	1	1	0	1				
Duke Snider, L (1, 8) OBP: 0.375, SLG: 0.533	4-3			FC3-6 CS 1-2 3-H		F6		4-3		4	0	0	1	0	3					
Gil Hodges, R (1, 3) OBP: 0.376, SLG: 0.500		K						K		2	0	0	0	1	2	0				
Carl Furillo, R (1, 9) OBP: 0.350, SLG: 0.468		6-3						L3		3	0	0	0	0	0	1				
Bobby Morgan, R (1, 5) OBP: 0.340, SLG: 0.409						F8		L7		3	0	0	0	0	1	0				
Bruce Edwards, R (1, 2) OBP: 0.228, SLG: 0.400				1-3		6-3		SH WP HBP		2	1	0	0	0	0	0				
Billy Cox, R (1, 4) OBP: 0.304, SLG: 0.363				5-3		4-3		SH WP 4-3		2	1	0	0	0	0	0				
Carl Erskine, R (1, 1) OBP: 0.360, SLG: 0.348				K		6-3		FC4-2-5-2 2-3 3-H BB		2	0	0	0	1	1	0				
<b>Inning Stats</b>	R: 0 E: 0 K: 0 S: 3	H: 0 LOB: 0 BB: 0 P: 3	R: 0 E: 0 K: 2 S: 7	H: 0 LOB: 0 BB: 0 P: 7	R: 0 E: 0 K: 1 S: 5	H: 0 LOB: 0 BB: 0 P: 5	R: 1 E: 0 K: 0 S: 3	H: 1 LOB: 1 BB: 2 P: 11	R: 0 E: 0 K: 0 S: 3	H: 0 LOB: 0 BB: 0 P: 3	R: 0 E: 0 K: 1 S: 5	H: 0 LOB: 1 BB: 1 P: 9	R: 0 E: 0 K: 1 S: 5	H: 0 LOB: 0 BB: 0 P: 5	R: 2 E: 1 K: 0 S: 4	H: 0 LOB: 1 BB: 1 P: 9		1B: 1 2B: 0 3B: 0 HR: 0	SF: 0 SAC: 1 DP: 0 HBP: 1	WP: 1 PB: 1 SB: 0 CS: 1
<b>PITCHER</b> Ewell Blackwell, R (1, 1) ERA: 3.31	IP: 8.0 WLS: L BF: 30	H: 1 R: 3 ER: 0 SO: 5	BB: 4 IBB: 0 HBP: 1 BLK: 0	WP: 1 HR: 0 S: 35 P: 52	ERA: 0.00 WHIP: 0.625	<b>PITCHER</b>														



Batter	1	2	3	4	5	6	7	8	9	AB	R	H	RBI	BB	SO	LOB	TOP					
Lloyd Merriman, L (1,8) OBP: 0.324, SLG: 0.346	0-0 4-3 WP 1B		0-0 4-3		0-0 F7			0-0 3-1		4	1	1	0	0	0	1	<p>Cincinnati Reds @ Brooklyn Dodgers Ebbets Field, Brooklyn, NY Thu Sep 14 1950, 3:33 AM EDT Unknown</p>					
Grady Hatton, L (1,5) OBP: 0.359, SLG: 0.382	0-0 4-3 1-2		4-0 BB		0-0 F7			0-0 3-1		3	0	0	0	1	0	1						
Johnny Wyrostek, L (1,9) OBP: 0.382, SLG: 0.455	0-0 4-3 2-3		0-0 G3		0-0 1-3			0-0 F7		4	0	0	0	0	0	2						
Ted Kluszewski, L (1,3) OBP: 0.354, SLG: 0.547	0-0 F3 3-H			0-0 F8				0-0 F3		4	0	1	0	0	0	0						
Joe Adcock, R (1,7) OBP: 0.319, SLG: 0.395		0-0 HR		0-0 F7				0-0 5-3		4	1	1	1	0	0	1						
Johnny Pramesa, R (1,2) OBP: 0.373, SLG: 0.451		0-0 HR		0-0 L8				4-0 FC5-4 BB		3	0	2	0	0	0	0						
Bobby Adams, R (7, PR) OBP: 0.365, SLG: 0.423		0-0 G6-4-3 1B						4-0 FC6-4 BB		0	0	0	0	0	0	0						
Dixie Howell, R (7,2) OBP: 0.332, SLG: 0.301		0-0 G6-4-3 1B						1-2 FC6-4 BB		0	0	0	0	1	0	0						
Connie Ryan, R (1,4) OBP: 0.354, SLG: 0.365		0-0 G6-4-3 1-2		0-0 5-3				0-3 K		4	0	0	0	0	1	4						
Virgil Stallcup, R (1,6) OBP: 0.285, SLG: 0.366		0-3 K		0-0 6-3				0-0 FC6-4 1-2		4	0	0	0	0	1	3						
Ken Raffensberger, R (1,1) OBP: 0.188, SLG: 0.211			0-0 1-3		0-0			0-0 HR		0	0	0	0	0	0	0						
Frank Smith, R (1,1) OBP: 0.155, SLG: 0.105										2	0	1	0	0	0	0						
Ted Tappe, L (8, PH) OBP: 1.000, SLG: 4.000										1	1	1	1	0	0	0						
Bud Byerly, R (8,1)										0	0	0	0	0	0	0						
<b>Inning Stats</b>	R: 1 E: 0 K: 0 S: 4	H: 1 LOB: 0 BB: 0 P: 4	R: 1 E: 0 K: 1 S: 6	H: 2 LOB: 0 BB: 0 P: 6	R: 0 E: 0 K: 0 S: 3	H: 0 LOB: 1 BB: 1 P: 7	R: 0 E: 0 K: 0 S: 3	H: 0 LOB: 0 BB: 0 P: 3	R: 0 E: 0 K: 0 S: 4	H: 1 LOB: 1 BB: 0 P: 4	R: 0 E: 0 K: 0 S: 3	H: 0 LOB: 1 BB: 0 P: 3	R: 0 E: 0 K: 0 S: 4	H: 1 LOB: 0 BB: 0 P: 4	R: 1 E: 0 K: 0 S: 4	H: 1 LOB: 0 BB: 0 P: 4	R: 0 E: 0 K: 1 S: 6	H: 1 LOB: 2 BB: 1 P: 10	1B: 5 2B: 0 3B: 0 HR: 2	SF: 0 SAC: 0 DP: 1 HBP: 0	WP: 1 PB: 0 SB: 0 CS: 0	PA: 35
<b>PITCHER</b> Erv Palica, R (1,1) ERA: 4.04	IP: 9.0 WLS: W BF: 35 H: 7 R: 3 ER: 3 SO: 2 BB: 2 IBB: 0 HBP: 0 BLK: 0 WP: 1 HR: 2 S: 37 P: 45 ERA: 3.00 WHIP: 1.000															<b>PITCHER</b>	IP: 9.0 WLS: W BF: 35 H: 7 R: 3 ER: 3 SO: 2 BB: 2 IBB: 0 HBP: 0 BLK: 0 WP: 1 HR: 2 S: 37 P: 45 ERA: 3.00 WHIP: 1.000					

AB	33
R	3
H	7
RBI	2
BB	2
SO	2
LOB	12



Batter	1	2	3	4	5	6	7	8	9	AB	R	H	RBI	BB	SO	LOB	BOTTOM					
Pee Wee Reese, R (1,6) OBP: 0.360, SLG: 0.369	0-0 F9	4-0 G5-4-3 BB		0-0 F7		0-0 F4				3	0	0	0	1	0	1	<p>Cincinnati Reds @ Brooklyn Dodgers Ebbets Field, Brooklyn, NY Thu Sep 14 1950, 3:33 AM EDT Unknown</p>					
Tommy Brown, R (1,7) OBP: 0.321, SLG: 0.413	4-0 2B BB	0-0 G5-4-3 1-2		0-0 F8		4-0 1-2 BB				2	1	0	0	2	0	1						
Duke Snider, L (1,8) OBP: 0.374, SLG: 0.533	0-0 1-H HR 2B		0-0 F7		0-3 K	0-3 K				4	1	1	1	0	2	2						
Gil Hodges, R (1,3) OBP: 0.379, SLG: 0.507	0-0 2-H HR		0-0 1B		4-0 1B BB			0-0 F3		3	1	2	2	1	0	0						
Carl Furillo, R (1,9) OBP: 0.351, SLG: 0.474	0-0 HR		0-0 F7		0-0 FC5-4 1B			0-0 F8		4	1	2	1	0	0	1						
Bobby Morgan, R (1,5) OBP: 0.338, SLG: 0.406	0-0 FC6-4 1B		0-0 F7		0-0 FC5-4 1-2			0-3 K		4	0	1	0	0	1	3						
Bruce Edwards, R (1,2) OBP: 0.228, SLG: 0.420	0-0 F7		0-0 5-3		0-0 5-3 HR			0-0 F7		4	1	1	1	0	0	1						
Billy Cox, R (1,4) OBP: 0.303, SLG: 0.370	0-0 FC6-4 1-2		0-0 HR		0-0 HR			0-0 F9		4	1	1	1	0	1	1						
Erv Palica, R (1,1) OBP: 0.226, SLG: 0.302		0-0 5-3		0-0 5-3		0-0 BB 1B		0-0 5-3		4	0	1	0	0	0	0						
<b>Inning Stats</b>	R: 4 E: 0 K: 0 S: 7	H: 4 LOB: 1 BB: 1 P: 11	R: 0 E: 0 K: 0 S: 2	H: 0 LOB: 0 BB: 1 P: 6	R: 0 E: 0 K: 0 S: 4	H: 1 LOB: 1 BB: 0 P: 4	R: 1 E: 0 K: 0 S: 4	H: 1 LOB: 0 BB: 0 P: 4	R: 0 E: 0 K: 1 S: 6	H: 1 LOB: 2 BB: 1 P: 10	R: 1 E: 0 K: 2 S: 9	H: 2 LOB: 2 BB: 1 P: 13	R: 0 E: 0 K: 1 S: 5	H: 0 LOB: 0 BB: 0 P: 5	R: 0 E: 0 K: 0 S: 3	H: 0 LOB: 0 BB: 0 P: 3		R: 0 E: 0 K: 0 S: 3	H: 0 LOB: 0 BB: 0 P: 3	1B: 4 2B: 1 3B: 0 HR: 4	SF: 0 SAC: 0 DP: 1 HBP: 0	WP: 0 PB: 0 SB: 0 CS: 0
<b>PITCHER</b> Ken Raffensberger, L (1,1) ERA: 4.28	IP: 0.1 WLS: L BF: 6 H: 4 R: 4 ER: 4 SO: 0 BB: 1 IBB: 0 HBP: 0 BLK: 0 WP: 0 HR: 2 S: 9 P: 15 ERA: 108.000 WHIP: 15.000															<b>PITCHER</b>	IP: 0.1 WLS: L BF: 6 H: 4 R: 4 ER: 4 SO: 0 BB: 1 IBB: 0 HBP: 0 BLK: 0 WP: 0 HR: 2 S: 9 P: 15 ERA: 108.000 WHIP: 15.000					
Frank Smith, R (1,1) ERA: 3.64	IP: 6.2 WLS: 27 BF: 5 H: 2 R: 2 ER: 2 SO: 4 BB: 3 IBB: 0 HBP: 0 BLK: 0 WP: 0 HR: 2 S: 32 P: 44 ERA: 2.70 WHIP: 1.200															<b>PITCHER</b>	IP: 6.2 WLS: 27 BF: 5 H: 2 R: 2 ER: 2 SO: 4 BB: 3 IBB: 0 HBP: 0 BLK: 0 WP: 0 HR: 2 S: 32 P: 44 ERA: 2.70 WHIP: 1.200					
Bud Byerly, R (8,1) ERA:	IP: 1.0 WLS: 3 BF: 0 H: 0 R: 0 ER: 0 SO: 0 BB: 0 IBB: 0 HBP: 0 BLK: 0 WP: 0 HR: 0 S: 3 P: 3 ERA: 0.00 WHIP: 0.000															<b>PITCHER</b>	IP: 1.0 WLS: 3 BF: 0 H: 0 R: 0 ER: 0 SO: 0 BB: 0 IBB: 0 HBP: 0 BLK: 0 WP: 0 HR: 0 S: 3 P: 3 ERA: 0.00 WHIP: 0.000					









Batter	1	2	3	4	5	6	7	8	9	AB	R	H	RBI	BB	SO	LOB	TOP					
<b>Tommy Glaviano, R</b> OBP: 0.426, SLG: 0.454	4-0 2B BB		0-3 K		0-0 F4		0-0 3-1		0-0 1-3	4	1	0	0	1	1	1						
<b>Red Schoendienst, S</b> OBP: 0.315, SLG: 0.412	0-0 P6-3 1-H 2B		0-0 G3			0-0 1B E 1B	0-0 F9		0-0 FC4-6 1B	5	1	3	2	0	0	0						
<b>Stan Musial, L</b> OBP: 0.442, SLG: 0.607	4-0 P6-3 BB			0-0 4-3		0-0 FC5 FC4-2 1B		0-0 F8	FC4-6 1-2	4	0	1	0	1	0	1						
<b>Enos Slaughter, L</b> OBP: 0.370, SLG: 0.421	0-0 P6-3 1-2 2-3			4-0 1B BB		0-0 FC4-2 E 1B		0-0 E6		3	2	1	1	1	0	3						
<b>Hal Rice, L</b> OBP: 0.264, SLG: 0.250	0-3 K			0-0 1B		0-0 FC5 FC4-2 1B		0-0 F4		4	1	1	0	0	1	4						
<b>Bill Howerton, L</b> OBP: 0.397, SLG: 0.536		0-0 F8		0-3 K		0-0 FC4-2 1B		0-0 FC4-2		4	0	1	1	0	1	5						
<b>Chuck Diering, R</b> OBP: 0.365, SLG: 0.349						1-2 2-3 3-H		0-0 2B		0	0	0	0	0	0	0						
<b>Marty Marion, R</b> OBP: 0.339, SLG: 0.332		0-0 6-3		0-3 K		0-0 FC6 1B		0-3 K		4	0	1	2	0	2	3						
<b>Del Rice, R</b> OBP: 0.324, SLG: 0.372			0-3 K		0-0 F5		0-0 FC6		0-0 1-3 SH3-4 1B	4	1	1	0	0	1	1						
<b>Cloyd Boyer, R</b> OBP: 0.242, SLG: 0.258					0-0 6-3				0-0 SH3-4	0	0	0	0	0	0	0						
<b>Red Munger, R</b> OBP: 0.167, SLG: 0.152					0-0 6-3				1-2	3	0	0	0	0	0	0						
<b>Inning Stats</b>	R: 1 E: 0 K: 1 S: 5	H: 1 LOB: 1 BB: 2 P: 13	R: 0 E: 0 K: 1 S: 5	H: 0 LOB: 0 BB: 0 P: 5	R: 0 E: 0 K: 1 S: 5	H: 0 LOB: 0 BB: 0 P: 5	R: 0 E: 0 K: 2 S: 8	H: 1 LOB: 2 BB: 1 P: 12	R: 0 E: 0 K: 0 S: 3	H: 0 LOB: 0 BB: 0 P: 3	R: 3 E: 2 K: 0 S: 7	H: 3 LOB: 1 BB: 0 P: 7	R: 0 E: 0 K: 0 S: 3	H: 0 LOB: 0 BB: 0 P: 3	R: 1 E: 0 K: 1 S: 7	H: 2 LOB: 1 BB: 0 P: 7	R: 1 E: 0 K: 0 S: 5	H: 2 LOB: 1 BB: 0 P: 5	1B: 7 2B: 3 3B: 0 HR: 0	SF: 0 SAC: 1 DP: 1 HBP: 0	WP: 0 PB: 0 SB: 1 CS: 0	PA: 39
<b>PITCHER</b> <b>Don Newcombe, R</b> ERA: 3.71	IP: 9.0 WLS: L BF: 39	H: 9 R: 6 ER: 4 SO: 6	BB: 3 IBB: 0 HBP: 0 BLK: 0	WP: 0 HR: 0 S: 48 P: 60	ERA: 4.00 WHIP: 1.333	<b>PITCHER</b>	IP: 9.0 WLS: L BF: 39	H: 9 R: 2 ER: 2 SO: 3	BB: 2 IBB: 1 HBP: 1 BLK: 0	WP: 0 HR: 1 S: 41 P: 54	ERA: 2.00 WHIP: 1.222	<b>PITCHER</b>	IP: 9.0 WLS: W BF: 39	H: 9 R: 2 ER: 2 SO: 3	BB: 2 IBB: 1 HBP: 1 BLK: 0	WP: 0 HR: 1 S: 41 P: 54	ERA: 2.00 WHIP: 1.222					

St. Louis Cardinals @ Brooklyn Dodgers  
Ebbets Field, Brooklyn, NY  
Fri Sep 15 1950, 3:33 AM EDT  
Att: 6,329 - Unknown

AB 35  
R 6  
H 9  
RBI 6  
BB 3  
SO 6  
LOB 18



Batter	1	2	3	4	5	6	7	8	9	AB	R	H	RBI	BB	SO	LOB	BOTTOM					
<b>Pee Wee Reese, R</b> OBP: 0.360, SLG: 0.366	0-0 4-3		0-0 F3	0-0 F8			0-0 F9		0-0 F9	5	0	0	0	0	0	3						
<b>Gene Hermanski, L</b> OBP: 0.388, SLG: 0.459	4-0 1B BB		4-0 1B BB		1-0 FC5 S HBP		0-0 F2		0-0 1-2 1B	2	0	1	0	2	0	0						
<b>Duke Snider, L</b> OBP: 0.375, SLG: 0.537	0-0 1-2 1B		0-0 1-3 1B		0-0 F8		0-0 HR		0-0 F8	5	1	3	1	0	0	3						
<b>Gil Hodges, R</b> OBP: 0.377, SLG: 0.505	0-0 F2		0-0 F5		0-3 K		0-0 F4			4	0	0	0	0	1	5						
<b>Carl Furillo, R</b> OBP: 0.352, SLG: 0.473	0-0 F9			0-0 FC6-4 1B	4-0 IBB			0-0 6-3		3	0	1	0	1	0	2						
<b>Bobby Morgan, R</b> OBP: 0.338, SLG: 0.415		0-0 F5		0-0 FC6-4 1B	0-0 FC5			0-0 5-3		4	1	0	0	0	3							
<b>Bruce Edwards, R</b> OBP: 0.244, SLG: 0.429		0-0 F9		0-0 1B 1-2 1B		0-0 6-3		0-0 F8		4	0	1	0	0	0	0						
<b>Billy Cox, R</b> OBP: 0.302, SLG: 0.367		0-0 6-3		0-0 1B 1-3 2-H 1B		0-0 5-3			0-0 1B 1B	4	0	2	1	0	0	0						
<b>Don Newcombe, L</b> OBP: 0.319, SLG: 0.337			0-3 K		0-0 1-2 1B		0-0 6-3		0-3 K	3	0	1	0	0	1	0						
<b>Cal Abrams, L</b> OBP: 0.294, SLG: 0.143										1	0	0	0	0	1	1						
<b>Inning Stats</b>	R: 0 E: 0 K: 0 S: 4	H: 1 LOB: 2 BB: 1 P: 8	R: 0 E: 0 K: 0 S: 3	H: 0 LOB: 0 BB: 0 P: 3	R: 0 E: 0 K: 1 S: 6	H: 1 LOB: 2 BB: 1 P: 10	R: 1 E: 0 K: 0 S: 6	H: 4 LOB: 2 BB: 0 P: 6	R: 0 E: 0 K: 1 S: 5	H: 0 LOB: 2 BB: 1 P: 10	R: 0 E: 0 K: 0 S: 3	H: 0 LOB: 0 BB: 0 P: 3	R: 1 E: 0 K: 0 S: 4	H: 1 LOB: 0 BB: 0 P: 4	R: 0 E: 0 K: 0 S: 3	H: 0 LOB: 0 BB: 0 P: 3	R: 0 E: 0 K: 1 S: 7	H: 2 LOB: 2 BB: 0 P: 7	1B: 8 2B: 0 3B: 0 HR: 1	SF: 0 SAC: 0 DP: 0 HBP: 1	WP: 0 PB: 0 SB: 1 CS: 0	PA: 39
<b>PITCHER</b> <b>Cloyd Boyer, R</b> ERA: 3.72	IP: 0.0 WLS: 0 BF: 0	H: 0 R: 0 ER: 0 SO: 0	BB: 0 IBB: 0 HBP: 0 BLK: 0	WP: 0 HR: 0 S: 0 P: 0	ERA: ∞ WHIP: ∞	<b>PITCHER</b>	IP: 9.0 WLS: W BF: 39	H: 9 R: 2 ER: 2 SO: 3	BB: 2 IBB: 1 HBP: 1 BLK: 0	WP: 0 HR: 1 S: 41 P: 54	ERA: 2.00 WHIP: 1.222	<b>PITCHER</b>	IP: 9.0 WLS: W BF: 39	H: 9 R: 2 ER: 2 SO: 3	BB: 2 IBB: 1 HBP: 1 BLK: 0	WP: 0 HR: 1 S: 41 P: 54	ERA: 2.00 WHIP: 1.222					

St. Louis Cardinals @ Brooklyn Dodgers  
Ebbets Field, Brooklyn, NY  
Fri Sep 15 1950, 3:33 AM EDT  
Att: 6,329 - Unknown

AB 35  
R 2  
H 9  
RBI 2  
BB 3  
SO 3  
LOB 17









Batter	1	2	3	4	5	6	7	8	9	AB	R	H	RBI	BB	SO	LOB	TOP					
Randy Jackson, R (1,5) OBP: 0.214, SLG: 0.318										4	0	1	0	0	1	4	Chicago Cubs @ Brooklyn Dodgers Ebbets Field, Brooklyn, NY Sun Sep 17 1950, 3:33 AM EDT Att: 13,023 - Unknown					
Hal Jeffcoat, R (1,9) OBP: 0.265, SLG: 0.333										4	0	1	1	0	1	3						
Preston Ward, L (1,3) OBP: 0.318, SLG: 0.384										4	0	0	0	0	2	0						
Hank Sauer, R (1,7) OBP: 0.347, SLG: 0.515										4	0	0	0	0	1	0						
Andy Patko, R (1,8) OBP: 0.402, SLG: 0.607										3	0	0	0	1	0	0						
Carl Sawatski, L (1,2) OBP: 0.270, SLG: 0.190										4	0	1	0	0	1	1						
Roy Smalley, R (1,6) OBP: 0.296, SLG: 0.412										4	2	3	0	0	0	1						
Wayne Terwilliger, R (1,4) OBP: 0.312, SLG: 0.363										4	1	2	2	0	1	1						
Bob Rush, R (1,1) OBP: 0.218, SLG: 0.250										3	0	2	0	0	1	2						
<b>Inning Stats</b>	R: 0 E: 0 K: 1 S: 8	H: 1 LOB: 0 BB: 0 P: 12	R: 0 E: 0 K: 0 S: 11	H: 1 LOB: 1 BB: 0 P: 15	R: 0 E: 0 K: 3 S: 13	H: 1 LOB: 1 BB: 0 P: 17	R: 0 E: 0 K: 2 S: 11	H: 0 LOB: 1 BB: 1 P: 17	R: 1 E: 0 K: 1 S: 12	H: 3 LOB: 1 BB: 0 P: 17	R: 0 E: 0 K: 0 S: 6	H: 0 LOB: 0 BB: 0 P: 10	R: 2 E: 0 K: 0 S: 9	H: 3 LOB: 1 BB: 0 P: 15	R: 0 E: 0 K: 0 S: 9	H: 0 LOB: 0 BB: 0 P: 12	R: 0 E: 0 K: 1 S: 10	H: 1 LOB: 0 BB: 0 P: 16	1B: 9 2B: 0 3B: 0 HR: 1	SF: 0 SAC: 0 DP: 2 HBP: 0	WP: 0 PB: 0 SB: 2 CS: 1	PA: 36
<b>PITCHER</b>	IP WLS BF H R ER SO BB IBB HBP BLK WP HR S P ERA WHIP																					
Ralph Branca, R (1,1) ERA: 4.39	7.0 L 29 9 3 3 7 1 0 0 0 0 1 70 103 3.86 1.429																					
Dan Bankhead, R (8,1) ERA: 5.76	2.0 6 1 0 0 1 0 0 0 0 0 0 0 19 28 0.00 0.500																					

AB	34
R	3
H	10
RBI	3
BB	1
SO	8
LOB	12



Batter	1	2	3	4	5	6	7	8	9	AB	R	H	RBI	BB	SO	LOB	BOTTOM					
Pee Wee Reese, R (1,6) OBP: 0.362, SLG: 0.366										3	0	1	1	1	0	0	Chicago Cubs @ Brooklyn Dodgers Ebbets Field, Brooklyn, NY Sun Sep 17 1950, 3:33 AM EDT Att: 13,023 - Unknown					
Gene Hermanski, L (1,7) OBP: 0.365, SLG: 0.451										4	0	0	0	0	1	3						
Duke Snider, L (1,8) OBP: 0.373, SLG: 0.538										4	0	0	0	0	1	1						
Gil Hodges, R (1,3) OBP: 0.375, SLG: 0.502										3	0	0	0	1	0	0						
Carl Furillo, R (1,9) OBP: 0.349, SLG: 0.468										4	1	1	0	0	1	0						
Bobby Morgan, R (1,5) OBP: 0.336, SLG: 0.410										4	0	1	0	0	1	2						
Billy Cox, R (1,4) OBP: 0.306, SLG: 0.368										3	0	1	1	1	0	0						
Steve Lembo, R (1,2) OBP: 0.250, SLG: 0.250										2	0	1	0	0	0	2						
Jackie Robinson, R (7, PH) OBP: 0.425, SLG: 0.501										1	1	1	0	0	0	0						
Dan Bankhead, R (8,1) OBP: 0.289, SLG: 0.278										0	0	0	0	0	0	0						
Cal Abrams, L (9, PH) OBP: 0.306, SLG: 0.167										1	0	1	0	0	0	0						
Ralph Branca, R (1,1) OBP: 0.200, SLG: 0.290										2	0	0	0	0	1	2						
Roy Campanella, R (7, PH) OBP: 0.369, SLG: 0.551										2	0	1	0	0	0	1						
<b>Inning Stats</b>	R: 0 E: 0 K: 2 S: 9	H: 0 LOB: 0 BB: 0 P: 12	R: 0 E: 0 K: 1 S: 19	H: 1 LOB: 2 BB: 1 P: 31	R: 0 E: 0 K: 1 S: 6	H: 0 LOB: 1 BB: 1 P: 16	R: 1 E: 0 K: 0 S: 11	H: 3 LOB: 2 BB: 1 P: 21	R: 0 E: 0 K: 0 S: 7	H: 0 LOB: 0 BB: 0 P: 15	R: 0 E: 0 K: 1 S: 6	H: 0 LOB: 0 BB: 0 P: 8	R: 1 E: 0 K: 0 S: 10	H: 3 LOB: 1 BB: 0 P: 15	R: 0 E: 0 K: 0 S: 7	H: 0 LOB: 0 BB: 0 P: 8	R: 0 E: 0 K: 0 S: 7	H: 1 LOB: 1 BB: 0 P: 9	1B: 7 2B: 1 3B: 0 HR: 0	SF: 0 SAC: 0 DP: 1 HBP: 0	WP: 0 PB: 0 SB: 0 CS: 0	PA: 36
<b>PITCHER</b>	IP WLS BF H R ER SO BB IBB HBP BLK WP HR S P ERA WHIP																					
Bob Rush, R (1,1) ERA: 3.8	9.0 W 36 8 2 2 5 3 0 0 0 0 0 0 82 135 2.00 1.222																					





Batter	1	2	3	4	5	6	7	8	9	AB	R	H	RBI	BB	SO	LOB	TOP						
Randy Jackson, R OBP: 0.240, SLG: 0.380										5	1	3	1	0	0	0	<b>Chicago Cubs @ Brooklyn Dodgers</b> Ebbets Field, Brooklyn, NY Mon Sep 18 1950, 3:33 AM EDT Att: 2,051 - Unknown						
Hal Jeffcoat, R OBP: 0.263, SLG: 0.336										5	1	1	0	0	1	3							
Preston Ward, L OBP: 0.321, SLG: 0.383										3	0	1	0	1	0	1							
Hank Sauer, R OBP: 0.351, SLG: 0.518										3	2	2	0	2	0	1							
Andy Patko, R OBP: 0.405, SLG: 0.607										2	1	1	1	3	0	2							
Roy Smalley, R OBP: 0.297, SLG: 0.410										5	1	1	0	0	1	7							
Wayne Terwilliger, R OBP: 0.315, SLG: 0.370										3	2	1	1	2	0	2							
Mickey Owen, R OBP: 0.283, SLG: 0.313										2	0	1	2	1	0	0							
Ron Northey, L OBP: 0.217, SLG: 0.487										1	1	1	4	0	0	0							
Rube Walker, L OBP: 0.288, SLG: 0.359										1	0	0	0	0	1	1							
Paul Minner, L OBP: 0.277, SLG: 0.311										3	0	0	0	0	2	0							
Monk Dubiel, R OBP: 0.217, SLG: 0.227										1	0	0	0	0	1	1							
Dutch Leonard, R OBP: 0.063, SLG: 0.063										3	0	0	0	0	2	0							
										1	0	0	0	0	1	0							
<b>Inning Stats</b>	R: 1 E: 0 K: 0 S: 13	H: 2 LOB: 2 BB: 1 P: 24	R: 0 E: 1 K: 1 S: 8	H: 1 LOB: 2 BB: 1 P: 19	R: 2 E: 0 K: 0 S: 15	H: 2 LOB: 2 BB: 3 P: 29	R: 0 E: 0 K: 1 S: 5	H: 0 LOB: 0 BB: 0 P: 7	R: 0 E: 0 K: 0 S: 9	H: 2 LOB: 2 BB: 1 P: 18	R: 0 E: 0 K: 0 S: 7	H: 0 LOB: 0 BB: 0 P: 10	R: 5 E: 0 K: 2 S: 17	H: 3 LOB: 0 BB: 2 P: 28	R: 0 E: 0 K: 1 S: 11	H: 1 LOB: 2 BB: 1 P: 18	R: 1 E: 0 K: 1 S: 11	H: 1 LOB: 0 BB: 0 P: 14	1B: 6 2B: 4 3B: 0 HR: 3	SF: 0 SAC: 1 DP: 2 HBP: 0	WP: 0 PB: 0 SB: 1 CS: 0	PA: 45	
<b>PITCHER</b>	IP WLS BF H R ER SO BB IBB HBP BLK WP HR S P ERA WHIP	6.2 L 34 9 7 7 3 8 0 0 0 0 1 69 129 9.45 2.550	1.1 7 2 1 1 2 1 0 0 0 0 1 16 24 6.75 2.250	1.0 4 1 1 1 1 0 0 0 0 0 1 11 14 9.00 1.000																			

AB	35
R	9
H	12
RBI	9
BB	9
SO	6
LOB	17



Batter	1	2	3	4	5	6	7	8	9	AB	R	H	RBI	BB	SO	LOB	BOTTOM					
Tommy Brown, R OBP: 0.390, SLG: 0.640										4	3	4	5	1	0	0	<b>Chicago Cubs @ Brooklyn Dodgers</b> Ebbets Field, Brooklyn, NY Mon Sep 18 1950, 3:33 AM EDT Att: 2,051 - Unknown					
Pee Wee Reese, R OBP: 0.382, SLG: 0.365										4	1	1	0	1	1	4						
Duke Snider, L OBP: 0.375, SLG: 0.537										4	1	2	0	1	0	4						
Gil Hodges, R OBP: 0.374, SLG: 0.499										5	0	1	1	0	1	3						
Carl Furillo, R OBP: 0.349, SLG: 0.469										4	0	1	0	1	0	3						
Bobby Morgan, R OBP: 0.338, SLG: 0.409										3	0	1	0	1	0	2						
Jim Russell, S OBP: 0.335, SLG: 0.435										1	0	0	0	0	0	1						
Eddie Miksis, R OBP: 0.226, SLG: 0.254										0	0	0	0	0	0	0						
Billy Cox, R OBP: 0.307, SLG: 0.367										4	0	1	0	1	0	3						
Steve Lembo, R OBP: 0.333, SLG: 0.200										1	0	0	0	1	0	0						
Gene Hermanski, L OBP: 0.289, SLG: 0.451										0	0	0	0	1	0	0						
Roy Campanella, R OBP: 0.367, SLG: 0.548										2	0	0	0	0	0	1						
Preacher Roe, R OBP: 0.161, SLG: 0.153										2	1	0	0	1	1	3						
Dan Bankhead, R OBP: 0.289, SLG: 0.278										0	0	0	0	0	0	0						
Cal Abrams, L OBP: 0.324, SLG: 0.194										1	1	1	0	0	0	0						
Billy Loes, R OBP: 0.226, SLG: 0.254										0	0	0	0	0	0	0						
Jackie Robinson, R OBP: 0.424, SLG: 0.500										1	0	0	0	0	0	0						
<b>Inning Stats</b>	R: 0 E: 0 K: 0 S: 6	H: 1 LOB: 0 BB: 0 P: 11	R: 0 E: 0 K: 0 S: 7	H: 1 LOB: 1 BB: 1 P: 13	R: 2 E: 0 K: 1 S: 11	H: 1 LOB: 2 BB: 3 P: 28	R: 0 E: 0 K: 0 S: 6	H: 0 LOB: 1 BB: 1 P: 12	R: 1 E: 0 K: 1 S: 12	H: 2 LOB: 2 BB: 1 P: 22	R: 0 E: 0 K: 1 S: 10	H: 1 LOB: 3 BB: 2 P: 22	R: 0 E: 0 K: 0 S: 10	H: 1 LOB: 1 BB: 0 P: 15	R: 4 E: 1 K: 0 S: 15	H: 5 LOB: 1 BB: 0 P: 23	R: 0 E: 0 K: 0 S: 6	H: 0 LOB: 0 BB: 1 P: 13	1B: 8 2B: 1 3B: 0 HR: 3	SF: 0 SAC: 0 DP: 3 HBP: 0	WP: 0 PB: 0 SB: 2 CS: 0	PA: 45
<b>PITCHER</b>	IP WLS BF H R ER SO BB IBB HBP BLK WP HR S P ERA WHIP	2.1 W 27 8 5 5 3 4 0 0 0 0 2 54 95 9.00 2.400	1.2 S 6 1 0 0 0 1 0 0 0 0 0 10 19 0.00 1.200																			





Batter	1	2	3	4	5	6	7	8	9	AB	R	H	RBI	BB	SO	LOB	TOP					
Bob Dillinger, R (1.5) OBP: 0.357, SLG: 0.420	F8		E8 1B		G1-6-3		6-3			4	0	1	0	0	0	1	<b>Pittsburgh Pirates @ Brooklyn Dodgers</b> Ebbets Field, Brooklyn, NY Tue Sep 19 1950, 3:33 AM EDT Unknown					
Danny O'Connell, R (1.6) OBP: 0.339, SLG: 0.426	F9		F3		5-3		F9			4	0	0	0	0	0	1						
Stan Rojek, R (7.6) OBP: 0.313, SLG: 0.317	F9		F3		5-3		F9			0	0	0	0	0	0	0						
Ralph Kiner, R (1.7) OBP: 0.414, SLG: 0.607	HR		5-3			HR		K		4	2	2	2	0	1	1						
Gus Bell, L (1.9) OBP: 0.329, SLG: 0.449	6-3				1-3 1B	2B	F9	FC5-4 1B		4	1	2	0	0	0	0						
Wally Westlake, R (1.8) OBP: 0.355, SLG: 0.480		4-3			5-3		2B 1B	FC5-4 1B		4	0	1	0	0	0	2						
Ed Stevens, L (1.3) OBP: 0.235, SLG: 0.194					1-3		1-3 2B	4-3		3	0	1	0	1	0	2						
Johnny Berardino, R (1.4) OBP: 0.289, SLG: 0.245					2-3		2-2 2B															
Clyde McCullough, R (1.2) OBP: 0.341, SLG: 0.412					3-H 5-3		5-3			4	0	2	1	0	0	3						
Pete Castiglione, R (9. PH) OBP: 0.316, SLG: 0.349					5-3		K	FC6-4 1B		3	0	0	0	0	1	4						
Vern Law, R (1.1) OBP: 0.154, SLG: 0.139								FC6-4 1B		1	0	0	0	0	0	1						
Bill Piero, R (2.1) OBP: 0.222, SLG: 0.222								L4-3		1	0	0	0	0	1	0						
Danny Murtaugh, R (5. PH) OBP: 0.375, SLG: 0.392								L4-3		1	0	1	0	0	0	0						
Vic Lombardi, L (5.1) OBP: 0.294, SLG: 0.313								L4-3		1	0	0	0	0	0	0						
Jack Phillips, R (9. PH) OBP: 0.330, SLG: 0.403								L4-3		1	0	0	0	0	0	1						
<b>Inning Stats</b>	R: 1 E: 0 K: 0 S: 9	H: 1 LOB: 0 BB: 0 P: 12	R: 0 E: 0 K: 0 S: 6	H: 0 LOB: 1 BB: 1 P: 11	R: 0 E: 1 K: 1 S: 7	H: 1 LOB: 1 BB: 0 P: 11	R: 1 E: 0 K: 0 S: 12	H: 2 LOB: 1 BB: 0 P: 17	R: 0 E: 0 K: 1 S: 7	H: 1 LOB: 0 BB: 0 P: 11	R: 1 E: 0 K: 0 S: 16	H: 3 LOB: 2 BB: 0 P: 23	R: 0 E: 0 K: 0 S: 8	H: 0 LOB: 0 BB: 0 P: 11	R: 0 E: 0 K: 1 S: 8	H: 1 LOB: 1 BB: 0 P: 12	R: 0 E: 0 K: 0 S: 9	H: 1 LOB: 0 BB: 0 P: 14	1B: 6 2B: 3 3B: 0 HR: 2	SF: 0 SAC: 0 DP: 2 HBP: 0	WP: 0 PB: 0 SB: 0 CS: 0	PA: 36
<b>PITCHER</b> Don Newcombe, R (1.1) ERA: 3.88	IP: 9.0 WLS: W BF: 36 H: 10 R: 3 ER: 3 SO: 3 BB: 1 IBB: 0 HBP: 0 BLK: 0 WP: 0 HR: 2 S: 82 P: 122 ERA: 3.00 WHIP: 1.222															<b>PITCHER</b>	IP: 9.0 WLS: W BF: 36 H: 10 R: 3 ER: 3 SO: 3 BB: 1 IBB: 0 HBP: 0 BLK: 0 WP: 0 HR: 2 S: 82 P: 122 ERA: 3.00 WHIP: 1.222					

Batter	1	2	3	4	5	6	7	8	9	AB	R	H	RBI	BB	SO	LOB	BOTTOM			
Tommy Brown, R (1.7) OBP: 0.400, SLG: 0.618	6-3	1B 2B 1B	F7		F8		3-1 BB HBP	FC5-4 1B		5	1	2	0	0	0	2	<b>Pittsburgh Pirates @ Brooklyn Dodgers</b> Ebbets Field, Brooklyn, NY Tue Sep 19 1950, 3:33 AM EDT Unknown			
Pee Wee Reese, R (1.6) OBP: 0.385, SLG: 0.385	HR BB	1-3 2H 2B 1B	L9-6		1-2 BB		3-1 BB	FC5-4		3	2	1	1	3	0	3				
Duke Snider, L (1.8) OBP: 0.377, SLG: 0.551	1-H HR	1B 1B 2B			K		3-1			5	3	3	5	0	1	4				
Jackie Robinson, R (1.4) OBP: 0.427, SLG: 0.502	HR	1B 2B 1B			HR					2	2	2	0	0	0	0				
Eddie Miksis, R (4. PR) OBP: 0.250, SLG: 0.254	HR	2B 1B			FC5-4 HBP		HR BB			0	1	0	0	2	0	0				
Carl Furillo, R (1.9) OBP: 0.349, SLG: 0.469	E4 HR	1-3 HR			FC5-4		HR BB	F3		4	2	1	2	1	0	5				
Gil Hodges, R (1.3) OBP: 0.374, SLG: 0.510	1-H HR	K			FC5-4		HR BB	F7		5	2	2	6	0	1	5				
Roy Campanella, R (1.2) OBP: 0.394, SLG: 0.543	6-3	K			F6		F8	F8		4	0	0	0	0	1	2				
Steve Lembo, R (8.2) OBP: 0.286, SLG: 0.167	6-3	K			F6		F8	F8		1	0	0	0	0	0	0				
Billy Cox, R (1.5) OBP: 0.306, SLG: 0.363	F4	6-3			6-3		5-3	1B BB		4	0	0	0	1	0	1				
Don Newcombe, L (1.1) OBP: 0.333, SLG: 0.356		1B 1B			L9-6 2B		6-3	K		4	1	2	0	1	1	1				
<b>Inning Stats</b>	R: 5 E: 1 K: 0 S: 12	H: 3 LOB: 0 BB: 1 P: 18	R: 5 E: 0 K: 2 S: 16	H: 6 LOB: 1 BB: 0 P: 28	R: 0 E: 0 K: 0 S: 6	H: 1 LOB: 0 BB: 0 P: 8	R: 1 E: 0 K: 0 S: 7	H: 1 LOB: 1 BB: 0 P: 12	R: 0 E: 0 K: 1 S: 13	H: 0 LOB: 2 BB: 2 P: 26	R: 3 E: 0 K: 0 S: 7	H: 1 LOB: 0 BB: 2 P: 21	R: 0 E: 0 K: 0 S: 4	H: 0 LOB: 3 BB: 2 P: 18	R: 0 E: 0 K: 1 S: 13	H: 1 LOB: 2 BB: 1 P: 24	1B: 6 2B: 4 3B: 0 HR: 4	SF: 0 SAC: 0 DP: 1 HBP: 2	WP: 0 PB: 0 SB: 0 CS: 0	PA: 47
<b>PITCHER</b> Vern Law, R (1.1) ERA: 5.17	IP: 1.0 WLS: L BF: 11 H: 6 R: 8 ER: 7 SO: 7 BB: 1 IBB: 0 HBP: 0 BLK: 0 WP: 0 HR: 1 S: 18 P: 27 ERA: 63.00 WHIP: 7.000															<b>PITCHER</b> Bill Piero, R (2.1) ERA: 10.55	IP: 3.0 WLS: L BF: 14 H: 5 R: 3 ER: 3 SO: 2 BB: 0 IBB: 0 HBP: 1 BLK: 0 WP: 0 HR: 1 S: 23 P: 39 ERA: 9.00 WHIP: 1.667			
<b>PITCHER</b> Vic Lombardi, L (5.1) ERA: 6.75	IP: 4.0 WLS: L BF: 22 H: 2 R: 3 ER: 3 SO: 2 BB: 7 IBB: 0 HBP: 1 BLK: 0 WP: 0 HR: 1 S: 37 P: 89 ERA: 6.75 WHIP: 2.250															<b>PITCHER</b> Vic Lombardi, L (5.1) ERA: 6.75	IP: 4.0 WLS: L BF: 22 H: 2 R: 3 ER: 3 SO: 2 BB: 7 IBB: 0 HBP: 1 BLK: 0 WP: 0 HR: 1 S: 37 P: 89 ERA: 6.75 WHIP: 2.250			



Batter	1	2	3	4	5	6	7	8	9	AB	R	H	RBI	BB	SO	LOB	TOP				
Bob Dillinger, R OBP: 0.358, SLG: 0.420	1-3	F6					F3		SH3-4 1B	5	0	2	0	0	0	2	<b>Pittsburgh Pirates @ Brooklyn Dodgers</b> Ebbets Field, Brooklyn, NY Tue Sep 19 1950, 3:38 AM EDT Att: 2,637 - Unknown  <a href="http://livebaseballscorecards.com">livebaseballscorecards.com</a>				
Danny O'Connell, R OBP: 0.341, SLG: 0.427	1B		F7			F8	1B	SH3-4	4	0	2	0	0	0	1						
Ralph Kiner, R OBP: 0.414, SLG: 0.604	F4		BB	BB	K	K	K	1B	BB	3	0	0	0	2	2	3					
Gus Bell, L OBP: 0.333, SLG: 0.448	1-2	BB	BB	BB	BB	F8	F4	FC6-4	1B	3	0	1	1	2	0	2					
Wally Westlake, R OBP: 0.356, SLG: 0.486	F4		K					HR	FC6-4	5	1	2	1	0	1	6					
Jack Phillips, R OBP: 0.323, SLG: 0.394		F8	L8			K		F8		4	0	0	0	0	1	3					
Johnny Berardino, R OBP: 0.284, SLG: 0.238		1B	BB			6-3	F9	K		3	0	0	0	1	1	1					
Ray Mueller, R OBP: 0.313, SLG: 0.425	1-2	1B			F4		1-1	6-3		4	0	2	0	0	0	0					
Murry Dickson, R OBP: 0.247, SLG: 0.289		K			1-3		K		SH3-4 1B	2	0	0	0	0	1	2					
Ed Stevens, L OBP: 0.229, SLG: 0.188 (6, PH)					1-3		K		1B	1	0	0	0	0	1	2					
Junior Walsh, R OBP: 0.444, SLG: 0.333 (6, PH)					1-3		K		1B	0	0	0	0	0	0	0					
Tom Saffell, L OBP: 0.260, SLG: 0.269 (9, PH)					1-3		K		1B	1	1	1	0	0	0	0					
<b>Inning Stats</b>	R: 0 E: 0 K: 0 S: 10	H: 1 LOB: 2 BB: 1 P: 20	R: 0 E: 0 K: 1 S: 13	H: 1 LOB: 2 BB: 1 P: 21	R: 0 E: 0 K: 1 S: 11	H: 0 LOB: 0 BB: 2 P: 23	R: 0 E: 0 K: 0 S: 7	H: 0 LOB: 0 BB: 0 P: 10	R: 0 E: 0 K: 1 S: 13	H: 1 LOB: 1 BB: 0 P: 17	R: 0 E: 0 K: 2 S: 12	H: 2 LOB: 2 BB: 0 P: 20	R: 0 E: 0 K: 1 S: 7	H: 1 LOB: 0 BB: 0 P: 9	R: 1 E: 0 K: 1 S: 7	H: 1 LOB: 0 BB: 0 P: 7	R: 1 E: 0 K: 0 S: 13	H: 3 LOB: 2 BB: 1 P: 20	1B: 9 2B: 0 3B: 0 HR: 1	SF: 0 SAC: 1 DP: 0 HBP: 0	WP: 0 PA: 41 PB: 0 SB: 0 CS: 1
<b>PITCHER</b> Erv Palica, R ERA: 3.93 (1, 1)	IP: 9.0 WLS: W BF: 41 H: 10 R: 2 ER: 2 SO: 7 BB: 5 IBB: 0 HBP: 0 BLK: 0 WP: 0 HR: 1 S: 93 P: 147 ERA: 2.00 WHIP: 1.667															<b>PITCHER</b>					


Batter	1	2	3	4	5	6	7	8	9	AB	R	H	RBI	BB	SO	LOB	BOTTOM		
Eddie Miksis, R OBP: 0.265, SLG: 0.317 (1, 4)	HR	F8		1B			F4			4	1	2	1	0	0	1	<b>Pittsburgh Pirates @ Brooklyn Dodgers</b> Ebbets Field, Brooklyn, NY Tue Sep 19 1950, 3:38 AM EDT Att: 2,637 - Unknown  <a href="http://livebaseballscorecards.com">livebaseballscorecards.com</a>		
Pee Wee Reese, R OBP: 0.385, SLG: 0.362 (1, 6)	HR		E5		F2		5-3			3	1	0	0	1	0	0			
Duke Snider, L OBP: 0.374, SLG: 0.547 (1, 8)	K		F7		F5			L9		4	0	0	0	0	1	2			
Tommy Brown, R OBP: 0.420, SLG: 0.690 (1, 7)	HR		1B	BB		2B		F3		3	1	2	2	1	0	0			
Carl Furillo, R OBP: 0.350, SLG: 0.471 (1, 9)	E4		1B		L8			2B		4	0	2	0	0	0	1			
Gil Hodges, R OBP: 0.373, SLG: 0.507 (1, 3)	G5-4-3		1B				6-3	5-3		3	0	0	0	1	0	2			
Billy Cox, R OBP: 0.306, SLG: 0.363 (1, 5)		FC3-6 1B	FC6-4		6-3		6-3			3	0	1	0	0	0	3			
Bruce Edwards, R OBP: 0.245, SLG: 0.419 (1, 2)	F8			5-3			F3			3	0	0	0	0	0	1			
Erv Palica, R OBP: 0.214, SLG: 0.286 (1, 1)	FC3-6		5-3				L8			3	0	0	0	0	0	1			
<b>Inning Stats</b>	R: 3 E: 1 K: 1 S: 11	H: 2 LOB: 0 BB: 1 P: 20	R: 0 E: 0 K: 0 S: 6	H: 1 LOB: 1 BB: 0 P: 12	R: 0 E: 1 K: 0 S: 8	H: 1 LOB: 3 BB: 2 P: 19	R: 0 E: 0 K: 0 S: 10	H: 1 LOB: 1 BB: 0 P: 14	R: 0 E: 0 K: 0 S: 6	H: 0 LOB: 0 BB: 0 P: 8	R: 0 E: 0 K: 0 S: 4	H: 0 LOB: 0 BB: 0 P: 7	R: 0 E: 0 K: 0 S: 6	H: 0 LOB: 0 BB: 0 P: 9	R: 0 E: 0 K: 0 S: 6	H: 1 LOB: 1 BB: 0 P: 8		1B: 3 2B: 2 3B: 0 HR: 2	SF: 0 SAC: 0 DP: 1 HBP: 0
<b>PITCHER</b> Murry Dickson, R ERA: 4.01 (1, 1)	IP: 5.0 WLS: L BF: 23 H: 6 R: 3 ER: 3 SO: 1 BB: 2 IBB: 1 HBP: 0 BLK: 0 WP: 0 HR: 2 S: 41 P: 73 ERA: 5.40 WHIP: 1.600															<b>PITCHER</b>			
<b>PITCHER</b> Junior Walsh, R ERA: 5.67 (6, 1)	IP: 3.0 WLS: 10 BF: 1 H: 1 R: 0 ER: 0 SO: 0 BB: 0 IBB: 0 HBP: 0 BLK: 0 WP: 0 HR: 0 S: 16 P: 24 ERA: 0.00 WHIP: 0.333															<b>PITCHER</b>			



Batter	1	2	3	4	5	6	7	8	9	AB	R	H	RBI	BB	SO	LOB	TOP										
Bob Dillinger, R OBP: 0.357, SLG: 0.420 (1, 5)	1-1 4-3		1-1 6-3		2-1 2B			0-1 5-3		4	0	1	0	0	0	0											
Tom Saffell, L OBP: 0.266, SLG: 0.276 (1, 8)	0-0 HR		2-1 4-3		4-1 BB			1-0 F3		3	1	1	0	1	0	0											
Ralph Kiner, R OBP: 0.416, SLG: 0.610 (1, 7)	0-0 2H HR			3-2 1B	0-0 F9			4-2 BB		3	1	2	2	1	0	2											
Gus Bell, L OBP: 0.329, SLG: 0.443 (1, 9)	2-3 K			2-2 F5		0-0 F6		0-1 F4		4	0	0	0	0	1	2											
Danny O'Connell, R OBP: 0.340, SLG: 0.424 (1, 6)	1-1 6-3			3-1 FC6-4 1B		2-2 5-3			2-1 F3	4	0	1	0	0	0	0											
Ed Stevens, L OBP: 0.205, SLG: 0.167 (1, 3)		0-2 G3		1-3 K		2-2 L7			1-1 3-1	4	0	0	0	0	1	2											
Johnny Berardino, R OBP: 0.275, SLG: 0.229 (1, 4)		3-1 F7		0-2 FC6-4			2-1 F8		1-2 F4	4	0	0	0	0	0	2											
Ray Mueller, R OBP: 0.306, SLG: 0.417 (1, 2)		0-0 6-3			1-0 F8		0-1 F7			3	0	0	0	0	0	0											
Bill MacDonald, R OBP: 0.192, SLG: 0.146 Pete Castiglione, R OBP: 0.315, SLG: 0.347 Junior Walsh, R OBP: 0.444, SLG: 0.333 (1, 1) (7, PH) (7, 1)			2-3 K		0-1 F8		2-1 F7			2	0	0	0	0	1	0											
										1	0	0	0	0	0	0											
										0	0	0	0	0	0	0											
<b>Inning Stats</b>	R: 2 E: 0 K: 1 S: 9	H: 2 LOB: 0 BB: 0 P: 13	R: 0 E: 0 K: 0 S: 7	H: 0 LOB: 0 BB: 0 P: 10	R: 0 E: 0 K: 1 S: 7	H: 0 LOB: 0 BB: 0 P: 12	R: 0 E: 0 K: 1 S: 16	H: 2 LOB: 2 BB: 0 P: 25	R: 0 E: 0 K: 0 S: 7	H: 1 LOB: 2 BB: 1 P: 14	R: 0 E: 0 K: 0 S: 7	H: 0 LOB: 0 BB: 0 P: 11	R: 0 E: 0 K: 0 S: 6	H: 0 LOB: 0 BB: 0 P: 10	R: 0 E: 0 K: 0 S: 7	H: 0 LOB: 0 BB: 0 P: 12	R: 0 E: 0 K: 0 S: 9	H: 0 LOB: 0 BB: 0 P: 13	1B: 2 2B: 2 3B: 0 HR: 1	SF: 0 SAC: 0 DP: 0 HBP: 0	WP: 0 PB: 0 SB: 0 CS: 0	PA: 34					
<b>PITCHER</b> Carl Erskine, R ERA: 5.0 (1, 1)	IP 9.0	WLS W	BF 34	H 5	R 2	ER 2	SO 3	BB 2	IBB 0	HBP 0	BLK 0	WP 0	HR 1	S 75	P 120	ERA 2.00	WHIP 0.778										

**Pittsburgh Pirates @ Brooklyn Dodgers**  
Ebbets Field, Brooklyn, NY  
Wed Sep 20 1950, 3:33 AM EDT  
Att: 1,011 - Unknown


AB	32
R	2
H	5
RBI	2
BB	2
SO	3
LOB	8




Batter	1	2	3	4	5	6	7	8	9	AB	R	H	RBI	BB	SO	LOB	BOTTOM										
Eddie Miksis, R OBP: 0.274, SLG: 0.324 (1, 4)	3-2 2B HR	0-0 G1-6-3		0-1 6-3		0-0 PB FC1-5 FC5 1B		1-1 5-3		5	2	2	0	0	0	1											
Pee Wee Reese, R OBP: 0.397, SLG: 0.366 (1, 6)	3-2 HR		4-1 3B	3-2 FC5-4 FC5 1B		1-0 FC1-5 FC5 PB		3-1 F3		4	2	2	0	1	0	2											
Duke Snider, L OBP: 0.375, SLG: 0.549 (1, 8)	2-3 K		1-2 1H 6-3 3B	0-0 FC5 FC5-4		4-0 FC5 IBB				3	1	1	1	1	1	3											
Tommy Brown, R OBP: 0.397, SLG: 0.645 (1, 7)	2-0 L6		3-3 K	0-0 FC5-4		2-1 FC5 FC6-4				4	0	0	1	0	1	7											
Carl Furillo, R OBP: 0.351, SLG: 0.469 (1, 9)	4-0 HR		4-0 6-3 BB		1-0 6-3	0-0 FC6-4				2	1	0	0	2	0	2											
Gil Hodges, R OBP: 0.376, SLG: 0.513 (1, 3)	2-2 1H 2H 3H HR		4-1 6-3 BB		4-1 S BB		2-1 F2			2	1	1	4	2	0	0											
Billy Cox, R OBP: 0.306, SLG: 0.360 (1, 5)	2-0 F7		0-2 6-3		4-2 G5-4-3 BB		2-2 F8			3	0	0	1	1	0	2											
Bruce Edwards, R OBP: 0.252, SLG: 0.417 (1, 2)		0-0 G1-6-3 1B			1-1 G5-4-3		2-1 F5			3	0	1	0	1	0	2											
Carl Erskine, R OBP: 0.344, SLG: 0.333 (1, 1)		2-3 K	0-3 K		0-0 FC1-5 1B		0-0 F8			4	0	1	0	0	2	4											
<b>Inning Stats</b>	R: 4 E: 0 K: 1 S: 14	H: 3 LOB: 1 BB: 1 P: 32	R: 0 E: 0 K: 1 S: 5	H: 1 LOB: 0 BB: 0 P: 7	R: 2 E: 0 K: 2 S: 14	H: 1 LOB: 3 BB: 4 P: 34	R: 0 E: 0 K: 0 S: 7	H: 1 LOB: 1 BB: 0 P: 10	R: 0 E: 0 K: 0 S: 7	H: 0 LOB: 1 BB: 2 P: 17	R: 1 E: 0 K: 0 S: 6	H: 2 LOB: 2 BB: 1 P: 13	R: 0 E: 0 K: 0 S: 7	H: 0 LOB: 0 BB: 0 P: 13	R: 0 E: 0 K: 0 S: 5	H: 0 LOB: 0 BB: 0 P: 9	1B: 5 2B: 2 3B: 1 HR: 1	SF: 0 SAC: 0 DP: 3 HBP: 0	WP: 0 PB: 1 SB: 1 CS: 0	PA: 38							
<b>PITCHER</b> Bill MacDonald, R ERA: 4.2 Junior Walsh, R ERA: 5.46 (1, 1) (7, 1)	IP 6.0	WLS L	BF 32	H 8	R 7	ER 7	SO 4	BB 6	IBB 2	HBP 0	BLK 0	WP 0	HR 1	S 53	P 113	ERA 10.50	WHIP 2.333										
<b>PITCHER</b>	IP 2.0	WLS L	BF 6	H 0	R 0	ER 0	SO 0	BB 0	IBB 0	HBP 0	BLK 0	WP 0	HR 0	S 12	P 22	ERA 0.00	WHIP 0.000										


**Pittsburgh Pirates @ Brooklyn Dodgers**  
Ebbets Field, Brooklyn, NY  
Wed Sep 20 1950, 3:33 AM EDT  
Att: 1,011 - Unknown

AB	30
R	7
H	8
RBI	7
BB	8
SO	4
LOB	23





Batter	1	2	3	4	5	6	7	8	9	AB R H RBI BB SO LOB	TOP																
<b>Bob Dillinger, R</b> OBP: 0.358, SLG: 0.420 (1, 5)	4-0 1B S 1B BB	0-0 FC1-2 SH5-4 1-2 1B		3-2 E6 FC6-4 1B		1-2 E 1B L8 1B	1-3 K		2-3 K	5 3 2 0 1 2 1	<b>Pittsburgh Pirates @ Brooklyn Dodgers</b> Ebbets Field, Brooklyn, NY Thu Sep 21 1950, 3:33 AM EDT Att: 5,241 - Unknown  <b>AB 39</b> <b>R 8</b> <b>H 13</b> <b>RBI 7</b> <b>BB 9</b> <b>SO 7</b> <b>LOB 28</b>  																
<b>Danny O'Connell, R</b> OBP: 0.344, SLG: 0.426 (1, 6)	0-3 K	2-1 SH5-4		0-2 FC6-4 1-2 1B		0-1 E4 1B 1B	4-1 G5-4-3 BB		1-2 FC4-6 WP S 1-2	4 1 2 0 1 1 2																	
<b>Ralph Kiner, R</b> OBP: 0.416, SLG: 0.605 (1, 7)	2-1 F3	4-0 FC1-2 IBB		0-1 FC6-4 E 1B 1-2 2-3		0-1 L8	0-0 G5-4-3		4-0 IBB	4 0 0 1 2 0 5																	
<b>Gus Bell, L</b> OBP: 0.332, SLG: 0.442 (1, 9)	4-1 1B 1-2 1B BB	3-1 FC1-2		0-1 E1 1-3 1B		0-2 E 1B 1-2 1B		3-3 K	1-1 G3	5 2 2 1 1 1 5																	
<b>Wally Westlake, R</b> OBP: 0.356, SLG: 0.485 (1, 8)	1-0 1B 1-2 2-3 1B	3-3 K		0-0 4-3		1-2 E 1B 1-2 2-H 1B		0-0 6-3		5 2 2 1 0 1 5																	
<b>Jack Phillips, R</b> OBP: 0.330, SLG: 0.397 (1, 3)	1-0 1B 1-2 2-H 3-H 1B		1-1 CS 1B		0-1 F4	0-1 E6 1B 1B		4-1 E BB		4 0 2 2 1 0 1																	
<b>Johnny Berardino, R</b> OBP: 0.280, SLG: 0.236 (1, 4)	3-1 1B 1-2 2-H 1B		3-3 K		0-2 5-3	1-1 1B		0-2 E5 FC6-4		5 0 2 2 0 1 2																	
<b>Clyde McCullough, R</b> OBP: 0.341, SLG: 0.409 (1, 2)	1-2 L7		0-1 4-3		4-1 BB	2-1 1B		1-0 FC6-4		2 0 0 0 1 0 2																	
<b>Tom Saffell, L</b> OBP: 0.270, SLG: 0.280 (6, PH)										1 0 1 0 0 0 0																	
<b>Ray Mueller, R</b> OBP: 0.306, SLG: 0.414 (6, 2)										1 0 0 0 0 0 2																	
<b>Bill Werle, L</b> Mel Queen, R Ed Stowers, R Murry Dickson, R Danny Murtaugh, R Stan Rojek, R (1, 1) (5, 1) (5, PH) (5, 1) (5, PH) (5, PH)		4-2 SH5-4 1B FC1-2 BB		0-0 F8	3-3 K	2-1 1-3		4-2 FC4-6 BB		2 0 0 0 1 1 1 0 0 0 0 0 0 0 1 0 0 0 0 0 2 0 0 0 0 0 0 0 0 0 0 0 1 0 0 0 0 0 0 0 0 0																	
<b>Inning Stats</b>	R: 3 E: 0 K: 1 S: 14	H: 3 LOB: 2 BB: 2 P: 30	R: 0 E: 0 K: 1 S: 11	H: 1 LOB: 3 BB: 2 P: 27	R: 0 E: 0 K: 1 S: 7	H: 1 LOB: 0 BB: 0 P: 11	R: 1 E: 2 K: 0 S: 12	H: 2 LOB: 2 BB: 0 P: 15	R: 0 E: 0 K: 1 S: 10	H: 0 LOB: 1 BB: 1 P: 17	R: 4 E: 2 K: 0 S: 20	H: 6 LOB: 2 BB: 0 P: 28	R: 0 E: 0 K: 1 S: 5	H: 0 LOB: 0 BB: 1 P: 10	R: 0 E: 0 K: 1 S: 10	H: 0 LOB: 2 BB: 2 P: 18	R: 0 E: 0 K: 1 S: 14	H: 0 LOB: 2 BB: 2 P: 26	1B: 13 2B: 0 3B: 0 HR: 0	SF: 0 SAC: 1 DP: 1 HBP: 0	WP: 1 PB: 0 CS: 2 SB: 1	PA: 49					
<b>PITCHER</b>	IP WLS BF H R ER SO BB IBB HBP BLK WP HR S P ERA WHIP											<b>PITCHER</b>	IP WLS BF H R ER SO BB IBB HBP BLK WP HR S P ERA WHIP														
<b>Jim Romano, R</b> ERA: 40.5 (1, 1)	0.2	7	3	3	3	1	2	0	0	0	0	0	0	10	25	40.50	7.500										
<b>Dan Bankhead, R</b> ERA: 5.61 (1, 1)	3.1	16	4	1	0	2	1	1	0	0	0	0	0	34	58	0.00	1.500										
<b>Ralph Branca, R</b> ERA: 4.55 (5, 1)	1.1	5	4	3	1	1	1	0	0	0	0	0	0	26	37	20.25	4.500										
<b>Erv Palica, R</b> ERA: 3.85 (6, 1)	3.2	W	15	1	0	0	3	3	1	0	0	1	0	33	62	0.00	1.091										

Batter	1	2	3	4	5	6	7	8	9	AB R H RBI BB SO LOB	BOTTOM															
<b>Eddie Miksis, R</b> OBP: 0.282, SLG: 0.356 (1, 4)	1-2 5-3		1-0 1B	2-1 1H 2-H 3-H 3B	0-1 5-3			1-2 FC5-4 4-3 1-2		5 0 2 3 0 0 2	<b>Pittsburgh Pirates @ Brooklyn Dodgers</b> Ebbets Field, Brooklyn, NY Thu Sep 21 1950, 3:33 AM EDT Att: 5,241 - Unknown  <b>AB 34</b> <b>R 10</b> <b>H 12</b> <b>RBI 9</b> <b>BB 4</b> <b>SO 3</b> <b>LOB 17</b>  															
<b>Pee Wee Reese, R</b> OBP: 0.385, SLG: 0.364 (1, 6)	2-1 6-3		1-1 1B	1-1 6-3	0-2 L9			0-0 4-3		5 0 1 0 0 0 4																
<b>Duke Snider, L</b> OBP: 0.377, SLG: 0.552 (1, 8)	0-0 1B		0-0 F7		1-2 E 3B		0-1 F9	4-0 IBB		4 1 2 0 1 0 1																
<b>Tommy Brown, R</b> OBP: 0.397, SLG: 0.627 (1, 7)		3-3 K		3-2 FC4-6 1B	1-1 E7 SH F8 1B		2-2 F4	2-3 K		5 1 2 1 0 2 2																
<b>Carl Furillo, R</b> OBP: 0.352, SLG: 0.468 (1, 9)		0-1 E 1B		0-1 FC4-6 FC6-4 1B 1-2	2-1 E 1B BB SH HBP		2-2 F9			3 3 1 0 0 0 1																
<b>Gil Hodges, R</b> OBP: 0.375, SLG: 0.511 (1, 3)		0-1 FC5 1B		4-1 FC6-4 BB	1-1 SH 1B BB			1-3 K		2 1 0 0 1 1 1																
<b>Roy Campanella, R</b> OBP: 0.363, SLG: 0.540 (1, 2)		0-0 G1-6-3 1B		0-0 FC6-4 BB 1B 1-2 2-3 3B	0-0 F8			0-0 F8		4 1 1 2 0 0 4																
<b>Billy Cox, R</b> OBP: 0.308, SLG: 0.360 (1, 5)		0-1 G1-6-3		2-1 BB 1B 1-2 3B 1B	4-2 E 1B BB			1-0 F2		3 2 1 1 1 0 2																
<b>Jim Romano, R</b> Dan Bankhead, R Bruce Edwards, R Joe Hatten, R Ralph Branca, R Erv Palica, R (1, 1) (1, 1) (4, PH) (4, PH) (5, 1) (5, 1)			0-0 4-3	4-0 BB 1B 1-2 2-3 3B	3-2 E8			2-1 FC5-4 1B		0 0 0 0 0 0 0 1 0 0 0 0 0 0 0 0 0 0 1 0 0 0 1 0 0 0 0 0 1 0 1 2 0 0 0 1 0 1 0 0 0 0																
<b>Inning Stats</b>	R: 0 E: 0 K: 0 S: 7	H: 1 LOB: 1 BB: 0 P: 10	R: 1 E: 1 K: 1 S: 11	H: 2 LOB: 1 BB: 0 P: 14	R: 0 E: 0 K: 0 S: 5	H: 2 LOB: 1 BB: 0 P: 7	R: 4 E: 0 K: 0 S: 14	H: 3 LOB: 2 BB: 2 P: 30	R: 5 E: 2 K: 0 S: 19	H: 3 LOB: 1 BB: 1 P: 31		R: 0 E: 0 K: 0 S: 9	H: 0 LOB: 0 BB: 0 P: 13	R: 0 E: 0 K: 1 S: 5	H: 0 LOB: 0 BB: 0 P: 7	R: 0 E: 0 K: 1 S: 9	H: 1 LOB: 2 BB: 1 P: 18	1B: 10 2B: 0 3B: 2 HR: 0	SF: 0 SAC: 1 DP: 1 HBP: 1	WP: 0 PB: 0 CS: 0 SB: 0	PA: 40					
<b>PITCHER</b>	IP WLS BF H R ER SO BB IBB HBP BLK WP HR S P ERA WHIP											<b>PITCHER</b>	IP WLS BF H R ER SO BB IBB HBP BLK WP HR S P ERA WHIP													
<b>Bill Werle, L</b> ERA: 4.56 (1, 1)	4.0	L	23	10	8	7	1	0	0	0	0	0	13	21	9.00	2.000										
<b>Mel Queen, R</b> ERA: 5.91 (5, 1)	1.0	6	1	2	1	0	1	0	0	0	0	0	23	38	0.00	0.333										
<b>Murry Dickson, R</b> ERA: 3.95 (6, 1)	3.0	11	1	0	0	2	0	1	0	0	0	0	23	38	0.00	0.333										



Batter	1	2	3	4	5	6	7	8	9	AB	R	H	RBI	BB	SO	LOB	TOP								
<b>Tommy Brown, R</b> (1, 7) OBP: 0.378, SLG: 0.592	0-1 L7		1-2 F7		0-0 F5		1-2 F5			4	0	0	0	0	0	1									
<b>Pee Wee Reese, R</b> (1, 6) OBP: 0.366, SLG: 0.365	1-2 F2		2-1 1B		0-0 F3			1-1 FC4-6 1B		4	0	2	0	0	0	1									
<b>Duke Snider, L</b> (1, 8) OBP: 0.376, SLG: 0.550	1-1 F8		2-3 K		0-0 1B			0-1 FC4-6 CS		4	0	1	0	0	1	2									
<b>Jackie Robinson, R</b> (1, 4) OBP: 0.426, SLG: 0.500		2-1 1B	1-3 K		1-1 4-3			0-3 K		4	1	1	0	0	2	4									
<b>Eddie Miksis, R</b> (8, 4) OBP: 0.292, SLG: 0.356			1-2 K							0	0	0	0	0	0	0									
<b>Carl Furillo, R</b> (1, 9) OBP: 0.355, SLG: 0.470	0-0 1B			0-1 1B		2-1 5-3		1-2 CS	0-0 SH1-4 1B	4	1	3	0	0	0	0									
<b>Gil Hodges, R</b> (1, 3) OBP: 0.375, SLG: 0.515	3-2 1B			0-1 F7		2-2 L8			3-1 SH1-4 1B	3	1	1	3	0	0	1									
<b>Roy Campanella, R</b> (1, 2) OBP: 0.362, SLG: 0.536	1-0 3-4-1			0-0 L5		2-3 K			4-0 G5-4-3 IBB	3	0	0	0	1	1	1									
<b>Billy Cox, R</b> (1, 5) OBP: 0.305, SLG: 0.357	2-2 F7			1-1 F8			0-0 6-3		1-0 G5-4-3	4	0	0	0	0	0	3									
<b>Don Newcombe, L</b> (1, 1) OBP: 0.333, SLG: 0.348	0-1 F7				4-2 1B BB		0-1 3-1			2	0	0	0	1	0	0									
<b>Inning Stats</b>	R: 0 E: 0 K: 0 S: 7	H: 0 LOB: 0 BB: 0 P: 9	R: 3 E: 0 K: 0 S: 14	H: 3 LOB: 0 BB: 22 P: 22	R: 0 E: 0 K: 2 S: 14	H: 1 LOB: 1 BB: 0 P: 20	R: 0 E: 0 K: 0 S: 7	H: 1 LOB: 1 BB: 0 P: 8	R: 0 E: 0 K: 0 S: 7	H: 0 LOB: 0 BB: 1 P: 12	R: 0 E: 0 K: 1 S: 8	H: 0 LOB: 0 BB: 0 P: 14	R: 0 E: 0 K: 0 S: 6	H: 0 LOB: 0 BB: 0 P: 7	R: 0 E: 0 K: 1 S: 9	H: 1 LOB: 1 BB: 1 P: 11	R: 0 E: 0 K: 0 S: 4	H: 1 LOB: 1 BB: 1 P: 12	1B: 7 2B: 0 3B: 0 HR: 1	SF: 0 SAC: 1 DP: 1 HBP: 0	WP: 0 PB: 0 SB: 1 CS: 1	PA: 36			
<b>PITCHER</b>	IP	WLS	BF	H	R	ER	SO	BB	IBB	HBP	BLK	WP	HR	S	P	ERA	WHIP								
<b>Robin Roberts, R</b> (1, 1) ERA: 2.93	8.0	L	31	7	3	3	4	1	0	0	0	0	1	72	103	3.38	1.000								
<b>Jim Konstanty, R</b> (9, 1) ERA: 2.19	1.0		4	1	0	0	0	0	1	0	0	0	0	4	12	0.00	1.000								

Brooklyn Dodgers @ Philadelphia Phillies  
 Shibe Park, Philadelphia, PA  
 Sat Sep 23 1950, 3:33 AM EDT  
 Att: 22,602 - Unknown

AB 32  
 R 3  
 H 8  
 RBI 3  
 BB 2  
 SO 4  
 LOB 13



Batter	1	2	3	4	5	6	7	8	9	AB	R	H	RBI	BB	SO	LOB	BOTTOM								
<b>Eddie Waitkus, L</b> (1, 3) OBP: 0.348, SLG: 0.363	1-2 F8		0-0 F7			4-0 BB		0-0 F8		3	0	0	0	1	0	1									
<b>Richie Ashburn, L</b> (1, 8) OBP: 0.375, SLG: 0.411	2-1 6-3		1-0 F7			0-1 BB		1-2 F9		4	0	1	0	0	0	2									
<b>Dick Sisler, L</b> (1, 7) OBP: 0.370, SLG: 0.430	1-1 G3			0-0 F8		2-2 F8			2-2 3-1	4	0	0	0	0	0	1									
<b>Del Ennis, R</b> (1, 9) OBP: 0.369, SLG: 0.555		0-1 6-3		1-2 4-3			0-0 FC4-6 1B		0-0 FC6-4 1B	4	0	2	0	0	0	0									
<b>Putsy Caballero, R</b> (9, PR) OBP: 0.240, SLG: 0.174										0	0	0	0	0	0	0									
<b>Willie Jones, R</b> (1, 5) OBP: 0.340, SLG: 0.463	0-1 F7			1-2 F8			1-1 FC4-6 HR		2-3 K	4	1	0	0	0	1	2									
<b>Granny Hamner, R</b> (1, 6) OBP: 0.323, SLG: 0.394	4-0 BB				2-2 6-3		0-0 F6		0-0 FC6-4	3	0	0	0	1	0	2									
<b>Andy Seminick, R</b> (1, 2) OBP: 0.395, SLG: 0.540	1-0 F6				2-2 G5-4-3 1B		0-0 HR			3	1	2	2	0	0	1									
<b>Mike Gofiat, R</b> (1, 4) OBP: 0.315, SLG: 0.372			2-2 E7 1B 1B		0-0 G5-4-3		0-0 F7			3	0	1	0	0	0	1									
<b>Robin Roberts, S</b> (1, 1) OBP: 0.165, SLG: 0.104			1-0 1B			2-3 K		0-1 1-3		2	0	1	0	0	1	0									
<b>Jackie Mayo, L</b> (8, PH)										1	0	0	0	0	0	0									
<b>Jim Konstanty, R</b> (9, 1) OBP: 0.088, SLG: 0.088			2-H 1B							0	0	0	0	0	0	0									
<b>Inning Stats</b>	R: 0 E: 0 K: 0 S: 7	H: 0 LOB: 0 BB: 0 P: 11	R: 0 E: 0 K: 0 S: 5	H: 0 LOB: 1 BB: 1 P: 10	R: 0 E: 1 K: 0 S: 11	H: 2 LOB: 1 BB: 0 P: 15	R: 0 E: 0 K: 0 S: 7	H: 0 LOB: 0 BB: 0 P: 9	R: 0 E: 0 K: 1 S: 9	H: 0 LOB: 1 BB: 1 P: 17	R: 2 E: 0 K: 0 S: 6	H: 2 LOB: 0 BB: 0 P: 7	R: 0 E: 0 K: 0 S: 6	H: 1 LOB: 1 BB: 0 P: 7	R: 0 E: 0 K: 1 S: 8	H: 1 LOB: 1 BB: 0 P: 12	1B: 6 2B: 0 3B: 0 HR: 1	SF: 0 SAC: 0 DP: 1 HBP: 0	WP: 0 PB: 0 SB: 0 CS: 0	PA: 33					
<b>PITCHER</b>	IP	WLS	BF	H	R	ER	SO	BB	IBB	HBP	BLK	WP	HR	S	P	ERA	WHIP								
<b>Don Newcombe, R</b> (1, 1) ERA: 3.62	9.0	W	33	7	2	2	2	2	0	0	0	0	1	66	99	2.00	1.000								

Brooklyn Dodgers @ Philadelphia Phillies  
 Shibe Park, Philadelphia, PA  
 Sat Sep 23 1950, 3:33 AM EDT  
 Att: 22,602 - Unknown

AB 31  
 R 2  
 H 7  
 RBI 2  
 BB 2  
 SO 2  
 LOB 10





Batter	1	2	3	4	5	6	7	8	9	AB	R	H	RBI	BB	SO	LOB	TOP										
Tommy Brown, R (1, 7) OBP: 0.384, SLG: 0.581 Eddie Miksis, R (5, 4) OBP: 0.300, SLG: 0.387	4-2 L6-3 BB		0-0 2B 1B	1-1 F5	3-2 6-3			1-1 1B 1B	1-1 2B	3	0	1	0	1	0	1	<p>Brooklyn Dodgers @ Philadelphia Phillies</p> <p>Shibe Park, Philadelphia, PA</p> <p>Sun Sep 24 1950, 3:33 AM EST</p> <p>Att: 32,190 - Unknown</p>										
Pee Wee Reese, R (1, 6) OBP: 0.354, SLG: 0.355	1-2 L6-3		1-0 2B		2-3 K	1-1 5-3		3-3 K 1-2	2-1 F6	6	0	1	0	0	2	4											
Duke Snider, L (1, 8) OBP: 0.378, SLG: 0.551	1-3 K		1-0 F5		1-1 HR 1B	3-2 1B		2-1 1B 2-H		5	1	3	1	0	1	2											
Jackie Robinson, R (1, 4) OBP: 0.429, SLG: 0.510 Gene Hermanski, L (5, 7) OBP: 0.365, SLG: 0.447		0-0 E 2B	4-0 IBB		0-2 HR 1B	2-3 K		1-0 F7		2	2	2	2	1	0	0											
Carl Furillo, R (1, 9) OBP: 0.355, SLG: 0.468	3-1 E S 2H 2B		2-1 L8		4-0 1B HR BB	0-0 F8		4-0 WP 1B BB		3	2	0	0	2	0	4											
Gil Hodges, R (1, 3) OBP: 0.374, SLG: 0.512	0-3 K			1-2 FC1-5 BB 1B	2-3 K		2-2 F7	2-3 K 1-3		5	0	1	0	0	3	3											
Bruce Edwards, R (1, 2) OBP: 0.282, SLG: 0.407	1-0 F5			4-0 FC5 FC1-5 BB	4-2 1B HR BB	1-2 1B	2-0 5-3	2-0 F2		3	1	0	0	2	0	2											
Billy Cox, R (1, 5) OBP: 0.306, SLG: 0.357	2-2 F4 1-3			1-1 FC1-5 E	2-0 HR 1B	1-2 2-3	2-2 5-3	2-2 1B 2B 1B		5	3	2	1	0	0	3											
Erv Palica, R (1, 1) OBP: 0.242, SLG: 0.355			0-0 6-3	1-2 FC5 1-H 2-3	1-1 HR			2-2 F4 1-0	1-0 2B 1B	5	1	2	4	0	0	1											
<b>Inning Stats</b>	R: 0 E: 0 K: 1 S: 9	H: 0 LOB: 0 BB: 1 P: 15	R: 1 E: 1 K: 1 S: 10	H: 1 LOB: 1 BB: 0 P: 16	R: 0 E: 0 K: 0 S: 6	H: 2 LOB: 3 BB: 1 P: 14	R: 1 E: 1 K: 0 S: 10	H: 1 LOB: 1 BB: 1 P: 18	R: 6 E: 0 K: 2 S: 21	H: 4 LOB: 0 BB: 2 P: 40	R: 0 E: 0 K: 1 S: 10	H: 1 LOB: 0 BB: 0 P: 16	R: 0 E: 0 K: 0 S: 10	H: 0 LOB: 0 BB: 0 P: 16	R: 1 E: 0 K: 1 S: 14	H: 2 LOB: 1 BB: 0 P: 23		R: 2 E: 0 K: 1 S: 12	H: 3 LOB: 2 BB: 1 P: 26	1B: 9 2B: 4 3B: 0 HR: 2	SF: 0 SAC: 0 DP: 1 HBP: 0	WP: 2 PA: 47 PB: 0 SB: 3 CS: 0					
<b>PITCHER</b>	IP	WLS	BF	H	R	ER	SO	BB	IBB	HBP	BLK	WP	HR	S	P	ERA	WHIP										
Bubba Church, R (1, 1) ERA: 2.48	5.0	L	28	8	8	6	4	4	1	0	0	0	2	56	103	10.80	2.400										
Jack Brittin, R (6, 1) ERA	1.0	4	1	0	0	1	0	0	0	0	0	0	0	10	16	0.00	1.000										
Paul Stuffel, R (7, 1) ERA: 2.25	2.0	8	2	1	1	1	0	0	0	0	0	0	0	24	39	4.50	1.000										
Ken Johnson, L (9, 1) ERA: 3.88	1.0	7	3	2	2	1	1	0	0	0	0	1	0	12	26	18.00	4.000										

AB	41
R	11
H	14
RBI	9
BB	6
SO	7
LOB	22



Batter	1	2	3	4	5	6	7	8	9	AB	R	H	RBI	BB	SO	LOB	BOTTOM										
Eddie Waitkus, L (1, 3) OBP: 0.346, SLG: 0.361	1-2 F7		1-2 F8			1-0 F5		1-2 F6		4	0	0	0	0	0	1	<p>Brooklyn Dodgers @ Philadelphia Phillies</p> <p>Shibe Park, Philadelphia, PA</p> <p>Sun Sep 24 1950, 3:33 AM EST</p> <p>Att: 32,190 - Unknown</p>										
Richie Ashburn, L (1, 8) OBP: 0.374, SLG: 0.409	3-3 K			4-1 FC6-4 BB		2-1 F7		2-2 L9		3	0	0	0	1	1	0											
Dick Sisler, L (1, 7) OBP: 0.369, SLG: 0.428	4-1 BB			1-3 K		0-1 4-3		1-1 4-3		3	0	0	0	1	1	1											
Del Ennis, R (1, 9) OBP: 0.370, SLG: 0.556	0-0 F8			1-0 F8		4-1 FC6-4 BB		0-1 2B		3	0	1	0	1	0	2											
Willie Jones, R (1, 5) OBP: 0.338, SLG: 0.460		0-0 L5		1-0 FC6-4		3-2 F7		1-0 L7		4	0	0	0	0	0	3											
Granny Hamner, R (1, 6) OBP: 0.321, SLG: 0.392	0-1 F8				1-0 F4		2-2 FC6-4			3	0	0	0	0	0	1											
Andy Seminick, R (1, 2) OBP: 0.395, SLG: 0.538 Putsy Caballero, R (6, PR) OBP: 0.240, SLG: 0.174 Ken Silvestri, S (9, 2) OBP: 0.400, SLG: 0.350	1-0 F9				0-1 6-3			2-1 1B		3	0	1	0	0	0	0											
Mike Goliat, R (1, 4) OBP: 0.313, SLG: 0.369			0-0 L8		1-1 4-3			2-0 F7		3	0	0	0	0	0	1											
Bubba Church, R (1, 1) ERA: 2.20, SLG: 0.227 Jack Brittin, R (6, PR) OBP: 0.290, SLG: 0.295 Paul Stuffel, R (7, 1) ERA: 2.25 Jackie Mayo, L (8, PR) OBP: 0.290, SLG: 0.265 Ken Johnson, L (9, 1) OBP: 0.250, SLG: 0.198		0-1 F3				2-1 F7		1-3 K		1	0	0	0	0	0	0											
<b>Inning Stats</b>	R: 0 E: 0 K: 1 S: 8	H: 0 LOB: 1 BB: 1 P: 16	R: 0 E: 0 K: 0 S: 4	H: 0 LOB: 0 BB: 0 P: 5	R: 0 E: 0 K: 0 S: 6	H: 0 LOB: 0 BB: 0 P: 7	R: 0 E: 0 K: 1 S: 6	H: 0 LOB: 1 BB: 1 P: 13	R: 0 E: 0 K: 0 S: 5	H: 0 LOB: 0 BB: 0 P: 7	R: 0 E: 0 K: 0 S: 5	H: 0 LOB: 0 BB: 0 P: 10	R: 0 E: 0 K: 0 S: 11	H: 0 LOB: 1 BB: 1 P: 20	R: 0 E: 0 K: 1 S: 9	H: 1 LOB: 1 BB: 0 P: 15		R: 0 E: 0 K: 0 S: 9	H: 1 LOB: 1 BB: 0 P: 13	1B: 1 2B: 1 3B: 0 HR: 0	SF: 0 SAC: 0 DP: 0 HBP: 0	WP: 0 PA: 32 PB: 0 SB: 0 CS: 0					
<b>PITCHER</b>	IP	WLS	BF	H	R	ER	SO	BB	IBB	HBP	BLK	WP	HR	S	P	ERA	WHIP										
Erv Palica, R (1, 1) ERA: 3.66	9.0	W	32	2	0	0	3	3	0	0	0	0	0	63	106	0.00	0.556										

AB	29
R	0
H	2
RBI	0
BB	3
SO	3
LOB	10





Batter	1	2	3	4	5	6	7	8	9	AB	R	H	RBI	BB	SO	LOB	TOP			
<b>Eddie Stanky, R</b> OBP: 0.459, SLG: 0.411 (1, 4)	2-2 F4			2-3 K		2-2 2B			0-0 1B 3B	4	1	2	0	0	1	0	<b>New York Giants @ Brooklyn Dodgers</b> Ebbets Field, Brooklyn, NY Mon Sep 25 1950, 3:33 AM EST Att: 3,181 - Unknown <a href="http://livebaseballscorecards.com">livebaseballscorecards.com</a>			
<b>Whitey Lockman, L</b> OBP: 0.354, SLG: 0.408 (1, 7)	0-0 4-3			0-1 2-3		1-3 K2-3			0-1 WP 1B 1B	4	1	1	1	0	1	2				
<b>Alvin Dark, R</b> OBP: 0.335, SLG: 0.446 (1, 6)	1-0 5-3			1-2 F6					3-H 2-2 5-3 1B	4	0	1	0	0	0	1				
<b>Monte Irvin, R</b> OBP: 0.389, SLG: 0.490 (8, 9)		0-0 F8			1-0 G6-3 1B				2-3 K	4	0	1	0	0	1	2				
<b>Bobby Thomson, R</b> OBP: 0.315, SLG: 0.413 (1, 8)		0-0 F8			3-2 L7				0-2 1B	4	0	2	1	0	0	1				
<b>Hank Thompson, L</b> OBP: 0.385, SLG: 0.462 (1, 5)		1-2 F7			1-0 G6-3				3-H 2-1 6-3	4	0	0	0	0	0	3				
<b>Don Mueller, L</b> OBP: 0.316, SLG: 0.384 <b>Bill Rigney, R</b> OBP: 0.264, SLG: 0.215 <b>Tookie Gilbert, L</b> OBP: 0.315, SLG: 0.309 (8, PH) (8, 3)			0-1 F6			0-0 F6			1-1 6-3	2	0	0	0	0	0	0				
<b>Wes Westrum, R</b> OBP: 0.371, SLG: 0.443 <b>Jack Lohrke, R</b> OBP: 0.244, SLG: 0.171 <b>Sal Yvars, R</b> OBP: 0.167, SLG: 0.091 (8, PH) (8, 2)			0-0 F4			1-1 F9			0-0 F8	2	0	0	0	0	0	0				
<b>Sheldon Jones, R</b> OBP: 0.153, SLG: 0.091 <b>Clint Hartung, R</b> OBP: 0.310, SLG: 0.561 <b>George Spencer, R</b> (8, 1)			0-3 K			4-1 2B BB			3-3 K	1	0	0	0	1	1	0				
<b>Inning Stats</b>	R: 0 E: 0 K: 0 S: 6	H: 0 LOB: 0 BB: 0 P: 9	R: 0 E: 0 K: 0 S: 5	H: 0 LOB: 0 BB: 0 P: 6	R: 0 E: 0 K: 1 S: 6	H: 0 LOB: 0 BB: 0 P: 6	R: 0 E: 0 K: 1 S: 10	H: 1 LOB: 0 BB: 0 P: 10	R: 0 E: 0 K: 1 S: 10	H: 1 LOB: 2 BB: 1 P: 18	R: 0 E: 0 K: 0 S: 6	H: 2 LOB: 1 BB: 0 P: 8	R: 0 E: 0 K: 1 S: 6	H: 0 LOB: 0 BB: 0 P: 10	R: 2 E: 0 K: 1 S: 14	H: 3 LOB: 1 BB: 0 P: 20		1B: 4 2B: 1 3B: 2 HR: 0	SF: 0 SAC: 0 DP: 2 HBP: 0	WP: 1 PB: 0 SB: 0 CS: 0
<b>PITCHER</b> <b>Preacher Roe, L</b> ERA: 3.29 (1, 1)	IP: 9.0 WLS: W BF: 33 H: 7 R: 2 ER: 2 SO: 5 BB: 1 IBB: 0 HBP: 0 BLK: 0 WP: 1 HR: 0 S: 68 P: 100 ERA: 2.00 WHIP: 0.889											<b>PITCHER</b>	IP: 9.0 WLS: W BF: 33 H: 7 R: 2 ER: 2 SO: 5 BB: 1 IBB: 0 HBP: 0 BLK: 0 WP: 1 HR: 0 S: 68 P: 100 ERA: 2.00 WHIP: 0.889							

Batter	1	2	3	4	5	6	7	8	9	AB	R	H	RBI	BB	SO	LOB	BOTTOM			
<b>Pee Wee Reese, R</b> OBP: 0.363, SLG: 0.370 (1, 6)	0-1 5-3	1-2 L4		2-0 HR		1-2 F8				4	1	1	2	0	0	3	<b>New York Giants @ Brooklyn Dodgers</b> Ebbets Field, Brooklyn, NY Mon Sep 25 1950, 3:33 AM EST Att: 3,181 - Unknown <a href="http://livebaseballscorecards.com">livebaseballscorecards.com</a>			
<b>Gene Hermanski, L</b> OBP: 0.373, SLG: 0.447 (1, 7)	4-1 BB		4-0 BB	4-2 BB		4-0 BB				0	0	0	0	4	0	0				
<b>Duke Snider, L</b> OBP: 0.375, SLG: 0.547 (1, 8)	3-2 1-3		0-0 G4-6-3 1-2	3-1 F6		2-1 1-3				4	0	0	0	0	0	5				
<b>Jackie Robinson, R</b> OBP: 0.429, SLG: 0.511 (1, 4)	4-1 BB		1-1 2B		2-1 4-3				0-2 5-3	3	1	1	0	1	0	0				
<b>Carl Furillo, R</b> OBP: 0.355, SLG: 0.466 (1, 9)	1-0 1-3		0-0 E8 2-H 1B		2-1 5-3				2-3 K	4	0	1	1	0	1	2				
<b>Gil Hodges, R</b> OBP: 0.373, SLG: 0.512 (1, 3)		1-0 L7		0-0 F6		2-2 2B			3-2 1-3	4	0	1	0	0	0	1				
<b>Roy Campanella, R</b> OBP: 0.361, SLG: 0.533 (1, 2)		2-2 E 6-3 1B		0-0 F5		1-3 K			1-3 K	4	0	1	0	0	2	1				
<b>Billy Cox, R</b> OBP: 0.305, SLG: 0.356 (1, 5)		1-2 6-3		2-2 1-3		0-0 FC3-6 1B			1-1 F9	4	0	1	0	0	0	1				
<b>Preacher Roe, R</b> OBP: 0.165, SLG: 0.157 (1, 1)		0-0 E6		0-1 HR 1B		1-1 FC3-6 BB			2-3 K	4	1	1	0	0	1	2				
<b>Inning Stats</b>	R: 0 E: 0 K: 0 S: 8	H: 1 LOB: 2 BB: 0 P: 20	R: 0 E: 1 K: 0 S: 11	H: 1 LOB: 2 BB: 0 P: 16	R: 1 E: 1 K: 0 S: 5	H: 2 LOB: 1 BB: 1 P: 10	R: 2 E: 0 K: 0 S: 11	H: 2 LOB: 1 BB: 1 P: 22	R: 0 E: 0 K: 0 S: 10	H: 1 LOB: 1 BB: 0 P: 17	R: 0 E: 0 K: 0 S: 8	H: 1 LOB: 2 BB: 1 P: 16	R: 0 E: 0 K: 1 S: 10	H: 0 LOB: 0 BB: 0 P: 15	R: 0 E: 0 K: 2 S: 8	H: 0 LOB: 0 BB: 0 P: 12		1B: 4 2B: 2 3B: 0 HR: 1	SF: 0 SAC: 0 DP: 1 HBP: 0	WP: 0 PB: 0 SB: 0 CS: 0
<b>PITCHER</b> <b>Sheldon Jones, R</b> ERA: 4.78 <b>George Spencer, R</b> ERA: 2.35 (8, 1)	IP: 7.0 WLS: L BF: 33 H: 7 R: 3 ER: 3 SO: 2 BB: 5 IBB: 0 HBP: 0 BLK: 0 WP: 0 HR: 1 S: 63 P: 116 ERA: 3.86 WHIP: 1.714											<b>PITCHER</b>	IP: 7.0 WLS: L BF: 33 H: 7 R: 3 ER: 3 SO: 2 BB: 5 IBB: 0 HBP: 0 BLK: 0 WP: 0 HR: 1 S: 63 P: 116 ERA: 3.86 WHIP: 1.714							



Batter	1	2	3	4	5	6	7	8	9	AB	R	H	RBI	BB	SO	LOB	TOP			
<b>Eddie Stanky, R</b> OBP: 0.460, SLG: 0.411 (1, 4)	1-1 6-3 1B		2-1 G6-4-3 1-2f		2-1 5-3			1-0 1B F9 HBP	2-3 K2-3	3	0	1	0	0	0	1	<b>New York Giants @ Brooklyn Dodgers</b> Ebbets Field, Brooklyn, NY Mon Sep 25 1950, 3:38 AM EST Att: 16,781 - Unknown			
<b>Bill Rigney, R</b> OBP: 0.261, SLG: 0.213 (8, 4)										1	1	0	0	0	1					
<b>Whitey Lockman, L</b> OBP: 0.356, SLG: 0.410 (1, 7)	1-0 6-3		0-1 1B			1-1 1B		1-0 F9 1B	1-2 4-3	5	1	3	0	0	0	3				
<b>Don Mueller, L</b> OBP: 0.315, SLG: 0.383 (1, 9)	1-2 F5		0-1 F8			0-0 F6		0-2 1B 1B		4	0	1	1	0	0	3				
<b>Hank Thompson, L</b> OBP: 0.386, SLG: 0.458 (1, 5)	0-0 F8			2-3 K		0-0 F7		1-2 F9 1B		4	0	0	1	0	1	4				
<b>Monte Irvin, R</b> OBP: 0.390, SLG: 0.493 (1, 3)		2-3 K		3-2 PB 1B 2B		3-1 4-3		0-0 1B		4	0	2	1	0	1	1				
<b>Bobby Thomson, R</b> OBP: 0.317, SLG: 0.418 (1, 8)		0-1 CS 3B		1-1 1B				1-3 3-H 1B		4	1	2	0	0	1	2				
<b>Alvin Dark, R</b> OBP: 0.333, SLG: 0.443 (1, 6)		3-3 K		3-2 F7			1-0 F2	1-3 K		4	0	0	0	0	2	4				
<b>Wes Westrum, R</b> OBP: 0.372, SLG: 0.441 (1, 2)		3-2 F9		4-2 G6-3 BB			2-1 F4		4-1 BB	2	0	0	0	2	0	0				
<b>Rudy Rufer, R</b> (9, PR)										0	0	0	0	0	0	0				
<b>Sal Yvars, R</b> OBP: 0.167, SLG: 0.091 (9, 2)										0	0	0	0	0	0	0				
<b>Sal Maglie, R</b> OBP: 0.179, SLG: 0.190 (1, 1)			4-1 G6-3 BB					4-1 1B HBP BB		1	0	0	0	1	0	1				
<b>Roy Weatherly, L</b> OBP: 0.377, SLG: 0.409 (8, PH)										0	1	0	0	1	0	0				
<b>Jack Kramer, R</b> OBP: 0.308, SLG: 0.250 (8, 1)										0	0	0	0	0	0	0				
<b>George Spencer, R</b> (8, 1)										0	0	0	0	0	0	0				
<b>Dave Koslo, L</b> OBP: 0.200, SLG: 0.188 (8, 1)										1	0	0	0	0	1	1				
<b>Inning Stats</b>	R: 0 E: 0 K: 0 S: 8	H: 1 LOB: 1 BB: 0 P: 11	R: 1 E: 0 K: 2 S: 12	H: 1 LOB: 0 BB: 20 P: 20	R: 0 E: 0 K: 0 S: 7	H: 1 LOB: 1 BB: 1 P: 13	R: 0 E: 0 K: 1 S: 12	H: 2 LOB: 1 BB: 0 P: 21	R: 0 E: 0 K: 0 S: 6	H: 1 LOB: 1 BB: 0 P: 10	R: 0 E: 0 K: 1 S: 6	H: 0 LOB: 0 BB: 0 P: 10	R: 3 E: 0 K: 1 S: 15	H: 3 LOB: 2 BB: 1 P: 26	R: 0 E: 0 K: 2 S: 11	H: 0 LOB: 2 BB: 1 P: 18	1B: 7 2B: 1 3B: 1 HR: 0	SF: 0 SAC: 0 DP: 2 HBP: 1	WP: 0 PB: 1 SB: 1 CS: 1	PA: 38
<b>PITCHER</b>	IP WLS BF	H R ER SO	BB IBB HBP BLK	WP HR S P	ERA WHIP	<b>PITCHER</b>	IP WLS BF	H R ER SO	BB IBB HBP BLK	WP HR S P	ERA WHIP									
<b>Carl Erskine, R</b> ERA: 4.81 (1, 1)	7.0 L 28	6 3 2 4	3 0 1 0	0 0 9 11	2.57 1.286	<b>Don Newcombe, R</b> ERA: 3.65 (8, 1)	0.1 4 3 1	1 1 0 1	0 0 0 0	0 0 5 9	27.00 9.000									
<b>Dan Bankhead, R</b> ERA: 5.58 (8, 1)	0.2 2 0 0	0 0 0 1	0 0 0 0	0 0 5 9	0.00 0.000	<b>Mal Mallette, L</b> ERA: (9, 1)	1.0 4 0 0	0 0 0 2	1 0 0 0	0 0 11 18	0.00 1.000									

Batter	1	2	3	4	5	6	7	8	9	AB	R	H	RBI	BB	SO	LOB	BOTTOM					
<b>Pee Wee Reese, R</b> OBP: 0.364, SLG: 0.369 (1, 6)	1-0 G3 BB E 1B	2-2 L8		0-2 4-3			1-1 6-3	4-0 BB		4	1	1	0	1	0	0	<b>New York Giants @ Brooklyn Dodgers</b> Ebbets Field, Brooklyn, NY Mon Sep 25 1950, 3:38 AM EST Att: 16,781 - Unknown					
<b>Gene Hermanski, L</b> OBP: 0.375, SLG: 0.444 (1, 7)	4-2 E G3 BB		0-0 E3 2B	0-2 F2			4-0 1-3 BB	0-1 G2-3		2	1	0	0	2	0	0						
<b>Tommy Brown, R</b> OBP: 0.379, SLG: 0.573 (8, PH)										1	0	0	0	0	0	3						
<b>Mal Mallette, L</b> (9, 1)										0	0	0	0	0	0	0						
<b>Duke Snider, L</b> OBP: 0.374, SLG: 0.544 (1, 8)	0-1 G3		3-2 F7		0-0 1B G1 1B		2-1 1-3 BB		1-1 G3	5	0	1	0	0	0	4						
<b>Jackie Robinson, R</b> OBP: 0.431, SLG: 0.512 (1, 4)	4-0 E IBB		3-2 G3 1-H 2B		1-1 G1		4-0 FC6-4 IBB		2-2 F8	3	0	1	1	2	0	1						
<b>Carl Furillo, R</b> OBP: 0.355, SLG: 0.465 (1, 9)	1-2 E5		4-1 FC5 G3 BB		1-2 CS 1B		0-0 FC6-4		1-2 6-3	4	0	1	1	1	0	4						
<b>Gil Hodges, R</b> OBP: 0.370, SLG: 0.508 (1, 3)	1-2 2-3 3-H		3-2 G3		2-3 CS 1B		1-2f 1B			4	0	0	0	0	0	7						
<b>Billy Cox, R</b> OBP: 0.307, SLG: 0.356 (1, 5)	1-0 L4		4-0 BB			0-2 6-3		2-2 1B 1B		3	1	1	0	1	0	3						
<b>Bruce Edwards, R</b> OBP: 0.257, SLG: 0.399 (1, 2)		1-0 4-3	0-0 FC5			2-0 5-3		3-2 BB 1B		3	0	0	0	0	0	3						
<b>Roy Campanella, R</b> OBP: 0.362, SLG: 0.534 (8, PR)								1-3 G2-3 1B		1	0	1	0	0	0	0						
<b>Joe Hatten, R</b> OBP: 0.125, SLG: 0.125 (8, PR)										0	0	0	0	0	0	0						
<b>Steve Lembo, R</b> OBP: 0.286, SLG: 0.167 (9, 2)			2-3f							0	0	0	0	0	0	0						
<b>Carl Erskine, R</b> OBP: 0.314, SLG: 0.303 (1, 1)		0-3 K		1-2 6-3				2-2 BB 1B		3	0	0	0	0	2	0						
<b>Don Newcombe, L</b> OBP: 0.333, SLG: 0.348 (8, 1)										0	0	0	0	0	0	0						
<b>Dan Bankhead, R</b> OBP: 0.282, SLG: 0.270 (8, 1)										0	0	0	0	0	0	0						
<b>Cal Abrams, L</b> OBP: 0.342, SLG: 0.219 (8, PH)								1-2 3-H 1B		1	0	1	1	0	0	0						
<b>Inning Stats</b>	R: 1 E: 1 K: 0 S: 11	H: 1 LOB: 3 BB: 2 P: 22	R: 0 E: 0 K: 1 S: 7	H: 0 LOB: 0 BB: 0 P: 10	R: 1 E: 1 K: 0 S: 13	H: 1 LOB: 3 BB: 2 P: 30	R: 0 E: 0 K: 0 S: 11	H: 0 LOB: 0 BB: 0 P: 12	R: 0 E: 0 K: 0 S: 9	H: 2 LOB: 1 BB: 0 P: 14	R: 0 E: 0 K: 1 S: 7	H: 0 LOB: 0 BB: 0 P: 9	R: 0 E: 0 K: 0 S: 5	H: 0 LOB: 2 BB: 2 P: 16	R: 0 E: 0 K: 0 S: 15	H: 3 LOB: 2 BB: 1 P: 28	R: 0 E: 0 K: 0 S: 8	H: 0 LOB: 0 BB: 0 P: 12	1B: 6 2B: 1 3B: 0 HR: 0	SF: 0 SAC: 0 DP: 1 HBP: 0	WP: 0 PB: 0 SB: 0 CS: 1	PA: 41
<b>PITCHER</b>	IP WLS BF	H R ER SO	BB IBB HBP BLK	WP HR S P	ERA WHIP	<b>PITCHER</b>	IP WLS BF	H R ER SO	BB IBB HBP BLK	WP HR S P	ERA WHIP											
<b>Sal Maglie, R</b> ERA: 2.7 (1, 1)	7.0 W 32	4 2 1 2	4 2 0 0	0 0 13 22	27.00 9.000	<b>Jack Kramer, R</b> ERA: 3.53 (8, 1)	0.1 4 3 1	1 1 0 0	1 0 0 0	0 0 4 ∞	∞ ∞											
<b>George Spencer, R</b> ERA: 2.38 (8, 1)	0.0 S 4	0 0 0 0	0 0 0 0	0 0 10 14	0.00 0.000	<b>Dave Koslo, L</b> ERA: 3.87 (8, 1)	1.2 S 4	0 0 0 0	0 0 0 0	0 0 10 14	0.00 0.000											

AB 33  
R 4  
H 9  
RBI 3  
BB 4  
SO 7  
LOB 21



AB 34  
R 3  
H 7  
RBI 3  
BB 7  
SO 2  
LOB 25





Batter	1	2	3	4	5	6	7	8	9	AB	R	H	RBI	BB	SO	LOB	TOP					
<b>Eddie Stanky, R</b> OBP: 0.458, SLG: 0.408 (1, 4)	4-2 L5-3 BB		1-3 K			1-1 F8		1-1 FC1-6		3	0	0	0	1	1	1	<b>New York Giants @ Brooklyn Dodgers</b> Ebbets Field, Brooklyn, NY Tue Sep 26 1950, 3:33 AM EST Att: 4,427 - Unknown					
<b>Whitey Lockman, L</b> OBP: 0.354, SLG: 0.407 (1, 7)	1-1 L5-3			3-2 1-3		0-1 1-3		1-0 F4		4	0	0	0	0	2							
<b>Don Mueller, L</b> OBP: 0.315, SLG: 0.388 (1, 9)	0-0 F4			1-0 F6			1-0 HR	0-0 F3		4	1	1	1	0	1							
<b>Hank Thompson, L</b> OBP: 0.387, SLG: 0.458 (1, 5)		2-3 K		2-3 K			0-1 1B FC6-4	2-1 1B		4	1	2	0	0	2							
<b>Monte Irvin, R</b> OBP: 0.391, SLG: 0.493 (1, 3)		2-0 6-3			2-3 K		1-0 1B FC6-4	1-1 1B G1-6-3		4	0	2	0	0	1							
<b>Bobby Thomson, R</b> OBP: 0.316, SLG: 0.418 (1, 8)		1-3 K			1-0 2B		1-0 1B FC6-4	2-1 1B F9		4	1	1	1	0	1							
<b>Alvin Dark, R</b> OBP: 0.332, SLG: 0.442 (1, 6)			1-2 6-3		2-3 K		1-1 1B CS	0-2 1B G1-6-3		4	0	1	0	0	1							
<b>Wes Westrum, R</b> OBP: 0.372, SLG: 0.448 <b>Sal Yvars, R</b> OBP: 0.154, SLG: 0.083 (6, 2)			1-1 HR		2-3 K		3-3 1B HR			2	1	1	1	0	1							
<b>Larry Jansen, R</b> OBP: 0.198, SLG: 0.226 <b>Marv Blaylock, L</b> (3, PH) <b>George Spencer, R</b> (3, 1) <b>Roy Weatherly, L</b> OBP: 0.385, SLG: 0.409 <b>Monty Kennedy, R</b> OBP: 0.088, SLG: 0.061 (8, 1)			2-2 F5			3-3 K		4-2 1B FC1-6 BB		0	0	0	0	0	0							
<b>Inning Stats</b>	R: 0 E: 0 K: 0 S: 5	H: 0 LOB: 0 BB: 1 P: 10	R: 0 E: 0 K: 2 S: 9	H: 0 LOB: 0 BB: 0 P: 14	R: 1 E: 0 K: 1 S: 12	H: 1 LOB: 0 BB: 0 P: 17	R: 0 E: 0 K: 1 S: 7	H: 0 LOB: 0 BB: 0 P: 13	R: 0 E: 0 K: 3 S: 11	H: 1 LOB: 1 BB: 0 P: 18	R: 0 E: 0 K: 1 S: 8	H: 0 LOB: 0 BB: 0 P: 12	R: 3 E: 0 K: 1 S: 10	H: 4 LOB: 2 BB: 0 P: 17	R: 0 E: 0 K: 0 S: 6	H: 0 LOB: 1 BB: 0 P: 12		R: 0 E: 0 K: 0 S: 9	H: 2 LOB: 1 BB: 0 P: 14	1B: 5 2B: 3 3B: 0 HR: 2	SF: 0 SAC: 0 DP: 3 HBP: 0	WP: 0 PB: 0 SB: 0 CS: 2
<b>PITCHER</b>	IP	WLS	BF	H	R	ER	SO	BB	IBB	HBP	BLK	WP	HR	S	P	ERA	WHIP					
<b>Ralph Branca, R</b> ERA: 4.54 <b>Dan Bankhead, R</b> ERA: 5.53	(1, 1)	8.0	W	32	8	4	4	9	2	0	0	0	0	2	72	120	4.50	1.250				
	(9, 1)	1.0	S	2	0	0	0	0	0	0	0	0	0	5	7	0.00	0.000					

AB 32  
R 4  
H 8  
RBI 3  
BB 2  
SO 9  
LOB 12



Batter	1	2	3	4	5	6	7	8	9	AB	R	H	RBI	BB	SO	LOB	BOTTOM					
<b>Pee Wee Reese, R</b> OBP: 0.363, SLG: 0.368 (1, 6)	3-2 F7	0-0 G4-6-3 1B			2-0 6-3		0-1 F7			4	0	1	1	0	0	1	<b>New York Giants @ Brooklyn Dodgers</b> Ebbets Field, Brooklyn, NY Tue Sep 26 1950, 3:33 AM EST Att: 4,427 - Unknown					
<b>Gene Hermanski, L</b> OBP: 0.373, SLG: 0.439 (1, 7)	4-0 E 1B BB	2-2 G4-6-3			2-1 4-3		3-H 1-0 G4-6-3			3	1	0	0	1	0	2						
<b>Duke Snider, L</b> OBP: 0.376, SLG: 0.547 (1, 8)	0-0 1-2 1B		1-0 G4-6-3 1B			0-1 6-3 HR		2-3 K		4	2	3	0	0	1	0						
<b>Jackie Robinson, R</b> OBP: 0.428, SLG: 0.508 (1, 4)	0-0 E5 1B HR		0-2 G4-6-3			1-2 6-3		3-1 G3		4	1	0	0	0	4							
<b>Carl Furillo, R</b> OBP: 0.356, SLG: 0.470 (1, 9)	0-1 HR		0-0 F9			1-0 HR		0-0 F9		4	2	2	4	0	0	0						
<b>Gil Hodges, R</b> OBP: 0.372, SLG: 0.514 (1, 3)	1-3 2-H 3-H 1B			4-1 G5-4-3 BB		3-H 2-1 F5				2	1	1	3	1	0	0						
<b>Roy Campanella, R</b> OBP: 0.360, SLG: 0.530 (1, 2)	0-0 F4			1-0 G5-4-3		1-1 6-3				3	0	0	0	0	0	1						
<b>Billy Cox, R</b> OBP: 0.307, SLG: 0.358 (1, 5)	0-1 6-3			1-0 1-3			2-2 SH F7 2B			3	1	1	0	0	0	0						
<b>Ralph Branca, R</b> OBP: 0.211, SLG: 0.294 <b>Dan Bankhead, R</b> OBP: 0.282, SLG: 0.270 (9, 1)		2-1 5-3			0-1 F3		2-0 SH G4-6-3			2	0	0	0	0	0	0						
<b>Inning Stats</b>	R: 5 E: 1 K: 0 S: 11	H: 3 LOB: 0 BB: 1 P: 18	R: 0 E: 0 K: 0 S: 6	H: 1 LOB: 0 BB: 0 P: 10	R: 0 E: 0 K: 0 S: 5	H: 1 LOB: 0 BB: 0 P: 6	R: 0 E: 0 K: 0 S: 3	H: 0 LOB: 0 BB: 1 P: 9	R: 0 E: 0 K: 0 S: 5	H: 0 LOB: 0 BB: 0 P: 9	R: 2 E: 0 K: 0 S: 11	H: 2 LOB: 0 BB: 0 P: 16	R: 1 E: 1 K: 0 S: 7	H: 1 LOB: 0 BB: 0 P: 12	R: 0 E: 0 K: 1 S: 6	H: 0 LOB: 0 BB: 0 P: 11		1B: 4 2B: 2 3B: 0 HR: 2	SF: 0 SAC: 1 DP: 4 HBP: 0	WP: 0 PB: 0 SB: 0 CS: 0	PA: 32	
<b>PITCHER</b>	IP	WLS	BF	H	R	ER	SO	BB	IBB	HBP	BLK	WP	HR	S	P	ERA	WHIP					
<b>Larry Jansen, R</b> ERA: 3.15 <b>George Spencer, R</b> ERA: 3.31 <b>Monty Kennedy, L</b> ERA: 4.57	(1, 1)	2.0	L	11	4	5	4	0	1	0	0	0	0	1	17	28	18.00	2.500				
	(3, 1)	5.0		18	4	3	3	0	1	0	0	0	1	31	52	5.40	1.000					
	(8, 1)	1.0		3	0	0	0	1	0	0	0	0	0	6	11	0.00	0.000					

AB 29  
R 8  
H 8  
RBI 8  
BB 2  
SO 1  
LOB 8





Batter	1	2	3	4	5	6	7	8	9	AB	R	H	RBI	BB	SO	LOB	TOP								
Roy Hartsfield, R (1,4) OBP: 0.322, SLG: 0.372	L7		K		K				1-3	5	0	1	0	0	2	0	<b>Boston Braves @ Brooklyn Dodgers</b> Ebbets Field, Brooklyn, NY Wed Sep 27 1950, 3:33 AM EST Unknown								
Sam Jethroe, S (1,8) OBP: 0.342, SLG: 0.453	1B 6-3-2 BB		4-3		1-3		FC4-6 1B HR		F7	4	1	0	0	1	0	1									
Earl Torgeson, L (1,3) OBP: 0.412, SLG: 0.475					K				3-1	5	1	2	2	0	1	0									
Bob Elliott, R (1,5) OBP: 0.380, SLG: 0.498	6-3-2 2H				FC3-6 BB				6-3	3	1	1	0	1	0	2									
Sid Gordon, R (1,7) OBP: 0.403, SLG: 0.547			F8		FC3-6 3B				F6	4	1	0	0	0	2										
Tommy Holmes, L (1,9) OBP: 0.375, SLG: 0.459									F7	4	0	3	1	0	0	0									
Del Crandall, R (1,2) OBP: 0.272, SLG: 0.321					5-3					3	0	1	1	1	0	2									
Buddy Kerr, R (1,6) OBP: 0.300, SLG: 0.313										2	1	1	0	0	0	1									
Bob Addis, L (6,PH) OBP: 0.385, SLG: 0.348										1	0	0	0	0	1	2									
Sibby Sisti, R (6,6) OBP: 0.298, SLG: 0.258										1	0	0	0	0	1	1									
Warren Spahn, L (1,1) OBP: 0.270, SLG: 0.250										3	1	1	2	0	1	2									
Bobby Hogue, R (7,1) OBP: 0.256, SLG: 0.308										0	0	0	0	0	0	0									
Johnny Antonelli, L (7,1) OBP: 0.143, SLG: 0.143										0	0	0	0	0	0	0									
Willard Marshall, L (8,PH) OBP: 0.324, SLG: 0.338										1	0	0	0	0	0	1									
Normie Roy, R (8,1) OBP: 0.250, SLG: 0.167										0	0	0	0	0	0	0									
<b>Inning Stats</b>	R: 0 E: 0 K: 0 S: 10	H: 1 LOB: 1 BB: 1 P: 21	R: 0 E: 0 K: 0 S: 11	H: 1 LOB: 1 BB: 0 P: 16	R: 0 E: 0 K: 2 S: 8	H: 0 LOB: 0 BB: 0 P: 12	R: 1 E: 0 K: 0 S: 7	H: 1 LOB: 1 BB: 1 P: 16	R: 2 E: 0 K: 2 S: 10	H: 2 LOB: 0 BB: 0 P: 12	R: 1 E: 1 K: 1 S: 10	H: 3 LOB: 2 BB: 0 P: 11	R: 2 E: 0 K: 0 S: 15	H: 2 LOB: 0 BB: 0 P: 24	R: 0 E: 0 K: 1 S: 8	H: 0 LOB: 0 BB: 1 P: 16	R: 0 E: 0 K: 0 S: 7	H: 0 LOB: 0 BB: 0 P: 10	1B: 7 2B: 1 3B: 1 HR: 2	SF: 0 SAC: 0 DP: 1 HBP: 0	WP: 0 PB: 0 SB: 1 CS: 0	PA: 39			
<b>PITCHER</b>	IP WLS BF H R ER SO BB IBB HBP BLK WP HR S P ERA WHIP																								
Don Newcombe, R (1,1) ERA: 3.72	5.1		25	8	4	4	4	2	0	0	0	0	0	0	1	51	82	6.75	1.875						
Dan Bankhead, R (6,1) ERA: 5.51	3.2	W	14	2	2	2	2	1	0	0	0	0	0	0	1	35	56	4.91	0.818						

Batter	1	2	3	4	5	6	7	8	9	AB	R	H	RBI	BB	SO	LOB	BOTTOM								
Tommy Brown, R (1,7) OBP: 0.380, SLG: 0.600	5-3				FC4					5	1	2	1	0	0	2	<b>Boston Braves @ Brooklyn Dodgers</b> Ebbets Field, Brooklyn, NY Wed Sep 27 1950, 3:33 AM EST Unknown								
Pee Wee Reese, R (1,6) OBP: 0.397, SLG: 0.370	BB 1B				L7-3 1B					3	2	2	0	2	0	1									
Duke Snider, L (1,8) OBP: 0.377, SLG: 0.547										4	1	1	1	1	1	2									
Jackie Robinson, R (1,4) OBP: 0.426, SLG: 0.505										5	1	1	0	0	0	5									
Carl Furillo, R (1,9) OBP: 0.357, SLG: 0.470										3	1	1	1	1	0	2									
Gil Hodges, R (1,3) OBP: 0.373, SLG: 0.519										3	2	1	3	1	0	1									
Roy Campanella, R (1,2) OBP: 0.361, SLG: 0.540										4	1	2	2	0	0	2									
Billy Cox, R (1,5) OBP: 0.307, SLG: 0.357										4	0	1	0	0	1	1									
Don Newcombe, L (1,1) ERA: 3.18										2	0	0	0	0	0	1									
Dan Bankhead, R (6,1) OBP: 0.268, SLG: 0.256										2	0	0	0	0	0	1									
<b>Inning Stats</b>	R: 0 E: 0 K: 0 S: 10	H: 1 LOB: 2 BB: 1 P: 18	R: 0 E: 0 K: 1 S: 5	H: 0 LOB: 0 BB: 0 P: 9	R: 0 E: 0 K: 0 S: 5	H: 1 LOB: 0 BB: 0 P: 9	R: 3 E: 2 K: 1 S: 19	H: 3 LOB: 2 BB: 0 P: 28	R: 1 E: 0 K: 0 S: 18	H: 1 LOB: 2 BB: 2 P: 30	R: 0 E: 0 K: 0 S: 8	H: 0 LOB: 0 BB: 0 P: 10	R: 4 E: 1 K: 0 S: 15	H: 4 LOB: 1 BB: 1 P: 29	R: 1 E: 0 K: 0 S: 9	H: 1 LOB: 0 BB: 1 P: 17	1B: 6 2B: 4 3B: 0 HR: 3	SF: 0 SAC: 0 DP: 2 HBP: 0	WP: 0 PB: 0 SB: 1 CS: 0	PA: 40					
<b>PITCHER</b>	IP WLS BF H R ER SO BB IBB HBP BLK WP HR S P ERA WHIP																								
Warren Spahn, L (1,1) ERA: 5.37	0.1	L	4	2	2	2	0	1	0	0	0	0	0	0	1	9	21	54.00	9.000						
Johnny Antonelli, L (7,1) ERA: 6.31	0.2		2	0	0	0	0	0	0	0	0	0	0	0	3	5	0.00	0.000							
Normie Roy, R (8,1) ERA: 5.28	1.0		4	1	1	1	0	1	0	0	0	0	0	1	9	17	9.00	2.000							

AB 36  
R 6  
H 10  
RBI 6  
BB 3  
SO 6  
LOB 14



AB 35  
R 9  
H 11  
RBI 8  
BB 5  
SO 2  
LOB 18









Batter	1	2	3	4	5	6	7	8	9	AB	R	H	RBI	BB	SO	LOB	TOP					
<b>Gene Mauch, R</b> OBP: 0.333, SLG: 0.321 (1, 4)										5	0	0	0	0	2	2	<b>Boston Braves @ Brooklyn Dodgers</b> <b>Ebbets Field, Brooklyn, NY</b> Thu Sep 28 1950, 3:33 AM EST Unknown					
<b>Sam Jethroe, S</b> OBP: 0.335, SLG: 0.448 (1, 8)										3	0	0	0	1	1							
<b>Earl Torgeson, L</b> OBP: 0.411, SLG: 0.473 (1, 3)										3	2	0	0	1	0	1						
<b>Bob Elliott, R</b> OBP: 0.383, SLG: 0.514 (1, 5)										4	3	3	0	0	0	0						
<b>Sid Gordon, R</b> OBP: 0.403, SLG: 0.551 (1, 7)										4	0	3	5	0	0	0						
<b>Tommy Holmes, L</b> OBP: 0.372, SLG: 0.452 (1, 9)										4	0	1	0	0	0	3						
<b>Del Crandall, R</b> OBP: 0.266, SLG: 0.313 (1, 2)										4	0	0	0	0	1	3						
<b>Buddy Kerr, R</b> OBP: 0.302, SLG: 0.314 (1, 6)										3	0	1	0	0	0	0						
<b>Bob Addis, L</b> OBP: 0.370, SLG: 0.333 (9, PH)										1	0	0	0	0	0	0						
<b>Mickey Haefner, L</b> OBP: 0.300, SLG: 0.259 (1, 1)										2	0	1	0	0	0	0						
<b>Bobby Hogue, R</b> OBP: 0.256, SLG: 0.308 (7, 1)										0	0	0	0	0	0	0						
<b>Willard Marshall, L</b> OBP: 0.323, SLG: 0.337 (9, PH)										1	0	0	0	0	0	0						
<b>Inning Stats</b>	R: 2 E: 0 K: 1 S: 10	H: 2 LOB: 1 BB: 1 P: 18	R: 0 E: 0 K: 0 S: 7	H: 0 LOB: 0 BB: 0 P: 10	R: 0 E: 0 K: 1 S: 7	H: 0 LOB: 0 BB: 0 P: 12	R: 0 E: 0 K: 0 S: 5	H: 1 LOB: 1 BB: 0 P: 8	R: 0 E: 0 K: 0 S: 5	H: 1 LOB: 1 BB: 0 P: 6	R: 1 E: 0 K: 0 S: 13	H: 2 LOB: 1 BB: 0 P: 18	R: 0 E: 0 K: 0 S: 6	H: 1 LOB: 0 BB: 0 P: 9	R: 2 E: 0 K: 2 S: 13	H: 2 LOB: 1 BB: 1 P: 19	R: 0 E: 0 K: 0 S: 9	H: 0 LOB: 0 BB: 0 P: 14	1B: 5 2B: 2 3B: 2 HR: 0	SF: 0 SAC: 1 DP: 1 HBP: 0	WP: 0 PB: 0 SB: 0 CS: 0	PA: 37
<b>PITCHER</b>	IP	WLS	BF	H	R	ER	SO	BB	IBB	HBP	BLK	WP	HR	S	P	ERA	WHIP					
<b>Carl Erskine, R</b> ERA: 4.91 (1, 1)	7.1	W	31	8	5	5	3	2	0	0	0	0	0	59	93	6.14	1.364					
<b>Dan Bankhead, R</b> ERA: 5.4 (8, 1)	1.2	S	6	1	0	0	1	0	0	0	0	0	0	16	21	0.00	0.600					

AB	34
R	5
H	9
RBI	5
BB	2
SO	4
LOB	10



Batter	1	2	3	4	5	6	7	8	9	AB	R	H	RBI	BB	SO	LOB	BOTTOM				
<b>Pee Wee Reese, R</b> OBP: 0.368, SLG: 0.369 (1, 6)										3	1	2	1	1	0	0	<b>Boston Braves @ Brooklyn Dodgers</b> <b>Ebbets Field, Brooklyn, NY</b> Thu Sep 28 1950, 3:33 AM EST Unknown				
<b>Jim Russell, S</b> OBP: 0.332, SLG: 0.429 (1, 7)										4	0	0	0	0	0	3					
<b>Cal Abrams, L</b> OBP: 0.333, SLG: 0.212 (9, 7)										0	0	0	0	0	0	0					
<b>Duke Snider, L</b> OBP: 0.375, SLG: 0.548 (1, 8)										4	1	1	2	0	0	0					
<b>Jackie Robinson, R</b> OBP: 0.423, SLG: 0.499 (1, 4)										3	0	0	0	1	0	0					
<b>Carl Furillo, R</b> OBP: 0.356, SLG: 0.466 (1, 9)										3	1	0	0	1	0	1					
<b>Gil Hodges, R</b> OBP: 0.372, SLG: 0.515 (1, 3)										3	1	1	0	0	1	1					
<b>Roy Campanella, R</b> OBP: 0.361, SLG: 0.538 (1, 2)										3	1	1	1	0	0	0					
<b>Billy Cox, R</b> OBP: 0.308, SLG: 0.358 (1, 5)										3	1	1	1	0	0	0					
<b>Carl Erskine, R</b> OBP: 0.289, SLG: 0.278 (1, 1)										3	0	0	0	0	0	1					
<b>Dan Bankhead, R</b> OBP: 0.268, SLG: 0.256 (8, 1)										0	0	0	0	0	0	0					
<b>Inning Stats</b>	R: 0 E: 0 K: 0 S: 9	H: 0 LOB: 0 BB: 1 P: 17	R: 0 E: 0 K: 0 S: 6	H: 0 LOB: 0 BB: 0 P: 8	R: 0 E: 0 K: 0 S: 7	H: 0 LOB: 0 BB: 0 P: 11	R: 2 E: 0 K: 1 S: 14	H: 2 LOB: 1 BB: 1 P: 25	R: 0 E: 0 K: 0 S: 4	H: 0 LOB: 0 BB: 0 P: 7	R: 0 E: 0 K: 0 S: 4	H: 0 LOB: 0 BB: 0 P: 5	R: 4 E: 1 K: 0 S: 17	H: 4 LOB: 1 BB: 1 P: 30	R: 0 E: 0 K: 0 S: 4	H: 0 LOB: 0 BB: 0 P: 7	1B: 5 2B: 0 3B: 0 HR: 1	SF: 0 SAC: 0 DP: 1 HBP: 0	WP: 0 PB: 0 SB: 2 CS: 0	PA: 32	
<b>PITCHER</b>	IP	WLS	BF	H	R	ER	SO	BB	IBB	HBP	BLK	WP	HR	S	P	ERA	WHIP				
<b>Mickey Haefner, L</b> ERA: 5.66 (1, 1)	6.1	L	26	5	6	6	1	3	0	0	0	0	0	53	90	8.53	1.263				
<b>Bobby Hogue, R</b> ERA: 5.14 (7, 1)	1.2		6	1	0	0	0	0	0	0	0	0	0	12	20	0.00	0.600				





Batter	1	2	3	4	5	6	7	8	9	AB	R	H	RBI	BB	SO	LOB	TOP	
<b>Gene Mauch, R</b> OBP: 0.341, SLG: 0.324 (1, 4)										5	2	0	1	1	5			
<b>Sam Jethroe, S</b> OBP: 0.340, SLG: 0.451 (1, 8)										4	1	2	0	0	0	1		
<b>Earl Torgeson, L</b> OBP: 0.411, SLG: 0.473 (1, 3)										4	1	1	1	1	0	3		
<b>Bob Elliott, R</b> OBP: 0.385, SLG: 0.514 <b>Sibby Sisti, R</b> OBP: 0.296, SLG: 0.258 (9, 5)										4	0	2	1	1	1	1		
<b>Sid Gordon, R</b> OBP: 0.403, SLG: 0.552 (1, 7)										4	1	1	1	1	1	3		
<b>Luis Olmo, R</b> OBP: 0.307, SLG: 0.389 <b>Tommy Holmes, L</b> OBP: 0.373, SLG: 0.452 (7, 9)										3	0	1	0	0	0	3		
<b>Emil Verban, R</b> OBP: 0.159, SLG: 0.122 <b>Willard Marshall, L</b> OBP: 0.323, SLG: 0.337 (9, 9)										2	1	1	0	0	0	0		
<b>Del Crandall, R</b> OBP: 0.266, SLG: 0.324 (1, 2)										4	1	1	2	0	0	3		
<b>Buddy Kerr, R</b> OBP: 0.303, SLG: 0.314 (1, 6)										4	0	1	0	1	1	2		
<b>Bob Chipman, L</b> OBP: 0.195, SLG: 0.154 (1, 1)										5	0	1	1	0	4	4		
<b>Inning Stats</b>	R: 2 H: 1 E: 1 K: 0 S: 11	H: 1 R: 0 ER: 1 LOB: 1 BB: 2 P: 27	R: 0 H: 1 E: 1 K: 1 S: 9	H: 1 R: 0 ER: 0 LOB: 1 BB: 0 P: 14	R: 0 H: 1 E: 0 K: 1 S: 6	H: 1 R: 0 ER: 0 LOB: 2 BB: 1 P: 9	R: 1 H: 2 E: 0 K: 0 S: 12	H: 2 R: 0 ER: 0 LOB: 2 BB: 1 P: 22	R: 0 H: 1 E: 0 K: 1 S: 8	H: 1 R: 3 ER: 1 LOB: 0 BB: 0 P: 11	R: 1 H: 2 E: 0 K: 2 S: 10	H: 2 R: 0 ER: 0 LOB: 1 BB: 0 P: 15	R: 1 H: 2 E: 0 K: 2 S: 13	H: 2 R: 0 ER: 0 LOB: 1 BB: 0 P: 16	1B: 8 2B: 3 3B: 1 HR: 1	SF: 0 SAC: 2 DP: 1 HBP: 0	WP: 1 PB: 1 CS: 0	PA: 46
<b>PITCHER</b>	IP WLS BF H R ER SO BB IBB HBP BLK WP HR S P ERA WHIP																	
<b>Joe Hatten, L</b> ERA: 4.59 (1, 1)	5.0	25	6	3	2	2	3	1	0	0	0	1	0	46	88	3.60	1.800	
<b>Carl Erskine, R</b> ERA: 4.89 (6, 1)	1.0	5	1	0	0	1	1	0	0	0	0	0	0	8	18	0.00	2.000	
<b>Ralph Branca, R</b> ERA: 4.69 (7, 1)	1.1	L	9	4	4	3	1	0	0	0	0	1	1	12	17	20.25	3.000	
<b>Jim Romano, R</b> ERA: 15.43 (8, 1)	1.2	7	2	1	1	4	0	0	0	0	0	0	0	19	25	5.40	1.200	

**Boston Braves @ Brooklyn Dodgers**  
Ebbets Field, Brooklyn, NY  
Thu Sep 28 1950, 3:38 AM EST  
Att: 4,533 - Unknown

AB 39  
R 8  
H 13  
RBI 6  
BB 5  
SO 8  
LOB 25

Batter	1	2	3	4	5	6	7	8	9	AB	R	H	RBI	BB	SO	LOB	BOTTOM					
<b>Tommy Brown, R</b> OBP: 0.375, SLG: 0.619 <b>Cal Abrams, L</b> OBP: 0.333, SLG: 0.212 (7, 7)										4	1	1	1	0	1	1						
<b>Pee Wee Reese, R</b> OBP: 0.370, SLG: 0.370 (1, 6)										4	0	2	0	1	0	1						
<b>Duke Snider, L</b> OBP: 0.375, SLG: 0.546 (1, 8)										5	0	2	1	0	2	2						
<b>Jackie Robinson, R</b> OBP: 0.425, SLG: 0.499 (1, 4)										4	0	2	0	0	0	2						
<b>Carl Furillo, R</b> OBP: 0.354, SLG: 0.464 (1, 9)										5	1	1	0	0	0	5						
<b>Gil Hodges, R</b> OBP: 0.371, SLG: 0.515 (1, 3)										4	1	1	0	0	1	1						
<b>Roy Campanella, R</b> OBP: 0.364, SLG: 0.543 (1, 2)										4	0	3	2	0	0	0						
<b>Billy Cox, R</b> OBP: 0.308, SLG: 0.356 (1, 5)										2	0	0	0	1	0	1						
<b>Joe Hatten, R</b> OBP: 0.115, SLG: 0.111 <b>Carl Erskine, R</b> OBP: 0.289, SLG: 0.278 <b>Jim Ruffalo, R</b> OBP: 0.331, SLG: 0.427 <b>Ralph Branca, R</b> OBP: 0.211, SLG: 0.294 <b>Jim Romano, R</b> OBP: 0.289, SLG: 0.442 (8, 9)										2	0	0	0	0	1	3						
<b>Inning Stats</b>	R: 0 H: 1 E: 0 K: 2 S: 12	H: 1 R: 0 ER: 0 LOB: 2 BB: 1 P: 16	R: 0 H: 1 E: 0 K: 2 S: 9	H: 1 R: 0 ER: 0 LOB: 1 BB: 1 P: 18	R: 1 H: 1 E: 0 K: 1 S: 8	H: 1 R: 0 ER: 0 LOB: 1 BB: 1 P: 19	R: 1 H: 2 E: 0 K: 0 S: 8	H: 2 R: 0 ER: 0 LOB: 2 BB: 0 P: 10	R: 0 H: 2 E: 0 K: 0 S: 9	H: 2 R: 0 ER: 0 LOB: 1 BB: 0 P: 12	R: 1 H: 2 E: 0 K: 0 S: 8	H: 2 R: 0 ER: 0 LOB: 1 BB: 0 P: 13	R: 0 H: 1 E: 0 K: 0 S: 10	H: 1 R: 0 ER: 0 LOB: 0 BB: 0 P: 13	R: 0 H: 0 E: 0 K: 0 S: 7	H: 0 R: 0 ER: 0 LOB: 2 BB: 0 P: 11	R: 1 H: 3 E: 0 K: 0 S: 11	H: 3 R: 0 ER: 0 LOB: 2 BB: 0 P: 15	1B: 10 2B: 3 3B: 0 HR: 1	SF: 0 SAC: 2 DP: 1 HBP: 1	WP: 0 PB: 0 CS: 0	PA: 41
<b>PITCHER</b>	IP WLS BF H R ER SO BB IBB HBP BLK WP HR S P ERA WHIP																					
<b>Bob Chipman, L</b> ERA: 4.35 (1, 1)	9.0	W	41	13	4	4	5	2	0	1	0	0	1	82	127	4.00	1.667					


**Boston Braves @ Brooklyn Dodgers**  
Ebbets Field, Brooklyn, NY  
Thu Sep 28 1950, 3:38 AM EST  
Att: 4,533 - Unknown


AB 36  
R 4  
H 13  
RBI 4  
BB 2  
SO 5  
LOB 17







Batter	1	2	3	4	5	6	7	8	9	AB	R	H	RBI	BB	SO	LOB	TOP								
<b>Gene Mauch, R</b> OBP: 0.316, SLG: 0.298	1-1 4-3	0-0 F8		1-2 FC1-6		0-0 1-3		1-1 4-3		5	0	0	0	0	0	3	<b>Boston Braves @ Brooklyn Dodgers</b> Ebbets Field, Brooklyn, NY Fri Sep 29 1950, 3:38 AM EST Att: 5,843 - Unknown  <b>AB 37</b> <b>R 6</b> <b>H 10</b> <b>RBI 4</b> <b>BB 2</b> <b>SO 6</b> <b>LOB 14</b> 								
<b>Sam Jethroe, S</b> OBP: 0.340, SLG: 0.447	1-3 K		1-1 BB 2B 1B	0-2 F8		1-1 F6		0-0 1-3	5	1	1	0	0	1	1										
<b>Earl Torgeson, L</b> OBP: 0.415, SLG: 0.475	4-0 BB		4-1 2B BB		1-0 1B E 1B		0-0 3-1		0-0 F8	3	2	1	0	2	0										
<b>Bob Elliott, R</b> OBP: 0.386, SLG: 0.512	1-3 K		2-2 1-H 2-H 2B		0-0 E 1B		0-1 L9		1-1 L3	5	1	2	2	0	1										
<b>Sid Gordon, R</b> OBP: 0.403, SLG: 0.552		0-1 SH1-4 1B 1B	0-3 K		1-1 E5		2-1 1B			4	1	2	0	0	1										
<b>Luis Olmo, R</b> OBP: 0.312, SLG: 0.388		1-0 SH1-4 1B	1-0 5-3		2-2 1-H 2-H 6-3		0-0 F6			1	1	1	0	0	0										
<b>Tommy Holmes, L</b> OBP: 0.372, SLG: 0.453		1-2 1B								3	0	0	0	0	3										
<b>Del Crandall, R</b> OBP: 0.317		0-0 SH1-4	0-1 F8		2-3 K			0-0 5-3	2	0	0	0	0	1	2										
<b>Bob Addis, L</b> OBP: 0.357, SLG: 0.320		1-2 2-3								1	0	0	0	0	0										
<b>Paul Burris, R</b> OBP: 0.208, SLG: 0.217										0	0	0	0	0	0										
<b>Buddy Kerr, R</b> OBP: 0.301, SLG: 0.313		3-3 K		2-2 1-3		1-3 K		0-0 4-3	3	0	0	0	0	2	3										
<b>Willard Marshall, L</b> OBP: 0.322, SLG: 0.336										1	0	0	0	0	0										
<b>Sibby Sisti, R</b> OBP: 0.258, SLG: 0.258										0	0	0	0	0	0										
<b>Vern Bickford, R</b> OBP: 0.160, SLG: 0.138		2-2 1B		0-0 FC1-6 1B		0-1 F8		0-1 2B	3	0	2	2	0	0	0										
<b>Bobby Hogue, R</b> OBP: 0.286, SLG: 0.308										0	0	0	0	0	0										
<b>Pete Reiser, L</b> OBP: 0.367, SLG: 0.269										1	0	1	0	0	0										
<b>Max Surkont, R</b> OBP: 0.458, SLG: 0.652										0	0	0	0	0	0										
<b>Inning Stats</b>	R: 0 E: 0 K: 2 S: 8	H: 0 LOB: 1 BB: 1 P: 15	R: 2 E: 0 K: 1 S: 13	H: 3 LOB: 1 BB: 0 P: 19	R: 2 E: 0 K: 1 S: 14	H: 2 LOB: 1 BB: 1 P: 22	R: 0 E: 0 K: 0 S: 11	H: 1 LOB: 1 BB: 0 P: 14	R: 2 E: 1 K: 2 S: 16	H: 2 LOB: 1 BB: 0 P: 23	R: 0 E: 0 K: 0 S: 5	H: 0 LOB: 0 BB: 0 P: 6	R: 0 E: 0 K: 0 S: 6	H: 1 LOB: 1 BB: 0 P: 8	R: 0 E: 0 K: 0 S: 6	H: 1 LOB: 0 BB: 0 P: 7	R: 0 E: 0 K: 0 S: 4	H: 0 LOB: 0 BB: 0 P: 5	1B: 8 2B: 2 3B: 0 HR: 0	SF: 0 SAC: 1 DP: 0 HBP: 0	WP: 0 PB: 0 SB: 1 CS: 0	PA: 40			
<b>PITCHER</b>	IP	WLS	BF	H	R	ER	SO	BB	IBB	HBP	BLK	WP	HR	S	P	ERA	WHIP								
<b>Chris Van Cuyk, L</b> ERA: 4.86	2.0		13	5	4	4	3	2	0	0	0	0	0	28	48	18.00	3.500								
<b>Jim Romano, R</b> ERA: 5.89	4.0		16	3	2	0	3	0	0	0	0	0	0	39	51	0.00	0.750								
<b>Carl Erskine, R</b> ERA: 4.72	3.0	W	11	2	0	0	0	0	0	0	0	0	0	16	20	0.00	0.667								

Batter	1	2	3	4	5	6	7	8	9	AB	R	H	RBI	BB	SO	LOB	BOTTOM									
<b>Cal Abrams, L</b> OBP: 0.333, SLG: 0.237	1-1 FC6-5 2B	2-1 1-3		2-1 1-3		1-0 G3		1-2 FC6-4		5	0	1	1	0	0	5	<b>Boston Braves @ Brooklyn Dodgers</b> Ebbets Field, Brooklyn, NY Fri Sep 29 1950, 3:38 AM EST Att: 5,843 - Unknown  <b>AB 35</b> <b>R 7</b> <b>H 12</b> <b>RBI 6</b> <b>BB 2</b> <b>SO 1</b> <b>LOB 15</b> 									
<b>Pee Wee Reese, R</b> OBP: 0.367, SLG: 0.367	2-2 FC6-5 3B		1-2 F3		2-1 F8		2-2 F8		0-0 F8	5	1	1	0	0	0	2										
<b>Duke Snider, L</b> OBP: 0.379, SLG: 0.551	0-0 1-H 3B		0-0 1-3		1-0 1B		0-1 4-3			4	0	2	1	0	0	1										
<b>Jackie Robinson, R</b> OBP: 0.422, SLG: 0.500	1-0 L5		1-1 L9		1-1 F6		0-0 HR			4	1	1	1	0	0	2										
<b>Carl Furillo, R</b> OBP: 0.354, SLG: 0.462	1-3 K			1-0 F4		0-0 L8		1-0 F2		4	0	0	0	0	1	2										
<b>Gil Hodges, R</b> OBP: 0.371, SLG: 0.514		3-1 F7		2-0 HR 2B		1-2 2B 1B		0-0 F9		4	2	2	0	0	0	0										
<b>Roy Campanella, R</b> OBP: 0.364, SLG: 0.549		0-0 FC1-6 1B		0-0 2-H HR		2-1 SH5-4 1-H G3 2B		0-1 F7		4	2	3	3	0	0	0										
<b>Billy Cox, R</b> OBP: 0.313, SLG: 0.360		1-0 FC1-6 1B		4-2 BB		4-2 G3 SH5-4 WP BB		1-2 FC6-4 1B		2	1	1	0	2	0	1										
<b>Chris Van Cuyk, L</b> OBP: 0.100, SLG: 0.100		0-0 1B		0-0 B1		0-0 SH5-4		0-0 B3		1	0	1	0	0	0	0										
<b>Jim Romano, R</b>										1	0	0	0	0	0	1										
<b>Eddie Miksis, R</b> OBP: 0.296, SLG: 0.382										0	0	0	0	0	0	0										
<b>Carl Erskine, R</b> OBP: 0.282, SLG: 0.270										1	0	0	0	0	0	1										
<b>Inning Stats</b>	R: 1 E: 0 K: 1 S: 11	H: 2 LOB: 1 BB: 0 P: 16	R: 0 E: 0 K: 0 S: 7	H: 2 LOB: 2 BB: 0 P: 13	R: 0 E: 0 K: 0 S: 6	H: 0 LOB: 0 BB: 0 P: 8	R: 2 E: 0 K: 0 S: 8	H: 2 LOB: 1 BB: 1 P: 17	R: 0 E: 0 K: 0 S: 6	H: 1 LOB: 1 BB: 0 P: 10	R: 3 E: 0 K: 0 S: 16	H: 3 LOB: 1 BB: 1 P: 26	R: 1 E: 0 K: 0 S: 5	H: 1 LOB: 0 BB: 0 P: 6	R: 0 E: 0 K: 0 S: 10	H: 1 LOB: 1 BB: 0 P: 12		1B: 6 2B: 3 3B: 1 HR: 2	SF: 0 SAC: 1 DP: 0 HBP: 0	WP: 1 PB: 0 SB: 0 CS: 0	PA: 38					
<b>PITCHER</b>	IP	WLS	BF	H	R	ER	SO	BB	IBB	HBP	BLK	WP	HR	S	P	ERA		WHIP								
<b>Vern Bickford, R</b> ERA: 3.47	6.0	L	31	11	7	7	1	2	0	0	0	0	0	55	91	10.50		2.167								
<b>Bobby Hogue, R</b> ERA: 5.03	1.0		3	0	0	0	0	0	0	0	0	0	0	4	5	0.00		0.000								
<b>Max Surkont, R</b> ERA: 3.23	1.0		4	1	0	0	0	0	0	0	0	0	0	10	12	0.00	1.000									



Batter	1	2	3	4	5	6	7	8	9	AB	R	H	RBI	BB	SO	LOB	TOP					
<b>Eddie Waitkus, L</b> OBP: 0.342, SLG: 0.360 (1, 3)	F8		6-3			1B E 1B	G3			4	1	1	0	0	0	1						
<b>Richie Ashburn, L</b> OBP: 0.375, SLG: 0.406 (1, 8)	K		G3			1B E 1B		F9		4	1	1	0	0	1	0						
<b>Dick Sisler, L</b> OBP: 0.369, SLG: 0.432 (1, 7)	2B 1B			K		1B E 3B		F4		4	1	2	2	0	1	0						
<b>Del Ennis, R</b> OBP: 0.373, SLG: 0.553 (1, 9)	1B 2B			K		F9		F2		4	0	1	0	0	1	0						
<b>Willie Jones, R</b> OBP: 0.338, SLG: 0.458 (1, 5)	F6			1B		1B CS BB		F8		3	0	1	0	1	0	2						
<b>Granny Hamner, R</b> OBP: 0.316, SLG: 0.382 (1, 6)		F7		L9		5-3		F7		4	0	0	0	0	0	2						
<b>Andy Seminick, R</b> OBP: 0.400, SLG: 0.526 <b>Putsy Caballero, R</b> OBP: 0.231, SLG: 0.167 <b>Stan Lopata, R</b> OBP: 0.325, SLG: 0.279 (7, PR)	F4				F4		G6-4-3 BB		K	2	0	0	0	1	0	0						
<b>Mike Goliat, R</b> OBP: 0.314, SLG: 0.367 (1, 4)	F2				F5		G6-4-3 1-2			3	0	0	0	0	0	1						
<b>Bob Miller, R</b> OBP: 0.194, SLG: 0.197 <b>Jim Konstanty, R</b> OBP: 0.108, SLG: 0.108 (5, 1)			K		6-3		1B			2	0	0	0	0	1	0						
<b>Inning Stats</b>	R: 0 E: 0 K: 1 S: 9	H: 2 LOB: 2 BB: 0 P: 13	R: 0 E: 0 K: 0 S: 4	H: 0 LOB: 0 BB: 0 P: 5	R: 0 E: 0 K: 1 S: 13	H: 0 LOB: 0 BB: 0 P: 17	R: 0 E: 0 K: 2 S: 9	H: 1 LOB: 1 BB: 0 P: 11	R: 0 E: 0 K: 0 S: 6	H: 0 LOB: 0 BB: 0 P: 9	R: 3 E: 1 K: 0 S: 16	H: 3 LOB: 0 BB: 1 P: 22	R: 0 E: 0 K: 0 S: 7	H: 1 LOB: 1 BB: 1 P: 13	R: 0 E: 0 K: 1 S: 10	H: 0 LOB: 0 BB: 0 P: 13	R: 0 E: 0 K: 1 S: 9	H: 0 LOB: 0 BB: 0 P: 14	1B: 5 2B: 1 3B: 1 HR: 0	SF: 0 SAC: 0 DP: 1 HBP: 0	WP: 0 PB: 0 SB: 1 CS: 1	PA: 34
<b>PITCHER</b> <b>Erv Palica, R</b> ERA: 3.62 (1, 1)	IP: 9.0 WLS: W BF: 34 H: 7 R: 3 ER: 3 SO: 5 BB: 2 IBB: 0 HBP: 0 BLK: 0 WP: 0 HR: 0 S: 83 P: 117 ERA: 3.00 WHIP: 1.000															<b>PITCHER</b>						

Philadelphia Phillies @ Brooklyn Dodgers  
Ebbets Field, Brooklyn, NY  
Sat Sep 30 1950, 3:33 AM EST  
Att: 23,879 - Unknown

AB 32  
R 3  
H 7  
RBI 2  
BB 2  
SO 5  
LOB 6



Batter	1	2	3	4	5	6	7	8	9	AB	R	H	RBI	BB	SO	LOB	BOTTOM					
<b>Cal Abrams, L</b> OBP: 0.327, SLG: 0.238 (1, 7)	1-3		1-3			3B 2H 1B	F8			4	1	1	1	0	0	0						
<b>Pee Wee Reese, R</b> OBP: 0.397, SLG: 0.370 (1, 6)	5-3			F3		1H HR 3B	4-3			4	1	1	1	0	0	0						
<b>Duke Snider, L</b> OBP: 0.380, SLG: 0.555 (1, 8)	E6 1B PO			2B FC5-2 1B		HR HR	F5			4	1	2	2	0	0	0						
<b>Jackie Robinson, R</b> OBP: 0.424, SLG: 0.503 (1, 4)	1B			FC5-2 2B		K2-3	FC1-5 1B BB			3	0	2	0	1	1	0						
<b>Carl Furillo, R</b> OBP: 0.355, SLG: 0.463 (1, 9)	PO		K	FC5-2 S		SH3-4 1B	FC1-5 1B HR			4	1	2	0	0	1	2						
<b>Gil Hodges, R</b> OBP: 0.369, SLG: 0.512 (1, 3)	3H		5-3	2-3 3H K		SH3-4	FC1-5 HR			3	1	0	0	0	1	4						
<b>Roy Campanella, R</b> OBP: 0.365, SLG: 0.554 (1, 2)	F8			K		IBB	HR			3	1	1	3	1	1	0						
<b>Billy Cox, R</b> OBP: 0.313, SLG: 0.359 (1, 5)			6-3		1B 1-3 1B	L7	6-3			4	1	1	0	0	0	2						
<b>Erv Palica, R</b> OBP: 0.221, SLG: 0.324 (1, 1)	F9				1-3 1-2	5-3	5-3			4	0	0	0	0	0	3						
<b>Inning Stats</b>	R: 0 E: 1 K: 0 S: 11	H: 1 LOB: 1 BB: 0 P: 19	R: 0 E: 0 K: 1 S: 7	H: 0 LOB: 0 BB: 0 P: 10	R: 0 E: 0 K: 0 S: 5	H: 0 LOB: 0 BB: 0 P: 9	R: 0 E: 0 K: 1 S: 14	H: 2 LOB: 2 BB: 0 P: 20	R: 4 E: 0 K: 2 S: 17	H: 4 LOB: 0 BB: 0 P: 22	R: 0 E: 0 K: 0 S: 5	H: 1 LOB: 2 BB: 1 P: 11	R: 0 E: 0 K: 0 S: 7	H: 0 LOB: 0 BB: 0 P: 11	R: 3 E: 0 K: 0 S: 7	H: 2 LOB: 0 BB: 1 P: 13	R: 0 E: 0 K: 0 S: 7	H: 0 LOB: 0 BB: 0 P: 13	1B: 6 2B: 1 3B: 1 HR: 2	SF: 0 SAC: 1 DP: 0 HBP: 0	WP: 0 PB: 0 SB: 1 CS: 0	PA: 37
<b>PITCHER</b> <b>Bob Miller, R</b> ERA: 3.57 <b>Jim Konstanty, R</b> ERA: 2.55 (5, 1)	IP: 4.2 WLS: L BF: 20 H: 6 R: 3 ER: 3 SO: 3 BB: 6 IBB: 0 HBP: 0 BLK: 0 WP: 0 HR: 0 S: 49 P: 74 ERA: 5.79 WHIP: 1.286															<b>PITCHER</b>						

Philadelphia Phillies @ Brooklyn Dodgers  
Ebbets Field, Brooklyn, NY  
Sat Sep 30 1950, 3:33 AM EST  
Att: 23,879 - Unknown

AB 33  
R 7  
H 10  
RBI 7  
BB 2  
SO 4  
LOB 11





Batter	1	2	3	4	5	6	7	8	9	10	AB	R	H	RBI	BB	SO	LOB	TOP				
<b>Eddie Waitkus, L</b> OBP: 0.341, SLG: 0.359	F8		G3			3-1	3-1			FC1-5 HR	5	1	1	0	0	0	2	<b>Philadelphia Phillies @ Brooklyn Dodgers</b> Ebbets Field, Brooklyn, NY Sun Oct 01 1950, 3:33 AM EST Att: 35,073 - Unknown  <b>AB 38</b> <b>R 4</b> <b>H 11</b> <b>RBI 4</b> <b>BB 2</b> <b>SO 3</b> <b>LOB 14</b>				
<b>Richie Ashburn, L</b> OBP: 0.372, SLG: 0.402	4-3			F6		3-1		F9		FC1-5 HR	5	1	0	0	0	2						
<b>Dick Sisler, L</b> OBP: 0.373, SLG: 0.442 <b>Jackie Mayo, L</b> OBP: 0.283, SLG: 0.306	K2-3			FC5-4 1B		1B	1B	1B		HR	5	2	4	3	0	1	0					
<b>Del Ennis, R</b> OBP: 0.373, SLG: 0.551		G6-4-3 1B		FC5-4 1-2		1B	1B	L7		K	5	0	2	0	0	1	2					
<b>Willie Jones, R</b> OBP: 0.337, SLG: 0.456		G6-4-3 1-2		4-3				F6		6-3	5	0	1	1	0	0	3					
<b>Granny Hamner, R</b> OBP: 0.314, SLG: 0.380		5-3			F8	F9			L7		4	0	0	0	0	0	2					
<b>Andy Seminick, R</b> OBP: 0.400, SLG: 0.524 <b>Putsy Caballero, R</b> OBP: 0.231, SLG: 0.167 <b>Stan Lopata, R</b> OBP: 0.325, SLG: 0.279			6-3		1-3		FC2-6 BB		CS 1B		3	0	1	0	1	0	0					
<b>Mike Goliat, R</b> OBP: 0.314, SLG: 0.366			F9			FC2-6 SH2-4			L8		4	0	1	0	0	0	2					
<b>Robin Roberts, S</b> OBP: 0.182, SLG: 0.118						SH2-4				FC1-5 1B	2	0	1	0	1	1	1					
<b>Inning Stats</b>	R: 0 E: 0 K: 1 S: 8	H: 0 LOB: 0 BB: 0 P: 13	R: 0 E: 0 K: 0 S: 5	H: 1 LOB: 0 BB: 0 P: 6	R: 0 E: 0 K: 0 S: 8	H: 0 LOB: 1 BB: 1 P: 16	R: 0 E: 0 K: 0 S: 8	H: 1 LOB: 1 BB: 0 P: 16	R: 0 E: 0 K: 1 S: 5	H: 1 LOB: 1 BB: 0 P: 9	R: 1 E: 0 K: 0 S: 10	H: 3 LOB: 2 BB: 0 P: 14	R: 0 E: 0 K: 0 S: 7	H: 1 LOB: 1 BB: 0 P: 15	R: 0 E: 0 K: 0 S: 7	H: 1 LOB: 1 BB: 0 P: 10	R: 3 E: 0 K: 1 S: 12		H: 3 LOB: 0 BB: 0 P: 18	1B: 10 2B: 0 3B: 0 HR: 1	SF: 0 SAC: 1 DP: 1 HBP: 0	WP: 0 PB: 0 SB: 0 CS: 1
<b>PITCHER</b> <b>Don Newcombe, R</b> ERA: 3.7	IP	WLS	BF	H	R	ER	SO	BB	IBB	HBP	BLK	WP	HR	S	P	ERA	WHIP					
	10.0	L	41	11	4	4	3	2	0	0	0	0	1	81	127	3.60	1.300					

Batter	1	2	3	4	5	6	7	8	9	10	AB	R	H	RBI	BB	SO	LOB	BOTTOM						
<b>Cal Abrams, L</b> OBP: 0.340, SLG: 0.227	1-3 BB		4-3			4-3				1B BB	2	0	0	0	2	0	0	<b>Philadelphia Phillies @ Brooklyn Dodgers</b> Ebbets Field, Brooklyn, NY Sun Oct 01 1950, 3:33 AM EST Att: 35,073 - Unknown  <b>AB 33</b> <b>R 1</b> <b>H 5</b> <b>RBI 1</b> <b>BB 3</b> <b>SO 2</b> <b>LOB 13</b>						
<b>Pee Wee Reese, R</b> OBP: 0.369, SLG: 0.380	L8			2B		HR			1B 1B	4	1	3	1	0	0	1								
<b>Duke Snider, L</b> OBP: 0.379, SLG: 0.553	1-3			B2		1-3			1B	4	0	1	0	0	0	2								
<b>Jackie Robinson, R</b> OBP: 0.423, SLG: 0.500	F9			1-3		5-3			IBB	3	0	0	0	1	0	2								
<b>Carl Furillo, R</b> OBP: 0.353, SLG: 0.460		F9		F8		6-3			F3	4	0	0	0	0	0	4								
<b>Gl Hodges, R</b> OBP: 0.367, SLG: 0.508		6-3		F6		5-3			F9	4	0	0	0	0	0	3								
<b>Roy Campanella, R</b> OBP: 0.364, SLG: 0.551		1-3		5-3				L1-3 1B		L7	4	0	1	0	0	0								
<b>Billy Cox, R</b> OBP: 0.311, SLG: 0.357 <b>Jim Russell, S</b> OBP: 0.329, SLG: 0.425			2-3		F3			L1-3		K	3	0	0	0	0	1	0							
<b>Don Newcombe, L</b> OBP: 0.318, SLG: 0.330 <b>Tommy Brown, R</b> OBP: 0.378, SLG: 0.616			K		4-3			1-3		P3	3	0	0	0	0	1	0							
<b>Inning Stats</b>	R: 0 E: 0 K: 0 S: 7	H: 0 LOB: 1 BB: 1 P: 14	R: 0 E: 0 K: 0 S: 6	H: 0 LOB: 0 BB: 0 P: 10	R: 0 E: 0 K: 1 S: 8	H: 0 LOB: 0 BB: 0 P: 9	R: 0 E: 0 K: 0 S: 8	H: 1 LOB: 1 BB: 0 P: 15	R: 0 E: 0 K: 0 S: 5	H: 0 LOB: 0 BB: 0 P: 11	R: 1 E: 0 K: 0 S: 10	H: 1 LOB: 0 BB: 0 P: 14	R: 0 E: 0 K: 0 S: 10	H: 0 LOB: 0 BB: 0 P: 15	R: 0 E: 0 K: 0 S: 9	H: 1 LOB: 0 BB: 0 P: 12	R: 0 E: 0 K: 0 S: 9		H: 2 LOB: 3 BB: 2 P: 18	R: 0 E: 0 K: 1 S: 7	H: 0 LOB: 0 BB: 0 P: 9	1B: 3 2B: 2 3B: 0 HR: 1	SF: 0 SAC: 0 DP: 1 HBP: 0	WP: 0 PB: 0 SB: 0 CS: 0
<b>PITCHER</b> <b>Robin Roberts, R</b> ERA: 2.99	IP	WLS	BF	H	R	ER	SO	BB	IBB	HBP	BLK	WP	HR	S	P	ERA	WHIP							
	10.0	W	36	5	1	1	2	2	1	0	0	0	1	79	127	0.90	0.700							