

Brooklyn Dodgers - 1951

Batter	1	2	3	4	5	6	7	8	9	AB R H RBI BB SO LOB	TOP														
Eddie Waitkus, L OBP: 0.400, SLG: 0.400 (1, 3)	1-1 6-3	2-0 F2			0-0 F9		0-1 1B		2-1 1-2 1B	5 0 2 0 0 0 0															
Richie Ashburn, L (1, 8)	4-2 1B BB		1-1 6-3		2-2 F7		1-0 F7		2-1 L7	4 1 0 0 1 0 3															
Dick Sisler, L OBP: 0.500, SLG: 0.500 Ed Sanicki, R (8, 7)	1-0 E 1B 1-3 5-3 1B		1-1 G5-4-3 1B		1-1 E3 HR		0-0 F4		3-3 K	4 2 2 0 0 0 1 1 0 0 0 0 1 2															
Del Ennis, R OBP: 0.500, SLG: 1.250 (1, 9)	1-1 E8 5-3 1-3 3-H 1B		1-1 G5-4-3 1-2f		0-0 HR		2-2 F7			4 1 2 3 0 0 1															
Willie Jones, R (1, 5)	2-2 5-3 2-3 3-H			1-3 K		3-2 L4		4-0 BB		3 0 0 1 1 1 1															
Granny Hamner, R OBP: 0.250, SLG: 0.250 (1, 6)	1-0 2-3 1B			0-0 F4		0-0 FC6-4 1B		0-0 F2		4 0 1 0 0 0 2															
Andy Seminick, R OBP: 0.250, SLG: 0.250 (1, 2)				1-0 F4		1-2 FC6-4 FC5-4 1-2f 1B		0-3 K		4 0 1 0 0 1 2															
Mike Goliat, R OBP: 0.250, SLG: 1.000 (1, 4)				1-1 F8		2-2 FC5-4 1-2f			2-1 F4	4 1 1 1 0 0 2															
Robin Roberts, S (1, 1)				2-1 5-3		0-0 L6		0-0 F2	4-1 1B BB	3 0 0 0 1 0 0															
Inning Stats	R: 2 E: 1 K: 0 S: 11	H: 2 LOB: 1 BB: 1 P: 21	R: 1 E: 0 K: 0 S: 7	H: 1 LOB: 0 BB: 0 P: 12	R: 0 E: 0 K: 0 S: 6	H: 1 LOB: 0 BB: 0 P: 9	R: 0 E: 0 K: 1 S: 9	H: 1 LOB: 1 BB: 0 P: 12	R: 0 E: 0 K: 0 S: 5	H: 0 LOB: 0 BB: 0 P: 7	R: 2 E: 1 K: 0 S: 13	H: 2 LOB: 1 BB: 0 P: 20	R: 0 E: 0 K: 0 S: 5	H: 1 LOB: 1 BB: 1 P: 6	R: 0 E: 0 K: 1 S: 7	H: 0 LOB: 1 BB: 1 P: 13	R: 0 E: 0 K: 1 S: 11	H: 1 LOB: 2 BB: 1 P: 24	1B: 7 2B: 0 3B: 0 HR: 2	SF: 0 SAC: 0 DP: 1 HBP: 0	WP: 0 PB: 0 SB: 0 CS: 0	PA: 39			
PITCHER Carl Erskine, R ERA: 3.86 Clyde King, R ERA:	IP 7.0 2.0	WLS L	BF 30 9	H 8 1	R 5 0	ER 3 0	SO 1 2	BB 1 2	IBB 0 0	HBP 0 0	BLK 0 0	WP 0 0	HR 2 0	S 56 18	P 87 37	ERA 3.86 0.00	WHIP 1.286 1.500								

Philadelphia Phillies @ Brooklyn Dodgers
Ebbets Field, Brooklyn, NY
Tue Apr 17 1951, 3:33 AM EST
Att. 19,217 - Unknown

AB	36
R	5
H	9
RBI	5
BB	3
SO	3
LOB	14



Batter	1	2	3	4	5	6	7	8	9	AB R H RBI BB SO LOB
Don Thompson, L (1, 7) OBP: 0.200, SLG: 0.200	3-2 L6		1-2 4-3			0-1 G1-6-3 1B		2-1 4-3	1-1 F6	5 0 1 0 0 0 1
Carl Furillo, R (1, 9) OBP: 0.250, SLG: 0.250	1-0 FC6-4 1B		2-0 4-3			1-1 G1-6-3 1-2f		1-0 4-3		4 0 1 0 0 0 1
Duke Snider, L (1, 8) OBP: 0.500, SLG: 0.750	2-2 F5			2-1 1-3		0-1 HR 2B		2-1 1B 1B 1B		4 1 2 0 0 0 1
Jackie Robinson, R (1, 4) OBP: 0.500, SLG: 1.250	2-1 FC6-4 1-2f			2-2 1-3		1-0 HR 2-H		1-1 1B 1-2 1B		4 1 2 2 0 0 1
Gil Hodges, R (1, 3) OBP: 0.500, SLG: 0.500		3-1 F2		1-0 F7		0-0 1B		1-0 1B 1-2 2-3 1B		4 0 2 0 0 0 0
Roy Campanella, R (1, 2)		2-1 F5			4-2 6-3 BB	2-2 F2		2-0 F2		3 0 0 0 1 0 4
Pee Wee Reese, R (1, 6) OBP: 0.500, SLG: 0.333		4-0 BB			3-2 6-3 1-2		1-2 F3		0-1 FC1-6 1B	3 0 1 0 1 0 1
Rocky Bridges, R (1, 5) Gene Hermanski, L (7, PH) Billy Cox, R (8, 5)		1-0 1-3			0-0 5-3		2-2 4-3		1-2 FC1-6 1-2f	2 0 0 0 0 0 2 1 0 0 0 0 0 0 1 0 0 0 0 0 1
Carl Erskine, R (1, 1) Cal Abrams, L (7, PH) Clyde King, S (8, 1) Hank Edwards, L (9, PH)			2-1 F4		0-0 6-3		1-3 K		1-3 K	2 0 0 0 0 0 1 1 0 0 0 0 1 0 0 0 0 0 0 0 0 1 0 0 0 0 1 1

Inning Stats	R: 0 H: 1 E: 0 K: 0 S: 9	H: 1 LOB: 1 BB: 0 P: 17	R: 0 H: 0 E: 0 K: 0 S: 5	H: 0 LOB: 1 BB: 1 P: 15	R: 0 H: 0 E: 0 K: 0 S: 6	H: 0 LOB: 0 BB: 0 P: 11	R: 0 H: 0 E: 0 K: 0 S: 6	H: 0 LOB: 1 BB: 1 P: 14	R: 2 H: 4 E: 0 K: 0 S: 11	H: 4 LOB: 1 BB: 0 P: 15	R: 0 H: 0 E: 0 K: 1 S: 10	H: 0 LOB: 0 BB: 0 P: 14	R: 0 H: 3 E: 0 K: 0 S: 9	H: 3 LOB: 3 BB: 0 P: 18	R: 0 H: 1 E: 0 K: 1 S: 10	H: 1 LOB: 1 BB: 0 P: 13	1B: 7 2B: 1 3B: 0 HR: 1	SF: 0 SAC: 0 DP: 1 HBP: 0
---------------------	--------------------------	-------------------------	--------------------------	-------------------------	--------------------------	-------------------------	--------------------------	-------------------------	---------------------------	-------------------------	---------------------------	-------------------------	--------------------------	-------------------------	---------------------------	-------------------------	-------------------------	---------------------------

PITCHER Robin Roberts, R (1, 1) ERA: 2.0	IP 9.0 WLS W BF 37 H 9 R 2 ER 2 SO 2 BB 2 IBB 0 HBP 0 BLK 0 WP 0 HR 1 S 73 P 128 ERA 2.00 WHIP 1.222	PITCHER	IP WLS W BF H R ER SO BB IBB HBP BLK WP HR S P ERA WHIP
---	--	----------------	---

BOTTOM

Philadelphia Phillies @ Brooklyn Dodgers
Ebbets Field, Brooklyn, NY
Tue Apr 17 1951, 3:33 AM EST
Att. 19,217 - Unknown

livebaseballscorecards.com

AB	35
R	2
H	9
RBI	2
BB	2
SO	2
LOB	14



WP: 0 PA: 37	PB: 0	SB: 0	CS: 0
--------------	-------	-------	-------

Batter	1	2	3	4	5	6	7	8	9	AB R H RBI BB SO LOB	TOP	
Eddie Waitkus, L (1, 3) OBP: 0.222, SLG: 0.222	3-3 K		0-3 K			1-2 F4		2-1 3-1		4 0 0 0 0 2 0		
Richie Ashburn, L (1, 8) OBP: 0.222, SLG: 0.125	1-2 F8		0-1 4-3			0-2 G5-4-3 1B		3-3 K		4 0 1 0 0 1 0		
Willie Jones, R (1, 5) OBP: 0.375, SLG: 1.143	2-2 HR				1-0 F9	1-1 G5-4-3 1-2f			3-2 HR	4 2 2 2 0 0 1		
Del Ennis, R (1, 9) OBP: 0.375, SLG: 0.875	2-1 5-3				2-0 3-1 2B		3-2 6-3		3-2 E5 FC5-6	4 0 1 0 0 0 0		
Dick Sisler, L (1, 7) OBP: 0.500, SLG: 0.875 Ed Sanicki, R (9, PR) (9, 7)			0-0 HR		2-0 3-1		1-1 2B 1B		0-0 FC5-6 7-4 1-2f	4 1 2 1 0 0 2 0 0 0 0 0 0 0		
Granny Hamner, R (1, 6) OBP: 0.125, SLG: 0.125			2-2 F4		0-0 4-3		1-2 L7		3-2 7-4 1-2f	4 0 0 0 0 0 3		
Andy Seminick, R (1, 2) OBP: 0.429, SLG: 0.500			1-1 4-3			4-1 G5-4-3 BB		0-0 1-3 2B		2 0 1 0 1 0 0		
Mike Goliat, R (1, 4) OBP: 0.143, SLG: 0.571			2-3 K			0-0 F8		1-0 1-3		3 0 0 0 0 1 3		
Bubba Church, R (1, 1) Jim Konstanty, R (9, 1)			0-2 L4			0-0 G5-4-3 1-2f		0-0 B2-3		3 0 0 0 0 0 1 0 0 0 0 0 0 0		
Inning Stats	R: 1 H: 1 E: 0 LOB: 0 K: 1 BB: 0 S: 14 P: 22	R: 1 H: 1 E: 0 LOB: 0 K: 1 BB: 0 S: 10 P: 15	R: 0 H: 0 E: 0 LOB: 0 K: 1 BB: 0 S: 9 P: 9	R: 0 H: 1 E: 0 LOB: 1 K: 0 BB: 0 S: 4 P: 9	R: 0 H: 0 E: 0 LOB: 0 K: 0 BB: 1 S: 3 P: 7	R: 0 H: 1 E: 0 LOB: 0 K: 0 BB: 0 S: 10 P: 12	R: 0 H: 2 E: 0 LOB: 2 K: 0 BB: 0 S: 10 P: 16	R: 0 H: 0 E: 1 LOB: 1 K: 0 BB: 0 S: 12 P: 21	1B: 2 SF: 0 2B: 3 SAC: 0 3B: 0 DP: 3 HR: 3 HBP: 0	WP: 0 PA: 33 PB: 0 SB: 0 CS: 0		
PITCHER Preacher Roe, L (1, 1) ERA: 3.0	IP WLS BF H R ER SO BB IBB HBP BLK WP HR S P ERA WHIP	9.0 W 33 7 3 3 4 1 0 0 0 0 3 78 122 3.00 0.889										

Philadelphia Phillies @ Brooklyn Dodgers
Ebbets Field, Brooklyn, NY
Wed Apr 18 1951, 3:33 AM EST
Att. 15,415 - Unknown

AB	32
R	3
H	7
RBI	3
BB	1
SO	4
LOB	10



Batter	1	2	3	4	5	6	7	8	9	AB	R	H	RBI	BB	SO	LOB
Don Thompson, L (1, 7) OBP: 0.333, SLG: 0.143	2-2 F7		4-0 BB		4-1 SH5-4 BB		0-2 F8		0-0 SH1-4	2	0	0	0	2	0	0
Carl Furillo, R (1, 9) OBP: 0.125, SLG: 0.125	1-1 L8		3-2 1-3		1-1 SH5-4		1-0 1-3		0-2 1-3	4	0	0	0	0	0	3
Duke Snider, L (1, 8) OBP: 0.444, SLG: 0.778	1-1 1B		3-2 4-3		1-1 F2		3-2 F7		0-0 1B 3B	5	1	2	1	0	0	2
Jackie Robinson, R (1, 4) OBP: 0.333, SLG: 0.667	2-3 K		1-1 6-3		0-0 F5			1-1 5-3	0-1 1B	5	0	1	1	0	1	3
Gil Hodges, R (1, 3) OBP: 0.500, SLG: 0.571		2-1 1B 2B		4-0 WP FC5-4 BB		0-1 5-3		0-0 5-3		3	2	1	0	1	0	0
Roy Campanella, R (1, 2) OBP: 0.375, SLG: 0.429		2-0 F2		3-2 6-3		0-1 1-3 2B		0-2 BB 1B		4	0	2	0	0	0	2
Pee Wee Reese, R (1, 6) OBP: 0.625, SLG: 0.400		1-2 2-H 1B		4-1 FC5-4 BB		2-1 1-3 2B		4-0 BB 1B		2	0	1	1	2	0	1
Rocky Bridges, R (1, 5) Gene Hermanski, L (8, PH) Billy Cox, R (9, 5)		0-0 F4		0-0 FC5-4		4-0 FC5-4 IBB		0-2 4-3		2	0	0	1	1	0	2
Preacher Roe, R (1, 1) Hank Edwards, L (9, PH) Eddie Miksis, R (9, PR)		0-3 K		1-2f 3-H 1-3		0-0 FC5-4			4-2 SH1-4 3B BB	3	0	0	0	0	1	4
										0	0	0	0	1	0	0
										0	1	0	0	0	0	0

Inning Stats	R: 0	H: 1	E: 0	K: 1	S: 10	R: 1	H: 2	E: 0	K: 1	S: 11	R: 0	H: 0	E: 0	K: 0	S: 10	R: 1	H: 0	E: 0	K: 0	S: 10	R: 0	H: 0	E: 0	K: 0	S: 6	R: 0	H: 1	E: 0	K: 0	S: 7	R: 0	H: 0	E: 0	K: 0	S: 7	R: 0	H: 1	E: 0	K: 0	S: 11	R: 2	H: 2	E: 0	K: 0	S: 9	1B: 4	2B: 2	3B: 1	SF: 0	SAC: 2	DP: 0	HBP: 0	WP: 1	PA: 40
--------------	------	------	------	------	-------	------	------	------	------	-------	------	------	------	------	-------	------	------	------	------	-------	------	------	------	------	------	------	------	------	------	------	------	------	------	------	------	------	------	------	------	-------	------	------	------	------	------	-------	-------	-------	-------	--------	-------	--------	-------	--------

PITCHER	IP	WLS	BF	H	R	ER	SO	BB	IBB	HBP	BLK	WP	HR	S	P	ERA	WHIP
Bubba Church, R (1, 1) ERA: 3.38	8.0		36	5	3	3	2	6	1	0	0	1	0	74	132	3.38	1.375
Jim Konstanty, R (9, 1) ERA: 13.5	0.2	L	4	2	1	1	0	0	0	0	0	0	0	7	7	13.50	3.000

BOTTOM

Philadelphia Phillies @ Brooklyn Dodgers
Ebbets Field, Brooklyn, NY

Wed Apr 18 1951, 3:33 AM EST
Att. 15,415 - Unknown

AB	31
R	4
H	7
RBI	4
BB	7
SO	2
LOB	19

B

PITCHER	IP	WLS	BF	H	R	ER	SO	BB	IBB	HBP	BLK	WP	HR	S	P	ERA	WHIP
---------	----	-----	----	---	---	----	----	----	-----	-----	-----	----	----	---	---	-----	------

Batter	1	2	3	4	5	6	7	8	9	AB R H RBI BB SO LOB	TOP											
Don Thompson, L (1, 7) OBP: 0.357, SLG: 0.182	1-0 CS 1B		0-0 F6			0-0 F8		1-3 K		4 1 1 0 1 1 0												
Carl Furillo, R (1, 9) OBP: 0.083, SLG: 0.083	1-1 F8		1-1 4-3		0-0 SH 1B	0-2 1-3		1-3 K		4 1 0 0 0 1 1												
Duke Snider, L (1, 8) OBP: 0.357, SLG: 0.571	3-3 K 1-2		0-1 4-3		1-0 FC3-2 BB 1B F9		0-1 SH1-4 BB FC6-4 1B		1-3 K	5 2 1 0 0 2 4												
Jackie Robinson, R (1, 4) OBP: 0.429, SLG: 0.615		2-2 1B 2B 1B		1-2 5-3	0-0 F9 BB E 1B		4-2 FC6-4 SH1-4 BB		3-2 F5	4 2 2 2 1 0 0												
Gil Hodges, R (1, 3) OBP: 0.667, SLG: 0.667		0-0 2B 1B		0-1 1B 1B	4-2 E BB		0-0 SH1-4		4-2 BB	2 1 2 0 2 0 0												
Roy Campanella, R (1, 2) OBP: 0.462, SLG: 0.545		1-0 FC5-6 2B		0-1 FC6-4 1B	0-1 F9		4-0 FC6-4 IBB		2-3 K	4 0 2 3 1 1 3												
Pee Wee Reese, R (1, 6) OBP: 0.417, SLG: 0.222		1-2 FC5-6 FC6-4 2B		3-2 F7	0-1 E6		1-2 FC6-4		1-2 FC6-4	4 0 0 1 0 0 6												
Rocky Bridges, R (1, 5) Hank Edwards, L (5, PH) Billy Cox, R (5, 5)		2-1 FC6-4		0-0 FC6-4	0-0 F2		3-0 1-3		3-0 1-3	2 0 0 0 0 0 3 1 0 0 0 0 0 2 1 0 0 0 0 0 2												
Don Newcombe, L (1, 1) OBP: 0.250, SLG: 0.250		3-2 6-3			0-0 SH BB FC3-2 1B		0-0 1-3		0-0 3-1	4 0 1 0 0 0 1												
Inning Stats	R: 0 E: 0 K: 1 S: 6	H: 1 LOB: 0 BB: 0 P: 11	R: 2 E: 0 K: 0 S: 15	H: 3 LOB: 1 BB: 0 P: 24	R: 0 E: 0 K: 0 S: 5	H: 0 LOB: 0 BB: 0 P: 6	R: 0 E: 0 K: 0 S: 14	H: 2 LOB: 2 BB: 0 P: 18	R: 4 E: 2 K: 0 S: 13	H: 2 LOB: 2 BB: 2 P: 22	R: 0 E: 0 K: 0 S: 5	H: 0 LOB: 0 BB: 0 P: 5	R: 1 E: 0 K: 0 S: 10	H: 1 LOB: 2 BB: 2 P: 22	R: 0 E: 0 K: 2 S: 7	H: 0 LOB: 0 BB: 0 P: 9	R: 0 E: 0 K: 2 S: 12	H: 0 LOB: 1 BB: 1 P: 22	1B: 8 2B: 1 3B: 0 HR: 0	SF: 0 SAC: 2 DP: 0 HBP: 0	WP: 0 PB: 0 SB: 0 CS: 1	PA: 42
PITCHER	IP WLS BF H R ER SO BB IBB HBP BLK WP HR S P ERA WHIP																					
Sheldon Jones, R (1, 1) ERA: 5.79	4.2 L 25 8 6 3 1 2 0 0 0 0 0 0 52 80 5.79 2.143																					
George Spencer, R (5, 1) ERA: 5.14	2.1 10 1 1 1 0 1 1 0 0 0 0 0 16 28 3.86 0.857																					
Monty Kennedy, L (8, 1) ERA: 9.0	2.0 7 0 0 0 4 1 0 0 0 0 0 0 19 31 0.00 0.500																					

Brooklyn Dodgers @ New York Giants
 Polo Grounds, New York, NY

Fri Apr 20 1951, 3:33 AM EST
 Att: 30,870 - Unknown

AB	35
R	7
H	9
RBI	6
BB	5
SO	5
LOB	22



livebaseballscorecards.com

BOTTOM

Brooklyn Dodgers @ New York Giants
 Polo Grounds, New York, NY
 Fri Apr 20 1951, 3:33 AM EST
 Att. 30,870 - Unknown

livebaseballscorecards.com

AB	32
R	3
H	5
RBI	3
BB	3
SO	4
LOB	14



AB R H RBI BB SO LOB

4	0	0	0	0	0	0
4	1	2	0	0	0	1
2	0	0	0	2	0	1
3	0	0	0	1	1	3
4	1	0	1	0	0	4
4	0	1	0	0	0	2
4	1	1	1	0	0	1
4	0	1	1	0	3	1
2	0	0	0	0	0	1
0	0	0	0	0	0	0
1	0	0	0	0	0	0
0	0	0	0	0	0	0

WP: 1	PA: 35
PB: 0	
SB: 1	
CS: 1	

ERA WHIP

Batter	1	2	3	4	5	6	7	8	9
Eddie Stanky, R OBP: 0.320, SLG: 0.333 (1, 4)	0-2 F2		0-2 6-3		0-2 E6 3-1		2-2 F5		
Whitey Lockman, L OBP: 0.480, SLG: 0.400 (1, 7)	2-2 BB F8 1B		2-2 F8		1-0 F2			0-2 FC4-6 BB 1B	
Hank Thompson, L OBP: 0.421, SLG: 0.154 (1, 5)	4-2 F8 BB 1-2		1-2 6-3		0-1 3-1			4-1 FC4-6 BB 1-2	
Monte Irvin, R OBP: 0.480, SLG: 0.611 (1, 3)	4-2 1-2 2-3 BB			1-1 4-3	3-3 K			2-2 FC4-6 G5-4-3 1-2f 2-3	
Bobby Thomson, R OBP: 0.200, SLG: 0.167 (1, 8)	0-1 F8 2-3 3-H 1-0			1-1 E6 1B FC4-6		0-0 F5		1-0 G5-4-3 1-2f	
Don Mueller, L OBP: 0.263, SLG: 0.176 (1, 9)	4-3			2-2 FC4-6 1-3 1B		0-0 F7		0-1 4-3	
Alvin Dark, R OBP: 0.318, SLG: 0.263 (1, 6)		2-2 CS 1B		1-2 FC4-6 1-2f 1B 3-H		0-1 4-3		3-2 F8	
Wes Westrum, R OBP: 0.526, SLG: 0.333 (1, 2)			3-3 K 1-2		1-2 WP 1B 1-H		3-3 K		0-3 K
Sheldon Jones, R (1, 1)					2-2 1-3		2-2 1-3		
George Spencer, R (5, 1)									
Artie Wilson, L (7, PH)									
Monty Kennedy, R (8, 1)									

Inning Stats	R	H	E	K	S	R	H	E	K	S	R	H	E	K	S	R	H	E	K	S	R	H	E	K	S	R	H	E	K	S	R	H	E	K	S			
1	1	1	0	0	16	0	0	0	1	11	0	0	0	0	19	0	0	0	0	9	0	0	0	0	3	0	0	0	0	0	0	0	0	0	0	0		
2	0	1	0	1	11	0	0	0	1	11	0	0	0	0	19	0	0	0	0	9	0	0	0	0	3	0	0	0	0	0	0	0	0	0	0	0	0	
3	0	0	0	0	9	0	0	0	0	9	0	0	0	12	2	2	0	0	21	0	0	0	0	1	0	0	0	0	0	0	0	0	0	0	0	0	0	
4	0	0	0	0	9	0	0	0	1	9	0	0	0	0	13	0	0	0	0	9	0	0	0	0	1	0	0	0	0	0	0	0	0	0	0	0	0	0
5	0	0	0	0	4	0	0	0	0	4	0	0	0	0	4	0	0	0	0	9	0	0	0	0	1	0	0	0	0	0	0	0	0	0	0	0	0	0
6	0	0	0	0	4	0	0	0	0	4	0	0	0	0	4	0	0	0	0	9	0	0	0	0	1	0	0	0	0	0	0	0	0	0	0	0	0	0
7	0	0	0	0	16	0	0	0	1	16	0	0	0	0	16	0	0	0	0	9	0	0	0	0	1	0	0	0	0	0	0	0	0	0	0	0	0	0
8	0	1	0	1	16	0	0	0	0	16	0	0	0	0	16	0	0	0	0	9	0	0	0	0	1	0	0	0	0	0	0	0	0	0	0	0	0	0
9	0	0	0	0	11	0	0	0	0	11	0	0	0	0	11	0	0	0	0	9	0	0	0	0	1	0	0	0	0	0	0	0	0	0	0	0	0	0

PITCHER IP WLS BF H R ER SO BB IBB HBP BLK WP HR S P ERA WHIP

Don Newcombe, R (1, 1) ERA: 1.0	9.0	W	35	5	3	1	4	3	0	0	0	1	0	96	147	1.00	0.889
---	-----	---	----	---	---	---	---	---	---	---	---	---	---	----	-----	------	-------

Batter	1	2	3	4	5	6	7	8	9	AB R H RBI BB SO LOB	TOP	
Gene Hermanski, L (1, 7) OBP: 0.167, SLG: 0.167 Don Thompson, L (8, PR) OBP: 0.333, SLG: 0.167 (8, 7)	0-0 4-3			3-2 F5		0-1 6-3		0-0 SH1-4 2B 1B	0-0 6-3	4 0 1 0 0 0 0 1 1 0 0 0 0 0		
Carl Furillo, R (1, 9) OBP: 0.067, SLG: 0.067	1-1 F3			0-0 3-1		2-3 K		0-0 SH1-4 1-2		3 0 0 0 0 1 0		
Duke Snider, L (1, 8) OBP: 0.444, SLG: 0.647	3-3 K			4-2 HR BB			0-1 F8 BB 1B	1-0 2B 2B		3 3 2 1 1 1 0		
Jackie Robinson, R (1, 4) OBP: 0.500, SLG: 0.875		3-2 F8		1-0 HR 1-H		4-1 BB F9 BB	0-1 S E 2B			3 2 2 3 1 0 0		
Gil Hodges, R (1, 3) OBP: 0.563, SLG: 0.500		1-0 E6 G6-4-3		1-3 K		2-2 F8 2-3	4-1 CS BB			3 0 0 0 1 1 2		
Roy Campanella, R (1, 2) OBP: 0.353, SLG: 0.400		0-2 G6-4-3 1-2f			2-3 K	0-0 F9 1-2	3-2 F3 1-2 2-H			4 0 0 0 0 1 4		
Pee Wee Reese, R (1, 6) OBP: 0.357, SLG: 0.182 Hank Edwards, L (7, PH) Eddie Miksis, R (7, PR) OBP: 1.000, SLG: 2.000 (7, 5)			2-1 F8		2-2 F7	4-2 BB BB		2-2 SH3-4 SH1-3 2B		2 0 0 0 0 0 0 0 0 0 0 1 0 0 1 1 1 0 0 0 0	AB 29 R 7 H 6 RBI 6 BB 5 SO 4 LOB 9	
Rocky Bridges, R (1, 5) Cal Abrams, L (7, PH) Ralph Branca, R (7, 1)			0-0 1-3		0-0 F3	4-1 BB BB		1-1 SH3-4 2-3		2 0 0 0 0 0 0 0 0 0 1 1 0 0 0 0 0 0 0 0 0		
Chris Van Cuyk, L (1, 1) Billy Cox, R (7, PH) (7, 6)			0-1 3-1			2-2 3-1	1-1 F7	1-0 SH1-3 3-H		2 0 0 0 0 0 0 1 0 0 1 0 0 3		
Inning Stats	R: 0 H: 0 E: 0 LOB: 0 K: 1 BB: 0 S: 6 P: 10	R: 0 H: 0 E: 1 LOB: 0 K: 0 BB: 0 S: 8 P: 12	R: 0 H: 0 E: 0 LOB: 0 K: 0 BB: 0 S: 5 P: 7	R: 2 H: 1 E: 0 LOB: 0 K: 1 BB: 1 S: 12 P: 21	R: 0 H: 0 E: 0 LOB: 0 K: 1 BB: 0 S: 11 P: 15	R: 0 H: 0 E: 0 LOB: 0 K: 1 BB: 0 S: 8 P: 12	R: 1 H: 1 E: 0 LOB: 3 K: 0 BB: 3 S: 14 P: 29	R: 3 H: 3 E: 0 LOB: 1 K: 0 BB: 1 S: 10 P: 18	R: 1 H: 1 E: 0 LOB: 0 K: 0 BB: 0 S: 7 P: 11	1B: 2 SF: 0 2B: 3 SAC: 3 3B: 0 DP: 1 HR: 1 HBP: 0	WP: 0 PA: 37 PB: 0 SB: 1 CS: 1	
PITCHER Larry Jansen, R (1, 1) ERA: 2.76 Jack Kramer, R (8, 1) ERA: 27.0	IP WLS BF H R ER SO BB IBB HBP BLK WP HR S P ERA WHIP	7.1 L 31 5 6 5 4 4 0 0 0 0 0 1 69 112 6.14 1.227	1.2 6 1 1 1 0 1 0 0 0 0 0 0 12 23 5.40 1.200	PITCHER IP WLS BF H R ER SO BB IBB HBP BLK WP HR S P ERA WHIP								

Brooklyn Dodgers @ New York Giants
Polo Grounds, New York, NY
Sat Apr 21 1951, 3:33 AM EST
Att. 32,445 - Unknown

livebaseballscorecards.com



Batter	1	2	3	4	5	6	7	8	9	AB R H RBI BB SO LOB	BOTTOM
--------	---	---	---	---	---	---	---	---	---	----------------------	--------

Eddie Stanky, R <small>OBP: 0.310, SLG: 0.296</small> <small>(1, 4)</small>	<small>4-2</small> 	<small>1-0</small> 		<small>2-2</small> 			<small>0-1</small> 		<small>2-2</small> 	3 1 0 0 1 0 2	
--	------------------------	------------------------	--	------------------------	--	--	------------------------	--	------------------------	---------------	--

Whitey Lockman, L <small>OBP: 0.448, SLG: 0.375</small> <small>(1, 7)</small>	<small>3-3</small> 		<small>0-0</small> 		<small>3-2</small> 		<small>0-1</small> 			4 0 1 0 0 1 2	
--	------------------------	--	------------------------	--	------------------------	--	------------------------	--	--	---------------	--

Bobby Thomson, R <small>OBP: 0.241, SLG: 0.154</small> <small>(1, 8)</small>	<small>4-0</small> 		<small>1-3</small> 		<small>2-1</small> 		<small>1-0</small> 			2 0 0 0 1 1 1	
---	------------------------	--	------------------------	--	------------------------	--	------------------------	--	--	---------------	--

Monte Irvin, R <small>OBP: 0.483, SLG: 0.636</small> <small>(1, 3)</small>	<small>0-0</small> 		<small>0-0</small> 		<small>2-3</small> 		<small>2-2</small> 			4 0 2 0 0 1 2	
---	------------------------	--	------------------------	--	------------------------	--	------------------------	--	--	---------------	--

Alvin Dark, R <small>OBP: 0.308, SLG: 0.304</small> <small>(1, 6)</small>	<small>3-2</small> 		<small>0-1</small> 		<small>1-0</small> 		<small>1-1</small> 			4 0 1 0 0 0 4	
--	------------------------	--	------------------------	--	------------------------	--	------------------------	--	--	---------------	--

Clint Hartung, R <small>OBP: 0.200, SLG: 0.200</small> <small>(1, 9)</small>	<small>1-0</small> 		<small>1-0</small> 		<small>1-3</small> 		<small>3-3</small> 			4 1 1 0 0 2 3	
---	------------------------	--	------------------------	--	------------------------	--	------------------------	--	--	---------------	--

Wes Westrum, R <small>OBP: 0.478, SLG: 0.500</small> <small>(1, 2)</small>		<small>2-1</small> 		<small>0-0</small> 		<small>3-1</small> 		<small>3-3</small> 		4 1 1 2 0 1 1	
---	--	------------------------	--	------------------------	--	------------------------	--	------------------------	--	---------------	--

Hank Thompson, L <small>OBP: 0.391, SLG: 0.235</small> <small>(1, 5)</small>		<small>2-1</small> 		<small>2-3</small> 		<small>0-0</small> 		<small>3-2</small> 		4 0 1 0 0 1 1	
---	--	------------------------	--	------------------------	--	------------------------	--	------------------------	--	---------------	--

Larry Jansen, R <small>OBP: 0.429, SLG: 0.200</small> <small>(1, 1)</small> Jack Kramer, R <small>(8, 1)</small> Don Mueller, L <small>OBP: 0.250, SLG: 0.167</small> <small>(9, PH)</small>		<small>0-0</small> 		<small>4-2</small> 		<small>4-2</small> 		<small>0-1</small> 		1 0 0 0 2 0 1 0 0 0 0 0 0 0 1 0 0 0 0 0 0	
--	--	------------------------	--	------------------------	--	------------------------	--	------------------------	--	---	--

Inning Stats	R: 1 E: 1 K: 1 S: 15	H: 1 LOB: 2 BB: 2 P: 30	R: 0 E: 0 K: 0 S: 6	H: 1 LOB: 1 BB: 0 P: 11	R: 0 E: 0 K: 1 S: 7	H: 2 LOB: 1 BB: 0 P: 8	R: 2 E: 0 K: 1 S: 10	H: 2 LOB: 0 BB: 1 P: 19	R: 0 E: 0 K: 1 S: 8	H: 0 LOB: 0 BB: 0 P: 15	R: 0 E: 0 K: 1 S: 8	H: 1 LOB: 1 BB: 0 P: 13	R: 0 E: 0 K: 0 S: 9	H: 0 LOB: 2 BB: 1 P: 16	R: 0 E: 0 K: 2 S: 9	H: 0 LOB: 0 BB: 0 P: 16	R: 0 E: 0 K: 0 S: 8	H: 0 LOB: 0 BB: 0 P: 13	1B: 3 2B: 3 3B: 0 HR: 1	SF: 0 SAC: 1 DP: 2 HBP: 1	WP: 1 PB: 0 SB: 0 CS: 0	PA: 37
---------------------	-------------------------------	----------------------------------	------------------------------	----------------------------------	------------------------------	---------------------------------	-------------------------------	----------------------------------	------------------------------	----------------------------------	------------------------------	----------------------------------	------------------------------	----------------------------------	------------------------------	----------------------------------	------------------------------	----------------------------------	----------------------------------	------------------------------------	----------------------------------	--------

PITCHER	IP	WLS	BF	H	R	ER	SO	BB	IBB	HBP	BLK	WP	HR	S	P	ERA	WHIP	PITCHER	IP	WLS	BF	H	R	ER	SO	BB	IBB	HBP	BLK	WP	HR	S	P	ERA	WHIP	
Chris Van Cuyk, L <small>ERA: 3.0</small>	(1, 1)	6.0		7	3	2	5	3	0	0	0	1	1	54	96	3.00	1.667																			
Ralph Branca, R	(7, 1)	3.0	W	11	0	0	2	1	0	1	0	0	0	26	45	0.00	0.333																			

Brooklyn Dodgers @ New York Giants
 Polo Grounds, New York, NY
 Sat Apr 21 1951, 3:33 AM EST
 Att. 32,445 - Unknown

AB	31
R	3
H	7
RBI	2
BB	4
SO	7
LOB	17



Batter	1	2	3	4	5	6	7	8	9	10	AB R H RBI BB SO LOB	TOP												
Gene Hermanski, L (1, 7) OBP: 0.182, SLG: 0.182	0-0 4-3		0-3 K			0-0 F2		1-0 1B		0-1 F6	5 0 1 1 0 1 1	<p>Brooklyn Dodgers @ New York Giants</p> <p>Polo Grounds, New York, NY</p> <p>Sun Apr 22 1951, 3:33 AM EST</p> <p>Att. 32,954 - Unknown</p>												
Carl Furillo, R (1, 9) OBP: 0.100, SLG: 0.250	1-3 K2-3			0-0 F8		0-0 6-3		2-2 F8		0-2 HR	5 1 1 1 0 1 3													
Duke Snider, L (1, 8) OBP: 0.348, SLG: 0.500	1-2 3-1			1-1 G3			2-3 K		0-0 4-3	0-0 3-1	5 0 0 0 0 1 0													
Jackie Robinson, R (1, 4) OBP: 0.391, SLG: 0.667		0-3 K2-3		2-1 6-3			2-1 1-3		2-2 F5	0-0 L7	5 0 0 0 0 1 0													
Gil Hodges, R (1, 3) OBP: 0.550, SLG: 0.667		2-1 HR			3-2 F9		1-1 F4		4-2 1B BB		3 2 1 1 1 0 0													
Roy Campanella, R (1, 2) OBP: 0.333, SLG: 0.368		1-3 K			2-1 F2			0-2 F2	0-0 1B 1B		4 0 1 0 0 1 0													
Pee Wee Reese, R (1, 6) OBP: 0.444, SLG: 0.286		0-0 L8			4-1 CS BB			1-2 FC1-6 1B	2-1 1B		3 1 2 1 1 0 0													
Rocky Bridges, R (1, 5) OBP: 0.182, SLG: 0.200 Hank Edwards, L (8, PH) Dan Bankhead, R (8, PR) Billy Cox, R (8, 5)			0-0 6-3		0-2 CS	2-1 2B		4-2 FC1-6 BB	4-0 IBB		2 0 1 0 0 0 0 0 0 0 0 1 0 0 0 0 0 0 0 0 0 0 0 0 0 1 0 0													
Carl Erskine, R (1, 1) Erv Palica, R (6, 1) Cal Abrams, L (8, PH) Eddie Miksis, R (8, PR) Don Newcombe, L (8, 1) OBP: 1.000, SLG: 2.000 OBP: 0.200, SLG: 0.200			0-1 1-3			2-3 K		0-0 FC1-6 1B	0-1 F2		2 0 0 0 0 1 1 0 0 0 0 0 0 0 1 0 0 0 0 0 2 0 0 0 0 0 0 0 1 0 0 0 0 0 3													
Inning Stats	R: 0 E: 0 K: 1 S: 7	H: 0 LOB: 0 BB: 0 P: 9	R: 1 E: 0 K: 2 S: 10	H: 1 LOB: 0 BB: 0 P: 13	R: 0 E: 0 K: 1 S: 6	H: 0 LOB: 0 BB: 0 P: 6	R: 0 E: 0 K: 0 S: 5	H: 0 LOB: 0 BB: 0 P: 8	R: 0 E: 0 K: 0 S: 8	H: 0 LOB: 0 BB: 1 P: 17	R: 0 E: 0 K: 1 S: 7		H: 1 LOB: 1 BB: 0 P: 11	R: 0 E: 0 K: 1 S: 7	H: 0 LOB: 0 BB: 0 P: 12	R: 1 E: 0 K: 0 S: 15	H: 2 LOB: 2 BB: 1 P: 23	R: 1 E: 0 K: 0 S: 12	H: 2 LOB: 3 BB: 2 P: 24	R: 1 E: 0 K: 0 S: 7	H: 1 LOB: 0 BB: 0 P: 7	1B: 4 2B: 1 3B: 0 HR: 2	SF: 0 SAC: 0 DP: 0 HBP: 0	WP: 0 PB: 0 SB: 0 CS: 1
PITCHER Sal Maglie, R (1, 1) ERA: 3.38	IP 10.0 WLS L BF 40 H 7 R 4 ER 4 SO 6 BB 3 IBB 1 HBP 0 BLK 0 WP 0 HR 2 S 84 P 130 ERA 3.60 WHIP 1.000											PITCHER	IP WLS BF H R ER SO BB IBB HBP BLK WP HR S P ERA WHIP											

livebaseballscorecards.com

AB	36
R	4
H	7
RBI	4
BB	4
SO	6
LOB	10



Batter	1	2	3	4	5	6	7	8	9	10	11	12	13	14	15	16	AB	R	H	RBI	BB	SO	LOB	TOP																									
Roy Hartsfield, R (1, 4) OBP: 0.390, SLG: 0.353	G1-4-3 1B		G6-4-3 1-2f 2-3			L7		4-2 1-2 BB			5-3		2-1 F8			1-1 FC5-6 1B	6	0	2	0	1	0	2																										
Sam Jethroe, S (1, 8) OBP: 0.276, SLG: 0.484	G1-4-3		1-3 K			3-3 K		1-3 K			0-0 F2		0-0 F6			0-0 FC5-6	3	0	0	0	0	2	2																										
Bob Elliott, R (8, PH) OBP: 0.421, SLG: 0.444	G1-4-3		1-3 K			3-3 K		1-3 K			0-0 F2		0-0 F6			0-0 FC5-6	1	0	0	0	0	1	2																										
Willard Marshall, L (8, 9) OBP: 0.500, SLG: 0.417	G1-4-3		1-3 K			3-3 K		1-3 K			0-0 F2		0-0 F6			0-0 FC5-6	3	0	0	0	0	0	1																										
Earl Torgeson, L (1, 3) OBP: 0.359, SLG: 0.412	1-1 3-1					2-3 K		0-3 K			0-0 F8		0-0 F8			2-2 L8	6	0	0	0	1	2	1																										
Sid Gordon, R (1, 5) OBP: 0.441, SLG: 0.433						2-0 F7		0-0 5-3			4-1 FC1-5 BB		1-2 SAFE 1B			2-2 F8	4	0	0	0	1	1	0																										
Gene Mauch, R (12, PR) OBP: 0.500, SLG: 0.500						2-0 F7		0-0 5-3			4-1 FC1-5 BB		1-2 SAFE 1B			2-2 F8	2	0	1	0	0	0	1																										
Luis Olmo, R (1, 9) OBP: 0.400, SLG: 0.500						1-0 F5		3-2 F8			4-1 FC1-5 BB		3-2 F6			3-2 F6	5	0	2	0	1	0	1																										
Luis Marquez, R (1, 7) OBP: 0.231, SLG: 0.385						1-0 F5		3-2 F8			4-1 FC1-5 BB		3-2 F6			3-2 F6	6	0	0	0	0	1	5																										
Ray Mueller, R (1, 2) OBP: 0.250, SLG: 0.500						3-1 1-6-3		1-1 1-3			0-0 FC1-5		0-0 F4			0-0 F4																																	
Sibby Sisti, R (10, PR) OBP: 0.370, SLG: 0.577						3-2 1B FC3 2B		2-1 6-3			1-2 2-3f		1-2 F2			2-0 5-3	4	1	1	0	0	0	0																										
Buddy Kerr, R (1, 6) OBP: 0.333, SLG: 0.333						1-0 G6-4-3 FC3 1B		0-0 6-3			0-0 E5 CS		3-1 F2			1-3 5-3	0	0	0	0	0	0	0																										
Bob Addis, L (12, PH) OBP: 0.154, SLG: 0.160						1-0 G6-4-3 FC3 1B		0-0 6-3			2-2 F8		3-1 1-3			1-3 K	4	0	1	0	0	1	1																										
Johnny Logan, R (12, 9) OBP: 0.250, SLG: 0.167						1-0 G6-4-3 FC3 1B		0-0 6-3			2-2 F8		3-1 1-3			1-3 K	1	0	0	0	0	0	2																										
Warren Spahn, L (1, 1)						0-1 FC3 G6-4-3		1-1 3-1			4-1 BB BB		1-3 K			1-0 F7	5	0	0	1	1	1	2																										
Inning Stats	R: 0 E: 0 K: 0 S: 6	H: 1 LOB: 0 BB: 0 P: 7	R: 0 E: 0 K: 1 S: 8	H: 0 LOB: 0 BB: 0 P: 13	R: 1 E: 0 K: 1 S: 11	H: 2 LOB: 1 BB: 0 P: 16	R: 0 E: 0 K: 0 S: 7	H: 1 LOB: 1 BB: 0 P: 14	R: 0 E: 0 K: 0 S: 5	H: 0 LOB: 0 BB: 0 P: 8	R: 0 E: 0 K: 2 S: 8	H: 0 LOB: 0 BB: 0 P: 15	R: 0 E: 0 K: 0 S: 7	H: 0 LOB: 0 BB: 0 P: 11	R: 0 E: 0 K: 0 S: 12	H: 0 LOB: 2 BB: 2 P: 26	R: 0 E: 0 K: 2 S: 12	H: 1 LOB: 1 BB: 0 P: 16	R: 0 E: 1 K: 2 S: 7	H: 0 LOB: 1 BB: 0 P: 9	R: 0 E: 0 K: 0 S: 5	H: 0 LOB: 0 BB: 0 P: 5	R: 0 E: 0 K: 0 S: 10	H: 0 LOB: 2 BB: 2 P: 22	R: 0 E: 0 K: 0 S: 4	H: 0 LOB: 0 BB: 0 P: 7	R: 0 E: 0 K: 0 S: 8	H: 1 LOB: 1 BB: 1 P: 16	R: 0 E: 0 K: 1 S: 5	H: 0 LOB: 0 BB: 0 P: 9	R: 0 E: 0 K: 0 S: 10	H: 1 LOB: 1 BB: 0 P: 15	1B: 5 2B: 2 3B: 1 HR: 0	SF: 0 SAC: 0 DP: 3 HBP: 0	WP: 0 PB: 0 SB: 0 CS: 1	PA: 58													
PITCHER	IP	WLS	BF	H	R	ER	SO	BB	IBB	HBP	BLK	WP	HR	S	P	ERA	WHIP	PITCHER										IP	WLS	BF	H	R	ER	SO	BB	IBB	HBP	BLK	WP	HR	S	P	ERA	WHIP					
Joe Hatten, L (1, 1) ERA: 0.79	11.1		42	5	1	1	9	4	0	0	0	0	0	0	7	11	0.79	0.794																															
Erv Palica, R (12, 1) ERA:	0.2		2	0	0	0	0	0	0	0	0	0	0	0	7	11	0.00	0.000																															
Clyde King, R (13, 1) ERA:	4.0	W	14	2	0	0	1	1	0	0	0	0	0	0	27	47	0.00	0.750																															

Boston Braves @ Brooklyn Dodgers
Ebbets Field, Brooklyn, NY
Mon Apr 23 1951, 3:33 AM EST
Att. 7,454 - Unknown

livebaseballscores.com

AB 53
R 1
H 7
RBI 1
BB 5
SO 10
LOB 22



Batter	1	2	3	4	5	6	7	8	9	10	11	12	13	14	15	16	AB	R	H	RBI	BB	SO	LOB	BOTTOM			
Tommy Brown, R (1, 7) OBP: 0.200, SLG: 0.200 Don Thompson, L (12, PR) OBP: 0.313, SLG: 0.154 Eddie Miksis, R (16, PH) OBP: 0.500, SLG: 1.000	2-3 K			1-1 L7		2-0 F7			0-0 6-3			0-0 1B		0-3 K		1-0 E5 1B	5	0	1	0	0	1	0				
Carl Furillo, R (1, 9) OBP: 0.111, SLG: 0.222	1-0 F8			2-2 4-3			2-2 4-3		0-0 6-3			0-0 F7			3-2 1-3	2-2 1-3	7	0	1	1	0	0	1				
Duke Snider, L (1, 8) OBP: 0.310, SLG: 0.464	0-0 F4			2-2 F9			0-1 2B			3-3 K		1-3 K			2-2 F6		6	0	1	0	0	2	1				
Jackie Robinson, R (1, 4) OBP: 0.379, SLG: 0.593		1-2 L6			2-2 F6		0-0 F5			1-0 None 1B			1-0 6-3		1-0 E6 1B		6	0	2	0	0	0	1				
Gil Hodges, R (1, 3) OBP: 0.500, SLG: 0.700		1-3 K		0-1 HR			0-0 6-3			1-3 K			1-3 K		4-0 IBB		5	1	1	1	1	3	2				
Roy Campanella, R (1, 2) OBP: 0.259, SLG: 0.280		3-2 F7		0-1 F7				1-2 L8		0-1 1 SAFE 1-2	1-0 6-3		1-0 F8		1-0 F8		7	0	0	0	0	0	3				
Pee Wee Reese, R (1, 6) OBP: 0.458, SLG: 0.316			3-1 5-3		1-1 6-3			3-2 F3 1B		1-2 1B	1-2 L4-3 1B			4-2 BB		2-2 F3	5	0	2	0	1	0	0				
Rocky Bridges, R (1, 5) OBP: 0.214, SLG: 0.231 Billy Cox, R (11, PH) OBP: 0.286, SLG: 0.167			0-0 5-3			2-2 B3-4 1B		0-1 F3		2-2 L4-3	2-2 L4-3		0-0 F8		0-0 E SH1-4 1B		3	0	1	0	0	0	1				
Joe Hatten, R (1, 1) Erv Palica, R (12, 1) Bruce Edwards, R (12, PH) Clyde King, S (13, 1)			1-1 F8		0-0 B3-4 1B			0-1 B1-3				0-1 L6		2-3 K		0-1 SH1-4 1B	3	0	0	0	0	0	1				
Inning Stats	R: 0 E: 0 K: 1 S: 5	H: 0 LOB: 0 BB: 0 P: 8	R: 0 E: 0 K: 1 S: 10	H: 0 LOB: 0 BB: 0 P: 15	R: 0 E: 0 K: 0 S: 5	H: 0 LOB: 0 BB: 0 P: 9	R: 0 E: 0 K: 0 S: 8	H: 0 LOB: 0 BB: 0 P: 13	R: 1 E: 0 K: 0 S: 10	H: 1 LOB: 0 BB: 0 P: 13	R: 0 E: 0 K: 0 S: 7	H: 1 LOB: 0 BB: 0 P: 11	R: 0 E: 0 K: 0 S: 8	H: 1 LOB: 0 BB: 0 P: 12	R: 0 E: 0 K: 2 S: 8	H: 1 LOB: 0 BB: 0 P: 13	R: 0 E: 0 K: 1 S: 7	H: 0 LOB: 0 BB: 0 P: 8	R: 0 E: 1 K: 0 S: 10	H: 1 LOB: 2 BB: 1 P: 19	R: 1 E: 1 K: 0 S: 10	H: 2 LOB: 2 BB: 0 P: 15	1B: 8 2B: 3 3B: 0 HR: 1	SF: 0 SAC: 1 DP: 2 HBP: 0	WP: 0 PB: 0 SB: 0 CS: 0	PA: 57	
PITCHER Warren Spahn, L (1, 1) ERA: 1.9	IP 15.2	WLS L	BF 57	H 10	R 2	ER 1	SO 8	BB 1	IBB 1	HBP 0	BLK 0	WP 0	HR 1	S 119	P 184	ERA 0.57	WHIP 0.702										
																	PITCHER IP WLS BF H R ER SO BB IBB HBP BLK WP HR S P ERA WHIP ERA: 0.57 WHIP: 0.702										

Boston Braves @ Brooklyn Dodgers
 Ebbets Field, Brooklyn, NY
 Mon Apr 23 1951, 3:33 AM EST
 Att. 7,454 - Unknown

AB	54
R	2
H	10
RBI	2
BB	2
SO	8
LOB	15



Batter	1	2	3	4	5	6	7	8	9	AB R H RBI BB SO LOB	TOP																									
Roy Hartsfield, R (1, 4) OBP: 0.391, SLG: 0.342	2-2 F7		1-1 F7			0-1 SH5-3 1B	2-1 F7		4-1 1-3 1B BB	4 2 1 0 1 0 2																										
Sam Jethroe, S (1, 8) OBP: 0.275, SLG: 0.457	3-2 F4		0-1 L9-3 1B			0-0 SH5-3		2-2 4-3	1-0 1-3	4 0 1 0 0 0 2																										
Earl Torgeson, L (1, 3) OBP: 0.364, SLG: 0.378	1-2 E1 1B		3-1 L9-3			0-0 5-3		4-1 BB HR BB	4-1 1B BB	3 1 0 0 2 0 2																										
Bob Elliott, R (1, 5) OBP: 0.500, SLG: 0.500	1-0 1-2 1B				0-2 G3	0-0 FC6-4 1B		4-1 1-2 HR BB	3-2 1-3 2-H 3-H 1B	4 1 3 3 1 0 0																										
Sid Gordon, R (1, 9) Willard Marshall, L (8, 9) OBP: 0.467, SLG: 0.385	0-0 F8				1-0 F3	2-2 FC6-4		1-2 1-H 2-H HR	0-0 F5	4 1 1 3 0 0 3 1 0 0 0 0 0 2																										
Walker Cooper, R (1, 2) Luis Marquez, R (7, PR) Ray Mueller, R (7, 2) OBP: 0.200, SLG: 0.400			3-1 F8		1-0 6-3		0-0 SH1-4 1B	1-0 6-3		3 0 1 0 0 0 0 0 0 0 0 0 0 0 1 0 0 0 0 0 0																										
Luis Olmo, R (1, 7) OBP: 0.429, SLG: 0.500		2-2 F2			3-2 CS 1B		3-2 SH1-4 1B	0-1 4-3		4 0 2 0 0 0 0																										
Buddy Kerr, R (1, 6) OBP: 0.444, SLG: 0.750		1-1 HR			0-3 1-2		1-1 SH1-4		4-1 1-3 SH3-4 1B BB	2 2 1 1 1 1 1																										
Max Surkont, R (1, 1)		1-0 4-3			3-3 K		1-3 K		0-0 SH3-4	3 0 0 0 0 2 2																										
Inning Stats	R: 0 E: 1 K: 0 S: 13	H: 1 LOB: 2 BB: 0 P: 20	R: 1 E: 0 K: 0 S: 9	H: 1 LOB: 0 BB: 0 P: 16	R: 0 E: 0 K: 0 S: 6	H: 1 LOB: 0 BB: 0 P: 10	R: 0 E: 0 K: 2 S: 9	H: 1 LOB: 0 BB: 0 P: 15	R: 1 E: 0 K: 0 S: 8	H: 2 LOB: 1 BB: 0 P: 10	R: 0 E: 0 K: 1 S: 13	H: 2 LOB: 2 BB: 0 P: 20	R: 3 E: 0 K: 0 S: 11	H: 1 LOB: 0 BB: 2 P: 23	R: 2 E: 0 K: 0 S: 10	H: 1 LOB: 2 BB: 3 P: 26	1B: 8 2B: 1 3B: 0 HR: 2	SF: 0 SAC: 3 DP: 1 HBP: 0	WP: 0 PB: 0 SB: 0 CS: 1	PA: 41																
PITCHER	IP WLS BF H R ER SO BB IBB HBP BLK WP HR S P ERA WHIP																																			
Preacher Roe, L (1, 1) ERA: 2.81	7.0	28	8	2	2	3	0	0	0	0	0	1	63	98	2.57	1.143																				
Carl Erskine, R (8, 1) ERA: 5.93	1.0	L	6	1	3	3	0	2	0	0	0	0	1	11	23	27.00	3.000																			
Dan Bankhead, R (9, 1) ERA: 18.0	1.0		7	1	2	2	0	3	0	0	0	0	0	10	26	18.00	4.000																			

Boston Braves @ Brooklyn Dodgers
Ebbets Field, Brooklyn, NY
 Tue Apr 24 1951, 3:33 AM EST
 Att. 8,449 - Unknown

livebaseballscorecards.com

AB	33
R	7
H	10
RBI	7
BB	5
SO	3
LOB	14



Batter	1	2	3	4	5	6	7	8	9	AB	R	H	RBI	BB	SO	LOB
Gene Hermanski, L (1, 7) OBP: 0.333, SLG: 0.467	2-2 HR 2B		0-0 1B		3-2 2B		1-0 4-3			4	1	3	0	0	0	1
Carl Furillo, R (1, 9) OBP: 0.129, SLG: 0.323	2-2 HR		0-2 F9		0-0 L6		1-1 4-3			4	1	1	2	0	0	3
Duke Snider, L (1, 8) OBP: 0.303, SLG: 0.531	3-1 1-3		0-0 4-3			0-0 3-1		1-0 HR		4	1	1	1	0	0	1
Jackie Robinson, R (1, 4) OBP: 0.394, SLG: 0.581	0-2 F2			1-1 5-3		3-1 2B 1B		0-0 G5-4-3 1B		4	1	2	0	0	0	0
Gil Hodges, R (1, 3) OBP: 0.467, SLG: 0.667	1-2 F7			1-2 F8		0-1 6-3 1-H 2B		2-0 G5-4-3 1-2f		4	0	1	1	0	0	1
Roy Campanella, R (1, 2) OBP: 0.258, SLG: 0.276		1-2 F4		0-0 1B		0-1 6-3		2-3 K		4	0	1	0	0	1	1
Pee Wee Reese, R (1, 6) OBP: 0.393, SLG: 0.261		2-2 F4		0-0 1-3		2-3 K			3-3 K	4	0	0	0	0	2	2
Billy Cox, R (1, 5) OBP: 0.364, SLG: 0.222		0-3 K			4-2 CS BB 1B		0-0 1B		2-2 F8	3	0	1	0	1	1	0
Preacher Roe, R (1, 1)			1-3 K		1-2 F8		4-0 4-3 BB		1-1 F3	2	0	0	0	0	1	1
Cal Abrams, L (7, PH)										0	0	0	0	1	0	0
Carl Erskine, R (8, 1)										0	0	0	0	0	0	0
Dan Bankhead, R (9, 1)										0	0	0	0	0	0	0
Tommy Brown, R (9, PH)										1	0	0	0	0	0	0

Inning Stats	R: 2	H: 2	E: 0	K: 0	S: 18	H: 2	LOB: 0	BB: 0	P: 26	R: 0	H: 0	E: 0	K: 1	S: 12	H: 0	LOB: 0	BB: 0	P: 15	R: 0	H: 1	E: 0	K: 1	S: 9	H: 1	LOB: 1	BB: 0	P: 10	R: 0	H: 1	E: 0	K: 0	S: 7	H: 1	LOB: 1	BB: 0	P: 9	R: 0	H: 1	E: 0	K: 0	S: 9	H: 1	LOB: 1	BB: 1	P: 17	R: 1	H: 2	E: 0	K: 1	S: 11	H: 2	LOB: 1	BB: 0	P: 16	R: 0	H: 1	E: 0	K: 0	S: 4	H: 1	LOB: 1	BB: 1	P: 10	R: 1	H: 2	E: 0	K: 1	S: 6	H: 2	LOB: 0	BB: 0	P: 11	R: 0	H: 0	E: 0	K: 1	S: 8	H: 0	LOB: 0	BB: 0	P: 14	1B: 5	SF: 0	2B: 3	SAC: 0	3B: 0	DP: 1	HR: 2	HBP: 0	WP: 0	PA: 36
--------------	------	------	------	------	-------	------	--------	-------	-------	------	------	------	------	-------	------	--------	-------	-------	------	------	------	------	------	------	--------	-------	-------	------	------	------	------	------	------	--------	-------	------	------	------	------	------	------	------	--------	-------	-------	------	------	------	------	-------	------	--------	-------	-------	------	------	------	------	------	------	--------	-------	-------	------	------	------	------	------	------	--------	-------	-------	------	------	------	------	------	------	--------	-------	-------	-------	-------	-------	--------	-------	-------	-------	--------	-------	--------


PITCHER	IP	WLS	BF	H	R	ER	SO	BB	IBB	HBP	BLK	WP	HR	S	P	ERA	WHIP
Max Surkont, R (1, 1) ERA: 2.0	9.0	W	36	10	4	4	5	2	0	0	0	0	2	84	128	4.00	1.333

BOTTOM

Boston Braves @ Brooklyn Dodgers
Ebbets Field, Brooklyn, NY

Tue Apr 24 1951, 3:33 AM EST
Att. 8,449 - Unknown

AB	34
R	4
H	10
RBI	4
BB	2
SO	5
LOB	10



livebaseballscorecards.com

Batter	1	2	3	4	5	6	7	8	9	AB R H RBI BB SO LOB	TOP	
Roy Hartsfield, R (1, 4) OBP: 0.373, SLG: 0.326 Gene Mauch, R (9, 4) OBP: 0.500, SLG: 0.500	3-3 K		1-0 3B 1B	1-2 F9		1-2 4-3			2-3 K	5 1 1 0 0 2 4 0 0 0 0 0 0 0		
Sam Jethroe, S (1, 8) OBP: 0.311, SLG: 0.590	1-3 K		1-2 2B 3B 1-H		4-2 BB G4-6-3			1-3 K	2-2 HR 2-H	4 2 2 3 1 2 0		
Earl Torgeson, L (1, 3) OBP: 0.367, SLG: 0.381	0-0 1B		0-0 G3		0-0 F9			3-2 1B G5-4-3	2-2 F4	5 0 2 0 0 0 3		
Bob Elliott, R (1, 5) OBP: 0.464, SLG: 0.500	1-0 F8		1-1 2B 3-H		2-2 G4-6-3 1-2f			0-0 G5-4-3 1-2f		4 0 1 1 0 0 3		
Sid Gordon, R (1, 7) OBP: 0.405, SLG: 0.474		2-0 5-3	3-1 F7			1-1 E7 1B 1B		3-2 F5		4 1 1 0 0 0 1		
Walker Cooper, R (1, 2) OBP: 0.353, SLG: 0.606		1-2 HR	2-2 F8			1-1 1-3		0-0 L7		4 1 1 1 0 0 2		
Willard Marshall, L (1, 9) OBP: 0.368, SLG: 0.294		3-2 3-1		3-1 4-1		0-2 F4		0-2 L8		4 0 0 0 0 0 1		
Buddy Kerr, R (1, 6) OBP: 0.583, SLG: 0.800 Ebba St. Claire, S (9, PH)		2-2 1B		1-0 1B		4-1 1B IBB			4-1 HR SH3-4 BB	2 0 2 0 1 0 0 0 0 0 0 1 0 0 0 1 0 0 0 0 0 0 0 0 0 0 0 0		
Luis Marquez, R (9, PR) OBP: 0.231, SLG: 0.385 Johnny Logan, R (9, 6) OBP: 0.250, SLG: 0.167		0-3 K		1-3 K		3-2 1B			0-1 SH3-4	3 0 1 1 0 2 2 0		
Vern Bickford, R (1, 1) OBP: 0.375, SLG: 0.500 Bob Addis, L (9, PH) OBP: 0.154, SLG: 0.160 Blix Donnelly, R (9, 1) Chet Nichols, S (9, 1)												
Inning Stats	R: 0 H: 1 E: 0 LOB: 1 K: 2 BB: 0 S: 10 P: 15	R: 1 H: 2 E: 0 LOB: 1 K: 1 BB: 0 S: 13 P: 21	R: 2 H: 3 E: 0 LOB: 1 K: 0 BB: 0 S: 14 P: 22	R: 0 H: 1 E: 0 LOB: 1 K: 1 BB: 0 S: 10 P: 16	R: 0 H: 0 E: 0 LOB: 0 K: 0 BB: 1 S: 9 P: 15	R: 1 H: 2 E: 1 LOB: 2 K: 0 BB: 1 S: 15 P: 25	R: 0 H: 1 E: 0 LOB: 0 K: 1 BB: 0 S: 8 P: 12	R: 0 H: 0 E: 0 LOB: 0 K: 0 BB: 0 S: 9 P: 12	R: 2 H: 1 E: 0 LOB: 1 K: 1 BB: 1 S: 12 P: 22	1B: 7 SF: 0 2B: 1 SAC: 1 3B: 1 DP: 2 HR: 2 HBP: 0	WP: 0 PA: 39 PB: 0 SB: 0 CS: 0	
PITCHER Don Newcombe, R (1, 1) ERA: 2.4 Clyde King, R (4, 1) ERA: 2.25	IP WLS BF H R ER SO BB IBB HBP BLK WP HR S P ERA WHIP											
	3.0 15 6 3 3 3 0 0 0 0 0 1 37 58 9.00 2.000											
	6.0 L 24 5 3 3 3 2 1 0 0 0 1 63 102 4.50 1.167											

Boston Braves @ Brooklyn Dodgers
Ebbets Field, Brooklyn, NY
 Wed Apr 25 1951, 3:33 AM EST
 Att. 23,261 - Unknown

livebaseballscorecards.com

AB	35
R	6
H	11
RBI	6
BB	3
SO	6
LOB	16



Batter	1	2	3	4	5	6	7	8	9	AB R H RBI BB SO LOB
Gene Hermanski, L (1, 7) OBP: 0.316, SLG: 0.421 Don Thompson, L (9, 7) OBP: 0.313, SLG: 0.154 Cal Abrams, L (9, PH) OBP: 0.600, SLG: 0.333	0-0 1B 1B	1-0 F8			0-0 F8		3-3 K		1-2 FC5 SH2-4 1B	4 1 1 0 0 1 2 0 0 0 0 0 0 0 1 0 1 0 0 0 0
Carl Furillo, R (1, 9) OBP: 0.200, SLG: 0.371	2-0 BB 1-3 1B 1B		1-0 FC6-4 1B		0-0 F3		0-0 G4-6-3 1B		0-0 SH2-4 1-2	4 1 3 0 0 0 0
Duke Snider, L (1, 8) OBP: 0.269, SLG: 0.472	4-1 1B 1-2 F3-2 BB		1-3 K			1-0 4-3	1-0 G4-6-3 1-2f		2-3 K	4 0 0 0 1 2 3
Jackie Robinson, R (1, 4) OBP: 0.421, SLG: 0.600	1-1 1-3 2-H 3-H 1B		1-1 FC6-4 1-2f		0-0 4-3			1-1 F9 E 2B	4-2 BB	4 1 2 2 1 0 1
Gil Hodges, R (1, 3) OBP: 0.429, SLG: 0.690	2-0 F3-2 3-H		3-3 K		2-0 HR			0-0 F9 2-3	3-2 FC5 2-3f	5 1 1 1 0 1 5
Roy Campanella, R (1, 2) OBP: 0.257, SLG: 0.273		2-1 FC1-5 1B 1B		0-0 F4		2-0 E6 BB 2B		0-2 FC6 3-H		4 1 1 0 0 0 0
Pee Wee Reese, R (1, 6) OBP: 0.469, SLG: 0.292		1-2 FC1-5 1-2 1B		4-1 CS BB		4-0 2B 1-2 BB		4-1 BB		1 0 1 0 3 0 0
Billy Cox, R (1, 5) OBP: 0.333, SLG: 0.308		0-1 FC1-5 1-2 2-3f		3-1 L8 1-2		1-0 2B 1-3 2-H		0-0 F2		4 0 1 1 0 0 5
Don Newcombe, L (1, 1) OBP: 0.167, SLG: 0.167 Clyde King, S (4, 1)		1-1 F8			1-1 6-3		1-3 K	0-0 F7		1 0 0 0 0 0 2 3 0 0 0 0 1 4

Inning Stats	R: 2 E: 0 K: 0 S: 6	H: 3 LOB: 0 BB: 1 P: 15	R: 0 E: 0 K: 10 S: 10	H: 2 LOB: 2 BB: 0 P: 15	R: 0 E: 0 K: 2 S: 9	H: 1 LOB: 1 BB: 0 P: 15	R: 0 E: 0 K: 0 S: 4	H: 0 LOB: 0 BB: 1 P: 11	R: 0 E: 0 K: 0 S: 4	H: 0 LOB: 0 BB: 0 P: 5	R: 2 E: 1 K: 1 S: 8	H: 2 LOB: 2 BB: 1 P: 19	R: 0 E: 0 K: 1 S: 5	H: 1 LOB: 0 BB: 0 P: 9	R: 1 E: 1 K: 0 S: 9	H: 1 LOB: 2 BB: 1 P: 14	R: 0 E: 0 K: 1 S: 15	H: 1 LOB: 2 BB: 1 P: 25	1B: 8 2B: 3 3B: 0 HR: 1	SF: 0 SAC: 1 DP: 2 HBP: 0
--------------	------------------------------	----------------------------------	--------------------------------	----------------------------------	------------------------------	----------------------------------	------------------------------	----------------------------------	------------------------------	---------------------------------	------------------------------	----------------------------------	------------------------------	---------------------------------	------------------------------	----------------------------------	-------------------------------	----------------------------------	----------------------------------	------------------------------------

PITCHER	IP	WLS	BF	H	R	ER	SO	BB	IBB	HBP	BLK	WP	HR	S	P	ERA	WHIP
Vern Bickford, R (1, 1) ERA: 4.43	8.0		36	10	5	3	4	4	0	0	0	0	1	55	103	3.38	1.750
Blix Donnelly, R (9, 1) ERA: 6.0	0.1		2	1	0	0	0	0	0	0	0	0	0	4	5	0.00	3.000
Chet Nichols, L (9, 1) ERA:	0.2	S	3	0	0	0	1	1	0	0	0	0	0	11	20	0.00	1.500

BOTTOM

Boston Braves @ Brooklyn Dodgers
Ebbets Field, Brooklyn, NY

Wed Apr 25 1951, 3:33 AM EST
Att. 23,261 - Unknown

AB	35
R	5
H	11
RBI	4
BB	5
SO	5
LOB	22



WP	HR	S	P	ERA	WHIP
0	1	11	20	0.00	1.500

Batter	1	2	3	4	5	6	7	8	9	AB R H RBI BB SO LOB	TOP	
Gene Hermanski, L (1, 7) OBP: 0.304, SLG: 0.391	2-2 CS 1B		0-2 1-6-3		0-3 K			2-2 G4-6-3 1-2f		4 0 1 0 0 1 2	Brooklyn Dodgers @ Philadelphia Phillies Shibe Park, Philadelphia, PA Thu Apr 26 1951, 3:33 AM EST Att. 30,161 - Unknown livebaseballscorecards.com	
Carl Furillo, R (1, 9) OBP: 0.179, SLG: 0.333	1-2 F8 1-2		0-0 F6		0-0 3-1			0-0 F8		4 0 0 0 0 0 3		
Duke Snider, L (1, 8) OBP: 0.333, SLG: 0.500	3-2 E 1B		2-1 F8			1-0 CS 1B			0-0 G5-4-3 1B	4 0 3 0 0 0 0		
Jackie Robinson, R (1, 4) OBP: 0.429, SLG: 0.590	0-0 E8 1-3 1B			2-2 WP 1B		0-1 F2			0-0 F2	4 0 2 0 0 0 2		
Gil Hodges, R (1, 3) OBP: 0.385, SLG: 0.606	0-1 F2			3-2 F3 1-3		2-2 L7			1-0 G5-4-3 1-2f	4 0 0 0 0 0 5		
Roy Campanella, R (1, 2) OBP: 0.237, SLG: 0.250				1-3 K		2-2 CS 1-2	2-0 L8			3 0 0 0 0 1 1		
Pee Wee Reese, R (1, 6) OBP: 0.457, SLG: 0.269				0-0 F9			0-1 F8			2 0 0 0 1 0 1		
Billy Cox, R (1, 5) OBP: 0.333, SLG: 0.375					0-0 2B		1-2 6-3			3 0 1 0 0 1 1		
Chris Van Cuyk, L (1, 1) Cal Abrams, L (8, PH) Dan Bankhead, R (8, PR) Clem Labine, R (8, 1)					0-2 B1-3			2-2 G4-6-3 1B		2 0 0 0 0 1 2 1 0 1 0 0 0 0 0 0 0 0 0 0 0 0 0 0 0 0 0 0		
Inning Stats	R: 0 H: 3 E: 1 LOB: 2 K: 0 BB: 0 S: 14 P: 20	R: 0 H: 0 E: 0 LOB: 1 K: 2 BB: 1 S: 15 P: 20	R: 0 H: 0 E: 0 LOB: 0 K: 0 BB: 0 S: 9 P: 11	R: 0 H: 1 E: 0 LOB: 1 K: 1 BB: 0 S: 10 P: 16	R: 0 H: 1 E: 0 LOB: 1 K: 1 BB: 0 S: 8 P: 8	R: 0 H: 1 E: 0 LOB: 0 K: 0 BB: 0 S: 9 P: 14	R: 0 H: 0 E: 0 LOB: 0 K: 0 BB: 0 S: 6 P: 9	R: 0 H: 1 E: 0 LOB: 1 K: 0 BB: 0 S: 9 P: 13	R: 0 H: 1 E: 0 LOB: 0 K: 0 BB: 0 S: 3 P: 4	1B: 7 SF: 0 2B: 1 SAC: 0 3B: 0 DP: 2 HR: 0 HBP: 0	WP: 2 PA: 33 PB: 0 SB: 0 CS: 2	
PITCHER Robin Roberts, R (1, 1) ERA: 2.05	IP WLS BF H R ER SO BB IBB HBP BLK WP HR S P ERA WHIP	9.0 W 32 8 0 0 4 1 0 0 0 1 0 83 115 0.00 1.000										

AB	31
R	0
H	8
RBI	0
BB	1
SO	4
LOB	17



Batter	1	2	3	4	5	6	7	8	9
Eddie Waitkus, L OBP: 0.317, SLG: 0.316 (1, 3)	4-2 FC6-4 BB		0-0 F6			3-2 F9		1-1 1B	
Richie Ashburn, L OBP: 0.359, SLG: 0.429 (1, 8)	2-1 FC6-4 G5-4-3 1-2f			2-2 6-3		1-3 K2-3		1-3 K	
Willie Jones, R OBP: 0.369, SLG: 0.667 (1, 5)	2-0 G5-4-3 1-2f			2-3 K		1-2 F9			
Del Ennis, R OBP: 0.324, SLG: 0.545 (1, 9)		3-2 F2		2-2 6-3		0-1 F2			
Dick Sisler, L OBP: 0.333, SLG: 0.370 (1, 7)		2-0 F8			1-2 1B SH1-3 F9 HBP		1-3 K		
Ed Sanicki, R OBP: 0.750, SLG: 1.000 (8, 7)									
Granny Hamner, R OBP: 0.265, SLG: 0.394 (1, 6)		0-0 G3			0-0 SH1-3		0-0 6-3		
Andy Seminick, R OBP: 0.421, SLG: 0.333 (1, 2)			4-1 SH2-4 BB		2-0 1B		1-2 FC3-6 1B		
Mike Goliat, R OBP: 0.150, SLG: 0.300 (1, 4)			2-3 K		1-0 F9		1-0 FC3-6 SH2 1-2f 1B		
Robin Roberts, S (1, 1)			0-1 SH2-4		0-3 K		0-0 SH2		

AB	R	H	RBI	BB	SO	LOB
3	0	1	1	1	0	1
4	0	0	0	0	2	2
3	0	0	0	0	1	1
3	0	0	0	0	0	0
2	1	0	0	0	1	0
0	0	0	0	0	0	0
2	0	0	0	0	0	0
2	0	2	0	1	0	0
3	1	0	1	0	1	3
1	0	0	0	0	1	1


BOTTOM

Brooklyn Dodgers @ Philadelphia Phillies
 Shibe Park, Philadelphia, PA

Thu Apr 26 1951, 3:33 AM EST
 Att. 30,161 - Unknown

livebaseballscores.com

AB	23
R	2
H	3
RBI	2
BB	2
SO	6
LOB	8



Inning Stats		R: 0	H: 0	E: 0	LOB: 0	K: 0	BB: 1	S: 6	P: 14								
Chris Van Cuyk, L ERA: 2.08 (1, 1)	IP: 7.0	WLS: 7	BF: 24	H: 1	R: 1	ER: 1	SO: 5	BB: 2	IBB: 0	HBP: 1	BLK: 0	WP: 0	HR: 0	S: 54	P: 89	ERA: 1.29	WHIP: 0.429
Clem Labine, R ERA: 9.0 (8, 1)	IP: 1.0	WLS: 5	BF: 2	H: 1	R: 1	ER: 1	SO: 1	BB: 0	IBB: 0	HBP: 0	BLK: 0	WP: 0	HR: 0	S: 10	P: 14	ERA: 9.00	WHIP: 2.000

WP	PA	ERA	WHIP
0	29	0	0

Batter	1	2	3	4	5	6	7	8	9	AB R H RBI BB SO LOB	TOP		
Gene Hermanski, L (1, 7) OBP: 0.296, SLG: 0.370 Don Thompson, L (7, 7) OBP: 0.294, SLG: 0.143	1-3 	2-0 		3-2 		3-1 		1-0 		4 0 1 0 0 1 2 1 0 0 1 0 0 0			
Carl Furillo, R (1, 9) OBP: 0.159, SLG: 0.295	0-0 		1-1 		0-0 	3-1 		1-0 		5 0 0 1 0 0 1			
Duke Snider, L (1, 8) OBP: 0.340, SLG: 0.465	0-1 		0-0 		4-0 	2-3 		4-2 		3 1 0 0 2 1 1			
Jackie Robinson, R (1, 4) OBP: 0.444, SLG: 0.610 Rocky Bridges, R (6, 4) OBP: 0.250, SLG: 0.214		2-2 	4-0 		0-0 		4-1 	2-2 		2 2 1 1 1 0 0 1 0 0 0 1 0 1			
Gil Hodges, R (1, 3) OBP: 0.409, SLG: 0.789		0-0 	1-1 		2-0 		2-3 	2-3 		5 3 3 4 0 2 2			
Bruce Edwards, R (1, 2)		4-2 	0-1 		0-0 		0-2 	2-3 		4 1 0 0 1 1 2			
Pee Wee Reese, R (1, 6) OBP: 0.436, SLG: 0.333		0-1 		1-0 	2-0 		0-2 			4 1 1 2 0 0 1			
Billy Cox, R (1, 5) OBP: 0.409, SLG: 0.650		2-2 		1-1 		0-1 		2-0 		4 3 3 1 0 0 1			
Joe Hatten, R (1, 1) OBP: 0.143, SLG: 0.143 Carl Erskine, R (9, 1)		0-1 		0-0 		1-0 		3-2 		4 0 1 1 0 0 2 0 0 0 0 0 0 0			
Inning Stats	R: 0 H: 0 E: 0 LOB: 0 K: 1 BB: 0 S: 6 P: 7	R: 3 H: 3 E: 0 LOB: 1 K: 0 BB: 1 S: 15 P: 25	R: 2 H: 1 E: 0 LOB: 0 K: 0 BB: 1 S: 7 P: 13	R: 1 H: 1 E: 1 LOB: 0 K: 0 BB: 0 S: 7 P: 12	R: 3 H: 2 E: 0 LOB: 0 K: 0 BB: 1 S: 5 P: 13	R: 1 H: 2 E: 0 LOB: 1 K: 1 BB: 0 S: 10 P: 19	R: 0 H: 0 E: 0 LOB: 1 K: 1 BB: 1 S: 14 P: 20	R: 1 H: 1 E: 0 LOB: 0 K: 0 BB: 0 S: 6 P: 13	R: 0 H: 0 E: 0 LOB: 1 K: 2 BB: 1 S: 11 P: 21	1B: 3 SF: 0 2B: 3 SAC: 0 3B: 1 DP: 0 HR: 3 HBP: 0	WP: 1 PA: 42 PB: 0 SB: 0 CS: 1		
PITCHER	IP WLS BF H R ER SO BB IBB HBP BLK WP HR S P ERA WHIP											PITCHER	IP WLS BF H R ER SO BB IBB HBP BLK WP HR S P ERA WHIP
Bubba Church, R (1, 1) ERA: 5.75	3.1 L 18 5 6 6 1 2 0 0 0 0 0 2 32 51 16.20 2.100												
Leo Cristante, R (4, 1) ERA: 10.13	1.2 7 2 3 3 0 1 0 0 0 0 0 1 8 19 16.20 1.800												
Jack Brittin, R (6, 1) ERA: 4.5	2.0 9 2 1 1 2 1 0 0 0 0 0 0 24 39 4.50 1.500												
Milo Candini, R (8, 1) ERA: 2.25	2.0 8 1 1 1 2 1 0 0 0 0 1 0 17 34 4.50 1.000												

Brooklyn Dodgers @ Philadelphia Phillies
 Shibe Park, Philadelphia, PA
 Fri Apr 27 1951, 3:33 AM EST
 Att. 9,267 - Unknown

AB	37
R	11
H	10
RBI	11
BB	5
SO	5
LOB	13



livebaseballscorecards.com

Batter	1	2	3	4	5	6	7	8	9	AB	R	H	RBI	BB	SO	LOB
Eddie Waitkus, L OBP: 0.289, SLG: 0.286 Jimmy Bloodworth, R (1, 3) C B B X	2-1 F2 ①		2-2 L9 ①		2-1 4-3 ③			0-2 1-3 ①	0-3 K ③	4	0	0	0	0	0	0
Richie Ashburn, L OBP: 0.326, SLG: 0.385 (1, 8) B X	1-0 6-3 ②		0-0 F3 ②			1-1 6-3 ①		1-1 5-3 ②		4	0	0	0	0	0	0
Willie Jones, R OBP: 0.350, SLG: 0.595 (1, 5) C B F C	1-3 K ③		1-3 K ③			0-0 F7 ②		0-1 1-3 ③		4	0	0	0	0	2	0
Del Ennis, R OBP: 0.366, SLG: 0.649 (1, 9) X		0-0 E5 2B 1B		0-1 F9 ①		1-1 HR			1-1 1B 1B	4	3	3	1	0	0	0
Dick Sisler, L OBP: 0.382, SLG: 0.452 Ed Sanicki, R OBP: 0.750, SLG: 1.000 (1, 7) (9, PR)		0-0 3B 2B		0-0 F8 ②		0-1 1B			1-1 1B 2B 1B	4	1	3	1	0	0	0
Granny Hamner, R OBP: 0.316, SLG: 0.514 (1, 6) X		0-0 3B		2-2 2B		0-0 L4 ③			1-1 2B 1B	4	0	3	2	0	0	1
Andy Seminick, R OBP: 0.391, SLG: 0.368 Putsy Caballero, R (1, 2) (9, PR)		3-3 K ①		3-1 5-3 ③			3-2 1-3 ①		0-0 2B	4	0	1	1	0	1	2
Mike Goliat, R OBP: 0.125, SLG: 0.250 (1, 4) X		3-2 G3 ②			3-2 F8 ①		3-3 K ②		2-2 5-3 ①	4	0	0	0	0	1	4
Bubba Church, R OBP: 0.286, SLG: 0.286 Leo Cristante, R Stan Lopata, R Jack Brittin, R Eddie Pellagrini, R Milo Candini, R Bill Nicholson, L OBP: 0.333, SLG: 0.400 (1, 1) (4, 1) (5, PH) (6, 1) (7, PH) (8, 1) (9, PH)		1-2 F9 ③			3-2 F9 ②		0-3 K ③		0-0 F6 ②	1	0	0	0	0	0	1


Inning Stats	R: 0	H: 0	E: 0	K: 1	S: 7	LOB: 0	BB: 0	P: 11	R: 2	H: 3	E: 1	K: 1	S: 12	LOB: 1	BB: 0	P: 19	R: 0	H: 0	E: 0	K: 1	S: 7	LOB: 0	BB: 0	P: 10	R: 0	H: 1	E: 0	K: 0	S: 8	LOB: 1	BB: 0	P: 13	R: 0	H: 0	E: 0	K: 0	S: 13	LOB: 0	BB: 0	P: 21	R: 1	H: 2	E: 0	K: 0	S: 8	LOB: 1	BB: 0	P: 10	R: 0	H: 0	E: 0	K: 2	S: 9	LOB: 0	BB: 0	P: 15	R: 0	H: 0	E: 0	K: 0	S: 7	LOB: 0	BB: 0	P: 8	R: 2	H: 4	E: 0	K: 1	S: 14	LOB: 3	BB: 0	P: 19	1B: 5	2B: 3	3B: 1	SF: 0	SAC: 0	DP: 0	HBP: 0	WP: 0	PA: 37
--------------	------	------	------	------	------	--------	-------	-------	------	------	------	------	-------	--------	-------	-------	------	------	------	------	------	--------	-------	-------	------	------	------	------	------	--------	-------	-------	------	------	------	------	-------	--------	-------	-------	------	------	------	------	------	--------	-------	-------	------	------	------	------	------	--------	-------	-------	------	------	------	------	------	--------	-------	------	------	------	------	------	-------	--------	-------	-------	-------	-------	-------	-------	--------	-------	--------	-------	--------

PITCHER	IP	WLS	BF	H	R	ER	SO	BB	IBB	HBP	BLK	WP	HR	S	P	ERA	WHIP
Joe Hatten, L ERA: 2.79 (1, 1)	8.0	W	34	10	5	5	5	0	0	0	0	0	1	78	117	5.62	1.250
Carl Erskine, R ERA: 5.52 (9, 1)	1.0	S	3	0	0	0	1	0	0	0	0	0	0	7	9	0.00	0.000

BOTTOM

Brooklyn Dodgers @ Philadelphia Phillies
 Shibe Park, Philadelphia, PA
 Fri Apr 27 1951, 3:33 AM EST
 Att. 9,267 - Unknown

AB	37
R	5
H	10
RBI	5
BB	0
SO	6
LOB	14



Batter	1	2	3	4	5	6	7	8	9	AB R H RBI BB SO LOB	TOP	
Eddie Stanky, R (1, 4) OBP: 0.345, SLG: 0.392	0-1 L5		1-1 F7			3-2 SH1-4 1B	3-2 HR		1-1 F4	5 1 2 2 0 0 1		
Whitey Lockman, L (1, 7) OBP: 0.305, SLG: 0.216	1-2 5-3		3-1 F7			0-0 SH1-4	3-2 F4			3 0 0 0 0 0 1		
Hank Thompson, L (1, 5) OBP: 0.350, SLG: 0.250	4-1 BB		1-0 G3			2-0 F8		3-2 F8		3 0 0 0 1 0 1		
Monte Irvin, R (1, 3) OBP: 0.433, SLG: 0.413	2-2 4-3			1-2 L8		4-0 BB		4-2 FC5-4 BB		2 0 0 0 2 0 1		
Bobby Thomson, R (1, 8) OBP: 0.259, SLG: 0.302		3-2 5-3		1-0 L7		1-0 F8		3-2 FC5-4		4 0 0 0 0 0 3		
Don Mueller, L (1, 9) OBP: 0.278, SLG: 0.212		2-2 F8		1-0 4-3			3-3 K	1-1 F3		3 0 0 0 0 1 0		
Jack Lohrke, R (8, PH) OBP: 0.421, SLG: 0.467										1 0 0 0 0 0 1		
Clint Hartung, R (8, 9) OBP: 0.167, SLG: 0.167										0 0 0 0 0 0 0		
Alvin Dark, R (1, 6) OBP: 0.339, SLG: 0.385		0-0 HR			2-2 E5 G5-4-3		0-1 2B F7 1B		1-1 F4	4 2 2 1 0 0 0	AB 33 R 4 H 6 RBI 4 BB 3 SO 1 LOB 11	
Wes Westrum, R (1, 2) OBP: 0.467, SLG: 0.455		3-2			1-0 G5-4-3		2-1 HR 2B		1-0 F7	3 0 2 0 0 0 1		
Jack Maguire, R (7, PR) OBP: 0.250, SLG: 1.000										0 1 0 0 0 0 0		
George Bamberger, R (7, 1)										0 0 0 0 0 0 0		
Jack Kramer, R (7, 1)										0 0 0 0 0 0 0		
Bill Rigney, R (9, PH)										1 0 0 0 0 0 0		
Roger Bowman, R (1, 1)		1-2 5-3			0-0 G3		0-0 F7		0-2 E6	2 0 0 0 0 0 1		
George Spencer, R (6, 1)										0 0 0 0 0 0 0		
Ray Noble, R (7, PH) OBP: 0.200, SLG: 0.500										2 0 0 1 0 0 1		
Inning Stats	R: 0 H: 0 E: 0 LOB: 1 K: 0 BB: 1 S: 11 P: 18	R: 1 H: 2 E: 0 LOB: 1 K: 0 BB: 0 S: 14 P: 23	R: 0 H: 0 E: 0 LOB: 0 K: 0 BB: 0 S: 5 P: 10	R: 0 H: 0 E: 0 LOB: 0 K: 0 BB: 0 S: 5 P: 8	R: 0 H: 0 E: 1 LOB: 0 K: 0 BB: 0 S: 5 P: 8	R: 0 H: 1 E: 0 LOB: 2 K: 0 BB: 1 S: 6 P: 16	R: 3 H: 3 E: 0 LOB: 1 K: 1 BB: 0 S: 16 P: 27	R: 0 H: 0 E: 0 LOB: 1 K: 0 BB: 1 S: 12 P: 23	R: 0 H: 0 E: 1 LOB: 1 K: 0 BB: 0 S: 9 P: 12	1B: 2 SF: 0 2B: 2 SAC: 1 3B: 0 DP: 1 HR: 2 HBP: 0	WP: 0 PA: 37 PB: 0 SB: 0 CS: 0	
PITCHER Preacher Roe, L (1, 1) ERA: 3.24	IP WLS BF H R ER SO BB IBB HBP BLK WP HR S P ERA WHIP	9.0 W 37 6 4 4 1 3 0 0 0 0 2 83 145 4.00 1.000										

New York Giants @ Brooklyn Dodgers
 Ebbets Field, Brooklyn, NY
 Sat Apr 28 1951, 3:33 AM EST
 Att. 22,117 - Unknown

livebaseballscorecards.com



Batter	1	2	3	4	5	6	7	8	9
Tommy Brown, R OBP: 0.111, SLG: 0.111 Don Thompson, L OBP: 0.316, SLG: 0.133 (6, PH) (7, 7)	1-0 F4		1-0 L5		1-3 K	4-0 BB		0-0 4-3	
Carl Furillo, R OBP: 0.184, SLG: 0.367 (1, 9)	2-1 HR		1-1 FC6-4 1-2f		1-1 1B	0-0 FC5 2-3f		2-0 3-1	
Duke Snider, L OBP: 0.346, SLG: 0.435 (1, 8)	3-3 K			4-2 WP 1B BB	0-1 4-3		4-1 HR BB	0-1 4-3	
Jackie Robinson, R OBP: 0.449, SLG: 0.667 (1, 4)	1-2 F8			2-1 F9		0-0 1B 1B	0-0 HR		
Gil Hodges, R OBP: 0.396, SLG: 0.738 (1, 3)		0-3 K		2-3 K		1-1 1B 1B	2-2 6-3		
Bruce Edwards, R OBP: 0.400, SLG: 0.444 (1, 2)		2-0 F8		3-1 BB 1B 1-H		0-0 1B F8 1B 2-H 3-H	1-1 1B F8 2B		
Pee Wee Reese, R OBP: 0.465, SLG: 0.364 (1, 6)		2-2 L6		4-1 FC5-4 BB 1-2		2-1 E 1B 1B	1-1 E 1B		
Billy Cox, R OBP: 0.385, SLG: 0.565 (1, 5)			4-1 FC6-4 BB	1-1 FC5-4 1-2f		1-1 F8 1-3 3-H	0-0 F8 1-3 3-H		
Preacher Roe, R OBP: 0.111, SLG: 0.111 (1, 1)			1-3 K		1-3 K	2-2 FC5 BB 1B 3-H	0-3 K		

Inning Stats	R: 1 E: 0 K: 1 S: 12	H: 1 LOB: 0 BB: 0 P: 19	R: 0 E: 0 K: 1 S: 8	H: 0 LOB: 0 BB: 0 P: 12	R: 0 E: 0 K: 1 S: 7	H: 0 LOB: 1 BB: 1 P: 14	R: 1 E: 0 K: 1 S: 12	H: 1 LOB: 2 BB: 2 P: 28	R: 0 E: 0 K: 2 S: 11	H: 1 LOB: 1 BB: 0 P: 14	R: 3 E: 1 K: 0 S: 14	H: 5 LOB: 2 BB: 1 P: 23	R: 3 E: 1 K: 1 S: 14	H: 3 LOB: 1 BB: 1 P: 22	R: 0 E: 0 K: 0 S: 4	H: 0 LOB: 0 BB: 0 P: 6
--------------	-------------------------------	----------------------------------	------------------------------	----------------------------------	------------------------------	----------------------------------	-------------------------------	----------------------------------	-------------------------------	----------------------------------	-------------------------------	----------------------------------	-------------------------------	----------------------------------	------------------------------	---------------------------------

PITCHER	IP	WLS	BF	H	R	ER	SO	BB	IBB	HBP	BLK	WP	HR	S	P	ERA	WHIP
Roger Bowman, L ERA: 9.35 (1, 1)	5.0	L	24	6	5	5	6	3	0	0	0	1	1	54	92	9.00	1.800
George Spencer, R ERA: 4.5 (6, 1)	1.0		5	2	0	0	0	1	0	0	0	0	0	10	18	0.00	3.000
George Bamberger, R ERA: 18.0 (7, 1)	0.0		2	1	2	2	0	1	0	0	0	0	1	2	6	∞	∞
Jack Kramer, R ERA: 15.43 (7, 1)	2.0		8	2	1	1	1	0	0	0	0	0	0	16	22	4.50	1.000

BOTTOM

AB	R	H	RBI	BB	SO	LOB
3	0	0	0	0	1	1
1	0	0	0	1	0	0
5	1	2	1	0	0	3
3	2	0	0	2	1	1
4	2	2	2	0	0	1
4	1	1	0	0	2	1
4	2	3	3	0	0	0
3	0	2	0	1	0	0
3	0	0	2	1	0	4
4	0	1	0	0	3	2


AB 34
R 8
H 11
RBI 8
BB 5
SO 7
LOB 13

WP: 1 **PA: 39**
PB: 0
SB: 0
CS: 0

1B: 8 **SF: 0**
2B: 1 **SAC: 0**
3B: 0 **DP: 0**
HR: 2 **HBP: 0**

New York Giants @ Brooklyn Dodgers
Ebbets Field, Brooklyn, NY

Sat Apr 28 1951, 3:33 AM EST
Att. 22,117 - Unknown



livebaseballscorecards.com

Batter	1	2	3	4	5	6	7	8	9	AB R H RBI BB SO LOB	TOP	
Eddie Stanky, R (1, 4) OBP: 0.365, SLG: 0.418	4-1 CS BB		1-1 2B	2-1 FC5-4 1-2f		0-0 2-3 1B		1-1 4-3		4 0 2 0 1 0 2		
Whitey Lockman, L (1, 7) OBP: 0.313, SLG: 0.218	4-0 SAFE BB BB 1-2 BB		3-1 F3		1-1 1-3	1-2 F2		0-0 1B		4 0 1 0 1 0 3		
Hank Thompson, L (1, 5) OBP: 0.356, SLG: 0.278	4-2 BB 1-2 BB		0-3 K		1-0 F4		3-2 1B 2B	1-1 F6		4 1 1 0 1 1 2		
Monte Irvin, R (1, 3) OBP: 0.431, SLG: 0.388	2-3 K		4-2 BB		4-1 HR BB		2-1 4-3	0-1 F4		3 1 0 0 2 1 4		
Bobby Thomson, R (1, 8) OBP: 0.270, SLG: 0.351	4-1 BB 1-2 2-3 BB		0-0 F2		1-1 HR		3-3 K	1-1 F8		4 1 1 2 1 1 3		
Don Mueller, L (1, 9) OBP: 0.293, SLG: 0.216	1-0 4-3		1-2 1B 1B		0-0 4-3		4-0 BB 1B BB	1-1 L9		4 0 1 0 1 0 3		
Alvin Dark, R (1, 6) OBP: 0.344, SLG: 0.404			1-1 F9		0-0 F2		0-0 1B 2B	0-1 5-3		5 0 2 1 0 0 1		
Wes Westrum, R (1, 2) OBP: 0.449, SLG: 0.417			3-2 F6		2-2 L7		1-3 K	4-0 1-2 2-H BB 1B		3 0 0 0 1 1 2		
Jack Maguire, R (7, PR) OBP: 0.250, SLG: 1.000								1-2 2-3 BB		0 0 0 0 0 0 0		
Dave Koslo, L (7, 1)										0 0 0 0 0 0 0		
Larry Jansen, R (1, 1) OBP: 0.333, SLG: 0.200			0-1 4-3		0-0 FC5-4 1B		2-1 F9	1-2 4-3		3 0 1 0 0 0 1		
Al Gettel, R (6, 1)										0 0 0 0 0 0 0		
Ray Noble, R (7, PH) OBP: 0.182, SLG: 0.455										1 0 0 0 0 0 3		
Inning Stats	R: 0 H: 0 E: 0 LOB: 3 K: 1 BB: 4 S: 9 P: 28	R: 0 H: 0 E: 0 LOB: 0 K: 0 BB: 0 S: 7 P: 11	R: 0 H: 1 E: 0 LOB: 2 K: 1 BB: 1 S: 10 P: 18	R: 0 H: 2 E: 0 LOB: 2 K: 0 BB: 0 S: 10 P: 15	R: 2 H: 1 E: 0 LOB: 0 K: 0 BB: 1 S: 7 P: 14	R: 0 H: 2 E: 0 LOB: 2 K: 1 BB: 0 S: 10 P: 14	R: 1 H: 2 E: 0 LOB: 3 K: 1 BB: 2 S: 15 P: 32	R: 0 H: 1 E: 0 LOB: 1 K: 0 BB: 0 S: 7 P: 9	R: 0 H: 0 E: 0 LOB: 0 K: 0 BB: 0 S: 6 P: 8	1B: 5 SF: 0 2B: 3 SAC: 0 3B: 0 DP: 0 HR: 1 HBP: 0	WP: 0 PA: 43 PB: 0 SB: 0 CS: 1	
PITCHER	IP WLS BF H R ER SO BB IBB HBP BLK WP HR S P ERA WHIP											
Carl Erskine, R (1, 1) ERA: 5.06	6.2 W 34 8 3 3 4 7 0 0 0 0 0 1 65 124 4.05 2.250											
Clyde King, R (7, 1) ERA: 1.88	2.1 S 9 1 0 0 0 1 0 0 0 0 0 0 16 25 0.00 0.857											

New York Giants @ Brooklyn Dodgers
Ebbets Field, Brooklyn, NY
 Sun Apr 29 1951, 3:33 AM EDT
 Att: 28,124 - Unknown

AB	35
R	3
H	9
RBI	3
BB	8
SO	4
LOB	24



Batter	1	2	3	4	5	6	7	8	9
Gene Hermanski, L (1, 7) OBP: 0.355, SLG: 0.433 Don Thompson, L (8, 7) OBP: 0.300, SLG: 0.125	0-0 5-3 2B		2-3 K		2-0 1B	4-0 G5-4-3 IBB		0-0 1-3	
Carl Furillo, R (1, 9) OBP: 0.185, SLG: 0.352	3-2 5-3 2-3		1-1 1-3		1-1 1B	0-0 G5-4-3 1-2f		2-3 K	
Duke Snider, L (1, 8) OBP: 0.357, SLG: 0.560	1-1 5-3			1-0 HR	2-1 F8		1-0 HR		
Jackie Robinson, R (1, 4) OBP: 0.453, SLG: 0.646	1-2 F3			0-0 CS 1B		2-0 HR HBP	3-1 F8		
Gil Hodges, R (1, 3) OBP: 0.385, SLG: 0.761		3-2 F8		1-3 K		0-0 HR	1-2 F9		
Bruce Edwards, R (1, 2) OBP: 0.385, SLG: 0.500 Eddie Miksis, R (6, PR) OBP: 0.500, SLG: 1.000 Roy Campanella, R (7, 2) OBP: 0.256, SLG: 0.270		1-3 K		1-1 F7		0-2 1B 2B	2-2 1B 1B		
Pee Wee Reese, R (1, 6) OBP: 0.489, SLG: 0.389		4-2 CS BB		1-0 CS 1-2	2-3 K	3-1 2B 1B	1-2 1B 1B		
Billy Cox, R (1, 5) OBP: 0.400, SLG: 0.593		3-2 CS 1-2	2-2 F7		1-0 1B 1B	1-2 1B 2B	2-2 F9		
Carl Erskine, R (1, 1) OBP: 0.143, SLG: 0.143 Clyde King, S (7, 1)			0-0 1B		0-3 K	2-3 K		0-0 F9	


Inning Stats	R: 0 E: 0 K: 10 S: 10	H: 1 LOB: 1 BB: 0 P: 15	R: 0 E: 0 K: 1 S: 12	H: 0 LOB: 0 BB: 1 P: 23	R: 0 E: 0 K: 1 S: 11	H: 1 LOB: 1 BB: 0 P: 16	R: 1 E: 0 K: 1 S: 7	H: 2 LOB: 0 BB: 0 P: 11	R: 1 E: 0 K: 2 S: 13	H: 3 LOB: 2 BB: 0 P: 21	R: 3 E: 0 K: 1 S: 14	H: 4 LOB: 2 BB: 1 P: 26	R: 1 E: 0 K: 0 S: 16	H: 3 LOB: 2 BB: 0 P: 26	R: 0 E: 0 K: 1 S: 6	H: 0 LOB: 0 BB: 0 P: 8
--------------	--------------------------------	----------------------------------	-------------------------------	----------------------------------	-------------------------------	----------------------------------	------------------------------	----------------------------------	-------------------------------	----------------------------------	-------------------------------	----------------------------------	-------------------------------	----------------------------------	------------------------------	---------------------------------

PITCHER	IP	WLS	BF	H	R	ER	SO	BB	IBB	HBP	BLK	WP	HR	S	P	ERA	WHIP
Larry Jansen, R (1, 1) ERA: 3.95	5.0	L	26	11	5	5	5	1	0	1	0	0	2	63	102	9.00	2.400
Al Gettel, R (6, 1) ERA: 4.15	1.0		3	0	0	0	1	0	1	0	0	0	0	4	10	0.00	0.000
Dave Koslo, L (7, 1) ERA: 4.91	2.0		9	3	1	1	1	0	0	0	0	0	1	22	34	4.50	1.500

BOTTOM

AB	R	H	RBI	BB	SO	LOB
3	0	2	0	1	1	1
1	0	0	0	0	0	0
5	0	1	1	0	1	5
4	2	2	2	0	0	3
3	1	1	0	0	0	1
4	1	1	2	0	1	1
3	0	1	0	0	1	1
0	1	0	0	0	0	0
1	0	1	0	0	0	0
3	0	2	1	1	1	0
4	1	2	0	0	0	2
3	0	1	0	0	2	3
1	0	0	0	0	0	0

AB 35
R 6
H 14
RBI 6
BB 2
SO 7
LOB 17



New York Giants @ Brooklyn Dodgers
Ebbets Field, Brooklyn, NY
Sun Apr 29 1951, 3:33 AM EDT
Att. 28,124 - Unknown

livebaseballscorecards.com

WP: 0	PA: 40
PB: 0	
SB: 0	
CS: 2	

New York Giants @ Brooklyn Dodgers
Ebbets Field, Brooklyn, NY

Mon Apr 30 1951, 3:33 AM EDT
 Att. 33,962 - Unknown

AB 34
R 8
H 8
RBI 8
BB 9
SO 5
LOB 23



Batter	1	2	3	4	5	6	7	8	9	AB	R	H	RBI	BB	SO	LOB	TOP				
Eddie Stanky, R OBP: 0.382, SLG: 0.433 (1, 4)										5	1	3	2	0	0	0					
Whitey Lockman, L OBP: 0.319, SLG: 0.233 (1, 7)										5	1	2	0	0	1	3					
Bobby Thomson, R OBP: 0.265, SLG: 0.355 (1, 8)										5	1	1	1	0	0	2					
Monte Irvin, R OBP: 0.414, SLG: 0.358 (1, 3)										4	0	0	1	1	1	2					
Wes Westrum, R OBP: 0.481, SLG: 0.405 (1, 2)										1	2	0	0	4	1	1					
Alvin Dark, R OBP: 0.364, SLG: 0.390 (1, 6)										2	2	0	0	3	0	2					
Don Mueller, L OBP: 0.283, SLG: 0.195 (1, 9)										4	1	0	1	1	0	6					
Hank Thompson, L OBP: 0.367, SLG: 0.300 (1, 5)										4	0	2	3	0	0	1					
Sal Maglie, R Sheldon Jones, R (6, 1)										3	0	0	0	0	1	5					
Inning Stats	R: 6 E: 0 K: 2 S: 26	H: 5 LOB: 2 BB: 3 P: 49	R: 2 E: 0 K: 0 S: 13	H: 1 LOB: 2 BB: 3 P: 27	R: 0 E: 0 K: 0 S: 7	H: 0 LOB: 1 BB: 1 P: 12	R: 0 E: 0 K: 0 S: 7	H: 0 LOB: 1 BB: 1 P: 13	R: 0 E: 0 K: 2 S: 11	H: 1 LOB: 1 BB: 0 P: 13	R: 0 E: 0 K: 1 S: 7	H: 0 LOB: 1 BB: 1 P: 15	R: 0 E: 0 K: 0 S: 4	H: 1 LOB: 0 BB: 0 P: 6	R: 0 E: 0 K: 0 S: 5	H: 0 LOB: 1 BB: 1 P: 9	1B: 7 2B: 1 3B: 0 HR: 0	SF: 0 SAC: 0 DP: 1 HBP: 0	WP: 0 PB: 0 SB: 0 CS: 0	PA: 43	
PITCHER	IP	WLS	BF	H	R	ER	SO	BB	IBB	HBP	BLK	WP	HR	S	P	ERA	WHIP				
Chris Van Cuyk, L ERA: 4.15 (1, 1)	0.0	L	3	3	3	3	0	0	0	0	0	0	0	8	11	∞	∞				
Earl Mossor, R ERA: 81.0 (1, 1)	0.1		4	0	0	0	0	3	0	0	0	0	0	7	21	0.00	9.000				
Joe Hatten, L ERA: 3.43 (1, 1)	1.2		11	3	5	5	2	3	0	0	0	0	0	24	44	27.00	3.600				
Clem Labine, R ERA: 3.0 (3, 1)	2.0		7	0	0	0	0	1	0	0	0	0	0	14	25	0.00	0.500				
Phil Haugstad, R ERA: (5, 1)	3.0		11	1	0	0	3	1	0	0	0	0	0	22	33	0.00	0.667				
PITCHER	IP	WLS	BF	H	R	ER	SO	BB	IBB	HBP	BLK	WP	HR	S	P	ERA	WHIP				
Carl Erskine, R ERA: 4.63 (8, 1)	2.0		7	1	0	0	0	1	0	0	0	0	0	9	15	0.00	1.000				

BOTTOM

New York Giants @ Brooklyn Dodgers
Ebbets Field, Brooklyn, NY
Mon Apr 30 1951, 3:33 AM EDT
Att. 33,962 - Unknown

livebaseballscorecards.com

AB 35
R 5
H 10
RBI 5
BB 2
SO 5
LOB 13



WP: 0 PA: 37
PB: 0
SB: 0
CS: 0

AB R H RBI BB SO LOB

5 1 1 1 0 0 2

4 0 1 0 0 0 0

4 1 1 1 0 0 1

3 2 2 1 1 1 0

4 0 1 0 0 3 1

4 0 0 1 0 0 1

3 1 2 0 1 0 1

4 0 2 1 0 0 3

1B: 4 SF: 0
2B: 2 SAC: 0
3B: 1 DP: 3
HR: 3 HBP: 0

Batter	1	2	3	4	5	6	7	8	9
Gene Hermanski, L (1, 7) OBP: 0.333, SLG: 0.486	1-0 HR	1-1 F7			1-0 4-3		3-2 4-3		2-1 4-3
Carl Furillo, R (1, 9) OBP: 0.190, SLG: 0.345	1-0 F8		1-1 G1-6-3 1B		1-0 6-3		2-1 B3		
Duke Snider, L (1, 8) OBP: 0.350, SLG: 0.593	0-0 6-3		1-2 G1-6-3 1-2f		0-1 4-3			2-0 HR	
Jackie Robinson, R (1, 4) OBP: 0.474, SLG: 0.706	0-1 HR		2-2 1B		4-2 2B L7 BB			1-3 K	
Gil Hodges, R (1, 3) OBP: 0.375, SLG: 0.740	2-3 K		1-3 K		2-1 2B			3-3 K	
Bruce Edwards, R (1, 2) OBP: 0.294, SLG: 0.375		1-2 F8		0-0 E5 1B		1-1 L7		2-2 6-3	
Pee Wee Reese, R (1, 6) OBP: 0.510, SLG: 0.487		2-1 1B 2B		2-2 F9		4-1 G5-4-3 BB		3-2 3B	
Rocky Bridges, R (1, 5) OBP: 0.300, SLG: 0.278		2-1 2-H 1B		2-2 G1-4-3 1B		2-2 G5-4-3 1-2f		0-1 B1-3	
Chris Van Cuyk, L Earl Messor, L Joe Hatten, R Frank Edwards, L Clem Labine, R Cai Abrams, L Phil Haugstad, R Don Thompson, L Carl Erskine, R Roy Campanella, R		1-3 K		1-0 G1-4-3 1-2f			0-0 B1-3		1-0 F8

Inning Stats	R: 2	H: 2	E: 0	LOB: 0	K: 1	S: 8	R: 1	H: 2	E: 0	LOB: 1	K: 1	S: 14	R: 0	H: 2	E: 0	LOB: 1	K: 1	S: 11	R: 0	H: 1	E: 1	LOB: 1	K: 0	S: 8	R: 0	H: 0	E: 0	LOB: 0	K: 0	S: 4	R: 1	H: 1	E: 0	LOB: 1	K: 0	S: 11	R: 0	H: 0	E: 0	LOB: 0	K: 0	S: 6	R: 1	H: 1	E: 0	LOB: 0	K: 2	S: 12	R: 0	H: 1	E: 0	LOB: 1	K: 0	S: 9	1B: 4	SF: 0	2B: 2	SAC: 0	3B: 1	DP: 3	HR: 3	HBP: 0	WP: 0	PA: 37	PB: 0	SB: 0	CS: 0
--------------	------	------	------	--------	------	------	------	------	------	--------	------	-------	------	------	------	--------	------	-------	------	------	------	--------	------	------	------	------	------	--------	------	------	------	------	------	--------	------	-------	------	------	------	--------	------	------	------	------	------	--------	------	-------	------	------	------	--------	------	------	-------	-------	-------	--------	-------	-------	-------	--------	-------	--------	-------	-------	-------

PITCHER	IP	WLS	BF	H	R	ER	SO	BB	IBB	HBP	BLK	WP	HR	S	P	ERA	WHIP
Sal Maglie, R (1, 1) ERA: 3.56	5.1	W	25	8	4	4	3	2	0	0	0	0	2	53	87	6.75	1.875
Sheldon Jones, R (6, 1) ERA: 5.06	3.2	S	12	2	1	1	2	0	0	0	0	0	1	30	51	2.46	0.545

Batter	1	2	3	4	5	6	7	8	9	AB R H RBI BB SO LOB	TOP											
Pete Castiglione, R OBP: 0.409, SLG: 0.571 (1, 5)	1-0 E5 7-4 1B	4-1 G6-4-3 BB		0-1 2B		1-1 SH2-3 1B		1-2 F9		4 1 2 1 1 0 1												
George Metkovich, L OBP: 0.302, SLG: 0.340 (1, 8)	3-2 HR 1B	1-2 G6-4-3		1-0 L4-6 2B		1-1 SH2-3		3-1 F3		4 1 2 1 0 0 4												
Gus Bell, L OBP: 0.352, SLG: 0.451 (1, 9)	1-0 7-4		3-1 G5-4-3 1B	1-0 L4-6 2B		3-2 F7		1-1 4-3		5 0 1 0 0 0 4												
Ralph Kiner, R OBP: 0.426, SLG: 0.609 (1, 3)	1-2 HR		0-2 G5-4-3 1B		0-1 E 2B	0-1 F8		0-1 F3		5 2 2 2 0 0 2												
Pete Reiser, L OBP: 0.615, SLG: 0.700 (1, 7)	3-1 2B		0-0 2B 1B		0-0 E1 2B		4-2 SH1-4 BB	0-1 2B		4 1 3 0 1 0 1												
George Strickland, R OBP: 0.280, SLG: 0.356 (1, 6)	2-1 F9		0-0 1-H 2B		3-2 5-3		0-0 SH1-4	3-1 F7		4 0 1 1 0 0 4												
Monty Basgall, R OBP: 0.275, SLG: 0.278 (1, 4)			0-2 F2		2-1 2B		0-3 SAFE K			4 0 1 1 0 1 2												
Clyde McCullough, R OBP: 0.303, SLG: 0.267 (1, 2)			0-1 1B 1B		1-0 E7 F8 2B			0-0 F3		4 1 1 0 0 1 2												
Cliff Chambers, L OBP: 0.500, SLG: 0.500 (1, 1)			1-1 BB 1B		1-1 F8			1-2 1B		4 0 2 0 0 1 3												
Inning Stats	R: 2 E: 1 K: 0 S: 13	H: 3 LOB: 1 BB: 0 P: 24	R: 0 E: 0 K: 0 S: 11	H: 2 LOB: 2 BB: 1 P: 18	R: 1 E: 0 K: 0 S: 10	H: 3 LOB: 1 BB: 0 P: 13	R: 2 E: 1 K: 0 S: 7	H: 2 LOB: 0 BB: 0 P: 11	R: 1 E: 1 K: 2 S: 14	H: 2 LOB: 2 BB: 0 P: 22	R: 0 E: 0 K: 0 S: 9	H: 1 LOB: 1 BB: 0 P: 14	R: 0 E: 0 K: 1 S: 7	H: 0 LOB: 0 BB: 1 P: 11	R: 0 E: 0 K: 0 S: 9	H: 1 LOB: 1 BB: 0 P: 14	R: 0 E: 0 K: 0 S: 8	H: 1 LOB: 1 BB: 0 P: 12	1B: 7 2B: 9 3B: 0 HR: 1	SF: 0 SAC: 2 DP: 4 HBP: 0	WP: 0 PB: 0 SB: 0 CS: 0	PA: 42
PITCHER	IP WLS BF H R ER SO BB IBB HBP BLK WP HR S P ERA WHIP																					
Erv Palica, R ERA: 5.4 (1, 1)	1.1 L 9 5 2 2 0 0 0 0 0 0 0 1 19 32 13.50 3.750																					
Clyde King, R ERA: 2.65 (2, 1)	2.2 12 5 3 2 0 1 0 0 0 0 0 0 22 34 6.75 2.250																					
Clem Labine, R ERA: 3.6 (5, 1)	2.0 10 3 1 1 2 0 0 0 0 0 0 0 23 36 4.50 1.500																					
Ralph Branca, R ERA: (7, 1)	3.0 11 2 0 0 1 1 0 0 0 0 0 0 24 37 0.00 1.000																					

Pittsburgh Pirates @ Brooklyn Dodgers
Ebbets Field, Brooklyn, NY
 Tue May 01 1951, 3:33 AM EDT
 Att. 6,716 - Unknown

AB	38
R	6
H	15
RBI	6
BB	2
SO	3
LOB	23



WP: 0	PA: 42
PB: 0	
SB: 0	
CS: 0	

Pittsburgh Pirates @ Brooklyn Dodgers
Ebbets Field, Brooklyn, NY
 Tue May 01 1951, 3:33 AM EDT
 Att. 6,716 - Unknown

livebaseballscorecards.com

AB	33
R	2
H	6
RBI	2
BB	5
SO	7
LOB	19



WP:	1	PA:	39
PB:	0	SB:	0
CS:	0		

AB	R	H	RBI	BB	SO	LOB
2	0	0	0	0	2	1
3	0	0	0	0	2	2

5	1	1	1	0	0	2
---	---	---	---	---	---	---

5	0	2	1	0	0	2
---	---	---	---	---	---	---

4	0	0	0	0	0	2
---	---	---	---	---	---	---

3	0	0	0	1	0	0
---	---	---	---	---	---	---

3	0	1	0	0	1	1
---	---	---	---	---	---	---

3	0	1	0	1	0	2
---	---	---	---	---	---	---

2	0	1	0	2	1	2
---	---	---	---	---	---	---

0	0	0	0	0	0	0
1	1	0	0	0	0	1
1	0	0	0	0	1	2
0	0	0	0	0	0	0
1	0	0	0	0	0	2
0	0	0	0	0	0	0
0	0	0	0	1	0	0

1B:	5	SF:	0
2B:	0	SAC:	0
3B:	1	DP:	0
HR:	0	HBP:	1

Batter	1	2	3	4	5	6	7	8	9
Tommy Brown, R (1, 7) OBP: 0.091, SLG: 0.091 Gene Hermanski, L (5, 7) OBP: 0.308, SLG: 0.447	0-3 K		0-3 K		2-1 4-3		2-3 K		0-3 K
Carl Furillo, R (1, 9) OBP: 0.190, SLG: 0.365	2-0 F4		0-0 1B 3B		2-1 F9		1-1 F7		0-0 F8
Duke Snider, L (1, 8) OBP: 0.354, SLG: 0.576	0-0 F5		1-0 1B		0-1 1B		0-0 F8		0-1 L4
Jackie Robinson, R (1, 4) OBP: 0.443, SLG: 0.655		0-2 F7	0-0 5-3		2-1 F8			0-2 4-3	
Gil Hodges, R (1, 3) OBP: 0.367, SLG: 0.698		3-2 F5		3-2 F8		4-1 1B BB		1-2 L8	
Roy Campanella, R (1, 2) OBP: 0.273, SLG: 0.268		2-2 HBP		2-3 K		2-2 F2		1-1 WP 1B	
Pee Wee Reese, R (1, 6) OBP: 0.509, SLG: 0.476		3-2 6-3		4-2 BB BB		3-2 1B		2-2 L8	
Rocky Bridges, R (1, 5) OBP: 0.375, SLG: 0.300			4-2 FC5-4 BB	4-0 1-2 BB		2-3 K		1-2 BB 1B	
Erv Palica, R (1, 1) Clyde King, S (2, 1) Bruce Edwards, R (4, PH) OBP: 0.278, SLG: 0.353 Clem Labine, R (5, 1) Eddie Miksis, R (6, PH) OBP: 0.333, SLG: 0.667 Ralph Branca, R (7, 1) Cal Abrams, L (9, PH) OBP: 0.625, SLG: 0.400			0-1 FC5-4 1-2 3B	3-3 K		2-0 F3		4-2 BB 1B	

Inning Stats	R: 0	H: 0	E: 0	LOB: 0	K: 1	S: 5	P: 7	R: 0	H: 0	E: 0	LOB: 1	K: 0	S: 13	P: 21	R: 2	H: 2	E: 0	LOB: 1	K: 1	S: 12	P: 17	R: 0	H: 0	E: 0	LOB: 2	K: 2	S: 18	P: 34	R: 0	H: 1	E: 0	LOB: 1	K: 0	S: 8	P: 14	R: 0	H: 1	E: 0	LOB: 2	K: 1	S: 11	P: 24	R: 0	H: 0	E: 0	LOB: 0	K: 1	S: 7	P: 10	R: 0	H: 1	E: 0	LOB: 1	K: 0	S: 12	P: 16	R: 0	H: 1	E: 0	LOB: 2	K: 1	S: 12	P: 17	1B: 5	2B: 0	3B: 1	HR: 0	SF: 0	SAC: 0	DP: 0	HBP: 1	WP: 1	PA: 39
--------------	------	------	------	--------	------	------	------	------	------	------	--------	------	-------	-------	------	------	------	--------	------	-------	-------	------	------	------	--------	------	-------	-------	------	------	------	--------	------	------	-------	------	------	------	--------	------	-------	-------	------	------	------	--------	------	------	-------	------	------	------	--------	------	-------	-------	------	------	------	--------	------	-------	-------	-------	-------	-------	-------	-------	--------	-------	--------	-------	--------

PITCHER	IP	WLS	BF	H	R	ER	SO	BB	IBB	HBP	BLK	WP	HR	S	P	ERA	WHIP
Cliff Chambers, L (1, 1) ERA: 4.05	9.0	W	39	6	2	2	7	5	0	1	0	1	0	98	160	2.00	1.222

Batter	1	2	3	4	5	6	7	8	9	AB R H RBI BB SO LOB	TOP											
Pete Castiglione, R OBP: 0.462, SLG: 0.760 (1, 5) X	0-0 HR		1-1 SH3 1-2		0-0 1-H 2B		1-1 2B 1B		1-3 K	4 1 3 2 0 1 1	Pittsburgh Pirates @ Brooklyn Dodgers Ebbets Field, Brooklyn, NY Wed May 02 1951, 3:33 AM EDT Att. 6,238 - Unknown											
George Metkovich, L OBP: 0.328, SLG: 0.370 (1, 8) F B B B B	4-2 BB		0-1 L8		0-1 F8		2-2 1-H 2-H 2B		1-1 1-2 1B	4 0 2 1 1 0 2												
Gus Bell, L OBP: 0.339, SLG: 0.446 (1, 9) S B X	1-1 F8		2-0 4-3			1-3 K		2-1 2B 2B	2-2 F5	5 1 1 0 0 1 4												
Ralph Kiner, R OBP: 0.407, SLG: 0.569 (1, 3) X	0-0 F9			3-2 F8		0-0 FC4-6 1B		1-3 K	0-1 5-3	5 0 1 0 0 1 4												
Pete Reiser, L OBP: 0.529, SLG: 0.538 (1, 7) C B B B B X	3-2 1-4-3			1-0 L6		1-1 FC4-6 1-2f		4-0 2B IBB		3 0 0 0 1 0 2												
George Strickland, R OBP: 0.264, SLG: 0.333 (1, 6) B F B X		2-1 E6 G6-4-3		2-3 K		2-1 L7		0-1 1-3 2-H 2B		3 0 0 0 0 1 1												
Ted Beard, L OBP: 0.294, SLG: 0.467 (8, PH)										1 0 1 1 0 0 0												
Stan Rojek, R (8, 6)										0 0 0 0 0 0 0												
Monty Basgall, R OBP: 0.273, SLG: 0.256 (1, 4) X		0-0 G6-4-3 1-2f			1-3 K		1-1 6-3		4-2 G5-4-3 BB	3 0 0 0 1 1 1												
Clyde McCullough, R OBP: 0.324, SLG: 0.250 (1, 2) C C C C		0-3 K			4-2 2B BB		2-2 FC1-6 HBP		0-2 G5-4-3 1-2f	2 1 0 0 1 1 3												
Murry Dickson, R OBP: 0.545, SLG: 0.800 (1, 1) F X			0-1 SH3 1B		0-3 K		0-0 FC1-6 1B 2B		1-0 1B 1B	4 1 2 0 0 1 2												
Inning Stats	R: 1 E: 0 K: 0 S: 9	H: 1 LOB: 1 BB: 1 P: 17	R: 0 E: 1 K: 1 S: 6	H: 0 LOB: 0 BB: 0 P: 8	R: 0 E: 0 K: 0 S: 7	H: 1 LOB: 1 BB: 0 P: 10	R: 0 E: 0 K: 1 S: 11	H: 0 LOB: 0 BB: 0 P: 17	R: 1 E: 0 K: 2 S: 16	H: 1 LOB: 1 BB: 1 P: 21	R: 0 E: 0 K: 1 S: 8	H: 1 LOB: 1 BB: 0 P: 12	R: 1 E: 0 K: 0 S: 10	H: 2 LOB: 2 BB: 0 P: 16	R: 1 E: 0 K: 1 S: 16	H: 2 LOB: 2 BB: 2 P: 27	R: 0 E: 0 K: 1 S: 13	H: 2 LOB: 2 BB: 0 P: 18	1B: 5 2B: 4 3B: 0 HR: 1	SF: 0 SAC: 1 DP: 2 HBP: 1	WP: 0 PB: 0 SB: 0 CS: 0	PA: 40
PITCHER	IP WLS BF H R ER SO BB IBB HBP BLK WP HR S P ERA WHIP																					
Don Newcombe, R ERA: 3.22 (1, 1)	7.1 L 33 8 4 4 6 2 1 1 0 0 0 1 74 115 4.91 1.364																					
Phil Haugstad, R ERA: (8, 1)	1.2 7 2 0 0 1 1 0 0 0 0 0 0 22 31 0.00 1.800																					

livebaseballscorecards.com

AB	34
R	4
H	10
RBI	4
BB	4
SO	7
LOB	20



Batter	1	2	3	4	5	6	7	8	9	AB	R	H	RBI	BB	SO	LOB
Gene Hermanski, L (1, 7) OBP: 0.279, SLG: 0.405	0-1 4-3		2-0 F6		0-0 E3		3-0 CS	0-0 F2		4	0	0	0	0	0	1
Carl Furillo, R (1, 9) OBP: 0.194, SLG: 0.358	1-1 1-3		0-0 F4		2-0 F6			1-1 FC4-6 1B		4	0	1	0	0	0	2
Duke Snider, L (1, 8) OBP: 0.333, SLG: 0.540	0-2 F8			0-3 K		1-1 1-3		2-0 FC4-6 3B		4	1	0	0	0	1	1
Jackie Robinson, R (1, 4) OBP: 0.446, SLG: 0.678		1-2 1B CS 1B		0-3 K		1-1 L9		1-0 1-H 3B		4	0	2	1	0	1	0
Gil Hodges, R (1, 3) OBP: 0.359, SLG: 0.661		0-2 F5		2-1 L7		4-1 BB		0-0 F8		3	0	0	0	1	0	2
Roy Campanella, R (1, 2) OBP: 0.292, SLG: 0.273		0-1 CS 1B		4-1 WP BB 6-3 BB		1-0 1-3		0-0 F6		3	1	1	0	1	0	1
Pee Wee Reese, R (1, 6) OBP: 0.508, SLG: 0.467		3-3 K		4-1 6-3 WP E BB		0-0 CS 1B		2-2 1-3		3	1	1	0	1	1	2
Rocky Bridges, R (1, 5) OBP: 0.346, SLG: 0.273			1-1 6-3		1-3 K		0-0 L7		2-1 1-3		2	0	0	0	0	1
Hank Edwards, L (7, PH)											1	0	0	0	0	1
Eddie Miksis, R (8, 5) OBP: 0.250, SLG: 0.500											1	0	0	0	0	0
Don Newcombe, L (1, 1) OBP: 0.222, SLG: 0.125			4-2 BB		3-2 6-3		0-0 F5				2	0	0	1	1	0
Phil Haugstad, R (8, 1)					1-3 2-H						0	0	0	0	0	0

Inning Stats	R: 0	H: 0	E: 0	K: 0	S: 8	R: 0	H: 2	E: 0	K: 1	S: 14	R: 0	H: 0	E: 0	K: 0	S: 6	R: 0	H: 0	E: 0	K: 2	S: 8	R: 2	H: 0	E: 1	K: 1	S: 13	R: 0	H: 0	E: 0	K: 0	S: 6	R: 0	H: 1	E: 0	K: 0	S: 3	R: 1	H: 2	E: 0	K: 0	S: 6	R: 0	H: 0	E: 0	K: 0	S: 6	R: 0	H: 0	E: 0	K: 0	S: 6	1B: 4	2B: 0	3B: 1	SF: 0	SAC: 0	DP: 0	HBP: 0	WP: 1	PB: 0	SB: 0	CS: 3	PA: 36
PITCHER Murry Dickson, R (1, 1) ERA: 4.23	IP	WLS	BF	H	R	ER	SO	BB	IBB	HBP	BLK	WP	HR	S	P	ERA	WHIP																			IP	WLS	BF	H	R	ER	SO	BB	IBB	HBP	BLK	WP	HR	S	P	ERA	WHIP										


BOTTOM


Pittsburgh Pirates @ Brooklyn Dodgers
Ebbets Field, Brooklyn, NY

Wed May 02 1951, 3:33 AM EDT
Att. 6,238 - Unknown

livebaseballscorecards.com

AB	31
R	3
H	5
RBI	2
BB	4
SO	4
LOB	14



Batter	1	2	3	4	5	6	7	8	9	AB R H RBI BB SO LOB	TOP	
Connie Ryan, R (1, 4) <small>OBP: 0.382, SLG: 0.581</small>	0-0 F6		2-2 5-3		2-2 E5 <small>FC6-4</small>		1-3 K			4 0 0 0 0 1 1		
Grady Hatton, L (1, 5) <small>OBP: 0.370, SLG: 0.500</small>	3-2 BB 1B		1-0 F7		3-2 F8		2-1 1B			4 0 2 0 0 0 1		
Joe Adcock, R (1, 7) <small>OBP: 0.338, SLG: 0.540</small>	1-0 F5		0-0 L1-3		1-0 FC6-4 <small>1-2f</small>		1-0 L8			4 0 0 0 0 0 4		
Ted Kluszewski, L (1, 3) <small>OBP: 0.288, SLG: 0.444</small>	4-1 1-2 BB			0-0 F3		2-1 F5		1-1 4-3		3 0 0 0 1 0 0		
Bob Usher, R (1, 8) <small>OBP: 0.244, SLG: 0.375</small>	3-2 5-3			0-0 FC5-4 1B		1-3 K		0-0 F6		4 0 1 0 0 1 2		
Johnny Wyrostek, L (1, 9) <small>OBP: 0.413, SLG: 0.455</small>		0-1 2B		1-1 FC5-4 <small>FC5</small> 1B <small>1-2f</small>		4-1 BB		2-1 F4		3 0 1 0 1 0 1		
Dixie Howell, R (1, 2) <small>OBP: 0.400, SLG: 0.400</small>		2-2 F3		2-2 1-2 1B		1-1 F4		2-0 F8		4 0 1 0 0 0 2		
Roy McMillan, R (1, 6) <small>OBP: 0.250, SLG: 0.200</small>		0-2 5-3		1-2 FC5 <small>2-3f</small>		1-0 1B 1B		1-0 F2		4 0 1 0 0 0 3		
Herm Wehmeier, R (1, 1) Bobby Adams, R (5, PH) <small>OBP: 0.296, SLG: 0.458</small> Jim Blackburn, R (5, 1) Sammy Meeks, R (7, PH) Ed Blake, R (7, 1) Wally Post, R (9, PH)		0-1 3-1		1-3 K		2-3 K		1-1 6-3		1 0 0 0 0 0 1 1 0 0 0 0 1 0 0 0 0 0 0 0 0 1 0 0 0 0 1 1 0 0 0 0 0 0 0 1 0 0 0 0 0 0		
Inning Stats	R: 0 H: 1 E: 0 LOB: 2 K: 0 BB: 1 S: 10 P: 21	R: 0 H: 1 E: 0 LOB: 1 K: 0 BB: 0 S: 10 P: 12	R: 0 H: 0 E: 0 LOB: 0 K: 0 BB: 0 S: 5 P: 8	R: 0 H: 2 E: 0 LOB: 2 K: 0 BB: 0 S: 10 P: 14	R: 0 H: 0 E: 1 LOB: 1 K: 1 BB: 0 S: 11 P: 18	R: 0 H: 0 E: 0 LOB: 1 K: 1 BB: 1 S: 8 P: 16	R: 0 H: 2 E: 0 LOB: 2 K: 2 BB: 0 S: 10 P: 17	R: 0 H: 0 E: 0 LOB: 0 K: 0 BB: 0 S: 5 P: 8	R: 0 H: 0 E: 0 LOB: 0 K: 0 BB: 0 S: 4 P: 8	1B: 5 SF: 0 2B: 1 SAC: 0 3B: 0 DP: 0 HR: 0 HBP: 0	WP: 0 PA: 36 PB: 0 SB: 0 CS: 0	
PITCHER Preacher Roe, L (1, 1) <small>ERA: 2.38</small>	IP WLS BF H R ER SO BB IBB HBP BLK WP HR S P ERA WHIP 9.0 W 36 6 0 0 4 2 0 0 0 0 0 0 73 122 0.00 0.889											PITCHER IP WLS BF H R ER SO BB IBB HBP BLK WP HR S P ERA WHIP

Cincinnati Reds @ Brooklyn Dodgers
 Ebbets Field, Brooklyn, NY
 Thu May 03 1951, 3:33 AM EDT
 Att. 11,402 - Unknown

livebaseballscorecards.com

AB 34
R 0
H 6
RBI 0
BB 2
SO 4
LOB 16

Batter	1	2	3	4	5	6	7	8	9
Cal Abrams, L (1, 7) OBP: 0.615, SLG: 0.444	F7		BB 1B	BB 1B		G4-6-3 BB		E1 1B	
Pee Wee Reese, R (1, 6) OBP: 0.516, SLG: 0.458	WP BB 1B		G6-4-3 BB			G4-6-3 1-2f		1B	
Duke Snider, L (1, 8) OBP: 0.338, SLG: 0.515	1-3 1B BB		F5		4-3		BLK SH3-4 BB	K	
Jackie Robinson, R (1, 4) OBP: 0.456, SLG: 0.677 Rocky Bridges, R (6, 4) OBP: 0.333, SLG: 0.261	0-2 1B 1B		G6-4-3 1-2f		BB 1B 1B		SH3-4	F2	
Gil Hodges, R (1, 3) OBP: 0.353, SLG: 0.667	K			2-2 1B 3B			F6		
Roy Campanella, R (1, 2) OBP: 0.308, SLG: 0.277	0-0 1B			1-3 K		4-0 1B BB	0-1 6-3		
Carl Furillo, R (1, 9) OBP: 0.211, SLG: 0.408				0-0 L6		1-0 1-2 2-H 1B		1-1 HR	
Billy Cox, R (1, 5) OBP: 0.412, SLG: 0.667				4-0 1B 1B IBB		1-2 F5		2-0 HR	
Preacher Roe, R (1, 1) OBP: 0.154, SLG: 0.154				2-1 1B			3-2 5-3	2-0 6-3	


Inning Stats	R: 3	H: 2	E: 0	K: 1	S: 14	LOB: 1	BB: 2	P: 26
	R: 0	H: 0	E: 0	K: 2	S: 8	LOB: 0	BB: 0	P: 13
	R: 0	H: 1	E: 0	K: 0	S: 7	LOB: 1	BB: 1	P: 12
	R: 2	H: 3	E: 0	K: 2	S: 15	LOB: 2	BB: 1	P: 25
	R: 1	H: 2	E: 0	K: 1	S: 13	LOB: 2	BB: 1	P: 24
	R: 0	H: 0	E: 0	K: 0	S: 9	LOB: 0	BB: 1	P: 17
	R: 0	H: 0	E: 0	K: 0	S: 11	LOB: 1	BB: 1	P: 16
	R: 2	H: 3	E: 1	K: 1	S: 12	LOB: 2	BB: 0	P: 21

PITCHER	IP	WLS	BF	H	R	ER	SO	BB	IBB	HBP	BLK	WP	HR	S	P	ERA	WHIP
Herm Wehmeier, R (1, 1) ERA: 4.8	4.0	L	20	6	5	5	5	3	1	0	0	1	0	44	76	11.25	2.250
Jim Blackburn, R (5, 1) ERA: 4.5	2.0		9	2	1	1	1	2	0	0	0	0	0	22	41	4.50	2.000
Ed Blake, R (7, 1) ERA: 12.0	2.0		11	3	2	2	1	1	0	0	1	0	2	23	37	9.00	2.000

AB R H RBI BB SO LOB

4	0	2	1	1	0	0
3	1	1	0	2	1	3
3	1	0	0	2	1	4
3	2	2	2	0	0	2
1	0	0	0	0	0	2
4	1	1	0	0	2	3
3	0	1	1	1	1	2
4	1	2	2	0	1	1
3	2	1	1	1	0	2
4	0	1	1	0	1	0

AB	32
R	8
H	11
RBI	8
BB	7
SO	7
LOB	19



WP	HR	S	P	ERA	WHIP
1	0	40			

Cincinnati Reds @ Brooklyn Dodgers
 Ebbets Field, Brooklyn, NY
 Thu May 03 1951, 3:33 AM EDT
 Att. 11,402 - Unknown

livebaseballscorecards.com

Batter	1	2	3	4	5	6	7	8	9	AB	R	H	RBI	BB	SO	LOB	TOP					
Connie Ryan, R (1, 4) <small>OBP: 0.359, SLG: 0.528</small>	1-1 6-3		1-0 1B		1-3 K	1-2 G5-4-3		1-1 5-3		5	0	1	1	0	1	2						
Grady Hatton, L (1, 5) <small>OBP: 0.407, SLG: 0.500</small>	3-3 K		2-1 1B		4-2 1B FC1	4-1 BB		4-2 BB		2	1	1	0	3	1	0						
Joe Adcock, R (1, 7) <small>OBP: 0.343, SLG: 0.522</small>	0-0 6-3		0-1 4-3		2-0 1B FC1	1-2 F8		4-0 BB		4	1	1	0	1	0	3						
Ted Kluszewski, L (1, 3) <small>OBP: 0.296, SLG: 0.441</small>		2-1 F7		2-1 1B G4-6-3	0-2 FC1		0-0 1B	0-2 4-3		5	2	2	1	0	0	4						
Johnny Pramesa, R (1, 2) <small>OBP: 0.257, SLG: 0.457</small>		0-0 F9		0-0 1B G4-6-3	0-2 3-1		0-1 F7	2-2 F8		5	0	2	0	0	0	1						
Johnny Wyrostek, L (1, 9) <small>OBP: 0.397, SLG: 0.433</small>		1-0 F4		1-2 1B G4-6-3	2-1 3-1		1-2 F7	1-2 F8		5	0	1	1	0	0	2						
Bob Usher, R (1, 8) <small>OBP: 0.279, SLG: 0.429</small> Lloyd Merriman, L (5, PH) <small>OBP: 0.357, SLG: 0.318</small>		1-2 B3-4-6		1-1 E	1-2 3-1		1-0 5-3	1-0 L3		2	1	2	0	0	0	0						
Roy McMillan, R (1, 6) <small>OBP: 0.271, SLG: 0.227</small>		0-1 1B B3-4-6		0-0 E6	1-2 F2			0-0 PB SH3-4		4	0	2	0	0	0	3						
Howie Fox, R (1, 1) Frank Smith, R (5, 1)		1-0 B3-4-6		2-1 FC6-4	0-2 E6			1-1 SH3-4		2	0	0	0	0	0	4						
Inning Stats	R: 0 E: 0 K: 1 S: 7	H: 0 LOB: 0 BB: 0 P: 11	R: 0 E: 0 K: 0 S: 4	H: 0 LOB: 0 BB: 0 P: 7	R: 1 E: 0 K: 0 S: 11	H: 4 LOB: 2 BB: 0 P: 16	R: 1 E: 1 K: 0 S: 11	H: 3 LOB: 2 BB: 0 P: 17	R: 3 E: 0 K: 1 S: 23	H: 3 LOB: 2 BB: 1 P: 34	R: 0 E: 1 K: 0 S: 12	H: 0 LOB: 1 BB: 1 P: 18	R: 0 E: 0 K: 0 S: 7	H: 1 LOB: 1 BB: 0 P: 9	R: 0 E: 0 K: 0 S: 11	H: 1 LOB: 3 BB: 2 P: 21	R: 0 E: 0 K: 0 S: 9	H: 0 LOB: 0 BB: 0 P: 13	1B: 11 2B: 1 3B: 0 HR: 0	SF: 0 SAC: 1 DP: 3 HBP: 0	WP: 0 PB: 1 SB: 0 CS: 0	PA: 43
PITCHER	IP	WLS	BF	H	R	ER	SO	BB	IBB	HBP	BLK	WP	HR	S	P	ERA	WHIP					
Joe Hatten, L (1, 1) <small>ERA: 3.6</small>	4.0		18	7	2	2	1	0	0	0	0	0	0	33	51	4.50	1.750					
Phil Haugstad, R (5, 1) <small>ERA: 4.05</small>	2.0	L	12	3	3	3	1	2	0	0	0	0	0	35	52	13.50	2.500					
Carl Erskine, R (7, 1) <small>ERA: 4.26</small>	2.0		10	2	0	0	0	2	0	0	0	0	0	18	30	0.00	2.000					
Ralph Branca, R (9, 1) <small>ERA:</small>	1.0		3	0	0	0	0	0	0	0	0	0	0	9	13	0.00	0.000					

Cincinnati Reds @ Brooklyn Dodgers
 Ebbets Field, Brooklyn, NY
 Fri May 04 1951, 3:33 AM EDT
 Att. 4,068 - Unknown

livebaseballscorecards.com

AB	38
R	5
H	12
RBI	4
BB	4
SO	2
LOB	22



Batter	1	2	3	4	5	6	7	8	9	AB	R	H	RBI	BB	SO	LOB
--------	---	---	---	---	---	---	---	---	---	----	---	---	-----	----	----	-----

Cal Abrams, L <small>(1, 7)</small> <small>OBP: 0.556, SLG: 0.500</small>										5	0	2	0	0	0	3
	<small>B</small> <small>C</small> <small>C</small> <small>X</small>			<small>B</small> <small>X</small>	<small>C</small> <small>B</small> <small>B</small> <small>X</small>		<small>F</small> <small>B</small> <small>B</small> <small>X</small>		<small>C</small> <small>B</small> <small>B</small> <small>X</small>							

Pee Wee Reese, R <small>(1, 6)</small> <small>OBP: 0.500, SLG: 0.440</small> Rocky Bridges, R <small>(5, 6)</small> <small>OBP: 0.367, SLG: 0.320</small>										2	0	0	0	0	0	1
	<small>C</small> <small>B</small> <small>C</small> <small>X</small>		<small>B</small> <small>X</small>		<small>C</small> <small>X</small>	<small>B</small> <small>B</small> <small>B</small> <small>X</small>		<small>F</small> <small>F</small> <small>F</small> <small>F</small> <small>F</small> <small>S</small>			2	1	1	0	1	1

Duke Snider, L <small>(1, 8)</small> <small>OBP: 0.354, SLG: 0.563</small>										5	1	3	2	0	0	1
	<small>F</small> <small>B</small> <small>X</small>		<small>F</small> <small>B</small> <small>X</small>		<small>S</small> <small>T</small> <small>X</small>		<small>F</small> <small>S</small> <small>X</small>		<small>X</small>							

Jackie Robinson, R <small>(1, 4)</small> <small>OBP: 0.472, SLG: 0.677</small>										3	0	2	0	1	0	0
	<small>B</small> <small>B</small> <small>X</small>				<small>B</small> <small>F</small> <small>B</small> <small>C</small> <small>B</small> <small>X</small>	<small>B</small> <small>X</small>	<small>L</small> <small>X</small>		<small>B</small> <small>B</small> <small>F</small> <small>B</small> <small>B</small> <small>X</small>							

Gil Hodges, R <small>(1, 3)</small> <small>OBP: 0.370, SLG: 0.651</small>										3	1	1	0	2	2	3
	<small>B</small> <small>B</small> <small>C</small> <small>B</small>			<small>B</small> <small>F</small> <small>B</small> <small>X</small>	<small>B</small> <small>S</small> <small>T</small> <small>X</small>	<small>B</small> <small>X</small>	<small>I</small> <small>I</small> <small>I</small> <small>I</small> <small>F</small> <small>S</small> <small>X</small>		<small>B</small> <small>B</small> <small>B</small> <small>C</small> <small>S</small> <small>S</small> <small>S</small> <small>S</small> <small>X</small>							

Roy Campanella, R <small>(1, 2)</small> <small>OBP: 0.298, SLG: 0.269</small>										5	1	1	0	0	1	8
	<small>X</small>			<small>B</small> <small>C</small> <small>C</small> <small>X</small>	<small>B</small> <small>X</small>	<small>B</small> <small>X</small>		<small>B</small> <small>X</small>		<small>C</small> <small>B</small> <small>B</small> <small>S</small> <small>S</small> <small>X</small>						

Carl Furillo, R <small>(1, 9)</small> <small>OBP: 0.240, SLG: 0.427</small>										4	0	3	1	0	0	3
		<small>X</small>	<small>G</small> <small>5</small> <small>-</small> <small>4</small> <small>-</small> <small>3</small>	<small>C</small> <small>B</small> <small>B</small> <small>X</small>	<small>B</small> <small>C</small> <small>B</small> <small>X</small>	<small>X</small>	<small>B</small> <small>F</small> <small>X</small>		<small>C</small> <small>B</small> <small>B</small> <small>X</small>							

Billy Cox, R <small>(1, 5)</small> <small>OBP: 0.378, SLG: 0.606</small>										3	0	0	0	0	0	3
		<small>F</small> <small>C</small> <small>X</small>	<small>G</small> <small>5</small> <small>-</small> <small>4</small> <small>-</small> <small>3</small>	<small>B</small> <small>C</small> <small>B</small> <small>X</small>	<small>B</small> <small>X</small>	<small>X</small>		<small>C</small> <small>B</small> <small>B</small> <small>X</small>								

Joe Hatten, R <small>(1, 1)</small> <small>OBP: 0.125, SLG: 0.125</small> Hank Edwards, L <small>(4, PH)</small> <small>OBP: 0.500, SLG: 0.200</small> Dan Bankhead, R <small>(4, PR)</small> Phil Haugstad, R <small>(5, 1)</small> <small>OBP: 0.273, SLG: 0.395</small> Gene Hermanski, L <small>(6, PH)</small> Carl Erskine, R <small>(7, 1)</small> <small>OBP: 0.143, SLG: 0.143</small> Don Thompson, L <small>(8, PH)</small> Ralph Branca, R <small>(9, 1)</small> <small>OBP: 0.273, SLG: 0.111</small>										1	0	0	0	0	0	0
	<small>B</small> <small>B</small> <small>X</small>	<small>B</small> <small>X</small>	<small>F</small> <small>C</small> <small>X</small>	<small>B</small> <small>X</small>	<small>C</small> <small>B</small> <small>B</small> <small>X</small>	<small>B</small> <small>X</small>	<small>B</small> <small>B</small> <small>X</small>		<small>F</small> <small>B</small> <small>X</small>		<small>C</small> <small>B</small> <small>B</small> <small>X</small>					

Inning Stats	R: 1	H: 2	E: 0	K: 0	S: 12	R: 0	H: 1	E: 0	K: 0	S: 7	R: 0	H: 1	E: 0	K: 0	S: 5	R: 2	H: 4	E: 0	K: 0	S: 17	R: 1	H: 3	E: 0	K: 1	S: 11	R: 0	H: 1	E: 0	K: 0	S: 5	R: 0	H: 1	E: 0	K: 0	S: 9	R: 0	H: 1	E: 0	K: 1	S: 15	R: 0	H: 0	E: 0	K: 2	S: 8	R: 0	H: 1	E: 0	K: 2	S: 8	1B: 11	2B: 3	3B: 0	HR: 1	SF: 0	SAC: 2	DP: 3	HBP: 0	WP: 0	PA: 42
--------------	------	------	------	------	-------	------	------	------	------	------	------	------	------	------	------	------	------	------	------	-------	------	------	------	------	-------	------	------	------	------	------	------	------	------	------	------	------	------	------	------	-------	------	------	------	------	------	------	------	------	------	------	--------	-------	-------	-------	-------	--------	-------	--------	-------	--------

Howie Fox, R <small>(1, 1)</small> <small>ERA: 3.0</small>	Frank Smith, R <small>(5, 1)</small> <small>ERA: 0.64</small>	PITCHER <small>IP</small>	<small>WLS</small>	<small>BF</small>	<small>H</small>	<small>R</small>	<small>ER</small>	<small>SO</small>	<small>BB</small>	<small>IBB</small>	<small>HBP</small>	<small>BLK</small>	<small>WP</small>	<small>HR</small>	<small>S</small>	<small>P</small>	<small>ERA</small>	<small>WHIP</small>				PITCHER <small>IP</small>	<small>WLS</small>	<small>BF</small>	<small>H</small>	<small>R</small>	<small>ER</small>	<small>SO</small>	<small>BB</small>	<small>IBB</small>	<small>HBP</small>	<small>BLK</small>	<small>WP</small>	<small>HR</small>	<small>S</small>	<small>P</small>	<small>ERA</small>	<small>WHIP</small>								
<small>4.0</small>	<small>5.0</small>	<small>4.0</small>	<small>W</small>	<small>21</small>	<small>10</small>	<small>4</small>	<small>4</small>	<small>0</small>	<small>2</small>	<small>1</small>	<small>0</small>	<small>0</small>	<small>0</small>	<small>1</small>	<small>46</small>	<small>70</small>	<small>9.00</small>	<small>2.750</small>				<small>5.0</small>	<small>W</small>	<small>21</small>	<small>4</small>	<small>0</small>	<small>0</small>	<small>4</small>	<small>2</small>	<small>1</small>	<small>0</small>	<small>0</small>	<small>0</small>	<small>0</small>	<small>0</small>	<small>0</small>	<small>0</small>	<small>0</small>	<small>0</small>	<small>0</small>	<small>0</small>	<small>0</small>	<small>0</small>	<small>0</small>	<small>0</small>	<small>0</small>

BOTTOM

Cincinnati Reds @ Brooklyn Dodgers
 Ebbets Field, Brooklyn, NY
 Fri May 04 1951, 3:33 AM EDT
 Att: 4,068 - Unknown

AB 36 R 4 H 14 RBI 4 BB 4 SO 4 LOB 24	
--	--

livebaseballscorecards.com

Batter	1	2	3	4	5	6	7	8	9	AB R H RBI BB SO LOB	TOP	
Connie Ryan, R (1, 4) <small>OBP: 0.364, SLG: 0.537</small>	2-3 		0-0 FC6-4 			1-1 6-3 		2-2 1B 	1-0 	5 1 2 1 0 1 1		
Grady Hatton, L (1, 5) <small>OBP: 0.422, SLG: 0.508</small>	3-3 			2-2 F9 		0-1 HR 		2-1 1B 	1-2 	5 1 3 3 0 1 0		
Joe Adcock, R (1, 7) <small>OBP: 0.347, SLG: 0.556</small>	1-1 6-3 			0-0 		0-0 HR 		1-1 G4-3 	3-3 	5 1 2 2 0 1 3		
Ted Kluszewski, L (1, 3) <small>OBP: 0.280, SLG: 0.417</small>		0-0 6-3 		1-1 F6 		1-0 4-3 		1-0 F5 		4 0 0 0 0 0 0		
Bob Scheffing, R (1, 2) <small>OBP: 0.333, SLG: 0.371</small>		0-2 6-3 			0-1 L7 		0-0 4-3 		3-2 	4 1 1 1 0 0 0		
Johnny Wyrostek, L (1, 9) <small>OBP: 0.403, SLG: 0.500</small>		0-0 F7 			1-1 F9 		0-0 		1-1 	4 2 2 1 0 0 0		
Bob Usher, R (1, 8) <small>OBP: 0.277, SLG: 0.400</small>			0-0 5-3 		2-1 		3-2 F6 		2-3 	3 0 0 0 0 1 1		
Roy McMillan, R (1, 6) <small>OBP: 0.269, SLG: 0.229</small>			2-0 F4 		0-0 F4 		1-2 F8 		0-0 	4 1 1 0 0 0 1		
Ken Raffensberger, R (1, 1) Bud Byerly, R (2, 1) Bobby Adams, R (6, PH) <small>OBP: 0.291, SLG: 0.449</small> Jim Blackburn, R (6, 1) Kent Peterson, R (7, 1) Wally Post, R (8, PH) <small>OBP: 0.500, SLG: 0.500</small> Ed Blake, R (8, 1) Johnny Pramesa, R (9, PH) <small>OBP: 0.250, SLG: 0.444</small>			4-2 			1-2 F8 		0-2 	0-1 F4 	0 0 0 0 0 0 0 0 0 0 0 1 0 0 1 0 1 1 1 0 0 0 0 0 0 0 0 0 0 0 1 0 0 0 0 0 2		
Inning Stats	R: 0 H: 0 E: 0 LOB: 0 K: 2 BB: 0 S: 10 P: 16	R: 0 H: 0 E: 0 LOB: 0 K: 0 BB: 0 S: 5 P: 5	R: 0 H: 0 E: 0 LOB: 1 K: 0 BB: 1 S: 5 P: 11	R: 0 H: 1 E: 0 LOB: 0 K: 0 BB: 0 S: 6 P: 9	R: 0 H: 0 E: 0 LOB: 1 K: 0 BB: 0 S: 6 P: 9	R: 2 H: 2 E: 0 LOB: 0 K: 0 BB: 0 S: 10 P: 13	R: 1 H: 1 E: 0 LOB: 0 K: 0 BB: 0 S: 12 P: 16	R: 2 H: 3 E: 0 LOB: 0 K: 0 BB: 0 S: 13 P: 19	R: 3 H: 5 E: 0 LOB: 2 K: 2 BB: 0 S: 19 P: 30	1B: 7 SF: 0 2B: 2 SAC: 0 3B: 0 DP: 1 HR: 3 HBP: 1	WP: 0 PA: 39 PB: 0 SB: 0 CS: 0	
PITCHER Chris Van Cuyk, L (1, 1) <small>ERA: 5.91</small> Clyde King, R (9, 1) <small>ERA: 2.55</small>	IP WLS BF H R ER SO BB IBB HBP BLK WP HR S P ERA WHIP	8.1 W 35 10 8 8 3 1 0 1 0 0 3 77 114 8.64 1.320	0.2 S 4 2 0 0 1 0 0 0 0 0 0 0 9 14 0.00 3.000									PITCHER IP WLS BF H R ER SO BB IBB HBP BLK WP HR S P ERA WHIP

Cincinnati Reds @ Brooklyn Dodgers
 Ebbets Field, Brooklyn, NY
 Sat May 05 1951, 3:33 AM EDT
 Att. 8,333 - Unknown

livebaseballscorecards.com

AB	37
R	8
H	12
RBI	8
BB	1
SO	4
LOB	8



Batter	1	2	3	4	5	6	7	8	9	AB	R	H	RBI	BB	SO	LOB
Cal Abrams, L OBP: 0.522, SLG: 0.632 (1, 7)	0-0 1-3	2-1 1B E 1B		2-3 K		2-1 F8	1-0 HR			5	2	2	3	0	1	2
Pee Wee Reese, R OBP: 0.493, SLG: 0.436 (1, 6)	0-1 WP HR 1B	0-1 E8 E 1B		1-1 5-3		1-1 FC4-6 1-2f	0-0 F7			5	1	2	1	0	0	2
Duke Snider, L OBP: 0.333, SLG: 0.526 (1, 8)	2-1 F5	3-1 E4 2-3			3-1 4-3		0-1 G3	1-0 3-1		5	0	0	0	0	0	2
Gil Hodges, R OBP: 0.397, SLG: 0.742 (1, 3)	1-2 HR	0-1 L8			4-1 FC5-4 BB		3-2 1B HR HBP	2-1 HR		3	3	2	3	1	0	2
Carl Furillo, R OBP: 0.236, SLG: 0.413 (1, 9)	1-1 5-3		0-0 6-3		1-0 FC5-4 FC6-4 1-2f		1-1 HR 1B	3-2 1-3		5	1	1	0	0	0	1
Roy Campanella, R OBP: 0.339, SLG: 0.364 (1, 2)		4-0 2B 1B BB	4-1 6-3 BB		0-0 FC6-4 1-2f		0-1 HR	1-1 2B		3	2	2	3	2	0	1
Billy Cox, R OBP: 0.357, SLG: 0.632 (1, 5)		1-0 F9	2-0 6-3		1-2 6-3		0-0 HR	1-0 F7		5	1	1	1	0	0	3
Rocky Bridges, R OBP: 0.382, SLG: 0.379 (1, 4)		0-0 1B 1B 2B	1-2 6-3		0-1 E9 1B		2-0 1-3			4	1	2	0	0	0	1
Chris Van Cuyk, L OBP: 0.250, SLG: 0.143 Clyde King, S (9, 1)		2-3 K		1-3 K		1-0 FC4-6 HBP	1-0 HR 1B			3	1	1	0	0	2	2
										0	0	0	0	0	0	0

Inning Stats	R: 2	H: 2	E: 0	K: 0	S: 10	LOB: 0	BB: 0	P: 14	R: 3	H: 3	E: 2	K: 1	S: 13	LOB: 2	BB: 1	P: 25	R: 0	H: 0	E: 0	K: 0	S: 7	LOB: 1	BB: 1	P: 14	R: 0	H: 0	E: 0	K: 2	S: 8	LOB: 0	BB: 0	P: 12	R: 0	H: 0	E: 0	K: 0	S: 5	LOB: 1	BB: 1	P: 13	R: 0	H: 1	E: 1	K: 0	S: 9	LOB: 2	BB: 0	P: 14	R: 6	H: 5	E: 0	K: 0	S: 13	LOB: 0	BB: 0	P: 21	R: 1	H: 2	E: 0	K: 0	S: 9	LOB: 1	BB: 0	P: 17
--------------	------	------	------	------	-------	--------	-------	-------	------	------	------	------	-------	--------	-------	-------	------	------	------	------	------	--------	-------	-------	------	------	------	------	------	--------	-------	-------	------	------	------	------	------	--------	-------	-------	------	------	------	------	------	--------	-------	-------	------	------	------	------	-------	--------	-------	-------	------	------	------	------	------	--------	-------	-------

PITCHER	IP	WLS	BF	H	R	ER	SO	BB	IBB	HBP	BLK	WP	HR	S	P	ERA	WHIP
Ken Raffensberger, L ERA: 7.56 (1, 1)	1.2	L	12	5	5	4	1	1	0	0	0	1	1	21	37	21.60	3.600
Bud Byerly, R ERA: 1.42 (2, 1)	3.1		12	0	0	0	2	2	0	0	0	0	0	22	41	0.00	0.600
Jim Blackburn, R ERA: 17.18 (6, 1)	1.2		13	6	6	6	0	0	0	2	0	0	3	21	34	32.40	3.600
Kent Peterson, L ERA: (7, 1)	0.1		1	0	0	0	0	0	0	0	0	0	0	1	1	0.00	0.000
Ed Blake, R ERA: 11.25 (8, 1)	1.0		5	2	1	1	0	0	0	0	0	0	1	9	17	9.00	2.000

BOTTOM

Cincinnati Reds @ Brooklyn Dodgers
Ebbets Field, Brooklyn, NY
 Sat May 05 1951, 3:33 AM EDT
 Att. 8,333 - Unknown

AB	38
R	12
H	13
RBI	11
BB	3
SO	3
LOB	16



1B: 6	SF: 0	WP: 1	PA: 43
2B: 2	SAC: 0	PB: 0	
3B: 0	DP: 0	SB: 0	
HR: 5	HBP: 2	CS: 0	

PITCHER	IP	WLS	BF	H	R	ER	SO	BB	IBB	HBP	BLK	WP	HR	S	P	ERA	WHIP
---------	----	-----	----	---	---	----	----	----	-----	-----	-----	----	----	---	---	-----	------

Batter	1	2	3	4	5	6	7	8	9	AB	R	H	RBI	BB	SO	LOB	TOP			
Tommy Glaviano, R OBP: 0.361, SLG: 0.379 (1, 8)	4-2 G4-6-3 BB		0-0 FC1-6 1B		1-1 E6 FC1-5 BB		2-3 K	4-0 1B BB		3	1	1	0	2	1	0				
Peanuts Lowrey, R OBP: 0.477, SLG: 0.519 (1, 5) (8, 4)	1-1 G4-6-3 1-2f		0-0 FC1-6 G4-6-3 1-2f		4-1 BB FC1-5 BB		0-0 4-3	4-1 1B BB		3	0	0	1	2	0	2				
Enos Slaughter, L OBP: 0.403, SLG: 0.450 (1, 9)	4-1 2B BB		0-1 G4-6-3 1-2f		0-0 FC1-5 BB		1-1 F2	1-1 K 1B		4	1	1	2	1	0	3				
Stan Musial, L OBP: 0.441, SLG: 0.436 (1, 7)	1-1 2B 2B			3-2 1B 3B		0-1 F6		F2 K		5	2	2	1	0	1	4				
Joe Garagiola, L OBP: 0.343, SLG: 0.516 (1, 2)	1-1 2B			0-0 HR 1B		4-0 BB		0-1 1B 1B		3	2	3	2	2	0	0				
Steve Bilko, R OBP: 0.297, SLG: 0.368 (1, 3)	2-0 F8			2-3 K		3-2 F9		1-2 BB IBB		4	1	0	0	1	1	8				
Solly Hemus, L OBP: 0.333, SLG: 0.333 (1, 6)		0-1 4-3		0-2 1-H HR		4-0 CS BB		3-2 E 2B 1B	0-0 F7	4	2	2	3	1	0	0				
Dick Cole, R (1, 4)		0-2 6-3		2-2 F7		1-2 F7		0-0 E4 2B BB	0-1 F7	3	0	0	0	0	0	1				
Bill Howerton, L (8, PH)								1-3 2B BB		1	1	0	1	0	0	1				
Don Richmond, L OBP: 0.143, SLG: 0.080 (8, 5)								3-H BB		1	0	0	0	0	0	0				
Tom Poholsky, R (1, 1)		1-0 6-3		1-3 K		2-1 F9		1-1 BB 1B 2B	2-2 1-3	3	0	0	0	0	1	1				
Al Brazle, L (7, 1)										0	0	0	0	0	0	0				
Cloyd Boyer, R OBP: 0.333, SLG: 0.667 (7, 1)										0	0	0	0	0	0	0				
Rocky Nelson, L OBP: 0.200, SLG: 0.400 (8, PH)										1	1	1	1	0	0	0				
Joe Presko, R (8, 1)										1	0	0	0	0	0	0				
Inning Stats	R: 2 E: 0 K: 0 S: 11	H: 2 LOB: 1 BB: 2 P: 24	R: 0 E: 0 K: 0 S: 6	H: 0 LOB: 0 BB: 0 P: 7	R: 0 E: 0 K: 0 S: 4	H: 1 LOB: 0 BB: 0 P: 4	R: 3 E: 0 K: 2 S: 17	H: 3 LOB: 0 BB: 0 P: 25	R: 0 E: 1 K: 0 S: 9	H: 0 LOB: 3 BB: 2 P: 21	R: 0 E: 0 K: 1 S: 6	H: 0 LOB: 0 BB: 0 P: 9	R: 6 E: 1 K: 1 S: 21	H: 4 LOB: 3 BB: 4 P: 48	R: 0 E: 0 K: 0 S: 6	H: 0 LOB: 0 BB: 0 P: 8	1B: 5 2B: 3 3B: 1 HR: 1	SF: 0 SAC: 0 DP: 2 HBP: 0	WP: 0 PB: 0 SB: 0 CS: 1	PA: 45
PITCHER Don Newcombe, R ERA: 4.44 (1, 1)	IP: 4.0 WLS: 0 BF: 18 H: 6 R: 5 ER: 5 SO: 2 BB: 2 IBB: 0 HBP: 0 BLK: 0 WP: 0 HR: 1 S: 38 P: 60 ERA: 11.25 WHIP: 2.000																			
Joe Hatten, L ERA: 3.21 (5, 1)	IP: 3.0 WLS: 0 BF: 12 H: 0 R: 0 ER: 0 SO: 1 BB: 3 IBB: 0 HBP: 0 BLK: 0 WP: 0 HR: 0 S: 20 P: 42 ERA: 0.00 WHIP: 1.000																			
Ralph Branca, R ERA: 2.45 (8, 1)	IP: 0.1 WLS: L BF: 4 H: 2 R: 3 ER: 3 SO: 0 BB: 1 IBB: 0 HBP: 0 BLK: 0 WP: 0 HR: 0 S: 10 P: 18 ERA: 81.00 WHIP: 9.000																			
Phil Haugstad, R ERA: 6.75 (8, 1)	IP: 0.0 WLS: 0 BF: 4 H: 1 R: 1 ER: 0 SO: 0 BB: 2 IBB: 0 HBP: 0 BLK: 0 WP: 0 HR: 0 S: 4 P: 13 ERA: ∞ WHIP: ∞																			
Earl Mossor, R ERA: 27.0 (8, 1)	IP: 0.2 WLS: 0 BF: 4 H: 1 R: 2 ER: 1 SO: 1 BB: 0 IBB: 1 HBP: 0 BLK: 0 WP: 0 HR: 0 S: 7 P: 17 ERA: 13.50 WHIP: 1.500																			
PITCHER Carl Erskine, R ERA: 4.1 (9, 1)	IP: 1.0 WLS: 0 BF: 3 H: 0 R: 0 ER: 0 SO: 0 BB: 0 IBB: 0 HBP: 0 BLK: 0 WP: 0 HR: 0 S: 6 P: 8 ERA: 0.00 WHIP: 0.000																			

St. Louis Cardinals @ Brooklyn Dodgers
Ebbets Field, Brooklyn, NY
Sun May 06 1951, 3:33 AM EDT
Att: 32,200 - Unknown

livebaseballscorecards.com

AB	36
R	11
H	10
RBI	11
BB	9
SO	4
LOB	20



Batter	1	2	3	4	5	6	7	8	9	10	AB	R	H	RBI	BB	SO	LOB	TOP						
Tommy Glaviano, R (1, 8) OBP: 0.366, SLG: 0.364 Chuck Diering, R (10, 8) OBP: 1.000, SLG: 1.000	3-3 K			4-1 3B BB		1-2 G5-4-3 1B		0-0 6-3		3-3 K	4	1	1	0	1	2	1							
Peanuts Lowrey, R (1, 5) OBP: 0.457, SLG: 0.491	3-2 F6			2-2 F4		2-0 G5-4-3 1-2f		0-0 B1-3		1-0 2-H 1B	5	0	1	1	0	0	2							
Enos Slaughter, L (1, 9) OBP: 0.389, SLG: 0.431	0-0 F5			0-1 L8		1-2 1B 1B		2-2 F5		0-0 F6	5	0	1	0	0	0	2							
Stan Musial, L (1, 7) OBP: 0.444, SLG: 0.475		2-3 K		0-0 1-H 3B		2-0 1-2 1B		1-2 1-3			4	0	2	1	0	1	0							
Steve Bilko, R (1, 3) OBP: 0.294, SLG: 0.361		0-0 G3-6-3 1B		0-1 F8		0-0 F8		1-0 5-3			4	0	1	0	0	0	3							
Del Rice, R (1, 2) OBP: 0.394, SLG: 0.370		1-0 G3-6-3 1-2f			2-1 F8		0-2 4-3		0-2 HR		4	1	1	1	0	0	1							
Solly Hemus, L (1, 6) OBP: 0.344, SLG: 0.333			1-0 1B		1-2 4-3		4-1 BB		2-2 L5		3	0	1	0	1	0	0							
Dick Cole, R (1, 4) OBP: 0.250, SLG: 0.100			2-2 F9		2-2 1B		3-2 F9		4-2 SH5-4 1B BB		3	1	1	0	1	0	1							
Gerry Staley, R (1, 1) Al Brazle, L (10, 1)			0-3 K		1-0 1-3		0-1 F7		0-0 SH5-4 1-2		3	0	0	0	0	1	2							
Inning Stats	R: 0 E: 0 K: 1 S: 7	H: 0 LOB: 0 BB: 0 P: 13	R: 0 E: 0 K: 1 S: 5	H: 1 LOB: 0 BB: 0 P: 8	R: 0 E: 0 K: 1 S: 8	H: 1 LOB: 0 BB: 0 P: 11	R: 1 E: 0 K: 0 S: 9	H: 1 LOB: 1 BB: 1 P: 15	R: 0 E: 0 K: 0 S: 9	H: 3 LOB: 2 BB: 0 P: 15	R: 0 E: 0 K: 0 S: 10	H: 0 LOB: 1 BB: 1 P: 17	R: 0 E: 0 K: 0 S: 5	H: 0 LOB: 0 BB: 0 P: 7	R: 1 E: 0 K: 0 S: 10	H: 1 LOB: 0 BB: 0 P: 14	R: 1 E: 0 K: 1 S: 9	H: 1 LOB: 1 BB: 1 P: 17	1B: 7 2B: 0 3B: 1 HR: 1	SF: 0 SAC: 1 DP: 2 HBP: 0	WP: 0 PB: 0 SB: 0 CS: 0	PA: 39		
PITCHER Preacher Roe, L (1, 1) ERA: 2.45	IP 10.0	WLS W	BF 39	H 9	R 3	ER 3	SO 4	BB 3	IBB 0	HBP 0	BLK 0	WP 0	HR 1	S 81	P 132	ERA 2.70	WHIP 1.200							

St. Louis Cardinals @ Brooklyn Dodgers
Ebbets Field, Brooklyn, NY
Mon May 07 1951, 3:33 AM EDT
Att. 23,066 - Unknown

livebaseballscorecards.com

AB 35
R 3
H 9
RBI 3
BB 3
SO 4
LOB 12



Batter	1	2	3	4	5	6	7	8	9	10	AB	R	H	RBI	BB	SO	LOB
Cal Abrams, L (1, 7) OBP: 0.516, SLG: 0.560 Tommy Brown, R (10, PH) OBP: 0.083, SLG: 0.083	3-2 4-3		0-1 G3		1-2 1-3		4-1 G6-4-3 BB		2-2 1B	0-0 F7	4	0	1	0	1	0	0
Pee Wee Reese, R (1, 6) OBP: 0.494, SLG: 0.484	1-3 K		1-1 1B		2-1 1-3		0-0 G6-4-3 1-2f		1-1 L9		5	0	1	0	0	1	2
Duke Snider, L (1, 8) OBP: 0.362, SLG: 0.565	1-1 3-1		1-2 1B		4-1 E BB			0-0 1B 1B	0-0 1B	1-3 1B	4	0	3	0	1	0	0
Jackie Robinson, R (1, 4) OBP: 0.451, SLG: 0.640		1-2 1B 2B	0-0 F3		0-0 E6			2-0 E9 E 1B	0-1 F4		5	1	2	0	0	0	5
Gil Hodges, R (1, 3) OBP: 0.375, SLG: 0.667		4-2 1B BB	1-1 F7		0-3 K			0-0 E4		1-3 K2-3	4	1	0	1	1	2	4
Carl Furillo, R (1, 9) OBP: 0.236, SLG: 0.386		2-2 SAFE FC5 1B		1-2 5-3		2-3 K		4-0 FC6-4 IBB		1-0 E5 1B	4	1	1	1	1	1	0
Roy Campanella, R (1, 2) OBP: 0.304, SLG: 0.323 Hank Edwards, L (8, PH) OBP: 0.500, SLG: 0.167 Bruce Edwards, R (9, 2) OBP: 0.316, SLG: 0.389		1-0 6-3		0-0 5-3		1-0 F7		1-2 F2		0-2 BB F7 1B	3	0	0	0	0	0	1
Billy Cox, R (1, 5) OBP: 0.392, SLG: 0.571		4-0 IBB		4-2 BB		1-3 K		2-1 FC6-4 1-2f		4-0 BB IBB	2	0	0	0	3	1	2
Preacher Roe, R (1, 1) OBP: 0.118, SLG: 0.118 Gene Hermanski, L (10, PH) OBP: 0.267, SLG: 0.386 Eddie Miksis, R (10, PH) OBP: 0.500, SLG: 0.500		0-0 FC5		1-3 K		0-1 B5-3			0-3 K	4-1 BB	4	0	0	0	0	2	3

Inning Stats	R: 0	H: 0	E: 0	K: 1	S: 8	H: 0	LOB: 0	BB: 0	P: 13	R: 1	H: 2	E: 0	K: 0	S: 13	R: 0	H: 2	E: 0	K: 0	S: 10	R: 0	H: 0	E: 0	K: 1	S: 9	R: 0	H: 0	E: 0	K: 2	S: 8	R: 0	H: 0	E: 0	K: 0	S: 4	R: 0	H: 0	E: 0	K: 0	S: 8	R: 1	H: 2	E: 2	K: 0	S: 8	R: 0	H: 2	E: 0	K: 1	S: 11	R: 2	H: 1	E: 1	K: 1	S: 9	1B: 8	SF: 0	2B: 1	3B: 0	HR: 0	WP: 0	PA: 46
--------------	------	------	------	------	------	------	--------	-------	-------	------	------	------	------	-------	------	------	------	------	-------	------	------	------	------	------	------	------	------	------	------	------	------	------	------	------	------	------	------	------	------	------	------	------	------	------	------	------	------	------	-------	------	------	------	------	------	-------	-------	-------	-------	-------	-------	--------

PITCHER	IP	WLS	BF	H	R	ER	SO	BB	IBB	HBP	BLK	WP	HR	S	P	ERA	WHIP
Gerry Staley, R (1, 1) ERA: 0.76	9.1	L	44	9	4	1	7	4	3	0	0	0	0	89	148	0.96	1.393
Al Brazle, L (10, 1) ERA: 18.0	0.1		2	0	0	0	0	1	0	0	0	0	0	2	6	0.00	3.000

BOTTOM

St. Louis Cardinals @ Brooklyn Dodgers
Ebbets Field, Brooklyn, NY

Mon May 07 1951, 3:33 AM EDT
Att: 23,066 - Unknown

AB	38
R	4
H	9
RBI	4
BB	8
SO	7
LOB	21

B

Batter	1	2	3	4	5	6	7	8	9	AB R H RBI BB SO LOB	TOP
Wayne Terwilliger, R OBP: 0.241, SLG: 0.230 (1, 4)	2-3 K		0-0 F7			2-2 1-3			1-1 6-3	4 0 0 0 0 1 0	
Randy Jackson, R OBP: 0.214, SLG: 0.296 (1, 5)	1-2 HR 1B		2-1 1-3			1-3 K			0-3 K	4 1 1 0 0 2 0	
Frank Baumholtz, L OBP: 0.372, SLG: 0.303 (1, 9)	0-3 K			3-2 L1		1-1 6-3			4-0 BB	3 0 0 0 1 1 1	
Hank Sauer, R OBP: 0.390, SLG: 0.582 (1, 7)	1-0 HR			0-2 F4			0-0 F9		1-1 F6	4 1 1 2 0 0 1 0 0 0 0 0 0 0	
Hal Jeffcoat, R OBP: 1.000, SLG: 4.000 (9, 7)											
Andy Pafko, R OBP: 0.365, SLG: 0.642 (1, 8)	0-0 CS 1B			4-2 BB			0-3 K			2 0 1 0 1 1 0	
Dee Fondy, L OBP: 0.399, SLG: 0.412 (1, 3)	1-2 CS 1-2	1-0 1-3		2-0 4-3			0-0 PO 1B			3 0 1 0 0 0 1	
Rube Walker, L OBP: 0.267, SLG: 0.302 (1, 2)			0-0 F7		1-1 F8		1 SAFE 0-0 PO 1-2	1-1 F7		3 0 0 0 0 0 0	
Jack Cusick, R OBP: 0.241, SLG: 0.192 (1, 6)					0-0 6-3			0-0 L3		3 0 0 0 0 0 0	
Bob Schultz, R OBP: 0.091, SLG: 0.091 (1, 1)			2-3 K		1-3 K			1-0 1-3		3 0 0 0 0 2 0	
Inning Stats	R: 2 H: 3 E: 0 LOB: 0 K: 2 BB: 0 S: 13 P: 18	R: 0 H: 0 E: 0 LOB: 0 K: 0 BB: 0 S: 4 P: 6	R: 0 H: 0 E: 0 LOB: 0 K: 1 BB: 0 S: 6 P: 10	R: 0 H: 0 E: 0 LOB: 1 K: 0 BB: 1 S: 9 P: 18	R: 0 H: 0 E: 0 LOB: 0 K: 1 BB: 0 S: 6 P: 8	R: 0 H: 0 E: 0 LOB: 0 K: 1 BB: 0 S: 9 P: 13	R: 0 H: 1 E: 0 LOB: 0 K: 1 BB: 0 S: 5 P: 5	R: 0 H: 0 E: 0 LOB: 0 K: 0 BB: 0 S: 4 P: 6	R: 0 H: 0 E: 0 LOB: 1 K: 1 BB: 1 S: 7 P: 13	1B: 3 SF: 0 2B: 0 SAC: 0 3B: 0 DP: 0 HR: 1 HBP: 0	WP: 0 PA: 33 PB: 0 SB: 0 CS: 1
PITCHER Carl Erskine, R ERA: 3.78 (1, 1)	IP 7.0 WLS L BF 24 H 4 R 2 ER 2 SO 6 BB 1 IBB 0 HBP 0 BLK 0 WP 0 HR 1 S 52 P 78 ERA 2.57 WHIP 0.714										
Ralph Branca, R ERA: 1.93 (8, 1)	IP 2.0 WLS L BF 7 H 0 R 0 ER 0 SO 1 BB 1 IBB 0 HBP 0 BLK 0 WP 0 HR 0 S 11 P 19 ERA 0.00 WHIP 0.500										

Chicago Cubs @ Brooklyn Dodgers
Ebbets Field, Brooklyn, NY
Tue May 08 1951, 3:33 AM EDT
Att. 5,118 - Unknown

livebaseballscorecards.com

AB 29
R 2
H 4
RBI 2
BB 2
SO 7
LOB 3



Batter	1	2	3	4	5	6	7	8	9	AB	R	H	RBI	BB	SO	LOB
Cal Abrams, L (1, 7) OBP: 0.486, SLG: 0.517 Tommy Brown, R (9, PH) OBP: 0.077, SLG: 0.077	3-2 1-3		3-2 F7			0-2 FC4-6 1B	3-2 4-3		0-0 4-3	4	0	1	0	0	0	2
Pee Wee Reese, R (1, 6) OBP: 0.482, SLG: 0.471	1-1 G4-6-3 1B		3-2 F2			0-0 F9		2-0 E5 1B		4	0	1	0	0	0	2
Duke Snider, L (1, 8) OBP: 0.357, SLG: 0.551	1-0 G4-6-3 1-2f			1-1 4-3		1-1 FC4-6 1B		0-1 1B		4	1	1	0	0	0	2
Jackie Robinson, R (1, 4) OBP: 0.453, SLG: 0.628		3-2 1B		2-1 4-3		4-1 1B		0-0 F7		3	0	1	0	1	0	2
Gil Hodges, R (1, 3) OBP: 0.370, SLG: 0.646		0-3 K		3-2 F7		2-2 1B		2-3 K		4	0	1	1	0	2	3
Carl Furillo, R (1, 9) OBP: 0.247, SLG: 0.385		0-0 G6-4-3 1B			4-0 BB	0-0 F9		1-0 F5		3	0	1	0	1	0	4
Bruce Edwards, R (1, 2) OBP: 0.261, SLG: 0.318		0-0 G6-4-3 1-2f			0-1 F7			0-1 F8		4	0	0	0	0	0	3
Billy Cox, R (1, 5) OBP: 0.400, SLG: 0.587			1-1 2B		1-1 F9			2-1 1B		4	0	2	0	0	0	1
Carl Erskine, R (1, 1) OBP: 0.111, SLG: 0.111 Roy Campanella, R (7, PH) OBP: 0.300, SLG: 0.317 Ralph Branca, R (8, 1) Eddie Miksis, R (9, PH) OBP: 0.571, SLG: 0.600			2-1 F3		0-0 F7		0-2 L8		1-2 1B	2	0	0	0	0	0	2

Inning Stats	R: 0	H: 1	E: 0	LOB: 0	K: 0	S: 10	P: 15	R: 0	H: 2	E: 0	LOB: 1	K: 1	S: 9	P: 12	R: 0	H: 1	E: 0	LOB: 1	K: 0	S: 10	P: 19	R: 0	H: 0	E: 0	LOB: 0	K: 0	S: 9	P: 15	R: 0	H: 0	E: 0	LOB: 1	K: 0	S: 5	P: 10	R: 1	H: 2	E: 0	LOB: 2	K: 0	S: 11	P: 18	R: 0	H: 1	E: 0	LOB: 1	K: 0	S: 11	P: 16	R: 0	H: 1	E: 1	LOB: 2	K: 1	S: 9	P: 14	R: 0	H: 1	E: 0	LOB: 1	K: 0	S: 7	P: 10	1B: 8	SF: 0	2B: 1	SAC: 0	3B: 0	DP: 2	HR: 0	HBP: 0	WP: 0	PA: 37
PITCHER Bob Schultz, L (1, 1) ERA: 1.93	IP	WLS	BF	H	R	ER	SO	BB	IBB	HBP	BLK	WP	HR	S	P	ERA	WHIP	IP	WLS	BF	H	R	ER	SO	BB	IBB	HBP	BLK	WP	HR	S	P	ERA	WHIP	IP	WLS	BF	H	R	ER	SO	BB	IBB	HBP	BLK	WP	HR	S	P	ERA	WHIP																						

Chicago Cubs @ Brooklyn Dodgers
Ebbets Field, Brooklyn, NY
Tue May 08 1951, 3:33 AM EDT
Att. 5,118 - Unknown

AB	35
R	1
H	9
RBI	1
BB	2
SO	2
LOB	23

B

livebaseballscorecards.com

Batter	1	2	3	4	5	6	7	8	9	AB R H RBI BB SO LOB	TOP												
Wayne Terwilliger, R OBP: 0.241, SLG: 0.231 (1, 4)	1-1 E 6-3 1B	0-1 G4-3 1-2f			0-2 F8			2-2 6-3		4 1 1 0 0 0 3													
Randy Jackson, R OBP: 0.219, SLG: 0.290 (1, 5)	0-0 E8 6-3 1-3 3B 1B		0-0 F3			2-1 5-3		0-1 L8		4 1 1 0 0 0 1													
Frank Baumholtz, L OBP: 0.378, SLG: 0.329 (1, 9)	0-2 F7		0-0 1-3			0-0 1B		1-2 2B		4 0 2 1 0 0 2													
Hank Sauer, R OBP: 0.370, SLG: 0.549 (1, 7)	0-0 6-3		3-2 1-3			2-1 F6		3-3 K		4 0 0 1 0 1 3													
Andy Pafko, R OBP: 0.372, SLG: 0.676 (1, 8)	1-1 3B 3-H			1-2 G3		1-0 L8		0-0 F7 F9 2B		4 1 2 1 0 0 1													
Dee Fondy, L OBP: 0.375, SLG: 0.395 (1, 3)	3-3 K		0-0 CS 1B			1-3 K		2-2 F7 2-3		4 0 1 0 0 2 2													
Mickey Owen, R OBP: 1.000, SLG: 1.000 Smoky Burgess, L OBP: 0.235, SLG: 0.353 (1, 2) (4, PH) (4, 2)			1-2 1-3 1-2			0-0 F8		0-1 F9 3-H		1 0 1 0 0 0 0 3 0 0 1 0 0 1													
Jack Cusick, R OBP: 0.250, SLG: 0.207 Rube Walker, L OBP: 0.262, SLG: 0.296 (1, 6) (9, PH)			0-0 G4-3 1-2 1B			2-2 5-3		1-1 5-3		3 0 1 0 0 0 0 1 0 0 0 0 0 0													
Johnny Schmitz, R OBP: 0.200, SLG: 0.200 Turk Lown, R (2, 1) Johnny Klippstein, R (6, 1) Phil Cavarretta, L OBP: 0.439, SLG: 0.400 Dutch Leonard, R (8, 1)			0-1 B5			0-0 1-3		2-1 E6 2B 1B		1 0 0 0 0 0 2 1 0 0 0 0 0 0 0 0 0 0 0 0 0 1 1 1 0 0 0 0 0 0 0 0 0 0 0													
Inning Stats	R: 2 E: 1 K: 1 S: 12	H: 3 LOB: 1 BB: 0 P: 17	R: 0 E: 0 K: 0 S: 7	H: 2 LOB: 1 BB: 0 P: 10	R: 0 E: 0 K: 0 S: 5	H: 0 LOB: 0 BB: 0 P: 8	R: 0 E: 0 K: 0 S: 9	H: 1 LOB: 0 BB: 0 P: 11	R: 0 E: 0 K: 0 S: 7	H: 0 LOB: 0 BB: 0 P: 9	R: 0 E: 0 K: 1 S: 6	H: 1 LOB: 1 BB: 0 P: 11	R: 0 E: 0 K: 1 S: 7	H: 0 LOB: 0 BB: 0 P: 9	R: 1 E: 1 K: 1 S: 15	H: 2 LOB: 1 BB: 0 P: 23	R: 1 E: 0 K: 0 S: 9	H: 1 LOB: 0 BB: 0 P: 12	1B: 7 2B: 2 3B: 1 HR: 0	SF: 0 SAC: 0 DP: 1 HBP: 0	WP: 0 PB: 0 SB: 0 CS: 1	PA: 35	
PITCHER	IP WLS BF H R ER SO BB IBB HBP BLK WP HR S P ERA WHIP	IP WLS BF H R ER SO BB IBB HBP BLK WP HR S P ERA WHIP																					
Chris Van Cuyk, L ERA: 6.45 (1, 1)	1.0	7	4	2	2	1	0	0	0	0	0	0	0	14	22	18.00	4.000						
Clyde King, R ERA: 2.45 (2, 1)	8.0	W	28	6	2	2	2	0	0	0	0	0	0	63	88	2.25	0.750						

Chicago Cubs @ Brooklyn Dodgers
Ebbets Field, Brooklyn, NY
Wed May 09 1951, 3:33 AM EDT
Att. 5,147 - Unknown

livebaseballscorecards.com

AB	35
R	4
H	10
RBI	4
BB	0
SO	3
LOB	15



Batter	1	2	3	4	5	6	7	8	9
Cal Abrams, L (1, 7) OBP: 0.450, SLG: 0.500	1-2 F8	0-0 6-3			1-2 1-3	0-0 1B 2B		1-2 F5	
Pee Wee Reese, R (1, 6) OBP: 0.478, SLG: 0.458	2-2 6-3	0-0 F9			4-1 WP S BB	2-0 1B 1B		3-1 5-3	
Duke Snider, L (1, 8) OBP: 0.373, SLG: 0.570	1-0 2B		0-0 G5-3 1B		0-0 F8	2-0 1B			
Jackie Robinson, R (1, 4) OBP: 0.478, SLG: 0.633	4-1 BB		2-1 G5-3 1B		4-2 BB	4-0 IBB			
Gil Hodges, R (1, 3) OBP: 0.354, SLG: 0.614	0-0 F7		2-0 G5-3		1-0 F5	1-0 L7			
Carl Furillo, R (1, 9) OBP: 0.268, SLG: 0.387		4-1 2B E BB	2-2 6-3			4-1 G1-4-3 BB	0-0 G6-4-3 1B		
Roy Campanella, R (1, 2) OBP: 0.297, SLG: 0.328		0-0 E4 2B		3-2 F5		1-2 G1-4-3	0-1 G6-4-3		
Billy Cox, R (1, 5) OBP: 0.407, SLG: 0.592		1-1 SH5-4 2B		3-3 K		4-0 BB 2B BB	0-1 6-3		
Chris Van Cuyk, L (1, 1) Clyde King, S (2, 1)		0-1 SH5-4		1-3 K		4-2 2B BB	1-0 4-3		

Inning Stats	R: 0	H: 1	E: 0	LOB: 2	K: 0	S: 9	R: 2	H: 2	E: 1	LOB: 1	K: 0	S: 8	R: 0	H: 2	E: 0	LOB: 1	K: 0	S: 7	R: 0	H: 0	E: 0	LOB: 0	K: 2	S: 10	R: 0	H: 0	E: 0	LOB: 2	K: 0	S: 9	R: 3	H: 3	E: 0	LOB: 3	K: 0	S: 10	R: 0	H: 1	E: 0	LOB: 0	K: 0	S: 5	R: 0	H: 0	E: 0	LOB: 0	K: 0	S: 6		

PITCHER	IP	WLS	BF	H	R	ER	SO	BB	IBB	HBP	BLK	WP	HR	S	P	ERA	WHIP
Johnny Schmitz, L (1, 1) ERA: 9.75	1.0		8	3	2	2	0	2	0	0	0	0	0	13	26	18.00	5.000
Turk Lown, R (2, 1) ERA: 7.56	4.2	L	21	4	3	3	2	5	0	0	0	1	0	38	76	5.79	1.929
Johnny Klippstein, R (6, 1) ERA:	1.1		6	2	0	0	0	0	1	0	0	0	0	7	14	0.00	1.500
Dutch Leonard, R (8, 1) ERA:	1.0		3	0	0	0	0	0	0	0	0	0	0	6	11	0.00	0.000

BOTTOM

Chicago Cubs @ Brooklyn Dodgers
Ebbets Field, Brooklyn, NY

Wed May 09 1951, 3:33 AM EDT
Att. 5,147 - Unknown

AB	R	H	RBI	BB	SO	LOB
5	1	1	2	0	0	1
4	0	1	1	1	0	1
4	0	3	0	0	0	1
1	0	1	0	3	0	0
4	0	0	0	0	0	9
2	1	1	0	2	0	1
4	1	1	0	0	0	2
3	1	1	1	1	1	0
0	0	0	0	0	0	0
2	1	0	0	1	1	0

1B:	5	SF:	0
2B:	4	SAC:	1
3B:	0	DP:	3
HR:	0	HBP:	0

WP:	1	PA:	38
PB:	0		
SB:	1		
CS:	0		

livebaseballscorecards.com

AB 29
R 5
H 9
RBI 4
BB 8
SO 2
LOB 15



Batter	1	2	3	4	5	6	7	8	9	AB R H RBI BB SO LOB	TOP	
Wayne Terwilliger, R (1, 4) OBP: 0.253, SLG: 0.235	1-1 1-3		0-1 L4		4-2 BB		1-2 1B			3 0 1 1 1 0 0		
Randy Jackson, R (1, 5) OBP: 0.194, SLG: 0.257	2-3 K		1-1 F9		2-2 F3		2-3 K			4 0 0 0 0 2 4		
Frank Baumholtz, L (1, 9) OBP: 0.372, SLG: 0.315	4-1 1B BB		1-0 1-3		2-1 L7		3-2 E6			3 0 0 0 1 0 0		
Hank Sauer, R (1, 7) OBP: 0.365, SLG: 0.533	0-2 FC6-4 1-3 1B		1-1 5-3		2-3 K		0-1 FC5-4			4 0 1 0 0 1 1		
Andy Pafko, R (1, 8) OBP: 0.354, SLG: 0.640	0-0 FC6-4 1-2f		0-0 6-3		1-1 4-3		0-0 G6-4-3			4 0 0 0 0 0 3		
Dee Fondy, L (1, 3) OBP: 0.341, SLG: 0.357		1-3 K	1-1 1-3		0-0 G1		0-1 F7			4 0 0 0 0 1 0		
Rube Walker, L (1, 2) OBP: 0.277, SLG: 0.310		1-1 F7		0-0 SH2-4 1B		2-0 F6		0-0 1B		4 0 2 0 0 0 0		
Jack Cusick, R (1, 6) OBP: 0.286, SLG: 0.250		3-1 1B		0-0 SH2-4 1-2		1-2 1B 1B		0-0 F3		3 1 2 0 0 0 1		
Cal McLish, S (1, 1) OBP: 0.200, SLG: 0.200		2-3 K		1-0 F5		0-2 1B 1B		1-0 L7		2 0 0 0 0 1 2		
Bob Kelly, R (6, 1) OBP: 1.000, SLG: 1.000										1 0 1 0 0 0 0		
Smoky Burgess, L (9, PH) OBP: 0.222, SLG: 0.333										1 0 0 0 0 0 1		
Inning Stats	R: 0 H: 1 E: 0 LOB: 2 K: 1 BB: 1 S: 10 P: 17	R: 0 H: 1 E: 0 LOB: 1 K: 2 BB: 0 S: 10 P: 17	R: 0 H: 0 E: 0 LOB: 0 K: 0 BB: 0 S: 5 P: 7	R: 0 H: 0 E: 0 LOB: 0 K: 0 BB: 0 S: 5 P: 7	R: 0 H: 1 E: 0 LOB: 2 K: 0 BB: 1 S: 12 P: 19	R: 0 H: 0 E: 0 LOB: 0 K: 1 BB: 0 S: 7 P: 12	R: 1 H: 3 E: 0 LOB: 2 K: 1 BB: 0 S: 15 P: 21	R: 0 H: 0 E: 1 LOB: 0 K: 0 BB: 0 S: 7 P: 10	R: 0 H: 1 E: 0 LOB: 1 K: 0 BB: 0 S: 5 P: 6	1B: 7 SF: 0 2B: 0 SAC: 1 3B: 0 DP: 1 HR: 0 HBP: 0	WP: 0 PA: 36 PB: 0 SB: 0 CS: 0	
PITCHER Don Newcombe, R (1, 1) ERA: 3.57	IP WLS BF H R ER SO BB IBB HBP BLK WP HR S P ERA WHIP	9.0 W 36 7 1 1 5 2 0 0 0 0 0 0 76 116 1.00 1.000										
PITCHER	IP WLS BF H R ER SO BB IBB HBP BLK WP HR S P ERA WHIP											

Chicago Cubs @ Brooklyn Dodgers
 Ebbets Field, Brooklyn, NY
 Thu May 10 1951, 3:33 AM EDT
 Att. 5,697 - Unknown

livebaseballscorecards.com

AB	33
R	1
H	7
RBI	1
BB	2
SO	5
LOB	12



Batter	1	2	3	4	5	6	7	8	9
Cal Abrams, L (1, 7) OBP: 0.455, SLG: 0.526 Don Thompson, L (6, PR) OBP: 0.250, SLG: 0.100 (7, 7)	0-0 L7	1-2 1-3			3-2 3B 2B	1-0 1B		1-0 4-3	
Pee Wee Reese, R (1, 6) OBP: 0.474, SLG: 0.474	1-1 4-3		3-3 K		0-0 F8 3B	4-2 1B BB		2-2 6-3	
Duke Snider, L (1, 8) OBP: 0.368, SLG: 0.557	3-2 E4		0-0 1-3		2-2 F8 3B	0-0 1B			
Jackie Robinson, R (1, 4) OBP: 0.468, SLG: 0.614	1-1 L9		2-1 PO E 1B		2-0 6-3	3-1 F3			
Gil Hodges, R (1, 3) OBP: 0.360, SLG: 0.640		3-2 5-3	4-0 1B		1-1 HR	1-0 5-3			
Carl Furillo, R (1, 9) OBP: 0.267, SLG: 0.392		1-0 5-3	1-0 PO	2-1 6-3	1-2 2B		0-0 6-3		
Roy Campanella, R (1, 2) OBP: 0.295, SLG: 0.338		2-2 E 1B 2B		2-0 F9	0-2 1-3		2-0 6-3		
Billy Cox, R (1, 5) OBP: 0.397, SLG: 0.585		0-1 E5 1B		0-2 2B		0-0 5-3	0-0 F5		
Don Newcombe, L (1, 1) OBP: 0.286, SLG: 0.231		1-2 1B		0-1 3-1		1-1 1B 1B		2-3 K	

Inning Stats	R: 0	H: 0	E: 1	LOB: 1	K: 0	BB: 0	S: 9	P: 14
	R: 1	H: 2	E: 1	LOB: 2	K: 0	BB: 0	S: 17	P: 25
	R: 0	H: 1	E: 0	LOB: 1	K: 1	BB: 1	S: 6	P: 16
	R: 0	H: 1	E: 0	LOB: 1	K: 0	BB: 0	S: 8	P: 12
	R: 3	H: 4	E: 0	LOB: 1	K: 0	BB: 0	S: 17	P: 26
	R: 2	H: 3	E: 0	LOB: 3	K: 0	BB: 1	S: 10	P: 20
	R: 0	H: 0	E: 0	LOB: 0	K: 0	BB: 0	S: 3	P: 5
	R: 0	H: 0	E: 0	LOB: 0	K: 1	BB: 0	S: 7	P: 12

PITCHER	IP	WLS	BF	H	R	ER	SO	BB	IBB	HBP	BLK	WP	HR	S	P	ERA	WHIP
Cal McLish, R (1, 1) ERA: 2.45	5.1	L	29	10	6	5	1	2	0	0	0	0	1	63	105	8.44	2.250
Bob Kelly, R (6, 1) ERA:	2.2		9	1	0	0	1	0	0	0	0	0	0	14	25	0.00	0.375

BOTTOM

AB	R	H	RBI	BB	SO	LOB
4	1	2	0	0	0	2
1	1	0	0	0	0	0
4	1	1	1	1	1	0
4	0	1	3	0	0	0
4	0	1	0	0	0	3
3	1	1	1	1	0	3
4	0	1	0	0	0	0
4	1	1	0	0	0	1
4	0	1	0	0	0	1
4	1	2	1	0	1	1

AB	36
R	6
H	11
RBI	6
BB	2
SO	2
LOB	11



WP	PA
0	39

Chicago Cubs @ Brooklyn Dodgers
 Ebbets Field, Brooklyn, NY
 Thu May 10 1951, 3:33 AM EDT
 Att. 5,697 - Unknown

livebaseballscorecards.com

Batter	1	2	3	4	5	6	7	8	9	10	11	12	AB	R	H	RBI	BB	SO	LOB	TOP						
Tommy Brown, R (1, 7) OBP: 0.105, SLG: 0.158 Don Thompson, L (10, 7) OBP: 0.250, SLG: 0.100	2-2 5-3		1-0 F6		0-0 1B 2B		0-1 F3		0-2 5-3	1-0 F8			6	1	1	0	0	0	3							
Pee Wee Reese, R (1, 6) OBP: 0.475, SLG: 0.476	2-3 K		0-0 1B 1B		1-0 1B 4-3 1B		1-1 5-3		1-0 2B 1B		2-3 K		6	1	3	1	0	2	0							
Duke Snider, L (1, 8) OBP: 0.366, SLG: 0.573	0-1 1-3		2-0 1-3 2-H 1B		1-1 4-3			1-1 HR	1-1 F5		1-0 4-3		6	1	2	2	0	0	2							
Jackie Robinson, R (1, 4) OBP: 0.470, SLG: 0.618 Rocky Bridges, R (11, 4) OBP: 0.362, SLG: 0.379			0-2 1B 1B		2-1 1B			3-2 6-3	3-2 2B 2B		1-2 F7		6	1	3	1	0	0	2							
Gil Hodges, R (1, 3) OBP: 0.368, SLG: 0.641			0-2 1-2 1B		1-1 F9			2-1 BB 1B 1B	1-0 2B 2B			3-3 K	6	0	3	1	0	1	4							
Carl Furillo, R (1, 9) OBP: 0.252, SLG: 0.369			2-0 L7		0-2 6-3			1-2 F8	1-0 F9	0-0 F8		1-0 4-3	6	0	0	0	0	0	4							
Roy Campanella, R (1, 2) OBP: 0.313, SLG: 0.355 Dan Bankhead, R (10, PR) Ralph Branca, R (10, 1)			1-1 F2		3-1 F8			0-1 G5-4-3 1B	2-2 BB 1B		1-1 SH1-4 1B		5	0	3	0	0	0	2							
Billy Cox, R (1, 5) OBP: 0.388, SLG: 0.554			3-2 F8		2-2 6-3			0-0 G5-4-3 1-2f	4-1 BB		0-0 SH1-4		3	0	0	0	1	0	3							
Preacher Roe, R (1, 1) OBP: 0.143, SLG: 0.143 Bruce Edwards, R (10, PH) OBP: 0.250, SLG: 0.304 (10, 2)			1-2 1B 1B		3-3 K			0-1 B1-3	3-3 K		3-0 1-3		4	1	1	0	0	2	3							
Inning Stats	R: 0 E: 0 K: 1 S: 8	H: 0 LOB: 0 BB: 0 P: 12	R: 0 E: 0 K: 0 S: 14	H: 2 LOB: 2 BB: 0 P: 23	R: 1 E: 0 K: 0 S: 10	H: 3 LOB: 2 BB: 0 P: 14	R: 0 E: 0 K: 0 S: 8	H: 0 LOB: 0 BB: 0 P: 13	R: 1 E: 0 K: 1 S: 11	H: 3 LOB: 2 BB: 0 P: 19	R: 0 E: 0 K: 0 S: 7	H: 0 LOB: 0 BB: 0 P: 7	R: 1 E: 0 K: 1 S: 17	H: 3 LOB: 3 BB: 1 P: 33	R: 2 E: 0 K: 0 S: 12	H: 3 LOB: 1 BB: 0 P: 18	R: 0 E: 0 K: 1 S: 5	H: 0 LOB: 0 BB: 0 P: 10	R: 0 E: 0 K: 1 S: 8	H: 0 LOB: 0 BB: 0 P: 12	R: 0 E: 0 K: 2 S: 8	H: 0 LOB: 0 BB: 0 P: 14	1B: 12 2B: 3 3B: 0 HR: 1	SF: 0 SAC: 1 DP: 1 HBP: 0	WP: 0 PB: 0 SB: 0 CS: 0	PA: 52
PITCHER Warren Spahn, L (1, 1) ERA: 1.67	IP 12.0	WLS 52	BF 16	H 5	R 5	ER 5	SO 6	BB 1	IBB 0	HBP 0	BLK 0	WP 0	HR 1	S 114	P 183	ERA 3.75	WHIP 1.417									

Brooklyn Dodgers @ Boston Braves
 Braves Field, Boston, MA
 Sat May 12 1951, 3:33 AM EDT
 Att. 15,981 - Unknown

livebaseballscorecards.com

AB	50
R	5
H	16
RBI	5
BB	1
SO	6
LOB	25



Batter	1	2	3	4	5	6	7	8	9	10	11	12	AB	R	H	RBI	BB	SO	LOB
Roy Hartsfield, R OBP: 0.382, SLG: 0.352 (1, 4)	2-3 K		0-0 HR 1B	2-0 F4			0-1 F8		1-0 F7		4-2 BB		5	1	1	0	1	1	1
Sam Jethroe, S OBP: 0.276, SLG: 0.421 (1, 8)	3-1 6-3		2-1 F4		1-3 K			2-2 SH5-4 1B	1-1 F8		3-2 F5		6	1	1	0	0	1	3
Earl Torgeson, L OBP: 0.316, SLG: 0.289 (1, 3)	2-2 F2		1-0 F9		1-1 F8			0-0 SH5-4		3-2 F9		2-2 4-3	5	0	0	0	0	0	1
Bob Elliott, R OBP: 0.450, SLG: 0.685 (1, 5)		2-0 FC2-5 1B	0-0 HR		2-1 5-3			4-0 1B IBB		4-1 FC5-4 BB		2-3 K	4	2	2	2	2	1	0
Walker Cooper, R OBP: 0.279, SLG: 0.418 (1, 2)		0-2 FC2-5 1B	1-0 1B			0-0 F4		0-0 1B		3-1 F8		0-0 F2	6	1	3	1	0	0	1
Sid Gordon, R OBP: 0.356, SLG: 0.418 (1, 9) (12, 7)		0-0 FC2-5 1B	2-1 F8			4-1 CS BB		1-2 1B		2-0 FC5-4			4	0	1	1	1	0	4
Luis Olmo, R OBP: 0.290, SLG: 0.345 Willard Marshall, L OBP: 0.391, SLG: 0.364 (11, PH) (12, 9)		2-1 F9		2-2 SH3-4 1B		2-3 K		1-0 F7		3-2 F2			4	0	1	0	0	1	5
Buddy Kerr, R OBP: 0.354, SLG: 0.345 (1, 6)		2-2 1B		0-0 SH3-4			2-2 F5		0-0 4-3		0-0 BB 1B		4	0	2	1	0	0	2
Warren Spahn, L OBP: 0.167, SLG: 0.091 (1, 1)		1-2 4-3		2-0 F8			0-0 B1-3		0-3 K		0-0 F7		5	0	0	0	0	1	4

Inning Stats	R: 0	H: 0	E: 0	K: 1	S: 8	LOB: 0	BB: 0	P: 15	R: 1	H: 3	E: 0	K: 0	S: 14	LOB: 2	BB: 0	P: 21	R: 2	H: 3	E: 0	K: 0	S: 8	LOB: 1	BB: 0	P: 14	R: 0	H: 1	E: 0	K: 0	S: 6	LOB: 1	BB: 0	P: 12	R: 0	H: 0	E: 0	K: 1	S: 7	LOB: 0	BB: 0	P: 11	R: 0	H: 0	E: 0	K: 0	S: 5	LOB: 0	BB: 1	P: 11	R: 2	H: 3	E: 0	K: 0	S: 10	LOB: 2	BB: 1	P: 18	R: 0	H: 0	E: 0	K: 1	S: 6	LOB: 0	BB: 0	P: 8	R: 0	H: 0	E: 0	K: 1	S: 6	LOB: 0	BB: 0	P: 8	R: 0	H: 0	E: 0	K: 0	S: 7	LOB: 1	BB: 1	P: 19	R: 0	H: 1	E: 0	K: 0	S: 11	LOB: 2	BB: 1	P: 21	R: 0	H: 0	E: 0	K: 1	S: 7	LOB: 0	BB: 0	P: 11	1B: 10	SF: 0	2B: 0	SAC: 2	3B: 0	DP: 0	HR: 1	HBP: 0	WP: 0	PA: 50
--------------	------	------	------	------	------	--------	-------	-------	------	------	------	------	-------	--------	-------	-------	------	------	------	------	------	--------	-------	-------	------	------	------	------	------	--------	-------	-------	------	------	------	------	------	--------	-------	-------	------	------	------	------	------	--------	-------	-------	------	------	------	------	-------	--------	-------	-------	------	------	------	------	------	--------	-------	------	------	------	------	------	------	--------	-------	------	------	------	------	------	------	--------	-------	-------	------	------	------	------	-------	--------	-------	-------	------	------	------	------	------	--------	-------	-------	--------	-------	-------	--------	-------	-------	-------	--------	-------	--------

PITCHER	IP	WLS	BF	H	R	ER	SO	BB	IBB	HBP	BLK	WP	HR	S	P	ERA	WHIP
Preacher Roe, L ERA: 2.89 (1, 1)	9.0		38	10	5	5	4	1	1	0	0	0	1	70	118	5.00	1.222
Ralph Branca, R ERA: 1.46 (10, 1)	3.0		12	1	0	0	1	2	0	0	0	0	0	25	51	0.00	1.000


BOTTOM

Brooklyn Dodgers @ Boston Braves
 Braves Field, Boston, MA

Sat May 12 1951, 3:33 AM EDT
 Att: 15,981 - Unknown

livebaseballscorecards.com

AB	44
R	5
H	11
RBI	5
BB	4
SO	5
LOB	21



Batter	1	2	3	4	5	6	7	8	9	AB R H RBI BB SO LOB	TOP																									
Don Thompson, L (1, 7) OBP: 0.267, SLG: 0.083	1-2 L3		4-2 FC6-4 1B 1B BB	0-0 FC4-6 2B		4-1 CS BB	2-2 4-3		3-1 4-3 1-2	4 2 0 0 2 0 3																										
Pee Wee Reese, R (1, 6) OBP: 0.495, SLG: 0.488	1-0 G4-6-3 HBP		0-1 FC6-4 1B	0-1 2B		4-1 1B BB		0-0 SH1-3 BB 1B	1-1 6-3	4 3 3 1 1 0 1																										
Duke Snider, L (1, 8) OBP: 0.385, SLG: 0.589	0-0 G4-6-3 1-2f		3-2 FC6-4 1B	2-0 2B		2-2 1B HR 1B		4-1 SH1-3 BB 1B		4 2 3 3 1 0 1																										
Jackie Robinson, R (1, 4) OBP: 0.471, SLG: 0.624		1-0 6-3 2B	1-2 FC6-4 BB	2-0 F3		1-2 HR 1B		0-0 SH1-3		4 1 2 2 0 0 3																										
Rocky Bridges, R (8, 4) OBP: 0.382, SLG: 0.379			1-2 2-3 3-H			1-2 HR 1B		1-2 2-3		0 0 0 0 0 0 0																										
Gil Hodges, R (1, 3) OBP: 0.378, SLG: 0.635		2-1 F5	4-2 BB		1-0 FC3-5 1B	1-3 K		1-1 E7 F8 1B		4 1 2 2 1 1 3																										
Carl Furillo, R (1, 9) OBP: 0.259, SLG: 0.398		1-0 6-3	0-0 F4		2-2 FC3-5 1B	0-0 HR		1-2 F8		5 1 2 4 0 0 4																										
Bruce Edwards, R (1, 2) OBP: 0.241, SLG: 0.286		1-2 L3		0-0 FC4-6 1B 1B	1-1 FC3-5	3-1 4-3		0-0 L9		5 1 1 0 0 0 3																										
Billy Cox, R (1, 5) OBP: 0.375, SLG: 0.517			3-2 F7	0-2 F8	1-0 F2		0-0 L8		4-2 FC1-6 BB	4 0 0 0 1 0 3																										
Carl Erskine, R (1, 1) OBP: 0.111, SLG: 0.111			1-2 1B 2B	4-1 FC4-6 BB	2-3 K		0-1 4-3		1-0 FC1-6 4-3	0 0 0 0 0 0 0																										
Chris Van Gundy, L (1, 1) OBP: 0.250, SLG: 0.143										0 0 0 0 0 0 0																										
Joe Hatton, R (2, 1) OBP: 0.111, SLG: 0.111										0 0 0 0 0 0 0																										
Cal Abrams, L (3, PH) OBP: 0.487, SLG: 0.564										1 0 1 0 0 0 0																										
Dan Bankhead, R (3, PR)										0 1 0 0 0 0 0																										
Erv Palica, R (3, 1)										3 0 0 0 1 1 3																										
Inning Stats	R: 0 E: 0 K: 0 S: 5	H: 0 LOB: 0 BB: 0 P: 7	R: 0 E: 0 K: 0 S: 7	H: 1 LOB: 1 BB: 0 P: 12	R: 2 E: 0 K: 0 S: 28	H: 3 LOB: 3 BB: 2 P: 44	R: 3 E: 0 K: 0 S: 10	H: 3 LOB: 1 BB: 1 P: 18	R: 0 E: 0 K: 1 S: 11	H: 2 LOB: 2 BB: 0 P: 18	R: 4 E: 0 K: 1 S: 15	H: 3 LOB: 0 BB: 2 P: 30	R: 0 E: 0 K: 0 S: 6	H: 0 LOB: 0 BB: 0 P: 8	R: 3 E: 1 K: 0 S: 9	H: 2 LOB: 0 BB: 1 P: 15	R: 0 E: 0 K: 0 S: 7	H: 0 LOB: 1 BB: 1 P: 16	1B: 10 2B: 3 3B: 0 HR: 1	SF: 0 SAC: 1 DP: 1 HBP: 1	WP: 0 PB: 0 SB: 0 CS: 1	PA: 47														
PITCHER	IP WLS BF H R ER SO BB IBB HBP BLK WP HR S P ERA WHIP																																			
Max Surkont, R (1, 1) ERA: 3.33	3.2		21	7	5	5	0	3	0	1	0	0	49	78	12.27	2.727																				
Dave Cole, R (4, 1) ERA: 8.53	2.1	L	13	5	4	4	2	2	0	0	0	0	1	27	51	15.43	3.000																			
George Estock, R (7, 1) ERA: 4.76	2.0		9	2	3	3	0	1	0	0	0	0	15	23	13.50	1.500																				
Dick Donovan, R (9, 1) ERA: 8.59	1.0		4	0	0	0	0	1	0	0	0	0	7	16	0.00	1.000																				

Brooklyn Dodgers @ Boston Braves
 Braves Field, Boston, MA
 Sun May 13 1951, 3:33 AM EDT
 Att. 15,633 - Unknown

livebaseballscorecards.com

AB	38
R	12
H	14
RBI	12
BB	7
SO	2
LOB	24



BOTTOM

Brooklyn Dodgers @ Boston Braves

Braves Field, Boston, MA

Sun May 13 1951, 3:33 AM EDT

Att. 15,633 - Unknown

livebaseballscorecards.com

AB 32
R 6
H 6
RBI 5
BB 6
SO 4
LOB 16



WP: 0 PA: 41
PB: 0
SB: 0
CS: 0

AB R H RBI BB SO LOB

4 2 0 0 1 1 0

4 2 2 0 1 0 0

4 1 1 1 0 0 1

4 1 1 2 1 0 0

4 0 2 2 1 0 1

3 0 0 0 1 1 6

0 0 0 0 0 0 0

3 0 0 0 0 0 2

2 0 0 0 0 0 1

1 0 0 0 0 1 2

0 0 0 0 0 0 0

1 0 0 0 0 0 0

0 0 0 0 0 0 0

1B: 4 SF: 0

2B: 2 SAC: 1

3B: 0 DP: 2

HR: 0 HBP: 2

R: 3 H: 3

E: 1 LOB: 2

K: 1 BB: 1

S: 11 P: 23

R: 3 H: 1

E: 2 LOB: 3

K: 0 BB: 3

S: 15 P: 35

R: 0 H: 0

E: 0 LOB: 0

K: 0 BB: 0

S: 8 P: 11

R: 0 H: 1

E: 0 LOB: 0

K: 0 BB: 0

S: 6 P: 11

R: 0 H: 1

E: 0 LOB: 2

K: 2 BB: 1

S: 10 P: 16

R: 0 H: 0

E: 0 LOB: 0

K: 0 BB: 0

S: 6 P: 10

R: 0 H: 0

E: 0 LOB: 1

K: 0 BB: 1

S: 7 P: 13

R: 0 H: 0

E: 1 LOB: 1

K: 0 BB: 0

S: 12 P: 21

1B: 4 SF: 0

2B: 2 SAC: 1

3B: 0 DP: 2

HR: 0 HBP: 2

Batter	1	2	3	4	5	6	7	8	9
Roy Hartsfield, R OBP: 0.375, SLG: 0.339 (1, 4)	4-1 SH1-3 1B BB	2-1 E1 BB 1B	1-0 F9			0-1 1-3		2-3 K	
Sam Jethroe, S OBP: 0.289, SLG: 0.423 (1, 8) (4, 7)	1-1 SH1-3 1B 1B	4-1 1B BB BB		1-2 G3-6 1B		2-1 6-3		3-2 4-3	
Earl Torgeson, L OBP: 0.314, SLG: 0.287 (1, 3)	1-1 SH1-3	3-2 BB IBB E 1B		2-0 G3-6 1-2f		2-1 F8		1-1 4-3	
Bob Elliott, R OBP: 0.447, SLG: 0.662 (1, 5)	1-0 E 1B 2-H 3-H	4-0 E BB 1-2 IBB		2-1 F3		0-0 F8		3-2 E6 DI	
Ebba St. Claire, S OBP: 0.346, SLG: 0.383 (1, 2)	0-0 E7 2B 1-H	4-1 E BB 1-2 2-3 3-H			0-0 2B		1-1 L8		2-2 1-3
Bob Addis, L OBP: 0.214, SLG: 0.268 (1, 7)	2-1 HBP	0-1 E1			1-3 K		4-2 BB		
Luis Marquez, R OBP: 0.263, SLG: 0.294 (1, PH) (2, 7) (4, 8)		1-2 2-3 3-H							
Willard Marshall, L OBP: 0.382, SLG: 0.345 (1, 9)	3-3 K SAFE 1-3 3-H	2-1 F7			4-0 BB		1-0 F6		
Buddy Kerr, R OBP: 0.364, SLG: 0.345 (1, 6)		1-0 G1-6-3 HBP			0-1 F8			1-1 4-3	
Gene Mauch, R OBP: 0.167, SLG: 0.167 (3, 6)									
Max Surkont, R OBP: 0.067, SLG: 0.067 (1, 1)		0-2 G1-6-3			1-3 K			1-2 F5	
Dave Cole, R (4, 1)									
George Estock, R (7, 1)									
Walker Cooper, R OBP: 0.275, SLG: 0.412 (8, PH)		1-2f							
Dick Donovan, L OBP: 0.667, SLG: 1.000 (9, 1)									

Inning Stats	R: 3	H: 3	E: 1	LOB: 2	K: 1	BB: 1	S: 11	P: 23	R: 3	H: 1	E: 2	LOB: 3	K: 0	BB: 3	S: 15	P: 35	R: 0	H: 0	E: 0	LOB: 0	K: 0	BB: 0	S: 8	P: 11	R: 0	H: 1	E: 0	LOB: 2	K: 2	BB: 1	S: 10	P: 16	R: 0	H: 0	E: 0	LOB: 0	K: 0	BB: 0	S: 6	P: 10	R: 0	H: 0	E: 0	LOB: 1	K: 0	BB: 1	S: 7	P: 13	R: 0	H: 0	E: 1	LOB: 1	K: 0	BB: 0	S: 12	P: 21	1B: 4	SF: 0	2B: 2	SAC: 1	3B: 0	DP: 2	HR: 0	HBP: 2
--------------	------	------	------	--------	------	-------	-------	-------	------	------	------	--------	------	-------	-------	-------	------	------	------	--------	------	-------	------	-------	------	------	------	--------	------	-------	-------	-------	------	------	------	--------	------	-------	------	-------	------	------	------	--------	------	-------	------	-------	------	------	------	--------	------	-------	-------	-------	-------	-------	-------	--------	-------	-------	-------	--------

PITCHER	IP	WLS	BF	H	R	ER	SO	BB	IBB	HBP	BLK	WP	HR	S	P	ERA	WHIP
Carl Erskine, R ERA: 4.54 (1, 1)	0.1		5	3	3	3	0	1	1	2	0	0	0	7	14	81.00	12.000
Chris Van Cuyk, L ERA: 6.08 (1, 1)	1.1		8	1	3	0	1	1	1	2	0	0	0	14	33	0.00	1.500
Joe Hatten, L ERA: 3.18 (2, 1)	0.1		3	0	0	0	0	1	0	0	0	0	0	5	11	0.00	3.000
Erv Palica, R ERA: 1.74 (3, 1)	7.0	W	25	2	0	0	3	2	0	0	0	0	0	58	95	0.00	0.571

Batter	1	2	3	4	5	6	7	8	9	AB R H RBI BB SO LOB	TOP											
Cal Abrams, L (1, 7) <small>OBP: 0.469, SLG: 0.558</small> Don Thompson, L (7, PR) <small>OBP: 0.258, SLG: 0.080</small> (7, 7)	2-2 5-3		1-1 1-3		2-2 1-2 E 1B 1B		0-0 1-2 HR BB 1B	1-0 4-3		4 0 2 0 0 0 0 1 1 0 0 0 0 0												
Pee Wee Reese, R (1, 6) <small>OBP: 0.491, SLG: 0.478</small>	3-3 K		1-0 6-3		0-1 E2 1B 1-3 2-H		4-0 1-2 HR BB 2-3	1-0 F8		4 1 1 1 1 1 0												
Duke Snider, L (1, 8) <small>OBP: 0.377, SLG: 0.598</small>	2-3 K			1-3 K	1-3 K		0-0 1-H 2-H 3-H HR		2-2 4-3	5 1 1 4 0 3 2												
Jackie Robinson, R (1, 4) <small>OBP: 0.468, SLG: 0.639</small>		0-0 5-3		1-1 HR		4-1 G4-6-3 BB	0-0 5-3		0-1 F3	4 1 1 1 1 0 2												
Gil Hodges, R (1, 3) <small>OBP: 0.379, SLG: 0.683</small>		1-1 HR		0-2 F7		1-1 G4-6-3 1-2f	1-0 HR		3-2 L7	5 2 2 2 0 0 1												
Carl Furillo, R (1, 9) <small>OBP: 0.267, SLG: 0.402</small>		0-1 1B		0-0 5-3		2-0 1B 1B	1-1 F9			4 0 2 0 0 0 2												
Roy Campanella, R (1, 2) <small>OBP: 0.333, SLG: 0.367</small>		0-3 K			0-0 FC1-6 1B	2-0 WP 1B 1-3	4-2 BB			3 0 2 0 1 1 1												
Billy Cox, R (1, 5) <small>OBP: 0.355, SLG: 0.484</small>		1-0 F4			1-1 FC1-6 FC4-6 1-2f	1-3 K 1-2	0-0 F8			4 0 0 0 0 1 6												
Don Newcombe, L (1, 1) <small>OBP: 0.250, SLG: 0.200</small> Clyde King, S (5, 1) Gene Hermanski, L (7, PH) <small>OBP: 0.283, SLG: 0.386</small> Eddie Miksis, R (7, PR) <small>OBP: 0.571, SLG: 0.600</small> Ralph Branca, R (7, 1)		3-2 F7			0-0 FC4-6 1B 1-2f		4-2 BB	1-3 K		2 1 0 0 0 0 1 0 0 0 0 0 0 0 0 0 0 0 0 0 0 0 1 0 0 0 0 0 1 0 0 0 0 1 0												
Inning Stats	R: 0 E: 0 K: 2 S: 12	H: 0 LOB: 0 BB: 0 P: 19	R: 1 E: 0 K: 1 S: 9	H: 2 LOB: 1 BB: 0 P: 11	R: 0 E: 0 K: 0 S: 7	H: 0 LOB: 0 BB: 0 P: 12	R: 1 E: 0 K: 1 S: 9	H: 1 LOB: 0 BB: 0 P: 11	R: 1 E: 1 K: 1 S: 13	H: 3 LOB: 2 BB: 0 P: 17	R: 0 E: 0 K: 1 S: 8	H: 2 LOB: 2 BB: 1 P: 18	R: 5 E: 0 K: 0 S: 14	H: 3 LOB: 2 BB: 3 P: 28	R: 0 E: 0 K: 1 S: 5	H: 0 LOB: 0 BB: 0 P: 8	R: 0 E: 0 K: 0 S: 8	H: 0 LOB: 0 BB: 0 P: 13	1B: 7 2B: 0 3B: 0 HR: 4	SF: 0 SAC: 0 DP: 1 HBP: 0	WP: 1 PB: 0 SB: 0 CS: 0	PA: 41
PITCHER	IP WLS BF H R ER SO BB IBB HBP BLK WP HR S P ERA WHIP																					
Bob Rush, R (1, 1) <small>ERA: 5.34</small> Turk Lown, R (6, 1) <small>ERA: 7.27</small> Cal McLish, R (6, 1) <small>ERA: 4.15</small> Bob Kelly, R (8, 1) <small>ERA:</small> Dutch Leonard, R (9, 1) <small>ERA:</small>	5.0 0.2 1.1 1.0 1.0	WLS L	21 4 10 3 3	H 2 3 0 0	R 0 5 0 0	ER 0 5 0 0	SO 0 0 1 1 0	BB 0 1 3 0 0	IBB 0 0 0 0 0	HBP 0 0 0 0 0	BLK 0 0 0 0 0	WP 0 0 1 0 0	HR 2 0 2 0 0	S 50 5 17 5 8	P 70 14 32 8 13	ERA 5.40 0.00 33.75 0.00 0.00	WHIP 1.200 4.500 4.500 0.000 0.000					

Brooklyn Dodgers @ Chicago Cubs
 Wrigley Field, Chicago, IL
 Tue May 15 1951, 3:33 AM CDT
 Att: 17,835 - Unknown

livebaseballscorecards.com

AB	37
R	8
H	11
RBI	8
BB	3
SO	7
LOB	15



BOTTOM

Brooklyn Dodgers @ Chicago Cubs
Wrigley Field, Chicago, IL
Tue May 15 1951, 3:33 AM CDT
Att. 17,835 - Unknown

livebaseballscores.com

AB 33
R 4
H 6
RBI 4
BB 6
SO 5
LOB 24



WP: 1 PA: 40
PB: 0
SB: 0
CS: 0

AB R H RBI BB SO LOB

5	1	3	2	0	0	0
4	0	1	0	1	0	3
4	0	1	2	1	0	3
5	0	0	0	0	1	7
3	0	0	0	0	0	4
3	0	0	0	1	0	3
3	1	1	0	1	0	0
0	0	0	0	0	0	0
2	1	0	0	1	1	0
1	0	0	0	0	1	2
0	0	0	0	0	0	0
1	0	0	0	0	1	0
1	0	0	0	0	0	0
1	0	0	0	0	0	0
1	0	0	0	0	0	0
1	0	0	0	0	0	2

Batter	1	2	3	4	5	6	7	8	9
Wayne Terwilliger, R (1, 4) OBP: 0.283, SLG: 0.235	1-0 F7			0-0 FC1-5 E 1B	1-1 3B 1B		0-1 BB 1B		1-2 F8
Randy Jackson, R (1, 5) OBP: 0.237, SLG: 0.236	0-0 5-3			0-0 E5 HBP FC1-5 1-2	3-1 F2		0-0 BB 1B		4-0 FC6-4 BB
Frank Baumholtz, L (1, 9) OBP: 0.371, SLG: 0.326	1-1 6-3			0-1 FC1-5 HBP 1-2 2-3f	0-0 1-H 3B		4-1 1-2 2-3 BB		2-1 FC6-4 1-2f
Hank Sauer, R (1, 7) OBP: 0.343, SLG: 0.505		1-0 F7		0-0 F7	2-0 5-3		0-2 F5		0-3 K
Andy Pafko, R (1, 8) OBP: 0.327, SLG: 0.611		2-0 F7		1-0 HBP	0-1 F8		1-0 F5		
Dee Fondy, L (1, 3) OBP: 0.348, SLG: 0.333		0-0 4-3		0-0 1-3		0-1 F4		4-1 BB BB	
Mickey Owen, R (1, 2) OBP: 0.632, SLG: 0.714			0-1 F5		1-2 BB WP 1B	1-2 2-3		4-2 G4-6-3 BB	
Bob Ramazzotti, R (8, PR)									
Jack Cusick, R (1, 6) OBP: 0.291, SLG: 0.320			2-3 K		4-0 BB 1B	3-1 4-3		3-3 K	
Phil Cavarretta, L (8, PH) OBP: 0.442, SLG: 0.432					1-2 BB BB				
Dutch Leonard, R (9, 1)									
Bob Rush, R			1-3 K		4-0 1B 3B BB		0-3 K	0-1 G4-6-3 1-2f	
Smoky Burgess, L									
Hal Jeffcoat, R									
Frank Lowmy, R									
Cal McLish, S									
Bob Borkowski, R									
Bob Kelly, R									
Rube Walker, L									

Inning Stats	R: 0 H: 0 E: 0 K: 4 S: 4	H: 0 LOB: 0 BB: 0 P: 6	R: 0 H: 0 E: 0 K: 3 S: 3	H: 0 LOB: 0 BB: 0 P: 6	R: 0 H: 1 E: 1 K: 0 S: 6	H: 1 LOB: 3 BB: 0 P: 7	R: 4 H: 3 E: 0 K: 11 S: 11	H: 3 LOB: 1 BB: 2 P: 26	R: 0 H: 0 E: 0 K: 9 S: 9	H: 0 LOB: 0 BB: 0 P: 13	R: 0 H: 2 E: 0 K: 11 S: 11	H: 2 LOB: 3 BB: 1 P: 16	R: 0 H: 0 E: 0 K: 8 S: 8	H: 0 LOB: 2 BB: 2 P: 19	R: 0 H: 0 E: 0 K: 8 S: 8	H: 0 LOB: 1 BB: 1 P: 15	1B: 5 2B: 0 3B: 1 HR: 0	SF: 0 SAC: 0 DP: 1 HBP: 1
--------------	--------------------------	------------------------	--------------------------	------------------------	--------------------------	------------------------	----------------------------	-------------------------	--------------------------	-------------------------	----------------------------	-------------------------	--------------------------	-------------------------	--------------------------	-------------------------	-------------------------	---------------------------

PITCHER	IP	WLS	BF	H	R	ER	SO	BB	IBB	HBP	BLK	WP	HR	S	P	ERA	WHIP
Don Newcombe, R (1, 1) ERA: 3.89	4.0		18	2	3	3	2	2	0	1	0	1	0	24	42	6.75	1.000
Clyde King, R (5, 1) ERA: 2.6	2.0	W	8	2	1	1	0	0	0	0	0	0	0	17	27	4.50	1.000
Ralph Branca, R (7, 1) ERA: 1.17	3.0	S	14	2	0	0	3	4	0	0	0	0	0	27	50	0.00	2.000

Batter	1	2	3	4	5	6	7	8	9	AB R H RBI BB SO LOB	TOP	
Tommy Brown, R (1, 7) OBP: 0.167, SLG: 0.217	4-2 FC6-4 BB	1-1 FC5 2-3			1-2 5-3		2-1 FC4 1B 2B		1-0 F7	4 1 1 0 1 0 2		
Pee Wee Reese, R (1, 6) OBP: 0.479, SLG: 0.463	1-2 FC6-4 1-2f		2-1 4-3		2-2 4-3		2-0 FC4 1B		2-1 FC6-4 1-2f	5 0 1 1 0 0 2		
Duke Snider, L (1, 8) OBP: 0.373, SLG: 0.586	1-1 F8		0-1 S 1B		1-2 G3		0-0 FC4 G6-4-3 1-2f 3-H			4 0 1 1 0 0 2		
Jackie Robinson, R (1, 4) OBP: 0.459, SLG: 0.626 Rocky Bridges, R (3, 4) OBP: 0.361, SLG: 0.355	1-1 4-3		3-3 K 1-2		1-2 1-3		0-0 G6-4-3 1-2f			2 0 0 0 0 1 2 2 0 0 0 0 0 1		
Gil Hodges, R (1, 3) OBP: 0.383, SLG: 0.676		1-1 1B F8 1B	1-1 6-3		0-0 1B 1B		0-1 5-3			4 1 2 0 0 0 1		
Carl Furillo, R (1, 9) OBP: 0.267, SLG: 0.397		0-1 1B E 1B		2-2 L8		1-0 F9		1-1 5-3		4 1 1 0 0 0 1		
Roy Campanella, R (1, 2) OBP: 0.330, SLG: 0.361		0-1 F8 3-H		2-0 F9		0-1 FC4-6 1B		3-2 5-3		4 0 1 1 0 0 1		
Billy Cox, R (1, 5) OBP: 0.350, SLG: 0.471		1-1 F3		0-0 1B		1-0 FC4-6 1-2f			0-0 F7	4 0 1 0 0 0 3		
Carl Erskine, R (1, 1) OBP: 0.111, SLG: 0.111 Earl Mosser, L (1, 1) OBP: 1.000, SLG: 1.000 Joe Hatton, R (2, 1) OBP: 0.100, SLG: 0.100 Cal Abrams, L (7, PH) OBP: 0.480, SLG: 0.558 Dan Bankhead, R (7, 1) OBP: 0.480, SLG: 0.558 Bruce Edwards, R (9, PH) OBP: 0.267, SLG: 0.310		1-2 E9 FC5 1B 1-H		0-3 K		4-2 2B 1B BB		0-0 1B		0 0 0 0 0 0 0 1 0 1 0 0 0 0 0 0 0 0 0 0 0 0 0 0 0 0 1 0 0 0 1 0 0 0 0 0 0 0 0 0 0 0 0 0		
Inning Stats	R: 0 H: 0 E: 0 LOB: 1 K: 0 BB: 1 S: 11 P: 18	R: 2 H: 3 E: 1 LOB: 1 K: 0 BB: 0 S: 13 P: 17	R: 0 H: 1 E: 0 LOB: 1 K: 1 BB: 0 S: 9 P: 15	R: 0 H: 1 E: 0 LOB: 1 K: 1 BB: 0 S: 8 P: 12	R: 0 H: 0 E: 0 LOB: 0 K: 0 BB: 0 S: 10 P: 14	R: 0 H: 2 E: 0 LOB: 2 K: 0 BB: 0 S: 8 P: 11	R: 2 H: 2 E: 0 LOB: 1 K: 0 BB: 1 S: 7 P: 15	R: 0 H: 0 E: 0 LOB: 0 K: 0 BB: 0 S: 7 P: 11	R: 0 H: 1 E: 0 LOB: 1 K: 0 BB: 0 S: 5 P: 8	1B: 9 SF: 0 2B: 1 SAC: 0 3B: 0 DP: 1 HR: 0 HBP: 0	WP: 0 PA: 38 PB: 0 SB: 1 CS: 0	
PITCHER Paul Minner, L (1, 1) ERA: 4.25	IP WLS BF H R ER SO BB IBB HBP BLK WP HR S P ERA WHIP	9.0 W 38 10 4 4 2 2 0 0 0 0 0 0 78 121 4.00 1.333										

Brooklyn Dodgers @ Chicago Cubs
Wrigley Field, Chicago, IL
Wed May 16 1951, 3:33 AM CDT
Att: 12,717 - Unknown

livebaseballscorecards.com

AB	34
R	4
H	9
RBI	3
BB	2
SO	1
LOB	15



Batter	1	2	3	4	5	6	7	8	9
Wayne Terwilliger, R OBP: 0.297, SLG: 0.231	4-2 HR BB	4-0 HR BB	1-2 F8			1-1 F8 BB	4-0 1B BB		
Randy Jackson, R OBP: 0.266, SLG: 0.356	2-1 HR 1-H	0-0 HR 1-H 2-H		2-0 L9		4-1 3B BB	2-3 K		
Frank Baumholtz, L OBP: 0.391, SLG: 0.394 Hal Jeffcoat, R OBP: 0.500, SLG: 2.000	2-2 F8 2B	3-2 WP F8 2B		0-0 B1-3		0-0 1B 3B 1-H	1-2 1B 2-3		
Hank Sauer, R OBP: 0.345, SLG: 0.500 Bob Borkowski, R OBP: 0.300, SLG: 0.222	2-2 F8 2-3	1-3 K		3-2 1B		0-2 1B 3-H	0-0 F3		
Andy Pafko, R OBP: 0.339, SLG: 0.602	4-0 2B BB 8-3-5-4	2-0 F8 2-H		3-1 1B 1-3		0-0 F2	4-2 HR BB		
Dee Fondy, L OBP: 0.366, SLG: 0.462	1-1 1-3 3-H 2B	1-0 3-1			0-0 6-3		3-2 HR	0-1 1-H HR	
Smoky Burgess, L OBP: 0.280, SLG: 0.273	4-0 IBB		2-2 F6		3-3 K		4-1 4-3 WP 1B BB	0-0 F9	
Jack Cusick, R OBP: 0.283, SLG: 0.296	0-0 8-3-5-4 2-3f 3-H		4-1 BB		2-2 F9		1-1 4-3 1-3	1-3 K	
Paul Minner, L OBP: 0.231, SLG: 0.091		4-1 HR BB BB	1-2 F7			0-0 1-3	0-1 1B BB 3-H 1B	0-0 F9	

Inning Stats	R: 4 E: 0 K: 0 S: 14	H: 3 LOB: 1 BB: 3 P: 33	R: 4 E: 0 K: 1 S: 10	H: 2 LOB: 0 BB: 2 P: 25	R: 0 E: 0 K: 0 S: 10	H: 0 LOB: 1 BB: 1 P: 18	R: 0 E: 0 K: 0 S: 7	H: 2 LOB: 2 BB: 0 P: 15	R: 0 E: 0 K: 1 S: 7	H: 0 LOB: 0 BB: 0 P: 12	R: 2 E: 0 K: 1 S: 9	H: 2 LOB: 1 BB: 1 P: 14	R: 2 E: 0 K: 1 S: 17	H: 3 LOB: 3 BB: 2 P: 32	R: 2 E: 0 K: 1 S: 10	H: 1 LOB: 0 BB: 1 P: 15
--------------	-------------------------------	----------------------------------	-------------------------------	----------------------------------	-------------------------------	----------------------------------	------------------------------	----------------------------------	------------------------------	----------------------------------	------------------------------	----------------------------------	-------------------------------	----------------------------------	-------------------------------	----------------------------------

PITCHER	IP	WLS	BF	H	R	ER	SO	BB	IBB	HBP	BLK	WP	HR	S	P	ERA	WHIP	
Carl Erskine, R ERA: 5.56	(1, 1)	0.1	L	6	3	4	4	0	2	1	0	0	0	1	3	15	40.50	4.500
Earl Mossor, R ERA: 32.4	(1, 1)	0.2		5	1	3	3	0	2	0	0	0	1	3	15	40.50	4.500	
Joe Hatten, L ERA: 3.51	(2, 1)	5.0		21	5	3	3	2	2	0	0	1	0	41	74	5.40	1.400	
Dan Bankhead, R ERA: 18.0	(7, 1)	2.0		13	4	4	4	2	3	0	0	1	2	27	47	18.00	3.500	

BOTTOM

Brooklyn Dodgers @ Chicago Cubs
Wrigley Field, Chicago, IL
Wed May 16 1951, 3:33 AM CDT
Att. 12,717 - Unknown

AB	R	H	RBI	BB	SO	LOB
2	2	0	0	3	0	1
4	3	2	5	1	1	2
5	3	4	1	0	0	0
0	0	0	0	0	0	0
5	0	2	1	0	1	5
0	0	0	0	0	0	0
3	2	1	1	2	0	1
5	2	3	4	0	0	0
3	1	0	0	2	1	0
4	0	0	1	1	1	3
4	1	1	1	1	0	1

AB	35
R	14
H	13
RBI	14
BB	10
SO	4
LOB	13

WP: 2 PA: 45
PB: 0
SB: 0
CS: 0



PITCHER	IP	WLS	BF	H	R	ER	SO	BB	IBB	HBP	BLK	WP	HR	S	P	ERA	WHIP
---------	----	-----	----	---	---	----	----	----	-----	-----	-----	----	----	---	---	-----	------

Batter	1	2	3	4	5	6	7	8	9	AB R H RBI BB SO LOB	TOP	
Don Thompson, L (1, 7) OBP: 0.257, SLG: 0.103	0-3 K		3-2 3-1			0-0 F8		1-0 G6-4-3 1B		4 0 1 0 0 1 1		
Pee Wee Reese, R (1, 6) OBP: 0.479, SLG: 0.459	1-2 L4			4-2 1B BB		1-2 G4-6-3 1B		0-2 G6-4-3 1-2f		3 0 1 0 1 0 1		
Duke Snider, L (1, 8) OBP: 0.369, SLG: 0.571	4-2 2B BB			0-1 F4		1-2 G4-6-3 1-2f			0-0 B	3 0 0 0 1 0 3		
Jackie Robinson, R (1, 4) OBP: 0.478, SLG: 0.650	1-1 1-H 2B			1-2 1-3 1B		3-2 FC6-4 1B			1-1 BB 1B	4 0 4 0 0 0 0		
Gil Hodges, R (1, 3) OBP: 0.379, SLG: 0.657		1-2 F7		2-2 F7		0-2 FC6-4 1-2f 1B			4-0 BB 1-2	3 0 0 0 1 0 2		
Carl Furillo, R (1, 9) OBP: 0.266, SLG: 0.392		0-0 F9			0-0 F9	1-2 1-2 1B			1-2 F4	4 0 1 0 0 0 2		
Bruce Edwards, R (1, 2) OBP: 0.250, SLG: 0.290		0-0 5-3			1-0 L5	1-3 K			2-2 4-3	0 0 0 0 0 0 0		
Hank Edwards, L (7, PH) OBP: 0.455, SLG: 0.143										1 0 0 0 0 1 2	AB 28	
Eddie Miksis, R (7, 5) OBP: 0.571, SLG: 0.600										0 0 0 0 0 0 0	R 0	
Gene Hermanski, L (9, PH) OBP: 0.277, SLG: 0.378										0 0 0 0 0 0 0	H 7	
Billy Cox, R (1, 5) OBP: 0.341, SLG: 0.457			0-0 F8		0-0 F7		1-1 5-3			2 0 0 0 0 0 0	RBI 0	
Roy Campanella, R (7, PH) OBP: 0.326, SLG: 0.357										1 0 0 0 0 0 2	BB 3	
Erv Palica, R (1, 1)			1-2 6-3			0-0 E3 1B		1-2 5-3		2 0 0 0 0 0 0	SO 2	
Cal Abrams, L (8, PH) OBP: 0.471, SLG: 0.545										1 0 0 0 0 0 0	LOB 13	
Phil Haugstad, R (8, 1)										0 0 0 0 0 0 0		
Inning Stats	R: 0 H: 1 E: 0 LOB: 2 K: 1 BB: 1 S: 10 P: 16	R: 0 H: 0 E: 0 LOB: 0 K: 0 BB: 0 S: 5 P: 6	R: 0 H: 0 E: 0 LOB: 0 K: 0 BB: 0 S: 7 P: 11	R: 0 H: 1 E: 0 LOB: 1 K: 0 BB: 1 S: 12 P: 19	R: 0 H: 0 E: 0 LOB: 0 K: 0 BB: 0 S: 3 P: 4	R: 0 H: 1 E: 1 LOB: 1 K: 0 BB: 0 S: 8 P: 10	R: 0 H: 2 E: 0 LOB: 2 K: 1 BB: 0 S: 14 P: 20	R: 0 H: 1 E: 0 LOB: 0 K: 0 BB: 0 S: 8 P: 10	R: 0 H: 1 E: 0 LOB: 2 K: 0 BB: 1 S: 11 P: 19	1B: 6 SF: 0 2B: 1 SAC: 0 3B: 0 DP: 2 HR: 0 HBP: 0	WP: 0 PA: 34 PB: 0 SB: 0 CS: 0	
PITCHER Frank Hiller, R (1, 1) ERA: 3.31	IP WLS BF H R ER SO BB IBB HBP BLK WP HR S P ERA WHIP	9.0 W 34 7 0 0 2 3 0 0 0 0 0 0 78 115 0.00 1.111										

Brooklyn Dodgers @ Chicago Cubs
Wrigley Field, Chicago, IL
Thu May 17 1951, 3:33 AM CDT
Att. 5,178 - Unknown

livebaseballscorecards.com



Batter	1	2	3	4	5	6	7	8	9	AB R H RBI BB SO LOB	TOP																		
Gene Hermanski, L (1, 7) OBP: 0.288, SLG: 0.367	3-3 K		4-2 1B F8 BB	2-0 G4-6-3 1-2f			1-3 K		2-2 SH2-4 2B 1B	4 2 1 0 1 2 2																			
Pee Wee Reese, R (1, 6) OBP: 0.480, SLG: 0.455	2-2 G3		0-1 BB 1B			1-2 F3	4-0 HR BB		0-1 SH2-4	3 1 1 0 1 0 0																			
Duke Snider, L (1, 8) OBP: 0.363, SLG: 0.581	1-1 6-3		2-2 F4			1-1 F7	1-2 HR		1-3 K	5 1 1 2 0 1 3																			
Jackie Robinson, R (1, 4) OBP: 0.483, SLG: 0.651		4-0 1B 2B BB	4-2 BB			2-2 1-3	2-1 5-3		3-1 2B	3 1 1 1 2 0 0																			
Gil Hodges, R (1, 3) OBP: 0.372, SLG: 0.637		1-2 2B 1B	2-2 F8			1-0 1-3		1-2 5-3	1-0 F8	5 0 1 1 0 0 3																			
Carl Furillo, R (1, 9) OBP: 0.273, SLG: 0.403		0-2 2B	3-H F9			0-0 L7		0-1 2B L9-5-3 1B		4 1 2 1 0 0 2																			
Roy Campanella, R (1, 2) OBP: 0.344, SLG: 0.379		4-0 IBB		2-2 F9		2-0 1B		1-1 L9-5-3 2B		3 0 2 0 1 0 0																			
Billy Cox, R (1, 5) OBP: 0.349, SLG: 0.466		2-3 K		2-1 E 2B		0-2 F8		4-0 IBB		3 0 1 0 1 1 4																			
Preacher Roe, R (1, 1) OBP: 0.120, SLG: 0.120		0-0 G5-2-3		1-0 E6 G4-6-3			2-3 K	1-2 L9-5-3		4 0 0 1 0 1 6																			
Inning Stats	R: 0 E: 0 K: 1 S: 10	H: 0 LOB: 0 BB: 0 P: 16	R: 1 E: 0 K: 1 S: 13	H: 2 LOB: 2 BB: 2 P: 24	R: 1 E: 0 K: 0 S: 18	H: 1 LOB: 1 BB: 0 P: 30	R: 0 E: 1 K: 0 S: 7	H: 1 LOB: 1 BB: 0 P: 14	R: 0 E: 0 K: 0 S: 8	H: 0 LOB: 0 BB: 0 P: 12	R: 0 E: 0 K: 0 S: 6	H: 1 LOB: 1 BB: 0 P: 9	R: 2 E: 0 K: 2 S: 13	H: 1 LOB: 0 BB: 1 P: 23	R: 1 E: 0 K: 0 S: 10	H: 2 LOB: 1 BB: 1 P: 17	R: 1 E: 0 K: 1 S: 11	H: 2 LOB: 1 BB: 0 P: 18	1B: 5 2B: 5 3B: 0 HR: 1	SF: 0 SAC: 1 DP: 3 HBP: 0	WP: 0 PB: 0 SB: 0 CS: 0	PA: 41							
PITCHER	IP WLS BF H R ER SO BB IBB HBP BLK WP HR S P ERA WHIP																												
Cloyd Boyer, R (1, 1) ERA: 5.95	2.0		11	3	2	2	2	2	2	1	0	0	0	0	0	27	48	9.00	2.500										
Howie Pollet, L (3, 1) ERA: 2.45	4.2	L	19	3	2	2	2	2	0	0	0	0	1	46	76	3.86	1.071												
Ted Wilks, R (7, 1) ERA: 2.31	0.1		1	0	0	0	0	0	0	0	0	0	0	2	4	0.00	0.000												
Al Brazle, L (8, 1) ERA: 10.38	2.0		10	4	2	2	1	0	1	0	0	0	0	21	35	9.00	2.000												

Brooklyn Dodgers @ St. Louis Cardinals
 Sportsman's Park, St. Louis, MO
 Fri May 18 1951, 4:33 AM EDT
 Att: 26,014 - Unknown

AB	34
R	6
H	10
RBI	6
BB	6
SO	5
LOB	20



livebaseballscorecards.com

Batter	1	2	3	4	5	6	7	8	9	AB	R	H	RBI	BB	SO	LOB
Peanuts Lowrey, R OBP: 0.426, SLG: 0.500 (1, 8)	0-1 1-3		0-1 1-H HR		1-0 F9		2-1 F6			4	1	1	2	0	0	2
Red Schoendienst, S OBP: 0.341, SLG: 0.429 (1, 4)	2-2 FC6-4 1B		1-1 1B 2B		2-2 F9			1-1 F3		4	1	2	0	0	0	0
Enos Slaughter, L OBP: 0.310, SLG: 0.362 (1, 9)	1-0 F8		1-1 L7			1-0 1-3		2-2 F7		4	0	0	0	0	0	2
Stan Musial, L OBP: 0.433, SLG: 0.544 (1, 7)	1-1 FC6-4 1-2f		1-0 2-H 1B			2-1 F3		1-1 F8		4	0	1	1	0	0	1
Nippy Jones, R OBP: 0.400, SLG: 0.400 (1, 3)		0-0 F7	0-0 L4			1-0 F9			0-1 G4-6-3 1B	4	0	1	0	0	0	1
Billy Johnson, R OBP: 0.375, SLG: 0.315 (1, 5)		0-1 5-3		3-3 K			3-2 L7		2-2 F2	4	0	0	0	0	1	1
Del Rice, R OBP: 0.346, SLG: 0.295 (1, 2)		2-2 3-1		2-1 F7			1-1 1B 1B		1-2 G4-6-3 1-2f	3	0	1	0	0	0	0
Dick Cole, R OBP: 0.310, SLG: 0.222 (7, PR)										0	0	0	0	0	0	0
Bill Sarni, R (8, 2)										1	0	0	0	0	0	1
Solly Hemus, L OBP: 0.318, SLG: 0.311 (1, 6)			2-2 6-3		3-2 F5		0-1 1-2 1B			2	0	0	0	0	0	0
Stan Rojek, R OBP: 0.235, SLG: 0.235 (7, PH)										1	0	1	0	0	0	0
Clayton Kershaw, R OBP: 0.200, SLG: 0.400 (3, 1)			4-1 HR BB		1-3 K		1-1 F9			0	0	0	0	0	0	0
Howie Pollet, L (7, 1)										1	1	0	0	1	1	0
Ted Wilks, R (7, 1)										0	0	0	0	0	0	0
Tommy Glaviano, R OBP: 0.326, SLG: 0.316 (8, 1)										1	0	0	0	0	0	2
Al Brazle, L (8, 1)										0	0	0	0	0	0	0

Inning Stats	R: 0	H: 1	E: 0	K: 0	S: 8	R: 0	H: 0	E: 0	K: 0	S: 7	R: 3	H: 3	E: 0	K: 0	S: 12	R: 0	H: 0	E: 0	K: 1	S: 8	R: 0	H: 0	E: 0	K: 1	S: 7	R: 0	H: 0	E: 0	K: 0	S: 4	R: 0	H: 2	E: 0	K: 0	S: 11	R: 0	H: 0	E: 0	K: 0	S: 7	R: 0	H: 1	E: 0	K: 0	S: 9	1B: 5	SF: 0	2B: 1	SAC: 0	3B: 0	DP: 1	HR: 1	HBP: 0	WP: 0	PA: 34
PITCHER Preacher Roe, L ERA: 2.9 (1, 1)	IP	WLS	BF	H	R	ER	SO	BB	IBB	HBP	BLK	WP	HR	S	P	ERA	WHIP																																						
	9.0	W	34	7	3	3	2	1	0	0	0	0	1	73	118	3.00	0.889																																						


BOTTOM

Brooklyn Dodgers @ St. Louis Cardinals
Sportsman's Park, St. Louis, MO

Fri May 18 1951, 4:33 AM EDT
Att. 26,014 - Unknown

livebaseballscorecards.com

AB	33
R	3
H	7
RBI	3
BB	1
SO	2
LOB	10



Batter 1 2 3 4 5 6 7 8 9 AB R H RBI BB SO LOB TOP

Cal Abrams, L (1, 7) OBP: 0.473, SLG: 0.604 Tommy Brown, R (9, PH) OBP: 0.200, SLG: 0.250	0-0 HR		3-2 G3-6-3 1B		0-0 F8	3-3 K		1-0 1B	4 1 2 1 0 1 3 1 0 1 0 0 0 0	
Pee Wee Reese, R (1, 6) OBP: 0.485, SLG: 0.472	1-0 1B 2B		3-2 F4 1B		2-1 1B 1B		1-2 F3 1B	5 1 3 1 0 0 1		
Duke Snider, L (1, 8) OBP: 0.364, SLG: 0.574	1-2 G1-4-3 1B 2-H		0-2 G3-6-3 1B 1-2f		0-1 1B 1-2		0-0 B2-3	5 0 2 1 0 0 3		
Jackie Robinson, R (1, 4) OBP: 0.480, SLG: 0.633	2-0 G1-4-3 1B 1-2f			4-1 1B BB		0-0 F7 1B		4-0 BB	3 0 0 0 2 0 5	
Gil Hodges, R (1, 3) OBP: 0.376, SLG: 0.632	2-2 F7 1B			1-0 G6-4-3 1B 1-2		0-0 1B E 1B		2-2 F4 1B	4 1 2 0 0 0 1	
Carl Furillo, R (1, 9) OBP: 0.273, SLG: 0.398			2-3 K		2-1 F7 1B		0-0 FC6 1B 1-2		3-2 G3	4 0 1 0 0 1 2
Roy Campanella, R (1, 2) OBP: 0.340, SLG: 0.374			3-1 4-3 1B		1-0 G6-4-3 1B 1-2f		3-2 F9 1B		1-0 5-3	4 0 1 0 0 0 4
Billy Cox, R (1, 5) OBP: 0.352, SLG: 0.480 Hank Edwards, L (6, PH) OBP: 0.417, SLG: 0.125 Eddie Miksis, R (6, PR) OBP: 0.500, SLG: 0.500			0-1 4-3 1B			3-2 F8 1B 2B		1-1 FC6 1B 1-2f 2-H	2-3 K2-3	2 1 1 0 0 0 1 1 0 0 0 0 0 1 1 0 0 0 0 1 0
Don Newcombe, L (1, 1) OBP: 0.222, SLG: 0.176 Gene Hermanski, L (6, PH) OBP: 0.302, SLG: 0.380 Dan Bankhead, R (6, PR) Chris Van Cuyk, L (6, 1) OBP: 0.250, SLG: 0.143 Bruce Edwards, R (9, PH) OBP: 0.242, SLG: 0.281			2-1 F6 1B		0-0 4-3 1B		3-1 1B		2-2 5-3	2 0 0 0 0 0 2 1 0 1 0 0 0 0 0 0 0 0 0 0 0 0 0 0 0 0 0 0 1 0 0 0 0 0 0


Inning Stats R: 2 H: 3 E: 0 LOB: 0 K: 0 BB: 0 S: 10 P: 16	R: 0 H: 1 E: 0 LOB: 1 K: 1 BB: 0 S: 10 P: 17	R: 0 H: 1 E: 0 LOB: 0 K: 0 BB: 0 S: 13 P: 19	R: 0 H: 1 E: 0 LOB: 1 K: 0 BB: 1 S: 5 P: 13	R: 1 H: 3 E: 0 LOB: 2 K: 0 BB: 0 S: 10 P: 15	R: 1 H: 3 E: 1 LOB: 2 K: 1 BB: 0 S: 12 P: 22	R: 0 H: 0 E: 0 LOB: 1 K: 0 BB: 1 S: 7 P: 14	R: 0 H: 0 E: 0 LOB: 0 K: 1 BB: 0 S: 7 P: 13	R: 0 H: 2 E: 0 LOB: 2 K: 0 BB: 0 S: 7 P: 12	1B: 11 SF: 0 2B: 2 SAC: 0 3B: 0 DP: 3 HR: 1 HBP: 0	WP: 0 PA: 40 PB: 0 SB: 0 CS: 0
---	--	--	---	--	--	---	---	---	---	---

PITCHER																	PITCHER																
IP	WLS	BF	H	R	ER	SO	BB	IBB	HBP	BLK	WP	HR	S	P	ERA	WHIP	IP	WLS	BF	H	R	ER	SO	BB	IBB	HBP	BLK	WP	HR	S	P	ERA	WHIP
Tom Poholsky, R (1, 1)	4.2		21	9	3	3	1	1	0	0	0	1	47	79	5.79	2.143																	
Ted Wilks, R (5, 1)	1.0		6	3	1	1	0	0	0	0	0	0	10	17	9.00	3.000																	
Max Lanier, L (6, 1)	3.0	W	12	2	0	0	2	1	0	0	0	0	23	43	0.00	1.000																	
Gerry Staley, R (9, 1)	0.1	S	1	0	0	0	0	0	0	0	0	0	1	2	0.00	0.000																	

Brooklyn Dodgers @ St. Louis Cardinals
 Sportsman's Park, St. Louis, MO
 Sat May 19 1951, 4:33 AM EDT
 Att: 22,260 - Unknown

livebaseballscorecards.com

AB	38
R	4
H	14
RBI	3
BB	2
SO	3
LOB	23



Batter	1	2	3	4	5	6	7	8	9	AB	R	H	RBI	BB	SO	LOB
Peanuts Lowrey, R OBP: 0.420, SLG: 0.500 (1, 8)	3-2 F9		0-0 L7			1-2 F9	1-0 2B			4	0	1	0	0	0	0
Red Schoendienst, S OBP: 0.375, SLG: 0.432 (1, 4)	4-2 BB 1B BB		4-1 3B BB			0-2 1B 2B 1B	2-0 F8			2	3	1	0	2	0	1
Stan Musial, L OBP: 0.435, SLG: 0.564 (1, 7)	0-0 F4		1-1 1-H 2B 3B			1-0 2B 1B	0-1 F8			4	2	2	1	0	0	1
Bill Howerton, L OBP: 0.409, SLG: 0.611 (1, 9)	4-2 1B 1-2 BB		1-3 K			4-2 2B BB	3-1 F2			2	1	0	0	2	1	1
Nippy Jones, R OBP: 0.474, SLG: 0.579 (1, 3)	1-0 1-3 2-H 1B		0-0 WP 2B			0-0 G5-3 1-H 2-H 3-H 2B	1-1 F9			4	0	3	5	0	0	0
Joe Garagiola, L OBP: 0.288, SLG: 0.396 (1, 2)	1-3 K		3-1 F9			4-0 BB	0-2 L4			3	0	0	0	1	1	3
Billy Johnson, R OBP: 0.353, SLG: 0.293 (1, 5)		1-3 K			2-0 5-3	3-2 G5-3	2-2 3-1			4	0	0	0	0	1	2
Solly Hemus, L OBP: 0.306, SLG: 0.298 (1, 6)		2-3 K			1-0 4-3	0-0 4-3	3-1 3-1			4	0	0	0	0	1	0
Tom Poholsky, R OBP: 0.105, SLG: 0.105 (5, 1)		2-2 F8			0-0 6-3	0-3 K				2	0	0	0	0	0	0
Max Lanier, R OBP: 0.286, SLG: 0.167 (6, 1)										0	0	0	0	0	0	0
Gerry Staley, R OBP: 0.143, SLG: 0.100 (9, 1)										1	0	0	0	0	1	0
										0	0	0	0	0	0	0

Inning Stats	R	H	E	K	S	R	H	E	K	S	R	H	E	K	S	R	H	E	K	S	R	H	E	K	S	R	H	E	K	S	
	1	1	0	1	14	0	0	0	2	10	0	2	0	1	15	0	0	0	2	10	0	0	0	0	0	0	0	0	0	0	0
	0	0	0	1	14	0	0	0	2	10	0	2	0	1	15	0	0	0	2	10	0	0	0	0	0	0	0	0	0	0	0
	0	0	0	1	14	0	0	0	2	10	0	2	0	1	15	0	0	0	2	10	0	0	0	0	0	0	0	0	0	0	0

PITCHER	IP	WLS	BF	H	R	ER	SO	BB	IBB	HBP	BLK	WP	HR	S	P	ERA	WHIP
Don Newcombe, R ERA: 4.67 (1, 1)	5.0	L	25	6	6	6	4	5	0	0	0	1	0	52	95	10.80	2.200
Chris Van Cuyk, L ERA: 5.4 (6, 1)	3.0		10	1	0	0	1	0	0	0	0	0	0	20	32	0.00	0.333

BOTTOM

Brooklyn Dodgers @ St. Louis Cardinals
Sportsman's Park, St. Louis, MO
Sat May 19 1951, 4:33 AM EDT
Att. 22,260 - Unknown

AB	30
R	6
H	7
RBI	6
BB	5
SO	5
LOB	8



WP	PA	CS
1	35	0

livebaseballscorecards.com

Batter	1	2	3	4	5	6	7	8	9	AB R H RBI BB SO LOB	TOP	
Cal Abrams, L (1, 7) OBP: 0.483, SLG: 0.660	1-0 4-3		1-2 1B G4-6-3 1B		2-1 F8	2-2 CS	2-1 SH5-3 HR 1B	0-1 HR		5 3 3 2 0 0 0		
Pee Wee Reese, R (1, 6) OBP: 0.485, SLG: 0.473	2-1 F8		0-0 1B G4-6-3 1B		0-0 1B F8 1B		0-0 SH5-3	0-0 F5		4 1 2 2 0 0 0		
Duke Snider, L (1, 8) OBP: 0.366, SLG: 0.564	2-1 F7		0-0 G4-6-3 1B		1-0 1B BB 1B		4-0 HR IBB		1-0 5-3	4 1 1 0 1 0 1		
Jackie Robinson, R (1, 4) ROCKY BRIDGES, R (8, 4) OBP: 0.481, SLG: 0.652 OBP: 0.378, SLG: 0.375		4-2 PB BB	2-1 F4		3-0 F8		1-0 HR	1-0 FC6-4 1B	1-0 FC6-4 1B	3 1 1 4 1 0 1 1 0 1 0 0 0 0		
Gil Hodges, R (1, 3) OBP: 0.377, SLG: 0.617		2-1 P6		4-1 5-3 BB	4-1 FC6-4 BB		2-3 K	0-1 FC6-4 1B	0-1 FC6-4 1B	3 1 0 0 2 1 2		
Carl Furillo, R (1, 9) OBP: 0.270, SLG: 0.391		0-0 F9		0-2 F6	2-0 FC6-4		1-1 1-3	0-0 1B BB 1B	0-0 1B BB 1B	5 0 1 0 0 0 4		
Roy Campanella, R (1, 2) OBP: 0.333, SLG: 0.358		1-2 F4		0-0 5-3		2-0 F8		1-2 F8	4-0 1B BB	4 0 0 0 1 0 2		
Billy Cox, R (1, 5) OBP: 0.376, SLG: 0.494			1-2 1B 1B 1B	4-0 IBB		1-2 E6 CS		0-0 SH1-3 HR 1B	2-1 1B 1B	4 2 3 1 1 0 0		
Joe Hatten, R (1, 1) CARL ERSKINE, R (5, 1) OBP: 0.167, SLG: 0.167 OBP: 0.091, SLG: 0.091			0-1 1B 1B	1-3 K		0-1 B2		0-0 SH1-3	0-1 F7	2 1 1 0 0 1 2 2 0 0 0 0 0 4		
Inning Stats	R: 0 E: 0 K: 0 S: 5 H: 0 LOB: 0 BB: 0 P: 10	R: 0 E: 0 K: 0 S: 12 H: 0 LOB: 1 BB: 1 P: 19	R: 3 E: 0 K: 0 S: 14 H: 4 LOB: 0 BB: 0 P: 18	R: 0 E: 0 K: 1 S: 8 H: 0 LOB: 2 BB: 2 P: 17	R: 1 E: 0 K: 0 S: 7 H: 2 LOB: 2 BB: 1 P: 19	R: 0 E: 1 K: 0 S: 8 H: 0 LOB: 0 BB: 0 P: 13	R: 3 E: 0 K: 1 S: 9 H: 2 LOB: 0 BB: 1 P: 19	R: 2 E: 0 K: 0 S: 8 H: 2 LOB: 0 BB: 0 P: 9	R: 1 E: 0 K: 0 S: 9 H: 3 LOB: 3 BB: 1 P: 17	1B: 11 2B: 0 3B: 0 HR: 2 SF: 0 SAC: 2 DP: 1 HBP: 0	WP: 0 PB: 1 SB: 0 CS: 1 PA: 46	
PITCHER	IP WLS BF H R ER SO BB IBB HBP BLK WP HR S P ERA WHIP											
Ewell Blackwell, R (1, 1) ERA: 3.77	6.1 L 31 8 7 7 1 3 2 0 0 0 0 1 58 107 9.95 1.737											
Frank Smith, R (7, 1) ERA: 1.57	1.2 7 2 2 2 1 0 0 0 0 0 0 1 13 17 10.80 1.200											
Eddie Erault, R (9, 1) ERA: 5.4	1.0 7 3 1 1 0 1 0 0 0 0 0 0 9 17 9.00 4.000											

Brooklyn Dodgers @ Cincinnati Reds
 Crosley Field, Cincinnati, OH
 Sun May 20 1951, 3:33 AM EDT
 Unknown

livebaseballscorecards.com

AB	37
R	10
H	13
RBI	9
BB	6
SO	2
LOB	16



Batter	1	2	3	4	5	6	7	8	9	AB R H RBI BB SO LOB
Bobby Adams, R (1, 4) OBP: 0.278, SLG: 0.409	0-0 L5		1-1 L8						0-1 4-3	5 0 1 0 0 1 1
Grady Hatton, L (1, 5) OBP: 0.359, SLG: 0.395	3-1 F8			4-2 2B 1B BB	0-0 F9 1B				0-0 F7	4 1 1 0 1 0 1
Connie Ryan, R (1, 3) OBP: 0.420, SLG: 0.512	2-2 1B			2-3 K	3-1 F9				1-0 FC1-4-6	5 0 2 1 0 1 4
Joe Adcock, R (1, 7) OBP: 0.307, SLG: 0.508	2-2 L9			0-2 1B 2B	1-0 G5-4-3					4 1 1 0 0 1 4
Johnny Pramesa, R (1, 2) OBP: 0.250, SLG: 0.400		1-1 4-3		0-0 5-3					0-1 F8	4 0 0 0 0 0 2
Johnny Wyrostek, L (1, 9) OBP: 0.376, SLG: 0.402		1-1 G6-4-3 1B		4-1 FC5 1B BB					2-2 F8	3 0 2 0 1 0 0
Virgil Stallcup, R (1, 6) OBP: 0.357, SLG: 0.464		1-0 G6-4-3		2-0 1B					0-1 1B	4 0 3 2 0 0 1
Roy McMillan, R (8, PR) OBP: 0.279, SLG: 0.232		1-2f		1-2 2-H 3-H 1B					0-0 1B	0 0 0 0 0 0 0
Bob Usher, R (1, 8) OBP: 0.263, SLG: 0.364			2-2 L3 1B	0-0 FC5					0-0 F8	2 0 1 0 0 0 2
Lloyd Merriman, L (6, PH) OBP: 0.316, SLG: 0.377				2-3f						2 0 0 0 0 0 3
Ewell Blackwell, R (1, 1) OBP: 0.478, SLG: 0.450			2-2 L3		1-1 1B F9 1B				1-2 FC1-4-6 1B	3 1 1 0 0 0 3
Frank Smith, R (7, 1)										0 0 0 0 0 0 0
Eddie Erault, R (9, 1)										0 0 0 0 0 0 0
Barney McCosky, L (9, PH) OBP: 0.333, SLG: 0.424			1-2							1 0 1 0 0 0 0

Inning Stats	R: 0 E: 0 K: 0 S: 9	H: 1 LOB: 1 BB: 0 P: 16	R: 0 E: 0 K: 0 S: 5	H: 1 LOB: 0 BB: 0 P: 8	R: 0 E: 0 K: 0 S: 12	H: 1 LOB: 0 BB: 0 P: 17	R: 2 E: 0 K: 1 S: 13	H: 2 LOB: 2 BB: 2 P: 25	R: 1 E: 0 K: 0 S: 7	H: 3 LOB: 1 BB: 0 P: 12	R: 0 E: 0 K: 0 S: 10	H: 2 LOB: 2 BB: 0 P: 13	R: 0 E: 0 K: 1 S: 8	H: 1 LOB: 1 BB: 0 P: 13	R: 0 E: 0 K: 0 S: 10	H: 1 LOB: 1 BB: 0 P: 12	R: 0 E: 0 K: 1 S: 8	H: 1 LOB: 1 BB: 0 P: 11	1B: 12 2B: 2 3B: 0 HR: 0	SF: 0 SAC: 0 DP: 3 HBP: 0	WP: 0 PB: 0 SB: 0 CS: 0	PA: 39
--------------	------------------------------	----------------------------------	------------------------------	---------------------------------	-------------------------------	----------------------------------	-------------------------------	----------------------------------	------------------------------	----------------------------------	-------------------------------	----------------------------------	------------------------------	----------------------------------	-------------------------------	----------------------------------	------------------------------	----------------------------------	-----------------------------------	------------------------------------	----------------------------------	--------

PITCHER	IP	WLS	BF	H	R	ER	SO	BB	IBB	HBP	BLK	WP	HR	S	P	ERA	WHIP
Joe Hatten, L (1, 1) ERA: 3.86	4.0		20	8	3	3	1	2	0	0	0	0	0	43	71	6.75	2.500
Carl Erskine, R (5, 1) ERA: 4.85	5.0	W	19	5	0	0	2	0	0	0	0	0	0	39	56	0.00	1.000


BOTTOM

Brooklyn Dodgers @ Cincinnati Reds
Crosley Field, Cincinnati, OH

Sun May 20 1951, 3:33 AM EDT
Unknown

livebaseballscorecards.com

AB	37
R	3
H	13
RBI	3
BB	2
SO	3
LOB	21



Batter	1	2	3	4	5	6	7	8	9	AB	R	H	RBI	BB	SO	LOB	TOP
Cal Abrams, L (1, 7) OBP: 0.500, SLG: 0.655	3-3 K		0-0 1B 4-3 1B	4-2 1B 1-2 2-3 BB	0-1 1B FC6	3-2 2B 1B 1-2 2-3		2-1 4-3		5	2	3	0	1	1	0	
Pee Wee Reese, R (1, 6) OBP: 0.482, SLG: 0.470 Eddie Miksis, R (6, 4) OBP: 0.444, SLG: 0.429	0-2 F3		3-1 4-3	2-1 1B	1-0 FC6	1-0 2B 1B 1-2 2-3		2-2 6-3		5	1	2	4	0	0	3	
Duke Snider, L (1, 8) OBP: 0.364, SLG: 0.561	1-0 F2		0-0 1B E S 2-H	0-0 F7		E4 1B BB		2-2 3-1		6	1	2	3	0	0	2	
Jackie Robinson, R (1, 4) OBP: 0.489, SLG: 0.649 Rocky Bridges, R (6, PH) OBP: 0.359, SLG: 0.353		1-0 4-3 1B	2-0 F9		1-0 F9 1B HBP	1B BB K		1-1 F8		2	2	1	0	1	0	1	
Gil Hodges, R (1, 3) OBP: 0.378, SLG: 0.605		0-0 F7		4-1 1B BB	0-2 1B SH1-3 1B	F7		2-3 K		4	2	1	0	1	1	3	
Carl Furillo, R (1, 9) OBP: 0.268, SLG: 0.384		1-0 4-3		0-1 F2	1-2 F9	BB 1B		1-2 6-3		5	1	1	1	0	0	4	
Roy Campanella, R (1, 2) OBP: 0.355, SLG: 0.367		4-1 IBB		3-2 BB 1B 1B	2-1 SH1-3 1B	1B 1B BB		2-3 K		3	3	2	1	2	1	0	
Billy Cox, R (1, 5) OBP: 0.381, SLG: 0.494		1-0 F8		1-0 BB 1B	1-0 SH1-3	1B 1B		0-1 F3		4	2	2	4	0	0	2	
Clyde King, S (1, 1) OBP: 0.143, SLG: 0.077			0-0 F8	2-3 K	0-1 1B	K		1-1 6-3		5	0	1	1	0	2	4	
Inning Stats	R: 0 E: 0 K: 1 S: 7 H: 0 LOB: 0 BB: 0 P: 11	R: 0 E: 0 K: 0 S: 5 H: 1 LOB: 2 BB: 1 P: 12	R: 1 E: 0 K: 0 S: 6 H: 2 LOB: 1 BB: 0 P: 11	R: 3 E: 0 K: 1 S: 16 H: 3 LOB: 2 BB: 2 P: 32	R: 3 E: 0 K: 0 S: 14 H: 4 LOB: 2 BB: 0 P: 20	R: 7 E: 1 K: 2 S: 19 H: 5 LOB: 1 BB: 2 P: 39	R: 0 E: 0 K: 2 S: 9 H: 0 LOB: 0 BB: 0 P: 14	R: 0 E: 0 K: 0 S: 6 H: 0 LOB: 0 BB: 0 P: 9	R: 0 E: 0 K: 0 S: 8 H: 0 LOB: 0 BB: 0 P: 13	1B: 14 2B: 1 3B: 0 HR: 0 SF: 0 SAC: 1 DP: 0 HBP: 1	WP: 0 PB: 0 SB: 1 CS: 0	PA: 49					
PITCHER	IP WLS BF H R ER SO BB IBB HBP BLK WP HR S P ERA WHIP	IP WLS BF H R ER SO BB IBB HBP BLK WP HR S P ERA WHIP	IP WLS BF H R ER SO BB IBB HBP BLK WP HR S P ERA WHIP	IP WLS BF H R ER SO BB IBB HBP BLK WP HR S P ERA WHIP	IP WLS BF H R ER SO BB IBB HBP BLK WP HR S P ERA WHIP	IP WLS BF H R ER SO BB IBB HBP BLK WP HR S P ERA WHIP	IP WLS BF H R ER SO BB IBB HBP BLK WP HR S P ERA WHIP	IP WLS BF H R ER SO BB IBB HBP BLK WP HR S P ERA WHIP	IP WLS BF H R ER SO BB IBB HBP BLK WP HR S P ERA WHIP								
Herm Wehmeier, R (1, 1) ERA: 5.13	4.2 L	27 9 7 7 2	2 1 1 0	0 0 0 0	0 0 0 0	0 0 0 0	0 0 0 0	0 0 0 0	0 0 0 0	13.50 2.357							
Bud Byerly, R (5, 1) ERA: 2.84	0.2	8 3 5 2 0	2 0 0 0	0 0 0 0	0 0 0 0	0 0 0 0	0 0 0 0	0 0 0 0	0 0 0 0	27.00 7.500							
Harry Perkowski, L (6, 1) ERA: 3.75	0.1	4 3 2 0 1	0 0 0 0	0 0 0 0	0 0 0 0	0 0 0 0	0 0 0 0	0 0 0 0	0 0 0 0	0.00 9.000							
Eddie Erault, R (6, 1) ERA: 3.18	2.1	7 0 0 0 3	0 0 0 0	0 0 0 0	0 0 0 0	0 0 0 0	0 0 0 0	0 0 0 0	0 0 0 0	0.00 0.000							
Kent Peterson, L (9, 1) ERA: 5.4	1.0	3 0 0 0 0	0 0 0 0	0 0 0 0	0 0 0 0	0 0 0 0	0 0 0 0	0 0 0 0	0 0 0 0	0.00 0.000							

Brooklyn Dodgers @ Cincinnati Reds
Crosley Field, Cincinnati, OH
Sun May 20 1951, 3:38 AM EDT
Att. 29,427 - Unknown

livebaseballscorecards.com

AB	42
R	14
H	15
RBI	14
BB	5
SO	6
LOB	20



Batter	1	2	3	4	5	6	7	8	9	AB	R	H	RBI	BB	SO	LOB
Grady Hatton, L OBP: 0.356, SLG: 0.390 (1, 5)	0-0 CS 1B			2-1 3-1		1-0 G3		1-2 F5		4	0	1	0	0	0	1
Connie Ryan, R OBP: 0.423, SLG: 0.506 (1, 4)	3-2 6-3 1-2			4-2 BB		2-3 K		0-0 1B 1-2 1B		3	1	1	0	1	1	1
Johnny Wyrostek, L OBP: 0.372, SLG: 0.397 (1, 9)	2-2 F9			2-2 L7			1-1 3-1	0-1 1B 1-2 2-H 1B		4	0	1	1	0	0	1
Joe Adcock, R OBP: 0.305, SLG: 0.500 (1, 7)		0-1 F6		0-1 F8			0-0 F8	0-0 1-3 2-H 1B		4	0	1	1	0	0	1
Ted Kluszewski, L OBP: 0.270, SLG: 0.385 (1, 3)		1-1 3-1			1-1 3-1		3-2 HR	0-1 L3		4	1	1	1	0	0	2
Lloyd Merriman, L OBP: 0.300, SLG: 0.356 (1, 8)		0-0 4-3			2-2 3-1		1-0 F9		2-2 F9	4	0	0	0	0	0	0
Virgil Stallcup, R OBP: 0.367, SLG: 0.508 (1, 6)			1-0 5-3		4-1 WP BB			0-0 HR	1-1 6-3	3	1	1	1	1	0	0
Bob Scheffing, R OBP: 0.308, SLG: 0.333 (1, 2)			1-1 F7		1-2 F9			1-1 1B 1B	3-2 2B	4	1	2	0	0	0	1
Herm Wehmeier, R OBP: 0.231, SLG: 0.231 (5, 1) Bud Byerly, R (5, 1) Harry Perkowski, L (6, 1) Eddie Erault, R (6, 1) Barney McCosky, L OBP: 0.324, SLG: 0.412 (8, PH) Kent Peterson, R (9, 1) Bobby Adams, R OBP: 0.274, SLG: 0.403 (9, PH)			0-0 4-3			1-1 F8		0-1 L9	0-0 6-3	1	0	0	0	0	0	0

Inning Stats	R: 0	H: 1	E: 0	K: 0	S: 7	R: 0	H: 0	E: 0	K: 0	S: 5	R: 0	H: 0	E: 0	K: 0	S: 4	R: 0	H: 0	E: 0	K: 0	S: 9	R: 0	H: 0	E: 0	K: 0	S: 9	R: 1	H: 1	E: 0	K: 0	S: 7	R: 3	H: 5	E: 0	K: 0	S: 14	R: 0	H: 1	E: 0	K: 0	S: 10	1B: 5	SF: 0	2B: 1	SAC: 0	3B: 0	DP: 0	HR: 2	HBP: 0	WP: 1	PA: 36
	0	1	0	0	7	0	0	0	0	5	0	0	0	0	4	0	0	0	0	9	0	0	0	0	0	0	1	1	0	0	7	3	5	0	0	14	0	1	0	0	10	5	0	1	0	0	0	0	1	36


PITCHER	IP	WLS	BF	H	R	ER	SO	BB	IBB	HBP	BLK	WP	HR	S	P	ERA	WHIP	PITCHER	IP	WLS	BF	H	R	ER	SO	BB	IBB	HBP	BLK	WP	HR	S	P	ERA	WHIP													
Clyde King, R ERA: 2.95 (1, 1)	9.0	W	36	8	4	4	1	2	0	0	0	1	2	71	112	4.00	1.111																															

BOTTOM

Brooklyn Dodgers @ Cincinnati Reds
Crosley Field, Cincinnati, OH

Sun May 20 1951, 3:38 AM EDT
Att. 29,427 - Unknown

AB	34
R	4
H	8
RBI	4
BB	2
SO	1
LOB	9



1B: 5	SF: 0	WP: 1	PA: 36
2B: 1	SAC: 0	PB: 0	
3B: 0	DP: 0	SB: 0	
HR: 2	HBP: 0	CS: 1	

Batter	1	2	3	4	5	6	7	8	9	AB R H RBI BB SO LOB	TOP											
Cal Abrams, L (1, 7) OBP: 0.528, SLG: 0.694	0-1 G4-6-3 1B	3-2 1B FC4-6 2B		3-3 K		4-2 1B BB	4-2 1B HR BB		0-0 BB HR 2B	4 3 3 0 2 1 0												
Pee Wee Reese, R (1, 6) OBP: 0.490, SLG: 0.479	0-1 G4-6-3 1-2f	2-0 FC4-6 1B		2-1 G6-4-3 1B		0-1 1B	3-2 1B HR 1B		2-1 F6	6 1 4 2 0 0 3												
Duke Snider, L (1, 8) OBP: 0.355, SLG: 0.545	0-0 E3 BB 1B	3-1 FC4-6 2B 1-2f 3-H		0-0 G6-4-3 1-2f		0-2 4-3	0-0 1-H 2-H HR		4-2 BB HR BB	4 1 0 1 0 0 4 1 1 1 3 0 0 0 0 1 0 0 1 0 0												
Jackie Robinson, R (1, 4) OBP: 0.496, SLG: 0.653	0-1 BB 1B	0-2 1B 2B		0-0 1-3			HR BB F5		4-0 HR BB	4 3 2 1 2 0 0												
Gil Hodges, R (1, 3) OBP: 0.383, SLG: 0.643	4-1 1B BB	2-2 6-3		1-3 K			0-0 1-H HR	1-2 F2	0-0 1-H 2-H 3-H HR	5 3 2 6 1 1 2												
Carl Furillo, R (1, 9) OBP: 0.277, SLG: 0.385	1-0 1B 1-3 2-H 3-H		0-0 6-3		0-1 4-3		4-2 FC5-4 BB	2-1 E6 G4-6-3	0-0 FC5 BB 1B	5 0 2 2 1 0 0												
Roy Campanella, R (1, 2) OBP: 0.371, SLG: 0.417	1-1 1B 1-3 3-H		1-0 2B		3-2 HR		0-0 F4	2-1 G4-6-3 1-2f	4-1 1B BB	5 1 3 2 1 0 2												
Billy Cox, R (1, 5) OBP: 0.359, SLG: 0.461	1-1 F2		1-1 F6		0-0 F2		0-0 FC5-4 BB 1B 1-2f		5-3 FC5	6 1 0 0 0 0 6												
Erv Palica, R (1, 1)		1-2 6-3		0-2 2-3		0-0 5-3			4-2 2B BB BB	0 0 0 0 0 0 0 1 0 0 0 0 0 0 3 1 1 0 0 0 1 0 1 0 0 1 0 0												
Tommy Brown, R (2, PH) OBP: 0.192, SLG: 0.240																						
Carl Erskine, R (2, 1) OBP: 0.143, SLG: 0.143																						
Ralph Branca, R (8, 1)																						
Inning Stats	R: 3 E: 1 K: 0 S: 13	H: 4 LOB: 2 BB: 1 P: 20	R: 1 E: 0 K: 0 S: 15	H: 3 LOB: 2 BB: 0 P: 26	R: 0 E: 0 K: 0 S: 7	H: 1 LOB: 1 BB: 0 P: 9	R: 0 E: 0 K: 1 S: 6	H: 1 LOB: 0 BB: 0 P: 11	R: 0 E: 0 K: 1 S: 10	H: 0 LOB: 0 BB: 0 P: 11	R: 1 E: 0 K: 0 S: 12	H: 2 LOB: 2 BB: 1 P: 19	R: 7 E: 0 K: 0 S: 17	H: 4 LOB: 0 BB: 3 P: 32	R: 0 E: 1 K: 0 S: 8	H: 0 LOB: 0 BB: 0 P: 13	R: 5 E: 0 K: 0 S: 12	H: 3 LOB: 2 BB: 4 P: 32	1B: 10 2B: 4 3B: 0 HR: 4	SF: 0 SAC: 0 DP: 3 HBP: 0	WP: 0 PB: 0 SB: 0 CS: 0	PA: 53
PITCHER	IP WLS BF H R ER SO BB IBB HBP BLK WP HR S P ERA WHIP												PITCHER	IP WLS BF H R ER SO BB IBB HBP BLK WP HR S P ERA WHIP								
Bob Friend, R (1, 1) ERA: 5.32	6.2 L 38 14 11 8 2 5 0 0 0 0 0 2 77 125 10.80 2.850																					
Bill Werle, L (7, 1) ERA: 5.77	0.1 2 1 1 1 0 0 0 0 0 0 0 1 3 3 27.00 3.000																					
Bill Koski, R (8, 1) ERA: 5.03	1.0 3 0 0 0 0 0 0 0 0 0 0 0 8 13 0.00 0.000																					
Erv Dusak, R (9, 1) ERA: 10.2	1.0 10 3 5 5 0 4 0 0 0 0 0 1 12 32 45.00 7.000																					

Brooklyn Dodgers @ Pittsburgh Pirates
 Forbes Field, Pittsburgh, PA
 Tue May 22 1951, 3:33 AM EDT
 Att. 22,360 - Unknown

AB	44
R	17
H	18
RBI	17
BB	9
SO	2
LOB	18



Batter	1	2	3	4	5	6	7	8	9	AB R H RBI BB SO LOB	BOTTOM													
Pete Castiglione, R (1, 6) OBP: 0.384, SLG: 0.463	1-1 F8		1-1 G5-4-3 1B		2-1 5-3			1-1 BB 1B 1B	4-1 BB 1B BB	4 2 2 0 1 0 0	<p>Brooklyn Dodgers @ Pittsburgh Pirates Forbes Field, Pittsburgh, PA Tue May 22 1951, 3:33 AM EDT Att. 22,360 - Unknown</p>													
Rocky Nelson, L (1, 7) OBP: 0.346, SLG: 0.333	2-0 HR 1B		0-2 G5-4-3 1-2f			3-2 F9		3-2 BB 1B 1B 1-2	1-1 BB 1B	5 2 3 0 0 0 1														
George Metkovich, L (1, 8) OBP: 0.326, SLG: 0.379	0-1 L9		3-1 HR			2-0 F9		0-0 1B BB F9 1-2 2-3	4-1 BB BB	4 2 2 1 1 0 1														
Ralph Kiner, R (1, 3) OBP: 0.451, SLG: 0.629	1-2 HR 1-H		0-1 F4			1-2 1B		4-2 1B 1B BB 1-2 2-3 3-H	0-1 F7	4 1 2 4 1 0 2														
Gus Bell, L (1, 9) OBP: 0.345, SLG: 0.403	0-0 F9			1-0 F6		1-2 F8		1-2 1B 1B 1-2 2-3 3-H	1-1 F9	5 0 1 1 0 0 3														
Wally Westlake, R (1, 5) OBP: 0.303, SLG: 0.631		1-0 HR		1-3 K			0-0 L7	2-3 K	1-0 F5	5 1 1 1 0 2 5														
Danny Murtaugh, R (1, 4) OBP: 0.190, SLG: 0.190		3-1 F8		2-0 1-3			0-2 1B	0-1 F9		4 0 1 1 0 0 2														
Clyde McCullough, R (1, 2) OBP: 0.328, SLG: 0.309		1-2 5-3			1-0 F8		2-2 L8	1-1 BB 1-2 2-3		2 0 0 0 0 0 0														
Pete Reiser, L (7, PH) OBP: 0.349, SLG: 0.235										1 0 0 0 0 0 1														
Ed Fitz Gerald, R (8, 2) OBP: 0.254, SLG: 0.255										1 0 1 0 0 0 0														
Bob Friend, R (1, 1) OBP: 0.429, SLG: 0.500		0-3 K			2-2 F9		0-2 1-3	2-2 BB BB 6-3		2 0 0 0 0 1 0														
Bill Werle, L (7, 1) OBP: 0.182, SLG: 0.455										0 0 0 0 0 0 0														
Dale Long, L (7, PH) OBP: 0.182, SLG: 0.455										1 0 0 0 0 0 1														
Bill Koski, R (8, 1) OBP: 0.182, SLG: 0.455										0 0 0 0 0 0 0														
Dino Restelli, R (8, PH) OBP: 0.212, SLG: 0.333										1 0 0 0 0 0 3														
Erv Dusak, R (9, 1) OBP: 0.333, SLG: 1.333										0 0 0 0 0 0 0														
Inning Stats	R: 2 E: 0 K: 10 S: 10	H: 2 LOB: 0 BB: 0 P: 14	R: 1 E: 0 K: 1 S: 9	H: 1 LOB: 0 BB: 0 P: 14	R: 1 E: 0 K: 0 S: 9	H: 2 LOB: 0 BB: 0 P: 13	R: 0 E: 0 K: 1 S: 5	H: 0 LOB: 0 BB: 0 P: 9	R: 0 E: 0 K: 0 S: 8	H: 0 LOB: 0 BB: 0 P: 13		R: 0 E: 0 K: 0 S: 15	H: 1 LOB: 1 BB: 0 P: 22	R: 0 E: 0 K: 0 S: 12	H: 1 LOB: 1 BB: 0 P: 14	R: 3 E: 0 K: 1 S: 23	H: 5 LOB: 3 BB: 1 P: 37	R: 1 E: 0 K: 0 S: 9	H: 1 LOB: 2 BB: 2 P: 20	1B: 10 2B: 0 3B: 0 HR: 3	SF: 0 SAC: 0 DP: 1 HBP: 0	WP: 0 PB: 0 SB: 0 CS: 0	PA: 42 ERA WHIP	
PITCHER Erv Palica, R (1, 1) ERA: 4.91	IP 1.0 WLS BF 5 H 2 R 2 ER 2 SO 0	IP 6.0 WLS BF 26 H 8 R 5 ER 5 SO 2	IP 2.0 WLS BF 11 H 3 R 1 ER 1 SO 1	IP 2.0 WLS BF 11 H 3 R 1 ER 1 SO 1	IP 2.0 WLS BF 11 H 3 R 1 ER 1 SO 1	IP 2.0 WLS BF 11 H 3 R 1 ER 1 SO 1	IP 2.0 WLS BF 11 H 3 R 1 ER 1 SO 1	IP 2.0 WLS BF 11 H 3 R 1 ER 1 SO 1	IP 2.0 WLS BF 11 H 3 R 1 ER 1 SO 1	IP 2.0 WLS BF 11 H 3 R 1 ER 1 SO 1		IP 2.0 WLS BF 11 H 3 R 1 ER 1 SO 1	IP 2.0 WLS BF 11 H 3 R 1 ER 1 SO 1	IP 2.0 WLS BF 11 H 3 R 1 ER 1 SO 1	IP 2.0 WLS BF 11 H 3 R 1 ER 1 SO 1	IP 2.0 WLS BF 11 H 3 R 1 ER 1 SO 1	IP 2.0 WLS BF 11 H 3 R 1 ER 1 SO 1	IP 2.0 WLS BF 11 H 3 R 1 ER 1 SO 1	IP 2.0 WLS BF 11 H 3 R 1 ER 1 SO 1	IP 2.0 WLS BF 11 H 3 R 1 ER 1 SO 1	IP 2.0 WLS BF 11 H 3 R 1 ER 1 SO 1	IP 2.0 WLS BF 11 H 3 R 1 ER 1 SO 1	IP 2.0 WLS BF 11 H 3 R 1 ER 1 SO 1	IP 2.0 WLS BF 11 H 3 R 1 ER 1 SO 1
Carl Erskine, R (2, 1) ERA: 5.2	IP 6.0 WLS BF 26 H 8 R 5 ER 5 SO 2	IP 6.0 WLS BF 26 H 8 R 5 ER 5 SO 2	IP 2.0 WLS BF 11 H 3 R 1 ER 1 SO 1	IP 2.0 WLS BF 11 H 3 R 1 ER 1 SO 1	IP 2.0 WLS BF 11 H 3 R 1 ER 1 SO 1	IP 2.0 WLS BF 11 H 3 R 1 ER 1 SO 1	IP 2.0 WLS BF 11 H 3 R 1 ER 1 SO 1	IP 2.0 WLS BF 11 H 3 R 1 ER 1 SO 1	IP 2.0 WLS BF 11 H 3 R 1 ER 1 SO 1	IP 2.0 WLS BF 11 H 3 R 1 ER 1 SO 1		IP 2.0 WLS BF 11 H 3 R 1 ER 1 SO 1	IP 2.0 WLS BF 11 H 3 R 1 ER 1 SO 1	IP 2.0 WLS BF 11 H 3 R 1 ER 1 SO 1	IP 2.0 WLS BF 11 H 3 R 1 ER 1 SO 1	IP 2.0 WLS BF 11 H 3 R 1 ER 1 SO 1	IP 2.0 WLS BF 11 H 3 R 1 ER 1 SO 1	IP 2.0 WLS BF 11 H 3 R 1 ER 1 SO 1	IP 2.0 WLS BF 11 H 3 R 1 ER 1 SO 1	IP 2.0 WLS BF 11 H 3 R 1 ER 1 SO 1	IP 2.0 WLS BF 11 H 3 R 1 ER 1 SO 1	IP 2.0 WLS BF 11 H 3 R 1 ER 1 SO 1	IP 2.0 WLS BF 11 H 3 R 1 ER 1 SO 1	IP 2.0 WLS BF 11 H 3 R 1 ER 1 SO 1
Ralph Branca, R (8, 1) ERA: 1.56	IP 2.0 WLS BF 11 H 3 R 1 ER 1 SO 1	IP 2.0 WLS BF 11 H 3 R 1 ER 1 SO 1	IP 2.0 WLS BF 11 H 3 R 1 ER 1 SO 1	IP 2.0 WLS BF 11 H 3 R 1 ER 1 SO 1	IP 2.0 WLS BF 11 H 3 R 1 ER 1 SO 1	IP 2.0 WLS BF 11 H 3 R 1 ER 1 SO 1	IP 2.0 WLS BF 11 H 3 R 1 ER 1 SO 1	IP 2.0 WLS BF 11 H 3 R 1 ER 1 SO 1	IP 2.0 WLS BF 11 H 3 R 1 ER 1 SO 1	IP 2.0 WLS BF 11 H 3 R 1 ER 1 SO 1		IP 2.0 WLS BF 11 H 3 R 1 ER 1 SO 1	IP 2.0 WLS BF 11 H 3 R 1 ER 1 SO 1	IP 2.0 WLS BF 11 H 3 R 1 ER 1 SO 1	IP 2.0 WLS BF 11 H 3 R 1 ER 1 SO 1	IP 2.0 WLS BF 11 H 3 R 1 ER 1 SO 1	IP 2.0 WLS BF 11 H 3 R 1 ER 1 SO 1	IP 2.0 WLS BF 11 H 3 R 1 ER 1 SO 1	IP 2.0 WLS BF 11 H 3 R 1 ER 1 SO 1	IP 2.0 WLS BF 11 H 3 R 1 ER 1 SO 1	IP 2.0 WLS BF 11 H 3 R 1 ER 1 SO 1	IP 2.0 WLS BF 11 H 3 R 1 ER 1 SO 1	IP 2.0 WLS BF 11 H 3 R 1 ER 1 SO 1	IP 2.0 WLS BF 11 H 3 R 1 ER 1 SO 1

AB	39
R	8
H	13
RBI	8
BB	3
SO	3
LOB	19



Batter	1	2	3	4	5	6	7	8	9	AB R H RBI BB SO LOB	TOP												
Cal Abrams, L OBP: 0.545, SLG: 0.697 (1, 7)	3-2 CS 1B	4-2 1-2 BB			2-2 1B 1B	2-2 2B 5-3 1B		0-0 G1-6-3 1-2f		4 1 3 0 1 0 1													
Pee Wee Reese, R OBP: 0.487, SLG: 0.472 (1, 6)	4-2 1B HR BB	2-1 F8			0-1 1B L8 1B	2-2 5-3		3-1 5-3		4 2 1 0 1 0 3													
Jackie Robinson, R OBP: 0.500, SLG: 0.650 (1, 4)	3-1 HR 1B		0-0 F3		3-2 L8 HR 1B	3-0 E5 2B		0-1 SH5-3 1B 1B		5 3 3 1 0 0 1													
Gil Hodges, R OBP: 0.396, SLG: 0.677 (1, 3)	1-1 HR		0-3 K		4-0 L8 HR BB	1-1 2B		0-0 SH5-3 1B		4 3 3 3 1 1 0													
Carl Furillo, R OBP: 0.270, SLG: 0.374 (1, 9)	0-0 F9		0-1 F9		1-0 L8	0-0 L6		1-0 SH5-3		4 0 0 1 0 0 4													
Roy Campanella, R OBP: 0.372, SLG: 0.411 (1, 2)	1-2 F2			2-0 6-3	4-0 HR IBB		0-1 5-3		0-0 SH5-3 1B	4 1 1 2 1 0 0													
Don Thompson, L OBP: 0.283, SLG: 0.147 (1, 8)		2-0 F9		0-0 G3 1B	2-3 K		0-0 G5-4-3 1B		3-2 F2	5 0 2 0 0 1 4													
Billy Cox, R OBP: 0.352, SLG: 0.479 (1, 5)		0-0 5-3		2-2 G3	0-0 HR		0-0 G5-4-3		2-0 L5	5 1 1 4 0 0 3													
Don Newcombe, L OBP: 0.273, SLG: 0.200 (1, 1)		4-2 BB BB		0-0 5-3	3-1 1-3			0-0 G1-6-3 1B		3 0 1 0 1 0 1													
Inning Stats	R: 3 E: 0 K: 0 S: 17	H: 3 LOB: 0 BB: 1 P: 29	R: 0 E: 0 K: 0 S: 8	H: 0 LOB: 2 BB: 2 P: 20	R: 0 E: 0 K: 1 S: 6	H: 0 LOB: 0 BB: 0 P: 6	R: 0 E: 0 K: 0 S: 6	H: 1 LOB: 1 BB: 0 P: 10	R: 6 E: 0 K: 1 S: 15	H: 4 LOB: 0 BB: 2 P: 34	R: 0 E: 1 K: 0 S: 11	H: 2 LOB: 2 BB: 0 P: 19	R: 0 E: 0 K: 0 S: 4	H: 1 LOB: 0 BB: 0 P: 4	R: 0 E: 0 K: 0 S: 4	H: 1 LOB: 0 BB: 0 P: 7	R: 2 E: 0 K: 0 S: 10	H: 3 LOB: 1 BB: 0 P: 16	1B: 12 2B: 1 3B: 0 HR: 2	SF: 0 SAC: 1 DP: 2 HBP: 0	WP: 0 PA: 44 PB: 0 SB: 0 CS: 1		
PITCHER	IP WLS BF H R ER SO BB IBB HBP BLK WP HR S P ERA WHIP	IP WLS BF H R ER SO BB IBB HBP BLK WP HR S P ERA WHIP	IP WLS BF H R ER SO BB IBB HBP BLK WP HR S P ERA WHIP	IP WLS BF H R ER SO BB IBB HBP BLK WP HR S P ERA WHIP	IP WLS BF H R ER SO BB IBB HBP BLK WP HR S P ERA WHIP	IP WLS BF H R ER SO BB IBB HBP BLK WP HR S P ERA WHIP	IP WLS BF H R ER SO BB IBB HBP BLK WP HR S P ERA WHIP	IP WLS BF H R ER SO BB IBB HBP BLK WP HR S P ERA WHIP	IP WLS BF H R ER SO BB IBB HBP BLK WP HR S P ERA WHIP	IP WLS BF H R ER SO BB IBB HBP BLK WP HR S P ERA WHIP	IP WLS BF H R ER SO BB IBB HBP BLK WP HR S P ERA WHIP	IP WLS BF H R ER SO BB IBB HBP BLK WP HR S P ERA WHIP	IP WLS BF H R ER SO BB IBB HBP BLK WP HR S P ERA WHIP	IP WLS BF H R ER SO BB IBB HBP BLK WP HR S P ERA WHIP	IP WLS BF H R ER SO BB IBB HBP BLK WP HR S P ERA WHIP	IP WLS BF H R ER SO BB IBB HBP BLK WP HR S P ERA WHIP	IP WLS BF H R ER SO BB IBB HBP BLK WP HR S P ERA WHIP	IP WLS BF H R ER SO BB IBB HBP BLK WP HR S P ERA WHIP	IP WLS BF H R ER SO BB IBB HBP BLK WP HR S P ERA WHIP	IP WLS BF H R ER SO BB IBB HBP BLK WP HR S P ERA WHIP	IP WLS BF H R ER SO BB IBB HBP BLK WP HR S P ERA WHIP		
Mel Queen, R ERA: 4.99 (1, 1)	4.1 L 24 7 8 8 1 4 1 0 0 0 1 46 88 16.61 2.538																						
Bill Werle, L ERA: 5.45 (5, 1)	3.2 14 5 1 1 1 0 0 0 0 0 0 1 25 41 2.46 1.364																						
Bill Koski, R ERA: 5.66 (9, 1)	1.0 6 3 2 2 0 0 0 0 0 0 0 0 10 16 18.00 3.000																						

Brooklyn Dodgers @ Pittsburgh Pirates
 Forbes Field, Pittsburgh, PA
 Wed May 23 1951, 3:33 AM EDT
 Att: 15,759 - Unknown

AB	38
R	11
H	15
RBI	11
BB	5
SO	2
LOB	17



livebaseballscorecards.com

Batter	1	2	3	4	5	6	7	8	9	AB R H RBI BB SO LOB	
Pete Castiglione, R (1, 6) OBP: 0.389, SLG: 0.458	4-1 BB 		1-2 1B 		0-1 L5-3 			0-2 F8 		3 0 1 0 1 0 1	
George Metkovich, L (1, 8) OBP: 0.324, SLG: 0.370	2-3 K 		2-2 F5 			2-2 3-1 		4-2 FC3-6 BB 		3 1 0 0 1 1 2	
Pete Reiser, L (1, 7) OBP: 0.362, SLG: 0.263	2-1 F8 			1-0 4-3 		2-1 G6-4-3 1B 		1-2 FC3-6 E 1B 		4 1 2 0 0 0 1	
Ralph Kiner, R (1, 3) OBP: 0.438, SLG: 0.608	0-3 K 			1-0 F8 		0-0 G6-4-3 		0-0 E6 		4 0 0 0 0 1 4	
Gus Bell, L (1, 9) OBP: 0.349, SLG: 0.401 Jack Phillips, R (9, PR)		0-0 G6-4-3 1B 		3-1 HR 		0-0 F9 		1-2 FC3-6 1B 1B 		3 1 1 1 0 0 2 0 0 0 0 0 0 0	
Wally Westlake, R (1, 5) OBP: 0.310, SLG: 0.654		0-1 G6-4-3 		0-0 HR 		1-3 K 		2-2 1B 		4 1 2 3 0 1 1	
Danny Murtaugh, R (1, 4) OBP: 0.200, SLG: 0.200		2-2 G3 		0-0 F9 		0-1 F9 		1-2 G4-6-3 1B 		4 0 1 0 0 0 0	
Clyde McCullough, R (1, 2) OBP: 0.317, SLG: 0.298 Rocky Nelson, L (8, PH) Ed Fitz Gerald, R (9, 2) OBP: 0.250, SLG: 0.250			1-2 F4 		1-2 4-3 		3-2 F7 		0-2 G4-6-3 		2 0 0 0 0 0 0 1 0 0 0 0 0 0 1 0 0 0 0 0 3
Mel Queen, R (1, 1) OBP: 0.125, SLG: 0.125 Bill Werle, L (5, 1) OBP: 0.500, SLG: 0.571 Dale Long, L (8, PH) OBP: 0.167, SLG: 0.417 Bill Koski, R (9, 1)			0-1 F2 		0-1 L5-3 1B 		3-3 K 				1 0 0 0 0 0 0 1 0 1 0 0 0 0 1 0 0 0 0 1 0 0 0 0 0 0 0 0

Inning Stats	R: 0	H: 0	R: 0	H: 1	R: 0	H: 1	R: 0	H: 1	R: 0	H: 0	R: 0	H: 0	R: 2	H: 3	R: 2	H: 3	1B: 7	SF: 0
	E: 1	LOB: 1	E: 0	LOB: 0	E: 0	LOB: 0	E: 0	LOB: 0	E: 0	LOB: 0	E: 0	LOB: 0	E: 0	LOB: 0	E: 1	LOB: 3	2B: 1	SAC: 0
	K: 2	BB: 1	K: 0	BB: 0	K: 0	BB: 0	K: 1	BB: 0	K: 1	BB: 0	K: 1	BB: 0	K: 0	BB: 1	K: 0	BB: 1	3B: 0	DP: 4
	S: 9	P: 17	S: 6	P: 8	S: 14	P: 18	S: 8	P: 9	S: 7	P: 11	S: 6	P: 7	S: 10	P: 16	S: 20	P: 29	HR: 1	HBP: 1

PITCHER	IP	WLS	BF	H	R	ER	SO	BB	IBB	HBP	BLK	WP	HR	S	P	ERA	WHIP
Don Newcombe, R (1, 1) ERA: 4.22	9.0	W	35	8	4	2	4	2	0	1	0	0	1	85	125	2.00	1.111

BOTTOM

Brooklyn Dodgers @ Pittsburgh Pirates
Forbes Field, Pittsburgh, PA

Wed May 23 1951, 3:33 AM EDT
Att. 15,759 - Unknown

AB	32
R	4
H	8
RBI	4
BB	2
SO	4
LOB	14

P

WP: 0 PA: 35
PB: 0
SB: 0
CS: 0

livebaseballscorecards.com

Batter	1	2	3	4	5	6	7	8	9	AB R H RBI BB SO LOB	TOP									
Roy Hartsfield, R OBP: 0.356, SLG: 0.349 (1, 4)	0-0 F7	1-2 1B			0-1 1-3		3-2 F8		1-0 FC3-6	5 0 1 1 0 0 1										
Luis Olmo, R OBP: 0.238, SLG: 0.275 (1, 8)	3-2 1B	2-2 F8			0-0 F6		0-1 F8		0-0 FC4-6	5 1 1 0 0 0 2										
Earl Torgeson, L OBP: 0.329, SLG: 0.289 (1, 3)	3-2 1B			4-2 G5-4-3	4-0 1B			3-2 FC6-4-5	4-0 BB	2 1 2 0 3 0 0										
Bob Elliott, R OBP: 0.438, SLG: 0.661 (1, 5)	0-0 1-3		0-0 G5-4-3		2-1 1B			2-1 F5	1-1 6-3	5 0 2 1 0 0 4										
Walker Cooper, R OBP: 0.317, SLG: 0.475 (1, 2)	2-1 1-3		2-3 K		0-0 L8			3-1 FC6-4-5		4 0 0 1 0 1 4										
Sid Gordon, R OBP: 0.372, SLG: 0.451 (1, 7)	4-0 IBB		4-2 K		0-0 5-3			4-0 BB		1 0 0 0 3 0 0										
Willard Marshall, L OBP: 0.340, SLG: 0.361 (1, 9)	1-2 4-3		0-0 1-2		2-2 F5			2-1 F9		4 0 1 0 0 0 4										
Buddy Kerr, R OBP: 0.353, SLG: 0.324 (1, 6)		3-3 K		0-1 F4					0-0 FC3-6	3 0 0 0 0 1 2										
Ray Mueller, R OBP: 0.286, SLG: 0.429 (9, PH)				0-0 5-3						1 0 1 0 0 0 0										
Sam Jethroe, S OBP: 0.312, SLG: 0.397 (9, PR)				0-3 K						0 1 0 0 0 0 0										
Vern Bickford, R OBP: 0.125, SLG: 0.167 (1, 1)					0-3 K				0-0 FC3-6	3 0 0 0 0 1 2										
Luis Marquez, R OBP: 0.357, SLG: 0.400 (9, PH)									1-3 1B	1 0 1 0 0 0 0										
Inning Stats	R: 2 E: 0 K: 0 S: 13	H: 3 LOB: 2 BB: 1 P: 26	R: 0 E: 0 K: 1 S: 10	H: 1 LOB: 1 BB: 0 P: 16	R: 0 E: 0 K: 1 S: 8	H: 0 LOB: 0 BB: 1 P: 14	R: 0 E: 0 K: 1 S: 11	H: 1 LOB: 1 BB: 1 P: 15	R: 0 E: 0 K: 0 S: 6	H: 0 LOB: 0 BB: 0 P: 9	R: 0 E: 0 K: 0 S: 13	H: 0 LOB: 0 BB: 0 P: 17	R: 0 E: 0 K: 0 S: 14	H: 1 LOB: 2 BB: 1 P: 28	R: 1 E: 0 K: 0 S: 6	H: 2 LOB: 2 BB: 1 P: 12	1B: 8 2B: 1 3B: 0 HR: 0	SF: 0 SAC: 0 DP: 1 HBP: 0	WP: 0 PB: 0 SB: 0 CS: 0	PA: 40
PITCHER Preacher Roe, L ERA: 2.92 (1, 1)	IP: 9.0 WLS: W BF: 40 H: 9 R: 3 ER: 3 SO: 3 BB: 5 IBB: 1 HBP: 0 BLK: 0 WP: 0 HR: 0 S: 87 P: 149 ERA: 3.00 WHIP: 1.556																			

Boston Braves @ Brooklyn Dodgers
Ebbets Field, Brooklyn, NY
 Fri May 25 1951, 3:33 AM EDT
 Att. 32,309 - Unknown

livebaseballscorecards.com

AB	34
R	3
H	9
RBI	3
BB	6
SO	3
LOB	19



Batter	1	2	3	4	5	6	7	8	9	AB	R	H	RBI	BB	SO	LOB
--------	---	---	---	---	---	---	---	---	---	----	---	---	-----	----	----	-----

Cal Abrams, L <small>OBP: 0.561, SLG: 0.687</small> <small>(1, 7)</small> 										1	0	0	0	4	0	1
Pee Wee Reese, R <small>OBP: 0.477, SLG: 0.457</small> <small>(1, 6)</small> 										4	0	0	0	1	0	6
Jackie Robinson, R <small>OBP: 0.497, SLG: 0.635</small> <small>(1, 4)</small> 										3	0	0	0	2	0	2
Gil Hodges, R <small>OBP: 0.390, SLG: 0.659</small> <small>(1, 3)</small> 										5	0	1	0	0	1	3
Carl Furillo, R <small>OBP: 0.263, SLG: 0.364</small> <small>(1, 9)</small> 										4	0	0	0	0	2	2
Roy Campanella, R <small>OBP: 0.392, SLG: 0.468</small> <small>(1, 2)</small> 										4	3	4	1	0	0	0
Don Thompson, L <small>OBP: 0.311, SLG: 0.162</small> <small>(1, 8)</small> 										3	1	1	0	1	0	2
Billy Cox, R <small>OBP: 0.348, SLG: 0.469</small> <small>(1, 5)</small> 										4	0	1	1	0	0	2
Preacher Roe, R <small>OBP: 0.138, SLG: 0.138</small> <small>(1, 1)</small> 										4	0	1	2	0	1	3

Inning Stats R: 0 H: 1 E: 0 K: 0 S: 11 H: 1 LOB: 2 BB: 2 P: 23 R: 2 H: 1 E: 1 K: 0 S: 15 H: 1 LOB: 2 BB: 2 P: 31 R: 0 H: 1 E: 0 K: 1 S: 15 H: 1 LOB: 1 BB: 0 P: 19 R: 0 H: 0 E: 0 K: 1 S: 11 H: 0 LOB: 3 BB: 3 P: 27 R: 1 H: 3 E: 0 K: 2 S: 17 H: 3 LOB: 3 BB: 1 P: 30 R: 0 H: 0 E: 0 K: 0 S: 6 H: 0 LOB: 0 BB: 0 P: 8 R: 1 H: 2 E: 0 K: 0 S: 10 H: 2 LOB: 1 BB: 0 P: 16 R: 0 H: 0 E: 0 K: 0 S: 8 H: 0 LOB: 0 BB: 0 P: 12	1B: 6 SF: 0 2B: 1 SAC: 0 3B: 0 DP: 1 HR: 1 HBP: 0
--	--

PITCHER Vern Bickford, R <small>ERA: 2.47</small> <small>(1, 1)</small>	IP: 8.0 WLS: L BF: 40 H: 8 R: 4 ER: 3 SO: 4 BB: 8 IBB: 0 HBP: 0 BLK: 0 WP: 0 HR: 1 S: 93 P: 166 ERA: 3.38 WHIP: 2.000	PITCHER IP: 1.0 WLS: L BF: 4 H: 1 R: 0 ER: 0 SO: 0 BB: 1 IBB: 0 HBP: 0 BLK: 0 WP: 0 HR: 0 S: 1 P: 1 ERA: 0.00 WHIP: 1.000
--	---	---

BOTTOM

Boston Braves @ Brooklyn Dodgers
 Ebbets Field, Brooklyn, NY
 Fri May 25 1951, 3:33 AM EDT
 Att. 32,309 - Unknown

AB 32 R 4 H 8 RBI 4 BB 8 SO 4 LOB 21	
---	--

WP: 0 PA: 40 PB: 0 SB: 1 CS: 0

Batter	1	2	3	4	5	6	7	8	9	AB R H RBI BB SO LOB	TOP											
Roy Hartsfield, R OBP: 0.355, SLG: 0.354 (1, 4)	F6		1B		1B 2B		K		5-3	6 1 2 0 0 1 2												
Willard Marshall, L OBP: 0.350, SLG: 0.364 (1, 9)	1B 2B BB	HR 1B	F2		FC5 1B		K		4-3	5 2 2 2 1 1 2												
Earl Torgeson, L OBP: 0.337, SLG: 0.317 (1, 3)	1B 2B BB	HR			FC5 BB		K			4 2 2 2 1 1 0												
Bob Elliott, R OBP: 0.452, SLG: 0.661 (1, 5)	2B 1B BB	3-1 BB			FC5 1B			FC9-4 1B		3 1 2 0 2 0 2												
Ebba St. Claire, S OBP: 0.309, SLG: 0.349 (1, 2)	1B 2B	3-1			G1-6-3 1B			K		5 1 1 2 0 1 5												
Sid Gordon, R OBP: 0.367, SLG: 0.437 (1, 7)	1B 2B HBP	F4			G1-6-3 1-2f			FC9-4 1-2f		4 1 0 0 0 0 2												
Luis Olmo, R OBP: 0.277, SLG: 0.295 (1, 8)	2B 1B F8	K			HR 1B			F8		4 2 2 1 1 1 2												
Buddy Kerr, R OBP: 0.353, SLG: 0.324 Sam Jethroe, S OBP: 0.316, SLG: 0.408 Sibby Sisti, R OBP: 0.500, SLG: 1.333 (1, 6)	2B		F9		HR			SH3 BB		0 0 0 0 0 0 0 1 0 1 2 0 0 0 3 1 1 2 1 0 1												
Johnny Sain, R OBP: 0.174, SLG: 0.136 George Estock, R (9, 1)	F8		5-3		2B 1B			SH3		4 1 1 1 0 0 2 0 0 0 0 0 0 0												
Inning Stats	R: 6 E: 0 K: 0 S: 17	H: 4 LOB: 1 BB: 2 P: 32	R: 2 E: 0 K: 1 S: 14	H: 2 LOB: 1 BB: 1 P: 22	R: 0 E: 0 K: 0 S: 7	H: 1 LOB: 1 BB: 0 P: 8	R: 0 E: 0 K: 0 S: 6	H: 1 LOB: 0 BB: 0 P: 7	R: 4 E: 0 K: 0 S: 22	H: 5 LOB: 2 BB: 1 P: 34	R: 0 E: 0 K: 3 S: 9	H: 0 LOB: 1 BB: 1 P: 14	R: 0 E: 0 K: 3 S: 9	H: 0 LOB: 0 BB: 0 P: 13	R: 0 E: 0 K: 1 S: 8	H: 1 LOB: 1 BB: 0 P: 11	R: 0 E: 0 K: 0 S: 3	H: 0 LOB: 1 BB: 1 P: 8	1B: 9 2B: 3 3B: 0 HR: 2	SF: 0 SAC: 1 DP: 1 HBP: 1	WP: 0 PB: 0 SB: 0 CS: 0	PA: 47
PITCHER	IP WLS BF H R ER SO BB IBB HBP BLK WP HR S P ERA WHIP											PITCHER	IP WLS BF H R ER SO BB IBB HBP BLK WP HR S P ERA WHIP									
Clyde King, R ERA: 4.38 (1, 1)	0.1 L 7 3 6 6 0 2 0 0 1 0 0 0 12 25 162.00 15.000											Ralph Branca, R ERA: 1.4 (7, 1)	2.0 7 1 0 0 4 0 0 0 0 0 0 2 4 ∞ ∞									
Chris Van Cuyk, L ERA: 5.4 (1, 1)	0.0 1 1 0 0 0 0 0 0 0 0 0 0 2 4 ∞ ∞											Dan Bankhead, R ERA: 13.5 (9, 1)	1.0 4 0 0 0 0 1 0 0 0 0 0 3 8 0.00 1.000									
Carl Erskine, R ERA: 5.4 (1, 1)	1.2 8 2 2 2 1 1 0 0 0 0 1 17 25 10.80 1.800																					
Joe Hatten, L ERA: 4.54 (3, 1)	2.1 14 7 4 4 0 1 0 0 0 0 1 29 40 15.43 3.429																					
Phil Haugstad, R ERA: 4.82 (5, 1)	1.2 6 0 0 0 0 1 0 0 0 0 0 0 13 23 0.00 0.600																					

Boston Braves @ Brooklyn Dodgers
Ebbets Field, Brooklyn, NY
 Sat May 26 1951, 3:33 AM EDT
 Att: 17,541 - Unknown

livebaseballscorecards.com

AB	39
R	12
H	14
RBI	12
BB	6
SO	5
LOB	18



Batter	1	2	3	4	5	6	7	8	9	AB	R	H	RBI	BB	SO	LOB
Cal Abrams, L (1, 7) OBP: 0.557, SLG: 0.662	3-3 BB 1B	2-1 BB 1B			4-2 1B 2B BB	3-3 BB 1B			4-2 BB L5	4	1	1	2	2	2	3
Pee Wee Reese, R (1, 6) OBP: 0.469, SLG: 0.444	2-2 F5	4-2 1-2 BB			0-2 F8		0-1 6-3		1-0 G4-6-3 1-2f	4	0	0	0	1	0	2
Duke Snider, L (1, 8) OBP: 0.356, SLG: 0.581	0-1 HR	0-0 F2			1-1 F6		1-0 1-3		2-1 HR	5	2	2	2	0	0	4
Jackie Robinson, R (1, 4) OBP: 0.500, SLG: 0.641	3-1 F7		0-0 B3		3-2 2B E 1B		0-0 2B		1-1 1B 1B	5	2	3	0	0	0	0
Gil Hodges, R (1, 3) OBP: 0.390, SLG: 0.657		1-1 L4	0-3 K		3-2 E7 1-H 2-H 2B		1-3 K		0-0 1B 1-2 HR 1B	5	1	2	1	0	2	1
Gene Hermanski, L (1, 9) OBP: 0.328, SLG: 0.400		3-2 1B 1B 1B	0-0 F9		1-0 L9			1-1 1B 1B	0-2 1-2 2-H HR 1B	5	2	3	1	0	0	1
Roy Campanella, R (1, 2) OBP: 0.408, SLG: 0.509		1-0 1B 1-2 1B 1B		0-1 6-3		0-1 1B		1-1 1B 1-2 1B G6-4-3	0-0 1-1 2-H HR	5	2	4	3	0	0	0
Billy Cox, R (1, 5) OBP: 0.350, SLG: 0.466		1-2 1B 1-2 2-3 1B		2-1 F7		0-1 F8		1-0 L7	0-1 1B 1B	5	0	2	0	0	0	3
Clyde King, S Chris Van Cuyk, L Carl Erskine, R Frank Edwards, L Joe Hatten, S Phil Haulton, R Don Thompson, L Carl Furillo, R Ralph Branca, R Dan Barnfield, S Bruce Edwards, R Eddie Miksa, R		1-0 F5		0-1 1-3		0-3 K		2-1 G6-4-3 1-2f	0-0 1-2 1B	0	0	0	0	0	0	0

Inning Stats	R: 1	H: 1	E: 0	K: 1	S: 12	LOB: 0	BB: 0	P: 20	R: 2	H: 4	E: 0	K: 0	S: 17	LOB: 3	BB: 1	P: 30	R: 0	H: 0	E: 0	K: 1	S: 5	LOB: 0	BB: 0	P: 5	R: 0	H: 0	E: 0	K: 0	S: 6	LOB: 0	BB: 0	P: 8	R: 2	H: 2	E: 1	K: 0	S: 16	LOB: 1	BB: 1	P: 28	R: 0	H: 1	E: 0	K: 2	S: 10	LOB: 1	BB: 0	P: 13	R: 0	H: 1	E: 0	K: 1	S: 7	LOB: 1	BB: 0	P: 9	R: 0	H: 2	E: 0	K: 0	S: 7	LOB: 1	BB: 0	P: 12	R: 5	H: 7	E: 0	K: 0	S: 19	LOB: 2	BB: 1	P: 27	1B: 13	SF: 0	3B: 0	DP: 2	HR: 3	HBP: 0	WP: 0	PA: 46
--------------	------	------	------	------	-------	--------	-------	-------	------	------	------	------	-------	--------	-------	-------	------	------	------	------	------	--------	-------	------	------	------	------	------	------	--------	-------	------	------	------	------	------	-------	--------	-------	-------	------	------	------	------	-------	--------	-------	-------	------	------	------	------	------	--------	-------	------	------	------	------	------	------	--------	-------	-------	------	------	------	------	-------	--------	-------	-------	--------	-------	-------	-------	-------	--------	-------	--------

PITCHER	IP	WLS	BF	H	R	ER	SO	BB	IBB	HBP	BLK	WP	HR	S	P	ERA	WHIP
Johnny Sain, R (1, 1) ERA: 4.44	8.2	W	43	16	10	9	5	3	0	0	0	0	3	94	147	9.35	2.192
George Estock, R (9, 1) ERA: 3.77	0.1	S	3	2	0	0	0	0	0	0	0	0	0	5	5	0.00	6.000

BOTTOM

Boston Braves @ Brooklyn Dodgers
 Ebbets Field, Brooklyn, NY
 Sat May 26 1951, 3:33 AM EDT
 Att. 17,541 - Unknown

livebaseballscorecards.com

AB	43
R	10
H	18
RBI	9
BB	3
SO	5
LOB	20



Batter	1	2	3	4	5	6	7	8	9	AB R H RBI BB SO LOB	TOP											
Cal Abrams, L (1, 7) OBP: 0.533, SLG: 0.627	3-3 K		0-0 F8		2-3 K		3-3 K			4 0 0 0 0 3 0	Brooklyn Dodgers @ Philadelphia Phillies Shibe Park, Philadelphia, PA Mon May 28 1951, 3:33 AM EDT Att: 20,387 - Unknown											
Pee Wee Reese, R (1, 6) OBP: 0.470, SLG: 0.453	2-2 BB 1B		1-1 2B		3-2 F7			2-2 F3		4 0 2 0 0 0 0												
Duke Snider, L (1, 8) OBP: 0.354, SLG: 0.570	4-1 1-2 BB		1-3 K		3-3 K			0-3 K		3 0 0 0 1 3 1												
Jackie Robinson, R (1, 4) OBP: 0.500, SLG: 0.644 Rocky Bridges, R (9, 4) OBP: 0.359, SLG: 0.353	2-0 F5		3-2 6-3		1-0 2B 2B			3-2 1B		4 1 2 0 0 0 3 0 0 0 0 0 0 0												
Gil Hodges, R (1, 3) OBP: 0.393, SLG: 0.673	2-1 2-3 1-2	0-1 2B 1B		2-0 HR		3-3 K		3-2 F8		4 2 2 1 0 1 2												
Carl Furillo, R (1, 9) OBP: 0.273, SLG: 0.404			3-2 1-H 2B		0-0 5-3		3-1 2-H 2B		0-1 HR	4 1 3 3 0 0 0												
Roy Campanella, R (1, 2) OBP: 0.403, SLG: 0.508			2-2 F6		3-2 L6-4 2B		3-1 F3		2-3 K	4 0 1 0 0 1 2												
Billy Cox, R (1, 5) OBP: 0.339, SLG: 0.449			3-3 K		0-0 L6-4			0-1 F6		4 0 0 0 0 1 2												
Ralph Branca, R (1, 1)			2-3 K		0-3 K			0-2 6-3		1-1 F4		4 0 0 0 0 2 1										
Inning Stats	R: 0 E: 0 K: 1 S: 11	H: 1 LOB: 2 BB: 1 P: 24	R: 1 E: 0 K: 2 S: 14	H: 2 LOB: 1 BB: 0 P: 24	R: 0 E: 0 K: 1 S: 10	H: 1 LOB: 1 BB: 0 P: 15	R: 1 E: 0 K: 0 S: 6	H: 2 LOB: 0 BB: 0 P: 11	R: 0 E: 0 K: 2 S: 9	H: 0 LOB: 0 BB: 0 P: 14	R: 1 E: 0 K: 2 S: 11	H: 2 LOB: 1 BB: 0 P: 24	R: 0 E: 0 K: 1 S: 9	H: 0 LOB: 0 BB: 0 P: 12	R: 0 E: 0 K: 1 S: 16	H: 1 LOB: 1 BB: 0 P: 24	R: 1 E: 0 K: 1 S: 10	H: 1 LOB: 0 BB: 0 P: 16	1B: 3 2B: 6 3B: 0 HR: 2	SF: 0 SAC: 0 DP: 1 HBP: 0	WP: 0 PB: 0 SB: 0 CS: 0	PA: 36
PITCHER Ken Heintzelman, L (1, 1) ERA: 3.88	IP 9.0 WLS L BF 37 H 10 R 4 ER 4 SO 11 BB 1 IBB 0 HBP 0 BLK 0 WP 0 HR 2 S 96 P 164 ERA 4.00 WHIP 1.222											PITCHER	IP WLS BF H R ER SO BB IBB HBP BLK WP HR S P ERA WHIP									

AB	35
R	4
H	10
RBI	4
BB	1
SO	11
LOB	11



Batter 1 2 3 4 5 6 7 8 9 AB R H RBI BB SO LOB **BOTTOM**

Eddie Waitkus, L OBP: 0.322, SLG: 0.315 (1, 3) <small>C F B F X</small>	1-2 ① 3-1		4-2 F8 1B 2B BB		3-1 1B		0-2 FC6 1B		3 1 2 0 1 0 0
Richie Ashburn, L OBP: 0.405, SLG: 0.409 (1, 8) <small>F S B X</small>	1-2 ② F9		2-1 2B 1B		1-0 1B		1-2 FC6 1-2f		4 1 2 0 0 0 1
Dick Sister, L OBP: 0.367, SLG: 0.476 (1, 7) <small>C B F X</small>	1-2 ③ 3-1		0-0 F8 2-3		0-0 F5		1-1 F9		4 0 0 0 0 0 5
Del Ennis, R OBP: 0.377, SLG: 0.457 (1, 9) <small>B X</small>		1-0 ① F8	0-0 1-H 3-H 2B		2-2 ② F6		0-1 ① L9		4 0 1 2 0 0 2
Willie Jones, R OBP: 0.301, SLG: 0.475 (1, 5) <small>C X</small>		0-1 E 1B 2B	3-2 ② 5-3		1-3 ③ K		1-0 ② F8		4 1 1 0 0 1 3
Granny Hamner, R OBP: 0.277, SLG: 0.404 (1, 6) <small>C X</small>		0-1 ② F8	0-0 ③ F7		1-2 ① 6-3		2-2 ③ 6-3		4 0 0 0 0 0 2
Andy Seminick, R OBP: 0.367, SLG: 0.432 (1, 2) <small>B X</small>		1-0 FC5 1B 2-3		0-1 ① 5-3		0-1 ② 5-3	2-2 ① F7		4 0 0 0 0 0 1
Mike Goliat, R OBP: 0.250, SLG: 0.309 (1, 4) <small>C B B X</small>		2-1 1-2 3-H 1B		1-3 ② K		3-3 ③ K	1-1 ② L4		4 0 1 1 0 2 0
Ken Heintzelman, R OBP: 0.067, SLG: 0.067 Bill Nicholson, L OBP: 0.280, SLG: 0.273 (9, PH) <small>C B S X</small>		2-2 ③ 5-3		0-0 ③ 4-3		1-1 ① 6-3	3-3 ③ K		3 0 0 0 0 0 2 1 0 0 0 0 1 0

Inning Stats	R: 0 H: 0 E: 0 LOB: 0 K: 0 BB: 0 S: 10 P: 13	R: 1 H: 2 E: 1 LOB: 2 K: 0 BB: 0 S: 11 P: 17	R: 2 H: 2 E: 0 LOB: 1 K: 0 BB: 1 S: 11 P: 20	R: 0 H: 0 E: 0 LOB: 0 K: 1 BB: 0 S: 6 P: 7	R: 0 H: 2 E: 0 LOB: 2 K: 1 BB: 0 S: 10 P: 14	R: 0 H: 1 E: 0 LOB: 1 K: 0 BB: 0 S: 12 P: 15	R: 0 H: 0 E: 0 LOB: 0 K: 0 BB: 0 S: 7 P: 10	R: 0 H: 0 E: 0 LOB: 0 K: 1 BB: 0 S: 9 P: 15	1B: 5 SF: 0 2B: 2 SAC: 0 3B: 0 DP: 0 HR: 0 HBP: 0	WP: 0 PA: 36 PB: 0 SB: 0 CS: 0
---------------------	---	---	---	---	---	---	--	--	--	---

PITCHER Ralph Branca, R ERA: 1.91 (1, 1)	IP 9.0 WLS W BF 36 H 7 R 3 ER 3 SO 4 BB 1 IBB 0 HBP 0 BLK 0 WP 0 HR 0 S 86 P 128 ERA 3.00 WHIP 0.889	PITCHER	IP WLS BF H R ER SO BB IBB HBP BLK WP HR S P ERA WHIP
---	--	----------------	---

Brooklyn Dodgers @ Philadelphia Phillies
Shibe Park, Philadelphia, PA
Mon May 28 1951, 3:33 AM EDT
Att. 20,387 - Unknown

livebaseballscorecards.com

AB	35
R	3
H	7
RBI	3
BB	1
SO	4
LOB	16



Batter	1	2	3	4	5	6	7	8	9	AB R H RBI BB SO LOB	TOP											
Cal Abrams, L (1, 7) OBP: 0.505, SLG: 0.588	0-1 1-3	3-3 K		2-2 F7		3-2 F7			0-3 K	5 0 0 1 0 2 3	Brooklyn Dodgers @ Philadelphia Phillies Shibe Park, Philadelphia, PA Wed May 30 1951, 3:33 AM EDT Unknown											
Pee Wee Reese, R (1, 6) OBP: 0.467, SLG: 0.458	1-1 1B	3-2 2B 2-H 1B			0-0 F8	2-2 1-3			2-0 6-3	5 1 2 0 0 0 2												
Duke Snider, L (1, 8) OBP: 0.355, SLG: 0.577	1-1 1B		1-0 E5 3B		0-1 L7		3-2 F3		2-0 3B	5 2 2 1 0 0 0												
Jackie Robinson, R (1, 4) OBP: 0.497, SLG: 0.635 Rocky Bridges, R (6, 4) OBP: 0.341, SLG: 0.333	4-2 1B		3-2 F5		1-1 F7		2-2 L8		1-2 6-3	2 0 0 0 1 0 1 2 0 0 0 0 0 1												
Gil Hodges, R (1, 3) OBP: 0.401, SLG: 0.671	1-0 1B		0-1 F9			4-2 1B SH	4-1 FC6-4 BB			2 1 1 1 2 0 1												
Carl Furillo, R (1, 9) OBP: 0.279, SLG: 0.419	0-0 F9		0-0 3B		2-2 1B SH F7	1-1 FC6-4				4 1 2 1 0 0 3												
Roy Campanella, R (1, 2) OBP: 0.391, SLG: 0.492	3-1 F8		1-3 K		0-1 F3		1-0 F8			4 0 0 0 0 1 5												
Billy Cox, R (1, 5) OBP: 0.331, SLG: 0.436		1-2 6-3		0-0 F7		0-0 SH 1B	0-0 F2			3 0 0 1 0 0 0												
Don Newcombe, L (1, 1) OBP: 0.308, SLG: 0.292		0-1 1B		2-2 5-3		0-2 1B	1-0 4-3			4 0 2 0 0 0 0												
Inning Stats	R: 2 E: 0 K: 0 S: 12	H: 3 LOB: 2 BB: 1 P: 22	R: 0 E: 0 K: 1 S: 14	H: 2 LOB: 2 BB: 0 P: 21	R: 1 E: 1 K: 1 S: 13	H: 1 LOB: 1 BB: 0 P: 18	R: 0 E: 0 K: 0 S: 10	H: 0 LOB: 0 BB: 0 P: 14	R: 0 E: 0 K: 0 S: 5	H: 0 LOB: 0 BB: 0 P: 6	R: 2 E: 1 K: 0 S: 20	H: 2 LOB: 2 BB: 1 P: 31	R: 0 E: 0 K: 0 S: 10	H: 0 LOB: 1 BB: 1 P: 20	R: 0 E: 0 K: 0 S: 3	H: 0 LOB: 0 BB: 0 P: 5	R: 0 E: 0 K: 1 S: 8	H: 1 LOB: 1 BB: 0 P: 13	1B: 5 2B: 2 3B: 2 HR: 0	SF: 0 SAC: 1 DP: 0 HBP: 0	WP: 0 PB: 0 SB: 1 CS: 0	PA: 40
PITCHER	IP WLS BF H R ER SO BB IBB HBP BLK WP HR S P ERA WHIP																					
Robin Roberts, R (1, 1) ERA: 3.91	6.0 L 29 8 5 5 2 2 0 0 0 0 0 0 74 112 7.50 1.667																					
Jocko Thompson, L (7, 1) ERA: 3.41	1.0 4 0 0 0 0 1 0 0 0 0 0 0 10 20 0.00 1.000																					
Jim Konstanty, R (8, 1) ERA: 3.68	2.0 7 1 0 0 0 1 0 0 0 0 0 0 11 18 0.00 0.500																					

AB	36
R	5
H	9
RBI	5
BB	3
SO	3
LOB	16



Batter	1	2	3	4	5	6	7	8	9	AB	R	H	RBI	BB	SO	LOB
Eddie Waitkus, L (1, 3) OBP: 0.320, SLG: 0.313	0-1 F6		1-1 F5			0-0 F7 1B		0-1 F2		4	0	1	0	0	0	0
Richie Ashburn, L (1, 8) OBP: 0.395, SLG: 0.399	1-2 4-3			0-1 B5-3		1-1 F7		1-2 4-3		4	0	0	0	0	0	1
Dick Sisler, L (1, 7) OBP: 0.358, SLG: 0.464	0-0 F6			0-1 F7			1-2 F4	2-1 F8		4	0	0	0	0	0	0
Del Ennis, R (1, 9) OBP: 0.380, SLG: 0.479		0-2 5-3		1-1 6-3			2-2 HR		1-1 FC6-4 1B	4	1	2	1	0	0	0
Willie Jones, R (1, 5) OBP: 0.292, SLG: 0.460		3-2 5-3			0-0 L7		1-2 6-3		2-2 F4	4	0	0	0	0	0	1
Granny Hamner, R (1, 6) OBP: 0.282, SLG: 0.409		4-1 BB			0-2 4-3		0-0 1B 2B		1-2 FC6-4 1-2f	3	1	1	0	1	0	1
Andy Seminick, R (1, 2) OBP: 0.362, SLG: 0.416		3-3 K			2-3 K		4-2 1B BB		2-3 K	3	1	0	0	1	3	2
Mike Goliat, R (1, 4) OBP: 0.252, SLG: 0.309			3-3 K			2-1 1-3		3-2 E7 1B		3	0	1	1	0	1	0
Robin Roberts, S (1, 1) OBP: 0.478, SLG: 0.444			1-1 5-3			1-0 F6		0-0 F2		1	0	0	0	0	0	0
Dick Whitman, L (6, PH) OBP: 0.125, SLG: 0.125										1	0	0	0	0	0	0
Jocko Thompson, L (7, 1) OBP: 0.100, SLG: 0.200										0	0	0	0	0	0	0
Bill Nicholson, L (7, PH) OBP: 0.269, SLG: 0.261										1	0	0	0	0	0	1
Jim Konstanty, R (8, 1) OBP: 0.333, SLG: 0.667										0	0	0	0	0	0	0


Inning Stats	R: 0	H: 0	E: 0	K: 0	S: 6	R: 0	H: 0	E: 0	K: 1	S: 13	R: 0	H: 0	E: 0	K: 0	S: 8	R: 0	H: 0	E: 0	K: 0	S: 6	R: 0	H: 0	E: 0	K: 1	S: 7	R: 0	H: 1	E: 0	K: 0	S: 6	R: 3	H: 3	E: 1	K: 0	S: 18	R: 0	H: 0	E: 0	K: 0	S: 7	R: 0	H: 1	E: 0	K: 1	S: 12	1B: 3	SF: 0	2B: 1	SAC: 0	3B: 0	DP: 0	HR: 1	HBP: 0	WP: 0	PA: 34
	0	0	0	0	6	0	0	0	1	13	0	0	0	0	8	0	0	0	0	0	6	0	0	0	0	7	0	1	0	0	6	3	3	1	0	18	0	0	0	0	10	0	0	0	0	18	3	0	1	0	0	0	0	0	34

PITCHER	IP	WLS	BF	H	R	ER	SO	BB	IBB	HBP	BLK	WP	HR	S	P	ERA	WHIP
Don Newcombe, R (1, 1) ERA: 3.9	9.0	W	34	5	3	2	4	2	0	0	0	0	1	83	126	2.00	0.778

BOTTOM

Brooklyn Dodgers @ Philadelphia Phillies
 Shibe Park, Philadelphia, PA
 Wed May 30 1951, 3:33 AM EDT
 Unknown

AB	32
R	3
H	5
RBI	2
BB	2
SO	4
LOB	6



Batter	1	2	3	4	5	6	7	8	9	AB R H RBI BB SO LOB	TOP											
Cal Abrams, L (1, 7) OBP: 0.480, SLG: 0.553	0-1 6-3	2-2 F8		1-2 G4-6-3		0-0 G1-6-3		0-1 E6		5 0 0 1 0 0 6												
Pee Wee Reese, R (1, 6) OBP: 0.471, SLG: 0.459	1-0 1B	1-2 FC6-4		4-1 BB			0-0 1B	1-1 L7		4 1 2 1 1 0 4												
Duke Snider, L (1, 8) OBP: 0.355, SLG: 0.572	0-1 1B		1-1 4-3	0-3 K			1-2 FC6-4	0-0 1B		3 0 1 0 0 1 1												
Don Thompson, L (4, 8) OBP: 0.333, SLG: 0.200	1-2 1B						1-3 1B	1-3 1B		2 0 2 1 0 0 0												
Jackie Robinson, R (1, 4) OBP: 0.494, SLG: 0.624	2-0 F8		0-1 1B		4-0 BB		1-1 F8	1-3 K		4 1 1 1 1 1 5												
Gil Hodges, R (1, 3) OBP: 0.395, SLG: 0.656	3-3 K		1-3 K	1-2 K	1-1 F7		0-1 FC6-4		0-1 G6-3	5 0 1 0 0 2 5												
Carl Furillo, R (1, 9) OBP: 0.282, SLG: 0.418		1-0 SH	3-1 1B	1-2 1B	0-0 5-3		2-3 K		2-2 G6-3	5 1 2 1 0 1 3												
Roy Campanella, R (1, 2) OBP: 0.406, SLG: 0.508		4-2 SH	1-1 1B	1-2 1B	0-0 L8			1-0 E	2-1 1B	4 1 3 0 1 0 1												
Billy Cox, R (1, 5) OBP: 0.323, SLG: 0.425		0-3 K	0-3 K			0-0 F8		4-0 E	1-3 K	3 0 0 0 0 2 4												
Gene Hermanski, L (8, PH) OBP: 0.339, SLG: 0.400								1B		0 0 0 0 1 0 0												
Eddie Miksis, R (8, PR) OBP: 0.400, SLG: 0.375								BB		1 1 0 0 0 1 1												
Preacher Roe, R (1, 1) OBP: 0.167, SLG: 0.138		0-0 SH		4-2 G4-6-3		4-2 G1-6-3		3-2 F6		0 0 0 0 1 0 0												
Tommy Brown, R (8, PH) OBP: 0.222, SLG: 0.240										0 0 0 0 1 0 0												
Dan Bankhead, R (8, PR) OBP: 0.143, SLG: 0.143										0 0 0 0 0 0 0												
Carl Erskine, R (8, PH) OBP: 0.357, SLG: 0.100										0 0 0 0 0 0 0												
Hank Edwards, L (8, PH) OBP: 0.357, SLG: 0.100										1 0 0 0 0 0 2												
Clyde King, S (8, 1) OBP: 0.143, SLG: 0.077										0 0 0 0 0 0 0												
Inning Stats	R: 0 E: 0 K: 1 S: 11	H: 2 LOB: 2 BB: 0 P: 17	R: 1 E: 0 K: 1 S: 18	H: 1 LOB: 2 BB: 1 P: 26	R: 1 E: 0 K: 2 S: 14	H: 3 LOB: 2 BB: 0 P: 20	R: 0 E: 0 K: 1 S: 9	H: 0 LOB: 1 BB: 2 P: 18	R: 0 E: 0 K: 0 S: 4	H: 0 LOB: 1 BB: 1 P: 9	R: 0 E: 0 K: 0 S: 4	H: 0 LOB: 1 BB: 1 P: 8	R: 1 E: 0 K: 1 S: 12	H: 2 LOB: 1 BB: 0 P: 16	R: 2 E: 1 K: 1 S: 15	H: 2 LOB: 2 BB: 1 P: 25	R: 0 E: 0 K: 1 S: 10	H: 2 LOB: 1 BB: 0 P: 15	1B: 11 2B: 1 3B: 0 HR: 0	SF: 0 SAC: 1 DP: 3 HBP: 0	WP: 0 PB: 0 SB: 2 CS: 0	PA: 44
PITCHER Bubba Church, R (1, 1) ERA: 4.34	IP 9.0 WLS W BF 44 H 12 R 5 ER 3 SO 8 BB 6 IBB 0 HBP 0 BLK 0 WP 0 HR 0 S 97 P 154 ERA 3.00 WHIP 2.000											PITCHER	IP WLS BF H R ER SO BB IBB HBP BLK WP HR S P ERA WHIP									

Brooklyn Dodgers @ Philadelphia Phillies
 Shibe Park, Philadelphia, PA
 Wed May 30 1951, 3:38 AM EDT
 Att. 34,697 - Unknown

AB	37
R	5
H	12
RBI	5
BB	6
SO	8
LOB	32



Batter	1	2	3	4	5	6	7	8	9	AB R H RBI BB SO LOB
Eddie Waitkus, L OBP: 0.317, SLG: 0.310 (1, 3)	0-0 4-1		0-0 B3		1-1 E9 1B FC4-6	1-2 F9		1-2 F4		5 1 1 0 0 0 3
Richie Ashburn, L OBP: 0.390, SLG: 0.393 (1, 8)	1-2 1-3		1-3 K		2-2 F2	1-0 CS	1-1 SH1-4 1B	0-3 K		5 1 1 0 0 2 3
Willie Jones, R OBP: 0.312, SLG: 0.480 (1, 5)	1-0 2B		3-2 1B		4-2 FC4-6 1B BB		0-0 SH1-4	3-2 BB 1B		3 2 3 1 1 0 0
Del Ennis, R OBP: 0.386, SLG: 0.479 (1, 9)	1-0 L8		0-0 1B		3-1 FC4-6 1B		1-0 L8	4-1 3B BB		4 1 2 0 1 0 2
Dick Sisler, L OBP: 0.359, SLG: 0.471 (1, 7)		0-0 E1 HR	1-0 1-3		2-2 FC4-6 1B		4-0 1B IBB	0-2 3B		4 1 1 4 1 0 4
Granny Hamner, R OBP: 0.292, SLG: 0.433 (1, 6)		0-0 HR		2-1 4-3	0-0 1B		1-1 FC6-4 1B	1-0 5-3		5 1 3 4 0 0 2
Andy Seminick, R OBP: 0.347, SLG: 0.395 (1, 2)		1-0 6-3		0-1 6-3	2-2 6-3		1-1 FC6-4			4 0 0 0 0 0 4
Mike Goliat, R OBP: 0.271, SLG: 0.327 (1, 4) Putsy Caballero, R (8, PR) Eddie Pellagrini, R OBP: 0.341, SLG: 0.333 (9, 4)		0-0 F3		3-2 1B		0-0 CS 1B		2-2 E 1B		4 0 3 0 0 0 0 0 1 0 0 0 0 0 0 0 0 0 0 0 0
Bubba Church, R OBP: 0.167, SLG: 0.167 (1, 1)		1-0 F3		1-1 4-3		0-3 K		0-1 FC2 BB 1B 3B		4 1 0 0 0 1 3

Inning Stats	R: 0	H: 1	E: 0	LOB: 1	K: 0	BB: 0	S: 7	R: 2	H: 1	E: 1	LOB: 0	K: 0	BB: 0	S: 5	R: 0	H: 2	E: 0	LOB: 2	K: 1	BB: 0	S: 10	R: 0	H: 1	E: 0	LOB: 1	K: 0	BB: 0	S: 9	R: 2	H: 3	E: 1	LOB: 2	K: 0	BB: 1	S: 17	R: 0	H: 1	E: 0	LOB: 0	K: 1	BB: 0	S: 7	R: 1	H: 2	E: 0	LOB: 2	K: 0	BB: 1	S: 8	R: 4	H: 3	E: 1	LOB: 2	K: 1	BB: 1	S: 19	P: 30	1B: 11	SF: 0	2B: 1	SAC: 1	3B: 1	DP: 0	HR: 1	HBP: 0	WP: 0	PA: 43
--------------	------	------	------	--------	------	-------	------	------	------	------	--------	------	-------	------	------	------	------	--------	------	-------	-------	------	------	------	--------	------	-------	------	------	------	------	--------	------	-------	-------	------	------	------	--------	------	-------	------	------	------	------	--------	------	-------	------	------	------	------	--------	------	-------	-------	-------	--------	-------	-------	--------	-------	-------	-------	--------	-------	--------

PITCHER	IP	WLS	BF	H	R	ER	SO	BB	IBB	HBP	BLK	WP	HR	S	P	ERA	WHIP
Preacher Roe, L ERA: 3.08 (1, 1)	5.0		25	8	4	3	1	1	0	0	0	0	1	48	78	5.40	1.800
Carl Erskine, R ERA: 5.36 (6, 1)	2.0		9	3	1	1	1	0	1	0	0	0	0	15	25	4.50	1.500
Clyde King, R ERA: 4.26 (8, 1)	1.0	L	8	3	4	0	1	1	0	0	0	0	0	19	30	0.00	4.000


BOTTOM

Brooklyn Dodgers @ Philadelphia Phillies
Shibe Park, Philadelphia, PA

Wed May 30 1951, 3:38 AM EDT
Att. 34,697 - Unknown

livebaseballscorecards.com

AB	38
R	9
H	14
RBI	9
BB	3
SO	3
LOB	21

Batter	1	2	3	4	5	6	7	8	9	AB R H RBI BB SO LOB	TOP												
Richie Ashburn, L (1, 8) OBP: 0.390, SLG: 0.399	2-1 F6		2-2 HR 2B	1-2 4-3			2-3 K		1-0 G6-4-3 1B	5 1 2 1 0 1 1													
Granny Hamner, R (1, 6) OBP: 0.289, SLG: 0.432	0-0 1B 2B		1-2 F4	0-0 B2-3			2-2 F7		2-1 G6-4-3 1-2f	5 0 1 0 0 0 4													
Willie Jones, R (1, 5) OBP: 0.317, SLG: 0.500	4-0 1B BB		0-0 HR 2-H			1-2 1-3	3-2 F8			3 1 1 2 1 0 0													
Del Ennis, R (1, 9) OBP: 0.389, SLG: 0.477	1-2 1-3 2-H 1B		4-2 1B BB			3-3 K		0-1 5-3		3 0 1 0 1 1 0													
Dick Sister, L (1, 7) OBP: 0.363, SLG: 0.468	1-1 F8		1-2 BB 1-3 1B			4-1 BB		1-2 F5		3 0 1 0 1 0 2													
Jimmy Bloodworth, R (1, 3)		0-1 6-3	4-2 BB 1-2			0-0 5-3		1-2 F7		3 0 0 0 1 0 1													
Andy Seminick, R (1, 2) OBP: 0.343, SLG: 0.388 Putsy Caballero, R (9, PR)		0-0 F7	1-3 K			2-1 F7		0-1 1B 1B		4 0 1 0 0 1 3 0 1 0 0 0 0 0	AB 33 R 3 H 9 RBI 3 BB 4 SO 4 LOB 13												
Mike Goliat, R (1, 4) OBP: 0.279, SLG: 0.333 Ken Johnson, L (9, PR)		0-0 F8		2-0 4-3 SH5-4 1B		3-1 F8		1-2 1B 1B		4 0 2 0 0 0 0 0 0 0 0 0 0 0													
Russ Meyer, S (1, 1) OBP: 0.190, SLG: 0.105 Jim Konstanty, R (8, 1) OBP: 0.333, SLG: 0.667 Bill Nicholson, L (9, PH) OBP: 0.259, SLG: 0.250			0-2 4-3	0-0 SH5-4		0-3 K		1-0 P4		2 0 0 0 0 1 0 0 0 0 0 0 0 0 1 0 0 0 0 0 2													
Inning Stats	R: 0 E: 0 K: 0 S: 8	H: 2 LOB: 2 BB: 1 P: 16	R: 0 E: 0 K: 0 S: 4	H: 0 LOB: 0 BB: 0 P: 4	R: 2 E: 0 K: 1 S: 23	H: 3 LOB: 3 BB: 2 P: 36	R: 0 E: 0 K: 0 S: 6	H: 1 LOB: 1 BB: 0 P: 9	R: 0 E: 0 K: 1 S: 8	H: 0 LOB: 1 BB: 1 P: 16	R: 0 E: 0 K: 1 S: 7	H: 0 LOB: 0 BB: 0 P: 12	R: 0 E: 0 K: 1 S: 11	H: 0 LOB: 0 BB: 0 P: 18	R: 0 E: 0 K: 0 S: 8	H: 0 LOB: 0 BB: 0 P: 10	R: 1 E: 0 K: 0 S: 9	H: 3 LOB: 2 BB: 0 P: 14	1B: 6 2B: 2 3B: 0 HR: 1	SF: 0 SAC: 1 DP: 1 HBP: 0	WP: 0 PB: 0 SB: 0 CS: 0	PA: 38	
PITCHER Chris Van Cuyk, L (1, 1) ERA: 5.52 Carl Erskine, R (3, 1) ERA: 4.91	IP 2.2 6.1	WLS 15 23	H 5 4	R 2 1	ER 2 1	SO 0 4	BB 3 1	IBB 0 0	HBP 0 0	BLK 0 0	WP 0 0	HR 1 0	S 31 53	P 51 84	ERA 6.75 1.42	WHIP 3.000 0.789						ERA 6.75 1.42	WHIP 3.000 0.789

Philadelphia Phillies @ Brooklyn Dodgers
Ebbets Field, Brooklyn, NY
 Thu May 31 1951, 3:33 AM EDT
 Att. 18,662 - Unknown

livebaseballscorecards.com


Batter	1	2	3	4	5	6	7	8	9	AB	R	H	RBI	BB	SO	LOB
Cal Abrams, L OBP: 0.477, SLG: 0.539 (1, 7)	0-2 BB S 1B	2-2 F7		4-1 FC1 BB BB	2-2 L7		2-3 K			4	0	1	0	1	1	7
Pee Wee Reese, R OBP: 0.469, SLG: 0.450 (1, 6)	3-2 6-3 1-2	3-2 L7		4-0 FC1 BB 1-2 2-3 3-H		4-0 S 5-4-3 BB	1-2 7-2 2-3f 3-H			3	0	0	2	2	0	4
Duke Snider, L OBP: 0.350, SLG: 0.558 (1, 8)	4-0 BB BB		3-3 K	1-2 FC1 1-2 2-3 3-H		0-0 F4		1-0 F2		4	0	0	0	1	1	4
Jackie Robinson, R OBP: 0.497, SLG: 0.621 (1, 4)	4-1 1-2 2-3 BB		0-0 S 1B	1-0 1-3		2-1 5-4-3 1-2		3-1 WP S E 1B		4	1	2	0	1	0	4
Gil Hodges, R OBP: 0.396, SLG: 0.643 (1, 3)	2-0 F6		2-1 F3		2-3 K	4-2 S BB		3-0 K WP 1-2 HBP		3	0	0	0	1	1	4
Carl Furillo, R OBP: 0.274, SLG: 0.406 (1, 9)	1-1 4-3		3-3 K		0-1 6-3	2-3 K		1-3 K 1-3 2-H		5	0	0	0	0	3	7
Roy Campanella, R OBP: 0.419, SLG: 0.538 (1, 2)		2-1 HR		0-1 FC6-4 1B	2-1 1B 1B 1B		4-1 1B BB 7-2 BB	0-1 F2		4	2	3	1	1	0	1
Billy Cox, R OBP: 0.328, SLG: 0.422 (1, 5)		1-3 K		1-0 FC6-4 2B BB 1-2f	0-0 1B 1-2 1B		4-1 7-2 1B 1-2 BB			3	1	1	0	1	1	1
Chris Van Cuyk, L OBP: 0.333, SLG: 0.250 Carl Erskine, R OBP: 0.294, SLG: 0.353 (1, 1) (3, 1)		0-0 1B		0-1 BB 1-3 FC1 2B	0-1 1B 1-2 1B		1-0 1B 1-2 2-3			1	0	1	0	0	0	0
										3	0	3	0	0	0	0

Inning Stats	R: 0	H: 1	E: 0	K: 0	S: 10	LOB: 3	BB: 2	P: 24	R: 1	H: 2	E: 0	K: 1	S: 16	LOB: 1	BB: 0	P: 24	R: 0	H: 1	E: 0	K: 2	S: 10	LOB: 1	BB: 0	P: 18	R: 1	H: 2	E: 0	K: 0	S: 10	LOB: 3	BB: 2	P: 21	R: 0	H: 3	E: 0	K: 1	S: 16	LOB: 3	BB: 0	P: 22	R: 0	H: 0	E: 0	K: 1	S: 10	LOB: 2	BB: 2	P: 22	R: 1	H: 1	E: 0	K: 1	S: 9	LOB: 1	BB: 2	P: 21	R: 1	H: 1	E: 0	K: 1	S: 8	LOB: 1	BB: 0	P: 16
1B: 9	SF: 0	2B: 2	SAC: 0	3B: 0	DP: 1	HR: 1	HBP: 1	WP: 1	PA: 43	1B: 9	SF: 0	2B: 2	SAC: 0	3B: 0	DP: 1	HR: 1	HBP: 1	WP: 1	PA: 43	1B: 9	SF: 0	2B: 2	SAC: 0	3B: 0	DP: 1	HR: 1	HBP: 1	WP: 1	PA: 43	1B: 9	SF: 0	2B: 2	SAC: 0	3B: 0	DP: 1	HR: 1	HBP: 1	WP: 1	PA: 43	1B: 9	SF: 0	2B: 2	SAC: 0	3B: 0	DP: 1	HR: 1	HBP: 1	WP: 1	PA: 43															

BOTTOM

Philadelphia Phillies @ Brooklyn Dodgers
Ebbets Field, Brooklyn, NY
 Thu May 31 1951, 3:33 AM EDT
 Att. 18,662 - Unknown

AB	34
R	4
H	11
RBI	3
BB	8
SO	7
LOB	32



livebaseballscores.com

Batter	1	2	3	4	5	6	7	8	9	AB R H RBI BB SO LOB	TOP																									
Bobby Adams, R OBP: 0.311, SLG: 0.410 (1, 5) X	0-0 CS 1B		2-3 K			2-1 F6	1-0 F8		1-0 3-1 BB 1B	5 1 2 0 0 1 2																										
Connie Ryan, R OBP: 0.433, SLG: 0.529 (1, 4) B B B B X	3-2 F8 1-2		3-2 1-3			4-1 1B BB		3-2 3-1	4-1 3-1 BB 1B	3 1 0 0 2 0 1																										
Johnny Wyrostek, L OBP: 0.379, SLG: 0.417 (1, 9) B X	1-0 F3			3-2 1-3		1-0 1-2 1B		1-1 3B 2B	1-2 3-1 1-2 2-3 3-H	5 1 2 1 0 0 2																										
Joe Adcock, R OBP: 0.295, SLG: 0.482 (1, 7) B X		1-0 HR		1-0 6-3		2-3 K		0-0 6-3	0-1 2-H 3-H 1B	5 1 2 3 0 1 3																										
Ted Kluszewski, L OBP: 0.279, SLG: 0.389 (1, 3) B X		0-0 1-3		1-0 5-3		0-0 L9		4-1 3B BB	2-2 4-3	4 1 0 0 1 0 3																										
Barney McCosky, L OBP: 0.380, SLG: 0.565 (1, 8) B X		1-0 F9			1-0 F9		2-1 1B	1-0 3B		4 0 2 2 0 0 0 0 0 0 0 0 0 0																										
Bob Usher, R OBP: 0.236, SLG: 0.319 (8, 8) B X																																				
Virgil Stallcup, R OBP: 0.333, SLG: 0.467 (1, 6) B X		1-1 FC6-4 1B		3-2 L8		0-0 6-3		0-0 F9		4 0 1 0 0 0 1																										
Bob Scheffing, R OBP: 0.347, SLG: 0.353 (1, 2) S X		0-1 FC6-4 1-2f		0-1 FC6 1B		4-2 1B BB			0-0 6-3	3 0 1 0 1 0 1																										
Howie Fox, R OBP: 0.077, SLG: 0.115 (1, 1) C X			0-1 5-3		1-1 FC6		1-1 1B		1-0 BB 1B 3-1 1B	3 0 1 0 0 0 1 0 0 0 0 0 0 0 1 0 1 0 0 0 0 0 1 0 0 0 0 0 0 0 0 0 0 0 0																										
Frank Smith, R (8, 1)																																				
Grady Hatton, L OBP: 0.350, SLG: 0.357 (9, PH)																																				
Roy McMillan, R OBP: 0.279, SLG: 0.232 (9, PR)																																				
Herm Wehmeier, R OBP: 0.231, SLG: 0.231 (9, 1)																																				
Inning Stats	R: 0 E: 0 K: 0 S: 5	H: 1 LOB: 0 BB: 0 P: 9	R: 1 E: 0 K: 0 S: 7	H: 2 LOB: 1 BB: 0 P: 10	R: 0 E: 0 K: 1 S: 11	H: 0 LOB: 0 BB: 0 P: 16	R: 0 E: 0 K: 0 S: 5	H: 0 LOB: 0 BB: 0 P: 10	R: 0 E: 0 K: 0 S: 10	H: 1 LOB: 1 BB: 0 P: 15	R: 0 E: 0 K: 1 S: 9	H: 1 LOB: 2 BB: 1 P: 18	R: 0 E: 0 K: 0 S: 8	H: 2 LOB: 2 BB: 1 P: 16	R: 2 E: 0 K: 0 S: 9	H: 2 LOB: 1 BB: 1 P: 18	R: 3 E: 0 K: 0 S: 12	H: 3 LOB: 1 BB: 1 P: 21	1B: 9 2B: 1 3B: 1 HR: 1	SF: 0 SAC: 0 DP: 0 HBP: 0	WP: 0 PB: 0 SB: 0 CS: 1	PA: 41														
PITCHER	IP WLS BF H R ER SO BB IBB HBP BLK WP HR S P ERA WHIP																																			
Clyde King, R ERA: 4.11 (1, 1)	8.0		34	9	3	3	2	3	0	0	0	0	1	64	112	3.38	1.500																			
Phil Haugstad, R ERA: 6.52 (9, 1)	0.1		3	2	2	2	0	0	0	0	0	0	0	3	5	54.00	6.000																			
Don Newcombe, R ERA: 4.0 (9, 1)	0.2	L	4	1	1	1	0	1	0	0	0	0	0	9	16	13.50	3.000																			

Cincinnati Reds @ Brooklyn Dodgers
Ebbets Field, Brooklyn, NY

Fri Jun 01 1951, 3:33 AM EDT
Att. 19,177 - Unknown

livebaseballscorecards.com

AB	37
R	6
H	12
RBI	6
BB	4
SO	2
LOB	14



Batter	1	2	3	4	5	6	7	8	9	AB	R	H	RBI	BB	SO	LOB
Cal Abrams, L (1, 7) OBP: 0.468, SLG: 0.522	0-1 1-3		3-2 6-3		0-0 6-3			4-1 HR BB		3	1	0	0	1	0	0
Pee Wee Reese, R (1, 6) OBP: 0.470, SLG: 0.467	1-0 F3		4-1 G4-6-3 BB			3-2 6-3		1-2 HR		3	1	1	3	1	0	0
Duke Snider, L (1, 8) OBP: 0.348, SLG: 0.551	1-0 3B 1B		0-0 G4-6-3 1-2f			0-0 5-3		0-1 F7		4	1	1	0	0	0	2
Jackie Robinson, R (1, 4) OBP: 0.503, SLG: 0.644	1-0 1-H 3B			2-1 6-3		1-0 CS 1B		3-1 2B		4	0	3	1	0	0	0
Gil Hodges, R (1, 3) OBP: 0.403, SLG: 0.660	4-2 BB			0-0 HR		1-2 CS 1-2	4-1 G6-3 BB	1-1 F5		2	1	1	1	2	0	2
Roy Campanella, R (1, 2) OBP: 0.414, SLG: 0.529	2-1 1-3			0-0 F6			0-3 K		2-2 FC1-6 1B	4	0	1	0	0	1	3
Carl Furillo, R (1, 9) OBP: 0.268, SLG: 0.397		0-0 1-3		1-0 3-1			1-0 G6-3 1-2f		3-1 FC1-6 CS	4	0	0	0	0	0	2
Billy Cox, R (1, 5) OBP: 0.323, SLG: 0.415		0-1 F7			0-0 L7			0-1 HR BB 1B	3-3 K	2	0	0	0	0	0	0
Hank Edwards, L (8, PH) OBP: 0.400, SLG: 0.182										1	0	1	0	0	0	0
Don Thompson, L (8, PR) OBP: 0.333, SLG: 0.200										0	1	0	0	0	0	0
Rocky Bridges, R (9, 5) OBP: 0.341, SLG: 0.333										0	0	0	0	0	0	0
Gene Hermanski, L (9, PH) OBP: 0.333, SLG: 0.393										1	0	0	0	0	1	1
Clyde King, S (1, 1) OBP: 0.125, SLG: 0.067		0-0 1-3			2-2 4-3			0-0 B2		2	0	0	0	0	0	0
Eddie Miksis, R (8, PH) OBP: 0.364, SLG: 0.333										1	0	0	0	0	0	1
Phil Haugstad, R (9, 1)										0	0	0	0	0	0	0
Don Newcombe, L (9, 1) OBP: 0.308, SLG: 0.292										0	0	0	0	0	0	0

Inning Stats	R: 1	H: 2	E: 0	K: 0	S: 9	H: 2	LOB: 2	BB: 1	P: 18	R: 0	H: 0	E: 0	K: 0	S: 4	R: 0	H: 0	E: 0	K: 0	S: 5	R: 1	H: 1	E: 0	K: 0	S: 5	R: 0	H: 0	E: 0	K: 0	S: 5	R: 0	H: 1	E: 0	K: 1	S: 7	R: 0	H: 0	E: 0	K: 1	S: 7	R: 3	H: 3	E: 0	K: 0	S: 13	R: 0	H: 1	E: 0	K: 1	S: 8	1B: 4	2B: 2	3B: 1	HR: 2	SF: 0	SAC: 0	DP: 3	HBP: 0	WP: 0	PB: 0	SB: 0	CS: 2	PA: 36
--------------	------	------	------	------	------	------	--------	-------	-------	------	------	------	------	------	------	------	------	------	------	------	------	------	------	------	------	------	------	------	------	------	------	------	------	------	------	------	------	------	------	------	------	------	------	-------	------	------	------	------	------	-------	-------	-------	-------	-------	--------	-------	--------	-------	-------	-------	-------	--------

PITCHER	IP	WLS	BF	H	R	ER	SO	BB	IBB	HBP	BLK	WP	HR	S	P	ERA	WHIP
Howie Fox, R (1, 1) ERA: 3.09	7.2		31	7	5	5	1	4	0	0	0	0	2	53	92	5.87	1.435
Frank Smith, R (8, 1) ERA: 1.52	0.1	W	1	0	0	0	0	0	0	0	0	0	0	2	3	0.00	0.000
Herm Wehmeier, R (9, 1) ERA: 5.77	1.0	S	3	1	0	0	1	0	0	0	0	0	0	8	16	0.00	1.000

BOTTOM

Cincinnati Reds @ Brooklyn Dodgers
 Ebbets Field, Brooklyn, NY
 Fri Jun 01 1951, 3:33 AM EDT
 Att. 19,177 - Unknown

AB	31
R	5
H	8
RBI	5
BB	4
SO	2
LOB	11



WP	HR	S	P	ERA	WHIP
0	2	3	3	0.00	0.000
0	0	0	0	0.00	1.000

Batter	1	2	3	4	5	6	7	8	9	AB R H RBI BB SO LOB	TOP	
Bobby Adams, R OBP: 0.309, SLG: 0.402 (1, 5) C X	1-2 F2 ①		0-1 L5 ②			0-2 CS 1B ②		0-1 F8 ②		4 0 1 0 0 0 0		
Connie Ryan, R OBP: 0.421, SLG: 0.512 (1, 4) B F S X	1-3 K ②		1-0 6-3 ③			1-1 F7 ①		2-2 F5 ③		4 0 0 0 0 1 1		
Johnny Wyrostek, L OBP: 0.376, SLG: 0.413 (1, 9) C X	0-1 2B 1B ①				1-1 F8 ①		0-0 F9 ②		1-1 4-3 ①	4 0 1 0 0 0 1		
Joe Adcock, R OBP: 0.300, SLG: 0.486 (1, 7) B C X	1-1 1-3 2B ①				0-2 F5 ②		2-1 CS 1-2 ③	4-0 1B F7 1-3 BB ③	1-3 K ②	3 1 1 0 1 1 0		
Ted Kluszewski, L OBP: 0.278, SLG: 0.392 (1, 3) C B F S X	1-3 K ③				0-0 2B ①		2-2 1-3 ①		0-0 3-1 ③	4 0 1 0 0 1 3		
Barney McCosky, L OBP: 0.377, SLG: 0.551 (1, 8) C X			0-1 F8 ①		2-2 F9 ③		0-0 FC6-4 1B ②			3 0 1 0 0 0 1		
Virgil Stallcup, R OBP: 0.323, SLG: 0.453 (1, 6) B X			1-0 F2 ②			0-0 F8 ①		0-0 F7 ②		3 0 0 1 0 0 1		
Johnny Pramesa, R OBP: 0.235, SLG: 0.337 (1, 2) B C X			1-1 F8 ③			0-0 5-3 ②		3-H 2-1 FC6-4 1-2f ③		3 0 0 0 0 0 1		
Willie Ramsdell, R OBP: 0.067, SLG: 0.067 (1, 1) Lloyd Merriman, L OBP: 0.291, SLG: 0.354 (8, PH) Frank Smith, R (8, 1) B C C X			1-2 5-3 ①			0-3 K ③		2-3 K ①		2 0 0 0 0 1 0 1 0 0 0 0 1 0 0 0 0 0 0 0 0		
Inning Stats	R: 0 E: 0 K: 2 S: 13 H: 2 LOB: 2 BB: 0 P: 17	R: 0 E: 0 K: 0 S: 5 H: 0 LOB: 0 BB: 0 P: 7	R: 0 E: 0 K: 0 S: 6 H: 0 LOB: 0 BB: 0 P: 8	R: 0 E: 0 K: 0 S: 9 H: 1 LOB: 1 BB: 0 P: 12	R: 0 E: 0 K: 1 S: 5 H: 0 LOB: 0 BB: 0 P: 5	R: 0 E: 0 K: 0 S: 7 H: 1 LOB: 0 BB: 0 P: 10	R: 1 E: 0 K: 0 S: 8 H: 1 LOB: 1 BB: 1 P: 16	R: 0 E: 0 K: 1 S: 10 H: 0 LOB: 0 BB: 0 P: 14	R: 0 E: 0 K: 1 S: 7 H: 0 LOB: 0 BB: 0 P: 9	1B: 3 2B: 2 3B: 0 HR: 0 SF: 0 SAC: 0 DP: 0 HBP: 0	WP: 0 PB: 0 SB: 0 CS: 1 PA: 33	
PITCHER Ralph Branca, R ERA: 1.69 (1, 1)	IP 9.0 WLS W BF 32 H 5 R 1 ER 1 SO 5 BB 1 IBB 0 HBP 0 BLK 0 WP 0 HR 0 S 70 P 98 ERA 1.00 WHIP 0.667											PITCHER IP WLS BF H R ER SO BB IBB HBP BLK WP HR S P ERA WHIP

Cincinnati Reds @ Brooklyn Dodgers
Ebbets Field, Brooklyn, NY
Sat Jun 02 1951, 3:33 AM EDT
Att. 21,837 - Unknown

livebaseballscorecards.com

AB	31
R	1
H	5
RBI	1
BB	1
SO	5
LOB	8



Batter	1	2	3	4	5	6	7	8	9
Cal Abrams, L (1, 7) OBP: 0.452, SLG: 0.500	3-3 K		0-0 F8		1-0 6-3		2-1 F7		
Pee Wee Reese, R (1, 6) OBP: 0.465, SLG: 0.458	1-3 K		2-2 F2			4-1 HR BB		1-2 1-3	
Duke Snider, L (1, 8) OBP: 0.357, SLG: 0.571	4-1 CS BB			1-1 CS 1B		0-1 HR		0-2 F7	
Jackie Robinson, R (1, 4) OBP: 0.497, SLG: 0.634	2-1 CS 1-2	1-0 S 1B		1-0 F3		0-0 6-3		1-1 F2	
Gil Hodges, R (1, 3) OBP: 0.397, SLG: 0.648		0-1 F7		2-2 F6		1-3 K			
Roy Campanella, R (1, 2) OBP: 0.406, SLG: 0.518		1-3 K		2-0 CS 1-2	0-1 L7	3-3 K			
Carl Furillo, R (1, 9) OBP: 0.275, SLG: 0.403		4-1 FC6-4 BB 1-2			0-0 F6		2-1 2B		
Billy Cox, R (1, 5) OBP: 0.324, SLG: 0.413		1-0 FC6-4 1-2f			2-2 2B 1B		1-1 F2		
Ralph Branca, R (1, 1) OBP: 0.200, SLG: 0.222			3-3 K		0-0 2B		2-1 L7		

AB	R	H	RBI	BB	SO	LOB
4	0	0	0	0	1	3
3	1	0	0	1	1	0
3	1	2	2	1	0	0
4	0	1	0	0	0	1
3	0	0	0	0	1	2
3	0	0	0	0	2	1
2	0	1	0	1	0	0
3	0	1	0	0	0	3
3	0	1	0	0	1	1

BOTTOM

Cincinnati Reds @ Brooklyn Dodgers
Ebbets Field, Brooklyn, NY
 Sat Jun 02 1951, 3:33 AM EDT
 Att. 21,837 - Unknown

livebaseballscorecards.com

AB	28
R	2
H	6
RBI	2
BB	3
SO	6
LOB	11



Inning Stats	R: 0	H: 0	E: 0	K: 2	S: 8	H: 0	LOB: 0	BB: 1	P: 18	R: 0	H: 1	E: 0	K: 1	S: 8	H: 0	LOB: 2	BB: 1	P: 15	R: 0	H: 0	E: 0	K: 1	S: 9	R: 0	H: 1	E: 0	K: 0	S: 6	R: 0	H: 2	E: 0	K: 0	S: 8	R: 2	H: 1	E: 0	K: 2	S: 11	R: 0	H: 1	E: 0	K: 0	S: 8	R: 0	H: 0	E: 0	K: 0	S: 9
--------------	------	------	------	------	------	------	--------	-------	-------	------	------	------	------	------	------	--------	-------	-------	------	------	------	------	------	------	------	------	------	------	------	------	------	------	------	------	------	------	------	-------	------	------	------	------	------	------	------	------	------	------

PITCHER	IP	WLS	BF	H	R	ER	SO	BB	IBB	HBP	BLK	WP	HR	S	P	ERA	WHIP
Willie Ramsdell, R (1, 1) ERA: 4.94	7.0	L	28	6	2	2	6	3	0	0	0	0	1	58	104	2.57	1.286
Frank Smith, R (8, 1) ERA: 1.46	1.0		3	0	0	0	0	0	0	0	0	0	0	9	11	0.00	0.000

WP	HR	S	P	ERA	WHIP
0	1	9	11	0.00	0.000

Batter	1	2	3	4	5	6	7	8	9	AB R H RBI BB SO LOB	TOP
Wayne Terwilliger, R OBP: 0.328, SLG: 0.258 (1, 4) C B X	2-1 5-3 ①	1-3 K ③			0-1 6-3 ①		4-1 1B BB		0-3 K ②	4 0 0 0 1 2 0	
Randy Jackson, R OBP: 0.285, SLG: 0.374 (1, 5) X	0-0 1B 2B 1B		0-1 F7 ①		4-2 BB		1-3 K ①		0-0 2B 1B	4 1 2 0 1 1 1	
Frank Baumholtz, L OBP: 0.434, SLG: 0.460 (1, 9) S B X	1-1 2B 1-2 1B 1B		1-1 FC6-4 HBP		0-0 F6 ②		1-0 1-2 1B		2-2 1-3 2B	4 1 3 0 0 0 1	
Hank Sauer, R OBP: 0.343, SLG: 0.513 (1, 7) X	0-0 1-3 2-H 1B 2B		0-3 K ②		1-3 K ③		2-3 K ②		0-3 K ③	5 1 1 1 0 4 6	
Andy Pafko, R OBP: 0.357, SLG: 0.558 (1, 8) Hal Jeffcoat, R OBP: 0.500, SLG: 1.000 (8, 8) X	0-0 4-3 2-H 3-H 1B		1-2 FC6-4 1-2f ③		0-0 F5 ①		0-0 L6 ③			4 0 1 2 0 0 3 0 0 0 0 0 0 0	
Dee Fondy, L OBP: 0.365, SLG: 0.417 (1, 3) F X	0-1 4-3 ②			1-0 4-3 ①		2-2 2B 1B		1-1 4-3 ①		4 0 1 0 0 0 1	
Rube Walker, L OBP: 0.320, SLG: 0.341 (1, 2) B T P B X	2-2 F9 ③			0-2 4-3 ②		1-1 F5 ②		3-3 K ②		4 0 0 0 0 1 2	
Jack Cusick, R OBP: 0.260, SLG: 0.284 (1, 6) C C C		0-3 K ①		4-2 BB		3-2 1-3 2B		1-2 1-3 ③		3 0 1 0 1 1 0	
Frank Hiller, R (1, 1) Phil Cavarretta, L (6, PH) Johnny Schmitz, R (6, 1) Bob Rush, R (6, 1) Bob Borkowski, R (9, PH) OBP: 0.333, SLG: 0.292		0-3 K ②		0-2 1-3 ③		3-3 K ③		0-3 K ①		2 0 0 0 0 1 1 1 0 0 0 0 1 2 0 0 0 0 0 0 0 0 0 0 0 0 0 0 1 0 0 0 0 1 0	
Inning Stats	R: 3 E: 0 K: 0 S: 13 H: 4 LOB: 1 BB: 0 P: 18	R: 0 E: 0 K: 3 S: 11 H: 0 LOB: 0 BB: 0 P: 12	R: 0 E: 0 K: 1 S: 9 H: 0 LOB: 1 BB: 0 P: 11	R: 0 E: 0 K: 0 S: 10 H: 0 LOB: 1 BB: 1 P: 15	R: 0 E: 0 K: 1 S: 8 H: 0 LOB: 1 BB: 1 P: 13	R: 0 E: 0 K: 1 S: 12 H: 2 LOB: 2 BB: 0 P: 21	R: 0 E: 0 K: 2 S: 9 H: 1 LOB: 2 BB: 1 P: 17	R: 0 E: 0 K: 1 S: 9 H: 0 LOB: 0 BB: 0 P: 14	R: 0 E: 0 K: 3 S: 14 H: 2 LOB: 2 BB: 0 P: 16	1B: 6 2B: 3 3B: 0 HR: 0 SF: 0 SAC: 0 DP: 0 HBP: 1	WP: 0 PB: 0 SB: 0 CS: 0 PA: 40
PITCHER Don Newcombe, R (1, 1) ERA: 3.88	IP WLS BF H R ER SO BB IBB HBP BLK WP HR S P ERA WHIP 9.0 W 40 9 3 3 12 3 0 1 0 0 0 95 137 3.00 1.333										

Chicago Cubs @ Brooklyn Dodgers
Ebbets Field, Brooklyn, NY
Sun Jun 03 1951, 3:33 AM EDT
Unknown

livebaseballscorecards.com

AB 36
R 3
H 9
RBI 3
BB 3
SO 12
LOB 17



Batter	1	2	3	4	5	6	7	8	9
Cal Abrams, L (1, 7) OBP: 0.449, SLG: 0.505 Bruce Edwards, R (6, PH) OBP: 0.278, SLG: 0.400 Don Thompson, L (7, 7) OBP: 0.327, SLG: 0.195	0-0 1-3		2-1 1B 2B	0-1 1-3		2-2 6-3 2-3		0-2 5-3	
Pee Wee Reese, R (1, 6) OBP: 0.468, SLG: 0.459 Rocky Bridges, R (5, 6) OBP: 0.349, SLG: 0.324	2-1 F8		2-2 E FC3 1B 2-H	1-0 2B HBP		4-2 3B BB		0-1 4-3	
Duke Snider, L (1, 8) OBP: 0.358, SLG: 0.583	1-3 K		0-0 FC3 FC5 S 1-3	0-1 2B 1-H		0-1 3B 1-H 3-H 0-0		0-3 K	
Jackie Robinson, R (1, 4) OBP: 0.486, SLG: 0.618		0-1 F8	0-1 F2	2-2 F8		0-0 B1-3			
Gil Hodges, R (1, 3) OBP: 0.404, SLG: 0.665		3-2 HR	4-0 1-2 IBB		0-1 F8		4-1 S E BB		
Roy Campanella, R (1, 2) OBP: 0.403, SLG: 0.510		3-2 1B 1B	0-1 F2		2-2 6-3		0-0 B1		
Carl Furillo, R (1, 9) OBP: 0.274, SLG: 0.400		0-1 L7	0-0 FC5 2-3f		0-0 6-3		1-1 E2 1B 1B		
Billy Cox, R (1, 5) OBP: 0.343, SLG: 0.456		3-2 1-2 1B		0-0 HR		1-1 6-3 SH3-4 3B 1B		0-2 1B	
Don Newcombe, L (1, 1) OBP: 0.276, SLG: 0.259		2-2 2-3		1-2 L7		0-1 SH3-4 1-2		1-3 K	

AB	R	H	RBI	BB	SO	LOB
3	1	1	0	0	0	0
1	0	0	0	0	0	1
1	0	0	0	0	0	0
2	1	1	1	0	0	0
1	1	0	0	1	0	0
5	0	2	3	0	2	1
4	0	0	0	0	0	4
2	2	1	1	2	0	0
4	0	1	0	0	0	4
4	1	1	1	0	0	4
4	2	4	2	0	0	0
3	0	0	0	0	1	2

BOTTOM

Chicago Cubs @ Brooklyn Dodgers
 Ebbets Field, Brooklyn, NY

Sun Jun 03 1951, 3:33 AM EDT
 Unknown

AB	34
R	8
H	11
RBI	8
BB	3
SO	3
LOB	16



Inning Stats	R	H	E	K	S	P	IP	WLS	BF	H	R	ER	SO	BB	IBB	HBP	BLK	WP	HR	S	P	ERA	WHIP
Frank Hiller, R (1, 1) ERA: 4.53 Johnny Schmitz, L (6, 1) ERA: 9.88 Bob Rush, R (6, 1) ERA: 5.66	0	0	0	1	6	8	5.0	L	25	7	4	4	1	0	0	0	0	0	2	53	81	7.20	1.400
	1	3	0	17	28	21																	
	2	2	0	11	15	8																	
	0	2	0	13	15	8																	
	2	2	0	11	15	8																	
	0	2	0	13	15	8																	

WP	PA	ERA	WHIP
0	39		
0			
2			
0			

Batter	1	2	3	4	5	6	7	8	9	10	AB R H RBI BB SO LOB	TOP												
Wayne Terwilliger, R OBP: 0.335, SLG: 0.264 (1, 4) C B B X	2-1 G6-4-3 1B		2-2 F4		1-2 F9			1-2 1B 1-3 1B		4-2 1-2 BB	4 0 2 0 1 0 1	Chicago Cubs @ Brooklyn Dodgers Ebbets Field, Brooklyn, NY Sun Jun 03 1951, 3:38 AM EDT Att. 34,588 - Unknown												
Randy Jackson, R OBP: 0.289, SLG: 0.375 (1, 5) S F B X	2-2 G6-4-3 1-2f			1-0 E FC6-4 1B			2-1 F9	1-0 1-2 1B 3-H 1B		0-3 BB	5 1 2 1 0 1 3													
Frank Baumholtz, L OBP: 0.427, SLG: 0.451 (1, 9) F B B S	2-3 K			1-2 E7 FC6-4 1-3 1B			1-1 F7	3-2 F5		0-0 4-3	5 0 1 0 0 1 4													
Hank Sauer, R OBP: 0.335, SLG: 0.500 (1, 7)		2-2 6-3		3-3 K			2-3 K	0-2 1-4-3			4 0 0 0 0 2 4													
Andy Pafko, R OBP: 0.366, SLG: 0.560 (1, 8)		0-0 G1-6-3 1B		4-0 FC6-4 IBB				0-0 5-3		2-0 K 1B	3 0 2 0 1 0 0													
Smoky Burgess, L OBP: 0.356, SLG: 0.475 Rube Walker, L OBP: 0.317, SLG: 0.337 (1, 2) (8, 2)		0-0 G1-6-3 1-2f		0-2 FC6-4 1-2f 2-3 3-H			1-2 4-3		M SAFE 3-3 K 1-2	3-3 K	3 0 0 1 0 0 3 1 0 0 0 0 1 1													
Dee Fondy, L OBP: 0.354, SLG: 0.403 (1, 3)			3-3 K		2-3 K		1-0 4-3		1-2 4-3		4 0 0 0 0 2 2													
Jack Cusick, R OBP: 0.269, SLG: 0.293 (1, 6)			0-1 F9		0-0 6-3			1-1 FC4-6 1B		0-2 FC2-6 1B	4 0 2 0 0 0 0													
Turk Lown, R Bob Borkowski, R OBP: 0.321, SLG: 0.280 Hal Jeffcoat, R OBP: 0.500, SLG: 1.000 Dutch Leonard, R (8, 1) (8, PH) (8, PR) (8, 1)			4-2 BB		1-1 5-3			2-2 FC4-6 1B 1-2f 1B		0-0 FC2-6 BB 1-2f	1 0 0 0 1 0 0 1 0 0 0 0 0 1 0 1 0 0 0 0 0 1 0 0 0 0 0 1													
Inning Stats	R: 0 E: 0 K: 1 S: 8	H: 1 LOB: 0 BB: 0 P: 14	R: 0 E: 0 K: 0 S: 5	H: 1 LOB: 0 BB: 0 P: 7	R: 0 E: 0 K: 1 S: 13	H: 0 LOB: 1 BB: 1 P: 22	R: 1 E: 1 K: 2 S: 13	H: 2 LOB: 2 BB: 1 P: 24	R: 0 E: 0 K: 0 S: 7	H: 0 LOB: 0 BB: 0 P: 9	R: 0 E: 0 K: 1 S: 9		H: 0 LOB: 0 BB: 0 P: 14	R: 0 E: 0 K: 0 S: 6	H: 0 LOB: 0 BB: 0 P: 8	R: 1 E: 0 K: 0 S: 16	H: 3 LOB: 2 BB: 0 P: 24	R: 0 E: 0 K: 1 S: 8	H: 1 LOB: 0 BB: 0 P: 14	R: 0 E: 0 K: 1 S: 11	H: 1 LOB: 2 BB: 1 P: 15	1B: 9 2B: 0 3B: 0 HR: 0	SF: 0 SAC: 0 DP: 2 HBP: 0	WP: 0 PB: 0 SB: 0 CS: 0
PITCHER Preacher Roe, L ERA: 2.93 (1, 1)	IP 10.0	WLS W	BF 39	H 9	R 2	ER 2	SO 7	BB 2	IBB 1	HBP 0	BLK 0	WP 0	HR 0	S 96	P 151	ERA 1.80	WHIP 1.100							

livebaseballscorecards.com

AB	36
R	2
H	9
RBI	2
BB	3
SO	7
LOB	20



Batter	1	2	3	4	5	6	7	8	9	10	AB R H RBI BB SO LOB
Cal Abrams, L OBP: 0.439, SLG: 0.485 (1, 7)	1-1 F7		2-3 K		3-2 6-3			0-0 B1-3		4-0 1B IBB	4 0 0 0 1 1 1
Billy Cox, R OBP: 0.347, SLG: 0.465 (1, 5)	3-2 1B 2B		2-2 6-3			0-1 SH1-4 1B		0-1 1-3		1-2 1B 2-H	4 1 2 0 0 0 0 1 0 1 1 0 0 0
Duke Snider, L OBP: 0.361, SLG: 0.579 (1, 8)	4-0 1B BB			3-1 F8		1-0 SH1-4 1B		1-3 K			3 0 1 0 1 1 0
Jackie Robinson, R OBP: 0.489, SLG: 0.616 (1, 4)	1-0 1-3 2-H 1B			4-2 E S CS BB		1-0 SH1-4			0-0 F9		2 1 1 1 1 0 0
Gil Hodges, R OBP: 0.411, SLG: 0.661 (1, 3)	1-0 L5-3			4-2 CS BB		4-0 G6-4-3 IBB			4-2 G6-4-3 BB		1 0 0 0 3 0 2
Roy Campanella, R OBP: 0.393, SLG: 0.497 (1, 2)		2-1 6-3		3-2 F8		2-0 G6-4-3			1-1 G6-4-3		4 0 0 0 0 0 5
Carl Furillo, R OBP: 0.274, SLG: 0.397 (1, 9)		0-0 F9			0-0 F8		3-2 1-3			0-2 SH1-4 1B 1B	4 1 1 0 0 0 0
Rocky Bridges, R OBP: 0.326, SLG: 0.300 (1, 6)		1-0 F8			1-0 F7		1-1 F4			0-0 SH1-4	3 0 0 0 0 0 0
Preacher Roe, R OBP: 0.176, SLG: 0.125 (1, 1)			1-3 K		4-2 WP BB		2-1 F4			0-2 F3	3 0 0 0 1 1 1

Inning Stats	R: 1 E: 0 K: 0 S: 7	H: 2 LOB: 1 BB: 1 P: 17	R: 0 E: 0 K: 0 S: 4	H: 0 LOB: 0 BB: 0 P: 7	R: 0 E: 0 K: 2 S: 11	H: 0 LOB: 0 BB: 0 P: 16	R: 1 E: 0 K: 0 S: 9	H: 0 LOB: 0 BB: 2 P: 23	R: 0 E: 0 K: 0 S: 7	H: 0 LOB: 1 BB: 1 P: 15	R: 0 E: 0 K: 0 S: 5	H: 2 LOB: 2 BB: 1 P: 13	R: 0 E: 0 K: 0 S: 7	H: 0 LOB: 0 BB: 0 P: 13	R: 0 E: 0 K: 1 S: 8	H: 0 LOB: 0 BB: 0 P: 9	R: 0 E: 0 K: 0 S: 7	H: 0 LOB: 0 BB: 1 P: 12	R: 1 E: 0 K: 0 S: 10	H: 2 LOB: 2 BB: 1 P: 15	1B: 5 2B: 2 3B: 0 HR: 0	SF: 0 SAC: 2 DP: 3 HBP: 0	WP: 1 PB: 0 SB: 1 CS: 2	PA: 38
--------------	------------------------------	----------------------------------	------------------------------	---------------------------------	-------------------------------	----------------------------------	------------------------------	----------------------------------	------------------------------	----------------------------------	------------------------------	----------------------------------	------------------------------	----------------------------------	------------------------------	---------------------------------	------------------------------	----------------------------------	-------------------------------	----------------------------------	----------------------------------	------------------------------------	----------------------------------	--------

PITCHER	IP	WLS	BF	H	R	ER	SO	BB	IBB	HBP	BLK	WP	HR	S	P	ERA	WHIP
Turk Lown, R ERA: 5.34 (1, 1)	7.0		27	4	2	2	2	4	1	0	0	1	0	50	104	2.57	1.143
Dutch Leonard, R ERA: 0.49 (8, 1)	2.2	L	11	2	1	1	1	1	1	0	0	0	0	25	36	3.38	1.125

PITCHER	IP	WLS	BF	H	R	ER	SO	BB	IBB	HBP	BLK	WP	HR	S	P	ERA	WHIP

BOTTOM

Chicago Cubs @ Brooklyn Dodgers
Ebbets Field, Brooklyn, NY
Sun Jun 03 1951, 3:38 AM EDT
Att: 34,588 - Unknown

livebaseballscorecards.com

AB	29
R	3
H	6
RBI	2
BB	7
SO	3
LOB	9



Batter	1	2	3	4	5	6	7	8	9	AB R H RBI BB SO LOB	TOP																
Peanuts Lowrey, R OBP: 0.370, SLG: 0.449 (1, 8) X	0-0 6-3		0-1 4-3		1-0 L7		3-1 L7		2-2 FC6-4-5-2 1-2 2-H	5 0 0 0 0 0 2																	
Red Schoendienst, S OBP: 0.390, SLG: 0.470 (1, 4) C X	0-1 6-3		0-0 1B			1-1 6-3 1B 2B	0-1 1B			4 1 3 0 0 0 0																	
Stan Musial, L OBP: 0.470, SLG: 0.708 (1, 7) C B S B B X	3-2 1B		2-2 G3			0-2 6-3 2-3	3-0 F9			4 0 1 0 0 0 3																	
Billy Johnson, R OBP: 0.384, SLG: 0.408 (1, 5) C F B F X	1-2 F3			0-1 G3 2B		2-0 FC1-4 1B 3-H		2-2 5-3		4 0 2 1 0 0 1																	
Nippy Jones, R OBP: 0.283, SLG: 0.400 (1, 3) S X		0-1 WP 1B		1-0 F9		0-0 FC1-4 1B 1-2f		0-3 K		4 1 1 0 0 1 2																	
Enos Slaughter, L OBP: 0.333, SLG: 0.315 (1, 9) S B X		1-1 F5		0-0 G3 2-3		4-1 1B 1-2 BB		0-1 4-3		3 0 0 0 1 0 2																	
Stan Rojek, R OBP: 0.359, SLG: 0.402 (1, 6) B B B B		4-0 G6-4-3 1-2 BB		0-0 5-3		1-1 1-3 2-H 1B			2-1 6-3	3 0 1 1 1 0 1																	
Del Rice, R OBP: 0.385, SLG: 0.391 (1, 2) B B C X		2-1 G6-4-3 1-2f			0-1 F8	2-1 4-3			0-1 BB FC6-4-5-2 1B	4 0 1 0 0 0 4 0 0 0 0 0 0 0 0 0 0 0 0 0 0																	
Chuck Diering, R OBP: 0.273, SLG: 0.211 (9, PR) B B C X																											
Joe Garagiola, L OBP: 0.311, SLG: 0.415 (9, 2) B B C X																											
Red Munger, R OBP: 0.231, SLG: 0.308 (1, 1) X			0-0 L9		0-2 F3		1-2 F9		4-0 FC6-4-5-2 1-2 BB	3 0 0 0 0 0 0 0 0 0 0 1 0 0																	
Howie Pollet, L (8, 1) C F C X																											
Inning Stats	R: 0 E: 0 K: 0 S: 10	H: 1 LOB: 1 BB: 0 P: 14	R: 0 E: 0 K: 0 S: 6	H: 1 LOB: 1 BB: 1 P: 13	R: 0 E: 0 K: 0 S: 8	H: 1 LOB: 1 BB: 0 P: 10	R: 0 E: 0 K: 0 S: 5	H: 1 LOB: 1 BB: 0 P: 6	R: 0 E: 0 K: 0 S: 6	H: 0 LOB: 0 BB: 0 P: 7	R: 2 E: 0 K: 0 S: 12	H: 3 LOB: 2 BB: 1 P: 22	R: 0 E: 0 K: 0 S: 8	H: 1 LOB: 1 BB: 0 P: 15	R: 0 E: 0 K: 1 S: 8	H: 0 LOB: 0 BB: 0 P: 10	R: 0 E: 0 K: 0 S: 7	H: 1 LOB: 2 BB: 1 P: 15	1B: 7 2B: 3 3B: 0 HR: 0	SF: 0 SAC: 0 DP: 2 HBP: 0	WP: 1 PB: 0 SB: 0 CS: 0	PA: 37					
PITCHER	IP WLS BF H R ER SO BB IBB HBP BLK WP HR S P ERA WHIP																										
Joe Hatten, L ERA: 4.37 (1, 1)	5.2		25	7	2	2	0	2	0	0	0	1	0	45	68	3.18	1.588										
Clyde King, R ERA: 3.99 (6, 1)	1.1		5	1	0	0	0	0	0	0	0	0	0	10	19	0.00	0.750										
Carl Erskine, R ERA: 4.74 (8, 1)	2.0	W	7	1	0	0	1	1	0	0	0	0	0	15	25	0.00	1.000										

St. Louis Cardinals @ Brooklyn Dodgers
 Ebbets Field, Brooklyn, NY
 Tue Jun 05 1951, 3:33 AM EDT
 Att. 5,882 - Unknown

livebaseballscorecards.com

AB	34
R	2
H	9
RBI	2
BB	3
SO	1
LOB	15



Batter	1	2	3	4	5	6	7	8	9	AB	R	H	RBI	BB	SO	LOB
Cal Abrams, L (1, 7) OBP: 0.433, SLG: 0.472	1-0 4-3		1-3 K		0-0 1-3			4-1 SH BB		3	1	0	0	1	1	1
Pee Wee Reese, R (1, 6) OBP: 0.461, SLG: 0.450	3-2 F7		1-2 F9			0-1 F9		1-1 SH 1-H		3	0	0	0	0	0	0
Duke Snider, L (1, 8) OBP: 0.359, SLG: 0.569	4-2 E S BB		3-2 4-3			2-1 F9		1-3 K		3	0	0	0	1	1	1
Jackie Robinson, R (1, 4) OBP: 0.484, SLG: 0.605	4-0 1-3 BB			3-2 L7		2-3 K		2-0 F7		3	0	0	0	1	1	1
Gil Hodges, R (1, 3) OBP: 0.413, SLG: 0.673	1-0 F9			4-2 G3-6 BB			0-0 HR	1-1 F3		3	1	1	1	1	0	3
Carl Furillo, R (1, 9) OBP: 0.284, SLG: 0.412		0-1 1-3 2B		0-0 G3-6 1-2f			0-0 2B		4-1 2B BB	3	1	2	0	1	0	1
Roy Campanella, R (1, 2) OBP: 0.395, SLG: 0.503		0-1 1-3			1-2 SH1-3 1B		1-0 F2		2-2 2B	4	0	2	1	0	0	1
Billy Cox, R (1, 5) OBP: 0.349, SLG: 0.466		2-1 1-3			1-1 SH1-3		1-2 1B			2	0	1	0	0	0	1
Joe Hatten, R (1, 1) OBP: 0.133, SLG: 0.133		0-3 K			1-1 F3		1-3 K			2	0	0	0	0	1	2
Clyde King, S (6, 1) OBP: 0.125, SLG: 0.067										0	0	0	0	0	0	0
Hank Edwards, L (7, PH) OBP: 0.375, SLG: 0.167										1	0	0	0	0	1	1
Carl Erskine, R (8, 1) OBP: 0.294, SLG: 0.353										0	0	0	0	0	0	0


Inning Stats	R: 0	H: 0	E: 0	K: 0	S: 8	R: 0	H: 1	E: 0	K: 1	S: 9	R: 0	H: 0	E: 0	K: 1	S: 10	R: 0	H: 0	E: 0	K: 0	S: 8	R: 0	H: 1	E: 0	K: 0	S: 8	R: 0	H: 0	E: 0	K: 1	S: 7	R: 1	H: 3	E: 0	K: 1	S: 9	R: 1	H: 0	E: 1	K: 1	S: 9	R: 1	H: 1	E: 0	K: 0	S: 4	1B: 2	2B: 3	3B: 0	HR: 1	SF: 0	SAC: 2	DP: 1	HBP: 0	WP: 0	PA: 34
PITCHER	IP	WLS	BF	H	R	ER	SO	BB	IBB	HBP	BLK	WP	HR	S	P	ERA	WHIP																																						
Red Mungler, R (1, 1) ERA: 4.82	7.0		29	5	2	1	4	4	0	0	0	0	1	62	104	1.29	1.286																																						
Howie Pollet, L (8, 1) ERA: 4.38	1.0	L	5	1	1	1	1	1	0	0	0	0	0	10	20	9.00	2.000																																						

BOTTOM

St. Louis Cardinals @ Brooklyn Dodgers
Ebbets Field, Brooklyn, NY

Tue Jun 05 1951, 3:33 AM EDT
Att. 5,882 - Unknown

AB	27
R	3
H	6
RBI	2
BB	5
SO	5
LOB	12




livebaseballscorecards.com

Batter	1	2	3	4	5	6	7	8	9	AB R H RBI BB SO LOB	TOP											
Peanuts Lowrey, R (1, 8) OBP: 0.383, SLG: 0.452	4-0 BB G4-6-3		4-1 BB FC4-6		4-0 BB 1-2		0-1 1B			1 0 1 0 3 0 0	St. Louis Cardinals @ Brooklyn Dodgers Ebbets Field, Brooklyn, NY Wed Jun 06 1951, 3:33 AM EDT Att: 11,656 - Unknown livebaseballscorecards.com											
Red Schoendienst, S (1, 4) OBP: 0.386, SLG: 0.462	0-2 BB G4-6-3		1-0 BB FC4-6		1-2 BB F2		0-0 1B L3			4 0 1 0 0 0 4												
Stan Musial, L (1, 7) OBP: 0.465, SLG: 0.696	2-1 1B		3-2 BB L9		1-0 BB 4-3		3-2 1B L3			4 0 1 0 0 0 4												
Enos Slaughter, L (1, 9) OBP: 0.331, SLG: 0.308	0-0 BB F6		1-2 BB 1-3		4-2 BB 1B		1-1 BB F5			3 1 0 0 1 0 2												
Nippy Jones, R (1, 3) OBP: 0.281, SLG: 0.394		0-0 BB F8		1-0 BB 6-3		0-1 BB 1B		0-0 BB F6		4 1 1 0 0 0 0												
Billy Johnson, R (1, 5) OBP: 0.373, SLG: 0.395		1-1 BB L8		1-0 BB 4-3		2-3 BB 1B		0-1 BB 4-3		4 0 0 0 0 1 2												
Stan Rojek, R (1, 6) OBP: 0.354, SLG: 0.396		1-2 BB 1B		0-2 BB F3		1-2 BB F8		0-1 BB L1		4 0 1 0 0 0 2												
Del Rice, R (1, 2) OBP: 0.389, SLG: 0.396		2-1 BB FC5-4		0-1 BB 6-3		2-1 BB WP		2-3 BB K		4 0 2 1 0 1 0												
Gerry Staley, R (1, 1) OBP: 0.212, SLG: 0.133		0-0 BB FC5-4		4-1 BB BB		1-2 BB L9		1-3 BB K		1 0 0 0 1 0 2												
Joe Garagiola, L (6, PH) OBP: 0.307, SLG: 0.409										1 0 0 0 0 0 1												
Cloyd Boyer, R (6, 1) OBP: 0.167, SLG: 0.333										0 0 0 0 0 0 0												
Tommy Glaviano, R (9, PH) OBP: 0.291, SLG: 0.261										1 0 0 0 0 1 0												
Inning Stats	R: 0 E: 0 K: 0 S: 6	H: 1 LOB: 1 BB: 1 P: 12	R: 0 E: 0 K: 0 S: 9	H: 2 LOB: 2 BB: 0 P: 13	R: 0 E: 1 K: 0 S: 8	H: 0 LOB: 1 BB: 1 P: 17	R: 0 E: 0 K: 0 S: 5	H: 0 LOB: 0 BB: 0 P: 7	R: 0 E: 0 K: 0 S: 10	H: 0 LOB: 2 BB: 2 P: 20	R: 2 E: 0 K: 1 S: 17	H: 2 LOB: 1 BB: 1 P: 27	R: 0 E: 0 K: 0 S: 6	H: 2 LOB: 0 BB: 0 P: 9	R: 0 E: 0 K: 0 S: 5	H: 0 LOB: 0 BB: 0 P: 6	R: 0 E: 0 K: 2 S: 11	H: 0 LOB: 0 BB: 0 P: 14	1B: 7 2B: 1 3B: 0 HR: 0	SF: 0 SAC: 0 DP: 2 HBP: 0	WP: 1 PB: 0 SB: 0 CS: 0	PA: 36
PITCHER Ralph Branca, R (1, 1) ERA: 1.55	IP: 9.0 WLS: W BF: 36 H: 7 R: 2 ER: 1 SO: 3 BB: 5 IBB: 0 HBP: 0 BLK: 0 WP: 1 HR: 0 S: 77 P: 125 ERA: 1.00 WHIP: 1.333											PITCHER IP: WLS: BF: H: R: ER: SO: BB: IBB: HBP: BLK: WP: HR: S: P: ERA: WHIP:										



Batter	1	2	3	4	5	6	7	8	9
Gene Hermanski, L (1, 7) OBP: 0.338, SLG: 0.393 Don Thompson, L (8, 7) OBP: 0.327, SLG: 0.195	0-0 4-3		2-1 F7		0-0 5-3 1B		2-2 L8		
Pee Wee Reese, R (1, 6) OBP: 0.452, SLG: 0.439	0-0 6-3		0-1 5-3		0-0 5-3 1-2		1-3 K		
Duke Snider, L (1, 8) OBP: 0.361, SLG: 0.565	1-2 FC6-4 1B		0-0 1-3		4-0 BB		1-3 K		
Jackie Robinson, R (1, 4) OBP: 0.474, SLG: 0.590	0-0 FC6-4 1-2f			0-0 L9	1-1 F8		1-1 F7		
Gil Hodges, R (1, 3) OBP: 0.415, SLG: 0.667		2-3 K		1-1 1B L8 1B		1-3 K	4-2 CS BB		
Carl Furillo, R (1, 9) OBP: 0.289, SLG: 0.413		4-2 HR BB		3-2 FC6-4 1-3 1B		0-1 4-3	1-2 CS 1-2		
Roy Campanella, R (1, 2) OBP: 0.400, SLG: 0.523		2-2 HR		0-1 L8 3-H		4-0 BB			
Billy Cox, R (1, 5) OBP: 0.342, SLG: 0.455		0-1 5-3		0-1 FC6-4 1-2f		0-3 K			
Ralph Branca, R (1, 1) OBP: 0.154, SLG: 0.167		1-1 6-3			0-3 K		1-3 K		

AB	R	H	RBI	BB	SO	LOB
4	0	1	0	0	0	0
0	0	0	0	0	0	0
4	0	0	0	0	1	1
3	0	1	0	1	1	0
4	0	0	0	0	0	3
3	1	1	0	1	2	0
2	1	1	0	1	0	0
2	1	1	3	1	0	1
3	0	0	0	0	1	2
3	0	0	0	0	2	0

BOTTOM	
St. Louis Cardinals @ Brooklyn Dodgers	EBBETS FIELD, BROOKLYN, NY
Wed Jun 06 1951, 3:33 AM EDT	Att. 11,656 - Unknown
AB	28
R	3
H	5
RBI	3
BB	4
SO	7
LOB	7
	
WP: 0	PA: 33
PB: 0	SB: 1
CS: 1	

Inning Stats		R	H	E	K	S	P	BB	IBB	HBP	BLK	WP	HR	S	P	ERA	WHIP
R: 0	H: 1	E: 0	LOB: 1	K: 0	BB: 0	S: 6	P: 7										
R: 2	H: 1	E: 0	LOB: 0	K: 1	BB: 1	S: 12	P: 21										
R: 0	H: 0	E: 0	LOB: 0	K: 0	BB: 0	S: 5	P: 7										
R: 1	H: 2	E: 0	LOB: 1	K: 0	BB: 0	S: 10	P: 14										
R: 0	H: 1	E: 0	LOB: 2	K: 1	BB: 1	S: 7	P: 12										
R: 0	H: 0	E: 0	LOB: 1	K: 2	BB: 1	S: 8	P: 13										
R: 0	H: 0	E: 0	LOB: 0	K: 2	BB: 0	S: 9	P: 13										
R: 0	H: 0	E: 0	LOB: 0	K: 1	BB: 1	S: 9	P: 16										

PITCHER		IP	WLS	BF	H	R	ER	SO	BB	IBB	HBP	BLK	WP	HR	S	P	ERA	WHIP
Gerry Staley, R (1, 1) ERA: 2.99		5.0	L	22	5	3	3	2	2	0	0	0	0	1	40	61	5.40	1.400
Cloyd Boyer, R (6, 1) ERA: 5.33		3.0		10	0	0	0	5	2	0	0	0	0	0	26	42	0.00	0.667

Batter	1	2	3	4	5	6	7	8	9	AB R H RBI BB SO LOB	TOP
Peanuts Lowrey, R OBP: 0.375, SLG: 0.442 (1, 8) 										4 0 0 0 0 0 4	St. Louis Cardinals @ Brooklyn Dodgers Ebbets Field, Brooklyn, NY Thu Jun 07 1951, 3:33 AM EDT Att. 15,097 - Unknown livebaseballscorecards.com
Red Schoendienst, S OBP: 0.389, SLG: 0.472 (1, 4) 										4 0 2 0 0 0 0	
Stan Musial, L OBP: 0.455, SLG: 0.679 (1, 7) 										4 0 0 0 0 1 2	
Billy Johnson, R OBP: 0.363, SLG: 0.383 (1, 5) 										4 0 0 0 0 0 1	
Nippy Jones, R OBP: 0.300, SLG: 0.418 (1, 3) 										4 0 3 0 0 0 0	
Tommy Glaviano, R OBP: 0.288, SLG: 0.245 (1, 9) 										3 1 0 0 1 0 3	
Stan Rojek, R OBP: 0.350, SLG: 0.389 (1, 6) 										4 0 1 1 0 0 2	
Del Rice, R OBP: 0.396, SLG: 0.415 (1, 2) 										3 0 2 0 0 0 1	
Tom Poholsky, R OBP: 0.172, SLG: 0.207 (1, 1) Ted Wilks, R (9, 1) 										2 0 1 0 0 0 1 0 0 0 0 0 0 0	
Inning Stats	R: 0 H: 1 E: 0 LOB: 1 K: 0 BB: 0 S: 11 P: 18	R: 0 H: 1 E: 0 LOB: 0 K: 0 BB: 0 S: 6 P: 11	R: 0 H: 1 E: 0 LOB: 0 K: 0 BB: 0 S: 6 P: 9	R: 0 H: 0 E: 0 LOB: 0 K: 0 BB: 0 S: 4 P: 9	R: 1 H: 2 E: 0 LOB: 2 K: 0 BB: 1 S: 14 P: 21	R: 0 H: 0 E: 0 LOB: 0 K: 0 BB: 0 S: 3 P: 4	R: 0 H: 1 E: 0 LOB: 1 K: 0 BB: 0 S: 7 P: 9	R: 0 H: 2 E: 0 LOB: 1 K: 1 BB: 0 S: 7 P: 11	R: 0 H: 1 E: 0 LOB: 1 K: 0 BB: 0 S: 7 P: 11	1B: 5 SF: 0 2B: 5 SAC: 1 3B: 0 DP: 3 HR: 0 HBP: 0	
PITCHER Preacher Roe, L ERA: 2.75 (1, 1)	IP WLS BF H R ER SO BB IBB HBP BLK WP HR S P ERA WHIP										
	9.0 W 34 9 1 1 1 1 1 0 0 0 0 0 0 65 103 1.00 1.111										

St. Louis Cardinals @ Brooklyn Dodgers
Ebbets Field, Brooklyn, NY
 Thu Jun 07 1951, 3:33 AM EDT
 Att. 15,097 - Unknown

AB	32
R	1
H	9
RBI	1
BB	1
SO	1
LOB	14



Batter	1	2	3	4	5	6	7	8	9	AB	R	H	RBI	BB	SO	LOB
Gene Hermanski, L (1, 7) OBP: 0.333, SLG: 0.400 Don Thompson, L (9, 7) OBP: 0.327, SLG: 0.195	2-0 L8		1-2 F8		1-0 2B			0-0 F8		4	0	1	1	0	0	0
Pee Wee Reese, R (1, 6) OBP: 0.443, SLG: 0.429	2-2 F8		3-3 K		3-0 F6			1-1 4-3		4	0	0	0	0	1	1
Duke Snider, L (1, 8) OBP: 0.359, SLG: 0.556	1-0 5-3				1-2 4-3			1-1 F8		3	1	0	0	1	0	0
Jackie Robinson, R (1, 4) OBP: 0.475, SLG: 0.586			1-2 L6		4-0 S			0-2 F8		3	0	1	0	1	0	0
Gil Hodges, R (1, 3) OBP: 0.411, SLG: 0.655			0-0 F7		3-3 K			1-1 F5		3	0	0	0	1	1	1
Carl Furillo, R (1, 9) OBP: 0.294, SLG: 0.415			0-1 1B		0-1 F9			0-1 1-3		4	0	2	1	0	0	1
Roy Campanella, R (1, 2) OBP: 0.405, SLG: 0.523			4-1 BB		1-1 FC6-4			2-2 5-3		2	0	1	0	1	0	0
Billy Cox, R (1, 5) OBP: 0.336, SLG: 0.445			0-2 F7		1-2 FC6-4			1-1 F8		3	1	0	0	0	0	3
Preacher Roe, R (1, 1) OBP: 0.162, SLG: 0.114			2-1 B1-3		0-3 K			1-2 L3		3	0	0	0	0	1	1

Inning Stats	R: 0	H: 0	E: 0	K: 0	S: 5	R: 0	H: 1	E: 0	K: 0	S: 12	R: 0	H: 0	E: 0	K: 1	S: 9	R: 1	H: 2	E: 0	K: 1	S: 10	R: 0	H: 0	E: 0	K: 0	S: 7	R: 0	H: 0	E: 0	K: 0	S: 7	R: 0	H: 0	E: 0	K: 0	S: 7	R: 1	H: 2	E: 0	K: 0	S: 6	
	0	0	0	0	10	0	1	0	0	17	0	0	0	1	15	0	2	0	1	0	16	0	0	0	0	9	0	0	0	0	10	0	0	0	0	9	0	2	0	0	16

PITCHER	IP	WLS	BF	H	R	ER	SO	BB	IBB	HBP	BLK	WP	HR	S	P	ERA	WHIP
Tom Poholsky, R (1, 1) ERA: 3.64	8.0	L	32	4	2	2	3	4	0	0	0	0	0	70	116	2.25	1.000
Ted Wilks, R (9, 1) ERA: 3.6	0.0		1	1	0	0	0	0	0	0	0	0	0	1	2	∞	∞

BOTTOM

St. Louis Cardinals @ Brooklyn Dodgers
Ebbets Field, Brooklyn, NY

Thu Jun 07 1951, 3:33 AM EDT
Att. 15,097 - Unknown

livebaseballscorecards.com

AB	29
R	2
H	5
RBI	2
BB	4
SO	3
LOB	7



WP	PA	ERA	WHIP
0	33		

Batter	1	2	3	4	5	6	7	8	9	AB R H RBI BB SO LOB	TOP									
Hank Schenz, R (1, 4) OBP: 0.256, SLG: 0.237	3-2 6-3		0-1 6-3	3-3 K			1-2 F4		3-2 F9	5 0 0 0 0 1 2										
George Metkovich, L (1, 8) OBP: 0.318, SLG: 0.395	0-1 F8		0-2 2B		0-0 E3 F7 1B		3-2 6-3			4 0 2 0 0 0 0										
Rocky Nelson, L (1, 7) OBP: 0.317, SLG: 0.414	1-2 1B		1-0 6-3		1-0 F7			2-1 4-3 6-4-3 HR 1B		4 1 2 0 0 0 2										
Ralph Kiner, R (1, 3) OBP: 0.442, SLG: 0.655	0-1 1-3 1B			2-0 E4 2B	2-3 K			3-2 6-4-3		4 1 1 0 0 1 2										
Gus Bell, L (1, 9) OBP: 0.341, SLG: 0.436	1-2 4-3			0-0 1B 2B	3-2 3-1			1-1 4-3		4 1 1 1 0 0 4										
Wally Westlake, R (1, 5) OBP: 0.316, SLG: 0.572		2-0 F7		0-0 1B 1B 2-H		2-3 K		1-0 HR		4 1 2 3 0 1 0										
Pete Castiglione, R (1, 6) OBP: 0.367, SLG: 0.416		1-1 1-3		2-1 F7		3-2 F8		0-1 F8		4 0 0 0 0 0 1										
Clyde McCullough, R (1, 2) OBP: 0.307, SLG: 0.315		0-0 F3		1-3 K		0-0 L7			0-0 F5	4 0 0 0 0 1 1										
Murry Dickson, R (1, 1) OBP: 0.395, SLG: 0.459			1-0 5-3	1-2 1B			1-0 F7		1-0 F8	4 0 1 0 0 0 0										
Inning Stats	R: 0 E: 0 K: 0 S: 17	H: 2 LOB: 2 BB: 0 P: 22	R: 0 E: 0 K: 0 S: 4	H: 0 LOB: 0 BB: 0 P: 7	R: 0 E: 0 K: 0 S: 7	H: 1 LOB: 1 BB: 0 P: 9	R: 2 E: 1 K: 2 S: 15	H: 3 LOB: 2 BB: 0 P: 24	R: 0 E: 1 K: 1 S: 8	H: 0 LOB: 0 BB: 0 P: 12	R: 0 E: 0 K: 0 S: 8	H: 0 LOB: 0 BB: 0 P: 13	R: 2 E: 0 K: 0 S: 12	H: 2 LOB: 0 BB: 0 P: 19	R: 0 E: 0 K: 0 S: 7	H: 0 LOB: 0 BB: 0 P: 11	1B: 6 2B: 2 3B: 0 HR: 1	SF: 0 SAC: 0 DP: 0 HBP: 0	WP: 0 PB: 0 SB: 0 CS: 0	PA: 37
PITCHER	IP WLS BF H R ER SO BB IBB HBP BLK WP HR S P ERA WHIP																			
Don Newcombe, R (1, 1) ERA: 3.81	3.2 L 18 6 2 1 1 0 0 0 0 0 0 0 40 56 2.46 1.636																			
Clyde King, R (4, 1) ERA: 4.01	4.1 16 3 2 2 3 0 0 0 0 0 1 38 64 4.15 0.692																			
Erv Palica, R (9, 1) ERA: 4.66	1.0 3 0 0 0 0 0 0 0 0 0 0 7 11 0.00 0.000																			

Pittsburgh Pirates @ Brooklyn Dodgers
 Ebbets Field, Brooklyn, NY
 Sat Jun 09 1951, 3:33 AM EDT
 Att. 11,462 - Unknown

AB	37
R	4
H	9
RBI	4
BB	0
SO	4
LOB	12



Batter	1	2	3	4	5	6	7	8	9	AB R H RBI BB SO LOB	TOP																						
Hank Schenz, R (1, 4) OBP: 0.256, SLG: 0.262	1-1 1B 2B		1-3 K			2-2 6-3		0-0 F7		4 1 1 0 0 1 0																							
George Metkovich, L (1, 8) OBP: 0.322, SLG: 0.397	1-0 G4-6-3 2-H 1B			1-1 F7		2-2 1B		1-2 F8		4 0 2 1 0 0 0																							
Rocky Nelson, L (1, 7) OBP: 0.313, SLG: 0.393	2-1 G4-6-3 1-2f			4-0 WP CS BB BB		0-0 F8		0-2 F6		3 0 0 0 1 0 2																							
Ralph Kiner, R (1, 3) OBP: 0.443, SLG: 0.648	2-1 F6			4-0 WP 1-2 BB		0-0 F8		4-2 2B BB		2 0 0 0 2 0 1																							
Gus Bell, L (1, 9) OBP: 0.349, SLG: 0.452		0-2 L7-4 2B		1-2 F6		0-0 G1-4-3 1B		2-2 1-3 2B		4 0 3 0 0 0 2																							
Wally Westlake, R (1, 5) OBP: 0.320, SLG: 0.565		3-1 L7-4 2-3		4-2 1-2 2-3 IBB		0-0 G1-4-3 1-2f		4-0 IBB		2 0 0 0 2 0 2																							
Pete Castiglione, R (1, 6) OBP: 0.354, SLG: 0.400		2-1 F9		1-1 CS 3-H	1-1 F7	1-0 6-3		3-2 G3		4 0 0 0 0 0 3																							
Clyde McCullough, R (1, 2) OBP: 0.301, SLG: 0.309 Danny Murtaugh, R (8, PH) OBP: 0.231, SLG: 0.294 Ed Fitz Gerald, R (8, 2) OBP: 0.274, SLG: 0.254			0-0 F8		0-3 K		2-3 K			2 0 0 0 0 1 0 1 0 0 0 0 1 0 0 0 0 0 0 0 0																							
Bob Friend, R (1, 1) Pete Reiser, L (8, PH) OBP: 0.349, SLG: 0.348 Bill Wertz, L (8, 1) OBP: 0.500, SLG: 0.571			1-1 F9		1-2 F9		0-0 L9			2 0 0 0 0 0 0 1 0 0 0 0 0 0 0 0 0 0 0 0 0																							
Inning Stats	R: 1 E: 0 K: 0 S: 7	H: 2 LOB: 0 BB: 0 P: 13	R: 0 E: 0 K: 0 S: 8	H: 1 LOB: 0 BB: 0 P: 13	R: 0 E: 0 K: 1 S: 6	H: 0 LOB: 0 BB: 0 P: 8	R: 0 E: 0 K: 0 S: 8	H: 0 LOB: 2 BB: 3 P: 23	R: 0 E: 0 K: 1 S: 8	H: 0 LOB: 0 BB: 0 P: 10	R: 0 E: 0 K: 0 S: 8	H: 1 LOB: 1 BB: 0 P: 12	R: 0 E: 0 K: 0 S: 3	H: 1 LOB: 0 BB: 0 P: 4	R: 0 E: 0 K: 1 S: 5	H: 0 LOB: 0 BB: 0 P: 7	R: 0 E: 0 K: 0 S: 15	H: 1 LOB: 3 BB: 2 P: 29	1B: 3 2B: 4 3B: 0 HR: 0	SF: 0 SAC: 0 DP: 3 HBP: 0	WP: 1 PB: 0 SB: 0 CS: 1	PA: 35											
PITCHER Ralph Branca, R (1, 1) ERA: 1.46	IP 9.0	WLS W	BF 34	H 6	R 1	ER 1	SO 3	BB 3	IBB 2	HBP 0	BLK 0	WP 1	HR 0	S 68	P 119	ERA 1.00	WHIP 1.000																
											PITCHER	IP	WLS	BF	H	R	ER	SO	BB	IBB	HBP	BLK	WP	HR	S	P	ERA	WHIP					

Pittsburgh Pirates @ Brooklyn Dodgers
Ebbets Field, Brooklyn, NY
Sun Jun 10 1951, 3:33 AM EDT
Unknown

AB	29
R	1
H	6
RBI	1
BB	5
SO	3
LOB	10



WP: 1	PA: 35
PB: 0	
SB: 0	
CS: 1	

livebaseballscorecards.com

Batter	1	2	3	4	5	6	7	8	9	10	11	AB R H RBI BB SO LOB	TOP
Hank Schenz, R (1, 4) <small>OBP: 0.239, SLG: 0.244</small> Rocky Nelson, L (10, PH) <small>OBP: 0.308, SLG: 0.387</small> Danny Murtaugh, R (10, 4) <small>OBP: 0.231, SLG: 0.294</small>	1-1 F2 		0-0 SH2-3 		0-1 4-3 			0-0 B2 		2-1 F9 		3 0 0 0 0 0 0 1 0 0 0 0 0 1 0 0 0 0 0 0 0	
George Metkovich, L (1, 8) <small>OBP: 0.324, SLG: 0.394</small>	0-0 G3 		2-0 F7 			1-1 E 1B 		4-1 G1-6-3 			2-3 K 	4 1 1 0 1 1 1	
Pete Reiser, L (1, 7) <small>OBP: 0.352, SLG: 0.342</small>	2-3 K 		1-0 	2-H 1B 		1-2 F8 		2-1 G1-6-3 	1-2f 		4-1 HR 	4 1 1 0 1 1 2	
Ralph Kiner, R (1, 3) <small>OBP: 0.447, SLG: 0.680</small>		2-1 			1-3 K 		1-2 E5 		0-0 F4 		0-0 	5 2 3 3 0 1 0	
Gus Bell, L (1, 9) <small>OBP: 0.355, SLG: 0.471</small>		2-1 		1-1 		2-1 		0-3 K 			1-0 G3 	5 1 3 2 0 1 0	
Wally Westlake, R (1, 5) <small>OBP: 0.311, SLG: 0.549</small>		1-0 F8 		2-0 F2 		0-3 K 		3-1 F9 			1-0 L9 	5 0 0 0 0 1 2	
Pete Castiglione, R (1, 6) <small>OBP: 0.342, SLG: 0.385</small>		1-2 L9 		1-2 F8 			2-2 F2 				1-2 6-3 	4 0 0 0 0 0 1	
Clyde McCullough, R (1, 2) <small>OBP: 0.308, SLG: 0.309</small>		1-0 F3 			2-3 K 		4-0 				0-0 	3 0 1 0 1 1 1	
Paul LaPalme, L (1, 1) <small>OBP: 0.300, SLG: 0.125</small> Bill Werle, L (8, 1) <small>OBP: 0.444, SLG: 0.500</small>			4-0 		0-0 1-3 		1-1 L6-3 				2-3 K 	2 0 0 0 1 0 1 1 0 0 0 0 1 1	
Inning Stats	R: 0 H: 0 E: 0 LOB: 0 K: 1 BB: 0 S: 7 P: 10	R: 1 H: 2 E: 0 LOB: 1 K: 0 BB: 0 S: 9 P: 16	R: 0 H: 1 E: 0 LOB: 2 K: 0 BB: 1 S: 3 P: 10	R: 1 H: 1 E: 0 LOB: 0 K: 1 BB: 0 S: 10 P: 15	R: 0 H: 0 E: 0 LOB: 0 K: 1 BB: 0 S: 7 P: 9	R: 1 H: 3 E: 1 LOB: 1 K: 1 BB: 0 S: 14 P: 19	R: 0 H: 0 E: 0 LOB: 0 K: 0 BB: 1 S: 5 P: 12	R: 0 H: 0 E: 0 LOB: 0 K: 0 BB: 1 S: 4 P: 10	R: 0 H: 0 E: 0 LOB: 0 K: 1 BB: 0 S: 6 P: 9	R: 0 H: 1 E: 0 LOB: 1 K: 1 BB: 0 S: 11 P: 16	R: 2 H: 1 E: 0 LOB: 0 K: 1 BB: 1 S: 7 P: 15	1B: 6 SF: 0 2B: 1 SAC: 1 3B: 0 DP: 2 HR: 3 HBP: 0	WP: 0 PA: 42 PB: 0 SB: 0 CS: 0
PITCHER Bud Podbielan, R (1, 1) <small>ERA: 3.6</small> Dan Bankhead, R (6, 1) <small>ERA: 10.5</small> Carl Erskine, R (8, 1) <small>ERA: 4.72</small>	IP WLS BF H R ER SO BB IBB HBP BLK WP HR S P ERA WHIP 5.0 0 19 4 2 2 3 1 0 0 0 0 2 36 60 3.60 1.000 2.0 0 8 3 1 1 1 1 0 0 0 0 0 19 31 4.50 2.000 4.0 L 15 2 2 2 3 2 0 0 0 0 1 28 50 4.50 1.000	PITCHER IP WLS BF H R ER SO BB IBB HBP BLK WP HR S P ERA WHIP											

Pittsburgh Pirates @ Brooklyn Dodgers
 Ebbets Field, Brooklyn, NY
 Sun Jun 10 1951, 3:38 AM EDT
 Att. 24,602 - Unknown

livebaseballscores.com

AB	37
R	5
H	9
RBI	5
BB	4
SO	7
LOB	10



Batter	1	2	3	4	5	6	7	8	9	10	11	AB R H RBI BB SO LOB	BOTTOM	
Dick Williams, R OBP: 0.714, SLG: 1.000 (1, 7)	4-1 G5-4-3 BB		0-0 E7 1-3 1B		0-0 E5 1B		1-2 HR 3B		0-0 4-3		0-2 1B	5 1 4 0 1 0 0	Pittsburgh Pirates @ Brooklyn Dodgers Ebbets Field, Brooklyn, NY Sun Jun 10 1951, 3:38 AM EDT Att. 24,602 - Unknown	
Pee Wee Reese, R OBP: 0.433, SLG: 0.411 (1, 6)	1-2 G5-4-3 1-2f		4-1 BB		1-1 F7		0-1 5-3		4-1 BB		0-2 L4	4 0 0 0 2 0 4		
Duke Snider, L OBP: 0.358, SLG: 0.571 (1, 8)	2-2 F8		2-3 K		2-3 K		0-0 HR 3-H		1-3 K			5 1 1 2 0 3 5		
Jackie Robinson, R OBP: 0.457, SLG: 0.564 (1, 4)		1-3 K		3-2 F6		0-1 1B 1B		0-0 E6		0-0 5-3		5 0 1 0 0 1 0		
Gil Hodges, R OBP: 0.394, SLG: 0.616 (1, 3)		3-2 6-3		4-1 1B BB		2-1 F8		1-1 6-3		1-3 K		4 0 0 0 1 1 1		
Carl Furillo, R OBP: 0.310, SLG: 0.444 (1, 9)		0-0 F3		0-0 1-2 1B		0-0 L8		0-0 HR		2-0 L7		5 1 2 1 0 0 1		
Roy Campanella, R OBP: 0.411, SLG: 0.524 (1, 2)			1-1 F2		2-0 F7		1-0 FC6-4 1-3 1B		4-2 G1-6-3 BB		0-0 WP 4-3 2B	4 1 2 0 1 0 2		
Rocky Bridges, R OBP: 0.294, SLG: 0.267 (1, 5)			0-1 5-3		0-1 F5		2-1 FC6-4 1-2f		2-1 G1-6-3 1-2f		1-2 4-3 2-H	5 0 0 1 0 0 5		
Bud Podbielan, R OBP: 1.000, SLG: 1.000 (5, PH) Bruce Edwards, R OBP: 0.270, SLG: 0.389 (6, 1) Dan Bankhead, R (7, PH) Eddie Miksis, R OBP: 0.333, SLG: 0.300 Carl Erskine, R OBP: 0.275, SLG: 0.333 (8, 1) Gene Hermanski, L OBP: 0.325, SLG: 0.356 (11, PH)			1-1 E 1B 1B		2-1 6-3		0-0 B1-3		0-0 2-3		1-0 4-3	1 0 1 0 0 0 0 1 0 0 0 0 0 0 0 0 0 0 0 0 0 1 0 0 0 0 0 0 1 0 0 0 0 0 0 1 0 0 0 0 0 0		
Inning Stats	R: 0 H: 0 E: 0 LOB: 0 K: 0 BB: 1 S: 7 P: 14	R: 0 H: 0 E: 0 LOB: 0 K: 1 BB: 0 S: 10 P: 14	R: 0 H: 2 E: 1 LOB: 3 K: 1 BB: 1 S: 11 P: 19	R: 0 H: 1 E: 0 LOB: 2 K: 0 BB: 1 S: 9 P: 18	R: 0 H: 1 E: 1 LOB: 1 K: 1 BB: 0 S: 8 P: 13	R: 0 H: 2 E: 0 LOB: 2 K: 0 BB: 0 S: 8 P: 13	R: 2 H: 2 E: 1 LOB: 1 K: 0 BB: 0 S: 8 P: 9	R: 1 H: 1 E: 0 LOB: 0 K: 0 BB: 1 S: 8 P: 15	R: 0 H: 0 E: 0 LOB: 1 K: 1 BB: 1 S: 6 P: 11	R: 0 H: 0 E: 0 LOB: 0 K: 1 BB: 0 S: 6 P: 9	R: 1 H: 2 E: 0 LOB: 1 K: 0 BB: 0 S: 15 P: 17	1B: 7 SF: 0 2B: 1 SAC: 0 3B: 1 DP: 2 HR: 2 HBP: 0		WP: 1 PA: 47 PB: 0 SB: 0 CS: 0
PITCHER	IP WLS BF H R ER SO BB IBB HBP BLK WP HR S P ERA WHIP													
Paul LaPalme, L ERA: 3.74 (1, 1)	7.1 34 9 3 3 3 4 0 0 0 0 2 67 111 3.68 1.773													
Bill Werle, L ERA: 5.36 (8, 1)	3.2 13 2 1 1 2 1 0 0 0 1 0 29 41 2.46 0.818													

AB	42
R	4
H	11
RBI	4
BB	5
SO	5
LOB	18



Batter	1	2	3	4	5	6	7	8	9	AB R H RBI BB SO LOB	TOP	
Gene Hermanski, L (1, 7) OBP: 0.346, SLG: 0.370 Don Thompson, L (7, PR) OBP: 0.320, SLG: 0.190 (7, 7)	4-2 CS BB		4-2 SH5-3 BB		1-1 L3		3-2 2B 1B		1-3 K	2 0 1 0 2 0 0 1 1 0 0 0 1 1		
Pee Wee Reese, R (1, 6) OBP: 0.434, SLG: 0.418	2-0 FC5-4 1B		0-1 SH5-3		1-1 6-3		0-0 2B		3-1 5-3	4 0 2 2 0 0 1		
Duke Snider, L (1, 8) OBP: 0.354, SLG: 0.559	1-1 FC5-4 HR		1-0 4-3		0-1 F8		4-1 2B BB		2-3 K	4 2 0 0 1 1 3		
Jackie Robinson, R (1, 4) OBP: 0.463, SLG: 0.587	0-0 HR		0-0 1-3		4-1 FC6-4 BB		0-0 2B			3 1 2 3 1 0 1		
Gil Hodges, R (1, 3) OBP: 0.400, SLG: 0.633	3-1 1B			1-1 HR		4-1 FC6-4 BB		3-1 F8		3 1 2 1 1 0 2		
Carl Furillo, R (1, 9) OBP: 0.304, SLG: 0.435	1-0 5-3			1-0 6-3		1-0 FC6-4		0-0 6-3		4 0 0 0 0 0 3		
Roy Campanella, R (1, 2) OBP: 0.407, SLG: 0.515		0-1 5-3		3-1 F7		0-0 4-3		4-2 G5-4-3 BB		3 0 0 0 1 0 2		
Rocky Bridges, R (1, 5) OBP: 0.308, SLG: 0.306		2-2 G6-4-3 1B		2-2 F8			0-1 1B 2B	2-1 G5-4-3		4 1 2 0 0 0 1		
Preacher Roe, R (1, 1) OBP: 0.171, SLG: 0.128		2-2 G6-4-3			1-2 F8		3-3 K		1-2 5-3 1B	4 0 1 0 0 1 2		
Inning Stats	R: 2 H: 3 E: 0 LOB: 1 K: 0 BB: 1 S: 10 P: 21	R: 0 H: 1 E: 0 LOB: 0 K: 0 BB: 0 S: 9 P: 13	R: 0 H: 0 E: 0 LOB: 1 K: 0 BB: 1 S: 6 P: 11	R: 1 H: 1 E: 0 LOB: 0 K: 0 BB: 0 S: 8 P: 15	R: 0 H: 0 E: 0 LOB: 0 K: 0 BB: 0 S: 7 P: 10	R: 0 H: 0 E: 0 LOB: 2 K: 0 BB: 2 S: 6 P: 15	R: 3 H: 4 E: 0 LOB: 2 K: 1 BB: 1 S: 13 P: 26	R: 0 H: 0 E: 0 LOB: 0 K: 0 BB: 1 S: 5 P: 11	R: 0 H: 1 E: 0 LOB: 1 K: 2 BB: 0 S: 12 P: 19	1B: 5 SF: 0 2B: 3 SAC: 1 3B: 0 DP: 2 HR: 2 HBP: 0	WP: 0 PA: 39 PB: 0 SB: 1 CS: 1	
PITCHER	IP WLS BF H R ER SO BB IBB HBP BLK WP HR S P ERA WHIP											
Gerry Staley, R (1, 1) ERA: 3.13	5.0 L 20 5 3 3 0 2 0 0 0 0 0 2 40 70 5.40 1.400											
Red Munger, R (6, 1) ERA: 5.13	3.0 15 4 3 3 1 4 0 0 0 0 0 0 24 52 9.00 2.667											
Al Brazle, L (9, 1) ERA: 5.14	1.0 4 1 0 0 0 2 0 0 0 0 0 0 12 19 0.00 1.000											

Brooklyn Dodgers @ St. Louis Cardinals
 Sportsman's Park, St. Louis, MO
 Tue Jun 12 1951, 4:33 AM EDT
 Att. 30,524 - Unknown

livebaseballscorecards.com

AB	32
R	6
H	10
RBI	6
BB	6
SO	3
LOB	16



Batter	1	2	3	4	5	6	7	8	9	AB R H RBI BB SO LOB
Stan Rojek, R OBP: 0.350, SLG: 0.396 (1, 6)	1-2 4-3		2-3 K		0-0 F6			0-0 E 4-3 1B		4 1 1 0 0 1 0
Red Schoendienst, S OBP: 0.380, SLG: 0.454 (1, 4)	1-1 5-3		1-1 L8			2-1 F7		0-0 4-3		4 0 0 0 0 0 2
Stan Musial, L OBP: 0.461, SLG: 0.682 (1, 7)	2-2 2B 1B		3-2 2B			2-1 G1-4-3 1B		0-0 E9 FC6-4 1B		4 0 4 1 0 0 0
Nippy Jones, R OBP: 0.282, SLG: 0.381 (1, 3)	0-1 1-3 2B		0-1 4-3			2-1 G1-4-3 1-2f		2-1 F9		4 0 1 0 0 0 3
Billy Johnson, R OBP: 0.356, SLG: 0.375 (1, 5)	0-3 K			0-0 F6			1-0 L4-6 1B	1-2 FC6-4 1-2f		4 0 1 0 0 1 3
Enos Slaughter, L OBP: 0.337, SLG: 0.319 (1, 9)		2-1 F7		1-1 F7			1-2 1-2 1B		1-2 4-3	4 0 1 0 0 0 0
Del Rice, R OBP: 0.375, SLG: 0.387 (1, 2)		1-2 FC6-4 1B		3-2 F8			1-0 F6		1-2 F9	4 0 1 0 0 0 2
Chuck Diering, R OBP: 0.281, SLG: 0.214 (1, 8)		1-3 K			4-2 G6-4-3 BB		1-1 L4-6 2-3		1-1 1B	3 0 1 0 1 1 3
Gerry Staley, R OBP: 0.206, SLG: 0.129 (1, 1)		0-0 FC6-4 1-2f			0-0 G6-4-3 1-2f			3-2 4-3 1B 1B		1 0 0 0 0 0 1
Tommy Gravano, R OBP: 0.279, SLG: 0.235 (5, PH)										1 0 0 0 0 0 1
Red Mungler, R OBP: 0.231, SLG: 0.308 (6, 1)										0 0 0 0 0 0 0
Peanuts Lowrey, R OBP: 0.079, SLG: 0.433 (8, PH)										1 1 1 0 0 0 0
Al Brazile, L OBP: 0.371, SLG: 0.417 (9, 1)										0 0 0 0 0 0 0
Bill Howerton, L OBP: 0.371, SLG: 0.417 (9, PH)										1 0 0 0 0 0 1

Inning Stats	R: 0	H: 2	E: 0	K: 1	S: 13	LOB: 2	BB: 0	P: 17	R: 0	H: 1	E: 0	K: 1	S: 10	LOB: 1	BB: 0	P: 14	R: 0	H: 1	E: 0	K: 1	S: 14	LOB: 1	BB: 0	P: 20	R: 0	H: 0	E: 0	K: 0	S: 8	LOB: 0	BB: 0	P: 12	R: 0	H: 1	E: 0	K: 0	S: 6	LOB: 0	BB: 0	P: 12	R: 0	H: 2	E: 0	K: 0	S: 8	LOB: 1	BB: 0	P: 12	R: 2	H: 3	E: 1	K: 0	S: 12	LOB: 1	BB: 0	P: 18	R: 0	H: 1	E: 0	K: 0	S: 12	LOB: 1	BB: 0	P: 16	1B: 9	2B: 3	3B: 0	HR: 0	SF: 0	SAC: 0	DP: 3	HBP: 0	WP: 0	PB: 0	SB: 0	CS: 0	PA: 36
PITCHER Preacher Roe, L ERA: 2.68 (1, 1)	IP	WLS	BF	H	R	ER	SO	BB	IBB	HBP	BLK	WP	HR	S	P	ERA	WHIP	IP	WLS	BF	H	R	ER	SO	BB	IBB	HBP	BLK	WP	HR	S	P	ERA	WHIP	IP	WLS	BF	H	R	ER	SO	BB	IBB	HBP	BLK	WP	HR	S	P	ERA	WHIP																										

BOTTOM

Brooklyn Dodgers @ St. Louis Cardinals
Sportsman's Park, St. Louis, MO
Tue Jun 12 1951, 4:33 AM EDT
Att. 30,524 - Unknown

livebaseballscores.com

AB	35
R	2
H	11
RBI	1
BB	1
SO	3
LOB	16



Batter	1	2	3	4	5	6	7	8	9	AB R H RBI BB SO LOB	TOP			
Gene Hermanski, L (1, 7) OBP: 0.337, SLG: 0.351 Don Thompson, L (9, PR) OBP: 0.320, SLG: 0.190 (9, 7)	3-3 K	1-2 F2			0-0 L9	1-1 F3			4-1 E BB	4 0 0 0 1 1 3 0 0 0 0 0 0 0				
Pee Wee Reese, R (1, 6) OBP: 0.429, SLG: 0.413	3-2 6-3		1-2 F6		1-2 HR 1B		0-1 6-3		2-0 F8	5 1 1 0 0 0 1				
Duke Snider, L (1, 8) OBP: 0.364, SLG: 0.585	0-1 CS 1B		0-0 WP 2B		0-0 HR		2-1 CS 1B		2-0 F6	5 1 4 3 0 0 2				
Jackie Robinson, R (1, 4) OBP: 0.457, SLG: 0.574	3-2 CS 1-2	4-2 1B 4-3 BB	2-2 G3		2-1 F7		3-1 E6		2-1 F6	4 1 0 0 1 0 4				
Gil Hodges, R (1, 3) OBP: 0.397, SLG: 0.625		0-1 4-3 2B 1-3 1B	3-3 K		0-1 F7		2-1 6-3			4 1 1 0 0 1 2				
Carl Furillo, R (1, 9) OBP: 0.303, SLG: 0.432		0-0 4-3		2-2 F9		2-1 2B 1B		0-0 F7		4 1 1 1 0 0 1				
Roy Campanella, R (1, 2) OBP: 0.415, SLG: 0.529		1-1 3-H 1B 2B		4-1 G4-6-3 BB		1-1 3-1 1-H 2B		0-3 K		3 1 2 2 1 1 0				
Rocky Bridges, R (1, 5) OBP: 0.322, SLG: 0.321		1-2 3-H SH1-3 2-H 1B		0-0 G4-6-3 1-2f		1-1 L9		2-2 1B		4 0 2 1 0 0 2				
Joe Hatten, R (1, 1) OBP: 0.133, SLG: 0.133 Cal Abrams, L (5, PH) OBP: 0.434, SLG: 0.467 Clyde King, S (5, 1) OBP: 0.105, SLG: 0.056		0-0 SH1-3 1-2		4-2 1B HR BB		0-0 3-1		2-2 F4		0 0 0 0 0 0 0 0 1 0 0 1 0 0 2 0 0 0 0 0 2				
Inning Stats	R: 0 H: 1 E: 0 LOB: 0 K: 1 BB: 0 S: 13 P: 22	R: 3 H: 3 E: 0 LOB: 1 K: 0 BB: 1 S: 15 P: 22	R: 0 H: 1 E: 0 LOB: 1 K: 1 BB: 0 S: 10 P: 16	R: 0 H: 0 E: 0 LOB: 0 K: 0 BB: 1 S: 5 P: 11	R: 3 H: 2 E: 0 LOB: 0 K: 0 BB: 1 S: 14 P: 21	R: 1 H: 2 E: 0 LOB: 1 K: 0 BB: 0 S: 9 P: 14	R: 0 H: 1 E: 1 LOB: 1 K: 0 BB: 0 S: 9 P: 15	R: 0 H: 1 E: 0 LOB: 1 K: 1 BB: 0 S: 11 P: 15	R: 0 H: 0 E: 1 LOB: 2 K: 0 BB: 1 S: 5 P: 15	1B: 7 SF: 0 2B: 3 SAC: 1 3B: 0 DP: 1 HR: 1 HBP: 0	WP: 1 PA: 41 PB: 0 SB: 0 CS: 2			
PITCHER	IP WLS BF H R ER SO BB IBB HBP BLK WP HR S P ERA WHIP												PITCHER	IP WLS BF H R ER SO BB IBB HBP BLK WP HR S P ERA WHIP
Tom Poholsky, R (1, 1) ERA: 4.15	5.0 L 25 9 7 7 2 3 0 0 0 0 1 1 61 99 12.60 2.400													
Al Brazle, L (6, 1) ERA: 4.91	1.0 3 0 0 0 0 0 0 0 0 0 0 0 5 7 0.00 0.000													
Ted Wilks, R (7, 1) ERA: 3.0	3.0 12 2 0 0 0 1 1 0 0 0 0 0 25 45 0.00 1.000													

Brooklyn Dodgers @ St. Louis Cardinals
Sportsman's Park, St. Louis, MO
Wed Jun 13 1951, 4:33 AM EDT
Att. 23,997 - Unknown

livebaseballscorecards.com

AB 35
R 7
H 11
RBI 7
BB 4
SO 3
LOB 17



Batter	1	2	3	4	5	6	7	8	9	AB	R	H	RBI	BB	SO	LOB
Peanuts Lowrey, R OBP: 0.374, SLG: 0.429 (1, 8)	1-0 L8		0-0 4-3		4-1 F8 1B F9 BB		3-2 1B		1-2 F5	4	1	1	0	1	0	1
Red Schoendienst, S OBP: 0.377, SLG: 0.448 (1, 4)	2-2 6-3		1-0 6-3		0-1 1B 1-2 1B		0-1 F9			4	0	1	0	0	0	2
Stan Musial, L OBP: 0.452, SLG: 0.667 (1, 7)	0-0 L8		1-1 6-3		1-0 F8 2-3		1-0 F7			4	0	0	0	0	0	4
Nippy Jones, R OBP: 0.281, SLG: 0.371 (1, 3)		4-2 6-3 BB BB		3-2 L6	1-1 F9		3-2 F8			3	0	0	1	1	0	2
Enos Slaughter, L OBP: 0.353, SLG: 0.343 (1, 9)		4-0 6-3 BB 1-2		0-0 HR 3B	3-H 1-3 1B		4-1 G5-4-3 BB			2	1	2	0	2	0	0
Billy Johnson, R OBP: 0.353, SLG: 0.367 (1, 5)		2-1 6-3 1-2 2-3		4-2 SH1-3 HR BB	1-2 F7		1-1 G5-4-3 1-2f			3	1	0	0	1	0	5
Stan Rojek, R OBP: 0.342, SLG: 0.386 (1, 6)		1-1 F4		0-0 SH1-3 1-2		1-1 5-3		1-0 F2		3	0	0	0	0	0	2
Del Rice, R OBP: 0.379, SLG: 0.417 (1, 2)		0-0 F7		0-2 HR	2-H 3-H HR	1-1 G1-6-3 1B			2-2 F8	4	1	2	3	0	0	2
Tom Poholsky, R OBP: 0.194, SLG: 0.226 (6, 1)		0-1 4-3 1B		1-3 K		2-2 G1-6-3 1-2f		2-2 F2		2	0	1	0	0	1	0
Al Brazle, L (6, PH)										0	0	0	0	0	0	0
Joe Garagiola, L OBP: 0.303, SLG: 0.403 (7, 1)										1	0	0	0	0	0	1
Ted Wilks, R (9, PH)										0	0	0	0	0	0	0
Bill Howerton, L OBP: 0.366, SLG: 0.410										1	0	0	0	0	0	0

Inning Stats	R: 0	H: 0	E: 0	K: 0	S: 5	LOB: 0	BB: 0	P: 8	R: 0	H: 0	E: 0	K: 0	S: 7	LOB: 2	BB: 2	P: 18	R: 0	H: 1	E: 0	K: 0	S: 6	LOB: 1	BB: 0	P: 8	R: 3	H: 2	E: 0	K: 1	S: 17	LOB: 0	BB: 1	P: 25	R: 1	H: 2	E: 0	K: 0	S: 12	LOB: 2	BB: 1	P: 22	R: 0	H: 1	E: 0	K: 0	S: 8	LOB: 0	BB: 0	P: 12	R: 0	H: 1	E: 0	K: 0	S: 9	LOB: 1	BB: 0	P: 16	R: 0	H: 0	E: 0	K: 0	S: 4	LOB: 0	BB: 1	P: 10	R: 0	H: 0	E: 0	K: 0	S: 10	LOB: 0	BB: 0	P: 15	1B: 5	SF: 0	2B: 0	SAC: 1	3B: 1	DP: 2	HR: 1	HBP: 0	WP: 0	PA: 37
--------------	------	------	------	------	------	--------	-------	------	------	------	------	------	------	--------	-------	-------	------	------	------	------	------	--------	-------	------	------	------	------	------	-------	--------	-------	-------	------	------	------	------	-------	--------	-------	-------	------	------	------	------	------	--------	-------	-------	------	------	------	------	------	--------	-------	-------	------	------	------	------	------	--------	-------	-------	------	------	------	------	-------	--------	-------	-------	-------	-------	-------	--------	-------	-------	-------	--------	-------	--------

PITCHER	IP	WLS	BF	H	R	ER	SO	BB	IBB	HBP	BLK	WP	HR	S	P	ERA	WHIP
Joe Hatten, L ERA: 4.56 (1, 1)	4.0		18	3	3	3	1	3	0	0	0	0	1	35	59	6.75	1.500
Clyde King, R ERA: 3.81 (5, 1)	5.0	W	19	4	1	1	0	2	0	0	0	0	0	43	75	1.80	1.200

BOTTOM

Brooklyn Dodgers @ St. Louis Cardinals
Sportsman's Park, St. Louis, MO
Wed Jun 13 1951, 4:33 AM EDT
Att. 23,997 - Unknown

AB	31
R	4
H	7
RBI	4
BB	5
SO	1
LOB	19



Batter	1	2	3	4	5	6	7	8	9	AB R H RBI BB SO LOB	TOP	
Gene Hermanski, L (1, 7) OBP: 0.333, SLG: 0.338 Don Thompson, L (9, 7) OBP: 0.320, SLG: 0.190	3-2 4-3		2-1 F8			4-2 BB		1-1 F2		3 0 0 0 1 0 2 0 0 0 0 0 0 0		
Pee Wee Reese, R (1, 6) OBP: 0.421, SLG: 0.404	0-1 1-3			0-0 F2		3-2 F8		1-2 5-3		4 0 0 0 0 0 1		
Duke Snider, L (1, 8) OBP: 0.362, SLG: 0.578	3-2 4-3			1-0 F8		1-0 F7		1-1 HR 1B		4 1 1 0 0 0 1		
Jackie Robinson, R (1, 4) OBP: 0.453, SLG: 0.573		1-2 5-3		0-1 2B		2-1 F9		0-0 F9		4 0 1 0 0 0 1		
Gil Hodges, R (1, 3) OBP: 0.395, SLG: 0.633		3-3 K		1-1 5-3		2-2 F4		2-1 HR 1-H		4 1 1 2 0 1 1		
Carl Furillo, R (1, 9) OBP: 0.307, SLG: 0.433		1-0 4-3			0-0 G6-4-3 1B		0-1 F7		1-1 BB 1B	4 0 2 0 0 0 0		
Roy Campanella, R (1, 2) OBP: 0.416, SLG: 0.526			1-1 5-3 1B		1-2 L8		1-0 F9		4-0 BB 1-2	3 0 1 0 1 0 1		
Rocky Bridges, R (1, 5) OBP: 0.311, SLG: 0.309 Hank Edwards, L (8, PH) OBP: 0.333, SLG: 0.143 Carl Erskine, R (8, 1) OBP: 0.263, SLG: 0.316		2-0 5-3		0-0 G6-4-3		2-3 K		1-1 6-3		2 0 0 0 0 0 2 1 0 0 0 0 1 0 1 0 0 0 0 0 2		
Ralph Branca, R (1, 1) OBP: 0.111, SLG: 0.118 Cal Abrams, L (8, PH) OBP: 0.438, SLG: 0.472 Eddie Miksis, R (8, PR) OBP: 0.333, SLG: 0.300 (8, 5)		0-0 6-3		0-1 F7		0-2 1B				2 0 0 0 0 0 1 1 0 1 0 0 0 0 0 0 0 0 0 0 0		
Inning Stats	R: 0 H: 0 E: 0 LOB: 0 K: 0 BB: 0 S: 8 P: 14	R: 0 H: 0 E: 0 LOB: 0 K: 1 BB: 0 S: 7 P: 12	R: 0 H: 1 E: 0 LOB: 1 K: 0 BB: 0 S: 6 P: 11	R: 0 H: 1 E: 0 LOB: 1 K: 0 BB: 0 S: 6 P: 8	R: 0 H: 1 E: 0 LOB: 0 K: 0 BB: 0 S: 6 P: 7	R: 0 H: 0 E: 0 LOB: 1 K: 0 BB: 1 S: 9 P: 17	R: 0 H: 0 E: 0 LOB: 0 K: 0 BB: 0 S: 9 P: 13	R: 0 H: 1 E: 0 LOB: 1 K: 1 BB: 0 S: 11 P: 15	R: 2 H: 3 E: 0 LOB: 2 K: 0 BB: 1 S: 13 P: 23	1B: 5 SF: 0 2B: 1 SAC: 0 3B: 0 DP: 1 HR: 1 HBP: 0	WP: 0 PA: 35 PB: 0 SB: 0 CS: 0	
PITCHER Joe Presko, R (1, 1) ERA: 2.55	IP WLS BF H R ER SO BB IBB HBP BLK WP HR S P ERA WHIP	9.0 L 35 7 2 2 2 2 2 0 0 0 0 1 75 120 2.00 1.000										

Brooklyn Dodgers @ St. Louis Cardinals
 Sportsman's Park, St. Louis, MO
 Thu Jun 14 1951, 4:33 AM EDT
 Att. 18,478 - Unknown

AB	33
R	2
H	7
RBI	2
BB	2
SO	2
LOB	12



Batter	1	2	3	4	5	6	7	8	9	AB	R	H	RBI	BB	SO	LOB
Solly Hemus, L OBP: 0.302, SLG: 0.293 Stan Rojek, R OBP: 0.347, SLG: 0.391	3-2 4-3		0-2 F8		2-1 FC3 1B		1-3 K	0-0 1B		4	0	1	0	0	1	1
Red Schoendienst, S OBP: 0.377, SLG: 0.447	0-1 4-3		1-1 1B		1-0 BB E		1-1 G3	0-2 G3		5	0	2	0	0	0	3
Enos Slaughter, L OBP: 0.349, SLG: 0.345	0-0 F7		2-1 L7		1-0 FC3		1-0 2B		0-1 F4	5	0	1	0	0	0	4
Stan Musial, L OBP: 0.460, SLG: 0.667					0-1 1B		4-0 IBB		0-1 F2	3	0	2	0	2	0	0
Bill Howerton, L OBP: 0.360, SLG: 0.400 Chuck Diering, R OBP: 0.281, SLG: 0.214 Peanuts Lowrey, R OBP: 0.377, SLG: 0.432					1-2 1B		2-2 F2		1-1 1B	4	1	1	0	0	0	6
Joe Garagiola, L OBP: 0.284, SLG: 0.375					1-3 1B				0-0 F5	5	0	0	0	0	0	4
Nippy Jones, R OBP: 0.288, SLG: 0.375					2-2 1B				0-0 1B 1B	4	0	2	1	0	0	1
Billy Johnson, R OBP: 0.351, SLG: 0.364					2-2 4-3				1-2 F8	4	0	1	0	0	1	2
Joe Presko, R OBP: 0.143, SLG: 0.143					0-0 1B				1-1 1B	4	0	3	0	0	0	1

Inning Stats	R: 0	H: 0	E: 0	K: 0	S: 7	R: 0	H: 1	E: 0	K: 0	S: 10	R: 0	H: 2	E: 0	K: 1	S: 12	R: 1	H: 3	E: 0	K: 0	S: 14	R: 0	H: 3	E: 1	K: 0	S: 8	R: 0	H: 1	E: 0	K: 1	S: 9	R: 0	H: 3	E: 0	K: 0	S: 14	R: 0	H: 1	E: 0	K: 0	S: 7	1B: 14	2B: 1	3B: 0	HR: 0	SF: 0	SAC: 0	DP: 1	HBP: 0	WP: 0	PB: 0	SB: 0	CS: 0	PA: 42
	0	0	0	0	7	0	1	0	0	10	0	2	0	1	12	1	3	0	0	14	0	0	0	1	3	1	0	0	1	0	1	0	0	9	0	3	0	0	14	0	1	0	0	7	14	1	0	0	0	0	0	42	

PITCHER	IP	WLS	BF	H	R	ER	SO	BB	IBB	HBP	BLK	WP	HR	S	P	ERA	WHIP
Ralph Branca, R ERA: 1.44	(1, 1)	7.0	32	11	1	1	2	1	1	0	0	0	0	68	108	1.29	1.714
Carl Erskine, R ERA: 4.57	(8, 1)	2.0	10	4	0	0	0	0	0	0	0	0	0	21	25	0.00	2.000

BOTTOM

Brooklyn Dodgers @ St. Louis Cardinals
Sportsman's Park, St. Louis, MO

livebaseballscorecards.com

AB	40
R	1
H	15
RBI	1
BB	2
SO	2
LOB	22



Thu Jun 14 1951, 4:33 AM EDT
Att. 18,478 - Unknown

Batter	1	2	3	4	5	6	7	8	9	AB R H RBI BB SO LOB	TOP											
Dick Williams, R OBP: 0.417, SLG: 0.545 (1, 7)	2-3 K		0-1 4-3		2-2 L5	2-3 K			2-1 B5	5 0 0 0 0 2 3												
Pee Wee Reese, R OBP: 0.421, SLG: 0.401 (1, 6)	3-2 F2		4-2 CS BB		2-1 1B		X	0-0 F9	3-2 L8	4 0 1 0 1 0 1												
Duke Snider, L OBP: 0.354, SLG: 0.565 (1, 8)	0-0 6-3		1-3 K		0-1 F8		B	1-0 F7	1-0 1-3	5 0 0 0 0 1 3												
Jackie Robinson, R OBP: 0.458, SLG: 0.582 (1, 4)		2-2 F8	1-0 CS	0-0 2B FC5 1B		3-1 1B 2B	B	1-0 1B		4 1 3 0 0 0 0												
Gil Hodges, R OBP: 0.397, SLG: 0.635 (1, 3)		2-1 1B 1B		0-1 1-3 2B		0-2 F7	B	1-0 F8		4 0 2 0 0 0 2												
Carl Furillo, R OBP: 0.310, SLG: 0.434 (1, 9)		2-0 WP 1B		0-0 FC5		1-0 1B 1B	C	1-2 6-3		4 1 2 1 0 0 2												
Roy Campanella, R OBP: 0.413, SLG: 0.517 (1, 2)		4-0 1-2 IBB		3-1 F8		1-0 F2	C	1-1 5-3		3 0 0 0 1 0 3												
Rocky Bridges, R OBP: 0.308, SLG: 0.305 (1, 5)		0-0 F6		1-0 6-3		0-0 1B 1B	X	0-0 F7		4 0 1 0 0 0 5												
Don Newcombe, L OBP: 0.324, SLG: 0.323 (1, 1)		0-3 K		1-1 6-3		1-1 1B	C	0-1 2B		4 0 2 1 0 1 3												
Inning Stats	R: 0 E: 0 K: 1 S: 7	H: 0 LOB: 0 BB: 0 P: 12	R: 0 E: 0 K: 1 S: 15	H: 2 LOB: 3 BB: 1 P: 25	R: 0 E: 0 K: 1 S: 7	H: 0 LOB: 0 BB: 1 P: 13	R: 0 E: 0 K: 0 S: 7	H: 2 LOB: 2 BB: 0 P: 11	R: 0 E: 0 K: 0 S: 9	H: 1 LOB: 1 BB: 0 P: 14	R: 2 E: 0 K: 1 S: 13	H: 4 LOB: 2 BB: 0 P: 21	R: 0 E: 0 K: 0 S: 4	H: 1 LOB: 1 BB: 0 P: 7	R: 0 E: 0 K: 0 S: 6	H: 0 LOB: 0 BB: 0 P: 8	R: 0 E: 0 K: 0 S: 9	H: 1 LOB: 1 BB: 0 P: 15	1B: 8 2B: 3 3B: 0 HR: 0	SF: 0 SAC: 0 DP: 0 HBP: 0	WP: 1 PB: 0 SB: 1 CS: 1	PA: 40
PITCHER Paul Minner, L ERA: 3.48 (1, 1)	IP 9.0	WLS L	BF 39	H 11	R 2	ER 2	SO 4	BB 1	IBB 1	HBP 0	BLK 0	WP 1	HR 0	S 77	P 126	ERA 2.00	WHIP 1.333					

Brooklyn Dodgers @ Chicago Cubs
Wrigley Field, Chicago, IL
Fri Jun 15 1951, 3:33 AM CDT
Att: 11,389 - Unknown

livebaseballscorecards.com

AB	37
R	2
H	11
RBI	2
BB	2
SO	4
LOB	22



Batter	1	2	3	4	5	6	7	8	9	AB R H RBI BB SO LOB
Hal Jeffcoat, R OBP: 0.333, SLG: 0.583 (1, 9)	F8		B1-3		1B			K		4 0 1 0 0 1 0
Frank Baumholtz, L OBP: 0.398, SLG: 0.432 (1, 7)	E6		5-3		1B			F7		4 0 1 0 0 0 0
Andy Pafko, R OBP: 0.342, SLG: 0.528 (1, 8)	E5		K					5-3		4 0 0 0 0 2 1
Phil Cavarretta, L OBP: 0.403, SLG: 0.444 (1, 3)	1-3							F9		4 1 1 0 0 1 2
Randy Jackson, R OBP: 0.305, SLG: 0.387 (1, 5)	F3							1-3		4 0 2 1 0 0 2
Rube Walker, L OBP: 0.311, SLG: 0.327 (1, 2)										
Wayne Terwilliger, R OBP: 0.317, SLG: 0.245 (9, PR)										
Bob Ramazzotti, R OBP: 0.250, SLG: 0.375 (1, 4)										
Hank Sauer, R OBP: 0.316, SLG: 0.446 (9, PH)										
Jack Cusick, R OBP: 0.268, SLG: 0.279 (1, 6)										
Paul Minner, L OBP: 0.250, SLG: 0.364 (1, 1)										
Inning Stats	R: 0 H: 0 E: 2 LOB: 2 K: 0 BB: 0 S: 8 P: 12	R: 0 H: 1 E: 0 LOB: 1 K: 0 BB: 0 S: 5 P: 7	R: 0 H: 0 E: 0 LOB: 0 K: 1 BB: 0 S: 9 P: 11	R: 1 H: 3 E: 0 LOB: 0 K: 0 BB: 0 S: 9 P: 12	R: 0 H: 2 E: 0 LOB: 2 K: 0 BB: 0 S: 10 P: 14	R: 0 H: 1 E: 0 LOB: 1 K: 3 BB: 0 S: 12 P: 18	R: 0 H: 0 E: 0 LOB: 0 K: 2 BB: 0 S: 9 P: 15	R: 0 H: 0 E: 0 LOB: 0 K: 1 BB: 0 S: 5 P: 6	R: 0 H: 1 E: 0 LOB: 1 K: 0 BB: 0 S: 7 P: 8	1B: 7 SF: 0 2B: 1 SAC: 0 3B: 0 DP: 1 HR: 0 HBP: 0

BOTTOM

Brooklyn Dodgers @ Chicago Cubs
 Wrigley Field, Chicago, IL
 Fri Jun 15 1951, 3:33 AM CDT
 Att. 11,389 - Unknown

livebaseballscorecards.com

AB	34
R	1
H	8
RBI	1
BB	0
SO	7
LOB	11



PITCHER	IP	WLS	BF	H	R	ER	SO	BB	IBB	HBP	BLK	WP	HR	S	P	ERA	WHIP
Don Newcombe, R ERA: 3.51 (1, 1)	9.0	W	34	8	1	1	7	0	0	0	0	1	0	74	103	1.00	0.889

WP: 1	PA: 35
PB: 0	
SB: 0	
CS: 0	

Batter	1	2	3	4	5	6	7	8	9	AB R H RBI BB SO LOB	TOP															
Carl Furillo, R OBP: 0.308, SLG: 0.429 (1, 9)	2-2 F8		1-1 L7		0-0 F4		3-1 1B		2-0 FC6-4	5 0 1 1 0 0 2																
Pee Wee Reese, R OBP: 0.416, SLG: 0.393 (1, 6)	4-2 BB		3-3 K		1-0 F7		2-3 K		3-2 6-3	4 0 0 0 1 2 3																
Duke Snider, L OBP: 0.349, SLG: 0.555 (1, 8)	0-0 F7			0-1 F7		0-0 3-1		0-0 F9		4 0 0 0 0 0 1																
Jackie Robinson, R OBP: 0.455, SLG: 0.575 (1, 4)	0-1 F7			2-1 F9		1-0 F6		0-0 1B		4 0 1 0 0 0 1																
Gil Hodges, R OBP: 0.398, SLG: 0.645 (1, 3)		2-0 HR		4-0 BB		2-1 F2		3-2 5-3		3 1 1 1 1 0 1																
Andy Pafko, R OBP: 0.340, SLG: 0.538 (1, 7)		1-0 1-3		2-1 F7		0-0 HR		3-2 5-3		4 1 1 1 0 0 2																
Roy Campanella, R OBP: 0.415, SLG: 0.511 (1, 2)		2-0 F9			4-1 BB		4-0 1B		1-2 6-3	2 1 0 0 2 0 0																
Rocky Bridges, R OBP: 0.308, SLG: 0.306 (1, 5)		1-0 F2			1-0 G5-4-3		0-1 1B		0-0 E	3 0 1 0 0 0 1																
Hank Edwards, L OBP: 0.368, SLG: 0.267 (9, PH)					1-2 1-2f		1-2 1B			1 0 1 0 0 0 0																
Wayne Terwilliger, R OBP: 0.317, SLG: 0.245 (9, PR)					0-1 1B		1-3 K		4-2 BB	0 1 0 0 0 0 0																
Preacher Roe, R OBP: 0.171, SLG: 0.128 (1, 1)			0-0 6-3							0 0 0 0 0 0 0																
Erv Palica, R OBP: 0.250, SLG: 0.143 (2, 1)										2 0 1 0 0 0 0																
Billy Cox, R OBP: 0.323, SLG: 0.427 (7, PH)										1 0 0 0 0 1 2																
Carl Erskine, R OBP: 0.283, SLG: 0.316 (7, 1)										0 0 0 0 0 0 0																
Cal Abrams, L OBP: 0.443, SLG: 0.472 (9, PH)										0 0 0 0 1 0 0																
Inning Stats	R: 0 E: 0 K: 0 S: 8	H: 0 LOB: 1 BB: 1 P: 14	R: 1 E: 0 K: 0 S: 4	H: 1 LOB: 0 BB: 0 P: 10	R: 0 E: 0 K: 1 S: 6	H: 0 LOB: 0 BB: 0 P: 10	R: 0 E: 0 K: 0 S: 6	H: 0 LOB: 1 BB: 1 P: 14	R: 0 E: 0 K: 0 S: 5	H: 1 LOB: 1 BB: 1 P: 10	R: 0 E: 0 K: 0 S: 3	H: 0 LOB: 0 BB: 0 P: 5	R: 2 E: 0 K: 2 S: 14	H: 3 LOB: 2 BB: 1 P: 26	R: 0 E: 0 K: 0 S: 10	H: 1 LOB: 1 BB: 0 P: 16	R: 1 E: 1 K: 0 S: 10	H: 1 LOB: 1 BB: 1 P: 20	1B: 4 2B: 1 3B: 0 HR: 2	SF: 0 SAC: 0 DP: 1 HBP: 0	WP: 0 PB: 0 SB: 0 CS: 0	PA: 38				
PITCHER	IP WLS BF H R ER SO BB IBB HBP BLK WP HR S P ERA WHIP																									
Bob Schultz, L ERA: 4.45 (1, 1)	6.2	28	5	3	3	2	4	0	0	0	0	2	43	84	4.05	1.350										
Dutch Leonard, R ERA: 0.38 (7, 1)	2.1	10	2	1	0	1	1	0	0	0	0	0	23	41	0.00	1.286										

Brooklyn Dodgers @ Chicago Cubs
 Wrigley Field, Chicago, IL
 Sat Jun 16 1951, 3:33 AM CDT
 Att. 23,638 - Unknown

livebaseballscorecards.com

AB	33
R	4
H	7
RBI	3
BB	5
SO	3
LOB	13



Batter	1	2	3	4	5	6	7	8	9
Hal Jeffcoat, R OBP: 0.353, SLG: 0.529 (1, 9)	0-1 SH BB 1B	0-0 FC4-6 1B 1-2f 1B		0-1 FC1-6 1B		1-0 F4		0-0 B1-3	
Frank Baumholtz, L OBP: 0.395, SLG: 0.428 (1, 7)	1-1 SH BB 1-3 9-2-4	0-0 BB 1B 1-3		0-0 FC1-6 1B 1-2f G6-4-3			2-2 F3	3-2 4-3	
Bob Borkowski, R OBP: 0.275, SLG: 0.243 (1, 8)	1-1 FC1 BB 9-2-4	1-1 BB 1B 1-2 3-H		3-1 G6-4-3 1-2f			0-0 1B HR 1B		
Randy Jackson, R OBP: 0.310, SLG: 0.386 (1, 5)	4-0 BB 1-2 2-3 3-H	0-1 F8			2-1 5-3		3-2 1-2 HR 1B		
Bruce Edwards, R OBP: 0.293, SLG: 0.462 (1, 2)	0-0 9-2-4 1-2f 2-3 3-H	4-1 BB 1-2 2-3			0-0 6-3		1-1 HR 1-H 2-H		
Eddie Miksis, R OBP: 0.313, SLG: 0.231 (1, 4)	4-1 BB BB	1-0 F2			0-3 K		1-0 F4		
Phil Cavarretta, L OBP: 0.409, SLG: 0.429 (1, 3)	4-0 BB 1-2		1-1 B1-3			2-2 F5	4-1 BB		
Jack Cusick, R OBP: 0.264, SLG: 0.275 (1, 6)	3-3 K		1-3 K			0-1 3-1	1-3 K		
Bob Ramazzotti, R OBP: 0.222, SLG: 0.333 (4, 6)									
Bob Schultz, R OBP: 0.182, SLG: 0.182 (1, 1)		0-1 FC4-6 1B		0-0 4-3		0-0 1B		0-2 F8	
Dutch Leonard, R (7, 1)									

Inning Stats	R: 2	H: 1	E: 1	K: 1	S: 13	LOB: 3	BB: 3	P: 30	R: 1	H: 3	E: 0	K: 0	S: 10	LOB: 3	BB: 1	P: 16	R: 0	H: 0	E: 0	K: 1	S: 6	LOB: 0	BB: 0	P: 8	R: 0	H: 1	E: 0	K: 0	S: 5	LOB: 0	BB: 0	P: 8	R: 0	H: 1	E: 0	K: 0	S: 7	LOB: 1	BB: 0	P: 10	R: 3	H: 3	E: 0	K: 1	S: 17	LOB: 1	BB: 1	P: 29	R: 0	H: 0	E: 0	K: 0	S: 7	LOB: 0	BB: 0	P: 10
--------------	------	------	------	------	-------	--------	-------	-------	------	------	------	------	-------	--------	-------	-------	------	------	------	------	------	--------	-------	------	------	------	------	------	------	--------	-------	------	------	------	------	------	------	--------	-------	-------	------	------	------	------	-------	--------	-------	-------	------	------	------	------	------	--------	-------	-------

PITCHER	IP	WLS	BF	H	R	ER	SO	BB	IBB	HBP	BLK	WP	HR	S	P	ERA	WHIP
Preacher Roe, L ERA: 2.81 (1, 1)	1.2		14	4	3	2	1	4	0	0	0	0	0	22	44	10.80	4.800
Erv Palica, R ERA: 3.8 (2, 1)	4.1		14	2	0	0	2	0	0	0	0	0	0	25	36	0.00	0.462
Carl Erskine, R ERA: 4.85 (7, 1)	2.0	L	10	3	3	3	1	1	0	0	0	0	1	24	39	13.50	2.000

BOTTOM

Brooklyn Dodgers @ Chicago Cubs
 Wrigley Field, Chicago, IL
 Sat Jun 16 1951, 3:33 AM CDT
 Att. 23,638 - Unknown

AB	R	H	RBI	BB	SO	LOB
5	2	2	0	0	0	2
4	1	1	0	0	0	1
4	1	2	1	0	0	3
3	1	1	1	1	0	2
3	0	1	4	1	0	2
3	0	0	0	1	1	3
2	0	0	0	2	0	0
2	0	0	0	0	2	3
2	0	0	0	0	1	1
3	0	2	0	0	0	0
1	0	0	0	0	0	0

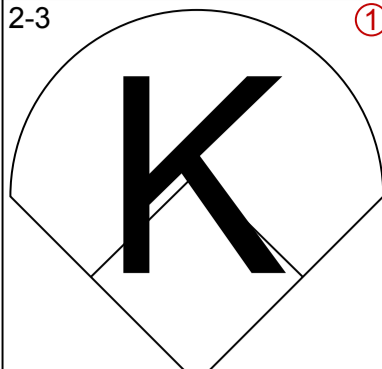
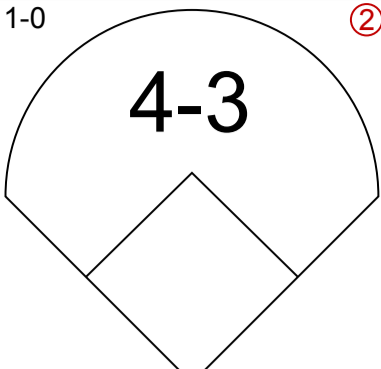
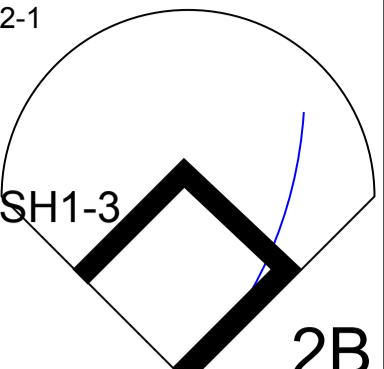
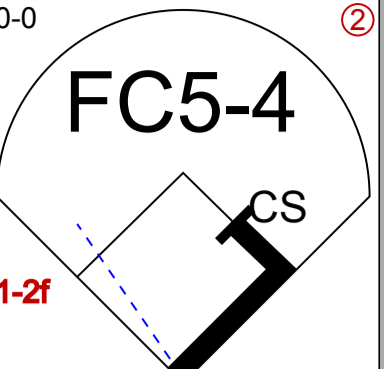
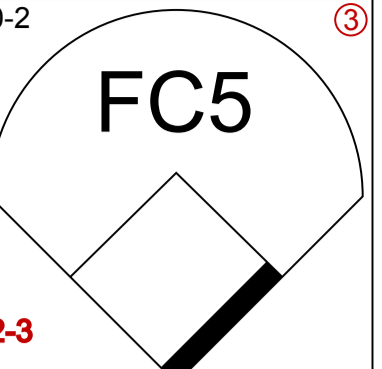
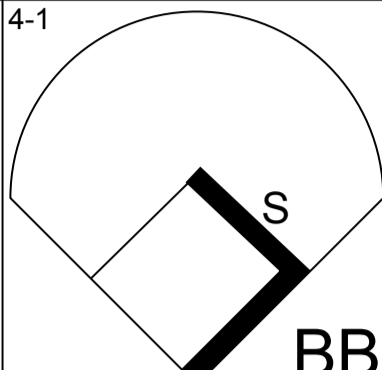
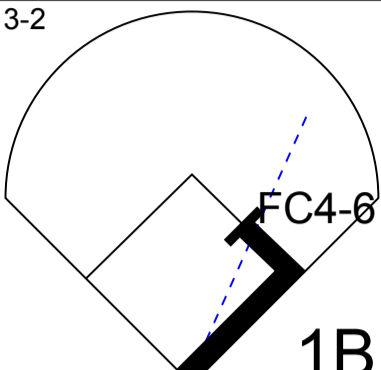
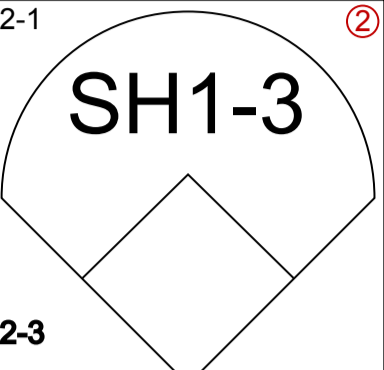
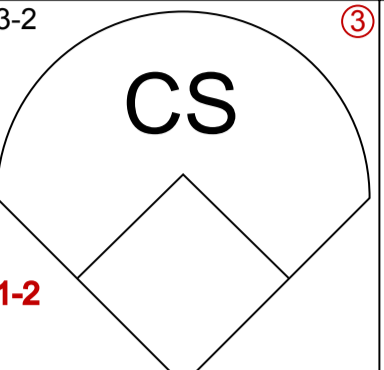

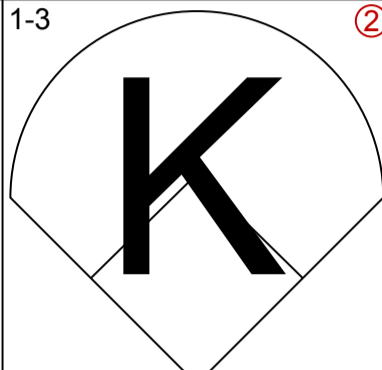
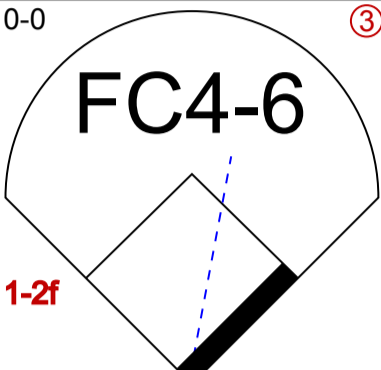
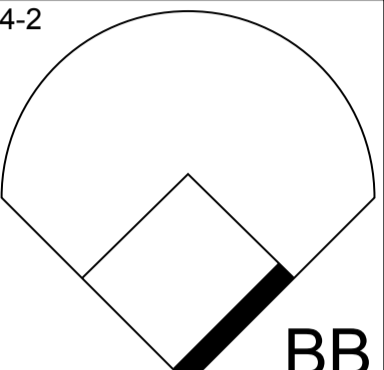

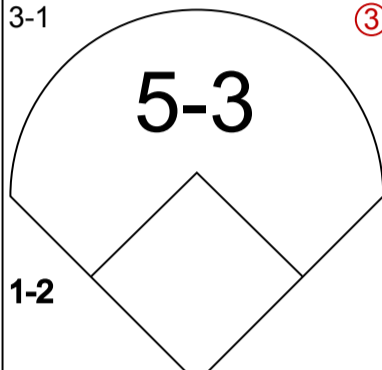
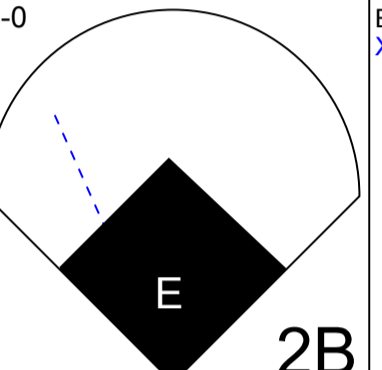
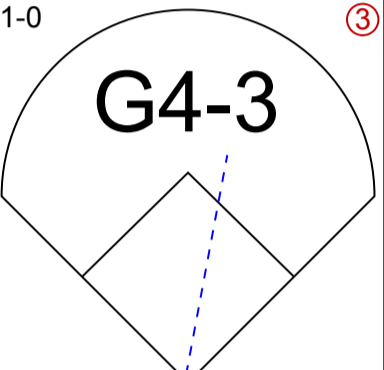

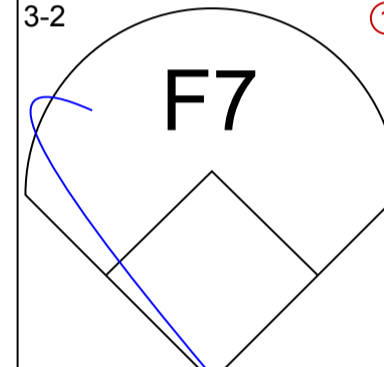
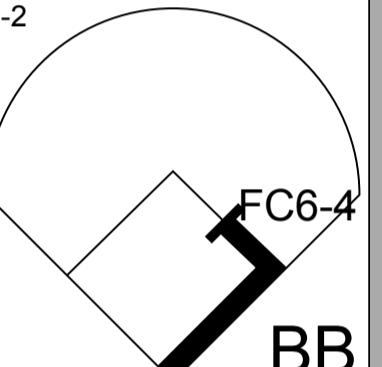
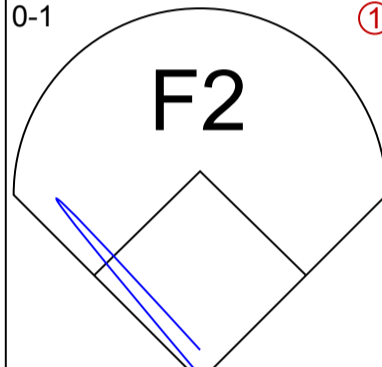
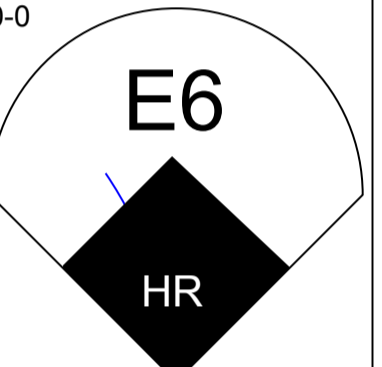
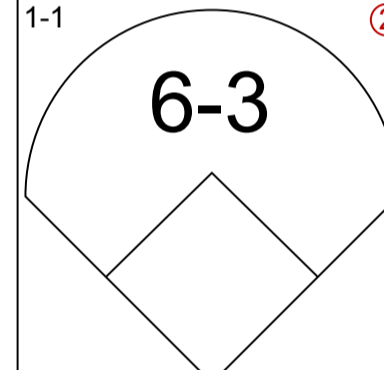
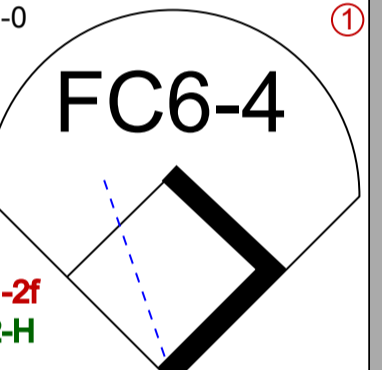
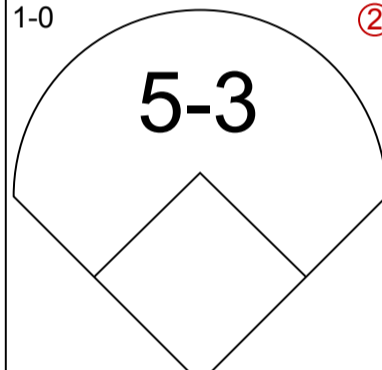
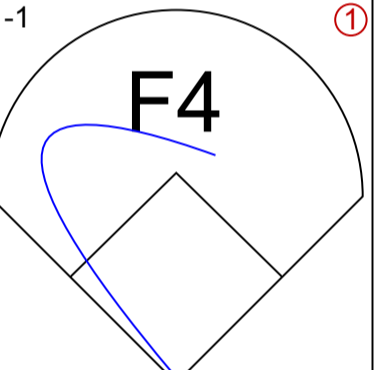
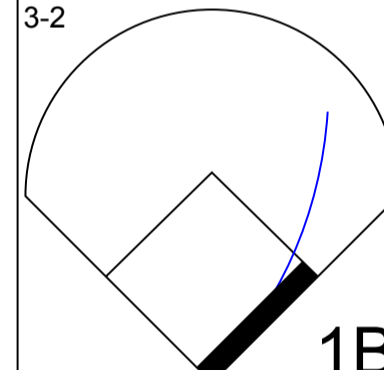
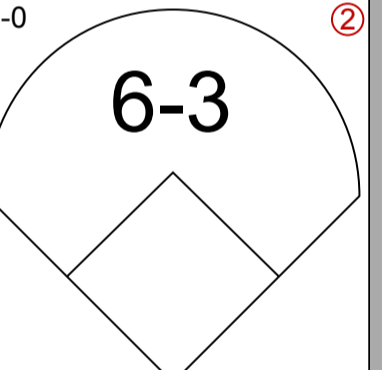
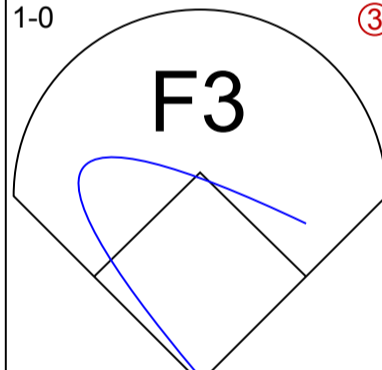
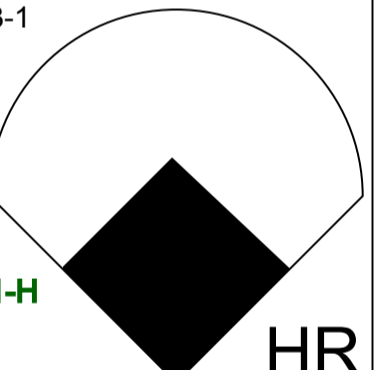
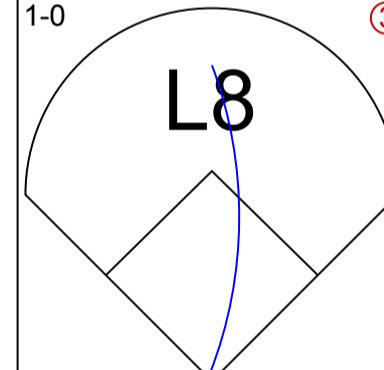
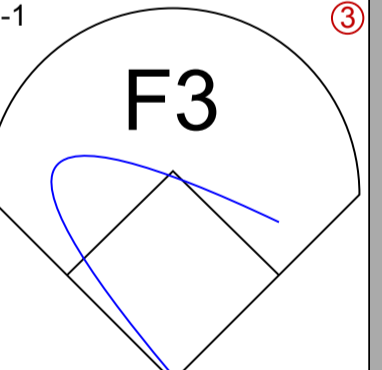
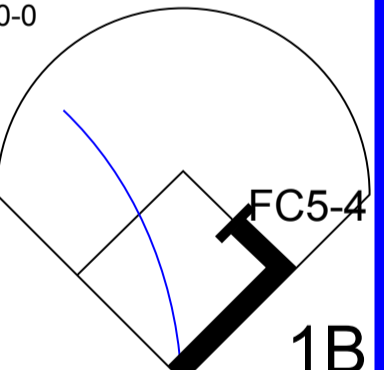
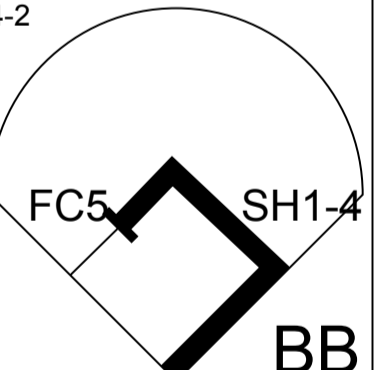
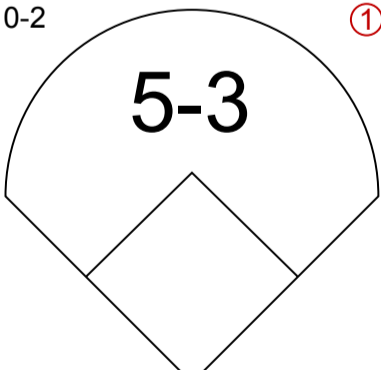
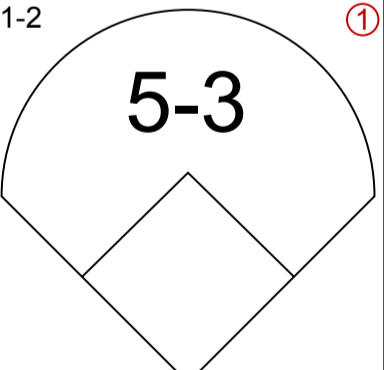
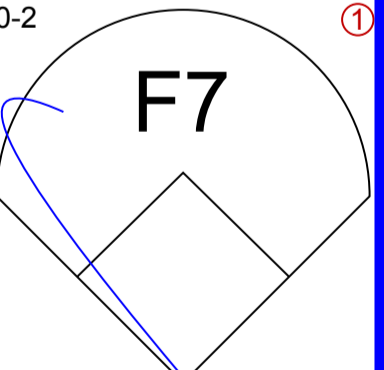
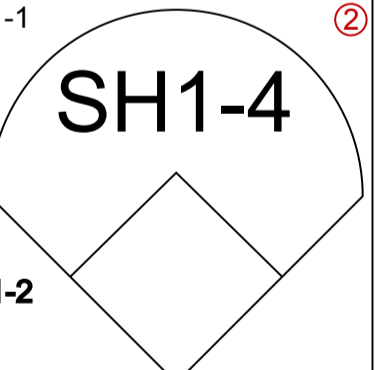
AB	32
R	5
H	9
RBI	6
BB	5
SO	4
LOB	17

WP: 0 PA: 38
 PB: 0
 SB: 0
 CS: 0



PITCHER	IP	WLS	BF	H	R	ER	SO	BB	IBB	HBP	BLK	WP	HR	S	P	ERA	WHIP
---------	----	-----	----	---	---	----	----	----	-----	-----	-----	----	----	---	---	-----	------


Batter	1	2	3	4	5	6	7	8	9	AB R H RBI BB SO LOB	TOP
--------	---	---	---	---	---	---	---	---	---	----------------------	-----

Carl Furillo, R <small>(1, 9) OBP: 0.305, SLG: 0.429</small>										5 0 1 0 0 1 2	<p>Brooklyn Dodgers @ Chicago Cubs</p> <p>Wrigley Field, Chicago, IL</p> <p>Sun Jun 17 1951, 3:33 AM CDT</p> <p>Att: 39,046 - Unknown</p>
Pee Wee Reese, R <small>(1, 6) OBP: 0.419, SLG: 0.394</small>						2 0 1 0 1 0 0					
Duke Snider, L <small>(1, 8) OBP: 0.347, SLG: 0.547</small>					3 0 0 0 1 1 2						
Jackie Robinson, R <small>(1, 4) OBP: 0.451, SLG: 0.574</small>					4 1 1 0 0 0 3						
Gil Hodges, R <small>(1, 3) OBP: 0.396, SLG: 0.636</small>					3 1 0 0 1 0 0						
Andy Pafko, R <small>(1, 7) OBP: 0.333, SLG: 0.527</small>					4 0 0 0 0 0 2						
Roy Campanella, R <small>(1, 2) OBP: 0.416, SLG: 0.527</small>					4 1 2 2 0 0 1						
Rocky Bridges, R <small>(1, 5) OBP: 0.300, SLG: 0.297</small> Hank Edwards, L <small>(7, PH) OBP: 0.400, SLG: 0.313</small> Billy Cox, R <small>(7, PR) OBP: 0.327, SLG: 0.427</small>					2 0 0 0 0 0 2 1 0 1 0 0 0 0 0 0 0 0 1 0 0						
Bud Podbielan, R <small>(1, 1) OBP: 0.333, SLG: 0.333</small> Cal Abrams, L <small>(7, PH) OBP: 0.439, SLG: 0.468</small> Clyde King, S <small>(7, 1) OBP: 0.105, SLG: 0.056</small>					2 0 0 0 0 0 0 1 0 0 0 0 0 1 0 0 0 0 0 0 0						

Inning Stats	R: 0 E: 0 K: 2 S: 10	H: 0 LOB: 1 BB: 1 P: 20	R: 0 E: 0 K: 0 S: 9	H: 1 LOB: 1 BB: 0 P: 17	R: 0 E: 0 K: 0 S: 8	H: 1 LOB: 1 BB: 0 P: 12	R: 1 E: 1 K: 0 S: 7	H: 1 LOB: 1 BB: 1 P: 13	R: 0 E: 0 K: 0 S: 11	H: 1 LOB: 2 BB: 1 P: 21	R: 0 E: 0 K: 0 S: 4	H: 0 LOB: 0 BB: 0 P: 6	R: 0 E: 0 K: 0 S: 7	H: 1 LOB: 1 BB: 0 P: 10	R: 0 E: 0 K: 0 S: 6	H: 0 LOB: 0 BB: 0 P: 9	R: 2 E: 1 K: 0 S: 12	H: 1 LOB: 1 BB: 1 P: 21	1B: 3 2B: 2 3B: 0 HR: 1	SF: 0 SAC: 2 DP: 0 HBP: 0	WP: 0 PB: 0 SB: 1 CS: 1	PA: 38
--------------	-------------------------------	----------------------------------	------------------------------	----------------------------------	------------------------------	----------------------------------	------------------------------	----------------------------------	-------------------------------	----------------------------------	------------------------------	---------------------------------	------------------------------	----------------------------------	------------------------------	---------------------------------	-------------------------------	----------------------------------	----------------------------------	------------------------------------	----------------------------------	--------

PITCHER	IP	WLS	BF	H	R	ER	SO	BB	IBB	HBP	BLK	WP	HR	S	P	ERA	WHIP
Turk Lown, R <small>(1, 1) ERA: 4.37</small>	9.0	L	37	6	3	1	2	4	0	0	0	0	1	74	129	1.00	1.111

AB	31
R	3
H	6
RBI	2
BB	4
SO	2
LOB	13



livebaseballscorecards.com

Batter	1	2	3	4	5	6	7	8	9	AB	R	H	RBI	BB	SO	LOB
Hal Jeffcoat, R OBP: 0.429, SLG: 0.667 (1, 9) FSBX	1-2 6-3		0-2 WP 3B		0-1 1B			2-2 B1-4 1B		4	1	3	0	0	0	0
Frank Baumholtz, L OBP: 0.397, SLG: 0.445 (1, 7) BBBXC	3-1 HR		2-2 G5-4-3 1B		0-1 L9			0-0 B1-4 1-2f		4	1	2	1	0	0	2
Bob Borkowski, R OBP: 0.250, SLG: 0.220 (1, 8) CFFB	1-3 K		2-2 G5-4-3 1-2f				1-1 F8	0-3 K		4	0	0	0	0	2	1
Randy Jackson, R OBP: 0.309, SLG: 0.389 (1, 5) X	0-0 2B		0-0 1-3				1-0 F8		2-2 L7	4	0	1	0	0	0	0
Bruce Edwards, R OBP: 0.267, SLG: 0.419 (1, 2) SFX	0-2 F5			0-0 F7			1-3 K		2-3 K	4	0	0	0	0	2	1
Eddie Miksis, R OBP: 0.316, SLG: 0.200 (1, 4) Smoky Burgess, L OBP: 0.366, SLG: 0.485 (9, PH)		0-1 L7		0-0 5-3				4-2 BB BB	1-2 4-3	2	0	0	0	1	0	0
Phil Cavarretta, L OBP: 0.406, SLG: 0.414 (1, 3) BBBCCB		4-2 BB BB		2-2 F9				0-0 F9		2	0	0	0	1	0	1
Bob Ramazzotti, R OBP: 0.250, SLG: 0.316 (1, 6) Hank Sauer, R OBP: 0.319, SLG: 0.446 (7, PH) Jack Cusick, R OBP: 0.264, SLG: 0.275 (8, 6) S: 12 P: 17		4-1 G5-4-3 1-2 BB		0-1 6-3				4-1 G1-6-3 1-2 BB		1	0	0	0	1	0	0
Turk Lown, R OBP: 0.143, SLG: 0.077 (1, 1) S: 12 P: 17		0-1 G5-4-3 1-2f		1-1 6-3				0-0 G1-6-3 1-2f		0	0	0	0	0	0	4

BOTTOM	
AB	29
R	2
H	6
RBI	1
BB	4
SO	4
LOB	9
WP: 1 PB: 0 SB: 0 CS: 0	PA: 33

PITCHER		IP	WLS	BF	H	R	ER	SO	BB	IBB	HBP	BLK	WP	HR	S	P	ERA	WHIP
Bud Podbielan, R ERA: 3.27 (1, 1)		6.0		23	5	2	2	2	2	2	0	0	1	1	49	72	3.00	1.167
Clyde King, R ERA: 3.62 (7, 1)		3.0	W	10	1	0	0	2	2	0	0	0	0	0	27	42	0.00	1.000

Brooklyn Dodgers @ Chicago Cubs
Wrigley Field, Chicago, IL
 Sun Jun 17 1951, 3:33 AM CDT
 Att. 39,046 - Unknown

livebaseballscores.com

Batter	1	2	3	4	5	6	7	8	9	AB R H RBI BB SO LOB	TOP											
Carl Furillo, R OBP: 0.303, SLG: 0.424 (1, 9)	1-2 1B G3-6-3 1B	2-1 F8		0-0 F9		1-0 4-3		1-0 F7		5 1 1 0 0 0 1												
Pee Wee Reese, R OBP: 0.431, SLG: 0.406 (1, 6)	2-0 1-3 1B G3-6-3 1B	4-1 1B BB		1-0 2-H 1B 1B		2-1 PB 1B 1B		1-1 E1 1B		4 2 4 1 1 0 0												
Duke Snider, L OBP: 0.348, SLG: 0.542 (1, 8)	1-0 G3-6-3 1-2f 3-H 1B	0-0 1-3 1B		4-2 BB 1B BB		1-1 4-3 1-3		3-2 F8		4 0 1 0 1 0 3												
Jackie Robinson, R OBP: 0.458, SLG: 0.575 (1, 4)	4-0 HBP 1B HBP BB	2-2 F3		2-2 1-2 2-H BB 1B		3-1 3-H 1B		4-0 BB		3 1 2 2 2 0 2												
Gil Hodges, R OBP: 0.396, SLG: 0.629 (1, 3)	1-0 HBP 1-2 1B		1-3 K	4-2 1-2 2-3 BB		3-3 K		0-0 F8		4 0 1 0 1 2 3												
Andy Pafko, R OBP: 0.332, SLG: 0.519 (1, 7)	2-1 HBP 1-2 2-3 HBP		0-0 E4 G6-4-3	1-2 F9			0-1 L6		0-0 F5	3 0 0 0 0 0 3 1 0 0 0 0 0 0												
Don Thompson, L OBP: 0.314, SLG: 0.186 (7, 7)																						
Roy Campanella, R OBP: 0.411, SLG: 0.516 (1, 2)	1-1 1-2 2-3 3-H HBP		0-1 G6-4-3 1-2f 2-1		3-3 K		2-1 F8		1-3 K	4 0 0 1 0 2 1												
Rocky Bridges, R OBP: 0.307, SLG: 0.304 (1, 5)	2-1 L7			0-1 3-4 1B 1B		0-0 5-3		3-2 1B		5 1 2 0 0 0 3												
Don Newcombe, L OBP: 0.289, SLG: 0.286 (1, 1)			1-1 4-3		0-2 6-3					4 0 0 0 0 0 2												
Ralph Branca, R OBP: 0.111, SLG: 0.118 (9, 1)				3-1 3-4 1-2		0-2 6-3		0-0 1-3		0 0 0 0 0 0 0												
Inning Stats	R: 2 E: 0 K: 0 S: 10	H: 3 LOB: 3 BB: 1 P: 24	R: 0 E: 0 K: 0 S: 10	H: 1 LOB: 2 BB: 1 P: 19	R: 0 E: 1 K: 1 S: 6	H: 0 LOB: 0 BB: 0 P: 7	R: 2 E: 0 K: 0 S: 16	H: 3 LOB: 3 BB: 2 P: 31	R: 0 E: 0 K: 1 S: 8	H: 0 LOB: 0 BB: 0 P: 11	R: 1 E: 0 K: 1 S: 10	H: 2 LOB: 1 BB: 0 P: 20	R: 0 E: 0 K: 0 S: 8	H: 1 LOB: 1 BB: 0 P: 13	R: 0 E: 1 K: 0 S: 7	H: 1 LOB: 2 BB: 1 P: 16	R: 0 E: 0 K: 1 S: 6	H: 0 LOB: 0 BB: 0 P: 9	1B: 11 2B: 0 3B: 0 HR: 0	SF: 0 SAC: 0 DP: 2 HBP: 2	WP: 0 PB: 2 SB: 1 CS: 0	PA: 44
PITCHER	IP WLS BF H R ER SO BB IBB HBP BLK WP HR S P ERA WHIP																					
Willie Ramsdell, R ERA: 4.48 (1, 1)	3.2 L 22 7 4 4 1 3 0 2 0 0 0 0 37 71 9.82 2.727																					
Herm Wehmeier, R ERA: 5.94 (4, 1)	2.1 10 2 1 0 2 1 0 0 0 0 0 0 23 41 0.00 1.286																					
Bud Byerly, R ERA: 2.0 (7, 1)	2.0 9 2 0 0 0 1 0 0 0 0 0 0 15 29 0.00 1.500																					
Frank Smith, R ERA: 1.21 (9, 1)	1.0 3 0 0 0 0 1 0 0 0 0 0 0 6 9 0.00 0.000																					

Brooklyn Dodgers @ Cincinnati Reds
Crosley Field, Cincinnati, OH
Tue Jun 19 1951, 3:33 AM EDT
Att. 26,618 - Unknown

livebaseballscorecards.com

AB	37
R	5
H	11
RBI	4
BB	5
SO	4
LOB	18



Batter	1	2	3	4	5	6	7	8	9	AB R H RBI BB SO LOB	TOP											
Dick Williams, R (1, 7) OBP: 0.375, SLG: 0.467 Don Thompson, L (9, PR) OBP: 0.314, SLG: 0.186	2-2 F4		1-1 L8			1-3 K			0-2 E9 9-5 1B	4 0 1 0 0 1 1 0 0 0 0 0 0 0												
Pee Wee Reese, R (1, 6) OBP: 0.424, SLG: 0.398	2-2 F9			0-3 K		1-2 G4-6-3 1-2f			1-2 9-5 2-3f	4 0 0 0 0 1 2												
Duke Snider, L (1, 8) OBP: 0.343, SLG: 0.532	0-0 4-3			0-1 G3			0-1 F8		0-0 F8	4 0 0 0 0 0 1												
Jackie Robinson, R (1, 4) OBP: 0.461, SLG: 0.572		4-2 BB		2-1 5-3			4-1 1B 1B BB			1 0 0 0 2 0 0												
Gil Hodges, R (1, 3) OBP: 0.391, SLG: 0.620		1-2 F8			0-0 L5		0-0 F3			3 0 0 0 0 0 2												
Carl Furillo, R (1, 9) OBP: 0.304, SLG: 0.423		0-2 F7			2-1 4-3		1-2 1-H 1B			3 0 1 0 0 0 1												
Roy Campanella, R (1, 2) OBP: 0.410, SLG: 0.529		2-2 L7 SAFE			0-1 HR			2-1 F7		3 1 1 1 0 0 1												
Rocky Bridges, R (1, 5) OBP: 0.299, SLG: 0.296 Andy Pafko, R (8, PH) OBP: 0.330, SLG: 0.516 Billy Cox, R (8, 5) OBP: 0.327, SLG: 0.427			0-0 F7		3-1 F4			1-1 F6		2 0 0 0 0 0 0 1 0 0 0 0 0 0 0 0 0 0 0 0 0												
Johnny Schmitz, R (1, 1) OBP: 0.250, SLG: 0.250 Wayne Terwilliger, R (8, PH) OBP: 0.315, SLG: 0.244 Clyde King, S (8, 1) OBP: 0.105, SLG: 0.056			1-2 F9			0-1 G4-6-3 1B		1-3 K		2 0 1 0 0 0 0 1 0 0 0 0 1 0 0 0 0 0 0 0 0												
Inning Stats	R: 0 E: 0 K: 0 S: 7	H: 0 LOB: 0 BB: 0 P: 11	R: 0 E: 0 K: 0 S: 17	H: 0 LOB: 1 BB: 1 P: 24	R: 0 E: 0 K: 0 S: 7	H: 0 LOB: 0 BB: 0 P: 9	R: 0 E: 0 K: 1 S: 7	H: 0 LOB: 0 BB: 0 P: 9	R: 1 E: 0 K: 0 S: 7	H: 1 LOB: 0 BB: 0 P: 12	R: 0 E: 0 K: 1 S: 8	H: 1 LOB: 0 BB: 0 P: 10	R: 0 E: 0 K: 0 S: 7	H: 1 LOB: 2 BB: 1 P: 12	R: 0 E: 0 K: 1 S: 7	H: 0 LOB: 0 BB: 0 P: 11	R: 0 E: 1 K: 0 S: 9	H: 1 LOB: 1 BB: 0 P: 10	1B: 3 2B: 1 3B: 0 HR: 1	SF: 0 SAC: 0 DP: 2 HBP: 0	WP: 0 PB: 0 SB: 0 CS: 0	PA: 30
PITCHER Ken Raffensberger, L (1, 1) ERA: 3.73	IP: 9.0 WLS: W BF: 30 H: 4 R: 1 ER: 1 SO: 3 BB: 2 IBB: 0 HBP: 0 BLK: 0 WP: 0 HR: 1 S: 76 P: 108 ERA: 1.00 WHIP: 0.667											PITCHER	IP: 9.0 WLS: W BF: 30 H: 4 R: 1 ER: 1 SO: 3 BB: 2 IBB: 0 HBP: 0 BLK: 0 WP: 0 HR: 1 S: 76 P: 108 ERA: 1.00 WHIP: 0.667									

Brooklyn Dodgers @ Cincinnati Reds
 Crosley Field, Cincinnati, OH
 Wed Jun 20 1951, 3:33 AM EDT
 Att. 7,880 - Unknown

livebaseballscorecards.com

AB	28
R	1
H	4
RBI	1
BB	2
SO	3
LOB	8



Batter	1	2	3	4	5	6	7	8	9
Bobby Adams, R OBP: 0.316, SLG: 0.371 (1, 4)	2-1 5-3 ①		1-2 FC5-4 2B ②		1-1 F4 ①			2-3 K ①	
Bob Usher, R OBP: 0.270, SLG: 0.333 (1, 8)	1-1 5-3 ②		1-2 2B ②		0-0 F8 ②			0-0 L3-6 WP 1B ②	
Johnny Wyrostek, L OBP: 0.360, SLG: 0.378 (1, 9)	2-3 K ③		0-0 F8 ③		0-0 F8 ③			1-1 L3-6 ③	
Ted Kluszewski, L OBP: 0.290, SLG: 0.385 (1, 3)		2-1 F5 ①		4-1 1-3 BB ①		0-1 3-1 ①			
Virgil Stallcup, R OBP: 0.286, SLG: 0.400 (1, 6)		1-0 F7 ②		0-1 1-3 ②		1-0 5-3 ②			
Grady Hatton, L OBP: 0.337, SLG: 0.348 (1, 5)		1-2 FC6-4 1B ②		2-1 L6 ②		2-3 K ③			
Bob Scheffing, R OBP: 0.336, SLG: 0.337 (1, 2)		0-0 FC6-4 1-2f ③		4-0 IBB ③			1-1 5-3 ①		
Lloyd Merriman, L OBP: 0.295, SLG: 0.328 (1, 7)			4-2 FC5-6 BB ③		3-2 4-3 ③		1-2 F8 ②		
Ken Raffensberger, R OBP: 0.086, SLG: 0.030 (1, 1)			0-0 FC5-6 FC5-4 1-2f ①		0-2 E5 PB F8 ①		1-3 K ③		

Inning Stats	R: 0	H: 0	E: 0	K: 1	S: 7	LOB: 0	BB: 0	P: 12
	R: 0	H: 1	E: 0	K: 0	S: 7	LOB: 1	BB: 0	P: 11
	R: 1	H: 1	E: 0	K: 0	S: 12	LOB: 1	BB: 1	P: 18
	R: 0	H: 0	E: 0	K: 0	S: 8	LOB: 2	BB: 2	P: 21
	R: 1	H: 0	E: 1	K: 0	S: 7	LOB: 0	BB: 0	P: 8
	R: 0	H: 0	E: 0	K: 1	S: 7	LOB: 0	BB: 0	P: 10
	R: 0	H: 0	E: 0	K: 1	S: 9	LOB: 0	BB: 0	P: 12
	R: 0	H: 1	E: 0	K: 1	S: 8	LOB: 0	BB: 0	P: 11

PITCHER	IP	WLS	BF	H	R	ER	SO	BB	IBB	HBP	BLK	WP	HR	S	P	ERA	WHIP
Johnny Schmitz, L ERA: 6.12 (1, 1)	7.0	L	27	2	2	1	3	2	1	0	0	0	0	57	92	1.29	0.571
Clyde King, R ERA: 3.56 (8, 1)	1.0		3	1	0	0	1	0	0	0	0	1	0	8	11	0.00	1.000

BOTTOM


Brooklyn Dodgers @ Cincinnati Reds
Crosley Field, Cincinnati, OH

Wed Jun 20 1951, 3:33 AM EDT
Att. 7,880 - Unknown

AB	R	H	RBI	BB	SO	LOB
4	1	0	0	0	1	2
4	0	2	2	0	0	0
4	0	0	0	0	1	2
2	0	0	0	1	0	0
3	0	0	0	0	0	1
3	0	1	0	0	1	1
2	0	0	0	1	0	1
2	0	0	0	1	0	2
3	1	0	0	0	1	1

AB	27
R	2
H	3
RBI	2
BB	3
SO	4
LOB	10

livebaseballscorecards.com



WP	PA
1	30

Batter	1	2	3	4	5	6	7	8	9	AB R H RBI BB SO LOB	TOP											
Cal Abrams, L (1, 7) OBP: 0.445, SLG: 0.473	1-2 4-3		4-2 E BB	1-1 2-H 3-H 2B		4-2 CS BB		3-3 K		3 1 1 2 2 1 0												
Pee Wee Reese, R (1, 6) OBP: 0.424, SLG: 0.400	3-2 2B		4-2 E BB	0-0 1-3		2-3 1-2 K		0-0 F8		4 0 1 0 1 1 2												
Duke Snider, L (1, 8) OBP: 0.340, SLG: 0.525	1-1 F7		0-0 E3		1-0 L7	1-1 BB 1B		1-3 K		5 0 1 0 0 1 2												
Jackie Robinson, R (1, 4) OBP: 0.464, SLG: 0.583	0-0 4-3		0-0 F2		1-2 HR	4-0 1-2 BB		4-0 5-3 BB		3 1 1 1 2 0 3												
Gil Hodges, R (1, 3) OBP: 0.391, SLG: 0.619		1-1 6-3		0-0 HBP 2B 1B	2-2 1B 2B	0-1 F7		3-2 5-3		5 2 2 0 0 0 3												
Carl Furillo, R (1, 9) OBP: 0.310, SLG: 0.428		1-0 1-3		3-1 2B HBP	1-0 1B 1B	1-1 2B		0-0 4-3		4 1 2 1 0 0 1												
Roy Campanella, R (1, 2) OBP: 0.401, SLG: 0.515		2-3 K		2-1 F8	1-0 F7	0-1 F6		3-2 6-3		5 0 0 0 0 1 5												
Rocky Bridges, R (1, 5) OBP: 0.308, SLG: 0.320			1-1 6-3	0-1 2B	1-1 1B	0-0 F7				4 1 2 1 0 0 1												
Preacher Roe, R (1, 1) OBP: 0.156, SLG: 0.116			2-3 K	1-3 K	0-2 1-3	0-3 K				4 0 0 0 0 3 5												
Carl Erskine, R (9, 1) OBP: 0.263, SLG: 0.316										0 0 0 0 0 0 0												
Inning Stats	R: 0 E: 0 K: 0 S: 12	H: 1 LOB: 1 BB: 0 P: 17	R: 0 E: 0 K: 1 S: 6	H: 0 LOB: 0 BB: 0 P: 10	R: 1 E: 1 K: 1 S: 12	H: 0 LOB: 2 BB: 2 P: 23	R: 3 E: 0 K: 1 S: 12	H: 3 LOB: 1 BB: 0 P: 19	R: 2 E: 0 K: 0 S: 14	H: 4 LOB: 2 BB: 0 P: 21	R: 0 E: 0 K: 1 S: 9	H: 1 LOB: 2 BB: 2 P: 20	R: 0 E: 0 K: 1 S: 8	H: 1 LOB: 1 BB: 0 P: 9	R: 0 E: 0 K: 2 S: 7	H: 0 LOB: 0 BB: 0 P: 11	R: 0 E: 0 K: 0 S: 9	H: 0 LOB: 1 BB: 1 P: 19	1B: 4 2B: 5 3B: 0 HR: 1	SF: 0 SAC: 0 DP: 0 HBP: 1	WP: 0 PB: 0 SB: 1 CS: 1	PA: 43
PITCHER	IP WLS BF H R ER SO BB IBB HBP BLK WP HR S P ERA WHIP																					
Howie Fox, R (1, 1) ERA: 3.65	4.1 L 23 6 6 5 3 2 0 1 0 0 1 49 80 10.38 1.846																					
Bud Byerly, R (5, 1) ERA: 1.95	0.2 4 2 0 0 0 0 0 0 0 0 0 7 10 0.00 3.000																					
Herm Wehmeier, R (6, 1) ERA: 5.73	2.0 9 2 0 0 2 2 0 0 0 0 0 17 29 0.00 2.000																					
Eddie Erault, R (8, 1) ERA: 4.5	1.1 5 0 0 0 2 1 0 0 0 0 0 11 22 0.00 0.750																					
Frank Smith, R (9, 1) ERA: 1.19	0.2 2 0 0 0 0 0 0 0 0 0 0 5 8 0.00 0.000																					

Brooklyn Dodgers @ Cincinnati Reds
Crosley Field, Cincinnati, OH
Thu Jun 21 1951, 3:33 AM EDT
Att. 5,827 - Unknown

livebaseballscorecards.com

AB	37
R	6
H	10
RBI	5
BB	5
SO	7
LOB	22



Batter	1	2	3	4	5	6	7	8	9	AB	R	H	RBI	BB	SO	LOB	
Bobby Adams, R OBP: 0.325, SLG: 0.374 (1, 4)	4-2 CS BB		0-0 F4			1-1 1-2 1B		1-2 F8		0-1 S 1B	4	0	2	0	1	0	0
Bob Usher, R OBP: 0.275, SLG: 0.336 (1, 8)	3-1 F6 1-2			0-1 1B 1B		0-0 F8		2-1 F8 1B 1B	3-2 F3	5	1	2	0	0	0	4	
Johnny Wyrostek, L OBP: 0.369, SLG: 0.389 (1, 9)	0-0 2B			1-1 2B 1B		4-1 2B BB		0-0 1B 1B	2-1 F7	4	2	3	0	1	0	1	
Ted Kluszewski, L OBP: 0.290, SLG: 0.387 (1, 3)	3-3 K			0-0 2B		0-1 L9		2-2 F2		4	0	1	1	0	1	4	
Virgil Stallcup, R OBP: 0.285, SLG: 0.402 (1, 6)		1-1 6-3		0-0 F9		1-1 4-3 1-H 2B		2-1 F8		4	0	1	1	0	0	3	
Grady Hatton, L OBP: 0.335, SLG: 0.346 (1, 5)		2-2 F8		1-1 F9		1-2 4-3		1-2 1-3 3-H 1B		4	0	1	1	0	0	2	
Bob Scheffing, R OBP: 0.333, SLG: 0.327 (1, 2)		2-1 F7			4-2 1B BB		2-2 F8		0-0 F9	3	0	0	0	1	0	3	
Lloyd Merriman, L OBP: 0.287, SLG: 0.318 (1, 7)			0-1 F8		1-0 F6		0-0 F8		0-0 F8	4	0	0	0	0	0	1	
Howie Fox, R OBP: 0.071, SLG: 0.107 (1, 1)			1-3 K		1-3 K		0-1 F7		2-2 HR	1	0	0	0	0	1	0	
Bud Byerly, R (5, 1)										0	0	0	0	0	0	0	
Sammy Meeks, R (5, PH)										1	0	0	0	0	1	1	
Herm Wehmeier, R OBP: 0.214, SLG: 0.214 (6, 1)										0	0	0	0	0	0	0	
Johnny Pramesa, R OBP: 0.236, SLG: 0.341 (7, PH)										1	0	0	0	0	0	0	
Eddie Erautt, R (8, 1)										0	0	0	0	0	0	0	
Frank Smith, R (9, 1)										0	0	0	0	0	0	0	
Roy McMillan, R OBP: 0.318, SLG: 0.333 (9, PH)										1	1	1	1	0	0	0	

Inning Stats	R: 0	H: 1	E: 0	LOB: 1	K: 1	S: 8	P: 18	R: 0	H: 0	E: 0	LOB: 0	K: 0	S: 7	P: 12	R: 0	H: 0	E: 0	LOB: 0	K: 1	S: 6	R: 1	H: 3	E: 0	LOB: 1	K: 0	S: 8	P: 10	R: 0	H: 1	E: 0	LOB: 2	K: 1	S: 10	R: 1	H: 1	E: 0	LOB: 1	K: 0	S: 11	R: 0	H: 0	E: 0	LOB: 0	K: 0	S: 7	P: 8	R: 1	H: 3	E: 0	LOB: 2	K: 0	S: 14	P: 21	R: 1	H: 2	E: 0	LOB: 1	K: 0	S: 11	P: 18	1B: 7	SF: 0	2B: 3	SAC: 0	3B: 0	DP: 0	HR: 1	HBP: 0	WP: 0	PA: 39
PITCHER	IP	WLS	BF	H	R	ER	SO	BB	IBB	HBP	BLK	WP	HR	S	P	ERA	WHIP																																																					
Preacher Roe, L ERA: 2.92 (1, 1)	8.1	W	37	11	4	4	3	3	0	0	0	0	0	77	120	4.32	1.680																																																					
Carl Erskine, R ERA: 4.8 (9, 1)	0.2	S	2	0	0	0	0	0	0	0	0	0	0	5	10	0.00	0.000																																																					

BOTTOM

Brooklyn Dodgers @ Cincinnati Reds
Crosley Field, Cincinnati, OH

Thu Jun 21 1951, 3:33 AM EDT
Att. 5,827 - Unknown

AB	36
R	4
H	11
RBI	4
BB	3
SO	3
LOB	19

livebaseballscorecards.com



Batter	1	2	3	4	5	6	7	8	9	AB	R	H	RBI	BB	SO	LOB	TOP										
Dick Williams, R (1, 7) OBP: 0.300, SLG: 0.368 Hank Edwards, L (8, PH) OBP: 0.381, SLG: 0.294 Don Thompson, L (8, 7) OBP: 0.314, SLG: 0.186	2-2 6-3 F8	1-2 F8			2-1 5-3 F6	0-0 F6		0-1 3-1		4	0	0	0	0	0	2											
Pee Wee Reese, R (1, 6) OBP: 0.423, SLG: 0.397	0-2 F8		0-1 B5-3		0-1 L1		0-1 1B 1B	4-1 6-3 BB		4	1	1	0	1	0	0											
Andy Pafko, R (1, 8) OBP: 0.332, SLG: 0.518	1-0 2B		0-0 6-3		1-2 L5		0-1 1B 1B	1-2 6-3		5	1	2	0	0	0	1											
Jackie Robinson, R (1, 4) OBP: 0.470, SLG: 0.598	4-2 FC5-4 BB		4-2 S BB		1-0 HR		2-0 1B 1B		2-2 E5 FC5-4	3	1	2	2	2	0	0											
Gil Hodges, R (1, 3) OBP: 0.388, SLG: 0.608	0-1 FC5-4 1-2f		4-1 BB		3-3 K		3-0 F3		0-1 FC5-4 1B	4	1	0	0	1	1	5											
Carl Furillo, R (1, 9) OBP: 0.319, SLG: 0.440		2-1 E 2B		0-0 F6		1-0 2B 1B		2-1 1B 1B		5	3	4	1	0	0	2											
Roy Campanella, R (1, 2) OBP: 0.405, SLG: 0.520		0-2 L7		0-0 5-3		1-1 1B 2B		4-0 1B IBB		4	1	2	1	1	0	1											
Rocky Bridges, R (1, 5) OBP: 0.302, SLG: 0.313		1-0 E4 2-3		1-3 K2-3		0-0 F5		0-0 FC5-4 1B		5	0	1	1	0	1	5											
Ralph Branca, R (1, 1) OBP: 0.105, SLG: 0.111 Erv Palica, R (4, PH) OBP: 0.222, SLG: 0.125 Carl Erskine, R (4, 1) OBP: 0.263, SLG: 0.316 Billy Cox, R (6, PH) OBP: 0.331, SLG: 0.431 Clyde King, S (6, 1) OBP: 0.095, SLG: 0.050		1-1 E4 1-3 3-H		1-3 K		2-1 1B		1-2 FC5-4		1	0	0	1	0	0	1											
Inning Stats	R: 0 E: 0 K: 0 S: 14	H: 1 LOB: 2 BB: 1 P: 21	R: 1 E: 2 K: 0 S: 11	H: 1 LOB: 1 BB: 0 P: 16	R: 0 E: 0 K: 2 S: 7	H: 0 LOB: 2 BB: 2 P: 16	R: 0 E: 0 K: 2 S: 7	H: 0 LOB: 0 BB: 0 P: 9	R: 0 E: 0 K: 0 S: 8	H: 0 LOB: 0 BB: 0 P: 11	R: 3 E: 0 K: 1 S: 12	H: 4 LOB: 1 BB: 0 P: 20	R: 3 E: 0 K: 0 S: 13	H: 5 LOB: 2 BB: 1 P: 25	R: 0 E: 0 K: 0 S: 7	H: 0 LOB: 0 BB: 1 P: 12	R: 1 E: 1 K: 0 S: 13	H: 2 LOB: 2 BB: 0 P: 18	1B: 9 2B: 3 3B: 0 HR: 1	SF: 0 SAC: 0 DP: 0 HBP: 0	WP: 1 PB: 0 SB: 1 CS: 0	PA: 45					
PITCHER	IP	WLS	BF	H	R	ER	SO	BB	IBB	HBP	BLK	WP	HR	S	P	ERA	WHIP	PITCHER									
Howie Pollet, L (1, 1) ERA: 4.91	6.0		28	6	4	3	3	3	0	0	0	0	1	60	93	4.50	1.500										
Ted Wilks, R (7, 1) ERA: 3.91	2.0	L	11	5	3	3	0	1	1	0	0	0	0	20	37	13.50	3.000										
Paul LaPalme, L (9, 1) ERA: 5.23	1.0		6	2	1	0	0	0	0	0	0	1	0	13	18	0.00	2.000										

Brooklyn Dodgers @ Pittsburgh Pirates
Forbes Field, Pittsburgh, PA
Fri Jun 22 1951, 3:33 AM EDT
Att. 24,966 - Unknown

livebaseballscorecards.com

AB	40
R	8
H	13
RBI	8
BB	5
SO	3
LOB	21



BOTTOM

Brooklyn Dodgers @ Pittsburgh Pirates
Forbes Field, Pittsburgh, PA
Fri Jun 22 1951, 3:33 AM EDT
Att. 24,966 - Unknown

livebaseballscorecards.com

AB 36
R 4
H 11
RBI 4
BB 4
SO 4
LOB 20



WP: 0 PA: 40
PB: 0
SB: 0
CS: 0

AB R H RBI BB SO LOB

5	0	1	0	0	0	1
4	1	1	0	1	1	1
5	1	3	0	0	0	1
3	2	1	1	2	0	2
4	0	2	1	0	1	3
4	0	1	1	0	0	6
4	0	2	1	0	0	1
3	0	0	0	1	0	2
2	0	0	0	0	1	2
1	0	0	0	0	1	1
0	0	0	0	0	0	0
1	0	0	0	0	0	0
0	0	0	0	0	0	0

Batter	1	2	3	4	5	6	7	8	9
Pete Castiglione, R (1, 5) OBP: 0.352, SLG: 0.377	1-2 F9		1-1 L8	0-1 F2		2-1 6-3			0-1 1B
George Metkovich, L (1, 8) OBP: 0.323, SLG: 0.386	2-1 1B		4-0 1B BB		2-2 5-3		1-2 F6		1-3 K
Rocky Nelson, L (1, 3) OBP: 0.341, SLG: 0.419	2-1 F6		2-2 1B F8 1B		0-0 BB 1B		2-1 1B 1B		2-2 F7
Ralph Kiner, R (1, 7) OBP: 0.430, SLG: 0.610		4-0 1B 1B BB	2-1 1B F8 2B 1B		4-2 1-2 BB		0-0 F3		1-0 F8
Bill Howerton, L (1, 9) OBP: 0.388, SLG: 0.434		2-1 1B 1B	2-2 F8		2-3 K		2-2 1-3 1B		
Joe Garagiola, L (1, 2) OBP: 0.265, SLG: 0.352		0-2 F2	1-0 2B		2-1 F8		0-1 L8		
Danny Murtaugh, R (1, 4) OBP: 0.241, SLG: 0.276		1-0 1-2 1B 3-H	0-0 6-3		3-2 F2		1-1 1B		
George Strickland, R (1, 6) OBP: 0.296, SLG: 0.309		0-1 F5		0-0 5-3		4-2 BB	3-1 F4		
Howie Pollet, L (1, 1) Pete Reiser, L (6, PH) Ted Wilks, R (7, 1) Jack Phillips, R (8, PH) Paul LaPalme, L (9, 1)		0-3 K	0-1 6-3		0-1 6-3		1-3 K		0-0 1-3

Inning Stats	R: 0	H: 1	E: 0	K: 0	S: 7	Lob: 0	BB: 0	P: 12
R: 1	H: 2	E: 0	K: 1	S: 11	Lob: 2	BB: 1	P: 18	
R: 3	H: 3	E: 0	K: 0	S: 12	Lob: 1	BB: 1	P: 24	
R: 0	H: 0	E: 0	K: 0	S: 5	Lob: 0	BB: 0	P: 5	
R: 0	H: 1	E: 0	K: 1	S: 11	Lob: 2	BB: 1	P: 21	
R: 0	H: 0	E: 0	K: 1	S: 10	Lob: 1	BB: 1	P: 20	
R: 0	H: 2	E: 0	K: 0	S: 11	Lob: 2	BB: 0	P: 16	
R: 0	H: 1	E: 0	K: 0	S: 5	Lob: 0	BB: 0	P: 9	
R: 0	H: 1	E: 0	K: 1	S: 9	Lob: 1	BB: 0	P: 13	

PITCHER	IP	WLS	BF	H	R	ER	SO	BB	IBB	HBP	BLK	WP	HR	S	P	ERA	WHIP
Ralph Branca, R (1, 1) ERA: 2.04	3.0		16	6	4	4	1	2	0	0	0	0	0	30	54	12.00	2.667
Carl Erskine, R (4, 1) ERA: 4.66	2.0		8	1	0	0	1	1	0	0	0	0	0	16	26	0.00	1.000
Clyde King, R (6, 1) ERA: 3.34	4.0	W	16	4	0	0	2	1	0	0	0	0	0	35	58	0.00	1.250

Batter	1	2	3	4	5	6	7	8	9	AB R H RBI BB SO LOB	TOP												
Dick Williams, R OBP: 0.346, SLG: 0.458 (1, 7)	4-2 1B BB	0-0 5-3			1-1 1B 2B		1-0 1B 2B	3-3 K	1-1 FC5-4 1-2f	5 3 2 0 1 1 3													
Pee Wee Reese, R OBP: 0.428, SLG: 0.404 Billy Cox, R OBP: 0.335, SLG: 0.431 (1, 6) (8, 5)	3-2 1B HR 1B	3-2 F9			1-0 L6-4 F9 2-H 1B		1-2 2-H 1B		4-1 2B 1B BB	4 1 3 2 0 0 0 0 1 0 0 1 0 0													
Andy Pafko, R OBP: 0.330, SLG: 0.513 Don Thompson, L OBP: 0.327, SLG: 0.227 (1, 8) (7, 8)	1-2 1B HR 1B	2-2 6-3			0-0 F9 1-2		2-3 K		2-1 1B 2B	4 1 1 1 0 1 2 1 1 1 0 0 0 0													
Jackie Robinson, R OBP: 0.463, SLG: 0.587 Wayne Terwilliger, R OBP: 0.318, SLG: 0.244 (1, 4) (8, 4)	0-0 B1				0-0 L6-4 2-3		1-0 F3		4-0 1B E BB	4 0 0 0 0 0 4 0 1 0 0 1 0 0													
Gil Hodges, R OBP: 0.384, SLG: 0.599 (1, 3)	1-0 F2				1-2 F7		0-0 6-3		0-1 E L7 1B	5 1 1 2 0 0 3													
Carl Furillo, R OBP: 0.321, SLG: 0.455 (1, 9)	1-0 HR				2-2 4-3		0-0 3-1		2-2 E 1B 2B	5 2 2 3 0 0 1													
Roy Campanella, R OBP: 0.409, SLG: 0.522 (1, 2)	2-1 1B PB 1B				2-2 6-3		0-0 BLK HR 1B		2-1 1-3 1B	5 1 3 1 0 0 2													
Rocky Bridges, R OBP: 0.308, SLG: 0.353 (1, 5) (8, 6)	2-2 1B				1-2 5-3		0-2 HR		3-2 1-3	5 1 2 3 0 0 2													
Don Newcombe, L OBP: 0.279, SLG: 0.275 (1, 1)	2-1 3-1				1-1 1-3		1-0 4-3		1-0 F7	5 0 1 0 0 0 3													
Inning Stats	R: 4 E: 0 K: 0 S: 24	H: 5 LOB: 2 BB: 1 P: 40	R: 0 E: 0 K: 0 S: 7	H: 0 LOB: 0 BB: 0 P: 12	R: 0 E: 0 K: 0 S: 8	H: 0 LOB: 0 BB: 0 P: 13	R: 0 E: 0 K: 0 S: 8	H: 0 LOB: 0 BB: 0 P: 12	R: 1 E: 0 K: 0 S: 9	H: 2 LOB: 0 BB: 0 P: 12	R: 1 E: 0 K: 1 S: 9	H: 2 LOB: 1 BB: 0 P: 14	R: 1 E: 1 K: 1 S: 13	H: 2 LOB: 1 BB: 0 P: 24	R: 4 E: 1 K: 0 S: 15	H: 3 LOB: 2 BB: 2 P: 32	1B: 10 2B: 5 3B: 0 HR: 2	SF: 0 SAC: 0 DP: 1 HBP: 0	WP: 0 PB: 1 SB: 0 CS: 0	PA: 46			
PITCHER	IP WLS BF H R ER SO BB IBB HBP BLK WP HR S P ERA WHIP	IP WLS BF H R ER SO BB IBB HBP BLK WP HR S P ERA WHIP	IP WLS BF H R ER SO BB IBB HBP BLK WP HR S P ERA WHIP	IP WLS BF H R ER SO BB IBB HBP BLK WP HR S P ERA WHIP	IP WLS BF H R ER SO BB IBB HBP BLK WP HR S P ERA WHIP	IP WLS BF H R ER SO BB IBB HBP BLK WP HR S P ERA WHIP	IP WLS BF H R ER SO BB IBB HBP BLK WP HR S P ERA WHIP	IP WLS BF H R ER SO BB IBB HBP BLK WP HR S P ERA WHIP	IP WLS BF H R ER SO BB IBB HBP BLK WP HR S P ERA WHIP	IP WLS BF H R ER SO BB IBB HBP BLK WP HR S P ERA WHIP	IP WLS BF H R ER SO BB IBB HBP BLK WP HR S P ERA WHIP	IP WLS BF H R ER SO BB IBB HBP BLK WP HR S P ERA WHIP	IP WLS BF H R ER SO BB IBB HBP BLK WP HR S P ERA WHIP	IP WLS BF H R ER SO BB IBB HBP BLK WP HR S P ERA WHIP	IP WLS BF H R ER SO BB IBB HBP BLK WP HR S P ERA WHIP	IP WLS BF H R ER SO BB IBB HBP BLK WP HR S P ERA WHIP	IP WLS BF H R ER SO BB IBB HBP BLK WP HR S P ERA WHIP	IP WLS BF H R ER SO BB IBB HBP BLK WP HR S P ERA WHIP	IP WLS BF H R ER SO BB IBB HBP BLK WP HR S P ERA WHIP	IP WLS BF H R ER SO BB IBB HBP BLK WP HR S P ERA WHIP	IP WLS BF H R ER SO BB IBB HBP BLK WP HR S P ERA WHIP	IP WLS BF H R ER SO BB IBB HBP BLK WP HR S P ERA WHIP	
Bill Werle, L ERA: 6.03 (1, 1)	6.0 L 29 11 8 8 0 1 0 0 1 0 2 65 102 12.00 2.000																						
Junior Walsh, R ERA: 7.07 (7, 1)	2.0 11 3 4 3 2 2 0 0 0 0 0 21 45 13.50 2.500																						
Paul LaPalme, L ERA: 5.08 (9, 1)	1.0 6 2 1 0 0 0 0 0 0 0 0 0 12 19 0.00 2.000																						

Brooklyn Dodgers @ Pittsburgh Pirates
 Forbes Field, Pittsburgh, PA
 Sat Jun 23 1951, 3:33 AM EDT
 Att. 9,937 - Unknown

AB	43
R	13
H	16
RBI	12
BB	3
SO	2
LOB	20



WP	0	PA	46
PB	1		
SB	0		
CS	0		

1B	10	SF	0
2B	5	SAC	0
3B	0	DP	1
HR	2	HBP	0


Batter	1	2	3	4	5	6	7	8	9	AB	R	H	RBI	BB	SO	LOB
Pete Castiglione, R OBP: 0.349, SLG: 0.370 (1, 5)	4-1 BB 1B BB		0-1 4-3		0-1 F9			0-1 1-3		3	0	0	0	1	0	1
Erv Dusak, R OBP: 0.385, SLG: 0.500 (1, 8)	0-2 F4		3-2 6-3			3-3 K			0-0 F3	4	0	0	0	0	1	1
Rocky Nelson, L OBP: 0.337, SLG: 0.404 (1, 3)	0-1 F8		2-2 4-3			2-2 2-3			4-0 BB BB BB	3	1	0	0	1	0	1
Ralph Kiner, R OBP: 0.427, SLG: 0.604 (1, 7)	2-1 1-2 BB 1B			1-2 L8		2-1 5-3			0-1 F5	4	0	1	0	0	0	1
Bill Howerton, L OBP: 0.392, SLG: 0.424 (1, 9)	4-0 1-2 2-3 BB			1-1 6-3			2-3 K		4-1 BB BB BB	2	0	0	0	2	1	0
Joe Garagiola, L OBP: 0.257, SLG: 0.341 Ed Fitz Gerald, R OBP: 0.305, SLG: 0.307 (1, 2) (8, 2)	1-3 K			0-1 6-3			0-2 2-3		4-0 BB BB	3	0	0	0	0	1	3
Danny Murtaugh, R OBP: 0.232, SLG: 0.266 Hank Schenz, R OBP: 0.226, SLG: 0.230 Pete Reiser, L OBP: 0.382, SLG: 0.393 (1, 4) (8, 4) (9, PH)		3-1 5-3			1-2 6-3		1-1 L1		4-1 BB BB BB	3	0	0	0	0	0	0
George Strickland, R OBP: 0.296, SLG: 0.305 George Metkovich, L OBP: 0.321, SLG: 0.385 (1, 6) (9, PH)		0-0 5-3			4-1 FC6-4 BB			1-0 F3	1-1 F3	2	0	0	0	1	0	0
Bill Werts, L OBP: 0.333, SLG: 0.364 Junior Walsh, R Paul LaPalme, L OBP: 0.273, SLG: 0.111 (1, 1) (7, 1) (9, 1)		1-3 K			0-0 FC6-4			1-3 K		2	0	0	0	0	1	1

Inning Stats	R: 0 E: 0 K: 1 S: 11	H: 1 LOB: 3 BB: 2 P: 22	R: 0 E: 0 K: 1 S: 6	H: 0 LOB: 0 BB: 0 P: 10	R: 0 E: 0 K: 0 S: 9	H: 0 LOB: 0 BB: 0 P: 14	R: 0 E: 0 K: 0 S: 7	H: 0 LOB: 0 BB: 0 P: 9	R: 0 E: 0 K: 0 S: 7	H: 0 LOB: 1 BB: 1 P: 12	R: 0 E: 0 K: 1 S: 8	H: 0 LOB: 0 BB: 0 P: 15	R: 0 E: 0 K: 1 S: 9	H: 0 LOB: 0 BB: 0 P: 12	R: 0 E: 0 K: 1 S: 6	H: 0 LOB: 0 BB: 0 P: 8	R: 1 E: 0 K: 0 S: 7	H: 0 LOB: 3 BB: 4 P: 24	1B: 1 2B: 0 3B: 0 HR: 0	SF: 0 SAC: 0 DP: 0 HBP: 0	
PITCHER Don Newcombe, R ERA: 3.28 (1, 1)	IP: 9.0 WLS: W BF: 35 H: 1 R: 1 ER: 1 SO: 5 BB: 7 IBB: 0 HBP: 0 BLK: 0 WP: 0 HR: 0 S: 70 P: 126 ERA: 1.00 WHIP: 0.889																			PITCHER	IP: 9.0 WLS: W BF: 35 H: 1 R: 1 ER: 1 SO: 5 BB: 7 IBB: 0 HBP: 0 BLK: 0 WP: 0 HR: 0 S: 70 P: 126 ERA: 1.00 WHIP: 0.889

BOTTOM

Brooklyn Dodgers @ Pittsburgh Pirates
Forbes Field, Pittsburgh, PA
Sat Jun 23 1951, 3:33 AM EDT
Att. 9,937 - Unknown

AB	28
R	1
H	1
RBI	1
BB	7
SO	5
LOB	11



livebaseballscores.com

Batter	1	2	3	4	5	6	7	8	9	AB R H RBI BB SO LOB	TOP
Carl Furillo, R (1, 9) OBP: 0.322, SLG: 0.459	2-1 HBP 2B		0-1 5-3		1-0 1B 3B		0-0 5-3		1-2 F9	4 2 1 0 0 0 0	<p>Brooklyn Dodgers @ Pittsburgh Pirates</p> <p>Forbes Field, Pittsburgh, PA</p> <p>Sun Jun 24 1951, 3:33 AM EDT</p> <p>Unknown</p>
Pee Wee Reese, R (1, 6) OBP: 0.424, SLG: 0.404	0-0 3-1 1-H 2B		3-2 5-3		1-2 F4		1-2 F7		1-3 K	5 0 1 1 0 1 1	
Duke Snider, L (1, 8) OBP: 0.348, SLG: 0.533	0-0 3-1 2-3		4-1 BB		1-0 1B		1-1 2B		3-2 1B HR 1B	4 1 3 1 1 0 1	
Jackie Robinson, R (1, 4) OBP: 0.466, SLG: 0.584	4-0 G6-4-3 BB		0-0 F2		1-2 5-3		4-1 BB		0-0 HR 1B	3 1 1 0 2 0 2	
Gil Hodges, R (1, 3) OBP: 0.385, SLG: 0.621	0-0 G6-4-3 1-2f			1-1 F6		2-1 HR		2-2 F6	1-2 HR 1-H 2-H	5 2 2 4 0 0 4	
Andy Pafko, R (1, 7) OBP: 0.327, SLG: 0.520		3-1 F8		1-2 6-3		2-3 K		0-0 HR	1-0 F7	5 1 1 1 0 1 0	
Roy Campanella, R (1, 2) OBP: 0.407, SLG: 0.517		2-1 F6		2-2 1B		2-1 5-3		0-1 4-3		4 0 1 0 0 0 0	
Rocky Bridges, R (1, 5) OBP: 0.316, SLG: 0.364		4-1 BB		3-2 L6		1-1 2B		0-1 B		3 0 1 0 1 0 1	
Bud Podbielan, R (1, 1) OBP: 0.200, SLG: 0.200		1-1 F7			3-2 1-3		2-0 1-3		3-3 K	2 0 0 0 0 0 1	
Hank Edwards, L (8, PH) OBP: 0.364, SLG: 0.278										1 0 0 0 0 0 1	
Carl Erskine, R (6, 1) OBP: 0.293, SLG: 0.316										0 0 0 0 0 0 0	
Phil Haugstad, R (7, 1)										0 0 0 0 0 0 0	
Cal Abrams, L (8, PH) OBP: 0.442, SLG: 0.489										1 0 0 0 0 1 0	
Dan Bankhead, R (8, 1)										0 0 0 0 0 0 0	
Inning Stats	R: 1 H: 1 E: 0 LOB: 1 K: 0 BB: 1 S: 4 P: 10	R: 0 H: 0 E: 0 LOB: 1 K: 0 BB: 1 S: 7 P: 17	R: 0 H: 0 E: 0 LOB: 1 K: 0 BB: 1 S: 9 P: 16	R: 0 H: 1 E: 0 LOB: 1 K: 0 BB: 0 S: 15 P: 22	R: 1 H: 2 E: 0 LOB: 1 K: 0 BB: 0 S: 11 P: 18	R: 1 H: 2 E: 0 LOB: 1 K: 1 BB: 0 S: 10 P: 19	R: 0 H: 1 E: 0 LOB: 2 K: 0 BB: 1 S: 12 P: 20	R: 1 H: 1 E: 0 LOB: 0 K: 1 BB: 0 S: 8 P: 11	R: 3 H: 3 E: 0 LOB: 0 K: 1 BB: 0 S: 17 P: 24	1B: 4 SF: 0 2B: 3 SAC: 0 3B: 1 DP: 1 HR: 3 HBP: 1	WP: 0 PA: 42 PB: 0 SB: 0 CS: 0
PITCHER Murry Dickson, R (1, 1) ERA: 4.32	IP WLS BF H R ER SO BB IBB HBP BLK WP HR S P ERA WHIP	9.0 W 42 11 7 7 3 4 0 1 0 0 3 93 157 7.00 1.667									

livebaseballscorecards.com

AB	37
R	7
H	11
RBI	7
BB	4
SO	3
LOB	11



Batter	1	2	3	4	5	6	7	8	9	AB	R	H	RBI	BB	SO	LOB
Pete Castiglione, R OBP: 0.345, SLG: 0.384 (1, 5)	1-3 K	2-1 F6			1-0 HR		1-1 L3	2-2 F7		5	1	1	1	0	1	1
Erv Dusak, R OBP: 0.333, SLG: 0.400 (1, 8)	0-0 5-3	0-0 FC6-4			2-3 K		0-0 1B FC4-6 1B	3-2 L6		5	1	1	0	0	1	1
Rocky Nelson, L OBP: 0.350, SLG: 0.419 (1, 3)	4-1 HR BB				0-1 4-3		0-1 FC4-6 1B 1-2 1B	1-0 1B 2B		4	3	2	0	1	0	0
Ralph Kiner, R OBP: 0.434, SLG: 0.624 (1, 7)	3-2 HR				0-1 2B		2-2 FC4-6 1B 1-2 2-3 1B	4-0 1B 2B IBB		4	2	3	2	1	1	0
Bill Howerton, L OBP: 0.402, SLG: 0.438 (1, 9)	4-2 E 1B BB				1-0 4-3		1-0 FC4-6 1B BB 1-2 2-3 3-H	3-1 2B 1B		4	2	2	2	1	0	3
Joe Garagiola, L OBP: 0.274, SLG: 0.365 (1, 2)	2-0 E5 1B				2-2 F4		1-2 L7	3-1 BB BB 1B 1-H 2-H		5	0	3	3	0	0	1
Danny Murtaugh, R OBP: 0.233, SLG: 0.256 (1, 4)	1-2 L6				0-0 F2		3-3 K	4-1 BB BB 1B 1-2 IBB		3	0	0	0	1	1	2
Gus Bell, L OBP: 0.354, SLG: 0.467 (8, PH)										0	0	0	0	1	0	0
Hank Schenz, R OBP: 0.226, SLG: 0.230 (9, 4)										0	0	0	0	0	0	0
George Strickland, R OBP: 0.299, SLG: 0.320 (1, 6)					1-2 5-3		0-0 HR	4-1 FC6-4 BB 1-2 2-3 3-H	0-3 K	4	1	1	2	1	1	2
Murry Dickson, R OBP: 0.367, SLG: 0.438 (1, 1)					1-2 6-3		0-0 1-3	2-2 FC6-4 1-2f		4	0	1	0	0	0	3

Inning Stats	R: 2	H: 2	E: 1	K: 1	S: 16	LOB: 2	BB: 2	P: 31	R: 0	H: 1	E: 0	K: 0	S: 5	LOB: 1	BB: 1	P: 7	R: 0	H: 1	E: 0	K: 1	S: 8	LOB: 0	BB: 0	P: 10	R: 1	H: 2	E: 0	K: 1	S: 9	LOB: 1	BB: 0	P: 13	R: 3	H: 4	E: 0	K: 0	S: 15	LOB: 3	BB: 2	P: 29	R: 3	H: 3	E: 0	K: 1	S: 15	LOB: 2	BB: 2	P: 35
--------------	------	------	------	------	-------	--------	-------	-------	------	------	------	------	------	--------	-------	------	------	------	------	------	------	--------	-------	-------	------	------	------	------	------	--------	-------	-------	------	------	------	------	-------	--------	-------	-------	------	------	------	------	-------	--------	-------	-------

PITCHER	IP	WLS	BF	H	R	ER	SO	BB	IBB	HBP	BLK	WP	HR	S	P	ERA	WHIP
Bud Podbielan, R ERA: 3.94 (1, 1)	5.0		23	6	3	3	3	2	0	0	0	0	2	46	72	5.40	1.600
Carl Erskine, R ERA: 5.06 (6, 1)	1.2	L	12	5	4	4	1	2	0	0	0	0	1	21	37	21.60	4.200
Phil Haugstad, R ERA: 6.3 (7, 1)	0.1		1	0	0	0	0	0	0	0	0	0	0	3	5	0.00	0.000
Dan Bankhead, R ERA: 12.86 (8, 1)	1.0		8	3	3	3	1	0	2	0	0	0	0	15	35	27.00	3.000

BOTTOM

Brooklyn Dodgers @ Pittsburgh Pirates
 Forbes Field, Pittsburgh, PA
 Sun Jun 24 1951, 3:33 AM EDT
 Unknown

AB	38
R	10
H	14
RBI	10
BB	6
SO	5
LOB	13



WP	HR	S	P	ERA	WHIP
0	0	0	0	0	0

Batter	1	2	3	4	5	6	7	8	9
Pete Castiglione, R OBP: 0.347, SLG: 0.390 (1, 5)	1-1 F9		1-1 1B	1-2 4-3		1-1 1B 2B		0-1 F9	
Rocky Nelson, L OBP: 0.362, SLG: 0.439 (1, 3)	3-1 4-3		1-0 F6		0-0 2B	1-0 1B 1B		0-0 1B	
Gus Bell, L OBP: 0.358, SLG: 0.478 (1, 9)	0-1 1B			0-0 1B 3B	0-2 6-3	1-2 1B 1B		1-0 G4-6-3	
Ralph Kiner, R OBP: 0.435, SLG: 0.620 (1, 7)	0-0 1-3			2-2 6-3	4-0 BB BB	3-2 1B			
Bill Howerton, L OBP: 0.396, SLG: 0.430 (1, 8)		2-0 4-3		2-2 BB 1B 1B	1-0 F5	2-3 K			
Joe Garagiola, L OBP: 0.282, SLG: 0.364 (1, 2)		2-2 4-3		0-2 BB BB 1B	4-1 BB	1-2 G3			
Danny Murtaugh, R OBP: 0.233, SLG: 0.247 Hank Schenz, R OBP: 0.226, SLG: 0.230 (1, 4) (8, 4)		1-0 F9		4-0 BB BB	0-1 F7		1-2 F5		
George Strickland, R OBP: 0.298, SLG: 0.324 (1, 6)			0-0 5-3	1-0 F3		0-0 2B 2B	0-1 F3		
Bob Friend, R Pete Reiser, L Mel Queen, R George Metkovich, L Ted Wilks, R (1, 1) (4, PH) (5, 1) (6, PH) (7, 1)			1-1 F8	4-1 BB		0-0 F4	0-3 K		

Inning Stats	R: 0 E: 0 K: 7	H: 1 LOB: 1 BB: 0 P: 11	R: 0 E: 0 K: 5	H: 0 LOB: 0 BB: 0 P: 10	R: 0 E: 0 K: 6	H: 1 LOB: 1 BB: 0 P: 9	R: 2 E: 0 K: 16	H: 3 LOB: 3 BB: 2 P: 30	R: 0 E: 0 K: 8	H: 1 LOB: 3 BB: 2 P: 17	R: 3 E: 0 K: 17	H: 5 LOB: 2 BB: 0 P: 26	R: 0 E: 0 K: 9	H: 0 LOB: 0 BB: 0 P: 10	R: 0 E: 0 K: 4	H: 1 LOB: 0 BB: 0 P: 5
--------------	----------------------	----------------------------------	----------------------	----------------------------------	----------------------	---------------------------------	-----------------------	----------------------------------	----------------------	----------------------------------	-----------------------	----------------------------------	----------------------	----------------------------------	----------------------	---------------------------------

PITCHER	IP	WLS	BF	H	R	ER	SO	BB	IBB	HBP	BLK	WP	HR	S	P	ERA	WHIP
Erv Palica, R ERA: 4.0 (1, 1)	3.1		16	5	2	2	0	1	0	0	0	0	0	29	49	5.40	1.800
Clyde King, R ERA: 3.65 (4, 1)	2.0	L	13	4	3	3	0	3	0	0	0	0	0	18	35	13.50	3.500
Ralph Branca, R ERA: 1.96 (6, 1)	2.2		10	3	0	0	2	0	0	0	0	0	0	25	34	0.00	1.125

BOTTOM

Brooklyn Dodgers @ Pittsburgh Pirates
Forbes Field, Pittsburgh, PA

Sun Jun 24 1951, 3:38 AM EDT
Att. 31,435 - Unknown


AB	R	H	RBI	BB	SO	LOB
5	1	2	1	0	0	3
5	1	3	0	0	0	1
5	1	3	2	0	0	2
3	0	1	0	1	0	2
4	1	1	1	0	1	4
3	0	1	0	1	0	2
3	0	0	0	1	0	3
0	0	0	0	0	0	0
4	1	1	0	0	0	3
1	0	0	0	0	0	0
0	0	0	1	1	0	0
0	0	0	0	0	0	0
1	0	0	0	0	0	1
1	0	0	0	0	1	0

AB	35
R	5
H	12
RBI	5
BB	4
SO	2
LOB	21

livebaseballscorecards.com

WP: 0 **PA: 39**
PB: 0
SB: 0
CS: 0



Batter	1	2	3	4	5	6	7	8	9	AB R H RBI BB SO LOB	TOP											
Carl Furillo, R (1, 9) OBP: 0.320, SLG: 0.451	4-0 BB G1-6-3 BB		2-2 5-3			1-0 4-3			0-1 F4	3 0 0 0 1 0 0	Brooklyn Dodgers @ New York Giants Polo Grounds, New York, NY Tue Jun 26 1951, 3:33 AM EDT Att. 45,732 - Unknown livebaseballscorecards.com AB 28 R 0 H 3 RBI 0 BB 2 SO 4 LOB 7 											
Pee Wee Reese, R (1, 6) OBP: 0.412, SLG: 0.390	3-2 F5			3-3 K		1-2 F3		2-2 F2	4 0 0 0 0 1 1													
Duke Snider, L (1, 8) OBP: 0.349, SLG: 0.536	1-0 G1-6-3 1-2f			0-0 F8		1-0 2B		0-1 6-3	4 0 1 0 0 0 1													
Jackie Robinson, R (1, 4) OBP: 0.461, SLG: 0.575		0-0 G5-4-3 1B		1-0 F6		0-2 F9			3 0 1 0 0 0 1													
Gil Hodges, R (1, 3) OBP: 0.382, SLG: 0.623		1-1 G5-4-3 1-2f		0-1 5-3		1-1 6-3			3 0 0 0 0 0 2													
Andy Pafko, R (1, 7) OBP: 0.330, SLG: 0.526		4-1 BB		0-1 G3		1-0 F3			2 0 0 0 1 0 0													
Roy Campanella, R (1, 2) OBP: 0.400, SLG: 0.507		1-1 L8		2-1 F8		0-3 K			3 0 0 0 0 1 1													
Rocky Bridges, R (1, 5) OBP: 0.308, SLG: 0.356			3-2 F8		1-2 5-3		0-1 1B		2 0 0 0 0 0 0													
Cal Abrams, L (8, PH) OBP: 0.446, SLG: 0.474									1 0 1 0 0 0 0													
Billy Cox, R (8, 5) OBP: 0.329, SLG: 0.422									0 0 0 0 0 0 0													
Preacher Roe, R (1, 1) OBP: 0.149, SLG: 0.111			3-3 K		0-3 K		0-0 4-3		2 0 0 0 0 2 0													
Hank Edwards, L (8, PH) OBP: 0.333, SLG: 0.250									1 0 0 0 0 0 1													
Erv Palica, R (8, 1) OBP: 0.182, SLG: 0.100									0 0 0 0 0 0 0													
Inning Stats	R: 0 E: 0 K: 0 S: 9	H: 0 LOB: 0 BB: 1 P: 17	R: 0 E: 0 K: 0 S: 6	H: 1 LOB: 1 BB: 1 P: 12	R: 0 E: 0 K: 1 S: 12	H: 0 LOB: 0 BB: 0 P: 20	R: 0 E: 0 K: 1 S: 5	H: 0 LOB: 0 BB: 0 P: 9	R: 0 E: 0 K: 0 S: 6	H: 0 LOB: 0 BB: 0 P: 8	R: 0 E: 0 K: 0 S: 7	H: 0 LOB: 0 BB: 0 P: 9	R: 0 E: 0 K: 0 S: 10	H: 1 LOB: 1 BB: 0 P: 13	R: 0 E: 0 K: 1 S: 7	H: 1 LOB: 1 BB: 0 P: 8	R: 0 E: 0 K: 0 S: 7	H: 0 LOB: 0 BB: 0 P: 9	1B: 2 2B: 1 3B: 0 HR: 0	SF: 0 SAC: 0 DP: 2 HBP: 0	WP: 0 PB: 0 SB: 0 CS: 0	PA: 30
PITCHER Sal Maglie, R (1, 1) ERA: 2.37	IP 9.0	WLS W	BF 30	H 3	R 0	ER 0	SO 4	BB 2	IBB 0	HBP 0	BLK 0	WP 0	HR 0	S 69	P 105	ERA 0.00	WHIP 0.556					

Batter	1	2	3	4	5	6	7	8	9
Eddie Stanky, R OBP: 0.391, SLG: 0.406 (1, 4)	2-2 4-3		2-2 F5		2-2 HR		1-1 G5-4-3		
Alvin Dark, R OBP: 0.383, SLG: 0.513 (1, 6)	0-0 2B 1B		0-1 3-1		2-3 K			0-1 CS 1B	
Willie Mays, R OBP: 0.403, SLG: 0.574 (1, 8)	0-0 1B 2B		2-1 F2		2-3 K			2-2 F9	
Wes Westrum, R OBP: 0.447, SLG: 0.519 (1, 2)	0-1 2H 1B			4-2 FC1-4-6 BB		1-3 K2-3		3-2 F8	
Monte Irvin, R OBP: 0.410, SLG: 0.465 (1, 9)	3-1 4-3			1-2 F4		4-2 BB			
Whitey Lockman, L OBP: 0.314, SLG: 0.396 (1, 3)		2-2 HR		1-2 FC1-4-6		0-3 K			
Bobby Thomson, R OBP: 0.327, SLG: 0.397 (1, 7)		4-0 CS BB		0-3 K		3-2 5-3			
Bill Rigney, R OBP: 0.259, SLG: 0.417 (1, 5)		0-1 5-3			0-1 5-3		3-3 K		
Sal Maglie, R OBP: 0.167, SLG: 0.250 (1, 1)		2-2 F9			1-1 HR 1B		1-1 E5		

Inning Stats	R: 1	H: 3	E: 0	K: 0	S: 9	LOB: 1	BB: 0	P: 14	R: 1	H: 1	E: 0	K: 0	S: 8	LOB: 0	BB: 1	P: 16	R: 0	H: 0	E: 0	K: 0	S: 12	LOB: 0	BB: 0	P: 16	R: 0	H: 0	E: 1	K: 1	S: 13	LOB: 1	BB: 1	P: 19	R: 2	H: 2	E: 0	K: 2	S: 14	LOB: 0	BB: 0	P: 21	R: 0	H: 0	E: 0	K: 2	S: 12	LOB: 1	BB: 1	P: 20	R: 0	H: 0	E: 1	K: 1	S: 7	LOB: 0	BB: 0	P: 12	R: 0	H: 1	E: 0	K: 0	S: 8	LOB: 0	BB: 0	P: 13
--------------	------	------	------	------	------	--------	-------	-------	------	------	------	------	------	--------	-------	-------	------	------	------	------	-------	--------	-------	-------	------	------	------	------	-------	--------	-------	-------	------	------	------	------	-------	--------	-------	-------	------	------	------	------	-------	--------	-------	-------	------	------	------	------	------	--------	-------	-------	------	------	------	------	------	--------	-------	-------

PITCHER	IP	WLS	BF	H	R	ER	SO	BB	IBB	HBP	BLK	WP	HR	S	P	ERA	WHIP
Preacher Roe, L ERA: 3.05 (1, 1)	7.0	L	28	6	4	4	6	3	0	0	0	0	2	75	118	5.14	1.286
Erv Palica, R ERA: 3.86 (8, 1)	1.0		3	1	0	0	0	0	0	0	0	0	0	8	13	0.00	1.000

BOTTOM

Brooklyn Dodgers @ New York Giants
Polo Grounds, New York, NY

Tue Jun 26 1951, 3:33 AM EDT
Att. 45,732 - Unknown

AB	28
R	4
H	7
RBI	4
BB	3
SO	6
LOB	10



1B: 4	SF: 0	WP: 0	PA: 31
2B: 1	SAC: 0	PB: 0	
3B: 0	DP: 1	SB: 0	
HR: 2	HBP: 0	CS: 2	

PITCHER	IP	WLS	BF	H	R	ER	SO	BB	IBB	HBP	BLK	WP	HR	S	P	ERA	WHIP
---------	----	-----	----	---	---	----	----	----	-----	-----	-----	----	----	---	---	-----	------

Batter	1	2	3	4	5	6	7	8	9	AB R H RBI BB SO LOB	TOP											
Carl Furillo, R OBP: 0.325, SLG: 0.451 (1, 9) C X	0-1 CS 1B		2-0 1B	2-1 F8 HR		0-0 FC6-4 HR		4-1 BB		4 1 2 0 1 0 1												
Pee Wee Reese, R OBP: 0.408, SLG: 0.383 (1, 6) B F X	1-2 6-3 1-2		2-2 L9		0-0 6-3	4-2 HR BB		3-2 L8 2-3		4 1 0 0 1 0 4												
Duke Snider, L OBP: 0.350, SLG: 0.545 (1, 8) C C B F F X	2-2 FC5-4 1B		1-2 3-1		1-0 F5	0-1 HR 1-H 2-H			1-3 K	5 1 2 3 0 1 1												
Jackie Robinson, R OBP: 0.456, SLG: 0.567 (1, 4) X	0-0 FC5-4 1-2f			0-0 2B HR 1B	0-1 6-3	0-0 1-3			0-1 F7	5 1 1 0 0 0 1												
Gil Hodges, R OBP: 0.382, SLG: 0.621 (1, 3) X		0-0 5-3		1-0 HR 2B		4-1 1-3 WP PB BB	1-1 L8		0-1 F9	4 2 1 0 1 0 0												
Andy Pafko, R OBP: 0.333, SLG: 0.538 (1, 7) B B B B		4-0 BB		1-2 HR 2-H 3-H		2-2 1-3	0-0 L7			3 1 1 3 1 0 1												
Roy Campanella, R OBP: 0.402, SLG: 0.512 (1, 2) C X		0-1 F7		1-0 F9 2B		2-2 1B 1B	3-0 F6			4 2 2 0 0 0 1												
Rocky Bridges, R OBP: 0.317, SLG: 0.355 (1, 5) X		0-0 4-3		2-0 F9 2-3		2-2 1B 1B		4-1 L8 SH2-4 BB		3 1 1 0 1 0 2												
Don Newcombe, L OBP: 0.283, SLG: 0.279 (1, 1) B X			1-0 L7	0-0 F7 3-H		0-1 FC6-4 1B		0-0 SH2-4		3 0 1 3 0 0 0												
Inning Stats	R: 0 E: 0 K: 0 S: 12	H: 2 LOB: 1 BB: 0 P: 15	R: 0 E: 0 K: 0 S: 4	H: 0 LOB: 1 BB: 1 P: 8	R: 0 E: 0 K: 0 S: 8	H: 1 LOB: 1 BB: 0 P: 14	R: 4 E: 0 K: 0 S: 10	H: 4 LOB: 0 BB: 0 P: 17	R: 0 E: 0 K: 0 S: 4	H: 0 LOB: 0 BB: 0 P: 5	R: 6 E: 0 K: 0 S: 19	H: 4 LOB: 0 BB: 2 P: 33	R: 0 E: 0 K: 0 S: 4	H: 0 LOB: 0 BB: 0 P: 8	R: 0 E: 0 K: 0 S: 6	H: 0 LOB: 1 BB: 2 P: 17	R: 0 E: 0 K: 1 S: 7	H: 0 LOB: 0 BB: 0 P: 8	1B: 7 2B: 2 3B: 0 HR: 2	SF: 0 SAC: 1 DP: 0 HBP: 0	WP: 1 PB: 1 SB: 0 CS: 1	PA: 41
PITCHER	IP WLS BF H R ER SO BB IBB HBP BLK WP HR S P ERA WHIP																					
Jim Hearn, R ERA: 4.97 (1, 1)	5.1 L 25 8 6 6 0 2 0 0 0 0 1 1 45 74 10.12 1.875																					
Al Gettel, R ERA: 3.56 (6, 1)	0.0 2 2 1 1 0 0 0 0 0 0 0 0 6 8 ∞ ∞																					
George Spencer, R ERA: 3.65 (6, 1)	0.2 4 1 3 3 0 1 0 0 0 0 0 1 6 10 40.50 3.000																					
Monty Kennedy, L ERA: 2.66 (7, 1)	3.0 10 0 0 0 0 1 2 0 0 0 0 0 17 33 0.00 0.667																					

Brooklyn Dodgers @ New York Giants
 Polo Grounds, New York, NY
 Wed Jun 27 1951, 3:33 AM EDT
 Att. 23,767 - Unknown

livebaseballscorecards.com

AB	35
R	10
H	11
RBI	9
BB	5
SO	1
LOB	11



BOTTOM

Brooklyn Dodgers @ New York Giants
Polo Grounds, New York, NY
Wed Jun 27 1951, 3:33 AM EDT
Att. 23,767 - Unknown

livebaseballscorecards.com

AB 33
R 4
H 8
RBI 4
BB 4
SO 2
LOB 12



WP: 0 PA: 37
PB: 0
SB: 0
CS: 0

AB	R	H	RBI	BB	SO	LOB
5	0	0	0	0	0	3
4	0	2	0	0	1	0
4	0	2	0	0	0	1
3	0	0	0	1	0	3
4	0	0	0	0	0	2
2	3	1	0	2	0	0
4	1	1	2	0	1	2
3	0	0	0	1	0	1
2	0	1	1	0	0	0
0	0	0	0	0	0	0
0	0	0	0	0	0	0
1	0	1	1	0	0	0
0	0	0	0	0	0	0
1	0	0	0	0	0	0
1	0	0	0	0	0	0

Batter	1	2	3	4	5	6	7	8	9
Eddie Stanky, R OBP: 0.385, SLG: 0.398 (1, 4)	2-1 F8	0-1 FC6-4		1-2 6-3		1-1 6-3			0-0 F2
Alvin Dark, R OBP: 0.384, SLG: 0.513 (1, 6)	2-1 1B		2-3 K		2-1 G4-6-3 1B		1-2 5-3		
Don Mueller, L OBP: 0.357, SLG: 0.408 (1, 9)	3-1 G4-3 1B		1-1 FC4-6 1B		0-2 G4-6-3		1-1 F8		
Hank Thompson, L OBP: 0.347, SLG: 0.404 (1, 5)	1-1 G4-3		1-0 FC4-6		4-0 BB		2-1 L9		
Whitey Lockman, L OBP: 0.310, SLG: 0.390 (1, 3)		0-0 L7	1-0 5-3		1-1 G3		0-2 F2		
Wes Westrum, R OBP: 0.452, SLG: 0.519 (1, 2)		2-0 5-3 1B		4-1 HR BB		4-2 3-1 1B BB		3-2 1-3	
Willie Mays, R OBP: 0.399, SLG: 0.587 (1, 8)		1-0 5-3		1-0 HR		1-3 K		0-0 6-3	
Monte Irvin, R OBP: 0.407, SLG: 0.459 (1, 7)		4-0 1B IBB		1-0 F9		1-2 3-1		0-2 6-3	
Jim Hearn, R OBP: 0.281, SLG: 0.355 (1, 1)		0-1 FC6-4		1-2 F4		0-1 1B		0-2 6-3	
Al Gettel, R OBP: 0.100, SLG: 0.100 (6, 1)									
George Spenser, R OBP: 0.105, SLG: 0.056 (6, PH)									
Spider Jorgensen, L OBP: 0.250, SLG: 0.200 (7, 1)									
Monty Kennedy, R OBP: 0.250, SLG: 0.400 (9, PH)									

Inning	R	H	E	K	S	R	H	E	K	S	R	H	E	K	S	R	H	E	K	S	R	H	E	K	S	R	H	E	K	S	R	H	E	K	S																						
1	0	2	0	0	8	1	2	0	0	7	0	1	0	0	8	2	1	0	0	10	0	0	0	0	0	0	0	0	0	0	0	0	0	0	0	0	0	0	0																		
2	1	2	0	0	7	2	2	0	0	10	0	1	0	0	10	0	1	0	0	10	0	0	0	0	0	0	0	0	0	0	0	0	0	0	0	0	0	0	0	0	0	0															
3	0	1	0	1	8	0	1	0	0	10	0	1	0	0	10	0	1	0	0	10	0	0	0	0	0	0	0	0	0	0	0	0	0	0	0	0	0	0	0	0	0	0	0	0													
4	2	1	0	0	10	0	1	0	0	10	0	1	0	0	10	0	1	0	0	10	0	0	0	0	0	0	0	0	0	0	0	0	0	0	0	0	0	0	0	0	0	0	0	0	0	0											
5	0	1	0	0	8	0	1	0	0	10	0	1	0	0	10	0	1	0	0	10	0	0	0	0	0	0	0	0	0	0	0	0	0	0	0	0	0	0	0	0	0	0	0	0	0	0	0	0	0								
6	1	1	0	0	16	0	1	0	0	16	0	1	0	0	16	0	1	0	0	16	0	0	0	0	0	0	0	0	0	0	0	0	0	0	0	0	0	0	0	0	0	0	0	0	0	0	0	0	0	0							
7	0	0	0	0	7	0	0	0	0	7	0	0	0	0	7	0	0	0	0	7	0	0	0	0	0	0	0	0	0	0	0	0	0	0	0	0	0	0	0	0	0	0	0	0	0	0	0	0	0	0	0	0					
8	0	0	0	0	8	0	0	0	0	8	0	0	0	0	8	0	0	0	0	8	0	0	0	0	0	0	0	0	0	0	0	0	0	0	0	0	0	0	0	0	0	0	0	0	0	0	0	0	0	0	0	0	0	0	0		
9	0	0	0	0	7	0	0	0	0	7	0	0	0	0	7	0	0	0	0	7	0	0	0	0	0	0	0	0	0	0	0	0	0	0	0	0	0	0	0	0	0	0	0	0	0	0	0	0	0	0	0	0	0	0	0	0	0

PITCHER	IP	WLS	BF	H	R	ER	SO	BB	IBB	HBP	BLK	WP	HR	S	P	ERA	WHIP
Don Newcombe, R ERA: 3.33 (1, 1)	9.0	W	37	8	4	4	2	3	1	0	0	0	1	79	128	4.00	1.222

Batter	1	2	3	4	5	6	7	8	9	AB R H RBI BB SO LOB	TOP	
Dick Williams, R (1, 7) OBP: 0.310, SLG: 0.407 Cal Abrams, L (6, PH) OBP: 0.443, SLG: 0.470 Don Thompson, L (6, 7) OBP: 0.327, SLG: 0.227 Hank Edwards, L (9, PH) OBP: 0.360, SLG: 0.286	1-0 F9		1-2 F3		3-2 6-3	1-0 1-3			3-2 SH1-4 1B	3 0 0 0 0 0 0 1 0 0 0 0 0 1 0 0 0 0 0 0 0 1 0 1 0 0 0 0		
Pee Wee Reese, R (1, 6) OBP: 0.406, SLG: 0.381	2-0 1B E 1B		3-2 4-3		1-0 1-3		2-1 F4		0-0 SH1-4 1-2	4 1 1 0 0 0 0		
Duke Snider, L (1, 8) OBP: 0.348, SLG: 0.539	2-1 E 1-3 1B		0-0 E4		1-2 1-3		2-2 F7		2-2 1-3 2-3	5 0 1 0 0 0 1		
Gil Hodges, R (1, 3) OBP: 0.379, SLG: 0.613	1-3 K 1-3 3-H		0-0 F8			3-2 F9 1B 1B		0-0 F7	1-3 K 3	5 1 1 0 0 2 3		
Carl Furillo, R (1, 9) OBP: 0.324, SLG: 0.449	1-1 L9			0-1 1-3		0-0 F9 1-2		0-1 1B 1B		4 0 1 0 0 0 2		
Jackie Robinson, R (1, 4) OBP: 0.457, SLG: 0.564		3-2 6-3		3-2 F8		4-0 1B E IBB		0-0 1B FC6-4 1B		3 1 1 0 1 0 0		
Roy Campanella, R (1, 2) OBP: 0.403, SLG: 0.509		0-0 F5		4-0 1B BB		0-0 E5 1B 1B		1-1 F4		3 1 1 1 1 0 2		
Rocky Bridges, R (1, 5) OBP: 0.324, SLG: 0.361		2-1 E5		0-1 1-2 1B		0-0 SH1-4 1B		1-0 F9		4 0 2 1 0 0 2		
Ralph Branca, R (1, 1) OBP: 0.087, SLG: 0.091		1-3 K		2-3 K		0-0 SH1-4		0-1 FC6-4		3 0 0 0 0 2 5		
Inning Stats	R: 1 H: 2 E: 1 LOB: 1 K: 1 BB: 0 S: 9 P: 16	R: 0 H: 0 E: 1 LOB: 1 K: 1 BB: 0 S: 9 P: 15	R: 0 H: 0 E: 1 LOB: 1 K: 0 BB: 0 S: 8 P: 12	R: 0 H: 1 E: 0 LOB: 2 K: 1 BB: 1 S: 10 P: 19	R: 0 H: 0 E: 0 LOB: 0 K: 0 BB: 0 S: 7 P: 12	R: 3 H: 3 E: 1 LOB: 1 K: 0 BB: 1 S: 9 P: 17	R: 0 H: 0 E: 0 LOB: 0 K: 0 BB: 0 S: 7 P: 11	R: 0 H: 2 E: 0 LOB: 2 K: 0 BB: 0 S: 8 P: 10	R: 0 H: 1 E: 0 LOB: 1 K: 1 BB: 0 S: 10 P: 16	1B: 9 SF: 0 2B: 0 SAC: 2 3B: 0 DP: 0 HR: 0 HBP: 0	WP: 0 PA: 40 PB: 0 SB: 0 CS: 0	
PITCHER Dave Koslo, L (1, 1) ERA: 3.21 Sheldon Jones, R (6, 1) ERA: 4.73	IP WLS BF H R ER SO BB IBB HBP BLK WP HR S P ERA WHIP											PITCHER IP WLS BF H R ER SO BB IBB HBP BLK WP HR S P ERA WHIP
	5.1 26 6 4 2 3 1 1 0 0 0 0 50 88 3.38 1.312											

Brooklyn Dodgers @ New York Giants
Polo Grounds, New York, NY
Thu Jun 28 1951, 3:33 AM EDT
Att. 27,756 - Unknown

AB	36
R	4
H	9
RBI	2
BB	2
SO	4
LOB	16



Batter	1	2	3	4	5	6	7	8	9	AB	R	H	RBI	BB	SO	LOB					
Eddie Stanky, R OBP: 0.380, SLG: 0.391 (1, 4)	0-1 1-3		1-1 F4	0-0 F4			1-2 5-3			4	0	0	0	0	0	2					
Alvin Dark, R OBP: 0.386, SLG: 0.513 (1, 6)	2-1 1B		0-1 5-3			1-2 1B	2-2 6-3			4	1	2	0	0	0	0					
Willie Mays, R OBP: 0.395, SLG: 0.574 (1, 8)	0-3 K		4-2 BB			2-0 F6	2-1 F6			3	0	0	0	1	1	2					
Don Mueller, L OBP: 0.361, SLG: 0.410 Bobby Thomson, R OBP: 0.327, SLG: 0.397 (1, 9) (9, 7)	1-0 1B		0-0 L8			1-2 F9		2-1 FC1-5 1B		4	0	2	0	0	0	2					
Whitey Lockman, L OBP: 0.312, SLG: 0.392 (1, 3)	1-1 1B			0-1 F4	2-1 F3			0-0 FC1-5 1B		4	1	2	1	0	0	1					
Wes Westrum, R OBP: 0.444, SLG: 0.506 (1, 2)	3-3 K		1-3 K			0-0 5-3		1-1 FC1-5 HR		4	1	0	0	0	2	4					
Monte Irvin, R OBP: 0.409, SLG: 0.487 (1, 7) (9, 9)		2-3 K		2-1 HR		1-1 F9		0-0 HR		4	2	2	4	0	1	0					
Hank Thompson, L OBP: 0.349, SLG: 0.400 (1, 5)		0-2 4-3		4-2 BB BB		4-1 FC6-4 BB		0-1 F4		2	0	0	0	2	0	0					
Dave Koslo, L OBP: 0.235, SLG: 0.071 Sheldon Jones, R (6, 1)		1-3 K		4-1 BB		0-1 FC6-4		1-3 K		1	0	0	0	1	1	0					
				1-2 BB						2	0	0	0	0	1	1					
Inning Stats	R: 1 E: 0 K: 2 S: 13	H: 3 LOB: 2 BB: 0 P: 20	R: 0 E: 0 K: 2 S: 10	H: 0 LOB: 0 BB: 0 P: 13	R: 0 E: 0 K: 0 S: 11	H: 0 LOB: 1 BB: 1 P: 16	R: 1 E: 0 K: 1 S: 11	H: 1 LOB: 2 BB: 2 P: 22	R: 0 E: 0 K: 0 S: 9	H: 1 LOB: 1 BB: 0 P: 15	R: 0 E: 0 K: 0 S: 6	H: 0 LOB: 1 BB: 1 P: 11	R: 0 E: 0 K: 0 S: 8	H: 0 LOB: 0 BB: 0 P: 13	R: 3 E: 0 K: 1 S: 12	H: 3 LOB: 0 BB: 0 P: 16	1B: 6 2B: 0 3B: 0 HR: 2	SF: 0 SAC: 0 DP: 0 HBP: 0	WP: 0 PB: 0 SB: 0 CS: 0	PA: 36	
PITCHER Ralph Branca, R ERA: 2.34 (1, 1)	IP 8.0	WLS L	BF 36	H 8	R 5	ER 5	SO 6	BB 4	IBB 0	HBP 0	BLK 0	WP 0	HR 2	S 80	P 126	ERA 5.62	WHIP 1.500				
PITCHER	IP	WLS	BF	H	R	ER	SO	BB	IBB	HBP	BLK	WP	HR	S	P	ERA	WHIP				

BOTTOM

Brooklyn Dodgers @ New York Giants
Polo Grounds, New York, NY
Thu Jun 28 1951, 3:33 AM EDT
Att. 27,756 - Unknown

livebaseballscorecards.com

AB	32
R	5
H	8
RBI	5
BB	4
SO	6
LOB	12



Batter	1	2	3	4	5	6	7	8	9	AB R H RBI BB SO LOB	TOP		
Eddie Waitkus, L (1, 3) OBP: 0.328, SLG: 0.343	1-2 F5			2-2 4-3	0-0 F9			0-0 F7		4 0 0 0 0 0 1	Philadelphia Phillies @ Brooklyn Dodgers Ebbets Field, Brooklyn, NY Fri Jun 29 1951, 3:33 AM EDT Att. 24,566 - Unknown		
Richie Ashburn, L (1, 8) OBP: 0.405, SLG: 0.421	0-1 B1-3			0-0 E BB 1B	0-0 F5			1-3 K		4 0 1 0 0 1 1			
Dick Sisler, L (1, 7) OBP: 0.357, SLG: 0.458	1-1 3-1			4-0 E BB 1-2	2-2 F9			4-2 BB		2 0 0 0 2 0 1			
Del Ennis, R (1, 9) OBP: 0.385, SLG: 0.467		1-0 5-3		0-0 F3		1-2 1-3		0-0 F2		4 0 0 0 0 0 3			
Willie Jones, R (1, 5) OBP: 0.369, SLG: 0.536		2-1 L6		0-1 E5 1-2 2-3		1-2 F8		0-1 3B 1B		4 1 1 0 0 0 2			
Granny Hamner, R (1, 6) OBP: 0.286, SLG: 0.410		1-1 5-3		1-0 L8		0-2 1-3		0-0 B2		4 0 0 0 0 0 4			
Tommy Brown, R (1, 4) OBP: 0.265, SLG: 0.406			1-0 2-3		1-2 E7 HR 1B		0-0 F8		3-1 1-H 3B	3 1 1 0 0 0 0			
Putsy Caballero, R (8, 4) OBP: 0.333, SLG: 0.385										1 0 1 1 0 0 0			
Del Wilber, R (1, 2) OBP: 0.289, SLG: 0.351			0-1 5-3		0-0 HR 2-H		0-1 1-3		0-1 F4	4 1 1 2 0 0 1			
Robin Roberts, S (1, 1) OBP: 0.313, SLG: 0.262			3-3 K		1-0 F9 1B		0-0 F9		0-0 F8	4 0 1 0 0 1 1			
Inning Stats	R: 0 E: 0 K: 0 S: 7 H: 0 LOB: 0 BB: 0 P: 9	R: 0 E: 0 K: 0 S: 5 H: 0 LOB: 0 BB: 0 P: 9	R: 0 E: 0 K: 1 S: 6 H: 0 LOB: 0 BB: 0 P: 10	R: 0 E: 1 K: 0 S: 8 H: 1 LOB: 3 BB: 1 P: 15	R: 2 E: 1 K: 0 S: 11 H: 3 LOB: 1 BB: 0 P: 15	R: 0 E: 0 K: 0 S: 10 H: 0 LOB: 0 BB: 0 P: 12	R: 0 E: 0 K: 0 S: 4 H: 0 LOB: 0 BB: 0 P: 4	R: 0 E: 0 K: 1 S: 9 H: 0 LOB: 1 BB: 1 P: 14	R: 1 E: 0 K: 0 S: 8 H: 2 LOB: 1 BB: 0 P: 11	1B: 4 2B: 0 3B: 1 HR: 1 SF: 0 SAC: 0 DP: 0 HBP: 0	WP: 0 PB: 0 SB: 0 CS: 0 PA: 36		
PITCHER	IP WLS BF H R ER SO BB IBB HBP BLK WP HR S P ERA WHIP											PITCHER	IP WLS BF H R ER SO BB IBB HBP BLK WP HR S P ERA WHIP
Erv Palica, R (1, 1) ERA: 3.5	8.0 L 31 4 2 2 2 2 2 0 0 0 0 1 60 88 2.25 0.750												
Clyde King, R (9, 1) ERA: 3.72	1.0 5 2 1 1 0 0 0 0 0 0 0 0 8 11 9.00 2.000												

livebaseballscorecards.com

AB	34
R	3
H	6
RBI	3
BB	2
SO	2
LOB	14



Batter	1	2	3	4	5	6	7	8	9	AB	R	H	RBI	BB	SO	LOB
Cal Abrams, L (1, 7) OBP: 0.438, SLG: 0.458 Don Thompson, L (8, PR) OBP: 0.327, SLG: 0.227 (9, 7)	1-2 4-3		2-1 6-3		0-0 L7			4-0 CS BB		3	0	0	0	1	0	0
Pee Wee Reese, R (1, 6) OBP: 0.400, SLG: 0.375	0-0 6-3		1-1 6-3			1-2 L1		1-2 CS 1-2	0-0 L5	4	0	0	0	0	0	0
Duke Snider, L (1, 8) OBP: 0.346, SLG: 0.546	2-3 K		0-0 G3			1-3 K			0-0 HR	4	1	1	1	0	2	0
Jackie Robinson, R (1, 4) OBP: 0.454, SLG: 0.571		0-0 HR		0-0 3-1		0-1 L9			2-1 6-3	4	1	1	1	0	0	0
Gil Hodges, R (1, 3) OBP: 0.381, SLG: 0.611		0-0 FC5-4 1B		1-2 1B			0-1 F7		1-2 3-1	4	0	2	0	0	0	0
Carl Furillo, R (1, 9) OBP: 0.321, SLG: 0.444		0-1 FC5-4 1B		1-2 F8			0-1 3-1			3	0	0	0	0	0	2
Roy Campanella, R (1, 2) OBP: 0.402, SLG: 0.507		3-1 1B		1-3 K			0-1 6-3			3	0	1	0	0	1	1
Rocky Bridges, R (1, 5) OBP: 0.318, SLG: 0.354 Andy Pafko, R (8, PH) OBP: 0.332, SLG: 0.535 Billy Cox, R (9, 5) OBP: 0.329, SLG: 0.422		0-0 F9		0-0 5-3			0-3 K			2	0	0	0	0	0	2
Erv Palica, R (1, 1) OBP: 0.154, SLG: 0.083 Hank Edwards, L (8, PH) OBP: 0.346, SLG: 0.273 Clyde King, S (9, 1) OBP: 0.095, SLG: 0.050		1-1 4-3		2-3 K			2-3 K			1	0	0	0	0	1	0


Inning Stats	R: 0	H: 0	E: 0	K: 1	S: 8	P: 11	R: 1	H: 3	E: 0	K: 0	S: 9	R: 0	H: 0	E: 0	K: 0	S: 5	R: 0	H: 1	E: 0	K: 1	S: 12	R: 0	H: 0	E: 0	K: 1	S: 5	R: 0	H: 0	E: 0	K: 0	S: 6	R: 0	H: 0	E: 0	K: 2	S: 9	R: 1	H: 1	E: 0	K: 0	S: 8	1B: 3	SF: 0	2B: 0	SAC: 0	3B: 0	DP: 0	HR: 2	HBP: 0	WP: 0	PA: 33
--------------	------	------	------	------	------	-------	------	------	------	------	------	------	------	------	------	------	------	------	------	------	-------	------	------	------	------	------	------	------	------	------	------	------	------	------	------	------	------	------	------	------	------	-------	-------	-------	--------	-------	-------	-------	--------	-------	--------

PITCHER	IP	WLS	BF	H	R	ER	SO	BB	IBB	HBP	BLK	WP	HR	S	P	ERA	WHIP	PITCHER	IP	WLS	BF	H	R	ER	SO	BB	IBB	HBP	BLK	WP	HR	S	P	ERA	WHIP													
Robins, R (1, 1) ERA: 3.27	9.0	W	32	5	2	2	6	1	0	0	0	0	2	70	97	2.00	0.667																															

BOTTOM

Philadelphia Phillies @ Brooklyn Dodgers
Ebbets Field, Brooklyn, NY
 Fri Jun 29 1951, 3:33 AM EDT
 Att. 24,566 - Unknown

AB	31
R	2
H	5
RBI	2
BB	1
SO	6
LOB	7



WP: 0	PA: 33
PB: 0	
SB: 0	
CS: 1	

Batter	1		2		3		4		5		6		7		8		9		AB R H RBI BB SO LOB	TOP			
Eddie Waitkus, L <small>OBP: 0.331, SLG: 0.344</small> (1, 3)	0-0 FC6-4 1B		0-0 4-3			1-2 4-3					0-1 1B				4-1 BB BB 1-2		1-0 FC6-4 1-2f	5 0 2 0 1 0 2					
Richie Ashburn, L <small>OBP: 0.409, SLG: 0.424</small> (1, 8)	1-2 FC6-4 S 1-2f HR		1-1 E9 1B 2B			4-2 2B 1B BB					1-2 F8				4-1 BB 1-2 2-3			3 3 1 0 2 0 2					
Willie Jones, R <small>OBP: 0.374, SLG: 0.555</small> (1, 5)	1-1 1-H HR		0-0 4-3 1B 1B			1-2 1-3 1B 2B								1-1 4-3		2-3 H		5 3 3 3 0 1 3					
Del Ennis, R <small>OBP: 0.382, SLG: 0.462</small> (1, 9)	2-0 F4		1-3 H K			1-2 2-H 3-H 1B								1-0 B5-3		0-1 F9		5 0 1 2 0 1 4					
Dick Sister, L <small>OBP: 0.362, SLG: 0.454</small> (1, 7)	2-1 HBP		2-0 4-3			1-0 F2								4-2 BB E BB		4-2 1-2 2-3 3-H BB		2 1 0 1 2 0 2					
Granny Hamner, R <small>OBP: 0.287, SLG: 0.410</small> Eddie Pellagrini, R <small>OBP: 0.355, SLG: 0.337</small> (1, 6) (6, 6)	0-0 1-3		0-0 2-H 1B			1-2 F6								4-0 E 1-2 BB		0-0 1-3		3 0 1 1 0 0 2 1 0 0 0 1 0 3					
Tommy Brown, R <small>OBP: 0.250, SLG: 0.382</small> Putsy Caballero, R <small>OBP: 0.313, SLG: 0.357</small> (1, 4) (7, 4)			2-1 6-3			1-2 F8								0-0 E2				4 0 0 0 0 0 1 3 1 0 0 0 0 0 0					
Del Wilber, R <small>OBP: 0.284, SLG: 0.341</small> (1, 2)			1-3 K			3-2 F4								2-2 6-3				5 0 1 0 0 1 2					
Bubba Church, R <small>OBP: 0.205, SLG: 0.231</small> Milo Candini, R <small>OBP: 0.667, SLG: 0.500</small> Bob Miller, R <small>OBP: 0.450, SLG: 0.400</small> Jimmy Bloodworth, R <small>OBP: 0.222, SLG: 0.125</small> Ken Johnson, L <small>OBP: 0.333, SLG: 0.333</small> Bill Nicholson, L <small>OBP: 0.305, SLG: 0.481</small> (1, 1) (4, 1) (4, 1) (6, PH) (6, 1) (9, PH)			1-2 1B			1-3 K								0-2 5-3				2 0 1 0 0 0 1 0 0 0 0 0 0 0 0 0 0 0 0 0 0 0 0 0 1 0 0 0 0 0 0 0 1 1 1 0 0 0 0 0 1 0 0 0 0 0 1 1					
Inning Stats	R: 2 H: 2 E: 0 LOB: 1 K: 0 BB: 0 S: 9 P: 15	R: 0 H: 1 E: 0 LOB: 1 K: 1 BB: 0 S: 9 P: 13	R: 2 H: 3 E: 1 LOB: 1 K: 2 BB: 0 S: 12 P: 17	R: 0 H: 0 E: 0 LOB: 0 K: 1 BB: 0 S: 12 P: 17	R: 2 H: 2 E: 0 LOB: 1 K: 0 BB: 1 S: 17 P: 26	R: 0 H: 1 E: 0 LOB: 1 K: 0 BB: 0 S: 12 P: 15	R: 1 H: 0 E: 1 LOB: 2 K: 0 BB: 2 S: 8 P: 18	R: 1 H: 1 E: 0 LOB: 3 K: 1 BB: 3 S: 13 P: 29	R: 0 H: 1 E: 0 LOB: 1 K: 1 BB: 0 S: 7 P: 11	1B: 8 SF: 0 2B: 2 SAC: 0 3B: 0 DP: 0 HR: 1 HBP: 1	WP: 0 PA: 46 PB: 0 SB: 1 CS: 0												
PITCHER Johnny Schmitz, L <small>ERA: 6.75</small> (1, 1)	IP: 3.0 WLS: 16 BF: 6 H: 4 R: 4 ER: 4 SO: 3 BB: 0 IBB: 0 HBP: 1 BLK: 0 WP: 0 HR: 1 S: 30 P: 45 ERA: 12.00 WHIP: 2.000																					PITCHER Carl Erskine, R <small>ERA: 5.02</small> (4, 1)	IP: 6.0 WLS: 30 BF: 5 H: 4 R: 3 ER: 3 SO: 3 BB: 6 IBB: 0 HBP: 0 BLK: 0 WP: 0 HR: 0 S: 69 P: 116 ERA: 4.50 WHIP: 1.833

Philadelphia Phillies @ Brooklyn Dodgers
Ebbets Field, Brooklyn, NY
 Sat Jun 30 1951, 3:33 AM EDT
 Att. 8,096 - Unknown

livebaseballscorecards.com

AB 39
R 8
H 11
RBI 7
BB 6
SO 6
LOB 24

Batter	1	2	3	4	5	6	7	8	9
Cal Abrams, L OBP: 0.440, SLG: 0.451 (1, 7)	1-0 1-3	2-1 F5		0-0 1B		4-0 FC6-4 BB		4-1 BB	
Pee Wee Reese, R OBP: 0.399, SLG: 0.372 (1, 6)	4-0 FC4-6 BB	1-0 F3		0-0 1B		0-0 FC6-4		0-3 BB	
Duke Snider, L OBP: 0.347, SLG: 0.558 (1, 8)	0-0 FC4-6 1-2f		1-2 WP E 2B	0-0 HR	0-0 F6		1-0 3-1		
Jackie Robinson, R OBP: 0.453, SLG: 0.566 (1, 4)	1-1 F9		4-2 E 1B BB	0-0 E6 1B	1-0 F8		1-0 F6		
Wayne Terwilliger, R OBP: 0.316, SLG: 0.241 (5, 4)									
Gil Hodges, R OBP: 0.381, SLG: 0.604 (1, 3)		4-1 E 1B 6-3 BB	4-0 E 1B BB	2-2 F8	3-1 F2		2-2 E5 2B		
Carl Furillo, R OBP: 0.325, SLG: 0.450 (1, 9)		0-1 6-3 2B 1B	0-0 E9 1B	0-2 BB 1B		1-1 6-3	0-0 1B 2B		
Roy Campanella, R OBP: 0.402, SLG: 0.502 (1, 2)		2-1 E6 2B 1B	2-1 G4-6-3 1B	4-2 1B BB		1-0 F2	3-1 F7		
Rocky Bridges, R OBP: 0.330, SLG: 0.353 (1, 5)		1-1 6-3 1B	0-0 B2	2-0 E 1B F3 1B		4-1 BB 1B BB	4-0 BB BB		
Johnny Schmitz, R OBP: 0.333, SLG: 0.444 (1, 1)		0-1 2B	1-0 G4-6-3	0-0 E1 1B		0-1 BB 1B	1-1 B2		
Hank Edwards, L OBP: 0.333, SLG: 0.261 (3, PH)									
Carl Erskine, R OBP: 0.318, SLG: 0.364 (4, 1)									

Inning Stats	R: 0	H: 0	E: 0	K: 0	S: 4	LOB: 1	BB: 1	P: 10
	R: 3	H: 2	E: 1	K: 0	S: 10	LOB: 1	BB: 1	P: 22
	R: 7	H: 6	E: 2	K: 0	S: 21	LOB: 1	BB: 1	P: 34
	R: 0	H: 0	E: 0	K: 0	S: 4	LOB: 0	BB: 0	P: 8
	R: 0	H: 1	E: 0	K: 0	S: 7	LOB: 3	BB: 2	P: 17
	R: 1	H: 1	E: 1	K: 0	S: 8	LOB: 1	BB: 0	P: 15
	R: 0	H: 0	E: 0	K: 1	S: 6	LOB: 1	BB: 2	P: 15

PITCHER	IP	WLS	BF	H	R	ER	SO	BB	IBB	HBP	BLK	WP	HR	S	P	ERA	WHIP
Bubba Church, R ERA: 3.61 (1, 1)	3.0	L	21	7	9	7	0	4	0	0	0	1	1	29	57	21.00	3.667
Milo Candini, R ERA: 6.33 (4, 1)	0.1		6	3	3	2	0	1	0	0	0	0	0	14	22	54.00	12.000
Bob Miller, R ERA: 8.53 (4, 1)	1.2		5	0	1	0	0	0	0	0	0	0	0	8	17	0.00	0.000
Ken Johnson, L ERA: 7.56 (6, 1)	3.0		15	2	1	0	1	4	0	0	0	0	0	21	47	0.00	2.000

AB	R	H	RBI	BB	SO	LOB
4	1	1	1	2	0	2
5	1	1	0	1	1	6
5	2	2	3	0	0	1
2	2	0	0	1	0	1
2	0	0	0	0	0	0
3	3	0	0	2	0	1
5	2	3	2	0	0	2
4	2	1	2	1	0	3
3	1	1	3	2	0	4
1	0	1	2	0	0	0
1	0	0	0	0	0	2
3	0	2	1	0	0	1

WP	PA	ERA	WHIP
1	47		
1	0		
0	0		

Philadelphia Phillies @ Brooklyn Dodgers
 Ebbets Field, Brooklyn, NY
 Sat Jun 30 1951, 3:33 AM EDT
 Att. 8,096 - Unknown

AB	38
R	14
H	12
RBI	14
BB	9
SO	1
LOB	23



Batter	1	2	3	4	5	6	7	8	9	AB R H RBI BB SO LOB	TOP											
Eddie Waitkus, L (1, 3) OBP: 0.333, SLG: 0.346	2-3 K		0-0 1B			2-2 1B		1-0 4-3		4 0 2 0 0 1 0	Philadelphia Phillies @ Brooklyn Dodgers Ebbets Field, Brooklyn, NY Sun Jul 01 1951, 3:33 AM EDT Att. 18,074 - Unknown livebaseballscorecards.com											
Richie Ashburn, L (1, 8) OBP: 0.407, SLG: 0.421	1-2 4-3		0-1 1B			0-0 B1		0-0 F2		4 0 1 0 0 0 1												
Dick Sisler, L (1, 7) OBP: 0.364, SLG: 0.459	2-1 2B		1-0 F2			0-0 1B			1-2 4-3	4 0 2 0 0 0 2												
Bill Nicholson, L (1, 9) OBP: 0.286, SLG: 0.446	3-3 K			1-0 F4		0-0 F9			0-0 3-1	4 0 0 0 0 1 3												
Willie Jones, R (1, 5) OBP: 0.368, SLG: 0.545		2-3 K		2-1 6-3		0-1 F8			2-2 F9	4 0 0 0 0 1 2												
Granny Hamner, R (1, 6) OBP: 0.287, SLG: 0.409		0-0 1B		3-3 K			0-0 6-3			3 0 1 0 0 1 0												
Tommy Brown, R (1, 4) OBP: 0.253, SLG: 0.380		0-0 G1-4-3			2-0 6-3		1-0 1B			3 0 1 0 0 0 1												
Andy Seminick, R (1, 2) OBP: 0.382, SLG: 0.403			0-2 F7		0-0 F5		0-0 G6-4-3			3 0 0 0 0 0 1												
Russ Meyer, S (1, 1) OBP: 0.194, SLG: 0.121 Eddie Pellagrini, R (8, PH) OBP: 0.352, SLG: 0.333 Jim Konstanty, R (8, 1) OBP: 0.143, SLG: 0.286			2-2 F7		1-3 K			0-1 F9		2 0 0 0 0 1 0 1 0 0 0 0 0 0 0 0 0 0 0 0 0												
Inning Stats	R: 0 E: 0 K: 2 S: 11	H: 1 LOB: 1 BB: 0 P: 19	R: 0 E: 0 K: 1 S: 5	H: 1 LOB: 0 BB: 0 P: 7	R: 0 E: 0 K: 0 S: 10	H: 2 LOB: 2 BB: 0 P: 13	R: 0 E: 0 K: 1 S: 6	H: 0 LOB: 0 BB: 0 P: 12	R: 0 E: 0 K: 1 S: 5	H: 0 LOB: 0 BB: 0 P: 8	R: 0 E: 0 K: 0 S: 8	H: 2 LOB: 2 BB: 0 P: 10	R: 0 E: 0 K: 0 S: 3	H: 1 LOB: 0 BB: 0 P: 4	R: 0 E: 0 K: 0 S: 4	H: 0 LOB: 0 BB: 0 P: 5	R: 0 E: 0 K: 0 S: 8	H: 0 LOB: 0 BB: 0 P: 11	1B: 6 2B: 1 3B: 0 HR: 0	SF: 0 SAC: 0 DP: 2 HBP: 0	WP: 0 PB: 0 SB: 0 CS: 0	PA: 32
PITCHER Don Newcombe, R (1, 1) ERA: 3.08	IP 9.0	WLS W	BF 32	H 7	R 0	ER 0	SO 5	BB 0	IBB 0	HBP 0	BLK 0	WP 0	HR 0	S 60	P 89	ERA 0.00	WHIP 0.778					PITCHER IP WLS BF H R ER SO BB IBB HBP BLK WP HR S P ERA WHIP



Batter	1	2	3	4	5	6	7	8	9	AB R H RBI BB SO LOB	BOTTOM
--------	---	---	---	---	---	---	---	---	---	----------------------	--------

Cal Abrams, L <small>(1, 7) OBP: 0.438, SLG: 0.444</small>	0-1 		4-1 			2-2 				2 1 0 0 1 0 0	Philadelphia Phillies @ Brooklyn Dodgers Ebbets Field, Brooklyn, NY <small>Sun Jul 01 1951, 3:33 AM EDT</small> <small>Att. 18,074 - Unknown</small>
--	---------	--	---------	--	--	---------	--	--	--	---------------	---

Pee Wee Reese, R <small>(1, 6) OBP: 0.401, SLG: 0.380</small>	3-2 		2-0 			4-2 				2 0 1 2 1 0 0
---	---------	--	---------	--	--	---------	--	--	--	---------------

Duke Snider, L <small>(1, 8) OBP: 0.344, SLG: 0.552</small>	3-1 		3-1 			0-0 				3 0 0 0 0 0 2
---	---------	--	---------	--	--	---------	--	--	--	---------------

Jackie Robinson, R <small>(1, 4) OBP: 0.448, SLG: 0.559</small>		1-1 		0-0 		0-0 				3 0 0 0 0 0 0
---	--	---------	--	---------	--	---------	--	--	--	---------------

Gil Hodges, R <small>(1, 3) OBP: 0.377, SLG: 0.597</small>		1-0 		2-2 		1-3 				3 0 0 0 0 1 0
--	--	---------	--	---------	--	---------	--	--	--	---------------

Carl Furillo, R <small>(1, 9) OBP: 0.322, SLG: 0.445</small>		3-1 		0-1 		0-0 				3 0 0 0 0 0 0
--	--	---------	--	---------	--	---------	--	--	--	---------------

Roy Campanella, R <small>(1, 2) OBP: 0.402, SLG: 0.498</small>			4-0 		2-0 		2-3 			2 1 0 0 1 1 0
--	--	--	---------	--	---------	--	---------	--	--	---------------

Rocky Bridges, R <small>(1, 5) OBP: 0.325, SLG: 0.346</small>			0-0 		1-0 		3-1 			2 0 0 0 0 0 0
---	--	--	---------	--	---------	--	---------	--	--	---------------

Don Newcombe, L <small>(1, 1) OBP: 0.265, SLG: 0.261</small>			2-2 		1-1 		0-1 			3 0 0 0 0 0 1
--	--	--	---------	--	---------	--	---------	--	--	---------------

Inning Stats	R: 0 H: 0 E: 0 K: 0 S: 7	H: 0 LOB: 0 BB: 0 P: 13	R: 0 H: 0 E: 0 K: 0 S: 5	H: 0 LOB: 0 BB: 0 P: 10	R: 2 H: 1 E: 0 K: 0 S: 8	H: 1 LOB: 1 BB: 2 P: 23	R: 0 H: 0 E: 0 K: 0 S: 6	H: 0 LOB: 0 BB: 0 P: 8	R: 0 H: 0 E: 0 K: 0 S: 4	H: 0 LOB: 0 BB: 0 P: 8	R: 0 H: 0 E: 0 K: 0 S: 8	H: 0 LOB: 0 BB: 1 P: 14	R: 0 H: 0 E: 0 K: 1 S: 5	H: 0 LOB: 0 BB: 0 P: 6	R: 0 H: 0 E: 0 K: 1 S: 7	H: 0 LOB: 0 BB: 0 P: 12	1B: 0 2B: 0 3B: 1 HR: 0	SF: 0 SAC: 1 DP: 1 HBP: 0	WP: 0 PB: 0 SB: 0 CS: 0	PA: 27
--------------	--------------------------	-------------------------	--------------------------	-------------------------	--------------------------	-------------------------	--------------------------	------------------------	--------------------------	------------------------	--------------------------	-------------------------	--------------------------	------------------------	--------------------------	-------------------------	-------------------------	---------------------------	-------------------------	--------

PITCHER	Russ Meyer, R <small>(1, 1) ERA: 3.29</small>	IP: 7.0 WLS: L BF: 24 H: 1 R: 2 ER: 2 SO: 1 BB: 3 IBB: 0 HBP: 0 BLK: 0 WP: 0 HR: 0 S: 43 P: 82 ERA: 2.57 WHIP: 0.571	Jim Konstanty, R <small>(8, 1) ERA: 4.65</small>	IP: 1.0 WLS: L BF: 3 H: 0 R: 0 ER: 0 SO: 1 BB: 0 IBB: 0 HBP: 0 BLK: 0 WP: 0 HR: 0 S: 7 P: 12 ERA: 0.00 WHIP: 0.000
---------	---	--	--	--

livebaseballscorecards.com

AB	23
R	2
H	1
RBI	2
BB	3
SO	2
LOB	3



Batter 1 2 3 4 5 6 7 8 9 AB R H RBI BB SO LOB TOP

Cal Abrams, L (1, 7) 2-1 4-3 3-3 K 6-3 4-3 F7

Pee Wee Reese, R (1, 6) 0-1 1B 4-6-3 1B F3 1B SH5-3 1B SH5-4 1B 1-3

Duke Snider, L (1, 8) 2-1 4-6-3 1B 1-2 1B SH5-3 1B FC6-4 SH5-4 BB

Jackie Robinson, R (1, 4) 0-0 HR 1B 2-H FC6-4 1B SH5-3 1B SH5-4

Gil Hodges, R (1, 3) 0-2 HR 1-H F6 F7 FC6-4 IBB

Carl Furillo, R (1, 9) 1-0 1B FC6-4 1-2f F8 2B FC1-2 L4

Roy Campanella, R (1, 2) 0-0 F2 L7 F8 L4

Rocky Bridges, R (1, 5) 2-2 F5 F7 FC1-2 1B SH1 1B F9

Preacher Roe, R (1, 1) 0-3 K F7 FC1-2 SH1

Inning Stats table with columns for R, H, E, K, S, LOB, BB, P, etc.

PITCHER table with columns for IP, WLS, BF, H, R, ER, SO, BB, IBB, HBP, BLK, WP, HR, S, P, ERA, WHIP

TOP Brooklyn Dodgers @ Boston Braves Braves Field, Boston, MA Mon Jul 02 1951, 3:33 AM EDT Att: 17,197 - Unknown AB 39 R 6 H 14 RBI 5 BB 2 SO 2 LOB 20 WP: 0 PA: 44

Batter	1	2	3	4	5	6	7	8	9	AB	R	H	RBI	BB	SO	LOB
Roy Hartsfield, R (1, 4) OBP: 0.325, SLG: 0.315	0-0 FC5-4 1B			2-2 F3		3-2 F7		0-0 6-3		4	0	1	0	0	0	0
Sam Jethroe, S (1, 8) OBP: 0.306, SLG: 0.372	3-2 FC5-4 G4-6-3 1-2f			1-0 F8		2-3 K		0-0 F7		4	0	0	0	0	1	1
Earl Torgeson, L (1, 3) OBP: 0.378, SLG: 0.396	0-1 G4-6-3 1-2f			2-2 F4		4-2 FC1-6-4 BB		1-2 F4		0	0	0	0	0	0	0
Buddy Kerr, R (1, 6) OBP: 0.301, SLG: 0.227										2	0	0	0	1	0	1
Ray Mueller, R (9, PH) OBP: 0.204, SLG: 0.255										1	0	0	0	0	0	0
Bob Elliott, R (1, 5) OBP: 0.415, SLG: 0.542		2-3 K			1-1 G4-3 1B 2B 1B	1-1 FC1-6-4 1-2f		1-3 K		4	1	1	0	0	2	1
Sid Gordon, R (1, 7) OBP: 0.389, SLG: 0.487		3-2 6-3			0-1 G4-3 1B 1-2		0-1 5-3		1-1 F9	4	0	1	0	0	0	0
Willard Marshall, L (1, 9) OBP: 0.364, SLG: 0.411		3-3 K			2-1 G4-3 1-2f 2-3		0-2 2B			3	0	1	0	0	1	2
Walker Cooper, R (1, 2) OBP: 0.342, SLG: 0.483			2-1 F7		2-0 FC5 2B 3-H		1-0 F6			3	0	1	1	0	0	1
Sibby Sisti, R (1, 6) OBP: 0.371, SLG: 0.362			1-3 K		4-2 BB		1-1 4-3			2	0	0	0	1	1	1
Johnny Sain, R (1, 1) OBP: 0.211, SLG: 0.278			1-0 F9		0-0 FC5 2-3f			0-1 F4		2	0	0	0	0	0	2
Luis Marquez, R (8, PH) OBP: 0.267, SLG: 0.271										1	0	0	0	0	0	0
Bob Chipman, L (9, 1)										0	0	0	0	0	0	0

Inning Stats	R: 0	H: 1	R: 0	H: 0	R: 0	H: 0	R: 1	H: 3	R: 0	H: 0	R: 0	H: 1	R: 0	H: 0	R: 0	H: 0	R: 0	H: 0	R: 0	H: 1	R: 0	H: 0	R: 0	H: 0	1B: 3	SF: 0	WP: 0	PA: 32
E: 0	LOB: 0	E: 0	LOB: 0	E: 0	LOB: 0	E: 0	LOB: 2	E: 0	LOB: 1	E: 0	LOB: 1	E: 0	LOB: 0	E: 0	LOB: 0	E: 0	LOB: 0	E: 0	LOB: 0	E: 0	LOB: 1	E: 0	LOB: 0	E: 0	LOB: 0	2B: 2	SAC: 0	PB: 0
K: 0	BB: 0	K: 2	BB: 0	K: 1	BB: 0	K: 0	BB: 1	K: 0	BB: 1	K: 1	BB: 0	K: 0	BB: 0	K: 0	BB: 0	K: 1	BB: 0	K: 1	BB: 0	K: 0	BB: 1	K: 0	BB: 0	K: 0	BB: 0	3B: 0	DP: 2	SB: 0
S: 9	P: 12	S: 14	P: 22	S: 6	P: 10	S: 8	P: 13	S: 10	P: 21	S: 11	P: 21	S: 8	P: 10	S: 4	P: 4	S: 8	P: 11	S: 8	P: 11	S: 8	P: 10	S: 4	P: 4	S: 8	P: 11	HR: 0	HBP: 0	CS: 0


PITCHER	IP	WLS	BF	H	R	ER	SO	BB	IBB	HBP	BLK	WP	HR	S	P	ERA	WHIP	PITCHER	IP	WLS	BF	H	R	ER	SO	BB	IBB	HBP	BLK	WP	HR	S	P	ERA	WHIP
Preacher Roe, L (1, 1) ERA: 2.91	9.0	W	32	5	1	1	5	2	0	0	0	0	0	78	122	1.00	0.778																		

BOTTOM

Brooklyn Dodgers @ Boston Braves
Braves Field, Boston, MA

Mon Jul 02 1951, 3:33 AM EDT
Att. 17,197 - Unknown

AB	30
R	1
H	5
RBI	1
BB	2
SO	5
LOB	9



Batter	1	2	3	4	5	6	7	8	9	AB R H RBI BB SO LOB	TOP											
Don Thompson, L (1, 7) OBP: 0.321, SLG: 0.229	0-0 3-1		0-0 CS 1B			1-0 L4		3-1 F6		4 0 1 0 0 0 0												
Pee Wee Reese, R (1, 6) OBP: 0.399, SLG: 0.379	2-2 1-3		0-1 CS 1-2	1-1 E5 1B G5-4-3		3-3 K		0-1 F4		4 1 0 0 0 1 0												
Duke Snider, L (1, 8) OBP: 0.347, SLG: 0.547	0-0 4-3			2-0 G5-4-3 1-3 HBP 1B		1-2 F2		3-2 F7		4 0 1 0 0 0 0												
Jackie Robinson, R (1, 4) OBP: 0.458, SLG: 0.568		1-1 2B		1-2 G5-4-3 HBP		4-0 1B E BB		0-0 S 1B		2 2 2 0 1 0 0												
Gil Hodges, R (1, 3) OBP: 0.376, SLG: 0.605	1-1 6-3		1-0 G5-4-3 1-2f 2-3 3-H		1-1 F8		1-3 K		4 0 0 0 0 1 5													
Carl Furillo, R (1, 9) OBP: 0.326, SLG: 0.449	1-3 K		0-0 L1		0-2 E 1-2 1B		1-1 1B		4 0 2 1 0 1 2													
Roy Campanella, R (1, 2) OBP: 0.392, SLG: 0.483	0-3 K		2-1 6-3		0-0 F4		1-1 F6		4 0 0 0 0 1 4													
Rocky Bridges, R (1, 5) OBP: 0.331, SLG: 0.351			0-1 B5-6-4 1B		2-1 3-1		1-1 E5 1-3 2-H		2 0 1 0 0 0 0													
Andy Pafko, R (7, PH) OBP: 0.331, SLG: 0.533									1 0 0 0 0 0 1													
Billy Cox, R (7, 5) OBP: 0.327, SLG: 0.419									1 0 0 0 0 0 1													
Johnny Schmitz, R (1, 1) OBP: 0.273, SLG: 0.364			0-0 B5-6-4 1-2f		0-0 L9		3-1 L7		2 0 0 0 0 0 1													
Hank Edwards, L (7, PH) OBP: 0.321, SLG: 0.250									1 0 0 0 0 0 2													
Carl Erskine, R (7, 1) OBP: 0.318, SLG: 0.364									0 0 0 0 0 0 0													
Inning Stats	R: 0 E: 0 K: 0 S: 5	H: 0 LOB: 0 BB: 0 P: 7	R: 0 E: 0 K: 2 S: 11	H: 1 LOB: 1 BB: 0 P: 14	R: 0 E: 0 K: 0 S: 5	H: 2 LOB: 0 BB: 0 P: 5	R: 1 E: 1 K: 0 S: 7	H: 1 LOB: 1 BB: 0 P: 12	R: 0 E: 0 K: 0 S: 5	H: 0 LOB: 0 BB: 0 P: 9	R: 0 E: 0 K: 1 S: 7	H: 0 LOB: 0 BB: 0 P: 12	R: 1 E: 1 K: 0 S: 10	H: 1 LOB: 2 BB: 1 P: 19	R: 0 E: 0 K: 0 S: 7	H: 0 LOB: 0 BB: 0 P: 13	R: 1 E: 0 K: 1 S: 11	H: 2 LOB: 1 BB: 0 P: 15	1B: 6 2B: 1 3B: 0 HR: 0	SF: 0 SAC: 0 DP: 2 HBP: 1	WP: 0 PB: 0 SB: 1 CS: 1	PA: 36
PITCHER Max Surkont, R (1, 1) ERA: 3.84	IP: 9.0 WLS: W BF: 35 H: 7 R: 3 ER: 1 SO: 4 BB: 1 IBB: 0 HBP: 1 BLK: 0 WP: 0 HR: 0 S: 68 P: 106 ERA: 1.00 WHIP: 0.889																					
PITCHER	IP	WLS	BF	H	R	ER	SO	BB	IBB	HBP	BLK	WP	HR	S	P	ERA	WHIP					

Brooklyn Dodgers @ Boston Braves
 Braves Field, Boston, MA
 Tue Jul 03 1951, 3:33 AM EDT
 Att. 6,990 - Unknown

livebaseballscorecards.com

AB	33
R	3
H	7
RBI	1
BB	1
SO	4
LOB	16



Batter	1	2	3	4	5	6	7	8	9	AB	R	H	RBI	BB	SO	LOB
Roy Hartsfield, R OBP: 0.327, SLG: 0.314 (1, 4)	0-1 WP 1B		3-3 K		4-2 BB BB		0-0 FC5-6 FC4-6 1B 1-2f		0-3 K	4	1	1	0	1	2	1
Luis Marquez, R OBP: 0.288, SLG: 0.297 (1, 8)	3-3 K 1-3		1-1 1-3		4-2 BB 1-2		0-0 FC4-6 1B 1-2		0-0 E 1B 2B	4	1	2	0	1	1	1
Earl Torgeson, L OBP: 0.378, SLG: 0.391 (1, 3)	2-2 G3			4-0 F8 BB 4-3	2-1 F9		0-1 FC4-6 1-2f 2-3		4-0 E2 1B IBB 2-3	3	1	0	0	2	0	5
Bob Elliott, R OBP: 0.415, SLG: 0.536 (1, 5)	2-2 E5			4-0 4-3 BB 1-2		0-0 F8	2-0 L7		4-0 1B IBB 1-2	3	0	0	0	2	0	2
Sam Jethroe, S OBP: 0.306, SLG: 0.372 (9, PR)										0	0	0	0	0	0	0
Sid Gordon, R OBP: 0.389, SLG: 0.485 (1, 7)	2-0 F4			1-2 F8 2-3		0-1 1B		0-0 F9	1-1 1B 1-2 2-3 3-H	5	0	2	1	0	0	3
Willard Marshall, L OBP: 0.367, SLG: 0.413 (1, 9)		1-0 F8		0-0 4-3 1-2 3-H		3-1 FC6-4 1B		2-1 1B 1B		4	1	2	1	0	0	1
Sibby Sisti, R OBP: 0.367, SLG: 0.352 (1, 6)		4-1 G4-6-3 BB		2-1 1-3		1-3 K		2-3 K		3	0	0	0	1	2	4
Ray Mueller, R OBP: 0.224, SLG: 0.273 (1, 2)		2-2 G4-6-3 1-2f			2-2 G6-4-3 1B		1-2 FC6-4 1-2f		3-2 1B 1B	4	0	2	0	0	0	3
Max Surkont, R OBP: 0.214, SLG: 0.200 (1, 1)			2-3 K		1-1 G6-4-3 1-2f		2-1 FC5-6 1B		0-0 1B 1-3 3-H	4	0	2	1	0	1	1


Inning Stats	R: 1	H: 1	E: 2	K: 1	S: 12	R: 0	H: 0	E: 0	K: 0	S: 5	R: 0	H: 0	E: 0	K: 2	S: 8	R: 1	H: 0	E: 0	K: 0	S: 6	R: 0	H: 1	E: 1	K: 1	S: 11	R: 0	H: 2	E: 0	K: 1	S: 11	R: 0	H: 2	E: 0	K: 0	S: 7	R: 1	H: 3	E: 0	K: 1	S: 10	R: 1	H: 2	E: 1	K: 1	S: 6	1B: 10	SF: 0	2B: 1	SAC: 0	3B: 0	DP: 2	HR: 0	HBP: 0	WP: 1	PA: 41
PITCHER	IP	WLS	BF	H	R	ER	SO	BB	IBB	HBP	BLK	WP	HR	S	P	ERA	WHIP																																						
Johnny Schmitz, L ERA: 5.82 (1, 1)	6.0		26	4	2	1	4	5	0	0	0	1	0	53	104	1.50	1.500																																						
Carl Erskine, R ERA: 5.1 (7, 1)	2.1	L	15	7	2	2	2	1	1	0	0	0	0	23	43	7.71	3.429																																						

BOTTOM

Brooklyn Dodgers @ Boston Braves
Braves Field, Boston, MA

Tue Jul 03 1951, 3:33 AM EDT
Att. 6,990 - Unknown

AB	34
R	4
H	11
RBI	3
BB	7
SO	6
LOB	21



livebaseballscorecards.com

Batter	1	2	3	4	5	6	7	8	9	10	11	AB R H RBI BB SO LOB	TOP																			
Eddie Stanky, R OBP: 0.381, SLG: 0.381 (1, 4)	3-2 F5		3-2 F7		1-1 F9			4-2 SH1-3-6 BB		1-2 FC4-6 1B		4 0 1 0 1 0 0	<p>New York Giants @ Brooklyn Dodgers Ebbets Field, Brooklyn, NY Wed Jul 04 1951, 3:33 AM EDT Unknown</p>																			
Alvin Dark, R OBP: 0.377, SLG: 0.493 (1, 6)	2-2 5-3		3-2 F8		0-2 F5			0-0 SH1-3-6 1-3f		1-1 FC4-6 G5-4-3 1-2f		4 0 0 0 0 0 1																				
Willie Mays, R OBP: 0.384, SLG: 0.567 (1, 8)	0-1 F7			3-1 F5	2-3 K			0-0 HR		1-0 G5-4-3 1-2f		5 1 1 1 0 1 1																				
Don Mueller, L OBP: 0.351, SLG: 0.417 Bobby Thomson, R OBP: 0.335, SLG: 0.449 (1, 9) (8, 7)		0-0 3-1		0-0 HR		1-0 4-3		0-2 F5			2-2 HR	4 1 1 1 0 0 0 1 1 1 1 0 0 0																				
Whitey Lockman, L OBP: 0.325, SLG: 0.402 (1, 3)		4-1 1B BB		4-0 1B 2B BB		0-0 B1-3			0-0 L1		0-0 4-3	3 1 0 0 2 0 0																				
Monte Irvin, R OBP: 0.416, SLG: 0.490 (1, 7) (8, 9)		3-1 1-2 1B		0-0 1-2 2B 1B		1-3 K			4-2 6-3 BB		4-0 G4-6-3 BB	3 1 2 0 2 1 0																				
Ray Noble, R OBP: 0.279, SLG: 0.434 (1, 2)		2-1 F9		1-1 2B		1-1 F9			1-0 6-3		0-0 G4-6-3 1-2f	5 0 1 2 0 0 4																				
Bill Rigney, R OBP: 0.267, SLG: 0.439 (1, 5)		1-1 F8		2-0 F8		1-0 L7			4-0 IBB			3 0 0 0 1 0 3																				
Sal Maglie, R OBP: 0.164, SLG: 0.222 Sheldon Jones, R George Spencer, R OBP: 0.100, SLG: 0.053 (1, 1) (9, 1) (11, 1)			2-3 K	0-0 4-3		1-2 6-3			0-0 F3			4 0 0 0 0 1 3 0 0 0 0 0 0 0 0 0 0 0 0 0 0																				
Inning Stats	R: 0 E: 0 K: 0 S: 10	H: 0 LOB: 0 BB: 0 P: 15	R: 0 E: 0 K: 0 S: 8	H: 1 LOB: 2 BB: 1 P: 18	R: 0 E: 0 K: 1 S: 12	H: 0 LOB: 0 BB: 0 P: 20	R: 3 E: 0 K: 0 S: 8	H: 3 LOB: 1 BB: 1 P: 18	R: 0 E: 0 K: 1 S: 8	H: 0 LOB: 0 BB: 0 P: 11	R: 0 E: 0 K: 1 S: 5	H: 0 LOB: 0 BB: 0 P: 7		R: 0 E: 0 K: 0 S: 6	H: 0 LOB: 0 BB: 0 P: 9	R: 1 E: 0 K: 0 S: 8	H: 1 LOB: 0 BB: 1 P: 12	R: 0 E: 0 K: 0 S: 6	H: 0 LOB: 2 BB: 2 P: 15	R: 0 E: 0 K: 0 S: 6	H: 1 LOB: 0 BB: 0 P: 9	R: 1 E: 0 K: 0 S: 5	H: 1 LOB: 0 BB: 1 P: 11	1B: 3 2B: 2 3B: 0 HR: 3	SF: 0 SAC: 1 DP: 3 HBP: 0	WP: 0 PB: 0 SB: 0 CS: 0	PA: 43					
PITCHER	IP WLS BF H R ER SO BB IBB HBP BLK WP HR S P ERA WHIP																															
Erv Palica, R ERA: 3.73 (1, 1)	5.0	21	4	3	3	2	2	0	0	0	0	0	0	1	46	82	5.40	1.200														
Clyde King, R ERA: 3.69 (6, 1)	3.0	10	1	1	1	1	1	0	0	0	0	0	1	19	28	3.00	0.667															
Bud Podbielan, R ERA: 3.71 (9, 1)	1.0	5	0	0	0	0	1	1	0	0	0	0	0	6	15	0.00	1.000															
Preacher Roe, L ERA: 2.93 (10, 1)	2.0	W 7	2	1	1	0	1	0	0	0	0	0	1	11	20	4.50	1.500															

livebaseballscorecards.com

AB	36
R	5
H	7
RBI	5
BB	6
SO	3
LOB	12



Batter	1	2	3	4	5	6	7	8	9	10	11	AB R H RBI BB SO LOB
Carl Furillo, R (1, 9) OBP: 0.324, SLG: 0.444	0-1 G6-4-3 1B		1-2 G6-4-3 1-2f			1-2 F8		0-1 L6		1-3 K		5 0 1 0 0 1 4
Pee Wee Reese, R (1, 6) OBP: 0.399, SLG: 0.390	2-2 G6-4-3 1-2f			2-2 G4-6-3 1B		2-3 K		0-1 HR		1-0 G6-3 1-2f		5 1 2 1 0 1 2
Duke Snider, L (1, 8) OBP: 0.344, SLG: 0.544	0-0 1-3			2-1 G4-6-3 1-2f		1-0 F7		1-0 4-1			0-0 1B 2B	5 1 1 0 0 0 2
Jackie Robinson, R (1, 4) OBP: 0.457, SLG: 0.565		1-2 1-3		1-0 F8			3-2 F8		2-0 1B 1B		2-0 1B 1B	5 2 2 1 0 0 0
Andy Pafko, R (1, 7) OBP: 0.328, SLG: 0.523		0-0 F8			0-3 K		0-0 1-3		4-0 1B BB		0-3 K	4 0 0 0 1 2 1
Gil Hodges, R (1, 3) OBP: 0.380, SLG: 0.602		0-1 F7			1-0 E HBP		2-2 L5		2-2 1B		4-0 1B IBB	3 0 1 1 1 0 0
Rube Walker, L (1, 2) OBP: 0.317, SLG: 0.351			0-0 SH1-4 1B		3-1 F6		3-2 4-3 HR 2B		0-3 K		1-1 1B	3 0 2 0 0 0 1
Rocky Bridges, R (8, PR) OBP: 0.328, SLG: 0.348											2 SAFE 1B	0 1 0 0 0 0 0
Cal Abrams, L (9, PH) OBP: 0.424, SLG: 0.426											1-2 2-H	1 0 0 0 0 1 2
Preacher Roe, R (10, 1) OBP: 0.157, SLG: 0.122												1 0 1 1 0 0 0
Billy Cox, R (1, 5) OBP: 0.325, SLG: 0.416			0-1 SH1-4 1B		0-0 E6		2-2 4-3		1-1 L5-4			1 0 0 0 0 0 1
Don Thompson, L (8, PH) OBP: 0.316, SLG: 0.224												1 0 0 0 0 0 1
Bud Podbielan, R (9, 1) OBP: 0.200, SLG: 0.200												0 0 0 0 0 0 0
Wayne Terwilliger, R (9, PH) OBP: 0.314, SLG: 0.240												1 0 0 0 0 0 2
Erv Palica, R (1, 1) OBP: 0.214, SLG: 0.154			1-1 G6-4-3 1B		1-2 F8		0-0 HR			4-2 BB		1 0 1 0 0 0 0
Hank Edwards, L (5, PH) OBP: 0.310, SLG: 0.240												1 0 0 0 0 0 2
Clyde King, S (6, 1) OBP: 0.095, SLG: 0.050												0 0 0 0 0 0 0
Roy Campanella, R (8, PH) OBP: 0.396, SLG: 0.498												1 1 1 2 1 0 0


Inning Stats	R: 0	H: 1	R: 0	H: 0	R: 0	H: 2	R: 0	H: 1	R: 0	H: 0	R: 0	H: 0	R: 3	H: 3	R: 1	H: 2	R: 0	H: 0	R: 2	H: 3	1B: 8	SF: 0	WP: 0	PA: 43
	E: 0	LOB: 0	E: 0	LOB: 0	E: 0	LOB: 1	E: 0	LOB: 0	E: 0	LOB: 2	E: 0	LOB: 0	E: 0	LOB: 1	E: 0	LOB: 1	E: 0	LOB: 0	E: 1	LOB: 2	2B: 3	SAC: 1	PB: 0	
	K: 0	BB: 0	K: 0	BB: 0	K: 0	BB: 0	K: 0	BB: 0	K: 1	BB: 0	K: 0	BB: 0	K: 0	BB: 0	K: 1	BB: 1	K: 1	BB: 1	K: 1	BB: 1	3B: 0	DP: 5	SB: 0	
	S: 6	P: 8	S: 6	P: 7	S: 8	P: 10	S: 6	P: 11	S: 9	P: 14	S: 8	P: 12	S: 8	P: 13	S: 11	P: 20	S: 12	P: 18	S: 7	P: 14	HR: 2	HBP: 1	CS: 0	
PITCHER	IP	WLS	BF	H	R	ER	SO	BB	IBB	HBP	BLK	WP	HR	S	P	ERA	WHIP							
Sal Maglie, R (1, 1) ERA: 2.94	8.0		32	8	4	4	2	1	0	1	0	0	2	64	100	4.50	1.125							
Sheldon Jones, R (9, 1) ERA: 4.97	2.0	L	8	3	2	1	2	1	0	0	0	0	0	24	35	4.50	2.000							
George Spencer, R (11, 1) ERA: 3.48	0.1		3	1	0	0	1	0	1	0	0	0	0	5	10	0.00	3.000							

BOTTOM

New York Giants @ Brooklyn Dodgers
Ebbets Field, Brooklyn, NY

Wed Jul 04 1951, 3:33 AM EDT
Unknown

AB	38
R	6
H	12
RBI	6
BB	3
SO	5
LOB	18



PITCHER	IP	WLS	BF	H	R	ER	SO	BB	IBB	HBP	BLK	WP	HR	S	P	ERA	WHIP
Sal Maglie, R (1, 1) ERA: 2.94	8.0		32	8	4	4	2	1	0	1	0	0	2	64	100	4.50	1.125
Sheldon Jones, R (9, 1) ERA: 4.97	2.0	L	8	3	2	1	2	1	0	0	0	0	0	24	35	4.50	2.000
George Spencer, R (11, 1) ERA: 3.48	0.1		3	1	0	0	1	0	1	0	0	0	0	5	10	0.00	3.000

Batter	1	2	3	4	5	6	7	8	9	AB R H RBI BB SO LOB	TOP																				
Eddie Stanky, R (1, 4) OBP: 0.380, SLG: 0.377	2-2 6-3	1-3 K			2-2 F3			4-2 1B BB		3 0 0 0 1 1 3																					
Alvin Dark, R (1, 6) OBP: 0.375, SLG: 0.490	2-1 F5		1-3 K		0-1 6-3			1-2 1B		4 0 1 0 0 1 0																					
Willie Mays, R (1, 8) OBP: 0.375, SLG: 0.552	0-3 K		1-1 F3		2-1 6-3			2-2 F5		4 0 0 0 0 1 2																					
Don Mueller, L (1, 9) OBP: 0.348, SLG: 0.412		0-0 1B F8 1B	0-0 4-1		0-0 F4			0-3 K		4 1 1 0 0 1 2																					
Whitey Lockman, L (1, 3) OBP: 0.326, SLG: 0.403		3-2 PB BB 1B		1-2 4-3		1-0 5-3		0-1 1B 3B		2 0 1 0 0 0 0 2 1 1 0 0 0 0																					
Bobby Thomson, R (4, 7) OBP: 0.336, SLG: 0.457		1-3 1B																													
Monte Irvin, R (1, 7) OBP: 0.414, SLG: 0.484		4-2 PB BB		1-1 5-3		3-2 6-3		1-0 6-3		3 0 0 0 1 0 1																					
Bill Rigney, R (1, 5) OBP: 0.286, SLG: 0.444		1-1 F4		1-0 1B		0-0 F7		1-1 1B 1B		4 0 2 1 0 0 3																					
Wes Westrum, R (1, 2) OBP: 0.435, SLG: 0.489		0-1 F8		1-3 K		3-2 L1		0-2 3-H G4-3 1B		4 0 1 1 0 1 3 0 0 0 0 0 0 0																					
Hank Schenz, R (9, PR) OBP: 0.226, SLG: 0.230		3-H 1-2 2-3 BB																													
Dave Koslo, L (1, 1) OBP: 0.263, SLG: 0.067		4-1 K		0-3 K				1-2 4-3		1 0 0 0 1 1 0 1 0 0 0 0 0 0 0 0 0 0 0 0 0 1 0 0 0 0 0 2																					
Hank Thompson, L (8, PH) OBP: 0.345, SLG: 0.391																															
George Spencer, R (8, 1) OBP: 0.100, SLG: 0.053																															
Earl Rapp, L (9, PH)																															
Inning Stats	R: 0 E: 0 K: 1 S: 8	H: 0 LOB: 0 BB: 0 P: 12	R: 1 E: 0 K: 1 S: 14	H: 2 LOB: 3 BB: 2 P: 27	R: 0 E: 0 K: 1 S: 6	H: 0 LOB: 0 BB: 0 P: 8	R: 0 E: 0 K: 1 S: 9	H: 1 LOB: 1 BB: 0 P: 13	R: 0 E: 0 K: 1 S: 8	H: 0 LOB: 0 BB: 0 P: 10	R: 0 E: 0 K: 0 S: 4	H: 0 LOB: 0 BB: 0 P: 7	R: 0 E: 0 K: 0 S: 7	H: 0 LOB: 0 BB: 0 P: 13	R: 0 E: 0 K: 1 S: 14	H: 1 LOB: 2 BB: 1 P: 22	R: 1 E: 0 K: 0 S: 10	H: 3 LOB: 2 BB: 0 P: 13	1B: 6 2B: 0 3B: 1 HR: 0	SF: 0 SAC: 0 DP: 1 HBP: 0	WP: 0 PB: 1 SB: 0 CS: 0	PA: 36									
PITCHER Ralph Branca, R (1, 1) ERA: 2.3	IP 9.0	WLS W	BF 36	H 7	R 2	ER 2	SO 6	BB 3	IBB 0	HBP 0	BLK 0	WP 0	HR 0	S 80	P 125	ERA 2.00	WHIP 1.111														
											PITCHER	IP	WLS	BF	H	R	ER	SO	BB	IBB	HBP	BLK	WP	HR	S	P	ERA	WHIP			

New York Giants @ Brooklyn Dodgers
Ebbets Field, Brooklyn, NY
 Wed Jul 04 1951, 3:38 AM EDT
 Att. 34,620 - Unknown

livebaseballscorecards.com

AB 33
R 2
H 7
RBI 2
BB 3
SO 6
LOB 16



Batter	1	2	3	4	5	6	7	8	9	AB R H RBI BB SO LOB
Carl Furillo, R OBP: 0.326, SLG: 0.445 (1, 9) CFC	0-3 K		1-1 L9		X 0-0 SH5-3 1B	X 0-0 2H 3H 1B				4 0 2 2 0 1 0
Pee Wee Reese, R OBP: 0.399, SLG: 0.387 (1, 6) BBSCX	2-2 F8		4-0 CS BB		X 0-0 SH5-3 1-2	X 0-1 F8				2 0 0 0 1 0 1
Duke Snider, L OBP: 0.343, SLG: 0.551 (1, 8) FBX	1-1 HR		0-0 F7		F 1-3 K		B 1-1 3-1			4 1 1 1 0 1 2
Jackie Robinson, R OBP: 0.461, SLG: 0.574 (1, 4) BBXC	1-0 3B		3-2 CS 1-2	0-0 BB BB 1B	I 4-0 FC6-4 IBB	B 3-3 K				3 0 2 0 1 1 0
Andy Pafko, R OBP: 0.327, SLG: 0.516 (1, 7) H	1-0 FC6-4 HBP			C 1-1 F8	B 2-1 FC6-4 1-2f	X 0-0 F4				3 0 0 0 0 0 3
Gil Hodges, R OBP: 0.381, SLG: 0.610 (1, 3) FBBBFX	2-2 FC6-4 1-2f			B 4-2 BB 1-2		B 1-0 F8		B 3-1 HR		3 1 1 1 1 0 2
Roy Campanella, R OBP: 0.394, SLG: 0.494 (1, 2) BBXC		B 2-1 F8		S 1-3 K		X 0-0 SH1-4 1B 1B		C 1-2 F6		4 1 1 0 0 1 2
Billy Cox, R OBP: 0.329, SLG: 0.414 (1, 5) CBBB		X 0-2 F7		B 4-2 BB 1-2 2-3		S 2-2 SH1-4 1B 1B		B 2-0 1-3		3 1 1 0 1 0 0
Ralph Branca, R OBP: 0.077, SLG: 0.080 (1, 1) CBBB		X 3-2 F9		X 0-0 B1-3		L 0-1 SH1-4		C 1-3 K		3 0 0 0 0 1 3

Inning Stats	R: 1 E: 0 K: 1 S: 13	H: 2 LOB: 2 BB: 0 P: 20	R: 0 E: 0 K: 0 S: 9	H: 0 LOB: 0 BB: 0 P: 14	R: 0 E: 0 K: 0 S: 5	H: 0 LOB: 0 BB: 1 P: 13	R: 0 E: 0 K: 1 S: 12	H: 1 LOB: 3 BB: 2 P: 22	R: 0 E: 0 K: 1 S: 8	H: 1 LOB: 2 BB: 1 P: 15	R: 2 E: 0 K: 0 S: 12	H: 3 LOB: 1 BB: 0 P: 15	R: 0 E: 0 K: 1 S: 6	H: 0 LOB: 0 BB: 0 P: 10	R: 1 E: 0 K: 1 S: 12	H: 1 LOB: 0 BB: 0 P: 19
1B: 5 2B: 0 3B: 1 HR: 2	SF: 0 SAC: 2 DP: 0 HBP: 1	WP: 0 PB: 0 SB: 0 CS: 1	PA: 37													

PITCHER	IP	WLS	BF	H	R	ER	SO	BB	IBB	HBP	BLK	WP	HR	S	P	ERA	WHIP
Dave Koslo, L ERA: 3.27 (1, 1)	7.0	L	32	7	3	3	4	3	1	1	0	0	1	65	109	3.86	1.429
George Spencer, R ERA: 3.56 (8, 1)	1.0		4	1	1	1	1	0	0	0	0	0	1	12	19	9.00	1.000


BOTTOM

New York Giants @ Brooklyn Dodgers
Ebbets Field, Brooklyn, NY

Wed Jul 04 1951, 3:38 AM EDT
Att. 34,620 - Unknown

livebaseballscorecards.com

AB	29
R	4
H	8
RBI	4
BB	4
SO	5
LOB	13



Batter	1	2	3	4	5	6	7	8	9	AB R H RBI BB SO LOB	TOP																								
Eddie Stanky, R OBP: 0.380, SLG: 0.378 (1, 4) B F C X	2-2 F2 ①		1-3 K ③			0-0 1B ①		1-2 1B E 1B ①	2-2 G4-6-3 ② ③ 1-2f	5 1 2 0 0 1 2																									
Alvin Dark, R OBP: 0.380, SLG: 0.492 (1, 6) B B C X	3-1 1-3 ②			4-2 G6-4-3 BB ①		0-2 1B ①		0-0 E 5-3 1B ① 1-2 2-3 3-H		3 1 2 1 1 0 0																									
Willie Mays, R OBP: 0.372, SLG: 0.544 (1, 8) B F B X	2-1 1B ①			1-1 G6-4-3 1-2f ②		1-2 F6 ③		2-3 K ①		4 0 1 0 0 1 6																									
Don Mueller, L OBP: 0.346, SLG: 0.408 (1, 9) C X	0-1 3-1 ③			0-0 F8 ③			3-2 L9 ①	0-0 E1 1B ① 1-3 2-H 3-H		4 0 1 1 0 0 1																									
Monte Irvin, R OBP: 0.412, SLG: 0.484 (1, 3) B X		1-0 5-3 ①			1-3 K ①		2-2 2B ①	3-2 5-3 ② 3-H		4 0 1 1 0 1 1																									
Bobby Thomson, R OBP: 0.331, SLG: 0.450 (1, 7) B X C B		1-2 F6 ②			2-1 5-3 ②		2-3 K ②	1-1 6-3 ③		4 0 0 0 0 1 2																									
Wes Westrum, R OBP: 0.432, SLG: 0.480 (1, 2) B C B C X		2-3 K ③			2-2 5-3 ③		2-3 K ③		4-1 E BB ①	3 0 0 0 1 2 1																									
Bill Rigney, R OBP: 0.283, SLG: 0.417 (1, 5) X			0-0 4-3 ①			0-1 6-3 ①		4-2 1B BB BB ①	0-2 E5 G4-6-3 ①	3 1 0 0 1 0 1																									
Larry Jansen, R OBP: 0.151, SLG: 0.082 (6, 1) George Spencer, R OBP: 0.100, SLG: 0.053 (8, PH) Hank Thompson, L OBP: 0.258, SLG: 0.391 (8, 1) Al Gettel, R OBP: 0.100, SLG: 0.100 (8, 1) Monty Kennedy, R OBP: 0.200, SLG: 0.200 (8, PH) Earl Rapp, L (8, PH)			0-2 4-3 ②			1-3 K ②		4-1 1B 1B BB ①	0-3 K ①	2 0 0 0 0 1 0 0 0 0 0 0 0 0 0 1 0 0 0 1 0 0 0 0 0 0 0 0 0 0 0 0 0 0 0 1 0 0 0 0 1 2																									
Inning Stats	R: 0 E: 0 K: 0 S: 9	H: 1 LOB: 1 BB: 0 P: 16	R: 0 E: 0 K: 1 S: 7	H: 0 LOB: 0 BB: 0 P: 11	R: 0 E: 0 K: 1 S: 9	H: 0 LOB: 0 BB: 0 P: 10	R: 0 E: 0 K: 0 S: 5	H: 0 LOB: 0 BB: 1 P: 10	R: 0 E: 0 K: 1 S: 10	H: 0 LOB: 0 BB: 0 P: 15	R: 0 E: 0 K: 1 S: 14	H: 2 LOB: 2 BB: 0 P: 16	R: 0 E: 0 K: 2 S: 16	H: 1 LOB: 1 BB: 0 P: 25	R: 4 E: 1 K: 1 S: 18	H: 3 LOB: 1 BB: 2 P: 33	R: 0 E: 1 K: 1 S: 15	H: 0 LOB: 1 BB: 1 P: 21	1B: 6 2B: 1 3B: 0 HR: 0	SF: 0 SAC: 0 DP: 2 HBP: 0	WP: 0 PB: 0 SB: 0 CS: 0	PA: 37													
PITCHER Don Newcombe, R ERA: 3.08 (1, 1)	IP 9.0	WLS W	BF 37	H 7	R 4	ER 3	SO 8	BB 4	IBB 0	HBP 0	BLK 0	WP 0	HR 0	S 103	P 157	ERA 3.08	WHIP 1.222	PITCHER	IP	WLS	BF	H	R	ER	SO	BB	IBB	HBP	BLK	WP	HR	S	P	ERA	WHIP

New York Giants @ Brooklyn Dodgers
Ebbets Field, Brooklyn, NY
 Thu Jul 05 1951, 3:33 AM EDT
 Att: 32,921 - Unknown

livebaseballscorecards.com

AB	33
R	4
H	7
RBI	3
BB	4
SO	8
LOB	16



Batter	1	2	3	4	5	6	7	8	9	AB R H RBI BB SO LOB	TOP																
Carl Furillo, R OBP: 0.334, SLG: 0.443 (1, 9) B F X	1-1 3B 1B	2-0 F4		2-2 L1		0-1 5-3			4-0 1B BB	4 1 1 0 1 0 1																	
Pee Wee Reese, R OBP: 0.402, SLG: 0.396 (1, 6) C F B X	2-2 2B 3B		1-1 F9		4-1 FC4-6 BB		2-0 6-3		1-1 1-3 1B	4 1 2 1 1 0 0																	
Duke Snider, L OBP: 0.342, SLG: 0.549 (1, 8) X	0-0 1B 2B		3-2 FC4-6 1B		0-0 FC4-6 1-2f		2-1 L8		0-0 L8	5 1 2 1 0 0 3																	
Jackie Robinson, R OBP: 0.454, SLG: 0.562 (1, 4) C B B X	3-1 G5-4-3 2-H 1B		1-1 FC4-6 1-2f		0-1 L7		1-1 F7			4 0 1 1 0 0 2																	
Andy Pafko, R OBP: 0.324, SLG: 0.518 (1, 7) B B X	2-1 G5-4-3 1-2f		1-2 5-3		4-0 1-2 BB		0-0 F8			3 0 0 0 1 0 2																	
Gil Hodges, R OBP: 0.381, SLG: 0.625 (1, 3) B X	1-0 HR			0-1 1B E 1B		1-2 F2		1-2 F2		4 2 2 1 0 0 2																	
Roy Campanella, R OBP: 0.397, SLG: 0.492 (1, 2) S F B X	1-2 5-3			2-3 K		1-1 5-3		0-0 6-3		4 0 0 0 0 1 1																	
Billy Cox, R OBP: 0.339, SLG: 0.424 (1, 5) B X		1-0 6-3		1-1 1-3 E 1B		0-0 5-4-3 1B		1-1 F7		4 1 2 0 0 0 0																	
Bud Podbielan, R OBP: 0.143, SLG: 0.143 (1, 1) Carl Erskine, R OBP: 0.292, SLG: 0.333 (4, 1) M 3 SAFE B B B X		0-0 F3		2-2 4-3 1-H 3-H		0-0 5-4-3		0-0 L7		2 0 0 0 0 0 0 2 0 0 0 0 0 1																	
Inning Stats	R: 4 E: 0 K: 0 S: 14	H: 5 LOB: 0 BB: 0 P: 24	R: 0 E: 0 K: 0 S: 3	H: 0 LOB: 0 BB: 0 P: 6	R: 0 E: 0 K: 0 S: 12	H: 1 LOB: 1 BB: 0 P: 18	R: 2 E: 1 K: 1 S: 14	H: 2 LOB: 0 BB: 0 P: 21	R: 0 E: 0 K: 0 S: 10	H: 0 LOB: 2 BB: 2 P: 19	R: 0 E: 0 K: 0 S: 6	H: 1 LOB: 1 BB: 0 P: 7	R: 0 E: 0 K: 0 S: 5	H: 0 LOB: 0 BB: 0 P: 10	R: 0 E: 0 K: 0 S: 5	H: 0 LOB: 0 BB: 0 P: 6	R: 0 E: 0 K: 0 S: 6	H: 1 LOB: 2 BB: 1 P: 12	1B: 7 2B: 1 3B: 1 HR: 1	SF: 0 SAC: 0 DP: 1 HBP: 0	WP: 0 PB: 0 SB: 1 CS: 0	PA: 39					
PITCHER	IP	WLS	BF	H	R	ER	SO	BB	IBB	HBP	BLK	WP	HR	S	P	ERA	WHIP										
Russ Meyer, R ERA: 3.61 (1, 1)	0.0	L	4	4	4	4	0	0	0	0	0	0	0	8	14	∞	∞										
Andy Hansen, R ERA: 4.5 (1, 1)	2.0		6	1	0	0	0	0	0	0	0	0	1	9	16	0.00	0.500										
Ken Heintzelman, L ERA: 3.79 (3, 1)	2.0		9	3	2	0	1	0	0	0	0	0	0	26	39	0.00	1.500										
Jim Konstanty, R ERA: 4.12 (5, 1)	5.0		20	2	0	0	0	3	0	0	0	0	0	32	54	0.00	1.000										

Brooklyn Dodgers @ Philadelphia Phillies
 Shibe Park, Philadelphia, PA
 Fri Jul 06 1951, 3:33 AM EDT
 Att: 31,178 - Unknown

AB	36
R	6
H	10
RBI	4
BB	3
SO	1
LOB	12



WP: 0	PA: 39
PB: 0	
SB: 1	
CS: 0	

BOTTOM

Brooklyn Dodgers @ Philadelphia Phillies
Shibe Park, Philadelphia, PA

livebaseballscorecards.com

AB 38
R 2
H 11
RBI 2
BB 2
SO 7
LOB 19



WP: 0 PA: 40
PB: 0
SB: 1
CS: 0

Fri Jul 06 1951, 3:33 AM EDT
Att. 31,178 - Unknown

AB R H RBI BB SO LOB

5	0	0	0	0	1	3
5	0	2	0	0	1	0
4	0	2	0	1	0	0
5	1	2	0	0	1	5
4	0	1	0	0	1	3
3	0	1	0	1	0	0
4	1	1	1	0	0	3
4	0	1	1	0	2	3
0	0	0	0	0	0	0
0	0	0	0	0	0	0
1	0	0	0	0	0	1
0	0	0	0	0	0	0
1	0	1	0	0	0	0
1	0	0	0	0	1	1
1	0	0	0	0	0	0

1B: 9 SF: 0
2B: 1 SAC: 0
3B: 1 DP: 0
HR: 0 HBP: 0

Batter	1	2	3	4	5	6	7	8	9
Eddie Waitkus, L OBP: 0.319, SLG: 0.326 (1, 3)	F8 ①		G3 ①	4-3 ③			4-3 ①		K ②
Richie Ashburn, L OBP: 0.411, SLG: 0.430 (1, 8)	K ②		F8 ②		G3 ①		BB 1B		2B 1B
Willie Jones, R OBP: 0.381, SLG: 0.539 (1, 5)	E6		F4 ③		S 1B		1-2 BB		1-3 2B
Del Ennis, R OBP: 0.379, SLG: 0.458 (1, 9)	1B ③			BB 1B L7 1B	K ②		F7 ②		5-3 ③
Dick Sisler, L OBP: 0.372, SLG: 0.462 (1, 7)		F8 ①		1B BB 1B	K ③		1-3 ③		
Granny Hamner, R OBP: 0.303, SLG: 0.405 (1, 6)		F8 ②		1B BB		FC6-4 1B		6-3 ①	
Eddie Pellagrini, R OBP: 0.349, SLG: 0.383 (1, 4)		1B 3B		L7 ①		FC6-4 1-2f		4-3 ②	
Del Wilber, R OBP: 0.275, SLG: 0.316 (1, 2)			K ②		K ②		K ②	5-3 ③	
Russ Meyer, S OBP: 0.194, SLG: 0.121 (1, 1)		FC5-4 ③				K ③			F9 ①
Andy Hansen, R OBP: 0.235, SLG: 0.351 (2, PH)									
Tommy Brown, R OBP: 0.087, SLG: 0.045 (3, 1)									
Ken Heintzelman, R OBP: 0.273, SLG: 0.200 (4, PH)									
Jimmy Bloodworth, R OBP: 0.083, SLG: 0.167 (5, 1)									
Jim Konstanty, R OBP: 0.286, SLG: 0.316 (9, PH)									

Inning Stats	R: 0 H: 1 E: 1 K: 1 S: 10	H: 1 LOB: 1 BB: 0 P: 15	R: 1 H: 2 E: 0 K: 10 S: 10	H: 2 LOB: 1 BB: 0 P: 18	R: 0 H: 0 E: 0 K: 6 S: 6	H: 0 LOB: 0 BB: 0 P: 9	R: 1 H: 3 E: 0 K: 1 S: 15	H: 3 LOB: 3 BB: 1 P: 23	R: 0 H: 1 E: 0 K: 2 S: 12	H: 1 LOB: 1 BB: 0 P: 17	R: 0 H: 1 E: 0 K: 2 S: 10	H: 1 LOB: 1 BB: 0 P: 10	R: 0 H: 1 E: 0 K: 10 S: 10	H: 1 LOB: 2 BB: 1 P: 15	R: 0 H: 0 E: 0 K: 8 S: 8	H: 0 LOB: 0 BB: 0 P: 11	R: 0 H: 2 E: 0 K: 1 S: 10	H: 2 LOB: 2 BB: 0 P: 14	1B: 9 SF: 0 2B: 1 SAC: 0 3B: 1 DP: 0 HR: 0 HBP: 0
--------------	---------------------------	-------------------------	----------------------------	-------------------------	--------------------------	------------------------	---------------------------	-------------------------	---------------------------	-------------------------	---------------------------	-------------------------	----------------------------	-------------------------	--------------------------	-------------------------	---------------------------	-------------------------	--

PITCHER	IP	WLS	BF	H	R	ER	SO	BB	IBB	HBP	BLK	WP	HR	S	P	ERA	WHIP
Bud Podbielan, R ERA: 3.92 (1, 1)	3.2		18	6	2	2	2	1	0	0	0	0	0	37	60	4.91	1.909
Carl Erskine, R ERA: 4.77 (4, 1)	5.1	W	22	5	0	0	5	1	0	0	0	0	0	54	72	0.00	1.125

Batter	1	2	3	4	5	6	7	8	9	AB R H RBI BB SO LOB	TOP											
Carl Furillo, R OBP: 0.341, SLG: 0.455 (1, 9) X	0-0 6-3 2B	1-0 2-H 1B		1-0 F8			3-2 2B 2B		0-0 1B 1B	5 1 4 1 0 0 2												
Pee Wee Reese, R OBP: 0.405, SLG: 0.404 (1, 6) CFC X	0-2 6-3 2-3		0-0 F5		3-2 G4-6-3 1B		2-2 3B 2B		3-2 1B	5 1 3 2 0 0 1												
Duke Snider, L OBP: 0.343, SLG: 0.553 (1, 8) X	0-0 1-3		2-2 CS 1B		0-0 G4-6-3 1-2f		2-1 L5 3B		0-2 4-3	5 0 2 1 0 0 3												
Jackie Robinson, R OBP: 0.451, SLG: 0.556 (1, 4) BCB B	4-1 BB		0-1 F8		1-1 F8		2-1 L5 3-H			3 0 0 0 1 0 2												
Andy Pafko, R OBP: 0.324, SLG: 0.515 Don Thompson, L OBP: 0.310, SLG: 0.220 (1, 7) BSS S (6, 7)	1-3 K		3-0 CS 1-2	0-1 F8 4-3 1B 1B		0-0 F8		2-1 B1-3		3 1 1 0 0 1 2 1 0 0 0 0 0 0												
Gil Hodges, R OBP: 0.380, SLG: 0.623 (1, 3) B X		1-0 2B 2B		3-2 4-3 1-2		3-1 L7		1-0 L7		4 1 1 0 0 0 1												
Roy Campanella, R OBP: 0.395, SLG: 0.492 (1, 2) B B X		2-0 1B 2B 2-H		0-1 F8 2-3		2-3 K		0-1 5-3		4 0 1 1 0 1 1												
Billy Cox, R OBP: 0.343, SLG: 0.422 (1, 5) L B T F B X		1-2 F6		4-2 1B BB			0-0 SH2-4 2B 1B		2-2 F2	3 1 1 0 1 0 1												
Ralph Branca, R OBP: 0.138, SLG: 0.143 (1, 1) B B S X		2-2 F8		0-0 1-2 3-H 1B			0-1 SH2-4 1-3		0-2 1B 1B	3 1 2 1 0 0 1												
Inning Stats	R: 0 E: 0 K: 1 S: 10	H: 1 LOB: 2 BB: 1 P: 15	R: 1 E: 0 K: 0 S: 10	H: 3 LOB: 2 BB: 0 P: 17	R: 0 E: 0 K: 0 S: 6	H: 1 LOB: 0 BB: 0 P: 11	R: 1 E: 0 K: 0 S: 11	H: 2 LOB: 2 BB: 1 P: 19	R: 0 E: 0 K: 1 S: 6	H: 0 LOB: 0 BB: 0 P: 11	R: 3 E: 0 K: 0 S: 13	H: 4 LOB: 0 BB: 0 P: 22	R: 0 E: 0 K: 0 S: 5	H: 0 LOB: 0 BB: 0 P: 8	R: 1 E: 0 K: 0 S: 13	H: 3 LOB: 1 BB: 0 P: 18	1B: 9 2B: 6 3B: 1 HR: 0	SF: 0 SAC: 1 DP: 2 HBP: 0	WP: 0 PB: 0 SB: 0 CS: 1	PA: 40		
PITCHER Robin Roberts, R ERA: 3.3 Jim Konstanty, R ERA: 4.09	IP 6.1 2.2	WLS L 9	BF 30 9	H 12 3	R 5 1	ER 5 1	SO 2 0	BB 2 0	IBB 0 0	HBP 0 0	BLK 0 0	WP 0 0	HR 0 0	S 60 20	P 101 30	ERA 7.11 3.38	WHIP 2.211 1.125					

Brooklyn Dodgers @ Philadelphia Phillies
 Shibe Park, Philadelphia, PA
 Sat Jul 07 1951, 3:33 AM EDT
 Att. 30,695 - Unknown

AB	36
R	6
H	15
RBI	6
BB	2
SO	2
LOB	14



Batter	1	2	3	4	5	6	7	8	9	10	AB R H RBI BB SO LOB	TOP													
Carl Furillo, R (1, 9) OBP: 0.336, SLG: 0.448	0-0 F3		2-0 F3		1-1 F9		1-0 F7		0-1 6-3		5 0 0 1 0 0 6	<p>Brooklyn Dodgers @ Philadelphia Phillies</p> <p>Shibe Park, Philadelphia, PA</p> <p>Sun Jul 08 1951, 3:33 AM EDT</p> <p>Att. 26,071 - Unknown</p>													
Pee Wee Reese, R (1, 6) OBP: 0.405, SLG: 0.412	0-0 1-3			4-0 1B BB		1-0 HR	2-2 FC6-4		0-1 L9		4 1 1 1 1 0 5														
Duke Snider, L (1, 8) OBP: 0.340, SLG: 0.546	0-3 K			0-0 F8		2-1 3-1		0-2 6-3		4-0 HR BB	4 1 0 0 1 1 1														
Jackie Robinson, R (1, 4) OBP: 0.450, SLG: 0.564		1-1 E6 CS 1B		0-2 L5-4 1B		0-0 5-3		3-2 F2		0-1 HR 1-H	5 1 2 2 0 0 0														
Gil Hodges, R (1, 3) OBP: 0.377, SLG: 0.616		2-2 1-2 1B		0-0 L5-4 1-2		2-2 L8		0-2 L3		3-2 5-3	5 0 1 0 0 0 2														
Roy Campanella, R (1, 2) OBP: 0.400, SLG: 0.508		3-2 F4		1-1 HR		2-0 BB 1B F7 1B		2-0 1B 2B 1B		3-2 1B	4 2 3 1 0 0 2 1 1 1 0 0 0 0														
Rocky Bridges, R (9, PR) OBP: 0.333, SLG: 0.354																									
Don Thompson, L (1, 7) OBP: 0.317, SLG: 0.236		3-3 K 2-3		2-2 1-3 5-3 1B		0-0 F6		0-1 F5		1-0 F5	5 0 2 0 0 1 4														
Billy Cox, R (1, 5) OBP: 0.342, SLG: 0.421			0-0 L7		0-0 5-3		0-1 BB 1B		1-3 K		3 0 1 0 0 0 1 2 0 0 0 0 1 3														
Rube Walker, L (9, PH) OBP: 0.313, SLG: 0.345				1-2 L7		1-2 1B		0-0 L7																	
Preacher Roe, R (1, 1) OBP: 0.151, SLG: 0.118			1-1 F7		1-2 1-3		4-2 FC6-4 BB		1-0 2B		2 0 0 0 0 0 1 0 0 0 0 1 0 0 0 0 0 0 0 0 0 0 0 0 0 0 0 0 1 0 1 1 0 0 0 0 0 0 0 0 0 0 0 0 0 0 0 0 0														
Andy Palko, R (7, PH) OBP: 0.321, SLG: 0.515																									
Wayne Terwilliger, R (7, PR) OBP: 0.314, SLG: 0.240																									
Don Newcombe, L (7, 1) OBP: 0.283, SLG: 0.280																									
Hank Edwards, L (9, PH) OBP: 0.333, SLG: 0.308																									
Erv Fallica, R (9, 1) OBP: 0.214, SLG: 0.154																									
Clyde King, S (10, 1) OBP: 0.055, SLG: 0.050																									
Inning Stats	R: 0 E: 0 K: 1 S: 5	H: 0 LOB: 0 BB: 0 P: 5	R: 0 E: 1 K: 1 S: 12	H: 1 LOB: 2 BB: 0 P: 21	R: 0 E: 0 K: 0 S: 4	H: 0 LOB: 0 BB: 0 P: 7	R: 0 E: 0 K: 0 S: 5	H: 1 LOB: 1 BB: 1 P: 9	R: 1 E: 0 K: 0 S: 12	H: 2 LOB: 1 BB: 0 P: 17	R: 1 E: 0 K: 0 S: 8	H: 1 LOB: 0 BB: 0 P: 13	R: 1 E: 0 K: 0 S: 12	H: 2 LOB: 2 BB: 1 P: 21	R: 0 E: 0 K: 0 S: 9	H: 0 LOB: 0 BB: 0 P: 12	R: 1 E: 0 K: 1 S: 11	H: 3 LOB: 3 BB: 0 P: 15	R: 2 E: 0 K: 0 S: 10	H: 2 LOB: 1 BB: 1 P: 21	1B: 8 2B: 3 3B: 0 HR: 3	SF: 0 SAC: 0 DP: 2 HBP: 0	WP: 0 PB: 0 SB: 0 CS: 1	PA: 44	
PITCHER	IP WLS BF H R ER SO BB IBB HBP BLK WP HR S P ERA WHIP																								
Bubba Church, R (1, 1) ERA: 3.48	8.0																								
Jim Konstanty, R (9, 1) ERA: 4.3	1.0	L	6	2	2	2	1	1	0	0	0	0	0	1	10	16	18.00	3.000							
Russ Meyer, R (10, 1) ERA: 3.58	1.0		4	1	0	0	0	0	0	0	0	0	0	0	8	15	0.00	1.000							

AB	41
R	6
H	12
RBI	6
BB	3
SO	3
LOB	25



BOTTOM

Brooklyn Dodgers @ Philadelphia Phillies
Shibe Park, Philadelphia, PA

Sun Jul 08 1951, 3:33 AM EDT
Att: 26,071 - Unknown

livebaseballscorecards.com

AB	41
R	4
H	11
RBI	4
BB	0
SO	5
LOB	14



WP:	0	PA:	41
PB:	0		
SB:	0		
CS:	0		

AB R H RBI BB SO LOB

5 0 2 1 0 1 1

5 0 2 0 0 0 2

5 0 0 0 0 0 5

5 0 0 0 0 1 2

5 1 2 1 0 0 1

4 0 1 0 0 1 1

4 0 0 0 0 1 1

4 1 1 0 0 1 1

3 2 2 2 0 0 0

1 0 1 0 0 0 0

0 0 0 0 0 0 0

1B: 7 SF: 0

2B: 2 SAC: 0

3B: 0 DP: 1

HR: 2 HBP: 0

Batter	1	2	3	4	5	6	7	8	9	10
Eddie Waitkus, L OBP: 0.318, SLG: 0.328 (1, 3)	K		F3		1B		FC4 2-H 1B		L7	
Richie Ashburn, L OBP: 0.406, SLG: 0.428 (1, 8)	2B		1B		F9		FC4 1-2f		E6	
Willie Jones, R OBP: 0.369, SLG: 0.521 (1, 5)	F5		6-3		F4		F2		F2	
Del Ennis, R OBP: 0.372, SLG: 0.448 (1, 9)	F7			F7		K		F8	F7	
Tommy Brown, R OBP: 0.244, SLG: 0.390 (1, 7)		6-3		1B G5-4-3		HR		F2	1-3	
Granny Hamner, R OBP: 0.302, SLG: 0.399 (1, 6)				1B G5-4-3		3-1		K		
Eddie Pellagrini, R OBP: 0.336, SLG: 0.365 (1, 4)					K	5-3		F3		
Del Wilber, R OBP: 0.274, SLG: 0.313 (1, 2)					HR 1B		F8		F9	
Bubba Church, R OBP: 0.239, SLG: 0.333 Jim Konstanty, R OBP: 0.154, SLG: 0.231 Russ Meyer, S OBP: 0.194, SLG: 0.121 (1, 1) (9, 1) (10, 1)					HR 1B		1B 2B		1B	

Inning Stats	R: 0	H: 1	E: 0	K: 1	S: 9	P: 13	R: 0	H: 1	E: 0	K: 1	S: 7	P: 12	R: 0	H: 1	E: 0	K: 0	S: 5	R: 0	H: 1	E: 0	K: 0	S: 4	R: 2	H: 3	E: 0	K: 1	S: 20	R: 1	H: 1	E: 0	K: 1	S: 6	R: 1	H: 2	E: 0	K: 0	S: 10	R: 0	H: 0	E: 0	K: 1	S: 5	R: 0	H: 1	E: 0	K: 0	S: 6	R: 0	H: 1	E: 0	K: 0	S: 10	R: 0	H: 0	E: 1	K: 0	S: 10	R: 0	H: 0	E: 0	K: 0	S: 10	P: 15	1B: 7	SF: 0	2B: 2	SAC: 0	3B: 0	DP: 1	HR: 2	HBP: 0	WP: 0	PA: 41
--------------	------	------	------	------	------	-------	------	------	------	------	------	-------	------	------	------	------	------	------	------	------	------	------	------	------	------	------	-------	------	------	------	------	------	------	------	------	------	-------	------	------	------	------	------	------	------	------	------	------	------	------	------	------	-------	------	------	------	------	-------	------	------	------	------	-------	-------	-------	-------	-------	--------	-------	-------	-------	--------	-------	--------


PITCHER	IP	WLS	BF	H	R	ER	SO	BB	IBB	HBP	BLK	WP	HR	S	P	ERA	WHIP
Preacher Roe, L ERA: 3.0 (1, 1)	6.0		25	8	3	3	4	0	0	0	0	0	2	51	82	4.50	1.333
Don Newcombe, R ERA: 3.1 (7, 1)	2.0		8	2	1	1	1	0	0	0	0	0	0	15	23	4.50	1.000
Erv Palica, R ERA: 3.59 (9, 1)	1.2	W	7	1	0	0	0	0	0	0	0	0	0	13	19	0.00	0.600
Clyde King, R ERA: 3.68 (10, 1)	0.1	S	1	0	0	0	0	0	0	0	0	0	0	3	6	0.00	0.000

Batter	1	2	3	4	5	6	7	8	9	AB R H RBI BB SO LOB	TOP																
Frank Baumholtz, L (1, 8) OBP: 0.372, SLG: 0.410	2-1 F9		0-0 F5		1-1 4-3		4-2 BB BB		2-1 BB 1B	4 0 1 0 1 0 2																	
Chuck Connors, L (1, 3) OBP: 0.571, SLG: 0.500	3-3 K		1-3 K			3-3 K	4-1 BB BB	4-2 BB BB	4-2 BB BB	3 0 0 1 2 3 1																	
Roy Smalley, R (1, 6) OBP: 0.349, SLG: 0.382	0-1 F3			0-0 6-3		2-2 E6 HR	2-0 G6-4-3		0-2 G6-4-3	5 1 0 0 0 0 6																	
Hank Sauer, R (1, 7) OBP: 0.314, SLG: 0.433		0-1 F9		0-1 G4-3		2-0 HR		4-0 BB BB		3 1 1 2 1 0 0																	
Gene Hermanski, L (1, 9) OBP: 0.357, SLG: 0.363		0-1 1B		1-0 1B		1-1 F3		4-2 BB		0 0 0 0 0 0 0																	
Randy Jackson, R (1, 5) OBP: 0.323, SLG: 0.451		1-3 K		1-2 F3		1-0 F9		2-2 BB		4 0 0 0 0 1 4																	
Bruce Edwards, R (1, 2) OBP: 0.333, SLG: 0.436		1-2 F6			0-1 2B		4-2 BB	2-2 F9		0 1 0 0 0 0 0																	
Eddie Miksis, R (1, 4) OBP: 0.330, SLG: 0.360			2-3 K		0-1 F7		1-1 F9		1-2 BB 1B	4 0 1 0 0 1 2																	
Paul Minner, L (1, 1) OBP: 0.316, SLG: 0.400			4-1 BB		3-2 F7		4-0 BB BB		1-2 F8	1 0 0 0 1 0 1																	
Dutch Leonard, R (6, 1)										0 0 0 0 0 0 0																	
Phil Cavarretta, L (7, PH) OBP: 0.441, SLG: 0.443										0 0 0 0 1 0 0																	
Johnny Klippstein, R (7, 1) OBP: 0.136, SLG: 0.136										0 0 0 0 0 0 0																	
Smoky Burgess, L (9, PH) OBP: 0.347, SLG: 0.432										1 0 0 0 0 0 1																	
Inning Stats	R: 0 E: 0 K: 1 S: 10	H: 0 LOB: 0 BB: 0 P: 15	R: 0 E: 0 K: 1 S: 10	H: 1 LOB: 1 BB: 0 P: 12	R: 0 E: 0 K: 2 S: 8	H: 0 LOB: 1 BB: 1 P: 15	R: 0 E: 0 K: 0 S: 7	H: 1 LOB: 1 BB: 0 P: 9	R: 0 E: 0 K: 0 S: 9	H: 1 LOB: 1 BB: 0 P: 13	R: 2 E: 1 K: 1 S: 10	H: 1 LOB: 0 BB: 0 P: 19	R: 1 E: 0 K: 0 S: 8	H: 0 LOB: 2 BB: 4 P: 27	R: 0 E: 0 K: 0 S: 10	H: 0 LOB: 1 BB: 2 P: 22	R: 0 E: 0 K: 0 S: 14	H: 2 LOB: 2 BB: 1 P: 22	1B: 4 2B: 1 3B: 0 HR: 1	SF: 0 SAC: 0 DP: 3 HBP: 0	WP: 0 PB: 0 SB: 0 CS: 0	PA: 39					
PITCHER	IP WLS BF H R ER SO BB IBB HBP BLK WP HR S P ERA WHIP																										
Ralph Branca, R (1, 1) ERA: 2.18	4.0		16	3	0	0	4	1	0	0	0	0	0	37	53	0.00	1.000										
Clyde King, R (5, 1) ERA: 3.8	2.1		13	1	3	2	1	4	0	0	0	0	1	24	54	7.71	2.143										
Bud Podbielan, R (7, 1) ERA: 3.47	2.2	W	10	2	0	0	0	3	0	0	0	0	0	25	47	0.00	1.875										

Chicago Cubs @ Brooklyn Dodgers
 Ebbets Field, Brooklyn, NY
 Thu Jul 12 1951, 3:33 AM EDT
 Att. 23,365 - Unknown

AB	25
R	3
H	3
RBI	3
BB	6
SO	5
LOB	17



Batter	1	2	3	4	5	6	7	8	9	AB	R	H	RBI	BB	SO	LOB	BOTTOM			
Carl Furillo, R OBP: 0.335, SLG: 0.455 (1, 9) X	0-0 HR		0-0 4-3		1-1 F9		0-0 G4-6-3 1-2f			4	1	1	1	0	0	2	Chicago Cubs @ Brooklyn Dodgers Ebbets Field, Brooklyn, NY Thu Jul 12 1951, 3:33 AM EDT Att. 23,365 - Unknown livebaseballscorecards.com AB 30 R 9 H 11 RBI 8 BB 6 SO 3 LOB 11 			
Pee Wee Reese, R OBP: 0.406, SLG: 0.411 (1, 6) B C X	1-1 F9			4-0 1B S BB		1-2 4-3 2B 1B	3-3 K			3	2	1	0	1	1	0				
Duke Snider, L OBP: 0.345, SLG: 0.550 (1, 8) S B X	1-1 2B			1-1 L1-3 1-2 1B		0-0 4-3 1-2		4-0 5-3 HR BB		3	1	2	0	1	0	1				
Jackie Robinson, R OBP: 0.448, SLG: 0.558 (1, 4) B C X	1-1 F3			0-1 L1-3 1-2		4-1 2B F8 BB		2-1 5-3 1-2		3	1	0	0	1	0	3				
Gil Hodges, R OBP: 0.381, SLG: 0.619 (1, 3) B C X		2-2 L8		4-2 CS 2-H BB		1-1 1-3 2-H 2B		4-0 HR BB		2	1	1	1	2	0	0				
Roy Campanella, R OBP: 0.401, SLG: 0.517 (1, 2) C B X		3-3 K		3-2 CS 1-2	1-0 5-3	4-0 IBB		2-2 1-H 2-H HR		3	1	1	3	1	1	0				
Dick Williams, R OBP: 0.290, SLG: 0.379 (1, 7) S B X		1-3 K			2-2 5-3	0-2 F8		1-0 1B 2B		2	0	0	0	0	1	0				
Don Thompson, L OBP: 0.323, SLG: 0.263 (6, PH) (7, 7) S B X					5-3	F8				2	1	1	1	0	0	2				
Billy Cox, R OBP: 0.340, SLG: 0.435 (1, 5) B C X			2-2 F8		1-1 HR	1-0 L5		3-2 F6		4	1	1	1	0	0	3				
Ralph Branca, R OBP: 0.133, SLG: 0.138 (1, 1) X			0-0 B2			1-1 E5 1B		2-1 G4-6-3 1B	2-1 1B	1	0	0	0	0	0	0				
Clyde King, S OBP: 0.136, SLG: 0.095 (5, 1) B C X										1	0	1	0	0	0	0				
Bud Podbielan, R OBP: 0.333, SLG: 0.333 (7, 1) B C X										2	0	2	1	0	0	0				
Inning Stats	R: 1 E: 0 K: 0 S: 7	H: 2 LOB: 0 BB: 0 P: 10	R: 0 E: 0 K: 2 S: 11	H: 0 LOB: 0 BB: 0 P: 17	R: 0 E: 0 K: 0 S: 6	H: 0 LOB: 0 BB: 0 P: 8	R: 1 E: 0 K: 0 S: 8	H: 1 LOB: 0 BB: 2 P: 20	R: 1 E: 1 K: 0 S: 10	H: 2 LOB: 1 BB: 0 P: 16	R: 2 E: 0 K: 0 S: 11	H: 2 LOB: 2 BB: 2 P: 22	R: 0 E: 0 K: 1 S: 6	H: 1 LOB: 0 BB: 0 P: 11	R: 4 E: 0 K: 0 S: 13	H: 3 LOB: 1 BB: 2 P: 31	1B: 5 2B: 4 3B: 0 HR: 3	SF: 0 SAC: 0 DP: 2 HBP: 0	WP: 0 PB: 0 SB: 2 CS: 1	PA: 37 ERA WHIP
PITCHER	IP WLS BF H R ER SO	IP WLS BF H R ER SO	IP WLS BF H R ER SO	IP WLS BF H R ER SO	IP WLS BF H R ER SO	IP WLS BF H R ER SO	IP WLS BF H R ER SO	IP WLS BF H R ER SO	IP WLS BF H R ER SO	IP WLS BF H R ER SO	IP WLS BF H R ER SO	IP WLS BF H R ER SO	IP WLS BF H R ER SO	IP WLS BF H R ER SO	IP WLS BF H R ER SO	IP WLS BF H R ER SO	WP HR S P ERA WHIP	WP HR S P ERA WHIP		
Paul Minner, L ERA: 3.55 (1, 1)	5.1 L 22	6 5 5 2	6 5 5 2	6 5 5 2	6 5 5 2	6 5 5 2	6 5 5 2	6 5 5 2	6 5 5 2	6 5 5 2	6 5 5 2	6 5 5 2	6 5 5 2	6 5 5 2	6 5 5 2	6 5 5 2	8.44 1.688	8.44 1.688		
Dutch Leonard, R ERA: 2.06 (6, 1)	0.2 4	1 0 0 0	1 0 0 0	1 0 0 0	1 0 0 0	1 0 0 0	1 0 0 0	1 0 0 0	1 0 0 0	1 0 0 0	1 0 0 0	1 0 0 0	1 0 0 0	1 0 0 0	1 0 0 0	1 0 0 0	0.00 1.500	0.00 1.500		
Johnny Klippstein, R ERA: 4.79 (7, 1)	2.0 10	4 4 4 1	4 4 4 1	4 4 4 1	4 4 4 1	4 4 4 1	4 4 4 1	4 4 4 1	4 4 4 1	4 4 4 1	4 4 4 1	4 4 4 1	4 4 4 1	4 4 4 1	4 4 4 1	4 4 4 1	18.00 3.000	18.00 3.000		

Batter	1	2	3	4	5	6	7	8	9	AB R H RBI BB SO LOB	TOP																									
Eddie Miksis, R (1, 4) OBP: 0.354, SLG: 0.394	0-1 BB 1B		0-1 1B		3-1 F7		0-0 FC6-4 1B		1-1 2B	5 0 4 0 0 0 0																										
Chuck Connors, L (1, 3) OBP: 0.474, SLG: 0.357	4-2 1-2 BB		2-1 4-3		2-1 G3		1-2 F4		0-0 F5	4 0 0 0 1 0 2																										
Frank Baumholtz, L (1, 8) OBP: 0.372, SLG: 0.422	0-0 F7		0-1 HR		1-0 1B		1-0 FC6-4 HR		0-1 F8	5 2 2 1 0 0 4																										
Hank Sauer, R (1, 7) OBP: 0.317, SLG: 0.448	0-1 F8		2-0 BB 1B		3-2 F9		3-2 HR			4 1 2 2 0 0 3																										
Gene Hermanski, L (1, 9) OBP: 0.354, SLG: 0.355	0-2 4-3		4-0 1-2 BB			0-0 6-3		2-3 K		0 0 0 0 0 0 0																										
Randy Jackson, R (1, 5) OBP: 0.326, SLG: 0.477		0-1 HR	0-0 F8			0-0 HR		0-0 5-3		4 2 2 2 0 0 2																										
Roy Smalley, R (1, 6) OBP: 0.343, SLG: 0.424		0-0 6-3		2-1 F6		2-2 HR		1-1 F6		4 1 1 1 0 0 0																										
Smoky Burgess, L (1, 2) OBP: 0.343, SLG: 0.424		1-0 G3		0-2 G6-3 1B		0-0 G3		2-1 4-3		4 0 1 0 0 0 0																										
Bob Schultz, R (1, 1) OBP: 0.138, SLG: 0.138		3-2 1-3		0-0 G6-3		2-3 K		1-2 F9		1 0 0 0 0 0 0																										
Cal McLish, S (2, 1) OBP: 0.083, SLG: 0.083										2 0 0 0 0 1 1																										
Phil Cavarretta, L (9, PH) OBP: 0.438, SLG: 0.439										1 0 0 0 0 0 0																										
Inning Stats	R: 0 E: 0 K: 0 S: 11	H: 1 LOB: 2 BB: 1 P: 15	R: 1 E: 0 K: 0 S: 7	H: 1 LOB: 0 BB: 0 P: 11	R: 1 E: 0 K: 0 S: 8	H: 3 LOB: 2 BB: 1 P: 16	R: 0 E: 0 K: 0 S: 6	H: 1 LOB: 0 BB: 0 P: 8	R: 0 E: 0 K: 1 S: 8	H: 1 LOB: 1 BB: 0 P: 17	R: 2 E: 0 K: 1 S: 11	H: 2 LOB: 0 BB: 0 P: 15	R: 2 E: 0 K: 1 S: 11	H: 2 LOB: 0 BB: 0 P: 18	R: 0 E: 0 K: 0 S: 5	H: 0 LOB: 0 BB: 0 P: 8	R: 0 E: 0 K: 0 S: 12	H: 1 LOB: 1 BB: 0 P: 14	1B: 6 2B: 1 3B: 0 HR: 5	SF: 0 SAC: 0 DP: 1 HBP: 0	WP: 1 PB: 0 SB: 0 CS: 0	PA: 39														
PITCHER	IP WLS BF H R ER SO BB IBB HBP BLK WP HR S P ERA WHIP																																			
Don Newcombe, R (1, 1) ERA: 3.16	3.0	15	5	2	2	0	2	0	0	0	0	2	26	42	6.00	2.333																				
Clyde King, R (4, 1) ERA: 3.97	6.0	W	24	7	4	4	2	0	0	0	0	1	3	53	80	6.00	1.167																			

Chicago Cubs @ Brooklyn Dodgers
Ebbets Field, Brooklyn, NY
 Fri Jul 13 1951, 3:33 AM EDT
 Att. 10,279 - Unknown

livebaseballscorecards.com

AB	34
R	6
H	12
RBI	6
BB	1
SO	1
LOB	12



Batter	1	2	3	4	5	6	7	8	9	AB	R	H	RBI	BB	SO	LOB	BOTTOM	
Carl Furillo, R <small>OBP: 0.336, SLG: 0.466</small> (1, 9) X	0-0 HR	1-2 1B 2B	2-0 F5			1-0 1-3		0-0 FC6-4		5	2	2	1	0	0	1		
Pee Wee Reese, R <small>OBP: 0.404, SLG: 0.409</small> (1, 6) B C C C X	1-2 F2	2-2 FC5 1B		2-1 5-3		0-0 F9				4	0	1	2	0	0	0		
Duke Snider, L <small>OBP: 0.347, SLG: 0.550</small> (1, 8) B C F X	1-2 G3	0-0 FC5 1B		1-1 1B 1B		1-3 K				4	1	2	0	0	1	0		
Jackie Robinson, R <small>OBP: 0.448, SLG: 0.557</small> Wayne Terwilliger, R <small>OBP: 0.320, SLG: 0.247</small> (1, 4) C B C X (3, 4) C B X	2-2 S 2B 1B	3-2 FC5 1B		1-1 G5-4-3 1B		0-2 G6-4-3 BB 1B				2	1	1	0	0	0	2		
Gil Hodges, R <small>OBP: 0.383, SLG: 0.614</small> (1, 3) B C B B	4-1 2B HR BB	2-3 K		1-1 G5-4-3		4-2 G6-4-3 BB				2	1	0	0	2	1	4		
Roy Campanella, R <small>OBP: 0.403, SLG: 0.521</small> (1, 2) X	0-0 HR 2B	1-1 1-3 2-H 1B		3-2 6-3		1-0 G6-4-3				4	1	2	2	0	0	2		
Dick Williams, R <small>OBP: 0.286, SLG: 0.455</small> (1, 7) C X	0-1 HR	0-3 K		1-1 F9		1-3 K				4	1	1	3	0	2	2		
Billy Cox, R <small>OBP: 0.344, SLG: 0.433</small> (1, 5) B B X	2-0 5-3		0-1 P4		4-2 FC5-4 BB	3-2 FC6-4 1B				3	0	1	0	1	0	0		
Don Newcombe, L <small>OBP: 0.296, SLG: 0.294</small> Hank Edwards, L <small>OBP: 0.323, SLG: 0.296</small> (3, PH) Clyde King, S <small>OBP: 0.125, SLG: 0.087</small> (4, 1)		0-1 2B 1B 1B	1-3 K		1-1 FC5-4	1-0 F8				1	1	1	0	0	0	0		
Inning Stats	R: 5 H: 4 E: 0 LOB: 0 K: 0 BB: 1 S: 15 P: 25	R: 3 H: 5 E: 0 LOB: 2 K: 2 BB: 0 S: 20 P: 29	R: 0 H: 0 E: 0 LOB: 0 K: 1 BB: 0 S: 6 P: 9	R: 0 H: 2 E: 0 LOB: 1 K: 0 BB: 0 S: 8 P: 13	R: 0 H: 0 E: 0 LOB: 1 K: 0 BB: 1 S: 10 P: 19	R: 0 H: 0 E: 0 LOB: 0 K: 1 BB: 0 S: 5 P: 7	R: 0 H: 1 E: 0 LOB: 0 K: 0 BB: 1 S: 8 P: 13	R: 0 H: 1 E: 0 LOB: 1 K: 1 BB: 0 S: 10 P: 15		1B: 9 SF: 0 2B: 2 SAC: 0 3B: 0 DP: 2 HR: 2 HBP: 0	WP: 0 PA: 37 PB: 0 SB: 1 CS: 0							
PITCHER Bob Schultz, L <small>ERA: 5.24</small> Cal McLish, R <small>ERA: 5.08</small>	IP WLS BF H R ER SO BB IBB HBP BLK WP HR S P ERA WHIP (1, 1) 1.0 L 9 5 6 6 0 1 0 0 0 0 2 17 27 54.00 6.000 (2, 1) 7.0 28 8 2 2 5 2 0 0 0 0 0 65 103 2.57 1.429	PITCHER IP WLS BF H R ER SO BB IBB HBP BLK WP HR S P ERA WHIP																

Chicago Cubs @ Brooklyn Dodgers

Ebbets Field, Brooklyn, NY

Fri Jul 13 1951, 3:33 AM EDT
 Att. 10,279 - Unknown

AB	34
R	8
H	13
RBI	8
BB	3
SO	5
LOB	13



WP: 0	PA: 37
PB: 0	
SB: 1	
CS: 0	

ERA	WHIP
-----	------

livebaseballscores.com

Batter	1	2	3	4	5	6	7	8	9	AB R H RBI BB SO LOB	TOP																												
Eddie Miksis, R OBP: 0.346, SLG: 0.394 (1, 4)	2-2 F6	1-0 F6		0-0 G4-6-3 1-3 2B		1-2 F9		1-0 L6		5 0 1 0 0 0 3																													
Phil Cavarretta, L OBP: 0.436, SLG: 0.432 (1, 3)	2-2 2B	0-0 4-3		4-1 G4-6-3 BB			1-0 F8		1-1 F9	4 1 1 0 1 0 2																													
Frank Baumholtz, L OBP: 0.373, SLG: 0.423 (1, 8)	1-1 F8			0-2 G4-6-3			0-1 HR		4-2 L6-3 BB	4 1 1 0 1 0 3																													
Hank Sauer, R OBP: 0.323, SLG: 0.482 (1, 7)	0-0 1B 1-H			1-1 F8			3-1 HR		3-2 L6-3	5 2 3 4 0 0 2																													
Gene Hermanski, L OBP: 0.358, SLG: 0.359 Hal Jeffcoat, R OBP: 0.320, SLG: 0.412 (1, 9) (9, 9)	3-1 2-3 1B			1-0 1B		1-1 F7		2-1 4-1		0 0 0 0 0 0 0 0 0 0 0 0 0 0																													
Randy Jackson, R OBP: 0.325, SLG: 0.471 (1, 5)	0-1 FC6-4			4-1 FC6-4 BB		0-0 L8		0-0 F4		3 0 0 0 1 0 2																													
Bruce Edwards, R OBP: 0.339, SLG: 0.443 (1, 2)				0-0 L8		2-3 K		4-1 BB		0 0 0 0 0 0 0																													
Roy Smalley, R OBP: 0.343, SLG: 0.419 (1, 6)				2-2 FC6-4		0-0 5-3		2-1 SH5-3		3 0 1 0 0 0 2																													
Turk Lown, R OBP: 0.217, SLG: 0.182 Dutch Leonard, R (9, 1)				2-0 FC4		0-1 L9		0-0 6-3		4 1 1 0 0 0 3 0 0 0 0 0 0 0																													
Inning Stats	R: 1 E: 0 K: 0 S: 15	H: 3 LOB: 2 BB: 0 P: 23	R: 0 E: 0 K: 0 S: 6	H: 2 LOB: 2 BB: 0 P: 10	R: 1 E: 0 K: 0 S: 9	H: 2 LOB: 2 BB: 1 P: 19	R: 1 E: 0 K: 0 S: 10	H: 2 LOB: 1 BB: 1 P: 16	R: 0 E: 0 K: 1 S: 9	H: 0 LOB: 0 BB: 0 P: 12	R: 0 E: 0 K: 0 S: 6	H: 0 LOB: 0 BB: 0 P: 7	R: 2 E: 0 K: 0 S: 8	H: 2 LOB: 0 BB: 0 P: 14	R: 0 E: 0 K: 0 S: 5	H: 0 LOB: 1 BB: 1 P: 12	R: 0 E: 0 K: 0 S: 7	H: 0 LOB: 0 BB: 1 P: 15	1B: 5 2B: 5 3B: 0 HR: 2	SF: 0 SAC: 1 DP: 2 HBP: 0	WP: 0 PB: 0 SB: 0 CS: 0	PA: 40																	
PITCHER Carl Erskine, R ERA: 4.92 Bud Podbielan, R ERA: 3.38	IP 3.0	WLS 19	BF 9	H 3	R 3	ER 3	SO 0	BB 1	IBB 0	HBP 0	BLK 0	WP 0	HR 1	S 34	P 57	ERA 9.00	WHIP 3.333					PITCHER	IP 6.0	WLS L	BF 21	H 2	R 2	ER 2	SO 1	BB 3	IBB 0	HBP 0	BLK 0	WP 0	HR 1	S 41	P 71	ERA 3.00	WHIP 0.833

Chicago Cubs @ Brooklyn Dodgers
Ebbets Field, Brooklyn, NY
Sat Jul 14 1951, 3:33 AM EDT
Unknown

livebaseballscorecards.com

AB 28
R 5
H 8
RBI 4
BB 3
SO 0
LOB 17



Batter	1	2	3	4	5	6	7	8	9	AB R H RBI BB SO LOB	BOTTOM		
Carl Furillo, R <small>OBP: 0.343, SLG: 0.468</small> (1, 9)	4-2 	4-1 		3-2 			1-1 		1-0 	3 1 2 0 2 0 0	Chicago Cubs @ Brooklyn Dodgers Ebbets Field, Brooklyn, NY Sat Jul 14 1951, 3:33 AM EDT Unknown		
Pee Wee Reese, R <small>OBP: 0.404, SLG: 0.419</small> (1, 6)	1-0 	1-0 			1-1 		0-0 	1-1 	5 1 2 3 0 0 2				
Duke Snider, L <small>OBP: 0.348, SLG: 0.546</small> (1, 8)	1-1 	4-0 			0-0 		0-1 	2-1 	4 0 1 0 1 0 4				
Jackie Robinson, R <small>OBP: 0.449, SLG: 0.565</small> (1, 4)	4-1 	0-2 			0-1 		1-1 		3 1 1 1 1 0 2				
Gil Hodges, R <small>OBP: 0.384, SLG: 0.610</small> (1, 3)	4-0 		1-0 		4-1 		2-1 		2 0 0 0 2 0 0				
Roy Campanella, R <small>OBP: 0.397, SLG: 0.513</small> (1, 2)	2-2 		1-1 		0-3 		1-2 		4 0 0 0 0 1 4				
Don Thompson, L <small>OBP: 0.319, SLG: 0.250</small> (1, 7)		0-1 	2-2 		4-2 		1-0 		3 0 0 0 1 0 0				
Billy Cox, R <small>OBP: 0.338, SLG: 0.425</small> Hank Edwards, L <small>OBP: 0.313, SLG: 0.286</small> (9, PH)		0-0 		0-3 		1-0 		2-3 	3 0 0 0 0 1 2 1 0 0 0 0 1 0				
Carl Erskine, R <small>OBP: 0.320, SLG: 0.333</small> Bud Podbielan, R <small>OBP: 0.273, SLG: 0.273</small> Cal Abrams, L <small>OBP: 0.421, SLG: 0.423</small> (9, PH)		4-0 		1-1 		1-1 		0-1 	0 1 0 0 1 0 0 2 0 0 0 0 0 0 1 0 0 0 0 0 0				
Inning Stats	R: 0 H: 0 E: 0 LOB: 3 K: 0 BB: 3 S: 9 P: 25	R: 3 H: 1 E: 0 LOB: 1 K: 0 BB: 3 S: 8 P: 21	R: 0 H: 0 E: 0 LOB: 0 K: 0 BB: 0 S: 8 P: 12	R: 0 H: 0 E: 0 LOB: 0 K: 1 BB: 0 S: 12 P: 16	R: 0 H: 1 E: 0 LOB: 0 K: 0 BB: 0 S: 5 P: 6	R: 0 H: 0 E: 0 LOB: 1 K: 1 BB: 2 S: 7 P: 16	R: 0 H: 1 E: 0 LOB: 1 K: 0 BB: 0 S: 7 P: 9	R: 1 H: 1 E: 0 LOB: 0 K: 0 BB: 0 S: 8 P: 13	R: 0 H: 2 E: 0 LOB: 2 K: 1 BB: 0 S: 10 P: 16	1B: 4 SF: 0 2B: 1 SAC: 0 3B: 0 DP: 2 HR: 2 HBP: 0		WP: 0 PA: 39 PB: 0 SB: 3 CS: 0	
PITCHER Turk Lown, R <small>ERA: 5.26</small> Dutch Leonard, R <small>ERA: 2.04</small>	IP WLS BF H R ER SO BB IBB HBP BLK WP HR S P ERA WHIP 8.2 W 38 6 4 4 3 8 0 0 0 0 2 72 130 4.15 1.615	IP WLS BF H R ER SO BB IBB HBP BLK WP HR S P ERA WHIP 0.1 S 1 0 0 0 0 0 0 0 0 0 0 2 4 0.00 0.000											

livebaseballscores.com

AB	31
R	4
H	6
RBI	4
BB	8
SO	3
LOB	14



Batter	1	2	3	4	5	6	7	8	9	AB R H RBI BB SO LOB	TOP											
Lloyd Merriman, L (1, 8) OBP: 0.295, SLG: 0.363	3-2 F6		0-0 F8		2-3 K		2-1 E6 HR		3-1 F7	5 1 0 0 0 1 1	Cincinnati Reds @ Brooklyn Dodgers Ebbets Field, Brooklyn, NY Sun Jul 15 1951, 3:33 AM EDT Unknown livebaseballscorecards.com											
Connie Ryan, R (1, 4) OBP: 0.394, SLG: 0.483	2-2 1B 2B		3-2 F8		3-2 F6		2-2 1-H HR		2-0 6-3	5 2 2 2 0 0 1												
Johnny Wyrostek, L (1, 9) OBP: 0.408, SLG: 0.441	2-2 2-H 1B		2-2 1B		1-2 4-3		0-0 2B			4 0 3 1 0 0 0												
Joe Adcock, R (1, 7) OBP: 0.300, SLG: 0.466	0-0 L6		0-1 F8		1-0 4-3 F8 2B		0-0 5-3			4 1 1 0 0 0 3												
Grady Hatton, L (1, 5) OBP: 0.332, SLG: 0.351	1-0 F8		1-0 F8		1-1 4-3		4-2 G4-6-3 BB			3 0 0 0 1 0 2												
Ted Kluszewski, L (1, 3) OBP: 0.278, SLG: 0.357		0-1 4-3		1-0 4-3		1-1 F8		1-0 G4-6-3 1-2f		4 0 0 1 0 0 1												
Virgil Stallcup, R (1, 6) OBP: 0.278, SLG: 0.383		0-0 F6		1-0 FC6-4 1B		1-1 4-3		1-0 L7		4 0 1 0 0 0 0												
Dixie Howell, R (1, 2) OBP: 0.326, SLG: 0.375		2-1 1B		1-0 FC6-4 1-2f		0-2 F7		4-2 SH1-4 BB		3 0 1 0 1 0 1												
Ewell Blackwell, R (1, 1) OBP: 0.400, SLG: 0.489		2-1 F3		0-0 HR		2-1 4-3		0-0 SH1-4		3 1 1 1 0 0 1												
Inning Stats	R: 1 E: 0 K: 0 S: 13	H: 2 LOB: 1 BB: 0 P: 21	R: 0 E: 0 K: 0 S: 7	H: 1 LOB: 1 BB: 0 P: 11	R: 0 E: 0 K: 0 S: 11	H: 1 LOB: 1 BB: 0 P: 16	R: 0 E: 0 K: 0 S: 4	H: 1 LOB: 1 BB: 0 P: 8	R: 1 E: 0 K: 1 S: 13	H: 1 LOB: 0 BB: 0 P: 19	R: 1 E: 0 K: 0 S: 7	H: 1 LOB: 0 BB: 0 P: 11	R: 2 E: 1 K: 0 S: 12	H: 2 LOB: 1 BB: 0 P: 18	R: 0 E: 0 K: 0 S: 4	H: 0 LOB: 0 BB: 1 P: 10	R: 0 E: 0 K: 0 S: 6	H: 0 LOB: 1 BB: 1 P: 15	1B: 4 2B: 3 3B: 0 HR: 2	SF: 0 SAC: 1 DP: 1 HBP: 0	WP: 0 PB: 0 SB: 0 CS: 0	PA: 38
PITCHER	IP WLS BF H R ER SO BB IBB HBP BLK WP HR S P ERA WHIP																					
Preacher Roe, L (1, 1) ERA: 3.02	8.0 L 34 9 5 3 1 1 0 0 0 0 0 2 71 114 3.38 1.250																					
Clyde King, R (9, 1) ERA: 3.92	1.0 4 0 0 0 0 0 1 0 0 0 0 0 6 15 0.00 1.000																					



Batter	1	2	3	4	5	6	7	8	9	AB	R	H	RBI	BB	SO	LOB			
Don Thompson, L (1, 7) OBP: 0.342, SLG: 0.281	1-1 E 1B		1-1 F7			0-0 S 1B FC6-5		0-0 1B		4	2	3	0	0	0	0			
Pee Wee Reese, R (1, 6) OBP: 0.399, SLG: 0.413	1-3 K		2-3 K			1-2 FC6-5 S 1B		2-1 F8		4	0	1	0	0	2	2			
Duke Snider, L (1, 8) OBP: 0.347, SLG: 0.552	1-0 2B 1-H FC5-2-5 1B		2-3 K			3-3 K		2-3 K		4	0	1	1	0	3	3			
Jackie Robinson, R (1, 4) OBP: 0.452, SLG: 0.567	0-0 FC5-2-5 1-3 2B			4-0 CS BB		3-2 FC6-5			1-1 2B	3	0	2	1	1	0	1			
Gil Hodges, R (1, 3) OBP: 0.385, SLG: 0.607	4-0 IBB			3-3 K		0-1 F7			0-2 6-3	3	0	0	0	1	1	3			
Carl Furillo, R (1, 9) OBP: 0.343, SLG: 0.470	1-1 FC5-2-5			2-2 F7			0-1 5-3		1-2 1-3	4	0	0	0	0	0	4			
Rube Walker, L (1, 2) OBP: 0.301, SLG: 0.325		1-0 4-3			1-1 4-3		1-3 K		0-0 F7	4	0	0	0	0	1	1			
Billy Cox, R (1, 5) OBP: 0.333, SLG: 0.417		1-0 4-3			3-2 5-3		1-1 F4			3	0	0	0	0	0	0			
Preacher Roe, R (1, 1) OBP: 0.145, SLG: 0.113		0-1 1-3			1-3 K			1-3 K		2	0	0	0	0	1	0			
Cal Abrams, L (8, PH) OBP: 0.424, SLG: 0.422										1	0	0	0	0	1	0			
Clyde King, S (9, 1) OBP: 0.125, SLG: 0.087										0	0	0	0	0	0	0			
Inning Stats	R: 1 E: 1 K: 1 S: 9	H: 3 LOB: 1 BB: 1 P: 17	R: 0 E: 0 K: 0 S: 4	H: 0 LOB: 0 BB: 0 P: 6	R: 0 E: 0 K: 2 S: 8	H: 0 LOB: 0 BB: 1 P: 13	R: 0 E: 0 K: 1 S: 8	H: 0 LOB: 0 BB: 0 P: 13	R: 1 E: 0 K: 1 S: 12	H: 2 LOB: 1 BB: 0 P: 19	R: 0 E: 0 K: 1 S: 7	H: 0 LOB: 0 BB: 0 P: 9	R: 0 E: 0 K: 2 S: 10	H: 1 LOB: 1 BB: 0 P: 15	R: 0 E: 0 K: 0 S: 10	H: 1 LOB: 1 BB: 0 P: 12	1B: 5 2B: 4 3B: 0 HR: 0	SF: 0 SAC: 0 DP: 2 HBP: 0	
PITCHER Ewell Blackwell, R (1, 1) ERA: 3.57	IP: 9.0 WLS: W BF: 34 H: 7 R: 2 ER: 2 SO: 9	BB: 1 IBB: 1 HBP: 0 BLK: 0	WP: 0 HR: 0 S: 75 P: 120	ERA: 2.00 WHIP: 0.889															

BOTTOM

Cincinnati Reds @ Brooklyn Dodgers
Ebbets Field, Brooklyn, NY
 Sun Jul 15 1951, 3:33 AM EDT
 Unknown

livebaseballscorecards.com

AB	32
R	2
H	7
RBI	2
BB	2
SO	9
LOB	14



WP: 0	PA: 34
PB: 0	
SB: 2	
CS: 1	

Batter	1	2	3	4	5	6	7	8	9	AB R H RBI BB SO LOB	TOP											
Lloyd Merriman, L (1, 8) OBP: 0.291, SLG: 0.357 Bobby Adams, R (7, PH) OBP: 0.305, SLG: 0.344 Herm Wehmeier, R (7, 1) OBP: 0.200, SLG: 0.200 Frank Smith, R (8, 1)	1-1 6-3		0-2 4-3		0-0 3-1		0-0 2B 1B	1-3 K		3 0 0 0 0 0 0 1 1 1 1 0 0 0 1 0 0 0 0 1 1 0 0 0 0 0 0 0												
Connie Ryan, R (1, 4) OBP: 0.394, SLG: 0.486	2-0 F6		0-0 5-3		0-0 G1-6-3 1B		3-1 1-3 1B 2B	1-0 B1-3		5 1 2 0 0 0 1												
Johnny Wyrostek, L (1, 9) OBP: 0.411, SLG: 0.440	2-0 1-3		3-1 BB 1B		1-0 G1-6-3 1-2f		4-2 E4 1B BB		4-2 B3 BB	3 0 1 0 2 0 1												
Joe Adcock, R (1, 7) OBP: 0.306, SLG: 0.467		2-1 E 1B G4-3 1B	4-1 1-2 BB		1-0 6-3		0-0 E FC4-6 1B		0-0 B3 1-2f	4 2 2 2 1 0 1												
Grady Hatton, L (1, 5) OBP: 0.330, SLG: 0.348		1-0 G4-3 E 1-2 1B	2-2 4-3		1-1 6-3		1-0 E4 FC4-6		0-0 4-3	5 0 1 0 0 0 4												
Ted Kluszewski, L (1, 3) OBP: 0.277, SLG: 0.355		0-0 E6 G4-3 1-2 2-3		1-3 K		0-0 FC6-4 1B		0-1 FC4-6		4 0 1 1 0 1 3												
Virgil Stallcup, R (1, 6) OBP: 0.278, SLG: 0.381		1-0 G4-3 1-2f 2-3 3-H		2-1 5-3 1B		2-2 FC6-4 1-2f		2-3 K		4 0 1 0 0 1 4												
Johnny Pramesa, R (1, 2) OBP: 0.238, SLG: 0.327 Dixie Howell, R (7, 2) OBP: 0.341, SLG: 0.390		4-1 FC6-4 IBB		2-0 5-3		0-0 2B 2B		1-0 E 1B		2 1 1 0 1 0 1 1 0 1 0 0 0 0												
Willie Ramsdell, R (1, 1) OBP: 0.138, SLG: 0.107 Bob Usher, R (7, PH) OBP: 0.282, SLG: 0.327 (7, 8)		0-0 FC6-4 1-2f		0-1 F5		2-1 2-H 1B 2B		2-3 K		2 0 0 0 0 0 3 2 1 1 1 0 1 1												
Inning Stats	R: 0 E: 0 K: 0 S: 4	H: 0 LOB: 0 BB: 0 P: 9	R: 1 E: 1 K: 0 S: 7	H: 2 LOB: 2 BB: 1 P: 15	R: 0 E: 0 K: 0 S: 10	H: 1 LOB: 2 BB: 1 P: 19	R: 0 E: 0 K: 1 S: 8	H: 1 LOB: 1 BB: 0 P: 13	R: 0 E: 0 K: 0 S: 3	H: 1 LOB: 0 BB: 0 P: 4	R: 0 E: 0 K: 0 S: 7	H: 1 LOB: 1 BB: 0 P: 11	R: 5 E: 1 K: 1 S: 15	H: 5 LOB: 1 BB: 1 P: 27	R: 0 E: 1 K: 2 S: 9	H: 1 LOB: 1 BB: 0 P: 14	R: 0 E: 0 K: 0 S: 4	H: 0 LOB: 0 BB: 1 P: 8	1B: 9 2B: 3 3B: 0 HR: 0	SF: 0 SAC: 0 DP: 3 HBP: 0	WP: 0 PB: 0 SB: 0 CS: 0	PA: 41
PITCHER	IP WLS BF H R ER SO BB IBB HBP BLK WP HR S P ERA WHIP																					
Johnny Schmitz, L (1, 1) ERA: 5.85	6.0 L 29 10 5 4 1 1 1 0 0 0 0 0 45 82 6.00 1.833																					
Phil Haugstad, R (7, 1) ERA: 4.24	2.0 9 2 1 0 3 1 0 0 0 0 0 0 18 30 0.00 1.500																					
Clyde King, R (9, 1) ERA: 3.87	1.0 3 0 0 0 0 0 1 0 0 0 0 0 4 8 0.00 1.000																					

Cincinnati Reds @ Brooklyn Dodgers
 Ebbets Field, Brooklyn, NY
 Sun Jul 15 1951, 3:38 AM EDT
 Att. 25,686 - Unknown

livebaseballscorecards.com

AB	37
R	6
H	12
RBI	5
BB	4
SO	4
LOB	20



Batter	1	2	3	4	5	6	7	8	9	AB	R	H	RBI	BB	SO	LOB
Don Thompson, L (1, 7) OBP: 0.359, SLG: 0.294	1-1 4-3		1-1 CS HBP		0-1 5-3		1-2 F3 BB 1B	1-1 1B		4	0	2	1	0	0	0
Pee Wee Reese, R (1, 6) OBP: 0.405, SLG: 0.425	1-2 6-3		0-1 CS	4-0 WP 1B BB	2-0 HR		4-2 1B S BB	3-2 1B		3	2	2	1	2	0	0
Duke Snider, L (1, 8) OBP: 0.348, SLG: 0.550	3-3 K			3-1 F8	0-0 S 1B		0-1 F7		0-1 1B	5	0	2	0	0	1	3
Jackie Robinson, R (1, 4) OBP: 0.454, SLG: 0.567		3-2 G4-3 BB 1B		0-0 WP 1B 1B	4-2 1B BB		3-2 SAFE F3		1-3 K	4	1	2	0	1	1	3
Gil Hodges, R (1, 3) OBP: 0.388, SLG: 0.603		4-2 G4-3 BB		4-0 1B IBB	0-3 K			2-0 BB 1B HBP	1-0 F5	2	1	0	0	2	1	3
Carl Furillo, R (1, 9) OBP: 0.343, SLG: 0.471		0-0 G4-3		1-1 F7		0-0 4-3 2B		4-0 1B BB	0-0 F9	4	1	1	0	1	0	6
Rube Walker, L (1, 2) OBP: 0.300, SLG: 0.323		1-3 K		0-0 1-2 2-H 3-H 1B		0-0 4-3		0-1 F7		4	0	1	2	0	1	4
Rocky Bridges, R (1, 5) OBP: 0.323, SLG: 0.342			3-2 L6		1-1 2-3		1-3 K	0-0 F8		3	0	0	0	0	1	3
Hank Edwards, L (8, PH) OBP: 0.303, SLG: 0.276										1	0	0	0	0	0	2
Billy Cox, R (9, 5) OBP: 0.333, SLG: 0.417										0	0	0	0	0	0	0
Johnny Schmitz, R (1, 1) OBP: 0.214, SLG: 0.286			0-0 F7		0-1 F8		0-1 6-3	3-2 1B 1B		3	0	0	0	0	0	1
Phil Haugstad, R (7, 1)										0	0	0	0	0	0	0
Dick Williams, R (8, PH) OBP: 0.306, SLG: 0.471										1	0	1	1	0	0	0
Clyde King, S (9, 1) OBP: 0.125, SLG: 0.087										0	0	0	0	0	0	0

Inning Stats	R: 0	H: 0	E: 0	K: 1	S: 8	R: 0	H: 1	E: 0	K: 1	S: 13	R: 0	H: 0	E: 0	K: 0	S: 6	R: 2	H: 2	E: 0	K: 0	S: 8	R: 1	H: 2	E: 0	K: 1	S: 11	R: 0	H: 1	E: 0	K: 1	S: 7	R: 0	H: 1	E: 0	K: 0	S: 14	R: 2	H: 3	E: 0	K: 0	S: 15	R: 0	H: 1	E: 0	K: 1	S: 7	1B: 9	2B: 1	3B: 0	HR: 1	SF: 0	SAC: 0	DP: 1	HBP: 2	WP: 1	PB: 0	SB: 2	CS: 1	PA: 43
--------------	------	------	------	------	------	------	------	------	------	-------	------	------	------	------	------	------	------	------	------	------	------	------	------	------	-------	------	------	------	------	------	------	------	------	------	-------	------	------	------	------	-------	------	------	------	------	------	-------	-------	-------	-------	-------	--------	-------	--------	-------	-------	-------	-------	--------

PITCHER	IP	WLS	BF	H	R	ER	SO	BB	IBB	HBP	BLK	WP	HR	S	P	ERA	WHIP
Willie Ramsdell, R (1, 1) ERA: 4.35	6.0	W	27	6	3	3	4	3	1	1	0	1	1	53	90	4.50	1.500
Herm Wehmeier, R (7, 1) ERA: 5.79	1.0		6	1	2	2	0	2	0	1	0	0	0	14	28	18.00	3.000
Frank Smith, R (8, 1) ERA: 1.9	2.0	S	9	4	0	0	1	0	0	0	0	0	0	22	31	0.00	2.000

BOTTOM

Cincinnati Reds @ Brooklyn Dodgers
Ebbets Field, Brooklyn, NY
Sun Jul 15 1951, 3:38 AM EDT
Att. 25,686 - Unknown

AB	34
R	5
H	11
RBI	5
BB	6
SO	5
LOB	25



WP: 1	PA: 43
PB: 0	
SB: 2	
CS: 1	

livebaseballscorecards.com

Batter	1	2	3	4	5	6	7	8	9	AB R H RBI BB SO LOB	TOP	
Lloyd Merriman, L (1, 8) OBP: 0.286, SLG: 0.350	3-2 F7			1-0 F9			1-2 3-1		1-3 K	4 0 0 0 0 1 0	Cincinnati Reds @ Brooklyn Dodgers Ebbets Field, Brooklyn, NY Mon Jul 16 1951, 3:33 AM EDT Att. 6,371 - Unknown	
Connie Ryan, R (1, 4) OBP: 0.390, SLG: 0.479 Bobby Adams, R (8, 4) OBP: 0.304, SLG: 0.342	2-1 1-3			3-2 F8			0-0 5-3		1-1 F9	3 0 0 0 0 0 0 1 0 0 0 0 0 0		
Johnny Wyrostek, L (1, 9) OBP: 0.407, SLG: 0.436	2-3 K			2-1 F5			0-1 F9			3 0 0 0 0 1 0		
Ted Kluszewski, L (1, 3) OBP: 0.278, SLG: 0.355		0-1 4-3			0-1 F5			2-0 G6-4-3 HR 1B		3 1 1 0 0 0 0		
Grady Hatton, L (1, 5) OBP: 0.330, SLG: 0.345		2-3 K			2-2 F7			4-0 G6-4-3 BB		2 0 0 0 1 1 0		
Joe Adcock, R (1, 7) OBP: 0.303, SLG: 0.461		2-2 5-3			0-0 6-3			2-2 G6-4-3 1-2f 2-3		3 0 0 0 0 0 2		
Virgil Stallcup, R (1, 6) OBP: 0.278, SLG: 0.393 Roy McMillan, R (8, 6) OBP: 0.342, SLG: 0.338			3-2 4-3			2-3 K		0-0 HR		3 1 1 2 0 1 0 0 0 0 0 0 0 0		
Dixie Howell, R (1, 2) OBP: 0.319, SLG: 0.364			1-1 1-3			0-1 1-3		0-2 4-3		3 0 0 0 0 0 0		
Harry Perkowski, L (1, 1) Bud Byerly, R (4, 1) Eddie Erault, R (7, 1) Bob Usher, R (9, PH) OBP: 0.280, SLG: 0.324			0-1 6-3			0-0 F8			1-2 F7	1 0 0 0 0 0 0 1 0 0 0 0 0 0 0 0 0 0 0 0 0 1 0 0 0 0 0 0		
Inning Stats	R: 0 H: 0 E: 0 LOB: 0 K: 1 BB: 0 S: 10 P: 17	R: 0 H: 0 E: 0 LOB: 0 K: 1 BB: 0 S: 8 P: 12	R: 0 H: 0 E: 0 LOB: 0 K: 0 BB: 0 S: 9 P: 13	R: 0 H: 0 E: 0 LOB: 0 K: 0 BB: 0 S: 6 P: 12	R: 0 H: 0 E: 0 LOB: 0 K: 0 BB: 0 S: 6 P: 8	R: 0 H: 0 E: 0 LOB: 0 K: 1 BB: 0 S: 6 P: 8	R: 0 H: 0 E: 0 LOB: 0 K: 0 BB: 0 S: 6 P: 7	R: 2 H: 2 E: 0 LOB: 0 K: 0 BB: 1 S: 8 P: 16	R: 0 H: 0 E: 0 LOB: 0 K: 1 BB: 0 S: 9 P: 12	1B: 1 SF: 0 2B: 0 SAC: 0 3B: 0 DP: 1 HR: 1 HBP: 0	WP: 0 PA: 29 PB: 0 SB: 0 CS: 0	
PITCHER Carl Erskine, R (1, 1) ERA: 4.64	IP WLS BF H R ER SO BB IBB HBP BLK WP HR S P ERA WHIP	9.0 W 29 2 2 2 4 1 0 0 0 0 0 1 68 105 2.00 0.333										

livebaseballscorecards.com

AB	28
R	2
H	2
RBI	2
BB	1
SO	4
LOB	2



Batter	1	2	3	4	5	6	7	8	9	AB	R	H	RBI	BB	SO	LOB
Carl Furillo, R OBP: 0.350, SLG: 0.476 (1, 9)	2-1 1B 5-3 1B	2-1 1B 1-3		0-0 F8		0-1 2B FC6-2 1B	0-0 HR 1B			5	2	4	2	0	0	1
Pee Wee Reese, R OBP: 0.408, SLG: 0.438 (1, 6)	1-0 F5	3-2 6-3		4-2 1B 1B BB		0-0 PB 2B	0-1 HR			4	2	2	3	1	0	3
Duke Snider, L OBP: 0.352, SLG: 0.560 (1, 8)	1-2 1B		1-1 G3	1-0 1B E 1B		1-1 PB FC6-2	0-0 HR			5	2	3	2	0	0	2
Jackie Robinson, R OBP: 0.453, SLG: 0.562 (1, 4)	2-0 5-3		0-0 F7	1-0 E8 1B		1-0 B1-3	1-0 HBP BB			4	0	1	2	0	0	3
Gil Hodges, R OBP: 0.394, SLG: 0.604 (1, 3)	3-H 4-0 IBB		3-2 1B	0-3 K						3	0	2	0	2	1	1
Dick Williams, R OBP: 0.289, SLG: 0.444 Don Thompson, L OBP: 0.346, SLG: 0.282 (1, 7) (5, PH) (6, 7)	0-3 K		1-1 1-3		1-0 3-1					2	0	0	0	0	1	3
Billy Cox, R OBP: 0.335, SLG: 0.422 (1, 5)		0-1 6-3		0-2 1B FC4-6 1B	2-2 F8		0-0 FC5-2 1B 2B	1-2 5-3		5	2	2	0	0	0	0
Rube Walker, L OBP: 0.310, SLG: 0.328 (1, 2)		1-2 1B 1B		1-2 FC4-6 1B	2-1 4-3		4-0 FC5-2 1B IBB	1-1 F9		4	1	2	0	1	0	0
Carl Erskine, R OBP: 0.267, SLG: 0.276 (1, 1)		0-3 K		0-0 FC4-6 1B BB		1-3 K	0-1 FC5-2 1B HR	1-0 4-3		5	2	0	1	0	2	5

Inning Stats	R: 1	H: 2	E: 0	K: 1	S: 10	LOB: 2	BB: 1	P: 20	R: 0	H: 2	E: 0	K: 1	S: 14	LOB: 2	BB: 0	P: 20	R: 0	H: 1	E: 0	K: 0	S: 8	LOB: 1	BB: 0	P: 13	R: 4	H: 4	E: 1	K: 1	S: 16	LOB: 1	BB: 1	P: 23	R: 0	H: 0	E: 0	K: 0	S: 7	LOB: 0	BB: 0	P: 12	R: 0	H: 2	E: 0	K: 1	S: 9	LOB: 2	BB: 0	P: 12	R: 6	H: 5	E: 0	K: 0	S: 14	LOB: 2	BB: 2	P: 26	R: 0	H: 0	E: 0	K: 0	S: 6	LOB: 0	BB: 0	P: 9
--------------	------	------	------	------	-------	--------	-------	-------	------	------	------	------	-------	--------	-------	-------	------	------	------	------	------	--------	-------	-------	------	------	------	------	-------	--------	-------	-------	------	------	------	------	------	--------	-------	-------	------	------	------	------	------	--------	-------	-------	------	------	------	------	-------	--------	-------	-------	------	------	------	------	------	--------	-------	------

PITCHER	IP	WLS	BF	H	R	ER	SO	BB	IBB	HBP	BLK	WP	HR	S	P	ERA	WHIP
Harry Perkowski, L ERA: 2.89 (1, 1)	3.2	L	21	8	5	4	2	1	1	0	0	0	0	44	71	9.82	2.455
Bud Byerly, R ERA: 3.96 (4, 1)	3.0		18	8	6	6	2	0	1	0	0	0	2	31	47	18.00	2.667
Eddie Erault, R ERA: 7.53 (7, 1)	1.1		6	0	0	0	0	1	0	1	0	0	0	9	17	0.00	0.750

BOTTOM

Cincinnati Reds @ Brooklyn Dodgers
Ebbets Field, Brooklyn, NY

Mon Jul 16 1951, 3:33 AM EDT
Att. 6,371 - Unknown

AB	40
R	11
H	16
RBI	10
BB	4
SO	4
LOB	21



WP	HR	S	P	ERA	WHIP
0	0	0	0	0	0

Batter	1	2	3	4	5	6	7	8	9	AB R H RBI BB SO LOB	TOP
Pete Castiglione, R OBP: 0.337, SLG: 0.396 (1, 5) B C X	2-1 F9 ①		1-0 L9 ③		0-2 F5 ②			0-1 FC5-8 1B 3-H		4 0 1 1 0 0 1	
George Metkovich, L OBP: 0.329, SLG: 0.397 Jack Phillips, R OBP: 0.254, SLG: 0.218 (1, 3) C B F B X (9, 3)	3-2 3-1 ②			2-2 1B 1B F F B X	0-0 L6 ③			1-1 FC5-6 1B 1-2f		4 1 1 0 0 0 2 0 0 0 0 0 0 0	
Gus Bell, L OBP: 0.343, SLG: 0.473 (1, 9) B C F X	1-2 3-1 ③			0-1 1B 1-3 C X		1-1 F7 ①		0-0 1-3 ② 1-2		4 0 1 0 0 0 1	
Ralph Kiner, R OBP: 0.437, SLG: 0.600 (1, 7) F B B B X		3-1 F9 ①		0-0 F2 ②		0-1 5-3 ②		4-0 1B IBB		3 0 0 0 1 0 1	
Bill Howerton, L OBP: 0.379, SLG: 0.500 Erv Dusak, R OBP: 0.341, SLG: 0.500 (1, 8) B B B B X (8, 8)		2-2 1B B B B B X		1-1 2B 1-H F B X		1-0 4-3 ③		3-0 1B 1-3 2-H		4 0 3 1 0 0 0 0 0 0 0 0 0 0	
Joe Garagiola, L OBP: 0.308, SLG: 0.384 (1, 2) B X		1-0 F9 ②			1-1 2B F7 1B B C X		1-0 F5 ① X	0-0 F7 ③		4 1 1 0 0 0 3	
George Strickland, R OBP: 0.331, SLG: 0.379 (1, 6) B B B B X		3-3 K ③			1-0 2B E 1B 1-3 B X		1-0 1-3 ②		0-0 F9 ①	4 1 1 0 0 1 1	
Monty Basgall, R OBP: 0.275, SLG: 0.255 (1, 4) B B C X			2-1 L7 ①		2-1 F7 ① 3-H		1-1 F3 ③		0-0 5-3 ②	4 0 0 1 0 0 1	
Howie Pollet, L OBP: 0.348, SLG: 0.167 Pete Reiser, L OBP: 0.403, SLG: 0.439 Ted Wilks, R (8, 1) B B F F C X			1-2 F8 ②		0-0 E8 1B 2-H			3-2 1B 3B B B B F C X	2-3 K ③	2 0 1 1 0 0 0 1 1 1 0 0 0 0 1 0 0 0 0 1 0	
Inning Stats	R: 0 E: 0 K: 0 S: 8 H: 0 LOB: 0 BB: 0 P: 14	R: 0 E: 0 K: 1 S: 11 H: 1 LOB: 1 BB: 0 P: 20	R: 0 E: 0 K: 0 S: 7 H: 0 LOB: 0 BB: 0 P: 11	R: 0 E: 0 K: 0 S: 8 H: 3 LOB: 2 BB: 0 P: 11	R: 2 E: 1 K: 0 S: 10 H: 3 LOB: 1 BB: 0 P: 14	R: 0 E: 0 K: 0 S: 5 H: 0 LOB: 0 BB: 0 P: 7	R: 0 E: 0 K: 0 S: 4 H: 0 LOB: 0 BB: 0 P: 7	R: 2 E: 0 K: 0 S: 10 H: 3 LOB: 2 BB: 1 P: 21	R: 0 E: 0 K: 1 S: 5 H: 0 LOB: 0 BB: 0 P: 7	1B: 7 2B: 2 3B: 1 HR: 0 SF: 0 SAC: 0 DP: 0 HBP: 0	WP: 0 PB: 0 SB: 0 CS: 0 PA: 36
PITCHER Bud Podbielan, R ERA: 3.52 (1, 1)	IP 9.0 WLS L BF 36 H 10 R 4 ER 4 SO 2 BB 0 IBB 1 HBP 0 BLK 0 WP 0 HR 0 S 68 P 112 ERA 4.00 WHIP 1.111	PITCHER IP WLS BF H R ER SO BB IBB HBP BLK WP HR S P ERA WHIP									

Pittsburgh Pirates @ Brooklyn Dodgers
Ebbets Field, Brooklyn, NY
Tue Jul 17 1951, 3:33 AM EDT
Att. 18,097 - Unknown

livebaseballscorecards.com

AB	35
R	4
H	10
RBI	4
BB	1
SO	2
LOB	10



Batter	1	2	3	4	5	6	7	8	9	AB R H RBI BB SO LOB
Carl Furillo, R OBP: 0.348, SLG: 0.472 (1, 9)	0-0 F7		1-1 F3		0-0 G6-4-3 1B		1-2 5-3		2-1 F8	5 0 1 0 0 0 0
Pee Wee Reese, R OBP: 0.405, SLG: 0.435 (1, 6)	1-3		0-2 F2		1-1 G6-4-3 1-2f		0-2 L7		1-2 PB 1B	5 0 1 0 0 1 2
Duke Snider, L OBP: 0.352, SLG: 0.566 (1, 8)	1-1 1B			1-2 HR		1-3 K	1-3 K		1-1 4-3 1-2	5 1 2 1 0 2 1
Jackie Robinson, R OBP: 0.454, SLG: 0.563 (1, 4)	0-0 4-3		4-1 G6-4-3 BB		0-0 S 2B 2B		1-0 F5			3 1 1 0 1 0 1
Gil Hodges, R OBP: 0.392, SLG: 0.603 (1, 3)		0-0 E5 CS		0-2 G6-4-3 1-2f		1-1 1B 2B		2-2 5-3		4 1 1 1 0 0 1
Roy Campanella, R OBP: 0.401, SLG: 0.513 (1, 2)		2-3 K 1-2		0-1 E5		0-1 1B 1B 2-H		1-2 1B 1B		4 0 2 1 0 1 1
Dick Williams, R OBP: 0.293, SLG: 0.436 (1, 7)		0-0 1B		3-2 5-3		2-1 F3		0-1 1B		3 0 1 0 0 0 2
Don Thompson, L OBP: 0.354, SLG: 0.292 (8, 7)								1-3 1B		1 0 1 0 0 0 0
Billy Cox, R OBP: 0.335, SLG: 0.420 (1, 5)		0-0 1-3			2-2 5-3		2-1 1B		0-3 K	3 0 1 0 0 0 1
Rube Walker, L OBP: 0.308, SLG: 0.326 (8, PH)										1 0 0 0 0 1 2
Rocky Bridges, R OBP: 0.323, SLG: 0.342 (9, 5)										0 0 0 0 0 0 0
Bud Podbielan, R OBP: 0.286, SLG: 0.286 (1, 1)			1-1 1-3		0-0 1B 1B		1-1 4-3		1-0 4-3	3 0 1 0 0 0 2
Hank Edwards, L OBP: 0.294, SLG: 0.267 (9, PH)										1 0 0 0 0 0 0

Inning Stats	R: 0	H: 1	E: 0	K: 1	S: 8	LOB: 1	BB: 0	P: 10	R: 0	H: 1	E: 1	K: 1	S: 6	LOB: 1	BB: 0	P: 8	R: 0	H: 0	E: 0	K: 0	S: 7	LOB: 0	BB: 0	P: 9	R: 1	H: 1	E: 1	K: 0	S: 13	LOB: 1	BB: 1	P: 21	R: 0	H: 2	E: 0	K: 0	S: 9	LOB: 1	BB: 0	P: 12	R: 2	H: 4	E: 0	K: 1	S: 14	LOB: 2	BB: 0	P: 21	R: 0	H: 0	E: 0	K: 1	S: 9	LOB: 0	BB: 0	P: 11	R: 0	H: 2	E: 0	K: 1	S: 12	LOB: 2	BB: 0	P: 16	R: 0	H: 1	E: 0	K: 0	S: 8	LOB: 1	BB: 0	P: 13	1B: 9	SF: 0	2B: 2	SAC: 0	3B: 0	DP: 2	HR: 1	HBP: 0	WP: 0	PA: 39
--------------	------	------	------	------	------	--------	-------	-------	------	------	------	------	------	--------	-------	------	------	------	------	------	------	--------	-------	------	------	------	------	------	-------	--------	-------	-------	------	------	------	------	------	--------	-------	-------	------	------	------	------	-------	--------	-------	-------	------	------	------	------	------	--------	-------	-------	------	------	------	------	-------	--------	-------	-------	------	------	------	------	------	--------	-------	-------	-------	-------	-------	--------	-------	-------	-------	--------	-------	--------

PITCHER	IP	WLS	BF	H	R	ER	SO	BB	IBB	HBP	BLK	WP	HR	S	P	ERA	WHIP
Howie Pollet, L ERA: 4.07 (1, 1)	7.0	W	30	9	3	3	4	1	0	0	0	0	1	66	92	3.86	1.429
Ted Wilks, R ERA: 2.81 (8, 1)	2.0	S	9	3	0	0	1	0	0	0	0	0	0	20	29	0.00	1.500

BOTTOM

Pittsburgh Pirates @ Brooklyn Dodgers
Ebbets Field, Brooklyn, NY
Tue Jul 17 1951, 3:33 AM EDT
Att. 18,097 - Unknown

livebaseballscores.com

AB	38
R	3
H	12
RBI	3
BB	1
SO	5
LOB	13



Batter 1 2 3 4 5 6 7 8 9 AB R H RBI BB SO LOB TOP

Pete Castiglione, R OBP: 0.333, SLG: 0.391 (1, 5)	1-1 BB 1B HR 1B	0-2 F7	K	F5		L7	4-3		6 1 1 0 0 1 3
George Metkovich, L OBP: 0.335, SLG: 0.400 Jack Phillips, R OBP: 0.246, SLG: 0.211 (1, 3) (5, 3)	2-0 BB 1-2 HR 1B	4-2 1B BB	0-0 3B 1B	F6	1-0 F9	1-1 F9		2-3 K	3 2 2 0 1 0 0 2 0 0 0 0 1 0
Gus Bell, L OBP: 0.351, SLG: 0.493 (1, 9)	4-0 HR BB 1-2 2-3	2-2 BB 1-3 1B	0-0 HR 3B	HR	1-0 HR	1-0 F8		3-1 BB 1B 1B	5 3 4 2 1 0 0
Ralph Kiner, R OBP: 0.438, SLG: 0.628 (1, 7)	2-1 HR 1-H 2-H 3-H	2-1 F3	3-2 HR 3-H	L8	1-1 L8	1-0 HR	1-2 F9		6 3 3 7 0 0 3
Bill Howerton, L OBP: 0.381, SLG: 0.494 Erv Dusak, R OBP: 0.372, SLG: 0.550 (1, 8) (5, 8)	4-1 BB BB 1-2 BB	4-1 BB 1-2 BB	2-1 F6	F4	3-2 F4	1-1 1B 2B	1-1 BB 1B		2 0 0 0 2 0 0 2 1 2 0 0 0 0
Joe Garagiola, L OBP: 0.314, SLG: 0.400 (1, 2)	4-2 FC6-4 BB 1-2	1-1 F9	0-0 HR	F8	1-1 F8	0-0 F4	4-0 BB 1-2 2-3		4 1 1 1 2 0 4
George Strickland, R OBP: 0.331, SLG: 0.376 (1, 6)	1-3 K		4-2 G6-4-3 BB 3B 1B	3-1 3B 1B	1-1 F9	0-0 5-3	1-3 K		5 1 1 0 1 2 6
Monty Basgall, R OBP: 0.280, SLG: 0.278 (1, 4)	0-0 F8		2-2 G6-4-3 1-2f	2-1 1B 3B	4-1 BB	4-2 1B BB			3 1 1 1 2 0 3
Murry Dickson, R OBP: 0.311, SLG: 0.367 Mel Queen, R OBP: 0.080, SLG: 0.080 Junior Walsh, R Pete Reiser, L OBP: 0.408, SLG: 0.444 Ted Wilks, R (1, 1) (6, 1) (7, 1) (8, PH) (8, 1)	1-2 FC6-4 1-2f		0-1 5-3	1-1 1B	1-2 1-3	3-1 1B	1-2 2-H		4 0 1 1 0 0 3 0 0 0 0 0 0 0 0 0 0 0 0 0 0 1 0 1 1 0 0 0 0 0 0 0 0 0 0

Pittsburgh Pirates @ Brooklyn Dodgers
Ebbets Field, Brooklyn, NY
Wed Jul 18 1951, 3:33 AM EDT
Att. 7,083 - Unknown

AB	43
R	13
H	17
RBI	13
BB	9
SO	4
LOB	22



Inning	1	2	3	4	5	6	7	8	9	1B	SF	2B	SAC	3B	DP	HR	HBP	WP	PA			
1	R: 4 E: 0 K: 1 S: 15	H: 3 LOB: 2 BB: 3 P: 34	R: 0 E: 0 K: 0 S: 15	H: 1 LOB: 3 BB: 2 P: 28	R: 0 E: 0 K: 0 S: 7	H: 0 LOB: 0 BB: 1 P: 13	R: 6 E: 0 K: 1 S: 21	H: 7 LOB: 1 BB: 0 P: 34	R: 1 E: 0 K: 0 S: 7	H: 1 LOB: 0 BB: 0 P: 13	R: 0 E: 0 K: 0 S: 8	H: 0 LOB: 1 BB: 1 P: 15	R: 0 E: 0 K: 0 S: 5	H: 0 LOB: 0 BB: 0 P: 8	R: 2 E: 0 K: 0 S: 12	H: 3 LOB: 2 BB: 1 P: 23	R: 0 E: 0 K: 2 S: 13	H: 2 LOB: 3 BB: 1 P: 25	1B: 9 2B: 1 3B: 2 HR: 5	SF: 0 SAC: 0 DP: 1 HBP: 0	WP: 0 PB: 0 SB: 0 CS: 0	PA: 52

PITCHER	IP	WLS	BF	H	R	ER	SO	BB	IBB	HBP	BLK	WP	HR	S	P	ERA	WHIP
Phil Haugstad, R ERA: 6.35 (1, 1)	0.0		6	3	4	4	0	3	0	0	0	0	1	8	25	∞	∞
Dan Bankhead, R ERA: 15.43 (1, 1)	4.0		22	8	6	6	2	3	0	0	0	0	2	50	84	13.50	2.750
Erv Palica, R ERA: 4.07 (5, 1)	5.0	L	24	6	3	3	2	3	0	0	0	0	2	45	84	5.40	1.800

BOTTOM

Pittsburgh Pirates @ Brooklyn Dodgers
Ebbets Field, Brooklyn, NY
Wed Jul 18 1951, 3:33 AM EDT
Att. 7,083 - Unknown

livebaseballscorecards.com

AB	36
R	12
H	9
RBI	11
BB	9
SO	5
LOB	15



WP:	0	PA:	46
PB:	1		
SB:	0		
CS:	0		

AB R H RBI BB SO LOB

6	1	2	4	0	0	3
5	0	0	0	0	1	2
3	1	1	0	2	0	0
5	1	2	3	0	0	2
3	1	0	0	2	2	1
5	2	2	2	0	0	4
4	2	1	0	1	0	1
3	2	0	1	2	1	1
0	0	0	0	0	0	0
1	0	0	0	0	1	1
1	1	1	1	0	0	0
0	1	0	0	1	0	0
0	0	0	0	1	0	0
0	0	0	0	0	0	0

1B:	4	SF:	0
2B:	3	SAC:	1
3B:	0	DP:	3
HR:	2	HBP:	0

Batter	1	2	3	4	5	6	7	8	9
Carl Furillo, R OBP: 0.347, SLG: 0.472 (1, 9)	L7	5-3		G6-4-3 2-H 1B		HR 2B	G4-6-3 1-2f		F6
Pee Wee Reese, R OBP: 0.399, SLG: 0.428 (1, 6)	K		5-3	G6-4-3 1-2f		F7		B2	
Duke Snider, L OBP: 0.356, SLG: 0.564 (1, 8)	BB		G3		E4 5-3	HR BB		2B 1B	
Jackie Robinson, R OBP: 0.453, SLG: 0.574 (1, 4)	L6		5-3		5-3	HR		G5-3 2B	
Gil Hodges, R OBP: 0.393, SLG: 0.597 (1, 3)		HR BB		K	L7	K		IBB	
Roy Campanella, R OBP: 0.401, SLG: 0.522 (1, 2)		HR		E6 1B	L9	1B		G5-3 2-3f	
Don Thompson, L OBP: 0.356, SLG: 0.289 (1, 7)		G3		E BLK 1B		SH 2B BB		4-3	
Billy Cox, R OBP: 0.336, SLG: 0.414 (1, 5)		BB		E6 BLK 2B		SH 2B BB	K	6-3	
Phil Haugstad, R Dan Bankhead, R Hank Edwards, L Erv Palica, R Rube Walker, L Rocky Bridges, R		K		1B 2B		SH 2B	G4-6-3 BB	BB	

Inning Stats	R: 0	H: 0	E: 0	K: 1	S: 11	H: 0	LOB: 1	BB: 1	P: 22	R: 2	H: 1	E: 0	K: 1	S: 13	R: 0	H: 0	E: 0	K: 0	S: 7	R: 4	H: 3	E: 2	K: 1	S: 14	R: 0	H: 0	E: 1	K: 0	S: 6	R: 6	H: 3	E: 1	K: 1	S: 18	R: 0	H: 0	E: 0	K: 1	S: 7	R: 0	H: 2	E: 0	K: 0	S: 5	R: 0	H: 0	E: 0	K: 0	S: 7	R: 0	H: 0	E: 0	K: 0	S: 7	1B: 4	2B: 3	3B: 0	HR: 2	SF: 0	SAC: 1	DP: 3	HBP: 0	WP: 0	PA: 46
--------------	------	------	------	------	-------	------	--------	-------	-------	------	------	------	------	-------	------	------	------	------	------	------	------	------	------	-------	------	------	------	------	------	------	------	------	------	-------	------	------	------	------	------	------	------	------	------	------	------	------	------	------	------	------	------	------	------	------	-------	-------	-------	-------	-------	--------	-------	--------	-------	--------

PITCHER	IP	WLS	BF	H	R	ER	SO	BB	IBB	HBP	BLK	WP	HR	S	P	ERA	WHIP
Murry Dickson, R ERA: 4.77 (1, 1)	5.0		28	5	10	5	3	5	0	0	1	0	1	56	104	9.00	2.000
Mel Queen, R ERA: 6.02 (6, 1)	1.0		6	2	2	2	1	1	0	0	0	0	1	13	23	18.00	3.000
Junior Walsh, R ERA: 6.24 (7, 1)	1.0	W	3	0	0	0	1	1	0	0	0	0	0	7	14	0.00	1.000
Ted Wilks, R ERA: 2.68 (8, 1)	2.0	S	9	2	0	0	0	1	1	0	0	0	0	12	23	0.00	1.500

Batter	1	2	3	4	5	6	7	8	9	AB R H RBI BB SO LOB	TOP											
Red Schoendienst, S (1, 4) OBP: 0.337, SLG: 0.405	2-3 K		1-2 G5-4-3			3-2 F4		0-1 F3		4 0 0 0 0 1 3												
Enos Slaughter, L (1, 9) OBP: 0.406, SLG: 0.417	0-0 5-3			1-0 1B		3-2 HR		1-2 F7		4 1 2 1 0 0 2												
Stan Musial, L (1, 7) OBP: 0.452, SLG: 0.629	3-3 K			3-3 K		2-1 F3		1-1 F5		4 0 0 0 0 2 3												
Wally Westlake, R (1, 8) OBP: 0.341, SLG: 0.513		2-0 L7		2-3 K		0-3 K			0-0 HR	4 1 1 1 0 2 1												
Billy Johnson, R (1, 5) OBP: 0.331, SLG: 0.407		4-0 1B		1-1 1B		1-2 F7		1-0 F3		3 0 1 0 1 0 0												
Nippy Jones, R (1, 3) OBP: 0.296, SLG: 0.347		0-0 1B		2-2 1-3		0-2 F9		0-0 F8		4 0 1 0 0 0 2												
Stan Rojek, R (1, 6) OBP: 0.314, SLG: 0.355 Peanuts Lowrey, R (9, PH) OBP: 0.387, SLG: 0.456		1-1 G1-4-3			2-1 F9		0-1 F9	2-2 F8		3 0 0 0 0 0 2 1 0 0 0 0 0 0												
Del Rice, R (1, 2) OBP: 0.319, SLG: 0.368			1-0 1B		2-2 F9			1-1 2B		3 0 2 0 0 0 0												
Max Lanier, R (1, 1) OBP: 0.143, SLG: 0.111 Tommy Glaviano, R (8, PH) OBP: 0.345, SLG: 0.269 Tom Poholsky, R (8, 1) OBP: 0.237, SLG: 0.263			0-1 FC1-6		2-2 4-3			4-2 BB		2 0 0 0 0 0 1 0 0 0 0 1 0 0 0 0 0 0 0 0 0												
Inning Stats	R: 0 E: 0 K: 2 S: 9	H: 0 LOB: 0 BB: 0 P: 14	R: 0 E: 0 K: 0 S: 4	H: 1 LOB: 1 BB: 1 P: 11	R: 0 E: 0 K: 0 S: 7	H: 1 LOB: 0 BB: 0 P: 9	R: 0 E: 0 K: 2 S: 12	H: 2 LOB: 2 BB: 0 P: 21	R: 0 E: 0 K: 0 S: 10	H: 0 LOB: 0 BB: 0 P: 16	R: 1 E: 0 K: 1 S: 11	H: 1 LOB: 0 BB: 0 P: 19	R: 0 E: 0 K: 0 S: 8	H: 0 LOB: 0 BB: 0 P: 9	R: 0 E: 0 K: 0 S: 12	H: 1 LOB: 2 BB: 1 P: 19	R: 1 E: 0 K: 0 S: 6	H: 1 LOB: 0 BB: 0 P: 9	1B: 4 2B: 1 3B: 0 HR: 2	SF: 0 SAC: 0 DP: 2 HBP: 0	WP: 0 PB: 0 SB: 0 CS: 0	PA: 34
PITCHER Preacher Roe, L (1, 1) ERA: 2.96	IP: 9.0 WLS: W BF: 34 H: 7 R: 2 ER: 2 SO: 5 BB: 2 IBB: 0 HBP: 0 BLK: 0 WP: 0 HR: 2 S: 79 P: 127 ERA: 2.00 WHIP: 1.000																				PITCHER IP: WLS: BF: H: R: ER: SO: BB: IBB: HBP: BLK: WP: HR: S: P: ERA: WHIP	

St. Louis Cardinals @ Brooklyn Dodgers
Ebbets Field, Brooklyn, NY
Fri Jul 20 1951, 3:33 AM EDT
Att. 30,683 - Unknown

livebaseballscorecards.com

AB 32
R 2
H 7
RBI 2
BB 2
SO 5
LOB 14



Batter	1	2	3	4	5	6	7	8	9	AB	R	H	RBI	BB	SO	LOB
Carl Furillo, R OBP: 0.346, SLG: 0.468 (1, 9) BFCX	1-2 4-3		4-1 2B BB		0-0 5-3		1-0 6-3			3	1	0	0	1	0	1
Pee Wee Reese, R OBP: 0.403, SLG: 0.435 (1, 6) X	0-0 1B BB		2-2 1-H 2B		2-1 2-H 1B			2-0 F6		4	1	3	2	0	0	0
Duke Snider, L OBP: 0.354, SLG: 0.559 (1, 8) SBFBFFFB	4-2 1B L7		0-3 SAFE 2-3		0-0 G3			0-2 F8		3	1	0	0	1	1	2
Jackie Robinson, R OBP: 0.453, SLG: 0.573 (1, 4) BFCX	1-1 1-3 2-H 1B		2-2 5-3			2-1 CS 1B		1-2 F6		4	0	2	1	0	0	0
Gil Hodges, R OBP: 0.389, SLG: 0.591 (1, 3) BX	1-0 L7			0-3 K		1-3 1-2 K				3	0	0	1	0	2	2
Roy Campanella, R OBP: 0.400, SLG: 0.530 (1, 2) BFX	1-1 F9			2-1 6-3		0-0 HR				3	1	1	1	0	0	1
Don Thompson, L OBP: 0.344, SLG: 0.278 (1, 7) CX		0-1 F7		0-1 4-3		2-2 1-3				3	0	0	0	0	0	0
Billy Cox, R OBP: 0.336, SLG: 0.412 (1, 5) BFCX		2-2 L7			2-0 SH3 1B		1-0 F7			3	1	1	0	0	0	0
Preacher Roe, R OBP: 0.140, SLG: 0.109 (1, 1) SBBB		3-3 K			0-0 SH3		3-2 G3			2	0	0	0	0	1	0
Inning Stats	R: 2 H: 2 E: 0 LOB: 1 K: 0 BB: 1 S: 14 P: 22	R: 0 H: 0 E: 0 LOB: 0 K: 1 BB: 0 S: 8 P: 13	R: 1 H: 1 E: 0 LOB: 0 K: 1 BB: 1 S: 10 P: 18	R: 0 H: 0 E: 0 LOB: 0 K: 1 BB: 0 S: 7 P: 9	R: 1 H: 2 E: 0 LOB: 1 K: 0 BB: 0 S: 6 P: 10	R: 1 H: 2 E: 0 LOB: 0 K: 1 BB: 0 S: 10 P: 15	R: 0 H: 0 E: 0 LOB: 0 K: 0 BB: 0 S: 5 P: 10	R: 0 H: 0 E: 0 LOB: 0 K: 0 BB: 0 S: 7 P: 10		1B: 5 SF: 0 2B: 2 SAC: 1 3B: 0 DP: 1 HR: 1 HBP: 0	WP: 0 PA: 31 PB: 0 SB: 0 CS: 1					
PITCHER Max Lanier, L (1, 1) ERA: 3.87 Tom Poholsky, R (8, 1) ERA: 4.93	IP WLS BF H R ER SO BB IBB HBP BLK WP HR S P ERA WHIP 7.0 L 28 7 5 5 4 2 0 0 0 0 0 1 60 97 6.43 1.286 1.0 3 0 0 0 0 0 0 0 0 0 0 0 7 10 0.00 0.000															


BOTTOM

St. Louis Cardinals @ Brooklyn Dodgers
Ebbets Field, Brooklyn, NY
Fri Jul 20 1951, 3:33 AM EDT
Att. 30,683 - Unknown

livebaseballscorecards.com

AB	28
R	5
H	7
RBI	5
BB	2
SO	4
LOB	6



Batter	1	2	3	4	5	6	7	8	9	AB R H RBI BB SO LOB	TOP									
Red Schoendienst, S OBP: 0.338, SLG: 0.404 (1, 4)	F7		K		1B		K		FC4-6 1B	5 0 2 0 0 2 2	St. Louis Cardinals @ Brooklyn Dodgers Ebbets Field, Brooklyn, NY Sat Jul 21 1951, 3:33 AM EDT Att. 18,660 - Unknown livebaseballscorecards.com									
Enos Slaughter, L OBP: 0.403, SLG: 0.413 (1, 9)	F8		1B		F7		3-1		FC4-6 FC6 1-2f	5 0 1 0 0 0 3										
Stan Musial, L OBP: 0.451, SLG: 0.624 (1, 3)	1B		F9		F9			HR BB	FC6 1-2f	4 1 1 0 1 0 4										
Wally Westlake, R OBP: 0.337, SLG: 0.506 (1, 8)	1-3		K		F9			K		4 0 0 0 0 2 5										
Hal Rice, L OBP: 0.429, SLG: 0.510 (1, 7)		6-3 1B			1B		E6 G6-4-3	HR 1-H		4 1 3 2 0 0 0										
Billy Johnson, R OBP: 0.330, SLG: 0.405 (1, 5)		K			1B		G6-4-3 1-2f	6-3		4 0 1 0 0 1 2										
Solly Hemus, L OBP: 0.325, SLG: 0.294 (1, 6)		6-3			K		6-3	1B		4 0 1 0 0 1 3										
Del Rice, R OBP: 0.314, SLG: 0.361 (1, 2)	F9		K		K		F5	K		4 0 0 0 0 2 4										
Gerry Staley, R OBP: 0.222, SLG: 0.196 (1, 1)					1B		4-2 BB		F7	2 0 1 0 0 1 2										
Tommy Giaviano, R OBP: 0.353, SLG: 0.269 (7, PH)					1B					0 0 0 0 0 1 0 0										
Al Brazle, L OBP: 0.386, SLG: 0.454 (7, 1)										0 0 0 0 0 0 0 0										
Peanuts Lowrey, R OBP: 0.237, SLG: 0.263 (9, PH)										1 0 0 0 0 0 0 0										
Tom Poholsky, R OBP: 0.237, SLG: 0.263 (9, 1)										0 0 0 0 0 0 0 0										
Harry Brachson, L OBP: 0.226, SLG: 0.387 (9, 1)										0 0 0 0 0 0 0 0										
Inning Stats	R: 0 E: 0 K: 0 S: 8	H: 1 LOB: 1 BB: 0 P: 9	R: 0 E: 0 K: 1 S: 10	H: 1 LOB: 1 BB: 0 P: 13	R: 0 E: 0 K: 2 S: 12	H: 2 LOB: 2 BB: 0 P: 18	R: 0 E: 0 K: 3 S: 14	H: 2 LOB: 2 BB: 0 P: 16	R: 0 E: 1 K: 0 S: 7	H: 0 LOB: 0 BB: 0 P: 13	R: 0 E: 0 K: 1 S: 9	H: 0 LOB: 1 BB: 1 P: 16	R: 2 E: 0 K: 2 S: 12	H: 2 LOB: 1 BB: 1 P: 22	R: 0 E: 0 K: 0 S: 9	H: 1 LOB: 1 BB: 0 P: 12	1B: 9 2B: 0 3B: 0 HR: 1	SF: 0 SAC: 0 DP: 1 HBP: 0	WP: 0 PB: 0 SB: 0 CS: 0	PA: 39
PITCHER Don Newcombe, R ERA: 3.09 (1, 1)	IP: 9.0 WLS: W BF: 39 H: 10 R: 2 ER: 2 SO: 9 BB: 2 IBB: 0 HBP: 0 BLK: 0 WP: 0 HR: 1 S: 86 P: 125 ERA: 2.00 WHIP: 1.333																			

Batter	1	2	3	4	5	6	7	8	9	AB R H RBI BB SO LOB
Carl Furillo, R OBP: 0.345, SLG: 0.474 (1, 9)	1-1 HR		3-2 6-3		0-0 G5-4-3			2-2 F8		4 1 1 1 0 0 1
Pee Wee Reese, R OBP: 0.402, SLG: 0.433 (1, 6)	1-1 F4		0-1 6-3		0-1 5-3			1-2 CS 1B		4 0 1 0 0 0 0
Duke Snider, L OBP: 0.356, SLG: 0.561 (1, 8)	0-1 1B 1B		1-1 1B 2B			2-0 3-1		0-1 F6		4 1 2 0 0 0 1
Jackie Robinson, R OBP: 0.459, SLG: 0.578 (1, 4)	1-2 FC6-4 1B		3-1 1B 1B			0-0 1B		2-1 CS 1-2	2-0 E 1B 1B	4 1 4 1 0 0 0
Gil Hodges, R OBP: 0.391, SLG: 0.590 (1, 3)	2-3 K		0-0 1B 1-H			0-0 F7			0-1 E7 1B 1B	4 0 2 0 0 1 3
Roy Campanella, R OBP: 0.401, SLG: 0.528 (1, 2)	3-0 FC6-4 1-2f			1-0 FC3-6 1B		0-0 F9			4-0 1B IBB	3 0 1 0 1 0 3
Don Thompson, L OBP: 0.353, SLG: 0.268 (1, 7)		0-0 B1-3		1-2 FC3-6 G4-6-3 1-2f			2-2 G3		2-0 1-2 2-3 3-H 1B	3 0 0 0 0 0 1 1 0 1 1 0 0 0
Wayne Terwilliger, R OBP: 0.322, SLG: 0.250 (9, PH)										
Billy Cox, R OBP: 0.332, SLG: 0.406 (1, 5)		0-0 6-3		1-1 G4-6-3 1-2f			0-1 F5			3 0 0 0 0 0 1
Don Newcombe, L OBP: 0.298, SLG: 0.296 (1, 1)		0-1 1-3			1-2 G5-4-3 1B		1-1 4-3			3 0 1 0 0 0 0

Inning Stats	R: 1	H: 3	E: 0	K: 1	S: 13	LOB: 2	BB: 0	P: 21	R: 0	H: 0	E: 0	K: 0	S: 4	LOB: 0	BB: 0	P: 4	R: 1	H: 3	E: 0	K: 10	S: 17	LOB: 2	BB: 0	P: 17	R: 0	H: 1	E: 0	K: 0	S: 6	LOB: 0	BB: 0	P: 9	R: 0	H: 1	E: 0	K: 0	S: 6	LOB: 0	BB: 0	P: 7	R: 0	H: 1	E: 0	K: 0	S: 4	LOB: 1	BB: 0	P: 6	R: 0	H: 0	E: 0	K: 0	S: 7	LOB: 0	BB: 0	P: 10	R: 0	H: 1	E: 0	K: 0	S: 9	LOB: 0	BB: 0	P: 14	R: 1	H: 3	E: 1	K: 0	S: 4	LOB: 3	BB: 1	P: 12	1B: 11	SF: 0	2B: 1	SAC: 0	3B: 0	DP: 2	HR: 1	HBP: 0	WP: 0	PA: 35
Gerry Staley, R ERA: 3.51 (1, 1)	IP	WLS	BF	H	R	ER	SO	BB	IBB	HBP	BLK	WP	HR	S	P	ERA	WHIP																																																																	
Al Brazle, L ERA: 3.49 (7, 1)	2.0		6	1	0	0	0	0	0	0	0	0	0	16	24	0.00	0.500																																																																	
Tom Poholsky, R ERA: 5.02 (9, 1)	0.0	L	3	2	1	1	0	0	0	0	0	0	0	3	9	∞	∞																																																																	
Harry Brecheen, L ERA: 2.78 (9, 1)	0.0		1	1	0	0	0	0	0	0	0	0	0	1	3	∞	∞																																																																	

BOTTOM

St. Louis Cardinals @ Brooklyn Dodgers
Ebbets Field, Brooklyn, NY
 Sat Jul 21 1951, 3:33 AM EDT
 Att. 18,660 - Unknown

livebaseballscorecards.com

AB 33
R 3
H 13
RBI 3
BB 1
SO 1
LOB 10



Batter	1	2	3	4	5	6	7	8	9	AB R H RBI BB SO LOB	TOP											
Peanuts Lowrey, R (1, 8) OBP: 0.384, SLG: 0.451	0-0 F8		0-1 F4			0-0 G6-4-3 1-2f			0-0 HR 1B	4 1 1 0 0 0 1	St. Louis Cardinals @ Brooklyn Dodgers Ebbets Field, Brooklyn, NY Sun Jul 22 1951, 3:33 AM EDT Att. 20,044 - Unknown livebaseballscorecards.com											
Red Schoendienst, S (1, 4) OBP: 0.333, SLG: 0.399	2-2 6-3			1-0 F7			1-1 4-3	2-2 F8	4 0 0 0 0 0 1													
Stan Musial, L (1, 3) OBP: 0.452, SLG: 0.632	2-0 1-3			0-1 F6			0-2 BB 1B	1-1 HR 1-H	4 1 2 2 0 0 0													
Hal Rice, L (1, 7) OBP: 0.417, SLG: 0.481		2-3 K		0-1 4-3			4-0 G6-3 BB 1-2	1-3 K	3 0 0 0 1 2 0													
Enos Slaughter, L (1, 9) OBP: 0.401, SLG: 0.410		2-1 4-3			0-1 5-3		0-1 G6-3 1-2f	3-2 1B	4 0 1 0 0 0 2													
Billy Johnson, R (1, 5) OBP: 0.329, SLG: 0.403		0-0 1B			0-2 F2			0-0 F6	1-3 K	4 0 1 0 0 1 1												
Solly Hemus, L (1, 6) OBP: 0.321, SLG: 0.289		0-0 5-3			1-0 F8			1-1 F8		3 0 0 0 0 0 1												
Del Rice, R (1, 2) OBP: 0.318, SLG: 0.365			2-3 K			1-0 G6-4-3 1B		0-0 1B		3 0 2 0 0 1 0												
Joe Presko, R (1, 1) OBP: 0.162, SLG: 0.189			0-0 G3			3-2 F2		0-1 6-3		1 0 0 0 0 0 0												
Red Munger, R (3, 1) OBP: 0.214, SLG: 0.222										0 0 0 0 0 0 0												
Jack Criman, R (5, 1) OBP: 0.333, SLG: 0.333										0 0 0 0 0 0 0												
Wally Westlake, R (6, PH) OBP: 0.336, SLG: 0.505										1 0 0 0 0 0 1												
Al Brazle, L (6, 1)										0 0 0 0 0 0 0												
Cliff Chambers, L (7, 1) OBP: 0.343, SLG: 0.412										1 0 0 0 0 0 1												
Inning Stats	R: 0 E: 0 K: 0 S: 6	H: 0 LOB: 0 BB: 0 P: 10	R: 0 E: 0 K: 1 S: 7	H: 1 LOB: 1 BB: 0 P: 11	R: 0 E: 0 K: 1 S: 6	H: 0 LOB: 0 BB: 0 P: 8	R: 0 E: 0 K: 0 S: 5	H: 0 LOB: 0 BB: 0 P: 6	R: 0 E: 0 K: 0 S: 6	H: 0 LOB: 0 BB: 0 P: 7	R: 0 E: 0 K: 0 S: 5	H: 1 LOB: 0 BB: 0 P: 9	R: 0 E: 0 K: 0 S: 7	H: 1 LOB: 1 BB: 1 P: 12	R: 0 E: 0 K: 0 S: 6	H: 1 LOB: 1 BB: 0 P: 7	R: 2 E: 0 K: 2 S: 15	H: 3 LOB: 1 BB: 0 P: 23	1B: 6 2B: 0 3B: 0 HR: 1	SF: 0 SAC: 0 DP: 2 HBP: 0	WP: 0 PB: 0 SB: 0 CS: 0	PA: 33
PITCHER Carl Erskine, R (1, 1) ERA: 4.41	IP: 9.0 WLS: W BF: 33 H: 7 R: 2 ER: 2 SO: 4 BB: 1 IBB: 0 HBP: 0 BLK: 0 WP: 0 HR: 1 S: 63 P: 93 ERA: 2.00 WHIP: 0.889											PITCHER IP: WLS: BF: H: R: ER: SO: BB: IBB: HBP: BLK: WP: HR: S: P: ERA: WHIP:										



Batter	1	2	3	4	5	6	7	8	9
Carl Furillo, R OBP: 0.349, SLG: 0.476 (1, 9) X	0-0 FC5-4 1B		2-1 5-3 1-2		3-1 1-3 1B	3-1 1B 1-3 3-H		2-1 F8	
Pee Wee Reese, R OBP: 0.399, SLG: 0.432 (1, 6) C X	0-1 FC5-4 4-3 1-2f		0-0 1B 2B 2-H		0-0 1-3 1-2	3-2 5-3		2-2 FC6-4 1-2f	
Duke Snider, L OBP: 0.358, SLG: 0.559 (1, 8) B X	1-0 4-3 1-2		1-2 1B F8 2-H		4-0 1B G6-4-3 BB		1-0 F3		
Jackie Robinson, R OBP: 0.457, SLG: 0.574 (1, 4) B X Wayne Terwilliger, R OBP: 0.322, SLG: 0.250 (8, 4) X	1-0 F5		0-0 1-3 1B		2-0 G6-4-3 1-2f		1-1 L4		
Gil Hodges, R OBP: 0.392, SLG: 0.592 (1, 3) C X		0-1 F9	1-2 F8 3-H		2-2 HR 2B		3-1 WP HR 1B		
Roy Campanella, R OBP: 0.402, SLG: 0.549 (1, 2) X		0-0 F7	1-0 5-3		0-0 HR 2-H		1-2 HR 1-H		
Don Thompson, L OBP: 0.330, SLG: 0.267 (1, 7) C X		0-2 F8		2-1 F8		1-0 FC5-4 1B 1B		2-2 F9	
Billy Cox, R OBP: 0.335, SLG: 0.418 (1, 5) C X			2-1 1B 3B		0-0 L7			0-2 6-3	
Carl Erskine, R OBP: 0.265, SLG: 0.273 (1, 1) X			0-0 WP 2B 1B 3-H		0-3 K			1-2 FC5-4 1B 1-2f 2-3	

Inning Stats	R: 0	H: 1	E: 0	K: 0	S: 5	LOB: 1	BB: 0	P: 7	R: 0	H: 0	E: 0	K: 0	S: 6	LOB: 0	BB: 0	P: 6	R: 4	H: 5	E: 0	K: 0	S: 15	LOB: 1	BB: 0	P: 22	R: 0	H: 0	E: 0	K: 1	S: 7	LOB: 0	BB: 0	P: 9	R: 0	H: 1	E: 0	K: 0	S: 4	LOB: 1	BB: 1	P: 13	R: 3	H: 5	E: 0	K: 0	S: 18	LOB: 1	BB: 0	P: 27	R: 2	H: 2	E: 0	K: 0	S: 11	LOB: 0	BB: 0	P: 19	R: 0	H: 0	E: 1	K: 0	S: 12	LOB: 1	BB: 0	P: 17
--------------	------	------	------	------	------	--------	-------	------	------	------	------	------	------	--------	-------	------	------	------	------	------	-------	--------	-------	-------	------	------	------	------	------	--------	-------	------	------	------	------	------	------	--------	-------	-------	------	------	------	------	-------	--------	-------	-------	------	------	------	------	-------	--------	-------	-------	------	------	------	------	-------	--------	-------	-------

AB	R	H	RBI	BB	SO	LOB
5	0	3	1	0	0	2
5	1	1	1	0	0	4
3	1	1	1	1	0	1
4	0	1	0	0	0	3
0	0	0	0	0	0	0
4	2	2	1	0	0	1
4	2	2	4	0	0	1
4	1	1	0	0	0	0
4	1	2	0	0	0	0
4	1	1	1	0	1	2

AB	R	H	RBI	BB	SO	LOB
37	9	14	9	1	1	14


BOTTOM

St. Louis Cardinals @ Brooklyn Dodgers
 Ebbets Field, Brooklyn, NY

Sun Jul 22 1951, 3:33 AM EDT
 Att. 20,044 - Unknown

livebaseballscorecards.com

WP: 2 PA: 38
 PB: 0
 SB: 0
 CS: 0



PITCHER	IP	WLS	BF	H	R	ER	SO	BB	IBB	HBP	BLK	WP	HR	S	P	ERA	WHIP
Joe Presko, R ERA: 3.45 (1, 1)	2.1	L	11	4	3	3	0	0	0	0	0	1	0	17	23	11.57	1.714
Red Munger, R ERA: 5.2 (3, 1)	2.0		10	3	1	1	1	1	0	0	0	0	0	19	31	4.50	2.000
Jack Crimian, R ERA: 8.03 (5, 1)	0.2		1	0	0	0	0	0	0	0	0	0	0	1	3	0.00	0.000
Al Brazle, L ERA: 3.9 (6, 1)	1.0		7	5	3	3	0	0	0	0	0	0	1	18	27	27.00	5.000
Cliff Chambers, L ERA: 5.23 (7, 1)	2.0		9	2	2	2	0	0	0	0	0	1	1	23	36	9.00	1.000

Brooklyn Dodgers @ Chicago Cubs
Wrigley Field, Chicago, IL

Tue Jul 24 1951, 3:33 AM CDT
Att. 22,264 - Unknown

livebaseballscores.com



Batter	1	2	3	4	5	6	7	8	9	10	AB R H RBI BB SO LOB	TOP	
Carl Furillo, R OBP: 0.346, SLG: 0.473 (1, 9)	2-1 L8		0-0 2B		3-2 5-3		1-0 F3		0-0 F2	0-0 G4-6-3	6 0 1 0 0 0 4		
Pee Wee Reese, R OBP: 0.401, SLG: 0.439 (1, 6)	1-1 S 1B FC5-2-5-6 1B		2-2 F8		1-0 3B		0-1 F6		1-0 1B	0-0 1-2 2-3 3-H	6 0 3 0 0 0 2		
Duke Snider, L OBP: 0.355, SLG: 0.554 (1, 8)	1-1 S 1B FC5-2-5-6 1B		1-1 F7		0-3 K		0-3 K		0-0 1-3		5 0 1 0 0 2 5		
Jackie Robinson, R OBP: 0.454, SLG: 0.567 (1, 4)	1-1 FC5-2-5-6 1-3 2-H		0-1 5-3		1-1 F5		2-2 F3		0-0 1B	4-0 1B HR BB	4 1 0 0 1 0 4		
Gil Hodges, R OBP: 0.394, SLG: 0.600 (1, 3)		1-1 F7		4-2 1B 1-3 BB		0-0 F7		1-2 HR		0-0 1-2 HR 1B	4 3 2 1 1 0 0		
Roy Campanella, R OBP: 0.409, SLG: 0.562 (1, 2)		4-0 2B FC3-2 BB		1-0 1-3 1B		1-0 1B		1-1 F8		2-2 1-H 2-H HR	4 1 3 3 1 0 0		
Billy Cox, R OBP: 0.336, SLG: 0.422 (1, 5)		0-0 FC3-2 1-3 2B		2-0 1-3 3-H 1B		0-0 F5		0-0 F2		0-0 1B 1B G4-6-3 1B	5 1 2 1 0 0 2		
Don Thompson, L OBP: 0.320, SLG: 0.258 (1, 7)		0-0 FC3-2		1-0 4-3		1-3 K		4-0 1B 1B BB		1-0 G4-6-3 1B 1-2 1B	3 0 0 0 0 1 4 0 0 0 0 1 0 0 1 0 1 0 0 0 0		
Andy Patko, R OBP: 0.330, SLG: 0.515 (9, PH)		0-0 2-3 3-H		1-0 F7		2-3 K		2-2 1B 1B		0-2 G4-6-3 1B 1-2 2-3 1B	1 0 0 0 0 1 2 2 0 0 0 0 1 1 1 0 1 0 0 0 0 1 0 1 0 0 0 0		
Cal Abrams, L OBP: 0.428, SLG: 0.426 (9, PR) (9, 7)													
Ralph Branca, R OBP: 0.129, SLG: 0.133 (1, 1)													
Johnny Schmitz, R OBP: 0.188, SLG: 0.250 (3, 1)													
Wayne Terwilliger, R OBP: 0.325, SLG: 0.254 (9, PH)													
Clyde King, S OBP: 0.160, SLG: 0.125 (9, 1)													
Inning Stats	R: 0 H: 2 E: 0 LOB: 1 K: 0 BB: 0 S: 8 P: 13	R: 0 H: 1 E: 0 LOB: 2 K: 1 BB: 1 S: 7 P: 13	R: 0 H: 1 E: 0 LOB: 1 K: 0 BB: 0 S: 10 P: 13	R: 1 H: 1 E: 0 LOB: 1 K: 0 BB: 1 S: 8 P: 16	R: 0 H: 1 E: 0 LOB: 1 K: 1 BB: 0 S: 9 P: 14	R: 0 H: 1 E: 0 LOB: 1 K: 1 BB: 0 S: 6 P: 8	R: 0 H: 0 E: 0 LOB: 0 K: 1 BB: 0 S: 7 P: 10	R: 1 H: 1 E: 0 LOB: 0 K: 1 BB: 0 S: 11 P: 15	R: 0 H: 2 E: 0 LOB: 3 K: 0 BB: 1 S: 8 P: 15	R: 4 H: 5 E: 0 LOB: 1 K: 0 BB: 1 S: 12 P: 19	1B: 10 SF: 0 2B: 3 SAC: 0 3B: 1 DP: 2 HR: 2 HBP: 0	WP: 0 PA: 47 PB: 0 SB: 2 CS: 0	
PITCHER Paul Minner, L ERA: 3.9 Bob Kelly, R ERA: 4.91	IP WLS BF H R ER SO BB IBB HBP BLK WP HR S P ERA WHIP 9.0 L 42 12 5 5 5 4 0 0 0 0 0 2 79 128 5.00 1.778 1.0 5 3 1 1 0 0 0 0 0 0 0 0 7 8 9.00 3.000												

BOTTOM

Brooklyn Dodgers @ Chicago Cubs
Wrigley Field, Chicago, IL
Tue Jul 24 1951, 3:33 AM CDT
Att: 22,264 - Unknown

livebaseballscorecards.com

AB 37
R 3
H 8
RBI 3
BB 4
SO 5
LOB 15



WP: 0 PA: 41
PB: 0
SB: 1
CS: 0

AB R H RBI BB SO LOB

5 1 1 0 0 0 0
4 1 1 1 0 0 0
1 0 0 0 0 0 0

5 0 2 1 0 0 0

5 1 4 1 0 0 1

2 0 0 0 1 0 3
1 0 0 0 0 0 1
1 0 0 0 0 0 0

2 0 0 0 2 1 1

0 0 0 0 1 0 0
3 0 0 0 0 1 5

4 0 0 0 0 1 2

4 0 0 0 0 2 2
0 0 0 0 0 0 0

1B: 5 SF: 0
2B: 2 SAC: 0
3B: 0 DP: 1
HR: 1 HBP: 0

Batter	1	2	3	4	5	6	7	8	9	10
Eddie Miksis, R OBP: 0.329, SLG: 0.380 (1, 4)	2-1 6-3		2-0 1B	0-1 1-6-3			2-0 F8		2-0 L8	
Chuck Connors, L OBP: 0.377, SLG: 0.417 Phil Cavarretta, L OBP: 0.423, SLG: 0.414 (1, 3) (9, 3)	1-0 P3		3-2 2B		1-2 5-3		2-1 F9		1-0 F9	
Frank Baumholtz, L OBP: 0.366, SLG: 0.422 (1, 8)	1-0 1B		0-0 1B		0-1 G3			0-2 4-3		3-2 F7
Hank Sauer, R OBP: 0.329, SLG: 0.489 (1, 7)	1-0 F8		0-2 1B		2-0 2B			0-0 1B		1-1 HR
Smoky Burgess, L OBP: 0.351, SLG: 0.412 Hal Jeffcoat, R OBP: 0.317, SLG: 0.381 Mickey Owen, R OBP: 0.322, SLG: 0.260 (1, 2) (8, PH) (9, 2)		4-1 BB	3-1 FC1-2		2-2 4-3			1-2 F8		0-0 F7
Randy Jackson, R OBP: 0.327, SLG: 0.439 (1, 5)	1-3 K		4-0 IBB			1-1 F8		4-0 BB		
Gene Hermanski, L OBP: 0.382, SLG: 0.358 Bob Borkowski, R OBP: 0.195, SLG: 0.177 (1, 9) (3, PH) (4, 9)		4-0 BB	2-1 G1-2-3			2-3 K		0-1 F9		
Roy Smalley, R OBP: 0.314, SLG: 0.403 (1, 6)	1-2 F9			2-2 L6		2-3 K			0-1 F3	
Paul Minner, L OBP: 0.289, SLG: 0.381 Bob Kelly, R OBP: 0.250, SLG: 0.250 (1, 1) (10, 1)		2-3 K		2-3 K			2-2 G3		0-0 F8	

Inning Stats	R: 0	H: 1	E: 0	K: 0	S: 5	R: 0	H: 0	E: 0	K: 2	S: 11	R: 2	H: 4	E: 0	K: 0	S: 12	R: 0	H: 0	E: 0	K: 1	S: 8	R: 0	H: 1	E: 0	K: 0	S: 9	R: 0	H: 0	E: 0	K: 2	S: 9	R: 0	H: 0	E: 0	K: 0	S: 6	R: 0	H: 1	E: 0	K: 0	S: 9	R: 0	H: 0	E: 0	K: 0	S: 4	R: 1	H: 1	E: 0	K: 0	S: 10	1B: 5	SF: 0	2B: 2	SAC: 0	3B: 0	DP: 1	HR: 1	HBP: 0	WP: 0	PA: 41
--------------	------	------	------	------	------	------	------	------	------	-------	------	------	------	------	-------	------	------	------	------	------	------	------	------	------	------	------	------	------	------	------	------	------	------	------	------	------	------	------	------	------	------	------	------	------	------	------	------	------	------	-------	-------	-------	-------	--------	-------	-------	-------	--------	-------	--------

PITCHER	IP	WLS	BF	H	R	ER	SO	BB	IBB	HBP	BLK	WP	HR	S	P	ERA	WHIP
Ralph Branca, R ERA: 2.32 (1, 1)	2.0		13	5	2	2	2	2	0	0	0	0	0	24	46	9.00	3.500
Johnny Schmitz, L ERA: 5.09 (3, 1)	6.0		21	2	0	0	3	1	1	0	0	0	0	45	79	0.00	0.500
Clyde King, R ERA: 3.89 (9, 1)	2.0	W	7	1	1	1	0	0	0	0	0	0	1	14	21	4.50	0.500

Batter	1	2	3	4	5	6	7	8	9	AB R H RBI BB SO LOB	TOP
Carl Furillo, R (1, 9) OBP: 0.347, SLG: 0.474 C B F F X	1-2 F9		4-1 S BB		1-0 F8	1-0 F9 1-3 3-H 2B		0-0 F7		4 0 1 1 1 0 1	
Pee Wee Reese, R (1, 6) OBP: 0.400, SLG: 0.437 B B B C C B	4-2 BB		2-2 5-3 1-2		2-1 E 1B	0-0 F9 2-3 3-H		0-0 L7		4 0 1 1 1 0 2	
Duke Snider, L (1, 8) OBP: 0.351, SLG: 0.547 F B S S	1-3 K		0-3 K		0-0 E3 FC5-4 1-2	0-0 B1-3		2-2 E3 2B		5 1 0 0 0 2 4	
Jackie Robinson, R (1, 4) OBP: 0.453, SLG: 0.567 B X	1-0 6-3			2-1 E 1B L8 1B	0-0 F3		2-1 F7	1-0 L6-5 1-H 2B		5 1 2 1 0 0 3	
Gil Hodges, R (1, 3) OBP: 0.394, SLG: 0.606 B B C X		2-1 HR		2-0 L8 E FC1-2 1B 1-2	0-0 FC5-4 1-2		1-1 5-3	2-1 L6-5 2-H		5 1 2 1 0 0 3	
Roy Campanella, R (1, 2) OBP: 0.407, SLG: 0.556 C B B X		1-1 6-3		0-0 E5 FC1-2 1B 1-2 2-3		4-2 1B BB E BB	3-1 F8			3 1 0 0 1 0 2	
Don Thompson, L (1, 7) OBP: 0.327, SLG: 0.253 B B B B		4-0 CS BB		1-0 L8 2-3 3-H	1-0 L8	4-1 E 2B BB		0-1 G3		2 1 0 1 2 0 2	
Billy Cox, R (1, 5) OBP: 0.335, SLG: 0.416 B B B B B	2-2 F2 1-2		2-2 FC1-2 1-2	0-0 FC1-2 1-2	1-3 K	1-3 K	4-2 BLK BB			3 0 0 0 1 1 5	
Preacher Roe, R (1, 1) OBP: 0.148, SLG: 0.119 B B C C B			3-3 K	1-3 K	0-0 E1 2B F9 1B 1-3 2-H	0-3 K		0-3 K		4 1 1 0 0 3 3	
Inning Stats	R: 0 H: 0 E: 0 LOB: 1 K: 1 BB: 1 S: 10 P: 17	R: 1 H: 1 E: 0 LOB: 0 K: 0 BB: 1 S: 12 P: 21	R: 0 H: 0 E: 0 LOB: 1 K: 2 BB: 1 S: 11 P: 20	R: 1 H: 2 E: 1 LOB: 2 K: 1 BB: 0 S: 9 P: 15	R: 0 H: 1 E: 1 LOB: 2 K: 0 BB: 0 S: 6 P: 9	R: 3 H: 2 E: 1 LOB: 1 K: 1 BB: 2 S: 12 P: 22	R: 0 H: 0 E: 0 LOB: 0 K: 0 BB: 0 S: 6 P: 12	R: 0 H: 0 E: 0 LOB: 1 K: 1 BB: 1 S: 8 P: 12	R: 1 H: 1 E: 1 LOB: 0 K: 0 BB: 0 S: 7 P: 12	1B: 4 SF: 0 2B: 3 SAC: 0 3B: 0 DP: 1 HR: 1 HBP: 0	WP: 0 PA: 41 PB: 0 SB: 2 CS: 1
PITCHER Bob Rush, R (1, 1) ERA: 4.74 Monk Dubiel, R (8, 1) ERA: 2.16	IP WLS BF H R ER SO BB IBB HBP BLK WP HR S P ERA WHIP 7.0 L 33 6 5 5 5 5 5 0 0 0 0 1 66 116 6.43 1.571 2.0 8 1 1 0 1 1 0 0 0 1 0 0 15 24 0.00 1.000		PITCHER IP WLS BF H R ER SO BB IBB HBP BLK WP HR S P ERA WHIP								

Brooklyn Dodgers @ Chicago Cubs
 Wrigley Field, Chicago, IL
 Wed Jul 25 1951, 3:33 AM CDT
 Att: 17,889 - Unknown

livebaseballscorecards.com

AB	35
R	6
H	7
RBI	5
BB	6
SO	6
LOB	25



Batter	1	2	3	4	5	6	7	8	9	AB	R	H	RBI	BB	SO	LOB
Eddie Miksis, R OBP: 0.333, SLG: 0.403 (1, 4)	0-0 HR		1-1 6-3		0-0 1B		0-1 1-3			4	1	2	1	0	0	0
Hal Jeffcoat, R OBP: 0.323, SLG: 0.385 (1, 9)	0-1 6-3		0-0 1B		0-0 1B		0-0 F4			4	0	2	1	0	0	0
Frank Baumholtz, L OBP: 0.361, SLG: 0.417 (1, 8)	3-2 F2		2-1 3-1		0-1 1-4-3			0-2 F8		4	0	0	0	0	0	3
Hank Sauer, R OBP: 0.328, SLG: 0.484 (1, 7)	3-3 K			3-3 K		4-1 2B FC5-2 BB		2-2 G4-3		3	0	0	0	1	2	0
Randy Jackson, R OBP: 0.329, SLG: 0.443 (1, 5)		0-0 CS 1B		1-0 5-3		1-2 FC5-2 2B		0-0 F7		4	0	2	0	0	0	0
Chuck Connors, L OBP: 0.364, SLG: 0.400 (1, 3)		0-3 K		2-3 K		2-0 F4		3-2 F9		2	0	0	0	0	2	1
Bob Borkowski, R OBP: 0.193, SLG: 0.175 (6, PH)										1	0	0	0	0	0	2
Phil Cavarretta, L OBP: 0.420, SLG: 0.410 (7, 3)										1	0	0	0	0	0	0
Bob Ramazzotti, R OBP: 0.300, SLG: 0.348 (1, 6)		1-2 1B			2-2 FC1-4-6 1B		0-0 FC5-2		1-3 K	4	0	2	0	0	1	2
Mickey Owen, R OBP: 0.302, SLG: 0.241 (1, 2)		2-1 F8			1-0 FC1-4-6 FC2-6 1-2f		3-2 5-3		0-3 K	4	0	0	0	0	1	4
Bob Rush, R OBP: 0.184, SLG: 0.189 (1, 1)			2-1 5-3		0-0 FC2-6 1B			1-1 5-3		2	1	0	0	0	0	1
Roy Smalley, R OBP: 0.310, SLG: 0.397 (7, PH)										1	0	0	0	0	0	0
Monk Dubiel, R (8, 1)										0	0	0	0	0	0	0

Inning Stats	R: 1	H: 1	E: 0	K: 1	S: 9	H: 1	LOB: 0	BB: 0	P: 15	R: 0	H: 2	E: 0	K: 1	S: 10	H: 1	LOB: 1	BB: 0	P: 13	R: 0	H: 1	E: 0	K: 0	S: 7	H: 0	LOB: 0	BB: 0	P: 12	R: 0	H: 3	E: 0	K: 0	S: 9	H: 1	LOB: 2	BB: 1	P: 19	R: 0	H: 0	E: 0	K: 0	S: 5	H: 0	LOB: 0	BB: 0	P: 6	R: 0	H: 0	E: 0	K: 0	S: 7	H: 0	LOB: 0	BB: 0	P: 9	R: 0	H: 0	E: 0	K: 2	S: 9	H: 0	LOB: 0	BB: 0	P: 13	1B: 6	SF: 0	2B: 1	SAC: 0	3B: 0	DP: 0	HR: 1	HBP: 0	WP: 0	PA: 35
PITCHER Preacher Roe, L ERA: 2.91 (1, 1)	IP	WLS	BF	H	R	ER	SO	BB	IBB	HBP	BLK	WP	HR	S	P	ERA	WHIP																																																								
																	PITCHER	IP	WLS	BF	H	R	ER	SO	BB	IBB	HBP	BLK	WP	HR	S	P	ERA	WHIP																																							

BOTTOM

Brooklyn Dodgers @ Chicago Cubs
 Wrigley Field, Chicago, IL
 Wed Jul 25 1951, 3:33 AM CDT
 Att. 17,889 - Unknown

livebaseballscores.com

AB	34
R	2
H	8
RBI	2
BB	1
SO	6
LOB	13



Batter	1	2	3	4	5	6	7	8	9	AB R H RBI BB SO LOB	TOP
--------	---	---	---	---	---	---	---	---	---	----------------------	-----

Carl Furillo, R <small>(1, 9)</small> <small>OBP: 0.345, SLG: 0.469</small>	<small>2-1</small> 		<small>3-2</small> 		<small>1-0</small> 		<small>4-0</small> 	<small>3-1</small> 		4 0 0 0 1 0 3		
Pee Wee Reese, R <small>(1, 6)</small> <small>OBP: 0.400, SLG: 0.435</small>	<small>1-2</small> 		<small>1-3</small> 		<small>0-2</small> 		<small>0-2</small> 		<small>4-1</small> 	4 1 1 1 1 1 4		
Duke Snider, L <small>(1, 8)</small> <small>OBP: 0.352, SLG: 0.543</small>	<small>2-3</small> 			<small>4-2</small> 		<small>2-2</small> 	<small>1-0</small> 		<small>1-1</small> 	4 0 1 1 1 1 2		
Jackie Robinson, R <small>(1, 4)</small> <small>OBP: 0.450, SLG: 0.562</small> Wayne Terwilliger, R <small>(9, 4)</small> <small>OBP: 0.325, SLG: 0.254</small>	<small>0-2</small> 			<small>1-1</small> 		<small>0-0</small> 	<small>0-2</small> 		<small>0-0</small> 	5 2 1 0 0 0 4 0 0 0 0 0 0 0		
Gil Hodges, R <small>(1, 3)</small> <small>OBP: 0.397, SLG: 0.609</small>			<small>3-2</small> 		<small>0-0</small> 		<small>0-1</small> 		<small>2-2</small> 	<small>1-1</small> 	5 2 3 1 0 0 0	
Roy Campanella, R <small>(1, 2)</small> <small>OBP: 0.409, SLG: 0.569</small>			<small>2-2</small> 		<small>3-0</small> 		<small>1-2</small> 	<small>1-2</small> 	<small>4-0</small> 	4 1 2 3 1 0 1		
Don Thompson, L <small>(1, 7)</small> <small>OBP: 0.312, SLG: 0.240</small>			<small>3-2</small> 		<small>1-2</small> 		<small>0-0</small> 	<small>0-0</small> 	<small>0-0</small> 	5 1 0 1 0 0 4		
Billy Cox, R <small>(1, 5)</small> <small>OBP: 0.340, SLG: 0.421</small>			<small>0-0</small> 		<small>2-2</small> 		<small>2-0</small> 	<small>2-1</small> 	<small>1-0</small> 	5 1 3 1 0 0 1		
Don Newcombe, L <small>(1, 1)</small> <small>OBP: 0.306, SLG: 0.310</small>			<small>4-2</small> 		<small>1-2</small> 		<small>1-2</small> 	<small>3-3</small> 	<small>1-1</small> 	4 1 1 1 1 1 4		

Inning Stats	R: 0 H: 1 E: 0 LOB: 1 K: 1 BB: 0 S: 11 P: 16	R: 0 H: 0 E: 0 LOB: 0 K: 0 BB: 0 S: 10 P: 18	R: 0 H: 0 E: 0 LOB: 1 K: 1 BB: 1 S: 9 P: 17	R: 1 H: 1 E: 0 LOB: 1 K: 0 BB: 1 S: 11 P: 20	R: 0 H: 1 E: 0 LOB: 1 K: 0 BB: 0 S: 12 P: 16	R: 0 H: 0 E: 0 LOB: 0 K: 0 BB: 0 S: 6 P: 8	R: 3 H: 4 E: 0 LOB: 2 K: 0 BB: 1 S: 15 P: 24	R: 2 H: 2 E: 1 LOB: 1 K: 1 BB: 0 S: 17 P: 28	R: 3 H: 3 E: 1 LOB: 2 K: 0 BB: 2 S: 10 P: 22	1B: 8 SF: 0 2B: 3 SAC: 0 3B: 0 DP: 0 HR: 1 HBP: 0	WP: 1 PA: 45 PB: 0 SB: 2 CS: 0
--------------	--	--	---	--	--	--	--	--	--	---	--------------------------------

PITCHER	IP	WLS	BF	H	R	ER	SO	BB	IBB	HBP	BLK	WP	HR	S	P	ERA	WHIP
Turk Lown, R <small>(1, 1)</small> <small>ERA: 5.47</small>	6.2	L	30	7	4	4	2	2	1	0	0	0	0	71	116	5.40	1.350
Johnny Klippstein, R <small>(7, 1)</small> <small>ERA: 5.28</small>	1.2		11	4	5	5	1	1	0	0	0	1	1	26	43	27.00	3.000
Joe Hatten, L <small>(9, 1)</small> <small>ERA: 5.34</small>	0.0		0	0	0	0	0	0	0	0	0	0	0	0	0	∞	∞

Brooklyn Dodgers @ Chicago Cubs
 Wrigley Field, Chicago, IL
 Thu Jul 26 1951, 3:33 AM CDT
 Att: 16,962 - Unknown

AB	40
R	9
H	12
RBI	9
BB	5
SO	3
LOB	23



Batter	1	2	3	4	5	6	7	8	9	AB R H RBI BB SO LOB
Eddie Miksis, R OBP: 0.331, SLG: 0.399 (1, 4)	0-0 4-3	1-0 F9			2-0 1B		3-2 F8			4 0 1 0 0 0 2
Phil Cavarretta, L OBP: 0.422, SLG: 0.409 (1, 3)	4-0 2B BB		1-2 4-3		2-2 1B			2-3 K		3 1 1 0 0 1 0
Frank Baumholtz, L OBP: 0.363, SLG: 0.421 (1, 8)	1-0 1-H 2B		1-1 F8		2-1 F8			1-0 1B		4 0 2 1 0 0 2
Hank Sauer, R OBP: 0.324, SLG: 0.477 (1, 7)	2-3 K		0-0 4-3			1-3 K		1-3 K		4 0 0 0 0 3 2
Smoky Burgess, L OBP: 0.338, SLG: 0.396 (1, 2)	0-0 5-3			2-1 F7		1-2 F7		2-1 F8		4 0 0 0 0 0 2
Randy Jackson, R OBP: 0.334, SLG: 0.446 (1, 5)		4-1 WP 1B BB		1-0 6-3		0-1 1B		2-1 FC6-4 1B		3 0 2 0 1 0 0
Gene Hermanski, L OBP: 0.374, SLG: 0.349 (1, 9)		2-3 K		1-1 4-3		1-1 F7		2-1 F2		4 0 0 0 0 1 3
Bob Ramazzotti, R OBP: 0.297, SLG: 0.343 (1, 6)		0-0 WP 1B			1-3 K		2-2 4-3	0-1 FC6-4		4 0 1 0 0 1 1
Turk Lown, R OBP: 0.185, SLG: 0.154 (1, 1)		1-2 L9			1-2 4-3		1-1 1-3	1-1 1-3		2 0 0 0 0 0 2
Johnny Klippstein, R OBP: 0.130, SLG: 0.130 (7, 1)										1 0 0 0 0 0 0
Joe Hatten, R OBP: 0.176, SLG: 0.176 (9, 1)										0 0 0 0 0 0 0
Chuck Connors, L OBP: 0.357, SLG: 0.392 (9, PH)										1 0 0 0 0 0 1

Inning Stats	R: 1 E: 0 K: 1 S: 7	H: 1 LOB: 1 BB: 1 P: 14	R: 0 E: 0 K: 1 S: 9	H: 1 LOB: 2 BB: 1 P: 17	R: 0 E: 0 K: 0 S: 6	H: 0 LOB: 0 BB: 0 P: 8	R: 0 E: 0 K: 0 S: 5	H: 0 LOB: 0 BB: 0 P: 9	R: 0 E: 0 K: 1 S: 12	H: 2 LOB: 2 BB: 0 P: 20	R: 0 E: 0 K: 1 S: 13	H: 1 LOB: 1 BB: 0 P: 16	R: 0 E: 0 K: 0 S: 9	H: 0 LOB: 0 BB: 0 P: 15	R: 0 E: 0 K: 2 S: 10	H: 1 LOB: 1 BB: 0 P: 16	R: 0 E: 0 K: 0 S: 8	H: 1 LOB: 1 BB: 0 P: 13	1B: 6 2B: 1 3B: 0 HR: 0	SF: 0 SAC: 0 DP: 0 HBP: 0	WP: 1 PB: 0 SB: 0 CS: 0	PA: 36	
PITCHER Don Newcombe, R ERA: 2.97 (1, 1)	IP 9.0	WLS W	BF 36	H 7	R 1	ER 1	SO 6	BB 2	IBB 0	HBP 0	BLK 0	WP 1	HR 0	S 79	P 128	ERA 1.00	WHIP 1.000						

BOTTOM

Brooklyn Dodgers @ Chicago Cubs
Wrigley Field, Chicago, IL
Thu Jul 26 1951, 3:33 AM CDT
Att. 16,962 - Unknown

AB	34
R	1
H	7
RBI	1
BB	2
SO	6
LOB	15



WP	1	PA	36
PB	0	SB	0
CS	0		

livebaseballscorecards.com

Brooklyn Dodgers @ St. Louis Cardinals
 Sportsman's Park, St. Louis, MO

Fri Jul 27 1951, 4:33 AM EDT
 Att. 28,429 - Unknown

AB	39
R	12
H	14
RBI	11
BB	5
SO	0
LOB	16



Batter	1	2	3	4	5	6	7	8	9	AB	R	H	RBI	BB	SO	LOB						
Carl Furillo, R (1, 9) OBP: 0.348, SLG: 0.472	4-2 1B G4-6-3 BB		1-1 6-3		1-1 FC6-4 1-2f		0-0 2B F8 1B	3-2 1B 1-H 2-H		4	2	2	2	1	0	1						
Pee Wee Reese, R (1, 6) OBP: 0.402, SLG: 0.437	0-0 1B G4-6-3			0-1 1B G1-6-3	1-2 F9		1-2 2B F8	0-1 F9		3	0	2	0	0	0	1						
Rocky Bridges, R (6, 6) OBP: 0.326, SLG: 0.353	1-3 1B						1-3 2B 3-H			2	0	1	1	0	0	1						
Duke Snider, L (1, 8) OBP: 0.352, SLG: 0.540	1-1 G4-6-3 1-2f 3-H			0-0 G1-6-3 1-2f		2-2 E 6-3 1B	1-1 F8 3-H		4-2 E HR BB	4	2	1	1	1	0	3						
Jackie Robinson, R (1, 4) OBP: 0.450, SLG: 0.562	1-1 F4			3-2 2B 1B	3-2 E5 FC6-5 1B		0-1 B1-3		2-2 5-3	2	1	1	0	0	0	0						
Wayne Terwilliger, R (4, 4) OBP: 0.325, SLG: 0.255									1-2 5-3	3	0	1	0	0	0	2						
Gil Hodges, R (1, 3) OBP: 0.397, SLG: 0.608		1-0 6-3		1-2 2B 1B	1-1 6-3			0-2 5-3	4-0 HR IBB	4	2	1	1	1	0	1						
Roy Campanella, R (1, 2) OBP: 0.412, SLG: 0.582		2-2 L4		0-1 2B	1-0 FC6-5 FC5-4 2B			1-2 1B BB	2-1 HR	5	2	3	5	0	0	1						
Cal Abrams, L (1, 7) OBP: 0.421, SLG: 0.414		0-1 4-3		0-0 4-3	2-1 FC5-4			4-2 1B BB	1-1 F2	4	1	0	0	1	0	2						
Don Thompson, L (9, 7) OBP: 0.312, SLG: 0.240								1-2 2B BB		0	0	0	0	0	0	0						
Billy Cox, R (1, 5) OBP: 0.346, SLG: 0.419			0-0 L7		0-1 6-3		4-1 FC4-6 BB	0-0 2B 1B	2-2 FC4-6 HBP	3	1	1	1	1	0	0						
Carl Erskine, R (1, 1) OBP: 0.257, SLG: 0.265			0-2 5-3		2-2 FC6-4 1B			1-1 FC4-6 1B 2B	1-0 F7	1	0	0	0	0	0	0						
Johnny Schmitz, R (4, 1) OBP: 0.188, SLG: 0.250										0	0	0	0	0	0	0						
Bud Podbielan, R (4, 1) OBP: 0.313, SLG: 0.313										2	1	1	0	0	0	1						
Andy Pafko, R (8, PH) OBP: 0.328, SLG: 0.513										1	0	0	0	0	0	2						
Clyde King, S (8, 1) OBP: 0.154, SLG: 0.120										1	0	0	0	0	0	1						
Inning Stats	R: 1 E: 0 K: 0 S: 8	H: 1 LOB: 0 BB: 1 P: 14	R: 0 E: 0 K: 0 S: 7	H: 0 LOB: 0 BB: 0 P: 10	R: 0 E: 0 K: 0 S: 6	H: 0 LOB: 0 BB: 0 P: 7	R: 2 E: 0 K: 0 S: 12	H: 4 LOB: 1 BB: 0 P: 16	R: 0 E: 0 K: 0 S: 11	H: 1 LOB: 1 BB: 0 P: 15	R: 1 E: 1 K: 0 S: 11	H: 2 LOB: 1 BB: 0 P: 20	R: 2 E: 0 K: 0 S: 11	H: 2 LOB: 1 BB: 1 P: 18	R: 3 E: 0 K: 0 S: 18	H: 3 LOB: 1 BB: 1 P: 27	R: 3 E: 1 K: 0 S: 19	H: 1 LOB: 1 BB: 2 P: 33	1B: 9 2B: 4 3B: 0 HR: 1	SF: 0 SAC: 0 DP: 2 HBP: 1	WP: 0 PB: 0 SB: 0 CS: 0	PA: 45
PITCHER	IP	WLS	BF	H	R	ER	SO	BB	IBB	HBP	BLK	WP	HR	S	P	ERA	WHIP					
Gerry Staley, R (1, 1) ERA: 3.72	6.1		29	10	6	6	0	2	0	0	0	0	0	62	95	8.53	1.895					
Jack Crimian, R (7, 1) ERA: 9.6	1.0		6	2	3	3	0	1	0	0	0	0	0	15	21	27.00	3.000					
Red Munger, R (8, 1) ERA: 5.06	0.1		2	1	0	0	0	0	0	0	0	0	0	5	9	0.00	3.000					
Al Brazle, L (8, 1) ERA: 4.23	1.1	L	8	1	3	3	0	1	1	1	0	0	1	21	35	20.25	1.500					

livebaseballscorecards.com

Batter	1	2	3	4	5	6	7	8	9	AB R H RBI BB SO LOB
Red Schoendienst, S (1, 6) OBP: 0.336, SLG: 0.401	2-2 4-3		2-1 F5	2-0 FC1-6 WP BB 1-2f	1-1 4-3		4-1 SH5-3 BB		2-2 FC5 2B	5 1 1 0 1 0 2
Enos Slaughter, L (1, 9) OBP: 0.398, SLG: 0.402	1-2 3-1		1-2 1B 2B 1B	4-2 BB WP 1-2 1B BB	0-0 1B 1B		1-1 SH5-3	4-1 BB	3 2 2 0 2 0 0	
Stan Musial, L (1, 3) OBP: 0.455, SLG: 0.648	1-0 HR		1-1 2B 1B	4-0 BB 1-2 1B IBB	2-2 1B		4-0 FC6-4 IBB	1-1 F8	4 3 3 1 2 0 2	
Hal Rice, L (1, 7) OBP: 0.410, SLG: 0.471	1-1 2B		2-1 2B 1-H 2-H	4-1 E 1B 1-2 1B BB	4-0 IBB		0-0 F2	1-2 F5	4 1 2 3 2 0 4	
Wally Westlake, R (1, 8) OBP: 0.336, SLG: 0.502	0-3 K		2-1 F7	0-0 E5 BB 1B 1-3 2-H 3-H	0-3 K		1-2 FC6-4	2-2 FC5 2-3f	6 0 1 2 0 2 9	
Billy Johnson, R (1, 5) OBP: 0.337, SLG: 0.409		2-1 1-3	0-2 F9	0-1 BB 1-2 1B	1-1 F4		3-2 5-3		5 0 1 1 0 0 4	
Solly Hemus, L (1, 4) OBP: 0.330, SLG: 0.303		0-0 1B				0-0 B5-3		0-0 1B	4 1 3 0 1 0 0	
Bill Sarni, R (1, 2) OBP: 0.333, SLG: 0.182		1-1 F8				4-2 B2-3 BB		2-2 F8	3 1 1 0 1 1 4	
Peanuts Lowrey, R (8, PH) OBP: 0.380, SLG: 0.446									1 0 0 0 0 0 1	
Del Rice, R (9, 2) OBP: 0.315, SLG: 0.361									0 0 0 0 0 0 0	
Gerry Staley, R (1, 1) OBP: 0.224, SLG: 0.200		1-3 K				1-2 B2-3		1-0 F8	4 0 1 1 0 1 5	
Jack Crimian, R (7, 1) OBP: 0.333, SLG: 0.333									0 0 0 0 0 0 0	
Red Munger, R (8, 1) OBP: 0.214, SLG: 0.222									0 0 0 0 0 0 0	
Al Brazle, L (8, 1)									1 0 0 0 0 0 1	

Inning Stats	R: 1	H: 2	E: 0	K: 1	S: 13	H: 2	LOB: 1	BB: 0	P: 18	R: 0	H: 1	E: 0	K: 1	S: 9	R: 0	H: 3	E: 0	K: 0	S: 14	R: 6	H: 5	E: 2	K: 1	S: 22	R: 0	H: 2	E: 0	K: 1	S: 11	R: 0	H: 0	E: 0	K: 0	S: 6	R: 0	H: 0	E: 0	K: 0	S: 7	R: 0	H: 1	E: 0	K: 0	S: 9	R: 0	H: 1	E: 0	K: 0	S: 15	1B: 11	SF: 0	2B: 4	SAC: 1	3B: 0	DP: 1	HR: 1	HBP: 0
--------------	------	------	------	------	-------	------	--------	-------	-------	------	------	------	------	------	------	------	------	------	-------	------	------	------	------	-------	------	------	------	------	-------	------	------	------	------	------	------	------	------	------	------	------	------	------	------	------	------	------	------	------	-------	--------	-------	-------	--------	-------	-------	-------	--------


PITCHER	IP	WLS	BF	H	R	ER	SO	BB	IBB	HBP	BLK	WP	HR	S	P	ERA	WHIP
Carl Erskine, R (1, 1) ERA: 4.79	3.0		18	9	6	6	2	0	0	0	0	0	1	43	64	18.00	3.000
Johnny Schmitz, L (4, 1) ERA: 5.44	0.1		4	0	0	0	0	2	1	0	0	1	0	5	19	0.00	6.000
Bud Podbielan, R (4, 1) ERA: 3.21	3.2		19	4	3	2	2	3	2	0	0	0	0	34	64	4.91	1.909
Clyde King, R (8, 1) ERA: 3.6	2.0	W	9	2	0	0	0	1	0	0	0	0	0	24	40	0.00	1.500

BOTTOM

Brooklyn Dodgers @ St. Louis Cardinals
Sportsman's Park, St. Louis, MO

Fri Jul 27 1951, 4:33 AM EDT
Att. 28,429 - Unknown

AB	40
R	9
H	15
RBI	8
BB	9
SO	4
LOB	32



PITCHER	IP	WLS	BF	H	R	ER	SO	BB	IBB	HBP	BLK	WP	HR	S	P	ERA	WHIP
Carl Erskine, R (1, 1) ERA: 4.79	3.0		18	9	6	6	2	0	0	0	0	0	1	43	64	18.00	3.000
Johnny Schmitz, L (4, 1) ERA: 5.44	0.1		4	0	0	0	0	2	1	0	0	1	0	5	19	0.00	6.000
Bud Podbielan, R (4, 1) ERA: 3.21	3.2		19	4	3	2	2	3	2	0	0	0	0	34	64	4.91	1.909
Clyde King, R (8, 1) ERA: 3.6	2.0	W	9	2	0	0	0	1	0	0	0	0	0	24	40	0.00	1.500

Batter	1	2	3	4	5	6	7	8	9	AB R H RBI BB SO LOB	TOP
Cal Abrams, L (1, 7) OBP: 0.423, SLG: 0.413 Jackie Robinson, R (9, PH) OBP: 0.449, SLG: 0.560 Carl Erskine, R (9, 1) OBP: 0.257, SLG: 0.265	1-1 1B		2-3 2		4-2 BB		3-3 2		2-2 1	3 1 1 0 1 2 1 1 0 0 1 0 0 2 0 0 0 0 0 0 0	
Pee Wee Reese, R (1, 6) OBP: 0.405, SLG: 0.440	1-1 1B		1-1 1B		2-0 2	B 1 SAFE 1-3 2-3	4-0 BB		3-H 2-2 1-2 2-3	4 0 2 0 1 0 2	
Duke Snider, L (1, 8) OBP: 0.353, SLG: 0.537	1-1 1-2 2-3		1-2 1-3		4-0 IBB		2-3 3		0-0 2	4 0 1 1 1 1 6	
Gil Hodges, R (1, 3) OBP: 0.395, SLG: 0.602	1-2 3-H		0-1 3		2-3 3			1-1 1B	2-1 3	5 0 1 1 0 1 8	
Roy Campanella, R (1, 2) OBP: 0.410, SLG: 0.577	3-3 3			1-1 1		4-2 BB		1-0 1		3 0 0 0 1 1 2	
Carl Furillo, R (1, 9) OBP: 0.349, SLG: 0.471		3-1 1B		1-0 HBP		1-1 1-2		0-0 1-2f		3 0 1 0 0 0 2	
Billy Cox, R (1, 5) OBP: 0.344, SLG: 0.416		1-0 1		0-0 1-2f		1-0 3			0-1 2B L9 1B	4 1 1 0 0 0 2	AB 31 R 3 H 8 RBI 3 BB 7 SO 6 LOB 27
Wayne Terwilliger, R (1, 4) OBP: 0.329, SLG: 0.254 Andy Pafko, R (9, PH) OBP: 0.331, SLG: 0.519 Rocky Bridges, R (9, 4) OBP: 0.328, SLG: 0.353		2-1 1-2f			4-2 2B SH3-4 BB		4-2 E S BB		2-2 E F7 2B	1 0 0 0 2 0 1 1 1 1 0 0 0 0 0 0 0 0 0 0 0	
Ralph Branca, R (1, 1) OBP: 0.121, SLG: 0.125 Rube Walker, L (9, PH) OBP: 0.318, SLG: 0.326 Don Thompson, L (9, PR) OBP: 0.312, SLG: 0.240 (9, 7)			0-3 1		1-0 SH3-4 1-2		2-1 1-3		4-0 E IBB	2 0 0 0 0 1 1 0 0 0 0 1 0 0 0 0 0 0 0 0 0	
Inning Stats	R: 1 H: 2 E: 0 LOB: 1 K: 1 BB: 0 S: 13 P: 20	R: 0 H: 1 E: 0 LOB: 0 K: 0 BB: 0 S: 5 P: 11	R: 0 H: 1 E: 1 LOB: 2 K: 2 BB: 0 S: 13 P: 17	R: 0 H: 0 E: 0 LOB: 0 K: 0 BB: 0 S: 3 P: 5	R: 0 H: 1 E: 0 LOB: 3 K: 1 BB: 3 S: 11 P: 28	R: 0 H: 0 E: 0 LOB: 0 K: 0 BB: 1 S: 6 P: 12	R: 0 H: 0 E: 0 LOB: 2 K: 2 BB: 2 S: 11 P: 26	R: 0 H: 1 E: 0 LOB: 0 K: 0 BB: 0 S: 4 P: 6	R: 2 H: 2 E: 1 LOB: 2 K: 0 BB: 1 S: 15 P: 27	1B: 6 SF: 0 2B: 4 SAC: 1 3B: 0 DP: 4 HR: 0 HBP: 1	WP: 0 PA: 40 PB: 0 SB: 1 CS: 0
PITCHER Cloyd Boyer, R (1, 1) ERA: 4.31	IP WLS BF H R ER SO BB IBB HBP BLK WP HR S P ERA WHIP 9.0 L 40 8 3 2 6 5 2 1 0 0 0 81 152 2.00 1.444						PITCHER IP WLS BF H R ER SO BB IBB HBP BLK WP HR S P ERA WHIP				

Brooklyn Dodgers @ St. Louis Cardinals
 Sportsman's Park, St. Louis, MO
 Sat Jul 28 1951, 4:33 AM EDT
 Att. 32,792 - Unknown

livebaseballscorecards.com

Batter	1	2	3	4	5	6	7	8	9	AB R H RBI BB SO LOB
Red Schoendienst, S OBP: 0.337, SLG: 0.404	1-1 F8	1-1 FC5-2		1-0 G4-6-3			0-1 CS 1B		0-0 2B	5 0 2 1 0 0 4
Enos Slaughter, L OBP: 0.395, SLG: 0.398	1-2 E4		1-1 F8		2-2 6-3		1-0 1B		0-1 6-3	5 0 1 0 0 0 1
Stan Musial, L OBP: 0.460, SLG: 0.647	4-1 BB		4-2 BB 2B		2-2 1B		3-3 2B		4-0 IBB	2 1 1 0 3 1 2
Hal Rice, L OBP: 0.398, SLG: 0.444	1-1 F2		4-2 2B 7-2 BB		1-2 9-3			1-1 E4 1B	1-1 F3	4 0 0 0 1 0 5
Peanuts Lowrey, R OBP: 0.378, SLG: 0.447	1-1 L4		0-0 2B		2-1 F9			1-2 F7		4 0 1 1 0 0 3
Billy Johnson, R OBP: 0.339, SLG: 0.410		0-1 1B FC5-2 1B	0-2 7-2		1-1 5-3			1-1 1B		4 0 2 0 0 0 2
Solly Hemus, L OBP: 0.338, SLG: 0.309		0-0 FC5-2 1B		4-1 1B BB		0-2 F2		0-1 1B		3 0 2 0 1 0 0
Bill Sarni, R OBP: 0.323, SLG: 0.192		0-0 F9		0-2 G4-6-3 1B			0-2 E6 1B	2-0 F7		4 1 1 0 0 0 4
Cloyd Boyer, R OBP: 0.143, SLG: 0.214 Wally Westlake, R OBP: 0.335, SLG: 0.500		1-3 K		2-3 K			0-3 K		2-3 K	3 0 0 0 0 3 5 1 0 0 0 0 1 0

Inning Stats	R: 0	H: 0	E: 1	K: 0	S: 10	LOB: 2	BB: 1	P: 18	R: 0	H: 2	E: 0	K: 1	S: 9	LOB: 2	BB: 0	P: 11	R: 1	H: 1	E: 0	K: 0	S: 12	LOB: 1	BB: 2	P: 21	R: 0	H: 1	E: 0	K: 1	S: 8	LOB: 1	BB: 1	P: 15	R: 0	H: 0	E: 0	K: 0	S: 7	LOB: 0	BB: 0	P: 10	R: 1	H: 2	E: 1	K: 2	S: 12	LOB: 2	BB: 0	P: 16	R: 0	H: 2	E: 1	K: 0	S: 10	LOB: 2	BB: 0	P: 15	R: 0	H: 1	E: 0	K: 1	S: 8	LOB: 2	BB: 1	P: 15	1B: 8	2B: 5	3B: 0	HR: 0	SF: 0	SAC: 0	DP: 4	HBP: 0	WP: 0	PB: 0	SB: 1	CS: 1	PA: 40
--------------	------	------	------	------	-------	--------	-------	-------	------	------	------	------	------	--------	-------	-------	------	------	------	------	-------	--------	-------	-------	------	------	------	------	------	--------	-------	-------	------	------	------	------	------	--------	-------	-------	------	------	------	------	-------	--------	-------	-------	------	------	------	------	-------	--------	-------	-------	------	------	------	------	------	--------	-------	-------	-------	-------	-------	-------	-------	--------	-------	--------	-------	-------	-------	-------	--------

PITCHER	IP	WLS	BF	H	R	ER	SO	BB	IBB	HBP	BLK	WP	HR	S	P	ERA	WHIP
Ralph Branca, R ERA: 2.23	(1, 1)	8.0	W	35	9	2	1	4	4	0	0	0	0	78	121	1.12	1.625
Carl Erskine, R ERA: 4.75	(9, 1)	1.0	S	5	1	0	1	0	1	0	0	0	0	8	15	0.00	1.000

BOTTOM

Brooklyn Dodgers @ St. Louis Cardinals
 Sportsman's Park, St. Louis, MO

livebaseballscores.com

AB	35
R	2
H	10
RBI	2
BB	5
SO	5
LOB	26



Sat Jul 28 1951, 4:33 AM EDT
 Att. 32,792 - Unknown

Batter	1	2	3	4	5	6	7	8	9	AB R H RBI BB SO LOB	TOP	
Carl Furillo, R OBP: 0.352, SLG: 0.472 (1, 9) X	0-0 G3 1B 1B		0-0 6-3		0-0 1-2 1B		0-0 1-3 2-H 1B 1B	1-0 F9		5 2 3 2 0 0 0	Brooklyn Dodgers @ St. Louis Cardinals Sportsman's Park, St. Louis, MO Sun Jul 29 1951, 4:33 AM EDT Att: 33,138 - Unknown livebaseballscorecards.com	
Pee Wee Reese, R OBP: 0.402, SLG: 0.437 (1, 6) B C B F X	2-2 G3 1B		0-3 K		0-2 G1		1-0 E3 1B 1B	1-2 F2		5 1 1 1 0 1 3		
Duke Snider, L OBP: 0.351, SLG: 0.535 (1, 8) B S X	1-1 G3 1B		1-0 1-3				0-0 L4	3-2 1B E 2B	2-1 F9	5 1 1 0 0 0 1		
Andy Pafko, R OBP: 0.337, SLG: 0.519 Don Thompson, L OBP: 0.309, SLG: 0.237 (1, 7) C X (7, 7) B	0-1 1B 1B 3-H			4-2 FC5-4 BB		0-0 F7	4-0 1B E IBB		1-0 F4	2 1 1 1 2 0 0 1 0 0 0 0 0 0		
Gil Hodges, R OBP: 0.397, SLG: 0.602 (1, 3) B B B C X	3-1 1B 1B			0-0 FC5-4 G6-4-3 1-2f		1-2 FC6-4 1B	3-1 E F7 1B 1-2 2-3 3-H		2-1 F7	5 1 3 1 0 0 1		
Roy Campanella, R OBP: 0.407, SLG: 0.571 (1, 2) B B S X	2-1 F3			0-0 G6-4-3 1-2f		0-1 FC6-4	1-0 E5 1-3 2-H 3-H		2-2 2B 1B	5 0 1 0 0 0 5		
Billy Cox, R OBP: 0.341, SLG: 0.416 (1, 5) C C C			0-3 K		0-0 F7		0-0 L7 F7		0-0 1-3 2B	5 0 1 1 0 1 1		
Wayne Terwilliger, R OBP: 0.331, SLG: 0.254 (1, 4) B C B C B B			3-2 F9		4-1 1B BB		1-1 1B 1B 5-3		1-1 F8	4 1 1 0 1 0 3		
Preacher Roe, R OBP: 0.143, SLG: 0.115 Jackie Robinson, R OBP: 0.450, SLG: 0.561 Clyde King, S OBP: 0.185, SLG: 0.231 (1, 1) X (7, PH) B F B F S (7, 1) B F B S	0-0 F3		0-0 K		1-3 K		1-2 1B 1B	1-1 F9 3B		2 0 0 0 0 1 1 1 1 1 0 0 0 0 1 1 1 0 0 0 0		
Inning Stats	R: 1 H: 3 E: 0 LOB: 2 K: 0 BB: 0 S: 13 P: 21	R: 0 H: 0 E: 0 LOB: 0 K: 1 BB: 0 S: 7 P: 10	R: 0 H: 0 E: 0 LOB: 0 K: 1 BB: 0 S: 5 P: 6	R: 0 H: 0 E: 0 LOB: 0 K: 0 BB: 1 S: 4 P: 8	R: 0 H: 1 E: 0 LOB: 2 K: 1 BB: 1 S: 10 P: 15	R: 0 H: 1 E: 0 LOB: 1 K: 0 BB: 0 S: 8 P: 9	R: 7 H: 6 E: 2 LOB: 1 K: 0 BB: 1 S: 19 P: 35	R: 1 H: 1 E: 0 LOB: 0 K: 0 BB: 0 S: 8 P: 13	R: 0 H: 2 E: 0 LOB: 2 K: 0 BB: 0 S: 9 P: 15	1B: 11 SF: 0 2B: 2 SAC: 0 3B: 1 DP: 1 HR: 0 HBP: 0	WP: 0 PA: 44 PB: 0 SB: 0 CS: 0	
PITCHER	IP WLS BF H R ER SO BB IBB HBP BLK WP HR S P ERA WHIP											
Harry Brecheen, L ERA: 3.14 (1, 1)	6.1 L 28 8 4 4 3 2 0 0 0 0 0 0 54 78 5.68 1.579											
Gerry Staley, R ERA: 3.7 (7, 1)	0.2 7 3 4 0 0 0 1 0 0 0 0 0 12 26 0.00 4.500											
Jack Crimian, R ERA: 9.0 (8, 1)	2.0 9 3 1 1 0 0 0 0 0 0 0 0 17 28 4.50 1.500											

BOTTOM

Brooklyn Dodgers @ St. Louis Cardinals
Sportsman's Park, St. Louis, MO

livebaseballscores.com

AB 36
R 3
H 12
RBI 3
BB 1
SO 2
LOB 12



WP: 0 PA: 37
PB: 0
SB: 1
CS: 1

Sun Jul 29 1951, 4:33 AM EDT
Att. 33,138 - Unknown

AB R H RBI BB SO LOB

5	0	0	0	0	0	3
4	0	0	0	0	0	0
4	1	2	1	0	0	0
4	1	1	0	0	0	1
4	0	0	0	0	1	1
4	1	3	1	0	0	0
4	0	4	0	0	0	0
3	0	1	1	1	0	2
2	0	0	0	0	1	3
0	0	0	0	0	0	0
1	0	1	0	0	0	0
0	0	0	0	0	0	0
0	0	0	0	0	0	0
1	0	0	0	0	0	2

Batter	1	2	3	4	5	6	7	8	9
Peanuts Lowrey, R OBP: 0.372, SLG: 0.438 (1, 8)	0-0 6-3 ①		3-2 5-3 ①		1-1 5-3 ①		0-2 G4-3 ①② 1-2f		0-0 FC6-4 ③ 1-2f
Red Schoendienst, S OBP: 0.332, SLG: 0.399 (1, 6)	2-2 4-3 ②		2-1 3-1 ②		2-1 F7 ②		1-2 4-3 ③		
Stan Musial, L OBP: 0.460, SLG: 0.654 (1, 7)	2-1 HR ③		2-2 6-3 ③		0-1 1B ③			3-1 F8 ①	
Nippy Jones, R OBP: 0.298, SLG: 0.353 (1, 3)	1-0 6-3 ③			2-0 1B 2B ③	1-2 L1 ③			1-1 6-3 ②	
Enos Slaughter, L OBP: 0.390, SLG: 0.392 (1, 9)		2-3 K ①		1-1 L9 ①		1-0 4-3 ①		3-2 3-1 ③	
Billy Johnson, R OBP: 0.344, SLG: 0.414 (1, 5)		0-0 1B FC5-4 1B ①		1-0 CS 1B ①		3-2 1B ①		2-2 F9 ①	
Solly Hemus, L OBP: 0.350, SLG: 0.328 (1, 4)		1-0 FC5-4 1B ①		1-2 S 2B ②		3-2 SAFE 1B ②		2-1 1B 1B ②	
Del Rice, R OBP: 0.317, SLG: 0.360 (1, 2)		2-0 FC5-4 ②		4-0 IBB ②		3-1 4-3 ③		0-0 FC6-4 1B ③	
Harry Brecheen, L OBP: 0.216, SLG: 0.351 (1, 1)		0-0 G3 ③		2-3 K ③			1-1 G4-3 1B ③		0-1 F5 ②
Gerry Staley, R OBP: 0.224, SLG: 0.200 (7, 1)									
Tommy Glaviano, R OBP: 0.352, SLG: 0.271 (7, PH)									
Jack Crimian, R OBP: 0.333, SLG: 0.333 (8, 1)									
Hal Rice, L OBP: 0.393, SLG: 0.438 (9, PH)									

Inning Stats	R: 1	H: 1	E: 0	K: 0	S: 7	H: 2	LOB: 1	BB: 0	P: 12	R: 1	H: 3	E: 0	K: 1	S: 10	R: 0	H: 1	E: 0	K: 0	S: 9	R: 0	H: 2	E: 0	K: 0	S: 9	R: 0	H: 1	E: 0	K: 0	S: 8	R: 0	H: 0	E: 0	K: 0	S: 7	R: 0	H: 2	E: 0	K: 0	S: 9	1B: 9	SF: 0	2B: 2	SAC: 0	3B: 0	DP: 1	HR: 1	HBP: 0	WP: 0	PA: 37
--------------	------	------	------	------	------	------	--------	-------	-------	------	------	------	------	-------	------	------	------	------	------	------	------	------	------	------	------	------	------	------	------	------	------	------	------	------	------	------	------	------	------	-------	-------	-------	--------	-------	-------	-------	--------	-------	--------

PITCHER	IP	WLS	BF	H	R	ER	SO	BB	IBB	HBP	BLK	WP	HR	S	P	ERA	WHIP
Preacher Roe, L ERA: 2.96 (1, 1)	6.0	W	26	9	3	3	2	0	1	0	0	0	1	51	93	4.50	1.500
Clyde King, R ERA: 3.67 (7, 1)	3.0	S	11	3	0	0	0	0	0	0	0	0	0	24	37	0.00	1.000

Batter	1	2	3	4	5	6	7	8	9	AB R H RBI BB SO LOB	TOP										
Carl Furillo, R OBP: 0.354, SLG: 0.473 (1, 9) X	0-0 BB 1B	2-2 FC6-4 1B		1-0 F8 1B	2-1 HR 1B	1-0 L9			0-0 F4	6 1 3 2 0 0 1											
Pee Wee Reese, R OBP: 0.404, SLG: 0.445 (1, 6) B C F X	1-2 F9	2-2 FC6-4 1-2f		1-0 HR 1B	2-1 HR			4-0 FC4-6 BB	0-1 5-3	5 2 2 3 1 0 3											
Duke Snider, L OBP: 0.353, SLG: 0.548 (1, 8) B B C C C C	2-3 K		1-0 2B 3B	3-2 HR	0-0 1-3			0-1 F7	2-0 S 1B	6 2 3 2 0 1 2											
Jackie Robinson, R OBP: 0.455, SLG: 0.565 Wayne Terwilliger, R OBP: 0.329, SLG: 0.252 (1, 4) B B B C (7, 4) C B	4-1 1-2 BB		1-1 2B	2-2 6-3 BB 1B	1-0 S HBP			0-0 FC4-6 1-2f	3-3 K	3 0 2 1 1 0 1 1 0 0 0 0 1 1											
Gil Hodges, R OBP: 0.395, SLG: 0.595 (1, 3) S X	0-1 L7		0-0 F7	4-2 6-3 BB	0-0 F8			1-1 F7		4 0 0 0 1 0 5											
Andy Pafo, R OBP: 0.335, SLG: 0.513 Don Thompson, L OBP: 0.309, SLG: 0.237 (1, 7) F X (8, 7) B C X		0-1 G4-6-3 1B	1-1 L6	1-0 6-3	1-0 F8			3-2 5-3		5 0 1 0 0 0 4 0 0 0 0 0 0 0											
Roy Campanella, R OBP: 0.410, SLG: 0.571 (1, 2) B B X		1-2 G4-6-3 1-2f	4-0 IBB	4-0 IBB		3-2 SH1-3 2B		2-3 K		3 0 1 0 2 1 1											
Billy Cox, R OBP: 0.344, SLG: 0.415 (1, 5) B B B C C C		4-2 1B 1B BB	2-1 F5	1-0 F9		0-1 SH1-3		0-0 FC4-6 1B		3 1 1 0 1 0 5											
Don Newcombe, L OBP: 0.328, SLG: 0.365 (1, 1) X F B		0-2 1B 1-3 1B		2-0 F8 3B	0-0 HR 1B	4-3		1-0 FC4-6 1-2f		5 2 3 0 0 0 2											
Inning Stats	R: 0 E: 0 K: 1 S: 10	H: 1 LOB: 2 BB: 1 P: 17	R: 1 E: 0 K: 0 S: 18	H: 3 LOB: 2 BB: 1 P: 27	R: 1 E: 0 K: 0 S: 8	H: 2 LOB: 2 BB: 1 P: 17	R: 3 E: 0 K: 0 S: 17	H: 4 LOB: 3 BB: 2 P: 36	R: 3 E: 0 K: 0 S: 8	H: 3 LOB: 1 BB: 0 P: 14	R: 0 E: 0 K: 0 S: 7	H: 1 LOB: 1 BB: 0 P: 11	R: 0 E: 0 K: 0 S: 5	H: 0 LOB: 1 BB: 1 P: 10	R: 0 E: 0 K: 1 S: 13	H: 1 LOB: 1 BB: 0 P: 19	R: 0 E: 0 K: 1 S: 7	H: 1 LOB: 1 BB: 0 P: 12	1B: 10 2B: 2 3B: 2 HR: 2	SF: 0 SAC: 1 DP: 1 HBP: 1	WP: 0 PA: 49 PB: 0 SB: 2 CS: 0
PITCHER	IP WLS BF H R ER SO BB IBB HBP BLK WP HR S P ERA WHIP											PITCHER	IP WLS BF H R ER SO BB IBB HBP BLK WP HR S P ERA WHIP								
Howie Pollet, L ERA: 4.31 (1, 1)	3.1 L 22 10 5 5 1 2 1 0 0 0 1 47 81 13.50 3.600																				
Bill Werte, L ERA: 6.44 (4, 1)	1.2 11 3 3 3 0 1 1 1 0 0 0 1 14 30 16.20 2.400																				
Junior Walsh, R ERA: 6.63 (6, 1)	3.0 12 2 0 0 1 1 0 0 0 0 0 0 25 40 0.00 1.000																				
Paul LaPalme, L ERA: 5.14 (9, 1)	1.0 4 1 0 0 0 1 0 0 0 0 0 0 7 12 0.00 1.000																				

Brooklyn Dodgers @ Pittsburgh Pirates
 Forbes Field, Pittsburgh, PA
 Tue Jul 31 1951, 3:33 AM EDT
 Att: 26,132 - Unknown

AB	41
R	8
H	16
RBI	8
BB	6
SO	3
LOB	25



livebaseballscorecards.com

Batter	1	2	3	4	5	6	7	8	9	AB	R	H	RBI	BB	SO	LOB
Pete Castiglione, R (1, 5) OBP: 0.326, SLG: 0.362	3-3 K		0-0 F9			0-0 B3		0-1 1B		4	1	1	0	0	1	1
Rocky Nelson, L (1, 3) OBP: 0.302, SLG: 0.368	2-2 F7		0-1 F8			1-1 1B		0-1 F7		4	0	1	0	0	0	3
Gus Bell, L (1, 9) OBP: 0.360, SLG: 0.491	0-1 F8				0-1 2B	0-1 F9		0-0 4-3		4	0	1	1	0	0	2
Ralph Kiner, R (1, 7) OBP: 0.441, SLG: 0.639		2-3 K		1-2 F3		2-2 F8		1-2 1B		4	0	1	1	0	1	2
Bill Howerton, L (1, 8) OBP: 0.367, SLG: 0.487		1-0 G3		2-3 K			1-3 K	0-0 F8		4	0	0	0	0	2	2
Paul LaPalme, L (9, 1) OBP: 0.231, SLG: 0.091										0	0	0	0	0	0	0
Joe Garagiola, L (1, 2) OBP: 0.324, SLG: 0.450		0-1 F7		0-0 4-3			4-2 BB		0-0 B1-3	3	0	0	0	1	0	1
George Strickland, R (1, 6) OBP: 0.333, SLG: 0.384			0-0 1B		3-2 5-3		3-3 K		4-2 DI	3	1	1	0	1	1	1
Monty Basgall, R (1, 4) OBP: 0.284, SLG: 0.266			2-2 1B		0-1 F8		1-0 5-3		1-1 4-3	3	0	1	1	0	0	1
Pete Reiser, L (9, PH) OBP: 0.403, SLG: 0.435			3-H						1-2	1	0	0	0	0	0	1
Howie Pollet, L (1, 1) OBP: 0.276, SLG: 0.125			0-1 B2		0-3 K			0-0 2B	0-1 3-1	1	0	0	0	0	0	1
Bill Werle, L (4, 1) OBP: 0.250, SLG: 0.304									2-3	0	0	0	0	0	0	0
Tom Saffell, L (5, PH) OBP: 0.333, SLG: 0.200										1	0	0	0	0	1	0
Junior Walsh, R (6, 1) OBP: 0.333, SLG: 0.200										0	0	0	0	0	0	0
George Metkovich, L (8, PH) OBP: 0.349, SLG: 0.412										2	1	1	0	0	0	1

Inning Stats	R: 0	H: 0	E: 0	K: 1	S: 9	R: 0	H: 0	E: 0	K: 1	S: 6	R: 0	H: 2	E: 0	K: 0	S: 10	R: 0	H: 1	E: 0	K: 1	S: 9	R: 0	H: 0	E: 0	K: 1	S: 8	R: 0	H: 1	E: 0	K: 0	S: 10	R: 0	H: 0	E: 0	K: 2	S: 10	R: 2	H: 3	E: 0	K: 0	S: 10	R: 0	H: 0	E: 0	K: 0	S: 8	1B: 4	2B: 2	3B: 1	SF: 0	SAC: 0	DP: 0	HBP: 0	WP: 0	PB: 0	SB: 0	CS: 0	PA: 36
PITCHER Don Newcombe, R (1, 1) ERA: 2.97	IP: 9.0	WLS: W	BF: 36	H: 7	R: 3	ER: 3	SO: 6	BB: 2	IBB: 0	HBP: 0	BLK: 0	WP: 0	HR: 0	S: 80	P: 114	ERA: 3.00	WHIP: 1.000																			ERA: 3.00	WHIP: 1.000																				


BOTTOM

Brooklyn Dodgers @ Pittsburgh Pirates
 Forbes Field, Pittsburgh, PA
 Tue Jul 31 1951, 3:33 AM EDT
 Att. 26,132 - Unknown

AB	34
R	3
H	7
RBI	3
BB	2
SO	6
LOB	16



livebaseballscorecards.com

Batter	1	2	3	4	5	6	7	8	9	AB R H RBI BB SO LOB	TOP																									
Carl Furillo, R OBP: 0.357, SLG: 0.473 (1, 9) C X	0-1 FC4-6 FC5-4 1B	4-1 BB	0-0 E8 1B 1-H 2-H 3-H		0-1 5-3			2-1 4-3		4 1 2 2 1 0 0																										
Pee Wee Reese, R OBP: 0.406, SLG: 0.448 (1, 6) B X	1-0 FC4-6 1B	4-0 BB	1-3 K			1-1 4-3			1-0 E 1B 2B	4 1 2 0 1 1 1																										
Duke Snider, L OBP: 0.351, SLG: 0.542 (1, 8) B B F F X	2-2 FC4-6 FC5-4 1-2f 2-3	2-2 F4	4-2 BB			0-0 F7			0-1 E3 E 1B E 2-3	4 1 0 0 1 0 6																										
Andy Paiko, R OBP: 0.336, SLG: 0.510 (1, 7) X	0-0 FC5-4 1-2f 3-H		1-1 HR 1B			2-1 L4			0-1 E E 1B E 1-2 3-H	5 1 2 2 0 1 3																										
Gil Hodges, R OBP: 0.393, SLG: 0.598 (1, 3) C S F F B X	1-3 K		3-2 HR	0-1 F6			0-0 5-3		0-1 K	5 1 1 2 0 2 3																										
Roy Campanella, R OBP: 0.404, SLG: 0.563 (1, 2)		2-1 F2	1-1 6-3	2-3 K		0-0 L6			1-0 E6 E 1-2 2-3	5 0 0 0 0 1 2																										
Billy Cox, R OBP: 0.346, SLG: 0.421 (1, 5) Rube Walker, L OBP: 0.315, SLG: 0.323 (9, PH) Don Thompson, L OBP: 0.309, SLG: 0.237 (9, PR)		0-0 1B 2B	0-0 1B 1B	3-1 1-3		2-2 6-3			1-1 E4 1-2 2-3 3-H	4 2 2 0 0 0 0 1 0 0 1 0 0 2 0 0 0 0 0 0 0	AB 41 R 9 H 12 RBI 8 BB 3 SO 8 LOB 23																									
Wayne Terwilliger, R OBP: 0.332, SLG: 0.257 (1, 4) Jackie Robinson, R OBP: 0.453, SLG: 0.563 (9, PH)		1-1 BB SH1-4 1B 2-H	1-1 1B 1B		3-2 L8		1-3 K		2-1 F3	4 1 2 1 0 1 0 1 0 0 0 0 0 3																										
Ralph Branca, R OBP: 0.147, SLG: 0.152 (1, 1) Johnny Schmitz, R OBP: 0.186, SLG: 0.250 (4, 1) Clyde King, S OBP: 0.176, SLG: 0.222 (4, 1) Dick Williams, R OBP: 0.286, SLG: 0.425 (8, PH) Bud Podbielan, R OBP: 0.313, SLG: 0.313 (8, 1) Cal Abrams, L OBP: 0.420, SLG: 0.410 (9, PH)		0-0 SH1-4 1B	1-2 E 1B		0-3 K		0-0 1-3		2-3 K	1 1 1 0 0 0 0 0 0 0 0 0 0 0 1 0 0 0 0 0 1 0 1 0 0 0 0 0 0 0 0 0 0 0 0 0 0 0 1 0 0 0 0 0 1 3																										
Inning Stats	R: 1 E: 0 K: 1 S: 11	H: 2 LOB: 1 BB: 0 P: 15	R: 1 E: 0 K: 0 S: 10	H: 2 LOB: 3 BB: 2 P: 23	R: 5 E: 1 K: 2 S: 23	H: 6 LOB: 2 BB: 1 P: 37	R: 0 E: 0 K: 1 S: 7	H: 0 LOB: 0 BB: 0 P: 12	R: 0 E: 0 K: 1 S: 9	H: 0 LOB: 0 BB: 0 P: 12	R: 0 E: 0 K: 0 S: 5	H: 0 LOB: 0 BB: 0 P: 8	R: 0 E: 0 K: 0 S: 5	H: 0 LOB: 0 BB: 0 P: 7	R: 0 E: 0 K: 1 S: 6	H: 0 LOB: 0 BB: 0 P: 9	R: 2 E: 3 K: 2 S: 16	H: 2 LOB: 3 BB: 0 P: 26	1B: 9 2B: 2 3B: 0 HR: 1	SF: 0 SAC: 1 DP: 0 HBP: 0	WP: 0 PB: 0 SB: 0 CS: 0	PA: 45														
PITCHER	IP WLS BF H R ER SO BB IBB HBP BLK WP HR S P ERA WHIP																																			
Murry Dickson, R ERA: 4.83 (1, 1)	2.1		19	10	7	6	1	2	0	0	0	0	1	36	60	23.14	5.143																			
Mel Queen, R ERA: 5.38 (3, 1)	1.2		6	0	0	0	3	1	0	0	0	0	0	15	27	0.00	0.600																			
Junior Walsh, R ERA: 6.39 (5, 1)	2.0		6	0	0	0	1	0	0	0	0	0	0	14	20	0.00	0.000																			
Bill Werle, L ERA: 6.4 (7, 1)	2.0	W	9	2	2	1	1	0	0	0	0	0	0	16	22	4.50	1.000																			
Ted Wilks, R ERA: 2.92 (9, 1)	1.0	S	5	0	0	0	2	0	0	0	0	0	0	11	20	0.00	0.000																			

Brooklyn Dodgers @ Pittsburgh Pirates
Forbes Field, Pittsburgh, PA
 Wed Aug 01 1951, 3:33 AM EDT
 Att: 19,502 - Unknown

livebaseballscorecards.com

BOTTOM

Brooklyn Dodgers @ Pittsburgh Pirates

Forbes Field, Pittsburgh, PA

Wed Aug 01 1951, 3:33 AM EDT

Att. 19,502 - Unknown

livebaseballscorecards.com

AB	30
R	12
H	9
RBI	11
BB	9
SO	3
LOB	15



WP:	1	PA:	43
PB:	0	SB:	0
CS:	0		

AB	R	H	RBI	BB	SO	LOB
3	1	1	1	0	0	0
2	1	1	0	0	0	0
2	0	1	2	1	0	1
4	1	0	1	1	0	4
3	1	1	1	2	0	1
5	1	1	1	0	0	4
3	2	1	1	1	0	0
2	1	1	3	2	1	0
4	1	1	0	0	2	5
1	0	0	0	0	0	0
0	0	0	0	0	0	0
0	1	0	0	1	0	0
0	0	0	0	0	0	0
0	1	0	0	1	0	0
1	1	1	1	0	0	0
0	0	0	0	0	0	0
1B:	3	SF:	0			
2B:	4	SAC:	3			
3B:	0	DP:	1			
HR:	2	HBP:	1			

Batter	1	2	3	4	5	6	7	8	9
Pete Castiglione, R OBP: 0.326, SLG: 0.365 (1, 5)	0-0 L7 1-2 2-3	0-2 F8 1-2 2-3		0-0 SH1-3 1-2 2-3		0-0 SH 1-3	1-2 2B 2-H 2B		
Rocky Nelson, L OBP: 0.304, SLG: 0.369 Jack Phillips, R OBP: 0.293, SLG: 0.265 (1, 3) (4, PH) (5, 3)	0-2 BB BB F8 1B	0-1 F9		4-1 WP BB		1-2 FC4-6 1-2f 3-H	0-0 2B 2-H		
George Metkovich, L OBP: 0.346, SLG: 0.406 (1, 8)	4-0 BB BB 1-2 BB BB		1-1 4-3 1-2 2-3 3-H	3-2 F9 2-3 3-H		2-2 F6 2-2	2-1 F6 2-1		
Ralph Kiner, R OBP: 0.443, SLG: 0.645 (1, 7)	4-2 BB BB 1-2 2-3 BB		1-2 F8 1-2 2-3 3-H	4-0 IBB 2-1		0-0 F3 2-1		0-0 HR 2-0	
Gus Bell, L OBP: 0.358, SLG: 0.490 (1, 9)	2-2 F8 3-H		0-1 6-3 2-1	4-3 2-1			2-0 1B 2B	2-0 F3 2-0	
Joe Garagiola, L OBP: 0.330, SLG: 0.448 (1, 2)	4-0 BB 1-2 2-3 BB			1-0 HR HBP	2-2 F4 2-2		0-1 2B 2-H SH5-3 1B	0-0 G3 2-0	
George Strickland, R OBP: 0.338, SLG: 0.395 (1, 6)	4-2 BB 1-2 2-3 3-H BB			3-2 HR 1-H	4-1 BB G6-4-3 BB		0-0 SH5-3 1-2	2-3 K 2-3	
Monty Basgall, R OBP: 0.283, SLG: 0.265 (1, 4)	2-3 K 2-3			0-2 SH1-3 BB F9 1B	2-2 G6-4-3 1-2f		2-3 K 2-3		
Murry Dickson, R OBP: 0.314, SLG: 0.362 Mel Queen, R OBP: 0.069, SLG: 0.069 Pete Neisewer, L OBP: 0.407, SLG: 0.435 Junior Walsh, R OBP: 0.429, SLG: 0.200 Tom Saffell, L OBP: 0.255, SLG: 0.375 Bill Werle, L OBP: 0.255, SLG: 0.375 Ted Wilks, R OBP: 0.255, SLG: 0.375 (1, 1) (3, 1) (4, PH) (5, 1) (6, PH) (7, 1) (9, 1)		1-1 6-3 1-1		4-2 F9 SH1-3 WP BB		4-0 SH FC4-6 BB	0-0 2B 2B		

Inning Stats	R: 2	H: 1	E: 0	LOB: 3	K: 1	S: 17	R: 0	H: 0	E: 0	LOB: 0	K: 0	S: 7	R: 0	H: 0	E: 0	LOB: 0	K: 0	S: 7	R: 4	H: 2	E: 0	LOB: 2	K: 0	S: 17	R: 0	H: 0	E: 0	LOB: 0	K: 0	S: 7	R: 1	H: 0	E: 1	LOB: 1	K: 0	S: 8	R: 4	H: 5	E: 0	LOB: 1	K: 1	S: 14	R: 1	H: 1	E: 0	LOB: 0	K: 1	S: 6
--------------	------	------	------	--------	------	-------	------	------	------	--------	------	------	------	------	------	--------	------	------	------	------	------	--------	------	-------	------	------	------	--------	------	------	------	------	------	--------	------	------	------	------	------	--------	------	-------	------	------	------	--------	------	------

PITCHER	IP	WLS	BF	H	R	ER	SO	BB	IBB	HBP	BLK	WP	HR	S	P	ERA	WHIP
Ralph Branca, R ERA: 2.65 (1, 1)	3.0		18	3	6	6	1	5	0	1	0	0	1	41	72	18.00	2.667
Johnny Schmitz, L ERA: 5.36 (4, 1)	0.2		3	0	0	0	0	1	0	0	0	0	0	5	12	0.00	1.500
Clyde King, R ERA: 3.93 (4, 1)	3.1	L	18	5	5	4	1	2	1	0	0	1	0	31	59	10.80	2.100
Bud Podbielan, R ERA: 3.35 (8, 1)	1.0		4	1	1	1	1	0	0	0	0	0	1	6	10	9.00	1.000

Batter	1	2	3	4	5	6	7	8	9	AB R H RBI BB SO LOB	TOP
Carl Furillo, R (1, 9) OBP: 0.359, SLG: 0.472 BB	4-1 HR		0-0 G6-4-3 1B	0-3 HR		0-0 F9 1B	2-1 4-3		1-2 4-3	5 3 2 0 1 1 2	
Pee Wee Reese, R (1, 6) OBP: 0.411, SLG: 0.459 HR	0-2 HR		0-0 G6-4-3 1B	4-1 S 1B		2-2 F3		1-0 1B 1B		4 4 3 2 1 0 1	
Duke Snider, L (1, 8) OBP: 0.354, SLG: 0.543 1-3	1-0 1-3		2-1 G6-4-3 1B	1-2 E 2B 1B		3-1 1B		2-2 F8		5 1 3 1 0 0 1	
Jackie Robinson, R (1, 4) Wayne Terwilliger, R (8, PH) OBP: 0.449, SLG: 0.557 OBP: 0.335, SLG: 0.260 F9	0-1 F9		0-0 G6-4-3 1B	1-1 E6 2B		0-0 F9		1-1 1B F8 1B		4 1 0 1 0 0 4 1 1 1 0 0 0 0	
Andy Paiko, R (1, 7) Don Thompson, L (8, PR) OBP: 0.340, SLG: 0.516 OBP: 0.309, SLG: 0.237 5-3	1-2 5-3		0-0 2B 1B	2-2 2B		1-2 F6		1-1 FC6-4 1B		5 0 3 4 0 0 1 0 0 0 0 0 0 0	
Gil Hodges, R (1, 3) OBP: 0.395, SLG: 0.599		0-0 FC5-4 1B	2-1 2B	0-2 1-3		4-1 E BB		1-1 F8		4 0 2 1 1 0 2	
Roy Campanella, R (1, 2) OBP: 0.402, SLG: 0.556		1-0 L8	4-0 FC6-4 IBB		0-2 1-3	1-1 F7		0-0 FC6-4		4 0 0 0 1 0 3	
Billy Cox, R (1, 5) OBP: 0.340, SLG: 0.412		2-2 FC5-4 FC5-4	1-1 FC6-4		1-2 3-1	0-0 E5		0-0 F3		5 0 0 0 0 0 5	
Carl Erskine, R (1, 1) OBP: 0.225, SLG: 0.231		0-0 FC5-4		0-2 5-3	0-1 5-3	0-0 B1		0-0 F6		5 0 0 0 0 0 3	
Inning Stats	R: 2 H: 1 E: 0 LOB: 0 K: 0 BB: 1 S: 11 P: 17	R: 0 H: 1 E: 0 LOB: 1 K: 0 BB: 0 S: 7 P: 10	R: 2 H: 5 E: 0 LOB: 3 K: 0 BB: 1 S: 10 P: 19	R: 3 H: 2 E: 1 LOB: 1 K: 1 BB: 1 S: 18 P: 26	R: 0 H: 0 E: 0 LOB: 0 K: 0 BB: 0 S: 9 P: 10	R: 1 H: 2 E: 0 LOB: 1 K: 0 BB: 0 S: 12 P: 18	R: 0 H: 0 E: 1 LOB: 2 K: 0 BB: 1 S: 7 P: 14	R: 2 H: 3 E: 0 LOB: 1 K: 0 BB: 0 S: 11 P: 17	R: 0 H: 0 E: 0 LOB: 0 K: 0 BB: 0 S: 7 P: 8	1B: 11 SF: 0 2B: 2 SAC: 0 3B: 0 DP: 1 HR: 1 HBP: 0	WP: 0 PA: 46 PB: 0 SB: 1 CS: 0
PITCHER Bob Friend, R (1, 1) ERA: 4.49 Mel Queen, R (5, 1) ERA: 5.31 Junior Walsh, R (8, 1) ERA: 6.48	IP WLS BF H R ER SO BB IBB HBP BLK WP HR S P ERA WHIP 4.0 L 24 9 7 5 1 2 1 0 0 0 1 46 72 11.25 2.750 3.0 13 2 1 1 0 1 0 0 0 0 0 28 42 3.00 1.000 2.0 9 3 2 2 0 0 0 0 0 0 0 18 25 9.00 1.500	PITCHER IP WLS BF H R ER SO BB IBB HBP BLK WP HR S P ERA WHIP									

Brooklyn Dodgers @ Pittsburgh Pirates
 Forbes Field, Pittsburgh, PA
 Thu Aug 02 1951, 3:33 AM EDT
 Att: 10,986 - Unknown

AB	42
R	10
H	14
RBI	9
BB	4
SO	1
LOB	22



WP: 0	PA: 46
PB: 0	
SB: 1	
CS: 0	

livebaseballscorecards.com

BOTTOM

Brooklyn Dodgers @ Pittsburgh Pirates
Forbes Field, Pittsburgh, PA
Thu Aug 02 1951, 3:33 AM EDT
Att. 10,986 - Unknown

livebaseballscorecards.com

AB	35
R	5
H	9
RBI	4
BB	3
SO	6
LOB	13



WP:	0	PA:	38
PB:	0		
SB:	0		
CS:	0		

AB R H RBI BB SO LOB

5	1	3	0	0	1	0
5	0	2	0	0	0	2
4	0	0	1	0	1	3
4	0	1	0	0	0	2
3	1	0	0	1	0	1
4	1	1	2	0	0	1
2	1	0	0	2	1	1
4	1	2	1	0	0	1
1	0	0	0	0	1	1
1	0	0	0	0	1	1
0	0	0	0	0	0	0
1	0	0	0	0	0	0
0	0	0	0	0	0	0
1	0	0	0	0	1	0

Batter	1	2	3	4	5	6	7	8	9
Pete Castiglione, R (1, 5) OBP: 0.330, SLG: 0.369	1-1 F9		0-0 1B E 1B		0-0 1B		0-3 K		2-1 G4-6-3 1B
Rocky Nelson, L (1, 3) OBP: 0.307, SLG: 0.370	1-2 6-3		0-0 FC3-6 1B		1-2 F8		2-1 1B		1-1 G4-6-3 1-2f
George Metkovich, L (1, 8) OBP: 0.342, SLG: 0.401	1-1 G3		0-1 FC3-6 1-2f 2-H 3-H		1-3 K		1-0 F3		
Ralph Kiner, R (1, 7) OBP: 0.441, SLG: 0.641		2-2 F8 1B	1-1 L4		0-1 F4			1-1 F8	
Gus Bell, L (1, 9) OBP: 0.357, SLG: 0.486		0-2 F8 1-2		0-0 F4		0-0 4-3		4-0 HR BB	
Joe Garagiola, L (1, 2) OBP: 0.329, SLG: 0.459		0-0 F9		1-2 F9		2-1 F9		3-2 1-H HR	
George Strickland, R (1, 6) OBP: 0.340, SLG: 0.392		1-3 K		4-2 3B BB		4-1 BB		1-1 F9	
Monty Basgall, R (1, 4) OBP: 0.289, SLG: 0.287			1-2 1B FC3-6 1B	0-0 1-H 3B		0-2 1-3		0-0 F7	
Bob Friend, R (1, 1) OBP: 0.153, SLG: 0.107			1-3 K	1-3 K			0-1 B4-3		0-3 K
Bill Howerton, L (4, PH) OBP: 0.365, SLG: 0.485									
Mel Queen, R (5, 1) OBP: 0.089, SLG: 0.069									
Tom Saffell, L (7, PH) OBP: 0.375, SLG: 0.167									
Junior Walsh, R (8, 1) OBP: 0.404, SLG: 0.432									

Inning Stats	R: 0 H: 0 E: 0 K: 7 S: 7	R: 0 H: 1 E: 0 K: 1 S: 10	R: 2 H: 3 E: 1 K: 1 S: 12	R: 1 H: 1 E: 0 K: 1 S: 11	R: 0 H: 1 E: 0 K: 1 S: 9	R: 0 H: 0 E: 0 K: 7 S: 7	R: 0 H: 1 E: 0 K: 1 S: 8	R: 2 H: 1 E: 0 K: 9 S: 9	R: 0 H: 1 E: 0 K: 1 S: 9
--------------	--------------------------	---------------------------	---------------------------	---------------------------	--------------------------	--------------------------	--------------------------	--------------------------	--------------------------

PITCHER	IP	WLS	BF	H	R	ER	SO	BB	IBB	HBP	BLK	WP	HR	S	P	ERA	WHIP
Carl Erskine, R (1, 1) ERA: 4.69	9.0	W	38	9	5	4	6	3	0	0	0	0	1	82	120	4.00	1.333

PITCHER	IP	WLS	BF	H	R	ER	SO	BB	IBB	HBP	BLK	WP	HR	S	P	ERA	WHIP
---------	----	-----	----	---	---	----	----	----	-----	-----	-----	----	----	---	---	-----	------

Batter	1	2	3	4	5	6	7	8	9	10	11	12	13	14	AB R H RBI BB SO LOB	TOP													
Carl Furillo, R OBP: 0.357, SLG: 0.468 (1, 9)	1-0 6-3		1-0 F8		0-1 HR 1B		2-1 E9		0-1 F2			1-2 F7			6 1 1 0 0 0 3														
Pee Wee Reese, R OBP: 0.407, SLG: 0.462 (1, 6)	0-1 G3		1-0 E6		0-2 HR		2-0 CS		2-1 F9			2-0 F7			6 1 1 2 0 0 3														
Duke Snider, L OBP: 0.349, SLG: 0.535 (1, 8)	3-1 4-3		1-0 F8		0-2 G3		0-0 G3		0-0 F7				0-1 F7		6 0 0 0 0 0 1														
Jackie Robinson, R OBP: 0.442, SLG: 0.547 (1, 4)		0-1 F3		0-3 K FC5		2-1 6-3		0-0 F4		0-0 F8			2-1 6-3		6 0 0 0 0 1 0														
Andy Pafko, R OBP: 0.346, SLG: 0.522 Don Thompson, L OBP: 0.304, SLG: 0.232 (9, PR) (9, 7)		0-0 BB 1B		4-1 FC5 BB		0-3 K		0-1 1B 2B		1-3 K2-3			0-2 F9		3 0 2 0 1 1 0 2 1 0 0 0 1 0														
Gil Hodges, R OBP: 0.392, SLG: 0.591 (1, 3)		4-2 FC6-4 BB		2-2 FC5		0-0 G3		2-3 K2-3			1-2 F5			0-3 K	5 0 0 0 1 2 3														
Roy Campanella, R OBP: 0.403, SLG: 0.553 (1, 2)		1-0 L7		0-3 K		1-0 F4		1-1 1B 1B			1-0 CS HBP			3-2 3B 1B	5 1 2 1 0 1 4														
Billy Cox, R OBP: 0.339, SLG: 0.418 (1, 5)		1-0 FC6-4		2-1 5-3		2-1 F7		1-0 1B 1B			2-3 K			1-0 CS 3B	6 0 2 1 0 1 5														
Preacher Roe, R Bui Posthuma, R Rube Walker, L Wayne Strickland, R Clyde King, S Dick Williams, R Phil Huggins, R Rocky Bridges, R Ralph Brantley, R			0-3 K		2-2 L8		0-3 K		0-1 1B			2-1 5-3		2-3 K 3-H	3 0 0 0 0 0 2 0														
Inning Stats	R: 0 E: 0 K: 5 S: 5	H: 0 LOB: 0 BB: 0 P: 9	R: 0 E: 0 K: 7 S: 7	H: 1 LOB: 2 BB: 1 P: 13	R: 0 E: 1 K: 2 S: 13	H: 0 LOB: 2 BB: 1 P: 21	R: 2 E: 0 K: 1 S: 14	H: 2 LOB: 0 BB: 0 P: 18	R: 0 E: 0 K: 1 S: 5	H: 0 LOB: 0 BB: 0 P: 6	R: 0 E: 1 K: 1 S: 7	H: 0 LOB: 0 BB: 0 P: 13	R: 0 E: 0 K: 1 S: 4	H: 0 LOB: 0 BB: 0 P: 6	R: 0 E: 0 K: 1 S: 5	H: 0 LOB: 0 BB: 0 P: 7	R: 0 E: 0 K: 1 S: 7	H: 0 LOB: 0 BB: 0 P: 11	R: 0 E: 0 K: 0 S: 6	H: 0 LOB: 0 BB: 0 P: 11	R: 0 E: 0 K: 0 S: 7	H: 0 LOB: 0 BB: 0 P: 9	R: 1 E: 0 K: 2 S: 11	H: 2 LOB: 0 BB: 0 P: 17	1B: 6 2B: 1 3B: 1 HR: 1	SF: 0 SAC: 0 DP: 0 HBP: 1	WP: 0 PB: 0 SB: 0 CS: 3	PA: 55	
PITCHER Willie Ramsdell, R ERA: 3.89 (1, 1)	IP: 14.0 WLS: W BF: 54 H: 9 R: 4 ER: 4 SO: 10 BB: 2 IBB: 0 HBP: 1 BLK: 0 WP: 0 HR: 1 S: 113 P: 172 ERA: 2.57 WHIP: 0.786																												

Brooklyn Dodgers @ Cincinnati Reds
Crosley Field, Cincinnati, OH
Fri Aug 03 1951, 3:33 AM EDT
Att. 14,102 - Unknown

livebaseballscorecards.com

AB	51
R	4
H	9
RBI	4
BB	2
SO	10
LOB	20



Batter	1	2	3	4	5	6	7	8	9	10	11	12	13	14
Bobby Adams, R OBP: 0.322, SLG: 0.356 (1, 5) (14, 4)	0-0 F7		2-0 5-3			1-0 F5		4-0 1B BB		1-3 K		1-3 K		
Connie Ryan, R OBP: 0.382, SLG: 0.462 (1, 4)	1-3 K		3-2 4-3			4-2 CS BB		0-1 F7		0-0 IBB 1B		0-1 1-3		
Grady Hatton, L OBP: 0.322, SLG: 0.341 (14, 5)								3-H F7		4-1 IBB		0-0 F8		
Johnny Wyrostek, L OBP: 0.394, SLG: 0.423 (1, 9)	1-3 K			1-2 2B		0-1 F5		1-1 1B		4-1 IBB		0-0 F8		
Joe Adcock, R OBP: 0.312, SLG: 0.454 (8, PH)		0-0 F7		1-1 6-3		3-2 6-3		1-3 K		2-2 F9		4-2 BB		
Lloyd Merriam, L OBP: 0.303, SLG: 0.363 (9, 7)														
Ted Kluszewski, L OBP: 0.279, SLG: 0.370 (1, 3)	1-0 6-3 1B 2B			0-0 F9		0-0 F4		0-0 F7			2-3 K		0-1 F6	
Bob Usher, R OBP: 0.275, SLG: 0.330 (1, 8)		1-2 6-3		3-3 K		3-2 F8		1-0 F3			0-0 4-3			0-0 SH1-4 2B 1B
Johnny Pramesa, R OBP: 0.236, SLG: 0.335 (1, 2)		2-0 1B				0-1 F8		1-1 HR		1-0 F7		0-1 F7		0-1 SH1-4
Roy McMillan, R OBP: 0.313, SLG: 0.311 (1, 6)		3-H 1B				2-3 K2-3		2-2 BB 1B F7 1B		1-1 6-3		2-3 K		1-2 WP 2B
Hank Edwards, L OBP: 0.319, SLG: 0.442 (14, PH)		1-2 F4												
Willie Ramsdell, R OBP: 0.190, SLG: 0.150 (1, 1)			1-3 K			0-1 F3		1-0 1B BB 1B		4-0 IBB 1B BB		1-1 F8		2-2 WP


AB	R	H	RBI	BB	SO	LOB
5	0	0	0	1	2	1
5	0	1	1	1	1	2
0	0	0	0	0	0	0
5	0	2	0	1	1	1
3	0	0	0	0	0	1
2	0	0	0	1	1	5
6	1	1	0	0	1	5
6	1	1	0	0	1	2
5	1	2	2	0	0	0
5	1	1	0	0	2	1
1	1	1	1	0	0	0
5	0	1	0	1	1	0

Inning Stats	R: 0	H: 0	E: 0	K: 2	S: 8	LOB: 0	BB: 0	P: 10	R: 1	H: 2	E: 0	K: 0	S: 11	LOB: 1	BB: 0	P: 16	R: 0	H: 0	E: 0	K: 1	S: 7	LOB: 0	BB: 0	P: 13	R: 0	H: 1	E: 0	K: 1	S: 11	LOB: 1	BB: 0	P: 16	R: 0	H: 0	E: 0	K: 0	S: 7	LOB: 0	BB: 0	P: 9	R: 0	H: 0	E: 0	K: 0	S: 8	LOB: 0	BB: 1	P: 13	R: 0	H: 0	E: 0	K: 0	S: 9	LOB: 0	BB: 0	P: 15	R: 2	H: 4	E: 0	K: 1	S: 16	LOB: 3	BB: 1	P: 26	R: 0	H: 0	E: 0	K: 0	S: 4	LOB: 0	BB: 0	P: 7	R: 0	H: 1	E: 0	K: 1	S: 11	LOB: 2	BB: 2	P: 22	R: 0	H: 0	E: 0	K: 1	S: 7	LOB: 0	BB: 0	P: 9	R: 0	H: 0	E: 0	K: 2	S: 8	LOB: 0	BB: 0	P: 12	R: 0	H: 0	E: 0	K: 0	S: 7	LOB: 1	BB: 1	P: 11	R: 2	H: 2	E: 0	K: 0	S: 8	LOB: 0	BB: 0	P: 11	1B: 6	SF: 0	2B: 3	SAC: 1	3B: 0	DP: 0	HR: 1	HBP: 0	WP: 2	PA: 54
PITCHER	IP	WLS	BF	H	R	ER	SO	BB	IBB	HBP	BLK	WP	HR	S	P	ERA	WHIP																																																																																																									
Preacher Roe, L ERA: 2.99	(1, 1)	7.1	30	7	3	3	5	2	0	0	0	0	1	71	111	3.68	1.227																																																																																																									
Bud Podbielan, R ERA: 3.3	(8, 1)	0.2	2	0	0	0	1	0	0	0	0	0	0	6	7	0.00	0.000																																																																																																									
Clyde King, R ERA: 3.8	(9, 1)	3.0	11	1	0	0	2	1	1	0	0	0	0	22	38	0.00	0.667																																																																																																									
Phil Haugstad, R ERA: 5.68	(12, 1)	2.0	7	0	0	0	2	1	0	0	0	0	0	15	23	0.00	0.500																																																																																																									
Ralph Branca, R ERA: 2.8	(14, 1)	0.1	L	4	2	2	0	0	0	0	0	1	0	8	11	54.00	6.000																																																																																																									

Brooklyn Dodgers @ Cincinnati Reds
Crosley Field, Cincinnati, OH
Fri Aug 03 1951, 3:33 AM EDT
Att. 14,102 - Unknown

livebaseballscorecards.com

AB	48
R	5
H	10
RBI	4
BB	5
SO	10
LOB	18



Batter	1	2	3	4	5	6	7	8	9	AB R H RBI BB SO LOB	TOP
Carl Furillo, R OBP: 0.353, SLG: 0.463 (1, 9) B C B B X	3-2 F8 ①		3-2 4-3 1-2 ②		3-3 K ③		1-2 E3 G6-4-3 1-2 2-H			4 0 0 0 0 1 2	
Pee Wee Reese, R OBP: 0.406, SLG: 0.460 (1, 6) F B X	1-2 6-3 ②		2-3 K ③			0-0 1B 1B	1-0 G6-4-3 ② ③			4 0 1 0 0 1 3	
Duke Snider, L OBP: 0.351, SLG: 0.534 (1, 8) F B S	1-3 K ③			1-0 F8 ①		3-2 1B G1-4-3 1-3		0-0 E9 6-3 WP 1B		4 1 2 0 0 1 0	
Jackie Robinson, R OBP: 0.444, SLG: 0.547 (1, 4) Wayne Terwilliger, R OBP: 0.333, SLG: 0.259 (7, 4) B B B		4-0 5-3 BB		2-0 FC6-4 1B 1B		0-1 F3 ①		2-3 K ①		2 0 1 0 1 0 2 1 0 0 0 0 1 1	
Andy Pafko, R OBP: 0.345, SLG: 0.518 (1, 7) X	0-0 5-3 1-2 ①		0-2 FC6-4 1B 1-2		1-0 G1-4-3 ② ③ 1-2f		1-1 6-3 ②			4 0 1 0 0 0 4	
Gil Hodges, R OBP: 0.388, SLG: 0.585 (1, 3) C B F		0-3 K ②		0-2 FC6-4 FC5-4 1-2f 2-3 ②		2-3 K ①	1-0 F7 ③ 3-H			4 0 0 0 0 2 3	
Roy Campanella, R OBP: 0.402, SLG: 0.550 (1, 2) C T C		0-3 K ③		0-0 FC5-4 1-2f ③		3-2 1B 1B ①		2-2 F4 ①		4 1 1 0 0 1 3	
Billy Cox, R OBP: 0.342, SLG: 0.417 (1, 5) B B C B B		4-2 4-3 BB		1-1 F5 ①		0-0 1B E 1B 1-2		0-1 F8 ②		3 1 1 0 1 0 0	
Don Newcombe, L OBP: 0.319, SLG: 0.354 (1, 1) Bud Podbielan, R OBP: 0.353, SLG: 0.353 (6, 1) Rube Walker, L OBP: 0.318, SLG: 0.326 (9, PH) C S B B X		2-2 F7 ①		1-1 F7 ②		2-1 E 1B 1-2 2-H		0-0 F8 ③		2 0 0 0 0 0 1 1 0 1 1 0 0 0 1 0 0 0 0 0 0	
Inning Stats	R: 0 E: 0 K: 1 S: 9 H: 0 LOB: 0 BB: 0 P: 14	R: 0 E: 0 K: 2 S: 7 H: 0 LOB: 1 BB: 1 P: 11	R: 0 E: 0 K: 1 S: 11 H: 0 LOB: 1 BB: 1 P: 22	R: 0 E: 0 K: 1 S: 9 H: 2 LOB: 2 BB: 0 P: 12	R: 0 E: 0 K: 1 S: 8 H: 0 LOB: 0 BB: 0 P: 13	R: 0 E: 0 K: 0 S: 7 H: 2 LOB: 1 BB: 0 P: 11	R: 2 E: 1 K: 1 S: 14 H: 3 LOB: 1 BB: 0 P: 23	R: 1 E: 1 K: 1 S: 7 H: 1 LOB: 0 BB: 0 P: 11	R: 0 E: 0 K: 0 S: 6 H: 0 LOB: 0 BB: 0 P: 8	1B: 8 2B: 0 3B: 0 HR: 0 SF: 0 SAC: 0 DP: 2 HBP: 0	WP: 1 PB: 0 SB: 0 CS: 0 PA: 36
PITCHER Ewell Blackwell, R ERA: 3.91 (1, 1)	IP: 9.0 WLS: W BF: 36 H: 8 R: 3 ER: 1 SO: 7 BB: 2 IBB: 0 HBP: 0 BLK: 0 WP: 1 HR: 0 S: 78 P: 125 ERA: 1.00 WHIP: 1.111					PITCHER	IP: 0.0 WLS: 0 BF: 0 H: 0 R: 0 ER: 0 SO: 0 BB: 0 IBB: 0 HBP: 0 BLK: 0 WP: 0 HR: 0 S: 0 P: 0 ERA: 0.00 WHIP: 0.000				

Brooklyn Dodgers @ Cincinnati Reds
Crosley Field, Cincinnati, OH

Sat Aug 04 1951, 3:33 AM EDT
Att. 9,243 - Unknown

livebaseballscorecards.com

AB	34
R	3
H	8
RBI	1
BB	2
SO	7
LOB	19



Batter	1	2	3	4	5	6	7	8	9	AB	R	H	RBI	BB	SO	LOB
Lloyd Merriman, L (1, 8) OBP: 0.299, SLG: 0.357	1-3 K		2-0 L8		2-2 4-3	0-0 F6				4	0	0	0	0	1	1
Connie Ryan, R (1, 4) OBP: 0.387, SLG: 0.464	3-1 F3			2-2 1B	4-0 1B	2-2 1B				3	2	2	0	1	0	0
Johnny Wyrostek, L (1, 9) OBP: 0.391, SLG: 0.418	0-0 1-3			1-1 4-3	3-2 F7	1-1 4-3				4	0	0	0	0	0	4
Ted Kluszewski, L (1, 3) OBP: 0.284, SLG: 0.374		1-0 F7		2-1 2B	2-2 2B					4	2	3	2	0	0	0
Hank Edwards, L (1, 7) OBP: 0.333, SLG: 0.489		2-2 6-3		1-0 1B	1-0 2B					4	2	2	1	0	0	1
Grady Hatton, L (1, 5) OBP: 0.327, SLG: 0.346		4-2 BB		4-0 1B	0-0 2B					2	1	1	1	2	0	1
Dixie Howell, R (1, 2) OBP: 0.347, SLG: 0.382	1-3 K			0-1 4-3	0-2 F7					4	0	0	1	0	1	4
Roy McMillan, R (1, 6) OBP: 0.311, SLG: 0.309			1-2 5-3	0-0 1B						4	0	1	2	0	0	0
Ewell Blackwell, R (1, 1) OBP: 0.382, SLG: 0.462			0-3 K	1-3 K						4	0	1	0	0	2	1

Inning Stats	R: 0	H: 0	E: 0	K: 1	S: 6	R: 0	H: 0	E: 0	K: 1	S: 10	R: 0	H: 0	E: 0	K: 1	S: 7	R: 4	H: 4	E: 0	K: 1	S: 16	R: 3	H: 3	E: 0	K: 0	S: 15	R: 0	H: 2	E: 0	K: 0	S: 12	R: 0	H: 1	E: 0	K: 0	S: 6	R: 0	H: 0	E: 0	K: 0	S: 4	1B: 7	2B: 3	3B: 0	HR: 0	SF: 0	SAC: 0	DP: 0	HBP: 0	WP: 0	PB: 0	SB: 1	CS: 1	PA: 37
--------------	------	------	------	------	------	------	------	------	------	-------	------	------	------	------	------	------	------	------	------	-------	------	------	------	------	-------	------	------	------	------	-------	------	------	------	------	------	------	------	------	------	------	-------	-------	-------	-------	-------	--------	-------	--------	-------	-------	-------	-------	--------


PITCHER	IP	WLS	BF	H	R	ER	SO	BB	IBB	HBP	BLK	WP	HR	S	P	ERA	WHIP
Don Newcombe, R (1, 1) ERA: 3.26	5.0	L	25	7	7	7	4	2	1	0	0	0	0	54	92	12.60	1.800
Bud Podbielan, R (6, 1) ERA: 3.09	3.0		11	3	0	0	0	0	0	0	0	0	0	22	35	0.00	1.000

BOTTOM

Brooklyn Dodgers @ Cincinnati Reds
Crosley Field, Cincinnati, OH

Sat Aug 04 1951, 3:33 AM EDT
Att. 9,243 - Unknown

AB	33
R	7
H	10
RBI	7
BB	3
SO	4
LOB	12



PITCHER	IP	WLS	BF	H	R	ER	SO	BB	IBB	HBP	BLK	WP	HR	S	P	ERA	WHIP
---------	----	-----	----	---	---	----	----	----	-----	-----	-----	----	----	---	---	-----	------

Batter	1	2	3	4	5	6	7	8	9	AB R H RBI BB SO LOB	TOP												
Carl Furillo, R OBP: 0.358, SLG: 0.469 (1, 9) B X	1-1 2B F7 1B		1-1 2B F7		2-0 1-H S 1B	1-0 5-3			1-2 1-3 1B	5 1 4 1 0 0 0													
Pee Wee Reese, R OBP: 0.404, SLG: 0.459 (1, 6) C F X	0-2 F7 1-3 L8 2B		1-0 F8		0-2 F4	2-1 E5 CS			1-0 1-3 1-2	5 1 1 0 0 0 3													
Duke Snider, L OBP: 0.347, SLG: 0.528 (1, 8) X	0-0 F7 2-3 3-H		1-1 F4		3-2 L8 1-2	1-1 CS 1-2	2-1 L9		2-2 L8	5 0 0 1 0 0 4													
Jackie Robinson, R OBP: 0.442, SLG: 0.546 (1, 4) B X	1-0 L8 3-H			2-1 6-3		1-2 E HR 2B	0-1 6-3			4 1 1 1 0 0 0													
Andy Pafko, R OBP: 0.340, SLG: 0.510 (1, 7) B F X	2-2 L9			0-1 F4		0-0 E6 HR	2-2 1-3			4 1 0 0 0 0 1 0 0 0 0 0 0 0													
Don Thompson, L OBP: 0.304, SLG: 0.232 (7, 7) F X																							
Gil Hodges, R OBP: 0.385, SLG: 0.579 (1, 3) C B F X			3-3 K		1-3 K			2-2 5-3		4 1 0 0 0 2 2													
Roy Campanella, R OBP: 0.403, SLG: 0.567 (1, 2) B C F X			3-3 K			0-0 HR		1-2 L6		4 2 2 5 0 1 0													
Billy Cox, R OBP: 0.341, SLG: 0.412 (1, 5) B X			1-0 F4			1-0 S 1B HBP		1-1 L8		3 1 0 0 0 0 0													
Johnny Schmitz, R OBP: 0.200, SLG: 0.400 (1, 1) C F X			1-3 K			0-0 B3			0-0 6-3	4 1 1 1 0 1 1 0 0 0 0 0 0 0													
Carl Erskine, R OBP: 0.225, SLG: 0.231 (9, 1) F X																							
Inning Stats	R: 2 E: 0 K: 0 S: 11	H: 2 LOB: 0 BB: 0 P: 15	R: 0 E: 0 K: 2 S: 9	H: 0 LOB: 0 BB: 0 P: 16	R: 0 E: 0 K: 1 S: 8	H: 1 LOB: 1 BB: 0 P: 12	R: 0 E: 0 K: 1 S: 7	H: 0 LOB: 0 BB: 0 P: 10	R: 2 E: 0 K: 0 S: 11	H: 2 LOB: 1 BB: 0 P: 17	R: 5 E: 3 K: 0 S: 15	H: 3 LOB: 0 BB: 0 P: 20	R: 0 E: 0 K: 0 S: 7	H: 0 LOB: 0 BB: 0 P: 11	R: 0 E: 0 K: 0 S: 9	H: 0 LOB: 0 BB: 0 P: 13	R: 0 E: 0 K: 0 S: 8	H: 1 LOB: 1 BB: 0 P: 12	1B: 3 2B: 3 3B: 0 HR: 3	SF: 0 SAC: 0 DP: 0 HBP: 1	WP: 0 PB: 0 SB: 2 CS: 1	PA: 40	
PITCHER	IP WLS BF H R ER SO BB IBB HBP BLK WP HR S P ERA WHIP																					PITCHER	IP WLS BF H R ER SO BB IBB HBP BLK WP HR S P ERA WHIP
Ken Raffensberger, L ERA: 3.98 (1, 1)	5.1 L 27 8 9 6 4 0 0 1 0 0 3 57 82 10.12 1.500																						
Eddie Erault, R ERA: 5.68 (6, 1)	2.2 8 0 0 0 0 0 0 0 0 0 0 20 32 0.00 0.000																						
Bud Byerly, R ERA: 4.41 (9, 1)	1.0 4 1 0 0 0 0 0 0 0 0 0 8 12 0.00 1.000																						

Brooklyn Dodgers @ Cincinnati Reds
Crosley Field, Cincinnati, OH
Sun Aug 05 1951, 3:33 AM EDT
Unknown

livebaseballscorecards.com

AB	38
R	9
H	9
RBI	9
BB	0
SO	4
LOB	11



BOTTOM

Brooklyn Dodgers @ Cincinnati Reds
Crosley Field, Cincinnati, OH
Sun Aug 05 1951, 3:33 AM EDT
Unknown

livebaseballscorecards.com

AB	34
R	8
H	12
RBI	8
BB	4
SO	0
LOB	16



WP:	0	PA:	41
PB:	0		
SB:	0		
CS:	1		

AB R H RBI BB SO LOB

5	1	4	3	0	0	1
3	0	0	0	0	0	2
1	0	0	0	0	0	1
4	0	1	0	0	0	1
1	0	0	0	0	0	3
2	2	1	0	2	0	3
3	1	1	0	1	0	2
4	2	1	0	0	0	2
4	1	2	3	0	0	0
3	0	0	0	0	0	1
1	1	1	2	0	0	0
2	0	1	0	0	0	0
0	0	0	0	0	0	0
1	0	0	0	0	0	0
0	0	0	0	0	0	0
0	0	0	0	1	0	0
0	0	0	0	0	0	0

Batter	1	2	3	4	5	6	7	8	9
Bobby Adams, R OBP: 0.331, SLG: 0.378 (1, 5) C C C (8, 4) X	1-2 HR		2-2 F8		0-0 CS 1B			3-2 1B	0-1 SH 1B
Connie Ryan, R OBP: 0.383, SLG: 0.459 Grady Hatton, L OBP: 0.326, SLG: 0.344 (1, 4) C B F B X (8, 5)	3-2 1-3		0-0 G6-4-3		2-0 F6			2-1 F9	1-1 SH G6-4-3
Danny Litwhiler, R OBP: 0.286, SLG: 0.286 Lloyd Merriman, L OBP: 0.298, SLG: 0.356 (1, 9) B C X (9, PH)	1-1 SH5-3 1B			0-0 F8	1-0 CS	2-1 4-3		0-1 F2	0-0 F6
Joe Adcock, R OBP: 0.317, SLG: 0.455 (1, 7) X	0-0 SH5-3			4-0 FC4-6 3B BB		0-0 G4-6-3 1B			0-1 1B 1B BB
Ted Kluszewski, L OBP: 0.286, SLG: 0.373 (1, 3) X	0-0 3-1			4-0 FC4-6 1-2 BB		1-1 G4-6-3			0-1 1B 1B 1B
Bob Usher, R OBP: 0.275, SLG: 0.328 (1, 8) C B X		1-1 L7		1-1 FC4-6 3B		0-0 F8		0-0 1B 1B	0-0 1B 1B
Johnny Pramesa, R OBP: 0.243, SLG: 0.352 (1, 2) C X		0-1 F9		1-1 1-H 3-H 3B		0-0 F4		1-0 BB 1B 1B	1-0 BB 1B 1B
Roy McMillan, R OBP: 0.303, SLG: 0.301 Johnny Wyrostek, L OBP: 0.392, SLG: 0.420 (1, 6) X (9, PH)		0-0 6-3		1-1 5-3		2-0 F3		2-2 1B BB	2-2 1B BB
Ken Raffensberger, R OBP: 0.138, SLG: 0.109 Eddie Erault, R (6, 1) Virgil Stallcup, R OBP: 0.258, SLG: 0.376 Bud Byerly, R (8, PH) (9, 1) Hank Edwards, L OBP: 0.346, SLG: 0.489 Herm Wehmeier, R OBP: 0.174, SLG: 0.217 (9, PR)			1-0 G6-4-3 1B		1-0 F7		0-1 F4	4-2 SH 1B BB	4-2 SH 1B BB

Inning Stats	R: 1 E: 0 K: 0 S: 11	H: 2 LOB: 1 BB: 0 P: 16	R: 0 E: 0 K: 0 S: 5	H: 0 LOB: 0 BB: 0 P: 6	R: 0 E: 0 K: 0 S: 5	H: 1 LOB: 0 BB: 0 P: 8	R: 2 E: 0 K: 0 S: 7	H: 1 LOB: 1 BB: 2 P: 18	R: 0 E: 0 K: 0 S: 3	H: 1 LOB: 0 BB: 0 P: 7	R: 0 E: 0 K: 0 S: 5	H: 1 LOB: 0 BB: 0 P: 8	R: 0 E: 0 K: 0 S: 3	H: 0 LOB: 0 BB: 0 P: 5	R: 0 E: 0 K: 0 S: 10	H: 1 LOB: 1 BB: 0 P: 15	R: 5 E: 0 K: 0 S: 18	H: 5 LOB: 3 BB: 2 P: 32	1B: 10 2B: 0 3B: 1 HR: 1	SF: 0 SAC: 2 DP: 3 HBP: 0
--------------	-------------------------------	----------------------------------	------------------------------	---------------------------------	------------------------------	---------------------------------	------------------------------	----------------------------------	------------------------------	---------------------------------	------------------------------	---------------------------------	------------------------------	---------------------------------	-------------------------------	----------------------------------	-------------------------------	----------------------------------	-----------------------------------	------------------------------------

PITCHER	IP	WLS	BF	H	R	ER	SO	BB	IBB	HBP	BLK	WP	HR	S	P	ERA	WHIP
Johnny Schmitz, L ERA: 5.73 (1, 1)	8.0	W	34	10	7	7	0	3	0	0	0	0	1	55	94	7.88	1.625
Carl Erskine, R ERA: 4.73 (9, 1)	1.0	S	6	2	1	1	0	1	0	0	0	0	0	12	21	9.00	3.000

Batter	1	2	3	4	5	6	7	8	9	AB R H RBI BB SO LOB	TOP									
Carl Furillo, R OBP: 0.355, SLG: 0.465 (1, 9) X	0-0 F6 ①		0-0 FC1-6 ②			0-1 1-3 ②		0-0 FC1-5 ①		4 0 0 0 0 0 3										
Pee Wee Reese, R OBP: 0.402, SLG: 0.457 (1, 6) C X	0-1 F9 ②		0-0 FC5-4 ③			3-1 1B ③		0-1 F4 ②		4 0 1 0 0 0 3										
Duke Snider, L OBP: 0.344, SLG: 0.523 (1, 8) B B F B X	3-1 6-3 ③				0-0 F6 ①		0-1 4-3 ①	1-2 F8 ③		4 0 0 0 0 0 2										
Jackie Robinson, R OBP: 0.438, SLG: 0.540 (1, 4)		2-2 6-3 ①		2-2 E6 ②		1-1 4-3 ②		2-3 K2-3 ①		4 0 0 0 0 1 0										
Andy Pafko, R OBP: 0.342, SLG: 0.506 (1, 7) B B C B X		4-1 CS BB ②		2-0 6-3-5 ② ③		4-1 BB ③		0-1 6-3 ②		2 0 0 0 2 0 1										
Gil Hodges, R OBP: 0.384, SLG: 0.574 (1, 3) C X		0-1 L7 ②			1-0 5-3 ①		1-2 F9 ③	4-2 BB ③		3 0 0 0 1 0 2										
Rube Walker, L OBP: 0.325, SLG: 0.341 (1, 2)		2-2 CS ③	2-1 4-3 1B 2B ①		0-0 F8 ②		1-0 1B 1B ③	0-0 F8 ③		3 1 2 0 0 0 0										
Don Thompson, L OBP: 0.304, SLG: 0.232 (8, PR)										0 1 0 0 0 0 0										
Rocky Bridges, R OBP: 0.321, SLG: 0.347 (8, 5)										1 0 0 0 0 0 1										
Billy Cox, R OBP: 0.338, SLG: 0.409 (1, 5)			0-0 4-3 ①		1-0 F8 ③		0-0 FC1-5 1B ③			2 0 0 0 0 0 1										
Roy Campanella, R OBP: 0.404, SLG: 0.568 (8, 2)							1-3 1B ③			1 0 1 0 0 0 0										
Ralph Branca, R OBP: 0.189, SLG: 0.194 (1, 1) X			0-0 FC1-6 1B ①			0-3 K ①		0-1 FC1-6 1B ③		3 0 2 2 0 1 0										
Inning Stats	R: 0 H: 0 E: 0 K: 0 S: 5	H: 0 LOB: 0 BB: 1 P: 8	R: 0 H: 0 E: 0 K: 0 S: 8	H: 0 LOB: 0 BB: 1 P: 16	R: 1 H: 2 E: 0 K: 0 S: 6	H: 2 LOB: 1 BB: 0 P: 8	R: 0 H: 0 E: 1 K: 0 S: 5	H: 0 LOB: 0 BB: 0 P: 9	R: 0 H: 0 E: 0 K: 0 S: 3	H: 0 LOB: 0 BB: 0 P: 5	R: 0 H: 1 E: 0 K: 1 S: 7	H: 1 LOB: 1 BB: 0 P: 10	R: 0 H: 0 E: 0 K: 0 S: 9	H: 0 LOB: 1 BB: 1 P: 15	R: 1 H: 3 E: 0 K: 0 S: 10	H: 3 LOB: 2 BB: 0 P: 12	R: 0 H: 0 E: 0 K: 1 S: 8	H: 0 LOB: 1 BB: 1 P: 14	1B: 5 SF: 0 2B: 2 SAC: 0 3B: 0 DP: 1 HR: 0 HBP: 0	WP: 0 PA: 35 PB: 0 SB: 0 CS: 1
PITCHER	IP WLS BF H R ER SO BB IBB HBP BLK WP HR S P ERA WHIP																			
Howie Fox, R ERA: 3.43 (1, 1)	7.0 L 27 6 2 2 1 2 0 0 0 0 0 0 47 76 2.57 1.143																			
Frank Smith, R ERA: 2.87 (8, 1)	1.0 3 0 0 0 0 0 0 0 0 0 0 0 6 7 0.00 0.000																			
Herm Wehmeier, R ERA: 5.42 (9, 1)	1.0 4 0 0 0 1 1 0 0 0 0 0 0 8 14 0.00 1.000																			

Brooklyn Dodgers @ Cincinnati Reds
 Crosley Field, Cincinnati, OH
 Sun Aug 05 1951, 3:38 AM EDT
 Att: 28,867 - Unknown

livebaseballscorecards.com

AB	31
R	2
H	6
RBI	2
BB	3
SO	2
LOB	13



Batter	1	2	3	4	5	6	7	8	9	AB	R	H	RBI	BB	SO	LOB
Lloyd Merriman, L (1, 8) OBP: 0.293, SLG: 0.350	1-3 K ①		3-2 L9 ③			1-0 F9 ①		2-2 F2 ①		4	0	0	0	0	1	2
Connie Ryan, R (1, 4) OBP: 0.379, SLG: 0.453	0-0 F7 ②			0-0 6-3 ①		2-2 F7 ②		1-2 F8 ②		4	0	0	0	0	0	2
Johnny Wyrostek, L (1, 9) OBP: 0.391, SLG: 0.418	2-2 1B ③			2-1 4-3 ②		0-1 F7 ③		0-0 G3 ③		4	0	1	0	0	0	2
Ted Kluszewski, L (1, 3) OBP: 0.285, SLG: 0.372	2-1 F2 ③			0-0 F4 ③			0-1 F4 ①		1-2 1B ①	4	0	1	0	0	0	1
Hank Edwards, L (1, 7) OBP: 0.345, SLG: 0.480		3-1 F2 ①			3-2 F7 ①		0-0 1B ①		2-2 F8 ①	3	0	1	0	0	0	0
Bob Usher, R (7, PR) OBP: 0.273, SLG: 0.326										1	0	0	0	0	0	1
Grady Hatton, L (1, 5) OBP: 0.328, SLG: 0.347		0-0 F9 ②			0-0 1B ②		0-0 1B ②		3-1 F7 ②	4	0	2	0	0	0	1
Virgil Stallcup, R (1, 6) OBP: 0.258, SLG: 0.375		1-1 F3 ③			0-2 1-3 ②		0-0 L7 ②		1-2 1B ②	4	0	1	0	0	0	3
Dixie Howell, R (1, 2) OBP: 0.333, SLG: 0.366			0-0 L7 ①		2-2 F7 ③		0-1 5-3 ③		0-1 F7 ③	4	0	0	0	0	0	5
Howie Fox, R (1, 1) OBP: 0.140, SLG: 0.125			0-3 K ②			0-1 1B ②		1-0 1B ②		2	0	1	0	0	1	0
Frank Smith, R (8, 1)										0	0	0	0	0	0	0
Bobby Adams, R (8, PH) OBP: 0.333, SLG: 0.380										1	0	1	0	0	0	0
Herm Wehmeier, R (9, 1) OBP: 0.174, SLG: 0.217										0	0	0	0	0	0	0

Inning Stats	R: 0	H: 1	R: 0	H: 0	R: 0	H: 0	R: 0	H: 1	R: 0	H: 1	R: 0	H: 2	R: 0	H: 1	R: 0	H: 2	1B: 8	SF: 0
	E: 0	LOB: 1	E: 0	LOB: 0	E: 0	LOB: 0	E: 0	LOB: 1	E: 0	LOB: 1	E: 0	LOB: 2	E: 0	LOB: 1	E: 0	LOB: 2	2B: 0	SAC: 0
	K: 1	BB: 0	K: 0	BB: 0	K: 0	BB: 0	K: 0	BB: 0	K: 0	BB: 0	K: 0	BB: 0	K: 0	BB: 0	K: 0	BB: 0	3B: 0	DP: 0
	S: 11	P: 16	S: 5	P: 9	S: 11	P: 14	S: 11	P: 16	S: 11	P: 14	S: 7	P: 7	S: 9	P: 13	S: 14	P: 21	HR: 0	HBP: 0

PITCHER	IP	WLS	BF	H	R	ER	SO	BB	IBB	HBP	BLK	WP	HR	S	P	ERA	WHIP
Ralph Branca, R (1, 1) ERA: 2.6	9.0	W	35	8	0	0	2	0	0	0	0	0	0	83	116	0.00	0.889

BOTTOM

Brooklyn Dodgers @ Cincinnati Reds
Crosley Field, Cincinnati, OH
Sun Aug 05 1951, 3:38 AM EDT
Att. 28,867 - Unknown

livebaseballscorecards.com

AB	35
R	0
H	8
RBI	0
BB	0
SO	2
LOB	17



WP	PA	ERA	WHIP
0	35		
0			
1			
0			

Batter	1	2	3	4	5	6	7	8	9	AB R H RBI BB SO LOB	TOP															
Davey Williams, R (1, 4) OBP: 0.333, SLG: 0.378	1-0 CS 1B	0-0 2-3f 9-4-6			1-2 F3		0-1 F8			4 0 1 0 0 0 3																
Alvin Dark, R (1, 6) OBP: 0.368, SLG: 0.464	4-0 1B BB		4-0 G6-4-3 BB		1-3 K			1-2 G5-4-3 BB 1B		2 1 1 0 2 1 0																
Willie Mays, R (1, 8) OBP: 0.374, SLG: 0.560	0-0 1B 1B		1-0 F8		4-1 HBP BB			4-0 G5-4-3 BB 1B		2 0 1 0 2 0 1																
Monte Irvin, R (1, 7) OBP: 0.416, SLG: 0.474	2-2 F9		1-0 G6-4-3		2-2 G4-6-3 HBP			2-1 G5-4-3 1-2f 2-3		3 0 0 0 0 0 5																
Bobby Thomson, R (1, 5) OBP: 0.349, SLG: 0.510	0-0 FC4-6 1B			2-2 F7		1-3 K		2-2 F7		4 0 1 1 0 1 3																
Whitey Lockman, L (1, 3) OBP: 0.334, SLG: 0.396	0-2 FC4-6 1-2f		0-0 2B 1B		0-0 G4-6-3 1-2f			1-1 1B		4 1 2 0 0 0 4																
Wes Westrum, R (1, 2) OBP: 0.406, SLG: 0.455		4-2 9-4-6 PB BB		0-1 1-H 2B		3-2 1-3		1-3 K		3 0 1 1 1 1 1																
Clint Hartung, R (1, 9) OBP: 0.222, SLG: 0.227		4-2 BB		0-1 L7		1-2 1B		0-2 F9		1 0 0 0 1 0 0																
Don Mueller, L (7, PH) OBP: 0.321, SLG: 0.418		1-2 BB						2 0 1 0 0 0 1		2 0 1 0 0 0 1																
Jim Hearn, R (1, 1) OBP: 0.208, SLG: 0.255		0-0 B2			3-2 5-3		2-3 K		0-1 F4	1 0 0 0 0 0 2																
Eddie Stanky, R (5, PH) OBP: 0.387, SLG: 0.388										1 0 0 0 0 0 0																
George Spencer, R (5, 1) OBP: 0.111, SLG: 0.040										0 0 0 0 0 0 0																
Hank Thompson, L (7, PH) OBP: 0.348, SLG: 0.396										1 0 0 0 0 0 1 1																
Sheldon Jones, R (7, 1) OBP: 0.158, SLG: 0.278										0 0 0 0 0 0 0																
Bill Rigney, R (9, PH) OBP: 0.284, SLG: 0.377										1 0 0 0 0 0 1																
Inning Stats	R: 1 E: 0 K: 0 S: 10	H: 3 LOB: 2 BB: 1 P: 17	R: 0 E: 0 K: 0 S: 9	H: 0 LOB: 1 BB: 2 P: 17	R: 0 E: 0 K: 0 S: 2	H: 0 LOB: 0 BB: 1 P: 8	R: 1 E: 0 K: 0 S: 9	H: 2 LOB: 0 BB: 0 P: 11	R: 0 E: 0 K: 1 S: 11	H: 0 LOB: 0 BB: 0 P: 16	R: 0 E: 0 K: 1 S: 7	H: 0 LOB: 1 BB: 1 P: 14	R: 0 E: 0 K: 1 S: 13	H: 1 LOB: 1 BB: 0 P: 19	R: 0 E: 0 K: 0 S: 9	H: 1 LOB: 1 BB: 1 P: 18	R: 0 E: 0 K: 1 S: 11	H: 1 LOB: 1 BB: 0 P: 13	1B: 7 2B: 2 3B: 0 HR: 0	SF: 0 SAC: 0 DP: 4 HBP: 1	WP: 0 PB: 1 SB: 0 CS: 1	PA: 36				
PITCHER	IP WLS BF H R ER SO BB IBB HBP BLK WP HR S P ERA WHIP																									
Preacher Roe, L (1, 1) ERA: 3.01	2.0	10	3	1	1	0	3	0	0	0	0	0	19	34	4.50	3.000										
Carl Erskine, R (3, 1) ERA: 4.54	7.0	26	5	1	1	4	3	0	1	0	0	0	62	99	1.29	1.143										

New York Giants @ Brooklyn Dodgers
Ebbets Field, Brooklyn, NY
 Wed Aug 08 1951, 3:33 AM EDT
 Att: 19,208 - Unknown

livebaseballscorecards.com

AB 29
R 2
H 8
RBI 2
BB 6
SO 4
LOB 22



BOTTOM

New York Giants @ Brooklyn Dodgers
Ebbets Field, Brooklyn, NY
Wed Aug 08 1951, 3:33 AM EDT
Att. 19,208 - Unknown

livebaseballscorecards.com

AB	31
R	7
H	8
RBI	5
BB	4
SO	7
LOB	8



WP:	0	PA:	36
PB:	0	SB:	4
CS:	1		

AB	R	H	RBI	BB	SO	LOB
3	1	1	2	1	0	0
4	1	2	1	0	1	0
4	1	2	1	0	2	1
3	1	0	0	1	0	1
4	1	1	0	0	1	0
0	0	0	0	0	0	0
3	1	0	0	1	2	0
4	1	1	1	0	0	2
3	0	1	0	1	0	0
0	0	0	0	0	0	0
1	0	0	0	0	0	1
2	0	0	0	0	1	3
1B:	5	SF:	0			
2B:	0	SAC:	0			
3B:	0	DP:	0			
HR:	3	HBP:	0			

Batter	1	2	3	4	5	6	7	8	9
Carl Furillo, R OBP: 0.357, SLG: 0.471 (1, 9)	2-2 P4		1-0 4-3	4-1 1B BB			0-1 HR		
Pee Wee Reese, R OBP: 0.403, SLG: 0.458 (1, 6)	2-1 5-3		0-3 K	0-0 1B			3-2 S S E 1B		
Duke Snider, L OBP: 0.345, SLG: 0.530 (1, 8)	1-0 1B		2-2 HR		0-3 K		2-3 K		
Jackie Robinson, R OBP: 0.436, SLG: 0.536 (1, 4)	1-1 5-3		1-1 6-3		0-0 L5		4-1 S S BB		
Andy Pafko, R OBP: 0.341, SLG: 0.502 Don Thompson, L OBP: 0.304, SLG: 0.232 (7, PR) (8, 7)		1-0 F8		0-1 E3 BB	1-3 K		2-1 CS 1B		
Roy Campanella, R OBP: 0.403, SLG: 0.563 (1, 2)		3-3 K		4-0 BB 5-3 1B BB		1-0 F4	2-2 CS	2-3 K	
Gil Hodges, R OBP: 0.382, SLG: 0.579 (1, 3)		3-2 HR		1-1 5-3		1-1 F2		3-2 F4	
Billy Cox, R OBP: 0.340, SLG: 0.408 (1, 5)		0-0 1B		4-0 BB 1B IBB		0-1 F7		1-1 F9	
Preacher Roe, R OBP: 0.136, SLG: 0.109 Dick Williams, R OBP: 0.273, SLG: 0.405 Carl Erskine, R OBP: 0.214, SLG: 0.220 (2, PH) (3, 1)		2-2 5-3		2-3 K			0-0 B2		

Inning	R	H	E	K	S	H	LOB	BB	P
1	0	1	0	0	8	2	1	13	24
2	1	2	0	1	13	4	1	22	39
3	1	1	0	1	9	4	0	13	39
4	2	1	1	1	9	2	2	24	39
5	0	0	0	2	7	0	0	8	39
6	0	0	0	0	5	0	0	7	39
7	3	3	1	1	15	3	1	28	44
8	0	0	0	1	10	0	0	16	44
9	0	0	0	0	0	0	0	0	44

PITCHER	IP	WLS	BF	H	R	ER	SO	BB	IBB	HBP	BLK	WP	HR	S	P	ERA	WHIP
Jim Hearn, R ERA: 4.57 (1, 1)	4.0	L	20	5	4	2	3	2	1	0	0	0	2	39	73	4.50	1.750
George Spencer, R ERA: 3.33 (5, 1)	2.0		6	0	0	0	2	0	0	0	0	0	0	12	15	0.00	0.000
Sheldon Jones, R ERA: 5.18 (7, 1)	2.0		9	3	3	2	2	1	0	0	0	0	1	25	44	9.00	2.000

New York Giants @ Brooklyn Dodgers
 Ebbets Field, Brooklyn, NY
 Thu Aug 09 1951, 3:33 AM EDT
 Att. 15,838 - Unknown

AB	29
R	5
H	6
RBI	4
BB	15
SO	2
LOB	24



WP	2	PA	44
PB	0		
SB	0		
CS	0		

Batter	1	2	3	4	5	6	7	8	9	AB	R	H	RBI	BB	SO	LOB					
Davey Williams, R (1, 4) OBP: 0.356, SLG: 0.426	1-3 K	4-2 WP BB		0-1 1-H HR		0-1 3-1 WP 1B	0-0 F9			4	1	2	2	1	1	1					
Alvin Dark, R (1, 6) OBP: 0.370, SLG: 0.463	4-2 FC5-4 BB	4-2 BB		1-2 4-3		3-2 3-1		1-2 G6-4-3 1B		3	0	1	0	2	0	1					
Don Mueller, L (1, 9) OBP: 0.317, SLG: 0.408	1-1 FC5-4 HR	1-2 F8		1-0 F8		3-1 5-3		2-1 F9		5	1	0	0	0	0	6					
Monte Irvin, R (1, 7) OBP: 0.418, SLG: 0.479	0-0 1-H HR			1-0 5-3		4-2 BB 1B BB		2-2 G6-4-3		3	1	1	2	2	0	1					
Whitey Lockman, L (1, 3) OBP: 0.335, SLG: 0.398	0-1 5-3			0-1 1-3		2-1 F7		4-1 2B BB		3	0	0	0	2	0	1					
Willie Mays, R (1, 8) OBP: 0.375, SLG: 0.557				4-2 BB		2-2 BB 1B		1-1 2B		4	0	2	0	1	0	3					
Bobby Thomson, R (1, 5) OBP: 0.351, SLG: 0.513				0-1 F8		1-0 F6		4-0 G4-6-3 BB		3	0	0	0	2	0	3					
Wes Westrum, R (1, 2) OBP: 0.411, SLG: 0.452				4-2 FC6 BB		4-2 1-2 2-3 BB		4-1 G4-6-3 BB		1	1	0	0	4	0	2					
Larry Jansen, R (1, 1) OBP: 0.145, SLG: 0.078				1-1 FC6 HR		3-3 K		0-1 G4-6-3		2	1	0	0	1	1	4					
George Spencer, R (5, 1) OBP: 0.111, SLG: 0.040										0	0	0	0	0	0	0					
Al Corwin, R (6, 1)										0	0	0	0	0	0	0					
Hank Thompson, L (7, PH) OBP: 0.349, SLG: 0.397										1	0	0	0	0	0	2					
Sheldon Jones, R (7, 1) OBP: 0.158, SLG: 0.278										0	0	0	0	0	0	0					
Inning Stats	R: 2 E: 0 K: 1 S: 11	H: 1 LOB: 0 BB: 1 P: 17	R: 1 E: 0 K: 0 S: 15	H: 0 LOB: 3 BB: 4 P: 33	R: 0 E: 0 K: 0 S: 8	H: 0 LOB: 1 BB: 1 P: 13	R: 2 E: 0 K: 0 S: 13	H: 1 LOB: 0 BB: 1 P: 20	R: 0 E: 0 K: 1 S: 13	H: 1 LOB: 3 BB: 2 P: 29	R: 0 E: 0 K: 0 S: 15	H: 1 LOB: 3 BB: 2 P: 30	R: 0 E: 0 K: 0 S: 4	H: 0 LOB: 1 BB: 2 P: 12	R: 0 E: 0 K: 0 S: 8	H: 1 LOB: 0 BB: 0 P: 13	R: 0 E: 0 K: 0 S: 4	H: 1 LOB: 1 BB: 2 P: 13	1B: 3 2B: 1 3B: 0 HR: 2	SF: 0 SAC: 0 DP: 3 HBP: 0	WP: 2 PA: 44
PITCHER	IP	WLS	BF	H	R	ER	SO	BB	IBB	HBP	BLK	WP	HR	S	P	ERA	WHIP				
Ralph Branca, R (1, 1) ERA: 2.78	1.2		11	1	3	3	1	5	0	0	0	1	1	22	45	16.20	3.600				
Bud Podbielan, R (2, 1) ERA: 3.31	2.1		10	1	2	2	0	2	0	0	0	0	1	25	38	7.71	1.286				
Erv Palica, R (5, 1) ERA: 3.91	2.0		12	2	0	0	1	4	0	0	0	1	0	28	59	0.00	3.000				
Phil Haugstad, R (7, 1) ERA: 5.68	0.0		2	0	0	0	0	2	0	0	0	0	0	1	9	∞	∞				
Clyde King, R (7, 1) ERA: 3.64	3.0	W	9	2	0	0	0	1	1	0	0	0	0	15	29	0.00	1.000				

BOTTOM

New York Giants @ Brooklyn Dodgers
Ebbets Field, Brooklyn, NY
Thu Aug 09 1951, 3:33 AM EDT
Att. 15,838 - Unknown

livebaseballscorecards.com

AB	31
R	6
H	7
RBI	5
BB	9
SO	5
LOB	14



WP	1	PA	40
PB	0		
SB	0		
CS	1		


Batter	1	2	3	4	5	6	7	8	9	AB	R	H	RBI	BB	SO	LOB	
Carl Furillo, R OBP: 0.355, SLG: 0.473 (1, 9)	1-2 4-3 ①		3-1 E6		2-0 F8	4-2 1B BB	1-0 FC6-4 ③			4	1	0	0	1	0	1	
Pee Wee Reese, R OBP: 0.401, SLG: 0.453 (1, 6)	3-2 F8		2-2 F9		1-1 6-3	2-1 1B 1B		3-3 K		5	0	1	1	0	1	1	
Duke Snider, L OBP: 0.348, SLG: 0.533 (1, 8)	2-3 K		1-1 G3		4-2 BB BB	0-1 1B		4-1 CS BB		3	0	1	1	2	1	1	
Jackie Robinson, R OBP: 0.440, SLG: 0.534 (1, 4)		4-2 FC5-4 BB		1-1 4-3	4-0 BB	4-0 IBB		1-2 F9 ② ③		2	0	0	0	3	0	1	
Andy Pafko, R OBP: 0.344, SLG: 0.496 (1, 7)		0-0 FC5-4 HR		3-1 6-3	4-1 BB	3-3 K				3	1	0	0	1	1	4	
Roy Campanella, R OBP: 0.406, SLG: 0.580 (1, 2)		1-2 HR		1-0 1B BB 1B	1-1 F9		2-0 HR			4	3	3	3	0	0	3	
Gil Hodges, R OBP: 0.379, SLG: 0.570 (1, 3)		2-2 6-3		4-1 WP 1B BB		3-2 F8	1-0 F2			3	0	0	0	1	0	0	
Billy Cox, R OBP: 0.340, SLG: 0.406 Rocky Bridges, R OBP: 0.328, SLG: 0.355 (1, 5) (4, 5)		0-0 L5		1-0 WP 1B		0-0 G3 1B	1-3 K			1	0	0	0	0	0	0	
Ralph Branca, R OBP: 0.189, SLG: 0.194 Bud Podbielan, R OBP: 0.333, SLG: 0.333 Rube Walker, L OBP: 0.323, SLG: 0.338 Erv Palica, R OBP: 0.257, SLG: 0.154 Don Thompson, L OBP: 0.281, SLG: 0.230 Phil Haugstad, R OBP: 0.200, SLG: 0.214 (1, 1) (2, 1) (4, PH) (5, 1) (6, PH) (7, 1) (7, 1)			2-1 F7		2-3 K		2-2 G3	4-1 FC6-4 BB		0	0	0	0	0	0	0	
Inning Stats	R: 0 E: 0 K: 1 S: 9	H: 0 LOB: 0 BB: 0 P: 15	R: 2 E: 0 K: 0 S: 11	H: 1 LOB: 0 BB: 1 P: 18	R: 0 E: 1 K: 0 S: 9	H: 0 LOB: 1 BB: 0 P: 17	R: 1 E: 0 K: 1 S: 11	H: 2 LOB: 2 BB: 1 P: 23	R: 0 E: 0 K: 0 S: 9	H: 0 LOB: 3 BB: 3 P: 25	R: 2 E: 0 K: 1 S: 18	H: 3 LOB: 3 BB: 2 P: 36	R: 1 E: 0 K: 1 S: 7	H: 1 LOB: 1 BB: 1 P: 16	R: 0 E: 0 K: 1 S: 8	H: 0 LOB: 0 BB: 1 P: 16	
PITCHER	IP	WLS	BF	H	R	ER	SO	BB	IBB	HBP	BLK	WP	HR	S	P	ERA	WHIP
Larry Jansen, R ERA: 3.53 (1, 1)	4.2		23	3	3	3	2	5	0	0	0	1	1	47	95	5.79	1.714
George Spencer, R ERA: 3.5 (5, 1)	1.0		8	3	2	2	0	1	1	0	0	0	0	17	33	18.00	4.000
Al Corwin, R ERA: 2.81 (6, 1)	0.1	L	1	0	0	0	1	0	0	0	0	0	0	3	6	0.00	0.000
Sheldon Jones, R ERA: 5.16 (7, 1)	2.0		8	1	1	1	2	2	0	0	0	0	1	15	32	4.50	1.500

WP: 1 PA: 40

PB: 0

SB: 0

CS: 1

Batter	1	2	3	4	5	6	7	8	9	AB R H RBI BB SO LOB	TOP											
Sibby Sisti, R (1, 4) OBP: 0.385, SLG: 0.401	0-0 4-3 1B	2-2 G3			2-3 K		0-0 E6		1-1 1-2 G4-6-3 1B	5 0 2 0 0 1 2	Boston Braves @ Brooklyn Dodgers Ebbets Field, Brooklyn, NY Sat Aug 11 1951, 3:33 AM EDT Unknown livebaseballscorecards.com AB 34 R 1 H 6 RBI 1 BB 5 SO 10 LOB 20 											
Sam Jethroe, S (1, 8) OBP: 0.342, SLG: 0.445	2-3 K		0-1 F4		4-1 BB		3-3 K		2-3 K	4 0 0 0 1 3 4												
Earl Torgeson, L (1, 3) OBP: 0.370, SLG: 0.411	3-1 4-3 1-2		2-3 K		4-1 BB		3-2 G3		1-2 G4-6-3 1-2f	4 0 0 0 1 1 4												
Bob Elliott, R (1, 5) OBP: 0.394, SLG: 0.499	0-1 6-3		0-1 1B		3-1 F6		2-3 K			4 0 1 0 0 1 3												
Sid Gordon, R (1, 7) OBP: 0.394, SLG: 0.518		0-2 HR	1-3 K		1-0 F8		4-2 1B BB			3 1 1 1 1 1 1												
Willard Marshall, L (1, 9) OBP: 0.358, SLG: 0.446		1-0 F9		1-0 4-3		4-1 FC6-4 BB		0-3 K		2 0 0 0 1 0 0												
Dave Cole, R (7, 1) OBP: 0.333, SLG: 0.556										0 0 0 0 0 0 0												
Tommy Holmes, L (8, PH) OBP: 0.227, SLG: 0.250										1 0 0 0 0 1 1												
Phil Paine, R (8, 1)										0 0 0 0 0 0 0												
Ebba St. Claire, S (1, 2) OBP: 0.329, SLG: 0.371		2-0 BB 1B		0-1 4-3		0-0 F4		0-0 1-2 1B		4 0 2 0 0 0 1												
Johnny Logan, R (1, 6) OBP: 0.297, SLG: 0.282		2-3 K		0-0 F7		2-2 FC6-4 1-2f		3-2 F7		4 0 0 0 0 1 4												
Warren Spahn, L (1, 1) OBP: 0.222, SLG: 0.250		4-1 BB		1-3 K			2-2 F5		2-1 E4 1B	1 0 0 0 1 1 0												
George Estock, R (6, 1) OBP: 0.500, SLG: 0.400										0 0 0 0 0 0 0												
Bob Addis, L (7, PH) OBP: 0.254, SLG: 0.252		1-2 BB								2 0 0 0 0 0 0												
Inning Stats	R: 0 E: 0 K: 1 S: 8	H: 1 LOB: 1 BB: 0 P: 13	R: 1 E: 0 K: 1 S: 14	H: 2 LOB: 2 BB: 1 P: 25	R: 0 E: 0 K: 2 S: 11	H: 1 LOB: 1 BB: 0 P: 14	R: 0 E: 0 K: 0 S: 4	H: 0 LOB: 0 BB: 0 P: 5	R: 0 E: 0 K: 2 S: 11	H: 0 LOB: 2 BB: 2 P: 25	R: 0 E: 1 K: 1 S: 11	H: 0 LOB: 1 BB: 1 P: 13	R: 0 E: 1 K: 1 S: 11	H: 0 LOB: 1 BB: 0 P: 19	R: 0 E: 0 K: 2 S: 13	H: 1 LOB: 2 BB: 1 P: 22	R: 0 E: 1 K: 1 S: 10	H: 1 LOB: 1 BB: 0 P: 16	1B: 5 2B: 0 3B: 0 HR: 1	SF: 0 SAC: 0 DP: 1 HBP: 0	WP: 0 PB: 0 SB: 1 CS: 0	PA: 39
PITCHER Ralph Branca, R (1, 1) ERA: 2.66	IP 9.0 WLS W BF 39 H 6 R 1 ER 1 SO 10 BB 5 IBB 0 HBP 0 BLK 0 WP 0 HR 1 S 88 P 152 ERA 1.00 WHIP 1.222											PITCHER	IP WLS BF H R ER SO BB IBB HBP BLK WP HR S P ERA WHIP									

Batter	1	2	3	4	5	6	7	8	9
Carl Furillo, R OBP: 0.358, SLG: 0.474 (1, 9)	0-0 CS 1B		0-0 6-3		2-2 FC6-4 3B	3-0 CS 1B		2-2 1-2 3-H 1B	
Pee Wee Reese, R OBP: 0.401, SLG: 0.455 (1, 6)	4-2 HR BB		2-2 F8		1-1 3B	2-0 CS	2-0 F7	1-0 F4	
Duke Snider, L OBP: 0.348, SLG: 0.537 (1, 8)	1-1 HR		0-0 3-1		2-3 K		1-0 F9		
Andy Pafko, R OBP: 0.341, SLG: 0.491 (1, 7)	2-2 E3			2-2 F2	0-3 K		3-1 1B		
Don Thompson, L OBP: 0.307, SLG: 0.238 (7, 7)									
Roy Campanella, R OBP: 0.405, SLG: 0.579 (1, 2)	1-0 F4			0-0 1B 2B		2-2 6-3	1-2 L9		
Gil Hodges, R OBP: 0.382, SLG: 0.570 (1, 3)	1-3 K			1-1 1B 1B		1-0 1B WP 1B		4-1 L6-3 BB	
Billy Cox, R OBP: 0.339, SLG: 0.404 (1, 5)		2-1 F5		2-1 1B 1B		1-0 F9		2-0 L6-3	
Wayne Terwilliger, R OBP: 0.336, SLG: 0.260 (1, 4)		1-0 F4		0-0 F9		0-1 WP 1B 1B		2-1 E 1B HBP	
Ralph Branca, R OBP: 0.244, SLG: 0.250 (1, 1)		2-2 F9			0-1 FC6-4 1B	0-0 WP 1B		1-2 E5 1B	

AB	R	H	RBI	BB	SO	LOB
5	1	3	3	0	0	1
4	1	1	1	1	0	2
4	1	1	2	0	1	1
3	0	0	0	0	1	1
1	0	1	0	0	0	0
4	1	1	0	0	0	2
3	1	2	0	1	1	1
4	0	1	1	0	0	2
3	2	1	0	0	0	1
4	1	3	0	0	0	0

BOTTOM

Boston Braves @ Brooklyn Dodgers
Ebbets Field, Brooklyn, NY
 Sat Aug 11 1951, 3:33 AM EDT
 Unknown

livebaseballscorecards.com

AB	35
R	8
H	14
RBI	7
BB	2
SO	3
LOB	11



Inning Stats														
R	H	E	K	S	R	H	E	K	S	R	H	E	K	S
2	2	1	13	22	0	0	0	8	13	0	0	0	5	7
1	3	0	0	14	1	3	0	9	14	1	2	0	13	18
3	4	1	0	18	0	4	0	7	18	0	1	0	14	18
0	1	0	7	14	0	1	0	14	23	0	2	0	23	18

PITCHER	IP	WLS	BF	H	R	ER	SO	BB	IBB	HBP	BLK	WP	HR	S	P	ERA	WHIP
Warren Spahn, L ERA: 3.12 (1, 1)	5.2	L	28	11	7	7	3	1	0	0	0	1	1	57	90	11.12	2.118
George Estock, R ERA: 3.57 (6, 1)	0.1		0	0	0	0	0	0	0	0	0	0	0	2	2	0.00	0.000
Dave Cole, R ERA: 5.23 (7, 1)	1.0		4	1	0	0	0	0	0	0	0	0	7	14	0.00	1.000	
Phil Paine, R ERA: 2.33 (8, 1)	1.0		6	2	1	1	0	1	0	1	0	0	0	11	23	9.00	3.000

PITCHER														
IP	WLS	BF	H	R	ER	SO	BB	IBB	HBP	BLK	WP	HR	S	P
1	1	14	4	1	1	23	0	0	0	0	1	0	23	18

Batter	1	2	3	4	5	6	7	8	9	AB R H RBI BB SO LOB	TOP											
Sibby Sisti, R OBP: 0.386, SLG: 0.425 (1, 4) X	0-0 HR		3-2 2B		2-2 1-3	0-1 F9			2-3 K	5 2 2 2 0 1 1												
Sam Jethroe, S OBP: 0.342, SLG: 0.443 (1, 8) B X	1-1 F8		0-3 K		1-0 4-3 1B	4-2 3-H 1-2 BB			3-2 G3	4 0 1 0 1 1 1												
Earl Torgeson, L OBP: 0.370, SLG: 0.412 (1, 3) X	0-0 3-1		2-2 2B		1-0 4-3	3-2 G1			4-1 1B HR BB	4 1 1 1 1 0 3												
Bob Elliott, R OBP: 0.391, SLG: 0.495 (1, 5) C B B B C F C X	3-2 5-3		0-1 F7		0-0 5-3				2-2 1-2 HR 1B	5 1 1 0 0 0 2												
Sid Gordon, R OBP: 0.399, SLG: 0.525 (1, 7) B C B B B B		4-2 WP 1B BB	0-0 F6			4-1 SH1-3 1B BB			1-1 1-1 HR	2 2 1 3 3 0 1												
Willard Marshall, L OBP: 0.360, SLG: 0.449 (1, 9) C B B B B B X		1-2 WP 1B		0-0 E3 1B		1-1 SH1-3 1B			1-0 FC6-4 1B	5 1 3 0 0 0 1												
Ray Mueller, R OBP: 0.227, SLG: 0.258 (1, 2) B B B B B B X		3-2 5-3		0-0 1B		0-0 SH1-3			2-2 FC6-4	4 0 1 0 0 0 3												
Johnny Logan, R OBP: 0.302, SLG: 0.288 (1, 6) B B B B B B X		2-0 5-3		0-1 1B		2-2 1B F9 1B				4 1 2 2 0 0 2												
Max Surkont, R OBP: 0.237, SLG: 0.185 (1, 1) B B B B B B X		2-0 L8		0-1 G4-6-3		0-0 BB 1B			3-3 K	4 0 1 0 0 1 4												
Inning Stats	R: 1 E: 0 K: 0 S: 8	H: 1 LOB: 0 BB: 0 P: 12	R: 0 E: 0 K: 0 S: 11	H: 1 LOB: 2 BB: 1 P: 23	R: 1 E: 0 K: 1 S: 12	H: 2 LOB: 1 BB: 0 P: 17	R: 0 E: 1 K: 0 S: 6	H: 2 LOB: 1 BB: 0 P: 6	R: 0 E: 0 K: 0 S: 6	H: 1 LOB: 1 BB: 0 P: 10	R: 3 E: 0 K: 0 S: 16	H: 3 LOB: 2 BB: 2 P: 30	R: 0 E: 0 K: 0 S: 4	H: 0 LOB: 0 BB: 1 P: 8	R: 0 E: 0 K: 1 S: 8	H: 0 LOB: 0 BB: 0 P: 14	R: 3 E: 0 K: 1 S: 21	H: 3 LOB: 1 BB: 1 P: 36	1B: 9 2B: 2 3B: 0 HR: 2	SF: 0 SAC: 1 DP: 2 HBP: 0	WP: 1 PB: 0 SB: 1 CS: 0	PA: 43
PITCHER	IP WLS BF H R ER SO BB IBB HBP BLK WP HR S P ERA WHIP																					
Johnny Schmitz, L ERA: 5.97 (1, 1)	5.1 L 26 9 5 5 1 2 0 0 0 0 1 1 50 82 8.44 2.062																					
Bud Podbielan, R ERA: 3.2 (6, 1)	1.2 7 1 0 0 0 2 0 0 0 0 0 0 13 24 0.00 1.800																					
Clem Labine, R ERA: 6.43 (8, 1)	2.0 10 3 3 3 2 1 0 0 0 0 0 1 29 50 13.50 2.000																					

Boston Braves @ Brooklyn Dodgers
Ebbets Field, Brooklyn, NY
 Sat Aug 11 1951, 3:38 AM EDT
 Att: 22,308 - Unknown

livebaseballscorecards.com

AB 37
R 8
H 13
RBI 8
BB 5
SO 3
LOB 18



Batter	1	2	3	4	5	6	7	8	9	AB	R	H	RBI	BB	SO	LOB
Carl Furillo, R (1, 9) OBP: 0.356, SLG: 0.471	2-2 F9	1-2 FC4-6			0-0 FC4-6 1B		0-0 F9		0-0 F3	5	0	1	0	0	0	4
Pee Wee Reese, R (1, 6) OBP: 0.399, SLG: 0.452 Rocky Bridges, R (9, PR) OBP: 0.328, SLG: 0.355	0-1 6-3		2-1 B2		0-2 FC4-6 1-2f		1-0 1-3		0-0 2B 1-2 1B	5	0	1	0	0	0	2
Duke Snider, L (1, 8) OBP: 0.352, SLG: 0.547	4-0 CS BB		0-0 HR		3-2 L9 1-2			4-1 1B BB	0-0 1-3 2-H 2B	3	1	2	2	2	0	1
Andy Pafko, R (1, 7) OBP: 0.342, SLG: 0.498	2-1 CS 1-2	1-0 HR	1-1 F9			1-0 F7		1-0 F3	1-1 HBP	4	1	1	1	0	0	1
Gil Hodges, R (1, 3) OBP: 0.383, SLG: 0.568		2-3 K	1-3 K			3-1 CS 1B		2-2 1B	1-3 K	5	0	2	0	0	3	3
Rube Walker, L (1, 2) OBP: 0.323, SLG: 0.333 Roy Campanella, R (8, PH) OBP: 0.404, SLG: 0.577		1-0 E4 1B FC4		1-2 3-1		4-2 BB 1-2		1-3 K		2	1	0	0	1	0	0
Billy Cox, R (1, 5) OBP: 0.338, SLG: 0.401		2-0 FC4 1-3 1B		0-0 F7		0-0 F2		0-3 K		4	0	1	0	0	1	3
Wayne Terwilliger, R (1, 4) OBP: 0.331, SLG: 0.256		1-2 FC4 1-2f 3-H BB		2-2 F8			0-2 F8		3-2 L7	4	0	0	1	0	0	1
Johnny Schmitz, R (1, 1) OBP: 0.227, SLG: 0.381 Bud Podbielan, R (6, 1) OBP: 0.333, SLG: 0.333 Don Thompson, L (7, PH) OBP: 0.313, SLG: 0.255 Clem Labine, R (8, 1) Cal Abrams, L (9, PH) OBP: 0.424, SLG: 0.410		4-0 FC4-6 1-2 BB		0-0 F6			1-2 F9 2B		4-2 1B 2B BB	1	0	0	0	1	0	0

Inning Stats	R: 0	H: 0	E: 0	K: 0	S: 6	R: 2	H: 2	E: 1	K: 1	S: 16	R: 1	H: 1	E: 0	K: 1	S: 8	R: 0	H: 0	E: 0	K: 0	S: 7	R: 0	H: 1	E: 0	K: 0	S: 8	R: 0	H: 1	E: 0	K: 0	S: 6	R: 0	H: 1	E: 0	K: 2	S: 11	R: 1	H: 2	E: 0	K: 1	S: 14	1B: 5	SF: 0	2B: 2	SAC: 0	3B: 0	DP: 0	HR: 2	HBP: 1	WP: 0	PA: 42
--------------	------	------	------	------	------	------	------	------	------	-------	------	------	------	------	------	------	------	------	------	------	------	------	------	------	------	------	------	------	------	------	------	------	------	------	-------	------	------	------	------	-------	-------	-------	-------	--------	-------	-------	-------	--------	-------	--------


PITCHER	IP	WLS	BF	H	R	ER	SO	BB	IBB	HBP	BLK	WP	HR	S	P	ERA	WHIP	PITCHER	IP	WLS	BF	H	R	ER	SO	BB	IBB	HBP	BLK	WP	HR	S	P	ERA	WHIP												
Max Surkont, R (1, 1) ERA: 3.63	9.0	W	41	9	4	3	5	5	0	1	0	0	2	84	141	3.00	1.556																														

BOTTOM

Boston Braves @ Brooklyn Dodgers
Ebbets Field, Brooklyn, NY

Sat Aug 11 1951, 3:38 AM EDT
Att. 22,308 - Unknown

AB	35
R	4
H	9
RBI	4
BB	5
SO	5
LOB	17



Batter	1	2	3	4	5	6	7	8	9	AB R H RBI BB SO LOB	TOP											
Sibby Sisti, R (1, 4) OBP: 0.388, SLG: 0.427	2-2 6-3		1-2 F9			0-0 G1-6-3 1B		0-0 BB 1B		4 0 2 0 0 0 1	Boston Braves @ Brooklyn Dodgers Ebbets Field, Brooklyn, NY Sun Aug 12 1951, 3:33 AM EDT Att: 17,001 - Unknown											
Sam Jethroe, S (1, 8) OBP: 0.342, SLG: 0.443	0-1 E 4-3 2B		2-2 F2			1-0 G1-6-3 1-2f		2-1 F7		4 1 1 0 0 0 3												
Earl Torgeson, L (1, 3) OBP: 0.371, SLG: 0.410	3-2 4-3 2-H			4-2 E BB		0-0 3-1		4-1 FC6-4 BB		2 0 0 1 2 0 0												
Bob Elliott, R (1, 5) OBP: 0.388, SLG: 0.489	2-3 K			3-1 F5			2-3 K	1-0 FC6-4 1-2f		4 0 0 0 0 2 3												
Sid Gordon, R (1, 7) OBP: 0.398, SLG: 0.531		0-1 6-3		0-2 E6 1-2 G4-6-3			0-1 HR		0-2 5-3	4 1 1 1 0 0 1												
Willard Marshall, L (1, 9) OBP: 0.359, SLG: 0.446		3-2 4-3		0-1 G4-6-3 1-2f			1-1 1B		1-1 F5	4 0 1 0 0 0 2												
Ebba St. Claire, S (1, 2) OBP: 0.333, SLG: 0.375		3-2 L7			2-1 FC1-6 1B		1-0 F7		0-1 1B	4 0 2 0 0 0 1												
Johnny Logan, R (1, 6) OBP: 0.297, SLG: 0.282			0-0 F5		1-1 FC1-6 1-2f G4-3		0-1 F8			3 0 0 0 0 0 2												
Johnny Sain, R (1, 1) OBP: 0.240, SLG: 0.313			0-1 G4-3 2B		0-1 G4-3 1-2f			0-2 4-3		2 0 1 0 0 0 1												
Bob Addis, L (8, PH) OBP: 0.252, SLG: 0.250										1 0 0 0 0 0 0												
Bob Chipman, L (8, 1) OBP: 0.167, SLG: 0.167										0 0 0 0 0 0 0												
George Estock, R (8, 1) OBP: 0.500, SLG: 0.400										0 0 0 0 0 0 0												
Inning Stats	R: 1 E: 1 K: 1 S: 11	H: 1 LOB: 0 BB: 0 P: 18	R: 0 E: 0 K: 0 S: 12	H: 0 LOB: 0 BB: 0 P: 18	R: 0 E: 0 K: 0 S: 12	H: 1 LOB: 1 BB: 0 P: 15	R: 0 E: 1 K: 0 S: 10	H: 0 LOB: 1 BB: 1 P: 17	R: 0 E: 0 K: 0 S: 6	H: 1 LOB: 0 BB: 0 P: 9	R: 0 E: 0 K: 0 S: 3	H: 1 LOB: 0 BB: 0 P: 4	R: 1 E: 0 K: 1 S: 10	H: 2 LOB: 1 BB: 0 P: 14	R: 0 E: 0 K: 0 S: 8	H: 1 LOB: 2 BB: 1 P: 15	R: 0 E: 0 K: 0 S: 7	H: 1 LOB: 1 BB: 0 P: 8	1B: 5 2B: 2 3B: 0 HR: 1	SF: 0 SAC: 0 DP: 3 HBP: 0	WP: 0 PB: 0 SB: 0 CS: 0	PA: 34
PITCHER Don Newcombe, R (1, 1) ERA: 3.24	IP: 9.0 WLS: W BF: 34 H: 8 R: 2 ER: 1 SO: 2 BB: 2 IBB: 0 HBP: 0 BLK: 0 WP: 0 HR: 1 S: 79 P: 118 ERA: 1.00 WHIP: 1.111											PITCHER	IP: 9.0 WLS: W BF: 34 H: 8 R: 2 ER: 1 SO: 2 BB: 2 IBB: 0 HBP: 0 BLK: 0 WP: 0 HR: 1 S: 79 P: 118 ERA: 1.00 WHIP: 1.111									

livebaseballscorecards.com

AB	32
R	2
H	8
RBI	2
BB	2
SO	2
LOB	14



Batter	1	2	3	4	5	6	7	8	9
Carl Furillo, R OBP: 0.355, SLG: 0.469 (1, 9) C X	0-1 1B 1B		0-0 L7		2-2 F3			0-0 F8	
Wayne Terwilliger, R OBP: 0.330, SLG: 0.260 (1, 4) B B F F X	2-2 F8		1-1 5-3		2-2 5-3			0-0 1B 2B	
Duke Snider, L OBP: 0.354, SLG: 0.547 (1, 8) B B X	2-0 1-3 1B			2-3 K		0-3 K		0-1 BB HR 1B	
Andy Pafko, R OBP: 0.341, SLG: 0.493 (1, 7) C B B F X	2-2 F4			0-0 E6 HR		2-1 F7		4-1 HR BB	
Roy Campanella, R OBP: 0.407, SLG: 0.596 (1, 2) B B X		2-0 1B		0-1 HR		1-2 4-3		2-2 HR	
Gil Hodges, R OBP: 0.379, SLG: 0.563 (1, 3) C B B C X		2-3 K		1-3 K		1-2 5-3		2-3 K	
Billy Cox, R OBP: 0.340, SLG: 0.403 (1, 5) X		0-0 L7		1-0 1B		1-1 E S F7 1B		0-1 F2	
Rocky Bridges, R OBP: 0.321, SLG: 0.346 (1, 6) B B C X		1-3 K		1-1 F4		2-2 F7			
Don Newcombe, L OBP: 0.293, SLG: 0.324 (1, 1) X			0-0 G3		1-1 1-4-3		1-2 4-3		

Inning Stats	R: 0	H: 2	E: 0	K: 0	S: 9	R: 0	H: 1	E: 0	K: 2	S: 8	R: 0	H: 0	E: 0	K: 0	S: 4	R: 2	H: 2	E: 1	K: 2	S: 14	R: 0	H: 0	E: 0	K: 0	S: 8	R: 0	H: 0	E: 0	K: 1	S: 9	R: 1	H: 1	E: 0	K: 0	S: 13	R: 4	H: 3	E: 0	K: 1	S: 13
	LOB: 1	BB: 0	P: 15	LOB: 1	BB: 0	P: 13	LOB: 0	BB: 0	P: 5	LOB: 1	BB: 1	LOB: 0	BB: 0	P: 13	LOB: 0	BB: 0	LOB: 0	BB: 0	P: 12	LOB: 0	BB: 0	LOB: 0	BB: 0	LOB: 0	BB: 0	LOB: 0	BB: 0	LOB: 0	BB: 0	LOB: 0	BB: 1	LOB: 0	BB: 1	LOB: 0	BB: 1	LOB: 0	BB: 1	LOB: 0	BB: 1	LOB: 0

PITCHER	IP	WLS	BF	H	R	ER	SO	BB	IBB	HBP	BLK	WP	HR	S	P	ERA	WHIP
Johnny Sain, R ERA: 4.35 (1, 1)	7.0	L	27	6	3	1	5	0	0	0	0	0	1	65	95	1.29	0.857
Bob Chipman, L ERA: 4.45 (8, 1)	0.1		5	3	4	4	0	1	0	0	0	0	1	8	14	108.00	12.000
George Estock, R ERA: 3.52 (8, 1)	0.2		2	0	0	0	1	0	0	0	0	0	0	5	7	0.00	0.000

BOTTOM

Boston Braves @ Brooklyn Dodgers
Ebbets Field, Brooklyn, NY

Sun Aug 12 1951, 3:33 AM EDT
Att. 17,001 - Unknown

AB	R	H	RBI	BB	SO	LOB
4	0	1	0	0	0	0
4	1	1	0	0	0	1
4	1	2	1	0	2	0
3	2	0	0	1	0	1
4	2	3	5	0	0	0
4	0	0	0	0	3	1
4	1	2	0	0	0	1
3	0	0	1	0	1	2
3	0	0	0	0	0	0

AB	33
R	7
H	9
RBI	7
BB	1
SO	6
LOB	6



WP	PA
0	34

1B	SF	WP	PA
6	0	0	34
2B	0	PB	0
3B	0	SB	1
HR	2	CS	0

Batter	1	2	3	4	5	6	7	8	9	AB R H RBI BB SO LOB	TOP											
Sibby Sisti, R (1, 4) OBP: 0.383, SLG: 0.426	0-3 K		1-1 6-3		0-0 1B 2B 2B		0-3 K		1-3 K	5 1 1 0 0 3 2												
Sam Jethroe, S (1, 8) OBP: 0.342, SLG: 0.450	3-2 HR		2-3 K		0-2 G3 2B 1B		2-0 F8		1-0 F8	5 2 2 2 0 1 1												
Earl Torgeson, L (1, 3) OBP: 0.369, SLG: 0.407	0-0 4-3		2-3 K		0-1 G3			0-1 SH3 1B	0-1 F7	5 0 1 0 0 1 3												
Bob Elliott, R (1, 5) OBP: 0.390, SLG: 0.493	1-2 2B 1B				2-2 F7		3-1 2B	0-0 SH3		3 0 2 2 0 0 0												
Sid Gordon, R (1, 7) OBP: 0.399, SLG: 0.532	3-2 2B				4-2 SH5-3 1B BB		2-0 F8	1-2 F3		3 1 1 0 1 0 2												
Willard Marshall, L (1, 9) OBP: 0.355, SLG: 0.441					0-1 SH5-3		0-0 4-3	0-0 F9		3 0 0 0 0 0 1												
Ebba St. Claire, S (1, 2) OBP: 0.338, SLG: 0.392			1-1 6-3		0-0 1B		1-2 F7		1-2 1B 3B	4 1 2 1 0 0 0												
Johnny Logan, R (1, 6) OBP: 0.298, SLG: 0.283			0-0 1B		1-0 L5		1-0 6-3		0-0 1B F8	3 0 1 0 0 0 1												
Bob Addis, L (9, PH) OBP: 0.257, SLG: 0.256									3-H 1B	1 1 1 1 0 0 0												
Jim Wilson, R (1, 1) OBP: 0.100, SLG: 0.100			1-3 K		2-1 6-3		1-2 F7		0-1 1B	3 0 0 0 0 1 1												
George Estock, R (8, 1) OBP: 0.500, SLG: 0.400										0 0 0 0 0 0 0												
Tommy Holmes, L (9, PH) OBP: 0.261, SLG: 0.286										1 0 1 0 0 0 0												
Luis Marquez, R (9, PR) OBP: 0.250, SLG: 0.233										0 0 0 0 0 0 0												
Inning Stats	R: 1 E: 0 K: 1 S: 13	H: 3 LOB: 2 BB: 0 P: 20	R: 0 E: 0 K: 1 S: 7	H: 1 LOB: 1 BB: 0 P: 9	R: 0 E: 0 K: 2 S: 8	H: 0 LOB: 0 BB: 0 P: 13	R: 1 E: 0 K: 0 S: 9	H: 1 LOB: 1 BB: 1 P: 16	R: 2 E: 0 K: 0 S: 11	H: 3 LOB: 1 BB: 0 P: 18	R: 0 E: 0 K: 0 S: 5	H: 0 LOB: 0 BB: 0 P: 7	R: 0 E: 0 K: 1 S: 7	H: 0 LOB: 0 BB: 0 P: 10	R: 0 E: 0 K: 0 S: 7	H: 1 LOB: 1 BB: 0 P: 8	R: 2 E: 0 K: 1 S: 13	H: 3 LOB: 1 BB: 0 P: 16	1B: 7 2B: 3 3B: 1 HR: 1	SF: 0 SAC: 2 DP: 0 HBP: 0	WP: 0 PB: 0 SB: 0 CS: 0	PA: 39
PITCHER	IP WLS BF H R ER SO BB IBB HBP BLK WP HR S P ERA WHIP																					
Carl Erskine, R (1, 1) ERA: 4.67	8.0 W 36 12 6 6 5 1 0 0 0 0 0 1 73 108 6.75 1.625																					
Clyde King, R (9, 1) ERA: 3.6	1.0 S 3 0 0 0 1 0 0 0 0 0 0 0 7 9 0.00 0.000																					

Boston Braves @ Brooklyn Dodgers
Ebbets Field, Brooklyn, NY
 Mon Aug 13 1951, 3:33 AM EDT
 Att: 24,560 - Unknown

livebaseballscorecards.com

AB	36
R	6
H	12
RBI	6
BB	1
SO	6
LOB	11



Batter	1	2	3	4	5	6	7	8	9	AB	R	H	RBI	BB	SO	LOB
Carl Furillo, R OBP: 0.359, SLG: 0.472 (1, 9)	0-1 G4-6-3 1B		1-1 F3		2-1 1B 1B		2-2 G4-6-3 1B			4	1	3	0	0	0	0
Wayne Terwilliger, R OBP: 0.332, SLG: 0.264 (1, 4)	3-2 F3		1-2 1B FC5-2 1B		1-2 1B 5-3 1B		2-2 G4-6-3 1-2f			4	1	2	0	0	0	2
Duke Snider, L OBP: 0.355, SLG: 0.546 (1, 8)	1-1 G4-6-3 1-2f		0-0 1-3 1B		2-2 5-3 1-3 2-H 1B			1-2 4-3		4	0	2	1	0	0	1
Andy Pafko, R OBP: 0.343, SLG: 0.497 (1, 7)		1-0 HR 1B	1-2 FC5-2		3-2 5-3			3-1 HR 2B		4	2	2	1	0	0	3
Roy Campanella, R OBP: 0.408, SLG: 0.602 (1, 2)		2-1 HR		1-2 F5	2-1 F8			4-0 HR IBB		3	2	1	2	1	0	1
Gil Hodges, R OBP: 0.378, SLG: 0.567 (1, 3)		2-0 F4		0-1 5-3		0-1 6-3		0-2 HR		4	1	1	3	0	0	0
Billy Cox, R OBP: 0.342, SLG: 0.400 (1, 5)		4-1 1-3 BB		4-2 BB		0-3 K		0-2 6-3		2	0	0	0	2	1	0
Rocky Bridges, R OBP: 0.312, SLG: 0.336 (1, 6)		0-0 1-3		2-0 F4		2-2 F4		2-0 F7		4	0	0	0	0	0	2
Carl Erskine, R OBP: 0.200, SLG: 0.205 (1, 1)		0-2 L7			0-0 B1-3		0-3 K			3	0	0	0	0	1	1
Clyde King, S OBP: 0.200, SLG: 0.214 (9, 1)										0	0	0	0	0	0	0

Inning Stats	R: 0	H: 1	E: 0	LOB: 0	K: 0	S: 10	P: 14	R: 2	H: 2	E: 0	LOB: 1	K: 0	S: 9	P: 18	R: 0	H: 2	E: 0	LOB: 1	K: 0	S: 12	P: 15	R: 0	H: 0	E: 0	LOB: 1	K: 0	S: 8	P: 15	R: 2	H: 3	E: 0	LOB: 1	K: 0	S: 19	P: 29	R: 0	H: 0	E: 0	LOB: 0	K: 1	S: 8	P: 10	R: 0	H: 1	E: 0	LOB: 0	K: 1	S: 9	P: 13	R: 3	H: 2	E: 0	LOB: 0	K: 0	S: 13	P: 23
PITCHER	IP	WLS	BF	H	R	ER	SO	BB	IBB	HBP	BLK	WP	HR	S	P	ERA	WHIP																																							
Jim Wilson, R ERA: 6.5 (1, 1)	7.1	L	33	11	7	7	2	2	1	0	0	0	2	84	131	8.59	1.773																																							
George Estock, R ERA: 3.47 (8, 1)	0.2		2	0	0	0	0	0	0	0	0	0	0	4	6	0.00	0.000																																							

BOTTOM

Boston Braves @ Brooklyn Dodgers
Ebbets Field, Brooklyn, NY

Mon Aug 13 1951, 3:33 AM EDT
Att. 24,560 - Unknown

AB	32
R	7
H	11
RBI	7
BB	3
SO	2
LOB	10



1B: 8	SF: 0	WP: 0	PA: 35
2B: 2	SAC: 0	PB: 0	
3B: 0	DP: 3	SB: 0	
HR: 2	HBP: 0	CS: 0	

livebaseballscorecards.com

Batter	1	2	3	4	5	6	7	8	9	AB R H RBI BB SO LOB	TOP	
Carl Furillo, R OBP: 0.358, SLG: 0.469 (1, 9) B C F C F X	2-2 4-3 ①		4-2 BB ②		0-0 F9 ③			0-1 F9 ②		3 0 0 0 1 0 1		
Billy Cox, R OBP: 0.344, SLG: 0.416 (1, 5) C X	0-1 2B		0-0 F4 ②			1-1 L9 ①		1-0 HR		4 1 2 1 0 0 1		
Duke Snider, L OBP: 0.354, SLG: 0.551 (1, 8) B B S F S	2-3 K ②		1-1 F7 ③			0-0 F8 ②		1-0 HR		4 1 1 1 0 1 2		
Jackie Robinson, R OBP: 0.438, SLG: 0.531 Wayne Terwilliger, R OBP: 0.333, SLG: 0.266 (1, 4) (4, 4) C C X	0-2 5-3 ③			2-1 F2 ①		1-1 F3 ③		1-2 1B		2 0 0 0 0 0 1 2 0 1 0 0 0 0		
Roy Campanella, R OBP: 0.404, SLG: 0.596 (1, 2) B C F B C X		2-3 K ①		1-1 F4 ②			2-2 F9 ①	0-0 F2 ③		4 0 0 0 0 1 1		
Andy Pafko, R OBP: 0.341, SLG: 0.491 (1, 7) F X		0-1 E5		0-1 L9 ③			4-1 BB		1-1 4-3 ①	3 0 0 0 1 0 0		
Gil Hodges, R OBP: 0.379, SLG: 0.565 (1, 3) B X		1-0 F8 ②			1-1 1B ① ② 21-4-6-3		0-1 F2 ②		4-0 BB G1-6-3	3 0 1 0 1 0 2		
Rocky Bridges, R OBP: 0.306, SLG: 0.328 Rube Walker, L OBP: 0.321, SLG: 0.331 (1, 6) (9, PH) B C F B C X		1-1 L9 ③			0-0 G1-4-6-3 ① ② 1-2f		1-1 F9 ③		1-1 G1-6-3 ② ③ 1-2f	3 0 0 0 0 0 3 1 0 0 0 0 0 1		
Erv Palica, R OBP: 0.267, SLG: 0.154 Bud Podbielan, R OBP: 0.350, SLG: 0.350 Don Thompson, L OBP: 0.310, SLG: 0.252 Phil Haugstad, R (8, 1) B C B B C X		3-2 4-3 ①			1-2 1B			0-1 F8 ①		0 0 0 0 0 0 0 2 0 1 0 0 0 0 1 0 0 0 0 0 0 0 0 0 0 0 0 0		
Inning Stats	R: 0 H: 1 E: 0 LOB: 1 K: 1 BB: 0 S: 11 P: 15	R: 0 H: 0 E: 1 LOB: 1 K: 1 BB: 0 S: 8 P: 12	R: 0 H: 0 E: 0 LOB: 1 K: 0 BB: 1 S: 8 P: 16	R: 0 H: 0 E: 0 LOB: 0 K: 0 BB: 0 S: 6 P: 9	R: 0 H: 2 E: 0 LOB: 1 K: 0 BB: 0 S: 8 P: 10	R: 0 H: 0 E: 0 LOB: 0 K: 0 BB: 0 S: 5 P: 7	R: 0 H: 0 E: 0 LOB: 1 K: 0 BB: 1 S: 9 P: 16	R: 2 H: 3 E: 0 LOB: 1 K: 0 BB: 0 S: 10 P: 13	R: 0 H: 0 E: 0 LOB: 0 K: 0 BB: 1 S: 4 P: 10	1B: 3 SF: 0 2B: 1 SAC: 0 3B: 0 DP: 2 HR: 2 HBP: 0	WP: 0 PA: 35 PB: 0 SB: 0 CS: 0	
PITCHER George Spencer, R ERA: 3.51 (1, 1)	IP WLS BF H R ER SO BB IBB HBP BLK WP HR S P ERA WHIP	9.0 W 35 6 2 2 2 2 3 0 0 0 0 2 69 108 2.00 1.000										

Brooklyn Dodgers @ New York Giants
Polo Grounds, New York, NY
Tue Aug 14 1951, 3:33 AM EDT
Att: 42,857 - Unknown

livebaseballscorecards.com

AB	32
R	2
H	6
RBI	2
BB	3
SO	2
LOB	12



Batter	1	2	3	4	5	6	7	8	9
Eddie Stanky, R OBP: 0.391, SLG: 0.381 (1, 4)	3-3 K	3-2 1-3		1-1 2-H 1B			4-2 CS BB		
Alvin Dark, R OBP: 0.367, SLG: 0.464 (1, 6)	1-0 HR 2B		1-2 5-3		0-1 G3 2B		3-2 L9		
Don Mueller, L OBP: 0.324, SLG: 0.417 (1, 9)	1-1 2-H HR		0-1 1-3		1-2 G3		2-1 F2		
Monte Irvin, R OBP: 0.417, SLG: 0.474 (1, 7)	1-1 6-3		4-2 1B BB		2-2 1-3		0-2 1-3		
Whitey Lockman, L OBP: 0.334, SLG: 0.408 (1, 3)	0-0 HR		0-0 1B		0-2 F5		2-3 K		
Willie Mays, R OBP: 0.369, SLG: 0.537 (1, 8)	0-0 E5 PO		2-0 1-3		3-3 K				
Bobby Thomson, R OBP: 0.348, SLG: 0.505 (1, 5)	2-2 PO SAFE	0-1 F6		0-0 SH1-3 1B 1B		2-1 F2			
Wes Westrum, R OBP: 0.400, SLG: 0.433 (1, 2)		3-1 1B		0-2 F8 1B		3-2 F4			
George Spencer, R OBP: 0.103, SLG: 0.037 (1, 1)		0-3 K		0-0 SH1-3 1-2			1-3 K		

Inning Stats	R: 3	H: 3	E: 1	K: 1	S: 13	LOB: 0	BB: 0	P: 21
	R: 0	H: 1	E: 0	K: 1	S: 11	LOB: 1	BB: 0	P: 17
	R: 0	H: 1	E: 0	K: 0	S: 9	LOB: 2	BB: 1	P: 16
	R: 1	H: 2	E: 0	K: 0	S: 7	LOB: 1	BB: 0	P: 8
	R: 0	H: 1	E: 0	K: 0	S: 12	LOB: 1	BB: 0	P: 15
	R: 0	H: 0	E: 0	K: 1	S: 8	LOB: 0	BB: 0	P: 16
	R: 0	H: 0	E: 0	K: 1	S: 10	LOB: 0	BB: 1	P: 18
	R: 0	H: 0	E: 0	K: 1	S: 9	LOB: 0	BB: 0	P: 13

PITCHER	IP	WLS	BF	H	R	ER	SO	BB	IBB	HBP	BLK	WP	HR	S	P	ERA	WHIP
Erv Palica, R ERA: 4.35 (1, 1)	1.0	L	6	3	3	3	1	0	0	0	0	0	2	13	21	27.00	3.000
Bud Podbielan, R ERA: 3.02 (2, 1)	6.0		23	5	1	1	3	2	0	0	0	0	0	57	90	1.50	1.167
Phil Haugstad, R ERA: 5.4 (8, 1)	1.0		3	0	0	0	1	0	0	0	0	0	0	9	13	0.00	0.000

AB R H RBI BB SO LOB

3	0	1	1	1	1	1
4	1	2	0	0	0	1
4	1	1	2	0	0	1
3	0	0	0	1	0	1
4	1	2	1	0	1	1
3	0	0	0	0	1	2
3	1	1	0	0	0	0
3	0	1	0	0	0	1
2	0	0	0	0	2	1

WP	HR	S	P	ERA	WHIP
0	0	13	21	27.00	3.000
0	0	57	90	1.50	1.167
0	0	9	13	0.00	0.000

BOTTOM

Brooklyn Dodgers @ New York Giants
Polo Grounds, New York, NY

Tue Aug 14 1951, 3:33 AM EDT
Att. 42,857 - Unknown

AB	29
R	4
H	8
RBI	4
BB	2
SO	5
LOB	9



Batter	1	2	3	4	5	6	7	8	9	AB R H RBI BB SO LOB	TOP	
Carl Furillo, R OBP: 0.357, SLG: 0.467 (1, 9) B X	1-0 4-3 1-3 1B		1-0 F9			1-1 4-3		2-1 FC8-2 3-H		4 0 1 0 0 0 2		
Pee Wee Reese, R OBP: 0.398, SLG: 0.450 (1, 6) B C B X	2-1 1-3 1-2		1-2 F3			3-1 WP 1B 1B		3-2 5-3		4 1 1 0 0 0 1		
Duke Snider, L OBP: 0.351, SLG: 0.546 (1, 8) B X	1-0 4-3 2-3		2-2 L8			1-1 F8 1-2		1-3 K		4 0 0 0 0 1 2		
Andy Pafko, R OBP: 0.337, SLG: 0.485 (1, 7) C X	0-1 L7		2-1 5-3			1-2 F6		1-1 F8		4 0 0 0 0 0 2		
Roy Campanella, R OBP: 0.403, SLG: 0.593 (1, 2) C X		0-1 F2		0-0 1-3		0-0 2-H 1B				3 0 1 1 0 0 0		
Gil Hodges, R OBP: 0.377, SLG: 0.561 (1, 3) F X		0-1 F7		2-2 F5		1-0 4-3				3 0 0 0 0 0 1		
Billy Cox, R OBP: 0.347, SLG: 0.418 (1, 5) B X		1-0 CS 1B		1-0 6-3				1-0 1B FC8-2 1B		3 0 2 0 0 0 0		
Wayne Terwilliger, R OBP: 0.331, SLG: 0.264 (1, 4) Jackie Robinson, R OBP: 0.437, SLG: 0.530 (8, PH) (8, 4)		3-2 CS 1-2	0-3 K			3-3 K		1-2 F9		2 0 0 0 0 2 0 1 0 0 0 0 0 1		
Ralph Branca, R OBP: 0.250, SLG: 0.256 (1, 1) S T C S B S		1-3 K				3-3 K		0-2 1B 1-3		3 0 1 0 0 2 0		
Inning Stats	R: 0 H: 1 E: 0 LOB: 1 K: 0 BB: 0 S: 6 P: 10	R: 0 H: 1 E: 0 LOB: 0 K: 0 BB: 0 S: 8 P: 12	R: 0 H: 0 E: 0 LOB: 0 K: 2 BB: 0 S: 8 P: 10	R: 0 H: 0 E: 0 LOB: 0 K: 0 BB: 0 S: 8 P: 13	R: 0 H: 0 E: 0 LOB: 0 K: 0 BB: 0 S: 5 P: 8	R: 0 H: 0 E: 0 LOB: 0 K: 2 BB: 0 S: 8 P: 15	R: 1 H: 2 E: 0 LOB: 1 K: 0 BB: 0 S: 10 P: 16	R: 0 H: 2 E: 0 LOB: 1 K: 0 BB: 0 S: 9 P: 13	R: 0 H: 0 E: 0 LOB: 0 K: 1 BB: 0 S: 10 P: 15	1B: 6 SF: 0 2B: 1 SAC: 0 3B: 0 DP: 1 HR: 0 HBP: 0	WP: 1 PA: 32 PB: 0 SB: 0 CS: 1	
PITCHER Jim Hearn, R ERA: 4.22 (1, 1)	IP WLS BF H R ER SO BB IBB HBP BLK WP HR S P ERA WHIP	9.0 W 31 6 1 1 5 0 0 0 1 1 0 72 112 1.00 0.667										

Brooklyn Dodgers @ New York Giants
Polo Grounds, New York, NY
Wed Aug 15 1951, 3:33 AM EDT
Att: 21,007 - Unknown

AB	31
R	1
H	6
RBI	1
BB	0
SO	5
LOB	9



livebaseballscorecards.com

Batter	1	2	3	4	5	6	7	8	9
Eddie Stanky, R OBP: 0.392, SLG: 0.381 (1, 4)	2-2 5-3		0-1 G1-6-3 1B			1-3 K		4-0 BB	
Alvin Dark, R OBP: 0.367, SLG: 0.465 (1, 6)	3-2 6-3 1B 2B		1-1 G1-6-3 1-2f			0-0 F4		1-0 5-3	
Don Mueller, L OBP: 0.320, SLG: 0.413 (1, 9)	1-1 6-3			0-1 L9			1-1 F9		
Monte Irvin, R OBP: 0.416, SLG: 0.473 (1, 7)	3-2 1B			0-0 F9			1-2 F9		
Whitey Lockman, L OBP: 0.332, SLG: 0.405 (1, 3)	3-1 4-3			0-1 1-3			0-1 F9		
Willie Mays, R OBP: 0.368, SLG: 0.535 (1, 8)		2-2 F8			1-1 F3			1-0 HR 1B	
Bobby Thomson, R OBP: 0.345, SLG: 0.501 (1, 5)		0-0 F5			1-0 L7			2-3 K	
Wes Westrum, R OBP: 0.399, SLG: 0.444 (1, 2)		2-3 K			2-3 K			2-1 HR	
Jim Hearn, R OBP: 0.189, SLG: 0.231 (1, 1)			0-1 4-3			2-3 K		1-1 F8	

Inning Stats	R: 1	H: 2	E: 0	K: 0	S: 15	LOB: 1	BB: 0	P: 27	R: 0	H: 0	E: 0	K: 1	S: 8	LOB: 0	BB: 0	P: 12	R: 0	H: 1	E: 0	K: 0	S: 6	LOB: 0	BB: 0	P: 7	R: 0	H: 0	E: 0	K: 0	S: 5	LOB: 0	BB: 0	P: 5	R: 0	H: 0	E: 0	K: 1	S: 6	LOB: 0	BB: 0	P: 10	R: 0	H: 0	E: 0	K: 2	S: 8	LOB: 0	BB: 0	P: 11	R: 0	H: 0	E: 0	K: 0	S: 7	LOB: 0	BB: 0	P: 9	R: 2	H: 2	E: 0	K: 1	S: 9	LOB: 1	BB: 1	P: 20
--------------	------	------	------	------	-------	--------	-------	-------	------	------	------	------	------	--------	-------	-------	------	------	------	------	------	--------	-------	------	------	------	------	------	------	--------	-------	------	------	------	------	------	------	--------	-------	-------	------	------	------	------	------	--------	-------	-------	------	------	------	------	------	--------	-------	------	------	------	------	------	------	--------	-------	-------


PITCHER	IP	WLS	BF	H	R	ER	SO	BB	IBB	HBP	BLK	WP	HR	S	P	ERA	WHIP
Ralph Branca, R ERA: 2.7 (1, 1)	8.0	L	29	5	3	3	5	1	0	0	0	0	1	64	101	3.38	0.750

BOTTOM

Brooklyn Dodgers @ New York Giants
Polo Grounds, New York, NY

Wed Aug 15 1951, 3:33 AM EDT
Att. 21,007 - Unknown

AB	28
R	3
H	5
RBI	3
BB	1
SO	5
LOB	5



1B: 3	SF: 0	WP: 0	PA: 29
2B: 1	SAC: 0	PB: 0	
3B: 0	DP: 1	SB: 0	
HR: 1	HBP: 0	CS: 0	

PITCHER	IP	WLS	BF	H	R	ER	SO	BB	IBB	HBP	BLK	WP	HR	S	P	ERA	WHIP
---------	----	-----	----	---	---	----	----	----	-----	-----	-----	----	----	---	---	-----	------

Batter	1	2	3	4	5	6	7	8	9	AB R H RBI BB SO LOB	TOP
Carl Furillo, R (1, 9) OBP: 0.356, SLG: 0.465	1-1 		1-1 			2-0 		0-0 		4 0 1 0 0 0 1	Brooklyn Dodgers @ New York Giants Polo Grounds, New York, NY Thu Aug 16 1951, 3:33 AM EDT Att: 20,227 - Unknown
Pee Wee Reese, R (1, 6) OBP: 0.394, SLG: 0.446	1-2 			0-1 		2-2 		2-1 		4 0 0 0 0 0 1	
Duke Snider, L (1, 8) OBP: 0.350, SLG: 0.543	2-1 			1-1 		0-2 		0-3 		4 0 1 0 0 1 1	
Jackie Robinson, R (1, 4) OBP: 0.435, SLG: 0.527		1-0 		1-2 		1-3 			2-2 	4 0 1 0 0 1 1	
Roy Campanella, R (1, 2) OBP: 0.400, SLG: 0.587		2-2 		1-3 		0-0 			0-1 	4 0 0 0 0 1 2	
Andy Pafko, R (1, 7) OBP: 0.333, SLG: 0.478		1-1 		2-2 		0-0 			3-2 	4 0 0 0 0 0 2	
Gil Hodges, R (1, 3) OBP: 0.375, SLG: 0.557			0-1 		0-1 		1-1 			3 0 0 0 0 0 0	
Billy Cox, R (1, 5) OBP: 0.347, SLG: 0.428			2-1 		0-0 			2-1 		3 1 1 1 0 0 0	
Don Newcombe, L (1, 1) OBP: 0.286, SLG: 0.315 Rube Walker, L (8, PH) OBP: 0.319, SLG: 0.329 Clyde King, S (8, 1) OBP: 0.200, SLG: 0.214			2-2 		0-1 			2-2 		2 0 0 0 0 0 1 1 0 0 0 0 0 0 0 0 0 0 0 0 0	
Inning Stats	R: 0 H: 0 E: 0 LOB: 0 K: 0 BB: 0 S: 7 P: 11	R: 0 H: 0 E: 0 LOB: 0 K: 0 BB: 0 S: 7 P: 11	R: 0 H: 0 E: 1 LOB: 1 K: 0 BB: 0 S: 9 P: 14	R: 0 H: 1 E: 1 LOB: 2 K: 1 BB: 0 S: 15 P: 20	R: 0 H: 0 E: 0 LOB: 0 K: 0 BB: 0 S: 5 P: 5	R: 0 H: 2 E: 0 LOB: 1 K: 1 BB: 0 S: 10 P: 15	R: 0 H: 0 E: 0 LOB: 0 K: 0 BB: 0 S: 4 P: 5	R: 1 H: 1 E: 1 LOB: 1 K: 1 BB: 0 S: 13 P: 19	R: 0 H: 0 E: 0 LOB: 0 K: 0 BB: 0 S: 10 P: 15	1B: 3 SF: 0 2B: 0 SAC: 0 3B: 0 DP: 1 HR: 1 HBP: 0	WP: 0 PA: 33 PB: 0 SB: 0 CS: 0
PITCHER Sal Maglie, R (1, 1) ERA: 3.09	IP WLS BF H R ER SO BB IBB HBP BLK WP HR S P ERA WHIP 9.0 W 33 4 1 1 3 0 0 0 0 0 1 80 115 1.00 0.444										

AB	33
R	1
H	4
RBI	1
BB	0
SO	3
LOB	9



Batter	1	2	3	4	5	6	7	8	9	AB	R	H	RBI	BB	SO	LOB
Eddie Stanky, R OBP: 0.395, SLG: 0.383 (1, 4) C B X	1-1 3B 1B		1-0 F8		1-2 1B		4-2 3-H BB			3	1	2	0	1	0	0
Alvin Dark, R OBP: 0.364, SLG: 0.461 (1, 6) F F X	0-2 L9		1-1 F9		0-0 F5		1-0 1-3			4	0	0	0	0	0	3
Don Mueller, L OBP: 0.319, SLG: 0.411 (1, 9) B B F F F F X	3-2 F9			1-2 F8		3-2 F7		0-0 FC4-6 1B		4	0	1	0	0	0	1
Monte Irvin, R OBP: 0.419, SLG: 0.480 (1, 7) B S B X	2-1 1-H 3B			4-2 BB BB		1-1 4-1 1B		0-0 FC4-6 WP 4-3 1-2f		3	0	2	1	1	0	1
Whitey Lockman, L OBP: 0.331, SLG: 0.402 (1, 3) X	0-0 1-3			4-0 1-2 BB		0-0 4-1		1-0 4-3		3	0	0	0	1	0	3
Willie Mays, R OBP: 0.364, SLG: 0.528 (1, 8) F X		0-1 L8		2-2 F4		1-2 F2		1-2 L9		4	0	0	0	0	0	4
Bobby Thomson, R OBP: 0.345, SLG: 0.499 (1, 5) X		0-0 F7		0-3 K			4-2 6-3 SH1-4 WP BB			2	1	0	0	1	1	2
Wes Westrum, R OBP: 0.397, SLG: 0.440 (1, 2) F X		0-1 F3			1-3 K		1-0 SH1-4			2	0	0	0	0	1	0
Sal Maglie, R OBP: 0.169, SLG: 0.207 (1, 1) X			0-0 4-3		0-1 4-3		0-1 6-3			3	0	0	0	0	0	1

Inning Stats	R: 1	H: 2	E: 0	K: 0	S: 13	LOB: 1	BB: 0	P: 19	R: 0	H: 0	E: 0	K: 0	S: 5	LOB: 0	BB: 0	P: 5	R: 0	H: 0	E: 0	K: 0	S: 4	LOB: 0	BB: 0	P: 6	R: 0	H: 0	E: 0	K: 1	S: 11	LOB: 2	BB: 2	P: 22	R: 0	H: 1	E: 0	K: 1	S: 10	LOB: 1	BB: 0	P: 12	R: 0	H: 1	E: 0	K: 0	S: 10	LOB: 1	BB: 0	P: 15	R: 1	H: 0	E: 0	K: 0	S: 9	LOB: 1	BB: 2	P: 19	R: 0	H: 1	E: 0	K: 0	S: 6	LOB: 1	BB: 0	P: 8	1B: 4	2B: 0	3B: 1	HR: 0	SF: 0	SAC: 1	DP: 0	HBP: 0	WP: 2	PB: 0	SB: 0	CS: 0	PA: 33
PITCHER	IP	WLS	BF	H	R	ER	SO	BB	IBB	HBP	BLK	WP	HR	S	P	ERA	WHIP																																																												
Don Newcombe, R ERA: 3.22 (1, 1)	7.0	L	29	4	2	2	2	4	0	0	0	1	0	62	98	2.57	1.143																																																												
Clyde King, R ERA: 3.56 (8, 1)	1.0		4	1	0	0	0	0	0	0	0	1	0	6	8	0.00	1.000																																																												

BOTTOM

Brooklyn Dodgers @ New York Giants
Polo Grounds, New York, NY
Thu Aug 16 1951, 3:33 AM EDT
Att. 20,227 - Unknown

livebaseballscorecards.com

AB	28
R	2
H	5
RBI	1
BB	4
SO	2
LOB	15



Batter	1	2	3	4	5	6	7	8	9	AB R H RBI BB SO LOB	TOP
Carl Furillo, R (1, 9) OBP: 0.358, SLG: 0.465 C X	0-1 F7		1-2 4-3			0-0 SH FC5-2 1B		4-0 WP 1B BB	0-0 WP BB 2-H 1B	4 0 2 1 1 0 0	
Pee Wee Reese, R (1, 6) OBP: 0.395, SLG: 0.445 X	0-0 5-3			0-1 1B 1B		2-1 SH FC5-2 SH 1-2 1B		2-2 L9	4-0 BB 1-2 BB	3 1 1 0 1 0 1	
Duke Snider, L (1, 8) OBP: 0.351, SLG: 0.542 B S B X	2-2 F6			0-0 CS 1-2 1B		0-0 SH FC5-2 1-2 2-3 1B		2-0 F5	4-2 BB 1-2 2-3 BB	3 0 1 0 1 0 1	
Jackie Robinson, R (1, 4) OBP: 0.432, SLG: 0.522 C X		0-1 F9		1-2 F6		1-0 FC5-2 1-2 2-3 3-Hf 1B		0-1 WP 1-2 1B	0-0 L7	5 0 1 0 0 0 8	
Andy Pafko, R (1, 7) OBP: 0.335, SLG: 0.477 B S B X		1-2 F6		3-3 K 1-2		2-1 1-2 2-H 3-H 1B		4-1 BB 1-2 2-3 BB		3 0 1 1 1 1 2	
Roy Campanella, R (1, 2) OBP: 0.398, SLG: 0.582 B S B B X		4-1 BB		2-3 K		3-1 F3		1-1 F9		3 0 0 0 1 1 5	
Gil Hodges, R (1, 3) OBP: 0.376, SLG: 0.563 B S B B X	2-2 F7				2-2 HR		3-2 5-3		4-1 SH2-3 1B BB	3 2 1 1 1 0 1	
Billy Cox, R (1, 5) OBP: 0.344, SLG: 0.424 C X		0-1 5-3		0-1 F8		2-2 1-3		0-0 SH2-3	0-0 SH2-3	3 0 0 0 0 0 0	
Carl Erskine, R (1, 1) OBP: 0.184, SLG: 0.188 B F B X		2-1 B1-3		0-0 1-3		1-2 1-4-3		2-1 F7	2-1 F7	4 0 0 0 0 0 1	
Inning Stats	R: 0 E: 0 K: 0 S: 6 H: 0 LOB: 0 BB: 0 P: 8	R: 0 E: 0 K: 0 S: 11 H: 0 LOB: 1 BB: 1 P: 18	R: 0 E: 0 K: 0 S: 7 H: 0 LOB: 0 BB: 0 P: 10	R: 0 E: 0 K: 1 S: 11 H: 2 LOB: 2 BB: 0 P: 15	R: 1 E: 0 K: 1 S: 12 H: 1 LOB: 0 BB: 0 P: 16	R: 1 E: 1 K: 0 S: 9 H: 2 LOB: 2 BB: 0 P: 17	R: 0 E: 0 K: 0 S: 11 H: 0 LOB: 0 BB: 0 P: 17	R: 0 E: 0 K: 0 S: 9 H: 1 LOB: 3 BB: 2 P: 22	R: 1 E: 0 K: 0 S: 9 H: 1 LOB: 3 BB: 3 P: 23	1B: 6 2B: 1 3B: 0 HR: 1 SF: 0 SAC: 3 DP: 1 HBP: 0	WP: 2 PB: 0 SB: 0 CS: 1 PA: 40
PITCHER Max Surkont, R (1, 1) ERA: 3.52 George Estock, R (9, 1) ERA: 3.61 Phil Paine, R (9, 1) ERA: 2.29	IP WLS BF H R ER SO BB IBB HBP BLK WP HR S P ERA WHIP	IP WLS BF H R ER SO BB IBB HBP BLK WP HR S P ERA WHIP	IP WLS BF H R ER SO BB IBB HBP BLK WP HR S P ERA WHIP	IP WLS BF H R ER SO BB IBB HBP BLK WP HR S P ERA WHIP	IP WLS BF H R ER SO BB IBB HBP BLK WP HR S P ERA WHIP	IP WLS BF H R ER SO BB IBB HBP BLK WP HR S P ERA WHIP	IP WLS BF H R ER SO BB IBB HBP BLK WP HR S P ERA WHIP	IP WLS BF H R ER SO BB IBB HBP BLK WP HR S P ERA WHIP	IP WLS BF H R ER SO BB IBB HBP BLK WP HR S P ERA WHIP	IP WLS BF H R ER SO BB IBB HBP BLK WP HR S P ERA WHIP	IP WLS BF H R ER SO BB IBB HBP BLK WP HR S P ERA WHIP

Brooklyn Dodgers @ Boston Braves
 Braves Field, Boston, MA
 Fri Aug 17 1951, 3:33 AM EDT
 Unknown

livebaseballscorecards.com

AB	31
R	3
H	7
RBI	3
BB	6
SO	2
LOB	19



Batter	1	2	3	4	5	6	7	8	9	AB	R	H	RBI	BB	SO	LOB			
Sibby Sisti, R OBP: 0.383, SLG: 0.422 (1, 4) CFBFX	1-2 F3 ①		0-0 FC6-4 ②			0-0 F9 ①		1-3 K ③		4	0	0	0	0	1	2			
Sam Jethroe, S OBP: 0.341, SLG: 0.458 (1, 8) BBCCX	2-1 1B ②		3-1 4-3 ③			1-0 F4 ②			0-0 F7 ①	4	0	1	0	0	0	1			
Earl Torgeson, L OBP: 0.371, SLG: 0.402 (1, 3) BBCCBFX	3-2 F9 ②				1-3 K ①			0-0 F4 ③	4-2 2B 4-3 BB	3	1	0	0	1	1	1			
Bob Elliott, R OBP: 0.386, SLG: 0.487 (1, 5) FX	0-1 F6 ③				1-0 6-3 ②			0-0 F7 ①	0-1 4-3 1-3 2B	4	0	1	0	0	0	1			
Sid Gordon, R OBP: 0.393, SLG: 0.531 (1, 7)		3-2 F4 ①			2-2 1-3 ③			2-2 F2 ②	1-1 4-3 ②	4	0	0	1	0	0	1			
Willard Marshall, L OBP: 0.352, SLG: 0.441 (1, 9)		1-1 F7 ②			0-0 F7 ①			3-1 F8 ③	2-3 3-H 3-2	4	0	0	0	0	0	1			
Ebba St. Claire, S OBP: 0.331, SLG: 0.403 (1, 2)		2-3 K ③			0-3 K ②			0-1 L1 ①		3	0	0	0	0	2	0			
Johnny Logan, R OBP: 0.299, SLG: 0.281 (1, 6)					1-0 F5 ①			0-1 1B ②		1	0	0	0	1	0	0			
Bob Addis, L OBP: 0.262, SLG: 0.261 (8, PH)						4-2 BB				1	0	1	0	0	0	0			
Roy Hartsfield, R OBP: 0.326, SLG: 0.347 (9, 4)						0-3 K ③				0	0	0	0	0	0	0			
Max Surkont, R OBP: 0.246, SLG: 0.182 (1, 1)								1-3 K ②		1	0	0	0	1	1	1			
Tommy Holmes, L OBP: 0.250, SLG: 0.273 (8, PH)										1	0	0	0	0	1	1			
George Estock, R OBP: 0.500, SLG: 0.400 (9, 1)										0	0	0	0	0	0	0			
Phil Paine, R (9, 1)										0	0	0	0	0	0	0			
Inning Stats	R: 0 E: 0 K: 0 S: 12	H: 1 LOB: 1 BB: 0 P: 18	R: 0 E: 0 K: 1 S: 8	H: 0 LOB: 0 BB: 0 P: 14	R: 0 E: 0 K: 0 S: 8	H: 0 LOB: 1 BB: 1 P: 16	R: 0 E: 0 K: 1 S: 8	H: 0 LOB: 0 BB: 0 P: 12	R: 0 E: 0 K: 2 S: 11	H: 0 LOB: 1 BB: 1 P: 15	R: 0 E: 0 K: 0 S: 3	H: 0 LOB: 0 BB: 0 P: 4	R: 0 E: 0 K: 2 S: 10	H: 1 LOB: 1 BB: 0 P: 12	R: 1 E: 0 K: 0 S: 11	H: 1 LOB: 1 BB: 1 P: 19	1B: 2 2B: 1 3B: 0 HR: 0	SF: 0 SAC: 0 DP: 0 HBP: 0	
PITCHER Carl Erskine, R ERA: 4.44 (1, 1)	IP 9.0	WLS W	BF 33	H 3	R 1	ER 1	SO 6	BB 3	IBB 0	HBP 0	BLK 0	WP 0	HR 0	S 80	P 124	ERA 1.00	WHIP 0.667		
PITCHER	IP	WLS	BF	H	R	ER	SO	BB	IBB	HBP	BLK	WP	HR	S	P	ERA	WHIP		

BOTTOM

Brooklyn Dodgers @ Boston Braves
 Braves Field, Boston, MA
 Fri Aug 17 1951, 3:33 AM EDT
 Unknown

livebaseballscores.com

AB	30
R	1
H	3
RBI	1
BB	3
SO	6
LOB	9



WP: 0	PA: 33
PB: 0	
SB: 0	
CS: 0	

Batter	1	2	3	4	5	6	7	8	9	AB R H RBI BB SO LOB	TOP		
Carl Furillo, R OBP: 0.361, SLG: 0.466 (1, 9)	2-3 K		0-1 1B S 1B		0-0 1B BB 1B	4-0 BB		0-0 4-3		4 1 2 0 1 1 0	<p>Brooklyn Dodgers @ Boston Braves Braves Field, Boston, MA Fri Aug 17 1951, 3:38 AM EDT Att: 15,448 - Unknown</p>		
Pee Wee Reese, R OBP: 0.393, SLG: 0.441 (1, 6)	2-0 4-3		3-3 K 1-2		4-1 1B BB 1-2 2-3	0-2 F6		3-2 1-3		4 0 0 0 1 1 3			
Duke Snider, L OBP: 0.354, SLG: 0.542 (1, 8)	3-2 E6 BB BB		2-2 1B		2-0 FC5 1B 1-3 2-H 3-H		1-1 F5	2-1 1B		5 0 3 2 0 0 0			
Jackie Robinson, R OBP: 0.432, SLG: 0.519 (1, 4)	4-0 1-2 BB BB		0-0 F2		3-3 K		0-0 E3 2B 1B	3-1 L8		4 1 1 0 1 1 5			
Andy Pafko, R OBP: 0.336, SLG: 0.477 (1, 7)	4-2 1-2 2-3 BB		0-0 5-3		3-1 L5		2-1 1B 2B 3-H		0-1 1-3	4 0 1 1 1 0 4			
Roy Campanella, R OBP: 0.393, SLG: 0.575 (1, 2)	1-0 F9			2-1 5-3	2-1 FC5 2-3		2-2 5-3		3-2 5-3	5 0 0 0 0 0 6			
Gil Hodges, R OBP: 0.378, SLG: 0.567 (1, 3)		3-3 K		1-1 5-3		1-0 E 2B	4-0 1B BB		1-1 2B	4 0 2 0 1 1 0			
Billy Cox, R OBP: 0.342, SLG: 0.420 (1, 5)		0-1 F2		0-0 6-3		0-0 L3	0-0 1-2 2-3 1B		0-0 F8	5 0 1 0 0 0 2			
Johnny Schmitz, R OBP: 0.227, SLG: 0.381 (1, 1)		1-2 3-1		2-2 BB 1B 1B		1-3 K2-3	2-3 K			0 0 0 0 0 0 0 2 1 1 0 0 0 0 1 0 0 0 0 1 1 0 0 0 0 0 0 0 1 0 0 0 0 1 3 0 0 0 0 0 0 0			
Clém Labine, R OBP: 0.500, SLG: 0.500 (6, PH)											<p>B</p>		
Don Thompson, L OBP: 0.250, SLG: 0.250 (6, PH)													
Phil Haugstad, R (6, 1)													
Cal Abrams, L OBP: 0.421, SLG: 0.407 (7, PH)													
Clyde King, S OBP: 0.200, SLG: 0.214 (7, 1)													
Inning Stats	R: 0 H: 0 E: 1 LOB: 3 K: 1 BB: 2 S: 18 P: 34	R: 0 H: 0 E: 0 LOB: 0 K: 1 BB: 0 S: 8 P: 12	R: 0 H: 2 E: 0 LOB: 2 K: 1 BB: 0 S: 10 P: 15	R: 0 H: 0 E: 0 LOB: 0 K: 0 BB: 0 S: 5 P: 8	R: 2 H: 3 E: 0 LOB: 2 K: 1 BB: 1 S: 19 P: 35	R: 0 H: 1 E: 1 LOB: 2 K: 1 BB: 1 S: 9 P: 15	R: 1 H: 3 E: 1 LOB: 3 K: 1 BB: 1 S: 13 P: 24	R: 0 H: 1 E: 0 LOB: 1 K: 0 BB: 0 S: 8 P: 16	R: 0 H: 1 E: 0 LOB: 1 K: 0 BB: 0 S: 8 P: 12	1B: 8 SF: 0 2B: 3 SAC: 0 3B: 0 DP: 0 HR: 0 HBP: 0	WP: 0 PA: 44 PB: 0 SB: 1 CS: 0		
PITCHER	IP WLS BF H R ER SO BB IBB HBP BLK WP HR S P ERA WHIP											PITCHER	IP WLS BF H R ER SO BB IBB HBP BLK WP HR S P ERA WHIP
Johnny Sain, R ERA: 4.35 (1, 1)	6.1 W 32 8 3 3 5 4 0 0 0 0 0 0 74 127 4.26 1.895												
Jim Wilson, R ERA: 6.19 (7, 1)	2.2 S 12 3 0 0 1 1 0 0 0 0 0 0 24 44 0.00 1.500												

livebaseballscorecards.com

AB	39
R	3
H	11
RBI	3
BB	5
SO	6
LOB	24

Batter	1	2	3	4	5	6	7	8	9
Sibby Sisti, R OBP: 0.386, SLG: 0.429 (1, 6)	3-2 WP BB 2B	1-1 FC3-6 1-2 1B		2-1 L9			1-2 6-3		
Sam Jethroe, S OBP: 0.340, SLG: 0.455 (1, 8)	4-1 BB 1B 2-3 BB	1-2 FC3-6 1-2f 2-3			0-1 3-1		1-0 F8		
Earl Torgeson, L OBP: 0.372, SLG: 0.400 (1, 3)	4-0 BB 1B 1-2 BB	1-1 F7 3-H			0-1 1-3		4-2 FC4 BB		
Bob Elliott, R OBP: 0.382, SLG: 0.482 (1, 5)	1-1 F6	3-3 K 1-2			1-0 F7		0-0 FC4 1-2f		
Sid Gordon, R OBP: 0.393, SLG: 0.528 (1, 7)	4-0 E 1B 1-2 2-3 3-H BB		4-0 G6-3 BB			1-3 K		1-1 F3	
Willard Marshall, L OBP: 0.353, SLG: 0.444 (1, 9)	0-0 E2 1-3 2-H 3-H 1B		0-0 G6-3 1-2f			3-1 2-3 2B		1-0 6-3	
Roy Hartsfield, R OBP: 0.328, SLG: 0.347 (1, 4)	1-2 F2		0-0 F4			4-1 2-3 BB		2-1 1B	
Ray Mueller, R OBP: 0.230, SLG: 0.235 (1, 2)	0-1 6-3			1-3 K		0-0 2-3		0-0 F4	
Johnny Sain, R OBP: 0.245, SLG: 0.314 (1, 1)				1-2 F9		0-1 1-3			
Jim Wilson, R OBP: 0.100, SLG: 0.100 (7, 1)									

AB	R	H	RBI	BB	SO	LOB
4	1	2	0	0	0	0
3	1	0	0	1	0	2
2	1	0	1	2	0	1
4	0	0	0	0	1	5
2	0	0	1	2	1	0
4	0	2	2	0	0	1
3	0	1	0	1	0	2
4	0	0	0	0	1	5
3	1	1	0	0	0	2
0	0	0	0	0	0	0

BOTTOM

Brooklyn Dodgers @ Boston Braves
Braves Field, Boston, MA
Fri Aug 17 1951, 3:38 AM EDT
Att. 15,448 - Unknown

livebaseballscorecards.com

AB	29
R	4
H	6
RBI	4
BB	6
SO	3
LOB	18



1B: 4	SF: 0
2B: 2	SAC: 0
3B: 0	DP: 1
HR: 0	HBP: 0

WP: 1	PA: 35
PB: 0	
SB: 1	
CS: 0	

Inning	R	H	E	K	S	H	LOB	BB	P
1	3	2	1	0	12	2	1	0	18
2	1	0	0	1	12	0	0	0	18
3	0	0	0	2	6	0	0	0	6
4	0	0	0	1	12	0	0	0	12
5	0	0	0	5	6	0	0	0	6
6	0	1	0	1	17	0	2	1	17
7	0	0	0	9	15	0	1	1	15
8	0	1	0	6	10	0	1	0	10
9	0	0	0	13	30	0	3	0	30

PITCHER	IP	WLS	BF	H	R	ER	SO	BB	IBB	HBP	BLK	WP	HR	S	P	ERA	WHIP
Johnny Schmitz, L ERA: 6.41 (1, 1)	0.0	L	3	1	3	3	0	2	0	0	0	1	0	4	15	∞	∞
Clem Labine, R ERA: 4.5 (1, 1)	5.0		19	3	1	1	2	2	0	0	0	0	0	36	57	1.80	1.000
Phil Haugstad, R ERA: 5.14 (6, 1)	1.0		5	1	0	0	1	1	0	0	0	0	0	9	17	0.00	2.000
Clyde King, R ERA: 3.5 (7, 1)	2.0		8	1	0	0	0	1	0	0	0	0	0	15	25	0.00	1.000

Batter	1	2	3	4	5	6	7	8	9	AB R H RBI BB SO LOB
Carl Furillo, R OBP: 0.363, SLG: 0.466 (1, 9) B F B S X	2-2 L4 ①		4-1 WP BB		0-0 FC4-6 1B		1-1 L8 ③		1-2 1B 2-H 3-H	4 0 2 2 1 0 0
Pee Wee Reese, R OBP: 0.389, SLG: 0.436 (1, 6) C B F B X	3-2 4-3 ②		1-1 5-3 ② 1-2		0-0 L9 ①		3-2 F7 ①	3-2 F6 ③	5 0 0 0 0 0 3	
Duke Snider, L OBP: 0.353, SLG: 0.539 (1, 8) B B B B	4-1 BB BB		2-3 K		0-1 FC4-6 1-2f		3-1 4-3 ②		3 0 0 0 1 1 2	
Jackie Robinson, R OBP: 0.435, SLG: 0.531 (1, 4) B B B B	4-0 1-2 BB		1-2 WP E 2B		0-1 1-3 ③		2-1 HR		3 2 2 1 1 0 1	
Andy Pafko, R OBP: 0.332, SLG: 0.471 (1, 7) B B B C F X	3-2 F7 ③		1-0 F3		0-1 5-3 ①		0-0 6-3 ③		4 0 0 0 0 0 3	
Gil Hodges, R OBP: 0.379, SLG: 0.565 (1, 3) C B F B B		0-3 K ①	4-2 E 1B BB		3-2 4-3 ②		1-0 SH1-4 1B 1B		3 2 1 0 1 1 0	
Roy Campanella, R OBP: 0.392, SLG: 0.571 (1, 2) B C B B X		2-1 F8 ②	0-0 L4 ② 1-3 3-H		0-1 5-6-3 ③		1-0 SH1-4 1B 1B		4 1 1 0 0 0 1	
Billy Cox, R OBP: 0.340, SLG: 0.418 (1, 5) X		0-0 F7 ③	0-0 1B		0-1 4-3 ③		1-0 F9 ①	0-2 F3 ①	4 0 1 1 0 0 2	
Preacher Roe, R OBP: 0.130, SLG: 0.104 (1, 1) B B B C X			3-2 F8 ①	0-1 4-3 ③		0-0 F4 ②		0-0 SH1-4 ② 1-2 2-3	3 0 0 0 0 0 1	

Inning Stats	R: 0 E: 0 K: 0 S: 10	H: 0 LOB: 2 BB: 2 P: 26	R: 0 E: 0 K: 1 S: 7	H: 0 LOB: 0 BB: 0 P: 9	R: 0 E: 0 K: 1 S: 9	H: 0 LOB: 1 BB: 1 P: 19	R: 2 E: 1 K: 0 S: 11	H: 2 LOB: 1 BB: 1 P: 17	R: 0 E: 0 K: 0 S: 6	H: 1 LOB: 1 BB: 0 P: 6	R: 0 E: 0 K: 0 S: 11	H: 0 LOB: 0 BB: 0 P: 14	R: 0 E: 0 K: 0 S: 4	H: 0 LOB: 0 BB: 0 P: 6	R: 1 E: 0 K: 0 S: 8	H: 1 LOB: 0 BB: 0 P: 16	R: 2 E: 0 K: 0 S: 12	H: 3 LOB: 1 BB: 0 P: 15	1B: 5 2B: 1 3B: 0 HR: 1	SF: 0 SAC: 1 DP: 0 HBP: 0	WP: 2 PB: 0 SB: 0 CS: 0	PA: 38
--------------	-------------------------------	----------------------------------	------------------------------	---------------------------------	------------------------------	----------------------------------	-------------------------------	----------------------------------	------------------------------	---------------------------------	-------------------------------	----------------------------------	------------------------------	---------------------------------	------------------------------	----------------------------------	-------------------------------	----------------------------------	----------------------------------	------------------------------------	----------------------------------	--------


PITCHER	IP	WLS	BF	H	R	ER	SO	BB	IBB	HBP	BLK	WP	HR	S	P	ERA	WHIP
Chet Nichols, L ERA: 3.0 (1, 1)	8.0	L	32	4	3	1	2	4	0	0	0	2	1	66	113	1.12	1.000
Johnny Sain, R ERA: 4.43 (9, 1)	1.0		6	3	2	2	0	0	0	0	0	0	0	12	15	18.00	3.000

TOP

Brooklyn Dodgers @ Boston Braves
Braves Field, Boston, MA

Sat Aug 18 1951, 3:33 AM EDT
Att: 15,313 - Unknown

AB	33
R	5
H	7
RBI	4
BB	4
SO	2
LOB	13



livebaseballscorecards.com

Batter	1	2	3	4	5	6	7	8	9	AB	R	H	RBI	BB	SO	LOB
--------	---	---	---	---	---	---	---	---	---	----	---	---	-----	----	----	-----

Sibby Sisti, R OBP: 0.379, SLG: 0.421 (1, 6)	1-3 K		0-0 F7			2-2 6-3			2-1 F7	4	0	0	0	0	1	0
Sam Jethroe, S OBP: 0.342, SLG: 0.457 (1, 8)	2-3 K			1-3 K			2-0 E7 3-1 1B		1-1 F7 6-3 2B	4	2	2	0	0	2	0
Earl Torgeson, L OBP: 0.369, SLG: 0.396 (1, 3)	0-1 G3			2-1 F9			1-2 3-1		2-2 6-3	4	0	0	2	0	0	0
Bob Elliott, R OBP: 0.383, SLG: 0.482 (1, 5)		2-1 5-3		3-1 F7			1-0 F8 1B		2-1 F7 DI 1B	4	0	2	0	0	0	0
Luis Marquez, R OBP: 0.250, SLG: 0.233 (9, PR)										0	0	0	0	0	0	0
Sid Gordon, R OBP: 0.392, SLG: 0.533 (1, 7)		2-2 HR			1-1 F8		3-1 F8		3-2 F9	4	1	1	1	0	0	2
Walker Cooper, R OBP: 0.362, SLG: 0.508 (1, 2)		1-1 F3			1-2 L8			1-0 5-3		3	0	0	0	0	0	0
Willard Marshall, L OBP: 0.350, SLG: 0.440 (1, 9)		3-1 F7			1-0 4-3			2-1 4-3		3	0	0	0	0	0	0
Roy Hartsfield, R OBP: 0.328, SLG: 0.350 (1, 4)			1-2 F9			2-2 1-3		0-0 2B		3	0	1	0	0	0	0
Chet Nichols, S OBP: 0.179, SLG: 0.179 (1, 1)			1-1 6-3			0-3 K		0-0 F7		2	0	0	0	0	1	0
Johnny Logan, R OBP: 0.298, SLG: 0.280 (8, PH)										1	0	0	0	0	0	1
Johnny Sain, R OBP: 0.245, SLG: 0.314 (9, 1)										0	0	0	0	0	0	0

Inning Stats	R: 0	H: 0	R: 1	H: 1	R: 0	H: 0	R: 0	H: 0	R: 0	H: 0	R: 1	H: 2	R: 0	H: 1	R: 1	H: 2	1B: 3	SF: 0
	E: 0	LOB: 0	E: 0	LOB: 0	E: 0	LOB: 0	E: 0	LOB: 0	E: 0	LOB: 0	E: 2	LOB: 0	E: 0	LOB: 1	E: 0	LOB: 2	2B: 2	SAC: 0
	K: 2	BB: 0	K: 0	BB: 0	K: 1	BB: 0	K: 0	BB: 0	K: 0	BB: 0	K: 0	BB: 0	K: 0	BB: 0	K: 0	BB: 0	3B: 0	DP: 0
	S: 9	P: 12	S: 12	P: 20	S: 6	P: 8	S: 7	P: 13	S: 6	P: 9	S: 7	P: 14	S: 5	P: 8	S: 13	P: 23	HR: 1	HBP: 0

PITCHER	IP	WLS	BF	H	R	ER	SO	BB	IBB	HBP	BLK	WP	HR	S	P	ERA	WHIP
Preacher Roe, L ERA: 3.01 (1, 1)	9.0	W	32	6	3	3	4	0	0	0	0	0	1	74	120	3.00	0.667

BOTTOM

Brooklyn Dodgers @ Boston Braves
 Braves Field, Boston, MA
 Sat Aug 18 1951, 3:33 AM EDT
 Att. 15,313 - Unknown

AB	32
R	3
H	6
RBI	3
BB	0
SO	4
LOB	3



WP: 0	PA: 32
PB: 0	
SB: 0	
CS: 0	

PITCHER	IP	WLS	BF	H	R	ER	SO	BB	IBB	HBP	BLK	WP	HR	S	P	ERA	WHIP
---------	----	-----	----	---	---	----	----	----	-----	-----	-----	----	----	---	---	-----	------

Batter	1	2	3	4	5	6	7	8	9	AB R H RBI BB SO LOB	TOP
Carl Furillo, R OBP: 0.360, SLG: 0.461 (1, 9) B C C X	2-1 6-3 ①		1-2 F9 ①			0-2 F4 ①		1-0 F4 ② X	0-0 4-3 ② 2-3	5 0 0 0 0 0 2	
Pee Wee Reese, R OBP: 0.387, SLG: 0.432 (1, 6) S F F B X	1-2 F3 ②		1-2 F7 ②			0-0 F3 ②		4-2 1B BB ②	1-0 4-3 ③	4 0 0 0 1 0 1	
Duke Snider, L OBP: 0.354, SLG: 0.537 (1, 8) B B F B B	4-1 S BB ③		1-3 K ③			0-1 4-3 ③		2-2 1B ③ 1-3 2-H		3 0 1 1 1 1 0	
Jackie Robinson, R OBP: 0.431, SLG: 0.526 (1, 4) B F F B B X	3-2 F9 ③ 1-2				1-0 F8 ①		0-0 F9 ①	2-1 F8 ③		4 0 0 0 0 0 3	
Andy Pafko, R OBP: 0.331, SLG: 0.468 (1, 7)		2-2 F7 ①		0-0 F3 ②			2-2 L7 ②		1-2 FC6-4 1B ①	4 0 1 0 0 0 0	
Gil Hodges, R OBP: 0.380, SLG: 0.564 (1, 3)		4-0 1B BB ①		0-1 F7 ③			3-2 1B ③		0-1 FC6-4 HR ① 1-2	3 1 1 0 1 0 1	
Roy Campanella, R OBP: 0.391, SLG: 0.576 (1, 2)		0-2 L5 ②			1-1 4-3 ①		0-0 4-3 ③		0-0 HR ① 1-H	4 1 1 2 0 0 2	
Billy Cox, R OBP: 0.342, SLG: 0.419 (1, 5)		2-0 1B ③ 1-3			0-0 6-3 ②			0-0 F7 ① X	0-0 2B 1B ①	4 1 2 0 0 0 0	
Ralph Branca, R OBP: 0.239, SLG: 0.244 (6, 1) Bud Podbielan, R OBP: 0.350, SLG: 0.350 (7, 1) Phil Haugstad, R (8, PH) Wayne Terwilliger, R OBP: 0.333, SLG: 0.264 (8, 1) Erv Palica, R OBP: 0.267, SLG: 0.154 (8, PH) Dick Williams, R OBP: 0.289, SLG: 0.442 (9, PH)		2-3 K ③		0-3 K ③				4-0 1B BB ③	1-0 4-3 2B ③ 1-H	2 0 0 0 0 0 2 2 0 0 0 0 0 0 0 0 0 0 0 0 0 0 0 0 0 1 0 0 1 0 0 0 0 0 0 0 0 0 0 0 1 0 1 1 0 0 0 0	
Inning Stats	R: 0 H: 0 E: 0 LOB: 1 K: 0 BB: 1 S: 12 P: 22	R: 0 H: 1 E: 0 LOB: 2 K: 1 BB: 1 S: 12 P: 22	R: 0 H: 0 E: 0 LOB: 0 K: 1 BB: 0 S: 9 P: 12	R: 0 H: 0 E: 0 LOB: 0 K: 0 BB: 0 S: 4 P: 5	R: 0 H: 0 E: 0 LOB: 0 K: 1 BB: 0 S: 6 P: 7	R: 0 H: 0 E: 0 LOB: 0 K: 0 BB: 0 S: 6 P: 6	R: 0 H: 1 E: 0 LOB: 1 K: 0 BB: 0 S: 12 P: 17	R: 1 H: 1 E: 0 LOB: 2 K: 0 BB: 2 S: 10 P: 23	R: 3 H: 4 E: 0 LOB: 1 K: 0 BB: 0 S: 10 P: 13	1B: 5 SF: 0 2B: 1 SAC: 0 3B: 0 DP: 0 HR: 1 HBP: 0	WP: 0 PA: 38 PB: 0 SB: 1 CS: 0
PITCHER Warren Spahn, L ERA: 3.03 (1, 1)	IP WLS BF H R ER SO BB IBB HBP BLK WP HR S P ERA WHIP	9.0 W 38 7 4 4 3 4 0 0 0 0 1 81 127 4.00 1.222					PITCHER IP WLS BF H R ER SO BB IBB HBP BLK WP HR S P ERA WHIP				

Brooklyn Dodgers @ Boston Braves
Braves Field, Boston, MA
 Sun Aug 19 1951, 3:33 AM EDT
 Att: 13,713 - Unknown

livebaseballscorecards.com

AB	34
R	4
H	7
RBI	4
BB	4
SO	3
LOB	11



Batter	1	2	3	4	5	6	7	8	9	AB	R	H	RBI	BB	SO	LOB
Sibby Sisti, R OBP: 0.379, SLG: 0.417 (1, 6)	0-1 F8		2-1 6-3			1-2 HR	4-1 HBP BB			4	1	1	0	1	0	3
Sam Jethroe, S OBP: 0.347, SLG: 0.459 (1, 8)	3-2 1B		0-0 G3			1-0 HR	4-0 BB			3	2	2	1	1	0	0
Earl Torgeson, L OBP: 0.369, SLG: 0.402 (1, 3)	1-0 F9			0-0 3-1		0-2 HR	4-2 BB			4	2	1	4	1	0	3
Bob Elliott, R OBP: 0.379, SLG: 0.476 (1, 5)	3-2 4-3			0-0 G2		2-2 6-3	1-3 F5			5	0	0	0	0	0	5
Sid Gordon, R OBP: 0.392, SLG: 0.532 (1, 7)		0-2 5-3		2-3 K		2-0 1B HBP	0-0 1B	1-2 F3		4	2	1	2	0	1	0
Willard Marshall, L OBP: 0.354, SLG: 0.452 (1, 9)		2-1 HR		1-3 K		2-1 1B	0-0 2B	2-1 F9		5	2	3	2	0	1	0
Ebba St. Claire, S OBP: 0.339, SLG: 0.409 (1, 2)		3-2 F3		1-1 F5		2-0 1B	0-0 2B	0-0 1B		5	1	3	1	0	0	0
Roy Hartsfield, R OBP: 0.326, SLG: 0.346 (1, 4)		1-2 5-3		2-0 F4		3-1 E5	4-0 2B	3-2 F4		4	1	0	0	1	0	3
Warren Spahn, L OBP: 0.247, SLG: 0.301 (1, 1)			2-0 F6			1-2 K	0-0 HBP F8			4	2	2	3	0	1	3


Inning Stats	R: 0	H: 1	R: 1	H: 1	R: 0	H: 0	R: 0	H: 0	R: 0	H: 0	R: 5	H: 6	R: 7	H: 4	R: 0	H: 1
	E: 0	LOB: 1	E: 0	LOB: 0	E: 0	LOB: 0	E: 0	LOB: 0	E: 0	LOB: 0	E: 1	LOB: 3	E: 0	LOB: 2	E: 0	LOB: 1
	K: 0	BB: 0	K: 0	BB: 0	K: 1	BB: 0	K: 1	BB: 0	K: 0	BB: 0	K: 1	BB: 0	K: 0	BB: 4	K: 0	BB: 0
	S: 9	P: 16	S: 11	P: 17	S: 4	P: 8	S: 5	P: 7	S: 6	P: 10	S: 28	P: 46	S: 20	P: 40	S: 12	P: 18

PITCHER	IP	WLS	BF	H	R	ER	SO	BB	IBB	HBP	BLK	WP	HR	S	P	ERA	WHIP
Ralph Branca, R ERA: 2.92 (1, 1)	5.0	L	21	6	5	5	2	0	0	0	0	0	2	47	74	9.00	1.200
Bud Podbielan, R ERA: 4.03 (6, 1)	1.1		14	5	7	7	1	3	0	1	0	1	0	26	53	47.25	6.000
Phil Haugstad, R ERA: 5.4 (7, 1)	0.2		5	1	1	1	0	1	0	1	0	0	0	10	17	13.50	3.000
Erv Palica, R ERA: 4.27 (8, 1)	1.0		4	1	0	0	0	0	0	0	0	0	0	12	18	0.00	1.000

BOTTOM

Brooklyn Dodgers @ Boston Braves
Braves Field, Boston, MA
Sun Aug 19 1951, 3:33 AM EDT
Att. 13,713 - Unknown

AB	38
R	13
H	13
RBI	13
BB	4
SO	3
LOB	17



1B	2B	3B	HR	SF	SAC	DP	HBP	WP	PA
9	2	0	2	0	0	0	2	1	44

Batter	1	2	3	4	5	6	7	8	9	10	AB	R	H	RBI	BB	SO	LOB	TOP							
Solly Hemus, L OBP: 0.371, SLG: 0.347 (1, 6)	2-3 K			1-1 4-3	2-2 1B			1-2 SH1-3 1B		2-2 4-3	5	0	2	0	0	1	0								
Red Schoendienst, S OBP: 0.337, SLG: 0.409 (1, 4)	1-1 F9			3-2 HR 1B		0-0 2B 1B		1-1 SH1-3		0-1 L9	4	2	2	0	0	0	0								
Stan Musial, L OBP: 0.460, SLG: 0.664 (1, 7)	1-3 K			0-1 HR		1-1 2B		4-0 IBB		0-1 F6	4	1	2	3	1	1	0								
Peanuts Lowrey, R OBP: 0.379, SLG: 0.441 (1, 8)		4-2 G6-4-3 BB		4-1 FC5-4 BB		1-0 F6		0-1 F9			2	0	0	0	2	0	2								
Nippy Jones, R OBP: 0.303, SLG: 0.355 (1, 3)		2-1 F9		1-0 F8		0-0 4-3		0-0 5-3			4	0	0	0	0	0	4								
Billy Johnson, R OBP: 0.329, SLG: 0.376 (1, 5)		2-1 G6-4-3 1-2r		1-0 FC5-4 1-2r			1-0 4-3		2-2 F6		4	0	0	0	0	0	2								
Wally Westlake, R OBP: 0.323, SLG: 0.475 (1, 9)			0-0 F9		1-3 K		0-1 5-3		2-3 K		4	0	0	0	0	2	0								
Del Rice, R OBP: 0.315, SLG: 0.360 (1, 2)			1-2 F5		3-1 1B 2B		4-2 BB		4-1 BB		2	0	1	0	2	0	0								
Tom Poholsky, R OBP: 0.204, SLG: 0.208 (1, 1)			2-3 K		1-2 F9		1-1 2-3		0-3 K		4	0	0	0	0	2	3								
Inning Stats	R: 0 E: 0 K: 2 S: 8	H: 0 LOB: 0 BB: 0 P: 12	R: 0 E: 0 K: 0 S: 6	H: 0 LOB: 0 BB: 1 P: 14	R: 0 E: 0 K: 1 S: 7	H: 0 LOB: 0 BB: 0 P: 10	R: 2 E: 0 K: 0 S: 10	H: 2 LOB: 1 BB: 1 P: 20	R: 0 E: 0 K: 1 S: 12	H: 2 LOB: 2 BB: 0 P: 19	R: 1 E: 0 K: 0 S: 5	H: 2 LOB: 0 BB: 0 P: 7	R: 0 E: 0 K: 0 S: 7	H: 0 LOB: 1 BB: 1 P: 13	R: 0 E: 0 K: 0 S: 9	H: 1 LOB: 2 BB: 1 P: 15	R: 0 E: 0 K: 2 S: 10	H: 0 LOB: 1 BB: 1 P: 18	R: 0 E: 0 K: 0 S: 7	H: 0 LOB: 0 BB: 0 P: 9	1B: 4 2B: 2 3B: 0 HR: 1	SF: 0 SAC: 1 DP: 1 HBP: 0	WP: 0 PB: 0 SB: 0 CS: 0	PA: 39	
PITCHER	IP WLS BF H R ER SO BB IBB HBP BLK WP HR S P ERA WHIP	IP WLS BF H R ER SO BB IBB HBP BLK WP HR S P ERA WHIP	IP WLS BF H R ER SO BB IBB HBP BLK WP HR S P ERA WHIP	IP WLS BF H R ER SO BB IBB HBP BLK WP HR S P ERA WHIP	IP WLS BF H R ER SO BB IBB HBP BLK WP HR S P ERA WHIP	IP WLS BF H R ER SO BB IBB HBP BLK WP HR S P ERA WHIP	IP WLS BF H R ER SO BB IBB HBP BLK WP HR S P ERA WHIP	IP WLS BF H R ER SO BB IBB HBP BLK WP HR S P ERA WHIP	IP WLS BF H R ER SO BB IBB HBP BLK WP HR S P ERA WHIP	IP WLS BF H R ER SO BB IBB HBP BLK WP HR S P ERA WHIP	IP WLS BF H R ER SO BB IBB HBP BLK WP HR S P ERA WHIP	IP WLS BF H R ER SO BB IBB HBP BLK WP HR S P ERA WHIP	IP WLS BF H R ER SO BB IBB HBP BLK WP HR S P ERA WHIP	IP WLS BF H R ER SO BB IBB HBP BLK WP HR S P ERA WHIP	IP WLS BF H R ER SO BB IBB HBP BLK WP HR S P ERA WHIP	IP WLS BF H R ER SO BB IBB HBP BLK WP HR S P ERA WHIP	IP WLS BF H R ER SO BB IBB HBP BLK WP HR S P ERA WHIP	IP WLS BF H R ER SO BB IBB HBP BLK WP HR S P ERA WHIP	IP WLS BF H R ER SO BB IBB HBP BLK WP HR S P ERA WHIP	IP WLS BF H R ER SO BB IBB HBP BLK WP HR S P ERA WHIP	IP WLS BF H R ER SO BB IBB HBP BLK WP HR S P ERA WHIP	IP WLS BF H R ER SO BB IBB HBP BLK WP HR S P ERA WHIP	IP WLS BF H R ER SO BB IBB HBP BLK WP HR S P ERA WHIP	IP WLS BF H R ER SO BB IBB HBP BLK WP HR S P ERA WHIP	IP WLS BF H R ER SO BB IBB HBP BLK WP HR S P ERA WHIP
Preacher Roe, L ERA: 3.04 (1, 1)	7.0																								
Clyde King, R ERA: 3.4 (8, 1)	3.0																								

St. Louis Cardinals @ Brooklyn Dodgers
Ebbets Field, Brooklyn, NY
Wed Aug 22 1951, 3:33 AM EDT
Att. 15,713 - Unknown

livebaseballscorecards.com

AB 33
R 3
H 7
RBI 3
BB 5
SO 6
LOB 11



Batter	1	2	3	4	5	6	7	8	9	10	AB R H RBI BB SO LOB
Carl Furillo, R OBP: 0.360, SLG: 0.460 (1, 9) X	0-0 F8	2-1 6-3			1-3 K			0-0 1B		0-1 SH1-4	5 2 2 0 0 1 1
Pee Wee Reese, R OBP: 0.388, SLG: 0.433 (1, 6) CFC X	0-2 5-3				1-0 4-3			0-0 1B		1-0 SH1-4	4 0 2 0 0 0 0
Duke Snider, L OBP: 0.353, SLG: 0.533 (1, 8) B X	1-0 E4				2-2 L4			1-1 L7		4-0 1B	4 1 0 0 1 0 3
Jackie Robinson, R OBP: 0.431, SLG: 0.524 (1, 4) C X	0-2 E1				3-3 K			1-0 E8		0-0 F2	5 1 2 1 0 1 2
Gil Hodges, R OBP: 0.382, SLG: 0.563 (1, 3) B C X	2-1 FC6-4				1-0 F8			4-0 1B		1-2 1B	4 0 2 3 1 0 0
Roy Campanella, R OBP: 0.387, SLG: 0.570 (1, 2) X	0-0 FC6-4				0-1 F7			0-0 G6-4-3			4 0 0 0 0 0 4
Andy Pafko, R OBP: 0.333, SLG: 0.465 (1, 7) B C X		1-1 B1-3			4-2 S			1-0 6-3		4-2 CS	2 0 0 0 2 0 0
Don Thompson, L OBP: 0.308, SLG: 0.250 (9, PR) (10, 7) B X					BB					BB	0 0 0 0 0 0 0
Billy Cox, R OBP: 0.344, SLG: 0.421 (1, 5) B X		2-0			4-1			0-0 F5		2-2 F8	3 0 1 0 1 0 1
Preacher Roe, R OBP: 0.127, SLG: 0.101 (1, 1) S B X					1-2						
Cal Abrams, L OBP: 0.419, SLG: 0.404 (7, PH) S B X		2-2 6-3			1-2 P6			3-1 1-3		2-3 K	2 0 0 0 0 0 3
Clyde King, S OBP: 0.194, SLG: 0.207 (8, 1) S B X										1-2	1 0 0 0 0 0 0

Inning Stats	R: 2	H: 2	E: 2	K: 0	S: 11	P: 14	R: 0	H: 1	E: 0	K: 0	S: 8	P: 15	R: 0	H: 1	E: 0	K: 1	S: 7	P: 13	R: 0	H: 0	E: 0	K: 0	S: 10	P: 20	R: 0	H: 0	E: 0	K: 1	S: 9	P: 13	R: 0	H: 0	E: 0	K: 0	S: 6	P: 10	R: 0	H: 0	E: 0	K: 0	S: 4	P: 8	R: 1	H: 3	E: 1	K: 0	S: 6	P: 12	R: 0	H: 0	E: 0	K: 1	S: 9	P: 17	R: 1	H: 2	E: 0	K: 0	S: 8	P: 14	1B: 8	SF: 0	2B: 1	SAC: 1	3B: 0	DP: 2	HR: 0	HBP: 0	WP: 0	PA: 41
--------------	------	------	------	------	-------	-------	------	------	------	------	------	-------	------	------	------	------	------	-------	------	------	------	------	-------	-------	------	------	------	------	------	-------	------	------	------	------	------	-------	------	------	------	------	------	------	------	------	------	------	------	-------	------	------	------	------	------	-------	------	------	------	------	------	-------	-------	-------	-------	--------	-------	-------	-------	--------	-------	--------


PITCHER	IP	WLS	BF	H	R	ER	SO	BB	IBB	HBP	BLK	WP	HR	S	P	ERA	WHIP
Tom Poholsky, R ERA: 4.8 (1, 1)	9.2	L	41	9	4	2	3	2	3	0	0	0	0	78	136	1.86	1.138

BOTTOM

St. Louis Cardinals @ Brooklyn Dodgers
Ebbets Field, Brooklyn, NY

Wed Aug 22 1951, 3:33 AM EDT
Att: 15,713 - Unknown

AB	35
R	4
H	9
RBI	4
BB	5
SO	3
LOB	15



Batter	1	2	3	4	5	6	7	8	9	10	AB R H RBI BB SO LOB	TOP														
Solly Hemus, L OBP: 0.368, SLG: 0.344 (1, 6)	0-2 4-3			0-1 4-3 1B		0-1 6-3			1-0 F8		5 1 1 0 0 0 3	St. Louis Cardinals @ Brooklyn Dodgers Ebbets Field, Brooklyn, NY Wed Aug 22 1951, 3:38 AM EDT Att. 25,370 - Unknown														
Red Schoendienst, S OBP: 0.336, SLG: 0.411 (1, 4)	3-3 K			0-1 F3	1-1 3B			3-2 4-3	0-0 G3		5 1 1 0 0 1 1															
Stan Musial, L OBP: 0.461, SLG: 0.669 (1, 8)	1-1 3-1			4-0 BB 1-2 E BB	1-2 F9 3B			2-2 2B	0-1 F9		4 2 2 1 1 0 0															
Hal Rice, L OBP: 0.364, SLG: 0.399 (1, 7)		2-1 F9		4-1 E 1-2 2-3 BB	1-2 F9			4-1 G6-4-3 BB	1-2 F7		3 1 0 1 2 0 0															
Enos Slaughter, L OBP: 0.371, SLG: 0.361 (1, 9)		0-0 6-3		2-1 E 1-3 2-H 3-H 1B	1-2 4-3			3-1 G6-4-3	1-1 1B		5 1 1 1 0 0 3															
Nippy Jones, R OBP: 0.297, SLG: 0.348 (1, 3)		1-2 F8		0-0 E 1-2 1B	0-0 6-3			3-1 6-3	2-1 F5		5 1 0 1 0 0 2															
Billy Johnson, R OBP: 0.331, SLG: 0.376 (1, 5)			0-0 F7	1-1 1B		4-0 FC5-4 BB		2-3 K			3 0 1 1 1 1 0															
Del Rice, R OBP: 0.315, SLG: 0.359 (1, 2)			3-2 F2	0-1 1B		0-1 FC5-4 SH2-4		1-0 F7			4 0 1 1 0 0 1															
Gerry Staley, R OBP: 0.221, SLG: 0.200 Dick Bokelmann, R (5, 1) Al Brazle, L OBP: 0.050, SLG: 0.050 (10, 1)			3-2 F3	2-1 B2		0-0 SH2-4		1-3 K			2 0 0 0 0 0 2 1 0 0 0 0 1 0 0 0 0 0 0 0 0															
Inning Stats	R: 0 E: 0 K: 1 S: 8	H: 0 LOB: 0 BB: 0 P: 12	R: 0 E: 0 K: 0 S: 6	H: 0 LOB: 0 BB: 0 P: 9	R: 0 E: 0 K: 0 S: 12	H: 0 LOB: 0 BB: 0 P: 18	R: 5 E: 2 K: 0 S: 16	H: 3 LOB: 2 BB: 2 P: 29	R: 2 E: 0 K: 0 S: 15	H: 2 LOB: 0 BB: 0 P: 19	R: 0 E: 0 K: 0 S: 5		H: 0 LOB: 1 BB: 1 P: 9	R: 0 E: 0 K: 0 S: 10	H: 1 LOB: 1 BB: 1 P: 22	R: 0 E: 0 K: 1 S: 7	H: 0 LOB: 0 BB: 0 P: 13	R: 0 E: 0 K: 1 S: 6	H: 0 LOB: 0 BB: 0 P: 8	R: 0 E: 0 K: 0 S: 9	H: 1 LOB: 1 BB: 0 P: 13	1B: 4 2B: 1 3B: 2 HR: 0	SF: 0 SAC: 1 DP: 1 HBP: 0	WP: 0 PB: 0 SB: 0 CS: 0	PA: 42	
PITCHER	IP WLS BF H R ER SO BB IBB HBP BLK WP HR S P ERA WHIP											IP WLS BF H R ER SO BB IBB HBP BLK WP HR S P ERA WHIP														
Carl Erskine, R ERA: 4.4 (1, 1)	3.1																									
Bud Podbielan, R ERA: 3.99 (4, 1)	0.2																									
Johnny Schmitz, L ERA: 6.6 (5, 1)	1.0																									
Clem Labine, R ERA: 3.38 (6, 1)	4.0																									
Clyde King, R ERA: 3.36 (10, 1)	1.0	W																								

AB	37
R	7
H	7
RBI	6
BB	4
SO	3
LOB	12



BOTTOM

St. Louis Cardinals @ Brooklyn Dodgers
Ebbets Field, Brooklyn, NY
Wed Aug 22 1951, 3:38 AM EDT
Att: 25,370 - Unknown

livebaseballscorecards.com

AB 40
R 8
H 13
RBI 8
BB 8
SO 4
LOB 26



WP: 1 PA: 49
PB: 0
SB: 0
CS: 1

AB R H RBI BB SO LOB

4	1	1	0	2	1	1
5	1	1	0	1	1	4
4	2	2	1	2	2	2
6	1	5	3	0	0	1
4	0	0	0	1	0	5
5	0	1	2	0	0	3
3	1	2	2	2	0	2
5	0	0	0	0	0	6
1	0	0	0	0	0	0
0	0	0	0	0	0	0
1	0	0	0	0	0	2
0	0	0	0	0	0	0
1	0	0	0	0	0	0
1	1	1	0	0	0	0
0	1	0	0	0	0	0

Batter	1	2	3	4	5	6	7	8	9	10
Carl Furillo, R OBP: 0.362, SLG: 0.461 (1, 9)	1-3 K		X 0-0 2B		X 0-0 5-3		B 4-2 CS BB		B 4-0 1B 4-3 2B BB	M 0-2 F8
Pee Wee Reese, R OBP: 0.388, SLG: 0.430 (1, 6)	2-2 6-3		C 0-1 F8		F 4-1 1B BB		B 3-3 1-2 K		X 0-0 4-3 1-2 2-3	F 0-2 1B 1B
Duke Snider, L OBP: 0.356, SLG: 0.533 (1, 8)	2-3 K			F 1-2 1B 1B	B 4-2 1B BB		C 4-2 BB		S 2-1 2B F8 1B	S 0-3 K
Jackie Robinson, R OBP: 0.436, SLG: 0.531 (1, 4)		L 0-1 E2 1B		F 1-1 1B 1B	B 3-2 1-3 2-H 1B		F 2-1 5-3		X 0-0 F8 2B	S 1-1 1-2 2-H 1B
Gil Hodges, R OBP: 0.380, SLG: 0.558 (1, 3)		C 0-1 1-3		F 0-1 F8	B 1-1 G5-4-3			X 0-0 F4		
Roy Campanella, R OBP: 0.385, SLG: 0.565 (1, 2)		C 1-2 E6		B 1-1 1B 1-3 2-H		B 1-1 L9		B 3-2 F9	B 1-0 F8	
Andy Pafko, R OBP: 0.340, SLG: 0.476 (1, 7)		X 0-0 6-3		F 3-2 1-3 3-H 1B		B 3-2 HR		B 4-0 BB		
Billy Cox, R OBP: 0.339, SLG: 0.414 (1, 5)			X 0-0 F9	B 1-0 L6		X 0-0 F8		C 1-1 F9	C 1-1 4-3	
Carl Erskine, R OBP: 0.180, SLG: 0.184 (1, 1)			B 1-0 2-3	B 2-2 1-3		C 1-1 6-3			C 2-1 4-3 1B WP	H 1-0 1B HBP
Bud Podbielan, R OBP: 0.350, SLG: 0.350 (4, 1)										
Rube Walker, L OBP: 0.317, SLG: 0.326 (4, PH)										
Johnny Schmitz, R OBP: 0.227, SLG: 0.381 (5, 1)										
Clem Labine, R OBP: 0.335, SLG: 0.333 (6, 1)										
Don Thompson, L OBP: 0.314, SLG: 0.257 (9, PH)										
Clyde King, S OBP: 0.219, SLG: 0.207 (10, 1)										

Inning Stats	R: 0	H: 0	E: 0	K: 2	S: 9	R: 0	H: 1	E: 2	K: 0	S: 8	R: 0	H: 1	E: 0	K: 0	S: 5	R: 2	H: 4	E: 0	K: 0	S: 19	R: 1	H: 1	E: 0	K: 0	S: 9	R: 1	H: 1	E: 0	K: 1	S: 12	R: 0	H: 0	E: 0	K: 1	S: 6	R: 3	H: 3	E: 0	K: 0	S: 9	R: 1	H: 2	E: 0	K: 1	S: 11	1B: 10	SF: 0	2B: 3	3B: 0	HR: 1	SO: 4	SAC: 0	DP: 2	HBP: 1
--------------	------	------	------	------	------	------	------	------	------	------	------	------	------	------	------	------	------	------	------	-------	------	------	------	------	------	------	------	------	------	-------	------	------	------	------	------	------	------	------	------	------	------	------	------	------	-------	--------	-------	-------	-------	-------	-------	--------	-------	--------

PITCHER	IP	WLS	BF	H	R	ER	SO	BB	IBB	HBP	BLK	WP	HR	S	P	ERA	WHIP
Gerry Staley, R ERA: 3.98 (1, 1)	4.1		21	6	3	3	2	2	0	0	0	0	0	45	69	6.23	1.846
Dick Bokelmann, R ERA: 4.91 (5, 1)	5.0	L	26	6	5	5	1	4	2	1	0	1	1	46	95	9.00	2.000
Al Brazle, L ERA: 3.1 (10, 1)	0.1		2	1	0	0	1	0	0	0	0	0	0	5	6	0.00	3.000

Batter	1	2	3	4	5	6	7	8	9	AB R H RBI BB SO LOB	TOP											
Solly Hemus, L (1, 6) OBP: 0.370, SLG: 0.344	4-2 BB		2-2 3-1		0-1 1-3 2-H 1B			0-2 L6		3 0 1 1 1 0 0												
Red Schoendienst, S (1, 4) OBP: 0.333, SLG: 0.407	1-0 L8			2-3 K	2-2 F5			2-0 F8		4 0 0 0 0 1 3												
Stan Musial, L (1, 8) OBP: 0.462, SLG: 0.667	0-0 F6			1-0 F7					4-2 BB 1B BB	3 1 1 0 1 0 1												
Hal Rice, L (1, 7) OBP: 0.355, SLG: 0.388	2-1 5-3			2-1 F8					0-0 F5	4 0 0 0 0 0 3												
Enos Slaughter, L (1, 9) OBP: 0.372, SLG: 0.365			3-3 K		0-2 4-3 1B 2B			1-0 G4-6-3	4-1 1B E BB	3 2 1 0 1 1 1												
Nippy Jones, R (1, 3) OBP: 0.293, SLG: 0.343			0-1 F8		0-0 4-3			1-0 F8	0-2 L7	4 0 0 0 0 0 3												
Billy Johnson, R (1, 5) OBP: 0.330, SLG: 0.375			0-0 F4		0-1 F9			1-0 F2	2-0 E 1B	4 0 1 1 0 0 1												
Del Rice, R (1, 2) OBP: 0.314, SLG: 0.357			2-1 5-3		0-1 E 1B 1B			0-0 6-3	2-1 E5	4 1 1 1 0 0 1												
Max Lanier, R (1, 1) OBP: 0.158, SLG: 0.135			1-0 4-3		1-1 E4 1B			0-0 F9	0-3 K	4 0 0 0 0 1 3												
Inning Stats	R: 0 E: 0 K: 0 S: 7	H: 0 LOB: 1 BB: 1 P: 14	R: 0 E: 0 K: 1 S: 6	H: 0 LOB: 0 BB: 0 P: 9	R: 0 E: 0 K: 0 S: 6	H: 0 LOB: 0 BB: 0 P: 11	R: 0 E: 0 K: 1 S: 7	H: 0 LOB: 0 BB: 0 P: 12	R: 2 E: 1 K: 0 S: 15	H: 3 LOB: 2 BB: 0 P: 18	R: 0 E: 0 K: 0 S: 3	H: 1 LOB: 0 BB: 0 P: 6	R: 0 E: 0 K: 0 S: 3	H: 0 LOB: 0 BB: 0 P: 5	R: 0 E: 0 K: 0 S: 5	H: 0 LOB: 0 BB: 0 P: 7	R: 2 E: 1 K: 1 S: 18	H: 1 LOB: 2 BB: 2 P: 30	1B: 4 2B: 1 3B: 0 HR: 0	SF: 0 SAC: 0 DP: 1 HBP: 0	WP: 0 PB: 0 SB: 0 CS: 0	PA: 36
PITCHER	IP WLS BF H R ER SO BB IBB HBP BLK WP HR S P ERA WHIP																					
Don Newcombe, R (1, 1) ERA: 3.15	7.0 L 26 4 2 1 2 1 0 0 0 0 0 0 47 75 1.29 0.714																					
Bud Podbielan, R (8, 1) ERA: 4.01	2.0 10 1 2 1 1 2 0 0 0 0 0 0 23 37 4.50 1.500																					

St. Louis Cardinals @ Brooklyn Dodgers
 Ebbets Field, Brooklyn, NY
 Thu Aug 23 1951, 3:33 AM EDT
 Att. 14,413 - Unknown

AB	33
R	4
H	5
RBI	3
BB	3
SO	3
LOB	16




Batter	1	2	3	4	5	6	7	8	9	AB	R	H	RBI	BB	SO	LOB
Carl Furillo, R OBP: 0.359, SLG: 0.457 (1, 9) X	0-0 6-3 ①		0-1 6-3 ③			1-2 F6 ① X	0-0 G6-4-3 ② ③			4	0	0	0	0	0	3
Pee Wee Reese, R OBP: 0.387, SLG: 0.428 (1, 6) X	0-0 E6			4-2 SH G1-2-3 BB		1-2 F9 ②		0-0 5-3 ①		3	0	0	0	1	0	0
Duke Snider, L OBP: 0.356, SLG: 0.533 (1, 8) C S C	0-3 K			0-0 SH 4-3 1-2		0-2 2B		2-2 F7 ②		3	0	1	0	0	1	1
Jackie Robinson, R OBP: 0.432, SLG: 0.526 (1, 4) F X	0-1 F9 ③			2-0 4-3 ① 1-2 2-3		2-1 6-3 ③		1-2 5-3 ③		4	0	0	0	0	0	4
Gil Hodges, R OBP: 0.381, SLG: 0.556 (1, 3) C X		0-1 6-3 ①		4-0 IBB			1-0 E 1B 1B		1-0 F4 ①	3	1	1	0	1	0	0
Roy Campanella, R OBP: 0.388, SLG: 0.575 (1, 2) X		0-0 CS 1B		1-0 G1-2-3 ② ③ 3-Hf			1-1 E8 FC1-5 1B 1B		2-2 HR	4	1	3	1	0	0	3
Andy Pafko, R OBP: 0.341, SLG: 0.480 (1, 7) B X		1-0 5-3 ② ③ 1-2		2-3 K			0-1 BB FC1-5 1B		1-2 2B	4	0	2	1	0	1	1
Billy Cox, R OBP: 0.335, SLG: 0.409 (1, 5) C C C C C			3-3 K		0-1 F7 ②		0-1 FC1-5 ① BB		1-1 6-3 ②	4	0	0	0	0	1	3
Don Newcombe, L OBP: 0.278, SLG: 0.307 Wayne Terwilliger, R OBP: 0.336, SLG: 0.264 Bud Podbielan, R OBP: 0.350, SLG: 0.350 Dick Williams, R OBP: 0.283, SLG: 0.432 (1, 1) (7, PH) (8, 1) (9, PH)			2-2 6-3 ②		3-2 4-3 ③		4-2 G6-4-3 BB		2-2 6-3 ③	2	0	0	0	0	0	0

Inning Stats	R: 0	H: 0	R: 0	H: 1	R: 0	H: 0	R: 0	H: 0	R: 0	H: 0	R: 0	H: 1	R: 1	H: 3	R: 0	H: 0	R: 1	H: 2	1B: 4	SF: 0	WP: 0	PA: 36
	E: 1	LOB: 1	E: 0	LOB: 0	E: 0	LOB: 0	E: 0	LOB: 0	E: 0	LOB: 0	E: 0	LOB: 1	E: 1	LOB: 2	E: 0	LOB: 0	E: 0	LOB: 1	2B: 2	SAC: 1	PB: 0	
	K: 1	BB: 0	K: 0	BB: 0	K: 1	BB: 0	K: 0	BB: 0	K: 0	BB: 0	K: 0	BB: 0	K: 0	BB: 1	K: 0	BB: 0	K: 0	BB: 0	3B: 0	DP: 2	SB: 0	
	S: 7	P: 7	S: 4	P: 5	S: 8	P: 13	S: 5	P: 16	S: 10	P: 15	S: 11	P: 15	S: 10	P: 16	S: 7	P: 10	S: 12	P: 19	HR: 1	HBP: 0	CS: 1	

St. Louis Cardinals @ Brooklyn Dodgers
Ebbets Field, Brooklyn, NY
Thu Aug 23 1951, 3:33 AM EDT
Att. 14,413 - Unknown

AB	32
R	2
H	7
RBI	2
BB	3
SO	3
LOB	16

B

Batter	1	2	3	4	5	6	7	8	9	AB R H RBI BB SO LOB	TOP	
Eddie Miksis, R (1, 4) OBP: 0.329, SLG: 0.344	2-0 F8		1-3 K			1-0 6-3			1-3 K	4 0 0 0 0 2 2	Chicago Cubs @ Brooklyn Dodgers Ebbets Field, Brooklyn, NY Fri Aug 24 1951, 3:33 AM EDT Att. 22,186 - Unknown livebaseballscorecards.com AB 23 R 0 H 3 RBI 0 BB 0 SO 8 LOB 4 	
Chuck Connors, L (1, 3) OBP: 0.299, SLG: 0.306 Phil Cavarretta, L (9, PH) OBP: 0.399, SLG: 0.412	1-3 K		3-3 K			3-3 K			0-2 3-1	3 0 0 0 0 3 2 1 0 0 0 0 0 0		
Frank Baumholtz, L (1, 8) OBP: 0.360, SLG: 0.405	1-3 K				3-3 K				0-1 1B	3 0 1 0 0 2 0		
Hank Sauer, R (1, 7) OBP: 0.323, SLG: 0.469		0-0 L6			0-0 F8				2-2 L7	3 0 0 0 0 0 0		
Randy Jackson, R (1, 5) OBP: 0.337, SLG: 0.435		3-1 5-3			0-0 1-3				2-2 6-3	3 0 0 0 0 0 0		
Gene Hermanski, L (1, 9) OBP: 0.365, SLG: 0.342		1-0 F9			3-3 K				3-2 1-3	0 0 0 0 0 0 0		
Bruce Edwards, R (1, 2) OBP: 0.321, SLG: 0.430			3-1 5-3		1-0 F3				0-3 K	0 0 0 0 0 0 0		
Roy Smalley, R (1, 6) OBP: 0.270, SLG: 0.347			1-0 1B		0-2 5-3				1-3 K	3 0 1 0 0 1 0		
Paul Minner, L (1, 1) OBP: 0.328, SLG: 0.389 Smoky Burgess, L (9, PH) OBP: 0.309, SLG: 0.327			0-1 1B		2-2 F4				1-2 L9	2 0 1 0 0 0 0 1 0 0 0 0 0 0		
Inning Stats	R: 0 H: 0 E: 0 LOB: 0 K: 2 BB: 0 S: 8 P: 12	R: 0 H: 0 E: 0 LOB: 0 K: 0 BB: 0 S: 4 P: 8	R: 0 H: 2 E: 0 LOB: 2 K: 2 BB: 0 S: 13 P: 21	R: 0 H: 0 E: 0 LOB: 0 K: 1 BB: 0 S: 6 P: 9	R: 0 H: 0 E: 0 LOB: 0 K: 1 BB: 0 S: 7 P: 11	R: 0 H: 0 E: 0 LOB: 0 K: 1 BB: 0 S: 8 P: 14	R: 0 H: 1 E: 0 LOB: 0 K: 0 BB: 0 S: 8 P: 12	R: 0 H: 0 E: 0 LOB: 0 K: 2 BB: 0 S: 9 P: 13	R: 0 H: 0 E: 0 LOB: 0 K: 1 BB: 0 S: 9 P: 11	1B: 3 SF: 0 2B: 0 SAC: 0 3B: 0 DP: 0 HR: 0 HBP: 0	WP: 0 PA: 29 PB: 0 SB: 0 CS: 0	
PITCHER Ralph Branca, R (1, 1) ERA: 2.75	IP WLS BF H R ER SO BB IBB HBP BLK WP HR S P ERA WHIP	9.0 W 29 3 0 0 10 0 0 0 0 0 0 0 72 111 0.00 0.333										

Batter	1	2	3	4	5	6	7	8	9
Carl Furillo, R OBP: 0.358, SLG: 0.455 (1, 9)	1-0 F9		1-0 2B 1B		1-0 6-3		2-0 F9		
Pee Wee Reese, R OBP: 0.387, SLG: 0.430 (1, 6)	0-0 E9 2B 1B		0-0 1-3 2B		1-1 F2			0-0 6-3	
Duke Snider, L OBP: 0.355, SLG: 0.531 (1, 8)	2-2 F9 2-3		0-0 1-3			3-2 1B		0-0 F4	
Jackie Robinson, R OBP: 0.433, SLG: 0.528 (1, 4)	0-0 CS 2B			0-0 F9		1-2 1B		0-0 F2	
Gil Hodges, R OBP: 0.379, SLG: 0.553 (1, 3)	2-0 CS 2-3	0-0 F3		2-1 L7		3-2 E5 G6-4-3			
Roy Campanella, R OBP: 0.388, SLG: 0.573 (1, 2)		3-2 L7		0-0 BB 1B		1-1 G6-4-3 1-2f			
Andy Pafko, R OBP: 0.344, SLG: 0.480 (1, 7)		0-1 6-3		4-1 BB 1B			2-2 CS 1B		
Billy Cox, R OBP: 0.335, SLG: 0.408 (1, 5)			1-0 F4	2-2 5-3			0-1 1B		
Ralph Branca, R OBP: 0.224, SLG: 0.229 (1, 1)			1-1 4-3		2-3 K		1-2 1B		

Inning Stats	R: 1	H: 2	E: 1	LOB: 0	K: 0	S: 6	P: 11	R: 0	H: 0	E: 0	LOB: 0	K: 0	S: 6	P: 9	R: 0	H: 2	E: 0	LOB: 2	K: 0	S: 6	P: 9	R: 0	H: 1	E: 0	LOB: 2	K: 0	S: 9	P: 17	R: 0	H: 0	E: 0	LOB: 0	K: 1	S: 6	P: 10	R: 0	H: 2	E: 1	LOB: 1	K: 0	S: 12	P: 20	R: 0	H: 2	E: 0	LOB: 1	K: 0	S: 9	P: 14	R: 0	H: 0	E: 0	LOB: 0	K: 0	S: 3	P: 3
	1B: 7	2B: 2	3B: 0	HR: 0	SF: 0	SAC: 0	DP: 1	HBP: 0	WP: 0	PA: 32																																														

PITCHER	IP	WLS	BF	H	R	ER	SO	BB	IBB	HBP	BLK	WP	HR	S	P	ERA	WHIP
Paul Minner, L ERA: 3.67 (1, 1)	8.0	L	31	9	1	0	1	1	0	0	0	0	0	57	93	0.00	1.250


BOTTOM

Chicago Cubs @ Brooklyn Dodgers
Ebbets Field, Brooklyn, NY

Fri Aug 24 1951, 3:33 AM EDT
Att. 22,186 - Unknown

livebaseballscorecards.com

AB	30
R	1
H	9
RBI	1
BB	1
SO	1
LOB	10



Batter	1	2	3	4	5	6	7	8	9	AB R H RBI BB SO LOB	TOP		
Eddie Miksis, R OBP: 0.329, SLG: 0.344 (1, 4)	3-2 5-3 1B		1-0 S HR 1B		1-1 5-3					3 1 1 0 0 0 2			
Phil Cavarretta, L OBP: 0.408, SLG: 0.439 (1, 3)	1-1 9-3 1B		2-0 1-H HR		1-2 2B 1B					3 1 3 4 0 0 0			
Frank Baumholtz, L OBP: 0.360, SLG: 0.406 (1, 8)	2-1 9-3 1-2f		3-3 K		0-0 1-H 2B					3 0 1 0 0 1 1			
Hank Sauer, R OBP: 0.323, SLG: 0.468 (1, 7)		0-2 F8		0-2 4-3		0-0 L6-3 1B				3 0 1 0 0 0 0			
Randy Jackson, R OBP: 0.337, SLG: 0.442 (1, 5)		1-2 HR		0-1 5-3		2-1 L6-3 1-2				3 1 1 1 0 0 1			
Gene Hermanski, L OBP: 0.364, SLG: 0.339 (1, 9)		4-2 BB		0-2 6-3		0-0 4-3				0 0 0 0 0 0 0			
Bruce Edwards, R OBP: 0.321, SLG: 0.423 (1, 2)		0-0 G5-4-3 1-			4-2 BB		0-0 6-3			0 1 0 0 0 0 0			
Roy Smalley, R OBP: 0.272, SLG: 0.347 (1, 6)			1-1 F3		0-2 SH5-4 1B		1-3 K			3 1 1 0 0 1 0			
Bob Kelly, R OBP: 0.263, SLG: 0.263 (1, 1)			0-0 F3		2-0 SH5-4 1-2 2-3		1-3 K			2 0 0 0 0 1 0			
Inning Stats	R: 0 E: 0 K: 0 S: 7 H: 1 LOB: 0 BB: 0 P: 13	R: 1 E: 0 K: 0 S: 9 H: 1 LOB: 0 BB: 1 P: 14	R: 2 E: 0 K: 1 S: 9 H: 2 LOB: 0 BB: 0 P: 16	R: 0 E: 0 K: 0 S: 8 H: 0 LOB: 0 BB: 0 P: 8	R: 2 E: 0 K: 0 S: 12 H: 3 LOB: 2 BB: 1 P: 20	R: 0 E: 0 K: 0 S: 4 H: 1 LOB: 0 BB: 0 P: 6	R: 0 E: 0 K: 2 S: 7 H: 0 LOB: 0 BB: 0 P: 9				1B: 5 2B: 3 3B: 0 HR: 2 SF: 0 SAC: 1 DP: 3 HBP: 0	WP: 0 PB: 0 SB: 1 CS: 0 PA: 27	
PITCHER	IP WLS BF H R ER SO BB IBB HBP BLK WP HR S P ERA WHIP											PITCHER	IP WLS BF H R ER SO BB IBB HBP BLK WP HR S P ERA WHIP
Carl Erskine, R ERA: 4.55 (1, 1)	5.0 L 21 7 5 5 1 2 0 0 0 0 0 2 45 71 9.00 1.800												
Clem Labine, R ERA: 3.0 (6, 1)	2.0 6 1 0 0 0 2 0 0 0 0 0 0 11 15 0.00 0.500												

Chicago Cubs @ Brooklyn Dodgers
 Ebbets Field, Brooklyn, NY
 Sat Aug 25 1951, 3:33 AM EDT
 Att: 11,031 - Unknown

livebaseballscorecards.com

AB	20
R	5
H	8
RBI	5
BB	0
SO	3
LOB	4



Batter	1	2	3	4	5	6	7	8	9	AB R H RBI BB SO LOB	TOP														
Pete Castiglione, R OBP: 0.314, SLG: 0.365 (1, 5)	1-0 F7		1-1 HR			2-1 HR	4-1 1B BB	3-2 1B		4 3 3 3 1 0 0	Pittsburgh Pirates @ Brooklyn Dodgers Ebbets Field, Brooklyn, NY Sun Aug 26 1951, 3:33 AM EDT Unknown														
George Metkovich, L OBP: 0.343, SLG: 0.389 Jack Phillips, R OBP: 0.302, SLG: 0.313 (1, 3) (7, 3)	0-0 G3		0-1 B1-3			4-0 BB G6-4-3	0-1 1B BB 1B	0-0 F2		3 1 1 1 1 0 0 1 0 0 0 0 0 1															
Gus Bell, L OBP: 0.338, SLG: 0.465 (1, 9)	0-0 F5		1-0 L4			0-0 F9	0-1 1B HR 1B		2-2 F8	5 1 1 2 0 0 1															
Ralph Kiner, R OBP: 0.451, SLG: 0.657 (1, 7)		1-2 5-3		2-2 4-3		0-0 G6-4-3	0-0 HR 1B		2-1 F8	5 1 1 1 0 0 1															
Bill Howerton, L OBP: 0.361, SLG: 0.491 Murry Dickson, R OBP: 0.308, SLG: 0.367 (1, 8) (8, 1)		1-1 2B		1-3 K			BB BB F8 1B		0-0 FC6-4 1B	4 2 3 3 0 1 0 1 0 1 0 0 0 0															
Joe Garagiola, L OBP: 0.339, SLG: 0.447 Clyde McCullough, R OBP: 0.354, SLG: 0.416 (1, 2) (7, 2)		0-1 F8		2-1 G3			BB BB 1B BB		0-1 FC6-4	3 1 0 0 1 0 1 1 0 0 0 0 0 1															
George Strickland, R OBP: 0.321, SLG: 0.350 (1, 6)		2-2 F8				3-2 F9	4-2 1B BB BB	4-2 SH1-4 1B BB		2 2 0 0 2 0 1															
Dick Cole, R OBP: 0.330, SLG: 0.205 Tom Saffell, L OBP: 0.309, SLG: 0.314 Danny Murtaugh, R OBP: 0.276, SLG: 0.241 (1, 4) (7, PH) (7, 4)			1-3 K			0-1 F9	1-2 F8	0-0 SH1-4		2 0 0 0 0 1 0 1 0 0 1 0 0 2 0 0 0 0 0 0 0															
Howie Pollet, L OBP: 0.303, SLG: 0.148 Vern Law, R OBP: 0.346, SLG: 0.458 Rocky Nelson, L OBP: 0.298, SLG: 0.356 Ted Wilks, R OBP: 0.378, SLG: 0.406 (1, 1) (2, 1) (7, PH) (7, 1) (8, PH) (8, 8)			2-1 HR 2B		0-3 K		3-1 F9	2-2 CS 1B		0 0 0 0 0 0 0 2 1 1 0 0 1 0 1 0 0 0 0 0 2 0 0 0 0 0 0 0 1 0 1 1 0 0 0															
Inning Stats	R: 0 E: 0 K: 0 S: 3	H: 0 LOB: 0 BB: 0 P: 4	R: 0 E: 0 K: 0 S: 12	H: 1 LOB: 1 BB: 0 P: 16	R: 2 E: 0 K: 1 S: 10	H: 2 LOB: 0 BB: 0 P: 15	R: 0 E: 0 K: 1 S: 9	H: 0 LOB: 0 BB: 0 P: 14	R: 0 E: 0 K: 1 S: 8	H: 0 LOB: 0 BB: 0 P: 11		R: 1 E: 0 K: 0 S: 4	H: 1 LOB: 0 BB: 1 P: 10	R: 8 E: 0 K: 0 S: 22	H: 5 LOB: 0 BB: 3 P: 40	R: 1 E: 0 K: 0 S: 13	H: 2 LOB: 1 BB: 1 P: 22	R: 0 E: 0 K: 0 S: 9	H: 1 LOB: 1 BB: 0 P: 13	1B: 7 2B: 2 3B: 0 HR: 3	SF: 0 SAC: 1 DP: 1 HBP: 0	WP: 0 PB: 0 SB: 0 CS: 1	PA: 42		
PITCHER	IP WLS BF H R ER SO BB IBB HBP BLK WP HR S P ERA WHIP																								
Don Newcombe, R ERA: 3.32 (1, 1)	6.0		5 6 6 3 3 0 0 0	0 0 0 0	0 2 52 85 9.00 1.333																				
Clyde King, R ERA: 3.75 (7, 1)	1.0	L	8 4 5 5 0 1 0 0	0 0 0 0	0 1 16 25 45.00 5.000																				
Carl Erskine, R ERA: 4.58 (8, 1)	1.0		5 2 1 1 0 1 0 0	0 0 0 0	0 0 13 22 9.00 3.000																				
Bud Podbielan, R ERA: 3.94 (9, 1)	1.0		4 1 0 0 0 0 0 0	0 0 0 0	0 0 9 13 0.00 1.000																				

livebaseballscorecards.com

AB	36
R	12
H	12
RBI	12
BB	5
SO	3
LOB	10



Batter	1	2	3	4	5	6	7	8	9	AB R H RBI BB SO LOB
Carl Furillo, R OBP: 0.356, SLG: 0.450 (1, 9)	4-0 FC6-4 BB	1-2 E6 FC6-4	2-0 1-3		0-1 L7			0-1 FC6-4 1B	0-3 K	5 0 1 1 1 1 6
Pee Wee Reese, R OBP: 0.383, SLG: 0.426 (1, 6)	1-2 F9	0-0 FC6-4 1B E		1-1 1B 2B		1-2 F2		2-2 FC6-4 FC6-4 1-2f	0-0 F7	6 2 1 1 0 0 7
Duke Snider, L OBP: 0.358, SLG: 0.532 (1, 8)	2-3 K	1-1 E 1B 1B		1-1 1B		0-0 4-3		1-0 FC6-4 1-2f		5 1 2 2 0 1 2
Jackie Robinson, R OBP: 0.428, SLG: 0.519 (1, 4)	0-1 FC6-4 1-2f	0-1 E8 1B 1B		1-3 K		1-1 L7		1-1 1-3		5 0 0 0 0 1 3
Gil Hodges, R OBP: 0.381, SLG: 0.552 (1, 3)		4-1 2B BB		1-0 5-3			4-2 1B 4-3 BB		2-3 K	3 2 1 1 2 1 0
Roy Campanella, R OBP: 0.390, SLG: 0.576 (1, 2)		1-0 SH2-4 2B			1-2 2B 2B		2-3 K		0-0 E BB 1B	5 3 3 1 0 1 3
Andy Pafko, R OBP: 0.345, SLG: 0.476 (1, 7)		4-2 E SH2-4 FC6-4 BB	1-2 F6		1-3 K		0-0 4-3 1B		1-1 E5 BB E	4 1 1 0 1 1 2 0 0 0 0 0 0 0
Don Thompson, L OBP: 0.311, SLG: 0.255 (9, PR)		1-1 SH2-4	0-0 HR		1-0 G3 2B		1-2 4-3		0-1 E1 BB	4 1 2 3 0 0 3
Billy Cox, R OBP: 0.337, SLG: 0.421 (1, 5)		1-2 2-3			2-H 2B		1-2 3-H		1-2 2-3	
Don Newcombe, L OBP: 0.280, SLG: 0.299 (7, 1)		1-0 FC6-4 E 1B HBP	2-0 6-3		1-0 G3		0-0 6-3		4-1 1-2 2-3 3-H BB	2 1 0 0 0 0 1 0 0 0 0 0 0 0 1 0 0 0 0 0 1 0 0 0 0 0 0 0 0 0 0 0 0 0 0 0 0 0 0 1 1 0 0
Cal Abrams, L OBP: 0.422, SLG: 0.404 (9, PH)										

BOTTOM

Pittsburgh Pirates @ Brooklyn Dodgers
Ebbets Field, Brooklyn, NY
Sun Aug 26 1951, 3:33 AM EDT
Unknown

livebaseballscorecards.com

AB	40
R	11
H	11
RBI	10
BB	5
SO	6
LOB	28



Inning Stats	R: 0	H: 0	E: 0	K: 1	S: 8	LOB: 1	BB: 1	P: 15	R: 6	H: 3	E: 2	K: 0	S: 20	LOB: 2	BB: 2	P: 36	R: 1	H: 1	E: 0	K: 0	S: 7	LOB: 0	BB: 0	P: 12	R: 1	H: 2	E: 0	K: 1	S: 10	LOB: 1	BB: 0	P: 14	R: 0	H: 0	E: 0	K: 0	S: 7	LOB: 0	BB: 0	P: 9	R: 1	H: 1	E: 0	K: 1	S: 10	LOB: 1	BB: 1	P: 17	R: 0	H: 1	E: 0	K: 0	S: 9	LOB: 1	BB: 0	P: 13	R: 1	H: 1	E: 2	K: 2	S: 13	LOB: 3	BB: 1	P: 20	1B: 6	SF: 0	2B: 4	SAC: 1	3B: 0	DP: 0	HR: 1	HBP: 1	WP: 0	PA: 47
--------------	------	------	------	------	------	--------	-------	-------	------	------	------	------	-------	--------	-------	-------	------	------	------	------	------	--------	-------	-------	------	------	------	------	-------	--------	-------	-------	------	------	------	------	------	--------	-------	------	------	------	------	------	-------	--------	-------	-------	------	------	------	------	------	--------	-------	-------	------	------	------	------	-------	--------	-------	-------	-------	-------	-------	--------	-------	-------	-------	--------	-------	--------

PITCHER	IP	WLS	BF	H	R	ER	SO	BB	IBB	HBP	BLK	WP	HR	S	P	ERA	WHIP
Howie Pollet, L ERA: 4.91 (1, 1)	1.2		14	3	6	2	1	3	0	0	0	0	0	26	46	10.80	3.600
Vern Law, R ERA: 5.15 (2, 1)	4.1	W	17	5	3	3	2	0	0	0	0	0	1	35	53	6.23	1.154
Ted Wilks, R ERA: 3.41 (7, 1)	1.0		5	1	1	1	1	1	0	0	0	0	0	10	17	9.00	2.000
Murry Dickson, R ERA: 4.37 (8, 1)	2.0	S	11	2	1	0	2	1	0	0	0	0	0	22	33	0.00	1.500

Batter	1	2	3	4	5	6	7	8	9	10	AB R H RBI BB SO LOB	TOP
Pete Castiglione, R OBP: 0.313, SLG: 0.362 (1, 5) B C X	1-1 4-3 ①		2-1 5-3 ①		4-1 FC5-4 BB ②		1-0 F9 ②		1-3 K ③		4 0 0 0 1 1 1	
Jack Phillips, R OBP: 0.305, SLG: 0.317 Tom Saffell, L OBP: 0.309, SLG: 0.314 Rocky Nelson, L OBP: 0.298, SLG: 0.356 (1, 3) (10, PR) (10, 3) B C X	1-1 3B 1B		0-3 K ②		1-2 FC5-4 1-2f ②		1-0 L9 ③		1-1 FC1-6 1B ①		5 1 2 0 0 1 2 0 0 0 0 0 0 0 0 0 0 0 0 0 0	
Frank Thomas, R OBP: 0.381, SLG: 0.459 (1, 8) B C F T X	2-2 2B 3B 1-H		2-1 1B ①		1-3 K ③		2-2 5-3 ①		0-1 FC1-6 1B 1-2f ①		5 1 2 1 0 1 2	
Ralph Kiner, R OBP: 0.451, SLG: 0.656 (1, 7) S B F X	2-2 4-3 2B 3-H		1-1 1-3 ③		1-0 L6 ①		3-2 4-3 ②		2-2 1-2 1B ②		5 0 2 1 0 0 1	
Gus Bell, L OBP: 0.337, SLG: 0.462 (1, 9) B C X	3-1 4-3 2-3 ②		1-3 K ①		2-2 3-1 ②		0-0 1B 1B ①		1-0 F7 ②		5 0 1 0 0 1 3	
Clyde McCullough, R OBP: 0.355, SLG: 0.416 (1, 2) C X	0-1 F8 ③		2-2 FC6-4 1B ③		0-0 5-3 ③		1-1 1-2 1B ③		0-1 4-3 ③		5 0 2 0 0 0 3	
George Strickland, R OBP: 0.321, SLG: 0.349 (1, 6) S B C X	1-1 6-3 ①		1-1 F9 ②		2-2 SH3 2B 1B ①		0-0 L6 ③				4 1 1 0 0 0 3	
Dick Cole, R OBP: 0.319, SLG: 0.197 (1, 4) C B T X	1-2 4-3 ②		0-1 FC6-4 1-2f ③		0-0 SH3 1-2 ①		1-1 4-3 ①				3 0 0 0 0 0 1	
Bob Friend, R OBP: 0.140, SLG: 0.146 Ted Wilks, R (1, 1) (9, 1) S T C B C X	1-3 K ③		2-3 K ①		0-1 F8 2-H 2B ②		3-2 F8 ②				4 0 1 1 0 2 0 0 0 0 0 0 0 0	
Inning Stats	R: 2 H: 3 E: 0 LOB: 1 K: 0 BB: 0 S: 15 P: 24	R: 0 H: 0 E: 0 LOB: 0 K: 1 BB: 0 S: 10 P: 13	R: 0 H: 1 E: 0 LOB: 1 K: 1 BB: 0 S: 9 P: 14	R: 0 H: 1 E: 0 LOB: 1 K: 1 BB: 0 S: 11 P: 15	R: 0 H: 0 E: 0 LOB: 1 K: 2 BB: 1 S: 10 P: 18	R: 0 H: 0 E: 0 LOB: 0 K: 0 BB: 0 S: 6 P: 9	R: 1 H: 2 E: 0 LOB: 1 K: 0 BB: 0 S: 8 P: 12	R: 0 H: 2 E: 0 LOB: 2 K: 0 BB: 0 S: 11 P: 17	R: 0 H: 0 E: 0 LOB: 0 K: 1 BB: 0 S: 9 P: 14	R: 0 H: 2 E: 0 LOB: 2 K: 0 BB: 0 S: 11 P: 15	1B: 8 SF: 0 2B: 2 SAC: 1 3B: 1 DP: 0 HR: 0 HBP: 0	WP: 0 PA: 42 PB: 0 SB: 0 CS: 0
PITCHER Preacher Roe, L ERA: 3.02 (1, 1)	IP WLS BF H R ER SO BB IBB HBP BLK WP HR S P ERA WHIP	10.0 W 42 11 3 3 6 1 0 0 0 0 0 0 100 151 2.70 1.200										

Pittsburgh Pirates @ Brooklyn Dodgers
Ebbets Field, Brooklyn, NY
Sun Aug 26 1951, 3:38 AM EDT
Att. 30,189 - Unknown

AB	40
R	3
H	11
RBI	3
BB	1
SO	6
LOB	16



livebaseballscorecards.com

Batter	1	2	3	4	5	6	7	8	9	10	AB R H RBI BB SO LOB
Carl Furillo, R OBP: 0.358, SLG: 0.450 (1, 9)	4-2 G6-4-3 BB		4-0 FC6-4 BB		1-0 6-3			0-0 F5	2-1 1B		3 0 1 1 2 0 1
Pee Wee Reese, R OBP: 0.381, SLG: 0.423 (1, 6)	3-2 G6-4-3 1-2f		0-0 FC6-4 1-2f		0-0 E4 2-3			4-0 1B BB	2-0 4-3		4 1 0 0 1 0 6
Duke Snider, L OBP: 0.356, SLG: 0.528 (1, 8)	0-3 K			2-3 K	0-0 1-3			0-0 1B 1-3		0-0 5-3	5 0 1 0 0 2 2
Jackie Robinson, R OBP: 0.429, SLG: 0.527 (1, 4)		1-1 L6-3 1B		0-3 K		1-1 F2		2-1 1B 1-3		2-2 HR	5 1 3 2 0 1 0
Gil Hodges, R OBP: 0.380, SLG: 0.548 (1, 3)		1-2 L6-3 1-2		4-0 FC6-4 BB		1-0 F4		2-0 5-3			3 0 0 0 1 0 2
Roy Campanella, R OBP: 0.387, SLG: 0.571 (1, 2)			2-3 K	1-0 FC6-4 1-2f		1-0 6-3			2-1 6-3		4 0 0 0 0 1 1
Andy Patko, R OBP: 0.346, SLG: 0.484 (1, 7)			0-0 5-3		4-0 SH5-4 6-3 1B BB		1-1 F4		3-2 HR		3 2 1 1 1 0 0
Billy Cox, R OBP: 0.339, SLG: 0.425 (1, 5)			2-1 E SH5-4 1B 2B		0-2 E SH5-4 1B		0-1 1-6-3		0-1 5-3		4 0 2 0 0 0 0
Preacher Roe, R OBP: 0.135, SLG: 0.111 (1, 1)			1-0 6-3		0-0 SH5-4 1-2 2-3		1-2 6-3		1-2 1B 1B		3 0 1 0 0 0 1

Inning Stats	R: 0	H: 0	E: 0	K: 1	S: 12	R: 0	H: 1	E: 0	K: 1	S: 8	R: 0	H: 1	E: 0	K: 0	S: 5	R: 0	H: 0	E: 0	K: 2	S: 9	R: 1	H: 1	E: 1	K: 0	S: 7	R: 0	H: 0	E: 0	K: 0	S: 4	R: 0	H: 0	E: 0	K: 0	S: 7	R: 1	H: 2	E: 0	K: 0	S: 5	R: 1	H: 3	E: 0	K: 0	S: 14	R: 1	H: 1	E: 0	K: 0	S: 5	1B: 6	SF: 0	2B: 2	3B: 0	HR: 2	WP: 0	PA: 40
	0	0	0	1	19	0	0	0	1	12	0	0	0	1	12	0	0	0	1	16	0	0	0	0	7	0	0	0	0	7	0	0	0	0	7	1	2	0	0	5	1	3	0	0	14	1	1	0	0	5	6	0	2	0	2	0	40


PITCHER	IP	WLS	BF	H	R	ER	SO	BB	IBB	HBP	BLK	WP	HR	S	P	ERA	WHIP
Bob Friend, R ERA: 4.0 (1, 1)	8.2		37	8	3	3	4	5	0	0	0	0	1	70	121	3.12	1.500
Ted Wilks, R ERA: 3.5 (9, 1)	0.2	L	3	1	1	1	0	0	0	0	0	0	1	6	10	13.50	1.500

BOTTOM

Pittsburgh Pirates @ Brooklyn Dodgers
Ebbets Field, Brooklyn, NY

Sun Aug 26 1951, 3:38 AM EDT
Att: 30,189 - Unknown

AB	34
R	4
H	9
RBI	4
BB	5
SO	4
LOB	13



Batter	1	2	3	4	5	6	7	8	9	AB R H RBI BB SO LOB	TOP
Pete Castiglione, R OBP: 0.312, SLG: 0.361 (1, 5) (8, 6)	0-2 3-1		0-2 F9			1-2 F8			1-1 4-3 1B	4 0 1 0 0 0 0	
George Metkovich, L OBP: 0.342, SLG: 0.387 (1, 3)	2-1 4-3		0-3 K			1-1 F8			0-1 4-3 1B	4 0 1 0 0 1 0	
Gus Bell, L OBP: 0.335, SLG: 0.458 (1, 9)	0-1 4-3			2-2 G3					1-3 K	4 0 0 0 0 1 2	
Ralph Kiner, R OBP: 0.451, SLG: 0.653 (1, 7)		4-2 BB		4-0 G3-6 BB					3-2 4-3	2 0 0 0 2 0 2	
Bill Howerton, L OBP: 0.360, SLG: 0.485 (1, 8)		4-2 BB		1-1 G3-6					0-0 F9	3 0 0 0 1 0 3	
Joe Garagiola, L OBP: 0.336, SLG: 0.442 (1, 2)		3-2 F8		0-0 6-3					0-1 F4	3 0 0 0 0 0 2	
George Strickland, R OBP: 0.319, SLG: 0.347 Tom Saffell, L OBP: 0.304, SLG: 0.308 Jack Phillips, R OBP: 0.305, SLG: 0.317 (1, 6) (8, PH) (8, 5)		2-1 F3		3-2 F8					1-3 K	2 0 0 0 0 0 2 1 0 0 0 0 1 0 0 0 0 0 0 0 0	AB 28
Dick Cole, R OBP: 0.312, SLG: 0.192 Rocky Nelson, L OBP: 0.301, SLG: 0.356 Danny Murtaugh, R OBP: 0.276, SLG: 0.241 (1, 4) (8, PH) (8, 4)		1-3 K		0-0 F6					4-1 BB	2 0 0 0 0 1 2 0 0 0 0 1 0 0 0 0 0 0 0 0 0	RBI 0
Mel Queen, R OBP: 0.122, SLG: 0.100 Frank Thomas, R OBP: 0.372, SLG: 0.447 Ted Wilks, R (8, 1)			1-1 9-3			1-0 5-3			2-3 K	2 0 0 0 0 0 0 1 0 0 0 0 1 1 0 0 0 0 0 0 0	BB 4
Inning Stats	R: 0 E: 0 K: 0 S: 7 H: 0 LOB: 0 BB: 0 P: 9	R: 0 E: 0 K: 1 S: 18 H: 0 LOB: 2 BB: 2 P: 32	R: 0 E: 0 K: 1 S: 8 H: 0 LOB: 0 BB: 0 P: 9	R: 0 E: 0 K: 0 S: 5 H: 0 LOB: 0 BB: 1 P: 12	R: 0 E: 0 K: 0 S: 5 H: 0 LOB: 0 BB: 0 P: 8	R: 0 E: 0 K: 0 S: 6 H: 0 LOB: 0 BB: 0 P: 9	R: 0 E: 0 K: 0 S: 7 H: 0 LOB: 0 BB: 0 P: 14	R: 0 E: 0 K: 2 S: 9 H: 0 LOB: 1 BB: 1 P: 16	R: 0 E: 0 K: 1 S: 12 H: 2 LOB: 2 BB: 0 P: 17	1B: 2 2B: 0 3B: 0 HR: 0 SF: 0 SAC: 0 DP: 1 HBP: 0	WP: 0 PB: 0 SB: 0 CS: 0 PA: 32
PITCHER Ralph Branca, R ERA: 2.6 (1, 1)	IP: 9.0 WLS: W BF: 32 H: 2 R: 0 ER: 0 SO: 5 BB: 4 IBB: 0 HBP: 0 BLK: 0 WP: 0 HR: 0 S: 77 P: 126 ERA: 0.00 WHIP: 0.667										

Pittsburgh Pirates @ Brooklyn Dodgers
Ebbets Field, Brooklyn, NY
Mon Aug 27 1951, 3:33 AM EDT
Unknown

livebaseballscorecards.com

R 0
H 2
RBI 0
BB 4
SO 5
LOB 14



Batter	1	2	3	4	5	6	7	8	9
Carl Furillo, R OBP: 0.357, SLG: 0.454 (1, 9)	1-0 HR		1-3		1-0 5-3		1-0 F2		
Pee Wee Reese, R OBP: 0.382, SLG: 0.422 (1, 6)	1-2 F9		0-0 F8			4-2 3B BB		1-1 SH5-3 1B	
Duke Snider, L OBP: 0.354, SLG: 0.525 (1, 8)	1-1 G3		0-1 G3			0-2 F3		0-0 SH5-3 1-2	
Jackie Robinson, R OBP: 0.432, SLG: 0.541 (1, 4)	1-0 HR			1-0 6-3		2-1 1B 3B		0-0 PO 1B	
Gil Hodges, R OBP: 0.381, SLG: 0.547 (1, 3)	4-2 S BB			0-0 F7		0-0 S 1B		0-1 F8	
Andy Pafko, R OBP: 0.346, SLG: 0.482 (1, 7)	1-3 K			2-2 1B		0-0 F8		0-0 PO	
Billy Cox, R OBP: 0.339, SLG: 0.424 (1, 5)				1-2 4-3		3-1 F6			
Rube Walker, L OBP: 0.309, SLG: 0.318 (1, 2)						1-0 F6		1-3 K	
Ralph Branca, R OBP: 0.212, SLG: 0.216 (1, 1)						2-2 F6		3-2 6-3	

Inning Stats	R: 2 E: 0 K: 1 S: 15	H: 2 LOB: 1 BB: 1 P: 24	R: 0 E: 0 K: 1 S: 6	H: 1 LOB: 0 BB: 0 P: 12	R: 0 E: 0 K: 1 S: 6	H: 0 LOB: 0 BB: 0 P: 7	R: 0 E: 0 K: 0 S: 12	H: 1 LOB: 1 BB: 0 P: 16	R: 0 E: 0 K: 0 S: 5	H: 0 LOB: 0 BB: 0 P: 9	R: 2 E: 0 K: 0 S: 12	H: 2 LOB: 1 BB: 1 P: 21	R: 0 E: 0 K: 1 S: 7	H: 0 LOB: 0 BB: 0 P: 12	R: 1 E: 0 K: 0 S: 6	H: 2 LOB: 0 BB: 0 P: 7
--------------	-------------------------------	----------------------------------	------------------------------	----------------------------------	------------------------------	---------------------------------	-------------------------------	----------------------------------	------------------------------	---------------------------------	-------------------------------	----------------------------------	------------------------------	----------------------------------	------------------------------	---------------------------------

PITCHER	IP	WLS	BF	H	R	ER	SO	BB	IBB	HBP	BLK	WP	HR	S	P	ERA	WHIP
Mel Queen, R ERA: 4.58 (1, 1)	7.0	L	28	6	4	4	4	2	0	0	0	0	2	63	101	5.14	1.143
Ted Wilks, R ERA: 3.58 (8, 1)	1.0		4	2	1	1	0	0	0	0	0	0	0	6	7	9.00	2.000

BOTTOM

Pittsburgh Pirates @ Brooklyn Dodgers
Ebbets Field, Brooklyn, NY
 Mon Aug 27 1951, 3:33 AM EDT
 Unknown

AB	R	H	RBI	BB	SO	LOB
4	1	1	1	0	1	0
3	2	1	0	1	0	0
3	0	0	0	0	0	1
4	2	3	3	0	0	0
3	0	1	1	1	0	1
3	0	1	0	0	1	2
3	0	1	0	0	0	2
3	0	0	0	0	1	1
3	0	0	0	0	1	0

AB	29
R	5
H	8
RBI	5
BB	2
SO	4
LOB	7

livebaseballscorecards.com

WP	PA
0	33

B

Batter	1	2	3	4	5	6	7	8	9	AB R H RBI BB SO LOB	TOP	
Pete Castiglione, R OBP: 0.312, SLG: 0.360 (1, 5)	1-1 BB 1B BB	1-2 6-3		2-1 G4-6-3 1-2f			1-1 1-4-3		1-0 SH3 1-2 2-3	4 1 1 0 0 0 1		
Rocky Nelson, L OBP: 0.295, SLG: 0.349 Jack Phillips, R OBP: 0.303, SLG: 0.314 (1, 3) (7, 3)	1-2 F8	1-1 6-3			1-0 L3		1-0 F8		0-0 FC6-2-5 2-3 3-H 0-1	4 0 0 0 0 0 1 1 0 0 0 0 0 2		
Frank Thomas, R OBP: 0.375, SLG: 0.429 (1, 8)	2-0 BB 2B 1B		0-2 1-3		2-2 4-3		4-2 BB		0-1 F6	4 1 1 0 1 0 2		
Ralph Kiner, R OBP: 0.452, SLG: 0.650 (1, 7)	4-2 BB 2B BB		1-0 F7		4-0 BB		2-2 F7			2 1 0 0 2 0 1		
Gus Bell, L OBP: 0.336, SLG: 0.457 (1, 9)	4-1 2B BB 1-2 2-3 3-H		4-2 HR BB		0-0 4-3			1-2 4-3		2 1 0 1 2 0 1		
Clyde McCullough, R OBP: 0.358, SLG: 0.438 (1, 2)	1-1 2B 1-3 2-H 3-H		0-0 HR			1-2 F8		2-1 4-3		4 1 2 4 0 0 0		
George Strickland, R OBP: 0.318, SLG: 0.346 (1, 6)	3-0 F4		1-3 K			0-0 1B		2-3 K		4 0 1 0 0 2 2		
Dick Cole, R OBP: 0.309, SLG: 0.195 (1, 4)	1-2 L8			1-0 6-3		2-3 K		2-2 SH3 SH FC6-2-5 1B		4 0 1 0 0 1 3		
Bill Werle, L OBP: 0.306, SLG: 0.400 Vern Law, R OBP: 0.346, SLG: 0.458 (1, 1) (6, 1)		2-1 L6		0-1 E3 G4-6-3		2-3 K		1-1 SH FC6-2-5 SH3 1-2		3 0 0 0 0 1 1 0 0 0 0 0 0 0		
Inning Stats	R: 3 H: 3 E: 0 LOB: 2 K: 0 BB: 2 S: 15 P: 32	R: 0 H: 0 E: 0 LOB: 0 K: 0 BB: 0 S: 7 P: 11	R: 2 H: 1 E: 0 LOB: 0 K: 1 BB: 1 S: 10 P: 16	R: 0 H: 0 E: 1 LOB: 0 K: 0 BB: 0 S: 5 P: 8	R: 0 H: 0 E: 0 LOB: 1 K: 0 BB: 1 S: 5 P: 12	R: 0 H: 1 E: 0 LOB: 1 K: 2 BB: 0 S: 11 P: 16	R: 0 H: 0 E: 0 LOB: 1 K: 0 BB: 1 S: 10 P: 18	R: 0 H: 0 E: 0 LOB: 0 K: 1 BB: 0 S: 8 P: 13	R: 0 H: 1 E: 0 LOB: 2 K: 0 BB: 0 S: 9 P: 13	1B: 4 SF: 0 2B: 1 SAC: 2 3B: 0 DP: 1 HR: 1 HBP: 0	WP: 0 PA: 39 PB: 0 SB: 0 CS: 0	
PITCHER	PITCHER											
Erv Palica, R ERA: 4.75 (1, 1)	IP: 0.1 WLS: L BF: 6 H: 3 R: 3 ER: 3 SO: 0 BB: 2 IBB: 0 HBP: 0 BLK: 0 WP: 0 HR: 0 S: 11 P: 24 ERA: 81.00 WHIP: 15.000											
Bud Podbielan, R ERA: 3.93 (1, 1)	IP: 4.2 WLS: BF: 17 H: 1 R: 2 ER: 2 SO: 1 BB: 2 IBB: 0 HBP: 0 BLK: 0 WP: 0 HR: 1 S: 31 P: 55 ERA: 3.86 WHIP: 0.643											
Phil Haugstad, R ERA: 4.94 (6, 1)	IP: 2.0 WLS: BF: 8 H: 1 R: 0 ER: 0 SO: 2 BB: 1 IBB: 0 HBP: 0 BLK: 0 WP: 0 HR: 0 S: 21 P: 34 ERA: 0.00 WHIP: 1.000											
Clyde King, R ERA: 3.68 (8, 1)	IP: 2.0 WLS: BF: 8 H: 1 R: 0 ER: 0 SO: 1 BB: 0 IBB: 0 HBP: 0 BLK: 0 WP: 0 HR: 0 S: 17 P: 26 ERA: 0.00 WHIP: 0.500											

Pittsburgh Pirates @ Brooklyn Dodgers
 Ebbets Field, Brooklyn, NY
 Mon Aug 27 1951, 3:38 AM EDT
 Att: 32,561 - Unknown

AB	32
R	5
H	6
RBI	5
BB	5
SO	4
LOB	14



livebaseballscorecards.com

Batter	1	2	3	4	5	6	7	8	9	AB	R	H	RBI	BB	SO	LOB
Carl Furillo, R OBP: 0.355, SLG: 0.450 (1, 9)	1-0 1-3	0-0 F2			0-1 6-3		2-2 4-3			4	0	0	0	0	0	1
Pee Wee Reese, R OBP: 0.379, SLG: 0.419 (1, 6)	2-1 F8		1-1 F9		2-2 6-3		1-0 L7			4	0	0	0	0	0	0
Duke Snider, L OBP: 0.353, SLG: 0.522 (1, 8)	4-1 1B BB		1-0 1-3			2-2 4-3		1-3 K		3	1	0	0	1	1	0
Jackie Robinson, R OBP: 0.435, SLG: 0.543 (1, 4)	4-0 1B BB		4-1 BB			1-0 2B 2B		0-1 B1		2	1	1	0	2	0	0
Gil Hodges, R OBP: 0.382, SLG: 0.549 (1, 3)	2-1 1B 2-H		0-1 F2			2-1 HBP 2B		0-0 F9		4	0	2	2	0	0	1
Roy Campanella, R OBP: 0.385, SLG: 0.567 (1, 2)	3-2 1-3			1-0 6-3		4-1 HBP BB		0-0 L8		3	0	0	0	1	0	2
Andy Pafko, R OBP: 0.345, SLG: 0.478 (1, 7)		0-1 F5		2-1 6-3		4-1 G1-2-3 HBP		1-3 K		3	0	0	0	0	1	0
Billy Cox, R OBP: 0.335, SLG: 0.419 (1, 5)		1-0 E6		0-0 F8		1-1 G1-2-3		1-0 F7		4	0	0	0	0	0	3
Erv Palica, R OBP: 0.267, SLG: 0.154 Bud Podbielan, R OBP: 0.333, SLG: 0.333 Dick Williams, R OBP: 0.277, SLG: 0.422 Phil Haugstad, R Rube Walker, L OBP: 0.307, SLG: 0.315 Clyde King, S OBP: 0.219, SLG: 0.207		0-3 K		0-2 F7			1-3 K			0	0	0	0	0	0	0

Inning Stats	R: 1	H: 1	E: 0	K: 0	S: 9	LOB: 2	BB: 2	P: 25	R: 0	H: 0	E: 1	K: 1	S: 7	LOB: 1	BB: 0	P: 8	R: 0	H: 0	E: 0	K: 0	S: 6	LOB: 1	BB: 1	P: 12	R: 0	H: 0	E: 0	K: 0	S: 4	LOB: 0	BB: 0	P: 7	R: 0	H: 2	E: 0	K: 1	S: 10	LOB: 2	BB: 1	P: 24	R: 0	H: 0	E: 0	K: 1	S: 7	LOB: 0	BB: 0	P: 11	R: 0	H: 0	E: 0	K: 1	S: 6	LOB: 0	BB: 0	P: 7	R: 0	H: 0	E: 0	K: 1	S: 7	LOB: 0	BB: 0	P: 9	1B: 1	2B: 2	3B: 0	HR: 0	SF: 0	SAC: 0	DP: 1	HBP: 1	WP: 0	PB: 0	SB: 0	CS: 0	PA: 35
PITCHER	IP	WLS	BF	H	R	ER	SO	BB	IBB	HBP	BLK	WP	HR	S	P	ERA	WHIP																																																												
Bill Werle, L ERA: 6.13 Vern Law, R ERA: 4.94	(1, 1)	5.1	W	25	3	2	1	4	0	0	0	0	0	42	83	3.38	1.312																																																												
	(6, 1)	3.2	S	10	0	0	3	0	0	0	0	0	0	22	30	0.00	0.000																																																												


BOTTOM

Pittsburgh Pirates @ Brooklyn Dodgers
Ebbets Field, Brooklyn, NY

Mon Aug 27 1951, 3:38 AM EDT
Att. 32,561 - Unknown

livebaseballscorecards.com

AB	30
R	2
H	3
RBI	2
BB	4
SO	4
LOB	8



Batter	1	2	3	4	5	6	7	8	9	AB R H RBI BB SO LOB	TOP
Lloyd Merriman, L (1, 8) OBP: 0.294, SLG: 0.343	1-2 ① 4-3		X 0-0 1B			B X 1-0 CS 1B		X 0-0 ① SH1-4 1-2		3 0 2 0 0 0 0	
Connie Ryan, R (1, 4) OBP: 0.357, SLG: 0.414	1-3 ② K		B C F C X 1-2 ③ F8			B S C B B X 3-1 ① 1B L7 1-2 1B		B S C B S 2-3 ② K		4 1 1 0 0 2 2	
Johnny Wyrostek, L (1, 9) OBP: 0.381, SLG: 0.410	2-1 ③ F8			B S C C 1-3 ① K		F X 0-1 FC6-4 1-3 1B		C B S C 1-3 ③ K		4 0 1 0 0 2 1	
Ted Kluszewski, L (1, 3) OBP: 0.288, SLG: 0.381		X 0-0 4-3 2B		C B X 1-1 ② F6		F B X 1-1 ② L7		C X 0-1 G6-4-3 1B		4 0 2 1 0 0 1	
Joe Adcock, R (1, 7) OBP: 0.301, SLG: 0.407		B B C F T X 2-2 ① 6-3		C C C 0-3 ③ K		B F X 1-1 ③ FC6-4 1-2f		X 0-0 ① ② G6-4-3 1-2f		4 0 0 0 0 1 3	
Virgil Stallcup, R (1, 6) OBP: 0.262, SLG: 0.377		F X 0-1 ② 4-3		F X 0-1 E6 CS 1B		F C B C 1-3 ① K		S F T X 0-2 ③ F2		4 0 0 0 0 1 1	
Dixie Howell, R (1, 2) OBP: 0.283, SLG: 0.312		C X 0-1 ③ 6-3		B F C B X 2-2 ① F2		B C C C 1-2 ② 5-3				3 0 0 0 0 0 2	
Roy McMillan, R (1, 5) OBP: 0.280, SLG: 0.271			B C C C B X 2-3 ① K		C C B B X 2-1 1-2 1B		B B T F C B C 2-3 ③ K			3 0 1 0 0 2 0	
Howie Fox, R (1, 1) OBP: 0.125, SLG: 0.161			B C F C B X 1-2 ② F9		B C C B S 2-3 ② ③ K		C X 0-1 E6 SH1-4			3 0 0 0 0 1 2	
Inning Stats	R: 0 H: 0 E: 0 LOB: 0 K: 1 BB: 0 S: 11 P: 15	R: 0 H: 1 E: 0 LOB: 1 K: 0 BB: 0 S: 8 P: 10	R: 0 H: 1 E: 0 LOB: 1 K: 1 BB: 0 S: 10 P: 14	R: 0 H: 0 E: 0 LOB: 0 K: 2 BB: 0 S: 8 P: 10	R: 0 H: 1 E: 1 LOB: 2 K: 1 BB: 0 S: 10 P: 16	R: 1 H: 3 E: 0 LOB: 1 K: 0 BB: 0 S: 9 P: 15	R: 0 H: 0 E: 0 LOB: 0 K: 2 BB: 0 S: 10 P: 14	R: 0 H: 0 E: 1 LOB: 1 K: 2 BB: 0 S: 12 P: 15	R: 0 H: 1 E: 0 LOB: 0 K: 0 BB: 0 S: 8 P: 8	1B: 6 SF: 0 2B: 2 SAC: 1 3B: 0 DP: 2 HR: 0 HBP: 0	WP: 0 PA: 33 PB: 0 SB: 0 CS: 2
PITCHER Clem Labine, R (1, 1) ERA: 2.33	IP WLS BF H R ER SO BB IBB HBP BLK WP HR S P ERA WHIP										
	9.0 W 33 7 1 1 9 0 0 0 0 0 0 0 86 117 1.00 0.778										
PITCHER	IP WLS BF H R ER SO BB IBB HBP BLK WP HR S P ERA WHIP										

Cincinnati Reds @ Brooklyn Dodgers
 Ebbets Field, Brooklyn, NY
 Tue Aug 28 1951, 3:33 AM EDT
 Att: 15,567 - Unknown

livebaseballscorecards.com

AB	32
R	1
H	7
RBI	1
BB	0
SO	9
LOB	12



Batter	1	2	3	4	5	6	7	8	9	AB R H RBI BB SO LOB	TOP	
Lloyd Merriman, L (1, 8) OBP: 0.290, SLG: 0.338	1-2 4-3		0-0 F8	2-2 5-3			1-2 L4		0-1 F7	5 0 0 0 0 0 4		
Connie Ryan, R (1, 4) OBP: 0.357, SLG: 0.413	0-2 4-3		0-0 3-4-1 1B			1-1 F6	2-2 L7			4 0 1 0 0 0 0		
Johnny Wyrostek, L (1, 9) OBP: 0.382, SLG: 0.413	2-2 1B		1-0 3-4-1			2-2 WP 2B		0-1 L1		4 0 2 1 0 0 1		
Ted Kluszewski, L (1, 3) OBP: 0.289, SLG: 0.383	2-1 F7		1-2 3-H 4-0 IBB			0-0 L7		1-0 2B		3 0 1 0 1 0 2		
Joe Adcock, R (1, 7) OBP: 0.297, SLG: 0.402		1-0 5-3	0-0 F8			1-2 F7		0-0 L7		4 0 0 0 0 0 4		
Virgil Stallcup, R (1, 6) OBP: 0.262, SLG: 0.375		0-0 F4		0-0 FC5-6 1B			0-3 K		0-0 F7	4 0 1 0 0 1 1		
Johnny Pramesa, R (1, 2) OBP: 0.237, SLG: 0.347		0-0 1B		0-0 FC5-6 1B			0-1 F7		0-1 1B	4 0 3 0 0 0 0		
Roy McMillan, R (1, 5) OBP: 0.272, SLG: 0.263		3-2 F9		0-0 FC5-6			0-3 K		1-0 F4	4 0 0 0 0 1 4		
Willie Ramsdell, R (1, 1) OBP: 0.179, SLG: 0.167			1-0 1B				0-0 F6		1-3 K	2 1 1 0 0 1 2		
Frank Smith, R (4, 1) OBP: 0.353, SLG: 0.350			3-4-1 2B							0 0 0 0 0 0 0		
Bobby Adams, R (7, PH) OBP: 0.353, SLG: 0.350										1 0 0 0 0 0 0		
Eddie Erautt, R (7, 1) OBP: 0.353, SLG: 0.350										0 0 0 0 0 0 0		
Bud Byerly, R (8, 1) OBP: 0.261, SLG: 0.291										0 0 0 0 0 0 0		
Bob Usher, R (9, PH) OBP: 0.261, SLG: 0.291										1 0 0 0 0 1 1		
Inning Stats	R: 0 H: 1 E: 0 LOB: 1 K: 0 BB: 0 S: 14 P: 19	R: 0 H: 1 E: 0 LOB: 1 K: 0 BB: 0 S: 6 P: 10	R: 1 H: 2 E: 0 LOB: 2 K: 0 BB: 1 S: 5 P: 11	R: 0 H: 2 E: 0 LOB: 2 K: 1 BB: 0 S: 9 P: 13	R: 0 H: 1 E: 0 LOB: 1 K: 0 BB: 0 S: 10 P: 14	R: 0 H: 0 E: 0 LOB: 0 K: 2 BB: 0 S: 8 P: 8	R: 0 H: 0 E: 0 LOB: 0 K: 0 BB: 0 S: 7 P: 10	R: 0 H: 1 E: 0 LOB: 1 K: 0 BB: 0 S: 5 P: 6	R: 0 H: 1 E: 0 LOB: 1 K: 1 BB: 0 S: 9 P: 11	1B: 6 SF: 0 2B: 3 SAC: 0 3B: 0 DP: 0 HR: 0 HBP: 0	WP: 1 PA: 37 PB: 0 SB: 0 CS: 0	
PITCHER Don Newcombe, R (1, 1) ERA: 3.22	IP WLS BF H R ER SO BB IBB HBP BLK WP HR S P ERA WHIP	9.0 W 37 9 1 1 4 0 1 0 0 1 0 73 102 1.00 1.000										

Cincinnati Reds @ Brooklyn Dodgers
 Ebbets Field, Brooklyn, NY
 Wed Aug 29 1951, 3:33 AM EDT
 Att. 9,488 - Unknown

livebaseballscorecards.com

AB	36
R	1
H	9
RBI	1
BB	1
SO	4
LOB	19



Batter	1	2	3	4	5	6	7	8	9
Carl Furillo, R OBP: 0.356, SLG: 0.454 (1, 9)	0-3 K			0-1 1B		3-2 6-3		0-0 1B 2B	
Pee Wee Reese, R OBP: 0.380, SLG: 0.419 (1, 6)	0-3 K			3-2 1B 1B 2B 1B	2-2 1-3		0-0 1B G3 HR 1B	3-1 WP WP 1B	
Duke Snider, L OBP: 0.355, SLG: 0.527 (1, 8)	0-0 F8			0-0 1B 2B 1B	2-2 HR 1B		3-2 G3	1-2 F8	
Jim Russell, S (9, 7)									
Jackie Robinson, R OBP: 0.432, SLG: 0.538 (1, 4)		3-2 5-3		1-1 2B HR 1B	1-0 F8		0-0 HR 1B	4-1 G5-4-3 BB	
Wayne Terwilliger, R OBP: 0.338, SLG: 0.264 (8, 4)									
Gil Hodges, R OBP: 0.382, SLG: 0.561 (1, 3)		1-2 6-3		1-0 HR 2B	3-1 HR		0-0 HR	2-2 G5-4-3	
Roy Campanella, R OBP: 0.384, SLG: 0.571 (1, 2)		0-3 K		0-2 HR	0-0 2B		2-1 6-3		
Andy Pafko, R OBP: 0.348, SLG: 0.477 (1, 7)			3-3 K	1-1 FC6-4 HBP	0-0 F7		1-0 1B		
Don Thompson, L OBP: 0.314, SLG: 0.259 (4, PR)									
Billy Cox, R OBP: 0.337, SLG: 0.419 (1, 5)		4-0 WP BB		0-0 FC6-4 1-2f		0-1 5-3	0-2 L6		
Don Newcombe, L OBP: 0.279, SLG: 0.296 (1, 1)			1-1 F5	2-2 1-3 1-2		2-3 K	3-2 2B 1B		

AB	R	H	RBI	BB	SO	LOB
5	2	2	0	0	1	2
5	2	3	3	0	1	0
5	2	2	0	0	0	2
0	0	0	0	0	0	0
4	2	2	0	0	0	1
0	0	0	0	1	0	0
5	3	3	7	0	0	2
4	1	2	3	0	1	0
1	0	0	0	0	1	0
2	0	1	0	0	0	1
3	0	0	0	1	0	2
4	1	1	0	0	1	2

BOTTOM

Cincinnati Reds @ Brooklyn Dodgers
Ebbets Field, Brooklyn, NY
Wed Aug 29 1951, 3:33 AM EDT
Att. 9,488 - Unknown

livebaseballscorecards.com

AB	38
R	13
H	16
RBI	13
BB	2
SO	5
LOB	12



1B: 9	SF: 0
2B: 4	SAC: 0
3B: 0	DP: 1
HR: 3	HBP: 1

WP: 3	PA: 41
PB: 0	
SB: 2	
CS: 0	

Inning Stats	R	H	E	K	S	H	LOB	BB	P	R	H	E	K	S	ERA	WHIP
	0	0	0	2	9	0	0	0	9	0	0	0	1	14	15.00	2.000
	0	0	0	10	9	0	0	0	9	0	0	0	1	14	9.00	1.333
	0	0	0	9	9	0	0	0	9	0	0	0	1	45.00	7.000	
	0	0	0	9	9	0	0	0	9	0	0	0	1	0.00	1.000	

PITCHER	IP	WLS	BF	H	R	ER	SO	BB	IBB	HBP	BLK	WP	HR	S	P	ERA	WHIP
Willie Ramsdell, R ERA: 3.97 (1, 1)	3.0	L	14	5	5	5	4	1	0	0	0	1	0	34	51	15.00	2.000
Frank Smith, R ERA: 3.57 (4, 1)	3.0		14	4	3	3	1	0	0	1	0	0	2	28	45	9.00	1.333
Eddie Erault, R ERA: 6.82 (7, 1)	1.0		10	7	5	5	0	0	0	0	0	0	1	20	32	45.00	7.000
Bud Byerly, R ERA: 4.34 (8, 1)	1.0		3	0	0	0	0	1	0	0	0	2	0	7	14	0.00	1.000

Batter	1	2	3	4	5	6	7	8	9	AB R H RBI BB SO LOB	TOP												
Bobby Adams, R OBP: 0.322, SLG: 0.348 (1, 5)	3-2 F6		1-0 F8			0-0 G6-4-3 1B		1-1 6-3		4 0 1 0 0 0 0													
Connie Ryan, R OBP: 0.358, SLG: 0.421 (1, 4)	3-2 HR			2-2 1B		0-0 G6-4-3 1-2f		0-1 F8		4 1 2 1 0 0 2													
Johnny Wyrostek, L OBP: 0.381, SLG: 0.412 (1, 9)	1-2 L7			3-3 K			2-1 F8		2-1 6-3 1B	4 0 1 0 0 1 0													
Ted Kluszewski, L OBP: 0.287, SLG: 0.380 (1, 3)	0-0 F8			1-0 4-3			3-2 F7		0-0 6-3 1-2	4 0 0 0 0 0 1													
Virgil Stallcup, R OBP: 0.265, SLG: 0.377 (1, 6)		1-2 G1-4-3 1B			2-1 F6		0-0 WP BB 1B		1-0 6-3	4 0 2 0 0 0 1													
Joe Adcock, R OBP: 0.298, SLG: 0.400 (1, 7)		0-3 K			0-1 L8		4-1 WP BB			2 0 0 0 1 1 1													
Bob Usher, R OBP: 0.258, SLG: 0.288 (1, 8)		2-2 G1-4-3 1-2f			1-1 6-3		2-1 F6 1-2 2-3			3 0 0 0 0 0 3													
Dixie Howell, R OBP: 0.294, SLG: 0.319 (1, 2)			0-3 K		1-0 1B 2B			1-0 F9		3 0 1 0 0 1 0													
Ewell Blackwell, R OBP: 0.368, SLG: 0.408 Lloyd Merriman, L OBP: 0.289, SLG: 0.337 Herm Wehmeier, R OBP: 0.282, SLG: 0.308 (1, 1) (8, PH) (8, 1)			0-1 L9		1-0 6-3			0-0 F7		2 0 0 0 0 0 1 1 0 0 0 0 0 0 0 0 0 0 0 0 0													
Inning Stats	R: 1 E: 0 K: 0 S: 11	H: 1 LOB: 0 BB: 0 P: 18	R: 0 E: 0 K: 1 S: 9	H: 1 LOB: 0 BB: 0 P: 12	R: 0 E: 0 K: 1 S: 7	H: 0 LOB: 0 BB: 0 P: 8	R: 0 E: 0 K: 1 S: 7	H: 1 LOB: 0 BB: 0 P: 13	R: 0 E: 0 K: 0 S: 6	H: 0 LOB: 0 BB: 0 P: 9	R: 0 E: 0 K: 0 S: 4	H: 2 LOB: 1 BB: 0 P: 6	R: 0 E: 0 K: 0 S: 9	H: 1 LOB: 2 BB: 1 P: 20	R: 0 E: 0 K: 0 S: 4	H: 0 LOB: 0 BB: 0 P: 6	R: 0 E: 0 K: 0 S: 6	H: 1 LOB: 1 BB: 0 P: 9	1B: 5 2B: 1 3B: 0 HR: 1	SF: 0 SAC: 0 DP: 2 HBP: 0	WP: 1 PB: 0 SB: 0 CS: 0	PA: 32	
PITCHER Preacher Roe, L ERA: 2.97 Clyde King, R ERA: 3.61	IP 6.2 2.1	WLS W S	BF 24 8	H 6 1	R 1 0	ER 1 0	SO 3 0	BB 1 0	IBB 0 0	HBP 0 0	BLK 0 0	WP 0 1	HR 1 0	S 51 12	P 82 19	ERA 1.35 0.00	WHIP 1.050 0.429						PITCHER IP WLS BF H R ER SO BB IBB HBP BLK WP HR S P ERA WHIP

Cincinnati Reds @ Brooklyn Dodgers
Ebbets Field, Brooklyn, NY
Thu Aug 30 1951, 3:33 AM EDT
Att: 20,314 - Unknown

livebaseballscorecards.com

AB	31
R	1
H	7
RBI	1
BB	1
SO	3
LOB	9



Batter	1	2	3	4	5	6	7	8	9	AB R H RBI BB SO LOB	TOP	
Carl Furillo, R OBP: 0.356, SLG: 0.453 (1, 9) BB X	2-0 F5		0-1 HBP 1B 1-2 1B		2-2 L6-4 1-2 1B			2-3 K		4 0 2 0 0 1 0		
Pee Wee Reese, R OBP: 0.380, SLG: 0.419 (1, 6) BB B F X	2-2 S 1B		1-2 HBP 1-2 2-3 1B		3-2 L6-4 1-2 2-3			0-0 FC6-4 1B		4 0 3 0 0 0 2		
Duke Snider, L OBP: 0.353, SLG: 0.521 (1, 8) BB B F B F C	3-3 K 1-2		0-0 F6		0-3 K			1-0 F6		4 0 0 0 0 2 5		
Jackie Robinson, R OBP: 0.431, SLG: 0.532 (1, 4) BB B X	2-0 6-3		1-0 HBP 1-2 2-3 3-H		1-2 G3			1-2 FC6-4 1-2f		3 0 0 1 0 0 2		
Gil Hodges, R OBP: 0.378, SLG: 0.553 (1, 3) X		0-0 F2	1-3 K		0-1 F3			1-3 K		4 0 0 0 0 2 3		
Roy Campanella, R OBP: 0.383, SLG: 0.568 (1, 2) C B B F B X		2-2 6-3		0-0 F6		2-2 G3 1B		1-0 F9		4 0 1 0 0 0 0		
Don Thompson, L OBP: 0.302, SLG: 0.250 (1, 7) C B B C X		2-2 F6		1-3 K		1-2 G3		1-3 K		4 0 0 0 0 2 1		
Billy Cox, R OBP: 0.337, SLG: 0.417 (1, 5) C B X			1-1 F9	2-0 F6		1-0 F8				3 0 0 0 0 0 1		
Ralph Branca, R OBP: 0.226, SLG: 0.231 (1, 1) Cal Abrams, L OBP: 0.420, SLG: 0.401 (5, PH) Bud Podbielan, R OBP: 0.333, SLG: 0.333 (5, 1) Andy Pafko, R OBP: 0.348, SLG: 0.475 (7, PH) Phil Haugstad, R (7, 1) C X			0-1 1B HBP 1B		0-1 E5 L6-4 1B		0-0 F9			1 1 1 0 0 0 0 1 0 0 0 0 0 0 0 0 0 0 0 0 0 1 0 0 0 0 0 1 0 0 0 0 0 0 0		
Inning Stats	R: 0 H: 1 E: 0 LOB: 1 K: 1 BB: 0 S: 9 P: 18	R: 0 H: 0 E: 0 LOB: 0 K: 0 BB: 0 S: 7 P: 11	R: 1 H: 3 E: 0 LOB: 3 K: 1 BB: 0 S: 14 P: 18	R: 0 H: 0 E: 0 LOB: 0 K: 1 BB: 0 S: 5 P: 8	R: 0 H: 1 E: 1 LOB: 0 K: 0 BB: 0 S: 9 P: 14	R: 0 H: 0 E: 0 LOB: 0 K: 1 BB: 0 S: 8 P: 9	R: 0 H: 1 E: 0 LOB: 1 K: 0 BB: 0 S: 8 P: 12	R: 0 H: 1 E: 0 LOB: 1 K: 1 BB: 0 S: 9 P: 13	R: 0 H: 0 E: 0 LOB: 0 K: 2 BB: 0 S: 7 P: 10	1B: 7 SF: 0 2B: 0 SAC: 0 3B: 1 DP: 0 HR: 0 HBP: 1	WP: 0 PA: 34 PB: 0 SB: 1 CS: 0	
PITCHER Sal Maglie, R ERA: 3.1 (1, 1)	IP WLS BF H R ER SO BB IBB HBP BLK WP HR S P ERA WHIP	9.0 W 34 7 1 1 7 0 0 1 0 0 0 0 76 113 1.00 0.778										

Brooklyn Dodgers @ New York Giants
Polo Grounds, New York, NY
Sat Sep 01 1951, 3:33 AM EDT
Att: 40,794 - Unknown

livebaseballscorecards.com

AB 33
R 1
H 7
RBI 1
BB 0
SO 7
LOB 15



BOTTOM

Brooklyn Dodgers @ New York Giants
Polo Grounds, New York, NY
Sat Sep 01 1951, 3:33 AM EDT
Att. 40,794 - Unknown

livebaseballscorecards.com

AB 31
R 8
H 8
RBI 8
BB 2
SO 4
LOB 11



WP: 0 PA: 35
PB: 0
SB: 0
CS: 1

AB	R	H	RBI	BB	SO	LOB
2	2	0	0	2	0	0
4	0	0	0	0	0	2
4	3	3	5	0	0	0
4	1	1	0	0	1	0
2	1	1	0	0	0	0
4	1	2	2	0	0	1
4	0	1	1	0	0	3
4	0	0	0	0	2	4
3	0	0	0	0	1	1
1B: 3	SF: 0					
2B: 1	SAC: 0					
3B: 0	DP: 0					
HR: 4	HBP: 2					

Batter	1	2	3	4	5	6	7	8	9							
Eddie Stanky, R (1, 4) OBP: 0.402, SLG: 0.383	0-1 F5 ①		4-2 HR BB		0-0 F2 ①		4-1 HR BB									
Alvin Dark, R (1, 6) OBP: 0.365, SLG: 0.465	1-1 F5 ②		0-0 F8 ①		2-0 5-3 ②		0-1 F9 ②									
Don Mueller, L (1, 9) OBP: 0.317, SLG: 0.446	2-2 HR		2-0 HR 1-H		2-2 F7 ③		1-2 HR 1-H									
Monte Irvin, R (1, 7) OBP: 0.414, SLG: 0.484	2-2 6-3 ③		2-2 6-3 ②		0-2 1B HBP FC5-4 1B		1-3 K ③									
Whitey Lockman, L (1, 3) OBP: 0.336, SLG: 0.416		2-1 HR 1B	0-0 F9 ③		2-0 FC5-4 1B 1-2 CS HBP		1-1 FC4-6 HBP									
Bobby Thomson, R (1, 5) OBP: 0.358, SLG: 0.502		1-1 HR 1-H		1-2 F6 ①		1-1 FC5-4 1B	1-1 F6 ①									
Willie Mays, R (1, 8) OBP: 0.357, SLG: 0.512		0-0 F4 ①		2-2 2B		2-2 FC5-4 ①	3-2 F7 ②									
Wes Westrum, R (1, 2) OBP: 0.402, SLG: 0.452		3-2 F2 ②		3-3 K ②		3-3 SAFE K ② ③	1-0 FC4-6 ③									
Sal Maglie, R (1, 1) OBP: 0.167, SLG: 0.202		0-3 K ③		2-0 F7 ③		0-1 6-3 ①										
Inning Stats	R: 1 E: 0 K: 0 S: 10	H: 1 LOB: 0 BB: 0 P: 15	R: 2 E: 0 K: 1 S: 11	H: 2 LOB: 0 BB: 0 P: 17	R: 2 E: 0 K: 0 S: 10	H: 1 LOB: 1 BB: 1 P: 18	R: 0 E: 0 K: 1 S: 12	H: 0 LOB: 0 BB: 0 P: 20	R: 0 E: 0 K: 1 S: 5	H: 0 LOB: 0 BB: 0 P: 9	R: 1 E: 0 K: 1 S: 13	H: 2 LOB: 1 BB: 0 P: 21	R: 2 E: 0 K: 1 S: 11	H: 1 LOB: 0 BB: 1 P: 17	R: 0 E: 0 K: 0 S: 8	H: 0 LOB: 1 BB: 0 P: 14

PITCHER	IP	WLS	BF	H	R	ER	SO	BB	IBB	HBP	BLK	WP	HR	S	P	ERA	WHIP
Ralph Branca, R (1, 1) ERA: 2.8	4.0	L	18	5	5	5	2	1	0	0	0	0	3	43	70	11.25	1.500
Bud Podbielan, R (5, 1) ERA: 3.95	2.0		8	2	1	1	1	0	0	1	0	0	0	18	30	4.50	1.000
Phil Haugstad, R (7, 1) ERA: 5.26	2.0		9	1	2	2	1	1	0	1	0	0	1	19	31	9.00	1.000

Batter	1	2	3	4	5	6	7	8	9	AB R H RBI BB SO LOB
Carl Furillo, R (1, 9) OBP: 0.358, SLG: 0.453	2-1 G1-6-3 1B		4-0 G6-4-3 BB		3-2 1B		0-0 F3		0-1 1-4-3	4 0 2 0 1 0 3
Pee Wee Reese, R (1, 6) OBP: 0.379, SLG: 0.416	1-0 G1-6-3 1-2f		4-1 G6-4-3 BB		2-1 F9		2-1 FC6-4 1-2f			3 0 0 0 1 0 4
Duke Snider, L (1, 8) OBP: 0.351, SLG: 0.517	0-1 4-3		1-1 G6-4-3 1-2f 2-3		0-0 4-3			1-1 F5		4 0 0 0 0 0 3
Jackie Robinson, R (1, 4) OBP: 0.428, SLG: 0.528		2-0 6-3	0-3 K			1-2 F2		0-1 F8		3 0 0 0 0 1 1
Wayne Terwilliger, R (7, 4) OBP: 0.337, SLG: 0.263										1 0 0 0 0 0 0
Gil Hodges, R (1, 3) OBP: 0.375, SLG: 0.549		0-1 F5		0-0 F8		0-0 5-3		3-1 F2		4 0 0 0 0 0 0
Roy Campanella, R (1, 2) OBP: 0.386, SLG: 0.576		1-2 S 1B		4-1 FC6-4 BB		1-0 6-3			2-1 HR	3 2 2 1 1 0 0
Andy Pafko, R (1, 7) OBP: 0.349, SLG: 0.476		1-2 E 1B		1-2 F8			1-2 FC1-6 1B		2-1 F9	4 0 2 1 0 0 1
Billy Cox, R (1, 5) OBP: 0.333, SLG: 0.413		2-0 E5		2-0 FC6-4 1-2f		0-0 FC1-6 BB		0-0 L7		4 0 0 0 0 0 3
Don Newcombe, L (1, 1) OBP: 0.273, SLG: 0.289		1-3 K			2-2 4-3		4-0 FC6-4 BB		4-1 BB	2 0 0 0 0 1 2
Cal Abrams, L (7, PH) OBP: 0.423, SLG: 0.401										0 0 0 0 1 0 0
Phil Haugstad, R (7, 1)										0 0 0 0 0 0 0
Jim Russell, S (9, PH)										0 0 0 0 1 0 0

Inning Stats	R: 0	H: 1	R: 1	H: 2	R: 0	H: 0	R: 0	H: 1	R: 0	H: 0	R: 0	H: 1	R: 0	H: 0	R: 1	H: 1	1B: 5	SF: 0	WP: 0	PA: 37
	E: 0	LOB: 0	E: 1	LOB: 2	E: 0	LOB: 1	E: 0	LOB: 1	E: 0	LOB: 0	E: 0	LOB: 1	E: 0	LOB: 0	E: 0	LOB: 1	2B: 0	SAC: 0	PB: 0	
	K: 0	BB: 0	K: 1	BB: 0	K: 1	BB: 2	K: 0	BB: 1	K: 0	BB: 0	K: 0	BB: 0	K: 0	BB: 1	K: 0	BB: 1	3B: 0	DP: 2	SB: 1	
	S: 5	P: 8	S: 13	P: 20	S: 6	P: 15	S: 6	P: 13	S: 9	P: 16	S: 5	P: 7	S: 7	P: 14	S: 8	P: 16	HR: 1	HBP: 0	CS: 0	


PITCHER	IP	WLS	BF	H	R	ER	SO	BB	IBB	HBP	BLK	WP	HR	S	P	ERA	WHIP
Jim Hearn, R (1, 1) ERA: 3.81	9.0	W	37	6	2	2	2	5	0	0	0	0	1	65	119	2.00	1.222

TOP

Brooklyn Dodgers @ New York Giants
Polo Grounds, New York, NY

Sun Sep 02 1951, 3:33 AM EDT
Att: 37,248 - Unknown

AB	32
R	2
H	6
RBI	2
BB	5
SO	2
LOB	17



Batter	1	2	3	4	5	6	7	8	9	AB R H RBI BB SO LOB	TOP												
Sibby Sisti, R (1, 6) OBP: 0.366, SLG: 0.413	0-3 K		0-0 F3	0-3 K		0-0 6-3			4-0 1B BB	4 0 0 0 1 2 2	Boston Braves @ Brooklyn Dodgers Ebbets Field, Brooklyn, NY Mon Sep 03 1951, 3:33 AM EDT Unknown												
Sam Jethroe, S (1, 8) OBP: 0.354, SLG: 0.456	0-0 G3		0-0 4-3		0-0 F5		0-0 4-3	0-0 F9	5 0 0 0 0 0 1														
Earl Torgeson, L (1, 3) OBP: 0.380, SLG: 0.430	0-0 3-1		0-0 1B 1B		0-0 F4		4-0 G4-6-3 BB	0-0 FC5-4 1B	4 1 2 0 1 0 0														
Bob Elliott, R (1, 5) OBP: 0.381, SLG: 0.471		0-0 BB 1B 1B	0-0 1B 1B		0-0 2B		0-0 G4-6-3 1-2f	0-0 FC5-4 1-2f	5 0 3 0 0 0 3														
Sid Gordon, R (1, 7) OBP: 0.387, SLG: 0.511		0-0 BB 1B	0-0 1B		0-0 F8		0-0 6-3		4 0 2 1 0 0 1														
Walker Cooper, R (1, 2) OBP: 0.369, SLG: 0.533		0-3 K	0-0 6-3			0-0 HR		0-0 1B 1B	4 1 2 1 0 1 4														
Willard Marshall, L (1, 9) OBP: 0.360, SLG: 0.448		4-0 1-2 2-3 BB		4-0 BB		0-0 G3		0-0 G6-4-3 1B	2 0 1 0 2 0 0														
Roy Hartsfield, R (1, 4) OBP: 0.327, SLG: 0.350		0-0 F7		0-0 F5		0-0 1B		0-0 G6-4-3 1-2f	4 0 1 0 0 0 6														
Max Surkont, R (1, 1) OBP: 0.229, SLG: 0.172		0-3 K		0-3 K		0-0 F5		0-0 F8	2 0 0 0 0 2 4														
Bob Addis, L (6, PH) OBP: 0.282, SLG: 0.273									1 0 0 0 0 0 1														
George Estock, R (6, 1) OBP: 0.375, SLG: 0.286									0 0 0 0 0 0 0														
Ebba St. Claire, S (9, PH) OBP: 0.325, SLG: 0.385									1 0 0 0 0 0 0														
Inning Stats	R: 0 E: 0 K: 1 S: 5	H: 0 LOB: 0 BB: 0 P: 5	R: 0 E: 0 K: 2 S: 9	H: 2 LOB: 3 BB: 1 P: 13	R: 1 E: 0 K: 2 S: 6	H: 3 LOB: 2 BB: 0 P: 6	R: 0 E: 0 K: 2 S: 7	H: 0 LOB: 1 BB: 1 P: 11	R: 0 E: 0 K: 0 S: 4	H: 1 LOB: 1 BB: 0 P: 4	R: 1 E: 0 K: 0 S: 5	H: 2 LOB: 1 BB: 0 P: 5	R: 0 E: 0 K: 0 S: 2	H: 0 LOB: 0 BB: 1 P: 6	R: 0 E: 0 K: 0 S: 4	H: 2 LOB: 1 BB: 0 P: 4	R: 0 E: 0 K: 0 S: 4	H: 1 LOB: 2 BB: 1 P: 8	1B: 9 2B: 1 3B: 0 HR: 1	SF: 0 SAC: 0 DP: 2 HBP: 0	WP: 0 PB: 0 SB: 0 CS: 0	PA: 40	
PITCHER Carl Erskine, R (1, 1) ERA: 4.43	IP 9.0	WLS W	BF 40	H 11	R 2	ER 2	SO 5	BB 4	IBB 0	HBP 0	BLK 0	WP 0	HR 1	S 46	P 62	ERA 2.00	WHIP 1.667						

livebaseballscorecards.com

AB	36
R	2
H	11
RBI	2
BB	4
SO	5
LOB	22



Batter	1	2	3	4	5	6	7	8	9
Carl Furillo, R OBP: 0.359, SLG: 0.453 (1, 9)	0-0 F7		0-0 1B HR 1B		0-0 SH1-3 1B	0-0 F3		0-0 F6	
Pee Wee Reese, R OBP: 0.378, SLG: 0.415 (1, 6)	0-0 B3		0-0 F7		0-0 SH1-3	0-0 BB 1B		0-0 6-3	
Duke Snider, L OBP: 0.351, SLG: 0.515 (1, 8)	0-3 K		4-0 1B HR BB		0-3 K	4-0 FC6-4 BB			
Jim Russell, S (6, PH) (7, 7)									
Jackie Robinson, R OBP: 0.427, SLG: 0.526 (1, 4)		0-3 K	0-0 1B HR 1B		0-0 5-3	0-0 FC6-4			
Roy Campanella, R OBP: 0.391, SLG: 0.596 (1, 2)		0-0 FC1-4 1B	0-0 HR			0-0 HR	0-0 2B		
Andy Pafko, R OBP: 0.348, SLG: 0.472 (1, 7) (7, 8)		0-0 FC1-4 1B	0-0 5-3			4-0 1B BB	0-0 5-3		
Gil Hodges, R OBP: 0.374, SLG: 0.546 (1, 3)		0-0 1B		0-0 6-3		0-0 F3	0-3 K		
Billy Cox, R OBP: 0.332, SLG: 0.411 (1, 5)		0-0 1-3		0-0 4-3		0-0 1B BB	0-0 F8		
Carl Erskine, R OBP: 0.164, SLG: 0.167 (1, 1)			0-3 K	0-0 F6		0-0 E6 1B	0-0 4-3		

Inning Stats	R: 0	H: 0	E: 0	K: 1	S: 5	LOB: 0	BB: 0	P: 5
	R: 0	H: 2	E: 0	K: 1	S: 7	LOB: 2	BB: 0	P: 7
	R: 4	H: 3	E: 0	K: 1	S: 8	LOB: 0	BB: 1	P: 12
	R: 0	H: 0	E: 0	K: 0	S: 3	LOB: 0	BB: 0	P: 3
	R: 0	H: 1	E: 0	K: 1	S: 6	LOB: 1	BB: 0	P: 6
	R: 3	H: 3	E: 1	K: 0	S: 7	LOB: 3	BB: 2	P: 15
	R: 0	H: 1	E: 0	K: 1	S: 6	LOB: 1	BB: 0	P: 6
	R: 0	H: 0	E: 0	K: 0	S: 3	LOB: 0	BB: 0	P: 3

PITCHER	IP	WLS	BF	H	R	ER	SO	BB	IBB	HBP	BLK	WP	HR	S	P	ERA	WHIP
Max Surkont, R ERA: 3.76 (1, 1)	5.0	L	22	6	4	4	4	1	0	0	0	0	1	29	33	7.20	1.400
George Estock, R ERA: 3.76 (6, 1)	3.0		16	4	3	2	1	2	0	0	0	0	1	16	24	6.00	2.000

AB R H RBI BB SO LOB

5	1	2	0	0	0	2
4	0	1	1	0	0	1
2	1	0	0	1	2	1
0	0	0	0	1	0	0
4	1	1	0	0	1	4
4	2	4	5	0	0	0
3	1	0	0	1	0	2
4	0	1	0	0	1	2
4	1	1	0	0	0	3
4	0	0	1	0	1	1

WP	HR	S	P	ERA	WHIP
0	1	1	0	0	0

BOTTOM

Boston Braves @ Brooklyn Dodgers


Ebbets Field, Brooklyn, NY

Mon Sep 03 1951, 3:33 AM EDT

Unknown

livebaseballscorecards.com

AB	34
R	7
H	10
RBI	7
BB	3
SO	5
LOB	16



Batter	1	2	3	4	5	6	7	8	9	AB R H RBI BB SO LOB	TOP	
Sibby Sisti, R (1, 6) OBP: 0.364, SLG: 0.410	0-0 L4		0-0 1-3			0-0 1-2 1B		0-3 K		4 0 1 0 0 1 1		
Sam Jethroe, S (1, 8) OBP: 0.351, SLG: 0.452	0-0 3-1			0-3 K		0-0 L7		0-0 3-1		4 0 0 0 0 1 3		
Earl Torgeson, L (1, 3) OBP: 0.381, SLG: 0.428	4-0 CS BB			4-0 G4-3 BB		0-3 K			0-0 F9	2 0 0 0 2 1 2		
Bob Elliott, R (1, 5) OBP: 0.380, SLG: 0.476	0-0 CS 1-2	0-0 6-3		0-0 G4-3 1-2f			0-0 5-3		0-0 HR	4 1 1 1 0 0 1		
Sid Gordon, R (1, 7) OBP: 0.390, SLG: 0.519					0-0 F7		0-0 HR		4-0 4-3 BB	3 1 2 1 1 0 0		
Willard Marshall, L (1, 9) OBP: 0.356, SLG: 0.443					0-0 F6		0-0 F5		0-0 4-3 1-2	4 0 0 0 0 0 2		
Roy Hartsfield, R (1, 4) OBP: 0.325, SLG: 0.347 Walker Cooper, R (9, PH) OBP: 0.368, SLG: 0.531					0-3 K		0-3 K		0-3 K	3 0 0 0 0 2 1 1 0 0 0 0 1 1		
Ebba St. Claire, S (1, 2) OBP: 0.325, SLG: 0.384					0-0 4-3				0-0 F9	3 0 1 0 0 0 0		
Chet Nichols, S (1, 1) OBP: 0.139, SLG: 0.139 Phil Paine, R (3, 1) Bob Addis, L (8, PH) OBP: 0.287, SLG: 0.277 Bob Chipman, L (8, 1) OBP: 0.125, SLG: 0.125					0-0 F9		0-3 K		0-0 1B	1 0 0 0 0 0 0 1 0 0 0 0 1 1 1 0 1 0 0 0 0 0 0 0 0 0 0 0		
Inning Stats	R: 0 E: 0 K: 0 S: 2 H: 0 LOB: 0 BB: 1 P: 6	R: 0 E: 0 K: 1 S: 6 H: 1 LOB: 1 BB: 0 P: 6	R: 0 E: 0 K: 0 S: 3 H: 0 LOB: 0 BB: 0 P: 3	R: 0 E: 0 K: 1 S: 4 H: 0 LOB: 0 BB: 1 P: 8	R: 0 E: 0 K: 1 S: 5 H: 0 LOB: 0 BB: 0 P: 5	R: 0 E: 0 K: 2 S: 9 H: 2 LOB: 2 BB: 0 P: 9	R: 1 E: 0 K: 0 S: 4 H: 1 LOB: 0 BB: 0 P: 4	R: 0 E: 0 K: 1 S: 6 H: 1 LOB: 1 BB: 0 P: 6	R: 1 E: 0 K: 1 S: 6 H: 1 LOB: 1 BB: 1 P: 10	1B: 4 2B: 0 3B: 0 HR: 2 SF: 0 SAC: 0 DP: 1 HBP: 0	WP: 0 PB: 0 SB: 0 CS: 1 PA: 35	
PITCHER Clem Labine, R (1, 1) ERA: 2.25	IP WLS BF H R ER SO BB IBB HBP BLK WP HR S P ERA WHIP	9.0 W 34 6 2 2 7 3 0 0 0 0 2 45 57 2.00 1.000										

Boston Braves @ Brooklyn Dodgers
Ebbets Field, Brooklyn, NY
 Mon Sep 03 1951, 3:38 AM EDT
 Att: 33,353 - Unknown

livebaseballscorecards.com

AB 31
R 2
H 6
RBI 2
BB 3
SO 7
LOB 12



Batter	1	2	3	4	5	6	7	8	9
Carl Furillo, R OBP: 0.356, SLG: 0.449 (1, 9)	0-0 6-3	0-0 4-3		0-0 L4		0-0 SH5-4		0-0 F2	
Pee Wee Reese, R OBP: 0.378, SLG: 0.415 (1, 6)	0-0 2-3		0-0 E2 4-3 2B 1B	0-0 L4		0-0 4-3		0-0 1B	
Jackie Robinson, R OBP: 0.425, SLG: 0.521 (1, 4)	0-0 F9		0-0 4-3 2-3		4-0 BB G5-4-3	0-0 F7		0-0 F8 1-2	
Roy Campanella, R OBP: 0.394, SLG: 0.599 (1, 2)		0-0 HR 1B	0-0 2B 2B		0-0 F2		4-0 BB G5-4-3		
Andy Pafko, R OBP: 0.352, SLG: 0.485 (1, 8)		0-0 HR	0-0 2B		0-0 G5-4-3 1-2f		4-0 BB G5-4-3		
Gil Hodges, R OBP: 0.375, SLG: 0.544 (1, 3)		4-0 3B BB	0-3 K		4-0 1B E BB		0-0 G5-4-3 1-2f 2-3		
Dick Williams, R OBP: 0.265, SLG: 0.404 (1, 7)		0-0 F3	0-0 F6		0-0 E4 1B		1-0 HBP		
Jim Russell, S (6, PH) (7, 7)									
Billy Cox, R OBP: 0.337, SLG: 0.420 (1, 5)		0-0 3B		0-0 FC3-6 1B		0-0 SH5-4 1B 1-2 2-3		0-0 F8	
Clem Labine, R OBP: 0.200, SLG: 0.200 (1, 1)		0-0 6-3		0-0 FC3-6 1-2f		0-0 SH5-4 1B 1-2 2-H 3-H		0-0 F6	

Inning Stats	R: 0	H: 0	E: 0	K: 0	S: 3	LOB: 0	BB: 0	P: 3	R: 3	H: 3	E: 0	K: 0	S: 6	LOB: 1	BB: 1	P: 10	R: 2	H: 3	E: 1	K: 1	S: 8	LOB: 1	BB: 0	P: 8	R: 0	H: 1	E: 0	K: 0	S: 4	LOB: 0	BB: 1	P: 6	R: 2	H: 2	E: 1	K: 0	S: 6	LOB: 2	BB: 1	P: 10	R: 0	H: 0	E: 0	K: 0	S: 2	LOB: 2	BB: 2	P: 11	R: 0	H: 1	E: 0	K: 0	S: 4	LOB: 1	BB: 0	P: 4
1B: 6	SF: 0	2B: 2	SAC: 1	3B: 1	DP: 2	HR: 1	HBP: 1	WP: 0	PA: 39	1B: 6	SF: 0	2B: 2	SAC: 1	3B: 1	DP: 2	HR: 1	HBP: 1	WP: 0	PA: 39	1B: 6	SF: 0	2B: 2	SAC: 1	3B: 1	DP: 2	HR: 1	HBP: 1	WP: 0	PA: 39																											

PITCHER	IP	WLS	BF	H	R	ER	SO	BB	IBB	HBP	BLK	WP	HR	S	P	ERA	WHIP
Chet Nichols, L ERA: 2.94 (1, 1)	2.1	L	14	6	5	5	0	1	0	0	0	0	1	13	17	19.29	3.000
Phil Paine, R ERA: 2.67 (3, 1)	4.2		21	3	2	1	1	4	0	1	0	0	0	18	35	1.93	1.500
Bob Chipman, L ERA: 4.02 (8, 1)	1.0		4	1	0	0	0	0	0	0	0	0	0	4	4	0.00	1.000

BOTTOM

Boston Braves @ Brooklyn Dodgers
Ebbets Field, Brooklyn, NY

Mon Sep 03 1951, 3:38 AM EDT
Att. 33,353 - Unknown

AB	R	H	RBI	BB	SO	LOB
4	0	0	0	0	0	2
5	1	2	0	0	0	3
4	0	0	0	1	0	4
3	2	2	1	1	0	1
3	1	2	3	1	0	1
2	2	0	0	2	1	3
2	0	0	0	0	0	2
1	1	0	0	0	0	1
4	0	3	1	0	0	2
4	0	1	2	0	0	2

AB 32
R 7
H 10
RBI 7
BB 5
SO 1
LOB 21



WP	HR	S	P	ERA	WHIP
0	0	0	0	0	0

Batter	1	2	3	4	5	6	7	8	9	AB R H RBI BB SO LOB	TOP									
Richie Ashburn, L (1, 8) OBP: 0.389, SLG: 0.422	0-0 F5		0-0 B3-6			0-0 5-3		0-0 F8		4 0 0 0 0 0 3	Philadelphia Phillies @ Brooklyn Dodgers Ebbets Field, Brooklyn, NY Wed Sep 05 1951, 3:33 AM EDT Att: 23,130 - Unknown livebaseballscorecards.com									
Granny Hamner, R (1, 6) OBP: 0.284, SLG: 0.356	0-0 1B		0-0 F7			0-0 F7		0-0 FC5-4		4 1 1 0 0 0 2										
Dick Sisler, L (1, 7) OBP: 0.363, SLG: 0.428	0-0 1B				0-0 F4		0-0 F8		0-0 F8	4 0 1 0 0 0 0										
Bill Nicholson, L (1, 9) OBP: 0.364, SLG: 0.523	0-0 1B				0-0 F5		0-3 K		0-0 HR	4 1 2 2 0 1 0										
Willie Jones, R (1, 5) OBP: 0.351, SLG: 0.441	0-3 K				0-0 F8		0-0 6-3		0-0 6-3	4 0 0 0 0 1 2										
Eddie Waitkus, L (1, 3) OBP: 0.318, SLG: 0.329		0-0 6-3			0-0 F9		0-0 F9		0-0 1B	4 0 1 0 0 0 0										
Putsy Caballero, R (1, 4) OBP: 0.228, SLG: 0.243		0-0 6-3			0-0 5-3			0-0 F2	0-3 K	3 0 0 0 0 0 0										
Tommy Brown, R (9, PH) OBP: 0.279, SLG: 0.369										1 0 0 0 0 1 1										
Del Wilber, R (1, 2) OBP: 0.321, SLG: 0.435		0-3 K						0-0 1B		3 0 2 0 0 1 0										
Ken Johnson, L (1, 1) OBP: 0.156, SLG: 0.129			0-0 1B			0-3 K		0-0 1B		2 0 1 0 0 1 1										
Del Ennis, R (8, PH) OBP: 0.347, SLG: 0.408								0-0 1B		1 0 1 0 0 0 0										
Andy Hansen, R (8, 1) OBP: 0.667, SLG: 1.000								1-2 1B		0 0 0 0 0 0 0										
Inning Stats	R: 1 E: 0 K: 1 S: 7	H: 3 LOB: 2 BB: 0 P: 7	R: 0 E: 0 K: 1 S: 5	H: 0 LOB: 0 BB: 0 P: 5	R: 0 E: 0 K: 0 S: 3	H: 1 LOB: 0 BB: 0 P: 3	R: 0 E: 0 K: 0 S: 3	H: 0 LOB: 0 BB: 0 P: 3	R: 0 E: 0 K: 1 S: 6	H: 1 LOB: 1 BB: 0 P: 6	R: 0 E: 0 K: 0 S: 3	H: 0 LOB: 0 BB: 0 P: 3	R: 0 E: 0 K: 1 S: 5	H: 2 LOB: 2 BB: 0 P: 5	R: 1 E: 0 K: 1 S: 7	H: 2 LOB: 1 BB: 0 P: 7	1B: 8 2B: 1 3B: 0 HR: 1	SF: 0 SAC: 0 DP: 2 HBP: 0	WP: 0 PB: 0 SB: 0 CS: 1	PA: 34
PITCHER Ralph Branca, R (1, 1) ERA: 2.76	IP: 9.0 WLS: W BF: 34 H: 9 R: 2 ER: 2 SO: 5 BB: 0 IBB: 0 HBP: 0 BLK: 0 WP: 0 HR: 1 S: 44 P: 44 ERA: 2.00 WHIP: 1.000																			

Philadelphia Phillies @ Brooklyn Dodgers
 Ebbets Field, Brooklyn, NY
 Wed Sep 05 1951, 3:33 AM EDT
 Att: 23,130 - Unknown

AB	34
R	2
H	9
RBI	2
BB	0
SO	5
LOB	9



Batter	1	2	3	4	5	6	7	8	9	AB R H RBI BB SO LOB
--------	---	---	---	---	---	---	---	---	---	----------------------

Carl Furillo, R <small>(1, 9) OBP: 0.359, SLG: 0.452</small>	0-0 		0-0 		0-0 	0-0 6-3 				4 2 3 0 0 0 0
--	---------	--	---------	--	---------	----------------	--	--	--	---------------

Pee Wee Reese, R <small>(1, 6) OBP: 0.378, SLG: 0.412</small>	0-0 F4 		0-0 L7 		4-0 	0-3 K 				3 1 0 0 1 1 2
---	---------------	--	---------------	--	---------	--------------	--	--	--	---------------

Jackie Robinson, R <small>(1, 4) OBP: 0.425, SLG: 0.520</small>	4-0 		0-3 K 		0-0 		0-0 6-3 			3 1 1 0 1 1 1
---	---------	--	--------------	--	---------	--	----------------	--	--	---------------

Roy Campanella, R <small>(1, 2) OBP: 0.395, SLG: 0.599</small>	4-0 		0-0 		0-3 K 		0-0 F7 			3 0 1 1 1 1 3
--	---------	--	---------	--	--------------	--	---------------	--	--	---------------

Andy Pafko, R <small>(1, 8) OBP: 0.354, SLG: 0.482</small>	0-0 F5 		4-0 		0-3 K 		4-0 			2 0 0 0 2 1 6
--	---------------	--	---------	--	--------------	--	---------	--	--	---------------

Gil Hodges, R <small>(1, 3) OBP: 0.374, SLG: 0.548</small>	0-0 F8 		0-0 5-3 		0-0 		0-0 3-1 			4 1 1 4 0 0 6
--	---------------	--	----------------	--	---------	--	----------------	--	--	---------------

Billy Cox, R <small>(1, 5) OBP: 0.336, SLG: 0.421</small>		0-3 K 		0-0 F5 		0-0 		0-0 F4 		4 0 1 0 0 1 0
---	--	--------------	--	---------------	--	---------	--	---------------	--	---------------

Dick Williams, R <small>(1, 7) OBP: 0.264, SLG: 0.380</small>		0-0 F8 		4-0 		0-0 F7 		0-3 K 		3 0 0 0 1 1 1
---	--	---------------	--	---------	--	---------------	--	--------------	--	---------------

Ralph Branca, R <small>(1, 1) OBP: 0.211, SLG: 0.214</small>		0-3 K 		0-0 G1-6-3 		0-0 F6 		0-0 1-3 		4 0 0 0 0 1 1
--	--	--------------	--	-------------------	--	---------------	--	----------------	--	---------------

Inning Stats	R: 0 H: 1 E: 0 K: 0 S: 4	H: 1 LOB: 3 BB: 2 P: 12	R: 0 H: 0 E: 0 K: 2 S: 7	H: 0 LOB: 0 BB: 0 P: 7	R: 1 H: 2 E: 0 K: 1 S: 7	H: 2 LOB: 2 BB: 1 P: 11	R: 0 H: 0 E: 0 K: 1 S: 2	H: 0 LOB: 0 BB: 1 P: 6	R: 4 H: 4 E: 0 K: 2 S: 11	H: 4 LOB: 1 BB: 1 P: 15	R: 0 H: 0 E: 0 K: 1 S: 5	H: 0 LOB: 0 BB: 0 P: 5	R: 0 H: 0 E: 0 K: 0 S: 3	H: 0 LOB: 1 BB: 1 P: 7	R: 0 H: 0 E: 0 K: 1 S: 5	H: 0 LOB: 0 BB: 0 P: 5	1B: 4 SF: 0 2B: 2 SAC: 0 3B: 0 DP: 1 HR: 1 HBP: 0
--------------	--------------------------	-------------------------	--------------------------	------------------------	--------------------------	-------------------------	--------------------------	------------------------	---------------------------	-------------------------	--------------------------	------------------------	--------------------------	------------------------	--------------------------	------------------------	--

PITCHER	Ken Johnson, L <small>(1, 1) ERA: 3.82</small>	Andy Hansen, R <small>(8, 1) ERA: 3.04</small>	IP WLS BF H R ER SO BB IBB HBP BLK WP HR S P ERA WHIP	7.0 L 33 7 5 5 6 6 0 0 0 1 1 39 63 6.43 1.857	1.0 3 0 0 0 1 0 0 0 0 0 0 5 5 0.00 0.000		<th>PITCHER</th> <td>IP WLS BF H R ER SO BB IBB HBP BLK WP HR S P ERA WHIP</td> <td></td>	PITCHER	IP WLS BF H R ER SO BB IBB HBP BLK WP HR S P ERA WHIP	
---------	--	--	---	---	--	--	---	---------	---	--

BOTTOM

Philadelphia Phillies @ Brooklyn Dodgers
 Ebbets Field, Brooklyn, NY
 Wed Sep 05 1951, 3:33 AM EDT
 Att. 23,130 - Unknown

livebaseballscorecards.com

AB	30
R	5
H	7
RBI	5
BB	6
SO	7
LOB	20



WP: 1 PA: 36	PB: 0	SB: 0	CS: 0
--------------	-------	-------	-------

Batter	1	2	3	4	5	6	7	8	9	AB R H RBI BB SO LOB	TOP											
Richie Ashburn, L (1, 8) OBP: 0.389, SLG: 0.422	0-0 F6		0-0 2B			0-0 F7	4-0 BB		0-0 FC6-4 HR	4 1 1 1 1 0 2	Philadelphia Phillies @ Brooklyn Dodgers Ebbets Field, Brooklyn, NY Fri Sep 07 1951, 3:33 AM EDT Att. 12,589 - Unknown livebaseballscorecards.com											
Granny Hamner, R (1, 6) OBP: 0.283, SLG: 0.360	0-3 K		0-0 F9			0-0 6-3	0-0 4-3		0-0 HR	5 1 1 3 0 1 4												
Willie Jones, R (1, 5) OBP: 0.349, SLG: 0.437	4-0 BB BB		0-0 L8			0-3 K		0-0 F6	0-0 F3	4 0 0 0 1 1 1												
Del Ennis, R (1, 9) OBP: 0.350, SLG: 0.411	4-0 1-2 BB			4-0 G4-6-3 BB			0-0 1B 1B 2B	0-0 5-3		2 1 1 0 2 0 0												
Dick Sister, L (1, 7) OBP: 0.362, SLG: 0.425	0-3 K			0-0 F8		0-0 1B 1B BB F7		0-0 3-1		3 1 0 0 1 1 3												
Eddie Waitkus, L (1, 3) OBP: 0.320, SLG: 0.329		0-3 K		0-0 G4-6-3 1-2f			0-0 WP 1B 1B	4-0 1B 1B BB FC6-4		3 1 1 0 1 1 1												
Putsy Caballero, R (1, 4) OBP: 0.241, SLG: 0.257		0-0 G4-6-3 1B			0-0 4-3		0-0 WP 1B	0-0 FC6-4 1B HR 1B		4 1 3 1 0 0 0												
Del Wilber, R (1, 2) OBP: 0.320, SLG: 0.431		0-0 G4-6-3 1-2f			0-0 5-3		0-0 F7	0-0 FC6-4 1B		4 0 1 1 0 0 3												
Robin Roberts, S (1, 1) OBP: 0.308, SLG: 0.176			0-0 F6		0-0 5-3		0-0 F8	0-3 K		2 0 0 0 0 0 0												
Andy Hansen, R (6, 1) OBP: 0.667, SLG: 1.000										0 0 0 0 0 0 0												
Tommy Brown, R (7, PH) OBP: 0.278, SLG: 0.367										1 0 0 0 0 0 2												
Jim Konstanty, R (7, 1) OBP: 0.158, SLG: 0.211										0 0 0 0 0 0 0												
Andy Seminick, R (9, PH) OBP: 0.363, SLG: 0.383										1 0 0 0 0 1 3												
Inning Stats	R: 0 E: 0 K: 2 S: 7	H: 0 LOB: 2 BB: 2 P: 15	R: 0 E: 0 K: 1 S: 5	H: 1 LOB: 0 BB: 0 P: 5	R: 0 E: 0 K: 0 S: 4	H: 1 LOB: 1 BB: 0 P: 4	R: 0 E: 0 K: 0 S: 2	H: 0 LOB: 0 BB: 1 P: 6	R: 0 E: 0 K: 0 S: 3	H: 0 LOB: 0 BB: 0 P: 3	R: 0 E: 0 K: 1 S: 5	H: 0 LOB: 0 BB: 0 P: 5	R: 2 E: 0 K: 0 S: 6	H: 3 LOB: 3 BB: 2 P: 14	R: 0 E: 0 K: 0 S: 3	H: 0 LOB: 0 BB: 0 P: 3	R: 4 E: 0 K: 1 S: 8	H: 3 LOB: 0 BB: 1 P: 12	1B: 5 2B: 2 3B: 0 HR: 1	SF: 0 SAC: 0 DP: 2 HBP: 0	WP: 1 PB: 0 SB: 0 CS: 0	PA: 39
PITCHER Preacher Roe, L (1, 1) ERA: 3.1	IP: 9.0 WLS: W BF: 39 H: 8 R: 6 ER: 6 SO: 5 BB: 6 IBB: 0 HBP: 0 BLK: 0 WP: 1 HR: 1 S: 43 P: 67 ERA: 6.00 WHIP: 1.556											PITCHER	IP: 9.0 WLS: W BF: 39 H: 8 R: 6 ER: 6 SO: 5 BB: 6 IBB: 0 HBP: 0 BLK: 0 WP: 1 HR: 1 S: 43 P: 67 ERA: 6.00 WHIP: 1.556									



Batter	1	2	3	4	5	6	7	8	9	AB R H RBI BB SO LOB
Carl Furillo, R OBP: 0.359, SLG: 0.462 (1, 9)	0-0 L8 HR		0-0 HR		0-0 4-3	0-0 5-3		0-0 HR		5 2 2 3 0 0 0
Pee Wee Reese, R OBP: 0.376, SLG: 0.410 (1, 6)	0-0 1B		0-0 F7		0-0 4-3		0-0 5-3	0-0 F8		5 0 1 0 0 0 0
Jackie Robinson, R OBP: 0.424, SLG: 0.517 Wayne Terwilliger, R OBP: 0.336, SLG: 0.262 (1, 4) (8, 4)	0-0 F9 1-2		0-0 F8		0-0 5-3		0-0 2B HR 1B	0-0 F7		4 1 1 0 0 0 1 1 0 0 0 0 0 0
Roy Campanella, R OBP: 0.396, SLG: 0.600 (1, 2)	4-0 BB		0-0 F7		0-0 F3		0-0 1-3 HR 2B			3 1 1 0 1 0 0
Andy Pafko, R OBP: 0.357, SLG: 0.492 (1, 8)	0-0 F5			4-0 FC6-4 BB		0-0 E 1B E 1B		0-0 2-H 3-H HR		3 2 2 3 1 0 2
Gil Hodges, R OBP: 0.373, SLG: 0.545 (1, 3)		0-3 K		0-0 FC6-4 2B 1-2f		0-0 E 1B		0-0 5-3		4 2 1 0 0 1 1
Jim Russell, S Don Thompson, L OBP: 0.300, SLG: 0.248 (1, 7) (7, PH) (8, 7)		4-0 BB		0-3 K		0-0 E3 E 1-2 2-3 1B		0-0 F7		2 1 0 0 1 1 3 1 0 0 0 0 0 0
Billy Cox, R OBP: 0.340, SLG: 0.436 (1, 5)		0-0 F8		0-0 2B 1-H		0-0 E2 1-H 2-H 3-H 3B		0-0 FC1-5-6 2B		4 1 3 4 0 0 1
Preacher Roe, R OBP: 0.125, SLG: 0.103 (1, 1)		0-0 G3		0-3 K		0-3 K		0-0 FC1-5-6 HR 2-3		4 1 0 0 0 2 3

Inning Stats	R: 0 E: 0 K: 0 S: 4	H: 1 LOB: 2 BB: 1 P: 8	R: 0 E: 0 K: 1 S: 5	H: 0 LOB: 1 BB: 1 P: 9	R: 1 E: 0 K: 0 S: 4	H: 1 LOB: 0 BB: 0 P: 4	R: 1 E: 0 K: 2 S: 8	H: 1 LOB: 1 BB: 1 P: 12	R: 0 E: 0 K: 0 S: 3	H: 0 LOB: 0 BB: 0 P: 3	R: 4 E: 2 K: 1 S: 9	H: 3 LOB: 0 BB: 0 P: 9	R: 3 E: 0 K: 0 S: 6	H: 3 LOB: 0 BB: 0 P: 6	R: 2 E: 0 K: 0 S: 5	H: 2 LOB: 0 BB: 0 P: 5
1B: 4 2B: 3 3B: 1 HR: 3	SF: 0 SAC: 0 DP: 0 HBP: 0	WP: 0 PA: 39														

PITCHER	IP	WLS	BF	H	R	ER	SO	BB	IBB	HBP	BLK	WP	HR	S	P	ERA	WHIP
Robin Roberts, R ERA: 3.06 (1, 1)	5.1	L	26	6	6	4	3	3	0	0	0	0	1	29	41	6.75	1.688
Andy Hansen, R ERA: 2.96 (6, 1)	0.2		2	0	0	0	1	0	0	0	0	0	0	4	4	0.00	0.000
Jim Konstanty, R ERA: 4.15 (7, 1)	2.0		11	5	5	5	0	0	0	0	0	0	2	11	11	22.50	2.500

BOTTOM

Philadelphia Phillies @ Brooklyn Dodgers
Ebbets Field, Brooklyn, NY
 Fri Sep 07 1951, 3:33 AM EDT
 Att. 12,589 - Unknown

livebaseballscorecards.com

AB	36
R	11
H	11
RBI	10
BB	3
SO	4
LOB	11



Batter	1	2	3	4	5	6	7	8	9	AB R H RBI BB SO LOB	TOP																					
Eddie Stanky, R (1, 4) OBP: 0.402, SLG: 0.373	0-0 F5		0-0 5-3		0-0 F7			0-0 E5		4 0 0 0 0 0 1																						
Alvin Dark, R (1, 6) OBP: 0.362, SLG: 0.463	0-3 K		0-0 F9		0-3 K			0-0 F8		4 0 0 0 0 2 2																						
Don Mueller, L (1, 9) OBP: 0.313, SLG: 0.449	0-0 3-1		0-0 G3		0-0 F7			0-0 G3		4 0 0 0 0 0 1																						
Monte Irvin, R (1, 7) OBP: 0.418, SLG: 0.490		0-0 6-3		4-0 G6-4-3 BB		0-3 K		0-0 F8		3 0 0 0 1 1 0																						
Whitey Lockman, L (1, 3) OBP: 0.338, SLG: 0.417		0-0 BB 1B 1B		0-0 G6-4-3 1-2f		0-0 F7		0-0 E6		4 0 1 0 0 0 1																						
Bobby Thomson, R (1, 5) OBP: 0.368, SLG: 0.517		0-0 BB 1-2 1B		4-0 BB BB		0-3 K		0-0 F2		3 0 1 0 1 1 1																						
Willie Mays, R (1, 8) OBP: 0.363, SLG: 0.508		4-0 BB 1-2 2-3 BB		0-3 K		0-3 K		0-0 F7		3 0 0 0 1 2 2																						
Wes Westrum, R (1, 2) OBP: 0.400, SLG: 0.432		0-0 F9		4-0 SH2-4 BB		0-0 F8				2 0 0 0 1 0 3																						
Jim Hearn, R (1, 1) OBP: 0.200, SLG: 0.222		0-3 K		0-0 SH2-4				0-0 3-1		1 0 0 0 0 1 3																						
Sheldon Jones, R (6, 1) OBP: 0.120, SLG: 0.208										0 0 0 0 0 0 0																						
George Spencer, R (7, 1) OBP: 0.176, SLG: 0.097										0 0 0 0 0 0 0																						
Hank Thompson, L (8, PH) OBP: 0.344, SLG: 0.391										1 0 0 0 0 0 0																						
Alex Konikowski, R (8, 1)										0 0 0 0 0 0 0																						
Inning Stats	R: 0 E: 0 K: 1 S: 5	H: 0 LOB: 0 BB: 0 P: 5	R: 0 E: 0 K: 1 S: 7	H: 2 LOB: 3 BB: 1 P: 11	R: 0 E: 0 K: 0 S: 3	H: 0 LOB: 0 BB: 0 P: 3	R: 0 E: 0 K: 1 S: 4	H: 0 LOB: 1 BB: 2 P: 12	R: 0 E: 0 K: 1 S: 5	H: 0 LOB: 1 BB: 1 P: 9	R: 0 E: 0 K: 2 S: 7	H: 0 LOB: 0 BB: 0 P: 7	R: 0 E: 1 K: 0 S: 4	H: 0 LOB: 1 BB: 0 P: 4	R: 0 E: 1 K: 0 S: 4	H: 0 LOB: 1 BB: 0 P: 4	1B: 2 2B: 0 3B: 0 HR: 0	SF: 0 SAC: 1 DP: 1 HBP: 0	WP: 0 PB: 0 SB: 0 CS: 0	PA: 34												
PITCHER Don Newcombe, R (1, 1) ERA: 3.13	IP 9.0	WLS W	BF 34	H 2	R 0	ER 0	SO 7	BB 4	IBB 0	HBP 0	BLK 0	WP 0	HR 0	S 44	P 60	ERA 0.00	WHIP 0.667															
											PITCHER	IP	WLS	BF	H	R	ER	SO	BB	IBB	HBP	BLK	WP	HR	S	P	ERA	WHIP				

New York Giants @ Brooklyn Dodgers
 Ebbets Field, Brooklyn, NY
 Sat Sep 08 1951, 3:33 AM EDT
 Att: 23,171 - Unknown

livebaseballscorecards.com

AB	29
R	0
H	2
RBI	0
BB	4
SO	7
LOB	14



Batter	1	2	3	4	5	6	7	8	9	AB	R	H	RBI	BB	SO	LOB
Carl Furillo, R OBP: 0.357, SLG: 0.459 (1, 9)	F4		FC4-6		SH1-4		4-3			4	0	0	0	0	0	4
Pee Wee Reese, R OBP: 0.375, SLG: 0.407 (1, 6)	5-3		5-3		FC6-5		FC5			4	1	0	0	1	1	2
Duke Snider, L OBP: 0.353, SLG: 0.513 (1, 8)	S				CS		3-4-1			2	2	0	0	3	0	0
Jackie Robinson, R OBP: 0.426, SLG: 0.520 (1, 4)	F6				CS		3-4-1			5	3	3	1	0	0	1
Roy Campanella, R OBP: 0.398, SLG: 0.599 (1, 2)					CS		3-4-1			2	1	1	0	2	0	1
Andy Pafko, R OBP: 0.359, SLG: 0.493 (1, 7)					CS		3-4-1			3	2	1	2	0	0	3
Gil Hodges, R OBP: 0.376, SLG: 0.545 (1, 3)					CS		3-4-1			2	0	1	2	2	0	1
Billy Cox, R OBP: 0.339, SLG: 0.434 (1, 5)					CS		3-4-1			4	0	1	2	0	1	2
Don Newcombe, L OBP: 0.293, SLG: 0.294 (1, 1)					CS		3-4-1			2	0	1	0	2	1	0

Inning Stats	R: 0	H: 0	E: 0	K: 0	S: 3	LOB: 1	BB: 1	P: 7	R: 0	H: 0	E: 0	K: 0	S: 2	LOB: 0	BB: 1	P: 6	R: 0	H: 1	E: 0	K: 0	S: 4	LOB: 1	BB: 0	P: 4	R: 2	H: 2	E: 0	K: 0	S: 4	LOB: 1	BB: 2	P: 12	R: 0	H: 0	E: 0	K: 0	S: 2	LOB: 0	BB: 1	P: 6	R: 2	H: 3	E: 1	K: 1	S: 8	LOB: 1	BB: 0	P: 8	R: 5	H: 2	E: 0	K: 1	S: 7	LOB: 3	BB: 5	P: 28	R: 0	H: 0	E: 0	K: 1	S: 5	LOB: 0	BB: 0	P: 5
--------------	------	------	------	------	------	--------	-------	------	------	------	------	------	------	--------	-------	------	------	------	------	------	------	--------	-------	------	------	------	------	------	------	--------	-------	-------	------	------	------	------	------	--------	-------	------	------	------	------	------	------	--------	-------	------	------	------	------	------	------	--------	-------	-------	------	------	------	------	------	--------	-------	------


PITCHER	IP	WLS	BF	H	R	ER	SO	BB	IBB	HBP	BLK	WP	HR	S	P	ERA	WHIP
Jim Hearn, R ERA: 3.89 (1, 1)	5.2	L	25	6	4	4	0	5	0	0	0	1	0	20	40	6.35	1.941
Sheldon Jones, R ERA: 4.79 (6, 1)	1.0		8	1	5	5	2	2	1	1	0	0	0	8	21	45.00	3.000
George Spencer, R ERA: 3.8 (7, 1)	0.1		4	1	0	0	0	2	0	0	0	0	0	2	10	0.00	9.000
Alex Konikowski, R ERA: (8, 1)	1.0		3	0	0	0	1	0	0	0	0	0	0	5	5	0.00	0.000

BOTTOM

New York Giants @ Brooklyn Dodgers
Ebbets Field, Brooklyn, NY

Sat Sep 08 1951, 3:33 AM EDT
Att. 23,171 - Unknown

AB	28
R	9
H	8
RBI	7
BB	10
SO	3
LOB	14



1B: 6	SF: 0	WP: 1	PA: 42
2B: 2	SAC: 1	PB: 0	
3B: 0	DP: 1	SB: 1	
HR: 0	HBP: 1	CS: 2	

livebaseballscorecards.com

Batter	1	2	3	4	5	6	7	8	9	AB R H RBI BB SO LOB	TOP		
Eddie Stanky, R (1, 4) OBP: 0.404, SLG: 0.376	4-0 FC6-4 BB		x 0-0 2B		BB 4-0 BB			x 0-0 F7		2 0 1 0 2 0 0			
Alvin Dark, R (1, 6) OBP: 0.361, SLG: 0.464	x 0-0 FC6-4 CS 1-2f		x 0-0 4-3		x 0-0 G1			x 0-0 2B		4 0 1 0 0 0 3			
Don Mueller, L (1, 9) OBP: 0.312, SLG: 0.447	x 0-0 E3 FC5-4 1-2			x 0-0 HR 1B			x 0-0 F9	x 0-0 G3		4 1 1 0 0 0 2			
Monte Irvin, R (1, 7) OBP: 0.418, SLG: 0.495	x 0-0 FC5-4 1-2f			x 0-0 1-H HR			x 0-0 6-3	BBB 4-0 FC6-4 BB		3 1 1 2 1 0 1			
Whitey Lockman, L (1, 3) OBP: 0.336, SLG: 0.414		x 0-0 6-3		x 0-0 5-3			x 0-0 6-3	x 0-0 F8		4 0 0 0 0 0 1			
Bobby Thomson, R (1, 5) OBP: 0.369, SLG: 0.515		x 0-0 5-3		BBB 4-0 CS BB			x 0-0 G6-4-3 1B	SSS 0-3 K		3 0 1 0 1 1 1			
Willie Mays, R (1, 8) OBP: 0.360, SLG: 0.503		x 0-0 F6		x 0-0 F8			x 0-0 L9	x 0-0 FC6-4 1-2f		4 0 0 0 0 0 3			
Wes Westrum, R (1, 2) OBP: 0.397, SLG: 0.428			x 0-0 5-3	0-0 CS 1-2	x 0-0 F5		x 0-0 G6-4-3 1-2f			3 0 0 0 0 0 1			
Sal Maglie, R (1, 1) OBP: 0.163, SLG: 0.196			SSS 0-3 K		x 0-0 F4			x 0-0 F6		3 0 0 0 0 1 0			
Inning Stats	R: 0 H: 0 E: 1 LOB: 1 K: 0 BB: 1 S: 3 P: 7	R: 0 H: 0 E: 0 LOB: 0 K: 0 BB: 0 S: 3 P: 3	R: 0 H: 1 E: 0 LOB: 1 K: 1 BB: 0 S: 6 P: 6	R: 2 H: 2 E: 0 LOB: 0 K: 0 BB: 1 S: 4 P: 8	R: 0 H: 0 E: 0 LOB: 1 K: 0 BB: 1 S: 3 P: 7	R: 0 H: 0 E: 0 LOB: 0 K: 0 BB: 0 S: 3 P: 3	R: 0 H: 1 E: 0 LOB: 0 K: 0 BB: 0 S: 3 P: 3	R: 0 H: 1 E: 0 LOB: 1 K: 1 BB: 1 S: 5 P: 9	R: 0 H: 0 E: 0 LOB: 1 K: 1 BB: 1 S: 5 P: 9	1B: 2 SF: 0 2B: 2 SAC: 0 3B: 0 DP: 1 HR: 1 HBP: 0	WP: 0 PA: 35 PB: 0 SB: 0 CS: 2		
PITCHER	IP WLS BF H R ER SO BB IBB HBP BLK WP HR S P ERA WHIP											PITCHER	IP WLS BF H R ER SO BB IBB HBP BLK WP HR S P ERA WHIP
Ralph Branca, R (1, 1) ERA: 2.75	7.0 L 26 4 2 2 1 3 0 0 0 0 0 1 25 37 2.57 1.000												
Clyde King, R (8, 1) ERA: 3.54	2.0 8 1 0 0 1 1 0 0 0 0 0 0 9 13 0.00 1.000												

New York Giants @ Brooklyn Dodgers
Ebbets Field, Brooklyn, NY
 Sun Sep 09 1951, 3:33 AM EDT
 Att: 34,004 - Unknown

livebaseballscorecards.com

AB	30
R	2
H	5
RBI	2
BB	4
SO	2
LOB	12



Batter	1	2	3	4	5	6	7	8	9	AB R H RBI BB SO LOB	TOP											
Carl Furillo, R OBP: 0.352, SLG: 0.451 (1, 9) X	0-0 4-3	0-0 F2	0-3 K		0-0 6-3			0-0 4-3		5 0 0 0 0 1 6												
Pee Wee Reese, R OBP: 0.377, SLG: 0.406 (1, 6) X	0-0 L6 1B		4-0 BB 1B BB	0-3 K		4-0 BB		0-0 L7		3 1 1 0 2 1 0												
Duke Snider, L OBP: 0.353, SLG: 0.511 (1, 8) X	0-0 L6 1-2		4-0 1B 3B BB	0-0 G3		0-3 K		0-0 6-3		4 1 0 0 1 1 2												
Jackie Robinson, R OBP: 0.426, SLG: 0.526 (1, 4)		0-0 1B 3B	0-0 F2	0-0 F5		0-0 F9		0-0 5-3		5 1 1 0 0 0 3												
Andy Pafko, R OBP: 0.363, SLG: 0.493 (1, 7)		0-0 SH5-3 1B 3-H	0-0 1-2 2-H 3B 1B		0-0 1B 1B	0-0 F3		0-0 F9		5 2 3 2 0 0 1												
Gil Hodges, R OBP: 0.375, SLG: 0.544 (1, 3)		4-0 SH5-3 1B BB 1-2 2-3	0-0 1-H 2-H SH3-4 3B		0-0 1B G1-2-3 1B		0-3 K		0-3 K	4 1 2 2 1 2 0												
Rube Walker, L OBP: 0.309, SLG: 0.312 (1, 2)		0-0 SH5-3 1-2 2-3	4-0 SH3-4 1B BB		0-0 G1-2-3 1B 1-3 2-H		0-0 F5			2 1 1 1 1 0 0												
Billy Cox, R OBP: 0.341, SLG: 0.432 (1, 5)		4-0 IBB	0-0 SH3-4 1-2 3-H 1B		4-0 G1-2-3 1B 1-2 BB		0-0 1B			1 0 1 1 2 0 0												
Clem Labine, R OBP: 0.214, SLG: 0.214 (1, 1)		0-0 F4	0-0 2-H 1B		0-0 G1-2-3 1-2 2-3 3-H		0-3 K			4 0 1 1 0 1 7												
Inning Stats	R: 0 E: 0 K: 0 S: 3	H: 1 LOB: 0 BB: 0 P: 3	R: 1 E: 0 K: 0 S: 5	H: 2 LOB: 3 BB: 2 P: 13	R: 5 E: 0 K: 1 S: 8	H: 3 LOB: 1 BB: 3 P: 20	R: 0 E: 0 K: 1 S: 5	H: 0 LOB: 0 BB: 0 P: 5	R: 1 E: 0 K: 0 S: 5	H: 3 LOB: 2 BB: 1 P: 9	R: 0 E: 0 K: 1 S: 5	H: 0 LOB: 1 BB: 1 P: 9	R: 0 E: 0 K: 2 S: 8	H: 1 LOB: 1 BB: 0 P: 8	R: 0 E: 0 K: 0 S: 3	H: 0 LOB: 0 BB: 0 P: 3	R: 0 E: 0 K: 1 S: 5	H: 0 LOB: 0 BB: 0 P: 5	1B: 8 2B: 0 3B: 2 HR: 0	SF: 0 SAC: 2 DP: 1 HBP: 0	WP: 0 PB: 0 SB: 0 CS: 0	PA: 42
PITCHER	IP WLS BF H R ER SO BB IBB HBP BLK WP HR S P ERA WHIP																					
Howie Fox, R ERA: 3.98 (1, 1)	2.1 L 15 5 5 5 0 3 1 0 0 0 0 0 0 11 27 19.29 3.429																					
Frank Smith, R ERA: 3.53 (3, 1)	1.2 9 3 2 2 2 1 0 0 0 0 0 0 0 12 16 10.80 2.400																					
Eddie Erault, R ERA: 5.4 (5, 1)	1.0 4 1 0 0 0 0 1 0 0 0 0 0 0 3 7 0.00 2.000																					
Harry Perkowski, L ERA: 2.74 (6, 1)	2.0 8 1 0 0 3 1 0 0 0 0 0 0 0 13 17 0.00 1.000																					
Bud Byerly, R ERA: 3.78 (8, 1)	2.0 6 0 0 0 1 0 0 0 0 0 0 0 0 8 8 0.00 0.000																					

Brooklyn Dodgers @ Cincinnati Reds
Crosley Field, Cincinnati, OH
Tue Sep 11 1951, 3:33 AM EDT
Att: 10,259 - Unknown

livebaseballscorecards.com

AB	33
R	7
H	10
RBI	7
BB	7
SO	6
LOB	19



Batter	1	2	3	4	5	6	7	8	9	AB R H RBI BB SO LOB
Bobby Adams, R OBP: 0.326, SLG: 0.343 (1, 5)	0-0 FC5 BB 1B		4-0 FC4-6 BB		0-0 L5-3		0-0 FC5			3 0 1 0 1 0 3
Connie Ryan, R OBP: 0.351, SLG: 0.390 (1, 4)	4-0 E BB 1-2		0-0 F9			0-3 K		0-0 5-3		3 0 0 0 1 1 1
Johnny Wyrostek, L OBP: 0.374, SLG: 0.398 (1, 9)	0-3 K		0-0 FC4-6 1-2f			0-0 F7		0-0 F5		4 0 0 0 0 1 3
Ted Kluszewski, L OBP: 0.300, SLG: 0.396 (1, 3)	0-0 FC5 1-3 2-3f		0-0 4-3			0-0 1B		0-3 K		4 0 1 0 0 1 3
Hank Edwards, L OBP: 0.395, SLG: 0.466 (1, 7)	0-0 F7			0-0 6-3		0-0 F8			0-0 G5-4-3 1B	4 0 1 0 0 0 3
Virgil Stallcup, R OBP: 0.255, SLG: 0.354 (1, 6)		0-0 6-3		0-0 F4			0-0 6-3		0-0 G5-4-3 1-2f	4 0 0 0 0 0 1
Bob Usher, R OBP: 0.261, SLG: 0.305 (1, 8)		4-0 CS BB		0-0 F7			0-0 FC5 BB 1B		0-0 F7	3 0 1 0 1 0 0
Dixie Howell, R OBP: 0.302, SLG: 0.314 (1, 2)		0-0 FC5-4 1B			0-3 K		0-0 F6			3 0 1 0 0 1 1
Howie Fox, R OBP: 0.147, SLG: 0.197 (1, 1)		0-0 FC5-4			0-0 L5-3 1B		4-0 BB			1 0 0 0 0 0 1
Frank Smith, R OBP: 0.042, SLG: 0.042 (3, 1)										0 0 0 0 0 0 0
Eddie ERAutt, R OBP: 0.042, SLG: 0.042 (5, 1)										0 0 0 0 0 0 0
Joe Adcock, R OBP: 0.294, SLG: 0.392 (6, PH)										1 0 1 0 0 0 0
Harry Perkowski, L OBP: 0.297, SLG: 0.349 (6, 1)										0 0 0 0 0 0 0
Lloyd Merriman, L OBP: 0.297, SLG: 0.349 (7, PH)										0 0 0 0 1 0 0
Bud Byerly, R OBP: 0.297, SLG: 0.349 (8, 1)										0 0 0 0 0 0 0

Inning Stats	R: 0 E: 1 K: 1 S: 6	H: 1 LOB: 2 BB: 1 P: 10	R: 0 E: 0 K: 0 S: 3	H: 1 LOB: 1 BB: 1 P: 7	R: 0 E: 0 K: 0 S: 3	H: 0 LOB: 0 BB: 1 P: 7	R: 0 E: 0 K: 0 S: 3	H: 0 LOB: 0 BB: 0 P: 3	R: 0 E: 0 K: 1 S: 5	H: 1 LOB: 0 BB: 0 P: 5	R: 0 E: 0 K: 1 S: 6	H: 1 LOB: 1 BB: 0 P: 6	R: 0 E: 0 K: 0 S: 4	H: 1 LOB: 2 BB: 1 P: 8	R: 0 E: 0 K: 1 S: 5	H: 0 LOB: 0 BB: 0 P: 5	R: 0 E: 0 K: 0 S: 3	H: 1 LOB: 0 BB: 0 P: 3	1B: 6 2B: 1 3B: 0 HR: 0	SF: 0 SAC: 0 DP: 2 HBP: 0	WP: 0 PB: 0 SB: 0 CS: 1	PA: 34																			
PITCHER Clem Labine, R ERA: 1.8 (1, 1)	IP 9.0	WLS W	BF 34	H 6	R 0	ER 0	SO 4	BB 4	IBB 0	HBP 0	BLK 0	WP 0	HR 0	S 38	P 54	ERA 0.00	WHIP 1.111																								
																						PITCHER	IP	WLS	BF	H	R	ER	SO	BB	IBB	HBP	BLK	WP	HR	S	P	ERA	WHIP		


BOTTOM

Brooklyn Dodgers @ Cincinnati Reds
Crosley Field, Cincinnati, OH

Tue Sep 11 1951, 3:33 AM EDT
Att. 10,259 - Unknown

livebaseballscorecards.com

AB	30
R	0
H	6
RBI	0
BB	4
SO	4
LOB	16



Brooklyn Dodgers @ Cincinnati Reds
 Crosley Field, Cincinnati, OH
 Wed Sep 12 1951, 3:33 AM EDT
 Att. 8,067 - Unknown

livebaseballscorecards.com

AB	32
R	3
H	4
RBI	3
BB	6
SO	4
LOB	14



WP: 0	PA: 38
PB: 0	
SB: 0	
CS: 0	

Batter	1	2	3	4	5	6	7	8	9	AB	R	H	RBI	BB	SO	LOB
Carl Furillo, R OBP: 0.351, SLG: 0.448 (1, 9)	1-0 F9	1-0 2-3			4-0 BB 1B BB		0-0 E6 BB BB		2-3 K	4	1	0	0	1	1	2
Pee Wee Reese, R OBP: 0.376, SLG: 0.406 (1, 6)	0-0 B1		2-1 2B		0-3 K		2-0 F9		2-1 6-3	5	0	1	0	0	1	2
Duke Snider, L OBP: 0.354, SLG: 0.509 (1, 8)	2-1 F5		2-1 F8		4-2 1B 1-2 BB		4-1 1-2 BB BB			2	0	0	0	2	0	1
Jackie Robinson, R OBP: 0.428, SLG: 0.529 (1, 4)		0-1 HR 2B	0-1 6-3		0-0 FC5-4 1-3 2-H 1B		4-1 1-2 2-3 BB			3	1	2	1	1	0	1
Roy Campanella, R OBP: 0.396, SLG: 0.595 (1, 2)		2-1 F3	0-3 K		0-0 FC5-4 1-2F		1-0 F5			4	0	0	0	0	1	7
Andy Pafko, R OBP: 0.362, SLG: 0.499 (1, 7)		3-2 2-H HR			0-0 F4		1-2 F4		0-1 L6	4	1	1	2	0	0	0
Gil Hodges, R OBP: 0.375, SLG: 0.541 (1, 3)		4-0 BB BB			3-1 L8		2-2 6-3		2-3 K	3	0	0	0	1	1	0
Billy Cox, R OBP: 0.338, SLG: 0.427 (1, 5)		2-1 F7			0-0 6-3		1-1 F9		0-0 F2	4	0	0	0	0	0	1
Don Newcombe, L OBP: 0.293, SLG: 0.294 (1, 1)		4-2 BB			0-1 F8		0-1 F8		0-2 G3	0	0	0	0	0	0	0
Cal Abrams, L OBP: 0.424, SLG: 0.399 (2, PH)										0	0	0	0	1	0	0
Carl Erskine, R OBP: 0.158, SLG: 0.161 (2, 1)										2	0	0	0	0	0	0
Jim Russell, S (9, PH)										1	0	0	0	0	0	0

Batter	1	2	3	4	5	6	7	8	9
Ken Raffensberger, L ERA: 3.76 (1, 1)									
Ewell Blackwell, R ERA: 3.51 (2, 1)									
Herm Wehmeier, R ERA: 3.97 (8, 1)									

Inning Stats	R: 0	H: 0	E: 0	K: 0	S: 4	P: 7	R: 2	H: 2	E: 0	K: 0	S: 16	P: 32	R: 0	H: 1	E: 0	K: 1	S: 9	P: 13	R: 0	H: 0	E: 0	K: 0	S: 4	P: 7	R: 1	H: 1	E: 0	K: 1	S: 10	P: 18	R: 0	H: 0	E: 0	K: 0	S: 9	P: 13	R: 0	H: 0	E: 1	K: 0	S: 7	P: 18	R: 0	H: 0	E: 0	K: 1	S: 6	P: 8	R: 0	H: 0	E: 0	K: 1	S: 8	P: 12
--------------	------	------	------	------	------	------	------	------	------	------	-------	-------	------	------	------	------	------	-------	------	------	------	------	------	------	------	------	------	------	-------	-------	------	------	------	------	------	-------	------	------	------	------	------	-------	------	------	------	------	------	------	------	------	------	------	------	-------

PITCHER	IP	WLS	BF	H	R	ER	SO	BB	IBB	HBP	BLK	WP	HR	S	P	ERA	WHIP
Ken Raffensberger, L ERA: 3.76 (1, 1)	1.1		7	2	2	2	0	1	0	0	0	0	1	14	26	13.50	2.250
Ewell Blackwell, R ERA: 3.51 (2, 1)	5.2	W	25	2	1	1	2	5	0	0	0	0	0	45	82	1.59	1.235
Herm Wehmeier, R ERA: 3.97 (8, 1)	2.0	S	6	0	0	0	2	0	0	0	0	0	0	14	20	0.00	0.000

1B: 1	SF: 0
2B: 2	SAC: 0
3B: 0	DP: 0
HR: 1	HBP: 0

Batter	1	2	3	4	5	6	7	8	9	AB	R	H	RBI	BB	SO	LOB
Bobby Adams, R OBP: 0.329, SLG: 0.345 (1, 5)	4-2 1-3 2B BB	0-1 F4		1-2 4-3 1B			2-2 SH1-4 3B 1B	0-1 F9		4	2	2	0	1	0	0
Connie Ryan, R OBP: 0.352, SLG: 0.390 (1, 4)	2-1 1-3 1-2	3-2 G4-6-3 1B		0-1 4-3 1-2			4-0 SH1-4 3B BB			3	1	1	0	1	0	2
Johnny Wyrostek, L OBP: 0.373, SLG: 0.396 (1, 9)	4-0 2B E BB	0-0 G4-6-3 1-2f		3-1 F2			0-1 SH1-4 1-2 2-3			2	1	0	0	1	0	2
Ted Kluszewski, L OBP: 0.303, SLG: 0.398 (1, 3)	1-2 E 1B 2B		0-0 E1 1B		4-0 CS BB		4-0 3B IBB			2	2	1	1	2	0	0
Hank Edwards, L OBP: 0.396, SLG: 0.466 (1, 7)	0-0 FC1 1B		0-0 1B		3-3 K 1-2		0-0 F2			2	0	1	0	0	0	1
Bob Usher, R OBP: 0.259, SLG: 0.303 (3, PR) (4, 8)	2-3 3-H		1-3 1B		1-2 K		0-1 F2			2	0	0	0	0	1	4
Lloyd Merriman, L OBP: 0.299, SLG: 0.355 (1, 8) (4, 7)	4-0 1B IBB		0-3 K		3-2 G3		0-1 3B			3	0	1	3	1	1	2
Virgil Stallcup, R OBP: 0.255, SLG: 0.353 (1, 6)	0-1 1B		1-3 K		1-1 F9		3-1 L8			4	0	1	1	0	1	3
Dixie Howell, R OBP: 0.296, SLG: 0.307 (1, 2)	3-2 F2		1-0 F7		1-3 K		0-1 F7			4	0	0	0	0	1	5
Ken Raffensberger, R OBP: 0.169, SLG: 0.151 (1, 1)	1-3 K		2-3 K		1-2 3-1		0-1 F9			1	0	0	0	0	1	3
Ewell Blackwell, R OBP: 0.341, SLG: 0.377 (2, 1)										2	0	0	0	0	1	0
Herm Wehmeier, R OBP: 0.300, SLG: 0.320 (8, 1)										1	0	0	0	0	0	0

Inning Stats	R: 3	H: 2	E: 1	K: 1	S: 22	LOB: 3	BB: 3	P: 41	R: 0	H: 1	E: 0	K: 0	S: 7	LOB: 0	BB: 0	P: 10	R: 0	H: 1	E: 1	K: 2	S: 10	LOB: 2	BB: 0	P: 12	R: 0	H: 1	E: 0	K: 1	S: 10	LOB: 1	BB: 1	P: 17	R: 0	H: 0	E: 0	K: 1	S: 7	LOB: 0	BB: 1	P: 17	R: 3	H: 2	E: 0	K: 0	S: 10	LOB: 1	BB: 2	P: 23	R: 0	H: 0	E: 0	K: 0	S: 6	LOB: 0	BB: 0	P: 6
--------------	------	------	------	------	-------	--------	-------	-------	------	------	------	------	------	--------	-------	-------	------	------	------	------	-------	--------	-------	-------	------	------	------	------	-------	--------	-------	-------	------	------	------	------	------	--------	-------	-------	------	------	------	------	-------	--------	-------	-------	------	------	------	------	------	--------	-------	------

PITCHER	IP	WLS	BF	H	R	ER	SO	BB	IBB	HBP	BLK	WP	HR	S	P	ERA	WHIP
Don Newcombe, R ERA: 3.23 (1, 1)	1.0		9	2	3	3	1	2	1	0	0	0	0	22	41	27.00	4.000
Carl Erskine, R ERA: 4.41 (2, 1)	7.0	L	28	5	3	3	5	2	1	0	0	0	0	58	95	3.86	1.000


BOTTOM

Brooklyn Dodgers @ Cincinnati Reds
Crosley Field, Cincinnati, OH

Wed Sep 12 1951, 3:33 AM EDT
Att. 8,067 - Unknown

AB	30
R	6
H	7
RBI	5
BB	6
SO	6
LOB	22

livebaseballscorecards.com



PITCHER	IP	WLS	BF	H	R	ER	SO	BB	IBB	HBP	BLK	WP	HR	S	P	ERA	WHIP
Don Newcombe, R ERA: 3.23 (1, 1)	1.0		9	2	3	3	1	2	1	0	0	0	0	22	41	27.00	4.000
Carl Erskine, R ERA: 4.41 (2, 1)	7.0	L	28	5	3	3	5	2	1	0	0	0	0	58	95	3.86	1.000

Batter	1	2	3	4	5	6	7	8	9	AB R H RBI BB SO LOB	TOP
Carl Furillo, R OBP: 0.348, SLG: 0.444 (1, 9) X	0-0 F4			2-1 1-3		1-0 F4	0-0 FC6-4		3-0 1-3	5 0 0 0 0 0 3	
Pee Wee Reese, R OBP: 0.377, SLG: 0.407 (1, 6) B X	1-0 5-3			0-0 4-3		4-2 E 1B BB		0-0 F8 1B 2B		3 1 1 0 0 1 0 0	
Duke Snider, L OBP: 0.353, SLG: 0.507 (1, 8) B B F B C X	3-2 F4			3-3 K		0-0 E9 1B		1-3 K		4 0 1 0 0 2 1	
Jackie Robinson, R OBP: 0.427, SLG: 0.527 (1, 4)			1-2 F6		1-0 HR 1B	0-2 F8		0-0 F8		4 1 1 0 0 0 3	
Roy Campanella, R OBP: 0.395, SLG: 0.592 (1, 2)			1-1 6-3		0-0 F2	0-0 L7		2-0 FC6-4 1B		4 0 1 1 0 0 3	
Andy Pafko, R OBP: 0.361, SLG: 0.504 (1, 7)			1-3 K		1-0 HR		0-0 F7	1-2 FC6-4		4 1 1 2 0 1 1	
Gil Hodges, R OBP: 0.374, SLG: 0.539 (1, 3)			1-1 4-3		3-3 K		1-0 1B 1B		1-0 F8	4 0 1 0 0 1 0	AB 35
Billy Cox, R OBP: 0.340, SLG: 0.428 (1, 5)			1-2 CS 1B		1-2 E5		1-1 F8		0-1 SH3-4 1B	4 0 2 0 0 0 1	R 3
Preacher Roe, R OBP: 0.133, SLG: 0.111 (1, 1)			3-3 K		1-3 K		0-0 FC6-4 1B		0-0 SH3-4	3 0 1 0 0 2 2	H 9
Inning Stats	R: 0 H: 0 E: 0 LOB: 0 K: 0 BB: 0 S: 5 P: 9	R: 0 H: 0 E: 0 LOB: 0 K: 1 BB: 0 S: 8 P: 11	R: 0 H: 1 E: 0 LOB: 0 K: 1 BB: 0 S: 10 P: 15	R: 0 H: 0 E: 0 LOB: 0 K: 1 BB: 0 S: 7 P: 12	R: 2 H: 2 E: 1 LOB: 1 K: 2 BB: 0 S: 12 P: 19	R: 0 H: 1 E: 1 LOB: 2 K: 0 BB: 1 S: 10 P: 15	R: 0 H: 2 E: 0 LOB: 2 K: 0 BB: 0 S: 6 P: 8	R: 1 H: 2 E: 0 LOB: 1 K: 1 BB: 0 S: 10 P: 14	R: 0 H: 1 E: 0 LOB: 1 K: 0 BB: 0 S: 5 P: 9	1B: 7 SF: 0 2B: 1 SAC: 1 3B: 0 DP: 0 HR: 1 HBP: 0	WP: 0 PA: 37 PB: 0 SB: 0 CS: 1
PITCHER Murry Dickson, R (1, 1) ERA: 4.16	IP WLS BF H R ER SO BB IBB HBP BLK WP HR S P ERA WHIP										
	9.0 L 37 9 3 3 6 1 0 0 0 0 1 73 112 3.00 1.111										

Brooklyn Dodgers @ Pittsburgh Pirates
 Forbes Field, Pittsburgh, PA
 Fri Sep 14 1951, 3:33 AM EDT
 Att. 18,050 - Unknown

livebaseballscorecards.com



Batter	1	2	3	4	5	6	7	8	9	AB	R	H	RBI	BB	SO	LOB
Dick Smith, R OBP: 0.250, SLG: 0.250 (1, 5)	1-0 F3		0-1 6-3			2-2 5-3		2-2 FC6-4 1B		4	0	1	1	0	0	0
Jack Phillips, R OBP: 0.298, SLG: 0.306 (1, 3)	1-0 F9 1B		3-2 F9			1-1 1B		0-1 FC6-4 1-2f		4	0	2	0	0	0	1
Frank Thomas, R OBP: 0.322, SLG: 0.387 (1, 8)	1-0 1-2 1B			1-1 G6-4-3 1B		1-1 F5			2-2 6-3	4	0	2	0	0	0	1
Ralph Kiner, R OBP: 0.455, SLG: 0.636 (1, 7)	1-2 F9		1-3 K			4-1 G4-3 BB			0-1 E6 G6-4-3	3	0	0	0	1	1	3
Bill Howerton, L OBP: 0.354, SLG: 0.474 Pete Castiglione, R OBP: 0.310, SLG: 0.359 (1, 9) (9, PH)	2-3 K		1-0 G6-4-3 1-2f			2-3 K			1-0 G6-4-3 1-2f	3 1	0 0	0 0	0 0	0 0	2 0	4 1
Clyde McCullough, R OBP: 0.358, SLG: 0.437 (1, 2)		2-1 F2			1-2 F9		1-1 G4-3 1-2f			3	0	0	0	0	0	1
George Strickland, R OBP: 0.316, SLG: 0.332 (1, 6)		2-3 K			1-0 5-3			0-0 6-3		3	0	0	0	0	1	0
Jack Merson, R OBP: 0.333, SLG: 0.667 (1, 4)		2-3 K2-3			0-1 6-3			1-0 1B 2B		3	1	1	0	0	1	0
Murry Dickson, R OBP: 0.287, SLG: 0.350 (1, 1)			0-0 5-3			0-0 F9		0-1 F9		3	0	0	0	0	0	1


Inning Stats	R: 0	H: 2	E: 0	K: 1	S: 9	R: 0	H: 0	E: 0	K: 2	S: 8	R: 0	H: 0	E: 0	K: 0	S: 6	R: 0	H: 1	E: 0	K: 1	S: 6	R: 0	H: 0	E: 0	K: 0	S: 7	R: 0	H: 1	E: 0	K: 0	S: 8	R: 0	H: 0	E: 0	K: 1	S: 10	R: 1	H: 2	E: 0	K: 0	S: 10	R: 0	H: 0	E: 1	K: 0	S: 7	1B: 5	SF: 0	2B: 1	SAC: 0	3B: 0	DP: 3	HR: 0	HBP: 0	WP: 0	PA: 32
PITCHER Preacher Roe, L ERA: 3.01 (1, 1)	IP	WLS	BF	H	R	ER	SO	BB	IBB	HBP	BLK	WP	HR	S	P	ERA	WHIP	IP	WLS	BF	H	R	ER	SO	BB	IBB	HBP	BLK	WP	HR	S	P	ERA	WHIP	IP	WLS	BF	H	R	ER	SO	BB	IBB	HBP	BLK	WP	HR	S	P	ERA	WHIP				

BOTTOM

Brooklyn Dodgers @ Pittsburgh Pirates
 Forbes Field, Pittsburgh, PA
 Fri Sep 14 1951, 3:33 AM EDT
 Att. 18,050 - Unknown

livebaseballscorecards.com

AB	31
R	1
H	6
RBI	1
BB	1
SO	5
LOB	12



Batter	1	2	3	4	5	6	7	8	9	AB R H RBI BB SO LOB	TOP
Carl Furillo, R OBP: 0.348, SLG: 0.447 (1, 9) X	0-0 6-3 X	0-0 6-3 X			0-0 E6 3B X		0-0 F2 X		4-0 G4-3 BB 1-2 2-3 X	4 1 1 0 1 0 1	<p>Brooklyn Dodgers @ Pittsburgh Pirates</p> <p>Forbes Field, Pittsburgh, PA</p> <p>Sat Sep 15 1951, 3:33 AM EDT</p> <p>Att: 11,098 - Unknown</p> <p>livebaseballscorecards.com</p>
Pee Wee Reese, R OBP: 0.374, SLG: 0.404 (1, 6) X	0-0 6-3 X		0-3 K X		0-3 K X		0-0 F7 X	0-0 G4-3 1-2f 2-3 3-H X	5 0 0 0 0 2 2		
Duke Snider, L OBP: 0.352, SLG: 0.510 (1, 8) X	0-0 HR X		0-0 6-3 X		0-3 K X		0-0 G3 X	0-0 F6 X	5 1 1 1 0 1 2		
Jackie Robinson, R OBP: 0.429, SLG: 0.533 (1, 4) B B B B	4-0 1B BB X		4-0 1B BB X		0-0 HR X		0-3 K X		2 1 1 1 2 1 0		
Roy Campanella, R OBP: 0.398, SLG: 0.592 (1, 2) X	0-0 1-2 1B X		0-0 1-2 1B X		4-0 FC5-4 BB X		0-0 F6 X		3 0 2 0 1 0 0		
Andy Pafko, R OBP: 0.360, SLG: 0.501 (1, 7) S S S	0-3 K X		0-0 F8 X		0-0 FC5-4 1-2f X		0-0 FC4-6 1B X		4 0 1 0 0 1 5		
Gil Hodges, R OBP: 0.375, SLG: 0.538 (1, 3)		0-0 E7 1B X		4-0 G4-6-3 BB X		0-0 6-3 X		0-0 FC4-6 1-2f X	3 0 1 0 1 0 1		
Billy Cox, R OBP: 0.339, SLG: 0.426 (1, 5)		0-0 F7 X		0-0 L6 X		0-0 F8 X		0-0 BB 1B G4-3 1B X	4 1 1 0 0 0 2		
Ralph Branca, R OBP: 0.200, SLG: 0.203 (1, 1) Jim Russell, S (4, PH) Bud Podbielan, R OBP: 0.319, SLG: 0.318 (4, 1) Clyde King, S OBP: 0.219, SLG: 0.207 (6, 1) Johnny Schmitz, R OBP: 0.227, SLG: 0.381 (8, 1) Rube Walker, L OBP: 0.313, SLG: 0.316 (8, PH) Wayne Terwilliger, R OBP: 0.336, SLG: 0.262 (9, PR)		0-3 K X		0-0 G4-6-3 1-2f X		0-3 K X		0-0 G4-3 BB 1-2 1B X	1 0 0 0 0 0 1 1 1 0 0 0 0 0 0 1 1 0 0 0 0 0 1 0 0 0 0 0 0 0 0 0 0 0 0 0 0 0 0 0 1 0 1 0 0 0 0 0 0 0 0 0 0 0 0 0		
Inning Stats	R: 1 H: 2 E: 0 LOB: 2 K: 1 BB: 1 S: 7 P: 11	R: 0 H: 1 E: 1 LOB: 1 K: 1 BB: 0 S: 6 P: 6	R: 0 H: 1 E: 0 LOB: 2 K: 1 BB: 1 S: 6 P: 10	R: 0 H: 0 E: 0 LOB: 0 K: 0 BB: 1 S: 2 P: 6	R: 2 H: 2 E: 1 LOB: 1 K: 2 BB: 1 S: 9 P: 13	R: 0 H: 0 E: 0 LOB: 0 K: 1 BB: 0 S: 5 P: 5	R: 0 H: 0 E: 0 LOB: 0 K: 0 BB: 0 S: 3 P: 3	R: 0 H: 1 E: 0 LOB: 1 K: 1 BB: 0 S: 6 P: 6	R: 1 H: 2 E: 0 LOB: 2 K: 0 BB: 1 S: 4 P: 8	1B: 6 SF: 0 2B: 0 SAC: 0 3B: 1 DP: 2 HR: 2 HBP: 0	WP: 0 PA: 39 PB: 0 SB: 0 CS: 0
PITCHER Mel Queen, R ERA: 4.44 (1, 1) Ted Wilks, R ERA: 3.19 (7, 1)	IP WLS BF H R ER SO BB IBB HBP BLK WP HR S P ERA WHIP	6.0 W 27 6 3 3 6 4 0 0 0 0 2 35 51 4.50 1.667	3.0 S 12 3 1 1 1 1 0 0 0 0 0 0 13 17 3.00 1.333	PITCHER IP WLS BF H R ER SO BB IBB HBP BLK WP HR S P ERA WHIP							

AB	34
R	4
H	9
RBI	2
BB	5
SO	7
LOB	15



Batter	1	2	3	4	5	6	7	8	9	AB R H RBI BB SO LOB	TOP											
Carl Furillo, R OBP: 0.349, SLG: 0.449 (1, 9) X	0-0 6-3			0-0 F8 2B		0-0 1-3		0-0 1B F9 1B		4 2 2 0 0 0 0	<p>Brooklyn Dodgers @ Chicago Cubs</p> <p>Wrigley Field, Chicago, IL</p> <p>Sun Sep 16 1951, 3:33 AM CDT</p> <p>Att: 33,746 - Unknown</p>											
Pee Wee Reese, R OBP: 0.373, SLG: 0.403 (1, 6) X	0-0 6-3			0-0 F8 2-3		0-0 F9		0-0 1-3 2-H E 1B		4 1 1 1 0 0 1												
Duke Snider, L OBP: 0.349, SLG: 0.506 (1, 8) X	0-0 6-3			0-0 F8 3-H		0-3 K		0-0 1-H 3-H F9		4 0 0 2 0 1 0												
Jackie Robinson, R OBP: 0.428, SLG: 0.530 (1, 4) X		0-0 E6 G6-4-3		0-0 F5		4-0 FC6-5 PB BB		0-0 F9		3 0 0 0 1 0 1												
Roy Campanella, R OBP: 0.397, SLG: 0.588 (1, 2) X		0-0 G6-4-3 1-2f			4-0 HR BB		0-0 F7		0-0 6-3	3 1 0 0 1 0 2												
Andy Pafko, R OBP: 0.357, SLG: 0.496 (1, 7) X		0-0 F8			0-0 F7		0-0 FC6-5 1-3		0-0 F7	4 0 0 0 0 0 2												
Gil Hodges, R OBP: 0.374, SLG: 0.541 (1, 3) X			0-3 K		0-0 1-H HR		0-0 4-3		0-0 5-3	4 1 1 2 0 1 1												
Billy Cox, R OBP: 0.339, SLG: 0.425 (1, 5) X			0-0 F9		0-0 F6			0-0 FC5-6 1B		3 0 1 0 0 0 0												
Clem Labine, R OBP: 0.176, SLG: 0.176 (1, 1) X			0-0 F7		0-3 K			0-0 FC5-6 1B 1B		3 1 0 0 0 1 1												
Inning Stats	R: 0 E: 0 K: 0 S: 3	H: 0 LOB: 0 BB: 0 P: 3	R: 0 E: 1 K: 0 S: 3	H: 0 LOB: 0 BB: 0 P: 3	R: 0 E: 0 K: 1 S: 5	H: 0 LOB: 0 BB: 0 P: 5	R: 1 E: 0 K: 0 S: 4	H: 1 LOB: 0 BB: 0 P: 4	R: 2 E: 0 K: 1 S: 6	H: 1 LOB: 0 BB: 1 P: 10	R: 0 E: 0 K: 1 S: 5	H: 0 LOB: 0 BB: 0 P: 5	R: 0 E: 0 K: 0 S: 3	H: 0 LOB: 1 BB: 1 P: 7	R: 3 E: 1 K: 0 S: 6	H: 3 LOB: 1 BB: 0 P: 6	R: 0 E: 0 K: 0 S: 3	H: 0 LOB: 0 BB: 0 P: 3	1B: 3 2B: 1 3B: 0 HR: 1	SF: 0 SAC: 0 DP: 1 HBP: 0	WP: 0 PB: 1 SB: 0 CS: 0	PA: 34
PITCHER	IP WLS BF H R ER SO BB IBB HBP BLK WP HR S P ERA WHIP												PITCHER	IP WLS BF H R ER SO BB IBB HBP BLK WP HR S P ERA WHIP								
Bob Kelly, R ERA: 4.09 (1, 1)	8.0 L 31 5 6 5 3 2 0 0 0 0 0 1 35 43 5.62 0.875																					
Monk Dubiel, R ERA: 2.42 (9, 1)	1.0 3 0 0 0 0 0 0 0 0 0 0 0 3 3 0.00 0.000																					

livebaseballscorecards.com

AB	32
R	6
H	5
RBI	5
BB	2
SO	3
LOB	8



Batter	1	2	3	4	5	6	7	8	9	AB	R	H	RBI	BB	SO	LOB
--------	---	---	---	---	---	---	---	---	---	----	---	---	-----	----	----	-----

BOTTOM

Eddie Miksis, R <small>OBP: 0.326, SLG: 0.341</small> (1, 4)	0-3 		0-0 			0-0 		0-0 		4	0	0	0	0	1	1
Hal Jeffcoat, R <small>OBP: 0.299, SLG: 0.390</small> (1, 8)	0-0 		0-0 			0-3 		0-0 		4	0	0	0	0	1	0
Frank Baumholtz, L <small>OBP: 0.344, SLG: 0.386</small> (1, 9)	0-0 			0-0 		0-0 			0-0 	4	0	2	0	0	0	0
Hank Sauer, R <small>OBP: 0.325, SLG: 0.485</small> (1, 7)	0-0 			0-0 		0-0 			0-0 	4	0	0	0	0	0	2
Randy Jackson, R <small>OBP: 0.329, SLG: 0.417</small> (1, 5)		0-0 		0-0 			4-0 		0-0 	3	1	1	0	1	0	0
Chuck Connors, L <small>OBP: 0.290, SLG: 0.313</small> (1, 3)		0-0 		0-0 			0-0 			3	0	1	0	0	0	1
Bob Ramazzotti, R <small>OBP: 0.301, SLG: 0.343</small> (1, 6)		0-0 			0-0 		0-0 			3	0	1	1	0	0	1
Mickey Owen, R <small>OBP: 0.291, SLG: 0.221</small> Smoky Burgess, L <small>OBP: 0.312, SLG: 0.313</small> (7, PH) (8, 2)	0-0 				0-3 		0-0 			2	0	0	0	0	1	1
Bob Kelly, R <small>OBP: 0.161, SLG: 0.161</small> Carmen Mauro, L <small>OBP: 0.286, SLG: 0.308</small> Monk Dubiel, R (9, 1)			0-0 		0-0 			0-0 		1	0	0	0	0	0	0

Brooklyn Dodgers @ Chicago Cubs
 Wrigley Field, Chicago, IL
 Sun Sep 16 1951, 3:33 AM CDT
 Att. 33,746 - Unknown


livebaseballscorecards.com

AB	31
R	1
H	6
RBI	1
BB	1
SO	3
LOB	7



Inning Stats	R: 0	H: 1	E: 0	K: 1	S: 6	LOB: 1	BB: 0	P: 6	R: 0	H: 1	E: 0	K: 0	S: 4	LOB: 1	BB: 0	P: 4	R: 0	H: 0	E: 0	K: 0	S: 3	LOB: 0	BB: 0	P: 3	R: 0	H: 1	E: 1	K: 0	S: 4	LOB: 2	BB: 0	P: 4	R: 0	H: 0	E: 0	K: 1	S: 5	LOB: 0	BB: 0	P: 5	R: 0	H: 1	E: 0	K: 1	S: 6	LOB: 1	BB: 0	P: 6	R: 1	H: 1	E: 0	K: 0	S: 3	LOB: 0	BB: 1	P: 7	R: 0	H: 1	E: 0	K: 0	S: 3	LOB: 0	BB: 0	P: 3	R: 0	H: 0	E: 0	K: 0	S: 3	LOB: 0	BB: 0	P: 3	1B: 4	SF: 0	2B: 2	SAC: 0	3B: 0	DP: 2	HR: 0	HBP: 0	WP: 0	PA: 32	PB: 0	SB: 1	CS: 0	ERA	WHIP
--------------	------	------	------	------	------	--------	-------	------	------	------	------	------	------	--------	-------	------	------	------	------	------	------	--------	-------	------	------	------	------	------	------	--------	-------	------	------	------	------	------	------	--------	-------	------	------	------	------	------	------	--------	-------	------	------	------	------	------	------	--------	-------	------	------	------	------	------	------	--------	-------	------	------	------	------	------	------	--------	-------	------	-------	-------	-------	--------	-------	-------	-------	--------	-------	--------	-------	-------	-------	-----	------

PITCHER	IP	WLS	BF	H	R	ER	SO	BB	IBB	HBP	BLK	WP	HR	S	P	ERA	WHIP
Clem Labine, R <small>ERA: 1.67</small> (1, 1)	9.0	W	32	6	1	1	3	1	0	0	0	0	0	37	41	1.00	0.778

Batter	1	2	3	4	5	6	7	8	9	AB R H RBI BB SO LOB	TOP														
Carl Furillo, R (1, 9) OBP: 0.348, SLG: 0.446	0-0 1-3		0-0 S 1B		0-0 FC5-2 1B		0-0 FC6-2-5 1B 6-3		0-0 3-1	5 0 1 0 0 0 4	<p>Brooklyn Dodgers @ Chicago Cubs Wrigley Field, Chicago, IL Mon Sep 17 1951, 3:33 AM CDT Att. 9,352 - Unknown</p> <p>livebaseballscorecards.com</p> <table border="1"> <tr><td>AB</td><td>38</td></tr> <tr><td>R</td><td>3</td></tr> <tr><td>H</td><td>9</td></tr> <tr><td>RBI</td><td>3</td></tr> <tr><td>BB</td><td>0</td></tr> <tr><td>SO</td><td>3</td></tr> <tr><td>LOB</td><td>21</td></tr> </table> 	AB	38	R	3	H	9	RBI	3	BB	0	SO	3	LOB	21
AB	38																								
R	3																								
H	9																								
RBI	3																								
BB	0																								
SO	3																								
LOB	21																								
Pee Wee Reese, R (1, 6) OBP: 0.371, SLG: 0.401	0-0 4-3		0-0 6-3		0-0 1-2 3-H 1B		0-0 6-3		0-0 F3	5 0 1 1 0 0 3															
Duke Snider, L (1, 8) OBP: 0.350, SLG: 0.505	0-3 K				0-0 1B		0-0 F8		0-0 L4	5 0 2 1 0 1 2															
Jackie Robinson, R (1, 4) OBP: 0.425, SLG: 0.526			0-0 F8		0-0 F7		0-0 1-3		0-0 F7	4 0 0 0 0 0 3															
Roy Campanella, R (1, 2) OBP: 0.398, SLG: 0.588			1-0 HBP		0-0 F5		0-0 3-1		0-0 4-3	0 0 0 0 0 0 0															
Rube Walker, L (2, PR) OBP: 0.307, SLG: 0.311										3 0 0 0 0 0 1															
Andy Pafko, R (1, 7) OBP: 0.356, SLG: 0.501			0-0 F8		0-0 F3		0-0 HR		0-0 F3	4 1 1 1 0 0 2															
Gil Hodges, R (1, 3) OBP: 0.373, SLG: 0.539			0-0 F3		0-0 E4 1B FC5-2		0-0 6-3		0-0 E 1B	4 0 1 0 0 0 1															
Billy Cox, R (1, 5) OBP: 0.340, SLG: 0.429			0-0 F9		0-0 1-3 1B FC5-2 1B		0-0 1B FC6-2-5 2B		0-0 E6	4 1 2 0 0 0 1															
Don Newcombe, L (1, 1) OBP: 0.295, SLG: 0.295			0-3 K		0-3 K		0-0 6-3 1B FC6-2-5		0-0 L4	3 1 1 0 0 2 2															
Clyde King, S (7, 1) OBP: 0.219, SLG: 0.207										0 0 0 0 0 0 0															
Jim Russell, S (8, PH)										1 0 0 0 0 0 2															
Carl Erskine, R (8, 1) OBP: 0.158, SLG: 0.161										0 0 0 0 0 0 0															
Inning Stats	R: 0 H: 0 E: 0 LOB: 0 K: 1 BB: 0 S: 5 P: 5	R: 0 H: 0 E: 0 LOB: 1 K: 0 BB: 0 S: 3 P: 4	R: 0 H: 1 E: 0 LOB: 1 K: 1 BB: 0 S: 6 P: 6	R: 0 H: 1 E: 0 LOB: 1 K: 0 BB: 0 S: 4 P: 4	R: 1 H: 2 E: 1 LOB: 2 K: 1 BB: 0 S: 8 P: 8	R: 1 H: 1 E: 0 LOB: 0 K: 0 BB: 0 S: 4 P: 4	R: 1 H: 3 E: 0 LOB: 2 K: 0 BB: 0 S: 6 P: 6	R: 0 H: 1 E: 1 LOB: 2 K: 0 BB: 0 S: 5 P: 5	R: 0 H: 0 E: 0 LOB: 0 K: 0 BB: 0 S: 3 P: 3	1B: 7 SF: 0 2B: 1 SAC: 0 3B: 0 DP: 0 HR: 1 HBP: 1	WP: 0 PA: 39 PB: 0 SB: 1 CS: 0														
PITCHER Turk Lown, R (1, 1) ERA: 5.3	IP WLS BF H R ER SO BB IBB HBP BLK WP HR S P ERA WHIP	9.0 W 39 9 3 2 3 0 0 1 0 0 0 1 44 45 2.00 1.000																							

Batter	1	2	3	4	5	6	7	8	9	AB	R	H	RBI	BB	SO	LOB
Eddie Miksis, R (1, 4) OBP: 0.325, SLG: 0.343	0-0 F4			0-3 K			0-0 F7 HR	0-0 F8		4	1	1	1	0	1	0
Frank Baumholtz, L (1, 9) OBP: 0.342, SLG: 0.383	0-0 F8			0-0 B5-3			0-0 F7	0-3 K		4	0	0	0	0	1	1
Randy Jackson, R (1, 5) OBP: 0.327, SLG: 0.415	0-0 F6			0-0 L5			0-0 F8			3	0	0	0	0	0	1
Hank Sauer, R (1, 7) OBP: 0.325, SLG: 0.490		0-0 F8			0-0 5-3		0-0 HR			3	1	1	2	0	0	0
Hal Jeffcoat, R (1, 8) OBP: 0.306, SLG: 0.401		0-0 G1-6-3 1B			0-0 CS 1B		0-0 HR 2B			3	1	3	0	0	0	0
Bob Ramazzotti, R (1, 6) OBP: 0.297, SLG: 0.338		0-0 G1-6-3			0-0 F9		0-0 HR			2	0	0	0	0	0	2
Gene Hermanski, L (7, PH) OBP: 0.371, SLG: 0.362		0-0 G1-6-3			0-0 F9					1	0	1	2	0	0	0
Roy Smalley, R (8, 6) OBP: 0.291, SLG: 0.395		0-0 G1-6-3			0-0 F9					0	0	0	0	0	0	0
Chuck Connors, L (1, 3) OBP: 0.286, SLG: 0.308			0-0 4-3			0-0 F7	0-0 F9			3	0	0	0	0	0	0
Mickey Owen, R (1, 2) OBP: 0.292, SLG: 0.232			0-0 F8			0-0 3-1		0-0 SH5-4 F8 2B		3	1	1	0	0	0	0
Turk Lown, R (1, 1) OBP: 0.286, SLG: 0.237			0-0 6-3			0-0 F5		0-0 SH5-4		2	0	0	0	0	0	0

Inning Stats	R: 0	H: 0	E: 0	K: 0	S: 3	H: 0	LOB: 0	BB: 0	P: 3	R: 0	H: 0	E: 0	K: 1	S: 5	H: 0	LOB: 0	BB: 0	P: 5	R: 0	H: 1	E: 0	K: 0	S: 3	H: 0	LOB: 0	BB: 0	P: 3	R: 4	H: 4	E: 0	K: 0	S: 7	R: 1	H: 1	E: 0	K: 1	S: 6	H: 1	LOB: 0	BB: 0	P: 6	
	0	0	0	0	3	0	0	0	3	0	0	0	1	5	0	0	0	0	5	0	1	0	0	3	0	0	0	3	4	4	0	0	7	1	1	0	0	6	1	0	0	6

PITCHER	IP	WLS	BF	H	R	ER	SO	BB	IBB	HBP	BLK	WP	HR	S	P	ERA	WHIP
Don Newcombe, R (1, 1) ERA: 3.26	6.2		23	5	3	3	1	0	0	0	0	0	1	25	25	4.05	0.750
Clyde King, R (7, 1) ERA: 4.0	0.1	L	2	1	1	1	0	0	0	0	0	0	1	2	2	27.00	3.000
Carl Erskine, R (8, 1) ERA: 4.44	1.0		4	1	1	1	1	0	0	0	0	0	0	6	6	9.00	1.000

BOTTOM

Brooklyn Dodgers @ Chicago Cubs
 Wrigley Field, Chicago, IL
 Mon Sep 17 1951, 3:33 AM CDT
 Att. 9,352 - Unknown

AB	28
R	4
H	7
RBI	5
BB	0
SO	2
LOB	4



WP	PA	ERA	WHIP
0	29		

Batter	1	2	3	4	5	6	7	8	9	AB R H RBI BB SO LOB	TOP											
Carl Furillo, R (1, 9) OBP: 0.349, SLG: 0.449	0-0 1-3		0-0 L4-3 1B			0-0 1B 2B		0-3 K		4 1 2 0 0 1 0												
Pee Wee Reese, R (1, 6) OBP: 0.371, SLG: 0.400	0-0 F7		0-0 L4-3			0-0 G4-6-3 1B		0-0 1-3		4 0 1 1 0 0 1												
Duke Snider, L (1, 8) OBP: 0.347, SLG: 0.502	0-0 F7				0-0 F7		0-0 G4-6-3 1-2f		0-0 4-3	4 0 0 0 0 0 1												
Jackie Robinson, R (1, 4)					0-0 CS 1B		0-0 G5-4-3 1B		0-0 F9	4 0 2 0 0 0 0												
Andy Pafko, R (1, 7) OBP: 0.355, SLG: 0.497					0-0 G5-4-3				0-0 F8	3 0 0 0 1 0 1												
Gil Hodges, R (1, 3) OBP: 0.373, SLG: 0.538					0-0 F3				0-0 F3	3 0 1 0 0 0 1												
Billy Cox, R (1, 5) OBP: 0.343, SLG: 0.430					0-0 1B				0-0 FC1-4 1B	3 0 2 0 0 0 1												
Rube Walker, L (1, 2) OBP: 0.302, SLG: 0.305					0-3 K				0-3 L9	3 0 0 0 0 2 4												
Ralph Branca, R (1, 1) OBP: 0.194, SLG: 0.197					0-3 K				0-0 6-3	2 0 0 0 0 2 1												
Johnny Schmitz, R (6, 1) OBP: 0.227, SLG: 0.381					0-3 K					0 0 0 0 0 0 0												
Cal Abrams, L (8, PH) OBP: 0.422, SLG: 0.396										1 0 0 0 0 0 0												
Phil Haugstad, R (8, 1)										0 0 0 0 0 0 0												
Inning Stats	R: 0 E: 0 K: 0 S: 3	H: 0 LOB: 0 BB: 0 P: 3	R: 0 E: 0 K: 1 S: 6	H: 2 LOB: 2 BB: 1 P: 10	R: 0 E: 0 K: 1 S: 5	H: 1 LOB: 0 BB: 0 P: 5	R: 0 E: 0 K: 0 S: 3	H: 1 LOB: 0 BB: 0 P: 3	R: 0 E: 0 K: 1 S: 6	H: 1 LOB: 1 BB: 0 P: 6	R: 1 E: 0 K: 0 S: 4	H: 2 LOB: 0 BB: 0 P: 4	R: 0 E: 0 K: 1 S: 6	H: 1 LOB: 1 BB: 0 P: 6	R: 0 E: 0 K: 1 S: 5	H: 0 LOB: 0 BB: 0 P: 5	R: 0 E: 0 K: 0 S: 3	H: 0 LOB: 0 BB: 0 P: 3	1B: 7 2B: 2 3B: 0 HR: 0	SF: 0 SAC: 0 DP: 3 HBP: 0	WP: 0 PB: 0 SB: 0 CS: 1	PA: 32
PITCHER Tom Poholsky, R (1, 1) ERA: 4.5	IP: 9.0 WLS: W BF: 32 H: 8 R: 1 ER: 1 SO: 5 BB: 1 IBB: 0 HBP: 0 BLK: 0 WP: 0 HR: 0 S: 41 P: 45 ERA: 1.00 WHIP: 1.000											PITCHER IP: WLS: BF: H: R: ER: SO: BB: IBB: HBP: BLK: WP: HR: S: P: ERA: WHIP:										

Brooklyn Dodgers @ St. Louis Cardinals
Sportsman's Park, St. Louis, MO

AB	31
R	1
H	8
RBI	1
BB	1
SO	5
LOB	10



Tue Sep 18 1951, 4:33 AM EDT
Att: 22,054 - Unknown

livebaseballscorecards.com

Batter	1	2	3	4	5	6	7	8	9
Solly Hemus, L OBP: 0.401, SLG: 0.357 (1, 6)	0-0 E 1B 1B	0-0 1-H 2B		0-3 K		0-0 F6		0-0 F4	
Red Schoendienst, S OBP: 0.339, SLG: 0.415 (1, 4)	0-0 E5 1B 1-3	0-0 L6			0-0 F9	0-0 1B 2B		0-0 4-3	
Stan Musial, L OBP: 0.458, SLG: 0.637 (1, 3)	0-0 F9	0-0 5-3			0-0 3-1	4-0 1B S IBB		0-0 F4	
Enos Slaughter, L OBP: 0.386, SLG: 0.383 (1, 9)	4-0 IBB		0-0 6-3		0-0 1B	0-0 1B 1B			
Hal Rice, L OBP: 0.322, SLG: 0.365 Chuck Diering, R OBP: 0.297, SLG: 0.290 (6, PH) (7, 8)	0-3 K		0-0 1B		0-3 K	0-3 K			
Vern Benson, L OBP: 0.368, SLG: 0.588 (1, 5)	0-0 F7		0-3 K		0-0 HR	4-0 FC1-5-6 WP BB			
Harry Walker, L OBP: 0.450, SLG: 0.474 (7, 7)		0-0 1B 2B	0-0 G3		4-0 SH1-3 2B BB	0-3 K			
Del Rice, R OBP: 0.312, SLG: 0.362 (1, 2)		0-0 FC2-6 1B		0-0 6-3		0-0 SH1-3	0-0 FC1-5-6		
Tom Poholsky, R OBP: 0.203, SLG: 0.206 (1, 1)		0-0 FC2-6 2B		0-0 F8		0-0 E6 2B 1B	0-0 F7		

Inning Stats	R: 0	H: 2	E: 1	K: 1	S: 7	LOB: 3	BB: 1	P: 11
	R: 2	H: 3	E: 0	K: 0	S: 6	LOB: 1	BB: 0	P: 6
	R: 0	H: 1	E: 0	K: 1	S: 6	LOB: 1	BB: 0	P: 6
	R: 0	H: 0	E: 0	K: 1	S: 5	LOB: 0	BB: 0	P: 5
	R: 0	H: 1	E: 0	K: 1	S: 6	LOB: 1	BB: 0	P: 6
	R: 5	H: 3	E: 1	K: 1	S: 9	LOB: 1	BB: 2	P: 17
	R: 0	H: 0	E: 0	K: 1	S: 5	LOB: 1	BB: 1	P: 9
	R: 0	H: 0	E: 0	K: 0	S: 3	LOB: 0	BB: 0	P: 3

PITCHER	IP	WLS	BF	H	R	ER	SO	BB	IBB	HBP	BLK	WP	HR	S	P	ERA	WHIP
Ralph Branca, R ERA: 2.96 (1, 1)	5.2	L	31	10	7	3	4	1	2	0	0	0	1	36	48	4.76	1.941
Johnny Schmitz, L ERA: 6.43 (6, 1)	1.1		5	0	0	0	2	1	0	0	0	1	0	8	12	0.00	0.750
Phil Haugstad, R ERA: 5.97 (8, 1)	1.0		3	0	0	0	0	0	0	0	0	0	0	3	3	0.00	0.000

BOTTOM

Brooklyn Dodgers @ St. Louis Cardinals
Sportsman's Park, St. Louis, MO

Tue Sep 18 1951, 4:33 AM EDT
Att. 22,054 - Unknown

AB	R	H	RBI	BB	SO	LOB
5	0	2	1	0	1	2
5	1	2	1	0	0	1
4	1	0	0	1	0	3
3	0	2	2	1	0	0
3	0	1	0	0	2	4
1	0	0	0	0	1	1
3	1	1	1	1	1	4
3	2	1	0	1	1	2
3	0	1	1	0	0	1
4	2	0	0	0	0	3

AB	34
R	7
H	10
RBI	6
BB	4
SO	6
LOB	21

WP: 1 PA: 39
PB: 0
SB: 2
CS: 0



Batter	1	2	3	4	5	6	7	8	9	AB R H RBI BB SO LOB	TOP	
Carl Furillo, R OBP: 0.348, SLG: 0.446 (1, 9) C B B B B	4-2 2B BB		2-0 F9		2-2 4-3		1-2 SH3		1-3 K	4 0 0 0 1 0 2		
Pee Wee Reese, R OBP: 0.369, SLG: 0.398 (1, 6) F C X	0-2 F8		1-1 4-3		1-1 5-3		1-0 4-3		1-0 E6	5 1 1 0 0 1 2		
Jackie Robinson, R OBP: 0.425, SLG: 0.526 (1, 4) F B F S	2-3 K		0-0 4-3		2-0 6-3			1-1 1B 1B	0-3 K	5 0 2 0 0 1 2		
Andy Pafko, R OBP: 0.356, SLG: 0.500 (1, 8) (8, 7) X	0-0 2B			3-1 F4		2-1 F8 2B		2-0 1B 1B	2-2 6-3	4 0 2 1 0 0 1		
Gil Hodges, R OBP: 0.375, SLG: 0.538 (1, 3) B B C B B	4-2 BB			0-0 BB 1B 1B		0-0 F8		0-0 1B		2 1 1 0 2 0 1		
Billy Cox, R OBP: 0.342, SLG: 0.429 (1, 5) C X	0-1 F9			1-1 BB 1B 1B		2-0 F2		1-3 3-H 4-0 IBB		4 1 1 0 0 1 7		
Dick Williams, R OBP: 0.268, SLG: 0.365 (1, 7) Jim Russell, S (8, PH) Duke Snider, L OBP: 0.347, SLG: 0.502 (8, 8)		2-3 K		4-2 1B 2-6 BB		3-1 6-3		0-3 K		2 0 0 0 1 1 0 1 0 0 0 0 1 3 0 0 0 0 0 0 0	AB 34 R 3 H 8 RBI 3 BB 5 SO 6 LOB 23	
Mickey Livingston, R OBP: 0.667, SLG: 0.500 (1, 2) Rocky Bridges, R OBP: 0.306, SLG: 0.328 (7, PR) Rube Walker, L OBP: 0.301, SLG: 0.303 (7, 2)		1-1 F9		1-2 2-6 1B		1-0 6-3		3-3 K		2 0 1 2 1 0 0 0 0 0 0 0 0 0 1 0 0 0 0 0 3		
Preacher Roe, R OBP: 0.128, SLG: 0.107 (1, 1) B F B X	2-1 F8			1-2 2-6		4-2 SH3 BB		1-1 F8		4 0 0 0 0 1 2		
Inning Stats	R: 0 H: 1 E: 0 LOB: 3 K: 1 BB: 2 S: 13 P: 23	R: 0 H: 0 E: 0 LOB: 0 K: 1 BB: 0 S: 7 P: 12	R: 0 H: 0 E: 0 LOB: 0 K: 0 BB: 0 S: 4 P: 7	R: 2 H: 3 E: 0 LOB: 2 K: 0 BB: 1 S: 12 P: 22	R: 0 H: 0 E: 0 LOB: 0 K: 0 BB: 0 S: 7 P: 12	R: 0 H: 1 E: 0 LOB: 1 K: 0 BB: 0 S: 6 P: 13	R: 0 H: 0 E: 0 LOB: 2 K: 0 BB: 1 S: 7 P: 14	R: 1 H: 3 E: 0 LOB: 3 K: 2 BB: 1 S: 12 P: 23	R: 0 H: 0 E: 1 LOB: 1 K: 2 BB: 0 S: 12 P: 16	1B: 6 SF: 0 2B: 3 SAC: 1 3B: 0 DP: 1 HR: 0 HBP: 0	WP: 0 PA: 40 PB: 0 SB: 0 CS: 0	
PITCHER Max Lanier, L ERA: 3.24 (1, 1) Dick Bokelmann, R ERA: 3.91 (8, 1)	IP WLS BF H R ER SO BB IBB HBP BLK WP HR S P ERA WHIP	7.0 L 31 7 3 3 2 4 0 0 0 0 0 0 59 109 3.86 1.571	2.0 9 1 0 0 4 0 1 0 0 0 0 0 21 33 0.00 0.500	PITCHER IP WLS BF H R ER SO BB IBB HBP BLK WP HR S P ERA WHIP								

Brooklyn Dodgers @ St. Louis Cardinals
Sportsman's Park, St. Louis, MO
Wed Sep 19 1951, 4:33 AM EDT
Att: 27,405 - Unknown

livebaseballscorecards.com



Batter	1	2	3	4	5	6	7	8	9	AB R H RBI BB SO LOB
--------	---	---	---	---	---	---	---	---	---	----------------------

Solly Hemus, L <small>OBP: 0.402, SLG: 0.357</small> (1, 6)	2-2 			4-2 		0-0 			2-2 	3 0 1 0 1 0 1
Red Schoendienst, S <small>OBP: 0.339, SLG: 0.414</small> (1, 4)	1-1 			0-0 		0-0 			0-3 	4 0 1 0 0 1 2
Stan Musial, L <small>OBP: 0.455, SLG: 0.632</small> (1, 3)	3-1 			1-0 			1-0 		2-1 	4 0 0 0 0 0 3
Wally Westlake, R <small>OBP: 0.321, SLG: 0.462</small> (1, 7)		2-2 		1-0 			1-2 			3 0 0 0 0 0 2
Enos Slaughter, L <small>OBP: 0.383, SLG: 0.380</small> (1, 9)		2-3 			0-0 		1-2 			3 0 0 0 0 1 0
Peanuts Lowrey, R <small>OBP: 0.368, SLG: 0.426</small> (1, 8)			0-1 		0-1 			1-1 		3 0 1 0 0 0 0
Billy Johnson, R <small>OBP: 0.340, SLG: 0.407</small> (1, 5)			1-2 		1-1 			2-3 		3 0 0 0 0 1 1
Del Rice, R <small>OBP: 0.313, SLG: 0.362</small> (1, 2)			1-0 			1-2 		1-0 		3 0 1 0 0 0 0
Max Lanier, R <small>OBP: 0.154, SLG: 0.137</small> Dick Bokelmann, R <small>(8, 1)</small> Tommy Glaviano, R <small>OBP: 0.351, SLG: 0.256</small> (9, PH)			3-3 			0-0 			0-1 	2 0 1 0 0 1 1 0 0 0 0 0 0 0 1 0 0 0 0 0 0

Inning Stats	R: 0	H: 0	E: 0	K: 0	S: 8	R: 0	H: 0	E: 0	K: 1	S: 8	R: 0	H: 1	E: 0	K: 1	S: 7	R: 0	H: 1	E: 0	K: 0	S: 5	R: 0	H: 1	E: 0	K: 0	S: 5	R: 0	H: 1	E: 0	K: 0	S: 6	R: 0	H: 0	E: 0	K: 0	S: 7	R: 0	H: 0	E: 0	K: 1	S: 6	R: 0	H: 0	E: 0	K: 1	S: 10	R: 0	H: 1	E: 0	K: 1	S: 10	1B: 5	2B: 2	3B: 0	HR: 0	SF: 0	SAC: 0	DP: 3	HBP: 0	WP: 0	PB: 0	SB: 0	CS: 1	PA: 30
--------------	------	------	------	------	------	------	------	------	------	------	------	------	------	------	------	------	------	------	------	------	------	------	------	------	------	------	------	------	------	------	------	------	------	------	------	------	------	------	------	------	------	------	------	------	-------	------	------	------	------	-------	-------	-------	-------	-------	-------	--------	-------	--------	-------	-------	-------	-------	--------

PITCHER	IP	WLS	BF	H	R	ER	SO	BB	IBB	HBP	BLK	WP	HR	S	P	ERA	WHIP
Preacher Roe, L <small>ERA: 2.9</small> (1, 1)	9.0	W	30	5	0	0	4	1	0	0	0	0	0	62	96	0.00	0.667

BOTTOM

Brooklyn Dodgers @ St. Louis Cardinals
 Sportsman's Park, St. Louis, MO
 Wed Sep 19 1951, 4:33 AM EDT
 Att. 27,405 - Unknown

livebaseballscorecards.com

AB	29
R	0
H	5
RBI	0
BB	1
SO	4
LOB	10



Batter	1	2	3	4	5	6	7	8	9	AB R H RBI BB SO LOB	TOP
Carl Furillo, R OBP: 0.348, SLG: 0.444 (1, 9) BB	4-0 4-3 S BB		X 0-0 BB SH1-4 F7 1-2 1B		X 0-0 F9 ①		X 0-0 F9 ①		X 0-0 6-3 ②	4 1 1 0 1 0 2	
Pee Wee Reese, R OBP: 0.369, SLG: 0.399 (1, 6) X	0-0 4-3 1-3		X 0-0 SH1-4 1-2 2-3		X 0-0 6-3 ②		X 0-3 K ②		X 0-0 2B 2-H	4 0 1 1 0 1 1	
Jackie Robinson, R OBP: 0.427, SLG: 0.525 (1, 4) X	0-0 F7 ②		4-0 F7 BB IBB		X 0-0 1B		X 4-0 S BB		X 0-0 4-3 ③	3 0 1 0 2 0 3	
Andy Pafko, R OBP: 0.355, SLG: 0.496 (1, 8) (8, 7) X	0-0 G3 ③		4-0 1-2 2-3 3-H BB		X 0-0 6-3 ③		X 0-0 5-3 ③			3 0 0 1 1 0 3	
Gil Hodges, R OBP: 0.374, SLG: 0.541 (1, 3) X		X 0-0 F4 ①	X 0-0 F7 2-3 3-H ③		X 0-0 HR ①		X 0-0 F8 ②			4 1 1 2 0 0 2	
Billy Cox, R OBP: 0.341, SLG: 0.427 (1, 5) X		X 0-0 E7 1B	X 0-0 L6 ③		X 0-0 F7 ①		X 0-0 F8 ②			4 0 1 0 0 0 2	
Dick Williams, R OBP: 0.267, SLG: 0.357 (1, 7) Duke Snider, L OBP: 0.347, SLG: 0.502 (8, 8) X		X 0-0 F8 ②		X 0-0 F9 ①		X 0-0 SH1-3 1B		X 0-0 F7 ③		4 0 1 0 0 0 1 0 0 0 0 0 0 0	
Mickey Livingston, R OBP: 0.500, SLG: 0.400 (1, 2) Don Thompson, L OBP: 0.300, SLG: 0.248 (9, PR) Rube Walker, L OBP: 0.301, SLG: 0.303 (9, 2) X		X 0-0 F3 ③		X 0-0 F3 ②		X 0-0 SH1-3 1-2 ②		X 0-0 SH2-4 2B 1B		3 0 1 0 0 0 1 0 1 0 0 0 0 0 0 0 0 0 0 0 0	
Carl Erskine, R OBP: 0.167, SLG: 0.155 (1, 1) BB			X 4-0 SH1-4 BB 1B BB		X 0-0 F7 ③		X 0-0 F6 ③		X 0-0 SH2-4 1-2 ①	2 1 0 0 1 0 1	
Inning Stats	R: 0 E: 0 K: 0 S: 3 H: 0 LOB: 1 BB: 1 P: 7	R: 0 E: 1 K: 0 S: 4 H: 1 LOB: 1 BB: 0 P: 4	R: 2 E: 0 K: 0 S: 4 H: 1 LOB: 2 BB: 3 P: 16	R: 0 E: 0 K: 0 S: 3 H: 0 LOB: 0 BB: 0 P: 3	R: 0 E: 0 K: 0 S: 4 H: 1 LOB: 1 BB: 0 P: 4	R: 1 E: 0 K: 0 S: 5 H: 2 LOB: 1 BB: 0 P: 5	R: 0 E: 0 K: 1 S: 5 H: 0 LOB: 1 BB: 1 P: 9	R: 0 E: 0 K: 0 S: 3 H: 0 LOB: 0 BB: 0 P: 3	R: 1 E: 0 K: 0 S: 5 H: 2 LOB: 2 BB: 0 P: 5	1B: 5 2B: 1 3B: 0 HR: 1 SF: 0 SAC: 3 DP: 0 HBP: 0	WP: 0 PB: 0 SB: 2 CS: 0 PA: 39
PITCHER Cliff Chambers, L ERA: 4.3 (1, 1)	IP: 8.2 WLS: L BF: 38 H: 7 R: 4 ER: 4 SO: 1 BB: 4 IBB: 1 HBP: 0 BLK: 0 WP: 0 HR: 1 S: 35 P: 55 ERA: 4.15 WHIP: 1.269					PITCHER Dick Bokelmann, R ERA: 3.88 (9, 1)	IP: 0.1 WLS: 1 BF: 0 H: 0 R: 0 ER: 0 SO: 0 BB: 0 IBB: 0 HBP: 0 BLK: 0 WP: 0 HR: 0 S: 1 P: 1 ERA: 0.00 WHIP: 0.000				

Brooklyn Dodgers @ St. Louis Cardinals
Sportsman's Park, St. Louis, MO
Thu Sep 20 1951, 4:33 AM EDT
Att: 16,770 - Unknown

AB	31
R	4
H	7
RBI	4
BB	5
SO	1
LOB	16



livebaseballscorecards.com

Batter	1	2	3	4	5	6	7	8	9	AB	R	H	RBI	BB	SO	LOB
Solly Hemus, L (1, 6) OBP: 0.405, SLG: 0.372	0-0 3-1 1B		0-0 G3		0-0 3B			0-0 3B		4	0	3	0	0	0	0
Red Schoendienst, S (1, 4) OBP: 0.336, SLG: 0.411	0-0 3-1 1-2		0-0 6-3		0-0 L4			0-0 G3		4	0	0	0	0	0	3
Stan Musial, L (1, 3) OBP: 0.454, SLG: 0.631	0-0 F9		0-0 F3				0-0 4-3 F9 2B	0-0 F6		4	1	1	0	0	0	2
Enos Slaughter, L (1, 9) OBP: 0.382, SLG: 0.377	0-0 6-3			0-0 4-3			0-0 4-3 2-3	4-0 CS BB		3	0	0	0	1	0	2
Vern Benson, L (1, 5) OBP: 0.391, SLG: 0.650		0-0 F7 3B		0-0 F7			0-0 F9 3-H	0-0 CS 1-2	4-0 DI 1-3 1B BB	3	2	1	1	1	0	0
Hal Rice, L (1, 7) OBP: 0.321, SLG: 0.367		0-0 F7 3-H		0-0 2B			0-0 4-3		0-0 P2	4	0	1	1	0	0	1
Harry Walker, L (1, 8) OBP: 0.375, SLG: 0.391		0-0 F7		0-0 F8				0-0 F7	0-0 1-3 1-2	4	0	0	0	0	0	2
Del Rice, R (1, 2) Chuck Diering, R (9, PR) OBP: 0.314, SLG: 0.363 OBP: 0.297, SLG: 0.290		0-0 FC6-4 1B			0-0 F4			0-0 F6	0-0 2-H 1B	4	0	2	1	0	0	0
Cliff Chambers, L (1, 1) Dick Bokelmann, R (9, 1) Peanuts Lowrey, R (9, PH) OBP: 0.254, SLG: 0.279 OBP: 0.367, SLG: 0.425		0-0 FC6-4 1-2f			0-0 F7			0-3 K	0-3 K	3	0	0	0	0	1	1

Inning Stats	R: 0	H: 1	E: 0	K: 0	S: 4	R: 1	H: 2	E: 0	K: 0	S: 5	R: 0	H: 0	E: 0	K: 0	S: 3	R: 0	H: 1	E: 0	K: 0	S: 4	R: 1	H: 1	E: 0	K: 0	S: 4	R: 0	H: 0	E: 0	K: 1	S: 5	R: 0	H: 1	E: 0	K: 0	S: 3	R: 1	H: 1	E: 0	K: 1	S: 6	R: 1	H: 1	E: 0	K: 1	S: 6
	LOB: 1	BB: 0	P: 4	LOB: 1	BB: 0	LOB: 1	BB: 0	LOB: 0	BB: 0	P: 3	LOB: 1	BB: 0	LOB: 1	BB: 0	P: 4	LOB: 0	BB: 0	LOB: 0	BB: 0	P: 4	LOB: 0	BB: 0	LOB: 0	BB: 0	P: 5	LOB: 0	BB: 0	P: 7	LOB: 1	BB: 1	P: 10	LOB: 1	BB: 1	P: 10	LOB: 1	BB: 1	P: 10	LOB: 1	BB: 1	P: 10					

PITCHER	IP	WLS	BF	H	R	ER	SO	BB	IBB	HBP	BLK	WP	HR	S	P	ERA	WHIP	IP	WLS	BF	H	R	ER	SO	BB	IBB	HBP	BLK	WP	HR	S	P	ERA	WHIP											
Carl Erskine, R (1, 1) ERA: 4.36	9.0	W	36	8	3	3	2	2	0	0	0	0	0	38	46	3.00	1.111																												

BOTTOM

Brooklyn Dodgers @ St. Louis Cardinals
Sportsman's Park, St. Louis, MO

Thu Sep 20 1951, 4:33 AM EDT
Att. 16,770 - Unknown

AB	34
R	3
H	8
RBI	3
BB	2
SO	2
LOB	12



WP	PA	1B	2B	3B	HR	SF	SAC	DP	HBP
0	37	3	2	3	0	0	0	0	0

Batter	1	2	3	4	5	6	7	8	9	AB R H RBI BB SO LOB	TOP												
Dick Young, L (1, 4) OBP: 0.267, SLG: 0.326	0-0 E HR 1B	0-0 1B SH2-4 1B	0-0 1-3			0-0 1-H 2B		0-0 1-2f FC4-6		5 2 3 1 0 0 2													
Richie Ashburn, L (1, 8) OBP: 0.393, SLG: 0.427	0-0 E2 HR 1B	0-0 SH2-4			0-0 F8	4-0 BB		0-0 F6		3 1 1 0 1 0 1													
Dick Sisler, L (1, 7) OBP: 0.354, SLG: 0.417	0-0 F3	0-0 3-1 E 1B			0-0 F9	0-0 F7			4-0 1B BB	4 1 1 1 1 0 4 0 1 0 0 0 0 0													
Jackie Mayo, L (9, PR) OBP: 0.250, SLG: 0.250		2-3 3-H 1B																					
Bill Nicholson, L (1, 9) OBP: 0.357, SLG: 0.510	4-0 HR IBB	0-0 3-1			0-0 4-3	0-0 F9			0-0 FC4-6 1B 1B	4 1 1 1 1 0 3													
Willie Jones, R (1, 5) OBP: 0.352, SLG: 0.458	0-0 1-H 2-H 3-H HR	0-0 E5			0-0 F7		0-0 L5		0-0 1-2 2-H FC4-6 1B	5 1 2 5 0 0 0													
Eddie Pellagrini, R (1, 6) OBP: 0.321, SLG: 0.355	4-0 1B BB	0-0 L7			0-0 B1-3		0-0 CS 1B		0-0 B3	4 0 1 0 1 0 3													
Eddie Waitkus, L (1, 3) OBP: 0.321, SLG: 0.323	0-0 G1-4-3 1B		0-0 4-3		0-0 F6		0-0 F4		0-0 FC4-6	5 0 1 0 0 0 3													
Del Wilber, R (1, 2) OBP: 0.321, SLG: 0.419	0-0 G1-4-3		0-0 SH1-3 1B			0-0 6-3		0-0 5-3	0-0 5-3	5 0 1 0 0 0 4													
Robin Roberts, S (1, 1) OBP: 0.327, SLG: 0.195		0-0 SH2-4 1B 1B	0-0 SH1-3			4-0 2B BB		4-0 FC4-6 BB		1 2 1 0 2 0 0													
Inning Stats	R: 4 E: 1 K: 0 S: 6	H: 4 LOB: 1 BB: 2 P: 14	R: 3 E: 1 K: 0 S: 7	H: 3 LOB: 1 BB: 0 P: 7	R: 0 E: 0 K: 0 S: 4	H: 1 LOB: 1 BB: 0 P: 4	R: 0 E: 0 K: 0 S: 3	H: 0 LOB: 0 BB: 0 P: 3	R: 0 E: 0 K: 0 S: 3	H: 1 LOB: 0 BB: 0 P: 3	R: 1 E: 0 K: 0 S: 4	H: 1 LOB: 2 BB: 2 P: 12	R: 0 E: 0 K: 0 S: 3	H: 1 LOB: 0 BB: 0 P: 3	R: 0 E: 0 K: 0 S: 3	H: 0 LOB: 1 BB: 1 P: 7	R: 1 E: 0 K: 0 S: 5	H: 2 LOB: 2 BB: 1 P: 9	1B: 10 2B: 1 3B: 0 HR: 1	SF: 0 SAC: 2 DP: 1 HBP: 0	WP: 0 PB: 0 SB: 0 CS: 1	PA: 44	
PITCHER	IP WLS BF H R ER SO BB IBB HBP BLK WP HR S P ERA WHIP																					PITCHER	IP WLS BF H R ER SO BB IBB HBP BLK WP HR S P ERA WHIP
Clem Labine, R (1, 1) ERA: 2.6	1.1 L 12 7 7 6 0 1 1 0 0 0 0 1 10 18 40.50 6.000																						
Bud Podbielan, R (2, 1) ERA: 3.8	2.2 10 1 0 0 0 0 0 0 0 0 0 0 10 10 0.00 0.375																						
Ralph Branca, R (5, 1) ERA: 2.96	3.0 12 2 1 1 0 2 0 0 0 0 0 0 10 18 3.00 1.333																						
Johnny Schmitz, L (8, 1) ERA: 6.33	1.0 4 0 0 0 0 1 0 0 0 0 0 0 3 7 0.00 1.000																						
Clyde King, R (9, 1) ERA: 4.04	1.0 6 2 1 1 0 1 0 0 0 0 0 0 5 9 9.00 3.000																						

Philadelphia Phillies @ Brooklyn Dodgers
Ebbets Field, Brooklyn, NY
Fri Sep 21 1951, 3:33 AM EDT
Att. 23,753 - Unknown

AB	36
R	9
H	12
RBI	8
BB	6
SO	0
LOB	20



Batter	1	2	3	4	5	6	7	8	9	AB R H RBI BB SO LOB
Carl Furillo, R (1, 9) OBP: 0.350, SLG: 0.445	0-0 1B		0-0 1B		0-0 F3		0-0 FC4 1B		4-0 G6-3 BB	4 1 2 1 1 0 2
Pee Wee Reese, R (1, 6) OBP: 0.369, SLG: 0.396	0-0 F5		0-0 F2		4-0 BB		4-0 1B F9 BB		0-0 G6-3 1-2f	3 1 0 0 2 0 3
Duke Snider, L (1, 8) OBP: 0.346, SLG: 0.499	0-0 F4		0-0 F3		0-0 F4		0-0 F9 1B		0-3 K	5 0 1 2 0 1 3
Jackie Robinson, R (1, 4) Wayne Terwilliger, R (6, 4) OBP: 0.425, SLG: 0.522 OBP: 0.338, SLG: 0.262	0-0 F9			0-0 F8	0-0 1-3		4-0 BB			3 0 0 0 0 0 2 0 0 0 0 1 0 0
Andy Pafko, R (1, 7) OBP: 0.354, SLG: 0.494		0-0 5-3		0-0 G3 1B 1B		0-0 F6	0-0 F9			4 1 1 1 0 0 2
Gil Hodges, R (1, 3) OBP: 0.374, SLG: 0.539		0-0 F8		0-0 1-2 G3 1B 1B		0-0 L1	0-0 F8			4 1 1 0 0 0 2
Rube Walker, L (1, 2) OBP: 0.294, SLG: 0.296		0-3 K		0-0 G3	1-2 2-3	0-0 L4		0-0 4-3		4 0 0 0 0 1 2
Rocky Bridges, R (1, 5) Billy Cox, R (3, PH) OBP: 0.306, SLG: 0.328 OBP: 0.342, SLG: 0.428			0-0 E4 4-3 1B	0-0 1B		0-0 FC4 1B 1B	0-0 F9			0 0 0 0 0 0 0 4 2 2 2 0 0 0
Clem Labine, R (1, 1) Bud Podbielniak, R (2, 1) Jim Russell, S (4, PH) Ralph Branca, R (5, 1) Don Thompson, L (7, PH) Johnny Schmitz, R (8, 1) Cal Abrams, L (8, PH) Clyde King, S (9, 1) OBP: 0.176, SLG: 0.176 OBP: 0.304, SLG: 0.304 OBP: 0.286, SLG: 0.254 OBP: 0.194, SLG: 0.197 OBP: 0.227, SLG: 0.381 OBP: 0.419, SLG: 0.393 OBP: 0.219, SLG: 0.207			0-0 4-3	0-3 K		0-0 FC4 1B	0-3 K			0 0 0 0 0 0 0 1 0 0 0 0 0 1 1 0 0 0 0 1 1 0 0 0 0 0 0 0 1 0 1 0 0 0 0 0 0 0 0 0 0 0 1 0 0 0 0 1 0 0 0 0 0 0 0 0

Inning Stats	R: 0	H: 1	E: 0	LOB: 1	K: 0	BB: 0	S: 4	P: 4	R: 0	H: 0	E: 0	LOB: 0	K: 1	BB: 0	S: 5	P: 5	R: 1	H: 1	E: 1	LOB: 1	K: 0	BB: 0	S: 5	P: 5	R: 2	H: 3	E: 0	LOB: 1	K: 1	BB: 0	S: 8	P: 8	R: 0	H: 0	E: 0	LOB: 0	K: 0	BB: 1	S: 3	P: 7	R: 0	H: 0	E: 0	LOB: 0	K: 0	BB: 0	S: 3	P: 3	R: 3	H: 3	E: 0	LOB: 2	K: 0	BB: 2	S: 6	P: 14	R: 0	H: 0	E: 0	LOB: 0	K: 1	BB: 0	S: 5	P: 5	R: 0	H: 0	E: 0	LOB: 0	K: 1	BB: 1	S: 4	P: 8	1B: 8	SF: 0	2B: 0	SAC: 0	3B: 0	DP: 1	HR: 0	HBP: 0	WP: 0	PA: 39
PITCHER Robin Roberts, R (1, 1) ERA: 3.01	IP	WLS	BF	H	R	ER	SO	BB	IBB	HBP	BLK	WP	HR	S	P	ERA	WHIP	IP	WLS	BF	H	R	ER	SO	BB	IBB	HBP	BLK	WP	HR	S	P	ERA	WHIP	IP	WLS	BF	H	R	ER	SO	BB	IBB	HBP	BLK	WP	HR	S	P	ERA	WHIP																															

BOTTOM

Philadelphia Phillies @ Brooklyn Dodgers
Ebbets Field, Brooklyn, NY
Fri Sep 21 1951, 3:33 AM EDT
Att. 23,753 - Unknown

livebaseballscores.com

AB	35
R	6
H	8
RBI	6
BB	4
SO	4
LOB	18



Batter	1	2	3	4	5	6	7	8	9	AB R H RBI BB SO LOB	TOP
Dick Young, L (1, 4) OBP: 0.280, SLG: 0.313	0-3 K	0-0 6-3		0-0 CS 1B		0-0 1-3		0-0 F7		5 0 1 0 0 1 3	
Richie Ashburn, L (1, 8) OBP: 0.393, SLG: 0.429	0-3 K		0-0 5-3 G3 2B 1B	0-0 CS 1-2		0-0 F7		0-0 E6 1B	0-0 3-1 2B	5 1 2 0 0 1 0	
Dick Sisler, L (1, 7) OBP: 0.353, SLG: 0.416 Jackie Mayo, L (9, PH) OBP: 0.200, SLG: 0.200	0-0 1B		0-0 G3 1-2			0-0 L3		0-0 F8	0-0 3-1 2-3	4 0 1 0 0 0 2 1 0 0 0 0 0 1	
Bill Nicholson, L (1, 9) OBP: 0.347, SLG: 0.493	0-0 G3		0-0 5-3 2-3		0-3 K		0-0 F7	0-0 F7	0-0 F2	5 0 0 0 0 1 4	
Willie Jones, R (1, 5) OBP: 0.354, SLG: 0.461			0-0 1-3 HR 2B			0-0 2B 2B 1B		0-0 1-3 1B	0-0 3-1	5 2 3 1 0 0 1	
Eddie Pellagrini, R (1, 6) OBP: 0.329, SLG: 0.385			0-0 E 2B 1B	0-0 HR 2-H		0-0 2B 2B		0-0 F4		4 3 3 2 0 0 2	
Eddie Waitkus, L (1, 3) OBP: 0.320, SLG: 0.324			0-0 FC5 2B	0-0 G3		0-0 1B 2B		0-0 G3		4 1 1 2 0 0 1	
Andy Seminick, R (1, 2) OBP: 0.359, SLG: 0.366			0-0 1-H 2-H 2B		0-3 K	0-3 K		0-0 4-3		4 0 1 2 0 2 1	
Karl Drews, R (1, 1) OBP: 0.400, SLG: 0.250			0-0 G3		0-3 K	0-0 1B		4-0 BB		3 0 1 0 1 1 1	
Inning Stats	R: 0 E: 0 K: 2 S: 8 H: 1 LOB: 1 BB: 0 P: 8	R: 2 E: 1 K: 0 S: 6 H: 2 LOB: 1 BB: 0 P: 6	R: 3 E: 0 K: 0 S: 6 H: 3 LOB: 0 BB: 0 P: 6	R: 0 E: 0 K: 2 S: 7 H: 1 LOB: 0 BB: 0 P: 7	R: 0 E: 0 K: 1 S: 5 H: 0 LOB: 0 BB: 0 P: 5	R: 2 E: 0 K: 1 S: 8 H: 4 LOB: 1 BB: 0 P: 8	R: 0 E: 1 K: 0 S: 5 H: 1 LOB: 2 BB: 0 P: 5	R: 0 E: 0 K: 0 S: 3 H: 0 LOB: 1 BB: 1 P: 7	R: 0 E: 0 K: 0 S: 4 H: 1 LOB: 1 BB: 0 P: 4	1B: 7 2B: 5 3B: 0 HR: 1 SF: 0 SAC: 0 DP: 0 HBP: 0	WP: 0 PB: 0 SB: 0 CS: 1 PA: 42
PITCHER	IP WLS BF H R ER SO BB IBB HBP BLK WP HR S P ERA WHIP										
Don Newcombe, R (1, 1) ERA: 3.41	5.0 L 25 10 7 6 5 0 0 0 0 0 0 1 35 35 10.80 2.000										
Bud Podbielan, R (6, 1) ERA: 3.7	2.0 8 2 0 0 1 0 0 0 0 0 0 0 10 10 0.00 1.000										
Clyde King, R (8, 1) ERA: 3.98	2.0 8 1 0 0 0 1 0 0 0 0 0 0 7 11 0.00 1.000										

Philadelphia Phillies @ Brooklyn Dodgers
 Ebbets Field, Brooklyn, NY
 Sat Sep 22 1951, 3:33 AM EDT
 Att: 30,723 - Unknown

AB	40
R	7
H	13
RBI	7
BB	1
SO	6
LOB	16



Batter	1	2	3	4	5	6	7	8	9	AB	R	H	RBI	BB	SO	LOB																		
Carl Furillo, R OBP: 0.352, SLG: 0.445 (1, 9)	0-0 E6 FC3-6 FC1-2 E	0-3 K		0-0 1-2 2-H 1B			1-0 FC4-6 HBP		0-0 HBP 1B	4	0	2	1	0	1	2																		
Pee Wee Reese, R OBP: 0.366, SLG: 0.393 (1, 6)	0-0 E2 FC3-6	0-0 FC6 1-2f		0-3 K			0-0 FC4-6 1B 1-2f		0-0 F9	5	0	0	0	0	1	7																		
Duke Snider, L OBP: 0.345, SLG: 0.496 (1, 8)	0-0 FC3-6 FC1-2 1-2f 2-3		0-0 G3				0-0 F7		0-0 HBP 1B	5	0	1	0	0	0	3																		
Jackie Robinson, R OBP: 0.424, SLG: 0.520 (1, 4)	0-0 FC1-2 1-2 3-H		0-0 6-3				0-0 L1		1-0 FC5-4 1B	4	0	1	0	0	0	2																		
Roy Campanella, R OBP: 0.394, SLG: 0.582 (1, 2)	0-0 1-3		0-3 K				0-0 F9		0-0 FC5-4 1-2f	5	0	0	0	0	1	7																		
Andy Pafko, R OBP: 0.355, SLG: 0.496 (1, 7)		0-0 FC5 BB 1B		0-0 1B 2B			0-0 6-3		0-0 F2	4	1	2	0	0	0	0																		
Gil Hodges, R OBP: 0.373, SLG: 0.536 (1, 3)		4-0 FC5 1B BB		0-3 K			0-0 F7		0-3 K	3	1	0	0	1	2	1																		
Billy Cox, R OBP: 0.339, SLG: 0.423 (1, 5)		0-0 FC5 1B 1-2 2-3f		0-0 5-3			0-0 5-3		0-0 F7	4	0	0	0	0	0	3																		
Don Newcombe, L OBP: 0.309, SLG: 0.303 (1, 1)		0-0		4-0					0-3 K	1	0	1	1	1	0	0																		
Bud Podbielan, R OBP: 0.304, SLG: 0.304 (6, 1)										0	0	0	0	0	0	0																		
Wayne Belardi, L OBP: 1.000, SLG: 3.000 (7, PH)										1	1	1	0	0	0	0																		
Clyde King, S OBP: 0.219, SLG: 0.207 (8, 1)										0	0	0	0	0	0	0																		
Jim Russell, S (9, PH)		1-3 2-H 1B		1-3 2-H 1B BB						1	0	0	0	0	1	0																		
Inning Stats	R: 0 E: 2 K: 0 S: 5	H: 0 LOB: 2 BB: 0 P: 5	R: 1 E: 0 K: 1 S: 7	H: 2 LOB: 2 BB: 1 P: 11	R: 0 E: 0 K: 1 S: 5	H: 0 LOB: 0 BB: 0 P: 5	R: 1 E: 0 K: 2 S: 9	H: 2 LOB: 2 BB: 1 P: 13	R: 0 E: 0 K: 0 S: 3	H: 0 LOB: 0 BB: 0 P: 3	R: 1 E: 0 K: 0 S: 5	H: 2 LOB: 2 BB: 0 P: 6	R: 0 E: 0 K: 1 S: 5	H: 0 LOB: 0 BB: 0 P: 5	R: 0 E: 0 K: 1 S: 7	H: 2 LOB: 3 BB: 0 P: 8	1B: 6 2B: 1 3B: 1 HR: 0	SF: 0 SAC: 0 DP: 0 HBP: 2	WP: 0 PB: 1 SB: 0 CS: 0	PA: 41														
PITCHER Karl Drews, R ERA: 6.43 (1, 1)	IP 9.0	WLS W	BF 41	H 8	R 3	ER 3	SO 6	BB 2	IBB 0	HBP 2	BLK 0	WP 0	HR 0	S 49	P 59	ERA 3.00	WHIP 1.111																	
																	PITCHER	IP	WLS	BF	H	R	ER	SO	BB	IBB	HBP	BLK	WP	HR	S	P	ERA	WHIP

BOTTOM

Philadelphia Phillies @ Brooklyn Dodgers
Ebbets Field, Brooklyn, NY
 Sat Sep 22 1951, 3:33 AM EDT
 Att. 30,723 - Unknown

livebaseballscorecards.com

AB	37
R	3
H	8
RBI	2
BB	2
SO	6
LOB	25




Batter	1	2	3	4	5	6	7	8	9	AB R H RBI BB SO LOB	TOP	
Dick Young, L (1, 4) OBP: 0.278, SLG: 0.327	0-0 G4-3 1B		0-0 E3			0-0 5-3		0-0 1B		4 0 2 0 0 0 0		
Richie Ashburn, L (1, 8) OBP: 0.392, SLG: 0.426	0-0 G4-3 1-2f		0-0 F9			4-0 BB		0-3 K		3 0 0 0 1 1 2		
Willie Jones, R (1, 5) OBP: 0.357, SLG: 0.464	0-0 1B			4-0 FC1-6 BB		0-0 F3		0-0 2B		3 1 2 0 1 0 1		
Del Ennis, R (1, 9) OBP: 0.355, SLG: 0.413	0-0 F8			0-0 F9		0-0 5-3		0-0 F9		4 0 0 0 0 0 4		
Dick Sister, L (1, 7) OBP: 0.352, SLG: 0.416 Jackie Mayo, L (9, PR) OBP: 0.200, SLG: 0.200		0-0 3-1		0-0 FC1-6 1-2f		0-0 G3		0-0 2B		4 0 1 1 0 0 1 0 0 0 0 0 0 0		
Eddie Pellagrini, R (1, 6) OBP: 0.323, SLG: 0.377		0-0 6-3		0-0 5-3		0-3 K		0-0 F2		4 0 0 0 0 1 2		
Tommy Brown, R (1, 3) OBP: 0.271, SLG: 0.362		0-0 F4			0-0 L6		0-0 6-3		0-0 F9	4 0 0 0 0 0 2		
Del Wilber, R (1, 2) OBP: 0.322, SLG: 0.431			0-0 IHR		0-0 F3		0-3 K			3 1 1 1 0 1 0		
Bubba Church, R (1, 1) OBP: 0.259, SLG: 0.321 Mel Clark, R (8, PH) OBP: 0.345, SLG: 0.483 Andy Hansen, R (8, 1) OBP: 0.667, SLG: 1.000			0-0 L4		0-0 2-3		0-0 5-3			2 0 0 0 0 0 0 1 0 0 0 0 0 0 0 0 0 0 0 0 0		
Inning Stats	R: 0 H: 2 E: 0 LOB: 1 K: 0 BB: 0 S: 4 P: 4	R: 0 H: 0 E: 0 LOB: 0 K: 0 BB: 0 S: 3 P: 3	R: 1 H: 1 E: 1 LOB: 0 K: 0 BB: 0 S: 4 P: 4	R: 0 H: 0 E: 0 LOB: 1 K: 0 BB: 1 S: 3 P: 7	R: 0 H: 0 E: 0 LOB: 0 K: 0 BB: 0 S: 3 P: 3	R: 0 H: 0 E: 0 LOB: 1 K: 1 BB: 1 S: 5 P: 7	R: 0 H: 0 E: 0 LOB: 0 K: 1 BB: 0 S: 5 P: 5	R: 0 H: 1 E: 0 LOB: 1 K: 2 BB: 0 S: 8 P: 8	R: 1 H: 2 E: 0 LOB: 2 K: 0 BB: 0 S: 5 P: 5	1B: 3 SF: 0 2B: 2 SAC: 0 3B: 0 DP: 1 HR: 1 HBP: 0	WP: 0 PA: 34 PB: 0 SB: 0 CS: 0	
PITCHER Preacher Roe, L (1, 1) ERA: 2.87	IP WLS BF H R ER SO BB IBB HBP BLK WP HR S P ERA WHIP											PITCHER IP WLS BF H R ER SO BB IBB HBP BLK WP HR S P ERA WHIP

Philadelphia Phillies @ Brooklyn Dodgers
Ebbets Field, Brooklyn, NY
Sun Sep 23 1951, 3:33 AM EDT
Att. 19,135 - Unknown

livebaseballscorecards.com

AB 32
R 2
H 6
RBI 2
BB 2
SO 3
LOB 12



Batter	1	2	3	4	5	6	7	8	9	AB R H RBI BB SO LOB	TOP																								
Carl Furillo, R OBP: 0.353, SLG: 0.446 (1, 9) X	0-0 F4		0-0 1B 2B 1B	0-0 F4			0-0 F9		4-0 BB 1-2 2-3 BB	4 1 1 0 1 0 1																									
Pee Wee Reese, R OBP: 0.365, SLG: 0.392 (1, 6) S S S	0-3 K		0-0 1B 2B 1B		0-0 F9			0-0 F8 BB 1B	0-0 F9	5 1 2 0 0 1 3																									
Jackie Robinson, R OBP: 0.426, SLG: 0.519 (1, 4) X	0-0 1B		0-0 2B 1B		0-0 F8			4-0 BB 1-2 BB	0-0 F8	4 0 2 0 1 0 3																									
Roy Campanella, R OBP: 0.398, SLG: 0.591 (1, 2) X	0-0 F2		0-0 2B		0-0 F5			0-0 F6		4 0 1 2 0 0 3																									
Andy Pafko, R OBP: 0.354, SLG: 0.506 (1, 8) X		0-0 HR	0-0 F4		0-0 F9			0-0 F8		4 1 1 1 0 0 4																									
Gil Hodges, R OBP: 0.370, SLG: 0.530 (1, 3) S S S		0-3 K	0-0 L5		0-0 F8			0-0 F8		4 0 0 0 0 1 4																									
Billy Cox, R OBP: 0.340, SLG: 0.422 (1, 5) X		0-0 4-3		0-0 1B		0-3 K			0-0 BB E 1B	4 0 2 0 0 1 0	AB 37																								
Dick Williams, R OBP: 0.250, SLG: 0.333 (1, 7) X		0-0 F2		0-0 F7			0-0 B1-3		0-0 F7	4 0 0 0 0 0 2	R 3																								
Ralph Branca, R OBP: 0.194, SLG: 0.197 (1, 1)			0-3 K	0-0 F9			0-3 K		0-0 E5 BB 1-2	0 0 0 0 0 0 0	H 9																								
Clyde King, S OBP: 0.219, SLG: 0.207 (1, 1)										0 0 0 0 0 0 0	RBI 3																								
Johnny Schmitz, R OBP: 0.209, SLG: 0.248 (1, 1)										2 0 0 0 0 1 1	BB 2																								
Wayne Terwilliger, R OBP: 0.337, SLG: 0.281 (7, PH)										1 0 0 0 0 1 0	SO 5																								
Bud Podbielan, R OBP: 0.304, SLG: 0.304 (7, 1)										0 0 0 0 0 0 0	LOB 22																								
Jim Russell, S (9, PH)										1 0 0 0 0 0 1																									
Inning Stats	R: 0 E: 0 K: 1 S: 6	H: 1 LOB: 1 BB: 0 P: 6	R: 1 E: 0 K: 1 S: 6	H: 1 LOB: 0 BB: 0 P: 6	R: 2 E: 0 K: 1 S: 9	H: 4 LOB: 2 BB: 0 P: 9	R: 0 E: 0 K: 0 S: 4	H: 1 LOB: 1 BB: 0 P: 4	R: 0 E: 0 K: 0 S: 3	H: 0 LOB: 0 BB: 0 P: 3	R: 0 E: 0 K: 1 S: 5	H: 0 LOB: 0 BB: 0 P: 5	R: 0 E: 0 K: 1 S: 5	H: 0 LOB: 0 BB: 0 P: 5	R: 0 E: 0 K: 0 S: 4	H: 1 LOB: 2 BB: 1 P: 8	R: 0 E: 1 K: 0 S: 5	H: 1 LOB: 3 BB: 1 P: 9	1B: 7 2B: 1 3B: 0 HR: 1	SF: 0 SAC: 0 DP: 0 HBP: 0	WP: 0 PB: 0 SB: 0 CS: 0	PA: 39													
PITCHER Warren Spahn, L ERA: 3.0 (1, 1)	IP 9.0	WLS W	BF 39	H 9	R 3	ER 3	SO 5	BB 2	IBB 0	HBP 0	BLK 0	WP 0	HR 1	S 47	P 55	ERA 3.00	WHIP 1.222	PITCHER	IP 9.0	WLS W	BF 39	H 9	R 3	ER 3	SO 5	BB 2	IBB 0	HBP 0	BLK 0	WP 0	HR 1	S 47	P 55	ERA 3.00	WHIP 1.222

Brooklyn Dodgers @ Boston Braves
Braves Field, Boston, MA
 Tue Sep 25 1951, 3:33 AM EDT
 Unknown

livebaseballscorecards.com

Batter	1	2	3	4	5	6	7	8	9	AB	R	H	RBI	BB	SO	LOB
Bob Addis, L OBP: 0.294, SLG: 0.287 (1, 7)										4	1	1	0	0	0	2
Sam Jethroe, S OBP: 0.359, SLG: 0.461 (1, 8)										4	1	2	2	0	0	1
Earl Torgeson, L OBP: 0.375, SLG: 0.428 (1, 3)										3	1	1	0	1	0	0
Sid Gordon, R OBP: 0.386, SLG: 0.508 (1, 5)										2	1	0	0	2	0	2
Walker Cooper, R OBP: 0.367, SLG: 0.526 (1, 2)										3	1	0	0	1	0	1
Willard Marshall, L OBP: 0.356, SLG: 0.443 (1, 9)										4	0	0	0	0	0	3
Sibby Sisti, R OBP: 0.339, SLG: 0.361 (1, 4)										3	1	1	1	1	0	0
Buddy Kerr, R OBP: 0.298, SLG: 0.241 (1, 6)										4	0	3	3	0	0	1
Warren Spahn, L OBP: 0.225, SLG: 0.281 (1, 1)										4	0	0	0	0	1	4

Inning Stats	R: 6	H: 4	E: 0	LOB: 1	K: 1	S: 9	P: 21	R: 0	H: 0	E: 0	LOB: 1	K: 0	S: 3	P: 7	R: 0	H: 1	E: 0	LOB: 1	K: 0	S: 4	P: 4	R: 0	H: 0	E: 0	LOB: 0	K: 0	S: 3	P: 3	R: 0	H: 1	E: 0	LOB: 1	K: 0	S: 4	P: 4	R: 0	H: 0	E: 0	LOB: 0	K: 0	S: 3	P: 3	R: 0	H: 1	E: 0	LOB: 1	K: 0	S: 4	P: 4
PITCHER	IP	WLS	BF	H	R	ER	SO	BB	IBB	HBP	BLK	WP	HR	S	P	ERA	WHIP																																
Ralph Branca, R ERA: 3.14 (1, 1)	0.0	L	4	3	4	4	0	1	0	0	0	0	0	1	3	7	∞	∞																															
Clyde King, R ERA: 4.11 (1, 1)	0.1		4	1	2	2	0	2	0	0	0	0	0	2	10	54.00	9.000																																
Johnny Schmitz, L ERA: 5.81 (1, 1)	5.2		21	3	0	0	1	2	0	0	0	0	0	21	29	0.00	0.882																																
Bud Podbielan, R ERA: 3.61 (7, 1)	2.0		7	1	0	0	0	0	0	0	0	0	0	7	7	0.00	0.500																																

BOTTOM

Brooklyn Dodgers @ Boston Braves
Braves Field, Boston, MA
Tue Sep 25 1951, 3:33 AM EDT
Unknown

livebaseballscorecards.com

AB	31
R	6
H	8
RBI	6
BB	5
SO	1
LOB	14



WP: 0	PA: 36
PB: 0	
SB: 0	
CS: 1	
1B: 4	SF: 0
2B: 3	SAC: 0
3B: 0	DP: 0
HR: 1	HBP: 0
WP: 0	ERA
PA: 36	WHIP

Batter	1	2	3	4	5	6	7	8	9	AB R H RBI BB SO LOB	TOP																								
Carl Furillo, R OBP: 0.353, SLG: 0.444 (1, 9) X	0-0 6-3 ①		0-0 L8 ③		H 1-0 BB HBP		X 0-0 FC5-4 G6-4-3 1-2f ①			3 0 0 0 0 0 1																									
Pee Wee Reese, R OBP: 0.365, SLG: 0.390 (1, 6) X	0-0 F4 ②			0-0 F4 ①	4-0 BB BB		X 0-0 G6-4-3 1-2f ② ③			3 0 0 1 1 0 1																									
Jackie Robinson, R OBP: 0.428, SLG: 0.519 Wayne Terwilliger, R OBP: 0.335, SLG: 0.258 (1, 4) H (4, 4)	1-0 S HBP			4-0 1-3 BB	X 0-0 F6 ③			X 0-0 F7 ①		0 0 0 0 1 0 0 2 0 0 0 0 0 3																									
Roy Campanella, R OBP: 0.396, SLG: 0.589 Rube Walker, L OBP: 0.296, SLG: 0.316 (1, 2) X (5, 2)	0-0 L5 1-2 ③			0-0 1-3 ②		X 0-0 HR		X 0-0 4-3 ②		2 0 0 0 0 0 2 2 1 1 1 0 0 0																									
Andy Pafko, R OBP: 0.351, SLG: 0.501 (1, 7) X		X 0-0 F7 ①		X 0-0 F7 ③		X 0-0 6-3 ①		X 0-0 F8 ③		4 0 0 0 0 0 1																									
Duke Snider, L OBP: 0.342, SLG: 0.490 (1, 8) X		X 0-0 F7 ②			B 4-0 HBP 1B BB	X 0-0 F7 ②		S 0-3 K ①		3 1 0 0 1 1 0																									
Gil Hodges, R OBP: 0.371, SLG: 0.529 (1, 3) X		X 0-0 F8 ③			X 0-0 BB HBP 1B	B 4-0 BB		X 0-0 F8 ②		3 0 1 0 1 0 0																									
Billy Cox, R OBP: 0.337, SLG: 0.418 (1, 5) X			X 0-0 F6 ①		0-0 K ①	X 0-0 4-3 ③		X 0-0 5-3 ③		4 0 0 0 0 1 3																									
Carl Erskine, R OBP: 0.167, SLG: 0.155 Wayne Belardi, L OBP: 0.500, SLG: 1.500 Phil Haugstad, R Jim Russell, S Johnny Schmitz, R OBP: 0.240, SLG: 0.375 (1, 1) (3, PH) (3, 1) (5, PH) (5, 1)			S 0-3 K ②		0-3 K ②		X 0-0 FC5-4 1B			0 0 0 0 0 0 0 1 0 0 0 0 1 0 0 0 0 0 0 0 0 1 0 0 0 0 1 2 1 0 1 0 0 0 0																									
Inning Stats	R: 0 E: 0 K: 0 S: 3	H: 0 LOB: 1 BB: 0 P: 4	R: 0 E: 0 K: 0 S: 3	H: 0 LOB: 0 BB: 0 P: 3	R: 0 E: 0 K: 1 S: 5	H: 0 LOB: 0 BB: 0 P: 5	R: 0 E: 0 K: 0 S: 3	H: 0 LOB: 1 BB: 1 P: 7	R: 1 E: 0 K: 2 S: 8	H: 1 LOB: 3 BB: 2 P: 17	R: 1 E: 0 K: 0 S: 4	H: 1 LOB: 1 BB: 1 P: 8	R: 0 E: 0 K: 0 S: 3	H: 1 LOB: 0 BB: 0 P: 3	R: 0 E: 0 K: 0 S: 3	H: 0 LOB: 0 BB: 0 P: 3	R: 0 E: 0 K: 1 S: 5	H: 0 LOB: 0 BB: 0 P: 5	1B: 2 2B: 0 3B: 0 HR: 1	SF: 0 SAC: 0 DP: 1 HBP: 2	WP: 0 PB: 0 SB: 1 CS: 0	PA: 35													
PITCHER Jim Wilson, R ERA: 5.45 (1, 1)	IP 9.0	WLS W	BF 35	H 3	R 2	ER 2	SO 4	BB 4	IBB 0	HBP 2	BLK 0	WP 0	HR 1	S 37	P 55	ERA 2.00	WHIP 0.778	PITCHER	IP 9.0	WLS W	BF 35	H 3	R 2	ER 2	SO 4	BB 4	IBB 0	HBP 2	BLK 0	WP 0	HR 1	S 37	P 55	ERA 2.00	WHIP 0.778

Brooklyn Dodgers @ Boston Braves
 Braves Field, Boston, MA
 Tue Sep 25 1951, 3:38 AM EDT
 Att. 5,670 - Unknown

livebaseballscorecards.com

AB	29
R	2
H	3
RBI	2
BB	4
SO	4
LOB	13



Batter	1	2	3	4	5	6	7	8	9	AB	R	H	RBI	BB	SO	LOB
Bob Addis, L OBP: 0.302, SLG: 0.295 (1, 7)	0-0 HBP 1B	0-0 F6	0-0 2-H 1B		0-0 4-3		0-0 1-2 2-H HR 1B			5	2	3	2	0	0	2
Sam Jethroe, S OBP: 0.357, SLG: 0.458 (1, 8)	0-3 K	4-0 1-2 1B BB	0-0 4-3		0-0 F8		0-3 K			4	1	0	0	1	2	4
Earl Torgeson, L OBP: 0.377, SLG: 0.436 (1, 3)	0-0 F8	0-0 1-H 2-H 3-H E 1B		0-0 6-3 2B		0-0 F8	0-0 1-H 2-H HR			5	3	3	6	0	0	1
Sid Gordon, R OBP: 0.388, SLG: 0.509 (1, 5)	1-0 1B 1-2 HBP	0-0 F8		0-0 6-3 2-3		0-0 G3 2B	1-0 HBP			3	0	1	0	0	0	2
Willard Marshall, L OBP: 0.359, SLG: 0.446 (1, 9)	0-0 1-3 2-H 1B	0-0 E9 2B		4-0 2B 4-3 BB		0-0 G3 2-3	0-0 F9			4	1	2	2	1	0	2
Ebba St. Claire, S OBP: 0.323, SLG: 0.389 (1, 2)		SH 2B		0-0 4-3 1-3 3-H 2B		0-0 L6		0-0 4-3		5	1	2	1	0	1	2
Sibby Sisti, R OBP: 0.342, SLG: 0.363 (1, 4)		4-0 SH BB	0-0 SH1-3 1B 1B	0-0 4-3			0-0 1B 1B	0-0 4-3		4	3	2	1	1	0	1
Buddy Kerr, R OBP: 0.297, SLG: 0.241 (1, 6)		0-0 SH E 1B 1-H 2-H	0-0 F6	0-0 F6			0-0 1B HR 1B	0-0 6-3		4	2	1	0	0	0	2
Jim Wilson, R OBP: 0.205, SLG: 0.211 (1, 1)		0-0 E6 BB 1B	0-0 SH1-3		0-3 K		0-0 F4			3	1	0	0	0	1	3

Inning Stats	R: 1	H: 2	E: 0	K: 1	S: 6	L: 0	LOB: 2	BB: 0	P: 7	R: 6	H: 3	E: 3	K: 1	S: 10	L: 0	LOB: 1	BB: 2	P: 18	R: 1	H: 2	E: 0	K: 0	S: 5	L: 0	LOB: 1	BB: 0	P: 5	R: 2	H: 2	E: 0	K: 0	S: 5	L: 0	LOB: 0	BB: 0	P: 5	R: 0	H: 1	E: 0	K: 1	S: 4	L: 0	LOB: 1	BB: 0	P: 4	R: 4	H: 4	E: 0	K: 1	S: 9	L: 0	LOB: 1	BB: 0	P: 10	R: 0	H: 0	E: 0	K: 0	S: 3	L: 0	LOB: 0	BB: 0	P: 3
--------------	------	------	------	------	------	------	--------	-------	------	------	------	------	------	-------	------	--------	-------	-------	------	------	------	------	------	------	--------	-------	------	------	------	------	------	------	------	--------	-------	------	------	------	------	------	------	------	--------	-------	------	------	------	------	------	------	------	--------	-------	-------	------	------	------	------	------	------	--------	-------	------

PITCHER	IP	WLS	BF	H	R	ER	SO	BB	IBB	HBP	BLK	WP	HR	S	P	ERA	WHIP
Carl Erskine, R ERA: 4.52 (1, 1)	2.0	L	15	5	7	4	2	2	0	0	0	0	0	16	25	18.00	3.500
Phil Haugstad, R ERA: 6.46 (3, 1)	2.0		11	4	3	3	0	1	0	0	0	0	0	10	14	13.50	2.500
Johnny Schmitz, L ERA: 5.99 (5, 1)	4.0		18	5	4	4	2	0	0	1	0	0	1	21	22	9.00	1.250


BOTTOM

Brooklyn Dodgers @ Boston Braves
Braves Field, Boston, MA

Tue Sep 25 1951, 3:38 AM EDT
Att. 5,670 - Unknown

livebaseballscorecards.com

AB	37
R	14
H	14
RBI	12
BB	3
SO	4
LOB	19



WP	HR	S	P	ERA	WHIP
0	0	0	0	0	0

Batter	1	2	3	4	5	6	7	8	9	AB R H RBI BB SO LOB	TOP												
Carl Furillo, R OBP: 0.355, SLG: 0.443 (1, 9)	4-0 BB 1B 2B BB	0-0 5-3			4-0 FC6-4 1B BB	0-0 6-3		0-0 1-2 2-H 1B 1B	1-0 HBP	3 3 1 1 2 0 0													
Pee Wee Reese, R OBP: 0.364, SLG: 0.388 (1, 6)	0-0 1-2 2B 1B	0-3 K			0-0 FC FC6-4	4-0 CS BB		0-0 1-2 2-3 1B	0-0 F8	5 2 1 0 1 1 5													
Jackie Robinson, R Wayne Terwilliger, R OBP: 0.428, SLG: 0.517 OBP: 0.333, SLG: 0.257 (1, 4) (8, 4)	4-0 1-2 2-3 2B BB		0-0 F7		0-0 FC6-4 PB 1B 1-2 2-3	0-0 CS 1-2	0-0 5-3	0-0 1-2 2-H 3-H 1B 1B	0-0 F9	4 3 1 2 1 0 2 1 0 0 0 0 0 2													
Roy Campanella, R OBP: 0.398, SLG: 0.591 (1, 2)	0-0 1-1 2-H 3-H 1B E 2B		0-0 1-3		0-0 1-2 3-H PB 1B 1B		0-0 F9	0-0 1-3 2-H WP F7 1B		5 3 3 5 0 0 0													
Andy Pafko, R OBP: 0.353, SLG: 0.501 (1, 7)	0-3 K		0-3 K		0-0 1-1 2-H FC4 1B		0-0 CS 1B	4-0 1-2 3-H WP BB		4 0 2 2 1 2 1													
Duke Snider, L OBP: 0.341, SLG: 0.488 (1, 8)	0-0 2-3 E 1B			0-3 K2-3	0-0 1-2 FC4 2B		0-0 CS 1-2		0-0 F7	5 1 1 1 0 1 2													
Gil Hodges, R OBP: 0.371, SLG: 0.530 (1, 3)	0-0 1-2 3-H E6 G4-6-3		0-0 5-3		0-0 1-H 2B			0-0 S 1B 6-3		5 1 2 2 0 0 2													
Billy Cox, R OBP: 0.340, SLG: 0.423 (1, 5)	0-0 1-2 G4-6-3		0-0 1B		0-3 K			0-0 1-H 1B 2B	0-0 FC6 1B	5 1 3 1 0 1 3													
Don Newcombe, L OBP: 0.304, SLG: 0.290 (1, 1)		0-0 F9		0-0 F7		0-0 F7		4-0 E 1B BB	0-0 FC6 HBP	4 1 0 0 1 0 2													
Inning Stats	R: 4 E: 1 K: 1 S: 8	H: 3 LOB: 1 BB: 2 P: 16	R: 0 E: 0 K: 1 S: 5	H: 0 LOB: 0 BB: 0 P: 5	R: 0 E: 0 K: 1 S: 6	H: 1 LOB: 1 BB: 0 P: 6	R: 4 E: 0 K: 1 S: 9	H: 3 LOB: 1 BB: 1 P: 13	R: 0 E: 0 K: 0 S: 2	H: 0 LOB: 0 BB: 1 P: 6	R: 0 E: 0 K: 0 S: 3	H: 1 LOB: 0 BB: 0 P: 3	R: 7 E: 1 K: 0 S: 9	H: 5 LOB: 1 BB: 2 P: 17	R: 0 E: 0 K: 0 S: 4	H: 1 LOB: 2 BB: 0 P: 5	1B: 11 2B: 3 3B: 0 HR: 0	SF: 0 SAC: 0 DP: 1 HBP: 1	WP: 1 PB: 1 SB: 2 CS: 2	PA: 50			
PITCHER	IP WLS BF H R ER SO BB IBB HBP BLK WP HR S P ERA WHIP	IP WLS BF H R ER SO BB IBB HBP BLK WP HR S P ERA WHIP	IP WLS BF H R ER SO BB IBB HBP BLK WP HR S P ERA WHIP	IP WLS BF H R ER SO BB IBB HBP BLK WP HR S P ERA WHIP	IP WLS BF H R ER SO BB IBB HBP BLK WP HR S P ERA WHIP	IP WLS BF H R ER SO BB IBB HBP BLK WP HR S P ERA WHIP	IP WLS BF H R ER SO BB IBB HBP BLK WP HR S P ERA WHIP	IP WLS BF H R ER SO BB IBB HBP BLK WP HR S P ERA WHIP	IP WLS BF H R ER SO BB IBB HBP BLK WP HR S P ERA WHIP	IP WLS BF H R ER SO BB IBB HBP BLK WP HR S P ERA WHIP	IP WLS BF H R ER SO BB IBB HBP BLK WP HR S P ERA WHIP	IP WLS BF H R ER SO BB IBB HBP BLK WP HR S P ERA WHIP	IP WLS BF H R ER SO BB IBB HBP BLK WP HR S P ERA WHIP	IP WLS BF H R ER SO BB IBB HBP BLK WP HR S P ERA WHIP	IP WLS BF H R ER SO BB IBB HBP BLK WP HR S P ERA WHIP	IP WLS BF H R ER SO BB IBB HBP BLK WP HR S P ERA WHIP	IP WLS BF H R ER SO BB IBB HBP BLK WP HR S P ERA WHIP	IP WLS BF H R ER SO BB IBB HBP BLK WP HR S P ERA WHIP	IP WLS BF H R ER SO BB IBB HBP BLK WP HR S P ERA WHIP	IP WLS BF H R ER SO BB IBB HBP BLK WP HR S P ERA WHIP	IP WLS BF H R ER SO BB IBB HBP BLK WP HR S P ERA WHIP		
Max Surkont, R ERA: 4.02 (1, 1)	4.2 L 25 7 8 8 4 3 0 0 0 0 0 30 42 15.43 2.143																						
Phil Paine, R ERA: 3.06 (5, 1)	0.1 1 0 0 0 1 0 0 0 0 0 0 0 3 3 0.00 0.000																						
George Estock, R ERA: 4.03 (6, 1)	1.0 3 0 0 0 0 1 0 0 0 0 0 0 2 6 0.00 1.000																						
Dave Cole, R ERA: 4.52 (7, 1)	1.1 10 5 6 5 0 1 0 0 0 0 0 0 9 13 33.75 4.500																						
Lew Burdette, R ERA: 6.23 (8, 1)	0.2 4 1 1 0 0 1 0 0 0 1 0 3 7 0.00 3.000																						

Brooklyn Dodgers @ Boston Braves
Braves Field, Boston, MA
Wed Sep 26 1951, 3:33 AM EDT
Att. 2,444 - Unknown

livebaseballscorecards.com

AB 41
R 15
H 14
RBI 14
BB 6
SO 5
LOB 19



Batter	1	2	3	4	5	6	7	8	9	AB	R	H	RBI	BB	SO	LOB
Bob Addis, L (1, 7) OBP: 0.306, SLG: 0.316	0-0 F7		0-0 4-3		0-0 FC4-6 1B			0-0 HR		4	1	2	3	0	0	1
Sam Jethroe, S (1, 8) OBP: 0.355, SLG: 0.455	0-0 F8			0-0 4-3	0-0 FC4-6 1-2f			0-0 F9		4	0	0	0	0	0	1
Earl Torgeson, L (1, 3) OBP: 0.379, SLG: 0.444	0-0 F6			0-0 G4-3 1B		0-0 FC6-4 1B		0-0 HR		4	1	3	1	0	0	0
Sid Gordon, R (1, 5) OBP: 0.385, SLG: 0.506		0-0 1-3		0-0 G4-3 1-2f		0-0 F9		0-0 L6		4	0	0	0	0	0	2
Walker Cooper, R (1, 2) OBP: 0.368, SLG: 0.526 George Estock, R (8, 1) OBP: 0.375, SLG: 0.296 Tommy Holmes, L (7, 1) OBP: 0.287, SLG: 0.259 Dave Cole, R (8, 1) OBP: 0.353, SLG: 0.706 Lew Burdette, R (8, 1) OBP: 0.372, SLG: 0.449 Bob Elliott, R (8, PH) OBP: 0.372, SLG: 0.449 Johnny Logan, R (8, PR) OBP: 0.289, SLG: 0.274		0-0 F7			0-0 FC4-6 2B 1B	0-0 F6		4-0 BB		2	1	1	0	0	0	0
Willard Marshall, L (1, 9) OBP: 0.356, SLG: 0.442		0-0 F8			0-0 3-1	0-0 FC6-4		0-3 K		4	0	0	0	0	1	3
Sibby Sisti, R (1, 4) OBP: 0.344, SLG: 0.363			4-0 BB		0-0 FC4-6 1B		0-0 F9		0-0 4-3	3	0	1	0	1	0	0
Buddy Kerr, R (1, 6) OBP: 0.293, SLG: 0.236 Bob Chipman, L (9, 1) OBP: 0.100, SLG: 0.100 Roy Hartsfield, R (9, PH) OBP: 0.333, SLG: 0.344			0-3 K		0-0 FC4-6 2B 1B 1-2f 2-3	0-0 F4		0-3 K		3	1	0	0	0	1	3
Max Surkont, R (1, 1) OBP: 0.225, SLG: 0.164 Phil Paine, R (5, 1) OBP: 0.323, SLG: 0.393 Ebba St. Claire, S (6, 2)			0-3 K		0-0 1B 2B 3-H	0-0 G3		0-3 K		1	0	0	0	0	1	1


Inning Stats	R: 0	H: 0	E: 0	LOB: 0	K: 0	BB: 0	S: 3	P: 3	R: 0	H: 0	E: 0	LOB: 0	K: 0	BB: 0	S: 3	P: 3	R: 0	H: 1	E: 0	LOB: 0	K: 0	BB: 0	S: 3	P: 3	R: 3	H: 4	E: 0	LOB: 1	K: 0	BB: 0	S: 7	P: 7	R: 0	H: 1	E: 0	LOB: 1	K: 0	BB: 0	S: 4	P: 4	R: 0	H: 0	E: 0	LOB: 0	K: 0	BB: 0	S: 3	P: 3	R: 2	H: 2	E: 0	LOB: 1	K: 1	BB: 1	S: 7	P: 11	R: 0	H: 0	E: 0	LOB: 0	K: 2	BB: 0	S: 7	P: 7	1B: 5	SF: 0	2B: 1	SAC: 0	3B: 0	DP: 1	HR: 2	HBP: 0	WP: 0	PA: 36
--------------	------	------	------	--------	------	-------	------	------	------	------	------	--------	------	-------	------	------	------	------	------	--------	------	-------	------	------	------	------	------	--------	------	-------	------	------	------	------	------	--------	------	-------	------	------	------	------	------	--------	------	-------	------	------	------	------	------	--------	------	-------	------	-------	------	------	------	--------	------	-------	------	------	-------	-------	-------	--------	-------	-------	-------	--------	-------	--------

PITCHER	IP	WLS	BF	H	R	ER	SO	BB	IBB	HBP	BLK	WP	HR	S	P	ERA	WHIP	PITCHER	IP	WLS	BF	H	R	ER	SO	BB	IBB	HBP	BLK	WP	HR	S	P	ERA	WHIP																			
Don Newcombe, R (1, 1) ERA: 3.47	9.0	W	36	8	5	5	5	2	0	0	0	0	2	44	52	5.00	1.111																																					

BOTTOM

Brooklyn Dodgers @ Boston Braves
 Braves Field, Boston, MA
 Wed Sep 26 1951, 3:33 AM EDT
 Att. 2,444 - Unknown

AB	34
R	5
H	8
RBI	5
BB	2
SO	5
LOB	12



livebaseballscores.com

Batter	1	2	3	4	5	6	7	8	9	AB R H RBI BB SO LOB	TOP	
Carl Furillo, R OBP: 0.354, SLG: 0.443 (1, 9) X	0-0 SH1-3 6-3 2B		0-0 6-3	0-0 G3		0-0 F9		0-0 4-3		5 1 1 0 0 0 2		
Pee Wee Reese, R OBP: 0.367, SLG: 0.390 (1, 6) X	0-0 SH1-3 2-3		4-0 E BB		4-0 G5-6-3 BB		0-3 K		0-0 4-3 2B	2 0 1 0 2 1 0		
Jackie Robinson, R OBP: 0.426, SLG: 0.513 (1, 4) X	0-0 6-3 3-H		0-0 E6 1-2		0-0 G5-6-3 1-2f		1-0 BB BB HBP		0-0 4-3 2-3	4 0 0 1 0 0 3		
Roy Campanella, R OBP: 0.397, SLG: 0.587 (1, 2) S S S Rube Walker, L OBP: 0.298, SLG: 0.316 (8, 2) Wayne Terwilliger, R OBP: 0.332, SLG: 0.256 (9, PH)	0-3 K		0-0 F7		4-0 BB BB		0-0 F7		0-0 5-3	3 0 0 0 1 1 3 0 0 0 0 0 0 0 1 0 0 0 0 0 1		
Andy Pafko, R OBP: 0.352, SLG: 0.497 (1, 7) X		0-0 5-3	0-0 F6		0-0 5-3		4-0 BB BB 1-2		0-3 K	4 0 0 0 1 1 4		
Gil Hodges, R OBP: 0.373, SLG: 0.532 (1, 3) X		0-0 2B		0-0 1B FC 1B		0-0 E5 SH2-4 1B		4-0 BB BB 1-2 2-3		3 1 2 0 1 0 0		
Duke Snider, L OBP: 0.341, SLG: 0.487 (1, 8) X		0-0 F9		0-0 FC SH3-4 1B		0-0 SH2-4		0-3 K		3 1 1 0 0 1 4		
Billy Cox, R OBP: 0.339, SLG: 0.420 (1, 5) X		4-0 IBB		0-0 FC SH3-4 1-3 3-H		0-0 F7		0-3 K		3 0 0 0 1 1 3		
Preacher Roe, R OBP: 0.132, SLG: 0.112 (1, 1) X		0-0 1-3		0-0 SH3-4 2-3 3-H		0-0 1B		0-0 4-3		3 0 1 2 0 0 2		
Inning Stats	R: 1 H: 1 E: 0 LOB: 0 K: 1 BB: 0 S: 6 P: 6	R: 0 H: 1 E: 0 LOB: 2 K: 0 BB: 1 S: 4 P: 8	R: 0 H: 0 E: 1 LOB: 2 K: 0 BB: 1 S: 4 P: 8	R: 1 H: 2 E: 0 LOB: 1 K: 0 BB: 0 S: 5 P: 5	R: 0 H: 0 E: 0 LOB: 1 K: 0 BB: 2 S: 2 P: 10	R: 1 H: 1 E: 1 LOB: 1 K: 0 BB: 0 S: 5 P: 5	R: 0 H: 0 E: 0 LOB: 3 K: 2 BB: 2 S: 7 P: 16	R: 0 H: 0 E: 0 LOB: 0 K: 1 BB: 0 S: 5 P: 5	R: 0 H: 1 E: 0 LOB: 1 K: 1 BB: 0 S: 6 P: 6	1B: 3 SF: 0 2B: 3 SAC: 3 3B: 0 DP: 1 HR: 0 HBP: 1	WP: 0 PA: 41 PB: 0 SB: 0 CS: 0	
PITCHER Chet Nichols, L ERA: 2.88 (1, 1)	IP WLS BF H R ER SO BB IBB HBP BLK WP HR S P ERA WHIP	9.0 W 41 6 3 2 5 5 1 1 0 0 0 44 69 2.00 1.222										

Brooklyn Dodgers @ Boston Braves
Braves Field, Boston, MA
 Thu Sep 27 1951, 3:33 AM EDT
 Att. 2,086 - Unknown

livebaseballscorecards.com

AB 31
R 3
H 6
RBI 3
BB 6
SO 5
LOB 22



Batter	1	2	3	4	5	6	7	8	9	AB	R	H	RBI	BB	SO	LOB	
Bob Addis, L (1, 7) <small>OBP: 0.305, SLG: 0.314</small> Bob Elliott, R (9, 5) <small>OBP: 0.372, SLG: 0.449</small>	0-0 F8 		0-0 4-3 		0-0 F7 			0-0 1B FC4 1B 		4	1	1	0	0	0	2	
Sam Jethroe, S (1, 8) <small>OBP: 0.358, SLG: 0.464</small>	0-0 1-6-3 			0-0 HR 		0-0 F8 1B 2B 		0-0 G5-3 FC4 1B 1-3 		4	2	3	1	0	0	0	
Earl Torgeson, L (1, 3) <small>OBP: 0.378, SLG: 0.443</small>	0-0 F9 			0-0 WP 1B 		0-0 F8 2-3 		0-0 FC4 G5-3 1-2 3-H 		4	1	1	1	0	0	2	
Sid Gordon, R (1, 5) <small>OBP: 0.384, SLG: 0.504</small> (9, 7)		0-0 5-3 		0-0 G1-4-3 1B 1-H 		0-0 F4 		0-0 G5-3 1-2 2-3f 		4	0	1	1	0	0	3	
Walker Cooper, R (1, 2) <small>OBP: 0.369, SLG: 0.524</small>		0-0 4-3 		0-0 G1-4-3 1-2f 		0-0 3-H 1B 		4-0 IBB 		3	0	1	1	1	0	1	
Willard Marshall, L (1, 9) <small>OBP: 0.353, SLG: 0.438</small>		0-0 3-1 		0-3 K 			0-0 3-1 	0-0 F8 		4	0	0	0	0	1	2	
Sibby Sisti, R (1, 4) <small>OBP: 0.346, SLG: 0.368</small>			0-0 6-3 2B 		0-0 5-3 		0-0 1B 		0-0 1B 	3	0	2	0	0	0	0	
Buddy Kerr, R (1, 6) <small>OBP: 0.288, SLG: 0.232</small>			0-3 K 		0-0 5-3 		0-0 F6 		0-0 1B 	3	0	0	0	0	1	2	
Chet Nichols, S (1, 1) <small>OBP: 0.137, SLG: 0.137</small>			0-0 6-3 2-3 		0-0 1B 		0-3 K 		0-0 1B 	3	0	1	0	0	1	2	
Inning Stats	R: 0 H: 0 E: 0 LOB: 0 K: 0 BB: 0 S: 3 P: 3	R: 0 H: 0 E: 0 LOB: 0 K: 0 BB: 0 S: 3 P: 3	R: 0 H: 1 E: 0 LOB: 1 K: 1 BB: 0 S: 6 P: 6	R: 2 H: 3 E: 0 LOB: 0 K: 1 BB: 0 S: 7 P: 7	R: 0 H: 1 E: 0 LOB: 1 K: 0 BB: 0 S: 4 P: 4	R: 1 H: 2 E: 0 LOB: 1 K: 0 BB: 0 S: 4 P: 4	R: 0 H: 1 E: 0 LOB: 1 K: 1 BB: 0 S: 6 P: 6	R: 1 H: 2 E: 0 LOB: 2 K: 0 BB: 1 S: 5 P: 9		1B: 7 SF: 0 2B: 2 SAC: 0 3B: 0 DP: 2 HR: 1 HBP: 0	WP: 1 PA: 33 PB: 0 SB: 0 CS: 0						
PITCHER Preacher Roe, L (1, 1) <small>ERA: 2.92</small>	IP 8.0 WLS L BF 33 H 10 R 4 ER 4 SO 3		BB 0 IBB 1 HBP 0 BLK 0	WP 1 HR 1 S 38 P 42 ERA 4.50 WHIP 1.250		PITCHER IP WLS BF H R ER SO BB IBB HBP BLK WP HR S P ERA WHIP											

BOTTOM

Brooklyn Dodgers @ Boston Braves
 Braves Field, Boston, MA
 Thu Sep 27 1951, 3:33 AM EDT
 Att. 2,086 - Unknown

livebaseballscorecards.com

AB	32
R	4
H	10
RBI	4
BB	1
SO	3
LOB	14



Batter	1	2	3	4	5	6	7	8	9	AB R H RBI BB SO LOB	TOP
Carl Furillo, R OBP: 0.353, SLG: 0.441 (1, 9) X	0-0 3-1 ① X	0-0 4-3 ③		X 0-0 5-3 ②			X 0-0 FC2-6 1B		X 0-0 F8 ②	5 0 1 0 0 0 3	Brooklyn Dodgers @ Philadelphia Phillies Shibe Park, Philadelphia, PA Fri Sep 28 1951, 3:33 AM EDT Att. 18,895 - Unknown livebaseballscorecards.com
Pee Wee Reese, R OBP: 0.367, SLG: 0.390 (1, 6) B B B	4-0 1B S BB		X 0-0 2B 1B	X 0-0 F3 ③		X 0-0 FC2-6 BB 1-2f		X 0-3 K ③	4 1 1 0 1 1 2		
Duke Snider, L OBP: 0.341, SLG: 0.485 (1, 8) X	0-0 F7 ②		X 0-0 F8 ①		X 0-0 G3 ①	B B B B	4-0 FC5-4 BB 1-2		3 0 0 0 1 0 2		
Jackie Robinson, R OBP: 0.427, SLG: 0.515 (1, 4) X	0-0 PO 1B 1-H		X 0-0 2B 1-3		X 0-0 6-3 ②	X 0-0 F4 ②			4 0 2 1 0 0 2		
Roy Campanella, R OBP: 0.398, SLG: 0.593 (1, 2) X	0-0 PO 1-2 ③ X	0-0 HBP 1B 1B	X 0-3 K ②		X 0-0 HR ③	X 0-0 FC5-4 ③ 1-2f			4 2 2 1 0 1 4		
Andy Pafko, R OBP: 0.351, SLG: 0.493 (1, 7) S S S		0-3 K ① H	1-0 HBP ③		X 0-0 6-3 ③	X 0-0 L7 ①			3 0 0 0 0 1 1		
Gil Hodges, R OBP: 0.372, SLG: 0.529 (1, 3) H		1-0 1B HBP 1-2	0-3 K ③		X 0-0 6-3 ①	X 0-0 6-3 ②			3 0 0 0 0 1 3		
Billy Cox, R OBP: 0.340, SLG: 0.421 (1, 5) X		0-0 1B 1-3 2-H		X 0-0 SH3-4 1B		X 0-0 6-3 ②	X 0-0 5-3 ③		4 0 2 1 0 0 0		
Carl Erskine, R OBP: 0.159, SLG: 0.148 (1, 1) X		0-0 F3 ②		X 0-0 SH3-4 ① 1-2		X 0-0 5-3 ③		X 0-0 F3 ①	3 0 0 0 0 0 2		
Inning Stats	R: 1 H: 1 E: 0 LOB: 0 K: 0 BB: 1 S: 3 P: 7	R: 1 H: 2 E: 0 LOB: 2 K: 1 BB: 0 P: 8	R: 0 H: 2 E: 0 LOB: 3 K: 2 BB: 0 P: 10	R: 0 H: 1 E: 0 LOB: 1 K: 0 BB: 0 P: 4	R: 1 H: 1 E: 0 LOB: 0 K: 0 BB: 0 P: 4	R: 0 H: 0 E: 0 LOB: 0 K: 0 BB: 0 P: 3	R: 0 H: 1 E: 0 LOB: 2 K: 0 BB: 1 P: 8	R: 0 H: 0 E: 0 LOB: 0 K: 0 BB: 0 P: 3	R: 0 H: 0 E: 0 LOB: 0 K: 1 BB: 0 P: 5	1B: 6 SF: 0 2B: 1 SAC: 1 3B: 0 DP: 0 HR: 1 HBP: 2	WP: 0 PA: 39 PB: 0 SB: 1 CS: 0
PITCHER Karl Drews, R (1, 1) ERA: 5.85 Andy Hansen, R (7, 1) ERA: 2.61	IP WLS BF H R ER SO BB IBB HBP BLK WP HR S P ERA WHIP										

Batter	1	2	3	4	5	6	7	8	9	AB	R	H	RBI	BB	SO	LOB
Dick Young, L (1, 4) OBP: 0.269, SLG: 0.313	0-0 L9		0-0 F4		4-0 BB	0-0 FC6-4		0-0 F7		4	0	0	0	1	0	3
Richie Ashburn, L (1, 8) OBP: 0.389, SLG: 0.423	0-3 K		0-0 F3		0-0 F9		0-0 L1		0-0 SH3-4 1B	5	1	1	0	0	1	2
Dick Sister, L (1, 7) OBP: 0.352, SLG: 0.416	0-0 1B		0-0 1B		0-3 K		0-0 1-3		0-0 SH3-4 1-2	4	0	2	0	0	1	2
Bill Nicholson, L (1, 9) OBP: 0.344, SLG: 0.469	0-0 F8		0-0 F9		4-0 BB 1B	0-0 1B BB	0-0 1B		4-0 1B IBB	3	1	1	0	2	0	2
Willie Jones, R (1, 5) OBP: 0.359, SLG: 0.473		0-0 4-3 2B		0-0 6-3		0-0 SH5-4 1B 1-2 FC5-2 1B	0-0 1-3		0-0 1-2 2-H 1B	5	0	3	1	0	0	1
Granny Hamner, R (1, 6) OBP: 0.287, SLG: 0.359	0-0 4-3 2-3		0-3 K		0-0 BB SH5-4 1B 1-2 2-H			4-0 HR BB		3	1	1	1	1	1	1
Eddie Waitkus, L (1, 3) OBP: 0.321, SLG: 0.324	0-0 F5		0-0 5-3		0-0 SH5-4 1-2 2-3			0-0 4-3 1-2		3	0	0	0	0	0	2
Andy Seminick, R (1, 2) OBP: 0.363, SLG: 0.380	4-0 BB		0-0 BB 1B		0-0 FC5-2 BB			0-0 2-H HR		3	1	2	2	1	0	2
Karl Drews, R (1, 1) OBP: 0.286, SLG: 0.167	0-3 K		0-3 K		0-3 K	4-0 BB FC6-4 BB 1-2 2-3		0-3 K		2	0	0	0	0	2	3
Del Ennis, R (6, PH) OBP: 0.355, SLG: 0.412										0	0	0	0	1	0	0
Andy Hansen, R (7, 1) OBP: 0.500, SLG: 0.667										1	0	0	0	0	1	0

Inning Stats	R: 0	H: 1	E: 0	LOB: 1	K: 1	BB: 0	S: 6	P: 6
R: 0 H: 1 E: 0 LOB: 2 K: 1 BB: 1 S: 6 P: 10	R: 0 H: 1 E: 0 LOB: 1 K: 0 BB: 0 S: 4 P: 4	R: 0 H: 0 E: 0 LOB: 0 K: 1 BB: 0 S: 5 P: 5	R: 0 H: 1 E: 0 LOB: 2 K: 2 BB: 1 S: 8 P: 12	R: 0 H: 1 E: 0 LOB: 1 K: 0 BB: 0 S: 4 P: 4	R: 2 H: 1 E: 0 LOB: 0 K: 1 BB: 1 S: 6 P: 10	R: 1 H: 2 E: 0 LOB: 2 K: 0 BB: 1 S: 3 P: 7	1B: 8 SF: 0 2B: 1 SAC: 2 3B: 0 DP: 0 HR: 1 HBP: 0	
PITCHER Carl Erskine, R (1, 1) ERA: 4.51	IP 8.1 WLS L BF 41 H 10 R 4 ER 4 SO 6	BB 5 IBB 1 HBP 0 BLK 0 WP 0 HR 1 S 47 P 71 ERA 4.32 WHIP 1.800	PITCHER IP WLS BF H R ER SO BB IBB HBP BLK WP HR S P ERA WHIP	IP WLS BF H R ER SO BB IBB HBP BLK WP HR S P ERA WHIP	WP: 0 PA: 41 PB: 0 SB: 0 CS: 0			

BOTTOM

Brooklyn Dodgers @ Philadelphia Phillies
 Shibe Park, Philadelphia, PA
 Fri Sep 28 1951, 3:33 AM EDT
 Att. 18,895 - Unknown

AB	33
R	4
H	10
RBI	4
BB	6
SO	6
LOB	18

livebaseballscorecards.com

Batter	1	2	3	4	5	6	7	8	9	AB R H RBI BB SO LOB	TOP											
Carl Furillo, R (1, 9) OBP: 0.352, SLG: 0.438	0-0 F9	0-0 E4		4-0 BB		0-0 F8			0-0 E5	4 0 0 0 1 0 1												
Pee Wee Reese, R (1, 6) OBP: 0.367, SLG: 0.390	0-0 CS 1B	0-0 F2		0-0 F6			0-0 FC1-6 1B		0-3 K	5 0 2 0 0 1 4												
Duke Snider, L (1, 8) OBP: 0.340, SLG: 0.481	0-3 K		0-0 F9		4-0 1B E BB		0-0 FC1-6 1-2f		0-0 1-3	4 1 0 0 1 1 3												
Jackie Robinson, R (1, 4) OBP: 0.427, SLG: 0.515	0-0 CS 1-2	0-0 F9	0-0 1B E 1B		0-0 E7 1-H 1B		0-0 F3			4 1 2 0 0 0 1												
Roy Campanella, R (1, 2) OBP: 0.397, SLG: 0.592		0-0 HR 2B	0-3 K		0-0 F2		0-0 F6			4 1 1 0 0 1 3												
Andy Pafko, R (1, 7) OBP: 0.352, SLG: 0.500		0-0 HR 2-H	0-0 K 1B		0-0 F3			0-0 F6		4 1 2 2 0 0 1												
Gil Hodges, R (1, 3) OBP: 0.373, SLG: 0.529		0-0 FC6-4 1B	0-3 K		0-0 F3			0-0 7-4-3 1B		4 0 2 0 0 1 2												
Billy Cox, R (1, 5) OBP: 0.338, SLG: 0.417		0-0 FC6-4 1-2f E 1B		0-3 K		0-0 F8		0-0 7-4-3 1-2f		4 1 0 0 0 1 2												
Don Newcombe, L (1, 1) OBP: 0.302, SLG: 0.289		0-0 E 1-2 1B		0-0 F8		0-0 F8			0-0 1-3	4 0 1 0 0 0 0												
Inning Stats	R: 0 E: 0 K: 1 S: 5	H: 1 LOB: 0 BB: 0 P: 5	R: 3 E: 1 K: 0 S: 8	H: 4 LOB: 2 BB: 0 P: 8	R: 1 E: 0 K: 2 S: 9	H: 2 LOB: 1 BB: 0 P: 9	R: 0 E: 0 K: 1 S: 5	H: 0 LOB: 1 BB: 1 P: 9	R: 1 E: 1 K: 0 S: 4	H: 1 LOB: 1 BB: 1 P: 8	R: 0 E: 0 K: 0 S: 3	H: 0 LOB: 0 BB: 0 P: 3	R: 0 E: 0 K: 0 S: 4	H: 1 LOB: 1 BB: 0 P: 4	R: 0 E: 0 K: 0 S: 3	H: 1 LOB: 0 BB: 0 P: 3	R: 0 E: 1 K: 1 S: 6	H: 0 LOB: 1 BB: 0 P: 6	1B: 8 2B: 2 3B: 0 HR: 1	SF: 0 SAC: 0 DP: 1 HBP: 0	WP: 0 PB: 0 SB: 0 CS: 1	PA: 40
PITCHER	IP WLS BF H R ER SO BB IBB HBP BLK WP HR S P ERA WHIP																					
Robin Roberts, R (1, 1) ERA: 3.01	8.0 L 35 10 5 2 4 2 0 0 0 0 0 1 41 49 2.25 1.500																					
Andy Hansen, R (9, 1) ERA: 2.54	1.0 4 0 0 0 1 0 0 0 0 0 0 0 6 6 0.00 0.000																					

Brooklyn Dodgers @ Philadelphia Phillies
 Shibe Park, Philadelphia, PA
 Sat Sep 29 1951, 3:33 AM EDT
 Att. 28,408 - Unknown

AB	37
R	5
H	10
RBI	2
BB	2
SO	5
LOB	17



livebaseballscorecards.com

Batter	1	2	3	4	5	6	7	8	9	AB	R	H	RBI	BB	SO	LOB
Dick Young, L (1, 4) OBP: 0.268, SLG: 0.309	0-3 K		0-0 5-3			0-0 G4-6-3 1B		0-0 F7		4	0	1	0	0	1	1
Richie Ashburn, L (1, 8) OBP: 0.392, SLG: 0.425	0-0 L7			0-0 1B 1B		0-0 G4-6-3 1B		0-0 BB 1B		4	0	3	0	0	0	0
Dick Sister, L (1, 7) OBP: 0.351, SLG: 0.414 Putsy Caballero, R (9, PR) OBP: 0.243, SLG: 0.248	0-0 G3			0-0 F6		0-0 G4-6-3		0-0 BB		3	0	0	0	1	0	3
Bill Nicholson, L (1, 9) OBP: 0.342, SLG: 0.463		0-3 K		0-0 G4-3 1B		0-0 F8		0-0 F7		4	0	1	0	0	1	3
Willie Jones, R (1, 5) OBP: 0.357, SLG: 0.470		0-3 K		0-0 G4-3			0-0 F3		0-0 F9	4	0	0	0	0	1	4
Granny Hamner, R (1, 6) OBP: 0.286, SLG: 0.358		0-3 K			0-3 K		0-0 L5-3 1B		0-0 3-1	4	0	1	0	0	2	2
Eddie Waitkus, L (1, 3) OBP: 0.320, SLG: 0.323			0-0 4-3		0-0 F5		0-0 L5-3			3	0	0	0	0	0	1
Andy Seminick, R (1, 2) OBP: 0.363, SLG: 0.377			0-3 K		0-0 BB			0-0 B1-3		2	0	0	0	1	1	0
Robin Roberts, S (1, 1) OBP: 0.324, SLG: 0.198 Jackie Mayo, L (8, PH) OBP: 0.143, SLG: 0.143 Andy Hansen, R (9, 1) OBP: 0.500, SLG: 0.667			0-0 1B		0-0 G3			0-0 3-1		2	0	1	0	0	0	1

Inning Stats	R: 0	H: 0	E: 0	K: 1	S: 5	R: 0	H: 0	E: 0	K: 3	S: 9	R: 0	H: 1	E: 0	K: 1	S: 6	R: 0	H: 2	E: 0	K: 0	S: 4	R: 0	H: 0	E: 0	K: 1	S: 5	R: 0	H: 2	E: 0	K: 0	S: 4	R: 0	H: 1	E: 0	K: 0	S: 3	R: 0	H: 0	E: 0	K: 0	S: 3	R: 0	H: 1	E: 0	K: 0	S: 4	R: 0	H: 0	E: 0	K: 0	S: 4
	LOB: 0	BB: 0	P: 5	LOB: 0	BB: 0	P: 9	LOB: 1	BB: 0	P: 6		LOB: 1	BB: 1	P: 9	LOB: 0	BB: 1	P: 9	LOB: 1	BB: 0	P: 4		LOB: 0	BB: 1	P: 9	LOB: 0	BB: 0	P: 4	LOB: 0	BB: 0	P: 3	LOB: 2	BB: 1	P: 8	LOB: 0	BB: 0	P: 3	LOB: 0	BB: 0	P: 3	LOB: 0	BB: 0	P: 8	LOB: 0	BB: 0	P: 0	LOB: 0	BB: 0	P: 0			

PITCHER	IP	WLS	BF	H	R	ER	SO	BB	IBB	HBP	BLK	WP	HR	S	P	ERA	WHIP	PITCHER	IP	WLS	BF	H	R	ER	SO	BB	IBB	HBP	BLK	WP	HR	S	P	ERA	WHIP													
Don Newcombe, R (1, 1) ERA: 3.35	9.0	W	33	7	0	0	6	2	0	0	0	0	0	43	51	0.00	1.000																															

BOTTOM


Brooklyn Dodgers @ Philadelphia Phillies

Shibe Park, Philadelphia, PA

Sat Sep 29 1951, 3:33 AM EDT
Att. 28,408 - Unknown

AB	31
R	0
H	7
RBI	0
BB	2
SO	6
LOB	15

livebaseballscorecards.com




WP	PA
0	33

Batter	1	2	3	4	5	6	7	8	9	10	11	12	13	14	AB R H RBI BB SO LOB	TOP									
Carl Furillo, R OBP: 0.351, SLG: 0.436 (1, 9)	F9		L7		1B FC4-6	K		7-4-3 1B			F9		F3		7 1 2 1 0 1 1										
Pee Wee Reese, R OBP: 0.369, SLG: 0.394 (1, 6)	1B BB		1-H 3B		1-3 1B FC4-6		F7	7-4-3 1-2f 1B			4-3 1B		F2		6 0 3 1 1 0 2										
Duke Snider, L OBP: 0.340, SLG: 0.482 (1, 8)	G6-4-3 1B		3-1		1-2f 3-H FC4-6 3B			2B		SH3-4 1B		4-3	F5		7 1 3 1 0 0 3										
Jackie Robinson, R OBP: 0.426, SLG: 0.522 (1, 4)	G6-4-3 1-2f			K	1-H 1B 3B		6-3		SH3-4 1-2		F5		HR		6 2 2 2 0 1 4										
Roy Campanella, R OBP: 0.395, SLG: 0.594 (1, 2)		F7		E 3B	1-3		F9		L8			F5			7 1 2 0 0 0 3										
Andy Pafko, R OBP: 0.349, SLG: 0.494 (1, 7)		K		E5 BB	FC6-4 1B		6-3		1-3			5-3			7 0 1 2 0 1 2										
Gil Hodges, R OBP: 0.374, SLG: 0.528 (1, 3)		5-3		3-H BB	FC6-4 1-2f BB			1B 2B 1B		G2-6-4 1B			K		5 1 2 0 1 1 1										
Billy Cox, R OBP: 0.335, SLG: 0.413 (1, 5)		5-3		F8		F7		2B 1B		G2-6-4 1-2f 1B			F7		6 1 1 0 0 0 3										
Preacher Roe, R Ralph Branca, R Jim Russell, S Clyde King, S Clem Labrecque, S Wayne Beard, L Carl Erskine, R Rube Volante, L Don Thompson, L Don Newcombe, L Bud Podsednik, S		4-0 BB BB		3B BB		K		1-H 1B 2B		4-3			4-3		0 0 0 0 0 0 0 0 1 0 0 0 1 0 0 0 0 0 0 0 0 0 1 1 2 0 0 0 0 0 0 0 0 0 0 0 0 0 0 0 0 0 0 1 0 0 0 0 0 1 0 0 0 0 0 0 0 0 0 0 0 0 1 0 1 2 0 0 0 0 0 1 0 0 0 0 0 0 0 0 0 0 0 0 0 0 0 0 0 2 0 0 0 0 0 0 0										
Inning Stats	R: 0 E: 0 K: 0 S: 3	H: 1 LOB: 1 BB: 1 P: 7	R: 0 E: 0 K: 1 S: 5	H: 0 LOB: 0 BB: 0 P: 5	R: 1 E: 0 K: 0 S: 4	H: 1 LOB: 1 BB: 1 P: 8	R: 1 E: 1 K: 2 S: 9	H: 1 LOB: 2 BB: 1 P: 13	R: 3 E: 0 K: 0 S: 7	H: 4 LOB: 1 BB: 0 P: 7	R: 0 E: 0 K: 0 S: 4	H: 1 LOB: 1 BB: 0 P: 4	R: 0 E: 0 K: 0 S: 3	H: 1 LOB: 0 BB: 0 P: 3	R: 0 E: 0 K: 1 S: 5	H: 0 LOB: 0 BB: 0 P: 5	R: 0 E: 0 K: 0 S: 3	H: 0 LOB: 0 BB: 0 P: 3	R: 1 E: 0 K: 0 S: 5	H: 2 LOB: 1 BB: 1 P: 5	1B: 10 2B: 4 3B: 3 HR: 1	SF: 0 SAC: 1 DP: 3 HBP: 0	WP: 0 PB: 0 SB: 0 CS: 0	PA: 60	
PITCHER	IP WLS BF H R ER SO BB IBB HBP BLK WP HR S P ERA WHIP																								
Bubba Church, R ERA: 3.53 (1, 1)	4.1	22	6	5	5	3	3	0	0	0	0	0	0	0	0	25	37	10.38	2.077						
Karl Drews, R ERA: 6.26 (5, 1)	3.0	14	5	3	3	2	0	0	0	0	0	0	0	0	0	18	18	9.00	1.667						
Robin Roberts, R ERA: 2.97 (8, 1)	6.2	L 24	6	1	1	1	0	0	0	0	0	0	0	0	0	1	26	26	1.35	0.900					

Brooklyn Dodgers @ Philadelphia Phillies
 Shibe Park, Philadelphia, PA
 Sun Sep 30 1951, 3:33 AM EST
 Att: 31,755 - Unknown

AB	56
R	9
H	17
RBI	9
BB	3
SO	6
LOB	21




Batter	1	2	3	4	5	6	7	8	9	10	11	12	13	14	AB	R	H	RBI	BB	SO	LOB
Eddie Pellagrini, R OBP: 0.328, SLG: 0.381 (1, 4)	F9	1B	F3		1B		FC5-4			HBP		SH	F8		6	1	2	2	0	0	5
Richie Ashburn, L OBP: 0.393, SLG: 0.426 (1, 8)	6-3	1B		1B	K			SH3-4		B2		FC3-6			8	0	4	2	0	1	4
Willie Jones, R OBP: 0.358, SLG: 0.470 (1, 5)		L7						SH3-4		4-3					4	0	1	0	1	0	2
Del Ennis, R OBP: 0.352, SLG: 0.408 (1, 7)	4-3		F9	FC6-4				F8		K		K			8	0	1	0	0	2	8
Tommy Brown, R OBP: 0.272, SLG: 0.376 Eddie Waitkus, L OBP: 0.317, SLG: 0.320 (4, 3)		HR	K	F7			F6	F5							2	1	1	1	0	1	0
Mel Clark, R OBP: 0.323, SLG: 0.452 Bill Nicholson, L OBP: 0.342, SLG: 0.459 (3, PH) (4, 9)		F8	BB WP		3B		F7		F5						1	0	0	0	0	0	0
Granny Hamner, R OBP: 0.290, SLG: 0.363 (1, 6)		2B	BB	BB	3B		F7	K							5	3	2	1	2	1	0
Andy Seminick, R OBP: 0.370, SLG: 0.375 (1, 2)		2B	1B	1B	BB		5-3					L7			2	1	0	0	5	0	1
Bubba Church, R OBP: 0.284, SLG: 0.326 Karl Drews, R OBP: 0.333, SLG: 0.250 Robin Roberts, S OBP: 0.333, SLG: 0.195 (5, 1) (8, 1)		K			BB				G3			FC3-6			2	0	1	2	0	1	2

Inning Stats	R: 0	H: 1	E: 0	K: 0	S: 4	R: 4	H: 4	E: 0	K: 1	S: 9	R: 2	H: 2	E: 0	K: 1	S: 7	R: 0	H: 1	E: 1	K: 0	S: 3	R: 2	H: 3	E: 0	K: 2	S: 9	R: 0	H: 1	E: 0	K: 0	S: 4	R: 0	H: 1	E: 0	K: 0	S: 4	R: 0	H: 0	E: 0	K: 1	S: 5	R: 0	H: 0	E: 0	K: 1	S: 5	R: 0	H: 0	E: 0	K: 0	S: 3	R: 0	H: 0	E: 0	K: 1	S: 6	R: 0	H: 0	E: 0	K: 0	S: 3	R: 0	H: 1	E: 0	K: 0	S: 4
PITCHER	IP	WLS	BF	H	R	ER	SO	BB	IBB	HBP	BLK	WP	HR	S	P	ERA	WHIP																																																
Preacher Roe, L ERA: 3.04 (1, 1)	1.2		11	5	4	4	1	0	1	0	0	0	1	1	16	21.60	3.000																																																
Ralph Branca, R ERA: 3.21 (2, 1)	1.1		8	2	2	2	1	2	0	0	0	1	0	8	16	13.50	3.000																																																
Clyde King, R ERA: 4.23 (4, 1)	1.0		6	3	2	2	0	0	0	1	0	0	0	5	6	18.00	3.000																																																
Clem Labine, R ERA: 2.56 (5, 1)	1.0		4	1	0	0	2	1	0	0	0	0	0	7	11	0.00	2.000																																																
Carl Erskine, R ERA: 4.46 (6, 1)	2.0		8	2	0	0	0	0	0	0	0	0	0	8	8	0.00	1.000																																																

Brooklyn Dodgers @ Philadelphia Phillies
 Shibe Park, Philadelphia, PA
 Sun Sep 30 1951, 3:33 AM EST
 Att. 31,755 - Unknown

AB	R	H	RBI	BB	SO	LOB
53	8	15	8	10	7	33

WP: 1 PA: 68
 PB: 0
 SB: 0
 CS: 0



PITCHER	IP	WLS	BF	H	R	ER	SO	BB	IBB	HBP	BLK	WP	HR	S	P	ERA	WHIP
Don Newcombe, R ERA: 3.28 (8, 1)	5.2		26	1	0	0	3	5	1	1	0	0	0	5	5	0.00	1.059
Bud Podbielan, R ERA: 3.55 (13, 1)	1.1	W	5	1	0	0	0	0	0	0	0	0	0	5	5	0.00	0.750

Batter	1	2	3	4	5	6	7	8	9	AB R H RBI BB SO LOB	TOP		
Eddie Stanky, R (1, 4) OBP: 0.405, SLG: 0.373	3-2 F5		2-1 1B		2-1 1B		2-1 F8		1-2 F7	5 0 2 0 0 0 1			
Alvin Dark, R (1, 6) OBP: 0.355, SLG: 0.458	1-1 F8		2-0 F2		3-2 F7		4-1 BB		1-0 2B	4 0 1 0 1 0 3			
Don Mueller, L (1, 9) OBP: 0.308, SLG: 0.434	1-0 G3			1-0 L8		0-0 F8	1-0 L5		2-0 F4	5 0 0 0 0 0 3			
Monte Irvin, R (1, 7) OBP: 0.417, SLG: 0.516		2-0 F9		1-2 HR HBP		1-1 F8		2-1 HR	0-0 L9	4 2 1 1 0 0 1			
Whitey Lockman, L (1, 3) OBP: 0.338, SLG: 0.406		1-0 F6		0-0 F8		1-0 BB 1B		1-2 SH1-4		4 0 1 0 0 0 1			
Bobby Thomson, R (1, 5) OBP: 0.384, SLG: 0.553		1-1 F5		2-2 HR		4-1 BB		1-0 SH1-4		2 1 1 2 1 0 0			
Willie Mays, R (1, 8) OBP: 0.357, SLG: 0.477			4-1 1B BB		0-0 F6		3-3 K		3-3 K	3 0 0 0 1 2 3			
Wes Westrum, R (1, 2) OBP: 0.399, SLG: 0.422			2-2 F3		3-3 K		4-2 SH3-4 BB		4-0 IBB	2 0 0 0 2 1 1			
Jim Hearn, R (1, 1) OBP: 0.205, SLG: 0.203			1-3 K		0-1 F2		0-0 SH3-4		1-3 K	3 0 0 0 0 2 3			
Inning Stats	R: 0 E: 0 K: 0 S: 8 H: 0 LOB: 0 BB: 0 P: 13	R: 0 E: 0 K: 0 S: 4 H: 0 LOB: 0 BB: 0 P: 8	R: 0 E: 0 K: 1 S: 10 H: 1 LOB: 2 BB: 1 P: 21	R: 2 E: 0 K: 0 S: 8 H: 1 LOB: 0 BB: 0 P: 12	R: 0 E: 0 K: 1 S: 12 H: 1 LOB: 1 BB: 0 P: 20	R: 0 E: 0 K: 1 S: 8 H: 1 LOB: 2 BB: 1 P: 17	R: 0 E: 0 K: 0 S: 8 H: 0 LOB: 2 BB: 2 P: 19	R: 1 E: 1 K: 2 S: 13 H: 1 LOB: 2 BB: 1 P: 25	R: 0 E: 0 K: 0 S: 7 H: 1 LOB: 1 BB: 0 P: 11	1B: 3 2B: 1 3B: 0 HR: 2 SF: 0 SAC: 2 DP: 0 HBP: 1	WP: 0 PB: 0 SB: 0 CS: 0 PA: 40		
PITCHER	IP WLS BF H R ER SO BB IBB HBP BLK WP HR S P ERA WHIP											PITCHER	IP WLS BF H R ER SO BB IBB HBP BLK WP HR S P ERA WHIP
Ralph Branca, R (1, 1) ERA: 3.22	8.0 L 36 5 3 3 5 4 1 1 0 0 2 71 135 3.38 1.125												
Bud Podbielan, R (9, 1) ERA: 3.5	1.0 4 1 0 0 0 0 0 0 0 0 0 7 11 0.00 1.000												

New York Giants @ Brooklyn Dodgers
Ebbets Field, Brooklyn, NY
 Mon Oct 01 1951, 3:33 AM EST
 Att: 30,707 - Unknown

livebaseballscorecards.com

AB	32
R	3
H	6
RBI	3
BB	5
SO	5
LOB	16



Batter	1	2	3	4	5	6	7	8	9	AB R H RBI BB SO LOB
Carl Furillo, R OBP: 0.349, SLG: 0.434 (1, 9)	1-0 1-3		3-1 L5			3-2 5-3			1-1 F4	4 0 0 0 0 0 0
Pee Wee Reese, R OBP: 0.370, SLG: 0.394 (1, 6)	2-0 CS 1B			2-2 6-3		1-3 K			4-0 G3-6-4 BB	3 0 1 0 1 1 0
Duke Snider, L OBP: 0.340, SLG: 0.481 (1, 8)	1-0 F8			0-0 1B 1B		1-3 K			2-1 G3-6-4 1-2f	4 0 1 0 0 1 2
Jackie Robinson, R OBP: 0.426, SLG: 0.521 (1, 4)	1-0 CS 1-2	0-2 F8		1-0 G6-4-3 1B		0-3 K				3 0 1 0 0 1 0
Roy Campanella, R OBP: 0.393, SLG: 0.590 (1, 2)		2-2 5-3		1-0 G6-4-3 1-2f		3-2 4-3				3 0 0 0 0 0 2
Andy Pafko, R OBP: 0.349, SLG: 0.500 (1, 7)		1-1 HR			1-1 E6 CS		1-2 F7			3 1 1 1 0 0 0
Gil Hodges, R OBP: 0.374, SLG: 0.526 (1, 3)		1-1 F5			3-3 K 1-2			4-0 G6-4-3 BB		2 0 0 0 1 1 1
Billy Cox, R OBP: 0.335, SLG: 0.413 (1, 5)			0-0 F7			1-2 1B		1-0 F9		3 0 1 0 0 0 1
Ralph Branca, R OBP: 0.200, SLG: 0.190 (1, 1)			1-1 5-3			3-3 K		0-0 G6-4-3 1-2f		2 0 0 0 0 1 1
Jim Russell, S (8, PH)										1 0 0 0 0 0 1
Bud Podbielan, R OBP: 0.304, SLG: 0.304 (9, 1)										0 0 0 0 0 0 0

Inning Stats	R: 0	H: 1	E: 0	LOB: 0	K: 0	S: 3	P: 8	R: 1	H: 1	E: 0	LOB: 0	K: 0	S: 14	R: 0	H: 0	E: 0	LOB: 0	K: 0	S: 5	R: 0	H: 2	E: 0	LOB: 1	K: 0	S: 7	R: 0	H: 1	E: 1	LOB: 1	K: 2	S: 12	R: 0	H: 0	E: 0	LOB: 0	K: 2	S: 10	R: 0	H: 0	E: 0	LOB: 0	K: 1	S: 9	R: 0	H: 0	E: 0	LOB: 0	K: 0	S: 2	R: 0	H: 0	E: 0	LOB: 0	K: 0	S: 4	R: 0	H: 0	E: 0	LOB: 0	K: 0	S: 4	1B: 4	SF: 0	2B: 1	SAC: 0	3B: 0	DP: 4	HR: 1	HBP: 0	WP: 0	PA: 31
PITCHER Jim Hearn, R ERA: 3.62 (1, 1)	IP	WLS	BF	H	R	ER	SO	BB	IBB	HBP	BLK	WP	HR	S	P	ERA	WHIP	IP	WLS	BF	H	R	ER	SO	BB	IBB	HBP	BLK	WP	HR	S	P	ERA	WHIP	IP	WLS	BF	H	R	ER	SO	BB	IBB	HBP	BLK	WP	HR	S	P	ERA	WHIP																				

NEW YORK GIANTS @ BROOKLYN DODGERS
Ebbets Field, Brooklyn, NY
 Mon Oct 01 1951, 3:33 AM EST
 Att. 30,707 - Unknown

AB	28
R	1
H	5
RBI	1
BB	2
SO	5
LOB	8

Batter	1	2	3	4	5	6	7	8	9	AB R H RBI BB SO LOB	TOP											
Carl Furillo, R OBP: 0.347, SLG: 0.431 (1, 9) F B B F X	2-2 F9	0-1 1-3		1-1 L3		3-2 L7	2-0 6-3			5 0 0 0 0 0 5												
Pee Wee Reese, R OBP: 0.370, SLG: 0.394 (1, 6) B B X	2-0 HR 1B		1-2 4-3		1-1 F7	0-0 1B 1-3 1B		3-2 4-3		5 1 2 0 0 0 0												
Duke Snider, L OBP: 0.342, SLG: 0.483 (1, 8) F F S	0-3 K		4-0 1B E1 BB		1-1 1B 2B	1-1 1-3 3-H 1B		1-1 F3		4 1 2 1 1 1 1												
Jackie Robinson, R OBP: 0.427, SLG: 0.527 (1, 4) X	0-0 1-H HR		2-1 E1 1B		1-0 G5-4-3 1B 2-H	0-2 F3		2-2 4-3		5 1 3 3 0 0 2												
Andy Pafko, R OBP: 0.348, SLG: 0.503 (1, 7) B X	1-0 F9		0-0 F6		2-2 G5-4-3 1-2f		0-0 HR		1-1 F8	5 1 1 1 0 0 3												
Gil Hodges, R OBP: 0.376, SLG: 0.531 (1, 3) B X F C S		1-2 SH FC3-2-5 1B	1-0 E1 1-2 2-H			2-0 HR	4-2 1B E BB		2-1 5-3	4 2 2 1 1 0 2												
Billy Cox, R OBP: 0.335, SLG: 0.410 (1, 5) F X		0-1 SH FC3-2-5 1-3		0-1 5-3		0-0 E5 F9 E	1-0 L7		4-2 HR BB	3 2 0 0 1 0 1												
Rube Walker, L OBP: 0.308, SLG: 0.350 (1, 2) B X		1-0 FC3-2-5 1-3 3-H		0-0 1B		0-0 F9 2-3	1-0 E8 1-H 1B		0-0 1-H HR	5 1 3 2 0 0 3												
Clem Labine, R OBP: 0.182, SLG: 0.143 (1, 1) B B B B		2-3 K		0-0 F4		4-0 1B 3-H BB	1-3 K		1-3 K	4 1 0 0 1 3 4												
Inning Stats	R: 2 E: 0 K: 1 S: 9	H: 2 LOB: 0 BB: 0 P: 14	R: 0 E: 1 K: 1 S: 13	H: 1 LOB: 2 BB: 0 P: 17	R: 0 E: 1 K: 0 S: 7	H: 1 LOB: 1 BB: 0 P: 15	R: 0 E: 0 K: 0 S: 6	H: 1 LOB: 1 BB: 0 P: 7	R: 1 E: 0 K: 0 S: 8	H: 2 LOB: 0 BB: 0 P: 13	R: 3 E: 1 K: 0 S: 15	H: 3 LOB: 2 BB: 1 P: 24	R: 2 E: 1 K: 1 S: 10	H: 2 LOB: 1 BB: 1 P: 19	R: 0 E: 0 K: 0 S: 11	H: 0 LOB: 0 BB: 0 P: 17	R: 2 E: 0 K: 1 S: 11	H: 1 LOB: 0 BB: 1 P: 19	1B: 8 2B: 1 3B: 0 HR: 4	SF: 0 SAC: 1 DP: 1 HBP: 0	WP: 0 PB: 0 SB: 0 CS: 0	PA: 45
PITCHER	IP WLS BF H R ER SO BB IBB HBP BLK WP HR S P ERA WHIP																					
Sheldon Jones, R ERA: 4.49 (1, 1)	2.1 L 13 4 2 2 2 1 0 0 0 0 1 27 43 7.71 2.143																					
George Spencer, R ERA: 3.75 (3, 1)	3.2 18 6 4 2 0 1 0 0 0 0 1 31 47 4.91 1.909																					
Al Corwin, R ERA: 3.66 (7, 1)	3.0 14 3 4 3 2 2 0 0 0 0 2 32 55 9.00 1.667																					

Brooklyn Dodgers @ New York Giants
 Polo Grounds, New York, NY
 Tue Oct 02 1951, 3:33 AM EST
 Att: 38,609 - Unknown

AB	40
R	10
H	13
RBI	8
BB	4
SO	4
LOB	21



livebaseballscorecards.com

Batter	1	2	3	4	5	6	7	8	9	AB R H RBI BB SO LOB
Eddie Stanky, R OBP: 0.403, SLG: 0.371 (1, 4)	1-3 K		2-1 E6 FC6-4	0-0 1-2 1B		0-1 F5			0-1 FC5-4 1-2f	5 0 1 0 0 1 2
Alvin Dark, R OBP: 0.352, SLG: 0.455 (1, 6)	0-0 5-3		2-2 FC6-4 1B 1-2f	0-0 L5			0-2 5-3		2-2 6-3	5 0 0 0 0 0 4
Don Mueller, L OBP: 0.307, SLG: 0.432 (1, 9)	0-0 E3 FC6-4		2-2 BB 1B 1-3		0-1 F3		3-2 F4			4 0 1 0 0 0 0
Monte Irvin, R OBP: 0.416, SLG: 0.514 (1, 7)	1-0 FC6-4 1-2f		0-0 F4		0-2 1B		2-1 5-3			4 0 1 0 0 0 3
Whitey Lockman, L OBP: 0.337, SLG: 0.404 (1, 3)		0-2 1-3	4-2 BB 1-2		1-3 K			1-2 L6		3 0 0 0 1 1 1
Bobby Thomson, R OBP: 0.383, SLG: 0.553 (1, 5)		3-2 1B 2B	3-3 K		0-0 F2			1-1 6-3		4 0 1 0 0 1 4
Willie Mays, R OBP: 0.356, SLG: 0.475 (1, 8)		1-1 FC6-4 1B 2-3		0-1 6-3		0-2 F8		2-0 6-3		4 0 1 0 0 0 0
Wes Westrum, R OBP: 0.397, SLG: 0.418 (1, 2)		0-0 F5		1-1 L5		1-0 F8			4-1 FC5-4 BB	3 0 0 0 1 0 2 0 0 0 0 0 0 0
Davey Williams, R OBP: 0.319, SLG: 0.375 (9, PR)										
Sheldon Jones, R OBP: 0.125, SLG: 0.194 (1, 1)		1-1 FC6-4		2-2 1B		4-0 BB			3-2 F3	1 0 0 0 0 0 2 1 0 1 0 0 0 0 0 0 0 0 1 0 0 0 0 0 0 0 0 0 1 0 0 0 0 0 1
George Spencer, R OBP: 0.200, SLG: 0.125 (3, 1)										
Bill Rigney, R OBP: 0.325, SLG: 0.441 (6, PH)										
Al Corwin, R OBP: 0.050, SLG: 0.100 (7, 1)										
Hank Thompson, L OBP: 0.343, SLG: 0.388 (9, PH)										

Inning Stats	R: 0	H: 0	E: 1	K: 1	S: 6	H: 0	LOB: 1	BB: 0	P: 8	R: 0	H: 2	E: 0	K: 0	S: 11	R: 0	H: 1	E: 1	K: 1	S: 17	R: 0	H: 2	E: 0	K: 0	S: 9	R: 0	H: 1	E: 0	K: 1	S: 10	R: 0	H: 0	E: 0	K: 0	S: 6	R: 0	H: 0	E: 0	K: 0	S: 10	R: 0	H: 0	E: 0	K: 0	S: 6	R: 0	H: 0	E: 0	K: 0	S: 9	R: 0	H: 0	E: 0	K: 0	S: 18	1B: 5	SF: 0	2B: 1	SAC: 0	3B: 0	DP: 0	HR: 0	HBP: 0	WP: 0	PA: 38
PITCHER Clem Labine, R ERA: 2.2 (1, 1)	IP	WLS	BF	H	R	ER	SO	BB	IBB	HBP	BLK	WP	HR	S	P	ERA	WHIP	IP	WLS	BF	H	R	ER	SO	BB	IBB	HBP	BLK	WP	HR	S	P	ERA	WHIP	IP	WLS	BF	H	R	ER	SO	BB	IBB	HBP	BLK	WP	HR	S	P	ERA	WHIP													

BOTTOM

Brooklyn Dodgers @ New York Giants
 Polo Grounds, New York, NY
 Tue Oct 02 1951, 3:33 AM EST
 Att. 38,609 - Unknown

livebaseballscorecards.com

AB	35
R	0
H	6
RBI	0
BB	3
SO	3
LOB	19



Batter	1	2	3	4	5	6	7	8	9	AB R H RBI BB SO LOB	TOP										
Carl Furillo, R OBP: 0.344, SLG: 0.427 (1, 9)	2-3 K		1-0 1-3		0-0 F7			0-0 L1	0-1 6-3	5 0 0 0 0 1 1											
Pee Wee Reese, R OBP: 0.371, SLG: 0.393 (1, 6)	4-1 BB 1B BB		2-1 F3			1-3 K		0-0 1B WP 1B	1-2 F8	4 2 1 0 1 1 0											
Duke Snider, L OBP: 0.344, SLG: 0.483 (1, 8)	4-0 FC5 1B 1-2 BB		2-3 K			0-0 CS 1B		0-2 WP 1B 1B		3 1 2 0 1 1 0											
Jackie Robinson, R OBP: 0.429, SLG: 0.527 (1, 4)	0-0 FC5 1B 1-2 2-H			3-1 4-3		4-1 BB 1-2		4-1 1B 1B IBB		2 1 1 1 2 0 0											
Andy Pafko, R OBP: 0.347, SLG: 0.501 (1, 7)	0-1 FC5 1-2 2-3f		2-3 K		0-2 F3			0-1 1B 1B 1-2 3-H		4 0 1 1 0 1 3											
Gil Hodges, R OBP: 0.374, SLG: 0.527 (1, 3)	1-1 F5		0-2 5-3			1-1 F2		0-1 P5		4 0 0 0 0 0 4											
Billy Cox, R OBP: 0.336, SLG: 0.411 (1, 5)			1-1 1-3		0-0 FC3-6 1B		3-2 6-3	0-0 1B 1-2 2-H		4 0 2 1 0 0 0											
Rube Walker, L OBP: 0.307, SLG: 0.348 (1, 2)			1-3 K		0-3 K		2-2 1B	0-0 4-3		4 0 1 0 0 2 3											
Don Newcombe, L OBP: 0.286, SLG: 0.272 (1, 1)			2-0 F5		1-2 FC3-6		0-0 4-3		0-2 4-3	4 0 0 0 0 0 2											
Ralph Branca, R OBP: 0.200, SLG: 0.190 (9, 1)					1-2f					0 0 0 0 0 0 0											
Inning Stats	R: 1 E: 0 K: 1 S: 10	H: 1 LOB: 2 BB: 2 P: 21	R: 0 E: 0 K: 1 S: 6	H: 0 LOB: 0 BB: 0 P: 10	R: 0 E: 0 K: 1 S: 6	H: 0 LOB: 0 BB: 0 P: 11	R: 0 E: 0 K: 1 S: 8	H: 1 LOB: 1 BB: 0 P: 9	R: 0 E: 0 K: 1 S: 10	H: 1 LOB: 1 BB: 1 P: 13	R: 0 E: 0 K: 0 S: 9	H: 1 LOB: 1 BB: 0 P: 15	R: 3 E: 0 K: 0 S: 13	H: 4 LOB: 2 BB: 1 P: 16	R: 0 E: 0 K: 0 S: 8	H: 0 LOB: 0 BB: 0 P: 9	1B: 8 2B: 0 3B: 0 HR: 0	SF: 0 SAC: 0 DP: 0 HBP: 0	WP: 2 PB: 0 SB: 0 CS: 1	PA: 38	
PITCHER	IP WLS BF H R ER SO BB IBB HBP BLK WP HR S P ERA WHIP																				
Sal Maglie, R ERA: 2.99 (1, 1)	8.0	35	8	4	4	6	3	1	0	0	1	0	71	109	4.50	1.375					
Larry Jansen, R ERA: 3.04 (9, 1)	1.0	W	3	0	0	0	0	0	0	0	0	0	8	9	0.00	0.000					

Brooklyn Dodgers @ New York Giants
Polo Grounds, New York, NY
Wed Oct 03 1951, 3:33 AM EST
Att. 34,320 - Unknown

AB	34
R	4
H	8
RBI	3
BB	4
SO	6
LOB	13



livebaseballscorecards.com

Batter	1	2	3	4	5	6	7	8	9	AB	R	H	RBI	BB	SO	LOB
Eddie Stanky, R OBP: 0.401, SLG: 0.368 (1, 4)	F7		G5-4-3			F7		F6		4	0	0	0	0	0	1
Alvin Dark, R OBP: 0.352, SLG: 0.454 (1, 6)	F5			F4		5-3			1B 2B 1B	4	1	1	0	0	0	0
Don Mueller, L OBP: 0.307, SLG: 0.431 (1, 9) Clint Hartung, R OBP: 0.222, SLG: 0.227 (9, PR)	L7			L3		F3			2B HR 1B	4	0	1	0	0	0	0
Monte Irvin, R OBP: 0.415, SLG: 0.514 (1, 7)		6-3		5-3			SH F8 2B	F3	4	1	1	0	0	0	2	
Whitey Lockman, L OBP: 0.339, SLG: 0.407 (1, 3)					6-3		SH G6-4-3		3	1	2	1	0	0	0	
Bobby Thomson, R OBP: 0.386, SLG: 0.562 (1, 5)							F8		4	1	3	4	0	0	1	
Willie Mays, R OBP: 0.354, SLG: 0.472 (1, 8)					K		G6-4-3		3	0	0	0	0	1	3	
Wes Westrum, R OBP: 0.400, SLG: 0.418 (1, 2) Bill Rigney, R OBP: 0.321, SLG: 0.435 (8, PH) Ray Noble, R OBP: 0.265, SLG: 0.383 (9, 2)								K	0	0	0	0	2	0	0	
Sal Maglie, R OBP: 0.159, SLG: 0.188 (1, 1) Hank Thompson, L OBP: 0.342, SLG: 0.386 (8, PH) Larry Jansen, R OBP: 0.157, SLG: 0.095 (9, 1)								3-1	1	0	0	0	0	1	0	

Inning Stats	R: 0	H: 0	R: 0	H: 2	R: 0	H: 0	R: 0	H: 1	R: 0	H: 0	R: 1	H: 1	R: 0	H: 0	R: 4	H: 4
	E: 0	LOB: 0	E: 0	LOB: 1	E: 0	LOB: 0	E: 0	LOB: 2	E: 0	LOB: 0	E: 0	LOB: 0	E: 0	LOB: 0	E: 0	LOB: 1
	K: 0	BB: 0	K: 0	BB: 0	K: 0	BB: 0	K: 1	BB: 1	K: 0	BB: 0	K: 0	BB: 0	K: 1	BB: 0	K: 0	BB: 0
	S: 9	P: 14	S: 5	P: 8	S: 6	P: 13	S: 8	P: 14	S: 6	P: 10	S: 10	P: 11	S: 8	P: 10	S: 11	P: 12

PITCHER	IP	WLS	BF	H	R	ER	SO	BB	IBB	HBP	BLK	WP	HR	S	P	ERA	WHIP
Don Newcombe, R ERA: 3.31 (1, 1)	8.1		32	7	4	4	2	1	1	0	0	0	0	66	100	4.32	0.960
Ralph Branca, R ERA: 3.26 (9, 1)	0.0	L	1	1	1	1	0	0	0	0	0	0	1	2	2	∞	∞


BOTTOM

Brooklyn Dodgers @ New York Giants
Polo Grounds, New York, NY

Wed Oct 03 1951, 3:33 AM EST
Att. 34,320 - Unknown

AB	30
R	5
H	8
RBI	5
BB	2
SO	2
LOB	10

livebaseballscorecards.com



WP	PA	ERA	WHIP
0	33		
0			
0			