

Brooklyn Dodgers - 1953

Batter	1	2	3	4	5	6	7	8	9	AB R H RBI BB SO LOB	TOP												
Paul Smith, L (1, 3) OBP: 0.400, SLG: 0.600	1-0 F8		1-2 1-3	0-1 1-2 1B		3-2 L3			3-2 DI 2B	5 0 2 0 0 0 0													
Pete Castiglione, R (1, 5)	1-0 6-3		1-1 5-3	0-0 F9			0-1 F4		1-2 5-3	5 0 0 1 0 0 3													
George Metkovich, L (1, 8)	1-1 F3		2-1 F4	2-1 G3			0-1 F6		3-H 4-0 2-3 BB	4 0 0 0 1 0 2													
Ralph Kiner, R (1, 7) OBP: 0.200, SLG: 0.200		0-1 F7		3-2 2B 1B	3-3 K		1-2 1-3		2-2 F8	5 1 1 0 0 1 2													
Danny O'Connell, R (1, 4) OBP: 0.500, SLG: 0.667		1-2 2-3		2-0 2B 1-3 2B	4-1 BB			1-2 F5		3 1 1 0 1 0 0													
Cal Abrams, L (1, 9)		4-1 BB FC BB		4-1 2B 1B BB	0-1 F7			1-1 1-3		2 1 0 0 2 0 1													
Joe Garagiola, L (1, 2) OBP: 0.500, SLG: 0.667		4-2 FC BB 1-2 BB		3-2 1B 1-3 2-H 3-H 2B	3-3 K			2-2 1-3		3 1 1 2 1 1 1													
Dick Cole, R (1, 6) OBP: 0.750, SLG: 0.500		4-2 FC BB 1-2 2-3 BB		3-2 1B 2-H 3-H 1B		1-1 5-3			4-1 2B 5-3 BB	2 1 1 2 2 0 0													
Murry Dickson, R (1, 1)		2-3 FC		0-3 K		1-3 K			1-2 F7	2 0 0 0 0 1 4													
Paul LaPalme, L (5, 1)										0 0 0 0 0 0 0													
Clem Koshorek, R (6, PH)										1 0 0 0 0 1 0													
Johnny Hetki, R (6, 1)										0 0 0 0 0 0 0													
Felipe Montemayor, L (9, PH)		1-2 2-3 3-H								1 0 0 0 0 0 1													
Inning Stats	R: 0 E: 0 K: 0 S: 4	H: 0 LOB: 0 BB: 0 P: 7	R: 0 E: 0 K: 0 S: 16	H: 0 LOB: 3 BB: 3 P: 31	R: 0 E: 0 K: 0 S: 7	H: 0 LOB: 0 BB: 0 P: 11	R: 4 E: 0 K: 1 S: 21	H: 5 LOB: 2 BB: 1 P: 38	R: 0 E: 0 K: 2 S: 10	H: 0 LOB: 1 BB: 1 P: 20	R: 0 E: 0 K: 1 S: 8	H: 0 LOB: 0 BB: 0 P: 13	R: 0 E: 0 K: 0 S: 7	H: 0 LOB: 0 BB: 0 P: 8	R: 0 E: 0 K: 0 S: 8	H: 0 LOB: 0 BB: 0 P: 12	R: 1 E: 0 K: 0 S: 13	H: 1 LOB: 2 BB: 2 P: 28	1B: 3 2B: 3 3B: 0 HR: 0	SF: 0 SAC: 0 DP: 0 HBP: 0	WP: 0 PB: 0 SB: 0 CS: 0	PA: 40	
PITCHER Carl Erskine, R (1, 1) ERA: 12.0 Joe Black, R (4, 1) ERA: 1.5	IP 3.0 6.0	WLS 17 23	H 4 2	R 4 1	ER 4 1	SO 1 4	BB 4 3	IBB 0 0	HBP 0 0	BLK 0 0	WP 0 0	HR 0 0	S 40 54	P 77 91	ERA 12.00 1.50	WHIP 2.667 0.833							PITCHER IP WLS BF H R ER SO BB IBB HBP BLK WP HR S P ERA WHIP

Pittsburgh Pirates @ Brooklyn Dodgers
Ebbets Field, Brooklyn, NY
Tue Apr 14 1953, 3:33 AM EST
Att. 12,433 - Unknown - 40 F

livebaseballscorecards.com

AB	33
R	5
H	6
RBI	5
BB	7
SO	4
LOB	14



Batter	1	2	3	4	5	6	7	8	9	AB	R	H	RBI	BB	SO	LOB
Jim Gilliam, S OBP: 0.200, SLG: 0.200 (1, 4)	0-2 6-3			0-0 4-3	1-1 SH1-3 HR 1B	3-3 K		0-0 4-3		5	1	1	0	0	1	0
Pee Wee Reese, R OBP: 0.333, SLG: 0.333 (1, 6)	0-1 5-3			1-1 2B 1B	0-1 SH1-3 1-2	1-0 6-3				3	1	1	0	0	0	0
Duke Snider, L OBP: 0.500, SLG: 1.500 (1, 8)	0-0 G3			1-0 1B 1-H HR 2B	2-1 2-H HR	0-3 K				4	2	2	3	0	1	0
Jackie Robinson, R OBP: 0.667, SLG: 0.667 Billy Cox, R OBP: 1.000, SLG: 1.000 (1, 5) (7, 5)		1-2 F7		1-0 HR 1B	0-1 1B F8 1B		0-2 WP 1B			3	2	2	0	0	0	0
Roy Campanella, R OBP: 0.750, SLG: 1.500 (1, 2)		0-0 FC3-6 1B		0-0 1-H 3-H HR	0-1 1B F8 1B		1-0 6-3			4	2	3	3	0	0	1
Don Thompson, L (1, 7)		0-1 FC3-6 CS		4-1 1B BB	2-0 F8		0-0 F5			3	0	0	1	1	0	3
Gil Hodges, R OBP: 0.250, SLG: 0.250 (1, 3)		2-0 CS 1-2	2-3 K	0-1 F6	0-0 2B 1B		3-2 F9			4	0	1	0	0	1	2
Carl Furillo, R OBP: 0.500, SLG: 0.500 (1, 9)			1-3 K	0-0 1-2 1B	2-2 1-2 3-H FC4-6 1B			0-0 4-3		4	0	2	1	0	1	0
Carl Erskine, R Joe Black, R (1, 1) (4, 1)			2-2 L8	3-3 K	1-1 FC4-6 1-2f			2-3 K		1	0	0	0	0	0	0
										3	0	0	0	0	2	4

Inning	R	H	E	K	S	P	IP	WLS	BF	H	R	ER	SO	BB	IBB	HBP	BLK	WP	HR	S	P	ERA	WHIP
1	0	0	0	0	6	0	4.1	L	23	10	8	8	3	1	0	0	0	0	2	49	70	16.61	2.538
2	0	1	0	0	10	0	0.2		4	2	0	0	0	0	0	0	0	1	0	7	12	0.00	3.000
3	0	0	0	7	3	0	3.0		10	1	0	0	3	0	0	0	0	1	0	22	32	0.00	0.333

BOTTOM

Pittsburgh Pirates @ Brooklyn Dodgers
Ebbets Field, Brooklyn, NY

Tue Apr 14 1953, 3:33 AM EST
Att: 12,433 - Unknown - 40 F

AB	35
R	8
H	13
RBI	8
BB	1
SO	6
LOB	10



Inning	R	H	E	K	S	P	IP	WLS	BF	H	R	ER	SO	BB	IBB	HBP	BLK	WP	HR	S	P	ERA	WHIP
1	0	0	0	0	0	0	4.1	L	23	10	8	8	3	1	0	0	0	0	2	49	70	16.61	2.538
2	0	1	0	7	3	0	0.2		4	2	0	0	0	0	0	0	0	1	0	7	12	0.00	3.000
3	0	0	0	10	3	0	3.0		10	1	0	0	3	0	0	0	0	1	0	22	32	0.00	0.333

Batter	1	2	3	4	5	6	7	8	9	AB R H RBI BB SO LOB	TOP
Cal Abrams, L (1, 9) B X	1-1 L7		1-3 K		1-2 F6			0-3 K		4 0 0 0 0 2 0	Pittsburgh Pirates @ Brooklyn Dodgers Ebbets Field, Brooklyn, NY Wed Apr 15 1953, 3:33 AM EST Att. 3,149 - Unknown
Pete Castiglione, R (1, 5) F X OBP: 0.111, SLG: 0.111	0-2 5-3		0-1 1B		0-0 1-3			0-2 6-3		4 0 1 0 0 0 0	
Felipe Montemayor, L (1, 8) C S B S	1-3 K		1-3 K			0-1 1-3		4-2 BB		3 0 0 0 1 2 1	
Ralph Kiner, R (1, 7) OBP: 0.111, SLG: 0.111		1-2 F2		0-0 6-3		3-2 L9		1-0 F8		4 0 0 0 0 0 1	
Paul Smith, L (1, 3) OBP: 0.444, SLG: 0.556		0-2 G6-4-3 1B		1-1 4-3		1-1 G3		2-2 1B		4 0 2 0 0 0 0	
Danny O'Connell, R (1, 4) OBP: 0.375, SLG: 0.429		1-2 G6-4-3 1-2f		0-0 1B 1B		1-0 6-3		0-3 K		4 0 1 0 0 1 2	
Mike Sandlock, S (1, 2) OBP: 1.000, SLG: 1.000 George Metkovich, L (9, PH)		1-2 FC4-6 1B		0-1 1-2 1B		1-1 1B		3-3 K		3 0 3 0 0 0 0 1 0 0 0 0 1 1	
Dick Cole, R (1, 6) OBP: 0.429, SLG: 0.200 Joe Garagiola, L (9, PH) OBP: 0.400, SLG: 0.500		0-2 FC4-6 1-2f HR		0-0 1-3		0-2 F3		0-1 G3		3 1 0 0 0 0 4 1 0 0 0 0 0 1	
Johnny Lindell, R (1, 1) OBP: 0.333, SLG: 1.333		2-1 1-H HR		1-3 K		0-0 F9				3 1 1 2 0 1 1	
Inning Stats	R: 0 E: 0 K: 1 S: 8 H: 0 LOB: 0 BB: 0 P: 10	R: 0 E: 0 K: 0 S: 10 H: 1 LOB: 0 BB: 0 P: 12	R: 2 E: 0 K: 2 S: 19 H: 3 LOB: 1 BB: 0 P: 24	R: 0 E: 0 K: 0 S: 7 H: 2 LOB: 2 BB: 0 P: 8	R: 0 E: 0 K: 1 S: 7 H: 0 LOB: 0 BB: 0 P: 9	R: 0 E: 0 K: 0 S: 7 H: 0 LOB: 0 BB: 0 P: 11	R: 0 E: 0 K: 0 S: 7 H: 1 LOB: 1 BB: 0 P: 9	R: 0 E: 0 K: 1 S: 9 H: 0 LOB: 1 BB: 1 P: 14	R: 0 E: 0 K: 2 S: 13 H: 1 LOB: 1 BB: 0 P: 18	1B: 7 2B: 0 3B: 0 HR: 1 SF: 0 SAC: 0 DP: 1 HBP: 0	WP: 0 PB: 0 SB: 0 CS: 0 PA: 35
PITCHER Russ Meyer, R (1, 1) ERA: 2.0	IP 9.0 WLS W BF 35 H 8 R 2 ER 2 SO 7 BB 1 IBB 0 HBP 0 BLK 0 WP 0 HR 1 S 87 P 115 ERA 2.00 WHIP 1.000										

livebaseballscorecards.com

AB	34
R	2
H	8
RBI	2
BB	1
SO	7
LOB	11



Batter	1	2	3	4	5	6	7	8	9
Jim Gilliam, S (1, 4) OBP: 0.500, SLG: 0.286	4-2 1-3 BB	1-1 F8		0-0 1B		4-2 CS BB		4-1 1B FC1-2 BB	
Pee Wee Reese, R (1, 6) OBP: 0.375, SLG: 0.286	4-2 WP 1-3 BB		2-3 K	1-0 L8		1-0 CS BB	2-1 1-3	0-1 FC1-2 PB 1B	
Duke Snider, L (1, 8) OBP: 0.333, SLG: 0.750	1-1 1-3		4-2 BB BB BB	1-0 1-3			3-2 F6	3-2 FC1-2 BB	
Jackie Robinson, R (1, 5) OBP: 0.625, SLG: 0.400	4-1 K BB		4-2 BB BB		3-1 1-3		4-1 1B BB	2-2 G3	
Roy Campanella, R (1, 2) OBP: 0.625, SLG: 1.000	3-3 K		0-0 F7		4-2 BB		0-2 1B		
Don Thompson, L (1, 7)		2-2 6-3	4-1 BB	1-2 BB		1-2 F2		3-1 G3	
Gil Hodges, R (1, 3) OBP: 0.250, SLG: 0.250		1-3 K	3-2 F8		2-3 K			2-2 SH2-4 1B 1B	
Carl Furillo, R (1, 9) OBP: 0.625, SLG: 1.000		0-1 1B 1B		1-1 HR		0-2 5-3		0-1 SH2-4 1B 1B	
Russ Meyer, S (1, 1) OBP: 0.333, SLG: 0.333		0-0 1B		1-1 1-3		0-0 1-3		0-0 SH2-4	

AB	R	H	RBI	BB	SO	LOB
2	1	1	0	3	0	2
4	0	1	2	1	1	1
4	0	0	0	1	0	5
2	0	0	0	3	0	2
3	0	1	0	1	1	4
3	0	0	0	1	0	3
4	1	1	0	0	2	4
4	2	3	1	0	0	0
3	0	1	0	0	0	0

BOTTOM

Pittsburgh Pirates @ Brooklyn Dodgers
 Ebbets Field, Brooklyn, NY
 Wed Apr 15 1953, 3:33 AM EST
 Att. 3,149 - Unknown

livebaseballscorecards.com

AB	29
R	4
H	8
RBI	3
BB	10
SO	4
LOB	21



1B: 7	SF: 0
2B: 0	SAC: 1
3B: 0	DP: 0
HR: 1	HBP: 0

WP: 1	PA: 41
PB: 2	
SB: 0	
CS: 1	

Inning Stats	R	H	E	K	S	R	H	E	K	S	R	H	E	K	S	R	H	E	K	S	R	H	E	K	S
	1	0	0	1	11	0	2	0	1	11	0	0	0	1	12	1	2	0	0	7	0	0	0	0	0

PITCHER	IP	WLS	BF	H	R	ER	SO	BB	IBB	HBP	BLK	WP	HR	S	P	ERA	WHIP
Johnny Lindell, R (1, 1) ERA: 4.5	8.0	L	40	8	4	4	4	10	0	0	0	1	1	86	165	4.50	2.250

Batter	1	2	3	4	5	6	7	8	9	AB R H RBI BB SO LOB	TOP		
Jim Gilliam, S (1, 4) OBP: 0.429, SLG: 0.273 	2-2 L8 			0-0 L8 		1-0 P6 			1-2 E5 1B F8 	4 1 1 0 0 0 0	Brooklyn Dodgers @ New York Giants Polo Grounds, New York, NY Fri Apr 17 1953, 3:33 AM EST Att. 18,307 - Unknown livebaseballscorecards.com		
Pee Wee Reese, R (1, 6) OBP: 0.333, SLG: 0.273 	1-1 B1-3 			1-1 5-3 			1-3 K 	1-1 1B 1B 	4 1 1 0 0 1 0				
Duke Snider, L (1, 8) OBP: 0.231, SLG: 0.500 	1-2 6-3 			1-1 L7 			1-1 F8 	0-0 F8 	4 0 0 1 0 0 1				
Jackie Robinson, R (1, 5) OBP: 0.583, SLG: 0.444 					0-2 L8 			0-0 E7 3B 1B 	0-0 FC6-4 1B 1B 	4 1 2 0 0 0 0			
Roy Campanella, R (1, 2) OBP: 0.583, SLG: 1.000 					1-2 F5 			0-0 3B 	1-2 FC6-4 1B 	4 0 2 2 0 0 0			
Don Thompson, L (1, 7) (8, 9) 					2-1 E5 			3-H 3-2 F5 	3-2 FC6-4 BB 	4 0 0 0 0 1 3			
Gil Hodges, R (1, 3) OBP: 0.250, SLG: 0.182 					0-1 4-3 			2-3 K 	4-1 BB 	3 0 0 0 1 2 1			
Carl Furillo, R (1, 9) OBP: 0.500, SLG: 0.800 George Shuba, L (8, PH) (8, 7) 					2-0 6-3 			3-2 3-1 	0-1 F5 	2 0 0 0 0 0 0 2 0 0 0 0 0 3			
Johnny Podres, L (1, 1) Rube Walker, L (8, PH) Jim Hughes, R (8, 1) 					0-2 F8 			2-0 G3 		2 0 0 0 0 0 0 1 0 0 0 0 1 0 0 0 0 0 0 0 0			
Inning Stats	R: 0 H: 0 E: 0 LOB: 0 K: 0 BB: 0 S: 9 P: 13	R: 0 H: 0 E: 0 LOB: 0 K: 1 BB: 0 S: 7 P: 11	R: 0 H: 0 E: 0 LOB: 0 K: 1 BB: 0 S: 8 P: 10	R: 0 H: 0 E: 0 LOB: 0 K: 0 BB: 0 S: 5 P: 7	R: 0 H: 0 E: 1 LOB: 1 K: 0 BB: 0 S: 10 P: 13	R: 0 H: 0 E: 0 LOB: 0 K: 0 BB: 0 S: 3 P: 6	R: 1 H: 2 E: 1 LOB: 1 K: 1 BB: 0 S: 11 P: 16	R: 0 H: 0 E: 0 LOB: 0 K: 2 BB: 0 S: 10 P: 15	R: 2 H: 4 E: 1 LOB: 3 K: 0 BB: 1 S: 16 P: 26	1B: 5 SF: 0 2B: 0 SAC: 0 3B: 1 DP: 0 HR: 0 HBP: 0	WP: 0 PA: 35 PB: 0 SB: 0 CS: 0		
PITCHER	IP WLS BF H R ER SO BB IBB HBP BLK WP HR S P ERA WHIP											PITCHER	IP WLS BF H R ER SO BB IBB HBP BLK WP HR S P ERA WHIP
Sal Maglie, R (1, 1) ERA: 3.24	8.1 W 32 6 3 3 5 0 0 0 0 0 0 0 73 104 3.24 0.720												
Hoyt Wilhelm, R (9, 1) ERA:	0.2 S 3 0 0 0 0 1 0 0 0 0 0 0 6 13 0.00 1.500												

Batter	1	2	3	4	5	6	7	8	9	AB	R	H	RBI	BB	SO	LOB
Davey Williams, R OBP: 0.357, SLG: 0.250 (1, 4)	4-2 FC5-4 BB		1-0 F3		3-2 5-3		2-1 2-3 1B	1-0 F9		4	0	1	0	1	0	2
Alvin Dark, R OBP: 0.154, SLG: 0.308 (1, 6)	0-1 F9		0-1 E6 1B E		0-1 5-3		0-0 F9			4	1	0	0	0	0	3
Bobby Thomson, R OBP: 0.385, SLG: 0.833 (1, 8)	2-3 K		2-2 E6 1B 1-H		2-1 F2			4-1 FC4-6 BB		3	0	1	0	1	1	1
Monte Irvin, R OBP: 0.250, SLG: 0.273 (1, 7)	1-1 FC5-4 1-2f		1-1 6-3		2-1 F3			3-2 F9		4	0	0	0	0	0	2
Whitey Lockman, L OBP: 0.417, SLG: 0.364 (1, 3)		0-1 4-3		2-2 1B 1B		1-1 G4-6-3 1B		1-0 FC4-6 1B 2B 1-2f		4	1	2	0	0	0	1
Don Mueller, L OBP: 0.333, SLG: 0.333 (1, 9)		0-0 F3		1 SAFE 0-2 1-2 1B		1-2 G4-6-3 1-2f		0-0 2B 1B 1B		4	1	2	0	0	0	1
Daryl Spencer, R OBP: 0.167, SLG: 0.417 (1, 5)		0-0 HR 3B		2-1 2-3 1-2 1B		1-1 5-3		0-0 1B 2B		4	2	2	1	0	0	1
Wes Westrum, R OBP: 0.500, SLG: 0.667 (1, 2)		0-0 HR		4-0 IBB		4-1 1B SH1-3 BB		4-0 1B IBB		1	1	1	2	3	0	0
Sal Maglie, R OBP: 0.333, SLG: 0.333 Hoyt Wilhelm, R (9, 1)		3-3 K		1-2 F8		2-1 SH1-3		0-0 1-2 2-H 3-H 1B		3	0	1	2	0	1	2
										0	0	0	0	0	0	0

Inning Stats	R: 0	H: 0	E: 0	K: 1	S: 9	R: 2	H: 2	E: 0	K: 1	S: 12	R: 1	H: 1	E: 2	K: 0	S: 10	R: 0	H: 2	E: 0	K: 0	S: 14	R: 0	H: 0	E: 0	K: 0	S: 9	R: 0	H: 1	E: 0	K: 0	S: 7	R: 0	H: 1	E: 0	K: 0	S: 8	R: 3	H: 3	E: 0	K: 0	S: 10	1B: 7	2B: 1	3B: 1	HR: 1	SF: 0	SAC: 1	DP: 1	HBP: 0	WP: 0	PA: 37
PITCHER	IP	WLS	BF	H	R	ER	SO	BB	IBB	HBP	BLK	WP	HR	S	P	ERA	WHIP																																	
Johnny Podres, L ERA: 2.57 (1, 1)	7.0	L	29	7	3	2	2	2	1	0	0	0	1	69	110	2.57	1.286																																	
Jim Hughes, R ERA: 27.0 (8, 1)	1.0		8	3	3	3	0	1	1	0	0	0	0	10	23	27.00	4.000																																	

BOTTOM

Brooklyn Dodgers @ New York Giants
Polo Grounds, New York, NY

Fri Apr 17 1953, 3:33 AM EST
Att. 18,307 - Unknown

AB	31
R	6
H	10
RBI	5
BB	5
SO	2
LOB	13

Batter	1	2	3	4	5	6	7	8	9	AB R H RBI BB SO LOB	TOP											
Jim Gilliam, S (1, 4) OBP: 0.450, SLG: 0.412	1-1 F8		0-0 1B		0-0 B1-3	1-2 SH3-4	1-3 K		2-1 4-3	6 2 3 1 0 0 1												
Pee Wee Reese, R (1, 6) OBP: 0.235, SLG: 0.188	0-3 K		0-0 1-3		3-2 WP 2B	1-0 SH1-3 1B		1-0 F7	1-1 1B	5 0 0 0 0 1 1												
Duke Snider, L (1, 8) OBP: 0.316, SLG: 0.471	2-3 K			0-0 1-3	2-2 1-3	0-1 SH1-3		1-0 6-3	2-2 F9	5 3 2 1 1 2 1												
Jackie Robinson, R (1, 5) OBP: 0.706, SLG: 0.583		4-0 WP BB		0-3 K	1-0 S 1B	3-2 1B 1B		4-2 1B BB	1-1 F9	3 3 3 0 2 0 0												
Roy Campanella, R (1, 2) OBP: 0.588, SLG: 0.867		2-0 F5		0-1 1B	4-2 WP 1B BB	1-0 S 1B		1-0 1B 1B		4 0 2 3 1 1 2												
Don Thompson, L (1, 7) OBP: 0.235, SLG: 0.133		1-3 K		1-3 K	4-1 1B BB	0-0 S 1B		0-1 BB 1B 1B		5 1 2 3 0 1 2												
Gil Hodges, R (1, 3) OBP: 0.294, SLG: 0.200		2-1 WP			E3 HR 1B	5-3		0-0 BB 1B		5 1 1 0 1 0 3												
Carl Furillo, R (1, 9) OBP: 0.467, SLG: 0.867			1-1 F7				1-0 F7	4-2 BB		5 2 2 3 0 0 3												
Billy Loes, R (1, 1) OBP: 0.250, SLG: 0.250			2-1 5-3		0-0 HR	SH3-4 1B	1-0 F3	1-1 F8		4 0 1 0 0 1 0												
Inning Stats	R: 0 E: 0 K: 2 S: 8	H: 0 LOB: 0 BB: 0 P: 11	R: 0 E: 0 K: 1 S: 5	H: 0 LOB: 0 BB: 1 P: 14	R: 0 E: 0 K: 0 S: 6	H: 1 LOB: 1 BB: 0 P: 9	R: 0 E: 0 K: 2 S: 10	H: 1 LOB: 1 BB: 0 P: 11	R: 6 E: 1 K: 0 S: 22	H: 5 LOB: 2 BB: 2 P: 40	R: 4 E: 0 K: 0 S: 16	H: 5 LOB: 1 BB: 0 P: 25	R: 0 E: 0 K: 1 S: 5	H: 0 LOB: 0 BB: 0 P: 8	R: 2 E: 0 K: 0 S: 12	H: 3 LOB: 3 BB: 2 P: 24	R: 0 E: 0 K: 0 S: 9	H: 1 LOB: 1 BB: 0 P: 15	1B: 14 2B: 1 3B: 0 HR: 1	SF: 0 SAC: 2 DP: 0 HBP: 0	WP: 4 PB: 0 SB: 4 CS: 0	PA: 49
PITCHER	IP WLS BF H R ER SO BB IBB HBP BLK WP HR S P ERA WHIP																					
Jim Hearn, R (1, 1) ERA: 5.79	4.2 L 24 6 6 3 5 3 0 0 0 3 1 46 78 5.79 1.929																					
Frank Hiller, R (5, 1) ERA:	0.1 2 1 0 0 0 0 0 0 0 0 0 5 7 0.00 3.000																					
Ruben Gomez, R (6, 1) ERA: 54.0	0.2 7 5 4 4 0 0 0 0 0 0 0 12 18 54.00 7.500																					
George Spencer, R (6, 1) ERA: 7.71	2.1 12 3 2 2 1 2 0 0 0 0 0 21 39 7.71 2.143																					
Max Lanier, L (9, 1) ERA:	1.0 4 1 0 0 0 0 0 0 0 0 0 9 15 0.00 1.000																					

Brooklyn Dodgers @ New York Giants
Polo Grounds, New York, NY
Fri Apr 17 1953, 3:38 AM EST
Att. 29,406 - Unknown

AB	42
R	12
H	16
RBI	11
BB	5
SO	6
LOB	13



WP: 4	PA: 49
PB: 0	
SB: 4	
CS: 0	

Batter	1	2	3	4	5	6	7	8	9	AB	R	H	RBI	BB	SO	LOB
Davey Williams, R (1, 4) OBP: 0.444, SLG: 0.375	1-1 9-3 1B		1-1 6-3			0-0 G6-4-3 1B		2-1 FC6-4 1B		4	0	3	1	0	0	0
Alvin Dark, R (1, 6) OBP: 0.118, SLG: 0.235	0-0 9-3 1-2f			0-0 L5		2-2 F7		1-2 FC6-4 1-2f		4	0	0	1	0	0	3
Bobby Thomson, R (1, 8) OBP: 0.294, SLG: 0.625	2-2 F8			2-2 F7		1-0 G6-4-3 1-2f		0-0 F4		4	0	0	0	0	0	2
Monte Irvin, R (1, 7) OBP: 0.333, SLG: 0.308 Dusty Rhodes, L (8, 7)		1-0 FC5-4 1B		4-2 1B BB			1-3 K		1-3 K	2	0	1	0	1	1	0
Whitey Lockman, L (1, 3) OBP: 0.438, SLG: 0.400		3-1 F6		0-0 1B			2-1 L9		0-0 1B 1B	4	1	2	0	0	0	1
Don Mueller, L (1, 9) OBP: 0.313, SLG: 0.313		0-0 F8		2-2 4-3			0-0 G3		0-0 1B 1B	4	1	1	0	0	0	3
Daryl Spencer, R (1, 5) OBP: 0.188, SLG: 0.333		2-1 FC5-4 1-2f		2-3 K				4-1 2B 1B BB	3-3 K	3	1	0	0	1	2	3
Wes Westrum, R (1, 2) OBP: 0.462, SLG: 0.600 Hank Thompson, L (5, PH) Sam Calderone, R (6, 2) OBP: 1.000, SLG: 1.500			0-3 K		0-1 F9			1-0 1B FC6-4 2B	0-1 1B	1	0	0	0	0	1	0
Jim Hearn, R (1, 1) Frank Hiller, R (5, 1) George Wilson, L (5, PH) Ruben Gomez, R (6, 1) George Spencer, R (6, 1) Tookie Gilbert, L (8, PH) Max Lanier, R (9, 1) Bill Rigney, R (9, PH)			0-0 6-3		1-3 K2-3			2-1 F5	0-0 5-3	1	0	0	0	0	0	0

Inning Stats	R: 0 E: 0 K: 0 S: 6	H: 1 LOB: 0 BB: 0 P: 9	R: 0 E: 0 K: 0 S: 6	H: 1 LOB: 1 BB: 0 P: 12	R: 0 E: 0 K: 1 S: 6	H: 0 LOB: 0 BB: 0 P: 7	R: 0 E: 0 K: 0 S: 10	H: 1 LOB: 2 BB: 1 P: 18	R: 0 E: 0 K: 2 S: 9	H: 0 LOB: 0 BB: 0 P: 12	R: 0 E: 0 K: 0 S: 5	H: 1 LOB: 0 BB: 0 P: 8	R: 0 E: 0 K: 1 S: 6	H: 0 LOB: 0 BB: 0 P: 9	R: 2 E: 0 K: 0 S: 11	H: 2 LOB: 1 BB: 1 P: 21	R: 2 E: 0 K: 2 S: 11	H: 3 LOB: 1 BB: 0 P: 15	1B: 8 2B: 2 3B: 0 HR: 0	SF: 0 SAC: 0 DP: 2 HBP: 0	WP: 0 PB: 0 SB: 0 CS: 0	PA: 36	
PITCHER Billy Loes, R (1, 1) ERA: 4.0	IP: 9.0 WLS: W BF: 36 H: 9 R: 4 ER: 4 SO: 6 BB: 2 IBB: 0 HBP: 0 BLK: 0 WP: 0 HR: 0 S: 70 P: 111 ERA: 4.00 WHIP: 1.222																						

BOTTOM

Brooklyn Dodgers @ New York Giants
 Polo Grounds, New York, NY
 Fri Apr 17 1953, 3:38 AM EST
 Att. 29,406 - Unknown

AB	34
R	4
H	9
RBI	4
BB	2
SO	6
LOB	15



WP: 0	PA: 36
ERA	WHIP

livebaseballscorecards.com

TOP

Brooklyn Dodgers @ Pittsburgh Pirates
Forbes Field, Pittsburgh, PA

Sun Apr 19 1953, 3:33 AM EST
Att. 8,801 - Unknown

livebaseballscorecards.com

AB	35
R	12
H	9
RBI	12
BB	14
SO	4
LOB	22



WP:	0	PA:	49
PB:	0		
SB:	4		
CS:	0		

AB R H RBI BB SO LOB

3	4	0	0	3	0	3
2	3	1	2	4	0	1
4	1	3	4	2	0	2
3	0	1	1	1	0	2
2	0	0	0	0	1	3
4	1	1	4	1	1	2
5	1	1	0	0	0	5
3	0	0	0	2	0	0
4	1	1	1	1	2	1
5	1	1	0	0	0	3

1B:	5	SF:	0
2B:	3	SAC:	0
3B:	0	DP:	1
HR:	1	HBP:	0

Batter	1	2	3	4	5	6	7	8	9
Jim Gilliam, S OBP: 0.462, SLG: 0.350 (1, 4)	4-2 BB 2B BB	4-0 1B 2B BB	1-0 4-3		4-2 S BB BB		3-2 F9		0-0 FC4-6 2B
Pee Wee Reese, R OBP: 0.391, SLG: 0.222 (1, 6)	4-2 2B FC1 BB	2-2 2B 1B		4-2 BB HR BB	0-1 F9		4-0 1B BB		4-2 2B BB
Duke Snider, L OBP: 0.440, SLG: 0.619 (1, 8)	0-0 F5	0-0 2B		4-0 1-2 HR BB	4-1 BB S BB		1-1 G1-6-3 1B		2-2 2B
Jackie Robinson, R OBP: 0.667, SLG: 0.600 Bobby Morgan, R (5, 5)	1-0 FC1 2B	2-2 F5		2-2 F6	4-0 BB BB		0-1 G1-6-3		2-3 K
Roy Campanella, R OBP: 0.545, SLG: 0.895 (1, 2)	1-2 FC1		2-2 F7	0-0 1-2 HR	4-2 BB		3-3 K		
Don Thompson, L OBP: 0.227, SLG: 0.150 (1, 7)	2-2 4-3		2-1 BB 1B	2-2 F7	0-0 F8		1-1 1-3		
Carl Furillo, R OBP: 0.450, SLG: 0.722 (1, 9)			4-0 FC1-5 1B BB	4-2 BB	1-1 1-3		1-0 6-3		
Gil Hodges, R OBP: 0.318, SLG: 0.211 (1, 3)			3-0 BB E 1B BB	1-3 K	3-3 K		0-2 5-3		
Carl Erskine, R OBP: 0.167, SLG: 0.167 (1, 1)			0-0 FC1-5		0-0 F3		1-0 4-3		3-2 FC4-6 1B

Inning Stats	1	2	3	4	5	6	7	8	9										
R: 1 E: 0 K: 0 S: 15	H: 1 LOB: 2 BB: 2 P: 27	R: 4 E: 1 K: 0 S: 13	H: 2 LOB: 0 BB: 2 P: 29	R: 1 E: 0 K: 0 S: 8	H: 2 LOB: 2 BB: 1 P: 20	R: 3 E: 0 K: 1 S: 15	H: 1 LOB: 1 BB: 3 P: 32	R: 1 E: 0 K: 0 S: 9	H: 0 LOB: 3 BB: 4 P: 25	R: 0 E: 0 K: 1 S: 6	H: 0 LOB: 0 BB: 0 P: 11	R: 0 E: 0 K: 0 S: 7	H: 1 LOB: 1 BB: 1 P: 15	R: 0 E: 0 K: 1 S: 10	H: 0 LOB: 0 BB: 0 P: 15	R: 2 E: 0 K: 1 S: 17	H: 2 LOB: 1 BB: 1 P: 28	1B: 5 2B: 3 3B: 0 HR: 1	SF: 0 SAC: 0 DP: 1 HBP: 0

PITCHER	IP	WLS	BF	H	R	ER	SO	BB	IBB	HBP	BLK	WP	HR	S	P	ERA	WHIP
Murry Dickson, R ERA: 11.32 (1, 1)	2.0	L	13	3	5	4	0	4	0	0	0	0	0	28	56	18.00	3.500
Cal Hogue, R ERA: 18.0 (3, 1)	2.0		13	3	4	4	1	4	0	0	0	0	1	23	52	18.00	3.500
Jim Waugh, R ERA: 4.5 (5, 1)	2.0		10	0	1	1	1	4	0	0	0	0	0	15	36	4.50	2.000
Johnny Hetki, R ERA: (7, 1)	2.0		7	1	0	0	1	1	0	0	0	0	0	17	30	0.00	1.000
Woody Main, R ERA: 18.0 (9, 1)	1.0		6	2	2	2	1	1	0	0	0	0	0	17	28	18.00	3.000

Batter	1	2	3	4	5	6	7	8	9	AB	R	H	RBI	BB	SO	LOB
Cal Abrams, L OBP: 0.263, SLG: 0.294 (1, 9) FF FB FX	1-2 4-3 1-2f	0-1 6-3 1-2f		1-1 FC6-4 1-2f			2-3 K 1-2f	1-1 FC6-4 1-2f		5	0	0	0	0	1	5
Pete Castiglione, R OBP: 0.263, SLG: 0.556 (1, 5) BF FX	1-1 HR 1B		2-1 F9		0-2 F9		0-1 HR	0-2 F8		5	2	2	1	0	0	2
Felipe Montemayor, L OBP: 0.267, SLG: 0.286 (1, 8) FC FX	0-2 F2		2-1 BB 1B		1-2 L8		0-3 K		3-2 F8	5	0	1	0	0	1	1
Ralph Kiner, R OBP: 0.368, SLG: 0.471 (1, 7) CF FB FX	2-2 HR 1-H		4-0 BB 1B		1-1 F2		1-1 BB 1B		0-0 F8	4	1	2	2	1	0	0
Paul Smith, L OBP: 0.444, SLG: 0.533 (1, 3) CB FX	1-2 F8		4-1 G6-3 BB		4-1 F8 FC6-4 BB 1B		4-1 BB 1B		0-2 F2	2	1	0	0	3	0	0
Danny O'Connell, R OBP: 0.412, SLG: 0.600 (1, 4) CX		0-1 E6 G3-6-3	1-2 G6-3		1-1 FC6-4 1B		3-2 1-3			4	0	1	0	0	0	5
Joe Garagiola, L OBP: 0.286, SLG: 0.250 (1, 2) BC CX		1-2 G3-6-3		1-1 F9		0-2 F8		0-1 F7		4	0	0	0	0	0	3
Dick Cole, R OBP: 0.600, SLG: 0.636 (1, 6) XC CX		0-1 2B		4-1 FC6-4 BB		1-1 FC6-4 1-2f 3-H		1-1 FC6-4 E 1B		3	0	2	1	1	0	1
Murry Dickson, R Frank Thomas, R Cal Hague, R Johnny O'Brien, R Jim Waugh, R Ed Fitz Gerald, R Johnny Helki, R George Melkovich, L Woody Main, R		4-2 BB		1-3 K		0-1 5-3		1-1 E1 FC6-4		0	0	0	0	0	0	0

Inning Stats	R: 2 E: 0 K: 0 S: 16	H: 2 LOB: 0 BB: 0 P: 21	R: 0 E: 1 K: 0 S: 11	H: 1 LOB: 2 BB: 1 P: 16	R: 0 E: 0 K: 0 S: 8	H: 1 LOB: 2 BB: 2 P: 21	R: 0 E: 0 K: 1 S: 8	H: 0 LOB: 1 BB: 1 P: 15	R: 0 E: 0 K: 0 S: 8	H: 0 LOB: 0 BB: 0 P: 10	R: 1 E: 0 K: 0 S: 10	H: 1 LOB: 1 BB: 1 P: 16	R: 1 E: 0 K: 2 S: 16	H: 2 LOB: 2 BB: 1 P: 26	R: 0 E: 1 K: 0 S: 11	H: 1 LOB: 2 BB: 0 P: 14	R: 0 E: 0 K: 0 S: 7	H: 0 LOB: 0 BB: 0 P: 10	1B: 5 2B: 1 3B: 0 HR: 2	SF: 0 SAC: 0 DP: 2 HBP: 0	WP: 0 PB: 0 SB: 0 CS: 0	PA: 41			
PITCHER Carl Erskine, R ERA: 6.0 (1, 1)	IP 9.0	WLS W	BF 41	H 8	R 4	ER 4	SO 3	BB 6	IBB 0	HBP 0	BLK 0	WP 0	HR 2	S 95	P 149	ERA 4.00	WHIP 1.556							ERA 4.00	WHIP 1.556

Brooklyn Dodgers @ Pittsburgh Pirates

Forbes Field, Pittsburgh, PA

Sun Apr 19 1953, 3:33 AM EST
Att. 8,801 - Unknown

AB	35
R	4
H	8
RBI	4
BB	6
SO	3
LOB	20

Batter	1	2	3	4	5	6	7	8	9	AB R H RBI BB SO LOB	TOP
Jim Gilliam, S (1, 4) <small>OBP: 0.467, SLG: 0.318</small>	4-2 		4-1 			1-1 		1-3 		2 1 0 0 2 1 1	Brooklyn Dodgers @ Philadelphia Phillies Connie Mack Stadium, Philadelphia, PA Tue Apr 21 1953, 3:33 AM EST Att. 14,309 - Unknown livebaseballscorecards.com
Pee Wee Reese, R (1, 6) <small>OBP: 0.370, SLG: 0.227</small>	1-0 		0-0 			0-1 		2-2 		4 0 1 0 0 0 3	
Duke Snider, L (1, 8) <small>OBP: 0.414, SLG: 0.560</small>	0-3 		2-3 			1-0 		1-0 		4 0 1 0 0 2 3	
Jackie Robinson, R (1, 5) <small>OBP: 0.600, SLG: 0.526</small>	3-2 			0-0 		1-2 		2-1 		4 0 1 1 0 0 3	
Roy Campanella, R (1, 2) <small>OBP: 0.462, SLG: 0.739</small>	1-3 			2-3 			1-3 		0-2 	4 0 0 0 0 3 1	
Carl Furillo, R (1, 9) <small>OBP: 0.375, SLG: 0.591</small>		1-1 		0-1 			1-1 		1-0 	4 0 0 0 0 0 0	
Gil Hodges, R (1, 3) <small>OBP: 0.385, SLG: 0.273</small>		3-2 			2-1 		1-0 		4-1 	3 0 2 0 1 0 0	
Dick Williams, R (1, 7) 		3-3 			0-0 		0-0 		0-1 	4 0 0 0 0 1 3	
Russ Meyer, S (1, 1) <small>OBP: 0.200, SLG: 0.200</small> Ben Wade, R (5, 1) Billy Cox, R (8, PH) <small>OBP: 1.000, SLG: 1.000</small> Clem Labine, R (8, 1)			1-3 		1-2 			4-1 		2 0 0 0 0 1 0 0 0 0 0 0 0 0 0 0 0 0 1 0 0 0 0 0 0 0 0 0	
Inning Stats	R: 1 H: 1 E: 0 LOB: 1 K: 2 BB: 1 S: 13 P: 22	R: 0 H: 1 E: 0 LOB: 1 K: 1 BB: 0 S: 10 P: 17	R: 0 H: 0 E: 0 LOB: 1 K: 2 BB: 1 S: 8 P: 15	R: 0 H: 0 E: 0 LOB: 0 K: 1 BB: 0 S: 7 P: 9	R: 0 H: 0 E: 0 LOB: 0 K: 0 BB: 0 S: 6 P: 9	R: 0 H: 1 E: 0 LOB: 1 K: 0 BB: 0 S: 9 P: 12	R: 0 H: 1 E: 0 LOB: 1 K: 1 BB: 0 S: 7 P: 10	R: 0 H: 1 E: 0 LOB: 2 K: 1 BB: 1 S: 11 P: 21	R: 0 H: 0 E: 0 LOB: 1 K: 0 BB: 1 S: 7 P: 12	1B: 5 SF: 0 2B: 1 SAC: 0 3B: 0 DP: 1 HR: 0 HBP: 0	WP: 0 PA: 35 PB: 0 SB: 1 CS: 0
PITCHER Curt Simmons, L (1, 1) <small>ERA: 1.0</small>	IP WLS BF H R ER SO BB IBB HBP BLK WP HR S P ERA WHIP 9.0 W 35 5 1 1 8 4 0 0 0 0 0 0 78 127 1.00 1.000										

Batter	1	2	3	4	5	6	7	8	9	AB	R	H	RBI	BB	SO	LOB
Connie Ryan, R OBP: 0.455, SLG: 0.524 (1, 4)	0-0 B3	1-2 5-3		0-0 4-3		1-1 F8				4	0	0	0	0	0	0
Richie Ashburn, L OBP: 0.364, SLG: 0.350 (1, 8)	1-2 BB 1B 1B	0-1 B5-3			0-1 F3	3-3 K				4	1	1	0	0	1	0
Johnny Wyrostek, L OBP: 0.650, SLG: 0.800 (1, 9)	0-0 1B BB 1B	4-2 FC5-4 BB			2-0 HR 2B	0-0 4-3				3	2	2	0	1	0	0
Del Ennis, R OBP: 0.304, SLG: 0.571 (1, 7)	4-1 BB 1B 1B	1-0 FC5-4			0-0 HR		0-0 F7			3	2	1	2	1	0	1
Earl Torgeson, L OBP: 0.455, SLG: 0.389 (1, 3)	1-0 1B BB 1B		0-3 K		0-3 K		3-1 F4			4	0	1	1	0	2	0
Granny Hamner, R OBP: 0.333, SLG: 0.474 (1, 6)	1-2 F7		0-1 F8		0-0 BB E 1B		0-0 F7			4	1	1	1	0	0	2
Willie Jones, R OBP: 0.250, SLG: 0.250 (1, 5)	4-0 1B 1B		2-2 F8		4-1 BB E BB		2-3 K			2	1	0	0	2	1	0
Smoky Burgess, L OBP: 0.167, SLG: 0.091 (1, 2)	0-0 1B		0-0 L7		1-2 E7		1-3 K			4	0	1	1	0	1	0
Curt Simmons, L OBP: 0.375, SLG: 0.500 (1, 1)	2-3 K		2-3 K		1-0 F3		0-1 F3			4	0	0	0	0	2	4

Inning Stats	R: 3	H: 4	E: 0	LOB: 3	K: 1	S: 16	R: 0	H: 0	E: 0	LOB: 1	K: 0	S: 8	R: 0	H: 0	E: 0	LOB: 0	K: 1	S: 9	R: 4	H: 3	E: 1	LOB: 1	K: 1	S: 13	R: 0	H: 0	E: 0	LOB: 0	K: 0	S: 4	R: 0	H: 0	E: 0	LOB: 0	K: 2	S: 9	R: 0	H: 0	E: 0	LOB: 0	K: 0	S: 12	1B: 5	SF: 0	2B: 1	SAC: 0	3B: 0	DP: 0	HR: 1	HBP: 0
--------------	------	------	------	--------	------	-------	------	------	------	--------	------	------	------	------	------	--------	------	------	------	------	------	--------	------	-------	------	------	------	--------	------	------	------	------	------	--------	------	------	------	------	------	--------	------	-------	-------	-------	-------	--------	-------	-------	-------	--------

PITCHER	IP	WLS	BF	H	R	ER	SO	BB	IBB	HBP	BLK	WP	HR	S	P	ERA	WHIP
Russ Meyer, R ERA: 4.61 (1, 1)	4.2	L	25	7	7	5	4	4	0	0	0	0	1	49	78	9.64	2.357
Ben Wade, R ERA: (5, 1)	2.1		8	0	0	0	1	0	0	0	0	0	0	17	26	0.00	0.000
Clem Labine, R ERA: (8, 1)	1.0		3	0	0	0	2	0	0	0	0	0	0	9	12	0.00	0.000


BOTTOM

Brooklyn Dodgers @ Philadelphia Phillies
Connie Mack Stadium, Philadelphia, PA

Tue Apr 21 1953, 3:33 AM EST
 Att. 14,309 - Unknown

livebaseballscorecards.com

AB	32
R	7
H	7
RBI	5
BB	4
SO	7
LOB	7



WP: 0	PA: 36
PB: 0	SB: 0
CS: 0	

Batter	1	2	3	4	5	6	7	8	9	AB R H RBI BB SO LOB	TOP
Jim Gilliam, S (1, 4) <small>OBP: 0.441, SLG: 0.385</small>	2-2 		0-1 		0-1 		3-1 			4 1 1 2 0 0 0	Brooklyn Dodgers @ Philadelphia Phillies Connie Mack Stadium, Philadelphia, PA Wed Apr 22 1953, 3:33 AM EST Att. 15,984 - Unknown livebaseballscorecards.com
Pee Wee Reese, R (1, 6) <small>OBP: 0.355, SLG: 0.231</small>	3-2 		0-0 			2-2 	0-0 			4 0 1 1 0 0 0	
Duke Snider, L (1, 8) <small>OBP: 0.424, SLG: 0.536</small>	1-0 			4-1 		0-1 	1-0 			3 0 1 0 1 0 1	
Jackie Robinson, R (1, 5) <small>OBP: 0.517, SLG: 0.435</small>		0-0 		0-1 		3-1 		3-3 		4 1 0 0 0 1 2	
Roy Campanella, R (1, 2) <small>OBP: 0.467, SLG: 0.741</small>		2-0 		0-0 		2-2 		3-3 		4 0 2 1 0 1 1	
Carl Furillo, R (1, 9) <small>OBP: 0.357, SLG: 0.538</small>		0-0 		0-1 			0-1 	1-3 		4 1 1 0 0 1 2	
Gil Hodges, R (1, 3) <small>OBP: 0.400, SLG: 0.280</small>		4-0 		1-1 			1-2 		0-1 	3 1 1 0 1 0 1	
Don Thompson, L (1, 7) <small>OBP: 0.192, SLG: 0.125</small>		0-0 			0-3 		1-0 		0-0 	4 0 0 0 0 1 5	
Billy Loes, R (1, 1) <small>OBP: 0.200, SLG: 0.200</small> Jim Hughes, R (4, 1) Carmen Mauro, L (5, PH) Bob Milliken, R (5, 1) George Shuba, L (7, PH) Joe Black, R (7, 1) Rube Walker, L (9, PH)			1-3 		1-3 		2-3 		0-0 	1 0 0 0 0 0 1 0 0 0 0 0 0 0 0 0 1 0 0 0 0 0 1 0 0 0 0 0 0 0 0 0 1 0 0 0 0 0 1 2 0 0 0 0 0 0 0 0 1 0 0 0 0 0 0 0	
Inning Stats	R: 0 H: 0 E: 0 LOB: 0 K: 0 BB: 0 S: 8 P: 14	R: 0 H: 1 E: 1 LOB: 2 K: 0 BB: 1 S: 4 P: 10	R: 0 H: 0 E: 0 LOB: 0 K: 1 BB: 0 S: 6 P: 7	R: 1 H: 1 E: 1 LOB: 1 K: 0 BB: 1 S: 8 P: 13	R: 0 H: 0 E: 0 LOB: 0 K: 2 BB: 0 S: 8 P: 9	R: 0 H: 1 E: 0 LOB: 1 K: 0 BB: 0 S: 10 P: 17	R: 3 H: 4 E: 0 LOB: 1 K: 1 BB: 0 S: 13 P: 21	R: 0 H: 0 E: 0 LOB: 0 K: 3 BB: 0 S: 11 P: 18	R: 0 H: 0 E: 0 LOB: 0 K: 0 BB: 0 S: 4 P: 4	1B: 5 SF: 0 2B: 1 SAC: 0 3B: 1 DP: 1 HR: 0 HBP: 0	WP: 0 PA: 36 PB: 0 SB: 0 CS: 0
PITCHER Karl Drews, R (1, 1) <small>ERA: 3.55</small>	IP WLS BF H R ER SO BB IBB HBP BLK WP HR S P ERA WHIP 9.0 W 36 7 4 3 7 2 0 0 0 0 0 0 72 113 3.00 1.000										

Batter	1	2	3	4	5	6	7	8	9	AB	R	H	RBI	BB	SO	LOB
Connie Ryan, R OBP: 0.423, SLG: 0.480 (1, 4)	2-1 F7 1B	0-0 F8 1B		2-0 1-3 1B			0-1 6-3			4	0	1	0	0	0	1
Richie Ashburn, L OBP: 0.385, SLG: 0.375 (1, 8)	3-2 FC4-6 1B		0-0 4-3	1-2 1B			0-2 6-3			4	0	2	1	0	0	0
Johnny Wyrostek, L OBP: 0.583, SLG: 0.737 (1, 9)	2-1 FC4-6 1-2f 1B		1-1 G3	0-0 1-3			1-2 2B			4	0	1	0	0	0	2
Del Ennis, R OBP: 0.296, SLG: 0.520 (1, 7)	0-0 1-3		1-0 1B			2-1 F7	0-0 F6			4	0	1	0	0	0	2
Earl Torgeson, L OBP: 0.462, SLG: 0.455 (1, 3)		1-1 2B 1B	0-0 4-3			1-1 2B		2-1 F8		4	1	2	0	0	0	1
Granny Hamner, R OBP: 0.400, SLG: 0.609 (1, 6)		3-0 1-3 1B 2B		0-0 HR 2B		0-0 F7		1-0 FC5-4 1B		4	2	3	0	0	0	0
Willie Jones, R OBP: 0.292, SLG: 0.421 (1, 5)		4-2 1B HBP		1-0 2-H HR		2-0 F6		2-2 FC5-4 1-2f 1B		3	1	1	2	0	0	1
Smoky Burgess, L OBP: 0.250, SLG: 0.200 (1, 2)		1-1 1-3 2-H 3-H 1B		0-0 1B 1B		2-2 F8		1-1 F4		4	1	2	2	0	0	1
Karl Drews, R (1, 1)		2-3 K		0-0 B3		2-2 F8				3	0	0	0	0	1	2

Inning Stats	R: 0	H: 1	E: 0	LOB: 1	K: 0	S: 8	P: 15	R: 2	H: 3	E: 0	LOB: 1	K: 1	S: 11	P: 22	R: 0	H: 1	E: 0	LOB: 1	K: 0	S: 5	R: 3	H: 5	E: 0	LOB: 1	K: 0	S: 9	P: 13	R: 0	H: 1	E: 0	LOB: 0	K: 0	S: 5	R: 0	H: 0	E: 0	LOB: 0	K: 0	S: 8	R: 0	H: 1	E: 0	LOB: 1	K: 0	S: 10	P: 11	R: 0	H: 1	E: 0	LOB: 1	K: 0	S: 8	P: 14
--------------	------	------	------	--------	------	------	-------	------	------	------	--------	------	-------	-------	------	------	------	--------	------	------	------	------	------	--------	------	------	-------	------	------	------	--------	------	------	------	------	------	--------	------	------	------	------	------	--------	------	-------	-------	------	------	------	--------	------	------	-------

PITCHER	IP	WLS	BF	H	R	ER	SO	BB	IBB	HBP	BLK	WP	HR	S	P	ERA	WHIP
Billy Loes, R ERA: 6.39 (1, 1)	3.2	L	19	9	5	5	1	0	0	1	0	0	1	29	52	12.27	2.455
Jim Hughes, R ERA: 20.25 (4, 1)	0.1		2	1	0	0	0	0	0	0	0	0	0	4	5	0.00	3.000
Bob Milliken, R ERA: (5, 1)	2.0		6	1	0	0	0	0	0	0	0	0	0	13	22	0.00	0.500
Joe Black, R ERA: 1.13 (7, 1)	2.0		8	2	0	0	0	0	0	0	0	0	0	18	25	0.00	1.000


BOTTOM

Brooklyn Dodgers @ Philadelphia Phillies
Connie Mack Stadium, Philadelphia, PA

Wed Apr 22 1953, 3:33 AM EST
 Att. 15,984 - Unknown

livebaseballscorecards.com

AB	34
R	5
H	13
RBI	5
BB	0
SO	1
LOB	10



WP: 0	PA: 35
PB: 0	
SB: 0	
CS: 0	

Batter	1	2	3	4	5	6	7	8	9	AB R H RBI BB SO LOB	TOP
Jim Gilliam, S (1, 4) <small>OBP: 0.447, SLG: 0.400</small>	1-0 		3-3 			1-2 		1-2 		4 0 2 0 0 1 1	Brooklyn Dodgers @ Philadelphia Phillies Connie Mack Stadium, Philadelphia, PA Thu Apr 23 1953, 3:33 AM EST Att. 25,508 - Unknown livebaseballscorecards.com
Pee Wee Reese, R (1, 6) <small>OBP: 0.343, SLG: 0.333</small>	0-2 		2-3 			1-3 		0-0 		4 1 1 1 0 2 3	
Duke Snider, L (1, 8) <small>OBP: 0.405, SLG: 0.500</small>	2-0 			1-2 		2-0 		0-1 		4 0 1 0 0 0 1	
Jackie Robinson, R (1, 5) <small>OBP: 0.485, SLG: 0.407</small>	2-3 			1-1 		0-1 		1-0 		4 0 1 0 0 1 2	
Roy Campanella, R (1, 2) <small>OBP: 0.412, SLG: 0.645</small>		2-1 		0-0 			2-1 	1-0 		4 0 0 0 0 0 1	
Carl Furillo, R (1, 9) <small>OBP: 0.344, SLG: 0.500</small>		0-0 		0-0 			0-0 	3-2 		4 0 1 0 0 0 1	
Gil Hodges, R (1, 3) <small>OBP: 0.394, SLG: 0.286</small>			3-3 		1-0 		1-2 			3 0 1 0 0 1 0	
Don Thompson, L (1, 7) <small>OBP: 0.207, SLG: 0.148</small>			1-1 		0-0 		1-1 			3 0 1 0 0 0 2	
Johnny Podres, L (1, 1) <small>OBP: 0.333, SLG: 0.333</small> Carmen Mauro, L (5, PH) Ben Wade, R (5, 1) George Shuba, L (7, PH) Jim Hughes, R (7, 1)			1-1 		2-3 		1-2 			1 0 1 0 0 0 0 1 0 0 0 0 1 1 0 0 0 0 0 0 0 1 0 0 0 0 0 2 0 0 0 0 0 0 0	
Inning Stats	R: 1 H: 1 E: 0 LOB: 0 K: 1 BB: 0 S: 9 P: 14	R: 0 H: 0 E: 0 LOB: 0 K: 1 BB: 0 S: 6 P: 11	R: 0 H: 1 E: 0 LOB: 1 K: 2 BB: 0 S: 10 P: 17	R: 0 H: 1 E: 0 LOB: 1 K: 0 BB: 0 S: 7 P: 9	R: 0 H: 1 E: 0 LOB: 1 K: 1 BB: 0 S: 5 P: 8	R: 0 H: 2 E: 0 LOB: 1 K: 1 BB: 0 S: 10 P: 14	R: 0 H: 2 E: 0 LOB: 2 K: 0 BB: 0 S: 11 P: 16	R: 0 H: 1 E: 0 LOB: 0 K: 0 BB: 0 S: 5 P: 7	R: 0 H: 0 E: 0 LOB: 0 K: 0 BB: 0 S: 5 P: 10	1B: 8 SF: 0 2B: 1 SAC: 0 3B: 0 DP: 3 HR: 1 HBP: 0	WP: 0 PA: 33 PB: 0 SB: 1 CS: 1
PITCHER Robin Roberts, R (1, 1) <small>ERA: 2.0</small>	IP WLS BF H R ER SO BB IBB HBP BLK WP HR S P ERA WHIP 9.0 W 33 9 1 1 6 0 0 0 0 0 1 69 106 1.00 1.000					PITCHER IP WLS BF H R ER SO BB IBB HBP BLK WP HR S P ERA WHIP					

Batter	1	2	3	4	5	6	7	8	9
Connie Ryan, R <small>OBP: 0.355, SLG: 0.400</small> (1, 4)	1-3 <small>1</small>	2-3 <small>3</small>		0-0 <small>2</small>		1-0 <small>3</small>		2-0 <small>3</small>	
Richie Ashburn, L <small>OBP: 0.433, SLG: 0.423</small> (1, 8)	4-0 <small>BB</small>		4-2 <small>BB</small>	1-0 <small>1-H</small> <small>3-H</small>		0-2 <small>1</small>			
Mel Clark, R <small>OBP: 0.143, SLG: 0.143</small> (1, 9)	0-0 <small>G6-4-3</small> <small>1-2f</small>		1-2 <small>1-2</small>	0-0 <small>3</small>		0-1 <small>1B</small>			
Del Ennis, R <small>OBP: 0.290, SLG: 0.464</small> (1, 7)		4-2 <small>1B</small>	1-1 <small>2</small>		1-2 <small>1</small>	1-2 <small>2</small>			
Earl Torgeson, L <small>OBP: 0.433, SLG: 0.423</small> (1, 3)		1-1 <small>1B</small> <small>1-2</small>	2-1 <small>3</small>		2-1 <small>2</small>	1-0 <small>3</small>			
Granny Hamner, R <small>OBP: 0.414, SLG: 0.741</small> (1, 6)		2-1 <small>2</small>		1-0 <small>HR</small>	1-1 <small>3</small>		1-0 <small>2B</small>		
Willie Jones, R <small>OBP: 0.296, SLG: 0.409</small> (1, 5)		3-2 <small>1B</small> <small>1-2</small>		1-0 <small>1</small>		0-2 <small>1</small>	0-0 <small>1</small>		
Stan Lopata, R <small>OBP: 0.462, SLG: 0.818</small> (1, 2)		0-1 <small>1B</small> <small>1-3</small> <small>2-H</small>		4-1 <small>SH</small> <small>2B</small> <small>BB</small>		1-1 <small>HR</small>	2-2 <small>2</small>		
Robin Roberts, S <small>OBP: 0.333, SLG: 0.375</small> (1, 1)		4-2 <small>1B</small> <small>1-2</small>		0-1 <small>2B</small> <small>1-2</small>		3-3 <small>2</small>	3-2 <small>2B</small>		

Inning Stats	R: 0	H: 0	E: 0	K: 1	S: 4	LOB: 0	BB: 1	P: 9
	R: 1	H: 3	E: 0	K: 1	S: 17	LOB: 3	BB: 2	P: 33
	R: 0	H: 0	E: 0	K: 0	S: 10	LOB: 1	BB: 1	P: 18
	R: 3	H: 2	E: 0	K: 0	S: 8	LOB: 1	BB: 1	P: 15
	R: 0	H: 0	E: 0	K: 0	S: 7	LOB: 0	BB: 0	P: 11
	R: 1	H: 1	E: 0	K: 1	S: 9	LOB: 0	BB: 0	P: 14
	R: 0	H: 1	E: 0	K: 0	S: 11	LOB: 1	BB: 0	P: 13
	R: 1	H: 2	E: 0	K: 0	S: 11	LOB: 1	BB: 0	P: 19

PITCHER	IP	WLS	BF	H	R	ER	SO	BB	IBB	HBP	BLK	WP	HR	S	P	ERA	WHIP
Johnny Podres, L <small>ERA: 4.91</small>	(1, 1)	4.0	21	5	4	4	2	5	0	0	0	0	1	39	75	9.00	2.500
Ben Wade, R <small>ERA: 2.08</small>	(5, 1)	2.0	7	1	1	1	1	0	0	0	0	0	1	16	25	4.50	0.500
Jim Hughes, R <small>ERA: 10.8</small>	(7, 1)	2.0	9	3	1	1	0	0	0	0	0	0	0	22	32	4.50	1.500

BOTTOM

Brooklyn Dodgers @ Philadelphia Phillies
 Connie Mack Stadium, Philadelphia, PA

Thu Apr 23 1953, 3:33 AM EST
 Att. 25,508 - Unknown

AB	30
R	6
H	9
RBI	6
BB	5
SO	3
LOB	14

1B: 4	SF: 0	WP: 0	PA: 37
2B: 3	SAC: 2	PB: 0	
3B: 0	DP: 1	SB: 0	
HR: 2	HBP: 0	CS: 0	

Batter	1	2	3	4	5	6	7	8	9	AB R H RBI BB SO LOB	TOP
Davey Williams, R (1, 4) OBP: 0.379, SLG: 0.333	1-1 CS 1B		3-2 F9		3-2 5-3		0-0 1B 1B		1-2 F3	5 1 2 0 0 0 1	
Whitey Lockman, L (1, 3) OBP: 0.395, SLG: 0.353	3-2 1-3 1-2		2-2 1B 2-3 1B		0-1 6-3		3-2 1-3 1B 1B		4-2 1-2 1B BB	4 0 2 0 1 0 1	
Bobby Thomson, R (1, 8) OBP: 0.282, SLG: 0.405	0-1 6-3		1-2 2-3		2-3 K		0-0 1-2 1B		1-0 1-2 2-H 1B	5 0 2 2 0 1 1	
Monte Irvin, R (1, 7) OBP: 0.243, SLG: 0.286		0-1 1B 2B	2-1 FC5-4 1B		1-1 5-3		2-3 K		0-0 F4	5 1 2 0 0 1 4	
Alvin Dark, R (1, 6) OBP: 0.278, SLG: 0.471		0-3 K	2-0 FC5-4		1-1 4-3 2B		1-1 4-3		1-1 4-3	4 0 1 0 0 1 3	
Don Mueller, L (1, 9) OBP: 0.242, SLG: 0.194		1-3 K		1-1 F8		0-0 4-3 2-3		3-3 K		4 0 0 0 0 2 2	
Daryl Spencer, R (1, 5) OBP: 0.286, SLG: 0.438		0-1 E 2-H 1B		1-1 HR		0-1 5-3		3-2 F3		4 1 2 2 0 0 1	
Sal Yvars, R (1, 2) OBP: 0.455, SLG: 0.333		4-0 SAFE 1B		0-1 F7		2-1 5-3			0-2 BB 1B 1B	3 0 1 0 1 0 0 0 1 0 0 0 0 0	
Ruben Gomez, R (9, PR)		1-3 IBB		0-1 F7		2-2 G6-3			1-0 F4	2 0 0 0 0 0 1 2 0 0 0 0 0 0 0 0 0 0 0 0 0 0 0 0 1 0 0 0 0 0 0 0 0 0 0 0 0 0 0 0 1 0 0 0 0 0 0 1	
Al Corwin, R (1, 1) Bill Connelly, L (4, 1) Hoyt Wilhelm, R (6, 1) Dusty Rhodes, L (7, PH) Frank Hillier, R (7, 1) Tookie Gilbert, L (9, PH)		1-3 K		0-1 4-3							
Inning Stats	R: 0 E: 0 K: 0 S: 7 H: 1 LOB: 0 BB: 0 P: 11	R: 1 E: 1 K: 3 S: 18 H: 2 LOB: 2 BB: 1 P: 24	R: 0 E: 0 K: 0 S: 14 H: 2 LOB: 2 BB: 0 P: 24	R: 1 E: 0 K: 0 S: 8 H: 1 LOB: 0 BB: 0 P: 10	R: 0 E: 0 K: 1 S: 8 H: 0 LOB: 0 BB: 0 P: 13	R: 0 E: 0 K: 0 S: 7 H: 1 LOB: 1 BB: 0 P: 9	R: 1 E: 0 K: 1 S: 14 H: 3 LOB: 2 BB: 0 P: 23	R: 0 E: 0 K: 1 S: 9 H: 0 LOB: 0 BB: 0 P: 16	R: 1 E: 0 K: 0 S: 11 H: 2 LOB: 2 BB: 1 P: 18	1B: 9 2B: 2 3B: 0 HR: 1 SF: 0 SAC: 0 DP: 0 HBP: 0	WP: 0 PB: 0 SB: 0 CS: 1 PA: 40
PITCHER Carl Erskine, R (1, 1) ERA: 5.14	IP 9.0 WLS W BF 40 H 12 R 4 ER 4 SO 6 BB 1 IBB 1 HBP 0 BLK 0 WP 0 HR 1 S 96 P 148 ERA 4.00 WHIP 1.444										

New York Giants @ Brooklyn Dodgers
Ebbets Field, Brooklyn, NY

Fri Apr 24 1953, 3:33 AM EST
Att. 26,334 - Unknown

livebaseballscorecards.com

AB 38
R 4
H 12
RBI 4
BB 2
SO 6
LOB 16



New York Giants @ Brooklyn Dodgers

Ebbets Field, Brooklyn, NY

Sat Apr 25 1953, 3:33 AM EST
Att. 19,936 - Unknown

AB	35
R	7
H	10
RBI	7
BB	7
SO	2
LOB	11



WP	1	PA	42
PB	0		
SB	0		
CS	0		

AB	R	H	RBI	BB	SO	LOB
4	0	1	0	1	1	3
5	1	2	3	0	0	1
4	2	1	0	1	0	3
4	1	2	2	1	0	0
5	0	1	1	0	0	2
5	0	0	0	0	1	1
3	1	0	0	1	0	0
1	0	0	0	1	0	0
0	0	0	0	1	0	0
1	1	1	0	0	0	0
1	0	0	0	1	0	1
1	0	1	1	0	0	0
0	0	0	0	0	0	0
1	1	1	0	0	0	0

Batter	1	2	3	4	5	6	7	8	9
Davey Williams, R (1, 4) OBP: 0.382, SLG: 0.355	1-2 4-3 2B		1-1 1-3	3-3 K		0-1 F9		4-0 1B 7-2-5 BB	
Alvin Dark, R (1, 6) OBP: 0.293, SLG: 0.538	1-2 4-3		0-0 HR		2-2 6-3		1-1 4-3	1-2 1B	
Bobby Thomson, R (1, 8) OBP: 0.295, SLG: 0.390	0-1 6-3		4-0 1B BB		1-0 5-3		2-2 HR 1B	0-2 7-2-5	
Monte Irvin, R (1, 7) OBP: 0.286, SLG: 0.385	4-1 BB		3-2 1B 1B		3-2 F8		2-1 1-H HR		0-1 F6
Whitey Lockman, L (1, 3) OBP: 0.372, SLG: 0.333	2-1 4-3		0-0 1B		2-2 F7		2-1 4-3		1-1 1-4-3
Daryl Spencer, R (1, 5) OBP: 0.250, SLG: 0.378		0-1 6-3	2-0 6-3		2-1 5-3		3-3 K		1-1 5-3
Hank Thompson, L (1, 9)		3-1 4-3		1-2 F7		4-2 BB 1B BB		2-0 F9	
Sal Yvars, R (1, 2) OBP: 0.462, SLG: 0.300		4-2 BB		2-1 F5		4-0 1B BB		2-2 BB 1B 1B	
George Wilson, L (6, PH)									
Sam Calderone, R (6, 2) OBP: 0.667, SLG: 0.833									
Sal Maglie, R (1, 1) OBP: 0.286, SLG: 0.167		0-0 F3		4-0 WP BB		0-0 1B		0-0 BB 1B	
Don Mueller, L (6, PH) OBP: 0.265, SLG: 0.219									
Ruben Gomez, R (6, PR)									
Hoyt Wilhelm, R (6, 1) OBP: 1.000, SLG: 1.000									

Inning Stats	R	H	E	K	S	H	LOB	P	R	H	E	K	S	H	LOB	P	R	H	E	K	S	H	LOB	P	R	H	E	K	S	H	LOB	P																		
	0	1	0	0	12	0	2	20	0	0	0	0	8	0	0	15	2	3	0	0	9	0	3	1	19	0	0	0	18	0	0	13	1	1	0	25	2	2	1	22	2	3	0	25	0	0	8	0	0	8

PITCHER	IP	WLS	BF	H	R	ER	SO	BB	IBB	HBP	BLK	WP	HR	S	P	ERA	WHIP
Russ Meyer, R (1, 1) ERA: 5.4	6.1		31	7	5	5	1	6	0	0	0	1	2	64	122	7.11	2.053
Joe Black, R (7, 1) ERA: 2.53	2.2	L	11	3	2	2	1	1	0	0	0	0	0	27	43	6.75	1.500

Batter	1	2	3	4	5	6	7	8	9	AB	R	H	RBI	BB	SO	LOB
Jim Gilliam, S OBP: 0.404, SLG: 0.342 (1, 4)	0-0 F5		4-2 CS BB	1-1 L9			2-3 K			3	0	0	0	1	1	0
Pee Wee Reese, R OBP: 0.364, SLG: 0.368 (1, 6)	2-1 G4-6-3 1B		3-3 1-2		0-1 F7		2-1 B1-3			4	0	1	0	0	1	1
Duke Snider, L OBP: 0.435, SLG: 0.641 (1, 8)	0-0 G4-6-3 1-2f		1-1 1B 3B		2-3 K		1-1 G3			4	1	1	0	0	1	1
Jackie Robinson, R OBP: 0.500, SLG: 0.424 (1, 5)		2-1 5-3	4-1 1B E BB		1-2 1B 2B		1-2 6-3			3	1	1	0	1	0	0
Roy Campanella, R OBP: 0.442, SLG: 0.684 (1, 2)		2-2 6-3	1-0 1-2 E 1B		0-0 2-H 1B		4-1 G1-6-3 BB			3	1	2	1	1	0	0
George Shuba, L OBP: 0.250, SLG: 0.500 (1, 7)		1-1 1B 2B	3-1 E7 1-H 2-H 2B		0-1 6-3		1-2 G1-6-3 1-2f			4	2	2	2	0	0	1
Carl Furillo, R OBP: 0.325, SLG: 0.447 (1, 9)		0-0 BB 2-H 1B	1-3 K		0-0 6-3		2-2 F4			4	0	1	1	0	1	0
Gil Hodges, R OBP: 0.390, SLG: 0.242 (1, 3)		4-1 FC5-4 1-2 BB		1-2 F7		4-2 BB		0-3 K		2	0	0	0	2	1	0
Russ Meyer, S OBP: 0.125, SLG: 0.125 (1, 1)		1-2 FC5-4		0-3 K		0-2 F3		2-3 K		3	0	0	0	0	1	3
Joe Black, R (7, 1)										0	0	0	0	0	0	0
Billy Cox, R OBP: 0.667, SLG: 0.500 (9, PH)										1	0	0	0	0	1	0

Inning Stats	R: 0	H: 1	E: 0	K: 0	S: 4	P: 6	R: 1	H: 2	E: 0	K: 0	S: 13	R: 4	H: 3	E: 1	K: 2	S: 14	R: 0	H: 0	E: 0	K: 1	S: 10	R: 0	H: 2	E: 0	K: 1	S: 9	R: 0	H: 0	E: 0	K: 0	S: 8	R: 0	H: 0	E: 0	K: 1	S: 7	R: 0	H: 0	E: 0	K: 0	S: 8	R: 0	H: 0	E: 0	K: 2	S: 10	R: 0	H: 0	E: 0	K: 0	S: 10	1B: 4	SF: 0	2B: 4	SAC: 0	3B: 1	DP: 3	HR: 0	HBP: 0	WP: 0	PA: 36
--------------	------	------	------	------	------	------	------	------	------	------	-------	------	------	------	------	-------	------	------	------	------	-------	------	------	------	------	------	------	------	------	------	------	------	------	------	------	------	------	------	------	------	------	------	------	------	------	-------	------	------	------	------	-------	-------	-------	-------	--------	-------	-------	-------	--------	-------	--------

PITCHER	IP	WLS	BF	H	R	ER	SO	BB	IBB	HBP	BLK	WP	HR	S	P	ERA	WHIP
Sal Maglie, R ERA: 5.6 (1, 1)	5.0		23	8	5	4	4	3	0	0	0	0	0	50	84	7.20	2.200
Hoyt Wilhelm, R ERA: (6, 1)	4.0	W	13	0	0	0	3	2	0	0	0	0	0	33	52	0.00	0.500

BOTTOM

New York Giants @ Brooklyn Dodgers
Ebbets Field, Brooklyn, NY

Sat Apr 25 1953, 3:33 AM EST
Att. 19,936 - Unknown

AB	31
R	5
H	8
RBI	4
BB	5
SO	7
LOB	6

PITCHER	IP	WLS	BF	H	R	ER	SO	BB	IBB	HBP	BLK	WP	HR	S	P	ERA	WHIP
---------	----	-----	----	---	---	----	----	----	-----	-----	-----	----	----	---	---	-----	------

Batter	1	2	3	4	5	6	7	8	9	AB R H RBI BB SO LOB	TOP	
Davey Williams, R OBP: 0.385, SLG: 0.343 (1, 4)	1-2 G1-6-3 1B	0-1 FC6-4 1-2f	1-0 1-3	4-1 BB	1-1 L8	4 0 1 0 1 0 4						
Alvin Dark, R OBP: 0.304, SLG: 0.535 (1, 6)	0-0 G1-6-3 1-2f	2-2 G6-4-3 1B HBP	0-1 F9 5-3	0-1 F9	0-0 F5	4 2 1 0 0 0 5						
Bobby Thomson, R OBP: 0.306, SLG: 0.391 (1, 8)	0-0 BB 1B	2-1 G6-4-3 1B	0-2 5-3	2-2 F3	0-0 F4	5 0 2 0 0 0 1						
Monte Irvin, R OBP: 0.298, SLG: 0.442 (1, 7)	4-0 BB 1-2	2-0 G6-4-3 1-2f 2-3	3-2 F9	1-0 F8	1-1 HR	4 1 1 2 1 0 2						
Whitey Lockman, L OBP: 0.375, SLG: 0.341 (1, 3)	1-1 4-3	1-2 FC5-4 1B	0-0 F8	0-1 F8	0-0 L3	5 0 2 1 0 0 2						
Daryl Spencer, R OBP: 0.267, SLG: 0.366 (1, 5)	0-0 2B 9-2 1B	2-2 FC5-4 1-2f	4-1 BB 1B BB	2-1 F7	3-3 K	4 0 1 0 1 1 2						
Hank Thompson, L OBP: 0.357, SLG: 0.545 (1, 9)	2-0 9-2 1-3 2B	4-2 SH3-4 BB	3-2 F6	2-2 HR	3 1 2 1 1 0 1							
Wes Westrum, R OBP: 0.389, SLG: 0.429 (1, 2)	4-2 FC6-4 BB	2-3 K	0-0 FC3-6 1B	0-0 4-3	1 0 0 0 1 1 1							
George Wilson, L OBP: 0.400, SLG: 0.250 (6, PH)			1-2 1B		1 0 1 0 0 0 0							
Sam Calderone, R OBP: 0.571, SLG: 0.714 (6, 2)					1 0 0 0 0 0 0							
Jim Hearn, R OBP: 0.257, SLG: 0.212 (6, PH)	0-1 9-2	0-1 SH3-4	0-1 FC3-6 BB	4-2 BB	1 0 0 0 0 0 3							
Frank Hiller, R OBP: 1.000, SLG: 1.000 (6, PR)			1-2 BB		0 0 0 0 0 0 0							
Don Mueller, L OBP: 1.000, SLG: 1.000 (8, PH)					0 0 0 0 0 0 0							
Ruben Gomez, R OBP: 1.000, SLG: 1.000 (8, PH)					0 0 0 0 1 0 0							
Hoyt Wilhelm, R OBP: 1.000, SLG: 1.000 (8, PH)					0 0 0 0 0 0 0							
Tookie Gilbert, L OBP: 1.000, SLG: 1.000 (8, PH)					0 0 0 0 0 0 0							
Al Corwin, R OBP: 1.000, SLG: 1.000 (8, PH)					0 0 0 0 0 0 0							
Inning Stats	R: 0 H: 2 E: 0 LOB: 2 K: 0 BB: 1 S: 7 P: 13	R: 0 H: 2 E: 0 LOB: 2 K: 0 BB: 1 S: 8 P: 14	R: 1 H: 2 E: 0 LOB: 1 K: 0 BB: 0 S: 12 P: 21	R: 0 H: 0 E: 0 LOB: 1 K: 1 BB: 1 S: 9 P: 16	R: 1 H: 1 E: 0 LOB: 0 K: 0 BB: 0 S: 11 P: 14	R: 0 H: 1 E: 0 LOB: 3 K: 0 BB: 2 S: 10 P: 21	R: 0 H: 1 E: 0 LOB: 1 K: 0 BB: 0 S: 8 P: 13	R: 1 H: 1 E: 0 LOB: 1 K: 1 BB: 1 S: 10 P: 17	R: 1 H: 1 E: 0 LOB: 0 K: 1 BB: 0 S: 7 P: 11	1B: 7 SF: 0 2B: 3 SAC: 1 3B: 0 DP: 3 HR: 2 HBP: 1	WP: 0 PA: 42 PB: 0 SB: 0 CS: 0	
PITCHER Billy Loes, R ERA: 5.4 (1, 1)	IP WLS BF H R ER SO BB IBB HBP BLK WP HR S P ERA WHIP	9.0 W 42 11 4 4 2 6 0 1 0 0 2 82 140 4.00 1.889										

New York Giants @ Brooklyn Dodgers
Ebbets Field, Brooklyn, NY
Sun Apr 26 1953, 3:33 AM EDT
Att: 21,270 - Unknown

livebaseballscorecards.com



BOTTOM

New York Giants @ Brooklyn Dodgers
 Ebbets Field, Brooklyn, NY
 Sun Apr 26 1953, 3:33 AM EDT
 Att. 21,270 - Unknown

livebaseballscorecards.com

AB	33
R	8
H	12
RBI	7
BB	8
SO	3
LOB	21



WP: 0	PA: 43
PB: 0	
SB: 0	
CS: 2	

AB	R	H	RBI	BB	SO	LOB
2	1	2	0	3	0	0
4	0	1	0	1	0	5
4	2	2	0	1	0	0
4	2	2	0	1	0	1
4	2	1	1	0	1	6
4	1	1	3	0	0	3
1	0	0	0	0	0	1
4	0	2	3	0	1	0
3	0	1	0	1	1	1
3	0	0	0	1	0	4
1B: 9	SF: 0					
2B: 2	SAC: 0					
3B: 0	DP: 1					
HR: 1	HBP: 1					

Batter	1	2	3	4	5	6	7	8	9							
Jim Gilliam, S OBP: 0.462, SLG: 0.375 (1, 4)	4-1 BB G6-4-3		1-0 CS 1B		4-2 1B E BB	4-1 CS BB	2-2 1-2 2-3 1B									
Pee Wee Reese, R OBP: 0.367, SLG: 0.357 (1, 6)	2-1 G6-4-3 1-2f		3-2 CS 1-2	4-2 1B FC1-2 BB	1-1 1-3 1B	2-0 F6 1-2	2-1 L7									
Duke Snider, L OBP: 0.451, SLG: 0.628 (1, 8)	2-0 F3			0-1 FC1-2 1-2 1B 2B 1B	4-0 HBP E 2B BB	0-0 1B 1B		1-0 4-3								
Jackie Robinson, R OBP: 0.511, SLG: 0.432 (1, 5)		1-0 F5		1-0 FC1-2 1-2 2-3 2B 1B	2-2 E1 HBP 2B BB	3-2 1-2 1B		4-2 BB								
Roy Campanella, R OBP: 0.438, SLG: 0.714 (1, 2)		0-0 HR		1-0 FC1-2 1-2 2-3 2B	2-2 2B FC1-2 HBP	0-0 F7		1-3 K								
George Shuba, L OBP: 0.250, SLG: 0.500 (1, 7)		3-1 4-3		0-0 1B 2B	3-2 F7		1-1 1-3	0-0 F7								
Don Thompson, L OBP: 0.176, SLG: 0.125 (8, 7)				1-H 2-H 3-H 1B 2B												
Carl Furillo, R OBP: 0.341, SLG: 0.476 (1, 9)		0-0 F3		1-0 2-H 1B	0-0 1-3 2-H 3-H 2B		2-3 K									
Gil Hodges, R OBP: 0.400, SLG: 0.250 (1, 3)			0-3 K	3-2 F8	4-0 IBB		1-1 1B BB 1B									
Billy Loes, R OBP: 0.222, SLG: 0.125 (1, 1)			1-0 1-6-3	2-2 B1-3	0-0 FC1-2		4-2 1B BB									
Inning Stats	R: 0 E: 0 K: 0 S: 4	H: 0 LOB: 0 BB: 1 P: 12	R: 1 E: 0 K: 0 S: 5	H: 1 LOB: 0 BB: 0 P: 9	R: 0 E: 0 K: 1 S: 8	H: 1 LOB: 0 BB: 0 P: 13	R: 4 E: 0 K: 0 S: 14	H: 4 LOB: 1 BB: 1 P: 26	R: 3 E: 1 K: 0 S: 14	H: 2 LOB: 3 BB: 3 P: 34	R: 0 E: 0 K: 0 S: 10	H: 2 LOB: 2 BB: 1 P: 18	R: 0 E: 0 K: 1 S: 18	H: 2 LOB: 3 BB: 1 P: 30	R: 0 E: 0 K: 1 S: 8	H: 0 LOB: 1 BB: 1 P: 14

PITCHER	IP	WLS	BF	H	R	ER	SO	BB	IBB	HBP	BLK	WP	HR	S	P	ERA	WHIP
Jim Hearn, R ERA: 5.51 (1, 1)	3.1	L	16	6	5	5	1	2	0	0	0	0	1	25	49	13.50	2.400
Frank Hiller, R ERA: 1.08 (4, 1)	1.2		11	2	3	0	0	2	1	1	0	0	0	20	45	0.00	2.400
Hoyt Wilhelm, R ERA: (6, 1)	2.0		11	4	0	0	1	2	0	0	0	0	0	28	48	0.00	3.000
Al Corwin, R ERA: 12.0 (8, 1)	1.0		4	0	0	0	1	1	0	0	0	0	0	8	14	0.00	1.000

Batter	1	2	3	4	5	6	7	8	9	AB R H RBI BB SO LOB	TOP	
Johnny Temple, R (1, 4) OBP: 0.258, SLG: 0.323	0-1 4-3		2-2 F4			0-0 F7		3-2 F8		4 0 0 0 0 0 1		
Bobby Adams, R (1, 5) OBP: 0.379, SLG: 0.423	0-1 F4		0-0 F2			2-0 F8		2-1 F8		4 0 1 0 0 0 0		
Gus Bell, L (1, 8) OBP: 0.438, SLG: 0.667	2-1 1B					2-0 6-3		0-1 4-3		4 0 1 0 0 1 2		
Ted Kluszewski, L (1, 3) OBP: 0.258, SLG: 0.536	1-1 F5					0-1 F6		1-1 F7		4 1 1 1 0 0 1		
Jim Greengrass, R (1, 7) OBP: 0.393, SLG: 0.500						3-2 L8		1-0 1B		4 0 2 0 0 0 0		
Wally Post, R (1, 9) OBP: 0.200, SLG: 0.400						0-0 FC6-4 1B		1-1 F8		4 0 1 0 0 0 2		
Roy McMillan, R (1, 6) OBP: 0.160, SLG: 0.125						2-2 FC6-4 FC5-4 1-2f		2-0 5-3		4 0 1 0 0 0 3		
Andy Seminick, R (1, 2) OBP: 0.250, SLG: 0.357						3-2 FC5-4 1-2f		2-2 5-3		4 0 0 0 0 0 3		
Ken Raffensberger, R (1, 1) OBP: 0.200, SLG: 0.200 Clyde King, S (7, 1) Bob Borkowski, R (8, PH) Frank Smith, R (8, 1)						1-1 F3		1-2 1B 1B		2 0 0 0 0 1 1 0 0 0 0 0 0 0 1 0 1 0 0 0 0 0 0 0 0 0 0 0		
Inning Stats	R: 0 H: 1 E: 0 LOB: 1 K: 0 BB: 0 S: 8 P: 11	R: 0 H: 1 E: 0 LOB: 1 K: 0 BB: 0 S: 10 P: 18	R: 0 H: 0 E: 0 LOB: 0 K: 1 BB: 0 S: 7 P: 10	R: 0 H: 0 E: 0 LOB: 0 K: 1 BB: 0 S: 9 P: 15	R: 0 H: 1 E: 0 LOB: 1 K: 0 BB: 0 S: 10 P: 16	R: 0 H: 0 E: 0 LOB: 0 K: 0 BB: 0 S: 3 P: 7	R: 0 H: 1 E: 0 LOB: 1 K: 0 BB: 0 S: 6 P: 11	R: 0 H: 2 E: 0 LOB: 2 K: 0 BB: 0 S: 15 P: 23	R: 1 H: 2 E: 0 LOB: 1 K: 0 BB: 0 S: 12 P: 19	1B: 7 SF: 0 2B: 0 SAC: 0 3B: 0 DP: 0 HR: 1 HBP: 0	WP: 0 PA: 35 PB: 0 SB: 0 CS: 0	
PITCHER Preacher Roe, L (1, 1) ERA: 1.0	IP WLS BF H R ER SO BB IBB HBP BLK WP HR S P ERA WHIP	9.0 W 35 8 1 1 2 0 0 0 0 0 1 80 130 1.00 0.889										

Cincinnati Reds @ Brooklyn Dodgers
Ebbets Field, Brooklyn, NY
Tue Apr 28 1953, 3:33 AM EDT
Att. 8,637 - Unknown

livebaseballscorecards.com

AB	35
R	1
H	8
RBI	1
BB	0
SO	2
LOB	13



BOTTOM

Cincinnati Reds @ Brooklyn Dodgers
Ebbets Field, Brooklyn, NY

Tue Apr 28 1953, 3:33 AM EDT
 Att. 8,637 - Unknown

livebaseballscorecards.com

AB	31
R	5
H	10
RBI	5
BB	7
SO	2
LOB	20



WP:	0	PA:	39
PB:	0	SB:	0
CS:	0		

AB	R	H	RBI	BB	SO	LOB									
3	2	1	1	2	0	1									
5	1	3	0	0	0	1									
4	0	1	2	1	0	3									
4	0	0	0	0	0	5									
4	0	2	1	0	0	1									
3	1	1	0	1	1	1									
2	0	0	0	2	0	4									
2	0	1	1	1	0	1									
1	1	1	0	0	0	0									
3	0	0	0	0	1	3									
1B:	9	SF:	0	2B:	1	SAC:	1	3B:	0	DP:	0	HR:	0	HBP:	0

Batter	1	2	3	4	5	6	7	8	9
Jim Gilliam, S OBP: 0.474, SLG: 0.372 (1, 4)	1-0 1B L7 1B		4-2 1B BB		1-1 5-3		4-1 1B 1B BB	0-0 F9 3-H	
Pee Wee Reese, R OBP: 0.389, SLG: 0.383 (1, 6)	1-1 1-3 1B		0-1 1-3 1B		2-2 F7		2-2 1-3 1B 1B	0-1 F7	
Duke Snider, L OBP: 0.446, SLG: 0.596 (1, 8)	0-1 L7 3-H		0-1 F2		4-2 BB		1-0 1-2 3-H BB 1B 1B	0-0 4-3	
Jackie Robinson, R OBP: 0.471, SLG: 0.390 (1, 5)	0-0 F2		1-2 F7		2-2 5-3		0-1 L7		
Roy Campanella, R OBP: 0.442, SLG: 0.696 (1, 2)	0-0 F6			1-2 5-3 1B		0-2 6-3	0-0 1-2 2-H BB 1B		
Carl Furillo, R OBP: 0.354, SLG: 0.467 (1, 9)		2-3 K		3-1 5-3 1-2		0-0 BB 1B 1B	4-1 1-2 2-3 BB		
Gil Hodges, R OBP: 0.408, SLG: 0.237 (1, 3)		4-0 FC1-6 BB		2-1 F8		4-1 1B BB	1-2 F4		
Dick Williams, R OBP: 0.286, SLG: 0.167 (1, 7)		0-1 FC1-6		4-0 IBB		1-0 1-3 2-H 1B		2-1 SH F9 2B	
Don Thompson, L OBP: 0.200, SLG: 0.182 (8, 7)		1-2 1-2f		2-3 K			1-1 F6	3-2 SH 2-3	
Preacher Roe, R (1, 1)		1-2 1-4-3							

Inning	R	H	E	K	S	H	LOB	BB	IBB	HBP	BLK	WP	HR	S	P	ERA	WHIP
1	1	2	0	7	9	0	1	0	0	0	0	0	0	65	113	5.40	2.100
2	0	0	0	8	4	0	1	0	0	0	0	0	0	4	9	0.00	3.000
3	0	1	0	11	9	0	1	0	0	0	0	0	0	9	14	9.00	1.000
4	0	0	0	0	0	0	0	0	0	0	0	0	0	0	0	0.00	0.000
5	0	0	0	0	0	0	0	0	0	0	0	0	0	0	0	0.00	0.000
6	1	2	0	7	9	0	1	0	0	0	0	0	0	12	12	5.40	2.100
7	2	3	0	14	9	0	3	0	0	0	0	0	0	27	27	5.40	2.100
8	1	1	0	9	9	0	1	0	0	0	0	0	0	14	14	5.40	2.100
9	0	0	0	0	0	0	0	0	0	0	0	0	0	0	0	0.00	0.000

PITCHER	IP	WLS	BF	H	R	ER	SO	BB	IBB	HBP	BLK	WP	HR	S	P	ERA	WHIP
Ken Raffensberger, L ERA: 3.07 (1, 1)	6.2	L	32	9	4	4	2	5	1	0	0	0	0	65	113	5.40	2.100
Clyde King, R ERA: (7, 1)	0.1		2	0	0	0	0	1	0	0	0	0	0	4	9	0.00	3.000
Frank Smith, R ERA: 3.0 (8, 1)	1.0		5	1	1	1	0	0	0	0	0	0	0	9	14	9.00	1.000

Batter	1	2	3	4	5	6	7	8	9	AB R H RBI BB SO LOB	TOP															
Johnny Temple, R (1, 4) OBP: 0.286, SLG: 0.324	1-1 1B	2-1 1-5-3			3-2 F8		4-2 BB			3 0 1 0 1 0 1																
Bobby Adams, R (1, 5) OBP: 0.394, SLG: 0.533	0-1 B3		1-0 FC3-6 1B			0-2 HR	3-1 F9			4 1 2 1 0 0 2																
Gus Bell, L (1, 8) OBP: 0.350, SLG: 0.526	0-3 K2-3		0-0 FC3-6 8-4-3 1-2f			1-2 1-3		0-0 F9		4 0 0 0 0 1 2																
Ted Kluszewski, L (1, 3) OBP: 0.257, SLG: 0.500	0-0 F3		2-1 8-4-3 1-2f			1-2 FC5-4 1B		1-1 4-3		4 0 1 0 0 0 2																
Jim Greengrass, R (1, 7) OBP: 0.344, SLG: 0.433		1-1 5-3		1-2 4-3		2-2 FC5-4 1-2f HR		1-0 F9		4 1 0 0 0 0 1																
Willard Marshall, L (1, 9) OBP: 0.214, SLG: 0.407		1-1 3B 1B		3-2 F2		1-2 1-H HR		3-2 4-3		4 2 2 2 0 0 0																
Roy McMillan, R (1, 6) OBP: 0.172, SLG: 0.143		1-2 E6 3B		3-3 K		0-3 K		2-2 1B 1B		4 1 1 0 0 2 1																
Hobie Landrith, L (1, 2) OBP: 0.429, SLG: 0.857		1-0 1-H 2-H 3B		2-1 L7		2-1 G3		3-1 1-2 L3 1B		4 0 2 2 0 0 0																
Howie Judson, R (1, 1) Bob Marquis, L (9, PH) Bubba Church, R (9, 1)		0-3 K		1-3 K		3-3 K		0-0 L3		3 0 0 0 0 3 1 1 0 0 0 0 0 2 0 0 0 0 0 0 0																
Inning Stats	R: 0 E: 0 K: 1 S: 9	H: 1 LOB: 1 BB: 0 P: 10	R: 2 E: 1 K: 1 S: 13	H: 2 LOB: 1 BB: 0 P: 19	R: 0 E: 0 K: 0 S: 4	H: 1 LOB: 0 BB: 0 P: 7	R: 0 E: 0 K: 1 S: 9	H: 0 LOB: 0 BB: 0 P: 16	R: 0 E: 0 K: 1 S: 9	H: 0 LOB: 0 BB: 0 P: 15	R: 3 E: 0 K: 1 S: 20	H: 3 LOB: 0 BB: 0 P: 25	R: 0 E: 0 K: 1 S: 11	H: 0 LOB: 1 BB: 1 P: 23	R: 0 E: 0 K: 0 S: 4	H: 0 LOB: 0 BB: 0 P: 6	R: 0 E: 0 K: 0 S: 10	H: 2 LOB: 1 BB: 0 P: 18	1B: 6 2B: 2 3B: 1 HR: 2	SF: 0 SAC: 0 DP: 2 HBP: 0	WP: 0 PB: 0 SB: 0 CS: 0	PA: 36				
PITCHER	IP WLS BF H R ER SO BB IBB HBP BLK WP HR S P ERA WHIP																									
Carl Erskine, R (1, 1) ERA: 5.14	7.0	29	7	5	4	6	1	0	0	0	0	2	75	115	5.14	1.143										
Clem Labine, R (8, 1) ERA:	1.1	6	2	0	0	0	0	0	0	0	0	0	13	23	0.00	1.500										
Joe Black, R (9, 1) ERA: 2.38	0.2	W 1	0	0	0	0	0	0	0	0	0	0	1	1	0.00	0.000										

Cincinnati Reds @ Brooklyn Dodgers
Ebbets Field, Brooklyn, NY
Wed Apr 29 1953, 3:33 AM EDT
Att. 3,079 - Unknown

livebaseballscorecards.com

AB 35
R 5
H 9
RBI 5
BB 1
SO 6
LOB 12



Batter	1	2	3	4	5	6	7	8	9	AB	R	H	RBI	BB	SO	LOB
Jim Gilliam, S OBP: 0.468, SLG: 0.362 (1, 4)	1-2 6-3 3B 1B		1-2 F8		1-0 L7		0-0 F8		4-0 PB IBB	4	1	1	0	1	0	0
Pee Wee Reese, R OBP: 0.356, SLG: 0.346 (1, 6)	1-0 6-3 1-2		2-2 L5		3-2 F6			1-3 K	2-0 F9	5	0	0	0	0	1	4
Duke Snider, L OBP: 0.450, SLG: 0.667 (1, 8)	0-3 K		2-1 2B		1-1 HR			0-0 F8	0-2 PB	5	1	2	1	0	1	3
Jackie Robinson, R OBP: 0.473, SLG: 0.444 (1, 5)	2-1 2-H 1B 3B		0-0 F4		0-0 F8			0-0 HR 1B		4	2	2	1	0	0	1
Roy Campanella, R OBP: 0.464, SLG: 0.760 (1, 2)	2-1 3-H 1B			1-0 1B FC6-2 2B		3-2 F2		1-2 1-H HR		4	1	3	3	0	0	0
George Shuba, L OBP: 0.250, SLG: 0.438 (1, 7)	2-3 K			1-1 BB FC6-2 1B		1-0 F8		0-0 F9		4	0	1	0	0	1	1
Don Thompson, L OBP: 0.200, SLG: 0.182 (9, 7)				2-3 1B		1-2 5-3				0	0	0	0	0	0	0
Carl Furillo, R OBP: 0.346, SLG: 0.469 (1, 9)		0-0 F3		0-1 FC6-2 BB 1-2 3-H 1B		1-2 5-3			0-0 SH5-4 PB 2B	4	1	1	0	0	0	2
Gil Hodges, R OBP: 0.415, SLG: 0.225 (1, 3)		0-0 F4		4-1 SAFE FC4-6 1-2 2-3 BB		0-1 5-3			4-0 PB SH5-4 IBB	2	0	0	0	2	0	0
Carl Erskine, R OBP: 0.167, SLG: 0.167 (1, 1)		2-1 6-3		1-2 FC4-6 1-2f		2-3 K			2-1 SH5-4	2	0	0	0	0	0	2
Carmen Mauro, L (7, PH)									1-2 2-3	1	0	0	0	0	1	0
Clem Labine, R (8, 1)										0	0	0	0	0	0	0
Joe Black, R (9, 1)										0	0	0	0	0	0	0
Dick Williams, R OBP: 0.286, SLG: 0.167 (9, PH)										0	0	0	0	0	0	0

Inning Stats	R: 2	H: 3	E: 0	K: 2	S: 15	LOB: 1	BB: 0	P: 23	R: 0	H: 0	E: 0	K: 0	S: 4	LOB: 0	BB: 0	P: 6	R: 0	H: 1	E: 0	K: 0	S: 11	LOB: 1	BB: 0	P: 16	R: 0	H: 2	E: 0	K: 0	S: 10	LOB: 2	BB: 1	P: 17	R: 1	H: 1	E: 0	K: 0	S: 8	LOB: 0	BB: 0	P: 13	R: 0	H: 0	E: 0	K: 1	S: 6	LOB: 0	BB: 0	P: 8	R: 2	H: 2	E: 0	K: 1	S: 9	LOB: 0	BB: 0	P: 11	R: 1	H: 1	E: 0	K: 0	S: 6	LOB: 2	BB: 2	P: 18	1B: 4	2B: 3	3B: 1	HR: 2	SF: 0	SAC: 1	DP: 0	HBP: 0	WP: 0	PA: 39
PITCHER	IP	WLS	BF	H	R	ER	SO	BB	IBB	HBP	BLK	WP	HR	S	P	ERA	WHIP																																																									
Howie Judson, R (1, 1) ERA: 6.43	8.0		33	9	5	5	4	1	0	0	0	0	2	71	107	5.62	1.250																																																									
Bubba Church, R (9, 1) ERA:	0.2	L	6	1	1	0	0	0	2	0	0	0	0	6	18	0.00	1.500																																																									

BOTTOM

Cincinnati Reds @ Brooklyn Dodgers
Ebbets Field, Brooklyn, NY

Wed Apr 29 1953, 3:33 AM EDT
Att. 3,079 - Unknown

AB	35
R	6
H	10
RBI	5
BB	3
SO	4
LOB	13

livebaseballscorecards.com

Batter	1	2	3	4	5	6	7	8	9	AB R H RBI BB SO LOB	TOP																
Johnny Temple, R (1, 4) OBP: 0.250, SLG: 0.282	3-2 6-3	2-2 F2		0-1 6-3			1-0 L8		0-3 K	5 0 0 0 0 1 1																	
Bobby Adams, R (1, 5) OBP: 0.395, SLG: 0.500	4-1 BB 1B	0-2 1-2 1B		0-0 5-3			1-3 K		2-1 F6	4 1 1 0 1 1 0																	
Gus Bell, L (1, 8) OBP: 0.400, SLG: 0.636	4-2 1B 1B	0-1 F8					4-0 BB		2-3 K	3 2 1 1 2 1 2																	
Ted Kluszewski, L (1, 3) OBP: 0.282, SLG: 0.500	0-1 1B 1-2 2-H 1B		0-0 1B 1B				0-2 F3		2-1 F5	4 0 2 1 0 0 1																	
Jim Greengrass, R (1, 7) OBP: 0.361, SLG: 0.500	2-2 1-3 2-H 1B		2-2 F6				3-3 K		3-2 2B 3B	4 1 2 1 0 1 1																	
Wally Post, R (1, 9) OBP: 0.200, SLG: 0.400	0-1 F6		1-3 K				1-2 F4		0-1 4-3 2B	0 0 0 0 0 0 0 4 0 1 1 0 1 3																	
Willard Marshall, L (1, PH) OBP: 0.219, SLG: 0.419									3-H 2-2 4-3																		
Roy McMillan, R (1, 6) OBP: 0.182, SLG: 0.156	1-0 6-3		1-1 1-2 1B				0-1 F8		2-2 4-3	4 0 1 0 0 0 3																	
Andy Seminick, R (1, 2) OBP: 0.250, SLG: 0.333			1-3 K				2-3 K		3-3 K	4 0 1 0 0 3 3																	
Herm Wehmeier, R (1, 1)							1-1 4-3		0-0 F6	1 0 0 0 0 0 1 1 0 0 0 0 0 1 1 0 0 0 0 0 0 0 0 0 0 0 0 0 1 0 0 0 0 0 1 0 0 0 0 0 0 0																	
Eddie Erault, R (2, 1)																											
Grady Hatton, L (6, PH)																											
Clyde King, S (6, 1)																											
Bob Marquis, L (8, PH)																											
Ernie Nevel, R (8, 1)																											
Inning Stats	R: 2 E: 0 K: 0 S: 16	H: 2 LOB: 2 BB: 2 P: 30	R: 0 E: 0 K: 0 S: 12	H: 2 LOB: 2 BB: 0 P: 15	R: 0 E: 0 K: 2 S: 12	H: 2 LOB: 2 BB: 0 P: 17	R: 0 E: 0 K: 1 S: 7	H: 0 LOB: 0 BB: 0 P: 8	R: 1 E: 0 K: 1 S: 13	H: 1 LOB: 0 BB: 0 P: 20	R: 0 E: 0 K: 1 S: 7	H: 0 LOB: 0 BB: 0 P: 10	R: 0 E: 0 K: 1 S: 6	H: 0 LOB: 1 BB: 1 P: 14	R: 1 E: 0 K: 1 S: 16	H: 2 LOB: 1 BB: 0 P: 24	R: 0 E: 0 K: 2 S: 9	H: 0 LOB: 0 BB: 0 P: 13	1B: 6 2B: 1 3B: 1 HR: 1	SF: 0 SAC: 0 DP: 0 HBP: 0	WP: 0 PB: 0 SB: 0 CS: 0	PA: 39					
PITCHER	IP WLS BF H R ER SO BB IBB HBP BLK WP HR S P ERA WHIP																										
Johnny Podres, L (1, 1) ERA: 6.35	0.1	5	2	2	2	0	2	0	0	0	0	0	0	13	26	54.00	12.000										
Ben Wade, R (1, 1) ERA: 2.08	8.2	W	34	7	2	2	9	1	0	0	0	0	1	85	125	2.08	0.923										

Cincinnati Reds @ Brooklyn Dodgers
Ebbets Field, Brooklyn, NY
Thu Apr 30 1953, 3:33 AM EDT
Att. 3,410 - Unknown

livebaseballscorecards.com

AB	36
R	4
H	9
RBI	4
BB	3
SO	9
LOB	16



Batter	1	2	3	4	5	6	7	8	9
Jim Gilliam, S OBP: 0.478, SLG: 0.373 (1, 4)	1-2 F6	1-1 HR 1B		1-0 G5-4-3 1B		4-2 BB		3-2 F6	
Pee Wee Reese, R OBP: 0.365, SLG: 0.400 (1, 6)	4-2 HR BB	3-1 HR		1-2 G5-4-3 1-2f		2-0 F5			
Duke Snider, L OBP: 0.438, SLG: 0.691 (1, 8)	1-0 HR	2-1 6-3		1-1 4-3			0-1 6-3		
Jackie Robinson, R OBP: 0.483, SLG: 0.479 (1, 5)	2-3 K		2-2 2B 2B		0-1 6-3 1B 1B		4-1 BB		
Billy Cox, R OBP: 0.750, SLG: 0.500 (5, PR) (6, 5)									
Roy Campanella, R OBP: 0.433, SLG: 0.722 (1, 2)	2-2 5-3		2-0 5-3		2-0 6-3		1-2 F8		
George Shuba, L OBP: 0.300, SLG: 0.474 (1, 7)		4-2 2B BB	0-1 2B		1-0 F7		1-1 6-3		
Bill Antonello, R (8, 7)			2-H 2B						
Gil Hodges, R OBP: 0.404, SLG: 0.227 (1, 3)		3-1 F7	0-3 K		2-2 2-H 1B			2-3 K	
Don Thompson, L OBP: 0.256, SLG: 0.250 (1, 9)		2-1 1B 2B	4-0 IBB			0-2 F5		1-1 SH1-4 1B	
Johnny Podres, L OBP: 0.333, SLG: 0.333 (1, 1)		1-0 F9	0-0 4-3			0-1 5-3		1-1 SH1-4	
Ben Wade, R (1, 1)								1-2	

Inning Stats	R: 2	H: 1	E: 0	K: 1	S: 12	LOB: 0	BB: 1	P: 22
	R: 4	H: 3	E: 0	K: 0	S: 14	LOB: 0	BB: 1	P: 30
	R: 1	H: 2	E: 0	K: 1	S: 10	LOB: 2	BB: 1	P: 18
	R: 0	H: 1	E: 0	K: 0	S: 6	LOB: 0	BB: 0	P: 9
	R: 0	H: 2	E: 0	K: 0	S: 7	LOB: 2	BB: 0	P: 12
	R: 0	H: 0	E: 0	K: 0	S: 8	LOB: 1	BB: 1	P: 14
	R: 0	H: 0	E: 0	K: 0	S: 8	LOB: 1	BB: 1	P: 14
	R: 0	H: 1	E: 0	K: 1	S: 10	LOB: 1	BB: 0	P: 17

PITCHER	IP	WLS	BF	H	R	ER	SO	BB	IBB	HBP	BLK	WP	HR	S	P	ERA	WHIP
Herm Wehmeier, R ERA: 15.43 (1, 1)	1.2	L	10	3	5	5	1	2	0	0	0	0	1	22	43	27.00	3.000
Eddie Erault, R ERA: 5.4 (2, 1)	3.1		15	6	2	2	1	0	1	0	0	0	1	27	48	5.40	1.800
Clyde King, R ERA: (6, 1)	2.0		8	0	0	0	0	2	0	0	0	0	0	16	28	0.00	1.000
Ernie Nevel, R ERA: (8, 1)	1.0		4	1	0	0	1	0	0	0	0	0	0	10	17	0.00	1.000

AB	R	H	RBI	BB	SO	LOB
4	1	2	1	1	0	1
3	2	1	2	1	0	2
4	1	1	2	0	0	0
3	1	2	0	0	1	0
0	0	0	0	1	0	0
4	0	0	0	0	0	3
3	1	1	1	1	0	3
0	0	0	0	0	0	0
4	0	1	0	0	2	2
3	1	2	1	1	0	0
0	0	0	0	0	0	0
3	0	0	0	0	0	3

WP	PA	31
7	10	7
5	3	3
14		



Cincinnati Reds @ Brooklyn Dodgers
Ebbets Field, Brooklyn, NY
 Thu Apr 30 1953, 3:33 AM EDT
 Att. 3,410 - Unknown

livebaseballscorecards.com

Batter	1	2	3	4	5	6	7	8	9	AB R H RBI BB SO LOB	TOP	
Eddie Miksis, R (1, 6) OBP: 0.356, SLG: 0.364	1-1 6-3		2-2 FC4-6 1B		0-0 SH1-4		2-0 6-3		2-1 4-3	4 0 1 0 0 0 0		
Frank Baumholtz, L (1, 9) OBP: 0.255, SLG: 0.304	2-2 F7		1-1 FC4-6 1B 1-2f		0-0 4-3			0-1 2B F7 1B	2-1 4-3	5 1 1 0 0 0 2		
Dee Fondy, L (1, 3) OBP: 0.311, SLG: 0.372	3-2 F6		1-2 F8		0-3 K			0-0 P5 1B	2-2 F8	5 0 0 0 0 1 3		
Hank Sauer, R (1, 7) OBP: 0.528, SLG: 0.607		4-2 F9 1B 1B BB	1-0 1B 1-3			1-1 F8		1-1 BB 1B 2B		3 2 2 0 1 0 0		
Preston Ward, L (1, 8) Hal Jeffcoat, R (8, 8) OBP: 0.378, SLG: 0.581		1-0 L9	2-0 G3			2-1 F8		4-0 BB 1B IBB		3 1 0 0 1 0 3 0 0 0 0 0 0 0		
Bill Serena, R (1, 4) Bob Ramazzotti, R (8, 4) OBP: 0.300, SLG: 0.389		0-1 1B 1-2 1B		3-3 K		2-3 K		3-1 F7		4 0 1 1 0 2 2 0 0 0 0 0 0 0		
Randy Jackson, R (1, 5) OBP: 0.368, SLG: 0.500		0-0 F9 2-3		1-0 F4			0-2 F7	4-0 1B 1-2 2-3 BB		3 0 0 0 1 0 2		
Toby Atwell, L (1, 2) OBP: 0.428, SLG: 0.500		2-1 1B 1-3 3-H		0-0 4-3			0-1 HR	0-1 1-3 2-H 3-H 1B		4 1 3 4 0 0 0		
Turk Lown, R (1, 1) Dutch Leonard, R (8, 1) Fred Baczewski, L (8, 1)			0-0 F9		4-1 4-3 SH1-4 BB		0-1 B1-3	0-0 F8		3 0 0 0 1 0 4 0 0 0 0 0 0 0 0 0 0 0 0 0 0		
Inning Stats	R: 0 H: 0 E: 0 LOB: 0 K: 0 BB: 0 S: 9 P: 15	R: 1 H: 2 E: 0 LOB: 2 K: 0 BB: 1 S: 10 P: 17	R: 0 H: 2 E: 0 LOB: 2 K: 0 BB: 0 S: 11 P: 18	R: 0 H: 0 E: 0 LOB: 0 K: 1 BB: 0 S: 6 P: 10	R: 0 H: 0 E: 0 LOB: 1 K: 1 BB: 1 S: 8 P: 12	R: 0 H: 0 E: 0 LOB: 0 K: 1 BB: 0 S: 7 P: 12	R: 1 H: 1 E: 0 LOB: 0 K: 0 BB: 0 S: 8 P: 10	R: 3 H: 3 E: 0 LOB: 2 K: 0 BB: 2 S: 10 P: 22	R: 0 H: 0 E: 0 LOB: 0 K: 0 BB: 0 S: 8 P: 14	1B: 6 SF: 0 2B: 1 SAC: 1 3B: 0 DP: 0 HR: 1 HBP: 0	WP: 0 PA: 39 PB: 0 SB: 0 CS: 0	
PITCHER	IP WLS BF H R ER SO BB IBB HBP BLK WP HR S P ERA WHIP											
Russ Meyer, R (1, 1) ERA: 5.46	8.0 W 36 8 5 5 3 3 1 0 0 0 1 69 116 5.62 1.375											
Joe Black, R (9, 1) ERA: 2.19	1.0 S 3 0 0 0 0 0 0 0 0 0 0 8 14 0.00 0.000											

Chicago Cubs @ Brooklyn Dodgers
 Ebbets Field, Brooklyn, NY
 Fri May 01 1953, 3:33 AM EDT
 Att. 10,631 - Unknown

livebaseballscorecards.com

AB	34
R	5
H	8
RBI	5
BB	4
SO	3
LOB	16



Batter	1	2	3	4	5	6	7	8	9
Jim Gilliam, S (1, 4) <small>OBP: 0.472, SLG: 0.364</small>	4-1 	0-1 F7		1-0 L3		0-0 E2 <small>1-3 2-H</small> 1B		3-2 F8	
Pee Wee Reese, R (1, 6) <small>OBP: 0.353, SLG: 0.433</small>	0-0 2-3 <small>1-2</small>	1-2 6-3			1-1 5-3	0-0 L4		3-2 <small>1-H</small> HR	
Duke Snider, L (1, 8) <small>OBP: 0.435, SLG: 0.667</small>	2-2 4-3 <small>2-3</small>		2-2 1-3		1-1 <small>5-3</small> 1B		2-2 <small>E S</small> 1B	0-3 K2-3	
Roy Campanella, R (1, 2) <small>OBP: 0.431, SLG: 0.684</small>	4-1 BB		1-0 6-3		3-2 5-3 <small>1-2</small>		0-0 F2	4-2 BB	
George Shuba, L (1, 7) <small>OBP: 0.292, SLG: 0.435</small> Bill Antonello, R (8, PH) (9, 7)	3-2 4-3		2-1 BB 1B		1-2 F2		1-3 K	0-1 F8	
Gil Hodges, R (1, 3) <small>OBP: 0.426, SLG: 0.222</small>		4-2 E BB F7 BB	4-2 BB <small>1-2</small> BB		4-2 1B BB		3-3 K		
Don Thompson, L (1, 9) <small>OBP: 0.279, SLG: 0.256</small>		4-0 E BB	2-3 K		1-1 F6		2-2 2B 1B 1B		
Billy Cox, R (1, 5) <small>OBP: 0.625, SLG: 0.667</small>		1-2 E4 <small>1-2 2-3</small>		2-1 <small>B5-4</small> 1B		3-2 F2		0-0 1B 2B	
Russ Meyer, S (1, 1) <small>OBP: 0.182, SLG: 0.182</small> Rube Walker, L (8, PH) <small>OBP: 0.333, SLG: 0.333</small> Carmen Mauro, L (8, PR) Joe Black, R (9, 1)		0-3 K		0-1 B5-4 <small>1-2f</small>		2-2 <small>E</small> 1B 1B		3-2 <small>2-H 3-H</small> HR 1B	

AB	R	H	RBI	BB	SO	LOB
4	0	1	2	1	0	3
5	1	1	2	0	0	5
5	0	2	0	0	1	2
3	0	0	0	2	0	2
4	0	1	0	0	1	4
1	0	0	0	0	0	1
1	2	0	0	3	1	1
3	1	1	0	1	1	3
4	1	2	0	0	0	3
3	0	1	0	0	1	4
1	0	1	2	0	0	0
0	1	0	0	0	0	0
0	0	0	0	0	0	0

Inning Stats	R	H	E	K	S	LOB	BB	P
1	0	0	0	10	23	2	2	23
2	1	0	1	14	24	2	2	24
3	0	1	0	11	22	2	1	22
4	0	1	0	5	8	0	0	8
5	0	1	0	11	17	1	0	17
6	1	2	1	12	22	2	1	22
7	0	1	0	10	16	1	0	16
8	4	4	0	21	36	1	1	36

1B	2B	3B	HR	SF	SAC	DP	HBP
8	2	0	1	0	0	1	0
0	0	0	0	0	0	0	0
0	0	0	0	0	0	0	0

Chicago Cubs @ Brooklyn Dodgers
 Ebbets Field, Brooklyn, NY
 Fri May 01 1953, 3:33 AM EDT
 Att. 10,631 - Unknown

AB	34
R	6
H	10
RBI	6
BB	7
SO	5
LOB	28

B

WP	PA
0	41

PITCHER	IP	WLS	BF	H	R	ER	SO	BB	IBB	HBP	BLK	WP	HR	S	P	ERA	WHIP
Turk Lown, R (1, 1) <small>ERA: 5.63</small>	7.0		36	9	5	4	4	6	0	0	0	0	0	80	144	5.14	2.143
Dutch Leonard, R (8, 1) <small>ERA: 1.93</small>	0.2	L	4	1	1	1	1	1	0	0	0	0	1	12	22	13.50	3.000
Fred Baczewski, L (8, 1) <small>ERA: 5.4</small>	0.1		1	0	0	0	0	0	0	0	0	0	0	2	2	0.00	0.000

Batter	1	2	3	4	5	6	7	8	9	AB R H RBI BB SO LOB	TOP
Bill Bruton, L (1, 8) OBP: 0.379, SLG: 0.544	1-2 3-1		3-3 K		1-1 E2 3B			2-1 L7		4 1 1 1 0 1 0	
Johnny Logan, R (1, 6) OBP: 0.302, SLG: 0.313	1-0 F5			1-2 G3 1B	0-0 F6			2-1 F8		4 0 1 0 0 0 0	
Eddie Mathews, L (1, 5) OBP: 0.473, SLG: 0.767	1-0 1-3			0-1 G3 1-2	0-0 F4			2-3 K		4 0 0 0 0 1 1	
Sid Gordon, R (1, 7) OBP: 0.236, SLG: 0.275		2-3 K		1-3 K	0-2 F7			2-2 L9		4 0 0 0 0 2 1	
Andy Pafko, R (1, 9) OBP: 0.278, SLG: 0.431		4-0 BB		4-1 BB	0-0 1-3			3-3 K		2 0 0 0 2 1 0	
Joe Adcock, R (1, 3) OBP: 0.231, SLG: 0.347		1-1 F8		0-3 K	1-3 K			3-1 6-3		4 0 0 0 0 2 3	
Jack Dittmer, L (1, 4) OBP: 0.300, SLG: 0.489		0-0 G3		1-0 E4 4-3 2-3 E	0-0 4-3					3 1 0 0 0 0 1	
Del Crandall, R (1, 2) OBP: 0.192, SLG: 0.440			2-0 L8		0-1 2-3			0-0 HR		3 1 1 1 0 0 1	
Max Surkont, R (1, 1) OBP: 0.462, SLG: 0.667			3-3 K		1-0 4-3			0-0 F8		1 0 0 0 0 1 0	
Harry Hanebrink, L (5, PH)										1 0 0 0 0 0 1	
Ernie Johnson, R (5, 1)										1 0 0 0 0 0 0	
Inning Stats	R: 0 E: 0 K: 0 S: 5 H: 0 LOB: 0 BB: 0 P: 8	R: 0 E: 0 K: 1 S: 7 H: 0 LOB: 1 BB: 1 P: 14	R: 0 E: 0 K: 2 S: 9 H: 0 LOB: 0 BB: 0 P: 17	R: 0 E: 0 K: 2 S: 14 H: 1 LOB: 2 BB: 1 P: 20	R: 2 E: 2 K: 0 S: 7 H: 1 LOB: 0 BB: 0 P: 10	R: 0 E: 0 K: 0 S: 5 H: 0 LOB: 0 BB: 0 P: 5	R: 1 E: 0 K: 1 S: 6 H: 1 LOB: 0 BB: 0 P: 7	R: 0 E: 0 K: 1 S: 8 H: 0 LOB: 0 BB: 0 P: 14	R: 0 E: 0 K: 1 S: 9 H: 0 LOB: 0 BB: 0 P: 17	1B: 1 2B: 0 3B: 1 HR: 1 SF: 0 SAC: 0 DP: 0 HBP: 0	WP: 0 PB: 0 SB: 0 CS: 0 PA: 33
PITCHER Billy Loes, R (1, 1) ERA: 4.11	IP: 9.0 WLS: W BF: 33 H: 3 R: 3 ER: 1 SO: 8 BB: 2 IBB: 0 HBP: 0 BLK: 0 WP: 0 HR: 1 S: 70 P: 112 ERA: 1.00 WHIP: 0.556										

Milwaukee Braves @ Brooklyn Dodgers
 Ebbets Field, Brooklyn, NY
 Sun May 03 1953, 3:33 AM EDT
 Att. 10,136 - Unknown

livebaseballscorecards.com

AB	31
R	3
H	3
RBI	2
BB	2
SO	8
LOB	8



Batter	1	2	3	4	5	6	7	8	9	AB R H RBI BB SO LOB
Jim Gilliam, S OBP: 0.474, SLG: 0.362 (1, 4)	2-2 F7		4-2 2B BB		1-0 F8		0-0 1B			3 1 1 1 1 0 0
Pee Wee Reese, R OBP: 0.333, SLG: 0.406 (1, 6)	1-2 6-3		1-1 F9		0-1 5-3		0-0 F5			4 0 0 0 0 0 2
Duke Snider, L OBP: 0.466, SLG: 0.726 (1, 8)	1-1 3B		2-2 1-H 3B 2B		4-1 CS BB		4-2 G6-4-3 BB			2 1 2 1 2 0 0
Jackie Robinson, R OBP: 0.468, SLG: 0.500 (1, 5)	0-3 K		0-1 2-H E 3B		1-0 CS 1-2	1-1 6-3	2-2 G6-4-3 1-2f			4 1 1 1 0 1 2
Roy Campanella, R OBP: 0.406, SLG: 0.639 (1, 2)		2-2 F9	0-2 F6		2-2 4-3		1-0 5-3			4 0 0 0 0 0 0
George Shuba, L OBP: 0.259, SLG: 0.385 (1, 7)		2-3 K	3-1 G3		0-0 6-3					3 0 0 0 0 1 0
Carl Furillo, R OBP: 0.346, SLG: 0.469 (9, 9)										0 0 0 0 0 0 0
Gil Hodges, R OBP: 0.422, SLG: 0.213 (1, 3)		4-1 1B BB		1-0 1-3		2-2 F5				2 0 0 0 1 0 0
Don Thompson, L OBP: 0.304, SLG: 0.286 (1, 9) (9, 7)		1-1 1-3 1B		0-0 L8		2-2 SH3-4 1B				3 1 2 0 0 0 0
Billy Loes, R OBP: 0.182, SLG: 0.100 (1, 1)		0-1 1-3		0-1 4-3		0-0 SH3-4 1-2				2 0 0 0 0 0 2

Inning Stats	R: 0	H: 1	E: 0	LOB: 1	K: 1	P: 16	R: 0	H: 1	E: 0	LOB: 2	K: 1	P: 20	R: 3	H: 2	E: 1	LOB: 0	K: 0	P: 24	R: 0	H: 0	E: 0	LOB: 0	K: 0	P: 5	R: 0	H: 0	E: 0	LOB: 0	K: 0	P: 10	R: 1	H: 2	E: 0	LOB: 1	K: 0	P: 16	R: 0	H: 0	E: 0	LOB: 0	K: 0	P: 13
1B: 3	SF: 0	2B: 1	SAC: 1	3B: 2	DP: 1	HR: 0	HBP: 0	WP: 0	PA: 33	CS: 1																																

PITCHER	IP	WLS	BF	H	R	ER	SO	BB	IBB	HBP	BLK	WP	HR	S	P	ERA	WHIP
Max Surkont, R ERA: 2.32 (1, 1)	4.0		18	4	3	2	2	2	0	0	0	0	0	41	65	4.50	1.500
Ernie Johnson, R ERA: 1.8 (5, 1)	4.0	L	14	2	1	1	0	2	0	0	0	0	0	29	49	2.25	1.000


BOTTOM

Milwaukee Braves @ Brooklyn Dodgers
Ebbets Field, Brooklyn, NY
Sun May 03 1953, 3:33 AM EDT
Att. 10,136 - Unknown

AB	27
R	4
H	6
RBI	3
BB	4
SO	2
LOB	6



PITCHER	IP	WLS	BF	H	R	ER	SO	BB	IBB	HBP	BLK	WP	HR	S	P	ERA	WHIP
---------	----	-----	----	---	---	----	----	----	-----	-----	-----	----	----	---	---	-----	------

Batter	1	2	3	4	5	6	7	8	9	AB R H RBI BB SO LOB	TOP																									
Bill Bruton, L (1, 8) OBP: 0.365, SLG: 0.516	0-0 F8	2-2 6-3		1-2 4-3		0-0 WP 2B S 1B	2-1 L7			5 1 1 0 0 0 2																										
Johnny Logan, R (1, 6) OBP: 0.328, SLG: 0.396	1-1 2B	2-0 2B			2-2 6-3	2-1 BB 1H 2B		0-1 6-3		5 1 3 2 0 0 0																										
Eddie Mathews, L (1, 5) OBP: 0.483, SLG: 0.787	4-2 2B	1-2 L8			0-0 1B	1-2 F3		1-0 1B		4 2 2 0 1 0 2																										
Sid Gordon, R (1, 7) OBP: 0.283, SLG: 0.315 Jim Pendleton, R (8, PR) (8, 7)	0-0 6-3 1-H 2-H 2B		4-0 BB BB		1-0 F6	4-1 BB BB		0-1 CS 1B		3 0 2 3 2 0 0 0 0 0 0 0 0 0																										
Andy Pafko, R (1, 9) OBP: 0.288, SLG: 0.455	1-0 6-3 2-3		1-1 F5			1B 3B		0-1 L8		4 1 1 0 1 0 3																										
Joe Adcock, R (1, 3) OBP: 0.281, SLG: 0.365	4-0 BB		4-2 G4-6-3 BB			1B FC5-4		1-0 CS 1-2	0-1	3 1 2 1 2 0 3																										
Jack Dittmer, L (1, 4) OBP: 0.309, SLG: 0.480	2-3 K		1-1 G4-6-3 1-2f			0-0 WP HR 1B	0-1 5-3 1B		2-0 F2	5 1 2 0 0 1 5	AB 38 R 9 H 15 RBI 9 BB 6 SO 4 LOB 19																									
Del Crandall, R (1, 2) OBP: 0.226, SLG: 0.567		1-0 SH5-3 2B		2-1 L8		1-0 1-H 2-H HR	1-0 5-3		1-3 K	5 2 2 3 0 1 2																										
Johnny Antonelli, L (1, 1) Lew Burdette, R (1, 1)		2-1 SH5-3		0-3 K		0-1 4-3	1-3 K		2-2 6-3	0 0 0 0 0 0 0 4 0 0 0 0 2 2																										
Inning Stats	R: 2 E: 0 K: 1 S: 10	H: 2 LOB: 2 BB: 2 P: 22	R: 1 E: 0 K: 0 S: 12	H: 2 LOB: 1 BB: 0 P: 20	R: 0 E: 0 K: 0 S: 6	H: 0 LOB: 1 BB: 2 P: 16	R: 0 E: 0 K: 1 S: 8	H: 0 LOB: 0 BB: 0 P: 11	R: 0 E: 0 K: 0 S: 6	H: 1 LOB: 0 BB: 0 P: 9	R: 5 E: 0 K: 0 S: 17	H: 6 LOB: 3 BB: 2 P: 32	R: 0 E: 0 K: 1 S: 8	H: 1 LOB: 1 BB: 0 P: 12	R: 1 E: 0 K: 0 S: 7	H: 2 LOB: 1 BB: 0 P: 9	R: 0 E: 0 K: 1 S: 9	H: 1 LOB: 1 BB: 0 P: 14	1B: 7 2B: 5 3B: 2 HR: 1	SF: 0 SAC: 1 DP: 1 HBP: 0	WP: 2 PB: 0 SB: 1 CS: 1	PA: 46														
PITCHER	IP WLS BF H R ER SO BB IBB HBP BLK WP HR S P ERA WHIP																																			
Preacher Roe, L (1, 1) ERA: 3.27	2.0		12	4	3	3	1	2	0	0	0	0	0	22	42	13.50	3.000																			
Clem Labine, R (3, 1) ERA: 7.94	3.1	L	16	6	5	5	1	2	0	0	0	1	1	28	46	13.50	2.400																			
Bob Milliken, R (6, 1) ERA:	0.2		5	1	0	0	0	2	0	0	0	1	0	9	22	0.00	4.500																			
Johnny Podres, L (7, 1) ERA: 6.08	2.0		8	3	1	1	1	0	0	0	0	0	0	15	21	4.50	1.500																			
Jim Hughes, R (9, 1) ERA: 8.31	1.0		4	1	0	0	1	0	0	0	0	0	0	9	14	0.00	1.000																			

Milwaukee Braves @ Brooklyn Dodgers
Ebbets Field, Brooklyn, NY
Mon May 04 1953, 3:33 AM EDT
Att. 13,474 - Unknown

livebaseballscorecards.com

Batter	1	2	3	4	5	6	7	8	9	AB R H RBI BB SO LOB
Jim Gilliam, S (1, 4) <small>OBP: 0.506, SLG: 0.393</small>	4-0 FC1-5 BB 	2-2 1B 		4-0 4-3 BB 		0-0 1-2 1B 		0-1 1B 		3 0 3 0 2 0 0
Pee Wee Reese, R (1, 6) <small>OBP: 0.325, SLG: 0.382</small>	4-2 FC3-6 FC1-5 1-2 HR BB 	3-2 F7 		1-1 4-3 1-2 		2-2 6-3 1-2 2-3 		3-2 F8 		4 1 0 0 1 0 5
Duke Snider, L (1, 8) <small>OBP: 0.462, SLG: 0.701</small>	1-0 FC1-5 FC3-6 1-2 2-3f 	2-1 1-3 1B 		3-3 K 			0-0 SH1 1B 		0-0 4-3 	5 1 2 0 0 1 3
Jackie Robinson, R (1, 5) <small>OBP: 0.439, SLG: 0.464</small>	1-1 FC3-6 1-2f 2-3 HR 	2-2 L8 		1-2 F5 			0-0 SH1 		0-0 5-3 	4 1 0 0 0 0 4
Roy Campanella, R (1, 2) <small>OBP: 0.419, SLG: 0.682</small>	0-1 1-H 3-H HR 		2-0 6-3 		0-2 FC3-6 1B 		2-2 1B 		2-1 F4 	5 1 3 4 0 0 0
Gil Hodges, R (1, 3) <small>OBP: 0.426, SLG: 0.220</small>	4-0 1B BB 		1-1 L8 		0-1 FC3-6 FC4-6 1-2f 		0-0 G6-4-3 1B 			3 0 1 0 1 0 1
Dick Williams, R (1, 7) Carl Furillo, R (8, 9) <small>OBP: 0.364, SLG: 0.222</small> <small>OBP: 0.346, SLG: 0.469</small>	0-1 1-2 1B 		4-2 BB 		1-0 FC4-6 1-2f 		2-1 G6-4-3 1-2f 			3 0 1 0 1 0 3 0 0 0 0 0 0 0
Bill Antonello, R (1, 9) Don Thompson, L (1, PH) (2, 9) (8, 7) <small>OBP: 0.300, SLG: 0.283</small>	0-1 L6 		0-0 F7 			1-2 6-3 1B 		0-0 F5 		0 0 0 0 0 0 0 4 0 1 0 0 0 3
Preacher Roe, R (1, 1) Bobby Morgan, R (2, PH) Clem Labine, R (3, 1) Bob Milliken, R (6, 1) Rube Walker, L (6, PH) (7, 1) Johnny Podres, L (7, 1) Billy Cox, R (8, PH) Jim Hughes, R (9, 1)		1-2 F8 		3-3 K 		0-3 K 		2-2 6-3 		0 0 0 0 0 0 0 1 0 0 0 0 0 0 1 0 0 0 0 1 0 0 0 0 0 0 0 0 1 0 0 0 0 1 1 0 0 0 0 0 0 0 1 0 0 0 0 0 0 0 0 0 0 0 0 0

BOTTOM	
Milwaukee Braves @ Brooklyn Dodgers Ebbets Field, Brooklyn, NY Mon May 04 1953, 3:33 AM EDT Att: 13,474 - Unknown	
AB 35 R 4 H 11 RBI 4 BB 5 SO 3 LOB 20	

Inning Stats	R	H	E	LOB	K	P	S	R	H	E	LOB	K	P	S	R	H	E	LOB	K	P	S	R	H	E	LOB	K	P	S	1B	2B	3B	HR	SF	SAC	DP	HBP	WP	HR	S	P	ERA	WHIP
Johnny Antonelli, L (1, 1) <small>ERA: 5.74</small>	0.2	7	0	2	3	0	3	3	3	0	0	3	23	40.50	7.500																											
Lew Burdette, R (1, 1) <small>ERA: 2.61</small>	8.1	34	9	25	1	3	2	1	1	3	2	0	0	0	0	0	0	0	0	0	74	118	1.08	1.320																		

WP: 0 PB: 0 SB: 0 CS: 0	PA: 41
--	---------------

Batter	1	2	3	4	5	6	7	8	9	AB R H RBI BB SO LOB	TOP	
Solly Hemus, L (1, 6) OBP: 0.368, SLG: 0.283	2-3 K2-3			4-1 FC6-4 BB		2-1 G3		4-1 BB 1-2 2-3		2 0 0 0 2 1 0	St. Louis Cardinals @ Brooklyn Dodgers Ebbets Field, Brooklyn, NY Wed May 06 1953, 3:33 AM EDT Att. 18,178 - Unknown livebaseballscorecards.com	
Red Schoendienst, S (1, 4) OBP: 0.364, SLG: 0.429	2-1 6-3		1-1 FC6-4 CS 1-2f			2-1 F9 2B		2-1 F4	4 1 1 0 0 0 3			
Stan Musial, L (1, 7) OBP: 0.369, SLG: 0.439 (8, 8)	3-2 6-3		3-3 K 1-2			0-0 3-1 2-3		F3	4 0 0 0 0 1 2			
Enos Slaughter, L (1, 9) OBP: 0.424, SLG: 0.467		0-3 K			0-0 F2		1-1 F9 3-H	2-1 F2	4 0 0 1 0 1 0			
Ray Jablonski, R (1, 5) OBP: 0.426, SLG: 0.740		1-1 F9			1-1 HR		4-2 BB	0-0 HR	3 2 2 2 1 0 0			
Steve Bilko, R (1, 3) OBP: 0.250, SLG: 0.351		1-3 K			0-3 K		3-3 K	2-2 F6	4 0 0 0 0 3 1			
Rip Repulski, R (1, 8) OBP: 0.318, SLG: 0.381 Peanuts Lowrey, R (8, PH) OBP: 0.462, SLG: 0.750 (8, 7)			3-3 K		2-3 K			3-1 F8	2 0 0 0 0 2 0 1 0 0 0 0 0 0			
Del Rice, R (1, 2) OBP: 0.245, SLG: 0.326 Les Fusselman, R (6, 2) Dick Sisler, L (8, PH) OBP: 0.400, SLG: 0.250 Ferrell Anderson, R (8, 2)			2-2 L8			1-0 5-3		1-0 BB 1B 1B	2 0 0 0 0 0 0 0 0 0 0 0 0 0 1 0 1 0 0 0 0 0 0 0 0 0 0 0			
Joe Presko, R (1, 1) Mike Clark, R (7, 1) Hal Rice, L (8, PH) OBP: 0.500, SLG: 0.500 Jackie Collum, L (8, 1) Stu Miller, R (8, 1) OBP: 1.000, SLG: 2.000			2-3 K			1-1 4-3		0-0 BB 1B	2 0 0 0 0 1 0 0 0 0 0 0 0 0 1 0 1 0 0 0 0 0 0 0 0 0 0 0 0 0 0 0 0 0 0			
Inning Stats	R: 0 H: 0 E: 0 LOB: 0 K: 1 BB: 0 S: 10 P: 17	R: 0 H: 0 E: 0 LOB: 0 K: 2 BB: 0 S: 8 P: 10	R: 0 H: 0 E: 0 LOB: 0 K: 2 BB: 0 S: 9 P: 16	R: 0 H: 0 E: 0 LOB: 1 K: 1 BB: 1 S: 6 P: 14	R: 1 H: 1 E: 0 LOB: 0 K: 2 BB: 0 S: 9 P: 12	R: 0 H: 0 E: 0 LOB: 0 K: 0 BB: 0 S: 5 P: 9	R: 1 H: 1 E: 0 LOB: 1 K: 1 BB: 1 S: 11 P: 21	R: 0 H: 2 E: 0 LOB: 2 K: 0 BB: 1 S: 7 P: 17	R: 1 H: 1 E: 0 LOB: 0 K: 0 BB: 0 S: 9 P: 15	1B: 2 SF: 0 2B: 2 SAC: 0 3B: 0 DP: 1 HR: 2 HBP: 0		WP: 0 PA: 33 PB: 0 SB: 0 CS: 1
PITCHER Carl Erskine, R (1, 1) ERA: 4.62	IP WLS BF H R ER SO BB IBB HBP BLK WP HR S P ERA WHIP	9.0 W 33 5 3 3 9 3 0 0 0 0 2 74 131 3.00 0.889										

AB	30
R	3
H	5
RBI	3
BB	3
SO	9
LOB	6



Batter	1	2	3	4	5	6	7	8	9
Jim Gilliam, S <small>(1, 4) OBP: 0.488, SLG: 0.379</small>	3-3 		2-1 		2-2 		2-2 	0-1 	
Pee Wee Reese, R <small>(1, 6) OBP: 0.333, SLG: 0.380</small>	4-2 		3-2 			0-0 	2-1 		
Duke Snider, L <small>(1, 8) OBP: 0.463, SLG: 0.729</small>	2-2 			2-0 		4-1 	0-0 		
Jackie Robinson, R <small>(1, 5) OBP: 0.443, SLG: 0.467</small>	0-1 			2-0 		2-0 	2-0 		
Roy Campanella, R <small>(1, 2) OBP: 0.423, SLG: 0.667</small>		3-2 		0-0 		1-1 		4-0 	
George Shuba, L <small>(1, 7) OBP: 0.267, SLG: 0.379</small> Bill Antonello, R <small>(8, PH) OBP: 0.500, SLG: 0.500</small> <small>(9, 7)</small>		2-2 		1-1 		2-1 		2-2 	
Gil Hodges, R <small>(1, 3) OBP: 0.431, SLG: 0.296</small>		0-1 			1-3 	1-1 		0-0 	
Don Thompson, L <small>(1, 9) OBP: 0.296, SLG: 0.280</small>		0-1 			2-2 	1-1 		2-3 	
Carl Erskine, R <small>(1, 1) OBP: 0.133, SLG: 0.133</small>			0-0 		0-0 		0-3 	0-1 	

Inning Stats	R: 0	H: 0	E: 0	K: 1	S: 11	R: 0	H: 1	E: 0	K: 0	S: 11	R: 0	H: 0	E: 0	K: 0	S: 6	R: 1	H: 2	E: 0	K: 0	S: 5	R: 0	H: 1	E: 0	K: 1	S: 12	R: 4	H: 3	E: 0	K: 0	S: 11	R: 0	H: 2	E: 0	K: 1	S: 10	R: 2	H: 2	E: 0	K: 1	S: 14
	LOB: 1	BB: 1	P: 20	LOB: 1	BB: 0	P: 16	LOB: 0	BB: 0	P: 11	LOB: 0	BB: 0	LOB: 1	BB: 0	P: 17	LOB: 0	BB: 1	LOB: 2	BB: 0	P: 16	LOB: 1	BB: 1	LOB: 1	BB: 1	LOB: 2	BB: 0	LOB: 2	BB: 0	LOB: 1	BB: 1	SF: 0	SAC: 1	DP: 1	HBP: 0	WP: 0	PA: 37					

PITCHER	IP	WLS	BF	H	R	ER	SO	BB	IBB	HBP	BLK	WP	HR	S	P	ERA	WHIP
Joe Presko, R <small>(1, 1) ERA: 3.47</small>	6.0	L	26	7	5	5	2	2	0	0	0	0	2	56	96	7.50	1.500
Mike Clark, R <small>(7, 1) ERA: 7.36</small>	1.0		5	2	0	0	1	0	0	0	0	0	0	10	16	0.00	2.000
Jackie Collum, L <small>(8, 1) ERA: 12.0</small>	0.0		2	1	2	2	0	1	0	0	0	0	0	6	12	∞	∞
Stu Miller, R <small>(8, 1) ERA: 12.46</small>	1.0		4	1	0	0	1	0	0	0	0	0	0	8	10	0.00	1.000

BOTTOM

St. Louis Cardinals @ Brooklyn Dodgers
 Ebbets Field, Brooklyn, NY
 Wed May 06 1953, 3:33 AM EDT
 Att. 18,178 - Unknown

AB	R	H	RBI	BB	SO	LOB
5	0	1	0	0	1	2
3	0	1	0	1	0	0
3	2	1	1	1	0	3
4	1	2	0	0	0	3
3	2	1	2	1	0	1
3	0	1	0	0	0	1
1	1	1	0	0	0	0
4	1	2	3	0	1	1
4	0	1	0	0	1	3
3	0	0	1	0	1	1

AB	33
R	7
H	11
RBI	7
BB	3
SO	4
LOB	15

WP	HR	S	P	ERA	WHIP
0	0	0	0	0	0

Batter	1	2	3	4	5	6	7	8	9	AB R H RBI BB SO LOB	TOP
Connie Ryan, R (1, 4) OBP: 0.438, SLG: 0.493 F B B X	2-1 SH1-3 2B 2B		4-1 1B L9-3-6 BB		2-1 F2		1-1 F8	1-1 F7		4 2 1 0 1 0 2	
Richie Ashburn, L (1, 8) OBP: 0.434, SLG: 0.403 X	0-0 SH1-3 2-3		1-1 L9-3-6 1-3 1B			3-2 1B 1B	0-0 G4-6-3 1B	1-1 F7		4 1 3 0 0 0 0	
Mel Clark, R (1, 9) OBP: 0.263, SLG: 0.263 Johnny Wyrostek, L (7, PH) OBP: 0.508, SLG: 0.509 (7, 9) F B B F X	2-2 4-3		1-0 L9-3-6 1-2 3-H			3-2 E 1B F8 1B	1-0 G4-6-3 1-2f	0-1 F5		3 1 1 1 0 0 2 2 0 0 0 0 0 1	
Del Ennis, R (1, 7) OBP: 0.329, SLG: 0.507 B B B B	4-0 2B BB		3-2 E6			0-0 F8 E 1-2 2-H 1B		2-3 K	4-2 BB	3 0 1 1 2 1 0	
Earl Torgeson, L (1, 3) OBP: 0.363, SLG: 0.440 X	0-0 1-3 3-H 2B			1-1 5-3		2-2 E4 F8 1-2 2-3		1-0 E 1B 1B	2-3 K	5 1 2 1 0 1 3	
Granny Hamner, R (1, 6) OBP: 0.273, SLG: 0.446 B X	1-0 F4			1-1 F7		2-2 F8 1-2 2-3 3-H		1-1 E 1B 1B		4 1 1 1 0 0 4	
Willie Jones, R (1, 5) OBP: 0.343, SLG: 0.441 X		0-0 F7		1-0 5-3		4-0 BB		2-2 2B 1-H 2-H 1B		3 0 1 2 1 0 0	
Stan Lopata, R (1, 2) OBP: 0.289, SLG: 0.391 Bill Nicholson, L (6, PH) OBP: 0.600, SLG: 0.750 Smoky Burgess, L (6, 2) OBP: 0.262, SLG: 0.250 X B B B X		1-2 F3			0-0 L7	0-3 K		1-2 K		2 0 0 0 0 0 0 1 0 0 0 0 1 3 1 0 1 0 0 0 0	
Robin Roberts, S (1, 1) OBP: 0.227, SLG: 0.238 C F C X		0-3 K			0-1 1-3	2-3 K		1-3 K		4 0 0 0 0 3 5	
Inning Stats	R: 1 H: 2 E: 0 LOB: 2 K: 0 BB: 1 S: 9 P: 18	R: 0 H: 0 E: 0 LOB: 0 K: 1 BB: 0 S: 7 P: 8	R: 1 H: 1 E: 1 LOB: 1 K: 0 BB: 1 S: 7 P: 16	R: 0 H: 0 E: 0 LOB: 0 K: 0 BB: 0 S: 5 P: 8	R: 0 H: 0 E: 0 LOB: 0 K: 0 BB: 0 S: 5 P: 7	R: 2 H: 3 E: 1 LOB: 3 K: 2 BB: 1 S: 24 P: 40	R: 0 H: 1 E: 0 LOB: 0 K: 0 BB: 0 S: 4 P: 6	R: 2 H: 4 E: 1 LOB: 2 K: 2 BB: 0 S: 17 P: 26	R: 0 H: 0 E: 0 LOB: 1 K: 1 BB: 1 S: 10 P: 17	1B: 8 SF: 0 2B: 4 SAC: 1 3B: 0 DP: 2 HR: 0 HBP: 0	WP: 0 PA: 41 PB: 0 SB: 0 CS: 0
PITCHER Preacher Roe, L (1, 1) ERA: 4.5 Carl Erskine, R (6, 1) ERA: 4.81 Jim Hughes, R (8, 1) ERA: 7.2 Ben Wade, R (9, 1) ERA: 1.93	IP WLS BF H R ER SO BB IBB HBP BLK WP HR S P ERA WHIP 5.0 0 23 6 4 4 1 2 0 0 0 0 0 47 79 7.20 1.600 2.1 0 12 5 2 2 3 1 0 0 0 0 0 26 43 7.71 2.571 0.2 0 2 0 0 0 1 0 0 0 0 0 0 5 7 0.00 0.000 1.0 W 4 0 0 0 1 1 0 0 0 0 0 0 10 17 0.00 1.000	PITCHER IP WLS BF H R ER SO BB IBB HBP BLK WP HR S P ERA WHIP 0 0 0 0 0 0 0 0 0 0 0 0 0 0 0 0 0 0									

Philadelphia Phillies @ Brooklyn Dodgers
 Ebbets Field, Brooklyn, NY
 Sat May 09 1953, 3:33 AM EDT
 Att: 19,257 - Unknown

AB	36
R	6
H	11
RBI	6
BB	4
SO	6
LOB	20



Batter	1	2	3	4	5	6	7	8	9	AB	R	H	RBI	BB	SO	LOB	BOTTOM
--------	---	---	---	---	---	---	---	---	---	----	---	---	-----	----	----	-----	--------

Jim Gilliam, S <small>(1, 4) OBP: 0.484, SLG: 0.380</small> 											5	0	2	1	0	0	1	<div style="text-align: center;"> <p>Philadelphia Phillies @ Brooklyn Dodgers</p> <p>Ebbets Field, Brooklyn, NY</p> <p>Sat May 09 1953, 3:33 AM EDT Att. 19,257 - Unknown</p> <p>livebaseballscorecards.com</p> <table border="1"> <tr><td>AB</td><td>36</td></tr> <tr><td>R</td><td>7</td></tr> <tr><td>H</td><td>11</td></tr> <tr><td>RBI</td><td>6</td></tr> <tr><td>BB</td><td>4</td></tr> <tr><td>SO</td><td>1</td></tr> <tr><td>LOB</td><td>17</td></tr> </table> </div>	AB	36	R	7	H	11	RBI	6	BB	4	SO	1	LOB	17
AB	36																															
R	7																															
H	11																															
RBI	6																															
BB	4																															
SO	1																															
LOB	17																															
Pee Wee Reese, R <small>(1, 6) OBP: 0.349, SLG: 0.378</small> 										3	1	1	0	2	0	3																
Duke Snider, L <small>(1, 8) OBP: 0.448, SLG: 0.707</small> 											5	0	1	0	0	0	4															
Jackie Robinson, R <small>(1, 5) OBP: 0.440, SLG: 0.500</small> 									4	2	1	1	1	0	3																	
Roy Campanella, R <small>(1, 2) OBP: 0.422, SLG: 0.689</small> 									5	2	2	2	0	0	4																	
George Shuba, L <small>(1, 7) OBP: 0.294, SLG: 0.424</small> Carl Furillo, R <small>(8, 9) OBP: 0.346, SLG: 0.469</small> 								4	2	2	1	0	0	0	0	0																
Gil Hodges, R <small>(1, 3) OBP: 0.421, SLG: 0.293</small> 								4	0	1	1	0	1	1	0	0																
Don Thompson, L <small>(1, 9) OBP: 0.293, SLG: 0.264 (8, 7)</small> 								3	0	0	0	1	0	1	0	1																
Preacher Roe, R <small>(1, 1) OBP: 0.125, SLG: 0.125</small> Carl Erskine, R <small>(8, PH) OBP: 0.400, SLG: 0.600</small> Jim Hughes, R <small>(8, PR) OBP: 0.500, SLG: 0.500</small> Bill Antonello, R <small>(9, 1) OBP: 0.500, SLG: 0.500</small> Ben Wade, R									1	0	0	0	0	0	0	0	0															

Inning Stats R: 0 H: 1 E: 1 LOB: 2 K: 0 BB: 0 S: 8 P: 18	R: 1 H: 2 E: 0 LOB: 2 K: 0 BB: 1 S: 14 P: 27	R: 2 H: 3 E: 0 LOB: 1 K: 0 BB: 0 S: 15 P: 27	R: 1 H: 1 E: 1 LOB: 2 K: 0 BB: 1 S: 11 P: 17	R: 0 H: 0 E: 0 LOB: 0 K: 1 BB: 0 S: 9 P: 15	R: 0 H: 1 E: 0 LOB: 1 K: 0 BB: 0 S: 10 P: 16	R: 1 H: 1 E: 0 LOB: 0 K: 0 BB: 0 S: 9 P: 12	R: 0 H: 1 E: 0 LOB: 1 K: 0 BB: 0 S: 6 P: 12	R: 2 H: 1 E: 0 LOB: 0 K: 0 BB: 2 S: 5 P: 15	1B: 6 SF: 0 2B: 3 SAC: 1 3B: 0 DP: 1 HR: 2 HBP: 0	WP: 0 PA: 42 PB: 0 SB: 1 CS: 1
PITCHER Robin Roberts, R <small>(1, 1) ERA: 2.91</small>	IP: 8.2 WLS: L BF: 41 H: 11 R: 7 ER: 6 SO: 1 BB: 3 IBB: 1 HBP: 0 BLK: 0 WP: 0 HR: 2 S: 87 P: 159 ERA: 6.23 WHIP: 1.615	PITCHER <small>IP: 0 WLS: 0 BF: 0 H: 0 R: 0 ER: 0 SO: 0 BB: 0 IBB: 0 HBP: 0 BLK: 0 WP: 0 HR: 0 S: 0 P: 0 ERA: 0.00 WHIP: 0.00</small>	PITCHER <small>IP: 0 WLS: 0 BF: 0 H: 0 R: 0 ER: 0 SO: 0 BB: 0 IBB: 0 HBP: 0 BLK: 0 WP: 0 HR: 0 S: 0 P: 0 ERA: 0.00 WHIP: 0.00</small>							

Philadelphia Phillies @ Brooklyn Dodgers
 Ebbets Field, Brooklyn, NY
 Sat May 09 1953, 3:38 AM EDT
 Att. 25,025 - Unknown

AB	42
R	8
H	13
RBI	7
BB	4
SO	4
LOB	26



WP	0	PA	47
PB	0		
SB	0		
CS	0		

Batter	1	2	3	4	5	6	7	8	9	AB	R	H	RBI	BB	SO	LOB
Connie Ryan, R (1, 4) OBP: 0.453, SLG: 0.493	4-2 FC3-6 BB	2-3 K		4-2 1-2 BB		0-1 1B 1B	2-0 F2		0-0 1-2 1B	4	1	2	0	2	1	1
Richie Ashburn, L (1, 8) OBP: 0.415, SLG: 0.384	2-1 FC3-6 1B 1-2f E		0-1 F5	0-1 F7		2-2 1B 1B	2-2 6-3		1-1 F7	6	2	1	0	0	0	5
Johnny Wyrostek, L (1, 9) OBP: 0.500, SLG: 0.500	2-2 1-3 1B		0-1 F7		0-0 4-3	1-0 1B 1B	1-0 6-3			5	1	2	1	0	0	0
Del Ennis, R (1, 7) OBP: 0.333, SLG: 0.500	1-0 E6 1-2 3-H		1-2 F4		3-2 HR 1B	1-1 1B FC4-2 1B		0-0 F4		5	1	2	1	0	0	1
Earl Torgeson, L (1, 3) OBP: 0.341, SLG: 0.413	1-2 F7			0-1 P2	2-3 K	0-3 K		1-2 3-1		5	0	0	0	0	2	6
Granny Hamner, R (1, 6) OBP: 0.293, SLG: 0.494	1-0 1-3			1-2 1B E 1B	0-1 HR	1-0 FC4-2 1B		2-3 K		5	2	3	4	0	1	2
Willie Jones, R (1, 5) Tommy Glaviano, R (4, 5) OBP: 0.347, SLG: 0.443			3-2 F7	0-0 E FC4-6 1B	1-0 1B HBP	2-2 FC4-2 1B		0-1 F6		2	1	1	0	0	0	0
Smoky Burgess, L (1, 2) OBP: 0.319, SLG: 0.279			4-0 BB	1-0 E1 FC4-6 1-3 3-H	3-0 1-2 1B	4-0 1-2 1B		2-0 FC6-4 1B		3	0	2	0	2	0	1
Curt Simmons, L (1, 1) OBP: 0.208, SLG: 0.250			1-1 P6	1-0 FC4-6 BB	0-1 6-3	1-0 1-3		0-2 FC6-4 1B		5	0	0	1	0	0	8

Inning Stats	R: 1	H: 1	E: 1	K: 0	S: 14	P: 25	R: 0	H: 0	E: 0	K: 1	S: 9	P: 19	R: 0	H: 0	E: 0	K: 0	S: 7	P: 8	R: 2	H: 2	E: 1	K: 0	S: 13	P: 20	R: 2	H: 3	E: 0	K: 1	S: 13	P: 22	R: 3	H: 5	E: 0	K: 1	S: 17	P: 29	R: 0	H: 0	E: 0	K: 0	S: 5	P: 10	R: 0	H: 0	E: 0	K: 1	S: 7	P: 10	R: 0	H: 2	E: 0	K: 0	S: 9	P: 12	R: 0	H: 2	E: 0	K: 0	S: 9	P: 12	1B: 12	SF: 0	2B: 0	SAC: 0	3B: 0	DP: 0	HR: 1	HBP: 1	WP: 0	PA: 47
--------------	------	------	------	------	-------	-------	------	------	------	------	------	-------	------	------	------	------	------	------	------	------	------	------	-------	-------	------	------	------	------	-------	-------	------	------	------	------	-------	-------	------	------	------	------	------	-------	------	------	------	------	------	-------	------	------	------	------	------	-------	------	------	------	------	------	-------	--------	-------	-------	--------	-------	-------	-------	--------	-------	--------

PITCHER	IP	WLS	BF	H	R	ER	SO	BB	IBB	HBP	BLK	WP	HR	S	P	ERA	WHIP
Joe Black, R (1, 1) ERA: 2.65	4.2	L	26	6	5	2	2	3	0	1	0	0	1	54	92	3.86	1.929
Jim Hughes, R (5, 1) ERA: 6.75	0.1		1	0	0	0	0	0	0	0	0	0	0	2	2	0.00	0.000
Johnny Podres, L (6, 1) ERA: 7.9	0.1		6	5	3	3	1	0	0	0	0	0	0	13	18	81.00	15.000
Clem Labine, R (6, 1) ERA: 6.14	1.2		6	0	0	0	0	0	1	0	0	0	0	9	21	0.00	0.000
Bob Milliken, R (8, 1) ERA:	2.0		8	2	0	0	1	0	0	0	0	0	0	16	22	0.00	1.000

PITCHER	IP	WLS	BF	H	R	ER	SO	BB	IBB	HBP	BLK	WP	HR	S	P	ERA	WHIP
---------	----	-----	----	---	---	----	----	----	-----	-----	-----	----	----	---	---	-----	------

Batter	1	2	3	4	5	6	7	8	9	AB	R	H	RBI	BB	SO	LOB
Jim Gilliam, S OBP: 0.469, SLG: 0.360 (1, 4) BB BB C B B	4-1 G3 BB		1-2 F8		0-1 F9		3-2 6-3		0-0 F8	4	0	0	0	1	0	0
Pee Wee Reese, R OBP: 0.356, SLG: 0.385 (1, 6) C B X	1-1 G3 1-2		2-1 1B		1-1 1B		1-3 K			4	0	2	0	0	1	1
Duke Snider, L OBP: 0.429, SLG: 0.671 (1, 8) B X	1-0 F4		2-3 K		0-3 K			3-3 K		4	0	0	0	0	3	3
Jackie Robinson, R OBP: 0.429, SLG: 0.485 (1, 5) Billy Cox, R OBP: 0.636, SLG: 0.778 (5, 5) C B X	1-1 F8			2-2 F5		2-2 1B F8 2B		0-0 HR 1B		2	0	0	0	0	0	1
Roy Campanella, R OBP: 0.437, SLG: 0.769 (1, 2) B B F X		2-1 HR		1-3 K		3-2 2-3 1B		0-0 1-H HR		4	2	3	3	0	1	0
Gil Hodges, R OBP: 0.413, SLG: 0.279 (1, 3) B B C B C B C B X		3-2 F4		4-1 1B BB		1-1 F4		0-0 F8		3	0	0	0	1	0	2
Carl Furillo, R OBP: 0.357, SLG: 0.472 (1, 9) C B C B C X		2-1 G6-4-3 1B		0-0 1-3 1B		0-0 F8		1-0 6-3		4	0	2	1	0	0	1
Bill Antonello, R OBP: 0.167, SLG: 0.167 (1, 7) F B C B C X		2-2 G6-4-3		0-3 K		0-1 F8			2-2 F7	4	0	0	0	0	1	4
Joe Black, R (1, 1) Jim Hughes, R (5, 1) Dick Williams, R (5, PH) Johnny Podres, L (6, 1) Clem Labine, R (6, 1) Bobby Morgan, R (7, PH) Bob Milliken, R (8, 1) Dixie Howell, R (9, PH) F S B X			1-2 5-3		1-1 F3		1-3 K		0-3 K	1	0	0	0	0	0	0

Inning Stats	R: 0	H: 0	E: 0	K: 0	S: 6	R: 1	H: 2	E: 0	K: 0	S: 10	R: 0	H: 1	E: 0	K: 1	S: 12	R: 0	H: 1	E: 0	K: 2	S: 11	R: 0	H: 1	E: 0	K: 1	S: 9	R: 1	H: 2	E: 0	K: 0	S: 12	R: 0	H: 0	E: 0	K: 2	S: 10	R: 2	H: 2	E: 0	K: 1	S: 8	R: 0	H: 0	E: 0	K: 1	S: 7	R: 0	H: 0	E: 0	K: 1	S: 9	1B: 6	SF: 0	2B: 1	SAC: 0	3B: 0	DP: 1	HR: 2	HBP: 0	WP: 0	PA: 37
--------------	------	------	------	------	------	------	------	------	------	-------	------	------	------	------	-------	------	------	------	------	-------	------	------	------	------	------	------	------	------	------	-------	------	------	------	------	-------	------	------	------	------	------	------	------	------	------	------	------	------	------	------	------	-------	-------	-------	--------	-------	-------	-------	--------	-------	--------

PITCHER	IP	WLS	BF	H	R	ER	SO	BB	IBB	HBP	BLK	WP	HR	S	P	ERA	WHIP	PITCHER	IP	WLS	BF	H	R	ER	SO	BB	IBB	HBP	BLK	WP	HR	S	P	ERA	WHIP															
Curt Simmons, L ERA: 1.66 (1, 1)	9.0	W	37	9	4	4	8	2	0	0	0	0	2	85	133	4.00	1.222																																	

Philadelphia Phillies @ Brooklyn Dodgers
Ebbets Field, Brooklyn, NY
Sat May 09 1953, 3:38 AM EDT
Att. 25,025 - Unknown

AB	35
R	4
H	9
RBI	4
BB	2
SO	8
LOB	12

B

Batter	1	2	3	4	5	6	7	8	9	AB R H RBI BB SO LOB	TOP	
Connie Ryan, R (1, 4) <small>OBP: 0.444, SLG: 0.481</small>	1-0 		0-1 		2-2 			1-0 		4 0 1 0 0 0 3	Philadelphia Phillies @ Brooklyn Dodgers Ebbets Field, Brooklyn, NY Sun May 10 1953, 3:33 AM EDT Att. 23,843 - Unknown livebaseballscorecards.com	
Richie Ashburn, L (1, 8) <small>OBP: 0.407, SLG: 0.377</small>	3-2 		0-0 			1-3 			1-1 	4 0 1 0 0 1 1		
Johnny Wyrostek, L (1, 9) <small>OBP: 0.486, SLG: 0.484</small>	0-1 			2-1 		2-2 			1-2 	4 0 1 0 0 0 1		
Del Ennis, R (1, 7) <small>OBP: 0.330, SLG: 0.488</small>		0-0 		2-2 		0-1 			1-1 	4 0 1 0 0 0 1		
Earl Torgeson, L (1, 3) <small>OBP: 0.326, SLG: 0.393</small>		2-0 		0-1 			2-1 		1-1 	4 0 0 0 0 0 2		
Granny Hamner, R (1, 6) <small>OBP: 0.298, SLG: 0.494</small> Jack Lohrke, R (5, 6) <small>OBP: 0.500, SLG: 0.500</small> Bill Nicholson, L (9, PH) <small>OBP: 0.500, SLG: 0.600</small>		0-0 			0-0 		1-2 		0-0 	2 0 1 0 0 0 0 1 0 0 0 0 0 0 1 0 0 0 0 0 2		
Willie Jones, R (1, 5) <small>OBP: 0.333, SLG: 0.422</small>		1-1 			0-0 		2-2 			3 0 0 0 0 0 1		
Smoky Burgess, L (1, 2) <small>OBP: 0.320, SLG: 0.267</small>			4-1 		1-2 			0-0 		2 0 0 0 1 0 0		
Karl Drews, R (1, 1) <small>OBP: 0.182, SLG: 0.100</small> Steve Ridzik, R (6, 1) <small>OBP: 1.000, SLG: 1.000</small> Eddie Waitkus, L (8, PH) <small>OBP: 1.000, SLG: 1.000</small> Andy Hansen, R (8, 1)			1-3 		4-2 			1-0 		1 0 0 0 1 1 1 0 0 0 0 0 0 0 1 0 1 0 0 0 0 0 0 0 0 0 0 0		
Inning Stats	R: 0 H: 0 E: 0 LOB: 0 K: 0 BB: 0 S: 7 P: 11	R: 0 H: 1 E: 0 LOB: 1 K: 0 BB: 0 S: 5 P: 8	R: 0 H: 1 E: 0 LOB: 1 K: 1 BB: 1 S: 7 P: 12	R: 0 H: 0 E: 0 LOB: 0 K: 0 BB: 0 S: 8 P: 12	R: 0 H: 0 E: 1 LOB: 2 K: 0 BB: 1 S: 11 P: 18	R: 0 H: 1 E: 0 LOB: 0 K: 1 BB: 0 S: 8 P: 11	R: 0 H: 0 E: 0 LOB: 0 K: 0 BB: 0 S: 8 P: 13	R: 0 H: 1 E: 0 LOB: 0 K: 0 BB: 0 S: 3 P: 5	R: 0 H: 2 E: 0 LOB: 2 K: 0 BB: 0 S: 11 P: 15	1B: 6 SF: 0 2B: 0 SAC: 0 3B: 0 DP: 2 HR: 0 HBP: 0		WP: 0 PA: 33 PB: 0 SB: 0 CS: 0
PITCHER Billy Loes, R (1, 1) <small>ERA: 3.18</small>	IP WLS BF H R ER SO BB IBB HBP BLK WP HR S P ERA WHIP 9.0 W 33 6 0 0 2 2 0 0 0 0 0 0 68 105 0.00 0.889											PITCHER IP WLS BF H R ER SO BB IBB HBP BLK WP HR S P ERA WHIP

AB	31
R	0
H	6
RBI	0
BB	2
SO	2
LOB	12



Batter	1	2	3	4	5	6	7	8	9	AB	R	H	RBI	BB	SO	LOB
Jim Gilliam, S OBP: 0.460, SLG: 0.346 (1, 4)	3-3 K		4-0 FC6-4 BB		0-1 F4	0-1 4-3				3	0	0	0	1	1	0
Pee Wee Reese, R OBP: 0.340, SLG: 0.366 (1, 6)	2-2 F9		0-2 FC6-4 6-3 E 1-2f 2B		2-0 F6		1-1 5-3			4	1	0	0	0	0	1
Duke Snider, L OBP: 0.432, SLG: 0.659 (1, 8)	4-1 BB		3-1 E4 6-3 2B		2-2 HR 1B		0-1 1-3			3	2	1	0	1	0	1
Jackie Robinson, R OBP: 0.420, SLG: 0.464 (1, 5)	0-0 6-3		0-2 6-3		4-1 HR BB		1-1 L7			3	1	0	0	1	0	3
Roy Campanella, R OBP: 0.451, SLG: 0.829 (1, 2)		1-3 K	2-1 2B		0-0 HR		0-1 2B			4	1	3	5	0	1	0
George Shuba, L OBP: 0.316, SLG: 0.417 (1, 7)		4-0 BB	3-3 K		0-1 1B		1-1 G3			3	0	1	0	1	1	2
Carl Furillo, R OBP: 0.357, SLG: 0.472 (9, 9)										0	0	0	0	0	0	0
Gil Hodges, R OBP: 0.417, SLG: 0.270 (1, 3)		4-2 BB		0-0 1-3	0-2 F3		4-1 BB			2	0	0	0	2	0	1
Don Thompson, L OBP: 0.290, SLG: 0.250 (1, 9) (9, 7)		3-2 F7		3-1 F4 HBP		0-1 4-3		2-1 G3		3	0	0	0	0	0	4
Billy Loes, R OBP: 0.143, SLG: 0.077 (1, 1)		2-2 4-3		1-2 F4		1-3 K				3	0	0	0	0	1	3

Inning Stats	R: 0	H: 0	E: 0	K: 1	S: 8	LOB: 1	BB: 1	P: 17	R: 0	H: 0	E: 0	K: 1	S: 14	LOB: 2	BB: 2	P: 28	R: 2	H: 1	E: 1	K: 1	S: 13	LOB: 1	BB: 1	P: 25	R: 0	H: 0	E: 0	K: 0	S: 5	LOB: 0	BB: 0	P: 9	R: 3	H: 3	E: 0	K: 0	S: 13	LOB: 1	BB: 1	P: 21	R: 0	H: 0	E: 0	K: 1	S: 7	LOB: 0	BB: 0	P: 8	R: 0	H: 0	E: 0	K: 0	S: 6	LOB: 0	BB: 0	P: 8	R: 0	H: 1	E: 0	K: 0	S: 7	LOB: 1	BB: 1	P: 14
--------------	------	------	------	------	------	--------	-------	-------	------	------	------	------	-------	--------	-------	-------	------	------	------	------	-------	--------	-------	-------	------	------	------	------	------	--------	-------	------	------	------	------	------	-------	--------	-------	-------	------	------	------	------	------	--------	-------	------	------	------	------	------	------	--------	-------	------	------	------	------	------	------	--------	-------	-------


PITCHER	IP	WLS	BF	H	R	ER	SO	BB	IBB	HBP	BLK	WP	HR	S	P	ERA	WHIP
Karl Drews, R ERA: 3.64 (1, 1)	5.0	L	25	4	5	3	3	5	0	1	0	0	1	53	100	5.40	1.800
Steve Ridzik, R ERA: 2.31 (6, 1)	2.0		6	0	0	0	1	0	0	0	0	0	0	13	16	0.00	0.000
Andy Hansen, R ERA: 3.18 (8, 1)	1.0		4	1	0	0	0	1	0	0	0	0	0	7	14	0.00	2.000

BOTTOM

Philadelphia Phillies @ Brooklyn Dodgers
Ebbets Field, Brooklyn, NY
 Sun May 10 1953, 3:33 AM EDT
 Att. 23,843 - Unknown

livebaseballscorecards.com

AB	28
R	5
H	5
RBI	5
BB	6
SO	4
LOB	15



WP: 0	PA: 35
PB: 0	
SB: 0	
CS: 0	

Batter	1	2	3	4	5	6	7	8	9	10	11	AB R H RBI BB SO LOB	TOP				
Jim Gilliam, S (1.4) OBP: 0.467, SLG: 0.354	F5		1B			BB BB BB 1B	B1-3		BB BB BB			4 1 2 0 1 0 0	Brooklyn Dodgers @ Chicago Cubs Wrigley Field, Chicago, IL Tue May 12 1953, 3:33 AM CDT Att: 8,077 - Unknown				
Pee Wee Reese, R (1.6) OBP: 0.364, SLG: 0.400	K		1B			BB BB BB 2B BB			BB BB BB BB 1-2 BB			3 1 2 0 2 1 0					
Duke Snider, L (1.8) OBP: 0.420, SLG: 0.628	F7		G3			BB BB BB 2B BB	K		G3			4 1 0 0 1 1 4					
Jackie Robinson, R (1.5)		F3		4-3		BB BB BB 2B BB		5-3				4 0 0 1 1 1 0					
Roy Campanella, R (1.2) OBP: 0.458, SLG: 0.826		L8		5-3		BB BB BB 2B BB		3B BB				4 1 2 2 1 0 0					
George Shuba, L (1.7) OBP: 0.357, SLG: 0.474 Carmen Mauro, L (8, PR) Carl Furillo, R (8, 9) OBP: 0.351, SLG: 0.463		FC6-4 BB		CS BB		BB BB BB 4-3		3B BB				2 0 1 1 2 0 2 0 0 0 0 0 0 0 1 0 0 0 0 0 1					
Gil Hodges, R (1.3) OBP: 0.393, SLG: 0.250		FC6-4		CS		BB BB BB 5-3		F5				5 0 0 0 0 0 4					
Don Thompson, L (1.9) OBP: 0.269, SLG: 0.230			4-3			BB BB BB K		1-3				5 0 0 0 0 1 4					
Russ Meyer, S (1.1) OBP: 0.143, SLG: 0.143 Joe Black, R (7, 1) Ben Wade, R (8, 1)			3-1			BB BB BB K		F7				3 0 0 0 0 1 0 0 0 0 0 0 0 0 2 0 0 0 0 2 0					
Inning Stats	R: 0 H: 0 E: 0 K: 1 S: 6 LOB: 0 BB: 0 P: 8	R: 0 H: 0 E: 0 K: 0 S: 7 LOB: 1 BB: 1 P: 15	R: 0 H: 2 E: 0 K: 0 S: 7 LOB: 2 BB: 0 P: 9	R: 0 H: 0 E: 0 K: 0 S: 8 LOB: 0 BB: 1 P: 17	R: 0 H: 0 E: 0 K: 2 S: 9 LOB: 0 BB: 0 P: 13	R: 3 H: 2 E: 1 K: 0 S: 19 LOB: 2 BB: 3 P: 35	R: 0 H: 1 E: 0 K: 1 S: 9 LOB: 1 BB: 0 P: 13	R: 1 H: 1 E: 0 K: 0 S: 7 LOB: 1 BB: 1 P: 15	R: 0 H: 0 E: 0 K: 1 S: 8 LOB: 1 BB: 2 P: 16	R: 0 H: 1 E: 0 K: 1 S: 7 LOB: 0 BB: 0 P: 10	R: 0 H: 0 E: 0 K: 1 S: 8 LOB: 0 BB: 0 P: 10	1B: 4 SF: 0 2B: 1 SAC: 0 3B: 2 DP: 2 HR: 0 HBP: 0		WP: 0 PA: 46 PB: 0 SB: 0 CS: 1			
PITCHER	IP WLS BF H R ER SO BB IBB HBP BLK WP HR S P ERA WHIP																
Turk Lown, R (1, 1) ERA: 5.54	5.0	21	3	3	3	3	4	0	0	0	0	0	0	46	81	5.40	1.400
Sheldon Jones, R (6, 1) ERA: 1.93	2.0	9	2	0	0	1	1	0	0	0	0	0	0	19	29	0.00	1.500
Bob Kelly, R (8, 1) ERA: 7.11	0.1	3	1	1	1	0	1	0	0	0	0	0	0	5	12	27.00	6.000
Bob Rush, R (8, 1) ERA: 2.97	0.2	2	0	0	0	0	0	0	0	0	0	0	0	2	3	0.00	0.000
Dutch Leonard, R (9, 1) ERA: 2.16	3.0	W 10	1	0	0	3	2	0	0	0	0	0	0	23	36	0.00	1.000

livebaseballscorecards.com

AB	37
R	4
H	7
RBI	4
BB	8
SO	7
LOB	15



Batter	1	2	3	4	5	6	7	8	9	10	11	AB R H RBI BB SO LOB	BOTTOM	
Eddie Miksis, R (1, 4) OBP: 0.271, SLG: 0.277 (8, 6)	F2		F9					F8			HR	6 1 3 1 0 0 3	<p>Brooklyn Dodgers @ Chicago Cubs Wrigley Field, Chicago, IL Tue May 12 1953, 3:33 AM CDT Att: 8,077 - Unknown</p>	
Dee Fondy, L (1, 3) OBP: 0.274, SLG: 0.378	1B		L9		3-1		BB	1B			HR	6 1 3 4 0 1 1		
Gene Hermanski, L (1, 9) OBP: 0.265, SLG: 0.200	1B					F9	BB					4 0 1 0 1 1 0		
Hank Sauer, R (1, 7) OBP: 0.387, SLG: 0.371	G5-4-3			4-3		K	FC3-4					5 0 0 0 0 1 5		
Preston Ward, L (1, 8) OBP: 0.361, SLG: 0.519 Bill Serena, R (8, 4) OBP: 0.275, SLG: 0.333			F8	1-3		G3		F8				3 0 0 0 0 0 0 2 0 0 0 0 0 0		
Toby Atwell, L (1, 2) OBP: 0.388, SLG: 0.366		F8			6-3		SH	BB				3 0 1 0 2 0 0		
Randy Jackson, R (1, 5) OBP: 0.333, SLG: 0.400							SH	F3				3 2 2 0 1 0 1		
Roy Smalley, R (1, 6) OBP: 0.500, SLG: 0.632 Hal Jeffcoat, R (7, PR) OBP: 0.214, SLG: 0.154 (8, 8)		F2					FC1-5	BB				3 0 0 0 0 0 4 2 1 1 0 0 0 2		
Turk Lown, R (1, 1) Sheldon Jones, R (6, 1) Phil Cavarretta, L (7, PH) Bob Kelly, R (8, 1) Bob Rush, R (8, PH) Bob Addis, L (8, PH) Dutch Leonard, R (9, 1)			K				FC1-4	F8			B1	2 1 0 1 0 1 1 0 0 0 0 0 0 0 1 0 0 0 0 0 2 0 1 0 0 1 0 0 0 0 0 0		
Inning Stats	R: 0 H: 2 E: 0 LOB: 1 K: 0 BB: 0 S: 12 P: 15	R: 0 H: 1 E: 0 LOB: 1 K: 0 BB: 0 S: 6 P: 10	R: 0 H: 0 E: 0 LOB: 0 K: 1 BB: 0 S: 9 P: 14	R: 0 H: 0 E: 0 LOB: 0 K: 0 BB: 0 S: 6 P: 8	R: 2 H: 1 E: 1 LOB: 1 K: 0 BB: 1 S: 14 P: 22	R: 0 H: 0 E: 0 LOB: 0 K: 1 BB: 0 S: 5 P: 5	R: 2 H: 3 E: 0 LOB: 3 K: 0 BB: 1 S: 13 P: 22	R: 0 H: 1 E: 0 LOB: 3 K: 2 BB: 2 S: 6 P: 16	R: 0 H: 0 E: 0 LOB: 0 K: 2 BB: 0 S: 8 P: 11	R: 0 H: 1 E: 0 LOB: 1 K: 0 BB: 1 S: 9 P: 17	R: 2 H: 2 E: 0 LOB: 0 K: 0 BB: 0 S: 3 P: 4	1B: 9 SF: 0 2B: 1 SAC: 1 3B: 0 DP: 2 HR: 1 HBP: 0		WP: 0 PA: 47 PB: 0 SB: 0 CS: 0
PITCHER	IP WLS BF H R ER SO BB IBB HBP BLK WP HR S P ERA WHIP													
Russ Meyer, R (1, 1) ERA: 4.93	6.2 28 6 4 2 2 1 0 0 0 0 0 59 84 2.70 1.050													
Joe Black, R (7, 1) ERA: 2.5	1.0 8 2 0 0 0 3 0 0 0 0 0 11 25 0.00 5.000													
Ben Wade, R (8, 1) ERA: 2.7	2.2 L 11 3 2 2 2 1 0 0 0 0 1 21 35 6.75 1.500													

livebaseballscores.com

AB	41
R	6
H	11
RBI	6
BB	5
SO	4
LOB	19



Batter	1	2	3	4	5	6	7	8	9	AB R H RBI BB SO LOB	TOP											
Jim Gilliam, S (1, 4) OBP: 0.468, SLG: 0.353	0-1 6-3		4-2 E 1B BB		0-0 1-3			2-1 G4-6-3 1B		3 1 1 0 1 0 0												
Pee Wee Reese, R (1, 6) OBP: 0.369, SLG: 0.404	2-0 F7		0-0 E 1B		1-1 S 1B			1-1 G4-6-3 1-2f		4 1 2 0 0 0 1												
Duke Snider, L (1, 8) OBP: 0.404, SLG: 0.600	0-0 1-3		0-0 E1 2B 1-H 2-H		1-1 4-3			0-0 F7		4 1 0 0 0 0 1												
Jackie Robinson, R (1, 5) OBP: 0.400, SLG: 0.442		0-1 L7	2-2 E 2B 2-H		1-0 6-3			1-2 E5 1-3 1B		4 0 1 1 0 0 0												
Roy Campanella, R (1, 2) OBP: 0.440, SLG: 0.789		2-1 F7	2-2 6-3		3-2 F8			0-0 L7		4 0 0 0 0 0 2												
George Shuba, L (1, 7) OBP: 0.370, SLG: 0.476		0-1 E 1B		2-3 K		0-0 F7		0-2 E 1-3 1B		4 0 2 0 0 1 0												
Carmen Mauro, L (1, 9)		1-0 G3		2-0 4-3		2-1 6-3		3-2 1-3		4 0 0 0 0 0 3												
Gil Hodges, R (1, 3) OBP: 0.376, SLG: 0.236			0-0 6-3	1-0 6-3		0-0 6-3		1-1 5-3		4 0 0 0 0 0 2												
Carl Erskine, R (1, 1) OBP: 0.125, SLG: 0.125			1-3 K		0-0 5-3		0-1 4-3			0 0 0 0 0 0 0												
Joe Black, R (1, 1)										2 0 0 0 0 1 0												
Jim Hughes, R (5, 1)										0 0 0 0 0 0 0												
Don Thompson, L (7, PH) OBP: 0.285, SLG: 0.226										1 0 0 0 0 0 0												
Ralph Branca, R (7, 1)										0 0 0 0 0 0 0												
Inning Stats	R: 0 E: 0 K: 0 S: 4	H: 0 LOB: 0 BB: 0 P: 6	R: 0 E: 0 K: 0 S: 7	H: 1 LOB: 1 BB: 0 P: 10	R: 3 E: 1 K: 1 S: 15	H: 2 LOB: 1 BB: 1 P: 24	R: 0 E: 0 K: 1 S: 5	H: 0 LOB: 0 BB: 0 P: 10	R: 0 E: 0 K: 0 S: 6	H: 1 LOB: 1 BB: 0 P: 8	R: 0 E: 0 K: 0 S: 5	H: 0 LOB: 0 BB: 0 P: 9	R: 0 E: 0 K: 0 S: 5	H: 0 LOB: 0 BB: 0 P: 7	R: 0 E: 0 K: 0 S: 5	H: 1 LOB: 0 BB: 0 P: 8	R: 0 E: 1 K: 0 S: 13	H: 1 LOB: 2 BB: 0 P: 18	1B: 5 2B: 1 3B: 0 HR: 0	SF: 0 SAC: 0 DP: 1 HBP: 0	WP: 0 PB: 0 SB: 1 CS: 0	PA: 35
PITCHER Gerry Staley, R (1, 1) ERA: 2.35	IP: 9.0 WLS: W BF: 35 H: 6 R: 3 ER: 0 SO: 2 BB: 1 IBB: 0 HBP: 0 BLK: 0 WP: 0 HR: 0 S: 65 P: 100 ERA: 0.00 WHIP: 0.778																					

Brooklyn Dodgers @ St. Louis Cardinals
 Sportsman's Park, St. Louis, MO
 Thu May 14 1953, 4:33 AM EDT
 Att. 17,653 - Unknown

AB	34
R	3
H	6
RBI	1
BB	1
SO	2
LOB	9



Batter	1	2	3	4	5	6	7	8	9	AB	R	H	RBI	BB	SO	LOB
Solly Hemus, L OBP: 0.379, SLG: 0.346 (1, 6)	2-2 BB 2B 1B	2-2 F5			1-2 F8	4-2 BB				3	1	1	0	1	0	0
Red Schoendienst, S OBP: 0.366, SLG: 0.494 (1, 4)	4-1 BB 2B BB	1-1 HR			0-1 HR	1-0 G3				3	3	2	2	1	0	1
Stan Musial, L OBP: 0.352, SLG: 0.388 (1, 7)	4-2 2B 1B BB	2-2 F7			4-2 2B F8 BB		2-1 G1-6-3 1B			2	2	1	0	2	0	0
Enos Slaughter, L OBP: 0.432, SLG: 0.460 (1, 9)	2-2 1B 2B		4-1 G4-6-3 BB		3-2 F8 1B 2B		2-2 G1-6-3			3	2	2	2	1	0	1
Ray Jablonski, R OBP: 0.329, SLG: 0.541 (1, 5)	1-3 2-H 3-H G3		1-3 K		0-1 F8		1-0 2B			4	0	1	1	0	1	4
Steve Bilko, R OBP: 0.271, SLG: 0.420 (1, 3)	0-2 2-H 3-H 1B		1-1 G4-6-3		2-0 1B		2-0 6-3			4	0	2	3	0	0	2
Rip Repulski, R OBP: 0.373, SLG: 0.413 (1, 8)	0-3 K			0-0 G4-6-3 1B	1-2 4-3		0-1 FC3-5 1B			4	0	2	0	0	1	2
Del Rice, R OBP: 0.286, SLG: 0.304 (1, 2)	3-2 6-3			1-1 G4-6-3		1-2 4-3		2-1 FC3-5		4	0	0	0	0	0	3
Gerry Staley, R OBP: 0.200, SLG: 0.158 (1, 1)		0-0 F4		3-2 F7		0-0 6-3		3-2 F9		4	0	0	0	0	0	0

Inning Stats	R: 4	H: 3	E: 0	LOB: 1	K: 1	S: 21	P: 37	R: 1	H: 1	E: 0	LOB: 0	K: 0	S: 11	P: 16	R: 0	H: 0	E: 0	LOB: 0	K: 1	S: 6	P: 12	R: 3	H: 3	E: 0	LOB: 1	K: 0	S: 16	P: 27	R: 0	H: 0	E: 0	LOB: 1	K: 0	S: 7	P: 13	R: 0	H: 2	E: 0	LOB: 1	K: 0	S: 7	P: 14	R: 0	H: 1	E: 0	LOB: 0	K: 0	S: 7	P: 12
--------------	------	------	------	--------	------	-------	-------	------	------	------	--------	------	-------	-------	------	------	------	--------	------	------	-------	------	------	------	--------	------	-------	-------	------	------	------	--------	------	------	-------	------	------	------	--------	------	------	-------	------	------	------	--------	------	------	-------

PITCHER	IP	WLS	BF	H	R	ER	SO	BB	IBB	HBP	BLK	WP	HR	S	P	ERA	WHIP
Carl Erskine, R ERA: 5.72 (1, 1)	0.0	L	4	2	4	4	0	2	0	0	0	0	0	10	22	∞	∞
Joe Black, R ERA: 3.63 (1, 1)	4.1		18	5	4	4	2	2	0	0	0	0	2	44	71	8.31	1.615
Jim Hughes, R ERA: 5.14 (5, 1)	1.2		7	1	0	0	0	1	0	0	0	0	0	13	22	0.00	1.200
Ralph Branca, R ERA: (7, 1)	2.0		7	3	0	0	0	0	0	0	0	0	0	14	26	0.00	1.500

BOTTOM

Brooklyn Dodgers @ St. Louis Cardinals
Sportsman's Park, St. Louis, MO

Thu May 14 1953, 4:33 AM EDT
Att. 17,653 - Unknown

AB	31
R	8
H	11
RBI	8
BB	5
SO	2
LOB	13



1B : 6	SF : 0	WP : 0	PA : 36
2B : 4	SAC : 0	PB : 0	
3B : 0	DP : 4	SB : 0	
HR : 2	HBP : 0	CS : 0	

Batter	1	2	3	4	5	6	7	8	9	AB R H RBI BB SO LOB	TOP														
Jim Gilliam, S OBP: 0.456, SLG: 0.344 (1, 4)	2-2 L4		3-1 6-3		0-1 6-3		1-1 FC6-5 4-3 1B		0-0 F7	5 0 1 0 0 0 0															
Pee Wee Reese, R OBP: 0.374, SLG: 0.402 (1, 6)	0-0 WP BB 1B		4-2 G6-4-3 BB		2-2 5-3		2-2 F8			3 0 1 0 1 0 1															
Duke Snider, L OBP: 0.389, SLG: 0.574 (1, 8)	3-2 F7		1-2 G6-4-3 1-2f		2-0 3-1		0-1 4-3			4 0 0 0 0 0 3															
Jackie Robinson, R OBP: 0.404, SLG: 0.450 (1, 5)	4-1 WP BB 1-2			0-1 L8 E 2B		1-2 5-3	0-2 FC6-5 2-3			3 1 1 0 1 0 1															
Roy Campanella, R OBP: 0.433, SLG: 0.798 (1, 2)	2-2 F9 1-2 2-3		3-2 L8 2-3		0-0 HR		3-2 1-3			4 1 1 1 0 0 3															
Carl Furillo, R OBP: 0.344, SLG: 0.439 (1, 9)		4-2 FC1-4 BB		0-2 E6 3-H		0-0 L8		0-3 K		3 0 0 1 1 1 0															
Gil Hodges, R OBP: 0.371, SLG: 0.227 (1, 3)		2-3 K		0-1 F8 3-H		4-2 BB BB		0-1 F3		3 0 0 0 1 1 2															
Bill Antonello, R OBP: 0.200, SLG: 0.111 (1, 7)		0-1 FC1-4 1-2f		0-1 L9		4-1 BB 1-2 BB		1-2 4-3		3 0 0 0 1 0 2															
Preacher Roe, R (1, 1)		1-3 K				0-0 HR		0-1 6-3		1 0 0 0 0 0 1 1															
Ben Wade, R (3, 1)										0 0 0 0 0 0 0 0															
Billy Cox, R OBP: 0.667, SLG: 1.100 (5, PH)										1 1 1 1 0 0 0 0															
Johnny Podres, L OBP: 0.333, SLG: 0.333 (5, 1)										0 0 0 0 0 0 0 0															
Bobby Morgan, R (6, PH)										1 0 0 0 0 0 0 2															
Russ Meyer, S OBP: 0.143, SLG: 0.143 (6, 1)										0 0 0 0 0 0 0 0															
Bob Milliken, R (8, 1)										0 0 0 0 0 0 0 0															
George Shuba, L OBP: 0.360, SLG: 0.465 (9, PH)										1 0 0 0 0 0 0 0															
Inning Stats	R: 0 E: 0 K: 0 S: 12	H: 1 LOB: 2 BB: 1 P: 23	R: 0 E: 0 K: 2 S: 11	H: 0 LOB: 1 BB: 1 P: 18	R: 0 E: 0 K: 0 S: 7	H: 0 LOB: 0 BB: 1 P: 15	R: 1 E: 1 K: 0 S: 12	H: 1 LOB: 1 BB: 0 P: 15	R: 1 E: 0 K: 0 S: 8	H: 1 LOB: 0 BB: 0 P: 12	R: 1 E: 0 K: 0 S: 10	H: 1 LOB: 2 BB: 2 P: 20	R: 0 E: 0 K: 0 S: 10	H: 1 LOB: 1 BB: 0 P: 13	R: 0 E: 0 K: 1 S: 8	H: 0 LOB: 0 BB: 0 P: 11	R: 0 E: 0 K: 0 S: 6	H: 0 LOB: 0 BB: 0 P: 7	1B: 2 2B: 1 3B: 0 HR: 2	SF: 0 SAC: 0 DP: 1 HBP: 0	WP: 1 PB: 0 SB: 0 CS: 0	PA: 37			
PITCHER Harvey Haddix, L ERA: 3.43 Stu Miller, R ERA: 5.02	IP 5.2 3.1	WLS W S	BF 26 11	H 4 1	R 3 0	ER 3 0	SO 2 1	BB 5 0	IBB 0 0	HBP 0 0	BLK 0 0	WP 1 0	HR 2 0	S 58 26	P 100 34	ERA 4.76 0.00	WHIP 1.588 0.300								

Brooklyn Dodgers @ St. Louis Cardinals
Sportsman's Park, St. Louis, MO
Fri May 15 1953, 4:33 AM EDT
Att: 11,536 - Unknown

livebaseballscorecards.com

AB	32
R	3
H	5
RBI	3
BB	5
SO	3
LOB	15



Batter	1	2	3	4	5	6	7	8	9	AB	R	H	RBI	BB	SO	LOB
Solly Hemus, L OBP: 0.410, SLG: 0.383 (1, 6)	3-2 2B 1B	0-0 F9 1B 2B	4-0 BB		4-2 BB		0-1 8-5 1B			3	1	3	3	2	0	0
Red Schoendienst, S OBP: 0.357, SLG: 0.489 (1, 4)	3-2 2B	2-2 F9	1-1 L8		0-0 L7		0-1 8-5			5	0	1	2	0	0	7
Stan Musial, L OBP: 0.354, SLG: 0.381 (1, 7)	1-1 F6	1-2 HR 1B		4-0 BB		1-0 F9		1-1 F3		4	1	1	1	1	0	2
Steve Bilko, R OBP: 0.278, SLG: 0.447 (1, 3)	4-0 G4-6-3 IBB	1-0 HR		2-1 L8		3-2 F9		1-3 K		4	1	1	2	1	1	1
Enos Slaughter, L OBP: 0.407, SLG: 0.426 (1, 9)	2-0 G4-6-3	0-1 F8		1-1 F9		1-0 4-3		0-0 F7		5	0	0	0	0	0	4
Ray Jablonski, R OBP: 0.337, SLG: 0.538 (1, 5)		3-2 F9	2-2 BB 1B 1B	0-0 F9		0-0 1B SH3-4 1B				4	1	2	0	0	0	1
Rip Repulski, R OBP: 0.371, SLG: 0.409 (1, 8)		3-1 1B 1B	0-1 F4		0-1 F8		0-0 SH3-4			3	1	1	0	0	0	1
Del Rice, R OBP: 0.313, SLG: 0.322 (1, 2)		0-0 1B	1-2 BB 1B		2-0 F3		4-0 1B 1B IBB			3	2	2	0	1	0	0
Harvey Haddix, L OBP: 0.222, SLG: 0.125 Stu Miller, R OBP: 0.667, SLG: 1.000 (6, 1)		2-0 2B F9 1B	0-1 F7		4-1 BB BB		1-2 1B 8-5 1B			2	1	1	1	1	0	2
		1-2 3-H								1	1	1	0	0	0	0

Inning Stats	R: 0	H: 2	E: 0	K: 0	S: 9	R: 6	H: 6	E: 0	K: 0	S: 17	R: 0	H: 2	E: 0	K: 0	S: 12	R: 0	H: 0	E: 0	K: 0	S: 5	R: 0	H: 0	E: 0	K: 0	S: 7	R: 0	H: 0	E: 0	K: 0	S: 6	R: 3	H: 3	E: 0	K: 0	S: 9	R: 0	H: 0	E: 0	K: 1	S: 6	R: 0	H: 0	E: 0	K: 1	S: 6	1B: 10	2B: 3	3B: 0	HR: 1	SF: 0	SAC: 1	DP: 2	HBP: 0	WP: 0	PB: 0	SB: 0	CS: 0	PA: 41
--------------	------	------	------	------	------	------	------	------	------	-------	------	------	------	------	-------	------	------	------	------	------	------	------	------	------	------	------	------	------	------	------	------	------	------	------	------	------	------	------	------	------	------	------	------	------	------	--------	-------	-------	-------	-------	--------	-------	--------	-------	-------	-------	-------	--------

PITCHER	IP	WLS	BF	H	R	ER	SO	BB	IBB	HBP	BLK	WP	HR	S	P	ERA	WHIP
Preacher Roe, L ERA: 7.0 (1, 1)	2.0	L	14	8	6	6	6	0	0	0	0	0	1	26	51	27.00	4.000
Ben Wade, R ERA: 2.41 (3, 1)	2.0		10	2	0	0	0	2	0	0	0	0	0	17	32	0.00	2.000
Johnny Podres, L ERA: 7.36 (5, 1)	1.0		5	0	0	0	0	2	0	0	0	0	0	7	17	0.00	2.000
Russ Meyer, R ERA: 5.4 (6, 1)	2.0		9	3	3	3	0	0	1	0	0	0	0	15	25	13.50	1.500
Bob Milliken, R ERA: (8, 1)	1.0		3	0	0	0	1	0	0	0	0	0	0	6	8	0.00	0.000

BOTTOM

Brooklyn Dodgers @ St. Louis Cardinals
Sportsman's Park, St. Louis, MO

AB	34
R	9
H	13
RBI	9
BB	6
SO	1
LOB	18



WP: 0	PA: 41
PB: 0	
SB: 0	
CS: 0	

Fri May 15 1953, 4:33 AM EDT
Att. 11,536 - Unknown

livebaseballscorecards.com

Batter	1	2	3	4	5	6	7	8	9	AB R H RBI BB SO LOB	TOP																										
Jim Gilliam, S (1, 4) OBP: 0.441, SLG: 0.330	0-0 F8	1-0 F6			3-3 K			1-2 F7		4 0 0 0 0 1 1																											
Pee Wee Reese, R (1, 6) OBP: 0.369, SLG: 0.389	0-3 K		1-1 4-3		3-3 K			4-2 BB		3 0 0 0 1 2 0																											
Duke Snider, L (1, 8) OBP: 0.384, SLG: 0.561	0-1 F8		1-0 L9			0-0 SH1-3 1B		2-2 F7		4 0 1 0 0 0 1																											
Jackie Robinson, R (1, 5) OBP: 0.402, SLG: 0.482		1-0 HR	2-3 K			0-0 SH1-3 1-2		1-2 F7		3 1 1 1 0 1 1																											
Roy Campanella, R (1, 2) OBP: 0.444, SLG: 0.823		4-1 HR BB			0-0 HR	3-3 K		4-1 4-3 1B BB		2 3 1 1 2 1 1																											
George Shuba, L (1, 7) OBP: 0.353, SLG: 0.511		3-2 HR 1-H			2-0 F3	1-1 L9		2-1 G3 1-2		4 1 1 2 0 0 2																											
Wayne Belardi, L (1, 3) OBP: 0.250, SLG: 0.250		1-0 G4-6-3 1B BB			0-0 5-3		1-0 4-3	1-1 4-3 2-3		4 0 1 0 0 0 1																											
Carl Furillo, R (1, 9) OBP: 0.369, SLG: 0.450		4-0 G4-6-3 1-2 BB			1-3 K		1-2 L4-3 1B	1-1 3-H 1B		3 0 2 1 1 1 0																											
Billy Loes, R (1, 1) OBP: 0.133, SLG: 0.071		1-2 G4-6-3			0-1 B1-3		0-0 L4-3	0-0 4-3		1 0 0 0 0 0 2																											
Joe Black, R (4, 1)										0 0 0 0 0 0 0																											
Carmen Mauro, L (5, PH)										1 0 0 0 0 0 0																											
Johnny Podres, L (5, 1)										0 0 0 0 0 0 0																											
Billy Cox, R (7, PH)										1 0 0 0 0 0 1																											
Ralph Branca, R (7, 1)										0 0 0 0 0 0 0																											
Rube Walker, L (9, PH)										1 0 0 0 0 0 1																											
Inning Stats	R: 0 E: 0 K: 1 S: 6	H: 0 LOB: 0 BB: 0 P: 6	R: 3 E: 0 K: 0 S: 10	H: 3 LOB: 1 BB: 2 P: 25	R: 0 E: 0 K: 1 S: 8	H: 0 LOB: 0 BB: 0 P: 12	R: 1 E: 0 K: 1 S: 6	H: 1 LOB: 0 BB: 0 P: 9	R: 0 E: 0 K: 2 S: 9	H: 0 LOB: 0 BB: 0 P: 15	R: 0 E: 0 K: 1 S: 7	H: 1 LOB: 1 BB: 0 P: 11	R: 0 E: 0 K: 0 S: 6	H: 1 LOB: 0 BB: 0 P: 8	R: 0 E: 0 K: 0 S: 14	H: 0 LOB: 1 BB: 1 P: 22	R: 1 E: 0 K: 0 S: 8	H: 1 LOB: 1 BB: 1 P: 16	1B: 4 2B: 1 3B: 0 HR: 3	SF: 0 SAC: 1 DP: 2 HBP: 0	WP: 0 PB: 0 SB: 0 CS: 0	PA: 36															
PITCHER	IP WLS BF H R ER SO BB IBB HBP BLK WP HR S P ERA WHIP																																				
Bubba Church, R (1, 1) ERA: 4.91	1.0	7	3	3	3	1	1	0	0	0	0	0	2	12	21	27.00	4.000																				
Frank Smith, R (2, 1) ERA: 3.54	8.0	29	4	2	2	5	3	0	0	0	0	1	62	103	2.25	0.875																					

Brooklyn Dodgers @ Cincinnati Reds
Crosley Field, Cincinnati, OH
Sun May 17 1953, 3:33 AM EDT
Unknown

livebaseballscorecards.com

AB	31
R	5
H	7
RBI	5
BB	4
SO	6
LOB	11



Batter	1	2	3	4	5	6	7	8	9	AB	R	H	RBI	BB	SO	LOB
Rocky Bridges, R OBP: 0.422, SLG: 0.306 (1, 4)										5	2	2	1	0	1	1
Bobby Adams, R OBP: 0.364, SLG: 0.400 (1, 5)										4	3	2	0	1	1	1
Gus Bell, L OBP: 0.397, SLG: 0.684 (1, 8)										4	3	2	3	1	1	2
Jim Greengrass, R OBP: 0.443, SLG: 0.620 (1, 7)										4	2	3	5	0	0	0
Willard Marshall, L OBP: 0.267, SLG: 0.465 (1, 9)										5	1	2	2	0	1	2
Ted Kluszewski, L OBP: 0.262, SLG: 0.468 (1, 3)										5	1	1	1	0	0	4
Andy Seminick, R OBP: 0.229, SLG: 0.364 (1, 2)										5	1	1	0	0	2	2
Roy McMillan, R OBP: 0.167, SLG: 0.155 (1, 6)										4	0	2	0	0	0	0
Bubba Church, R OBP: 0.286, SLG: 0.286 Frank Smith, R										0	0	0	0	0	0	0
										4	0	0	0	0	4	3

Inning Stats	R: 2	H: 3	E: 0	K: 13	S: 13	H: 3	LOB: 1	BB: 0	P: 20	R: 0	H: 0	E: 0	K: 1	S: 8	H: 0	LOB: 0	BB: 0	P: 13	R: 2	H: 2	E: 0	K: 0	S: 12	R: 4	H: 3	E: 0	K: 1	S: 13	R: 1	H: 2	E: 0	K: 3	S: 13	R: 2	H: 3	E: 1	K: 15	S: 15	R: 0	H: 1	E: 0	K: 2	S: 13	R: 2	H: 1	E: 0	K: 1	S: 9
--------------	------	------	------	-------	-------	------	--------	-------	-------	------	------	------	------	------	------	--------	-------	-------	------	------	------	------	-------	------	------	------	------	-------	------	------	------	------	-------	------	------	------	-------	-------	------	------	------	------	-------	------	------	------	------	------

PITCHER	IP	WLS	BF	H	R	ER	SO	BB	IBB	HBP	BLK	WP	HR	S	P	ERA	WHIP	
Billy Loes, R ERA: 4.01	(1, 1)	3.0	L	16	6	5	5	2	1	0	0	0	0	1	35	60	15.00	2.333
Joe Black, R ERA: 4.63	(4, 1)	1.0		6	2	3	1	1	0	0	0	0	1	11	19	27.00	3.000	
Johnny Podres, L ERA: 7.56	(5, 1)	2.0		12	5	3	4	0	0	0	0	0	1	28	41	9.00	2.500	
Ralph Branca, R ERA: 4.5	(7, 1)	2.0		9	2	2	3	0	0	1	0	0	1	22	34	9.00	1.000	

BOTTOM

Brooklyn Dodgers @ Cincinnati Reds
Crosley Field, Cincinnati, OH

Sun May 17 1953, 3:33 AM EDT
Unknown

AB	40
R	13
H	15
RBI	12
BB	2
SO	10
LOB	15

WP	HR	S	P	ERA	WHIP
0	0	0	43		

Batter	1	2	3	4	5	6	7	8	9	AB R H RBI BB SO LOB	TOP											
Jim Gilliam, S OBP: 0.427, SLG: 0.320 (1, 4)	2-1 6-3		1-0 F8	1-1 L8		2-3 K	2-0 G4-3-6		1-2 G6-4-3 1B	6 0 1 0 0 1 3												
Pee Wee Reese, R OBP: 0.385, SLG: 0.426 (1, 6)	0-0 E 1B		0-2 F9		2-2 1B 2B		3-2 E 1B	3-1 PB 2B	1-1 G6-4-3 1-2f	6 3 4 0 0 0 3												
Duke Snider, L OBP: 0.385, SLG: 0.563 (1, 8)	0-1 F5		0-0 2B		3-3 K		3-2 E9 2B 1B	1-0 F7		5 1 2 0 0 1 3												
Jackie Robinson, R OBP: 0.422, SLG: 0.506 (1, 3)	1-2 E6 1-H 1B		2-1 F7		0-1 2-H 1B		1-2 1B 2B	4-1 PB BB		4 1 3 3 1 0 1												
Roy Campanella, R OBP: 0.442, SLG: 0.800 (1, 2)	0-0 F7			4-2 HR BB	1-0 F8		1-0 1B 1B	1-2 6-3 1-2 2-3		4 2 1 1 1 0 4												
Carl Furillo, R OBP: 0.357, SLG: 0.431 (1, 9)		1-0 6-3		1-0 F9	0-0 L6		3-H 0-0 1B F8 1B	1-1 L4		5 1 1 0 0 0 4												
Billy Cox, R OBP: 0.611, SLG: 0.875 (1, 5)		0-2 E8 1B		0-0 F8		0-0 L8	0-1 1B G4-3-6 1B		1-0 SH1-4 1B 1B	5 1 3 1 0 0 1												
Bill Antonello, R OBP: 0.267, SLG: 0.429 (1, 7)		0-1 F6		1-1 1-H HR		1-3 K	0-1 F8		1-1 SH1-4 1B	5 1 2 3 0 1 2												
Carl Erskine, R OBP: 0.250, SLG: 0.250 (1, 1)		1-1 5-3		1-2 1B		0-0 1B	1-1 3-H G4-3-6 1B		0-0 SH1-4	4 0 3 0 0 0 1												
Inning Stats	R: 1 E: 1 K: 0 S: 12	H: 2 LOB: 1 BB: 0 P: 15	R: 0 E: 1 K: 0 S: 8	H: 1 LOB: 1 BB: 0 P: 10	R: 0 E: 0 K: 0 S: 7	H: 1 LOB: 1 BB: 1 P: 10	R: 2 E: 0 K: 0 S: 13	H: 2 LOB: 1 BB: 1 P: 21	R: 1 E: 0 K: 1 S: 11	H: 2 LOB: 1 BB: 0 P: 17	R: 0 E: 0 K: 2 S: 8	H: 1 LOB: 1 BB: 0 P: 11	R: 6 E: 1 K: 0 S: 19	H: 7 LOB: 0 BB: 0 P: 30	R: 0 E: 0 K: 0 S: 10	H: 1 LOB: 2 BB: 1 P: 20	R: 0 E: 0 K: 0 S: 11	H: 3 LOB: 2 BB: 0 P: 15	1B: 15 2B: 4 3B: 0 HR: 1	SF: 0 SAC: 1 DP: 2 HBP: 0	WP: 0 PB: 1 SB: 0 CS: 0	PA: 47
PITCHER	IP WLS BF H R ER SO BB IBB HBP BLK WP HR S P ERA WHIP																					
Ken Raffensberger, L ERA: 4.41 (1, 1)	5.0 L 24 8 4 4 1 1 0 0 0 0 0 1 51 73 7.20 1.800																					
Ernie Nevel, R ERA: 5.68 (6, 1)	1.0 8 5 4 4 2 0 0 0 0 0 0 0 19 30 36.00 5.000																					
Herm Wehmeier, R ERA: 15.43 (7, 1)	2.0 10 4 2 2 0 1 0 0 0 0 0 0 18 31 9.00 2.500																					
Eddie Erault, R ERA: 3.86 (9, 1)	1.0 5 3 0 0 0 0 0 0 0 0 0 0 11 15 0.00 3.000																					

Brooklyn Dodgers @ Cincinnati Reds
 Crosley Field, Cincinnati, OH
 Sun May 17 1953, 3:38 AM EDT
 Att. 18,556 - Unknown

livebaseballscorecards.com

AB 44
R 10
H 20
RBI 8
BB 2
SO 3
LOB 22



Batter	1	2	3	4	5	6	7	8	9	AB R H RBI BB SO LOB
Rocky Bridges, R (1, 4) OBP: 0.429, SLG: 0.289	1-1 F5		0-1 L6			4-2 FC3-6 BB		4-2 BB		2 0 0 0 2 0 1
Bobby Adams, R (1, 5) OBP: 0.357, SLG: 0.381	2-2 F4			4-1 BB BB		2-1 FC3-6 1B 1-2f		2-2 G3		3 0 0 0 1 0 2
Gus Bell, L (1, 8) OBP: 0.403, SLG: 0.667	1-3 K			4-0 BB BB		0-0 G6-4-3 1B 1-2			0-2 L6	3 0 1 0 1 1 0
Jim Greengrass, R (1, 7) OBP: 0.422, SLG: 0.587		1-1 F8		2-3 K		2-1 G6-4-3 1-2f			1-1 1-3	4 0 0 0 0 1 4
Willard Marshall, L (1, 9) OBP: 0.245, SLG: 0.426		0-0 4-3		0-0 3-1 1-2 2-3			0-3 K		2-2 3-1	4 0 0 0 0 1 2
Ted Kluszewski, L (1, 3) OBP: 0.253, SLG: 0.451		2-2 4-3		1-0 F6			1-1 F6			3 0 0 0 0 0 2
Andy Seminick, R (1, 2) OBP: 0.216, SLG: 0.340			1-3 K		3-3 K		0-0 5-3			3 0 0 0 0 2 0
Frank Baldwin, R (8, 2) OBP: 0.333, SLG: 0.333										0 0 0 0 0 0 0
Roy McMillan, R (1, 6) OBP: 0.173, SLG: 0.151			4-1 SH1-3 BB		0-1 6-3			1-3 K		2 0 0 0 1 1 0
Ken Raffensberger, R (1, 1) OBP: 0.125, SLG: 0.125			1-1 SH1-3		2-3 K			3-3 K		0 0 0 0 0 0 0
Grady Hatton, L (5, PH) OBP: 0.125, SLG: 0.125										1 0 0 0 0 1 0
Ernie Nevel, R (6, 1)										0 0 0 0 0 0 0
Herm Wehmeier, R (7, 1) OBP: 0.250, SLG: 0.250										0 0 0 0 0 0 0
Bob Marquis, L (8, PH) OBP: 0.440, SLG: 0.727										1 0 0 0 0 1 0
Eddie Erault, R (9, 1)			1-2							0 0 0 0 0 0 0
Inning Stats	R: 0 H: 0 E: 0 LOB: 0 K: 1 BB: 0 S: 8 P: 12	R: 0 H: 0 E: 0 LOB: 0 K: 0 BB: 0 S: 7 P: 10	R: 0 H: 0 E: 0 LOB: 1 K: 1 BB: 1 S: 8 P: 14	R: 0 H: 0 E: 0 LOB: 2 K: 1 BB: 2 S: 6 P: 17	R: 0 H: 0 E: 0 LOB: 0 K: 2 BB: 0 S: 9 P: 14	R: 0 H: 1 E: 0 LOB: 1 K: 0 BB: 1 S: 8 P: 16	R: 0 H: 0 E: 0 LOB: 0 K: 1 BB: 0 S: 6 P: 7	R: 0 H: 0 E: 0 LOB: 1 K: 2 BB: 1 S: 11 P: 21	R: 0 H: 0 E: 0 LOB: 0 K: 0 BB: 0 S: 8 P: 11	1B: 1 SF: 0 2B: 0 SAC: 1 3B: 0 DP: 1 HR: 0 HBP: 0
PITCHER Carl Erskine, R (1, 1) ERA: 4.66	IP 9.0 WLS W BF 32 H 1 R 0 ER 0 SO 8 BB 5 IBB 0 HBP 0 BLK 0 WP 0 HR 0 S 71 P 122 ERA 0.00 WHIP 0.667						PITCHER	IP 9.0 WLS W BF 32 H 1 R 0 ER 0 SO 8 BB 5 IBB 0 HBP 0 BLK 0 WP 0 HR 0 S 71 P 122 ERA 0.00 WHIP 0.667		

BOTTOM

Brooklyn Dodgers @ Cincinnati Reds
Crosley Field, Cincinnati, OH
Sun May 17 1953, 3:38 AM EDT
Att. 18,556 - Unknown

livebaseballscorecards.com

AB	26
R	0
H	1
RBI	0
BB	5
SO	8
LOB	11



WP: 0	PA: 32
PB: 0	
SB: 0	
CS: 0	

Batter	1	2	3	4	5	6	7	8	9	10	AB R H RBI BB SO LOB	TOP												
Jim Gilliam, S <small>(1, 4) OBP: 0.423, SLG: 0.314</small>	1-1 	0-0 		1-1 		4-1 		1-0 	3-3 		5 0 1 0 1 1 2													
Pee Wee Reese, R <small>(1, 6) OBP: 0.390, SLG: 0.419</small>	4-2 	2-1 		1-1 		0-0 		4-2 		0-0 	4 1 1 0 2 0 1													
Duke Snider, L <small>(1, 8) OBP: 0.398, SLG: 0.557</small>	4-0 	4-0 		1-1 		4-0 		3-1 		0-1 	3 0 1 0 3 0 1													
Jackie Robinson, R <small>(1, 3) OBP: 0.426, SLG: 0.505</small>	1-0 	1-1 		0-0 		4-0 		4-0 		1-0 	4 0 1 1 2 0 4													
Roy Campanella, R <small>(1, 2) OBP: 0.441, SLG: 0.777</small>	4-0 		4-1 		2-3 	0-0 		0-1 			3 0 0 0 2 1 4													
George Shuba, L <small>(1, 7) OBP: 0.375, SLG: 0.490</small> Don Thompson, L <small>(9, PR) OBP: 0.265, SLG: 0.226</small>	0-3 		4-2 		2-2 		2-2 		4-2 		2 0 0 0 2 1 3 0 0 0 0 0 0 0													
Carl Furillo, R <small>(1, 9) OBP: 0.347, SLG: 0.414</small>	3-2 		2-2 		3-2 		1-0 		0-0 		5 0 1 0 0 0 7													
Billy Cox, R <small>(1, 5) OBP: 0.522, SLG: 0.700</small>		1-0 	1-0 		4-0 		2-0 		3-2 		4 0 0 0 1 0 4													
Preacher Roe, R <small>(1, 1) OBP: 0.100, SLG: 0.100</small>		0-2 	1-2 		0-1 		1-3 		0-2 		5 0 1 0 0 1 5													
Inning Stats	R: 1 E: 0 K: 1 S: 13	H: 1 LOB: 3 BB: 3 P: 30	R: 0 E: 0 K: 0 S: 9	H: 2 LOB: 3 BB: 1 P: 17	R: 0 E: 0 K: 0 S: 12	H: 0 LOB: 2 BB: 2 P: 24	R: 0 E: 1 K: 0 S: 7	H: 1 LOB: 1 BB: 0 P: 10	R: 0 E: 0 K: 1 S: 10	H: 0 LOB: 2 BB: 1 P: 21	R: 0 E: 0 K: 0 S: 3	H: 0 LOB: 2 BB: 3 P: 15	R: 0 E: 0 K: 1 S: 9	H: 1 LOB: 1 BB: 0 P: 15	R: 0 E: 0 K: 0 S: 7	H: 0 LOB: 2 BB: 2 P: 19	R: 0 E: 0 K: 1 S: 12	H: 1 LOB: 2 BB: 1 P: 22	R: 0 E: 0 K: 0 S: 4	H: 0 LOB: 0 BB: 0 P: 5	1B: 5 2B: 1 3B: 0 HR: 0	SF: 0 SAC: 0 DP: 1 HBP: 1	WP: 1 PB: 0 SB: 0 CS: 0	PA: 49
PITCHER Bud Podbielan, R <small>(1, 1) ERA: 5.18</small>	IP: 10.0 WLS: W BF: 49 H: 6 R: 1 ER: 1 SO: 4 BB: 11 IBB: 2 HBP: 1 BLK: 0 WP: 1 HR: 0 S: 86 P: 178 ERA: 0.90 WHIP: 1.700																							

Brooklyn Dodgers @ Cincinnati Reds
 Crosley Field, Cincinnati, OH
 Mon May 18 1953, 3:33 AM EDT
 Att: 8,028 - Unknown

AB	35
R	1
H	6
RBI	1
BB	13
SO	4
LOB	31



livebaseballscorecards.com

Batter	1	2	3	4	5	6	7	8	9	10	AB	R	H	RBI	BB	SO	LOB
Rocky Bridges, R OBP: 0.396, SLG: 0.262 (1, 4)	F2		FC4-6			L7		F8			4	0	0	0	0	0	2
Bobby Adams, R OBP: 0.351, SLG: 0.373 (1, 5)	E6			F8		K			F2		4	0	1	0	0	1	0
Gus Bell, L OBP: 0.360, SLG: 0.625 (1, 8)	L4-6			F4			6-3		F7		4	0	0	0	0	0	1
Jim Greengrass, R OBP: 0.402, SLG: 0.557 (1, 7)		6-3		L8			F9		6-3		4	0	0	0	0	0	0
Bob Borkowski, R OBP: 0.478, SLG: 0.550 (1, 9)		6-3			F5					K	4	0	1	0	0	1	0
Ted Kluszewski, L OBP: 0.253, SLG: 0.477 (1, 3)			F6		F8		F5			HR	4	1	1	1	0	0	1
Andy Seminick, R OBP: 0.241, SLG: 0.420 (1, 2)			K			HR					3	1	2	1	0	1	0
Roy McMillan, R OBP: 0.179, SLG: 0.158 (1, 6)			FC4-6		F8			K			3	0	1	0	0	1	1
Bud Podbielan, R OBP: 0.222, SLG: 0.222 (1, 1)			K			K					3	0	1	0	0	2	1

Inning Stats	R: 0	H: 1	R: 0	H: 0	R: 0	H: 1	R: 1	H: 1	R: 0	H: 0	R: 0	H: 1	R: 0	H: 2	R: 0	H: 0	R: 1	H: 1	R: 0	H: 1	1B: 5	SF: 0	WP: 0	PA: 33
E: 1	LOB: 0	E: 0	LOB: 0	E: 0	LOB: 1	E: 0	LOB: 0	E: 0	LOB: 0	E: 0	LOB: 0	E: 0	LOB: 1	E: 0	LOB: 1	E: 0	LOB: 0	E: 0	LOB: 0	E: 1	LOB: 0	2B: 1	SAC: 0	PB: 0
K: 0	BB: 0	K: 0	BB: 0	K: 2	BB: 0	K: 0	BB: 0	K: 0	BB: 0	K: 2	BB: 0	K: 1	BB: 0	K: 1	BB: 0	K: 1	BB: 0	K: 1	BB: 0	K: 1	BB: 0	3B: 0	DP: 1	SB: 0
S: 8	P: 13	S: 4	P: 7	S: 12	P: 18	S: 7	P: 10	S: 11	P: 15	S: 7	P: 10	S: 13	P: 20	S: 7	P: 11	S: 6	P: 11	S: 6	P: 8	S: 6	P: 8	HR: 2	HBP: 0	CS: 0


PITCHER	IP	WLS	BF	H	R	ER	SO	BB	IBB	HBP	BLK	WP	HR	S	P	ERA	WHIP
Preacher Roe, L ERA: 5.27 (1, 1)	9.1	L	33	7	2	2	6	0	0	0	0	0	2	81	123	1.93	0.750

PITCHER	IP	WLS	BF	H	R	ER	SO	BB	IBB	HBP	BLK	WP	HR	S	P	ERA	WHIP

BOTTOM

Brooklyn Dodgers @ Cincinnati Reds
 Crosley Field, Cincinnati, OH
 Mon May 18 1953, 3:33 AM EDT
 Att. 8,028 - Unknown

AB	33
R	2
H	7
RBI	2
BB	0
SO	6
LOB	6



Batter	1	2	3	4	5	6	7	8	9	AB R H RBI BB SO LOB	TOP	
Jim Gilliam, S (1, 4) <small>OBP: 0.415, SLG: 0.303</small>	2-1 		2-0 			2-1 		1-0 	4-2 	4 0 0 0 1 0 0		
Pee Wee Reese, R (1, 6) <small>OBP: 0.391, SLG: 0.413</small>	3-2 			0-1 		4-0 		3-1 	2-2 	4 1 1 0 1 0 3		
Duke Snider, L (1, 8) <small>OBP: 0.394, SLG: 0.573</small>	1-1 			1-3 		0-0 		3-1 		4 1 1 2 0 1 1		
Jackie Robinson, R (1, 3) <small>OBP: 0.429, SLG: 0.511</small> Gil Hodges, R (8, PR) <small>OBP: 0.371, SLG: 0.227</small> (8, 3)		1-1 		1-1 		1-0 		4-2 		3 0 1 0 1 0 0 0 0 0 0 0 0 0		
Roy Campanella, R (1, 2) <small>OBP: 0.434, SLG: 0.755</small>		0-1 		2-2 		4-1 		1-0 		3 1 0 0 1 0 2		
George Shuba, L (1, 7) <small>OBP: 0.373, SLG: 0.538</small> Don Thompson, L (8, 7) <small>OBP: 0.275, SLG: 0.238</small>		0-1 			1-2 		0-0 		2-1 	3 1 1 2 0 0 1 1 0 1 0 0 0 0		
Billy Cox, R (1, 5) <small>OBP: 0.500, SLG: 0.652</small>		2-0 		2-2 		0-0 		0-1 		3 0 1 0 0 0 1		
Carl Furillo, R (1, 9) <small>OBP: 0.342, SLG: 0.397</small>			2-1 		0-0 		0-0 		4-0 	3 0 0 0 1 0 1		
Russ Meyer, S (1, 1) <small>OBP: 0.111, SLG: 0.111</small>			1-1 		0-1 			2-3 	3-3 	4 0 0 0 0 2 2		
Inning Stats	R: 0 H: 0 E: 0 LOB: 0 K: 0 BB: 0 S: 7 P: 13	R: 0 H: 0 E: 1 LOB: 1 K: 0 BB: 0 S: 7 P: 10	R: 0 H: 0 E: 0 LOB: 0 K: 0 BB: 0 S: 5 P: 10	R: 0 H: 1 E: 0 LOB: 1 K: 1 BB: 0 S: 10 P: 14	R: 0 H: 0 E: 0 LOB: 0 K: 0 BB: 0 S: 7 P: 10	R: 0 H: 0 E: 0 LOB: 1 K: 0 BB: 1 S: 5 P: 11	R: 2 H: 2 E: 0 LOB: 0 K: 0 BB: 1 S: 5 P: 10	R: 2 H: 2 E: 0 LOB: 1 K: 1 BB: 1 S: 11 P: 25	R: 0 H: 1 E: 0 LOB: 3 K: 1 BB: 2 S: 14 P: 29	1B: 3 SF: 0 2B: 1 SAC: 1 3B: 0 DP: 1 HR: 2 HBP: 0	WP: 0 PA: 38 PB: 0 SB: 1 CS: 0	
PITCHER Jim Wilson, R (1, 1) <small>ERA: 3.32</small> Max Surkont, R (8, 1) <small>ERA: 2.65</small>	IP WLS BF H R ER SO BB IBB HBP BLK WP HR S P ERA WHIP 7.0 L 26 3 2 2 1 2 2 0 0 0 0 1 46 78 2.57 0.714											PITCHER IP WLS BF H R ER SO BB IBB HBP BLK WP HR S P ERA WHIP 2.0 12 3 2 2 2 2 1 0 0 0 0 1 25 54 9.00 2.500

Brooklyn Dodgers @ Milwaukee Braves
 Milwaukee County Stadium, Milwaukee, WI

Tue May 19 1953, 4:33 AM EDT
 Att: 36,439 - Unknown

AB	32
R	4
H	6
RBI	4
BB	5
SO	3
LOB	11



livebaseballscorecards.com

Batter	1	2	3	4	5	6	7	8	9	AB	R	H	RBI	BB	SO	LOB
Bill Bruton, L OBP: 0.333, SLG: 0.425 (1, 8)	0-1 4-3		1-2 1B			0-0 4-3	3-1 FC6-4 1B			4	0	2	0	0	0	0
Johnny Logan, R OBP: 0.317, SLG: 0.412 (1, 6)	0-0 F8		0-0 1B			4-1 1B FC3-2 BB	0-0 FC6-4			3	0	1	0	1	0	2
Eddie Mathews, L OBP: 0.467, SLG: 0.634 (1, 5)	4-0 BB		0-0 F5			1-2 1B FC3-2		0-0 1B		3	1	2	0	1	0	2
Sid Gordon, R OBP: 0.304, SLG: 0.400 (1, 7) Jim Pendleton, R (7, 7)	2-1 1-6-3			1-1 F9		0-0 FC3-2 1B		2-3 K		3	0	0	0	0	0	3
Andy Pafko, R OBP: 0.300, SLG: 0.421 (1, 9)		1-2 F8		2-2 F8		1-0 1B		0-0 1-3		4	0	1	1	0	0	1
Joe Adcock, R OBP: 0.300, SLG: 0.311 (1, 3)		0-0 2-3		0-0 4-3		0-1 F9		0-1 L9		4	0	0	0	0	0	3
Jack Dittmer, L OBP: 0.281, SLG: 0.382 (1, 4)		1-2 F7			0-2 F4			0-0 F8		4	0	0	0	0	0	0
Del Crandall, R OBP: 0.299, SLG: 0.538 (1, 2)			1-2 F8		3-2 5-3			2-2 1B 1B		4	0	1	0	0	0	0
Jim Wilson, R OBP: 0.154, SLG: 0.385 (1, 1) George Crowe, L (7, PH) Max Surkont, R OBP: 0.368, SLG: 0.500 (8, 1) Ebba St. Claire, S OBP: 0.308, SLG: 0.250 (9, PH)			2-3 K		1-0 L8			1-1 F5		2	0	0	0	0	1	0

Inning Stats	R: 0 E: 0 K: 0 S: 5	H: 0 LOB: 1 BB: 1 P: 11	R: 0 E: 0 K: 0 S: 7	H: 0 LOB: 0 BB: 0 P: 9	R: 0 E: 0 K: 1 S: 15	H: 2 LOB: 2 BB: 0 P: 19	R: 0 E: 0 K: 0 S: 6	H: 0 LOB: 0 BB: 0 P: 9	R: 0 E: 0 K: 0 S: 7	H: 0 LOB: 0 BB: 0 P: 11	R: 1 E: 0 K: 0 S: 9	H: 2 LOB: 2 BB: 1 P: 15	R: 0 E: 0 K: 0 S: 9	H: 2 LOB: 2 BB: 0 P: 15	R: 0 E: 0 K: 1 S: 7	H: 1 LOB: 1 BB: 0 P: 9	R: 0 E: 0 K: 1 S: 10	H: 0 LOB: 0 BB: 0 P: 16	1B: 7 2B: 0 3B: 0 HR: 0	SF: 0 SAC: 0 DP: 0 HBP: 0
PITCHER Russ Meyer, R ERA: 4.53 (1, 1)	IP: 9.0 WLS: W BF: 36 H: 7 R: 1 ER: 1 SO: 3	BB: 2 IBB: 0 HBP: 0 BLK: 0	WP: 0 HR: 0 S: 75 P: 114 ERA: 1.00 WHIP: 1.000	PITCHER	IP: 9.0 WLS: W BF: 36 H: 7 R: 1 ER: 1 SO: 3	BB: 2 IBB: 0 HBP: 0 BLK: 0	WP: 0 HR: 0 S: 75 P: 114 ERA: 1.00 WHIP: 1.000													

BOTTOM

Brooklyn Dodgers @ Milwaukee Braves
Milwaukee County Stadium, Milwaukee, WI

Tue May 19 1953, 4:33 AM EDT
Att. 36,439 - Unknown

AB	34
R	1
H	7
RBI	1
BB	2
SO	3
LOB	13

WP: 0 PA: 36
PB: 0
SB: 0
CS: 0
ERA
WHIP

livebaseballscorecards.com

Batter	1	2	3	4	5	6	7	8	9	AB	R	H	RBI	BB	SO	LOB	TOP										
Jim Gilliam, S OBP: 0.407, SLG: 0.298 (1, 4)	0-1 F7	0-2 FC6		0-1 1B	1-0 F4			0-0 F5		5	1	1	0	0	0	3											
Pee Wee Reese, R OBP: 0.391, SLG: 0.402 (1, 6)	4-1 WP HR BB		4-1 G3 BB 1B	2-3 K2-3				3-2 G5-4-3		3	2	0	0	2	2	2											
Duke Snider, L OBP: 0.402, SLG: 0.566 (1, 8)	3-3 K 1-2		4-0 G3 BB E	2-2 S G5-2-3 1B				0-3 K		3	1	1	1	2	2	1											
Jackie Robinson, R OBP: 0.427, SLG: 0.535 (1, 3)	1-2 HR		3-2 G3	0-2 S 1B				0-3 K		5	1	2	2	0	1	3											
Roy Campanella, R OBP: 0.433, SLG: 0.736 (1, 2)	0-0 5-3		0-0 E8 1B 5-3	4-2 IBB				1-0 6-3		4	1	1	1	1	0	1											
George Shuba, L OBP: 0.365, SLG: 0.536 (1, 7)		1-1 SH1-3 1B	1-1 5-3	0-0 G5-2-3				1-1 6-3		4	1	1	0	0	0	4											
Don Thompson, L OBP: 0.275, SLG: 0.238 (7, 7)			1-2 5-3	0-0 G5-2-3						0	0	0	0	0	0	0											
Billy Cox, R OBP: 0.519, SLG: 0.667 (1, 5)		1-1 SH1-3	0-0 BB		0-0 S 1B			3-2 5-3		1	0	1	1	0	0	0											
Bobby Morgan, R OBP: 0.143, SLG: 0.143 (4, 5)		2-3 SH1-3	2-H 1B							2	0	1	0	0	0	0											
Carl Furillo, R OBP: 0.337, SLG: 0.382 (1, 9)		2-1 6-3	4-0 BB		2-2 F8			3-3 K		3	0	0	0	1	1	2											
Billy Loes, R OBP: 0.211, SLG: 0.167 (1, 1)		1-2 FC6 1B	1-2 1-3		1-3 K			2-2 G5-4-3 1B		4	0	2	1	0	1	3											
Inning Stats	R: 2 E: 0 K: 1 S: 10	H: 1 LOB: 0 BB: 1 P: 18	R: 1 E: 0 K: 0 S: 12	H: 2 LOB: 1 BB: 0 P: 17	R: 3 E: 1 K: 0 S: 11	H: 2 LOB: 2 BB: 3 P: 28	R: 1 E: 0 K: 1 S: 14	H: 3 LOB: 2 BB: 1 P: 22	R: 0 E: 0 K: 1 S: 8	H: 1 LOB: 1 BB: 0 P: 12	R: 0 E: 0 K: 1 S: 16	H: 0 LOB: 1 BB: 1 P: 26	R: 0 E: 0 K: 1 S: 9	H: 0 LOB: 0 BB: 0 P: 16	R: 0 E: 0 K: 0 S: 8	H: 1 LOB: 0 BB: 0 P: 13	R: 0 E: 0 K: 2 S: 7	H: 0 LOB: 0 BB: 0 P: 8	1B: 8 2B: 1 3B: 0 HR: 1	SF: 0 SAC: 1 DP: 2 HBP: 0	WP: 1 PB: 0 SB: 6 CS: 0	PA: 41					
PITCHER	IP	WLS	BF	H	R	ER	SO	BB	IBB	HBP	BLK	WP	HR	S	P	ERA	WHIP										
Vern Bickford, R ERA: 5.4 (1, 1)	2.1	L	14	4	6	6	1	3	0	0	0	1	1	27	51	23.14	3.000										
Dave Jolly, R ERA: (3, 1)	0.2		4	1	0	0	0	1	0	0	0	0	0	6	12	0.00	3.000										
Ernie Johnson, R ERA: 1.8 (4, 1)	5.0		20	5	1	1	4	1	1	0	0	0	0	55	89	1.80	1.200										
Dave Cole, R ERA: (9, 1)	1.0		3	0	0	0	2	0	0	0	0	0	0	7	8	0.00	0.000										

Brooklyn Dodgers @ Milwaukee Braves
Milwaukee County Stadium, Milwaukee, WI

Wed May 20 1953, 4:33 AM EDT
Att: 23,450 - Unknown

AB	34
R	7
H	10
RBI	6
BB	6
SO	7
LOB	19



livebaseballscorecards.com

Batter	1	2	3	4	5	6	7	8	9	AB	R	H	RBI	BB	SO	LOB
Bill Bruton, L OBP: 0.339, SLG: 0.422 (1, 8)	3-2 6-3			4-1 BB 3B BB		0-3 K		1-1 FC6-4 1B		3	1	1	0	1	1	0
Johnny Logan, R OBP: 0.324, SLG: 0.410 (1, 6)	1-0 G4-6-3 1B			4-2 1-2 3B BB		0-1 6-3		0-0 FC6-4 1-2f		3	1	1	0	1	0	1
Eddie Mathews, L OBP: 0.468, SLG: 0.651 (1, 5)	2-1 G4-6-3 1-2f			0-0 1-H 2-H 3B		2-0 F9			1-1 1-3 1B 1B	4	0	2	2	0	0	1
Sid Gordon, R OBP: 0.302, SLG: 0.394 (1, 7)		0-0 F8		0-0 1-3		0-1 6-3			2-1 1-2 1-3 1B	4	0	1	0	0	0	1
Andy Pafko, R OBP: 0.288, SLG: 0.404 (1, 9)		1-0 1-3		0-1 F5		1-0 1-3			0-1 1-3 1-2 2-3	4	0	0	0	0	0	3
Joe Adcock, R OBP: 0.298, SLG: 0.309 (1, 3)		2-3 K		2-3 K		0-0 BLK 1B			2-2 5-3	4	0	1	0	0	2	3
Jack Dittmer, L OBP: 0.270, SLG: 0.366 (1, 4)			1-1 L8		2-2 F3		0-0 L9		1-1 1-3	4	0	0	0	0	0	3
Del Crandall, R OBP: 0.294, SLG: 0.530 (1, 2)			3-2 F8		0-2 6-3			1-0 L5		1	0	0	0	0	0	0
Ebba St. Claire, S OBP: 0.267, SLG: 0.214 (5, 2)										2	0	0	0	0	0	0
Vern Bickford, R (1, 1) Dave Jolly, R (3, 1) Harry Hanebrink, L (3, PH) Ernie Johnson, R (4, 1) George Crowe, L (8, PH) Dave Cole, R (9, 1)			2-1 1-3		0-0 5-3			2-2 G3		0	0	0	0	0	0	0

Inning Stats	R: 0	H: 1	R: 0	H: 0	R: 0	H: 0	R: 2	H: 1	R: 0	H: 0	R: 0	H: 1	R: 0	H: 1	R: 0	H: 2	R: 0	H: 2	1B: 5	SF: 0	WP: 0	PA: 34
	E: 0	LOB: 0	E: 0	LOB: 0	E: 0	LOB: 0	E: 0	LOB: 1	E: 0	LOB: 0	E: 0	LOB: 1	E: 0	LOB: 1	E: 0	LOB: 2	E: 0	LOB: 2	2B: 0	SAC: 0	PB: 0	
	K: 0	BB: 0	K: 1	BB: 0	K: 0	BB: 0	K: 1	BB: 2	K: 0	BB: 0	K: 0	BB: 0	K: 0	BB: 0	K: 0	BB: 0	K: 0	BB: 0	3B: 1	DP: 1	SB: 0	
	S: 6	P: 12	S: 8	P: 11	S: 7	P: 13	S: 11	P: 21	S: 8	P: 10	S: 6	P: 8	S: 5	P: 6	S: 8	P: 12	S: 11	P: 17	HR: 0	HBP: 0	CS: 0	

PITCHER	IP	WLS	BF	H	R	ER	SO	BB	IBB	HBP	BLK	WP	HR	S	P	ERA	WHIP	PITCHER	IP	WLS	BF	H	R	ER	SO	BB	IBB	HBP	BLK	WP	HR	S	P	ERA	WHIP	
Billy Loes, R ERA: 3.66 (1, 1)	9.0	W	34	6	2	2	3	2	0	0	1	0	0	70	110	2.00	0.889																			

BOTTOM

Brooklyn Dodgers @ Milwaukee Braves
Milwaukee County Stadium, Milwaukee, WI

Wed May 20 1953, 4:33 AM EDT
Att. 23,450 - Unknown

livebaseballscorecards.com

AB	32
R	2
H	6
RBI	2
BB	2
SO	3
LOB	12




Batter	1	2	3	4	5	6	7	8	9	AB R H RBI BB SO LOB	TOP															
Jim Gilliam, S OBP: 0.410, SLG: 0.305 (1, 4)	1-1 G3	1-2 1B			1-0 BB 1B		1-0 F7			4 0 2 0 0 0 1	<p>Brooklyn Dodgers @ New York Giants</p> <p>Polo Grounds, New York, NY</p> <p>Thu May 21 1953, 3:33 AM EDT</p> <p>Att: 46,778 - Unknown</p>															
Pee Wee Reese, R OBP: 0.394, SLG: 0.400 (1, 6)	2-2 HR 1B	3-2 L8			4-1 G5-4-3 BB		1-3 K			3 1 1 0 1 1 2																
Duke Snider, L OBP: 0.404, SLG: 0.590 (1, 8)	2-2 1-H HR			0-1 L4-3 1B	1-2 F7		1-2 1-3			4 1 2 2 0 0 3																
Jackie Robinson, R OBP: 0.430, SLG: 0.539 (1, 3) (7, 7)	0-1 2B			3-2 L4-3	1-0 G5-4-3		4-0 G5-4-3 BB			3 0 1 0 1 0 4																
Roy Campanella, R OBP: 0.420, SLG: 0.711 (1, 2)	0-0 L8			1-3 K	1-2 1-2f		0-0 G5-4-3			4 0 0 0 0 1 2																
George Shuba, L OBP: 0.389, SLG: 0.526 (1, 7)	4-2 F B			2-1 F7	1-3 K		1-3 K			1 0 0 0 1 0 0																
Bill Antonello, R OBP: 0.250, SLG: 0.400 (6, PH) (6, 7)										1 0 0 0 0 1 0																
Clem Labine, R (7, 1)										0 0 0 0 0 0 0																
Bobby Morgan, R OBP: 0.125, SLG: 0.125 (9, PH)										1 0 0 0 0 1 0																
Billy Cox, R OBP: 0.452, SLG: 0.571 (1, 5)	2-1 F8			1-1 5-3	2-0 L7		2-1 F8			4 0 0 0 0 0 2																
Carl Furillo, R OBP: 0.322, SLG: 0.363 (1, 9)				0-1 4-3	1-0 6-3		3-2 6-3			4 0 0 0 0 0 0																
Joe Black, R Ben Wade, R Carmen Mauro, L Johnny Podres, L Gil Hodges, R OBP: 0.378, SLG: 0.237 (1, 1) (1, 1) (2, PH) (2, 1) (7, PH) (7, 3)		2-3 K			0-0 BB 1B		1-0 1B			0 0 0 0 0 0 0																
Inning Stats	R: 2 E: 0 K: 0 S: 21	H: 3 LOB: 2 BB: 1 P: 32	R: 0 E: 0 K: 1 S: 11	H: 1 LOB: 1 BB: 0 P: 17	R: 0 E: 0 K: 1 S: 9	H: 1 LOB: 0 BB: 0 P: 13	R: 0 E: 0 K: 0 S: 5	H: 0 LOB: 0 BB: 0 P: 9	R: 0 E: 0 K: 0 S: 8	H: 2 LOB: 2 BB: 1 P: 15	R: 0 E: 0 K: 1 S: 7	H: 0 LOB: 0 BB: 0 P: 13	R: 0 E: 0 K: 1 S: 8	H: 1 LOB: 1 BB: 0 P: 14	R: 0 E: 0 K: 0 S: 4	H: 0 LOB: 0 BB: 1 P: 9	R: 0 E: 0 K: 1 S: 6	H: 0 LOB: 0 BB: 0 P: 10	1B: 6 2B: 2 3B: 0 HR: 1	SF: 0 SAC: 0 DP: 3 HBP: 0	WP: 0 PB: 0 SB: 0 CS: 0	PA: 35				
PITCHER	IP WLS BF H R ER SO BB IBB HBP BLK WP HR S P ERA WHIP	IP WLS BF H R ER SO BB IBB HBP BLK WP HR S P ERA WHIP																								
Sal Maglie, R ERA: 4.13 (1, 1)	0.1	4	3	2	2	0	0	0	0	0	0	1	11	16	54.00	9.000										
Al Corwin, R ERA: 3.62 (1, 1)	3.2	W	16	4	0	0	2	2	0	0	0	0	38	63	0.00	1.636										
Dave Koslo, L ERA: 4.28 (5, 1)	5.0	S	15	1	0	0	3	1	0	0	0	0	30	53	0.00	0.400										

AB	32
R	2
H	8
RBI	2
BB	3
SO	5
LOB	14



Batter	1	2	3	4	5	6	7	8	9	AB R H RBI BB SO LOB	BOTTOM
--------	---	---	---	---	---	---	---	---	---	----------------------	--------

Davey Williams, R OBP: 0.372, SLG: 0.365 (1, 4)	3-2 L7 1	2-2 1-3 1			3-3 K 1		4-2 FC6-4 BB 1			3 0 0 0 1 1 1	<p>Brooklyn Dodgers @ New York Giants Polo Grounds, New York, NY Thu May 21 1953, 3:33 AM EDT Att. 46,778 - Unknown</p> <p>livebaseballscorecards.com</p> <table border="1"> <tr> <td>AB</td> <td>32</td> </tr> <tr> <td>R</td> <td>7</td> </tr> <tr> <td>H</td> <td>8</td> </tr> <tr> <td>RBI</td> <td>7</td> </tr> <tr> <td>BB</td> <td>3</td> </tr> <tr> <td>SO</td> <td>3</td> </tr> <tr> <td>LOB</td> <td>15</td> </tr> </table> 	AB	32	R	7	H	8	RBI	7	BB	3	SO	3	LOB	15
AB	32																								
R	7																								
H	8																								
RBI	7																								
BB	3																								
SO	3																								
LOB	15																								
Alvin Dark, R OBP: 0.316, SLG: 0.452 (1, 6)	0-1 3B 3B	1-1 6-3 2			4-2 HR BB		0-1 FC6-4 1B 1-2f			3 2 1 0 1 0 2															
Hank Thompson, L OBP: 0.411, SLG: 0.652 (1, 5)	1-0 2B 3B	2-3 K 3			3-1 1-H HR		3-2 1-2 1B			4 2 3 3 0 1 1															
Monte Irvin, R OBP: 0.363, SLG: 0.561 (1, 9)	3-H 1-0 F6 2				2-2 6-3 2		0-1 L7 2			3 0 0 0 1 0 3															
Whitey Lockman, L OBP: 0.391, SLG: 0.347 (1, 7)	0-0 1B 2B 3-H				1-2 FC5-4 L3 1-2f		2-0 E4			4 1 1 1 0 0 3															
Tookie Gilbert, L OBP: 0.275, SLG: 0.351 (1, 3)	0-0 HR 1B 2-H				1-1 L3 2 1-2		1-1 F3 3			4 1 1 1 0 0 2															
Bobby Thomson, R OBP: 0.341, SLG: 0.476 (1, 8)	2-1 HR 2-H				1-2 G5-4-3 HBP		0-1 F7 1			3 1 1 2 0 0 0															
Wes Westrum, R OBP: 0.296, SLG: 0.277 (1, 2)	2-0 F5 3				2-1 F2 1		1-0 6-3 2			4 0 0 0 0 0 1															
Sal Maglie, R OBP: 0.333, SLG: 0.357 (1, 1)					0-1 G5-4-3 1-2f		1-3 K 3			0 0 0 0 0 0 0															
Al Corwin, R OBP: 0.364, SLG: 0.455 (1, 1)										2 0 1 0 0 0 1															
Dave Koslo, L OBP: 0.143, SLG: 0.143 (5, 1)										2 0 0 0 0 1 1															

Inning Stats	R: 5 E: 0 K: 0 S: 13	H: 5 LOB: 0 BB: 0 P: 22	R: 0 E: 0 K: 1 S: 11	H: 1 LOB: 1 BB: 0 P: 17	R: 0 E: 0 K: 0 S: 5	H: 0 LOB: 0 BB: 1 P: 11	R: 0 E: 0 K: 0 S: 6	H: 0 LOB: 0 BB: 0 P: 9	R: 2 E: 1 K: 1 S: 14	H: 1 LOB: 1 BB: 1 P: 29	R: 0 E: 0 K: 1 S: 6	H: 0 LOB: 0 BB: 0 P: 8	R: 0 E: 0 K: 0 S: 12	H: 1 LOB: 2 BB: 1 P: 22	R: 0 E: 1 K: 0 S: 9	H: 0 LOB: 1 BB: 0 P: 14	1B: 2 2B: 3 3B: 2 HR: 2	SF: 0 SAC: 0 DP: 2 HBP: 1	WP: 0 PB: 0 SB: 0 CS: 0	PA: 36
--------------	-------------------------------	----------------------------------	-------------------------------	----------------------------------	------------------------------	----------------------------------	------------------------------	---------------------------------	-------------------------------	----------------------------------	------------------------------	---------------------------------	-------------------------------	----------------------------------	------------------------------	----------------------------------	----------------------------------	------------------------------------	----------------------------------	--------

PITCHER	IP	WLS	BF	H	R	ER	SO	BB	IBB	HBP	BLK	WP	HR	S	P	ERA	WHIP
Joe Black, R ERA: 5.32 (1, 1)	0.1		3	2	2	2	0	0	0	0	0	0	0	7	11	54.00	6.000
Ben Wade, R ERA: 3.72 (1, 1)	0.2	L	5	3	3	3	0	0	0	0	0	0	1	6	11	40.50	4.500
Johnny Podres, L ERA: 6.65 (2, 1)	5.0		19	2	2	2	3	2	0	1	0	0	1	42	74	3.60	0.800
Clem Labine, R ERA: 4.82 (7, 1)	2.0		9	1	0	0	0	1	0	0	0	0	0	21	36	0.00	1.000

Batter	1	2	3	4	5	6	7	8	9	AB R H RBI BB SO LOB	TOP											
Jim Gilliam, S (1, 4) OBP: 0.405, SLG: 0.303	2-1 F9		1-0 4-3		1-1 1B		3-2 F8			4 1 1 0 0 0 1												
Pee Wee Reese, R (1, 6) OBP: 0.390, SLG: 0.395	3-2 5-3		2-1 F8		1-1 1B		3-2 6-3			4 0 1 0 0 0 1												
Duke Snider, L (1, 8) OBP: 0.407, SLG: 0.595	1-2 2B			1-0 L8	0-1 1B			0-0 F7		4 0 2 1 0 0 0												
Jackie Robinson, R (1, 5) OBP: 0.424, SLG: 0.524	1-0 L7			4-1 FC5	0-0 F8			1-0 F4		3 0 0 0 1 0 3												
Roy Campanella, R (1, 2) OBP: 0.422, SLG: 0.709		0-1 F5		1-2 F2		2-2 2B		4-2 BB		3 0 1 0 1 0 1												
George Shuba, L (1, 7) OBP: 0.362, SLG: 0.500		1-1 4-3		4-1 BB	1-2 BB		1-1 F8	1-0 F9		3 0 0 0 1 0 2												
Gil Hodges, R (1, 3) OBP: 0.363, SLG: 0.225		0-0 F7		2-1 FC5		1-1 F7			1-0 F9	4 0 0 0 0 0 3												
Don Thompson, L (1, 9) OBP: 0.288, SLG: 0.254			1-2 4-3		1-1 4-3	3-2 1-3			0-1 G4-6-3	4 0 2 0 0 0 1												
Carl Erskine, R (1, 1) OBP: 0.238, SLG: 0.238			1-2 SH1-3		1-0 6-3		1-0 3-1		0-0 G4-6-3	1 0 0 0 0 0 0												
Wayne Belardi, L (7, PH) OBP: 0.200, SLG: 0.200										1 0 0 0 0 0 0												
Bob Milliken, R (7, 1)										0 0 0 0 0 0 0												
Rube Walker, L (9, PH) OBP: 0.286, SLG: 0.429									1-2f	1 0 0 0 0 0 1												
Inning Stats	R: 0 E: 0 K: 0 S: 9	H: 1 LOB: 1 BB: 0 P: 16	R: 0 E: 0 K: 0 S: 5	H: 0 LOB: 0 BB: 0 P: 6	R: 0 E: 0 K: 0 S: 9	H: 1 LOB: 1 BB: 0 P: 14	R: 0 E: 0 K: 0 S: 8	H: 0 LOB: 2 BB: 2 P: 20	R: 1 E: 0 K: 0 S: 10	H: 3 LOB: 2 BB: 0 P: 14	R: 0 E: 0 K: 0 S: 10	H: 1 LOB: 1 BB: 0 P: 17	R: 0 E: 0 K: 0 S: 7	H: 0 LOB: 0 BB: 0 P: 14	R: 0 E: 0 K: 0 S: 5	H: 0 LOB: 1 BB: 1 P: 11	R: 0 E: 0 K: 0 S: 4	H: 1 LOB: 0 BB: 0 P: 5	1B: 5 2B: 2 3B: 0 HR: 0	SF: 0 SAC: 1 DP: 1 HBP: 0	WP: 0 PB: 0 SB: 1 CS: 0	PA: 36
PITCHER Jim Hearn, R (1, 1) ERA: 4.15	IP: 9.0 WLS: W BF: 36 H: 7 R: 1 ER: 1 SO: 0 BB: 3 IBB: 0 HBP: 0 BLK: 0 WP: 0 HR: 0 S: 67 P: 117 ERA: 1.00 WHIP: 1.111																				PITCHER	IP: 0.0 WLS: 0 BF: 0 H: 0 R: 0 ER: 0 SO: 0 BB: 0 IBB: 0 HBP: 0 BLK: 0 WP: 0 HR: 0 S: 0 P: 0 ERA: 0.00 WHIP: 0.000

Brooklyn Dodgers @ New York Giants
 Polo Grounds, New York, NY
 Fri May 22 1953, 3:33 AM EDT
 Att. 13,267 - Unknown

livebaseballscorecards.com

AB	32
R	1
H	7
RBI	1
BB	3
SO	0
LOB	13



Batter	1	2	3	4	5	6	7	8	9
Davey Williams, R OBP: 0.376, SLG: 0.381 (1, 4)	1-0 5-3		1-1 2B	0-0 F7		4-1 BB			
Alvin Dark, R OBP: 0.321, SLG: 0.469 (1, 6)	2-1 2B		0-0 2B		3-2 L7	0-0 FC5			
Hank Thompson, L OBP: 0.417, SLG: 0.694 (1, 5)	1-1 F6		4-1 BB		1-0 F9		0-1 HR		
Monte Irvin, R OBP: 0.360, SLG: 0.548 (1, 9)	1-2 F4		2-1 F9		3-2 F3		4-2 BB		
Whitey Lockman, L OBP: 0.387, SLG: 0.344 (1, 7)		1-1 6-3		2-3 K		0-2 1B	2-0 L3		
Tookie Gilbert, L OBP: 0.273, SLG: 0.325 (1, 3)		4-2 BB		0-1 F8		2-3 K	1-0 F4		
Bobby Thomson, R OBP: 0.346, SLG: 0.472 (1, 8)		0-1 G6-4-3		4-2 S		1-0 BB	0-0 4-3		
Wes Westrum, R OBP: 0.328, SLG: 0.286 (1, 2)			4-2 BB	4-2 2B		0-0 FC5	1-3 K		
Jim Hearn, R OBP: 0.235, SLG: 0.250 (1, 1)			3-2 G5-4-3	1-2 2B		1-3 K	2-2 L8		

Inning Stats	R: 0	H: 1	E: 0	K: 0	S: 9	R: 0	H: 0	E: 0	K: 0	S: 7	R: 1	H: 2	E: 0	K: 0	S: 11	R: 2	H: 1	E: 0	K: 1	S: 15	R: 0	H: 0	E: 0	K: 0	S: 8	R: 1	H: 3	E: 0	K: 2	S: 14	R: 1	H: 1	E: 0	K: 0	S: 6	R: 0	H: 0	E: 0	K: 1	S: 8	R: 0	H: 0	E: 0	K: 1	S: 8
	LOB: 1	BB: 0	P: 14	LOB: 0	BB: 1	P: 12	LOB: 2	BB: 2	P: 25	LOB: 1	BB: 2	P: 26	LOB: 0	BB: 0	P: 15	LOB: 3	BB: 1	P: 22	LOB: 0	BB: 1	P: 13	LOB: 0	BB: 0	P: 11	LOB: 0	BB: 0	P: 11	LOB: 0	BB: 0	P: 11	LOB: 0	BB: 0	P: 11	LOB: 0	BB: 0	P: 11	LOB: 0	BB: 0	P: 11	LOB: 0	BB: 0	P: 11	LOB: 0	BB: 0	P: 11

PITCHER	IP	WLS	BF	H	R	ER	SO	BB	IBB	HBP	BLK	WP	HR	S	P	ERA	WHIP
Carl Erskine, R ERA: 4.8 (1, 1)	6.0	L	29	7	4	4	3	5	1	0	0	0	0	64	114	6.00	2.000
Bob Milliken, R ERA: 1.17 (7, 1)	2.0		7	1	1	1	1	1	0	0	0	0	1	14	24	4.50	1.000

AB R H RBI BB SO LOB

3	1	1	0	1	0	1
4	0	2	1	0	0	3
3	1	1	1	1	0	1
3	0	0	0	1	0	3
4	1	1	0	0	1	1
3	0	0	0	1	1	1
3	1	1	0	1	0	1
2	1	1	1	2	1	0
4	0	1	2	0	1	3

AB	R	H	RBI	BB	SO	LOB
29	5	8	5	7	4	14



Brooklyn Dodgers @ New York Giants
Polo Grounds, New York, NY
Fri May 22 1953, 3:33 AM EDT
Att. 13,267 - Unknown

livebaseballscorecards.com

AB	R	H	RBI	BB	SO	LOB
29	5	8	5	7	4	14

WP	PA
0	36

Batter	1	2	3	4	5	6	7	8	9	AB R H RBI BB SO LOB	TOP
Jim Gilliam, S (1, 4) OBP: 0.401, SLG: 0.310	1-3 			0-2 SH1-3 F9 2B		0-0 F7			1-2 6-3	4 1 1 0 0 1 0	Brooklyn Dodgers @ Philadelphia Phillies Connie Mack Stadium, Philadelphia, PA Sat May 23 1953, 3:33 AM EDT Att. 31,532 - Unknown livebaseballscorecards.com
Pee Wee Reese, R (1, 6) OBP: 0.389, SLG: 0.393	2-3 			0-1 SH1-3 2-3		1-1 CS 1B		1-2 F4	3 0 1 0 0 1 0		
Duke Snider, L (1, 8) OBP: 0.396, SLG: 0.576	2-3 			0-0 F9 3-H 2-1		2-1 3-1 1-2		2-3 	4 0 0 1 0 2 1		
Jackie Robinson, R (1, 5) OBP: 0.414, SLG: 0.509			3-2 F7				0-0 F8			3 0 0 0 0 0 0	
Roy Campanella, R (1, 2) OBP: 0.420, SLG: 0.725			1-3 		2-0 HR		2-2 1-3			3 1 1 1 0 1 0	
George Shuba, L (1, 7) Carl Furillo, R (7, 9) OBP: 0.347, SLG: 0.476 OBP: 0.322, SLG: 0.363			2-3 		0-3 		0-0 F6			3 0 0 0 0 2 0 0 0 0 0 0 0 0	
Gil Hodges, R (1, 3) OBP: 0.352, SLG: 0.217				0-0 F6		2-0 6-3		0-1 F7		3 0 0 0 0 0 0	
Don Thompson, L (1, 9) OBP: 0.289, SLG: 0.257 (7, 7)				0-2 5-3		0-1 1B		1-2 F9		3 0 1 0 0 0 0	
Preacher Roe, R (1, 1) OBP: 0.077, SLG: 0.077				0-1 L8		0-2 6-3		0-2 F9		3 0 0 0 0 0 1	
Inning Stats	R: 0 H: 0 E: 0 LOB: 0 K: 3 BB: 0 S: 10 P: 15	R: 0 H: 0 E: 0 LOB: 0 K: 2 BB: 0 S: 11 P: 17	R: 0 H: 0 E: 0 LOB: 0 K: 0 BB: 0 S: 6 P: 6	R: 1 H: 1 E: 0 LOB: 0 K: 0 BB: 0 S: 8 P: 10	R: 1 H: 2 E: 0 LOB: 1 K: 1 BB: 0 S: 11 P: 15	R: 0 H: 1 E: 0 LOB: 0 K: 0 BB: 0 S: 5 P: 8	R: 0 H: 0 E: 0 LOB: 0 K: 0 BB: 0 S: 5 P: 7	R: 0 H: 0 E: 0 LOB: 0 K: 0 BB: 0 S: 10 P: 11	R: 0 H: 0 E: 0 LOB: 0 K: 1 BB: 0 S: 10 P: 14	1B: 2 SF: 0 2B: 1 SAC: 1 3B: 0 DP: 0 HR: 1 HBP: 0	WP: 0 PA: 30 PB: 0 SB: 0 CS: 1
PITCHER Robin Roberts, R (1, 1) ERA: 2.52	IP 9.0 WLS L BF 30 H 4 R 2 ER 2 SO 7 BB 0 IBB 0 HBP 0 BLK 0 WP 0 HR 1 S 76 P 103 ERA 2.00 WHIP 0.444					PITCHER IP WLS BF H R ER SO BB IBB HBP BLK WP HR S P ERA WHIP					

BOTTOM

Brooklyn Dodgers @ Philadelphia Phillies
Connie Mack Stadium, Philadelphia, PA

Sat May 23 1953, 3:33 AM EDT
Att. 31,532 - Unknown

livebaseballscores.com

AB 33
R 0
H 6
RBI 0
BB 1
SO 5
LOB 11



WP: 0 PA: 34
PB: 0
SB: 2
CS: 0

AB R H RBI BB SO LOB

4 0 1 0 0 0 0

4 0 1 0 0 0 1

4 0 3 0 0 0 1

4 0 0 0 0 0 4

4 0 0 0 0 4 1

4 0 1 0 0 0 1

4 0 0 0 0 1 1

2 0 0 0 1 0 0
0 0 0 0 0 0 0

3 0 0 0 0 0 2

1B: 5 SF: 0
2B: 0 SAC: 0
3B: 1 DP: 0
HR: 0 HBP: 0

Batter	1	2	3	4	5	6	7	8	9
Tommy Glaviano, R (1, 4) OBP: 0.250, SLG: 0.143	2-2 5-3		0-0 5-3		2-2 1B			1-2 F4	
Richie Ashburn, L (1, 8) OBP: 0.388, SLG: 0.429	2-1 6-3		2-2 3B		0-0 F3			0-2 3-1	
Mel Clark, R (1, 9) OBP: 0.424, SLG: 0.452	1-1 FC6-4 1B		1-0 5-3			2-2 1B		0-1 1B	
Del Ennis, R (1, 7) OBP: 0.304, SLG: 0.398	3-0 FC6-4 1-2f		3-1 6-3			2-1 F2		1-1 1-3	
Earl Torgeson, L (1, 3) OBP: 0.336, SLG: 0.381		3-3 K		2-3 K		3-3 K 1-2		2-3 K	
Granny Hamner, R (1, 6) OBP: 0.274, SLG: 0.421		2-1 FC5 1B		1-0 L7		3-2 5-3		0-0 B1-3	
Willie Jones, R (1, 5) OBP: 0.343, SLG: 0.467		3-3 K 1-2		0-0 F7			1-1 L7	1-1 F7	
Stan Lopata, R (1, 2) OBP: 0.270, SLG: 0.333		4-0 IBB			1-0 F5		2-2 F5		
Smoky Burgess, L (8, 2) OBP: 0.353, SLG: 0.339									
Robin Roberts, S (1, 1) OBP: 0.200, SLG: 0.179		1-0 FC5 2-3f			1-1 F2		2-2 F2		

Inning Stats	R: 0	H: 1	E: 0	LOB: 1	K: 0	BB: 0	S: 8	R: 0	H: 1	E: 0	LOB: 2	K: 2	BB: 1	S: 10	R: 0	H: 1	E: 0	LOB: 1	K: 0	BB: 0	S: 7	R: 0	H: 0	E: 0	LOB: 0	K: 1	BB: 0	S: 5	R: 0	H: 1	E: 0	LOB: 1	K: 0	BB: 0	S: 7	R: 0	H: 1	E: 0	LOB: 1	K: 1	BB: 0	S: 13	R: 0	H: 0	E: 0	LOB: 0	K: 0	BB: 0	S: 8	R: 0	H: 1	E: 0	LOB: 1	K: 0	BB: 0	S: 10	R: 0	H: 0	E: 0	LOB: 0	K: 1	BB: 0	S: 6	R: 0	H: 0	E: 0	LOB: 0	K: 1	BB: 0	S: 9
--------------	------	------	------	--------	------	-------	------	------	------	------	--------	------	-------	-------	------	------	------	--------	------	-------	------	------	------	------	--------	------	-------	------	------	------	------	--------	------	-------	------	------	------	------	--------	------	-------	-------	------	------	------	--------	------	-------	------	------	------	------	--------	------	-------	-------	------	------	------	--------	------	-------	------	------	------	------	--------	------	-------	------

PITCHER	IP	WLS	BF	H	R	ER	SO	BB	IBB	HBP	BLK	WP	HR	S	P	ERA	WHIP
Preacher Roe, L (1, 1) ERA: 3.96	9.0	W	34	6	0	0	5	0	1	0	0	0	0	74	128	0.00	0.667

PITCHER	IP	WLS	BF	H	R	ER	SO	BB	IBB	HBP	BLK	WP	HR	S	P	ERA	WHIP
---------	----	-----	----	---	---	----	----	----	-----	-----	-----	----	----	---	---	-----	------

Batter	1	2	3	4	5	6	7	8	9	AB R H RBI BB SO LOB	TOP		
Jim Gilliam, S (1, 4) <small>OBP: 0.405, SLG: 0.328</small>	2-2 		1-0 		0-1 		0-0 			5 2 2 1 1 0 1			
Pee Wee Reese, R (1, 6) <small>OBP: 0.393, SLG: 0.405</small>	3-2 		2-3 		4-2 		4-0 			4 1 1 3 2 2 3			
Jackie Robinson, R (1, 7) <small>OBP: 0.406, SLG: 0.496</small> Don Thompson, L (8, 7) <small>OBP: 0.299, SLG: 0.282</small>	0-1 		1-1 		1-2 		0-1 		2-0 	5 1 1 2 0 0 4 1 1 1 0 0 0 0			
Roy Campanella, R (1, 2) <small>OBP: 0.410, SLG: 0.696</small>	3-2 			1-3 		0-2 	0-0 		1-2 	5 1 0 1 1 1 2			
Gil Hodges, R (1, 3) <small>OBP: 0.360, SLG: 0.227</small>	3-1 			1-1 		0-0 			1-3 	5 3 2 1 1 1 1			
Billy Cox, R (1, 5) <small>OBP: 0.514, SLG: 0.606</small>		1-2 		2-1 		3-2 			0-1 	5 3 4 0 1 0 0			
Duke Snider, L (1, 8) <small>OBP: 0.407, SLG: 0.589</small>		0-3 		4-1 		2-2 			0-0 	4 2 2 3 2 1 1			
Carl Furillo, R (1, 9) <small>OBP: 0.337, SLG: 0.386</small>		2-1 		1-0 		4-0 				3 1 1 4 2 0 2			
Russ Meyer, S (1, 1) <small>OBP: 0.100, SLG: 0.100</small> Jim Hughes, R (4, 1) <small>OBP: 0.500, SLG: 0.500</small> Johnny Podres, L (5, 1) <small>OBP: 0.111, SLG: 0.111</small> Bobby Morgan, R (6, PH) <small>OBP: 0.261, SLG: 0.261</small> Carl Erskine, R (6, 1) <small>OBP: 0.261, SLG: 0.261</small>			0-0 	1-2 		0-0 				2 0 0 0 0 0 3 0 0 0 0 0 0 0 0 0 0 0 0 0 0 1 0 0 0 0 0 2 2 1 1 1 0 1 1			
Inning Stats	R: 1 H: 1 E: 1 LOB: 1 K: 0 BB: 0 S: 15 P: 26	R: 0 H: 0 E: 0 LOB: 0 K: 1 BB: 0 S: 8 P: 11	R: 0 H: 1 E: 0 LOB: 1 K: 1 BB: 0 S: 8 P: 12	R: 1 H: 2 E: 1 LOB: 2 K: 1 BB: 1 S: 12 P: 22	R: 0 H: 0 E: 0 LOB: 0 K: 0 BB: 1 S: 7 P: 12	R: 1 H: 2 E: 0 LOB: 2 K: 0 BB: 1 S: 13 P: 22	R: 0 H: 0 E: 0 LOB: 1 K: 0 BB: 1 S: 4 P: 8	R: 12 H: 7 E: 0 LOB: 1 K: 2 BB: 6 S: 27 P: 61	R: 1 H: 2 E: 0 LOB: 1 K: 1 BB: 0 S: 12 P: 16	1B: 8 SF: 0 2B: 5 SAC: 0 3B: 2 DP: 2 HR: 0 HBP: 0	WP: 1 PA: 52 PB: 0 SB: 0 CS: 0		
PITCHER	IP WLS BF H R ER SO BB IBB HBP BLK WP HR S P ERA WHIP											PITCHER	IP WLS BF H R ER SO BB IBB HBP BLK WP HR S P ERA WHIP
Curt Simmons, L (1, 1) <small>ERA: 2.8</small>	7.0 L 36 9 8 7 3 4 2 0 0 0 0 0 3 75 132 9.00 1.857												
Bob Miller, R (8, 1) <small>ERA: 5.4</small>	0.0 2 1 1 1 0 1 0 0 0 0 0 0 3 8 ∞ ∞												
Andy Hansen, R (8, 1) <small>ERA: 5.63</small>	0.0 3 2 2 2 0 1 0 0 0 0 0 0 3 8 ∞ ∞												
Paul Stuffer, R (8, 1) <small>ERA:</small>	0.0 2 0 1 1 0 2 0 0 0 0 0 0 2 10 ∞ ∞												
Kent Peterson, L (8, 1) <small>ERA: 9.82</small>	2.0 9 3 4 4 3 0 0 0 0 0 1 0 23 32 18.00 1.500												

Brooklyn Dodgers @ Philadelphia Phillies
 Connie Mack Stadium, Philadelphia, PA
 Sun May 24 1953, 3:33 AM EDT
 Att. 24,715 - Unknown

AB	42
R	16
H	15
RBI	16
BB	10
SO	6
LOB	20



Batter	1	2	3	4	5	6	7	8	9	AB R H RBI BB SO LOB
Tommy Glaviano, R OBP: 0.333, SLG: 0.111 (1, 4)	1-2 5-3		4-1 2-4-3 BB		4-0 FC1-2 SH3-4 1-2 BB		0-1 SH5-4 1-2		0-3 K	2 0 0 0 2 1 0
Richie Ashburn, L OBP: 0.395, SLG: 0.435 (1, 8)	2-1 L6-3 1B		2-2 2-4-3 1-2	2-1 BB BB 4-3 1B	0-1 SH3-4 1-2 2-3		2-1 G3 2-3			3 1 2 0 0 0 1
Johnny Wyrostek, L OBP: 0.429, SLG: 0.483 Del Ennis, R OBP: 0.307, SLG: 0.395 (1, 9) (5, PH) (6, 7)	1-2 L6-3 1-2			4-0 4-3 BB 1-2 BB	4-0 FC1-2 IBB		1-0 6-3			1 0 0 0 1 0 1 1 0 0 0 1 0 1
Mel Clark, R OBP: 0.405, SLG: 0.412 (1, 7) (6, 9)		2-2 6-3		4-1 4-3 1-2 2-3 BB	0-0 FC1-2		2-3 K			3 0 0 0 1 1 3
Earl Torgeson, L OBP: 0.339, SLG: 0.383 Jack Lohrke, R OBP: 0.500, SLG: 0.500 Eddie Waitkus, L OBP: 0.500, SLG: 0.500 (1, 3) (5, PH) (6, 3)		0-0 1B		2-0 4-3 1-2 2-3 3-H	2-3 K		0-1 F6			2 1 1 1 0 0 2 1 0 0 0 0 1 3 1 0 0 0 0 0 0
Granny Hamner, R OBP: 0.281, SLG: 0.424 (1, 6)		3-2 2-6 1B		1-1 F5		1-3 K	2-1 1B			4 0 2 1 0 1 2
Willie Jones, R OBP: 0.348, SLG: 0.463 (1, 5)		2-2 F9		4-0 BB		1-2 5-3	3-2 1B			3 0 1 0 1 0 1
Smoky Burgess, L OBP: 0.338, SLG: 0.323 Stan Lopata, R OBP: 0.263, SLG: 0.324 (1, 2) (8, 2)	1-1 2-6 1-2		0-0 G3	0-1 F7		0-1 4-3		1-0 F8		3 0 0 0 0 0 3 1 0 0 0 0 0 0
Curt Simmons, L OBP: 0.242, SLG: 0.250 Bob Miller, R Andy Hansen, R Paul Stuffer, R Kent Peterson, R Jackie Mayo, L (1, 1) (8, 1) (8, 1) (8, 1) (8, 1) (9, PH)			0-1 3-1		4-0 SH3-4 BB FC1-2 BB		0-1 G3 SH5-4 1B		0-2 4-3	2 0 1 0 1 0 1 0 0 0 0 0 0

Inning Stats	R: 0	H: 1	E: 0	K: 10	S: 10	LOB: 0	BB: 0	P: 14	R: 1	H: 2	E: 0	K: 12	S: 12	LOB: 1	BB: 0	P: 20	R: 0	H: 0	E: 0	K: 6	S: 6	LOB: 1	BB: 1	P: 12	R: 1	H: 1	E: 0	K: 8	S: 8	LOB: 3	BB: 3	P: 25	R: 0	H: 0	E: 0	K: 1	S: 6	LOB: 3	BB: 3	P: 20	R: 0	H: 0	E: 0	K: 8	S: 8	LOB: 0	BB: 0	P: 10	R: 0	H: 1	E: 0	K: 7	S: 7	LOB: 1	BB: 0	P: 10	R: 0	H: 2	E: 0	K: 11	S: 11	LOB: 2	BB: 0	P: 18	R: 0	H: 0	E: 0	K: 7	S: 7	LOB: 0	BB: 0	P: 8	1B: 7	2B: 1	3B: 0	HR: 0	SF: 0	SAC: 2	DP: 1	HBP: 0	WP: 0	PA: 37
--------------	------	------	------	-------	-------	--------	-------	-------	------	------	------	-------	-------	--------	-------	-------	------	------	------	------	------	--------	-------	-------	------	------	------	------	------	--------	-------	-------	------	------	------	------	------	--------	-------	-------	------	------	------	------	------	--------	-------	-------	------	------	------	------	------	--------	-------	-------	------	------	------	-------	-------	--------	-------	-------	------	------	------	------	------	--------	-------	------	-------	-------	-------	-------	-------	--------	-------	--------	-------	--------

PITCHER	IP	WLS	BF	H	R	ER	SO	BB	IBB	HBP	BLK	WP	HR	S	P	ERA	WHIP
Russ Meyer, R ERA: 4.62 (1, 1)	3.0		15	4	2	2	0	3	0	0	0	0	0	31	59	6.00	2.333
Jim Hughes, R ERA: 4.5 (4, 1)	1.0		6	0	0	0	0	3	0	0	0	0	0	5	20	0.00	3.000
Johnny Podres, L ERA: 6.35 (5, 1)	1.0	W	4	0	0	0	1	0	1	0	0	0	0	6	12	0.00	0.000
Carl Erskine, R ERA: 4.47 (6, 1)	4.0	S	14	3	0	0	3	0	0	0	0	0	0	33	46	0.00	0.750


BOTTOM

Brooklyn Dodgers @ Philadelphia Phillies
Connie Mack Stadium, Philadelphia, PA

Sun May 24 1953, 3:33 AM EDT
 Att. 24,715 - Unknown

livebaseballscorecards.com

AB 28
R 2
H 7
RBI 2
BB 7
SO 4
LOB 17



Batter	1	2	3	4	5	6	7	8	9	AB R H RBI BB SO LOB	TOP		
Jim Gilliam, S (1, 4) <small>OBP: 0.399, SLG: 0.324</small>	2-2 		1-1 		2-3 	2-2 		0-1 		5 1 1 0 0 1 0	Brooklyn Dodgers @ Philadelphia Phillies Connie Mack Stadium, Philadelphia, PA Mon May 25 1953, 3:33 AM EDT Att: 22,067 - Unknown livebaseballscorecards.com		
Pee Wee Reese, R (1, 6) <small>OBP: 0.394, SLG: 0.412</small>	1-1 		0-0 		3-2 	3-3 		2-1 		5 1 2 0 0 1 1			
Duke Snider, L (1, 8) <small>OBP: 0.406, SLG: 0.590</small>	0-0 		1-0 		1-1 		0-1 	0-0 		5 2 2 0 0 0 2			
Jackie Robinson, R (1, 7) <small>OBP: 0.420, SLG: 0.526</small> Don Thompson, L (8, 7) <small>OBP: 0.299, SLG: 0.282</small>	1-0 	4-0 		1-1 	1-0 		0-0 	2-2 		3 3 2 4 1 0 1 0 0 0 0 0 0 0			
Roy Campanella, R (1, 2) <small>OBP: 0.423, SLG: 0.729</small>		2-2 		1-0 	2-1 		4-0 	2-1 		4 1 3 1 1 0 1			
Gil Hodges, R (1, 3) <small>OBP: 0.371, SLG: 0.247</small>		1-0 		0-0 	0-0 		3-1 	2-1 		5 1 3 2 0 0 2			
Billy Cox, R (1, 5) <small>OBP: 0.512, SLG: 0.622</small>		0-0 		0-1 		1-1 	2-2 		3-3 	4 1 2 1 0 1 2			
Carl Furillo, R (1, 9) <small>OBP: 0.340, SLG: 0.414</small>		3-2 		4-0 		0-1 	2-1 		0-0 	4 1 1 3 1 0 3			
Billy Loes, R (1, 1) <small>OBP: 0.211, SLG: 0.167</small> Wayne Belardi, L (2, PH) <small>OBP: 0.167, SLG: 0.167</small> Ben Wade, R (2, 1) <small>OBP: 0.342, SLG: 0.469</small> George Shuba, L (4, PH) <small>OBP: 0.342, SLG: 0.469</small> Bob Milliken, R (4, 1) <small>OBP: 0.342, SLG: 0.469</small> Joe Black, R (8, 1)		0-0 		1-1 		0-1 		0-3 	0-3 	0 0 0 0 0 0 0 1 0 0 0 0 0 0 0 0 0 0 0 0 0 1 0 0 0 0 0 0 3 0 0 0 0 2 0 0 0 0 0 0 0 0			
Inning Stats	R: 0 H: 1 E: 0 LOB: 0 K: 0 BB: 0 S: 6 P: 10	R: 2 H: 2 E: 0 LOB: 1 K: 0 BB: 1 S: 9 P: 19	R: 0 H: 0 E: 0 LOB: 0 K: 0 BB: 0 S: 4 P: 6	R: 1 H: 2 E: 0 LOB: 2 K: 0 BB: 1 S: 7 P: 14	R: 1 H: 3 E: 0 LOB: 2 K: 1 BB: 0 S: 12 P: 21	R: 2 H: 2 E: 0 LOB: 0 K: 1 BB: 0 S: 12 P: 18	R: 1 H: 2 E: 0 LOB: 2 K: 0 BB: 1 S: 11 P: 22	R: 4 H: 4 E: 0 LOB: 0 K: 1 BB: 0 S: 15 P: 23	R: 0 H: 0 E: 0 LOB: 0 K: 2 BB: 0 S: 7 P: 10	1B: 9 SF: 0 2B: 4 SAC: 1 3B: 0 DP: 1 HR: 3 HBP: 1	WP: 0 PA: 46 PB: 0 SB: 0 CS: 1		
PITCHER	IP WLS BF H R ER SO BB IBB HBP BLK WP HR S P ERA WHIP											PITCHER	IP WLS BF H R ER SO BB IBB HBP BLK WP HR S P ERA WHIP
Karl Drews, R (1, 1) <small>ERA: 5.28</small> Jim Konstanty, R (6, 1) <small>ERA: 4.46</small> Steve Ridzik, R (9, 1) <small>ERA: 2.4</small>	5.0 L 26 10 6 5 5 2 0 1 0 0 0 2 34 58 10.80 2.200												

Batter	1	2	3	4	5	6	7	8	9	AB	R	H	RBI	BB	SO	LOB
Tommy Glaviano, R OBP: 0.222, SLG: 0.067 (1, 4) (8, 6)	2-3 K	1-1 G3		0-1 L7		2-1 F3		0-0 F3	2-1 G5-4-3	6	0	0	0	0	1	2
Richie Ashburn, L OBP: 0.411, SLG: 0.449 (1, 8)	1-1 1B 2B		4-2 3B BB	1-0 E 1B		4-2 1B BB		0-1 F9		3	3	2	0	2	0	1
Johnny Wyrostek, L OBP: 0.437, SLG: 0.511 (1, 7)	0-1 F8		0-0 1B 3B	1-1 E7		2-1 G4-6-3 1B		0-1 BB 1B		5	2	3	1	0	0	1
Bill Nicholson, L OBP: 0.500, SLG: 0.444 (1, 9)	0-1 2B 1B		2-2 F5	4-1 BB		0-1 G4-6-3		4-1 1B BB		3	1	1	1	2	0	3
Earl Torgeson, L OBP: 0.339, SLG: 0.390 Eddie Waitkus, L OBP: 0.500, SLG: 0.500 (1, 3) (7, 3)	2-2 1B 2B		0-0 G3	0-2 F8			0-1 F7	0-1 1B		3	1	1	1	0	0	3
Smoky Burgess, L OBP: 0.342, SLG: 0.328 (1, 2)	1-0 1B		0-0 BB 1B		1-2 F8		0-2 F7	2-1 F9		5	0	2	2	0	0	2
Willie Jones, R OBP: 0.368, SLG: 0.500 (1, 5)	3-3 K		4-0 FC5-4 BB		4-2 BB		2-2 1B		2-1 HR	3	1	2	1	2	1	1
Jack Lohrke, R OBP: 0.286, SLG: 0.286 Del Ennis, R OBP: 0.305, SLG: 0.391 Connie Ryan, R OBP: 0.374, SLG: 0.374 (1, 6) (7, PH) (8, 4)		0-3 K	0-1 FC5-4		0-0 F8		0-2 L8		3-3 K	3	0	0	0	0	1	3
Karl Drews, R OBP: 0.111, SLG: 0.059 Jim Konstanty, R OBP: 0.250, SLG: 0.250 Mel Clark, R OBP: 0.421, SLG: 0.412 Steve Ridzik, R OBP: 0.374, SLG: 0.374 (1, 1) (6, 1) (8, PH) (9, 1)		0-3 K		1-3 K		1-1 F3		4-2 BB 1B BB	2-1 E6	3	0	0	0	0	2	1
Stan Lopata, R OBP: 0.256, SLG: 0.314 (9, PH)										1	0	0	0	0	0	0

Inning Stats	R: 3	H: 4	E: 0	LOB: 1	K: 2	P: 25	R: 0	H: 0	E: 0	LOB: 0	K: 2	P: 9	R: 2	H: 2	E: 0	LOB: 2	K: 0	P: 20	R: 1	H: 1	E: 1	LOB: 2	K: 1	P: 21	R: 0	H: 0	E: 0	LOB: 1	K: 0	P: 14	R: 0	H: 1	E: 0	LOB: 1	K: 0	P: 17	R: 0	H: 1	E: 0	LOB: 1	K: 0	P: 14	R: 2	H: 2	E: 0	LOB: 2	K: 0	P: 22	R: 1	H: 1	E: 1	LOB: 0	K: 1	P: 18	1B: 8	SF: 0	2B: 2	SAC: 0	3B: 1	DP: 2	HR: 1	HBP: 0	WP: 0	PA: 46
--------------	------	------	------	--------	------	-------	------	------	------	--------	------	------	------	------	------	--------	------	-------	------	------	------	--------	------	-------	------	------	------	--------	------	-------	------	------	------	--------	------	-------	------	------	------	--------	------	-------	------	------	------	--------	------	-------	------	------	------	--------	------	-------	-------	-------	-------	--------	-------	-------	-------	--------	-------	--------

PITCHER	IP	WLS	BF	H	R	ER	SO	BB	IBB	HBP	BLK	WP	HR	S	P	ERA	WHIP
Billy Loes, R ERA: 4.1 (1, 1)	1.0		7	4	3	3	2	0	0	0	0	0	0	16	25	27.00	4.000
Ben Wade, R ERA: 4.22 (2, 1)	2.0		10	2	2	2	2	2	0	0	0	0	0	18	29	9.00	2.000
Bob Milliken, R ERA: 2.77 (4, 1)	5.1	W	28	6	4	3	2	5	0	0	0	0	1	62	102	5.06	2.062
Joe Black, R ERA: 5.18 (9, 1)	0.2	S	1	0	0	0	0	0	0	0	0	0	0	2	4	0.00	0.000


BOTTOM

Brooklyn Dodgers @ Philadelphia Phillies
Connie Mack Stadium, Philadelphia, PA

Mon May 25 1953, 3:33 AM EDT
 Att. 22,067 - Unknown

livebaseballscorecards.com

AB	39
R	9
H	12
RBI	8
BB	7
SO	6
LOB	18



Batter	1	2	3	4	5	6	7	8	9	AB R H RBI BB SO LOB	TOP
Davey Williams, R (1, 4) OBP: 0.403, SLG: 0.388	2-2 CS 1B		4-1 BB		0-0 5-3		0-1 FC3-6 G4-6-3 1-2f		4-2 BB 1-2 2-3	3 0 1 0 2 0 1	
Alvin Dark, R (1, 6) OBP: 0.323, SLG: 0.456	1-0 F9		2-2 F8		0-0 1B		1-0 G4-6-3 1-2f		0-0 FC5 2-3f	5 0 1 0 0 0 6	
Bobby Thomson, R (1, 8) OBP: 0.344, SLG: 0.472	3-3 K 1-2		1-2 L9		2-2 5-3			0-0 F4		4 0 0 0 0 1 3	
Hank Thompson, L (1, 5) OBP: 0.430, SLG: 0.688		1-0 FC4-6 E FC4-6 HBP		1-1 HR		1-1 L9		2-2 F2		3 2 1 1 0 0 0	
Whitey Lockman, L (1, 7) OBP: 0.378, SLG: 0.350		0-0 E5 FC4-6 1-2		3-1 F8		1-2 E1 PB G3		1-1 F7		4 0 0 0 0 0 1	
Don Mueller, L (1, 9) OBP: 0.312, SLG: 0.310		0-0 FC4-6 FC4-6 1-2f 2-3		1-0 L4		1-0 G3 1-2		1-0 F6		4 0 0 0 0 0 3	
Tookie Gilbert, L (1, 3) OBP: 0.311, SLG: 0.308		1-1 FC4-6 1-2f		1-1 G3		4-0 BB 2-3		2-2 BB BB 1B		3 0 1 1 1 0 1	
Wes Westrum, R (1, 2) OBP: 0.319, SLG: 0.310		2-3 K 3-H			1-2 HR		1-2 F9		0-1 F8	4 1 1 1 0 1 4	
Jim Hearn, R (1, 1) OBP: 0.238, SLG: 0.211			2-3 K		1-2 F4		2-1 E6 FC3-6		4-2 FC5 BB 1-2 BB	3 0 0 0 1 1 0	
Inning Stats	R: 0 E: 0 K: 1 S: 8 H: 1 LOB: 1 BB: 0 P: 14	R: 1 E: 1 K: 1 S: 7 H: 0 LOB: 1 BB: 0 P: 11	R: 0 E: 0 K: 1 S: 12 H: 0 LOB: 1 BB: 1 P: 21	R: 1 E: 0 K: 0 S: 7 H: 1 LOB: 0 BB: 0 P: 13	R: 1 E: 0 K: 0 S: 12 H: 2 LOB: 1 BB: 0 P: 16	R: 0 E: 1 K: 0 S: 9 H: 0 LOB: 2 BB: 1 P: 17	R: 0 E: 1 K: 0 S: 5 H: 0 LOB: 0 BB: 0 P: 8	R: 0 E: 0 K: 0 S: 6 H: 0 LOB: 0 BB: 0 P: 9	R: 0 E: 0 K: 0 S: 13 H: 1 LOB: 3 BB: 2 P: 24	1B: 3 2B: 1 3B: 0 HR: 2 SF: 0 SAC: 0 DP: 2 HBP: 1	WP: 0 PB: 1 SB: 0 CS: 1 PA: 38
PITCHER	IP WLS BF H R ER SO BB IBB HBP BLK WP HR S P ERA WHIP										
Billy Loes, R (1, 1) ERA: 3.86	8.0 32 4 3 2 3 2 0 1 0 0 2 66 109 2.25 0.750										
Joe Black, R (9, 1) ERA: 4.97	1.0 6 1 0 0 0 2 0 0 0 0 0 13 24 0.00 3.000										

New York Giants @ Brooklyn Dodgers
Ebbets Field, Brooklyn, NY
Wed May 27 1953, 3:33 AM EDT
Att. 26,430 - Unknown

livebaseballscorecards.com

AB	33
R	3
H	5
RBI	3
BB	4
SO	3
LOB	19



Batter	1	2	3	4	5	6	7	8	9	AB R H RBI BB SO LOB
Jim Gilliam, S OBP: 0.393, SLG: 0.314 (1, 4)	4-2 3B BB		2-2 F8		0-0 4-3		0-1 F7		0-0 4-3	4 1 0 0 1 0 0
Pee Wee Reese, R OBP: 0.406, SLG: 0.429 (1, 6)	1-2 1-H 3B		1-1 HBP		1-0 6-3		4-1 BB BB		4-2 E HR BB	2 1 1 1 2 0 0
Duke Snider, L OBP: 0.406, SLG: 0.580 (1, 8)	3-3 K2-3		0-1 F5		1-0 WP PB 1B		4-0 1-2 BB		1-0 F8	4 0 1 0 1 1 3
Jackie Robinson, R OBP: 0.406, SLG: 0.504 (1, 7)	3-0 5-3		2-3 K		2-2 E5 WP		1-1 F7		0-0 E6 HR	5 1 0 0 0 1 6
Roy Campanella, R OBP: 0.429, SLG: 0.767 (1, 2)	2-3 K			3-1 HR	4-1 1-2 2-3 IBB		2-1 2-3		2-1 1-H 2-H HR	4 2 2 4 1 1 3
Gil Hodges, R OBP: 0.367, SLG: 0.247 (1, 3)		2-2 F3		0-0 G4-6-3 1B	2-3 K		1-1 5-3			4 0 1 0 0 1 3
Billy Cox, R OBP: 0.489, SLG: 0.575 (1, 5)		4-2 2-3 BB		1-1 G4-6-3 1-2f 1B		2-3 K		3-2 F8		3 0 0 0 1 1 1
Carl Furillo, R OBP: 0.337, SLG: 0.407 (1, 9)		0-0 2-3		1-0 E6		2-2 6-3		0-0 1B		4 0 1 0 0 0 1
Billy Loes, R OBP: 0.182, SLG: 0.143 (1, 1)		1-0 2-3		0-0 F9		3-2 4-3		1-2 F6		3 0 0 0 0 0 2
George Shuba, L OBP: 0.338, SLG: 0.462 (8, PH)										1 0 0 0 0 0 1
Joe Black, R (9, 1)										0 0 0 0 0 0 0

Inning Stats	R: 1	H: 1	E: 0	LOB: 1	K: 2	S: 13	R: 0	H: 0	E: 0	LOB: 1	K: 0	S: 8	R: 0	H: 0	E: 0	LOB: 1	K: 1	S: 10	R: 0	H: 2	E: 1	LOB: 1	K: 0	S: 7	R: 0	H: 1	E: 1	LOB: 3	K: 1	S: 10	R: 0	H: 0	E: 0	LOB: 0	K: 1	S: 9	R: 0	H: 0	E: 0	LOB: 2	K: 0	S: 7	R: 0	H: 1	E: 1	LOB: 1	K: 0	S: 10	R: 3	H: 1	E: 1	LOB: 0	K: 0	S: 7	1B: 3	SF: 0	2B: 0	SAC: 0	3B: 1	DP: 1	HR: 2	HBP: 1	WP: 1	PA: 41
--------------	------	------	------	--------	------	-------	------	------	------	--------	------	------	------	------	------	--------	------	-------	------	------	------	--------	------	------	------	------	------	--------	------	-------	------	------	------	--------	------	------	------	------	------	--------	------	------	------	------	------	--------	------	-------	------	------	------	--------	------	------	-------	-------	-------	--------	-------	-------	-------	--------	-------	--------

PITCHER	IP	WLS	BF	H	R	ER	SO	BB	IBB	HBP	BLK	WP	HR	S	P	ERA	WHIP	PITCHER	IP	WLS	BF	H	R	ER	SO	BB	IBB	HBP	BLK	WP	HR	S	P	ERA	WHIP															
Jim Hearn, R ERA: 3.86 (1, 1)	8.2	L	41	6	5	2	5	5	1	1	0	1	2	81	151	2.08	1.269																																	

BOTTOM

New York Giants @ Brooklyn Dodgers
Ebbets Field, Brooklyn, NY

Wed May 27 1953, 3:33 AM EDT
Att. 26,430 - Unknown

AB	34
R	5
H	6
RBI	5
BB	6
SO	5
LOB	20



WP: 1	PA: 41
PB: 1	
SB: 0	
CS: 0	

livebaseballscorecards.com

New York Giants @ Brooklyn Dodgers
 Ebbets Field, Brooklyn, NY
 Thu May 28 1953, 3:33 AM EDT
 Att. 11,219 - Unknown

livebaseballscorecards.com

AB 41
R 6
H 11
RBI 6
BB 1
SO 7
LOB 12



Batter	1	2	3	4	5	6	7	8	9	10	AB	R	H	RBI	BB	SO	LOB	
Davey Williams, R (1, 4) OBP: 0.396, SLG: 0.381	3-3 K		1-0 L8		1-2 F3		1-0 F2		1-1 6-3 1B		5	0	1	0	0	1	0	
Alvin Dark, R (1, 6) OBP: 0.319, SLG: 0.444	1-1 F7		2-2 F3		1-2 4-3		4-1 1B 1B BB		0-0 6-3		4	1	0	0	1	0	1	
Tookie Gilbert, L (1, 3) OBP: 0.318, SLG: 0.368	3-3 K		1-3 K		1-2 HR		3-2 1B 1-3 1B		0-1 G3		5	1	2	1	0	2	1	
Hank Thompson, L (1, 5) OBP: 0.429, SLG: 0.667		0-0 1B 1B		2-3 K	1-0 4-3		2-1 1-2 3-H 1B			2-2 F9		5	1	2	1	0	1	0
Whitey Lockman, L (1, 7) OBP: 0.379, SLG: 0.352		0-0 1B 1-3 FC5-2-6 1B		1-0 2B 1B		0-0 P3	0-2 6-3			1-1 F7		5	1	2	0	0	0	2
Don Mueller, L (1, 9) OBP: 0.327, SLG: 0.337		1-0 FC5-2-6 1-3 3-H 1B		0-0 1B 2B		1-0 1B		0-1 4-3		1-0 F7		5	2	3	2	0	0	0
Bobby Thomson, R (1, 8) OBP: 0.342, SLG: 0.466		1-1 FC5-2-5 1-3 3-H 4-3		3-1 2-H 1B		0-0 F9		0-1 4-3				4	0	1	1	0	0	3
Ray Noble, R (1, 2) OBP: 0.222, SLG: 0.125		0-1 4-3		0-1 F9		2-3 K		1-2 F6				4	0	0	1	0	1	3
Al Corwin, R (1, 1) OBP: 0.267, SLG: 0.333		3-3 K		1-0 F7			2-3 K		1-2 6-3		2	0	0	0	0	1	2	
Hoyt Wilhelm, R (4, 1) OBP: 0.429, SLG: 0.364											2	0	0	0	0	1	0	

Inning Stats	R: 0	H: 0	E: 0	K: 2	S: 8	P: 15	R: 2	H: 3	E: 0	K: 1	S: 11	R: 0	H: 0	E: 0	K: 1	S: 7	R: 2	H: 3	E: 0	K: 1	S: 10	R: 1	H: 1	E: 0	K: 0	S: 10	R: 0	H: 1	E: 0	K: 1	S: 6	R: 1	H: 2	E: 0	K: 1	S: 13	R: 0	H: 0	E: 0	K: 0	S: 8	R: 0	H: 1	E: 0	K: 0	S: 8	R: 0	H: 0	E: 0	K: 0	S: 6	R: 0	H: 0	E: 0	K: 0	S: 10	1B: 9	2B: 1	3B: 0	HR: 1	SF: 0	SAC: 0	DP: 0	HBP: 0	WP: 0	PB: 0	SB: 0	CS: 0	PA: 42
PITCHER	IP	WLS	BF	H	R	ER	SO	BB	IBB	HBP	BLK	WP	HR	S	P	ERA	WHIP																																																				
Carl Erskine, R (1, 1) ERA: 4.82	3.1		16	6	4	4	5	0	0	0	0	0	0	33	55	10.80	1.800																																																				
Jim Hughes, R (4, 1) ERA: 4.15	0.2		2	0	0	0	0	0	0	0	0	0	0	3	4	0.00	0.000																																																				
Clem Labine, R (5, 1) ERA: 5.11	3.0		14	4	2	2	2	1	0	0	0	0	1	29	48	6.00	1.667																																																				
Joe Black, R (8, 1) ERA: 4.45	3.0	W	10	1	0	0	0	0	0	0	0	0	0	22	29	0.00	0.333																																																				

BOTTOM

New York Giants @ Brooklyn Dodgers
Ebbets Field, Brooklyn, NY
Thu May 28 1953, 3:33 AM EDT
Att: 11,219 - Unknown

livebaseballscorecards.com

AB 38
R 7
H 10
RBI 6
BB 2
SO 4
LOB 9



WP: 1 PA: 41
PB: 1
SB: 1
CS: 0

AB R H RBI BB SO LOB

5 0 0 0 0 0 0

4 3 2 0 1 1 0

4 1 2 3 0 1 1

4 1 2 0 1 1 2

5 0 0 0 0 1 4

4 0 1 1 0 0 0

4 0 1 0 0 0 0

1 0 0 0 0 0 0
0 0 0 0 0 0 0
1 0 0 0 0 0 2
0 0 0 0 0 0 0
1 1 1 1 0 0 0
1 0 0 0 0 0 0

1B: 5 SF: 0
2B: 2 SAC: 1
3B: 1 DP: 1
HR: 2 HBP: 0

Batter	1	2	3	4	5	6	7	8	9	10
Jim Gilliam, S OBP: 0.382, SLG: 0.303 (1, 4)	F5		G3		F6		6-3		F9	
Pee Wee Reese, R OBP: 0.412, SLG: 0.431 (1, 6)	HR 1B		6-3		S BB		3B 1B			K WP SH PB
Duke Snider, L OBP: 0.409, SLG: 0.613 (1, 8)	1-H HR			K	F9		1-H 3B			SH PB WP
Jackie Robinson, R OBP: 0.412, SLG: 0.512 (1, 7)	G6-4-3 1B			6-3 2B	4-3		K			PB IBB
Roy Campanella, R OBP: 0.418, SLG: 0.745 (1, 2)	G6-4-3 1-2f			6-3 2-3		K		F9		PB 1-2 2-3 3-H
Gil Hodges, R OBP: 0.363, SLG: 0.257 (1, 3)		F3		1-1 1B 2B		F2		4-3		
Billy Cox, R OBP: 0.469, SLG: 0.545 (1, 5)		F9		2-2 1B 1B		6-3		F7		
Carl Furillo, R OBP: 0.333, SLG: 0.400 (1, 9)		F4		1-1 1-2 1B			6-3		5-3	
Carl Erskine, R OBP: 0.250, SLG: 0.250 (1, 1)			B1		F4		2-0 HR		5-3	
Jim Hughes, R OBP: 0.332, SLG: 0.455 (4, PH)										
Clem Labine, R OBP: 0.288, SLG: 0.714 (7, PH)										
Wayne Belardi, L OBP: 0.288, SLG: 0.714 (8, 1)										
Joe Black, R										

Inning Stats	R: 2	H: 3	E: 0	LOB: 0	K: 0	BB: 0	S: 13	P: 21	R: 0	H: 0	E: 0	LOB: 0	K: 0	BB: 0	S: 4	P: 9	R: 0	H: 0	E: 0	LOB: 1	K: 0	BB: 1	S: 7	P: 12	R: 0	H: 0	E: 0	LOB: 0	K: 1	BB: 0	S: 6	P: 9	R: 2	H: 3	E: 0	LOB: 1	K: 1	BB: 0	S: 11	P: 16	R: 0	H: 0	E: 0	LOB: 0	K: 0	BB: 0	S: 3	P: 6	R: 0	H: 0	E: 0	LOB: 0	K: 0	BB: 0	S: 6	P: 8	R: 1	H: 0	E: 1	LOB: 2	K: 1	BB: 1	S: 7	P: 16	1B: 5	SF: 0	2B: 2	SAC: 1	3B: 1	DP: 1	HR: 2	HBP: 0
--------------	------	------	------	--------	------	-------	-------	-------	------	------	------	--------	------	-------	------	------	------	------	------	--------	------	-------	------	-------	------	------	------	--------	------	-------	------	------	------	------	------	--------	------	-------	-------	-------	------	------	------	--------	------	-------	------	------	------	------	------	--------	------	-------	------	------	------	------	------	--------	------	-------	------	-------	-------	-------	-------	--------	-------	-------	-------	--------

PITCHER	IP	WLS	BF	H	R	ER	SO	BB	IBB	HBP	BLK	WP	HR	S	P	ERA	WHIP
Al Corwin, R ERA: 4.54 (1, 1)	3.2		17	7	4	4	1	0	0	0	0	0	1	38	61	9.82	1.909
Hoyt Wilhelm, R ERA: 2.34 (4, 1)	5.1	L	24	3	3	2	3	1	1	0	0	1	1	41	68	3.38	0.750

Batter	1	2	3	4	5	6	7	8	9	AB R H RBI BB SO LOB
Cal Abrams, L OBP: 0.419, SLG: 0.452 (1, 9) B B X	2-0 HR		2-3 K ①		0-0 F6 ①		0-1 F8 ②			4 1 1 1 0 1 1
Danny O'Connell, R OBP: 0.371, SLG: 0.409 (1, 4) B C F X	1-2 E3 1B SH2-3 1B		1-2 1-3 ②		0-1 G6-4-3 1B		0-0 F7 ③			4 1 1 0 0 0 1
Paul Smith, L OBP: 0.348, SLG: 0.326 (1, 3) F X	0-1 SH2-3 ① 1-2		0-1 4-3 ③		1-0 G6-4-3 ② ③ 1-2f			0-1 1B 1B		3 0 1 0 0 0 1
Ralph Kiner, R OBP: 0.386, SLG: 0.474 (1, 7) C F B B X	2-2 1B 2-3 1B			0-0 6-3 ①		1-2 F8 ①		3-2 G5-4-3 1B 1-3		4 0 2 0 0 0 0
Frank Thomas, R OBP: 0.375, SLG: 0.551 (1, 8) X	0-0 1B G6-4-3 1-2 3-H 1B			1-1 2B		1-3 K ②		0-0 G5-4-3 ② ③ 1-2f		4 0 2 1 0 1 1
Mike Sandlock, S OBP: 0.280, SLG: 0.234 (1, 2) C X	0-1 G6-4-3 ② ③ 1-2f			2-2 F6 ②		0-0 1B			1-1 4-3 ①	4 0 1 0 0 0 3
Eddie Pellagrini, R OBP: 0.342, SLG: 0.457 (1, 5)				1-1 F8 ③		1-0 F3 ③			3-2 6-3 ②	4 0 0 0 0 0 2
Dick Cole, R OBP: 0.375, SLG: 0.330 (1, 6)					1-2 1B				0-2 F4 ③	4 1 2 0 0 0 0
Johnny Lindell, R OBP: 0.393, SLG: 0.786 (1, 1)					2-1 HR				3-2 F8 ①	3 1 1 2 0 0 1

Inning Stats	R: 2	H: 3	E: 1	K: 0	S: 13	LOB: 1	BB: 0	P: 18	R: 0	H: 0	E: 0	K: 0	S: 5	LOB: 0	BB: 0	P: 8	R: 0	H: 0	E: 0	K: 1	S: 10	LOB: 0	BB: 0	P: 13	R: 0	H: 1	E: 0	K: 0	S: 9	LOB: 1	BB: 0	P: 13	R: 2	H: 3	E: 0	K: 0	S: 10	LOB: 0	BB: 0	P: 14	R: 0	H: 1	E: 0	K: 1	S: 9	LOB: 1	BB: 0	P: 12	R: 0	H: 1	E: 0	K: 0	S: 8	LOB: 1	BB: 0	P: 12	R: 0	H: 2	E: 0	K: 0	S: 6	LOB: 0	BB: 0	P: 9	R: 0	H: 0	E: 0	K: 0	S: 8	LOB: 0	BB: 0	P: 12	1B: 8	SF: 0	2B: 1	SAC: 1	3B: 0	DP: 3	HR: 2	HBP: 0	WP: 0	PA: 35
--------------	------	------	------	------	-------	--------	-------	-------	------	------	------	------	------	--------	-------	------	------	------	------	------	-------	--------	-------	-------	------	------	------	------	------	--------	-------	-------	------	------	------	------	-------	--------	-------	-------	------	------	------	------	------	--------	-------	-------	------	------	------	------	------	--------	-------	-------	------	------	------	------	------	--------	-------	------	------	------	------	------	------	--------	-------	-------	-------	-------	-------	--------	-------	-------	-------	--------	-------	--------

PITCHER	IP	WLS	BF	H	R	ER	SO	BB	IBB	HBP	BLK	WP	HR	S	P	ERA	WHIP
Russ Meyer, R ERA: 4.7 (1, 1)	5.0	W	21	7	4	3	1	0	0	0	0	0	2	47	66	5.40	1.400
Jim Hughes, R ERA: 2.84 (6, 1)	4.0	S	14	4	0	0	1	0	0	0	0	0	0	31	45	0.00	1.000

BOTTOM

Brooklyn Dodgers @ Pittsburgh Pirates
 Forbes Field, Pittsburgh, PA
 Fri May 29 1953, 3:33 AM EDT
 Att. 3,902 - Unknown

AB	34
R	4
H	11
RBI	4
BB	0
SO	2
LOB	10

PITCHER	IP	WLS	BF	H	R	ER	SO	BB	IBB	HBP	BLK	WP	HR	S	P	ERA	WHIP
---------	----	-----	----	---	---	----	----	----	-----	-----	-----	----	----	---	---	-----	------

Batter	1	2	3	4	5	6	7	8	9	AB R H RBI BB SO LOB	TOP											
Jim Gilliam, S OBP: 0.383, SLG: 0.305 (1, 4)	3-2 L7 1B	2-1 FC6-4 1-2f			1-1 CS 1B	1-0 F8			0-1 1-3 1B	5 0 2 0 0 0 1												
Pee Wee Reese, R OBP: 0.411, SLG: 0.417 (1, 6)	1-1 1B		0-1 L7		3-1 F8 1-2		2-3 K		2-3 K	5 0 1 0 0 2 2												
Duke Snider, L OBP: 0.405, SLG: 0.603 (1, 8)	2-2 L8		1-0 2B		1-1 1B	3-1 HR 1B	2-0 F9			4 1 2 0 0 0 1												
Jackie Robinson, R OBP: 0.395, SLG: 0.481 (1, 7)	2-2 F8		1-1 F8		3-1 1-2	0-2 F4				4 0 0 0 0 0 3												
Roy Campanella, R OBP: 0.419, SLG: 0.743 (1, 2)		1-0 HR	0-1 F8		4-0 HR BB		3-2 1-3			3 2 1 1 1 0 1												
Gil Hodges, R OBP: 0.376, SLG: 0.355 (1, 3)		1-0 HR		0-1 F7	0-1 1-H 2-H	HR	0-1 6-3			4 2 2 4 0 0 0												
Billy Cox, R OBP: 0.421, SLG: 0.500 (1, 5)		1-0 F6		1-1 6-3	2-0 5-3		1-3 K			4 0 0 0 0 1 0												
Carl Furillo, R OBP: 0.336, SLG: 0.392 (1, 9)		0-1 FC6-4 1B		3-1 F7	1-1 HR 1B			0-2 L6		4 1 2 0 0 0 0												
Preacher Roe, R OBP: 0.071, SLG: 0.071 (1, 1)		0-3 K			1-1 5-3			0-1 1B		1 0 0 0 0 1 1												
Ben Wade, R OBP: 0.250, SLG: 0.625 (4, 1)						1-H HR		0-1 1B		3 1 2 2 0 0 0												
Inning Stats	R: 0 E: 0 K: 0 S: 12	H: 1 LOB: 1 BB: 0 P: 20	R: 2 E: 0 K: 1 S: 10	H: 3 LOB: 1 BB: 0 P: 15	R: 0 E: 0 K: 0 S: 7	H: 1 LOB: 1 BB: 0 P: 9	R: 0 E: 0 K: 0 S: 6	H: 0 LOB: 0 BB: 0 P: 10	R: 0 E: 0 K: 0 S: 6	H: 1 LOB: 0 BB: 0 P: 11	R: 5 E: 0 K: 0 S: 12	H: 4 LOB: 0 BB: 1 P: 24	R: 0 E: 0 K: 1 S: 7	H: 0 LOB: 0 BB: 0 P: 11	R: 0 E: 0 K: 1 S: 9	H: 0 LOB: 0 BB: 0 P: 13	R: 0 E: 0 K: 1 S: 10	H: 2 LOB: 1 BB: 0 P: 12	1B: 7 2B: 1 3B: 0 HR: 4	SF: 0 SAC: 0 DP: 0 HBP: 0	WP: 0 PB: 0 SB: 0 CS: 1	PA: 38
PITCHER	IP WLS BF H R ER SO BB IBB HBP BLK WP HR S P ERA WHIP																					
Murry Dickson, R ERA: 5.53 (1, 1)	5.2 L 27 10 7 7 1 1 0 0 0 0 0 4 52 87 11.12 1.941																					
Roger Bowman, L ERA: 3.52 (6, 1)	0.1 1 0 0 0 0 0 0 0 0 0 0 1 2 0.00 0.000																					
Roy Face, R ERA: 8.56 (7, 1)	3.0 10 2 0 0 0 3 0 0 0 0 0 0 26 36 0.00 0.667																					

Brooklyn Dodgers @ Pittsburgh Pirates
 Forbes Field, Pittsburgh, PA
 Sat May 30 1953, 3:33 AM EDT
 Unknown

livebaseballscorecards.com

AB	37
R	7
H	12
RBI	7
BB	1
SO	4
LOB	9



Batter	1	2	3	4	5	6	7	8	9	AB R H RBI BB SO LOB
Carlos Bernier, R OBP: 0.385, SLG: 0.476 (1, 8)	3-3 K		1-3 K		0-1 L4		4-1 G3 BB		2-1 G3 3B	4 1 1 0 1 2 2
Paul Smith, L OBP: 0.337, SLG: 0.315 (1, 3)	0-0 F8		0-1 G4-6-3 1-2f		2-0 G3		3-2 G3 1-2		1-1 G3 3-H	5 0 0 1 0 0 3
Danny O'Connell, R OBP: 0.387, SLG: 0.419 (1, 4)	4-0 2B BB			0-0 1B 2B	4-0 BB		2-3 K		4-2 DI BB	2 1 1 0 3 1 1
Ralph Kiner, R OBP: 0.393, SLG: 0.482 (1, 7)	0-2 2B 1-3		1-2 1B SH1-3 1B 2-H	3-3 K		1-0 HBP		2-2 F9 1-2	4 1 2 1 0 1 2	
Frank Thomas, R OBP: 0.373, SLG: 0.538 (1, 9)		1-1 5-3		0-0 SH1-3 1-2		2-1 BB 1B	1-1 F5			3 0 1 0 0 0 2
Eddie Pellagrini, R OBP: 0.333, SLG: 0.436 (1, 5)		2-2 F6		2-1 1B 1B 2-3		2-2 F5	2-1 F7			4 1 1 0 0 0 1
Mike Sandlock, S OBP: 0.296, SLG: 0.240 (1, 2)		1-1 1-3		0-1 1B 1-2 3-H		4-0 FC4-6 BB	1-1 4-3			3 0 1 1 1 0 0
Dick Cole, R OBP: 0.379, SLG: 0.336 (1, 6)			2-1 BB 1B	0-0 1B 1-3 2-H		2-1 F8	2-2 6-3			4 0 2 1 0 0 2
Murry Dickson, R OBP: 0.111, SLG: 0.059 Roger Bowman, R (6, 1) Cal Abrams, L OBP: 0.416, SLG: 0.448 Roy Face, R (7, 1) Felipe Montemayor, L OBP: 0.228, SLG: 0.213 (9, PH)			4-1 G4-6-3 BB	0-2 F4		1-0 FC4-6 1-2f		2-1 F6	1 0 0 0 1 0 1 0 0 0 0 0 0 0 1 0 0 0 0 0 2 0 0 0 0 0 0 0 1 0 0 0 0 0 0	

Inning Stats	R: 0 E: 0 K: 1 S: 9	H: 1 LOB: 2 BB: 1 P: 16	R: 0 E: 0 K: 0 S: 7	H: 0 LOB: 0 BB: 0 P: 11	R: 0 E: 0 K: 1 S: 8	H: 1 LOB: 1 BB: 1 P: 15	R: 3 E: 0 K: 0 S: 13	H: 5 LOB: 1 BB: 0 P: 16	R: 0 E: 0 K: 1 S: 6	H: 0 LOB: 1 BB: 1 P: 15	R: 0 E: 0 K: 0 S: 9	H: 1 LOB: 2 BB: 1 P: 20	R: 0 E: 0 K: 1 S: 9	H: 0 LOB: 2 BB: 1 P: 20	R: 0 E: 0 K: 0 S: 7	H: 0 LOB: 0 BB: 0 P: 12	R: 1 E: 0 K: 0 S: 11	H: 1 LOB: 1 BB: 1 P: 22	1B: 6 2B: 2 3B: 1 HR: 0	SF: 0 SAC: 1 DP: 1 HBP: 1	WP: 0 PB: 0 SB: 0 CS: 0	PA: 40
PITCHER	IP	WLS	BF	H	R	ER	SO	BB	IBB	HBP	BLK	WP	HR	S	P	ERA	WHIP					
Preacher Roe, L ERA: 4.28 (1, 1)	3.2		17	7	3	3	2	2	0	0	0	0	0	34	55	7.36	2.455					
Ben Wade, R ERA: 3.71 (4, 1)	5.1	W	23	2	1	1	2	4	0	1	0	0	0	45	92	1.69	1.125					

BOTTOM

Brooklyn Dodgers @ Pittsburgh Pirates
Forbes Field, Pittsburgh, PA
Sat May 30 1953, 3:33 AM EDT
Unknown

livebaseballscores.com

AB	32
R	4
H	9
RBI	4
BB	6
SO	4
LOB	16



Brooklyn Dodgers @ Pittsburgh Pirates
 Forbes Field, Pittsburgh, PA
 Sat May 30 1953, 3:38 AM EDT
 Att: 31,029 - Unknown

AB	34
R	4
H	9
RBI	4
BB	4
SO	3
LOB	17



WP:	1	PA:	38
PB:	0		
SB:	2		
CS:	0		

Batter	1	2	3	4	5	6	7	8	9	AB R H RBI BB SO LOB
Jim Gilliam, S (1, 4) OBP: 0.388, SLG: 0.310	0-1 4-3		1-0 F8 FC5-4 1B	2-2 4-3			2-2 S 1B		4-2 BB	4 1 2 0 1 0 2
Pee Wee Reese, R (1, 6) OBP: 0.411, SLG: 0.416	0-1 S 1B		1-2 FC5-4 1B			0-1 B1-3	2-1 F8		0-0 F9	5 0 2 0 0 0 2
Duke Snider, L (1, 8) OBP: 0.401, SLG: 0.594	2-3 K		3-2 F8			1-1 1B	2-2 4-3			4 0 1 0 0 1 4
Jackie Robinson, R (1, 7) OBP: 0.391, SLG: 0.474	1-1 5-3		0-0 FC5-4 BB			0-0 G1-4-3 1B		1-3 K		4 0 1 1 0 1 2
Gil Hodges, R (1, 3) OBP: 0.380, SLG: 0.348		4-2 HR BB	4-1 1-2 BB			2-1 G1-4-3		0-0 L7		2 1 0 0 2 0 2
Billy Cox, R (1, 5) OBP: 0.410, SLG: 0.536		1-1 L9	0-0 1-3			0-0 B1-3		3-2 HR		4 1 1 1 0 0 3
Carl Furillo, R (1, 9) OBP: 0.342, SLG: 0.425		2-2 HR		0-0 4-3 WP 1B		1-1 6-3		1-0 4-3		4 1 2 2 0 0 0
Rube Walker, L (1, 2) OBP: 0.273, SLG: 0.300		1-3 K		4-0 4-3 4-3 BB		1-1 4-3			2-0 4-3	3 0 0 0 1 1 0
Roy Campanella, R (9, 2) OBP: 0.419, SLG: 0.743				1-2 BB						0 0 0 0 0 0 0
Johnny Podres, L (1, 1) OBP: 0.333, SLG: 0.333		0-1 4-3		0-1 4-3			0-2 F8		1-0 4-3	2 0 0 0 0 0 2
Wayne Belardi, L (7, PH) OBP: 0.222, SLG: 0.556				1-2 2-3						1 0 0 0 0 0 0
Carl Erskine, R (7, 1) OBP: 0.240, SLG: 0.240										1 0 0 0 0 0 0

Inning Stats	R: 0	H: 1	E: 0	K: 1	S: 9	P: 12	R: 2	H: 1	E: 0	K: 1	S: 13	P: 21	R: 1	H: 2	E: 0	K: 0	S: 11	P: 20	R: 0	H: 1	E: 0	K: 0	S: 6	P: 12	R: 0	H: 2	E: 0	K: 0	S: 7	P: 10	R: 0	H: 0	E: 0	K: 0	S: 5	P: 7	R: 0	H: 1	E: 0	K: 0	S: 12	P: 18	R: 1	H: 1	E: 0	K: 1	S: 10	P: 15	R: 0	H: 0	E: 0	K: 0	S: 6	P: 13	1B: 7	2B: 0	3B: 0	HR: 2	SF: 0	SAC: 0	DP: 1	HBP: 0	WP: 1	PA: 38
--------------	------	------	------	------	------	-------	------	------	------	------	-------	-------	------	------	------	------	-------	-------	------	------	------	------	------	-------	------	------	------	------	------	-------	------	------	------	------	------	------	------	------	------	------	-------	-------	------	------	------	------	-------	-------	------	------	------	------	------	-------	-------	-------	-------	-------	-------	--------	-------	--------	-------	--------

PITCHER	IP	WLS	BF	H	R	ER	SO	BB	IBB	HBP	BLK	WP	HR	S	P	ERA	WHIP
Bob Friend, R (1, 1) ERA: 4.86	7.0	L	30	8	3	3	2	3	0	0	0	1	1	63	100	3.86	1.571
Roger Bowman, L (8, 1) ERA: 3.72	2.0		8	1	1	1	1	1	0	0	0	0	1	16	28	4.50	1.000

PITCHER	IP	WLS	BF	H	R	ER	SO	BB	IBB	HBP	BLK	WP	HR	S	P	ERA	WHIP
---------	----	-----	----	---	---	----	----	----	-----	-----	-----	----	----	---	---	-----	------

Batter	1	2	3	4	5	6	7	8	9	AB R H RBI BB SO LOB
--------	---	---	---	---	---	---	---	---	---	----------------------

Carlos Bernier, R (1, 8) OBP: 0.384, SLG: 0.464 Pete Castiglione, R (5, PH) OBP: 0.218, SLG: 0.318 Cal Abrams, L (6, 9) OBP: 0.417, SLG: 0.444	4-2 BB FC4-3-5	2-3 K			1-3 K		4-2 BB	2-3 K	1 1 0 0 1 1 1 1 0 0 0 0 1 0 1 0 0 0 1 1 2
---	--------------------------	--------------	--	--	--------------	--	---------------	--------------	---

George Metkovich, L (1, 3) OBP: 0.257, SLG: 0.233	1-1 B1		1-0 F9		4-0 BB BB		2-2 F6	1-0 F9	4 0 0 0 1 0 4
--	---------------	--	---------------	--	---------------------	--	---------------	---------------	---------------

Danny O'Connell, R (1, 5) OBP: 0.397, SLG: 0.429	3-1 2B FC4-3-5		4-1 BB		4-2 BB 1-2		1-2 F9		2 0 1 0 2 0 1
---	--------------------------	--	---------------	--	----------------------	--	---------------	--	---------------

Ralph Kiner, R (1, 7) OBP: 0.389, SLG: 0.471	4-0 IBB FC4-3-5		2-2 F8		0-0 F8		3-3 K		3 0 0 0 1 1 3
---	---------------------------	--	---------------	--	---------------	--	--------------	--	---------------

Frank Thomas, R (1, 9) OBP: 0.349, SLG: 0.500 (6, 8)	1-1 FC4-3-5		0-0 F4		2-1 5-3		2-2 5-3		4 0 0 1 0 0 3
--	--------------------	--	---------------	--	----------------	--	----------------	--	---------------

Johnny O'Brien, R (1, 4) OBP: 0.200, SLG: 0.143	2-2 L4		2-2 1B L5-3		0-0 F2		1-3 K		4 0 1 0 0 1 2
--	---------------	--	-----------------------	--	---------------	--	--------------	--	---------------

Mike Sandlock, S (1, 2) OBP: 0.310, SLG: 0.278		0-0 2B G3		0-0 F8		3-2 1B		1-2 F2	4 0 2 0 0 0 1
---	--	---------------------	--	---------------	--	---------------	--	---------------	---------------

Dick Cole, R (1, 6) OBP: 0.375, SLG: 0.333		2-0 G3		1-0 1B L5-3		1-1 F2		3-2 1B	4 0 1 0 0 0 3
---	--	---------------	--	-----------------------	--	---------------	--	---------------	---------------

Bob Friend, R (1, 1) OBP: 0.125, SLG: 0.125 Felipe Montemayor, L (7, PH) OBP: 0.222, SLG: 0.208 Roger Bowman, R (8, 1) Paul Smith, L (9, PH) OBP: 0.341, SLG: 0.320		3-3 K		2-2 4-3		0-1 F5		0-1 1B	2 0 0 0 0 1 1 1 0 0 0 0 0 0 0 0 0 0 0 0 0 1 0 1 0 0 0 0
---	--	--------------	--	----------------	--	---------------	--	---------------	--

Inning Stats	R: 1 H: 1 E: 0 K: 12 S: 12	H: 1 LOB: 2 BB: 2 P: 27	R: 0 H: 1 E: 0 K: 10 S: 10	H: 1 LOB: 1 BB: 0 P: 17	R: 0 H: 0 E: 0 K: 6 S: 6	H: 1 LOB: 0 BB: 1 P: 13	R: 0 H: 0 E: 0 K: 1 S: 5	H: 1 LOB: 2 BB: 2 P: 20	R: 0 H: 1 E: 0 K: 8 S: 8	H: 1 LOB: 1 BB: 0 P: 14	R: 0 H: 0 E: 0 K: 11 S: 11	H: 0 LOB: 1 BB: 1 P: 18	R: 0 H: 0 E: 0 K: 12 S: 12	H: 0 LOB: 0 BB: 0 P: 18	R: 0 H: 2 E: 0 K: 1 S: 16	H: 2 LOB: 2 BB: 0 P: 23	1B: 4 2B: 3 3B: 0 HR: 0	SF: 0 SAC: 0 DP: 1 HBP: 0	WP: 0 PB: 0 SB: 0 CS: 0	PA: 38
---------------------	----------------------------	-------------------------	----------------------------	-------------------------	--------------------------	-------------------------	--------------------------	-------------------------	--------------------------	-------------------------	----------------------------	-------------------------	----------------------------	-------------------------	---------------------------	-------------------------	-------------------------	---------------------------	-------------------------	--------

PITCHER	IP	WLS	BF	H	R	ER	SO	BB	IBB	HBP	BLK	WP	HR	S	P	ERA	WHIP	PITCHER	IP	WLS	BF	H	R	ER	SO	BB	IBB	HBP	BLK	WP	HR	S	P	ERA	WHIP		
Johnny Podres, L (1, 1) ERA: 5.34	6.0	W	26	4	1	1	3	4	1	0	0	0	0	50	99	1.50	1.333																				
Carl Erskine, R (7, 1) ERA: 4.59	3.0	S	12	2	0	0	3	1	0	0	0	0	0	39	59	0.00	1.000																				

BOTTOM

Brooklyn Dodgers @ Pittsburgh Pirates
 Forbes Field, Pittsburgh, PA
 Sat May 30 1953, 3:38 AM EDT
 Att. 31,029 - Unknown

AB	32
R	1
H	6
RBI	1
BB	6
SO	6
LOB	21



WP: 0	PA: 38
PB: 0	
SB: 0	
CS: 0	

Batter	1	2	3	4	5	6	7	8	9	AB R H RBI BB SO LOB	TOP
Cal Abrams, L (1, 9) OBP: 0.406, SLG: 0.430	0-0 F7		2-1 1-3			3-1 F8		3-2 4-3		4 0 0 0 0 0 2	
George Metkovich, L (1, 3) OBP: 0.231, SLG: 0.206	1-1 4-3		0-0 3-1			0-1 F6		1-0 4-3		4 0 0 0 0 0 2	
Danny O'Connell, R (1, 5) OBP: 0.400, SLG: 0.463 (8, 4)	0-0 F8				1-0 L7		1-0 HR		2-2 1B 2B	4 2 2 1 0 0 0	
Frank Thomas, R (1, 7) OBP: 0.343, SLG: 0.483		1-1 FC4-6 1B		0-0 5-3		1-1 F7		3-1 F2		4 0 1 0 0 0 1	
Carlos Bernier, R (1, 8) OBP: 0.369, SLG: 0.443		1-0 F8		2-2 F3		1-2 F9		0-1 1-3		4 0 0 0 0 0 2	
Mike Sandlock, S (1, 2) OBP: 0.311, SLG: 0.281		0-0 FC4-6 1B		2-1 P6		0-1 4-3		4-2 1B BB		3 0 1 0 0 0 0	
Johnny Lindell, R (9, PH) OBP: 0.414, SLG: 0.786		1-2 FC4-6 1B		0-0 6-3				0-0 1-3 E 1B		0 0 0 0 1 0 0	
Vic Janowicz, R (9, PR)		1-2 FC4-6 1B		0-0 6-3				1-2 1B		0 0 0 0 0 0 0	
Dick Cole, R (1, 6) OBP: 0.374, SLG: 0.333		2-2 FC4-6		0-0 6-3				0-0 1-3 E 1B		3 0 1 0 0 0 2	
Eddie O'Brien, R (8, PR) OBP: 0.571, SLG: 0.250		1-2 FC4-6		0-0 6-3				1-2 1B		0 1 0 0 0 0 0	
Pete Castiglione, R (9, PH) OBP: 0.224, SLG: 0.323		1-2 FC4-6		0-0 6-3				1-2 1B		1 0 1 1 0 0 0	
Johnny O'Brien, R (1, 4) OBP: 0.176, SLG: 0.125		1-3 K		0-0 1-3				1-1 1-3		2 0 0 0 0 1 2	
Felipe Montemayor, L (8, PH) OBP: 0.218, SLG: 0.204		1-3 K		0-0 1-3				1-2 1-3		1 0 0 0 0 0 1	
Eddie Pellagrini, R (8, 5) OBP: 0.326, SLG: 0.425		1-3 K		0-0 1-3				1-0 F5		1 0 0 0 0 0 2	
Bob Hall, R (1, 1) OBP: 0.143, SLG: 0.143		1-0 F3		1-0 F3		0-0 F2		1-0 E2 1B		2 0 0 0 0 0 0	
Paul Smith, L (8, PH) OBP: 0.345, SLG: 0.324		1-0 F3		1-0 F3		0-0 F2		1-0 E2 1B		1 0 1 1 0 0 0	
Paul LaPalme, L (8, 1) OBP: 0.067, SLG: 0.067		1-0 F3		1-0 F3		0-0 F2		1-0 E2 1B		0 0 0 0 0 0 0	
Inning Stats	R: 0 H: 0 E: 0 LOB: 0 K: 0 BB: 0 S: 4 P: 5	R: 0 H: 2 E: 0 LOB: 2 K: 1 BB: 0 S: 11 P: 16	R: 0 H: 0 E: 0 LOB: 0 K: 0 BB: 0 S: 4 P: 7	R: 0 H: 0 E: 0 LOB: 0 K: 0 BB: 0 S: 5 P: 8	R: 0 H: 0 E: 0 LOB: 0 K: 0 BB: 0 S: 4 P: 6	R: 0 H: 0 E: 0 LOB: 0 K: 0 BB: 0 S: 5 P: 8	R: 1 H: 1 E: 0 LOB: 0 K: 0 BB: 0 S: 8 P: 11	R: 1 H: 2 E: 1 LOB: 2 K: 0 BB: 0 S: 8 P: 14	R: 1 H: 2 E: 0 LOB: 2 K: 0 BB: 1 S: 13 P: 25	1B: 5 SF: 0 2B: 1 SAC: 0 3B: 0 DP: 0 HR: 1 HBP: 0	WP: 0 PA: 35 PB: 0 SB: 0 CS: 0
PITCHER	IP WLS BF H R ER SO BB IBB HBP BLK WP HR S P ERA WHIP										
Billy Loes, R (1, 1) ERA: 3.76	8.2 W 34 7 3 3 1 1 0 0 0 0 0 1 61 98 3.12 0.923										
Jim Hughes, R (9, 1) ERA: 2.77	0.1 S 1 0 0 0 0 0 0 0 0 0 0 0 1 2 0.00 0.000										

Pittsburgh Pirates @ Brooklyn Dodgers
Ebbets Field, Brooklyn, NY
Sun May 31 1953, 3:33 AM EDT
Unknown

AB	34
R	3
H	7
RBI	3
BB	1
SO	1
LOB	14



WP: 0	PA: 35
PB: 0	
SB: 0	
CS: 0	

Batter	1	2	3	4	5	6	7	8	9	AB	R	H	RBI	BB	SO	LOB
Jim Gilliam, S OBP: 0.385, SLG: 0.309 (1, 4)	1-0 F8		2-1 1B		3-1 F7		1-0 6-3			4	0	1	0	0	0	1
Pee Wee Reese, R OBP: 0.408, SLG: 0.408 (1, 6)	4-1 G3 WP BB		0-0 L8		2-3 K			1-1 1-3		3	0	0	0	1	1	1
Duke Snider, L OBP: 0.398, SLG: 0.582 (1, 8)	2-2 G3			1-2 F7		4-0 SH1-3 BB		1-2 F8		3	0	0	0	1	0	1
Jackie Robinson, R OBP: 0.396, SLG: 0.479 (1, 7)	2-2 F7			0-0 S BB 1B		1-1 SH1-3		1-1 BB 1B		3	2	2	0	0	0	1
Bill Antonello, R OBP: 0.250, SLG: 0.400 (9, 7)										0	0	0	0	0	0	0
Roy Campanella, R OBP: 0.421, SLG: 0.733 (1, 2)		3-1 5-3		4-1 1B BB		2-2 F2		4-2 2B E BB		2	2	0	0	2	0	1
Gil Hodges, R OBP: 0.383, SLG: 0.362 (1, 3)		2-3 K		2-1 1B 1-2 2-H		0-0 F9		1-1 E8 1-H 2-H		4	0	2	2	0	1	1
Billy Cox, R OBP: 0.400, SLG: 0.517 (1, 5)		0-0 6-3		2-2 G6-4-3 1-3 2-H			0-0 F8	1-0 5-3		4	0	1	1	0	0	1
Carl Furillo, R OBP: 0.342, SLG: 0.417 (1, 9)			1-2 6-3	2-1 G6-4-3 1-2f			4-0 4-3 S BB			2	0	0	0	1	0	2
Billy Loes, R OBP: 0.160, SLG: 0.125 (1, 1)			0-1 5-3		0-0 B1-3					3	0	0	0	0	0	1
Jim Hughes, R OBP: 1.000, SLG: 1.000 (9, 1)										0	0	0	0	0	0	0


Inning Stats	R: 0	H: 0	E: 0	K: 0	S: 11	R: 0	H: 0	E: 0	K: 1	S: 7	R: 0	H: 1	E: 0	K: 0	S: 8	R: 2	H: 3	E: 0	K: 0	S: 12	R: 0	H: 0	E: 0	K: 1	S: 6	R: 0	H: 0	E: 0	K: 0	S: 7	R: 0	H: 0	E: 1	K: 0	S: 12	R: 2	H: 2	E: 1	K: 0	S: 12
	LOB: 1	BB: 1	P: 20	LOB: 0	BB: 0	P: 12	LOB: 1	BB: 0	P: 11	LOB: 0	BB: 0	P: 11	LOB: 1	BB: 1	P: 14	LOB: 1	BB: 1	P: 11	LOB: 1	BB: 1	P: 21	LOB: 1	BB: 1	P: 21	LOB: 1	BB: 1	P: 21	SF: 0	SAC: 1	DP: 1	HBP: 0	WP: 1	PA: 34	ERA	WHIP					
PITCHER	IP	WLS	BF	H	R	ER	SO	BB	IBB	HBP	BLK	WP	HR	S	P	ERA	WHIP	IP	WLS	BF	H	R	ER	SO	BB	IBB	HBP	BLK	WP	HR	S	P	ERA	WHIP						
Bob Hall, R ERA: 4.97 (1, 1)	7.0		28	4	2	2	2	4	0	0	0	1	0	56	102	2.57	1.143																							
Paul LaPalme, L ERA: 5.1 (8, 1)	1.0	L	6	2	2	1	0	1	0	0	0	0	0	12	21	9.00	3.000																							

BOTTOM

Pittsburgh Pirates @ Brooklyn Dodgers
Ebbets Field, Brooklyn, NY
 Sun May 31 1953, 3:33 AM EDT
 Unknown

livebaseballscorecards.com

AB	28
R	4
H	6
RBI	3
BB	5
SO	2
LOB	10



Batter	1	2	3	4	5	6	7	8	9	AB R H RBI BB SO LOB	TOP					
Cal Abrams, L (1, 9) OBP: 0.397, SLG: 0.419	0-0 F7		1-3 K			2-2 6-3				3 0 0 0 0 1 0	Pittsburgh Pirates @ Brooklyn Dodgers Ebbets Field, Brooklyn, NY Sun May 31 1953, 3:38 AM EDT Att. 25,277 - Unknown livebaseballscorecards.com					
George Metkovich, L (1, 8) OBP: 0.238, SLG: 0.270	2-3 K			3-2 F8			0-1 G3 3B			3 1 1 0 0 1 0						
Felipe Montemayor, L (1, 7) OBP: 0.207, SLG: 0.192	0-3 K			2-3 K			1-2 4-3			3 0 0 0 0 2 1						
Danny O'Connell, R (1, 4) OBP: 0.392, SLG: 0.452		0-0 6-3		2-2 6-3			1-0 G3			3 0 0 1 0 0 0						
Paul Smith, L (1, 3) OBP: 0.339, SLG: 0.318		2-1 F7			3-3 K		0-2 E4			3 0 0 0 0 1 0						
Eddie Pellagrini, R (1, 5) OBP: 0.326, SLG: 0.419		0-0 1B			1-1 F5		1-0 L7			3 0 1 0 0 0 1						
Mike Sandlock, S (1, 2) OBP: 0.302, SLG: 0.271		3-3 K			2-3 K					2 0 0 0 0 2 1						
Eddie O'Brien, R (1, 6) OBP: 0.444, SLG: 0.167			0-1 1-3			1-1 4-3				2 0 0 0 0 0 0						
Johnny O'Brien, R (6, 6) OBP: 0.176, SLG: 0.125										0 0 0 0 0 0 0						
Johnny Hetki, R (1, 1) OBP: 0.444, SLG: 0.875			1-2 F9			2-2 F8				1 0 0 0 0 0 0						
Carlos Bernier, R (6, PH) OBP: 0.365, SLG: 0.438										1 0 0 0 0 0 0						
Roy Face, R (6, 1)										0 0 0 0 0 0 0						
Inning Stats	R: 0 E: 0 K: 2 S: 7	H: 0 LOB: 0 BB: 0 P: 9	R: 0 E: 0 K: 1 S: 8	H: 1 LOB: 1 BB: 0 P: 13	R: 0 E: 0 K: 1 S: 9	H: 0 LOB: 0 BB: 0 P: 11	R: 0 E: 0 K: 1 S: 12	H: 0 LOB: 0 BB: 0 P: 19	R: 0 E: 0 K: 2 S: 9	H: 0 LOB: 0 BB: 0 P: 15	R: 1 E: 1 K: 0 S: 10	H: 1 LOB: 1 BB: 0 P: 13	1B: 1 2B: 0 3B: 1 HR: 0	SF: 0 SAC: 0 DP: 0 HBP: 0	WP: 0 PB: 0 SB: 0 CS: 0	PA: 24
PITCHER Bob Milliken, R (1, 1) ERA: 2.25	IP: 7.0 WLS: W BF: 24 H: 2 R: 1 ER: 1 SO: 7 BB: 0 IBB: 0 HBP: 0 BLK: 0 WP: 0 HR: 0 S: 64 P: 94 ERA: 1.29 WHIP: 0.286											PITCHER	IP: WLS: BF: H: R: ER: SO: BB: IBB: HBP: BLK: WP: HR: S: P: ERA: WHIP:			



Batter	1	2	3	4	5	6	7	8	9	AB R H RBI BB SO LOB
Jim Gilliam, S OBP: 0.383, SLG: 0.325 (1, 4) M B X	1-1 E3 SH1-3 1B		3-3 K2-3	2-1 HR		1-1 6-3				4 2 1 1 0 1 0
Pee Wee Reese, R OBP: 0.401, SLG: 0.400 (1, 6) F X	0-1 SH1-3 2-3		3-2 F9	2-0 L8		1-0 E5				3 0 0 0 0 0 0
Duke Snider, L OBP: 0.395, SLG: 0.574 (1, 8) F X	0-2 F2		2-2 1B 1B		3-2 1-3	0-0 F8				4 1 1 0 0 0 2
Jackie Robinson, R OBP: 0.407, SLG: 0.490 (1, 7) M B F X	1-2 1B		3-1 1B 1B		0-0 1B 1B					3 1 3 1 0 0 0
Roy Campanella, R OBP: 0.420, SLG: 0.725 (1, 2) C X	0-1 1-3		3-1 1B BB 1B		2-0 F5					3 0 1 1 0 0 2
Gil Hodges, R OBP: 0.389, SLG: 0.364 (1, 3) B X		1-0 F4	4-0 FC6-4 BB		2-2 1B 1B					2 0 1 0 1 0 0
Billy Cox, R OBP: 0.397, SLG: 0.508 (1, 5) X		0-0 F8	0-0 FC6-4 1-2f		0-0 1B					3 0 1 1 0 0 3
Carl Furillo, R OBP: 0.341, SLG: 0.414 (1, 9) B X		1-0 1B		2-1 4-3	2-2 F9					3 0 1 0 0 0 2
Bob Milliken, R (1, 1) F F X		0-2 5-3		0-2 6-3		0-3 K				3 0 0 0 0 1 1

Inning Stats	R: 1 E: 1 K: 0 S: 12	H: 1 LOB: 1 BB: 0 P: 14	R: 0 E: 0 K: 0 S: 6	H: 1 LOB: 1 BB: 0 P: 8	R: 1 E: 0 K: 1 S: 18	H: 3 LOB: 3 BB: 1 P: 36	R: 1 E: 0 K: 0 S: 8	H: 1 LOB: 0 BB: 0 P: 14	R: 1 E: 0 K: 0 S: 15	H: 3 LOB: 2 BB: 0 P: 24	R: 0 E: 1 K: 1 S: 7	H: 0 LOB: 1 BB: 0 P: 9	1B: 8 2B: 0 3B: 0 HR: 1	SF: 0 SAC: 1 DP: 0 HBP: 0	WP: 0 PB: 0 SB: 0 CS: 0	PA: 30
---------------------	-------------------------------	----------------------------------	------------------------------	---------------------------------	-------------------------------	----------------------------------	------------------------------	----------------------------------	-------------------------------	----------------------------------	------------------------------	---------------------------------	----------------------------------	------------------------------------	----------------------------------	--------


PITCHER	IP	WLS	BF	H	R	ER	SO	BB	IBB	HBP	BLK	WP	HR	S	P	ERA	WHIP
Johnny Hetki, R ERA: 2.25 (1, 1)	5.0	L	26	9	4	3	1	1	0	0	0	0	1	59	96	5.40	2.000
Roy Face, R ERA: 7.98 (6, 1)	1.0		4	0	0	0	1	0	0	0	0	0	0	7	9	0.00	0.000

BOTTOM

Pittsburgh Pirates @ Brooklyn Dodgers
Ebbets Field, Brooklyn, NY
 Sun May 31 1953, 3:38 AM EDT
 Att. 25,277 - Unknown

livebaseballscorecards.com

AB	28
R	4
H	9
RBI	4
BB	1
SO	2
LOB	10



Batter	1	2	3	4	5	6	7	8	9	AB R H RBI BB SO LOB	TOP											
Bill Bruton, L (1, 8) OBP: 0.312, SLG: 0.366	1-3 K		1-2 S 1B			1-2 G3		0-1 S 1B		4 0 2 1 0 1 0												
Johnny Logan, R (1, 6) OBP: 0.339, SLG: 0.441	0-0 L8		2-0 F7			0-0 4-3		2-2 L7		4 0 0 0 0 0 2												
Eddie Mathews, L (1, 5) OBP: 0.449, SLG: 0.715	1-0 4-3				0-1 6-3		0-0 G4-6-3 1B		0-1 4-3	4 0 1 0 0 0 0												
Sid Gordon, R (1, 7) OBP: 0.348, SLG: 0.486		1-1 F5		1-2 5-3		2-0 G4-6-3		0-1 HR 1B		4 0 1 0 0 0 1												
Jim Pendleton, R (9, PR) OBP: 0.167, SLG: 0.167						1-2f				0 1 0 0 0 0 0												
Andy Pafko, R (1, 9) OBP: 0.323, SLG: 0.444		1-1 4-3		1-2 L8		2-1 2B 1B		0-0 HR 1B		4 2 2 2 0 0 0												
Joe Adcock, R (1, 3) OBP: 0.338, SLG: 0.412		1-0 1-3			4-2 L4-3 BB		1-2 1-H 2B		0-0 G3-6-3 1B	3 0 2 1 1 0 0												
Jack Dittmer, L (1, 4) OBP: 0.297, SLG: 0.370			1-1 G6-4-3 1B 2B		0-1 L4-3		0-0 G3		0-0 G3-6-3	4 1 1 0 0 0 3												
Del Crandall, R (1, 2) OBP: 0.380, SLG: 0.565			1-2 G6-4-3 1B		1-0 5-3			1-3 K		3 0 1 0 0 1 0												
Jim Wilson, R (1, 1) OBP: 0.125, SLG: 0.313			0-2 G6-4-3			1-1 5-3				2 0 0 0 0 0 2												
George Crowe, L (8, PH) OBP: 0.300, SLG: 0.125			1-2f 2-3							1 0 0 0 0 0 0												
Lew Burdette, R (8, 1) OBP: 0.200, SLG: 0.200										0 0 0 0 0 0 0												
Inning Stats	R: 0 E: 0 K: 1 S: 5	H: 0 LOB: 0 BB: 0 P: 7	R: 0 E: 0 K: 0 S: 5	H: 0 LOB: 0 BB: 0 P: 8	R: 1 E: 0 K: 0 S: 12	H: 3 LOB: 1 BB: 0 P: 17	R: 0 E: 0 K: 0 S: 9	H: 0 LOB: 0 BB: 0 P: 11	R: 0 E: 0 K: 0 S: 6	H: 0 LOB: 0 BB: 1 P: 11	R: 0 E: 0 K: 0 S: 6	H: 0 LOB: 0 BB: 0 P: 8	R: 1 E: 0 K: 0 S: 8	H: 3 LOB: 1 BB: 0 P: 13	R: 0 E: 0 K: 1 S: 12	H: 1 LOB: 1 BB: 0 P: 16	R: 2 E: 0 K: 0 S: 7	H: 3 LOB: 1 BB: 0 P: 7	1B: 7 2B: 3 3B: 0 HR: 1	SF: 0 SAC: 0 DP: 4 HBP: 0	WP: 0 PB: 0 SB: 2 CS: 0	PA: 34
PITCHER Russ Meyer, R (1, 1) ERA: 4.6	IP: 9.0 WLS: L BF: 34 H: 10 R: 4 ER: 4 SO: 2 BB: 1 IBB: 0 HBP: 0 BLK: 0 WP: 0 HR: 1 S: 70 P: 98 ERA: 4.00 WHIP: 1.222																					

Milwaukee Braves @ Brooklyn Dodgers
Ebbets Field, Brooklyn, NY
Tue Jun 02 1953, 3:33 AM EDT
Att. 26,288 - Unknown

livebaseballscorecards.com

AB	33
R	4
H	10
RBI	4
BB	1
SO	2
LOB	8



Batter	1	2	3	4	5	6	7	8	9	AB	R	H	RBI	BB	SO	LOB
Jim Gilliam, S (1, 4) OBP: 0.378, SLG: 0.318	2-1 4-3		4-0 HBP PB 1-2 BB		0-1 6-3		2-2 4-3		1-1 F7	4	0	0	0	1	0	1
Pee Wee Reese, R (1, 6) OBP: 0.393, SLG: 0.390	0-1 F6		2-0 F6		1-0 L7		0-1 5-3			4	0	0	0	0	0	2
Duke Snider, L (1, 8) OBP: 0.402, SLG: 0.573	4-2 S BB		4-0 HBP IBB		2-1 F4			0-0 1B		2	0	1	0	2	0	0
Jackie Robinson, R (1, 7) OBP: 0.404, SLG: 0.479 Bill Antonello, R (9, 7) OBP: 0.250, SLG: 0.400	2-3 K		1-2 G6-4-3 HBP		2-3 K			2-2 P1		3	0	0	1	0	2	2
Roy Campanella, R (1, 2) OBP: 0.421, SLG: 0.717		0-1 CS E 1B	2-0 G6-4-3		4-2 3B BB			1-1 F2		0	0	0	0	0	0	0
Gil Hodges, R (1, 3) OBP: 0.392, SLG: 0.385		1-0 FC5		1-1 6-3 1B		0-2 SH3 3B		2-3 K		3	1	1	0	1	0	4
Billy Cox, R (1, 5) OBP: 0.386, SLG: 0.492 George Shuba, L (9, PH) OBP: 0.342, SLG: 0.455		3-2 F9		2-2 L7		1-0 SH3			4-2 G1-6-3 BB	2	0	0	1	0	0	3
Carl Furillo, R (1, 9) OBP: 0.333, SLG: 0.404 Wayne Belardi, L (9, PH) OBP: 0.200, SLG: 0.500		3-3 K		1-1 6-3		3-H 3-1			2-1 G1-6-3	0	0	0	0	0	1	3
Russ Meyer, S (1, 1) OBP: 0.120, SLG: 0.120 Rube Walker, L (9, PH) OBP: 0.333, SLG: 0.300 Bobby Morgan, R (9, PR) OBP: 0.111, SLG: 0.111			1-2 PB BB HBP 1B		2-2 5-3		0-2 1-3		4-2 BB	3	1	1	0	0	0	1

Inning Stats	R: 0	H: 0	E: 0	K: 1	S: 9	R: 0	H: 1	E: 1	K: 1	S: 9	R: 0	H: 1	E: 0	K: 0	S: 7	R: 0	H: 1	E: 0	K: 0	S: 11	R: 0	H: 0	E: 0	K: 0	S: 5	R: 2	H: 1	E: 0	K: 1	S: 13	R: 0	H: 0	E: 0	K: 0	S: 8	R: 0	H: 1	E: 0	K: 1	S: 10	R: 0	H: 0	E: 0	K: 0	S: 9	1B: 4	SF: 0	2B: 1	SAC: 1	3B: 1	DP: 3	HR: 0	HBP: 1	WP: 0	PA: 37
--------------	------	------	------	------	------	------	------	------	------	------	------	------	------	------	------	------	------	------	------	-------	------	------	------	------	------	------	------	------	------	-------	------	------	------	------	------	------	------	------	------	-------	------	------	------	------	------	-------	-------	-------	--------	-------	-------	-------	--------	-------	--------

PITCHER	IP	WLS	BF	H	R	ER	SO	BB	IBB	HBP	BLK	WP	HR	S	P	ERA	WHIP
Jim Wilson, R (1, 1) ERA: 3.98	7.0		29	4	3	3	3	3	1	1	0	0	0	62	110	3.86	1.000
Lew Burdette, R (8, 1) ERA: 2.59	2.0	W	8	1	0	0	1	2	0	0	0	0	0	19	35	0.00	1.500

BOTTOM

Milwaukee Braves @ Brooklyn Dodgers
Ebbets Field, Brooklyn, NY
Tue Jun 02 1953, 3:33 AM EDT
Att. 26,288 - Unknown

livebaseballscorecards.com

AB	29
R	3
H	5
RBI	3
BB	6
SO	4
LOB	19



Batter	1	2	3	4	5	6	7	8	9	AB R H RBI BB SO LOB	TOP														
Bill Bruton, L (1, 8) OBP: 0.324, SLG: 0.391	3-2 3-1		0-2 WP L8 2-H 2B		1-2 E7 1B	2-1 L8 3B		3-2 1B HBP	0-2 FC4-6 1-2f	5 4 3 2 0 0 1	Milwaukee Braves @ Brooklyn Dodgers Ebbets Field, Brooklyn, NY Wed Jun 03 1953, 3:33 AM EDT Att: 11,557 - Unknown														
Johnny Logan, R (1, 6) OBP: 0.341, SLG: 0.436	1-0 4-3		1-1 L8 2-H		1-2 HR 1B	0-0 L8		4-2 1B HR BB		4 2 1 3 1 0 0															
Eddie Mathews, L (1, 5) OBP: 0.453, SLG: 0.730	3-3 K		0-1 F2		0-0 HR 1B	4-1 FC6-4 BB		2-1 HR 1B		4 2 2 3 1 1 0															
Sid Gordon, R (1, 7) OBP: 0.345, SLG: 0.480		2-2 5-3		2-1 F6	2-1 F9 2B 1B	FC6-4 1-2f		0-2 HR		4 1 1 0 0 0 1															
Jim Pendleton, R (6, 7) OBP: 0.286, SLG: 0.714								1-H 3-H HR		1 1 1 3 0 0 0															
Andy Pafko, R (1, 9) OBP: 0.331, SLG: 0.481	1-0 F9			0-1 2B	0-0 F9 2B		3-1 F8	0-1 HR		5 2 3 1 0 0 0															
Joe Adcock, R (1, 3) OBP: 0.339, SLG: 0.418		1-1 2B		2-3 K	0-2 F9		1-1 G6-4-3 1B	0-3 K		5 0 2 1 0 2 2															
Jack Dittmer, L (1, 4) OBP: 0.294, SLG: 0.371	1-0 3-1			0-0 L9	1-0 2B		1-1 G6-4-3			5 0 1 1 0 0 3															
Del Crandall, R (1, 2) OBP: 0.381, SLG: 0.567			3-2 SH2-4 2B 1B					2-0 F6	2-3 K	5 2 2 0 0 1 1															
Vern Bickford, R (1, 1) Ernie Johnson, R (3, 1) Harry Hanebrink, L (5, PH) Bob Buhl, R (5, 1) Johnny Antonelli, L (7, 1) Ebba St. Claire, S (8, PH) Lew Burdette, R (8, 1)			0-0 SH2-4		3-2 F8	0-0 L4		1-2 F2	3-1 FC4-6 1B	0 0 0 0 0 0 0 0 0 0 0 0 0 0 1 0 0 0 0 0 0 1 0 0 0 0 0 0 0 0 0 0 0 0 0 1 0 0 0 0 0 0 1 0 1 0 0 0 0															
Inning Stats	R: 0 E: 0 K: 1 S: 8	H: 0 LOB: 0 BB: 0 P: 15	R: 0 E: 0 K: 0 S: 7	H: 1 LOB: 1 BB: 0 P: 12	R: 2 E: 0 K: 0 S: 13	H: 2 LOB: 0 BB: 0 P: 17	R: 0 E: 0 K: 1 S: 9	H: 1 LOB: 1 BB: 0 P: 13	R: 6 E: 1 K: 0 S: 22	H: 7 LOB: 1 BB: 0 P: 33	R: 1 E: 0 K: 0 S: 7	H: 1 LOB: 1 BB: 1 P: 15	R: 0 E: 0 K: 0 S: 6	H: 1 LOB: 0 BB: 0 P: 11	R: 5 E: 0 K: 1 S: 19	H: 3 LOB: 0 BB: 1 P: 31	R: 0 E: 0 K: 1 S: 9	H: 1 LOB: 1 BB: 0 P: 14	1B: 7 2B: 6 3B: 1 HR: 3	SF: 0 SAC: 1 DP: 1 HBP: 1	WP: 1 PB: 0 SB: 0 CS: 0	PA: 46			
PITCHER	IP WLS BF H R ER SO BB IBB HBP BLK WP HR S P ERA WHIP	IP WLS BF H R ER SO BB IBB HBP BLK WP HR S P ERA WHIP	IP WLS BF H R ER SO BB IBB HBP BLK WP HR S P ERA WHIP	IP WLS BF H R ER SO BB IBB HBP BLK WP HR S P ERA WHIP	IP WLS BF H R ER SO BB IBB HBP BLK WP HR S P ERA WHIP	IP WLS BF H R ER SO BB IBB HBP BLK WP HR S P ERA WHIP	IP WLS BF H R ER SO BB IBB HBP BLK WP HR S P ERA WHIP	IP WLS BF H R ER SO BB IBB HBP BLK WP HR S P ERA WHIP	IP WLS BF H R ER SO BB IBB HBP BLK WP HR S P ERA WHIP	IP WLS BF H R ER SO BB IBB HBP BLK WP HR S P ERA WHIP	IP WLS BF H R ER SO BB IBB HBP BLK WP HR S P ERA WHIP	IP WLS BF H R ER SO BB IBB HBP BLK WP HR S P ERA WHIP	IP WLS BF H R ER SO BB IBB HBP BLK WP HR S P ERA WHIP	IP WLS BF H R ER SO BB IBB HBP BLK WP HR S P ERA WHIP	IP WLS BF H R ER SO BB IBB HBP BLK WP HR S P ERA WHIP	IP WLS BF H R ER SO BB IBB HBP BLK WP HR S P ERA WHIP	IP WLS BF H R ER SO BB IBB HBP BLK WP HR S P ERA WHIP	IP WLS BF H R ER SO BB IBB HBP BLK WP HR S P ERA WHIP	IP WLS BF H R ER SO BB IBB HBP BLK WP HR S P ERA WHIP	IP WLS BF H R ER SO BB IBB HBP BLK WP HR S P ERA WHIP	IP WLS BF H R ER SO BB IBB HBP BLK WP HR S P ERA WHIP	IP WLS BF H R ER SO BB IBB HBP BLK WP HR S P ERA WHIP	IP WLS BF H R ER SO BB IBB HBP BLK WP HR S P ERA WHIP	IP WLS BF H R ER SO BB IBB HBP BLK WP HR S P ERA WHIP	IP WLS BF H R ER SO BB IBB HBP BLK WP HR S P ERA WHIP

livebaseballscorecards.com

AB	42
R	14
H	17
RBI	14
BB	2
SO	4
LOB	9



Batter	1	2	3	4	5	6	7	8	9	AB	R	H	RBI	BB	SO	LOB
Jim Gilliam, S OBP: 0.369, SLG: 0.309 (1, 4)	3-2 L8	0-0 F8	1-1 4-3			1-1 4-3		1-1 L7		5	0	0	0	0	0	3
Pee Wee Reese, R OBP: 0.398, SLG: 0.399 (1, 6)	2-2 S 2B	2-2 L8			3-3 K		1-0 E 1B	2-2 HBP		4	1	2	0	0	1	2
Duke Snider, L OBP: 0.397, SLG: 0.562 (1, 8)	0-3 K		1-2 F6		1-2 F9		1-2 E 1B	0-0 F9		5	1	1	0	0	1	2
Roy Campanella, R OBP: 0.421, SLG: 0.705 (1, 2)	2-1 6-3		4-2 WP 1B S BB		2-0 F2		2-3 K	1-1 1B		4	1	1	0	1	1	3
Gil Hodges, R OBP: 0.405, SLG: 0.400 (1, 3)		3-1 BB 1B	4-0 1B 1B		4-2 G6-4-3 BB		2-1 E9 1H 2H 2B	3-3 K		3	2	2	2	2	1	2
George Shuba, L OBP: 0.354, SLG: 0.456 (1, 7)		4-2 1B 1B	0-0 1B 1B		1-3 K		4-0 S IBB		1-2 6-3	2	2	1	1	1	1	1
Jackie Robinson, R (7, PH) OBP: 0.407, SLG: 0.479 (7, 7)		1-2 1B BB	1-3 1B 1B		3-H				0-0 6-3	0	0	0	0	1	0	0
Bill Antonello, R OBP: 0.235, SLG: 0.375 (8, 7)									1-2 6-3	1	0	0	0	0	0	0
Bobby Morgan, R OBP: 0.143, SLG: 0.143 (1, 5)		2-3 K	0-2 1B 1B		3-2 G6-4-3 1-2f		3-3 K		0-1 6-3	5	1	1	1	0	2	5
Carl Furillo, R OBP: 0.344, SLG: 0.407 (1, 9)		3-2 1B 1B	0-1 E9 1B 1B				2-2 4-3		0-1 F7	4	1	2	2	1	0	0
Carl Erskine, R OBP: 0.296, SLG: 0.296 (5, 1)		0-0 1B	0-0 1B				0-0 F7			2	0	2	2	0	0	0
Joe Black, R (5, 1)										0	0	0	0	0	0	0
Bob Milliken, R (6, PH)										0	0	0	0	0	0	0
Wayne Belardi, L OBP: 0.182, SLG: 0.455 (7, 1)										1	0	0	0	0	0	0
Jim Hughes, R OBP: 1.000, SLG: 1.000 (7, PH)										0	0	0	0	0	0	0
Billy Cox, R OBP: 0.380, SLG: 0.485 (8, 1)										1	0	0	0	0	1	3
Ben Wade, R OBP: 0.250, SLG: 0.625 (9, 1)										0	0	0	0	0	0	0
Clem Labine, R										0	0	0	0	0	0	0

Inning Stats	R: 0	H: 1	E: 0	K: 1	S: 12	H: 1	LOB: 1	BB: 0	P: 19	R: 2	H: 3	E: 0	K: 1	S: 16	H: 3	LOB: 2	BB: 1	P: 30	R: 5	H: 4	E: 1	K: 0	S: 15	R: 0	H: 0	E: 0	K: 1	S: 8	R: 0	H: 0	E: 0	K: 1	S: 10	R: 0	H: 0	E: 0	K: 0	S: 6	R: 2	H: 3	E: 1	K: 3	S: 16	R: 0	H: 1	E: 0	K: 1	S: 11	R: 0	H: 0	E: 0	K: 0	S: 7	1B: 10	SF: 0	2B: 2	SAC: 0	3B: 0	DP: 1	HR: 0	HBP: 1	WP: 1	PA: 44
PITCHER	IP	WLS	BF	H	R	ER	SO	BB	IBB	HBP	BLK	WP	HR	S	P	ERA	WHIP																																														
Vern Bickford, R ERA: 6.67 (1, 1)	2.1		15	5	5	5	2	3	0	0	0	1	0	34	64	19.29	3.429																																														
Ernie Johnson, R ERA: 3.38 (3, 1)	1.2		7	3	2	2	1	0	0	0	0	0	0	17	24	10.80	1.800																																														
Bob Tuhi, R ERA: 3.38 (5, 1)	2.1		10	3	2	2	2	1	0	0	0	0	0	26	43	7.71	1.714																																														
Johnny Antonelli, L ERA: 3.48 (7, 1)	0.2	W	4	0	0	0	2	0	2	0	0	0	0	6	19	0.00	0.000																																														
Lew Burdette, R ERA: 2.43 (8, 1)	2.0	S	8	1	0	0	1	0	0	1	0	0	0	18	26	0.00	0.500																																														

BOTTOM

Milwaukee Braves @ Brooklyn Dodgers
Ebbets Field, Brooklyn, NY
Wed Jun 03 1953, 3:33 AM EDT
Att. 11,557 - Unknown

livebaseballscores.com

AB	37
R	9
H	12
RBI	8
BB	6
SO	8
LOB	21



Batter	1	2	3	4	5	6	7	8	9	AB R H RBI BB SO LOB	TOP
Bill Bruton, L (1, 8) OBP: 0.322, SLG: 0.393	2-1 		0-0 			1-1 		1-1 		4 1 1 0 0 0 1	
Johnny Logan, R (1, 6) OBP: 0.351, SLG: 0.463	2-2 			0-1 		0-0 		0-0 		4 3 3 2 0 0 0	
Eddie Mathews, L (1, 5) OBP: 0.449, SLG: 0.717	1-3 			0-0 		2-2 		0-0 		4 0 1 1 0 1 1	
Sid Gordon, R (1, 7) Jim Pendleton, R (8, PR) OBP: 0.286, SLG: 0.714 (8, 7)		3-1 		2-0 		1-2 		0-0 		4 0 1 2 0 0 1 0 0 0 0 0 0 0	
Andy Pafko, R (1, 9) OBP: 0.324, SLG: 0.469	2-2 			1-1 			1-0 	1-0 		4 0 0 0 0 0 2	
Joe Adcock, R (1, 3) OBP: 0.337, SLG: 0.420	1-3 			0-0 			2-3 		3-2 	4 0 1 0 0 2 0	
Jack Dittmer, L (1, 4) OBP: 0.299, SLG: 0.374			0-0 		0-0 		0-1 		1-1 	4 0 2 0 0 0 0	
Del Crandall, R (1, 2) Paul Burris, R (8, 2)			2-0 		1-1 			0-1 	2-2 	3 1 1 0 0 0 2 1 0 0 0 0 0 0	
Max Surkont, R (1, 1) Dave Jolly, R (4, 1) Harry Hanebrink, L (5, PH) Ernie Johnson, R (5, 1) Walker Cooper, R (8, PH) Dave Cole, R (8, 1)			0-0 		1-2 			2-2 		0 0 0 0 0 0 0 0 0 0 0 0 0 0 1 0 0 0 0 0 0 0 0 0 0 0 0 0 1 0 0 0 0 0 1 0 0 0 0 0 0 0	
Inning Stats	R: 0 H: 0 E: 0 LOB: 0 K: 1 BB: 0 S: 8 P: 13	R: 0 H: 0 E: 0 LOB: 0 K: 1 BB: 0 S: 8 P: 14	R: 0 H: 1 E: 0 LOB: 1 K: 0 BB: 0 S: 4 P: 6	R: 1 H: 3 E: 0 LOB: 2 K: 0 BB: 0 S: 7 P: 10	R: 0 H: 1 E: 0 LOB: 0 K: 0 BB: 0 S: 6 P: 8	R: 1 H: 1 E: 0 LOB: 0 K: 0 BB: 0 S: 10 P: 14	R: 0 H: 0 E: 0 LOB: 0 K: 1 BB: 0 S: 6 P: 9	R: 3 H: 4 E: 0 LOB: 1 K: 0 BB: 0 S: 11 P: 15	R: 0 H: 0 E: 0 LOB: 0 K: 0 BB: 0 S: 8 P: 14	1B: 6 SF: 0 2B: 3 SAC: 1 3B: 0 DP: 1 HR: 1 HBP: 0	WP: 0 PA: 35 PB: 0 SB: 0 CS: 0
PITCHER Billy Loes, R (1, 1) ERA: 3.97 Jim Hughes, R (8, 1) ERA: 2.35	IP WLS BF H R ER SO BB IBB HBP BLK 7.2 W 31 10 5 5 3 0 0 0 0	IP WLS BF H R ER SO BB IBB HBP BLK 1.1 S 4 0 0 0 0 0 0 0 0 0	IP WLS BF H R ER SO BB IBB HBP BLK 0 0 9 16 0 0 0 0 0 0 0	IP WLS BF H R ER SO BB IBB HBP BLK 0 0 9 16 0 0 0 0 0 0 0	IP WLS BF H R ER SO BB IBB HBP BLK 0 0 9 16 0 0 0 0 0 0 0	IP WLS BF H R ER SO BB IBB HBP BLK 0 0 9 16 0 0 0 0 0 0 0	IP WLS BF H R ER SO BB IBB HBP BLK 0 0 9 16 0 0 0 0 0 0 0	IP WLS BF H R ER SO BB IBB HBP BLK 0 0 9 16 0 0 0 0 0 0 0	ERA WHIP 5.87 1.304 0.00 0.000	ERA WHIP 0.00 0.000	

Milwaukee Braves @ Brooklyn Dodgers
 Ebbets Field, Brooklyn, NY
 Thu Jun 04 1953, 3:33 AM EDT
 Att. 13,482 - Unknown

livebaseballscorecards.com

AB 34
R 5
H 10
RBI 5
BB 0
SO 3
LOB 8

Batter	1	2	3	4	5	6	7	8	9	AB R H RBI BB SO LOB	TOP																								
Solly Hemus, L OBP: 0.408, SLG: 0.452 (1, 6)	2-1 L8		0-2 G3	1-2 G3		0-1 4-3			0-2 G3-6 2-H 1B	5 0 1 1 0 0 3																									
Red Schoendienst, S OBP: 0.427, SLG: 0.585 (1, 4)	3-2 4-3 1B		1-1 G3 1B		4-1 FC4-6 BB		0-0 F9		1-1 G3-6 1-2f	4 2 2 0 1 0 1																									
Stan Musial, L OBP: 0.350, SLG: 0.399 (1, 7)	3-2 4-3 1-2		1-0 G3 1-2		0-1 FC4-6 1-2f		2-1 F8			4 0 0 0 0 0 3																									
Steve Bilko, R OBP: 0.351, SLG: 0.471 (1, 3)	2-2 2-H 1B		1-0 2-H 1B		0-3 K		3-3 K			4 0 2 2 0 2 1																									
Enos Slaughter, L OBP: 0.416, SLG: 0.418 (1, 9)	0-2 6-3		2-2 5-3		3-1 F6			2-1 G3		4 0 0 0 0 0 3																									
Ray Jablonski, R OBP: 0.321, SLG: 0.477 (1, 5)		2-2 2B		3-1 HR		1-1 6-3		0-0 6-3		4 1 2 1 0 0 0																									
Rip Repulski, R OBP: 0.323, SLG: 0.365 (1, 8)		0-0 6-3		1-0 G5-4-3 HBP		3-3 K		0-3 K		3 0 0 0 0 2 1																									
Del Rice, R OBP: 0.340, SLG: 0.396 (1, 2)		2-3 K		2-1 G5-4-3 1-2f		1-2 E 2B		1-1 F8		4 0 1 0 0 1 2																									
Joe Presko, R OBP: 0.348, SLG: 0.286 (1, 1)		0-2 4-3		2-1 1B		0-0 E2 1B		2-1 1B 2B		3 0 2 0 0 0 1																									
Peanuts Lowrey, R OBP: 0.367, SLG: 0.568 (9, PH)										1 1 1 0 0 0 0																									
Inning Stats	R: 1 E: 0 K: 0 S: 15	H: 2 LOB: 1 BB: 0 P: 25	R: 0 E: 0 K: 1 S: 15	H: 1 LOB: 1 BB: 0 P: 19	R: 1 E: 0 K: 0 S: 11	H: 2 LOB: 1 BB: 0 P: 18	R: 0 E: 0 K: 1 S: 8	H: 0 LOB: 1 BB: 1 P: 15	R: 0 E: 1 K: 1 S: 11	H: 2 LOB: 2 BB: 0 P: 16	R: 0 E: 0 K: 1 S: 6	H: 0 LOB: 0 BB: 0 P: 11	R: 0 E: 0 K: 1 S: 6	H: 0 LOB: 0 BB: 0 P: 8	R: 1 E: 0 K: 0 S: 9	H: 2 LOB: 0 BB: 0 P: 13	1B: 7 2B: 3 3B: 0 HR: 1	SF: 0 SAC: 0 DP: 2 HBP: 1	WP: 0 PB: 0 SB: 0 CS: 0	PA: 38															
PITCHER	IP WLS BF H R ER SO BB IBB HBP BLK WP HR S P ERA WHIP																																		
Preacher Roe, L ERA: 4.5 (1, 1)	4.0	19	7	3	3	1	0	0	1	0	0	1	50	78	6.75	1.750																			
Joe Black, R ERA: 4.59 (5, 1)	5.0	W	19	4	1	1	4	1	0	0	0	0	40	63	1.80	1.000																			

St. Louis Cardinals @ Brooklyn Dodgers
Ebbets Field, Brooklyn, NY
Fri Jun 05 1953, 3:33 AM EDT
Att. 28,926 - Unknown

livebaseballscorecards.com

AB	36
R	4
H	11
RBI	4
BB	1
SO	5
LOB	15



Batter	1	2	3	4	5	6	7	8	9
Jim Gilliam, S OBP: 0.377, SLG: 0.330 (1, 4)	0-0 6-3 3B	0-0 F8			4-0 FC1-6 BB		2-0 1-3 2B		
Pee Wee Reese, R OBP: 0.395, SLG: 0.398 (1, 6)	0-0 F5	3-2 F2			1-1 FC1-6 FC4-6		1-0 6-3		
Duke Snider, L OBP: 0.404, SLG: 0.580 (1, 8)	2-0 6-3		3-3 K		0-0 FC4-6		0-0 4-3		
Jackie Robinson, R OBP: 0.397, SLG: 0.464 (1, 7)	2-2 F9		2-2 6-3		1-2 4-3		1-1 6-3		
Roy Campanella, R OBP: 0.427, SLG: 0.689 (1, 2)		1-0 1B 1B	2-1 L8		0-1 F9		1-1 6-3		
Gil Hodges, R OBP: 0.404, SLG: 0.412 (1, 3)		3-2 E5 1B 3B		1-3 K		0-0 F8			
Carl Furillo, R OBP: 0.345, SLG: 0.437 (1, 9)		2-1 1-2 2-H 3B 1B		1-0 5-3		2-0 F8			
Bobby Morgan, R OBP: 0.190, SLG: 0.429 (1, 5)		0-1 F8 3B		3-1 F8		1-3 K			
Preacher Roe, R OBP: 0.067, SLG: 0.067 (1, 1)		0-1 F7			0-1 F6		1-0 2B 1B		
Joe Black, R OBP: 0.111, SLG: 0.111 (5, 1)									

Inning Stats	R: 1	H: 1	E: 0	LOB: 0	K: 0	S: 7	P: 11	R: 4	H: 3	E: 1	LOB: 0	K: 0	S: 14	R: 0	H: 0	E: 0	LOB: 0	K: 1	S: 9	R: 0	H: 0	E: 0	LOB: 0	K: 1	S: 6	R: 0	H: 0	E: 0	LOB: 1	K: 0	S: 5	R: 0	H: 0	E: 0	LOB: 0	K: 0	S: 6	R: 0	H: 2	E: 0	LOB: 2	K: 1	S: 7	R: 0	H: 0	E: 0	LOB: 0	K: 0	S: 5
	1	1	0	0	0	7	11	4	3	1	0	0	14	0	0	0	0	1	9	0	0	0	0	0	6	0	0	0	0	0	1	5	0	0	0	0	0	6	0	2	7	0	0	0	0	5			

PITCHER	IP	WLS	BF	H	R	ER	SO	BB	IBB	HBP	BLK	WP	HR	S	P	ERA	WHIP	IP	WLS	BF	H	R	ER	SO	BB	IBB	HBP	BLK	WP	HR	S	P	ERA	WHIP													
Joe Presko, R ERA: 4.94 (1, 1)	8.0	L	32	6	5	3	3	1	0	0	0	0	0	59	99	3.38	0.875																														

AB R H RBI BB SO LOB

3	1	2	1	1	0	0
4	0	0	0	0	0	4
4	0	0	1	0	1	1
4	0	0	0	0	0	0
4	1	1	0	0	0	0
3	1	0	0	0	1	1
3	1	1	1	0	0	0
3	1	1	2	0	1	0
1	0	0	0	0	0	1
2	0	1	0	0	0	0

1B: 3	SF: 0	WP: 0	PA: 32
2B: 1	SAC: 0	PB: 0	
3B: 2	DP: 0	SB: 0	
HR: 0	HBP: 0	CS: 0	

St. Louis Cardinals @ Brooklyn Dodgers
Ebbets Field, Brooklyn, NY
Fri Jun 05 1953, 3:33 AM EDT
Att. 28,926 - Unknown

livebaseballscorecards.com

AB	31
R	5
H	6
RBI	5
BB	1
SO	3
LOB	7



Batter	1	2	3	4	5	6	7	8	9	AB R H RBI BB SO LOB	TOP														
Solly Hemus, L OBP: 0.403, SLG: 0.445 (1, 6)	2-3 			X 0-0 	0-1 	1-0 			X 0-0 	5 1 1 0 0 1 1	St. Louis Cardinals @ Brooklyn Dodgers Ebbets Field, Brooklyn, NY Sat Jun 06 1953, 3:33 AM EDT Att. 17,148 - Unknown livebaseballscorecards.com														
Red Schoendienst, S OBP: 0.431, SLG: 0.591 (1, 4)	3-2 			BB 2-1 	1-0 	1-2 			B 1-0 	5 1 3 0 0 0 1															
Stan Musial, L OBP: 0.351, SLG: 0.399 (1, 7)	1-1 			BB 1-1 	1-0 			B 3-1 	5 1 2 1 0 0 2																
Steve Bilko, R OBP: 0.357, SLG: 0.472 (1, 3)		3-3 		BB 2-2 	0-0 			B 4-2 	4 1 2 1 1 2 0																
Ray Jablonski, R OBP: 0.317, SLG: 0.467 (1, 5)	1-0 			BB 4-2 	1-3 			B 2-3 	4 0 0 0 1 2 5																
Enos Slaughter, L OBP: 0.418, SLG: 0.424 (1, 9)	0-0 			BB 1-0 	4-0 			B 1-0 	3 0 1 2 1 0 0																
Rip Repulski, R OBP: 0.316, SLG: 0.356 (1, 8)			1-1 	BB 0-3 	0-3 			B 2-1 	4 0 0 0 0 2 5																
Del Rice, R OBP: 0.338, SLG: 0.387 (1, 2)			3-3 	BB 4-0 				B 3-0 	3 0 0 0 1 1 0																
Stu Miller, R OBP: 0.250, SLG: 0.333 (1, 1)			3-3 	BB 1-0 				C 0-1 	4 0 0 0 0 1 4																
Inning Stats	R: 0 E: 0 K: 1 S: 8	H: 0 LOB: 0 BB: 0 P: 14	R: 0 E: 0 K: 1 S: 5	H: 0 LOB: 0 BB: 0 P: 9	R: 0 E: 0 K: 2 S: 8	H: 0 LOB: 0 BB: 0 P: 15	R: 3 E: 0 K: 1 S: 16	H: 4 LOB: 3 BB: 2 P: 31	R: 1 E: 0 K: 2 S: 12	H: 3 LOB: 3 BB: 1 P: 19	R: 0 E: 1 K: 0 S: 9	H: 0 LOB: 1 BB: 0 P: 13	R: 0 E: 0 K: 1 S: 9	H: 0 LOB: 0 BB: 0 P: 16	R: 0 E: 0 K: 0 S: 4	H: 0 LOB: 0 BB: 0 P: 10	R: 0 E: 0 K: 1 S: 12	H: 2 LOB: 3 BB: 1 P: 22	1B: 7 2B: 2 3B: 0 HR: 0	SF: 0 SAC: 0 DP: 0 HBP: 0	WP: 0 PB: 0 SB: 0 CS: 0	PA: 41			
PITCHER	IP WLS BF H R ER SO BB IBB HBP BLK WP HR S P ERA WHIP																								
Johnny Podres, L ERA: 5.63 (1, 1)	3.1		15	4	3	3	4	1	0	0	0	0	0	33	60	8.10	1.500								
Jim Hughes, R ERA: 2.65 (4, 1)	1.2		10	3	1	1	3	0	2	0	0	0	0	16	28	5.40	1.800								
Bob Milliken, R ERA: 2.66 (6, 1)	2.0		7	0	0	0	1	0	0	0	0	0	0	18	29	0.00	0.000								
Clem Labine, R ERA: 4.11 (8, 1)	2.0	W	9	2	0	0	1	1	0	0	0	0	0	16	32	0.00	1.500								



Batter	1	2	3	4	5	6	7	8	9	AB	R	H	RBI	BB	SO	LOB
Jim Gilliam, S OBP: 0.379, SLG: 0.326 (1, 4)	4-2 5-3 BB		1-2 G4-3-6 1-2f		4-0 G4-6-3 BB			1-1 4-3		2	0	0	0	2	0	1
Pee Wee Reese, R OBP: 0.392, SLG: 0.394 (1, 6)	1-1 5-3 1-2		1-2 1B		1-2 G4-6-3 1-2f			0-1 F3		4	0	1	0	0	0	2
Duke Snider, L OBP: 0.396, SLG: 0.567 (1, 8)	2-3 K		1-0 F2				1-3 K	1-0 4-3		4	0	0	0	0	2	2
Jackie Robinson, R OBP: 0.404, SLG: 0.481 (1, 7)	2-1 1-3			1-2 1B 3B			4-1 5-3 BB	1-1 1B HR 1B		3	2	2	0	1	0	1
Roy Campanella, R OBP: 0.429, SLG: 0.685 (1, 2)		2-2 F7		1-2 FC6-4 1B		3-2 5-3		0-0 HR 1B		4	1	2	1	0	0	1
Gil Hodges, R OBP: 0.406, SLG: 0.459 (1, 3)		0-1 HR		1-2 F7		2-1 5-3		2-2 HR		4	2	2	4	0	0	2
Carl Furillo, R OBP: 0.338, SLG: 0.426 (1, 9)		1-2 F2		2-2 F7			1-1 1-3			3	0	0	0	0	0	1
Bobby Morgan, R OBP: 0.167, SLG: 0.375 (1, 5)		2-3 K		0-0 FC6-4 1-2f			2-1 1-3			3	0	0	0	0	1	1
Johnny Podres, L OBP: 0.286, SLG: 0.286 (1, 1)			2-2 E6 G4-3-6		2-3 K		1-3 K			1	0	0	0	0	0	0
Jim Hughes, R OBP: 1.000, SLG: 1.000 (4, 1)										0	0	0	0	0	0	0
Wayne Belardi, L OBP: 0.167, SLG: 0.417 (5, PH)										0	0	0	0	0	1	0
Bob Milliken, R OBP: 0.167, SLG: 0.417 (6, 1)										0	0	0	0	0	0	0
Bill Antonello, R OBP: 0.211, SLG: 0.333 (7, PH)										1	0	0	0	0	1	0
Clem Labine, R OBP: 0.167, SLG: 0.333 (8, 1)										0	0	0	0	0	0	0


Inning Stats	R: 0	H: 0	E: 0	K: 1	S: 9	R: 1	H: 1	E: 0	K: 1	S: 11	R: 0	H: 1	E: 1	K: 0	S: 12	R: 1	H: 2	E: 0	K: 0	S: 15	R: 0	H: 0	E: 0	K: 1	S: 6	R: 0	H: 0	E: 0	K: 1	S: 9	R: 0	H: 0	E: 0	K: 1	S: 7	R: 0	H: 0	E: 0	K: 0	S: 5	R: 3	H: 3	E: 0	K: 0	S: 6	1B: 4	2B: 0	3B: 1	HR: 2	SF: 0	SAC: 0	DP: 2	HBP: 0	WP: 0	PA: 33	
PITCHER Stu Miller, R ERA: 6.21 (1, 1)	IP	WLS	BF	H	R	ER	SO	BB	IBB	HBP	BLK	WP	HR	S	P	ERA	WHIP													IP	WLS	BF	H	R	ER	SO	BB	IBB	HBP	BLK	WP	HR	S	P	ERA	WHIP										
												8.0	L	33	7	5	5	5	3	0	0	0	0	2	80	130	5.62	1.250													8.0	L	33	7	5	5	3	0	0	0	0	2	80	130	5.62	1.250

BOTTOM

St. Louis Cardinals @ Brooklyn Dodgers
 Ebbets Field, Brooklyn, NY
 Sat Jun 06 1953, 3:33 AM EDT
 Att. 17,148 - Unknown

livebaseballscorecards.com

AB	30
R	5
H	7
RBI	5
BB	3
SO	5
LOB	11



Batter	1	2	3	4	5	6	7	8	9	AB R H RBI BB SO LOB	TOP											
Solly Hemus, L (1, 6) OBP: 0.405, SLG: 0.440	0-1 4-3		4-2 FC4-6 BB			4-1 1B BB		1-2 6-3		2 1 0 0 2 0 0												
Red Schoendienst, S (1, 4) OBP: 0.428, SLG: 0.584	0-1 4-3		2-2 FC4-6 1-2f			2-2 L3-6 1-2 1B		0-3 K		4 0 1 0 0 1 1												
Stan Musial, L (1, 7) OBP: 0.344, SLG: 0.390	2-2 5-3			1-1 4-3		1-1 L3-6 1-2			1-2 4-3	4 0 0 0 0 0 2												
Enos Slaughter, L (1, 9) OBP: 0.414, SLG: 0.419		1-1 E4 CS		1-2 1-3		0-0 FC5-4 2-H 1B			0-0 4-3	4 0 1 1 0 0 0												
Steve Bilko, R (1, 3) OBP: 0.360, SLG: 0.467		4-2 1-2 BB		1-2 5-3		0-0 FC5-4 1-2f			4-2 BB 1B BB	2 0 0 0 2 0 1												
Ray Jablonski, R (1, 5) OBP: 0.321, SLG: 0.467		2-2 F8			0-0 1B		1-1 6-3		0-0 BB 1B	4 0 2 0 0 0 1												
Del Rice, R (1, 2) OBP: 0.335, SLG: 0.379		1-3 K			2-0 F3		2-2 F2		4-1 BB	3 0 0 0 1 1 2												
Harvey Haddix, L (9, PR) OBP: 0.345, SLG: 0.333									1-2 2-3 BB	0 0 0 0 0 0 0	AB 30 R 1 H 4 RBI 1 BB 5 SO 3 LOB 12											
Rip Repulski, R (1, 8) OBP: 0.310, SLG: 0.350			2-3 K		0-0 F9		0-0 F8		0-0 3-1	3 0 0 0 0 1 1												
Dick Sister, L (9, PH) OBP: 0.308, SLG: 0.333										1 0 0 0 0 0 3												
Gerry Staley, R (1, 1) OBP: 0.133, SLG: 0.103			0-1 F6		1-0 F9			1-2 6-3		1 0 0 0 0 0 0												
Hal Rice, L (5, PH) OBP: 0.250, SLG: 0.250										1 0 0 0 0 0 1												
Mike Clark, R (5, 1)										0 0 0 0 0 0 0												
Peanuts Lowrey, R (8, PH) OBP: 0.360, SLG: 0.556										1 0 0 0 0 0 0												
Eddie Erault, R (8, 1)										0 0 0 0 0 0 0												
Inning Stats	R: 0 E: 0 K: 0 S: 7	H: 0 LOB: 0 BB: 0 P: 9	R: 0 E: 1 K: 1 S: 11	H: 0 LOB: 1 BB: 1 P: 19	R: 0 E: 0 K: 1 S: 11	H: 0 LOB: 1 BB: 1 P: 19	R: 0 E: 0 K: 0 S: 9	H: 0 LOB: 0 BB: 0 P: 12	R: 0 E: 0 K: 0 S: 4	H: 1 LOB: 1 BB: 0 P: 7	R: 1 E: 0 K: 0 S: 8	H: 2 LOB: 1 BB: 1 P: 15	R: 0 E: 0 K: 0 S: 8	H: 0 LOB: 0 BB: 0 P: 11	R: 0 E: 0 K: 1 S: 9	H: 0 LOB: 0 BB: 2 P: 11	R: 0 E: 0 K: 0 S: 10	H: 1 LOB: 3 BB: 2 P: 19	1B: 4 2B: 1 3B: 0 HR: 0	SF: 0 SAC: 0 DP: 1 HBP: 0	WP: 0 PB: 0 SB: 0 CS: 1	PA: 35
PITCHER Carl Erskine, R (1, 1) ERA: 4.5	IP 9.0 WLS W BF 35 H 4 R 1 ER 1 SO 3 BB 5 IBB 0 HBP 0 BLK 0 WP 0 HR 0 S 77 P 122 ERA 1.00 WHIP 1.000																				PITCHER IP WLS BF H R ER SO BB IBB HBP BLK WP HR S P ERA WHIP	

St. Louis Cardinals @ Brooklyn Dodgers
Ebbets Field, Brooklyn, NY
Sun Jun 07 1953, 3:33 AM EDT
Att. 16,752 - Unknown

livebaseballscorecards.com



Batter	1	2	3	4	5	6	7	8	9	AB	R	H	RBI	BB	SO	LOB	BOTTOM	
Jim Gilliam, S (1, 4) OBP: 0.384, SLG: 0.335	0-0 4-3		1-1 L7		2-2 SH1-3 1B HBP	3-1 1B		0-0 2B		4	2	2	0	0	0	1	St. Louis Cardinals @ Brooklyn Dodgers Ebbets Field, Brooklyn, NY Sun Jun 07 1953, 3:33 AM EDT Att. 16,752 - Unknown livebaseballscorecards.com	
Pee Wee Reese, R (1, 6) OBP: 0.390, SLG: 0.397	2-2 5-3		1-1 6-3		0-0 SH1-3	0-1 E6 G1-6-3		1-0 1B 2B		4	1	1	2	0	0	3		
Duke Snider, L (1, 8) OBP: 0.396, SLG: 0.560	2-2 3-1				0-0 1B 1B BB	0-0 1B FC3-6 1B		1-0 G1-6-3		4	2	1	1	1	0	4		
Jackie Robinson, R (1, 7) OBP: 0.415, SLG: 0.488 Bill Antonello, R (8, PR) OBP: 0.211, SLG: 0.333 (9, 7)		2-1 L7			0-0 1B 1B	4-1 1B E BB		3-0 FC4-6 HBP 1B		4	2	3	1	1	0	0		
Roy Campanella, R (1, 2) OBP: 0.428, SLG: 0.675		1-2 5-3			3-1 F2	2-1 FC3-6 1B		1-0 FC4-6 1B HBP		4	0	1	0	0	0	3		
Gil Hodges, R (1, 3) OBP: 0.406, SLG: 0.479		1-2 HR			0-2 CS 1B 1B	2-2 FC3-6		0-0 F9		5	1	2	2	0	0	4		
Carl Furillo, R (1, 9) OBP: 0.340, SLG: 0.425		1-0 4-3			1-0 CS 1B 1B	0-1 4-3		1-0 E1 1B		5	1	2	2	0	0	3		
Bobby Morgan, R (1, 5) OBP: 0.250, SLG: 0.407			4-2 PB BB		1-1 1B 1B			3-1 1B SH2-4 1B		3	0	2	1	1	0	2		
Carl Erskine, R (1, 1) OBP: 0.300, SLG: 0.300			2-3 K		0-1 1-3			0-1 SH2-4		3	1	1	0	0	1	2		
Inning Stats	R: 0 E: 0 K: 0 S: 7	H: 0 LOB: 0 BB: 0 P: 11	R: 1 E: 0 K: 0 S: 10	H: 1 LOB: 0 BB: 0 P: 15	R: 0 E: 0 K: 1 S: 10	H: 0 LOB: 1 BB: 1 P: 18	R: 3 E: 0 K: 0 S: 11	H: 4 LOB: 1 BB: 1 P: 20	R: 3 E: 1 K: 0 S: 12	H: 2 LOB: 1 BB: 1 P: 22	R: 0 E: 1 K: 0 S: 8	H: 2 LOB: 2 BB: 0 P: 15	R: 0 E: 1 K: 0 S: 10	H: 2 LOB: 2 BB: 0 P: 16	R: 3 E: 0 K: 0 S: 11	H: 4 LOB: 2 BB: 0 P: 21	1B: 12 2B: 2 3B: 0 HR: 1 SF: 0 SAC: 2 DP: 1 HBP: 2 WP: 0 PA: 43 ERA: 9.00 WHIP: 1.750 ERA: 6.00 WHIP: 2.333 ERA: 27.00 WHIP: 4.000	
PITCHER	IP WLS BF H R ER SO	WLS L 18 6 3 2 0	H R ER SO	H R ER SO	H R ER SO	H R ER SO	H R ER SO	H R ER SO	H R ER SO	H R ER SO	H R ER SO	H R ER SO	H R ER SO	H R ER SO	H R ER SO	BB IBB HBP BLK WP HR S P ERA WHIP		
Gerry Staley, R (1, 1) ERA: 3.19	4.0		5	4	4	1	2	0	0	0	0	0	0	0	0	0	9.00	1.750
Mike Clark, R (5, 1) ERA: 3.52	3.0		6	3	2	0	1	0	0	0	0	0	0	0	0	0	6.00	2.333
Eddie Erault, R (8, 1) ERA: 8.25	1.0		4	3	3	0	0	0	0	0	0	0	0	0	0	0	27.00	4.000



Batter	1	2	3	4	5	6	7	8	9	AB R H RBI BB SO LOB	TOP
Grady Hatton, L (1, 4) OBP: 0.266, SLG: 0.286 Johnny Temple, R (6, PH) OBP: 0.284, SLG: 0.329 (6, 4)	2-1 		3-1 	4-1 		1-2 		0-1 	2 0 0 1 1 0 0 2 0 0 0 0 0 1		
Bobby Adams, R (1, 5) OBP: 0.342, SLG: 0.329	0-0 		1-3 	1-3 		1-2 		1-0 	4 1 1 0 0 2 3		
Gus Bell, L (1, 8) OBP: 0.396, SLG: 0.635	2-0 		1-0 	2-2 		4-1 		1-0 	4 1 2 4 1 0 1		
Jim Greengrass, R (1, 7) OBP: 0.376, SLG: 0.571	1-3 					0-2 			4 0 0 0 0 2 3		
Ted Kluszewski, L (1, 3) OBP: 0.341, SLG: 0.633	0-0 			1-1 	0-0 		3-2 		4 2 2 1 0 0 0		
Willard Marshall, L (1, 9) OBP: 0.301, SLG: 0.465		1-2 		2-1 	0-1 		1-1 		4 1 2 0 0 0 0		
Hobie Landrith, L (1, 2) OBP: 0.288, SLG: 0.306		2-2 		1-0 	1-1 		2-2 		4 1 1 1 0 0 1		
Roy McMillan, R (1, 6) OBP: 0.230, SLG: 0.278		2-2 		0-2 		1-3 		3-2 	4 1 1 1 0 1 1		
Howie Judson, R (1, 1) OBP: 0.385, SLG: 0.111 Frank Smith, R (4, 1) OBP: 0.222, SLG: 0.222		0-0 		4-1 		0-0 		0-0 	1 1 0 0 1 0 1 2 0 1 0 0 0 0		
Inning Stats	R: 2 H: 2 E: 0 LOB: 0 K: 1 BB: 0 S: 8 P: 13	R: 0 H: 1 E: 1 LOB: 1 K: 0 BB: 0 S: 11 P: 16	R: 0 H: 0 E: 0 LOB: 0 K: 1 BB: 0 S: 6 P: 11	R: 5 H: 5 E: 0 LOB: 2 K: 2 BB: 2 S: 21 P: 37	R: 0 H: 0 E: 0 LOB: 0 K: 0 BB: 0 S: 5 P: 6	R: 0 H: 1 E: 0 LOB: 0 K: 1 BB: 0 S: 7 P: 9	R: 0 H: 0 E: 0 LOB: 0 K: 0 BB: 1 S: 8 P: 13	R: 1 H: 1 E: 0 LOB: 0 K: 0 BB: 0 S: 12 P: 21	R: 0 H: 0 E: 0 LOB: 1 K: 0 BB: 0 S: 4 P: 6	1B: 8 SF: 0 2B: 1 SAC: 0 3B: 0 DP: 2 HR: 2 HBP: 1	WP: 1 PA: 39 PB: 0 SB: 0 CS: 0
PITCHER Russ Meyer, R (1, 1) ERA: 5.18 Jim Hughes, R (4, 1) ERA: 3.06 Johnny Podres, L (5, 1) ERA: 5.25 Ralph Branca, R (9, 1) ERA: 3.6	IP WLS BF H R ER SO BB IBB HBP BLK WP HR S P ERA WHIP 3.1 L 17 7 6 6 3 0 0 0 0 1 1 36 56 16.20 2.100 0.2 5 1 1 1 1 2 0 0 0 0 0 10 21 13.50 4.500 4.0 13 2 1 1 1 1 0 0 0 0 1 32 49 2.25 0.750 1.0 4 0 0 0 0 0 0 0 1 0 0 0 4 6 0.00 0.000	PITCHER IP WLS BF H R ER SO BB IBB HBP BLK WP HR S P ERA WHIP									

Cincinnati Reds @ Brooklyn Dodgers
 Ebbets Field, Brooklyn, NY
 Mon Jun 08 1953, 3:33 AM EDT
 Att. 12,456 - Unknown

livebaseballscorecards.com

AB	35
R	8
H	10
RBI	8
BB	3
SO	5
LOB	11



Batter	1	2	3	4	5	6	7	8	9	AB	R	H	RBI	BB	SO	LOB
Jim Gilliam, S OBP: 0.380, SLG: 0.328 (1, 4)	E4 CS, 1B		F7 1-1	G4-6-3 BB		6-3 2-2			F7 1-1	4	0	0	0	1	0	0
Pee Wee Reese, R OBP: 0.390, SLG: 0.397 (1, 6)	CS 1B 1-2		BB 1B 1-1	G4-6-3 1-2f		1-3 1-1			F2 1-2	5	1	2	0	0	0	2
Duke Snider, L OBP: 0.396, SLG: 0.551 (1, 8)	K 1-2 2-3		BB 1-2			FC5-4 FC6-4 BB			K 2-3	3	1	0	0	2	2	2
Jackie Robinson, R OBP: 0.417, SLG: 0.488 (1, 7) (9, 5)	1B 2-H		F8 1-1			FC5-4 1B 1-2			F2 0-1	4	0	2	1	0	0	2
Roy Campanella, R OBP: 0.420, SLG: 0.659 (1, 2)	F2 2-0		5-3 1-0			FC5-4 FC6-4 1-2f 2-3			5-3 2-2	4	0	0	0	0	0	5
Gil Hodges, R OBP: 0.408, SLG: 0.486 (1, 3)			F2 1-1			FC6-4 1B 1-2f 3-H			G1-6-3 1B 2B	4	2	2	1	0	0	1
Carl Furillo, R OBP: 0.358, SLG: 0.457 (1, 9)			1B 2B 1-0			4-3 2B 2B 1-3			G1-6-3 1B 2-3	4	1	4	0	0	0	0
Bobby Morgan, R OBP: 0.226, SLG: 0.367 (1, 5)			K 2-3			4-3 K 1-3			G1-6-3 0-1	3	0	0	1	0	2	4
Wayne Belardi, L OBP: 0.154, SLG: 0.385 (8, PH)									1-2f 3-H	1	0	0	0	0	0	1
Bill Antonello, R OBP: 0.211, SLG: 0.333 (9, 7)									2-3 3-H	0	0	0	0	0	0	0
Russ Meyer, S OBP: 0.154, SLG: 0.154 (1, 1)									1-2f 3-H	1	0	1	0	0	0	0
Jim Hughes, R OBP: 1.000, SLG: 1.000 (4, 1)									3-2	0	0	0	0	0	0	0
George Shubert, L OBP: 0.363, SLG: 0.478 (4, PH)									F7 1-1	1	0	1	1	0	0	0
Johnny Podres, L OBP: 0.250, SLG: 0.250 (5, 1)										1	0	0	0	0	0	0
Rube Walker, L OBP: 0.250, SLG: 0.250 (8, PH)										1	0	0	0	0	0	0
Ralph Branca, R (9, 1)										0	0	0	0	0	0	0

Inning Stats	R: 1	H: 2	E: 1	K: 10	S: 10	R: 0	H: 2	E: 0	K: 1	S: 7	R: 0	H: 1	E: 0	K: 0	S: 9	R: 0	H: 3	E: 0	K: 0	S: 10	R: 1	H: 2	E: 0	K: 11	S: 11	R: 0	H: 0	E: 0	K: 0	S: 7	R: 0	H: 0	E: 0	K: 0	S: 7	R: 1	H: 2	E: 0	K: 9	S: 9	R: 0	H: 0	E: 0	K: 1	S: 9	1B: 8	2B: 5	3B: 0	HR: 0	SF: 0	SAC: 0	DP: 3	HBP: 0	WP: 0	PB: 0	SB: 0	CS: 2	PA: 39
PITCHER Howie Judson, R (1, 1) ERA: 5.73 Frank Smith, R (4, 1) ERA: 4.5	IP: 3.1	WLS: W	BF: 19	H: 8	R: 3	ER: 2	SO: 2	BB: 2	IBB: 0	HBP: 0	BLK: 0	WP: 0	HR: 0	S: 34	P: 63	ERA: 5.40	WHIP: 3.000																																									

BOTTOM

Cincinnati Reds @ Brooklyn Dodgers
Ebbets Field, Brooklyn, NY

Mon Jun 08 1953, 3:33 AM EDT
Att. 12,456 - Unknown

AB	36
R	5
H	12
RBI	4
BB	3
SO	4
LOB	17

livebaseballscorecards.com

Batter	1	2	3	4	5	6	7	8	9	AB R H RBI BB SO LOB	TOP															
Grady Hatton, L (1, 4) OBP: 0.261, SLG: 0.267	1-1 F9	0-1 F8		4-0 E 1B BB			0-1 F7		0-1 F5	4 0 0 0 1 0 1																
Bobby Adams, R (1, 5) OBP: 0.346, SLG: 0.339	2-2 E 2B		1-1 L1	2-2 E 1B 1-2 2-H			3-2 F7			4 1 2 1 0 0 0																
Gus Bell, L (1, 8) OBP: 0.403, SLG: 0.653	4-2 E F8 BB		1-1 6-3 HR 1B	1-3 K 1-2 2-3			3-2 HR			3 3 2 1 1 1 2																
Jim Greengrass, R (1, 7) OBP: 0.368, SLG: 0.558	0-0 E6 1-3 2-H		1-2 6-3		2-3 K		1-1 F9			4 0 0 0 0 1 2																
Ted Kluszewski, L (1, 3) OBP: 0.339, SLG: 0.641	2-1 F8 3-H		2-0 HR		0-1 F7			2-2 4-3		4 1 1 3 0 0 1																
Willard Marshall, L (1, 9) OBP: 0.291, SLG: 0.449	1-2 1-3		1-2 1-3		2-1 F9			0-0 F8		4 0 0 0 0 0 1																
Hobie Landrith, L (1, 2) OBP: 0.268, SLG: 0.283		1-0 L9		0-1 4-3		0-0 F5		0-1 4-3		4 0 0 0 0 0 0																
Roy McMillan, R (1, 6) OBP: 0.231, SLG: 0.278		2-0 1B		3-2 F8 1B		1-0 F7			1-3 K	4 0 1 0 0 1 0																
Bubba Church, R (1, 1) OBP: 0.313, SLG: 0.400		2-3 K		0-0 1B 2B		1-2 F7			3-2 F2	2 1 1 0 0 1 1																
Clyde King, S (4, 1)										1 0 0 0 0 0 0																
Bob Marquis, L (9, PH) OBP: 0.378, SLG: 0.545										1 0 0 0 0 0 0																
Inning Stats	R: 2 E: 1 K: 0 S: 14	H: 1 LOB: 1 BB: 1 P: 24	R: 0 E: 0 K: 1 S: 7	H: 1 LOB: 1 BB: 0 P: 12	R: 2 E: 0 K: 0 S: 11	H: 2 LOB: 0 BB: 0 P: 17	R: 1 E: 1 K: 1 S: 13	H: 2 LOB: 2 BB: 1 P: 23	R: 0 E: 0 K: 1 S: 7	H: 0 LOB: 0 BB: 0 P: 11	R: 0 E: 0 K: 0 S: 5	H: 0 LOB: 0 BB: 0 P: 7	R: 1 E: 0 K: 0 S: 12	H: 1 LOB: 0 BB: 0 P: 19	R: 0 E: 0 K: 0 S: 8	H: 0 LOB: 0 BB: 0 P: 10	R: 0 E: 0 K: 1 S: 8	H: 0 LOB: 0 BB: 0 P: 12	1B: 3 2B: 2 3B: 0 HR: 2	SF: 0 SAC: 0 DP: 0 HBP: 0	WP: 0 PB: 0 SB: 0 CS: 0	PA: 37				
PITCHER	IP WLS BF H R ER SO BB IBB HBP BLK WP HR S P ERA WHIP																									
Billy Loes, R (1, 1) ERA: 4.11	4.0	21	6	5	3	2	2	0	0	0	0	1	45	76	6.75	2.000										
Bob Milliken, R (5, 1) ERA: 2.51	5.0	W	16	1	1	1	2	0	0	0	0	1	40	59	1.80	0.200										

Cincinnati Reds @ Brooklyn Dodgers
 Ebbets Field, Brooklyn, NY
 Tue Jun 09 1953, 3:33 AM EDT
 Att. 4,578 - Unknown

livebaseballscorecards.com

AB	35
R	6
H	7
RBI	5
BB	2
SO	4
LOB	8



BOTTOM

Cincinnati Reds @ Brooklyn Dodgers

Ebbets Field, Brooklyn, NY

Tue Jun 09 1953, 3:33 AM EDT

Att. 4,578 - Unknown

livebaseballscorecards.com

AB	35
R	10
H	13
RBI	10
BB	1
SO	1
LOB	7



WP:	0	PA:	37
PB:	0	SB:	1
CS:	0		

AB	R	H	RBI	BB	SO	LOB
5	1	1	0	0	0	2
4	1	1	1	0	0	2
4	1	1	2	0	0	1
3	2	2	0	1	0	0
4	2	2	2	0	1	2
4	2	2	3	0	0	0
3	1	1	1	0	0	0
4	0	1	0	0	0	0
1	0	0	0	0	0	0
3	0	2	1	0	0	0
1B:	4	SF:	0			
2B:	4	SAC:	1			
3B:	1	DP:	0			
HR:	4	HBP:	0			

Batter	1	2	3	4	5	6	7	8	9
Jim Gilliam, S OBP: 0.376, SLG: 0.330 (1, 4)	3-2 F9 4-3 2B		0-1 4-3		0-0 L9		2-0 F8	3-1 L8	
Pee Wee Reese, R OBP: 0.387, SLG: 0.410 (1, 6)	2-2 F9 2-3		0-0 G3		1-0 F9		0-0 HR		
Duke Snider, L OBP: 0.394, SLG: 0.560 (1, 8)	2-1 4-3		0-0 G3		2-1 F6		1-0 HR		
Jackie Robinson, R OBP: 0.423, SLG: 0.491 (1, 7)	0-1 L9			0-0 HR 1B		0-1 S 3B 1B	4-1 BB		
Gil Hodges, R OBP: 0.410, SLG: 0.514 (1, 3)		3-2 HR 2B		2-0 1-H HR		1-3 K 1-2	1-1 F8		
Carl Furillo, R OBP: 0.361, SLG: 0.493 (1, 9)		0-0 2-H HR		0-1 L5		1-0 SH1-3 3B	2-0 F9		
Bobby Morgan, R OBP: 0.235, SLG: 0.364 (1, 5)		3-1 5-3		3-2 F5		1-1 SH1-3	0-1 1B 2B 1B		
Rube Walker, L OBP: 0.294, SLG: 0.267 (1, 2)		3-1 G3		1-0 F4		3-H 2-0 4-3	2-2 1B		
Billy Loes, R OBP: 0.133, SLG: 0.103 Bob Milliken, R OBP: 0.222, SLG: 0.444 (1, 1) (5, 1)		1-1 6-3			0-0 2B		0-0 6-3 2B		

Inning Stats	R: 1	H: 1	E: 0	K: 0	S: 10	LOB: 0	BB: 0	P: 17
	R: 2	H: 2	E: 0	K: 0	S: 10	LOB: 0	BB: 0	P: 20
	R: 0	H: 0	E: 0	K: 0	S: 4	LOB: 0	BB: 0	P: 4
	R: 2	H: 2	E: 0	K: 0	S: 9	LOB: 0	BB: 0	P: 15
	R: 0	H: 1	E: 0	K: 0	S: 5	LOB: 1	BB: 0	P: 8
	R: 2	H: 2	E: 0	K: 1	S: 9	LOB: 0	BB: 0	P: 14
	R: 2	H: 2	E: 0	K: 0	S: 7	LOB: 1	BB: 1	P: 15
	R: 1	H: 3	E: 0	K: 0	S: 10	LOB: 1	BB: 0	P: 17

PITCHER	IP	WLS	BF	H	R	ER	SO	BB	IBB	HBP	BLK	WP	HR	S	P	ERA	WHIP
Bubba Church, R ERA: 5.98 (1, 1)	3.0		14	5	5	5	0	0	0	0	0	0	2	26	45	15.00	1.667
Clyde King, R ERA: 7.9 (4, 1)	5.0	L	23	8	5	5	1	1	0	0	0	0	2	38	65	9.00	1.800

Batter	1	2	3	4	5	6	7	8	9	AB R H RBI BB SO LOB	TOP
Rocky Bridges, R (1, 4) <small>OBP: 0.322, SLG: 0.224</small> Willard Marshall, L (7, PH) <small>OBP: 0.289, SLG: 0.445</small> Johnny Temple, R (7, 4) <small>OBP: 0.280, SLG: 0.324</small>	3-3 		2-1 		1-3 		2-1 		0-1 	3 0 0 0 0 2 0 1 0 0 0 0 0 1 1 0 0 0 0 0 2	
Bobby Adams, R (1, 5) <small>OBP: 0.349, SLG: 0.343</small>	3-1 		0-2 			2-1 	3-2 			4 1 2 0 0 0 1	
Gus Bell, L (1, 8) <small>OBP: 0.400, SLG: 0.661</small>	2-3 		1-0 			1-1 		2-1 		4 1 1 2 0 1 1	
Jim Greengrass, R (1, 7) <small>OBP: 0.371, SLG: 0.557</small>	2-1 			2-1 		1-0 		1-3 		4 0 2 0 0 1 0	
Ted Kluszewski, L (1, 3) <small>OBP: 0.332, SLG: 0.626</small>	1-2 			2-0 		3-3 		1-2 		4 0 0 0 0 1 3	
Bob Borkowski, R (1, 9) <small>OBP: 0.395, SLG: 0.609</small>		2-2 		3-2 		3-2 		0-3 		4 1 2 1 0 1 1	
Andy Seminick, R (1, 2) <small>OBP: 0.325, SLG: 0.410</small>		2-2 		2-1 		0-0 		1-3 		4 0 0 0 0 1 2	
Roy McMillan, R (1, 6) <small>OBP: 0.237, SLG: 0.283</small>		3-1 			3-2 		1-1 	2-1 		4 0 2 0 0 0 1	
Herm Wehmeier, R (1, 1) <small>OBP: 0.273, SLG: 0.273</small> Bob Marquis, L (7, PH) <small>OBP: 0.378, SLG: 0.545</small> Frank Smith, R (7, 1) <small>OBP: 0.222, SLG: 0.222</small> Howie Judson, R (8, 1) <small>OBP: 0.385, SLG: 0.111</small> Hobie Landrith, L (9, PH) <small>OBP: 0.281, SLG: 0.296</small>		3-3 			3-3 		1-0 	1-2 		2 0 0 0 0 2 1 0 1 0 1 0 0 0 0	
Inning Stats	R: 0 H: 2 E: 1 LOB: 2 K: 2 BB: 0 S: 13 P: 24	R: 0 H: 1 E: 0 LOB: 1 K: 1 BB: 0 S: 13 P: 23	R: 0 H: 0 E: 0 LOB: 0 K: 0 BB: 0 S: 6 P: 9	R: 0 H: 1 E: 0 LOB: 1 K: 0 BB: 0 S: 8 P: 17	R: 0 H: 0 E: 0 LOB: 0 K: 2 BB: 0 S: 10 P: 17	R: 3 H: 3 E: 0 LOB: 0 K: 1 BB: 0 S: 12 P: 22	R: 0 H: 1 E: 0 LOB: 1 K: 0 BB: 0 S: 8 P: 15	R: 0 H: 0 E: 0 LOB: 0 K: 1 BB: 0 S: 8 P: 12	R: 0 H: 2 E: 0 LOB: 2 K: 2 BB: 0 S: 13 P: 17	1B: 8 SF: 0 2B: 0 SAC: 1 3B: 0 DP: 0 HR: 2 HBP: 0	WP: 0 PA: 37 PB: 0 SB: 0 CS: 0
PITCHER Preacher Roe, L (1, 1) <small>ERA: 4.5</small> Joe Black, R (7, 1) <small>ERA: 4.21</small>	IP WLS BF H R ER SO BB IBB HBP BLK WP HR S P ERA WHIP 6.0 W 25 7 3 3 6 0 0 0 0 0 2 62 112 4.50 1.167									PITCHER IP WLS BF H R ER SO BB IBB HBP BLK WP HR S P ERA WHIP 3.0 S 12 3 0 0 3 0 0 0 0 0 0 29 44 0.00 1.000	

Cincinnati Reds @ Brooklyn Dodgers
 Ebbets Field, Brooklyn, NY
 Wed Jun 10 1953, 3:33 AM EDT
 Att. 15,688 - Unknown

livebaseballscorecards.com

AB	36
R	3
H	10
RBI	3
BB	0
SO	9
LOB	13



Batter	1	2	3	4	5	6	7	8	9	AB	R	H	RBI	BB	SO	LOB
Jim Gilliam, S OBP: 0.374, SLG: 0.325 (1, 4)	F8		4-0 2B BB	F8		F8		SH E 1B 2B		3	2	0	1	1	0	1
Pee Wee Reese, R OBP: 0.388, SLG: 0.415 (1, 6)	X		0-1 2B 1-H 2-H		L8	F7		2-2 E 2B 1B		5	1	2	2	0	1	1
Duke Snider, L OBP: 0.398, SLG: 0.572 (1, 8)	F8		4-2 BB		4-2 1B G3 BB	1-1 HR		2-2 E4 2B 1B		3	2	1	2	2	0	2
Jackie Robinson, R OBP: 0.428, SLG: 0.500 (1, 7)		1-2 6-3 1B	0-0 F9		1-0 G3	2-2 FC6-4 1B		2-0 1B 2B		5	1	3	2	0	0	3
Bill Antonello, R OBP: 0.211, SLG: 0.333 (9, 7)										0	0	0	0	0	0	0
Roy Campanella, R OBP: 0.419, SLG: 0.648 (1, 2)		3-2 6-3 1-2	1-1 F8		4-1 1B BB	0-0 FC6-4		4-2 1-3 1B 4-3 BB		3	1	0	0	2	0	5
Gil Hodges, R OBP: 0.410, SLG: 0.510 (1, 3)		2-1 F5		2-1 F2		1-2 FC6-4 1B		0-0 4-3		5	1	2	2	0	0	1
Carl Furillo, R OBP: 0.356, SLG: 0.497 (1, 9)		2-1 F9		2-0 1B 3B		1-0 FC6-4 1-2f		1-0 F8 1-2 2-3		5	1	1	0	0	0	6
Bobby Morgan, R OBP: 0.282, SLG: 0.405 (1, 5)			4-2 FC3-6 BB	0-1 F4 1B		1-1 3B 2B		0-0 4-3		4	1	2	2	1	1	1
Preacher Roe, R OBP: 0.059, SLG: 0.059 (1, 1)			1-1 FC3-6 BB	0-0 F4		1-0 F8 3B		0-1 SH E 1B		2	1	0	0	0	0	2
Wayne Belardi, L OBP: 0.214, SLG: 0.571 (6, PH)			1-2f 2B							1	0	1	1	0	0	0
Don Thompson, L OBP: 0.299, SLG: 0.282 (6, PR)										0	1	0	0	0	0	0
Joe Black, R OBP: 0.182, SLG: 0.182 (7, 1)										2	1	1	0	0	0	0

Inning Stats	R: 0	H: 0	E: 0	K: 1	S: 7	L: 0	LOB: 0	BB: 0	P: 12	R: 0	H: 1	E: 0	K: 0	S: 10	L: 1	LOB: 1	BB: 0	P: 18	R: 2	H: 1	E: 0	K: 0	S: 13	L: 1	LOB: 2	BB: 3	P: 27	R: 1	H: 2	E: 0	K: 0	S: 9	L: 1	LOB: 1	BB: 0	P: 14	R: 0	H: 1	E: 0	K: 0	S: 11	L: 1	LOB: 3	BB: 2	P: 22	R: 3	H: 4	E: 0	K: 0	S: 15	L: 4	LOB: 2	BB: 0	P: 21	R: 0	H: 0	E: 0	K: 1	S: 5	L: 0	LOB: 0	BB: 0	P: 5	R: 7	H: 4	E: 1	K: 0	S: 21	L: 4	LOB: 0	BB: 1	P: 33	1B: 7	SF: 0	2B: 3	SAC: 1	3B: 2	DP: 0	HR: 1	HBP: 0
--------------	------	------	------	------	------	------	--------	-------	-------	------	------	------	------	-------	------	--------	-------	-------	------	------	------	------	-------	------	--------	-------	-------	------	------	------	------	------	------	--------	-------	-------	------	------	------	------	-------	------	--------	-------	-------	------	------	------	------	-------	------	--------	-------	-------	------	------	------	------	------	------	--------	-------	------	------	------	------	------	-------	------	--------	-------	-------	-------	-------	-------	--------	-------	-------	-------	--------

PITCHER	IP	WLS	BF	H	R	ER	SO	BB	IBB	HBP	BLK	WP	HR	S	P	ERA	WHIP
Herm Wehmeier, R ERA: 9.0 (1, 1)	6.0	L	32	9	6	6	1	5	0	0	0	0	1	65	114	9.00	2.333
Frank Smith, R ERA: 5.23 (7, 1)	1.0		10	4	7	4	1	1	0	0	0	0	0	21	31	36.00	5.000
Howie Judson, R ERA: 5.59 (8, 1)	1.0		3	0	0	0	0	0	0	0	0	1	0	5	7	0.00	0.000

BOTTOM

Cincinnati Reds @ Brooklyn Dodgers
Ebbets Field, Brooklyn, NY

Wed Jun 10 1953, 3:33 AM EDT
Att. 15,688 - Unknown

livebaseballscorecards.com

AB	38
R	13
H	13
RBI	12
BB	6
SO	2
LOB	22



WP	1	PA	45
PB	0		
SB	0		
CS	0		

Batter	1	2	3	4	5	6	7	8	9	AB	R	H	RBI	BB	SO	LOB	TOP										
Grady Hatton, L (1, 4) OBP: 0.288, SLG: 0.274 Johnny Temple, R (7, PR) OBP: 0.276, SLG: 0.319 (7, 4)	4-2 2B F8 BB	4-2 E BB		0-3 K			0-0 5-3 WP 1B	2-1 5-3		2	1	1	0	2	1	2											
Bobby Adams, R (1, 5) OBP: 0.350, SLG: 0.350	0-1 F8 2B	3-2 E5 BB		3-1 1-3 2-H 1B			1-1 F9		0-2 E6 FC5-4	5	1	2	1	0	0	2											
Gus Bell, L (1, 8) OBP: 0.395, SLG: 0.646	0-2 F8 2-3 3-H	0-0 F9					4-2 WP 1-2 1B BB		2-1 L7	4	1	0	1	1	0	4											
Jim Greengrass, R (1, 7) OBP: 0.361, SLG: 0.542	3-2 4-3		1-0 F8				1-1 5-3		0-1 FC5-4 BLK DI 1-2f	5	0	0	0	0	1	4											
Ted Kluszewski, L (1, 3) OBP: 0.339, SLG: 0.627	3-2 3-H 2B		1-2 4-3				4-2 1B BB		1-1 4-3 1-3	3	0	1	1	2	0	1											
Willard Marshall, L (1, 9) OBP: 0.288, SLG: 0.439	2-1 F2		1-1 F7				1-1 F3			4	0	1	1	0	0	2											
Hobie Landrith, L (1, 2) OBP: 0.279, SLG: 0.293		1-1 4-3		0-1 SH 1B 1B			0-0 F8		2-0 FC3-6 1-2f	4	1	1	0	0	0	2											
Roy McMillan, R (1, 6) OBP: 0.237, SLG: 0.288		1-1 E 2B		3-1 F9			0-1 6-3		1-1 5-3	4	1	1	0	0	0	1											
Bud Podbielan, R (1, 1) OBP: 0.222, SLG: 0.222 Frank Smith, R (8, 1) OBP: 0.222, SLG: 0.222		1-2 L9		0-0 SH 1B			0-0 L3		0-0 4-3	3	0	0	0	0	0	1											
Inning Stats	R: 2 E: 0 K: 0 S: 16	H: 2 LOB: 1 BB: 1 P: 28	R: 1 E: 1 K: 0 S: 13	H: 1 LOB: 2 BB: 1 P: 23	R: 0 E: 0 K: 0 S: 6	H: 0 LOB: 0 BB: 0 P: 9	R: 1 E: 1 K: 1 S: 10	H: 2 LOB: 2 BB: 0 P: 16	R: 0 E: 0 K: 1 S: 7	H: 0 LOB: 1 BB: 1 P: 14	R: 0 E: 0 K: 0 S: 4	H: 0 LOB: 0 BB: 0 P: 4	R: 2 E: 0 K: 0 S: 13	H: 2 LOB: 2 BB: 2 P: 26	R: 0 E: 0 K: 0 S: 5	H: 0 LOB: 0 BB: 0 P: 8	R: 0 E: 1 K: 0 S: 9	H: 0 LOB: 1 BB: 0 P: 12	1B: 4 2B: 3 3B: 0 HR: 0	SF: 0 SAC: 1 DP: 0 HBP: 0	WP: 1 PB: 0 SB: 0 CS: 0	PA: 41					
PITCHER	IP	WLS	BF	H	R	ER	SO	BB	IBB	HBP	BLK	WP	HR	S	P	ERA	WHIP										
Carl Erskine, R (1, 1) ERA: 4.61	2.0		12	3	3	2	0	2	0	0	0	0	0	29	51	9.00	2.500										
Johnny Podres, L (3, 1) ERA: 4.97	2.0		8	2	1	0	1	0	0	0	0	0	0	16	25	0.00	1.000										
Jim Hughes, R (5, 1) ERA: 2.75	2.0		7	0	0	0	1	1	0	0	0	0	0	11	18	0.00	0.500										
Clem Labine, R (7, 1) ERA: 4.67	2.0	W	10	2	2	2	0	2	0	0	0	1	0	18	34	9.00	2.000										
Joe Black, R (9, 1) ERA: 4.1	1.0	S	4	0	0	0	0	0	0	0	1	0	0	9	12	0.00	0.000										

Cincinnati Reds @ Brooklyn Dodgers
Ebbets Field, Brooklyn, NY
Thu Jun 11 1953, 3:33 AM EDT
Att. 5,365 - Unknown

livebaseballscorecards.com

AB	35
R	6
H	7
RBI	4
BB	5
SO	2
LOB	19



Batter	1	2	3	4	5	6	7	8	9	AB	R	H	RBI	BB	SO	LOB	BOTTOM			
Jim Gilliam, S (1, 4) OBP: 0.374, SLG: 0.341	1-2 4-3 	2-1 1-2 2-H 1B		0-0 F5 			0-2 F9 	0-2 1-H 3-H HR		5	1	2	4	0	0	1				
Pee Wee Reese, R (1, 6) OBP: 0.384, SLG: 0.406	2-1 1-3 	4-2 1-2 2-3 BB		2-0 6-3 			0-0 F9 	0-0 L9 		4	0	0	0	1	0	1				
Duke Snider, L (1, 8) OBP: 0.403, SLG: 0.581	4-1 BB	1-1 G3 			1-3 		1-0 2B	0-0 2B		4	2	2	0	1	1	3				
Jackie Robinson, R (1, 7) OBP: 0.432, SLG: 0.514 Bill Antonello, R (9, 7) OBP: 0.211, SLG: 0.333	1-0 F7 			2-0 CS 1B		2-3 	1-2 2-H 2B	1-0 2-H 1B		5	1	3	2	0	1	1				
Roy Campanella, R (1, 2) OBP: 0.414, SLG: 0.635				2-3 1-2 		1-0 L5 	1-0 L8 	0-0 2-H 1B		5	0	1	1	0	1	2				
Gil Hodges, R (1, 3) OBP: 0.415, SLG: 0.535				2-2 F5 			0-1 F8 	1-1 HR		4	1	2	1	1	0	0				
Carl Furillo, R (1, 9) OBP: 0.364, SLG: 0.513				1-1 F3 			2-1 1B	2-2 HR		5	2	3	0	0	1	3				
Bobby Morgan, R (1, 5) OBP: 0.349, SLG: 0.512				2-1 3B			3-1 G1-6-3 1B	0-0 HR		4	2	4	0	0	0					
Carl Erskine, R Wayne Belardi, L Johnny Podres, L George Schrock, L Jim Higgins, L Don Thompson, L Clem Labine, R Rube Walker, L Joe Black, R		4-1 BB		2-1 P5			2-1 1-2f 	0-0 F6 		0	0	0	0	0	0	0				
Inning Stats	R: 0 E: 0 K: 0 S: 7	H: 0 LOB: 1 BB: 1 P: 15	R: 2 E: 1 K: 0 S: 15	H: 3 LOB: 3 BB: 2 P: 29	R: 0 E: 0 K: 1 S: 9	H: 2 LOB: 1 BB: 0 P: 16	R: 0 E: 0 K: 0 S: 6	H: 1 LOB: 1 BB: 0 P: 12	R: 0 E: 0 K: 2 S: 7	H: 0 LOB: 0 BB: 0 P: 11	R: 0 E: 0 K: 0 S: 8	H: 2 LOB: 1 BB: 0 P: 15	R: 1 E: 0 K: 0 S: 9	H: 2 LOB: 1 BB: 0 P: 12	R: 6 E: 0 K: 1 S: 19	H: 7 LOB: 2 BB: 1 P: 28	1B: 7 2B: 8 3B: 1 HR: 2	SF: 0 SAC: 0 DP: 2 HBP: 0	WP: 0 PB: 0 SB: 0 CS: 1	PA: 43
PITCHER Bud Podbielan, R (1, 1) ERA: 3.66 Frank Smith, R (8, 1) ERA: 5.19	IP: 7.2 WLS: L BF: 41	H: 17 R: 9 ER: 9 SO: 3	BB: 3 IBB: 0 HBP: 0 BLK: 0	WP: 0 HR: 2 S: 75 P: 128	ERA: 10.56 WHIP: 2.609	PITCHER IP: 8.1 WLS: L BF: 41	H: 17 R: 9 ER: 9 SO: 3	BB: 3 IBB: 0 HBP: 0 BLK: 0	WP: 0 HR: 2 S: 75 P: 128	ERA: 0.00 WHIP: 3.000										

Cincinnati Reds @ Brooklyn Dodgers
 Ebbets Field, Brooklyn, NY
 Thu Jun 11 1953, 3:33 AM EDT
 Att. 5,365 - Unknown

livebaseballscores.com

AB	39
R	9
H	17
RBI	8
BB	4
SO	4
LOB	16



Batter	1	2	3	4	5	6	7	8	9	AB R H RBI BB SO LOB																									
Frank Baumholtz, L (1, 8) OBP: 0.319, SLG: 0.387	1-3 K		2-3 K		0-0 BB 1B		0-3 K		2-2 FC4-6 1-2f	5 0 1 0 0 3 1																									
Eddie Miksis, R (1, 4) OBP: 0.287, SLG: 0.302	1-0 F9		2-2 6-3		1-3 K		1-1 1B		1-2 L9	5 0 1 0 0 1 2																									
Dee Fondy, L (1, 3) OBP: 0.333, SLG: 0.455	0-1 E5		1-2 F3		4-0 1-2 BB		2-2 F6		2-1 3-1	4 0 0 0 1 0 2																									
Hank Sauer, R (1, 9) OBP: 0.371, SLG: 0.444	2-1 E6 1-2			0-1 HR 1B	2-1 F3		2-2 F3			4 1 1 0 0 0 4																									
Ralph Kiner, R (1, 7) OBP: 0.392, SLG: 0.536	1-3 K			1-0 1-H HR	1-2 F3			1-1 WP 1B		4 1 2 2 0 1 4																									
Joe Garagiola, L (1, 2) OBP: 0.319, SLG: 0.363			0-1 L9		1-0 3-1		1-3 K		0-0 F9	4 0 0 0 0 1 1																									
Randy Jackson, R (1, 5) OBP: 0.355, SLG: 0.520			0-1 HR		1-0 E5 3B		2-3 K		1-0 5-3 1-2	4 2 2 1 0 1 1																									
Roy Smalley, R (1, 6) OBP: 0.353, SLG: 0.430			3-3 K		2-1 F7		2-2 1B		2-1 6-3	4 0 1 0 0 1 1																									
Turk Lown, R (1, 1) OBP: 0.167, SLG: 0.182			1-3 K		0-2 6-3		1-3 K		4-2 FC4-6 BB	0 0 0 0 0 0 0																									
Sheldon Jones, R (1, 1)										3 0 0 0 0 2 1																									
Carl Sawatski, L (9, PH) OBP: 0.290, SLG: 0.286										0 0 0 0 0 1 0 0																									
Warren Hacker, R (9, PR) OBP: 0.226, SLG: 0.300										0 0 0 0 0 0 0 0																									
Inning Stats	R: 0 E: 2 K: 2 S: 12	H: 0 LOB: 2 BB: 0 P: 17	R: 1 E: 0 K: 2 S: 10	H: 1 LOB: 0 BB: 0 P: 14	R: 0 E: 0 K: 1 S: 11	H: 0 LOB: 0 BB: 0 P: 16	R: 3 E: 1 K: 0 S: 10	H: 3 LOB: 0 BB: 0 P: 15	R: 0 E: 0 K: 1 S: 9	H: 1 LOB: 2 BB: 1 P: 17	R: 0 E: 0 K: 3 S: 12	H: 1 LOB: 1 BB: 0 P: 18	R: 0 E: 0 K: 1 S: 11	H: 1 LOB: 1 BB: 0 P: 16	R: 0 E: 0 K: 0 S: 6	H: 1 LOB: 1 BB: 0 P: 10	R: 0 E: 0 K: 0 S: 12	H: 0 LOB: 1 BB: 1 P: 21	1B: 5 2B: 0 3B: 1 HR: 2	SF: 0 SAC: 0 DP: 0 HBP: 0	WP: 1 PB: 0 SB: 0 CS: 0	PA: 39													
PITCHER	IP WLS BF H R ER SO BB IBB HBP BLK WP HR S P ERA WHIP																																		
Russ Meyer, R (1, 1) ERA: 5.4	4.0	18	4	4	4	5	0	0	0	0	0	2	43	62	9.00	1.000																			
Jim Hughes, R (5, 1) ERA: 2.19	5.0	21	4	0	0	5	2	0	0	0	1	0	50	82	0.00	1.200																			

Chicago Cubs @ Brooklyn Dodgers
 Ebbets Field, Brooklyn, NY
 Fri Jun 12 1953, 3:33 AM EDT
 Att. 17,764 - Unknown

livebaseballscorecards.com

AB	37
R	4
H	8
RBI	3
BB	2
SO	10
LOB	17



Batter	1	2	3	4	5	6	7	8	9
Jim Gilliam, S (1, 4) OBP: 0.375, SLG: 0.348 									
Pee Wee Reese, R (1, 6) OBP: 0.392, SLG: 0.415 									
Duke Snider, L (1, 8) OBP: 0.407, SLG: 0.586 									
Jackie Robinson, R (1, 7) OBP: 0.433, SLG: 0.514 									
Roy Campanella, R (1, 2) OBP: 0.411, SLG: 0.625 									
Gil Hodges, R (1, 3) OBP: 0.417, SLG: 0.534 									
Carl Furillo, R (1, 9) OBP: 0.367, SLG: 0.510 									
Bobby Morgan, R (1, 5) OBP: 0.319, SLG: 0.467 									
Russ Meyer, S (1, 1) OBP: 0.148, SLG: 0.148 Don Thompson, L (4, PH) OBP: 0.291, SLG: 0.274 Jim Hughes, R (5, 1) OBP: 0.333, SLG: 0.333 									

AB	R	H	RBI	BB	SO	LOB
5	2	2	0	0	0	0
3	2	2	1	2	0	1
5	1	3	3	0	2	2
4	1	2	1	0	0	1
3	0	0	0	1	1	2
4	1	2	1	0	1	0
3	0	1	1	0	0	2
4	0	0	0	0	1	4
1	0	0	0	0	0	0
1	0	0	0	0	0	0
2	0	0	0	0	0	0

AB 35 R 7 H 12 RBI 7 BB 3 SO 5 LOB 12	
WP: 0 PA: 39 PB: 0 SB: 1 CS: 0	

PITCHER	IP	WLS	BF	H	R	ER	SO	BB	IBB	HBP	BLK	WP	HR	S	P	ERA	WHIP
Turk Lown, R (1, 1) ERA: 5.79	0.1		6	4	3	3	0	1	0	0	0	0	0	10	19	81.00	15.000
Sheldon Jones, R (1, 1) ERA: 4.08	7.2	L	33	8	4	4	5	2	0	1	0	0	0	63	105	4.70	1.304

BOTTOM

Chicago Cubs @ Brooklyn Dodgers
 Ebbets Field, Brooklyn, NY
 Fri Jun 12 1953, 3:33 AM EDT
 Att. 17,764 - Unknown

livebaseballscorecards.com

Batter	1	2	3	4	5	6	7	8	9	AB R H RBI BB SO LOB	TOP			
Frank Baumholtz, L (1, 8) OBP: 0.327, SLG: 0.396	1-0 F6		1-1 G1-6-3			4-2 1B 3B BB	1-0 2B		2-1 1B	4 1 2 0 1 0 1				
Eddie Miksis, R (1, 4) Phil Cavarretta, L (9, PH) OBP: 0.282, SLG: 0.297 OBP: 0.400, SLG: 0.143	0-1 F7			3-2 6-3		0-0 F2	1-0 4-3		2-0 F9	4 0 0 0 0 0 3 1 0 0 0 0 0 2				
Dee Fondy, L (1, 3) OBP: 0.337, SLG: 0.456	0-0 F7			0-0 1B		1-2 3B 1B				4 1 2 0 0 1 0				
Hank Sauer, R (1, 9) OBP: 0.378, SLG: 0.457		4-1 G3-6-1 1B BLK BB		0-0 F6		2-0 3B		4-1 BB		2 1 1 2 2 0 1				
Ralph Kiner, R (1, 7) OBP: 0.394, SLG: 0.533		0-0 G3-6-1 1B		0-0 L5		4-2 BB		3-3 K		3 0 1 0 1 1 2				
Joe Garagiola, L (1, 2) OBP: 0.308, SLG: 0.349		0-1 G3-6-1			0-1 L9	1-0 G3		0-3 K		4 0 0 0 0 1 5				
Randy Jackson, R (1, 5) OBP: 0.352, SLG: 0.512		2-3 K			1-0 CS 1B		2-3 K		3-2 F6	4 0 1 0 0 2 0				
Roy Smalley, R (1, 6) OBP: 0.358, SLG: 0.427			4-1 G1-6-3 BB		3-3 K		1-3 K		1-2 1B 1B	3 0 1 0 1 2 1				
Warren Hacker, R (1, 1) Duke Simpson, R (4, 1) Dutch Leonard, R (6, 1) George Metkovich, L (9, PH) OBP: 0.219, SLG: 0.290 OBP: 0.200, SLG: 0.200 OBP: 0.250, SLG: 0.260			0-3 K			2-2 2-3	1-2 2B 1B		1-3 K	1 0 0 0 0 1 1 1 0 0 0 0 0 0 1 0 1 0 0 0 0 1 0 0 0 0 1 1				
Inning Stats	R: 0 E: 0 K: 0 S: 4 H: 0 LOB: 0 BB: 0 P: 5	R: 1 E: 0 K: 1 S: 8 H: 1 LOB: 0 BB: 1 P: 14	R: 0 E: 0 K: 1 S: 6 H: 0 LOB: 0 BB: 1 P: 11	R: 0 E: 0 K: 0 S: 6 H: 1 LOB: 1 BB: 0 P: 9	R: 0 E: 0 K: 1 S: 8 H: 1 LOB: 1 BB: 0 P: 12	R: 2 E: 0 K: 0 S: 16 H: 2 LOB: 2 BB: 2 P: 30	R: 0 E: 0 K: 2 S: 12 H: 2 LOB: 2 BB: 0 P: 18	R: 0 E: 0 K: 3 S: 11 H: 0 LOB: 1 BB: 1 P: 19	R: 0 E: 0 K: 1 S: 13 H: 2 LOB: 2 BB: 0 P: 22	1B: 7 2B: 2 3B: 1 HR: 0 SF: 0 SAC: 0 DP: 3 HBP: 0	WP: 0 PB: 0 SB: 0 CS: 1 PA: 38			
PITCHER	IP WLS BF H R ER SO BB IBB HBP BLK WP HR S P ERA WHIP												PITCHER	IP WLS BF H R ER SO BB IBB HBP BLK WP HR S P ERA WHIP
Billy Loes, R (1, 1) ERA: 4.14	6.0 W 24 5 3 3 3 4 0 0 0 1 0 0 48 81 4.50 1.500													
Joe Black, R (7, 1) ERA: 3.79	3.0 S 14 4 0 0 6 1 0 0 0 0 0 0 36 59 0.00 1.667													

Chicago Cubs @ Brooklyn Dodgers
Ebbets Field, Brooklyn, NY
Sun Jun 14 1953, 3:33 AM EDT
Unknown

livebaseballscorecards.com

AB	33
R	3
H	9
RBI	2
BB	5
SO	9
LOB	17



Batter	1	2	3	4	5	6	7	8	9
Jim Gilliam, S OBP: 0.381, SLG: 0.371 (1, 4)	2-2 L8 3B	0-0 4-3		4-1 BB		2-1 PB 3B			
Pee Wee Reese, R OBP: 0.386, SLG: 0.407 (1, 6)	3-2 L8 3-H		3-3 K	0-0 5-3		2-1 L7 3-H			
Duke Snider, L OBP: 0.413, SLG: 0.587 (1, 8)	2-0 1B		1-0 2B 1B		2-1 F2		4-2 G6-4-3 BB		
Jackie Robinson, R OBP: 0.430, SLG: 0.514 (1, 7)	2-0 L8		3-2 2B 1-H		1-1 F8		1-0 G6-4-3 1-2f		
Roy Campanella, R OBP: 0.404, SLG: 0.612 (1, 2)	1-2 F9		1-1 6-3		3-2 5-3		3-1 5-3		
Gil Hodges, R OBP: 0.413, SLG: 0.539 (1, 3)		0-0 1B 3B	3-2 L8			0-0 6-3		0-0 F6	
Carl Furillo, R OBP: 0.370, SLG: 0.516 (1, 9)		0-2 4-3		1-2 6-3 2B		2-2 1B 3B 1B		2-3 K	
Bobby Morgan, R OBP: 0.314, SLG: 0.449 (1, 5)		2-3 K		0-0 6-3		0-2 3B 1B		0-0 4-3	
Billy Loes, R OBP: 0.156, SLG: 0.129 (1, 1)		0-0 1B		1-0 6-3		0-0 F6			
Wayne Belardi, L OBP: 0.250, SLG: 0.533 (6, PH)									
Joe Black, R OBP: 0.182, SLG: 0.182 (7, 1)									

Inning Stats	R: 1	H: 2	E: 0	K: 0	S: 11	R: 1	H: 2	E: 0	K: 1	S: 10	R: 1	H: 2	E: 0	K: 1	S: 12	R: 0	H: 0	E: 0	K: 0	S: 7	R: 3	H: 3	E: 0	K: 0	S: 12	R: 0	H: 0	E: 0	K: 0	S: 5	R: 0	H: 0	E: 0	K: 1	S: 5		
	LOB: 1	BB: 0	P: 21	LOB: 1	BB: 0	P: 12	LOB: 1	BB: 0	P: 23	LOB: 2	BB: 1	P: 13	LOB: 0	BB: 0	P: 13	LOB: 0	BB: 1	P: 13	LOB: 0	BB: 0	LOB: 0	BB: 0	P: 7	LOB: 0	BB: 0	LOB: 0	BB: 0	P: 7	LOB: 0	BB: 0	LOB: 0	BB: 0	LOB: 0	BB: 0	LOB: 0	BB: 0	LOB: 0

PITCHER	IP	WLS	BF	H	R	ER	SO	BB	IBB	HBP	BLK	WP	HR	S	P	ERA	WHIP
Warren Hacker, R ERA: 3.58 (1, 1)	3.2		19	7	3	3	2	1	0	0	0	0	0	39	68	7.36	2.182
Duke Simpson, R ERA: 5.68 (4, 1)	2.0	L	9	3	3	3	0	0	0	0	0	0	0	18	28	13.50	1.500
Dutch Leonard, R ERA: 3.91 (6, 1)	2.1		7	0	0	0	1	1	0	0	0	0	0	12	24	0.00	0.429

BOTTOM

Chicago Cubs @ Brooklyn Dodgers
Ebbets Field, Brooklyn, NY

Sun Jun 14 1953, 3:33 AM EDT
Unknown

AB	R	H	RBI	BB	SO	LOB
3	2	2	2	1	0	1
4	0	0	1	0	1	2
3	1	2	0	1	0	0
4	0	1	1	0	0	2
4	0	0	0	0	0	2
4	1	1	0	0	0	1
4	1	2	0	0	1	1
4	1	1	0	0	1	2
2	0	1	1	0	0	1
1	0	0	0	0	0	2
0	0	0	0	0	0	0

AB	33
R	6
H	10
RBI	5
BB	2
SO	3
LOB	14

1B	2B	3B	HR	SF	SAC	DP	HBP	WP	PB	SB	CS	PA	35
5	2	3	0	0	1	0	0	0	1	0	0	35	

Batter	1	2	3	4	5	6	7	8	9	AB R H RBI BB SO LOB	TOP																									
Frank Baumholtz, L (1, 8) OBP: 0.331, SLG: 0.399 Hal Jeffcoat, R (9, 8) OBP: 0.315, SLG: 0.245	0-2 F5		0-0 SH1-4		1-2 2-H 1B		2-2 F7		0-1 1-2 2-3 HR 1B	4 1 2 1 0 0 1 0 0 0 0 0 0 0																										
Dee Fondy, L (1, 3) OBP: 0.333, SLG: 0.449	1-2 4-3		0-1 4-3		1-2 F9		3-2 1-2 1B		3-3 K	5 0 1 1 0 1 5																										
Ralph Kiner, R (1, 7) OBP: 0.389, SLG: 0.540	0-1 F8		0-2 F3		2-2 6-3		2-2 F7		1-2 1-H 2-H 3-H HR	5 1 1 4 0 0 3																										
Hank Sauer, R (1, 9) OBP: 0.374, SLG: 0.461		2-1 F4		1-0 F6		0-0 F8		2-2 F3	2-2 HR 3B	5 0 1 0 0 0 0																										
Randy Jackson, R (1, 5) OBP: 0.354, SLG: 0.504		0-0 FC4-6 1B		2-3 K		4-2 BB BB		0-3 K	0-0 F4	4 0 1 0 1 2 1																										
Bill Serena, R (1, 4) OBP: 0.325, SLG: 0.340		0-0 FC4-6 1-2f		1-3 K		4-2 1-2 BB		3-2 F2		3 0 0 0 1 1 1																										
Roy Smalley, R (1, 6) OBP: 0.348, SLG: 0.414		0-1 F7			1-0 F8		2-1 F9		0-1 F8	4 0 0 0 0 0 3																										
Clyde McCullough, R (1, 2) OBP: 0.367, SLG: 0.435 Joe Garagiola, L (3, 2) OBP: 0.306, SLG: 0.346 Carl Sawatski, L (5, 2) OBP: 0.333, SLG: 0.310			2-2 SH1-4 4-3 1B 1B		3-3 K		4-2 1B BB		3-2 1B BB HR 1B	1 1 1 0 0 0 0 1 0 0 0 0 1 0 1 1 1 0 1 0 0																										
Johnny Klippstein, R (1, 1) OBP: 0.250, SLG: 0.458 Bubba Church, R (5, 1) OBP: 0.313, SLG: 0.400 Tommy Brown, R (7, PH) OBP: 0.212, SLG: 0.200 Dutch Leonard, R (7, 1) OBP: 0.200, SLG: 0.200 Sheldon Jones, R (7, 1) George Metkovich, L (9, PH) OBP: 0.263, SLG: 0.260 Turk Lowm, R (9, 1) OBP: 0.167, SLG: 0.182		0-2 4-3 SH1-4 1B		0-0 1B 2B		0-0 1B 2B		2-1 F9	4-1 HR 1B BB	2 1 2 0 0 0 0 0 0 0 0 0 0 0 1 0 0 0 0 0 1 0 0 0 0 0 0 0 0 0 0 0 0 0 0 0 1 0 0 1 0 0 0 0 0 0 0 0 0																										
Inning Stats	R: 0 E: 0 K: 0 S: 8	H: 0 LOB: 0 BB: 0 P: 9	R: 0 E: 0 K: 0 S: 6	H: 1 LOB: 1 BB: 0 P: 8	R: 1 E: 0 K: 0 S: 12	H: 2 LOB: 1 BB: 0 P: 14	R: 0 E: 0 K: 2 S: 7	H: 0 LOB: 0 BB: 0 P: 11	R: 1 E: 0 K: 1 S: 11	H: 2 LOB: 1 BB: 0 P: 17	R: 0 E: 0 K: 0 S: 12	H: 0 LOB: 2 BB: 2 P: 24	R: 0 E: 0 K: 0 S: 13	H: 1 LOB: 2 BB: 1 P: 26	R: 0 E: 0 K: 1 S: 9	H: 0 LOB: 0 BB: 0 P: 14	R: 4 E: 0 K: 1 S: 19	H: 4 LOB: 1 BB: 1 P: 32	1B: 7 2B: 1 3B: 1 HR: 1	SF: 0 SAC: 1 DP: 0 HBP: 0	WP: 0 PB: 0 SB: 0 CS: 0	PA: 41														
PITCHER	IP WLS BF H R ER SO BB IBB HBP BLK WP HR S P ERA WHIP																																			
Clem Labine, R (1, 1) ERA: 4.43 Carl Erskine, R (6, 1) ERA: 4.84 Jim Hughes, R (9, 1) ERA: 2.16	5.0 3.2 0.1	20 19 2	5 4 1	2 4 0	2 4 0	3 2 0	0 4 0	0 0 0	0 0 0	0 0 0	0 0 0	0 1 4	44 49 6	59 90 6	3.60 9.82 0.00	1.000 2.182 3.000																				

Chicago Cubs @ Brooklyn Dodgers
 Ebbets Field, Brooklyn, NY
 Sun Jun 14 1953, 3:38 AM EDT
 Att. 22,517 - Unknown

livebaseballscorecards.com

AB	36
R	6
H	10
RBI	6
BB	4
SO	5
LOB	15



Batter	1	2	3	4	5	6	7	8	9	AB R H RBI BB SO LOB	BOTTOM	
Jim Gilliam, S (1, 4) <small>OBP: 0.380, SLG: 0.364</small>	2-2 		4-1 		4-0 	2-3 	0-0 		0-1 	4 1 0 0 2 1 3	Chicago Cubs @ Brooklyn Dodgers Ebbets Field, Brooklyn, NY Sun Jun 14 1953, 3:38 AM EDT Att. 22,517 - Unknown	
Pee Wee Reese, R (1, 6) <small>OBP: 0.396, SLG: 0.413</small>	1-0 		4-2 		2-1 	0-0 		4-0 		2 1 2 0 2 0 0		
Duke Snider, L (1, 8) <small>OBP: 0.416, SLG: 0.586</small>	0-3 		2-0 		4-2 	1-0 		2-0 		4 1 2 0 1 1 3		
Jackie Robinson, R (1, 7) <small>OBP: 0.438, SLG: 0.524</small>	4-2 		2-2 		0-0 		2-2 	0-2 		4 2 3 2 1 0 1		
Gil Hodges, R (1, 3) <small>OBP: 0.408, SLG: 0.529</small>	2-3 		0-3 		3-0 		2-2 	0-1 		5 0 1 1 0 2 7		
Carl Furillo, R (1, 9) <small>OBP: 0.365, SLG: 0.503</small>		3-2 		4-0 	2-2 		0-0 	3-2 		4 0 0 0 1 0 5		
Bobby Morgan, R (1, 5) <small>OBP: 0.321, SLG: 0.423</small>		4-2 		2-3 	2-1 		4-2 	3-2 		3 1 0 0 2 1 5		
Rube Walker, L (1, 2) <small>OBP: 0.261, SLG: 0.238</small>		0-2 		1-2 		1-2 	3-0 	2-3 		5 0 1 0 0 1 2		
Clem Labine, R (1, 1) Carl Erskine, R (6, 1) <small>OBP: 0.344, SLG: 0.375</small> Jim Hughes, R (9, 1) <small>OBP: 0.333, SLG: 0.333</small> Wayne Belardi, L (9, PH) <small>OBP: 0.235, SLG: 0.500</small>		1-3 		3-2 	3-2 	1-1 	0-2 	2-3 		2 0 0 0 0 1 2 2 0 2 1 0 0 0 0 0 0 0 0 0 0 1 0 0 0 0 1 0		
Inning Stats	R: 0 H: 1 E: 0 LOB: 2 K: 2 BB: 1 S: 12 P: 21	R: 0 H: 0 E: 0 LOB: 1 K: 1 BB: 1 S: 11 P: 19	R: 1 H: 1 E: 1 LOB: 1 K: 1 BB: 2 S: 13 P: 25	R: 0 H: 0 E: 0 LOB: 1 K: 1 BB: 1 S: 12 P: 22	R: 3 H: 2 E: 0 LOB: 1 K: 0 BB: 2 S: 11 P: 28	R: 0 H: 2 E: 0 LOB: 2 K: 1 BB: 0 S: 10 P: 15	R: 2 H: 3 E: 0 LOB: 2 K: 0 BB: 1 S: 15 P: 26	R: 0 H: 2 E: 0 LOB: 3 K: 0 BB: 1 S: 13 P: 25	R: 0 H: 0 E: 0 LOB: 0 K: 2 BB: 0 S: 8 P: 12	1B: 9 SF: 0 2B: 2 SAC: 1 3B: 0 DP: 0 HR: 0 HBP: 0		WP: 3 PA: 46 PB: 0 SB: 1 CS: 0
PITCHER Johnny Klippstein, R (1, 1) <small>ERA: 5.34</small> Bubba Church, R (5, 1) <small>ERA: 5.76</small> Dutch Leonard, R (7, 1) <small>ERA: 4.56</small> Sheldon Jones, R (7, 1) <small>ERA: 3.9</small> Turk Lown, R (9, 1) <small>ERA: 5.61</small>	IP WLS BF H R ER SO BB IBB HBP BLK WP HR S P ERA WHIP											PITCHER IP WLS BF H R ER SO BB IBB HBP BLK WP HR S P ERA WHIP

livebaseballscorecards.com

AB	36
R	6
H	11
RBI	4
BB	9
SO	8
LOB	28



Batter	1	2	3	4	5	6	7	8	9	AB R H RBI BB SO LOB	TOP
Jim Gilliam, S (1, 4) <small>OBP: 0.374, SLG: 0.357</small>										4 0 0 0 0 1 2	Brooklyn Dodgers @ St. Louis Cardinals Sportsman's Park, St. Louis, MO Tue Jun 16 1953, 4:33 AM EDT Att. 28,974 - Unknown livebaseballscorecards.com
Pee Wee Reese, R (1, 6) <small>OBP: 0.402, SLG: 0.429</small>										4 1 3 0 0 0 0	
Duke Snider, L (1, 8) <small>OBP: 0.418, SLG: 0.596</small>										3 1 1 2 1 0 1	
Jackie Robinson, R (1, 7) <small>OBP: 0.435, SLG: 0.516</small>										3 1 0 0 0 2 2	
Gil Hodges, R (1, 3) <small>OBP: 0.405, SLG: 0.523</small>										4 1 1 0 0 1 1	
Roy Campanella, R (1, 2) <small>OBP: 0.405, SLG: 0.623</small>										3 1 1 1 1 1 0	
Carl Furillo, R (1, 9) <small>OBP: 0.365, SLG: 0.500</small> Don Thompson, L (6, PR) <small>OBP: 0.288, SLG: 0.270</small>										3 0 1 0 0 1 3 1 0 0 0 0 0 0	
Bobby Morgan, R (1, 5) <small>OBP: 0.333, SLG: 0.418</small>										3 0 1 1 1 0 0	
Preacher Roe, R (1, 1) <small>OBP: 0.056, SLG: 0.056</small> Wayne Belardi, L (4, PH) <small>OBP: 0.222, SLG: 0.471</small> Jim Hughes, R (4, 1) <small>OBP: 0.333, SLG: 0.333</small> George Shuba, L (6, PH) <small>OBP: 0.334, SLG: 0.465</small> Bob Milliken, R (6, 1) <small>OBP: 0.222, SLG: 0.444</small> Rube Walker, L (8, PH) <small>OBP: 0.250, SLG: 0.227</small>								1 0 0 0 0 0 0 1 0 0 1 0 0 2 0 0 0 0 0 0 0 1 0 0 0 0 0 2 0 0 0 0 0 0 0 1 0 0 0 0 0 0			
Inning Stats	R: 0 H: 1 E: 0 LOB: 0 K: 0 BB: 0 S: 9 P: 14	R: 1 H: 1 E: 0 LOB: 0 K: 2 BB: 0 S: 10 P: 15	R: 0 H: 0 E: 0 LOB: 0 K: 0 BB: 0 S: 8 P: 13	R: 4 H: 3 E: 0 LOB: 2 K: 0 BB: 2 S: 17 P: 31	R: 0 H: 1 E: 0 LOB: 1 K: 1 BB: 1 S: 8 P: 17	R: 0 H: 2 E: 0 LOB: 2 K: 1 BB: 0 S: 9 P: 13	R: 0 H: 0 E: 0 LOB: 0 K: 1 BB: 0 S: 8 P: 11	R: 0 H: 0 E: 0 LOB: 0 K: 1 BB: 0 S: 7 P: 13	R: 0 H: 0 E: 0 LOB: 0 K: 0 BB: 0 S: 4 P: 6	1B: 4 SF: 0 2B: 3 SAC: 0 3B: 0 DP: 2 HR: 2 HBP: 1	WP: 0 PA: 37 PB: 0 SB: 0 CS: 3
PITCHER Stu Miller, R (1, 1) <small>ERA: 6.38</small> Hal White, R (4, 1) <small>ERA: 1.5</small>	IP WLS BF H R ER SO BB IBB HBP BLK WP HR S P ERA WHIP 3.0 0 14 5 5 5 2 0 0 1 0 0 2 34 52 15.00 1.667 6.0 W 22 3 0 0 4 2 1 0 0 0 0 0 46 81 0.00 0.833	PITCHER IP WLS BF H R ER SO BB IBB HBP BLK WP HR S P ERA WHIP									

Batter	1	2	3	4	5	6	7	8	9	AB	R	H	RBI	BB	SO	LOB
Solly Hemus, L OBP: 0.404, SLG: 0.459 (1, 6)	2-3 K2-3	0-1 F2		0-0 HR		2-2 F3		3-2 F7		5	1	1	1	0	1	0
Red Schoendienst, S OBP: 0.392, SLG: 0.523 (1, 4)	3-1 F7	1-1 BB 1B		4-2 1B BB		2-1 G3		0-1 5-3		4	0	1	0	1	0	0
Stan Musial, L OBP: 0.371, SLG: 0.398 (1, 7)	3-2 1B 2B 1B	4-1 1-2 BB		3-2 F6			0-2 F5	0-3 K		4	1	1	0	1	1	1
Steve Bilko, R OBP: 0.370, SLG: 0.458 (1, 3)	1-2 2B 1B	0-0 F4		1-0 1-2 1B			1-1 1B 1B			4	2	3	0	0	0	2
Enos Slaughter, L OBP: 0.445, SLG: 0.467 (1, 9)	2-0 2B 2B		3-1 G3 1B 1B	3-1			0-0 1B FC1-2 1B			4	2	3	1	0	0	2
Ray Jablonski, R OBP: 0.303, SLG: 0.428 (1, 5)	2-1 E 2B		3-1 G3		1-1 F4		0-2 F9			4	0	1	2	0	0	3
Rip Repulski, R OBP: 0.317, SLG: 0.355 (1, 8)	1-2 E5		0-0 CS 1B		0-1 F4		0-1 FC1-2 1B			4	0	2	2	0	0	1
Del Rice, R OBP: 0.323, SLG: 0.372 (1, 2)	2-0 F8		3-2 L7		0-0 F9		4-0 FC1-2 IBB			3	0	0	0	1	0	3
Stu Miller, R OBP: 0.188, SLG: 0.250 (1, 1)		1-3 K		0-3 K		1-2 6-3		0-0 FC1-2		1	0	0	0	0	1	0
Hal White, R (4, 1)								1-2 2-3 3-H		3	0	0	0	0	1	3

Inning Stats	R: 3	H: 4	LOB: 2	K: 1	S: 18	P: 34	R: 0	H: 1	LOB: 2	K: 1	S: 9	R: 1	H: 2	LOB: 0	K: 0	S: 11	R: 0	H: 0	LOB: 0	K: 0	S: 5	R: 0	H: 0	LOB: 0	K: 0	S: 6	R: 0	H: 0	LOB: 0	K: 0	S: 8	R: 1	H: 3	LOB: 3	K: 0	S: 12	R: 0	H: 0	LOB: 0	K: 1	S: 8
PITCHER	IP	WLS	BF	H	R	ER	SO	BB	IBB	HBP	BLK	WP	HR	S	P	ERA	WHIP																								
Preacher Roe, L (1, 1) ERA: 4.92	3.0		17	7	4	4	2	1	0	0	0	0	0	38	69	12.00	2.667																								
Jim Hughes, R (4, 1) ERA: 2.33	2.0		9	2	1	1	1	1	0	0	0	0	1	16	26	4.50	1.500																								
Bob Milliken, R (6, 1) ERA: 2.56	3.0	L	13	3	1	1	1	0	1	0	0	0	0	28	41	3.00	1.000																								


BOTTOM

Brooklyn Dodgers @ St. Louis Cardinals
Sportsman's Park, St. Louis, MO

Tue Jun 16 1953, 4:33 AM EDT
Att. 28,974 - Unknown

AB	36
R	6
H	12
RBI	6
BB	3
SO	4
LOB	15

livebaseballscorecards.com



WP: 0	PA: 39
PB: 0	SB: 0
CS: 1	

Brooklyn Dodgers @ St. Louis Cardinals
 Sportsman's Park, St. Louis, MO
 Wed Jun 17 1953, 4:33 AM EDT
 Att. 24,027 - Unknown

AB	37
R	3
H	9
RBI	3
BB	6
SO	5
LOB	26



Batter	1	2	3	4	5	6	7	8	9	AB	R	H	RBI	BB	SO	LOB	
Jim Gilliam, S (1, 4) OBP: 0.371, SLG: 0.354	3-2 F3		1-3 K2-3		1-0 FC3-6 1B	1-0 1-3		1-0 F9		5	1	1	0	0	1	5	
Pee Wee Reese, R (1, 6) OBP: 0.406, SLG: 0.427	2-0 1-3		2-2 E S HBP		0-0 FC3-6 1B	4-1 BB		2-1 F9		3	0	1	0	1	0	2	
Duke Snider, L (1, 8) OBP: 0.413, SLG: 0.587	1-0 S 1B		2-0 E4		0-0 FC3-6 1B	0-0 4-3		0-0 F8		5	0	1	1	0	0	7	
Jackie Robinson, R (1, 7) OBP: 0.439, SLG: 0.513	4-2 1-2 BB		0-1 F6		0-0 1-2 1B		2-2 F7		4-2 FC6-4 BB	3	0	1	0	2	0	2	
Gil Hodges, R (1, 3) OBP: 0.395, SLG: 0.508	2-3 K			3-2 L6	2-2 F7		0-3 K		0-2 FC6-4 BB	5	0	0	0	0	2	5	
Bobby Morgan, R (1, 5) OBP: 0.323, SLG: 0.390		0-1 5-3		3-2 F4		2-1 1-3		1-2 5-3		4-2 1-2 BB	4	0	0	0	1	0	0
Don Thompson, L (1, 9) OBP: 0.310, SLG: 0.286		1-2 4-3		1-0 1B		4-0 1B 2B BB		1-1 1B 1B		3-2 L9	3	2	2	0	1	0	0
Bill Antonello, R (9, PH) OBP: 0.200, SLG: 0.316										1	0	0	0	0	0	2	
Rube Walker, L (1, 2) OBP: 0.259, SLG: 0.240		1-2 6-3		1-3 K		0-0 2B 1B		4-2 1B BB		0-0 F2	3	0	1	0	0	1	1
Carl Erskine, R (6, PR) OBP: 0.344, SLG: 0.375										0	0	0	0	0	0	0	
Joe Black, R (6, 1) OBP: 0.182, SLG: 0.182										0	0	0	0	0	0	0	
George Shuba, L (8, PH) OBP: 0.081, SLG: 0.485										0	0	0	0	1	0	0	
Ralph Branca, R (8, 1) OBP: 0.081, SLG: 0.485										0	0	0	0	0	0	0	
Carl Furillo, R (9, PH) OBP: 0.363, SLG: 0.497										1	0	0	0	0	0	2	
Johnny Podres, L (1, 1) OBP: 0.250, SLG: 0.250			1-2 6-3		2-3 K		2-2 1-3 2-H 2B		1-1 1-2 2-H 1B	0	0	0	0	0	0	0	
Ben Wade, R (1, 1) OBP: 0.200, SLG: 0.500										2	0	0	0	0	1	0	
Roy Campanella, R (6, PH) OBP: 0.410, SLG: 0.632										2	0	2	2	0	0	0	

Inning Stats	R: 0 E: 0 K: 1 S: 12	H: 1 LOB: 2 BB: 1 P: 24	R: 0 E: 0 K: 0 S: 8	H: 0 LOB: 0 BB: 0 P: 10	R: 0 E: 1 K: 1 S: 14	H: 0 LOB: 2 BB: 0 P: 20	R: 0 E: 0 K: 1 S: 11	H: 1 LOB: 1 BB: 0 P: 19	R: 1 E: 0 K: 1 S: 14	H: 3 LOB: 2 BB: 0 P: 19	R: 1 E: 0 K: 0 S: 9	H: 2 LOB: 3 BB: 2 P: 22	R: 0 E: 0 K: 1 S: 10	H: 0 LOB: 0 BB: 0 P: 13	R: 1 E: 0 K: 0 S: 11	H: 2 LOB: 2 BB: 1 P: 20	R: 0 E: 0 K: 0 S: 14	H: 0 LOB: 2 BB: 2 P: 25	1B: 8 2B: 1 3B: 0 HR: 0	SF: 0 SAC: 0 DP: 0 HBP: 1	WP: 0 PB: 0 SB: 2 CS: 0	PA: 44
--------------	-------------------------------	----------------------------------	------------------------------	----------------------------------	-------------------------------	----------------------------------	-------------------------------	----------------------------------	-------------------------------	----------------------------------	------------------------------	----------------------------------	-------------------------------	----------------------------------	-------------------------------	----------------------------------	-------------------------------	----------------------------------	----------------------------------	------------------------------------	----------------------------------	--------

PITCHER	IP	WLS	BF	H	R	ER	SO	BB	IBB	HBP	BLK	WP	HR	S	P	ERA	WHIP
Gerry Staley, R (1, 1) ERA: 3.13	7.0	W	35	8	3	3	5	4	0	1	0	0	0	83	137	3.86	1.714
Stu Miller, R (8, 1) ERA: 6.38	0.0		1	1	0	0	0	0	0	0	0	0	0	2	3	∞	∞
Al Brazle, L (8, 1) ERA: 2.84	2.0	S	8	0	0	0	0	2	0	0	0	0	0	18	32	0.00	1.000

WP: 0	PA: 44
-------	--------

Batter	1	2	3	4	5	6	7	8	9	AB	R	H	RBI	BB	SO	LOB
Solly Hemus, L OBP: 0.404, SLG: 0.456 (1, 6)	1-2 6-3 1B	3-2 1B			1-2 F3		0-1 F9	4-2 CS BB		4	0	1	0	1	0	0
Red Schoendienst, S OBP: 0.392, SLG: 0.520 (1, 4)	2-1 5-3	0-1 F2			3-2 2B 1B		2-0 2B 1B	3-2 F7		5	2	2	0	0	0	2
Stan Musial, L OBP: 0.375, SLG: 0.409 (1, 7)	4-1 BB BB BB				1-0 HR 2B		1-1 1B E 2B	3-2 F8		4	3	2	1	1	0	1
Steve Bilko, R OBP: 0.372, SLG: 0.470 (1, 3)	4-1 BB BB BB				3-2 HR		1-3 K	2-2 CS		3	1	1	2	1	2	2
Enos Slaughter, L OBP: 0.451, SLG: 0.473 (1, 9)	4-1 BB BB				1-0 2B		4-0 E 3B IBB			2	1	1	0	2	0	0
Ray Jablonski, R OBP: 0.306, SLG: 0.427 (1, 5)	4-0 BB				0-0 L4		0-1 E6 3B 1B			3	0	1	2	1	0	1
Pete Castiglione, R OBP: 0.236, SLG: 0.308 (7, PR)	1-2 2-3 3-H BB						1-2 2-H 3-H 1B			0	1	0	0	0	0	0
Rip Repulski, R OBP: 0.315, SLG: 0.364 (1, 8)	0-3 K				1-1 F8		1-2 F8	0-0 1B 3B		4	1	1	2	0	1	3
Del Rice, R OBP: 0.321, SLG: 0.369 (1, 2)					1-3 K		1-2 F4	0-0 1B		4	0	1	1	0	2	0
Gerry Staley, R OBP: 0.111, SLG: 0.086 (1, 1)					3-3 K		0-1 5-3	0-0 5-3		4	0	0	0	0	2	1
Stu Miller, R OBP: 0.188, SLG: 0.250 (8, 1)										0	0	0	0	0	0	0
Al Brazle, L OBP: 0.400, SLG: 0.600 (8, 1)										0	0	0	0	0	0	0

Inning Stats	R: 1	H: 0	E: 0	K: 1	S: 11	LOB: 3	BB: 4	P: 30	R: 0	H: 1	E: 0	K: 2	S: 12	LOB: 1	BB: 0	P: 17	R: 0	H: 0	E: 0	K: 1	S: 5	LOB: 0	BB: 0	P: 9	R: 0	H: 0	E: 0	K: 1	S: 6	LOB: 0	BB: 0	P: 8	R: 3	H: 4	E: 0	K: 1	S: 16	LOB: 1	BB: 0	P: 28	R: 0	H: 0	E: 0	K: 0	S: 8	LOB: 0	BB: 0	P: 10	R: 5	H: 5	E: 1	K: 1	S: 13	LOB: 1	BB: 1	P: 21	R: 0	H: 0	E: 0	K: 0	S: 11	LOB: 0	BB: 1	P: 23
--------------	------	------	------	------	-------	--------	-------	-------	------	------	------	------	-------	--------	-------	-------	------	------	------	------	------	--------	-------	------	------	------	------	------	------	--------	-------	------	------	------	------	------	-------	--------	-------	-------	------	------	------	------	------	--------	-------	-------	------	------	------	------	-------	--------	-------	-------	------	------	------	------	-------	--------	-------	-------

PITCHER	IP	WLS	BF	H	R	ER	SO	BB	IBB	HBP	BLK	WP	HR	S	P	ERA	WHIP
Johnny Podres, L ERA: 5.12 (1, 1)	0.2		6	0	1	1	0	4	0	0	0	0	0	8	27	13.50	6.000
Ben Wade, R ERA: 5.34 (1, 1)	4.1	L	18	5	3	3	6	0	0	0	0	0	1	42	65	6.23	1.154
Joe Black, R ERA: 4.68 (6, 1)	2.0		12	5	5	5	1	0	1	0	0	0	0	21	31	22.50	2.500
Ralph Branca, R ERA: 3.0 (8, 1)	1.0		3	0	0	0	0	1	0	0	0	0	0	11	23	0.00	1.000

BOTTOM

Brooklyn Dodgers @ St. Louis Cardinals
Sportsman's Park, St. Louis, MO

Wed Jun 17 1953, 4:33 AM EDT
Att. 24,027 - Unknown

AB	33
R	9
H	10
RBI	8
BB	6
SO	7
LOB	10



WP	PA	ERA	WHIP
0	40		

Batter	1	2	3	4	5	6	7	8	9	AB R H RBI BB SO LOB	TOP
Jim Gilliam, S (1, 4) <small>OBP: 0.371, SLG: 0.368</small>	1-2 		2-2 		0-0 		1-1 		0-1 	5 1 2 3 0 0 1	
Pee Wee Reese, R (1, 6) <small>OBP: 0.402, SLG: 0.422</small>	0-3 		0-0 		2-3 		0-0 		1-2 	5 0 1 0 0 2 2	
Duke Snider, L (1, 8) <small>OBP: 0.413, SLG: 0.587</small>	1-2 		0-0 		2-1 		2-2 		0-0 	5 0 2 0 0 0 3	
Jackie Robinson, R (1, 7) <small>OBP: 0.433, SLG: 0.505</small> Ralph Branca, R (5, 1) Rube Walker, L (8, PH) <small>OBP: 0.286, SLG: 0.269</small> Johnny Podres, L (8, PR) <small>OBP: 0.250, SLG: 0.250</small> Jim Hughes, R (8, 1) <small>OBP: 0.333, SLG: 0.333</small>	0-0 			3-2 	2-2 			2-1 		3 0 0 0 0 0 2	
Gil Hodges, R (1, 3) <small>OBP: 0.397, SLG: 0.505</small>		1-2 		2-2 		4-0 		0-0 		3 0 1 0 1 0 1	
Roy Campanella, R (1, 2) <small>OBP: 0.408, SLG: 0.622</small>		1-0 		0-3 		4-2 		0-1 		3 0 0 0 1 1 2	
Bobby Morgan, R (1, 5) <small>OBP: 0.348, SLG: 0.419</small>		4-1 			3-2 	1-0 		1-2 		3 1 2 1 1 0 2	
Bill Antonello, R (1, 9) <small>OBP: 0.174, SLG: 0.273</small> George Shuba, L (8, PH) <small>OBP: 0.357, SLG: 0.458</small>		1-3 			1-3 	0-0 		0-0 		3 0 0 0 0 2 3	
Carl Erskine, R (1, 1) <small>OBP: 0.333, SLG: 0.364</small> Carl Furillo, R (5, PH) <small>OBP: 0.362, SLG: 0.494</small>			0-2 		0-0 		1-0 		0-0 	1 0 0 0 0 0 0	
					1-2 					3 1 1 0 0 0 1	
Inning Stats	R: 0 H: 1 E: 0 LOB: 1 K: 1 BB: 0 S: 10 P: 12	R: 0 H: 1 E: 0 LOB: 1 K: 1 BB: 1 S: 9 P: 16	R: 0 H: 1 E: 0 LOB: 1 K: 0 BB: 0 S: 8 P: 10	R: 0 H: 0 E: 0 LOB: 0 K: 1 BB: 0 S: 11 P: 16	R: 3 H: 3 E: 1 LOB: 1 K: 2 BB: 0 S: 16 P: 26	R: 0 H: 0 E: 0 LOB: 1 K: 0 BB: 2 S: 4 P: 13	R: 0 H: 1 E: 0 LOB: 1 K: 0 BB: 0 S: 7 P: 11	R: 1 H: 2 E: 0 LOB: 2 K: 0 BB: 0 S: 9 P: 12	R: 0 H: 1 E: 0 LOB: 1 K: 0 BB: 0 S: 7 P: 8	1B: 7 SF: 0 2B: 2 SAC: 0 3B: 0 DP: 2 HR: 1 HBP: 0	WP: 0 PA: 39 PB: 0 SB: 0 CS: 0
PITCHER Harvey Haddix, L (1, 1) <small>ERA: 3.79</small> Hal White, R (6, 1) <small>ERA: 1.59</small>	IP WLS BF H R ER SO BB IBB HBP BLK WP HR S P ERA WHIP	5.0 W 23 6 3 2 5 2 0 0 0 0 0 1 54 84 3.60 1.600	4.0 S 16 4 1 1 0 1 0 0 0 0 0 0 27 40 2.25 1.250		PITCHER IP WLS BF H R ER SO BB IBB HBP BLK WP HR S P ERA WHIP						

Brooklyn Dodgers @ St. Louis Cardinals
 Sportsman's Park, St. Louis, MO
 Thu Jun 18 1953, 4:33 AM EDT
 Att: 15,271 - Unknown - 100 F

AB	36
R	4
H	10
RBI	4
BB	3
SO	5
LOB	19



Batter	1	2	3	4	5	6	7	8	9	AB	R	H	RBI	BB	SO	LOB
Solly Hemus, L OBP: 0.407, SLG: 0.470 (1, 6)	3-2 F8	0-2 BB 1-2 2B 1B		1-1 HR 1-H		2-2 4-3		2-0 1B F8 HBP		4	3	2	2	0	0	0
Red Schoendienst, S OBP: 0.400, SLG: 0.524 (1, 4)	2-1 2B F8 1B	4-2 2B 1-2 2-3 BB		0-0 3-1		1-2 G4-6-3 1B		0-1 F8 1-3 1B 1B		4	3	3	0	1	0	0
Stan Musial, L OBP: 0.379, SLG: 0.420 (1, 7)	2-2 F8 1-3 2B	2-2 1-H 2-H 3-H 2B		4-2 BB		3-2 G4-6-3 1-2f		1-1 F8 2-3 3-H		4	0	2	4	1	0	2
Enos Slaughter, L OBP: 0.450, SLG: 0.465 (1, 9)	4-0 IBB	1-2 6-3		2-0 L7			2-1 4-3	4-0 1B BB		3	0	0	0	2	0	2
Ray Jablonski, R OBP: 0.310, SLG: 0.441 (1, 5)	1-0 F8		0-0 F7		0-1 HR		2-2 E7 HR 1B	1-1 FC6-4 1-2 1B		4	1	2	2	0	0	2
Pete Castiglione, R OBP: 0.241, SLG: 0.313 (7, PR)	2-3 3-H 2-3		2-3 K		0-0 1B		4-2 HR BB	2-3 K		1	1	1	1	0	0	0
Steve Bilko, R OBP: 0.372, SLG: 0.466 (1, 3)	K									4	1	1	0	1	3	4
Rip Repulski, R OBP: 0.312, SLG: 0.376 (1, 8)		3-2 1-3	0-2 F8		0-1 L9		3-1 1-H 2-H HR	1-2 FC6-4 1-2f		5	1	1	3	0	0	3
Del Rice, R OBP: 0.320, SLG: 0.363 (1, 2)		4-2 BB 1B 2B BB		0-3 K		0-0 F5	1-1 1-3			3	1	0	0	1	1	2
Harvey Haddix, L OBP: 0.289, SLG: 0.257 (1, 1)		2-3 K		1-2 HR HBP		2-3 K		1-1 F3		2	1	0	0	0	2	2
Hal White, R (6, 1)										1	0	0	0	0	0	1

Inning Stats	R: 1	H: 2	E: 0	LOB: 2	K: 1	P: 12	R: 3	H: 2	E: 0	LOB: 1	K: 1	P: 19	R: 0	H: 0	E: 0	LOB: 0	K: 1	P: 9	R: 2	H: 1	E: 0	LOB: 1	K: 1	P: 13	R: 1	H: 2	E: 0	LOB: 1	K: 1	P: 9	R: 0	H: 1	E: 0	LOB: 0	K: 0	P: 10	R: 3	H: 2	E: 1	LOB: 1	K: 0	P: 15	R: 2	H: 2	E: 0	LOB: 2	K: 1	P: 13
	S: 12	BB: 1	S: 19	BB: 2	P: 26	S: 19	BB: 2	P: 35	S: 9	BB: 0	S: 9	BB: 11	S: 13	BB: 1	P: 21	S: 9	BB: 0	P: 11	S: 10	BB: 0	P: 16	S: 15	BB: 1	P: 28	S: 13	BB: 1	P: 24	BB: 3	IBB: 0	HBP: 2	BLK: 0	WP: 0	HR: 3	S: 0	P: 0	ERA: 0	WHIP: 0	1B: 7	SF: 0	2B: 2	SAC: 0	3B: 0	DP: 1	HR: 3	HBP: 2	CS: 0		

PITCHER	IP	WLS	BF	H	R	ER	SO	BB	IBB	HBP	BLK	WP	HR	S	P	ERA	WHIP
Carl Erskine, R ERA: 5.24 (1, 1)	4.0	L	22	5	6	6	4	3	1	1	0	0	1	53	93	13.50	2.000
Ralph Branca, R ERA: 6.0 (5, 1)	3.0		14	5	4	4	1	1	0	0	0	0	2	34	55	12.00	2.000
Jim Hughes, R ERA: 2.89 (8, 1)	1.0		7	2	2	2	1	1	0	1	0	0	0	13	24	18.00	3.000

BOTTOM

Brooklyn Dodgers @ St. Louis Cardinals
Sportsman's Park, St. Louis, MO

Thu Jun 18 1953, 4:33 AM EDT
Att. 15,271 - Unknown - 100 F

AB	35
R	12
H	12
RBI	12
BB	6
SO	6
LOB	18



WP: 0	PA: 43
PB: 0	
SB: 0	
CS: 0	

livebaseballscorecards.com

Batter	1	2	3	4	5	6	7	8	9	AB R H RBI BB SO LOB	TOP																										
Jim Gilliam, S (1, 4) OBP: 0.378, SLG: 0.370	0-0 2B 1B	4-2 E BB BB	3-2 F3			4-2 BB		3-2 E7 1B	1-0 F3	4 3 2 0 2 0 2																											
Pee Wee Reese, R (1, 6) OBP: 0.408, SLG: 0.429 Billy Cox, R (5, 6) OBP: 0.378, SLG: 0.471	2-1 2B	4-1 BB E F9 BB		4-1 SH1-3 BB		1-0 F8		4-1 BB 1B BB	1-1 FC5-4	1 2 1 0 2 0 0 2 0 0 0 1 0 2																											
Duke Snider, L (1, 8) OBP: 0.414, SLG: 0.585 Don Thompson, L (5, 8) OBP: 0.302, SLG: 0.278	4-1 2B BB	0-0 E4 BB		0-0 SH1-3		0-1 F5		0-0 F2		1 1 0 1 1 0 2 2 0 0 0 0 0 3																											
Roy Campanella, R (1, 2) OBP: 0.408, SLG: 0.615	1-0 F9	4-0 BB		0-0 L9		2-3 K		2-1 BB 1B		4 0 1 2 1 1 5																											
Gil Hodges, R (1, 3) OBP: 0.393, SLG: 0.495	0-0 F5	2-0 F9		2-1 4-3			1-1 F8	4-2 BB 1B		4 0 0 1 1 0 6																											
George Shuba, L (1, 7) OBP: 0.371, SLG: 0.519	0-2 2B	1-1 G3		1-1 CS 1B			0-0 HR	1-2 F3		5 1 3 4 0 0 5																											
Carl Furillo, R (1, 9) OBP: 0.363, SLG: 0.491	0-0 F8		1-2 1B		2-1 L9		1-0 1B	1-2 F3		5 0 2 0 0 0 5																											
Bobby Morgan, R (1, 5) OBP: 0.351, SLG: 0.409		4-2 FC3-6 BB	2-2 1-3 1B		3-2 1B		0-1 F4		2-2 5-3	4 0 1 0 1 0 2																											
Billy Loes, R (1, 1) OBP: 0.143, SLG: 0.118 Joe Black, R (5, 1) OBP: 0.182, SLG: 0.182 Bill Antonello, R (7, PH) OBP: 0.167, SLG: 0.261 Jim Hughes, R (7, 1) OBP: 0.333, SLG: 0.333 Wayne Belardi, L (9, PH) OBP: 0.263, SLG: 0.500		0-0 FC3-6 BB BB E	0-0 B2-3		1-0 F9		0-0 F5		0-1 FC5-4 1B	3 1 0 0 0 0 3 0 0 0 0 0 0 0 1 0 0 0 0 0 1 0 0 0 0 0 0 0 1 0 1 0 0 0 0																											
Inning Stats	R: 3 E: 0 K: 0 S: 10	H: 3 LOB: 1 BB: 1 P: 17	R: 3 E: 1 K: 0 S: 11	H: 0 LOB: 2 BB: 4 P: 30	R: 0 E: 0 K: 0 S: 15	H: 1 LOB: 1 BB: 0 P: 21	R: 0 E: 0 K: 0 S: 5	H: 0 LOB: 1 BB: 1 P: 11	R: 0 E: 0 K: 1 S: 8	H: 2 LOB: 1 BB: 0 P: 16	R: 0 E: 0 K: 1 S: 8	H: 0 LOB: 1 BB: 1 P: 15	R: 1 E: 0 K: 0 S: 7	H: 2 LOB: 1 BB: 0 P: 9	R: 1 E: 1 K: 0 S: 16	H: 2 LOB: 3 BB: 2 P: 31	R: 0 E: 0 K: 0 S: 8	H: 1 LOB: 1 BB: 0 P: 12	1B: 8 2B: 2 3B: 0 HR: 1	SF: 0 SAC: 1 DP: 0 HBP: 0	WP: 0 PB: 0 SB: 0 CS: 1	PA: 47															
PITCHER	IP WLS BF H R ER SO BB IBB HBP BLK WP HR S P ERA WHIP																																				
Johnny Klippstein, R (1, 1) ERA: 5.89	1.1		11	3	6	5	0	4	0	0	0	0	0	17	36	33.75	5.250																				
Duke Simpson, R (2, 1) ERA: 5.68	0.0		2	0	0	0	0	1	0	0	0	0	0	1	5	∞	∞																				
Paul Minner, L (2, 1) ERA: 4.91	5.2	W	24	6	2	2	1	2	0	0	0	0	1	50	84	3.18	1.412																				
Warren Hacker, R (8, 1) ERA: 3.57	0.1		4	1	0	0	0	2	0	0	0	0	0	7	17	0.00	9.000																				
Dutch Leonard, R (8, 1) ERA: 4.45	1.2	S	6	1	0	0	0	0	0	0	0	0	0	14	20	0.00	0.600																				

Brooklyn Dodgers @ Chicago Cubs
 Wrigley Field, Chicago, IL
 Fri Jun 19 1953, 3:33 AM CDT
 Unknown

livebaseballscorecards.com

AB	37
R	8
H	11
RBI	8
BB	9
SO	1
LOB	36



Batter	1	2	3	4	5	6	7	8	9	AB	R	H	RBI	BB	SO	LOB
Frank Baumholtz, L OBP: 0.351, SLG: 0.419 Hal Jeffcoat, R OBP: 0.298, SLG: 0.231	0-1 4-3 1B	2-3 K			0-1 E8 2B 1B	1-2 HR 1B		0-1 F3 1B		4	1	2	0	0	1	1
Tommy Brown, R OBP: 0.314, SLG: 0.400 Roy Smalley, R OBP: 0.336, SLG: 0.397	4-1 WP 1B BB		2-2 F2		0-0 F2	1-1 HR 1B		3-2 F4		0	0	0	0	1	0	0
Ralph Kiner, R OBP: 0.389, SLG: 0.532 George Metkovich, L OBP: 0.297, SLG: 0.291	1-2 HR 1B		4-2 G1-4-3 BB		4-0 2B HR BB	0-0 HR				2	3	2	3	2	0	0
Hank Sauer, R OBP: 0.383, SLG: 0.490	0-0 HR		2-2 G1-4-3		0-0 HR 2B	1-0 1-3				4	2	2	3	0	0	2
Dee Fondy, L OBP: 0.329, SLG: 0.442	3-2 1B			2-2 4-3	4-0 HR IBB	2-2 F5				3	1	1	0	1	0	1
Randy Jackson, R OBP: 0.353, SLG: 0.532	2-2 F8			0-1 F2	0-0 HR		2-3 K			4	1	1	4	0	1	1
Joe Garagiola, L OBP: 0.321, SLG: 0.363		3-3 K		0-1 3B 2B	3-3 K2-3		0-0 3-1			4	1	1	0	0	2	0
Eddie Miksis, R OBP: 0.277, SLG: 0.300		1-2 6-3		1-0 3B	0-0 6-3		2-1 F8			4	0	1	1	0	0	0
Johnny Klippstein, R OBP: 0.250, SLG: 0.458 Duke Simpson, R OBP: 0.296, SLG: 0.462 Paul Minner, L OBP: 0.219, SLG: 0.290 Warren Hacker, R OBP: 0.219, SLG: 0.290 Dutch Leonard, R OBP: 0.167, SLG: 0.167		0-1 1B		1-2 F8		0-0 F5		2-2 1-3		0	0	0	0	0	0	0

Inning Stats	R: 2	H: 3	E: 0	LOB: 1	K: 0	S: 13	R: 0	H: 1	E: 0	LOB: 1	K: 2	S: 11	R: 0	H: 0	E: 0	LOB: 0	K: 0	S: 8	R: 1	H: 2	E: 0	LOB: 1	K: 0	S: 11	R: 5	H: 3	E: 1	LOB: 0	K: 1	S: 9	R: 3	H: 3	E: 0	LOB: 1	K: 0	S: 11	R: 0	H: 0	E: 0	LOB: 0	K: 1	S: 6	R: 0	H: 0	E: 0	LOB: 0	K: 0	S: 9	R: 0	H: 0	E: 0	LOB: 0	K: 0	S: 9
	3	23	1	1	0	17	0	1	0	1	0	17	0	0	0	1	1	16	0	2	2	0	15	11	0	3	3	0	2	2	16	3	3	0	1	16	0	0	0	10	0	0	14	6	0	0	10	0	0	14				

PITCHER	IP	WLS	BF	H	R	ER	SO	BB	IBB	HBP	BLK	WP	HR	S	P	ERA	WHIP
Billy Loes, R ERA: 4.73	(1, 1)	4.1	L	24	9	8	2	3	1	0	0	1	2	48	84	16.61	2.769
Joe Black, R ERA: 5.11	(5, 1)	1.2		8	3	3	1	0	0	0	0	0	1	15	23	16.20	1.800
Jim Hughes, R ERA: 2.7	(7, 1)	2.0		6	0	0	1	0	0	0	0	0	0	15	24	0.00	0.000

BOTTOM

Brooklyn Dodgers @ Chicago Cubs
 Wrigley Field, Chicago, IL
 Fri Jun 19 1953, 3:33 AM CDT
 Unknown

AB	34
R	11
H	12
RBI	11
BB	4
SO	4
LOB	7



WP	HR	S	P	ERA	WHIP
1	2	1	3	16.61	2.769
0	1	0	1	16.20	1.800
0	0	1	1	0.00	0.000

Batter	1	2	3	4	5	6	7	8	9	AB R H RBI BB SO LOB	TOP												
Jim Gilliam, S (1, 4) OBP: 0.378, SLG: 0.366 C F B B B B	4-2 4-3 E 4-3 BB	2-1 F7 3-H 2		1-0 3-1 2-3 1B HR BB		4-2 1B F7 BB		1-1 4-3 1		3 2 0 1 2 0 3	Brooklyn Dodgers @ Chicago Cubs Wrigley Field, Chicago, IL Fri Jun 19 1953, 3:38 AM CDT Att. 18,726 - Unknown												
Pee Wee Reese, R (1, 6) OBP: 0.404, SLG: 0.422 C X SAFE	0-1 4-3 1-3 1	1-0 L7 3		4-0 1B HR BB		1-2 F6 1		0-3 K 2		4 1 0 0 1 1 4													
Duke Snider, L (1, 8) OBP: 0.421, SLG: 0.586 B B B S B	4-2 4-3 BB		0-0 4-3 1	1-0 1-3 HR 1B		1-2 1-3 1B		4-1 BB BB		3 1 2 1 2 0 0													
Wayne Belardi, L (1, 3) OBP: 0.333, SLG: 0.636 S C B F B X	2-2 4-3 1-2 3-H 2		0-0 1B 1B	0-0 1-H 3-H HR		1-0 F7 2		4-2 1-2 BB		4 1 2 5 1 0 2													
George Shuba, L (1, 7) OBP: 0.366, SLG: 0.506 Don Thompson, L (6, 7) OBP: 0.299, SLG: 0.275 F X	0-1 F7 3		0-0 FC6-4 1B 1-2	0-0 L3 3		2-0 F5 3		2-0 F8 3		4 0 1 0 0 0 2 1 0 0 0 0 0 2													
Carl Furillo, R (1, 9) OBP: 0.354, SLG: 0.478 C X		0-1 5-3 1	1-2 F7 2		0-0 6-3 1		1-1 F3 1		0-1 F8 1			5 0 0 0 0 0 2											
Billy Cox, R (1, 5) OBP: 0.392, SLG: 0.521 X		0-0 1B F7 2B	0-1 FC6-4 1-2f		2-0 3B		1-1 1B		2-2 5-3 2			5 1 3 0 0 0 2											
Rube Walker, L (1, 2) OBP: 0.273, SLG: 0.233 B B B		4-0 1B IBB		3-2 4-3 1	0-1 F3 2		0-0 F6 2		0-0 L4 3			4 0 0 0 1 0 2											
Russ Meyer, S (1, 1) OBP: 0.194, SLG: 0.226 F B M X		1-2 1-2 2-3 1B		0-0 3-1 1B 2B		0-3 K		1-3 K 3		4 1 2 0 0 2 2													
Inning Stats	R: 1 E: 1 K: 0 S: 12	H: 0 LOB: 1 BB: 2 P: 22	R: 1 E: 0 K: 0 S: 9	H: 2 LOB: 2 BB: 1 P: 17	R: 0 E: 0 K: 0 S: 8	H: 2 LOB: 2 BB: 0 P: 9	R: 4 E: 0 K: 0 S: 8	H: 3 LOB: 0 BB: 1 P: 17	R: 0 E: 0 K: 1 S: 9	H: 1 LOB: 1 BB: 0 P: 11	R: 1 E: 0 K: 0 S: 10	H: 1 LOB: 1 BB: 1 P: 19	R: 0 E: 0 K: 1 S: 8	H: 1 LOB: 1 BB: 0 P: 11	R: 0 E: 0 K: 1 S: 9	H: 0 LOB: 2 BB: 2 P: 20	R: 0 E: 0 K: 0 S: 6	H: 0 LOB: 0 BB: 0 P: 8	1B: 6 2B: 2 3B: 1 HR: 1	SF: 0 SAC: 0 DP: 0 HBP: 0	WP: 0 PB: 0 SB: 0 CS: 0	PA: 44	
PITCHER	IP WLS BF H R ER SO BB IBB HBP BLK WP HR S P ERA WHIP																					PITCHER	IP WLS BF H R ER SO BB IBB HBP BLK WP HR S P ERA WHIP
Sheldon Jones, R (1, 1) ERA: 4.98	3.2 L 22 7 6 5 0 3 1 0 0 0 1 36 64 12.27 2.727																						
Johnny Klippstein, R (4, 1) ERA: 5.64	4.1 19 3 1 1 3 3 0 0 0 0 0 37 62 2.08 1.385																						
Duke Simpson, R (9, 1) ERA: 5.4	1.0 3 0 0 0 0 0 0 0 0 0 0 6 8 0.00 0.000																						

livebaseballscorecards.com

AB	37
R	7
H	10
RBI	7
BB	7
SO	3
LOB	21



Batter	1	2	3	4	5	6	7	8	9	AB R H RBI BB SO LOB
Frank Baumholtz, L (1, 8) OBP: 0.354, SLG: 0.426	0-0 P8 1B		2-1 F8 2B		3-2 F8			1-1 1-3		4 0 2 0 0 0 2
Eddie Miksis, R (1, 4) OBP: 0.277, SLG: 0.299	0-0 P8 1B		1-0 L4		1-3 K			0-1 6-3		4 0 1 0 0 1 3
Ralph Kiner, R (1, 7) OBP: 0.363, SLG: 0.522	1-0 F8		3-3 K				1-3 K	1-3 K		4 0 0 0 0 3 4
Hank Sauer, R (1, 9) OBP: 0.376, SLG: 0.480	0-0 P8 1-2 2-3			0-0 F8			2-3 K		0-0 F5	4 0 0 0 0 1 2
Dee Fondy, L (1, 3) OBP: 0.328, SLG: 0.438		2-0 F7		2-0 5-3 1B			3-2 4-3	2-1 F3		4 0 1 0 0 0 0
Randy Jackson, R (1, 5) OBP: 0.351, SLG: 0.544		2-2 HR		2-2 5-3			0-1 5-3	1-1 6-3		4 1 1 1 0 0 1
Roy Smalley, R (1, 6) OBP: 0.329, SLG: 0.388		0-0 6-3		2-3 K			0-3 K			3 0 0 0 0 2 1
Clyde McCullough, R (1, 2) OBP: 0.345, SLG: 0.392		0-1 6-3			4-2 BB		1-2 F8			2 0 0 0 1 0 0
Sheldon Jones, R (1, 1) Johnny Klippstein, R (4, 1) Carl Sawatski, L (8, PH) Duke Simpson, R (9, 1)			0-0 F8		1-3 K			2-2 DI 1-3 1B		1 0 0 0 0 0 0 1 0 0 0 0 1 1 1 0 1 0 0 0 0 0 0 0 0 0 0 0


Inning Stats	R: 0	H: 2	E: 0	LOB: 1	K: 0	BB: 0	S: 4	P: 5	R: 1	H: 1	E: 0	LOB: 0	K: 0	BB: 0	S: 8	P: 12	R: 0	H: 1	E: 0	LOB: 1	K: 1	BB: 0	S: 7	P: 13	R: 0	H: 1	E: 0	LOB: 1	K: 1	BB: 0	S: 9	P: 15	R: 0	H: 0	E: 0	LOB: 1	K: 2	BB: 1	S: 11	P: 20	R: 0	H: 0	E: 0	LOB: 0	K: 2	BB: 0	S: 10	P: 16	R: 0	H: 0	E: 0	LOB: 0	K: 1	BB: 0	S: 8	P: 9	R: 0	H: 1	E: 0	LOB: 1	K: 1	BB: 0	S: 10	P: 14	R: 0	H: 0	E: 0	LOB: 0	K: 0	BB: 0	S: 5	P: 8	1B: 4	SF: 0	2B: 2	SAC: 0	3B: 0	DP: 1	HR: 1	HBP: 0	WP: 0	PA: 33
PITCHER Russ Meyer, R (1, 1) ERA: 4.9	IP	WLS	BF	H	R	ER	SO	BB	IBB	HBP	BLK	WP	HR	S	P	ERA	WHIP	IP	WLS	BF	H	R	ER	SO	BB	IBB	HBP	BLK	WP	HR	S	P	ERA	WHIP																																																

BOTTOM

Brooklyn Dodgers @ Chicago Cubs
 Wrigley Field, Chicago, IL
 Fri Jun 19 1953, 3:38 AM CDT
 Att. 18,726 - Unknown

livebaseballscorecards.com

AB	32
R	1
H	6
RBI	1
BB	1
SO	8
LOB	14



Batter	1	2	3	4	5	6	7	8	9	AB R H RBI BB SO LOB	TOP									
Jim Gilliam, S (1, 4) OBP: 0.375, SLG: 0.362	0-2 5-3		0-0 F3		0-0 F3		2-2 1B	2-1 F7		5 0 1 1 0 0 4										
Pee Wee Reese, R (1, 6) OBP: 0.404, SLG: 0.427	3-2 F9 3B		1-1 F7		4-0 IBB		2-3 K		0-0 E6 HBP	4 1 1 0 1 1 2										
Duke Snider, L (1, 8) OBP: 0.424, SLG: 0.584	1-0 F9		3-2 1B		0-1 3-1		1-0 1B		2-0 G6-4-3 HBP	4 0 2 1 0 0 2										
Roy Campanella, R (1, 2) OBP: 0.403, SLG: 0.603	4-2 3-H BB		2-2 L9			2-2 6-3	2-2 F3		0-3 H	4 0 0 0 1 1 5										
Gil Hodges, R (1, 3) OBP: 0.388, SLG: 0.492	2-2 F7			1-2 F8		1-2 7-4 2B		1-0 4-3	1-0 G6-4-3 1-2f	5 0 1 0 0 0 3										
Carl Furillo, R (1, 9) OBP: 0.357, SLG: 0.495		0-0 HR		2-0 F3		1-1 7-4 2B		0-1 1B 1B		4 2 2 1 0 0 1										
Billy Cox, R (1, 5) OBP: 0.386, SLG: 0.506		2-0 5-3		1-1 F6			0-0 E6 FC3-6	2-1 1B 1B		4 0 1 0 0 0 0										
Bill Antonello, R (1, 7) OBP: 0.185, SLG: 0.240		0-2 6-3			4-2 SH3-4 BB		2-1 FC3-6 2B	3-1 1B 1B		2 1 0 0 1 0 1										
Wayne Belardi, L (8, PH) OBP: 0.360, SLG: 0.652								1-3 6-3 1B		1 0 1 1 0 0 0										
Don Thompson, L (8, PR) OBP: 0.299, SLG: 0.275								1-3 3-H 1B		0 0 0 0 0 0 0										
Clem Labine, R (1, 1) Jackie Robinson, R (7, PH) OBP: 0.435, SLG: 0.513		2-2 F7			1-1 SH3-4		1-1 1B 2B	2-2 6-3		1 0 0 0 0 0 0										
Carl Erskine, R (7, PR) OBP: 0.333, SLG: 0.364								1-2 6-3		1 0 1 1 0 0 0										
Jim Hughes, R (7, 1) OBP: 0.250, SLG: 0.250										0 1 0 0 0 0 0										
										1 0 0 0 0 0 2										
Inning Stats	R: 1 E: 0 K: 0 S: 17	H: 1 LOB: 1 BB: 1 P: 27	R: 1 E: 0 K: 0 S: 10	H: 1 LOB: 0 BB: 0 P: 14	R: 0 E: 0 K: 0 S: 10	H: 1 LOB: 1 BB: 0 P: 16	R: 0 E: 0 K: 0 S: 7	H: 0 LOB: 0 BB: 0 P: 10	R: 0 E: 0 K: 0 S: 9	H: 1 LOB: 0 BB: 0 P: 13	R: 2 E: 1 K: 1 S: 15	H: 3 LOB: 2 BB: 0 P: 25	R: 1 E: 0 K: 0 S: 12	H: 3 LOB: 3 BB: 0 P: 22	R: 0 E: 1 K: 1 S: 5	H: 0 LOB: 1 BB: 0 P: 8	1B: 6 2B: 3 3B: 1 HR: 1	SF: 0 SAC: 1 DP: 2 HBP: 1	WP: 0 PB: 0 SB: 0 CS: 0	PA: 41
PITCHER	IP WLS BF H R ER SO BB IBB HBP BLK WP HR S P ERA WHIP																			
Howie Pollet, L (1, 1) ERA: 6.42	6.1 L 28 6 4 3 0 2 1 0 0 0 1 67 109 4.26 1.263																			
Turk Lown, R (7, 1) ERA: 4.4	0.2 3 1 0 0 1 0 0 0 0 0 0 7 12 0.00 1.500																			
Johnny Klippstein, R (8, 1) ERA: 5.61	2.0 10 3 1 1 1 0 0 1 0 0 0 17 30 4.50 1.500																			

Brooklyn Dodgers @ Chicago Cubs
 Wrigley Field, Chicago, IL
 Sat Jun 20 1953, 3:33 AM CDT
 Att. 17,188 - Unknown - 104 F

livebaseballscorecards.com

AB	36
R	5
H	10
RBI	5
BB	3
SO	2
LOB	20



Batter	1	2	3	4	5	6	7	8	9	AB	R	H	RBI	BB	SO	LOB	
Frank Baumholtz, L (1, 8) OBP: 0.357, SLG: 0.433	0-0 4-3 6-3 2B		2-1 6-3			0-1 FC5-6 1B	0-0 F2			4	1	2	0	0	0	1	
Eddie Miksis, R (1, 4) OBP: 0.276, SLG: 0.298	0-0 4-3 2-3		1-0 1B			0-1 FC5-6 FC5-4 1-2f		1-2 F7		4	0	1	0	0	0	2	
Ralph Kiner, R (1, 7) OBP: 0.377, SLG: 0.512	0-0 6-3 3-H		0-1 4-3			0-0 FC5-4 HR 1-2f		2-1 L8		4	1	0	1	0	0	2	
Hank Sauer, R (1, 9) OBP: 0.374, SLG: 0.490	0-0 5-3			2-1 5-3		2-0 HR 1-H		3-2 4-3		4	1	1	2	0	0	0	
Dee Fondy, L (1, 3) OBP: 0.330, SLG: 0.439		1-1 CS BB 1B		3-3 K		1-1 1B		1-2 4-3		4	0	2	0	0	1	0	
Randy Jackson, R (1, 5) OBP: 0.343, SLG: 0.531		1-3 K		2-1 E6		0-0 L7		1-2 5-3		4	0	0	0	0	1	2	
Joe Garagiola, L (1, 2) OBP: 0.319, SLG: 0.354		4-2 F F B 1-2 BB			1-1 F4		2-2 F7		2-1 F9		3	0	0	0	1	0	0
Roy Smalley, R (1, 6) OBP: 0.326, SLG: 0.387		3-3 K 2-3			2-2 F7		0-1 1B				3	0	1	0	0	1	2
Howie Pollet, L (1, 1) OBP: 0.200, SLG: 0.200			0-1 L6				0-1 F7				2	0	0	0	0	0	0
Turk Lown, R (7, 1) OBP: 0.133, SLG: 0.143											0	0	0	0	0	0	0
George Metkovich, L (7, PH) OBP: 0.292, SLG: 0.286											1	0	0	0	0	0	1
Johnny Klippstein, R (8, 1) OBP: 0.240, SLG: 0.440											0	0	0	0	0	0	0


Inning Stats	R: 1	H: 1	E: 0	LOB: 0	K: 0	BB: 0	S: 4	P: 4	R: 0	H: 1	E: 0	LOB: 2	K: 2	BB: 1	S: 16	P: 25	R: 0	H: 1	E: 0	LOB: 1	K: 0	BB: 0	S: 7	P: 10	R: 0	H: 0	E: 1	LOB: 1	K: 1	BB: 0	S: 8	P: 15	R: 0	H: 0	E: 0	LOB: 0	K: 0	BB: 0	S: 7	P: 11	R: 2	H: 3	E: 0	LOB: 1	K: 0	BB: 0	S: 9	P: 12	R: 0	H: 1	E: 0	LOB: 1	K: 0	BB: 0	S: 8	P: 10	R: 0	H: 0	E: 0	LOB: 0	K: 0	BB: 0	S: 10	P: 16	R: 0	H: 0	E: 0	LOB: 0	K: 0	BB: 0	S: 8	P: 12	1B: 5	SF: 0	2B: 2	SAC: 0	3B: 0	DP: 1	HR: 1	HBP: 0	WP: 0	PA: 34
--------------	------	------	------	--------	------	-------	------	------	------	------	------	--------	------	-------	-------	-------	------	------	------	--------	------	-------	------	-------	------	------	------	--------	------	-------	------	-------	------	------	------	--------	------	-------	------	-------	------	------	------	--------	------	-------	------	-------	------	------	------	--------	------	-------	------	-------	------	------	------	--------	------	-------	-------	-------	------	------	------	--------	------	-------	------	-------	-------	-------	-------	--------	-------	-------	-------	--------	-------	--------

PITCHER	IP	WLS	BF	H	R	ER	SO	BB	IBB	HBP	BLK	WP	HR	S	P	ERA	WHIP
Clem Labine, R (1, 1) ERA: 4.45	6.0	W	24	6	3	3	3	1	0	0	0	0	1	51	77	4.50	1.167
Jim Hughes, R (7, 1) ERA: 2.45	3.0	S	10	1	0	0	0	0	0	0	0	0	0	26	38	0.00	0.333

BOTTOM

Brooklyn Dodgers @ Chicago Cubs
 Wrigley Field, Chicago, IL
 Sat Jun 20 1953, 3:33 AM CDT
 Att. 17,188 - Unknown - 104 F

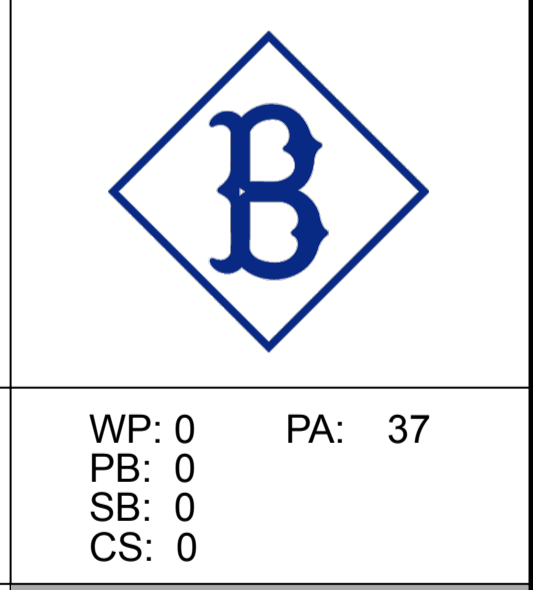
AB	33
R	3
H	7
RBI	3
BB	1
SO	3
LOB	10



PITCHER	IP	WLS	BF	H	R	ER	SO	BB	IBB	HBP	BLK	WP	HR	S	P	ERA	WHIP
---------	----	-----	----	---	---	----	----	----	-----	-----	-----	----	----	---	---	-----	------

Batter	1	2	3	4	5	6	7	8	9	10	AB R H RBI BB SO LOB	TOP
Jim Gilliam, S <small>(1, 4) OBP: 0.372, SLG: 0.356</small>	0-1 4-3		4-2 BB		3-2 1-3			1-0 4-3		0-1 3-1	4 0 0 0 1 0 2	Brooklyn Dodgers @ Chicago Cubs Wrigley Field, Chicago, IL Sun Jun 21 1953, 3:33 AM CDT Att. 36,443 - Unknown
Pee Wee Reese, R <small>(1, 6) OBP: 0.399, SLG: 0.420</small>	0-3 K		2-3 1-2 K			1-0 5-3		3-2 F7			4 0 0 0 0 2 1	
Duke Snider, L <small>(1, 8) OBP: 0.418, SLG: 0.574</small>	1-2 F7			2-2 F7		1-0 4-3			2-3 K		4 0 0 0 0 1 0	
Roy Campanella, R <small>(1, 2) OBP: 0.409, SLG: 0.625</small>		1-2 E 1B		0-0 F7		1-1 HR			0-0 2B		4 2 3 1 0 0 0	
Gil Hodges, R <small>(1, 3) OBP: 0.382, SLG: 0.482</small>		3-3 1-2 K		0-0 F8		1-3 K			1-1 F9		4 0 0 0 0 2 2	
George Shuba, L <small>(1, 7) OBP: 0.365, SLG: 0.500</small> Don Thompson, L <small>(7, 7) OBP: 0.307, SLG: 0.275</small>		0-2 F8		3-2 BB 1B		2-2 4-3			4-0 IBB		3 0 1 0 0 0 1 0 0 0 0 1 0 0	
Carl Furillo, R <small>(1, 9) OBP: 0.360, SLG: 0.492</small>		1-2 FC6-4 2-H 1B		4-2 1-2 BB		3-1 F6			1-1 2-3		3 0 1 1 1 0 2	
Billy Cox, R <small>(1, 5) OBP: 0.368, SLG: 0.481</small>		1-0 FC6-4 1-2f		0-0 F9		2-2 F8				1-0 4-3	4 0 0 0 0 0 3	
Bob Milliken, R <small>(1, 1) OBP: 0.154, SLG: 0.308</small>			2-3 K		1-3 K			2-3 K		1-2 5-3	4 0 0 0 0 3 2	
Inning Stats	R: 0 H: 0 E: 0 LOB: 0 K: 1 BB: 0 S: 8 P: 9	R: 1 H: 2 E: 1 LOB: 1 K: 1 BB: 0 S: 13 P: 19	R: 0 H: 0 E: 0 LOB: 0 K: 2 BB: 1 S: 8 P: 16	R: 0 H: 0 E: 0 LOB: 0 K: 0 BB: 0 S: 5 P: 7	R: 0 H: 1 E: 0 LOB: 2 K: 1 BB: 1 S: 18 P: 29	R: 1 H: 1 E: 0 LOB: 0 K: 1 BB: 0 S: 7 P: 11	R: 0 H: 0 E: 0 LOB: 0 K: 0 BB: 0 S: 8 P: 15	R: 0 H: 0 E: 0 LOB: 0 K: 1 BB: 0 S: 10 P: 16	R: 0 H: 1 E: 0 LOB: 2 K: 1 BB: 1 S: 8 P: 16	R: 0 H: 0 E: 0 LOB: 0 K: 0 BB: 0 S: 6 P: 8	1B: 3 SF: 0 2B: 1 SAC: 0 3B: 0 DP: 0 HR: 1 HBP: 0	
PITCHER Bubba Church, R <small>(1, 1) ERA: 4.52</small>	IP 10.0 WLS W BF 37 H 5 R 2 ER 1 SO 8 BB 2 IBB 1 HBP 0 BLK 0 WP 0 HR 1 S 91 P 146 ERA 0.90 WHIP 0.700											

AB	34
R	2
H	5
RBI	2
BB	3
SO	8
LOB	13



Batter	1	2	3	4	5	6	7	8	9	10	AB	R	H	RBI	BB	SO	LOB
Frank Baumholtz, L OBP: 0.360, SLG: 0.429 (1, 8)	4-2 HR BB	1-1 FC3-6 1-2f			4-0 BB			0-0 F9			2	1	0	0	2	0	1
Dee Fondy, L OBP: 0.329, SLG: 0.450 (1, 3)	0-0 HR 1-H	0-0 F5			1-0 F2			3-1 4-3			4	1	1	2	0	0	2
Ralph Kiner, R OBP: 0.371, SLG: 0.502 (1, 7)	1-3 K		1-2 6-3		0-0 F9			1-3 K			4	0	0	0	0	2	1
Hank Sauer, R OBP: 0.372, SLG: 0.483 (1, 9)	3-2 F4		2-1 6-3		0-0 6-3			4-2 G1-6-3 BB			3	0	0	0	1	0	0
Randy Jackson, R OBP: 0.341, SLG: 0.524 (1, 5)	0-0 1B 1B		1-1 F3		3-2 6-3			3-1 G1-6-3 1-2f			4	0	1	0	0	0	1
Joe Garagiola, L OBP: 0.318, SLG: 0.351 (1, 2)	1-1 1B		2-2 G3		1-1 F4			2-2 1-3			4	0	1	0	0	0	0
Eddie Miksis, R OBP: 0.280, SLG: 0.322 (1, 4)	1-0 F8		1-1 CS 3B		0-3 K			0-0 HR			4	1	2	1	0	1	2
Roy Smalley, R OBP: 0.323, SLG: 0.379 (1, 6)		2-1 F7		2-3 K		1-3 K					3	0	0	0	0	2	1
Bubba Church, R OBP: 0.304, SLG: 0.364 (1, 1)		2-0 FC3-6 1B		0-2 CS 3-H	0-0 F8		1-1 F9				3	0	1	0	0	0	0

Inning Stats	R: 2	H: 3	E: 0	K: 1	S: 15	P: 25	R: 0	H: 1	E: 0	K: 0	S: 6	P: 11	R: 0	H: 0	E: 0	K: 0	S: 7	P: 11	R: 0	H: 1	E: 0	K: 1	S: 12	P: 17	R: 0	H: 0	E: 0	K: 0	S: 3	P: 8	R: 0	H: 0	E: 0	K: 0	S: 6	P: 10	R: 0	H: 0	E: 0	K: 2	S: 8	P: 10	R: 0	H: 0	E: 0	K: 1	S: 6	P: 10	R: 0	H: 0	E: 0	K: 0	S: 9	P: 18	R: 1	H: 1	E: 0	K: 0	S: 1	P: 1	1B: 3	2B: 0	3B: 1	HR: 2	SF: 0	SAC: 0	DP: 1	HBP: 0	WP: 0	PA: 35
--------------	------	------	------	------	-------	-------	------	------	------	------	------	-------	------	------	------	------	------	-------	------	------	------	------	-------	-------	------	------	------	------	------	------	------	------	------	------	------	-------	------	------	------	------	------	-------	------	------	------	------	------	-------	------	------	------	------	------	-------	------	------	------	------	------	------	-------	-------	-------	-------	-------	--------	-------	--------	-------	--------


PITCHER	IP	WLS	BF	H	R	ER	SO	BB	IBB	HBP	BLK	WP	HR	S	P	ERA	WHIP
Bob Milliken, R ERA: 2.66 (1, 1)	9.0	L	34	6	3	3	5	3	0	0	0	0	2	73	121	3.00	1.000

BOTTOM

Brooklyn Dodgers @ Chicago Cubs
 Wrigley Field, Chicago, IL
 Sun Jun 21 1953, 3:33 AM CDT
 Att: 36,443 - Unknown

livebaseballscorecards.com

AB	31
R	3
H	6
RBI	3
BB	3
SO	5
LOB	8



Batter	1	2	3	4	5	6	7	8	9	AB R H RBI BB SO LOB	TOP	
Jim Gilliam, S (1, 4) <small>OBP: 0.367, SLG: 0.351</small>	2-2 		2-1 			0-0 		0-0 		4 0 0 2 0 0 3	Brooklyn Dodgers @ Chicago Cubs Wrigley Field, Chicago, IL Mon Jun 22 1953, 3:33 AM CDT Att: 16,708 - Unknown	
Pee Wee Reese, R (1, 6) <small>OBP: 0.394, SLG: 0.415</small> Bobby Morgan, R (6, 6) <small>OBP: 0.347, SLG: 0.403</small>	2-3 		2-3 			2-1 		0-0 		3 0 0 0 0 2 2 1 0 0 0 0 0 1		
Duke Snider, L (1, 8) <small>OBP: 0.412, SLG: 0.565</small>	3-1 				0-1 		1-2 		0-0 	4 0 0 0 0 0 0		
Roy Campanella, R (1, 2) <small>OBP: 0.402, SLG: 0.613</small>		2-3 		2-2 		1-3 		1-0 		4 0 0 0 0 2 0		
Wayne Belardi, L (1, 3) <small>OBP: 0.345, SLG: 0.704</small>		2-2 		2-1 		1-0 		2-1 		4 1 1 1 0 0 0		
Gil Hodges, R (1, 7) <small>OBP: 0.384, SLG: 0.487</small>		1-0 			2-1 		0-0 	1-0 		4 1 2 0 0 0 0		
Carl Furillo, R (1, 9) <small>OBP: 0.367, SLG: 0.497</small>			1-2 		1-2 		0-0 	2-1 		4 2 3 0 0 0 0		
Billy Cox, R (1, 5) <small>OBP: 0.363, SLG: 0.471</small>			0-1 		1-1 		0-0 	1-1 		4 0 1 1 0 0 3		
Carl Erskine, R (1, 1) <small>OBP: 0.333, SLG: 0.364</small> Joe Black, R (4, 1) <small>OBP: 0.182, SLG: 0.182</small> Johnny Podres, L (6, PH) <small>OBP: 0.333, SLG: 0.333</small> George Shuba, L (8, PH) <small>OBP: 0.371, SLG: 0.518</small> Ralph Branca, R (8, 1)			0-0 			0-1 		0-0 		0 0 0 0 0 0 0 0 0 0 0 0 0 0 1 0 1 0 0 0 0 1 0 1 0 0 0 0 0 0 0 0 0 0 0		
Inning Stats	R: 0 H: 0 E: 0 LOB: 0 K: 1 BB: 0 S: 8 P: 15	R: 0 H: 0 E: 0 LOB: 0 K: 1 BB: 0 S: 7 P: 12	R: 1 H: 2 E: 0 LOB: 1 K: 1 BB: 0 S: 11 P: 16	R: 0 H: 0 E: 0 LOB: 0 K: 0 BB: 0 S: 7 P: 11	R: 0 H: 0 E: 0 LOB: 0 K: 0 BB: 0 S: 7 P: 11	R: 0 H: 1 E: 0 LOB: 0 K: 0 BB: 0 S: 5 P: 7	R: 0 H: 0 E: 0 LOB: 0 K: 1 BB: 0 S: 7 P: 10	R: 2 H: 3 E: 0 LOB: 1 K: 0 BB: 0 S: 6 P: 6	R: 1 H: 3 E: 0 LOB: 2 K: 0 BB: 0 S: 9 P: 16	1B: 6 SF: 0 2B: 2 SAC: 1 3B: 0 DP: 1 HR: 1 HBP: 0		WP: 0 PA: 35 PB: 0 SB: 0 CS: 0
PITCHER Warren Hacker, R (1, 1) <small>ERA: 3.55</small> Dutch Leonard, R (9, 1) <small>ERA: 4.6</small>	IP WLS BF H R ER SO BB IBB HBP BLK WP HR S P ERA WHIP											IP WLS BF H R ER SO BB IBB HBP BLK WP HR S P ERA WHIP
	8.0 W 29 6 3 3 4 0 0 0 0 0 0 0 58 88 3.38 0.750											

livebaseballscorecards.com

AB	34
R	4
H	9
RBI	4
BB	0
SO	4
LOB	9



BOTTOM

Brooklyn Dodgers @ Chicago Cubs
Wrigley Field, Chicago, IL
Mon Jun 22 1953, 3:33 AM CDT
Att. 16,708 - Unknown

livebaseballscores.com

AB 36
R 9
H 13
RBI 9
BB 7
SO 4
LOB 23



WP: 0 PA: 44
PB: 0
SB: 0
CS: 0

AB R H RBI BB SO LOB

4 1 1 0 0 0 1
0 0 0 0 0 0 0

4 3 3 0 1 1 1

3 2 2 3 1 0 1
1 1 0 0 0 0 2

4 2 3 2 1 0 0

5 0 2 1 0 2 4

3 0 1 1 2 0 2

5 0 1 2 0 1 6

3 0 0 0 2 0 2

4 0 0 0 0 0 4
0 0 0 0 0 0 0

1B: 9 SF: 0
2B: 2 SAC: 0
3B: 0 DP: 1
HR: 2 HBP: 1

Baseball scorecard grid with columns 1-9 and batter names (Frank Baumholtz, Hal Jeffcoat, Dee Fondy, Ralph Kiner, George Metkovich, Hank Sauer, Randy Jackson, Joe Garagiola, Eddie Miksis, Roy Smalley, Warren Hacker, Dutch Leonard). Each cell contains a diamond diagram with pitch counts and outcomes.

Inning Stats table with columns for R, E, K, S, H, LOB, BB, P, and SO for each of the 9 innings.

Pitcher statistics table with columns for PITCHER, IP, WLS, BF, H, R, ER, SO, BB, IBB, HBP, BLK, WP, HR, S, P, ERA, WHIP for Carl Erskine, Joe Black, Johnny Podres, and Ralph Branca.

Batter	1	2	3	4	5	6	7	8	9	AB R H RBI BB SO LOB	TOP	
Jim Gilliam, S (1, 4) <small>OBP: 0.369, SLG: 0.362</small>	4-0 		2-1 4-3 		3-2 		3-2 4-3 			3 1 1 1 1 0 0		
Pee Wee Reese, R (1, 6) <small>OBP: 0.390, SLG: 0.409</small>	0-1 SH5-3 		1-1 F9 		0-0 6-3 			2-2 F9 		3 0 0 0 0 0 0		
Duke Snider, L (1, 8) <small>OBP: 0.410, SLG: 0.558</small>	4-1 		2-2 4-3 		0-0 4-3 			0-1 4-3 		3 0 0 0 1 0 0		
Roy Campanella, R (1, 2) <small>OBP: 0.404, SLG: 0.616</small>	2-0 F8 			1-0 	3-3 K 			3-2 		4 1 2 0 0 1 2		
Wayne Belardi, L (1, 3) Don Thompson, L (8, 7) <small>OBP: 0.333, SLG: 0.633</small> <small>OBP: 0.307, SLG: 0.275</small>	0-0 4-3 			4-2 		3-2 L9 		0-0 F8 		3 0 0 0 1 0 3 0 0 0 0 0 0 0		
Gil Hodges, R (1, 7) <small>OBP: 0.386, SLG: 0.488</small>		3-2 		2-2 		1-0 L8 		0-0 4-3 		4 0 2 1 0 0 0		
Carl Furillo, R (1, 9) <small>OBP: 0.360, SLG: 0.487</small>		0-0 FC6-4 		0-0 G4-6-3 		0-0 F4 		0-1 5-3 		4 0 0 0 0 0 3	livebaseballscorecards.com	
Billy Cox, R (1, 5) <small>OBP: 0.358, SLG: 0.455</small>		1-3 K 		4-0 		0-0 5-3 		2-1 L7 		3 0 0 0 1 1 1	AB 30 R 2 H 5 RBI 2 BB 4 SO 2 LOB 12	
Billy Loes, R (1, 1) <small>OBP: 0.132, SLG: 0.108</small>	0-0 F8 		0-0 G3 		1-0 G3 		1-1 L8 			3 0 0 0 0 0 3		
Inning Stats	R: 0 H: 0 E: 0 LOB: 2 K: 0 BB: 2 S: 5 P: 15	R: 0 H: 1 E: 0 LOB: 1 K: 1 BB: 0 S: 9 P: 13	R: 0 H: 0 E: 0 LOB: 0 K: 0 BB: 0 S: 7 P: 12	R: 1 H: 2 E: 0 LOB: 2 K: 0 BB: 2 S: 8 P: 20	R: 1 H: 1 E: 0 LOB: 0 K: 1 BB: 0 S: 9 P: 15	R: 0 H: 0 E: 0 LOB: 0 K: 0 BB: 0 S: 6 P: 10	R: 0 H: 0 E: 0 LOB: 0 K: 0 BB: 0 S: 6 P: 10	R: 0 H: 1 E: 0 LOB: 1 K: 0 BB: 0 S: 10 P: 15	R: 0 H: 0 E: 0 LOB: 0 K: 0 BB: 0 S: 5 P: 7	1B: 3 SF: 0 2B: 1 SAC: 1 3B: 0 DP: 1 HR: 1 HBP: 0	WP: 0 PA: 35 PB: 0 SB: 0 CS: 0	
PITCHER Bud Podbielan, R (1, 1) <small>ERA: 3.87</small> Clyde King, R (7, 1) <small>ERA: 5.92</small>	IP WLS BF H R ER SO BB IBB HBP BLK WP HR S P ERA WHIP											PITCHER IP WLS BF H R ER SO BB IBB HBP BLK WP HR S P ERA WHIP

Brooklyn Dodgers @ Cincinnati Reds
 Crosley Field, Cincinnati, OH
 Tue Jun 23 1953, 3:33 AM EDT
 Att. 11,815 - Unknown

Batter	1	2	3	4	5	6	7	8	9	AB	R	H	RBI	BB	SO	LOB
Rocky Bridges, R OBP: 0.317, SLG: 0.219 (1, 4)	2-2 5-3		1-1 6-3		3-2 F2		2-1 4-3			4	0	0	0	0	0	0
Bobby Adams, R OBP: 0.360, SLG: 0.374 (1, 5)	4-1 1B BB		2-2 F7 3B		2-3 K		1-1 5-3			3	1	1	0	1	1	0
Gus Bell, L OBP: 0.364, SLG: 0.568 (1, 8)	1-3 K		0-1 F7		1-1 4-3		0-0 F8			4	0	0	1	0	1	1
Ted Kluszewski, L OBP: 0.339, SLG: 0.589 (1, 3)	0-0 1-3 1B		2-3 K2-3		2-3 K		1-0 L7			4	0	1	0	0	2	0
Jim Greengrass, R OBP: 0.336, SLG: 0.496 (1, 7)	0-2 1-3			0-0 1B 1B		3-1 6-3 2B		2-3 K		4	0	2	0	0	1	2
Bob Borkowski, R OBP: 0.392, SLG: 0.559 (1, 9)		0-0 1B		1-2 F7		4-2 6-3 BB		0-1 4-3		3	0	1	0	1	0	1
Andy Seminick, R OBP: 0.329, SLG: 0.398 (1, 2)		2-3 K		1-1 F4		2-2 6-3		0-0 F8		4	0	0	0	0	1	4
Roy McMillan, R OBP: 0.261, SLG: 0.297 (1, 6)		2-3 K		1-1 1-2 1B		4-0 BB		0-1 HR 1B		3	1	2	0	1	1	1
Bud Podbielan, R OBP: 0.226, SLG: 0.226 (1, 1)		1-2 6-3		2-3 K		0-0 F5		2-1 HR		2	0	0	0	0	1	3
Willard Marshall, L OBP: 0.294, SLG: 0.418 (6, PH)										1	0	0	0	0	0	3
Clyde King, S (7, 1)										0	0	0	0	0	0	0
Grady Hatton, L OBP: 0.324, SLG: 0.382 (9, PH)										1	1	1	2	0	0	0

Inning Stats	R: 0	H: 1	E: 0	K: 1	S: 11	R: 0	H: 1	E: 0	K: 2	S: 12	R: 1	H: 1	E: 0	K: 1	S: 12	R: 0	H: 2	E: 0	K: 1	S: 11	R: 0	H: 0	E: 0	K: 1	S: 9	R: 0	H: 1	E: 0	K: 1	S: 12	R: 0	H: 0	E: 0	K: 0	S: 5	R: 0	H: 0	E: 0	K: 1	S: 6	R: 0	H: 0	E: 0	K: 0	S: 5	R: 2	H: 2	E: 0	K: 0	S: 5	1B: 5	SF: 0	3B: 1	HR: 1	WP: 0	PA: 36
	LOB: 2	BB: 1	P: 18	LOB: 1	BB: 0	LOB: 1	BB: 0	LOB: 2	BB: 0	P: 17	LOB: 0	BB: 0	LOB: 2	BB: 0	P: 16	LOB: 0	BB: 0	LOB: 3	BB: 2	P: 27	LOB: 0	BB: 0	LOB: 0	BB: 0	P: 8	LOB: 0	BB: 0	LOB: 0	BB: 0	P: 9	LOB: 0	BB: 0	LOB: 0	BB: 0	P: 7	SAC: 0	DP: 0	HBP: 0	ERA	WHIP	ERA	WHIP														
PITCHER Billy Loes, R ERA: 4.61 (1, 1)	IP	WLS	BF	H	R	ER	SO	BB	IBB	HBP	BLK	WP	HR	S	P	ERA	WHIP	IP	WLS	BF	H	R	ER	SO	BB	IBB	HBP	BLK	WP	HR	S	P	ERA	WHIP	IP	WLS	BF	H	R	ER	SO	BB	IBB	HBP	BLK	WP	HR	S	P	ERA	WHIP					


BOTTOM

Brooklyn Dodgers @ Cincinnati Reds
Crosley Field, Cincinnati, OH

Tue Jun 23 1953, 3:33 AM EDT
Att. 11,815 - Unknown

livebaseballscorecards.com

AB	33
R	3
H	8
RBI	3
BB	3
SO	8
LOB	15



Batter	1	2	3	4	5	6	7	8	9	AB R H RBI BB SO LOB	TOP
Jim Gilliam, S (1, 4) <small>OBP: 0.364, SLG: 0.357</small>	2-2 4-3 	1-0 F6 			0-0 F8 			1-2 5-3 		4 0 0 0 0 0 0	
Pee Wee Reese, R (1, 6) <small>OBP: 0.385, SLG: 0.402</small>	0-0 1-3 		1-1 1-3 		1-1 6-3 			0-0 F7 		4 0 0 0 0 0 0	
Duke Snider, L (1, 8) <small>OBP: 0.415, SLG: 0.559</small>	4-1 1B HR BB 		2-1 1B 		0-0 1-3 			1-2 G4-6-3 1B 		3 1 2 0 1 0 0	
Roy Campanella, R (1, 2) <small>OBP: 0.402, SLG: 0.609</small>	2-2 1-3 HR 1B 		0-1 F3 		2-1 F7 			2-2 G4-6-3 1-2f 		4 1 1 0 0 0 2	
Wayne Belardi, L (1, 3) <small>OBP: 0.333, SLG: 0.697</small> Jackie Robinson, R (9, PH) <small>OBP: 0.433, SLG: 0.510</small>	0-0 1-H 3-H HR 		2-3 K 		3-3 K 			1-1 F3 		3 1 1 3 0 2 1 1 0 0 0 0 0 0	
Gil Hodges, R (1, 7) <small>OBP: 0.385, SLG: 0.500</small>	1-2 HR 		2-2 F3 		0-0 L7 					3 1 1 1 0 0 0	
Carl Furillo, R (1, 9) <small>OBP: 0.355, SLG: 0.480</small>	1-1 4-3 		2-2 6-3 		2-2 5-3 			2-2 5-3 		3 0 0 0 0 0 0	
Billy Cox, R (1, 5) <small>OBP: 0.347, SLG: 0.440</small>		2-0 L7 		0-0 5-3 			2-1 6-3 			3 0 0 0 0 0 0	
Russ Meyer, S (1, 1) <small>OBP: 0.182, SLG: 0.212</small> Jim Hughes, R (5, 1) <small>OBP: 0.200, SLG: 0.200</small>		2-3 K 		2-3 K 				0-1 5-3 		2 0 0 0 0 2 0 1 0 0 0 0 0 0	
Inning Stats	R: 4 H: 3 E: 0 LOB: 0 K: 0 BB: 1 S: 15 P: 25	R: 0 H: 0 E: 0 LOB: 0 K: 1 BB: 0 S: 5 P: 10	R: 0 H: 1 E: 0 LOB: 1 K: 1 BB: 0 S: 11 P: 16	R: 0 H: 0 E: 0 LOB: 0 K: 0 BB: 0 S: 8 P: 12	R: 0 H: 0 E: 0 LOB: 0 K: 1 BB: 0 S: 8 P: 11	R: 0 H: 0 E: 0 LOB: 0 K: 1 BB: 0 S: 6 P: 11	R: 0 H: 0 E: 0 LOB: 0 K: 0 BB: 0 S: 6 P: 10	R: 0 H: 0 E: 0 LOB: 0 K: 0 BB: 0 S: 6 P: 7	R: 0 H: 1 E: 0 LOB: 0 K: 0 BB: 0 S: 8 P: 12	1B: 3 SF: 0 2B: 0 SAC: 0 3B: 0 DP: 1 HR: 2 HBP: 0	WP: 0 PA: 32 PB: 0 SB: 0 CS: 0
PITCHER Frank Smith, R (1, 1) <small>ERA: 5.9</small> Harry Perkowski, L (1, 1) <small>ERA: 6.09</small>	IP WLS BF H R ER SO BB IBB HBP BLK WP HR S P ERA WHIP 0.2 0 6 3 4 4 0 1 0 0 0 0 2 13 22 54.00 6.000 8.1 W 26 2 0 0 4 0 0 0 0 0 0 0 60 92 0.00 0.240	PITCHER IP WLS BF H R ER SO BB IBB HBP BLK WP HR S P ERA WHIP									

Brooklyn Dodgers @ Cincinnati Reds
 Crosley Field, Cincinnati, OH
 Wed Jun 24 1953, 3:33 AM EDT
 Att. 8,485 - Unknown

livebaseballscorecards.com

AB	31
R	4
H	5
RBI	4
BB	1
SO	4
LOB	3



Batter	1	2	3	4	5	6	7	8	9	AB	R	H	RBI	BB	SO	LOB
Rocky Bridges, R OBP: 0.320, SLG: 0.255 (1, 4)	2-2 5-3 ①		1-1 G6-4-3 ②		0-1 F7 3B ①		0-0 F8 ①		1-1 HR 2B ②	5	2	2	1	0	0	1
Bobby Adams, R OBP: 0.365, SLG: 0.377 (1, 5)	0-0 5-3 ②			2-1 F8 1B 1B ①	0-0 F7 3-H ①		2-2 1B ②		4-0 HR IBB ②	4	2	2	1	1	0	0
Gus Bell, L OBP: 0.365, SLG: 0.578 (1, 8)	0-1 F8 ③			0-0 1B 1B ①	3-2 F8 ②		1-1 F7 ②		0-0 HR 1-H 2-H ②	5	2	2	3	0	0	1
Ted Kluszewski, L OBP: 0.342, SLG: 0.586 (1, 3)		2-2 F5 ①		0-2 1B 1B ①	4-0 BB ③		3-2 4-1 ③			3	0	1	0	1	0	1
Jim Greengrass, R OBP: 0.335, SLG: 0.490 (1, 7)		2-3 K ②		2-1 F8 3-H ②	1-1 L4 ③			4-2 1B BB ①		3	0	0	1	1	1	3
Bob Borkowski, R OBP: 0.396, SLG: 0.567 (1, 9)		1-1 1B ③		1-2 F7 ②		2-1 2B ①		1-3 K ①		4	0	2	0	0	1	3
Andy Seminick, R OBP: 0.333, SLG: 0.402 (1, 2)		2-3 K ③		0-1 1B 1-2 2-H ③		2-3 K ①		0-0 1B 1-3 ②		4	0	2	1	0	2	2
Roy McMillan, R OBP: 0.261, SLG: 0.296 (1, 6)			2-2 FC1-6 1B ①	0-1 L4 ③		1-3 K ②		2-3 K ②		4	0	1	0	0	2	5
Frank Smith, R OBP: 0.222, SLG: 0.222 (1, 1)			0-0 FC1-6 G6-4-3 1-2f ①		4-1 3B BB ③		0-0 6-3 ③		0-3 K ③		0	0	0	0	0	0
Harry Perkowski, L OBP: 0.263, SLG: 0.235 (1, 1)										3	1	0	0	1	1	4

Inning Stats	R: 0	H: 0	E: 0	K: 0	S: 7	R: 0	H: 1	E: 0	K: 2	S: 12	R: 0	H: 1	E: 0	K: 0	S: 7	R: 2	H: 4	E: 0	K: 0	S: 16	R: 2	H: 1	E: 0	K: 0	S: 9	R: 0	H: 1	E: 0	K: 2	S: 9	R: 0	H: 1	E: 0	K: 3	S: 12	R: 3	H: 2	E: 0	K: 0	S: 3	1B: 8	SF: 0	2B: 2	SAC: 0	3B: 1	DP: 1	HR: 1	HBP: 0	WP: 0	PA: 39
--------------	------	------	------	------	------	------	------	------	------	-------	------	------	------	------	------	------	------	------	------	-------	------	------	------	------	------	------	------	------	------	------	------	------	------	------	-------	------	------	------	------	------	-------	-------	-------	--------	-------	-------	-------	--------	-------	--------


PITCHER	IP	WLS	BF	H	R	ER	SO	BB	IBB	HBP	BLK	WP	HR	S	P	ERA	WHIP
Russ Meyer, R ERA: 5.1 (1, 1)	4.0		19	7	4	4	2	1	0	0	0	0	0	45	66	9.00	2.000
Jim Hughes, R ERA: 2.92 (5, 1)	4.0	L	20	5	3	3	5	2	1	0	0	0	1	39	70	6.75	1.750


BOTTOM

Brooklyn Dodgers @ Cincinnati Reds
Crosley Field, Cincinnati, OH

Wed Jun 24 1953, 3:33 AM EDT
Att. 8,485 - Unknown

AB	35
R	7
H	12
RBI	7
BB	4
SO	7
LOB	20



Batter	1	2	3	4	5	6	7	8	9	AB R H RBI BB SO LOB	TOP											
Jim Gilliam, S (1, 4) <small>OBP: 0.363, SLG: 0.357</small>	0-1 4-3	0-0 4-3		0-1 2B		4-2 BB E BB	1-3 K		0-0 F4	5 1 1 0 1 1 2												
Pee Wee Reese, R (1, 6) <small>OBP: 0.390, SLG: 0.419</small>	1-0 S BB 1B		2-2 F7	0-1 6-3		4-1 BB E BB 4-3	1-0 2-H HR 1B		1-2 HR	5 3 3 2 1 0 1												
Duke Snider, L (1, 8) <small>OBP: 0.420, SLG: 0.570</small>	4-2 S 1-2 BB		4-0 HR BB	1-1 F8		3-2 BB E BB 4-3	2-0 1-H HR		0-0 2B 1B 1B	4 3 2 2 2 0 3												
Wayne Belardi, L (1, 3) <small>OBP: 0.317, SLG: 0.711</small> Roy Campanella, R (7, 2) <small>OBP: 0.404, SLG: 0.615</small>	3-3 K 1-2 2-3		0-0 1-H HR		0-0 G3	0-0 BB 1B E3	1-1 G3		1-1 1B 2B	5 1 1 2 0 1 3 1 1 1 0 0 0 0												
Gil Hodges, R (1, 7) <small>OBP: 0.392, SLG: 0.517</small>	4-0 FC6-4 BB		0-1 F7		1-1 5-3	0-1 1-2 BB 1B		1-0 HR	0-1 2-H 3-H 1B	5 1 3 3 1 0 0												
Carl Furillo, R (1, 9) <small>OBP: 0.359, SLG: 0.493</small>	0-0 FC6-4 1-2f		1-1 HR		1-2 BB 1B	4-1 BB FC4-6 BB		0-1 F7	2-2 4-3	5 1 2 1 1 0 4												
Billy Cox, R (1, 5) <small>OBP: 0.350, SLG: 0.432</small>		1-3 K	0-0 1B		4-2 1-2 BB	0-1 FC4-6		1-1 6-3		4 0 1 0 1 1 3	AB 44 R 12 H 16 RBI 10 BB 7 SO 5 LOB 21											
Rube Walker, L (1, 2) <small>OBP: 0.297, SLG: 0.324</small> Bill Antonello, R (7, PR) <small>OBP: 0.179, SLG: 0.231</small>		0-0 2B	2-2 F7		1-0 4-3		1-2 1B 2B	3-1 F6		4 0 2 0 0 0 3 1 1 0 0 0 0 0												
Preacher Roe, R (1, 1) <small>OBP: 0.043, SLG: 0.043</small>		1-3 K		3-2 F9		0-1 5-3	0-1 B1-4		0-3 K	5 0 0 0 0 2 2												
Inning Stats	R: 0 E: 0 K: 1 S: 11	H: 1 LOB: 3 BB: 2 P: 23	R: 0 E: 0 K: 2 S: 9	H: 1 LOB: 1 BB: 0 P: 11	R: 3 E: 0 K: 0 S: 12	H: 3 LOB: 1 BB: 1 P: 21	R: 0 E: 0 K: 0 S: 9	H: 1 LOB: 1 BB: 0 P: 13	R: 0 E: 0 K: 0 S: 9	H: 1 LOB: 2 BB: 1 P: 16	R: 2 E: 1 K: 0 S: 14	H: 1 LOB: 3 BB: 3 P: 29	R: 3 E: 0 K: 1 S: 12	H: 3 LOB: 1 BB: 0 P: 18	R: 1 E: 0 K: 0 S: 7	H: 1 LOB: 0 BB: 0 P: 12	R: 3 E: 0 K: 1 S: 16	H: 4 LOB: 1 BB: 0 P: 20	1B: 7 2B: 4 3B: 0 HR: 5	SF: 0 SAC: 0 DP: 0 HBP: 0	WP: 0 PB: 0 SB: 2 CS: 0	PA: 51
PITCHER	IP WLS BF H R ER SO BB IBB HBP BLK WP HR S P ERA WHIP																					
Herm Wehmeier, R (1, 1) <small>ERA: 8.54</small>	5.2 L 32 8 5 3 3 6 0 0 0 0 2 61 106 4.76 2.471																					
Bob Kelly, R <small>ERA: 8.54</small>	(6, 1) 2.1 12 4 4 4 1 1 0 0 0 0 2 22 37 15.43 2.143																					
Frank Smith, R <small>ERA: 6.31</small>	(9, 1) 1.0 7 4 3 3 1 0 0 0 0 0 1 16 20 27.00 4.000																					

Brooklyn Dodgers @ Cincinnati Reds
 Crosley Field, Cincinnati, OH
 Thu Jun 25 1953, 3:33 AM EDT
 Att. 3,628 - Unknown

livebaseballscorecards.com

Batter	1	2	3	4	5	6	7	8	9	AB R H RBI BB SO LOB
Rocky Bridges, R OBP: 0.321, SLG: 0.257 (1, 4)	2-2 5-3		0-1 SH F2		1-3 K			1-1 E 1B 4-3 1B		3 1 1 0 0 1 0
Bobby Adams, R OBP: 0.367, SLG: 0.391 (1, 5)	3-1 HR		1-1 F2		2-1 F8			2-2 E9 4-3 1B 1-3		4 1 2 1 0 0 2
Gus Bell, L OBP: 0.367, SLG: 0.574 (1, 8)	3-2 L3 1B		3-1 F6			4-1 G3-6-3 BB		2-2 4-3 2-3 3-H		3 0 1 1 1 0 3
Ted Kluszewski, L OBP: 0.336, SLG: 0.576 (1, 3)	0-0 L3		3-2 F9			2-1 G3-6-3 1-2f		3-1 L7		4 0 0 0 0 0 5
Jim Greengrass, R OBP: 0.337, SLG: 0.502 (1, 7)		1-1 HR		0-1 FC6-4 1B		3-2 F4		2-2 F8		4 1 2 1 0 0 0
Bob Borkowski, R OBP: 0.382, SLG: 0.545 (1, 9)		2-2 F8		3-1 F5		2-1 F7		1-2 6-3		4 0 0 0 0 0 1
Andy Seminick, R OBP: 0.325, SLG: 0.389 (1, 2)		1-0 1-3		0-0 F7		1-3 K		1-3 K		4 0 0 0 0 2 1
Roy McMillan, R OBP: 0.258, SLG: 0.292 (1, 6)		2-1 F4		3-1 FC6-4 1-2f		1-2 F3				3 0 0 0 0 0 1
Herm Wehmeier, R OBP: 0.308, SLG: 0.308 Bob Kelly, R Frank Baldwin, R OBP: 0.200, SLG: 0.143 Frank Smith, R OBP: 0.222, SLG: 0.222			0-0 E8 SH 1B		0-0 L7		1-3 K			2 0 1 0 0 0 0 0 0 0 0 0 0 0 1 0 0 0 0 1 0 0 0 0 0 0 0 0

Inning Stats	R: 1	H: 2	E: 0	K: 0	S: 9	LOB: 0	BB: 0	P: 17	R: 1	H: 1	E: 0	K: 0	S: 8	LOB: 0	BB: 0	P: 14	R: 0	H: 1	E: 2	K: 0	S: 12	LOB: 2	BB: 0	P: 19	R: 0	H: 0	E: 0	K: 1	S: 6	LOB: 0	BB: 0	P: 9	R: 0	H: 0	E: 0	K: 0	S: 6	LOB: 0	BB: 1	P: 15	R: 0	H: 0	E: 0	K: 1	S: 8	LOB: 0	BB: 0	P: 12	R: 1	H: 2	E: 1	K: 1	S: 15	LOB: 1	BB: 0	P: 24	R: 0	H: 0	E: 0	K: 1	S: 9	LOB: 0	BB: 0	P: 13	1B: 5	SF: 0	2B: 1	SAC: 1	3B: 0	DP: 2	HR: 2	HBP: 0	WP: 0	PA: 34
PITCHER Preacher Roe, L ERA: 4.5 (1, 1)	IP	WLS	BF	H	R	ER	SO	BB	IBB	HBP	BLK	WP	HR	S	P	ERA	WHIP	IP	WLS	BF	H	R	ER	SO	BB	IBB	HBP	BLK	WP	HR	S	P	ERA	WHIP	IP	WLS	BF	H	R	ER	SO	BB	IBB	HBP	BLK	WP	HR	S	P	ERA	WHIP																							


BOTTOM

Brooklyn Dodgers @ Cincinnati Reds
Crosley Field, Cincinnati, OH

Thu Jun 25 1953, 3:33 AM EDT
Att. 3,628 - Unknown

livebaseballscores.com

AB	32
R	3
H	7
RBI	3
BB	1
SO	4
LOB	13



Batter	1	2	3	4	5	6	7	8	9	AB R H RBI BB SO LOB	TOP		
Jim Gilliam, S (1, 4) OBP: 0.365, SLG: 0.363	0-2 F9			2-2 BB 1B		1-2 FC4-6 1-2f		1-2 2B		4 0 2 0 0 0 1			
Pee Wee Reese, R (1, 6) OBP: 0.389, SLG: 0.414	0-1 F8			4-1 SAFE HR BB		1-0 F9		1-3 K		3 1 0 0 1 1 4			
Duke Snider, L (1, 8) OBP: 0.421, SLG: 0.579	3-1 L9			1-0 1-H HR		1-0 CS 1-2	2-3 K	4-0 IBB		3 1 1 2 1 1 0			
Jackie Robinson, R (1, 5) OBP: 0.430, SLG: 0.505		2-0 G6-4-3 1B		0-1 5-3			3-2 F7	0-0 F6		4 0 1 0 0 0 3			
Roy Campanella, R (1, 2) OBP: 0.402, SLG: 0.607		0-0 G6-4-3 1-2f		4-0 CS BB			0-0 F7		0-3 K	3 0 0 0 1 1 1			
Wayne Belardi, L (1, 3) OBP: 0.318, SLG: 0.707 Don Thompson, L (8, PR) OBP: 0.303, SLG: 0.272 (8, 7)		2-3 K2-3		1-0 CS 1-2	0-1 F8			2-2 HR 2B	1-3 K	3 0 1 0 0 1 0 1 1 0 0 0 1 0			
Gil Hodges, R (1, 7) OBP: 0.394, SLG: 0.528 (8, 3)			0-1 F8		2-1 6-3			3-2 HR BB	4-2 BB	3 1 1 2 1 0 0	AB 32 R 4 H 9 RBI 4 BB 4 SO 5 LOB 13		
Carl Furillo, R (1, 9) OBP: 0.362, SLG: 0.493			0-0 3-4 1B		2-2 L8			0-0 5-3	0-0 1-3 1B	4 0 2 0 0 0 1			
Bob Milliken, R (1, 1) OBP: 0.133, SLG: 0.267 Billy Loes, R (7, 1) OBP: 0.132, SLG: 0.108 George Shuba, L (8, PH) OBP: 0.378, SLG: 0.523 Carl Erskine, R (8, PR) OBP: 0.333, SLG: 0.364 Jim Hughes, R (8, 1) OBP: 0.167, SLG: 0.167			0-0 3-4 2B 1B		0-2 E5 FC4-6			1-1 2B 1B	0-1 1-3	2 0 0 0 0 0 1 0 0 0 0 0 0 0 1 0 1 0 0 0 0 0 0 0 0 0 0 0 1 0 0 0 0 0 2			
Inning Stats	R: 0 H: 0 E: 0 LOB: 0 K: 0 BB: 0 S: 7 P: 10	R: 0 H: 1 E: 0 LOB: 0 K: 1 BB: 0 S: 5 P: 9	R: 0 H: 1 E: 0 LOB: 0 K: 0 BB: 0 S: 4 P: 4	R: 2 H: 2 E: 0 LOB: 0 K: 0 BB: 2 S: 8 P: 20	R: 0 H: 0 E: 0 LOB: 0 K: 0 BB: 0 S: 7 P: 11	R: 0 H: 0 E: 1 LOB: 0 K: 0 BB: 0 S: 7 P: 10	R: 0 H: 0 E: 0 LOB: 0 K: 1 BB: 0 S: 10 P: 15	R: 2 H: 4 E: 0 LOB: 3 K: 1 BB: 1 S: 17 P: 29	R: 0 H: 1 E: 0 LOB: 2 K: 2 BB: 1 S: 12 P: 17	1B: 5 SF: 0 2B: 3 SAC: 0 3B: 0 DP: 2 HR: 2 HBP: 0	WP: 0 PA: 38 PB: 0 SB: 0 CS: 2		
PITCHER	IP WLS BF H R ER SO BB IBB HBP BLK WP HR S P ERA WHIP											PITCHER	IP WLS BF H R ER SO BB IBB HBP BLK WP HR S P ERA WHIP
Max Surkont, R (1, 1) ERA: 3.85	7.1 L 27 7 4 4 2 2 0 0 0 0 0 2 58 95 4.91 1.227												
Ernie Johnson, R (8, 1) ERA: 3.77	0.2 4 1 0 0 1 0 1 0 0 0 0 0 7 13 0.00 1.500												
Lew Burdette, R (9, 1) ERA: 3.02	1.0 5 1 0 0 2 1 0 0 0 0 0 0 12 17 0.00 2.000												

Brooklyn Dodgers @ Milwaukee Braves
Milwaukee County Stadium, Milwaukee, WI

Fri Jun 26 1953, 4:33 AM EDT
Att: 35,145 - Unknown

livebaseballscorecards.com

BOTTOM

Brooklyn Dodgers @ Milwaukee Braves
 Milwaukee County Stadium, Milwaukee, WI

Fri Jun 26 1953, 4:33 AM EDT
 Att. 35,145 - Unknown

livebaseballscores.com

AB	31
R	3
H	6
RBI	3
BB	1
SO	5
LOB	6



WP: 0	PA: 32
PB: 0	
SB: 0	
CS: 0	

AB R H RBI BB SO LOB

4	0	0	0	0	1	1
2	1	0	0	1	0	0
1	1	1	0	0	0	0
4	0	1	0	0	2	2
4	1	2	3	0	0	1
0	0	0	0	0	0	0
4	0	1	0	0	1	1
3	0	0	0	0	1	1
3	0	0	0	0	0	0
3	0	0	0	0	0	0
2	0	1	0	0	0	0
0	0	0	0	0	0	0
1	0	0	0	0	0	0
0	0	0	0	0	0	0

1B: 4	SF: 0
2B: 1	SAC: 0
3B: 0	DP: 2
HR: 1	HBP: 0

Batter	1	2	3	4	5	6	7	8	9
Bill Bruton, L (1, 8) OBP: 0.310, SLG: 0.366	2-3 K			3-2 L7		X 0-0 G3-6			1-0 F8
Johnny Logan, R (1, 6) OBP: 0.313, SLG: 0.387	0-0 F6			1-2 6-3			4-0 HR		2-2 G3
George Crowe, L (9, PH) OBP: 0.300, SLG: 0.444							BB		2B
Eddie Mathews, L (1, 5) OBP: 0.403, SLG: 0.627	2-3 K			0-2 1B			2-3 K		1-2 G3
Sid Gordon, R (1, 7) OBP: 0.348, SLG: 0.494				0-0 F8			2-0 HR		1-1 2B
Sibby Sisti, R (9, PR)							1-H		2-H
Jim Pendleton, R (1, 9) OBP: 0.304, SLG: 0.348				1-2 F6		0-2 4-3		1-1 G4-3	1-3 K
Joe Adcock, R (1, 3) OBP: 0.310, SLG: 0.382				2-2 6-3		0-3 K		0-0 G4-3	
Jack Dittmer, L (1, 4) OBP: 0.279, SLG: 0.329				0-1 4-3		0-0 6-3		1-0 F5	
Del Crandall, R (1, 2) OBP: 0.371, SLG: 0.513				0-1 F8			0-2 F6		1-1 F8
Max Surkont, R (1, 1) OBP: 0.375, SLG: 0.500				1-1 4-3			1-0 G3-6		0-2 6-3
Ernie Johnson, R (8, 1)							1B		
Harry Hanebrink, L (8, PH) OBP: 0.188, SLG: 0.333									
Lew Burdette, R (9, 1) OBP: 0.267, SLG: 0.267									

Inning Stats	R: 0	H: 0	E: 0	K: 2	S: 7	H: 0	LOB: 0	BB: 0	P: 11	R: 0	H: 0	E: 0	K: 0	S: 9	H: 0	LOB: 0	BB: 0	P: 13	R: 0	H: 0	E: 0	K: 0	S: 6	R: 0	H: 1	E: 0	K: 0	S: 10	R: 0	H: 0	E: 0	K: 1	S: 7	R: 0	H: 1	E: 0	K: 0	S: 5	R: 2	H: 2	E: 0	K: 1	S: 7	R: 0	H: 0	E: 0	K: 0	S: 7	R: 1	H: 2	E: 0	K: 1	S: 13
--------------	------	------	------	------	------	------	--------	-------	-------	------	------	------	------	------	------	--------	-------	-------	------	------	------	------	------	------	------	------	------	-------	------	------	------	------	------	------	------	------	------	------	------	------	------	------	------	------	------	------	------	------	------	------	------	------	-------

PITCHER	IP	WLS	BF	H	R	ER	SO	BB	IBB	HBP	BLK	WP	HR	S	P	ERA	WHIP
Bob Milliken, R (1, 1) ERA: 2.68	6.1		23	4	2	2	4	1	0	0	0	0	1	50	73	2.84	0.789
Billy Loes, R (7, 1) ERA: 4.57	0.2	W	1	0	0	0	0	0	0	0	0	0	0	1	1	0.00	0.000
Jim Hughes, R (8, 1) ERA: 3.0	2.0	S	8	2	1	1	1	0	0	0	0	0	0	20	28	4.50	1.000

Batter	1	2	3	4	5	6	7	8	9	10	AB R H RBI BB SO LOB	TOP										
Jim Gilliam, S OBP: 0.359, SLG: 0.357 (1, 4)	2-2 F6		3-2 4-3		0-1 3-1		1-0 1-3		1-1 F8		5 0 0 1 0 0 1	Brooklyn Dodgers @ Milwaukee Braves Milwaukee County Stadium, Milwaukee, WI Sat Jun 27 1953, 4:33 AM EDT Att. 34,360 - Unknown livebaseballscorecards.com										
Pee Wee Reese, R OBP: 0.385, SLG: 0.421 (1, 6)	1-3 K		2-2 5-3		1-3 K			0-2 F8		2-1 HR	5 1 1 1 0 2 0											
Duke Snider, L OBP: 0.424, SLG: 0.578 (1, 8)	0-0 1B			4-2 1B BB		1-1 SH1-3 1B		2-3 K		1-1 4-3	4 1 2 0 1 1 0											
Jackie Robinson, R OBP: 0.427, SLG: 0.498 (1, 5)	1-0 1-3			0-1 F5		0-1 SH1-3		1-0 E5		4-2 BB	3 0 0 0 1 0 2											
Roy Campanella, R OBP: 0.398, SLG: 0.598 (1, 2)		2-1 F7		0-1 E5 1B 1B		2-1 5-3		1-2 E4		2-1 L7	5 1 1 0 0 0 3											
Wayne Belardi, L OBP: 0.327, SLG: 0.667 Don Thompson, L OBP: 0.303, SLG: 0.272 (1, 3) (10, 7)	0-0 F5		3-2 1B		4-0 FC6-4 IBB		0-1 F8		0-1 F8	2-1 F8	4 0 1 1 1 0 3 0 0 0 0 0 0 0											
Gil Hodges, R OBP: 0.387, SLG: 0.518 (1, 7) (10, 3)	1-3 K		0-1 F9		1-2 FC6-4			1-0 F7			4 0 0 0 0 1 3											
Carl Furillo, R OBP: 0.360, SLG: 0.493 (1, 9)		2-1 SH4 4-3 2B		0-1 F7		0-0 L8		2-2 F9			4 1 1 0 0 0 1											
Clem Labine, R OBP: 0.167, SLG: 0.167 Jim Hughes, R OBP: 0.384, SLG: 0.529 George Shuba, L OBP: 0.333, SLG: 0.364 Carl Erskine, R OBP: 0.132, SLG: 0.108 (1, 1) (8, 1) (9, PH) (9, PR) (9, 1)	0-1 SH4		3-3 K		1-3 K			1-2 1B			2 0 0 0 0 2 0 0 0 0 0 0 0 0 1 0 1 0 0 0 0 0 0 0 0 0 0 0 0 0 0 0 0 0 0											
Inning Stats	R: 0 E: 0 K: 1 S: 9	H: 1 LOB: 1 BB: 0 P: 13	R: 0 E: 0 K: 1 S: 6	H: 0 LOB: 0 BB: 0 P: 9	R: 1 E: 0 K: 0 S: 10	H: 1 LOB: 0 BB: 0 P: 17	R: 2 E: 1 K: 0 S: 14	H: 2 LOB: 1 BB: 1 P: 21	R: 0 E: 0 K: 2 S: 9	H: 0 LOB: 0 BB: 0 P: 13	R: 0 E: 0 K: 1 S: 5		H: 0 LOB: 0 BB: 0 P: 7	R: 0 E: 2 K: 1 S: 13	H: 0 LOB: 2 BB: 0 P: 17	R: 0 E: 0 K: 0 S: 9	H: 1 LOB: 1 BB: 0 P: 14	R: 1 E: 0 K: 0 S: 11	H: 1 LOB: 1 BB: 1 P: 22	1B: 5 2B: 1 3B: 0 HR: 1	SF: 0 SAC: 2 DP: 0 HBP: 0	WP: 0 PB: 0 SB: 0 CS: 0
PITCHER Jim Wilson, R ERA: 3.94 (1, 1)	IP 10.0	WLS L	BF 42	H 7	R 4	ER 3	SO 6	BB 2	IBB 1	HBP 0	BLK 0	WP 0	HR 1	S 96	P 151	ERA 2.70	WHIP 0.900					



BOTTOM

Brooklyn Dodgers @ Milwaukee Braves
 Milwaukee County Stadium, Milwaukee, WI

Sat Jun 27 1953, 4:33 AM EDT
 Att. 34,360 - Unknown

livebaseballscorecards.com



AB R H RBI BB SO LOB

4	0	0	0	1	0	2
4	0	1	0	1	2	2
4	0	0	0	0	1	2
4	0	1	0	0	0	1
0	0	0	0	0	0	0
4	2	1	1	0	0	1
3	1	1	0	0	1	0
1	0	0	0	0	1	1
4	0	0	0	0	0	3
4	0	3	2	0	0	0
0	0	0	0	0	0	0
2	0	0	0	1	1	2
1	0	0	0	0	0	1

AB	35
R	3
H	7
RBI	3
BB	3
SO	6
LOB	15

WP: 0	PA: 38
PB: 0	
SB: 0	
CS: 0	

Batter	1	2	3	4	5	6	7	8	9	10
Bill Bruton, L OBP: 0.308, SLG: 0.361 (1, 8)	4-1 BB G5-4-3		2-0 G3			0-1 F7		1-1 G4-3-6 1-2f		2-2 F8
Del Crandall, R OBP: 0.371, SLG: 0.506 (1, 2)	1-1 G5-4-3 1-2f		2-3 K			1-0 1B		4-2 BB		1-3 K
Eddie Mathews, L OBP: 0.397, SLG: 0.616 (1, 5)	1-0 F2		1-0 6-3			0-3 K		0-0 L8		
Sid Gordon, R OBP: 0.347, SLG: 0.490 (1, 7)		3-2 F4		2-2 F8		3-1 F6		3-2 1B		
Jim Pendleton, R OBP: 0.304, SLG: 0.348 (9, PR) (10, 7)										
Andy Pafko, R OBP: 0.314, SLG: 0.462 (1, 9)		1-0 E6 G3 1B 1B		1-2 F5		0-1 HR		2-2 F9		
Joe Adcock, R OBP: 0.310, SLG: 0.381 (1, 3)		0-2 G3 1B		1-1 F8		1-3 K		1-3 K		
George Crowe, L OBP: 0.286, SLG: 0.421 (9, PH) (10, 3)										
Jack Dittmer, L OBP: 0.274, SLG: 0.324 (1, 4)		0-1 G3 1-2 2-3		2-2 G3		1-0 3-1		2-2 1-3		
Johnny Logan, R OBP: 0.319, SLG: 0.392 (1, 6)		0-1 2-H 3-H 1B		1-2 B1-6-3 1B		0-0 5-3				0-0 1B
Sibby Sisti, R (10, PR)										
Jim Wilson, R OBP: 0.217, SLG: 0.286 (1, 1)		1-3 K		1-1 B1-6-3 1-2f				4-2 G4-3-6 BB		0-1 F2
Harry Hanebrink, L OBP: 0.176, SLG: 0.313 (10, PH)										

Inning Stats	R: 0	H: 0	E: 0	K: 0	S: 4	R: 2	H: 2	E: 1	K: 1	S: 15	R: 0	H: 0	E: 0	K: 1	S: 8	R: 0	H: 0	E: 0	K: 0	S: 9	R: 0	H: 1	E: 0	K: 0	S: 9	R: 0	H: 1	E: 0	K: 1	S: 8	R: 1	H: 1	E: 0	K: 1	S: 7	R: 0	H: 0	E: 0	K: 0	S: 7	R: 0	H: 1	E: 0	K: 1	S: 13	R: 0	H: 1	E: 0	K: 1	S: 9	1B: 6	SF: 0	2B: 0	3B: 0	HR: 1	WP: 0	PA: 38
--------------	------	------	------	------	------	------	------	------	------	-------	------	------	------	------	------	------	------	------	------	------	------	------	------	------	------	------	------	------	------	------	------	------	------	------	------	------	------	------	------	------	------	------	------	------	-------	------	------	------	------	------	-------	-------	-------	-------	-------	-------	--------

PITCHER	IP	WLS	BF	H	R	ER	SO	BB	IBB	HBP	BLK	WP	HR	S	P	ERA	WHIP
Clem Labine, R ERA: 3.75 (1, 1)	7.2		29	5	3	1	4	3	0	0	0	0	1	66	105	1.17	1.043
Jim Hughes, R ERA: 2.97 (8, 1)	0.1		1	0	0	0	0	0	0	0	0	0	0	1	1	0.00	0.000
Billy Loes, R ERA: 4.49 (9, 1)	2.0	W	8	2	0	0	2	0	0	0	0	0	0	22	33	0.00	1.000

Batter	1	2	3	4	5	6	7	8	9	AB R H RBI BB SO LOB	TOP	
Jim Gilliam, S (1, 4) <small>OBP: 0.362, SLG: 0.365</small>	1-0 		4-1 	1-2 			1-2 	1-0 	1-1 	5 2 2 0 1 0 3	Brooklyn Dodgers @ Milwaukee Braves Milwaukee County Stadium, Milwaukee, WI Sun Jun 28 1953, 4:33 AM EDT Att. 34,375 - Unknown livebaseballscorecards.com	
Pee Wee Reese, R (1, 6) <small>OBP: 0.390, SLG: 0.426</small>	1-3 		0-0 		0-0 		1-0 	1-2 		4 2 3 1 0 1 1		
Jackie Robinson, R (1, 7) <small>OBP: 0.427, SLG: 0.509</small>	2-1 		0-1 		2-2 		3-1 	2-2 		5 1 2 3 0 0 3		
Roy Campanella, R (1, 2) <small>OBP: 0.398, SLG: 0.594</small>	1-0 		1-1 		1-1 		2-1 	2-0 		5 1 2 2 0 0 3		
Gil Hodges, R (1, 3) <small>OBP: 0.395, SLG: 0.534</small>		1-2 	3-2 		2-2 		2-1 		4-2 	3 3 2 2 1 0 1		
Carl Furillo, R (1, 9) <small>OBP: 0.365, SLG: 0.509</small>		1-0 	0-0 			0-0 	0-1 		1-0 	5 1 3 2 0 0 2		
Duke Snider, L (1, 8) <small>OBP: 0.422, SLG: 0.577</small> Don Thompson, L (9, PR) <small>OBP: 0.303, SLG: 0.272</small>		0-0 	2-1 			1-2 	3-3 		1-0 	4 0 1 1 0 1 3		
Billy Cox, R (1, 5) <small>OBP: 0.343, SLG: 0.420</small>		2-2 		2-0 		0-0 		0-1 	2-1 	5 0 1 0 0 0 3		
Russ Meyer, S (1, 1) <small>OBP: 0.158, SLG: 0.184</small>		2-0 		0-0 		2-1 		0-1 	2-2 	5 1 0 0 0 0 4		
Inning Stats	R: 0 H: 1 E: 0 LOB: 1 K: 1 BB: 0 S: 7 P: 12	R: 1 H: 2 E: 0 LOB: 1 K: 0 BB: 0 S: 9 P: 15	R: 4 H: 3 E: 0 LOB: 0 K: 0 BB: 1 S: 12 P: 22	R: 0 H: 0 E: 0 LOB: 0 K: 0 BB: 0 S: 5 P: 8	R: 0 H: 1 E: 0 LOB: 1 K: 0 BB: 0 S: 9 P: 14	R: 0 H: 1 E: 0 LOB: 1 K: 0 BB: 0 S: 7 P: 10	R: 2 H: 3 E: 0 LOB: 2 K: 1 BB: 0 S: 15 P: 27	R: 2 H: 3 E: 0 LOB: 1 K: 0 BB: 0 S: 13 P: 19	R: 2 H: 2 E: 0 LOB: 2 K: 0 BB: 1 S: 12 P: 23	1B: 8 SF: 0 2B: 5 SAC: 2 3B: 2 DP: 0 HR: 1 HBP: 1		WP: 0 PA: 46 PB: 0 SB: 0 CS: 0
PITCHER	IP WLS BF H R ER SO BB IBB HBP BLK WP HR S P ERA WHIP											IP WLS BF H R ER SO BB IBB HBP BLK WP HR S P ERA WHIP
Warren Spahn, L (1, 1) <small>ERA: 3.0</small>	2.1 L 13 5 4 4 1 1 0 0 0 0 0 0 22 38 15.43 2.571											
Bob Buhl, R (3, 1) <small>ERA: 3.71</small>	0.2 3 1 1 1 0 0 0 0 0 0 0 1 6 11 13.50 1.500											
Ernie Johnson, R (4, 1) <small>ERA: 3.55</small>	2.0 7 1 0 0 0 0 0 0 0 0 0 0 14 22 0.00 0.500											
Lew Burdette, R (6, 1) <small>ERA: 3.52</small>	3.0 17 7 4 4 1 0 0 1 0 0 0 0 35 56 12.00 2.333											
Dave Cole, R (9, 1) <small>ERA: 7.82</small>	1.0 6 2 2 2 0 1 0 0 0 0 0 0 12 23 18.00 3.000											

Batter	1	2	3	4	5	6	7	8	9	AB	R	H	RBI	BB	SO	LOB
Bill Bruton, L OBP: 0.308, SLG: 0.359 (1, 8)	2-2 1B		3-2 L6		0-0 FC4-6 1-2f			1-3 K2-3		4	0	1	0	0	1	1
Del Crandall, R OBP: 0.363, SLG: 0.494 (1, 2)	0-0 L5			2-2 5-3		1-1 L5			1-1 F7	4	0	0	0	0	0	0
Eddie Mathews, L OBP: 0.392, SLG: 0.606 (1, 5)	3-2 4-3			0-1 4-3		1-0 4-3			2-1 F2	4	0	0	0	0	0	0
Sid Gordon, R OBP: 0.349, SLG: 0.488 (1, 7)		4-0 3-1 WP BB		0-1 1B		1-2 F9			3-2 6-3	3	0	1	0	1	0	0
Andy Pafko, R OBP: 0.309, SLG: 0.455 (1, 9)		3-2 3-1 1-3		0-0 F8			2-2 F9			3	0	0	0	0	0	2
Joe Adcock, R OBP: 0.310, SLG: 0.392 (1, 3)		0-3 K			1-0 HR		1-1 4-3			3	1	1	1	0	1	1
Jack Dittmer, L OBP: 0.275, SLG: 0.324 (1, 4)		3-2 F7			1-0 FC4-6 1B		0-1 L9			3	0	1	0	0	0	1
Johnny Logan, R OBP: 0.316, SLG: 0.388 (1, 6)			0-0 1-3		1-1 L7			0-3 K		3	0	0	0	0	1	1
Warren Spahn, L OBP: 0.243, SLG: 0.378 (1, 1)			1-1 6-3		1-3 K			1-1 F8		0	0	0	0	0	0	0
Bob Buhl, R OBP: 0.238, SLG: 0.238 (3, 1)										0	0	0	0	0	0	0
Bob Thorpe, R OBP: 0.111, SLG: 0.111 (3, PH)										1	0	0	0	0	0	0
Ernie Johnson, R OBP: 0.111, SLG: 0.111 (4, 1)										0	0	0	0	0	0	0
George Crowe, L OBP: 0.273, SLG: 0.400 (5, PH)										1	0	0	0	0	1	1
Lew Burdette, R OBP: 0.287, SLG: 0.287 (6, 1)										0	0	0	0	0	0	0
Walker Cooper, R OBP: 0.356, SLG: 0.352 (8, PH)										1	0	0	0	0	0	0
Dave Cole, R OBP: 0.500, SLG: 2.000 (9, 1)										0	0	0	0	0	0	0

BOTTOM	
Brooklyn Dodgers @ Milwaukee Braves Milwaukee County Stadium, Milwaukee, WI	
Sun Jun 28 1953, 4:33 AM EDT Att. 34,375 - Unknown	
AB	30
R	1
H	4
RBI	1
BB	1
SO	4
LOB	7
WP: 1 PB: 0 SB: 0 CS: 0	PA: 31

Inning Stats		R: 0 E: 0 K: 0 S: 7	H: 1 LOB: 0 BB: 0 P: 12	R: 0 E: 0 K: 1 S: 9	H: 0 LOB: 1 BB: 1 P: 19	R: 0 E: 0 K: 0 S: 7	H: 0 LOB: 0 BB: 0 P: 11	R: 0 E: 0 K: 0 S: 8	H: 1 LOB: 1 BB: 0 P: 10	R: 0 E: 0 K: 1 S: 9	H: 2 LOB: 1 BB: 0 P: 13	R: 0 E: 0 K: 0 S: 7	H: 0 LOB: 0 BB: 0 P: 10	R: 0 E: 0 K: 0 S: 8	H: 0 LOB: 0 BB: 0 P: 11	R: 0 E: 0 K: 2 S: 8	H: 0 LOB: 0 BB: 0 P: 10	R: 0 E: 0 K: 0 S: 7	H: 0 LOB: 0 BB: 0 P: 13	1B: 3 2B: 0 3B: 0 HR: 1	SF: 0 SAC: 0 DP: 0 HBP: 0	WP: 1 PB: 0 SB: 0 CS: 0	PA: 31												
PITCHER Russ Meyer, R ERA: 4.7 (1, 1)	IP 9.0	WLS W	BF 31	H 4	R 1	ER 1	SO 4	BB 1	IBB 0	HBP 0	BLK 0	WP 1	HR 1	S 70	P 109	ERA 1.00	WHIP 0.556																		
PITCHER		IP 9.0	WLS W	BF 31	H 4	R 1	ER 1	SO 4	BB 1	IBB 0	HBP 0	BLK 0	WP 1	HR 1	S 70	P 109	ERA 1.00	WHIP 0.556	IP 9.0	WLS W	BF 31	H 4	R 1	ER 1	SO 4	BB 1	IBB 0	HBP 0	BLK 0	WP 1	HR 1	S 70	P 109	ERA 1.00	WHIP 0.556

Batter	1	2	3	4	5	6	7	8	9	10	AB R H RBI BB SO LOB	TOP													
Ted Kazanski, R OBP: 0.367, SLG: 0.464 (1, 6)	1-2 5-3		1-1 L9		2-2 4-3		0-0 HR 1B	0-3 K		3-2 SH1-4 1B	6 1 2 2 0 1 2	Philadelphia Phillies @ Brooklyn Dodgers Ebbets Field, Brooklyn, NY Tue Jun 30 1953, 3:33 AM EDT Att. 23,956 - Unknown													
Richie Ashburn, L OBP: 0.367, SLG: 0.391 (1, 8)	1-0 F9		1-0 2B 1B			1-2 1B 1B	1-1 HR 1B		1-3 K	0-0 SH1-4	5 2 3 1 0 1 0														
Granny Hamner, R OBP: 0.289, SLG: 0.423 (1, 4)	2-1 L8		2-0 1-H 2B			0-0 F2	1-1 1-H 2-H HR		1-2 F9	1-3 K	6 1 2 4 0 1 2														
Del Ennis, R OBP: 0.358, SLG: 0.483 (1, 7)		4-1 G5-3 1B BB	0-0 F3			1-0 F4	3-2 L9		4-1 BB		3 0 0 0 2 0 2														
Mel Clark, R OBP: 0.348, SLG: 0.392 (1, 9)		2-2 P3		2-0 F9		0-0 1-3 1B		1-1 E4 1B 1B	1-0 3-1		5 1 1 0 0 0 2														
Eddie Waitkus, L OBP: 0.387, SLG: 0.467 Connie Ryan, R OBP: 0.370, SLG: 0.459 Earl Torgeson, L OBP: 0.368, SLG: 0.489 (1, 3) (10, PR) (10, 3)		2-1 1-2 1B		1-2 6-3		3-2 L7		0-0 1-3 1B 1B		1-2 SH1-4 1B 1B	5 0 3 0 0 0 2 0 1 0 0 0 0 0 0 0 0 0 0 0 0														
Willie Jones, R OBP: 0.325, SLG: 0.409 Johnny Wyrostek, L OBP: 0.427, SLG: 0.482 Tommy Glaviano, R OBP: 0.421, SLG: 0.488 (1, 5) (8, PH) (8, 5)		3-2 G5-3		0-0 F6			1-2 G3	2-2 1-3		4-2 SH1-4 1B BB	3 0 0 0 0 0 2 1 0 0 0 0 0 2 0 1 0 0 1 0 0														
Stan Lopata, R OBP: 0.328, SLG: 0.374 (1, 2)			0-0 HR		2-1 5-3		1-2 F9	4-0 1B IBB		0-1 SH1-4	3 1 1 1 1 0 0														
Bob Miller, R OBP: 0.100, SLG: 0.100 Steve Ridzik, R OBP: 0.170, SLG: 0.412 Jim Konstanty, R OBP: 0.300, SLG: 0.300 Bill Nicholson, L OBP: 0.428, SLG: 0.591 Andy Hansen, R OBP: 1.000, SLG: 1.000 Karl Drews, R OBP: 0.091, SLG: 0.063 (1, 1) (6, 1) (7, 1) (10, PH) (10, 1) (10, 1)			0-3 K		2-3 K		2-2 HR	1-1 1-3 2-H 3-H 1B		4-0 1B SH1-4 IBB	2 0 0 0 0 2 0 1 1 1 1 0 0 0 1 0 1 1 0 0 0 0 1 0 0 1 0 0 0 0 0 0 0 0 0 0 0 0 0 0 0 0														
Inning Stats	R: 0 E: 0 K: 0 S: 7	H: 0 LOB: 0 BB: 0 P: 11	R: 0 E: 0 K: 0 S: 11	H: 1 LOB: 1 BB: 1 P: 22	R: 2 E: 0 K: 1 S: 9	H: 3 LOB: 1 BB: 0 P: 13	R: 0 E: 0 K: 0 S: 5	H: 0 LOB: 0 BB: 0 P: 8	R: 0 E: 0 K: 1 S: 10	H: 0 LOB: 0 BB: 0 P: 16	R: 0 E: 0 K: 0 S: 9		H: 2 LOB: 2 BB: 0 P: 14	R: 4 E: 0 K: 0 S: 19	H: 4 LOB: 0 BB: 0 P: 28	R: 1 E: 1 K: 1 S: 13	H: 2 LOB: 2 BB: 1 P: 21	R: 0 E: 0 K: 1 S: 8	H: 0 LOB: 1 BB: 1 P: 15	R: 3 E: 0 K: 1 S: 15	H: 2 LOB: 1 BB: 2 P: 28	1B: 10 2B: 1 3B: 0 HR: 3	SF: 0 SAC: 2 DP: 1 HBP: 0	WP: 0 PB: 0 SB: 0 CS: 0	PA: 48
PITCHER	IP WLS BF H R ER SO BB IBB HBP BLK WP HR S P ERA WHIP																								
Preacher Roe, L ERA: 4.72 (1, 1)	6.2		9	5	5	2	1	0	0	0	0	0	0	1	5	9	6.75	1.500							
Jim Hughes, R ERA: 3.18 (7, 1)	0.1	2	1	1	1	0	0	0	0	0	0	0	0	1	5	9	27.00	3.000							
Clem Labine, R ERA: 3.55 (8, 1)	2.0	10	2	1	0	2	1	1	0	0	0	0	0	0	21	36	0.00	1.500							
Joe Black, R ERA: 5.36 (10, 1)	0.0	L	2	1	2	0	1	0	0	0	0	0	0	5	10	∞	∞								
Bob Milliken, R ERA: 2.81 (10, 1)	1.0	5	1	1	1	1	0	1	0	0	0	0	0	10	18	9.00	1.000								

livebaseballscorecards.com

AB 41
R 10
H 14
RBI 10
BB 5
SO 5
LOB 14



BOTTOM

Philadelphia Phillies @ Brooklyn Dodgers
Ebbets Field, Brooklyn, NY

Tue Jun 30 1953, 3:33 AM EDT
Att. 23,956 - Unknown

livebaseballscorecards.com

AB	42
R	9
H	14
RBI	9
BB	2
SO	1
LOB	13



WP	1	PA	45
PB	0		
SB	0		
CS	1		

AB R H RBI BB SO LOB

5	0	0	0	0	0	3
5	0	1	1	0	0	0
5	1	1	0	0	0	1
5	1	2	0	0	0	0
5	2	2	0	0	1	3
5	2	4	1	0	0	0
0	0	0	0	0	0	0
4	2	3	4	1	0	1
4	1	1	3	1	0	2
2	0	0	0	0	0	1
0	0	0	0	0	0	0
1	0	0	0	0	0	2
0	0	0	0	0	0	0
1	0	0	0	0	0	0
0	0	0	0	0	0	0
0	0	0	0	0	0	0

1B:	11	SF:	0
2B:	0	SAC:	0
3B:	2	DP:	1
HR:	1	HBP:	0

Batter	1	2	3	4	5	6	7	8	9	10
Jim Gilliam, S OBP: 0.356, SLG: 0.358 (1, 4)	3-2 4-3		3-1 F5		2-2 F6		0-0 G4-6-3		1-0 F8	
Pee Wee Reese, R OBP: 0.387, SLG: 0.422 (1, 6)	1-1 F8			0-2 L7	2-1 F6 WP 1B			2-2 L5		1-1 6-3
Duke Snider, L OBP: 0.418, SLG: 0.570 (1, 8)	2-1 F7			0-0 F7	2-1 F7 1-2			1-1 L8		0-0 1B 1B 1B
Jackie Robinson, R OBP: 0.426, SLG: 0.507 (1, 5)		2-2 4-3		1-1 L6		0-1 F9		3-2 FC6-4 1B		1-1 1B 1B 1B
Roy Campanella, R OBP: 0.398, SLG: 0.590 (1, 2)		0-2 1B FC5-4 1B			1-2 1B 1B 1B	2-1 F2		0-0 FC6-4 1-2f		0-3 K
Wayne Belardi, L OBP: 0.370, SLG: 0.740 (1, 3) Bill Antonello, R OBP: 0.179, SLG: 0.231 (10, PR)		3-2 FC5-4 1B 1-3			0-0 1B 3B 1B	1-1 F5			0-0 HR	1-1 1B 1-2 2-3 1B
Gil Hodges, R OBP: 0.403, SLG: 0.547 (1, 7)		0-0 FC5-4 CS 1-2f 3-H			1-0 3B 1B 1-2 2-H		4-2 FC1-5 BB BB		0-2 F8 3B	1-1 1-3 2-H 3-H 1B
Carl Furillo, R OBP: 0.366, SLG: 0.514 (1, 9)		3-2 CS 1-2		3-2 L5		0-1 1B 3B 1-1 2-H		4-1 FC1-5 BB 1-2	0-1 F8	0-0 4-3
Preacher Roe, R OBP: 0.040, SLG: 0.040 (1, 1) Jim Hughes, R OBP: 0.167, SLG: 0.167 (7, 1) Don Thompson, L OBP: 0.300, SLG: 0.288 (7, PH) Clem Labine, R OBP: 0.389, SLG: 0.523 (8, 1) George Shuba, L OBP: 0.182, SLG: 0.182 (9, PH) Joe Black, R OBP: 0.133, SLG: 0.267 (10, 1) Bob Milliken, R OBP: 0.133, SLG: 0.267 (10, 1)			0-1 G3		0-1 1-3		0-0 FC1-5 G4-6-3 1-2 2-3f		0-2 F5	

Inning Stats	R: 0	H: 0	E: 0	K: 0	S: 7	R: 1	H: 2	E: 0	K: 0	S: 18	R: 0	H: 0	E: 0	K: 0	S: 6	R: 0	H: 0	E: 0	K: 0	S: 6	R: 4	H: 5	E: 0	K: 0	S: 18	R: 0	H: 0	E: 0	K: 0	S: 6	R: 0	H: 1	E: 0	K: 0	S: 9	R: 2	H: 2	E: 0	K: 0	S: 10	R: 2	H: 4	E: 0	K: 1	S: 14	1B: 11	SF: 0	2B: 0	3B: 2	HR: 1	SAC: 0	DP: 1	HBP: 0
--------------	------	------	------	------	------	------	------	------	------	-------	------	------	------	------	------	------	------	------	------	------	------	------	------	------	-------	------	------	------	------	------	------	------	------	------	------	------	------	------	------	-------	------	------	------	------	-------	--------	-------	-------	-------	-------	--------	-------	--------

PITCHER	IP	WLS	BF	H	R	ER	SO	BB	IBB	HBP	BLK	WP	HR	S	P	ERA	WHIP
Bob Miller, R ERA: 6.19 (1, 1)	5.0		21	7	5	5	0	0	0	0	0	1	0	55	81	9.00	1.400
Steve Ridzik, R ERA: 3.42 (6, 1)	1.0		5	0	0	0	0	2	0	0	0	0	0	10	21	0.00	2.000
Jim Konstanty, R ERA: 3.94 (7, 1)	3.0	W	11	3	2	2	0	0	0	0	0	0	1	21	28	6.00	1.000
Andy Hansen, R ERA: 4.5 (10, 1)	0.1		3	2	2	2	0	0	0	0	0	0	0	5	7	54.00	6.000
Karl Drews, R ERA: 4.58 (10, 1)	0.2	S	4	2	0	0	1	0	0	0	0	0	0	9	11	0.00	3.000

Batter	1	2	3	4	5	6	7	8	9	10	AB R H RBI BB SO LOB	TOP													
Ted Kazanski, R OBP: 0.314, SLG: 0.394 (1, 6)	F9			1-3		F8		5-3		K	5 0 0 0 0 1 1	Philadelphia Phillies @ Brooklyn Dodgers Ebbets Field, Brooklyn, NY Wed Jul 01 1953, 3:33 AM EDT Att. 19,376 - Unknown livebaseballscorecards.com													
Richie Ashburn, L OBP: 0.367, SLG: 0.391 (1, 8)	G3			F4		1B		4-3		2B 1B	5 1 2 0 0 0 0														
Granny Hamner, R OBP: 0.295, SLG: 0.434 (1, 4)	F3			F8		1B			E4	1B 2B	5 1 3 2 0 0 0														
Del Ennis, R OBP: 0.359, SLG: 0.479 (1, 7)			F7			G6-4-3			1B	2B	4 0 1 1 1 1 2														
Johnny Wyrostek, L OBP: 0.422, SLG: 0.483 Mel Clark, R OBP: 0.353, SLG: 0.397 (10, PH) (10, 9)			L8					F7		1B	4 0 1 0 0 0 1														
Eddie Waitkus, L OBP: 0.417, SLG: 0.471 (1, 3)			6-3			2B			F6	1B	1 0 1 0 0 0 0														
Willie Jones, R OBP: 0.321, SLG: 0.403 Bill Nicholson, L OBP: 0.436, SLG: 0.591 Tommy Glaviano, R OBP: 0.421, SLG: 0.488 (1, 5) (9, PH) (9, 5)						G1-4-3		F2		1B	4 0 2 0 1 0 3														
Smoky Burgess, L OBP: 0.357, SLG: 0.330 Connie Ryan, R OBP: 0.369, SLG: 0.457 Stan Lopata, R OBP: 0.328, SLG: 0.374 (1, 2) (9, PH) (9, 2)								L6		G6-4-3	3 0 0 0 0 0 3														
Robin Roberts, S OBP: 0.206, SLG: 0.217 (1, 1)						HR				K	0 0 0 0 1 0 0														
										K	0 0 0 0 0 0 0														
											3 1 1 1 0 0 1														
											1 0 0 0 0 0 3														
											0 0 0 0 0 0 0														
Inning Stats	R: 0 E: 0 K: 0 S: 6	H: 0 LOB: 0 BB: 0 P: 10	R: 0 E: 0 K: 0 S: 7	H: 0 LOB: 0 BB: 0 P: 12	R: 0 E: 0 K: 1 S: 9	H: 0 LOB: 0 BB: 0 P: 15	R: 0 E: 0 K: 0 S: 4	H: 1 LOB: 1 BB: 1 P: 20	R: 2 E: 0 K: 0 S: 11	H: 4 LOB: 1 BB: 0 P: 17	R: 0 E: 0 K: 0 S: 10	H: 1 LOB: 1 BB: 0 P: 16	R: 0 E: 0 K: 1 S: 9	H: 0 LOB: 0 BB: 0 P: 13	R: 1 E: 1 K: 0 S: 13	H: 3 LOB: 2 BB: 1 P: 23	R: 1 E: 0 K: 2 S: 13	H: 3 LOB: 3 BB: 1 P: 23	1B: 8 2B: 3 3B: 0 HR: 1	SF: 0 SAC: 0 DP: 3 HBP: 0	WP: 0 PB: 0 SB: 0 CS: 0	PA: 42			
PITCHER	IP WLS BF H R ER SO BB IBB HBP BLK WP HR S P ERA WHIP																								
Billy Loes, R ERA: 4.43 (1, 1)	5.1																								
Bob Milliken, R ERA: 2.82 (6, 1)	3.0		13	4	1	1	1	1	0	0	0	0	0	0	0	32	52	3.00	1.667						
Johnny Podres, L ERA: 5.31 (9, 1)	1.2	W	8	3	1	1	2	0	1	0	0	0	0	0	14	24	5.40	1.800							

Philadelphia Phillies @ Brooklyn Dodgers
Ebbets Field, Brooklyn, NY
 Wed Jul 01 1953, 3:33 AM EDT
 Att. 19,376 - Unknown

AB	39
R	4
H	12
RBI	4
BB	3
SO	5
LOB	14



BOTTOM

Philadelphia Phillies @ Brooklyn Dodgers
Ebbets Field, Brooklyn, NY
Wed Jul 01 1953, 3:33 AM EDT
Att: 19,376 - Unknown

livebaseballscorecards.com

AB	41
R	5
H	14
RBI	5
BB	4
SO	8
LOB	24



WP:	0	PA:	45
PB:	0		
SB:	0		
CS:	0		

AB R H RBI BB SO LOB

4	0	2	1	1	0	2
5	0	1	0	0	0	6
3	0	1	0	2	0	2
5	0	0	0	0	4	7
5	0	1	0	0	0	2
5	2	3	1	0	1	1
4	1	0	0	0	1	1
0	1	0	0	0	0	0
4	1	3	1	1	1	0
2	0	0	0	0	1	3
1	0	1	0	0	0	0
1	0	0	0	0	0	0
1	0	1	1	0	0	0

Batter	1	2	3	4	5	6	7	8	9	10
Jim Gilliam, S OBP: 0.360, SLG: 0.360 (1, 4)	4-0 BB BB	2-0 F8			1-0 2B 1B		X 0-0 FC1-5 1B		X 0-0 4-3	
Pee Wee Reese, R OBP: 0.384, SLG: 0.422 (1, 6)	0-0 F4	0-0 F8			2-2 F8		B X 1-0 FC1-5		C B B X 2-1 2B	
Jackie Robinson, R OBP: 0.430, SLG: 0.509 (1, 5)	4-1 1-2 BB		F B B B X 3-1 F6		F B B B X 1-2 1-H 2B		B X 1-0 L8		4-0 IBB	
Wayne Belardi, L OBP: 0.339, SLG: 0.673 (1, 3)	1-3 K		C B B B X 2-2 F6		S B B B S 1-3 K		F B S B S 2-3 K		B C B C S 1-3 K	
Gil Hodges, R OBP: 0.399, SLG: 0.539 (1, 7)	0-1 L4		F B B B X 3-2 5-3		C B B C B X 2-2 G5-4-3 1B		B B B X 2-0 F8		C X 0-1 F8	
Carl Furillo, R OBP: 0.370, SLG: 0.533 (1, 9)		B X 1-0 FC4-6 1B		C B B C X 0-3 K		F B B X 1-2 G5-4-3 1B		X 0-0 HR		F B B X 1-1 2B 2B
Don Thompson, L OBP: 0.287, SLG: 0.256 (1, 8)		F S X 0-2 FC4-6 1B		B X 1-0 G3		C S C C 0-3 K		B B B X 2-2 F8		S F B B X 1-2 2B 2B
Roy Campanella, R OBP: 0.400, SLG: 0.596 (10, PH)		E 1-2f F8 1B								2-H 2B
Bill Antonello, R OBP: 0.179, SLG: 0.231 (10, PR)										
Rube Walker, L OBP: 0.357, SLG: 0.447 (1, 2)		B X 1-0 E 1B		B B B B X 2-1 1B		B C B X 1-1 HR		S B B T S 2-3 K		4-0 2B IBB
Billy Loes, R OBP: 0.125, SLG: 0.103 (1, 1)		F X 0-1 E4		C B B C X 0-3 K		X 0-0 FC1-5 1B		F C B B X 1-2 4-3		1-2 1-3 2-H 2B
Bob Milliken, R OBP: 0.188, SLG: 0.313 (6, 1)										
Johnny Podres, L OBP: 0.300, SLG: 0.300 (9, 1)										
George Shuba, L OBP: 0.386, SLG: 0.539 (10, PH)										

Inning Stats	R: 0	H: 0	E: 0	K: 1	S: 7	R: 1	H: 2	E: 1	K: 0	S: 9	R: 0	H: 0	E: 0	K: 0	S: 9	R: 0	H: 1	E: 0	K: 2	S: 9	R: 0	H: 2	E: 0	K: 1	S: 11	R: 1	H: 3	E: 0	K: 1	S: 10	R: 1	H: 1	E: 0	K: 1	S: 10	R: 0	H: 1	E: 0	K: 1	S: 9	R: 2	H: 3	E: 0	K: 0	S: 10	R: 0	H: 0	E: 0	K: 1	S: 7	R: 0	H: 2	E: 0	K: 1	S: 16	R: 1	H: 2	E: 1	K: 0	S: 13	R: 0	H: 0	E: 0	K: 0	S: 17	R: 0	H: 0	E: 0	K: 0	S: 12	R: 0	H: 1	E: 0	K: 1	S: 12	R: 0	H: 0	E: 0	K: 1	S: 15	R: 0	H: 0	E: 0	K: 1	S: 16	R: 0	H: 1	E: 0	K: 1	S: 17	R: 2	H: 3	E: 0	K: 0	S: 17	R: 1	H: 3	E: 0	K: 1	S: 17	1B: 7	2B: 5	3B: 0	HR: 2	SF: 0	SAC: 0	DP: 1	HBP: 0	WP: 0	PA: 45
--------------	------	------	------	------	------	------	------	------	------	------	------	------	------	------	------	------	------	------	------	------	------	------	------	------	-------	------	------	------	------	-------	------	------	------	------	-------	------	------	------	------	------	------	------	------	------	-------	------	------	------	------	------	------	------	------	------	-------	------	------	------	------	-------	------	------	------	------	-------	------	------	------	------	-------	------	------	------	------	-------	------	------	------	------	-------	------	------	------	------	-------	------	------	------	------	-------	------	------	------	------	-------	------	------	------	------	-------	-------	-------	-------	-------	-------	--------	-------	--------	-------	--------

PITCHER	IP	WLS	BF	H	R	ER	SO	BB	IBB	HBP	BLK	WP	HR	S	P	ERA	WHIP
Robin Roberts, R ERA: 2.52 (1, 1)	9.1	L	45	14	5	4	8	2	2	0	0	0	2	93	151	3.86	1.714

Batter	1	2	3	4	5	6	7	8	9	AB R H RBI BB SO LOB	TOP											
Ted Kazanski, R (1, 6) OBP: 0.325, SLG: 0.361	1-1 5-3		4-0 2B 7-3-4-2-5 BB		2-2 F8		4-2 FC4-6 BB		2-2 G6-4-3 1-2f	3 0 0 0 2 0 1												
Richie Ashburn, L (1, 8) OBP: 0.369, SLG: 0.396	2-2 L8		0-0 1-3 2B		1-1 G5-4-3 1B		1-1 FC4-6 1-2f 2-3			4 0 2 0 0 0 2												
Granny Hamner, R (1, 4) OBP: 0.294, SLG: 0.431	2-2 1B		2-1 7-3-4-2-5 3-Hf		1-0 G5-4-3 1-2f		1-0 3-1			4 0 1 0 0 0 5												
Del Ennis, R (1, 7) OBP: 0.365, SLG: 0.481	0-1 1-3			1-1 HBP E 1B		0-1 1B		4-1 FC5-4 BB		3 0 2 0 1 0 1												
Bill Nicholson, L (1, 9) OBP: 0.407, SLG: 0.542		3-2 F8		2-2 E3 HBP 1-2		0-3 K		1-3 K		4 0 0 0 0 2 3												
Eddie Waitkus, L (1, 3) OBP: 0.375, SLG: 0.421		2-2 E5		0-0 F4		3-2 F2		1-1 FC5-4 1-2f		4 0 0 0 0 0 4												
Willie Jones, R (1, 5) OBP: 0.315, SLG: 0.395		2-3 K		1-2 F9		3-3 K		2-2 5-3		4 0 0 0 0 2 5												
Smoky Burgess, L (1, 2) OBP: 0.361, SLG: 0.330		2-0 F8		1-0 HBP 1-2 2-3		2-1 FC4-6 BB 1B		0-3 K		3 0 1 0 0 1 1												
Karl Drews, R (1, 1) OBP: 0.086, SLG: 0.059			1-2 F8		1-0 F9		3-3 K		1-2 G6-4-3 1B	2 0 0 0 0 0 3												
Steve Ridzik, R (6, 1) OBP: 0.176, SLG: 0.412										0 0 0 0 0 0 0												
Thornton Kipper, R (6, 1)										1 0 0 0 0 1 1												
Johnny Wyrostek, L (9, PH) OBP: 0.426, SLG: 0.486										1 0 1 0 0 0 0												
Inning Stats	R: 0 E: 0 K: 0 S: 12	H: 1 LOB: 1 BB: 0 P: 17	R: 0 E: 1 K: 1 S: 10	H: 0 LOB: 1 BB: 0 P: 19	R: 0 E: 0 K: 0 S: 7	H: 1 LOB: 1 BB: 1 P: 14	R: 0 E: 1 K: 0 S: 10	H: 1 LOB: 3 BB: 0 P: 16	R: 0 E: 0 K: 0 S: 6	H: 1 LOB: 0 BB: 0 P: 10	R: 0 E: 0 K: 2 S: 11	H: 1 LOB: 1 BB: 0 P: 17	R: 0 E: 0 K: 1 S: 10	H: 1 LOB: 2 BB: 1 P: 21	R: 0 E: 0 K: 1 S: 9	H: 0 LOB: 1 BB: 1 P: 17	R: 0 E: 0 K: 1 S: 9	H: 1 LOB: 0 BB: 0 P: 12	1B: 6 2B: 2 3B: 0 HR: 0	SF: 0 SAC: 0 DP: 3 HBP: 1	WP: 0 PB: 0 SB: 0 CS: 0	PA: 37
PITCHER Carl Erskine, R (1, 1) ERA: 5.2	IP: 9.0 WLS: W BF: 37 H: 7 R: 0 ER: 0 SO: 6 BB: 3 IBB: 0 HBP: 1 BLK: 0 WP: 0 HR: 0 S: 84 P: 143 ERA: 0.00 WHIP: 1.111											PITCHER	IP: WLS: BF: H: R: ER: SO: BB: IBB: HBP: BLK: WP: HR: S: P: ERA: WHIP:									

Philadelphia Phillies @ Brooklyn Dodgers
Ebbets Field, Brooklyn, NY
Thu Jul 02 1953, 3:33 AM EDT
Att. 9,223 - Unknown

livebaseballscorecards.com

AB	33
R	0
H	7
RBI	0
BB	3
SO	6
LOB	26



Batter	1	2	3	4	5	6	7	8	9	AB	R	H	RBI	BB	SO	LOB	BOTTOM	
Jim Gilliam, S <small>OBP: 0.361, SLG: 0.366</small> (1, 4) 	2-1 3-1 		1-2 F7 		0-1 HR 3B 	4-1 BB 		0-0 3-1 		4	1	1	1	1	0	2		
Pee Wee Reese, R <small>OBP: 0.391, SLG: 0.433</small> (1, 6) 	4-1 G6-4-3 BB 		4-1 2B 		0-0 HR 3-H 	4-1 BB 		2-1 6-3 		2	1	1	3	3	0	0		
Jackie Robinson, R <small>OBP: 0.429, SLG: 0.509</small> (1, 5) 	0-0 G6-4-3 1-2f 		0-1 2B 		2-3 K 	4-1 BB 		0-0 L7 		4	0	1	3	1	1	1		
Wayne Belardi, L <small>OBP: 0.333, SLG: 0.638</small> (1, 3) 		2-3 K 	0-1 G3 		2-2 HBP 	0-1 F9 				3	0	0	0	0	1	5		
Gil Hodges, R <small>OBP: 0.397, SLG: 0.547</small> (1, 7) 		0-3 K 		2-0 6-3 	0-3 K 		1-0 HR 			4	1	1	1	0	2	1		
Carl Furillo, R <small>OBP: 0.372, SLG: 0.537</small> (1, 9) 		1-1 F4 		0-2 F7 		0-1 2B BB 1B 	0-0 SH5-3 2B 			4	1	2	0	0	0	0		
Don Thompson, L <small>OBP: 0.289, SLG: 0.250</small> (1, 8) 		4-1 BB 2B BB 		2-1 L4 		1-0 F3 	2-1 SH5-3 			2	1	0	0	1	0	1		
Rube Walker, L <small>OBP: 0.326, SLG: 0.405</small> (1, 2) 		0-0 F8 		0-0 4-3 	0-2 F4 	0-1 F6 				4	0	0	0	0	0	3		
Carl Erskine, R <small>OBP: 0.351, SLG: 0.405</small> (1, 1) 		0-2 E6 BB 		1-2 3B 1B 	3-2 BB 2B 	1-1 L6 				4	3	2	0	0	0	2		
Inning Stats	R: 0 H: 0 E: 0 LOB: 0 K: 0 BB: 1 S: 4 P: 10	R: 0 H: 0 E: 0 LOB: 0 K: 2 BB: 0 S: 8 P: 11	R: 2 H: 1 E: 1 LOB: 2 K: 0 BB: 2 S: 13 P: 22	R: 0 H: 0 E: 0 LOB: 0 K: 0 BB: 0 S: 6 P: 10	R: 3 H: 3 E: 0 LOB: 1 K: 2 BB: 0 S: 15 P: 20	R: 2 H: 2 E: 0 LOB: 3 K: 0 BB: 3 S: 14 P: 30	R: 1 H: 2 E: 0 LOB: 1 K: 0 BB: 0 S: 8 P: 12	R: 0 H: 0 E: 0 LOB: 0 K: 0 BB: 0 S: 4 P: 6	1B: 2 SF: 0 2B: 3 SAC: 1 3B: 1 DP: 1 HR: 2 HBP: 1	WP: 0 PA: 39 PB: 0 SB: 0 CS: 0								
PITCHER Karl Drews, R <small>ERA: 4.62</small> (1, 1)	IP: 5.0 WLS: L BF: 23 H: 4 R: 5 ER: 3 SO: 4	Steve Ridzik, R <small>ERA: 3.71</small> (6, 1)	IP: 0.2 WLS: L BF: 7 H: 2 R: 2 ER: 2 SO: 0	Thornton Kipper, R <small>ERA: 4.58</small> (6, 1)	IP: 2.1 WLS: L BF: 9 H: 2 R: 1 ER: 1 SO: 0	PITCHER IP: 5.0 WLS: L BF: 73 H: 46 R: 28 ER: 27.00 WHIP: 1.400	PITCHER IP: 2.1 WLS: L BF: 20 H: 14 R: 20 ER: 3.86 WHIP: 0.857	PITCHER IP: 12 WLS: L BF: 12 H: 6 R: 6 ER: 6 WHIP: 1.500	WP: 0 PB: 0 SB: 0 CS: 0	ERA: 4.62 WHIP: 1.400								

Philadelphia Phillies @ Brooklyn Dodgers
 Ebbets Field, Brooklyn, NY
 Thu Jul 02 1953, 3:33 AM EDT
 Att. 9,223 - Unknown

livebaseballscorecards.com

AB	31
R	8
H	8
RBI	8
BB	6
SO	4
LOB	15



Batter	1	2	3	4	5	6	7	8	9	AB R H RBI BB SO LOB	TOP																
Cal Abrams, L (1, 9) OBP: 0.397, SLG: 0.438	2-3 K		3-2 1B 1B	2-2 F7		4-0 FC5-4 BB		4-0 BB		3 1 1 0 2 1 0																	
Johnny O'Brien, R (1, 4) OBP: 0.306, SLG: 0.322	0-3 K		1-0 F9	0-2 6-3		3-2 FC5-4		2-2 4-3		4 0 0 1 0 1 3																	
Paul Smith, L (8, PH) OBP: 0.310, SLG: 0.312										1 0 0 0 0 0 2																	
Dick Cole, R (8, 4) OBP: 0.368, SLG: 0.317										0 0 0 0 0 0 0																	
Danny O'Connell, R (1, 5) OBP: 0.386, SLG: 0.411	1-3 K		0-1 1B BB 1B		1-0 G4-6-3 1B	0-0 5-3			0-1 B1-6 BB 1B	5 1 3 0 0 1 2																	
Hal Rice, L (1, 7) OBP: 0.349, SLG: 0.417		0-0 L9	1-2 BB BB 1B		1-1 G4-6-3		0-0 F4		4-0 BB BB BB 1-2 BB	4 1 1 1 1 0 1																	
Frank Thomas, R (1, 8) OBP: 0.303, SLG: 0.409		4-1 G3 BB	4-1 BB 1B BB		4-2 BB		3-3 K		1-1 B1-6	2 1 0 0 3 1 2																	
Preston Ward, L (1, 3) OBP: 0.311, SLG: 0.290		1-0 G3	4-2 1B BB		0-0 F2		1-0 G3		0-3 K	4 0 0 1 1 1 3																	
Toby Atwell, L (1, 2) OBP: 0.348, SLG: 0.292		4-0 FC6-4 IBB	3-2 1-3 2-H 3-H 1B			2-2 BB FC5-4 1B		0-0 F5		3 1 2 2 1 0 0																	
Eddie O'Brien, R (1, 6) OBP: 0.284, SLG: 0.250		2-0 FC6-4	1-2 F8			4-0 FC5-4 BB BB		2-2 F7		3 0 0 0 1 0 4																	
Bob Hall, R (1, 1) OBP: 0.200, SLG: 0.292			1-2 1-3		0-3 K		0-1 B1		4-2 BB BB	1 0 0 0 0 0 0																	
Bob Schultz, R (3, 1)										0 0 0 0 0 0 0																	
Roy Face, R (3, 1) OBP: 0.167, SLG: 0.250										2 0 0 0 0 1 2																	
Gene Hermanski, L (8, PH) OBP: 0.229, SLG: 0.200										0 0 0 0 1 0 0																	
Johnny Hetki, R (8, 1) OBP: 0.333, SLG: 0.588										0 0 0 0 0 0 0																	
Inning Stats	R: 0 E: 0 K: 3 S: 9	H: 0 LOB: 0 BB: 0 P: 12	R: 0 E: 0 K: 0 S: 4	H: 0 LOB: 2 BB: 2 P: 15	R: 4 E: 0 K: 0 S: 25	H: 4 LOB: 2 BB: 2 P: 43	R: 0 E: 0 K: 1 S: 10	H: 0 LOB: 0 BB: 0 P: 12	R: 0 E: 0 K: 0 S: 7	H: 1 LOB: 1 BB: 1 P: 13	R: 1 E: 0 K: 0 S: 9	H: 1 LOB: 2 BB: 2 P: 22	R: 0 E: 0 K: 1 S: 6	H: 0 LOB: 0 BB: 0 P: 10	R: 0 E: 0 K: 0 S: 11	H: 0 LOB: 2 BB: 2 P: 23	R: 0 E: 0 K: 1 S: 7	H: 1 LOB: 1 BB: 1 P: 12	1B: 7 2B: 1 3B: 0 HR: 0	SF: 0 SAC: 0 DP: 2 HBP: 0	WP: 0 PB: 0 SB: 0 CS: 0	PA: 42					
PITCHER	IP	WLS	BF	H	R	ER	SO	BB	IBB	HBP	BLK	WP	HR	S	P	ERA	WHIP										
Russ Meyer, R (1, 1) ERA: 4.94	2.2		15	3	4	4	3	3	1	0	0	0	0	31	59	13.50	2.250										
Joe Black, R (3, 1) ERA: 5.32	0.1		2	1	0	0	0	0	0	0	0	0	0	7	11	0.00	3.000										
Jim Hughes, R (4, 1) ERA: 3.02	5.0	W	23	3	1	1	2	6	0	0	0	0	0	45	86	1.80	1.800										
Ben Wade, R (9, 1) ERA: 5.18	1.0	S	2	0	0	0	1	0	0	0	0	0	0	5	6	0.00	0.000										

Pittsburgh Pirates @ Brooklyn Dodgers
Ebbets Field, Brooklyn, NY
Sat Jul 04 1953, 3:33 AM EDT
Unknown

livebaseballscorecards.com

AB	32
R	5
H	7
RBI	5
BB	10
SO	6
LOB	19



Batter	1	2	3	4	5	6	7	8	9	AB	R	H	RBI	BB	SO	LOB
Jim Gilliam, S OBP: 0.359, SLG: 0.362 (1, 4)	F3		BB			4-3				3	1	0	0	1	0	3
Pee Wee Reese, R OBP: 0.395, SLG: 0.442 (1, 6)	1B		1B	1B	1B		F8			4	1	3	1	0	0	0
Duke Snider, L OBP: 0.413, SLG: 0.561 (1, 8)	F7		L3	K			G3			4	0	0	0	0	1	3
Jackie Robinson, R OBP: 0.426, SLG: 0.504 (1, 5)	6-3		1B	G5-4-3			K			4	1	1	1	0	1	2
Wayne Belardi, L OBP: 0.328, SLG: 0.613 (1, 3)			F5	1B		F8		F6		4	1	1	0	0	0	0
Don Thompson, L OBP: 0.289, SLG: 0.250 (9, 7)			1B	1B						0	0	0	0	0	0	0
Gil Hodges, R OBP: 0.399, SLG: 0.544 (1, 7)		HR	1B	1B		K		L7		3	1	1	1	1	1	0
Roy Campanella, R OBP: 0.401, SLG: 0.607 (1, 2)		HR	E7	1B		F8		6-3		4	1	2	2	0	0	0
Carl Furillo, R OBP: 0.372, SLG: 0.532 (1, 9)			K	IBB			L9			2	0	0	0	1	1	0
Russ Meyer, S OBP: 0.154, SLG: 0.179 (1, 1)			6-3	F9			6-3			1	0	0	0	0	0	0
Joe Black, R OBP: 0.182, SLG: 0.182 (3, 1)										0	0	0	0	0	0	0
Billy Cox, R OBP: 0.343, SLG: 0.420 (3, PH)										0	0	0	0	0	0	0
George Shuba, L OBP: 0.382, SLG: 0.533 (3, PH)										1	0	0	0	0	0	3
Jim Hughes, R OBP: 0.143, SLG: 0.143 (4, 1)										1	0	0	0	0	0	0
Ben Wade, R OBP: 0.200, SLG: 0.500 (9, 1)										0	0	0	0	0	0	0

Inning Stats	R: 0	H: 1	E: 0	LOB: 1	K: 0	BB: 0	S: 10	R: 2	H: 1	E: 0	LOB: 0	K: 1	BB: 1	S: 8	R: 4	H: 5	E: 1	LOB: 3	K: 0	BB: 2	S: 16	R: 0	H: 1	E: 0	LOB: 0	K: 1	BB: 0	S: 7	R: 0	H: 0	E: 0	LOB: 0	K: 1	BB: 0	S: 8	R: 0	H: 0	E: 0	LOB: 0	K: 1	BB: 0	S: 7	R: 0	H: 0	E: 0	LOB: 0	K: 0	BB: 0	S: 6	R: 0	H: 0	E: 0	LOB: 0	K: 0	BB: 0	S: 6
PITCHER	IP	WLS	BF	H	R	ER	SO	BB	IBB	HBP	BLK	WP	HR	S	P	ERA	WHIP																																							
Bob Hall, R ERA: 4.88 (1, 1)	2.1	L	15	6	6	5	1	2	0	0	0	0	1	29	49	19.29	3.429																																							
Bob Schultz, L ERA: 5.93 (3, 1)	0.0		2	1	0	0	0	0	1	0	0	0	0	1	5	∞	∞																																							
Roy Face, R ERA: 5.83 (3, 1)	4.2		14	1	0	0	3	0	0	0	0	0	0	34	48	0.00	0.214																																							
Johnny Hetki, R ERA: 3.58 (8, 1)	1.0		3	0	0	0	0	0	0	0	0	0	0	6	12	0.00	0.000																																							

BOTTOM

Pittsburgh Pirates @ Brooklyn Dodgers
Ebbets Field, Brooklyn, NY
 Sat Jul 04 1953, 3:33 AM EDT
 Unknown

AB	31
R	6
H	8
RBI	5
BB	3
SO	4
LOB	11



1B	2B	3B	HR	SF	SAC	DP	HBP	WP	PA
6	1	0	1	0	1	0	0	0	34

Batter 1 2 3 4 5 6 7 8 9 AB R H RBI BB SO LOB TOP

Cal Abrams, L OBP: 0.393, SLG: 0.429 (1, 9)	4-2 BB		2-2 F8		0-2 L8		1-0 3-1	2-1 F7	4 0 0 0 1 0 0
Johnny O'Brien, R OBP: 0.302, SLG: 0.317 (1, 4)	2-2 F5		3-1 4-3		0-0 6-3		2-1 1B	2-3 K	5 1 1 0 0 1 1
Danny O'Connell, R OBP: 0.394, SLG: 0.421 (1, 5)	3-1 1B		1-0 4-3		4-1 HR		2-2 1B		3 2 3 0 1 0 0
Hal Rice, L OBP: 0.358, SLG: 0.469 (1, 7)	2-2 G6-4-3		1-2 4-3		0-0 HR		0-1 FC6-4		4 2 2 3 0 0 3
Frank Thomas, R OBP: 0.302, SLG: 0.406 (1, 8)		1-0 5-3		1-0 F7		1-3 K	0-0 E7		4 0 1 1 0 1 1
Preston Ward, L OBP: 0.314, SLG: 0.287 (1, 3)		4-2 BB		0-0 1-3		1-3 K	4-0 FC6-4		2 0 0 0 2 1 1
Mike Sandlock, S OBP: 0.281, SLG: 0.240 (1, 2)		1-0 F4		2-0 F9		2-2 3-1	0-1 FC6-4		4 0 0 1 0 0 3
Eddie O'Brien, R OBP: 0.283, SLG: 0.242 (1, 6)		1-3 K		0-1 F8		4-1 BB	0-0 L7		3 0 0 0 1 1 3
Bob Friend, R OBP: 0.167, SLG: 0.200 (1, 1)			2-3 K		1-2 L8		2-1 5-3	1-2 F9	4 0 0 0 0 1 1

Pittsburgh Pirates @ Brooklyn Dodgers
Ebbets Field, Brooklyn, NY
Sat Jul 04 1953, 3:38 AM EDT
Att: 30,029 - Unknown

livebaseballscorecards.com

AB	33
R	5
H	7
RBI	5
BB	5
SO	5
LOB	13



Inning Stats	R: 0 E: 0 K: 0 S: 13	H: 1 LOB: 1 BB: 1 P: 24	R: 0 E: 0 K: 1 S: 7	H: 0 LOB: 1 BB: 1 P: 14	R: 0 E: 0 K: 1 S: 8	H: 0 LOB: 0 BB: 0 P: 15	R: 0 E: 0 K: 0 S: 6	H: 1 LOB: 1 BB: 0 P: 9	R: 0 E: 0 K: 0 S: 6	H: 0 LOB: 0 BB: 0 P: 9	R: 2 E: 0 K: 1 S: 9	H: 1 LOB: 0 BB: 1 P: 14	R: 0 E: 0 K: 1 S: 9	H: 0 LOB: 1 BB: 1 P: 18	R: 3 E: 2 K: 0 S: 14	H: 4 LOB: 2 BB: 1 P: 23	R: 0 E: 0 K: 1 S: 8	H: 0 LOB: 0 BB: 0 P: 13	1B: 5 2B: 1 3B: 0 HR: 1	SF: 0 SAC: 0 DP: 1 HBP: 0	WP: 0 PB: 0 SB: 1 CS: 0	PA: 38
---------------------	-------------------------------	----------------------------------	------------------------------	----------------------------------	------------------------------	----------------------------------	------------------------------	---------------------------------	------------------------------	---------------------------------	------------------------------	----------------------------------	------------------------------	----------------------------------	-------------------------------	----------------------------------	------------------------------	----------------------------------	----------------------------------	------------------------------------	----------------------------------	--------

PITCHER	IP	WLS	BF	H	R	ER	SO	BB	IBB	HBP	BLK	WP	HR	S	P	ERA	WHIP
Bob Milliken, R ERA: 2.84 (1, 1)	6.0		23	3	2	2	3	3	0	0	0	0	1	49	85	3.00	1.000
Billy Loes, R ERA: 4.46 (7, 1)	1.1	L	9	4	3	1	1	1	0	0	0	0	0	20	34	6.75	3.750
Ben Wade, R ERA: 5.08 (8, 1)	0.2		3	0	0	0	0	0	1	0	0	0	0	3	7	0.00	0.000
Johnny Podres, L ERA: 5.19 (9, 1)	1.0		3	0	0	0	1	0	0	0	0	0	0	8	13	0.00	0.000

PITCHER IP WLS BF H R ER SO BB IBB HBP BLK WP HR S P ERA WHIP


Batter	1	2	3	4	5	6	7	8	9	AB R H RBI BB SO LOB
Jim Gilliam, S (1, 4) OBP: 0.354, SLG: 0.356	1-3 K	1-2 G3		2-2 4-3		0-0 1-3			1-2 1-3	5 0 0 0 0 1 3
Pee Wee Reese, R (1, 6) OBP: 0.395, SLG: 0.452	0-1 HR		0-3 K		0-0 L8		0-0 6-3		1-0 DI 1B	5 1 2 1 0 1 0
Duke Snider, L (1, 8) OBP: 0.413, SLG: 0.562	2-2 E G3 1B		1-0 L3		0-1 2B		0-0 6-3		2-1 F7	5 0 2 0 0 0 1
Jackie Robinson, R (1, 5) OBP: 0.426, SLG: 0.500	2-1 G3		4-1 BB		3-2 6-3		0-1 BB 1B		3-2 1-3	4 0 1 0 1 0 3
Wayne Belardi, L (1, 3) OBP: 0.324, SLG: 0.585	1-0 E3 BB		0-3 K		1-0 F8		4-1 FC6-4 BB		1-2	3 0 0 0 1 1 3
Gil Hodges, R (1, 7) OBP: 0.396, SLG: 0.538	4-1 1-2 BB		3-3 K		2-0 G3		1-1 FC6-4		1-2	3 0 0 0 1 1 2
Carl Furillo, R (1, 9) OBP: 0.370, SLG: 0.532	3-3 K		1-1 6-3		0-1 1B 2B		1-0 6-3		1-0 6-3	4 1 1 0 0 1 3
Rube Walker, L (1, 2) OBP: 0.333, SLG: 0.395		0-0 F7		4-2 E BB		1-1 1-3		2-2 1-3		1 0 0 0 1 0 0
Roy Campanella, R (6, PH) OBP: 0.399, SLG: 0.602 (7, 2)		2-3 K		0-1 E6		1-0 2-H 1B		1-1 F5		2 0 0 0 0 1 1
Bob Milliken, R (1, 1) OBP: 0.187, SLG: 0.278										1 0 1 1 0 0 0
George Shubert, L (6, PH) OBP: 0.388, SLG: 0.538										0 0 0 0 0 0 0
Bill Antonello, R (6, PR) OBP: 0.179, SLG: 0.231										0 0 0 0 0 0 0
Billy Loes, R (7, 1) OBP: 0.125, SLG: 0.103										0 0 0 0 0 0 0
Ben Wade, R (8, 1) OBP: 0.200, SLG: 0.500										0 0 0 0 0 0 0
Don Thompson, L (8, PH) OBP: 0.286, SLG: 0.247										1 0 0 0 0 0 0
Johnny Podres, L (9, 1) OBP: 0.300, SLG: 0.300										0 0 0 0 0 0 0

Inning Stats	R: 1	H: 2	E: 1	K: 2	S: 15	LOB: 3	BB: 1	P: 28	R: 0	H: 0	E: 0	K: 1	S: 7	LOB: 0	BB: 0	P: 10	R: 0	H: 0	E: 0	K: 2	S: 8	LOB: 1	BB: 1	P: 13	R: 0	H: 0	E: 1	K: 1	S: 13	LOB: 2	BB: 1	P: 23	R: 0	H: 1	E: 0	K: 0	S: 8	LOB: 1	BB: 0	P: 12	R: 1	H: 2	E: 0	K: 0	S: 7	LOB: 1	BB: 0	P: 11	R: 0	H: 1	E: 0	K: 0	S: 7	LOB: 2	BB: 1	P: 12	R: 0	H: 0	E: 0	K: 0	S: 7	LOB: 0	BB: 0	P: 11	R: 0	H: 1	E: 0	K: 0	S: 10	LOB: 1	BB: 0	P: 17	1B: 4	2B: 2	3B: 0	HR: 1	SF: 0	SAC: 0	DP: 0	HBP: 0	WP: 0	PB: 0	SB: 0	CS: 0	PA: 40
--------------	------	------	------	------	-------	--------	-------	-------	------	------	------	------	------	--------	-------	-------	------	------	------	------	------	--------	-------	-------	------	------	------	------	-------	--------	-------	-------	------	------	------	------	------	--------	-------	-------	------	------	------	------	------	--------	-------	-------	------	------	------	------	------	--------	-------	-------	------	------	------	------	------	--------	-------	-------	------	------	------	------	-------	--------	-------	-------	-------	-------	-------	-------	-------	--------	-------	--------	-------	-------	-------	-------	--------

PITCHER	IP	WLS	BF	H	R	ER	SO	BB	IBB	HBP	BLK	WP	HR	S	P	ERA	WHIP
Bob Friend, R (1, 1) ERA: 4.79	9.0	W	40	7	2	2	6	4	0	0	0	0	1	82	137	2.00	1.222

Pittsburgh Pirates @ Brooklyn Dodgers
Ebbets Field, Brooklyn, NY
 Sat Jul 04 1953, 3:38 AM EDT
 Att. 30,029 - Unknown

AB	36
R	2
H	7
RBI	2
BB	4
SO	6
LOB	17



Batter	1	2	3	4	5	6	7	8	9	AB R H RBI BB SO LOB	TOP
Jim Gilliam, S (1, 4) <small>OBP: 0.352, SLG: 0.351</small>	4-1 		1-1 		1-2 		2-2 		1-0 	4 1 0 0 1 0 1	
Duke Snider, L (1, 8) <small>OBP: 0.410, SLG: 0.561</small>	1-2 		0-0 		2-2 		1-1 			4 1 1 0 0 0 1	
Jackie Robinson, R (1, 5) <small>OBP: 0.421, SLG: 0.494</small> Bobby Morgan, R (6, 5) <small>OBP: 0.342, SLG: 0.397</small>	0-1 		2-1 		0-0 		0-0 			3 0 0 0 0 0 2 1 0 0 0 0 0 0	
Roy Campanella, R (1, 2) <small>OBP: 0.397, SLG: 0.596</small>	3-2 			1-1 		1-0 		0-2 		4 1 1 0 0 0 2	
Wayne Belardi, L (1, 3) <small>OBP: 0.347, SLG: 0.667</small>	1-0 			0-1 		1-1 		2-2 		4 1 3 4 0 0 0	
Gil Hodges, R (1, 7) <small>OBP: 0.394, SLG: 0.541</small>	0-1 			2-3 		3-3 		1-0 		4 1 1 0 0 2 2	
Carl Furillo, R (1, 9) <small>OBP: 0.368, SLG: 0.527</small>		2-1 		0-2 		0-0 		1-0 		4 1 1 0 0 0 1	
Billy Cox, R (1, 6) <small>OBP: 0.348, SLG: 0.442</small>		1-1 			2-1 	0-0 			1-1 	4 0 2 1 0 0 0	
Clem Labine, R (1, 1) Joe Black, R (3, 1) <small>OBP: 0.182, SLG: 0.182</small> Pee Wee Reese, R (5, PH) <small>OBP: 0.384, SLG: 0.450</small> Ralph Branca, R (5, 1) Don Thompson, L (6, PH) <small>OBP: 0.283, SLG: 0.244</small> Ben Wade, R (6, 1) <small>OBP: 0.200, SLG: 0.500</small> George Shubert, L (9, PH) <small>OBP: 0.385, SLG: 0.533</small>		1-3 			1-2 	3-2 		2-2 		1 0 0 0 0 0 1 0 0 0 0 0 0 0 0 0 1 0 0 0 0 0 0 1 0 0 0 0 0 0 0 0 1 0 0 0 0 0 0 1 0 0 0 0 0 0 0 0 1 0 0 0 0 0 0 0	
Inning Stats	R: 2 H: 2 E: 0 LOB: 1 K: 0 BB: 1 S: 13 P: 22	R: 0 H: 0 E: 0 LOB: 0 K: 1 BB: 0 S: 7 P: 11	R: 0 H: 0 E: 0 LOB: 0 K: 0 BB: 0 S: 5 P: 8	R: 0 H: 1 E: 0 LOB: 1 K: 1 BB: 0 S: 10 P: 13	R: 0 H: 1 E: 0 LOB: 1 K: 0 BB: 0 S: 11 P: 17	R: 3 H: 4 E: 0 LOB: 1 K: 1 BB: 0 S: 12 P: 20	R: 0 H: 0 E: 0 LOB: 0 K: 0 BB: 0 S: 9 P: 12	R: 1 H: 1 E: 1 LOB: 0 K: 0 BB: 0 S: 9 P: 13	R: 0 H: 0 E: 0 LOB: 0 K: 0 BB: 0 S: 6 P: 10	1B: 3 SF: 0 2B: 3 SAC: 0 3B: 2 DP: 0 HR: 1 HBP: 0	WP: 0 PA: 37 PB: 0 SB: 0 CS: 0
PITCHER Sal Maglie, R (1, 1) <small>ERA: 3.41</small>	IP 9.0 WLS W BF 37 H 9 R 6 ER 5 SO 3 BB 1 IBB 0 HBP 0 BLK 0 WP 0 HR 1 S 82 P 126 ERA 5.00 WHIP 1.111					PITCHER IP WLS BF H R ER SO BB IBB HBP BLK WP HR S P ERA WHIP					

Brooklyn Dodgers @ New York Giants
 Polo Grounds, New York, NY
 Sun Jul 05 1953, 3:33 AM EDT
 Att: 36,733 - Unknown

livebaseballscorecards.com

AB	36
R	6
H	9
RBI	5
BB	1
SO	3
LOB	11



Batter	1	2	3	4	5	6	7	8	9
Whitey Lockman, L (1, 3) OBP: 0.347, SLG: 0.339 Tookie Gilbert, L (9, 3) OBP: 0.275, SLG: 0.306	4-0 1B E 1B BB	1-1 4-3		4-0 E HR BB	4-1 HR BB	0-0 FC3-6		0-1 4-3	
Alvin Dark, R (1, 4) OBP: 0.329, SLG: 0.422 Davey Williams, R (7, 4) OBP: 0.376, SLG: 0.362	1-1 E 1B	0-1 HR		4-1 HR BB	4-0 HR BB	1-3 K			
Hank Thompson, L (1, 5) OBP: 0.415, SLG: 0.626	0-0 E 1B G6-4-3	2-2 4-3		1-2 HR	0-0 HR			1-2 HR 1B	
Monte Irvin, R (1, 7) OBP: 0.387, SLG: 0.496 Dusty Rhodes, L (8, 7) OBP: 0.208, SLG: 0.261	2-2 E4 G6-4-3		3-2 IHR 1B	1-2 1B	3-2 F4			2-3 K	
Bobby Thomson, R (1, 8) OBP: 0.357, SLG: 0.476	0-2 G6-4-3		0-0 IHR	0-0 F4	2-2 F9			0-1 F4	
Daryl Spencer, R (1, 6) OBP: 0.324, SLG: 0.560	0-0 6-3		3-2 FC6-4 1B	2-3 K	1-0 F6			1-2 HR	
Don Mueller, L (1, 9) OBP: 0.339, SLG: 0.363		0-0 4-3	0-1 FC6-4 G5-4-3		4-1 1B BB	0-0 E8 FC3-6 1B		0-1 F9	
Wes Westrum, R (1, 2) OBP: 0.355, SLG: 0.364		4-2 4-3 HR BB	0-1 G5-4-3		0-1 1B	2-3 K		2-3 K	
Sal Maglie, R (1, 1) OBP: 0.351, SLG: 0.361		2-2 HR 1B		1-2 F8	1-2 BB HR 1B	0-0 FC3-6 1B		1-3 K	

Inning Stats	R: 3	H: 2	E: 1	LOB: 0	K: 0	S: 10	P: 17	R: 3	H: 2	E: 0	LOB: 0	K: 0	S: 14	P: 23	R: 2	H: 3	E: 0	LOB: 0	K: 0	S: 11	P: 17	R: 3	H: 2	E: 1	LOB: 1	K: 1	S: 14	P: 27	R: 6	H: 3	E: 0	LOB: 0	K: 0	S: 15	P: 34	R: 1	H: 2	E: 1	LOB: 1	K: 2	S: 9	P: 12	R: 2	H: 2	E: 0	LOB: 0	K: 1	S: 14	P: 18	R: 0	H: 0	E: 0	LOB: 0	K: 2	S: 8	P: 11
--------------	------	------	------	--------	------	-------	-------	------	------	------	--------	------	-------	-------	------	------	------	--------	------	-------	-------	------	------	------	--------	------	-------	-------	------	------	------	--------	------	-------	-------	------	------	------	--------	------	------	-------	------	------	------	--------	------	-------	-------	------	------	------	--------	------	------	-------

PITCHER	IP	WLS	BF	H	R	ER	SO	BB	IBB	HBP	BLK	WP	HR	S	P	ERA	WHIP
Clem Labine, R (1, 1) ERA: 4.28	2.0	L	12	4	6	4	0	2	0	0	0	0	1	24	40	18.00	3.000
Joe Black, R (3, 1) ERA: 6.04	2.0		12	5	5	5	1	2	0	0	0	0	1	25	44	22.50	3.500
Ralph Branca, R (5, 1) ERA: 9.82	1.0		9	3	6	6	0	3	0	0	0	0	1	15	34	54.00	6.000
Ben Wade, R (6, 1) ERA: 5.15	3.0		13	4	3	2	5	0	0	0	0	0	1	31	41	6.00	1.333

AB R H RBI BB SO LOB

3	3	0	1	3	0	3
0	0	0	0	0	0	0

3	4	2	3	2	1	1
0	0	0	0	0	0	0

5	4	4	7	0	0	0
---	---	---	---	---	---	---

5	1	2	1	0	1	2
0	0	0	0	0	0	0

5	1	1	2	0	0	3
---	---	---	---	---	---	---

5	1	2	2	0	1	1
---	---	---	---	---	---	---

4	2	1	0	1	0	1
---	---	---	---	---	---	---

4	2	1	0	1	2	2
---	---	---	---	---	---	---

5	2	3	2	0	1	0
---	---	---	---	---	---	---

WP	HR	S	P	ERA	WHIP
0	0	0	0	0	0
0	0	0	0	0	0
0	0	0	0	0	0
0	0	0	0	0	0

BOTTOM

Brooklyn Dodgers @ New York Giants

Polo Grounds, New York, NY

Sun Jul 05 1953, 3:33 AM EDT

Att. 36,733 - Unknown

AB	39
R	20
H	16
RBI	18
BB	7
SO	6
LOB	13



Batter	1	2	3	4	5	6	7	8	9	AB R H RBI BB SO LOB	TOP											
Billy Cox, R OBP: 0.373, SLG: 0.477 (1, 5)	4-2 WP 2B BB		3-2 F5		0-1 2B 1B		4-2 BB BB	1-1 1-H 3-H HR	4-2 BB BB	3 3 2 3 3 0 0												
Pee Wee Reese, R OBP: 0.393, SLG: 0.449 (1, 6)	1-1 WP 1-3 FC6-4 2B		2-0 F2		1-1 P6		1-0 F4	1-1 F8	4-0 1-2 2-3 3-H BB	5 1 1 1 1 0 2												
Duke Snider, L OBP: 0.412, SLG: 0.557 (1, 8)	4-0 FC6-4 2-3 3-H BB			0-2 L9	1-1 2B S 1B		4-1 1-2 BB	2-2 F7	1-2 3-1	4 1 1 0 2 0 3												
Jackie Robinson, R OBP: 0.422, SLG: 0.496 (1, 4)	0-0 FC6-4 L1-4 1-2f 3-H			4-2 WP HR BB	2-0 S 2B		1-1 F6		2-1 F4	3 1 1 2 1 0 3 1 0 0 0 0 0 0												
Jim Gilliam, S OBP: 0.351, SLG: 0.350 (8, 4)																						
Roy Campanella, R OBP: 0.393, SLG: 0.588 (1, 2)	2-0 L1-4 1-3			1-3 K	0-1 F8		3-1 F6		1-1 1B 1B	5 1 1 0 0 1 5												
Gil Hodges, R OBP: 0.394, SLG: 0.550 (1, 7)			0-3 K	1-0 HR		0-0 F8		3-2 6-3	2-1 1B 1B	5 2 2 2 0 1 0												
Carl Furillo, R OBP: 0.376, SLG: 0.545 (1, 9)			0-1 F2	1-2 1B		0-1 HR		1-1 1B 1B	3-0 E 1B 1B	5 3 4 2 0 0 0												
Wayne Belardi, L OBP: 0.350, SLG: 0.649 (1, 3)			2-3 K	0-0 F7		2-2 4-1		2-2 1B HR 1B	2-2 E2 BB 1B	5 1 2 1 0 1 1												
Russ Meyer, S OBP: 0.143, SLG: 0.167 (1, 1)			1-3 K		0-3 K	0-1 G3		0-1 HR 1B	0-0 F9	3 0 0 0 0 2 0 2 1 1 1 0 0 2												
Jim Hughes, R OBP: 0.222, SLG: 0.222 (6, 1)																						
Inning Stats	R: 2 E: 0 K: 0 S: 6	H: 1 LOB: 0 BB: 2 P: 17	R: 0 E: 0 K: 2 S: 9	H: 0 LOB: 0 BB: 0 P: 11	R: 0 E: 0 K: 1 S: 7	H: 0 LOB: 0 BB: 0 P: 13	R: 2 E: 0 K: 1 S: 16	H: 2 LOB: 1 BB: 1 P: 23	R: 2 E: 0 K: 1 S: 13	H: 3 LOB: 1 BB: 0 P: 17	R: 1 E: 0 K: 0 S: 8	H: 1 LOB: 0 BB: 0 P: 10	R: 0 E: 0 K: 0 S: 8	H: 0 LOB: 2 BB: 2 P: 21	R: 4 E: 0 K: 0 S: 17	H: 4 LOB: 0 BB: 0 P: 27	R: 3 E: 1 K: 0 S: 17	H: 4 LOB: 3 BB: 2 P: 36	1B: 10 2B: 3 3B: 0 HR: 3	SF: 0 SAC: 0 DP: 1 HBP: 0	WP: 4 PB: 0 SB: 2 CS: 0	PA: 48
PITCHER	IP WLS BF H R ER SO BB IBB HBP BLK WP HR S P ERA WHIP																					
Paul LaPalme, L ERA: 4.88 (1, 1)	5.0 L 23 6 6 6 5 3 0 0 0 0 3 1 51 81 10.80 1.800																					
Roy Face, R ERA: 5.89 (6, 1)	1.0 4 1 1 1 0 0 0 0 0 0 0 1 8 10 9.00 1.000																					
Bob Schultz, L ERA: 7.42 (7, 1)	3.0 21 8 7 7 0 4 0 0 0 0 0 1 42 84 21.00 4.000																					

Brooklyn Dodgers @ Pittsburgh Pirates
 Forbes Field, Pittsburgh, PA
 Mon Jul 06 1953, 3:33 AM EDT
 Att: 13,497 - Unknown

AB	41
R	14
H	15
RBI	12
BB	7
SO	5
LOB	16



livebaseballscorecards.com

Batter	1	2	3	4	5	6	7	8	9	AB R H RBI BB SO LOB
Cal Abrams, L OBP: 0.398, SLG: 0.443 (1, 9) X	0-0 HR		4-0 FC BB		0-2 4-3		3-3 K			3 1 1 1 1 1 0
Johnny O'Brien, R OBP: 0.291, SLG: 0.298 (1, 4) X	0-0 6-3		0-1 FC G5-4-3 1-3		1-3 K		3-2 F9			4 0 0 0 0 1 1
Danny O'Connell, R OBP: 0.388, SLG: 0.412 (1, 5) C B X	1-1 4-3		2-1 G5-4-3 1-2f		0-1 F9		1-2 F7			4 0 0 0 0 0 2
Hal Rice, L OBP: 0.363, SLG: 0.481 (1, 7) X	0-0 1B 1B			0-0 F8		2-1 FC4-6 1B 1B		2-1 L9		4 1 2 0 0 0 0
Frank Thomas, R OBP: 0.303, SLG: 0.399 (1, 8) X	0-0 1B 1B			2-2 E6 1B		1-0 FC4-6 1B		0-1 F6		4 0 2 0 0 0 0
Preston Ward, L OBP: 0.319, SLG: 0.288 (1, 3) B F B X	3-1 F2			0-0 1B 1B		0-0 FC4-6 1B 1-2f 2-3		1-2 F7		4 0 1 0 0 0 4
Mike Sandlock, S OBP: 0.279, SLG: 0.248 (1, 2) X		0-0 L4-6 2B		2-0 F7		0-0 1B 1B 1-2 3-H			1-1 6-3	4 0 2 1 0 0 2
Eddie O'Brien, R OBP: 0.273, SLG: 0.235 (1, 6) B X		1-0 L4-6 2-3		1-0 F8		1-3 K		2-2 L9		4 0 0 0 0 1 5
Paul LaPalme, L OBP: 0.091, SLG: 0.091 (5, PH) Paul Smith, L OBP: 0.308, SLG: 0.310 (6, 1) Roy Face, R OBP: 0.187, SLG: 0.250 (6, PH) Gene Hermanski, L OBP: 0.229, SLG: 0.197 (7, 1) Bob Schultz, R OBP: 0.349, SLG: 0.290 (9, PH)		2-3 K			1-0 F9		3-3 K		2-1 3-1	1 0 0 0 0 0 1 0 1 0 0 0 0 0 0 0 0 0 0 0 0 0 0 0 1 0 0 0 0 0 1 2 0 0 0 0 0 0 0 0 1 0 0 0 0 0 0 0

BOTTOM																																																																
Brooklyn Dodgers @ Pittsburgh Pirates																																																																
Forbes Field, Pittsburgh, PA																																																																
Mon Jul 06 1953, 3:33 AM EDT Att. 13,497 - Unknown																																																																
										AB 35 R 2 H 8 RBI 2 BB 1 SO 5 LOB 16																																																						
																																																																
<table border="0"> <tr> <td>Inning Stats</td> <td>R: 1 E: 0 K: 0 S: 8</td> <td>H: 3 LOB: 2 BB: 0 P: 12</td> <td>R: 0 E: 0 K: 1 S: 5</td> <td>H: 1 LOB: 0 BB: 0 P: 8</td> <td>R: 0 E: 0 K: 0 S: 4</td> <td>H: 0 LOB: 0 BB: 1 P: 10</td> <td>R: 0 E: 1 K: 0 S: 7</td> <td>H: 1 LOB: 2 BB: 0 P: 12</td> <td>R: 0 E: 1 K: 1 S: 9</td> <td>H: 0 LOB: 1 BB: 0 P: 11</td> <td>R: 1 E: 0 K: 2 S: 12</td> <td>H: 3 LOB: 2 BB: 0 P: 19</td> <td>R: 0 E: 0 K: 1 S: 9</td> <td>H: 0 LOB: 0 BB: 0 P: 16</td> <td>R: 0 E: 0 K: 0 S: 7</td> <td>H: 0 LOB: 0 BB: 0 P: 10</td> <td>R: 0 E: 0 K: 0 S: 7</td> <td>H: 0 LOB: 0 BB: 0 P: 12</td> <td>1B: 6 2B: 2 3B: 0 HR: 1</td> <td>SF: 0 SAC: 1 DP: 2 HBP: 0</td> <td>WP: 0 PB: 0 SB: 0 CS: 0</td> <td>PA: 36 ERA WHIP</td> </tr> </table>											Inning Stats	R: 1 E: 0 K: 0 S: 8	H: 3 LOB: 2 BB: 0 P: 12	R: 0 E: 0 K: 1 S: 5	H: 1 LOB: 0 BB: 0 P: 8	R: 0 E: 0 K: 0 S: 4	H: 0 LOB: 0 BB: 1 P: 10	R: 0 E: 1 K: 0 S: 7	H: 1 LOB: 2 BB: 0 P: 12	R: 0 E: 1 K: 1 S: 9	H: 0 LOB: 1 BB: 0 P: 11	R: 1 E: 0 K: 2 S: 12	H: 3 LOB: 2 BB: 0 P: 19	R: 0 E: 0 K: 1 S: 9	H: 0 LOB: 0 BB: 0 P: 16	R: 0 E: 0 K: 0 S: 7	H: 0 LOB: 0 BB: 0 P: 10	R: 0 E: 0 K: 0 S: 7	H: 0 LOB: 0 BB: 0 P: 12	1B: 6 2B: 2 3B: 0 HR: 1	SF: 0 SAC: 1 DP: 2 HBP: 0	WP: 0 PB: 0 SB: 0 CS: 0	PA: 36 ERA WHIP																															
Inning Stats	R: 1 E: 0 K: 0 S: 8	H: 3 LOB: 2 BB: 0 P: 12	R: 0 E: 0 K: 1 S: 5	H: 1 LOB: 0 BB: 0 P: 8	R: 0 E: 0 K: 0 S: 4	H: 0 LOB: 0 BB: 1 P: 10	R: 0 E: 1 K: 0 S: 7	H: 1 LOB: 2 BB: 0 P: 12	R: 0 E: 1 K: 1 S: 9	H: 0 LOB: 1 BB: 0 P: 11	R: 1 E: 0 K: 2 S: 12	H: 3 LOB: 2 BB: 0 P: 19	R: 0 E: 0 K: 1 S: 9	H: 0 LOB: 0 BB: 0 P: 16	R: 0 E: 0 K: 0 S: 7	H: 0 LOB: 0 BB: 0 P: 10	R: 0 E: 0 K: 0 S: 7	H: 0 LOB: 0 BB: 0 P: 12	1B: 6 2B: 2 3B: 0 HR: 1	SF: 0 SAC: 1 DP: 2 HBP: 0	WP: 0 PB: 0 SB: 0 CS: 0	PA: 36 ERA WHIP																																										
<table border="0"> <tr> <td>PITCHER</td> <td>IP</td> <td>WLS</td> <td>BF</td> <td>H</td> <td>R</td> <td>ER</td> <td>SO</td> <td>BB</td> <td>IBB</td> <td>HBP</td> <td>BLK</td> <td>WP</td> <td>HR</td> <td>S</td> <td>P</td> <td>ERA</td> <td>WHIP</td> </tr> <tr> <td>Russ Meyer, R ERA: 4.86 (1, 1)</td> <td>5.1</td> <td>W</td> <td>25</td> <td>8</td> <td>2</td> <td>2</td> <td>2</td> <td>1</td> <td>0</td> <td>0</td> <td>0</td> <td>0</td> <td>1</td> <td>38</td> <td>61</td> <td>3.38</td> <td>1.688</td> </tr> <tr> <td>Jim Hughes, R ERA: 2.79 (6, 1)</td> <td>3.2</td> <td>S</td> <td>11</td> <td>0</td> <td>0</td> <td>0</td> <td>3</td> <td>0</td> <td>0</td> <td>0</td> <td>0</td> <td>0</td> <td>0</td> <td>30</td> <td>49</td> <td>0.00</td> <td>0.000</td> </tr> </table>											PITCHER	IP	WLS	BF	H	R	ER	SO	BB	IBB	HBP	BLK	WP	HR	S	P	ERA	WHIP	Russ Meyer, R ERA: 4.86 (1, 1)	5.1	W	25	8	2	2	2	1	0	0	0	0	1	38	61	3.38	1.688	Jim Hughes, R ERA: 2.79 (6, 1)	3.2	S	11	0	0	0	3	0	0	0	0	0	0	30	49	0.00	0.000
PITCHER	IP	WLS	BF	H	R	ER	SO	BB	IBB	HBP	BLK	WP	HR	S	P	ERA	WHIP																																															
Russ Meyer, R ERA: 4.86 (1, 1)	5.1	W	25	8	2	2	2	1	0	0	0	0	1	38	61	3.38	1.688																																															
Jim Hughes, R ERA: 2.79 (6, 1)	3.2	S	11	0	0	0	3	0	0	0	0	0	0	30	49	0.00	0.000																																															

Batter	1	2	3	4	5	6	7	8	9	AB R H RBI BB SO LOB	TOP											
Billy Cox, R OBP: 0.374, SLG: 0.482 (1, 5) C X	0-1 1-3 1B	1-1 CS 1B			1-1 SH1-3 2B		0-1 5-3		0-0 L7	5 0 2 0 0 0 0												
Pee Wee Reese, R OBP: 0.397, SLG: 0.458 (1, 6) B C X	2-1 E 3B	0-1 CS 1-2	1-3 K		0-0 SH1-3 2-3		3-2 1B		4-2 1B BB	3 1 2 0 1 1 0												
Duke Snider, L OBP: 0.415, SLG: 0.566 (1, 8) X	0-0 E7 S 3-H		2-2 HR		4-1 G4-6-3 BB		0-0 4-3		3-1 1B	4 1 2 2 1 0 1												
Jackie Robinson, R OBP: 0.422, SLG: 0.504 (1, 4) B B C B B	4-1 BB		3-2 4-3		2-0 G4-6-3 1-2f			3-1 HR	0-2 F6	4 1 1 1 1 0 4												
Wayne Belardi, L OBP: 0.345, SLG: 0.628 (1, 3) Don Thompson, L OBP: 0.283, SLG: 0.244 (8, 7) B X	1-0 F5		2-2 1B		0-0 E3 1B F8			0-0 F7		4 1 1 0 0 0 2 0 0 0 0 0 0 0												
Roy Campanella, R OBP: 0.391, SLG: 0.583 (1, 2) B F C F C F X	1-2 F3		0-3 K		0-1 L3 1B			1-2 5-3		4 0 1 0 0 1 3												
Gil Hodges, R OBP: 0.396, SLG: 0.561 (1, 7) (8, 3) B X		1-0 HR		1-0 5-3		3-2 F8		0-1 1B		4 1 2 2 0 0 1	AB 36											
Carl Furillo, R OBP: 0.375, SLG: 0.540 (1, 9) B X		1-0 1B		1-1 F8		3-H 0-0 L3		0-0 F4		4 0 1 0 0 0 2	R 5											
Carl Erskine, R OBP: 0.317, SLG: 0.366 (1, 1) Ben Wade, R OBP: 0.200, SLG: 0.500 (9, 1) C B X		1-1 1-3		1-3 K			0-1 5-3		0-0 5-3	4 0 0 0 0 1 0 0 0 0 0 0 0 0	H 12											
Inning Stats	R: 1 E: 1 K: 0 S: 12	H: 1 LOB: 2 BB: 1 P: 20	R: 1 E: 0 K: 0 S: 7	H: 3 LOB: 0 BB: 0 P: 11	R: 1 E: 0 K: 2 S: 16	H: 2 LOB: 1 BB: 0 P: 24	R: 0 E: 0 K: 1 S: 8	H: 0 LOB: 0 BB: 0 P: 11	R: 0 E: 0 K: 0 S: 5	H: 1 LOB: 1 BB: 1 P: 12	R: 1 E: 1 K: 0 S: 7	H: 1 LOB: 0 BB: 0 P: 10	R: 0 E: 0 K: 0 S: 8	H: 1 LOB: 1 BB: 0 P: 11	R: 1 E: 0 K: 0 S: 9	H: 2 LOB: 1 BB: 0 P: 13	R: 0 E: 0 K: 0 S: 10	H: 1 LOB: 2 BB: 1 P: 17	1B: 7 2B: 2 3B: 1 HR: 3	SF: 0 SAC: 1 DP: 2 HBP: 0	WP: 0 PB: 0 SB: 1 CS: 1	PA: 41
PITCHER Johnny Lindell, R ERA: 4.35 (1, 1)	IP 9.0 WLS L BF 40 H 12 R 5 ER 4 SO 3 BB 3 IBB 0 HBP 0 BLK 0 WP 0 HR 3 S 82 P 129 ERA 4.00 WHIP 1.667											PITCHER IP WLS BF H R ER SO BB IBB HBP BLK WP HR S P ERA WHIP										

Brooklyn Dodgers @ Pittsburgh Pirates
Forbes Field, Pittsburgh, PA
Tue Jul 07 1953, 3:33 AM EDT
Unknown

livebaseballscorecards.com




Batter	1	2	3	4	5	6	7	8	9	AB	R	H	RBI	BB	SO	LOB
Cal Abrams, L (1, 9) OBP: 0.392, SLG: 0.436	F6		K			4-3		1-3		4	0	0	0	0	1	1
Johnny O'Brien, R (1, 4) OBP: 0.297, SLG: 0.311	1B			F2		L8			HR	4	1	2	0	0	0	0
Danny O'Connell, R (1, 5) OBP: 0.386, SLG: 0.408	F8			F2		5-3			HR	3	1	0	0	1	0	1
Hal Rice, L (1, 7) OBP: 0.345, SLG: 0.457	K2-3			4-3			F3		3-1	4	0	0	0	0	1	3
Frank Thomas, R (1, 8) OBP: 0.302, SLG: 0.393		F5			6-3		K		HR	3	1	0	0	1	1	0
Preston Ward, L (1, 3) OBP: 0.322, SLG: 0.309		F2			2B		K		HR	4	1	2	4	0	1	0
Mike Sandlock, S (1, 2) OBP: 0.273, SLG: 0.243					2-3					3	0	0	0	0	1	1
Paul Smith, L (9, PH) OBP: 0.307, SLG: 0.308		K			2-3				4-3	1	0	0	0	0	0	0
Eddie O'Brien, R (1, 6) OBP: 0.283, SLG: 0.240										2	0	1	0	1	0	0
Gene Hermanski, L (9, PH) OBP: 0.235, SLG: 0.208										1	0	1	0	0	0	0
Carlos Bernier, R (9, PR) OBP: 0.354, SLG: 0.354										0	0	0	0	0	0	0
Johnny Lindell, R (1, 1) OBP: 0.429, SLG: 0.623										4	0	0	0	0	3	4

Inning Stats	R: 0	H: 1	E: 0	K: 1	S: 10	R: 0	H: 0	E: 0	K: 1	S: 8	R: 0	H: 0	E: 0	K: 2	S: 8	R: 0	H: 0	E: 0	K: 0	S: 9	R: 0	H: 1	E: 0	K: 0	S: 12	R: 0	H: 0	E: 0	K: 2	S: 8	R: 0	H: 1	E: 0	K: 1	S: 10	R: 4	H: 3	E: 0	K: 1	S: 23	1B: 3	2B: 2	3B: 0	SF: 0	SAC: 0	DP: 0	HBP: 0	WP: 0	PA: 36																	
PITCHER	IP	WLS	BF	H	R	ER	SO	BB	IBB	HBP	BLK	WP	HR	S	P	ERA	WHIP																			IP	WLS	BF	H	R	ER	SO	BB	IBB	HBP	BLK	WP	HR	S	P	ERA	WHIP														
Carl Erskine, R (1, 1) ERA: 5.13	8.1	W	33	5	4	4	7	3	0	0	0	0	1	85	134	4.32	0.960																																																	
Ben Wade, R (9, 1) ERA: 5.06	0.2	S	3	1	0	0	1	0	0	0	0	0	0	9	14	0.00	1.500																																																	

BOTTOM

Brooklyn Dodgers @ Pittsburgh Pirates
Forbes Field, Pittsburgh, PA
 Tue Jul 07 1953, 3:33 AM EDT
 Unknown

AB	33
R	4
H	6
RBI	4
BB	3
SO	8
LOB	10




livebaseballscorecards.com

Brooklyn Dodgers @ Pittsburgh Pirates
 Forbes Field, Pittsburgh, PA

Tue Jul 07 1953, 3:38 AM EDT
 Att. 9,687 - Unknown

AB	40
R	9
H	14
RBI	9
BB	5
SO	5
LOB	20



WP:	1	PA:	45
PB:	0		
SB:	1		
CS:	0		

AB R H RBI BB SO LOB

5	2	2	2	0	0	1
4	2	2	0	1	0	0
3	1	1	0	2	0	1
3	2	2	1	1	0	0
1	0	0	0	0	0	1
5	1	0	1	0	2	5
5	0	4	3	0	0	1
4	0	0	0	1	0	4
2	0	0	0	0	1	0
3	0	1	1	0	0	3
5	1	2	1	0	2	4
0	0	0	0	0	0	0

1B:	8	SF:	0
2B:	3	SAC:	0
3B:	0	DP:	1
HR:	3	HBP:	0

WP:	HR:	S:	P:	ERA:	WHIP:

Batter	1	2	3	4	5	6	7	8	9
Billy Cox, R (1, 5) OBP: 0.375, SLG: 0.530	1-0 F8		0-0 F8		0-1 G6-3		3-2 HR	0-0 HR	
Pee Wee Reese, R (1, 6) OBP: 0.400, SLG: 0.462	1-1 F7		4-1 WP BB			0-0 1B 2B	3-2 2B F8 1B	0-2 F5	
Duke Snider, L (1, 8) OBP: 0.418, SLG: 0.567	3-2 F7		1-1 4-3			4-0 1B FC3-2 BB	0-1 F8 1B 2B	4-1 BB	
Jackie Robinson, R (1, 4) OBP: 0.427, SLG: 0.506		1-1 S 1B		0-0 F9		2-1 FC3-2 2B 1B	4-0 F8 1B IBB	1-2 5-3	
Jim Gilliam, S (7, 4) OBP: 0.350, SLG: 0.349									
Wayne Belardi, L (1, 3) OBP: 0.326, SLG: 0.590		3-3 K		2-1 3-1		1-2 FC3-2 2B FC4	0-2 F8		3-3 K
Gil Hodges, R (1, 7) OBP: 0.403, SLG: 0.570		0-2 F8		2-1 1B		1-0 FC4 2B	0-0 1B		1-2 1B 1B
Carl Furillo, R (1, 9) OBP: 0.371, SLG: 0.532		0-2 6-3		1-0 L3		4-0 FC4 IBB	3-2 F9		1-1 F7
Rube Walker, L (1, 2) OBP: 0.320, SLG: 0.378			2-3 K		1-1 F7	1-1 FC4	1-2 1-3		0-1 1B
Roy Campanella, R (6, PH) OBP: 0.391, SLG: 0.580						1-2f 2-3 3-H			1-2 1B
Preacher Roe, R (1, 1) OBP: 0.100, SLG: 0.200			1-0 HR		2-2 G6-3 1B	1-1 6-3		3-3 K	1-3 K
Bob Milliken, R (9, 1) OBP: 0.167, SLG: 0.278									

Inning Stats	R: 0	H: 0	E: 0	K: 0	S: 6	R: 0	H: 1	E: 0	K: 1	S: 11	R: 1	H: 1	E: 0	K: 1	S: 9	R: 0	H: 1	E: 0	K: 0	S: 6	R: 0	H: 1	E: 0	K: 0	S: 7	R: 3	H: 3	E: 0	K: 0	S: 13	R: 4	H: 4	E: 0	K: 0	S: 19	R: 1	H: 1	E: 0	K: 1	S: 11	R: 0	H: 2	E: 0	K: 2	S: 16	1B: 8	SF: 0	2B: 3	SAC: 0	3B: 0	DP: 1	HR: 3	HBP: 0
--------------	------	------	------	------	------	------	------	------	------	-------	------	------	------	------	------	------	------	------	------	------	------	------	------	------	------	------	------	------	------	-------	------	------	------	------	-------	------	------	------	------	-------	------	------	------	------	-------	-------	-------	-------	--------	-------	-------	-------	--------

PITCHER	IP	WLS	BF	H	R	ER	SO	BB	IBB	HBP	BLK	WP	HR	S	P	ERA	WHIP
Bob Hall, R (1, 1) ERA: 4.99	5.1	L	24	7	4	4	2	2	0	0	0	1	1	48	81	6.75	1.688
Roger Bowman, L (6, 1) ERA: 5.26	2.2		16	5	5	5	1	1	2	0	0	0	2	34	62	16.88	2.250
Johnny Hetki, R (9, 1) ERA: 3.53	1.0		5	2	0	0	2	0	0	0	0	0	0	16	22	0.00	2.000

BOTTOM

Brooklyn Dodgers @ Pittsburgh Pirates
Forbes Field, Pittsburgh, PA
Tue Jul 07 1953, 3:38 AM EDT
Att. 9,687 - Unknown

livebaseballscorecards.com

AB	36
R	5
H	11
RBI	5
BB	2
SO	8
LOB	10



WP:	0	PA:	39
PB:	0		
SB:	1		
CS:	0		

AB R H RBI BB SO LOB

5	0	1	1	0	3	0
4	0	1	1	1	0	0
5	1	3	0	0	0	3
3	1	2	0	0	1	1
4	1	1	3	0	1	3
4	0	0	0	0	0	1
4	0	2	0	0	0	0
4	1	1	0	0	1	2
2	0	0	0	0	2	0
0	0	0	0	0	0	0
1	0	0	0	0	0	0
0	0	0	0	0	0	0
0	1	0	0	1	0	0

0-0	1B	1B
1-1	1B	1B
0-0	HR	1B
0-1	HR	HR
1-2	F9	F9
0-0	HR	HR
1-2	F9	F9
3-1	F9	F9
0-0	1B	1B
4-2	1B	1B
1-3	1B	BB

1-3	K	K
1-1	1-3	1-3
0-0	HR	HR
0-1	HR	HR
1-2	F9	F9
0-0	HR	HR
1-2	F9	F9
3-1	F9	F9
0-0	1B	1B
4-2	1B	1B
1-3	1B	BB

1-3	K	K
4-1	1B	BB
1-0	F4	F4
0-0	1-3	1B
2-3	K	K
2-1	1-3	1-3
1-2	G4-6-3	G4-6-3
2-1	G4-6-3	G4-6-3
1-2	6-3	6-3

1-3	K	K
4-1	1B	BB
1-0	F4	F4
0-0	1-3	1B
2-3	K	K
2-1	1-3	1-3
1-2	G4-6-3	G4-6-3
2-1	G4-6-3	G4-6-3
1-2	6-3	6-3

3-3	K	K
0-1	F7	F7
2-2	SH1-3	SH1-3
2-2	SH1-3	SH1-3
0-0	F5	F5
1-2	F9	F9
0-0	B1-3	B1-3
1-3	K	K
0-3	K	K

3-3	K	K
0-1	F7	F7
2-2	SH1-3	SH1-3
2-2	SH1-3	SH1-3
0-0	F5	F5
1-2	F9	F9
0-0	B1-3	B1-3
1-3	K	K
0-3	K	K

1-0	L9	L9
0-0	B1-3	B1-3
0-0	1B	1B
0-3	K	K
3-2	5-3	5-3
1-1	F6	F6
1-1	F6	F6
2-0	FC5-4	FC5-4
2-0	FC5-4	FC5-4
3-3	K	K

1-0	L9	L9
0-0	B1-3	B1-3
0-0	1B	1B
0-3	K	K
3-2	5-3	5-3
1-1	F6	F6
1-1	F6	F6
2-0	FC5-4	FC5-4
2-0	FC5-4	FC5-4
3-3	K	K

1-0	L9	L9
0-0	B1-3	B1-3
0-0	1B	1B
0-3	K	K
3-2	5-3	5-3
1-1	F6	F6
1-1	F6	F6
2-0	FC5-4	FC5-4
2-0	FC5-4	FC5-4
3-3	K	K

1-0	L9	L9
0-0	B1-3	B1-3
0-0	1B	1B
0-3	K	K
3-2	5-3	5-3
1-1	F6	F6
1-1	F6	F6
2-0	FC5-4	FC5-4
2-0	FC5-4	FC5-4
3-3	K	K

R: 0	H: 1	R: 0	H: 1	R: 0	H: 0	R: 0	H: 1	R: 0	H: 1	R: 0	H: 1	R: 0	H: 0	R: 0	H: 1	R: 0	H: 0	R: 0	H: 0	R: 5	H: 6	1B: 10	SF: 0	WP: 0	PA: 39
E: 0	LOB: 1	E: 0	LOB: 1	E: 0	LOB: 0	E: 0	LOB: 1	E: 0	LOB: 0	E: 0	LOB: 2	E: 0	LOB: 0	E: 0	LOB: 2	E: 0	LOB: 0	E: 0	LOB: 0	E: 0	LOB: 2	2B: 0	SAC: 1	PB: 0	
K: 1	BB: 0	K: 0	BB: 0	K: 2	BB: 0	K: 0	BB: 0	K: 2	BB: 1	K: 0	BB: 0	K: 1	BB: 0	K: 0	BB: 0	K: 1	BB: 0	K: 0	BB: 0	K: 0	BB: 1	3B: 0	DP: 1	SB: 1	
S: 6	P: 7	S: 8	P: 15	S: 11	P: 17	S: 11	P: 16	S: 7	P: 8	S: 10	P: 18	S: 7	P: 12	S: 8	P: 11	S: 19	P: 29	S: 19	P: 29	S: 19	P: 29	HR: 1	HBP: 0	CS: 0	

PITCHER	IP	WLS	BF	H	R	ER	SO	BB	IBB	HBP	BLK	WP	HR	S	P	ERA	WHIP	PITCHER	IP	WLS	BF	H	R	ER	SO	BB	IBB	HBP	BLK	WP	HR	S	P	ERA	WHIP
Preacher Roe, L	(1, 1)	8.2	W	37	10	5	5	8	2	0	0	0	0	83	128	5.19	1.385																		
Bob Milliken, R	(9, 1)	0.1	S	2	1	0	0	0	0	0	0	0	0	4	5	0.00	3.000																		

OBP: 0.350, SLG: 0.350	(1, 9)	B	X
OBP: 0.300, SLG: 0.309	(1, 4)	X	
OBP: 0.389, SLG: 0.411	(1, 5)	X	
OBP: 0.356, SLG: 0.464	(1, 7)	C	C
OBP: 0.301, SLG: 0.405	(1, 8)		
OBP: 0.340, SLG: 0.281	(1, 2)	C	B
OBP: 0.325, SLG: 0.313	(1, 3)	S	B
OBP: 0.282, SLG: 0.241	(1, 6)	B	B
OBP: 0.185, SLG: 0.269	(1, 1)		
OBP: 0.400, SLG: 0.250	(6, 1)		
OBP: 0.329, SLG: 0.471	(8, PH)		
OBP: 0.333, SLG: 0.588	(9, 1)		
OBP: 0.372, SLG: 0.317	(9, PH)		

Batter	1	2	3	4	5	6	7	8	9	AB R H RBI BB SO LOB	TOP		
Billy Cox, R (1, 5) OBP: 0.368, SLG: 0.525	0-2 6-3		1-1 F9		0-1 F7	0-0 5-3		2-1 2B		5 0 1 0 0 0 0			
Pee Wee Reese, R (1, 6) OBP: 0.397, SLG: 0.458	3-1 1-3		1-3 K		3-1 G3 1B		2-0 4-3	0-1 F6		5 1 1 0 0 1 1			
Duke Snider, L (1, 8) OBP: 0.414, SLG: 0.561	0-1 6-3		1-0 F3		0-1 G3		2-0 G3		0-2 FC5-4 1B	5 0 1 0 0 0 1			
Jackie Robinson, R (1, 4) OBP: 0.426, SLG: 0.502		1-0 L7		1-0 5-3	0-0 2B HR 1B		4-1 2B BB	1-2 FC5-4 1-2f		4 2 1 1 1 0 1			
Gil Hodges, R (1, 7) OBP: 0.406, SLG: 0.589 (8, 3)		1-3 K		1-1 HR	0-0 1-3 HR 2B		2-1 1B 1-H 2B	0-3 K		5 2 3 2 0 2 1			
Carl Furillo, R (1, 9) OBP: 0.379, SLG: 0.556		1-0 2B		1-0 2B	0-0 2-H 3-H HR		2-1 2-3 1B	3-2 F7		5 3 4 3 0 0 1			
Roy Campanella, R (1, 2) OBP: 0.392, SLG: 0.586		2-2 2B		0-1 2B	0-0 F5		1-3 K			4 0 2 2 0 1 2			
Wayne Belardi, L (1, 3) OBP: 0.323, SLG: 0.570 Don Thompson, L (8, 7) OBP: 0.283, SLG: 0.244		4-0 IBB		0-1 F4		0-1 4-3		1-3 K		3 0 0 0 1 1 1 0 0 0 0 0 0 0			
Billy Loes, R (1, 1) OBP: 0.114, SLG: 0.093		0-1 4-3		3-2 1-3		1-1 4-3		3-2 4-3		4 0 0 0 0 0 3			
Inning Stats	R: 0 E: 0 K: 0 S: 7 H: 0 LOB: 0 BB: 0 P: 10	R: 1 E: 0 K: 1 S: 11 H: 2 LOB: 2 BB: 1 P: 20	R: 0 E: 0 K: 1 S: 6 H: 0 LOB: 0 BB: 0 P: 9	R: 2 E: 0 K: 0 S: 12 H: 3 LOB: 1 BB: 0 P: 18	R: 4 E: 0 K: 0 S: 10 H: 4 LOB: 0 BB: 0 P: 13	R: 0 E: 0 K: 0 S: 5 H: 0 LOB: 0 BB: 0 P: 6	R: 1 E: 0 K: 1 S: 10 H: 2 LOB: 2 BB: 1 P: 23	R: 0 E: 0 K: 1 S: 15 H: 1 LOB: 1 BB: 0 P: 21	R: 0 E: 0 K: 1 S: 12 H: 1 LOB: 1 BB: 0 P: 16	1B: 4 2B: 7 3B: 0 HR: 2 SF: 0 SAC: 0 DP: 0 HBP: 0	WP: 0 PB: 0 SB: 0 CS: 0 PA: 42		
PITCHER	IP WLS BF H R ER SO BB IBB HBP BLK WP HR S P ERA WHIP											PITCHER	IP WLS BF H R ER SO BB IBB HBP BLK WP HR S P ERA WHIP
Karl Drews, R (1, 1) ERA: 5.19	5.0 L 25 9 7 7 2 0 1 0 0 0 0 2 46 70 12.60 1.800												
Jim Konstanty, R (6, 1) ERA: 3.93	2.0 9 2 1 1 1 1 0 0 0 0 0 0 15 29 4.50 1.500												
Thornton Kipper, R (8, 1) ERA: 4.11	2.0 8 2 0 0 2 0 0 0 0 0 0 0 27 37 0.00 1.000												

Brooklyn Dodgers @ Philadelphia Phillies
 Connie Mack Stadium, Philadelphia, PA

Wed Jul 08 1953, 3:33 AM EDT
 Att. 22,601 - Unknown

AB	40
R	8
H	13
RBI	8
BB	2
SO	5
LOB	11



livebaseballscorecards.com

Batter	1	2	3	4	5	6	7	8	9	AB	R	H	RBI	BB	SO	LOB
Eddie Waitkus, L OBP: 0.370, SLG: 0.435 (1, 3)	2-1 F7		3-2 F8		2-1 L1		2-1 G3			4	0	0	0	0	0	2
Richie Ashburn, L OBP: 0.376, SLG: 0.392 (1, 8)	0-0 6-3		4-0 BB			1-0 4-3		3-2 4-3 1B		3	0	1	0	1	0	0
Johnny Wyrostek, L OBP: 0.405, SLG: 0.461 (1, 9)	2-0 F2		1-0 F4			3-2 4-3		0-1 4-3 1-2		4	0	0	0	0	0	2
Del Ennis, R OBP: 0.354, SLG: 0.467 (1, 7)		0-0 HR 1B		3-2 1-3		1-0 F3		0-0 F9		4	1	1	0	0	0	1
Granny Hamner, R OBP: 0.294, SLG: 0.431 (1, 4)		0-1 HR		0-0 F5			0-0 BB 3B 1B	0-3 K		4	2	2	2	0	1	1
Smoky Burgess, L OBP: 0.365, SLG: 0.360 (1, 2)		2-1 F6		2-2 F7			2-2 F7		2-1 G6-3 1B 1B	4	0	1	0	0	0	1
Willie Jones, R OBP: 0.330, SLG: 0.398 (1, 5)		3-2 F8		1-2 1-3 1B			3-3 K		0-0 G6-3 1B 1B	4	0	2	0	0	1	1
Ted Kazanski, R OBP: 0.260, SLG: 0.254 (1, 6)		1-2 L4		2-2 1-3			4-2 BB 3B		0-1 G6-3 1-2f 2-3	3	1	0	0	1	0	3
Karl Drews, R OBP: 0.083, SLG: 0.057 Bill Nicholson, L OBP: 0.369, SLG: 0.481 Jim Konstanty, R OBP: 0.270, SLG: 0.270 Mel Clark, R OBP: 0.360, SLG: 0.418 Thornton Kipper, R OBP: 0.143, SLG: 0.143 Tommy Glaviano, R OBP: 0.418, SLG: 0.480 (1, 1) (5, PH) (6, 1) (7, PH) (8, 1) (9, PH)			1-1 F8		1-3 K		0-1 BB 3B		1-1 F8	1	0	0	0	0	0	0

Inning Stats	R: 0	H: 0	E: 0	K: 0	S: 4	P: 8	R: 2	H: 2	E: 0	K: 0	S: 12	R: 0	H: 0	E: 0	K: 0	S: 7	R: 0	H: 1	E: 0	K: 1	S: 12	R: 0	H: 0	E: 0	K: 0	S: 9	R: 0	H: 1	E: 0	K: 1	S: 12	R: 0	H: 0	E: 0	K: 0	S: 7	R: 2	H: 2	E: 0	K: 1	S: 16	R: 0	H: 1	E: 0	K: 1	S: 10	R: 0	H: 2	E: 0	K: 0	S: 7	R: 0	H: 2	E: 0	K: 0	S: 7	1B: 6	2B: 0	3B: 1	SF: 0	SAC: 0	DP: 1	HBP: 0	WP: 0	PA: 36
PITCHER Billy Loes, R ERA: 4.42 (1, 1)	IP	WLS	BF	H	R	ER	SO	BB	IBB	HBP	BLK	WP	HR	S	P	ERA	WHIP	IP	WLS	BF	H	R	ER	SO	BB	IBB	HBP	BLK	WP	HR	S	P	ERA	WHIP	IP	WLS	BF	H	R	ER	SO	BB	IBB	HBP	BLK	WP	HR	S	P	ERA	WHIP														

BOTTOM

Brooklyn Dodgers @ Philadelphia Phillies
Connie Mack Stadium, Philadelphia, PA

Wed Jul 08 1953, 3:33 AM EDT
 Att. 22,601 - Unknown

livebaseballscorecards.com

AB	34
R	4
H	8
RBI	4
BB	2
SO	3
LOB	13



Batter	1	2	3	4	5	6	7	8	9	AB R H RBI BB SO LOB	TOP																
Billy Cox, R OBP: 0.377, SLG: 0.535 (1, 5) X	0-0 1-3		1-0 1-2 1B		2-1 1B 2B		1-1 G1-4-3 1-2f		0-1 BB 1B	5 1 3 0 0 0 1																	
Pee Wee Reese, R OBP: 0.397, SLG: 0.457 (1, 6) B C F X	2-2 1-3		1-1 F9		1-0 G4-6-3 2-H 1B			3-2 2B F7 1B	2-0 F2	5 1 2 1 0 0 3																	
Duke Snider, L OBP: 0.414, SLG: 0.560 (1, 8) B F S	1-3 K2-3		1-0 1-3		0-0 F3			1-2 E 1-3 3B 2B	4-0 1-2 BB	4 1 1 0 0 1 1 3																	
Jackie Robinson, R OBP: 0.419, SLG: 0.492 (1, 4) C S B X		1-2 F5		3-1 F9	1-1 G4-6-3 1-2f			1-2 F7 2-3 3-H	1-1 L7	5 0 0 1 0 0 4																	
Gil Hodges, R OBP: 0.404, SLG: 0.592 (1, 7) (8, 3) F B C X		3-1 F8		2-1 F3		2-2 F6		1-2 3B		4 0 1 1 0 0 0																	
Carl Furillo, R OBP: 0.384, SLG: 0.558 (1, 9) S B F X		3-2 1B		3-2 HR 1B		1-0 5-3		3-H 4-1 BB		3 1 2 0 1 0 0																	
Roy Campanella, R OBP: 0.390, SLG: 0.593 (1, 2) X		0-0 F7		1-1 HR		1-0 6-3		0-0 F2		4 1 1 2 0 0 3																	
Wayne Belardi, L OBP: 0.320, SLG: 0.551 (1, 3) F B C X			1-3 K	4-2 BB			1-3 K	1-2 F5		3 0 0 0 1 2 2																	
Don Thompson, L OBP: 0.283, SLG: 0.244 (8, 7) F B C X										0 0 0 0 0 0 0																	
Johnny Podres, L OBP: 0.333, SLG: 0.333 (1, 1) F C X		0-2 1B		2-2 L9			1-0 G1-4-3 1B		0-1 L3	2 0 1 0 0 0 1																	
Rube Walker, L OBP: 0.333, SLG: 0.391 (7, PH) F C X										1 0 1 0 0 0 0																	
Bill Antonello, R OBP: 0.179, SLG: 0.231 (7, PR) F C X										0 0 0 0 0 0 0																	
Jim Hughes, R OBP: 0.222, SLG: 0.222 (7, 1) F C X										0 0 0 0 0 0 0																	
George Shuba, L OBP: 0.381, SLG: 0.527 (9, PH) F C X										1 0 0 0 0 0 0																	
Inning Stats	R: 0 E: 0 K: 1 S: 8	H: 0 LOB: 0 BB: 0 P: 11	R: 0 E: 0 K: 0 S: 10	H: 1 LOB: 1 BB: 0 P: 17	R: 0 E: 0 K: 1 S: 10	H: 2 LOB: 2 BB: 0 P: 14	R: 2 E: 0 K: 0 S: 15	H: 2 LOB: 1 BB: 1 P: 30	R: 1 E: 0 K: 0 S: 6	H: 2 LOB: 0 BB: 0 P: 10	R: 0 E: 0 K: 0 S: 5	H: 0 LOB: 0 BB: 0 P: 9	R: 0 E: 0 K: 1 S: 6	H: 1 LOB: 1 BB: 0 P: 9	R: 2 E: 1 K: 0 S: 19	H: 3 LOB: 2 BB: 1 P: 30	R: 0 E: 0 K: 0 S: 7	H: 1 LOB: 2 BB: 1 P: 14	1B: 8 2B: 2 3B: 1 HR: 1	SF: 0 SAC: 0 DP: 2 HBP: 0	WP: 0 PB: 0 SB: 0 CS: 0	PA: 40					
PITCHER	IP WLS BF H R ER SO BB IBB HBP BLK WP HR S P ERA WHIP																										
Robin Roberts, R ERA: 2.53 (1, 1)	7.1		32	11	5	5	3	1	0	0	0	0	1	74	120	6.14	1.636										
Bob Miller, R ERA: 5.6 (8, 1)	0.2	W	3	0	0	0	0	1	0	0	0	0	0	5	10	0.00	1.500										
Jim Konstanty, R ERA: 3.89 (9, 1)	1.0	S	5	1	0	0	0	1	0	0	0	0	0	7	14	0.00	2.000										

Brooklyn Dodgers @ Philadelphia Phillies
 Connie Mack Stadium, Philadelphia, PA

Thu Jul 09 1953, 3:33 AM EDT
 Att. 21,989 - Unknown

AB	37
R	5
H	12
RBI	5
BB	3
SO	3
LOB	17



WP	0	PA	40
PB	0		
SB	0		
CS	0		

Batter	1	2	3	4	5	6	7	8	9
Eddie Waitkus, L OBP: 0.372, SLG: 0.432 (1, 3)	3-2 F3 1B	0-0 FC4-6 1B			0-0 4-3 1B	2-0 1B		0-0 F8	
Richie Ashburn, L OBP: 0.374, SLG: 0.388 (1, 8)	0-2 F5	1-2 FC4-6 1-2f			0-2 E6 3B		4-1 G4-6-3 BB		
Mel Clark, R OBP: 0.364, SLG: 0.434 (1, 9)	0-0 1B		0-0 F9 1B		1-1 1B 3B		1-1 G4-6-3 1-2f		
Del Ennis, R OBP: 0.353, SLG: 0.464 (1, 7)	0-0 F8		1-1 6-3		0-1 1B 1B		1-2 F3		
Granny Hamner, R OBP: 0.299, SLG: 0.433 (1, 4) (9, 6)		1-1 1B 1B 1B	0-1 F7		1-1 1B 1B		4-2 FC1-5 1B BB		
Stan Lopata, R OBP: 0.341, SLG: 0.392 (1, 2)		4-2 1B BB		1-1 5-3	3-3 K		0-0 F8 2B 1B		
Willie Jones, R OBP: 0.328, SLG: 0.396 (1, 5)		0-2 F5		1-2 1-3		1-2 FC2-6 1B	0-0 FC1-5 2B		
Ted Kazanski, R OBP: 0.263, SLG: 0.257 Johnny Wyrostek, L OBP: 0.403, SLG: 0.458 Connie Ryan, R OBP: 0.370, SLG: 0.452 (1, 6) (8, PH) (9, 4)		1-2 1B 1B		3-3 K		1-1 FC2-6 1B SH1-3	1-2 F8		
Robin Roberts, S OBP: 0.203, SLG: 0.227 Bob Miller, R OBP: 0.083, SLG: 0.083 Smoky Burgess, L OBP: 0.369, SLG: 0.372 Jim Konstanty, R OBP: 0.270, SLG: 0.270 (1, 1) (8, 1) (8, PH) (9, 1)		0-0 F8			3-3 K	1-2 SH1-3	1-1 1B 2B		

AB	R	H	RBI	BB	SO	LOB
5	0	2	2	0	0	1
3	1	0	0	1	0	2
4	1	2	1	0	0	1
4	0	1	1	0	0	1
3	1	2	0	1	0	0
3	2	1	0	1	1	2
4	1	1	0	0	0	4
3	0	1	0	0	1	1
1	0	0	0	0	0	2
0	0	0	0	0	0	0
2	0	0	0	0	1	3
0	0	0	0	0	0	0
1	0	1	2	0	0	0
0	0	0	0	0	0	0

1B	2B	3B	HR	SF	SAC	DP	HBP
9	1	1	0	0	1	1	0

WP	HR	S	P	ERA	WHIP
0	0	17	29	9.00	2.000

Inning	R	H	E	K	S	H	LOB	BB	IBB	HBP	BLK	WP	HR	S	P	ERA	WHIP
1	0	1	0	0	11	3	1	0	0	0	0	0	0	66	95	3.00	1.667
2	2	3	0	0	16	2	2	0	0	0	0	0	0	17	29	9.00	2.000

PITCHER	IP	WLS	BF	H	R	ER	SO	BB	IBB	HBP	BLK	WP	HR	S	P	ERA	WHIP
Johnny Podres, L ERA: 4.93 (1, 1)	6.0		28	9	4	2	3	1	0	0	0	0	0	66	95	3.00	1.667
Jim Hughes, R ERA: 3.04 (7, 1)	2.0	L	9	2	2	2	0	2	0	0	0	0	0	17	29	9.00	2.000

BOTTOM

Brooklyn Dodgers @ Philadelphia Phillies
 Connie Mack Stadium, Philadelphia, PA

Thu Jul 09 1953, 3:33 AM EDT
 Att. 21,989 - Unknown

livebaseballscorecards.com

AB	33
R	6
H	11
RBI	6
BB	3
SO	3
LOB	17



Batter	1	2	3	4	5	6	7	8	9	AB R H RBI BB SO LOB	TOP	
Whitey Lockman, L (1, 3) OBP: 0.371, SLG: 0.365	0-1 1B 1B	1-2 5-3		2-2 1-2 1-3			2-2 1-3		0-1 2-3 1B	5 1 2 0 0 0 2		
Alvin Dark, R (1, 4) OBP: 0.335, SLG: 0.436	1-1 1-2 1B 1B		2-2 F9	2-0 5-3			2-2 5-3		1-2 L9	5 0 1 1 0 0 2		
Hank Thompson, L (1, 5) OBP: 0.429, SLG: 0.640	2-2 1-3 2-H 1B		2-1 3B		4-0 FC5-4 BB		1-0 4-3		1-2 3-1	4 1 2 1 1 0 1		
Monte Irvin, R (1, 7) OBP: 0.398, SLG: 0.524	1-1 F9		2-1 1B 3B		1-0 L4		0-1 F8			4 1 1 1 0 0 2		
Bobby Thomson, R (1, 8) OBP: 0.355, SLG: 0.467	1-2 F8		1-1 1B		0-0 FC5-4 FC6-4 1-2f		2-1 L5			4 0 1 1 0 0 2		
Daryl Spencer, R (1, 6) OBP: 0.311, SLG: 0.514		4-1 1B 4-3 BB	3-2 L7		0-0 FC6-4 1-2f		0-1 F5			3 1 0 0 1 0 2		
Don Mueller, L (1, 9) OBP: 0.341, SLG: 0.356		1-0 4-3 1B	1-1 4-3		0-0 1-3				2-0 2B 1B	4 1 2 0 0 0 1		
Wes Westrum, R (1, 2) OBP: 0.349, SLG: 0.362		2-1 F6		1-1 1-3 1B		0-0 B5			0-0 1B L9 2B	4 1 2 1 0 0 2		
Sal Maglie, R (1, 1) OBP: 0.317, SLG: 0.325		0-0 4-3		2-3 K		0-1 1-3			0-2 F3	4 0 0 1 0 1 3		
Inning Stats	R: 1 H: 3 E: 0 LOB: 1 K: 0 BB: 0 S: 15 P: 20	R: 1 H: 1 E: 0 LOB: 1 K: 0 BB: 1 S: 8 P: 16	R: 2 H: 3 E: 0 LOB: 1 K: 0 BB: 0 S: 18 P: 29	R: 0 H: 1 E: 0 LOB: 1 K: 1 BB: 0 S: 12 P: 19	R: 0 H: 0 E: 0 LOB: 1 K: 0 BB: 1 S: 3 P: 8	R: 0 H: 0 E: 0 LOB: 0 K: 0 BB: 0 S: 4 P: 4	R: 0 H: 0 E: 0 LOB: 0 K: 0 BB: 0 S: 7 P: 12	R: 0 H: 0 E: 0 LOB: 0 K: 0 BB: 0 S: 6 P: 8	R: 2 H: 3 E: 1 LOB: 1 K: 0 BB: 0 S: 13 P: 17	1B: 8 SF: 0 2B: 1 SAC: 0 3B: 2 DP: 0 HR: 0 HBP: 0	WP: 0 PA: 39 PB: 0 SB: 0 CS: 0	
PITCHER	IP WLS BF H R ER SO BB IBB HBP BLK WP HR S P ERA WHIP											
Bob Milliken, R (1, 1) ERA: 3.32	2.1 L 13 6 4 4 0 1 1 0 0 0 0 0 32 51 15.43 3.000											
Clem Labine, R (3, 1) ERA: 3.74	5.2 20 2 0 0 1 1 0 0 0 0 0 0 41 65 0.00 0.529											
Jim Hughes, R (9, 1) ERA: 3.38	0.1 4 3 2 2 0 0 0 0 0 0 0 0 7 9 54.00 9.000											
Ben Wade, R (9, 1) ERA: 4.97	0.2 2 0 0 0 0 0 0 0 0 0 0 0 6 8 0.00 0.000											

New York Giants @ Brooklyn Dodgers
 Ebbets Field, Brooklyn, NY
 Fri Jul 10 1953, 3:33 AM EDT
 Att. 32,889 - Unknown

livebaseballscorecards.com

AB	37
R	6
H	11
RBI	6
BB	2
SO	1
LOB	17



Batter	1	2	3	4	5	6	7	8	9	AB	R	H	RBI	BB	SO	LOB
Billy Cox, R OBP: 0.380, SLG: 0.538 (1, 5) C F B B X	2-2 6-3 ①		B X 1-0 5-3 ②			B X 1-0 2B ②		B B B B 4-0 FC6-4 BB ②		3	0	1	0	1	0	0
Pee Wee Reese, R OBP: 0.393, SLG: 0.451 (1, 6) X	0-0 F8 ②		C B C X 1-2 5-3 ③			C X 0-1 F4 ②		C X 0-1 FC6-4 1-2f ②		4	0	0	0	0	0	2
Duke Snider, L OBP: 0.415, SLG: 0.560 (1, 8) B X	1-0 1B ③			B X 1-0 G5-4-3 1B ③		X 0-0 4-3 ③		B B X 2-0 4-3 ③		4	0	2	0	0	0	2
Jackie Robinson, R OBP: 0.417, SLG: 0.486 (1, 4) X	0-0 6-3 ③		X 0-0 G5-4-3 1-2f ① ②			B B B B 4-2 1B BB ①		F B X 1-1 F5 ①		3	0	0	0	1	0	2
Gil Hodges, R OBP: 0.402, SLG: 0.587 (1, 7)		B F X 1-1 F9 ①		B B B B C 3-3 K ③		B X 1-0 1B 1B ①		B B X 1-2 F8 ②		4	0	1	0	0	1	0
Carl Furillo, R OBP: 0.382, SLG: 0.553 (1, 9)		X 0-0 6-3 ②		B B B B S 1-3 K ①		X 0-0 1B 1B ②		B B B B X 3-2 6-3 ③		4	0	1	0	0	1	0
Roy Campanella, R OBP: 0.390, SLG: 0.601 (1, 2)		C X 0-1 HR ③		C B C B S 2-3 K ②		B B X 1-1 F5 ②				3	1	1	1	0	1	2
Wayne Belardi, L OBP: 0.310, SLG: 0.533 (1, 3)		S 0-3 K ③		X 0-0 F5 ③		B X 1-0 F8 ③				3	0	0	0	0	1	2
Bob Milliken, R OBP: 0.167, SLG: 0.278 (1, 1)			F C B B S 2-3 K ①			C S B S 1-3 K ①		B B S B X 2-2 F5 ①		0	0	0	0	0	0	0
Clem Labine, R (3, 1)										2	0	0	0	0	2	0
George Shuba, L OBP: 0.377, SLG: 0.521 (8, PH)										1	0	0	0	0	0	0
Jim Hughes, R OBP: 0.222, SLG: 0.222 (9, 1)										0	0	0	0	0	0	0
Ben Wade, R OBP: 0.200, SLG: 0.500 (9, 1)										0	0	0	0	0	0	0


Inning Stats	R: 0 E: 0 K: 0 S: 6	H: 1 LOB: 1 BB: 0 P: 9	R: 1 E: 0 K: 1 S: 8	H: 1 LOB: 0 BB: 0 P: 9	R: 0 E: 0 K: 1 S: 7	H: 0 LOB: 0 BB: 0 P: 11	R: 0 E: 0 K: 1 S: 5	H: 1 LOB: 0 BB: 0 P: 9	R: 0 E: 0 K: 2 S: 11	H: 0 LOB: 0 BB: 0 P: 14	R: 0 E: 0 K: 1 S: 7	H: 1 LOB: 1 BB: 0 P: 9	R: 0 E: 0 K: 0 S: 7	H: 2 LOB: 2 BB: 1 P: 14	R: 0 E: 0 K: 0 S: 7	H: 0 LOB: 1 BB: 1 P: 15	R: 0 E: 0 K: 0 S: 8	H: 0 LOB: 0 BB: 0 P: 13	1B: 4 2B: 1 3B: 0 HR: 1	SF: 0 SAC: 0 DP: 1 HBP: 0
PITCHER Sal Maglie, R ERA: 3.21 (1, 1)	IP 9.0	WLS W	BF 33	H 6	R 1	ER 1	SO 6	BB 2	IBB 0	HBP 0	BLK 0	WP 0	HR 1	S 66	P 103	ERA 1.00	WHIP 0.889			

BOTTOM

New York Giants @ Brooklyn Dodgers
Ebbets Field, Brooklyn, NY

Fri Jul 10 1953, 3:33 AM EDT
Att. 32,889 - Unknown

AB	31
R	1
H	6
RBI	1
BB	2
SO	6
LOB	10



WP: 0 PA: 33
PB: 0
SB: 0
CS: 0

livebaseballscorecards.com

Batter	1	2	3	4	5	6	7	8	9	AB R H RBI BB SO LOB	TOP	
Whitey Lockman, L OBP: 0.371, SLG: 0.369 (1, 3)	F7		1-3		0-0 E 1B 2B		1-2		2-3	5 1 2 0 0 1 0	New York Giants @ Brooklyn Dodgers Ebbets Field, Brooklyn, NY Sat Jul 11 1953, 3:33 AM EDT Att. 22,042 - Unknown AB 37 R 6 H 10 RBI 5 BB 1 SO 5 LOB 11	
Alvin Dark, R OBP: 0.336, SLG: 0.435 (1, 4)	1B HR 1B		G3 WP 1B		2-2 E5 1B S		0-0		2-2	5 2 2 0 0 0 2		
Hank Thompson, L OBP: 0.430, SLG: 0.637 (1, 5)	1B HR 1B		G3		2-3 1-0 S 1B		3-3		3-3	4 1 2 1 0 1 2		
Monte Irvin, R OBP: 0.396, SLG: 0.531 (1, 7)	1-H 3-H HR		1-3		1-3 3-H 1B		3-2		1-1	4 1 1 3 0 0 2		
Bobby Thomson, R OBP: 0.357, SLG: 0.477 (1, 8)	F9		6-3		1-2 G3		0-0		2-0	4 1 2 1 0 1 0		
Daryl Spencer, R OBP: 0.310, SLG: 0.507 (1, 6)	F8		1-3		3-2 5-3		1-0		4-2	3 0 0 0 1 0 0		
Don Mueller, L OBP: 0.340, SLG: 0.354 (1, 9)			F5		2-0 F5		2-0		2-2	4 0 1 0 0 0 2		
Wes Westrum, R OBP: 0.341, SLG: 0.353 (1, 2)					1-2 F2		1-2		0-0	4 0 0 0 0 0 3		
Al Worthington, R (1, 1)					0-0 F7		1-3		1-3	4 0 0 0 0 2 0		
Inning Stats	R: 3 H: 3 E: 0 LOB: 0 K: 0 BB: 0 S: 15 P: 23	R: 0 H: 0 E: 0 LOB: 0 K: 0 BB: 0 S: 5 P: 8	R: 0 H: 1 E: 0 LOB: 1 K: 0 BB: 0 S: 11 P: 16	R: 0 H: 0 E: 0 LOB: 0 K: 1 BB: 0 S: 7 P: 13	R: 2 H: 2 E: 1 LOB: 1 K: 0 BB: 0 S: 12 P: 19	R: 1 H: 2 E: 0 LOB: 0 K: 0 BB: 0 S: 6 P: 10	R: 0 H: 1 E: 0 LOB: 1 K: 2 BB: 0 S: 12 P: 17	R: 0 H: 1 E: 0 LOB: 2 K: 0 BB: 1 S: 9 P: 18	R: 0 H: 0 E: 0 LOB: 0 K: 2 BB: 0 S: 12 P: 17	1B: 7 SF: 0 2B: 1 SAC: 0 3B: 0 DP: 1 HR: 2 HBP: 0	WP: 1 PA: 38 PB: 0 SB: 2 CS: 0	
PITCHER	IP WLS BF H R ER SO BB IBB HBP BLK WP HR S P ERA WHIP											
Russ Meyer, R (1, 1) ERA: 4.92	6.0 L 26 8 6 4 1 0 0 0 0 1 2 56 89 6.00 1.333											
Preacher Roe, L (7, 1) ERA: 4.65	2.0 9 2 0 0 2 1 0 0 0 0 0 21 35 0.00 1.500											
Joe Black, R (9, 1) ERA: 5.92	1.0 3 0 0 0 2 0 0 0 0 0 0 12 17 0.00 0.000											

New York Giants @ Brooklyn Dodgers
Ebbets Field, Brooklyn, NY
 Sat Jul 11 1953, 3:33 AM EDT
 Att. 22,042 - Unknown

livebaseballscorecards.com



BOTTOM

New York Giants @ Brooklyn Dodgers
Ebbets Field, Brooklyn, NY
Sat Jul 11 1953, 3:33 AM EDT
Att. 22,042 - Unknown

livebaseballscorecards.com

AB 30
R 0
H 4
RBI 0
BB 1
SO 7
LOB 8



WP: 0 PA: 31
PB: 0
SB: 0
CS: 0

AB R H RBI BB SO LOB

4	0	1	0	0	1	1
3	0	0	0	1	0	1
4	0	1	0	0	1	0
4	0	1	0	0	0	2
3	0	0	0	0	2	1
3	0	0	0	0	0	1
3	0	1	0	0	0	0
0	0	0	0	0	0	0
0	0	0	0	0	0	0
0	0	0	0	0	0	0
1	0	0	0	0	1	1
0	0	0	0	0	0	0

Batter	1	2	3	4	5	6	7	8	9
Billy Cox, R OBP: 0.377, SLG: 0.530 (1, 5)	2-3 K			0-0 F8		1-0 FC4-6 1B		1-0 6-3	
Pee Wee Reese, R OBP: 0.391, SLG: 0.447 (1, 6)	1-1 6-3			4-2 1B BB		2-2 FC4-6 1-2f		1-1 F8	
Duke Snider, L OBP: 0.413, SLG: 0.556 (1, 8)	3-1 F7			0-0 G6-4-3 1B		2-3 K		0-0 3-1	
Roy Campanella, R OBP: 0.388, SLG: 0.596 (1, 2)			0-1 F8	2-2 G6-4-3 1-2f		2-0 1B		0-0 F7	
Gil Hodges, R OBP: 0.398, SLG: 0.580 (1, 7)		2-3 K			1-2 F9		2-3 K		
Carl Furillo, R OBP: 0.378, SLG: 0.547 (1, 9)		2-2 F6			1-0 5-3		0-1 F8		
Jackie Robinson, R OBP: 0.416, SLG: 0.485 (8, PR)			3-2 6-3		1-1 F7		3-2 1B		
Jim Gilliam, S OBP: 0.350, SLG: 0.349 (9, 4)									
Wayne Belardi, L OBP: 0.301, SLG: 0.516 (1, 3)			3-3 K			1-3 K		0-0 F6	
Russ Meyer, S OBP: 0.140, SLG: 0.163 (6, PH)								2-3 K	
Don Thompson, L OBP: 0.280, SLG: 0.242 (7, 1)			1-2 4-1			1-1 5-3			
Preacher Roe, R OBP: 0.100, SLG: 0.200 (8, PH)									
George Shuba, L OBP: 0.374, SLG: 0.516 (9, 1)									

Inning Stats	R: 0 E: 0 K: 1 S: 7	H: 0 LOB: 0 BB: 0 P: 13	R: 0 E: 0 K: 1 S: 8	H: 0 LOB: 0 BB: 0 P: 12	R: 0 E: 0 K: 1 S: 11	H: 0 LOB: 0 BB: 0 P: 18	R: 0 E: 0 K: 0 S: 8	H: 1 LOB: 1 BB: 1 P: 14	R: 0 E: 0 K: 0 S: 6	H: 0 LOB: 0 BB: 0 P: 9	R: 0 E: 0 K: 1 S: 9	H: 1 LOB: 1 BB: 0 P: 14	R: 0 E: 0 K: 2 S: 9	H: 1 LOB: 1 BB: 0 P: 15	R: 0 E: 0 K: 1 S: 8	H: 1 LOB: 1 BB: 0 P: 14	R: 0 E: 0 K: 0 S: 4	H: 0 LOB: 0 BB: 0 P: 5	1B: 4 2B: 0 3B: 0 HR: 0	SF: 0 SAC: 0 DP: 1 HBP: 0
---------------------	------------------------------	----------------------------------	------------------------------	----------------------------------	-------------------------------	----------------------------------	------------------------------	----------------------------------	------------------------------	---------------------------------	------------------------------	----------------------------------	------------------------------	----------------------------------	------------------------------	----------------------------------	------------------------------	---------------------------------	----------------------------------	------------------------------------

PITCHER	IP	WLS	BF	H	R	ER	SO	BB	IBB	HBP	BLK	WP	HR	S	P	ERA	WHIP
Al Worthington, R ERA:	(1, 1)	9.0	W	31	4	0	0	7	1	0	0	0	0	70	114	0.00	0.556

New York Giants @ Brooklyn Dodgers
 Ebbets Field, Brooklyn, NY
 Sun Jul 12 1953, 3:33 AM EDT
 Att. 28,196 - Unknown

livebaseballscorecards.com

AB 35
R 3
H 7
RBI 3
BB 5
SO 7
LOB 14



WP: 1 PA: 41
 PB: 0
 SB: 0
 CS: 0

AB R H RBI BB SO LOB

5 0 1 0 0 1 1

4 2 1 0 1 0 2

4 0 0 0 1 1 4

5 1 4 2 0 0 1

4 0 0 1 1 1 3

4 0 1 0 0 2 1

4 0 0 0 0 0 2

3 0 0 0 1 1 0

2 0 0 0 1 1 0
 0 0 0 0 0 0 0

1B: 5 SF: 0
 2B: 0 SAC: 1
 3B: 1 DP: 1
 HR: 1 HBP: 0

Batter	1	2	3	4	5	6	7	8	9	10
Whitey Lockman, L OBP: 0.369, SLG: 0.366 (1, 3)	2-3 K		0-1 L3		2-1 1-2 WP 1B		3-2 4-3		0-0 F7	
Alvin Dark, R OBP: 0.337, SLG: 0.433 (1, 4)	4-2 3B BB		2-0 F4		2-1 L8			1-0 1B F8 1B		1-2 L4
Hank Thompson, L OBP: 0.425, SLG: 0.624 (1, 5)	0-3 K			4-1 G5-4-3 BB	2-1 F9			1-1 F9		3-1 4-3
Monte Irvin, R OBP: 0.402, SLG: 0.552 (1, 7)	1-1 1-H 3B			1-0 G5-4-3 1-2f		0-0 HR		1-0 1-3 1B		2-2 1B
Bobby Thomson, R OBP: 0.354, SLG: 0.471 (1, 8)	2-0 6-3			4-1 1B BB		0-0 6-3		1-0 F8		2-3 K
Daryl Spencer, R OBP: 0.309, SLG: 0.502 (1, 6)		3-3 K		2-1 1-2 1B		1-3 K		3-H 3-1 L4		
Don Mueller, L OBP: 0.333, SLG: 0.347 (1, 9)		1-0 4-3		2-2 6-3		0-0 4-3			3-2 L7	
Wes Westrum, R OBP: 0.339, SLG: 0.346 (1, 2)		2-3 K			2-2 F6		0-2 F3		4-2 SH3-4 BB	
Jim Hearn, R OBP: 0.217, SLG: 0.279 (1, 1)			0-1 F7		4-1 WP 1B BB				0-0 SH3-4	
Hoyt Wilhelm, R OBP: 0.320, SLG: 0.333 (7, 1)									1-2 K	

Inning Stats	R: 1	H: 1	R: 0	H: 0	R: 0	H: 0	R: 0	H: 1	R: 1	H: 1	R: 0	H: 0	R: 1	H: 2	R: 0	H: 0	R: 0	H: 1	R: 0	H: 1	R: 0	H: 1	R: 0	H: 1	1B: 5	SF: 0
Carl Erskine, R ERA: 4.98 (1, 1)	7.0	28	4	2	2	6	4	0	1	1	60	107	2.57	1.143												
Billy Loes, R ERA: 4.43 (8, 1)	2.0	9	2	1	1	0	1	0	0	0	17	31	4.50	1.500												
Johnny Podres, L ERA: 4.83 (10, 1)	1.0	4	1	0	0	1	0	0	0	0	12	20	0.00	1.000												

PITCHER	IP	WLS	BF	H	R	ER	SO	BB	IBB	HBP	BLK	WP	HR	S	P	ERA	WHIP
Carl Erskine, R ERA: 4.98 (1, 1)	7.0		28	4	2	2	6	4	0	0	0	1	1	60	107	2.57	1.143
Billy Loes, R ERA: 4.43 (8, 1)	2.0		9	2	1	1	0	1	0	0	0	0	0	17	31	4.50	1.500
Johnny Podres, L ERA: 4.83 (10, 1)	1.0	W	4	1	0	0	1	0	0	0	0	0	0	12	20	0.00	1.000

BOTTOM

New York Giants @ Brooklyn Dodgers
 Ebbets Field, Brooklyn, NY
 Sun Jul 12 1953, 3:33 AM EDT
 Att: 28,196 - Unknown

livebaseballscorecards.com

AB	37
R	4
H	9
RBI	4
BB	8
SO	1
LOB	21



AB	R	H	RBI	BB	SO	LOB
5	1	2	2	0	0	2

2	0	0	0	3	0	1
---	---	---	---	---	---	---

5	0	2	0	0	0	3
---	---	---	---	---	---	---

4	0	0	0	1	0	5
---	---	---	---	---	---	---

5	1	1	0	0	0	3
---	---	---	---	---	---	---

5	1	1	1	0	1	1
---	---	---	---	---	---	---

5	0	2	0	0	0	1
---	---	---	---	---	---	---

1	0	0	0	2	0	0
---	---	---	---	---	---	---

1	1	1	0	1	0	0
---	---	---	---	---	---	---

2	0	0	0	0	0	4
1	0	0	0	0	0	0
0	0	0	0	0	0	0
1	0	0	0	0	0	1
0	0	0	0	0	0	0
0	0	0	1	1	0	0

1B:	4	SF:	0
2B:	4	SAC:	0
3B:	0	DP:	2
HR:	2	HBP:	0

WP:	0	PA:	45
PB:	1		
SB:	0		
CS:	0		

Batter	1	2	3	4	5	6	7	8	9	10														
Billy Cox, R OBP: 0.377, SLG: 0.547 (1.5) C X	0-1 2B 1B	2-1 F4			1-0 6-3		0-1 6-3		2-1 HR															
Pee Wee Reese, R OBP: 0.394, SLG: 0.444 (1.6) B X	2-0 L9		1-1 3-1		4-0 BB		4-1 PB E BB		4-1 3-H 4-3 BB															
Duke Snider, L OBP: 0.413, SLG: 0.556 (1.8) X	0-0 2B		2-2 L6-3 1B		2-1 F8		2-1 E6 PB		3-2 4-3															
Gil Hodges, R OBP: 0.395, SLG: 0.572 (1.3) B B B B	4-1 G6-4-3 BB		0-0 L6-3		1-1 F8		1-1 1-3		1-2 4-3															
Carl Furillo, R OBP: 0.375, SLG: 0.540 (1.9) B B C X	3-1 G6-4-3			2-1 6-3		0-0 6-3		0-0 F3		1-1 1B BB 1B														
George Shuba, L OBP: 0.366, SLG: 0.530 (1.7) B X		1-0 4-3		0-1 E6 E		1-2 HR		1-1 F7		2-3 K														
Jackie Robinson, R OBP: 0.416, SLG: 0.487 (1.4) C X		0-1 FC5-4 2B		2-1 SAFE F7		0-0 5-3		3-2 L6		3-1 BB IBB 1B														
Rube Walker, L OBP: 0.352, SLG: 0.383 (1.2) Roy Campanella, R OBP: 0.392, SLG: 0.601 (9. PH) (10. 2)		4-1 FC5-4 BB		4-0 IBB		2-0 F7			1-0 3-1 HR 2B	4-0 BB IBB														
Carl Erskine, R OBP: 0.302, SLG: 0.349 (1. 1) Wayne Belardi, L OBP: 0.290, SLG: 0.510 (7. PH) Billy Loes, R OBP: 0.114, SLG: 0.093 (8. 1) Jim Gilliam, S OBP: 0.340, SLG: 0.348 (9. PH) Johnny Podres, L OBP: 0.333, SLG: 0.333 (10. 1) Bobby Morgan, R OBP: 0.351, SLG: 0.397 (10. PH)		1-2 FC5-4		1-1 5-3			3-2 4-3		0-1 3-1	4-1 1-2 2-3 3-H BB														
Inning Stats	R: 0 E: 0 K: 0 S: 7	H: 2 LOB: 2 BB: 1 P: 16	R: 0 E: 0 K: 0 S: 9	H: 1 LOB: 1 BB: 1 P: 17	R: 0 E: 0 K: 0 S: 6	H: 1 LOB: 0 BB: 0 P: 9	R: 0 E: 2 K: 0 S: 8	H: 0 LOB: 2 BB: 1 P: 17	R: 0 E: 0 K: 0 S: 5	H: 0 LOB: 1 BB: 1 P: 13	R: 1 E: 0 K: 0 S: 6	H: 1 LOB: 0 BB: 0 P: 9	R: 0 E: 1 K: 0 S: 10	H: 0 LOB: 2 BB: 1 P: 20	R: 0 E: 0 K: 0 S: 7	H: 0 LOB: 0 BB: 0 P: 11	R: 2 E: 0 K: 0 S: 12	H: 2 LOB: 1 BB: 1 P: 23	R: 1 E: 0 K: 1 S: 9	H: 2 LOB: 3 BB: 2 P: 23	1B: 4 2B: 4 3B: 0 HR: 2	SF: 0 SAC: 0 DP: 2 HBP: 0	WP: 0 PB: 1 SB: 0 CS: 0	PA: 45
PITCHER Jim Hearn, R ERA: 3.53 (1. 1) Hoyt Wilhelm, R ERA: 2.4 (7. 1)	IP 6.2	WLS L	BF 29	H 5	R 1	ER 1	SO 0	BB 4	IBB 1	HBP 0	BLK 0	WP 0	HR 1	S 47	P 94	ERA 1.35	WHIP 1.350							

Batter	1	2	3	4	5	6	7	8	9	AB R H RBI BB SO LOB	TOP											
Solly Hemus, L (1, 6) OBP: 0.381, SLG: 0.424	3-2 L4		1-3 K		4-1 BB		1-2 FC4-6 BB		1-2 L7	4 0 0 0 1 1 4	St. Louis Cardinals @ Brooklyn Dodgers Ebbets Field, Brooklyn, NY Thu Jul 16 1953, 3:33 AM EDT Att. 22,029 - Unknown livebaseballscorecards.com											
Red Schoendienst, S (1, 4) OBP: 0.402, SLG: 0.501	1-1 5-3			0-0 F9 FC1-6 1B	2-2 G3		4-1 BB			3 1 1 0 1 0 2												
Stan Musial, L (1, 7) OBP: 0.404, SLG: 0.513	2-0 4-3			2-1 FC1-6 1B		2-1 F9	1-0 F2			4 0 1 0 0 0 3												
Ray Jablonski, R (1, 5) OBP: 0.309, SLG: 0.450		0-0 1-3		2-2 F9		2-3 K		3-2 F6		4 0 0 0 0 1 2												
Enos Slaughter, L (1, 9) OBP: 0.422, SLG: 0.427		4-0 G6-4-3 BB		0-0 FC1-6 FC5-4		1-2 L9		1-0 F7		3 0 0 1 1 0 1												
Rip Repulski, R (1, 8) OBP: 0.319, SLG: 0.415		1-0 G6-4-3		2-1 FC5-4		1-1 1B 2B		1-2 F3		4 1 1 0 0 0 2												
Steve Bilko, R (1, 3) OBP: 0.347, SLG: 0.415			4-1 1-3 BB		0-0 6-3		1-1 5-3		1-1 6-3	3 0 0 0 1 0 1												
Ferrell Anderson, R (1, 2) OBP: 0.370, SLG: 0.444			1-2 1-3		1-1 1B		1-0 FC4-6 1B		0-1 4-3	4 0 2 0 0 0 1												
Stu Miller, R (1, 1) OBP: 0.286, SLG: 0.333			2-2 6-3		2-2 1B		1-2 FC4-6 1B		1-1 1B	0 0 0 0 0 0 0 1 0 0 0 0 0 0 1 1 0 1 0 0 0 0 0 0 0 0 0 0 0 0 0 1 0 1 1 0 0 0 0 0 0 0 0 0 0 0 0 1 0 1 0 0 0 0 0												
Mike Clark, R (2, 1)																						
Grant Dunlap, R (5, PH) OBP: 0.384, SLG: 0.818																						
Eddie Erault, R (5, 1)																						
Peanuts Lowrey, R (7, PH) OBP: 0.339, SLG: 0.490																						
Cliff Chambers, L (7, 1)																						
Pete Castiglione, R (9, PH) OBP: 0.236, SLG: 0.309																						
Inning Stats	R: 0 E: 0 K: 0 S: 7	H: 0 LOB: 0 BB: 0 P: 13	R: 0 E: 0 K: 0 S: 2	H: 0 LOB: 0 BB: 1 P: 7	R: 0 E: 0 K: 1 S: 11	H: 0 LOB: 1 BB: 1 P: 19	R: 1 E: 0 K: 0 S: 9	H: 2 LOB: 1 BB: 0 P: 15	R: 0 E: 0 K: 0 S: 12	H: 2 LOB: 2 BB: 1 P: 21	R: 0 E: 0 K: 1 S: 10	H: 0 LOB: 0 BB: 0 P: 15	R: 1 E: 0 K: 0 S: 14	H: 3 LOB: 3 BB: 1 P: 24	R: 0 E: 0 K: 0 S: 7	H: 0 LOB: 0 BB: 0 P: 12	R: 0 E: 0 K: 0 S: 9	H: 1 LOB: 1 BB: 0 P: 12	1B: 7 2B: 1 3B: 0 HR: 0	SF: 0 SAC: 0 DP: 1 HBP: 0	WP: 0 PB: 0 SB: 0 CS: 0	PA: 37
PITCHER Preacher Roe, L (1, 1) ERA: 4.38	IP 9.0 WLS W BF 37 H 8 R 2 ER 2 SO 2 BB 4 IBB 0 HBP 0 BLK 0 WP 0 HR 0 S 81 P 138 ERA 2.00 WHIP 1.333											PITCHER	IP WLS BF H R ER SO BB IBB HBP BLK WP HR S P ERA WHIP									



Batter	1	2	3	4	5	6	7	8	9
Jim Gilliam, S <small>OBP: 0.353, SLG: 0.350</small> (1, 4)	3-1 4-3 	3-2 L5-3 1B 		4-1 S BB 		2-1 S 1B 		0-1 FC4-6 	
Pee Wee Reese, R <small>OBP: 0.391, SLG: 0.443</small> (1, 6)	2-1 HBP HR 2B 	1-0 L5-3 1-2 		1-0 F9 1-2 		3-0 2-1 1-H 	1-0 F4 	1-1 F4 	
Duke Snider, L <small>OBP: 0.417, SLG: 0.567</small> (1, 8)	4-1 HBP HR BB 		2-2 S 2B 1B 		3-1 HR 		1-0 4-3 		
Jackie Robinson, R <small>OBP: 0.420, SLG: 0.494</small> (1, 7)	2-1 HR HBP 		2-2 1-3 1-2 		4-0 G5-3 S BB 		1-2 CS 3B 		
Gil Hodges, R <small>OBP: 0.396, SLG: 0.592</small> (1, 3)	2-0 HR 1-H 2-H 3-H 		1-3 K 		1-3 K 		1-1 CS 3-H 	3-2 HR 	
Roy Campanella, R <small>OBP: 0.396, SLG: 0.604</small> (1, 2)	0-0 6-3 		1-0 2-H 2B 		4-1 1-2 BB 		4-2 2B FC6 BB 		
Carl Furillo, R <small>OBP: 0.374, SLG: 0.540</small> (1, 9)	1-3 K 		2-2 4-3 		2-0 G5-3 2-3f 		0-0 FC6 1-3 2B 		
Billy Cox, R <small>OBP: 0.381, SLG: 0.549</small> (1, 5)		0-0 1B 2B 		2-1 P4 		0-0 5-3 		4-0 FC4-6 FC6 IBB 	
Preacher Roe, R <small>OBP: 0.088, SLG: 0.176</small> (1, 1)		0-0 B1-3 		2-3 K 		0-2 6-3 		0-1 FC6 FC4-6 1-2 2-3 3-H 	

AB	R	H	RBI	BB	SO	LOB
4	0	2	1	1	0	2
5	1	1	0	0	0	4
3	3	2	1	1	0	0
2	1	1	0	1	0	1
4	2	2	5	0	2	2
2	1	1	1	2	0	0
4	0	1	0	0	1	3
3	1	1	0	1	0	0
4	0	0	1	0	1	3

AB	R	H	RBI	BB	SO	LOB
31	9	11	9	6	4	15

Inning Stats		R: 4	H: 2	E: 0	LOB: 0	K: 1	P: 25	R: 1	H: 2	E: 0	LOB: 0	K: 0	P: 11	R: 1	H: 2	E: 0	LOB: 1	K: 1	P: 21	R: 0	H: 0	E: 0	LOB: 1	K: 1	P: 16	R: 1	H: 1	E: 0	LOB: 1	K: 1	P: 22	R: 0	H: 1	E: 0	LOB: 1	K: 0	P: 12	R: 0	H: 1	E: 0	LOB: 0	K: 0	P: 12	R: 2	H: 2	E: 0	LOB: 2	K: 0	P: 24																
IP	WLS	BF	H	R	ER	SO	BB	IBB	HBP	BLK	WP	HR	S	P	ERA	WHIP	IP	WLS	BF	H	R	ER	SO	BB	IBB	HBP	BLK	WP	HR	S	P	ERA	WHIP	IP	WLS	BF	H	R	ER	SO	BB	IBB	HBP	BLK	WP	HR	S	P	ERA	WHIP															
1.1		10	4	5	5	1	1	0	0	0	0	1	17	34	33.75	3.750	2.2		10	2	1	1	2	1	0	0	0	0	0	0	21	39	3.38	1.125	2.0		9	2	1	1	1	2	0	0	0	0	0	1	16	34	4.50	2.000	2.0		10	3	2	2	0	1	1	20	36	9.00	2.000
PITCHER		Stu Miller, R (1, 1) ERA: 5.58 Mike Clark, R (2, 1) ERA: 3.82 Eddie Erault, R (5, 1) ERA: 5.66 Cliff Chambers, L (7, 1) ERA: 4.91																																																															

St. Louis Cardinals @ Brooklyn Dodgers
 Ebbets Field, Brooklyn, NY
 Thu Jul 16 1953, 3:33 AM EDT
 Att. 22,029 - Unknown

Batter	1	2	3	4	5	6	7	8	9	AB R H RBI BB SO LOB	TOP	
Solly Hemus, L (1, 6) OBP: 0.379, SLG: 0.420 Pete Castiglione, R (5, 4) OBP: 0.236, SLG: 0.307	3-2 F7		1-0 L9		2-2 F9			0-1 L4		3 0 0 0 0 0 3 1 0 0 0 0 0 0	St. Louis Cardinals @ Brooklyn Dodgers Ebbets Field, Brooklyn, NY Fri Jul 17 1953, 3:33 AM EDT Unknown livebaseballscorecards.com	
Red Schoendienst, S (1, 4) OBP: 0.399, SLG: 0.499 Dick Schofield, S (5, 6) OBP: 0.500, SLG: 0.500	1-1 3-1			1-1 F4		0-0 FC5 1B		0-3 K		2 0 0 0 0 0 0 2 0 1 0 0 1 0		
Stan Musial, L (1, 9) OBP: 0.402, SLG: 0.509 Grant Dunlap, R (5, 9) OBP: 0.385, SLG: 0.769	1-1 F9			2-0 F8		3-1 FC5 1B		1-1 5-3		2 0 0 0 0 0 0 2 0 1 0 0 0 0		
Ray Jablonski, R (1, 5) OBP: 0.314, SLG: 0.452		0-0 G4-6-3 1B		4-1 WP BB		0-1 FC5		1-1 G4-6-3 1B		3 0 2 0 1 0 2		
Peanuts Lowrey, R (1, 7) OBP: 0.336, SLG: 0.481		2-1 G4-6-3 1-2f		2-3 K 1-2		1-0 F9		0-2 G4-6-3 1B		4 0 1 0 0 1 4		
Rip Repulski, R (1, 8) OBP: 0.318, SLG: 0.416		3-3 K			0-0 2B	3-2 L9		2-1 G4-6-3 1-2f 2-3		4 0 1 0 0 1 4		
Steve Bilko, R (1, 3) OBP: 0.344, SLG: 0.411 Dick Sister, L (7, 3) OBP: 0.261, SLG: 0.273			2-3 K		1-0 5-3		0-0 L7	2-0 F9		3 0 0 0 0 1 1 1 0 0 0 0 0 1		
Del Rice, R (1, 2) OBP: 0.322, SLG: 0.361 Sal Yvars, R (5, 2) OBP: 0.347, SLG: 0.328			2-2 1-3		4-2 BB		2-0 F7			1 0 0 0 1 0 0 1 0 0 0 0 0 0		
Vinegar Bend Mizell, R (1, 1) OBP: 0.114, SLG: 0.143 Hal White, R (1, 1) Mike Clark, R (1, 1) Eddie Erault, R (2, 1) OBP: 0.200, SLG: 0.200			3-2 1B		3-2 F5		2-3 K			0 3 0 1 0 0 1 2		
Inning Stats	R: 0 H: 0 E: 0 LOB: 0 K: 0 BB: 0 S: 8 P: 13	R: 0 H: 1 E: 0 LOB: 0 K: 1 BB: 0 S: 6 P: 11	R: 0 H: 1 E: 0 LOB: 1 K: 1 BB: 0 S: 11 P: 19	R: 0 H: 0 E: 0 LOB: 1 K: 1 BB: 1 S: 7 P: 16	R: 0 H: 1 E: 0 LOB: 2 K: 0 BB: 1 S: 10 P: 20	R: 0 H: 2 E: 0 LOB: 2 K: 0 BB: 0 S: 11 P: 18	R: 0 H: 0 E: 0 LOB: 0 K: 1 BB: 0 S: 5 P: 9	R: 0 H: 0 E: 0 LOB: 0 K: 1 BB: 0 S: 7 P: 8	R: 0 H: 2 E: 0 LOB: 1 K: 0 BB: 0 S: 8 P: 13	1B: 6 SF: 0 2B: 1 SAC: 0 3B: 0 DP: 2 HR: 0 HBP: 0	WP: 1 PA: 34 PB: 0 SB: 0 CS: 0	
PITCHER Johnny Podres, L (1, 1) ERA: 4.1	IP WLS BF H R ER SO BB IBB HBP BLK WP HR S P ERA WHIP											PITCHER IP WLS BF H R ER SO BB IBB HBP BLK WP HR S P ERA WHIP
	9.0 W 34 7 0 0 5 2 0 0 0 1 0 73 127 0.00 1.000											



Batter	1	2	3	4	5	6	7	8	9
Jim Gilliam, S (1, 4) <small>OBP: 0.358, SLG: 0.354</small>									
Pee Wee Reese, R (1, 6) <small>OBP: 0.395, SLG: 0.445</small> Bobby Morgan, R (3, 5) <small>OBP: 0.346, SLG: 0.389</small>									
Jackie Robinson, R (1, 7) <small>OBP: 0.421, SLG: 0.496</small> Bill Antonello, R (5, 7) <small>OBP: 0.172, SLG: 0.222</small>									
Roy Campanella, R (1, 2) <small>OBP: 0.396, SLG: 0.600</small>									
Gil Hodges, R (1, 3) <small>OBP: 0.404, SLG: 0.604</small> Wayne Belardi, L (6, 3) <small>OBP: 0.305, SLG: 0.510</small>									
Carl Furillo, R (1, 9) <small>OBP: 0.374, SLG: 0.541</small>									
Duke Snider, L (1, 8) <small>OBP: 0.414, SLG: 0.560</small>									
Billy Cox, R (1, 5) <small>OBP: 0.388, SLG: 0.568</small> (3, 6)									
Johnny Podres, L (1, 1) <small>OBP: 0.294, SLG: 0.294</small>									

Inning Stats	R: 7	H: 4	E: 1	LOB: 3	K: 0	S: 21	R: 1	H: 2	E: 0	LOB: 1	K: 1	S: 12	R: 0	H: 0	E: 0	LOB: 0	K: 0	S: 4	R: 4	H: 4	E: 0	LOB: 2	K: 0	S: 18	R: 2	H: 2	E: 0	LOB: 0	K: 0	S: 10	R: 0	H: 1	E: 0	LOB: 1	K: 1	S: 10	R: 0	H: 0	E: 0	LOB: 1	K: 0	S: 7	R: 0	H: 1	E: 0	LOB: 1	K: 2	S: 11
	20	51	24	6	6	33	16	18	17																																							

PITCHER	IP	WLS	BF	H	R	ER	SO	BB	IBB	HBP	BLK	WP	HR	S	P	ERA	WHIP
Vinegar Bend Mizell, L (1, 1) <small>ERA: 3.06</small>	0.1	L	4	2	3	3	0	1	0	0	0	0	0	7	17	81.00	9.000
Hal White, R (1, 1) <small>ERA: 2.73</small>	0.1		7	2	4	0	0	2	1	0	0	1	0	13	32	0.00	12.000
Mike Clark, R (1, 1) <small>ERA: 4.01</small>	0.2		6	2	1	1	1	1	0	1	0	0	0	12	23	13.50	4.500
Eddie Erault, R (2, 1) <small>ERA: 6.26</small>	6.2		30	8	6	6	3	1	1	1	0	0	2	61	108	8.10	1.350

BOTTOM

St. Louis Cardinals @ Brooklyn Dodgers
 Ebbets Field, Brooklyn, NY

Fri Jul 17 1953, 3:33 AM EDT
 Unknown

AB	R	H	RBI	BB	SO	LOB
5	1	3	1	1	1	1
1	1	1	2	1	0	0
4	0	1	0	0	1	2
3	1	1	1	0	0	2
1	0	0	0	0	0	1
5	2	2	1	0	0	4
1	4	1	2	2	0	0
0	0	0	0	1	0	0
5	1	2	2	0	0	3
4	1	0	0	1	1	4
4	2	2	4	1	0	0
5	1	1	0	0	1	4

AB	38
R	14
H	14
RBI	13
BB	7
SO	4
LOB	21

1B: 10	SF: 0	WP: 1	PA: 47
2B: 2	SAC: 0	PB: 1	
3B: 0	DP: 1	SB: 0	
HR: 2	HBP: 2	CS: 0	

Batter	1	2	3	4	5	6	7	8	9	AB R H RBI BB SO LOB	TOP									
Solly Hemus, L (1, 6) OBP: 0.379, SLG: 0.435	1-2 3B		0-2 L8		2-3 K		2-2 1-H HR		1-1 F6	5 1 2 2 0 1 2										
Red Schoendienst, S (1, 4) OBP: 0.394, SLG: 0.491	3-2 F2		1-1 4-3			1-0 6-3	2-1 F9		1-2 F7	5 0 0 0 0 0 2										
Stan Musial, L (1, 7) OBP: 0.403, SLG: 0.511	4-0 BB			1-2 F5		0-0 1B 2B		0-0 G3		3 1 1 0 1 0 0										
Enos Slaughter, L (1, 9) OBP: 0.417, SLG: 0.421	2-3 K			1-0 F8		0-1 F9		1-1 1-3		4 0 0 0 0 1 3										
Ray Jablonski, R (1, 5) Pete Castiglione, R (8, PR) OBP: 0.236, SLG: 0.307	0-0 F9			0-0 L6-3		2-1 2-H 1B		3-2 E 1B 1B		4 0 2 1 0 0 2 0 1 0 0 0 0 0										
Dick Sisti, L (1, 3) OBP: 0.222, SLG: 0.231		0-0 F7			1-2 G3	0-1 1-3		1-2 E1 1B		4 0 0 0 0 0 2										
Rip Repulski, R (1, 8) OBP: 0.327, SLG: 0.422		1-1 G4-6-3 1B			0-1 1B 1B		4-2 L5-4 E BB	0-0 1-2 2-3 1B		3 0 3 1 1 0 0										
Del Rice, R (1, 2) OBP: 0.322, SLG: 0.361 Dick Schofield, S (7, PR) OBP: 0.500, SLG: 0.500 Sal Yvars, R (7, 2) OBP: 0.342, SLG: 0.323		1-1 G4-6-3			0-0 1-2 1B		0-1 E1 HR	1-3 K		3 0 1 0 0 0 2 0 1 0 0 0 0 0 1 0 0 0 0 1 2										
Gerry Staley, R (1, 1) OBP: 0.140, SLG: 0.104 Peanuts Lowrey, R (7, PH) OBP: 0.333, SLG: 0.476 Hal White, R (7, 1) Ferrell Anderson, R (9, PH) OBP: 0.357, SLG: 0.429			2-2 G1		1-0 B2		3-1 L5-4		2-3 K	2 0 0 0 0 0 2 1 0 0 0 0 0 2 0 0 0 0 0 0 0 1 0 0 0 0 1 0										
Inning Stats	R: 0 E: 0 K: 1 S: 14	H: 1 LOB: 2 BB: 1 P: 24	R: 0 E: 0 K: 0 S: 5	H: 1 LOB: 0 BB: 0 P: 7	R: 0 E: 0 K: 0 S: 11	H: 0 LOB: 0 BB: 0 P: 14	R: 0 E: 0 K: 1 S: 10	H: 2 LOB: 2 BB: 0 P: 14	R: 1 E: 0 K: 0 S: 8	H: 2 LOB: 1 BB: 0 P: 11	R: 2 E: 1 K: 0 S: 11	H: 1 LOB: 1 BB: 1 P: 22	R: 1 E: 1 K: 1 S: 14	H: 2 LOB: 2 BB: 0 P: 20	R: 0 E: 0 K: 1 S: 9	H: 0 LOB: 0 BB: 0 P: 13	1B: 6 2B: 2 3B: 1 HR: 1	SF: 0 SAC: 0 DP: 2 HBP: 0	WP: 1 PB: 0 SB: 0 CS: 0	PA: 38
PITCHER Carl Erskine, R (1, 1) ERA: 4.69	IP: 9.0 WLS: W BF: 38 H: 9 R: 4 ER: 1 SO: 4 BB: 2 IBB: 0 HBP: 0 BLK: 0 WP: 1 HR: 1 S: 87 P: 132 ERA: 1.00 WHIP: 1.222																			PITCHER IP: WLS: BF: H: R: ER: SO: BB: IBB: HBP: BLK: WP: HR: S: P: ERA: WHIP:

St. Louis Cardinals @ Brooklyn Dodgers
Ebbets Field, Brooklyn, NY
 Fri Jul 17 1953, 3:38 AM EDT
 Att: 29,793 - Unknown

livebaseballscorecards.com

AB	36
R	4
H	9
RBI	4
BB	2
SO	4
LOB	19



Batter	1	2	3	4	5	6	7	8	9
Jim Gilliam, S OBP: 0.359, SLG: 0.365 (1, 4)	3-2 4-3		1-1 F7		0-0 HR			2-2 SH1-4 HR 1B	
Pee Wee Reese, R OBP: 0.392, SLG: 0.441 (1, 6)	3-2 F8			0-0 F7	3-1 E6			1-1 SH1-4 1-2	
Duke Snider, L OBP: 0.415, SLG: 0.561 (1, 8)	2-1 6-3			1-0 1B 2B		1-1 F9		4-0 HR IBB	
Jackie Robinson, R OBP: 0.422, SLG: 0.518 (1, 7)		1-1 HR		0-2 F3		1-2 5-3		0-1 HR 1-H 2-H	
Gil Hodges, R OBP: 0.402, SLG: 0.599 (1, 3)		1-3 K		0-1 1B 2-H		0-0 F7		2-3 K	
Carl Furillo, R OBP: 0.373, SLG: 0.535 (1, 9)		2-2 6-3		0-0 F9		4-2 FC1-6 BB		0-0 L8	
Billy Cox, R OBP: 0.387, SLG: 0.564 (1, 5)		2-2 F7			0-0 L4-3 1B		1-2 FC1-6 1-2f		
Rube Walker, L OBP: 0.339, SLG: 0.367 (1, 2)			1-0 L3		0-2 L4-3		1-0 F7		
Roy Campanella, R OBP: 0.395, SLG: 0.598 (7, PH) (8, 2)					1-2				
Carl Erskine, R OBP: 0.304, SLG: 0.348 (1, 1)			1-1 F4		0-1 HR 1B		1-0 6-3		

Inning Stats	R: 0 E: 0 K: 0 S: 8	H: 0 LOB: 0 BB: 0 P: 16	R: 1 E: 0 K: 1 S: 11	H: 1 LOB: 0 BB: 0 P: 17	R: 0 E: 0 K: 0 S: 5	H: 0 LOB: 0 BB: 0 P: 8	R: 1 E: 0 K: 0 S: 9	H: 2 LOB: 1 BB: 0 P: 10	R: 2 E: 1 K: 0 S: 9	H: 3 LOB: 1 BB: 0 P: 12	R: 0 E: 0 K: 0 S: 6	H: 0 LOB: 0 BB: 0 P: 8	R: 0 E: 0 K: 0 S: 7	H: 0 LOB: 1 BB: 1 P: 14	R: 3 E: 0 K: 1 S: 13	H: 2 LOB: 0 BB: 1 P: 22
1B: 4 2B: 2 3B: 0 HR: 3	SF: 0 SAC: 1 DP: 1 HBP: 0	WP: 0 PB: 0 SB: 0 CS: 0														

PITCHER	IP	WLS	BF	H	R	ER	SO	BB	IBB	HBP	BLK	WP	HR	S	P	ERA	WHIP
Gerry Staley, R ERA: 3.6 (1, 1)	6.0		23	6	4	4	1	0	0	0	0	0	2	48	71	6.00	1.000
Hal White, R ERA: 3.13 (7, 1)	2.0	L	10	2	3	3	1	1	1	0	0	0	1	20	36	13.50	1.500

BOTTOM

St. Louis Cardinals @ Brooklyn Dodgers
Ebbets Field, Brooklyn, NY

Fri Jul 17 1953, 3:38 AM EDT
Att. 29,793 - Unknown

AB	R	H	RBI	BB	SO	LOB
4	2	2	2	0	0	0
3	0	0	0	0	0	0
3	2	1	0	1	0	0
4	2	2	4	0	0	1
4	0	1	1	0	2	0
3	0	0	0	1	0	1
3	0	1	0	0	0	1
2	0	0	0	0	0	1
1	0	0	0	0	0	1
3	1	1	0	0	0	1

AB	30
R	7
H	8
RBI	7
BB	2
SO	2
LOB	6

livebaseballscorecards.com

Batter	1	2	3	4	5	6	7	8	9	AB R H RBI BB SO LOB			
Solly Hemus, L OBP: 0.379, SLG: 0.431 Dick Schofield, S OBP: 0.333, SLG: 0.333	0-1 L7		1-3 F9			4-1 WP BB		4-2 E 1B BB	1-2 F8	3 0 0 0 2 0 3 1 0 0 0 0 0 1			
Red Schoendienst, S OBP: 0.397, SLG: 0.491 Pete Castiglione, R OBP: 0.236, SLG: 0.307	3-2 1B 2B 1B		4-0 1B BB	0-0 1B		1-2 F8		1-2 F8		4 2 2 0 1 0 2 0 0 0 0 0 0 0			
Stan Musial, L OBP: 0.405, SLG: 0.511	0-1 2B F8 1B		1-1 1B 1B	1-1 G4-6-3 1B		4-1 1B BB		1-1 F2		4 2 2 0 1 0 2			
Enos Slaughter, L OBP: 0.420, SLG: 0.428	0-1 F8 2B		0-1 1B E	2-1 L7		1-0 F7		0-1 E1 BB 1B		5 1 3 2 0 0 2			
Ray Jablonski, R OBP: 0.320, SLG: 0.451	1-1 F8		1-0 E7 1B		0-0 F8		4-1 FC3-6 BB	4-0 1B BB		3 1 1 2 2 0 1			
Dick Sister, L OBP: 0.219, SLG: 0.226	0-0 3-1		0-0 1B FC5-2 1B		1-0 4-3		1-2 FC3-6 FC5 1B	1-1 F5		5 0 1 1 0 0 5			
Rip Repulski, R OBP: 0.331, SLG: 0.425		0-0 F7	1-0 FC5-2 1B		0-0 FC5-4 1B		0-1 FC5 1B	1-1 6-3		5 0 3 0 0 0 0			
Del Rice, R OBP: 0.325, SLG: 0.363 Sal Yvars, R OBP: 0.351, SLG: 0.323		1-0 G1-6-3 1B	2-2 FC5-2 1B		0-0 FC5-4		1-2 FC5	4-2 BB		4 0 2 0 0 0 3 0 0 0 0 1 0 0			
Joe Presko, R OBP: 0.256, SLG: 0.200 Stu Miller, R OBP: 0.286, SLG: 0.333 Cliff Chambers, L Peanuts Lowrey, R OBP: 0.339, SLG: 0.472 Mike Clark, R Grant Dunlap, R OBP: 0.357, SLG: 0.714		1-2 G1-6-3	1-1 FC5-2			0-1 3-1	2-3 K	0-3 K		2 0 0 0 0 0 4 0 0 0 0 0 0 0 1 0 0 0 0 0 0 1 0 0 0 0 0 1 2 0 0 0 0 0 0 0 1 0 0 0 0 0 1 1			
Inning Stats	R: 2 H: 3 E: 0 LOB: 1 K: 0 BB: 0 S: 12 P: 16	R: 0 H: 1 E: 0 LOB: 0 K: 0 BB: 0 S: 5 P: 7	R: 4 H: 6 E: 1 LOB: 3 K: 0 BB: 1 S: 17 P: 28	R: 0 H: 1 E: 0 LOB: 0 K: 0 BB: 0 S: 5 P: 8	R: 0 H: 1 E: 0 LOB: 1 K: 0 BB: 0 S: 4 P: 5	R: 0 H: 0 E: 0 LOB: 2 K: 0 BB: 2 S: 8 P: 18	R: 0 H: 1 E: 0 LOB: 2 K: 1 BB: 1 S: 12 P: 20	R: 0 H: 1 E: 1 LOB: 3 K: 0 BB: 2 S: 13 P: 24	R: 0 H: 0 E: 0 LOB: 1 K: 1 BB: 1 S: 11 P: 17	1B: 13 SF: 0 2B: 1 SAC: 0 3B: 0 DP: 2 HR: 0 HBP: 0	WP: 1 PA: 46 PB: 0 SB: 0 CS: 0		
PITCHER	IP WLS BF H R ER SO BB IBB HBP BLK WP HR S P ERA WHIP											PITCHER	IP WLS BF H R ER SO BB IBB HBP BLK WP HR S P ERA WHIP
Russ Meyer, R ERA: 5.23	(1, 1) 2.1 13 6 5 5 0 1 0 0 0 0 0 0 23 35 19.29 3.000												
Jim Hughes, R ERA: 3.44	(3, 1) 1.2 9 5 1 1 0 0 0 0 0 0 0 0 16 24 5.40 3.000												
Ben Wade, R ERA: 4.4	(5, 1) 5.0 W 24 3 0 0 2 6 0 0 0 1 0 48 84 0.00 1.800												


TOP

St. Louis Cardinals @ Brooklyn Dodgers

Ebbets Field, Brooklyn, NY

Sat Jul 18 1953, 3:33 AM EDT
Att: 10,065 - Unknown

AB	39
R	6
H	14
RBI	5
BB	7
SO	2
LOB	26



livebaseballscorecards.com

Batter	1	2	3	4	5	6	7	8	9	AB	R	H	RBI	BB	SO	LOB
Jim Gilliam, S OBP: 0.356, SLG: 0.361 (1, 4)	2-2 F7	0-0 G3		F8		3-2 G1-4-3	0-0 F7			6	0	1	0	0	0	5
Pee Wee Reese, R OBP: 0.399, SLG: 0.444 (1, 6)	1-0 1B	4-2 1B		BB		4-2 BB		3-2 F9		2	2	2	1	3	0	0
Don Thompson, L OBP: 0.277, SLG: 0.239 (8, 7)	1B	BB		1B		BB				1	0	0	0	0	0	0
Duke Snider, L OBP: 0.416, SLG: 0.558 (1, 8)	2-2 1B	1-0 1B		BB		0-1 F7		1-2 F5		5	2	2	0	1	1	3
Jackie Robinson, R OBP: 0.422, SLG: 0.513 (1, 7)	3-2 F8	0-1 F7		BB						3	1	0	1	2	0	5
Bobby Morgan, R OBP: 0.341, SLG: 0.384 (8, 5)	F8	F7		2B		5-3		FC6-4		1	0	0	0	0	1	0
Gil Hodges, R OBP: 0.402, SLG: 0.595 (1, 3)	2-1 1B			K		4-2 FC6-4		1-2 FC6-4		4	1	1	1	1	1	4
Roy Campanella, R OBP: 0.401, SLG: 0.612 (1, 2)	1-0 1B			HR		0-0 FC6-4		0-1 HR		5	2	4	5	0	0	0
Carl Furillo, R OBP: 0.373, SLG: 0.536 (1, 9)	1-3 K			HR		0-0 FC6-4		0-0 2B		5	2	2	1	0	1	4
Billy Cox, R OBP: 0.399, SLG: 0.575 (1, 5)		2-2 1B		HR		0-0 F4		2-1 2B		4	2	3	1	1	0	2
Russ Meyer, S OBP: 0.136, SLG: 0.159 (1, 1)		0-3 K		BB						1	0	0	0	0	1	1
Jim Hughes, R OBP: 0.222, SLG: 0.222 (3, 1)				BB						0	0	0	0	0	0	0
Wayne Belardi, L OBP: 0.318, SLG: 0.546 (4, PH)				BB						1	2	1	4	1	0	0
Ben Wade, R OBP: 0.250, SLG: 0.500 (5, 1)				HR						2	0	1	0	0	1	1

Inning Stats	R: 2	H: 4	E: 0	LOB: 2	K: 1	P: 29	R: 0	H: 2	E: 1	LOB: 3	K: 1	P: 19	R: 0	H: 0	E: 0	LOB: 0	K: 0	P: 15	R: 9	H: 6	E: 0	LOB: 2	K: 2	P: 62	R: 0	H: 1	E: 0	LOB: 2	K: 0	P: 11	R: 0	H: 1	E: 0	LOB: 1	K: 0	P: 16	R: 3	H: 3	E: 0	LOB: 1	K: 1	P: 23	R: 0	H: 0	E: 0	LOB: 0	K: 1	P: 13
1B: 13	SF: 0	2B: 2	SAC: 0	3B: 0	DP: 1	HR: 2	HBP: 0	WP: 0	PA: 49	PB: 0	SB: 0	CS: 0																																				

PITCHER	IP	WLS	BF	H	R	ER	SO	BB	IBB	HBP	BLK	WP	HR	S	P	ERA	WHIP
Joe Presko, R ERA: 4.75 (1, 1)	3.1		20	8	5	5	2	2	0	0	0	0	0	53	84	13.50	3.000
Stu Miller, R ERA: 6.0 (4, 1)	0.1	L	5	2	2	2	1	2	0	0	0	0	0	8	21	54.00	12.000
Cliff Chambers, L ERA: 5.12 (4, 1)	2.1		14	4	4	4	1	3	1	0	0	0	1	23	47	15.43	3.000
Mike Clark, R ERA: 4.54 (7, 1)	2.0		10	3	3	3	2	1	0	0	0	0	1	23	36	13.50	2.000

BOTTOM

St. Louis Cardinals @ Brooklyn Dodgers
 Ebbets Field, Brooklyn, NY
 Sat Jul 18 1953, 3:33 AM EDT
 Att. 10,065 - Unknown

livebaseballscorecards.com

AB	40
R	14
H	17
RBI	14
BB	9
SO	6
LOB	25



Batter	1	2	3	4	5	6	7	8	9	AB R H RBI BB SO LOB	TOP											
Rocky Bridges, R (1, 4) OBP: 0.299, SLG: 0.269	1-3 K		0-1 G5-4-3		3-2 4-3			0-0 F8		4 0 0 0 0 1 3	Cincinnati Reds @ Brooklyn Dodgers Ebbets Field, Brooklyn, NY Sun Jul 19 1953, 3:33 AM EDT Unknown											
Bobby Adams, R (1, 5) OBP: 0.348, SLG: 0.365	0-0 5-3			2-3 K	2-2 1B		2-2 F7		4 0 1 1 0 1 0													
Gus Bell, L (1, 8) OBP: 0.367, SLG: 0.592	1-1 F4			0-1 F7	3-1 4-3		1-1 F9		4 0 0 0 0 0 2													
Ted Kluszewski, L (1, 3) OBP: 0.367, SLG: 0.606		1-2 G4-6-3 1B		0-1 HR		0-1 F9		1-2 HR	4 2 3 2 0 0 0													
Jim Greengrass, R (1, 7) OBP: 0.356, SLG: 0.493		1-0 G4-6-3 1B		4-1 BB		1-0 L3 1B		4-0 4-3 S E BB	2 1 2 0 2 0 0													
Willard Marshall, L (1, 9) OBP: 0.295, SLG: 0.443		0-1 G4-6-3		1-3 K		0-0 L3		1-1 4-3	4 0 0 0 0 1 5													
Andy Seminick, R (1, 2) OBP: 0.318, SLG: 0.411		1-1 F8			3-3 K		3-2 6-3	1-3 SAFE K	4 0 0 0 0 2 1													
Roy McMillan, R (1, 6) OBP: 0.273, SLG: 0.275			4-2 G5-4-3 BB		2-2 4-3 1B 1B		0-1 5-3	0-0 6-3	3 1 1 0 1 0 0													
Fred Baczewski, L (1, 1) OBP: 0.278, SLG: 0.444			1-1 F6		2-1 1B 4-3 1B		1-0 6-3		3 0 1 0 0 0 1													
Inning Stats	R: 0 E: 0 K: 1 S: 6	H: 0 LOB: 0 BB: 0 P: 8	R: 0 E: 0 K: 0 S: 8	H: 2 LOB: 1 BB: 0 P: 11	R: 0 E: 0 K: 0 S: 7	H: 0 LOB: 0 BB: 1 P: 12	R: 1 E: 0 K: 2 S: 12	H: 1 LOB: 1 BB: 1 P: 19	R: 1 E: 0 K: 1 S: 18	H: 3 LOB: 2 BB: 0 P: 33	R: 0 E: 0 K: 0 S: 4	H: 1 LOB: 0 BB: 0 P: 5	R: 0 E: 0 K: 0 S: 6	H: 0 LOB: 0 BB: 0 P: 10	R: 0 E: 0 K: 0 S: 6	H: 0 LOB: 0 BB: 0 P: 9	R: 2 E: 1 K: 1 S: 9	H: 1 LOB: 0 BB: 1 P: 16	1B: 6 2B: 1 3B: 0 HR: 2	SF: 0 SAC: 0 DP: 3 HBP: 0	WP: 0 PB: 0 SB: 1 CS: 0	PA: 35
PITCHER	IP WLS BF H R ER SO BB IBB HBP BLK WP HR S P ERA WHIP																					
Clem Labine, R (1, 1) ERA: 3.52	8.0 L 30 7 2 2 4 2 0 0 0 0 0 1 67 107 2.25 1.125																					
Glenn Mickens, R (9, 1) ERA: 9.0	1.0 5 1 2 1 1 1 0 0 0 0 0 1 9 16 9.00 2.000																					

AB	32
R	4
H	8
RBI	3
BB	3
SO	5
LOB	12



livebaseballscorecards.com

Batter	1	2	3	4	5	6	7	8	9	AB	R	H	RBI	BB	SO	LOB	BOTTOM							
Jim Gilliam, S <small>(1, 4) OBP: 0.352, SLG: 0.357</small>	2-1 		2-2 		0-0 			3-2 		4	0	0	0	0	0	1								
Pee Wee Reese, R <small>(1, 6) OBP: 0.398, SLG: 0.442</small>	3-2 		1-2 		0-1 			3-2 		4	0	1	0	0	0	1								
Jackie Robinson, R <small>(1, 7) OBP: 0.419, SLG: 0.509</small>	0-1 		2-1 			1-2 		1-1 		4	0	1	0	0	0	3								
Gil Hodges, R <small>(1, 3) OBP: 0.400, SLG: 0.588</small>	4-1 			0-1 		2-1 			0-1 	3	0	0	0	1	0	0								
Roy Campanella, R <small>(1, 2) OBP: 0.396, SLG: 0.603</small>	2-1 			2-2 		1-1 			0-0 	4	0	0	0	0	0	2								
Carl Furillo, R <small>(1, 9) OBP: 0.375, SLG: 0.536</small>		0-0 		1-2 			0-2 		1-2 	4	0	2	0	0	0	0								
Duke Snider, L <small>(1, 8) OBP: 0.413, SLG: 0.553</small>		0-0 		3-3 			1-2 			3	0	0	0	0	1	2								
Billy Cox, R <small>(1, 5) OBP: 0.398, SLG: 0.590</small>		0-0 			2-2 		1-3 			3	1	1	1	0	1	1								
Clem Labine, R <small>(1, 1)</small> Bobby Morgan, R <small>(8, PH) OBP: 0.349, SLG: 0.384</small> Don Thompson, L <small>(8, PR) OBP: 0.277, SLG: 0.239</small> Glenn Mickens, R <small>(9, 1)</small>			1-3 		2-3 		4-2 			2	0	0	0	0	2	0								
										0	0	0	0	1	0	0								
										0	0	0	0	0	0	0								
										0	0	0	0	0	0	0								
										2	0	0	0	0	2	0								
										0	0	0	0	1	0	0								
										0	0	0	0	0	0	0								
										0	0	0	0	0	0	0								
										0	0	0	0	0	0	0								
										1B: 4	SF: 0						WP: 0	PA: 33						
										2B: 0	SAC: 0						PB: 0							
										3B: 0	DP: 1						SB: 1							
										HR: 1	HBP: 0						CS: 0							
PITCHER Fred Baczewski, L <small>(1, 1) ERA: 2.97</small>	IP: 9.0 WLS: W BF: 33 H: 5 R: 1 ER: 1 SO: 4	R: 0 E: 0 K: 0 S: 11	H: 1 LOB: 2 BB: 1 P: 22	R: 0 E: 0 K: 0 S: 3	H: 1 LOB: 0 BB: 0 P: 3	R: 0 E: 0 K: 1 S: 13	H: 1 LOB: 1 BB: 0 P: 19	R: 0 E: 0 K: 1 S: 11	H: 1 LOB: 1 BB: 0 P: 17	R: 1 E: 0 K: 1 S: 10	H: 1 LOB: 0 BB: 0 P: 14	R: 0 E: 0 K: 0 S: 7	H: 0 LOB: 0 BB: 0 P: 11	R: 0 E: 0 K: 1 S: 12	H: 0 LOB: 0 BB: 0 P: 14	R: 0 E: 0 K: 0 S: 13	H: 0 LOB: 2 BB: 1 P: 24	R: 0 E: 0 K: 0 S: 6	H: 0 LOB: 0 BB: 0 P: 7	1B: 4 2B: 0 3B: 0 HR: 1	SF: 0 SAC: 0 DP: 1 HBP: 0	WP: 0 PB: 0 SB: 1 CS: 0	ERA: 1.00 WHIP: 0.778	ERA: 2.97

Cincinnati Reds @ Brooklyn Dodgers
 Ebbets Field, Brooklyn, NY
 Sun Jul 19 1953, 3:33 AM EDT
 Unknown

AB 31
 R 1
 H 5
 RBI 1
 BB 2
 SO 4
 LOB 10



WP: 0 PA: 33
 PB: 0
 SB: 1
 CS: 0

ERA: 1.00 WHIP: 0.778
 ERA: 2.97

Batter	1	2	3	4	5	6	7	8	9	AB R H RBI BB SO LOB	TOP																
Rocky Bridges, R (1, 4) OBP: 0.297, SLG: 0.268	3-2 E3 1B	1-1 F3		0-0 L7			1-0 F7	1-2 1B		5 1 1 0 0 0 1																	
Bobby Adams, R (1, 5) OBP: 0.352, SLG: 0.374	0-0 1B 1-3 1B	2-2 1B 2-H 3B			0-1 F4		1-2 FC6-4 1B	1-1 F8		5 2 3 1 0 0 2																	
Gus Bell, L (1, 8) OBP: 0.367, SLG: 0.592	3-2 F6	0-0 1B 3-H			1-1 2B		0-1 FC6-4 1B 1-2f		0-3 K	5 0 2 1 0 1 3																	
Ted Kluszewski, L (1, 3) OBP: 0.371, SLG: 0.605	0-1 1B 1-2 3B 3-H	0-1 L3			1-2 F8		4-0 1B 1-2 BB	1-1 BB WP 1B		4 1 2 1 1 0 2																	
Jim Greengrass, R (1, 7) OBP: 0.357, SLG: 0.490	0-0 F8				1-2 F8		0-0 2-3	4-1 BB 1-2 BB		4 0 1 0 1 0 3																	
Willard Marshall, L (1, 9) OBP: 0.293, SLG: 0.453	1-1 3B 1-H 2-H				0-0 G3		4-2 WP BB	4-2 BB 1-2 2-3 BB		3 0 1 2 1 0 3 0 0 0 0 1 0 0																	
Bob Borkowski, R (9, PH) OBP: 0.374, SLG: 0.464																											
Hobie Landrith, L (1, 2) OBP: 0.273, SLG: 0.261	0-0 1-3				3-1 F4		0-0 F9		0-0 L9	2-2 F6	4 0 0 0 0 0 2 1 0 0 0 0 0 3																
Andy Seminick, R (9, PH) OBP: 0.317, SLG: 0.409																											
Roy McMillan, R (1, 6) OBP: 0.279, SLG: 0.284					1-0 CS 1B		1-2 5-3 1-3	1-1 1B 1B	0-0 F6	4 1 3 0 0 0 1 1 0 0 0 0 0 3																	
Grady Hatton, L (9, PH) OBP: 0.316, SLG: 0.354																											
Bob Kelly, R (1, 1) OBP: 0.182, SLG: 0.163					0-3 K		1-1 F7		0-0 B3	4 0 0 0 0 1 4 0 0 0 0 0 0 0 0 0 0 0 0 0 0																	
Bud Podbielan, R (8, 1) OBP: 0.333, SLG: 0.435																											
Joe Nuxhall, L (8, 1)																											
Inning Stats	R: 3 E: 1 K: 0 S: 18	H: 3 LOB: 1 BB: 0 P: 25	R: 2 E: 0 K: 0 S: 12	H: 3 LOB: 1 BB: 0 P: 18	R: 0 E: 0 K: 0 S: 8	H: 0 LOB: 0 BB: 0 P: 12	R: 0 E: 0 K: 1 S: 5	H: 1 LOB: 0 BB: 0 P: 6	R: 0 E: 0 K: 0 S: 8	H: 1 LOB: 1 BB: 0 P: 10	R: 0 E: 0 K: 0 S: 8	H: 0 LOB: 1 BB: 1 P: 14	R: 0 E: 0 K: 0 S: 13	H: 2 LOB: 3 BB: 1 P: 19	R: 0 E: 0 K: 0 S: 9	H: 2 LOB: 2 BB: 0 P: 12	R: 0 E: 0 K: 1 S: 13	H: 1 LOB: 3 BB: 2 P: 24	1B: 9 2B: 2 3B: 2 HR: 0	SF: 0 SAC: 0 DP: 0 HBP: 0	WP: 3 PB: 0 SB: 0 CS: 1	PA: 44					
PITCHER	IP WLS BF H R ER SO BB IBB HBP BLK WP HR S P ERA WHIP																										
Bob Milliken, R (1, 1) ERA: 3.52	1.2		11	5	5	2	0	0	0	0	0	0	27	40	10.80	3.000											
Joe Black, R (2, 1) ERA: 5.54	3.1		12	3	0	0	1	0	0	0	0	0	24	31	0.00	0.900											
Jim Hughes, R (6, 1) ERA: 3.25	3.0	W	15	4	0	0	0	2	0	0	0	1	0	30	45	0.00	2.000										
Johnny Podres, L (9, 1) ERA: 4.07	0.1		4	1	0	0	1	2	0	0	0	1	0	9	18	0.00	9.000										
Carl Erskine, R (9, 1) ERA: 4.67	0.2	S	2	0	0	0	0	0	0	0	0	0	0	4	6	0.00	0.000										

Cincinnati Reds @ Brooklyn Dodgers
Ebbets Field, Brooklyn, NY

Sun Jul 19 1953, 3:38 AM EDT
Att. 15,652 - Unknown

livebaseballscorecards.com

AB	40
R	5
H	13
RBI	5
BB	4
SO	2
LOB	27



Batter	1	2	3	4	5	6	7	8	9	AB	R	H	RBI	BB	SO	LOB
Jim Gilliam, S (1, 4) OBP: 0.357, SLG: 0.361	0-0 4-3			0-2 G5-4-3 1B		2-2 CS 1B		0-1 BB E 2-3 1B		4	1	3	0	0	0	0
Pee Wee Reese, R (1, 6) OBP: 0.396, SLG: 0.438	0-0 6-3			2-1 G5-4-3 1-2f		0-0 F8		4-1 E F8 BB 1-2		3	1	0	0	1	0	2
Duke Snider, L (1, 8) OBP: 0.409, SLG: 0.547	0-2 4-3			0-1 3-1		3-3 K 1-2		0-0 E5 F8 1-3 2-H 3-H		4	0	0	0	0	1	2
Jackie Robinson, R (1, 7) OBP: 0.417, SLG: 0.509		2-2 F2			1-0 2B 2B		0-0 F8	3-0 5-3		4	1	1	0	0	0	2
Gil Hodges, R (1, 3) OBP: 0.401, SLG: 0.589		1-3 K			1-0 1B 2B 2-H		3-2 6-3	4-0 IBB		3	1	1	1	1	1	0
Carl Furillo, R (1, 9) OBP: 0.370, SLG: 0.529		1-0 4-3			2-0 1-3		3-2 L7	1-0 F8 2-3 3-H		4	0	0	1	0	0	3
Billy Cox, R (1, 5) OBP: 0.394, SLG: 0.579			0-2 6-3		0-0 F8			2B E BB F4		3	1	0	0	1	0	4
Rube Walker, L (1, 2) OBP: 0.356, SLG: 0.404			0-0 4-3		3-2 1B 2-H			1-2 E 2B		3	0	2	1	0	0	0
Don Thompson, L (8, PR) OBP: 0.277, SLG: 0.239										0	1	0	0	0	0	0
Johnny Podres, L (9, 1) OBP: 0.294, SLG: 0.294										0	0	0	0	0	0	0
Carl Erskine, R (9, 1) OBP: 0.304, SLG: 0.348										0	0	0	0	0	0	0
Bob Milliken, R (1, 1) OBP: 0.167, SLG: 0.278			0-3 K		3-2 6-3			0-0 E6 1B E 2-H 3-H		0	0	0	0	0	0	0
Joe Black, R (2, 1) OBP: 0.167, SLG: 0.167										1	0	0	0	0	1	0
Wayne Belardi, L (5, PH) OBP: 0.315, SLG: 0.541										1	0	0	0	0	0	1
Jim Hughes, R (6, 1) OBP: 0.222, SLG: 0.222										0	0	0	0	0	0	0
Roy Campanella, R (8, PH) OBP: 0.386, SLG: 0.601										1	1	0	1	0	0	0

Inning Stats	R: 0	H: 0	E: 0	LOB: 0	K: 0	BB: 0	S: 5	P: 5	R: 0	H: 0	E: 0	LOB: 0	K: 1	BB: 0	S: 8	P: 12	R: 0	H: 1	E: 0	LOB: 0	K: 0	BB: 0	S: 7	P: 7	R: 0	H: 3	E: 0	LOB: 1	K: 0	BB: 0	S: 10	P: 20	R: 0	H: 1	E: 0	LOB: 1	K: 1	BB: 0	S: 8	P: 13	R: 0	H: 0	E: 0	LOB: 0	K: 0	BB: 0	S: 7	P: 13	R: 5	H: 2	E: 2	LOB: 3	K: 0	BB: 3	S: 13	P: 33
1B: 4	SF: 0	2B: 4	SAC: 0	3B: 0	DP: 2	HR: 0	HBP: 0	1B: 4	SF: 0	2B: 4	SAC: 0	3B: 0	DP: 2	HR: 0	HBP: 0	WP: 0	PA: 34	PB: 0	SB: 0	CS: 1																																				

PITCHER	IP	WLS	BF	H	R	ER	SO	BB	IBB	HBP	BLK	WP	HR	S	P	ERA	WHIP
Bob Kelly, R (1, 1) ERA: 7.03	7.0		26	6	4	3	3	1	0	0	0	0	0	56	88	3.86	1.000
Bud Podbielan, R (8, 1) ERA: 4.21	0.0	L	3	1	0	0	0	1	0	0	0	0	0	4	8	∞	∞
Joe Nuxhall, L (8, 1) ERA: 4.61	1.0		5	0	3	0	0	0	1	0	0	0	0	5	16	0.00	0.000

BOTTOM

Cincinnati Reds @ Brooklyn Dodgers
 Ebbets Field, Brooklyn, NY
 Sun Jul 19 1953, 3:38 AM EDT
 Att. 15,652 - Unknown

AB	31
R	7
H	7
RBI	4
BB	3
SO	3
LOB	14



WP	HR	S	P	ERA	WHIP
0	0	2	3	0.00	0.000

livebaseballscorecards.com

Batter	1	2	3	4	5	6	7	8	9	AB R H RBI BB SO LOB	TOP											
Frank Baumholtz, L (1, 9) OBP: 0.365, SLG: 0.439	0-1 F7		0-0 L6			0-2 4-3		3-2 F8		4 0 0 0 0 0 0												
Eddie Miksis, R (1, 4) OBP: 0.283, SLG: 0.335	1-3 K				1-2 F9	1-2 F4			2-1 1B 2B	4 0 1 0 0 1 0												
Dee Fondy, L (1, 3) OBP: 0.363, SLG: 0.490	0-3 K				1-3 K	0-0 1-3			4-1 FC9-6 1B BB	3 0 0 0 1 2 0												
Ralph Kiner, R (1, 7) OBP: 0.391, SLG: 0.529		2-2 6-3			2-2 F4		0-0 G5-3 BB 1B		1-1 FC9-6 1B	4 0 2 0 0 0 0												
Randy Jackson, R (1, 5) OBP: 0.355, SLG: 0.518		1-1 1B				1-2 4-3 2B			0-0 FC9-6	4 0 2 0 0 1 3												
Joe Garagiola, L (1, 2) OBP: 0.333, SLG: 0.362		2-2 F8			1-1 4-3	4-1 2-3	4-1 1-2 BB		0-2 G3	3 0 0 0 1 0 4												
Tommy Brown, R (1, 6) OBP: 0.269, SLG: 0.269		2-3 K			1-3 K		0-0 G5-3 2-3f			3 0 0 0 0 2 4												
Hal Jeffcoat, R (1, 8) OBP: 0.296, SLG: 0.301			1-3 K		4-2 BB			0-1 F7		2 0 0 0 1 1 0												
Bob Rush, R (1, 1) OBP: 0.179, SLG: 0.192			2-3 K		1-3 K			2-1 5-3		2 0 0 0 0 2 2												
George Metkovich, L (8, PH) OBP: 0.271, SLG: 0.302										1 0 0 0 0 0 0												
Turk Lown, R (8, 1) OBP: 0.069, SLG: 0.071										0 0 0 0 0 0 0												
Inning Stats	R: 0 E: 0 K: 2 S: 8	H: 0 LOB: 0 BB: 0 P: 9	R: 0 E: 0 K: 1 S: 13	H: 1 LOB: 1 BB: 0 P: 20	R: 0 E: 0 K: 2 S: 7	H: 0 LOB: 0 BB: 0 P: 10	R: 0 E: 0 K: 1 S: 10	H: 0 LOB: 0 BB: 0 P: 14	R: 0 E: 0 K: 2 S: 16	H: 1 LOB: 2 BB: 1 P: 24	R: 0 E: 0 K: 0 S: 8	H: 0 LOB: 0 BB: 0 P: 9	R: 0 E: 0 K: 1 S: 6	H: 1 LOB: 1 BB: 1 P: 11	R: 0 E: 0 K: 0 S: 8	H: 0 LOB: 0 BB: 0 P: 13	R: 0 E: 0 K: 0 S: 9	H: 2 LOB: 2 BB: 1 P: 16	1B: 3 2B: 2 3B: 0 HR: 0	SF: 0 SAC: 0 DP: 1 HBP: 0	WP: 0 PB: 0 SB: 0 CS: 0	PA: 33
PITCHER	IP WLS BF H R ER SO BB IBB HBP BLK WP HR S P ERA WHIP																					
Russ Meyer, R (1, 1) ERA: 4.86	8.1 W 31 5 0 0 9 3 0 0 0 0 0 0 81 122 0.00 0.960																					
Jim Hughes, R (9, 1) ERA: 3.21	0.2 S 2 0 0 0 0 0 0 0 0 0 0 0 4 4 0.00 0.000																					

Chicago Cubs @ Brooklyn Dodgers
 Ebbets Field, Brooklyn, NY
 Mon Jul 20 1953, 3:33 AM EDT
 Att: 11,041 - Unknown

livebaseballscorecards.com

AB	30
R	0
H	5
RBI	0
BB	3
SO	9
LOB	13



Batter	1	2	3	4	5	6	7	8	9	AB	R	H	RBI	BB	SO	LOB
Jim Gilliam, S OBP: 0.358, SLG: 0.361 (1, 4)	3-2 4-3 FC6-4 1B	0-0 2-H FC6-4 1B			2-2 4-3		4-2 3-1 SH3-4 E BB			3	1	1	1	1	0	0
Pee Wee Reese, R OBP: 0.398, SLG: 0.436 (1, 6)	4-0 FC4-6 BB	0-0 1-2f FC6-4			4-0 1B BB		1-1 SH3-4 1-2			1	0	0	0	2	0	1
Duke Snider, L OBP: 0.407, SLG: 0.543 (1, 8)	1-1 FC4-6 E 1-2f				0-0 1-3 1B		0-0 3-1 2-3			4	0	1	0	0	0	2
Jackie Robinson, R OBP: 0.415, SLG: 0.505 (1, 7)	1-0 E7 1-3 1B				0-0 L8		3-0 E5 3-H			4	0	1	0	0	0	2
Gil Hodges, R OBP: 0.397, SLG: 0.581 (1, 3)	1-0 F8				2-3 K		1-0 6-3 2-2 G3			4	0	0	0	0	1	3
Roy Campanella, R OBP: 0.397, SLG: 0.609 (1, 2)		0-0 HR			0-0 5-3		2-1 L7			3	1	1	1	1	0	0
Carl Furillo, R OBP: 0.372, SLG: 0.529 (1, 9)		3-1 S 1B HBP			0-0 B1-3		4-2 1B BB			0	0	0	0	0	0	0
Don Thompson, L OBP: 0.288, SLG: 0.237 (2, PR)										1	1	0	0	2	0	0
Billy Cox, R OBP: 0.391, SLG: 0.571 (1, 5)		0-3 K			0-0 F8		1-0 1-2 1B			4	0	1	0	0	1	3
Russ Meyer, S OBP: 0.125, SLG: 0.146 (1, 1)		2-3 K			3-3 K		0-0 F8			4	0	0	0	0	2	4
Jim Hughes, R OBP: 0.222, SLG: 0.222 (9, 1)		1-2 K								0	0	0	0	0	0	0

Inning Stats	R: 0	H: 1	E: 1	LOB: 2	K: 0	BB: 1	S: 8	P: 18	R: 2	H: 2	E: 0	LOB: 1	K: 2	BB: 0	S: 11	P: 16	R: 0	H: 0	E: 0	LOB: 0	K: 1	BB: 0	S: 7	P: 13	R: 0	H: 0	E: 0	LOB: 0	K: 0	BB: 0	S: 3	P: 3	R: 0	H: 1	E: 0	LOB: 2	K: 1	BB: 1	S: 8	P: 17	R: 0	H: 1	E: 0	LOB: 2	K: 0	BB: 1	S: 8	P: 16	R: 1	H: 0	E: 1	LOB: 1	K: 0	BB: 1	S: 9	P: 19	R: 0	H: 0	E: 0	LOB: 1	K: 0	BB: 2	S: 10	P: 20
--------------	------	------	------	--------	------	-------	------	-------	------	------	------	--------	------	-------	-------	-------	------	------	------	--------	------	-------	------	-------	------	------	------	--------	------	-------	------	------	------	------	------	--------	------	-------	------	-------	------	------	------	--------	------	-------	------	-------	------	------	------	--------	------	-------	------	-------	------	------	------	--------	------	-------	-------	-------

PITCHER	IP	WLS	BF	H	R	ER	SO	BB	IBB	HBP	BLK	WP	HR	S	P	ERA	WHIP
Bob Rush, R ERA: 4.85 (1, 1)	7.0	L	32	5	3	2	4	4	0	1	0	0	1	54	102	2.57	1.286
Turk Lown, R ERA: 4.72 (8, 1)	1.0		4	0	0	0	0	2	0	0	0	0	0	10	20	0.00	2.000

Chicago Cubs @ Brooklyn Dodgers
Ebbets Field, Brooklyn, NY

Mon Jul 20 1953, 3:33 AM EDT
Att. 11,041 - Unknown

AB	28
R	3
H	5
RBI	2
BB	6
SO	4
LOB	15

1B: 4	SF: 0	WP: 0	PA: 36
2B: 1	SAC: 1	PB: 0	
3B: 0	DP: 1	SB: 1	
HR: 1	HBP: 1	CS: 0	

livebaseballscorecards.com

Batter	1	2	3	4	5	6	7	8	9	AB R H RBI BB SO LOB	TOP	
Frank Baumholtz, L (1, 9) OBP: 0.367, SLG: 0.438 George Metkovich, L (8, 9) OBP: 0.271, SLG: 0.302	1-0 1-3		4-0 3B 1B BB		1-1 1-3		1-0 2-3 1B			3 1 1 0 1 0 0 0 0 0 0 0 0 0		
Eddie Miksis, R (1, 6) OBP: 0.286, SLG: 0.337	0-0 G4-6-3 1B		1-2 3B 1B		0-1 B5-3		1-1 F6			4 1 2 1 0 0 2		
Dee Fondy, L (1, 3) OBP: 0.361, SLG: 0.494	1-0 G4-6-3 1-2f		0-1 3B		1-0 4-3			3-2 F7		4 0 1 2 0 0 1		
Ralph Kiner, R (1, 7) OBP: 0.387, SLG: 0.522		2-3 K	2-1 6-3			1-2 L7		2-1 F4		4 0 0 0 0 1 1		
Randy Jackson, R (1, 5) OBP: 0.353, SLG: 0.522		1-1 6-3		X 0-0 1B 3B		3-3 K		1-1 4-3		4 1 1 0 0 1 0		
Bill Serena, R (1, 4) OBP: 0.320, SLG: 0.403		2-2 F7		S 1-1 1B FC6-4		2-3 K			2-3 K	4 0 1 1 0 2 0		
Joe Garagiola, L (1, 2) OBP: 0.333, SLG: 0.367 Carl Sawatski, L (8, 2) OBP: 0.295, SLG: 0.275			1-2 F7	X 0-0 F4			2-1 1B 2B		1-1 L9	3 0 1 0 0 0 1 1 0 0 0 0 0 0	AB 34 R 4 H 8 RBI 4 BB 1 SO 6 LOB 9	
Hal Jeffcoat, R (1, 8) OBP: 0.282, SLG: 0.286			0-2 5-3	X 0-0 L9			1-3 K		1-1 F5	4 0 0 0 0 1 2		
Warren Hacker, R (1, 1) OBP: 0.224, SLG: 0.271 Roy Smalley, R (3, PH) OBP: 0.316, SLG: 0.365 Duke Simpson, R (3, 1) Dutch Leonard, R (3, 1) Phil Cavarretta, L (7, PH) OBP: 0.412, SLG: 0.167 Jim Willis, L (7, 1) Howie Pollet, L (7, 1) OBP: 0.167, SLG: 0.167 Johnny Klippstein, R (8, 1) OBP: 0.212, SLG: 0.364			0-1 1B 2B	S 1-2 FC6-4 1-2f			1-3 K			0 0 0 0 0 0 0 1 1 1 0 0 0 0 0 0 0 0 0 0 0 1 0 0 0 0 0 1 1 0 0 0 0 1 1 0		
Inning Stats	R: 0 H: 1 E: 0 LOB: 0 K: 0 BB: 0 S: 3 P: 5	R: 0 H: 0 E: 0 LOB: 0 K: 1 BB: 0 S: 10 P: 15	R: 3 H: 3 E: 0 LOB: 1 K: 0 BB: 1 S: 15 P: 23	R: 1 H: 2 E: 0 LOB: 1 K: 0 BB: 0 S: 8 P: 10	R: 0 H: 0 E: 0 LOB: 0 K: 0 BB: 0 S: 5 P: 7	R: 0 H: 0 E: 0 LOB: 0 K: 2 BB: 0 S: 10 P: 16	R: 0 H: 2 E: 0 LOB: 2 K: 2 BB: 0 S: 11 P: 17	R: 0 H: 0 E: 0 LOB: 0 K: 1 BB: 0 S: 7 P: 13	R: 0 H: 0 E: 0 LOB: 0 K: 1 BB: 0 S: 7 P: 11	1B: 4 SF: 0 2B: 2 SAC: 0 3B: 2 DP: 1 HR: 0 HBP: 0	WP: 0 PA: 35 PB: 0 SB: 0 CS: 0	
PITCHER Glenn Mickens, R (1, 1) ERA: 9.0 Ben Wade, R (5, 1) ERA: 3.94	IP WLS BF H R ER SO BB IBB HBP BLK WP HR S P ERA WHIP	4.0 18 6 4 4 1 1 0 0 0 0 0 0 36 53 9.00 1.750	5.0 17 2 0 0 5 0 0 0 0 0 0 0 40 64 0.00 0.400	PITCHER IP WLS BF H R ER SO BB IBB HBP BLK WP HR S P ERA WHIP								

Chicago Cubs @ Brooklyn Dodgers
Ebbets Field, Brooklyn, NY
Tue Jul 21 1953, 3:33 AM EDT
Att. 6,348 - Unknown

livebaseballscorecards.com



Batter	1	2	3	4	5	6	7	8	9
Jim Gilliam, S (1, 4) <small>OBP: 0.359, SLG: 0.362</small>	2-2 4-3	0-0 2-H 1B		0-0 F9		2-3 K		2-2 HR 1B	
Pee Wee Reese, R (1, 6) <small>OBP: 0.397, SLG: 0.443</small> Bobby Morgan, R (8, 5) <small>OBP: 0.357, SLG: 0.432</small>	1-1 F6	2-3 K		0-0 F9			0-0 HR	1-0 HR 1-H HR	
Duke Snider, L (1, 8) <small>OBP: 0.410, SLG: 0.551</small>	1-0 HR		1-3 K	1-0 3-1			0-0 S 1B 1B	4-1 2B BB	
Jackie Robinson, R (1, 7) <small>OBP: 0.416, SLG: 0.503</small> Carl Furillo, R (8, 9) <small>OBP: 0.374, SLG: 0.534</small>	2-1 L8		4-1 S 1B BB		1-2 F7		1-1 S 1B 1B	0-1 1-H 2B 2B	
Gil Hodges, R (1, 3) <small>OBP: 0.402, SLG: 0.601</small>		2-1 HR	3-0 WP 1B 1B		2-1 3B		2-2 1-H 2-H 1B 1B	2-3 K	
Roy Campanella, R (1, 2) <small>OBP: 0.397, SLG: 0.609</small>		1-3 K	1-2 WP 1B 1B		0-3 K		1-0 F3	2-1 2-H 2B	
Billy Cox, R (1, 5) <small>OBP: 0.397, SLG: 0.571</small> (8, 6)		0-1 1B WP 1B	1-1 1-H 2-H FC1-6 1B		0-0 F7		1-1 HBP 2-H 1B	1-3 K	
Dick Williams, R (1, 9) <small>OBP: 0.353, SLG: 0.214</small> (8, 7)		2-1 WP 1B	0-0 FC1-6			0-0 6-3	2-1 G6-4-3 HBP	2-3 K	
Glenn Mickens, R (1, 1) Ben Wade, R (5, 1) <small>OBP: 0.214, SLG: 0.429</small>		2-3 K	1-3 1-2f K			2-2 F6	1-1 G6-4-3		

Inning Stats	R: 1 E: 0 K: 0 S: 8	H: 1 LOB: 0 BB: 0 P: 14	R: 3 E: 0 K: 3 S: 17	H: 4 LOB: 1 BB: 0 P: 26	R: 3 E: 1 K: 2 S: 15	H: 3 LOB: 1 BB: 1 P: 26	R: 0 E: 0 K: 0 S: 3	H: 0 LOB: 0 BB: 0 P: 4	R: 0 E: 0 K: 1 S: 9	H: 1 LOB: 1 BB: 0 P: 12	R: 0 E: 0 K: 1 S: 8	H: 0 LOB: 0 BB: 0 P: 10	R: 4 E: 0 K: 0 S: 14	H: 5 LOB: 1 BB: 0 P: 22	R: 4 E: 0 K: 3 S: 18	H: 4 LOB: 1 BB: 1 P: 32
--------------	------------------------------	----------------------------------	-------------------------------	----------------------------------	-------------------------------	----------------------------------	------------------------------	---------------------------------	------------------------------	----------------------------------	------------------------------	----------------------------------	-------------------------------	----------------------------------	-------------------------------	----------------------------------

PITCHER														PITCHER																						
Warren Hacker, R (1, 1) <small>ERA: 4.5</small>	IP: 2.0	WLS: 0	BF: 11	H: 5	R: 4	ER: 4	SO: 3	BB: 0	IBB: 0	HBP: 0	BLK: 0	WP: 1	HR: 2	S: 25	P: 40	ERA: 18.00	WHIP: 2.500	Johnny Klippstein, R (8, 1) <small>ERA: 5.8</small>	IP: 0.2	WLS: 0	BF: 2	H: 0	R: 0	ER: 0	SO: 2	BB: 0	IBB: 0	HBP: 0	BLK: 0	WP: 0	HR: 0	S: 6	P: 9	ERA: 0.00	WHIP: 0.000	
Duke Simpson, R (3, 1) <small>ERA: 6.03</small>	0.1	4	2	3	3	1	1	0	0	0	0	0	0	9	18	81.00	9.000																			
Dutch Leonard, R (3, 1) <small>ERA: 4.83</small>	3.2	13	2	0	0	3	0	0	0	0	0	1	0	26	36	0.00	0.545																			
Jim Willis, R (7, 1) <small>ERA: 11.81</small>	0.1	7	5	4	4	0	0	0	0	1	0	0	1	12	19	108.00	15.000																			
Howie Pollet, L (7, 1) <small>ERA: 5.88</small>	1.0	7	4	4	4	1	1	0	0	0	0	0	1	14	26	36.00	5.000																			

BOTTOM

Chicago Cubs @ Brooklyn Dodgers
Ebbets Field, Brooklyn, NY
 Tue Jul 21 1953, 3:33 AM EDT
 Att. 6,348 - Unknown

AB	R	H	RBI	BB	SO	LOB
5	1	2	1	0	1	0
4	1	1	1	0	1	1
1	1	1	2	0	0	0
4	3	2	1	1	1	0
3	2	1	0	1	0	0
1	1	1	1	0	0	0
5	3	4	4	0	1	1
5	1	2	1	0	2	2
5	1	3	3	0	1	2
4	1	1	0	0	1	2
2	0	0	0	0	2	2
2	0	0	0	0	0	2

1B:	11	SF:	0
2B:	2	SAC:	0
3B:	1	DP:	1
HR:	4	HBP:	1
WP:	2	PA:	44
PB:	0		
SB:	4		
CS:	0		

livebaseballscorecards.com

AB 41
R 15
H 18
RBI 14
BB 2
SO 10
LOB 12

B

Batter	1	2	3	4	5	6	7	8	9	AB R H RBI BB SO LOB	TOP											
Frank Baumholtz, L (1, 9) <small>OBP: 0.365, SLG: 0.434</small> George Metkovich, L (7, PR) <small>OBP: 0.278, SLG: 0.302</small>	0-0 6-3		0-1 F7		1-3 K		4-2 BB		4-2 BB	3 0 0 0 1 1 0 0 0 0 0 1 0 0												
Eddie Miksis, R (1, 4) <small>OBP: 0.285, SLG: 0.338</small>	2-1 2B		0-0 F7		3-1 F7		1-1 G5-4-3		0-1 5-3	5 1 1 0 0 0 2												
Dee Fondy, L (1, 3) <small>OBP: 0.360, SLG: 0.494</small>	1-1 2B		0-3 K		2-3 K		0-3 K			4 0 1 1 0 3 0												
Ralph Kiner, R (1, 7) <small>OBP: 0.385, SLG: 0.528</small>	1-3 K			2-2 6-3		0-0 HR		3-3 K		4 1 1 1 0 2 1												
Randy Jackson, R (1, 5) <small>OBP: 0.352, SLG: 0.518</small>	2-2 1-3			0-1 F9		1-1 1B		1-2 6-3		4 0 1 0 0 0 1												
Roy Smalley, R (1, 6) <small>OBP: 0.320, SLG: 0.360</small>		4-0 BB		2-2 E5		1-3 K		4-1 BB		2 1 0 0 2 1 1												
Clyde McCullough, R (1, 2) <small>OBP: 0.310, SLG: 0.358</small>		0-2 L9		4-2 BB		0-3 K		1-2 FC6-4		3 0 0 0 1 1 3												
Hal Jeffcoat, R (1, 8) <small>OBP: 0.292, SLG: 0.309</small>		0-0 1-3		3-2 BB		1-1 1B			2-3 K	4 0 2 1 0 1 1												
Turk Lown, R (1, 1) <small>OBP: 0.067, SLG: 0.069</small> Warren Hacker, R (2, 1) <small>OBP: 0.216, SLG: 0.260</small> Bill Serena, R (9, PH) <small>OBP: 0.319, SLG: 0.401</small>		0-0 5-3		0-1 2B		0-0 6-3			2-3 K	1 0 0 0 0 0 1 2 0 0 0 0 0 4 1 0 0 0 0 1 0												
Inning Stats	R: 1 E: 0 K: 1 S: 13	H: 2 LOB: 1 BB: 0 P: 19	R: 0 E: 0 K: 0 S: 5	H: 0 LOB: 1 BB: 1 P: 9	R: 0 E: 0 K: 1 S: 6	H: 0 LOB: 0 BB: 0 P: 6	R: 1 E: 1 K: 0 S: 18	H: 1 LOB: 2 BB: 1 P: 29	R: 0 E: 0 K: 2 S: 10	H: 0 LOB: 0 BB: 0 P: 16	R: 1 E: 0 K: 2 S: 13	H: 3 LOB: 2 BB: 0 P: 16	R: 0 E: 0 K: 1 S: 7	H: 0 LOB: 0 BB: 1 P: 12	R: 0 E: 0 K: 1 S: 11	H: 0 LOB: 1 BB: 1 P: 20	R: 0 E: 0 K: 2 S: 12	H: 0 LOB: 1 BB: 1 P: 20	1B: 2 2B: 3 3B: 0 HR: 1	SF: 0 SAC: 0 DP: 1 HBP: 0	WP: 0 PB: 0 SB: 0 CS: 0	PA: 38
PITCHER Johnny Podres, L (1, 1) <small>ERA: 3.8</small>	IP 9.0	WLS W	BF 38	H 6	R 3	ER 2	SO 10	BB 5	IBB 0	HBP 0	BLK 0	WP 0	HR 1	S 95	P 147	ERA 2.00	WHIP 1.222					
											PITCHER IP WLS BF H R ER SO BB IBB HBP BLK WP HR S P ERA WHIP											

Chicago Cubs @ Brooklyn Dodgers
 Ebbets Field, Brooklyn, NY
 Wed Jul 22 1953, 3:33 AM EDT
 Unknown

livebaseballscorecards.com

AB	33
R	3
H	6
RBI	3
BB	5
SO	10
LOB	14



Batter	1	2	3	4	5	6	7	8	9
Jim Gilliam, S (1, 4) OBP: 0.359, SLG: 0.359 C F B B B B B S	3-3 1B	4-0 1B BB 1-2 2-3 3-H		0-2 1B		4-2 BB F B B B C B	3-3 F B B B S		
Pee Wee Reese, R (1, 6) OBP: 0.395, SLG: 0.440 B C B B X	2-1 1B	2-0 1B		2-0 1B		1-3 B L C S		3-2 C C B B B X	
Duke Snider, L (1, 8) OBP: 0.412, SLG: 0.559 B B F B X	2-2 1B 1-H	1-0 1B 1-3 2-H 3-H		4-0 BB B B B B		1-0 1B B X		1-0 1B B X	
Jackie Robinson, R (1, 7) OBP: 0.422, SLG: 0.505 Dick Williams, R (8, PR) OBP: 0.353, SLG: 0.214 B C F F F B	4-2 BB B B B B	0-0 1B 1-2		0-0 1B 1-2		4-2 BB C F B B F B		1-1 1B B F X	
Gil Hodges, R (1, 3) OBP: 0.402, SLG: 0.608 C X	0-1 1B 1-2 3-H	2-2 1B 1-2		3-3 1B B B F B S		0-0 1B 1-H 2-H		0-2 1B S F X	
Roy Campanella, R (1, 2) OBP: 0.391, SLG: 0.599 C B B X	2-1 1B 1-2	1-3 1B 1-3			1-0 1B B X	3-3 1B F B S F B S		3-0 1B B B B X	
Carl Furillo, R (1, 9) OBP: 0.372, SLG: 0.530 S X		0-1 1B BB 1B 1-2	0-0 1B 1-2		2-1 1B B C B X		0-0 1B X		
Billy Cox, R (1, 5) OBP: 0.404, SLG: 0.585 B B B B		4-0 1B BB 1B 1-2	0-0 1B 1-1		1-1 2B B C B X		3-1 2B B C B B X		
Johnny Podres, L (1, 1) OBP: 0.286, SLG: 0.286 B S S X		1-1 1B BB 1-2 2-3	1-1 1B C B X		0-0 1B X		1-0 1B B X		

Inning Stats	R: 2	H: 2	E: 0	LOB: 1	K: 1	S: 17	R: 4	H: 3	E: 1	LOB: 2	K: 1	S: 13	R: 0	H: 0	E: 0	LOB: 0	K: 0	S: 4	R: 0	H: 1	E: 0	LOB: 2	K: 1	S: 8	R: 0	H: 1	E: 0	LOB: 1	K: 0	S: 6	R: 3	H: 1	E: 0	LOB: 0	K: 2	S: 14	R: 0	H: 1	E: 0	LOB: 1	K: 1	S: 7	R: 0	H: 2	E: 0	LOB: 2	K: 0	S: 10
	17	30	13	28	5	10	14	18	27	14	18																																					

PITCHER	IP	WLS	BF	H	R	ER	SO	BB	IBB	HBP	BLK	WP	HR	S	P	ERA	WHIP
Turk Lown, R (1, 1) ERA: 5.08	1.0	L	10	4	6	4	1	3	0	0	0	0	1	21	43	36.00	7.000
Warren Hacker, R (2, 1) ERA: 4.47	7.0		32	7	3	3	5	3	0	0	0	0	1	58	106	3.86	1.429

BOTTOM

Chicago Cubs @ Brooklyn Dodgers
 Ebbets Field, Brooklyn, NY
 Wed Jul 22 1953, 3:33 AM EDT
 Unknown

AB	R	H	RBI	BB	SO	LOB
3	2	0	1	2	2	1
5	1	1	0	0	1	4
4	1	2	3	1	0	2
3	1	2	0	2	0	2
0	0	0	0	0	0	0
5	1	2	4	0	1	5
5	0	0	0	0	2	5
4	1	1	0	0	0	0
3	1	2	0	1	0	0
4	1	1	0	0	0	2

AB	36
R	9
H	11
RBI	8
BB	6
SO	6
LOB	21

livebaseballscorecards.com

WP	PA
0	42

Batter	1	2	3	4	5	6	7	8	9	AB R H RBI BB SO LOB	TOP													
George Metkovich, L (1, 9) OBP: 0.277, SLG: 0.311	1-1 6-3		1-1 6-3			2-1 2B		0-1 6-3		4 0 1 0 0 0 0														
Eddie Miksis, R (1, 4) OBP: 0.282, SLG: 0.334	0-1 5-3			0-1 L3		0-0 F9		0-1 F8		4 0 0 0 0 0 1														
Dee Fondy, L (1, 3) OBP: 0.359, SLG: 0.491	0-0 FC6-4 1B			0-3 K		1-3 K			0-3 K	4 0 1 0 0 3 1														
Ralph Kiner, R (1, 7) OBP: 0.384, SLG: 0.523	1-1 FC6-4 1-2f			0-3 K			4-1 E 1B FC5-4 BB		0-3 K	3 1 0 0 1 2 1														
Randy Jackson, R (1, 5) OBP: 0.350, SLG: 0.514		0-0 5-3			2-1 4-3		0-1 E9 1-2 1B		0-1 G3	4 0 1 0 0 0 0														
Joe Garagiola, L (1, 2) OBP: 0.328, SLG: 0.361		3-3 K			0-0 F5		0-0 E9 FC5-4 1-2 2-3			3 0 0 0 0 1 2														
Hal Jeffcoat, R (1, 8) OBP: 0.293, SLG: 0.333		3-3 K2-3			0-1 3B		0-2 FC5-4 1-2f 3-H			3 0 1 1 0 1 1														
Roy Smalley, R (1, 6) OBP: 0.315, SLG: 0.354			1-2 F7		0-2 F9		0-0 F2			3 0 0 0 0 0 2														
Bubba Church, R (1, 1) OBP: 0.206, SLG: 0.242			1-3 K			1-3 K		3-3 K		2 0 0 0 0 2 0														
Phil Cavarretta, L (8, PH) OBP: 0.389, SLG: 0.154										1 0 0 0 0 1 0														
Duke Simpson, R (8, 1)										0 0 0 0 0 0 0														
Dutch Leonard, R (8, 1) OBP: 0.222, SLG: 0.222										0 0 0 0 0 0 0														
Inning Stats	R: 0 E: 0 K: 0 S: 7	H: 1 LOB: 1 BB: 0 P: 9	R: 0 E: 0 K: 2 S: 8	H: 0 LOB: 0 BB: 0 P: 14	R: 0 E: 0 K: 1 S: 8	H: 0 LOB: 0 BB: 0 P: 11	R: 0 E: 0 K: 2 S: 8	H: 0 LOB: 0 BB: 0 P: 8	R: 0 E: 0 K: 2 S: 8	H: 1 LOB: 1 BB: 0 P: 10	R: 0 E: 0 K: 2 S: 10	H: 1 LOB: 1 BB: 0 P: 14	R: 1 E: 1 K: 0 S: 8	H: 1 LOB: 1 BB: 1 P: 12	R: 0 E: 0 K: 1 S: 7	H: 0 LOB: 0 BB: 0 P: 10	R: 0 E: 0 K: 2 S: 8	H: 0 LOB: 0 BB: 0 P: 8	R: 0 E: 0 K: 2 S: 8	H: 0 LOB: 0 BB: 0 P: 8	1B: 2 2B: 1 3B: 1 HR: 0	SF: 0 SAC: 0 DP: 0 HBP: 0	WP: 0 PB: 0 SB: 0 CS: 0	PA: 32
PITCHER Carl Erskine, R (1, 1) ERA: 4.35	IP: 9.0 WLS: W BF: 32 H: 4 R: 1 ER: 0 SO: 10 BB: 1 IBB: 0 HBP: 0 BLK: 0 WP: 0 HR: 0 S: 72 P: 96 ERA: 0.00 WHIP: 0.556											PITCHER	IP: 9.0 WLS: W BF: 32 H: 4 R: 1 ER: 0 SO: 10 BB: 1 IBB: 0 HBP: 0 BLK: 0 WP: 0 HR: 0 S: 72 P: 96 ERA: 0.00 WHIP: 0.556											

Chicago Cubs @ Brooklyn Dodgers
Ebbets Field, Brooklyn, NY
Wed Jul 22 1953, 3:38 AM EDT
Att. 18,855 - Unknown

livebaseballscorecards.com

AB	31
R	1
H	4
RBI	1
BB	1
SO	10
LOB	8



Batter	1	2	3	4	5	6	7	8	9	AB R H RBI BB SO LOB
Jim Gilliam, S (1, 4) OBP: 0.360, SLG: 0.357	2-3 K		1-0 SH1-4		4-1 2B	1-1 F9		4-0 2B		2 2 0 0 2 1 1
Pee Wee Reese, R (1, 6) OBP: 0.395, SLG: 0.439	1-0 F6		0-2 F7		1-0 F3		1-1 F8	0-1 2B		5 1 2 0 0 0 1
Duke Snider, L (1, 8) OBP: 0.414, SLG: 0.564	2-3 K		3-2 F7		3-1 2B		4-2 2B	1-1 1B		4 2 2 3 1 1 1
Jackie Robinson, R (1, 7) OBP: 0.422, SLG: 0.502		4-1 HR	0-0 F7		1-2 5-3		0-0 F5	1-0 1B		4 1 1 2 1 0 3
Dick Williams, R (8, PR) OBP: 0.353, SLG: 0.214										0 0 0 0 0 0 0
Gil Hodges, R (1, 3) OBP: 0.405, SLG: 0.620		2-2 HR		1-3 K		1-3 K		3-2 HR	0-1 FC6-4	5 2 3 3 0 2 1
Carl Furillo, R (1, 9) OBP: 0.376, SLG: 0.539		1-3 K		1-0 FC6-4		4-0 2B		2-2 FC6-4		4 2 2 2 1 1 2
Roy Campanella, R (1, 2) OBP: 0.389, SLG: 0.597		0-0 5-3		1-1 FC6-4		0-0 5-3		2-2 6-3		4 0 1 1 0 0 1
Billy Cox, R (1, 5) OBP: 0.401, SLG: 0.577		1-0 L7		1-0 1B		0-0 F8		1-0 L8		4 0 1 0 0 0 1
Carl Erskine, R (1, 1) OBP: 0.300, SLG: 0.340			0-1 1B		0-1 F4		1-1 5-3	2-1 F7		4 1 1 0 0 0 3

Inning Stats	R: 0	H: 0	E: 0	K: 2	S: 7	LOB: 0	BB: 0	P: 12
	R: 2	H: 1	E: 0	K: 1	S: 10	LOB: 0	BB: 1	P: 18
	R: 1	H: 2	E: 0	K: 0	S: 11	LOB: 1	BB: 0	P: 15
	R: 0	H: 2	E: 0	K: 1	S: 9	LOB: 2	BB: 0	P: 13
	R: 1	H: 1	E: 0	K: 1	S: 10	LOB: 1	BB: 1	P: 20
	R: 1	H: 1	E: 0	K: 0	S: 6	LOB: 1	BB: 1	P: 12
	R: 3	H: 2	E: 0	K: 0	S: 14	LOB: 0	BB: 1	P: 24
	R: 3	H: 4	E: 0	K: 0	S: 13	LOB: 2	BB: 1	P: 24

PITCHER	IP	WLS	BF	H	R	ER	SO	BB	IBB	HBP	BLK	WP	HR	S	P	ERA	WHIP
Bubba Church, R (1, 1) ERA: 4.99	7.0	L	34	9	8	8	5	4	0	0	0	1	2	67	114	10.29	1.857
Duke Simpson, R (8, 1) ERA: 6.75	0.2		7	4	3	3	0	1	0	0	0	0	0	10	19	40.50	7.500
Dutch Leonard, R (8, 1) ERA: 4.79	0.1		1	0	0	0	0	0	0	0	0	0	0	3	5	0.00	0.000

BOTTOM

Chicago Cubs @ Brooklyn Dodgers
Ebbets Field, Brooklyn, NY

Wed Jul 22 1953, 3:38 AM EDT
Att. 18,855 - Unknown

AB	36
R	11
H	13
RBI	11
BB	5
SO	5
LOB	14

livebaseballscorecards.com

1B:	7	SF:	0
2B:	4	SAC:	1
3B:	0	DP:	0
HR:	2	HBP:	0

WP:	1	PA:	42
PB:	0		
SB:	0		
CS:	0		












Batter	1	2	3	4	5	6	7	8	9	AB R H RBI BB SO LOB	TOP
Bill Bruton, L (1, 8) OBP: 0.307, SLG: 0.354	4-0 		3-3 		1-0 	1-2 	4-1 		0-3 	4 1 1 0 2 2 1	
Johnny Logan, R (1, 6) OBP: 0.335, SLG: 0.415	3-1 			1-0 	1-1 	1-2 	0-0 		2-3 	6 1 2 3 0 1 2	
Eddie Mathews, L (1, 5) OBP: 0.404, SLG: 0.640	1-3 			4-0 	1-0 	1-2 	4-0 			3 2 2 2 2 1 1	
Sid Gordon, R (1, 7) Jim Pendleton, R (7, 7) OBP: 0.255, SLG: 0.276	3-3 			4-0 	1-0 	0-0 	1-3 			4 0 0 0 1 2 5 0 0 0 0 0 0 0	
Andy Pafko, R (1, 9) Bob Thorpe, R (7, 9) OBP: 0.188, SLG: 0.188			3-2 	0-1 	0-0 		0-1 	1-0 		4 2 2 0 0 0 2 1 0 0 0 0 0 0	
Joe Adcock, R (1, 3) OBP: 0.319, SLG: 0.427			0-1 	1-0 	4-2 		1-2 	2-2 		4 2 2 2 1 0 0	
Walker Cooper, R (1, 2) OBP: 0.330, SLG: 0.398			1-1 	1-2 	1-1 		0-2 	2-2 		5 1 1 3 0 0 3	
Jack Dittmer, L (1, 4) OBP: 0.289, SLG: 0.345			1-1 		1-0 		3-2 		1-0 	5 0 3 0 0 0 0	
Max Surkont, R (1, 1) Lew Burdette, R (8, 1) OBP: 0.235, SLG: 0.235			1-0 		1-0 		0-1 		0-0 	3 2 0 1 1 0 2 0 0 0 0 0 0 0	
Inning Stats	R: 0 H: 0 E: 0 LOB: 1 K: 2 BB: 1 S: 8 P: 19	R: 0 H: 0 E: 0 LOB: 0 K: 0 BB: 0 S: 7 P: 11	R: 0 H: 0 E: 0 LOB: 0 K: 1 BB: 0 S: 6 P: 11	R: 1 H: 1 E: 0 LOB: 2 K: 0 BB: 2 S: 7 P: 18	R: 7 H: 6 E: 0 LOB: 1 K: 0 BB: 2 S: 19 P: 33	R: 0 H: 1 E: 0 LOB: 1 K: 0 BB: 0 S: 11 P: 14	R: 3 H: 4 E: 0 LOB: 3 K: 1 BB: 2 S: 18 P: 31	R: 0 H: 0 E: 0 LOB: 0 K: 0 BB: 0 S: 8 P: 13	R: 0 H: 1 E: 1 LOB: 1 K: 2 BB: 0 S: 8 P: 11	1B: 7 SF: 0 2B: 4 SAC: 1 3B: 0 DP: 0 HR: 2 HBP: 0	WP: 0 PA: 47 PB: 0 SB: 1 CS: 0
PITCHER Billy Loes, R (1, 1) ERA: 4.63 Ben Wade, R (5, 1) ERA: 4.44 Joe Black, R (6, 1) ERA: 5.87 Jim Hughes, R (7, 1) ERA: 3.2 Bob Milliken, R (8, 1) ERA: 3.47	IP WLS BF H R ER SO BB IBB HBP BLK WP HR S P ERA WHIP 4.1 L 21 4 5 5 3 4 0 0 0 0 1 35 74 10.38 1.846 0.2 6 3 3 3 0 1 0 0 0 0 0 1 12 18 40.50 6.000 1.2 11 5 3 3 0 1 0 0 0 0 0 0 26 37 16.20 3.600 0.1 2 0 0 0 1 1 0 0 0 0 0 0 3 8 0.00 3.000 1.0 3 0 0 0 0 0 0 0 0 0 0 0 8 13 0.00 0.000	PITCHER Glenn Mickens, R (9, 1) ERA: 7.5	IP WLS BF H R ER SO BB IBB HBP BLK WP HR S P ERA WHIP 1.0 4 1 0 0 2 0 0 0 0 0 0 0 4 11 0.00 1.000								

Milwaukee Braves @ Brooklyn Dodgers
 Ebbets Field, Brooklyn, NY
 Fri Jul 24 1953, 3:33 AM EDT
 Att: 27,948 - Unknown

livebaseballscorecards.com

AB 39
R 11
H 13
RBI 11
BB 7
SO 6
LOB 16



Batter	1	2	3	4	5	6	7	8	9	AB	R	H	RBI	BB	SO	LOB	BOTTOM																																	
Jim Gilliam, S OBP: 0.361, SLG: 0.353 (1, 4) C B X	1-1 F5 ①		4-2 BB E		3-2 F8 ②		2-2 F8 ②	4-2 BB BB		3	0	0	0	2	0	0	Milwaukee Braves @ Brooklyn Dodgers Ebbets Field, Brooklyn, NY Fri Jul 24 1953, 3:33 AM EDT Att. 27,948 - Unknown livebaseballscores.com <table border="0"> <tr><td>AB</td><td>38</td></tr> <tr><td>R</td><td>6</td></tr> <tr><td>H</td><td>8</td></tr> <tr><td>RBI</td><td>6</td></tr> <tr><td>BB</td><td>6</td></tr> <tr><td>SO</td><td>3</td></tr> <tr><td>LOB</td><td>18</td></tr> </table> 				AB	38	R	6	H	8	RBI	6	BB	6	SO	3	LOB	18																
AB	38																																																	
R	6																																																	
H	8																																																	
RBI	6																																																	
BB	6																																																	
SO	3																																																	
LOB	18																																																	
Pee Wee Reese, R OBP: 0.392, SLG: 0.434 (1, 6) X	0-0 F7 ②		0-0 FC6-4 E6		1-0 F8 ③		2-2 F2 ③	4-2 BB 1-2 2-3		4	0	0	0	1	0	1					<table border="0"> <tr><td>1B:</td><td>4</td><td>SF:</td><td>0</td></tr> <tr><td>2B:</td><td>1</td><td>SAC:</td><td>0</td></tr> <tr><td>3B:</td><td>1</td><td>DP:</td><td>0</td></tr> <tr><td>HR:</td><td>2</td><td>HBP:</td><td>0</td></tr> </table>				1B:	4	SF:	0	2B:	1	SAC:	0	3B:	1	DP:	0	HR:	2	HBP:	0										
1B:	4	SF:	0																																															
2B:	1	SAC:	0																																															
3B:	1	DP:	0																																															
HR:	2	HBP:	0																																															
Duke Snider, L OBP: 0.414, SLG: 0.568 (1, 8) B C B X	2-1 3B F5		2-3 K ②			1-1 1B F8 1B		E1 BB 1B G1		5	2	2	0	0	1	5	<table border="0"> <tr><td>WP:</td><td>0</td><td>PA:</td><td>44</td></tr> <tr><td>PB:</td><td>0</td><td>ERA:</td><td></td></tr> <tr><td>SB:</td><td>0</td><td>WHIP:</td><td></td></tr> <tr><td>CS:</td><td>0</td><td></td><td></td></tr> </table>								WP:	0	PA:	44	PB:	0	ERA:		SB:	0	WHIP:		CS:	0												
WP:	0	PA:	44																																															
PB:	0	ERA:																																																
SB:	0	WHIP:																																																
CS:	0																																																	
Jackie Robinson, R OBP: 0.424, SLG: 0.512 (1, 7) F B X	1-1 5-3 ③		1-0 FC6-4 ③			0-1 FC6-4 1B 1-3		4-2 1B HR BB 1-2	0-2 HR	4	2	2	1	1	0	3																																		
Gil Hodges, R OBP: 0.399, SLG: 0.611 (1, 3) C C C X		1-2 1-3 ①		0-0 F7 ①		2-1 F8 ①		1-1 F9 ①	0-1 F8 ①	5	0	0	1	0	0	3																																		
Carl Furillo, R OBP: 0.373, SLG: 0.534 (1, 9) X		0-0 F7 ②		0-1 6-3 ②		3-H 1-0 FC6-4 FC5 BB 1-2f		0-0 HR 1B 1-2 3-H	1-0 F8 ②	5	1	1	1	0	0	1																																		
Roy Campanella, R OBP: 0.395, SLG: 0.608 (1, 2) B B B B		4-0 BB F7		2-1 E5 ②		4-2 1-2 BB F8		0-0 HR 1B 1-1 2-H	0-0 1B F8	3	1	2	3	2	0	0																																		
Billy Cox, R OBP: 0.391, SLG: 0.561 (1, 5) C B X		1-1 F8 ③		3-1 6-3 ③		0-0 FC5 ③		0-0 6-3 ②	1-1 F7 ③	5	0	0	0	0	0	5																																		
Billy Loos, R OBP: 0.372, SLG: 0.489 Ben Wade, F OBP: 0.330, SLG: 0.448 Dick Williams, R OBP: 0.330, SLG: 0.448 Joe Mauer, R OBP: 0.330, SLG: 0.448 Jim Hughes, R OBP: 0.330, SLG: 0.448 Dick Teets, S OBP: 0.330, SLG: 0.448 Bob Milliken, R OBP: 0.330, SLG: 0.448 Wayne Belardi, L OBP: 0.330, SLG: 0.448 Glenn Mickens, R OBP: 0.330, SLG: 0.448		2-3 K ①		1-0 6-3 ①		1-3 K ①		0-0 BB 2B		1	0	0	0	0	0	0																																		
Inning Stats	R: 0 E: 0 K: 0 S: 7	H: 1 LOB: 1 BB: 0 P: 11	R: 0 E: 0 K: 0 S: 6	H: 0 LOB: 1 BB: 1 P: 12	R: 0 E: 1 K: 2 S: 11	H: 0 LOB: 2 BB: 1 P: 20	R: 0 E: 1 K: 0 S: 7	H: 0 LOB: 1 BB: 0 P: 12	R: 0 E: 0 K: 0 S: 6	H: 0 LOB: 0 BB: 0 P: 11	R: 1 E: 0 K: 0 S: 11	H: 2 LOB: 2 BB: 1 P: 19	R: 0 E: 0 K: 1 S: 10	H: 0 LOB: 0 BB: 0 P: 15	R: 4 E: 1 K: 0 S: 17	H: 3 LOB: 3 BB: 3 P: 32																									R: 1 E: 0 K: 0 S: 9	H: 2 LOB: 1 BB: 0 P: 11	1B: 4 2B: 1 3B: 1 HR: 2	SF: 0 SAC: 0 DP: 0 HBP: 0	WP: 0 PB: 0 SB: 0 CS: 0	PA: 44 ERA WHIP				
PITCHER Max Surkont, R ERA: 4.09 (1, 1)	IP: 7.2 WLS: W BF: 38	H: 6 R: 5 ER: 4 SO: 3	BB: 6 IBB: 0 HBP: 0 BLK: 0	WP: 0 HR: 1 S: 73 P: 130	ERA: 4.70 WHIP: 1.565	PITCHER Lew Burdette, R ERA: 3.6 (8, 1)	IP: 1.1 WLS: S BF: 6	H: 2 R: 1 ER: 1 SO: 0	BB: 0 IBB: 0 HBP: 0 BLK: 0	WP: 0 HR: 0 S: 11 P: 13	ERA: 6.75 WHIP: 1.500																																							

Batter	1	2	3	4	5	6	7	8	9	AB R H RBI BB SO LOB	TOP
Bill Bruton, L (1, 8) OBP: 0.309, SLG: 0.354	0-1 G3			4-1 2B L9-2 BB		2-3 K		2-2 1-2 1B		3 0 1 0 1 1 0	Milwaukee Braves @ Brooklyn Dodgers Ebbets Field, Brooklyn, NY Sat Jul 25 1953, 3:33 AM EDT Att. 18,863 - Unknown
Johnny Logan, R (1, 6) OBP: 0.334, SLG: 0.413	3-3 K			1-1 F7		1-0 E7 1B		1-2 4-3		4 0 1 0 0 1 3	
Eddie Mathews, L (1, 5) OBP: 0.402, SLG: 0.638	1-1 F9			0-1 1-3 2B		0-3 K		0-3 K		4 0 1 0 0 2 1	
Sid Gordon, R (1, 7) OBP: 0.334, SLG: 0.461			1-0 1-3	2-2 L9-2 3-H		2-1 L7		2-1 4-3		4 0 0 0 0 0 2	
Andy Pafko, R (1, 9) OBP: 0.325, SLG: 0.444			2-2 1-3		0-0 F7		2-2 F9		0-1 6-3	4 0 0 0 0 0 0	
Joe Adcock, R (1, 3) OBP: 0.319, SLG: 0.425			0-0 F9		4-1 FC6-4 BB		1-1 F8			2 0 0 0 1 0 0	
Del Crandall, R (1, 2) OBP: 0.355, SLG: 0.485			1-1 5-3		2-2 FC6-4 1-2f		3-2 6-3			3 0 0 0 0 0 1	
Jack Dittmer, L (1, 4) OBP: 0.286, SLG: 0.341			2-1 F9		1-2 L4		0-1 4-3			3 0 0 0 0 0 1	
Jim Wilson, R (1, 1) OBP: 0.235, SLG: 0.281 Dave Jolly, R (5, 1) Bob Buhl, R (5, 1) Harry Hanebrink, L (6, PH) Ernie Johnson, R (6, 1) George Crowe, L (8, PH) Vern Bickford, R (8, 1)	0-1 F9		0-1 F9		1-3 K		1-2 1B 1B			1 0 1 0 0 0 0 0 1 0 0 0 0 0 0 0 0 0 1 0 1 0 0 0 0 0 0 0 0 0 0 0 0 0	
Inning Stats	R: 0 H: 0 E: 0 LOB: 0 K: 1 BB: 0 S: 8 P: 12	R: 0 H: 0 E: 0 LOB: 0 K: 0 BB: 0 S: 5 P: 8	R: 0 H: 0 E: 0 LOB: 0 K: 0 BB: 0 S: 6 P: 9	R: 0 H: 1 E: 0 LOB: 1 K: 0 BB: 1 S: 8 P: 15	R: 0 H: 0 E: 0 LOB: 1 K: 0 BB: 1 S: 9 P: 16	R: 0 H: 1 E: 1 LOB: 1 K: 3 BB: 0 S: 11 P: 15	R: 0 H: 0 E: 0 LOB: 0 K: 0 BB: 0 S: 7 P: 12	R: 0 H: 2 E: 0 LOB: 2 K: 0 BB: 0 S: 15 P: 22	R: 0 H: 0 E: 0 LOB: 0 K: 1 BB: 0 S: 7 P: 9	1B: 3 SF: 0 2B: 2 SAC: 0 3B: 0 DP: 1 HR: 0 HBP: 0	WP: 0 PA: 32 PB: 0 SB: 0 CS: 0
PITCHER Russ Meyer, R (1, 1) ERA: 4.51	IP WLS BF H R ER SO BB IBB HBP BLK WP HR S P ERA WHIP 9.0 W 32 4 0 0 5 2 0 0 0 0 0 0 76 118 0.00 0.667										

livebaseballscorecards.com

AB	30
R	0
H	4
RBI	0
BB	2
SO	5
LOB	8




Batter	1	2	3	4	5	6	7	8	9	AB R H RBI BB SO LOB	BOTTOM
Jim Gilliam, S <small>OBP: 0.364, SLG: 0.361</small> (1, 4)	4-0 BB		1-0 1B		3-2 1B 3B	1-2 F8		1-2 L1-6		4 1 2 0 1 0 1	Milwaukee Braves @ Brooklyn Dodgers Ebbets Field, Brooklyn, NY Sat Jul 25 1953, 3:33 AM EDT Att. 18,863 - Unknown
Pee Wee Reese, R <small>OBP: 0.391, SLG: 0.430</small> (1, 6)	0-0 5-3		2-1 F4		4-0 1B 1B BB	2-3 K				3 1 0 0 1 1 2	
Duke Snider, L <small>OBP: 0.415, SLG: 0.567</small> (1, 8)	2-0 F6		1-2 G3		0-1 1B 1B	0-0 1B				4 1 2 1 0 0 2	
Jackie Robinson, R <small>OBP: 0.422, SLG: 0.508</small> (1, 7)	1-2 F6		3-3 K		0-2 1B 1B	2-0 L9				4 1 1 1 0 1 3	
Gil Hodges, R <small>OBP: 0.398, SLG: 0.606</small> (1, 3)		3-3 K		1-1 5-3	2-1 1B F7 1B		3-2 F9			4 1 1 1 0 1 0	
Carl Furillo, R <small>OBP: 0.375, SLG: 0.532</small> (1, 9)		4-0 HR BB		1-1 F5	1-0 1B		0-0 F3			3 1 1 1 1 0 0	
Roy Campanella, R <small>OBP: 0.396, SLG: 0.616</small> (1, 2)		1-0 HR		2-1 E7 1B	3-2 F7		2-3 K			4 1 2 3 0 1 1	
Billy Cox, R <small>OBP: 0.393, SLG: 0.555</small> (1, 5)	0-0 6-3			4-0 IBB	1-1 L7		4-2 L1-6 SH3-4 BB			2 0 0 0 2 0 1	
Russ Meyer, S <small>OBP: 0.118, SLG: 0.137</small> (1, 1)		3-3 K		0-3 K	3-3 K		0-0 SH3-4			3 0 0 0 0 3 3	
Inning Stats	R: 0 H: 0 E: 0 LOB: 1 K: 0 BB: 1 S: 7 P: 14	R: 2 H: 1 E: 0 LOB: 0 K: 2 BB: 1 S: 8 P: 19	R: 0 H: 1 E: 0 LOB: 1 K: 1 BB: 0 S: 11 P: 18	R: 0 H: 1 E: 1 LOB: 2 K: 1 BB: 1 S: 9 P: 17	R: 5 H: 5 E: 0 LOB: 1 K: 1 BB: 1 S: 20 P: 37	R: 0 H: 1 E: 0 LOB: 1 K: 1 BB: 0 S: 8 P: 13	R: 0 H: 0 E: 0 LOB: 0 K: 1 BB: 0 S: 7 P: 12	R: 0 H: 0 E: 0 LOB: 0 K: 0 BB: 1 S: 7 P: 12	1B: 7 SF: 0 2B: 1 SAC: 1 3B: 1 DP: 1 HR: 1 HBP: 0	WP: 0 PA: 37 PB: 0 SB: 0 CS: 0	
PITCHER Jim Wilson, R (1, 1) <small>ERA: 4.32</small> Dave Jolly, R (5, 1) <small>ERA: 3.47</small> Bob Buhl, R (5, 1) <small>ERA: 3.88</small> Ernie Johnson, R (6, 1) <small>ERA: 3.06</small> Vern Bickford, R (8, 1) <small>ERA: 6.34</small>	IP WLS BF H R ER SO BB IBB HBP BLK WP HR S P ERA WHIP 4.0 L 22 6 6 6 4 3 1 0 0 0 1 43 83 13.50 2.250										

livebaseballscorecards.com

AB	31
R	7
H	9
RBI	7
BB	5
SO	7
LOB	13



Batter	1	2	3	4	5	6	7	8	9	AB R H RBI BB SO LOB	TOP																				
Bill Bruton, L (1, 8) OBP: 0.309, SLG: 0.351	4-1 FC5-4 BB		2-1 F6			1-2 4-3		2-1 L8		3 0 0 0 1 0 0																					
Johnny Logan, R (1, 6) OBP: 0.333, SLG: 0.414	2-2 FC5-4 1B 1-2f		0-0 6-3			0-0 1B 2B		2-1 F8		4 1 1 0 0 0 1																					
Eddie Mathews, L (1, 5) OBP: 0.403, SLG: 0.637	3-2 1-3 1B		1-2 4-3			1-2 L5-3 1B 2-H		2-2 F4		4 0 2 1 0 0 0																					
Del Crandall, R (1, 2) OBP: 0.349, SLG: 0.475	1-2 F4			0-0 6-3		1-0 L5-3 1-2		2-3 K		4 0 0 0 0 1 3																					
Andy Pafko, R (1, 9) OBP: 0.327, SLG: 0.451	3-2 F8			1-1 F9		2-1 4-3 2B		0-1 2B		4 0 2 0 0 0 2																					
Joe Adcock, R (1, 3) OBP: 0.316, SLG: 0.420		1-1 6-3		2-1 3-1		2-1 4-3 2-3		3-3 K		4 0 0 0 0 1 2																					
Sid Gordon, R (1, 7) OBP: 0.337, SLG: 0.471		2-2			3-2 6-3		4-0		2 1 1 1 1 0 0		AB 31 R 2 H 6 RBI 2 BB 2 SO 4 LOB 10																				
Jim Pendleton, R (7, PR) OBP: 0.255, SLG: 0.276 (7, 7)		HR				G1-6-3 BB			0 0 0 0 0 0 0																						
Jack Dittmer, L (1, 4) OBP: 0.284, SLG: 0.338		1-3 K2-3			0-0 4-3	2-2 G1-6-3 1-2f			3 0 0 0 0 1 2																						
Johnny Antonelli, L (1, 1) OBP: 0.163, SLG: 0.122		0-0 4-3			2-1 F8			0-3 K	3 0 0 0 0 1 0																						
Ernie Johnson, R (8, 1)									0 0 0 0 0 0 0																						
Inning Stats	R: 0 E: 0 K: 0 S: 14	H: 1 LOB: 2 BB: 1 P: 27	R: 1 E: 0 K: 1 S: 9	H: 1 LOB: 0 BB: 0 P: 13	R: 0 E: 0 K: 0 S: 6	H: 0 LOB: 0 BB: 0 P: 9	R: 0 E: 0 K: 0 S: 5	H: 0 LOB: 0 BB: 0 P: 8	R: 0 E: 0 K: 0 S: 6	H: 0 LOB: 0 BB: 0 P: 11	R: 1 E: 0 K: 0 S: 10	H: 2 LOB: 0 BB: 0 P: 13	R: 0 E: 0 K: 0 S: 7	H: 1 LOB: 2 BB: 1 P: 17	R: 0 E: 0 K: 1 S: 7	H: 0 LOB: 0 BB: 0 P: 11	R: 0 E: 0 K: 2 S: 13	H: 1 LOB: 1 BB: 0 P: 20	1B: 2 2B: 4 3B: 0 HR: 1	SF: 0 SAC: 0 DP: 2 HBP: 0	WP: 0 PB: 0 SB: 0 CS: 0	PA: 33									
PITCHER	IP WLS BF H R ER SO BB IBB HBP BLK WP HR S P ERA WHIP																														
Clem Labine, R (1, 1) ERA: 3.41	7.0	26	5	2	2	1	2	0	0	0	0	1	57	98	2.57	1.000															
Bob Milliken, R (8, 1) ERA: 3.36	2.0	W	7	1	0	0	3	0	0	0	0	0	20	31	0.00	0.500															

Milwaukee Braves @ Brooklyn Dodgers
Ebbets Field, Brooklyn, NY
Sun Jul 26 1953, 3:33 AM EDT
Unknown

livebaseballscorecards.com

Batter	1	2	3	4	5	6	7	8	9
Jim Gilliam, S (1, 4) <small>OBP: 0.368, SLG: 0.368</small>	0-1 		1-2 			0-1 		3-1 	
Pee Wee Reese, R (1, 6) <small>OBP: 0.390, SLG: 0.434</small>	1-1 			1-3 		2-1 		0-0 	
Jackie Robinson, R (1, 7) Dick Williams, R (9, 7) <small>OBP: 0.423, SLG: 0.510</small> <small>OBP: 0.333, SLG: 0.200</small>	1-2 			3-1 		4-0 		1-2 	
Gil Hodges, R (1, 3) <small>OBP: 0.394, SLG: 0.599</small>	0-2 			1-2 		0-0 		1-2 	
Roy Campanella, R (1, 2) <small>OBP: 0.397, SLG: 0.613</small>		1-0 			1-1 		2-0 	4-0 	
Carl Furillo, R (1, 9) <small>OBP: 0.373, SLG: 0.528</small>		2-1 			2-3 		0-0 	0-0 	
Duke Snider, L (1, 8) <small>OBP: 0.416, SLG: 0.564</small>		2-3 			4-1 		4-2 	3-1 	
Billy Cox, R (1, 5) <small>OBP: 0.390, SLG: 0.548</small>			0-3 		2-0 		2-1 	2-2 	
Clem Labine, R (1, 1) Bobby Morgan, R (7, PH) Bob Milliken, R (8, 1) <small>OBP: 0.353, SLG: 0.427</small> <small>OBP: 0.167, SLG: 0.278</small>			1-3 			0-3 	2-0 		

AB	R	H	RBI	BB	SO	LOB
4	1	3	0	0	0	0
4	1	1	1	0	1	2
3	1	1	1	1	0	0
0	0	0	0	0	0	0
4	0	0	0	0	0	4
3	0	1	0	1	0	0
4	0	1	1	0	1	1
2	0	0	0	2	1	2
4	0	1	0	0	1	3
2	0	0	0	0	2	0
1	0	0	0	0	0	2
0	0	0	0	0	0	0

BOTTOM

Milwaukee Braves @ Brooklyn Dodgers
 Ebbets Field, Brooklyn, NY

Sun Jul 26 1953, 3:33 AM EDT
 Unknown

AB	31
R	3
H	8
RBI	3
BB	4
SO	6
LOB	14

Inning Stats		R: 0	H: 1	E: 1	K: 0	S: 11	LOB: 1	BB: 0	P: 13
Inning Stats		R: 0	H: 0	E: 0	K: 1	S: 6	LOB: 0	BB: 0	P: 11
Inning Stats		R: 0	H: 0	E: 0	K: 2	S: 11	LOB: 0	BB: 0	P: 13
Inning Stats		R: 0	H: 0	E: 0	K: 1	S: 8	LOB: 0	BB: 0	P: 13
Inning Stats		R: 0	H: 0	E: 0	K: 1	S: 8	LOB: 1	BB: 1	P: 17
Inning Stats		R: 0	H: 1	E: 0	K: 1	S: 8	LOB: 2	BB: 1	P: 14
Inning Stats		R: 0	H: 2	E: 0	K: 0	S: 7	LOB: 2	BB: 1	P: 17
Inning Stats		R: 3	H: 4	E: 0	K: 0	S: 16	LOB: 2	BB: 1	P: 30

PITCHER															IP	WLS	BF	H	R	ER	SO	BB	IBB	HBP	BLK	WP	HR	S	P	ERA	WHIP
Johnny Antonelli, L (1, 1) <small>ERA: 2.92</small>															7.2	L	34	8	3	3	6	3	1	0	0	0	0	72	123	3.52	1.435
Ernie Johnson, R (8, 1) <small>ERA: 3.04</small>															0.1		1	0	0	0	0	0	0	0	0	0	0	3	5	0.00	0.000

WP	PA	ERA	WHIP
0	35		
0			
0			

Batter	1	2	3	4	5	6	7	8	9	AB R H RBI BB SO LOB	TOP	
Bill Bruton, L (1, 8) OBP: 0.308, SLG: 0.350 C B X	1-1 		1-2 		0-1 			1-0 		4 0 1 0 0 0 1		
Johnny Logan, R (1, 6) OBP: 0.330, SLG: 0.410 B X	1-0 		3-3 			0-0 			1-2 	4 0 0 0 0 1 2		
Eddie Mathews, L (1, 5) OBP: 0.399, SLG: 0.629 B C C B S	2-3 			1-1 		2-0 			2-3 	4 0 0 0 0 2 1		
Walker Cooper, R (1, 2) OBP: 0.316, SLG: 0.379 X	0-0 			0-0 		1-3 			0-3 	4 0 0 0 0 2 1		
Andy Pafko, R (1, 9) OBP: 0.327, SLG: 0.450 F B B B S		3-3 		0-0 				0-1 		3 0 1 0 0 1 0		
Joe Adcock, R (1, 3) OBP: 0.316, SLG: 0.419 X		0-0 		2-3 				0-2 		3 0 1 0 0 1 1		
Sid Gordon, R (1, 7) OBP: 0.337, SLG: 0.479 C B X		1-1 			1-1 			3-2 		3 1 1 1 0 0 1		
Jack Dittmer, L (1, 4) OBP: 0.284, SLG: 0.338 F B B B X			3-1 		1-0 			0-0 		3 0 1 0 0 0 0		
Lew Burdette, R (1, 1) OBP: 0.211, SLG: 0.211 George Crowe, L (8, PH) OBP: 0.276, SLG: 0.407 Bob Buhl, R (8, 1) OBP: 0.217, SLG: 0.217 M S L B S			2-3 		3-3 			2-3 		2 0 0 0 0 2 1		
Inning Stats	R: 0 H: 1 E: 0 LOB: 1 K: 1 BB: 0 S: 7 P: 11	R: 0 H: 1 E: 0 LOB: 0 K: 1 BB: 0 S: 6 P: 10	R: 0 H: 1 E: 0 LOB: 1 K: 2 BB: 0 S: 11 P: 20	R: 0 H: 1 E: 0 LOB: 1 K: 1 BB: 0 S: 7 P: 10	R: 1 H: 1 E: 0 LOB: 0 K: 1 BB: 0 S: 9 P: 14	R: 0 H: 0 E: 0 LOB: 0 K: 1 BB: 0 S: 5 P: 8	R: 0 H: 0 E: 0 LOB: 0 K: 0 BB: 0 S: 12 P: 15	R: 0 H: 0 E: 0 LOB: 0 K: 1 BB: 0 S: 5 P: 8	R: 0 H: 0 E: 0 LOB: 0 K: 2 BB: 0 S: 9 P: 12	1B: 4 SF: 0 2B: 0 SAC: 0 3B: 0 DP: 1 HR: 1 HBP: 0	WP: 0 PA: 31 PB: 0 SB: 0 CS: 0	
PITCHER Carl Erskine, R (1, 1) ERA: 4.14	IP 9.0 WLS W BF 31 H 5 R 1 ER 1 SO 10 BB 0 IBB 0 HBP 0 BLK 0 WP 0 HR 1 S 71 P 108 ERA 1.00 WHIP 0.556											PITCHER IP WLS BF H R ER SO BB IBB HBP BLK WP HR S P ERA WHIP

Milwaukee Braves @ Brooklyn Dodgers
 Ebbets Field, Brooklyn, NY
 Sun Jul 26 1953, 3:38 AM EDT
 Att: 33,421 - Unknown

livebaseballscorecards.com

AB	31
R	1
H	5
RBI	1
BB	0
SO	10
LOB	8



Batter	1	2	3	4	5	6	7	8	9	AB R H RBI BB SO LOB
--------	---	---	---	---	---	---	---	---	---	----------------------

Jim Gilliam, S <small>OBP: 0.366, SLG: 0.365</small> <small>(1, 4)</small> 										3 1 0 1 1 1 1
Pee Wee Reese, R <small>OBP: 0.393, SLG: 0.436</small> <small>(1, 6)</small> 										3 0 2 0 1 0 0
Duke Snider, L <small>OBP: 0.412, SLG: 0.558</small> <small>(1, 8)</small> 										4 0 0 0 0 2 4
Jackie Robinson, R <small>OBP: 0.421, SLG: 0.506</small> <small>(1, 7)</small> 										4 0 1 1 0 0 1
Roy Campanella, R <small>OBP: 0.394, SLG: 0.607</small> <small>(1, 2)</small> 										3 0 0 0 0 0 2
Gil Hodges, R <small>OBP: 0.391, SLG: 0.593</small> <small>(1, 3)</small> 										3 0 0 0 0 0 2
Carl Furillo, R <small>OBP: 0.373, SLG: 0.526</small> <small>(1, 9)</small> 										3 0 1 0 0 0 0
Billy Cox, R <small>OBP: 0.394, SLG: 0.550</small> <small>(1, 5)</small> 										3 1 2 0 0 0 0
Carl Erskine, R <small>OBP: 0.302, SLG: 0.340</small> <small>(1, 1)</small> 										3 0 1 0 0 1 2

Inning Stats	R: 1 H: 2 E: 0 LOB: 2 K: 1 BB: 1 S: 14 P: 24	R: 1 H: 2 E: 1 LOB: 0 K: 0 BB: 0 S: 8 P: 12	R: 0 H: 0 E: 0 LOB: 0 K: 0 BB: 1 S: 7 P: 14	R: 0 H: 2 E: 0 LOB: 2 K: 1 BB: 0 S: 13 P: 19	R: 0 H: 1 E: 0 LOB: 1 K: 2 BB: 0 S: 13 P: 19	R: 0 H: 0 E: 0 LOB: 0 K: 0 BB: 0 S: 3 P: 3	R: 0 H: 0 E: 0 LOB: 0 K: 0 BB: 0 S: 6 P: 9	R: 0 H: 0 E: 0 LOB: 0 K: 0 BB: 0 S: 5 P: 9
--------------	---	--	--	---	---	---	---	---

PITCHER	IP	WLS	BF	H	R	ER	SO	BB	IBB	HBP	BLK	WP	HR	S	P	ERA	WHIP
Lew Burdette, R <small>ERA: 3.39</small>	(1, 1)	7.0	L 28	7	2	1	4	2	0	0	0	0	0	64	100	1.29	1.286
Bob Buhl, R <small>ERA: 3.82</small>	(8, 1)	1.0	3	0	0	0	0	0	0	0	0	0	0	5	9	0.00	0.000

BOTTOM

Milwaukee Braves @ Brooklyn Dodgers
Ebbets Field, Brooklyn, NY
 Sun Jul 26 1953, 3:38 AM EDT
 Att. 33,421 - Unknown

livebaseballscorecards.com

AB	29
R	2
H	7
RBI	2
BB	2
SO	4
LOB	12



WP: 0	PA: 32
PB: 0	
SB: 1	
CS: 1	

PITCHER	IP	WLS	BF	H	R	ER	SO	BB	IBB	HBP	BLK	WP	HR	S	P	ERA	WHIP
---------	----	-----	----	---	---	----	----	----	-----	-----	-----	----	----	---	---	-----	------

Brooklyn Dodgers @ Chicago Cubs
 Wrigley Field, Chicago, IL
 Tue Jul 28 1953, 3:33 AM CDT
 Att. 16,938 - Unknown

livebaseballscorecards.com

AB	42
R	13
H	15
RBI	11
BB	4
SO	4
LOB	21



AB	R	H	RBI	BB	SO	LOB
6	1	2	2	0	0	3
6	0	0	0	0	2	5
5	1	1	2	0	1	2
3	1	1	0	1	0	0
1	1	1	0	0	0	0
5	1	1	0	0	0	5
4	3	4	3	1	0	0
4	2	3	3	0	0	1
1	0	0	0	0	1	1
0	1	0	0	1	0	0
3	1	1	0	1	0	2
4	1	1	1	0	0	2

Batter	1	2	3	4	5	6	7	8	9
Jim Gilliam, S (1, 4) OBP: 0.366, SLG: 0.367	1-0 G3	3-1 HR 2B	1-1 G3		0-0 E 2-H 1B		3-1 F8		3-1 4-3
Pee Wee Reese, R (1, 6) OBP: 0.387, SLG: 0.429	3-2 F2	1-3 K	0-0 F7		2-3 K		1-0 F9		2-2 L8
Duke Snider, L (1, 8) OBP: 0.409, SLG: 0.561	2-3 K	2-0 HR		0-1 F9	0-0 E2 BB		2-2 F6		
Jackie Robinson, R (1, 7) OBP: 0.422, SLG: 0.505				2-2 F3	4-2 BB			1-0 1B 2B	
Dick Williams, R (5, 7) OBP: 0.368, SLG: 0.313					1-2 BB				
Roy Campanella, R (1, 2) OBP: 0.392, SLG: 0.601		1-1 F7	0-2 HR 1B		2-0 L8		0-2 6-3	1-0 F4	
Gil Hodges, R (1, 3) OBP: 0.398, SLG: 0.610		4-1 PB 1B E BB	1-0 HR		0-1 HR 2B	0-1 FC1-6 1B		2-0 2-H 1B	
Carl Furillo, R (1, 9) OBP: 0.377, SLG: 0.538			0-0 PB E 1B		3-0 HR	1-1 FC1-6 G5-4-3		2-3 K	
Bill Antonello, R (7, 9) OBP: 0.167, SLG: 0.214			1-2 E 1B		2-H HR	1-2 1-2f			
Billy Cox, R (1, 5) OBP: 0.397, SLG: 0.550		4-0 E IBB	2-1 G3 1B		4-1 SH1-4 1B BB	1-1 G5-4-3		0-0 F8	
Bobby Morgan, R (2, 5) OBP: 0.360, SLG: 0.423			1-2 G3 1B			1-2f			
Johnny Podres, L (1, 1) OBP: 0.280, SLG: 0.280		2-2 E6 2B	1-2 L7		0-0 SH1-4		0-0 1B		0-0 3-1

Inning Stats	R: 0	H: 0	E: 0	K: 1	S: 8	P: 14	R: 7	H: 4	E: 2	K: 1	S: 21	P: 40	R: 2	H: 4	E: 0	K: 0	S: 14	P: 19	R: 0	H: 0	E: 0	K: 0	S: 6	P: 10	R: 3	H: 3	E: 1	K: 1	S: 16	P: 29	R: 0	H: 1	E: 0	K: 0	S: 6	P: 8	R: 0	H: 1	E: 0	K: 0	S: 7	P: 13	R: 1	H: 2	E: 0	K: 1	S: 8	P: 14	R: 0	H: 0	E: 0	K: 0	S: 6	P: 11	1B: 9	2B: 3	3B: 0	HR: 3	SF: 0	SAC: 1	DP: 1	HBP: 0	WP: 0	PA: 47
--------------	------	------	------	------	------	-------	------	------	------	------	-------	-------	------	------	------	------	-------	-------	------	------	------	------	------	-------	------	------	------	------	-------	-------	------	------	------	------	------	------	------	------	------	------	------	-------	------	------	------	------	------	-------	------	------	------	------	------	-------	-------	-------	-------	-------	-------	--------	-------	--------	-------	--------

PITCHER	IP	WLS	BF	H	R	ER	SO	BB	IBB	HBP	BLK	WP	HR	S	P	ERA	WHIP
Johnny Klippstein, R (1, 1) ERA: 5.6	2.0	L	13	4	7	0	2	1	1	0	0	0	1	29	54	0.00	2.500
Bubba Church, R (3, 1) ERA: 5.21	2.1		15	7	5	5	0	1	0	0	0	0	2	26	42	19.29	3.429
Jim Willis, R (5, 1) ERA: 7.2	4.2		19	4	1	1	2	1	0	0	0	0	0	37	62	1.93	1.071

Batter	1	2	3	4	5	6	7	8	9	AB	R	H	RBI	BB	SO	LOB
Frank Baumholtz, L (1, 9) OBP: 0.365, SLG: 0.429 George Metkovich, L (5, PR) OBP: 0.267, SLG: 0.314 (6, 9)	2-2 F5		0-0 L9		4-1 SH5-3 BB		1-1 F8			2	0	0	0	1	0	0
Eddie Miksis, R (1, 4) OBP: 0.284, SLG: 0.337	2-2 L5		0-0 6-3		0-1 SH5-3		0-1 P3			3	0	0	0	0	0	0
Dee Fondy, L (1, 3) OBP: 0.361, SLG: 0.491	0-3 K		0-2 G3		2-2 F9			0-0 F9		4	0	0	0	0	1	2
Ralph Kiner, R (1, 7) OBP: 0.385, SLG: 0.510		4-0 1B 2B BB		4-2 E 1B L3 BB	1-2 4-3			3-3 K		2	2	0	0	2	1	2
Randy Jackson, R (1, 5) OBP: 0.343, SLG: 0.498		0-0 2B 1B		1-2 E1 1B		0-1 F8		0-2 1B		4	0	3	0	0	0	0
Hal Jeffcoat, R (1, 8) OBP: 0.274, SLG: 0.298		1-2 F4		0-1 L8		1-2 F5		1-3 K		4	0	0	1	0	1	4
Roy Smalley, R (1, 6) OBP: 0.330, SLG: 0.356		2-1 1-3 2-H 2B		0-3 3-H K		4-2 BB			0-1 4-3	3	0	1	1	1	1	1
Joe Garagiola, L (1, 2) OBP: 0.332, SLG: 0.352		2-3 K		4-0 BB		1-3 K			3-2 F8	3	0	0	0	1	2	3
Johnny Klippstein, R (1, 1) OBP: 0.208, SLG: 0.353 Bill Serena, R (2, PH) OBP: 0.317, SLG: 0.399 Bubba Church, R (3, 1) OBP: 0.200, SLG: 0.235 Jim Willis, L (5, 1) Clyde McCullough, R (9, PH) OBP: 0.308, SLG: 0.355		2-1 6-3		0-1 F2			2-0 F8		3-3 K	0	0	0	0	0	0	0


Inning Stats	R: 0 E: 0 K: 1 S: 9	H: 0 LOB: 0 BB: 0 P: 13	R: 1 E: 0 K: 1 S: 13	H: 2 LOB: 2 BB: 1 P: 24	R: 0 E: 0 K: 0 S: 6	H: 0 LOB: 0 BB: 0 P: 6	R: 1 E: 1 K: 1 S: 12	H: 1 LOB: 2 BB: 2 P: 21	R: 0 E: 0 K: 0 S: 11	H: 0 LOB: 2 BB: 1 P: 18	R: 0 E: 0 K: 1 S: 13	H: 0 LOB: 1 BB: 1 P: 19	R: 0 E: 0 K: 0 S: 5	H: 0 LOB: 0 BB: 0 P: 8	R: 0 E: 0 K: 2 S: 11	H: 1 LOB: 1 BB: 0 P: 15	R: 0 E: 0 K: 1 S: 9	H: 0 LOB: 0 BB: 0 P: 15	1B: 3 2B: 1 3B: 0 HR: 0	SF: 0 SAC: 1 DP: 0 HBP: 0	WP: 0 PB: 0 SB: 0 CS: 0	PA: 36
PITCHER Johnny Podres, L (1, 1) ERA: 3.48	IP: 9.0 WLS: W BF: 36 H: 4 R: 2 ER: 1 SO: 7 BB: 5 IBB: 0 HBP: 0 BLK: 0 WP: 0 HR: 0 S: 89 P: 139 ERA: 1.00 WHIP: 1.000																					

BOTTOM

Brooklyn Dodgers @ Chicago Cubs
Wrigley Field, Chicago, IL
Tue Jul 28 1953, 3:33 AM CDT
Att. 16,938 - Unknown

livebaseballscorecards.com

AB	30
R	2
H	4
RBI	2
BB	5
SO	7
LOB	16



Batter	1	2	3	4	5	6	7	8	9	AB R H RBI BB SO LOB	TOP	
Jim Gilliam, S (1, 4) <small>OBP: 0.371, SLG: 0.377</small>	4-1 		1-0 	2-2 		0-1 		1-2 		4 0 3 2 1 0 0		
Pee Wee Reese, R (1, 6) <small>OBP: 0.383, SLG: 0.423</small>	0-1 		0-0 	1-3 			0-0 		3-2 	5 0 0 0 0 1 3		
Duke Snider, L (1, 8) <small>OBP: 0.409, SLG: 0.567</small>	2-2 			0-0 	1-3 		0-2 		2-3 	5 1 2 1 0 2 1		
Jackie Robinson, R (1, 7) <small>OBP: 0.422, SLG: 0.508</small>	0-0 			0-0 	2-0 		1-1 		4-1 	4 1 1 0 1 0 2		
Gil Hodges, R (1, 3) <small>OBP: 0.396, SLG: 0.603</small>		0-1 		3-3 	4-2 		1-2 		2-1 	4 1 0 0 1 1 4		
Roy Campanella, R (1, 2) <small>OBP: 0.393, SLG: 0.603</small>		2-0 		0-1 	1-0 		2-3 			4 1 2 2 0 1 2		
Carl Furillo, R (1, 9) <small>OBP: 0.376, SLG: 0.535</small>		2-0 		3-2 	3-1 			1-2 		4 1 1 0 0 0 1		
Billy Cox, R (1, 5) <small>OBP: 0.394, SLG: 0.544</small>			2-1 	1-0 		1-0 		3-2 		4 1 1 1 0 0 0		
Russ Meyer, S (1, 1) <small>OBP: 0.113, SLG: 0.132</small>			0-1 	0-0 		0-0 		1-2 		2 0 0 0 0 0 0		
Clem Labine, R (7, 1) <small>OBP: 0.071, SLG: 0.143</small>				1-2 						1 0 1 0 0 0 0		
Inning Stats	R: 0 H: 0 E: 0 LOB: 1 K: 0 BB: 1 S: 7 P: 13	R: 0 H: 0 E: 0 LOB: 0 K: 0 BB: 0 S: 4 P: 8	R: 0 H: 1 E: 0 LOB: 1 K: 0 BB: 0 S: 6 P: 9	R: 5 H: 6 E: 0 LOB: 1 K: 2 BB: 0 S: 18 P: 28	R: 1 H: 1 E: 0 LOB: 1 K: 1 BB: 1 S: 9 P: 20	R: 0 H: 0 E: 0 LOB: 0 K: 0 BB: 0 S: 4 P: 5	R: 0 H: 1 E: 1 LOB: 2 K: 1 BB: 0 S: 13 P: 17	R: 0 H: 2 E: 0 LOB: 2 K: 0 BB: 0 S: 13 P: 19	R: 0 H: 0 E: 0 LOB: 1 K: 1 BB: 1 S: 10 P: 21	1B: 5 SF: 0 2B: 4 SAC: 1 3B: 1 DP: 0 HR: 1 HBP: 0	WP: 0 PA: 41 PB: 0 SB: 0 CS: 0	
PITCHER Turk Lown, R (1, 1) <small>ERA: 5.38</small> Johnny Klippstein, R (4, 1) <small>ERA: 5.51</small> Warren Hacker, R (8, 1) <small>ERA: 4.43</small>	IP WLS BF H R ER SO BB IBB HBP BLK WP HR S P ERA WHIP											PITCHER IP WLS BF H R ER SO BB IBB HBP BLK WP HR S P ERA WHIP

Brooklyn Dodgers @ Chicago Cubs
 Wrigley Field, Chicago, IL
 Wed Jul 29 1953, 3:33 AM CDT
 Att: 11,625 - Unknown

livebaseballscorecards.com

AB	37
R	6
H	11
RBI	6
BB	3
SO	5
LOB	13



Batter	1	2	3	4	5	6	7	8	9	AB R H RBI BB SO LOB
Frank Baumholtz, L (1, 9) OBP: 0.363, SLG: 0.425	3-1 4-3		0-2 G4-6-3			2-1 F3	0-0 FC4-6 1B		0-1 F8	5 0 1 0 0 0 3
Eddie Miksis, R (1, 4) OBP: 0.281, SLG: 0.333	1-2 1-3			0-0 F9		1-3 K	0-0 FC4-6			4 0 0 0 0 1 1
Dee Fondy, L (1, 3) OBP: 0.360, SLG: 0.489	1-3 K			1-1 BB E 1B		3-2 F8		1-3 K		4 1 1 0 0 2 0
Ralph Kiner, R (1, 7) OBP: 0.386, SLG: 0.509		3-2 1B		4-1 FC4-6 1-2 BB		2-3 K	3-3 K			3 0 1 0 1 2 0
Randy Jackson, R (1, 5) OBP: 0.342, SLG: 0.502		3-1 L8		0-0 FC4-6 1-2f 2-H		0-0 1B 3B	1-0 L7			4 1 1 0 0 0 2
Joe Garagiola, L (1, 2) OBP: 0.326, SLG: 0.345		1-1 F6		3-2 4-3		1-0 F7		0-0 3-1		4 0 0 0 0 0 3
Tommy Brown, R (1, 6) OBP: 0.280, SLG: 0.282		1-0 4-3			0-1 F6	0-1 BB HR 1B		1-0 WP S 1B		4 1 2 1 0 0 1
Hal Jeffcoat, R (1, 8) OBP: 0.276, SLG: 0.292			0-0 B1-3		3-3 K	4-1 HR BB		3-3 K		2 1 0 0 1 1 0
George Metkovich, L (9, PH) OBP: 0.265, SLG: 0.311					0-3 K			1-2 K		1 0 0 0 0 1 1
Turk Lown, R (1, 1) OBP: 0.084, SLG: 0.097			0-2 G4-6-3 1B			0-2 HR		4-1 BB		1 0 1 0 0 0 0
Johnny Klippstein, R (4, 1) OBP: 0.206, SLG: 0.343										1 0 0 0 0 1 0
Carl Sawatski, L (7, PH) OBP: 0.311, SLG: 0.366										1 1 1 3 0 0 0
Warren Hacker, R (8, 1) OBP: 0.427, SLG: 0.255										0 0 0 0 0 0 0
Phil Cavarretta, L (9, PH) OBP: 0.427, SLG: 0.154										0 0 0 0 0 1 0 0
Bob Ramazzotti, R (9, PR)										0 0 0 0 0 0 0 0


Inning Stats	R: 0	H: 0	E: 0	K: 1	S: 9	H: 0	LOB: 0	BB: 0	P: 14	R: 0	H: 1	E: 0	K: 0	S: 9	H: 1	LOB: 1	BB: 0	P: 17	R: 0	H: 1	E: 0	K: 0	S: 9	H: 1	LOB: 0	BB: 0	P: 9	R: 1	H: 1	E: 1	K: 0	S: 8	H: 1	LOB: 1	BB: 1	P: 16	R: 0	H: 0	E: 0	K: 2	S: 8	H: 0	LOB: 0	BB: 0	P: 11	R: 0	H: 0	E: 0	K: 1	S: 9	H: 0	LOB: 0	BB: 0	P: 15	R: 4	H: 4	E: 0	K: 1	S: 15	H: 4	LOB: 1	BB: 1	P: 22	R: 0	H: 0	E: 0	K: 2	S: 7	H: 0	LOB: 0	BB: 0	P: 12	R: 0	H: 1	E: 0	K: 1	S: 8	H: 1	LOB: 2	BB: 1	P: 16	1B: 6	SF: 0	2B: 0	SAC: 0	3B: 1	DP: 1	HR: 1	HBP: 0	WP: 1	PA: 37
PITCHER	IP	WLS	BF	H	R	ER	SO	BB	IBB	HBP	BLK	WP	HR	S	P	ERA	WHIP																																																																										
Russ Meyer, R (1, 1) ERA: 4.56	6.2	W	27	6	5	4	5	2	0	0	0	0	1	65	102	5.40	1.200																																																																										
Clem Labine, R (7, 1) ERA: 3.29	2.1	S	10	2	0	0	3	1	0	0	0	1	0	17	30	0.00	1.286																																																																										

BOTTOM

Brooklyn Dodgers @ Chicago Cubs
Wrigley Field, Chicago, IL
 Wed Jul 29 1953, 3:33 AM CDT
 Att. 11,625 - Unknown

livebaseballscorecards.com

AB	34
R	5
H	8
RBI	4
BB	3
SO	8
LOB	11



Batter	1	2	3	4	5	6	7	8	9	AB R H RBI BB SO LOB	TOP	
Jim Gilliam, S (1, 4) OBP: 0.376, SLG: 0.383	0-0 G4-6-3 1B		4-2 FC4-6 BB		0-0 1-3 2B		1-2 1B		1-2 F8	4 0 3 0 1 0 1		
Pee Wee Reese, R (1, 6) OBP: 0.382, SLG: 0.419	2-1 G4-6-3 1-2f		0-0 FC4-6 S 1-2f		4-1 FC5-4 BB		2-1 F3 1-2			3 0 0 0 1 0 3		
Duke Snider, L (1, 8) OBP: 0.408, SLG: 0.563	0-0 CS 1B		3-2 L8 1-2		1-2 F7 3-H		0-0 6-3			4 0 1 1 0 0 4		
Jackie Robinson, R (1, 7) OBP: 0.420, SLG: 0.503	2-1 CS 1-2	0-2 1-3		4-1 2B E BB		1-0 F9		1-2 F4		3 1 0 0 1 0 2		
Gil Hodges, R (1, 3) OBP: 0.397, SLG: 0.601				0-1 L8		1-2 FC5-4 1-2f		2-0 E4 L4 1B		3 0 1 0 1 0 3		
Roy Campanella, R (1, 2) OBP: 0.369, SLG: 0.596				1-3 K		2-0 G1		0-0 L4 2-3		4 0 0 0 0 1 3		
Carl Furillo, R (1, 9) OBP: 0.377, SLG: 0.538				1-0 E6 1-H 2B		0-3 K			2-1 1-3	4 0 2 0 0 1 0		
Billy Cox, R (1, 5) OBP: 0.387, SLG: 0.533				1-2 F2		2-2 F8			0-0 1-3	4 0 0 0 0 0 3		
Glenn Mickens, R (1, 1) Jim Hughes, R (1, 1) Don Thompson, L (5, PH) Bob Milliken, R (5, 1) George Shuba, L (7, PH) Ben Wade, R (7, 1) Wayne Belardi, L (9, PH) Dick Williams, R (9, PH)				0-1 5-3		1-1 E4 2B F7			4-2 BB	0 0 0 0 0 0 0 1 0 0 0 0 0 0 1 1 0 0 0 0 0 0 0 0 0 0 0 0 1 0 0 0 0 0 0 0 0 0 0 0 0 0 0 0 0 0 1 0 0 0 0 0 0 0 0 0		
Inning Stats	R: 0 H: 2 E: 0 LOB: 0 K: 0 BB: 0 S: 5 P: 9	R: 0 H: 1 E: 0 LOB: 2 K: 0 BB: 1 S: 11 P: 17	R: 0 H: 0 E: 0 LOB: 1 K: 0 BB: 1 S: 8 P: 15	R: 1 H: 1 E: 1 LOB: 1 K: 1 BB: 1 S: 10 P: 17	R: 1 H: 1 E: 1 LOB: 2 K: 0 BB: 1 S: 12 P: 20	R: 0 H: 0 E: 0 LOB: 0 K: 1 BB: 0 S: 7 P: 11	R: 0 H: 1 E: 0 LOB: 1 K: 0 BB: 0 S: 8 P: 12	R: 0 H: 1 E: 1 LOB: 0 K: 0 BB: 0 S: 5 P: 8	R: 0 H: 0 E: 0 LOB: 1 K: 0 BB: 1 S: 9 P: 16	1B: 5 SF: 0 2B: 3 SAC: 0 3B: 0 DP: 2 HR: 0 HBP: 0	WP: 0 PA: 38 PB: 0 SB: 2 CS: 1	
PITCHER Bob Rush, R (1, 1) ERA: 4.35	IP WLS BF H R ER SO BB IBB HBP BLK WP HR S P ERA WHIP	9.0 W 37 7 2 0 2 5 0 0 0 0 0 0 75 125 0.00 1.333										

Brooklyn Dodgers @ Chicago Cubs
 Wrigley Field, Chicago, IL
 Thu Jul 30 1953, 3:33 AM CDT
 Att. 10,259 - Unknown

livebaseballscorecards.com

AB	32
R	2
H	7
RBI	1
BB	5
SO	2
LOB	19



BOTTOM

Brooklyn Dodgers @ Chicago Cubs
 Wrigley Field, Chicago, IL
 Thu Jul 30 1953, 3:33 AM CDT
 Att. 10,259 - Unknown

AB	31
R	3
H	9
RBI	3
BB	3
SO	8
LOB	12



WP:	0	PA:	34
PB:	0	SB:	0
CS:	0		

AB	R	H	RBI	BB	SO	LOB
4	1	2	0	0	0	0
3	1	0	0	1	1	1
4	0	0	0	0	3	2
4	1	1	3	0	0	0
3	0	1	0	1	0	0
3	0	2	0	1	0	1
4	0	1	0	0	2	4
3	0	2	0	0	0	0
3	0	0	0	0	2	4
1B:	6	SF:	0			
2B:	3	SAC:	0			
3B:	0	DP:	1			
HR:	1	HBP:	0			

Batter	1	2	3	4	5	6	7	8	9
Frank Baumholtz, L OBP: 0.365, SLG: 0.426 (1, 9)	2-2 BB HR 1B	0-0 F6		0-0 FC6-4 1B			1-1 F6		
Tommy Brown, R OBP: 0.279, SLG: 0.270 (1, 6)	4-2 HR BB 1-2	3-3 K		2-2 FC6-4 1-2f			0-2 F9		
Dee Fondy, L OBP: 0.356, SLG: 0.483 (1, 3)	0-3 K	3-3 K					2-2 4-3		
Ralph Kiner, R OBP: 0.385, SLG: 0.514 (1, 7)	1-0 HR 1-H 2-H		0-0 F8				0-1 6-3	2-1 F4	
Randy Jackson, R OBP: 0.344, SLG: 0.503 (1, 5)	4-1 1B 1B BB		0-1 F4				2-1 F8	3-1 G3 2B	
Joe Garagiola, L OBP: 0.333, SLG: 0.350 (1, 2)	2-2 1B 1-2 1B		4-2 2B BB				0-2 L4-3 1B	2-0 G3 2-3	
Eddie Miksis, R OBP: 0.280, SLG: 0.335 (1, 4)	1-3 K		0-1 2B				2-2 L4-3 1-2	1-3 K	
Hal Jeffcoat, R OBP: 0.286, SLG: 0.303 (1, 8)	1-2 1-2 2-3 1B			0-1 6-3			0-0 1B		
Bob Rush, R OBP: 0.176, SLG: 0.188 (1, 1)	2-2 6-3			3-3 K			1-3 K		

Inning	R	H	E	K	S	H	LOB	BB	P
1	3	4	0	2	42	0	0	0	14
2	0	0	0	2	14	0	0	0	11
3	0	1	0	2	11	0	2	1	11
4	0	1	0	1	14	0	1	0	14
5	0	0	0	1	11	0	0	0	11
6	0	2	0	1	13	0	1	0	13
7	0	0	0	0	12	0	0	0	12
8	0	1	0	1	16	0	1	0	16

PITCHER	IP	WLS	BF	H	R	ER	SO	BB	IBB	HBP	BLK	WP	HR	S	P	ERA	WHIP
Glenn Mickens, R ERA: 11.37 (1, 1)	0.1	L	6	3	3	3	1	2	0	0	0	0	1	15	28	81.00	15.000
Jim Hughes, R ERA: 3.0 (1, 1)	3.2		14	3	0	0	4	1	0	0	0	0	0	34	53	0.00	1.091
Bob Milliken, R ERA: 3.26 (5, 1)	2.0		7	2	0	0	2	0	0	0	0	0	0	17	24	0.00	1.000
Ben Wade, R ERA: 4.26 (7, 1)	2.0		7	1	0	0	1	0	0	0	0	0	0	17	28	0.00	0.500

Batter	1	2	3	4	5	6	7	8	9	AB R H RBI BB SO LOB	TOP											
Jim Gilliam, S (1, 4) OBP: 0.378, SLG: 0.392	1-1 4-3 E 2B	1-1 1B 1B		1-0 F6			3-1 2B		2-0 L8	5 1 3 1 0 0 2												
Pee Wee Reese, R (1, 6) OBP: 0.383, SLG: 0.423	1-0 1-3	1-1 1-2 1B			2-1 4-3 2B		0-1 L7			4 0 2 0 0 0 2												
Duke Snider, L (1, 8) OBP: 0.404, SLG: 0.558	0-0 4-3 2-3	1-0 L8			1-1 4-3 2-3		1-1 F9			4 0 0 0 0 0 5												
Gil Hodges, R (1, 3) OBP: 0.393, SLG: 0.594	1-2 E5 1B 3-H		1-1 6-3		0-3 K			1-3 K		4 0 0 0 0 2 1												
Roy Campanella, R (1, 2) OBP: 0.387, SLG: 0.592	1-1 1-3 1B		1-0 F8		3-3 K			1-2 6-3		4 0 1 0 0 1 1												
George Shuba, L (1, 7) OBP: 0.353, SLG: 0.510 Don Thompson, L (6, 7) OBP: 0.283, SLG: 0.232	2-1 L7		0-0 L4			0-2 4-3		3-2 4-3		3 0 0 0 0 0 2 1 0 0 0 0 0 0												
Carl Furillo, R (1, 9) OBP: 0.378, SLG: 0.537		3-2 5-3		1-1 SH1-4 1B		2-2 F8			2-1 1-3 SH3-4 1B	4 0 2 0 0 0 0	AB 35 R 2 H 9 RBI 1 BB 0 SO 4 LOB 16											
Billy Cox, R (1, 5) OBP: 0.386, SLG: 0.530		3-2 S 1B 1B		0-0 F8		2-2 5-3			0-0 SH3-4 1-2	3 1 1 0 0 0 1												
Carl Erskine, R (1, 1) OBP: 0.286, SLG: 0.321		0-3 K		0-1 SH1-4 1-2			2-1 F4		0-2 1-3 2-3	3 0 0 0 0 1 2												
Inning Stats	R: 1 E: 1 K: 0 S: 11	H: 2 LOB: 2 BB: 0 P: 17	R: 1 E: 0 K: 1 S: 18	H: 3 LOB: 2 BB: 0 P: 27	R: 0 E: 0 K: 0 S: 4	H: 0 LOB: 0 BB: 0 P: 6	R: 0 E: 0 K: 0 S: 6	H: 1 LOB: 1 BB: 0 P: 8	R: 0 E: 0 K: 2 S: 11	H: 1 LOB: 1 BB: 0 P: 17	R: 0 E: 0 K: 0 S: 10	H: 0 LOB: 0 BB: 0 P: 14	R: 0 E: 0 K: 0 S: 8	H: 1 LOB: 1 BB: 0 P: 14	R: 0 E: 0 K: 1 S: 10	H: 0 LOB: 0 BB: 0 P: 15	R: 0 E: 0 K: 0 S: 7	H: 1 LOB: 1 BB: 0 P: 11	1B: 6 2B: 3 3B: 0 HR: 0	SF: 0 SAC: 2 DP: 0 HBP: 0	WP: 0 PB: 0 SB: 1 CS: 0	PA: 37
PITCHER	IP WLS BF H R ER SO BB IBB HBP BLK WP HR S P ERA WHIP																					
Gerry Staley, R (1, 1) ERA: 3.7	7.0 L 30 8 2 1 3 0 0 0 0 0 0 0 68 103 1.29 1.143																					
Hal White, R (8, 1) ERA: 2.73	2.0 7 1 0 0 1 0 0 0 0 0 0 0 17 26 0.00 0.500																					

Brooklyn Dodgers @ St. Louis Cardinals
Sportsman's Park, St. Louis, MO
Fri Jul 31 1953, 4:33 AM EDT
Att. 24,918 - Unknown

livebaseballscorecards.com



Batter	1	2	3	4	5	6	7	8	9	AB R H RBI BB SO LOB
Solly Hemus, L OBP: 0.389, SLG: 0.460 (1, 6)	4-1 FC3-6 BB FC3-2 BB		0-0 F4		3-2 1B		1-2 F5		0-2 F9	4 0 1 0 1 0 2
Red Schoendienst, S OBP: 0.398, SLG: 0.493 (1, 4)	4-2 FC3-6 BB 1-2 BB		0-3 K		0-1 4-3		2-2 1B			3 0 1 1 1 1 2
Stan Musial, L OBP: 0.420, SLG: 0.534 (1, 7)	1-0 FC3-6 FC5 FC3-2 1-2f 2-3			1-0 1B		4-1 BB BB		1-2 4-3		3 0 1 0 1 0 4
Enos Slaughter, L OBP: 0.416, SLG: 0.426 (1, 9)	2-1 FC3-2 1-2 3-H		2-3 K		4-1 BB		3-3 K			3 0 0 0 1 2 3
Ray Jablonski, R OBP: 0.313, SLG: 0.441 (1, 5)	1-0 FC5 2-3f		1-3 K		3-3 K2-5-3		2-0 5-3			4 0 0 0 0 2 5
Rip Repulski, R OBP: 0.344, SLG: 0.450 (1, 8)		0-1 6-3		0-3 K		0-3 K		0-1 1B		4 0 1 0 0 2 2
Steve Bilko, R OBP: 0.349, SLG: 0.442 (1, 3)		3-3 K		2-2 4-3		0-0 1B 2B		2-2 F9		4 1 1 0 0 1 1
Del Rice, R OBP: 0.314, SLG: 0.349 (1, 2)		1-3 K		1-0 5-3		0-0 1B 1B		1-1 F9		2 0 0 0 0 1 0
Dick Sisler, L OBP: 0.262, SLG: 0.317 (7, PH)										1 0 1 0 0 0 0
Sal Yvars, R OBP: 0.337, SLG: 0.311 (8, 2)										1 0 0 0 0 0 0
Gerry Staley, R OBP: 0.127, SLG: 0.094 (1, 1)			0-0 F3		1-2 CI 1B					1 0 0 0 0 0 0
Peanuts Lowrey, R OBP: 0.349, SLG: 0.487 (7, PH)										1 0 0 0 0 1 2
Hal White, R (8, 1)										0 0 0 0 0 0 0
Ferrell Anderson, R OBP: 0.345, SLG: 0.414 (9, PH)										1 0 0 0 0 1 0

Inning Stats	R: 0 H: 0 E: 0 LOB: 2 K: 0 BB: 2 S: 7 P: 19	R: 0 H: 0 E: 0 LOB: 0 K: 2 BB: 0 S: 8 P: 12	R: 0 H: 0 E: 0 LOB: 0 K: 1 BB: 0 S: 5 P: 5	R: 0 H: 1 E: 0 LOB: 1 K: 3 BB: 0 S: 10 P: 14	R: 0 H: 1 E: 1 LOB: 2 K: 0 BB: 0 S: 12 P: 19	R: 0 H: 0 E: 0 LOB: 1 K: 2 BB: 2 S: 11 P: 22	R: 1 H: 3 E: 0 LOB: 2 K: 1 BB: 0 S: 15 P: 20	R: 0 H: 1 E: 0 LOB: 1 K: 1 BB: 0 S: 10 P: 17	R: 0 H: 0 E: 0 LOB: 0 K: 1 BB: 0 S: 8 P: 9	1B: 5 SF: 0 2B: 2 SAC: 0 3B: 0 DP: 1 HR: 0 HBP: 0
PITCHER Carl Erskine, R ERA: 3.96 (1, 1)	IP 9.0 WLS W BF 37 H 6 R 1 ER 1 SO 11 BB 4 IBB 0 HBP 0 BLK 0 WP 0 HR 0 S 86 P 137 ERA 1.00 WHIP 1.111									


BOTTOM

Brooklyn Dodgers @ St. Louis Cardinals
Sportsman's Park, St. Louis, MO

Fri Jul 31 1953, 4:33 AM EDT
Att. 24,918 - Unknown

livebaseballscorecards.com

AB	32
R	1
H	6
RBI	1
BB	4
SO	11
LOB	21



WP: 0	PA: 37
PB: 0	
SB: 0	
CS: 0	

Batter	1	2	3	4	5	6	7	8	9	AB R H RBI BB SO LOB	TOP											
Jim Gilliam, S (1, 4) <small>OBP: 0.379, SLG: 0.392</small>	2-1 1B F8 1B	1-0 1B		1-1 F7		2-1 G3		0-0 6-3		5 1 2 0 0 0 1												
Pee Wee Reese, R (1, 6) <small>OBP: 0.385, SLG: 0.424</small>	0-0 1B HR 1B	2-1 4-3		1-2 1B CS 1B		1-0 F3		4-1 1B SH5-3 BB		4 2 2 0 1 0 1												
Duke Snider, L (1, 8) <small>OBP: 0.403, SLG: 0.553</small>	1-0 3-H F8		1-1 1-3	2-2 1-2 F8		4-2 BB CS BB		0-1 1-2 SH5-3		3 0 0 1 1 0 2												
Roy Campanella, R (1, 2) <small>OBP: 0.390, SLG: 0.601</small>	1-2 1-H HR		1-0 1B FC1-4 1B		1-1 5-3	1-1 1-2 CS	3-1 5-3	0-0 2-H BB 1B		5 2 3 3 0 0 0												
Gil Hodges, R (1, 3) <small>OBP: 0.393, SLG: 0.590</small>	2-3 FC1-4 1B FC1-4 1B		0-0 1-2f FC1-4 1B		0-1 1B HR 1B		1-1 F7	4-1 1-2 1B BB		4 3 1 0 1 1 1												
George Shuba, L (1, 7) Don Thompson, L (7, 7) <small>OBP: 0.367, SLG: 0.519</small> <small>OBP: 0.290, SLG: 0.240</small>	1-1 1B		0-1 1-3 E 1B		0-1 1-2 HR 1B		2-1 F3	1-0 1-3 2-H 1B		4 2 3 0 0 0 0 1 0 1 1 0 0 0												
Carl Furillo, R (1, 9) <small>OBP: 0.379, SLG: 0.535</small>	2-2 6-3		0-0 1-3 3-H 1B		1-3 K		1-0 F9	0-0 1-3 3-H 1B		5 0 2 2 0 1 3												
Billy Cox, R (1, 5) <small>OBP: 0.391, SLG: 0.546</small>		0-0 L9	1-1 1-3 3-H 1B		2-2 1-H 2-H HR		0-0 SH3-4 1B	0-3 K		5 1 3 3 0 1 2												
Preacher Roe, R (1, 1) <small>OBP: 0.079, SLG: 0.158</small>		2-1 6-3	1-3 K		2-2 F4		0-2 SH3-4	1-2 4-3		4 0 0 0 0 1 4												
Inning Stats	R: 3 E: 0 K: 1 S: 16	H: 4 LOB: 1 BB: 0 P: 25	R: 0 E: 0 K: 0 S: 6	H: 1 LOB: 1 BB: 0 P: 11	R: 2 E: 1 K: 1 S: 12	H: 4 LOB: 2 BB: 0 P: 16	R: 0 E: 0 K: 0 S: 8	H: 1 LOB: 0 BB: 0 P: 12	R: 3 E: 0 K: 1 S: 16	H: 3 LOB: 0 BB: 0 P: 22	R: 0 E: 0 K: 0 S: 6	H: 0 LOB: 0 BB: 1 P: 14	R: 0 E: 0 K: 0 S: 6	H: 0 LOB: 0 BB: 0 P: 12	R: 0 E: 0 K: 0 S: 6	H: 1 LOB: 1 BB: 0 P: 7	R: 3 E: 0 K: 1 S: 13	H: 3 LOB: 2 BB: 2 P: 23	1B: 15 2B: 0 3B: 0 HR: 2	SF: 0 SAC: 2 DP: 0 HBP: 0	WP: 0 PB: 0 SB: 1 CS: 2	PA: 46
PITCHER Joe Presko, R (1, 1) <small>ERA: 4.87</small> Stu Miller, R (3, 1) <small>ERA: 6.7</small> Willard Schmidt, R (5, 1) <small>ERA:</small> Cliff Chambers, L (8, 1) <small>ERA: 4.4</small>	IP	WLS	BF	H	R	ER	SO	BB	IBB	HBP	BLK	WP	HR	S	P	ERA	WHIP					
	2.0	L	11	5	3	3	1	0	0	0	0	0	1	22	36	13.50	2.500					
	2.2		15	8	5	5	2	0	0	0	0	0	1	33	45	16.88	3.000					
	2.1		7	0	0	0	0	1	0	0	0	0	0	15	31	0.00	0.429					
	2.0		12	4	3	3	1	2	0	0	0	0	0	19	30	13.50	3.000					
																		WP: 0 PA: 46				

Brooklyn Dodgers @ St. Louis Cardinals
 Sportsman's Park, St. Louis, MO
 Sat Aug 01 1953, 4:33 AM EDT
 Att: 32,471 - Unknown

AB	40
R	11
H	17
RBI	10
BB	3
SO	4
LOB	14



BOTTOM

Brooklyn Dodgers @ St. Louis Cardinals
Sportsman's Park, St. Louis, MO

livebaseballscorecards.com

AB	36
R	4
H	11
RBI	4
BB	3
SO	4
LOB	24



WP:	0	PA:	39
PB:	0		
SB:	0		
CS:	0		

Sat Aug 01 1953, 4:33 AM EDT
Att. 32,471 - Unknown

AB R H RBI BB SO LOB

4	0	1	0	1	0	3
2	0	1	0	0	0	0
3	1	1	0	0	1	3
3	1	0	0	2	0	3
4	1	1	2	0	1	3
4	1	1	0	0	0	2
4	0	1	1	0	1	1
2	0	2	0	0	0	0
2	0	1	0	0	0	2
4	0	2	1	0	0	2
0	0	0	0	0	0	0
1	0	0	0	0	1	2
1	0	0	0	0	0	1
0	0	0	0	0	0	0
1	0	0	0	0	0	0
1	0	0	0	0	0	1
1	0	0	0	0	0	0
1	0	0	0	0	0	1

Batter	1	2	3	4	5	6	7	8	9
Solly Hemus, L OBP: 0.389, SLG: 0.458 (1, 6)	3-2 F3 1B	2-2 L3			4-1 G6-4-3 BB		0-0 G3		1-1 1B
Red Schoendienst, S OBP: 0.399, SLG: 0.493 Pete Castiglione, R OBP: 0.228, SLG: 0.286 (1, 4) (4, 4)	2-2 1B		0-2 F8		1-1 G6-4-3 1-2f			0-1 BB 1B	1-3 K
Stan Musial, L OBP: 0.420, SLG: 0.529 (1, 7)	2-0 F2		4-2 HR BB		2-1 F4			4-1 1B BB	0-1 G3
Ray Jablonski, R OBP: 0.313, SLG: 0.447 (1, 5)	1-2 6-3		0-0 HR 1-H			1-2 6-3		1-3 K	
Enos Slaughter, L OBP: 0.414, SLG: 0.424 (1, 9)		3-1 1B 1B	0-0 4-3			0-1 6-3		0-0 F8	
Rip Repulski, R OBP: 0.343, SLG: 0.447 (1, 8)		1-1 F5	0-2 F8			3-3 K		2-1 1B 1-2 2-H	
Steve Bilko, R OBP: 0.353, SLG: 0.445 Dick Sisler, L OBP: 0.273, SLG: 0.326 (1, 3) (6, 3)		0-1 1B 1B		1-1 G5-4-3 1B			0-0 1B	1-2 1-3	
Del Rice, R OBP: 0.316, SLG: 0.351 Dick Schofield, S OBP: 0.333, SLG: 0.333 (1, 2) (9, PR)		0-2 1B 3-H		0-1 F9			1-0 F7		2-2 1B 1B
Joe Presko, R OBP: 0.234, SLG: 0.182 Harry Elliott, R (2, PH) Stu Miller, R OBP: 0.276, SLG: 0.321 Willard Schmidt, R (5, 1) Peanuts Lowrey, R OBP: 0.246, SLG: 0.483 Cliff Chambers, L OBP: 0.125, SLG: 0.125 Ferrell Anderson, R OBP: 0.333, SLG: 0.400 (1, 1) (7, PH) (8, 1) (9, PH)		1-3 K		0-2 G5-4-3 1-2f			1-0 L9		1-2 F7

Inning Stats	R: 0 E: 0 K: 0 S: 12	H: 1 LOB: 1 BB: 0 P: 20	R: 1 E: 0 K: 1 S: 15	H: 3 LOB: 2 BB: 0 P: 22	R: 2 E: 0 K: 0 S: 10	H: 1 LOB: 0 BB: 1 P: 14	R: 0 E: 0 K: 0 S: 5	H: 0 LOB: 0 BB: 1 P: 12	R: 0 E: 0 K: 1 S: 8	H: 0 LOB: 0 BB: 0 P: 12	R: 0 E: 0 K: 0 S: 4	H: 1 LOB: 1 BB: 0 P: 6	R: 1 E: 0 K: 1 S: 12	H: 2 LOB: 2 BB: 1 P: 20	R: 0 E: 0 K: 1 S: 15	H: 2 LOB: 2 BB: 0 P: 20	1B: 10 2B: 0 3B: 0 HR: 1	SF: 0 SAC: 0 DP: 2 HBP: 0
---------------------	-------------------------------	----------------------------------	-------------------------------	----------------------------------	-------------------------------	----------------------------------	------------------------------	----------------------------------	------------------------------	----------------------------------	------------------------------	---------------------------------	-------------------------------	----------------------------------	-------------------------------	----------------------------------	-----------------------------------	------------------------------------

PITCHER	IP	WLS	BF	H	R	ER	SO	BB	IBB	HBP	BLK	WP	HR	S	P	ERA	WHIP
Preacher Roe, L ERA: 4.35 (1, 1)	9.0	W	39	11	4	4	4	3	0	0	0	0	1	91	137	4.00	1.556

Batter	1	2	3	4	5	6	7	8	9	AB R H RBI BB SO LOB	TOP	
Jim Gilliam, S (1, 4) <small>OBP: 0.380, SLG: 0.391</small>	2-1 		3-2 			0-0 		4-1 		3 0 1 0 1 0 0		
Pee Wee Reese, R (1, 6) <small>OBP: 0.382, SLG: 0.419</small>	0-0 		1-0 			0-2 		0-1 		4 1 0 0 0 0 2		
Jackie Robinson, R (1, 7) Dick Williams, R (4, 7) <small>OBP: 0.420, SLG: 0.503</small> <small>OBP: 0.381, SLG: 0.333</small>	2-0 			3-1 		0-0 		1-3 		2 0 1 0 0 0 0		
Roy Campanella, R (1, 2) <small>OBP: 0.391, SLG: 0.599</small>	1-2 			0-0 		0-0 			0-0 	4 0 2 1 0 0 1		
Gil Hodges, R (1, 3) <small>OBP: 0.392, SLG: 0.586</small>	1-1 			0-0 		0-0 			2-2 	4 0 1 0 0 0 4		
Carl Furillo, R (1, 9) <small>OBP: 0.375, SLG: 0.529</small>		1-3 		2-0 		1-0 			0-1 	4 0 0 0 0 1 4		
Duke Snider, L (1, 8) <small>OBP: 0.400, SLG: 0.549</small>		0-1 			2-2 		0-0 			3 0 0 0 0 0 0		
Billy Cox, R (1, 5) <small>OBP: 0.390, SLG: 0.541</small>		3-3 			2-2 		4-1 			2 0 0 0 1 1 0		
Johnny Podres, L (1, 1) <small>OBP: 0.259, SLG: 0.259</small> Bob Milliken, R (5, 1) <small>OBP: 0.167, SLG: 0.278</small> Bobby Morgan, R (7, PH) <small>OBP: 0.356, SLG: 0.418</small> Jim Hughes, R (7, 1) <small>OBP: 0.200, SLG: 0.200</small> Erv Palica, R (8, 1)		1-1 		0-1 		0-1 		3-3 		2 0 0 0 0 0 0		
Inning Stats	R: 0 H: 2 E: 0 LOB: 2 K: 0 BB: 0 S: 9 P: 15	R: 0 H: 0 E: 0 LOB: 0 K: 2 BB: 0 S: 9 P: 13	R: 0 H: 0 E: 0 LOB: 0 K: 0 BB: 0 S: 6 P: 11	R: 0 H: 2 E: 0 LOB: 1 K: 0 BB: 0 S: 5 P: 10	R: 0 H: 0 E: 0 LOB: 0 K: 0 BB: 0 S: 8 P: 12	R: 1 H: 2 E: 0 LOB: 2 K: 0 BB: 0 S: 8 P: 9	R: 0 H: 0 E: 0 LOB: 1 K: 1 BB: 1 S: 5 P: 12	R: 0 H: 0 E: 0 LOB: 0 K: 1 BB: 1 S: 7 P: 12	R: 0 H: 0 E: 0 LOB: 0 K: 0 BB: 0 S: 6 P: 8	1B: 6 SF: 0 2B: 1 SAC: 0 3B: 0 DP: 3 HR: 0 HBP: 0	WP: 0 PA: 33 PB: 0 SB: 0 CS: 1	
PITCHER Harvey Haddix, L (1, 1) <small>ERA: 3.58</small>	IP WLS BF H R ER SO BB IBB HBP BLK WP HR S P ERA WHIP 9.0 W 33 6 1 1 4 2 0 0 0 0 0 0 63 102 1.00 0.889											PITCHER IP WLS BF H R ER SO BB IBB HBP BLK WP HR S P ERA WHIP

Brooklyn Dodgers @ St. Louis Cardinals
 Sportsman's Park, St. Louis, MO
 Sun Aug 02 1953, 4:33 AM EDT
 Att: 29,013 - Unknown

AB	31
R	1
H	6
RBI	1
BB	2
SO	4
LOB	12



WP: 0 PA: 33
 PB: 0
 SB: 0
 CS: 1

ERA: 3.58
 WHIP: 0.889

ERA: 3.58
 WHIP: 0.889

ERA: 3.58
 WHIP: 0.889

ERA: 3.58
 WHIP: 0.889

ERA: 3.58
 WHIP: 0.889

Batter	1	2	3	4	5	6	7	8	9	AB	R	H	RBI	BB	SO	LOB
Solly Hemus, L OBP: 0.389, SLG: 0.460 (1, 6)	2-2 F2		0-1 F7		1-2 FC6-4 1B		2-1 2B	1-0 F7		5	2	2	0	0	0	1
Red Schoendienst, S OBP: 0.401, SLG: 0.505 (1, 4)	3-2 L7		2-0 HR		1-0 FC6-4 1B		1-2 FC5 2B	1-1 1-3		5	1	3	3	0	0	1
Stan Musial, L OBP: 0.421, SLG: 0.531 (1, 7) (8, 9)	2-0 HR 2B		0-0 3-1		0-0 FC6-4 FC6-4		4-0 BB FC5 HR IBB			3	2	1	1	1	0	1
Ray Jablonski, R OBP: 0.312, SLG: 0.452 Pete Castiglione, R OBP: 0.228, SLG: 0.286 (1, 5) (7, PR) (8, 5)	2-2 HR		1-1 F6		0-2 FC6-4		0-0 FC5 HR			4	1	1	2	0	0	3
Enos Slaughter, L OBP: 0.412, SLG: 0.420 Peanuts Lowrey, R OBP: 0.346, SLG: 0.483 (1, 9) (8, 7)	0-0 3-1			1-2 4-3		0-0 L7	4-0 HR BB			3	1	0	0	1	0	0
Steve Bilko, R OBP: 0.356, SLG: 0.456 (1, 3)		3-2 F4 1B		2-2 6-3		4-1 BB	1-2 HR			3	1	2	4	1	0	0
Rip Repulski, R OBP: 0.340, SLG: 0.442 (1, 8)		3-1 SAFE F4		2-1 F8		3-1 F4	0-3 K			4	0	0	0	0	1	3
Sal Yvars, R OBP: 0.353, SLG: 0.329 Del Rice, R OBP: 0.314, SLG: 0.349 (1, 2) (6, 2)		0-0 FC5-4 1B			2-1 CS BB 1B	1-1 F3		0-0 6-3		2	0	2	0	0	0	0
Harvey Haddix, L OBP: 0.333, SLG: 0.383 (1, 1)		0-0 FC5-4			4-1 1B BB		1-3 K	1-2 1B		2	0	0	0	0	0	1

Inning Stats	R: 2	H: 2	E: 0	K: 0	S: 13	R: 0	H: 2	E: 0	K: 0	S: 7	R: 1	H: 1	E: 0	K: 0	S: 6	R: 0	H: 0	E: 0	K: 0	S: 8	R: 2	H: 3	E: 0	K: 0	S: 11	R: 0	H: 0	E: 0	K: 0	S: 6	R: 5	H: 3	E: 0	K: 2	S: 15	R: 0	H: 1	E: 0	K: 0	S: 8
	LOB: 0	BB: 0	LOB: 1	BB: 0		LOB: 0	BB: 0	LOB: 1	BB: 1		LOB: 0	BB: 0	LOB: 0	BB: 0		LOB: 1	BB: 1	LOB: 1	BB: 1		LOB: 1	BB: 2	LOB: 1	BB: 0	LOB: 1	BB: 0	LOB: 1	BB: 1	LOB: 1	BB: 2	LOB: 1	BB: 0	LOB: 1	BB: 0	LOB: 1	BB: 1	LOB: 1	BB: 0	LOB: 1	


PITCHER	IP	WLS	BF	H	R	ER	SO	BB	IBB	HBP	BLK	WP	HR	S	P	ERA	WHIP
Johnny Podres, L ERA: 3.84 (1, 1)	4.1	L	20	8	5	5	0	1	0	0	0	0	2	41	72	10.38	2.077
Bob Milliken, R ERA: 3.18 (5, 1)	1.2		6	0	0	0	0	1	0	0	0	0	0	10	18	0.00	0.600
Jim Hughes, R ERA: 3.69 (7, 1)	1.0		8	3	5	5	2	1	1	0	0	0	1	15	28	45.00	4.000
Erv Palica, R ERA: (8, 1)	1.0		4	1	0	0	0	0	0	0	0	0	0	8	11	0.00	1.000

BOTTOM

Brooklyn Dodgers @ St. Louis Cardinals
Sportsman's Park, St. Louis, MO

Sun Aug 02 1953, 4:33 AM EDT
Att. 29,013 - Unknown

AB	34
R	10
H	12
RBI	10
BB	4
SO	2
LOB	11



WP	PA	1B	SF	PB	SAC	3B	DP	HR	HBP	CS
0	38	6	0	0	0	0	0	3	0	1

Batter	1	2	3	4	5	6	7	8	9	AB R H RBI BB SO LOB	TOP		
Jim Gilliam, S (1, 4) OBP: 0.379, SLG: 0.388 										3 0 0 0 1 0 0	Brooklyn Dodgers @ Milwaukee Braves Milwaukee County Stadium, Milwaukee, WI Mon Aug 03 1953, 4:33 AM EDT Att: 32,739 - Unknown livebaseballscorecards.com		
Pee Wee Reese, R (1, 6) OBP: 0.379, SLG: 0.415 										4 0 0 0 0 0 3			
Duke Snider, L (1, 8) OBP: 0.404, SLG: 0.551 										2 0 2 0 1 0 0			
Gil Hodges, R (1, 3) OBP: 0.389, SLG: 0.581 										3 0 0 0 0 1 3			
Roy Campanella, R (1, 2) OBP: 0.388, SLG: 0.594 										3 0 0 0 0 1 1			
George Shuba, L (1, 7) Don Thompson, L (7, PR) OBP: 0.290, SLG: 0.240 (7, 7) 										2 0 0 0 1 0 0 0 1 0 0 0 0 0			
Carl Furillo, R (1, 9) OBP: 0.372, SLG: 0.524 										3 0 0 0 0 0 1			
Billy Cox, R (1, 5) OBP: 0.394, SLG: 0.541 										2 0 1 0 1 0 0			
Russ Meyer, S (1, 1) OBP: 0.125, SLG: 0.143 										3 0 1 1 0 0 1			
Inning Stats R: 0 H: 1 E: 0 LOB: 1 K: 0 BB: 0 S: 8 P: 12 R: 0 H: 0 E: 0 LOB: 0 K: 1 BB: 0 S: 9 P: 12 R: 0 H: 0 E: 0 LOB: 0 K: 0 BB: 0 S: 5 P: 8 R: 0 H: 1 E: 0 LOB: 1 K: 1 BB: 0 S: 7 P: 12 R: 0 H: 1 E: 0 LOB: 1 K: 0 BB: 0 S: 10 P: 13 R: 0 H: 0 E: 0 LOB: 1 K: 0 BB: 1 S: 10 P: 16 R: 1 H: 1 E: 0 LOB: 3 K: 0 BB: 3 S: 12 P: 32										1B: 4 SF: 0 2B: 0 SAC: 0 3B: 0 DP: 0 HR: 0 HBP: 0		WP: 0 PA: 29 PB: 0 SB: 0 CS: 0	
PITCHER Lew Burdette, R (1, 1) ERA: 2.9	IP 7.0 WLS L BF 29 H 4 R 1 ER 1 SO 2 BB 3 IBB 1 HBP 0 BLK 0 WP 0 HR 0 S 61 P 105 ERA 1.29 WHIP 1.000											PITCHER IP WLS BF H R ER SO BB IBB HBP BLK WP HR S P ERA WHIP	

Batter	1	2	3	4	5	6	7	8	9	AB R H RBI BB SO LOB
Bill Bruton, L OBP: 0.306, SLG: 0.342 (1, 8) B C C C C X	2-3 K ①		0-1 F8 ③			2-2 4-3 ②				3 0 0 0 0 1 1
Jim Pendleton, R OBP: 0.261, SLG: 0.296 (1, 6) X	0-0 F9 ②			0-1 4-3 ①		2-2 6-3 ③				3 0 0 0 0 0 0
Eddie Mathews, L OBP: 0.392, SLG: 0.619 (1, 5) C C X	0-2 6-3 ③			0-3 K ②			2-2 SH3-4 1B			3 0 1 0 0 1 0
Andy Pafko, R OBP: 0.333, SLG: 0.446 (1, 9) C B B B B B X		2-2 L7 ①		2-1 1-3 ③			1-1 SH3-4 ①			2 0 0 0 0 0 0
Joe Adcock, R OBP: 0.316, SLG: 0.419 (1, 3) X		0-0 L4 ②			0-2 5-3 ①		1-1 F9 ②			3 0 0 0 0 0 1
Del Crandall, R OBP: 0.340, SLG: 0.452 (1, 2) B B X		1-0 5-3 ③			1-1 4-6 1B 1B		0-1 5-3 ③			3 0 1 0 0 0 1
Sid Gordon, R OBP: 0.337, SLG: 0.455 (1, 7) X			0-0 6-3 ①		1-2 1B 1B					2 0 1 0 0 0 0
Jack Dittmer, L OBP: 0.280, SLG: 0.337 (1, 4) X			0-0 FC3-6 1B		1-0 4-6 ② ③ 2-3f					2 0 1 0 0 0 2
Lew Burdette, R OBP: 0.167, SLG: 0.167 (1, 1) L B X			1-1 FC3-6 ② 1-2f			1-3 K ①				2 0 0 0 0 1 1

Inning Stats	R: 0 E: 0 K: 1 S: 7	H: 0 LOB: 0 BB: 0 P: 9	R: 0 E: 0 K: 0 S: 6	H: 0 LOB: 0 BB: 0 P: 9	R: 0 E: 0 K: 0 S: 6	H: 1 LOB: 1 BB: 0 P: 7	R: 0 E: 0 K: 1 S: 7	H: 0 LOB: 0 BB: 0 P: 9	R: 0 E: 0 K: 0 S: 9	H: 2 LOB: 1 BB: 0 P: 12	R: 0 E: 0 K: 1 S: 9	H: 0 LOB: 0 BB: 0 P: 14	R: 0 E: 0 K: 0 S: 9	H: 1 LOB: 1 BB: 0 P: 13	1B: 4 2B: 1 3B: 0 HR: 0	SF: 0 SAC: 1 DP: 1 HBP: 0	WP: 0 PB: 0 SB: 0 CS: 0	PA: 24
--------------	------------------------------	---------------------------------	------------------------------	---------------------------------	------------------------------	---------------------------------	------------------------------	---------------------------------	------------------------------	----------------------------------	------------------------------	----------------------------------	------------------------------	----------------------------------	----------------------------------	------------------------------------	----------------------------------	--------

PITCHER	IP	WLS	BF	H	R	ER	SO	BB	IBB	HBP	BLK	WP	HR	S	P	ERA	WHIP	PITCHER	IP	WLS	BF	H	R	ER	SO	BB	IBB	HBP	BLK	WP	HR	S	P	ERA	WHIP		
Russ Meyer, R ERA: 4.33 (1, 1)	7.0	W	24	4	0	0	3	0	0	0	0	0	0	53	73	0.00	0.571																				

BOTTOM

Brooklyn Dodgers @ Milwaukee Braves
Milwaukee County Stadium, Milwaukee, WI
Mon Aug 03 1953, 4:33 AM EDT
Att. 32,739 - Unknown

livebaseballscorecards.com

AB	23
R	0
H	4
RBI	0
BB	0
SO	3
LOB	6




Batter	1	2	3	4	5	6	7	8	9	AB R H RBI BB SO LOB	TOP
Jim Gilliam, S (1, 4) <small>OBP: 0.379, SLG: 0.391</small>	1-1 	0-3 			0-1 		0-1 		1-3 	5 2 2 0 0 2 1	Brooklyn Dodgers @ Milwaukee Braves Milwaukee County Stadium, Milwaukee, WI Wed Aug 05 1953, 4:33 AM EDT Att: 30,741 - Unknown livebaseballscorecards.com
Pee Wee Reese, R (1, 6) <small>OBP: 0.376, SLG: 0.412</small>	1-0 		2-0 		1-1 		2-3 			3 0 0 0 0 1 1	
Duke Snider, L (1, 8) <small>OBP: 0.405, SLG: 0.550</small>	4-0 		3-2 		1-2 		3-2 			3 0 1 0 1 0 0	
Gil Hodges, R (1, 3) <small>OBP: 0.387, SLG: 0.577</small>	0-1 		0-2 		3-1 			1-3 		4 0 1 2 0 1 2	
Roy Campanella, R (1, 2) <small>OBP: 0.387, SLG: 0.591</small>	2-1 		3-1 		1-0 			0-3 		4 0 1 0 0 1 1	
Carl Furillo, R (1, 9) <small>OBP: 0.373, SLG: 0.533</small>	1-1 			0-1 		2-1 		1-2 		4 1 2 1 0 0 2	
George Shuba, L (1, 7) <small>OBP: 0.373, SLG: 0.509</small> Don Thompson, L (6, PR) <small>OBP: 0.287, SLG: 0.237</small>		2-1 		3-2 		4-2 		1-0 		2 0 1 0 1 0 0 1 0 0 0 0 0 1	
Billy Cox, R (1, 5) <small>OBP: 0.391, SLG: 0.535</small>		0-0 		0-0 		1-0 		0-1 		4 0 1 0 0 0 2	
Carl Erskine, R (1, 1) <small>OBP: 0.271, SLG: 0.305</small> Erv Palica, R (8, 1) <small>OBP: 0.167, SLG: 0.278</small> Bob Milliken, R (8, 1) <small>OBP: 0.419, SLG: 0.502</small> Jackie Robinson, R (9, PH)		1-1 		1-3 		0-0 		1-0 		3 0 0 0 0 1 3 0 0 0 0 0 0 0 0 0 0 0 0 0 0 1 0 0 0 0 0 0	
Inning Stats	R: 1 H: 2 E: 0 LOB: 2 K: 0 BB: 1 S: 9 P: 18	R: 0 H: 1 E: 0 LOB: 1 K: 1 BB: 0 S: 8 P: 11	R: 0 H: 1 E: 0 LOB: 1 K: 0 BB: 0 S: 9 P: 17	R: 0 H: 1 E: 0 LOB: 1 K: 1 BB: 0 S: 9 P: 13	R: 1 H: 2 E: 0 LOB: 0 K: 0 BB: 0 S: 9 P: 14	R: 1 H: 1 E: 0 LOB: 1 K: 0 BB: 1 S: 7 P: 15	R: 0 H: 0 E: 0 LOB: 0 K: 1 BB: 0 S: 13 P: 18	R: 0 H: 1 E: 0 LOB: 1 K: 2 BB: 0 S: 11 P: 14	R: 0 H: 0 E: 0 LOB: 0 K: 1 BB: 0 S: 6 P: 8	1B: 7 SF: 0 2B: 2 SAC: 1 3B: 0 DP: 1 HR: 1 HBP: 0	WP: 0 PA: 37 PB: 0 SB: 1 CS: 0
PITCHER	Max Surkont, R (1, 1) <small>ERA: 3.96</small> Ernie Johnson, R (8, 1) <small>ERA: 2.89</small> Lew Burdette, R (9, 1) <small>ERA: 2.87</small>	IP WLS BF H R ER SO BB IBB HBP BLK WP HR S P ERA WHIP	IP WLS BF H R ER SO BB IBB HBP BLK WP HR S P ERA WHIP	IP WLS BF H R ER SO BB IBB HBP BLK WP HR S P ERA WHIP	IP WLS BF H R ER SO BB IBB HBP BLK WP HR S P ERA WHIP	IP WLS BF H R ER SO BB IBB HBP BLK WP HR S P ERA WHIP	IP WLS BF H R ER SO BB IBB HBP BLK WP HR S P ERA WHIP	IP WLS BF H R ER SO BB IBB HBP BLK WP HR S P ERA WHIP	IP WLS BF H R ER SO BB IBB HBP BLK WP HR S P ERA WHIP	IP WLS BF H R ER SO BB IBB HBP BLK WP HR S P ERA WHIP	ERA WHIP

Batter	1	2	3	4	5	6	7	8	9	10	11	AB R H RBI BB SO LOB	TOP
Jim Gilliam, S OBP: 0.378, SLG: 0.388 (1, 4)	F9		BB 1B	F8			F8		F9		BB 1B	5 1 1 0 1 0 0	Brooklyn Dodgers @ Milwaukee Braves Milwaukee County Stadium, Milwaukee, WI Thu Aug 06 1953, 4:33 AM EDT Unknown
Pee Wee Reese, R OBP: 0.380, SLG: 0.413 (1, 6)	BB BB		6-3 E 1B BB		F9			SH1-3 1B		4-3	BB 1B	4 2 2 1 2 0 0	
Jackie Robinson, R OBP: 0.419, SLG: 0.498 (1, 7)	FC6-4 BB		E 6-3 1B		F7			SH1-3		6-3	K	4 0 1 1 1 1 3	
Roy Campanella, R OBP: 0.387, SLG: 0.587 (1, 2)	F7		6-3		F5			1B IBB		1B		4 0 1 0 1 0 4	
Gil Hodges, R OBP: 0.390, SLG: 0.577 (1, 3)	FC6-4		E IBB		L6-3 1B			1B		F8		4 0 2 1 1 0 3	
Carl Furillo, R OBP: 0.368, SLG: 0.525 (1, 9)		F4	E5		L6-3 1B			F8			L7	5 0 0 0 0 0 5	
Duke Snider, L OBP: 0.402, SLG: 0.545 (1, 8)													
Bobby Morgan, R OBP: 0.352, SLG: 0.413 (8, PH)													
Don Thompson, L OBP: 0.294, SLG: 0.245 (8, 8)													
Billy Cox, R OBP: 0.388, SLG: 0.528 (1, 5)		F6			F2			6-3		F8			
Billy Loes, R OBP: 0.111, SLG: 0.091 (1, 1)													
Bill Antonello, R OBP: 0.161, SLG: 0.207 (3, PH)			6-3										
Ben Wade, R OBP: 0.188, SLG: 0.375 (3, 1)													
Dick Williams, R OBP: 0.364, SLG: 0.316 (9, PH)													
Carl Erskine, R OBP: 0.283, SLG: 0.317 (9, 1)													
Inning Stats	R: 0 H: 0 E: 0 LOB: 2 K: 0 BB: 2 S: 10 P: 23	R: 0 H: 0 E: 0 LOB: 0 K: 1 BB: 0 S: 7 P: 8	R: 2 H: 2 E: 1 LOB: 3 K: 1 BB: 2 S: 16 P: 32	R: 0 H: 0 E: 0 LOB: 0 K: 1 BB: 0 S: 10 P: 17	R: 0 H: 0 E: 0 LOB: 0 K: 0 BB: 0 S: 6 P: 10	R: 0 H: 1 E: 0 LOB: 0 K: 1 BB: 0 S: 7 P: 9	R: 0 H: 0 E: 0 LOB: 0 K: 0 BB: 0 S: 6 P: 9	R: 1 H: 2 E: 0 LOB: 2 K: 1 BB: 1 S: 9 P: 16	R: 0 H: 0 E: 0 LOB: 0 K: 1 BB: 0 S: 9 P: 10	R: 0 H: 1 E: 0 LOB: 1 K: 0 BB: 0 S: 8 P: 11	R: 1 H: 4 E: 0 LOB: 3 K: 1 BB: 1 S: 14 P: 24	1B: 10 SF: 0 2B: 1 SAC: 1 3B: 0 DP: 1 HR: 0 HBP: 0	WP: 0 PA: 48 PB: 0 SB: 0 CS: 0
PITCHER Warren Spahn, L ERA: 2.36 (1, 1)	IP WLS BF H R ER SO BB IBB HBP BLK WP HR S P ERA WHIP												

livebaseballscorecards.com

AB	41
R	4
H	10
RBI	3
BB	6
SO	7
LOB	20



Batter	1	2	3	4	5	6	7	8	9	10	11	AB R H RBI BB SO LOB	BOTTOM																		
Bill Bruton, L OBP: 0.312, SLG: 0.347 (1, 8)	3-3 K	2-2 1-H 2B		2-3 K			3-2 FC4-6 1B		2-0 FC3-6 BB		1-3 K	6 0 2 1 0 3 2	<p>Brooklyn Dodgers @ Milwaukee Braves Milwaukee County Stadium, Milwaukee, WI</p> <p>Thu Aug 06 1953, 4:33 AM EDT Unknown</p> <p>livebaseballscores.com</p> <p>AB 44 R 3 H 14 RBI 3 BB 4 SO 9 LOB 26</p> 																		
Jim Pendleton, R OBP: 0.250, SLG: 0.282 (1, 6)	2-3 K	1-1 L8		2-3 K			0-0 1-2 FC4-6 1B		0-0 F9		0-1 F8	6 0 1 0 0 2 3																			
Eddie Mathews, L OBP: 0.394, SLG: 0.619 (1, 5)	1-0 HR						0-0 F8		4-1 1-2 BB		2-1 4-3	5 1 1 1 1 0 2																			
Andy Pafko, R OBP: 0.335, SLG: 0.444 (1, 9)	1-0 1B						4-0 CS BB		0-2 L7			4 0 2 0 1 1 4																			
Joe Adcock, R OBP: 0.314, SLG: 0.417 (1, 3)	1-0 1B						1-3 K		2-0 F8		1-1 F5	5 0 1 0 0 1 2																			
Del Crandall, R OBP: 0.348, SLG: 0.477 (1, 2)	1-3 K						0-0 5-3		1-0 HR		1-2 2B	5 1 3 1 0 1 2																			
Sid Gordon, R OBP: 0.339, SLG: 0.452 (1, 7)		2-0 WP 2B 1B					0-0 G6-3 1B		4-2 G1-6-3 BB		4-0 FC4-6 IBB	3 1 2 0 2 0 2																			
Jack Dittmer, L OBP: 0.284, SLG: 0.338 (1, 4)		1-0 F9					2-1 G6-3		0-1 G1-6-3		1-3 K	5 0 1 0 0 1 5																			
Warren Spahn, L OBP: 0.234, SLG: 0.349 (1, 1)		2-2 F4					1-0 G3		1-1 FC3-6 1B		0-0 FC4-6	5 0 1 0 0 0 4																			
Inning Stats	R: 1 E: 0 K: 3 S: 12	H: 3 LOB: 2 BB: 0 P: 21	R: 1 E: 0 K: 0 S: 10	H: 2 LOB: 1 BB: 0 P: 18	R: 0 E: 0 K: 0 S: 11	H: 2 LOB: 2 BB: 0 P: 17	R: 0 E: 0 K: 2 S: 11	H: 1 LOB: 1 BB: 0 P: 17	R: 0 E: 0 K: 1 S: 4	H: 0 LOB: 0 BB: 1 P: 9	R: 0 E: 0 K: 0 S: 4	H: 1 LOB: 0 BB: 0 P: 6	R: 0 E: 0 K: 0 S: 10	H: 2 LOB: 2 BB: 0 P: 14	R: 1 E: 0 K: 0 S: 6	H: 1 LOB: 0 BB: 1 P: 13	R: 0 E: 0 K: 1 S: 8	H: 1 LOB: 2 BB: 1 P: 17	R: 0 E: 0 K: 1 S: 9	H: 1 LOB: 2 BB: 1 P: 16	R: 0 E: 0 K: 1 S: 7	H: 0 LOB: 0 BB: 0 P: 10	1B: 10 2B: 2 3B: 0 HR: 2	SF: 0 SAC: 0 DP: 2 HBP: 0	WP: 1 PB: 0 SB: 0 CS: 1	PA: 48					
PITCHER	IP WLS BF H R ER SO BB IBB HBP BLK WP HR S P ERA WHIP															IP WLS BF H R ER SO BB IBB HBP BLK WP HR S P ERA WHIP															
Billy Loes, R ERA: 4.7 (1, 1)	2.0	11	5	2	2	3	0	0	0	0	0	1	1	22	39	9.00	2.500														
Ben Wade, R ERA: 3.97 (3, 1)	6.0	24	7	1	1	3	2	0	0	0	0	0	1	46	76	1.50	1.500														
Carl Erskine, R ERA: 3.83 (9, 1)	3.0	W 13	2	0	0	3	1	1	0	0	0	0	0	24	43	0.00	1.000														

Batter	1	2	3	4	5	6	7	8	9	AB R H RBI BB SO LOB	TOP
Jim Gilliam, S (1, 4) OBP: 0.377, SLG: 0.387 	1-3 			2-2 		0-2 		2-2 		4 0 1 1 0 1 1	
Pee Wee Reese, R (1, 6) OBP: 0.379, SLG: 0.410 	0-1 			1-0 		4-1 		3-2 		3 0 0 0 1 0 0	
Duke Snider, L (1, 8) OBP: 0.401, SLG: 0.550 	1-3 			0-0 		1-1 		1-2 		4 1 1 1 0 1 2	
Jackie Robinson, R (1, 7) OBP: 0.417, SLG: 0.494 			1-0 		2-0 		4-2 	1-2 		3 0 0 0 1 0 0	
Gil Hodges, R (1, 3) OBP: 0.386, SLG: 0.570 			1-1 		3-3 		2-2 	2-3 		4 0 0 0 0 2 1	
Carl Furillo, R (1, 9) OBP: 0.365, SLG: 0.521 			2-0 		0-0 		1-2 			3 0 0 0 0 0 1	
Billy Cox, R (1, 5) OBP: 0.391, SLG: 0.534 			1-1 		0-0 		2-2 			3 1 2 0 0 0 0	
Rube Walker, L (1, 2) OBP: 0.339, SLG: 0.382 			2-2 		2-2 		2-1 			3 0 0 0 0 0 2	
Clem Labine, R (1, 1) OBP: 0.063, SLG: 0.125 Russ Meyer, S (9, 1) OBP: 0.125, SLG: 0.143 			1-3 		2-2 		1-0 			2 0 0 0 0 1 1 0 0 0 0 0 0 0	
Inning Stats	R: 0 H: 0 E: 0 LOB: 0 K: 2 BB: 0 S: 8 P: 10	R: 0 H: 0 E: 0 LOB: 0 K: 0 BB: 0 S: 4 P: 8	R: 0 H: 0 E: 0 LOB: 0 K: 1 BB: 0 S: 8 P: 12	R: 0 H: 0 E: 0 LOB: 0 K: 0 BB: 0 S: 5 P: 8	R: 0 H: 0 E: 0 LOB: 0 K: 1 BB: 0 S: 6 P: 11	R: 1 H: 2 E: 0 LOB: 2 K: 0 BB: 1 S: 13 P: 22	R: 0 H: 0 E: 0 LOB: 0 K: 0 BB: 1 S: 10 P: 17	R: 0 H: 1 E: 0 LOB: 1 K: 0 BB: 0 S: 9 P: 16	R: 1 H: 1 E: 0 LOB: 0 K: 1 BB: 0 S: 14 P: 21	1B: 2 SF: 0 2B: 1 SAC: 1 3B: 0 DP: 1 HR: 1 HBP: 0	WP: 0 PA: 32 PB: 0 SB: 1 CS: 0
PITCHER Bob Buhl, R (1, 1) ERA: 2.89 Don Liddle, L (9, 1) ERA: 3.19	IP WLS BF H R ER SO BB IBB HBP BLK WP HR S P ERA WHIP 8.0 28 3 1 1 4 2 0 0 0 0 0 0 63 104 1.12 0.625 1.0 W 4 1 1 1 1 0 0 0 0 0 0 1 14 21 9.00 1.000										

Brooklyn Dodgers @ Milwaukee Braves
 Milwaukee County Stadium, Milwaukee, WI
 Thu Aug 06 1953, 4:38 AM EDT
 Att: 34,077 - Unknown

AB	29
R	2
H	4
RBI	2
BB	2
SO	5
LOB	8



WP: 0	PA: 32
PB: 0	
SB: 1	
CS: 0	

ERA	WHIP
1.12	0.625
9.00	1.000

1B: 2	SF: 0
2B: 1	SAC: 1
3B: 0	DP: 1
HR: 1	HBP: 0

WP: 0	PA: 32
PB: 0	
SB: 1	
CS: 0	

ERA	WHIP
1.12	0.625
9.00	1.000

BOTTOM

Brooklyn Dodgers @ Milwaukee Braves
 Milwaukee County Stadium, Milwaukee, WI

Thu Aug 06 1953, 4:38 AM EDT
 Att. 34,077 - Unknown

livebaseballscorecards.com

AB	30
R	3
H	6
RBI	3
BB	4
SO	4
LOB	13



WP: 0	PA: 35
PB: 0	
SB: 0	
CS: 0	

AB R H RBI BB SO LOB

4 0 0 0 0 0 2

4 0 1 0 0 0 1

4 1 1 0 0 1 2

3 0 1 0 1 0 0

0 1 0 0 0 0 0

3 0 0 0 0 2 2

4 0 2 0 0 0 2

3 0 0 0 1 0 3

0 1 0 0 0 0 0

2 0 0 0 0 1 0

1 0 1 3 1 0 0

1 0 0 0 0 1 0 0

1 0 0 0 0 0 1

0 0 0 0 0 0 0

1B: 5 SF: 0

2B: 0 SAC: 1

3B: 1 DP: 1

HR: 0 HBP: 0

Batter	1	2	3	4	5	6	7	8	9
Bill Bruton, L OBP: 0.309, SLG: 0.343 (1, 8)	1-1 3-1		2-2 FC4-6 1B			1-1 L8		1-0 L9	
Jim Pendleton, R OBP: 0.250, SLG: 0.281 (1, 6)	0-1 6-3		0-0 1-3 1B			2-2 1-3		0-1 F8	
Eddie Mathews, L OBP: 0.393, SLG: 0.615 (1, 5)	0-3 K		0-2 4-3			1-2 F2		0-1 BB 1B 3B 1B	
Andy Pafko, R OBP: 0.337, SLG: 0.443 (1, 9)		0-0 4-3		2-2 6-3		4-0 1B SH1-4 BB		0-0 3B 1B	
Sibby Sisti, R OBP: 0.316, SLG: 0.250 (9, PR)								1-2 3B 1B	
Joe Adcock, R OBP: 0.312, SLG: 0.414 (1, 3)		2-3 K		0-0 6-3		0-0 SH1-4		0-3 K	
Walker Cooper, R OBP: 0.309, SLG: 0.356 (1, 2)						1-2 1B		0-0 L7	
Sid Gordon, R OBP: 0.338, SLG: 0.448 (1, 7)		1-1 FC6-4 1B		1-1 6-3		2-0 G6-4-3 1B		0-0 L7	
Mel Roach, R OBP: 0.338, SLG: 0.448 (9, PR)						0-0 G6-4-3		4-1 3B BB	
Jack Dittmer, L OBP: 0.282, SLG: 0.336 (1, 4)						1-2 1-3		1-2 2-3 3B BB	
Harry Hanebrink, L OBP: 0.286, SLG: 0.400 (8, PH) (9, 4)						1-0 F5		1-0 BB 3B	
Bob Buhl, R OBP: 0.219, SLG: 0.167 (1, 1)						0-0 4-3		3-2 F7	
Del Crandall, R OBP: 0.346, SLG: 0.475 (8, PH)									
Don Liddle, L OBP: 0.154, SLG: 0.043 (9, 1)									

Inning Stats	R: 0 H: 0 E: 0 K: 1 S: 8	H: 0 LOB: 0 BB: 0 P: 9	R: 0 H: 1 E: 0 K: 1 S: 8	H: 1 LOB: 1 BB: 0 P: 12	R: 0 H: 1 E: 0 K: 1 S: 14	H: 1 LOB: 2 BB: 1 P: 21	R: 0 H: 0 E: 0 K: 0 S: 7	H: 0 LOB: 0 BB: 0 P: 10	R: 0 H: 0 E: 0 K: 0 S: 5	H: 0 LOB: 0 BB: 0 P: 7	R: 0 H: 1 E: 0 K: 0 S: 9	H: 1 LOB: 1 BB: 1 P: 9	R: 0 H: 0 E: 0 K: 0 S: 8	H: 0 LOB: 1 BB: 1 P: 16	R: 3 H: 3 E: 0 K: 1 S: 9	H: 3 LOB: 2 BB: 1 P: 14	1B: 5 2B: 0 3B: 1 HR: 0	SF: 0 SAC: 1 DP: 1 HBP: 0
--------------	--------------------------	------------------------	--------------------------	-------------------------	---------------------------	-------------------------	--------------------------	-------------------------	--------------------------	------------------------	--------------------------	------------------------	--------------------------	-------------------------	--------------------------	-------------------------	-------------------------	---------------------------

PITCHER	IP WLS BF H R ER SO BB IBB HBP BLK WP HR S P ERA WHIP	8.0 0 31 5 2 2 3 3 0 0 0 0 0 0 65 100 2.25 1.000	0.2 L 4 1 1 1 1 1 0 0 0 0 0 0 6 11 13.50 3.000
---------	---	--	--

PITCHER	IP WLS BF H R ER SO BB IBB HBP BLK WP HR S P ERA WHIP	0.2 L 4 1 1 1 1 1 0 0 0 0 0 0 6 11 13.50 3.000
---------	---	--

Brooklyn Dodgers @ Cincinnati Reds
Crosley Field, Cincinnati, OH

Fri Aug 07 1953, 3:33 AM EDT
Att. 13,756 - Unknown

livebaseballscorecards.com

AB	38
R	9
H	14
RBI	9
BB	2
SO	1
LOB	9



AB R H RBI BB SO LOB

TOP

Batter	1	2	3	4	5	6	7	8	9
Jim Gilliam, S (1, 4) OBP: 0.379, SLG: 0.392 B C F F B X	2-2 1B		2-2 6-3 2B			2-2 2B	3-3 K 1B		0-0 1B
Pee Wee Reese, R (1, 6) OBP: 0.379, SLG: 0.408 B X	1-0 F9 1B		0-1 L8 1B			4-2 BB		0-0 F9 1B	3-2 1B
Jackie Robinson, R (1, 7) OBP: 0.421, SLG: 0.501 Don Thompson, L (8, 7) OBP: 0.300, SLG: 0.253 B X	1-0 F9 1B			0-0 2B		1-0 1B		4-2 BB	2-1 1B
Roy Campanella, R (1, 2) OBP: 0.385, SLG: 0.584 X	0-0 F4 1B			1-1 F9 1B		1-2 F8 2B		1-2 HR	3-1 5-3 1B
Gil Hodges, R (1, 3) OBP: 0.387, SLG: 0.570 B X		1-0 5-3 1B		1-0 L7 1B		1-1 PO		2-0 HR	
Carl Furillo, R (1, 9) OBP: 0.367, SLG: 0.532 B B X T B B		2-1 2B			0-0 1-3 1B	0-1 PO 1B	0-1 L8 1B	1-0 HR	
Duke Snider, L (1, 8) OBP: 0.400, SLG: 0.554 B B T B B B		3-2 4-3 1B			0-0 F9 1B		3-2 HR	1-0 G3 1B	
Billy Cox, R (1, 5) OBP: 0.385, SLG: 0.524 C X		0-1 F6 1B			1-1 F4 1B		0-1 L5 1B	2-1 F2 1B	
Johnny Podres, L (1, 1) OBP: 0.258, SLG: 0.258 Bob Milliken, R (9, 1) OBP: 0.167, SLG: 0.278 X			0-0 F5 1B			0-0 F7 1B	1-2 1B		3-2 1-3 1B

Inning Stats	R: 0	H: 1	E: 0	LOB: 1	K: 0	BB: 0	S: 7	P: 11	R: 0	H: 1	E: 0	LOB: 1	K: 0	BB: 0	S: 9	P: 15	R: 0	H: 0	E: 0	LOB: 0	K: 0	BB: 0	S: 6	P: 8	R: 0	H: 1	E: 0	LOB: 0	K: 0	BB: 0	S: 4	P: 6	R: 0	H: 0	E: 0	LOB: 0	K: 0	BB: 0	S: 4	P: 5	R: 3	H: 3	E: 0	LOB: 0	K: 0	BB: 1	S: 14	P: 23	R: 1	H: 2	E: 0	LOB: 1	K: 1	BB: 0	S: 15	P: 22	R: 4	H: 3	E: 0	LOB: 0	K: 0	BB: 1	S: 12	P: 23	R: 1	H: 3	E: 0	LOB: 1	K: 0	BB: 0	S: 12	P: 23	R: 1	H: 3	E: 0	LOB: 1	K: 0	BB: 0	S: 12	P: 23	1B: 7	SF: 0	2B: 5	SAC: 0	3B: 0	DP: 0	HR: 2	HBP: 0	WP: 0	PA: 41
--------------	------	------	------	--------	------	-------	------	-------	------	------	------	--------	------	-------	------	-------	------	------	------	--------	------	-------	------	------	------	------	------	--------	------	-------	------	------	------	------	------	--------	------	-------	------	------	------	------	------	--------	------	-------	-------	-------	------	------	------	--------	------	-------	-------	-------	------	------	------	--------	------	-------	-------	-------	------	------	------	--------	------	-------	-------	-------	------	------	------	--------	------	-------	-------	-------	-------	-------	-------	--------	-------	-------	-------	--------	-------	--------

PITCHER	IP	WLS	BF	H	R	ER	SO	BB	IBB	HBP	BLK	WP	HR	S	P	ERA	WHIP
Harry Perkowski, L (1, 1) ERA: 4.23	7.1	L	32	10	7	7	1	2	0	0	0	0	1	67	105	8.59	1.636
Frank Smith, R (8, 1) ERA: 6.21	0.2		3	1	1	1	0	0	0	0	0	0	1	4	8	13.50	1.500
Bud Podbielan, R (9, 1) ERA: 4.66	1.0		5	3	1	1	0	0	0	0	0	0	0	12	23	9.00	3.000

PITCHER	IP	WLS	BF	H	R	ER	SO	BB	IBB	HBP	BLK	WP	HR	S	P	ERA	WHIP
---------	----	-----	----	---	---	----	----	----	-----	-----	-----	----	----	---	---	-----	------

Batter	1	2	3	4	5	6	7	8	9	AB	R	H	RBI	BB	SO	LOB									
Rocky Bridges, R (1, 4) OBP: 0.281, SLG: 0.273 George Lerchen, S (9, PH) OBP: 0.625, SLG: 0.400	0-0 B4-3 1B		1-1 P5			2-2 5-3		1-2 F7	4-0 BB	4	0	1	0	0	0	1									
Bobby Adams, R (1, 5) OBP: 0.355, SLG: 0.374	0-0 B4-3 1-2			1-0 5-3		4-2 G3-6-3 BB		4-1 BB	1-2 6-3	3	0	0	0	2	0	4									
Gus Bell, L (1, 8) OBP: 0.361, SLG: 0.566	2-3 K			1-3 K		2-2 G3-6-3 1-2f		0-2 F8		4	0	0	0	0	2	3									
Ted Kluszewski, L (1, 3) OBP: 0.393, SLG: 0.612			3-3 K		1-3 K		1-1 4-3 2B		1-2 3-1 1B 1B	4	1	2	0	0	2	0									
Jim Greengrass, R (1, 7) OBP: 0.348, SLG: 0.462			0-2 1B		2-2 1-3		2-2 6-3		0-0 1B 3-1 1B	4	1	2	0	0	0	1									
Willard Marshall, L (1, 9) OBP: 0.330, SLG: 0.472			2-2 F9		3-1 HR 1B		0-0 4-3		1-1 3-1	4	1	1	0	0	0	4									
Andy Seminick, R (1, 2) OBP: 0.301, SLG: 0.397			2-3 K		0-0 HR		0-3 K		1-1 BB DI 1B	4	1	2	3	0	2	2									
Roy McMillan, R (1, 6) OBP: 0.282, SLG: 0.286			0-1 6-3		2-2 5-3		1-3 K		2-1 F4	4	0	0	0	0	1	2									
Harry Perkowski, L (1, 1) OBP: 0.255, SLG: 0.271 Frank Smith, R (8, 1) OBP: 0.167, SLG: 0.167 Bob Borkowski, R (8, PH) OBP: 0.365, SLG: 0.453 Bud Podbielan, R (9, 1) OBP: 0.170, SLG: 0.152 Grady Hatton, L (9, PH) OBP: 0.323, SLG: 0.346			2-3 K		0-3 K		4-1 BB		4-1 BB	2	0	0	0	0	2	0									
										0	0	0	0	0	0	0									
										0	0	0	0	1	0	0									
										0	0	0	0	0	0	0									
										0	0	0	0	1	0	0									
Inning Stats	R: 0 E: 0 K: 1 S: 5	H: 1 LOB: 0 BB: 0 P: 7	R: 0 E: 0 K: 2 S: 12	H: 1 LOB: 1 BB: 0 P: 19	R: 0 E: 0 K: 1 S: 7	H: 0 LOB: 0 BB: 0 P: 10	R: 0 E: 0 K: 2 S: 8	H: 0 LOB: 0 BB: 0 P: 11	R: 2 E: 0 K: 1 S: 12	H: 2 LOB: 0 BB: 0 P: 19	R: 0 E: 0 K: 0 S: 9	H: 0 LOB: 0 BB: 1 P: 17	R: 0 E: 0 K: 1 S: 9	H: 1 LOB: 1 BB: 0 P: 12	R: 0 E: 0 K: 1 S: 12	H: 0 LOB: 2 BB: 2 P: 22	R: 2 E: 0 K: 0 S: 14	H: 3 LOB: 3 BB: 2 P: 28	1B: 6 2B: 1 3B: 0 HR: 1	SF: 0 SAC: 0 DP: 1 HBP: 0	WP: 0 PB: 0 SB: 0 CS: 0	PA: 38			
PITCHER	IP	WLS	BF	H	R	ER	SO	BB	IBB	HBP	BLK	WP	HR	S	P	ERA	WHIP								
Johnny Podres, L (1, 1) ERA: 3.87	8.2	W	36	8	4	4	9	4	0	0	0	0	0	85	137	4.15	1.385								
Bob Milliken, R (9, 1) ERA: 3.15	0.1	S	2	0	0	0	0	1	0	0	0	0	0	3	8	0.00	3.000								

BOTTOM

Brooklyn Dodgers @ Cincinnati Reds
Crosley Field, Cincinnati, OH
Fri Aug 07 1953, 3:33 AM EDT
Att. 13,756 - Unknown

livebaseballscorecards.com

AB	33
R	4
H	8
RBI	4
BB	5
SO	9
LOB	17



Batter	1	2	3	4	5	6	7	8	9	AB R H RBI BB SO LOB	TOP
Jim Gilliam, S (1, 4) OBP: 0.384, SLG: 0.391 BB C F B B B	4-2 	4-0 			4-1 		0-1 		4-1 	1 1 0 0 4 0 0	
Pee Wee Reese, R (1, 6) OBP: 0.380, SLG: 0.406 BB C B B B	4-1 	2-2 			0-1 		4-1 		1-2 	2 2 0 0 2 0 2	
Jackie Robinson, R (1, 7) OBP: 0.423, SLG: 0.504 Don Thompson, L (9, 7) OBP: 0.300, SLG: 0.253 BB C B X	2-1 		2-1 		1-1 		4-1 		3-2 	4 2 2 1 1 0 2 0 0 0 0 0 0 0	
Roy Campanella, R (1, 2) OBP: 0.386, SLG: 0.599 X	0-0 		1-2 		1-0 		0-0 			4 2 2 6 0 0 2	
Gil Hodges, R (1, 3) OBP: 0.386, SLG: 0.565 B X	1-0 		1-2 		4-0 		3-3 			3 0 0 0 1 1 1	
Carl Furillo, R (1, 9) OBP: 0.368, SLG: 0.531 B X	1-0 			0-0 		1-2 		0-0 		4 0 2 0 0 0 0	
Duke Snider, L (1, 8) OBP: 0.400, SLG: 0.555 X	0-0 			4-0 		1-0 		0-1 		3 0 1 0 1 0 2	
Billy Cox, R (1, 5) OBP: 0.378, SLG: 0.515 X	0-0 			1-2 		1-2 		2-1 		4 0 0 0 0 0 4	
Preacher Roe, R (1, 1) OBP: 0.075, SLG: 0.150 Billy Loes, R (6, 1) OBP: 0.106, SLG: 0.087 C B B B B		1-3 		1-3 			1-3 		0-3 	2 0 0 0 0 2 1 2 0 0 0 0 2 0	
Inning Stats	R: 4 H: 3 E: 0 LOB: 1 K: 0 BB: 2 S: 10 P: 22	R: 0 H: 0 E: 0 LOB: 0 K: 1 BB: 1 S: 8 P: 15	R: 0 H: 1 E: 0 LOB: 0 K: 0 BB: 0 S: 9 P: 13	R: 0 H: 1 E: 0 LOB: 1 K: 1 BB: 1 S: 9 P: 15	R: 0 H: 0 E: 0 LOB: 1 K: 0 BB: 1 S: 6 P: 12	R: 0 H: 1 E: 0 LOB: 1 K: 0 BB: 1 S: 7 P: 14	R: 3 H: 1 E: 0 LOB: 0 K: 2 BB: 2 S: 11 P: 23	R: 0 H: 0 E: 0 LOB: 0 K: 0 BB: 0 S: 5 P: 7	R: 0 H: 0 E: 0 LOB: 1 K: 1 BB: 1 S: 13 P: 21	1B: 3 SF: 0 2B: 4 SAC: 1 3B: 0 DP: 3 HR: 2 HBP: 0	WP: 0 PA: 39 PB: 0 SB: 1 CS: 0
PITCHER Fred Baczewski, L (1, 1) ERA: 3.82	IP WLS BF H R ER SO BB IBB HBP BLK WP HR S P ERA WHIP 9.0 L 39 7 7 7 5 9 0 0 0 0 2 78 142 7.00 1.778										

Brooklyn Dodgers @ Cincinnati Reds
 Crosley Field, Cincinnati, OH
 Sat Aug 08 1953, 3:33 AM EDT
 Att: 13,570 - Unknown

livebaseballscorecards.com

AB	29
R	7
H	7
RBI	7
BB	9
SO	5
LOB	14

Batter	1	2	3	4	5	6	7	8	9	AB R H RBI BB SO LOB
Rocky Bridges, R (1, 4) OBP: 0.284, SLG: 0.274 Grady Hatton, L (9, PH) OBP: 0.320, SLG: 0.343	1-2 1B		2-2 6-3		4-2 BB		1-1 4-3		1-3 K	3 0 1 0 1 0 0 1 0 0 0 0 1 0
Bobby Adams, R (1, 5) OBP: 0.354, SLG: 0.373	1-3 K			3-2 F7	2-3 K		1-2 L4-3 1B			4 0 1 0 0 2 2
Gus Bell, L (1, 8) OBP: 0.361, SLG: 0.570	1-3 K			3-1 HR	1-1 1-3		2-1 L4-3			4 1 1 1 0 1 3
Ted Kluszewski, L (1, 3) OBP: 0.392, SLG: 0.616	2-1 F7			2-1 HR		1-2 3-1		2-2 F8		4 1 1 1 0 0 1
Jim Greengrass, R (1, 7) OBP: 0.352, SLG: 0.460		1-0 L9		4-2 BB BB		4-2 HR BB		4-0 BB		1 1 0 0 3 0 0
Willard Marshall, L (1, 9) OBP: 0.329, SLG: 0.480		1-1 F5		1-3 K		1-0 HR		1-2 F6		4 1 1 2 0 1 2
Andy Seminick, R (1, 2) OBP: 0.304, SLG: 0.394		1-3 K		4-0 BB		4-1 FC1-4 BB		1-3 K		2 0 0 0 2 2 1
Roy McMillan, R (1, 6) OBP: 0.280, SLG: 0.284 Bob Borkowski, R (9, PH) OBP: 0.364, SLG: 0.450			3-2 F2	0-0 F7		2-2 FC1-4		1-3 K	3 0 0 0 0 0 3 1 0 0 0 0 1 0	
Fred Baczewski, L (1, 1) OBP: 0.241, SLG: 0.345 George Lerchen, S (9, PH) OBP: 0.556, SLG: 0.333			2-3 K		0-0 F6	0-0 L6		2-3 K	3 0 0 0 0 1 1 1 0 0 0 0 1 0	

Inning Stats	R: 0 E: 0 K: 2 S: 12	H: 1 LOB: 1 BB: 0 P: 17	R: 0 E: 0 K: 1 S: 6	H: 0 LOB: 0 BB: 0 P: 9	R: 0 E: 0 K: 1 S: 9	H: 0 LOB: 0 BB: 0 P: 16	R: 2 E: 0 K: 1 S: 14	H: 2 LOB: 2 BB: 2 P: 31	R: 0 E: 0 K: 1 S: 10	H: 0 LOB: 1 BB: 1 P: 17	R: 2 E: 0 K: 0 S: 12	H: 1 LOB: 1 BB: 2 P: 24	R: 0 E: 0 K: 0 S: 7	H: 1 LOB: 0 BB: 0 P: 11	R: 0 E: 0 K: 1 S: 10	H: 0 LOB: 1 BB: 1 P: 18	R: 0 E: 0 K: 3 S: 11	H: 0 LOB: 0 BB: 0 P: 15	1B: 2 2B: 1 3B: 0 HR: 3	SF: 0 SAC: 0 DP: 1 HBP: 0	WP: 0 PB: 0 SB: 0 CS: 0	PA: 37
PITCHER	IP	WLS	BF	H	R	ER	SO	BB	IBB	HBP	BLK	WP	HR	S	P	ERA	WHIP					
Preacher Roe, L (1, 1) ERA: 4.47	5.1		25	4	4	4	6	5	0	0	0	0	3	59	108	6.75	1.688					
Billy Loes, R (6, 1) ERA: 4.57	3.2	W	12	1	0	0	4	1	0	0	0	0	0	32	50	0.00	0.545					


BOTTOM

Brooklyn Dodgers @ Cincinnati Reds
Crosley Field, Cincinnati, OH

Sat Aug 08 1953, 3:33 AM EDT
Att. 13,570 - Unknown

livebaseballscorecards.com

AB	31
R	4
H	5
RBI	4
BB	6
SO	10
LOB	13



Batter	1	2	3	4	5	6	7	8	9	AB R H RBI BB SO LOB	TOP		
Jim Gilliam, S (1, 4) OBP: 0.384, SLG: 0.395 	3-2 		2-1 	3-2 			4-2 		1-2 	4 2 1 1 1 0 2			
Pee Wee Reese, R (1, 6) OBP: 0.376, SLG: 0.401 	2-2 		3-1 	1-3 			3-2 		2-1 	5 1 0 0 0 1 4			
Jackie Robinson, R (1, 7) OBP: 0.428, SLG: 0.510 Don Thompson, L (9, 7) OBP: 0.300, SLG: 0.253 	3-2 			0-1 	4-0 		3-0 		1-1 	4 2 3 2 1 0 0 0 0 0 0 0 0 0			
Roy Campanella, R (1, 2) OBP: 0.386, SLG: 0.596 		1-2 		0-0 	3-1 		0-1 		4-0 	4 1 1 0 1 0 3			
Gil Hodges, R (1, 3) OBP: 0.384, SLG: 0.560 		2-2 		2-0 	2-0 		0-0 		2-2 	5 1 1 1 0 0 4			
Carl Furillo, R (1, 9) OBP: 0.371, SLG: 0.543 		0-0 		0-0 		3-2 		1-0 	1-2 	5 0 3 1 0 0 3			
Duke Snider, L (1, 8) OBP: 0.403, SLG: 0.562 		0-0 		0-1 		1-0 		0-1 	4-1 	4 1 2 4 1 0 2			
Billy Cox, R (1, 5) OBP: 0.379, SLG: 0.513 Bobby Morgan, R (4, 5) OBP: 0.340, SLG: 0.398 			2-0 	4-2 		1-1 		3-2 	2-3 	1 0 0 0 1 0 0 3 0 0 0 0 1 5			
Russ Meyer, S (1, 1) OBP: 0.150, SLG: 0.153 			4-2 	0-0 		1-0 			0-0 	3 1 1 0 1 0 2			
Inning Stats	R: 0 H: 0 E: 0 LOB: 0 K: 0 BB: 0 S: 10 P: 18	R: 0 H: 2 E: 0 LOB: 1 K: 0 BB: 0 S: 8 P: 11	R: 0 H: 0 E: 0 LOB: 1 K: 0 BB: 1 S: 9 P: 20	R: 5 H: 4 E: 1 LOB: 1 K: 1 BB: 1 S: 16 P: 26	R: 0 H: 0 E: 0 LOB: 0 K: 0 BB: 1 S: 3 P: 12	R: 0 H: 1 E: 0 LOB: 1 K: 0 BB: 0 S: 7 P: 13	R: 1 H: 1 E: 0 LOB: 1 K: 0 BB: 1 S: 9 P: 19	R: 0 H: 1 E: 0 LOB: 0 K: 0 BB: 0 S: 6 P: 10	R: 3 H: 3 E: 2 LOB: 3 K: 1 BB: 2 S: 20 P: 37	1B: 6 SF: 0 2B: 3 SAC: 0 3B: 2 DP: 1 HR: 1 HBP: 0	WP: 0 PA: 44 PB: 0 SB: 0 CS: 2		
PITCHER	IP WLS BF H R ER SO BB IBB HBP BLK WP HR S P ERA WHIP											PITCHER	IP WLS BF H R ER SO BB IBB HBP BLK WP HR S P ERA WHIP
Joe Nuxhall, L (1, 1) ERA: 4.73	3.2 L 19 6 5 3 0 2 0 0 0 0 0 1 40 71 7.36 2.182												
Bud Podbielan, R (4, 1) ERA: 4.58	4.1 16 3 1 1 1 2 0 0 0 0 0 0 28 58 2.08 1.154												
Bob Kelly, R (9, 1) ERA: 6.8	1.0 9 3 3 1 1 0 2 0 0 0 0 0 20 37 9.00 3.000												

Brooklyn Dodgers @ Cincinnati Reds
 Crosley Field, Cincinnati, OH
 Sun Aug 09 1953, 3:33 AM EDT
 Att: 19,398 - Unknown

livebaseballscorecards.com

AB	38
R	9
H	12
RBI	9
BB	6
SO	2
LOB	25



Batter	1	2	3	4	5	6	7	8	9	AB R H RBI BB SO LOB
Rocky Bridges, R OBP: 0.283, SLG: 0.274 (1, 4) (9, 6)	0-0 G3-6 1B		1-1 4-3			2-1 1-3		1-2 L8		4 0 1 0 0 0 1
Bobby Adams, R OBP: 0.353, SLG: 0.372 (1, 5) (9, 6)	0-1 F9		3-3 K			0-1 F8		2-2 L3 1B		4 0 1 0 0 1 2
Gus Bell, L OBP: 0.357, SLG: 0.565 (1, 8) (9, 6)	2-0 G3-6 1-2f				0-1 5-3	3-2 F8		2-1 F4		4 0 0 0 0 0 2
Ted Kluszewski, L OBP: 0.390, SLG: 0.620 (1, 3) (9, 6)		1-2 F5		0-0 HR		0-1 4-3		1-1 L3 1-2		4 1 1 1 0 0 1
Jim Greengrass, R OBP: 0.350, SLG: 0.457 (1, 7) (9, 6)		3-3 K		2-1 5-3		0-0 F7				3 0 0 0 0 1 0
Willard Marshall, L OBP: 0.332, SLG: 0.478 (1, 9) (9, 6)		4-0 BB		1-3 K		4-0 BB				1 0 0 0 2 1 0
Hobie Landrith, L OBP: 0.280, SLG: 0.312 (1, 2) (9, 6)		1-2 G3			0-0 3-1	2-1 1-3				3 0 0 0 0 0 2
Roy McMillan, R OBP: 0.280, SLG: 0.282 Johnny Temple, R OBP: 0.289, SLG: 0.318 (1, 6) (9, 4)			4-1 SH2-3 BB		1-1 F6		3-2 F8			2 0 0 0 1 0 0 0 0 0 0 0 0 0
Joe Nuxhall, L OBP: 0.324, SLG: 0.515 Bud Podbielan, R OBP: 0.167, SLG: 0.149 Grady Hatton, L OBP: 0.317, SLG: 0.340 Bob Kelly, R (9, 1)			0-1 SH2-3		0-3 K		3-3 K			0 0 0 0 0 0 0 1 0 0 0 0 1 0 1 0 0 0 0 1 0 0 0 0 0 0 0 0

Inning Stats	R: 0	H: 1	E: 0	LOB: 0	K: 0	BB: 0	S: 4	P: 6	R: 0	H: 0	E: 0	LOB: 1	K: 1	BB: 1	S: 9	P: 18	R: 0	H: 0	E: 0	LOB: 1	K: 1	BB: 1	S: 9	P: 17	R: 1	H: 1	E: 0	LOB: 0	K: 1	BB: 0	S: 8	P: 11	R: 0	H: 0	E: 0	LOB: 0	K: 1	BB: 0	S: 6	P: 7	R: 0	H: 0	E: 0	LOB: 0	K: 0	BB: 0	S: 7	P: 12	R: 0	H: 0	E: 0	LOB: 1	K: 0	BB: 1	S: 5	P: 11	R: 0	H: 0	E: 0	LOB: 0	K: 1	BB: 0	S: 11	P: 18	R: 0	H: 1	E: 0	LOB: 0	K: 0	BB: 0	S: 7	P: 12	1B: 2	SF: 0	2B: 1	SAC: 1	3B: 0	DP: 2	HR: 1	HBP: 0	WP: 0	PA: 31
PITCHER Russ Meyer, R ERA: 4.17 (1, 1)	IP	WLS	BF	H	R	ER	SO	BB	IBB	HBP	BLK	WP	HR	S	P	ERA	WHIP	IP	WLS	BF	H	R	ER	SO	BB	IBB	HBP	BLK	WP	HR	S	P	ERA	WHIP	IP	WLS	BF	H	R	ER	SO	BB	IBB	HBP	BLK	WP	HR	S	P	ERA	WHIP																															


BOTTOM

Brooklyn Dodgers @ Cincinnati Reds
Crosley Field, Cincinnati, OH

Sun Aug 09 1953, 3:33 AM EDT
Att. 19,398 - Unknown

livebaseballscorecards.com

AB	27
R	1
H	3
RBI	1
BB	3
SO	5
LOB	8



Jim Gilliam, S OBP: 0.384, SLG: 0.395 (1, 4)	2-2 CS 1B	1-1 G3		0-0 FC4-6 1-2f		2-1 SH2-3 E 1B		1-1 L9	5 1 2 0 0 0 3
Pee Wee Reese, R OBP: 0.375, SLG: 0.400 (1, 6)	1-1 4-3 1-2		2-1 5-3	3-3 K		0-0 SH2-3 1-2		2-2 PB G3 1B	4 0 1 0 0 1 2
Duke Snider, L OBP: 0.400, SLG: 0.558 (1, 8)	2-2 1B		1-2 3-1		1-3 K		2-3 K	1-1 G3 1-2	5 0 1 0 0 2 2
Jackie Robinson, R OBP: 0.427, SLG: 0.509 (1, 5)	3-1 5-3		1-0 1B 1B		1-0 F3		3-1 E3 2-H 1B	2-2 5-3 2-3	5 1 2 0 0 0 2
Roy Campanella, R OBP: 0.387, SLG: 0.594 (1, 2)		2-2 F8	2-1 1B 1-2 1B		4-2 BB		0-0 F4		3 0 1 0 1 0 1
Gil Hodges, R OBP: 0.385, SLG: 0.567 (1, 3)		2-2 HR	3-2 1-3 2-H 1B		2-2 5-3			0-0 L6	4 1 2 2 0 0 1
Carl Furillo, R OBP: 0.370, SLG: 0.548 (1, 9)		1-0 F5	0-1 F3			1-2 F9		2-2 HR	4 1 1 1 0 0 2
George Shuba, L OBP: 0.380, SLG: 0.513 Don Thompson, L OBP: 0.297, SLG: 0.250 (6, PR) (6, 7)		3-2 1B 1B		0-0 L7		3-2 G1-6-3 1B		3-2 G3	3 0 2 0 0 0 0 1 0 0 0 0 0 0
Carl Erskine, R OBP: 0.297, SLG: 0.328 (1, 1)		0-2 1-3 1B		0-1 FC4-6 1B		1-2 G1-6-3 1-2f		1-0 F8	4 0 2 0 0 0 1

Brooklyn Dodgers @ New York Giants
Polo Grounds, New York, NY

Tue Aug 11 1953, 3:33 AM EDT
Att. 45,604 - Unknown

livebaseballscorecards.com

AB	38
R	4
H	14
RBI	3
BB	1
SO	3
LOB	14



Inning Stats	R: 0 E: 0 K: 0 S: 11	H: 2 LOB: 1 BB: 0 P: 19	R: 1 E: 0 K: 0 S: 17	H: 3 LOB: 2 BB: 0 P: 26	R: 1 E: 0 K: 0 S: 13	H: 3 LOB: 2 BB: 0 P: 22	R: 0 E: 0 K: 1 S: 7	H: 1 LOB: 1 BB: 0 P: 10	R: 0 E: 0 K: 1 S: 10	H: 0 LOB: 1 BB: 1 P: 18	R: 0 E: 0 K: 0 S: 11	H: 1 LOB: 1 BB: 0 P: 16	R: 1 E: 1 K: 1 S: 9	H: 2 LOB: 1 BB: 0 P: 16	R: 1 E: 0 K: 0 S: 8	H: 1 LOB: 0 BB: 0 P: 14	R: 0 E: 0 K: 0 S: 10	H: 1 LOB: 1 BB: 0 P: 16	1B: 12 2B: 0 3B: 0 HR: 2	SF: 0 SAC: 1 DP: 1 HBP: 0	WP: 0 PB: 1 SB: 0 CS: 1	PA: 40
---------------------	-------------------------------	----------------------------------	-------------------------------	----------------------------------	-------------------------------	----------------------------------	------------------------------	----------------------------------	-------------------------------	----------------------------------	-------------------------------	----------------------------------	------------------------------	----------------------------------	------------------------------	----------------------------------	-------------------------------	----------------------------------	-----------------------------------	------------------------------------	----------------------------------	--------

PITCHER	IP	WLS	BF	H	R	ER	SO	BB	IBB	HBP	BLK	WP	HR	S	P	ERA	WHIP
Sal Maglie, R ERA: 3.71 (1, 1)	4.0	L	20	9	2	2	1	0	0	0	0	0	1	48	77	4.50	2.250
Mary Grissom, R ERA: 4.62 (5, 1)	4.0		16	4	2	1	2	1	0	0	0	0	1	38	64	2.25	1.250
Hoyt Wilhelm, R ERA: 2.45 (9, 1)	1.0		4	1	0	0	0	0	0	0	0	0	0	10	16	0.00	1.000

PITCHER	IP	WLS	BF	H	R	ER	SO	BB	IBB	HBP	BLK	WP	HR	S	P	ERA	WHIP
---------	----	-----	----	---	---	----	----	----	-----	-----	-----	----	----	---	---	-----	------

Batter	1	2	3	4	5	6	7	8	9	AB	R	H	RBI	BB	SO	LOB
Whitey Lockman, L (1, 7) OBP: 0.364, SLG: 0.385	4-2 BB		1-3 K			1-0 FC3-6 1-2f		4-2 BB G4-6-3		2	0	0	0	2	1	1
Alvin Dark, R (1, 6) OBP: 0.331, SLG: 0.449	1-3 K			1-2 F7		0-1 F6		1-2 G4-6-3 1-2f		4	0	0	0	0	1	3
Don Mueller, L (1, 9) OBP: 0.342, SLG: 0.382	1-2 F4			0-0 G3		0-0 G3			1-1 E6 FC3-6	4	0	0	0	0	0	2
Hank Thompson, L (1, 5) OBP: 0.432, SLG: 0.634	2-2 F2			3-2 1B			0-1 BB 1B		0-0 FC3-6 FC6-4 1-2f	4	0	2	0	0	0	2
Bobby Thomson, R (1, 8) OBP: 0.341, SLG: 0.457		0-0 4-3		2-2 F9			1-1 F8		3-2 FC6-4 1-2f	4	0	0	0	0	0	3
Tookie Gilbert, L (1, 3) OBP: 0.259, SLG: 0.272		0-0 G3			1-1 G3		0-3 K		1-3 K	4	0	0	0	0	2	2
Davey Williams, R (1, 4) OBP: 0.378, SLG: 0.364		3-2 F9			0-1 F4		4-1 BB			2	0	0	0	1	0	0
Wes Westrum, R (1, 2) OBP: 0.329, SLG: 0.330			1-2 5-3		1-1 F7		3-3 K			3	0	0	0	0	1	2
Sal Maglie, R (1, 1) OBP: 0.292, SLG: 0.298			1-1 F4			4-1 FC3-6 BB		1-2 6-3		1	0	0	0	0	0	0
Marv Grissom, R (5, 1)										0	0	0	0	1	0	0
Bobby Hofman, R (8, PH) OBP: 0.386, SLG: 0.703										1	0	0	0	0	0	0
Hoyt Wilhelm, R (9, 1) OBP: 0.321, SLG: 0.375										0	0	0	0	0	0	0

Inning Stats	R: 0 E: 0 K: 1 S: 13	H: 0 LOB: 1 BB: 1 P: 21	R: 0 E: 0 K: 0 S: 5	H: 0 LOB: 0 BB: 0 P: 8	R: 0 E: 0 K: 1 S: 9	H: 0 LOB: 0 BB: 0 P: 12	R: 0 E: 0 K: 0 S: 11	H: 1 LOB: 1 BB: 0 P: 17	R: 0 E: 0 K: 0 S: 6	H: 0 LOB: 0 BB: 0 P: 8	R: 0 E: 0 K: 0 S: 5	H: 0 LOB: 1 BB: 1 P: 10	R: 0 E: 0 K: 2 S: 11	H: 1 LOB: 2 BB: 1 P: 19	R: 0 E: 0 K: 0 S: 11	H: 0 LOB: 0 BB: 1 P: 17	R: 0 E: 1 K: 1 S: 10	H: 0 LOB: 1 BB: 0 P: 15	1B: 2 2B: 0 3B: 0 HR: 0	SF: 0 SAC: 0 DP: 1 HBP: 0	WP: 0 PB: 0 SB: 0 CS: 0	PA: 33
---------------------	-------------------------------	----------------------------------	------------------------------	---------------------------------	------------------------------	----------------------------------	-------------------------------	----------------------------------	------------------------------	---------------------------------	------------------------------	----------------------------------	-------------------------------	----------------------------------	-------------------------------	----------------------------------	-------------------------------	----------------------------------	----------------------------------	------------------------------------	----------------------------------	--------

PITCHER Carl Erskine, R (1, 1) ERA: 3.62	IP 9.0	WLS W	BF 33	H 2	R 0	ER 0	SO 5	BB 4	IBB 0	HBP 0	BLK 0	WP 0	HR 0	S 81	P 127	ERA 0.00	WHIP 0.667	PITCHER	IP 9.0	WLS W	BF 33	H 2	R 0	ER 0	SO 5	BB 4	IBB 0	HBP 0	BLK 0	WP 0	HR 0	S 81	P 127	ERA 0.00	WHIP 0.667
---	-----------	----------	----------	--------	--------	---------	---------	---------	----------	----------	----------	---------	---------	---------	----------	-------------	---------------	----------------	-----------	----------	----------	--------	--------	---------	---------	---------	----------	----------	----------	---------	---------	---------	----------	-------------	---------------

BOTTOM

Brooklyn Dodgers @ New York Giants

Polo Grounds, New York, NY

Tue Aug 11 1953, 3:33 AM EDT
Att. 45,604 - Unknown

AB	29
R	0
H	2
RBI	0
BB	4
SO	5
LOB	15



livebaseballscorecards.com

Batter	1	2	3	4	5	6	7	8	9	AB R H RBI BB SO LOB	TOP
Jim Gilliam, S (1, 4) <small>OBP: 0.384, SLG: 0.392</small>	3-3 		1-1 F8		2-2 FC1-6 <small>1-2f</small>		4-0 HR BB	4-1 		3 1 0 0 2 1 1	
Pee Wee Reese, R (1, 6) <small>OBP: 0.373, SLG: 0.398</small> Bobby Morgan, R (3, 6) <small>OBP: 0.351, SLG: 0.400</small>	2-1 F9		1-1 1-3		0-3 		4-2 HR BB	1-1 		2 0 0 0 0 0 0 2 1 1 2 1 1 1	
Duke Snider, L (1, 8) <small>OBP: 0.398, SLG: 0.561</small>	0-3 K			0-1 F9		0-0 G3	3-2 HR <small>1-H 2-H 3-H</small>	0-1 F5		5 1 1 4 0 1 3	
Jackie Robinson, R (1, 5) <small>OBP: 0.424, SLG: 0.503</small>		3-2 L7		4-1 1B BB		0-0 5-3	3-2 F6	1-0 F5		4 0 0 0 1 0 3	
Roy Campanella, R (1, 2) <small>OBP: 0.392, SLG: 0.595</small>		2-1 6-3		2-1 E 1B <small>1-3</small>		2-2 E6 1B	1-2 		4-2 G6-4-3 BB	4 0 3 0 1 0 0	
Gil Hodges, R (1, 3) <small>OBP: 0.385, SLG: 0.564</small>		4-2 BB BB		0-0 E9 1B <small>1-3</small>		0-0 L5	1-1 F6		0-1 L9	4 0 1 0 1 0 3	
Carl Furillo, R (1, 9) <small>OBP: 0.373, SLG: 0.547</small>		4-0 		0-3 K			2-2 FC1-6 1B		1-1 G6-4-3 <small>1-2f</small>	4 1 2 0 1 1 3	
George Shuba, L (1, 7) <small>OBP: 0.379, SLG: 0.504</small> Don Thompson, L (8, 7) <small>OBP: 0.297, SLG: 0.250</small>		0-3 K		4-0 FC1-6 BB			2-1 FC1-6 BB <small>1-2f</small>	1-0 SH1-4 1B		2 1 0 0 1 1 3 0 0 0 0 0 0 0	
Johnny Podres, L (1, 1) <small>OBP: 0.258, SLG: 0.258</small> Bob Milliken, R (2, 1) <small>OBP: 0.158, SLG: 0.263</small> Dick Williams, R (5, PH) <small>OBP: 0.348, SLG: 0.300</small> Jim Hughes, R (5, 1) <small>OBP: 0.200, SLG: 0.200</small> Wayne Belardi, L (7, PH) <small>OBP: 0.333, SLG: 0.556</small> Clem Labine, R (7, 1) <small>OBP: 0.118, SLG: 0.125</small>			2-3 K		3-3 		4-2 BB BB HR BB	4-2 1B BB		0 0 0 0 0 0 0 1 0 0 0 0 1 0 1 0 0 0 0 1 1 0 0 0 0 0 0 0 0 1 0 0 1 0 0 0 0 0 0 1 0 0	
Inning Stats	R: 0 E: 0 K: 2 S: 8 H: 0 LOB: 0 BB: 0 P: 13	R: 0 E: 0 K: 1 S: 10 H: 0 LOB: 2 BB: 2 P: 23	R: 0 E: 0 K: 1 S: 7 H: 0 LOB: 0 BB: 0 P: 11	R: 0 E: 1 K: 1 S: 10 H: 2 LOB: 2 BB: 1 P: 16	R: 0 E: 0 K: 2 S: 10 H: 0 LOB: 1 BB: 1 P: 19	R: 0 E: 1 K: 0 S: 6 H: 1 LOB: 1 BB: 0 P: 8	R: 5 E: 0 K: 0 S: 23 H: 3 LOB: 1 BB: 3 P: 47	R: 1 E: 0 K: 0 S: 12 H: 2 LOB: 3 BB: 2 P: 23	R: 0 E: 0 K: 0 S: 8 H: 0 LOB: 0 BB: 1 P: 13	1B: 7 2B: 0 3B: 0 HR: 1 SF: 0 SAC: 1 DP: 1 HBP: 0	WP: 0 PB: 0 SB: 0 CS: 0 PA: 43
PITCHER Ruben Gomez, R (1, 1) <small>ERA: 3.01</small> Hoyt Wilhelm, R (7, 1) <small>ERA: 2.51</small> Al Conwin, R (8, 1) <small>ERA: 4.98</small>	IP 6.1 WLS L BF 8 H 3 R 1 ER 1 SO 0 BB 2 IBB 0 HBP 0 BLK 0 WP 0 HR 0 S 17 P 32 ERA 9.00 WHIP 5.000					PITCHER IP 6.1 WLS L BF 8 H 3 R 1 ER 1 SO 0 BB 2 IBB 0 HBP 0 BLK 0 WP 0 HR 0 S 17 P 32 ERA 9.00 WHIP 5.000					

Brooklyn Dodgers @ New York Giants
 Polo Grounds, New York, NY
 Wed Aug 12 1953, 3:33 AM EDT
 Att: 23,328 - Unknown

livebaseballscorecards.com

AB	32
R	6
H	8
RBI	6
BB	10
SO	7
LOB	18



BOTTOM

Brooklyn Dodgers @ New York Giants
Polo Grounds, New York, NY
Wed Aug 12 1953, 3:33 AM EDT
Att. 23,328 - Unknown

livebaseballscorecards.com

AB 35
R 5
H 10
RBI 5
BB 2
SO 2
LOB 16



WP: 0 PA: 39
PB: 0
SB: 0
CS: 0

AB R H RBI BB SO LOB

3	1	1	0	1	1	0
4	2	2	1	0	0	2
5	0	1	2	0	0	4
4	1	1	1	0	0	2
4	0	2	0	0	0	1
4	0	1	1	0	0	1
4	0	0	0	0	0	3
2	1	1	0	1	0	0
1	0	0	0	0	0	1
0	0	0	0	0	0	0
1	0	1	0	0	0	0
0	0	0	0	0	0	0

1B: 7 SF: 0
2B: 3 SAC: 2
3B: 0 DP: 0
HR: 0 HBP: 0

Batter	1	2	3	4	5	6	7	8	9
Davey Williams, R (1, 4) OBP: 0.379, SLG: 0.363	0-3 K	4-2 2B 2B BB		1-2 F8			0-0 F8 SH3-4 1B		1-0 SH3-4
Alvin Dark, R (1, 7) OBP: 0.333, SLG: 0.451	2-0 G3 1B 1B	1-1 2B 2B		3-2 F7			2-1 SH3-4		2-2 1-3
Hank Thompson, L (1, 5) OBP: 0.429, SLG: 0.630	1-0 G3	0-2 2B			3-2 4-3		1-1 F8		1-0 L9
Bobby Thomson, R (1, 8) OBP: 0.341, SLG: 0.455	1-2 1B 2B 1B	2-2 F3			2-1 L8		0-0 L8		
Whitey Lockman, L (1, 3) OBP: 0.366, SLG: 0.386	2-1 2B 1B	0-1 G3			1-2 F7			2-2 1B	
Daryl Spencer, R (1, 6) OBP: 0.312, SLG: 0.500	2-1 2B		1-2 5-3			0-0 F5		2-2 F7	
Don Mueller, L (1, 9) OBP: 0.338, SLG: 0.377	3-1 5-3		0-0 6-3			1-0 F9		3-2 F6	
Ray Noble, R (1, 2) OBP: 0.396, SLG: 0.429		0-2 BB 2B 1B		0-0 F3		4-2 BB		2-1 F5	
Dusty Rhodes, L (8, PH) OBP: 0.150, SLG: 0.179									
Wes Westrum, R (9, 2) OBP: 0.329, SLG: 0.330									
Ruben Gomez, R (1, 1) OBP: 0.245, SLG: 0.229		1-3 K		0-1 F9			2-2 4-3		0-1 SH3-4 1B
Hoyt Wilhelm, R (7, 1) OBP: 0.321, SLG: 0.375									
Al Corwin, R (8, 1) OBP: 0.280, SLG: 0.520									
Bobby Hofman, R (9, PH) OBP: 0.394, SLG: 0.708									
Monty Kennedy, R (9, PR)									

Inning Stats	R	H	E	K	S	R	H	E	K	S	R	H	E	K	S	R	H	E	K	S	R	H	E	K	S	R	H	E	K	S
1	2	4	0	1	14	3	3	0	1	19	0	0	0	0	5	0	0	0	5	9	0	1	0	0	6	0	1	0	0	11
2	0	0	0	0	0	0	0	0	0	0	0	0	0	0	0	0	0	0	0	0	0	0	0	0	0	0	0	0	0	0
3	0	0	0	0	5	0	0	0	0	8	0	0	0	0	0	0	0	0	0	0	0	0	0	0	0	0	0	0	0	0
4	0	0	0	0	9	0	0	0	0	8	0	0	0	0	0	0	0	0	0	0	0	0	0	0	0	0	0	0	0	0
5	0	0	0	0	8	0	0	0	0	8	0	0	0	0	0	0	0	0	0	0	0	0	0	0	0	0	0	0	0	0
6	0	0	0	0	8	0	0	0	0	8	0	0	0	0	0	0	0	0	0	0	0	0	0	0	0	0	0	0	0	0
7	0	1	0	0	9	0	1	0	0	9	0	1	0	0	0	0	1	0	0	0	0	0	0	0	0	0	0	0	0	0
8	0	1	0	0	24	0	1	0	0	24	0	1	0	0	0	0	1	0	0	0	0	0	0	0	0	0	0	0	0	0
9	0	1	0	0	11	0	2	0	0	11	0	2	0	0	0	0	2	0	0	0	0	0	0	0	0	0	0	0	0	0

PITCHER	IP	WLS	BF	H	R	ER	SO	BB	IBB	HBP	BLK	WP	HR	S	P	ERA	WHIP
Johnny Podres, L (1, 1) ERA: 4.3	1.1		12	7	5	5	2	1	0	0	0	0	0	28	45	33.75	6.000
Bob Milliken, R (2, 1) ERA: 3.03	2.2		8	0	0	0	0	0	0	0	0	0	0	19	26	0.00	0.000
Jim Hughes, R (5, 1) ERA: 3.57	2.0		7	0	0	0	0	1	0	0	0	0	0	16	29	0.00	0.500
Clem Labine, R (7, 1) ERA: 3.04	3.0	W	12	3	0	0	0	0	0	0	0	0	0	28	44	0.00	1.000

Batter	1	2	3	4	5	6	7	8	9	10	AB R H RBI BB SO LOB	TOP
Jim Gilliam, S (1, 4) <small>OBP: 0.386, SLG: 0.394</small>	1-1 G3		0-0 L4		0-0 2B		4-1 1B 1B BB	1-0 1B		0-0 F2	5 1 2 1 1 0 0	Brooklyn Dodgers @ New York Giants Polo Grounds, New York, NY Thu Aug 13 1953, 3:33 AM EDT Att. 30,931 - Unknown livebaseballscorecards.com
Bobby Morgan, R (1, 6) <small>OBP: 0.343, SLG: 0.389</small>	1-1 5-3			1-1 4-3	1-3 K		3-2 1B HR 1B	2-0 F6			5 1 1 0 0 1 4	
Duke Snider, L (1, 8) <small>OBP: 0.396, SLG: 0.556</small>	0-1 F7			1-3 K	1-2 4-3		1-2 HR 1B		3-3 K		5 1 1 1 0 2 3	
Jackie Robinson, R (1, 5) <small>OBP: 0.424, SLG: 0.500</small>		1-0 L8		4-0 1B 2B BB		0-2 FC6-4 1B 1B BB	3-2 F4		2-0 L8		4 2 1 0 1 0 2	
Roy Campanella, R (1, 2) <small>OBP: 0.396, SLG: 0.612</small>	0-1 5-3			0-1 2B 1B		4-1 FC6-4 BB	2-1 HR		0-0 HR		4 2 3 4 1 0 0	
Gil Hodges, R (1, 3) <small>OBP: 0.385, SLG: 0.563</small>	4-2 BB			1-1 2B		2-1 FC6-4 1B 1-2F 2-3	2-2 5-3		1-3 K2-3		4 0 1 1 1 1 2	
Carl Furillo, R (1, 9) <small>OBP: 0.373, SLG: 0.553</small>	1-1 6-3			1-0 6-3		0-0 1B	1-1 6-3		0-0 HR		5 1 2 2 0 0 1	
George Shuba, L (1, 7) <small>OBP: 0.372, SLG: 0.492</small> Don Thompson, L (10, 7) <small>OBP: 0.297, SLG: 0.250</small>			3-2 4-3		1-2 1B 2B 1B		2-3 K		1-0 G3	1-1 F7	5 1 1 0 0 1 2 0 0 0 0 0 0 0	
<small> Billy Loos, R (1, 15) Wayne Stensrud, L (8, 10) Bill Anderson, R (1, 1) Bob Milliken, R (1, 15) Ruben Walker, L (1, 15) Jim Hughes, R (1, 15) Erv Falck, R (1, 15) Ben Wade, R (1, 15) Pee Wee Reese, R (1, 15) Clem Labine, R (1, 15) </small>			0-3 K		2-2 2B 1B		1-1 4-3		1-1 F8	3-2 5-3	1 0 0 0 0 0 1 0 1 0 0 1 0 1 0 0 0 0 0 0 0	
Inning Stats	R: 0 H: 0 E: 0 LOB: 0 K: 0 BB: 0 S: 6 P: 8	R: 0 H: 0 E: 0 LOB: 1 K: 0 BB: 1 S: 7 P: 13	R: 0 H: 0 E: 0 LOB: 0 K: 1 BB: 0 S: 7 P: 10	R: 1 H: 2 E: 0 LOB: 2 K: 1 BB: 1 S: 9 P: 16	R: 1 H: 3 E: 0 LOB: 3 K: 1 BB: 0 S: 15 P: 21	R: 1 H: 2 E: 0 LOB: 2 K: 1 BB: 1 S: 15 P: 24	R: 4 H: 3 E: 0 LOB: 0 K: 0 BB: 1 S: 18 P: 34	R: 0 H: 1 E: 0 LOB: 1 K: 0 BB: 0 S: 5 P: 10	R: 1 H: 1 E: 0 LOB: 0 K: 2 BB: 0 S: 8 P: 14	R: 1 H: 1 E: 0 LOB: 0 K: 0 BB: 0 S: 9 P: 13	1B: 8 SF: 0 2B: 2 SAC: 0 3B: 0 DP: 0 HR: 3 HBP: 0	
PITCHER Al Worthington, R (1, 1) <small>ERA: 3.16</small> Hoyt Wilhelm, R (7, 1) <small>ERA: 2.68</small> Al Corwin, R (10, 1) <small>ERA: 4.92</small>	IP WLS BF H R ER SO BB IBB HBP BLK WP HR S P ERA WHIP											
	6.0 L 30 4 3 3 2 0 0 0 0 0 0 3 24 43 9.00 1.333											
	1.0 3 0 0 0 0 0 0 0 0 0 0 0 8 12 0.00 0.000											

BOTTOM

Brooklyn Dodgers @ New York Giants
Polo Grounds, New York, NY
Thu Aug 13 1953, 3:33 AM EDT
Att: 30,931 - Unknown

livebaseballscorecards.com

AB 41
R 8
H 13
RBI 8
BB 3
SO 4
LOB 15



WP: 0 PA: 45
PB: 0
SB: 0
CS: 1

AB R H RBI BB SO LOB

4 1 1 0 1 0 2

5 1 2 3 0 0 1

5 1 4 1 0 0 0

5 0 1 1 0 0 4

5 0 2 1 0 0 0

5 0 0 0 0 1 3

4 1 1 0 1 1 1

3 2 1 2 1 2 2

1 0 1 0 0 0 0

0 0 0 0 0 0 0

1B: 11 SF: 0
2B: 0 SAC: 1
3B: 0 DP: 1
HR: 2 HBP: 0

Batter	1	2	3	4	5	6	7	8	9	10
Davey Williams, R (1, 4) OBP: 0.380, SLG: 0.362	1-1 F8		4-1 CS BB		1-1 L8	0-0 1B 1B		2-2 5-3		
Alvin Dark, R (1, 7) OBP: 0.333, SLG: 0.457	1-0 L7		3-2 HR		1-0 F9	2-0 1B 1B		2-2 6-3		
Don Mueller, L (1, 9) OBP: 0.345, SLG: 0.384	0-2 FC4-6 1B		0-0 G4-6-3 1B		2-1 1B 1B	0-0 1-3 2-H 1B		1-0 4-3		
Hank Thompson, L (1, 5) OBP: 0.425, SLG: 0.623	1-1 FC4-6 1-2f		1-1 G4-6-3 1-2f		1-1 1B 1B	0-0 F8		1-1 L6		
Whitey Lockman, L (1, 3) OBP: 0.366, SLG: 0.386		1-0 F7		2-0 F8	1-1 1-3 2-H 1B		0-1 1B		2-1 1-3	
Bobby Thomson, R (1, 8) OBP: 0.337, SLG: 0.450		2-1 F7		1-2 5-3	1-1 F3		1-3 K		0-1 6-3	
Daryl Spencer, R (1, 6) OBP: 0.314, SLG: 0.497		4-2 HR BB		3-2 F7		0-0 FC1-6 1B	1-3 K		1-1 F7	
Wes Westrum, R (1, 2) OBP: 0.332, SLG: 0.345		0-1 HR		4-1 SH F9 BB	0-3 K		2-3 K		0-0 1B	
Bobby Hofman, R (10, PH) OBP: 0.403, SLG: 0.712		1-H HR		0-0 SH 1B 1B	1-0 FC1-6 1B				1-2 F7	
Ruben Gomez, R (10, PR) OBP: 0.245, SLG: 0.229										
Al Worthington, R (1, 1) OBP: 0.050, SLG: 0.050		0-1 F9						0-0 G3		
Hoyt Wilhelm, R (7, 1) OBP: 0.310, SLG: 0.360										
Al Corwin, R (10, 1) OBP: 0.280, SLG: 0.520										
Dusty Rhodes, L (10, PH) OBP: 0.146, SLG: 0.175										

Inning Stats	R: 0	H: 1	E: 0	LOB: 1	K: 0	S: 8	P: 11	R: 2	H: 1	E: 0	LOB: 0	K: 0	S: 9	P: 16	R: 1	H: 2	E: 0	LOB: 0	K: 0	S: 7	P: 15	R: 0	H: 0	E: 0	LOB: 0	K: 0	S: 8	P: 14	R: 3	H: 3	E: 1	LOB: 2	K: 0	S: 13	P: 24	R: 2	H: 4	E: 0	LOB: 2	K: 1	S: 9	P: 12	R: 0	H: 1	E: 0	LOB: 1	K: 3	S: 11	P: 15	R: 0	H: 0	E: 0	LOB: 0	K: 0	S: 7	P: 11	R: 0	H: 1	E: 0	LOB: 0	K: 0	S: 5	P: 9	R: 0	H: 1	E: 0	LOB: 1	K: 0	S: 8	P: 10	1B: 11	SF: 0	2B: 0	SAC: 1	3B: 0	DP: 1	HR: 2	HBP: 0
--------------	------	------	------	--------	------	------	-------	------	------	------	--------	------	------	-------	------	------	------	--------	------	------	-------	------	------	------	--------	------	------	-------	------	------	------	--------	------	-------	-------	------	------	------	--------	------	------	-------	------	------	------	--------	------	-------	-------	------	------	------	--------	------	------	-------	------	------	------	--------	------	------	------	------	------	------	--------	------	------	-------	--------	-------	-------	--------	-------	-------	-------	--------

PITCHER	IP	WLS	BF	H	R	ER	SO	BB	IBB	HBP	BLK	WP	HR	S	P	ERA	WHIP
Billy Loes, R (1, 1) ERA: 4.63	4.0		16	4	3	3	0	2	0	0	0	0	2	32	56	6.75	1.500
Bob Milliken, R (5, 1) ERA: 2.99	1.0		8	3	3	0	0	1	0	0	0	0	0	13	24	0.00	4.000
Jim Hughes, R (6, 1) ERA: 3.82	0.2		6	4	2	2	1	0	0	0	0	0	0	8	11	27.00	6.000
Erv Palica, R (6, 1) ERA: 4.5	0.1		1	0	0	0	0	0	0	0	0	0	0	1	1	0.00	0.000
Ben Wade, R (7, 1) ERA: 3.9	1.0		4	1	0	0	3	0	0	0	0	0	0	11	15	0.00	1.000

PITCHER	IP	WLS	BF	H	R	ER	SO	BB	IBB	HBP	BLK	WP	HR	S	P	ERA	WHIP
Clem Labine, R (8, 1) ERA: 2.92	3.0		10	1	0	0	0	0	0	0	0	0	0	20	30	0.00	0.333

Batter	1	2	3	4	5	6	7	8	9	AB R H RBI BB SO LOB	TOP
Cal Abrams, L (1, 9) OBP: 0.362, SLG: 0.425 Carlos Bernier, R (4, 9) OBP: 0.339, SLG: 0.326	3-2 FC6-4 1B	0-0 F6		2-1 G4-6-3 1B		1-2 5-3		3-3 K		3 0 2 0 0 0 2 2 0 0 0 0 1 2	
Paul Smith, L (1, 3) OBP: 0.321, SLG: 0.358	0-0 FC6-4 1B 1-2f	1-3 K		0-2 G4-6-3 1-2f		2-2 L3		0-1 1B 1-3 3-H		5 1 1 1 0 1 4	
Danny O'Connell, R (1, 5) OBP: 0.364, SLG: 0.410	1-1 1B 1-3		1-1 F6	2-1 L7			2-2 F7	3-3 K		5 0 1 0 0 1 2	
Hal Rice, L (1, 7) OBP: 0.338, SLG: 0.431	3-1 1B 1-2 3-H		1-2 2B		0-1 G3		0-2 F4	0-0 F9		5 1 2 1 0 0 0	
Frank Thomas, R (1, 8) OBP: 0.331, SLG: 0.454	1-3 K		3-2 5-3		0-3 K		1-2 6-3	3-1 6-3		5 0 0 0 0 2 3	
Toby Atwell, L (1, 2) OBP: 0.336, SLG: 0.279	0-2 F8		0-0 HBP 2-H 2B		2-1 F7			4-1 1-3 2B BB	1-1 L8	4 1 1 1 1 0 2	
Johnny O'Brien, R (1, 4) OBP: 0.291, SLG: 0.290		4-2 SH1-4 1B BB	4-1 HBP BB			4-2 FC5-4 BB		1-1 1-3 1-2		1 0 0 0 3 0 1	AB 36 R 6 H 11 RBI 6 BB 4 SO 5 LOB 20
Eddie O'Brien, R (1, 6) OBP: 0.292, SLG: 0.276 Gene Hermanski, L (3, PH) OBP: 0.237, SLG: 0.202 Dick Cole, R (3, 6) OBP: 0.366, SLG: 0.318		3-1 SH1-4 1B	2-2 HBP			2-2 FC5-4 1-2f HR		0-0 1B 2B 2-H		1 0 1 0 0 0 0 0 0 0 0 0 0 0 2 2 1 1 0 0 1	
Roy Face, R (1, 1) OBP: 0.100, SLG: 0.150 Preston Ward, L (3, PH) OBP: 0.323, SLG: 0.285 Jim Waugh, R (3, 1) OBP: 0.417, SLG: 0.364 Johnny Lindell, R (6, PH) OBP: 0.396, SLG: 0.531 Roger Bowman, R (6, 1) OBP: 0.375, SLG: 0.286		1-1 SH1-4	0-2 F3			2-1 HR 1-H		0-1 1B 2-3		0 0 0 0 0 0 0 1 0 0 0 0 0 3 0 0 0 0 0 0 0 1 1 1 2 0 0 0 1 0 1 0 0 0 0	
Inning Stats	R: 1 H: 3 E: 0 LOB: 2 K: 1 BB: 0 S: 15 P: 23	R: 0 H: 1 E: 0 LOB: 2 K: 1 BB: 1 S: 11 P: 20	R: 1 H: 2 E: 0 LOB: 3 K: 0 BB: 1 S: 16 P: 27	R: 0 H: 1 E: 0 LOB: 0 K: 0 BB: 0 S: 7 P: 11	R: 0 H: 0 E: 0 LOB: 0 K: 1 BB: 0 S: 7 P: 9	R: 2 H: 1 E: 0 LOB: 0 K: 0 BB: 1 S: 16 P: 27	R: 0 H: 0 E: 0 LOB: 0 K: 0 BB: 0 S: 10 P: 13	R: 2 H: 3 E: 0 LOB: 2 K: 2 BB: 1 S: 16 P: 27	R: 0 H: 0 E: 0 LOB: 0 K: 0 BB: 0 S: 5 P: 9	1B: 7 SF: 0 2B: 3 SAC: 1 3B: 0 DP: 1 HR: 1 HBP: 1	WP: 0 PA: 42 PB: 0 SB: 0 CS: 0
PITCHER Russ Meyer, R (1, 1) ERA: 4.21 Ben Wade, R (3, 1) ERA: 4.08	IP WLS BF H R ER SO BB IBB HBP BLK WP HR S P ERA WHIP 2.2 0 16 6 2 2 2 2 0 0 0 0 0 37 63 6.75 3.000 6.1 W 26 5 4 4 3 2 0 1 0 0 1 66 103 5.68 1.105	PITCHER IP WLS BF H R ER SO BB IBB HBP BLK WP HR S P ERA WHIP									

Pittsburgh Pirates @ Brooklyn Dodgers
Ebbets Field, Brooklyn, NY
 Sat Aug 15 1953, 3:33 AM EDT
 Att: 12,842 - Unknown

livebaseballscorecards.com

Batter	1	2	3	4	5	6	7	8	9	AB R H RBI BB SO LOB
Jim Gilliam, S OBP: 0.388, SLG: 0.395 (1, 4)	1-0 2B BLK HBP	1-1 HR 1B		2-2 2B 1B	1-0 G3		2-1 G3-6-3 1-2f			4 3 2 1 0 0 1
Bobby Morgan, R OBP: 0.346, SLG: 0.432 (1, 6)	1-3 K	0-1 HR		3-2 2B FC5-2	0-1 F7		1-3 K			5 1 2 3 0 2 1
Duke Snider, L OBP: 0.396, SLG: 0.559 (1, 8)	0-0 BLK 1B	2-2 4-3		0-0 BB 1B		2-2 F9		2-3 K		5 2 2 0 0 1 0 0 0 0 0 0 0 0
Don Thompson, L OBP: 0.297, SLG: 0.250 (9, 8)	1-3 1B 2B			2-3 1B 2B						
Jackie Robinson, R OBP: 0.426, SLG: 0.499 (1, 5)	4-0 BLK 1B IBB		3-2 5-3	0-0 FC5-2 BB 1B		0-0 HR 1B		4-0 FC4-6 BB		3 3 1 0 2 0 2
Roy Campanella, R OBP: 0.400, SLG: 0.622 (1, 2)	0-0 1B		2-0 HR	4-2 1B BB		1-1 HR		1-1 P6		2 1 2 3 1 0 0 2 1 1 2 0 0 1
Rube Walker, L OBP: 0.338, SLG: 0.431 (5, 2)	1-H 2-H 3-H 1B			1-2 2-3 BB		1-H HR				
Gil Hodges, R OBP: 0.383, SLG: 0.558 (1, 3)	3-2 F4		4-2 HR BB	2-3 K		1-2 1-3		0-0 FC4-6 1-2f		4 1 0 0 1 1 4
Carl Furillo, R OBP: 0.379, SLG: 0.568 (1, 9)		1-0 1B 1B	1-2 HR	0-0 1B		0-0 1B 2B				4 2 4 4 0 0 0 0 0 0 0 0 0 0
Dick Williams, R OBP: 0.348, SLG: 0.300 (7, 9)			1-H HR	1-3 2-H 3-H 1B						
George Shuba, L OBP: 0.369, SLG: 0.484 (1, 7)		1-2 F3 SAFE	1-0 G3	0-1 L3		2-1 1B				4 0 1 0 0 0 3
Russ Meyer, S OBP: 0.148, SLG: 0.150 (1, 1)		1-1 F6	0-1 4-3		2-2 5-3		0-2 E5 G3-6-3			1 0 0 0 0 0 1 3 0 0 0 0 0 0
Ben Wade, R OBP: 0.158, SLG: 0.316 (3, 1)										


Inning Stats	R: 3	H: 2	E: 0	K: 1	S: 9	LOB: 0	BB: 1	P: 18	R: 3	H: 3	E: 1	K: 0	S: 15	LOB: 0	BB: 0	P: 21	R: 3	H: 2	E: 0	K: 0	S: 14	LOB: 0	BB: 1	P: 25	R: 3	H: 4	E: 0	K: 1	S: 17	LOB: 2	BB: 1	P: 28	R: 0	H: 0	E: 0	K: 0	S: 6	LOB: 0	BB: 0	P: 9	R: 2	H: 4	E: 0	K: 0	S: 12	LOB: 2	BB: 0	P: 18	R: 0	H: 0	E: 1	K: 1	S: 8	LOB: 0	BB: 0	P: 11	R: 0	H: 0	E: 0	K: 1	S: 6	LOB: 1	BB: 1	P: 13
PITCHER	IP	WLS	BF	H	R	ER	SO	BB	IBB	HBP	BLK	WP	HR	S	P	ERA	WHIP																																															
Roy Face, R ERA: 6.78 (1, 1)	2.0	L	12	5	6	6	1	0	0	0	0	0	1	24	39	27.00	2.500																																															
Jim Waugh, R ERA: 7.06 (3, 1)	3.0		17	6	6	6	1	2	0	0	0	0	2	37	62	18.00	2.667																																															
Roger Bowman, L ERA: 4.4 (6, 1)	3.0		13	4	2	2	2	1	0	0	0	0	1	26	42	6.00	1.667																																															

BOTTOM

Pittsburgh Pirates @ Brooklyn Dodgers
Ebbets Field, Brooklyn, NY
 Sat Aug 15 1953, 3:33 AM EDT
 Att. 12,842 - Unknown

AB	37
R	14
H	15
RBI	13
BB	4
SO	4
LOB	13

livebaseballscorecards.com



WP: 0	PA: 42
PB: 0	SB: 0
CS: 0	

Batter	1	2	3	4	5	6	7	8	9	AB R H RBI BB SO LOB	TOP
Carlos Bernier, R (1, 9) OBP: 0.336, SLG: 0.322 Johnny Lindell, R (7, PH) OBP: 0.392, SLG: 0.524 Gene Hermanski, L (7, 9) OBP: 0.237, SLG: 0.202	1-3 	0-0 FC6-4 			1-0 F4 		3-3 K 		3 0 0 0 0 1 1 1 0 0 0 0 1 2 0 0 0 0 0 0 0		
Paul Smith, L (1, 3) OBP: 0.320, SLG: 0.356	0-0 FC5 1B 		1-0 F8 		1-0 F7 		0-2 FC4-6 		4 0 1 0 0 0 2		
Danny O'Connell, R (1, 5) OBP: 0.367, SLG: 0.413	3-1 		0-1 5-3 		3-2 FC1-6 		1-1 		4 0 3 0 0 0 0		
Hal Rice, L (1, 7) OBP: 0.337, SLG: 0.432	3-2 F3 		2-0 		0-1 FC1-6 		2-0 F8 		4 0 1 0 0 0 4		
Frank Thomas, R (1, 8) OBP: 0.328, SLG: 0.449	0-0 FC5 		1-0 4-3 		3-2 F7 		2-3 K 		4 0 0 0 0 1 5		
Eddie Pellagrini, R (1, 4) OBP: 0.315, SLG: 0.385		0-0 5-3 		1-1 L6 		1-0 5-3 		0-0 F7 	4 0 0 0 0 0 2		
Dick Cole, R (1, 6) OBP: 0.364, SLG: 0.317		0-2 4-3 		2-2 L1 		1-2 		2-2 4-3 	4 0 1 0 0 0 0		
Vic Janowicz, R (1, 2) OBP: 0.276, SLG: 0.309		3-2 		2-1 F4 		4-2 		2-3 	3 1 1 1 1 1 0		
Bob Hall, R (1, 1) OBP: 0.206, SLG: 0.250 Johnny O'Brien, R (9, PH) OBP: 0.290, SLG: 0.289		1-0 		1-3 K 		0-3 K 		2-3 K 	3 0 1 0 0 2 2 1 0 0 0 0 1 0		
Inning Stats	R: 0 H: 2 E: 0 LOB: 2 K: 1 BB: 0 S: 10 P: 17	R: 1 H: 2 E: 0 LOB: 1 K: 0 BB: 0 S: 9 P: 13	R: 0 H: 1 E: 0 LOB: 1 K: 0 BB: 0 S: 5 P: 9	R: 0 H: 0 E: 0 LOB: 0 K: 0 BB: 0 S: 8 P: 13	R: 0 H: 0 E: 0 LOB: 0 K: 1 BB: 0 S: 5 P: 8	R: 0 H: 1 E: 0 LOB: 1 K: 0 BB: 0 S: 9 P: 16	R: 0 H: 1 E: 0 LOB: 2 K: 2 BB: 1 S: 17 P: 25	R: 0 H: 1 E: 0 LOB: 1 K: 1 BB: 0 S: 7 P: 12	R: 0 H: 0 E: 0 LOB: 0 K: 2 BB: 0 S: 9 P: 15	1B: 6 SF: 0 2B: 1 SAC: 0 3B: 0 DP: 0 HR: 1 HBP: 0	WP: 0 PA: 36 PB: 0 SB: 0 CS: 0
PITCHER Preacher Roe, L (1, 1) ERA: 4.19	IP WLS BF H R ER SO BB IBB HBP BLK WP HR S P ERA WHIP 9.0 W 36 8 1 1 7 1 0 0 0 0 1 79 128 1.00 1.000										

Pittsburgh Pirates @ Brooklyn Dodgers
 Ebbets Field, Brooklyn, NY
 Sun Aug 16 1953, 3:33 AM EDT
 Unknown

livebaseballscorecards.com

AB	35
R	1
H	8
RBI	1
BB	1
SO	7
LOB	18



Batter	1	2	3	4	5	6	7	8	9	AB	R	H	RBI	BB	SO	LOB
Jim Gilliam, S OBP: 0.387, SLG: 0.396 (1, 4)	0-2 F4		1-0 2B		2-0 F6		0-1 F7			4	0	1	0	0	0	0
Bobby Morgan, R OBP: 0.333, SLG: 0.414 (1, 6)	3-2 5-3		2-1 F7		2-1 F7			2-1 L5		4	0	0	1	0	0	1
Duke Snider, L OBP: 0.395, SLG: 0.563 (1, 8)	0-3 K		1-2 4-3			0-0 HR		2-0 F7		4	1	1	1	0	1	1
Jackie Robinson, R OBP: 0.425, SLG: 0.496 (1, 5)		0-1 1B	3-1 L7			3-1 1-3		3-1 F4		4	1	1	0	0	0	1
Roy Campanella, R OBP: 0.404, SLG: 0.627 (1, 2)		4-0 1B		1-0 1B		0-1 2B				2	0	2	0	1	0	0
Gil Hodges, R OBP: 0.381, SLG: 0.554 (1, 3)		3-3 SAFE 1-2 2-3		1-3 K		2-1 5-3				3	0	0	0	0	2	4
Carl Furillo, R OBP: 0.379, SLG: 0.566 (1, 9)		0-1 1B		2-1 FC6-4		0-0 6-3				3	0	1	1	0	0	2
George Shuba, L OBP: 0.361, SLG: 0.473 (1, 7)		2-1 4-3		0-0 G3			1-2 F3			3	0	0	0	0	0	2
Don Thompson, L OBP: 0.297, SLG: 0.250 (8, 7)										0	0	0	0	0	0	0
Preacher Roe, R OBP: 0.093, SLG: 0.143 (1, 1)			4-2 2B F7 BB		0-0 6-3			2-3 K		2	1	0	0	1	1	0


Inning Stats	R: 0	H: 0	E: 0	K: 1	S: 10	R: 1	H: 2	E: 0	K: 1	S: 9	R: 1	H: 1	E: 0	K: 0	S: 12	R: 0	H: 1	E: 0	K: 1	S: 7	R: 0	H: 0	E: 0	K: 0	S: 4	R: 1	H: 2	E: 0	K: 0	S: 8	R: 0	H: 0	E: 0	K: 1	S: 9	R: 0	H: 0	E: 0	K: 0	S: 5	R: 0	H: 0	E: 0	K: 0	S: 12
	LOB: 0	BB: 0	P: 13	LOB: 1	BB: 1	P: 18	LOB: 1	BB: 1	P: 23	LOB: 1	BB: 0	P: 11	LOB: 0	BB: 0	P: 8	LOB: 1	BB: 0	P: 13	LOB: 0	BB: 0	P: 12	LOB: 0	BB: 0	P: 12	LOB: 0	BB: 0	P: 12	LOB: 0	BB: 0	P: 12	LOB: 0	BB: 0	P: 12	LOB: 0	BB: 0	P: 12	LOB: 0	BB: 0	P: 12	LOB: 0	BB: 0	P: 12			

PITCHER	IP	WLS	BF	H	R	ER	SO	BB	IBB	HBP	BLK	WP	HR	S	P	ERA	WHIP
Bob Hall, R ERA: 5.43 (1, 1)	8.0	L	31	6	3	3	4	2	0	0	0	0	1	64	110	3.38	1.000

BOTTOM

Pittsburgh Pirates @ Brooklyn Dodgers
Ebbets Field, Brooklyn, NY
 Sun Aug 16 1953, 3:33 AM EDT
 Unknown

AB	29
R	3
H	6
RBI	3
BB	2
SO	4
LOB	11



WP	PA	31
PB	0	
SB	1	
CS	0	

livebaseballscorecards.com

Batter	1	2	3	4	5	6	7	8	9	AB R H RBI BB SO LOB	TOP			
Paul Smith, L (1, 3) OBP: 0.325, SLG: 0.366	2-1 1B		1-1 F8			1-1 1B 3B		1-1 1B		4 1 3 1 0 0 0				
Danny O'Connell, R (1, 5) OBP: 0.364, SLG: 0.409	2-3 K		0-0 F6			3-1 F6		0-2 FC1-4-6 HR		4 1 0 0 0 1 4				
Hal Rice, L (1, 7) OBP: 0.335, SLG: 0.429	1-2 F6			1-1 F5		3-2 G5-4-3 1B		1-0 L9		4 0 1 2 0 0 2				
Frank Thomas, R (1, 8) OBP: 0.327, SLG: 0.455	2-3 K			2-3 K		0-0 G5-4-3 1-2f		0-0 HR		4 1 1 2 0 2 2				
Gene Hermanski, L (1, 9) OBP: 0.237, SLG: 0.205		2-3 K		1-1 1B			1-0 F2	0-1 4-3		4 0 1 0 0 1 0				
Toby Atwell, L (1, 2) OBP: 0.335, SLG: 0.278		1-1 1B		0-0 L6			2-2 G1		2-1 4-3	4 0 1 0 0 0 1				
Eddie Pellagrini, R (1, 4) OBP: 0.305, SLG: 0.372		1-3 K			1-1 L6		2-3 K		2-2 5-3	4 0 0 0 0 2 1				
Dick Cole, R (1, 6) OBP: 0.362, SLG: 0.316		3-3 K			3-3 K			2-1 BB 1B	0-1 6-3	4 1 1 0 0 2 1				
Murry Dickson, R (1, 1) OBP: 0.145, SLG: 0.113			2-1 F8		1-1 L9			4-2 FC1-4-6 1B BB		2 0 0 0 0 0 0				
Preston Ward, L (8, PH) OBP: 0.325, SLG: 0.285										0 1 0 0 1 0 0				
Johnny Hetki, R (8, 1) OBP: 0.250, SLG: 0.435										0 0 0 0 0 0 0				
Paul LaPalme, L (8, 1) OBP: 0.085, SLG: 0.065										0 0 0 0 0 0 0				
Inning Stats	R: 0 E: 0 K: 2 S: 11 H: 1 LOB: 1 BB: 0 P: 18	R: 0 E: 0 K: 3 S: 18 H: 1 LOB: 1 BB: 0 P: 25	R: 0 E: 0 K: 0 S: 5 H: 0 LOB: 0 BB: 0 P: 8	R: 0 E: 0 K: 1 S: 8 H: 1 LOB: 1 BB: 0 P: 12	R: 0 E: 0 K: 1 S: 7 H: 0 LOB: 0 BB: 0 P: 12	R: 1 E: 0 K: 0 S: 9 H: 2 LOB: 0 BB: 0 P: 16	R: 0 E: 0 K: 1 S: 9 H: 0 LOB: 0 BB: 0 P: 14	R: 4 E: 0 K: 0 S: 14 H: 3 LOB: 0 BB: 1 P: 22	R: 0 E: 0 K: 0 S: 7 H: 0 LOB: 0 BB: 0 P: 11	1B: 6 2B: 0 3B: 1 HR: 1 SF: 0 SAC: 0 DP: 1 HBP: 0	WP: 0 PB: 0 SB: 0 CS: 0 PA: 35			
PITCHER	IP WLS BF H R ER SO BB IBB HBP BLK WP HR S P ERA WHIP												PITCHER	IP WLS BF H R ER SO BB IBB HBP BLK WP HR S P ERA WHIP
Carl Erskine, R (1, 1) ERA: 3.72	7.2 W 31 8 5 5 8 1 0 0 0 0 0 1 79 125 5.87 1.174													
Clem Labine, R (8, 1) ERA: 2.87	1.1 S 4 0 0 0 0 0 0 0 0 0 0 0 9 13 0.00 0.000													

Pittsburgh Pirates @ Brooklyn Dodgers
 Ebbets Field, Brooklyn, NY
 Sun Aug 16 1953, 3:38 AM EDT
 Att. 18,550 - Unknown

livebaseballscorecards.com

AB	34
R	5
H	8
RBI	5
BB	1
SO	8
LOB	11



Batter	1	2	3	4	5	6	7	8	9
Jim Gilliam, S <small>OBP: 0.389, SLG: 0.403</small> (1, 4)	1-1 FC5-6 1B		2-3 K		0-0 1B	0-2 F8		0-1 2B L9 1B	
Bobby Morgan, R <small>OBP: 0.345, SLG: 0.427</small> (1, 6)	0-0 FC5-6 1-2f		1-3 K		4-0 BB FC3-2 1B BB		3-2 E6 HR 1B	2-2 L9 S 2B	
Duke Snider, L <small>OBP: 0.395, SLG: 0.575</small> (1, 8)	1-3 K		0-0 HR		0-0 F2		2-2 2-H HR	1-2 L9	
Jackie Robinson, R <small>OBP: 0.427, SLG: 0.500</small> (1, 5)	3-2 4-3		2-2 1B		2-2 FC3-2 BB 1-2 3-H 1B		0-0 L5	3-1 2B 3-H	
Gil Hodges, R <small>OBP: 0.383, SLG: 0.553</small> (1, 3)		2-1 FC1-5 BB 1B	0-0 F8		4-1 1-2 2-3 FC3-2 BB		1-2 1B CS	1-1 5-3	
Carl Furillo, R <small>OBP: 0.381, SLG: 0.563</small> (1, 9)		4-2 FC1-5 E BB 1-2		4-2 1B K BB	1-0 FC3-2		4-2 1-2 1B BB	2-0 4-3	
George Shuba, L <small>OBP: 0.354, SLG: 0.462</small> Don Thompson, L <small>OBP: 0.304, SLG: 0.257</small> (6, 7)		0-1 FC1-5 E	1-2 F8		2-3 K		0-0 1B		
Rube Walker, L <small>OBP: 0.348, SLG: 0.435</small> (1, 2)		0-0 E3 G1-6-3 1-2 2-H		1-0 K 1B		3-2 F2	0-0 1B 1-3 2-H		
Carl Erskine, R <small>OBP: 0.284, SLG: 0.313</small> Clem Labine, R <small>OBP: 0.158, SLG: 0.118</small> (8, 1)		1-0 G1-6-3 1-2f		2-3 K 3-H		0-1 F7		4-2 1B 2B BB	

AB	R	H	RBI	BB	SO	LOB
5	2	3	0	0	1	0
4	2	2	1	1	1	1
5	2	2	4	0	1	4
5	0	3	1	0	0	1
4	0	2	0	1	0	2
2	2	0	0	3	0	4
3	0	0	0	0	1	6
1	0	1	0	0	0	0
4	0	2	1	0	0	1
3	0	0	0	0	1	4
0	1	0	0	1	0	0
1B: 10	SF: 0					
2B: 2	SAC: 0					
3B: 1	DP: 1					
HR: 2	HBP: 0					

BOTTOM

Pittsburgh Pirates @ Brooklyn Dodgers
 Ebbets Field, Brooklyn, NY

Sun Aug 16 1953, 3:38 AM EDT
 Att. 18,550 - Unknown

AB	36
R	9
H	15
RBI	7
BB	6
SO	5
LOB	23

Inning Stats		R	H	E	K	S	R	H	E	K	S	R	H	E	K	S	R	H	E	K	S	R	H	E	K	S
R: 0		0	1	0	9	11	R: 1	1	1	0	9	R: 1	1	0	11	19	R: 0	0	0	8	11	R: 3	5	0	14	24
H: 1		1	1	0	14	16	H: 2	2	1	0	19	H: 2	2	0	11	27	H: 0	0	0	11	11	H: 5	3	1	24	29
LOB: 1		1	1	0	14	16	LOB: 1	1	1	0	19	LOB: 3	3	0	11	27	LOB: 0	0	0	11	11	LOB: 2	1	1	24	29
K: 1		0	0	0	9	11	K: 2	2	1	0	11	K: 1	1	0	11	19	K: 0	0	0	8	11	K: 1	1	1	24	29
S: 9		9	14	0	9	11	S: 13	18	0	9	11	S: 14	27	0	9	11	S: 14	24	0	8	11	S: 16	29	0	24	29

PITCHER		IP	WLS	BF	H	R	ER	SO	BB	IBB	HBP	BLK	WP	HR	S	P	ERA	WHIP
Murry Dickson, R <small>ERA: 4.72</small>		(1, 1)	7.0	L	35	12	6	5	5	5	0	0	0	2	78	129	6.43	2.429
Johnny Hetki, R <small>ERA: 3.74</small>		(8, 1)	0.1		5	3	3	0	1	0	0	0	0	0	13	23	81.00	12.000
Paul LaPalme, L <small>ERA: 4.72</small>		(8, 1)	0.2		2	0	0	0	0	0	0	0	0	3	6	6	0.00	0.000

WP	PA	ERA	WHIP
0	42		
0			
1			
1			

Batter	1	2	3	4	5	6	7	8	9	10	11	AB R H RBI BB SO LOB	TOP														
Carlos Bernier, R (1, 9) <small>OBP: 0.341, SLG: 0.327</small> Gene Hermanski, L (10, PH) <small>OBP: 0.235, SLG: 0.202</small>	3-1 E4 4-3 1B		2-1 CS 1-3 1B			0-0 5-3		4-2 1B 1-2 BB		2-1 L6		3 1 2 0 1 0 0 1 0 0 0 0 0 0	Pittsburgh Pirates @ Brooklyn Dodgers Ebbets Field, Brooklyn, NY Mon Aug 17 1953, 3:33 AM EDT Att: 9,943 - Unknown														
Danny O'Connell, R (1, 5) <small>OBP: 0.362, SLG: 0.407</small>	0-0 4-3		3-3 K			1-1 6-3		1-2 1B FC4-2-5-3 1-3 2-H		2-2 G3		5 0 1 1 0 1 3															
Hal Rice, L (1, 7) <small>OBP: 0.332, SLG: 0.423</small>	1-2 PO 1B 3-H		1-3 K 1-2			1-1 F5		0-2 FC4-2-5-3 1-3 3-H		0-1 4-3		5 0 1 1 0 1 4															
Frank Thomas, R (1, 8) <small>OBP: 0.328, SLG: 0.453</small>	0-0 L7			1-1 G3-6-3 1B			2-3 K		4-0 IBB		1-1 5-3	4 0 1 0 1 1 1															
Eddie Pellagrini, R (1, 4) <small>OBP: 0.301, SLG: 0.365</small>	1 SAFE PO 1-2	0-0 F4		1-2 F8			2-2 1B FC4-6		1-0 F8		1-3 K	5 0 1 0 0 1 4															
Preston Ward, L (1, 3) <small>OBP: 0.323, SLG: 0.281</small>		1-2 F9		3-2 G3-6-3 1-2f			0-1 FC4-6 1-2f		4-2 CS BB BB		1-2 6-3	4 0 0 0 1 0 2															
Dick Cole, R (1, 6) <small>OBP: 0.364, SLG: 0.321</small>		1-0 2B				0-2 5-3		1-0 G3		4-2 CS BB 1-2 BB		3 0 1 0 1 0 1															
Mike Sandlock, S (1, 2) <small>OBP: 0.270, SLG: 0.247</small>		2-3 K				0-1 1B G5-4-3		1-3 K2-3		0-2 5-3 1-2 2-3		4 0 1 0 0 2 3															
Johnny Lindell, R (1, 1) <small>OBP: 0.396, SLG: 0.518</small>			1-2 1B 1B			1-0 G5-4-3 1-2f		4-1 BB 1B BB		0-3 K		3 1 1 0 1 1 2															
Inning Stats	R: 1 E: 1 K: 0 S: 7	H: 2 LOB: 0 BB: 0 P: 11	R: 0 E: 0 K: 1 S: 8	H: 1 LOB: 1 BB: 0 P: 12	R: 0 E: 0 K: 2 S: 12	H: 2 LOB: 1 BB: 0 P: 19	R: 0 E: 0 K: 0 S: 9	H: 1 LOB: 0 BB: 0 P: 14	R: 0 E: 0 K: 0 S: 6	H: 1 LOB: 0 BB: 0 P: 7	R: 0 E: 0 K: 0 S: 5	H: 0 LOB: 0 BB: 0 P: 7		R: 0 E: 0 K: 1 S: 10	H: 1 LOB: 1 BB: 0 P: 15	R: 1 E: 0 K: 1 S: 15	H: 1 LOB: 3 BB: 3 P: 30	R: 0 E: 0 K: 1 S: 11	H: 0 LOB: 1 BB: 2 P: 19	R: 0 E: 0 K: 0 S: 7	H: 0 LOB: 0 BB: 0 P: 11	R: 0 E: 0 K: 1 S: 8	H: 0 LOB: 0 BB: 0 P: 11	1B: 8 2B: 1 3B: 0 HR: 0	SF: 0 SAC: 0 DP: 2 HBP: 0	WP: 0 PB: 0 SB: 0 CS: 3	PA: 43
PITCHER Johnny Podres, L (1, 1) <small>ERA: 4.05</small> Bob Milliken, R (9, 1) <small>ERA: 2.95</small> Clem Labine, R (10, 1) <small>ERA: 2.8</small>	IP WLS BF H R ER SO BB IBB HBP BLK WP HR S P ERA WHIP																										

AB	37
R	2
H	9
RBI	2
BB	5
SO	7
LOB	20



livebaseballscorecards.com

Batter	1	2	3	4	5	6	7	8	9	10	11	AB R H RBI BB SO LOB	BOTTOM	
Jim Gilliam, S OBP: 0.387, SLG: 0.400 (1, 4)	2-1 4-3		2-1 4-3			1-2 F6		1-1 1-3		4-0 1B BB		4 0 0 0 1 0 2	Pittsburgh Pirates @ Brooklyn Dodgers Ebbets Field, Brooklyn, NY Mon Aug 17 1953, 3:33 AM EDT Att: 9,943 - Unknown	
Bobby Morgan, R OBP: 0.342, SLG: 0.421 Billy Cox, R OBP: 0.382, SLG: 0.515 (9, PR) (10, 6)	3-3 K		2-3 K			0-0 F7			1-1 HR 1B	2-0 1B		4 0 1 0 0 2 1 1 1 1 0 0 0 0		
Duke Snider, L OBP: 0.399, SLG: 0.586 (1, 8)	1-0 2B			0-0 FC5-4 1B		2-3 K2-3			0-0 HR 1B		4-2 BB HR BB	4 2 3 2 1 1 0		
Jackie Robinson, R OBP: 0.424, SLG: 0.495 (1, 5)	1-3 K			0-0 FC5-4 WP 1-2f			2-1 5-3		1-3 K		4-1 BB HR BB	4 1 0 0 1 2 3		
Gil Hodges, R OBP: 0.383, SLG: 0.557 (1, 3)		2-3 K		2-3 K		2-1 6-3			4-1 FC5-4 BB		3-1 BB HR	4 1 1 3 1 2 1		
Carl Furillo, R OBP: 0.378, SLG: 0.558 (1, 9)	1-1 L6		1-1 F7			1-0 F6			0-0 FC5-4			4 0 0 0 0 0 2		
Don Thompson, L OBP: 0.298, SLG: 0.252 Wayne Belardi, L OBP: 0.336, SLG: 0.554 Dick Williams, R OBP: 0.333, SLG: 0.286 (8, PH) (9, 7)		2-1 4-3			2-2 F4			0-0 3-1	0-0 5-3			2 0 0 0 0 0 0 1 0 0 0 0 0 0 1 0 0 0 0 0 1		
Rube Walker, L OBP: 0.338, SLG: 0.422 Pee Wee Reese, R OBP: 0.372, SLG: 0.396 (8, PH) Bob Milliken, R OBP: 0.158, SLG: 0.263 Clem Labine, R OBP: 0.200, SLG: 0.118 (9, 1) (10, 1)			3-2 F2		0-1 4-3			3-2 F8		4-2 G5-4-3 BB		2 0 0 0 0 0 0 1 0 0 0 0 0 0 0 0 0 0 0 0 0 0 0 0 0 1 0 0		
Johnny Podres, L OBP: 0.273, SLG: 0.250 Roy Campanella, R OBP: 0.405, SLG: 0.626 (8, PH) (9, 2)			1-0 4-3 HBP		1-0 5-3			1-2 1B		1-1 G5-4-3 1-2f		1 0 0 0 0 0 0 2 0 1 0 0 0 1		
Inning Stats	R: 0 H: 1 E: 0 LOB: 1 K: 2 BB: 0 S: 10 P: 17	R: 0 H: 0 E: 0 LOB: 0 K: 1 BB: 0 S: 8 P: 13	R: 0 H: 0 E: 0 LOB: 1 K: 1 BB: 0 S: 8 P: 16	R: 0 H: 1 E: 0 LOB: 1 K: 1 BB: 0 S: 6 P: 9	R: 0 H: 0 E: 0 LOB: 0 K: 0 BB: 0 S: 6 P: 9	R: 0 H: 0 E: 0 LOB: 0 K: 1 BB: 0 S: 7 P: 10	R: 0 H: 0 E: 0 LOB: 0 K: 0 BB: 0 S: 5 P: 10	R: 0 H: 1 E: 0 LOB: 1 K: 0 BB: 0 S: 9 P: 14	R: 2 H: 2 E: 0 LOB: 1 K: 1 BB: 1 S: 9 P: 15	R: 0 H: 1 E: 0 LOB: 2 K: 0 BB: 2 S: 6 P: 17	R: 3 H: 1 E: 0 LOB: 0 K: 0 BB: 2 S: 5 P: 16	1B: 4 SF: 0 2B: 1 SAC: 0 3B: 0 DP: 1 HR: 2 HBP: 1		WP: 1 PA: 41 PB: 0 SB: 0 CS: 0
PITCHER Johnny Lindell, R ERA: 4.46 (1, 1)	IP WLS BF H R ER SO BB IBB HBP BLK WP HR S P ERA WHIP													
	10.0 L 41 7 5 5 7 5 0 1 0 1 2 79 146 4.50 1.200													

livebaseballscorecards.com

AB	35
R	5
H	7
RBI	5
BB	5
SO	7
LOB	11



Batter	1	2	3	4	5	6	7	8	9	10	11	12	13	AB R H RBI BB SO LOB	TOP																			
Alvin Dark, R (1, 6) OBP: 0.324, SLG: 0.447	1-1 F9		1-2 E4 1B FC6-4	X 0-0 1-3		X 0-0 6-3			F 2-2 4-3			3-2 F7		6 1 0 0 0 0 1																				
Whitey Lockman, L (1, 3) OBP: 0.370, SLG: 0.405	0-0 6-3		1-2 FC6-4 1B		0-2 SH5-4 1B		X 0-0 G3			0-2 5-3		2-3 K		6 0 2 1 0 1 0																				
Hank Thompson, L (1, 5) OBP: 0.416, SLG: 0.605	4-1 BB		1-0 FC6-4 1B		0-0 FC5 SH5-4 1B		B 1-0 4-3			1-1 E6			1-0 4-3	5 1 1 1 1 0 2																				
Don Mueller, L (1, 7) OBP: 0.345, SLG: 0.390	3-2 L4		1-0 1B		0-0 SH5-4		X 0-0 F7			0-3 K			0-1 4-3	5 0 1 0 0 1 2																				
Dusty Rhodes, L (1, 9) OBP: 0.177, SLG: 0.233		2-2 4-3	0-1 1B		1-3 K		C 0-1 F8			2-1 4-3			1-1 G3	6 0 1 1 0 1 3																				
Bobby Thomson, R (1, 8) OBP: 0.338, SLG: 0.458		1-1 1B	0-1 L7		4-0 IBB		X 1-1 F4				B 1-0 L7			4 0 1 0 1 0 2																				
Daryl Spencer, R (1, 4) OBP: 0.303, SLG: 0.474		2-0 L6	2-2 F7		1-1 FC5		X 0-0 F5				B 1-1 F9			5 0 0 0 0 0 6																				
Wes Westrum, R (1, 2) OBP: 0.333, SLG: 0.344		2-1 F5		C 0-1 F4		F 1-3 K			F 0-1 F2			S 2-2 5-3		5 0 0 0 0 1 1																				
Al Worthington, R (1, 1) OBP: 0.050, SLG: 0.050			1-1 1B		1-3 K				0-0 K			2-3 K		0 0 0 0 0 0 0																				
Tookie Gilbert, L (3, PH) OBP: 0.262, SLG: 0.276														1 0 1 0 0 0 0																				
Davey Williams, R (3, PR) OBP: 0.392, SLG: 0.366														0 1 0 0 0 0 0																				
Larry Jansen, R (3, 1) OBP: 0.218, SLG: 0.140														3 0 0 0 0 2 0																				
Jim Hearn, R (11, 1) OBP: 0.190, SLG: 0.222														1 0 0 0 0 1 0																				
Inning Stats	R: 0 E: 0 K: 0 S: 8	H: 0 LOB: 1 BB: 1 P: 16	R: 0 E: 0 K: 0 S: 8	H: 1 LOB: 1 BB: 0 P: 15	R: 3 E: 1 K: 0 S: 17	H: 4 LOB: 2 BB: 0 P: 24	R: 0 E: 0 K: 0 S: 7	H: 0 LOB: 0 BB: 0 P: 7	R: 0 E: 0 K: 2 S: 10	H: 2 LOB: 3 BB: 1 P: 16	R: 0 E: 0 K: 1 S: 7	H: 0 LOB: 0 BB: 0 P: 9	R: 0 E: 0 K: 2 S: 7	H: 0 LOB: 0 BB: 0 P: 9	R: 0 E: 0 K: 2 S: 7	H: 0 LOB: 0 BB: 0 P: 9	R: 0 E: 0 K: 1 S: 5	H: 0 LOB: 0 BB: 0 P: 6	R: 0 E: 0 K: 1 S: 8	H: 0 LOB: 0 BB: 0 P: 13	R: 0 E: 1 K: 1 S: 10	H: 0 LOB: 1 BB: 0 P: 13	R: 0 E: 0 K: 0 S: 6	H: 0 LOB: 0 BB: 0 P: 10	R: 0 E: 0 K: 2 S: 10	H: 0 LOB: 0 BB: 0 P: 17	R: 0 E: 0 K: 0 S: 5	H: 0 LOB: 0 BB: 0 P: 7	R: 0 E: 0 K: 0 S: 5	H: 0 LOB: 0 BB: 0 P: 7	1B: 7 2B: 0 3B: 0 HR: 0	SF: 0 SAC: 1 DP: 0 HBP: 0	WP: 0 PB: 0 SB: 0 CS: 0	PA: 50
PITCHER	IP WLS BF H R ER SO BB IBB HBP BLK WP HR S P ERA WHIP															IP WLS BF H R ER SO BB IBB HBP BLK WP HR S P ERA WHIP																		
Billy Loes, R (1, 1) ERA: 4.69	2.1																																	
Jim Hughes, R (3, 1) ERA: 3.5	5.2																																	
Clem Labine, R (9, 1) ERA: 2.64	5.0	W																																

New York Giants @ Brooklyn Dodgers
 Ebbets Field, Brooklyn, NY
 Tue Aug 18 1953, 3:33 AM EDT
 Att. 31,158 - Unknown

livebaseballscorecards.com

AB	47
R	3
H	7
RBI	3
BB	2
SO	7
LOB	17



Batter	1	2	3	4	5	6	7	8	9	10	11	12	13	AB R H RBI BB SO LOB
Jim Gilliam, S OBP: 0.386, SLG: 0.396 (1, 4)	4-0 L6-3 BB	3-1 3-1			2-2 F9			0-1 1-3		4-2 CS BB		2-2 F6		4 0 0 0 2 0 1
Bobby Morgan, R OBP: 0.357, SLG: 0.446 (1, 6)	2-2 L6-3		0-1 FC6-4 1B		1-3 K			3-2 2B		4-2 SAFE BB			3-2 1B F9 2B	5 0 3 0 1 1 1 0 1 0 0 0 0 0
Pee Wee Reese, R OBP: 0.372, SLG: 0.396 (13, PR)														
Duke Snider, L OBP: 0.398, SLG: 0.580 (1, 8)	1-0 F7		1-0 F6			3-3 K		4-0 IBB		1-2 1-3			4-0 1B IBB	4 0 0 0 2 1 3
Jackie Robinson, R OBP: 0.423, SLG: 0.492 (1, 7)		3-1 2B 1B	1-2 FC6-4		3-3 K		0-3 K				0-1 6-3		1-0 1B	6 1 2 0 0 2 3
Roy Campanella, R OBP: 0.404, SLG: 0.624 (1, 2)		2-2 1B 2B	0-3 K		0-1 F6						0-0 FC6-4 1B		2-3 K	6 1 2 0 0 2 4
Gil Hodges, R OBP: 0.381, SLG: 0.552 (1, 3)		0-1 5-3 1B		2-0 F3		0-3 K		0-1 F6			1-2 FC6-4 PB		0-2 F9	6 1 1 3 0 1 3
Carl Furillo, R OBP: 0.373, SLG: 0.551 (1, 9)		1-1 5-3	1-2	3-3 K		1-2 F2		2-3 K			3-1 6-3			5 0 0 0 0 2 2
Billy Cox, R OBP: 0.378, SLG: 0.508 (1, 5)		3-1 1B		0-1 F8		1-3 K				2-0 F7		0-0 4-3		5 0 1 1 0 1 0
Billy Loes, R OBP: 0.102, SLG: 0.083 (1, 1)		1-3 K			0-0 5-3			3-3 K		1-3 K		0-3 K		1 0 0 0 0 1 1 1 0 0 0 0 0 0 1 0 0 0 0 1 0 2 0 0 0 0 2 0
Jim Hughes, R OBP: 0.182, SLG: 0.182 (3, 1)														
Wayne Belardi, L OBP: 0.333, SLG: 0.549 (8, PH)														
Clem Labine, R OBP: 0.182, SLG: 0.105 (9, 1)														

Inning Stats	R: 0	H: 0	E: 0	LOB: 0	K: 0	BB: 1	S: 4	P: 11	R: 3	H: 4	E: 0	LOB: 1	K: 1	BB: 0	S: 16	P: 29	R: 0	H: 1	E: 0	LOB: 1	K: 1	BB: 0	S: 11	P: 13	R: 0	H: 0	E: 0	LOB: 0	K: 1	BB: 0	S: 6	P: 11	R: 0	H: 0	E: 0	LOB: 0	K: 2	BB: 0	S: 10	P: 12	R: 0	H: 1	E: 0	LOB: 2	K: 2	BB: 1	S: 14	P: 24	R: 0	H: 0	E: 0	LOB: 0	K: 1	BB: 0	S: 8	P: 10	R: 0	H: 0	E: 0	LOB: 2	K: 1	BB: 2	S: 12	P: 24	R: 0	H: 1	E: 0	LOB: 1	K: 0	BB: 0	S: 9	P: 13	R: 1	H: 2	E: 0	LOB: 3	K: 1	BB: 1	S: 10	P: 20	1B: 6	SF: 0	2B: 4	SAC: 0	3B: 0	DP: 1	HR: 0	HBP: 0	WP: 0	PA: 51
--------------	------	------	------	--------	------	-------	------	-------	------	------	------	--------	------	-------	-------	-------	------	------	------	--------	------	-------	-------	-------	------	------	------	--------	------	-------	------	-------	------	------	------	--------	------	-------	-------	-------	------	------	------	--------	------	-------	-------	-------	------	------	------	--------	------	-------	------	-------	------	------	------	--------	------	-------	-------	-------	------	------	------	--------	------	-------	------	-------	------	------	------	--------	------	-------	-------	-------	-------	-------	-------	--------	-------	-------	-------	--------	-------	--------


PITCHER	IP	WLS	BF	H	R	ER	SO	BB	IBB	HBP	BLK	WP	HR	S	P	ERA	WHIP
Al Worthington, R ERA: 3.51 (1, 1)	2.0		10	4	3	3	1	1	0	0	0	0	0	20	40	13.50	2.500
Larry Jansen, R ERA: 4.28 (3, 1)	8.0		29	2	0	0	11	2	1	0	0	0	0	77	119	0.00	0.500
Jim Hearn, R ERA: 4.06 (11, 1)	2.2	L	12	3	1	1	2	0	1	0	0	0	0	26	42	3.38	1.125

BOTTOM

New York Giants @ Brooklyn Dodgers
Ebbets Field, Brooklyn, NY

Tue Aug 18 1953, 3:33 AM EDT
Att: 31,158 - Unknown

AB	46
R	4
H	9
RBI	4
BB	5
SO	14
LOB	18



livebaseballscorecards.com

New York Giants @ Brooklyn Dodgers
Ebbets Field, Brooklyn, NY
 Wed Aug 19 1953, 3:33 AM EDT
 Att: 20,559 - Unknown

livebaseballscorecards.com

AB	38
R	5
H	11
RBI	5
BB	3
SO	11
LOB	22



WP:	1	PA:	41
PB:	0		
SB:	0		
CS:	0		

AB	R	H	RBI	BB	SO	LOB
4	1	2	0	1	0	0
5	1	1	0	0	0	4
5	1	1	3	0	2	1
4	0	2	0	1	1	1
5	1	2	0	0	0	3
4	1	2	2	0	2	3
3	0	0	0	1	2	2
4	0	1	0	0	2	5
1	0	0	0	0	0	2
3	0	0	0	0	2	1
0	0	0	0	0	0	0

Batter	1	2	3	4	5	6	7	8	9
Alvin Dark, R OBP: 0.327, SLG: 0.449 (1, 6) X	0-0 F7		4-1 HR BB	0-1 L5		1-2 G4-6-3 1B		0-0 2B	
Whitey Lockman, L OBP: 0.369, SLG: 0.403 (1, 3) X	0-0 1B		0-0 E3 HR	0-0 F6		2-1 G4-6-3 1-2f		0-0 F7	
Hank Thompson, L OBP: 0.413, SLG: 0.608 (1, 5) B C C S	1-3 K		1-0 HR 1-H 2-H		1-2 F6		1-0 F5		3-3 K
Don Mueller, L OBP: 0.349, SLG: 0.391 (1, 7) C S S	0-3 K		0-0 E1 FC5-4		1-1 BB 1B		4-0 WP BB		0-0 G5-4-3 1B
Bobby Thomson, R OBP: 0.339, SLG: 0.458 (1, 8) X		0-0 1B FC3-2 1B	0-0 FC5-4 HR 1-2f		0-0 BB 1B		1-1 F8		0-1 G5-4-3 1-2f
Dusty Rhodes, L OBP: 0.197, SLG: 0.297 (1, 9) C B B X		1-1 FC6-4 FC3-2 1B	0-2 HR 1-H		3-3 K		2-3 K		
Daryl Spencer, R OBP: 0.302, SLG: 0.469 (1, 4) X		0-0 FC3-2 FC6-4	2-3 K		4-2 BB			1-3 K	
Wes Westrum, R OBP: 0.332, SLG: 0.342 (1, 2) B B B X		2-0 FC6-4 1-2f 2-3	1-3 K		3-3 K			1-0 2B 1B	
Marv Grissom, R (1, 1) B B B X		2-1 5-3		0-2 L3		2-3 K		0-3 K	
Hoyt Wilhelm, R OBP: 0.281, SLG: 0.321 (3, 1)									
Dave Koslo, L OBP: 0.100, SLG: 0.053 (8, 1)									

Inning	R	H	E	K	S	P	H	LOB	BB	IBB	HBP	BLK	WP	HR	S	P	ERA	WHIP
1	0	1	0	2	9	10	1	1	0	0	0	0	0	2	24	35	7.71	2.571
2	0	2	0	2	7	12	2	2	0	0	0	0	0	0	6	9	0.00	0.000
3	5	2	2	0	14	22	2	0	2	0	0	0	1	0	47	74	0.00	1.400
4	0	0	0	0	6	6	0	0	0	0	0	0	0	0	6	9	0.00	1.000
5	0	2	0	0	17	29	2	3	2	1	0	0	0	0	6	9	0.00	1.000
6	0	1	0	0	9	14	1	0	0	0	0	0	0	0	14	14		
7	0	0	0	1	6	14	0	1	1	1	0	0	0	0	14	14		
8	0	2	0	2	9	11	2	2	0	0	0	0	0	0	11	11		
9	0	1	0	0	6	9	0	0	1	0	0	0	0	0	9	9		

PITCHER	IP	WLS	BF	H	R	ER	SO	BB	IBB	HBP	BLK	WP	HR	S	P	ERA	WHIP
Russ Meyer, R ERA: 4.27 (1, 1)	2.1		15	5	5	2	2	1	0	0	0	0	2	24	35	7.71	2.571
Ben Wade, R ERA: 4.04 (3, 1)	0.2		2	0	0	0	2	0	0	0	0	0	0	6	9	0.00	0.000
Bob Milliken, R ERA: 2.76 (4, 1)	5.0	W	21	5	0	0	6	2	0	0	0	1	0	47	74	0.00	1.400
Jim Hughes, R ERA: 3.45 (9, 1)	1.0	S	3	1	0	0	1	0	0	0	0	0	0	6	9	0.00	1.000

BOTTOM

New York Giants @ Brooklyn Dodgers
Ebbets Field, Brooklyn, NY
Wed Aug 19 1953, 3:33 AM EDT
Att. 20,559 - Unknown

livebaseballscorecards.com

AB	31
R	7
H	10
RBI	7
BB	8
SO	3
LOB	20



WP:	1	PA:	40
PB:	0	SB:	1
CS:	0		

AB	R	H	RBI	BB	SO	LOB
2	3	2	0	3	0	0
3	1	1	0	1	0	2
4	0	1	2	1	0	3
5	1	2	2	0	0	4
2	0	0	0	1	1	1
1	0	0	0	0	0	0
4	1	1	0	0	1	3
4	1	3	3	0	0	0
2	0	0	0	2	0	2
1	0	0	0	0	0	1
0	0	0	0	0	0	0
0	0	0	0	0	0	0
1	0	0	0	0	0	0
1	0	0	0	0	0	0
1	0	0	0	0	0	1
0	0	0	0	0	0	0

1B:	8	SF:	0
2B:	2	SAC:	1
3B:	0	DP:	2
HR:	0	HBP:	0

WP	HR	S	P	ERA	WHIP
WP:	1				
HR:	0				
S:					
P:					
ERA:					
WHIP:					

Batter	1	2	3	4	5	6	7	8	9
Jim Gilliam, S OBP: 0.392, SLG: 0.399 (1, 4)	1-0 4-3 S 1B 1B		1-1 1B 1B	4-0 WP SH2-4 BB		4-2 G4-6-3 BB		4-0 BB 1B IBB	
Bobby Morgan, R OBP: 0.362, SLG: 0.443 (1, 6)	3-1 F8 1-2		0-0 BB 1B 1B	0-1 SH2-4 1-2		2-0 G4-6-3 1-2f		4-1 1B 1-2 2-3 BB	
Duke Snider, L OBP: 0.398, SLG: 0.577 (1, 8)	3-2 4-3 2-3		2-1 F2 1-2	4-0 G4-6-3 BB			0-1 4-3	1-1 1-3 2-H 3-H 1B	
Jackie Robinson, R OBP: 0.423, SLG: 0.491 (1, 7)	1-0 1B 3-H		1-2 BB 1B	3-2 G4-6-3 1-2f			1-2 6-3	1-2 G3	
Roy Campanella, R OBP: 0.404, SLG: 0.621 Rube Walker, L OBP: 0.333, SLG: 0.415 (1, 2) (7, 2)	1-0 F9		4-0 1B 1-2 2-3 BB		2-3 K		1-2 4-3		
Gil Hodges, R OBP: 0.379, SLG: 0.549 (1, 3)		0-3 K	1-2 F5		1-1 5-3			1-2 2B 1B	
Carl Furillo, R OBP: 0.377, SLG: 0.557 (1, 9)		2-1 4-3	1-1 BB 1B 1-3 2-H 3-H		2-1 2B			0-0 BB 1B 2B 1-H	
Billy Cox, R OBP: 0.380, SLG: 0.504 (1, 5)		4-1 BB	4-0 1-2 BB		1-1 F6			0-2 5-3	
Russ Meyer, S OBP: 0.146, SLG: 0.148 Ben Wade, R OBP: 0.158, SLG: 0.316 Wayne Belardi, L OBP: 0.330, SLG: 0.544 Bob Milken, R OBP: 0.150, SLG: 0.250 George Shuba, L OBP: 0.261, SLG: 0.459 Jim Hughes, R OBP: 0.182, SLG: 0.182 (1, 1) (3, 1) (3, PH) (4, 1) (8, PH) (9, 1)		1-1 4-3	3-3 K			2-1 1-3		0-2 P1	

Inning	R	H	E	K	S	H	LOB	BB	P	R	H	E	K	S	H	LOB	BB	P
1	1	2	0	8	17	0	1	0	15	3	4	0	17	34	0	0	2	0
2	0	0	0	8	15	0	1	0	15	0	0	0	5	0	0	0	0	0
3	0	0	0	5	16	0	0	0	16	0	0	0	9	15	0	0	0	0
4	0	0	0	5	15	0	0	0	15	0	1	0	9	15	0	0	0	0
5	0	0	0	6	14	0	0	0	14	0	0	0	8	10	0	0	0	0
6	0	0	0	6	14	0	0	0	14	0	0	0	6	14	0	0	0	0
7	0	0	0	8	10	0	0	0	10	0	0	0	8	10	0	0	0	0
8	3	3	0	17	28	3	2	2	28	0	0	0	17	28	0	0	0	0
9	0	0	0	0	0	0	0	0	0	0	0	0	0	0	0	0	0	0

PITCHER	IP	WLS	BF	H	R	ER	SO	BB	IBB	HBP	BLK	WP	HR	S	P	ERA	WHIP
Mary Grissom, R ERA: 4.55 (1, 1)	2.1		14	5	4	4	1	2	0	0	0	0	0	24	48	15.43	3.000
Hoyt Wilhelm, R ERA: 2.76 (3, 1)	5.1	L	24	4	3	3	2	5	1	0	0	1	0	49	94	5.06	1.688
Dave Koslo, L ERA: 5.02 (8, 1)	0.1		2	1	0	0	0	0	0	0	0	0	0	5	7	0.00	3.000

Batter	1	2	3	4	5	6	7	8	9	AB R H RBI BB SO LOB	TOP									
Alvin Dark, R (1, 6) OBP: 0.324, SLG: 0.445	0-1 F2		0-0 F2		0-0 F9			0-0 F5		4 0 0 0 0 0 2										
Whitey Lockman, L (1, 3) OBP: 0.366, SLG: 0.400	1-2 6-3		3-1 4-3			3-1 3-1		2-2 1-3		4 0 0 0 0 0 2										
Hank Thompson, L (1, 5) OBP: 0.411, SLG: 0.607	0-2 1-3		1-1 4-3			1-0 4-3 2B			1-1 F2	4 0 1 0 0 0 2										
Don Mueller, L (1, 7) OBP: 0.348, SLG: 0.390		0-1 5-3		0-1 FC5-4 1B		0-1 4-3		0-1 F7	0-1 F7	4 0 1 0 0 0 1										
Bobby Thomson, R (1, 8) OBP: 0.336, SLG: 0.454		0-0 E6		3-3 K		0-1 F6		1-1 F8	1-1 F8	4 0 0 0 0 0 1 2										
Dusty Rhodes, L (1, 9) OBP: 0.188, SLG: 0.284		1-0 F4		0-1 FC5-4 1-2f			0-1 4-3			3 0 0 0 0 0 2										
Daryl Spencer, R (1, 4) OBP: 0.299, SLG: 0.465		3-2 5-3		2-3 K			1-3 K			3 0 0 0 0 0 2 2										
Wes Westrum, R (1, 2) OBP: 0.335, SLG: 0.345			1-2 4-3 1B		1-3 K		0-3 K			1 0 1 0 0 0 0										
Sam Calderone, R (5, PH) OBP: 0.297, SLG: 0.333										2 0 0 0 0 0 2 0										
Ruben Gomez, R (1, 1) OBP: 0.269, SLG: 0.255			0-2 4-3 1B		1-3 K			1-0 F3		1 0 1 0 0 0 0										
Monty Kennedy, R (4, 1)										0 0 0 0 0 0 0										
Marv Grissom, R (4, 1)										1 0 0 0 0 0 1 0										
Bobby Hofman, R (8, PH) OBP: 0.400, SLG: 0.696										1 0 0 0 0 0 0										
Al Worthington, R (8, 1) OBP: 0.050, SLG: 0.050										0 0 0 0 0 0 0										
Inning Stats	R: 0 E: 0 K: 0 S: 8	H: 0 LOB: 0 BB: 0 P: 9	R: 0 E: 1 K: 0 S: 7	H: 0 LOB: 1 BB: 0 P: 11	R: 0 E: 0 K: 0 S: 12	H: 2 LOB: 2 BB: 0 P: 17	R: 0 E: 0 K: 2 S: 11	H: 1 LOB: 1 BB: 0 P: 16	R: 0 E: 0 K: 2 S: 7	H: 0 LOB: 0 BB: 0 P: 9	R: 0 E: 0 K: 2 S: 9	H: 0 LOB: 0 BB: 0 P: 10	R: 0 E: 0 K: 0 S: 5	H: 0 LOB: 0 BB: 0 P: 8	R: 0 E: 0 K: 0 S: 6	H: 0 LOB: 0 BB: 0 P: 8	1B: 3 2B: 1 3B: 0 HR: 0	SF: 0 SAC: 0 DP: 0 HBP: 0	WP: 0 PB: 0 SB: 0 CS: 0	PA: 32
PITCHER Carl Erskine, R (1, 1) ERA: 3.54	IP: 9.0 WLS: W BF: 32 H: 4 R: 0 ER: 0 SO: 6 BB: 0 IBB: 0 HBP: 0 BLK: 0 WP: 0 HR: 0 S: 72 P: 99 ERA: 0.00 WHIP: 0.444																			

New York Giants @ Brooklyn Dodgers
 Ebbets Field, Brooklyn, NY
 Thu Aug 20 1953, 3:33 AM EDT
 Att: 17,785 - Unknown

livebaseballscorecards.com

AB	32
R	0
H	4
RBI	0
BB	0
SO	6
LOB	13



BOTTOM

New York Giants @ Brooklyn Dodgers
Ebbets Field, Brooklyn, NY
Thu Aug 20 1953, 3:33 AM EDT
Att. 17,785 - Unknown

livebaseballscorecards.com

AB	35
R	10
H	11
RBI	10
BB	7
SO	2
LOB	17



WP:	0	PA:	43
PB:	0		
SB:	0		
CS:	0		

AB R H RBI BB SO LOB

5 1 1 1 0 0 0

3 3 2 1 2 0 0

5 2 3 0 0 1 2

3 2 1 3 0 0 2

1 0 0 0 0 0 1

5 1 2 2 0 0 2

3 1 1 0 2 1 4

3 0 0 1 2 0 1

3 0 1 2 1 0 0

4 0 0 0 0 0 5

1B:	7	SF:	0
2B:	1	SAC:	1
3B:	0	DP:	1
HR:	3	HBP:	0

Batter	1	2	3	4	5	6	7	8	9
Jim Gilliam, S OBP: 0.390, SLG: 0.403 (1, 4)	1-0 5-3		3-2 6-3	2-0 HR	3-2 L3		0-1 F6		
Bobby Morgan, R OBP: 0.378, SLG: 0.475 (1, 6)	4-2 2B BB		4-1 1B HR BB	2-1 FC3-6 1B	1-1 HR		2-0 F6		
Duke Snider, L OBP: 0.400, SLG: 0.578 (1, 8)	1-3 K		1-1 1B HR	2-2 FC3-6 1B BB 1-2f	0-1 SH 1B		3-2 1B		
Jackie Robinson, R OBP: 0.422, SLG: 0.497 Don Thompson, L OBP: 0.296, SLG: 0.250 (5, PR) (6, 7)	2-2 2B 1-2		2-2 HR 1-H 2-H	0-1 L7	0-1 SH 5-3		1-0 4-3		
Roy Campanella, R OBP: 0.403, SLG: 0.621 (1, 2)	0-1 2B 1-H 2-H		1-1 F8	0-1 1B BB 1-3	1-2 5-3		1-1 L5		
Gil Hodges, R OBP: 0.382, SLG: 0.547 (1, 3)	2-1 F6		0-2 E7 1B BB	4-1 1B BB 1-2	1-3 K		4-0 BB G6-4-3		
Carl Furillo, R OBP: 0.377, SLG: 0.553 (1, 9)			3-1 6-3	4-1 BB BB 1-2 2-3 3-H	4-1 1B BB		2-2 G6-4-3 1-2f		
Billy Cox, R OBP: 0.382, SLG: 0.502 (1, 5)			2-0 6-3	4-0 BB 1-2 2-3	2-2 1B 1-2 2-H 3-H		0-1 6-3		
Carl Erskine, R OBP: 0.268, SLG: 0.296 (1, 1)			1-2 F7	0-1 F8	2-2 5-3		1-0 6-3		

Inning Stats	R	H	E	K	S	R	H	E	K	S	R	H	E	K	S	R	H	E	K	S	R	H	E	K	S	
	2	1	1	13	23	0	0	0	6	12	3	3	1	18	37	4	4	0	19	19	1	2	3	1	18	37

PITCHER	IP	WLS	BF	H	R	ER	SO	BB	IBB	HBP	BLK	WP	HR	S	P	ERA	WHIP
Ruben Gomez, R ERA: 3.2 (1, 1)	3.0	L	19	5	6	4	1	4	0	0	0	0	2	38	75	12.00	3.000
Monty Kennedy, L ERA: 6.39 (4, 1)	0.2		6	2	1	1	0	2	0	0	0	0	0	11	23	13.50	6.000
Mary Grissom, R ERA: 4.49 (4, 1)	3.1		15	4	3	3	1	0	0	0	0	0	1	36	54	8.10	1.200
Al Worthington, R ERA: 3.45 (8, 1)	1.0		3	0	0	0	0	1	0	0	0	0	0	7	14	0.00	1.000

Batter	1	2	3	4	5	6	7	8	9	AB R H RBI BB SO LOB	TOP												
Jim Gilliam, S (1, 4) OBP: 0.393, SLG: 0.405 LBBB	4-2 PO BB		X 0-0 1-2 1B		X 0-0 F7		CBBX 1-1 1-3 1B			3 0 2 0 1 0 1													
Bobby Morgan, R (1, 6) OBP: 0.367, SLG: 0.459 X	0-0 F9		CBCS 1-3 K		FBSX 2-2 G6-4-3		BBCX 2-1 1-3			4 0 0 0 0 1 6													
Duke Snider, L (1, 8) OBP: 0.399, SLG: 0.577 BBBX	3-1 F5			X 0-0 F8 2B 2B		FBBX 1-2 F7		CX 0-1 1-3		4 1 1 0 0 0 1													
Jackie Robinson, R (1, 7) OBP: 0.418, SLG: 0.492 BB1 SAFE	2-0 PO 1-2	1-3 K		X 0-0 F8 2-3		BBCFCX 3-2 1-3		CBBBCX 3-2 F9		4 0 0 0 0 1 1													
Roy Campanella, R (1, 2) OBP: 0.404, SLG: 0.621 CBBB		2-2 F9		X 0-0 E 2B 3-H		BFB 4-2 BB		CBX 1-1 F6		3 0 1 1 1 0 0													
Gil Hodges, R (1, 3) OBP: 0.379, SLG: 0.542 BCB		3-3 K		FBBX 2-2 6-3		BX 1-0 L7		BFBX 2-2 5-3		4 0 0 0 0 1 2													
Carl Furillo, R (1, 9) OBP: 0.376, SLG: 0.552 X			X 0-0 F4	BBSAFE 4-1 2-3 BB		BBCX 3-2 1B 1B		BX 1-0 6-3		3 0 1 0 1 0 0													
Billy Cox, R (1, 5) OBP: 0.376, SLG: 0.494 X			X 0-0 6-3	CBCBB 3-2 F3		BFBX 1-2 F8		X 0-0 6-3		4 0 0 0 0 0 3													
Johnny Podres, L (1, 1) OBP: 0.294, SLG: 0.273 Ben Wade, R (3, 1) OBP: 0.200, SLG: 0.350 George Shuba, L (7, PH) OBP: 0.349, SLG: 0.455 Joe Black, R (7, 1) OBP: 0.167, SLG: 0.167 CBBB			CBBX 2-2 1B 1B		BX 1-0 G6-4-3 1B		BFBX 0-2 F6			1 0 1 0 0 0 0 1 0 1 0 0 0 0 1 0 0 0 0 0 1 0 0 0 0 0 0 0													
Inning Stats	R: 0 E: 0 K: 0 S: 5	H: 0 LOB: 0 BB: 1 P: 14	R: 0 E: 0 K: 2 S: 10	H: 0 LOB: 0 BB: 0 P: 16	R: 0 E: 0 K: 1 S: 9	H: 2 LOB: 2 BB: 0 P: 12	R: 1 E: 1 K: 0 S: 12	H: 2 LOB: 2 BB: 1 P: 21	R: 0 E: 0 K: 0 S: 5	H: 1 LOB: 0 BB: 0 P: 8	R: 0 E: 0 K: 0 S: 13	H: 0 LOB: 1 BB: 1 P: 22	R: 0 E: 0 K: 0 S: 13	H: 2 LOB: 2 BB: 0 P: 20	R: 0 E: 0 K: 0 S: 7	H: 0 LOB: 0 BB: 0 P: 11	R: 0 E: 0 K: 0 S: 5	H: 0 LOB: 0 BB: 0 P: 8	1B: 5 2B: 2 3B: 0 HR: 0	SF: 0 SAC: 0 DP: 1 HBP: 0	WP: 0 PB: 0 SB: 0 CS: 0	PA: 36	
PITCHER Murry Dickson, R (1, 1) ERA: 4.52	IP 9.0 WLS W BF 35 H 7 R 1 ER 1 SO 3 BB 3 IBB 0 HBP 0 BLK 0 WP 0 HR 0 S 79 P 132 ERA 1.00 WHIP 1.111																						

Brooklyn Dodgers @ Pittsburgh Pirates
 Forbes Field, Pittsburgh, PA
 Fri Aug 21 1953, 3:33 AM EDT
 Att. 12,459 - Unknown

livebaseballscorecards.com

AB	32
R	1
H	7
RBI	1
BB	3
SO	3
LOB	15



BOTTOM

Brooklyn Dodgers @ Pittsburgh Pirates
Forbes Field, Pittsburgh, PA

Fri Aug 21 1953, 3:33 AM EDT
Att. 12,459 - Unknown

livebaseballscorecards.com

AB	33
R	7
H	10
RBI	6
BB	6
SO	6
LOB	19



WP:	0	PA:	39
PB:	0		
SB:	1		
CS:	1		

AB R H RBI BB SO LOB

4	2	2	0	1	0	1
5	1	1	0	0	3	5
3	3	1	1	2	0	1
3	1	2	4	1	0	0
4	0	2	0	0	2	1
4	0	1	1	0	0	3
3	0	0	0	1	0	3
3	0	0	0	1	0	3
4	0	1	0	0	1	2

1B:	8	SF:	0
2B:	1	SAC:	0
3B:	0	DP:	0
HR:	1	HBP:	0

Batter	1	2	3	4	5	6	7	8	9
Carlos Bernier, R OBP: 0.340, SLG: 0.323 (1, 9)	0-1 L8 1B	4-0 BB 1B		1-2 E 1B		1-1 FC3-6 5-4-3 HR 1-2f		0-2 S 1B	
Danny O'Connell, R OBP: 0.361, SLG: 0.406 (1, 5)	1-3 K 1B	1-3 K 1B		1-2 E9 F8 1B 1-H		0-0 5-4-3 1-2		2-3 K 1-2	
Hal Rice, L OBP: 0.340, SLG: 0.424 (1, 7)	0-0 2B 1B		4-1 1B BB G3 BB	1-1 F8 3-H		4-1 HR BB		0-1 4-3	
Frank Thomas, R OBP: 0.326, SLG: 0.464 (1, 8)	2-2 1-H 2B		4-2 G3 1B BB 1-2	1-0 5-3		1-0 HR 1-H 2-H			
Vic Janowicz, R OBP: 0.300, SLG: 0.318 (1, 2)	2-3 K 1B		1-1 G3 1B 1-2 2-3		0-1 CS 1B	3-3 K 1B			
Preston Ward, L OBP: 0.323, SLG: 0.286 (1, 3)		0-0 FC6-4 BB 1B	1-0 G3	0-0 F7		2-2 3-1			
Johnny O'Brien, R OBP: 0.292, SLG: 0.285 (1, 4)		0-1 F6	0-1 1-3	4-2 BB		1-2 6-3			
Eddie O'Brien, R OBP: 0.290, SLG: 0.271 (1, 6)		4-2 FC6-4 BB 1-2	0-0 F3	0-0 F8		0-1 G3			
Murry Dickson, R OBP: 0.153, SLG: 0.123 (1, 1)		0-0 FC6-4 BB 1-2f 2-3		2-2 F7		0-1 FC3-6 1B		1-3 K	

Inning Stats	R: 1	H: 2	E: 0	K: 2	S: 13	LOB: 1	BB: 0	P: 18	R: 0	H: 1	E: 0	K: 1	S: 14	LOB: 3	BB: 2	P: 23	R: 1	H: 1	E: 0	K: 0	S: 12	LOB: 2	BB: 2	P: 22	R: 2	H: 2	E: 1	K: 0	S: 14	LOB: 0	BB: 0	P: 20	R: 0	H: 1	E: 0	K: 0	S: 6	LOB: 1	BB: 1	P: 10	R: 3	H: 2	E: 0	K: 1	S: 10	LOB: 0	BB: 1	P: 19	R: 0	H: 0	E: 0	K: 0	S: 9	LOB: 0	BB: 0	P: 12	R: 0	H: 1	E: 0	K: 2	S: 12	LOB: 1	BB: 0	P: 15
--------------	------	------	------	------	-------	--------	-------	-------	------	------	------	------	-------	--------	-------	-------	------	------	------	------	-------	--------	-------	-------	------	------	------	------	-------	--------	-------	-------	------	------	------	------	------	--------	-------	-------	------	------	------	------	-------	--------	-------	-------	------	------	------	------	------	--------	-------	-------	------	------	------	------	-------	--------	-------	-------

PITCHER	IP	WLS	BF	H	R	ER	SO	BB	IBB	HBP	BLK	WP	HR	S	P	ERA	WHIP
Johnny Podres, L ERA: 4.15 (1, 1)	2.0	L	13	3	2	2	3	4	0	0	0	0	0	33	55	9.00	3.500
Ben Wade, R ERA: 4.33 (3, 1)	4.0		19	6	5	4	1	2	0	0	0	0	1	36	57	9.00	2.000
Joe Black, R ERA: 5.66 (7, 1)	2.0		7	1	0	0	2	0	0	0	0	0	0	21	27	0.00	0.500

WP:	PA:	ERA	WHIP
0	39		

Batter	1	2	3	4	5	6	7	8	9	AB R H RBI BB SO LOB
Jim Gilliam, S (1, 4) OBP: 0.394, SLG: 0.414 Don Thompson, L (7, 7) OBP: 0.293, SLG: 0.248	1-1 1B 3B	0-1 1-H L8-2 3B			1-1 3-1 1B		0-0 F8 F8		0-0 F7 F7	4 1 2 1 0 0 0 1 0 0 0 0 0 0
Bobby Morgan, R (1, 6) OBP: 0.361, SLG: 0.449	0-3 1B	0-0 L8-2 L8-2			3-2 1B BB		1-3 K K		0-1 F9 F9	5 1 1 0 0 2 2
Duke Snider, L (1, 8) OBP: 0.399, SLG: 0.581	2-3 K K				4-0 1B BB		1-1 HR		0-2 F4 F4	4 1 1 1 1 1 1
Jackie Robinson, R (1, 7) OBP: 0.423, SLG: 0.496 (7, 4)	0-0 1B				1-2 1B		4-1 BB			3 0 3 2 1 0 0
Roy Campanella, R (1, 2) OBP: 0.403, SLG: 0.617	4-2 1B BB				3-2 6-3 1B		2-0 F9 F9		0-0 F8 F8	3 0 0 0 1 0 4
Gil Hodges, R (1, 3) OBP: 0.380, SLG: 0.541	4-1 1B BB				0-0 5-3 5-3		2-3 K2-3 K2-3		3-1 1B WP S	3 1 1 0 1 1 0
Carl Furillo, R (1, 9) OBP: 0.375, SLG: 0.547	1-0 F8 F8				3-1 5-3 5-3		0-0 6-3 6-3		2-0 1-3 1-3	4 0 0 0 0 0 4
Billy Cox, R (1, 5) OBP: 0.378, SLG: 0.492					2-1 6-3 6-3		0-1 1B		4-0 1B IBB	3 0 1 0 1 1 0
Preacher Roe, R (1, 1) OBP: 0.106, SLG: 0.133 Clem Labine, R (9, 1) OBP: 0.182, SLG: 0.105					1-1 5-3 5-3		2-3 1B K		3-3 1B K	3 1 0 0 1 2 2 0 0 0 0 0 0 0

Inning Stats	R: 1 E: 0 K: 2 S: 13	H: 2 LOB: 3 BB: 2 P: 25	R: 1 E: 0 K: 1 S: 8	H: 1 LOB: 0 BB: 1 P: 14	R: 0 E: 0 K: 0 S: 6	H: 1 LOB: 0 BB: 0 P: 11	R: 0 E: 0 K: 0 S: 5	H: 0 LOB: 0 BB: 0 P: 10	R: 1 E: 0 K: 0 S: 13	H: 2 LOB: 2 BB: 1 P: 25	R: 0 E: 0 K: 2 S: 12	H: 1 LOB: 1 BB: 0 P: 16	R: 1 E: 0 K: 1 S: 9	H: 1 LOB: 1 BB: 1 P: 15	R: 1 E: 0 K: 1 S: 6	H: 1 LOB: 0 BB: 1 P: 18	R: 0 E: 0 K: 0 S: 6	H: 0 LOB: 0 BB: 0 P: 6	1B: 6 2B: 1 3B: 2 HR: 1	SF: 0 SAC: 0 DP: 1 HBP: 0	WP: 1 PB: 1 SB: 2 CS: 1	PA: 39
--------------	-------------------------------	----------------------------------	------------------------------	----------------------------------	------------------------------	----------------------------------	------------------------------	----------------------------------	-------------------------------	----------------------------------	-------------------------------	----------------------------------	------------------------------	----------------------------------	------------------------------	----------------------------------	------------------------------	---------------------------------	----------------------------------	------------------------------------	----------------------------------	--------

PITCHER	IP	WLS	BF	H	R	ER	SO	BB	IBB	HBP	BLK	WP	HR	S	P	ERA	WHIP
Bob Hall, R (1, 1) ERA: 5.44	8.0	L	36	9	5	5	7	5	1	0	0	1	1	72	134	5.62	1.750
Johnny Hetki, R (9, 1) ERA: 3.71	1.0		3	0	0	0	0	0	0	0	0	0	0	6	6	0.00	0.000

AB	33
R	5
H	9
RBI	4
BB	6
SO	7
LOB	13



livebaseballscorecards.com

BOTTOM

Brooklyn Dodgers @ Pittsburgh Pirates
Forbes Field, Pittsburgh, PA
Sat Aug 22 1953, 3:33 AM EDT
Att. 7,033 - Unknown

livebaseballscorecards.com

AB	35
R	3
H	11
RBI	3
BB	1
SO	9
LOB	14



WP: 1	PA: 36
PB: 0	
SB: 0	
CS: 0	

AB R H RBI BB SO LOB

4 0 0 0 0 0 1

4 0 2 0 0 0 0

3 1 0 0 1 2 2

4 1 2 0 0 1 1

4 1 3 1 0 0 1

3 0 0 0 0 1 2

1 0 0 0 0 1 2

3 0 1 1 0 1 0

1 0 1 1 0 0 0

3 0 1 0 0 0 1

1 0 1 0 0 0 0

2 0 0 0 0 2 0

1 0 0 0 0 1 1

0 0 0 0 0 0 0

1 0 0 0 0 0 3

1B: 9 SF: 0

2B: 2 SAC: 0

3B: 0 DP: 3

HR: 0 HBP: 0

Batter 1 2 3 4 5 6 7 8 9

0-2 F7 F3 2-0 6-3 2-1 F6

3-2 FC5-4 1B 0-0 1B 3-2 F9 0-1 5-3

1-1 F8 2-3 K 2-3 K 4-1 2B 1B BB

0-2 FC5-4 3-2 G6-4-3 1B 2-3 K 1-1 1B 1B 2B

2-2 WP 1B 2B 2-2 G6-4-3 1-2 1B 1B 1B

2-3 K 0-2 5-3 0-0 G4-6-3 1-3 K 3-H 1-3

2-2 G6-4-3 1B 2-H 1B 1-2 G6-4-3 1-2 4-3 1B

1-2 1-2 1B 2-3 K 0-0 1B 1-2 2-3 1B

1-3 K 1-3 K 2-3 K 0-0 F7

Inning Stats	R: 0 H: 1 E: 0 K: 13	H: 1 LOB: 1 BB: 0 P: 17	R: 1 H: 2 E: 0 K: 13	H: 2 LOB: 0 BB: 0 P: 20	R: 0 H: 1 E: 0 K: 8	H: 1 LOB: 1 BB: 0 P: 11	R: 0 H: 0 E: 0 K: 7	H: 0 LOB: 0 BB: 0 P: 8	R: 0 H: 0 E: 0 K: 10	H: 0 LOB: 0 BB: 0 P: 17	R: 0 H: 1 E: 0 K: 9	H: 1 LOB: 1 BB: 0 P: 15	R: 0 H: 4 E: 0 K: 20	H: 4 LOB: 3 BB: 1 P: 29	1B: 9 2B: 2 3B: 0 HR: 0	SF: 0 SAC: 0 DP: 3 HBP: 0	WP: 1 PB: 0 SB: 0 CS: 0	PA: 36
---------------------	----------------------	-------------------------	----------------------	-------------------------	---------------------	-------------------------	---------------------	------------------------	----------------------	-------------------------	---------------------	-------------------------	----------------------	-------------------------	-------------------------	---------------------------	-------------------------	--------

PITCHER	IP	WLS	BF	H	R	ER	SO	BB	IBB	HBP	BLK	WP	HR	S	P	ERA	WHIP
Preacher Roe, L	8.1	W	32	9	3	3	8	1	0	0	0	1	0	87	129	3.24	1.200
Clem Labine, R	0.2	S	4	2	0	0	1	0	0	0	0	0	0	11	14	0.00	3.000

PITCHER	IP	WLS	BF	H	R	ER	SO	BB	IBB	HBP	BLK	WP	HR	S	P	ERA	WHIP
---------	----	-----	----	---	---	----	----	----	-----	-----	-----	----	----	---	---	-----	------

Carlos Bernier, R (1, 9) OBP: 0.335, SLG: 0.318
Danny O'Connell, R (1, 5) OBP: 0.362, SLG: 0.406
Hal Rice, L (1, 7) OBP: 0.339, SLG: 0.419
Frank Thomas, R (1, 8) OBP: 0.328, SLG: 0.467
Vic Janowicz, R (1, 2) OBP: 0.324, SLG: 0.357
Preston Ward, L (1, 3) OBP: 0.320, SLG: 0.283
Johnny Lindell, R (9, PH) OBP: 0.392, SLG: 0.512
Johnny O'Brien, R (1, 4) OBP: 0.292, SLG: 0.286
Paul Smith, L (9, PH) OBP: 0.326, SLG: 0.367
Eddie O'Brien, R (1, 6) OBP: 0.290, SLG: 0.272
Toby Atwell, L (9, PH) OBP: 0.333, SLG: 0.277
Bob Hall, R (1, 1) OBP: 0.194, SLG: 0.235
Dick Cole, R (8, PH) OBP: 0.364, SLG: 0.318
Johnny Hetki, R (9, 1) OBP: 0.250, SLG: 0.435
Gene Hermanski, L (9, PH) OBP: 0.243, SLG: 0.196

Brooklyn Dodgers @ Pittsburgh Pirates
 Forbes Field, Pittsburgh, PA
 Sun Aug 23 1953, 3:33 AM EDT
 Unknown

AB	36
R	10
H	12
RBI	10
BB	8
SO	3
LOB	18

WP	1	PA	47
PB	0		
SB	0		
CS	1		

PITCHER	IP	WLS	BF	H	R	ER	SO	BB	IBB	HBP	BLK	WP	HR	S	P	ERA	WHIP																	
Johnny Lindell, R ERA: 4.53	(1, 1)	3.1	L 17	4	3	3	3	5	0	0	0	0	1	38	76	8.10	2.700																	
Roy Face, R ERA: 6.89	(4, 1)	1.1		6	6	6	0	0	0	0	0	0	1	27	46	40.50	4.500																	
Johnny Hetki, R ERA: 3.69	(5, 1)	0.1		0	0	0	0	0	0	0	0	0	0	1	1	0.00	0.000																	
Paul LaPalme, L ERA: 4.58	(6, 1)	1.0		6	1	1	0	2	0	0	0	0	0	7	21	9.00	3.000																	
Jim Waugh, R ERA: 6.1	(7, 1)	2.0		7	1	0	0	0	0	0	0	0	0	10	20	0.00	0.500																	
PITCHER		IP		WLS		BF		H		R		ER		SO		BB		IBB		HBP		BLK		WP		HR		S		P		ERA		WHIP
Roger Bowman, L ERA: 4.32	(9, 1)	1.0		1.0		4		0		0		0		0		1		0		0		0		1		0		6		13		0.00		1.000

AB	R	H	RBI	BB	SO	LOB
6	0	1	1	0	0	4
4	1	1	0	1	0	1
5	1	1	2	0	2	0
4	3	2	0	1	1	0
4	2	3	0	1	0	0
4	2	2	4	1	0	3
3	0	1	1	2	0	4
4	0	0	1	1	0	6
2	1	1	1	1	0	0

Batter	1	2	3	4	5	6	7	8	9
Jim Gilliam, S OBP: 0.391, SLG: 0.415 (1, 4)	3-2 F9 1-2		2-1 L4-3 1-2	3-1 F8	1-2 3B		1-0 F8		3-2 F9 2-3
Bobby Morgan, R OBP: 0.362, SLG: 0.443 (1, 6)	2-2 6-3		4-0 CS BB		1B		2-1 F8		
Duke Snider, L OBP: 0.397, SLG: 0.583 (1, 8)	2-3 K		1-1 CS 1-2	2-3 K	3-1 HR	1-0 F9		1-1 3-1	
Jackie Robinson, R OBP: 0.425, SLG: 0.496 (1, 7)		0-3 K		0-1 1B HR	1-1 FC6 F8 1B	4-1 BB 1B		1-0 F9	
Roy Campanella, R OBP: 0.407, SLG: 0.618 (1, 2)		2-2 6-3		1-2 HR 1B	2-2 F8 FC6 F7 1B	4-0 1B BB		2-0 FC6-4 1B	
Gil Hodges, R OBP: 0.382, SLG: 0.547 (1, 3)		4-0 BB BB		1-1 HR 1B	3-2 FC6 F7 1B	1-1 FC5-2-5 1B		3-1 FC6-4	
Carl Furillo, R OBP: 0.377, SLG: 0.547 (1, 9)		4-0 BB		1-1 SH1-4 2B	1-0 F8	2-1 FC5-2-5		4-0 WP SH1-4 BB	
Billy Cox, R OBP: 0.375, SLG: 0.484 (1, 5)		1-2 1-3		4-1 SH1-4 BB	1-1 F7	1-1 L8		0-0 F7	
Russ Meyer, S OBP: 0.169, SLG: 0.159 (1, 1)			4-2 L4-3 BB	0-0 SH1-4	2-2 3B 1B		0-0 L7		0-0 SH1-4

Inning Stats	R: 0	H: 0	E: 0	K: 1	S: 10	P: 17	R: 0	H: 0	E: 0	K: 1	S: 9	P: 20	R: 0	H: 0	E: 0	K: 0	S: 6	P: 17	R: 3	H: 4	E: 0	K: 1	S: 16	P: 28	R: 6	H: 6	E: 0	K: 0	S: 25	P: 41	R: 1	H: 1	E: 0	K: 0	S: 7	P: 21	R: 0	H: 0	E: 0	K: 0	S: 4	P: 7	R: 0	H: 1	E: 0	K: 0	S: 6	P: 13	R: 0	H: 0	E: 0	K: 0	S: 6	P: 13	R: 0	H: 0	E: 0	K: 0	S: 6	P: 13	1B: 8	2B: 2	3B: 1	HR: 2	SF: 0	SAC: 2	DP: 1	HBP: 0	WP: 1	PA: 47
--------------	------	------	------	------	-------	-------	------	------	------	------	------	-------	------	------	------	------	------	-------	------	------	------	------	-------	-------	------	------	------	------	-------	-------	------	------	------	------	------	-------	------	------	------	------	------	------	------	------	------	------	------	-------	------	------	------	------	------	-------	------	------	------	------	------	-------	-------	-------	-------	-------	-------	--------	-------	--------	-------	--------

BOTTOM

Brooklyn Dodgers @ Pittsburgh Pirates

Forbes Field, Pittsburgh, PA

Sun Aug 23 1953, 3:33 AM EDT

Unknown

livebaseballscorecards.com

AB	34
R	4
H	7
RBI	4
BB	4
SO	3
LOB	20



WP:	0	PA:	39
PB:	0	SB:	0
CS:	0		

AB R H RBI BB SO LOB

5 1 2 0 0 0 0

5 1 2 0 0 0 3

5 0 1 2 0 1 3

4 1 1 0 0 2 2

2 0 0 0 2 0 0

1 0 0 0 0 0 2

2 0 1 1 0 0 2

4 0 0 1 0 0 5

4 0 0 0 0 0 2

1B: 7 SF: 0

2B: 0 SAC: 0

3B: 0 DP: 1

HR: 0 HBP: 1

Batter	1	2	3	4	5	6	7	8	9
Cal Abrams, L OBP: 0.362, SLG: 0.426 (1, 9)	3-2 L8		0-0 1B		0-1 1B	1-2 E4			0-1 F8
Danny O'Connell, R OBP: 0.362, SLG: 0.406 (1, 5)	2-1 L9		3-1 F8		0-0 1B	2-2 F9			0-1 G4-6-3
Hal Rice, L OBP: 0.336, SLG: 0.414 (1, 7)	3-3 K		0-0 4-3		0-0 E2		1-1 3-1		0-2 G4-6-3
Frank Thomas, R OBP: 0.327, SLG: 0.465 (1, 8)		2-3 K		1-2 4-3 BB	0-3 K		0-1 5-3		
Preston Ward, L OBP: 0.322, SLG: 0.281 (1, 3)		1-1 4-3		4-2 4-3 BB	4-2 FC6-4		1-1 F2		
Mike Sandlock, S OBP: 0.273, SLG: 0.246 (1, 2)		1-1 HBP		3-2 4-3	2-1 L7		2-2 FC5-6-4		1B
Toby Atwell, L OBP: 0.335, SLG: 0.280 (5, PH) (6, 2)				1-2 2-3	3-H				
Johnny O'Brien, R OBP: 0.288, SLG: 0.281 (1, 4)		1-1 4-3		1-0 4-3	0-0 FC6-4		1-2 F9		
Eddie O'Brien, R OBP: 0.286, SLG: 0.268 (1, 6)			1-0 L9	0-0 4-3		1-2 4-3		0-1 FC5-6-4	
Johnny Lindell, R Roy Face, R Johnny Heik, R Gene Hodder, L Paul LaPrade, L Carlos Bernier, R Jim Waugh, R Paul Smith, L Roger Bowman, R			4-2 1B		4-0 1B	1-2 6-3		1-1 F6	

Inning Stats	R: 0	H: 0	E: 0	K: 1	S: 8	LOB: 0	BB: 0	P: 16
	R: 0	H: 0	E: 0	K: 1	S: 8	LOB: 0	BB: 0	P: 13
	R: 0	H: 1	E: 0	K: 0	S: 7	LOB: 2	BB: 1	P: 15
	R: 1	H: 1	E: 0	K: 0	S: 11	LOB: 1	BB: 1	P: 20
	R: 3	H: 3	E: 1	K: 1	S: 12	LOB: 2	BB: 2	P: 22
	R: 0	H: 0	E: 1	K: 0	S: 12	LOB: 1	BB: 0	P: 17
	R: 0	H: 0	E: 0	K: 0	S: 6	LOB: 0	BB: 0	P: 8
	R: 0	H: 1	E: 0	K: 0	S: 11	LOB: 1	BB: 0	P: 15
	R: 0	H: 1	E: 0	K: 0	S: 7	LOB: 0	BB: 0	P: 7
	1B: 7	SF: 0	2B: 0	SAC: 0	3B: 0	DP: 1	HR: 0	HBP: 1

PITCHER	IP	WLS	BF	H	R	ER	SO	BB	IBB	HBP	BLK	WP	HR	S	P	ERA	WHIP
Russ Meyer, R ERA: 4.25 (1, 1)	9.0	W	39	7	4	4	3	4	0	1	0	0	0	82	133	4.00	1.222

Batter	1	2	3	4	5	6	7	8	9	AB R H RBI BB SO LOB	TOP	
Jim Gilliam, S (1, 4) <small>OBP: 0.391, SLG: 0.414</small>	4-2 		0-0 FC3-6 	1-0 		1-1 5-3 	0-1 G3 			4 2 1 0 1 0 3		
Bobby Morgan, R (1, 6) <small>OBP: 0.370, SLG: 0.444</small>	1-3 K 		2-2 F7 	0-2 		0-0 		4-1 		4 2 2 1 1 1 2		
Duke Snider, L (1, 8) <small>OBP: 0.401, SLG: 0.596</small>	1-2 		1-0 	2-2 		1-1 		1-1 F8 		5 2 4 5 0 0 1		
Jackie Robinson, R (1, 7) <small>OBP: 0.429, SLG: 0.502</small>	0-0 		0-0 	0-0 F5 		0-0 		3-1 		5 1 4 2 0 0 1		
Roy Campanella, R (1, 2) <small>OBP: 0.405, SLG: 0.613</small>	0-1 F9 		1-1 	0-2 F7 		1-0 G5-4-3 		1-1 F9 		5 0 1 1 0 0 5		
Gil Hodges, R (1, 3) <small>OBP: 0.382, SLG: 0.548</small>		0-1 F7 	3-0 FC5-4 		1-1 		1-2 F8 		0-0 		5 0 2 0 0 0 1	
Carl Furillo, R (1, 9) <small>OBP: 0.375, SLG: 0.543</small>		1-3 		2-1 	0-2 FC6-4 		0-0 5-3 		1-2 F9 		5 0 1 0 0 1 2	
Billy Cox, R (1, 5) <small>OBP: 0.373, SLG: 0.480</small>		0-2 F4 		0-0 	1-2 F7 		0-0 		0-0 F8 		4 1 1 0 0 0 2	
Billy Loes, R (1, 1) <small>OBP: 0.100, SLG: 0.082</small> Don Thompson, L (4, PH) <small>OBP: 0.291, SLG: 0.245</small> Bob Milliken, R (4, 1) <small>OBP: 0.182, SLG: 0.238</small> Clem Labine, R (7, 1) <small>OBP: 0.174, SLG: 0.100</small>			0-1 E3 	0-0 FC1-5 	0-0 F6 		4-0 		3-3 K 		1 0 0 0 0 0 0 1 1 0 0 0 0 2 1 0 0 0 1 0 1 1 0 0 0 0 1 1	
Inning Stats	R: 0 H: 2 E: 0 LOB: 2 K: 1 BB: 1 S: 12 P: 18	R: 0 H: 0 E: 0 LOB: 0 K: 1 BB: 0 S: 8 P: 9	R: 3 H: 3 E: 1 LOB: 1 K: 0 BB: 0 S: 12 P: 19	R: 4 H: 4 E: 1 LOB: 1 K: 0 BB: 0 S: 17 P: 22	R: 0 H: 1 E: 0 LOB: 1 K: 0 BB: 0 S: 9 P: 11	R: 2 H: 3 E: 0 LOB: 0 K: 0 BB: 0 S: 7 P: 10	R: 0 H: 1 E: 0 LOB: 2 K: 0 BB: 1 S: 7 P: 12	R: 0 H: 1 E: 0 LOB: 1 K: 1 BB: 0 S: 8 P: 12	R: 0 H: 1 E: 0 LOB: 1 K: 1 BB: 0 S: 8 P: 12	1B: 11 SF: 0 2B: 4 SAC: 1 3B: 0 DP: 1 HR: 1 HBP: 0	WP: 0 PA: 45 PB: 0 SB: 0 CS: 1	
PITCHER Bob Friend, R (1, 1) <small>ERA: 4.94</small> Johnny Hetki, R (4, 1) <small>ERA: 3.74</small> Bob Hall, R (8, 1) <small>ERA: 5.36</small>	IP WLS BF H R ER SO BB IBB HBP BLK WP HR S P ERA WHIP 3.1 L 20 8 7 3 2 1 0 0 0 0 1 42 59 8.10 2.700		IP WLS BF H R ER SO BB IBB HBP BLK WP HR S P ERA WHIP 3.2 17 6 2 2 0 1 0 0 0 0 0 30 42 4.91 1.909		IP WLS BF H R ER SO BB IBB HBP BLK WP HR S P ERA WHIP 2.0 8 2 0 0 0 1 1 0 0 0 0 15 28 0.00 1.500		PITCHER IP WLS BF H R ER SO BB IBB HBP BLK WP HR S P ERA WHIP					

Brooklyn Dodgers @ Pittsburgh Pirates
 Forbes Field, Pittsburgh, PA
 Sun Aug 23 1953, 3:38 AM EDT
 Att. 1,848 - Unknown

livebaseballscorecards.com

AB	41
R	9
H	16
RBI	9
BB	3
SO	3
LOB	21



BOTTOM

Brooklyn Dodgers @ Pittsburgh Pirates

Forbes Field, Pittsburgh, PA

Sun Aug 23 1953, 3:38 AM EDT

Att. 1,848 - Unknown

livebaseballscores.com

AB	38
R	7
H	12
RBI	7
BB	5
SO	2
LOB	21



WP:	0	PA:	43
PB:	1		
SB:	0		
CS:	0		

AB R H RBI BB SO LOB

3 3 1 0 2 0 1

5 2 3 3 0 0 1

5 0 1 1 0 1 4

5 0 0 0 0 0 4

4 1 1 3 1 1 1

4 0 1 0 1 0 1

4 0 0 0 0 0 6

1 0 0 0 0 0 1

1 0 0 0 0 0 1

0 1 0 0 1 0 0

1 0 1 0 0 0 0

1B: 8 SF: 0

2B: 1 SAC: 0

3B: 2 DP: 1

HR: 1 HBP: 0

Batter	1	2	3	4	5	6	7	8	9											
Cal Abrams, L (1, 9) OBP: 0.365, SLG: 0.426	1-1 3B 1B		4-2 3B BB		1-2 L6		4-1 1-3 1-2 HR 1B BB	2-2 F7												
Paul Smith, L (1, 3) OBP: 0.328, SLG: 0.380	1-2 1B 3B		0-0 1B 3B		1-0 4-3		1-1 1-2 2-H HR 1B	0-0 FC3-6 FC5-4												
Danny O'Connell, R (1, 5) OBP: 0.361, SLG: 0.404	0-0 G4-6-3 1B		2-0 5-3		1-3 K		1-0 F8	0-0 FC5-4												
Hal Rice, L (1, 7) OBP: 0.329, SLG: 0.405	0-0 G4-6-3 1-2f		3-2 5-3			1-0 G3	1-0 1-3 1-2 2-3	2-1 3-1												
Frank Thomas, R (1, 8) OBP: 0.328, SLG: 0.471	1-3 K		1-0 F7			1-1 F7	2-2 2-H 3-H HR	4-1 FC3-6 BB												
Toby Atwell, L (1, 2) OBP: 0.336, SLG: 0.279		1-0 F5		2-2 F8		1-1 2B 1B	4-1 1B BB	1-0 FC3-6 1-2f												
Johnny O'Brien, R (1, 4) OBP: 0.296, SLG: 0.294		2-2 PB 1B		2-2 FC6-4 1B		1-1 2B	0-0 FC6-4 1B	0-0 G3												
Preston Ward, L (7, PH) OBP: 0.324, SLG: 0.284																				
Bob Hall, R (8, 1) OBP: 0.194, SLG: 0.235																				
Johnny Lindell, R (9, PH) OBP: 0.394, SLG: 0.506																				
Eddie O'Brien, R (1, 6) OBP: 0.281, SLG: 0.263		1-0 F9		0-0 L7		0-0 F3	1-0 FC6-4 1-2f													
Bob Friend, R (1, 1) OBP: 0.135, SLG: 0.162		2-2 F3		1-1 FC6-4			4-2 BB 1B BB	0-1 FC3-6 1B												
Johnny Hetki, R (4, 1) OBP: 0.240, SLG: 0.417																				
Gene Hermanski, L (7, PH) OBP: 0.257, SLG: 0.196																				
Dick Cole, R (8, 4) OBP: 0.367, SLG: 0.321																				
Inning Stats	R: 2 E: 0 K: 1 S: 11	H: 3 LOB: 0 BB: 0 P: 14	R: 0 E: 0 K: 0 S: 8	H: 1 LOB: 1 BB: 0 P: 14	R: 1 E: 0 K: 0 S: 9	H: 1 LOB: 1 BB: 1 P: 19	R: 0 E: 0 K: 0 S: 10	H: 0 LOB: 0 BB: 0 P: 11	R: 0 E: 0 K: 0 S: 8	H: 2 LOB: 2 BB: 0 P: 12	R: 4 E: 0 K: 0 S: 15	H: 3 LOB: 2 BB: 3 P: 33	R: 0 E: 0 K: 0 S: 8	H: 1 LOB: 1 BB: 0 P: 10	R: 0 E: 0 K: 0 S: 5	H: 0 LOB: 1 BB: 1 P: 12	1B: 8 2B: 1 3B: 2 HR: 1	SF: 0 SAC: 0 DP: 1 HBP: 0	WP: 0 PA: 43	
PITCHER	IP WLS BF H R ER SO	IP WLS BF H R ER SO	IP WLS BF H R ER SO	IP WLS BF H R ER SO	IP WLS BF H R ER SO	IP WLS BF H R ER SO	IP WLS BF H R ER SO	IP WLS BF H R ER SO	IP WLS BF H R ER SO	IP WLS BF H R ER SO	IP WLS BF H R ER SO	IP WLS BF H R ER SO	IP WLS BF H R ER SO	IP WLS BF H R ER SO	IP WLS BF H R ER SO	IP WLS BF H R ER SO	IP WLS BF H R ER SO	IP WLS BF H R ER SO	IP WLS BF H R ER SO	
Billy Loes, R (1, 1) ERA: 4.78	3.0																			
Bob Milliken, R (4, 1) ERA: 3.07	3.2	19	5	4	4	1	3	0	0	0	0	0	1	39	68	9.82	2.182			
Clem Labine, R (7, 1) ERA: 2.55	2.1	W 10	2	0	0	0	1	0	0	0	0	0	0	15	25	0.00	1.286			

Batter	1	2	3	4	5	6	7	8	9	AB R H RBI BB SO LOB	TOP					
George Metkovich, L OBP: 0.297, SLG: 0.333 (1, 9)	4-2 S BB BB		1-0 F8	0-1 4-3			1-1 CS 1B		0-0 2B	4 0 2 0 1 0 1						
Eddie Miksis, R OBP: 0.286, SLG: 0.346 (1, 6)	4-0 G6-4-3 1-2 BB		1-2 FC3-6 1B			1-0 5-3	2-2 F8		2-2 F7	4 0 1 0 1 0 2						
Dee Fondy, L OBP: 0.357, SLG: 0.483 (1, 3)	2-3 K		0-0 FC3-6 FC5-4 1-2f			0-0 4-3	1-0 CS 1-2	1-1 F8		4 0 0 0 0 1 3						
Ralph Kiner, R OBP: 0.391, SLG: 0.509 (1, 7)	1-2 G6-4-3 1-2f		2-2 FC5-4 1-2f			2-1 1B		0-0 E5 1B		4 0 1 0 0 0 3						
Randy Jackson, R OBP: 0.345, SLG: 0.488 (1, 5)		0-1 F4		2-0 S HR 1B		3-1 F8		0-1 FC6-4 1-2 1B		4 1 2 0 0 0 1						
Bill Serena, R OBP: 0.339, SLG: 0.431 (1, 4)		0-1 2B 3B		3-3 K 1-2		2-2 5-3		1-2 F3		4 1 1 0 0 1 3						
Clyde McCullough, R OBP: 0.328, SLG: 0.426 (1, 2)		1-1 1B 2B		0-1 2-H HR		2-3 K		1-2 FC6-4 1-2f		4 1 2 3 0 1 2						
Hal Jeffcoat, R OBP: 0.293, SLG: 0.282 (1, 8)		1-2 G6-4-3 2-3 1B		1-0 2B		0-1 F8		2-3 K		4 0 2 0 0 1 0						
Bob Rush, R OBP: 0.167, SLG: 0.156 (1, 1)		3-2 G6-4-3 1-2f		0-2 L8		1-0 6-3		1-3 K		4 0 0 0 0 1 3						
Inning Stats	R: 0 E: 0 K: 1 S: 9 H: 0 LOB: 1 BB: 2 P: 20	R: 1 E: 0 K: 0 S: 14 H: 3 LOB: 1 BB: 0 P: 19	R: 0 E: 0 K: 0 S: 8 H: 1 LOB: 1 BB: 0 P: 12	R: 2 E: 0 K: 1 S: 12 H: 3 LOB: 1 BB: 0 P: 18	R: 0 E: 0 K: 0 S: 6 H: 1 LOB: 1 BB: 0 P: 12	R: 0 E: 0 K: 1 S: 8 H: 0 LOB: 0 BB: 0 P: 12	R: 0 E: 0 K: 0 S: 6 H: 1 LOB: 0 BB: 0 P: 11	R: 0 E: 1 K: 0 S: 12 H: 1 LOB: 2 BB: 0 P: 15	R: 0 E: 0 K: 2 S: 10 H: 1 LOB: 1 BB: 0 P: 15	1B: 6 2B: 3 3B: 1 HR: 1 SF: 0 SAC: 0 DP: 2 HBP: 0	WP: 0 PB: 0 SB: 2 CS: 1 PA: 39					
PITCHER	IP WLS BF H R ER SO BB IBB HBP BLK WP HR S P ERA WHIP															
Johnny Podres, L ERA: 4.18 (1, 1)	1.1	8	3	1	1	1	2	0	0	0	0	0	20	33	6.75	3.750
Ben Wade, R ERA: 4.18 (2, 1)	6.2	L	26	7	2	2	2	0	0	0	0	1	55	86	2.70	1.050
Jim Hughes, R ERA: 3.41 (9, 1)	1.0		4	1	0	0	2	0	0	0	0	0	10	15	0.00	1.000

Chicago Cubs @ Brooklyn Dodgers
Ebbets Field, Brooklyn, NY
Tue Aug 25 1953, 3:33 AM EDT
Unknown

livebaseballscorecards.com

AB	36
R	3
H	11
RBI	3
BB	2
SO	5
LOB	18



Batter	1	2	3	4	5	6	7	8	9	AB	R	H	RBI	BB	SO	LOB
Jim Gilliam, S OBP: 0.392, SLG: 0.414 (1, 4)	2-2 F9		2-1 1B HBP		2-1 F3			1-0 BB 1B		3	1	1	0	0	0	0
Bobby Morgan, R OBP: 0.367, SLG: 0.435 (1, 6)	1-0 6-3		0-0 1-3			1-0 5-3		4-2 BB 1B		3	0	0	0	1	0	1
Duke Snider, L OBP: 0.400, SLG: 0.593 (1, 8)	0-0 1-3		1-0 7-6 1B			1-0 4-3		1-0 F8		4	0	1	1	0	0	2
Jackie Robinson, R OBP: 0.428, SLG: 0.500 (1, 5)		2-2 5-3	1-0 7-6 1B			3-2 FC5-4 1B		1-0 4-3		4	0	1	0	0	0	3
Roy Campanella, R OBP: 0.406, SLG: 0.612 (1, 2)		3-2 FC6-4 1B			3-2 4-3				1-0 SH1-4 1B	4	0	2	0	0	0	1
Don Thompson, L OBP: 0.231, SLG: 0.245 (9, PR)						1-2 FC5-4 1B				0	0	0	0	0	0	0
Gil Hodges, R OBP: 0.383, SLG: 0.548 (1, 3)		2-1 FC6-4 2B			1-1 6-3				1-1 L3-6 SH1-4 1B	4	0	2	0	0	0	1
Carl Furillo, R OBP: 0.375, SLG: 0.544 (1, 9)		0-1 1-3 2B			3-3 K				0-0 SH1-4	3	0	1	0	0	2	1
George Shuba, L OBP: 0.346, SLG: 0.445 (1, 7)		4-0 IBB			2-2 4-3				0-1 L3-6	3	0	0	0	1	0	3
Johnny Podres, L OBP: 0.294, SLG: 0.273 (1, 1)		1-3 K			1-3 4-3				0-1 F8	0	0	0	0	0	0	0
Ben Wade, R OBP: 0.182, SLG: 0.318 (2, 1)										2	0	0	0	0	2	3
Wayne Belardi, L OBP: 0.328, SLG: 0.538 (8, PH)										1	0	0	0	0	0	0
Jim Hughes, R OBP: 0.182, SLG: 0.182 (9, 1)										0	0	0	0	0	0	0

Inning Stats	R: 0	H: 0	E: 0	K: 0	S: 7	R: 0	H: 2	E: 0	K: 1	S: 14	R: 1	H: 1	E: 0	K: 0	S: 4	R: 0	H: 0	E: 0	K: 1	S: 9	R: 0	H: 0	E: 0	K: 1	S: 10	R: 0	H: 1	E: 0	K: 1	S: 6	R: 0	H: 1	E: 0	K: 1	S: 8	R: 0	H: 1	E: 0	K: 0	S: 7	R: 0	H: 2	E: 0	K: 0	S: 6	R: 0	H: 1	E: 0	K: 0	S: 6	R: 0	H: 1	E: 0	K: 0	S: 7	R: 0	H: 2	E: 0	K: 0	S: 6	1B: 7	2B: 3	3B: 0	HR: 0	SF: 0	SAC: 1	DP: 3	HBP: 1	WP: 0	PA: 35
PITCHER Bob Rush, R ERA: 4.34 (1, 1)	IP	WLS	BF	H	R	ER	SO	BB	IBB	HBP	BLK	WP	HR	S	P	ERA	WHIP																			IP	WLS	BF	H	R	ER	SO	BB	IBB	HBP	BLK	WP	HR	S	P	ERA	WHIP																		

Chicago Cubs @ Brooklyn Dodgers
Ebbets Field, Brooklyn, NY
Tue Aug 25 1953, 3:33 AM EDT
Unknown

AB	31
R	1
H	8
RBI	1
BB	2
SO	4
LOB	15

B

livebaseballscorecards.com

Batter	1	2	3	4	5	6	7	8	9	AB R H RBI BB SO LOB	TOP											
George Metkovich, L (1, 9) OBP: 0.299, SLG: 0.331	0-0 4-3		4-2 FC4 1B BB BB		1-2 L7		0-0 G6-4-3 1-2f		3-2 1B	4 1 1 0 1 0 1												
Eddie Miksis, R (1, 6) OBP: 0.287, SLG: 0.346	1-3 K		1-1 BB FC4 1B		1-0 L7			0-1 1B 1B	0-0 5-3	5 1 2 1 0 1 1												
Dee Fondy, L (1, 3) OBP: 0.356, SLG: 0.481	0-1 G3		0-0 FC4 BB 1B		1-3 K			0-0 SH5-4 1B 1-2 FC6-2 1B		4 0 1 1 0 1 2												
Ralph Kiner, R (1, 7) OBP: 0.390, SLG: 0.507		1-0 F8	0-1 F4			3-1 6-3		3-2 SH5-4 1B 1-2 2-H		4 0 1 1 0 0 3												
Randy Jackson, R (1, 5) OBP: 0.349, SLG: 0.490		2-0 PO S 1B	4-1 1-2 2-3 3-H BB			2-2 CS 1B		1-0 SH5-4 1-2 2-3		2 0 2 1 1 0 0												
Bill Serena, R (1, 4) OBP: 0.333, SLG: 0.423		3-3 K	0-1 L9			1-0 F7		2-1 FC6-2 3-H		4 0 0 0 0 1 7												
Joe Garagiola, L (1, 2) OBP: 0.342, SLG: 0.375		1-0 PO 1-3	1-1 1B 1B	1-2 1-3		3-2 CS 1-2	2-1 HR	0-1 F9		4 2 2 1 0 0 2												
Hal Jeffcoat, R (1, 8) OBP: 0.298, SLG: 0.289			2-0 1B BB FC4 1B	2-1 G3			0-0 FC1-6 1B		0-1 G3	3 1 2 0 0 0 0 1 0 0 0 0 0 0												
Carl Sawatski, L (9, PH) OBP: 0.322, SLG: 0.346			1-3 1B BB FC4 1B	G3																		
Warren Hacker, R (1, 1) OBP: 0.242, SLG: 0.277			0-3 K	0-2 6-3			1-0 FC1-6 1-2f		1-2 L8	3 0 0 0 0 1 3 0 0 0 0 0 0 0 0 0 0 0 0 0 0 1 0 0 0 0 0 0												
Dutch Leonard, R (7, 1) OBP: 0.300, SLG: 0.400																						
Turk Lown, R (8, 1) OBP: 0.119, SLG: 0.122																						
Frank Baumholtz, L (9, PH) OBP: 0.362, SLG: 0.411																						
Inning Stats	R: 0 E: 0 K: 1 S: 6	H: 0 LOB: 0 BB: 0 P: 7	R: 0 E: 0 K: 1 S: 5	H: 1 LOB: 0 BB: 0 P: 12	R: 3 E: 0 K: 1 S: 17	H: 3 LOB: 3 BB: 2 P: 29	R: 0 E: 0 K: 0 S: 12	H: 0 LOB: 0 BB: 0 P: 15	R: 0 E: 0 K: 1 S: 7	H: 0 LOB: 0 BB: 0 P: 10	R: 0 E: 0 K: 0 S: 8	H: 1 LOB: 0 BB: 0 P: 17	R: 1 E: 0 K: 0 S: 5	H: 2 LOB: 0 BB: 0 P: 8	R: 1 E: 0 K: 0 S: 11	H: 3 LOB: 2 BB: 0 P: 17	R: 0 E: 0 K: 0 S: 10	H: 1 LOB: 1 BB: 0 P: 14	1B: 10 2B: 0 3B: 0 HR: 1	SF: 0 SAC: 1 DP: 1 HBP: 0	WP: 0 PB: 0 SB: 1 CS: 1	PA: 40
PITCHER	IP WLS BF H R ER SO BB IBB HBP BLK WP HR S P ERA WHIP																					
Carl Erskine, R (1, 1) ERA: 3.6	7.0 W 28 7 4 4 4 2 0 0 0 0 0 1 60 98 5.14 1.286																					
Clem Labine, R (8, 1) ERA: 2.65	0.0 3 3 1 1 0 0 0 0 0 0 0 0 6 9 ∞ ∞																					
Jim Hughes, R (8, 1) ERA: 3.31	2.0 S 7 1 0 0 0 0 0 0 0 0 0 0 15 22 0.00 0.500																					

Chicago Cubs @ Brooklyn Dodgers
Ebbets Field, Brooklyn, NY
Tue Aug 25 1953, 3:38 AM EDT
Att: 24,900 - Unknown

livebaseballscorecards.com

AB	35
R	5
H	11
RBI	5
BB	2
SO	4
LOB	19



Batter	1	2	3	4	5	6	7	8	9	AB	R	H	RBI	BB	SO	LOB
Jim Gilliam, S OBP: 0.390, SLG: 0.415 (1, 4)	0-1 G3	0-0 F5		3-2 F4			0-0 1B 2-H 3B	0-0 F9		5	1	1	1	0	0	3
Bobby Morgan, R OBP: 0.356, SLG: 0.420 (1, 6)	2-3 K		2-3 K		2-1 F9		0-0 1B HR	2-3 K		5	1	0	0	0	3	3
Duke Snider, L OBP: 0.401, SLG: 0.592 (1, 8)	2-1 1B 1B 1B		0-0 4-3		3-3 K		0-1 1-3 HR 1B			4	1	2	1	0	1	0
Jackie Robinson, R OBP: 0.430, SLG: 0.517 (1, 5)	0-0 1-2 1B		0-0 HR		1-2 F7		2-1 1-H 3-H HR			4	2	3	4	0	0	0
Roy Campanella, R OBP: 0.407, SLG: 0.610 (1, 2)	2-2 1-2 2-3 1B		4-2 BB		0-0 5-3		0-1 6-3			3	0	1	0	1	0	1
Gil Hodges, R OBP: 0.382, SLG: 0.544 (1, 3)	1-1 F3		1-2 F6		0-1 F5		4-2 BB			3	0	0	0	1	0	4
Carl Furillo, R OBP: 0.374, SLG: 0.544 (1, 9)		2-2 2B		1-2 F4		0-0 1-3	3-1 1-3			4	0	1	0	0	0	2
George Shuba, L OBP: 0.346, SLG: 0.443 (1, 7)		2-1 F9		2-0 1B		0-0 F9	0-0 F9	2-1 5-3		3	0	1	0	0	0	1
Don Thompson, L OBP: 0.288, SLG: 0.243 (8, 7)										1	0	0	0	0	0	0
Carl Erskine, R OBP: 0.260, SLG: 0.288 (1, 1)		0-3 K		1-1 F7		3-2 3B	1-2 1B			2	0	0	0	0	1	2
Wayne Belardi, L OBP: 0.333, SLG: 0.552 (7, PH)										1	0	1	0	0	0	0
Bill Antonello, R OBP: 0.161, SLG: 0.207 (7, PR)										0	1	0	0	0	0	0
Clem Labine, R OBP: 0.174, SLG: 0.100 (8, 1)										0	0	0	0	0	0	0
Jim Hughes, R OBP: 0.250, SLG: 0.250 (8, 1)										1	0	1	0	0	0	0

Inning Stats	R: 0	H: 3	E: 0	K: 1	S: 14	H: 3	LOB: 3	BB: 0	P: 21	R: 0	H: 1	E: 0	K: 1	S: 10	H: 1	LOB: 1	BB: 0	P: 14	R: 1	H: 1	E: 0	K: 1	S: 10	H: 1	LOB: 1	BB: 1	P: 17	R: 0	H: 1	E: 0	K: 0	S: 9	H: 1	LOB: 1	BB: 0	P: 16	R: 0	H: 0	E: 0	K: 1	S: 9	H: 0	LOB: 0	BB: 0	P: 15	R: 0	H: 0	E: 0	K: 0	S: 4	H: 0	LOB: 0	BB: 0	P: 4	R: 5	H: 4	E: 1	K: 0	S: 18	H: 4	LOB: 2	BB: 1	P: 30	R: 0	H: 1	E: 0	K: 1	S: 10	H: 1	LOB: 1	BB: 0	P: 15	1B: 6	SF: 0	2B: 2	SAC: 0	3B: 1	DP: 0	HR: 2	HBP: 0	WP: 0	PA: 38
--------------	------	------	------	------	-------	------	--------	-------	-------	------	------	------	------	-------	------	--------	-------	-------	------	------	------	------	-------	------	--------	-------	-------	------	------	------	------	------	------	--------	-------	-------	------	------	------	------	------	------	--------	-------	-------	------	------	------	------	------	------	--------	-------	------	------	------	------	------	-------	------	--------	-------	-------	------	------	------	------	-------	------	--------	-------	-------	-------	-------	-------	--------	-------	-------	-------	--------	-------	--------

PITCHER	IP	WLS	BF	H	R	ER	SO	BB	IBB	HBP	BLK	WP	HR	S	P	ERA	WHIP
Warren Hacker, R ERA: 4.56 (1, 1)	6.1	L	30	9	6	5	4	1	0	0	0	0	1	65	99	7.11	1.579
Dutch Leonard, R ERA: 4.26 (7, 1)	0.2		4	1	0	0	0	1	0	0	0	0	1	9	18	0.00	3.000
Turk Lown, R ERA: 4.81 (8, 1)	1.0		4	1	0	0	1	0	0	0	0	0	0	10	15	0.00	1.000

BOTTOM

Chicago Cubs @ Brooklyn Dodgers
Ebbets Field, Brooklyn, NY
 Tue Aug 25 1953, 3:38 AM EDT
 Att. 24,900 - Unknown

AB	36
R	6
H	11
RBI	6
BB	2
SO	5
LOB	16



Batter	1	2	3	4	5	6	7	8	9	AB R H RBI BB SO LOB	TOP											
George Metkovich, L OBP: 0.306, SLG: 0.335 (1, 9)	1-1 SH1-3 1B 2B		0-1 F6	0-0 G5-4-3 1-2f		4-0 BB		4-0 1B BB	0-2 E3	4 2 1 0 2 0 2												
Eddie Miksis, R OBP: 0.287, SLG: 0.345 (1, 6)	0-1 SH1-3 2-3		2-3 K		1-0 F2	1-1 FC5 2-3f		1-2 1B 3B 1B	0-3 K	5 1 1 1 0 2 5												
Dee Fondy, L OBP: 0.355, SLG: 0.479 (1, 3)	0-0 L6		3-3 K		0-3 K		0-1 6-4-3 1B 1B	2-2 3B 1B	0-0 1-3	6 2 2 1 0 2 3												
Ralph Kiner, R OBP: 0.392, SLG: 0.507 (1, 7)	3-2 3-H 1B			2-2 1B BLK 1B	4-1 BB		3-2 6-4-3 1-2	1-0 F3		4 1 2 1 1 0 3												
Randy Jackson, R OBP: 0.350, SLG: 0.494 (1, 5)	3-2 F9			0-0 1-3 HR 1B	1-2 L9		2-2 F9	0-2 1-H 3-H HR 3B		5 2 2 2 0 0 3												
Bill Serena, R OBP: 0.335, SLG: 0.436 (1, 4)		1-0 F9		3-2 1-2 3-H 1-3 HR 1B		0-0 6-3	2-2 WP 1B	1-0 HR		5 1 2 3 0 0 1												
Clyde McCullough, R OBP: 0.328, SLG: 0.422 (1, 2)		3-2 5-3		4-2 HR BB		1-0 FC1-5 BB 1B	2-3 K2-3	2-1 6-3		4 1 1 0 1 1 1												
Hal Jeffcoat, R OBP: 0.306, SLG: 0.328 (1, 8)		1-1 HR		1-0 1-H 2-H HR		4-1 BB FC1-5 BB		1-3 K	0-0 5-3	4 2 2 4 1 1 0												
Bubba Church, R OBP: 0.205, SLG: 0.233 Turk Lown, R OBP: 0.156, SLG: 0.140 (1, 1) (5, 1)		0-0 4-3		0-1 G5-4-3 1B		0-0 FC1-5 FC5 BB		4-2 BB 1B BB	2-1 E 1B	2 0 1 0 0 0 0 2 1 1 0 1 0 2												
Inning Stats	R: 1 E: 0 K: 0 S: 11	H: 2 LOB: 1 BB: 0 P: 18	R: 1 E: 0 K: 0 S: 8	H: 1 LOB: 0 BB: 0 P: 13	R: 0 E: 0 K: 2 S: 9	H: 0 LOB: 0 BB: 0 P: 14	R: 4 E: 0 K: 0 S: 15	H: 4 LOB: 0 BB: 1 P: 25	R: 0 E: 0 K: 1 S: 8	H: 0 LOB: 1 BB: 1 P: 14	R: 0 E: 0 K: 0 S: 6	H: 1 LOB: 3 BB: 2 P: 16	R: 1 E: 0 K: 1 S: 15	H: 2 LOB: 1 BB: 0 P: 24	R: 6 E: 0 K: 1 S: 20	H: 4 LOB: 0 BB: 2 P: 36	R: 0 E: 1 K: 1 S: 10	H: 1 LOB: 2 BB: 0 P: 12	1B: 10 2B: 1 3B: 1 HR: 3	SF: 0 SAC: 1 DP: 1 HBP: 0	WP: 1 PB: 0 SB: 0 CS: 0	PA: 48
PITCHER	IP WLS BF H R ER SO BB IBB HBP BLK WP HR S P ERA WHIP																					
Billy Loes, R ERA: 4.98 (1, 1)	3.1 L 16 5 5 5 2 1 0 0 0 0 1 39 65 13.50 1.800																					
Bob Milliken, R ERA: 3.16 (4, 1)	0.2 3 2 1 1 0 0 0 0 0 0 0 4 5 13.50 3.000																					
Erv Palica, R ERA: 12.0 (5, 1)	4.0 24 7 7 7 3 5 0 0 0 1 1 49 90 15.75 3.000																					
Joe Black, R ERA: 5.56 (9, 1)	1.0 5 1 0 0 0 1 0 0 0 0 0 10 12 0.00 1.000																					

Chicago Cubs @ Brooklyn Dodgers
Ebbets Field, Brooklyn, NY
Wed Aug 26 1953, 3:33 AM EDT
Att. 6,492 - Unknown

livebaseballscorecards.com

AB	41
R	13
H	15
RBI	12
BB	6
SO	6
LOB	20



Batter	1	2	3	4	5	6	7	8	9	AB	R	H	RBI	BB	SO	LOB	BOTTOM					
Jim Gilliam, S <small>(1, 4) OBP: 0.392, SLG: 0.417</small>										5	1	3	0	0	1	0						
Pee Wee Reese, R <small>(1, 6) OBP: 0.372, SLG: 0.398</small>										5	1	2	0	0	1	3						
Duke Snider, L <small>(1, 8) OBP: 0.401, SLG: 0.589</small>										4	0	1	2	1	1	3						
Jackie Robinson, R <small>(1, 7) OBP: 0.429, SLG: 0.513</small> Dick Williams, R <small>(9, 7) OBP: 0.320, SLG: 0.273</small>										3	0	0	0	1	0	3						
Gil Hodges, R <small>(1, 3) OBP: 0.383, SLG: 0.541</small>										2	0	0	0	2	1	4						
Carl Furillo, R <small>(1, 9) OBP: 0.373, SLG: 0.541</small>										4	0	1	0	0	0	3						
Bobby Morgan, R <small>(1, 5) OBP: 0.365, SLG: 0.445</small>										3	1	2	1	1	0	0						
Rube Walker, L <small>(1, 2) OBP: 0.329, SLG: 0.449</small>										4	1	1	1	0	0	5						
Billy Loes, R <small>(1, 1) OBP: 0.088, SLG: 0.080</small> Bob Wilken, R <small>(4, 1) OBP: 0.162, SLG: 0.238</small> Don Thompson, L <small>(4, PH) OBP: 0.289, SLG: 0.241</small> Erv Fallica, R <small>(5, 1) OBP: 1.000, SLG: 1.000</small> George Shuba, L <small>(8, PH) OBP: 0.344, SLG: 0.440</small> Joe Black, R <small>(9, 1) OBP: 0.167, SLG: 0.167</small>										1	0	0	0	0	0	2						
Inning Stats	R: 0 E: 0 K: 2 S: 9	H: 1 LOB: 2 BB: 1 P: 19	R: 0 E: 0 K: 0 S: 6	H: 2 LOB: 1 BB: 0 P: 12	R: 0 E: 1 K: 1 S: 11	H: 1 LOB: 2 BB: 1 P: 17	R: 1 E: 0 K: 0 S: 8	H: 1 LOB: 0 BB: 0 P: 11	R: 2 E: 0 K: 0 S: 18	H: 3 LOB: 3 BB: 2 P: 32	R: 0 E: 0 K: 1 S: 8	H: 2 LOB: 1 BB: 0 P: 12	R: 0 E: 0 K: 0 S: 5	H: 0 LOB: 0 BB: 1 P: 11	R: 1 E: 0 K: 0 S: 8	H: 1 LOB: 0 BB: 0 P: 16	R: 0 E: 0 K: 0 S: 6	H: 0 LOB: 0 BB: 0 P: 7	1B: 8 2B: 1 3B: 0 HR: 2	SF: 0 SAC: 0 DP: 3 HBP: 0	WP: 0 PB: 0 SB: 1 CS: 0	PA: 40
PITCHER	IP	WLS	BF	H	R	ER	SO	BB	IBB	HBP	BLK	WP	HR	S	P	ERA	WHIP					
Bubba Church, R <small>ERA: 5.25</small>	(1, 1) 4.0		21	8	3	3	3	2	0	0	0	0	1	41	67	6.75	2.500					
Turk Lown, R <small>ERA: 4.69</small>	(5, 1) 5.0	W	19	3	1	1	1	3	0	0	0	0	1	38	70	1.80	1.200					

Chicago Cubs @ Brooklyn Dodgers
 Ebbets Field, Brooklyn, NY
 Wed Aug 26 1953, 3:33 AM EDT
 Att. 6,492 - Unknown

AB	35
R	4
H	11
RBI	4
BB	5
SO	4
LOB	23



WP: 0	PA: 40
PB: 0	
SB: 1	
CS: 0	

Batter	1	2	3	4	5	6	7	8	9	AB R H RBI BB SO LOB	TOP	
Frank Baumholtz, L OBP: 0.362, SLG: 0.413 (1, 9) C B C X (8, 8)	2-2 BB 1B		2-2 L8		1-0 L7		0-0 1B 2B		0-1 F9	5 1 2 1 0 0 1		
Eddie Miksis, R OBP: 0.285, SLG: 0.343 George Metkovich, L OBP: 0.310, SLG: 0.340 Roy Smalley, R OBP: 0.322, SLG: 0.347 (1, 6) F C (7, PH) (7, 6)	0-3 K		0-1 6-3			0-2 5-3	1-1 1B		0-3 K	3 0 0 0 0 1 1 1 0 1 2 0 0 0 1 0 0 0 0 1 1		
Dee Fondy, L OBP: 0.360, SLG: 0.488 (1, 3) B B F B B	4-1 1-2 BB		0-1 1B			1-2 HR	2-3 K		2-2 1B 1B	4 1 3 2 1 1 1		
Ralph Kiner, R OBP: 0.390, SLG: 0.503 (1, 7) B S B F X	2-2 F9		2-2 F7			3-3 K	3-1 1-3		0-0 1-2 1B	5 0 1 0 0 1 4		
Randy Jackson, R OBP: 0.351, SLG: 0.495 (1, 5) C F X	0-2 6-3			1-0 G6-4-3 1B		2-2 2B		3-2 4-3	2-3 K	5 0 2 0 0 1 4		
Bill Serena, R OBP: 0.329, SLG: 0.429 (1, 4) B B B B X		3-2 6-3		1-1 G6-4-3 1-2f		0-1 4-3		3-3 K		4 0 0 0 0 1 2		
Joe Garagiola, L OBP: 0.340, SLG: 0.373 (1, 2) C B X		1-1 F7		0-1 4-3			2-3 K	0-1 1B		4 0 1 0 0 1 0		
Hal Jeffcoat, R OBP: 0.312, SLG: 0.330 Hank Sauer, R OBP: 0.373, SLG: 0.481 (1, 8) (8, PH) (8, 9)		4-1 BB			0-1 5-3		0-1 2B 1B	0-3 K		2 1 1 0 1 0 0 1 0 0 0 0 1 1		
Johnny Klippstein, R OBP: 0.188, SLG: 0.292 Carl Sawatski, L OBP: 0.317, SLG: 0.340 Bob Ramazzotti, R OBP: 0.242, SLG: 0.200 Warren Hacker, R OBP: 0.242, SLG: 0.277 Phil Cavarretta, L OBP: 0.435, SLG: 0.353 (1, 1) (7, PH) (7, PR) (7, 1) (9, PH)		1-3 K			1-3 K		1-1 E4 2B 1B		1-1 1B 2B	2 0 0 0 0 2 1 1 0 0 0 0 0 1 0 1 0 0 0 0 0 0 0 0 0 0 0 0 1 1 1 0 0 0 0		
Inning Stats	R: 0 H: 1 E: 0 LOB: 2 K: 1 BB: 1 S: 13 P: 21	R: 0 H: 0 E: 0 LOB: 1 K: 1 BB: 1 S: 9 P: 18	R: 0 H: 1 E: 0 LOB: 1 K: 0 BB: 0 S: 10 P: 14	R: 0 H: 1 E: 0 LOB: 0 K: 0 BB: 0 S: 5 P: 7	R: 0 H: 0 E: 0 LOB: 0 K: 1 BB: 0 S: 8 P: 10	R: 1 H: 2 E: 0 LOB: 1 K: 1 BB: 0 S: 14 P: 20	R: 3 H: 3 E: 1 LOB: 1 K: 2 BB: 0 S: 16 P: 25	R: 0 H: 1 E: 0 LOB: 1 K: 2 BB: 0 S: 12 P: 18	R: 1 H: 3 E: 0 LOB: 2 K: 2 BB: 0 S: 15 P: 20	1B: 8 SF: 0 2B: 3 SAC: 0 3B: 0 DP: 1 HR: 1 HBP: 0	WP: 0 PA: 41 PB: 0 SB: 0 CS: 0	
PITCHER Russ Meyer, R ERA: 4.25 Clem Labine, R ERA: 2.64 (1, 1) (9, 1)	IP WLS BF H R ER SO BB IBB HBP BLK WP HR S P ERA WHIP	8.2 W 40 12 5 4 9 2 0 0 0 0 0 1 99 148 4.15 1.615	0.1 S 1 0 0 0 0 1 0 0 0 0 0 0 3 5 0.00 0.000	PITCHER IP WLS BF H R ER SO BB IBB HBP BLK WP HR S P ERA WHIP								

Chicago Cubs @ Brooklyn Dodgers
Ebbets Field, Brooklyn, NY
Thu Aug 27 1953, 3:33 AM EDT
Att. 5,795 - Unknown

livebaseballscorecards.com

AB 39
R 5
H 12
RBI 5
BB 2
SO 10
LOB 17



Batter	1	2	3	4	5	6	7	8	9
Jim Gilliam, S <small>(1, 4) OBP: 0.389, SLG: 0.413</small>	1-2 	0-3 			2-1 		1-1 	1-1 	
Pee Wee Reese, R <small>(1, 6) OBP: 0.373, SLG: 0.398</small>	4-2 	0-0 			0-0 		1-1 		
Duke Snider, L <small>(1, 8) OBP: 0.403, SLG: 0.602</small>	3-0 		0-1 		1-2 		0-0 		
Jackie Robinson, R <small>(1, 7) OBP: 0.425, SLG: 0.508</small> Don Thompson, L <small>(9, 7) OBP: 0.286, SLG: 0.241</small>	3-3 		0-1 		1-0 		0-0 		
Roy Campanella, R <small>(1, 2) OBP: 0.407, SLG: 0.618</small>		1-0 	0-3 		1-2 		2-2 		
Gil Hodges, R <small>(1, 3) OBP: 0.386, SLG: 0.549</small>		1-2 	0-1 		4-2 		1-1 		
Carl Furillo, R <small>(1, 9) OBP: 0.374, SLG: 0.546</small>		1-0 		4-2 	0-1 		1-0 		
Bobby Morgan, R <small>(1, 5) OBP: 0.363, SLG: 0.436</small>		3-1 		3-3 	4-0 		0-0 		
Russ Meyer, S <small>(1, 1) OBP: 0.188, SLG: 0.167</small> Clem Labine, R <small>(9, 1) OBP: 0.174, SLG: 0.100</small>		4-1 		0-3 	3-3 		0-0 		

Inning Stats	R: 0	H: 0	E: 0	K: 1	S: 8	R: 3	H: 3	E: 0	K: 1	S: 13	R: 1	H: 1	E: 0	K: 1	S: 9	R: 0	H: 0	E: 0	K: 2	S: 8	R: 0	H: 1	E: 0	K: 0	S: 7	R: 0	H: 0	E: 0	K: 1	S: 12	R: 1	H: 1	E: 0	K: 0	S: 6	R: 2	H: 3	E: 0	K: 0	S: 10
	LOB: 1	BB: 1	P: 19	LOB: 1	BB: 1	P: 23	LOB: 0	BB: 0	P: 9	LOB: 0	BB: 0	LOB: 1	BB: 0	P: 11	LOB: 2	BB: 2	P: 24	LOB: 0	BB: 0	P: 8	LOB: 1	BB: 0	P: 15	SF: 0	SAC: 0	DP: 0	HBP: 1	1B: 3	2B: 0	3B: 2	HR: 4									

PITCHER	IP	WLS	BF	H	R	ER	SO	BB	IBB	HBP	BLK	WP	HR	S	P	ERA	WHIP
Johnny Klippstein, R <small>(1, 1) ERA: 5.24</small>	6.0		27	5	4	4	6	5	0	1	0	0	2	57	101	6.00	1.667
Warren Hacker, R <small>(7, 1) ERA: 4.65</small>	2.0	L	10	4	3	3	0	0	0	0	0	0	2	16	23	13.50	2.000

BOTTOM

Chicago Cubs @ Brooklyn Dodgers
 Ebbets Field, Brooklyn, NY

Thu Aug 27 1953, 3:33 AM EDT
 Att. 5,795 - Unknown

AB	R	H	RBI	BB	SO	LOB
5	0	0	0	0	1	2
3	0	1	0	1	0	1
3	2	2	2	0	0	1
4	0	0	0	0	1	3
0	0	0	0	0	0	0
4	2	2	0	0	1	0
3	2	2	3	1	0	0
3	1	1	2	1	0	1
3	0	0	0	1	1	1
3	0	1	0	1	2	2
0	0	0	0	0	0	0

AB	31
R	7
H	9
RBI	7
BB	5
SO	6
LOB	11

WP: 0	PA: 37
PB: 0	
SB: 1	
CS: 2	

livebaseballscorecards.com

Batter	1	2	3	4	5	6	7	8	9	AB R H RBI BB SO LOB	TOP																									
Bobby Adams, R (1, 5) OBP: 0.350, SLG: 0.373	1-1 HR		2-2 1B BB	3-2 L3			3-2 6-3		1-1 4-3	5 2 2 1 0 0 1	Cincinnati Reds @ Brooklyn Dodgers Ebbets Field, Brooklyn, NY Fri Aug 28 1953, 3:33 AM EDT Att. 15,702 - Unknown																									
Roy McMillan, R (1, 6) OBP: 0.287, SLG: 0.304	0-1 4-3		1-2 F9	1-1 6-3			0-1 5-3		0-1 6-3	5 0 0 0 0 0 2																										
Gus Bell, L (1, 8) OBP: 0.357, SLG: 0.544	3-3 K		4-2 1B E				0-1 HR		3-2 2B	4 2 3 2 1 1 0																										
Ted Kluszewski, L (1, 3) OBP: 0.393, SLG: 0.612	4-2 FC6-4 BB		2-1 E7 1B				4-2 BB		0-2 6-3	3 1 1 1 2 0 2																										
Bob Borkowski, R (1, 9) OBP: 0.336, SLG: 0.432 Willard Marshall, L (7, PH) OBP: 0.331, SLG: 0.471	2-1 FC6-4		2-3 K				3-3 K			3 0 0 0 0 1 2 1 0 0 0 0 1 1																										
Jim Greengrass, R (1, 7) OBP: 0.342, SLG: 0.441			1-1 HR 1B						2-3 K	4 1 2 1 0 1 0																										
Andy Seminick, R (1, 2) OBP: 0.306, SLG: 0.412			0-0 1B						2-3 K	4 1 2 2 0 1 1																										
Rocky Bridges, R (1, 4) OBP: 0.273, SLG: 0.262			1-1 F9						0-1 6-3	4 0 0 0 0 0 2																										
Herm Wehmeier, R (1, 1) OBP: 0.313, SLG: 0.267 Clyde King, S (2, 1) Grady Hatton, L (9, PH) OBP: 0.326, SLG: 0.350			1-2 4-3						1-1 4-3 2B	1 0 0 0 0 0 1 2 0 0 0 0 1 1 1 1 1 0 0 0 0																										
Inning Stats	R: 1 E: 0 K: 1 S: 13	H: 1 LOB: 1 BB: 1 P: 23	R: 0 E: 0 K: 0 S: 8	H: 1 LOB: 1 BB: 0 P: 13	R: 5 E: 1 K: 1 S: 18	H: 4 LOB: 0 BB: 1 P: 30	R: 0 E: 0 K: 0 S: 7	H: 0 LOB: 0 BB: 0 P: 11	R: 0 E: 0 K: 0 S: 4	H: 1 LOB: 0 BB: 0 P: 8		R: 0 E: 0 K: 1 S: 13	H: 1 LOB: 1 BB: 0 P: 17	R: 1 E: 0 K: 1 S: 13	H: 1 LOB: 1 BB: 1 P: 23	R: 0 E: 0 K: 2 S: 8	H: 0 LOB: 0 BB: 0 P: 12	R: 1 E: 0 K: 0 S: 18	H: 2 LOB: 1 BB: 0 P: 23	1B: 6 2B: 3 3B: 0 HR: 3	SF: 0 SAC: 0 DP: 1 HBP: 0	WP: 0 PB: 0 SB: 0 CS: 0	PA: 40													
PITCHER	IP WLS BF H R ER SO BB IBB HBP BLK WP HR S P ERA WHIP																																			
Preacher Roe, L (1, 1) ERA: 4.46	3.0		17	6	6	6	2	2	0	0	0	0	2	39	66	18.00	2.667																			
Jim Hughes, R (4, 1) ERA: 3.22	5.0	W	18	3	1	1	4	1	0	0	0	0	1	45	71	1.80	0.800																			
Clem Labine, R (9, 1) ERA: 2.71	1.0	S	5	2	1	1	0	0	0	0	0	0	0	18	23	9.00	2.000																			

livebaseballscorecards.com

AB	37
R	8
H	11
RBI	7
BB	3
SO	6
LOB	13



Batter	1	2	3	4	5	6	7	8	9
Jim Gilliam, S <small>OBP: 0.389, SLG: 0.412</small> (1, 4)	3-2 1B	2-2 1B		0-1 1B		1-0 1B		4-1 BB	
Pee Wee Reese, R <small>OBP: 0.375, SLG: 0.413</small> (1, 6)	0-0 1B	1-0 1B		4-0 1B		1-0 1B		1-1 1B	
Duke Snider, L <small>OBP: 0.401, SLG: 0.598</small> (1, 8)	0-1 1B	2-0 1B		2-3 1B		0-1 1B		0-1 1B	
Roy Campanella, R <small>OBP: 0.405, SLG: 0.620</small> (1, 2)	0-0 1B		1-1 1B		2-1 1B		0-0 1B	3-0 1B	
Gil Hodges, R <small>OBP: 0.390, SLG: 0.551</small> (1, 3)	4-0 1B		3-2 1B		1-1 1B		4-2 BB		
Carl Furillo, R <small>OBP: 0.377, SLG: 0.555</small> (1, 9)	0-3 1B		0-2 1B		2-0 1B		1-1 1B		
Bobby Morgan, R <small>OBP: 0.354, SLG: 0.425</small> (1, 5)		2-2 1B	0-0 1B		2-3 1B		3-3 1B		
Don Thompson, L <small>OBP: 0.293, SLG: 0.250</small> (1, 7)		1-1 1B		1-1 1B	1-0 1B		0-0 1B		
Preacher Roe, R <small>OBP: 0.106, SLG: 0.133</small> Jim Hughes, R <small>OBP: 0.308, SLG: 0.308</small> Jackie Robinson, R <small>OBP: 0.424, SLG: 0.507</small> Clem Labine, R <small>OBP: 0.174, SLG: 0.100</small> (1, 1) (4, 1) (8, PH) (9, 1)		0-1 1B		1-1 1B		0-0 1B		1-1 1B	


AB	R	H	RBI	BB	SO	LOB
4	2	1	1	1	0	2
4	2	2	4	1	0	1
5	1	1	0	0	1	3
5	1	1	2	0	0	0
2	1	2	0	2	0	0
4	1	3	2	0	1	1
4	0	0	0	0	2	4
4	1	2	0	0	0	2
0	0	0	0	0	0	0
1	0	1	0	0	0	0
1	0	0	0	0	0	0
0	0	0	0	0	0	0

BOTTOM

Cincinnati Reds @ Brooklyn Dodgers
 Ebbets Field, Brooklyn, NY

Fri Aug 28 1953, 3:33 AM EDT
 Att. 15,702 - Unknown

AB	34
R	9
H	13
RBI	9
BB	4
SO	4
LOB	13



Inning Stats	R	H	E	K	S	R	H	E	K	S	R	H	E	K	S	R	H	E	K	S
	2	2	0	1	10	3	3	0	0	14	0	2	0	0	10	0	1	0	0	11
	0	1	0	1	17	0	0	0	0	22	0	2	0	0	14	0	1	0	0	19
	0	0	0	0	10	0	1	0	0	10	0	1	0	0	9	0	2	0	0	7
	0	0	0	0	17	0	0	0	0	17	0	1	0	0	17	0	1	0	0	7

PITCHER	IP	WLS	BF	H	R	ER	SO	BB	IBB	HBP	BLK	WP	HR	S	P	ERA	WHIP
Herm Wehmeier, R <small>ERA: 8.55</small>	1.2		11	5	5	5	1	1	0	0	0	0	2	23	36	27.00	3.600
Clyde King, R <small>ERA: 6.0</small>	6.1	L	29	8	4	4	3	3	0	0	0	0	2	53	94	5.68	1.737

WP	PA	ERA	WHIP
0	40		
0			
0			
0			

Batter	1	2	3	4	5	6	7	8	9	AB R H RBI BB SO LOB	TOP														
Bobby Adams, R (1, 5) OBP: 0.351, SLG: 0.375	1-2 1B	1-1 F3		1-1 3-1 2B		2-1 F9			1-2 1-3	5 0 2 0 0 0 2															
Roy McMillan, R (1, 6) OBP: 0.284, SLG: 0.301	0-0 F6		0-0 F9	3-2 6-3		1-2 L6			2-1 6-3	5 0 0 1 0 0 2															
Gus Bell, L (1, 8) OBP: 0.357, SLG: 0.555	0-2 F8		0-0 HR	1-1 3-1		1-0 F4			2-1 HR	5 2 2 2 0 0 2															
Ted Kluszewski, L (1, 3) OBP: 0.393, SLG: 0.610	0-1 1B		0-0 BB 1B	1-3 K		0-2 L8			2-2 F6	5 0 2 0 0 1 1															
Jim Greengrass, R (1, 7) OBP: 0.341, SLG: 0.438	2-3 K		4-2 BB 1-2 BB		0-3 K		1-0 L8			3 0 0 0 1 2 2															
Bob Borkowski, R (1, 9) OBP: 0.335, SLG: 0.426		2-1 5-3	2-3 K		4-1 BB		1-1 6-3			3 0 0 0 1 1 2															
Andy Seminick, R (1, 2) OBP: 0.308, SLG: 0.409		4-0 1B BB	4-2 FC6-4 BB		1-1 L7		2-3 K			2 0 0 0 2 1 1															
Rocky Bridges, R (1, 4) OBP: 0.273, SLG: 0.262		0-0 F8	1-2 FC6-4		1-3 K		2-1 1B			4 0 1 0 0 1 5															
Bob Kelly, R (1, 1) OBP: 0.091, SLG: 0.091		0-0		4-1 2B 6-3 BB		0-1 F8		2-2 F8		1 0 1 0 0 0 0															
Frank Smith, R (3, 1) OBP: 0.167, SLG: 0.167										0 0 0 0 0 0 0															
George Luchen, S (4, PH) OBP: 0.459, SLG: 0.200										0 1 0 0 0 1 0 0															
Bud Podbielan, R (4, 1) OBP: 0.176, SLG: 0.143										1 0 0 0 0 0 0 0															
Herm Wehmeier, R (7, 1) OBP: 0.313, SLG: 0.267										0 0 0 0 0 0 0 0															
Willard Marshall, L (8, PH) OBP: 0.330, SLG: 0.469										1 0 0 0 0 0 0 1															
Fred Saczewski, L (8, 1) OBP: 0.250, SLG: 0.314										0 0 0 0 0 0 0 0															
Inning Stats	R: 0 E: 0 K: 1 S: 16	H: 2 LOB: 2 BB: 0 P: 19	R: 0 E: 0 K: 0 S: 6	H: 1 LOB: 2 BB: 1 P: 13	R: 1 E: 0 K: 1 S: 16	H: 2 LOB: 3 BB: 2 P: 27	R: 1 E: 0 K: 1 S: 11	H: 1 LOB: 1 BB: 1 P: 21	R: 0 E: 0 K: 2 S: 9	H: 0 LOB: 1 BB: 1 P: 15	R: 0 E: 0 K: 0 S: 7	H: 0 LOB: 0 BB: 0 P: 10	R: 0 E: 0 K: 0 S: 5	H: 0 LOB: 0 BB: 0 P: 7	R: 0 E: 0 K: 1 S: 12	H: 1 LOB: 1 BB: 0 P: 19	R: 1 E: 0 K: 0 S: 10	H: 1 LOB: 0 BB: 0 P: 17	1B: 5 2B: 1 3B: 0 HR: 2	SF: 0 SAC: 0 DP: 0 HBP: 0	WP: 0 PB: 0 SB: 0 CS: 0	PA: 40			
PITCHER	IP	WLS	BF	H	R	ER	SO	BB	IBB	HBP	BLK	WP	HR	S	P	ERA	WHIP								
Johnny Podres, L (1, 1) ERA: 4.23	3.0		19	6	2	2	2	4	0	0	0	0	1	41	67	6.00	3.333								
Joe Black, R (4, 1) ERA: 5.17	6.0	W	21	2	1	1	4	1	0	0	0	0	1	51	81	1.50	0.500								

Cincinnati Reds @ Brooklyn Dodgers
Ebbets Field, Brooklyn, NY
Sat Aug 29 1953, 3:33 AM EDT
Att. 9,411 - Unknown

livebaseballscorecards.com

AB	35
R	3
H	8
RBI	3
BB	5
SO	6
LOB	18



Batter	1	2	3	4	5	6	7	8	9	AB	R	H	RBI	BB	SO	LOB
Jim Gilliam, S OBP: 0.391, SLG: 0.414 (1, 4)	0-0 G6-4-3 1B		2-1 2B	4-1 BB		1-2 F9	1-1 F3			4	1	2	0	1	0	3
Pee Wee Reese, R OBP: 0.374, SLG: 0.412 (1, 6)	2-1 G6-4-3 1-2f		1-0 WP F8 2B	2-2 F2			0-0 F4	2-2 F7		5	1	1	2	0	0	2
Duke Snider, L OBP: 0.401, SLG: 0.595 (1, 8)	4-2 FC5-4 BB		2-1 F8 2-H		3-2 G5-4-3 1B		2-2 4-3	2-3 K		4	0	1	1	1	1	0
Roy Campanella, R OBP: 0.403, SLG: 0.615 (1, 2)	2-1 FC5-4 1-2f		2-3 K		2-1 G5-4-3 1-2f		1-0 1B 1B	0-1 6-3		5	1	1	0	0	1	2
Gil Hodges, R OBP: 0.391, SLG: 0.549 (1, 3)		3-2 6-3	4-2 HR HBP		3-1 F2		0-0 1B 1B			3	2	1	0	0	0	0
Carl Furillo, R OBP: 0.380, SLG: 0.566 (1, 9)		2-1 2B	1-0 1-H HR			1-2 F6	2-2 1B 2B 1B			4	2	3	3	0	0	0
Bobby Morgan, R OBP: 0.363, SLG: 0.426 (1, 5)		4-2 G4-6-3 BB	2-1 L4			4-1 1B BB	0-1 1B 2B 1B			2	1	1	1	2	0	0
Don Thompson, L OBP: 0.291, SLG: 0.259 (1, 7)		2-1 G4-6-3 1-2f			0-1 L6		0-1 F8 1B 2B			4	1	1	2	0	0	3
Johnny Podres, L OBP: 0.314, SLG: 0.294 (1, 1)			0-0 2B 1B		0-1 F4		0-0 1B	2-0 1B		1	1	1	0	0	0	0
Joe Black, R OBP: 0.267, SLG: 0.267 (4, 1)							1-2 1B			3	0	2	1	0	0	0

Inning Stats	R: 0	H: 1	E: 0	LOB: 1	K: 0	P: 15	R: 0	H: 1	E: 0	LOB: 1	K: 0	P: 20	R: 5	H: 4	E: 0	LOB: 0	K: 1	P: 30	R: 0	H: 0	E: 0	LOB: 1	K: 0	P: 14	R: 0	H: 1	E: 0	LOB: 0	K: 0	P: 15	R: 0	H: 1	E: 0	LOB: 2	K: 0	P: 16	R: 5	H: 6	E: 0	LOB: 1	K: 0	P: 28	R: 0	H: 0	E: 0	LOB: 0	K: 1	P: 12
	S: 7	BB: 1	S: 9	BB: 1	S: 16	P: 30	S: 8	BB: 1	S: 10	S: 17	S: 8	P: 12	1B: 9	SF: 0	2B: 4	SAC: 0	3B: 0	DP: 3	HR: 1	HBP: 1	WP: 1	PA: 40	PB: 0	SB: 0	CS: 0																							

PITCHER	IP	WLS	BF	H	R	ER	SO	BB	IBB	HBP	BLK	WP	HR	S	P	ERA	WHIP
Bob Kelly, R ERA: 5.95 (1, 1)	2.0	L	11	5	3	3	0	2	0	0	0	0	0	20	42	13.50	3.500
Frank Smith, R ERA: 6.46 (3, 1)	1.0		5	1	2	2	1	0	0	1	0	1	1	12	23	18.00	1.000
Bud Podbielan, R ERA: 4.68 (4, 1)	3.2		20	8	5	5	0	2	0	0	0	0	0	40	70	12.27	2.727
Herm Wehmeier, R ERA: 8.5 (7, 1)	0.1		1	0	0	0	0	0	0	0	0	0	0	2	3	0.00	0.000
Fred Baczewski, L ERA: 3.99 (8, 1)	1.0		3	0	0	0	1	0	0	0	0	0	0	8	12	0.00	0.000

BOTTOM

Cincinnati Reds @ Brooklyn Dodgers
Ebbets Field, Brooklyn, NY
Sat Aug 29 1953, 3:33 AM EDT
Att: 9,411 - Unknown

livebaseballscores.com

AB	35
R	10
H	14
RBI	10
BB	4
SO	2
LOB	10



Batter	1	2	3	4	5	6	7	8	9	AB R H RBI BB SO LOB
--------	---	---	---	---	---	---	---	---	---	----------------------

Rip Repulski, R <small>(1, 8) OBP: 0.338, SLG: 0.449</small>	1-1 		1-1 		1-1 		0-1 		1-0 	5 0 1 0 0 0 1
Solly Hemus, L <small>(1, 6) OBP: 0.385, SLG: 0.454</small>	0-2 		0-0 		0-0 			0-0 		4 2 2 0 0 0 1
Stan Musial, L <small>(1, 7) OBP: 0.428, SLG: 0.564</small>	4-1 		0-0 		2-2 			4-0 		2 1 1 2 2 0 1
Enos Slaughter, L <small>(1, 9) OBP: 0.410, SLG: 0.432</small> Harry Elliott, R <small>(8, 9) OBP: 0.256, SLG: 0.306</small>	2-0 		0-0 		1-1 			1-1 		4 1 1 0 0 0 3 0 0 0 0 0 0 0
Peanuts Lowrey, R <small>(1, 4) OBP: 0.354, SLG: 0.490</small>		0-3 	0-0 		1-2 			1-2 		4 0 1 1 0 1 1
Ray Jablonski, R <small>(1, 5) OBP: 0.308, SLG: 0.442</small>		1-3 		1-0 		0-0 		1-2 		4 0 0 1 0 1 2
Steve Bilko, R <small>(1, 3) OBP: 0.351, SLG: 0.432</small>		4-1 		2-1 		2-3 		0-0 		3 0 1 0 1 1 0
Sal Yvars, R <small>(1, 2) OBP: 0.342, SLG: 0.320</small> Ferrell Anderson, R <small>(8, 2) OBP: 0.294, SLG: 0.353</small>		2-1 		1-0 		1-2 		1-3 		3 0 1 0 0 0 0 1 0 0 0 0 1 1
Harvey Haddix, L <small>(1, 1) OBP: 0.333, SLG: 0.387</small> Red Schoendienst, S <small>(7, PH) OBP: 0.365, SLG: 0.498</small> Eddie ERAULT, R <small>(7, 1) OBP: 0.143, SLG: 0.143</small> Cliff Chambers, L <small>(7, 1) OBP: 0.125, SLG: 0.188</small> Willard Schmidt, R <small>(7, 1) OBP: 0.231, SLG: 0.351</small> Dick Schofield, S <small>(8, PH) OBP: 0.231, SLG: 0.351</small>		0-1 		1-3 		2-2 		3-3 		2 0 0 0 0 0 1 2 1 0 1 0 0 0 0 0 1 1

TOP

St. Louis Cardinals @ Brooklyn Dodgers
 Ebbets Field, Brooklyn, NY

Sun Aug 30 1953, 3:33 AM EDT
 Att: 16,781 - Unknown

AB	34
R	4
H	8
RBI	4
BB	3
SO	6
LOB	13



Inning Stats	R: 0 H: 0 E: 0 K: 0 S: 7	H: 0 LOB: 1 BB: 1 P: 14	R: 0 H: 1 E: 0 K: 2 S: 12	H: 1 LOB: 2 BB: 1 P: 19	R: 2 H: 2 E: 0 K: 0 S: 6	H: 2 LOB: 0 BB: 0 P: 7	R: 0 H: 0 E: 0 K: 0 S: 4	H: 0 LOB: 0 BB: 0 P: 8	R: 0 H: 1 E: 0 K: 1 S: 9	H: 1 LOB: 1 BB: 0 P: 13	R: 1 H: 1 E: 0 K: 1 S: 9	H: 1 LOB: 0 BB: 0 P: 13	R: 0 H: 0 E: 0 K: 0 S: 9	H: 0 LOB: 0 BB: 0 P: 12	R: 1 H: 2 E: 0 K: 0 S: 9	H: 2 LOB: 1 BB: 1 P: 16	R: 0 H: 1 E: 0 K: 2 S: 8	H: 1 LOB: 1 BB: 0 P: 13	1B: 5 SF: 0 2B: 1 SAC: 0 3B: 1 DP: 1 HR: 1 HBP: 0	WP: 0 PA: 37 PB: 1 SB: 0 CS: 0
---------------------	--------------------------	-------------------------	---------------------------	-------------------------	--------------------------	------------------------	--------------------------	------------------------	--------------------------	-------------------------	--------------------------	-------------------------	--------------------------	-------------------------	--------------------------	-------------------------	--------------------------	-------------------------	--	---

PITCHER	IP WLS BF H R ER SO BB IBB HBP BLK WP HR S P ERA WHIP	PITCHER	IP WLS BF H R ER SO BB IBB HBP BLK WP HR S P ERA WHIP
Carl Erskine, R <small>(1, 1) ERA: 3.62</small>	9.0 W 37 8 4 4 6 3 0 0 0 0 1 73 115 4.00 1.222		

Batter	1	2	3	4	5	6	7	8	9	AB	R	H	RBI	BB	SO	LOB	BOTTOM			
Jim Gilliam, S <small>(1, 4) OBP: 0.392, SLG: 0.416</small>	2-2 	1-0 		0-1 		1-0 	4-0 	3-2 		5	2	2	1	1	0	0				
Pee Wee Reese, R <small>(1, 6) OBP: 0.373, SLG: 0.410</small>	2-2 		4-2 	0-1 		0-1 	2-1 	3-3 		5	2	1	1	1	1	3				
Duke Snider, L <small>(1, 8) OBP: 0.402, SLG: 0.594</small>	0-0 		3-2 		1-2 	2-2 	2-1 	0-1 		6	3	3	3	0	0	4				
Jackie Robinson, R <small>(1, 7) OBP: 0.424, SLG: 0.506</small> Don Thompson, L <small>(8, 7) OBP: 0.269, SLG: 0.256</small>	2-1 		2-1 		0-1 		1-3 	1-3 		5	1	2	1	0	2	3				
Roy Campanella, R <small>(1, 2) OBP: 0.407, SLG: 0.624</small> Rube Walker, L <small>(8, 2) OBP: 0.338, SLG: 0.471</small>	2-2 		1-0 		1-3 		0-0 	0-0 		5	3	4	5	0	1	1				
Gil Hodges, R <small>(1, 3) OBP: 0.393, SLG: 0.547</small> Wayne Belardi, L <small>(8, 3) OBP: 0.339, SLG: 0.557</small>	2-1 		4-1 		2-0 		4-0 	0-0 		2	2	0	0	3	0	1				
Carl Furillo, R <small>(1, 9) OBP: 0.384, SLG: 0.568</small>		0-0 	1-3 			0-0 	4-0 	2-1 		5	3	3	2	1	1	5				
Bobby Morgan, R <small>(1, 5) OBP: 0.370, SLG: 0.443</small>	2-2 	1-3 	0-1 			4-2 	1-2 	0-0 		3	3	1	3	2	0	4				
Carl Erskine, R <small>(1, 1) OBP: 0.256, SLG: 0.282</small>	2-2 			2-1 		1-1 	0-1 	0-1 		5	1	1	3	0	1	2				
Inning Stats	R: 3 E: 1 K: 0 S: 14	H: 2 LOB: 0 BB: 0 P: 24	R: 1 E: 1 K: 0 S: 8	H: 1 LOB: 0 BB: 0 P: 13	R: 1 E: 0 K: 1 S: 17	H: 2 LOB: 3 BB: 2 P: 32	R: 0 E: 0 K: 0 S: 6	H: 0 LOB: 0 BB: 0 P: 8	R: 0 E: 0 K: 1 S: 9	H: 1 LOB: 1 BB: 0 P: 13	R: 1 E: 0 K: 0 S: 12	H: 2 LOB: 2 BB: 1 P: 20	R: 12 E: 0 K: 3 S: 27	H: 7 LOB: 0 BB: 5 P: 62	R: 2 E: 0 K: 2 S: 17	H: 4 LOB: 2 BB: 0 P: 26	1B: 14 2B: 3 3B: 0 HR: 2	SF: 0 SAC: 0 DP: 0 HBP: 0	WP: 0 PA: 52 PB: 0 SB: 1 CS: 0	
PITCHER Harvey Haddix, L <small>(1, 1) ERA: 3.45</small>	IP: 6.0 WLS: L BF: 30 H: 8 R: 6 ER: 2 SO: 2 BB: 3 IBB: 0 HBP: 0 BLK: 0 WP: 0 HR: 1 S: 66 P: 110 ERA: 3.00 WHIP: 1.833	Eddie Erault, R <small>(7, 1) ERA: 6.45</small>	IP: 0.1 WLS: L BF: 4 H: 1 R: 3 ER: 3 SO: 1 BB: 2 IBB: 0 HBP: 0 BLK: 0 WP: 0 HR: 0 S: 6 P: 17 ERA: 81.00 WHIP: 9.000	Cliff Chambers, L <small>(7, 1) ERA: 4.57</small>	IP: 0.0 WLS: L BF: 5 H: 3 R: 3 ER: 3 SO: 0 BB: 2 IBB: 0 HBP: 0 BLK: 0 WP: 0 HR: 0 S: 7 P: 21 ERA: ∞ WHIP: ∞	Willard Schmidt, R <small>(7, 1) ERA: 8.44</small>	IP: 1.2 WLS: L BF: 13 H: 7 R: 8 ER: 8 SO: 4 BB: 1 IBB: 0 HBP: 0 BLK: 0 WP: 0 HR: 1 S: 31 P: 50 ERA: 43.20 WHIP: 4.800	PITCHER IP: 6.0 WLS: L BF: 30 H: 8 R: 6 ER: 2 SO: 2 BB: 3 IBB: 0 HBP: 0 BLK: 0 WP: 0 HR: 1 S: 66 P: 110 ERA: 3.00 WHIP: 1.833	PITCHER IP: 0.1 WLS: L BF: 4 H: 1 R: 3 ER: 3 SO: 1 BB: 2 IBB: 0 HBP: 0 BLK: 0 WP: 0 HR: 0 S: 6 P: 17 ERA: 81.00 WHIP: 9.000	PITCHER IP: 0.0 WLS: L BF: 5 H: 3 R: 3 ER: 3 SO: 0 BB: 2 IBB: 0 HBP: 0 BLK: 0 WP: 0 HR: 0 S: 7 P: 21 ERA: ∞ WHIP: ∞	PITCHER IP: 1.2 WLS: L BF: 13 H: 7 R: 8 ER: 8 SO: 4 BB: 1 IBB: 0 HBP: 0 BLK: 0 WP: 0 HR: 1 S: 31 P: 50 ERA: 43.20 WHIP: 4.800	PITCHER IP: 6.0 WLS: L BF: 30 H: 8 R: 6 ER: 2 SO: 2 BB: 3 IBB: 0 HBP: 0 BLK: 0 WP: 0 HR: 1 S: 66 P: 110 ERA: 3.00 WHIP: 1.833	PITCHER IP: 0.1 WLS: L BF: 4 H: 1 R: 3 ER: 3 SO: 1 BB: 2 IBB: 0 HBP: 0 BLK: 0 WP: 0 HR: 0 S: 6 P: 17 ERA: 81.00 WHIP: 9.000	PITCHER IP: 0.0 WLS: L BF: 5 H: 3 R: 3 ER: 3 SO: 0 BB: 2 IBB: 0 HBP: 0 BLK: 0 WP: 0 HR: 0 S: 7 P: 21 ERA: ∞ WHIP: ∞	PITCHER IP: 1.2 WLS: L BF: 13 H: 7 R: 8 ER: 8 SO: 4 BB: 1 IBB: 0 HBP: 0 BLK: 0 WP: 0 HR: 1 S: 31 P: 50 ERA: 43.20 WHIP: 4.800	PITCHER IP: 6.0 WLS: L BF: 30 H: 8 R: 6 ER: 2 SO: 2 BB: 3 IBB: 0 HBP: 0 BLK: 0 WP: 0 HR: 1 S: 66 P: 110 ERA: 3.00 WHIP: 1.833	PITCHER IP: 0.1 WLS: L BF: 4 H: 1 R: 3 ER: 3 SO: 1 BB: 2 IBB: 0 HBP: 0 BLK: 0 WP: 0 HR: 0 S: 6 P: 17 ERA: 81.00 WHIP: 9.000	PITCHER IP: 0.0 WLS: L BF: 5 H: 3 R: 3 ER: 3 SO: 0 BB: 2 IBB: 0 HBP: 0 BLK: 0 WP: 0 HR: 0 S: 7 P: 21 ERA: ∞ WHIP: ∞	PITCHER IP: 1.2 WLS: L BF: 13 H: 7 R: 8 ER: 8 SO: 4 BB: 1 IBB: 0 HBP: 0 BLK: 0 WP: 0 HR: 1 S: 31 P: 50 ERA: 43.20 WHIP: 4.800	PITCHER IP: 6.0 WLS: L BF: 30 H: 8 R: 6 ER: 2 SO: 2 BB: 3 IBB: 0 HBP: 0 BLK: 0 WP: 0 HR: 1 S: 66 P: 110 ERA: 3.00 WHIP: 1.833

St. Louis Cardinals @ Brooklyn Dodgers

Ebbets Field, Brooklyn, NY

Sun Aug 30 1953, 3:33 AM EDT

Att. 16,781 - Unknown

AB	44
R	20
H	19
RBI	20
BB	8
SO	7
LOB	24



WP: 0	PA: 52
PB: 0	
SB: 1	
CS: 0	

livebaseballscorecards.com

Batter	1	2	3	4	5	6	7	8	9	AB R H RBI BB SO LOB	TOP
Rip Repulski, R (1, 8) OBP: 0.335, SLG: 0.445	1-3 K		1-1 F9		1-2 5-3			0-1 FC5-6-4 2B 1-2f 1B		4 1 0 0 0 1 1	St. Louis Cardinals @ Brooklyn Dodgers Ebbets Field, Brooklyn, NY Mon Aug 31 1953, 3:33 AM EDT Att: 17,471 - Unknown
Solly Hemus, L (1, 6) OBP: 0.386, SLG: 0.455	0-0 F7		4-1 BB			1-1 G3		0-2 1B 2B		3 1 1 0 1 0 0	
Stan Musial, L (1, 7) OBP: 0.429, SLG: 0.563	4-2 BB		0-0 4-3			0-2 F4		3-2 1B		3 0 1 2 1 0 1	
Enos Slaughter, L (1, 9) OBP: 0.409, SLG: 0.431 Harry Elliott, R (3, 7) OBP: 0.262, SLG: 0.308	0-1 4-3			2-0 1B		2-3 K		2-1 F9		1 0 0 0 0 0 1 3 0 1 0 0 1 1	
Peanuts Lowrey, R (1, 4) OBP: 0.345, SLG: 0.477		2-3 K		0-3 K			0-0 F6	2-2 1-3		4 0 0 0 0 2 2	
Ray Jablonski, R (1, 5) OBP: 0.310, SLG: 0.440		1-0 F4		2-2 F6			4-0 BB	4-1 BB BB		2 0 0 0 2 0 1	
Steve Bilko, R (1, 3) OBP: 0.348, SLG: 0.428		0-1 6-3		2-2 F4			2-1 F4	2-3 K		4 0 0 0 0 1 3	
Del Rice, R (1, 2) OBP: 0.305, SLG: 0.328 Harvey Haddix, L (9, PR) OBP: 0.333, SLG: 0.387			0-2 HR		2-2 F9		1-3 K	4-0 G4-6-3 1-2 BB		3 1 1 1 1 1 1 0 0 0 0 0 0 0	
Gerry Staley, R (1, 1) OBP: 0.139, SLG: 0.088 Red Schoendienst, S (8, PH) OBP: 0.396, SLG: 0.498 Dick Schofield, S (8, PR) OBP: 0.231, SLG: 0.351 Hal White, R (8, 1) Sal Yvars, R (9, PH) OBP: 0.339, SLG: 0.317			1-2 G3		2-1 L7			4-0 C5-6-4 BB	2-1 G4-6-3 1-2f	2 0 0 0 0 0 0 0 0 0 0 1 0 0 0 0 0 0 0 0 0 0 0 0 0 0 0 0 1 0 0 0 0 0 2	
Inning Stats	R: 0 H: 0 E: 0 LOB: 1 K: 1 BB: 1 S: 9 P: 14	R: 0 H: 0 E: 0 LOB: 0 K: 1 BB: 0 S: 6 P: 9	R: 1 H: 1 E: 0 LOB: 1 K: 0 BB: 1 S: 10 P: 16	R: 0 H: 1 E: 0 LOB: 1 K: 1 BB: 0 S: 13 P: 19	R: 0 H: 0 E: 0 LOB: 0 K: 0 BB: 0 S: 10 P: 15	R: 0 H: 0 E: 0 LOB: 0 K: 1 BB: 0 S: 9 P: 12	R: 0 H: 0 E: 0 LOB: 1 K: 1 BB: 1 S: 9 P: 16	R: 2 H: 2 E: 0 LOB: 1 K: 0 BB: 1 S: 14 P: 25	R: 0 H: 0 E: 0 LOB: 2 K: 1 BB: 2 S: 6 P: 18	1B: 2 SF: 0 2B: 1 SAC: 0 3B: 0 DP: 1 HR: 1 HBP: 0	
PITCHER	IP WLS BF H R ER SO BB IBB HBP BLK WP HR S P ERA WHIP										
Bob Milliken, R (1, 1) ERA: 3.16	8.1 W 35 4 3 3 6 6 0 0 0 0 1 84 140 3.24 1.200										
Clem Labine, R (9, 1) ERA: 2.69	0.2 S 1 0 0 0 0 0 0 0 0 0 0 2 4 0.00 0.000										

livebaseballscorecards.com

AB	30
R	3
H	4
RBI	3
BB	6
SO	6
LOB	13



BOTTOM

St. Louis Cardinals @ Brooklyn Dodgers
Ebbets Field, Brooklyn, NY
Mon Aug 31 1953, 3:33 AM EDT
Att. 17,471 - Unknown

livebaseballscorecards.com

AB 32
R 6
H 10
RBI 6
BB 1
SO 1
LOB 10



WP: 0 PA: 33
PB: 0
SB: 0
CS: 0

AB	R	H	RBI	BB	SO	LOB
4	0	2	0	0	0	0
4	0	1	0	0	0	2
4	4	3	2	0	0	1
4	1	1	0	0	0	1
4	0	1	2	0	0	1
3	1	2	2	1	0	0
3	0	0	0	0	0	3
3	0	0	0	0	0	2
3	0	0	0	0	1	0
0	0	0	0	0	0	0

Batter	1	2	3	4	5	6	7	8	9
Jim Gilliam, S OBP: 0.393, SLG: 0.417 (1, 4) X	0-0 G6-4-3 1B		3-2 1B		3-1 F7		0-0 G3		
Pee Wee Reese, R OBP: 0.372, SLG: 0.409 (1, 6) X	0-0 G6-4-3 1-2f		1-1 F8			2-1 FC5-4 1B	2-1 F7		
Duke Snider, L OBP: 0.405, SLG: 0.607 (1, 8) C X	0-1 HR			0-0 HR 1B		0-0 FC5-4 1B 2B		0-0 HR	
Jackie Robinson, R OBP: 0.423, SLG: 0.503 (1, 7) C F X	0-2 5-3			1-0 F4		0-0 2B 1B		2-2 F9	
Roy Campanella, R OBP: 0.406, SLG: 0.623 (1, 2) S X		0-1 F6		2-1 F8		2-1 2B		0-0 F6	
Gil Hodges, R OBP: 0.396, SLG: 0.554 (1, 3) C B X		1-1 G6-4-3 1B		0-0 1-H HR		4-0 IBB		1-1 6-3	
Carl Furillo, R OBP: 0.381, SLG: 0.565 (1, 9) F X		0-1 G6-4-3 1-2f		2-1 F4		0-0 L8			
Bobby Morgan, R OBP: 0.364, SLG: 0.435 (1, 5) S B C X			2-2 1-3		0-0 5-3		0-0 6-3		
Bob Milliken, R OBP: 0.160, SLG: 0.208 Clem Labine, R OBP: 0.174, SLG: 0.100 (9, 1) C X			0-0 1-3		1-3 K		0-1 5-3		

Inning	R	H	E	K	S	R	H	E	K	S	R	H	E	K	S	R	H	E	K	S	R	H	E	K	S
1	1	2	0	7	7	0	1	0	6	7	0	1	0	10	0	0	0	0	7	11	0	1	0	10	0
2	0	1	0	6	7	0	0	0	6	7	0	0	0	0	0	0	0	0	0	0	0	0	0	0	0
3	0	1	0	6	7	0	1	0	6	7	0	0	0	0	0	0	0	0	0	0	0	0	0	0	0
4	2	2	0	7	12	0	2	0	7	12	0	0	0	0	0	0	0	0	0	0	0	0	0	0	0
5	0	0	0	7	11	0	0	0	7	11	0	0	0	0	0	0	0	0	0	0	0	0	0	0	0
6	2	3	0	8	16	0	3	0	8	16	0	0	0	0	0	0	0	0	0	0	0	0	0	0	0
7	0	0	0	5	7	0	0	0	5	7	0	0	0	0	0	0	0	0	0	0	0	0	0	0	0
8	1	1	0	7	10	0	1	0	7	10	0	0	0	0	0	0	0	0	0	0	0	0	0	0	0
9	0	0	0	0	0	0	0	0	0	0	0	0	0	0	0	0	0	0	0	0	0	0	0	0	0

PITCHER	IP	WLS	BF	H	R	ER	SO	BB	IBB	HBP	BLK	WP	HR	S	P	ERA	WHIP
Gerry Staley, R ERA: 3.68 (1, 1)	7.0	L	29	9	5	5	1	0	0	0	0	0	2	50	76	6.43	1.286
Hal White, R ERA: 3.18 (8, 1)	1.0		4	1	1	1	0	0	0	0	0	0	1	7	10	9.00	1.000

Batter	1	2	3	4	5	6	7	8	9	AB R H RBI BB SO LOB	TOP	
Rip Repulski, R (1, 8) OBP: 0.335, SLG: 0.450	2-1 F2		2-3 K		1-2 HR			0-0 F4		4 1 1 1 0 1 0		
Solly Hemus, L (1, 6) Dick Schofield, S (4, 6) OBP: 0.384, SLG: 0.453 OBP: 0.220, SLG: 0.333	1-0 5-3		0-0 G3		1-0 4-3			1-1 1-3		2 0 0 0 0 0 0 2 0 0 0 0 0 0		
Stan Musial, L (1, 9) OBP: 0.429, SLG: 0.567	1-1 HR		3-3 K		4-1 G5-4-3 BB			0-0 3-1		3 1 1 1 1 1 0		
Ray Jablonski, R (1, 5) OBP: 0.309, SLG: 0.439	3-2 1B			0-1 F8		0-0 G5-4-3		1-3 K		4 0 1 0 0 1 1		
Peanuts Lowrey, R (1, 4) OBP: 0.337, SLG: 0.465	1-1 F6			1-1 F8		1-2 6-3		2-1 F6		4 0 0 0 0 0 1		
Steve Bilko, R (1, 3) OBP: 0.349, SLG: 0.441		1-1 F7		0-1 F6		0-0 HR		1-0 HR		4 2 2 2 0 0 0		
Harry Elliott, R (1, 7) OBP: 0.304, SLG: 0.419		1-2 6-3		0-1 HR		2-1 G4-3 1B		1-1 1B		4 1 3 1 0 0 0		
Del Rice, R (1, 2) OBP: 0.304, SLG: 0.327		1-2 1B		3-2 F4		0-0 G4-3		2-0 F8		4 0 1 0 0 0 2		
Joe Presko, R (1, 1) Eddie Erault, R (3, 1) Willard Schmidt, R (4, 1) Hal White, R (6, 1) Ferrell Anderson, R (7, PH) Cliff Chambers, L (7, 1) OBP: 0.255, SLG: 0.196 OBP: 0.143, SLG: 0.143 OBP: 0.286, SLG: 0.343 OBP: 0.125, SLG: 0.188		0-2 L9		1-2 6-3		1-1 5-3				1 0 0 0 0 0 1 0 0 0 0 0 0 0 1 0 0 0 0 0 0 0 0 0 0 0 0 0 1 0 0 0 0 0 0 0 0 0 0 0 0 0		
Inning Stats	R: 1 H: 2 E: 0 LOB: 1 K: 0 BB: 0 S: 11 P: 19	R: 0 H: 1 E: 0 LOB: 1 K: 0 BB: 0 S: 14 P: 17	R: 0 H: 0 E: 0 LOB: 0 K: 2 BB: 0 S: 9 P: 14	R: 0 H: 0 E: 0 LOB: 0 K: 0 BB: 0 S: 6 P: 7	R: 2 H: 2 E: 0 LOB: 0 K: 0 BB: 0 S: 14 P: 20	R: 0 H: 0 E: 0 LOB: 0 K: 0 BB: 1 S: 5 P: 10	R: 1 H: 2 E: 0 LOB: 0 K: 0 BB: 0 S: 6 P: 9	R: 0 H: 0 E: 0 LOB: 0 K: 0 BB: 0 S: 4 P: 5	R: 1 H: 2 E: 0 LOB: 1 K: 1 BB: 0 S: 9 P: 16	1B: 4 SF: 0 2B: 0 SAC: 0 3B: 0 DP: 2 HR: 5 HBP: 0	WP: 0 PA: 35 PB: 0 SB: 0 CS: 0	
PITCHER Preacher Roe, L (1, 1) ERA: 4.5	IP WLS BF H R ER SO BB IBB HBP BLK WP HR S P ERA WHIP	9.0 W 35 9 5 5 3 1 0 0 0 0 5 78 117 5.00 1.111										

St. Louis Cardinals @ Brooklyn Dodgers
 Ebbets Field, Brooklyn, NY
 Tue Sep 01 1953, 3:33 AM EDT
 Att. 5,449 - Unknown

livebaseballscorecards.com

AB 34
 R 5
 H 9
 RBI 5
 BB 1
 SO 3
 LOB 5



Batter	1	2	3	4	5	6	7	8	9	AB	R	H	RBI	BB	SO	LOB
Jim Gilliam, S OBP: 0.394, SLG: 0.418 (1, 4)	F7		G3	1B 4-3 BB	F5		1B 2B	FC3-6 BB		4	2	1	0	2	0	1
Pee Wee Reese, R OBP: 0.376, SLG: 0.414 (1, 6)	F6		1B 4-3 1B	1B 4-3 1B		2B 2B	WP G3 1B	FC3-6		6	4	4	1	0	0	2
Duke Snider, L OBP: 0.406, SLG: 0.606 (1, 8)	CS HBP		4-3	4-3		1B 2B	G3 1B BB	K		4	2	1	2	1	1	4
Jackie Robinson, R OBP: 0.427, SLG: 0.509 (1, 7)	CS	L9 2B 2B	1B 1B	1B	1B	2B 1B	K			5	3	4	3	0	1	2
Roy Campanella, R OBP: 0.406, SLG: 0.620 (1, 2)		L9	1B 1B	F3		2B BB	G3			4	1	1	1	1	0	3
Rube Walker, L OBP: 0.338, SLG: 0.471 (8, 2)			1B 1B			BB				0	0	0	0	0	0	0
Gil Hodges, R OBP: 0.398, SLG: 0.557 (1, 3)		2B	1B 1B	F6		F8	1B			5	0	3	3	0	0	3
Carl Furillo, R OBP: 0.384, SLG: 0.567 (1, 9)		F7	BB 1B			SH1 1B	L6-4 2B	F7		5	0	3	2	0	0	2
Bobby Morgan, R OBP: 0.370, SLG: 0.429 (1, 5)		IBB	BB			K	IBB	F2		2	0	0	0	3	1	1
Preacher Roe, R OBP: 0.118, SLG: 0.125 (1, 1)		K	K			SH1	L6-4	FC3-6 BB		3	0	0	0	1	2	8


Inning Stats	R: 0	H: 0	E: 0	K: 5	S: 5	LOB: 0	BB: 10	P: 10	R: 1	H: 2	E: 0	K: 1	S: 8	LOB: 2	BB: 1	P: 17	R: 3	H: 5	E: 0	K: 1	S: 19	LOB: 3	BB: 1	P: 33	R: 2	H: 2	E: 0	K: 0	S: 11	LOB: 1	BB: 1	P: 25	R: 0	H: 1	E: 0	K: 1	S: 15	LOB: 1	BB: 0	P: 22	R: 3	H: 4	E: 0	K: 0	S: 9	LOB: 2	BB: 2	P: 26	R: 3	H: 3	E: 0	K: 1	S: 16	LOB: 1	BB: 1	P: 26	R: 0	H: 0	E: 0	K: 1	S: 12	LOB: 2	BB: 2	P: 26
--------------	------	------	------	------	------	--------	--------	-------	------	------	------	------	------	--------	-------	-------	------	------	------	------	-------	--------	-------	-------	------	------	------	------	-------	--------	-------	-------	------	------	------	------	-------	--------	-------	-------	------	------	------	------	------	--------	-------	-------	------	------	------	------	-------	--------	-------	-------	------	------	------	------	-------	--------	-------	-------

PITCHER	IP	WLS	BF	H	R	ER	SO	BB	IBB	HBP	BLK	WP	HR	S	P	ERA	WHIP
Joe Presko, R ERA: 5.09 (1, 1)	2.2	L	16	7	4	4	1	0	0	0	0	0	0	28	51	13.50	2.625
Eddie Erault, R ERA: 6.81 (3, 1)	0.2		6	2	2	2	1	2	0	0	0	0	0	11	27	27.00	6.000
Willard Schmidt, R ERA: 9.17 (4, 1)	1.2		9	4	3	3	1	0	0	0	0	0	0	24	38	16.20	2.400
Hal White, R ERA: 3.14 (6, 1)	1.0		5	1	0	0	0	1	1	0	0	0	0	4	17	0.00	2.000
Cliff Chambers, L ERA: 4.82 (7, 1)	2.0		12	3	3	3	2	3	0	0	0	1	0	28	52	13.50	3.000

BOTTOM

St. Louis Cardinals @ Brooklyn Dodgers
Ebbets Field, Brooklyn, NY
 Tue Sep 01 1953, 3:33 AM EDT
 Att. 5,449 - Unknown

AB	38
R	12
H	17
RBI	12
BB	8
SO	5
LOB	26



WP	PA	ERA	WHIP
2	49		

Batter	1	2	3	4	5	6	7	8	9	AB	R	H	RBI	BB	SO	LOB	TOP																
Bill Bruton, L (1, 8) OBP: 0.306, SLG: 0.330	F8	1-0 2-3 1B		F5		G3	FC6-4 1B			5	0	2	1	0	0	0																	
Johnny Logan, R (1, 6) OBP: 0.336, SLG: 0.412	5-3	K		1B		F7	FC6-4			5	0	1	0	0	1	5																	
Eddie Mathews, L (1, 5) OBP: 0.401, SLG: 0.640	F8			BB		1B			K	4	0	1	0	1	1	0																	
Joe Adcock, R (1, 3) OBP: 0.328, SLG: 0.435		K		BB		G1			5-3	4	0	0	0	1	1	3																	
Del Crandall, R (1, 2) OBP: 0.334, SLG: 0.449		FC6-4 1B		G6-4-3 BB		HR BB			6-3	4	3	2	0	1	0	1																	
Jim Pendleton, R (1, 9) OBP: 0.302, SLG: 0.420		FC6-4 1B				HR 2B			6-3	5	3	4	3	0	0	0																	
Sid Gordon, R (1, 7) OBP: 0.368, SLG: 0.459		FC6-4 BB		HR BB		L8			F7	3	1	0	0	2	0	1																	
Jack Dittmer, L (1, 4) OBP: 0.290, SLG: 0.363		FC6-4 1B		HR		1-3			FC4-6 1B	5	2	2	4	0	0	3																	
Warren Spahn, L (1, 1) OBP: 0.235, SLG: 0.357		1B		3-1		K			1B	1	0	1	1	0	0	0																	
Ernie Johnson, R (3, 1) OBP: 0.083, SLG: 0.083		1B		3-1		K			K	0	0	0	0	0	0	0																	
Harry Hanebrink, L (4, PH) OBP: 0.288, SLG: 0.309		1B								1	0	0	0	0	0	0																	
Bob Buhl, R (4, 1) OBP: 0.191, SLG: 0.136		1B							K	3	0	1	0	0	2	1																	
Inning Stats	R: 0 E: 0 K: 0 S: 7 H: 0 LOB: 0 BB: 0 P: 14	R: 2 E: 0 K: 2 S: 17 H: 4 LOB: 3 BB: 1 P: 28	R: 0 E: 0 K: 0 S: 5 H: 0 LOB: 0 BB: 1 P: 11	R: 3 E: 0 K: 0 S: 17 H: 3 LOB: 2 BB: 2 P: 32	R: 2 E: 0 K: 1 S: 10 H: 1 LOB: 0 BB: 1 P: 17	R: 0 E: 0 K: 0 S: 9 H: 1 LOB: 1 BB: 0 P: 15	R: 2 E: 0 K: 0 S: 16 H: 4 LOB: 2 BB: 0 P: 23	R: 0 E: 0 K: 1 S: 8 H: 0 LOB: 0 BB: 0 P: 12	R: 0 E: 0 K: 1 S: 8 H: 1 LOB: 1 BB: 0 P: 11	1B: 11 2B: 1 3B: 0 HR: 2 SF: 0 SAC: 0 DP: 1 HBP: 0	WP: 1 PB: 0 SB: 0 CS: 0 PA: 45																						
PITCHER	IP WLS BF H R ER SO BB IBB HBP BLK WP HR S P ERA WHIP																	PITCHER	IP WLS BF H R ER SO BB IBB HBP BLK WP HR S P ERA WHIP														
Russ Meyer, R (1, 1) ERA: 4.38	3.0		16	5	4	4	2	3	0	0	0	0	0	32	61	12.00	2.667																
Jim Hughes, R (4, 1) ERA: 3.3	0.2		5	2	1	1	0	1	0	0	0	0	1	11	20	13.50	4.500																
Joe Black, R (4, 1) ERA: 5.34	1.1		6	1	2	2	1	1	0	0	0	0	1	13	21	13.50	1.500																
Clem Labine, R (6, 1) ERA: 2.83	2.0	L	11	5	2	2	0	0	0	0	0	1	0	25	38	9.00	2.500																
Ben Wade, R (8, 1) ERA: 4.07	2.0		7	1	0	0	2	0	0	0	0	0	0	16	23	0.00	0.500																

Milwaukee Braves @ Brooklyn Dodgers
Ebbets Field, Brooklyn, NY
Wed Sep 02 1953, 3:33 AM EDT
Att: 30,877 - Unknown

livebaseballscorecards.com

AB	40
R	9
H	14
RBI	9
BB	5
SO	5
LOB	14



Batter	1	2	3	4	5	6	7	8	9	AB R H RBI BB SO LOB	TOP	
Bill Bruton, L (1, 8) <small>OBP: 0.305, SLG: 0.329</small>	1-3 		2-3 		1-3 			0-0 	2-3 	5 1 1 0 0 4 2		
Johnny Logan, R (1, 6) <small>OBP: 0.335, SLG: 0.410</small>	0-0 		0-1 			0-0 		2-3 	0-0 	5 1 1 0 0 1 3		
Eddie Mathews, L (1, 5) <small>OBP: 0.403, SLG: 0.650</small>	2-2 		2-2 			0-0 		3-0 	1-0 	5 1 3 4 0 0 0		
Joe Adcock, R (1, 3) <small>OBP: 0.326, SLG: 0.431</small>	0-1 			0-0 		2-1 		1-3 		4 0 0 0 0 1 1		
Del Crandall, R (1, 2) <small>OBP: 0.333, SLG: 0.444</small>	2-2 			1-3 		1-3 		4-2 		3 1 0 0 1 1 1		
Jim Pendleton, R (1, 9) <small>OBP: 0.307, SLG: 0.441</small> (8, 7)			1-3 		3-2 		1-0 	0-0 		4 1 2 2 0 1 0		
Sid Gordon, R (1, 7) <small>OBP: 0.369, SLG: 0.459</small> Andy Pafko, R (8, 9) <small>OBP: 0.347, SLG: 0.452</small>			1-2 			0-1 		2-2 	1-1 	4 0 2 0 0 0 0 0 0 0 0 0 0 0	AB 35 R 6 H 10 RBI 6 BB 3 SO 9 LOB 10	
Jack Dittmer, L (1, 4) <small>OBP: 0.292, SLG: 0.361</small>			2-0 			4-0 		1-1 	4-1 	2 0 0 0 2 0 1		
Lew Burdette, R (1, 1) <small>OBP: 0.186, SLG: 0.186</small>			1-1 			0-2 		1-2 	0-3 	3 1 1 0 0 1 2		
Inning Stats	R: 1 H: 2 E: 1 LOB: 1 K: 1 BB: 0 S: 12 P: 17	R: 0 H: 0 E: 0 LOB: 0 K: 1 BB: 0 S: 8 P: 12	R: 0 H: 1 E: 1 LOB: 2 K: 1 BB: 0 S: 13 P: 18	R: 0 H: 0 E: 0 LOB: 0 K: 1 BB: 0 S: 7 P: 11	R: 0 H: 0 E: 0 LOB: 1 K: 1 BB: 1 S: 8 P: 13	R: 0 H: 0 E: 0 LOB: 0 K: 0 BB: 0 S: 4 P: 6	R: 0 H: 2 E: 0 LOB: 1 K: 0 BB: 0 S: 11 P: 16	R: 5 H: 5 E: 0 LOB: 2 K: 3 BB: 2 S: 20 P: 37	R: 0 H: 0 E: 0 LOB: 0 K: 1 BB: 0 S: 5 P: 8	1B: 6 SF: 0 2B: 2 SAC: 1 3B: 0 DP: 0 HR: 2 HBP: 0	WP: 0 PA: 39 PB: 0 SB: 0 CS: 0	
PITCHER Carl Erskine, R (1, 1) <small>ERA: 3.74</small> Ben Wade, R (8, 1) <small>ERA: 4.06</small> Billy Loes, R (9, 1) <small>ERA: 4.95</small>	IP WLS BF H R ER SO BB IBB HBP BLK WP HR S P ERA WHIP 7.2 L 35 10 6 6 7 3 0 0 0 0 0 1 80 127 7.04 1.696											PITCHER IP WLS BF H R ER SO BB IBB HBP BLK WP HR S P ERA WHIP

Milwaukee Braves @ Brooklyn Dodgers
Ebbets Field, Brooklyn, NY
 Thu Sep 03 1953, 3:33 AM EDT
 Att: 12,215 - Unknown

livebaseballscorecards.com

Batter	1	2	3	4	5	6	7	8	9	AB R H RBI BB SO LOB
Jim Gilliam, S <small>(1, 4)</small> <small>OBP: 0.394, SLG: 0.426</small>	3-2 			3-2 		3-2 		0-0 		4 1 1 0 0 0 1
Pee Wee Reese, R <small>(1, 6)</small> <small>OBP: 0.373, SLG: 0.411</small>	1-0 			0-0 		3-3 		1-1 		4 0 0 1 0 1 1
Duke Snider, L <small>(1, 8)</small> <small>OBP: 0.407, SLG: 0.607</small>	0-0 			1-3 		0-0 		2-1 		4 0 1 0 0 1 0
Jackie Robinson, R <small>(1, 7)</small> <small>OBP: 0.423, SLG: 0.503</small>			1-1 	2-1 		0-0 		0-0 		4 0 1 0 0 0 1
Roy Campanella, R <small>(1, 2)</small> <small>OBP: 0.403, SLG: 0.619</small>			0-0 		1-3 		0-0 	3-2 		4 0 0 0 0 1 1
Gil Hodges, R <small>(1, 3)</small> <small>OBP: 0.401, SLG: 0.560</small>			3-1 		0-0 		1-3 			3 0 1 0 0 1 0
Carl Furillo, R <small>(1, 9)</small> <small>OBP: 0.385, SLG: 0.568</small>			0-1 		1-1 		1-0 			3 0 2 0 0 0 0
Billy Cox, R <small>(1, 5)</small> <small>OBP: 0.370, SLG: 0.483</small>			1-2 		4-0 		3-2 			2 0 0 0 1 0 1
Carl Erskine, R <small>(1, 1)</small> <small>OBP: 0.250, SLG: 0.275</small>			0-3 		0-0 		0-1 			2 0 0 0 0 1 2
Ben Wade, R <small>(8, 1)</small> <small>OBP: 0.182, SLG: 0.318</small>										0 0 0 0 0 0 0
Wayne Belardi, L <small>(8, PH)</small> <small>OBP: 0.333, SLG: 0.546</small>										1 0 0 0 0 0 1
Billy Loes, R <small>(9, 1)</small> <small>OBP: 0.098, SLG: 0.080</small>										0 0 0 0 0 0 0

Inning Stats	R: 0	H: 0	R: 0	H: 0	R: 0	H: 1	R: 1	H: 1	R: 0	H: 2	R: 0	H: 1	R: 0	H: 0	R: 0	H: 0	R: 0	H: 1	R: 0	H: 1	1B: 4	SF: 0	WP: 0	PA: 32
	E: 0	LOB: 0	E: 0	LOB: 0	E: 0	LOB: 0	E: 0	LOB: 0	E: 0	LOB: 2	E: 0	LOB: 1	E: 0	LOB: 0	E: 0	LOB: 0	E: 0	LOB: 1	E: 0	LOB: 0	2B: 1	SAC: 0	PB: 0	
	K: 0	BB: 0	K: 0	BB: 0	K: 1	BB: 0	K: 1	BB: 0	K: 1	BB: 1	K: 1	BB: 0	K: 1	BB: 0	K: 0	BB: 0	K: 0	BB: 0	K: 0	BB: 0	3B: 1	DP: 2	SB: 0	
	S: 6	P: 10	S: 5	P: 9	S: 8	P: 9	S: 10	P: 16	S: 8	P: 14	S: 8	P: 14	S: 5	P: 7	S: 8	P: 12	S: 6	P: 11	S: 6	P: 11	HR: 0	HBP: 0	CS: 0	

PITCHER	IP	WLS	BF	H	R	ER	SO	BB	IBB	HBP	BLK	WP	HR	S	P	ERA	WHIP	IP	WLS	BF	H	R	ER	SO	BB	IBB	HBP	BLK	WP	HR	S	P	ERA	WHIP	
Lew Burdette, R <small>(1, 1)</small> <small>ERA: 2.76</small>	9.0	W	32	6	1	1	5	0	1	0	0	0	0	64	102	1.00	0.667																		

Milwaukee Braves @ Brooklyn Dodgers
 Ebbets Field, Brooklyn, NY

Thu Sep 03 1953, 3:33 AM EDT
 Att. 12,215 - Unknown

AB	31
R	1
H	6
RBI	1
BB	1
SO	5
LOB	8

Batter	1	2	3	4	5	6	7	8	9	AB R H RBI BB SO LOB	TOP
--------	---	---	---	---	---	---	---	---	---	----------------------	-----

Jim Gilliam, S (1, 4) <small>OBP: 0.394, SLG: 0.423</small>	4-2 		1-0 		0-0 	4-1 	0-0 			3 2 0 1 2 0 1	
---	---------	--	---------	--	---------	---------	---------	--	--	---------------	--

Pee Wee Reese, R (1, 6) <small>OBP: 0.375, SLG: 0.411</small>	1-0 		1-0 		2-1 	4-2 	0-1 			4 1 2 1 1 0 1	
---	---------	--	---------	--	---------	---------	---------	--	--	---------------	--

Duke Snider, L (1, 8) <small>OBP: 0.408, SLG: 0.607</small>	1-3 		2-2 		0-0 	1-2 		0-1 		5 0 3 1 0 1 3	
---	---------	--	---------	--	---------	---------	--	---------	--	---------------	--

Jackie Robinson, R (1, 7) <small>OBP: 0.424, SLG: 0.504</small>	3-1 		1-1 		1-2 	0-0 		1-0 		3 0 1 1 0 0 2	
---	---------	--	---------	--	---------	---------	--	---------	--	---------------	--

Roy Campanella, R (1, 2) <small>OBP: 0.399, SLG: 0.612</small>	1-2 		1-2 		1-1 	3-3 		2-3 		5 0 0 0 0 2 8	
--	---------	--	---------	--	---------	---------	--	---------	--	---------------	--

Gil Hodges, R (1, 3) <small>OBP: 0.401, SLG: 0.564</small>		4-2 		2-3 		1-1 	2-3 	3-2 		4 1 1 1 1 2 1	
--	--	---------	--	---------	--	---------	---------	---------	--	---------------	--

Carl Furillo, R (1, 9) <small>OBP: 0.386, SLG: 0.568</small>		1-1 		2-0 		1-1 	1-2 	1-1 		5 1 2 0 0 0 1	
--	--	---------	--	---------	--	---------	---------	---------	--	---------------	--

Billy Cox, R (1, 5) <small>OBP: 0.370, SLG: 0.481</small>		1-1 		2-1 		0-0 	1-2 	1-1 		5 2 2 0 0 0 2	
---	--	---------	--	---------	--	---------	---------	---------	--	---------------	--

Russ Meyer, S (1, 1) <small>OBP: 0.178, SLG: 0.157</small> Jim Hughes, R (4, 1) <small>OBP: 0.308, SLG: 0.308</small> Wayne Belardi, L (6, PH) <small>OBP: 0.330, SLG: 0.550</small> Bill Antonello, R (6, PR) <small>OBP: 0.183, SLG: 0.207</small> Joe Black, R (6, 1) <small>OBP: 0.287, SLG: 0.287</small> Clem Labine, R (6, 1) <small>OBP: 0.160, SLG: 0.091</small>	2-2 		0-2 		2-2 	0-0 		0-0 		2 0 0 0 0 0 0 3 0 0 0 0 0 0 0 0 1 0 1 0 0 0 0 0 0 1 0 0 0 0 0 0 0 0 0 0 0 0 0 0 2 0 0 0 0 0 0 1	
---	---------	--	---------	--	---------	---------	--	---------	--	--	--

Inning Stats	R: 2	H: 1	R: 0	H: 1	R: 0	H: 2	R: 0	H: 2	R: 4	H: 3	R: 2	H: 1	R: 0	H: 1	R: 0	H: 0	1B: 9	SF: 0	WP: 1	PA: 45
	E: 1	LOB: 0	E: 0	LOB: 1	E: 0	LOB: 2	E: 0	LOB: 2	E: 1	LOB: 3	E: 2	LOB: 1	E: 0	LOB: 1	E: 0	LOB: 0	2B: 2	SAC: 1	PB: 0	
	K: 1	BB: 1	K: 0	BB: 1	K: 0	BB: 0	K: 1	BB: 0	K: 1	BB: 2	K: 1	BB: 0	K: 1	BB: 0	K: 0	BB: 0	3B: 0	DP: 2	SB: 1	
	S: 11	P: 21	S: 9	P: 17	S: 9	P: 15	S: 9	P: 15	S: 10	P: 14	S: 13	P: 17	S: 9	P: 15	S: 5	P: 7	HR: 1	HBP: 1	CS: 0	

PITCHER	IP	WLS	BF	H	R	ER	SO	BB	IBB	HBP	BLK	WP	HR	S	P	ERA	WHIP
Al Worthington, R (1, 1) <small>ERA: 3.79</small>	2.1		13	4	2	0	1	2	0	1	0	0	0	26	49	0.00	2.571
Al Corwin, R (3, 1) <small>ERA: 5.02</small>	3.0		15	6	4	3	1	1	0	0	0	0	1	31	50	9.00	2.333
Hoyt Wilhelm, R (6, 1) <small>ERA: 2.96</small>	0.2		4	0	0	0	1	1	0	0	0	0	0	9	17	0.00	1.500
Larry Jansen, R (7, 1) <small>ERA: 4.34</small>	2.0	L	10	2	2	0	2	0	0	0	0	1	0	22	32	0.00	1.000
Mary Grissom, R (9, 1) <small>ERA: 4.4</small>	1.0		3	0	0	0	0	0	0	0	0	0	0	5	7	0.00	0.000

Brooklyn Dodgers @ New York Giants
 Polo Grounds, New York, NY
 Fri Sep 04 1953, 3:33 AM EDT
 Att. 29,736 - Unknown

livebaseballscorecards.com

AB	39
R	8
H	12
RBI	5
BB	4
SO	5
LOB	23



Batter	1	2	3	4	5	6	7	8	9	AB	R	H	RBI	BB	SO	LOB	TOP										
Jim Gilliam, S (1, 4) <small>OBP: 0.395, SLG: 0.422</small>	1-1 F7	4-0 HR BB	1-1 5-3		4-1 SH1-4 1B BB	1-0 2-H 3-H 1B		3-3 K		4	2	1	2	2	1	0											
Pee Wee Reese, R (1, 6) <small>OBP: 0.375, SLG: 0.417</small> Bobby Morgan, R (4, 6) <small>OBP: 0.365, SLG: 0.414</small>	3-2 F9	0-0 HR		1-0 F5	3-2 F4	3-3 K2-3		2-3 K		3	1	1	3	0	0	0											
Duke Snider, L (1, 8) <small>OBP: 0.411, SLG: 0.614</small> Don Thompson, L (8, 8) <small>OBP: 0.301, SLG: 0.258</small>	2-0 1B HR	0-0 G3		0-0 HR	1-1 SH1-4 1-2		3-1 HR 1B		0-0 F5	4	3	3	1	0	0	0											
Jackie Robinson, R (1, 7) <small>OBP: 0.427, SLG: 0.511</small> Dick Williams, R (7, 7) <small>OBP: 0.308, SLG: 0.261</small>	2-2 HR 1B	3-2 3B		4-0 F8 1B BB	2-0 1B		0-2 L7		2-3 K	4	2	3	1	1	0	1											
Roy Campanella, R (1, 2) <small>OBP: 0.398, SLG: 0.621</small>	2-2 HR	3-1 F8		0-1 F8 1-2	1-0 L6		2-0 HR		0-0 6-3	6	2	2	5	0	0	3											
Gil Hodges, R (1, 3) <small>OBP: 0.401, SLG: 0.561</small>	0-1 F8		4-1 BB 1B BB	0-0 2B 1B		2-2 6-3	1-0 L7			4	1	1	1	1	0	0											
Carl Furillo, R (1, 9) <small>OBP: 0.391, SLG: 0.580</small>		1-1 1B 3B	4-1 1B E BB	1-0 2B		2-1 SH1-4 1B 2B	0-0 1B			4	3	4	0	1	0	0											
Billy Cox, R (1, 5) <small>OBP: 0.377, SLG: 0.483</small>		0-0 WP HR 1B	0-1 E5 1B	4-0 2B IBB		4-0 SH1-4 1B BB	1-0 F7			3	2	2	2	2	0	1											
Bob Milliken, R (1, 1) <small>OBP: 0.143, SLG: 0.185</small>		1-1 SH3-4	1-2 F6	0-1 F5		0-0 SH1-4	1-2 F3			3	0	0	0	0	0	3											
Inning Stats	R: 3 E: 0 K: 0 S: 17	H: 3 LOB: 0 BB: 0 P: 27	R: 4 E: 0 K: 0 S: 12	H: 4 LOB: 1 BB: 1 P: 24	R: 2 E: 1 K: 0 S: 9	H: 1 LOB: 0 BB: 2 P: 19	R: 2 E: 0 K: 0 S: 8	H: 3 LOB: 3 BB: 2 P: 18	R: 1 E: 0 K: 0 S: 8	H: 1 LOB: 1 BB: 1 P: 19	R: 2 E: 0 K: 1 S: 10	H: 2 LOB: 1 BB: 1 P: 22	R: 2 E: 0 K: 0 S: 9	H: 3 LOB: 1 BB: 0 P: 16	R: 0 E: 0 K: 2 S: 11	H: 0 LOB: 0 BB: 0 P: 17	R: 0 E: 0 K: 1 S: 5	H: 0 LOB: 0 BB: 0 P: 7	1B: 9 2B: 2 3B: 2 HR: 4	SF: 0 SAC: 3 DP: 0 HBP: 0	WP: 1 PB: 0 SB: 0 CS: 0	PA: 50					
PITCHER	IP	WLS	BF	H	R	ER	SO	BB	IBB	HBP	BLK	WP	HR	S	P	ERA	WHIP										
Jim Hearn, R (1, 1) <small>ERA: 4.14</small>	1.1	L	10	5	6	6	0	1	0	0	0	1	1	22	38	40.50	4.500										
Dave Koslo, L (2, 1) <small>ERA: 5.09</small>	1.2		9	3	3	2	0	2	0	0	0	0	1	16	32	10.80	3.000										
Al Conwin, R (4, 1) <small>ERA: 5.15</small>	1.0		8	3	2	2	0	1	1	0	0	0	1	8	18	18.00	4.000										
Monty Kennedy, L (5, 1) <small>ERA: 7.48</small>	4.0		20	6	5	5	3	2	0	0	0	0	1	38	74	11.25	2.000										
Mary Grissom, R (9, 1) <small>ERA: 4.37</small>	1.0		3	0	0	0	1	0	0	0	0	0	0	5	7	0.00	0.000										

Brooklyn Dodgers @ New York Giants
 Polo Grounds, New York, NY
 Sat Sep 05 1953, 3:33 AM EDT
 Att: 23,636 - Unknown

AB	40
R	16
H	17
RBI	15
BB	7
SO	4
LOB	10



livebaseballscorecards.com

Batter	1	2	3	4	5	6	7	8	9	AB R H RBI BB SO LOB
Whitey Lockman, L (1, 3) OBP: 0.361, SLG: 0.401	1-1 F8		2-1 F7	0-0 HR 1B		0-2 4-3			4-1 2B 4-3 BB	4 2 1 1 1 0 1
Alvin Dark, R (1, 6) OBP: 0.342, SLG: 0.480	1-0 F5		0-0 3B	0-0 HR		3-1 F5			1-2 4-3 1B 2B	5 2 3 3 0 0 0
Dusty Rhodes, L (1, 7) OBP: 0.272, SLG: 0.500	0-0 4-3		4-2 BB BB	0-1 2B			1-2 F9		0-1 4-3	4 0 1 1 1 0 1
Don Mueller, L (1, 9) OBP: 0.355, SLG: 0.390		0-1 E3 1B	0-0 F2	2-0 F7			0-0 L8		0-0 3-H 1B	5 0 1 1 0 0 3
Wes Westrum, R (1, 2) OBP: 0.352, SLG: 0.382		0-3 K	4-2 BB		1-1 F8		1-1 F4		2-0 F7	3 0 0 0 1 1 1 1 0 0 0 0 0 1
Sam Calderone, R (8, 2) OBP: 0.289, SLG: 0.324										
Daryl Spencer, R (1, 4) OBP: 0.301, SLG: 0.456		2-2 1B	2-3 K		1-3 K			0-0 WP 1B	0-2 F4	5 0 2 0 0 2 4
Bobby Thomson, R (1, 8) OBP: 0.329, SLG: 0.471		3-2 F6		0-0 F7	3-2 F8			3-3 K		4 0 0 0 0 1 3
Bobby Hofman, R (1, 5) OBP: 0.315, SLG: 0.537		1-1 F7		3-1 4-3 1B 2B		0-0 HR		3-3 K		4 2 2 1 0 1 3
Jim Hearn, R (1, 1) OBP: 0.230, SLG: 0.233			1-1 3B		3-2 4-3		1-2 F9			0 0 0 0 0 0 0
Dave Kosco, L (2, 1) OBP: 0.083, SLG: 0.043										0 0 0 0 0 0 0
Davey Williams, R (3, PH) OBP: 0.370, SLG: 0.361										1 1 1 0 0 0 0
Al Corwin, R (4, 1) OBP: 0.258, SLG: 0.548										0 0 0 0 0 0 0
Tookie Gilbert, L (4, PH) OBP: 0.267, SLG: 0.250										1 0 0 0 0 0 1
Monty Kennedy, R (5, 1) OBP: 0.412, SLG: 0.559										1 0 0 0 0 0 0
Monte Irvin, R (8, PH) OBP: 0.412, SLG: 0.559										1 0 0 0 0 1 1
Marv Grissom, R (9, 1) OBP: 0.073, SLG: 0.051										0 0 0 0 0 0 0

Inning Stats	R: 0	H: 0	E: 0	LOB: 0	K: 0	BB: 0	S: 4	P: 6	R: 0	H: 1	E: 1	LOB: 2	K: 1	BB: 0	S: 13	P: 19	R: 1	H: 2	E: 0	LOB: 3	K: 1	BB: 2	S: 16	P: 29	R: 3	H: 4	E: 0	LOB: 1	K: 0	BB: 0	S: 13	P: 21	R: 0	H: 0	E: 0	LOB: 0	K: 1	BB: 0	S: 8	P: 13	R: 1	H: 1	E: 0	LOB: 0	K: 0	BB: 0	S: 10	P: 14	R: 0	H: 0	E: 0	LOB: 0	K: 0	BB: 0	S: 7	P: 9	R: 0	H: 1	E: 0	LOB: 1	K: 3	BB: 0	S: 12	P: 20	R: 2	H: 2	E: 0	LOB: 1	K: 0	BB: 1	S: 12	P: 19	1B: 5	SF: 0	2B: 3	SAC: 0	3B: 1	DP: 0	HR: 2	HBP: 0	WP: 1	PA: 42
PITCHER Bob Milliken, R (1, 1) ERA: 3.51	IP	WLS	BF	H	R	ER	SO	BB	IBB	HBP	BLK	WP	HR	S	P	ERA	WHIP	IP	WLS	BF	H	R	ER	SO	BB	IBB	HBP	BLK	WP	HR	S	P	ERA	WHIP																																																

BOTTOM

Brooklyn Dodgers @ New York Giants

Polo Grounds, New York, NY

Sat Sep 05 1953, 3:33 AM EDT

Att. 23,636 - Unknown

AB	39
R	7
H	11
RBI	7
BB	3
SO	6
LOB	19



Batter	1	2	3	4	5	6	7	8	9	AB R H RBI BB SO LOB	TOP
Jim Gilliam, S (1, 4) OBP: 0.392, SLG: 0.419 C B B B X	3-1 L8 ①		2-2 L6 ②		0-0 3-1 ② 1-2 2-3		0-3 K ③		4 0 0 0 0 1 2		
Pee Wee Reese, R (1, 6) OBP: 0.374, SLG: 0.418 C C B B X	2-2 F4 ②		2-1 K 2B ②		3-3 K ③		0-3 K ①		4 0 1 0 0 2 2		
Duke Snider, L (1, 8) OBP: 0.411, SLG: 0.612 S B B S	2-3 K ③		2-3 K ③		2-1 HR 1B ①		4-0 G3 1B E BB ①		3 2 1 0 0 1 2 1		
Jackie Robinson, R (1, 7) OBP: 0.430, SLG: 0.520 X		0-0 HR 1B ①		1-2 F2 ①		1-1 HR ①	2-1 G3 E 1B ①		4 3 3 2 0 0 0		
Roy Campanella, R (1, 2) OBP: 0.397, SLG: 0.624 C X		0-1 HR ①		1-0 L9 ②		1-0 6-3 ①	1-1 G3 ②		4 1 1 2 0 0 2		
Gil Hodges, R (1, 3) OBP: 0.398, SLG: 0.557 X		0-0 5-3 ①		1-2 F7 ③		3-2 5-3 ②	3-2 F8 ③		4 0 0 0 0 0 0		
Carl Furillo, R (1, 9) OBP: 0.393, SLG: 0.580 Don Thompson, L (2, 9) OBP: 0.301, SLG: 0.260 H		1-0 G6-4-3 HBP ①		0-0 FC3-5 1B ①		1-1 4-3 ③	0-0 L3 ①		0 0 0 0 0 0 0 3 0 1 0 0 0 0	AB 34 R 6 H 8 RBI 4 BB 1 SO 6 LOB 10	
Billy Cox, R (1, 5) OBP: 0.376, SLG: 0.480 B B C X	2-2 G6-4-3 ② ③		0-2 F4 ①		0-2 FC3-5 1B ①		1-3 K ①	2-1 6-3 ②	4 0 1 0 0 1 1		
Preacher Roe, R (1, 1) OBP: 0.109, SLG: 0.115 X C C			0-2 F4 ①		0-2 FC3-5 ①		0-1 6-3 ②	3-2 1-3 ③	4 0 0 0 0 0 2		
Inning Stats	R: 0 H: 0 E: 0 LOB: 0 K: 1 BB: 0 S: 8 P: 15	R: 2 H: 2 E: 0 LOB: 0 K: 0 BB: 0 S: 7 P: 10	R: 0 H: 1 E: 0 LOB: 1 K: 1 BB: 0 S: 11 P: 17	R: 0 H: 0 E: 0 LOB: 0 K: 0 BB: 0 S: 9 P: 12	R: 0 H: 2 E: 0 LOB: 2 K: 1 BB: 0 S: 11 P: 14	R: 2 H: 2 E: 0 LOB: 0 K: 0 BB: 0 S: 12 P: 20	R: 0 H: 0 E: 0 LOB: 0 K: 2 BB: 0 S: 8 P: 9	R: 2 H: 1 E: 1 LOB: 0 K: 1 BB: 1 S: 10 P: 20	R: 0 H: 0 E: 0 LOB: 0 K: 0 BB: 0 S: 6 P: 11	1B: 5 SF: 0 2B: 1 SAC: 0 3B: 0 DP: 1 HR: 2 HBP: 1	WP: 0 PA: 36 PB: 0 SB: 0 CS: 0
PITCHER Ruben Gomez, R (1, 1) ERA: 2.96	IP WLS BF H R ER SO BB IBB HBP BLK WP HR S P ERA WHIP 9.0 L 36 8 6 4 6 1 0 1 0 0 2 82 128 4.00 1.000										

Brooklyn Dodgers @ New York Giants
 Polo Grounds, New York, NY
 Sun Sep 06 1953, 3:33 AM EDT
 Att: 25,331 - Unknown

livebaseballscorecards.com



Batter	1	2	3	4	5	6	7	8	9	AB R H RBI BB SO LOB
Whitey Lockman, L (1, 3) OBP: 0.359, SLG: 0.399	2-3 K		3-1 4-3		0-2 4-3			0-0 4-3		4 0 0 0 0 1 0
Alvin Dark, R (1, 6) OBP: 0.343, SLG: 0.485	1-2 HR		0-0 G1-6-3 1B			0-2 E6 HR		2-0 F5		4 2 2 1 0 0 0
Bobby Hofman, R (1, 4) OBP: 0.306, SLG: 0.520	0-2 5-3		0-0 G1-6-3 1-2f			1-2 F7		0-1 F7		4 0 0 0 0 0 2
Bobby Thomson, R (1, 8) OBP: 0.330, SLG: 0.476	4-0 BB			3-3 K		0-0 HR		1-0 F6		3 1 1 2 1 1 0
Don Mueller, L (1, 9) OBP: 0.351, SLG: 0.386	2-1 F2			0-1 1-3		0-1 1-3		0-0 B1-3		4 0 0 0 0 0 1
Daryl Spencer, R (1, 5) OBP: 0.303, SLG: 0.453		4-2 1B BB		4-2 FC6 BB		1-3 K		2-1 5-3		2 0 0 0 2 1 0
Dusty Rhodes, L (1, 7) OBP: 0.273, SLG: 0.496		1-2 G1-6-3 1B		2-2 FC6 1-2f			3-2 F8			3 0 1 0 0 0 1
Wes Westrum, R (1, 2) OBP: 0.349, SLG: 0.378		1-1 F8			1-1 4-3		0-2 F9			3 0 0 0 0 0 2
Ruben Gomez, R (1, 1) OBP: 0.215, SLG: 0.203		0-0 G1-6-3 1-2f			2-2 F7		3-3 K			3 0 0 0 0 1 2

Inning Stats	R: 1	H: 1	E: 0	LOB: 1	K: 1	S: 11	P: 20	R: 0	H: 1	E: 0	LOB: 1	K: 0	S: 8	P: 14	R: 0	H: 1	E: 0	LOB: 0	K: 0	S: 4	P: 7	R: 0	H: 0	E: 0	LOB: 0	K: 1	S: 12	P: 21	R: 0	H: 0	E: 0	LOB: 0	K: 0	S: 10	P: 13	R: 2	H: 1	E: 1	LOB: 0	K: 1	S: 14	P: 16	R: 0	H: 0	E: 0	LOB: 0	K: 1	S: 10	P: 16	R: 0	H: 0	E: 0	LOB: 0	K: 0	S: 4	P: 6	R: 0	H: 0	E: 0	LOB: 0	K: 0	S: 4	P: 7	1B: 2	2B: 0	3B: 0	HR: 2	SF: 0	SAC: 0	DP: 2	HBP: 0	WP: 0	PB: 0	SB: 0	CS: 0	PA: 33
PITCHER Preacher Roe, L (1, 1) ERA: 4.34	IP	WLS	BF	H	R	ER	SO	BB	IBB	HBP	BLK	WP	HR	S	P	ERA	WHIP	IP	WLS	BF	H	R	ER	SO	BB	IBB	HBP	BLK	WP	HR	S	P	ERA	WHIP	IP	WLS	BF	H	R	ER	SO	BB	IBB	HBP	BLK	WP	HR	S	P	ERA	WHIP																									


BOTTOM

Brooklyn Dodgers @ New York Giants
Polo Grounds, New York, NY

Sun Sep 06 1953, 3:33 AM EDT
Att. 25,331 - Unknown

livebaseballscorecards.com

AB	30
R	3
H	4
RBI	3
BB	3
SO	4
LOB	8



Batter	1	2	3	4	5	6	7	8	9	AB R H RBI BB SO LOB	TOP	
Tommy Glaviano, R (1, 4) OBP: 0.396, SLG: 0.373	3-2 L7 ①		1-3 K ②		4-1 BB 1-2 2-3		4-2 3-1 1B BB FC6-5-6-1		2-3 K ②	3 1 0 0 2 2 0	Philadelphia Phillies @ Brooklyn Dodgers Ebbets Field, Brooklyn, NY Mon Sep 07 1953, 3:33 AM EDT Unknown livebaseballscorecards.com	
Richie Ashburn, L (1, 8) OBP: 0.392, SLG: 0.412	0-1 5-3 ②		2-2 F6 ③		2-1 F4 ③		0-0 1-2 2-H 3-1 1B FC6-5-6-1		2-2 5-3 ③	5 0 1 1 0 0 3		
Earl Torgeson, L (1, 3) OBP: 0.374, SLG: 0.482	0-2 2B			0-0 F3 ①		1-2 4-3		0-0 3-1 ①		4 0 1 0 0 0 2		
Del Ennis, R (1, 7) OBP: 0.336, SLG: 0.473	0-0 F7 ③			1-3 K ②		3-2 1B 2B		0-1 FC6-5-6-1 ②		4 0 1 1 0 1 2		
Granny Hamner, R (1, 6) OBP: 0.314, SLG: 0.463				1-0 6-3 ③		1-1 F9 ②		3-2 1-3 ③		4 0 0 0 0 0 2		
Smoky Burgess, L (1, 2) OBP: 0.391, SLG: 0.438					0-0 BB 1B		4-2 1B BB		2-1 F8 ①	3 0 1 0 1 0 0		
Johnny Wyrostek, L (1, 9) OBP: 0.354, SLG: 0.376					0-1 BB 1B		0-0 1-2 2-3 1B		3-2 6-3 ②	4 0 3 0 0 0 0		
Willie Jones, R (1, 5) OBP: 0.352, SLG: 0.396					1-2 F8 ①		1-3 K ③		1-2 L7 ③	4 0 0 0 0 2 6		
Robin Roberts, S (1, 1) OBP: 0.209, SLG: 0.229					1-3 K ①				1-1 BB 1B	2 0 0 0 0 2 2		
Eddie Waitkus, L (7, PH) OBP: 0.332, SLG: 0.364									1-2 F9 ①	1 1 1 0 0 0 0		
Jim Konstanty, R (7, 1) OBP: 0.224, SLG: 0.224										0 0 0 0 0 0 0		
Bill Nicholson, L (9, PH) OBP: 0.333, SLG: 0.426										1 0 0 0 0 0 0		
Inning Stats	R: 0 H: 1 E: 0 LOB: 1 K: 0 BB: 0 S: 10 P: 13	R: 0 H: 1 E: 0 LOB: 1 K: 1 BB: 0 S: 9 P: 18	R: 0 H: 0 E: 0 LOB: 0 K: 2 BB: 0 S: 10 P: 14	R: 0 H: 0 E: 0 LOB: 0 K: 1 BB: 0 S: 5 P: 7	R: 0 H: 2 E: 0 LOB: 3 K: 1 BB: 1 S: 12 P: 22	R: 0 H: 2 E: 0 LOB: 3 K: 1 BB: 1 S: 14 P: 24	R: 2 H: 2 E: 0 LOB: 1 K: 0 BB: 1 S: 12 P: 20	R: 0 H: 0 E: 0 LOB: 0 K: 0 BB: 0 S: 8 P: 14	R: 0 H: 0 E: 0 LOB: 0 K: 1 BB: 0 S: 11 P: 16	1B: 6 SF: 0 2B: 2 SAC: 0 3B: 0 DP: 0 HR: 0 HBP: 0	WP: 0 PA: 38 PB: 0 SB: 0 CS: 0	
PITCHER Carl Erskine, R (1, 1) ERA: 3.67	IP WLS BF H R ER SO BB IBB HBP BLK WP HR S P ERA WHIP	9.0 W 38 8 2 2 7 3 0 0 0 0 0 0 91 148 2.00 1.222										

Philadelphia Phillies @ Brooklyn Dodgers
 Ebbets Field, Brooklyn, NY
 Mon Sep 07 1953, 3:33 AM EDT
 Unknown

AB	35
R	2
H	8
RBI	2
BB	3
SO	7
LOB	17



Batter	1	2	3	4	5	6	7	8	9	AB R H RBI BB SO LOB	TOP	
Tommy Glaviano, R (1, 4) OBP: 0.411, SLG: 0.386	1-1 BB E L8 1B		2-3 K 1		1-1 FC6-4 1B		4-2 BB			3 1 2 0 1 1 0		
Richie Ashburn, L (1, 8) OBP: 0.390, SLG: 0.409	2-2 E4 L8 BB 1-2		2-2 6-3 2		2-1 FC6-4 1B 1-2 2-3		1-1 F8 3			4 0 0 0 0 0 4		
Eddie Waitkus, L (1, 3) OBP: 0.335, SLG: 0.363	4-2 BB 1-2 2-3		0-0 1-3 3		0-1 1B 1-2 3-H		1-1 6-3 1			3 0 1 1 1 0 0		
Del Ennis, R (1, 7) OBP: 0.336, SLG: 0.470	2-0 F4 1			4-0 BB 1	1-1 L8 3		2-2 F4 2			3 0 0 0 1 0 5		
Granny Hamner, R (1, 6) OBP: 0.312, SLG: 0.460	3-1 L8 2-3 3-H			1-0 F3 1		1-2 4-3 1		2-2 4-3 3		4 0 0 1 0 0 3		
Stan Lopata, R (1, 2) OBP: 0.325, SLG: 0.403	1-1 L1 3			2-0 F3 2		3-2 6-3 2		1-1 F8 1		4 0 0 0 0 0 3		
Johnny Wyrostek, L (1, 9) OBP: 0.350, SLG: 0.372				0-1 L8 3		2-0 F2 3		0-1 F8 2		4 0 0 0 0 0 1		
Willie Jones, R (1, 5) OBP: 0.351, SLG: 0.395				1-1 6-3 2		2-2 FC6-4 1B 1B		1-2 F8 1		4 1 1 0 0 1 0		
Curt Simmons, L (1, 1) OBP: 0.145, SLG: 0.136				0-2 4-3 3		0-3 K 1		1-1 F5 2		3 0 0 0 0 1 1		
Steve Ridzik, R (8, 1) OBP: 0.216, SLG: 0.361										0 0 0 0 0 0 0		
Inning Stats	R: 1 H: 1 E: 1 LOB: 2 K: 0 BB: 1 S: 13 P: 26	R: 0 H: 0 E: 0 LOB: 0 K: 0 BB: 0 S: 10 P: 13	R: 0 H: 0 E: 0 LOB: 0 K: 1 BB: 0 S: 9 P: 13	R: 0 H: 0 E: 0 LOB: 1 K: 0 BB: 1 S: 4 P: 11	R: 1 H: 3 E: 0 LOB: 2 K: 1 BB: 0 S: 17 P: 23	R: 0 H: 0 E: 0 LOB: 0 K: 0 BB: 0 S: 8 P: 14	R: 0 H: 0 E: 0 LOB: 1 K: 0 BB: 1 S: 10 P: 17	R: 0 H: 0 E: 0 LOB: 0 K: 0 BB: 0 S: 8 P: 13	R: 0 H: 0 E: 0 LOB: 0 K: 1 BB: 0 S: 7 P: 9	1B: 4 SF: 0 2B: 0 SAC: 0 3B: 0 DP: 0 HR: 0 HBP: 0	WP: 0 PA: 35 PB: 0 SB: 0 CS: 0	
PITCHER Billy Loes, R (1, 1) ERA: 4.72	IP WLS BF H R ER SO BB IBB HBP BLK WP HR S P ERA WHIP	9.0 W 35 4 2 1 3 3 0 0 0 0 0 0 86 139 1.00 0.778										

Philadelphia Phillies @ Brooklyn Dodgers
Ebbets Field, Brooklyn, NY
Mon Sep 07 1953, 3:38 AM EDT
Att. 33,337 - Unknown

livebaseballscores.com

AB	32
R	2
H	4
RBI	2
BB	3
SO	3
LOB	17



Batter	1	2	3	4	5	6	7	8	9
Jim Gilliam, S <small>OBP: 0.393, SLG: 0.423</small> (1, 4)	1-3 		1-0 			4-1 	0-0 		
Pee Wee Reese, R <small>OBP: 0.374, SLG: 0.418</small> (1, 6)	1-1 		1-3 			0-1 	0-0 		
Duke Snider, L <small>OBP: 0.412, SLG: 0.615</small> (1, 8)	0-0 			0-1 		2-1 	1-3 		
Roy Campanella, R <small>OBP: 0.395, SLG: 0.624</small> (1, 2)	2-0 			0-0 		3-2 	0-0 		
Gil Hodges, R <small>OBP: 0.400, SLG: 0.561</small> (1, 3)		3-1 		3-1 		3-3 		1-0 	
Billy Cox, R <small>OBP: 0.376, SLG: 0.477</small> (1, 5)		1-0 		0-0 		4-1 		1-3 	
Dick Williams, R <small>OBP: 0.258, SLG: 0.214</small> (1, 9)		3-1 		1-2 		1-1 		0-0 	
Bill Antonello, R <small>OBP: 0.176, SLG: 0.250</small> (1, 7)		1-3 		2-3 			1-0 		
Billy Loes, R <small>OBP: 0.111, SLG: 0.094</small> (1, 1)			1-3 		0-1 		0-1 		

AB	R	H	RBI	BB	SO	LOB
3	2	0	0	1	1	2
3	0	1	1	0	1	0
4	1	2	0	0	1	1
4	1	1	3	0	0	2
4	1	2	1	0	1	0
3	0	0	0	1	1	1
4	0	0	0	0	0	1
3	0	1	0	0	2	0
3	1	1	0	0	1	0

BOTTOM

Philadelphia Phillies @ Brooklyn Dodgers
 Ebbets Field, Brooklyn, NY
 Mon Sep 07 1953, 3:38 AM EDT
 Att. 33,337 - Unknown

livebaseballscorecards.com

AB	31
R	6
H	8
RBI	5
BB	2
SO	8
LOB	7



Inning Stats	R: 0	H: 1	E: 0	K: 1	S: 7	R: 1	H: 1	E: 0	K: 1	S: 9	R: 0	H: 0	E: 0	K: 2	S: 7	R: 0	H: 1	E: 0	K: 0	S: 6	R: 0	H: 0	E: 0	K: 1	S: 8	R: 3	H: 2	E: 0	K: 1	S: 15	R: 2	H: 3	E: 1	K: 1	S: 9	R: 0	H: 0	E: 0	K: 1	S: 5
	LOB: 1	BB: 0	P: 11	LOB: 0	BB: 0	P: 17	LOB: 0	BB: 0	P: 10	LOB: 1	BB: 0	P: 9	LOB: 0	BB: 0	P: 11	LOB: 1	BB: 2	P: 32	LOB: 1	BB: 0	P: 11	LOB: 0	BB: 0	P: 7	LOB: 0	BB: 0	P: 7	LOB: 0	BB: 0	P: 7	LOB: 0	SF: 0	SAC: 1	DP: 0	HBP: 0	HR: 2	HR: 2			

PITCHER	IP	WLS	BF	H	R	ER	SO	BB	IBB	HBP	BLK	WP	HR	S	P	ERA	WHIP
Curt Simmons, L <small>ERA: 3.17</small>	(1, 1)	7.0	31	8	6	5	7	2	0	0	0	0	2	61	101	6.43	1.429
Steve Ridzik, R <small>ERA: 3.54</small>	(8, 1)	1.0	3	0	0	0	1	0	0	0	0	0	0	5	7	0.00	0.000

WP	PA	ERA	WHIP
0	34		

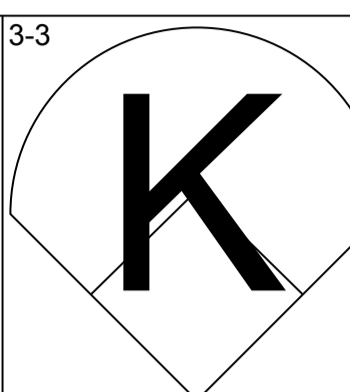
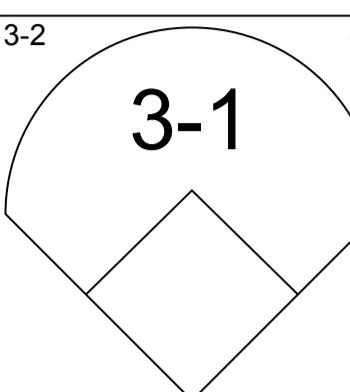
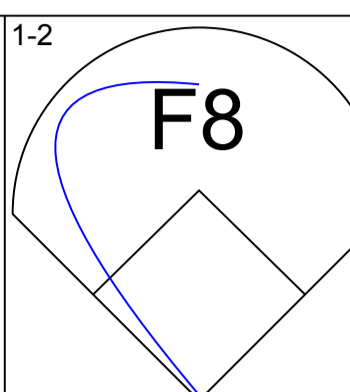
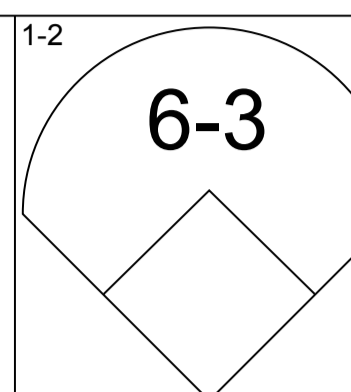
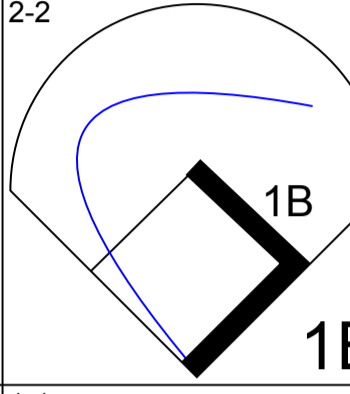
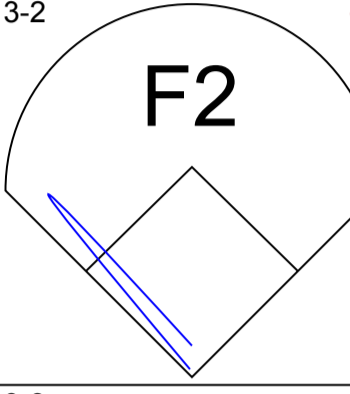
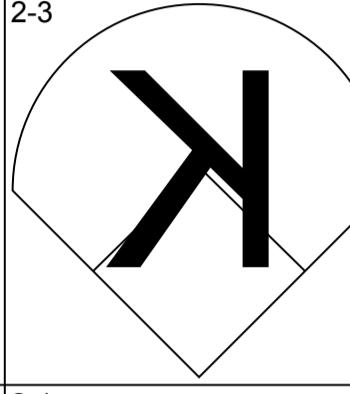
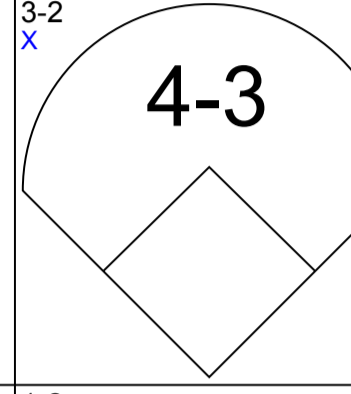
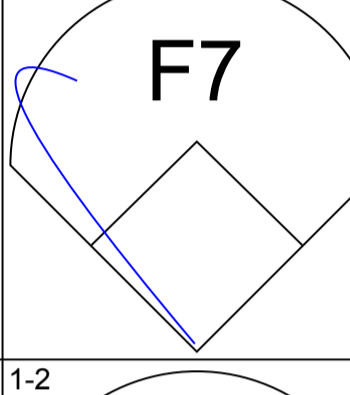
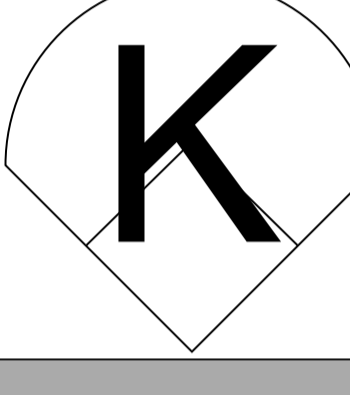
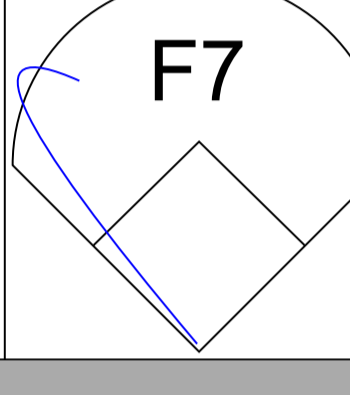
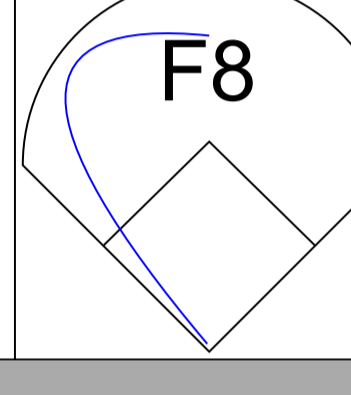
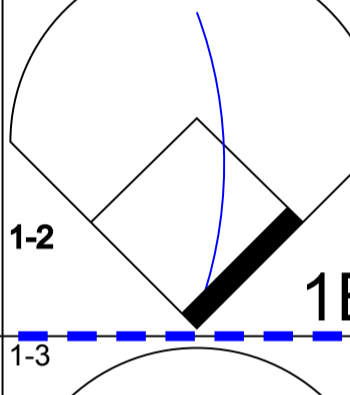
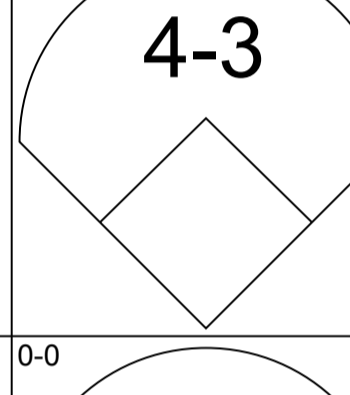
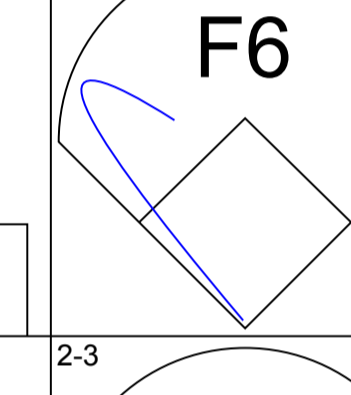

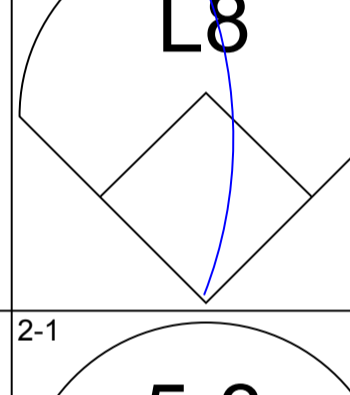
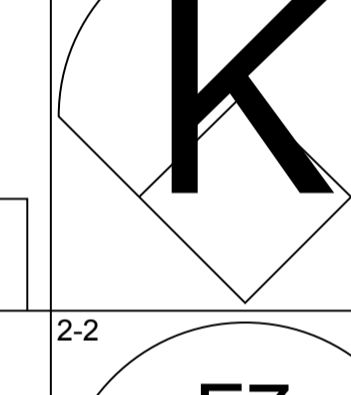

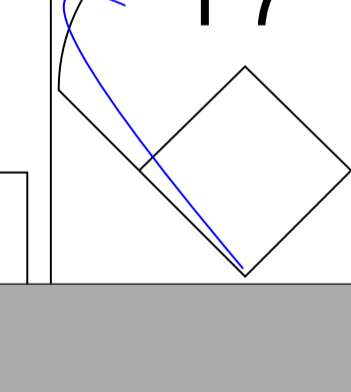
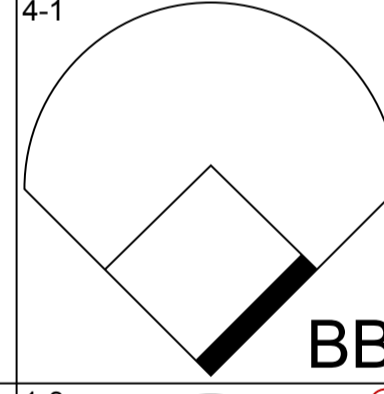
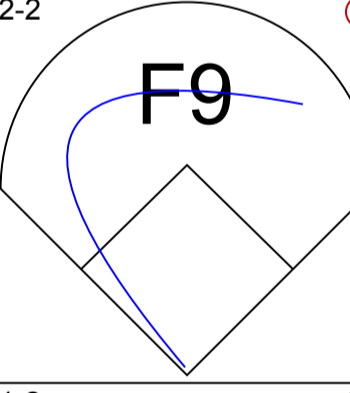
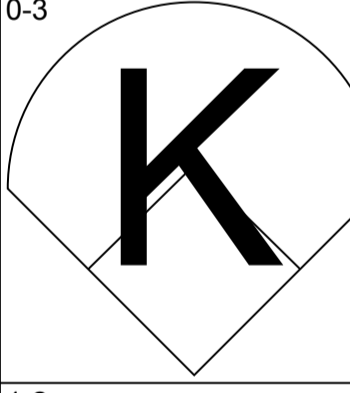
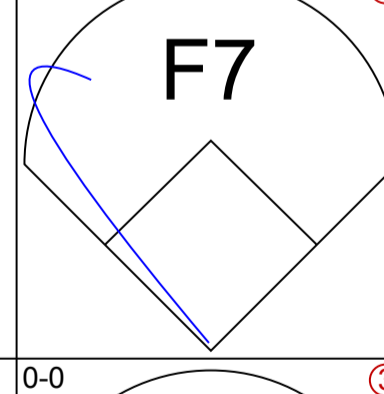
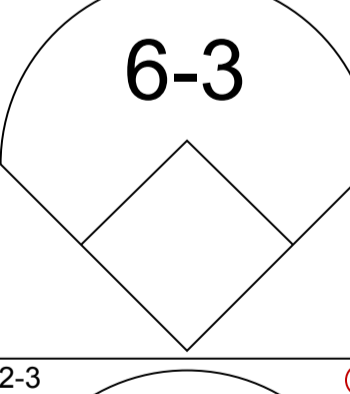
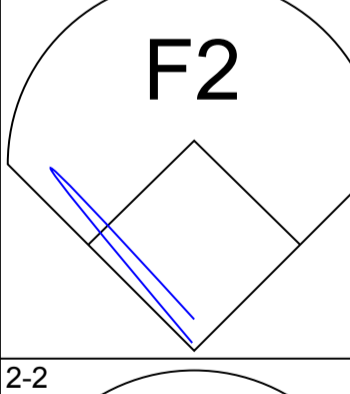
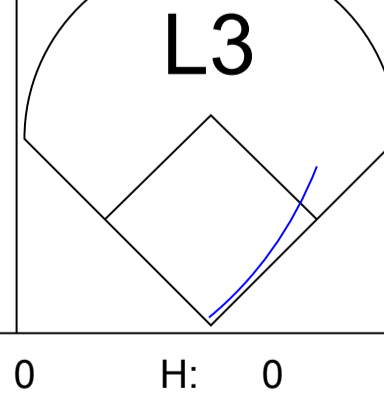

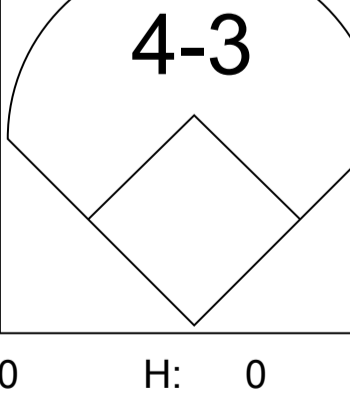
Batter	1	2	3	4	5	6	7	8	9	AB R H RBI BB SO LOB	TOP											
Jim Gilliam, S (1, 4) OBP: 0.392, SLG: 0.421	3-2 F8		2-3 K		0-0 HR 1B		2-0 4-3			4 1 1 0 0 1 0												
Pee Wee Reese, R (1, 6) OBP: 0.375, SLG: 0.424	4-2 1B BB			2-1 F2	2-0 HR			3-2 F6		3 2 1 4 1 0 0												
Duke Snider, L (1, 8) OBP: 0.414, SLG: 0.621	3-2 E9 1-H FC5-3 1B			4-1 BB	2-1 HR			0-0 L8		3 1 2 1 1 0 0												
Jackie Robinson, R (1, 7) OBP: 0.427, SLG: 0.516	0-0 FC5-3			2-1 F6	3-2 F4			3-2 1B		3 0 0 0 0 0 2												
Don Thompson, L (7, 7) OBP: 0.307, SLG: 0.268										1 0 1 0 0 0 0												
Roy Campanella, R (1, 2) OBP: 0.392, SLG: 0.619		2-2 F7		0-0 L7		3-3 K		1-2 6-3		4 0 0 0 0 1 2												
Gil Hodges, R (1, 9) OBP: 0.397, SLG: 0.556		1-2 F2			2-1 F5	3-1 1-3			0-1 6-3	4 0 0 0 0 0 0												
Wayne Belardi, L (1, 3) OBP: 0.344, SLG: 0.549		0-0 F2			1-2 1B HR 1B	3-3 K2-3			1-0 1B 1B	4 1 2 0 0 1 0												
Billy Cox, R (1, 5) OBP: 0.377, SLG: 0.477			2-1 F9		0-0 HR 1B		0-0 5-3		1-1 FC5-4 1B	4 1 2 0 0 0 0												
Johnny Podres, L (1, 1) OBP: 0.314, SLG: 0.294			0-1 6-3		2-3 K		2-2 F4		2-1 FC5-4	0 0 0 0 0 0 0												
Bob Milliken, R (1, 1) OBP: 0.125, SLG: 0.161									1-2f	4 0 0 0 0 1 3												
Inning Stats	R: 1 E: 1 K: 0 S: 9	H: 1 LOB: 0 BB: 1 P: 19	R: 0 E: 0 K: 0 S: 7	H: 0 LOB: 0 BB: 0 P: 10	R: 0 E: 0 K: 1 S: 9	H: 0 LOB: 0 BB: 0 P: 13	R: 0 E: 0 K: 0 S: 6	H: 0 LOB: 1 BB: 1 P: 14	R: 5 E: 0 K: 1 S: 18	H: 5 LOB: 0 BB: 0 P: 30	R: 0 E: 0 K: 2 S: 8	H: 0 LOB: 0 BB: 0 P: 17	R: 0 E: 0 K: 0 S: 7	H: 0 LOB: 0 BB: 0 P: 11	R: 0 E: 0 K: 0 S: 11	H: 1 LOB: 1 BB: 0 P: 18	R: 0 E: 0 K: 0 S: 7	H: 2 LOB: 1 BB: 0 P: 11	1B: 7 2B: 1 3B: 0 HR: 2	SF: 0 SAC: 0 DP: 1 HBP: 0	WP: 0 PB: 0 SB: 0 CS: 0	PA: 36
PITCHER	IP WLS BF H R ER SO BB IBB HBP BLK WP HR S P ERA WHIP																					
Bud Podbielan, R (1, 1) ERA: 4.86	5.0 L 22 6 6 5 2 2 0 0 0 0 0 2 49 86 9.00 1.600																					
Frank Smith, R (6, 1) ERA: 5.95	3.0 10 1 0 0 2 0 0 0 0 0 0 0 26 46 0.00 0.333																					
Clyde King, R (9, 1) ERA: 5.66	1.0 4 2 0 0 0 0 0 0 0 0 0 0 7 11 0.00 2.000																					

Brooklyn Dodgers @ Cincinnati Reds
Crosley Field, Cincinnati, OH
Wed Sep 09 1953, 3:33 AM EDT
Att: 11,229 - Unknown

livebaseballscorecards.com

AB	34
R	6
H	9
RBI	5
BB	2
SO	4
LOB	7



Batter	1	2	3	4	5	6	7	8	9	AB R H RBI BB SO LOB
Bobby Adams, R OBP: 0.342, SLG: 0.361 (1, 5)	3-3 		3-2 3-1 			1-2 F8 			1-2 6-3 	4 0 0 0 0 1 0
Roy McMillan, R OBP: 0.289, SLG: 0.297 (1, 6)	2-2 		3-2 F2 			2-3 			3-2 4-3 	4 0 1 0 0 1 0
Gus Bell, L OBP: 0.352, SLG: 0.535 (1, 8)	1-1 F7 		0-3 			2-1 F7 			1-2 F8 	4 0 0 0 0 1 1
Ted Kluszewski, L OBP: 0.385, SLG: 0.583 (1, 3)	1-2 			1-2 4-3 			0-1 F6 			3 0 1 0 0 0 0
Jim Greengrass, R OBP: 0.339, SLG: 0.439 (1, 7)	1-3 			0-0 L8 			2-3 			3 0 0 0 0 2 2
Bob Borkowski, R OBP: 0.329, SLG: 0.416 Clyde King, S (9, 1)				2-1 5-3 			2-2 F7 			2 0 0 0 1 0 0 0 0 0 0 0 0 0
Andy Seminick, R OBP: 0.308, SLG: 0.397 (1, 2)			4-1 BB 			2-2 F9 			0-3 	3 0 0 0 0 2 1
Rocky Bridges, R OBP: 0.275, SLG: 0.262 Grady Hatton, L OBP: 0.358, SLG: 0.404 (8, PH) (9, 4)			0-0 F7 			1-2 6-3 			1-2 F2 	2 0 0 0 0 0 1 1 0 0 0 0 0 0
Bud Podbielan, R OBP: 0.170, SLG: 0.137 George Lerchen, S OBP: 0.400, SLG: 0.250 Frank Smith, R OBP: 0.167, SLG: 0.167 Willard Marshall, L OBP: 0.343, SLG: 0.498 (1, 1) (5, PH) (6, 1) (8, PH) (9, 9)			0-0 L3 			2-3 			2-2 4-3 	1 0 0 0 0 0 1 1 0 0 0 0 1 0 0 0 0 0 0 0 0 1 0 0 0 0 0 0
Inning Stats	R: 0 H: 2 E: 0 LOB: 2 K: 2 BB: 0 S: 14 P: 22	R: 0 H: 0 E: 0 LOB: 1 K: 1 BB: 1 S: 6 P: 11	R: 0 H: 0 E: 0 LOB: 0 K: 1 BB: 0 S: 9 P: 15	R: 0 H: 0 E: 0 LOB: 0 K: 0 BB: 0 S: 6 P: 9	R: 0 H: 0 E: 0 LOB: 0 K: 1 BB: 0 S: 9 P: 14	R: 0 H: 0 E: 0 LOB: 0 K: 1 BB: 0 S: 8 P: 13	R: 0 H: 0 E: 0 LOB: 0 K: 1 BB: 0 S: 9 P: 12	R: 0 H: 0 E: 0 LOB: 0 K: 1 BB: 0 S: 9 P: 18	R: 0 H: 0 E: 0 LOB: 0 K: 0 BB: 0 S: 13 P: 18	1B: 2 SF: 0 2B: 0 SAC: 0 3B: 0 DP: 0 HR: 0 HBP: 0
PITCHER Johnny Podres, L ERA: 4.21 Bob Milliken, R ERA: 3.24	IP WLS BF H R ER SO 0.2 4 2 0 0 1	IP WLS BF H R ER SO 8.1 W 26 0 0 0 7	IP WLS BF H R ER SO 1 0 0 0 0 0	IP WLS BF H R ER SO 0 0 0 0 0 0	IP WLS BF H R ER SO 0 0 71 108 0.00 0.120	IP WLS BF H R ER SO 0 0 71 108 0.00 0.120	IP WLS BF H R ER SO 0 0 71 108 0.00 0.120	IP WLS BF H R ER SO 0 0 71 108 0.00 0.120	IP WLS BF H R ER SO 0 0 71 108 0.00 0.120	WP: 0 PA: 30 PB: 0 SB: 0 CS: 0

BOTTOM

Brooklyn Dodgers @ Cincinnati Reds
Crosley Field, Cincinnati, OH
Wed Sep 09 1953, 3:33 AM EDT
Att. 11,229 - Unknown

AB	29
R	0
H	2
RBI	0
BB	1
SO	8
LOB	6



Batter	1	2	3	4	5	6	7	8	9	10	11	AB R H RBI BB SO LOB	TOP																		
Jim Gilliam, S OBP: 0.395, SLG: 0.426 (1, 4)	1-1 F9 S WP 1B		2-2 1B F7 1B		0-1 S BB 1B		X 0-0 G4-6-3 1-2f		B BB C X 3-1 1-3 2B		C BB B X 2-1 F5	6 2 4 0 0 0 1																			
Pee Wee Reese, R OBP: 0.374, SLG: 0.421 (1, 6)	2-0 F9 1-3		2-3 K 1-2 BB		4-1 S BB		C BB B B 4-1 BB		B BB B X 3-0 F3		F BB B X 2-2 F6	4 0 0 0 2 1 5																			
Duke Snider, L OBP: 0.415, SLG: 0.619 (1, 8)	4-2 FC6-4 BB 3-H		2-2 S 1B 1-3		0-1 F2		S X 0-1 K		1-1 6-3		4-0 IBB	3 0 1 0 2 1 3																			
Jackie Robinson, R OBP: 0.425, SLG: 0.512 (1, 7)	2-2 L8		2-1 F7 3-H		4-1 BB		B BB B B 4-1 BB		0-0 L8		0-0 F8	4 0 0 2 1 0 4																			
Roy Campanella, R OBP: 0.388, SLG: 0.613 (1, 2)	2-0 FC6-4 1-2f		1-2 6-3 1-2		2-1 F8		B BB S X 2-1 F8		X 0-0 6-3		X 0-0 F8	5 0 0 0 0 0 7																			
Gil Hodges, R OBP: 0.397, SLG: 0.555 (1, 9)		3-1 F9		1-1 CS 1B		C BB X 1-1 5-3		C BB F X 2-2 HR 1B		B BB F X 2-1 F7		5 1 2 0 0 0 0																			
Wayne Belardi, L OBP: 0.338, SLG: 0.559 (1, 3)		2-3 K		2-2 F6		S S S S 0-3 K		X 0-0 HR		S X 0-1 F7		5 1 1 2 0 2 1																			
Billy Cox, R OBP: 0.375, SLG: 0.471 (1, 5)		4-2 BB		1-1 6-3 1-2		X 0-0 F2		X 0-0 5-3		B BB X 2-0 1-3		4 0 0 0 1 0 1																			
Preacher Roe, R OBP: 0.105, SLG: 0.111 (7, PH)		3-2 F3		0-1 2-3		X 0-0 G4-6-3 1B		B BB C X 3-1 2B L8 1B		C BB B X 2-1 F2		2 0 0 0 0 0 1 1 0 1 0 0 0 0 0 0 0 0 0 0 0 1 0 1 0 0 0 0 0 1 0 0 0 0 0 1 0 0 0 0 0 0																			
Inning Stats	R: 1 E: 0 K: 0 S: 9	H: 1 LOB: 1 BB: 1 P: 20	R: 0 E: 0 K: 1 S: 10	H: 0 LOB: 1 BB: 1 P: 22	R: 1 E: 0 K: 1 S: 15	H: 2 LOB: 1 BB: 0 P: 24	R: 0 E: 0 K: 0 S: 7	H: 1 LOB: 0 BB: 0 P: 11	R: 0 E: 0 K: 0 S: 10	H: 1 LOB: 3 BB: 2 P: 20	R: 0 E: 0 K: 1 S: 6	H: 0 LOB: 0 BB: 0 P: 7	R: 0 E: 0 K: 1 S: 6	H: 1 LOB: 1 BB: 1 P: 12	R: 2 E: 0 K: 0 S: 8	H: 2 LOB: 0 BB: 0 P: 11	R: 1 E: 0 K: 0 S: 7	H: 2 LOB: 2 BB: 1 P: 20	R: 0 E: 0 K: 0 S: 5	H: 0 LOB: 0 BB: 0 P: 9	R: 0 E: 0 K: 0 S: 7	H: 0 LOB: 0 BB: 0 P: 13	1B: 8 2B: 1 3B: 0 HR: 1	SF: 0 SAC: 0 DP: 1 HBP: 0	WP: 1 PB: 0 SB: 4 CS: 1	PA: 47					
PITCHER	IP WLS BF H R ER SO BB IBB HBP BLK WP HR S P ERA WHIP																														
Bob Kelly, R ERA: 5.74 (1, 1)	8.0	37	10	5	5	4	5	0	0	0	0	1	1	75	137	5.62	1.875														
Clyde King, R ERA: 5.5 (9, 1)	2.0	7	0	0	0	0	0	1	0	0	0	0	0	8	19	0.00	0.000														
Frank Smith, R ERA: 5.87 (11, 1)	1.0	W 3	0	0	0	0	0	0	0	0	0	0	0	7	13	0.00	0.000														

Brooklyn Dodgers @ Cincinnati Reds
Crosley Field, Cincinnati, OH
Thu Sep 10 1953, 3:33 AM EDT
Att: 2,908 - Unknown

AB	41
R	5
H	10
RBI	4
BB	6
SO	4
LOB	23



WP: 1	PA: 47
-------	--------

1B: 8	SF: 0
2B: 1	SAC: 0
3B: 0	DP: 1
HR: 1	HBP: 0

Batter	1	2	3	4	5	6	7	8	9	10	11	AB R H RBI BB SO LOB	BOTTOM	
Bobby Adams, R OBP: 0.342, SLG: 0.361 (1, 5)	2-2 1-3		0-0 5-3		3-2 FC5-4 1B	1-0 F7		0-1 1B		3-2 1B		6 1 2 0 0 0 2	Brooklyn Dodgers @ Cincinnati Reds Crosley Field, Cincinnati, OH Thu Sep 10 1953, 3:33 AM EDT Att: 2,908 - Unknown livebaseballscorecards.com	
Roy McMillan, R OBP: 0.288, SLG: 0.296 (1, 6)	1-3 K2-3		1-2 1B		1-2 F7	2-2 F3		1-2 F4		1-3 K		6 0 1 0 0 0 2 5		
Gus Bell, L OBP: 0.356, SLG: 0.544 (1, 8)	2-1 1B		2-2 1B		2-1 1B HR		0-2 HR		1-1 1B G3-2-3	3-1 F9		6 2 5 1 0 0 2		
Ted Kluszewski, L OBP: 0.387, SLG: 0.583 Johnny Temple, R OBP: 0.279, SLG: 0.288 (1, 3) (11, PR)	0-0 F9		2-2 6-3		0-0 HR		1-1 F2		0-0 1B G3-2-3		1-1 SH FC5 BB	6 1 3 1 0 0 3 0 1 0 0 0 0 0		
Jim Greengrass, R OBP: 0.341, SLG: 0.444 (1, 7)		4-0 BB G1-6-3		0-1 F7	0-0 HR		0-3 K		0-0 1B G3-2-3		2-2 FC5 BB SH	5 1 2 3 1 1 1		
Bob Borkowski, R OBP: 0.332, SLG: 0.413 Willard Marshall, L OBP: 0.342, SLG: 0.497 (1, 9) (9, PH) (10, 9)		0-0 G1-6-3		0-1 F3	4-1 FC5-4 BB		4-0 BB		0-1 G3-2-3		0-1 SH BB	2 0 0 0 2 0 1 1 0 0 0 0 0 3		
Andy Seminick, R OBP: 0.311, SLG: 0.395 (1, 2)		4-2 BB		2-1 1B	0-0 FC5-4		1-0 6-3		0-0 F9		4-1 BB	4 0 1 1 2 0 4		
Rocky Bridges, R OBP: 0.277, SLG: 0.267 Grady Hatton, L OBP: 0.356, SLG: 0.401 (1, 4) (10, PH) (11, 4)		0-1 L6		0-0 F8		1-0 FC1-5 2B		0-0 CS 1B		0-0 4-3		4 0 2 0 0 0 2 1 0 0 0 0 0 0		
Bob Kelly, R OBP: 0.111, SLG: 0.111 Clyde King, S (9, 1) George Lerchen, S OBP: 0.429, SLG: 0.353 Frank Smith, R OBP: 0.167, SLG: 0.167 (1, 1) (10, PH) (11, 1)			0-3 K		2-2 FC5-4 1B	0-0 FC1-5 2-3		2-3 K		0-0 2B		4 0 1 0 0 2 2 0 0 0 0 0 0 0 1 0 1 0 0 0 0 0 0 0 0 0 0 0		
Inning Stats	R: 0 H: 1 E: 0 LOB: 1 K: 1 BB: 0 S: 10 P: 15	R: 0 H: 0 E: 0 LOB: 1 K: 0 BB: 2 S: 6 P: 14	R: 0 H: 2 E: 0 LOB: 2 K: 1 BB: 0 S: 13 P: 18	R: 0 H: 1 E: 0 LOB: 1 K: 0 BB: 0 S: 7 P: 9	R: 4 H: 4 E: 0 LOB: 1 K: 0 BB: 1 S: 15 P: 27	R: 0 H: 1 E: 0 LOB: 1 K: 0 BB: 0 S: 6 P: 10	R: 1 H: 1 E: 0 LOB: 1 K: 1 BB: 1 S: 9 P: 15	R: 0 H: 2 E: 0 LOB: 1 K: 1 BB: 0 S: 9 P: 12	R: 0 H: 3 E: 0 LOB: 2 K: 0 BB: 0 S: 7 P: 8	R: 0 H: 2 E: 0 LOB: 2 K: 1 BB: 0 S: 10 P: 17	R: 1 H: 1 E: 0 LOB: 3 K: 0 BB: 1 S: 13 P: 20	1B: 14 SF: 0 2B: 2 SAC: 1 3B: 0 DP: 2 HR: 2 HBP: 0		WP: 0 PA: 52 PB: 0 SB: 0 CS: 1
PITCHER	IP WLS BF H R ER SO BB IBB HBP BLK WP HR S P ERA WHIP													
Preacher Roe, L ERA: 4.41 (1, 1)	6.0 29 9 4 4 2 3 0 0 0 0 1 57 93 6.00 2.000													
Ben Wade, R ERA: 4.07 (7, 1)	2.0 9 3 1 1 2 1 0 0 0 0 1 18 27 4.50 2.000													
Clem Labine, R ERA: 2.76 (9, 1)	2.0 L 14 6 1 1 1 1 0 0 0 0 0 30 45 4.50 3.500													

AB	46
R	6
H	18
RBI	6
BB	5
SO	5
LOB	25



Brooklyn Dodgers @ Milwaukee Braves
 Milwaukee County Stadium, Milwaukee, WI

Fri Sep 11 1953, 4:33 AM EDT
 Att: 34,260 - Unknown

livebaseballscorecards.com

AB	42
R	9
H	14
RBI	9
BB	7
SO	7
LOB	17



WP	0	PA	50
PB	0		
SB	0		
CS	1		

AB R H RBI BB SO LOB

5 1 2 0 1 1 2

6 1 2 2 0 0 2

2 2 0 0 4 0 0

5 2 4 4 1 0 1

4 0 2 2 1 1 0

5 0 0 0 0 1 7

5 1 1 0 0 1 3

5 1 2 1 0 1 1

2 1 1 0 0 1 0

2 0 0 0 0 1 1

1 0 0 0 0 0 0

1B: 10 SF: 0
 2B: 0 SAC: 0
 3B: 2 DP: 0
 HR: 2 HBP: 0

Batter	1	2	3	4	5	6	7	8	9	10
Bill Bruton, L OBP: 0.307, SLG: 0.327 (1, 8)	0-1 6-3	2-3 K	4-2 CS BB		0-0 1-2 1B		2-2 F8 3B		2-0 4-3	
Johnny Logan, R OBP: 0.332, SLG: 0.401 (1, 6)	1-2 1B BB 1B	1-2 BB BB 1B	1-1 CS	1-2 F7	0-1 F7		0-1 F8		1-1 5-3	
Eddie Mathews, L OBP: 0.404, SLG: 0.636 (1, 5)	4-0 1B BB 1B	4-0 BB BB IBB		1-0 4-3		4-1 HR BB	4-2 BB		2-2 F6	
Andy Patko, R OBP: 0.350, SLG: 0.457 (1, 9)	3-2 SAFE 1B 1-3 2-3	4-2 BB BB		1-1 1B		1-0 HR	3-2 F8		2-1 HR	
Jim Pendleton, R OBP: 0.322, SLG: 0.452 (1, 7)	2-1 FC6-4 1B 1-2 3-H	4-2 BB		1-1 1B		1-3 K		1-1 F8		
Del Crandall, R OBP: 0.327, SLG: 0.423 (1, 2)	0-0 FC6-4 1-2f	1-3 K		1-2 L5		1-0 5-3		0-0 B1-3		
Joe Adcock, R OBP: 0.321, SLG: 0.428 (1, 3)					1-1 F8	0-0 E5		0-1 F8		
Jack Dittmer, L OBP: 0.291, SLG: 0.367 (1, 4)		2-2 1B 1B	3-2 F4		1-0 1B	1-1 G3		1-3 K		
Lew Burdette, R OBP: 0.191, SLG: 0.191 (1, 1)		0-0 1B BB 1B	0-3 K		0-0 F2		0-3 K		0-0 4-3	
Ernie Johnson, R OBP: 0.071, SLG: 0.071 (5, 1)										
Don Liddle, L OBP: 0.121, SLG: 0.033 (9, 1)										

Inning Stats	R: 1	H: 3	E: 0	K: 0	S: 11	P: 21	R: 4	H: 4	E: 0	K: 3	S: 24	P: 45	R: 0	H: 0	E: 0	K: 1	S: 13	P: 21	R: 0	H: 2	E: 0	K: 0	S: 11	P: 16	R: 0	H: 2	E: 0	K: 0	S: 7	P: 9	R: 2	H: 1	E: 1	K: 1	S: 9	P: 17	R: 1	H: 1	E: 0	K: 1	S: 16	P: 25	R: 0	H: 0	E: 0	K: 0	S: 5	P: 6	R: 0	H: 0	E: 0	K: 1	S: 5	P: 8	R: 1	H: 1	E: 0	K: 0	S: 7	P: 12	1B: 10	SF: 0	2B: 0	SAC: 0	3B: 2	DP: 0	HR: 2	HBP: 0	WP: 0	PA: 50
--------------	------	------	------	------	-------	-------	------	------	------	------	-------	-------	------	------	------	------	-------	-------	------	------	------	------	-------	-------	------	------	------	------	------	------	------	------	------	------	------	-------	------	------	------	------	-------	-------	------	------	------	------	------	------	------	------	------	------	------	------	------	------	------	------	------	-------	--------	-------	-------	--------	-------	-------	-------	--------	-------	--------

PITCHER	IP	WLS	BF	H	R	ER	SO	BB	IBB	HBP	BLK	WP	HR	S	P	ERA	WHIP
Russ Meyer, R ERA: 4.62 (1, 1)	1.0		8	5	3	3	0	1	0	0	0	0	0	16	31	27.00	6.000
Jim Hughes, R ERA: 3.46 (2, 1)	0.1		6	2	2	2	1	2	1	0	0	0	0	13	28	54.00	12.000
Ben Wade, R ERA: 4.06 (2, 1)	4.2		21	5	2	2	4	2	0	0	0	0	1	46	70	3.86	1.500
Clem Labine, R ERA: 2.84 (7, 1)	3.2	L	14	2	2	2	2	1	0	0	0	0	1	33	51	4.91	0.818

Batter	1	2	3	4	5	6	7	8	9	AB R H RBI BB SO LOB	TOP	
Jim Gilliam, S (1, 4) OBP: 0.391, SLG: 0.421 	2-2 		3-1 		1-1 	1-0 		2-2 		5 0 2 0 0 0 1	Brooklyn Dodgers @ Milwaukee Braves Milwaukee County Stadium, Milwaukee, WI Sat Sep 12 1953, 4:33 AM EDT Att. 34,884 - Unknown livebaseballscorecards.com	
Pee Wee Reese, R (1, 6) OBP: 0.376, SLG: 0.424 	1-0 			2-1 	3-1 	4-2 		1-3 		4 1 0 0 1 1 2		
Duke Snider, L (1, 8) OBP: 0.419, SLG: 0.620 	1-2 			3-1 	1-0 	4-2 			4-2 	3 1 2 1 2 0 0		
Jackie Robinson, R (1, 7) OBP: 0.427, SLG: 0.512 		1-0 		4-1 	2-0 	1-0 		0-1 	0-1 	3 0 0 0 1 0 5		
Roy Campanella, R (1, 2) OBP: 0.394, SLG: 0.617 		3-2 		0-3 		4-2 	1-1 	4-0 	4-0 	2 1 0 0 2 1 3		
Gil Hodges, R (1, 9) OBP: 0.394, SLG: 0.549 (7, 3) 		0-0 		0-0 		2-2 	2-0 	1-0 	1-0 	5 1 1 1 0 0 4		
Wayne Belardi, L (1, 3) OBP: 0.338, SLG: 0.540 Don Thompson, L (7, 9) OBP: 0.301, SLG: 0.262 		3-3 		4-0 		3-1 	2-3 	0-0 	0-0 	3 0 0 0 1 2 3 1 0 0 0 0 0 2		
Billy Cox, R (1, 5) OBP: 0.369, SLG: 0.463 			0-0 	1-2 		0-0 		1-0 		4 0 0 1 0 0 3		
Carl Erskine, R (1, 1) OBP: 0.239, SLG: 0.253 			1-1 		0-1 	4-1 		2-1 		3 1 0 0 1 0 0		
Inning Stats	R: 0 H: 0 E: 0 LOB: 0 K: 0 BB: 0 S: 8 P: 12	R: 0 H: 0 E: 0 LOB: 1 K: 1 BB: 0 S: 12 P: 19	R: 0 H: 0 E: 0 LOB: 0 K: 0 BB: 0 S: 5 P: 9	R: 2 H: 1 E: 2 LOB: 2 K: 1 BB: 2 S: 12 P: 26	R: 0 H: 2 E: 0 LOB: 2 K: 0 BB: 0 S: 8 P: 15	R: 3 H: 1 E: 1 LOB: 3 K: 0 BB: 4 S: 17 P: 40	R: 0 H: 0 E: 0 LOB: 0 K: 1 BB: 0 S: 6 P: 11	R: 0 H: 1 E: 0 LOB: 1 K: 1 BB: 0 S: 9 P: 15	R: 0 H: 0 E: 0 LOB: 2 K: 0 BB: 2 S: 7 P: 16	1B: 5 SF: 0 2B: 0 SAC: 1 3B: 0 DP: 0 HR: 0 HBP: 1	WP: 0 PA: 43 PB: 0 SB: 1 CS: 0	
PITCHER	IP WLS BF H R ER SO BB IBB HBP BLK WP HR S P ERA WHIP											IP WLS BF H R ER SO BB IBB HBP BLK WP HR S P ERA WHIP
Bob Buhl, R (1, 1) ERA: 2.73	5.2 L 30 4 5 1 2 5 1 1 0 0 0 0 61 119 1.59 1.588											
Max Surkont, R (6, 1) ERA: 4.17	1.1 4 0 0 0 1 0 0 0 0 0 0 0 7 13 0.00 0.000											
Lew Burdette, R (8, 1) ERA: 3.06	2.0 9 1 0 0 1 1 1 0 0 0 0 0 16 31 0.00 1.000											

Brooklyn Dodgers @ Milwaukee Braves
Milwaukee County Stadium, Milwaukee, WI
 Sat Sep 12 1953, 4:33 AM EDT
 Att. 34,884 - Unknown

AB	33
R	5
H	5
RBI	3
BB	8
SO	4
LOB	23



Batter	1	2	3	4	5	6	7	8	9	AB	R	H	RBI	BB	SO	LOB
Bill Bruton, L OBP: 0.308, SLG: 0.328 (1, 8)	0-1 B2-3		3-2 F8		1-2 CS 1B			3-2 FC6-4 1B		4	0	2	0	0	0	0
Johnny Logan, R OBP: 0.331, SLG: 0.402 (1, 6)	0-0 F6		0-2 2B		1-0 CS 1-2	1-2 F9		1-2 FC6-4 1-2f		4	0	1	0	0	0	1
Eddie Mathews, L OBP: 0.402, SLG: 0.631 (1, 5)	1-0 4-3		1-0 1-3			0-0 4-3		2-1 F9		4	0	0	0	0	0	2
Andy Pafko, R OBP: 0.347, SLG: 0.453 (1, 9)		0-0 6-3		3-1 L9		0-1 F8		2-1 F8		4	0	0	0	0	0	1
Jim Pendleton, R OBP: 0.321, SLG: 0.448 (1, 7)		2-2 F7		1-2 6-3			1-2 1B WP 1B		1-2 6-3	4	1	1	0	0	0	0
Walker Cooper, R OBP: 0.282, SLG: 0.328 (1, 2)		2-0 E5 1B E		4-2 BB			1-3 K		1-3 K	3	1	0	0	1	2	1
Joe Adcock, R OBP: 0.322, SLG: 0.428 (1, 3)		1-1 1B E 1B		1-1 F7			1-2 WP 1B		2-0 5-3	4	0	2	0	0	0	1
Jack Dittmer, L OBP: 0.291, SLG: 0.366 (1, 4)		1-2 E8 1B		1-0 L6			1-2 4-3			3	0	1	1	0	0	1
Bob Buhl, R OBP: 0.176, SLG: 0.125 (1, 1)			1-3 K		1-3 K		1-3 K			2	0	0	0	0	2	0
Max Surkont, R OBP: 0.344, SLG: 0.411 (6, 1)										0	0	0	0	0	0	0
Harry Hanebrink, L OBP: 0.284, SLG: 0.304 (7, PH)										1	0	0	0	0	1	1
Lew Burdette, R OBP: 0.191, SLG: 0.191 (8, 1)										0	0	0	0	0	0	0

Inning Stats	R: 0 E: 0 K: 0 S: 4	H: 0 LOB: 0 BB: 0 P: 5	R: 1 E: 2 K: 0 S: 12	H: 2 LOB: 1 BB: 0 P: 18	R: 0 E: 0 K: 1 S: 10	H: 1 LOB: 1 BB: 0 P: 15	R: 0 E: 0 K: 0 S: 9	H: 0 LOB: 1 BB: 1 P: 18	R: 0 E: 0 K: 1 S: 7	H: 1 LOB: 0 BB: 0 P: 11	R: 0 E: 0 K: 0 S: 6	H: 0 LOB: 0 BB: 0 P: 7	R: 1 E: 0 K: 2 S: 21	H: 2 LOB: 1 BB: 0 P: 26	R: 0 E: 0 K: 0 S: 10	H: 1 LOB: 1 BB: 0 P: 18	R: 0 E: 0 K: 1 S: 7	H: 0 LOB: 0 BB: 0 P: 11	1B: 6 2B: 1 3B: 0 HR: 0	SF: 0 SAC: 0 DP: 0 HBP: 0	WP: 1 PB: 0 SB: 0 CS: 1	PA: 35
PITCHER Carl Erskine, R ERA: 3.57 (1, 1)	IP 9.0	WLS W	BF 34	H 7	R 2	ER 1	SO 5	BB 1	IBB 0	HBP 0	BLK 0	WP 1	HR 0	S 86	P 129	ERA 1.00	WHIP 0.889					
PITCHER	IP	WLS	BF	H	R	ER	SO	BB	IBB	HBP	BLK	WP	HR	S	P	ERA	WHIP					

BOTTOM

Brooklyn Dodgers @ Milwaukee Braves
Milwaukee County Stadium, Milwaukee, WI

Sat Sep 12 1953, 4:33 AM EDT
Att. 34,884 - Unknown

livebaseballscorecards.com

AB	33
R	2
H	7
RBI	1
BB	1
SO	5
LOB	8



Batter	1	2	3	4	5	6	7	8	9	10	AB R H RBI BB SO LOB	TOP												
Jim Gilliam, S OBP: 0.390, SLG: 0.421 (1, 4)	F7		FC3-6			F9		FC1-5 2B		4-3	5 0 1 0 0 0 1	Brooklyn Dodgers @ Chicago Cubs Wrigley Field, Chicago, IL Sun Sep 13 1953, 3:33 AM CDT Att. 21,539 - Unknown												
Pee Wee Reese, R OBP: 0.374, SLG: 0.422 (1, 6)	F9		F9			F9 4-3 1B		FC1-5 E 2-3		6-3	5 1 1 0 0 0 2													
Duke Snider, L OBP: 0.419, SLG: 0.619 George Shuba, L OBP: 0.331, SLG: 0.420 (1, 8) (4, 7)	E4					4-3 1-2		F9		F2	2 0 1 0 0 0 0 3 0 0 0 0 0 2													
Rube Walker, L OBP: 0.329, SLG: 0.453 (1, 2)	F8					E4 2-H		E7 1-3			4 0 0 0 0 1 3													
Wayne Belardi, L OBP: 0.343, SLG: 0.558 (1, 3)			F8			F4				IBB	3 1 1 1 1 0 1													
Don Thompson, L OBP: 0.293, SLG: 0.254 (1, 9)			G3			6-3		4-3		F7	4 0 0 0 0 0 3													
Bobby Morgan, R OBP: 0.365, SLG: 0.409 (1, 5)			K			1-3				L8	4 0 1 0 0 1 0													
Dick Williams, R OBP: 0.250, SLG: 0.212 (1, 7) (4, 8)						F7		F4		F6	4 0 1 0 0 0 1													
Joe Black, R OBP: 0.235, SLG: 0.235 Roy Campanella, R OBP: 0.393, SLG: 0.616 Jim Hughes, R OBP: 0.286, SLG: 0.286 (1, 1) (7, PH) (7, 1)			F2			K		FC5-4 1-2f		K	2 0 0 0 0 1 1 1 0 0 0 0 0 1 1 0 0 0 0 1 0													
Inning Stats	R: 0 E: 1 K: 0 S: 9	H: 0 LOB: 1 BB: 0 P: 15	R: 0 E: 0 K: 1 S: 8	H: 0 LOB: 0 BB: 0 P: 14	R: 0 E: 0 K: 0 S: 6	H: 1 LOB: 1 BB: 0 P: 6	R: 1 E: 0 K: 1 S: 8	H: 2 LOB: 0 BB: 0 P: 13	R: 0 E: 0 K: 1 S: 6	H: 0 LOB: 0 BB: 0 P: 9	R: 1 E: 1 K: 0 S: 9		H: 1 LOB: 1 BB: 0 P: 15	R: 0 E: 0 K: 0 S: 8	H: 1 LOB: 1 BB: 0 P: 9	R: 0 E: 1 K: 0 S: 7	H: 1 LOB: 3 BB: 1 P: 15	R: 0 E: 0 K: 1 S: 10	H: 0 LOB: 0 BB: 0 P: 14	R: 0 E: 0 K: 0 S: 13	H: 0 LOB: 0 BB: 0 P: 15	1B: 4 2B: 2 3B: 0 HR: 1	SF: 0 SAC: 0 DP: 1 HBP: 0	WP: 0 PB: 0 SB: 0 CS: 1
PITCHER Warren Hacker, R ERA: 4.32 (1, 1)	IP 10.0	WLS W	BF 39	H 6	R 2	ER 1	SO 4	BB 0	IBB 1	HBP 0	BLK 0	WP 0	HR 1	S 84	P 125	ERA 0.90	WHIP 0.600							

livebaseballscorecards.com

AB	38
R	2
H	6
RBI	1
BB	1
SO	4
LOB	15



Batter	1	2	3	4	5	6	7	8	9	10	AB	R	H	RBI	BB	SO	LOB
Frank Baumholtz, L (1, 8) OBP: 0.358, SLG: 0.408	1-0 G5-4-3 1B		1-1 F4			4-0 BB		1-0 FC4-6 1-2f			3	0	1	0	1	0	1
Eddie Miksis, R (1, 4) OBP: 0.287, SLG: 0.339	0-0 G5-4-3 1-2f			2-2 5-3		1-0 F9		1-1 F6			4	0	0	0	0	0	3
Dee Fondy, L (1, 3) OBP: 0.362, SLG: 0.495	0-1 HR			1-1 4-3			0-1 F9 3B		1-3 K		4	2	2	1	0	1	0
Ralph Kiner, R (1, 7) OBP: 0.392, SLG: 0.516	2-1 L7			0-0 F7			0-0 F9		3-1 F8		4	0	0	1	0	0	0
Hank Sauer, R (1, 9) OBP: 0.364, SLG: 0.483		2-2 5-3			0-0 5-3		4-2 BB		0-0 5-3		3	0	0	0	1	0	0
Randy Jackson, R (1, 5) OBP: 0.346, SLG: 0.487		1-0 5-3			1-1 5-3		1-1 F3			1-1 BB SH FC4 1B	4	1	1	0	0	0	1
Clyde McCullough, R (1, 2) OBP: 0.324, SLG: 0.397		1-3 K			0-0 F9		0-1 L9			0-0 SH FC4 BB 1-2	3	0	0	0	0	1	1
Roy Smalley, R (1, 6) OBP: 0.333, SLG: 0.358			3-1 5-3			0-3 K		0-2 FC1-6 1B		4-2 FC4 BB 1-2 2-3	3	0	1	0	1	1	0
Warren Hacker, R (1, 1) OBP: 0.224, SLG: 0.253			0-0 F9			0-0 F4		0-0 FC1-6 FC4-6 1-2f		0-1 FC4 1-2 2-3 3-H	3	0	0	0	0	0	1
Joe Garagiola, L (10, PH) OBP: 0.355, SLG: 0.387											1	0	0	1	0	0	2

Inning Stats	R: 1	H: 2	R: 0	H: 0	R: 0	H: 0	R: 0	H: 0	R: 0	H: 0	R: 0	H: 1	R: 0	H: 1	R: 0	H: 0	R: 1	H: 1	R: 0	H: 1	R: 1	H: 3	1B: 3	SF: 0	WP: 0	PA: 36
E: 0	LOB: 0	E: 0	LOB: 0	E: 0	LOB: 0	E: 0	LOB: 0	E: 0	LOB: 1	E: 0	LOB: 1	E: 0	LOB: 0	E: 0	LOB: 0	E: 0	LOB: 0	E: 0	LOB: 1	E: 0	LOB: 3	E: 0	LOB: 0	2B: 0	SAC: 1	PB: 0
K: 0	BB: 0	K: 1	BB: 0	K: 0	BB: 0	K: 0	BB: 0	K: 0	BB: 1	K: 1	BB: 1	K: 0	BB: 0	K: 0	BB: 0	K: 1	BB: 0	K: 0	BB: 1	K: 0	BB: 1	K: 0	BB: 1	3B: 1	DP: 1	SB: 0
S: 6	P: 9	S: 7	P: 11	S: 5	P: 9	S: 6	P: 9	S: 4	P: 5	S: 5	P: 10	S: 9	P: 14	S: 7	P: 9	S: 7	P: 11	S: 7	P: 12	S: 7	P: 12	S: 7	P: 12	HR: 1	HBP: 0	CS: 0

PITCHER	IP	WLS	BF	H	R	ER	SO	BB	IBB	HBP	BLK	WP	HR	S	P	ERA	WHIP
Joe Black, R (1, 1) ERA: 5.22	6.0		20	2	1	1	2	1	0	0	0	0	1	33	53	1.50	0.500
Jim Hughes, R (7, 1) ERA: 3.55	3.0	L	16	3	2	2	1	2	0	0	0	0	0	30	46	6.00	1.667

PITCHER	IP	WLS	BF	H	R	ER	SO	BB	IBB	HBP	BLK	WP	HR	S	P	ERA	WHIP

BOTTOM

Brooklyn Dodgers @ Chicago Cubs
Wrigley Field, Chicago, IL
Sun Sep 13 1953, 3:33 AM CDT
Att: 21,539 - Unknown

AB	32
R	3
H	5
RBI	3
BB	3
SO	3
LOB	9



WP: 0	PA: 36
PB: 0	
SB: 0	
CS: 0	

Batter	1	2	3	4	5	6	7	8	9	AB R H RBI BB SO LOB	TOP											
Jim Gilliam, S (1, 4) <small>OBP: 0.389, SLG: 0.419</small>	0-0 6-3		4-0 BB S		0-0 1-3			0-0 E3		3 0 0 0 1 0 0												
Bobby Morgan, R (1, 6) <small>OBP: 0.363, SLG: 0.406</small>	0-0 1B		0-3 1-2 K			0-3 K		0-0 F8		4 0 1 0 0 2 2												
Duke Snider, L (1, 8) <small>OBP: 0.417, SLG: 0.615</small>	0-3 K		0-0 F8			0-3 K		0-0 B5		4 0 0 0 0 2 3												
Wayne Belardi, L (1, 3) <small>OBP: 0.347, SLG: 0.576</small>	0-3 K			0-0 HR		4-0 PB 1B BB		0-3 K		3 1 1 1 1 2 2												
Don Thompson, L (1, 9) <small>OBP: 0.305, SLG: 0.257</small>		4-0 BB		4-0 CS BB		0-0 PB 1B		0-0 4-3		2 0 1 0 2 0 0												
Billy Cox, R (1, 5) <small>OBP: 0.364, SLG: 0.456</small>		0-0 F8		0-0 1-2 F7		0-0 1-2 2-3 F2		0-0 6-3		4 0 0 0 0 0 4												
Dick Williams, R (1, 7) <small>OBP: 0.231, SLG: 0.194</small> Roy Campanella, R (9, PH) <small>OBP: 0.393, SLG: 0.614</small>		0-0 F7		0-3 K			0-3 K	0-3 K		3 0 0 0 0 2 1 1 0 0 0 0 1 0												
Rube Walker, L (1, 2) <small>OBP: 0.318, SLG: 0.436</small>		0-0 4-3			0-0 4-3		0-0 G3			3 0 0 0 0 0 1												
Ray Moore, R (1, 1)			0-0 F8		0-0 F5		0-0 5-3			3 0 0 0 0 0 0												
Inning Stats	R: 0 E: 0 K: 2 S: 8	H: 1 LOB: 1 BB: 0 P: 8	R: 0 E: 0 K: 0 S: 3	H: 0 LOB: 1 BB: 1 P: 7	R: 0 E: 0 K: 1 S: 5	H: 0 LOB: 1 BB: 1 P: 9	R: 1 E: 0 K: 1 S: 5	H: 1 LOB: 0 BB: 1 P: 9	R: 0 E: 0 K: 0 S: 3	H: 0 LOB: 0 BB: 0 P: 3	R: 0 E: 0 K: 2 S: 8	H: 1 LOB: 2 BB: 1 P: 12	R: 0 E: 0 K: 1 S: 5	H: 0 LOB: 0 BB: 0 P: 5	R: 0 E: 1 K: 1 S: 6	H: 0 LOB: 1 BB: 0 P: 6	R: 0 E: 0 K: 1 S: 5	H: 0 LOB: 0 BB: 0 P: 5	1B: 2 2B: 0 3B: 0 HR: 1	SF: 0 SAC: 0 DP: 0 HBP: 0	WP: 0 PB: 1 SB: 1 CS: 1	PA: 34
PITCHER Johnny Klippstein, R (1, 1) <small>ERA: 4.96</small>	IP: 9.0 WLS: W BF: 34 H: 3 R: 1 ER: 1 SO: 9 BB: 4 IBB: 0 HBP: 0 BLK: 0 WP: 0 HR: 1 S: 48 P: 64 ERA: 1.00 WHIP: 0.778											PITCHER 	IP: WLS: BF: H: R: ER: SO: BB: IBB: HBP: BLK: WP: HR: S: P: ERA: WHIP:									

Brooklyn Dodgers @ Chicago Cubs
 Wrigley Field, Chicago, IL
 Mon Sep 14 1953, 3:33 AM CDT
 Att. 4,990 - Unknown

livebaseballscorecards.com

AB	30
R	1
H	3
RBI	1
BB	4
SO	9
LOB	13



Batter	1	2	3	4	5	6	7	8	9	AB	R	H	RBI	BB	SO	LOB
--------	---	---	---	---	---	---	---	---	---	----	---	---	-----	----	----	-----

Frank Baumholtz, L (1, 8) <small>OBP: 0.355, SLG: 0.405</small> Hal Jeffcoat, R (8, 8) <small>OBP: 0.312, SLG: 0.330</small>	0-0 F9		0-0 6-3		0-0 F6		0-0 F4			4	0	0	0	0	0	2
Eddie Miksis, R (1, 4) <small>OBP: 0.288, SLG: 0.340</small>	0-0 F6			0-0 SH 1B		0-0 5-3		0-0 E7 1B		4	1	2	0	0	0	0
Dee Fondy, L (1, 3) <small>OBP: 0.363, SLG: 0.495</small>	4-0 BB			0-0 SH 1-3		0-0 1B		0-3 K		2	0	1	0	1	1	1
Ralph Kiner, R (1, 7) <small>OBP: 0.393, SLG: 0.521</small>	0-0 L4			0-0 F6		0-0 HR		0-0 BB 1B		4	1	2	2	0	0	3
Hank Sauer, R (1, 9) <small>OBP: 0.363, SLG: 0.479</small>		0-0 F3		0-3 K		0-0 L5		4-0 BB 1-2		3	0	0	0	1	1	2
Randy Jackson, R (1, 5) <small>OBP: 0.345, SLG: 0.484</small>		0-3 K		0-0 6-3		4-0 SH3-4 2B BB		0-0 F7		3	1	0	0	1	1	4
Clyde McCullough, R (1, 2) <small>OBP: 0.323, SLG: 0.395</small> Joe Garagiola, L (5, 2) <small>OBP: 0.352, SLG: 0.384</small>		0-0 4-3			0-0 F9		0-0 SH3-4 1-2	0-0 F8		1	0	0	0	0	0	0
Roy Smalley, R (1, 6) <small>OBP: 0.333, SLG: 0.362</small>			0-0 F9		0-0 F4		0-0 3-1 2B		0-0 3-1 2-3		3	0	1	1	0	0
Johnny Klippstein, R (1, 1) <small>OBP: 0.179, SLG: 0.255</small>			0-3 K		4-0 BB					2	0	0	0	1	1	1

Inning Stats	R: 0	H: 0	E: 0	LOB: 1	K: 0	BB: 1	S: 3	R: 0	H: 0	E: 0	LOB: 0	K: 1	BB: 0	S: 5	R: 0	H: 0	E: 0	LOB: 0	K: 1	BB: 0	S: 5	R: 0	H: 1	E: 1	LOB: 2	K: 1	BB: 0	S: 7	R: 0	H: 0	E: 0	LOB: 1	K: 0	BB: 1	S: 3	R: 1	H: 2	E: 0	LOB: 0	K: 0	BB: 0	S: 4	R: 1	H: 1	E: 0	LOB: 1	K: 0	BB: 1	S: 4	R: 1	H: 2	E: 1	LOB: 2	K: 1	BB: 1	S: 7	R: 1	H: 2	E: 1	LOB: 2	K: 1	BB: 1	S: 11
--------------	------	------	------	--------	------	-------	------	------	------	------	--------	------	-------	------	------	------	------	--------	------	-------	------	------	------	------	--------	------	-------	------	------	------	------	--------	------	-------	------	------	------	------	--------	------	-------	------	------	------	------	--------	------	-------	------	------	------	------	--------	------	-------	------	------	------	------	--------	------	-------	-------

PITCHER	IP	WLS	BF	H	R	ER	SO	BB	IBB	HBP	BLK	WP	HR	S	P	ERA	WHIP
Ray Moore, R (1, 1) <small>ERA: 3.38</small>	8.0	L	34	6	3	3	4	4	0	0	0	0	1	38	54	3.38	1.250

BOTTOM

Brooklyn Dodgers @ Chicago Cubs
Wrigley Field, Chicago, IL
 Mon Sep 14 1953, 3:33 AM CDT
 Att. 4,990 - Unknown

AB	28
R	3
H	6
RBI	3
BB	4
SO	4
LOB	15



WP	PA	ERA	WHIP
0	34		

Batter	1	2	3	4	5	6	7	8	9	AB R H RBI BB SO LOB	TOP	
Jim Gilliam, S OBP: 0.388, SLG: 0.418 (1, 4)	1-1 F7		3-2 4-3			3-1 1B 2B 1B	1-0 F8			4 1 1 0 0 0 1		
Pee Wee Reese, R OBP: 0.375, SLG: 0.425 (1, 6)	2-1 4-3 2B		0-1 5-3			2-0 2B 1-3 1B		1-0 4-3		4 0 2 0 0 0 0		
George Shuba, L OBP: 0.329, SLG: 0.422 (1, 7)	1-0 4-3 2-3		2-2 F8			2-1 1-3 3-H 2B		1-2 3-1		4 0 1 1 0 0 1		
Roy Campanella, R OBP: 0.392, SLG: 0.611 (1, 2)	2-2 F2			1-0 3-1		4-2 G6-4-3 BB		1-3 K		3 0 0 0 1 1 1		
Wayne Belardi, L OBP: 0.338, SLG: 0.559 (1, 3)		0-0 L9		2-1 L8		0-2 F7		1-1 4-1		4 0 0 0 0 0 3		
Don Thompson, L OBP: 0.310, SLG: 0.286 (1, 9)		1-2 HR		1-3 K		1-0 G6-4-3 1-2f		0-1 HR 1B		4 2 2 1 0 1 3		
Dick Williams, R OBP: 0.238, SLG: 0.184 (1, 8)		4-1 FC1-5-4 BB			0-2 F4		1-2 4-3		1-2 1-H HR	2 0 0 0 1 0 0 1 1 1 2 0 0 0	AB 34	
Duke Snider, L OBP: 0.418, SLG: 0.621 (9, PH) (9, 8)											R 4	
Bobby Morgan, R OBP: 0.356, SLG: 0.397 (1, 5)		1-2 E6 FC1-5-4			2-2 F9		1-1 6-3		0-0 F9	4 0 0 0 0 0 1	H 8	
Bob Milliken, R OBP: 0.118, SLG: 0.152 (1, 1)		0-0 FC1-5-4			1-2 G1		0-0 1B		2-3 K	2 0 0 0 0 0 2 2 0 1 0 0 1 0	RBI 4	
Clem Labine, R OBP: 0.167, SLG: 0.111 (6, 1)											BB 2	
Inning Stats	R: 0 H: 1 E: 0 LOB: 1 K: 0 BB: 0 S: 8 P: 14	R: 1 H: 1 E: 1 LOB: 1 K: 0 BB: 1 S: 9 P: 15	R: 0 H: 0 E: 0 LOB: 0 K: 0 BB: 0 S: 10 P: 15	R: 0 H: 0 E: 0 LOB: 0 K: 1 BB: 0 S: 6 P: 10	R: 0 H: 0 E: 0 LOB: 0 K: 0 BB: 0 S: 10 P: 13	R: 1 H: 3 E: 0 LOB: 2 K: 0 BB: 1 S: 11 P: 23	R: 0 H: 1 E: 0 LOB: 1 K: 0 BB: 0 S: 7 P: 10	R: 0 H: 0 E: 0 LOB: 0 K: 1 BB: 0 S: 8 P: 11	R: 2 H: 2 E: 0 LOB: 0 K: 1 BB: 0 S: 11 P: 15	1B: 4 SF: 0 2B: 2 SAC: 0 3B: 0 DP: 2 HR: 2 HBP: 0	WP: 0 PA: 36 PB: 0 SB: 0 CS: 0	
PITCHER Stu Miller, R ERA: 5.65 (1, 1)	IP WLS BF H R ER SO BB IBB HBP BLK WP HR S P ERA WHIP											PITCHER IP WLS BF H R ER SO BB IBB HBP BLK WP HR S P ERA WHIP

Brooklyn Dodgers @ St. Louis Cardinals
Sportsman's Park, St. Louis, MO
Tue Sep 15 1953, 4:33 AM EDT
Att. 16,143 - Unknown

AB	34
R	4
H	8
RBI	4
BB	2
SO	3
LOB	12



Batter	1	2	3	4	5	6	7	8	9	AB	R	H	RBI	BB	SO	LOB
Solly Hemus, L OBP: 0.378, SLG: 0.437 (1, 6)	F3		4-3		FC3-6		1-3			4	0	0	0	0	0	3
Red Schoendienst, S OBP: 0.397, SLG: 0.492 (1, 4)	F2		F8		L6		4-3			4	0	0	0	0	0	3
Stan Musial, L OBP: 0.433, SLG: 0.590 (1, 7)	G3			F6		4-3 2B		HR		4	2	2	1	0	0	0
Enos Slaughter, L OBP: 0.411, SLG: 0.445 (1, 9)		F4		F9		4-3		CS PB 1B		4	0	1	0	0	0	1
Ray Jablonski, R OBP: 0.305, SLG: 0.429 (1, 5)										4	1	3	1	0	0	1
Pete Castiglione, R OBP: 0.228, SLG: 0.284 (9, 5)		1B								0	0	0	0	0	0	0
Steve Bilko, R OBP: 0.343, SLG: 0.434 (1, 3)										4	0	0	0	0	2	4
Del Rice, R OBP: 0.320, SLG: 0.333 (1, 2)										4	0	1	1	0	0	1
Rip Repulski, R OBP: 0.330, SLG: 0.432 (1, 8)										4	0	1	0	0	0	1
Stu Miller, R OBP: 0.250, SLG: 0.244 (1, 1)										1	0	0	0	1	0	0
Peanuts Lowrey, R OBP: 0.326, SLG: 0.432 (9, PH)										1	0	0	0	0	0	0

Inning Stats	R: 0	H: 0	E: 0	K: 0	S: 7	P: 11	R: 1	H: 2	E: 0	K: 1	S: 8	R: 0	H: 0	E: 0	K: 0	S: 6	R: 0	H: 1	E: 0	K: 1	S: 8	R: 0	H: 1	E: 0	K: 0	S: 9	R: 1	H: 2	E: 0	K: 0	S: 10	R: 0	H: 0	E: 0	K: 0	S: 11	R: 1	H: 2	E: 0	K: 0	S: 8	R: 0	H: 0	E: 0	K: 0	S: 3	R: 0	H: 0	E: 0	K: 0	S: 6	1B: 5	SF: 0	2B: 1	SAC: 1	3B: 1	DP: 0	HR: 1	HBP: 0	WP: 0	PA: 36
--------------	------	------	------	------	------	-------	------	------	------	------	------	------	------	------	------	------	------	------	------	------	------	------	------	------	------	------	------	------	------	------	-------	------	------	------	------	-------	------	------	------	------	------	------	------	------	------	------	------	------	------	------	------	-------	-------	-------	--------	-------	-------	-------	--------	-------	--------

PITCHER	IP	WLS	BF	H	R	ER	SO	BB	IBB	HBP	BLK	WP	HR	S	P	ERA	WHIP
Bob Milliken, R ERA: 3.18 (1, 1)	5.0		20	4	1	1	2	0	0	0	0	0	0	38	61	1.80	0.800
Clem Labine, R ERA: 2.91 (6, 1)	4.0	W	16	4	2	2	0	1	0	0	0	0	1	32	51	4.50	1.250

BOTTOM

Brooklyn Dodgers @ St. Louis Cardinals
Sportsman's Park, St. Louis, MO

Tue Sep 15 1953, 4:33 AM EDT
Att. 16,143 - Unknown

livebaseballscorecards.com

AB 34
R 3
H 8
RBI 3
BB 1
SO 2
LOB 14




TOP

Brooklyn Dodgers @ St. Louis Cardinals
 Sportsman's Park, St. Louis, MO

Wed Sep 16 1953, 4:33 AM EDT
 Att: 16,733 - Unknown

AB	34
R	4
H	8
RBI	4
BB	2
SO	7
LOB	13



WP:	0	PA:	38
PB:	0		
SB:	0		
CS:	1		

AB R H RBI BB SO LOB

3	1	1	0	2	0	0
4	0	2	2	0	1	1
4	0	2	0	0	0	2
4	0	0	0	0	1	4
4	0	1	0	0	2	0
4	0	0	0	0	1	1
4	0	0	0	0	0	2
3	1	1	0	0	1	2
0	1	0	0	0	0	0
2	0	0	0	0	1	0
1	0	0	0	0	0	1
0	0	0	0	0	0	0
1	1	1	2	0	0	0

Batter	1	2	3	4	5	6	7	8	9
Jim Gilliam, S (1, 4) OBP: 0.390, SLG: 0.419	4-2 CS BB		0-0 G3		0-0 1B 2B		4-1 1B BB		0-0 6-3
Bobby Morgan, R (1, 6) OBP: 0.362, SLG: 0.399	1-1 5-3 1-2		2-2 1B HBP		0-1 1B 1B		0-1 G6-3 1B		1-3 K
Duke Snider, L (1, 8) OBP: 0.418, SLG: 0.620	0-0 4-3		0-0 1-2 1B		0-2 1-3 1B		0-0 G6-3 1-2f		
Wayne Belardi, L (1, 3) OBP: 0.329, SLG: 0.543		0-3 K2-3	1-2 F3		1-1 1-3			0-0 F9	
George Shuba, L (1, 7) OBP: 0.328, SLG: 0.424		2-1 2B		3-2 F8		0-3 K		3-3 K	
Billy Cox, R (1, 5) OBP: 0.360, SLG: 0.450		2-3 K		0-0 1-3		0-0 1-3		1-2 1-3	
Rube Walker, L (1, 2) OBP: 0.303, SLG: 0.415		2-2 F6		1-2 F8		0-0 F7		0-2 4-3	
Bill Antonello, R (1, 9) OBP: 0.189, SLG: 0.257 Pee Wee Reese, R (9, PH) OBP: 0.376, SLG: 0.425		1-0 5-3			2-3 K		2-2 1B BB 1B		1-0 HR HBP
Preacher Roe, R (1, 1) OBP: 0.102, SLG: 0.107 Don Thompson, L (7, PH) OBP: 0.308, SLG: 0.284 Joe Black, R (7, 1) OBP: 0.235, SLG: 0.235 Roy Campanella, R (9, PH) OBP: 0.393, SLG: 0.617			0-3 K		0-1 5-3		1-2 F8		0-0 HR

Inning Stats	R: 0	H: 0	E: 0	K: 0	S: 5	P: 10	R: 0	H: 1	E: 1	K: 2	S: 13	P: 20	R: 0	H: 1	E: 0	K: 1	S: 10	P: 13	R: 0	H: 0	E: 0	K: 0	S: 8	P: 12	R: 1	H: 3	E: 0	K: 1	S: 13	P: 16	R: 0	H: 0	E: 0	K: 1	S: 5	P: 5	R: 1	H: 2	E: 0	K: 0	S: 10	P: 17	R: 0	H: 0	E: 0	K: 1	S: 8	P: 12	R: 2	H: 1	E: 0	K: 1	S: 8	P: 10	1B: 5	2B: 2	3B: 0	HR: 1	SF: 0	SAC: 0	DP: 1	HBP: 2	WP: 0	PA: 38
--------------	------	------	------	------	------	-------	------	------	------	------	-------	-------	------	------	------	------	-------	-------	------	------	------	------	------	-------	------	------	------	------	-------	-------	------	------	------	------	------	------	------	------	------	------	-------	-------	------	------	------	------	------	-------	------	------	------	------	------	-------	-------	-------	-------	-------	-------	--------	-------	--------	-------	--------

PITCHER	IP	WLS	BF	H	R	ER	SO	BB	IBB	HBP	BLK	WP	HR	S	P	ERA	WHIP
Gerry Staley, R (1, 1) ERA: 3.86	8.1	W	36	8	4	4	6	2	0	2	0	0	1	76	110	4.32	1.200
Al Brazle, L (9, 1) ERA: 3.71	0.2	S	2	0	0	0	1	0	0	0	0	0	0	4	5	0.00	0.000

PITCHER	IP	WLS	BF	H	R	ER	SO	BB	IBB	HBP	BLK	WP	HR	S	P	ERA	WHIP
---------	----	-----	----	---	---	----	----	----	-----	-----	-----	----	----	---	---	-----	------

Batter	1	2	3	4	5	6	7	8	9	AB	R	H	RBI	BB	SO	LOB	BOTTOM											
Solly Hemus, L OBP: 0.381, SLG: 0.436 (1, 6)	4-0 1B 4-3 BB		1-2 F4			4-2 1B FC4-6 BB		4-0 1B BB		1	3	0	0	3	0	0	Brooklyn Dodgers @ St. Louis Cardinals Sportsman's Park, St. Louis, MO Wed Sep 16 1953, 4:33 AM EDT Att. 16,733 - Unknown AB 31 R 5 H 7 RBI 5 BB 3 SO 6 LOB 13											
Red Schoendienst, S OBP: 0.396, SLG: 0.490 (1, 4)	1-1 4-3 1B 1B		0-0 F3			1-1 F5		1-3 K		4	1	1	0	0	1	2												
Stan Musial, L OBP: 0.432, SLG: 0.587 (1, 7)	1-1 4-3 2-3 3-H		1-1 F5			0-1 FC4-6 1B		1-0 F3		4	0	1	1	0	0	2												
Ray Jablonski, R OBP: 0.308, SLG: 0.430 (1, 5) Eddie Phillips, S (8, PR) Pete Castiglione, R (9, 5)	1-0 1B 3-H		1-1 F8			0-0 FC4-6 E		0-1 1B 1B		4	0	2	2	0	0	1												
Enos Slaughter, L OBP: 0.410, SLG: 0.444 (1, 9)	1-0 F9		1-0 F4			2-0 E3		0-2 1B 1B		4	0	1	1	0	0	2												
Steve Bilko, R OBP: 0.342, SLG: 0.432 (1, 3)	2-2 5-3		0-3 K			1-3 K		0-1 1B 1B		4	0	1	1	0	2	3												
Dick Rand, R (1, 2)		0-0 5-3				0-2 G3		1-3 K F9		4	0	0	0	0	1	2												
Rip Repulski, R OBP: 0.330, SLG: 0.431 (1, 8)		0-0 CS 1B				2-1 F8		1-2 6-3		3	0	1	0	0	0	0												
Gerry Staley, R OBP: 0.130, SLG: 0.082 (1, 1) Al Brazle, L (9, 1)		1-3 K 1-2				0-0 4-3		0-3 K		3	0	0	0	0	2	1												
										0	0	0	0	0	0	0												
Inning Stats	R: 2 E: 0 K: 0 S: 9	H: 2 LOB: 1 BB: 1 P: 19	R: 0 E: 0 K: 1 S: 5	H: 1 LOB: 1 BB: 0 P: 6	R: 0 E: 0 K: 0 S: 8	H: 0 LOB: 0 BB: 0 P: 10	R: 0 E: 0 K: 1 S: 6	H: 0 LOB: 0 BB: 0 P: 8	R: 0 E: 0 K: 0 S: 7	H: 0 LOB: 0 BB: 0 P: 9	R: 1 E: 1 K: 1 S: 12	H: 1 LOB: 2 BB: 1 P: 20	R: 0 E: 0 K: 2 S: 11	H: 0 LOB: 0 BB: 0 P: 13	R: 2 E: 0 K: 1 S: 12	H: 3 LOB: 2 BB: 1 P: 18	1B: 7 2B: 1 3B: 0 HR: 0	SF: 0 SAC: 0 DP: 1 HBP: 0	WP: 0 PB: 0 SB: 0 CS: 1	PA: 34 ERA WHIP								
PITCHER	IP WLS BF H R ER SO BB IBB HBP BLK WP HR S P ERA WHIP																											
Preacher Roe, L ERA: 4.41 (1, 1)	6.0 L	24	4	3	3	3	2	0	0	0	0	0	0	47	72	4.50	1.000											
Joe Black, R ERA: 5.33 (7, 1)	2.0	10	3	2	2	3	1	0	0	0	0	0	0	23	31	9.00	2.000											



Batter	1	2	3	4	5	6	7	8	9	AB R H RBI BB SO LOB	TOP
Jim Gilliam, S (1, 4) <small>OBP: 0.387, SLG: 0.415</small>	1-2 	3-3 			1-0 			2-2 	2-0 	5 0 0 0 0 1 2	
Pee Wee Reese, R (1, 6) <small>OBP: 0.375, SLG: 0.423</small>	3-2 		1-1 			0-0 		1-0 		4 0 1 0 0 0 0	
Duke Snider, L (1, 8) <small>OBP: 0.417, SLG: 0.619</small>	1-3 		2-3 			1-2 		0-0 		4 0 1 0 0 2 1	
Jackie Robinson, R (1, 7) Don Thompson, L (9, 9) <small>OBP: 0.428, SLG: 0.514</small> <small>OBP: 0.308, SLG: 0.284</small>	0-0 		2-1 			2-2 				4 1 2 0 0 0 1 0 0 0 0 0 0 0	
Roy Campanella, R (1, 2) <small>OBP: 0.392, SLG: 0.614</small>	2-0 			2-0 		0-3 				4 1 1 1 0 1 3	
Billy Cox, R (1, 5) <small>OBP: 0.359, SLG: 0.448</small>		2-2 		1-2 			0-1 			4 1 1 0 0 0 0	
Dick Williams, R (1, 9) <small>OBP: 0.239, SLG: 0.262</small>		1-1 		0-3 			0-1 			4 1 1 1 0 1 2	
Wayne Belardi, L (1, 3) <small>OBP: 0.340, SLG: 0.549</small>		0-0 			1-2 		1-1 			4 0 3 2 0 0 0	
Carl Erskine, R (1, 1) <small>OBP: 0.231, SLG: 0.244</small>		0-3 			2-2 		0-2 			3 0 0 0 0 1 2	
Inning Stats	R: 0 H: 2 E: 0 LOB: 2 K: 1 BB: 0 S: 12 P: 19	R: 1 H: 2 E: 0 LOB: 1 K: 2 BB: 0 S: 14 P: 20	R: 0 H: 0 E: 0 LOB: 0 K: 1 BB: 0 S: 7 P: 12	R: 0 H: 0 E: 0 LOB: 0 K: 1 BB: 0 S: 9 P: 12	R: 0 H: 0 E: 0 LOB: 0 K: 0 BB: 0 S: 9 P: 13	R: 0 H: 1 E: 0 LOB: 1 K: 1 BB: 0 S: 13 P: 16	R: 0 H: 1 E: 0 LOB: 1 K: 0 BB: 0 S: 9 P: 10	R: 0 H: 0 E: 0 LOB: 0 K: 0 BB: 0 S: 6 P: 9	R: 3 H: 4 E: 0 LOB: 1 K: 0 BB: 0 S: 11 P: 17	1B: 7 SF: 0 2B: 2 SAC: 1 3B: 0 DP: 0 HR: 1 HBP: 0	WP: 1 PA: 37 PB: 0 SB: 0 CS: 0
PITCHER Harvey Haddix, L (1, 1) <small>ERA: 3.24</small>	IP WLS BF H R ER SO BB IBB HBP BLK WP HR S P ERA WHIP 9.0 L 37 10 4 4 6 0 0 0 0 1 1 90 128 4.00 1.111					PITCHER IP WLS BF H R ER SO BB IBB HBP BLK WP HR S P ERA WHIP					

Brooklyn Dodgers @ St. Louis Cardinals
 Sportsman's Park, St. Louis, MO
 Thu Sep 17 1953, 4:33 AM EDT
 Att. 9,363 - Unknown

AB	36
R	4
H	10
RBI	4
BB	0
SO	6
LOB	11



livebaseballscorecards.com

Batter	1	2	3	4	5	6	7	8	9	AB R H RBI BB SO LOB
Solly Hemus, L OBP: 0.380, SLG: 0.436 (1, 6) B C X	2-1 1B 2B		1-1 FC4-6 HR		1-1 6-3		0-1 F9			4 2 1 0 0 0 3
Red Schoendienst, S OBP: 0.393, SLG: 0.487 (1, 4) X	0-0 F3		2-2 F2		0-1 6-3			2-0 F8		4 0 0 0 0 0 3
Stan Musial, L OBP: 0.432, SLG: 0.592 (1, 7) F B F B X	2-2 E 1B		0-1 HR		0-3 K			0-0 F4		4 1 2 3 0 1 0
Enos Slaughter, L OBP: 0.407, SLG: 0.440 (1, 9) C X	0-1 E4 L5-4		0-0 F9		1-3 K			3-2 4-3		4 0 0 0 0 1 1
Ray Jablonski, R OBP: 0.307, SLG: 0.429 (1, 5) Pete Castiglione, R OBP: 0.228, SLG: 0.284 (9, 5) Peanuts Lowrey, R OBP: 0.325, SLG: 0.429 (9, PH) X	0-0 L5-4		0-1 1-6-3		1-1 1B			1-1 F6		3 0 1 0 0 0 2 0 0 0 0 0 0 0 1 0 0 0 0 0 0
Steve Bilko, R OBP: 0.340, SLG: 0.429 (1, 3) X	0-0 L7		1-3 K		0-2 F8			0-0 F8		4 0 0 0 0 1 1
Del Rice, R OBP: 0.321, SLG: 0.336 (1, 2) X	0-0 F8		1-0 PO 2B		4-2 SH3-4 BB			1-1 6-3		3 0 1 0 1 0 0
Rip Repulski, R OBP: 0.329, SLG: 0.429 (1, 8) B C F B X	2-2 5-3		1-2 PO		1-2 F7			0-1 SH3-4		2 0 0 0 0 0 0
Harvey Haddix, L OBP: 0.347, SLG: 0.416 (1, 1) X	0-0 FC4-6 1B		0-0 FC4-6 1B		1-0 3B			0-3 K2-3		3 0 2 0 0 1 1

Inning Stats	R: 1 E: 1 K: 0 S: 9	H: 2 LOB: 1 BB: 0 P: 13	R: 0 E: 0 K: 0 S: 5	H: 0 LOB: 0 BB: 0 P: 7	R: 2 E: 0 K: 0 S: 9	H: 2 LOB: 0 BB: 0 P: 12	R: 0 E: 0 K: 1 S: 9	H: 1 LOB: 0 BB: 0 P: 12	R: 0 E: 0 K: 0 S: 8	H: 1 LOB: 1 BB: 0 P: 11	R: 0 E: 0 K: 2 S: 11	H: 1 LOB: 1 BB: 0 P: 13	R: 0 E: 0 K: 1 S: 10	H: 0 LOB: 1 BB: 1 P: 14	R: 0 E: 0 K: 0 S: 6	H: 0 LOB: 0 BB: 0 P: 11	R: 0 E: 0 K: 0 S: 5	H: 0 LOB: 0 BB: 0 P: 7	1B: 3 2B: 3 3B: 1 HR: 1	SF: 0 SAC: 1 DP: 1 HBP: 0	WP: 0 PB: 0 SB: 0 CS: 0	PA: 35
PITCHER Carl Erskine, R ERA: 3.54 (1, 1)	IP 9.0	WLS W	BF 34	H 7	R 3	ER 3	SO 4	BB 1	IBB 0	HBP 0	BLK 0	WP 0	HR 1	S 72	P 100	ERA 3.00	WHIP 0.889					


BOTTOM

Brooklyn Dodgers @ St. Louis Cardinals
Sportsman's Park, St. Louis, MO

Thu Sep 17 1953, 4:33 AM EDT
Att. 9,363 - Unknown

livebaseballscorecards.com

AB	32
R	3
H	7
RBI	3
BB	1
SO	4
LOB	11



Batter	1	2	3	4	5	6	7	8	9	AB R H RBI BB SO LOB	TOP	
Ted Kazanski, R OBP: 0.276, SLG: 0.304 (1, 6)	2-1 FC6-4 1B	1-1 6-3			0-0 B1-3		0-0 G4-6-3 1-2f 3-H			4 0 1 0 0 0 1		
Richie Ashburn, L OBP: 0.388, SLG: 0.406 (1, 8)	0-0 FC6-4 E S 1-2f		3-2 1-3		1-0 1B 1B		2-3 K			4 0 1 0 0 1 1		
Earl Torgeson, L OBP: 0.367, SLG: 0.469 (1, 3)	0-2 F4		1-1 F6		2-2 FC6-4 1B 1-3		0-0 4-3			4 0 1 0 0 0 1		
Del Ennis, R OBP: 0.350, SLG: 0.481 (1, 7)	3-2 F8 1-3		4-1 BB		1-1 FC6-4 1-2f		0-0 5-3			3 0 0 0 1 0 3		
Granny Hamner, R OBP: 0.316, SLG: 0.462 (1, 4)		1-1 1B HR 1B	1-0 L8		0-1 1-3		1-1 F7			4 1 1 0 0 0 1		
Smoky Burgess, L OBP: 0.387, SLG: 0.441 (1, 2)		0-2 HR 1B 1-2		2-0 F6		0-1 6-3		0-0 4-3		4 1 1 0 0 0 0		
Johnny Wyrostek, L OBP: 0.336, SLG: 0.363 (1, 9)		0-0 HR 1-H 2-H		3-3 K		1-1 F8		1-1 F8		4 1 1 3 0 1 0		
Willie Jones, R OBP: 0.349, SLG: 0.397 (1, 5)		2-3 K		2-3 K		3-2 1B G4-6-3 1B		3-2 1B		4 1 2 0 0 2 0		
Robin Roberts, S OBP: 0.216, SLG: 0.261 Bill Nicholson, L OBP: 0.329, SLG: 0.419 (9, PH)		1-3 K		1-1 F7		1-1 G4-6-3 1B 1-3		1-3 K		3 0 1 0 0 1 0 1 0 0 0 0 1 1		
Inning Stats	R: 0 H: 1 E: 0 LOB: 1 K: 0 BB: 0 S: 9 P: 14	R: 3 H: 3 E: 0 LOB: 0 K: 2 BB: 0 S: 14 P: 19	R: 0 H: 0 E: 0 LOB: 1 K: 0 BB: 1 S: 8 P: 17	R: 0 H: 0 E: 0 LOB: 0 K: 2 BB: 0 S: 8 P: 15	R: 0 H: 2 E: 0 LOB: 2 K: 0 BB: 0 S: 9 P: 14	R: 0 H: 0 E: 0 LOB: 0 K: 0 BB: 0 S: 6 P: 7	R: 1 H: 2 E: 0 LOB: 0 K: 1 BB: 0 S: 10 P: 16	R: 0 H: 0 E: 0 LOB: 0 K: 0 BB: 0 S: 4 P: 5	R: 0 H: 1 E: 0 LOB: 1 K: 1 BB: 0 S: 9 P: 14	1B: 8 SF: 0 2B: 0 SAC: 0 3B: 0 DP: 1 HR: 1 HBP: 0	WP: 0 PA: 36 PB: 0 SB: 1 CS: 0	
PITCHER Russ Meyer, R ERA: 4.59 (1, 1)	IP WLS BF H R ER SO BB IBB HBP BLK WP HR S P ERA WHIP	9.0 W 36 9 4 4 6 1 0 0 0 0 0 1 77 121 4.00 1.111										

Philadelphia Phillies @ Brooklyn Dodgers
Ebbets Field, Brooklyn, NY
Sat Sep 19 1953, 3:33 AM EDT
Att. 9,057 - Unknown

livebaseballscorecards.com

AB	35
R	4
H	9
RBI	3
BB	1
SO	6
LOB	8



Batter	1	2	3	4	5	6	7	8	9	AB	R	H	RBI	BB	SO	LOB					
Jim Gilliam, S OBP: 0.386, SLG: 0.416 (1, 4)	0-2 4-3		0-0 F6		1-0 1B 2B	1-2 F8				4	1	1	0	0	0	1					
Pee Wee Reese, R OBP: 0.375, SLG: 0.422 (1, 6)	0-0 HR 1B		2-1 F4		1-0 F8		1-3 K			4	1	1	0	0	1	2					
Duke Snider, L OBP: 0.421, SLG: 0.632 (1, 8)	0-0 1-H HR		2-2 HR		4-0 1B IBB		2-1 1B			3	2	3	3	1	0	0					
Jackie Robinson, R OBP: 0.426, SLG: 0.512 (1, 7)	1-1 F5		0-0 F7		0-0 1B		0-1 F6			4	0	1	2	0	0	1					
Wayne Belardi, L OBP: 0.331, SLG: 0.534 (1, 3)	3-2 F6			0-3 K	2-3 K		2-2 F9			4	0	0	0	0	2	3					
Billy Cox, R OBP: 0.358, SLG: 0.445 (1, 5)		0-0 5-3		2-0 E8 1B	1-1 F7			0-0 F4		4	0	1	0	0	0	2					
Don Thompson, L OBP: 0.313, SLG: 0.297 (1, 9)		2-1 F8 1B		0-0 F7		3-2 E7		1-1 4-3 2B		4	0	2	0	0	0	1					
Rube Walker, L OBP: 0.290, SLG: 0.395 (1, 2)		1-0 F8		2-3 K		1-3 K		2-2 4-3		4	0	0	0	0	2	4					
Russ Meyer, S OBP: 0.179, SLG: 0.160 (1, 1)		0-1 F8			0-0 2B 1B 1B	1-3 K		0-0 F3		4	1	1	0	0	1	3					
Inning Stats	R: 2 E: 0 K: 0 S: 10	H: 2 LOB: 0 BB: 0 P: 14	R: 0 E: 0 K: 0 S: 6	H: 1 LOB: 1 BB: 0 P: 9	R: 1 E: 0 K: 0 S: 7	H: 1 LOB: 0 BB: 0 P: 11	R: 0 E: 1 K: 2 S: 9	H: 1 LOB: 1 BB: 0 P: 13	R: 2 E: 0 K: 1 S: 9	H: 3 LOB: 2 BB: 1 P: 18	R: 0 E: 1 K: 2 S: 14	H: 0 LOB: 1 BB: 0 P: 20	R: 0 E: 0 K: 1 S: 10	H: 1 LOB: 1 BB: 0 P: 15	R: 0 E: 0 K: 0 S: 7	H: 1 LOB: 1 BB: 0 P: 10	1B: 6 2B: 2 3B: 0 HR: 2	SF: 0 SAC: 0 DP: 0 HBP: 0	WP: 0 PB: 0 SB: 0 CS: 0	PA: 36	
PITCHER Robin Roberts, R ERA: 2.75 (1, 1)	IP 8.0	WLS L	BF 36	H 10	R 5	ER 5	SO 6	BB 0	IBB 1	HBP 0	BLK 0	WP 0	HR 2	S 72	P 110	ERA 5.62	WHIP 1.250				
PITCHER	IP	WLS	BF	H	R	ER	SO	BB	IBB	HBP	BLK	WP	HR	S	P	ERA	WHIP				

BOTTOM

Philadelphia Phillies @ Brooklyn Dodgers
Ebbets Field, Brooklyn, NY
 Sat Sep 19 1953, 3:33 AM EDT
 Att. 9,057 - Unknown

livebaseballscorecards.com

AB	35
R	5
H	10
RBI	5
BB	1
SO	6
LOB	17



Batter	1	2	3	4	5	6	7	8	9	AB R H RBI BB SO LOB	TOP	
Ted Kazanski, R (1, 6) OBP: 0.273, SLG: 0.301 Stan Palys, R (9, PH)	2-1 6-3		2-2 F3	3-1 F8		0-1 F4			4-1 BB	4 0 0 0 0 0 5 0 0 0 0 1 0 0	Philadelphia Phillies @ Brooklyn Dodgers Ebbets Field, Brooklyn, NY Sun Sep 20 1953, 3:33 AM EDT Unknown livebaseballscorecards.com	
Richie Ashburn, L (1, 8) OBP: 0.388, SLG: 0.404	4-1 WP 1B BB		4-1 HR BB	0-0 B3		0-0 FC6-4			1-2 F8	3 2 0 0 2 0 5		
Earl Torgeson, L (1, 3) OBP: 0.367, SLG: 0.479	0-3 K		2-2 HR		0-0 F7		2-2 FCB-5-4-6-3 2B		1-0 L8	5 1 2 3 0 1 2		
Del Ennis, R (1, 7) OBP: 0.351, SLG: 0.479	0-1 1B		1-2 F7		4-2 BB		0-3 K		2-2 F8	4 0 1 1 1 1 2		
Granny Hamner, R (1, 4) OBP: 0.316, SLG: 0.461	2-1 F7		2-2 1B		2-1 F6		2-0 FC6-5-4-6-3 2-3			4 0 1 0 0 0 3		
Smoky Burgess, L (1, 2) OBP: 0.385, SLG: 0.438		2-1 F3	0-0 F7		3-2 4-3			3-2 BB 1B		4 0 1 0 0 0 2		
Johnny Wyrostek, L (1, 9) OBP: 0.338, SLG: 0.363		3-2 3-1		3-1 1B 1B		1-1 BB HBP		2-2 F6		3 0 1 0 0 0 1		
Willie Jones, R (1, 5) OBP: 0.348, SLG: 0.394		1-0 L5		2-2 L4		1-3 K		4-1 G6-3 BB		3 0 0 0 1 1 2		
Johnny Lindell, R (1, 1) OBP: 0.424, SLG: 0.495 Steve Ridzik, R (5, 1) OBP: 0.237, SLG: 0.361 Tommy Glaviano, R (8, PH) OBP: 0.414, SLG: 0.397 Jim Konstanty, R (8, 1) OBP: 0.224, SLG: 0.224			3-2 BB HR 1B	2-1 1B		4-1 FC6-4 BB		1-0 G6-3		2 1 2 0 0 0 0 0 0 0 0 1 0 0 1 0 0 0 0 0 2 0 0 0 0 0 0 0		
Inning Stats	R: 1 H: 1 E: 0 LOB: 1 K: 1 BB: 1 S: 10 P: 18	R: 0 H: 0 E: 0 LOB: 0 K: 0 BB: 0 S: 7 P: 13	R: 3 H: 3 E: 0 LOB: 1 K: 0 BB: 1 S: 17 P: 31	R: 0 H: 2 E: 0 LOB: 2 K: 0 BB: 0 S: 10 P: 20	R: 0 H: 0 E: 0 LOB: 1 K: 0 BB: 1 S: 9 P: 18	R: 0 H: 0 E: 0 LOB: 2 K: 1 BB: 1 S: 9 P: 15	R: 0 H: 1 E: 0 LOB: 0 K: 1 BB: 0 S: 7 P: 11	R: 0 H: 1 E: 0 LOB: 1 K: 0 BB: 1 S: 8 P: 18	R: 0 H: 0 E: 0 LOB: 1 K: 0 BB: 1 S: 10 P: 18	1B: 6 SF: 0 2B: 2 SAC: 0 3B: 0 DP: 2 HR: 1 HBP: 1		WP: 2 PA: 40 PB: 0 SB: 0 CS: 0
PITCHER Bob Milliken, R (1, 1) ERA: 3.38 Ben Wade, R (5, 1) ERA: 3.83	IP WLS BF H R ER SO BB IBB HBP BLK WP HR S P ERA WHIP											PITCHER IP WLS BF H R ER SO BB IBB HBP BLK WP HR S P ERA WHIP



Batter	1	2	3	4	5	6	7	8	9
Jim Gilliam, S <small>OBP: 0.386, SLG: 0.419</small> (1, 4)	0-0 1B	0-1 F6 1B		3-2 G3 3B		2-1 3B		1-0 F5 1B	
Pee Wee Reese, R <small>OBP: 0.375, SLG: 0.424</small> (1, 6)	1-1 1B	2-0 2B		1-0 F7 1B		0-3 1B		0-0 F8 1B	
Duke Snider, L <small>OBP: 0.423, SLG: 0.631</small> (1, 8)	4-0 1B	4-1 1B			1-1 1B	2-0 1B			
Jackie Robinson, R <small>OBP: 0.423, SLG: 0.507</small> (1, 7)	2-0 F7 1B	2-0 F8 1B			0-1 4-3 1B		2-2 5-3 1B		
Wayne Belardi, L <small>OBP: 0.335, SLG: 0.527</small> (1, 3)	4-1 1B		4-2 1B		0-0 G3 1B		0-1 F8 1B		
Billy Cox, R <small>OBP: 0.359, SLG: 0.442</small> (1, 5)	3-3 K2-3 1B		2-1 F7 1B		4-0 1B		4-0 1B		
Don Thompson, L <small>OBP: 0.311, SLG: 0.295</small> (1, 9)	1-0 G3 1B		1-2 F8 1B		0-0 4-3 1B		0-0 1B		
Rube Walker, L <small>OBP: 0.309, SLG: 0.416</small> (1, 2)		0-1 1B	1-0 F6 1B			1-0 3B		0-0 2B	
Bob Milliken, R <small>OBP: 0.143, SLG: 0.176</small> Bill Antonello, R <small>OBP: 0.184, SLG: 0.250</small> Ben Wade, R <small>OBP: 0.167, SLG: 0.292</small> (5, 1)		0-1 1B		3-2 6-3 1B		0-0 1B		0-0 1B	

Inning Stats	R: 2	H: 2	E: 0	K: 1	S: 10	R: 1	H: 3	E: 0	K: 0	S: 9	R: 0	H: 0	E: 0	K: 0	S: 9	R: 1	H: 1	E: 0	K: 0	S: 6	R: 1	H: 1	E: 0	K: 1	S: 8	R: 0	H: 1	E: 0	K: 0	S: 6	R: 0	H: 1	E: 0	K: 0	S: 4	R: 0	H: 1	E: 0	K: 0	S: 4
	LOB: 2	BB: 2	P: 25	LOB: 2	BB: 1	P: 17	LOB: 1	BB: 1	P: 17	LOB: 0	BB: 0	P: 14	LOB: 1	BB: 1	P: 11	LOB: 1	BB: 0	P: 13	LOB: 2	BB: 1	P: 12	LOB: 1	BB: 0	P: 5	LOB: 0	BB: 0	P: 5	LOB: 0	BB: 0	P: 5	LOB: 0	BB: 0	P: 5	LOB: 0	BB: 0	P: 5	LOB: 0	BB: 0	P: 5	


PITCHER	IP	WLS	BF	H	R	ER	SO	BB	IBB	HBP	BLK	WP	HR	S	P	ERA	WHIP
Johnny Lindell, R <small>ERA: 4.48</small>	(1, 1)	4.2	24	6	4	3	1	5	0	0	0	2	0	40	83	5.79	2.357
Steve Ridzik, R <small>ERA: 3.77</small>	(5, 1)	2.1	10	2	1	1	1	1	0	1	0	0	0	15	26	3.86	1.286
Jim Konstanty, R <small>ERA: 4.43</small>	(8, 1)	1.0	4	1	0	0	0	0	0	0	0	0	0	4	5	0.00	1.000

BOTTOM

Philadelphia Phillies @ Brooklyn Dodgers
 Ebbets Field, Brooklyn, NY
 Sun Sep 20 1953, 3:33 AM EDT
 Unknown

AB	R	H	RBI	BB	SO	LOB
5	1	2	1	0	0	2
5	1	2	1	0	1	2
2	1	1	0	2	0	1
4	0	0	0	0	0	5
2	0	0	0	2	0	1
2	0	0	0	2	1	3
4	0	1	0	0	0	4
3	1	2	0	0	0	1
1	1	1	0	0	0	0
1	0	0	0	0	0	0
1	0	0	0	0	0	1

AB	30
R	5
H	9
RBI	2
BB	6
SO	2
LOB	20



WP	HR	S	P	ERA	WHIP
2	0	5	38		

Batter	1	2	3	4	5	6	7	8	9	AB R H RBI BB SO LOB	TOP																								
Ted Kazanski, R OBP: 0.270, SLG: 0.298 (1, 6)	1-2 F5		3-2 3-1		2-3 K					3 0 0 0 0 1 0	Philadelphia Phillies @ Brooklyn Dodgers Ebbets Field, Brooklyn, NY Sun Sep 20 1953, 3:38 AM EDT Att. 23,558 - Unknown livebaseballscorecards.com																								
Richie Ashburn, L OBP: 0.389, SLG: 0.405 (1, 8)	4-2 1-3 BB		2-3 K		2-1 E S 1B					2 1 1 0 1 1 0																									
Earl Torgeson, L OBP: 0.365, SLG: 0.475 (1, 3)	1-1 1-3			1-2 3-1	2-2 E4 1B					3 0 0 0 0 0 2																									
Del Ennis, R OBP: 0.352, SLG: 0.480 (1, 7)	0-1 F3			2-1 3B 1B	0-2 1-2 3-H 1B					3 1 2 1 0 0 1																									
Granny Hamner, R OBP: 0.316, SLG: 0.463 (1, 4)		2-2 F9		0-0 1-H 3B	0-0 L7					3 0 1 1 0 0 2																									
Smoky Burgess, L OBP: 0.383, SLG: 0.435 (1, 2)		0-2 E4 FC4-6		0-0 G3						2 0 0 0 0 0 1																									
Johnny Wyrostek, L OBP: 0.339, SLG: 0.362 (1, 9)		0-0 FC4-6 1-2f		4-2 BB						1 0 0 0 1 0 1																									
Willie Jones, R OBP: 0.347, SLG: 0.393 (1, 5)		0-2 L1		2-2 F9						2 0 0 0 0 0 3																									
Bob Miller, R OBP: 0.173, SLG: 0.192 (1, 1)			0-0 F3		0-1 5-3					2 0 0 0 0 0 0																									
Inning Stats	R: 0 E: 0 K: 0 S: 14	H: 0 LOB: 1 BB: 1 P: 20	R: 0 E: 1 K: 0 S: 11	H: 0 LOB: 1 BB: 0 P: 13	R: 0 E: 0 K: 1 S: 7	H: 0 LOB: 0 BB: 0 P: 12	R: 1 E: 0 K: 0 S: 13	H: 2 LOB: 2 BB: 1 P: 22	R: 1 E: 1 K: 1 S: 14	H: 2 LOB: 2 BB: 0 P: 20	1B: 3 2B: 0 3B: 1 HR: 0	SF: 0 SAC: 0 DP: 0 HBP: 0	WP: 0 PA: 23 PB: 0 SB: 1 CS: 0																						
PITCHER Billy Loes, R ERA: 4.62 (1, 1)	IP 5.0	WLS L	BF 23	H 4	R 2	ER 1	SO 2	BB 2	IBB 0	HBP 0	BLK 0	WP 0	HR 0	S 59	P 87	ERA 1.80	WHIP 1.200	PITCHER	IP 5.0	WLS L	BF 23	H 4	R 2	ER 1	SO 2	BB 2	IBB 0	HBP 0	BLK 0	WP 0	HR 0	S 59	P 87	ERA 1.80	WHIP 1.200

Batter	1	2	3	4	5	6	7	8	9	AB R H RBI BB SO LOB
--------	---	---	---	---	---	---	---	---	---	----------------------

Jim Gilliam, S <small>OBP: 0.384, SLG: 0.417</small> (1, 4) X	0-0 L7		0-0 E6		1-0 F9					3 0 0 0 0 0 1
Bobby Morgan, R <small>OBP: 0.363, SLG: 0.416</small> (1, 6) X	0-0 HR		3-2 F3		3-2 CS					2 1 1 1 0 0 1
George Shuba, L <small>OBP: 0.324, SLG: 0.419</small> (1, 7) B X	1-0 4-3		0-0 F3							2 0 0 0 0 0 1
Wayne Belardi, L <small>OBP: 0.331, SLG: 0.520</small> (1, 3) C B S B S	3-3 K			0-3 K						2 0 0 0 0 2 0
Don Thompson, L <small>OBP: 0.313, SLG: 0.298</small> (1, 8) S X		0-1 G3		0-0 1B						2 0 1 0 0 0 0
Billy Cox, R <small>OBP: 0.357, SLG: 0.439</small> (1, 5) X		0-0 5-3		0-2 F8						2 0 0 0 0 0 1
Dick Williams, R <small>OBP: 0.250, SLG: 0.295</small> (1, 9) B B S B S X		2-2 2B		2-0 F8						2 0 1 0 0 0 1
Rube Walker, L <small>OBP: 0.303, SLG: 0.407</small> (1, 2) S B S X		1-1 6-3			1-2 3-1					2 0 0 0 0 0 1
Billy Loes, R <small>OBP: 0.109, SLG: 0.093</small> Duke Snider, L <small>OBP: 0.424, SLG: 0.632</small> (5, PH) C F C			0-3 K		0-2 CS					1 0 0 0 0 1 0 1 0 1 0 0 0 0

Inning Stats	R: 1 E: 0 K: 1 S: 6	H: 1 LOB: 0 BB: 0 P: 10	R: 0 E: 0 K: 0 S: 8	H: 1 LOB: 1 BB: 0 P: 11	R: 0 E: 1 K: 1 S: 9	H: 0 LOB: 1 BB: 0 P: 12	R: 0 E: 0 K: 1 S: 9	H: 1 LOB: 1 BB: 0 P: 11	R: 0 E: 0 K: 0 S: 9	H: 1 LOB: 0 BB: 0 P: 14
--------------	------------------------------	----------------------------------	------------------------------	----------------------------------	------------------------------	----------------------------------	------------------------------	----------------------------------	------------------------------	----------------------------------

PITCHER	IP	WLS	BF	H	R	ER	SO	BB	IBB	HBP	BLK	WP	HR	S	P	ERA	WHIP
Bob Miller, R <small>ERA: 4.0</small>	(1, 1)	5.0	19	4	1	1	3	0	0	0	0	0	1	41	58	1.80	0.800

BOTTOM

Philadelphia Phillies @ Brooklyn Dodgers
Ebbets Field, Brooklyn, NY
 Sun Sep 20 1953, 3:38 AM EDT
 Att. 23,558 - Unknown

AB	19
R	1
H	4
RBI	1
BB	0
SO	3
LOB	6



WP	PA
0	20

Batter	1	2	3	4	5	6	7	8	9	AB R H RBI BB SO LOB	TOP																	
Cal Abrams, L (1, 9) OBP: 0.370, SLG: 0.435	1-3 K		3-3 K		0-3 K		1-1 4-3		2-3 K	5 0 0 0 0 4 2																		
Danny O'Connell, R (1, 5) OBP: 0.363, SLG: 0.405	2-2 BB 1B 1B		2-1 F4		0-0 L6			1-2 B5-3		4 0 1 0 0 0 1																		
Hal Rice, L (1, 7) OBP: 0.353, SLG: 0.419	1-1 BB 1-2 1B		4-2 BB		0-1 HR 1B			1-2 F5		3 1 2 0 1 0 0																		
Frank Thomas, R (1, 8) OBP: 0.329, SLG: 0.489	2-3 K		2-0 F8		3-1 HR 1-H 1B			2-1 HR 1B		4 2 2 2 0 1 3																		
Preston Ward, L (1, 3) OBP: 0.334, SLG: 0.344	4-2 BB 1-2 2-3 BB			1-2 6-3		1-3 K		1-0 HR		3 1 1 2 1 1 0																		
Vic Janowicz, R (1, 2) OBP: 0.294, SLG: 0.350	0-0 F2			1-3 K		0-1 F6		1-1 F8		4 0 0 0 0 1 3																		
Dick Hall, R (1, 4) OBP: 0.188, SLG: 0.133			1-3 K		2-1 F2		1-2 L9		0-1 4-3	4 0 0 0 0 1 0																		
Dick Smith, R (1, 6) OBP: 0.282, SLG: 0.235			2-3 K		0-1 E5		3-2 F3		2-1 6-3	3 0 0 0 0 1 0																		
Carlos Bernier, R (9, PH) OBP: 0.332, SLG: 0.316										1 0 0 0 0 0 0																		
Cal Hogue, R (1, 1) Gene Hermanski, L (9, PH) Brandy Davis, R (9, PR) OBP: 0.161, SLG: 0.194			2-3 K		1-0 6-3		1-2 F3		3-2 E4	3 0 0 0 0 1 1																		
										1 0 0 0 0 0 0																		
										0 0 0 0 0 0 0																		
Inning Stats	R: 0 E: 0 K: 2 S: 16	H: 2 LOB: 3 BB: 1 P: 26	R: 0 E: 0 K: 3 S: 12	H: 0 LOB: 0 BB: 0 P: 17	R: 0 E: 0 K: 1 S: 8	H: 0 LOB: 1 BB: 1 P: 19	R: 0 E: 1 K: 1 S: 7	H: 0 LOB: 0 BB: 0 P: 8	R: 2 E: 0 K: 1 S: 14	H: 2 LOB: 0 BB: 0 P: 19	R: 0 E: 0 K: 0 S: 9	H: 0 LOB: 0 BB: 0 P: 14	R: 2 E: 0 K: 0 S: 12	H: 2 LOB: 0 BB: 0 P: 18	R: 0 E: 1 K: 1 S: 11	H: 0 LOB: 1 BB: 0 P: 18	1B: 4 2B: 0 3B: 0 HR: 2	SF: 0 SAC: 0 DP: 0 HBP: 0	WP: 0 PB: 0 SB: 0 CS: 0	PA: 37								
PITCHER	IP WLS BF H R ER SO BB IBB HBP BLK WP HR S P ERA WHIP																											
Carl Erskine, R (1, 1) ERA: 3.5	3.0		13	2	0	0	6	2	0	0	0	0	0	36	62	0.00	1.333											
Johnny Podres, L (4, 1) ERA: 4.34	5.0	W	20	4	4	4	3	0	0	0	0	2	51	72	7.20	0.800												
Clem Labine, R (9, 1) ERA: 2.88	1.0	S	4	0	0	0	1	0	0	0	0	0	11	18	0.00	0.000												

Pittsburgh Pirates @ Brooklyn Dodgers
Ebbets Field, Brooklyn, NY
Tue Sep 22 1953, 3:33 AM EDT
Att. 2,365 - Unknown

livebaseballscorecards.com

AB	35
R	4
H	6
RBI	4
BB	2
SO	10
LOB	10



Batter	1	2	3	4	5	6	7	8	9
George Shuba, L (1, 7) OBP: 0.331, SLG: 0.436	0-0 HR		4-0 G1-6-3 WP BB	1-3 K2-1-3			2-1 4-3	4-2 E S BB	
Bobby Morgan, R (1, 5) OBP: 0.368, SLG: 0.418	3-1 F8		0-2 G1-6-3 1B		3-1 E5 G4-6-3		2-0 3B 1B	4-0 FC6-4 BB 1-3 2-H	
Duke Snider, L (1, 8) OBP: 0.422, SLG: 0.629 Bill Antonello, R (6, 8) OBP: 0.200, SLG: 0.316	1-1 6-3		2-2 G1-6-3 1-2f 2-3		0-1 G4-6-3 1-2f		1-0 3B 1-H	2-0 FC6-4 BB 1-2f	
Jackie Robinson, R (1, 6) OBP: 0.428, SLG: 0.507	4-0 HBP BB		4-0 S E BB 3-H		4-2 FC6-4 BB		4-2 WP BB		
Roy Campanella, R (1, 2) OBP: 0.394, SLG: 0.614	1-0 HBP		2-2 1-H 1B		0-2 FC6-4 1-2f		4-2 BB		
Wayne Belardi, L (1, 3) OBP: 0.324, SLG: 0.506	1-0 F8		1-1 L9			3-3 K	0-0 F8		
Billy Cox, R (1, 4) OBP: 0.353, SLG: 0.434		2-2 6-3		0-0 6-3		1-1 4-3		1-1 F8	
Don Thompson, L (1, 9) OBP: 0.310, SLG: 0.294 Dick Williams, R (6, 9) OBP: 0.240, SLG: 0.283		3-3 K		0-0 F6		1-3 K		2-0 F4	
Carl Erskine, R (1, 1) OBP: 0.228, SLG: 0.242 Johnny Podres, L (4, 1) OBP: 0.324, SLG: 0.306 Jim Gilliam, S (8, PH) OBP: 0.385, SLG: 0.420 Clem Labine, R (9, 1) OBP: 0.167, SLG: 0.111		1-0 F8		1-1 1B			1-2 F6	2-2 S E 2B	

Inning Stats	R: 1 E: 0 K: 0 S: 6	H: 1 LOB: 2 BB: 1 P: 16	R: 0 E: 0 K: 1 S: 7	H: 0 LOB: 0 BB: 0 P: 13	R: 2 E: 0 K: 0 S: 11	H: 2 LOB: 1 BB: 2 P: 24	R: 0 E: 0 K: 1 S: 9	H: 1 LOB: 1 BB: 0 P: 11	R: 0 E: 1 K: 0 S: 9	H: 0 LOB: 1 BB: 1 P: 16	R: 0 E: 0 K: 2 S: 8	H: 0 LOB: 0 BB: 0 P: 13	R: 1 E: 0 K: 0 S: 13	H: 2 LOB: 3 BB: 2 P: 27	R: 1 E: 0 K: 0 S: 11	H: 1 LOB: 2 BB: 2 P: 26
--------------	------------------------------	----------------------------------	------------------------------	----------------------------------	-------------------------------	----------------------------------	------------------------------	----------------------------------	------------------------------	----------------------------------	------------------------------	----------------------------------	-------------------------------	----------------------------------	-------------------------------	----------------------------------

PITCHER	IP	WLS	BF	H	R	ER	SO	BB	IBB	HBP	BLK	WP	HR	S	P	ERA	WHIP
Cal Hogue, R (1, 1) ERA: 7.2	8.0	L	39	7	5	4	4	8	0	1	0	2	1	74	146	4.50	1.875

AB	R	H	RBI	BB	SO	LOB
3	2	1	1	2	1	1
4	1	2	0	1	0	0
3	0	0	0	0	0	3
2	0	1	1	0	0	2
0	1	0	0	4	0	0
2	0	1	0	1	0	1
4	0	0	0	0	1	6
4	0	0	0	0	0	0
2	0	0	0	0	1	0
2	0	0	0	0	1	0
1	0	0	0	0	0	0
2	0	1	0	0	0	0
1	1	1	0	0	0	0
0	0	0	0	0	0	0

WP	PA
2	39

Pittsburgh Pirates @ Brooklyn Dodgers
 Ebbets Field, Brooklyn, NY
 Tue Sep 22 1953, 3:33 AM EDT
 Att. 2,365 - Unknown

AB	30
R	5
H	7
RBI	2
BB	8
SO	4
LOB	13



Batter	1	2	3	4	5	6	7	8	9	AB R H RBI BB SO LOB	TOP	
Jim Gilliam, S (1, 4) OBP: 0.384, SLG: 0.418 	0-0 F6 		0-2 1-3 		2-2 F3 		1-2 4-3 1B		1-2 F5 	5 0 1 0 0 0 1	Brooklyn Dodgers @ Philadelphia Phillies Connie Mack Stadium, Philadelphia, PA Fri Sep 25 1953, 3:33 AM EDT Att: 11,324 - Unknown livebaseballscorecards.com	
Pee Wee Reese, R (1, 6) OBP: 0.373, SLG: 0.420 	2-1 F8 		2-0 F7 			4-2 HR BB	0-2 F3 	1-1 F9 	4 1 0 0 1 0 1			
Duke Snider, L (1, 8) OBP: 0.422, SLG: 0.632 FC6-4 1B	1-2 			0-0 F5 		0-0 HR 1-H	1-0 4-3 	0-0 4-3 	5 1 2 2 0 0 1			
Gil Hodges, R (1, 9) OBP: 0.393, SLG: 0.551 FC6-4 1-2f	1-2 			1-0 5-3 		1-2 WP 3B	0-3 		4 1 1 0 0 1 2			
Roy Campanella, R (1, 2) OBP: 0.397, SLG: 0.616 BB		4-0 		4-1 BB		1-0 6-3 		1-1 4-3 F9 2B	2 1 1 0 2 0 1			
Wayne Belardi, L (1, 3) OBP: 0.316, SLG: 0.494 K		0-3 		3-3 K		1-0 F8 	0-0 4-3 		4 0 0 0 0 2 3			
Billy Cox, R (1, 5) OBP: 0.355, SLG: 0.433 K		0-3 			0-0 5-3 	0-0 1B 1B		4-0 IBB	3 0 1 0 1 1 1			
Dick Williams, R (1, 7) OBP: 0.259, SLG: 0.300 5-3		1-0 			0-0 1B	0-0 1B		2-1 F9 	4 0 2 1 0 0 2			
Carl Erskine, R (1, 1) OBP: 0.223, SLG: 0.237 George Shuba, L (6, PH) OBP: 0.330, SLG: 0.433 Clem Labine, R (6, 1) OBP: 0.161, SLG: 0.107 6-3			0-1 		0-3 K	1-0 G3 		1-3 	2 0 0 0 0 1 1 1 0 0 0 0 0 2 1 0 0 0 0 1 1			
Inning Stats	R: 0 H: 1 E: 0 LOB: 1 K: 0 BB: 0 S: 10 P: 14	R: 0 H: 0 E: 0 LOB: 1 K: 2 BB: 1 S: 7 P: 12	R: 0 H: 0 E: 0 LOB: 0 K: 0 BB: 0 S: 6 P: 8	R: 0 H: 0 E: 0 LOB: 1 K: 1 BB: 1 S: 7 P: 15	R: 0 H: 1 E: 0 LOB: 1 K: 1 BB: 0 S: 9 P: 11	R: 3 H: 4 E: 0 LOB: 2 K: 0 BB: 1 S: 11 P: 19	R: 0 H: 1 E: 0 LOB: 1 K: 1 BB: 0 S: 10 P: 12	R: 1 H: 1 E: 0 LOB: 1 K: 1 BB: 1 S: 9 P: 17	R: 0 H: 0 E: 0 LOB: 0 K: 0 BB: 0 S: 6 P: 8	1B: 5 SF: 0 2B: 1 SAC: 0 3B: 1 DP: 0 HR: 1 HBP: 0	WP: 1 PA: 39 PB: 0 SB: 0 CS: 0	
PITCHER Bob Miller, R (1, 1) ERA: 4.0	IP 9.0 WLS L BF 39 H 8 R 4 ER 4 SO 6 BB 3 IBB 1 HBP 0 BLK 0 WP 1 HR 1 S 75 P 116 ERA 4.00 WHIP 1.222											PITCHER IP WLS BF H R ER SO BB IBB HBP BLK WP HR S P ERA WHIP

Brooklyn Dodgers @ Philadelphia Phillies
 Connie Mack Stadium, Philadelphia, PA

AB	35
R	4
H	8
RBI	3
BB	4
SO	6
LOB	16



Batter	1	2	3	4	5	6	7	8	9	AB	R	H	RBI	BB	SO	LOB	BOTTOM						
Ted Kazanski, R (1, 6) OBP: 0.274, SLG: 0.305	0-0 BB BB 1B	0-1 6-3			2-3 K		3-3 K			4	1	1	0	0	2	1	Brooklyn Dodgers @ Philadelphia Phillies Connie Mack Stadium, Philadelphia, PA Fri Sep 25 1953, 3:33 AM EDT Att. 11,324 - Unknown						
Richie Ashburn, L (1, 8) OBP: 0.393, SLG: 0.409	4-1 BB 1-2 BB 1B		2-2 BB G6-4-3 2B		0-2 CS 1B			0-0 6-3		3	2	2	0	1	0	0							
Earl Torgeson, L (1, 3) OBP: 0.372, SLG: 0.478	4-1 BB 1-2 2-3 BB 1B		0-0 BB G6-4-3 1B		1-1 CS 1-2	4-0 BB FC5-4 BB		0-1 4-3		2	0	1	0	2	0	0							
Del Ennis, R (1, 7) OBP: 0.354, SLG: 0.483	2-2 BB 1-3 2-H 3-H 1B		2-0 BB G6-4-3 1-2f 2-3		1-0 BB F9		3-3 K			4	0	1	2	0	1	2							
Granny Hamner, R (1, 4) OBP: 0.314, SLG: 0.457	2-3 BB K		1-1 BB F8		1-0 BB FC5-4 1-2f		1-2 BB 6-3			4	0	0	0	0	1	3							
Smoky Burgess, L (1, 2) OBP: 0.375, SLG: 0.423	2-3 BB K		0-0 BB F7		0-1 BB 6-3		1-2 BB 4-3			4	0	0	0	0	1	3							
Johnny Wyrostek, L (1, 9) OBP: 0.341, SLG: 0.361	3-2 BB 1-3		1-2 BB G6-4-3 1B		0-1 BB 4-3		1-1 BB F7			4	0	1	0	0	0	2							
Willie Jones, R (1, 5) OBP: 0.344, SLG: 0.387		1-1 BB F8		3-2 BB G6-4-3 1-2f		2-0 BB F8				3	0	0	0	0	0	1							
Bob Miller, R (1, 1) OBP: 0.182, SLG: 0.200		1-3 BB K		1-2 BB 5-3		0-0 BB 1B				3	0	1	0	0	1	0							
Inning Stats	R: 2 E: 0 K: 2 S: 16	H: 2 LOB: 2 BB: 2 P: 33	R: 0 E: 0 K: 1 S: 7	H: 0 LOB: 0 BB: 0 P: 9	R: 1 E: 0 K: 0 S: 7	H: 2 LOB: 0 BB: 0 P: 12	R: 0 E: 0 K: 0 S: 9	H: 1 LOB: 0 BB: 0 P: 13	R: 0 E: 0 K: 1 S: 12	H: 1 LOB: 0 BB: 0 P: 16	R: 0 E: 0 K: 0 S: 4	H: 0 LOB: 1 BB: 1 P: 10	R: 0 E: 0 K: 1 S: 7	H: 1 LOB: 1 BB: 0 P: 12	R: 0 E: 0 K: 1 S: 6	H: 0 LOB: 0 BB: 0 P: 9	R: 0 E: 0 K: 0 S: 8	H: 0 LOB: 0 BB: 0 P: 11	1B: 6 2B: 1 3B: 0 HR: 0	SF: 0 SAC: 0 DP: 2 HBP: 0	WP: 0 PB: 0 SB: 0 CS: 1	PA: 35	
PITCHER	IP WLS BF H R ER SO	IP WLS BF H R ER SO	IP WLS BF H R ER SO	IP WLS BF H R ER SO	IP WLS BF H R ER SO	IP WLS BF H R ER SO	IP WLS BF H R ER SO	IP WLS BF H R ER SO	IP WLS BF H R ER SO	IP WLS BF H R ER SO	IP WLS BF H R ER SO	IP WLS BF H R ER SO	IP WLS BF H R ER SO	IP WLS BF H R ER SO	IP WLS BF H R ER SO	IP WLS BF H R ER SO	IP WLS BF H R ER SO	IP WLS BF H R ER SO	IP WLS BF H R ER SO	ERA WHIP	ERA WHIP		
Carl Erskine, R (1, 1) ERA: 3.54	5.0																						
Clem Labine, R (6, 1) ERA: 2.77	4.0	W	14	1	0	0	2	1	0	0	0	0	0	0	0	0	0	0	0	0	0	0	0

livebaseballscorecards.com

AB	31
R	3
H	7
RBI	2
BB	3
SO	6
LOB	12



Batter	1	2	3	4	5	6	7	8	9	10	AB R H RBI BB SO LOB	TOP												
Jim Gilliam, S <small>(1, 4)</small> <small>OBP: 0.384, SLG: 0.417</small>	1-0 		1-0 			1-0 	1-2 			4-1 	4 0 1 0 1 0 2	Brooklyn Dodgers @ Philadelphia Phillies Connie Mack Stadium, Philadelphia, PA Sat Sep 26 1953, 3:33 AM EDT Att. 15,046 - Unknown												
Pee Wee Reese, R <small>(1, 6)</small> <small>OBP: 0.372, SLG: 0.418</small>	1-2 			0-0 		0-2 		2-1 	1-2 	5 0 1 0 0 0 2														
Dick Williams, R <small>(1, 7)</small> <small>(9, 9)</small> <small>OBP: 0.271, SLG: 0.364</small>	1-0 			0-0 		0-0 		1-0 	1-1 	5 1 2 1 0 0 2														
Gil Hodges, R <small>(1, 9)</small> <small>(9, 3)</small> <small>OBP: 0.391, SLG: 0.547</small>		3-2 		1-0 		1-0 		3-2 	4-0 	4 0 0 0 1 0 3														
Roy Campanella, R <small>(1, 2)</small> <small>OBP: 0.395, SLG: 0.611</small>		0-1 		3-1 		1-2 		4-0 	0-1 	4 0 0 0 1 0 5														
Billy Cox, R <small>(1, 5)</small> <small>OBP: 0.360, SLG: 0.441</small>		1-2 			2-1 		0-0 	0-0 		3 0 3 0 0 0 0														
Wayne Belardi, L <small>(1, 3)</small> <small>OBP: 0.311, SLG: 0.485</small>		2-1 			0-0 		1-1 	0-0 		3 0 0 0 0 0 3														
Jackie Robinson, R <small>(9, PH)</small> <small>(9, 7)</small> <small>OBP: 0.427, SLG: 0.506</small>					1-2f 		2-3 	2-3 		1 0 0 0 0 0 1														
Bill Antonello, R <small>(1, 8)</small> <small>OBP: 0.205, SLG: 0.310</small>			0-0 		1-0 		2-0 	1-3 		4 0 1 0 0 1 2														
Preacher Roe, R <small>(1, 1)</small> <small>OBP: 0.100, SLG: 0.105</small>			1-1 		2-3 		1-3 		0-0 	1 0 0 0 0 0 0 1 0 0 0 0 0 1 0 0 0 0 0 0 0 1 0 0 0 0 1 2 0 0 0 0 0 0 0 1 0 0 0 0 0 0 0 0 0 0 0 0 0														
Bobby Morgan, R <small>(5, PH)</small> <small>OBP: 0.367, SLG: 0.415</small>																								
Jim Hughes, R <small>(5, 1)</small> <small>OBP: 0.286, SLG: 0.286</small>																								
George Shuba, L <small>(7, PH)</small> <small>OBP: 0.329, SLG: 0.430</small>																								
Johnny Podres, L <small>(7, 1)</small> <small>OBP: 0.324, SLG: 0.306</small>																								
Duke Sanders, L <small>(10, PH)</small> <small>OBP: 0.421, SLG: 0.631</small>																								
Bob Milliken, R <small>(10, 1)</small> <small>OBP: 0.143, SLG: 0.176</small>																								
Inning Stats	R: 0 E: 0 K: 0 S: 5	H: 0 LOB: 0 BB: 0 P: 8	R: 0 E: 0 K: 0 S: 10	H: 1 LOB: 1 BB: 0 P: 16	R: 0 E: 0 K: 0 S: 4	H: 0 LOB: 0 BB: 0 P: 6	R: 1 E: 0 K: 0 S: 5	H: 1 LOB: 0 BB: 0 P: 9	R: 0 E: 0 K: 1 S: 7	H: 2 LOB: 1 BB: 0 P: 12	R: 0 E: 0 K: 0 S: 10	H: 3 LOB: 2 BB: 0 P: 13	R: 0 E: 1 K: 1 S: 12	H: 1 LOB: 2 BB: 0 P: 17	R: 0 E: 0 K: 0 S: 6	H: 0 LOB: 0 BB: 0 P: 12	R: 0 E: 0 K: 1 S: 5	H: 0 LOB: 1 BB: 1 P: 10	R: 0 E: 1 K: 0 S: 9	H: 0 LOB: 3 BB: 2 P: 19	1B: 6 2B: 1 3B: 0 HR: 1	SF: 0 SAC: 1 DP: 1 HBP: 0	WP: 0 PB: 0 SB: 0 CS: 0	PA: 41
PITCHER Curt Simmons, L <small>(1, 1)</small> <small>ERA: 3.21</small>	IP: 10.0 WLS: W BF: 41 H: 8 R: 1 ER: 1 SO: 3 BB: 3 IBB: 0 HBP: 0 BLK: 0 WP: 0 HR: 1 S: 73 P: 122 ERA: 0.90 WHIP: 1.100																							

livebaseballscorecards.com

AB	37
R	1
H	8
RBI	1
BB	3
SO	3
LOB	23



Batter	1	2	3	4	5	6	7	8	9	AB R H RBI BB SO LOB	TOP											
Jim Gilliam, S (1, 4) OBP: 0.383, SLG: 0.415	0-1 S 1B F9	2-1 F7			0-0 B1-3		1-0 F4	2-2 F5		5 1 1 0 0 0 3												
Pee Wee Reese, R (1, 6) OBP: 0.374, SLG: 0.420	0-1 F9 S 2B 1B		2-1 FC6 F8 F9 1B		2-2 4-3		1-1 F4 2-H 1B	0-0 5-3		5 2 3 0 0 0 1												
Duke Snider, L (1, 8) OBP: 0.419, SLG: 0.627	0-1 F4		0-0 F8 1-2		1-3 K		1-0 F8		0-1 F8 S 1B	5 0 1 0 0 1 4												
Jackie Robinson, R (1, 7) OBP: 0.425, SLG: 0.502	0-1 F9 1-3 2-H		0-0 FC6 2-3		1-0 4-3		4-0 SH1-3 BB 1B	0-3 K		4 1 0 1 1 1 3												
Gil Hodges, R (1, 3) OBP: 0.393, SLG: 0.550	0-1 1B 2B		0-0 F9 3-H		1-0 1B 2B		4-0 SH1-3 BB 1B	2-0 F8 1-3		4 2 2 2 1 0 2												
George Shuba, L (1, 9) OBP: 0.326, SLG: 0.426	1-1 2-H 1B		0-2 F2		3-2 F9		0-1 SH1-3	0-0 G3		4 0 1 0 0 0 3												
Billy Cox, R (1, 5) OBP: 0.363, SLG: 0.443		0-0 SH3-4 1B		1-1 3-1		0-0 2-H 1B	1-1 3B 1B			3 0 2 1 0 0 0												
Bobby Morgan, R (7, 5) OBP: 0.370, SLG: 0.418										1 1 1 2 0 0 0												
Rube Walker, L (1, 2) OBP: 0.301, SLG: 0.400		2-3 K		1-2 F8		1-1 F8	0-0 3B 1B			4 1 1 0 0 1 2												
Russ Meyer, S (1, 1) OBP: 0.179, SLG: 0.160		1-1 SH3-4		0-1 F8			0-0 1B 2B	0-0 3B		0 0 0 0 0 0 0												
Bill Antonello, R (4, PH) OBP: 0.200, SLG: 0.302										1 0 0 0 0 0 0												
Billy Loes, R (4, 1) OBP: 0.140, SLG: 0.179										2 0 2 2 0 0 0												
Ben Wade, R (9, 1) OBP: 0.167, SLG: 0.292		1-2								0 0 0 0 0 0 0												
Inning Stats	R: 2 E: 0 K: 0 S: 12	H: 4 LOB: 2 BB: 0 P: 13	R: 0 E: 0 K: 1 S: 9	H: 1 LOB: 1 BB: 0 P: 14	R: 1 E: 0 K: 0 S: 9	H: 1 LOB: 1 BB: 0 P: 11	R: 0 E: 0 K: 0 S: 7	H: 0 LOB: 0 BB: 0 P: 9	R: 0 E: 0 K: 1 S: 7	H: 0 LOB: 0 BB: 0 P: 10	R: 1 E: 0 K: 0 S: 9	H: 2 LOB: 1 BB: 0 P: 15	R: 0 E: 0 K: 0 S: 5	H: 2 LOB: 1 BB: 0 P: 8	R: 4 E: 0 K: 0 S: 10	H: 3 LOB: 1 BB: 2 P: 21	R: 0 E: 0 K: 1 S: 7	H: 1 LOB: 1 BB: 0 P: 9	1B: 10 2B: 3 3B: 1 HR: 0	SF: 0 SAC: 2 DP: 0 HBP: 0	WP: 0 PB: 0 SB: 3 CS: 0	PA: 42
PITCHER	IP WLS BF H R ER SO BB IBB HBP BLK WP HR S P ERA WHIP																					
Robin Roberts, R (1, 1) ERA: 2.75	7.0 L 30 10 4 4 2 0 0 0 0 0 0 0 58 80 5.14 1.429																					
Johnny Lindell, R (8, 1) ERA: 4.66	0.1 6 3 4 4 0 2 0 0 0 0 0 0 6 15 108.00 15.000																					
Karl Drews, R (8, 1) ERA: 4.53	1.2 6 1 0 0 1 0 0 0 0 0 0 0 11 15 0.00 0.600																					

Brooklyn Dodgers @ Philadelphia Phillies
 Connie Mack Stadium, Philadelphia, PA

Sun Sep 27 1953, 3:33 AM EST
 Att. 16,637 - Unknown

AB	38
R	8
H	14
RBI	8
BB	2
SO	3
LOB	18



livebaseballscorecards.com

Batter	1	2	3	4	5	6	7	8	9	AB	R	H	RBI	BB	SO	LOB
Ted Kazanski, R OBP: 0.275, SLG: 0.308 (1, 6)	4-1 BB BB BB BB	0-2 F6		1-1 L9			0-0 L3 1B		1-0 6-3	4	0	1	0	1	0	4
Richie Ashburn, L OBP: 0.394, SLG: 0.408 (1, 8)	2-1 F9	2-1 1B		4-1 BB			2-2 L3		0-0 F7	4	0	1	1	1	0	2
Earl Torgeson, L OBP: 0.368, SLG: 0.470 (1, 3)	4-0 BB BB BB 1-2 BB	1-0 F6		0-2 4-3			0-1 F7			3	0	0	0	1	0	5
Del Ennis, R OBP: 0.355, SLG: 0.484 (1, 7)	4-0 BB BB BB 1-2 2-3 BB		1-2 6-3		1-0 1-3			2-1 HR		3	1	1	1	1	0	0
Granny Hamner, R OBP: 0.314, SLG: 0.456 (1, 4)	1-1 F8		0-1 F9		1-1 6-3			0-0 F8		4	0	0	0	0	0	3
Smoky Burgess, L OBP: 0.370, SLG: 0.417 (1, 2)	0-1 L8		1-1 F9		0-0 F9			2-2 F7		4	0	0	0	0	0	3
Johnny Wyrostek, L OBP: 0.339, SLG: 0.359 (1, 9)		1-1 F7		1-0 F9		1-1 1-3		0-0 1B		4	0	1	0	0	0	0
Willie Jones, R OBP: 0.343, SLG: 0.385 (1, 5)		4-2 BB BB BB BB 1B BB		1-1 BB BB BB 1B		0-0 F7		3-1 L8		3	1	1	0	1	0	1
Robin Roberts, S OBP: 0.229, SLG: 0.260 (1, 1)		4-1 1B BB BB BB BB		4-2 BB BB BB BB 1B		2-1 F6			1-2 4-3	1	0	0	0	2	0	0
Johnny Lindell, R OBP: 0.429, SLG: 0.495 (8, 1)										0	0	0	0	0	0	0
Karl Drews, R OBP: 0.175, SLG: 0.119 (8, 1)										0	0	0	0	0	0	0
Jackie Mayo, L (9, PH)										1	0	0	0	0	0	0

Inning Stats	R: 0	H: 0	E: 0	K: 0	S: 7	R: 1	H: 1	E: 0	K: 0	S: 11	R: 0	H: 0	E: 0	K: 0	S: 7	R: 0	H: 0	E: 0	K: 0	S: 4	R: 0	H: 0	E: 0	K: 0	S: 5	R: 0	H: 1	E: 0	K: 0	S: 6	R: 1	H: 2	E: 0	K: 0	S: 10	R: 0	H: 0	E: 0	K: 0	S: 5	1B: 4	SF: 0	2B: 1	SAC: 0	3B: 0	DP: 1	HR: 1	HBP: 0	WP: 0	PA: 38
--------------	------	------	------	------	------	------	------	------	------	-------	------	------	------	------	------	------	------	------	------	------	------	------	------	------	------	------	------	------	------	------	------	------	------	------	-------	------	------	------	------	------	-------	-------	-------	--------	-------	-------	-------	--------	-------	--------

PITCHER	IP	WLS	BF	H	R	ER	SO	BB	IBB	HBP	BLK	WP	HR	S	P	ERA	WHIP
Russ Meyer, R ERA: 4.56 (1, 1)	3.0		15	1	1	1	0	5	0	0	0	0	0	25	54	3.00	2.000
Billy Loes, R ERA: 4.54 (4, 1)	5.0	W	20	4	1	1	0	2	0	0	0	0	1	38	63	1.80	1.200
Ben Wade, R ERA: 3.79 (9, 1)	1.0	S	3	0	0	0	0	0	0	0	0	0	0	5	7	0.00	0.000

BOTTOM

Brooklyn Dodgers @ Philadelphia Phillies
Connie Mack Stadium, Philadelphia, PA

Sun Sep 27 1953, 3:33 AM EST
 Att. 16,637 - Unknown

livebaseballscorecards.com

AB	31
R	2
H	5
RBI	2
BB	7
SO	0
LOB	18



Batter	1	2	3	4	5	6	7	8	9	AB R H RBI BB SO LOB	TOP
Jim Gilliam, S OBP: 0.400, SLG: 1.000 (1, 4) X	0-0 4-3 1B		0-3 K		0-0 HR	0-0 4-3	0-0 F2			5 1 2 1 0 1 2	
Pee Wee Reese, R (1, 6) X	0-0 F9		4-0 BB		0-0 F9	4-0 1B BB		0-0 F7		3 0 0 0 2 0 1	
Duke Snider, L OBP: 0.400, SLG: 0.600 (1, 8) X	0-0 4-3 1-2		0-3 K		0-0 2B	0-0 1-3 1B		0-0 G3		5 0 2 0 0 1 2	
Jackie Robinson, R (1, 7) X	0-0 6-3		0-0 L4		4-0 BB	0-0 5-3		0-0 F7		4 0 0 0 1 0 4	
Roy Campanella, R OBP: 0.400, SLG: 0.250 (1, 2) H		1-0 2B HBP		0-0 P6	0-0 F7		0-0 1B 1B		0-0 L5	4 1 1 0 0 0 2	
Gil Hodges, R OBP: 0.600, SLG: 1.200 (1, 3) X		0-0 F7		0-3 K		0-0 HR	0-0 FC2-5 1B 1-3 1B		0-0 1B	5 1 3 1 0 1 1	
Carl Furillo, R OBP: 0.400, SLG: 0.250 (1, 9) S		0-3 K		4-0 BB		0-0 F9	0-0 FC2-5 FC2-5 1-2 3-H 1B		0-0 F2	4 0 1 1 1 1 2	
Billy Cox, R OBP: 0.400, SLG: 0.600 (1, 5) X		0-0 1-3 2B		0-0 F9		0-0 HR 1B	0-0 FC2-5 FC2-5 1-2 2-3f 1B		0-0 5-3	5 1 2 0 0 0 4	
Carl Erskine, R Wayne Belardi, L Jim Hughes, R George Shuba, L Clem Labine, R Ben Wade, R (1, 1) (2, PH) (2, 1) (6, PH) (6, 1) (7, 1)		0-3 K		0-3 K	0-3 K	0-0 HR	0-0 FC2-5			0 0 0 0 0 0 0 1 0 0 0 0 1 2 1 0 0 0 0 1 0 1 1 1 2 0 0 0 1 0 0 0 0 0 2 0 0 0 0 0 0 0	
Inning Stats	R: 0 E: 0 K: 0 S: 4 H: 1 LOB: 1 BB: 0 P: 4	R: 0 E: 0 K: 2 S: 8 H: 1 LOB: 2 BB: 0 P: 9	R: 0 E: 0 K: 2 S: 7 H: 0 LOB: 1 BB: 1 P: 11	R: 0 E: 0 K: 1 S: 5 H: 0 LOB: 1 BB: 1 P: 9	R: 1 E: 0 K: 1 S: 7 H: 2 LOB: 2 BB: 1 P: 11	R: 3 E: 0 K: 0 S: 7 H: 4 LOB: 2 BB: 1 P: 11	R: 1 E: 0 K: 0 S: 6 H: 3 LOB: 2 BB: 0 P: 6	R: 0 E: 0 K: 0 S: 3 H: 0 LOB: 0 BB: 0 P: 3	R: 0 E: 0 K: 0 S: 4 H: 1 LOB: 1 BB: 0 P: 4	1B: 7 2B: 2 3B: 0 HR: 3 SF: 0 SAC: 0 DP: 0 HBP: 1	WP: 0 PB: 0 SB: 0 CS: 0 PA: 44
PITCHER Allie Reynolds, R ERA: 6.75 Johnny Sain, R ERA: 2.45 (1, 1) (6, 1)	IP WLS BF H R ER SO BB IBB HBP BLK WP HR S P ERA WHIP	5.1 0 27 7 4 4 6 3 0 1 0 0 3 35 48 6.75 1.875	3.2 W 17 5 1 1 0 1 0 0 0 0 0 0 16 20 2.46 1.636								

Brooklyn Dodgers @ New York Yankees
 Yankee Stadium, Bronx, NY
 Wed Sep 30 1953, 3:33 AM EST
 Att: 69,734 - Unknown

AB	39
R	5
H	12
RBI	5
BB	4
SO	6
LOB	22



Batter	1	2	3	4	5	6	7	8	9
Gil McDougald, R (1, 5) X	0-0 P4	0-0 6-3		0-0 FC6-4			0-0 F8	0-0 L9	
Joe Collins, L (1, 3) B B B B	4-0 3B BB	0-0 P6			0-0 F8		0-0 HR	0-0 1B	
Hank Bauer, R (1, 9) X	0-0 3B 3B		0-3 K		0-0 F9		0-0 1B 1B	0-3 K	
Yogi Berra, L (1, 2) S S S	0-3 K		0-3 K2-3		0-0 HR		0-0 1B		
Mickey Mantle, S (1, 8) B B B B	4-0 3B BB		0-0 CS 1B		0-0 4-3		0-3 K		
Gene Woodling, L (1, 7) B B B B	4-0 3B BB		0-0 CS	0-0 F8		0-0 FC4-6 1B		0-0 4-3	
Billy Martin, R (1, 4) X	0-0 3B			0-0 E1 1B		0-0 FC4-6 CS		0-0 2B 1B	
Phil Rizzuto, R (1, 6) X	0-0 5-3			0-0 6-3		0-0 1-3		4-0 2B BB	
Allie Reynolds, R (1, 1)		0-3 K		4-0 FC6-4 BB			0-3 K	0-0 1B 2B	
Johnny Sain, R (6, 1)									

Inning Stats	R: 4	H: 2	E: 0	K: 1	S: 7	LOB: 1	BB: 3	P: 19	R: 0	H: 0	E: 0	K: 1	S: 5	LOB: 0	BB: 0	P: 5	R: 0	H: 1	E: 0	K: 2	S: 7	LOB: 0	BB: 0	P: 7	R: 0	H: 1	E: 1	K: 0	S: 4	LOB: 2	BB: 1	P: 8	R: 1	H: 1	E: 0	K: 0	S: 4	LOB: 0	BB: 0	P: 4	R: 0	H: 1	E: 0	K: 0	S: 3	LOB: 0	BB: 0	P: 3	R: 1	H: 3	E: 0	K: 2	S: 10	LOB: 2	BB: 0	P: 10	R: 3	H: 3	E: 0	K: 1	S: 8	LOB: 1	BB: 1	P: 12
--------------	------	------	------	------	------	--------	-------	-------	------	------	------	------	------	--------	-------	------	------	------	------	------	------	--------	-------	------	------	------	------	------	------	--------	-------	------	------	------	------	------	------	--------	-------	------	------	------	------	------	------	--------	-------	------	------	------	------	------	-------	--------	-------	-------	------	------	------	------	------	--------	-------	-------

PITCHER	IP	WLS	BF	H	R	ER	SO	BB	IBB	HBP	BLK	WP	HR	S	P	ERA	WHIP
Carl Erskine, R (1, 1) ERA: 36.0	1.0		8	2	4	4	1	3	0	0	0	0	0	7	19	36.00	5.000
Jim Hughes, R (2, 1) ERA: 2.25	4.0		15	3	1	1	3	1	0	0	0	0	1	20	24	2.25	1.000
Clem Labine, R (6, 1) ERA: 5.4	1.2	L	8	4	1	1	1	0	0	0	0	0	1	10	10	5.40	2.400
Ben Wade, R (7, 1) ERA: 20.25	1.1		8	3	3	3	2	1	0	0	0	0	0	11	15	20.25	3.000

AB	R	H	RBI	BB	SO	LOB
5	0	0	0	0	0	3
4	2	2	2	1	0	0
5	1	2	1	0	2	1
4	1	2	1	0	2	1
3	1	1	0	1	1	2
3	1	1	0	1	0	0
4	1	3	3	0	0	1
3	1	0	0	1	0	3
1	0	0	0	1	1	0
2	1	1	2	0	1	0

WP	PA	ERA	WHIP
0	40		
0			
1			
2			

Brooklyn Dodgers @ New York Yankees
 Yankee Stadium, Bronx, NY
 Wed Sep 30 1953, 3:33 AM EST
 Att. 69,734 - Unknown

AB	34
R	9
H	12
RBI	9
BB	5
SO	7
LOB	11



1B	7	SF	0
2B	1	SAC	0
3B	2	DP	0
HR	2	HBP	0

Batter	1	2	3	4	5	6	7	8	9	AB R H RBI BB SO LOB	TOP	
Jim Gilliam, S (1, 4) OBP: 0.200, SLG: 0.500	0-0 6-3		0-0 P4		0-0 B1-3		0-0 6-3		0-0 F8	5 0 0 0 0 0 1	Brooklyn Dodgers @ New York Yankees Yankee Stadium, Bronx, NY Thu Oct 01 1953, 3:33 AM EST Att: 66,786 - Unknown livebaseballscorecards.com	
Pee Wee Reese, R (1, 6) OBP: 0.600, SLG: 0.667	0-0 3B		0-0 F8		0-0 1B 1B		4-0 4-3 BB	4-0 1-2 BB	3 0 2 0 2 0 0			
Duke Snider, L (1, 8) OBP: 0.200, SLG: 0.300	0-0 F2		0-0 F8		0-3 K		0-0 4-3	0-0 4-3	5 0 0 0 0 1 5			
Jackie Robinson, R (1, 7) OBP: 0.222, SLG: 0.125	0-0 F8			0-0 F7		0-0 1-2 1B	0-0 F3		4 0 1 0 0 0 2			
Roy Campanella, R (1, 2) OBP: 0.222, SLG: 0.125		0-0 5-3		0-0 4-3		0-0 4-3		0-0 6-3	4 0 0 0 0 0 2			
Gil Hodges, R (1, 3) OBP: 0.667, SLG: 1.000		4-0 S 5-3 BB		0-0 1B 2B 1B		0-0 F9		0-0 G4-6-3 1B	3 1 2 0 1 0 0			
Carl Furillo, R (1, 9) OBP: 0.444, SLG: 0.500		0-0 5-3 1-2		0-0 1-3 2B 1B		0-0 2B		0-0 G4-6-3 1-2f	4 1 2 0 0 0 2			
Billy Cox, R (1, 5) OBP: 0.444, SLG: 0.625		4-0 2-3 IBB		0-0 1-H 3-H 2B		0-0 5-3		0-0 6-3	3 0 1 2 1 0 1			
Preacher Roe, R (1, 1) Dick Williams, R (9, PH) OBP: 1.000, SLG: 1.000		0-0 1-3		0-3 K		0-3 K		0-0 BB 1B	3 0 0 0 0 2 4 1 0 1 0 0 0 0			
Inning Stats	R: 0 H: 1 E: 0 LOB: 1 K: 0 BB: 0 S: 4 P: 4	R: 0 H: 0 E: 0 LOB: 2 K: 0 BB: 2 S: 3 P: 11	R: 0 H: 0 E: 0 LOB: 0 K: 0 BB: 0 S: 3 P: 3	R: 2 H: 3 E: 0 LOB: 1 K: 1 BB: 0 S: 8 P: 8	R: 0 H: 2 E: 0 LOB: 2 K: 1 BB: 0 S: 7 P: 7	R: 0 H: 1 E: 0 LOB: 1 K: 1 BB: 0 S: 6 P: 6	R: 0 H: 0 E: 0 LOB: 1 K: 0 BB: 1 S: 3 P: 7	R: 0 H: 1 E: 0 LOB: 0 K: 0 BB: 0 S: 3 P: 3	R: 0 H: 1 E: 0 LOB: 2 K: 0 BB: 1 S: 4 P: 8	1B: 6 SF: 0 2B: 2 SAC: 0 3B: 1 DP: 1 HR: 0 HBP: 0	WP: 0 PA: 39 PB: 0 SB: 1 CS: 0	
PITCHER Ed Lopat, L (1, 1) ERA: 2.0	IP WLS BF H R ER SO BB IBB HBP BLK WP HR S P ERA WHIP	9.0 W 39 9 2 2 3 3 1 0 0 0 0 0 41 57 2.00 1.333										

Batter	1	2	3	4	5	6	7	8	9	AB R H RBI BB SO LOB
Gene Woodling, L (1, 7) OBP: 0.375, SLG: 0.167	4-0 F9 BB BB	0-0 FC4-2			0-3 K		0-0 6-3			3 1 0 0 1 1 1
Joe Collins, L (1, 3) OBP: 0.444, SLG: 0.714	4-0 HBP F9 1-2 BB	0-0 G3			0-0 P4			0-0 F9		3 0 0 0 1 0 1
Hank Bauer, R (1, 9) OBP: 0.333, SLG: 0.556	0-0 F9		0-0 5-3		0-3 K			0-0 HR 1B		4 1 1 0 0 1 2
Yogi Berra, L (1, 2) OBP: 0.375, SLG: 0.714	0-0 F9		0-0 3-1		4-0 CS BB			0-0 F8		3 0 0 1 1 0 2
Mickey Mantle, S (1, 8) OBP: 0.500, SLG: 0.833	4-0 HBP BB		0-0 5-3		0-0 F7			0-0 1-H HR		3 1 1 2 1 0 1
Gil McDougald, R (1, 5) H	1-0 1-2 2-3 HBP		0-0 2-3		0-0 G1-3			0-0 F7		3 0 0 0 0 0 1
Billy Martin, R (1, 4) OBP: 0.714, SLG: 1.429	0-0 L8		0-0 SH2-3 1B				0-0 HR			3 1 2 1 0 0 3
Phil Rizzuto, R (1, 6) OBP: 0.333, SLG: 0.400		0-0 E9 FC4-2 2B		0-0 SH2-3			0-0 F7			2 0 1 0 0 0 0
Ed Lopat, L (1, 1) S		0-3 K		0-0 G3			0-3 K			3 0 0 0 0 2 2


Inning Stats	R: 1 E: 0 K: 0 S: 3	H: 0 LOB: 3 BB: 3 P: 16	R: 0 E: 1 K: 1 S: 6	H: 1 LOB: 1 BB: 0 P: 6	R: 0 E: 0 K: 0 S: 3	H: 0 LOB: 0 BB: 0 P: 3	R: 0 E: 0 K: 0 S: 4	H: 1 LOB: 1 BB: 0 P: 4	R: 0 E: 0 K: 2 S: 7	H: 0 LOB: 0 BB: 0 P: 7	R: 0 E: 0 K: 0 S: 2	H: 0 LOB: 0 BB: 1 P: 6	R: 1 E: 0 K: 1 S: 6	H: 1 LOB: 0 BB: 0 P: 6	R: 2 E: 0 K: 0 S: 5	H: 2 LOB: 0 BB: 0 P: 5	1B: 2 2B: 1 3B: 0 HR: 2	SF: 0 SAC: 1 DP: 0 HBP: 1	WP: 0 PB: 0 SB: 0 CS: 1	PA: 33
PITCHER Preacher Roe, L (1, 1) ERA: 4.5	IP 8.0 WLS L BF 33 H 5 R 4 ER 4 SO 4 BB 4 IBB 0 HBP 1 BLK 0 WP 0 HR 2 S 36 P 53 ERA 4.50 WHIP 1.125	PITCHER	IP WLS BF H R ER SO BB IBB HBP BLK WP HR S P ERA WHIP																	

BOTTOM

Brooklyn Dodgers @ New York Yankees
 Yankee Stadium, Bronx, NY
 Thu Oct 01 1953, 3:33 AM EST
 Att. 66,786 - Unknown

livebaseballscorecards.com

AB	27
R	4
H	5
RBI	4
BB	4
SO	4
LOB	13



Batter	1	2	3	4	5	6	7	8	9	AB R H RBI BB SO LOB	TOP																						
Gil McDougald, R (1, 5) OBP: 0.154, SLG: 0.083 Irv Noren, L (9, PH)	0-3 K		0-0 F7		0-0 1B		0-0 5-3		4-0 BB	4 0 1 1 0 1 0 0 0 0 0 1 0 0																							
Joe Collins, L (1, 3) OBP: 0.286, SLG: 0.417	0-3 K		0-3 K		0-3 K			0-3 K	0-0 G1-3	5 0 0 0 0 4 3																							
Hank Bauer, R (1, 9) OBP: 0.308, SLG: 0.462	0-0 6-3			0-0 6-3	0-0 4-3			0-0 1B HBP		4 1 1 0 0 0 2																							
Yogi Berra, L (1, 2) OBP: 0.583, SLG: 0.750		4-0 BB		1-0 HBP		0-0 1B		1-0 1B HBP		1 0 1 0 1 0 0																							
Mickey Mantle, S (1, 8) OBP: 0.333, SLG: 0.500		0-3 K		0-3 K		0-3 K		0-3 K		4 0 0 0 0 4 5																							
Gene Woodling, L (1, 7) OBP: 0.333, SLG: 0.200		0-0 3-1		0-0 P6		0-3 K		0-0 1B		4 0 1 1 0 1 3																							
Billy Martin, R (1, 4) OBP: 0.636, SLG: 1.100		4-0 BB			0-0 SH1-4 1B	0-0 F9		0-0 4-3		3 1 1 0 1 0 3																							
Phil Rizzuto, R (1, 6) OBP: 0.333, SLG: 0.375 Don Bollweg, L (9, PH)		0-3 K			0-0 1B SH1-4 1B		0-0 6-3		0-3 K	3 0 1 0 0 1 2 1 0 0 0 0 1 0																							
Vic Raschi, R (1, 1) Johnny Mize, L (9, PH)			0-3 K		0-0 SH1-4		0-0 6-3		0-3 K	2 0 0 0 0 1 0 1 0 0 0 0 1 0																							
Inning Stats	R: 0 E: 0 K: 2 S: 7	H: 0 LOB: 0 BB: 0 P: 7	R: 0 E: 0 K: 2 S: 7	H: 0 LOB: 2 BB: 2 P: 15	R: 0 E: 0 K: 2 S: 7	H: 0 LOB: 0 BB: 0 P: 7	R: 0 E: 0 K: 1 S: 5	H: 0 LOB: 1 BB: 0 P: 6	R: 1 E: 0 K: 1 S: 8	H: 3 LOB: 2 BB: 0 P: 8	R: 0 E: 0 K: 0 S: 8	H: 1 LOB: 1 BB: 0 P: 8	R: 0 E: 0 K: 0 S: 3	H: 0 LOB: 0 BB: 0 P: 3	R: 1 E: 0 K: 2 S: 9	H: 2 LOB: 2 BB: 0 P: 10	R: 0 E: 0 K: 2 S: 7	H: 0 LOB: 1 BB: 1 P: 11	1B: 6 2B: 0 3B: 0 HR: 0	SF: 0 SAC: 1 DP: 0 HBP: 2	WP: 1 PB: 0 SB: 0 CS: 0	PA: 38											
PITCHER Carl Erskine, R (1, 1) ERA: 5.4	IP 9.0	WLS W	BF 38	H 6	R 2	ER 2	SO 14	BB 3	IBB 0	HBP 2	BLK 0	WP 1	HR 0	S 61	P 75	ERA 2.00	WHIP 1.000																
											PITCHER	IP	WLS	BF	H	R	ER	SO	BB	IBB	HBP	BLK	WP	HR	S	P	ERA	WHIP					

New York Yankees @ Brooklyn Dodgers
Ebbets Field, Brooklyn, NY
 Fri Oct 02 1953, 3:33 AM EST
 Att: 35,270 - Unknown

livebaseballscorecards.com

AB	32
R	2
H	6
RBI	2
BB	3
SO	14
LOB	18



Batter	1	2	3	4	5	6	7	8	9	AB R H RBI BB SO LOB
Jim Gilliam, S OBP: 0.214, SLG: 0.429 (1, 4)	0-0 CS 1B			0-0 4-3	0-0 F2		0-0 F8			4 0 1 0 0 0 2
Pee Wee Reese, R OBP: 0.500, SLG: 0.500 (1, 6)	0-3 K 1-2			0-0 P5	0-0 4-3		0-0 1B			4 0 1 0 0 1 3
Duke Snider, L OBP: 0.286, SLG: 0.308 (1, 8)	0-0 1-6-3			4-0 BB BB		0-0 BB 1B	0-0 P6			3 1 1 0 1 0 1
Gil Hodges, R OBP: 0.692, SLG: 0.900 (1, 3)		0-0 G6-4-3 1B		4-0 FC4-6 1-2 BB		4-0 1B BB		0-0 6-3		2 0 1 0 2 0 0
Roy Campanella, R OBP: 0.231, SLG: 0.417 (1, 2)		0-3 K		0-0 FC4-6 1-2f		0-0 B1		0-0 HR		4 1 1 1 0 1 5
Carl Furillo, R OBP: 0.308, SLG: 0.333 (1, 9)		0-0 G6-4-3 1-2f			0-0 L8	0-3 K		0-0 5-3		4 0 0 0 0 1 3
Jackie Robinson, R OBP: 0.385, SLG: 0.417 (1, 7) Don Thompson, L (9, 7)			0-0 F9		0-0 BLK SH 2B	0-0 1-2 2-H 1B		0-0 1B		4 1 3 1 0 0 0 0 0 0 0 0 0 0
Billy Cox, R OBP: 0.333, SLG: 0.455 (1, 5)			0-0 5-3		0-0 SH 1B 2-H	0-3 K		0-0 F4		3 0 0 1 0 1 3
Carl Erskine, R OBP: 0.333, SLG: 0.333 (1, 1)			0-0 B5-3		0-0 1-2 1B		0-0 P4			3 0 1 0 0 0 0

Inning Stats	R: 0 E: 0 K: 1 S: 5	H: 1 LOB: 0 BB: 0 P: 5	R: 0 E: 0 K: 1 S: 5	H: 1 LOB: 0 BB: 0 P: 5	R: 0 E: 0 K: 0 S: 3	H: 0 LOB: 0 BB: 0 P: 3	R: 0 E: 0 K: 0 S: 3	H: 0 LOB: 2 BB: 2 P: 11	R: 1 E: 0 K: 0 S: 6	H: 2 LOB: 2 BB: 0 P: 6	R: 1 E: 0 K: 2 S: 9	H: 2 LOB: 2 BB: 1 P: 13	R: 0 E: 0 K: 0 S: 4	H: 1 LOB: 1 BB: 0 P: 4	R: 1 E: 0 K: 0 S: 5	H: 2 LOB: 1 BB: 0 P: 5	1B: 7 2B: 1 3B: 0 HR: 1	SF: 0 SAC: 1 DP: 1 HBP: 0
--------------	------------------------------	---------------------------------	------------------------------	---------------------------------	------------------------------	---------------------------------	------------------------------	----------------------------------	------------------------------	---------------------------------	------------------------------	----------------------------------	------------------------------	---------------------------------	------------------------------	---------------------------------	----------------------------------	------------------------------------


PITCHER	IP	WLS	BF	H	R	ER	SO	BB	IBB	HBP	BLK	WP	HR	S	P	ERA	WHIP	PITCHER	IP	WLS	BF	H	R	ER	SO	BB	IBB	HBP	BLK	WP	HR	S	P	ERA	WHIP	
Vic Raschi, R ERA: 3.38 (1, 1)	8.0	L	35	9	3	3	4	3	0	0	1	0	1	40	52	3.38	1.500																			

BOTTOM

New York Yankees @ Brooklyn Dodgers
Ebbets Field, Brooklyn, NY

Fri Oct 02 1953, 3:33 AM EST
Att. 35,270 - Unknown

AB	31
R	3
H	9
RBI	3
BB	3
SO	4
LOB	17



WP: 0	PA: 35
PB: 0	
SB: 0	
CS: 1	

livebaseballscorecards.com

Batter	1	2	3	4	5	6	7	8	9	AB R H RBI BB SO LOB	TOP												
Mickey Mantle, S (1, 8) OBP: 0.294, SLG: 0.400	0-3 K		0-0 F8		0-3 K			0-0 P4	0-0 1B	5 0 1 1 0 2 0													
Joe Collins, L (1, 3) OBP: 0.222, SLG: 0.313	0-0 F7			0-3 K		0-0 F8		0-3 K		4 0 0 0 0 2 0													
Hank Bauer, R (1, 9) OBP: 0.294, SLG: 0.412	0-0 F3			0-0 F9		0-0 5-3		0-0 1B		4 0 1 0 0 0 0													
Yogi Berra, L (1, 2) OBP: 0.563, SLG: 0.667		0-3 K		0-0 1B		0-0 1B		0-0 G3		4 0 2 0 0 1 1													
Gene Woodling, L (1, 7) OBP: 0.375, SLG: 0.231		4-0 FC3-6 BB		0-0 4-3		0-0 4-3		0-0 BB 1B 1B		3 1 1 0 1 0 2													
Billy Martin, R (1, 4) OBP: 0.600, SLG: 1.071		0-0 FC3-6 FC6-4 1-2f		0-0 HR		0-3 K		0-0 BB 1B 1B		4 1 2 0 0 1 1													
Gil McDougald, R (1, 5) OBP: 0.235, SLG: 0.333		0-0 FC6-4 1-2f		0-0 HR		0-0 F8		4-0 BB BB BB 1B BB		3 1 1 2 1 0 1													
Phil Rizzuto, R (1, 6) OBP: 0.308, SLG: 0.333			0-0 F9		0-0 F8		0-0 1B	0-3 K		4 0 1 0 0 1 3													
Whitey Ford, L (1, 1) Tom Gorman, R (2, 1) Don Bollweg, L (5, PH) Johnny Sain, R (5, 1) Irv Noren, L (7, PH) Art Schallcock, L (7, 1) Johnny Mize, L (9, PH)			0-3 K		0-3 K		0-0 P6	0-0 F8		0 0 0 0 0 0 0 1 0 0 0 0 1 0 1 0 0 0 0 1 0 0 0 0 0 0 0 0 1 0 0 0 0 0 1 0 0 0 0 0 0 0 1 0 0 0 0 0 3													
Inning Stats	R: 0 E: 0 K: 1 S: 5	H: 0 LOB: 0 BB: 0 P: 5	R: 0 E: 0 K: 1 S: 5	H: 0 LOB: 1 BB: 1 P: 9	R: 0 E: 0 K: 1 S: 5	H: 0 LOB: 0 BB: 0 P: 5	R: 0 E: 0 K: 1 S: 6	H: 1 LOB: 1 BB: 0 P: 6	R: 2 E: 0 K: 2 S: 9	H: 2 LOB: 0 BB: 0 P: 9	R: 0 E: 0 K: 0 S: 4	H: 1 LOB: 1 BB: 0 P: 4	R: 0 E: 0 K: 1 S: 6	H: 1 LOB: 1 BB: 0 P: 6	R: 0 E: 0 K: 1 S: 6	H: 1 LOB: 1 BB: 0 P: 6	R: 1 E: 0 K: 1 S: 7	H: 3 LOB: 2 BB: 1 P: 11	1B: 7 2B: 0 3B: 1 HR: 1	SF: 0 SAC: 0 DP: 0 HBP: 0	WP: 0 PB: 0 SB: 0 CS: 0	PA: 37	
PITCHER	IP WLS BF H R ER SO BB IBB HBP BLK WP HR S P ERA WHIP																					PITCHER	IP WLS BF H R ER SO BB IBB HBP BLK WP HR S P ERA WHIP
Billy Loes, R (1, 1) ERA: 3.38	8.0 W 34 8 3 3 8 2 0 0 0 0 0 1 48 56 3.38 1.250																						
Clem Labine, R (9, 1) ERA: 3.38	1.0 S 3 1 0 0 1 0 0 0 0 0 0 0 5 5 0.00 1.000																						

New York Yankees @ Brooklyn Dodgers
 Ebbets Field, Brooklyn, NY
 Sat Oct 03 1953, 3:33 AM EST
 Att: 36,775 - Unknown

livebaseballscorecards.com

AB	35
R	3
H	9
RBI	3
BB	2
SO	9
LOB	12



Batter	1	2	3	4	5	6	7	8	9
Jim Gilliam, S OBP: 0.316, SLG: 0.632 (1, 4)	0-0 G3 1B 2B	0-0 2B		0-0 1-3 3-H 2B		0-0 L9		0-0 F8	
Pee Wee Reese, R OBP: 0.368, SLG: 0.333 (1, 6)	0-0 G3 2-3	0-0 5-3		0-0 P4		0-0 5-3		0-0 L9	
Jackie Robinson, R OBP: 0.353, SLG: 0.375 Don Thompson, L (9, 7)	0-0 FC5-4 1B		0-0 5-3		0-0 6-3		0-0 L9		
Gil Hodges, R OBP: 0.529, SLG: 0.643 (1, 3)	0-0 FC5-4 WP 2B		0-0 P4		0-0 6-3		0-3 K		
Roy Campanella, R OBP: 0.294, SLG: 0.357 (1, 2)	4-0 2B IBB		0-0 F2		0-0 5-3		4-0 2B BB		
Duke Snider, L OBP: 0.389, SLG: 0.706 (1, 8)	0-0 2B			0-0 4-3		0-0 HR	0-0 2B		
Carl Furillo, R OBP: 0.294, SLG: 0.313 (1, 9)	0-0 L9			0-0 1B 2B 1B		0-3 K	0-0 4-3		
Billy Cox, R OBP: 0.375, SLG: 0.533 (1, 5)		0-3 K		0-0 F7		0-0 1B L9 2B		0-0 F8 SH1-4 1B	
Billy Loes, R OBP: 0.667, SLG: 0.667 Clem Labine, R (9, 1)		0-0 3-1		0-0 2B 1B		0-0 L9 1B		0-0 SH1-4	

Inning Stats	R: 3	H: 3	E: 0	K: 0	S: 6	LOB: 1	BB: 1	P: 10	R: 0	H: 1	E: 0	K: 1	S: 6	LOB: 1	BB: 0	P: 6	R: 0	H: 0	E: 0	K: 0	S: 3	LOB: 0	BB: 0	P: 3	R: 1	H: 3	E: 0	K: 0	S: 6	LOB: 2	BB: 0	P: 6	R: 0	H: 0	E: 0	K: 0	S: 3	LOB: 0	BB: 0	P: 3	R: 2	H: 3	E: 0	K: 1	S: 8	LOB: 1	BB: 0	P: 8	R: 1	H: 1	E: 0	K: 1	S: 6	LOB: 1	BB: 1	P: 10	R: 0	H: 1	E: 0	K: 0	S: 4	LOB: 1	BB: 0	P: 4
--------------	------	------	------	------	------	--------	-------	-------	------	------	------	------	------	--------	-------	------	------	------	------	------	------	--------	-------	------	------	------	------	------	------	--------	-------	------	------	------	------	------	------	--------	-------	------	------	------	------	------	------	--------	-------	------	------	------	------	------	------	--------	-------	-------	------	------	------	------	------	--------	-------	------

PITCHER	IP	WLS	BF	H	R	ER	SO	BB	IBB	HBP	BLK	WP	HR	S	P	ERA	WHIP
Whitey Ford, L ERA: 27.0 (1, 1)	1.0	L	7	3	3	3	0	0	1	0	0	1	0	6	10	27.00	3.000
Tom Gorman, R ERA: 3.0 (2, 1)	3.0		13	4	1	1	1	0	0	0	0	0	0	15	15	3.00	1.333
Johnny Sain, R ERA: 4.76 (5, 1)	2.0		9	3	2	2	1	0	0	0	0	0	1	11	11	9.00	1.500
Art Schallcock, L ERA: 4.5 (7, 1)	2.0		9	2	1	1	1	1	0	0	0	0	0	10	14	4.50	1.500

BOTTOM

New York Yankees @ Brooklyn Dodgers
 Ebbets Field, Brooklyn, NY
 Sat Oct 03 1953, 3:33 AM EST
 Att. 36,775 - Unknown

AB	R	H	RBI	BB	SO	LOB
5	1	3	2	0	0	2
5	0	0	0	0	0	6
4	0	1	1	0	0	0
0	0	0	0	0	0	0
4	1	0	0	0	1	1
2	2	0	0	2	0	0
4	1	3	4	0	0	0
4	1	1	0	0	1	2
4	1	2	0	0	1	1
3	0	2	0	0	0	0
0	0	0	0	0	0	0

AB	35
R	7
H	12
RBI	7
BB	2
SO	3
LOB	12

B

WP	PA
1	38
PB	0
SB	0
CS	0

Batter	1	2	3	4	5	6	7	8	9	AB R H RBI BB SO LOB	TOP									
Gene Woodling, L (1, 7) OBP: 0.429, SLG: 0.438	0-0 HR		0-0 G1-3	4-0 BB		4-0 FC5-2 IBB	0-0 4-3			3 1 1 1 2 0 2	New York Yankees @ Brooklyn Dodgers Ebbets Field, Brooklyn, NY Sun Oct 04 1953, 3:33 AM EST Att: 36,775 - Unknown livebaseballscorecards.com									
Joe Collins, L (1, 3) OBP: 0.217, SLG: 0.333	0-0 F8		0-0 E3 BB HR	0-3 K		0-0 FC5-2		0-0 SH3-4 F8 2B	5 2 1 0 0 1 5											
Hank Bauer, R (1, 9) OBP: 0.286, SLG: 0.350	0-0 6-3		1-0 BB HR HBP		0-3 K	0-0 FC5		0-0 SH3-4	3 1 0 0 0 1 3											
Yogi Berra, L (1, 2) OBP: 0.571, SLG: 0.625	0-0 L8		4-0 HR BB		0-0 1B		0-0 G3 HR 1B	0-0 F8	4 2 2 1 1 0 0											
Mickey Mantle, S (1, 8) OBP: 0.273, SLG: 0.500		0-0 5-3	0-0 HR		0-3 K		0-0 G3	0-0 4-3	5 1 1 4 0 1 2											
Billy Martin, R (1, 4) OBP: 0.550, SLG: 1.053		0-0 2-3	0-0 CS 1B		0-0 1-3		0-0 HR	0-3 K	5 1 2 2 0 1 1											
Gil McDougald, R (1, 5) OBP: 0.273, SLG: 0.600		0-0 5-3	0-0 CS	0-3 K		0-0 FC5-2 3B	0-0 5-3	0-0 HR	5 1 2 1 0 1 0											
Phil Rizzuto, R (1, 6) OBP: 0.389, SLG: 0.333			4-0 G1-3 SH2-4 E BB	0-0 4-3		4-0 FC5-2 S BB	0-0 2B 1B	0-0 P4	3 2 1 0 2 0 0											
Jim McDonald, R (1, 1) OBP: 0.667, SLG: 1.000			0-0 SH2-4	4-0 BB BB		0-3 K	0-0 1-H 2B	0-3 K	2 0 1 1 1 1 2											
Bob Kuzava, S (8, 1)			1-2 BB BB						1 0 0 0 0 1 0											
Allie Reynolds, R (9, 1)									0 0 0 0 0 0 0											
Inning Stats	R: 1 E: 0 K: 0 S: 4	H: 1 LOB: 0 BB: 0 P: 4	R: 0 E: 0 K: 0 S: 3	H: 0 LOB: 0 BB: 0 P: 3	R: 5 E: 1 K: 0 S: 5	H: 2 LOB: 0 BB: 2 P: 14	R: 0 E: 0 K: 2 S: 7	H: 0 LOB: 2 BB: 2 P: 15	R: 0 E: 0 K: 1 S: 6	H: 1 LOB: 3 BB: 2 P: 14	R: 3 E: 0 K: 0 S: 7	H: 4 LOB: 1 BB: 0 P: 7	R: 1 E: 0 K: 0 S: 4	H: 1 LOB: 0 BB: 0 P: 4	R: 1 E: 0 K: 2 S: 8	H: 1 LOB: 0 BB: 0 P: 8	1B: 4 2B: 2 3B: 1 HR: 4	SF: 0 SAC: 2 DP: 0 HBP: 1	WP: 0 PB: 0 SB: 1 CS: 1	PA: 46
PITCHER	IP WLS BF H R ER SO BB IBB HBP BLK WP HR S P ERA WHIP																			
Johnny Podres, L (1, 1) ERA: 3.38	2.2 L 13 1 5 1 0 2 0 1 0 0 0 1 10 19 3.38 1.125																			
Russ Meyer, R (3, 1) ERA: 6.23	4.1 24 8 4 3 5 3 1 0 0 0 2 30 46 6.23 2.538																			
Ben Wade, R (8, 1) ERA: 15.43	1.0 4 1 1 1 0 0 0 0 0 0 0 0 4 4 9.00 1.000																			
Joe Black, R (9, 1) ERA: 9.0	1.0 4 1 1 1 2 0 0 0 0 0 0 1 8 8 9.00 1.000																			

New York Yankees @ Brooklyn Dodgers
 Ebbets Field, Brooklyn, NY
 Sun Oct 04 1953, 3:33 AM EST
 Att: 36,775 - Unknown

AB	36
R	11
H	11
RBI	10
BB	6
SO	7
LOB	15



BOTTOM

New York Yankees @ Brooklyn Dodgers
Ebbets Field, Brooklyn, NY

livebaseballscorecards.com

AB	39
R	7
H	14
RBI	6
BB	0
SO	4
LOB	18



WP	0	PA	40
PB	0		
SB	0		
CS	0		

Sun Oct 04 1953, 3:33 AM EST

Att. 36,775 - Unknown

AB R H RBI BB SO LOB

4	2	2	1	0	0	2
5	0	1	0	0	0	1
5	0	2	1	0	1	1
5	1	1	0	0	0	4
4	2	3	0	0	0	2
4	0	2	0	0	1	2
4	1	1	1	0	0	3
4	1	1	3	0	0	3
1	0	1	0	0	0	0
1	0	0	0	0	1	0
1	0	0	0	0	0	0
0	0	0	0	0	0	0
0	0	0	0	0	0	0
1	0	0	0	0	1	0
0	0	0	0	0	0	0

1B	12	SF	0
2B	1	SAC	0
3B	0	DP	3
HR	2	HBP	1

PITCHER

IP	WLS	BF	H	R	ER	SO	BB	IBB	HBP	BLK	WP	HR	S	P	ERA	WHIP
7.2		35	12	6	5	3	6	0	0	0	0	1	40	41	5.87	1.565
0.2		4	2	1	1	1	0	0	0	0	0	1	6	6	13.50	3.000
0.2	S	1	0	0	0	0	0	0	0	0	0	0	1	1	0.00	0.000

Batter	1	2	3	4	5	6	7	8	9
Jim Gilliam, S (1, 4) OBP: 0.375, SLG: 0.739	0-0 FC5-4 1B	0-0 4-3			1-0 1B HBP		0-0 6-3		0-0 HR
Pee Wee Reese, R (1, 6) OBP: 0.333, SLG: 0.300	0-0 F8		0-0 6-3		0-0 1B 1-2		0-0 P4		0-0 F7
Duke Snider, L (1, 8) OBP: 0.391, SLG: 0.636	0-3 K		0-0 G3		0-0 1B FC6-4 1-2 2-H		0-0 3-1	0-0 1B G4-6-3	0-0 1B G4-6-3
Jackie Robinson, R (1, 7) OBP: 0.318, SLG: 0.333	0-0 FC5-4 1-2f		0-0 F9		0-0 F2		0-0 1B 1B	0-0 1B 1-2f	0-0 G4-6-3
Roy Campanella, R (1, 2) OBP: 0.381, SLG: 0.444		0-0 1B E 1B		0-0 1B G6-3 1B		0-0 1B FC6-4 1-2f		0-0 1B HR 1B	
Gil Hodges, R (1, 3) OBP: 0.524, SLG: 0.611		0-0 1B E L7-2 1B		0-0 1B G6-3 1B		0-0 P6		0-3 K	
Carl Furillo, R (1, 9) OBP: 0.286, SLG: 0.300		0-0 1B E6 1-3 2-H		0-0 1B G6-3 1-2f 2-3		0-0 3-1		0-0 1B HR 1-2 2-H	
Billy Cox, R (1, 5) OBP: 0.350, SLG: 0.632		0-0 1B L7-2 3-H		0-0 P6		0-0 F8		0-0 HR 1-H 2-H	
Johnny Podres, L (1, 1) OBP: 1.000, SLG: 1.000		0-0 1B		0-3 K			0-0 6-3	0-3 K	
Russ Meyer, S (3, 1)									
Wayne Belardi, L (7, PH)									
Ben Wade, R (8, 1)									
George Shuba, L (8, PH) OBP: 1.000, SLG: 4.000									
Dick Williams, R (8, PH) OBP: 0.500, SLG: 0.500									
Joe Black, R (9, 1)									

Inning Stats	R: 0 E: 0 K: 1 S: 6	H: 1 LOB: 1 BB: 0 P: 6	R: 1 E: 1 K: 0 S: 6	H: 3 LOB: 2 BB: 0 P: 6	R: 0 E: 0 K: 0 S: 3	H: 0 LOB: 0 BB: 0 P: 3	R: 0 E: 0 K: 0 S: 4	H: 2 LOB: 1 BB: 0 P: 4	R: 1 E: 0 K: 1 S: 7	H: 2 LOB: 2 BB: 0 P: 8	R: 0 E: 0 K: 0 S: 3	H: 0 LOB: 0 BB: 0 P: 3	R: 0 E: 0 K: 0 S: 3	H: 0 LOB: 0 BB: 0 P: 3	R: 4 E: 0 K: 2 S: 11	H: 4 LOB: 0 BB: 0 P: 11	R: 1 E: 0 K: 0 S: 4	H: 2 LOB: 0 BB: 0 P: 4	1B: 12 2B: 1 3B: 0 HR: 2	SF: 0 SAC: 0 DP: 3 HBP: 1	WP: 0 PB: 0 SB: 0 CS: 0	PA: 40
--------------	------------------------------	---------------------------------	------------------------------	---------------------------------	------------------------------	---------------------------------	------------------------------	---------------------------------	------------------------------	---------------------------------	------------------------------	---------------------------------	------------------------------	---------------------------------	-------------------------------	----------------------------------	------------------------------	---------------------------------	-----------------------------------	------------------------------------	----------------------------------	--------

PITCHER	IP	WLS	BF	H	R	ER	SO	BB	IBB	HBP	BLK	WP	HR	S	P	ERA	WHIP
Jim McDonald, R (1, 1) ERA: 5.87	7.2		35	12	6	5	3	6	0	0	0	0	1	40	41	5.87	1.565
Bob Kuzava, L (8, 1) ERA: 13.5	0.2		4	2	1	1	1	0	0	0	0	0	1	6	6	13.50	3.000
Allie Reynolds, R (9, 1) ERA: 6.0	0.2	S	1	0	0	0	0	0	0	0	0	0	0	1	1	0.00	0.000

Batter	1	2	3	4	5	6	7	8	9	AB R H RBI BB SO LOB	TOP						
Jim Gilliam, S (1, 4) OBP: 0.321, SLG: 0.630	0-0 P3		0-0 F7		0-3 K			0-0 F9		4 0 0 0 0 1 2							
Pee Wee Reese, R (1, 6) OBP: 0.321, SLG: 0.292	0-0 FC4 1B		0-0 F8			0-0 F8		0-0 F9		4 0 1 0 0 0 0							
Jackie Robinson, R (1, 7) OBP: 0.346, SLG: 0.400	0-0 FC4 1B			0-0 6-3		0-0 S 6-3 2B		0-0 1B		4 1 2 0 0 0 1							
Roy Campanella, R (1, 2) OBP: 0.360, SLG: 0.409	0-0 1-2 1B			0-3 K		0-0 6-3		0-3 K		4 0 1 1 0 2 1							
Gil Hodges, R (1, 3) OBP: 0.440, SLG: 0.500	0-0 L6			0-0 1-3		0-0 G3			0-0 F8	4 0 0 0 0 0 2							
Duke Snider, L (1, 8) OBP: 0.370, SLG: 0.560		0-3 K			0-3 K				4-0 HR BB	3 1 0 0 1 3 0							
Carl Furillo, R (1, 9) OBP: 0.360, SLG: 0.542			0-0 1B		0-0 2B		0-0 F8		0-0 1-H HR	4 1 3 2 0 0 0							
Billy Cox, R (1, 5) OBP: 0.333, SLG: 0.565		0-3 K			0-0 F8		0-0 1B		0-3 K	4 0 1 0 0 2 1							
Carl Erskine, R (1, 1) OBP: 0.250, SLG: 0.250			0-3 K			4-0 BB		0-0 L9		0-3 K	1 0 0 0 0 1 0						
Dick Williams, R (5, PH) OBP: 0.667, SLG: 0.500											0 0 0 0 1 0 0						
Bob Milliken, R (5, 1)											0 0 0 0 0 0 0						
Bobby Morgan, R (7, PH)											1 0 0 0 0 0 1						
Clem Labine, R (7, 1)											1 0 0 0 0 1 0						
Inning Stats	R: 0 H: 2 E: 0 LOB: 2 K: 0 BB: 0 S: 5 P: 5	R: 0 H: 1 E: 0 LOB: 0 K: 2 BB: 0 S: 7 P: 7	R: 0 H: 0 E: 0 LOB: 0 K: 1 BB: 0 S: 5 P: 5	R: 0 H: 0 E: 0 LOB: 0 K: 1 BB: 0 S: 5 P: 5	R: 0 H: 1 E: 0 LOB: 2 K: 2 BB: 1 S: 8 P: 12	R: 1 H: 1 E: 0 LOB: 0 K: 0 BB: 0 S: 4 P: 4	R: 0 H: 1 E: 0 LOB: 1 K: 1 BB: 0 S: 6 P: 6	R: 0 H: 1 E: 0 LOB: 1 K: 1 BB: 0 S: 6 P: 6	R: 2 H: 1 E: 0 LOB: 0 K: 2 BB: 1 S: 8 P: 12	1B: 5 SF: 0 2B: 2 SAC: 0 3B: 0 DP: 0 HR: 1 HBP: 0	WP: 0 PA: 36 PB: 0 SB: 1 CS: 0						
PITCHER	IP WLS BF H R ER SO BB IBB HBP BLK WP HR S P ERA WHIP																
Whitey Ford, L (1, 1) ERA: 4.5	7.0	27	6	1	1	7	1	0	0	0	0	0	0	40	44	1.29	1.000
Allie Reynolds, R (8, 1) ERA: 6.75	2.0	W	9	2	2	2	3	1	0	0	0	0	1	14	18	9.00	1.500

Brooklyn Dodgers @ New York Yankees
 Yankee Stadium, Bronx, NY
 Mon Oct 05 1953, 3:33 AM EST
 Att: 62,370 - Unknown

AB	34
R	3
H	8
RBI	3
BB	2
SO	10
LOB	8



BOTTOM

Brooklyn Dodgers @ New York Yankees
Yankee Stadium, Bronx, NY
Mon Oct 05 1953, 3:33 AM EST
Att. 62,370 - Unknown

livebaseballscorecards.com

AB 37
R 4
H 13
RBI 4
BB 5
SO 2
LOB 23



WP: 0 PA: 42
PB: 0
SB: 0
CS: 0

AB R H RBI BB SO LOB

4 1 2 1 1 0 3
3 0 1 0 1 1 2
1 0 0 0 0 0 2
0 0 0 0 0 0 0

3 2 1 0 2 0 3

5 0 2 1 0 0 4

4 0 1 0 1 0 1

5 0 2 2 0 0 3

4 0 0 0 0 1 4

4 1 2 0 0 0 1

3 0 1 0 0 0 0
1 0 1 0 0 0 0

1B: 11 SF: 0
2B: 3 SAC: 0
3B: 0 DP: 3
HR: 0 HBP: 0

Batter	1	2	3	4	5	6	7	8	9
Gene Woodling, L (1, 7) OBP: 0.462, SLG: 0.450	4-0 1B 2B BB	0-0 F7 3-H		0-0 FC6-4 1B		0-0 BB 1B		0-0 FC6-2 1-2 3-H	
Joe Collins, L (1, 3) OBP: 0.259, SLG: 0.333 Johnny Mize, L (8, PH)	0-3 K	0-0 E1 1-3 1B		0-0 F9		4-0 1-2 BB		0-0 G3	
Don Bollweg, L (9, 3)									
Hank Bauer, R (1, 9) OBP: 0.346, SLG: 0.348	0-0 2B 1-2 E 1B	4-0 BB		0-0 FC6-4 1-2f		0-0 P6			4-0 1B 1B BB
Yogi Berra, L (1, 2) OBP: 0.538, SLG: 0.619	0-0 E 1-3 2-H 2B	0-0 F8-4-2 3-H			0-0 P4		0-0 G1-4-3 1B		0-0 L9
Mickey Mantle, S (1, 8) OBP: 0.296, SLG: 0.458	4-0 E IBB		0-0 4-3		0-0 F8		0-0 F7		0-0 1B 1-2 1B
Billy Martin, R (1, 4) OBP: 0.520, SLG: 0.958	0-0 E4 G5-4-3 1-2 2-3 3-H		0-0 L7		0-0 2B		0-0 G1-4-3 1-2f		0-0 1B 1-2 2-H
Gil McDougald, R (1, 5) OBP: 0.231, SLG: 0.500	0-0 G5-4-3 1-2f		0-0 E5		0-0 6-3			0-3 K	
Phil Rizzuto, R (1, 6) OBP: 0.409, SLG: 0.368		0-0 1B F7 1B		0-0 F3		0-0 F8		0-0 1B FC6-2 1B	
Whitey Ford, L (1, 1) OBP: 0.333, SLG: 0.333 Allie Reynolds, R (8, 1) OBP: 0.667, SLG: 0.500		0-0 E F8-4-2 1B 1-3 1B		0-0 F8		0-0 6-3		0-0 FC6-2 1B 1-3 1B	

Inning Stats	R: 2	H: 2	E: 1	K: 1	S: 7	LOB: 2	BB: 2	P: 15
	R: 1	H: 3	E: 1	K: 0	S: 5	LOB: 2	BB: 1	P: 9
	R: 0	H: 0	E: 1	K: 0	S: 4	LOB: 1	BB: 0	P: 4
	R: 0	H: 1	E: 0	K: 0	S: 4	LOB: 1	BB: 0	P: 4
	R: 0	H: 1	E: 0	K: 0	S: 4	LOB: 1	BB: 0	P: 4
	R: 0	H: 1	E: 0	K: 0	S: 4	LOB: 2	BB: 1	P: 8
	R: 0	H: 1	E: 0	K: 0	S: 3	LOB: 0	BB: 0	P: 3
	R: 0	H: 2	E: 0	K: 1	S: 7	LOB: 2	BB: 0	P: 7
	R: 1	H: 2	E: 0	K: 0	S: 3	LOB: 2	BB: 1	P: 7

PITCHER	IP	WLS	BF	H	R	ER	SO	BB	IBB	HBP	BLK	WP	HR	S	P	ERA	WHIP
Carl Erskine, R (1, 1) ERA: 5.79	4.0		21	6	3	3	1	2	1	0	0	0	0	20	32	6.75	2.000
Bob Milliken, R (5, 1) ERA:	2.0		9	2	0	0	0	1	0	0	0	0	0	8	12	0.00	1.500
Clem Labine, R (7, 1) ERA: 3.6	2.1	L	12	5	1	1	1	1	0	0	0	0	0	13	17	3.86	2.571

WP	PA	ERA	WHIP
0	42		